

Energy Laboratories Inc

ANALYTICAL RUN Summary

28-Feb-22

Run ID VOA5975C.I_220104A

Run Start Date: 1/4/2022
 Analyst: Melissa Chavez
 Ical:
 Column ID:
 Comments:

Instrument ID	Description
Bal #22	Balance

Std ID	Std Name	Std Amount	Std Units	Samp Amount	Samp Units	SampType	Expiration Date
VOCF3473	Calibration Surrogates		ul	42	ml	CAL	3/14/2022
VOCF3517	Internal Standard / Surrogates (INT/SURR)	8.4	ul	42	ml	MBLK, ICV (12/31/2022
VOCF3529B	2nd Source MtBE	1.05	ul	42	ml	ICV	1/29/2022
VOCF3546A	Liquids		ul	42	ml	CAL	1/13/2022
VOCF3549	2nd Source Ketones	1.05	ul	42	ml	ICV	1/15/2022
VOCF3550	Ketones		ul	42	ml	CAL	1/16/2022
VOCF3558B	2nd Source Liquids	1.05	ul	42	ml	ICV	2/27/2022
VOCF3559A	MtBE		ul	42	ml	CAL	1/27/2022
VOCF3562A	Gases		ul	42	ml	CAL	1/10/2022
VOCF3563	Internals	8.4	ul	42	ml	CAL	7/3/2022
VOCF3566A	2nd Source Gases	1.05	ul	42	ml	ICV	1/11/2022

Seq No	Lab ID	Test Code	Sample Typ	File ID	Analysis Date	DF	Batch ID	Prep Date	SPKref	RPDref	pmoist					
14970784	04JAN08_D_TU	VOC-8260-BFB	TUNE	DA5975C\VG010:	1/4/2022 2:38:00	1	R372940		0	0						
Analyte	T	Units	RAW	Final	Text	Spike	SPKref	RPDref	MDL	PQL	UQL	%REC	LOW	HIGH	%RPD	Q
173, % of mass 174	A	%	0	0		100	0	0	0	0	0	0%	0	1.99	0%	
174, % of mass 95	A	%	95.2	95.2		100	0	0	0	0	0	95%	50	99.99	0%	
175, % of mass 174	A	%	6.6	6.6		100	0	0	0	0	0	7%	5	9	0%	
176, % of mass 174	A	%	95.7	95.7		100	0	0	0	0	0	96%	95	101	0%	
177, % of mass 176	A	%	6.7	6.7		100	0	0	0	0	0	7%	5	9	0%	
50, % of mass 95	A	%	21.2	21.2		100	0	0	0	0	0	21%	15	40	0%	
75, % of mass 95	A	%	51	51		100	0	0	0	0	0	51%	30	60	0%	
95, Base Peak	A	%	100	100		100	0	0	0	0	0	100%	0	100	0%	
96, % of mass 95	A	%	5.4	5.4		100	0	0	0	0	0	5%	5	9	0%	

Seq No	Lab ID	Test Code	Sample Typ	File ID	Analysis Date	DF	Batch ID	Prep Date	SPKref	RPDref	pmoist					
14970898	MBLK010422_	VOC-8260-W-Q	MBLK	DA5975CVVG010	1/4/2022 3:05:37	1	R372940		0	0						
Analyte	T	Units	RAW	Final	Text	Spike	SPKref	RPDref	MDL	PQL	UQL	%REC	LOW	HIGH	%RPD	Q
1,1,1,2-Tetrachloroethane	A	ug/L	0	0		0	0	0	0.101	0.5	500	0%	0	0	0%	
1,1,1-Trichloroethane	A	ug/L	0	0		0	0	0	0.131	0.5	500	0%	0	0	0%	
1,1,2,2-Tetrachloroethane	A	ug/L	0	0		0	0	0	0.0872	0.5	500	0%	0	0	0%	
1,1,2-Trichloroethane	A	ug/L	0	0		0	0	0	0.108	0.5	500	0%	0	0	0%	
1,1-Dichloroethane	A	ug/L	0	0		0	0	0	0.135	0.5	500	0%	0	0	0%	
1,1-Dichloroethene	A	ug/L	0	0		0	0	0	0.141	0.5	500	0%	0	0	0%	
1,1-Dichloropropene	A	ug/L	0	0		0	0	0	0.083	0.5	500	0%	0	0	0%	
1,2,3-Trichloropropane	A	ug/L	0	0		0	0	0	0.235	0.5	500	0%	0	0	0%	
1,2-Dibromoethane	A	ug/L	0	0		0	0	0	0.0916	0.5	500	0%	0	0	0%	
1,2-Dichlorobenzene	A	ug/L	0	0		0	0	0	0.0746	0.5	500	0%	0	0	0%	
1,2-Dichloroethane	A	ug/L	0	0		0	0	0	0.116	0.5	500	0%	0	0	0%	
1,2-Dichloropropane	A	ug/L	0	0		0	0	0	0.0847	0.5	500	0%	0	0	0%	
1,3-Dichlorobenzene	A	ug/L	0	0		0	0	0	0.0803	0.5	500	0%	0	0	0%	
1,3-Dichloropropane	A	ug/L	0	0		0	0	0	0.0791	0.5	500	0%	0	0	0%	
1,4-Dichlorobenzene	A	ug/L	0	0		0	0	0	0.0858	0.5	500	0%	0	0	0%	
2,2-Dichloropropane	A	ug/L	0	0		0	0	0	0.186	0.5	500	0%	0	0	0%	
2-Chlorotoluene	A	ug/L	0	0		0	0	0	0.0876	0.5	500	0%	0	0	0%	
4-Chlorotoluene	A	ug/L	0	0		0	0	0	0.0728	0.5	500	0%	0	0	0%	
Benzene	A	ug/L	0.12327	0		0	0	0	0.0914	0.5	500	0%	0	0	0%	
Bromobenzene	A	ug/L	0	0		0	0	0	0.0831	0.5	500	0%	0	0	0%	
Bromochloromethane	A	ug/L	0	0		0	0	0	0.141	0.5	500	0%	0	0	0%	
Bromodichloromethane	A	ug/L	0	0		0	0	0	0.12	0.5	500	0%	0	0	0%	
Bromoform	A	ug/L	0	0		0	0	0	0.119	0.5	500	0%	0	0	0%	
Bromomethane	A	ug/L	0	0		0	0	0	0.253	0.5	500	0%	0	0	0%	
Carbon tetrachloride	A	ug/L	0	0		0	0	0	0.143	0.5	500	0%	0	0	0%	
Chlorobenzene	A	ug/L	0	0		0	0	0	0.0914	0.5	500	0%	0	0	0%	
Chlorodibromomethane	A	ug/L	0	0		0	0	0	0.0841	0.5	500	0%	0	0	0%	
Chloroethane	A	ug/L	0	0		0	0	0	0.169	0.5	500	0%	0	0	0%	
Chloroform	A	ug/L	0	0		0	0	0	0.0789	0.5	500	0%	0	0	0%	
Chloromethane	A	ug/L	0	0		0	0	0	0.162	0.5	500	0%	0	0	0%	
cis-1,2-Dichloroethene	A	ug/L	0	0		0	0	0	0.108	0.5	500	0%	0	0	0%	
cis-1,3-Dichloropropene	A	ug/L	0	0		0	0	0	0.073	0.5	500	0%	0	0	0%	
Dibromomethane	A	ug/L	0	0		0	0	0	0.147	0.5	500	0%	0	0	0%	
Dichlorodifluoromethane	A	ug/L	0	0		0	0	0	0.175	0.5	500	0%	0	0	0%	
Ethylbenzene	A	ug/L	0	0		0	0	0	0.0836	0.5	500	0%	0	0	0%	

Seq No	Lab ID	Test Code	Sample Typ	File ID	Analysis Date	DF	Batch ID	Prep Date	SPKref	RPDref	pmoist					
14970898	MBLK010422_	VOC-8260-W-Q	MBLK	DA5975C\VG010	1/4/2022 3:05:37	1	R372940		0	0						
Analyte	T	Units	RAW	Final	Text	Spike	SPKref	RPDref	MDL	PQL	UQL	%REC	LOW	HIGH	%RPD	Q
m+p-Xylenes	A	ug/L	0	0		0	0	0	0.15	0.5	1000	0%	0	0	0%	
Methyl ethyl ketone	A	ug/L	0	0		0	0	0	1.77	10	5000	0%	0	0	0%	
Methyl tert-butyl ether (MTBE)	A	ug/L	0	0		0	0	0	0.101	0.5	500	0%	0	0	0%	
Methylene chloride	A	ug/L	1.44235	0		0	0	0	0.338	0.5	500	0%	0	0	0%	
o-Xylene	A	ug/L	0	0		0	0	0	0.0604	0.5	500	0%	0	0	0%	
Styrene	A	ug/L	0	0		0	0	0	0.067	0.5	500	0%	0	0	0%	
Tetrachloroethene	A	ug/L	0	0		0	0	0	0.0671	0.5	500	0%	0	0	0%	
Toluene	A	ug/L	0	0		0	0	0	0.0679	0.5	500	0%	0	0	0%	
trans-1,2-Dichloroethene	A	ug/L	0	0		0	0	0	0.125	0.5	500	0%	0	0	0%	
trans-1,3-Dichloropropene	A	ug/L	0	0		0	0	0	0.0846	0.5	500	0%	0	0	0%	
Trichloroethene	A	ug/L	0	0		0	0	0	0.0993	0.5	500	0%	0	0	0%	
Trichlorofluoromethane	A	ug/L	0	0		0	0	0	0.134	0.5	500	0%	0	0	0%	
Vinyl chloride	A	ug/L	0	0		0	0	0	0.153	0.5	500	0%	0	0	0%	
1,4-Dichlorobenzene-d4	I	ug/L	250	10		0	0	0	0	0	500	0%	0	0	0%	
Chlorobenzene-d5	I	ug/L	250	10		0	0	0	0	0	500	0%	0	0	0%	
Fluorobenzene	I	ug/L	250	10		0	0	0	0	0	500	0%	0	0	0%	
Xylenes, Total	M	ug/L	0	0		0	0	0	0.0604	0.5	1500	0%	0	0	0%	
1,2-Dichloroethane-d4	S	ug/L	279.39635	11.175854		10	0	0	0.229	0.5	500	112%	70	130	0%	
Dibromofluoromethane	S	ug/L	278.46353	11.1385412		10	0	0	0.129	0.5	500	111%	77	126	0%	
p-Bromofluorobenzene	S	ug/L	267.28149	10.6912596		10	0	0	0.149	0.5	500	107%	76	127	0%	
Toluene-d8	S	ug/L	265.34358	10.6137432		10	0	0	0.23	0.5	500	106%	79	122	0%	

Seq No	Lab ID	Test Code	Sample Typ	File ID	Analysis Date	DF	Batch ID	Prep Date	SPKref	RPDref	pmoist					
14970899	ICAL010422_1	VOC-8260-W-Q	CAL1	DA5975C\VG010	1/4/2022 3:33:04	1	R372940		0	0						
Analyte	T	Units	RAW	Final	Text	Spike	SPKref	RPDref	MDL	PQL	UQL	%REC	LOW	HIGH	%RPD	Q
1,2-Dichlorobenzene	A	ug/L	2.73073	0.1092292		0.1	0	0	0.0746	0.5	500	109%	50	150	0%	
1,2-Dichloroethane	A	ug/L	2.90899	0.1163596		0.1	0	0	0.116	0.5	500	116%	50	150	0%	
1,3-Dichlorobenzene	A	ug/L	2.6327	0.105308		0.1	0	0	0.0803	0.5	500	105%	50	150	0%	
1,4-Dichlorobenzene	A	ug/L	2.76134	0.1104536		0.1	0	0	0.0858	0.5	500	110%	50	150	0%	
Benzene	A	ug/L	2.73933	0.1095732		0.1	0	0	0.0914	0.5	500	110%	50	150	0%	
Chloroform	A	ug/L	2.89464	0.1157856		0.1	0	0	0.0789	0.5	500	116%	50	150	0%	
Ethylbenzene	A	ug/L	2.53666	0.1014664		0.1	0	0	0.0836	0.5	500	101%	50	150	0%	
m+p-Xylenes	A	ug/L	5.07121	0.2028484		0.2	0	0	0.15	0.5	1000	101%	50	150	0%	
Styrene	A	ug/L	2.16254	0.0865016		0.1	0	0	0.067	0.5	500	87%	50	150	0%	

Seq No	Lab ID	Test Code	Sample Typ	File ID	Analysis Date	DF	Batch ID	Prep Date	SPKref	RPDref	pmoist					
14970899	ICAL010422_1	VOC-8260-W-Q	CAL1	DA5975C\VG010	1/4/2022 3:33:04	1	R372940		0	0						
Analyte	T	Units	RAW	Final	Text	Spike	SPKref	RPDref	MDL	PQL	UQL	%REC	LOW	HIGH	%RPD	Q
Tetrachloroethene	A	ug/L	2.67723	0.1070892		0.1	0	0	0.0671	0.5	500	107%	50	150	0%	
Toluene	A	ug/L	2.6145	0.10458		0.1	0	0	0.0679	0.5	500	105%	50	150	0%	
Seq No	Lab ID	Test Code	Sample Typ	File ID	Analysis Date	DF	Batch ID	Prep Date	SPKref	RPDref	pmoist					
14970901	ICAL010422_2	VOC-8260-W-Q	CAL2	DA5975C\VG010	1/4/2022 4:00:35	1	R372940		0	0						
Analyte	T	Units	RAW	Final	Text	Spike	SPKref	RPDref	MDL	PQL	UQL	%REC	LOW	HIGH	%RPD	Q
1,1,1,2-Tetrachloroethane	A	ug/L	12.82253	0.5129012		0.5	0	0	0.101	0.5	500	103%	50	150	0%	
1,1,1-Trichloroethane	A	ug/L	12.18907	0.4875628		0.5	0	0	0.131	0.5	500	98%	50	150	0%	
1,1,2,2-Tetrachloroethane	A	ug/L	12.84375	0.51375		0.5	0	0	0.0872	0.5	500	103%	50	150	0%	
1,1,2-Trichloroethane	A	ug/L	13.23404	0.5293616		0.5	0	0	0.108	0.5	500	106%	50	150	0%	
1,1-Dichloroethane	A	ug/L	12.06522	0.4826088		0.5	0	0	0.135	0.5	500	97%	50	150	0%	
1,1-Dichloroethene	A	ug/L	11.90807	0.4763228		0.5	0	0	0.141	0.5	500	95%	50	150	0%	
1,1-Dichloropropene	A	ug/L	11.33971	0.4535884		0.5	0	0	0.083	0.5	500	91%	50	150	0%	
1,2,3-Trichloropropane	A	ug/L	13.70838	0.5483352		0.5	0	0	0.235	0.5	500	110%	50	150	0%	
1,2-Dibromoethane	A	ug/L	12.86397	0.5145588		0.5	0	0	0.0916	0.5	500	103%	50	150	0%	
1,2-Dichlorobenzene	A	ug/L	12.14234	0.4856936		0.5	0	0	0.0746	0.5	500	97%	70	130	0%	
1,2-Dichloroethane	A	ug/L	12.39059	0.4956236		0.5	0	0	0.116	0.5	500	99%	70	130	0%	
1,2-Dichloropropane	A	ug/L	12.0602	0.482408		0.5	0	0	0.0847	0.5	500	96%	50	150	0%	
1,3-Dichlorobenzene	A	ug/L	11.84726	0.4738904		0.5	0	0	0.0803	0.5	500	95%	70	130	0%	
1,3-Dichloropropane	A	ug/L	11.85262	0.4741048		0.5	0	0	0.0791	0.5	500	95%	50	150	0%	
1,4-Dichlorobenzene	A	ug/L	11.96618	0.4786472		0.5	0	0	0.0858	0.5	500	96%	70	130	0%	
2,2-Dichloropropane	A	ug/L	12.48201	0.4992804		0.5	0	0	0.186	0.5	500	100%	50	150	0%	
2-Chlorotoluene	A	ug/L	11.19768	0.4479072		0.5	0	0	0.0876	0.5	500	90%	50	150	0%	
4-Chlorotoluene	A	ug/L	11.22327	0.4489308		0.5	0	0	0.0728	0.5	500	90%	50	150	0%	
Benzene	A	ug/L	12.18007	0.4872028		0.5	0	0	0.0914	0.5	500	97%	70	130	0%	
Bromobenzene	A	ug/L	12.331	0.49324		0.5	0	0	0.0831	0.5	500	99%	50	150	0%	
Bromochloromethane	A	ug/L	12.9568	0.518272		0.5	0	0	0.141	0.5	500	104%	50	150	0%	
Bromodichloromethane	A	ug/L	12.60141	0.5040564		0.5	0	0	0.12	0.5	500	101%	50	150	0%	
Bromoform	A	ug/L	11.78598	0.4714392		0.5	0	0	0.119	0.5	500	94%	50	150	0%	
Bromomethane	A	ug/L	12.04638	0.4818552		0.5	0	0	0.253	0.5	500	96%	50	150	0%	
Carbon tetrachloride	A	ug/L	12.2545	0.49018		0.5	0	0	0.143	0.5	500	98%	50	150	0%	
Chlorobenzene	A	ug/L	12.52043	0.5008172		0.5	0	0	0.0914	0.5	500	100%	50	150	0%	
Chlorodibromomethane	A	ug/L	12.83929	0.5135716		0.5	0	0	0.0841	0.5	500	103%	50	150	0%	
Chloroethane	A	ug/L	14.86697	0.5946788		0.5	0	0	0.169	0.5	500	119%	50	150	0%	

Seq No	Lab ID	Test Code	Sample Typ	File ID	Analysis Date	DF	Batch ID	Prep Date	SPKref	RPDref	pmoist					
14970901	ICAL010422_2	VOC-8260-W-Q	CAL2	DA5975C\VG010	1/4/2022 4:00:35	1	R372940		0	0						
Analyte	T	Units	RAW	Final	Text	Spike	SPKref	RPDref	MDL	PQL	UQL	%REC	LOW	HIGH	%RPD	Q
Chloroform	A	ug/L	13.06683	0.5226732		0.5	0	0	0.0789	0.5	500	105%	70	130	0%	
Chloromethane	A	ug/L	13.86612	0.5546448		0.5	0	0	0.162	0.5	500	111%	50	150	0%	
cis-1,2-Dichloroethene	A	ug/L	12.56593	0.5026372		0.5	0	0	0.108	0.5	500	101%	50	150	0%	
cis-1,3-Dichloropropene	A	ug/L	12.07376	0.4829504		0.5	0	0	0.073	0.5	500	97%	50	150	0%	
Dibromomethane	A	ug/L	14.06189	0.5624756		0.5	0	0	0.147	0.5	500	112%	50	150	0%	
Dichlorodifluoromethane	A	ug/L	12.06625	0.48265		0.5	0	0	0.175	0.5	500	97%	50	150	0%	
Ethylbenzene	A	ug/L	11.04112	0.4416448		0.5	0	0	0.0836	0.5	500	88%	70	130	0%	
m+p-Xylenes	A	ug/L	22.14096	0.8856384		1	0	0	0.15	0.5	1000	89%	70	130	0%	
Methyl ethyl ketone	A	ug/L	122.052	4.88208		5	0	0	1.77	10	5000	98%	50	150	0%	
Methyl tert-butyl ether (MTBE)	A	ug/L	12.32545	0.493018		0.5	0	0	0.101	0.5	500	99%	50	150	0%	
Methylene chloride	A	ug/L	15.62358	0.6249432		0.5	0	0	0.338	0.5	500	125%	50	150	0%	
o-Xylene	A	ug/L	10.66119	0.4264476		0.5	0	0	0.0604	0.5	500	85%	50	150	0%	
Styrene	A	ug/L	11.49684	0.4598736		0.5	0	0	0.067	0.5	500	92%	70	130	0%	
Tetrachloroethene	A	ug/L	11.73024	0.4692096		0.5	0	0	0.0671	0.5	500	94%	70	130	0%	
Toluene	A	ug/L	11.28985	0.451594		0.5	0	0	0.0679	0.5	500	90%	70	130	0%	
trans-1,2-Dichloroethene	A	ug/L	12.50224	0.5000896		0.5	0	0	0.125	0.5	500	100%	50	150	0%	
trans-1,3-Dichloropropene	A	ug/L	11.75888	0.4703552		0.5	0	0	0.0846	0.5	500	94%	50	150	0%	
Trichloroethene	A	ug/L	11.67527	0.4670108		0.5	0	0	0.0993	0.5	500	93%	50	150	0%	
Trichlorofluoromethane	A	ug/L	11.36372	0.4545488		0.5	0	0	0.134	0.5	500	91%	50	150	0%	
Vinyl chloride	A	ug/L	12.54456	0.5017824		0.5	0	0	0.153	0.5	500	100%	50	150	0%	
1,4-Dichlorobenzene-d4	I	ug/L	250	10		0	0	0	0	0	500	0%	50	150	0%	
Chlorobenzene-d5	I	ug/L	250	10		0	0	0	0	0	500	0%	50	150	0%	
Fluorobenzene	I	ug/L	250	10		0	0	0	0	0	500	0%	50	150	0%	
Xylenes, Total	M	ug/L	32.80215	1.312086		1.5	0	0	0.0604	0.5	1500	87%	50	150	0%	
1,2-Dichloroethane-d4	S	ug/L	12.66005	0.506402		0.5	0	0	0.229	0.5	500	101%	50	150	0%	
Dibromofluoromethane	S	ug/L	12.59997	0.5039988		0.5	0	0	0.129	0.5	500	101%	50	150	0%	
p-Bromofluorobenzene	S	ug/L	11.33932	0.4535728		0.5	0	0	0.149	0.5	500	91%	50	150	0%	
Toluene-d8	S	ug/L	11.30891	0.4523564		0.5	0	0	0.23	0.5	500	90%	50	150	0%	

Seq No	Lab ID	Test Code	Sample Typ	File ID	Analysis Date	DF	Batch ID	Prep Date	SPKref	RPDref	pmoist					
14970902	ICAL010422_3	VOC-8260-W-Q	CAL3	DA5975C\VG010	1/4/2022 4:28:05	1	R372940		0	0						
Analyte	T	Units	RAW	Final	Text	Spike	SPKref	RPDref	MDL	PQL	UQL	%REC	LOW	HIGH	%RPD	Q

Seq No	Lab ID	Test Code	Sample Typ	File ID	Analysis Date	DF	Batch ID	Prep Date	SPKref	RPDref	pmoist					
14970902	ICAL010422_3	VOC-8260-W-Q	CAL3	DA5975C\VG010	1/4/2022 4:28:05	1	R372940		0	0						
Analyte	T	Units	RAW	Final	Text	Spike	SPKref	RPDref	MDL	PQL	UQL	%REC	LOW	HIGH	%RPD	Q
1,1,1,2-Tetrachloroethane	A	ug/L	24.15093	0.9660372		1	0	0	0.101	0.5	500	97%	70	130	0%	
1,1,1-Trichloroethane	A	ug/L	25.18087	1.0072348		1	0	0	0.131	0.5	500	101%	70	130	0%	
1,1,2,2-Tetrachloroethane	A	ug/L	27.78828	1.1115312		1	0	0	0.0872	0.5	500	111%	70	130	0%	
1,1,2-Trichloroethane	A	ug/L	25.84	1.0336		1	0	0	0.108	0.5	500	103%	70	130	0%	
1,1-Dichloroethane	A	ug/L	25.68346	1.0273384		1	0	0	0.135	0.5	500	103%	70	130	0%	
1,1-Dichloroethene	A	ug/L	25.88489	1.0353956		1	0	0	0.141	0.5	500	104%	70	130	0%	
1,1-Dichloropropene	A	ug/L	24.36174	0.9744696		1	0	0	0.083	0.5	500	97%	70	130	0%	
1,2,3-Trichloropropane	A	ug/L	26.71444	1.0685776		1	0	0	0.235	0.5	500	107%	70	130	0%	
1,2-Dibromoethane	A	ug/L	24.36006	0.9744024		1	0	0	0.0916	0.5	500	97%	70	130	0%	
1,2-Dichlorobenzene	A	ug/L	24.94023	0.9976092		1	0	0	0.0746	0.5	500	100%	70	130	0%	
1,2-Dichloroethane	A	ug/L	23.46155	0.938462		1	0	0	0.116	0.5	500	94%	70	130	0%	
1,2-Dichloropropane	A	ug/L	25.11474	1.0045896		1	0	0	0.0847	0.5	500	100%	70	130	0%	
1,3-Dichlorobenzene	A	ug/L	25.77252	1.0309008		1	0	0	0.0803	0.5	500	103%	70	130	0%	
1,3-Dichloropropane	A	ug/L	24.38386	0.9753544		1	0	0	0.0791	0.5	500	98%	70	130	0%	
1,4-Dichlorobenzene	A	ug/L	25.32843	1.0131372		1	0	0	0.0858	0.5	500	101%	70	130	0%	
2,2-Dichloropropane	A	ug/L	26.26917	1.0507668		1	0	0	0.186	0.5	500	105%	70	130	0%	
2-Chlorotoluene	A	ug/L	25.05504	1.0022016		1	0	0	0.0876	0.5	500	100%	70	130	0%	
4-Chlorotoluene	A	ug/L	24.39357	0.9757428		1	0	0	0.0728	0.5	500	98%	70	130	0%	
Benzene	A	ug/L	23.79187	0.9516748		1	0	0	0.0914	0.5	500	95%	70	130	0%	
Bromobenzene	A	ug/L	24.76128	0.9904512		1	0	0	0.0831	0.5	500	99%	70	130	0%	
Bromochloromethane	A	ug/L	25.4383	1.017532		1	0	0	0.141	0.5	500	102%	70	130	0%	
Bromodichloromethane	A	ug/L	24.39404	0.9757616		1	0	0	0.12	0.5	500	98%	70	130	0%	
Bromoform	A	ug/L	25.92121	1.0368484		1	0	0	0.119	0.5	500	104%	70	130	0%	
Bromomethane	A	ug/L	25.77927	1.0311708		1	0	0	0.253	0.5	500	103%	70	130	0%	
Carbon tetrachloride	A	ug/L	24.77733	0.9910932		1	0	0	0.143	0.5	500	99%	70	130	0%	
Chlorobenzene	A	ug/L	24.70152	0.9880608		1	0	0	0.0914	0.5	500	99%	70	130	0%	
Chlorodibromomethane	A	ug/L	24.3492	0.973968		1	0	0	0.0841	0.5	500	97%	70	130	0%	
Chloroethane	A	ug/L	26.12501	1.0450004		1	0	0	0.169	0.5	500	105%	70	130	0%	
Chloroform	A	ug/L	24.17337	0.9669348		1	0	0	0.0789	0.5	500	97%	70	130	0%	
Chloromethane	A	ug/L	26.34224	1.0536896		1	0	0	0.162	0.5	500	105%	70	130	0%	
cis-1,2-Dichloroethene	A	ug/L	24.5653	0.982612		1	0	0	0.108	0.5	500	98%	70	130	0%	
cis-1,3-Dichloropropene	A	ug/L	23.25283	0.9301132		1	0	0	0.073	0.5	500	93%	70	130	0%	
Dibromomethane	A	ug/L	23.84392	0.9537568		1	0	0	0.147	0.5	500	95%	70	130	0%	
Dichlorodifluoromethane	A	ug/L	25.67929	1.0271716		1	0	0	0.175	0.5	500	103%	70	130	0%	
Ethylbenzene	A	ug/L	23.74212	0.9496848		1	0	0	0.0836	0.5	500	95%	70	130	0%	

Seq No	Lab ID	Test Code	Sample Typ	File ID	Analysis Date	DF	Batch ID	Prep Date	SPKref	RPDref	pmoist					
14970902	ICAL010422_3	VOC-8260-W-Q	CAL3	DA5975C\VG010	1/4/2022 4:28:05	1	R372940		0	0						
Analyte	T	Units	RAW	Final	Text	Spike	SPKref	RPDref	MDL	PQL	UQL	%REC	LOW	HIGH	%RPD	Q
m+p-Xylenes	A	ug/L	45.78355	1.831342		2	0	0	0.15	0.5	1000	92%	70	130	0%	
Methyl ethyl ketone	A	ug/L	235.05043	9.4020172		10	0	0	1.77	10	5000	94%	70	130	0%	
Methyl tert-butyl ether (MTBE)	A	ug/L	23.04184	0.9216736		1	0	0	0.101	0.5	500	92%	70	130	0%	
Methylene chloride	A	ug/L	26.30581	1.0522324		1	0	0	0.338	0.5	500	105%	70	130	0%	
o-Xylene	A	ug/L	23.64197	0.9456788		1	0	0	0.0604	0.5	500	95%	70	130	0%	
Styrene	A	ug/L	23.41194	0.9364776		1	0	0	0.067	0.5	500	94%	70	130	0%	
Tetrachloroethene	A	ug/L	25.39483	1.0157932		1	0	0	0.0671	0.5	500	102%	70	130	0%	
Toluene	A	ug/L	23.63186	0.9452744		1	0	0	0.0679	0.5	500	95%	70	130	0%	
trans-1,2-Dichloroethene	A	ug/L	25.46407	1.0185628		1	0	0	0.125	0.5	500	102%	70	130	0%	
trans-1,3-Dichloropropene	A	ug/L	23.78943	0.9515772		1	0	0	0.0846	0.5	500	95%	70	130	0%	
Trichloroethene	A	ug/L	24.14841	0.9659364		1	0	0	0.0993	0.5	500	97%	70	130	0%	
Trichlorofluoromethane	A	ug/L	26.65307	1.0661228		1	0	0	0.134	0.5	500	107%	70	130	0%	
Vinyl chloride	A	ug/L	25.64884	1.0259536		1	0	0	0.153	0.5	500	103%	70	130	0%	
1,4-Dichlorobenzene-d4	I	ug/L	250	10		0	0	0	0	0	500	0%	70	130	0%	
Chlorobenzene-d5	I	ug/L	250	10		0	0	0	0	0	500	0%	70	130	0%	
Fluorobenzene	I	ug/L	250	10		0	0	0	0	0	500	0%	70	130	0%	
Xylenes, Total	M	ug/L	69.42552	2.7770208		3	0	0	0.0604	0.5	1500	93%	70	130	0%	
1,2-Dichloroethane-d4	S	ug/L	25.72803	1.0291212		1	0	0	0.229	0.5	500	103%	70	130	0%	
Dibromofluoromethane	S	ug/L	25.62188	1.0248752		1	0	0	0.129	0.5	500	102%	70	130	0%	
p-Bromofluorobenzene	S	ug/L	25.28989	1.0115956		1	0	0	0.149	0.5	500	101%	70	130	0%	
Toluene-d8	S	ug/L	23.3046	0.932184		1	0	0	0.23	0.5	500	93%	70	130	0%	

Seq No	Lab ID	Test Code	Sample Typ	File ID	Analysis Date	DF	Batch ID	Prep Date	SPKref	RPDref	pmoist					
14970904	ICAL010422_4	VOC-8260-W-Q	CAL4	DA5975C\VG010	1/4/2022 4:55:32	1	R372940		0	0						
Analyte	T	Units	RAW	Final	Text	Spike	SPKref	RPDref	MDL	PQL	UQL	%REC	LOW	HIGH	%RPD	Q
1,1,1,2-Tetrachloroethane	A	ug/L	47.50287	1.9001148		2	0	0	0.101	0.5	500	95%	70	130	0%	
1,1,1-Trichloroethane	A	ug/L	48.26875	1.93075		2	0	0	0.131	0.5	500	97%	70	130	0%	
1,1,2,2-Tetrachloroethane	A	ug/L	48.61239	1.9444956		2	0	0	0.0872	0.5	500	97%	70	130	0%	
1,1,2-Trichloroethane	A	ug/L	48.47589	1.9390356		2	0	0	0.108	0.5	500	97%	70	130	0%	
1,1-Dichloroethane	A	ug/L	49.18279	1.9673116		2	0	0	0.135	0.5	500	98%	70	130	0%	
1,1-Dichloroethene	A	ug/L	48.80561	1.9522244		2	0	0	0.141	0.5	500	98%	70	130	0%	
1,1-Dichloropropene	A	ug/L	47.76266	1.9105064		2	0	0	0.083	0.5	500	96%	70	130	0%	
1,2,3-Trichloropropane	A	ug/L	49.19244	1.9676976		2	0	0	0.235	0.5	500	98%	70	130	0%	
1,2-Dibromoethane	A	ug/L	49.38886	1.9755544		2	0	0	0.0916	0.5	500	99%	70	130	0%	

Seq No	Lab ID	Test Code	Sample Typ	File ID	Analysis Date	DF	Batch ID	Prep Date	SPKref	RPDref	pmoist					
14970904	ICAL010422_4	VOC-8260-W-Q	CAL4	DA5975C\VG010	1/4/2022 4:55:32	1	R372940		0	0						
Analyte	T	Units	RAW	Final	Text	Spike	SPKref	RPDref	MDL	PQL	UQL	%REC	LOW	HIGH	%RPD	Q
1,2-Dichlorobenzene	A	ug/L	48.54976	1.9419904		2	0	0	0.0746	0.5	500	97%	70	130	0%	
1,2-Dichloroethane	A	ug/L	48.98798	1.9595192		2	0	0	0.116	0.5	500	98%	70	130	0%	
1,2-Dichloropropane	A	ug/L	47.52725	1.90109		2	0	0	0.0847	0.5	500	95%	70	130	0%	
1,3-Dichlorobenzene	A	ug/L	47.38535	1.895414		2	0	0	0.0803	0.5	500	95%	70	130	0%	
1,3-Dichloropropane	A	ug/L	48.8841	1.955364		2	0	0	0.0791	0.5	500	98%	70	130	0%	
1,4-Dichlorobenzene	A	ug/L	48.01064	1.9204256		2	0	0	0.0858	0.5	500	96%	70	130	0%	
2,2-Dichloropropane	A	ug/L	50.38039	2.0152156		2	0	0	0.186	0.5	500	101%	70	130	0%	
2-Chlorotoluene	A	ug/L	47.44663	1.8978652		2	0	0	0.0876	0.5	500	95%	70	130	0%	
4-Chlorotoluene	A	ug/L	48.3865	1.93546		2	0	0	0.0728	0.5	500	97%	70	130	0%	
Benzene	A	ug/L	48.00539	1.9202156		2	0	0	0.0914	0.5	500	96%	70	130	0%	
Bromobenzene	A	ug/L	47.5759	1.903036		2	0	0	0.0831	0.5	500	95%	70	130	0%	
Bromochloromethane	A	ug/L	51.62325	2.06493		2	0	0	0.141	0.5	500	103%	70	130	0%	
Bromodichloromethane	A	ug/L	47.2409	1.889636		2	0	0	0.12	0.5	500	94%	70	130	0%	
Bromoform	A	ug/L	50.51704	2.0206816		2	0	0	0.119	0.5	500	101%	70	130	0%	
Bromomethane	A	ug/L	47.59212	1.9036848		2	0	0	0.253	0.5	500	95%	70	130	0%	
Carbon tetrachloride	A	ug/L	47.75203	1.9100812		2	0	0	0.143	0.5	500	96%	70	130	0%	
Chlorobenzene	A	ug/L	47.39593	1.8958372		2	0	0	0.0914	0.5	500	95%	70	130	0%	
Chlorodibromomethane	A	ug/L	46.24113	1.8496452		2	0	0	0.0841	0.5	500	92%	70	130	0%	
Chloroethane	A	ug/L	46.22429	1.8489716		2	0	0	0.169	0.5	500	92%	70	130	0%	
Chloroform	A	ug/L	48.20314	1.9281256		2	0	0	0.0789	0.5	500	96%	70	130	0%	
Chloromethane	A	ug/L	49.79828	1.9919312		2	0	0	0.162	0.5	500	100%	70	130	0%	
cis-1,2-Dichloroethene	A	ug/L	48.41535	1.936614		2	0	0	0.108	0.5	500	97%	70	130	0%	
cis-1,3-Dichloropropene	A	ug/L	46.52826	1.8611304		2	0	0	0.073	0.5	500	93%	70	130	0%	
Dibromomethane	A	ug/L	47.4844	1.899376		2	0	0	0.147	0.5	500	95%	70	130	0%	
Dichlorodifluoromethane	A	ug/L	49.48348	1.9793392		2	0	0	0.175	0.5	500	99%	70	130	0%	
Ethylbenzene	A	ug/L	46.80795	1.872318		2	0	0	0.0836	0.5	500	94%	70	130	0%	
m+p-Xylenes	A	ug/L	92.53468	3.7013872		4	0	0	0.15	0.5	1000	93%	70	130	0%	
Methyl ethyl ketone	A	ug/L	479.42958	19.1771832		20	0	0	1.77	10	5000	96%	70	130	0%	
Methyl tert-butyl ether (MTBE)	A	ug/L	47.53006	1.9012024		2	0	0	0.101	0.5	500	95%	70	130	0%	
Methylene chloride	A	ug/L	50.44212	2.0176848		2	0	0	0.338	0.5	500	101%	70	130	0%	
o-Xylene	A	ug/L	47.5086	1.900344		2	0	0	0.0604	0.5	500	95%	70	130	0%	
Styrene	A	ug/L	46.70518	1.8682072		2	0	0	0.067	0.5	500	93%	70	130	0%	
Tetrachloroethene	A	ug/L	46.29317	1.8517268		2	0	0	0.0671	0.5	500	93%	70	130	0%	
Toluene	A	ug/L	47.01163	1.8804652		2	0	0	0.0679	0.5	500	94%	70	130	0%	
trans-1,2-Dichloroethene	A	ug/L	49.51777	1.9807108		2	0	0	0.125	0.5	500	99%	70	130	0%	

Seq No	Lab ID	Test Code	Sample Typ	File ID	Analysis Date	DF	Batch ID	Prep Date	SPKref	RPDref	pmoist					
14970904	ICAL010422_4	VOC-8260-W-Q	CAL4	DA5975C\VG010	1/4/2022 4:55:32	1	R372940		0	0						
Analyte	T	Units	RAW	Final	Text	Spike	SPKref	RPDref	MDL	PQL	UQL	%REC	LOW	HIGH	%RPD	Q
trans-1,3-Dichloropropene	A	ug/L	47.0378	1.881512		2	0	0	0.0846	0.5	500	94%	70	130	0%	
Trichloroethene	A	ug/L	47.11894	1.8847576		2	0	0	0.0993	0.5	500	94%	70	130	0%	
Trichlorofluoromethane	A	ug/L	49.31283	1.9725132		2	0	0	0.134	0.5	500	99%	70	130	0%	
Vinyl chloride	A	ug/L	48.95796	1.9583184		2	0	0	0.153	0.5	500	98%	70	130	0%	
1,4-Dichlorobenzene-d4	I	ug/L	250	10		0	0	0	0	0	500	0%	70	130	0%	
Chlorobenzene-d5	I	ug/L	250	10		0	0	0	0	0	500	0%	70	130	0%	
Fluorobenzene	I	ug/L	250	10		0	0	0	0	0	500	0%	70	130	0%	
Xylenes, Total	M	ug/L	140.04328	5.6017312		6	0	0	0.0604	0.5	1500	93%	70	130	0%	
1,2-Dichloroethane-d4	S	ug/L	48.12519	1.9250076		2	0	0	0.229	0.5	500	96%	70	130	0%	
Dibromofluoromethane	S	ug/L	48.16607	1.9266428		2	0	0	0.129	0.5	500	96%	70	130	0%	
p-Bromofluorobenzene	S	ug/L	46.6647	1.866588		2	0	0	0.149	0.5	500	93%	70	130	0%	
Toluene-d8	S	ug/L	47.14406	1.8857624		2	0	0	0.23	0.5	500	94%	70	130	0%	

Seq No	Lab ID	Test Code	Sample Typ	File ID	Analysis Date	DF	Batch ID	Prep Date	SPKref	RPDref	pmoist					
14970905	ICAL010422_5	VOC-8260-W-Q	CAL5	DA5975C\VG010	1/4/2022 5:50:25	1	R372940		0	0						
Analyte	T	Units	RAW	Final	Text	Spike	SPKref	RPDref	MDL	PQL	UQL	%REC	LOW	HIGH	%RPD	Q
1,1,1,2-Tetrachloroethane	A	ug/L	119.0492	4.761968		5	0	0	0.101	0.5	500	95%	70	130	0%	
1,1,1-Trichloroethane	A	ug/L	118.57641	4.7430564		5	0	0	0.131	0.5	500	95%	70	130	0%	
1,1,2,2-Tetrachloroethane	A	ug/L	115.61793	4.6247172		5	0	0	0.0872	0.5	500	92%	70	130	0%	
1,1,2-Trichloroethane	A	ug/L	117.41297	4.6965188		5	0	0	0.108	0.5	500	94%	70	130	0%	
1,1-Dichloroethane	A	ug/L	118.11254	4.7245016		5	0	0	0.135	0.5	500	94%	70	130	0%	
1,1-Dichloroethene	A	ug/L	119.87977	4.7951908		5	0	0	0.141	0.5	500	96%	70	130	0%	
1,1-Dichloropropene	A	ug/L	119.80016	4.7920064		5	0	0	0.083	0.5	500	96%	70	130	0%	
1,2,3-Trichloropropane	A	ug/L	112.62609	4.5050436		5	0	0	0.235	0.5	500	90%	70	130	0%	
1,2-Dibromoethane	A	ug/L	119.23942	4.7695768		5	0	0	0.0916	0.5	500	95%	70	130	0%	
1,2-Dichlorobenzene	A	ug/L	115.43227	4.6172908		5	0	0	0.0746	0.5	500	92%	70	130	0%	
1,2-Dichloroethane	A	ug/L	118.21434	4.7285736		5	0	0	0.116	0.5	500	95%	70	130	0%	
1,2-Dichloropropane	A	ug/L	121.98902	4.8795608		5	0	0	0.0847	0.5	500	98%	70	130	0%	
1,3-Dichlorobenzene	A	ug/L	117.4899	4.699596		5	0	0	0.0803	0.5	500	94%	70	130	0%	
1,3-Dichloropropane	A	ug/L	123.01316	4.9205264		5	0	0	0.0791	0.5	500	98%	70	130	0%	
1,4-Dichlorobenzene	A	ug/L	118.7699	4.750796		5	0	0	0.0858	0.5	500	95%	70	130	0%	
2,2-Dichloropropane	A	ug/L	118.32027	4.7328108		5	0	0	0.186	0.5	500	95%	70	130	0%	
2-Chlorotoluene	A	ug/L	120.26748	4.8106992		5	0	0	0.0876	0.5	500	96%	70	130	0%	
4-Chlorotoluene	A	ug/L	121.05908	4.8423632		5	0	0	0.0728	0.5	500	97%	70	130	0%	

Seq No	Lab ID	Test Code	Sample Typ	File ID	Analysis Date	DF	Batch ID	Prep Date	SPKref	RPDref	pmoist					
14970905	ICAL010422_5	VOC-8260-W-Q	CAL5	DA5975C\VG010	1/4/2022 5:50:25	1	R372940		0	0						
Analyte	T	Units	RAW	Final	Text	Spike	SPKref	RPDref	MDL	PQL	UQL	%REC	LOW	HIGH	%RPD	Q
Benzene	A	ug/L	116.95526	4.6782104		5	0	0	0.0914	0.5	500	94%	70	130	0%	
Bromobenzene	A	ug/L	119.48008	4.7792032		5	0	0	0.0831	0.5	500	96%	70	130	0%	
Bromochloromethane	A	ug/L	118.06829	4.7227316		5	0	0	0.141	0.5	500	94%	70	130	0%	
Bromodichloromethane	A	ug/L	121.97488	4.8789952		5	0	0	0.12	0.5	500	98%	70	130	0%	
Bromoform	A	ug/L	115.7218	4.628872		5	0	0	0.119	0.5	500	93%	70	130	0%	
Bromomethane	A	ug/L	123.65037	4.9460148		5	0	0	0.253	0.5	500	99%	70	130	0%	
Carbon tetrachloride	A	ug/L	119.4667	4.778668		5	0	0	0.143	0.5	500	96%	70	130	0%	
Chlorobenzene	A	ug/L	120.69031	4.8276124		5	0	0	0.0914	0.5	500	97%	70	130	0%	
Chlorodibromomethane	A	ug/L	120.74537	4.8298148		5	0	0	0.0841	0.5	500	97%	70	130	0%	
Chloroethane	A	ug/L	122.40855	4.896342		5	0	0	0.169	0.5	500	98%	70	130	0%	
Chloroform	A	ug/L	114.59119	4.5836476		5	0	0	0.0789	0.5	500	92%	70	130	0%	
Chloromethane	A	ug/L	122.61785	4.904714		5	0	0	0.162	0.5	500	98%	70	130	0%	
cis-1,2-Dichloroethene	A	ug/L	116.61895	4.664758		5	0	0	0.108	0.5	500	93%	70	130	0%	
cis-1,3-Dichloropropene	A	ug/L	120.71159	4.8284636		5	0	0	0.073	0.5	500	97%	70	130	0%	
Dibromomethane	A	ug/L	118.24252	4.7297008		5	0	0	0.147	0.5	500	95%	70	130	0%	
Dichlorodifluoromethane	A	ug/L	127.81927	5.1127708		5	0	0	0.175	0.5	500	102%	70	130	0%	
Ethylbenzene	A	ug/L	122.52434	4.9009736		5	0	0	0.0836	0.5	500	98%	70	130	0%	
m+p-Xylenes	A	ug/L	250.25869	10.0103476		10	0	0	0.15	0.5	1000	100%	70	130	0%	
Methyl ethyl ketone	A	ug/L	1159.30194	46.3720776		50	0	0	1.77	10	5000	93%	70	130	0%	
Methyl tert-butyl ether (MTBE)	A	ug/L	127.13745	5.085498		5	0	0	0.101	0.5	500	102%	70	130	0%	
Methylene chloride	A	ug/L	110.6249	4.424996		5	0	0	0.338	0.5	500	88%	70	130	0%	
o-Xylene	A	ug/L	123.23778	4.9295112		5	0	0	0.0604	0.5	500	99%	70	130	0%	
Styrene	A	ug/L	127.19102	5.0876408		5	0	0	0.067	0.5	500	102%	70	130	0%	
Tetrachloroethene	A	ug/L	119.90031	4.7960124		5	0	0	0.0671	0.5	500	96%	70	130	0%	
Toluene	A	ug/L	122.65711	4.9062844		5	0	0	0.0679	0.5	500	98%	70	130	0%	
trans-1,2-Dichloroethene	A	ug/L	118.65107	4.7460428		5	0	0	0.125	0.5	500	95%	70	130	0%	
trans-1,3-Dichloropropene	A	ug/L	121.49288	4.8597152		5	0	0	0.0846	0.5	500	97%	70	130	0%	
Trichloroethene	A	ug/L	123.46463	4.9385852		5	0	0	0.0993	0.5	500	99%	70	130	0%	
Trichlorofluoromethane	A	ug/L	129.06871	5.1627484		5	0	0	0.134	0.5	500	103%	70	130	0%	
Vinyl chloride	A	ug/L	125.88087	5.0352348		5	0	0	0.153	0.5	500	101%	70	130	0%	
1,4-Dichlorobenzene-d4	I	ug/L	250	10		0	0	0	0	0	500	0%	70	130	0%	
Chlorobenzene-d5	I	ug/L	250	10		0	0	0	0	0	500	0%	70	130	0%	
Fluorobenzene	I	ug/L	250	10		0	0	0	0	0	500	0%	70	130	0%	
Xylenes, Total	M	ug/L	373.49647	14.9398588		15	0	0	0.0604	0.5	1500	100%	70	130	0%	
1,2-Dichloroethane-d4	S	ug/L	116.64203	4.6656812		5	0	0	0.229	0.5	500	93%	70	130	0%	

Seq No	Lab ID	Test Code	Sample Typ	File ID	Analysis Date	DF	Batch ID	Prep Date	SPKref	RPDref	pmoist					
14970905	ICAL010422_5	VOC-8260-W-Q	CAL5	DA5975C\VG010	1/4/2022 5:50:25	1	R372940		0	0						
Analyte	T	Units	RAW	Final	Text	Spike	SPKref	RPDref	MDL	PQL	UQL	%REC	LOW	HIGH	%RPD	Q
Dibromofluoromethane	S	ug/L	115.11464	4.6045856		5	0	0	0.129	0.5	500	92%	70	130	0%	
p-Bromofluorobenzene	S	ug/L	117.93503	4.7174012		5	0	0	0.149	0.5	500	94%	70	130	0%	
Toluene-d8	S	ug/L	121.27495	4.850998		5	0	0	0.23	0.5	500	97%	70	130	0%	

Seq No	Lab ID	Test Code	Sample Typ	File ID	Analysis Date	DF	Batch ID	Prep Date	SPKref	RPDref	pmoist					
14970906	ICAL010422_6	VOC-8260-W-Q	CAL6	DA5975C\VG010	1/4/2022 6:45:10	1	R372940		0	0						
Analyte	T	Units	RAW	Final	Text	Spike	SPKref	RPDref	MDL	PQL	UQL	%REC	LOW	HIGH	%RPD	Q
1,1,1,2-Tetrachloroethane	A	ug/L	254.82737	10.1930948		10	0	0	0.101	0.5	500	102%	70	130	0%	
1,1,1-Trichloroethane	A	ug/L	258.72281	10.3489124		10	0	0	0.131	0.5	500	103%	70	130	0%	
1,1,2,2-Tetrachloroethane	A	ug/L	250.15769	10.0063076		10	0	0	0.0872	0.5	500	100%	70	130	0%	
1,1,2-Trichloroethane	A	ug/L	248.28816	9.9315264		10	0	0	0.108	0.5	500	99%	70	130	0%	
1,1-Dichloroethane	A	ug/L	258.43252	10.3373008		10	0	0	0.135	0.5	500	103%	70	130	0%	
1,1-Dichloroethene	A	ug/L	258.09028	10.3236112		10	0	0	0.141	0.5	500	103%	70	130	0%	
1,1-Dichloropropene	A	ug/L	264.6638	10.586552		10	0	0	0.083	0.5	500	106%	70	130	0%	
1,2,3-Trichloropropane	A	ug/L	249.26347	9.9705388		10	0	0	0.235	0.5	500	100%	70	130	0%	
1,2-Dibromoethane	A	ug/L	257.88869	10.3155476		10	0	0	0.0916	0.5	500	103%	70	130	0%	
1,2-Dichlorobenzene	A	ug/L	257.65242	10.3060968		10	0	0	0.0746	0.5	500	103%	70	130	0%	
1,2-Dichloroethane	A	ug/L	251.96754	10.0787016		10	0	0	0.116	0.5	500	101%	70	130	0%	
1,2-Dichloropropane	A	ug/L	254.71606	10.1886424		10	0	0	0.0847	0.5	500	102%	70	130	0%	
1,3-Dichlorobenzene	A	ug/L	258.62971	10.3451884		10	0	0	0.0803	0.5	500	103%	70	130	0%	
1,3-Dichloropropane	A	ug/L	263.47539	10.5390156		10	0	0	0.0791	0.5	500	105%	70	130	0%	
1,4-Dichlorobenzene	A	ug/L	254.91697	10.1966788		10	0	0	0.0858	0.5	500	102%	70	130	0%	
2,2-Dichloropropane	A	ug/L	253.03965	10.121586		10	0	0	0.186	0.5	500	101%	70	130	0%	
2-Chlorotoluene	A	ug/L	267.26165	10.690466		10	0	0	0.0876	0.5	500	107%	70	130	0%	
4-Chlorotoluene	A	ug/L	267.44092	10.6976368		10	0	0	0.0728	0.5	500	107%	70	130	0%	
Benzene	A	ug/L	257.54165	10.301666		10	0	0	0.0914	0.5	500	103%	70	130	0%	
Bromobenzene	A	ug/L	263.29438	10.5317752		10	0	0	0.0831	0.5	500	105%	70	130	0%	
Bromochloromethane	A	ug/L	247.05862	9.8823448		10	0	0	0.141	0.5	500	99%	70	130	0%	
Bromodichloromethane	A	ug/L	257.22856	10.2891424		10	0	0	0.12	0.5	500	103%	70	130	0%	
Bromoform	A	ug/L	257.5099	10.300396		10	0	0	0.119	0.5	500	103%	70	130	0%	
Bromomethane	A	ug/L	251.76065	10.070426		10	0	0	0.253	0.5	500	101%	70	130	0%	
Carbon tetrachloride	A	ug/L	260.87744	10.4350976		10	0	0	0.143	0.5	500	104%	70	130	0%	
Chlorobenzene	A	ug/L	258.25445	10.330178		10	0	0	0.0914	0.5	500	103%	70	130	0%	
Chlorodibromomethane	A	ug/L	258.35353	10.3341412		10	0	0	0.0841	0.5	500	103%	70	130	0%	

Seq No	Lab ID	Test Code	Sample Typ	File ID	Analysis Date	DF	Batch ID	Prep Date	SPKref	RPDref	pmoist					
14970906	ICAL010422_6	VOC-8260-W-Q	CAL6	DA5975C\VG010	1/4/2022 6:45:10	1	R372940		0	0						
Analyte	T	Units	RAW	Final	Text	Spike	SPKref	RPDref	MDL	PQL	UQL	%REC	LOW	HIGH	%RPD	Q
Chloroethane	A	ug/L	231.74321	9.2697284		10	0	0	0.169	0.5	500	93%	70	130	0%	
Chloroform	A	ug/L	248.08043	9.9232172		10	0	0	0.0789	0.5	500	99%	70	130	0%	
Chloromethane	A	ug/L	240.2183	9.608732		10	0	0	0.162	0.5	500	96%	70	130	0%	
cis-1,2-Dichloroethene	A	ug/L	261.87064	10.4748256		10	0	0	0.108	0.5	500	105%	70	130	0%	
cis-1,3-Dichloropropene	A	ug/L	265.28626	10.6114504		10	0	0	0.073	0.5	500	106%	70	130	0%	
Dibromomethane	A	ug/L	252.27336	10.0909344		10	0	0	0.147	0.5	500	101%	70	130	0%	
Dichlorodifluoromethane	A	ug/L	252.15586	10.0862344		10	0	0	0.175	0.5	500	101%	70	130	0%	
Ethylbenzene	A	ug/L	266.81931	10.6727724		10	0	0	0.0836	0.5	500	107%	70	130	0%	
m+p-Xylenes	A	ug/L	543.42617	21.7370468		20	0	0	0.15	0.5	1000	109%	70	130	0%	
Methyl ethyl ketone	A	ug/L	2688.24739	107.529896		100	0	0	1.77	10	5000	108%	70	130	0%	
Methyl tert-butyl ether (MTBE)	A	ug/L	258.95351	10.3581404		10	0	0	0.101	0.5	500	104%	70	130	0%	
Methylene chloride	A	ug/L	235.46573	9.4186292		10	0	0	0.338	0.5	500	94%	70	130	0%	
o-Xylene	A	ug/L	270.46357	10.8185428		10	0	0	0.0604	0.5	500	108%	70	130	0%	
Styrene	A	ug/L	278.0455	11.12182		10	0	0	0.067	0.5	500	111%	70	130	0%	
Tetrachloroethene	A	ug/L	259.74185	10.389674		10	0	0	0.0671	0.5	500	104%	70	130	0%	
Toluene	A	ug/L	263.13299	10.5253196		10	0	0	0.0679	0.5	500	105%	70	130	0%	
trans-1,2-Dichloroethene	A	ug/L	254.6608	10.186432		10	0	0	0.125	0.5	500	102%	70	130	0%	
trans-1,3-Dichloropropene	A	ug/L	263.80268	10.5521072		10	0	0	0.0846	0.5	500	106%	70	130	0%	
Trichloroethene	A	ug/L	262.29307	10.4917228		10	0	0	0.0993	0.5	500	105%	70	130	0%	
Trichlorofluoromethane	A	ug/L	259.05024	10.3620096		10	0	0	0.134	0.5	500	104%	70	130	0%	
Vinyl chloride	A	ug/L	248.65325	9.94613		10	0	0	0.153	0.5	500	99%	70	130	0%	
1,4-Dichlorobenzene-d4	I	ug/L	250	10		0	0	0	0	0	500	0%	70	130	0%	
Chlorobenzene-d5	I	ug/L	250	10		0	0	0	0	0	500	0%	70	130	0%	
Fluorobenzene	I	ug/L	250	10		0	0	0	0	0	500	0%	70	130	0%	
Xylenes, Total	M	ug/L	813.88974	32.5555896		30	0	0	0.0604	0.5	1500	109%	70	130	0%	
1,2-Dichloroethane-d4	S	ug/L	258.23239	10.3292956		10	0	0	0.229	0.5	500	103%	70	130	0%	
Dibromofluoromethane	S	ug/L	259.02233	10.3608932		10	0	0	0.129	0.5	500	104%	70	130	0%	
p-Bromofluorobenzene	S	ug/L	267.31855	10.692742		10	0	0	0.149	0.5	500	107%	70	130	0%	
Toluene-d8	S	ug/L	270.0265	10.80106		10	0	0	0.23	0.5	500	108%	70	130	0%	

Seq No	Lab ID	Test Code	Sample Typ	File ID	Analysis Date	DF	Batch ID	Prep Date	SPKref	RPDref	pmoist					
14970907	ICAL010422_7	VOC-8260-W-Q	CAL7	DA5975C\VG010	1/4/2022 7:39:45	1	R372940		0	0						
Analyte	T	Units	RAW	Final	Text	Spike	SPKref	RPDref	MDL	PQL	UQL	%REC	LOW	HIGH	%RPD	Q

Seq No	Lab ID	Test Code	Sample Typ	File ID	Analysis Date	DF	Batch ID	Prep Date	SPKref	RPDref	pmoist					
14970907	ICAL010422_7	VOC-8260-W-Q	CAL7	DA5975C\VG010	1/4/2022 7:39:45	1	R372940		0	0						
Analyte	T	Units	RAW	Final	Text	Spike	SPKref	RPDref	MDL	PQL	UQL	%REC	LOW	HIGH	%RPD	Q
1,1,1,2-Tetrachloroethane	A	ug/L	392.18595	15.687438		15	0	0	0.101	0.5	500	105%	70	130	0%	
1,1,1-Trichloroethane	A	ug/L	386.6625	15.4665		15	0	0	0.131	0.5	500	103%	70	130	0%	
1,1,2,2-Tetrachloroethane	A	ug/L	367.42759	14.6971036		15	0	0	0.0872	0.5	500	98%	70	130	0%	
1,1,2-Trichloroethane	A	ug/L	373.25341	14.9301364		15	0	0	0.108	0.5	500	100%	70	130	0%	
1,1-Dichloroethane	A	ug/L	380.44366	15.2177464		15	0	0	0.135	0.5	500	101%	70	130	0%	
1,1-Dichloroethene	A	ug/L	380.37253	15.2149012		15	0	0	0.141	0.5	500	101%	70	130	0%	
1,1-Dichloropropene	A	ug/L	397.13223	15.8852892		15	0	0	0.083	0.5	500	106%	70	130	0%	
1,2,3-Trichloropropane	A	ug/L	363.67316	14.5469264		15	0	0	0.235	0.5	500	97%	70	130	0%	
1,2-Dibromoethane	A	ug/L	377.7698	15.110792		15	0	0	0.0916	0.5	500	101%	70	130	0%	
1,2-Dichlorobenzene	A	ug/L	375.32826	15.0131304		15	0	0	0.0746	0.5	500	100%	70	130	0%	
1,2-Dichloroethane	A	ug/L	366.9787	14.679148		15	0	0	0.116	0.5	500	98%	70	130	0%	
1,2-Dichloropropane	A	ug/L	388.85021	15.5540084		15	0	0	0.0847	0.5	500	104%	70	130	0%	
1,3-Dichlorobenzene	A	ug/L	383.62247	15.3448988		15	0	0	0.0803	0.5	500	102%	70	130	0%	
1,3-Dichloropropane	A	ug/L	389.34421	15.5737684		15	0	0	0.0791	0.5	500	104%	70	130	0%	
1,4-Dichlorobenzene	A	ug/L	371.39689	14.8558756		15	0	0	0.0858	0.5	500	99%	70	130	0%	
2,2-Dichloropropane	A	ug/L	369.84356	14.7937424		15	0	0	0.186	0.5	500	99%	70	130	0%	
2-Chlorotoluene	A	ug/L	391.82688	15.6730752		15	0	0	0.0876	0.5	500	104%	70	130	0%	
4-Chlorotoluene	A	ug/L	396.27563	15.8510252		15	0	0	0.0728	0.5	500	106%	70	130	0%	
Benzene	A	ug/L	385.85261	15.4341044		15	0	0	0.0914	0.5	500	103%	70	130	0%	
Bromobenzene	A	ug/L	386.44198	15.4576792		15	0	0	0.0831	0.5	500	103%	70	130	0%	
Bromochloromethane	A	ug/L	371.80037	14.8720148		15	0	0	0.141	0.5	500	99%	70	130	0%	
Bromodichloromethane	A	ug/L	386.19404	15.4477616		15	0	0	0.12	0.5	500	103%	70	130	0%	
Bromoform	A	ug/L	378.22002	15.1288008		15	0	0	0.119	0.5	500	101%	70	130	0%	
Bromomethane	A	ug/L	385.12594	15.4050376		15	0	0	0.253	0.5	500	103%	70	130	0%	
Carbon tetrachloride	A	ug/L	386.9014	15.476056		15	0	0	0.143	0.5	500	103%	70	130	0%	
Chlorobenzene	A	ug/L	386.94547	15.4778188		15	0	0	0.0914	0.5	500	103%	70	130	0%	
Chlorodibromomethane	A	ug/L	387.68121	15.5072484		15	0	0	0.0841	0.5	500	103%	70	130	0%	
Chloroethane	A	ug/L	364.45728	14.5782912		15	0	0	0.169	0.5	500	97%	70	130	0%	
Chloroform	A	ug/L	366.93889	14.6775556		15	0	0	0.0789	0.5	500	98%	70	130	0%	
Chloromethane	A	ug/L	352.08363	14.0833452		15	0	0	0.162	0.5	500	94%	70	130	0%	
cis-1,2-Dichloroethene	A	ug/L	386.72365	15.468946		15	0	0	0.108	0.5	500	103%	70	130	0%	
cis-1,3-Dichloropropene	A	ug/L	400.79296	16.0317184		15	0	0	0.073	0.5	500	107%	70	130	0%	
Dibromomethane	A	ug/L	380.65469	15.2261876		15	0	0	0.147	0.5	500	102%	70	130	0%	
Dichlorodifluoromethane	A	ug/L	373.94485	14.957794		15	0	0	0.175	0.5	500	100%	70	130	0%	
Ethylbenzene	A	ug/L	404.7587	16.190348		15	0	0	0.0836	0.5	500	108%	70	130	0%	

Seq No	Lab ID	Test Code	Sample Typ	File ID	Analysis Date	DF	Batch ID	Prep Date	SPKref	RPDref	pmoist					
14970907	ICAL010422_7	VOC-8260-W-Q	CAL7	DA5975C\VG010	1/4/2022 7:39:45	1	R372940		0	0						
Analyte	T	Units	RAW	Final	Text	Spike	SPKref	RPDref	MDL	PQL	UQL	%REC	LOW	HIGH	%RPD	Q
m+p-Xylenes	A	ug/L	812.85557	32.5142228		30	0	0	0.15	0.5	1000	108%	70	130	0%	
Methyl ethyl ketone	A	ug/L	3961.341	158.45364		150	0	0	1.77	10	5000	106%	70	130	0%	
Methyl tert-butyl ether (MTBE)	A	ug/L	391.17667	15.6470668		15	0	0	0.101	0.5	500	104%	70	130	0%	
Methylene chloride	A	ug/L	348.06663	13.9226652		15	0	0	0.338	0.5	500	93%	70	130	0%	
o-Xylene	A	ug/L	408.20432	16.3281728		15	0	0	0.0604	0.5	500	109%	70	130	0%	
Styrene	A	ug/L	413.75947	16.5503788		15	0	0	0.067	0.5	500	110%	70	130	0%	
Tetrachloroethene	A	ug/L	382.87963	15.3151852		15	0	0	0.0671	0.5	500	102%	70	130	0%	
Toluene	A	ug/L	397.01061	15.8804244		15	0	0	0.0679	0.5	500	106%	70	130	0%	
trans-1,2-Dichloroethene	A	ug/L	376.13673	15.0454692		15	0	0	0.125	0.5	500	100%	70	130	0%	
trans-1,3-Dichloropropene	A	ug/L	402.10977	16.0843908		15	0	0	0.0846	0.5	500	107%	70	130	0%	
Trichloroethene	A	ug/L	394.48959	15.7795836		15	0	0	0.0993	0.5	500	105%	70	130	0%	
Trichlorofluoromethane	A	ug/L	371.42899	14.8571596		15	0	0	0.134	0.5	500	99%	70	130	0%	
Vinyl chloride	A	ug/L	372.35639	14.8942556		15	0	0	0.153	0.5	500	99%	70	130	0%	
1,4-Dichlorobenzene-d4	I	ug/L	250	10		0	0	0	0	0	500	0%	70	130	0%	
Chlorobenzene-d5	I	ug/L	250	10		0	0	0	0	0	500	0%	70	130	0%	
Fluorobenzene	I	ug/L	250	10		0	0	0	0	0	500	0%	70	130	0%	
Xylenes, Total	M	ug/L	1221.05989	48.8423956		45	0	0	0.0604	0.5	1500	109%	70	130	0%	
1,2-Dichloroethane-d4	S	ug/L	378.33349	15.1333396		15	0	0	0.229	0.5	500	101%	70	130	0%	
Dibromofluoromethane	S	ug/L	384.7503	15.390012		15	0	0	0.129	0.5	500	103%	70	130	0%	
p-Bromofluorobenzene	S	ug/L	394.65655	15.786262		15	0	0	0.149	0.5	500	105%	70	130	0%	
Toluene-d8	S	ug/L	405.5583	16.222332		15	0	0	0.23	0.5	500	108%	70	130	0%	

Seq No	Lab ID	Test Code	Sample Typ	File ID	Analysis Date	DF	Batch ID	Prep Date	SPKref	RPDref	pmoist					
14970908	ICAL010422_8	VOC-8260-W-Q	CAL8	DA5975C\VG010	1/4/2022 8:34:31	1	R372940		0	0						
Analyte	T	Units	RAW	Final	Text	Spike	SPKref	RPDref	MDL	PQL	UQL	%REC	LOW	HIGH	%RPD	Q
1,1,1,2-Tetrachloroethane	A	ug/L	520.28551	20.8114204		20	0	0	0.101	0.5	500	104%	70	130	0%	
1,1,1-Trichloroethane	A	ug/L	518.83124	20.7532496		20	0	0	0.131	0.5	500	104%	70	130	0%	
1,1,2,2-Tetrachloroethane	A	ug/L	491.66999	19.6667996		20	0	0	0.0872	0.5	500	98%	70	130	0%	
1,1,2-Trichloroethane	A	ug/L	505.18031	20.2072124		20	0	0	0.108	0.5	500	101%	70	130	0%	
1,1-Dichloroethane	A	ug/L	515.3207	20.612828		20	0	0	0.135	0.5	500	103%	70	130	0%	
1,1-Dichloroethene	A	ug/L	515.06031	20.6024124		20	0	0	0.141	0.5	500	103%	70	130	0%	
1,1-Dichloropropene	A	ug/L	543.51208	21.7404832		20	0	0	0.083	0.5	500	109%	70	130	0%	
1,2,3-Trichloropropane	A	ug/L	491.52294	19.6609176		20	0	0	0.235	0.5	500	98%	70	130	0%	
1,2-Dibromoethane	A	ug/L	507.9234	20.316936		20	0	0	0.0916	0.5	500	102%	70	130	0%	

Seq No	Lab ID	Test Code	Sample Typ	File ID	Analysis Date	DF	Batch ID	Prep Date	SPKref	RPDref	pmoist					
14970908	ICAL010422_8	VOC-8260-W-Q	CAL8	DA5975C\VG010	1/4/2022 8:34:31	1	R372940		0	0						
Analyte	T	Units	RAW	Final	Text	Spike	SPKref	RPDref	MDL	PQL	UQL	%REC	LOW	HIGH	%RPD	Q
1,2-Dichlorobenzene	A	ug/L	506.38707	20.2554828		20	0	0	0.0746	0.5	500	101%	70	130	0%	
1,2-Dichloroethane	A	ug/L	497.36991	19.8947964		20	0	0	0.116	0.5	500	99%	70	130	0%	
1,2-Dichloropropane	A	ug/L	524.16945	20.966778		20	0	0	0.0847	0.5	500	105%	70	130	0%	
1,3-Dichlorobenzene	A	ug/L	511.55042	20.4620168		20	0	0	0.0803	0.5	500	102%	70	130	0%	
1,3-Dichloropropane	A	ug/L	511.24793	20.4499172		20	0	0	0.0791	0.5	500	102%	70	130	0%	
1,4-Dichlorobenzene	A	ug/L	502.30007	20.0920028		20	0	0	0.0858	0.5	500	100%	70	130	0%	
2,2-Dichloropropane	A	ug/L	499.04726	19.9618904		20	0	0	0.186	0.5	500	100%	70	130	0%	
2-Chlorotoluene	A	ug/L	538.49638	21.5398552		20	0	0	0.0876	0.5	500	108%	70	130	0%	
4-Chlorotoluene	A	ug/L	531.84706	21.2738824		20	0	0	0.0728	0.5	500	106%	70	130	0%	
Benzene	A	ug/L	511.66576	20.4666304		20	0	0	0.0914	0.5	500	102%	70	130	0%	
Bromobenzene	A	ug/L	516.0104	20.640416		20	0	0	0.0831	0.5	500	103%	70	130	0%	
Bromochloromethane	A	ug/L	494.60544	19.7842176		20	0	0	0.141	0.5	500	99%	70	130	0%	
Bromodichloromethane	A	ug/L	518.37176	20.7348704		20	0	0	0.12	0.5	500	104%	70	130	0%	
Bromoform	A	ug/L	522.76605	20.910642		20	0	0	0.119	0.5	500	105%	70	130	0%	
Bromomethane	A	ug/L	515.01414	20.6005656		20	0	0	0.253	0.5	500	103%	70	130	0%	
Carbon tetrachloride	A	ug/L	521.26297	20.8505188		20	0	0	0.143	0.5	500	104%	70	130	0%	
Chlorobenzene	A	ug/L	515.99575	20.63983		20	0	0	0.0914	0.5	500	103%	70	130	0%	
Chlorodibromomethane	A	ug/L	520.43607	20.8174428		20	0	0	0.0841	0.5	500	104%	70	130	0%	
Chloroethane	A	ug/L	481.51432	19.2605728		20	0	0	0.169	0.5	500	96%	70	130	0%	
Chloroform	A	ug/L	489.12212	19.5648848		20	0	0	0.0789	0.5	500	98%	70	130	0%	
Chloromethane	A	ug/L	480.17469	19.2069876		20	0	0	0.162	0.5	500	96%	70	130	0%	
cis-1,2-Dichloroethene	A	ug/L	516.05445	20.642178		20	0	0	0.108	0.5	500	103%	70	130	0%	
cis-1,3-Dichloropropene	A	ug/L	538.90085	21.556034		20	0	0	0.073	0.5	500	108%	70	130	0%	
Dibromomethane	A	ug/L	500.74556	20.0298224		20	0	0	0.147	0.5	500	100%	70	130	0%	
Dichlorodifluoromethane	A	ug/L	494.74738	19.7898952		20	0	0	0.175	0.5	500	99%	70	130	0%	
Ethylbenzene	A	ug/L	544.68805	21.787522		20	0	0	0.0836	0.5	500	109%	70	130	0%	
m+p-Xylenes	A	ug/L	1087.40818	43.4963272		40	0	0	0.15	0.5	1000	109%	70	130	0%	
Methyl ethyl ketone	A	ug/L	5327.12526	213.085010		200	0	0	1.77	10	5000	107%	70	130	0%	
Methyl tert-butyl ether (MTBE)	A	ug/L	522.81865	20.912746		20	0	0	0.101	0.5	500	105%	70	130	0%	
Methylene chloride	A	ug/L	466.99932	18.6799728		20	0	0	0.338	0.5	500	93%	70	130	0%	
o-Xylene	A	ug/L	547.47638	21.8990552		20	0	0	0.0604	0.5	500	109%	70	130	0%	
Styrene	A	ug/L	555.79455	22.231782		20	0	0	0.067	0.5	500	111%	70	130	0%	
Tetrachloroethene	A	ug/L	514.92548	20.5970192		20	0	0	0.0671	0.5	500	103%	70	130	0%	
Toluene	A	ug/L	536.51007	21.4604028		20	0	0	0.0679	0.5	500	107%	70	130	0%	
trans-1,2-Dichloroethene	A	ug/L	510.00974	20.4003896		20	0	0	0.125	0.5	500	102%	70	130	0%	

Seq No	Lab ID	Test Code	Sample Typ	File ID	Analysis Date	DF	Batch ID	Prep Date	SPKref	RPDref	pmoist					
14970908	ICAL010422_8	VOC-8260-W-Q	CAL8	DA5975C\VG010	1/4/2022 8:34:31	1	R372940		0	0						
Analyte	T	Units	RAW	Final	Text	Spike	SPKref	RPDref	MDL	PQL	UQL	%REC	LOW	HIGH	%RPD	Q
trans-1,3-Dichloropropene	A	ug/L	533.75507	21.3502028		20	0	0	0.0846	0.5	500	107%	70	130	0%	
Trichloroethene	A	ug/L	534.40073	21.3760292		20	0	0	0.0993	0.5	500	107%	70	130	0%	
Trichlorofluoromethane	A	ug/L	489.6475	19.5859		20	0	0	0.134	0.5	500	98%	70	130	0%	
Vinyl chloride	A	ug/L	498.3563	19.934252		20	0	0	0.153	0.5	500	100%	70	130	0%	
1,4-Dichlorobenzene-d4	I	ug/L	250	10		0	0	0	0	0	500	0%	70	130	0%	
Chlorobenzene-d5	I	ug/L	250	10		0	0	0	0	0	500	0%	70	130	0%	
Fluorobenzene	I	ug/L	250	10		0	0	0	0	0	500	0%	70	130	0%	
Xylenes, Total	M	ug/L	1634.88456	65.3953824		60	0	0	0.0604	0.5	1500	109%	70	130	0%	
1,2-Dichloroethane-d4	S	ug/L	510.30803	20.4123212		20	0	0	0.229	0.5	500	102%	70	130	0%	
Dibromofluoromethane	S	ug/L	510.39915	20.415966		20	0	0	0.129	0.5	500	102%	70	130	0%	
p-Bromofluorobenzene	S	ug/L	541.3964	21.655856		20	0	0	0.149	0.5	500	108%	70	130	0%	
Toluene-d8	S	ug/L	544.21357	21.7685428		20	0	0	0.23	0.5	500	109%	70	130	0%	

Seq No	Lab ID	Test Code	Sample Typ	File ID	Analysis Date	DF	Batch ID	Prep Date	SPKref	RPDref	pmoist					
14970909	ICV010422	VOC-8260-W-Q	ICV	DA5975C\VG010	1/4/2022 9:29:14	1	R372940		0	0						
Analyte	T	Units	RAW	Final	Text	Spike	SPKref	RPDref	MDL	PQL	UQL	%REC	LOW	HIGH	%RPD	Q
1,1,1,2-Tetrachloroethane	A	ug/L	126.66575	5.06663		5	0	0	0.101	0.5	500	101%	80	120	0%	
1,1,1-Trichloroethane	A	ug/L	128.25238	5.1300952		5	0	0	0.131	0.5	500	103%	80	120	0%	
1,1,2,2-Tetrachloroethane	A	ug/L	127.47217	5.0988868		5	0	0	0.0872	0.5	500	102%	80	120	0%	
1,1,2-Trichloroethane	A	ug/L	123.03611	4.9214444		5	0	0	0.108	0.5	500	98%	80	120	0%	
1,1-Dichloroethane	A	ug/L	135.803	5.43212		5	0	0	0.135	0.5	500	109%	80	120	0%	
1,1-Dichloroethene	A	ug/L	134.45663	5.3782652		5	0	0	0.141	0.5	500	108%	80	120	0%	
1,1-Dichloropropene	A	ug/L	124.18526	4.9674104		5	0	0	0.083	0.5	500	99%	80	120	0%	
1,2,3-Trichloropropane	A	ug/L	122.95232	4.9180928		5	0	0	0.235	0.5	500	98%	80	120	0%	
1,2-Dibromoethane	A	ug/L	124.27642	4.9710568		5	0	0	0.0916	0.5	500	99%	80	120	0%	
1,2-Dichlorobenzene	A	ug/L	128.71039	5.1484156		5	0	0	0.0746	0.5	500	103%	80	120	0%	
1,2-Dichloroethane	A	ug/L	120.79914	4.8319656		5	0	0	0.116	0.5	500	97%	80	120	0%	
1,2-Dichloropropane	A	ug/L	125.66265	5.026506		5	0	0	0.0847	0.5	500	101%	80	120	0%	
1,3-Dichlorobenzene	A	ug/L	135.11854	5.4047416		5	0	0	0.0803	0.5	500	108%	80	120	0%	
1,3-Dichloropropane	A	ug/L	121.84417	4.8737668		5	0	0	0.0791	0.5	500	97%	80	120	0%	
1,4-Dichlorobenzene	A	ug/L	129.88123	5.1952492		5	0	0	0.0858	0.5	500	104%	80	120	0%	
2,2-Dichloropropane	A	ug/L	131.40305	5.256122		5	0	0	0.186	0.5	500	105%	80	120	0%	
2-Chlorotoluene	A	ug/L	131.29475	5.25179		5	0	0	0.0876	0.5	500	105%	80	120	0%	
4-Chlorotoluene	A	ug/L	137.07902	5.4831608		5	0	0	0.0728	0.5	500	110%	80	120	0%	

Seq No	Lab ID	Test Code	Sample Typ	File ID	Analysis Date	DF	Batch ID	Prep Date	SPKref	RPDref	pmoist					
14970909	ICV010422	VOC-8260-W-Q	ICV	DA5975C\VG010	1/4/2022 9:29:14	1	R372940		0	0						
Analyte	T	Units	RAW	Final	Text	Spike	SPKref	RPDref	MDL	PQL	UQL	%REC	LOW	HIGH	%RPD	Q
Benzene	A	ug/L	131.31393	5.2525572		5	0	0	0.0914	0.5	500	105%	80	120	0%	
Bromobenzene	A	ug/L	131.67879	5.2671516		5	0	0	0.0831	0.5	500	105%	80	120	0%	
Bromochloromethane	A	ug/L	123.60094	4.9440376		5	0	0	0.141	0.5	500	99%	80	120	0%	
Bromodichloromethane	A	ug/L	128.87588	5.1550352		5	0	0	0.12	0.5	500	103%	80	120	0%	
Bromoform	A	ug/L	129.9644	5.198576		5	0	0	0.119	0.5	500	104%	80	120	0%	
Bromomethane	A	ug/L	116.91567	4.6766268		5	0	0	0.253	0.5	500	94%	80	120	0%	
Carbon tetrachloride	A	ug/L	128.79275	5.15171		5	0	0	0.143	0.5	500	103%	80	120	0%	
Chlorobenzene	A	ug/L	131.63517	5.2654068		5	0	0	0.0914	0.5	500	105%	80	120	0%	
Chlorodibromomethane	A	ug/L	125.11031	5.0044124		5	0	0	0.0841	0.5	500	100%	80	120	0%	
Chloroethane	A	ug/L	115.59324	4.6237296		5	0	0	0.169	0.5	500	92%	80	120	0%	
Chloroform	A	ug/L	120.42358	4.8169432		5	0	0	0.0789	0.5	500	96%	80	120	0%	
Chloromethane	A	ug/L	108.77392	4.3509568		5	0	0	0.162	0.5	500	87%	80	120	0%	
cis-1,2-Dichloroethene	A	ug/L	130.12309	5.2049236		5	0	0	0.108	0.5	500	104%	80	120	0%	
cis-1,3-Dichloropropene	A	ug/L	121.55615	4.862246		5	0	0	0.073	0.5	500	97%	80	120	0%	
Dibromomethane	A	ug/L	125.30472	5.0121888		5	0	0	0.147	0.5	500	100%	80	120	0%	
Dichlorodifluoromethane	A	ug/L	111.37489	4.4549956		5	0	0	0.175	0.5	500	89%	80	120	0%	
Ethylbenzene	A	ug/L	131.91134	5.2764536		5	0	0	0.0836	0.5	500	106%	80	120	0%	
m+p-Xylenes	A	ug/L	262.75886	10.5103544		10	0	0	0.15	0.5	1000	105%	80	120	0%	
Methyl ethyl ketone	A	ug/L	1198.44392	47.9377568		50	0	0	1.77	10	5000	96%	80	120	0%	
Methyl tert-butyl ether (MTBE)	A	ug/L	134.72237	5.3888948		5	0	0	0.101	0.5	500	108%	80	120	0%	
Methylene chloride	A	ug/L	121.52968	4.8611872		5	0	0	0.338	0.5	500	97%	80	120	0%	
o-Xylene	A	ug/L	132.22141	5.2888564		5	0	0	0.0604	0.5	500	106%	80	120	0%	
Styrene	A	ug/L	137.49736	5.4998944		5	0	0	0.067	0.5	500	110%	80	120	0%	
Tetrachloroethene	A	ug/L	126.01413	5.0405652		5	0	0	0.0671	0.5	500	101%	80	120	0%	
Toluene	A	ug/L	132.0244	5.280976		5	0	0	0.0679	0.5	500	106%	80	120	0%	
trans-1,2-Dichloroethene	A	ug/L	134.70283	5.3881132		5	0	0	0.125	0.5	500	108%	80	120	0%	
trans-1,3-Dichloropropene	A	ug/L	129.02156	5.1608624		5	0	0	0.0846	0.5	500	103%	80	120	0%	
Trichloroethene	A	ug/L	131.10958	5.2443832		5	0	0	0.0993	0.5	500	105%	80	120	0%	
Trichlorofluoromethane	A	ug/L	121.7847	4.871388		5	0	0	0.134	0.5	500	97%	80	120	0%	
Vinyl chloride	A	ug/L	120.15175	4.80607		5	0	0	0.153	0.5	500	96%	80	120	0%	
1,4-Dichlorobenzene-d4	I	ug/L	250	10		0	0	0	0	0	500	0%	0	0	0%	
Chlorobenzene-d5	I	ug/L	250	10		0	0	0	0	0	500	0%	0	0	0%	
Fluorobenzene	I	ug/L	250	10		0	0	0	0	0	500	0%	0	0	0%	
Xylenes, Total	M	ug/L	394.98027	15.7992108		15	0	0	0.0604	0.5	1500	105%	80	120	0%	
1,2-Dichloroethane-d4	S	ug/L	280.28858	11.2115432		10	0	0	0.229	0.5	500	112%	80	120	0%	

Seq No	Lab ID	Test Code	Sample Typ	File ID	Analysis Date	DF	Batch ID	Prep Date	SPKref	RPDref	pmoist					
14970909	ICV010422	VOC-8260-W-Q	ICV	DA5975C\VG010	1/4/2022 9:29:14	1	R372940		0	0						
Analyte	T	Units	RAW	Final	Text	Spike	SPKref	RPDref	MDL	PQL	UQL	%REC	LOW	HIGH	%RPD	Q
Dibromofluoromethane	S	ug/L	271.19937	10.8479748		10	0	0	0.129	0.5	500	108%	80	120	0%	
p-Bromofluorobenzene	S	ug/L	269.89759	10.7959036		10	0	0	0.149	0.5	500	108%	80	120	0%	
Toluene-d8	S	ug/L	276.91062	11.0764248		10	0	0	0.23	0.5	500	111%	80	120	0%	

Data file Name : C:\MSDCHEM\1\DATA\VG010422\04JAN01.D
Sample Name : PRIMER
Operator : MSC
Date injected : 4 Jan 2022 9:44 am
Instrument : VOA5975C
Method used : 5975CACQF
No of spectra : 5616
Start Time : 0.840
End Time : 16.498
Vial Number : 1

Data file Name : C:\MSDCHEM\1\DATA\VG010422\04JAN02.D
Sample Name : BFB010422_
Operator : MSC
Date injected : 4 Jan 2022 10:11 am
Instrument : VOA5975C
Method used : 5975CACQF
No of spectra : 5616
Start Time : 0.840
End Time : 16.498
Vial Number : 2

Data file Name : C:\MSDCHEM\1\DATA\VG010422\04JAN03.D
Sample Name : CCV010422_
Operator : MSC
Date injected : 4 Jan 2022 10:56 am
Instrument : VOA5975C
Method used : 5975CACQF
No of spectra : 5616
Start Time : 0.840
End Time : 16.498
Vial Number : 3

Data file Name : C:\MSDCHEM\1\DATA\VG010422\04JAN04.D
Sample Name : PRIMER
Misc. Info. : Replaced purge trap
Operator : MSC
Date injected : 4 Jan 2022 12:17 pm
Instrument : VOA5975C
Method used : 5975CACQF
No of spectra : 5616
Start Time : 0.840
End Time : 16.498
Vial Number : 4

Data file Name : C:\MSDCHEM\1\DATA\VG010422\04JAN05.D
Sample Name : BFB010422_

Operator : MSC
Date injected : 4 Jan 2022 12:44 pm
Instrument : VOA5975C
Method used : 5975CACQF
No of spectra : 5616
Start Time : 0.840
End Time : 16.498
Vial Number : 5

Data file Name : C:\MSDCHEM\1\DATA\VG010422\04JAN06.D
Sample Name : CCV010422_
Operator : MSC
Date injected : 4 Jan 2022 1:24 pm
Instrument : VOA5975C
Method used : 5975CACQF
No of spectra : 5616
Start Time : 0.840
End Time : 16.498
Vial Number : 6

Data file Name : C:\MSDCHEM\1\DATA\VG010422\04JAN07.D
Sample Name : BLK
Operator : MSC
Date injected : 4 Jan 2022 2:09 pm
Instrument : VOA5975C
Method used : 5975CACQF
No of spectra : 5616
Start Time : 0.839
End Time : 16.498
Vial Number : 7

Data file Name : C:\MSDCHEM\1\DATA\VG010422\04JAN08.D
Sample Name : BFB010422_
Operator : MSC
Date injected : 4 Jan 2022 2:38 pm
Instrument : VOA5975C
Method used : 5975CACQF
No of spectra : 5616
Start Time : 0.840
End Time : 16.498
Vial Number : 8

Data file Name : C:\MSDCHEM\1\DATA\VG010422\04JAN09.D
Sample Name : MBLK010422_
Operator : MSC
Date injected : 4 Jan 2022 3:05 pm
Instrument : VOA5975C

Method used : 5975CACQF
No of spectra : 5616
Start Time : 0.840
End Time : 16.498
Vial Number : 9

Data file Name : C:\MSDCHEM\1\DATA\VG010422\04JAN10.D
Sample Name : ICAL010422_1
Operator : MSC
Date injected : 4 Jan 2022 3:33 pm
Instrument : VOA5975C
Method used : 5975CACQF
No of spectra : 5616
Start Time : 0.840
End Time : 16.498
Vial Number : 10

Data file Name : C:\MSDCHEM\1\DATA\VG010422\04JAN11.D
Sample Name : ICAL010422_2
Operator : MSC
Date injected : 4 Jan 2022 4:00 pm
Instrument : VOA5975C
Method used : 5975CACQF
No of spectra : 5616
Start Time : 0.840
End Time : 16.498
Vial Number : 11

Data file Name : C:\MSDCHEM\1\DATA\VG010422\04JAN12.D
Sample Name : ICAL010422_3
Operator : MSC
Date injected : 4 Jan 2022 4:28 pm
Instrument : VOA5975C
Method used : 5975CACQF
No of spectra : 5616
Start Time : 0.840
End Time : 16.498
Vial Number : 12

Data file Name : C:\MSDCHEM\1\DATA\VG010422\04JAN13.D
Sample Name : ICAL010422_4
Operator : MSC
Date injected : 4 Jan 2022 4:55 pm
Instrument : VOA5975C
Method used : 5975CACQF
No of spectra : 5616
Start Time : 0.840

End Time : 16.498
Vial Number : 13

Data file Name : C:\MSDCHEM\1\DATA\VG010422\04JAN14.D
Sample Name : BLK
Operator : MSC
Date injected : 4 Jan 2022 5:22 pm
Instrument : VOA5975C
Method used : 5975CACQF
No of spectra : 5616
Start Time : 0.840
End Time : 16.498
Vial Number : 14

Data file Name : C:\MSDCHEM\1\DATA\VG010422\04JAN15.D
Sample Name : ICAL010422_5
Operator : MSC
Date injected : 4 Jan 2022 5:50 pm
Instrument : VOA5975C
Method used : 5975CACQF
No of spectra : 5616
Start Time : 0.840
End Time : 16.498
Vial Number : 15

Data file Name : C:\MSDCHEM\1\DATA\VG010422\04JAN16.D
Sample Name : BLK
Operator : MSC
Date injected : 4 Jan 2022 6:17 pm
Instrument : VOA5975C
Method used : 5975CACQF
No of spectra : 5616
Start Time : 0.840
End Time : 16.498
Vial Number : 16

Data file Name : C:\MSDCHEM\1\DATA\VG010422\04JAN17.D
Sample Name : ICAL010422_6
Operator : MSC
Date injected : 4 Jan 2022 6:45 pm
Instrument : VOA5975C
Method used : 5975CACQF
No of spectra : 5616
Start Time : 0.840
End Time : 16.498
Vial Number : 17

Data file Name : C:\MSDCHEM\1\DATA\VG010422\04JAN18.D
Sample Name : BLK
Operator : MSC
Date injected : 4 Jan 2022 7:12 pm
Instrument : VOA5975C
Method used : 5975CACQF
No of spectra : 5616
Start Time : 0.840
End Time : 16.498
Vial Number : 18

Data file Name : C:\MSDCHEM\1\DATA\VG010422\04JAN19.D
Sample Name : ICAL010422_7
Operator : MSC
Date injected : 4 Jan 2022 7:39 pm
Instrument : VOA5975C
Method used : 5975CACQF
No of spectra : 5616
Start Time : 0.840
End Time : 16.498
Vial Number : 19

Data file Name : C:\MSDCHEM\1\DATA\VG010422\04JAN20.D
Sample Name : BLK
Operator : MSC
Date injected : 4 Jan 2022 8:07 pm
Instrument : VOA5975C
Method used : 5975CACQF
No of spectra : 5616
Start Time : 0.839
End Time : 16.498
Vial Number : 20

Data file Name : C:\MSDCHEM\1\DATA\VG010422\04JAN21.D
Sample Name : ICAL010422_8
Operator : MSC
Date injected : 4 Jan 2022 8:34 pm
Instrument : VOA5975C
Method used : 5975CACQF
No of spectra : 5616
Start Time : 0.840
End Time : 16.498
Vial Number : 21

Data file Name : C:\MSDCHEM\1\DATA\VG010422\04JAN22.D
Sample Name : BLK

Operator : MSC
Date injected : 4 Jan 2022 9:01 pm
Instrument : VOA5975C
Method used : 5975CACQF
No of spectra : 5616
Start Time : 0.839
End Time : 16.498
Vial Number : 22

Data file Name : C:\MSDCHEM\1\DATA\VG010422\04JAN23.D
Sample Name : ICV010422
Operator : MSC
Date injected : 4 Jan 2022 9:29 pm
Instrument : VOA5975C
Method used : 5975CACQF
No of spectra : 5616
Start Time : 0.840
End Time : 16.498
Vial Number : 23

Data file Name : C:\MSDCHEM\1\DATA\VG010422\04JAN24.D
Sample Name : BLK
Operator : MSC
Date injected : 4 Jan 2022 9:56 pm
Instrument : VOA5975C
Method used : 5975CACQF
No of spectra : 5616
Start Time : 0.839
End Time : 16.498
Vial Number : 24

Data file Name : C:\MSDCHEM\1\DATA\VG010422\04JAN25.D
Sample Name : MDL010422_Q1_1
Operator : MSC
Date injected : 4 Jan 2022 10:23 pm
Instrument : VOA5975C
Method used : 5975CACQF
No of spectra : 5616
Start Time : 0.840
End Time : 16.498
Vial Number : 25

Data file Name : C:\MSDCHEM\1\DATA\VG010422\04JAN26.D
Sample Name : LOD010422_Q1_HalfCAL2
Operator : MSC
Date injected : 4 Jan 2022 10:51 pm
Instrument : VOA5975C

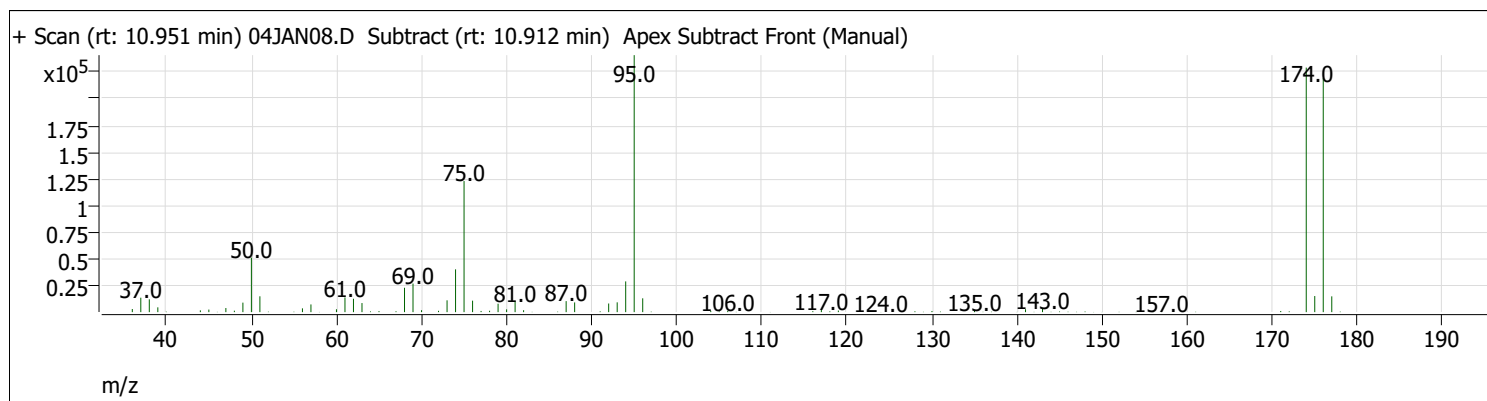
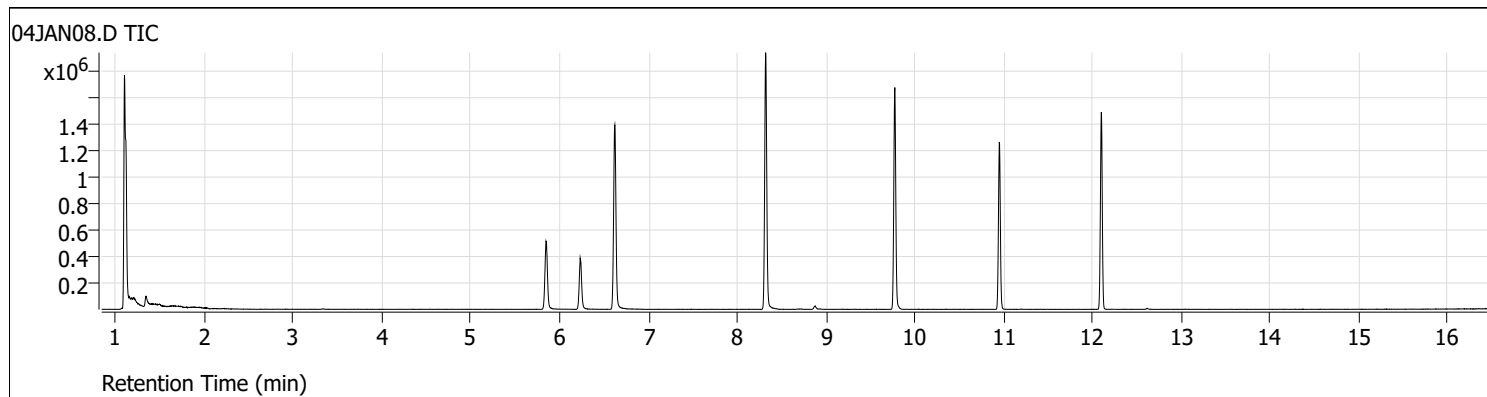
Method used : 5975CACQF
No of spectra : 5616
Start Time : 0.839
End Time : 16.498
Vial Number : 26

Data file Name : C:\MSDCHEM\1\DATA\VG010422\04JAN27.D
Sample Name : MDL010422_Q1_2xCAL1
Operator : MSC
Date injected : 4 Jan 2022 11:18 pm
Instrument : VOA5975C
Method used : 5975CACQF
No of spectra : 5616
Start Time : 0.840
End Time : 16.498
Vial Number : 27

Data file Name : C:\MSDCHEM\1\DATA\VG010422\04JAN28.D
Sample Name : BLK
Operator : MSC
Date injected : 4 Jan 2022 11:45 pm
Instrument : VOA5975C
Method used : 5975CACQF
No of spectra : 5616
Start Time : 0.840
End Time : 16.498
Vial Number : 28

Tune Evaluation Report

Data Path: D:\Org\Data\VOA5975C\VG010422\04JAN08.D
 Acq on: 1/4/2022 2:38:09 PM
 Operator: MSC
 Sample: BFB010422_
 Inst Name: VOA5975C
 ALS Vial: 8
 Method: \\MASSHUNTER\Org\Data\Methods\BFBapex.m



Target Mass	Rel. To Mass	Lower Limit%	Upper Limit%	Rel. Abn%	Raw Abn	Pass/Fail
50	95	15	40	21.2	51080	Pass
75	95	30	60	51.0	122824	Pass
95	95	100	100	100.0	240768	Pass
96	95	5	9	5.4	12961	Pass
173	174	0	2	0.0	0	Pass
174	95	50	100	95.2	229120	Pass
175	174	5	9	6.6	15102	Pass
176	174	95	101	95.7	219264	Pass
177	176	5	9	6.7	14796	Pass

Quantitative Analysis Results Summary Report

Batch Path	D:\Org\Data\VOA5975C\VG010422\QuantResults\VG010422_8260B.batch.bin	Analyst Name	BL2000\mchavez
Analysis Time	2/28/2022 1:57 PM	Reporter Name	BL2000\mchavez
Report Time	2/28/2022 2:00:48 PM	Batch State	Processed
Last Calib Update	1/9/2022 8:59 PM	Quant Report Version	10.0
Quant Batch Version	10.0		

Sequence Table

Data File	sample Name	Sample Type	Vial Position	Inj Vol	Level	Acq Method File
04JAN09.D	MBLK010422_	Method Blank	9	0		5975CACQF.M
04JAN10.D	ICAL010422_1	Cal	10	0	1	5975CACQF.M
04JAN11.D	ICAL010422_2	Cal	11	0	2	5975CACQF.M
04JAN12.D	ICAL010422_3	Cal	12	0	3	5975CACQF.M
04JAN13.D	ICAL010422_4	Cal	13	0	4	5975CACQF.M
04JAN15.D	ICAL010422_5	Cal	15	0	5	5975CACQF.M
04JAN17.D	ICAL010422_6	Cal	17	0	6	5975CACQF.M
04JAN19.D	ICAL010422_7	Cal	19	0	7	5975CACQF.M
04JAN21.D	ICAL010422_8	Cal	21	0	8	5975CACQF.M
04JAN23.D	ICV010422	QC	23	0	QC	5975CACQF.M

Quantitation Results

Compound: Dichlorodifluoromethane

Data File	Sample Type	ISTD	RT	Resp	ISTD Resp	Resp Ratio	Final Conc	Exp. Conc	Accuracy
04JAN09.D	Blank	Fluorobenzene			775552		ND		
04JAN10.D	Calibration	Fluorobenzene	1.241	4353	770895	0.0056	4.3090	2.5000	172.4
04JAN11.D	Calibration	Fluorobenzene	1.244	12087	764419	0.0158	12.0663	12.5000	96.5
04JAN12.D	Calibration	Fluorobenzene	1.244	26627	791270	0.0337	25.6793	25.0000	102.7
04JAN13.D	Calibration	Fluorobenzene	1.241	50457	778120	0.0648	49.4835	50.0000	99.0
04JAN15.D	Calibration	Fluorobenzene	1.241	137933	823488	0.1675	127.8193	125.0000	102.3
04JAN17.D	Calibration	Fluorobenzene	1.241	276334	836278	0.3304	252.1559	250.0000	100.9
04JAN19.D	Calibration	Fluorobenzene	1.241	412544	841876	0.4900	373.9449	375.0000	99.7
04JAN21.D	Calibration	Fluorobenzene	1.241	545484	841364	0.6483	494.7474	500.0000	98.9
04JAN23.D	QC	Fluorobenzene	1.241	116936	801210	0.1459	111.3749	125.0000	

Compound: Chloromethane

Data File	Sample Type	ISTD	RT	Resp	ISTD Resp	Resp Ratio	Final Conc	Exp. Conc	Accuracy
04JAN09.D	Blank	Fluorobenzene	1.333	0	775552	0.0000	ND		
04JAN10.D	Calibration	Fluorobenzene	1.406	7435	770895	0.0096	6.0637	2.5000	242.5
04JAN11.D	Calibration	Fluorobenzene	1.406	16859	764419	0.0221	13.8661	12.5000	110.9
04JAN12.D	Calibration	Fluorobenzene	1.406	33153	791270	0.0419	26.3422	25.0000	105.4
04JAN13.D	Calibration	Fluorobenzene	1.408	61632	778120	0.0792	49.7983	50.0000	99.6
04JAN15.D	Calibration	Fluorobenzene	1.409	160604	823488	0.1950	122.6179	125.0000	98.1
04JAN17.D	Calibration	Fluorobenzene	1.408	319523	836278	0.3821	240.2183	250.0000	96.1
04JAN19.D	Calibration	Fluorobenzene	1.409	471454	841876	0.5600	352.0836	375.0000	93.9
04JAN21.D	Calibration	Fluorobenzene	1.406	642582	841364	0.7637	480.1747	500.0000	96.0

Quantitative Analysis Results Summary Report

Compound: Chloromethane

Data File	Sample Type	ISTD	RT	Resp	ISTD Resp	Resp Ratio	Final Conc	Exp. Conc	Accuracy
04JAN23.D	QC	Fluorobenzene	1.406	138617	801210	0.1730	108.7739	125.0000	

Compound: Vinyl chloride

Data File	Sample Type	ISTD	RT	Resp	ISTD Resp	Resp Ratio	Final Conc	Exp. Conc	Accuracy
04JAN09.D	Blank	Fluorobenzene	1.489	0	775552	0.0000	ND		
04JAN10.D	Calibration	Fluorobenzene	1.495	4274	770895	0.0055	3.8739	2.5000	155.0
04JAN11.D	Calibration	Fluorobenzene	1.498	13724	764419	0.0180	12.5446	12.5000	100.4
04JAN12.D	Calibration	Fluorobenzene	1.495	29046	791270	0.0367	25.6488	25.0000	102.6
04JAN13.D	Calibration	Fluorobenzene	1.495	54521	778120	0.0701	48.9580	50.0000	97.9
04JAN15.D	Calibration	Fluorobenzene	1.495	148358	823488	0.1802	125.8809	125.0000	100.7
04JAN17.D	Calibration	Fluorobenzene	1.498	297604	836278	0.3559	248.6532	250.0000	99.5
04JAN19.D	Calibration	Fluorobenzene	1.498	448643	841876	0.5329	372.3564	375.0000	99.3
04JAN21.D	Calibration	Fluorobenzene	1.495	600092	841364	0.7132	498.3563	500.0000	99.7
04JAN23.D	QC	Fluorobenzene	1.495	137775	801210	0.1720	120.1518	125.0000	

Compound: Bromomethane

Data File	Sample Type	ISTD	RT	Resp	ISTD Resp	Resp Ratio	Final Conc	Exp. Conc	Accuracy
04JAN09.D	Blank	Fluorobenzene			775552		ND		
04JAN10.D	Calibration	Fluorobenzene	1.796	1902	770895	0.0025	3.8547	2.5000	154.2
04JAN11.D	Calibration	Fluorobenzene	1.796	5893	764419	0.0077	12.0464	12.5000	96.4
04JAN12.D	Calibration	Fluorobenzene	1.796	13054	791270	0.0165	25.7793	25.0000	103.1
04JAN13.D	Calibration	Fluorobenzene	1.799	23699	778120	0.0305	47.5921	50.0000	95.2
04JAN15.D	Calibration	Fluorobenzene	1.799	65163	823488	0.0791	123.6504	125.0000	98.9
04JAN17.D	Calibration	Fluorobenzene	1.799	134737	836278	0.1611	251.7606	250.0000	100.7
04JAN19.D	Calibration	Fluorobenzene	1.796	207491	841876	0.2465	385.1259	375.0000	102.7
04JAN21.D	Calibration	Fluorobenzene	1.793	277301	841364	0.3296	515.0141	500.0000	103.0
04JAN23.D	QC	Fluorobenzene	1.796	59947	801210	0.0748	116.9157	125.0000	

Compound: Chloroethane

Data File	Sample Type	ISTD	RT	Resp	ISTD Resp	Resp Ratio	Final Conc	Exp. Conc	Accuracy
04JAN09.D	Blank	Fluorobenzene			775552		ND		
04JAN10.D	Calibration	Fluorobenzene	1.899	2178	770895	0.0028	3.9871	2.5000	159.5
04JAN11.D	Calibration	Fluorobenzene	1.897	8052	764419	0.0105	14.8670	12.5000	118.9
04JAN12.D	Calibration	Fluorobenzene	1.897	14646	791270	0.0185	26.1250	25.0000	104.5
04JAN13.D	Calibration	Fluorobenzene	1.897	25484	778120	0.0328	46.2243	50.0000	92.4
04JAN15.D	Calibration	Fluorobenzene	1.894	71420	823488	0.0867	122.4086	125.0000	97.9
04JAN17.D	Calibration	Fluorobenzene	1.894	137312	836278	0.1642	231.7432	250.0000	92.7
04JAN19.D	Calibration	Fluorobenzene	1.897	217393	841876	0.2582	364.4573	375.0000	97.2
04JAN21.D	Calibration	Fluorobenzene	1.894	287041	841364	0.3412	481.5143	500.0000	96.3
04JAN23.D	QC	Fluorobenzene	1.897	65619	801210	0.0819	115.5932	125.0000	

Quantitative Analysis Results Summary Report

Compound: Trichlorofluoromethane

Data File	Sample Type	ISTD	RT	Resp	ISTD Resp	Resp Ratio	Final Conc	Exp. Conc	Accuracy
04JAN09.D	Blank	Fluorobenzene			775552		ND		
04JAN10.D	Calibration	Fluorobenzene	2.153	5030	770895	0.0065	3.6731	2.5000	146.9
04JAN11.D	Calibration	Fluorobenzene	2.142	15431	764419	0.0202	11.3637	12.5000	90.9
04JAN12.D	Calibration	Fluorobenzene	2.142	37464	791270	0.0473	26.6531	25.0000	106.6
04JAN13.D	Calibration	Fluorobenzene	2.145	68163	778120	0.0876	49.3128	50.0000	98.6
04JAN15.D	Calibration	Fluorobenzene	2.142	188808	823488	0.2293	129.0687	125.0000	103.3
04JAN17.D	Calibration	Fluorobenzene	2.145	384837	836278	0.4602	259.0502	250.0000	103.6
04JAN19.D	Calibration	Fluorobenzene	2.145	555477	841876	0.6598	371.4290	375.0000	99.0
04JAN21.D	Calibration	Fluorobenzene	2.145	731829	841364	0.8698	489.6475	500.0000	97.9
04JAN23.D	QC	Fluorobenzene	2.145	173333	801210	0.2163	121.7847	125.0000	

Compound: 1,1-Dichloroethene

Data File	Sample Type	ISTD	RT	Resp	ISTD Resp	Resp Ratio	Final Conc	Exp. Conc	Accuracy
04JAN09.D	Blank	Fluorobenzene			775552		ND		
04JAN10.D	Calibration	Fluorobenzene	2.700	2084	770895	0.0027	2.6839	2.5000	107.4
04JAN11.D	Calibration	Fluorobenzene	2.700	9169	764419	0.0120	11.9081	12.5000	95.3
04JAN12.D	Calibration	Fluorobenzene	2.700	20631	791270	0.0261	25.8849	25.0000	103.5
04JAN13.D	Calibration	Fluorobenzene	2.702	38253	778120	0.0492	48.8056	50.0000	97.6
04JAN15.D	Calibration	Fluorobenzene	2.697	99438	823488	0.1208	119.8798	125.0000	95.9
04JAN17.D	Calibration	Fluorobenzene	2.702	217406	836278	0.2600	258.0903	250.0000	103.2
04JAN19.D	Calibration	Fluorobenzene	2.700	322557	841876	0.3831	380.3725	375.0000	101.4
04JAN21.D	Calibration	Fluorobenzene	2.700	436507	841364	0.5188	515.0603	500.0000	103.0
04JAN23.D	QC	Fluorobenzene	2.702	108512	801210	0.1354	134.4566	125.0000	

Compound: Methylene chloride

Data File	Sample Type	ISTD	RT	Resp	ISTD Resp	Resp Ratio	Final Conc	Exp. Conc	Accuracy
04JAN09.D	Blank	Fluorobenzene	3.335	1661	775552	0.0021	1.4424		
04JAN10.D	Calibration	Fluorobenzene	3.324	4095	770895	0.0053	3.5774	2.5000	143.1
04JAN11.D	Calibration	Fluorobenzene	3.338	17734	764419	0.0232	15.6236	12.5000	125.0
04JAN12.D	Calibration	Fluorobenzene	3.333	30908	791270	0.0391	26.3058	25.0000	105.2
04JAN13.D	Calibration	Fluorobenzene	3.335	58282	778120	0.0749	50.4421	50.0000	100.9
04JAN15.D	Calibration	Fluorobenzene	3.336	135271	823488	0.1643	110.6249	125.0000	88.5
04JAN17.D	Calibration	Fluorobenzene	3.333	292397	836278	0.3496	235.4657	250.0000	94.2
04JAN19.D	Calibration	Fluorobenzene	3.330	435116	841876	0.5168	348.0666	375.0000	92.8
04JAN21.D	Calibration	Fluorobenzene	3.330	583438	841364	0.6934	466.9993	500.0000	93.4
04JAN23.D	QC	Fluorobenzene	3.330	144585	801210	0.1805	121.5297	125.0000	

Compound: trans-1,2-Dichloroethene

Data File	Sample Type	ISTD	RT	Resp	ISTD Resp	Resp Ratio	Final Conc	Exp. Conc	Accuracy
04JAN09.D	Blank	Fluorobenzene			775552		ND		
04JAN10.D	Calibration	Fluorobenzene	3.723	2146	770895	0.0028	2.7090	2.5000	108.4
04JAN11.D	Calibration	Fluorobenzene	3.720	9821	764419	0.0128	12.5022	12.5000	100.0

Quantitative Analysis Results Summary Report

Compound: trans-1,2-Dichloroethene

Data File	Sample Type	ISTD	RT	Resp	ISTD Resp	Resp Ratio	Final Conc	Exp. Conc	Accuracy
04JAN12.D	Calibration	Fluorobenzene	3.712	20706	791270	0.0262	25.4641	25.0000	101.9
04JAN13.D	Calibration	Fluorobenzene	3.717	39596	778120	0.0509	49.5178	50.0000	99.0
04JAN15.D	Calibration	Fluorobenzene	3.718	100409	823488	0.1219	118.6511	125.0000	94.9
04JAN17.D	Calibration	Fluorobenzene	3.715	218855	836278	0.2617	254.6608	250.0000	101.9
04JAN19.D	Calibration	Fluorobenzene	3.715	325415	841876	0.3865	376.1367	375.0000	100.3
04JAN21.D	Calibration	Fluorobenzene	3.718	440967	841364	0.5241	510.0097	500.0000	102.0
04JAN23.D	QC	Fluorobenzene	3.715	110909	801210	0.1384	134.7028	125.0000	

Compound: Methyl tert-butyl ether (MTBE)

Data File	Sample Type	ISTD	RT	Resp	ISTD Resp	Resp Ratio	Final Conc	Exp. Conc	Accuracy
04JAN09.D	Blank	Fluorobenzene			775552		ND		
04JAN10.D	Calibration	Fluorobenzene	3.759	2717	770895	0.0035	2.6532	2.5000	106.1
04JAN11.D	Calibration	Fluorobenzene	3.762	12515	764419	0.0164	12.3255	12.5000	98.6
04JAN12.D	Calibration	Fluorobenzene	3.754	24218	791270	0.0306	23.0418	25.0000	92.2
04JAN13.D	Calibration	Fluorobenzene	3.757	49126	778120	0.0631	47.5301	50.0000	95.1
04JAN15.D	Calibration	Fluorobenzene	3.754	139068	823488	0.1689	127.1375	125.0000	101.7
04JAN17.D	Calibration	Fluorobenzene	3.751	287653	836278	0.3440	258.9535	250.0000	103.6
04JAN19.D	Calibration	Fluorobenzene	3.751	437439	841876	0.5196	391.1767	375.0000	104.3
04JAN21.D	Calibration	Fluorobenzene	3.754	584294	841364	0.6945	522.8187	500.0000	104.6
04JAN23.D	QC	Fluorobenzene	3.754	143378	801210	0.1790	134.7224	125.0000	

Compound: 1,1-Dichloroethane

Data File	Sample Type	ISTD	RT	Resp	ISTD Resp	Resp Ratio	Final Conc	Exp. Conc	Accuracy
04JAN09.D	Blank	Fluorobenzene			775552		ND		
04JAN10.D	Calibration	Fluorobenzene	4.376	3892	770895	0.0050	2.6393	2.5000	105.6
04JAN11.D	Calibration	Fluorobenzene	4.378	17642	764419	0.0231	12.0652	12.5000	96.5
04JAN12.D	Calibration	Fluorobenzene	4.379	38874	791270	0.0491	25.6835	25.0000	102.7
04JAN13.D	Calibration	Fluorobenzene	4.381	73205	778120	0.0941	49.1828	50.0000	98.4
04JAN15.D	Calibration	Fluorobenzene	4.378	186052	823488	0.2259	118.1125	125.0000	94.5
04JAN17.D	Calibration	Fluorobenzene	4.384	413408	836278	0.4943	258.4325	250.0000	103.4
04JAN19.D	Calibration	Fluorobenzene	4.381	612660	841876	0.7277	380.4437	375.0000	101.5
04JAN21.D	Calibration	Fluorobenzene	4.378	829359	841364	0.9857	515.3207	500.0000	103.1
04JAN23.D	QC	Fluorobenzene	4.376	208131	801210	0.2598	135.8030	125.0000	

Compound: 2,2-Dichloropropane

Data File	Sample Type	ISTD	RT	Resp	ISTD Resp	Resp Ratio	Final Conc	Exp. Conc	Accuracy
04JAN09.D	Blank	Fluorobenzene			775552		ND		
04JAN10.D	Calibration	Fluorobenzene	5.196	2930	770895	0.0038	2.6520	2.5000	106.1
04JAN11.D	Calibration	Fluorobenzene	5.196	13676	764419	0.0179	12.4820	12.5000	99.9
04JAN12.D	Calibration	Fluorobenzene	5.190	29793	791270	0.0377	26.2692	25.0000	105.1
04JAN13.D	Calibration	Fluorobenzene	5.193	56189	778120	0.0722	50.3804	50.0000	100.8
04JAN15.D	Calibration	Fluorobenzene	5.196	139656	823488	0.1696	118.3203	125.0000	94.7

Quantitative Analysis Results Summary Report

Compound: 2,2-Dichloropropane

Data File	Sample Type	ISTD	RT	Resp	ISTD Resp	Resp Ratio	Final Conc	Exp. Conc	Accuracy
04JAN17.D	Calibration	Fluorobenzene	5.190	303307	836278	0.3627	253.0397	250.0000	101.2
04JAN19.D	Calibration	Fluorobenzene	5.190	446282	841876	0.5301	369.8436	375.0000	98.6
04JAN21.D	Calibration	Fluorobenzene	5.190	601823	841364	0.7153	499.0473	500.0000	99.8
04JAN23.D	QC	Fluorobenzene	5.190	150902	801210	0.1883	131.4031	125.0000	

Compound: cis-1,2-Dichloroethene

Data File	Sample Type	ISTD	RT	Resp	ISTD Resp	Resp Ratio	Final Conc	Exp. Conc	Accuracy
04JAN09.D	Blank	Fluorobenzene			775552		ND		
04JAN10.D	Calibration	Fluorobenzene	5.212	2376	770895	0.0031	2.9581	2.5000	118.3
04JAN11.D	Calibration	Fluorobenzene	5.221	10008	764419	0.0131	12.5659	12.5000	100.5
04JAN12.D	Calibration	Fluorobenzene	5.212	20252	791270	0.0256	24.5653	25.0000	98.3
04JAN13.D	Calibration	Fluorobenzene	5.209	39251	778120	0.0504	48.4154	50.0000	96.8
04JAN15.D	Calibration	Fluorobenzene	5.215	100057	823488	0.1215	116.6190	125.0000	93.3
04JAN17.D	Calibration	Fluorobenzene	5.215	228170	836278	0.2728	261.8706	250.0000	104.7
04JAN19.D	Calibration	Fluorobenzene	5.212	339211	841876	0.4029	386.7236	375.0000	103.1
04JAN21.D	Calibration	Fluorobenzene	5.212	452377	841364	0.5377	516.0544	500.0000	103.2
04JAN23.D	QC	Fluorobenzene	5.209	108623	801210	0.1356	130.1231	125.0000	

Compound: Methyl ethyl ketone

Data File	Sample Type	ISTD	RT	Resp	ISTD Resp	Resp Ratio	Final Conc	Exp. Conc	Accuracy
04JAN09.D	Blank	Fluorobenzene			775552		ND		
04JAN10.D	Calibration	Fluorobenzene	5.302	3035	770895	0.0039	27.8967	25.0000	111.6
04JAN11.D	Calibration	Fluorobenzene	5.288	13167	764419	0.0172	122.0520	125.0000	97.6
04JAN12.D	Calibration	Fluorobenzene	5.282	26248	791270	0.0332	235.0504	250.0000	94.0
04JAN13.D	Calibration	Fluorobenzene	5.285	52648	778120	0.0677	479.4296	500.0000	95.9
04JAN15.D	Calibration	Fluorobenzene	5.282	134730	823488	0.1636	1159.3019	1250.0000	92.7
04JAN17.D	Calibration	Fluorobenzene	5.279	317271	836278	0.3794	2688.2474	2500.0000	107.5
04JAN19.D	Calibration	Fluorobenzene	5.279	470653	841876	0.5591	3961.3410	3750.0000	105.6
04JAN21.D	Calibration	Fluorobenzene	5.279	632539	841364	0.7518	5327.1253	5000.0000	106.5
04JAN23.D	QC	Fluorobenzene	5.282	135511	801210	0.1691	1198.4439	1250.0000	

Compound: Bromochloromethane

Data File	Sample Type	ISTD	RT	Resp	ISTD Resp	Resp Ratio	Final Conc	Exp. Conc	Accuracy
04JAN09.D	Blank	Fluorobenzene			775552		ND		
04JAN10.D	Calibration	Fluorobenzene	5.522	807	770895	0.0010	2.4260	2.5000	97.0
04JAN11.D	Calibration	Fluorobenzene	5.516	4275	764419	0.0056	12.9568	12.5000	103.7
04JAN12.D	Calibration	Fluorobenzene	5.522	8688	791270	0.0110	25.4383	25.0000	101.8
04JAN13.D	Calibration	Fluorobenzene	5.516	17338	778120	0.0223	51.6233	50.0000	103.2
04JAN15.D	Calibration	Fluorobenzene	5.519	41966	823488	0.0510	118.0683	125.0000	94.5
04JAN17.D	Calibration	Fluorobenzene	5.519	89178	836278	0.1066	247.0586	250.0000	98.8
04JAN19.D	Calibration	Fluorobenzene	5.516	135103	841876	0.1605	371.8004	375.0000	99.1
04JAN21.D	Calibration	Fluorobenzene	5.519	179618	841364	0.2135	494.6054	500.0000	98.9

Quantitative Analysis Results Summary Report

Compound: Bromochloromethane

Data File	Sample Type	ISTD	RT	Resp	ISTD Resp	Resp Ratio	Final Conc	Exp. Conc	Accuracy
04JAN23.D	QC	Fluorobenzene	5.513	42744	801210	0.0533	123.6009	125.0000	

Compound: Chloroform

Data File	Sample Type	ISTD	RT	Resp	ISTD Resp	Resp Ratio	Final Conc	Exp. Conc	Accuracy
04JAN09.D	Blank	Fluorobenzene			775552		ND		
04JAN10.D	Calibration	Fluorobenzene	5.659	4248	770895	0.0055	2.8946	2.5000	115.8
04JAN11.D	Calibration	Fluorobenzene	5.656	19015	764419	0.0249	13.0668	12.5000	104.5
04JAN12.D	Calibration	Fluorobenzene	5.653	36413	791270	0.0460	24.1734	25.0000	96.7
04JAN13.D	Calibration	Fluorobenzene	5.650	71403	778120	0.0918	48.2031	50.0000	96.4
04JAN15.D	Calibration	Fluorobenzene	5.653	179640	823488	0.2181	114.5912	125.0000	91.7
04JAN17.D	Calibration	Fluorobenzene	5.653	394946	836278	0.4723	248.0804	250.0000	99.2
04JAN19.D	Calibration	Fluorobenzene	5.650	588080	841876	0.6985	366.9389	375.0000	97.9
04JAN21.D	Calibration	Fluorobenzene	5.653	783422	841364	0.9311	489.1221	500.0000	97.8
04JAN23.D	QC	Fluorobenzene	5.647	183676	801210	0.2292	120.4236	125.0000	

Compound: 1,1,1-Trichloroethane

Data File	Sample Type	ISTD	RT	Resp	ISTD Resp	Resp Ratio	Final Conc	Exp. Conc	Accuracy
04JAN09.D	Blank	Fluorobenzene			775552		ND		
04JAN10.D	Calibration	Fluorobenzene	5.831	3510	770895	0.0046	2.5521	2.5000	102.1
04JAN11.D	Calibration	Fluorobenzene	5.837	16623	764419	0.0217	12.1891	12.5000	97.5
04JAN12.D	Calibration	Fluorobenzene	5.826	35547	791270	0.0449	25.1809	25.0000	100.7
04JAN13.D	Calibration	Fluorobenzene	5.834	67007	778120	0.0861	48.2688	50.0000	96.5
04JAN15.D	Calibration	Fluorobenzene	5.834	174206	823488	0.2115	118.5764	125.0000	94.9
04JAN17.D	Calibration	Fluorobenzene	5.831	386005	836278	0.4616	258.7228	250.0000	103.5
04JAN19.D	Calibration	Fluorobenzene	5.831	580748	841876	0.6898	386.6625	375.0000	103.1
04JAN21.D	Calibration	Fluorobenzene	5.834	778785	841364	0.9256	518.8312	500.0000	103.8
04JAN23.D	QC	Fluorobenzene	5.831	183324	801210	0.2288	128.2524	125.0000	

Compound: Dibromofluoromethane

Data File	Sample Type	ISTD	RT	Resp	ISTD Resp	Resp Ratio	Final Conc	Exp. Conc	Accuracy
04JAN09.D	Blank	Fluorobenzene	5.848	203459	775552	0.2623	278.4635		
04JAN10.D	Calibration	Fluorobenzene	5.851	2508	770895	0.0033	3.4533	2.5000	138.1
04JAN11.D	Calibration	Fluorobenzene	5.845	9074	764419	0.0119	12.6000	12.5000	100.8
04JAN12.D	Calibration	Fluorobenzene	5.845	19100	791270	0.0241	25.6219	25.0000	102.5
04JAN13.D	Calibration	Fluorobenzene	5.848	35309	778120	0.0454	48.1661	50.0000	96.3
04JAN15.D	Calibration	Fluorobenzene	5.845	89307	823488	0.1084	115.1146	125.0000	92.1
04JAN17.D	Calibration	Fluorobenzene	5.845	204073	836278	0.2440	259.0223	250.0000	103.6
04JAN19.D	Calibration	Fluorobenzene	5.848	305158	841876	0.3625	384.7503	375.0000	102.6
04JAN21.D	Calibration	Fluorobenzene	5.845	404568	841364	0.4808	510.3991	500.0000	102.1
04JAN23.D	QC	Fluorobenzene	5.848	204707	801210	0.2555	271.1994	250.0000	

Quantitative Analysis Results Summary Report

Compound: Carbon tetrachloride

Data File	Sample Type	ISTD	RT	Resp	ISTD Resp	Resp Ratio	Final Conc	Exp. Conc	Accuracy
04JAN09.D	Blank	Fluorobenzene			775552		ND		
04JAN10.D	Calibration	Fluorobenzene	6.029	4342	770895	0.0056	3.2043	2.5000	128.2
04JAN11.D	Calibration	Fluorobenzene	6.021	16466	764419	0.0215	12.2545	12.5000	98.0
04JAN12.D	Calibration	Fluorobenzene	6.024	34462	791270	0.0436	24.7773	25.0000	99.1
04JAN13.D	Calibration	Fluorobenzene	6.026	65313	778120	0.0839	47.7520	50.0000	95.5
04JAN15.D	Calibration	Fluorobenzene	6.024	172928	823488	0.2100	119.4667	125.0000	95.6
04JAN17.D	Calibration	Fluorobenzene	6.026	383485	836278	0.4586	260.8774	250.0000	104.4
04JAN19.D	Calibration	Fluorobenzene	6.024	572545	841876	0.6801	386.9014	375.0000	103.2
04JAN21.D	Calibration	Fluorobenzene	6.024	770907	841364	0.9163	521.2630	500.0000	104.3
04JAN23.D	QC	Fluorobenzene	6.027	181384	801210	0.2264	128.7928	125.0000	

Compound: 1,1-Dichloropropene

Data File	Sample Type	ISTD	RT	Resp	ISTD Resp	Resp Ratio	Final Conc	Exp. Conc	Accuracy
04JAN09.D	Blank	Fluorobenzene			775552		ND		
04JAN10.D	Calibration	Fluorobenzene	6.041	2830	770895	0.0037	2.4201	2.5000	96.8
04JAN11.D	Calibration	Fluorobenzene	6.038	13149	764419	0.0172	11.3397	12.5000	90.7
04JAN12.D	Calibration	Fluorobenzene	6.038	29241	791270	0.0370	24.3617	25.0000	97.4
04JAN13.D	Calibration	Fluorobenzene	6.035	56376	778120	0.0725	47.7627	50.0000	95.5
04JAN15.D	Calibration	Fluorobenzene	6.038	149649	823488	0.1817	119.8002	125.0000	95.8
04JAN17.D	Calibration	Fluorobenzene	6.038	335741	836278	0.4015	264.6638	250.0000	105.9
04JAN19.D	Calibration	Fluorobenzene	6.040	507157	841876	0.6024	397.1322	375.0000	105.9
04JAN21.D	Calibration	Fluorobenzene	6.038	693669	841364	0.8245	543.5121	500.0000	108.7
04JAN23.D	QC	Fluorobenzene	6.038	150930	801210	0.1884	124.1853	125.0000	

Compound: 1,2-Dichloroethane-d4

Data File	Sample Type	ISTD	RT	Resp	ISTD Resp	Resp Ratio	Final Conc	Exp. Conc	Accuracy
04JAN09.D	Blank	Fluorobenzene	6.233	88174	775552	0.1137	279.3964		
04JAN10.D	Calibration	Fluorobenzene	6.233	923	770895	0.0012	2.9438	2.5000	117.8
04JAN11.D	Calibration	Fluorobenzene	6.227	3938	764419	0.0052	12.6600	12.5000	101.3
04JAN12.D	Calibration	Fluorobenzene	6.236	8284	791270	0.0105	25.7280	25.0000	102.9
04JAN13.D	Calibration	Fluorobenzene	6.233	15238	778120	0.0196	48.1252	50.0000	96.3
04JAN15.D	Calibration	Fluorobenzene	6.233	39086	823488	0.0475	116.6420	125.0000	93.3
04JAN17.D	Calibration	Fluorobenzene	6.236	87876	836278	0.1051	258.2324	250.0000	103.3
04JAN19.D	Calibration	Fluorobenzene	6.233	129608	841876	0.1540	378.3335	375.0000	100.9
04JAN21.D	Calibration	Fluorobenzene	6.233	174713	841364	0.2077	510.3080	500.0000	102.1
04JAN23.D	QC	Fluorobenzene	6.230	91382	801210	0.1141	280.2886	250.0000	

Compound: Benzene

Data File	Sample Type	ISTD	RT	Resp	ISTD Resp	Resp Ratio	Final Conc	Exp. Conc	Accuracy
04JAN09.D	Blank	Fluorobenzene	6.266	381	775552	0.0005	0.1233		
04JAN10.D	Calibration	Fluorobenzene	6.278	8408	770895	0.0109	2.7393	2.5000	109.6
04JAN11.D	Calibration	Fluorobenzene	6.278	37071	764419	0.0485	12.1801	12.5000	97.4

Quantitative Analysis Results Summary Report

Compound: Benzene

Data File	Sample Type	ISTD	RT	Resp	ISTD Resp	Resp Ratio	Final Conc	Exp. Conc	Accuracy
04JAN12.D	Calibration	Fluorobenzene	6.278	74956	791270	0.0947	23.7919	25.0000	95.2
04JAN13.D	Calibration	Fluorobenzene	6.277	148727	778120	0.1911	48.0054	50.0000	96.0
04JAN15.D	Calibration	Fluorobenzene	6.278	383469	823488	0.4657	116.9553	125.0000	93.6
04JAN17.D	Calibration	Fluorobenzene	6.280	857534	836278	1.0254	257.5416	250.0000	103.0
04JAN19.D	Calibration	Fluorobenzene	6.278	1293370	841876	1.5363	385.8526	375.0000	102.9
04JAN21.D	Calibration	Fluorobenzene	6.280	1714050	841364	2.0372	511.6658	500.0000	102.3
04JAN23.D	QC	Fluorobenzene	6.280	418900	801210	0.5228	131.3139	125.0000	

Compound: 1,2-Dichloroethane

Data File	Sample Type	ISTD	RT	Resp	ISTD Resp	Resp Ratio	Final Conc	Exp. Conc	Accuracy
04JAN09.D	Blank	Fluorobenzene			775552		ND		
04JAN10.D	Calibration	Fluorobenzene	6.322	2415	770895	0.0031	2.9090	2.5000	116.4
04JAN11.D	Calibration	Fluorobenzene	6.322	10202	764419	0.0133	12.3906	12.5000	99.1
04JAN12.D	Calibration	Fluorobenzene	6.322	19996	791270	0.0253	23.4616	25.0000	93.8
04JAN13.D	Calibration	Fluorobenzene	6.325	41058	778120	0.0528	48.9880	50.0000	98.0
04JAN15.D	Calibration	Fluorobenzene	6.322	104855	823488	0.1273	118.2143	125.0000	94.6
04JAN17.D	Calibration	Fluorobenzene	6.322	226964	836278	0.2714	251.9675	250.0000	100.8
04JAN19.D	Calibration	Fluorobenzene	6.322	332775	841876	0.3953	366.9787	375.0000	97.9
04JAN21.D	Calibration	Fluorobenzene	6.322	450739	841364	0.5357	497.3699	500.0000	99.5
04JAN23.D	QC	Fluorobenzene	6.325	104249	801210	0.1301	120.7991	125.0000	

Compound: Trichloroethene

Data File	Sample Type	ISTD	RT	Resp	ISTD Resp	Resp Ratio	Final Conc	Exp. Conc	Accuracy
04JAN09.D	Blank	Chlorobenzene-d5			301196		ND		
04JAN10.D	Calibration	Chlorobenzene-d5	7.033	2372	296081	0.0080	2.6564	2.5000	106.3
04JAN11.D	Calibration	Chlorobenzene-d5	7.025	10442	296554	0.0352	11.6753	12.5000	93.4
04JAN12.D	Calibration	Chlorobenzene-d5	7.028	21946	301338	0.0728	24.1484	25.0000	96.6
04JAN13.D	Calibration	Chlorobenzene-d5	7.030	42682	300356	0.1421	47.1189	50.0000	94.2
04JAN15.D	Calibration	Chlorobenzene-d5	7.030	114123	306491	0.3724	123.4646	125.0000	98.8
04JAN17.D	Calibration	Chlorobenzene-d5	7.030	250285	316399	0.7910	262.2931	250.0000	104.9
04JAN19.D	Calibration	Chlorobenzene-d5	7.028	374370	314668	1.1897	394.4896	375.0000	105.2
04JAN21.D	Calibration	Chlorobenzene-d5	7.028	505400	313585	1.6117	534.4007	500.0000	106.9
04JAN23.D	QC	Chlorobenzene-d5	7.025	121734	307868	0.3954	131.1096	125.0000	

Compound: 1,2-Dichloropropane

Data File	Sample Type	ISTD	RT	Resp	ISTD Resp	Resp Ratio	Final Conc	Exp. Conc	Accuracy
04JAN09.D	Blank	Chlorobenzene-d5			301196		ND		
04JAN10.D	Calibration	Chlorobenzene-d5	7.273	2148	296081	0.0073	2.7347	2.5000	109.4
04JAN11.D	Calibration	Chlorobenzene-d5	7.270	9488	296554	0.0320	12.0602	12.5000	96.5
04JAN12.D	Calibration	Chlorobenzene-d5	7.270	20077	301338	0.0666	25.1147	25.0000	100.5
04JAN13.D	Calibration	Chlorobenzene-d5	7.273	37870	300356	0.1261	47.5273	50.0000	95.1
04JAN15.D	Calibration	Chlorobenzene-d5	7.270	99187	306491	0.3236	121.9890	125.0000	97.6

Quantitative Analysis Results Summary Report

Compound: 1,2-Dichloropropane

Data File	Sample Type	ISTD	RT	Resp	ISTD Resp	Resp Ratio	Final Conc	Exp. Conc	Accuracy
04JAN17.D	Calibration	Chlorobenzene-d5	7.270	213800	316399	0.6757	254.7161	250.0000	101.9
04JAN19.D	Calibration	Chlorobenzene-d5	7.270	324602	314668	1.0316	388.8502	375.0000	103.7
04JAN21.D	Calibration	Chlorobenzene-d5	7.270	436057	313585	1.3906	524.1695	500.0000	104.8
04JAN23.D	QC	Chlorobenzene-d5	7.270	102633	307868	0.3334	125.6626	125.0000	

Compound: Dibromomethane

Data File	Sample Type	ISTD	RT	Resp	ISTD Resp	Resp Ratio	Final Conc	Exp. Conc	Accuracy
04JAN09.D	Blank	Chlorobenzene-d5			301196		ND		
04JAN10.D	Calibration	Chlorobenzene-d5	7.396	902	296081	0.0030	2.7162	2.5000	108.6
04JAN11.D	Calibration	Chlorobenzene-d5	7.399	4675	296554	0.0158	14.0619	12.5000	112.5
04JAN12.D	Calibration	Chlorobenzene-d5	7.393	8055	301338	0.0267	23.8439	25.0000	95.4
04JAN13.D	Calibration	Chlorobenzene-d5	7.396	15989	300356	0.0532	47.4844	50.0000	95.0
04JAN15.D	Calibration	Chlorobenzene-d5	7.399	40628	306491	0.1326	118.2425	125.0000	94.6
04JAN17.D	Calibration	Chlorobenzene-d5	7.396	89483	316399	0.2828	252.2734	250.0000	100.9
04JAN19.D	Calibration	Chlorobenzene-d5	7.396	134282	314668	0.4267	380.6547	375.0000	101.5
04JAN21.D	Calibration	Chlorobenzene-d5	7.396	176038	313585	0.5614	500.7456	500.0000	100.1
04JAN23.D	QC	Chlorobenzene-d5	7.393	43248	307868	0.1405	125.3047	125.0000	

Compound: Bromodichloromethane

Data File	Sample Type	ISTD	RT	Resp	ISTD Resp	Resp Ratio	Final Conc	Exp. Conc	Accuracy
04JAN09.D	Blank	Chlorobenzene-d5			301196		ND		
04JAN10.D	Calibration	Chlorobenzene-d5	7.597	2536	296081	0.0086	2.7684	2.5000	110.7
04JAN11.D	Calibration	Chlorobenzene-d5	7.585	11562	296554	0.0390	12.6014	12.5000	100.8
04JAN12.D	Calibration	Chlorobenzene-d5	7.583	22743	301338	0.0755	24.3940	25.0000	97.6
04JAN13.D	Calibration	Chlorobenzene-d5	7.585	43900	300356	0.1462	47.2409	50.0000	94.5
04JAN15.D	Calibration	Chlorobenzene-d5	7.585	115664	306491	0.3774	121.9749	125.0000	97.6
04JAN17.D	Calibration	Chlorobenzene-d5	7.582	251805	316399	0.7958	257.2286	250.0000	102.9
04JAN19.D	Calibration	Chlorobenzene-d5	7.585	375983	314668	1.1949	386.1940	375.0000	103.0
04JAN21.D	Calibration	Chlorobenzene-d5	7.585	502929	313585	1.6038	518.3718	500.0000	103.7
04JAN23.D	QC	Chlorobenzene-d5	7.585	122757	307868	0.3987	128.8759	125.0000	

Compound: cis-1,3-Dichloropropene

Data File	Sample Type	ISTD	RT	Resp	ISTD Resp	Resp Ratio	Final Conc	Exp. Conc	Accuracy
04JAN09.D	Blank	Chlorobenzene-d5			301196		ND		
04JAN10.D	Calibration	Chlorobenzene-d5	8.054	2583	296081	0.0087	2.4939	2.5000	99.8
04JAN11.D	Calibration	Chlorobenzene-d5	8.062	12525	296554	0.0422	12.0738	12.5000	96.6
04JAN12.D	Calibration	Chlorobenzene-d5	8.057	24511	301338	0.0813	23.2528	25.0000	93.0
04JAN13.D	Calibration	Chlorobenzene-d5	8.057	48886	300356	0.1628	46.5283	50.0000	93.1
04JAN15.D	Calibration	Chlorobenzene-d5	8.059	129419	306491	0.4223	120.7116	125.0000	96.6
04JAN17.D	Calibration	Chlorobenzene-d5	8.057	293617	316399	0.9280	265.2863	250.0000	106.1
04JAN19.D	Calibration	Chlorobenzene-d5	8.057	441168	314668	1.4020	400.7930	375.0000	106.9
04JAN21.D	Calibration	Chlorobenzene-d5	8.059	591147	313585	1.8851	538.9008	500.0000	107.8

Quantitative Analysis Results Summary Report

Compound: cis-1,3-Dichloropropene

Data File	Sample Type	ISTD	RT	Resp	ISTD Resp	Resp Ratio	Final Conc	Exp. Conc	Accuracy
04JAN23.D	QC	Chlorobenzene-d5	8.054	130910	307868	0.4252	121.5561	125.0000	

Compound: Toluene-d8

Data File	Sample Type	ISTD	RT	Resp	ISTD Resp	Resp Ratio	Final Conc	Exp. Conc	Accuracy
04JAN09.D	Blank	Chlorobenzene-d5	8.319	770154	301196	2.5570	265.3436		
04JAN10.D	Calibration	Chlorobenzene-d5	8.322	7777	296081	0.0263	2.7257	2.5000	109.0
04JAN11.D	Calibration	Chlorobenzene-d5	8.322	32318	296554	0.1090	11.3089	12.5000	90.5
04JAN12.D	Calibration	Chlorobenzene-d5	8.319	67673	301338	0.2246	23.3046	25.0000	93.2
04JAN13.D	Calibration	Chlorobenzene-d5	8.319	136453	300356	0.4543	47.1441	50.0000	94.3
04JAN15.D	Calibration	Chlorobenzene-d5	8.319	358186	306491	1.1687	121.2749	125.0000	97.0
04JAN17.D	Calibration	Chlorobenzene-d5	8.319	823306	316399	2.6021	270.0265	250.0000	108.0
04JAN19.D	Calibration	Chlorobenzene-d5	8.322	1229775	314668	3.9082	405.5583	375.0000	108.1
04JAN21.D	Calibration	Chlorobenzene-d5	8.319	1644540	313585	5.2443	544.2136	500.0000	108.8
04JAN23.D	QC	Chlorobenzene-d5	8.322	821531	307868	2.6685	276.9106	250.0000	

Compound: Toluene

Data File	Sample Type	ISTD	RT	Resp	ISTD Resp	Resp Ratio	Final Conc	Exp. Conc	Accuracy
04JAN09.D	Blank	Chlorobenzene-d5			301196		ND		
04JAN10.D	Calibration	Chlorobenzene-d5	8.380	5039	296081	0.0170	2.6145	2.5000	104.6
04JAN11.D	Calibration	Chlorobenzene-d5	8.388	21794	296554	0.0735	11.2899	12.5000	90.3
04JAN12.D	Calibration	Chlorobenzene-d5	8.389	46355	301338	0.1538	23.6319	25.0000	94.5
04JAN13.D	Calibration	Chlorobenzene-d5	8.388	91915	300356	0.3060	47.0116	50.0000	94.0
04JAN15.D	Calibration	Chlorobenzene-d5	8.389	244712	306491	0.7984	122.6571	125.0000	98.1
04JAN17.D	Calibration	Chlorobenzene-d5	8.386	541945	316399	1.7129	263.1330	250.0000	105.3
04JAN19.D	Calibration	Chlorobenzene-d5	8.388	813204	314668	2.5843	397.0106	375.0000	105.9
04JAN21.D	Calibration	Chlorobenzene-d5	8.389	1095161	313585	3.4924	536.5101	500.0000	107.3
04JAN23.D	QC	Chlorobenzene-d5	8.386	264584	307868	0.8594	132.0244	125.0000	

Compound: trans-1,3-Dichloropropene

Data File	Sample Type	ISTD	RT	Resp	ISTD Resp	Resp Ratio	Final Conc	Exp. Conc	Accuracy
04JAN09.D	Blank	Chlorobenzene-d5			301196		ND		
04JAN10.D	Calibration	Chlorobenzene-d5	8.634	1470	296081	0.0050	1.9942	2.5000	79.8
04JAN11.D	Calibration	Chlorobenzene-d5	8.645	8683	296554	0.0293	11.7589	12.5000	94.1
04JAN12.D	Calibration	Chlorobenzene-d5	8.634	17850	301338	0.0592	23.7894	25.0000	95.2
04JAN13.D	Calibration	Chlorobenzene-d5	8.639	35179	300356	0.1171	47.0378	50.0000	94.1
04JAN15.D	Calibration	Chlorobenzene-d5	8.637	92719	306491	0.3025	121.4929	125.0000	97.2
04JAN17.D	Calibration	Chlorobenzene-d5	8.639	207833	316399	0.6569	263.8027	250.0000	105.5
04JAN19.D	Calibration	Chlorobenzene-d5	8.639	315063	314668	1.0013	402.1098	375.0000	107.2
04JAN21.D	Calibration	Chlorobenzene-d5	8.637	416771	313585	1.3291	533.7551	500.0000	106.8
04JAN23.D	QC	Chlorobenzene-d5	8.637	98907	307868	0.3213	129.0216	125.0000	

Quantitative Analysis Results Summary Report

Compound: 1,1,2-Trichloroethane

Data File	Sample Type	ISTD	RT	Resp	ISTD Resp	Resp Ratio	Final Conc	Exp. Conc	Accuracy
04JAN09.D	Blank	Chlorobenzene-d5			301196		ND		
04JAN10.D	Calibration	Chlorobenzene-d5	8.810	960	296081	0.0032	2.5012	2.5000	100.0
04JAN11.D	Calibration	Chlorobenzene-d5	8.824	5090	296554	0.0172	13.2340	12.5000	105.9
04JAN12.D	Calibration	Chlorobenzene-d5	8.815	10099	301338	0.0335	25.8400	25.0000	103.4
04JAN13.D	Calibration	Chlorobenzene-d5	8.815	18884	300356	0.0629	48.4759	50.0000	97.0
04JAN15.D	Calibration	Chlorobenzene-d5	8.818	46673	306491	0.1523	117.4130	125.0000	93.9
04JAN17.D	Calibration	Chlorobenzene-d5	8.815	101888	316399	0.3220	248.2882	250.0000	99.3
04JAN19.D	Calibration	Chlorobenzene-d5	8.818	152331	314668	0.4841	373.2534	375.0000	99.5
04JAN21.D	Calibration	Chlorobenzene-d5	8.815	205463	313585	0.6552	505.1803	500.0000	101.0
04JAN23.D	QC	Chlorobenzene-d5	8.815	49128	307868	0.1596	123.0361	125.0000	

Compound: Tetrachloroethene

Data File	Sample Type	ISTD	RT	Resp	ISTD Resp	Resp Ratio	Final Conc	Exp. Conc	Accuracy
04JAN09.D	Blank	Chlorobenzene-d5			301196		ND		
04JAN10.D	Calibration	Chlorobenzene-d5	8.932	2105	296081	0.0071	2.6772	2.5000	107.1
04JAN11.D	Calibration	Chlorobenzene-d5	8.935	9238	296554	0.0312	11.7302	12.5000	93.8
04JAN12.D	Calibration	Chlorobenzene-d5	8.935	20322	301338	0.0674	25.3948	25.0000	101.6
04JAN13.D	Calibration	Chlorobenzene-d5	8.935	36925	300356	0.1229	46.2932	50.0000	92.6
04JAN15.D	Calibration	Chlorobenzene-d5	8.935	97590	306491	0.3184	119.9003	125.0000	95.9
04JAN17.D	Calibration	Chlorobenzene-d5	8.938	218245	316399	0.6898	259.7419	250.0000	103.9
04JAN19.D	Calibration	Chlorobenzene-d5	8.938	319950	314668	1.0168	382.8796	375.0000	102.1
04JAN21.D	Calibration	Chlorobenzene-d5	8.938	428812	313585	1.3675	514.9255	500.0000	103.0
04JAN23.D	QC	Chlorobenzene-d5	8.935	103027	307868	0.3346	126.0141	125.0000	

Compound: 1,3-Dichloropropane

Data File	Sample Type	ISTD	RT	Resp	ISTD Resp	Resp Ratio	Final Conc	Exp. Conc	Accuracy
04JAN09.D	Blank	Chlorobenzene-d5			301196		ND		
04JAN10.D	Calibration	Chlorobenzene-d5	8.977	2257	296081	0.0076	2.9881	2.5000	119.5
04JAN11.D	Calibration	Chlorobenzene-d5	8.985	8967	296554	0.0302	11.8526	12.5000	94.8
04JAN12.D	Calibration	Chlorobenzene-d5	8.983	18745	301338	0.0622	24.3839	25.0000	97.5
04JAN13.D	Calibration	Chlorobenzene-d5	8.980	37457	300356	0.1247	48.8841	50.0000	97.8
04JAN15.D	Calibration	Chlorobenzene-d5	8.980	96183	306491	0.3138	123.0132	125.0000	98.4
04JAN17.D	Calibration	Chlorobenzene-d5	8.980	212669	316399	0.6722	263.4754	250.0000	105.4
04JAN19.D	Calibration	Chlorobenzene-d5	8.980	312547	314668	0.9933	389.3442	375.0000	103.8
04JAN21.D	Calibration	Chlorobenzene-d5	8.980	408993	313585	1.3042	511.2479	500.0000	102.2
04JAN23.D	QC	Chlorobenzene-d5	8.980	95697	307868	0.3108	121.8442	125.0000	

Compound: Chlorodibromomethane

Data File	Sample Type	ISTD	RT	Resp	ISTD Resp	Resp Ratio	Final Conc	Exp. Conc	Accuracy
04JAN09.D	Blank	Chlorobenzene-d5			301196		ND		
04JAN10.D	Calibration	Chlorobenzene-d5	9.203	1468	296081	0.0050	2.4461	2.5000	97.8
04JAN11.D	Calibration	Chlorobenzene-d5	9.206	7718	296554	0.0260	12.8393	12.5000	102.7

Quantitative Analysis Results Summary Report

Compound: Chlorodibromomethane

Data File	Sample Type	ISTD	RT	Resp	ISTD Resp	Resp Ratio	Final Conc	Exp. Conc	Accuracy
04JAN12.D	Calibration	Chlorobenzene-d5	9.197	14873	301338	0.0494	24.3492	25.0000	97.4
04JAN13.D	Calibration	Chlorobenzene-d5	9.203	28153	300356	0.0937	46.2411	50.0000	92.5
04JAN15.D	Calibration	Chlorobenzene-d5	9.206	75015	306491	0.2448	120.7454	125.0000	96.6
04JAN17.D	Calibration	Chlorobenzene-d5	9.203	165695	316399	0.5237	258.3535	250.0000	103.3
04JAN19.D	Calibration	Chlorobenzene-d5	9.203	247279	314668	0.7858	387.6812	375.0000	103.4
04JAN21.D	Calibration	Chlorobenzene-d5	9.203	330813	313585	1.0549	520.4361	500.0000	104.1
04JAN23.D	QC	Chlorobenzene-d5	9.203	78076	307868	0.2536	125.1103	125.0000	

Compound: 1,2-Dibromoethane

Data File	Sample Type	ISTD	RT	Resp	ISTD Resp	Resp Ratio	Final Conc	Exp. Conc	Accuracy
04JAN09.D	Blank	Chlorobenzene-d5			301196		ND		
04JAN10.D	Calibration	Chlorobenzene-d5	9.300	1299	296081	0.0044	3.0943	2.5000	123.8
04JAN11.D	Calibration	Chlorobenzene-d5	9.300	5410	296554	0.0182	12.8640	12.5000	102.9
04JAN12.D	Calibration	Chlorobenzene-d5	9.309	10410	301338	0.0345	24.3601	25.0000	97.4
04JAN13.D	Calibration	Chlorobenzene-d5	9.303	21037	300356	0.0700	49.3889	50.0000	98.8
04JAN15.D	Calibration	Chlorobenzene-d5	9.306	51827	306491	0.1691	119.2394	125.0000	95.4
04JAN17.D	Calibration	Chlorobenzene-d5	9.306	115714	316399	0.3657	257.8887	250.0000	103.2
04JAN19.D	Calibration	Chlorobenzene-d5	9.306	168577	314668	0.5357	377.7698	375.0000	100.7
04JAN21.D	Calibration	Chlorobenzene-d5	9.303	225877	313585	0.7203	507.9234	500.0000	101.6
04JAN23.D	QC	Chlorobenzene-d5	9.306	54259	307868	0.1762	124.2764	125.0000	

Compound: Chlorobenzene

Data File	Sample Type	ISTD	RT	Resp	ISTD Resp	Resp Ratio	Final Conc	Exp. Conc	Accuracy
04JAN09.D	Blank	Chlorobenzene-d5			301196		ND		
04JAN10.D	Calibration	Chlorobenzene-d5	9.805	5771	296081	0.0195	2.7350	2.5000	109.4
04JAN11.D	Calibration	Chlorobenzene-d5	9.802	26461	296554	0.0892	12.5204	12.5000	100.2
04JAN12.D	Calibration	Chlorobenzene-d5	9.802	53047	301338	0.1760	24.7015	25.0000	98.8
04JAN13.D	Calibration	Chlorobenzene-d5	9.802	101452	300356	0.3378	47.3959	50.0000	94.8
04JAN15.D	Calibration	Chlorobenzene-d5	9.802	263617	306491	0.8601	120.6903	125.0000	96.6
04JAN17.D	Calibration	Chlorobenzene-d5	9.802	582326	316399	1.8405	258.2544	250.0000	103.3
04JAN19.D	Calibration	Chlorobenzene-d5	9.802	867732	314668	2.7576	386.9455	375.0000	103.2
04JAN21.D	Calibration	Chlorobenzene-d5	9.802	1153147	313585	3.6773	515.9957	500.0000	103.2
04JAN23.D	QC	Chlorobenzene-d5	9.802	288815	307868	0.9381	131.6352	125.0000	

Compound: 1,1,1,2-Tetrachloroethane

Data File	Sample Type	ISTD	RT	Resp	ISTD Resp	Resp Ratio	Final Conc	Exp. Conc	Accuracy
04JAN09.D	Blank	Chlorobenzene-d5			301196		ND		
04JAN10.D	Calibration	Chlorobenzene-d5	9.889	1893	296081	0.0064	2.5659	2.5000	102.6
04JAN11.D	Calibration	Chlorobenzene-d5	9.889	9473	296554	0.0319	12.8225	12.5000	102.6
04JAN12.D	Calibration	Chlorobenzene-d5	9.889	18130	301338	0.0602	24.1509	25.0000	96.6
04JAN13.D	Calibration	Chlorobenzene-d5	9.889	35544	300356	0.1183	47.5029	50.0000	95.0
04JAN15.D	Calibration	Chlorobenzene-d5	9.889	90898	306491	0.2966	119.0492	125.0000	95.2

Quantitative Analysis Results Summary Report

Compound: 1,1,1,2-Tetrachloroethane

Data File	Sample Type	ISTD	RT	Resp	ISTD Resp	Resp Ratio	Final Conc	Exp. Conc	Accuracy
04JAN17.D	Calibration	Chlorobenzene-d5	9.891	200859	316399	0.6348	254.8274	250.0000	101.9
04JAN19.D	Calibration	Chlorobenzene-d5	9.892	307436	314668	0.9770	392.1859	375.0000	104.6
04JAN21.D	Calibration	Chlorobenzene-d5	9.892	406450	313585	1.2961	520.2855	500.0000	104.1
04JAN23.D	QC	Chlorobenzene-d5	9.892	97148	307868	0.3156	126.6657	125.0000	

Compound: Ethylbenzene

Data File	Sample Type	ISTD	RT	Resp	ISTD Resp	Resp Ratio	Final Conc	Exp. Conc	Accuracy
04JAN09.D	Blank	Chlorobenzene-d5			301196		ND		
04JAN10.D	Calibration	Chlorobenzene-d5	9.920	9283	296081	0.0314	2.5367	2.5000	101.5
04JAN11.D	Calibration	Chlorobenzene-d5	9.917	40470	296554	0.1365	11.0411	12.5000	88.3
04JAN12.D	Calibration	Chlorobenzene-d5	9.917	88428	301338	0.2935	23.7421	25.0000	95.0
04JAN13.D	Calibration	Chlorobenzene-d5	9.917	173769	300356	0.5785	46.8079	50.0000	93.6
04JAN15.D	Calibration	Chlorobenzene-d5	9.920	464148	306491	1.5144	122.5243	125.0000	98.0
04JAN17.D	Calibration	Chlorobenzene-d5	9.919	1043443	316399	3.2979	266.8193	250.0000	106.7
04JAN19.D	Calibration	Chlorobenzene-d5	9.919	1574219	314668	5.0028	404.7587	375.0000	107.9
04JAN21.D	Calibration	Chlorobenzene-d5	9.919	2111152	313585	6.7323	544.6881	500.0000	108.9
04JAN23.D	QC	Chlorobenzene-d5	9.917	501953	307868	1.6304	131.9113	125.0000	

Compound: m+p-Xylenes

Data File	Sample Type	ISTD	RT	Resp	ISTD Resp	Resp Ratio	Final Conc	Exp. Conc	Accuracy
04JAN09.D	Blank	Chlorobenzene-d5			301196		ND		
04JAN10.D	Calibration	Chlorobenzene-d5	10.045	7212	296081	0.0244	5.0712	5.0000	101.4
04JAN11.D	Calibration	Chlorobenzene-d5	10.037	31538	296554	0.1063	22.1410	25.0000	88.6
04JAN12.D	Calibration	Chlorobenzene-d5	10.039	66267	301338	0.2199	45.7836	50.0000	91.6
04JAN13.D	Calibration	Chlorobenzene-d5	10.039	133498	300356	0.4445	92.5347	100.0000	92.5
04JAN15.D	Calibration	Chlorobenzene-d5	10.039	368418	306491	1.2021	250.2587	250.0000	100.1
04JAN17.D	Calibration	Chlorobenzene-d5	10.039	825866	316399	2.6102	543.4262	500.0000	108.7
04JAN19.D	Calibration	Chlorobenzene-d5	10.039	1228570	314668	3.9043	812.8556	750.0000	108.4
04JAN21.D	Calibration	Chlorobenzene-d5	10.039	1637879	313585	5.2231	1087.4082	1000.0000	108.7
04JAN23.D	QC	Chlorobenzene-d5	10.039	388558	307868	1.2621	262.7589	250.0000	

Compound: o-Xylene

Data File	Sample Type	ISTD	RT	Resp	ISTD Resp	Resp Ratio	Final Conc	Exp. Conc	Accuracy
04JAN09.D	Blank	Chlorobenzene-d5			301196		ND		
04JAN10.D	Calibration	Chlorobenzene-d5	10.430	3330	296081	0.0112	2.6303	2.5000	105.2
04JAN11.D	Calibration	Chlorobenzene-d5	10.430	13519	296554	0.0456	10.6612	12.5000	85.3
04JAN12.D	Calibration	Chlorobenzene-d5	10.427	30463	301338	0.1011	23.6420	25.0000	94.6
04JAN13.D	Calibration	Chlorobenzene-d5	10.430	61016	300356	0.2031	47.5086	50.0000	95.0
04JAN15.D	Calibration	Chlorobenzene-d5	10.430	161509	306491	0.5270	123.2378	125.0000	98.6
04JAN17.D	Calibration	Chlorobenzene-d5	10.430	365914	316399	1.1565	270.4636	250.0000	108.2
04JAN19.D	Calibration	Chlorobenzene-d5	10.433	549244	314668	1.7455	408.2043	375.0000	108.9
04JAN21.D	Calibration	Chlorobenzene-d5	10.430	734101	313585	2.3410	547.4764	500.0000	109.5

Quantitative Analysis Results Summary Report

Compound: o-Xylene

Data File	Sample Type	ISTD	RT	Resp	ISTD Resp	Resp Ratio	Final Conc	Exp. Conc	Accuracy
04JAN23.D	QC	Chlorobenzene-d5	10.430	174061	307868	0.5654	132.2214	125.0000	

Compound: Styrene

Data File	Sample Type	ISTD	RT	Resp	ISTD Resp	Resp Ratio	Final Conc	Exp. Conc	Accuracy
04JAN09.D	Blank	Chlorobenzene-d5			301196		ND		
04JAN10.D	Calibration	Chlorobenzene-d5	10.444	4408	296081	0.0149	2.1625	2.5000	86.5
04JAN11.D	Calibration	Chlorobenzene-d5	10.449	23472	296554	0.0791	11.4968	12.5000	92.0
04JAN12.D	Calibration	Chlorobenzene-d5	10.447	48569	301338	0.1612	23.4119	25.0000	93.6
04JAN13.D	Calibration	Chlorobenzene-d5	10.444	96576	300356	0.3215	46.7052	50.0000	93.4
04JAN15.D	Calibration	Chlorobenzene-d5	10.447	268375	306491	0.8756	127.1910	125.0000	101.8
04JAN17.D	Calibration	Chlorobenzene-d5	10.446	605646	316399	1.9142	278.0455	250.0000	111.2
04JAN19.D	Calibration	Chlorobenzene-d5	10.447	896331	314668	2.8485	413.7595	375.0000	110.3
04JAN21.D	Calibration	Chlorobenzene-d5	10.449	1199879	313585	3.8263	555.7946	500.0000	111.2
04JAN23.D	QC	Chlorobenzene-d5	10.449	291425	307868	0.9466	137.4974	125.0000	

Compound: Bromoform

Data File	Sample Type	ISTD	RT	Resp	ISTD Resp	Resp Ratio	Final Conc	Exp. Conc	Accuracy
04JAN09.D	Blank	1,4-Dichlorobenzene-d4			231562		ND		
04JAN10.D	Calibration	1,4-Dichlorobenzene-d4	10.625	708	227879	0.0031	2.4287	2.5000	97.1
04JAN11.D	Calibration	1,4-Dichlorobenzene-d4	10.625	3652	242142	0.0151	11.7860	12.5000	94.3
04JAN12.D	Calibration	1,4-Dichlorobenzene-d4	10.625	7972	240335	0.0332	25.9212	25.0000	103.7
04JAN13.D	Calibration	1,4-Dichlorobenzene-d4	10.625	16073	248636	0.0646	50.5170	50.0000	101.0
04JAN15.D	Calibration	1,4-Dichlorobenzene-d4	10.628	39165	264477	0.1481	115.7218	125.0000	92.6
04JAN17.D	Calibration	1,4-Dichlorobenzene-d4	10.628	87836	266553	0.3295	257.5099	250.0000	103.0
04JAN19.D	Calibration	1,4-Dichlorobenzene-d4	10.628	129038	266611	0.4840	378.2200	375.0000	100.9
04JAN21.D	Calibration	1,4-Dichlorobenzene-d4	10.625	175918	262971	0.6690	522.7660	500.0000	104.6
04JAN23.D	QC	1,4-Dichlorobenzene-d4	10.628	42560	255907	0.1663	129.9644	125.0000	

Compound: p-Bromofluorobenzene

Data File	Sample Type	ISTD	RT	Resp	ISTD Resp	Resp Ratio	Final Conc	Exp. Conc	Accuracy
04JAN09.D	Blank	1,4-Dichlorobenzene-d4	10.951	226743	231562	0.9792	267.2815		
04JAN10.D	Calibration	1,4-Dichlorobenzene-d4	10.951	2719	227879	0.0119	3.2569	2.5000	130.3
04JAN11.D	Calibration	1,4-Dichlorobenzene-d4	10.948	10059	242142	0.0415	11.3393	12.5000	90.7
04JAN12.D	Calibration	1,4-Dichlorobenzene-d4	10.951	22267	240335	0.0926	25.2899	25.0000	101.2
04JAN13.D	Calibration	1,4-Dichlorobenzene-d4	10.951	42506	248636	0.1710	46.6647	50.0000	93.3
04JAN15.D	Calibration	1,4-Dichlorobenzene-d4	10.954	114269	264477	0.4321	117.9350	125.0000	94.3
04JAN17.D	Calibration	1,4-Dichlorobenzene-d4	10.951	261042	266553	0.9793	267.3186	250.0000	106.9
04JAN19.D	Calibration	1,4-Dichlorobenzene-d4	10.951	385474	266611	1.4458	394.6566	375.0000	105.2
04JAN21.D	Calibration	1,4-Dichlorobenzene-d4	10.949	521580	262971	1.9834	541.3964	500.0000	108.3
04JAN23.D	QC	1,4-Dichlorobenzene-d4	10.951	253034	255907	0.9888	269.8976	250.0000	

Quantitative Analysis Results Summary Report

Compound: Bromobenzene

Data File	Sample Type	ISTD	RT	Resp	ISTD Resp	Resp Ratio	Final Conc	Exp. Conc	Accuracy
04JAN09.D	Blank	1,4-Dichlorobenzene-d4			231562		ND		
04JAN10.D	Calibration	1,4-Dichlorobenzene-d4	11.088	2024	227879	0.0089	2.7439	2.5000	109.8
04JAN11.D	Calibration	1,4-Dichlorobenzene-d4	11.096	9663	242142	0.0399	12.3310	12.5000	98.6
04JAN12.D	Calibration	1,4-Dichlorobenzene-d4	11.094	19259	240335	0.0801	24.7613	25.0000	99.0
04JAN13.D	Calibration	1,4-Dichlorobenzene-d4	11.093	38282	248636	0.1540	47.5759	50.0000	95.2
04JAN15.D	Calibration	1,4-Dichlorobenzene-d4	11.094	102265	264477	0.3867	119.4801	125.0000	95.6
04JAN17.D	Calibration	1,4-Dichlorobenzene-d4	11.093	227127	266553	0.8521	263.2944	250.0000	105.3
04JAN19.D	Calibration	1,4-Dichlorobenzene-d4	11.093	333431	266611	1.2506	386.4420	375.0000	103.1
04JAN21.D	Calibration	1,4-Dichlorobenzene-d4	11.094	439147	262971	1.6699	516.0104	500.0000	103.2
04JAN23.D	QC	1,4-Dichlorobenzene-d4	11.093	109054	255907	0.4261	131.6788	125.0000	

Compound: 1,1,2,2-Tetrachloroethane

Data File	Sample Type	ISTD	RT	Resp	ISTD Resp	Resp Ratio	Final Conc	Exp. Conc	Accuracy
04JAN09.D	Blank	1,4-Dichlorobenzene-d4			231562		ND		
04JAN10.D	Calibration	1,4-Dichlorobenzene-d4	11.113	1142	227879	0.0050	2.6916	2.5000	107.7
04JAN11.D	Calibration	1,4-Dichlorobenzene-d4	11.116	5793	242142	0.0239	12.8437	12.5000	102.7
04JAN12.D	Calibration	1,4-Dichlorobenzene-d4	11.110	12440	240335	0.0518	27.7883	25.0000	111.2
04JAN13.D	Calibration	1,4-Dichlorobenzene-d4	11.105	22514	248636	0.0906	48.6124	50.0000	97.2
04JAN15.D	Calibration	1,4-Dichlorobenzene-d4	11.116	56958	264477	0.2154	115.6179	125.0000	92.5
04JAN17.D	Calibration	1,4-Dichlorobenzene-d4	11.113	124205	266553	0.4660	250.1577	250.0000	100.1
04JAN19.D	Calibration	1,4-Dichlorobenzene-d4	11.110	182470	266611	0.6844	367.4276	375.0000	98.0
04JAN21.D	Calibration	1,4-Dichlorobenzene-d4	11.113	240837	262971	0.9158	491.6700	500.0000	98.3
04JAN23.D	QC	1,4-Dichlorobenzene-d4	11.113	60763	255907	0.2374	127.4722	125.0000	

Compound: 1,2,3-Trichloropropane

Data File	Sample Type	ISTD	RT	Resp	ISTD Resp	Resp Ratio	Final Conc	Exp. Conc	Accuracy
04JAN09.D	Blank	1,4-Dichlorobenzene-d4			231562		ND		
04JAN10.D	Calibration	1,4-Dichlorobenzene-d4			227879		ND	2.5000	
04JAN11.D	Calibration	1,4-Dichlorobenzene-d4	11.144	1654	242142	0.0068	13.7084	12.5000	109.7
04JAN12.D	Calibration	1,4-Dichlorobenzene-d4	11.149	3200	240335	0.0133	26.7144	25.0000	106.9
04JAN13.D	Calibration	1,4-Dichlorobenzene-d4	11.146	6096	248636	0.0245	49.1924	50.0000	98.4
04JAN15.D	Calibration	1,4-Dichlorobenzene-d4	11.147	14846	264477	0.0561	112.6261	125.0000	90.1
04JAN17.D	Calibration	1,4-Dichlorobenzene-d4	11.152	33115	266553	0.1242	249.2635	250.0000	99.7
04JAN19.D	Calibration	1,4-Dichlorobenzene-d4	11.149	48325	266611	0.1813	363.6732	375.0000	97.0
04JAN21.D	Calibration	1,4-Dichlorobenzene-d4	11.146	64422	262971	0.2450	491.5229	500.0000	98.3
04JAN23.D	QC	1,4-Dichlorobenzene-d4	11.146	15682	255907	0.0613	122.9523	125.0000	

Compound: 2-Chlorotoluene

Data File	Sample Type	ISTD	RT	Resp	ISTD Resp	Resp Ratio	Final Conc	Exp. Conc	Accuracy
04JAN09.D	Blank	1,4-Dichlorobenzene-d4			231562		ND		
04JAN10.D	Calibration	1,4-Dichlorobenzene-d4	11.292	1844	227879	0.0081	2.5124	2.5000	100.5
04JAN11.D	Calibration	1,4-Dichlorobenzene-d4	11.289	8731	242142	0.0361	11.1977	12.5000	89.6

Quantitative Analysis Results Summary Report

Compound: 2-Chlorotoluene

Data File	Sample Type	ISTD	RT	Resp	ISTD Resp	Resp Ratio	Final Conc	Exp. Conc	Accuracy
04JAN12.D	Calibration	1,4-Dichlorobenzene-d4	11.286	19390	240335	0.0807	25.0550	25.0000	100.2
04JAN13.D	Calibration	1,4-Dichlorobenzene-d4	11.289	37987	248636	0.1528	47.4466	50.0000	94.9
04JAN15.D	Calibration	1,4-Dichlorobenzene-d4	11.292	102424	264477	0.3873	120.2675	125.0000	96.2
04JAN17.D	Calibration	1,4-Dichlorobenzene-d4	11.291	229396	266553	0.8606	267.2616	250.0000	106.9
04JAN19.D	Calibration	1,4-Dichlorobenzene-d4	11.291	336386	266611	1.2617	391.8269	375.0000	104.5
04JAN21.D	Calibration	1,4-Dichlorobenzene-d4	11.292	455991	262971	1.7340	538.4964	500.0000	107.7
04JAN23.D	QC	1,4-Dichlorobenzene-d4	11.291	108192	255907	0.4228	131.2948	125.0000	

Compound: 4-Chlorotoluene

Data File	Sample Type	ISTD	RT	Resp	ISTD Resp	Resp Ratio	Final Conc	Exp. Conc	Accuracy
04JAN09.D	Blank	1,4-Dichlorobenzene-d4			231562		ND		
04JAN10.D	Calibration	1,4-Dichlorobenzene-d4	11.400	5419	227879	0.0238	2.2650	2.5000	90.6
04JAN11.D	Calibration	1,4-Dichlorobenzene-d4	11.400	28532	242142	0.1178	11.2233	12.5000	89.8
04JAN12.D	Calibration	1,4-Dichlorobenzene-d4	11.400	61551	240335	0.2561	24.3936	25.0000	97.6
04JAN13.D	Calibration	1,4-Dichlorobenzene-d4	11.400	126308	248636	0.5080	48.3865	50.0000	96.8
04JAN15.D	Calibration	1,4-Dichlorobenzene-d4	11.400	336146	264477	1.2710	121.0591	125.0000	96.8
04JAN17.D	Calibration	1,4-Dichlorobenzene-d4	11.400	748435	266553	2.8078	267.4409	250.0000	107.0
04JAN19.D	Calibration	1,4-Dichlorobenzene-d4	11.400	1109221	266611	4.1604	396.2756	375.0000	105.7
04JAN21.D	Calibration	1,4-Dichlorobenzene-d4	11.400	1468376	262971	5.5838	531.8471	500.0000	106.4
04JAN23.D	QC	1,4-Dichlorobenzene-d4	11.400	368295	255907	1.4392	137.0790	125.0000	

Compound: 1,3-Dichlorobenzene

Data File	Sample Type	ISTD	RT	Resp	ISTD Resp	Resp Ratio	Final Conc	Exp. Conc	Accuracy
04JAN09.D	Blank	1,4-Dichlorobenzene-d4			231562		ND		
04JAN10.D	Calibration	1,4-Dichlorobenzene-d4	12.033	3541	227879	0.0155	2.6327	2.5000	105.3
04JAN11.D	Calibration	1,4-Dichlorobenzene-d4	12.036	16932	242142	0.0699	11.8473	12.5000	94.8
04JAN12.D	Calibration	1,4-Dichlorobenzene-d4	12.033	36559	240335	0.1521	25.7725	25.0000	103.1
04JAN13.D	Calibration	1,4-Dichlorobenzene-d4	12.033	69539	248636	0.2797	47.3853	50.0000	94.8
04JAN15.D	Calibration	1,4-Dichlorobenzene-d4	12.031	183404	264477	0.6935	117.4899	125.0000	94.0
04JAN17.D	Calibration	1,4-Dichlorobenzene-d4	12.033	406895	266553	1.5265	258.6297	250.0000	103.5
04JAN19.D	Calibration	1,4-Dichlorobenzene-d4	12.033	603674	266611	2.2643	383.6225	375.0000	102.3
04JAN21.D	Calibration	1,4-Dichlorobenzene-d4	12.033	793993	262971	3.0193	511.5504	500.0000	102.3
04JAN23.D	QC	1,4-Dichlorobenzene-d4	12.033	204088	255907	0.7975	135.1185	125.0000	

Compound: 1,4-Dichlorobenzene

Data File	Sample Type	ISTD	RT	Resp	ISTD Resp	Resp Ratio	Final Conc	Exp. Conc	Accuracy
04JAN09.D	Blank	1,4-Dichlorobenzene-d4			231562		ND		
04JAN10.D	Calibration	1,4-Dichlorobenzene-d4	12.125	3787	227879	0.0166	2.7613	2.5000	110.5
04JAN11.D	Calibration	1,4-Dichlorobenzene-d4	12.122	17438	242142	0.0720	11.9662	12.5000	95.7
04JAN12.D	Calibration	1,4-Dichlorobenzene-d4	12.125	36635	240335	0.1524	25.3284	25.0000	101.3
04JAN13.D	Calibration	1,4-Dichlorobenzene-d4	12.125	71841	248636	0.2889	48.0106	50.0000	96.0
04JAN15.D	Calibration	1,4-Dichlorobenzene-d4	12.125	189045	264477	0.7148	118.7699	125.0000	95.0

Quantitative Analysis Results Summary Report

Compound: 1,4-Dichlorobenzene

Data File	Sample Type	ISTD	RT	Resp	ISTD Resp	Resp Ratio	Final Conc	Exp. Conc	Accuracy
04JAN17.D	Calibration	1,4-Dichlorobenzene-d4	12.122	408934	266553	1.5342	254.9170	250.0000	102.0
04JAN19.D	Calibration	1,4-Dichlorobenzene-d4	12.125	595919	266611	2.2352	371.3969	375.0000	99.0
04JAN21.D	Calibration	1,4-Dichlorobenzene-d4	12.125	794954	262971	3.0230	502.3001	500.0000	100.5
04JAN23.D	QC	1,4-Dichlorobenzene-d4	12.122	200032	255907	0.7817	129.8812	125.0000	

Compound: 1,2-Dichlorobenzene

Data File	Sample Type	ISTD	RT	Resp	ISTD Resp	Resp Ratio	Final Conc	Exp. Conc	Accuracy
04JAN09.D	Blank	1,4-Dichlorobenzene-d4			231562		ND		
04JAN10.D	Calibration	1,4-Dichlorobenzene-d4	12.499	3104	227879	0.0136	2.7307	2.5000	109.2
04JAN11.D	Calibration	1,4-Dichlorobenzene-d4	12.493	14666	242142	0.0606	12.1423	12.5000	97.1
04JAN12.D	Calibration	1,4-Dichlorobenzene-d4	12.488	29899	240335	0.1244	24.9402	25.0000	99.8
04JAN13.D	Calibration	1,4-Dichlorobenzene-d4	12.491	60213	248636	0.2422	48.5498	50.0000	97.1
04JAN15.D	Calibration	1,4-Dichlorobenzene-d4	12.493	152284	264477	0.5758	115.4323	125.0000	92.3
04JAN17.D	Calibration	1,4-Dichlorobenzene-d4	12.493	342576	266553	1.2852	257.6524	250.0000	103.1
04JAN19.D	Calibration	1,4-Dichlorobenzene-d4	12.493	499147	266611	1.8722	375.3283	375.0000	100.1
04JAN21.D	Calibration	1,4-Dichlorobenzene-d4	12.493	664247	262971	2.5259	506.3871	500.0000	101.3
04JAN23.D	QC	1,4-Dichlorobenzene-d4	12.493	164299	255907	0.6420	128.7104	125.0000	

Initial Calibration Report - VOA5975C

Method Path \\MASSHUNTER\Org\Data\Methods\Quant\VOA5975C\VOA5975C_010422_CAL
 Method File VOA5975C_8260B_SHT_DoD_L4_010422.m
 Batch Name D:\Org\Data\VOA5975C\VG010422\QuantResults\VG010422_8260B.batch.bin
 Last Calib Update 1/9/2022 8:59:52 PM

Level Name	Calibration Files	Acq. Date-Time	Level Last Update Time
1	D:\Org\Data\VOA5975C\VG010422\04JAN10.D	1/4/2022 3:33:04 PM	1/5/2022 11:05:51 AM
2	D:\Org\Data\VOA5975C\VG010422\04JAN11.D	1/4/2022 4:00:35 PM	1/5/2022 11:05:51 AM
3	D:\Org\Data\VOA5975C\VG010422\04JAN12.D	1/4/2022 4:28:05 PM	1/5/2022 11:05:51 AM
4	D:\Org\Data\VOA5975C\VG010422\04JAN13.D	1/4/2022 4:55:32 PM	1/5/2022 11:05:51 AM
5	D:\Org\Data\VOA5975C\VG010422\04JAN15.D	1/4/2022 5:50:25 PM	1/5/2022 11:05:51 AM
6	D:\Org\Data\VOA5975C\VG010422\04JAN17.D	1/4/2022 6:45:10 PM	1/5/2022 11:05:51 AM
7	D:\Org\Data\VOA5975C\VG010422\04JAN19.D	1/4/2022 7:39:45 PM	1/5/2022 11:05:51 AM
8	D:\Org\Data\VOA5975C\VG010422\04JAN21.D	1/4/2022 8:34:31 PM	1/5/2022 11:05:51 AM

Compound	Curve Fit	1	2	3	4	5	6	7	8	Avg RF	%RSD
----- ISTD -----											
I Fluorobenzene											
T Dichlorodifluoromethane	Avg RF		0.3162	0.3365	0.3242	0.3350	0.3304	0.3267	0.3242	0.3276	2.141
T Chloromethane	Avg RF		0.4411	0.4190	0.3960	0.3901	0.3821	0.3733	0.3819	0.3976	6.061
T Vinyl chloride	Avg RF		0.3591	0.3671	0.3503	0.3603	0.3559	0.3553	0.3566	0.3578	1.449
T Bromomethane	Avg RF		0.1542	0.1650	0.1523	0.1583	0.1611	0.1643	0.1648	0.1600	3.267
T Chloroethane	Avg RF		0.2107	0.1851	0.1638	0.1735	0.1642	0.1721	0.1706	0.1771	9.265
T Trichlorofluoromethane	Avg RF		0.4037	0.4735	0.4380	0.4586	0.4602	0.4399	0.4349	0.4441	5.118
T 1,1-Dichloroethene	Avg RF		0.2399	0.2607	0.2458	0.2415	0.2600	0.2554	0.2594	0.2518	3.629
T Methylene chloride	Avg RF		0.4640	0.3906	0.3745	0.3285	0.3496	0.3446	0.3467	0.3712	12.340
T trans-1,2-Dichloroethene	Avg RF		0.2570	0.2617	0.2544	0.2439	0.2617	0.2577	0.2621	0.2569	2.508
T Methyl tert-butyl ether (MTBE)	Avg RF		0.3274	0.3061	0.3157	0.3378	0.3440	0.3464	0.3472	0.3321	4.880
T 1,1-Dichloroethane	Avg RF		0.4616	0.4913	0.4704	0.4519	0.4943	0.4852	0.4929	0.4782	3.547
T 2,2-Dichloropropane	Avg RF		0.3578	0.3765	0.3611	0.3392	0.3627	0.3534	0.3576	0.3583	3.118
T cis-1,2-Dichloroethene	Avg RF		0.2618	0.2559	0.2522	0.2430	0.2728	0.2686	0.2688	0.2605	4.101
T Methyl ethyl ketone	Avg RF		0.0344	0.0332	0.0338	0.0327	0.0379	0.0373	0.0376	0.0353 #	6.353
T Bromochloromethane	Avg RF		0.1118	0.1098	0.1114	0.1019	0.1066	0.1070	0.1067	0.1079	3.188
T Chloroform	Avg RF	0.5510	0.4975	0.4602	0.4588	0.4363	0.4723	0.4657	0.4656	0.4759	7.299
T 1,1,1-Trichloroethane	Avg RF		0.4349	0.4492	0.4306	0.4231	0.4616	0.4599	0.4628	0.4460	3.677
S Dibromofluoromethane	Avg RF		0.2374	0.2414	0.2269	0.2169	0.2440	0.2416	0.2404	0.2355	4.222
T Carbon tetrachloride	Avg RF		0.4308	0.4355	0.4197	0.4200	0.4586	0.4534	0.4581	0.4394	3.906
T 1,1-Dichloropropene	Avg RF		0.3440	0.3695	0.3623	0.3635	0.4015	0.4016	0.4122	0.3792	6.770
S 1,2-Dichloroethane-d4	Avg RF		0.1030	0.1047	0.0979	0.0949	0.1051	0.1026	0.1038	0.1017	3.759
T Benzene	Avg RF	1.0907	0.9699	0.9473	0.9557	0.9313	1.0254	1.0242	1.0186	0.9954	5.369
T 1,2-Dichloroethane	Avg RF	0.3133	0.2669	0.2527	0.2638	0.2547	0.2714	0.2635	0.2679	0.2693	7.024
----- ISTD -----											
I Chlorobenzene-d5											
T Trichloroethene	Avg RF		0.7042	0.7283	0.7105	0.7447	0.7910	0.7932	0.8058	0.7540	5.603
T 1,2-Dichloropropane	Avg RF		0.6399	0.6663	0.6304	0.6472	0.6757	0.6877	0.6953	0.6632	3.729
T Dibromomethane	Avg RF		0.3153	0.2673	0.2662	0.2651	0.2828	0.2845	0.2807	0.2803	6.261
T Bromodichloromethane	Avg RF		0.7798	0.7547	0.7308	0.7548	0.7958	0.7966	0.8019	0.7735	3.503

Initial Calibration Report - VOA5975C

Compound	Curve Fit	1	2	3	4	5	6	7	8	Avg RF	%RSD
T cis-1,3-Dichloropropene	Avg RF		0.8447	0.8134	0.8138	0.8445	0.9280	0.9347	0.9426	0.8745	6.654
S Toluene-d8	Avg RF		2.1796	2.2458	2.2715	2.3373	2.6021	2.6054	2.6222	2.4091	8.032
T Toluene	Avg RF	1.7019	1.4698	1.5383	1.5301	1.5969	1.7129	1.7229	1.7462	1.6274	6.538
T trans-1,3-Dichloropropene	Avg RF		0.5856	0.5924	0.5856	0.6050	0.6569	0.6675	0.6645	0.6225	6.190
T 1,1,2-Trichloroethane	Avg RF		0.3433	0.3351	0.3144	0.3046	0.3220	0.3227	0.3276	0.3242	3.951
T Tetrachloroethene	Avg RF	0.7110	0.6230	0.6744	0.6147	0.6368	0.6898	0.6779	0.6837	0.6639	5.221
T 1,3-Dichloropropane	Avg RF		0.6047	0.6221	0.6235	0.6276	0.6722	0.6622	0.6521	0.6378	3.855
T Chlorodibromomethane	Avg RF		0.5205	0.4936	0.4687	0.4895	0.5237	0.5239	0.5275	0.5068	4.501
T 1,2-Dibromoethane	Avg RF		0.3649	0.3455	0.3502	0.3382	0.3657	0.3572	0.3602	0.3545	2.909
T Chlorobenzene	Avg RF		1.7846	1.7604	1.6889	1.7202	1.8405	1.8384	1.8387	1.7817	3.458
T 1,1,1,2-Tetrachloroethane	Avg RF		0.6389	0.6016	0.5917	0.5932	0.6348	0.6513	0.6481	0.6228	4.223
T Ethylbenzene	Avg RF	3.1353	2.7294	2.9345	2.8927	3.0288	3.2979	3.3352	3.3662	3.0900	7.526
T m+p-Xylenes	Avg RF	1.2179	1.0635	1.0995	1.1112	1.2021	1.3051	1.3014	1.3058	1.2008	8.296
T o-Xylene	Avg RF		0.9117	1.0109	1.0157	1.0539	1.1565	1.1636	1.1705	1.0690	9.204
T Styrene	Avg RF	1.4888	1.5830	1.6118	1.6077	1.7513	1.9142	1.8990	1.9132	1.7211	9.933
I 1,4-Dichlorobenzene-d4											
----- ISTD -----											
T Bromoform	Avg RF		0.3016	0.3317	0.3232	0.2962	0.3295	0.3227	0.3345	0.3199	4.706
S p-Bromofluorobenzene	Avg RF		0.8308	0.9265	0.8548	0.8641	0.9793	0.9639	0.9917	0.9159	7.165
T Bromobenzene	Avg RF		0.7981	0.8013	0.7698	0.7733	0.8521	0.8338	0.8350	0.8091	3.949
T 1,1,2,2-Tetrachloroethane	Avg RF		0.4785	0.5176	0.4528	0.4307	0.4660	0.4563	0.4579	0.4657	5.814
T 1,2,3-Trichloropropane	Avg RF		0.1366	0.1331	0.1226	0.1123	0.1242	0.1208	0.1225	0.1246	6.496
T 2-Chlorotoluene	Avg RF		0.7211	0.8068	0.7639	0.7745	0.8606	0.8411	0.8670	0.8050	6.783
T 4-Chlorotoluene	Avg RF		2.3566	2.5611	2.5400	2.5420	2.8078	2.7736	2.7919	2.6247	6.481
T 1,3-Dichlorobenzene	Avg RF	1.5539	1.3985	1.5212	1.3984	1.3869	1.5265	1.5095	1.5097	1.4756	4.644
T 1,4-Dichlorobenzene	Avg RF	1.6618	1.4403	1.5243	1.4447	1.4296	1.5342	1.4901	1.5115	1.5046	4.999
T 1,2-Dichlorobenzene	Avg RF	1.3621	1.2114	1.2441	1.2109	1.1516	1.2852	1.2481	1.2630	1.2470	4.949

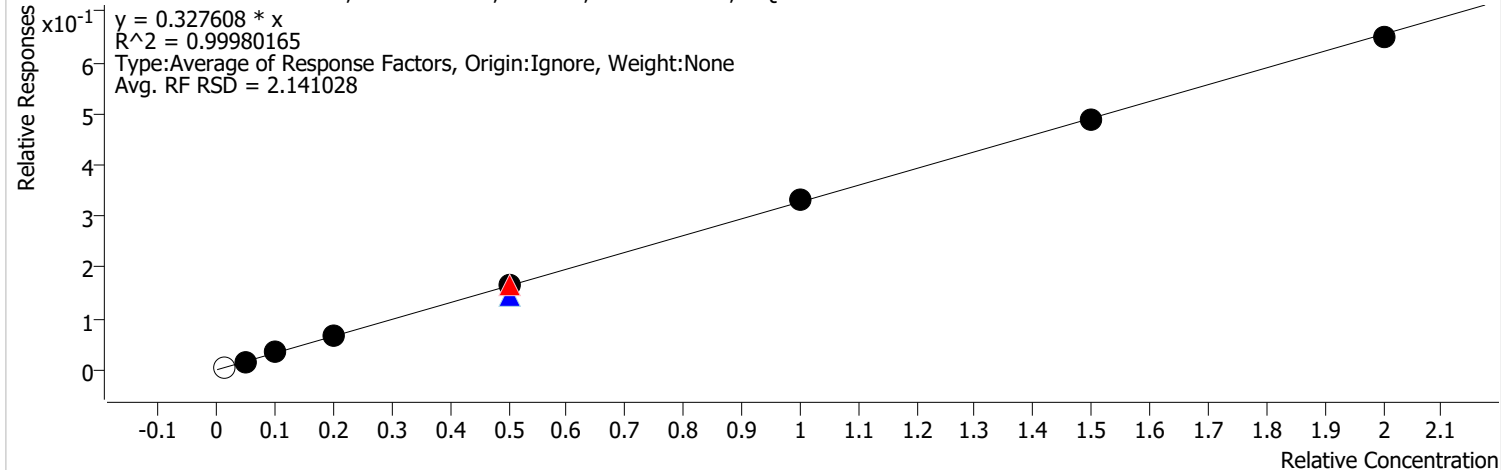
(RedFont and #) = Outlier Flag; (I) = Internal Standard; (T) = Target; (S) = Surrogate; (M) = Matrix Spike

Calibration Report

Batch Path	D:\Org\Data\VOA5975C\VG010422\QuantResults\VG010422_8260B.batch.bin	Analyst Name	BL2000\mchavez
Analysis Time	2/28/2022 1:57 PM	Reporter Name	BL2000\mchavez
Report Time	2/28/2022 2:00:39 PM	Batch State	Processed
Last Calib Update	1/9/2022 8:59 PM	Quant Report Version	10.0
Quant Batch Version	10.0		

Dichlorodifluoromethane %RSE = 2.1

Dichlorodifluoromethane - 8 Levels, 7 Levels Used, 8 Points, 7 Points Used, 1 QCs



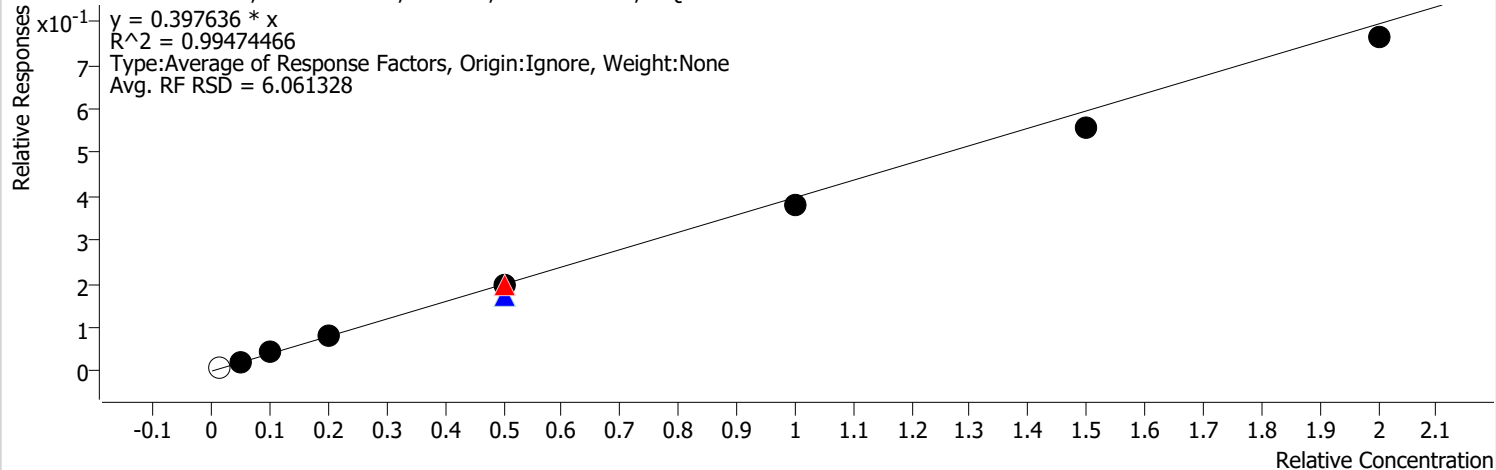
Calibration STD Path	Cal Type	Level	Enabled	Resp.	Exp. Conc	Resp. Factor	Level RSD
D:\Org\Data\VOA5975C\VG010422\04JAN10.D	Calibration	1		4353	2.5000	0.5647	
D:\Org\Data\VOA5975C\VG010422\04JAN11.D	Calibration	2	x	12087	12.5000	0.3162	
D:\Org\Data\VOA5975C\VG010422\04JAN12.D	Calibration	3	x	26627	25.0000	0.3365	
D:\Org\Data\VOA5975C\VG010422\04JAN13.D	Calibration	4	x	50457	50.0000	0.3242	
D:\Org\Data\VOA5975C\VG010422\04JAN23.D	QC	QC	x	116936	125.0000	0.2919	
D:\Org\Data\VOA5975C\VG010422\04JAN15.D	Calibration	5	x	137933	125.0000	0.3350	
D:\Org\Data\VOA5975C\VG010422\04JAN15CC.D	CC	CC	x	137933	125.0000	0.3350	
D:\Org\Data\VOA5975C\VG010422\04JAN17.D	Calibration	6	x	276334	250.0000	0.3304	
D:\Org\Data\VOA5975C\VG010422\04JAN19.D	Calibration	7	x	412544	375.0000	0.3267	
D:\Org\Data\VOA5975C\VG010422\04JAN21.D	Calibration	8	x	545484	500.0000	0.3242	

Calibration Report

Batch Path	D:\Org\Data\VOA5975C\VG010422\QuantResults\VG010422_8260B.batch.bin	Analyst Name	BL2000\mchavez
Analysis Time	2/28/2022 1:57 PM	Reporter Name	BL2000\mchavez
Report Time	2/28/2022 2:00:42 PM	Batch State	Processed
Last Calib Update	1/9/2022 8:59 PM	Quant Report Version	10.0
Quant Batch Version	10.0		

Chloromethane %RSE = 6.1

Chloromethane - 8 Levels, 7 Levels Used, 8 Points, 7 Points Used, 1 QCs



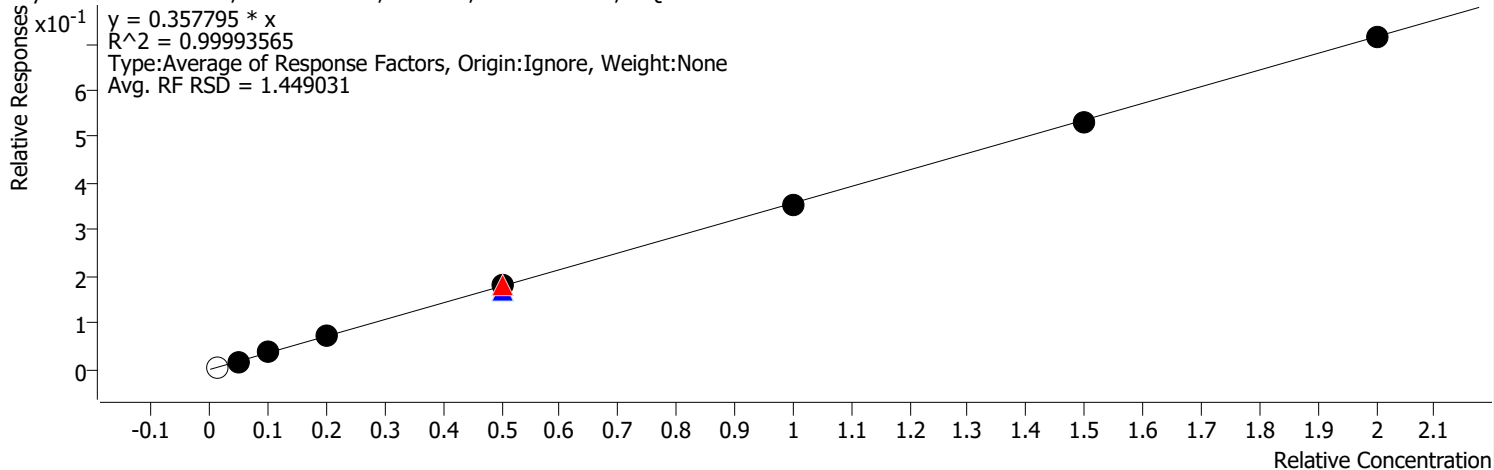
Calibration STD Path	Cal Type	Level	Enabled	Resp.	Exp. Conc	Resp. Factor	Level RSD
D:\Org\Data\VOA5975C\VG010422\04JAN10.D	Calibration	1		7435	2.5000	0.9645	
D:\Org\Data\VOA5975C\VG010422\04JAN11.D	Calibration	2	x	16859	12.5000	0.4411	
D:\Org\Data\VOA5975C\VG010422\04JAN12.D	Calibration	3	x	33153	25.0000	0.4190	
D:\Org\Data\VOA5975C\VG010422\04JAN13.D	Calibration	4	x	61632	50.0000	0.3960	
D:\Org\Data\VOA5975C\VG010422\04JAN23.D	QC	QC	x	138617	125.0000	0.3460	
D:\Org\Data\VOA5975C\VG010422\04JAN15.D	Calibration	5	x	160604	125.0000	0.3901	
D:\Org\Data\VOA5975C\VG010422\04JAN15CC.D	CC	CC	x	160604	125.0000	0.3901	
D:\Org\Data\VOA5975C\VG010422\04JAN17.D	Calibration	6	x	319523	250.0000	0.3821	
D:\Org\Data\VOA5975C\VG010422\04JAN19.D	Calibration	7	x	471454	375.0000	0.3733	
D:\Org\Data\VOA5975C\VG010422\04JAN21.D	Calibration	8	x	642582	500.0000	0.3819	

Calibration Report

Batch Path	D:\Org\Data\VOA5975C\VG010422\QuantResults\VG010422_8260B.batch.bin	Analyst Name	BL2000\mchavez
Analysis Time	2/28/2022 1:57 PM	Reporter Name	BL2000\mchavez
Report Time	2/28/2022 2:00:42 PM	Batch State	Processed
Last Calib Update	1/9/2022 8:59 PM	Quant Report Version	10.0
Quant Batch Version	10.0		

Vinyl chloride %RSE = 1.4

Vinyl chloride - 8 Levels, 7 Levels Used, 8 Points, 7 Points Used, 1 QCs



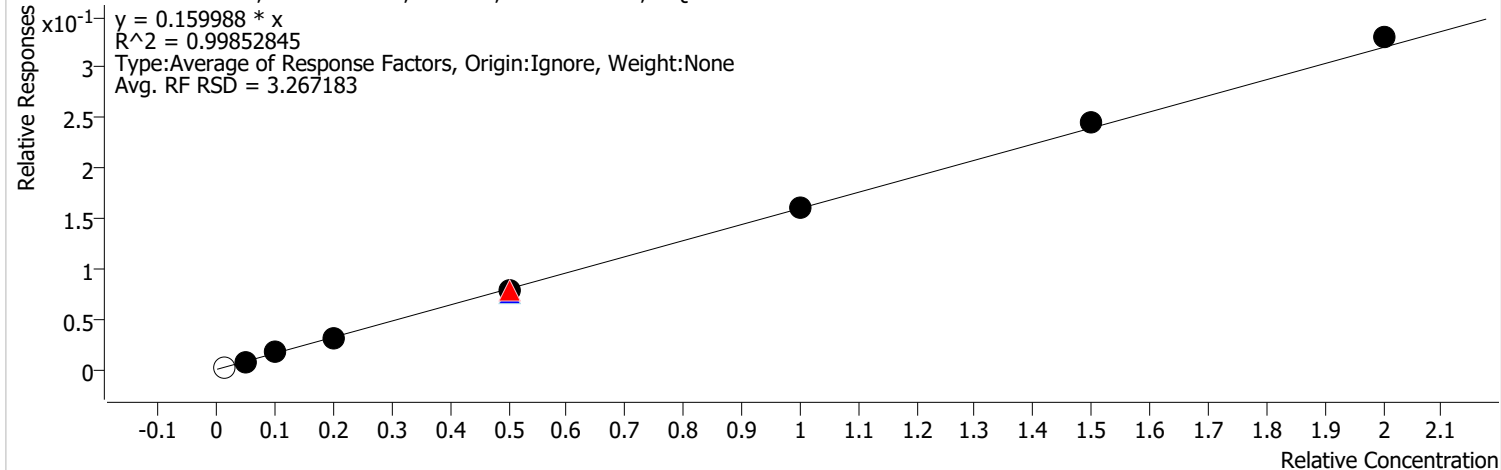
Calibration STD Path	Cal Type	Level	Enabled	Resp.	Exp. Conc	Resp. Factor	Level RSD
D:\Org\Data\VOA5975C\VG010422\04JAN10.D	Calibration	1		4274	2.5000	0.5544	
D:\Org\Data\VOA5975C\VG010422\04JAN11.D	Calibration	2	x	13724	12.5000	0.3591	
D:\Org\Data\VOA5975C\VG010422\04JAN12.D	Calibration	3	x	29046	25.0000	0.3671	
D:\Org\Data\VOA5975C\VG010422\04JAN13.D	Calibration	4	x	54521	50.0000	0.3503	
D:\Org\Data\VOA5975C\VG010422\04JAN23.D	QC	QC	x	137775	125.0000	0.3439	
D:\Org\Data\VOA5975C\VG010422\04JAN15.D	Calibration	5	x	148358	125.0000	0.3603	
D:\Org\Data\VOA5975C\VG010422\04JAN15CC.D	CC	CC	x	148358	125.0000	0.3603	
D:\Org\Data\VOA5975C\VG010422\04JAN17.D	Calibration	6	x	297604	250.0000	0.3559	
D:\Org\Data\VOA5975C\VG010422\04JAN19.D	Calibration	7	x	448643	375.0000	0.3553	
D:\Org\Data\VOA5975C\VG010422\04JAN21.D	Calibration	8	x	600092	500.0000	0.3566	

Calibration Report

Batch Path	D:\Org\Data\VOA5975C\VG010422\QuantResults\VG010422_8260B.batch.bin	Analyst Name	BL2000\mchavez
Analysis Time	2/28/2022 1:57 PM	Reporter Name	BL2000\mchavez
Report Time	2/28/2022 2:00:42 PM	Batch State	Processed
Last Calib Update	1/9/2022 8:59 PM	Quant Report Version	10.0
Quant Batch Version	10.0		

Bromomethane %RSE = 3.3

Bromomethane - 8 Levels, 7 Levels Used, 8 Points, 7 Points Used, 1 QCs



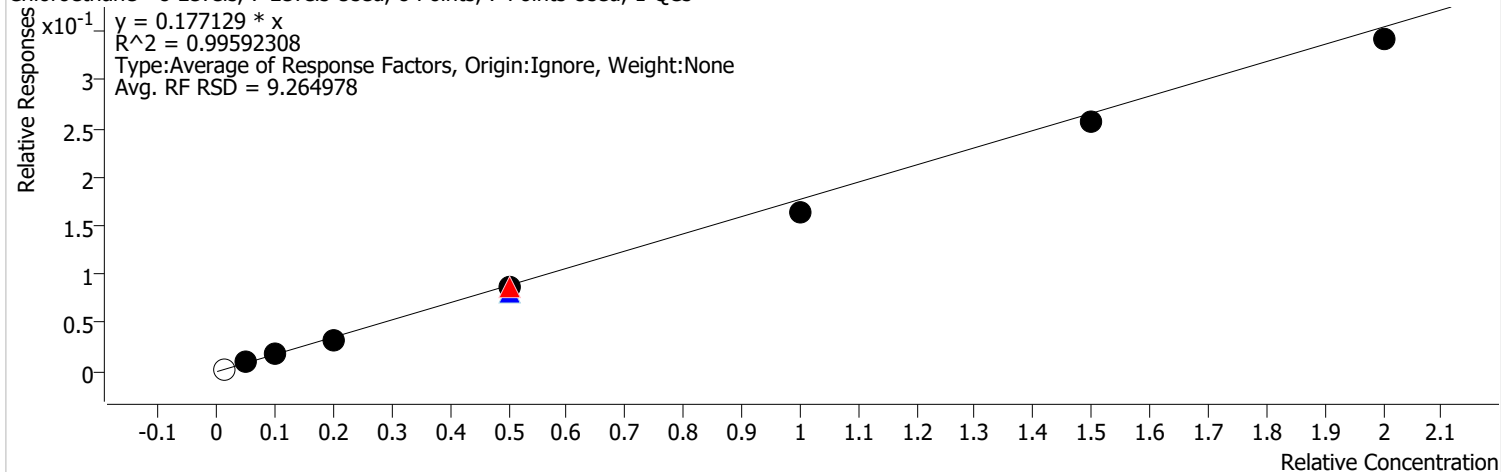
Calibration STD Path	Cal Type	Level	Enabled	Resp.	Exp. Conc	Resp. Factor	Level RSD
D:\Org\Data\VOA5975C\VG010422\04JAN10.D	Calibration	1		1902	2.5000	0.2467	
D:\Org\Data\VOA5975C\VG010422\04JAN11.D	Calibration	2	x	5893	12.5000	0.1542	
D:\Org\Data\VOA5975C\VG010422\04JAN12.D	Calibration	3	x	13054	25.0000	0.1650	
D:\Org\Data\VOA5975C\VG010422\04JAN13.D	Calibration	4	x	23699	50.0000	0.1523	
D:\Org\Data\VOA5975C\VG010422\04JAN23.D	QC	QC	x	59947	125.0000	0.1496	
D:\Org\Data\VOA5975C\VG010422\04JAN15.D	Calibration	5	x	65163	125.0000	0.1583	
D:\Org\Data\VOA5975C\VG010422\04JAN15CC.D	CC	CC	x	65163	125.0000	0.1583	
D:\Org\Data\VOA5975C\VG010422\04JAN17.D	Calibration	6	x	134737	250.0000	0.1611	
D:\Org\Data\VOA5975C\VG010422\04JAN19.D	Calibration	7	x	207491	375.0000	0.1643	
D:\Org\Data\VOA5975C\VG010422\04JAN21.D	Calibration	8	x	277301	500.0000	0.1648	

Calibration Report

Batch Path	D:\Org\Data\VOA5975C\VG010422\QuantResults\VG010422_8260B.batch.bin	Analyst Name	BL2000\mchavez
Analysis Time	2/28/2022 1:57 PM	Reporter Name	BL2000\mchavez
Report Time	2/28/2022 2:00:42 PM	Batch State	Processed
Last Calib Update	1/9/2022 8:59 PM	Quant Report Version	10.0
Quant Batch Version	10.0		

Chloroethane %RSE = 9.3

Chloroethane - 8 Levels, 7 Levels Used, 8 Points, 7 Points Used, 1 QCs



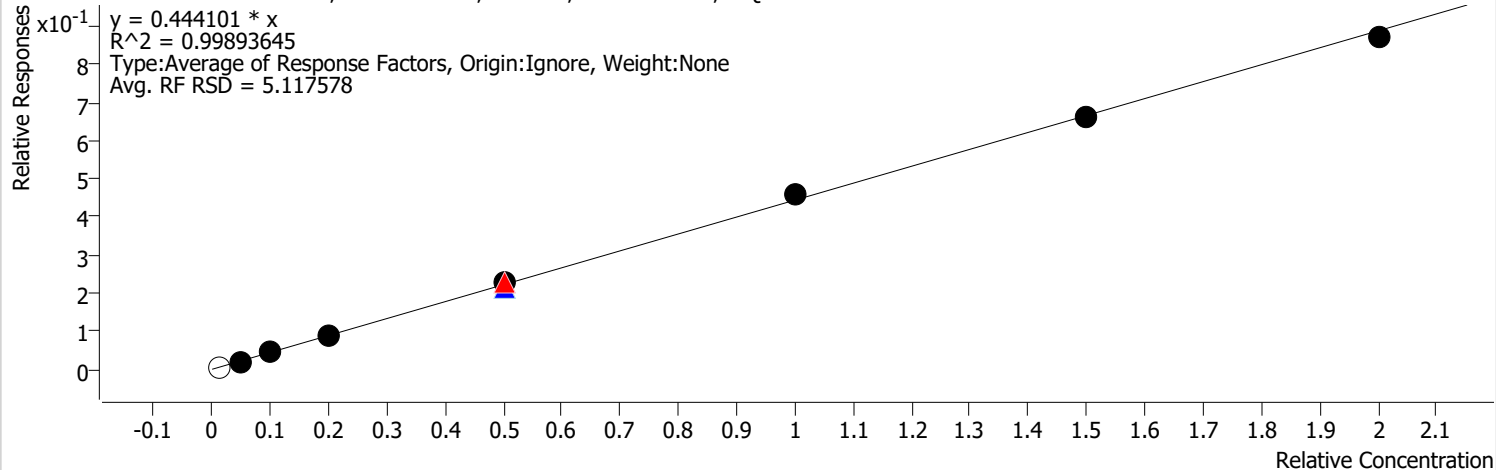
Calibration STD Path	Cal Type	Level	Enabled	Resp.	Exp. Conc	Resp. Factor	Level RSD
D:\Org\Data\VOA5975C\VG010422\04JAN10.D	Calibration	1		2178	2.5000	0.2825	
D:\Org\Data\VOA5975C\VG010422\04JAN11.D	Calibration	2	x	8052	12.5000	0.2107	
D:\Org\Data\VOA5975C\VG010422\04JAN12.D	Calibration	3	x	14646	25.0000	0.1851	
D:\Org\Data\VOA5975C\VG010422\04JAN13.D	Calibration	4	x	25484	50.0000	0.1638	
D:\Org\Data\VOA5975C\VG010422\04JAN23.D	QC	QC	x	65619	125.0000	0.1638	
D:\Org\Data\VOA5975C\VG010422\04JAN15.D	Calibration	5	x	71420	125.0000	0.1735	
D:\Org\Data\VOA5975C\VG010422\04JAN15CC.D	CC	CC	x	71420	125.0000	0.1735	
D:\Org\Data\VOA5975C\VG010422\04JAN17.D	Calibration	6	x	137312	250.0000	0.1642	
D:\Org\Data\VOA5975C\VG010422\04JAN19.D	Calibration	7	x	217393	375.0000	0.1721	
D:\Org\Data\VOA5975C\VG010422\04JAN21.D	Calibration	8	x	287041	500.0000	0.1706	

Calibration Report

Batch Path	D:\Org\Data\VOA5975C\VG010422\QuantResults\VG010422_8260B.batch.bin	Analyst Name	BL2000\mchavez
Analysis Time	2/28/2022 1:57 PM	Reporter Name	BL2000\mchavez
Report Time	2/28/2022 2:00:43 PM	Batch State	Processed
Last Calib Update	1/9/2022 8:59 PM	Quant Report Version	10.0
Quant Batch Version	10.0		

Trichlorofluoromethane %RSE = 5.1

Trichlorofluoromethane - 8 Levels, 7 Levels Used, 8 Points, 7 Points Used, 1 QCs

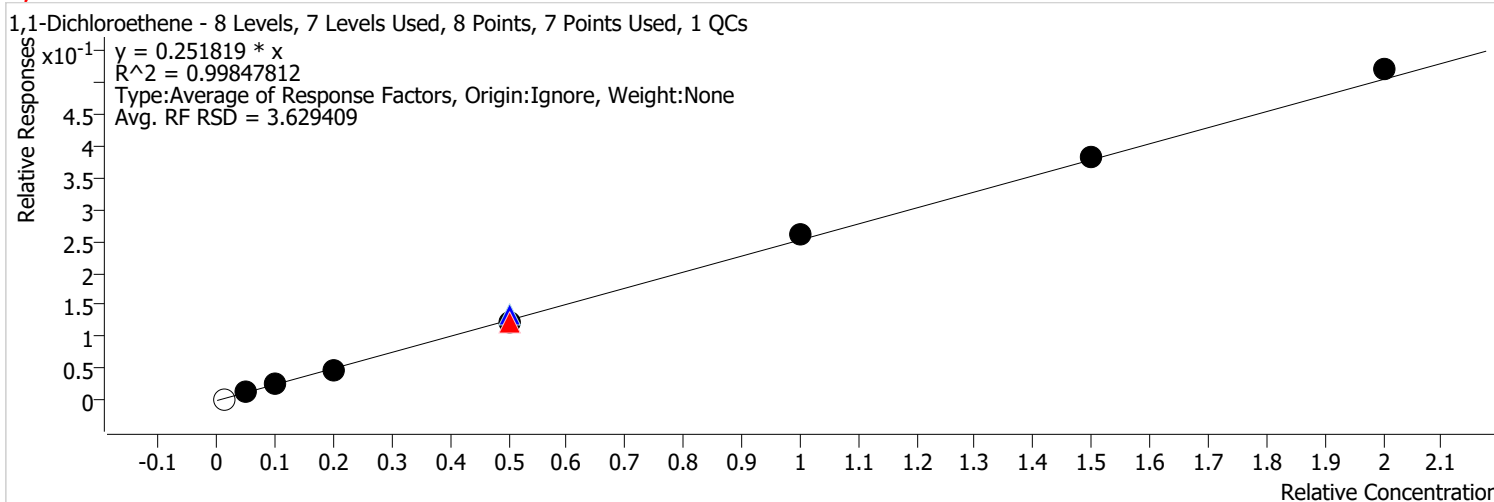


Calibration STD Path	Cal Type	Level	Enabled	Resp.	Exp. Conc	Resp. Factor	Level RSD
D:\Org\Data\VOA5975C\VG010422\04JAN10.D	Calibration	1		5030	2.5000	0.6525	
D:\Org\Data\VOA5975C\VG010422\04JAN11.D	Calibration	2	x	15431	12.5000	0.4037	
D:\Org\Data\VOA5975C\VG010422\04JAN12.D	Calibration	3	x	37464	25.0000	0.4735	
D:\Org\Data\VOA5975C\VG010422\04JAN13.D	Calibration	4	x	68163	50.0000	0.4380	
D:\Org\Data\VOA5975C\VG010422\04JAN23.D	QC	QC	x	173333	125.0000	0.4327	
D:\Org\Data\VOA5975C\VG010422\04JAN15.D	Calibration	5	x	188808	125.0000	0.4586	
D:\Org\Data\VOA5975C\VG010422\04JAN15CC.D	CC	CC	x	188808	125.0000	0.4586	
D:\Org\Data\VOA5975C\VG010422\04JAN17.D	Calibration	6	x	384837	250.0000	0.4602	
D:\Org\Data\VOA5975C\VG010422\04JAN19.D	Calibration	7	x	555477	375.0000	0.4399	
D:\Org\Data\VOA5975C\VG010422\04JAN21.D	Calibration	8	x	731829	500.0000	0.4349	

Calibration Report

Batch Path	D:\Org\Data\VOA5975C\VG010422\QuantResults\VG010422_8260B.batch.bin	Analyst Name	BL2000\mchavez
Analysis Time	2/28/2022 1:57 PM	Reporter Name	BL2000\mchavez
Report Time	2/28/2022 2:00:43 PM	Batch State	Processed
Last Calib Update	1/9/2022 8:59 PM	Quant Report Version	10.0
Quant Batch Version	10.0		

1,1-Dichloroethene %RSE = 3.6

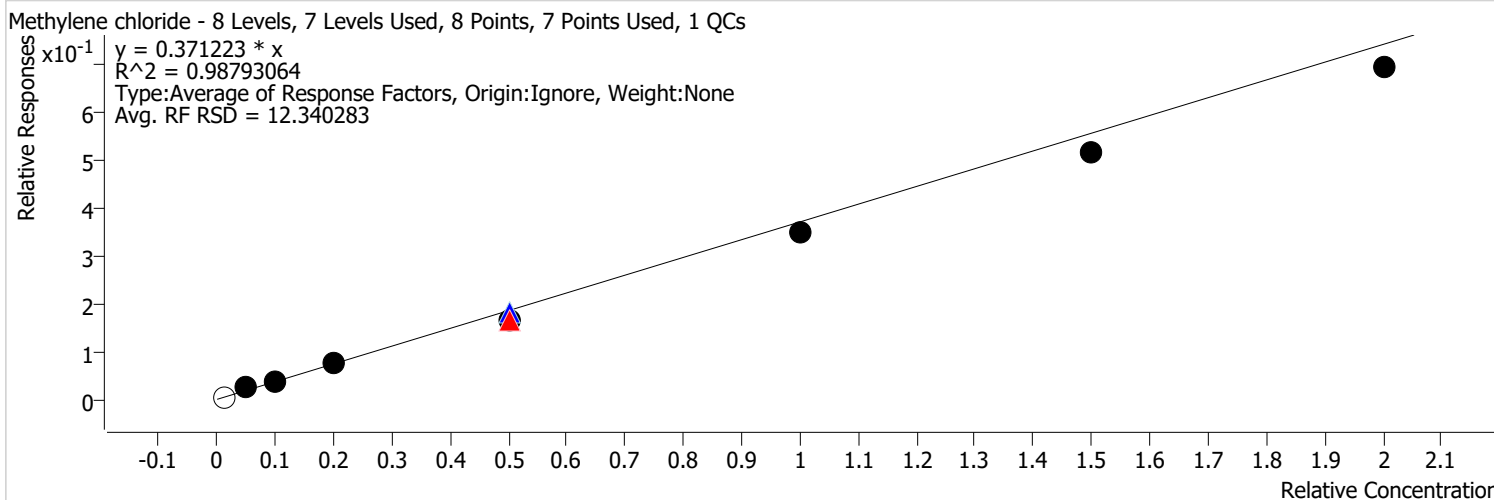


Calibration STD Path	Cal Type	Level	Enabled	Resp.	Exp. Conc	Resp. Factor	Level RSD
D:\Org\Data\VOA5975C\VG010422\04JAN10.D	Calibration	1		2084	2.5000	0.2703	
D:\Org\Data\VOA5975C\VG010422\04JAN11.D	Calibration	2	x	9169	12.5000	0.2399	
D:\Org\Data\VOA5975C\VG010422\04JAN12.D	Calibration	3	x	20631	25.0000	0.2607	
D:\Org\Data\VOA5975C\VG010422\04JAN13.D	Calibration	4	x	38253	50.0000	0.2458	
D:\Org\Data\VOA5975C\VG010422\04JAN23.D	QC	QC	x	108512	125.0000	0.2709	
D:\Org\Data\VOA5975C\VG010422\04JAN15.D	Calibration	5	x	99438	125.0000	0.2415	
D:\Org\Data\VOA5975C\VG010422\04JAN15CC.D	CC	CC	x	99438	125.0000	0.2415	
D:\Org\Data\VOA5975C\VG010422\04JAN17.D	Calibration	6	x	217406	250.0000	0.2600	
D:\Org\Data\VOA5975C\VG010422\04JAN19.D	Calibration	7	x	322557	375.0000	0.2554	
D:\Org\Data\VOA5975C\VG010422\04JAN21.D	Calibration	8	x	436507	500.0000	0.2594	

Calibration Report

Batch Path	D:\Org\Data\VOA5975C\VG010422\QuantResults\VG010422_8260B.batch.bin	Analyst Name	BL2000\mchavez
Analysis Time	2/28/2022 1:57 PM	Reporter Name	BL2000\mchavez
Report Time	2/28/2022 2:00:43 PM	Batch State	Processed
Last Calib Update	1/9/2022 8:59 PM	Quant Report Version	10.0
Quant Batch Version	10.0		

Methylene chloride %RSE = 12.3



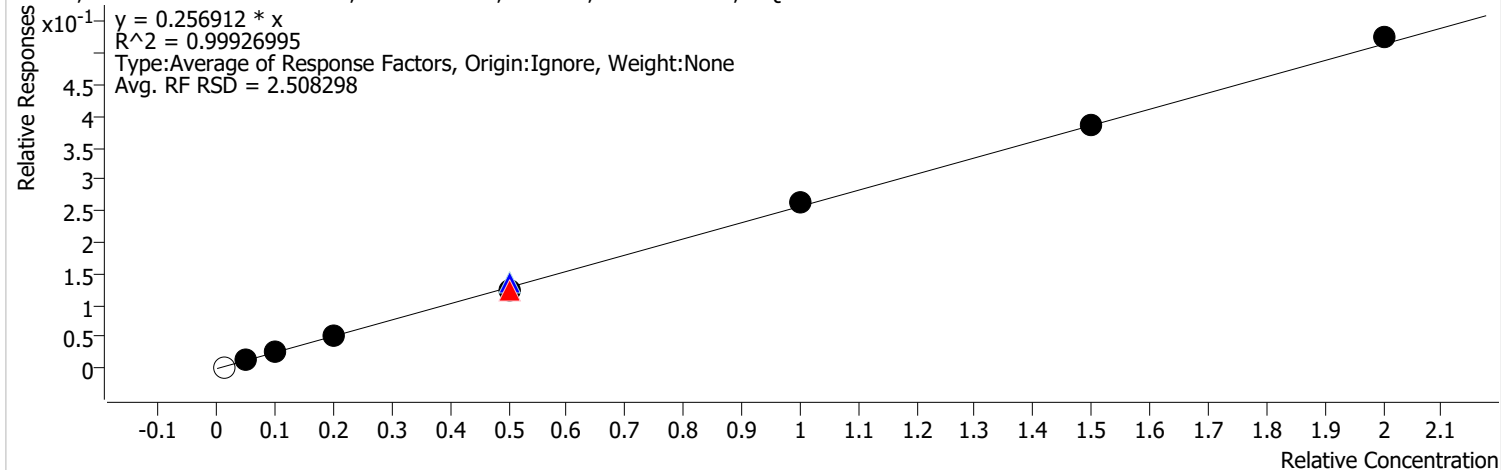
Calibration STD Path	Cal Type	Level	Enabled	Resp.	Exp. Conc	Resp. Factor	Level RSD
D:\Org\Data\VOA5975C\VG010422\04JAN10.D	Calibration	1		4095	2.5000	0.5312	
D:\Org\Data\VOA5975C\VG010422\04JAN11.D	Calibration	2	x	17734	12.5000	0.4640	
D:\Org\Data\VOA5975C\VG010422\04JAN12.D	Calibration	3	x	30908	25.0000	0.3906	
D:\Org\Data\VOA5975C\VG010422\04JAN13.D	Calibration	4	x	58282	50.0000	0.3745	
D:\Org\Data\VOA5975C\VG010422\04JAN23.D	QC	QC	x	144585	125.0000	0.3609	
D:\Org\Data\VOA5975C\VG010422\04JAN15.D	Calibration	5	x	135271	125.0000	0.3285	
D:\Org\Data\VOA5975C\VG010422\04JAN15CC.D	CC	CC	x	135271	125.0000	0.3285	
D:\Org\Data\VOA5975C\VG010422\04JAN17.D	Calibration	6	x	292397	250.0000	0.3496	
D:\Org\Data\VOA5975C\VG010422\04JAN19.D	Calibration	7	x	435116	375.0000	0.3446	
D:\Org\Data\VOA5975C\VG010422\04JAN21.D	Calibration	8	x	583438	500.0000	0.3467	

Calibration Report

Batch Path	D:\Org\Data\VOA5975C\VG010422\QuantResults\VG010422_8260B.batch.bin	Analyst Name	BL2000\mchavez
Analysis Time	2/28/2022 1:57 PM	Reporter Name	BL2000\mchavez
Report Time	2/28/2022 2:00:43 PM	Batch State	Processed
Last Calib Update	1/9/2022 8:59 PM	Quant Report Version	10.0
Quant Batch Version	10.0		

trans-1,2-Dichloroethene %RSE = 2.5

trans-1,2-Dichloroethene - 8 Levels, 7 Levels Used, 8 Points, 7 Points Used, 1 QCs



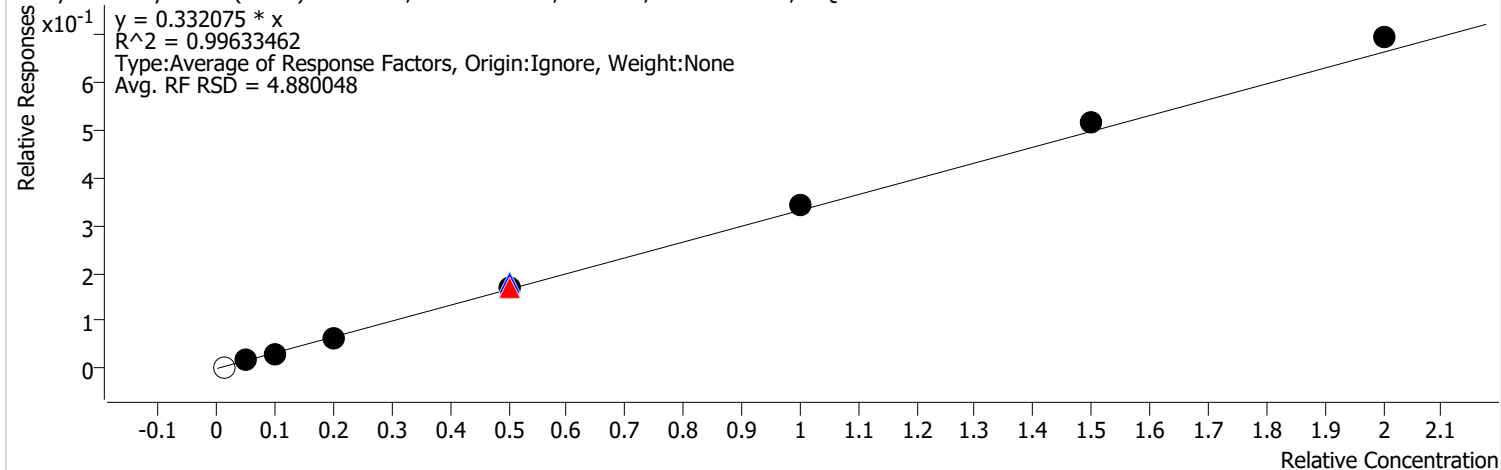
Calibration STD Path	Cal Type	Level	Enabled	Resp.	Exp. Conc	Resp. Factor	Level RSD
D:\Org\Data\VOA5975C\VG010422\04JAN10.D	Calibration	1		2146	2.5000	0.2784	
D:\Org\Data\VOA5975C\VG010422\04JAN11.D	Calibration	2	x	9821	12.5000	0.2570	
D:\Org\Data\VOA5975C\VG010422\04JAN12.D	Calibration	3	x	20706	25.0000	0.2617	
D:\Org\Data\VOA5975C\VG010422\04JAN13.D	Calibration	4	x	39596	50.0000	0.2544	
D:\Org\Data\VOA5975C\VG010422\04JAN23.D	QC	QC	x	110909	125.0000	0.2769	
D:\Org\Data\VOA5975C\VG010422\04JAN15.D	Calibration	5	x	100409	125.0000	0.2439	
D:\Org\Data\VOA5975C\VG010422\04JAN15CC.D	CC	CC	x	100409	125.0000	0.2439	
D:\Org\Data\VOA5975C\VG010422\04JAN17.D	Calibration	6	x	218855	250.0000	0.2617	
D:\Org\Data\VOA5975C\VG010422\04JAN19.D	Calibration	7	x	325415	375.0000	0.2577	
D:\Org\Data\VOA5975C\VG010422\04JAN21.D	Calibration	8	x	440967	500.0000	0.2621	

Calibration Report

Batch Path	D:\Org\Data\VOA5975C\VG010422\QuantResults\VG010422_8260B.batch.bin	Analyst Name	BL2000\mchavez
Analysis Time	2/28/2022 1:57 PM	Reporter Name	BL2000\mchavez
Report Time	2/28/2022 2:00:43 PM	Batch State	Processed
Last Calib Update	1/9/2022 8:59 PM	Quant Report Version	10.0
Quant Batch Version	10.0		

Methyl tert-butyl ether (MTBE) %RSE = 4.9

Methyl tert-butyl ether (MTBE) - 8 Levels, 7 Levels Used, 8 Points, 7 Points Used, 1 QCs

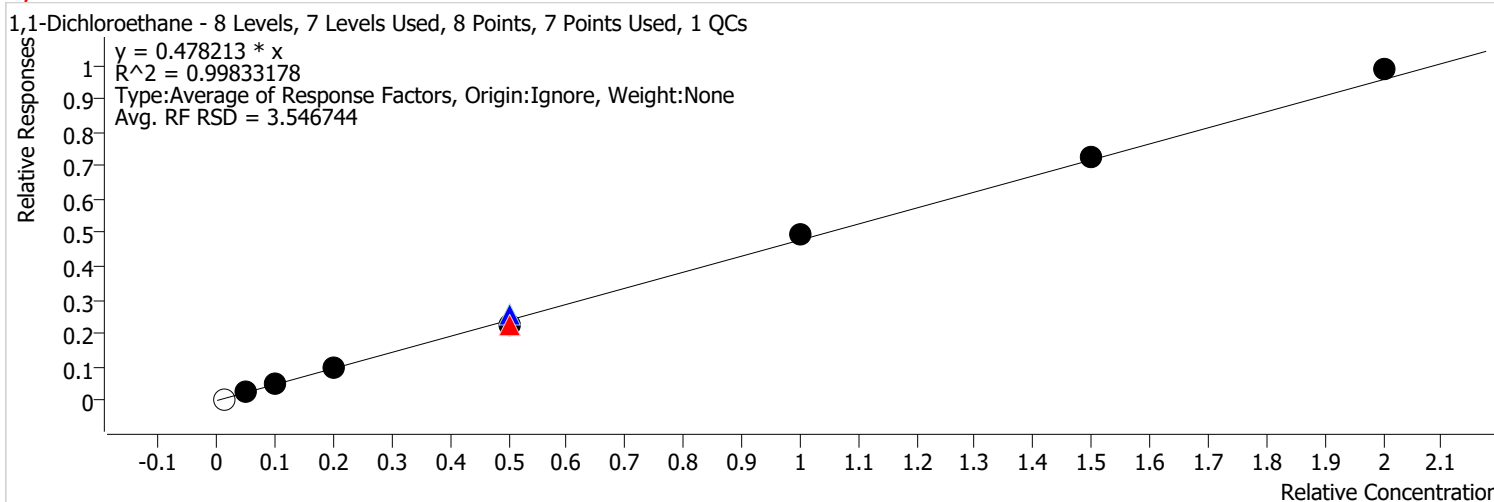


Calibration STD Path	Cal Type	Level	Enabled	Resp.	Exp. Conc	Resp. Factor	Level RSD
D:\Org\Data\VOA5975C\VG010422\04JAN10.D	Calibration	1		2717	2.5000	0.3524	
D:\Org\Data\VOA5975C\VG010422\04JAN11.D	Calibration	2	x	12515	12.5000	0.3274	
D:\Org\Data\VOA5975C\VG010422\04JAN12.D	Calibration	3	x	24218	25.0000	0.3061	
D:\Org\Data\VOA5975C\VG010422\04JAN13.D	Calibration	4	x	49126	50.0000	0.3157	
D:\Org\Data\VOA5975C\VG010422\04JAN23.D	QC	QC	x	143378	125.0000	0.3579	
D:\Org\Data\VOA5975C\VG010422\04JAN15.D	Calibration	5	x	139068	125.0000	0.3378	
D:\Org\Data\VOA5975C\VG010422\04JAN15CC.D	CC	CC	x	139068	125.0000	0.3378	
D:\Org\Data\VOA5975C\VG010422\04JAN17.D	Calibration	6	x	287653	250.0000	0.3440	
D:\Org\Data\VOA5975C\VG010422\04JAN19.D	Calibration	7	x	437439	375.0000	0.3464	
D:\Org\Data\VOA5975C\VG010422\04JAN21.D	Calibration	8	x	584294	500.0000	0.3472	

Calibration Report

Batch Path	D:\Org\Data\VOA5975C\VG010422\QuantResults\VG010422_8260B.batch.bin	Analyst Name	BL2000\mchavez
Analysis Time	2/28/2022 1:57 PM	Reporter Name	BL2000\mchavez
Report Time	2/28/2022 2:00:43 PM	Batch State	Processed
Last Calib Update	1/9/2022 8:59 PM	Quant Report Version	10.0
Quant Batch Version	10.0		

1,1-Dichloroethane %RSE = 3.5



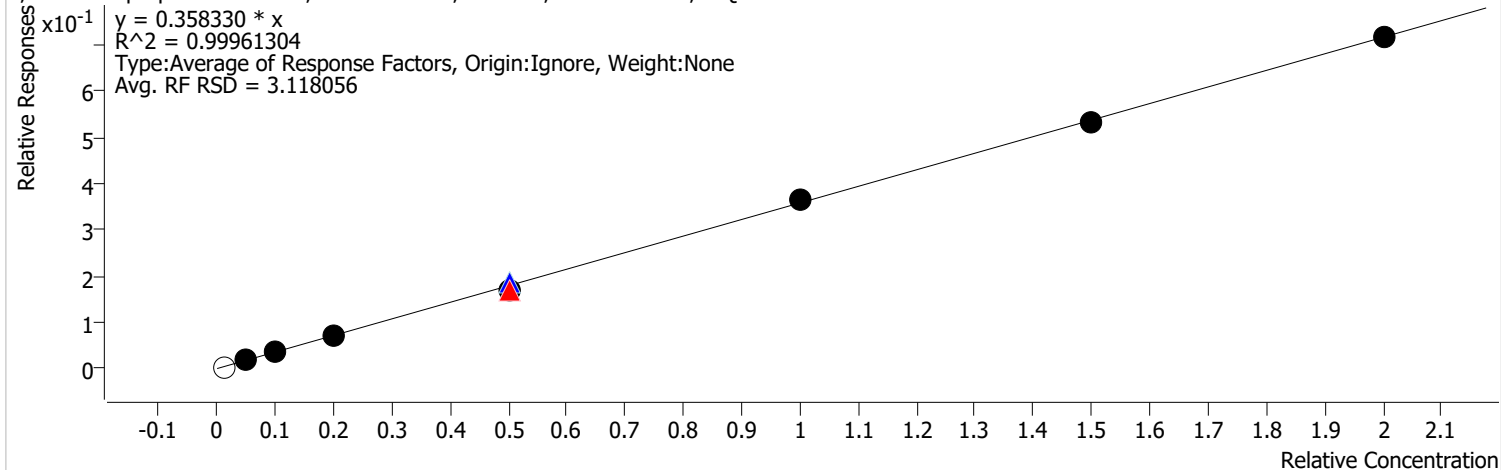
Calibration STD Path	Cal Type	Level	Enabled	Resp.	Exp. Conc	Resp. Factor	Level RSD
D:\Org\Data\VOA5975C\VG010422\04JAN10.D	Calibration	1		3892	2.5000	0.5049	
D:\Org\Data\VOA5975C\VG010422\04JAN11.D	Calibration	2	x	17642	12.5000	0.4616	
D:\Org\Data\VOA5975C\VG010422\04JAN12.D	Calibration	3	x	38874	25.0000	0.4913	
D:\Org\Data\VOA5975C\VG010422\04JAN13.D	Calibration	4	x	73205	50.0000	0.4704	
D:\Org\Data\VOA5975C\VG010422\04JAN23.D	QC	QC	x	208131	125.0000	0.5195	
D:\Org\Data\VOA5975C\VG010422\04JAN15.D	Calibration	5	x	186052	125.0000	0.4519	
D:\Org\Data\VOA5975C\VG010422\04JAN15CC.D	CC	CC	x	186052	125.0000	0.4519	
D:\Org\Data\VOA5975C\VG010422\04JAN17.D	Calibration	6	x	413408	250.0000	0.4943	
D:\Org\Data\VOA5975C\VG010422\04JAN19.D	Calibration	7	x	612660	375.0000	0.4852	
D:\Org\Data\VOA5975C\VG010422\04JAN21.D	Calibration	8	x	829359	500.0000	0.4929	

Calibration Report

Batch Path	D:\Org\Data\VOA5975C\VG010422\QuantResults\VG010422_8260B.batch.bin	Analyst Name	BL2000\mchavez
Analysis Time	2/28/2022 1:57 PM	Reporter Name	BL2000\mchavez
Report Time	2/28/2022 2:00:43 PM	Batch State	Processed
Last Calib Update	1/9/2022 8:59 PM	Quant Report Version	10.0
Quant Batch Version	10.0		

2,2-Dichloropropane %RSE = 3.1

2,2-Dichloropropane - 8 Levels, 7 Levels Used, 8 Points, 7 Points Used, 1 QCs



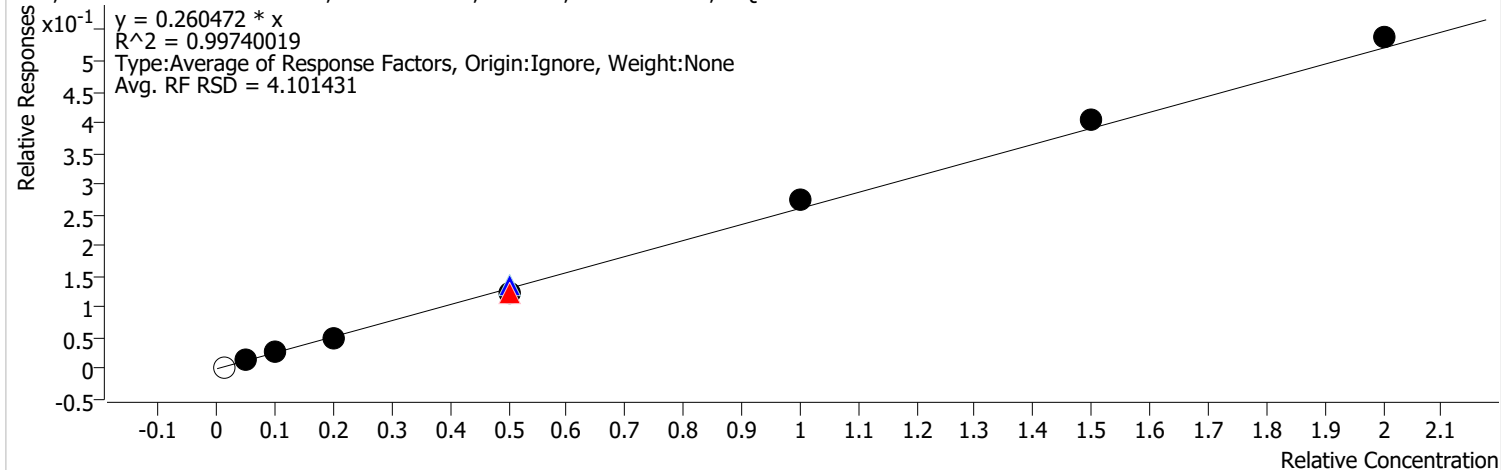
Calibration STD Path	Cal Type	Level	Enabled	Resp.	Exp. Conc	Resp. Factor	Level RSD
D:\Org\Data\VOA5975C\VG010422\04JAN10.D	Calibration	1		2930	2.5000	0.3801	
D:\Org\Data\VOA5975C\VG010422\04JAN11.D	Calibration	2	x	13676	12.5000	0.3578	
D:\Org\Data\VOA5975C\VG010422\04JAN12.D	Calibration	3	x	29793	25.0000	0.3765	
D:\Org\Data\VOA5975C\VG010422\04JAN13.D	Calibration	4	x	56189	50.0000	0.3611	
D:\Org\Data\VOA5975C\VG010422\04JAN23.D	QC	QC	x	150902	125.0000	0.3767	
D:\Org\Data\VOA5975C\VG010422\04JAN15.D	Calibration	5	x	139656	125.0000	0.3392	
D:\Org\Data\VOA5975C\VG010422\04JAN15CC.D	CC	CC	x	139656	125.0000	0.3392	
D:\Org\Data\VOA5975C\VG010422\04JAN17.D	Calibration	6	x	303307	250.0000	0.3627	
D:\Org\Data\VOA5975C\VG010422\04JAN19.D	Calibration	7	x	446282	375.0000	0.3534	
D:\Org\Data\VOA5975C\VG010422\04JAN21.D	Calibration	8	x	601823	500.0000	0.3576	

Calibration Report

Batch Path	D:\Org\Data\VOA5975C\VG010422\QuantResults\VG010422_8260B.batch.bin	Analyst Name	BL2000\mchavez
Analysis Time	2/28/2022 1:57 PM	Reporter Name	BL2000\mchavez
Report Time	2/28/2022 2:00:43 PM	Batch State	Processed
Last Calib Update	1/9/2022 8:59 PM	Quant Report Version	10.0
Quant Batch Version	10.0		

cis-1,2-Dichloroethene %RSE = 4.1

cis-1,2-Dichloroethene - 8 Levels, 7 Levels Used, 8 Points, 7 Points Used, 1 QCs

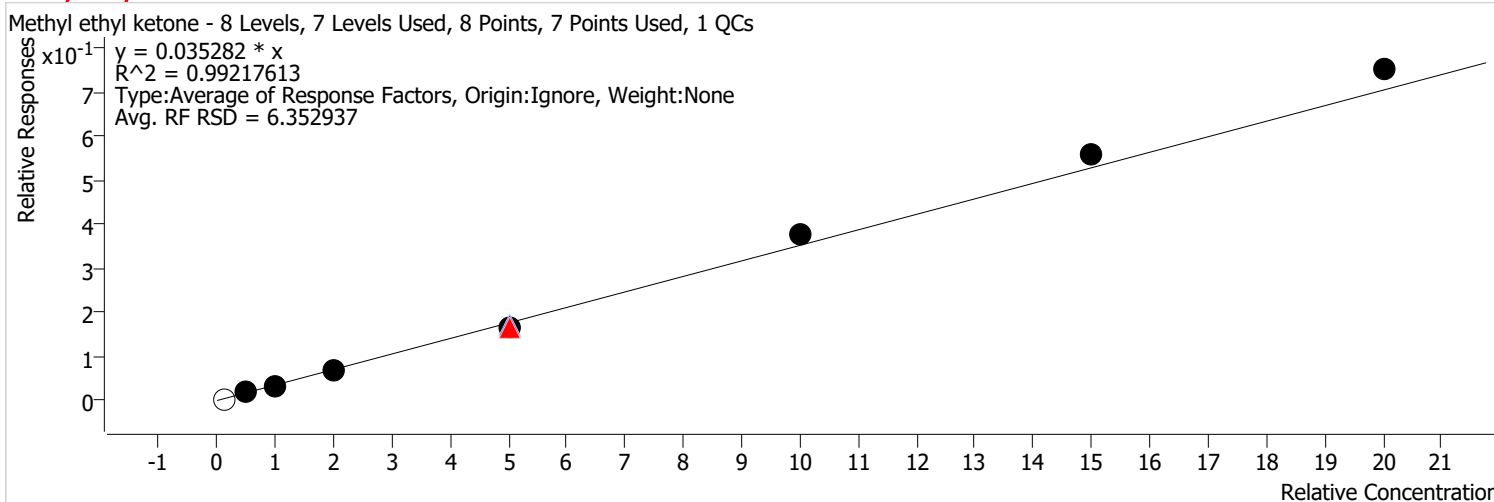


Calibration STD Path	Cal Type	Level	Enabled	Resp.	Exp. Conc	Resp. Factor	Level RSD
D:\Org\Data\VOA5975C\VG010422\04JAN10.D	Calibration	1		2376	2.5000	0.3082	
D:\Org\Data\VOA5975C\VG010422\04JAN11.D	Calibration	2	x	10008	12.5000	0.2618	
D:\Org\Data\VOA5975C\VG010422\04JAN12.D	Calibration	3	x	20252	25.0000	0.2559	
D:\Org\Data\VOA5975C\VG010422\04JAN13.D	Calibration	4	x	39251	50.0000	0.2522	
D:\Org\Data\VOA5975C\VG010422\04JAN23.D	QC	QC	x	108623	125.0000	0.2711	
D:\Org\Data\VOA5975C\VG010422\04JAN15.D	Calibration	5	x	100057	125.0000	0.2430	
D:\Org\Data\VOA5975C\VG010422\04JAN15CC.D	CC	CC	x	100057	125.0000	0.2430	
D:\Org\Data\VOA5975C\VG010422\04JAN17.D	Calibration	6	x	228170	250.0000	0.2728	
D:\Org\Data\VOA5975C\VG010422\04JAN19.D	Calibration	7	x	339211	375.0000	0.2686	
D:\Org\Data\VOA5975C\VG010422\04JAN21.D	Calibration	8	x	452377	500.0000	0.2688	

Calibration Report

Batch Path	D:\Org\Data\VOA5975C\VG010422\QuantResults\VG010422_8260B.batch.bin	Analyst Name	BL2000\mchavez
Analysis Time	2/28/2022 1:57 PM	Reporter Name	BL2000\mchavez
Report Time	2/28/2022 2:00:43 PM	Batch State	Processed
Last Calib Update	1/9/2022 8:59 PM	Quant Report Version	10.0
Quant Batch Version	10.0		

Methyl ethyl ketone %RSE = 6.4



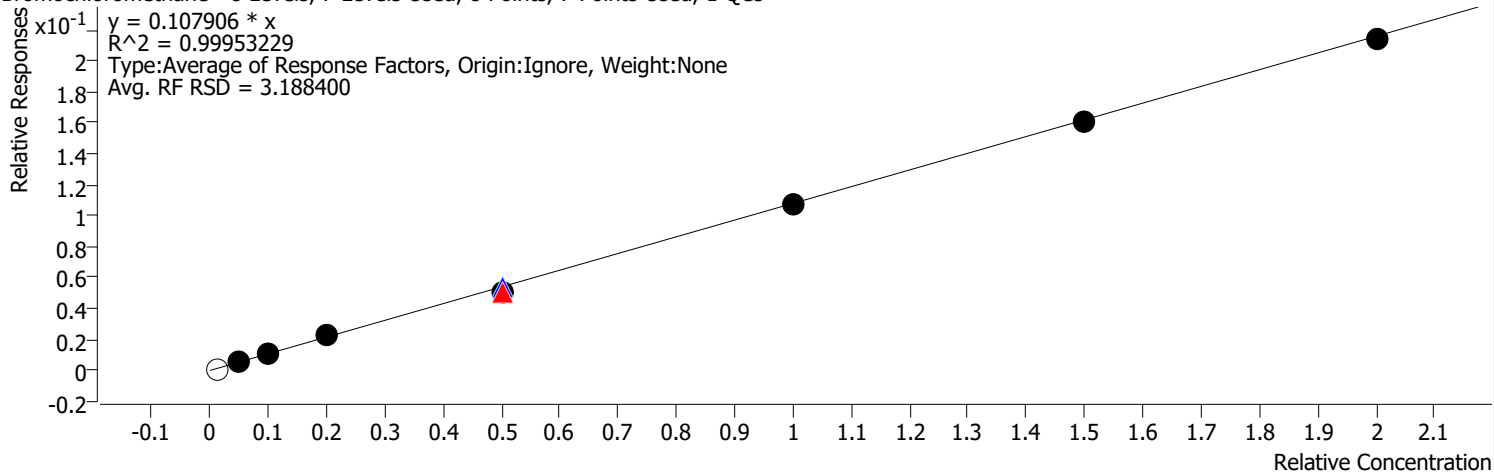
Calibration STD Path	Cal Type	Level	Enabled	Resp.	Exp. Conc	Resp. Factor	Level RSD
D:\Org\Data\VOA5975C\VG010422\04JAN10.D	Calibration	1		3035	25.0000	0.0394	
D:\Org\Data\VOA5975C\VG010422\04JAN11.D	Calibration	2	x	13167	125.0000	0.0344	
D:\Org\Data\VOA5975C\VG010422\04JAN12.D	Calibration	3	x	26248	250.0000	0.0332	
D:\Org\Data\VOA5975C\VG010422\04JAN13.D	Calibration	4	x	52648	500.0000	0.0338	
D:\Org\Data\VOA5975C\VG010422\04JAN23.D	QC	QC	x	135511	1250.0000	0.0338	
D:\Org\Data\VOA5975C\VG010422\04JAN15.D	Calibration	5	x	134730	1250.0000	0.0327	
D:\Org\Data\VOA5975C\VG010422\04JAN15CC.D	CC	CC	x	134730	1250.0000	0.0327	
D:\Org\Data\VOA5975C\VG010422\04JAN17.D	Calibration	6	x	317271	2500.0000	0.0379	
D:\Org\Data\VOA5975C\VG010422\04JAN19.D	Calibration	7	x	470653	3750.0000	0.0373	
D:\Org\Data\VOA5975C\VG010422\04JAN21.D	Calibration	8	x	632539	5000.0000	0.0376	

Calibration Report

Batch Path	D:\Org\Data\VOA5975C\VG010422\QuantResults\VG010422_8260B.batch.bin	Analyst Name	BL2000\mchavez
Analysis Time	2/28/2022 1:57 PM	Reporter Name	BL2000\mchavez
Report Time	2/28/2022 2:00:43 PM	Batch State	Processed
Last Calib Update	1/9/2022 8:59 PM	Quant Report Version	10.0
Quant Batch Version	10.0		

Bromochloromethane %RSE = 3.2

Bromochloromethane - 8 Levels, 7 Levels Used, 8 Points, 7 Points Used, 1 QCs



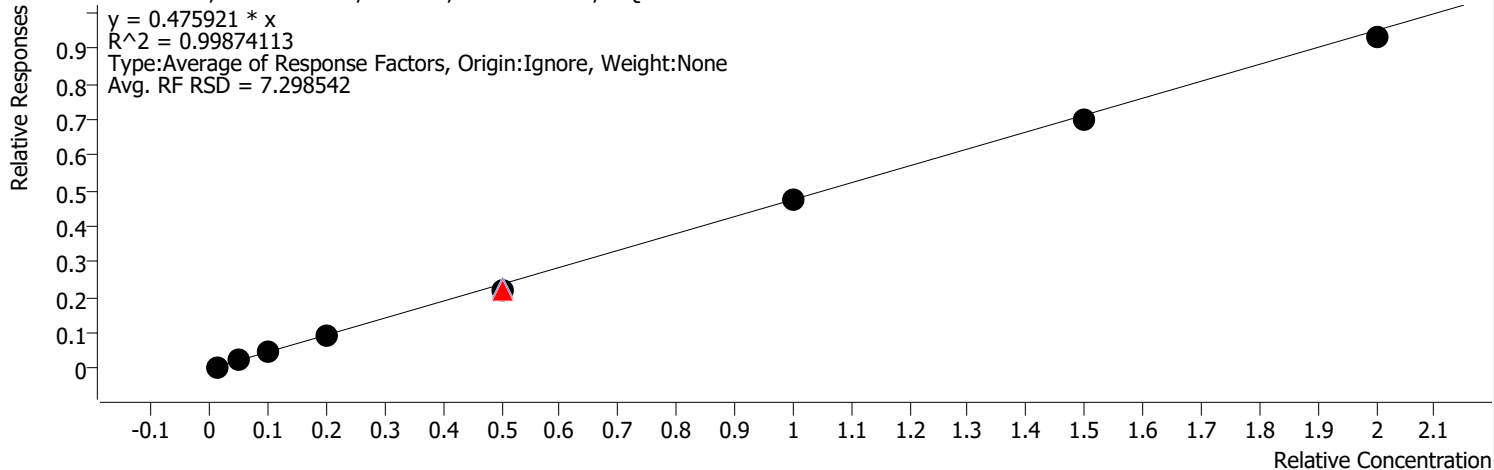
Calibration STD Path	Cal Type	Level	Enabled	Resp.	Exp. Conc	Resp. Factor	Level RSD
D:\Org\Data\VOA5975C\VG010422\04JAN10.D	Calibration	1		807	2.5000	0.1047	
D:\Org\Data\VOA5975C\VG010422\04JAN11.D	Calibration	2	x	4275	12.5000	0.1118	
D:\Org\Data\VOA5975C\VG010422\04JAN12.D	Calibration	3	x	8688	25.0000	0.1098	
D:\Org\Data\VOA5975C\VG010422\04JAN13.D	Calibration	4	x	17338	50.0000	0.1114	
D:\Org\Data\VOA5975C\VG010422\04JAN23.D	QC	QC	x	42744	125.0000	0.1067	
D:\Org\Data\VOA5975C\VG010422\04JAN15.D	Calibration	5	x	41966	125.0000	0.1019	
D:\Org\Data\VOA5975C\VG010422\04JAN15CC.D	CC	CC	x	41966	125.0000	0.1019	
D:\Org\Data\VOA5975C\VG010422\04JAN17.D	Calibration	6	x	89178	250.0000	0.1066	
D:\Org\Data\VOA5975C\VG010422\04JAN19.D	Calibration	7	x	135103	375.0000	0.1070	
D:\Org\Data\VOA5975C\VG010422\04JAN21.D	Calibration	8	x	179618	500.0000	0.1067	

Calibration Report

Batch Path	D:\Org\Data\VOA5975C\VG010422\QuantResults\VG010422_8260B.batch.bin	Analyst Name	BL2000\mchavez
Analysis Time	2/28/2022 1:57 PM	Reporter Name	BL2000\mchavez
Report Time	2/28/2022 2:00:43 PM	Batch State	Processed
Last Calib Update	1/9/2022 8:59 PM	Quant Report Version	10.0
Quant Batch Version	10.0		

Chloroform %RSE = 7.3

Chloroform - 8 Levels, 8 Levels Used, 8 Points, 8 Points Used, 1 QCs

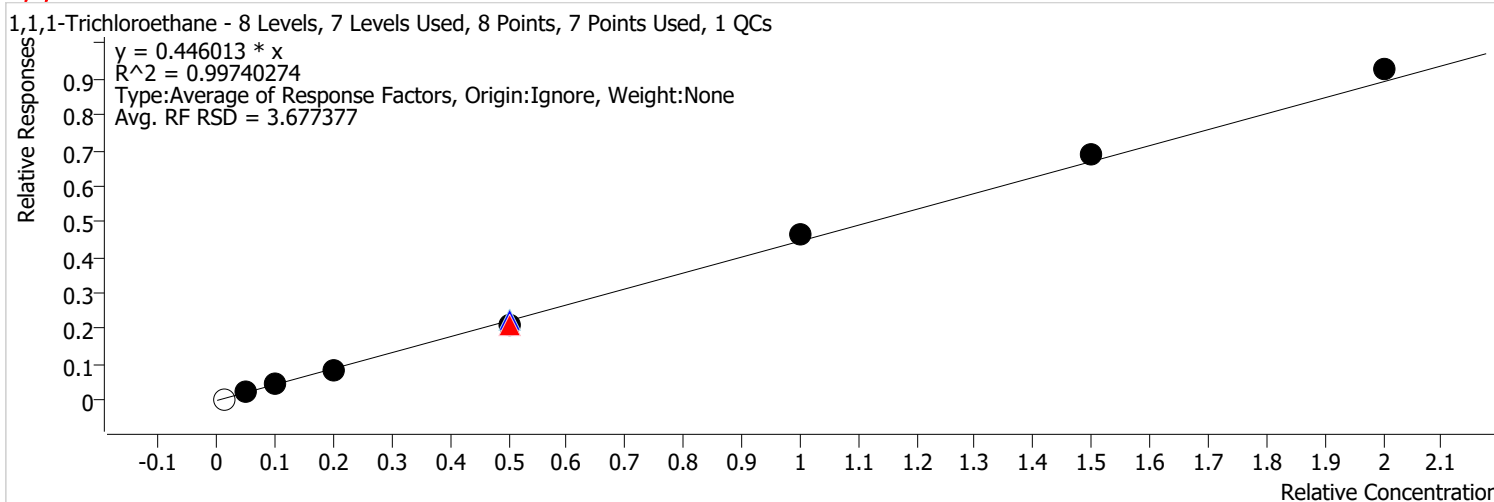


Calibration STD Path	Cal Type	Level	Enabled	Resp.	Exp. Conc	Resp. Factor	Level RSD
D:\Org\Data\VOA5975C\VG010422\04JAN10.D	Calibration	1	x	4248	2.5000	0.5510	
D:\Org\Data\VOA5975C\VG010422\04JAN11.D	Calibration	2	x	19015	12.5000	0.4975	
D:\Org\Data\VOA5975C\VG010422\04JAN12.D	Calibration	3	x	36413	25.0000	0.4602	
D:\Org\Data\VOA5975C\VG010422\04JAN13.D	Calibration	4	x	71403	50.0000	0.4588	
D:\Org\Data\VOA5975C\VG010422\04JAN23.D	QC	QC	x	183676	125.0000	0.4585	
D:\Org\Data\VOA5975C\VG010422\04JAN15.D	Calibration	5	x	179640	125.0000	0.4363	
D:\Org\Data\VOA5975C\VG010422\04JAN15CC.D	CC	CC	x	179640	125.0000	0.4363	
D:\Org\Data\VOA5975C\VG010422\04JAN17.D	Calibration	6	x	394946	250.0000	0.4723	
D:\Org\Data\VOA5975C\VG010422\04JAN19.D	Calibration	7	x	588080	375.0000	0.4657	
D:\Org\Data\VOA5975C\VG010422\04JAN21.D	Calibration	8	x	783422	500.0000	0.4656	

Calibration Report

Batch Path	D:\Org\Data\VOA5975C\VG010422\QuantResults\VG010422_8260B.batch.bin	Analyst Name	BL2000\mchavez
Analysis Time	2/28/2022 1:57 PM	Reporter Name	BL2000\mchavez
Report Time	2/28/2022 2:00:43 PM	Batch State	Processed
Last Calib Update	1/9/2022 8:59 PM	Quant Report Version	10.0
Quant Batch Version	10.0		

1,1,1-Trichloroethane %RSE = 3.7



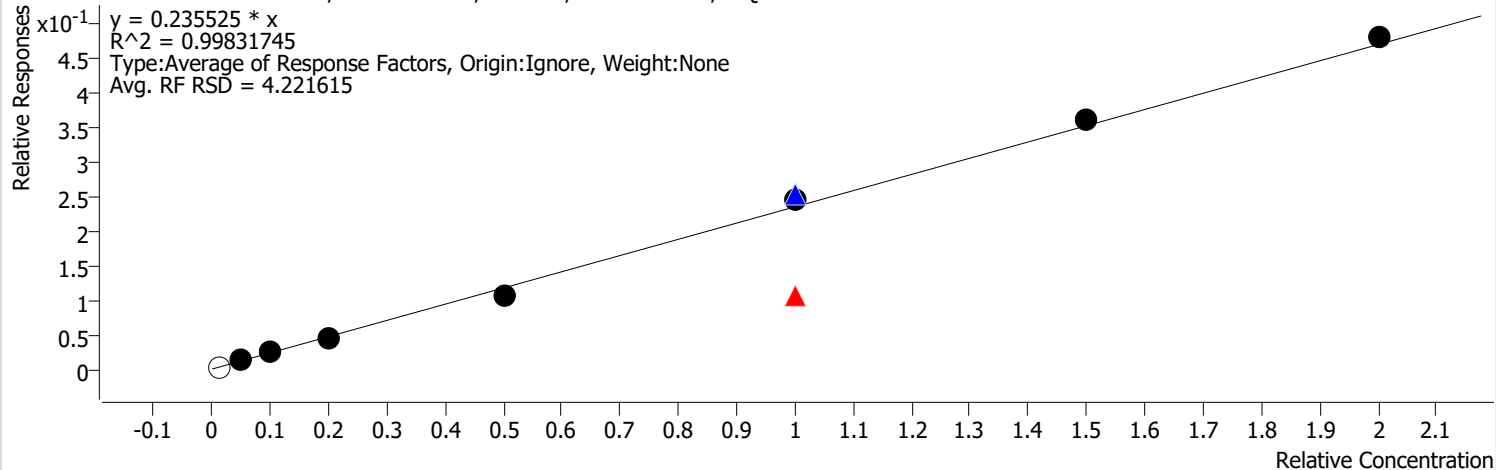
Calibration STD Path	Cal Type	Level	Enabled	Resp.	Exp. Conc	Resp. Factor	Level RSD
D:\Org\Data\VOA5975C\VG010422\04JAN10.D	Calibration	1		3510	2.5000	0.4553	
D:\Org\Data\VOA5975C\VG010422\04JAN11.D	Calibration	2	x	16623	12.5000	0.4349	
D:\Org\Data\VOA5975C\VG010422\04JAN12.D	Calibration	3	x	35547	25.0000	0.4492	
D:\Org\Data\VOA5975C\VG010422\04JAN13.D	Calibration	4	x	67007	50.0000	0.4306	
D:\Org\Data\VOA5975C\VG010422\04JAN23.D	QC	QC	x	183324	125.0000	0.4576	
D:\Org\Data\VOA5975C\VG010422\04JAN15.D	Calibration	5	x	174206	125.0000	0.4231	
D:\Org\Data\VOA5975C\VG010422\04JAN15CC.D	CC	CC	x	174206	125.0000	0.4231	
D:\Org\Data\VOA5975C\VG010422\04JAN17.D	Calibration	6	x	386005	250.0000	0.4616	
D:\Org\Data\VOA5975C\VG010422\04JAN19.D	Calibration	7	x	580748	375.0000	0.4599	
D:\Org\Data\VOA5975C\VG010422\04JAN21.D	Calibration	8	x	778785	500.0000	0.4628	

Calibration Report

Batch Path	D:\Org\Data\VOA5975C\VG010422\QuantResults\VG010422_8260B.batch.bin	Analyst Name	BL2000\mchavez
Analysis Time	2/28/2022 1:57 PM	Reporter Name	BL2000\mchavez
Report Time	2/28/2022 2:00:43 PM	Batch State	Processed
Last Calib Update	1/9/2022 8:59 PM	Quant Report Version	10.0
Quant Batch Version	10.0		

Dibromofluoromethane %RSE =

Dibromofluoromethane - 8 Levels, 7 Levels Used, 8 Points, 7 Points Used, 1 QCs



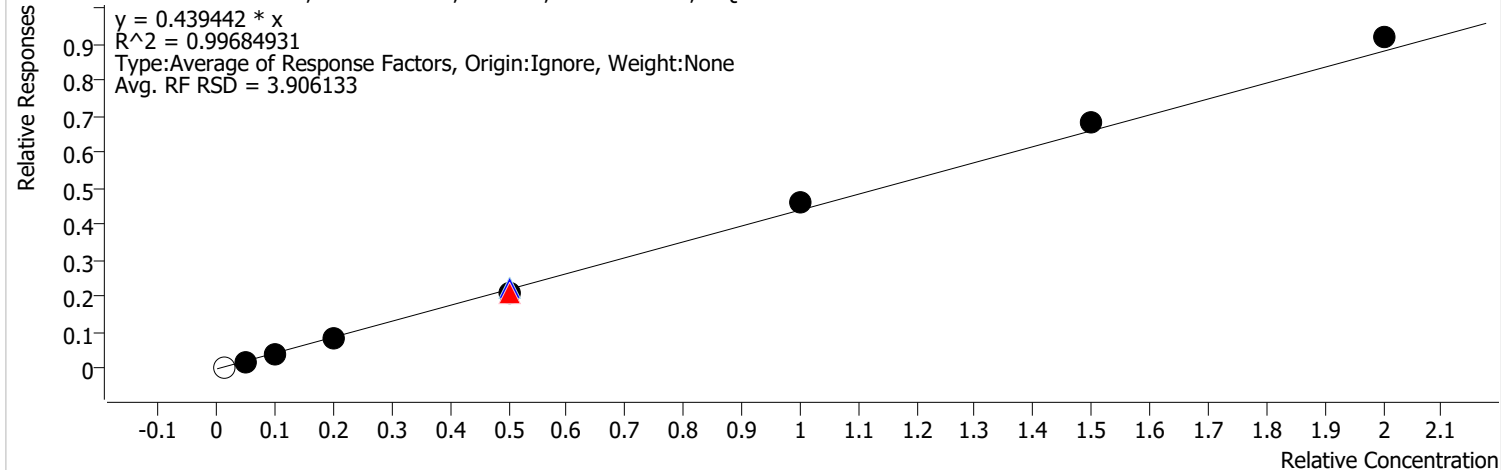
Calibration STD Path	Cal Type	Level	Enabled	Resp.	Exp. Conc	Resp. Factor	Level RSD
D:\Org\Data\VOA5975C\VG010422\04JAN10.D	Calibration	1		2508	2.5000	0.3253	
D:\Org\Data\VOA5975C\VG010422\04JAN11.D	Calibration	2	x	9074	12.5000	0.2374	
D:\Org\Data\VOA5975C\VG010422\04JAN12.D	Calibration	3	x	19100	25.0000	0.2414	
D:\Org\Data\VOA5975C\VG010422\04JAN13.D	Calibration	4	x	35309	50.0000	0.2269	
D:\Org\Data\VOA5975C\VG010422\04JAN15.D	Calibration	5	x	89307	125.0000	0.2169	
D:\Org\Data\VOA5975C\VG010422\04JAN23.D	QC	QC	x	204707	250.0000	0.2555	
D:\Org\Data\VOA5975C\VG010422\04JAN17.D	Calibration	6	x	204073	250.0000	0.2440	
D:\Org\Data\VOA5975C\VG010422\04JAN15CC.D	CC	CC	x	89307	250.0000	0.1084	
D:\Org\Data\VOA5975C\VG010422\04JAN19.D	Calibration	7	x	305158	375.0000	0.2416	
D:\Org\Data\VOA5975C\VG010422\04JAN21.D	Calibration	8	x	404568	500.0000	0.2404	

Calibration Report

Batch Path	D:\Org\Data\VOA5975C\VG010422\QuantResults\VG010422_8260B.batch.bin	Analyst Name	BL2000\mchavez
Analysis Time	2/28/2022 1:57 PM	Reporter Name	BL2000\mchavez
Report Time	2/28/2022 2:00:43 PM	Batch State	Processed
Last Calib Update	1/9/2022 8:59 PM	Quant Report Version	10.0
Quant Batch Version	10.0		

Carbon tetrachloride %RSE = 3.9

Carbon tetrachloride - 8 Levels, 7 Levels Used, 8 Points, 7 Points Used, 1 QCs

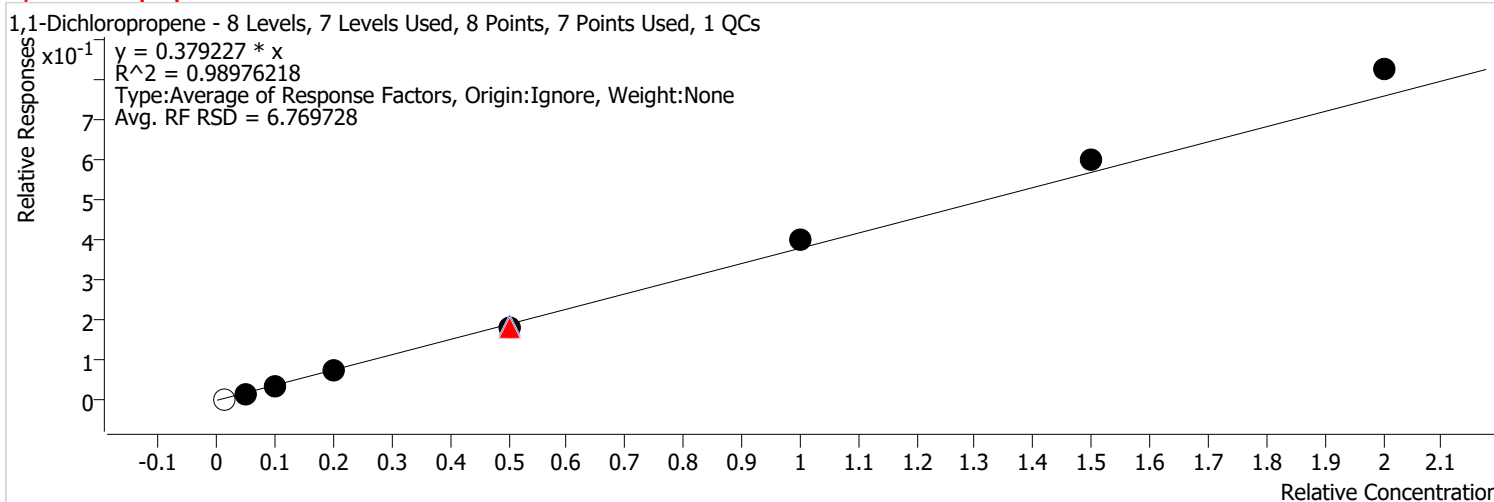


Calibration STD Path	Cal Type	Level	Enabled	Resp.	Exp. Conc	Resp. Factor	Level RSD
D:\Org\Data\VOA5975C\VG010422\04JAN10.D	Calibration	1		4342	2.5000	0.5632	
D:\Org\Data\VOA5975C\VG010422\04JAN11.D	Calibration	2	x	16466	12.5000	0.4308	
D:\Org\Data\VOA5975C\VG010422\04JAN12.D	Calibration	3	x	34462	25.0000	0.4355	
D:\Org\Data\VOA5975C\VG010422\04JAN13.D	Calibration	4	x	65313	50.0000	0.4197	
D:\Org\Data\VOA5975C\VG010422\04JAN23.D	QC	QC	x	181384	125.0000	0.4528	
D:\Org\Data\VOA5975C\VG010422\04JAN15.D	Calibration	5	x	172928	125.0000	0.4200	
D:\Org\Data\VOA5975C\VG010422\04JAN15CC.D	CC	CC	x	172928	125.0000	0.4200	
D:\Org\Data\VOA5975C\VG010422\04JAN17.D	Calibration	6	x	383485	250.0000	0.4586	
D:\Org\Data\VOA5975C\VG010422\04JAN19.D	Calibration	7	x	572545	375.0000	0.4534	
D:\Org\Data\VOA5975C\VG010422\04JAN21.D	Calibration	8	x	770907	500.0000	0.4581	

Calibration Report

Batch Path	D:\Org\Data\VOA5975C\VG010422\QuantResults\VG010422_8260B.batch.bin	Analyst Name	BL2000\mchavez
Analysis Time	2/28/2022 1:57 PM	Reporter Name	BL2000\mchavez
Report Time	2/28/2022 2:00:44 PM	Batch State	Processed
Last Calib Update	1/9/2022 8:59 PM	Quant Report Version	10.0
Quant Batch Version	10.0		

1,1-Dichloropropene %RSE = 6.8

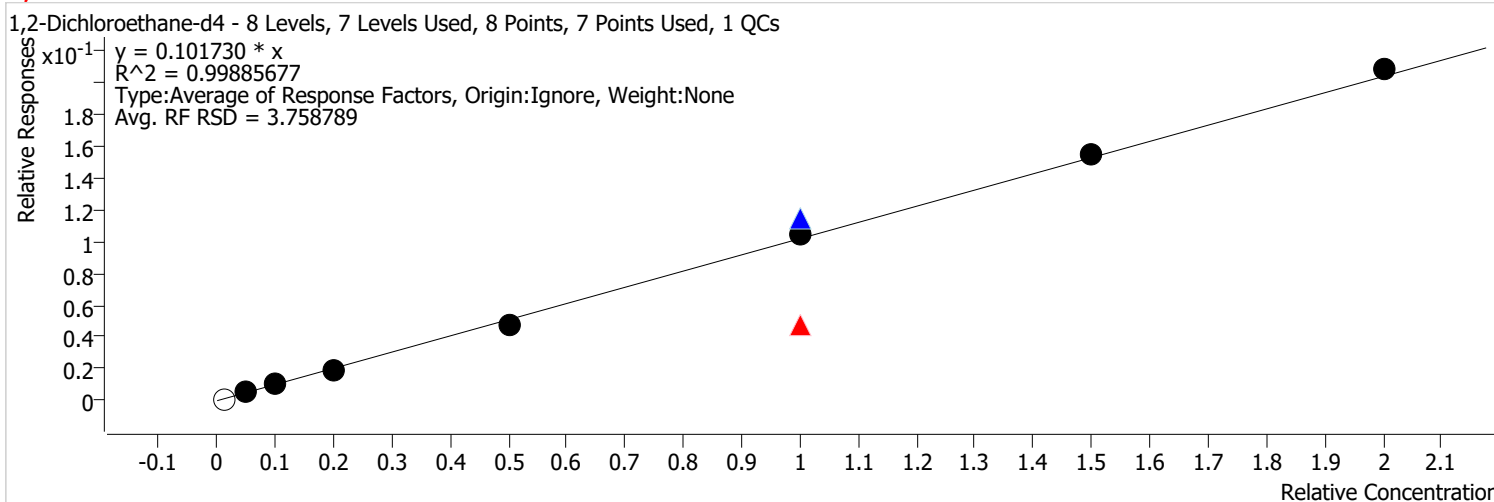


Calibration STD Path	Cal Type	Level	Enabled	Resp.	Exp. Conc	Resp. Factor	Level RSD
D:\Org\Data\VOA5975C\VG010422\04JAN10.D	Calibration	1		2830	2.5000	0.3671	
D:\Org\Data\VOA5975C\VG010422\04JAN11.D	Calibration	2	x	13149	12.5000	0.3440	
D:\Org\Data\VOA5975C\VG010422\04JAN12.D	Calibration	3	x	29241	25.0000	0.3695	
D:\Org\Data\VOA5975C\VG010422\04JAN13.D	Calibration	4	x	56376	50.0000	0.3623	
D:\Org\Data\VOA5975C\VG010422\04JAN23.D	QC	QC	x	150930	125.0000	0.3768	
D:\Org\Data\VOA5975C\VG010422\04JAN15.D	Calibration	5	x	149649	125.0000	0.3635	
D:\Org\Data\VOA5975C\VG010422\04JAN15CC.D	CC	CC	x	149649	125.0000	0.3635	
D:\Org\Data\VOA5975C\VG010422\04JAN17.D	Calibration	6	x	335741	250.0000	0.4015	
D:\Org\Data\VOA5975C\VG010422\04JAN19.D	Calibration	7	x	507157	375.0000	0.4016	
D:\Org\Data\VOA5975C\VG010422\04JAN21.D	Calibration	8	x	693669	500.0000	0.4122	

Calibration Report

Batch Path	D:\Org\Data\VOA5975C\VG010422\QuantResults\VG010422_8260B.batch.bin	Analyst Name	BL2000\mchavez
Analysis Time	2/28/2022 1:57 PM	Reporter Name	BL2000\mchavez
Report Time	2/28/2022 2:00:44 PM	Batch State	Processed
Last Calib Update	1/9/2022 8:59 PM	Quant Report Version	10.0
Quant Batch Version	10.0		

1,2-Dichloroethane-d4 %RSE =

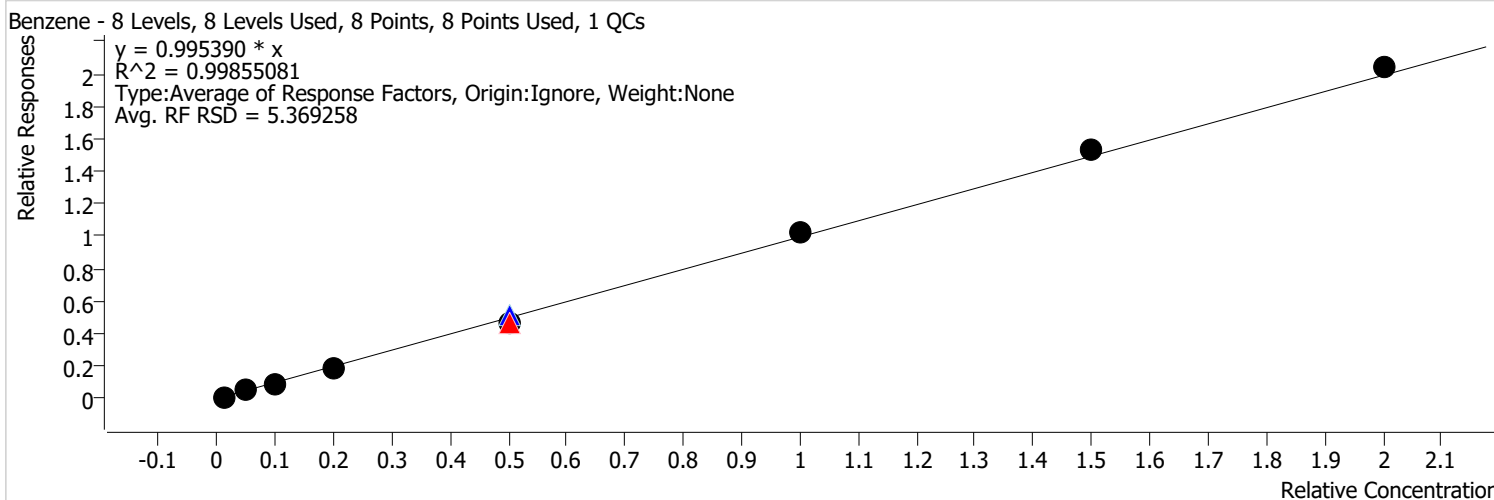


Calibration STD Path	Cal Type	Level	Enabled	Resp.	Exp. Conc	Resp. Factor	Level RSD
D:\Org\Data\VOA5975C\VG010422\04JAN10.D	Calibration	1		923	2.5000	0.1198	
D:\Org\Data\VOA5975C\VG010422\04JAN11.D	Calibration	2	x	3938	12.5000	0.1030	
D:\Org\Data\VOA5975C\VG010422\04JAN12.D	Calibration	3	x	8284	25.0000	0.1047	
D:\Org\Data\VOA5975C\VG010422\04JAN13.D	Calibration	4	x	15238	50.0000	0.0979	
D:\Org\Data\VOA5975C\VG010422\04JAN15.D	Calibration	5	x	39086	125.0000	0.0949	
D:\Org\Data\VOA5975C\VG010422\04JAN23.D	QC	QC	x	91382	250.0000	0.1141	
D:\Org\Data\VOA5975C\VG010422\04JAN17.D	Calibration	6	x	87876	250.0000	0.1051	
D:\Org\Data\VOA5975C\VG010422\04JAN15CC.D	CC	CC	x	39086	250.0000	0.0475	
D:\Org\Data\VOA5975C\VG010422\04JAN19.D	Calibration	7	x	129608	375.0000	0.1026	
D:\Org\Data\VOA5975C\VG010422\04JAN21.D	Calibration	8	x	174713	500.0000	0.1038	

Calibration Report

Batch Path	D:\Org\Data\VOA5975C\VG010422\QuantResults\VG010422_8260B.batch.bin	Analyst Name	BL2000\mchavez
Analysis Time	2/28/2022 1:57 PM	Reporter Name	BL2000\mchavez
Report Time	2/28/2022 2:00:44 PM	Batch State	Processed
Last Calib Update	1/9/2022 8:59 PM	Quant Report Version	10.0
Quant Batch Version	10.0		

Benzene %RSE = 5.4

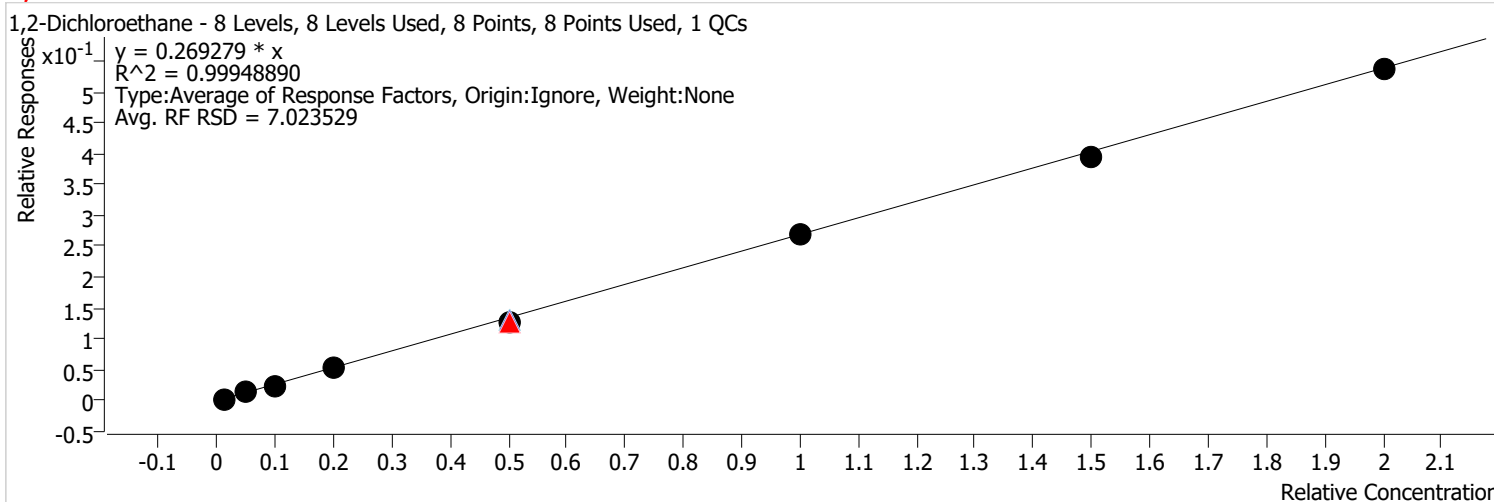


Calibration STD Path	Cal Type	Level	Enabled	Resp.	Exp. Conc	Resp. Factor	Level RSD
D:\Org\Data\VOA5975C\VG010422\04JAN10.D	Calibration	1	x	8408	2.5000	1.0907	
D:\Org\Data\VOA5975C\VG010422\04JAN11.D	Calibration	2	x	37071	12.5000	0.9699	
D:\Org\Data\VOA5975C\VG010422\04JAN12.D	Calibration	3	x	74956	25.0000	0.9473	
D:\Org\Data\VOA5975C\VG010422\04JAN13.D	Calibration	4	x	148727	50.0000	0.9557	
D:\Org\Data\VOA5975C\VG010422\04JAN23.D	QC	QC	x	418900	125.0000	1.0457	
D:\Org\Data\VOA5975C\VG010422\04JAN15.D	Calibration	5	x	383469	125.0000	0.9313	
D:\Org\Data\VOA5975C\VG010422\04JAN15CC.D	CC	CC	x	383469	125.0000	0.9313	
D:\Org\Data\VOA5975C\VG010422\04JAN17.D	Calibration	6	x	857534	250.0000	1.0254	
D:\Org\Data\VOA5975C\VG010422\04JAN19.D	Calibration	7	x	1293370	375.0000	1.0242	
D:\Org\Data\VOA5975C\VG010422\04JAN21.D	Calibration	8	x	1714050	500.0000	1.0186	

Calibration Report

Batch Path	D:\Org\Data\VOA5975C\VG010422\QuantResults\VG010422_8260B.batch.bin	Analyst Name	BL2000\mchavez
Analysis Time	2/28/2022 1:57 PM	Reporter Name	BL2000\mchavez
Report Time	2/28/2022 2:00:44 PM	Batch State	Processed
Last Calib Update	1/9/2022 8:59 PM	Quant Report Version	10.0
Quant Batch Version	10.0		

1,2-Dichloroethane %RSE = 7.0

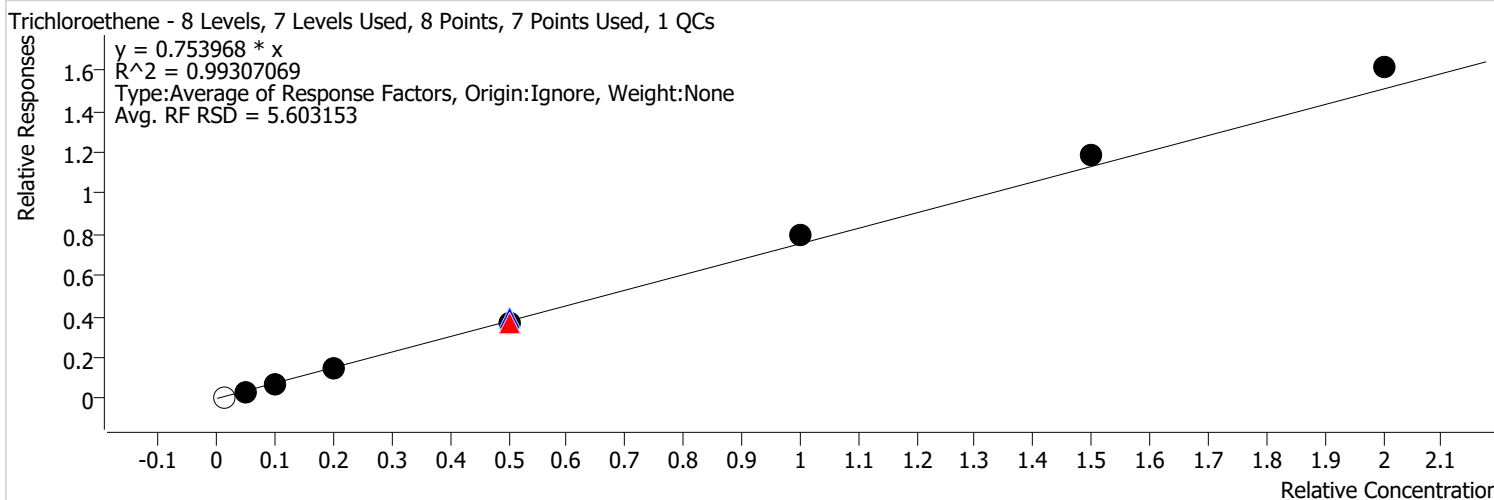


Calibration STD Path	Cal Type	Level	Enabled	Resp.	Exp. Conc	Resp. Factor	Level RSD
D:\Org\Data\VOA5975C\VG010422\04JAN10.D	Calibration	1	x	2415	2.5000	0.3133	
D:\Org\Data\VOA5975C\VG010422\04JAN11.D	Calibration	2	x	10202	12.5000	0.2669	
D:\Org\Data\VOA5975C\VG010422\04JAN12.D	Calibration	3	x	19996	25.0000	0.2527	
D:\Org\Data\VOA5975C\VG010422\04JAN13.D	Calibration	4	x	41058	50.0000	0.2638	
D:\Org\Data\VOA5975C\VG010422\04JAN23.D	QC	QC	x	104249	125.0000	0.2602	
D:\Org\Data\VOA5975C\VG010422\04JAN15.D	Calibration	5	x	104855	125.0000	0.2547	
D:\Org\Data\VOA5975C\VG010422\04JAN15CC.D	CC	CC	x	104855	125.0000	0.2547	
D:\Org\Data\VOA5975C\VG010422\04JAN17.D	Calibration	6	x	226964	250.0000	0.2714	
D:\Org\Data\VOA5975C\VG010422\04JAN19.D	Calibration	7	x	332775	375.0000	0.2635	
D:\Org\Data\VOA5975C\VG010422\04JAN21.D	Calibration	8	x	450739	500.0000	0.2679	

Calibration Report

Batch Path	D:\Org\Data\VOA5975C\VG010422\QuantResults\VG010422_8260B.batch.bin	Analyst Name	BL2000\mchavez
Analysis Time	2/28/2022 1:57 PM	Reporter Name	BL2000\mchavez
Report Time	2/28/2022 2:00:44 PM	Batch State	Processed
Last Calib Update	1/9/2022 8:59 PM	Quant Report Version	10.0
Quant Batch Version	10.0		

Trichloroethene %RSE = 5.6

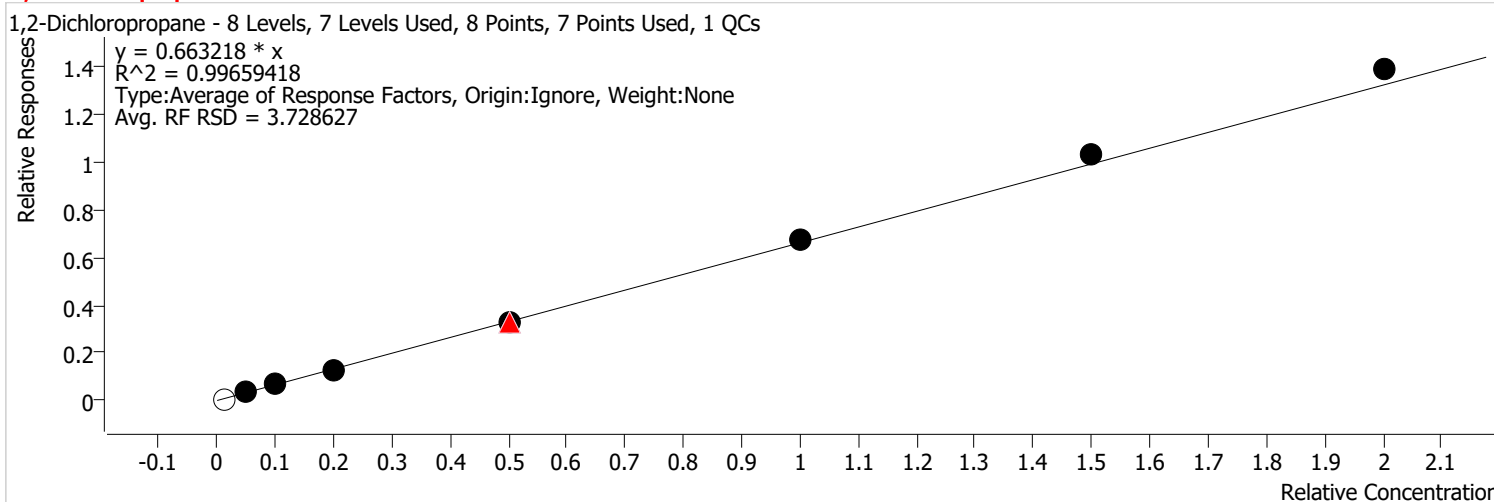


Calibration STD Path	Cal Type	Level	Enabled	Resp.	Exp. Conc	Resp. Factor	Level RSD
D:\Org\Data\VOA5975C\VG010422\04JAN10.D	Calibration	1		2372	2.5000	0.8011	
D:\Org\Data\VOA5975C\VG010422\04JAN11.D	Calibration	2	x	10442	12.5000	0.7042	
D:\Org\Data\VOA5975C\VG010422\04JAN12.D	Calibration	3	x	21946	25.0000	0.7283	
D:\Org\Data\VOA5975C\VG010422\04JAN13.D	Calibration	4	x	42682	50.0000	0.7105	
D:\Org\Data\VOA5975C\VG010422\04JAN23.D	QC	QC	x	121734	125.0000	0.7908	
D:\Org\Data\VOA5975C\VG010422\04JAN15.D	Calibration	5	x	114123	125.0000	0.7447	
D:\Org\Data\VOA5975C\VG010422\04JAN15CC.D	CC	CC	x	114123	125.0000	0.7447	
D:\Org\Data\VOA5975C\VG010422\04JAN17.D	Calibration	6	x	250285	250.0000	0.7910	
D:\Org\Data\VOA5975C\VG010422\04JAN19.D	Calibration	7	x	374370	375.0000	0.7932	
D:\Org\Data\VOA5975C\VG010422\04JAN21.D	Calibration	8	x	505400	500.0000	0.8058	

Calibration Report

Batch Path	D:\Org\Data\VOA5975C\VG010422\QuantResults\VG010422_8260B.batch.bin	Analyst Name	BL2000\mchavez
Analysis Time	2/28/2022 1:57 PM	Reporter Name	BL2000\mchavez
Report Time	2/28/2022 2:00:44 PM	Batch State	Processed
Last Calib Update	1/9/2022 8:59 PM	Quant Report Version	10.0
Quant Batch Version	10.0		

1,2-Dichloropropane %RSE = 3.7

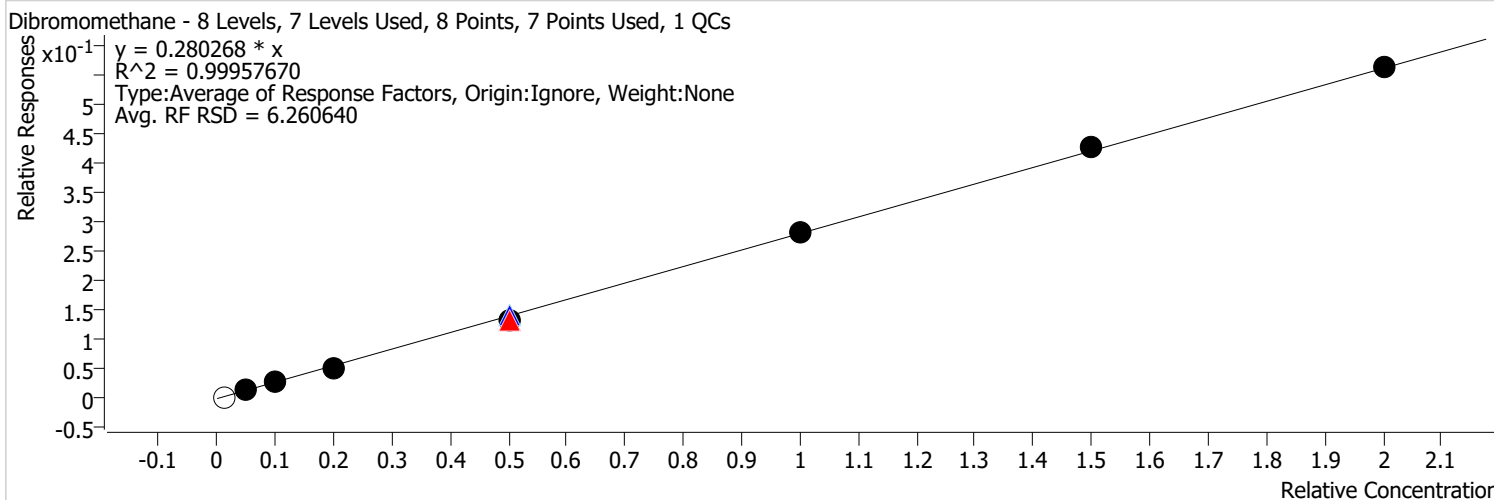


Calibration STD Path	Cal Type	Level	Enabled	Resp.	Exp. Conc	Resp. Factor	Level RSD
D:\Org\Data\VOA5975C\VG010422\04JAN10.D	Calibration	1		2148	2.5000	0.7255	
D:\Org\Data\VOA5975C\VG010422\04JAN11.D	Calibration	2	x	9488	12.5000	0.6399	
D:\Org\Data\VOA5975C\VG010422\04JAN12.D	Calibration	3	x	20077	25.0000	0.6663	
D:\Org\Data\VOA5975C\VG010422\04JAN13.D	Calibration	4	x	37870	50.0000	0.6304	
D:\Org\Data\VOA5975C\VG010422\04JAN23.D	QC	QC	x	102633	125.0000	0.6667	
D:\Org\Data\VOA5975C\VG010422\04JAN15.D	Calibration	5	x	99187	125.0000	0.6472	
D:\Org\Data\VOA5975C\VG010422\04JAN15CC.D	CC	CC	x	99187	125.0000	0.6472	
D:\Org\Data\VOA5975C\VG010422\04JAN17.D	Calibration	6	x	213800	250.0000	0.6757	
D:\Org\Data\VOA5975C\VG010422\04JAN19.D	Calibration	7	x	324602	375.0000	0.6877	
D:\Org\Data\VOA5975C\VG010422\04JAN21.D	Calibration	8	x	436057	500.0000	0.6953	

Calibration Report

Batch Path	D:\Org\Data\VOA5975C\VG010422\QuantResults\VG010422_8260B.batch.bin	Analyst Name	BL2000\mchavez
Analysis Time	2/28/2022 1:57 PM	Reporter Name	BL2000\mchavez
Report Time	2/28/2022 2:00:44 PM	Batch State	Processed
Last Calib Update	1/9/2022 8:59 PM	Quant Report Version	10.0
Quant Batch Version	10.0		

Dibromomethane %RSE = 6.3



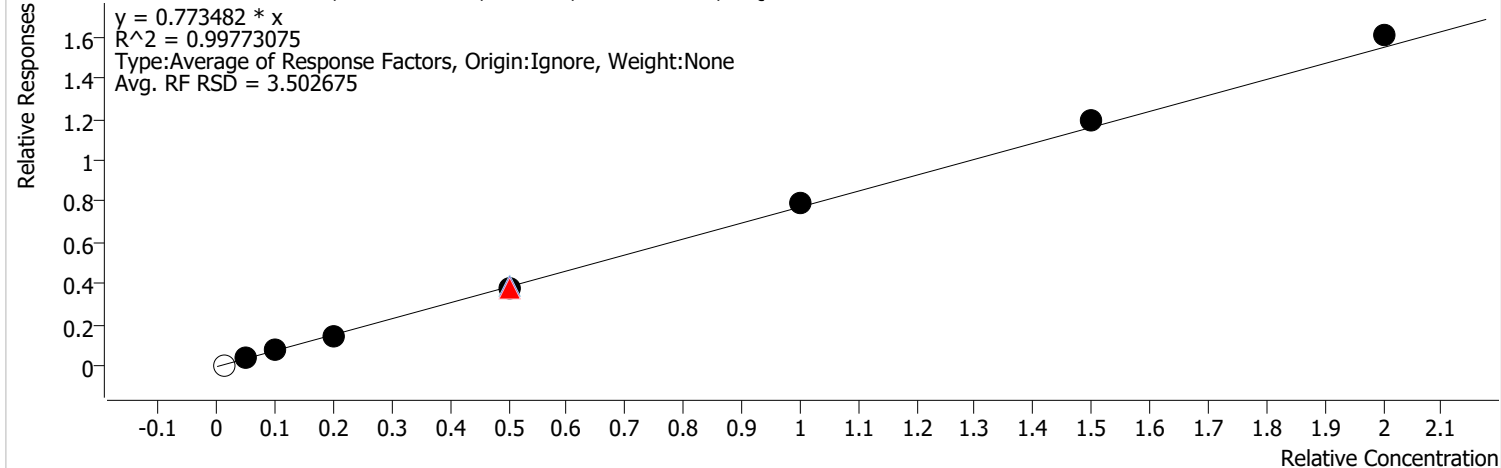
Calibration STD Path	Cal Type	Level	Enabled	Resp.	Exp. Conc	Resp. Factor	Level RSD
D:\Org\Data\VOA5975C\VG010422\04JAN10.D	Calibration	1		902	2.5000	0.3045	
D:\Org\Data\VOA5975C\VG010422\04JAN11.D	Calibration	2	x	4675	12.5000	0.3153	
D:\Org\Data\VOA5975C\VG010422\04JAN12.D	Calibration	3	x	8055	25.0000	0.2673	
D:\Org\Data\VOA5975C\VG010422\04JAN13.D	Calibration	4	x	15989	50.0000	0.2662	
D:\Org\Data\VOA5975C\VG010422\04JAN23.D	QC	QC	x	43248	125.0000	0.2810	
D:\Org\Data\VOA5975C\VG010422\04JAN15.D	Calibration	5	x	40628	125.0000	0.2651	
D:\Org\Data\VOA5975C\VG010422\04JAN15CC.D	CC	CC	x	40628	125.0000	0.2651	
D:\Org\Data\VOA5975C\VG010422\04JAN17.D	Calibration	6	x	89483	250.0000	0.2828	
D:\Org\Data\VOA5975C\VG010422\04JAN19.D	Calibration	7	x	134282	375.0000	0.2845	
D:\Org\Data\VOA5975C\VG010422\04JAN21.D	Calibration	8	x	176038	500.0000	0.2807	

Calibration Report

Batch Path	D:\Org\Data\VOA5975C\VG010422\QuantResults\VG010422_8260B.batch.bin	Analyst Name	BL2000\mchavez
Analysis Time	2/28/2022 1:57 PM	Reporter Name	BL2000\mchavez
Report Time	2/28/2022 2:00:44 PM	Batch State	Processed
Last Calib Update	1/9/2022 8:59 PM	Quant Report Version	10.0
Quant Batch Version	10.0		

Bromodichloromethane %RSE = 3.5

Bromodichloromethane - 8 Levels, 7 Levels Used, 8 Points, 7 Points Used, 1 QCs



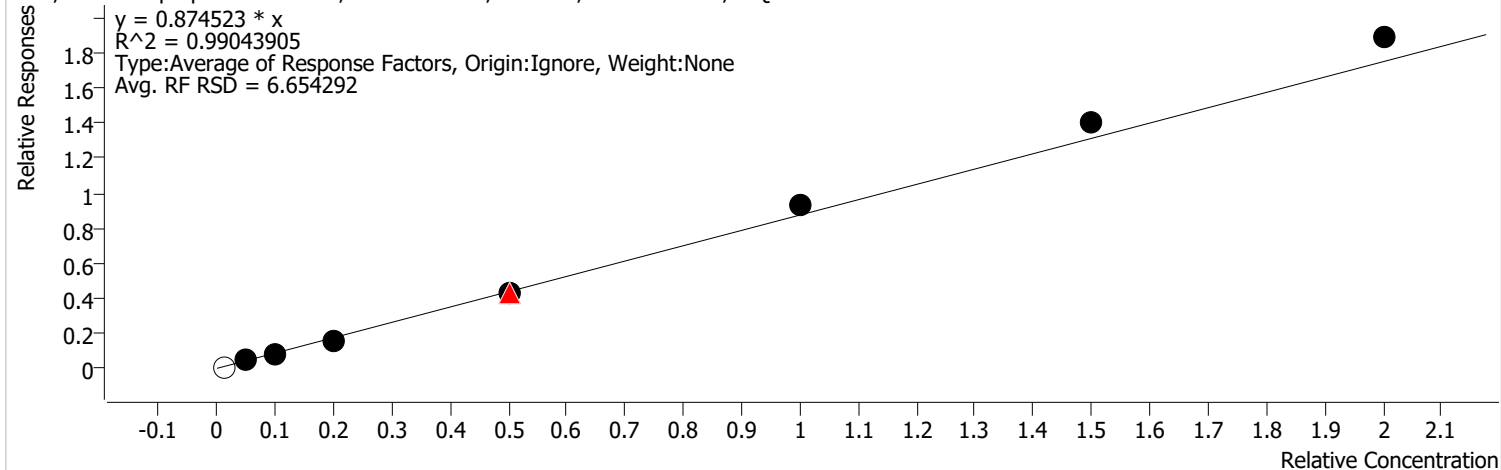
Calibration STD Path	Cal Type	Level	Enabled	Resp.	Exp. Conc	Resp. Factor	Level RSD
D:\Org\Data\VOA5975C\VG010422\04JAN10.D	Calibration	1		2536	2.5000	0.8565	
D:\Org\Data\VOA5975C\VG010422\04JAN11.D	Calibration	2	x	11562	12.5000	0.7798	
D:\Org\Data\VOA5975C\VG010422\04JAN12.D	Calibration	3	x	22743	25.0000	0.7547	
D:\Org\Data\VOA5975C\VG010422\04JAN13.D	Calibration	4	x	43900	50.0000	0.7308	
D:\Org\Data\VOA5975C\VG010422\04JAN23.D	QC	QC	x	122757	125.0000	0.7975	
D:\Org\Data\VOA5975C\VG010422\04JAN15.D	Calibration	5	x	115664	125.0000	0.7548	
D:\Org\Data\VOA5975C\VG010422\04JAN15CC.D	CC	CC	x	115664	125.0000	0.7548	
D:\Org\Data\VOA5975C\VG010422\04JAN17.D	Calibration	6	x	251805	250.0000	0.7958	
D:\Org\Data\VOA5975C\VG010422\04JAN19.D	Calibration	7	x	375983	375.0000	0.7966	
D:\Org\Data\VOA5975C\VG010422\04JAN21.D	Calibration	8	x	502929	500.0000	0.8019	

Calibration Report

Batch Path	D:\Org\Data\VOA5975C\VG010422\QuantResults\VG010422_8260B.batch.bin	Analyst Name	BL2000\mchavez
Analysis Time	2/28/2022 1:57 PM	Reporter Name	BL2000\mchavez
Report Time	2/28/2022 2:00:44 PM	Batch State	Processed
Last Calib Update	1/9/2022 8:59 PM	Quant Report Version	10.0
Quant Batch Version	10.0		

cis-1,3-Dichloropropene %RSE = 6.7

cis-1,3-Dichloropropene - 8 Levels, 7 Levels Used, 8 Points, 7 Points Used, 1 QCs

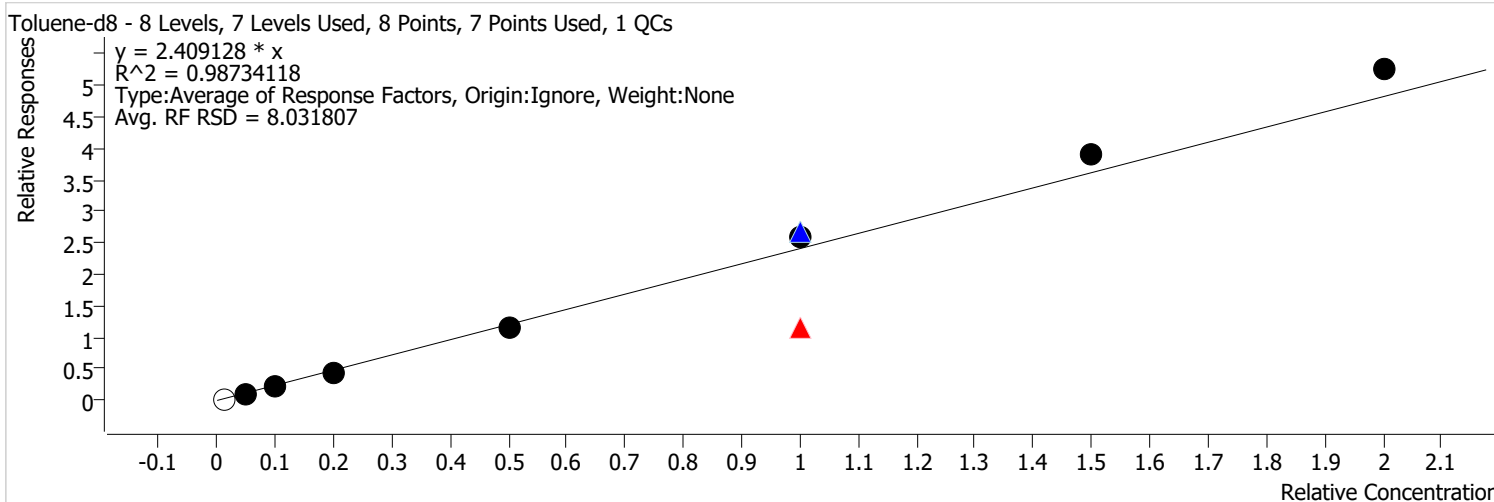


Calibration STD Path	Cal Type	Level	Enabled	Resp.	Exp. Conc	Resp. Factor	Level RSD
D:\Org\Data\VOA5975C\VG010422\04JAN10.D	Calibration	1		2583	2.5000	0.8724	
D:\Org\Data\VOA5975C\VG010422\04JAN11.D	Calibration	2	x	12525	12.5000	0.8447	
D:\Org\Data\VOA5975C\VG010422\04JAN12.D	Calibration	3	x	24511	25.0000	0.8134	
D:\Org\Data\VOA5975C\VG010422\04JAN13.D	Calibration	4	x	48886	50.0000	0.8138	
D:\Org\Data\VOA5975C\VG010422\04JAN23.D	QC	QC	x	130910	125.0000	0.8504	
D:\Org\Data\VOA5975C\VG010422\04JAN15.D	Calibration	5	x	129419	125.0000	0.8445	
D:\Org\Data\VOA5975C\VG010422\04JAN15CC.D	CC	CC	x	129419	125.0000	0.8445	
D:\Org\Data\VOA5975C\VG010422\04JAN17.D	Calibration	6	x	293617	250.0000	0.9280	
D:\Org\Data\VOA5975C\VG010422\04JAN19.D	Calibration	7	x	441168	375.0000	0.9347	
D:\Org\Data\VOA5975C\VG010422\04JAN21.D	Calibration	8	x	591147	500.0000	0.9426	

Calibration Report

Batch Path	D:\Org\Data\VOA5975C\VG010422\QuantResults\VG010422_8260B.batch.bin	Analyst Name	BL2000\mchavez
Analysis Time	2/28/2022 1:57 PM	Reporter Name	BL2000\mchavez
Report Time	2/28/2022 2:00:44 PM	Batch State	Processed
Last Calib Update	1/9/2022 8:59 PM	Quant Report Version	10.0
Quant Batch Version	10.0		

Toluene-d8 %RSE =

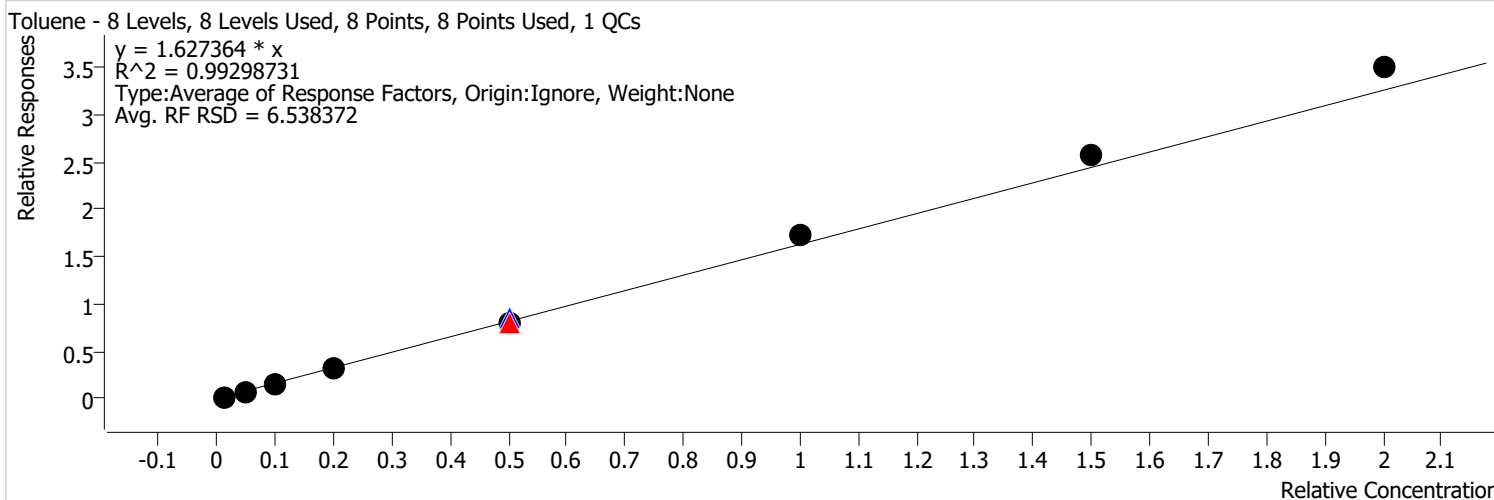


Calibration STD Path	Cal Type	Level	Enabled	Resp.	Exp. Conc	Resp. Factor	Level RSD
D:\Org\Data\VOA5975C\VG010422\04JAN10.D	Calibration	1		7777	2.5000	2.6266	
D:\Org\Data\VOA5975C\VG010422\04JAN11.D	Calibration	2	x	32318	12.5000	2.1796	
D:\Org\Data\VOA5975C\VG010422\04JAN12.D	Calibration	3	x	67673	25.0000	2.2458	
D:\Org\Data\VOA5975C\VG010422\04JAN13.D	Calibration	4	x	136453	50.0000	2.2715	
D:\Org\Data\VOA5975C\VG010422\04JAN15.D	Calibration	5	x	358186	125.0000	2.3373	
D:\Org\Data\VOA5975C\VG010422\04JAN23.D	QC	QC	x	821531	250.0000	2.6685	
D:\Org\Data\VOA5975C\VG010422\04JAN17.D	Calibration	6	x	823306	250.0000	2.6021	
D:\Org\Data\VOA5975C\VG010422\04JAN15CC.D	CC	CC	x	358186	250.0000	1.1687	
D:\Org\Data\VOA5975C\VG010422\04JAN19.D	Calibration	7	x	1229775	375.0000	2.6054	
D:\Org\Data\VOA5975C\VG010422\04JAN21.D	Calibration	8	x	1644540	500.0000	2.6222	

Calibration Report

Batch Path	D:\Org\Data\VOA5975C\VG010422\QuantResults\VG010422_8260B.batch.bin	Analyst Name	BL2000\mchavez
Analysis Time	2/28/2022 1:57 PM	Reporter Name	BL2000\mchavez
Report Time	2/28/2022 2:00:44 PM	Batch State	Processed
Last Calib Update	1/9/2022 8:59 PM	Quant Report Version	10.0
Quant Batch Version	10.0		

Toluene %RSE = 6.5

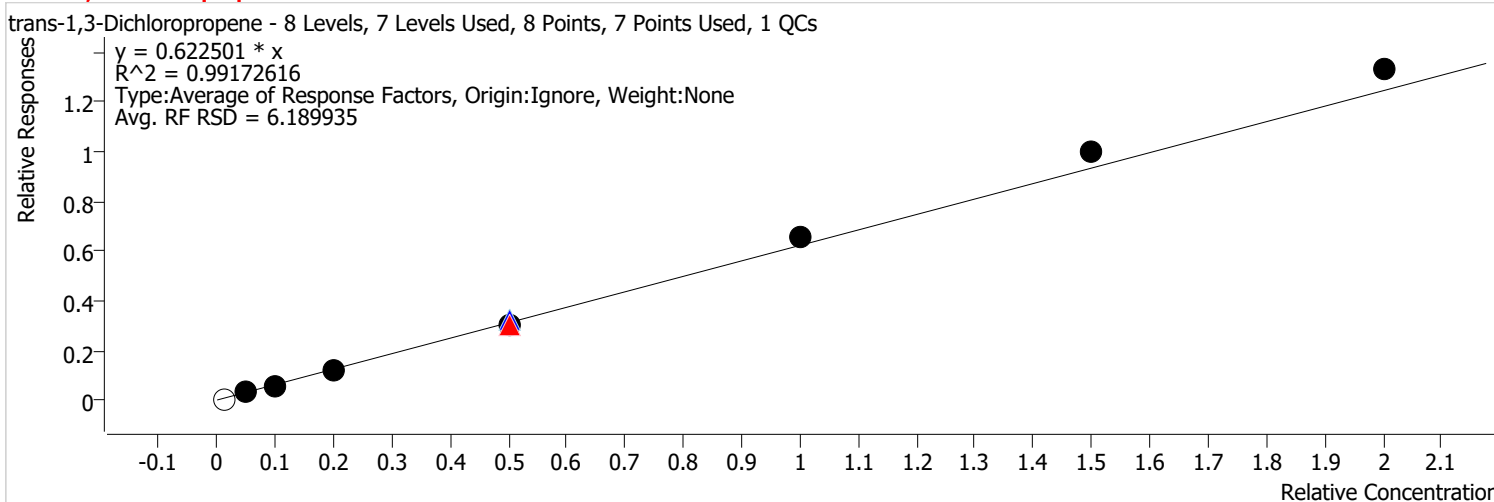


Calibration STD Path	Cal Type	Level	Enabled	Resp.	Exp. Conc	Resp. Factor	Level RSD
D:\Org\Data\VOA5975C\VG010422\04JAN10.D	Calibration	1	x	5039	2.5000	1.7019	
D:\Org\Data\VOA5975C\VG010422\04JAN11.D	Calibration	2	x	21794	12.5000	1.4698	
D:\Org\Data\VOA5975C\VG010422\04JAN12.D	Calibration	3	x	46355	25.0000	1.5383	
D:\Org\Data\VOA5975C\VG010422\04JAN13.D	Calibration	4	x	91915	50.0000	1.5301	
D:\Org\Data\VOA5975C\VG010422\04JAN23.D	QC	QC	x	264584	125.0000	1.7188	
D:\Org\Data\VOA5975C\VG010422\04JAN15.D	Calibration	5	x	244712	125.0000	1.5969	
D:\Org\Data\VOA5975C\VG010422\04JAN15CC.D	CC	CC	x	244712	125.0000	1.5969	
D:\Org\Data\VOA5975C\VG010422\04JAN17.D	Calibration	6	x	541945	250.0000	1.7129	
D:\Org\Data\VOA5975C\VG010422\04JAN19.D	Calibration	7	x	813204	375.0000	1.7229	
D:\Org\Data\VOA5975C\VG010422\04JAN21.D	Calibration	8	x	1095161	500.0000	1.7462	

Calibration Report

Batch Path	D:\Org\Data\VOA5975C\VG010422\QuantResults\VG010422_8260B.batch.bin	Analyst Name	BL2000\mchavez
Analysis Time	2/28/2022 1:57 PM	Reporter Name	BL2000\mchavez
Report Time	2/28/2022 2:00:44 PM	Batch State	Processed
Last Calib Update	1/9/2022 8:59 PM	Quant Report Version	10.0
Quant Batch Version	10.0		

trans-1,3-Dichloropropene %RSE = 6.2

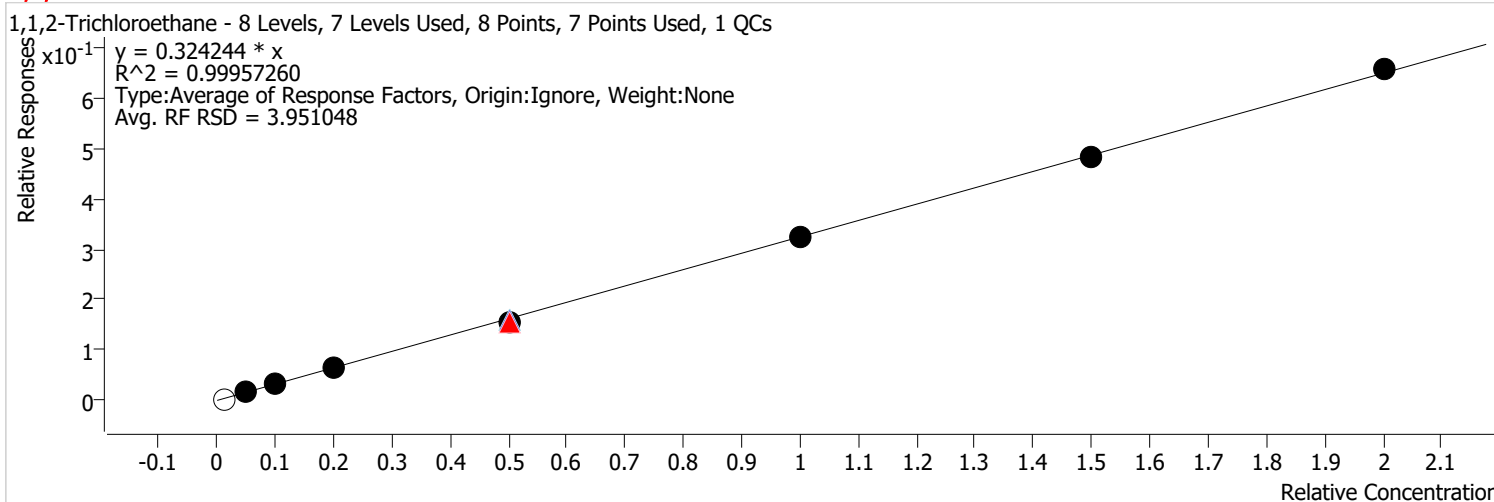


Calibration STD Path	Cal Type	Level	Enabled	Resp.	Exp. Conc	Resp. Factor	Level RSD
D:\Org\Data\VOA5975C\VG010422\04JAN10.D	Calibration	1		1470	2.5000	0.4966	
D:\Org\Data\VOA5975C\VG010422\04JAN11.D	Calibration	2	x	8683	12.5000	0.5856	
D:\Org\Data\VOA5975C\VG010422\04JAN12.D	Calibration	3	x	17850	25.0000	0.5924	
D:\Org\Data\VOA5975C\VG010422\04JAN13.D	Calibration	4	x	35179	50.0000	0.5856	
D:\Org\Data\VOA5975C\VG010422\04JAN23.D	QC	QC	x	98907	125.0000	0.6425	
D:\Org\Data\VOA5975C\VG010422\04JAN15.D	Calibration	5	x	92719	125.0000	0.6050	
D:\Org\Data\VOA5975C\VG010422\04JAN15CC.D	CC	CC	x	92719	125.0000	0.6050	
D:\Org\Data\VOA5975C\VG010422\04JAN17.D	Calibration	6	x	207833	250.0000	0.6569	
D:\Org\Data\VOA5975C\VG010422\04JAN19.D	Calibration	7	x	315063	375.0000	0.6675	
D:\Org\Data\VOA5975C\VG010422\04JAN21.D	Calibration	8	x	416771	500.0000	0.6645	

Calibration Report

Batch Path	D:\Org\Data\VOA5975C\VG010422\QuantResults\VG010422_8260B.batch.bin	Analyst Name	BL2000\mchavez
Analysis Time	2/28/2022 1:57 PM	Reporter Name	BL2000\mchavez
Report Time	2/28/2022 2:00:44 PM	Batch State	Processed
Last Calib Update	1/9/2022 8:59 PM	Quant Report Version	10.0
Quant Batch Version	10.0		

1,1,2-Trichloroethane %RSE = 4.0

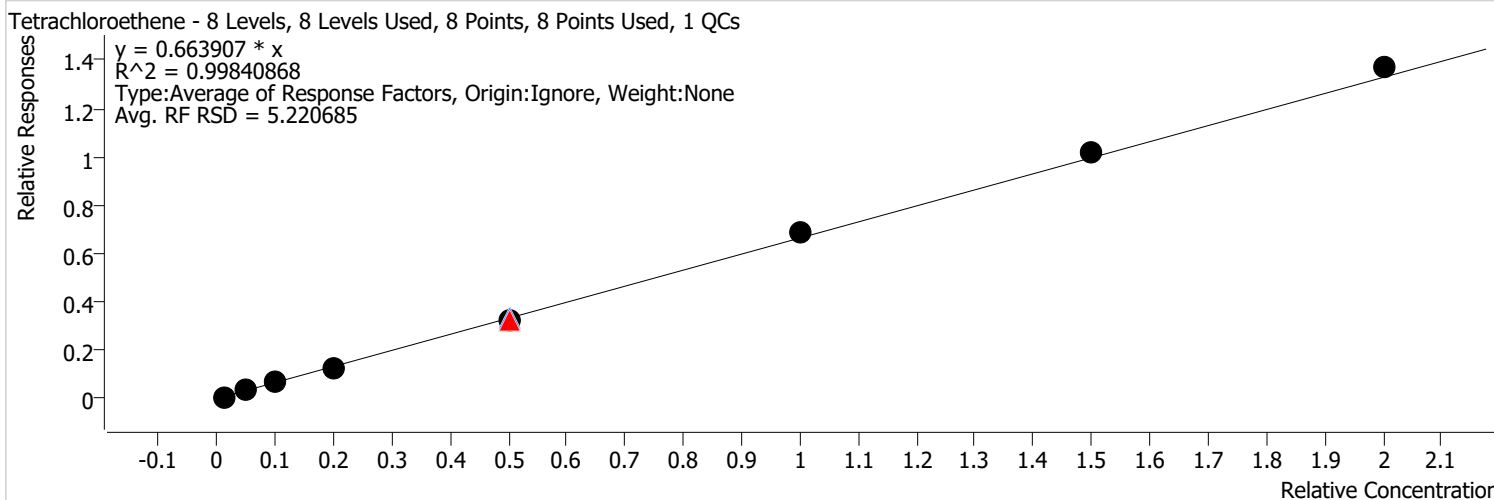


Calibration STD Path	Cal Type	Level	Enabled	Resp.	Exp. Conc	Resp. Factor	Level RSD
D:\Org\Data\VOA5975C\VG010422\04JAN10.D	Calibration	1		960	2.5000	0.3244	
D:\Org\Data\VOA5975C\VG010422\04JAN11.D	Calibration	2	x	5090	12.5000	0.3433	
D:\Org\Data\VOA5975C\VG010422\04JAN12.D	Calibration	3	x	10099	25.0000	0.3351	
D:\Org\Data\VOA5975C\VG010422\04JAN13.D	Calibration	4	x	18884	50.0000	0.3144	
D:\Org\Data\VOA5975C\VG010422\04JAN23.D	QC	QC	x	49128	125.0000	0.3191	
D:\Org\Data\VOA5975C\VG010422\04JAN15.D	Calibration	5	x	46673	125.0000	0.3046	
D:\Org\Data\VOA5975C\VG010422\04JAN15CC.D	CC	CC	x	46673	125.0000	0.3046	
D:\Org\Data\VOA5975C\VG010422\04JAN17.D	Calibration	6	x	101888	250.0000	0.3220	
D:\Org\Data\VOA5975C\VG010422\04JAN19.D	Calibration	7	x	152331	375.0000	0.3227	
D:\Org\Data\VOA5975C\VG010422\04JAN21.D	Calibration	8	x	205463	500.0000	0.3276	

Calibration Report

Batch Path	D:\Org\Data\VOA5975C\VG010422\QuantResults\VG010422_8260B.batch.bin	Analyst Name	BL2000\mchavez
Analysis Time	2/28/2022 1:57 PM	Reporter Name	BL2000\mchavez
Report Time	2/28/2022 2:00:44 PM	Batch State	Processed
Last Calib Update	1/9/2022 8:59 PM	Quant Report Version	10.0
Quant Batch Version	10.0		

Tetrachloroethene %RSE = 5.2

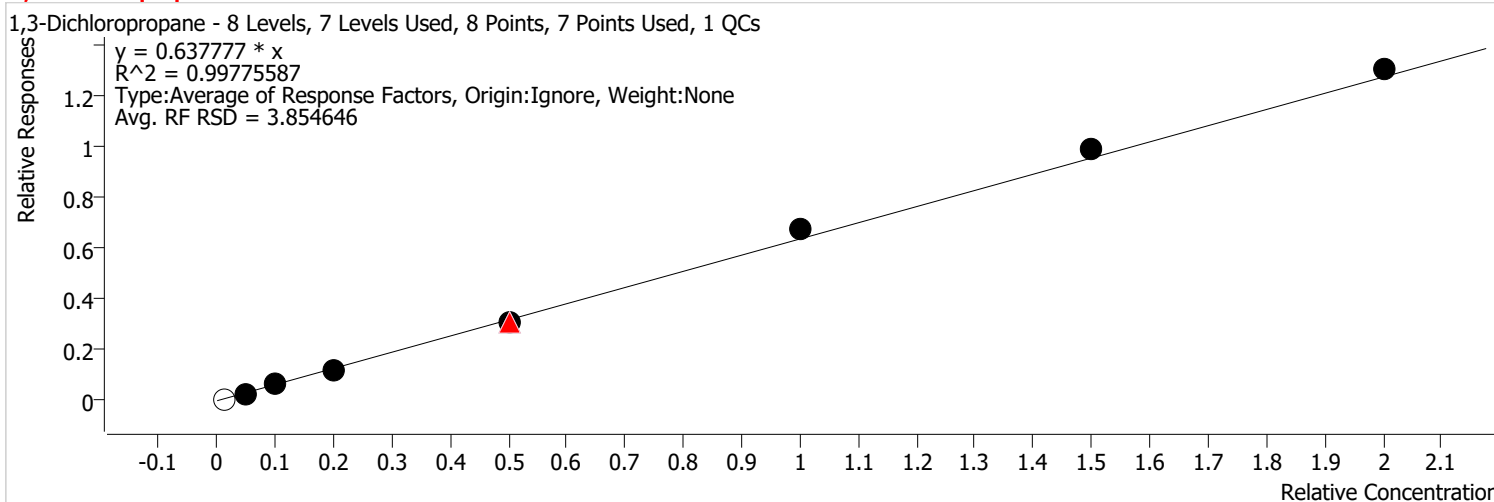


Calibration STD Path	Cal Type	Level	Enabled	Resp.	Exp. Conc	Resp. Factor	Level RSD
D:\Org\Data\VOA5975C\VG010422\04JAN10.D	Calibration	1	x	2105	2.5000	0.7110	
D:\Org\Data\VOA5975C\VG010422\04JAN11.D	Calibration	2	x	9238	12.5000	0.6230	
D:\Org\Data\VOA5975C\VG010422\04JAN12.D	Calibration	3	x	20322	25.0000	0.6744	
D:\Org\Data\VOA5975C\VG010422\04JAN13.D	Calibration	4	x	36925	50.0000	0.6147	
D:\Org\Data\VOA5975C\VG010422\04JAN23.D	QC	QC	x	103027	125.0000	0.6693	
D:\Org\Data\VOA5975C\VG010422\04JAN15.D	Calibration	5	x	97590	125.0000	0.6368	
D:\Org\Data\VOA5975C\VG010422\04JAN15CC.D	CC	CC	x	97590	125.0000	0.6368	
D:\Org\Data\VOA5975C\VG010422\04JAN17.D	Calibration	6	x	218245	250.0000	0.6898	
D:\Org\Data\VOA5975C\VG010422\04JAN19.D	Calibration	7	x	319950	375.0000	0.6779	
D:\Org\Data\VOA5975C\VG010422\04JAN21.D	Calibration	8	x	428812	500.0000	0.6837	

Calibration Report

Batch Path	D:\Org\Data\VOA5975C\VG010422\QuantResults\VG010422_8260B.batch.bin	Analyst Name	BL2000\mchavez
Analysis Time	2/28/2022 1:57 PM	Reporter Name	BL2000\mchavez
Report Time	2/28/2022 2:00:44 PM	Batch State	Processed
Last Calib Update	1/9/2022 8:59 PM	Quant Report Version	10.0
Quant Batch Version	10.0		

1,3-Dichloropropane %RSE = 3.9



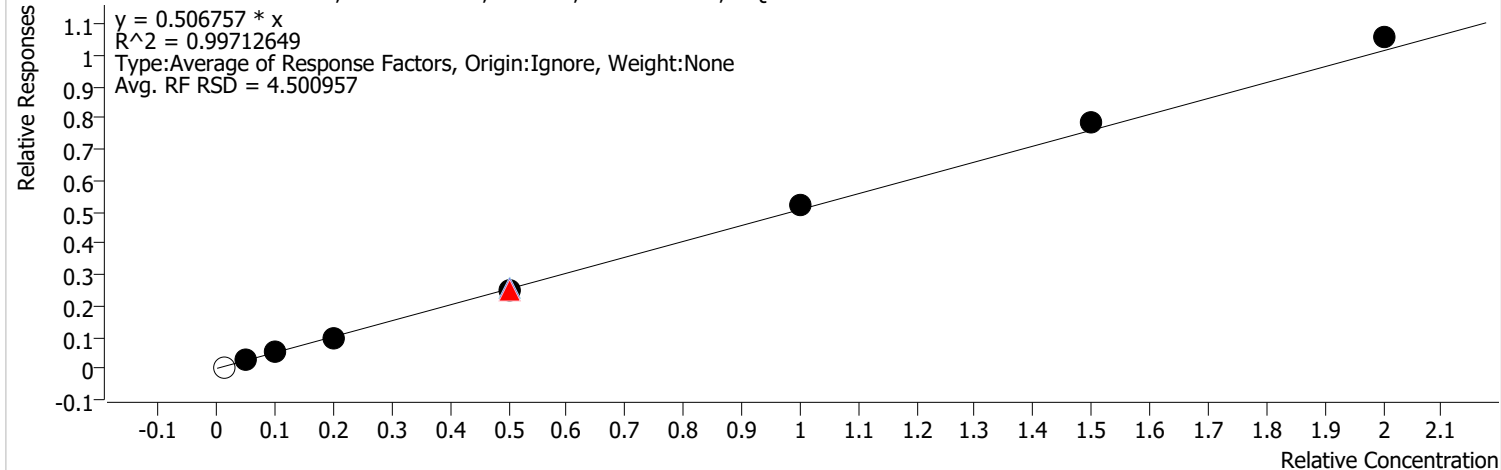
Calibration STD Path	Cal Type	Level	Enabled	Resp.	Exp. Conc	Resp. Factor	Level RSD
D:\Org\Data\VOA5975C\VG010422\04JAN10.D	Calibration	1		2257	2.5000	0.7623	
D:\Org\Data\VOA5975C\VG010422\04JAN11.D	Calibration	2	x	8967	12.5000	0.6047	
D:\Org\Data\VOA5975C\VG010422\04JAN12.D	Calibration	3	x	18745	25.0000	0.6221	
D:\Org\Data\VOA5975C\VG010422\04JAN13.D	Calibration	4	x	37457	50.0000	0.6235	
D:\Org\Data\VOA5975C\VG010422\04JAN23.D	QC	QC	x	95697	125.0000	0.6217	
D:\Org\Data\VOA5975C\VG010422\04JAN15.D	Calibration	5	x	96183	125.0000	0.6276	
D:\Org\Data\VOA5975C\VG010422\04JAN15CC.D	CC	CC	x	96183	125.0000	0.6276	
D:\Org\Data\VOA5975C\VG010422\04JAN17.D	Calibration	6	x	212669	250.0000	0.6722	
D:\Org\Data\VOA5975C\VG010422\04JAN19.D	Calibration	7	x	312547	375.0000	0.6622	
D:\Org\Data\VOA5975C\VG010422\04JAN21.D	Calibration	8	x	408993	500.0000	0.6521	

Calibration Report

Batch Path	D:\Org\Data\VOA5975C\VG010422\QuantResults\VG010422_8260B.batch.bin	Analyst Name	BL2000\mchavez
Analysis Time	2/28/2022 1:57 PM	Reporter Name	BL2000\mchavez
Report Time	2/28/2022 2:00:44 PM	Batch State	Processed
Last Calib Update	1/9/2022 8:59 PM	Quant Report Version	10.0
Quant Batch Version	10.0		

Chlorodibromomethane %RSE = 4.5

Chlorodibromomethane - 8 Levels, 7 Levels Used, 8 Points, 7 Points Used, 1 QCs

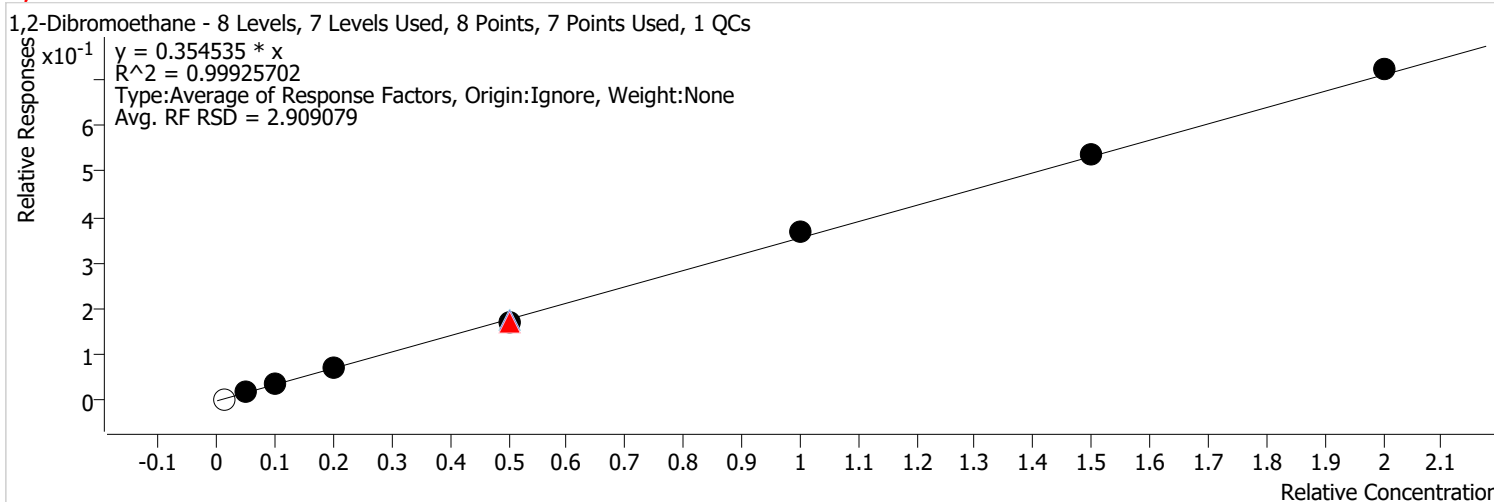


Calibration STD Path	Cal Type	Level	Enabled	Resp.	Exp. Conc	Resp. Factor	Level RSD
D:\Org\Data\VOA5975C\VG010422\04JAN10.D	Calibration	1		1468	2.5000	0.4958	
D:\Org\Data\VOA5975C\VG010422\04JAN11.D	Calibration	2	x	7718	12.5000	0.5205	
D:\Org\Data\VOA5975C\VG010422\04JAN12.D	Calibration	3	x	14873	25.0000	0.4936	
D:\Org\Data\VOA5975C\VG010422\04JAN13.D	Calibration	4	x	28153	50.0000	0.4687	
D:\Org\Data\VOA5975C\VG010422\04JAN23.D	QC	QC	x	78076	125.0000	0.5072	
D:\Org\Data\VOA5975C\VG010422\04JAN15.D	Calibration	5	x	75015	125.0000	0.4895	
D:\Org\Data\VOA5975C\VG010422\04JAN15CC.D	CC	CC	x	75015	125.0000	0.4895	
D:\Org\Data\VOA5975C\VG010422\04JAN17.D	Calibration	6	x	165695	250.0000	0.5237	
D:\Org\Data\VOA5975C\VG010422\04JAN19.D	Calibration	7	x	247279	375.0000	0.5239	
D:\Org\Data\VOA5975C\VG010422\04JAN21.D	Calibration	8	x	330813	500.0000	0.5275	

Calibration Report

Batch Path	D:\Org\Data\VOA5975C\VG010422\QuantResults\VG010422_8260B.batch.bin	Analyst Name	BL2000\mchavez
Analysis Time	2/28/2022 1:57 PM	Reporter Name	BL2000\mchavez
Report Time	2/28/2022 2:00:44 PM	Batch State	Processed
Last Calib Update	1/9/2022 8:59 PM	Quant Report Version	10.0
Quant Batch Version	10.0		

1,2-Dibromoethane %RSE = 2.9



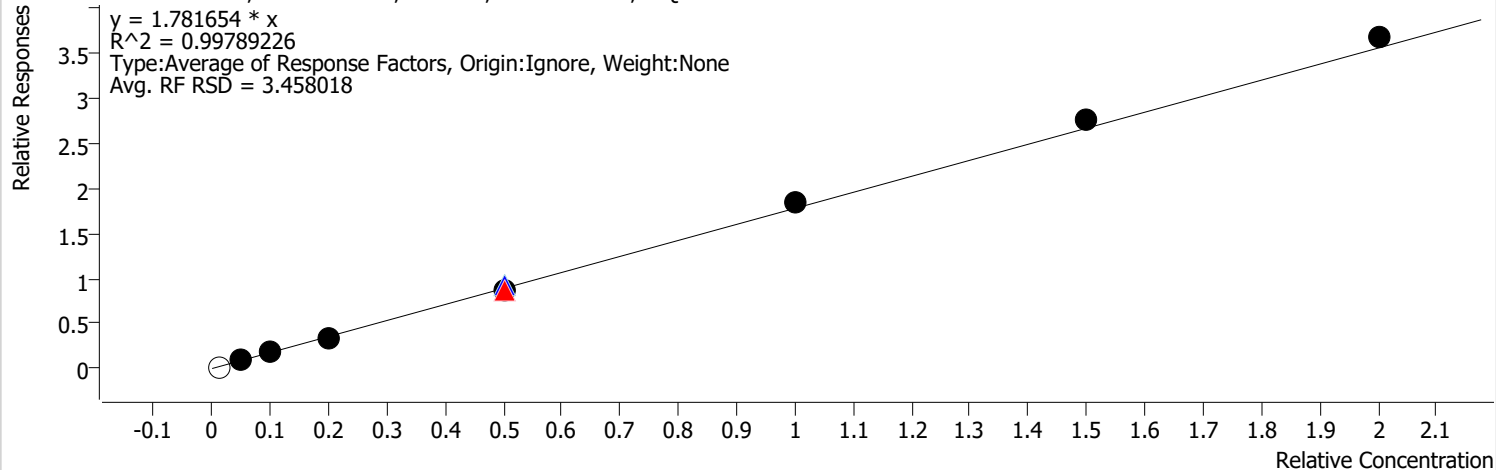
Calibration STD Path	Cal Type	Level	Enabled	Resp.	Exp. Conc	Resp. Factor	Level RSD
D:\Org\Data\VOA5975C\VG010422\04JAN10.D	Calibration	1		1299	2.5000	0.4388	
D:\Org\Data\VOA5975C\VG010422\04JAN11.D	Calibration	2	x	5410	12.5000	0.3649	
D:\Org\Data\VOA5975C\VG010422\04JAN12.D	Calibration	3	x	10410	25.0000	0.3455	
D:\Org\Data\VOA5975C\VG010422\04JAN13.D	Calibration	4	x	21037	50.0000	0.3502	
D:\Org\Data\VOA5975C\VG010422\04JAN23.D	QC	QC	x	54259	125.0000	0.3525	
D:\Org\Data\VOA5975C\VG010422\04JAN15.D	Calibration	5	x	51827	125.0000	0.3382	
D:\Org\Data\VOA5975C\VG010422\04JAN15CC.D	CC	CC	x	51827	125.0000	0.3382	
D:\Org\Data\VOA5975C\VG010422\04JAN17.D	Calibration	6	x	115714	250.0000	0.3657	
D:\Org\Data\VOA5975C\VG010422\04JAN19.D	Calibration	7	x	168577	375.0000	0.3572	
D:\Org\Data\VOA5975C\VG010422\04JAN21.D	Calibration	8	x	225877	500.0000	0.3602	

Calibration Report

Batch Path	D:\Org\Data\VOA5975C\VG010422\QuantResults\VG010422_8260B.batch.bin	Analyst Name	BL2000\mchavez
Analysis Time	2/28/2022 1:57 PM	Reporter Name	BL2000\mchavez
Report Time	2/28/2022 2:00:44 PM	Batch State	Processed
Last Calib Update	1/9/2022 8:59 PM	Quant Report Version	10.0
Quant Batch Version	10.0		

Chlorobenzene %RSE = 3.5

Chlorobenzene - 8 Levels, 7 Levels Used, 8 Points, 7 Points Used, 1 QCs

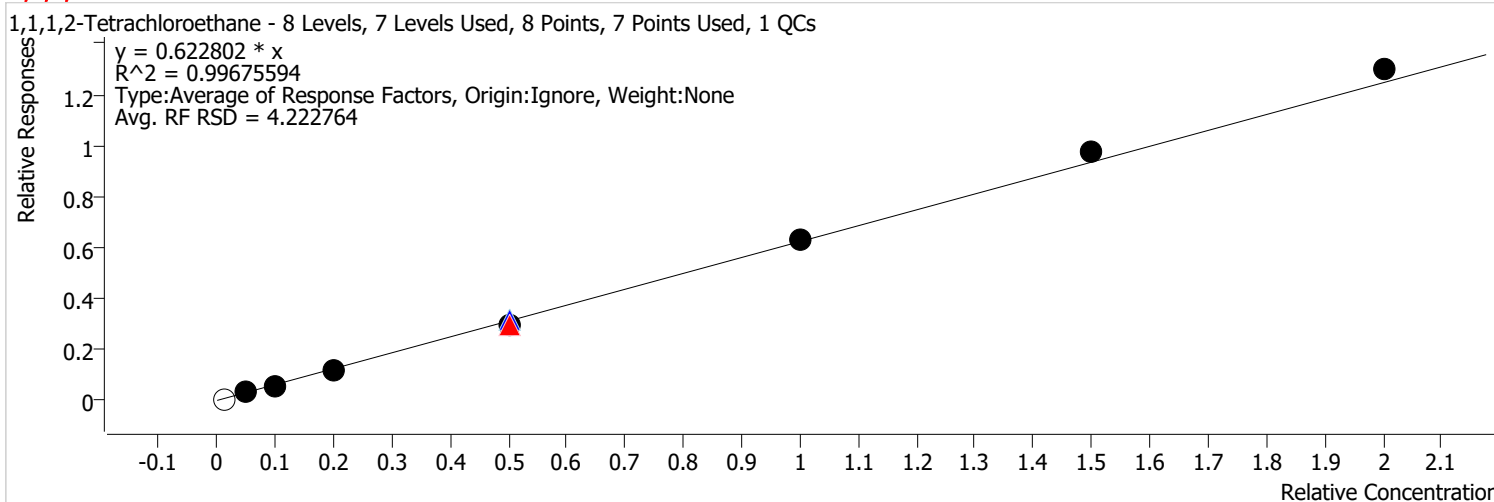


Calibration STD Path	Cal Type	Level	Enabled	Resp.	Exp. Conc	Resp. Factor	Level RSD
D:\Org\Data\VOA5975C\VG010422\04JAN10.D	Calibration	1		5771	2.5000	1.9491	
D:\Org\Data\VOA5975C\VG010422\04JAN11.D	Calibration	2	x	26461	12.5000	1.7846	
D:\Org\Data\VOA5975C\VG010422\04JAN12.D	Calibration	3	x	53047	25.0000	1.7604	
D:\Org\Data\VOA5975C\VG010422\04JAN13.D	Calibration	4	x	101452	50.0000	1.6889	
D:\Org\Data\VOA5975C\VG010422\04JAN23.D	QC	QC	x	288815	125.0000	1.8762	
D:\Org\Data\VOA5975C\VG010422\04JAN15.D	Calibration	5	x	263617	125.0000	1.7202	
D:\Org\Data\VOA5975C\VG010422\04JAN15CC.D	CC	CC	x	263617	125.0000	1.7202	
D:\Org\Data\VOA5975C\VG010422\04JAN17.D	Calibration	6	x	582326	250.0000	1.8405	
D:\Org\Data\VOA5975C\VG010422\04JAN19.D	Calibration	7	x	867732	375.0000	1.8384	
D:\Org\Data\VOA5975C\VG010422\04JAN21.D	Calibration	8	x	1153147	500.0000	1.8387	

Calibration Report

Batch Path	D:\Org\Data\VOA5975C\VG010422\QuantResults\VG010422_8260B.batch.bin	Analyst Name	BL2000\mchavez
Analysis Time	2/28/2022 1:57 PM	Reporter Name	BL2000\mchavez
Report Time	2/28/2022 2:00:44 PM	Batch State	Processed
Last Calib Update	1/9/2022 8:59 PM	Quant Report Version	10.0
Quant Batch Version	10.0		

1,1,1,2-Tetrachloroethane %RSE = 4.2



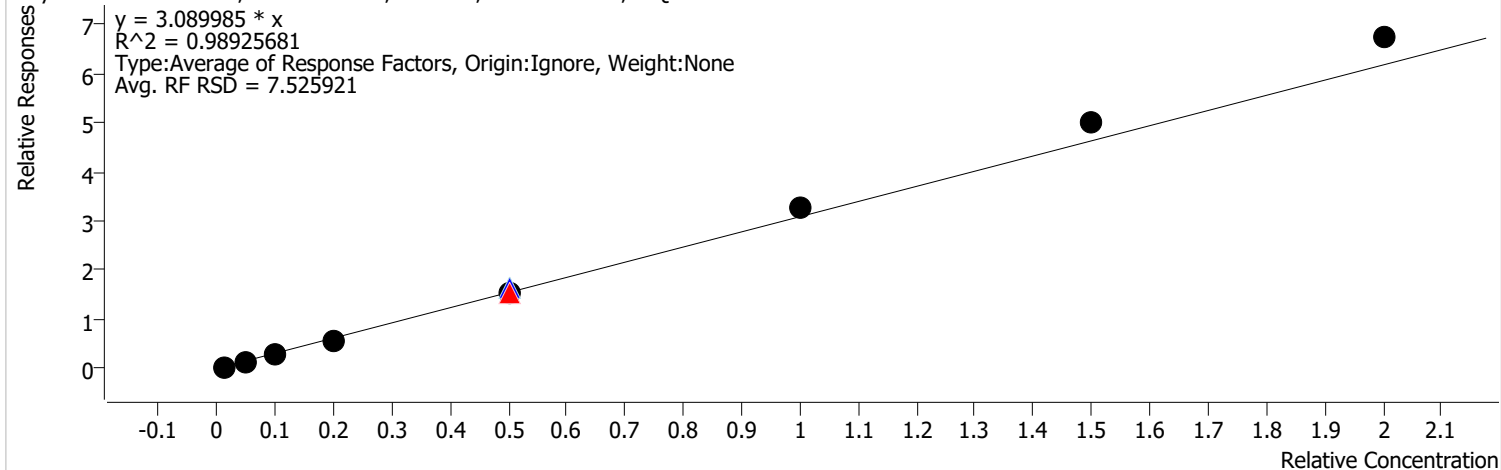
Calibration STD Path	Cal Type	Level	Enabled	Resp.	Exp. Conc	Resp. Factor	Level RSD
D:\Org\Data\VOA5975C\VG010422\04JAN10.D	Calibration	1		1893	2.5000	0.6392	
D:\Org\Data\VOA5975C\VG010422\04JAN11.D	Calibration	2	x	9473	12.5000	0.6389	
D:\Org\Data\VOA5975C\VG010422\04JAN12.D	Calibration	3	x	18130	25.0000	0.6016	
D:\Org\Data\VOA5975C\VG010422\04JAN13.D	Calibration	4	x	35544	50.0000	0.5917	
D:\Org\Data\VOA5975C\VG010422\04JAN23.D	QC	QC	x	97148	125.0000	0.6311	
D:\Org\Data\VOA5975C\VG010422\04JAN15.D	Calibration	5	x	90898	125.0000	0.5932	
D:\Org\Data\VOA5975C\VG010422\04JAN15CC.D	CC	CC	x	90898	125.0000	0.5932	
D:\Org\Data\VOA5975C\VG010422\04JAN17.D	Calibration	6	x	200859	250.0000	0.6348	
D:\Org\Data\VOA5975C\VG010422\04JAN19.D	Calibration	7	x	307436	375.0000	0.6513	
D:\Org\Data\VOA5975C\VG010422\04JAN21.D	Calibration	8	x	406450	500.0000	0.6481	

Calibration Report

Batch Path	D:\Org\Data\VOA5975C\VG010422\QuantResults\VG010422_8260B.batch.bin	Analyst Name	BL2000\mchavez
Analysis Time	2/28/2022 1:57 PM	Reporter Name	BL2000\mchavez
Report Time	2/28/2022 2:00:45 PM	Batch State	Processed
Last Calib Update	1/9/2022 8:59 PM	Quant Report Version	10.0
Quant Batch Version	10.0		

Ethylbenzene %RSE = 7.5

Ethylbenzene - 8 Levels, 8 Levels Used, 8 Points, 8 Points Used, 1 QCs

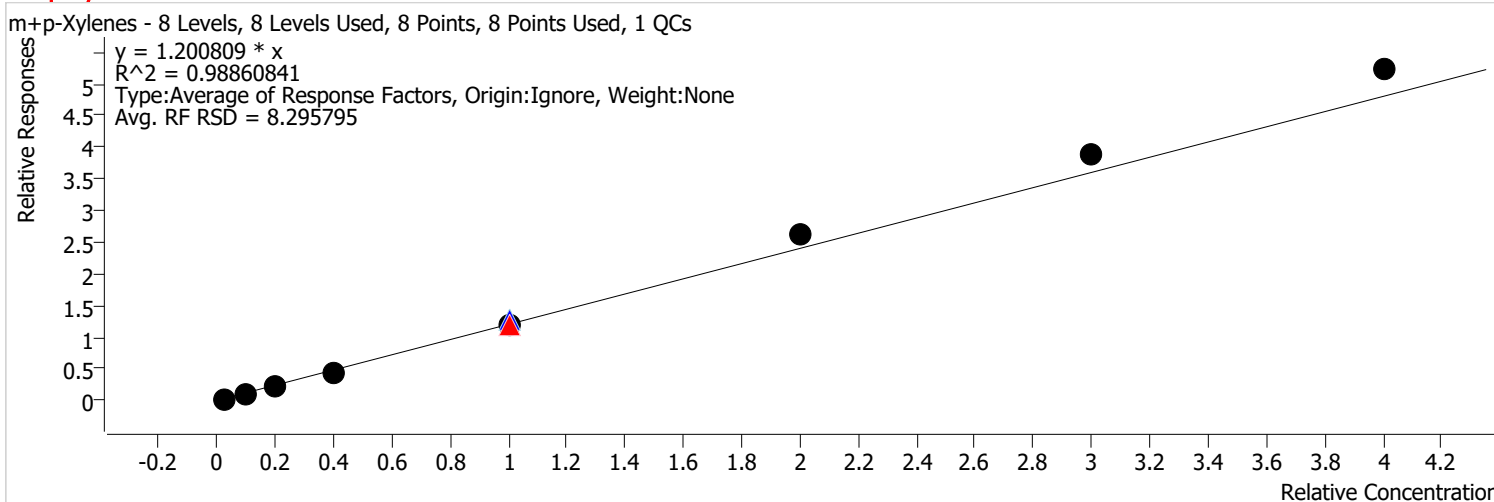


Calibration STD Path	Cal Type	Level	Enabled	Resp.	Exp. Conc	Resp. Factor	Level RSD
D:\Org\Data\VOA5975C\VG010422\04JAN10.D	Calibration	1	x	9283	2.5000	3.1353	
D:\Org\Data\VOA5975C\VG010422\04JAN11.D	Calibration	2	x	40470	12.5000	2.7294	
D:\Org\Data\VOA5975C\VG010422\04JAN12.D	Calibration	3	x	88428	25.0000	2.9345	
D:\Org\Data\VOA5975C\VG010422\04JAN13.D	Calibration	4	x	173769	50.0000	2.8927	
D:\Org\Data\VOA5975C\VG010422\04JAN23.D	QC	QC	x	501953	125.0000	3.2608	
D:\Org\Data\VOA5975C\VG010422\04JAN15.D	Calibration	5	x	464148	125.0000	3.0288	
D:\Org\Data\VOA5975C\VG010422\04JAN15CC.D	CC	CC	x	464148	125.0000	3.0288	
D:\Org\Data\VOA5975C\VG010422\04JAN17.D	Calibration	6	x	1043443	250.0000	3.2979	
D:\Org\Data\VOA5975C\VG010422\04JAN19.D	Calibration	7	x	1574219	375.0000	3.3352	
D:\Org\Data\VOA5975C\VG010422\04JAN21.D	Calibration	8	x	2111152	500.0000	3.3662	

Calibration Report

Batch Path	D:\Org\Data\VOA5975C\VG010422\QuantResults\VG010422_8260B.batch.bin	Analyst Name	BL2000\mchavez
Analysis Time	2/28/2022 1:57 PM	Reporter Name	BL2000\mchavez
Report Time	2/28/2022 2:00:45 PM	Batch State	Processed
Last Calib Update	1/9/2022 8:59 PM	Quant Report Version	10.0
Quant Batch Version	10.0		

m+p-Xylenes %RSE = 8.3



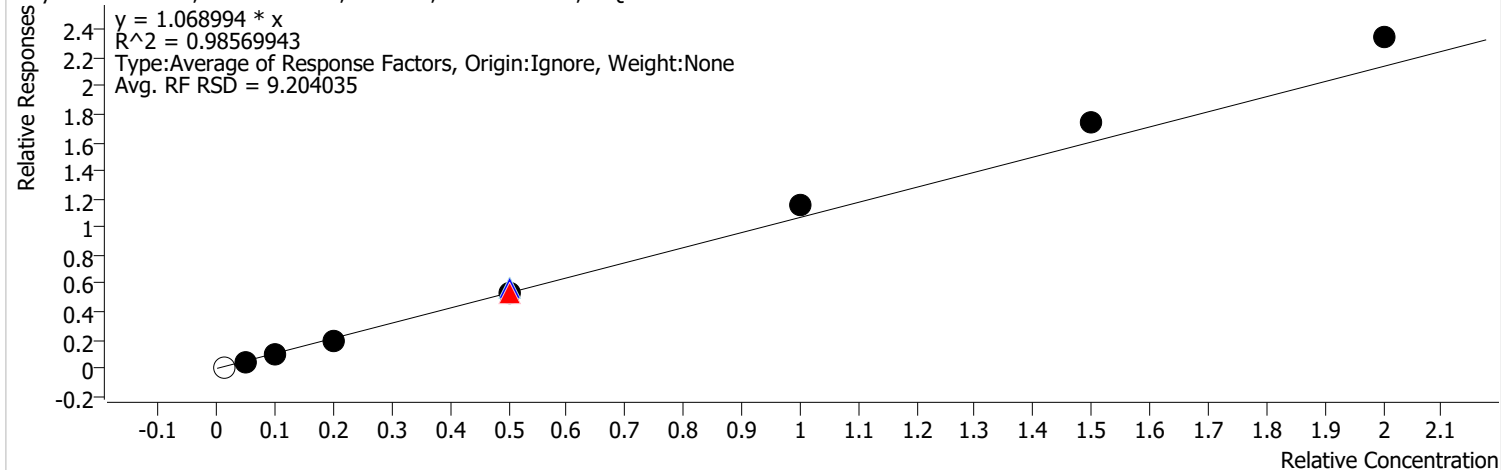
Calibration STD Path	Cal Type	Level	Enabled	Resp.	Exp. Conc	Resp. Factor	Level RSD
D:\Org\Data\VOA5975C\VG010422\04JAN10.D	Calibration	1	x	7212	5.0000	1.2179	
D:\Org\Data\VOA5975C\VG010422\04JAN11.D	Calibration	2	x	31538	25.0000	1.0635	
D:\Org\Data\VOA5975C\VG010422\04JAN12.D	Calibration	3	x	66267	50.0000	1.0995	
D:\Org\Data\VOA5975C\VG010422\04JAN13.D	Calibration	4	x	133498	100.0000	1.1112	
D:\Org\Data\VOA5975C\VG010422\04JAN23.D	QC	QC	x	388558	250.0000	1.2621	
D:\Org\Data\VOA5975C\VG010422\04JAN15.D	Calibration	5	x	368418	250.0000	1.2021	
D:\Org\Data\VOA5975C\VG010422\04JAN15CC.D	CC	CC	x	368418	250.0000	1.2021	
D:\Org\Data\VOA5975C\VG010422\04JAN17.D	Calibration	6	x	825866	500.0000	1.3051	
D:\Org\Data\VOA5975C\VG010422\04JAN19.D	Calibration	7	x	1228570	750.0000	1.3014	
D:\Org\Data\VOA5975C\VG010422\04JAN21.D	Calibration	8	x	1637879	1000.0000	1.3058	

Calibration Report

Batch Path	D:\Org\Data\VOA5975C\VG010422\QuantResults\VG010422_8260B.batch.bin	Analyst Name	BL2000\mchavez
Analysis Time	2/28/2022 1:57 PM	Reporter Name	BL2000\mchavez
Report Time	2/28/2022 2:00:45 PM	Batch State	Processed
Last Calib Update	1/9/2022 8:59 PM	Quant Report Version	10.0
Quant Batch Version	10.0		

o-Xylene %RSE = 9.2

o-Xylene - 8 Levels, 7 Levels Used, 8 Points, 7 Points Used, 1 QCs



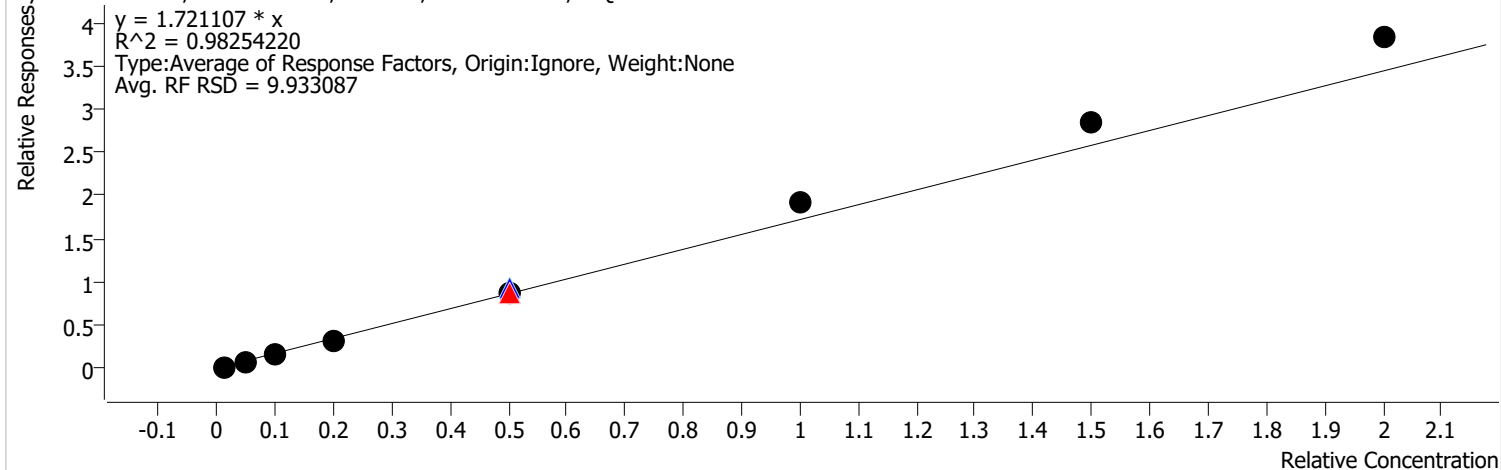
Calibration STD Path	Cal Type	Level	Enabled	Resp.	Exp. Conc	Resp. Factor	Level RSD
D:\Org\Data\VOA5975C\VG010422\04JAN10.D	Calibration	1		3330	2.5000	1.1247	
D:\Org\Data\VOA5975C\VG010422\04JAN11.D	Calibration	2	x	13519	12.5000	0.9117	
D:\Org\Data\VOA5975C\VG010422\04JAN12.D	Calibration	3	x	30463	25.0000	1.0109	
D:\Org\Data\VOA5975C\VG010422\04JAN13.D	Calibration	4	x	61016	50.0000	1.0157	
D:\Org\Data\VOA5975C\VG010422\04JAN23.D	QC	QC	x	174061	125.0000	1.1308	
D:\Org\Data\VOA5975C\VG010422\04JAN15.D	Calibration	5	x	161509	125.0000	1.0539	
D:\Org\Data\VOA5975C\VG010422\04JAN15CC.D	CC	CC	x	161509	125.0000	1.0539	
D:\Org\Data\VOA5975C\VG010422\04JAN17.D	Calibration	6	x	365914	250.0000	1.1565	
D:\Org\Data\VOA5975C\VG010422\04JAN19.D	Calibration	7	x	549244	375.0000	1.1636	
D:\Org\Data\VOA5975C\VG010422\04JAN21.D	Calibration	8	x	734101	500.0000	1.1705	

Calibration Report

Batch Path	D:\Org\Data\VOA5975C\VG010422\QuantResults\VG010422_8260B.batch.bin	Analyst Name	BL2000\mchavez
Analysis Time	2/28/2022 1:57 PM	Reporter Name	BL2000\mchavez
Report Time	2/28/2022 2:00:45 PM	Batch State	Processed
Last Calib Update	1/9/2022 8:59 PM	Quant Report Version	10.0
Quant Batch Version	10.0		

Styrene %RSE = 9.9

Styrene - 8 Levels, 8 Levels Used, 8 Points, 8 Points Used, 1 QCs



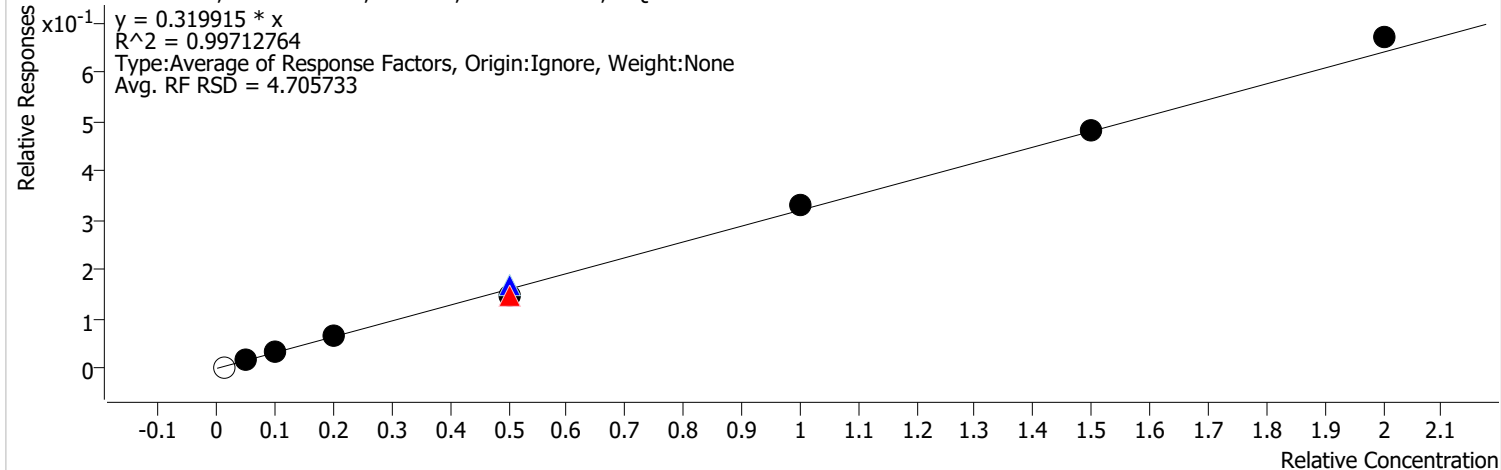
Calibration STD Path	Cal Type	Level	Enabled	Resp.	Exp. Conc	Resp. Factor	Level RSD
D:\Org\Data\VOA5975C\VG010422\04JAN10.D	Calibration	1	x	4408	2.5000	1.4888	
D:\Org\Data\VOA5975C\VG010422\04JAN11.D	Calibration	2	x	23472	12.5000	1.5830	
D:\Org\Data\VOA5975C\VG010422\04JAN12.D	Calibration	3	x	48569	25.0000	1.6118	
D:\Org\Data\VOA5975C\VG010422\04JAN13.D	Calibration	4	x	96576	50.0000	1.6077	
D:\Org\Data\VOA5975C\VG010422\04JAN23.D	QC	QC	x	291425	125.0000	1.8932	
D:\Org\Data\VOA5975C\VG010422\04JAN15.D	Calibration	5	x	268375	125.0000	1.7513	
D:\Org\Data\VOA5975C\VG010422\04JAN15CC.D	CC	CC	x	268375	125.0000	1.7513	
D:\Org\Data\VOA5975C\VG010422\04JAN17.D	Calibration	6	x	605646	250.0000	1.9142	
D:\Org\Data\VOA5975C\VG010422\04JAN19.D	Calibration	7	x	896331	375.0000	1.8990	
D:\Org\Data\VOA5975C\VG010422\04JAN21.D	Calibration	8	x	1199879	500.0000	1.9132	

Calibration Report

Batch Path	D:\Org\Data\VOA5975C\VG010422\QuantResults\VG010422_8260B.batch.bin	Analyst Name	BL2000\mchavez
Analysis Time	2/28/2022 1:57 PM	Reporter Name	BL2000\mchavez
Report Time	2/28/2022 2:00:45 PM	Batch State	Processed
Last Calib Update	1/9/2022 8:59 PM	Quant Report Version	10.0
Quant Batch Version	10.0		

Bromoform %RSE = 4.7

Bromoform - 8 Levels, 7 Levels Used, 8 Points, 7 Points Used, 1 QCs

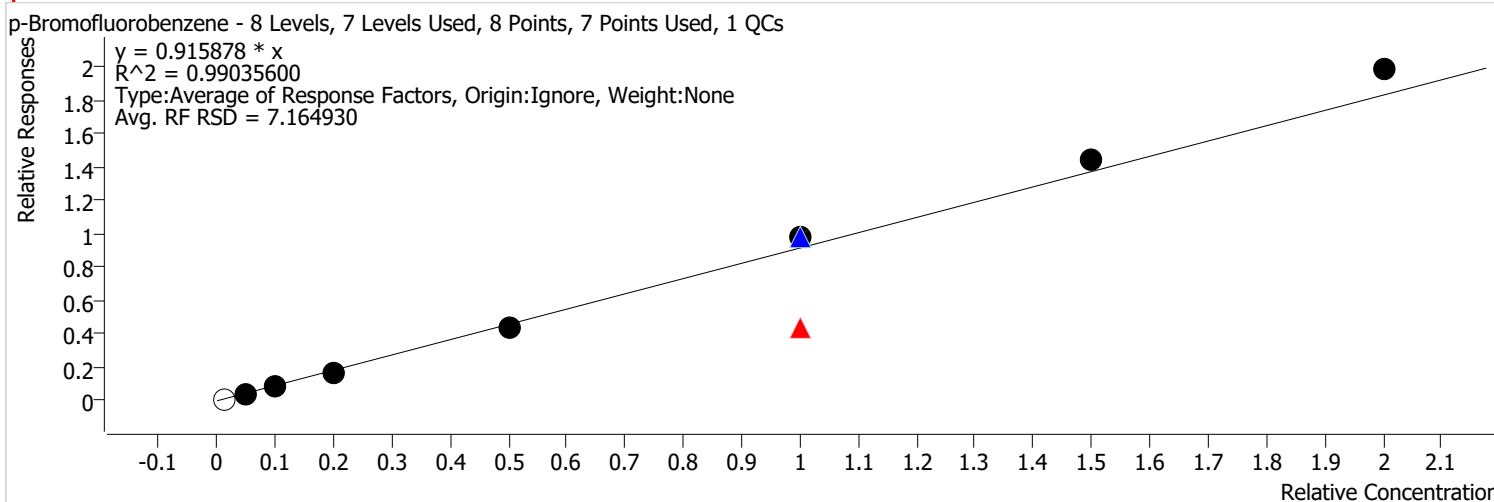


Calibration STD Path	Cal Type	Level	Enabled	Resp.	Exp. Conc	Resp. Factor	Level RSD
D:\Org\Data\VOA5975C\VG010422\04JAN10.D	Calibration	1		708	2.5000	0.3108	
D:\Org\Data\VOA5975C\VG010422\04JAN11.D	Calibration	2	x	3652	12.5000	0.3016	
D:\Org\Data\VOA5975C\VG010422\04JAN12.D	Calibration	3	x	7972	25.0000	0.3317	
D:\Org\Data\VOA5975C\VG010422\04JAN13.D	Calibration	4	x	16073	50.0000	0.3232	
D:\Org\Data\VOA5975C\VG010422\04JAN23.D	QC	QC	x	42560	125.0000	0.3326	
D:\Org\Data\VOA5975C\VG010422\04JAN15.D	Calibration	5	x	39165	125.0000	0.2962	
D:\Org\Data\VOA5975C\VG010422\04JAN15CC.D	CC	CC	x	39165	125.0000	0.2962	
D:\Org\Data\VOA5975C\VG010422\04JAN17.D	Calibration	6	x	87836	250.0000	0.3295	
D:\Org\Data\VOA5975C\VG010422\04JAN19.D	Calibration	7	x	129038	375.0000	0.3227	
D:\Org\Data\VOA5975C\VG010422\04JAN21.D	Calibration	8	x	175918	500.0000	0.3345	

Calibration Report

Batch Path	D:\Org\Data\VOA5975C\VG010422\QuantResults\VG010422_8260B.batch.bin	Analyst Name	BL2000\mchavez
Analysis Time	2/28/2022 1:57 PM	Reporter Name	BL2000\mchavez
Report Time	2/28/2022 2:00:45 PM	Batch State	Processed
Last Calib Update	1/9/2022 8:59 PM	Quant Report Version	10.0
Quant Batch Version	10.0		

p-Bromofluorobenzene %RSE =

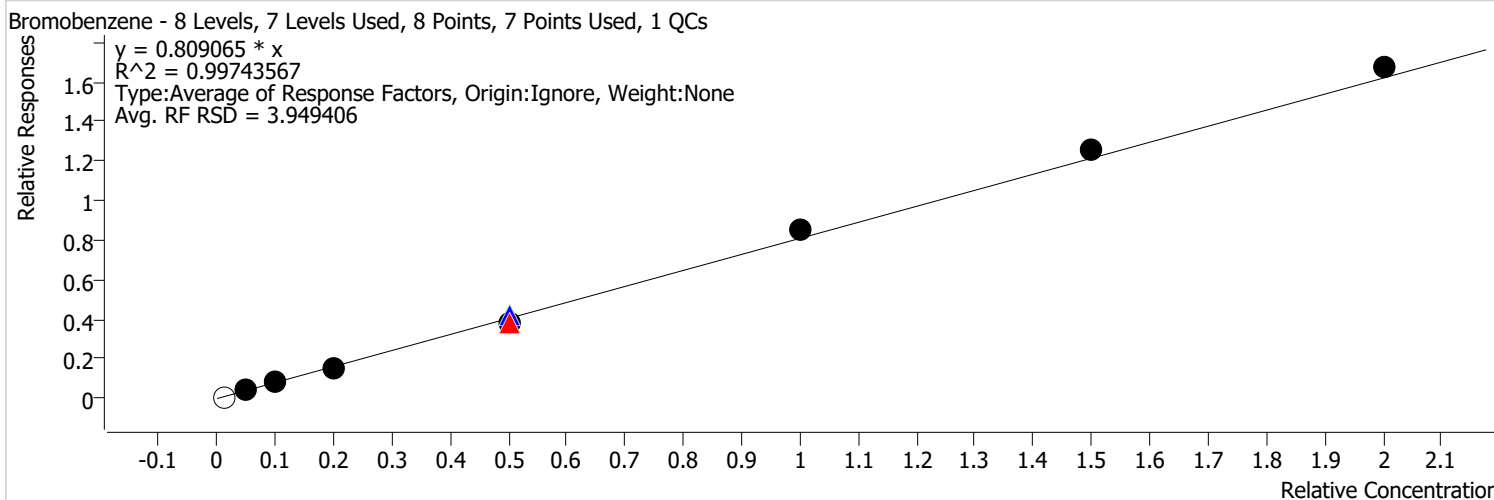


Calibration STD Path	Cal Type	Level	Enabled	Resp.	Exp. Conc	Resp. Factor	Level RSD
D:\Org\Data\VOA5975C\VG010422\04JAN10.D	Calibration	1		2719	2.5000	1.1932	
D:\Org\Data\VOA5975C\VG010422\04JAN11.D	Calibration	2	x	10059	12.5000	0.8308	
D:\Org\Data\VOA5975C\VG010422\04JAN12.D	Calibration	3	x	22267	25.0000	0.9265	
D:\Org\Data\VOA5975C\VG010422\04JAN13.D	Calibration	4	x	42506	50.0000	0.8548	
D:\Org\Data\VOA5975C\VG010422\04JAN15.D	Calibration	5	x	114269	125.0000	0.8641	
D:\Org\Data\VOA5975C\VG010422\04JAN23.D	QC	QC	x	253034	250.0000	0.9888	
D:\Org\Data\VOA5975C\VG010422\04JAN17.D	Calibration	6	x	261042	250.0000	0.9793	
D:\Org\Data\VOA5975C\VG010422\04JAN15CC.D	CC	CC	x	114269	250.0000	0.4321	
D:\Org\Data\VOA5975C\VG010422\04JAN19.D	Calibration	7	x	385474	375.0000	0.9639	
D:\Org\Data\VOA5975C\VG010422\04JAN21.D	Calibration	8	x	521580	500.0000	0.9917	

Calibration Report

Batch Path	D:\Org\Data\VOA5975C\VG010422\QuantResults\VG010422_8260B.batch.bin	Analyst Name	BL2000\mchavez
Analysis Time	2/28/2022 1:57 PM	Reporter Name	BL2000\mchavez
Report Time	2/28/2022 2:00:45 PM	Batch State	Processed
Last Calib Update	1/9/2022 8:59 PM	Quant Report Version	10.0
Quant Batch Version	10.0		

Bromobenzene %RSE = 3.9

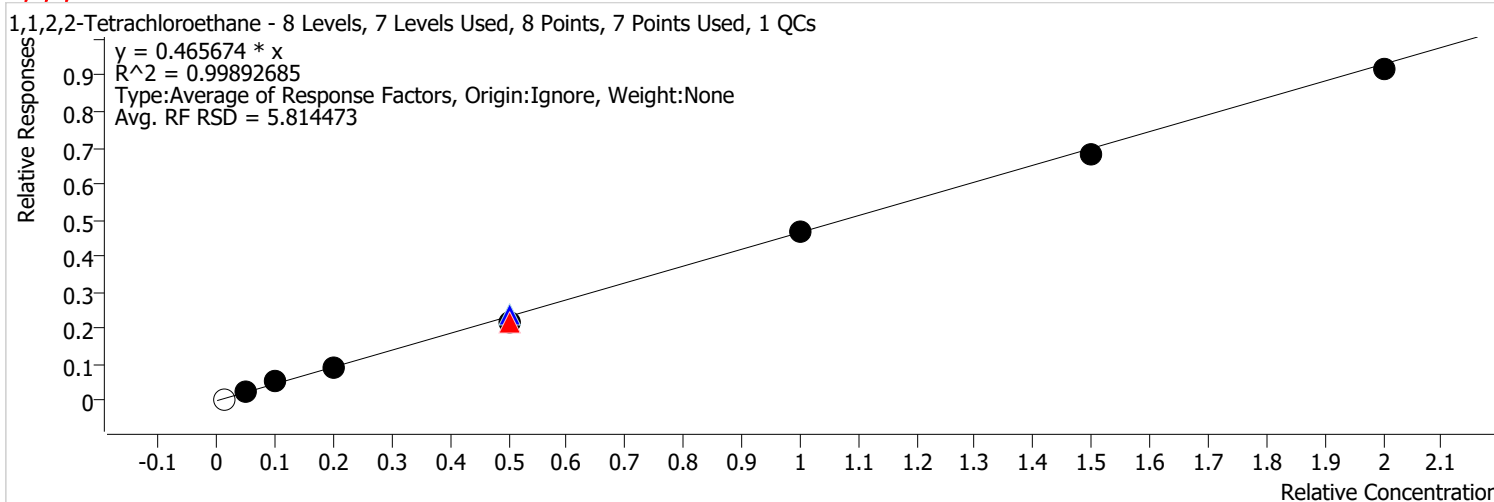


Calibration STD Path	Cal Type	Level	Enabled	Resp.	Exp. Conc	Resp. Factor	Level RSD
D:\Org\Data\VOA5975C\VG010422\04JAN10.D	Calibration	1		2024	2.5000	0.8880	
D:\Org\Data\VOA5975C\VG010422\04JAN11.D	Calibration	2	x	9663	12.5000	0.7981	
D:\Org\Data\VOA5975C\VG010422\04JAN12.D	Calibration	3	x	19259	25.0000	0.8013	
D:\Org\Data\VOA5975C\VG010422\04JAN13.D	Calibration	4	x	38282	50.0000	0.7698	
D:\Org\Data\VOA5975C\VG010422\04JAN23.D	QC	QC	x	109054	125.0000	0.8523	
D:\Org\Data\VOA5975C\VG010422\04JAN15.D	Calibration	5	x	102265	125.0000	0.7733	
D:\Org\Data\VOA5975C\VG010422\04JAN15CC.D	CC	CC	x	102265	125.0000	0.7733	
D:\Org\Data\VOA5975C\VG010422\04JAN17.D	Calibration	6	x	227127	250.0000	0.8521	
D:\Org\Data\VOA5975C\VG010422\04JAN19.D	Calibration	7	x	333431	375.0000	0.8338	
D:\Org\Data\VOA5975C\VG010422\04JAN21.D	Calibration	8	x	439147	500.0000	0.8350	

Calibration Report

Batch Path	D:\Org\Data\VOA5975C\VG010422\QuantResults\VG010422_8260B.batch.bin	Analyst Name	BL2000\mchavez
Analysis Time	2/28/2022 1:57 PM	Reporter Name	BL2000\mchavez
Report Time	2/28/2022 2:00:45 PM	Batch State	Processed
Last Calib Update	1/9/2022 8:59 PM	Quant Report Version	10.0
Quant Batch Version	10.0		

1,1,2,2-Tetrachloroethane %RSE = 5.8

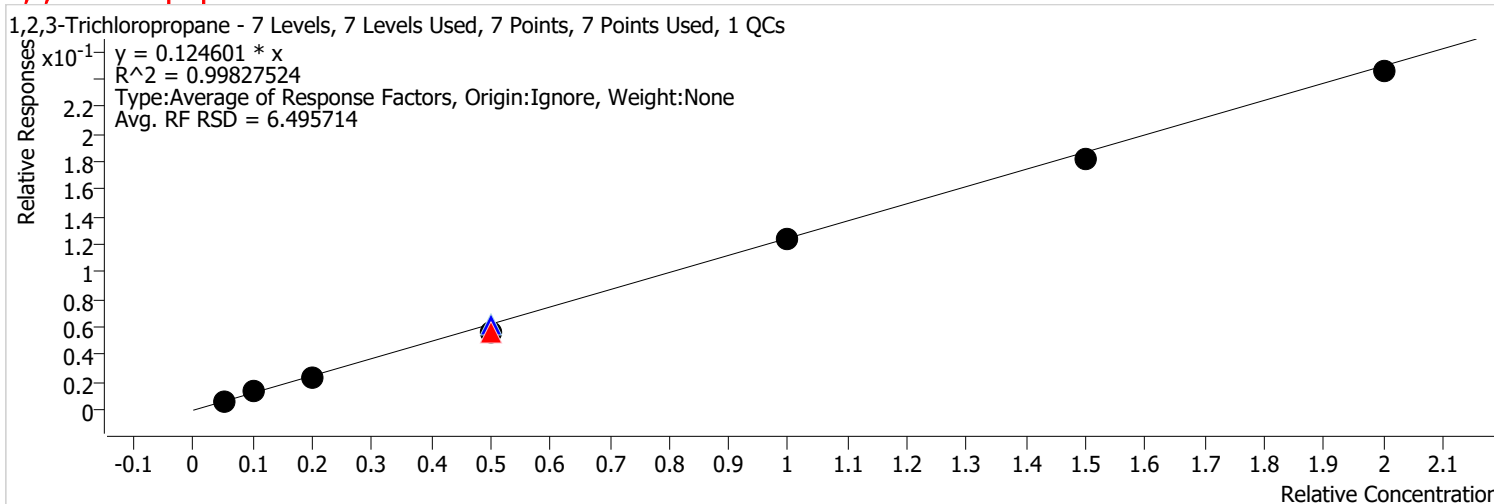


Calibration STD Path	Cal Type	Level	Enabled	Resp.	Exp. Conc	Resp. Factor	Level RSD
D:\Org\Data\VOA5975C\VG010422\04JAN10.D	Calibration	1		1142	2.5000	0.5014	
D:\Org\Data\VOA5975C\VG010422\04JAN11.D	Calibration	2	x	5793	12.5000	0.4785	
D:\Org\Data\VOA5975C\VG010422\04JAN12.D	Calibration	3	x	12440	25.0000	0.5176	
D:\Org\Data\VOA5975C\VG010422\04JAN13.D	Calibration	4	x	22514	50.0000	0.4528	
D:\Org\Data\VOA5975C\VG010422\04JAN23.D	QC	QC	x	60763	125.0000	0.4749	
D:\Org\Data\VOA5975C\VG010422\04JAN15.D	Calibration	5	x	56958	125.0000	0.4307	
D:\Org\Data\VOA5975C\VG010422\04JAN15CC.D	CC	CC	x	56958	125.0000	0.4307	
D:\Org\Data\VOA5975C\VG010422\04JAN17.D	Calibration	6	x	124205	250.0000	0.4660	
D:\Org\Data\VOA5975C\VG010422\04JAN19.D	Calibration	7	x	182470	375.0000	0.4563	
D:\Org\Data\VOA5975C\VG010422\04JAN21.D	Calibration	8	x	240837	500.0000	0.4579	

Calibration Report

Batch Path	D:\Org\Data\VOA5975C\VG010422\QuantResults\VG010422_8260B.batch.bin	Analyst Name	BL2000\mchavez
Analysis Time	2/28/2022 1:57 PM	Reporter Name	BL2000\mchavez
Report Time	2/28/2022 2:00:45 PM	Batch State	Processed
Last Calib Update	1/9/2022 8:59 PM	Quant Report Version	10.0
Quant Batch Version	10.0		

1,2,3-Trichloropropane %RSE = 6.5



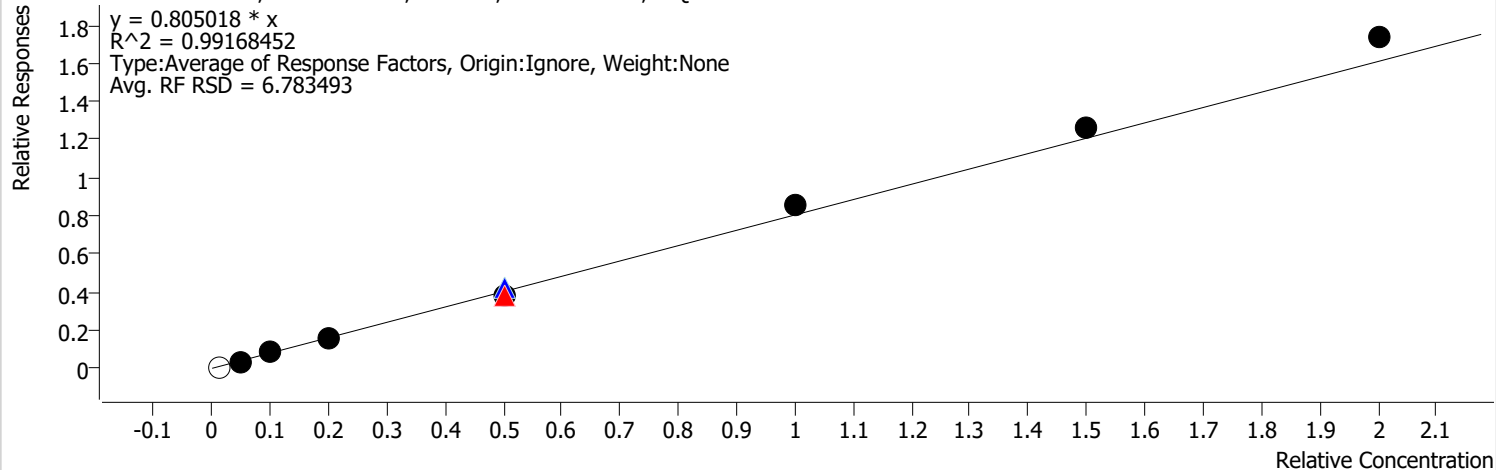
Calibration STD Path	Cal Type	Level	Enabled	Resp.	Exp. Conc	Resp. Factor	Level RSD
D:\Org\Data\VOA5975C\VG010422\04JAN11.D	Calibration	2	x	1654	12.5000	0.1366	
D:\Org\Data\VOA5975C\VG010422\04JAN12.D	Calibration	3	x	3200	25.0000	0.1331	
D:\Org\Data\VOA5975C\VG010422\04JAN13.D	Calibration	4	x	6096	50.0000	0.1226	
D:\Org\Data\VOA5975C\VG010422\04JAN23.D	QC	QC	x	15682	125.0000	0.1226	
D:\Org\Data\VOA5975C\VG010422\04JAN15.D	Calibration	5	x	14846	125.0000	0.1123	
D:\Org\Data\VOA5975C\VG010422\04JAN15CC.D	CC	CC	x	14846	125.0000	0.1123	
D:\Org\Data\VOA5975C\VG010422\04JAN17.D	Calibration	6	x	33115	250.0000	0.1242	
D:\Org\Data\VOA5975C\VG010422\04JAN19.D	Calibration	7	x	48325	375.0000	0.1208	
D:\Org\Data\VOA5975C\VG010422\04JAN21.D	Calibration	8	x	64422	500.0000	0.1225	

Calibration Report

Batch Path	D:\Org\Data\VOA5975C\VG010422\QuantResults\VG010422_8260B.batch.bin	Analyst Name	BL2000\mchavez
Analysis Time	2/28/2022 1:57 PM	Reporter Name	BL2000\mchavez
Report Time	2/28/2022 2:00:45 PM	Batch State	Processed
Last Calib Update	1/9/2022 8:59 PM	Quant Report Version	10.0
Quant Batch Version	10.0		

2-Chlorotoluene %RSE = 6.8

2-Chlorotoluene - 8 Levels, 7 Levels Used, 8 Points, 7 Points Used, 1 QCs

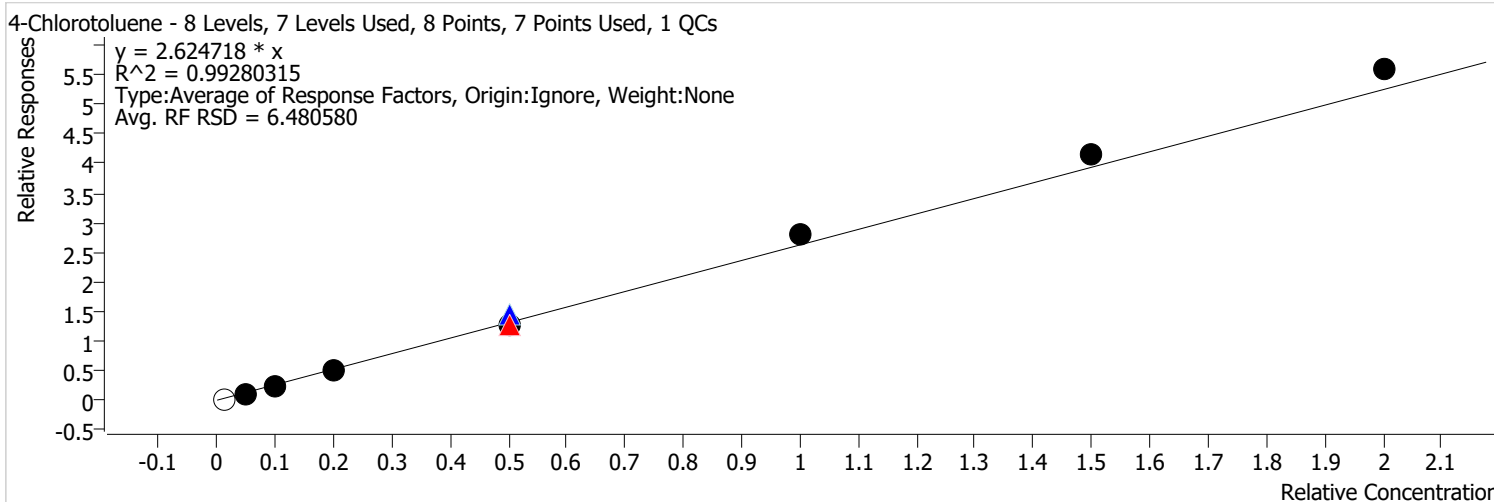


Calibration STD Path	Cal Type	Level	Enabled	Resp.	Exp. Conc	Resp. Factor	Level RSD
D:\Org\Data\VOA5975C\VG010422\04JAN10.D	Calibration	1		1844	2.5000	0.8090	
D:\Org\Data\VOA5975C\VG010422\04JAN11.D	Calibration	2	x	8731	12.5000	0.7211	
D:\Org\Data\VOA5975C\VG010422\04JAN12.D	Calibration	3	x	19390	25.0000	0.8068	
D:\Org\Data\VOA5975C\VG010422\04JAN13.D	Calibration	4	x	37987	50.0000	0.7639	
D:\Org\Data\VOA5975C\VG010422\04JAN23.D	QC	QC	x	108192	125.0000	0.8456	
D:\Org\Data\VOA5975C\VG010422\04JAN15.D	Calibration	5	x	102424	125.0000	0.7745	
D:\Org\Data\VOA5975C\VG010422\04JAN15CC.D	CC	CC	x	102424	125.0000	0.7745	
D:\Org\Data\VOA5975C\VG010422\04JAN17.D	Calibration	6	x	229396	250.0000	0.8606	
D:\Org\Data\VOA5975C\VG010422\04JAN19.D	Calibration	7	x	336386	375.0000	0.8411	
D:\Org\Data\VOA5975C\VG010422\04JAN21.D	Calibration	8	x	455991	500.0000	0.8670	

Calibration Report

Batch Path	D:\Org\Data\VOA5975C\VG010422\QuantResults\VG010422_8260B.batch.bin	Analyst Name	BL2000\mchavez
Analysis Time	2/28/2022 1:57 PM	Reporter Name	BL2000\mchavez
Report Time	2/28/2022 2:00:45 PM	Batch State	Processed
Last Calib Update	1/9/2022 8:59 PM	Quant Report Version	10.0
Quant Batch Version	10.0		

4-Chlorotoluene %RSE = 6.5

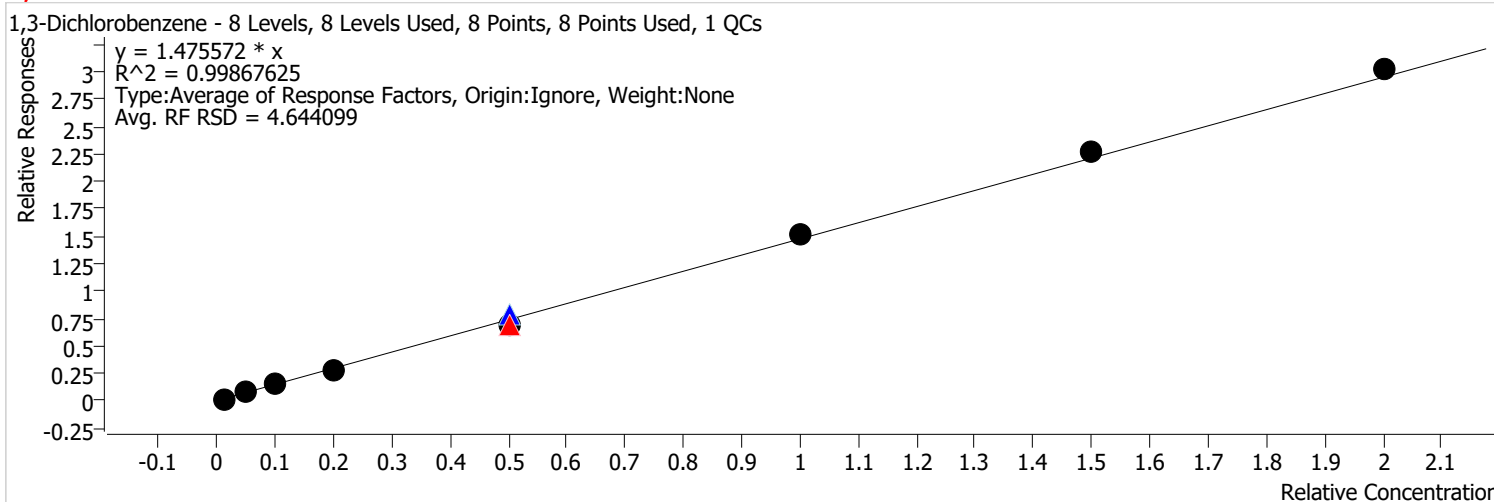


Calibration STD Path	Cal Type	Level	Enabled	Resp.	Exp. Conc	Resp. Factor	Level RSD
D:\Org\Data\VOA5975C\VG010422\04JAN10.D	Calibration	1		5419	2.5000	2.3780	
D:\Org\Data\VOA5975C\VG010422\04JAN11.D	Calibration	2	x	28532	12.5000	2.3566	
D:\Org\Data\VOA5975C\VG010422\04JAN12.D	Calibration	3	x	61551	25.0000	2.5611	
D:\Org\Data\VOA5975C\VG010422\04JAN13.D	Calibration	4	x	126308	50.0000	2.5400	
D:\Org\Data\VOA5975C\VG010422\04JAN23.D	QC	QC	x	368295	125.0000	2.8784	
D:\Org\Data\VOA5975C\VG010422\04JAN15.D	Calibration	5	x	336146	125.0000	2.5420	
D:\Org\Data\VOA5975C\VG010422\04JAN15CC.D	CC	CC	x	336146	125.0000	2.5420	
D:\Org\Data\VOA5975C\VG010422\04JAN17.D	Calibration	6	x	748435	250.0000	2.8078	
D:\Org\Data\VOA5975C\VG010422\04JAN19.D	Calibration	7	x	1109221	375.0000	2.7736	
D:\Org\Data\VOA5975C\VG010422\04JAN21.D	Calibration	8	x	1468376	500.0000	2.7919	

Calibration Report

Batch Path	D:\Org\Data\VOA5975C\VG010422\QuantResults\VG010422_8260B.batch.bin	Analyst Name	BL2000\mchavez
Analysis Time	2/28/2022 1:57 PM	Reporter Name	BL2000\mchavez
Report Time	2/28/2022 2:00:45 PM	Batch State	Processed
Last Calib Update	1/9/2022 8:59 PM	Quant Report Version	10.0
Quant Batch Version	10.0		

1,3-Dichlorobenzene %RSE = 4.6

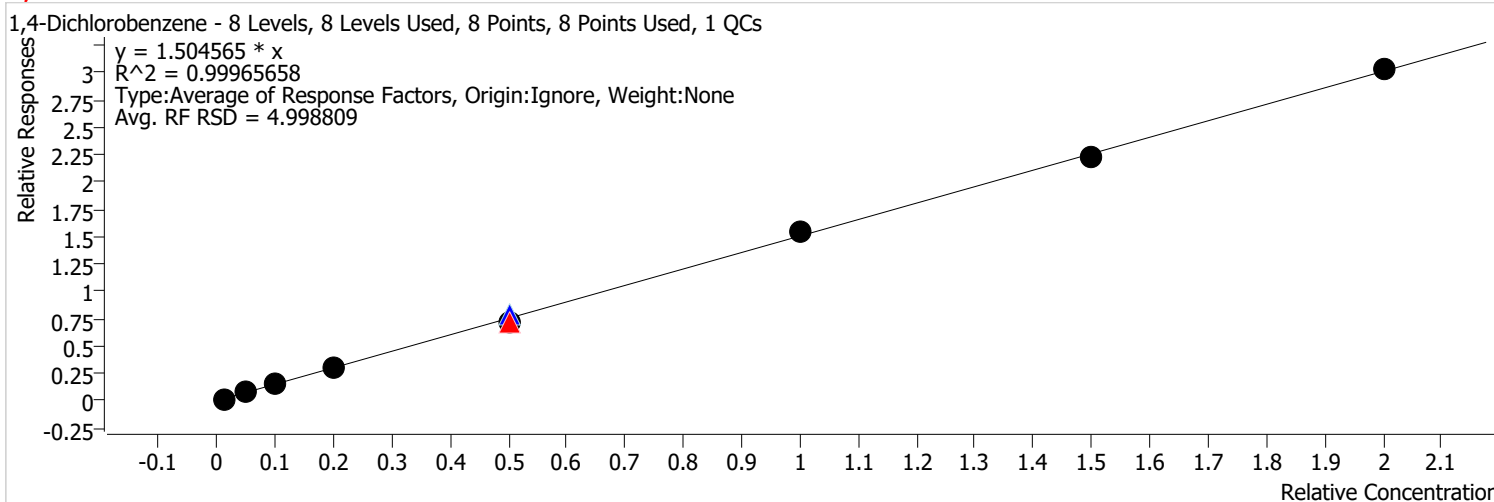


Calibration STD Path	Cal Type	Level	Enabled	Resp.	Exp. Conc	Resp. Factor	Level RSD
D:\Org\Data\VOA5975C\VG010422\04JAN10.D	Calibration	1	x	3541	2.5000	1.5539	
D:\Org\Data\VOA5975C\VG010422\04JAN11.D	Calibration	2	x	16932	12.5000	1.3985	
D:\Org\Data\VOA5975C\VG010422\04JAN12.D	Calibration	3	x	36559	25.0000	1.5212	
D:\Org\Data\VOA5975C\VG010422\04JAN13.D	Calibration	4	x	69539	50.0000	1.3984	
D:\Org\Data\VOA5975C\VG010422\04JAN23.D	QC	QC	x	204088	125.0000	1.5950	
D:\Org\Data\VOA5975C\VG010422\04JAN15.D	Calibration	5	x	183404	125.0000	1.3869	
D:\Org\Data\VOA5975C\VG010422\04JAN15CC.D	CC	CC	x	183404	125.0000	1.3869	
D:\Org\Data\VOA5975C\VG010422\04JAN17.D	Calibration	6	x	406895	250.0000	1.5265	
D:\Org\Data\VOA5975C\VG010422\04JAN19.D	Calibration	7	x	603674	375.0000	1.5095	
D:\Org\Data\VOA5975C\VG010422\04JAN21.D	Calibration	8	x	793993	500.0000	1.5097	

Calibration Report

Batch Path	D:\Org\Data\VOA5975C\VG010422\QuantResults\VG010422_8260B.batch.bin	Analyst Name	BL2000\mchavez
Analysis Time	2/28/2022 1:57 PM	Reporter Name	BL2000\mchavez
Report Time	2/28/2022 2:00:45 PM	Batch State	Processed
Last Calib Update	1/9/2022 8:59 PM	Quant Report Version	10.0
Quant Batch Version	10.0		

1,4-Dichlorobenzene %RSE = 5.0

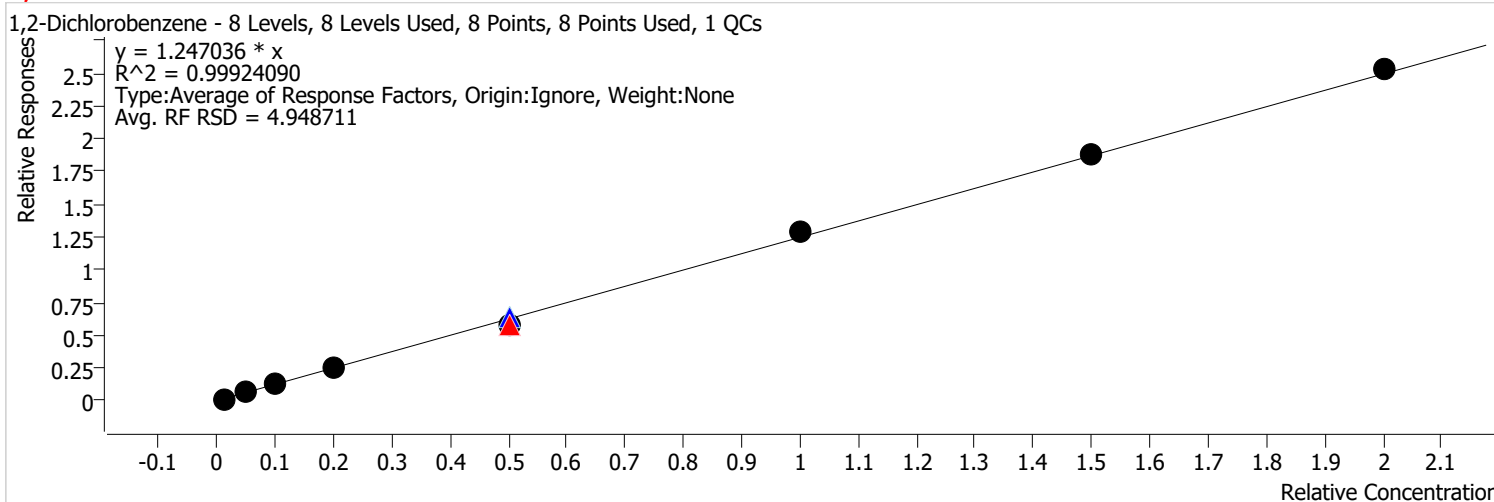


Calibration STD Path	Cal Type	Level	Enabled	Resp.	Exp. Conc	Resp. Factor	Level RSD
D:\Org\Data\VOA5975C\VG010422\04JAN10.D	Calibration	1	x	3787	2.5000	1.6618	
D:\Org\Data\VOA5975C\VG010422\04JAN11.D	Calibration	2	x	17438	12.5000	1.4403	
D:\Org\Data\VOA5975C\VG010422\04JAN12.D	Calibration	3	x	36635	25.0000	1.5243	
D:\Org\Data\VOA5975C\VG010422\04JAN13.D	Calibration	4	x	71841	50.0000	1.4447	
D:\Org\Data\VOA5975C\VG010422\04JAN23.D	QC	QC	x	200032	125.0000	1.5633	
D:\Org\Data\VOA5975C\VG010422\04JAN15.D	Calibration	5	x	189045	125.0000	1.4296	
D:\Org\Data\VOA5975C\VG010422\04JAN15CC.D	CC	CC	x	189045	125.0000	1.4296	
D:\Org\Data\VOA5975C\VG010422\04JAN17.D	Calibration	6	x	408934	250.0000	1.5342	
D:\Org\Data\VOA5975C\VG010422\04JAN19.D	Calibration	7	x	595919	375.0000	1.4901	
D:\Org\Data\VOA5975C\VG010422\04JAN21.D	Calibration	8	x	794954	500.0000	1.5115	

Calibration Report

Batch Path	D:\Org\Data\VOA5975C\VG010422\QuantResults\VG010422_8260B.batch.bin	Analyst Name	BL2000\mchavez
Analysis Time	2/28/2022 1:57 PM	Reporter Name	BL2000\mchavez
Report Time	2/28/2022 2:00:45 PM	Batch State	Processed
Last Calib Update	1/9/2022 8:59 PM	Quant Report Version	10.0
Quant Batch Version	10.0		

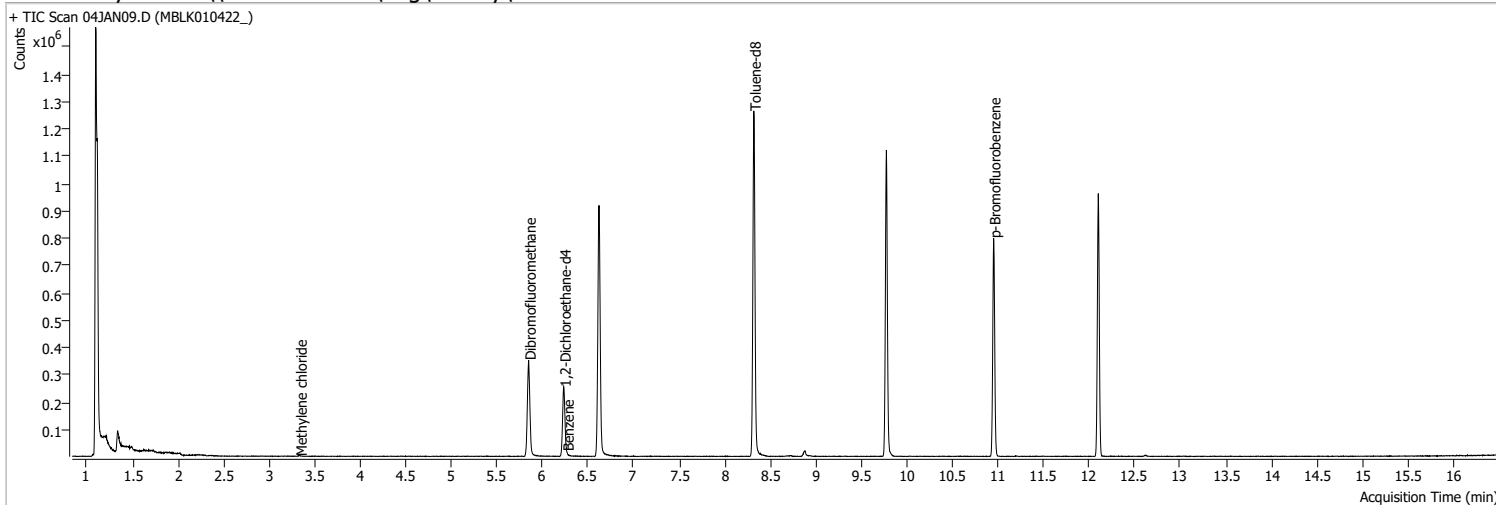
1,2-Dichlorobenzene %RSE = 4.9



Calibration STD Path	Cal Type	Level	Enabled	Resp.	Exp. Conc	Resp. Factor	Level RSD
D:\Org\Data\VOA5975C\VG010422\04JAN10.D	Calibration	1	x	3104	2.5000	1.3621	
D:\Org\Data\VOA5975C\VG010422\04JAN11.D	Calibration	2	x	14666	12.5000	1.2114	
D:\Org\Data\VOA5975C\VG010422\04JAN12.D	Calibration	3	x	29899	25.0000	1.2441	
D:\Org\Data\VOA5975C\VG010422\04JAN13.D	Calibration	4	x	60213	50.0000	1.2109	
D:\Org\Data\VOA5975C\VG010422\04JAN23.D	QC	QC	x	164299	125.0000	1.2841	
D:\Org\Data\VOA5975C\VG010422\04JAN15.D	Calibration	5	x	152284	125.0000	1.1516	
D:\Org\Data\VOA5975C\VG010422\04JAN15CC.D	CC	CC	x	152284	125.0000	1.1516	
D:\Org\Data\VOA5975C\VG010422\04JAN17.D	Calibration	6	x	342576	250.0000	1.2852	
D:\Org\Data\VOA5975C\VG010422\04JAN19.D	Calibration	7	x	499147	375.0000	1.2481	
D:\Org\Data\VOA5975C\VG010422\04JAN21.D	Calibration	8	x	664247	500.0000	1.2630	

Quantitation Results Report (QT Reviewed)

Data File	04JAN09.D	Operator	MSC
Acq. Method	5975CACQF.M	Acq. Date-Time	1/4/2022 3:05:37 PM
Sample Name	MBLK010422_	Instrument	VOA5975C
Vial	9	Multiplier	1.00
DA Method File	VOA5975C_8260B_SHT_DoD_L4_010422.m	Comment	
Tune File	BFB_Atune3.u	Tune Date	10/11/2021 4:02:00 PM
Batch Name	VG010422_8260B.batch.bin	Last Calib Update	1/9/2022 8:59:52 PM
Ref Library	\\MASSHUNTER\Org\Library\NIST129K.I		



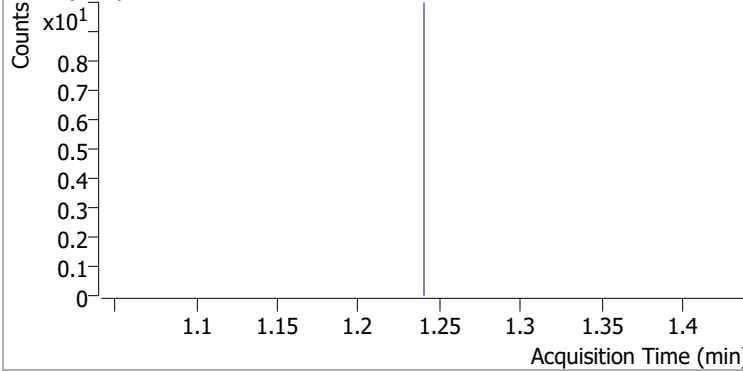
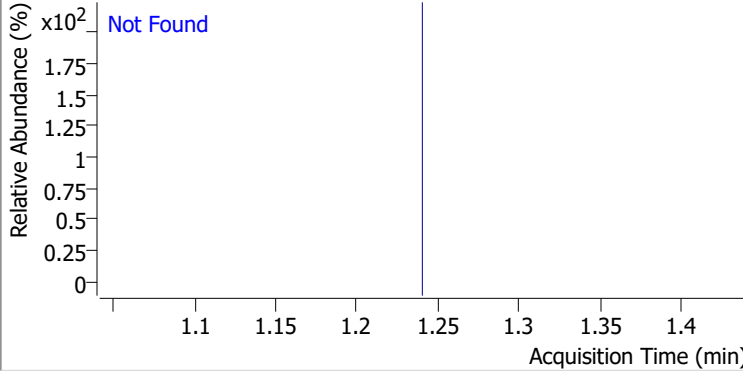
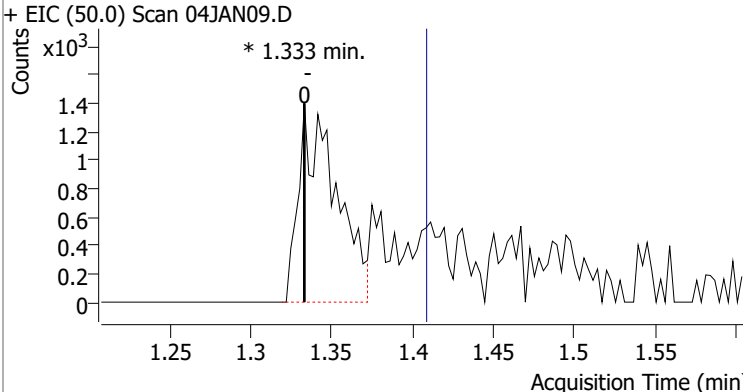
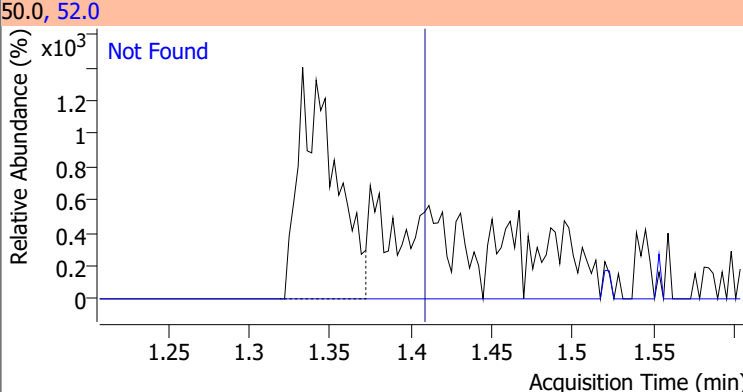
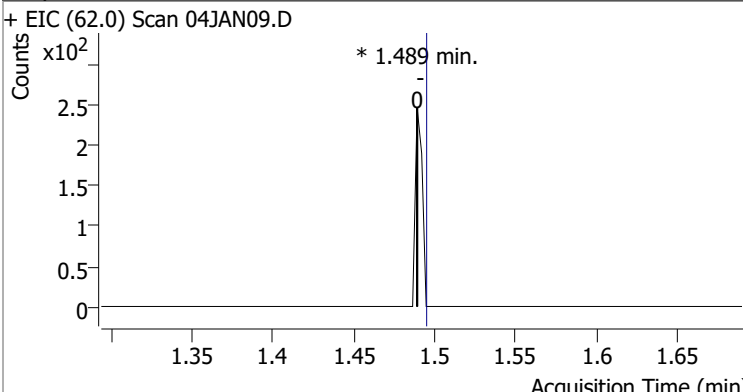
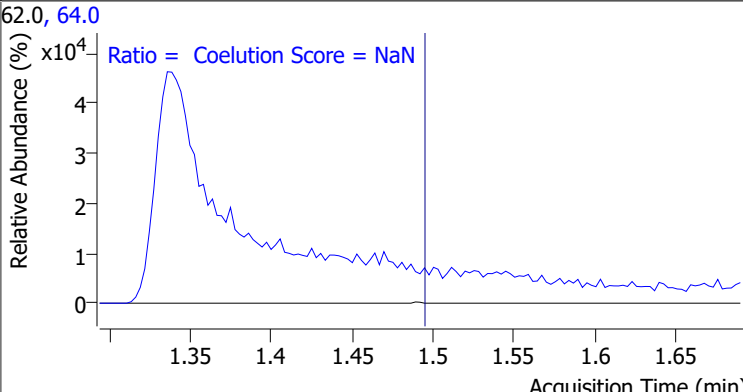
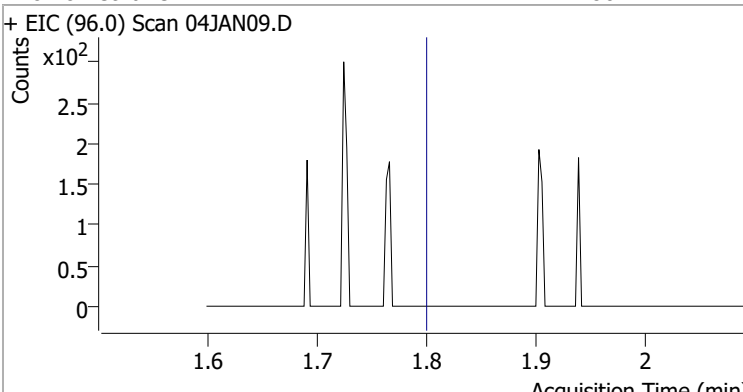
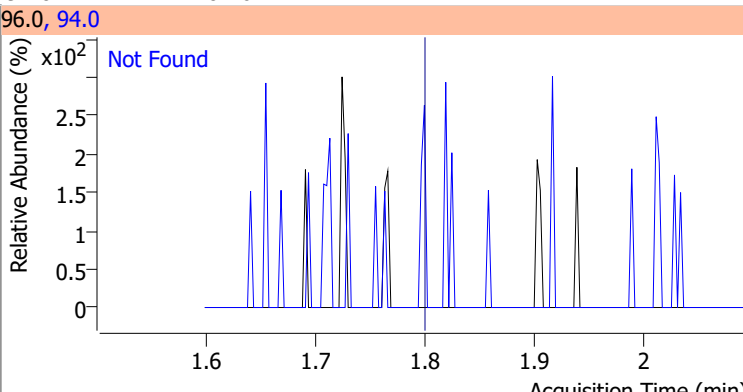
Compound	RT	QIon	Resp.	Conc.	Units	Dev(Min)
Internal Standards						
M Fluorobenzene	6.620	96.0	775552	250.0000	ng	-0.003
M Chlorobenzene-d5	9.774	82.0	301196	250.0000	ng	0.003
M 1,4-Dichlorobenzene-d4	12.100	152.0	231562	250.0000	ng	0.000
System Monitoring Compounds						
S Dibromofluoromethane	5.848	113.0	203459	278.4635	ng	0.003
Spiked Amount: 250.000	Range: 80.0 - 119.0%			Recovery = 111.39%		
S 1,2-Dichloroethane-d4	6.233	67.0	88174	279.3964	ng	0.000
Spiked Amount: 250.000	Range: 81.0 - 118.0%			Recovery = 111.76%		
S Toluene-d8	8.319	98.0	770154	265.3436	ng	0.000
Spiked Amount: 250.000	Range: 89.0 - 112.0%			Recovery = 106.14%		
S p-Bromofluorobenzene	10.951	95.0	226743	267.2815	ng	-0.003
Spiked Amount: 250.000	Range: 85.0 - 114.0%			Recovery = 106.91%		
Target Compounds						
T Dichlorodifluoromethane	0.000		0	N.D.		
T Chloromethane	1.333	50.0	0		ng md	1
T Vinyl chloride	1.489	62.0	0		ng md	1
T Bromomethane	0.000		0	N.D.		
T Chloroethane	0.000		0	N.D.		
T Trichlorofluoromethane	0.000		0	N.D.		
T 1,1-Dichloroethene	0.000		0	N.D.		
T Methylene chloride	3.335	49.0	1661	1.4424	ng m	97
T trans-1,2-Dichloroethene	0.000		0	N.D.		
T Methyl tert-butyl ether (MTBE)	0.000		0	N.D.		
T 1,1-Dichloroethane	0.000		0	N.D.		
T 2,2-Dichloropropane	0.000		0	N.D.		
T cis-1,2-Dichloroethene	0.000		0	N.D.		
T Methyl ethyl ketone	0.000		0	N.D.		
T Bromochloromethane	0.000		0	N.D.		
T Chloroform	0.000		0	N.D.		

Quantitation Results Report (QT Reviewed)

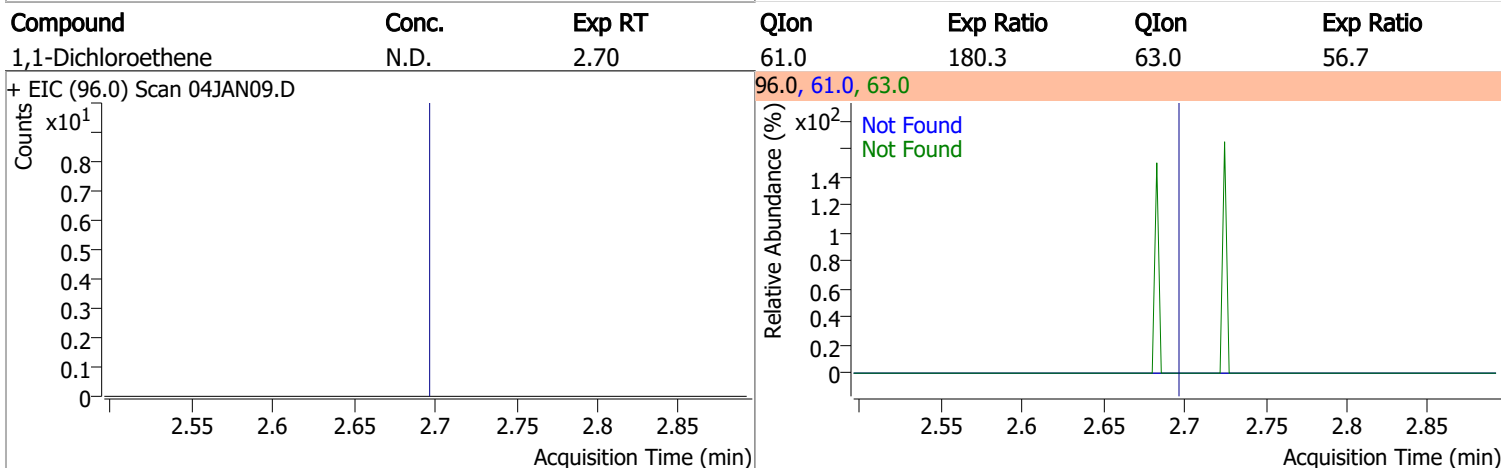
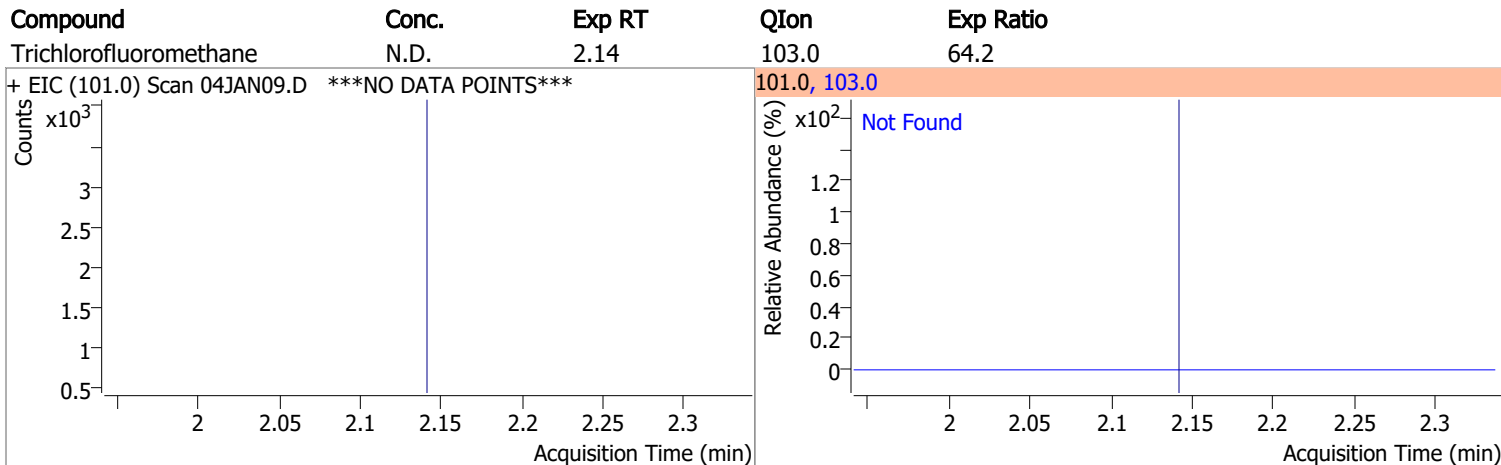
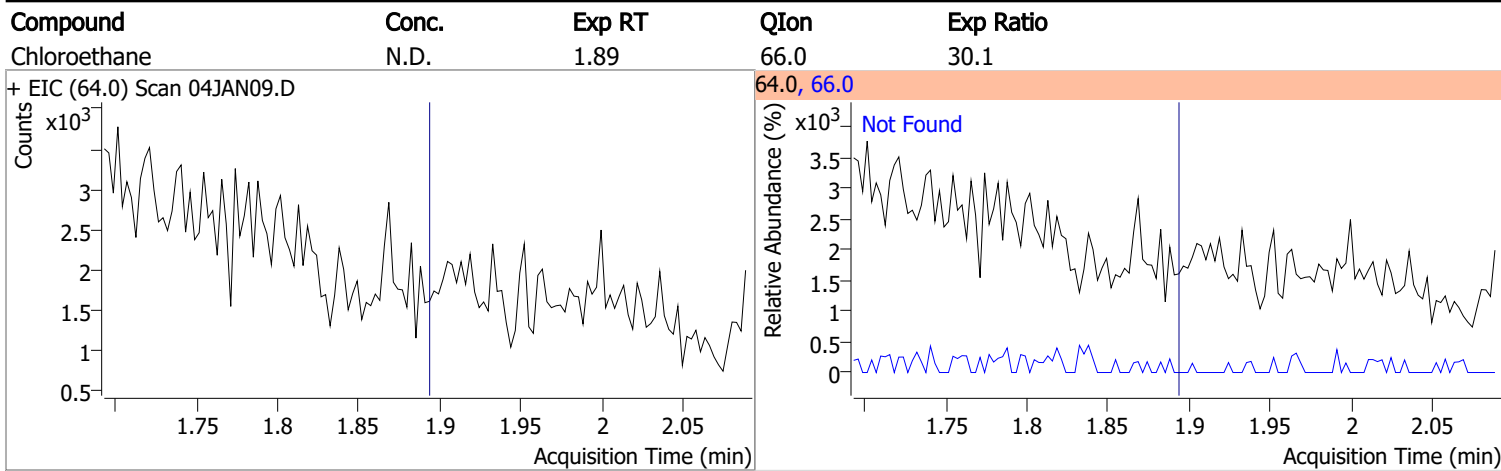
Compound	RT	QIon	Resp.	Conc.	Units		Dev(Min)
T 1,1,1-Trichloroethane	0.000		0	N.D.			
T Carbon tetrachloride	0.000		0	N.D.			
T 1,1-Dichloropropene	0.000		0	N.D.			
T Benzene	6.266	78.0	381	0.1233	ng	m	98
T 1,2-Dichloroethane	0.000		0	N.D.			
T Trichloroethene	0.000		0	N.D.			
T 1,2-Dichloropropane	0.000		0	N.D.			
T Dibromomethane	0.000		0	N.D.			
T Bromodichloromethane	0.000		0	N.D.			
T cis-1,3-Dichloropropene	0.000		0	N.D.			
T Toluene	0.000		0	N.D.			
T trans-1,3-Dichloropropene	0.000		0	N.D.			
T 1,1,2-Trichloroethane	0.000		0	N.D.			
T Tetrachloroethene	0.000		0	N.D.			
T 1,3-Dichloropropane	0.000		0	N.D.			
T Chlorodibromomethane	0.000		0	N.D.			
T 1,2-Dibromoethane	0.000		0	N.D.			
T Chlorobenzene	0.000		0	N.D.			
T 1,1,1,2-Tetrachloroethane	0.000		0	N.D.			
T Ethylbenzene	0.000		0	N.D.			
T m+p-Xylenes	0.000		0	N.D.			
T o-Xylene	0.000		0	N.D.			
T Styrene	0.000		0	N.D.			
T Bromoform	0.000		0	N.D.			
T Bromobenzene	0.000		0	N.D.			
T 1,1,2,2-Tetrachloroethane	0.000		0	N.D.			
T 1,2,3-Trichloropropane	0.000		0	N.D.			
T 2-Chlorotoluene	0.000		0	N.D.			
T 4-Chlorotoluene	0.000		0	N.D.			
T 1,3-Dichlorobenzene	0.000		0	N.D.			
T 1,4-Dichlorobenzene	0.000		0	N.D.			
T 1,2-Dichlorobenzene	0.000		0	N.D.			

(#) = Qualifier Out of Range; (m) = Manual Integration; (+) = Area Summed; (*) = Surrogate Percent Recovery Out of Range; (d): Zeroed Peak

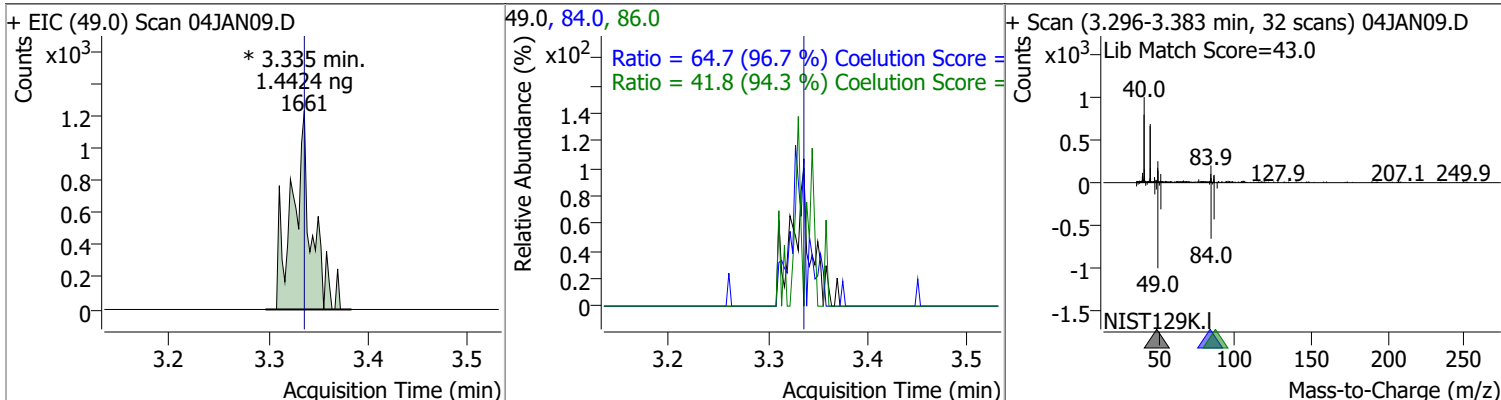
Quantitation Results Report (QT Reviewed)

Compound	Conc.	Exp RT	QIon	Exp Ratio				
Dichlorodifluoromethane	N.D.	1.24	87.0	32.3				
<div style="display: flex; justify-content: space-between;"> <div style="width: 48%;"> <p>+ EIC (85.0) Scan 04JAN09.D ***NO DATA POINTS***</p>  </div> <div style="width: 48%;"> <p>85.0, 87.0</p>  <p style="color: blue;">Not Found</p> </div> </div>								
Compound	Conc.	RT	Dev(Min)	Resp.	QIon	QRatio	Lower	Upper
Chloromethane	0	1.333		0	52.0		2.1	62.1
<div style="display: flex; justify-content: space-between;"> <div style="width: 48%;"> <p>+ EIC (50.0) Scan 04JAN09.D</p> <p>* 1.333 min.</p>  </div> <div style="width: 48%;"> <p>50.0, 52.0</p>  <p style="color: blue;">Not Found</p> </div> </div>								
Compound	Conc.	RT	Dev(Min)	Resp.	QIon	QRatio	Lower	Upper
Vinyl chloride	0	1.489		0	64.0		0.0	59.9
<div style="display: flex; justify-content: space-between;"> <div style="width: 48%;"> <p>+ EIC (62.0) Scan 04JAN09.D</p> <p>* 1.489 min.</p>  </div> <div style="width: 48%;"> <p>62.0, 64.0</p> <p style="color: blue;">Ratio = Coelution Score = NaN</p>  </div> </div>								
Compound	Conc.	Exp RT	QIon	Exp Ratio				
Bromomethane	N.D.	1.80	94.0	104.6				
<div style="display: flex; justify-content: space-between;"> <div style="width: 48%;"> <p>+ EIC (96.0) Scan 04JAN09.D</p>  </div> <div style="width: 48%;"> <p>96.0, 94.0</p>  <p style="color: blue;">Not Found</p> </div> </div>								

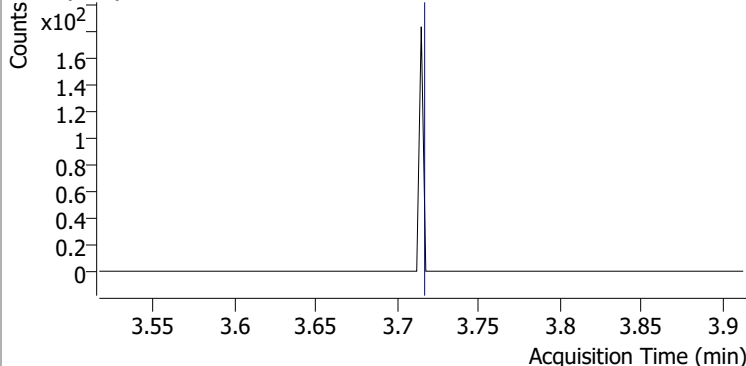
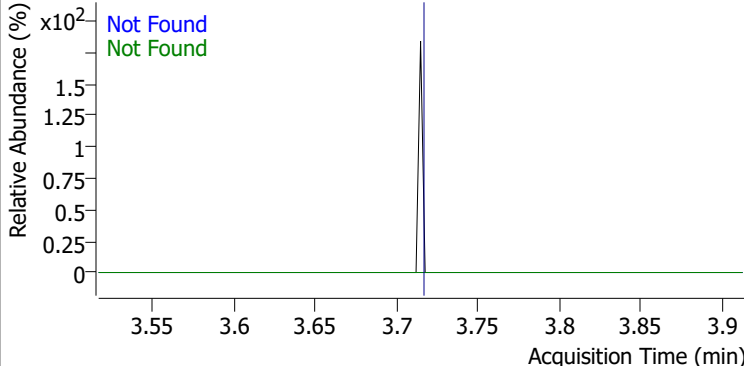
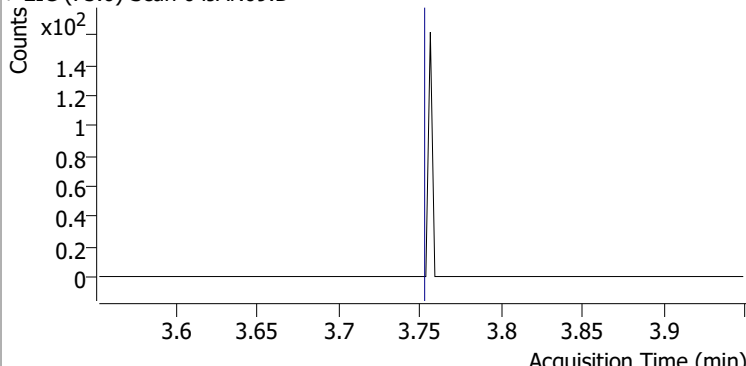
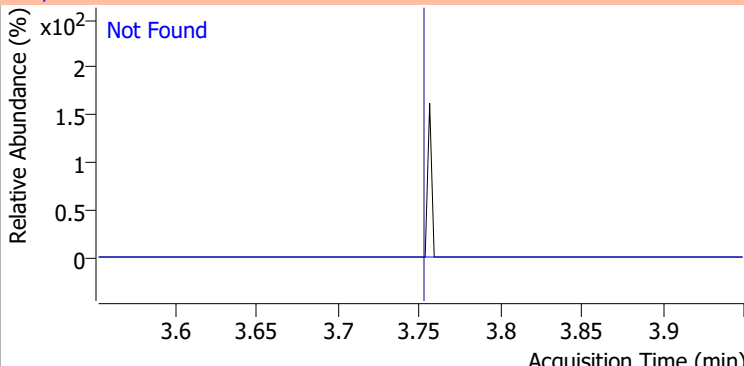
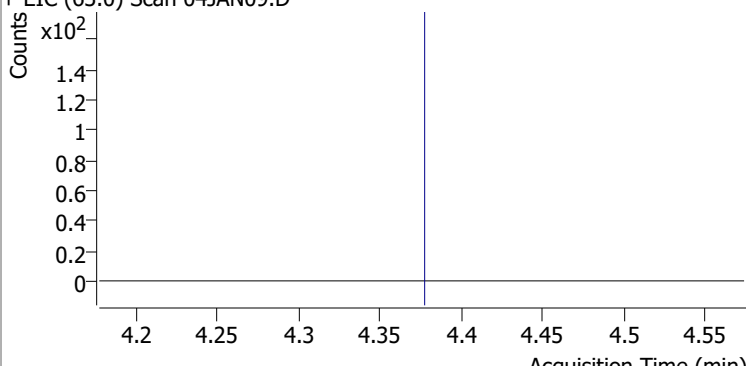
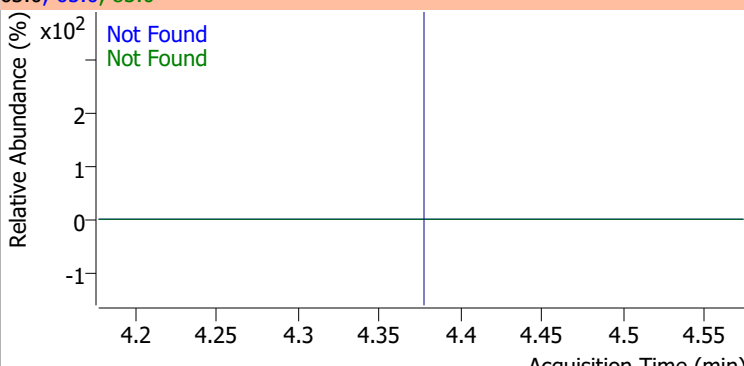
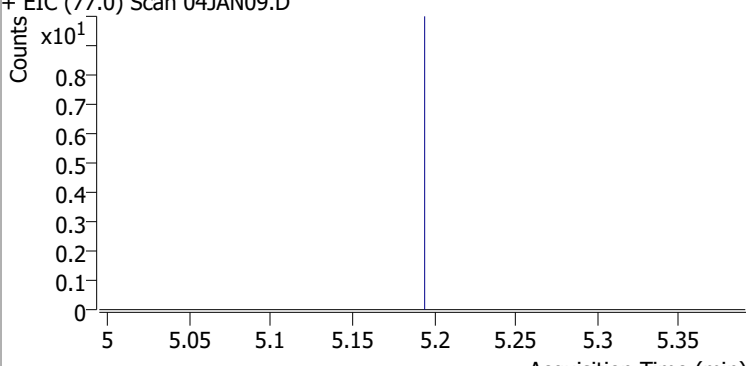
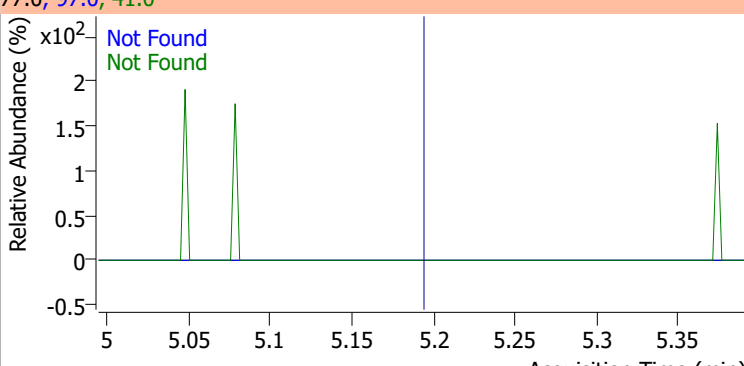
Quantitation Results Report (QT Reviewed)



Compound	Conc.	RT	Dev(Min)	Resp.	QIon	QRatio	Lower	Upper
Methylene chloride	1.4424	3.34	0.00	1661 (m)	84.0	64.7	36.9	96.9
					86.0	41.8	14.3	74.3

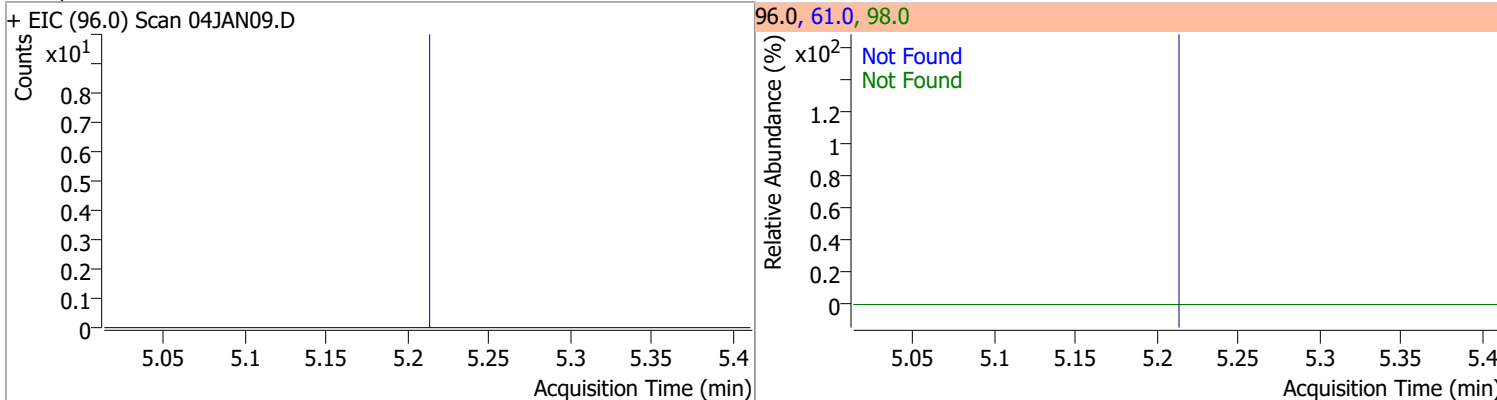


Quantitation Results Report (QT Reviewed)

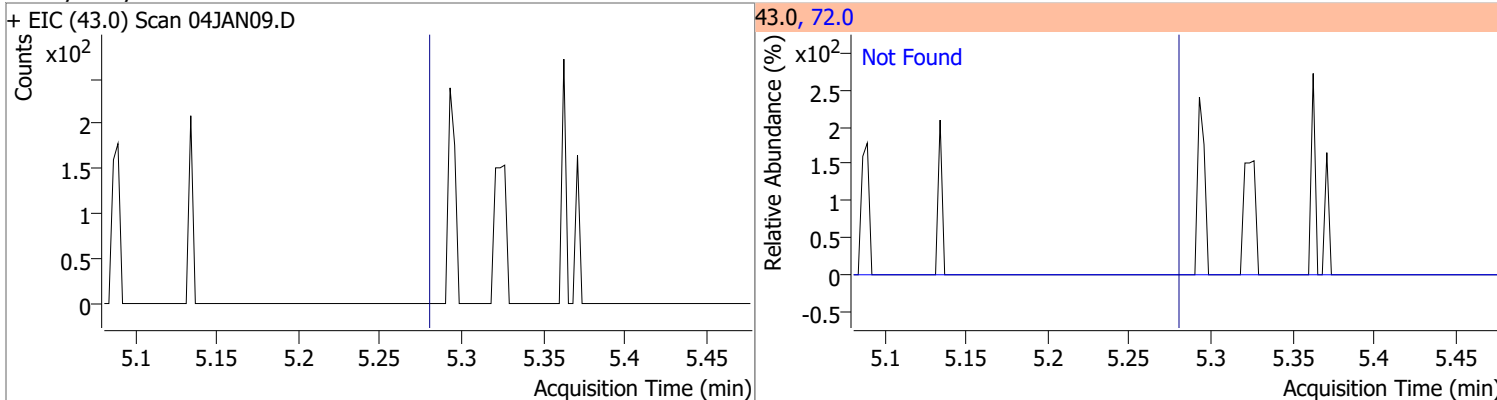
Compound	Conc.	Exp RT	QIon	Exp Ratio	QIon	Exp Ratio
trans-1,2-Dichloroethene	N.D.	3.72	61.0	153.9	98.0	65.7
+ EIC (96.0) Scan 04JAN09.D			96.0, 61.0, 98.0			
						
Methyl tert-butyl ether (MTBE)	N.D.	3.75	57.0	24.6		
+ EIC (73.0) Scan 04JAN09.D			73.0, 57.0			
						
1,1-Dichloroethane	N.D.	4.38	65.0	32.1	83.0	13.7
+ EIC (63.0) Scan 04JAN09.D			63.0, 65.0, 83.0			
						
2,2-Dichloropropane	N.D.	5.20	41.0	66.5	97.0	23.2
+ EIC (77.0) Scan 04JAN09.D			77.0, 97.0, 41.0			
						

Quantitation Results Report (QT Reviewed)

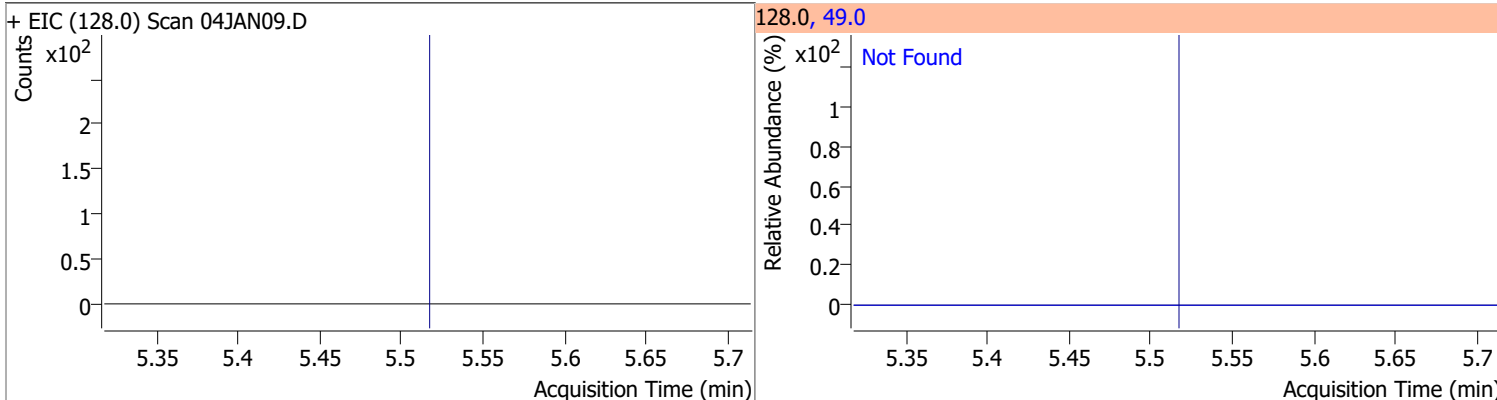
Compound	Conc.	Exp RT	QIon	Exp Ratio	QIon	Exp Ratio
cis-1,2-Dichloroethene	N.D.	5.22	61.0	167.2	98.0	67.3



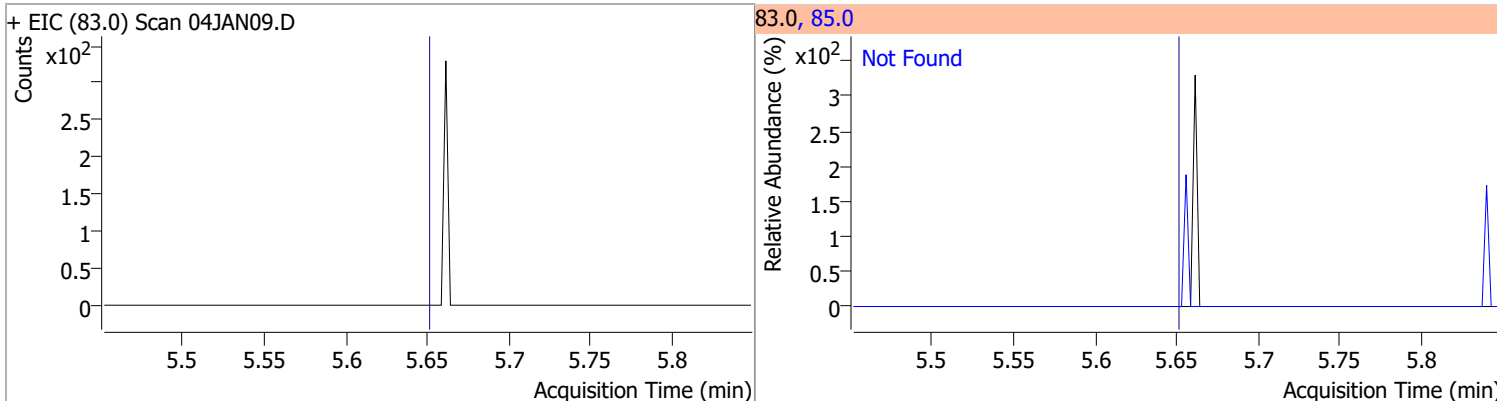
Compound	Conc.	Exp RT	QIon	Exp Ratio
Methyl ethyl ketone	N.D.	5.28	72.0	21.3



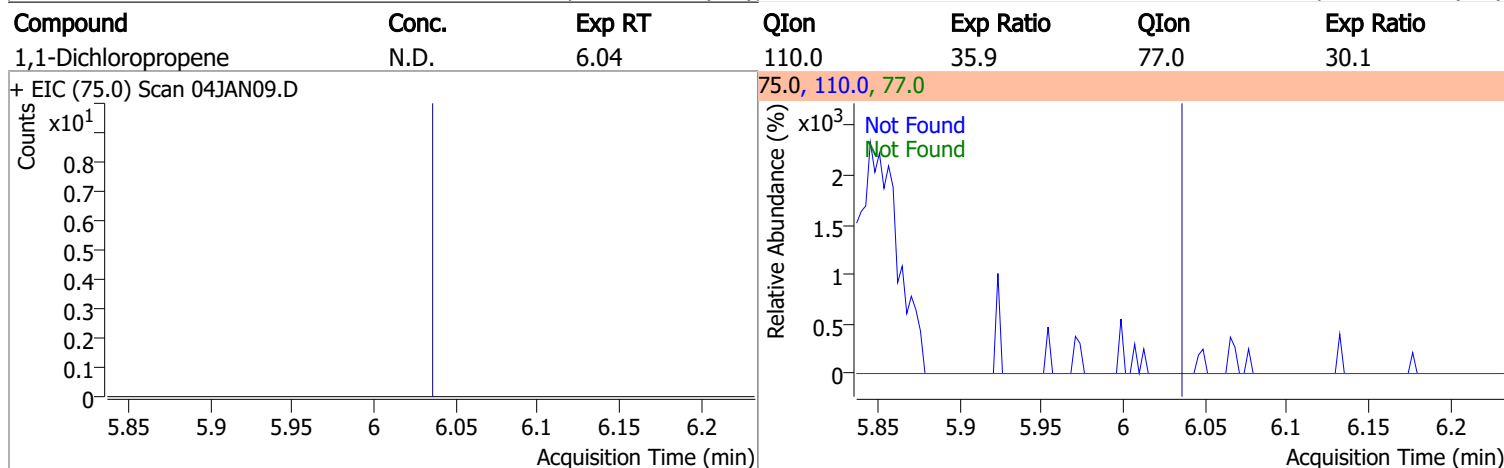
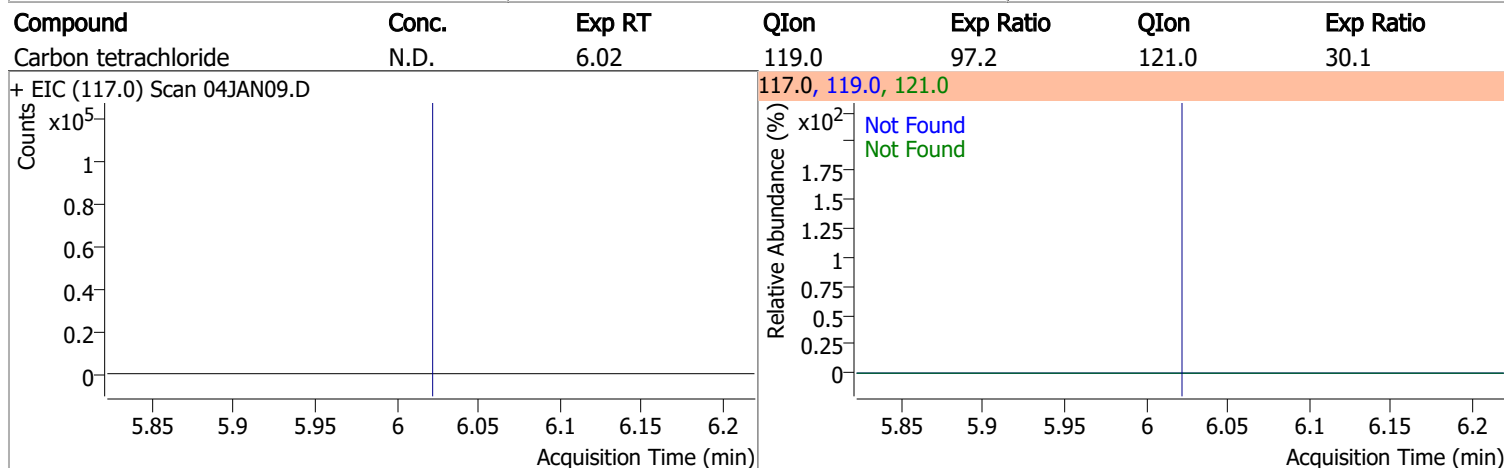
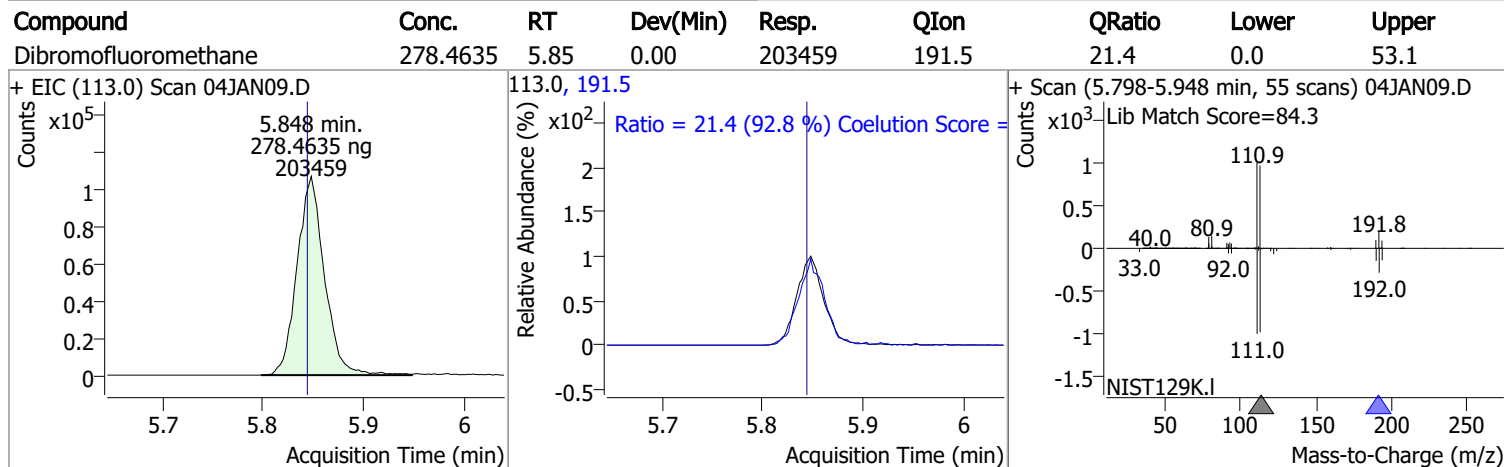
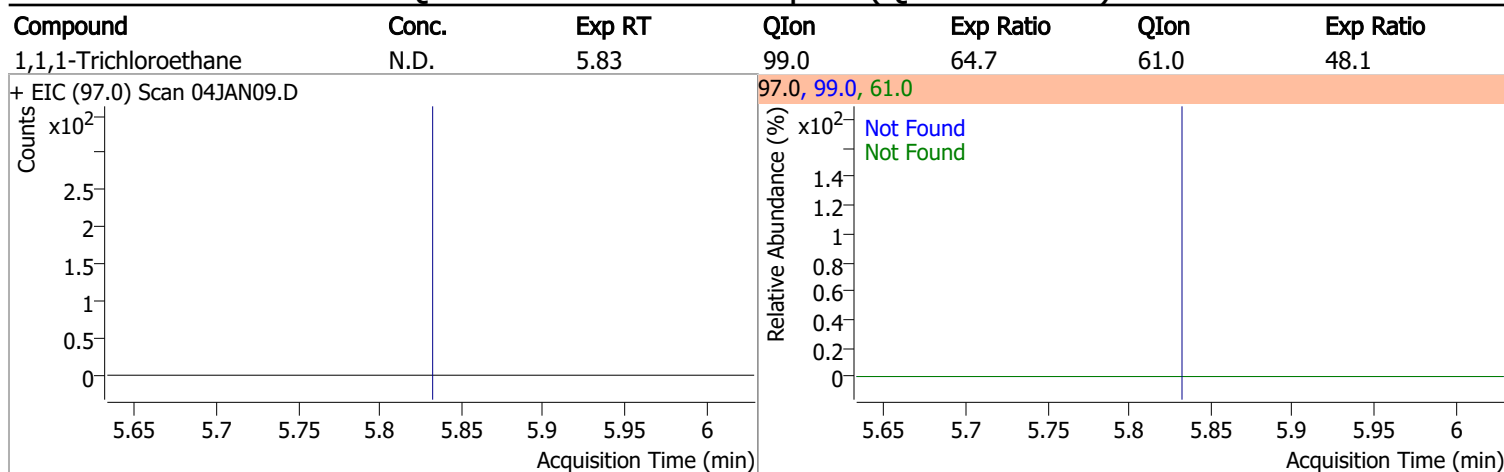
Compound	Conc.	Exp RT	QIon	Exp Ratio
Bromochloromethane	N.D.	5.52	49.0	182.9



Compound	Conc.	Exp RT	QIon	Exp Ratio
Chloroform	N.D.	5.65	85.0	66.0

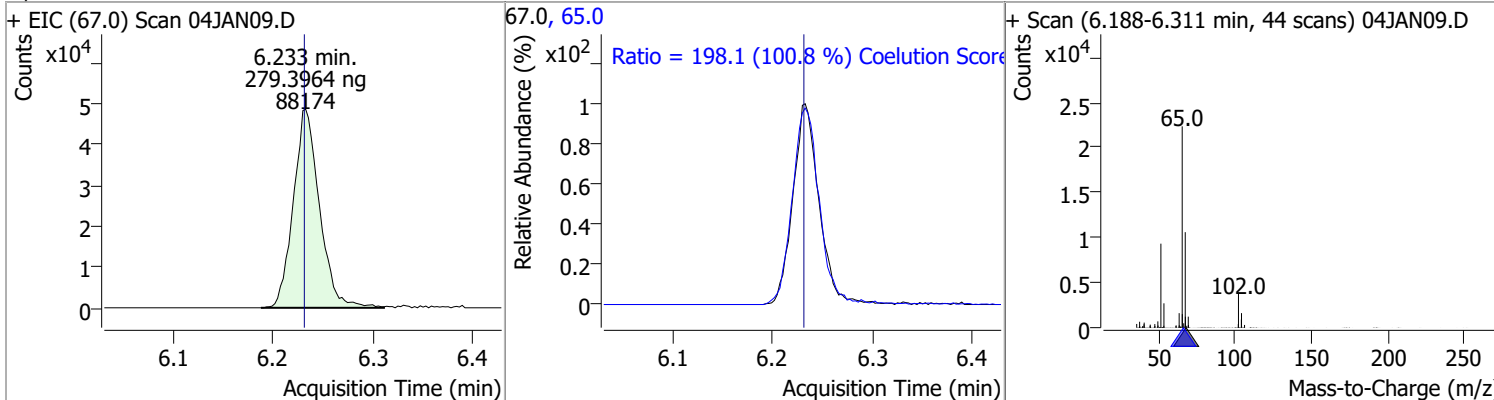


Quantitation Results Report (QT Reviewed)

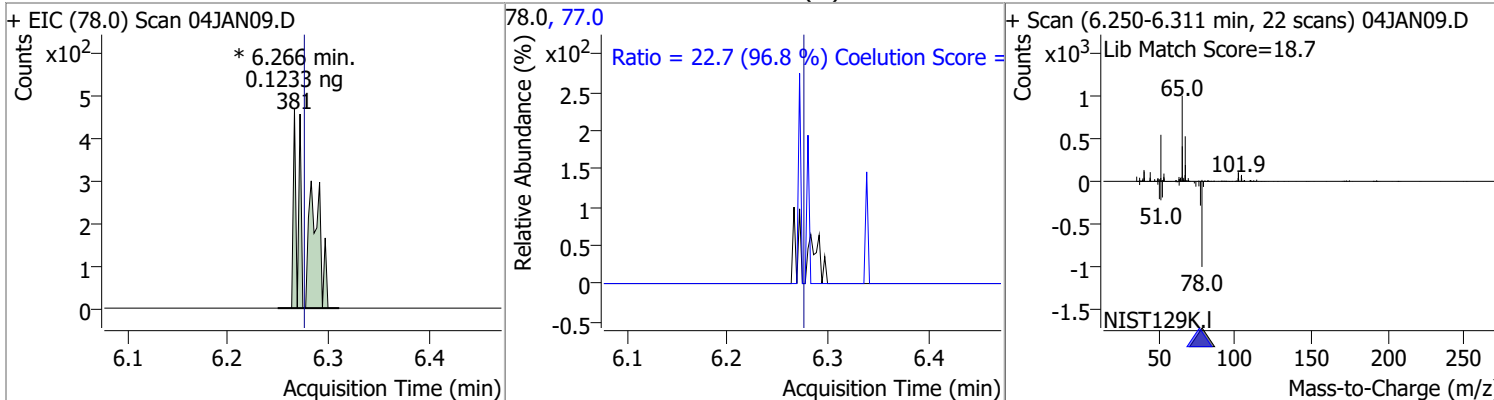


Quantitation Results Report (QT Reviewed)

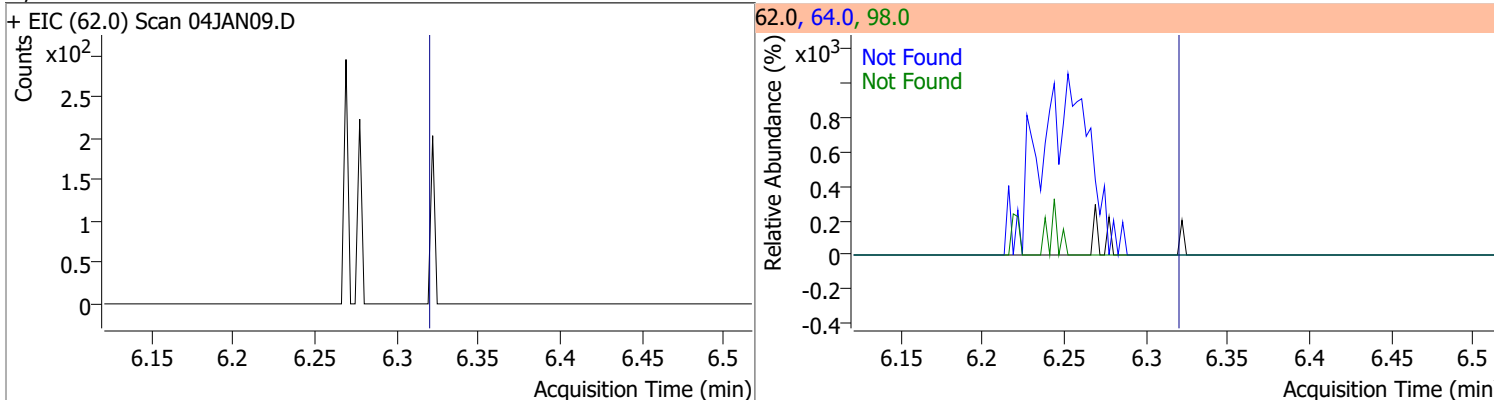
Compound	Conc.	RT	Dev(Min)	Resp.	QIon	QRatio	Lower	Upper
1,2-Dichloroethane-d4	279.3964	6.23	0.00	88174	65.0	198.1	166.5	226.5



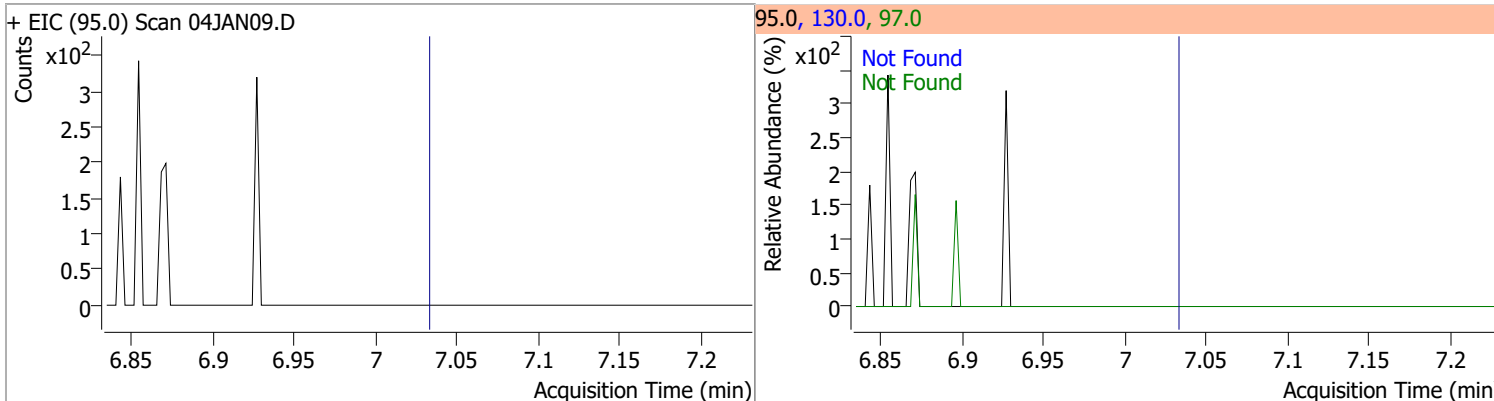
Compound	Conc.	RT	Dev(Min)	Resp.	QIon	QRatio	Lower	Upper
Benzene	0.1233	6.27	-0.01	381 (m)	77.0	22.7	0.0	53.5



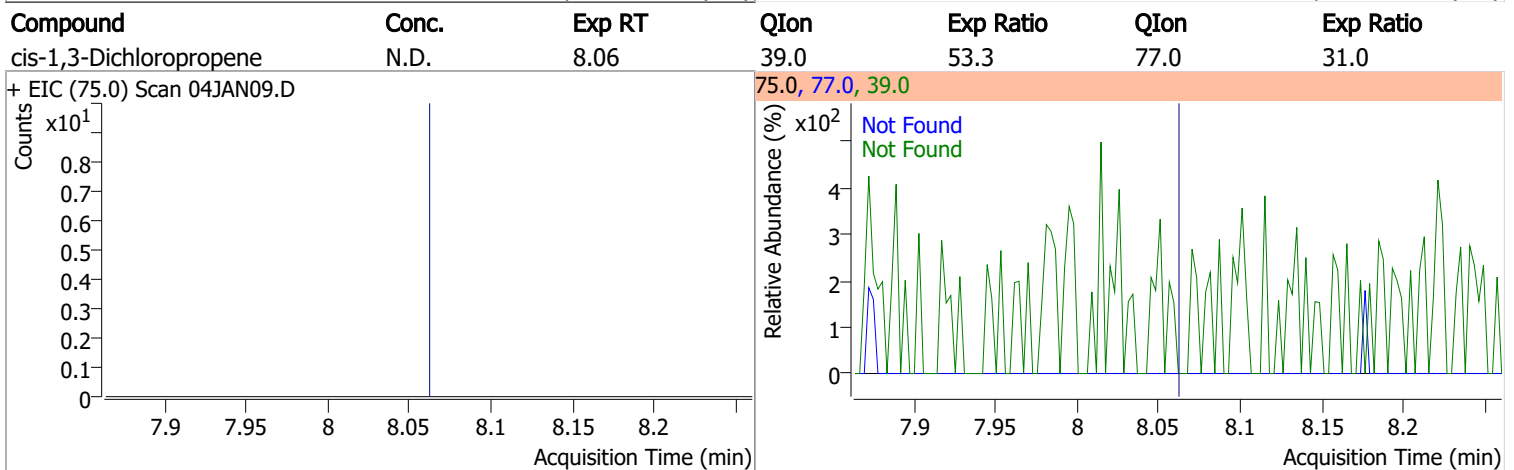
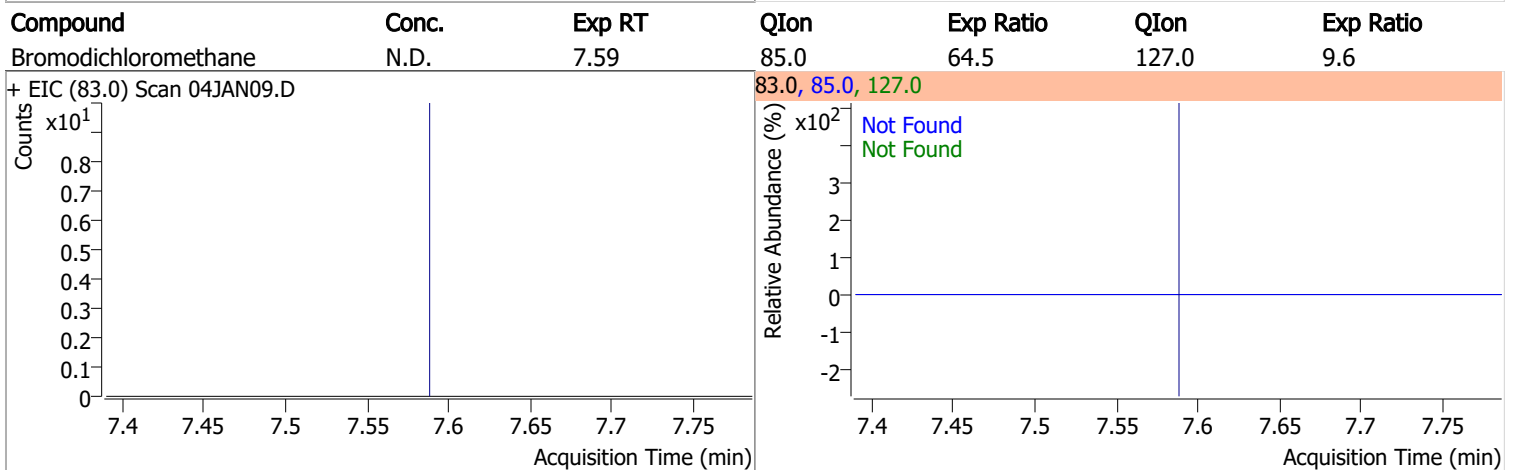
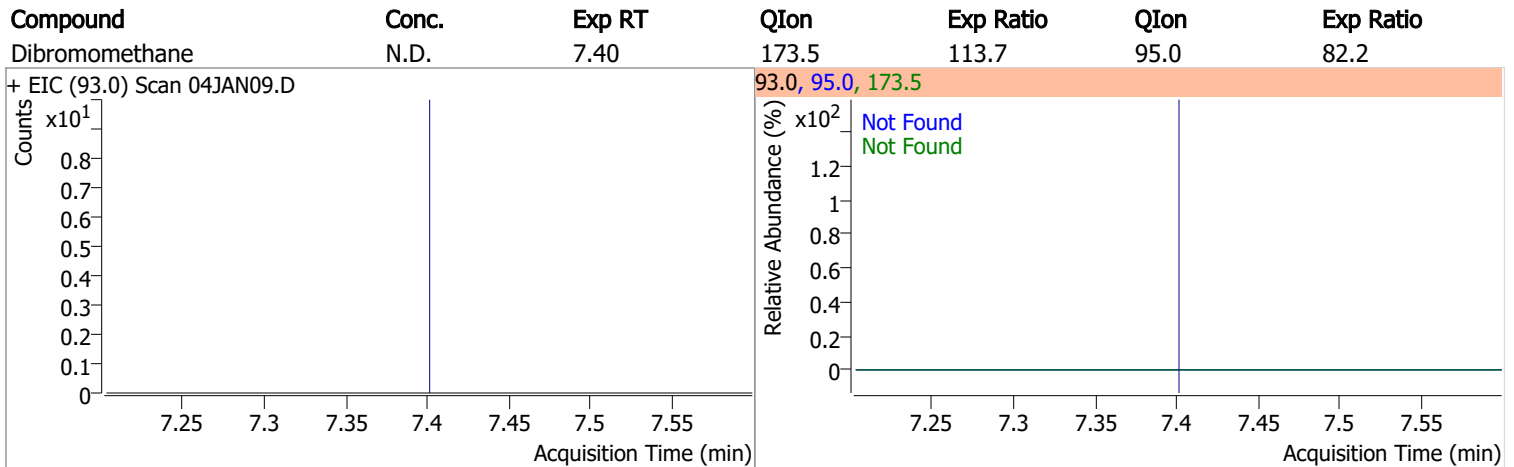
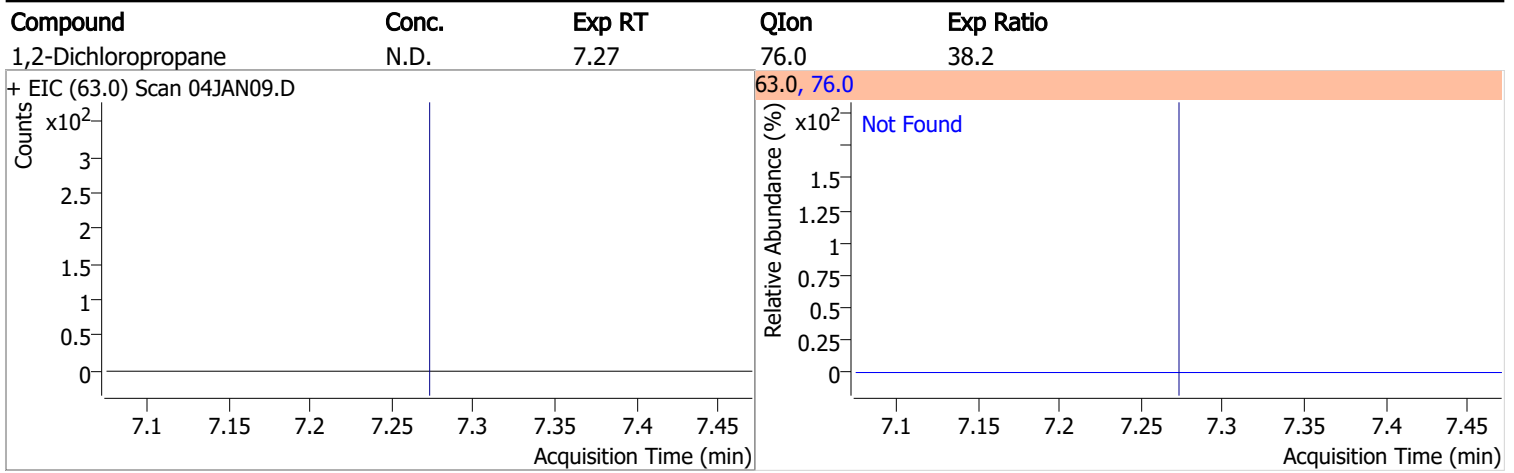
Compound	Conc.	Exp RT	QIon	Exp Ratio	QIon	Exp Ratio
1,2-Dichloroethane	N.D.	6.32	64.0	29.9	98.0	7.6



Compound	Conc.	Exp RT	QIon	Exp Ratio	QIon	Exp Ratio
Trichloroethene	N.D.	7.03	130.0	101.5	97.0	64.1

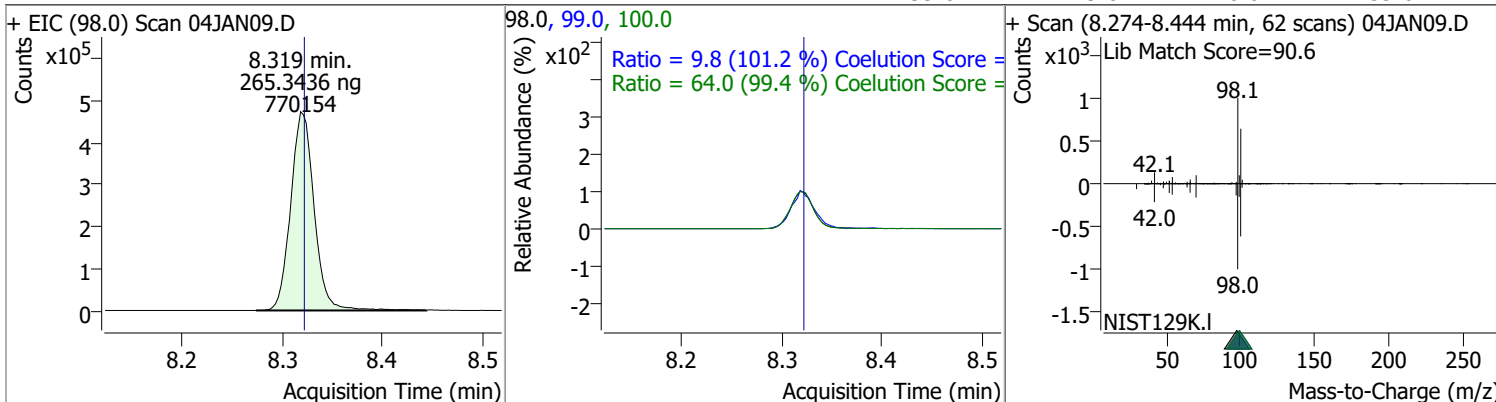


Quantitation Results Report (QT Reviewed)

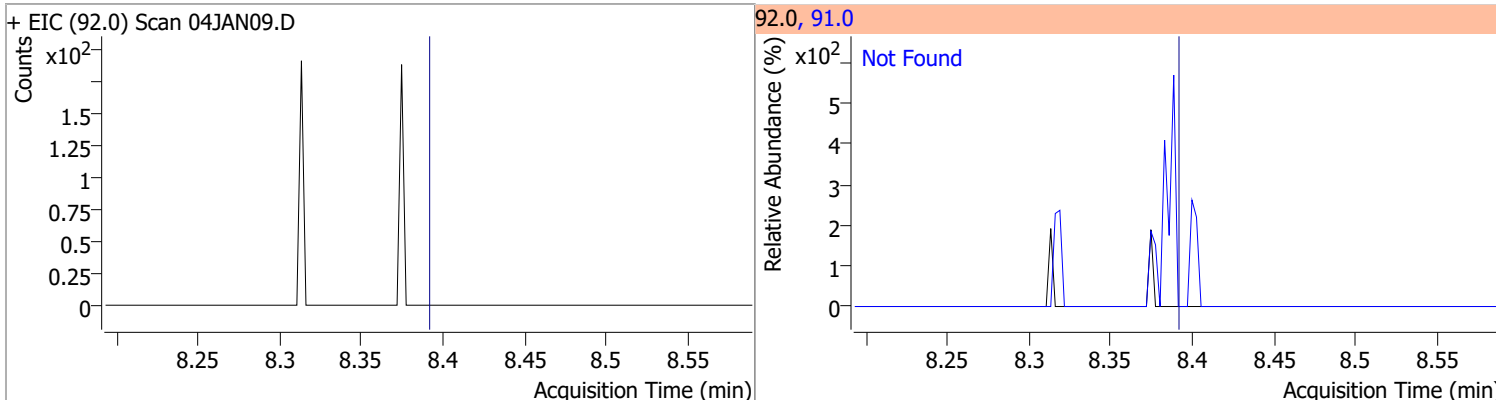


Quantitation Results Report (QT Reviewed)

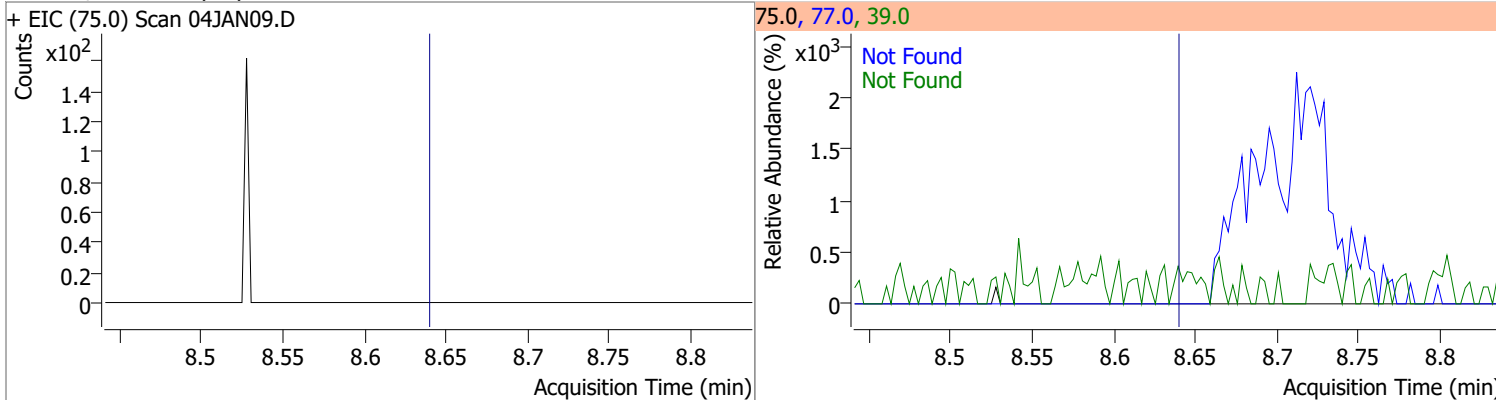
Compound	Conc.	RT	Dev(Min)	Resp.	QIon	QRatio	Lower	Upper
Toluene-d8	265.3436	8.32	0.00	770154	100.0	64.0	34.4	94.4
					99.0	9.8	0.0	39.6



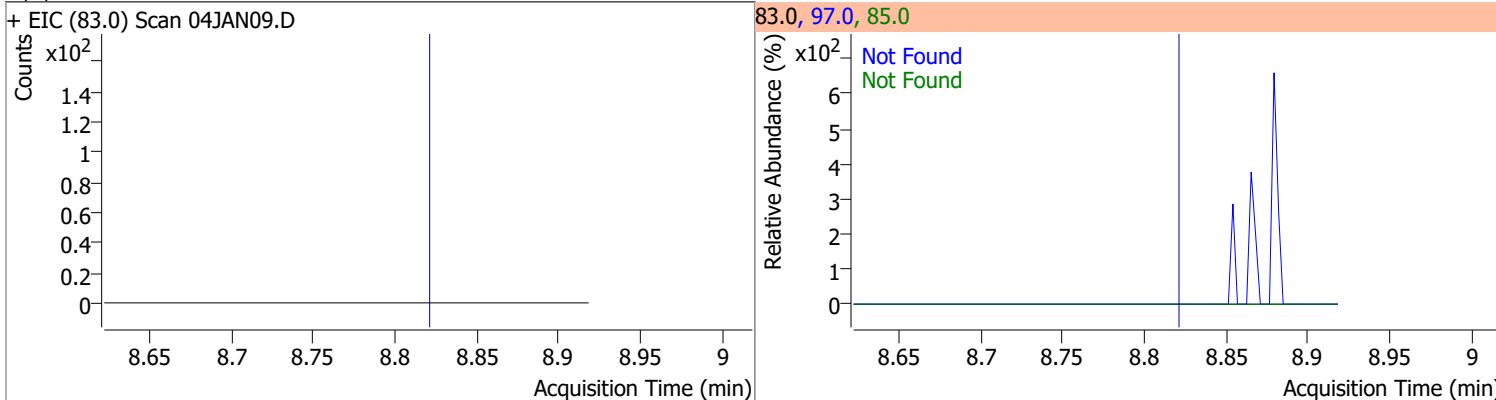
Compound	Conc.	Exp RT	QIon	Exp Ratio
Toluene	N.D.	8.39	91.0	175.8



Compound	Conc.	Exp RT	QIon	Exp Ratio	QIon	Exp Ratio
trans-1,3-Dichloropropene	N.D.	8.64	39.0	53.4	77.0	32.4

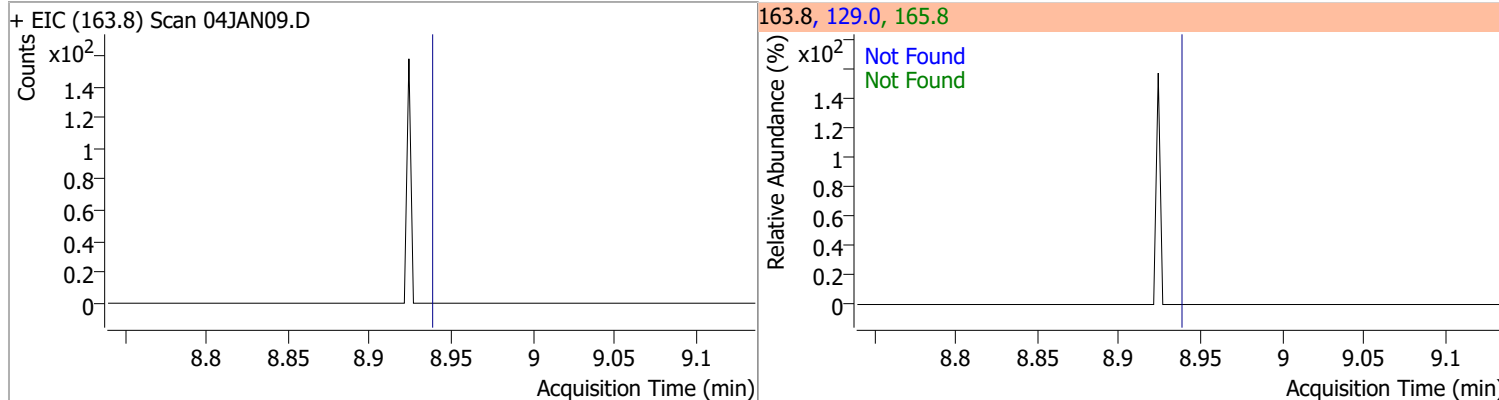


Compound	Conc.	Exp RT	QIon	Exp Ratio	QIon	Exp Ratio
1,1,2-Trichloroethane	N.D.	8.82	97.0	114.6	85.0	67.6

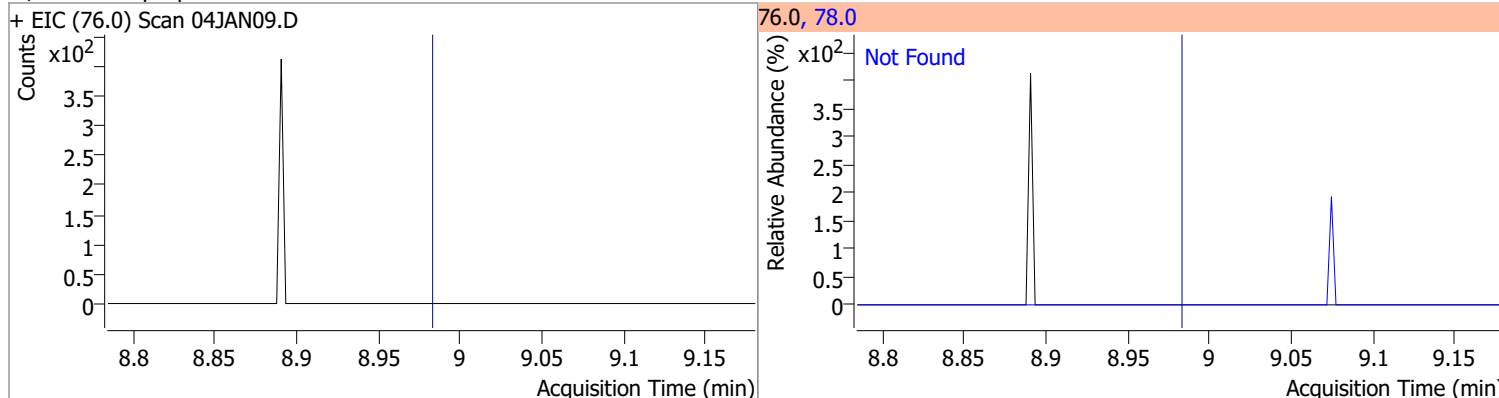


Quantitation Results Report (QT Reviewed)

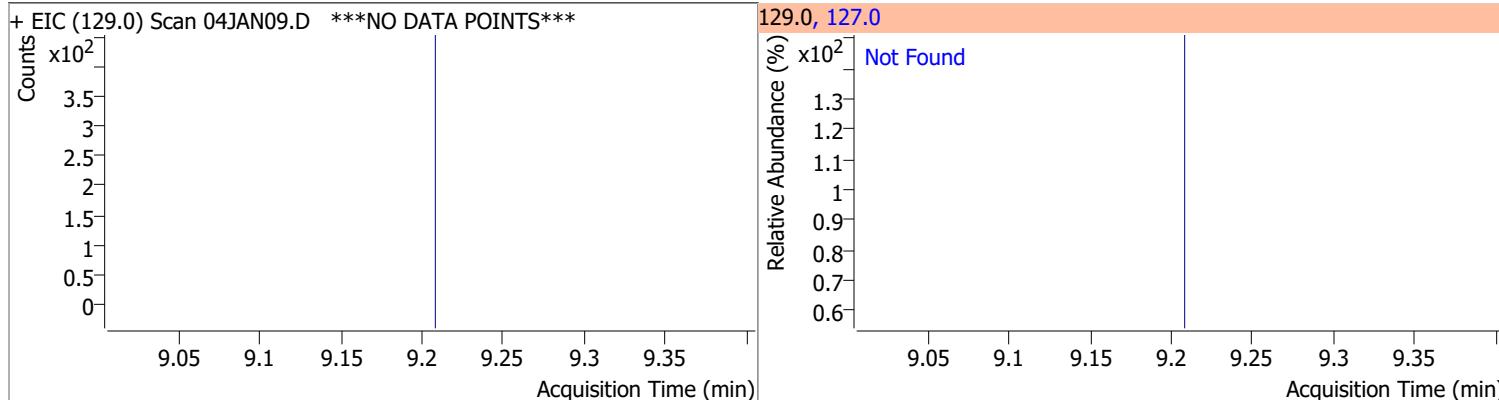
Compound	Conc.	Exp RT	QIon	Exp Ratio	QIon	Exp Ratio
Tetrachloroethene	N.D.	8.94	165.8	128.6	129.0	91.5



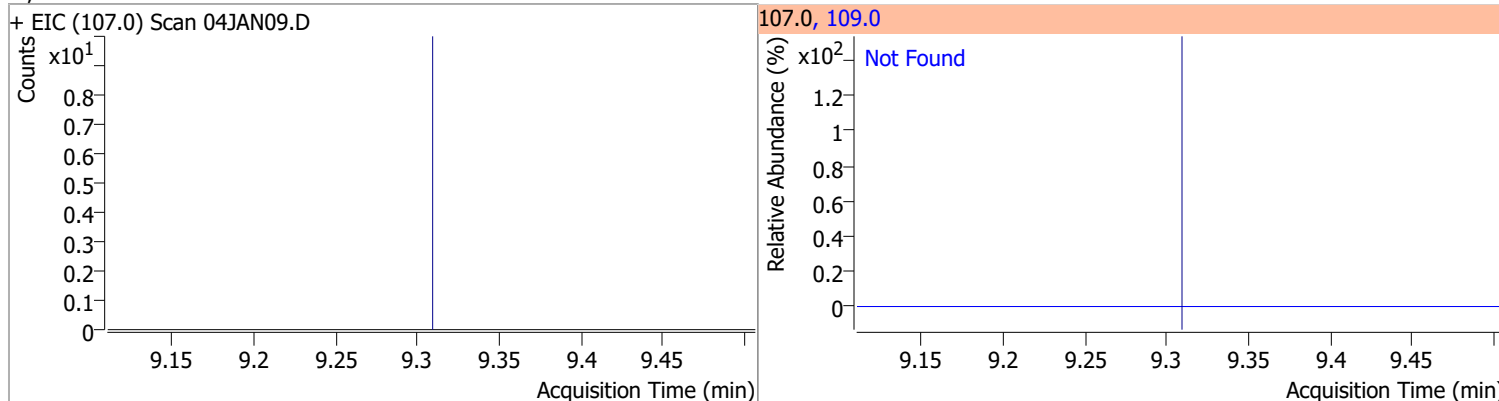
Compound	Conc.	Exp RT	QIon	Exp Ratio
1,3-Dichloropropane	N.D.	8.98	78.0	32.9



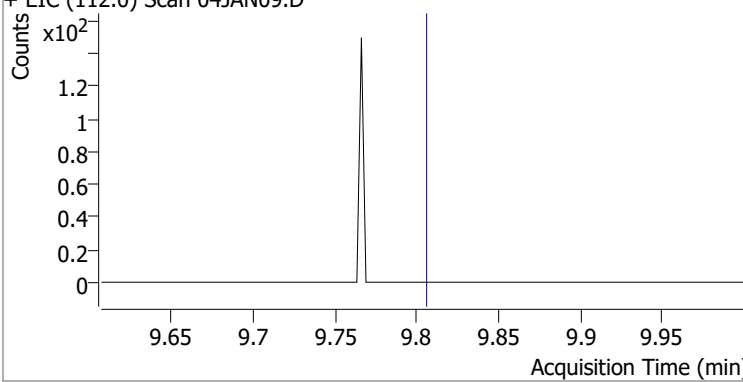
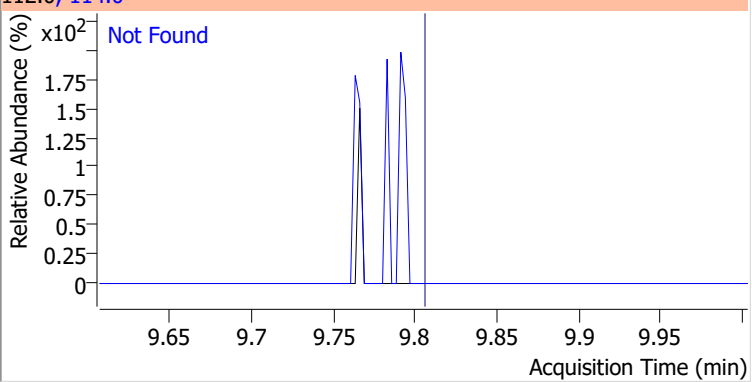
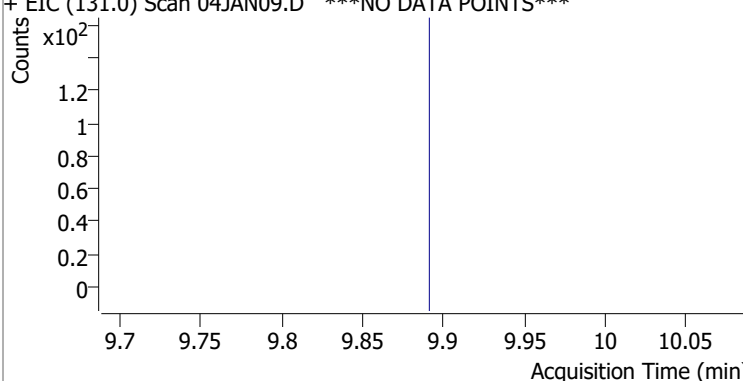
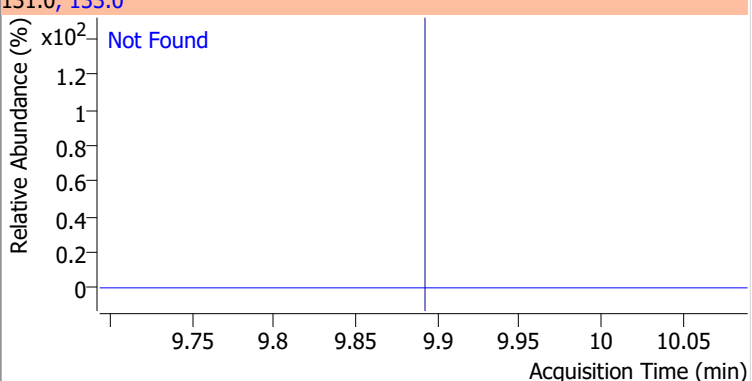
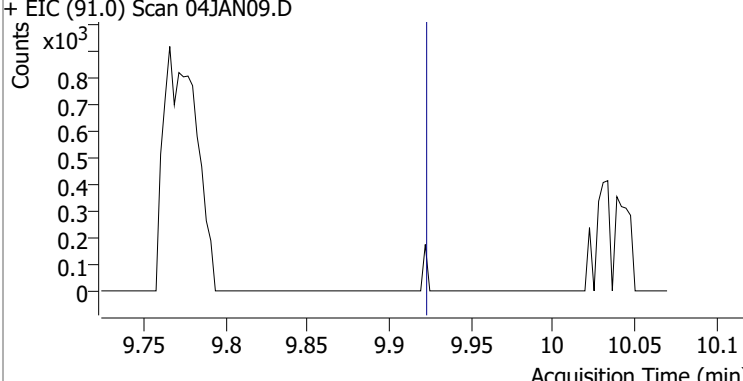
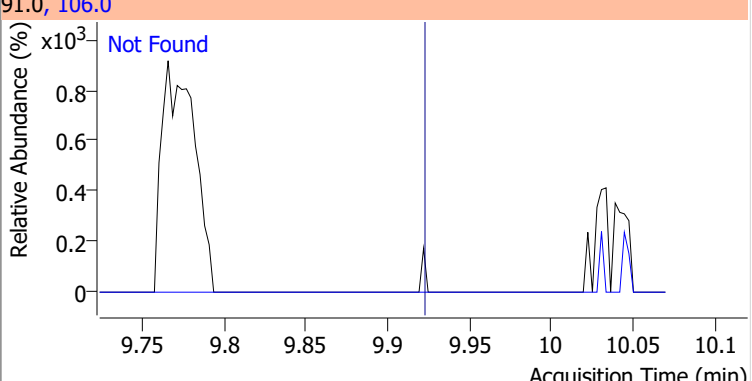
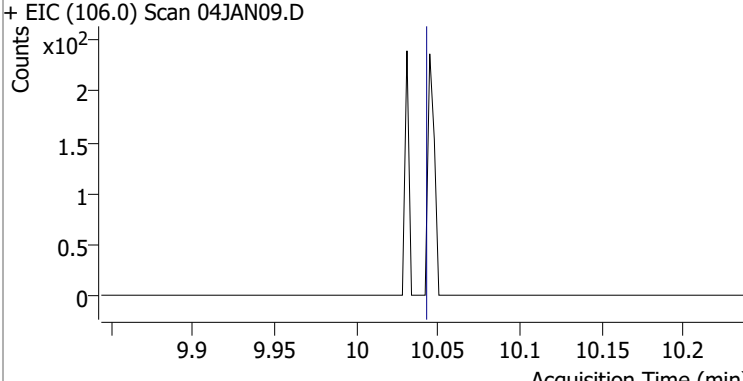
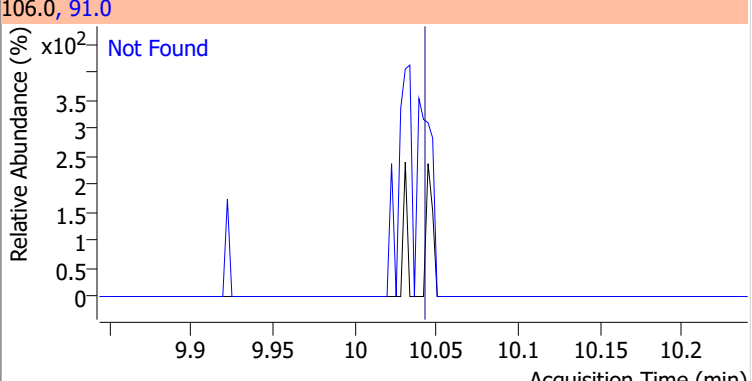
Compound	Conc.	Exp RT	QIon	Exp Ratio
Chlorodibromomethane	N.D.	9.21	127.0	78.0



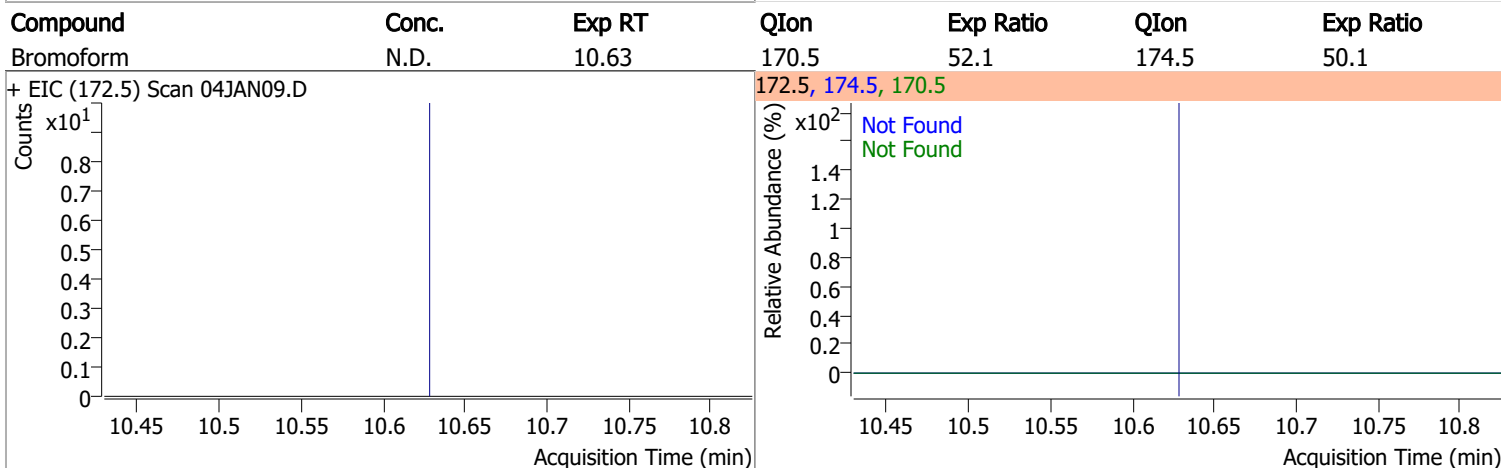
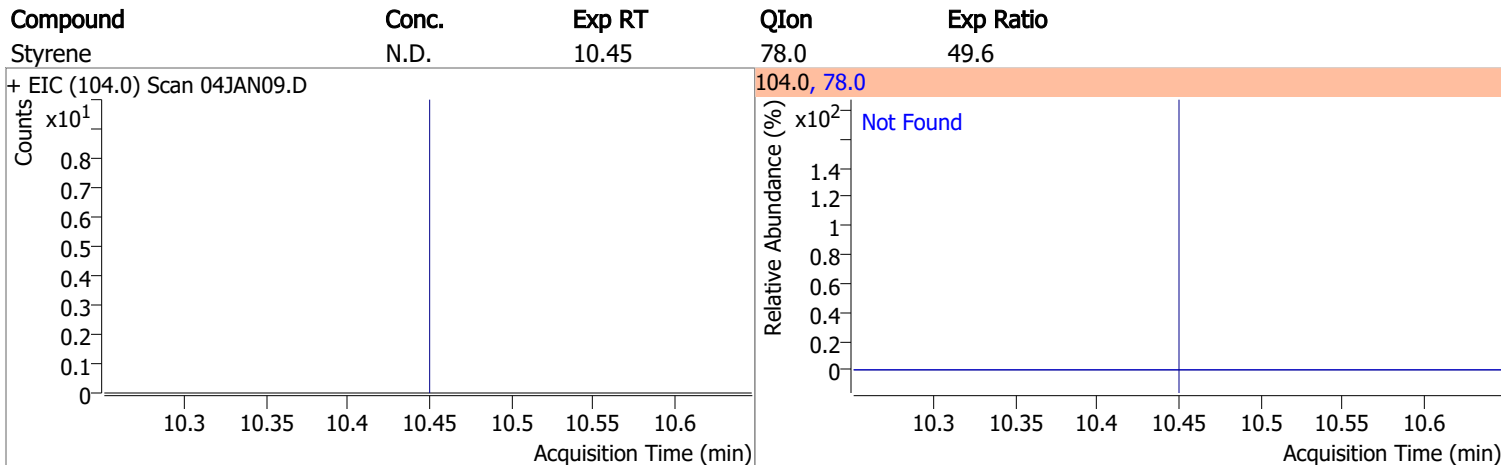
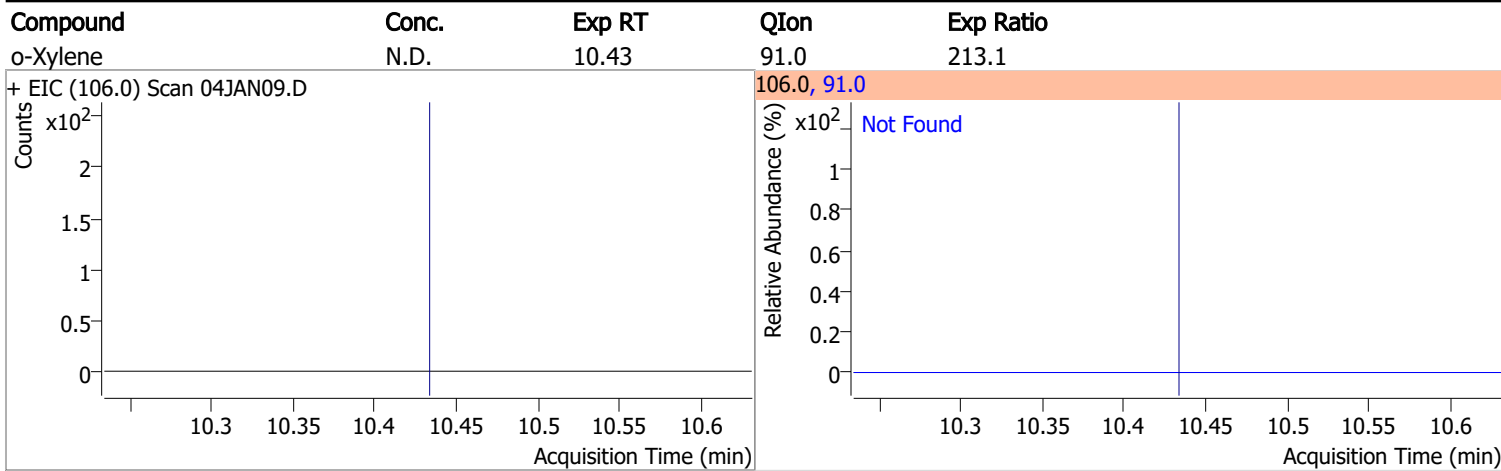
Compound	Conc.	Exp RT	QIon	Exp Ratio
1,2-Dibromoethane	N.D.	9.31	109.0	94.5



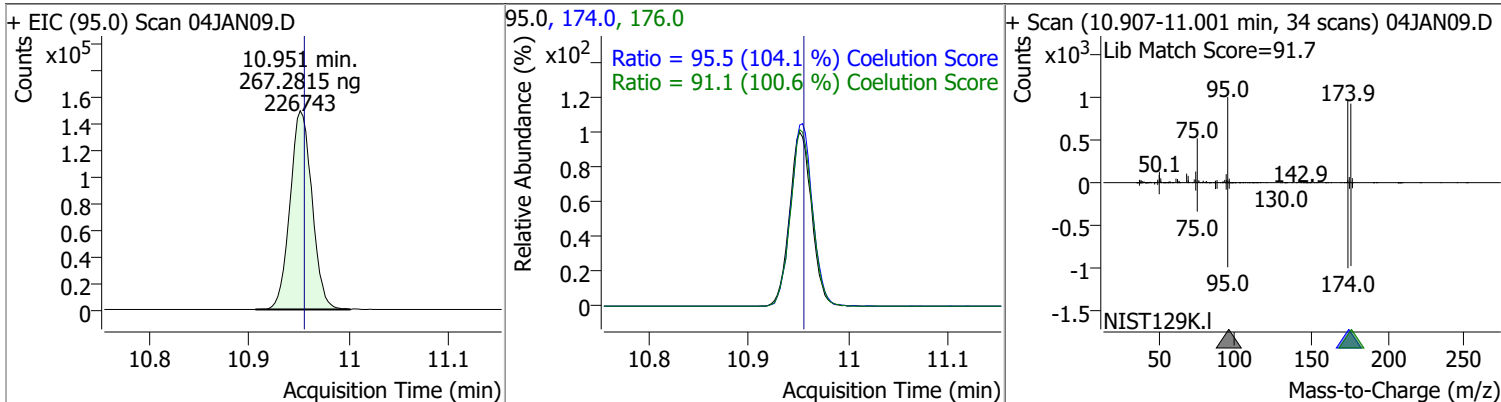
Quantitation Results Report (QT Reviewed)

Compound	Conc.	Exp RT	QIon	Exp Ratio
Chlorobenzene	N.D.	9.80	114.0	32.1
+ EIC (112.0) Scan 04JAN09.D			112.0, 114.0	
				
1,1,1,2-Tetrachloroethane	N.D.	9.89	133.0	98.6
+ EIC (131.0) Scan 04JAN09.D ***NO DATA POINTS***			131.0, 133.0	
				
Ethylbenzene	N.D.	9.92	106.0	31.1
+ EIC (91.0) Scan 04JAN09.D			91.0, 106.0	
				
m+p-Xylenes	N.D.	10.04	91.0	201.4
+ EIC (106.0) Scan 04JAN09.D			106.0, 91.0	
				

Quantitation Results Report (QT Reviewed)



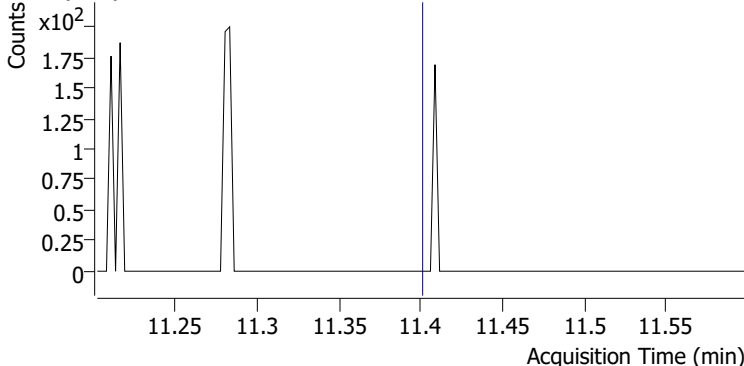
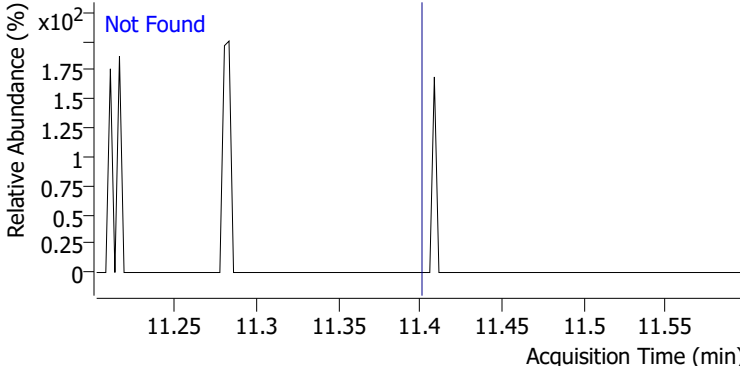
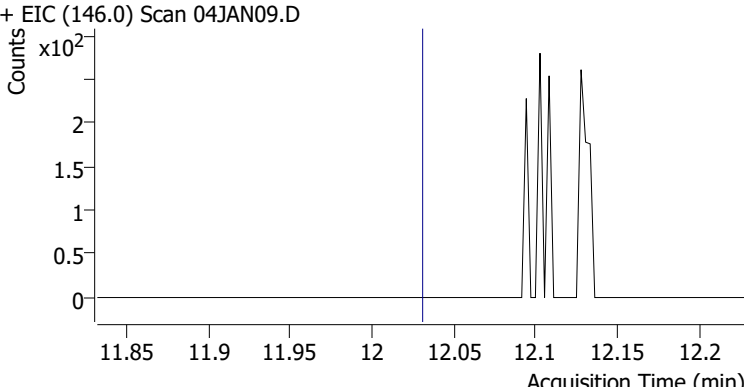
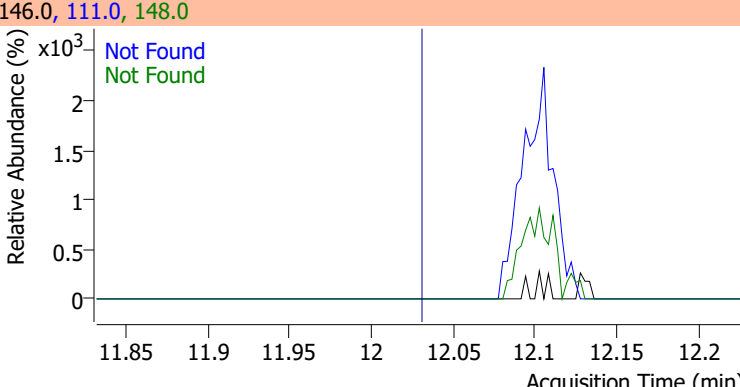
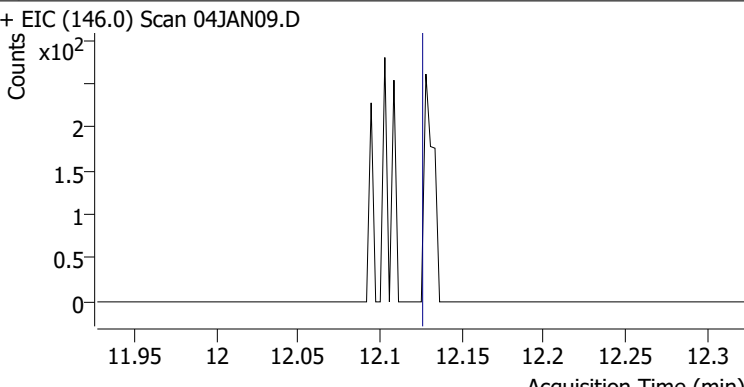
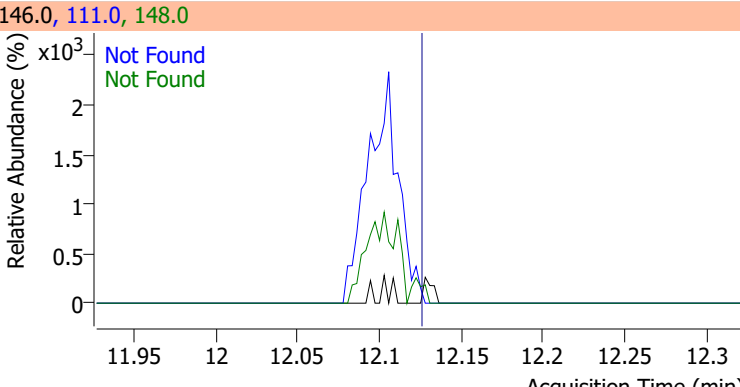
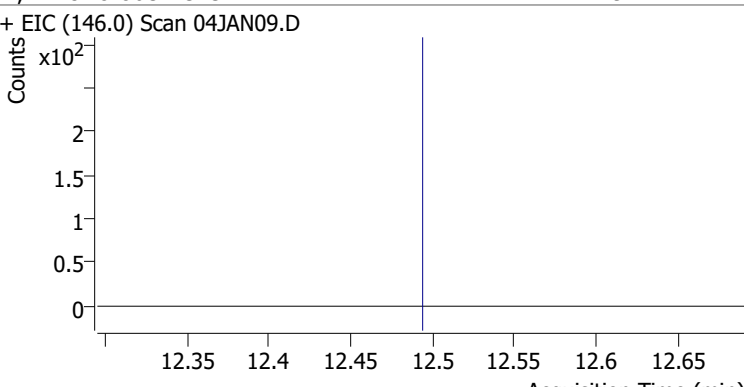
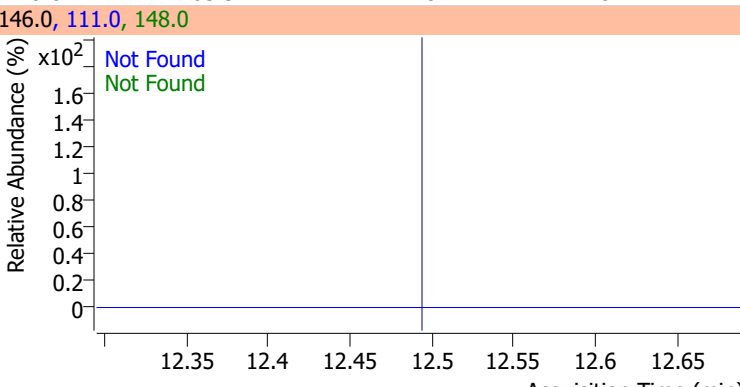
Compound	Conc.	RT	Dev(Min)	Resp.	QIon	QRatio	Lower	Upper
p-Bromofluorobenzene	267.2815	10.95	0.00	226743	174.0	95.5	61.7	121.7
					176.0	91.1	60.6	120.6



Quantitation Results Report (QT Reviewed)

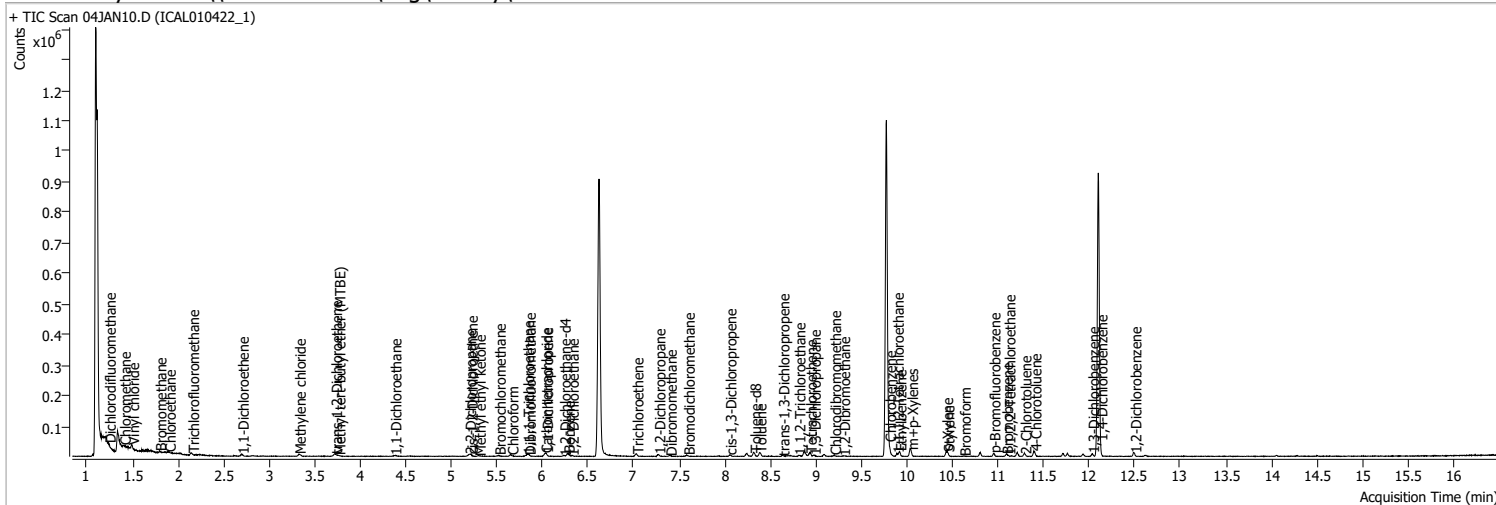
Compound	Conc.	Exp RT	QIon	Exp Ratio	QIon	Exp Ratio
Bromobenzene	N.D.	11.09	77.0	145.7	158.0	96.5
+ EIC (156.0) Scan 04JAN09.D ***NO DATA POINTS***			156.0, 77.0, 158.0			
1,1,2,2-Tetrachloroethane	N.D.	11.12	85.0	66.2		
+ EIC (83.0) Scan 04JAN09.D			83.0, 85.0			
1,2,3-Trichloropropane	N.D.	11.15	112.0	63.5		
+ EIC (110.0) Scan 04JAN09.D			110.0, 112.0			
2-Chlorotoluene	N.D.	11.29	91.0	282.3		
+ EIC (126.0) Scan 04JAN09.D ***NO DATA POINTS***			126.0, 91.0			

Quantitation Results Report (QT Reviewed)

Compound	Conc.	Exp RT	QIon	Exp Ratio		
4-Chlorotoluene	N.D.	11.40	126.0	31.7		
+ EIC (91.0) Scan 04JAN09.D			91.0, 126.0			
						
1,3-Dichlorobenzene	N.D.	12.03	148.0	63.6	QIon	Exp Ratio
+ EIC (146.0) Scan 04JAN09.D			146.0, 111.0, 148.0			
						
1,4-Dichlorobenzene	N.D.	12.13	148.0	63.1	QIon	Exp Ratio
+ EIC (146.0) Scan 04JAN09.D			146.0, 111.0, 148.0			
						
1,2-Dichlorobenzene	N.D.	12.49	148.0	63.9	QIon	Exp Ratio
+ EIC (146.0) Scan 04JAN09.D			146.0, 111.0, 148.0			
						

Quantitation Results Report (QT Reviewed)

Data File	04JAN10.D	Operator	MSC
Acq. Method	5975CACQF.M	Acq. Date-Time	1/4/2022 3:33:04 PM
Sample Name	ICAL010422_1	Instrument	VOA5975C
Vial	10	Multiplier	1.00
DA Method File	VOA5975C_8260B_SHT_DoD_L4_010422.m	Comment	
Tune File	BFB_Atune3.u	Tune Date	10/11/2021 4:02:00 PM
Batch Name	VG010422_8260B.batch.bin	Last Calib Update	1/9/2022 8:59:52 PM
Ref Library	\\MASSHUNTER\Org\Library\NIST129K.l		



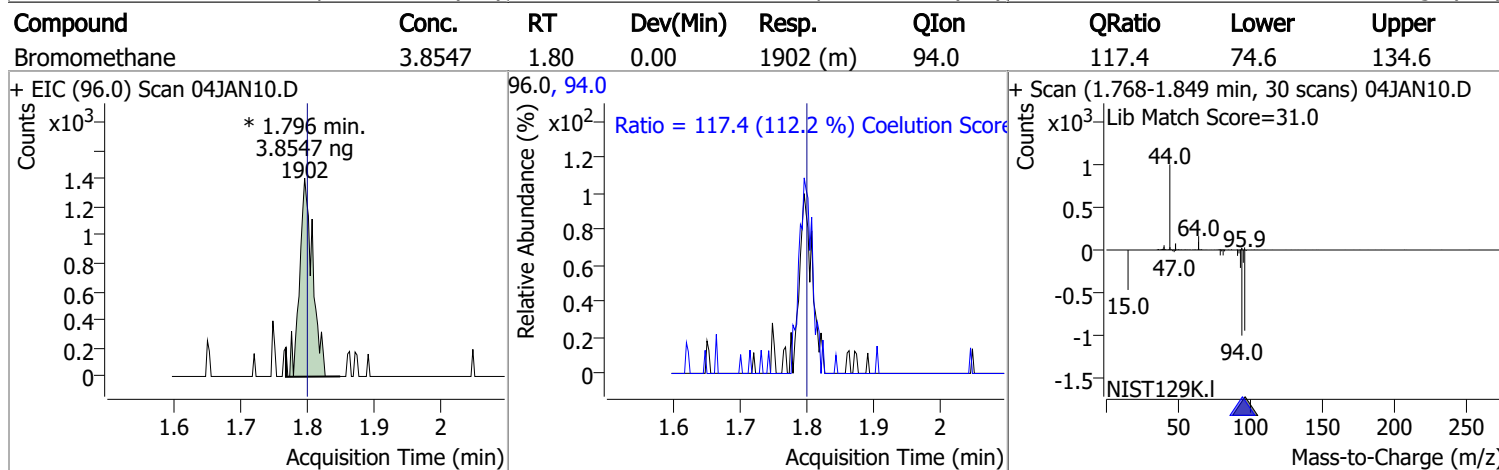
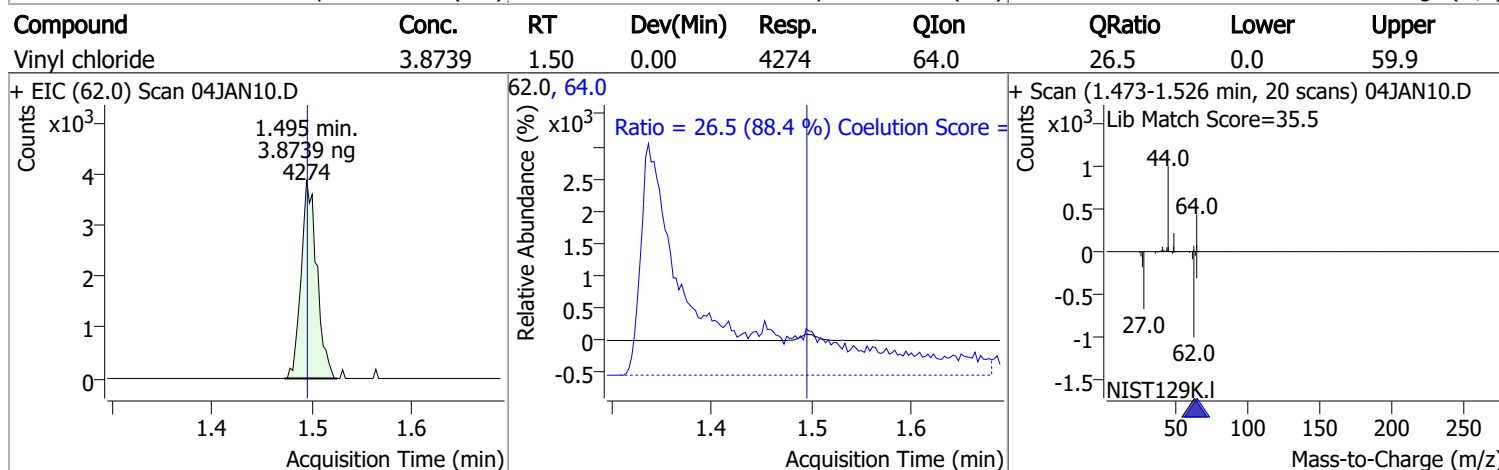
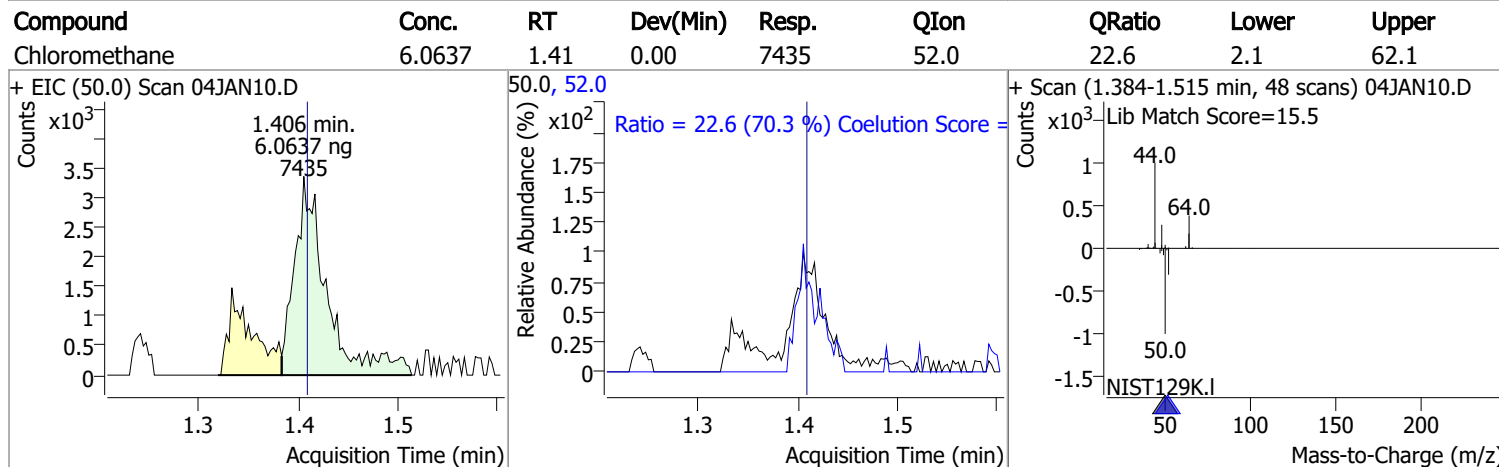
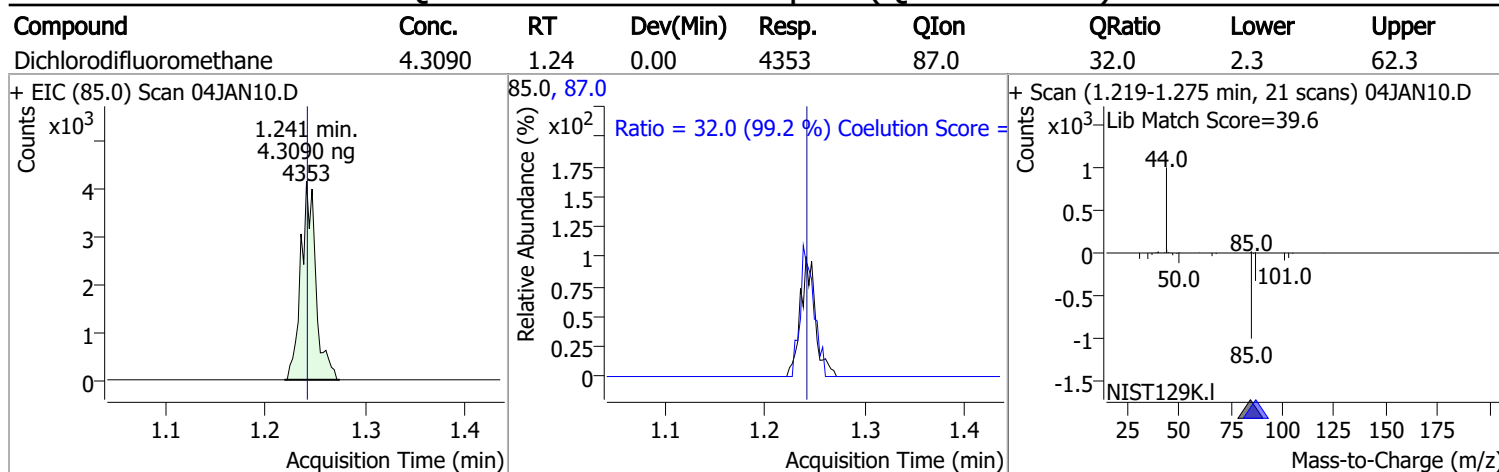
Compound	RT	QIon	Resp.	Conc.	Units	Dev(Min)
Internal Standards						
M Fluorobenzene	6.621	96.0	770895	250.0000	ng	-0.003
M Chlorobenzene-d5	9.772	82.0	296081	250.0000	ng	0.000
M 1,4-Dichlorobenzene-d4	12.100	152.0	227879	250.0000	ng	0.000
System Monitoring Compounds						
S Dibromofluoromethane	5.851	113.0	2508	3.4533	ng	m 0.006
Spiked Amount: 250.000	Range: 80.0 - 119.0%			Recovery = 1.38%		*
S 1,2-Dichloroethane-d4	6.233	67.0	923	2.9438	ng	m 0.000
Spiked Amount: 250.000	Range: 81.0 - 118.0%			Recovery = 1.18%		*
S Toluene-d8	8.322	98.0	7777	2.7257	ng	0.003
Spiked Amount: 250.000	Range: 89.0 - 112.0%			Recovery = 1.09%		*
S p-Bromofluorobenzene	10.951	95.0	2719	3.2569	ng	-0.003
Spiked Amount: 250.000	Range: 85.0 - 114.0%			Recovery = 1.30%		*
Target Compounds						
T Dichlorodifluoromethane	1.241	85.0	4353	4.3090	ng	99
T Chloromethane	1.406	50.0	7435	6.0637	ng	83
T Vinyl chloride	1.495	62.0	4274	3.8739	ng	94
T Bromomethane	1.796	96.0	1902	3.8547	ng	m 88
T Chloroethane	1.899	64.0	2178	3.9871	ng	m 86
T Trichlorofluoromethane	2.153	101.0	5030	3.6731	ng	91
T 1,1-Dichloroethene	2.700	96.0	2084	2.6839	ng	m 95
T Methylene chloride	3.324	49.0	4095	3.5774	ng	88
T trans-1,2-Dichloroethene	3.723	96.0	2146	2.7090	ng	m 100
T Methyl tert-butyl ether (MTBE)	3.759	73.0	2717	2.6532	ng	m 90
T 1,1-Dichloroethane	4.376	63.0	3892	2.6393	ng	91
T 2,2-Dichloropropane	5.196	77.0	2930	2.6520	ng	m 88
T cis-1,2-Dichloroethene	5.212	96.0	2376	2.9581	ng	m 95
T Methyl ethyl ketone	5.302	43.0	3035	27.8967	ng	85
T Bromochloromethane	5.522	128.0	807	2.4260	ng	m 82
T Chloroform	5.659	83.0	4248	2.8946	ng	97

Quantitation Results Report (QT Reviewed)

Compound	RT	QIon	Resp.	Conc.	Units	Dev(Min)
T 1,1,1-Trichloroethane	5.831	97.0	3510	2.5521	ng	99
T Carbon tetrachloride	6.029	117.0	4342	3.2043	ng	77
T 1,1-Dichloropropene	6.041	75.0	2830	2.4201	ng	91
T Benzene	6.278	78.0	8408	2.7393	ng	98
T 1,2-Dichloroethane	6.322	62.0	2415	2.9090	ng m	96
T Trichloroethene	7.033	95.0	2372	2.6564	ng m	93
T 1,2-Dichloropropane	7.273	63.0	2148	2.7347	ng	93
T Dibromomethane	7.396	93.0	902	2.7162	ng m	88
T Bromodichloromethane	7.597	83.0	2536	2.7684	ng	98
T cis-1,3-Dichloropropene	8.054	75.0	2583	2.4939	ng	94
T Toluene	8.380	92.0	5039	2.6145	ng	93
T trans-1,3-Dichloropropene	8.634	75.0	1470	1.9942	ng m	83
T 1,1,2-Trichloroethane	8.810	83.0	960	2.5012	ng m	89
T Tetrachloroethene	8.932	163.8	2105	2.6772	ng m	95
T 1,3-Dichloropropane	8.977	76.0	2257	2.9881	ng	77
T Chlorodibromomethane	9.203	129.0	1468	2.4461	ng m	100
T 1,2-Dibromoethane	9.300	107.0	1299	3.0943	ng m	85
T Chlorobenzene	9.805	112.0	5771	2.7350	ng	100
T 1,1,1,2-Tetrachloroethane	9.889	131.0	1893	2.5659	ng m	98
T Ethylbenzene	9.920	91.0	9283	2.5367	ng	93
T m+p-Xylenes	10.045	106.0	7212	5.0712	ng	88
T o-Xylene	10.430	106.0	3330	2.6303	ng #	80
T Styrene	10.444	104.0	4408	2.1625	ng	98
T Bromoform	10.625	172.5	708	2.4287	ng m	87
T Bromobenzene	11.088	156.0	2024	2.7439	ng m	94
T 1,1,2,2-Tetrachloroethane	11.113	83.0	1142	2.6916	ng m	92
T 1,2,3-Trichloropropane	0.000		0	N.D.		
T 2-Chlorotoluene	11.292	126.0	1844	2.5124	ng m	97
T 4-Chlorotoluene	11.400	91.0	5419	2.2650	ng	96
T 1,3-Dichlorobenzene	12.033	146.0	3541	2.6327	ng	99
T 1,4-Dichlorobenzene	12.125	146.0	3787	2.7613	ng	90
T 1,2-Dichlorobenzene	12.499	146.0	3104	2.7307	ng	96

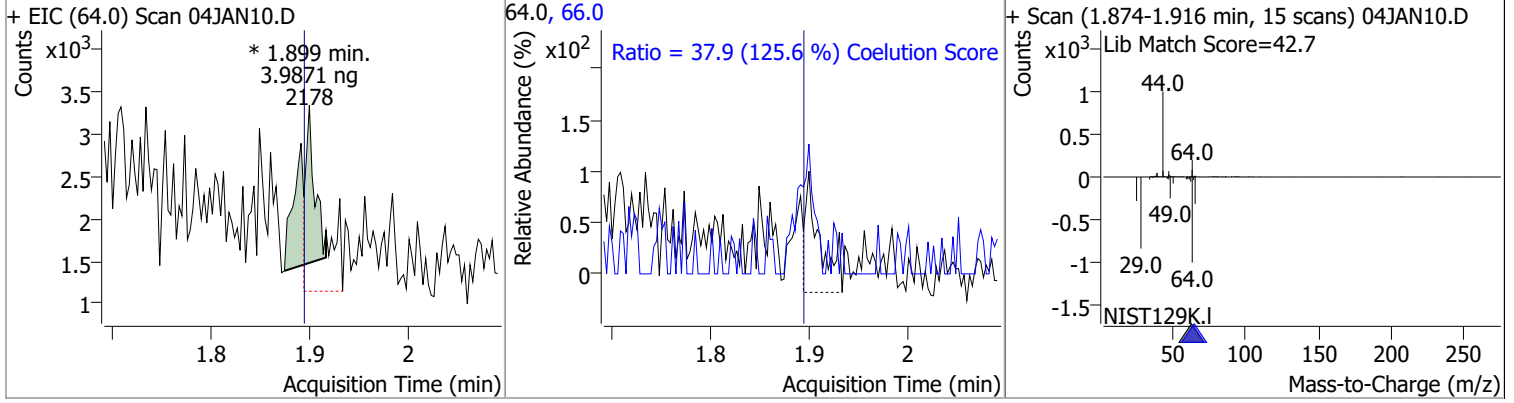
(#) = Qualifier Out of Range; (m) = Manual Integration; (+) = Area Summed; (*) = Surrogate Percent Recovery Out of Range; (d): Zeroed Peak

Quantitation Results Report (QT Reviewed)

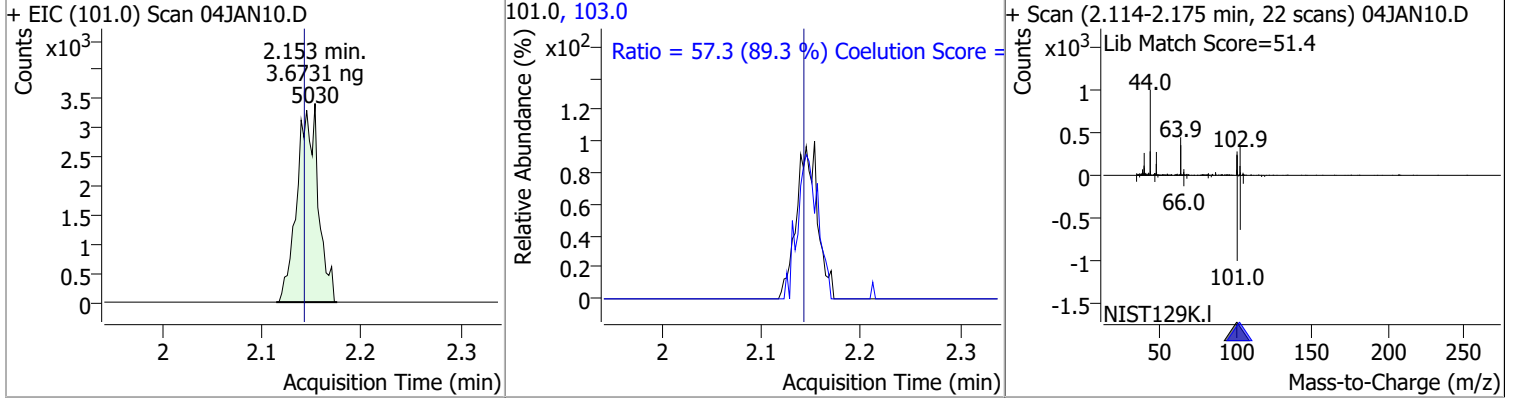


Quantitation Results Report (QT Reviewed)

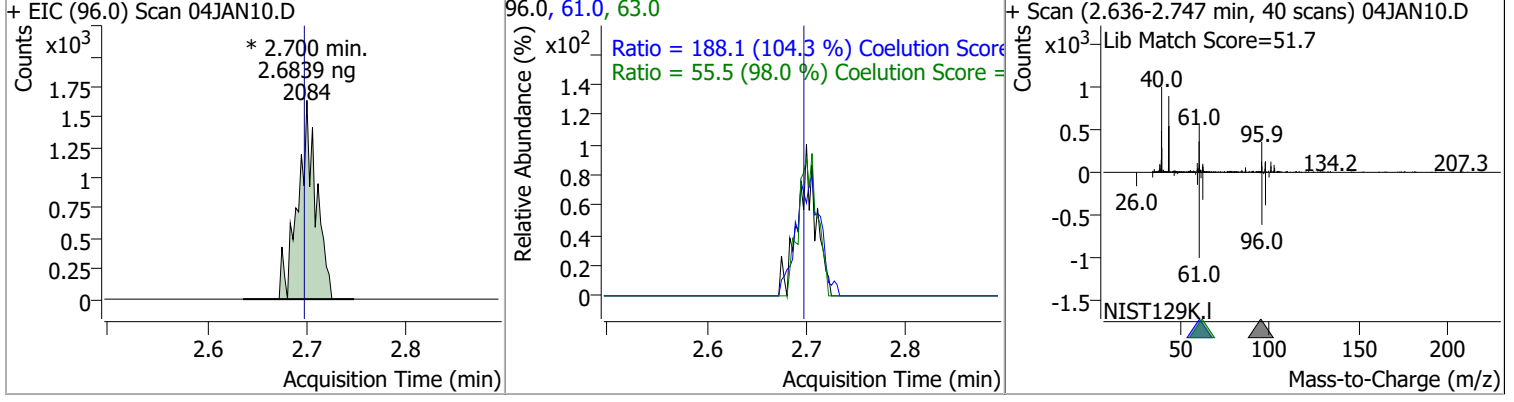
Compound	Conc.	RT	Dev(Min)	Resp.	QIon	QRatio	Lower	Upper
Chloroethane	3.9871	1.90	0.01	2178 (m)	66.0	37.9	0.1	60.1



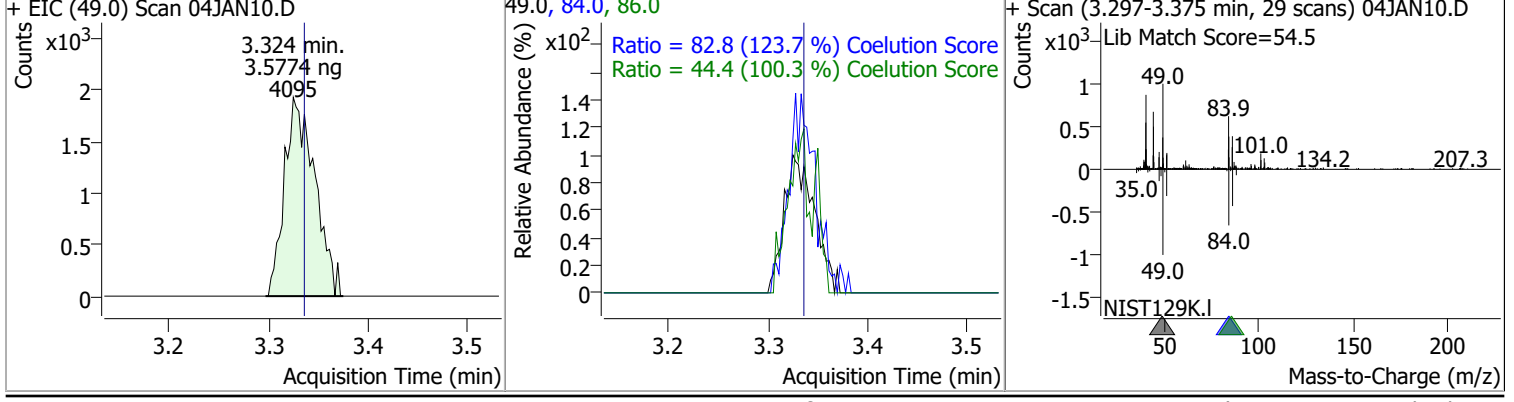
Compound	Conc.	RT	Dev(Min)	Resp.	QIon	QRatio	Lower	Upper
Trichlorofluoromethane	3.6731	2.15	0.01	5030	103.0	57.3	34.2	94.2



Compound	Conc.	RT	Dev(Min)	Resp.	QIon	QRatio	Lower	Upper
1,1-Dichloroethene	2.6839	2.70	0.00	2084 (m)	61.0	188.1	150.3	210.3
					63.0	55.5	26.7	86.7

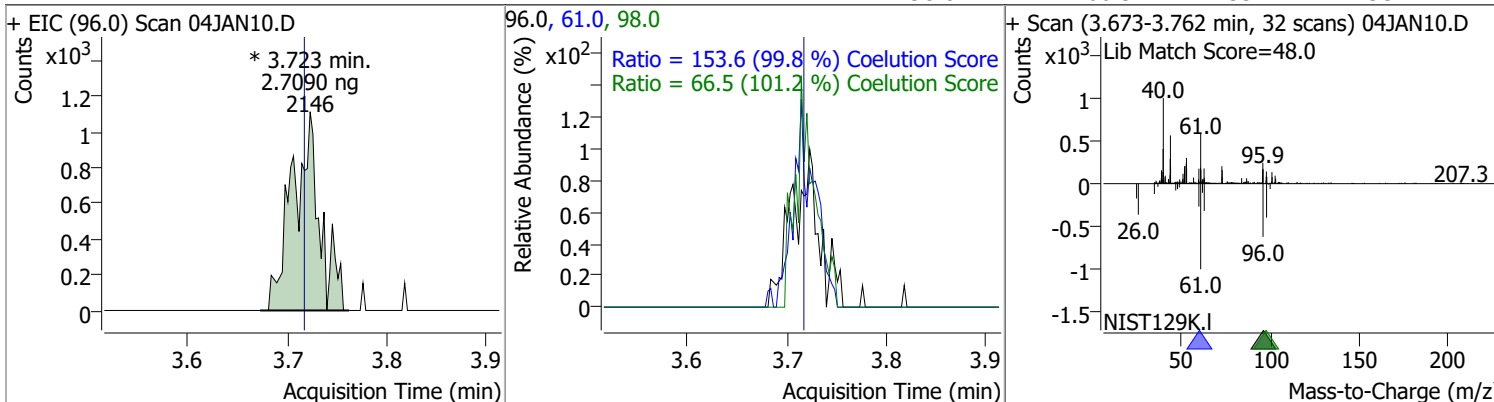


Compound	Conc.	RT	Dev(Min)	Resp.	QIon	QRatio	Lower	Upper
Methylene chloride	3.5774	3.32	-0.01	4095	84.0	82.8	36.9	96.9
					86.0	44.4	14.3	74.3

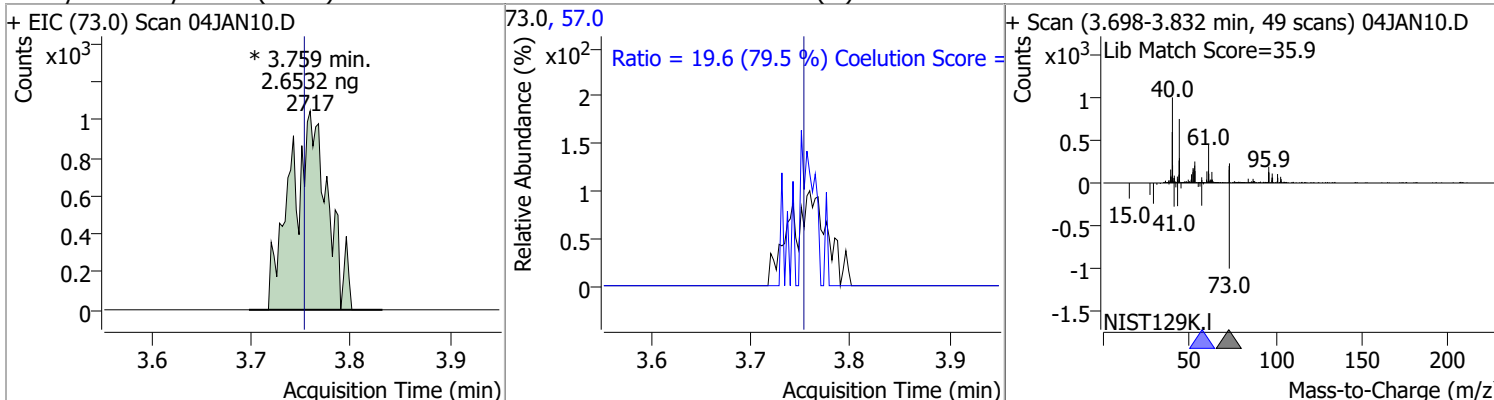


Quantitation Results Report (QT Reviewed)

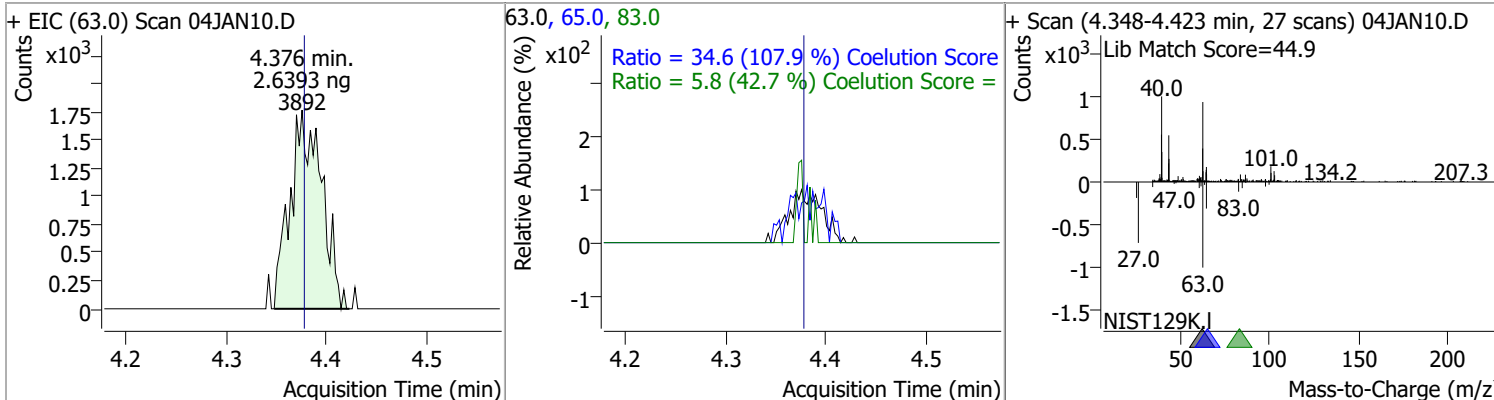
Compound	Conc.	RT	Dev(Min)	Resp.	QIon	QRatio	Lower	Upper
trans-1,2-Dichloroethene	2.7090	3.72	0.01	2146 (m)	61.0	153.6	123.9	183.9
					98.0	66.5	35.7	95.7



Compound	Conc.	RT	Dev(Min)	Resp.	QIon	QRatio	Lower	Upper
Methyl tert-butyl ether (MTBE)	2.6532	3.76	0.01	2717 (m)	57.0	19.6	0.0	54.6

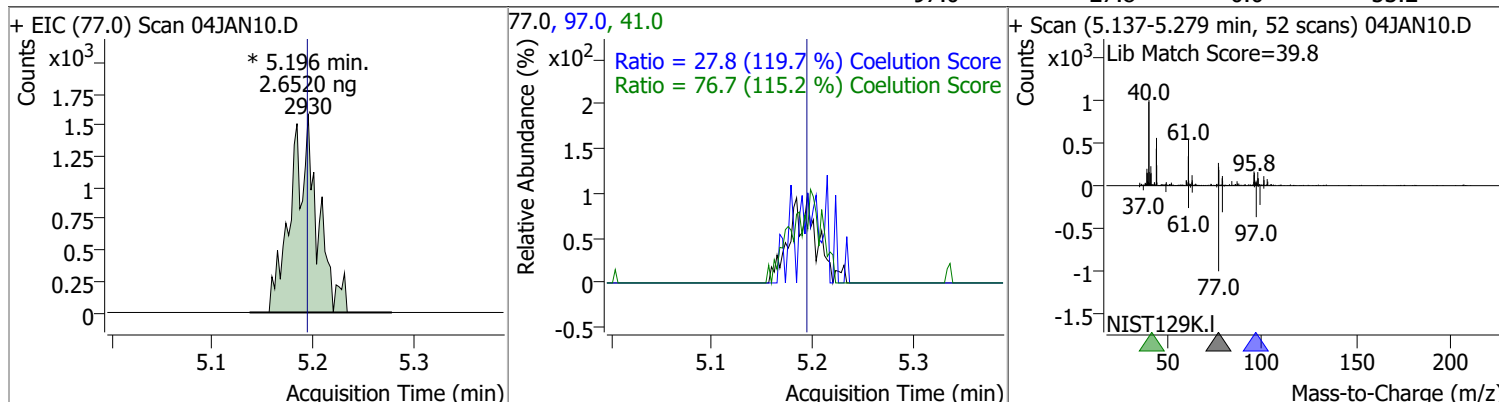


Compound	Conc.	RT	Dev(Min)	Resp.	QIon	QRatio	Lower	Upper
1,1-Dichloroethane	2.6393	4.38	0.00	3892	65.0	34.6	2.1	62.1
					83.0	5.8	0.0	43.7

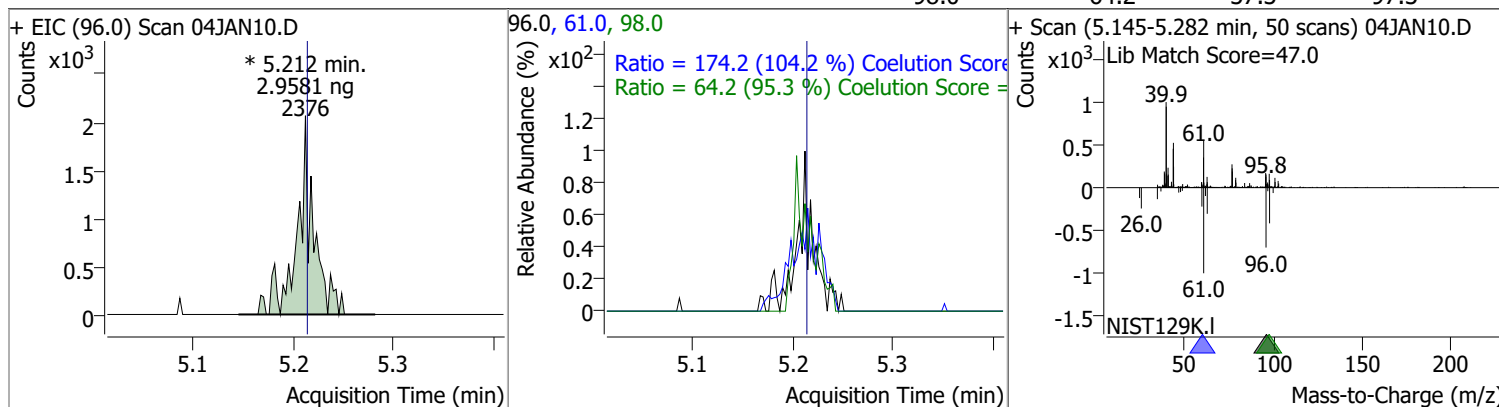


Quantitation Results Report (QT Reviewed)

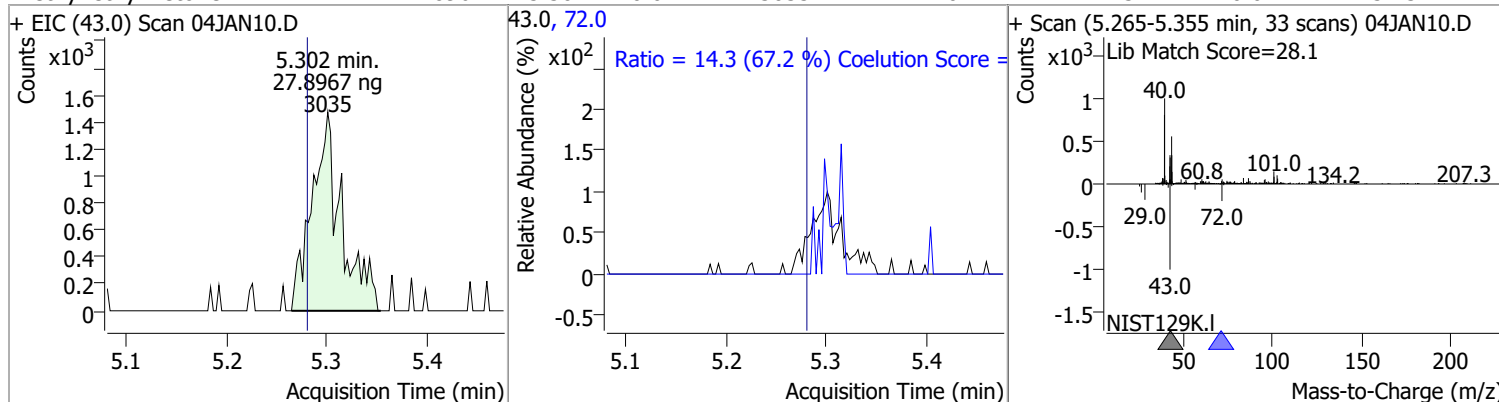
Compound	Conc.	RT	Dev(Min)	Resp.	QIon	QRatio	Lower	Upper
2,2-Dichloropropane	2.6520	5.20	0.00	2930 (m)	41.0	76.7	36.5	96.5
					97.0	27.8	0.0	53.2



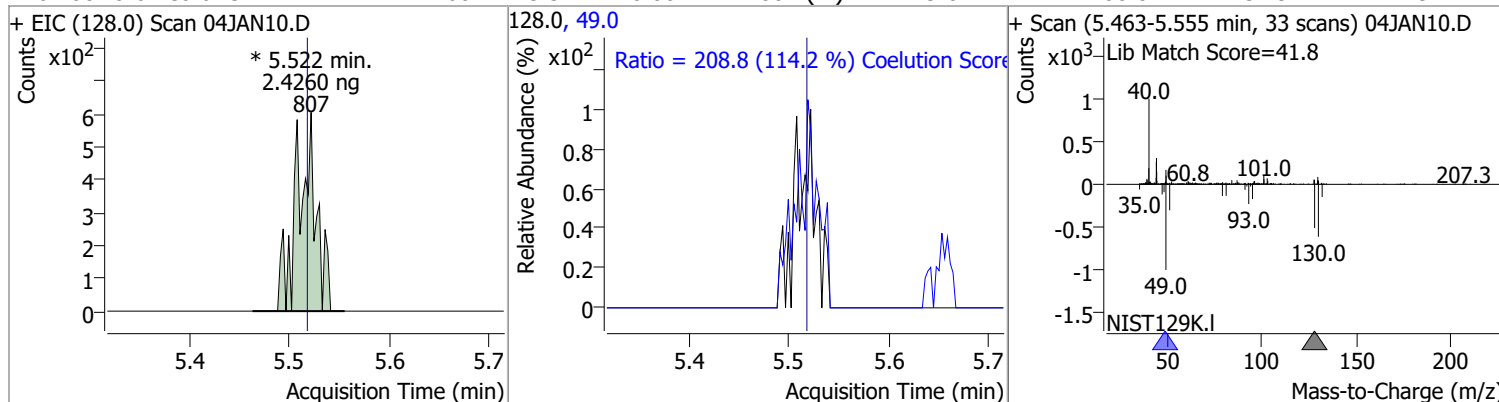
Compound	Conc.	RT	Dev(Min)	Resp.	QIon	QRatio	Lower	Upper
cis-1,2-Dichloroethene	2.9581	5.21	0.00	2376 (m)	61.0	174.2	137.2	197.2
					98.0	64.2	37.3	97.3



Compound	Conc.	RT	Dev(Min)	Resp.	QIon	QRatio	Lower	Upper
Methyl ethyl ketone	27.8967	5.30	0.02	3035	72.0	14.3	0.0	51.3

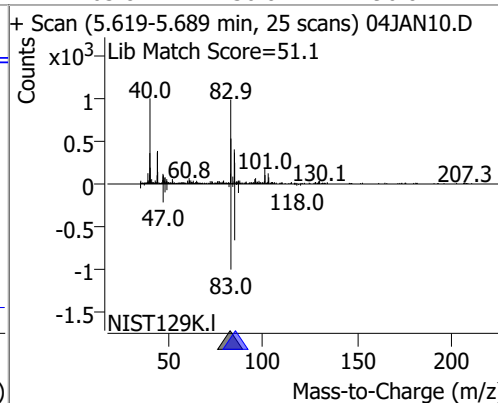
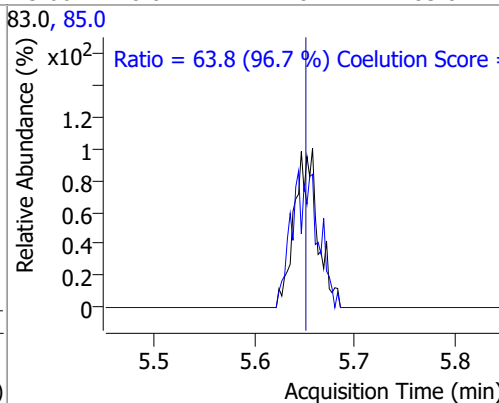
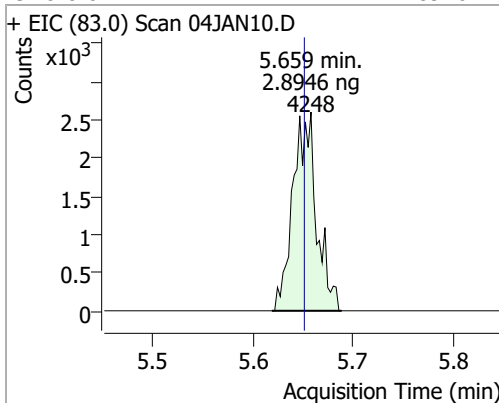


Compound	Conc.	RT	Dev(Min)	Resp.	QIon	QRatio	Lower	Upper
Bromochloromethane	2.4260	5.52	0.00	807 (m)	49.0	208.8	152.9	212.9

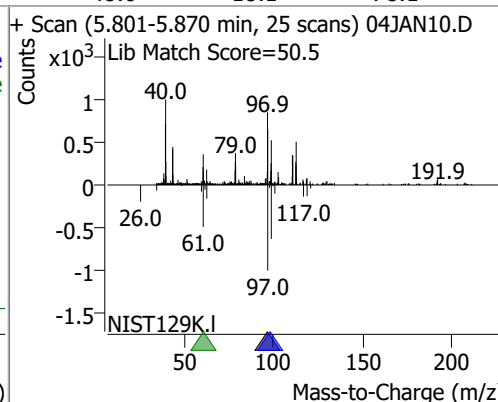
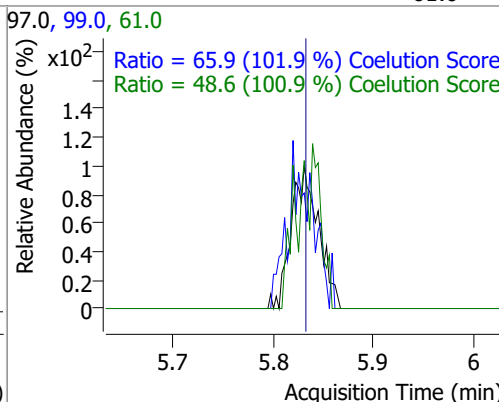
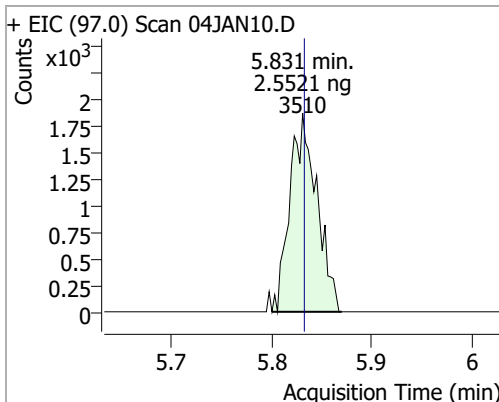


Quantitation Results Report (QT Reviewed)

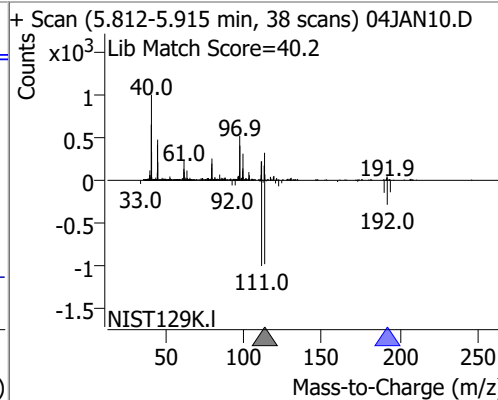
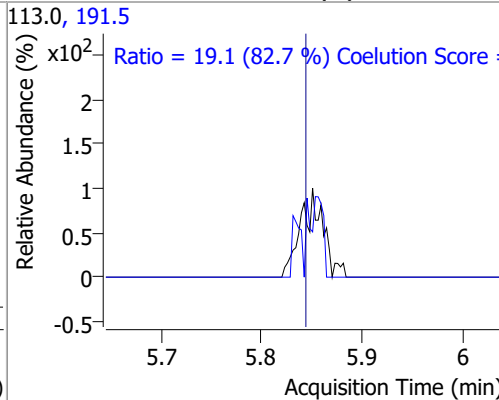
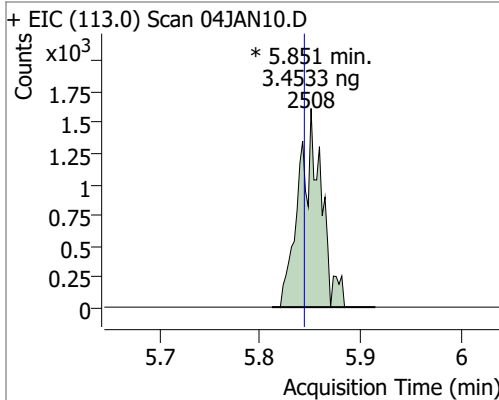
Compound	Conc.	RT	Dev(Min)	Resp.	QIon	QRatio	Lower	Upper
Chloroform	2.8946	5.66	0.01	4248	85.0	63.8	36.0	96.0



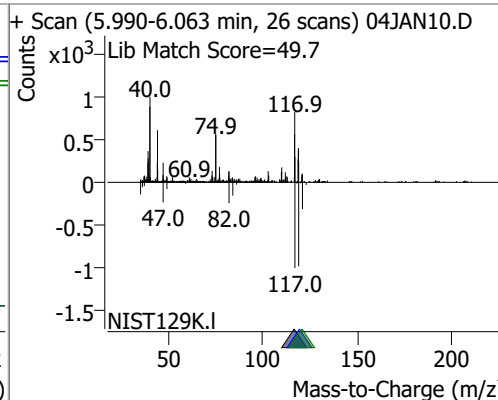
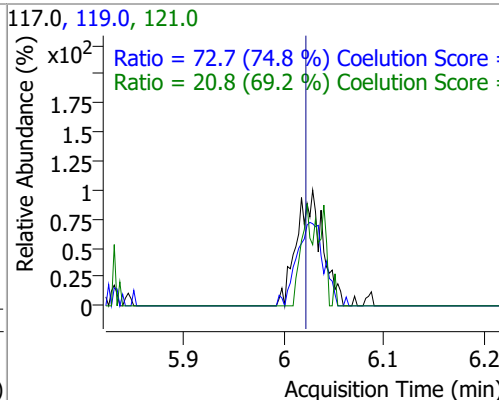
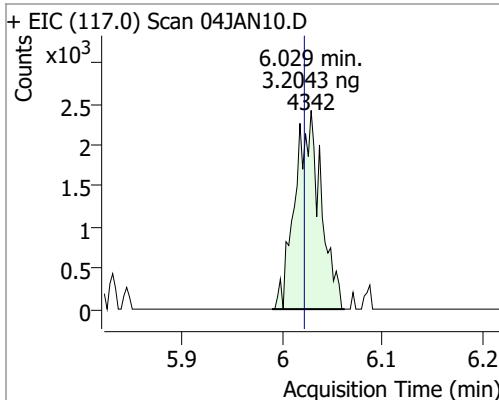
Compound	Conc.	RT	Dev(Min)	Resp.	QIon	QRatio	Lower	Upper
1,1,1-Trichloroethane	2.5521	5.83	0.00	3510	99.0	65.9	34.7	94.7
					61.0	48.6	18.1	78.1



Compound	Conc.	RT	Dev(Min)	Resp.	QIon	QRatio	Lower	Upper
Dibromofluoromethane	3.4533	5.85	0.01	2508 (m)	191.5	19.1	0.0	53.1

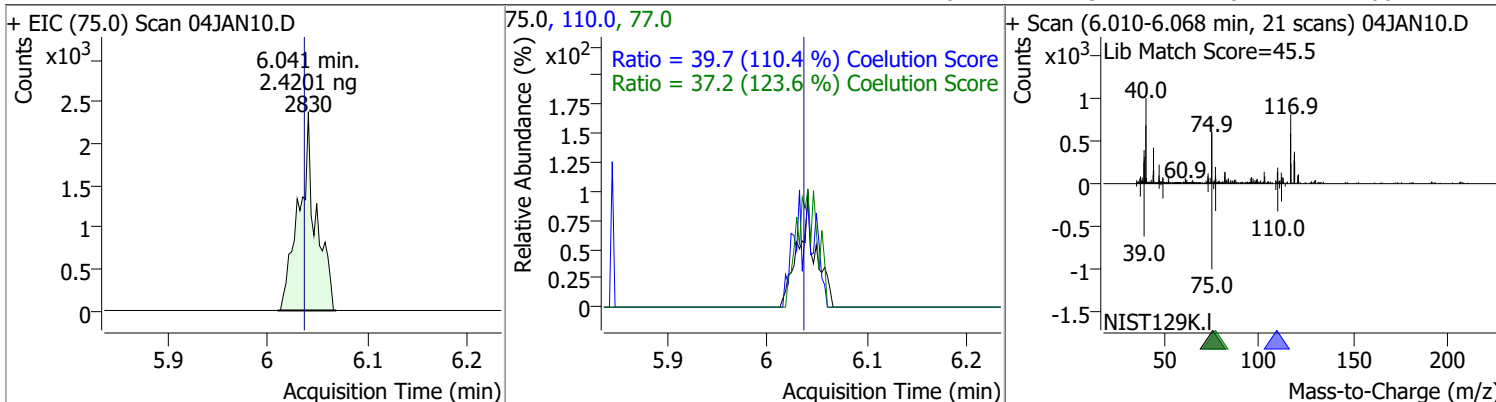


Compound	Conc.	RT	Dev(Min)	Resp.	QIon	QRatio	Lower	Upper
Carbon tetrachloride	3.2043	6.03	0.01	4342	119.0	72.7	67.2	127.2
					121.0	20.8	0.1	60.1

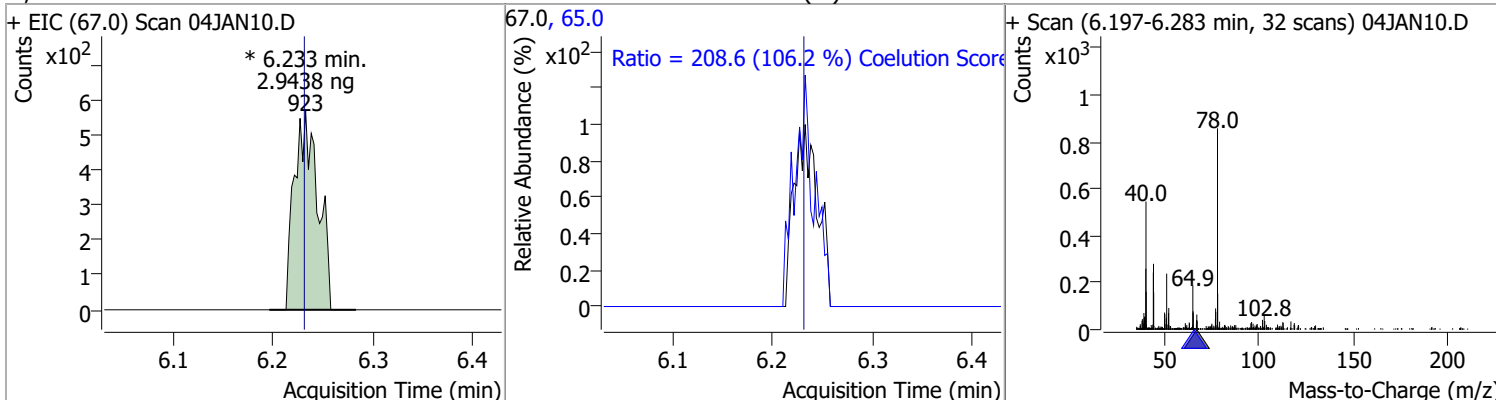


Quantitation Results Report (QT Reviewed)

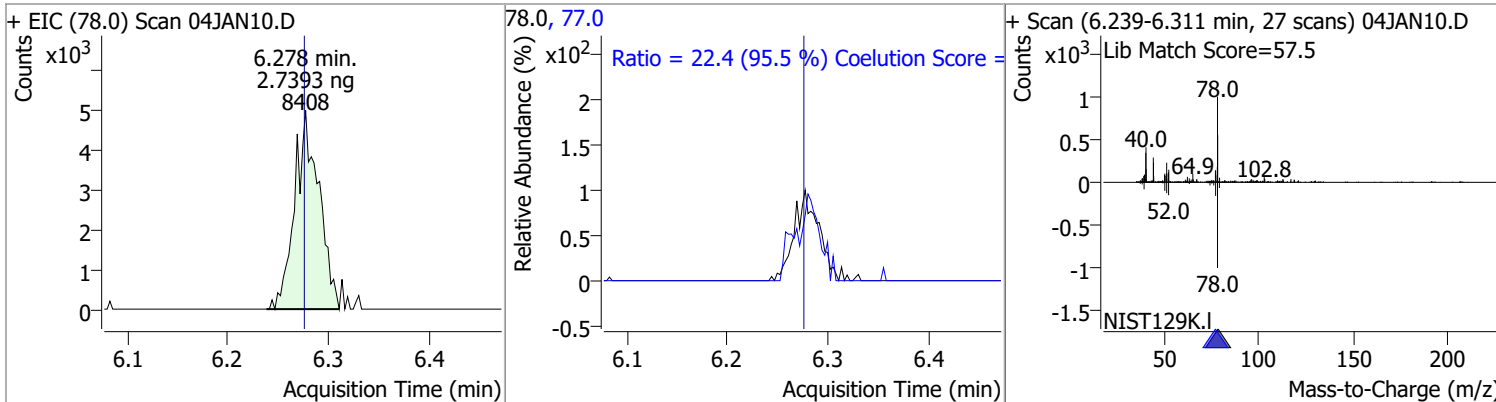
Compound	Conc.	RT	Dev(Min)	Resp.	QIon	QRatio	Lower	Upper
1,1-Dichloropropene	2.4201	6.04	0.00	2830	110.0	39.7	5.9	65.9
					77.0	37.2	0.1	60.1



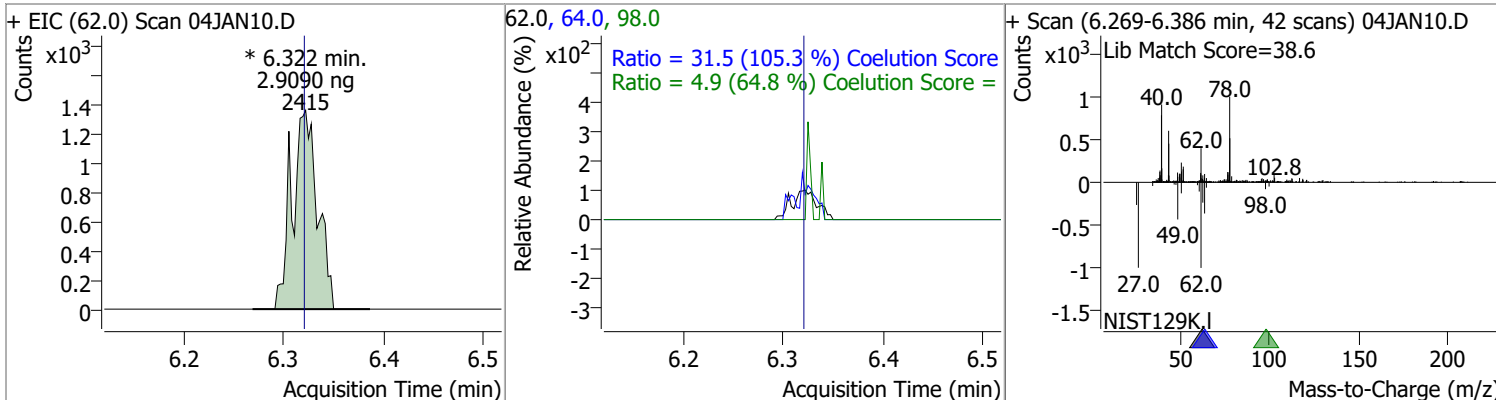
Compound	Conc.	RT	Dev(Min)	Resp.	QIon	QRatio	Lower	Upper
1,2-Dichloroethane-d4	2.9438	6.23	0.00	923 (m)	65.0	208.6	166.5	226.5



Compound	Conc.	RT	Dev(Min)	Resp.	QIon	QRatio	Lower	Upper
Benzene	2.7393	6.28	0.00	8408	77.0	22.4	0.0	53.5

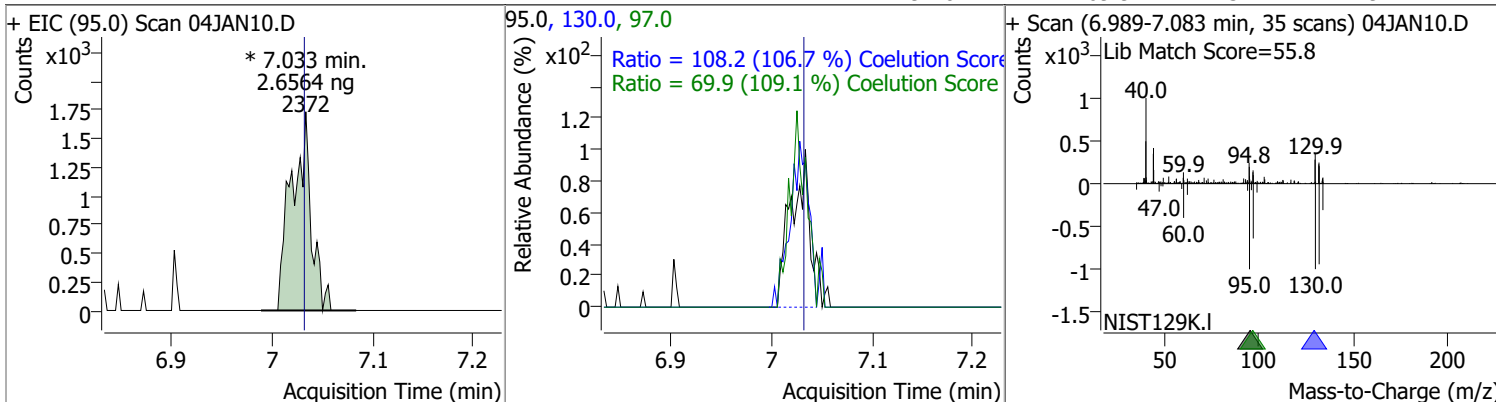


Compound	Conc.	RT	Dev(Min)	Resp.	QIon	QRatio	Lower	Upper
1,2-Dichloroethane	2.9090	6.32	0.00	2415 (m)	64.0	31.5	0.0	59.9
					98.0	4.9	0.0	37.6

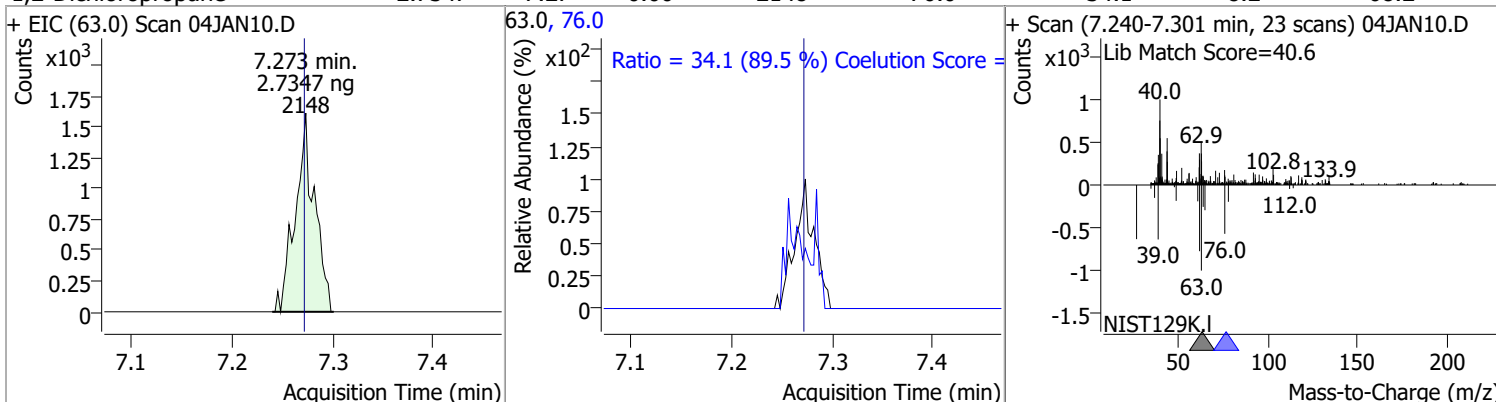


Quantitation Results Report (QT Reviewed)

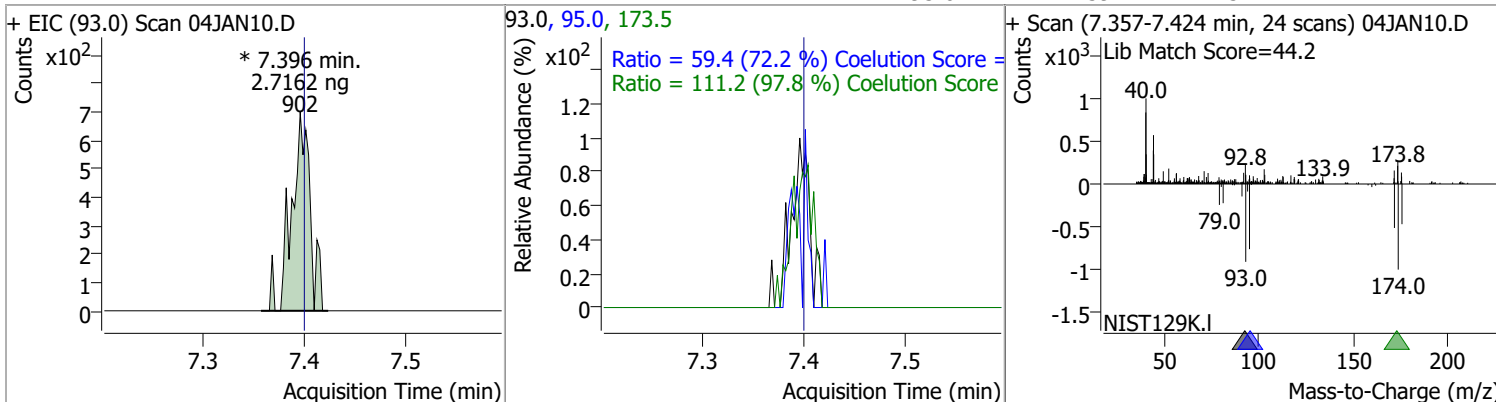
Compound	Conc.	RT	Dev(Min)	Resp.	QIon	QRatio	Lower	Upper
Trichloroethene	2.6564	7.03	0.00	2372 (m)	130.0	108.2	71.5	131.5
					97.0	69.9	34.1	94.1



Compound	Conc.	RT	Dev(Min)	Resp.	QIon	QRatio	Lower	Upper
1,2-Dichloropropane	2.7347	7.27	0.00	2148	76.0	34.1	8.2	68.2
					63.0	34.1	8.2	68.2

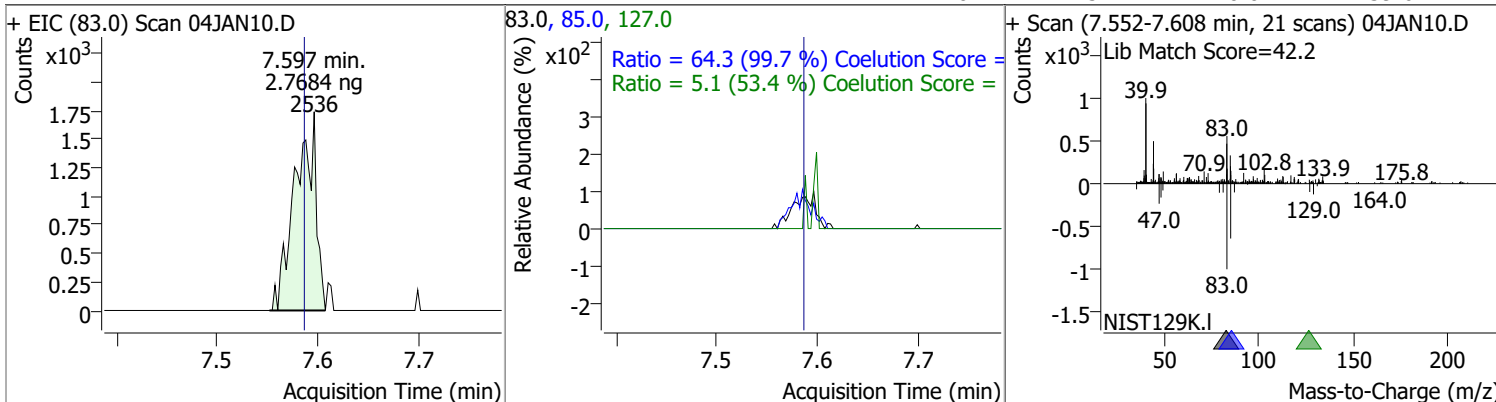


Compound	Conc.	RT	Dev(Min)	Resp.	QIon	QRatio	Lower	Upper
Dibromomethane	2.7162	7.40	0.00	902 (m)	173.5	111.2	83.7	143.7
					95.0	59.4	52.2	112.2

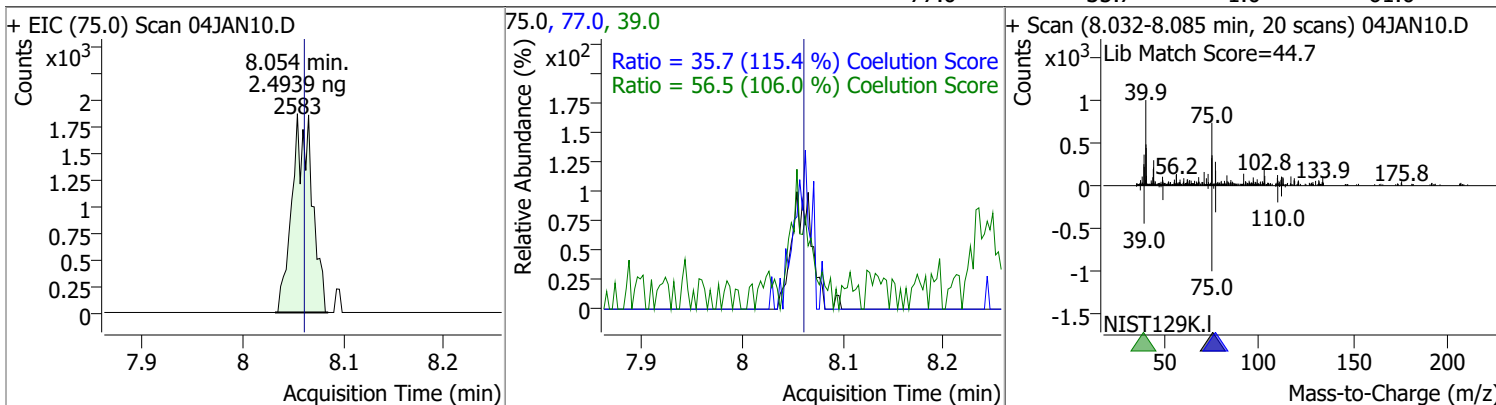


Quantitation Results Report (QT Reviewed)

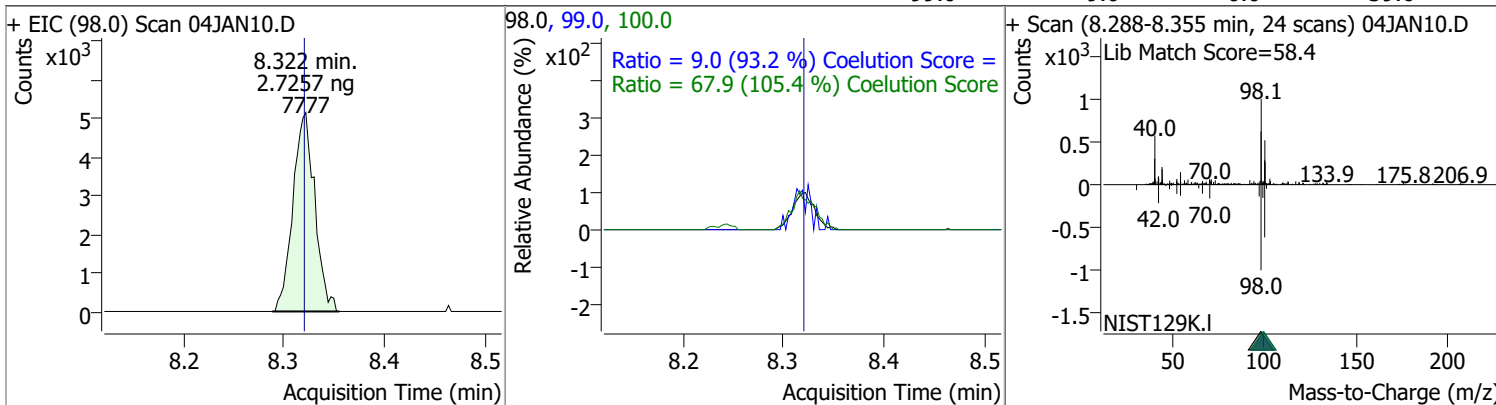
Compound	Conc.	RT	Dev(Min)	Resp.	QIon	QRatio	Lower	Upper
Bromodichloromethane	2.7684	7.60	0.01	2536	85.0	64.3	34.5	94.5
					127.0	5.1	0.0	39.6



Compound	Conc.	RT	Dev(Min)	Resp.	QIon	QRatio	Lower	Upper
cis-1,3-Dichloropropene	2.4939	8.05	-0.01	2583	39.0	56.5	23.3	83.3
					77.0	35.7	1.0	61.0

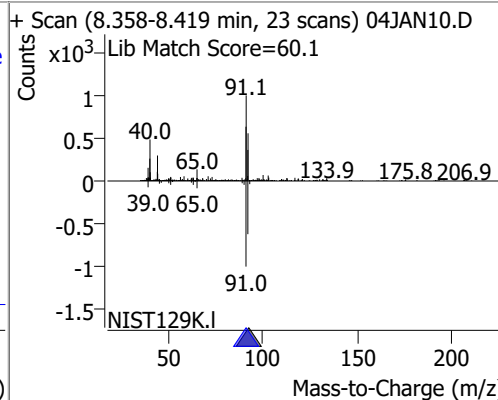
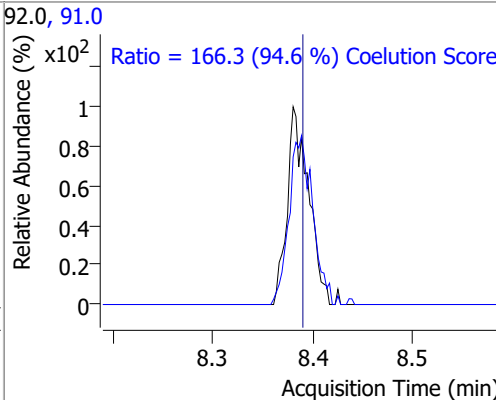
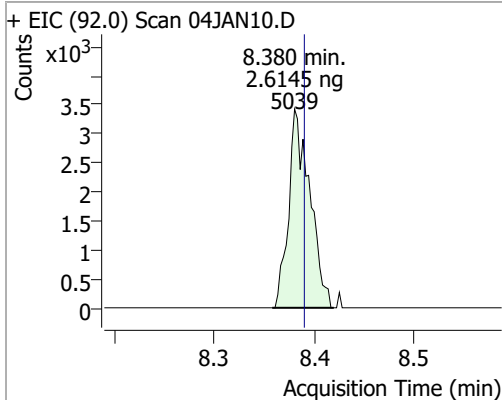


Compound	Conc.	RT	Dev(Min)	Resp.	QIon	QRatio	Lower	Upper
Toluene-d8	2.7257	8.32	0.00	7777	100.0	67.9	34.4	94.4
					99.0	9.0	0.0	39.6

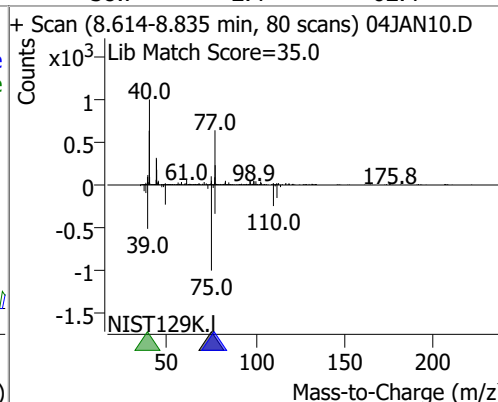
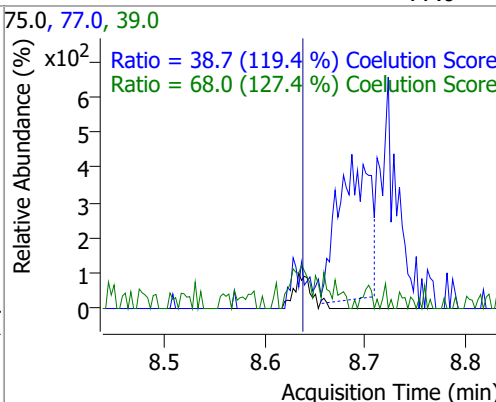
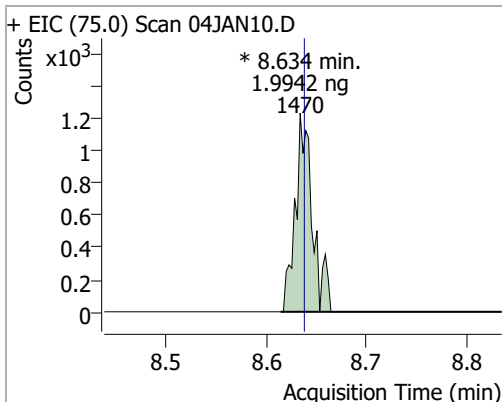


Quantitation Results Report (QT Reviewed)

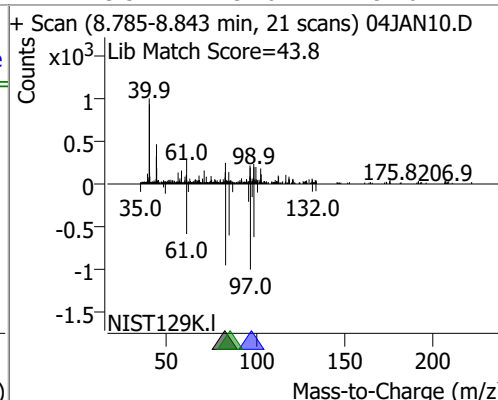
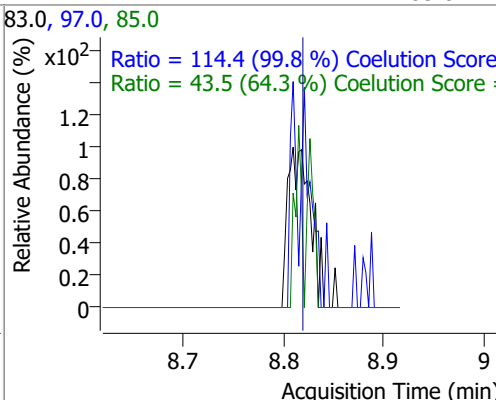
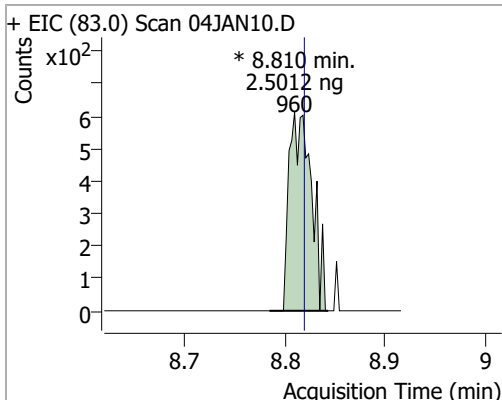
Compound	Conc.	RT	Dev(Min)	Resp.	QIon	QRatio	Lower	Upper
Toluene	2.6145	8.38	-0.01	5039	91.0	166.3	145.8	205.8



Compound	Conc.	RT	Dev(Min)	Resp.	QIon	QRatio	Lower	Upper
trans-1,3-Dichloropropene	1.9942	8.63	0.00	1470 (m)	39.0	68.0	23.4	83.4
					77.0	38.7	2.4	62.4

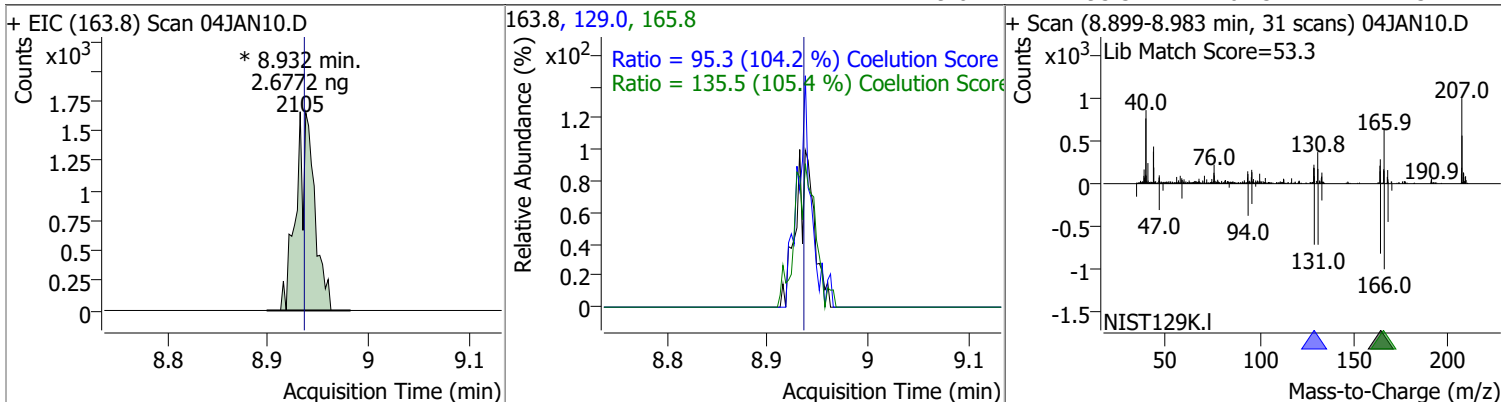


Compound	Conc.	RT	Dev(Min)	Resp.	QIon	QRatio	Lower	Upper
1,1,2-Trichloroethane	2.5012	8.81	-0.01	960 (m)	97.0	114.4	84.6	144.6
					85.0	43.5	37.6	97.6

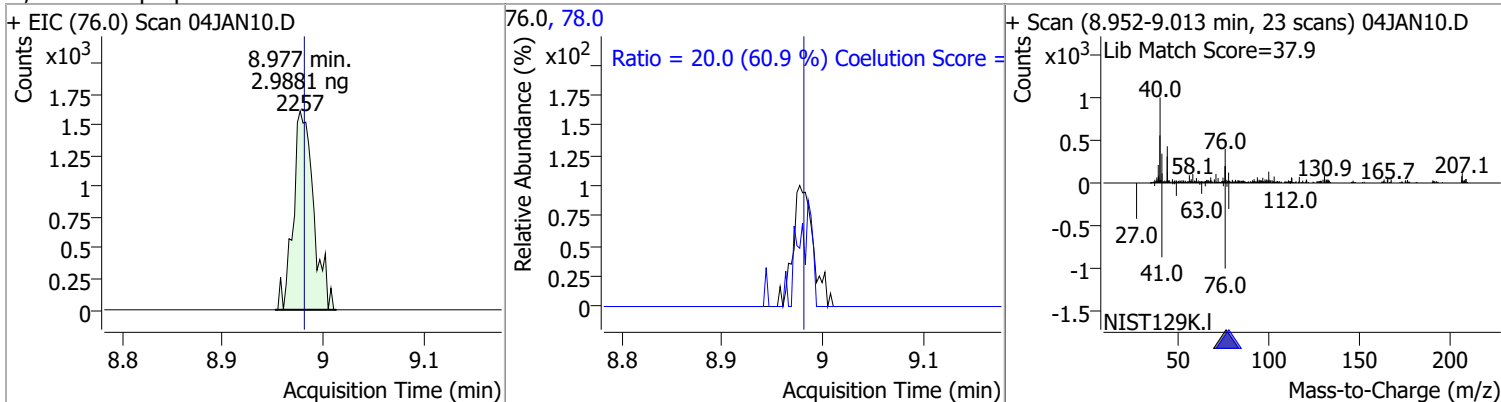


Quantitation Results Report (QT Reviewed)

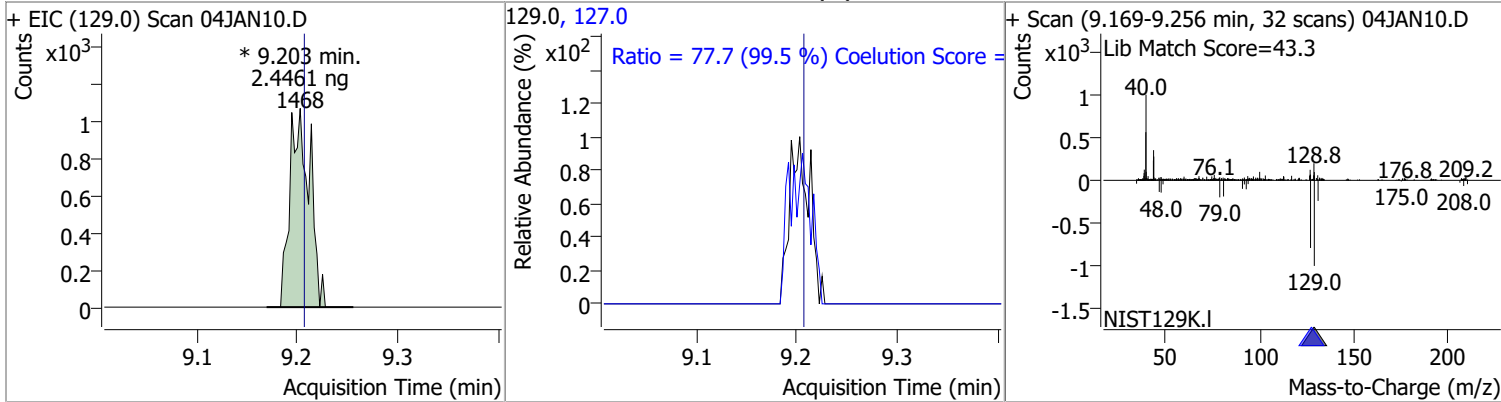
Compound	Conc.	RT	Dev(Min)	Resp.	QIon	QRatio	Lower	Upper
Tetrachloroethene	2.6772	8.93	0.00	2105 (m)	165.8	135.5	98.6	158.6
					129.0	95.3	61.5	121.5



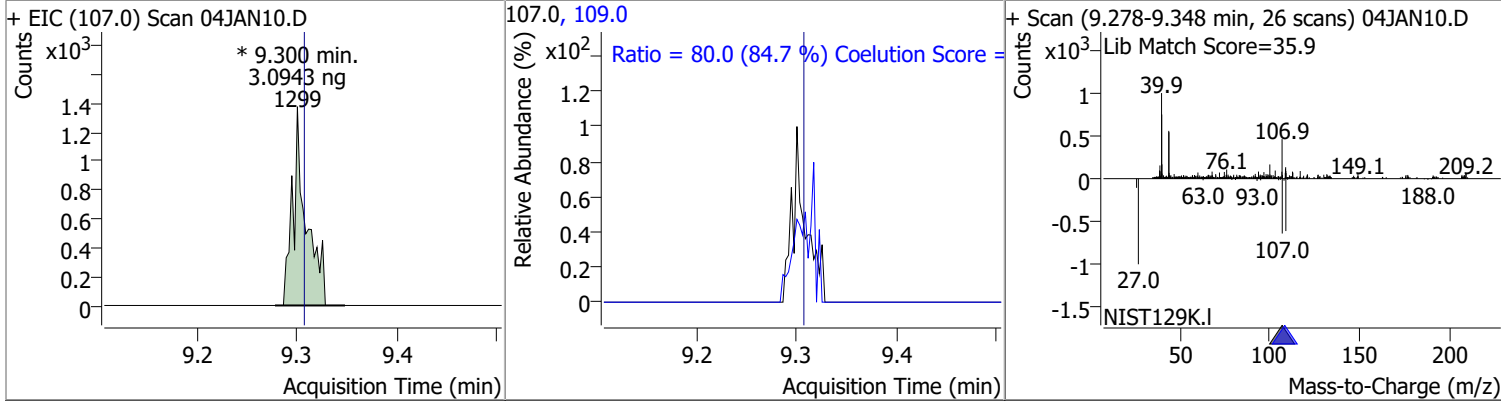
Compound	Conc.	RT	Dev(Min)	Resp.	QIon	QRatio	Lower	Upper
1,3-Dichloropropane	2.9881	8.98	0.00	2257	78.0	20.0	2.9	62.9



Compound	Conc.	RT	Dev(Min)	Resp.	QIon	QRatio	Lower	Upper
Chlorodibromomethane	2.4461	9.20	0.00	1468 (m)	127.0	77.7	48.0	108.0

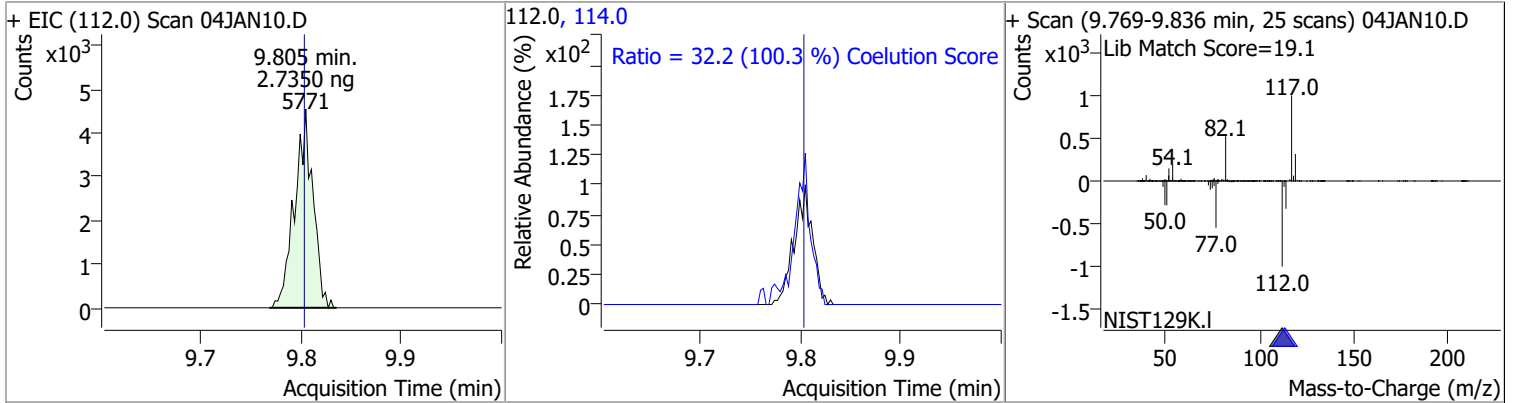


Compound	Conc.	RT	Dev(Min)	Resp.	QIon	QRatio	Lower	Upper
1,2-Dibromoethane	3.0943	9.30	-0.01	1299 (m)	109.0	80.0	64.5	124.5

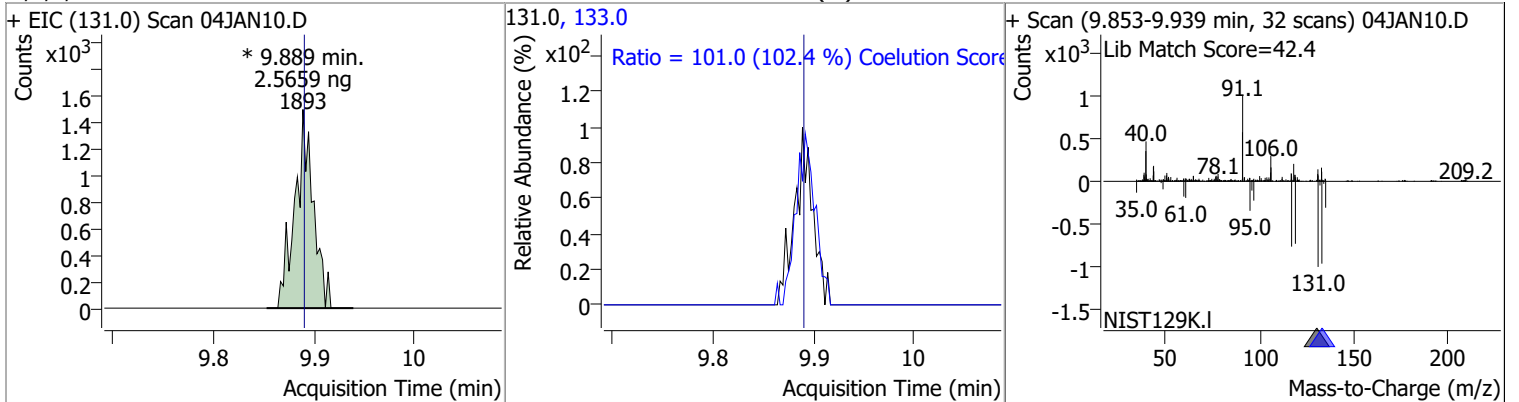


Quantitation Results Report (QT Reviewed)

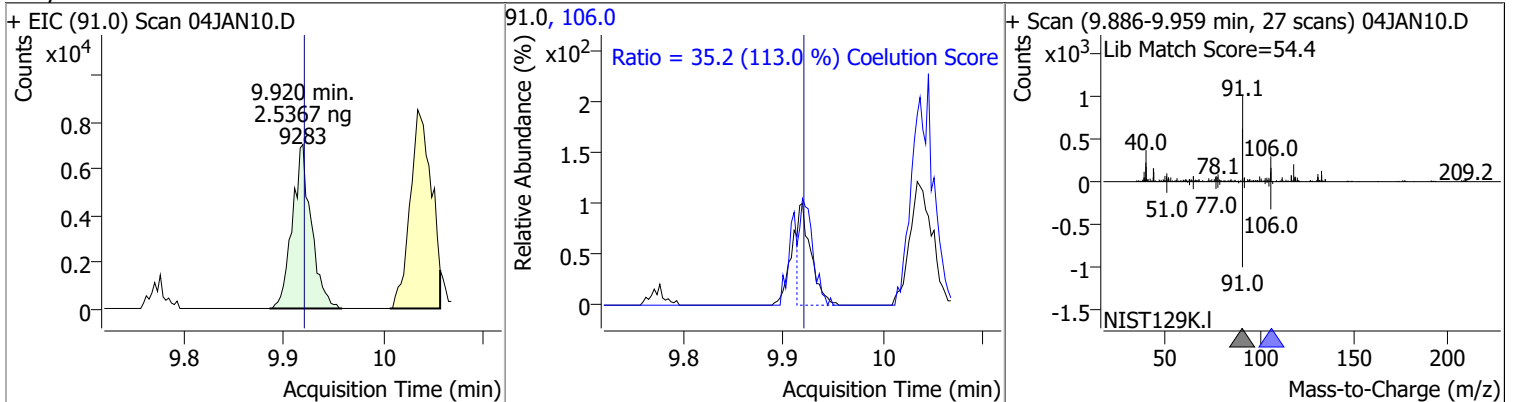
Compound	Conc.	RT	Dev(Min)	Resp.	QIon	QRatio	Lower	Upper
----------	-------	----	----------	-------	------	--------	-------	-------



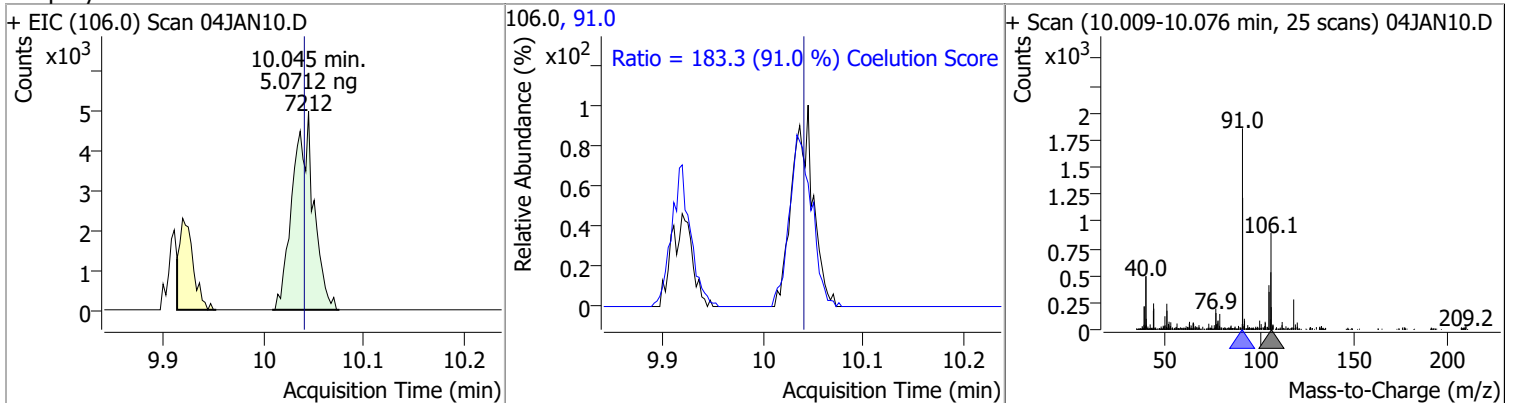
Compound	Conc.	RT	Dev(Min)	Resp.	QIon	QRatio	Lower	Upper
----------	-------	----	----------	-------	------	--------	-------	-------



Compound	Conc.	RT	Dev(Min)	Resp.	QIon	QRatio	Lower	Upper
----------	-------	----	----------	-------	------	--------	-------	-------

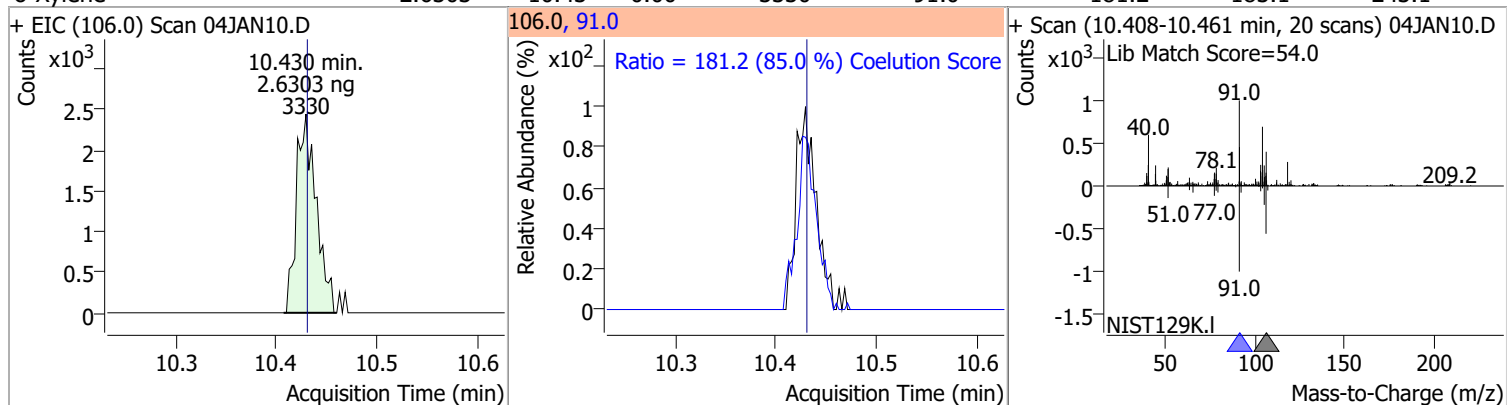


Compound	Conc.	RT	Dev(Min)	Resp.	QIon	QRatio	Lower	Upper
----------	-------	----	----------	-------	------	--------	-------	-------

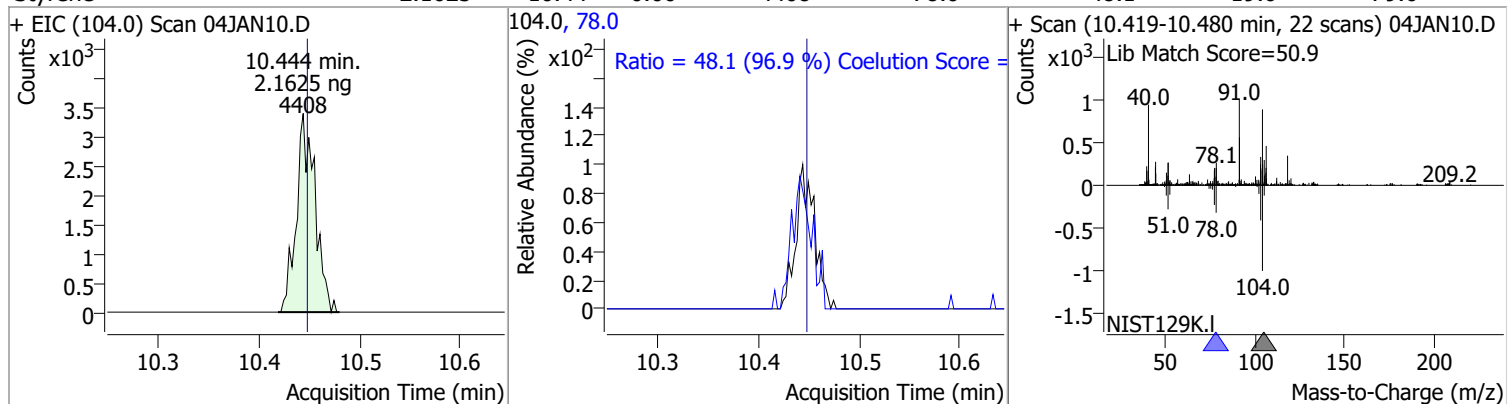


Quantitation Results Report (QT Reviewed)

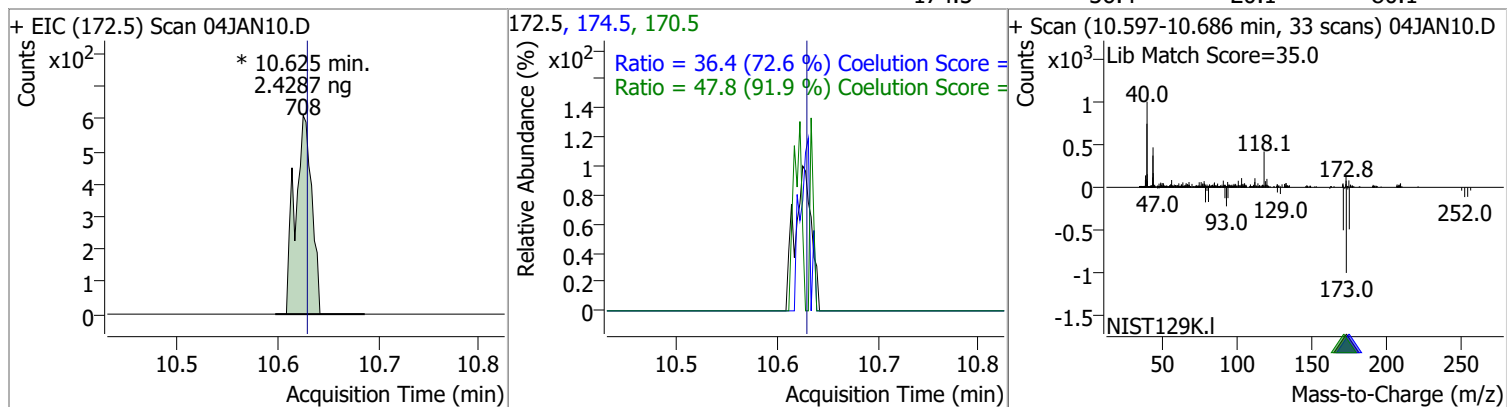
Compound	Conc.	RT	Dev(Min)	Resp.	QIon	QRatio	Lower	Upper
o-Xylene	2.6303	10.43	0.00	3330	91.0	181.2	183.1	243.1



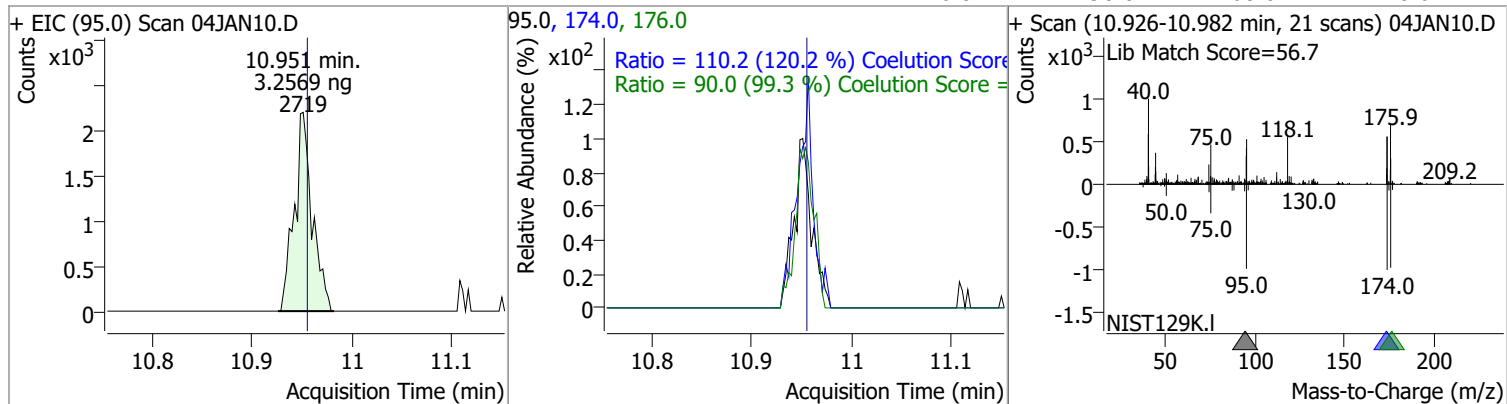
Compound	Conc.	RT	Dev(Min)	Resp.	QIon	QRatio	Lower	Upper
Styrene	2.1625	10.44	0.00	4408	78.0	48.1	19.6	79.6



Compound	Conc.	RT	Dev(Min)	Resp.	QIon	QRatio	Lower	Upper
Bromoform	2.4287	10.63	0.00	708 (m)	170.5	47.8	22.1	82.1
					174.5	36.4	20.1	80.1

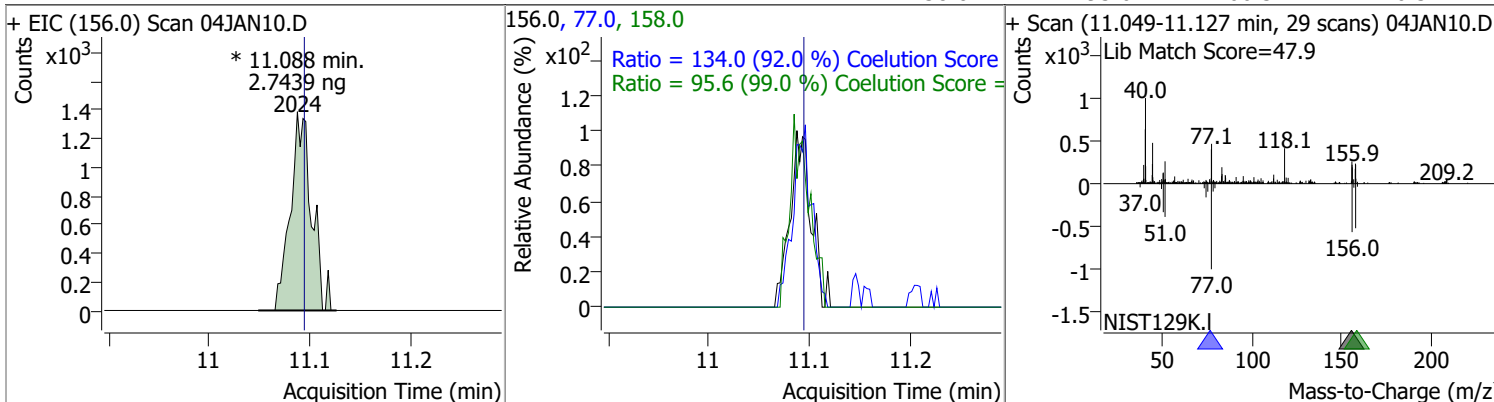


Compound	Conc.	RT	Dev(Min)	Resp.	QIon	QRatio	Lower	Upper
p-Bromofluorobenzene	3.2569	10.95	0.00	2719	174.0	110.2	61.7	121.7
					176.0	90.0	60.6	120.6

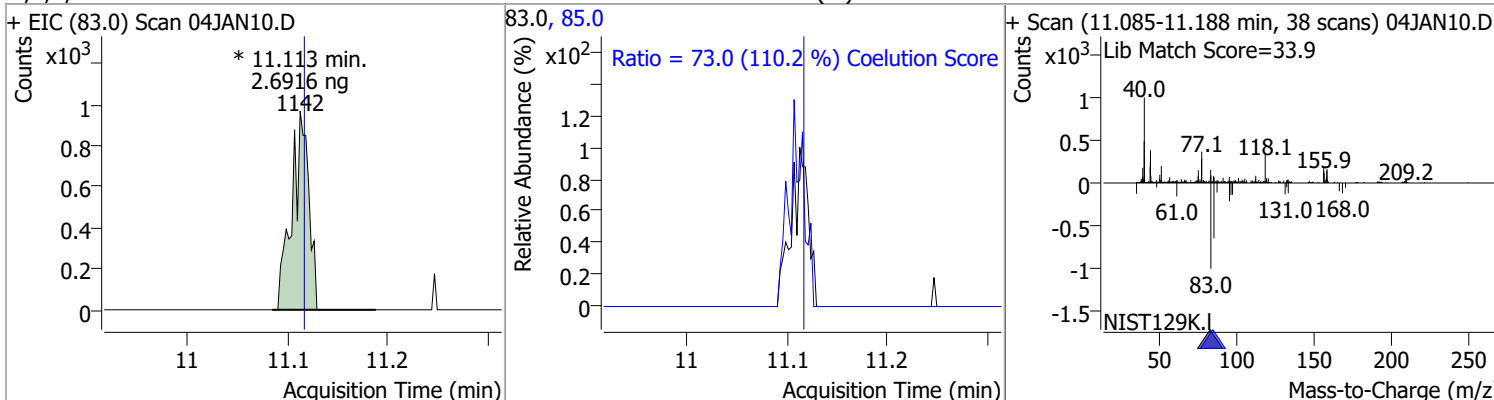


Quantitation Results Report (QT Reviewed)

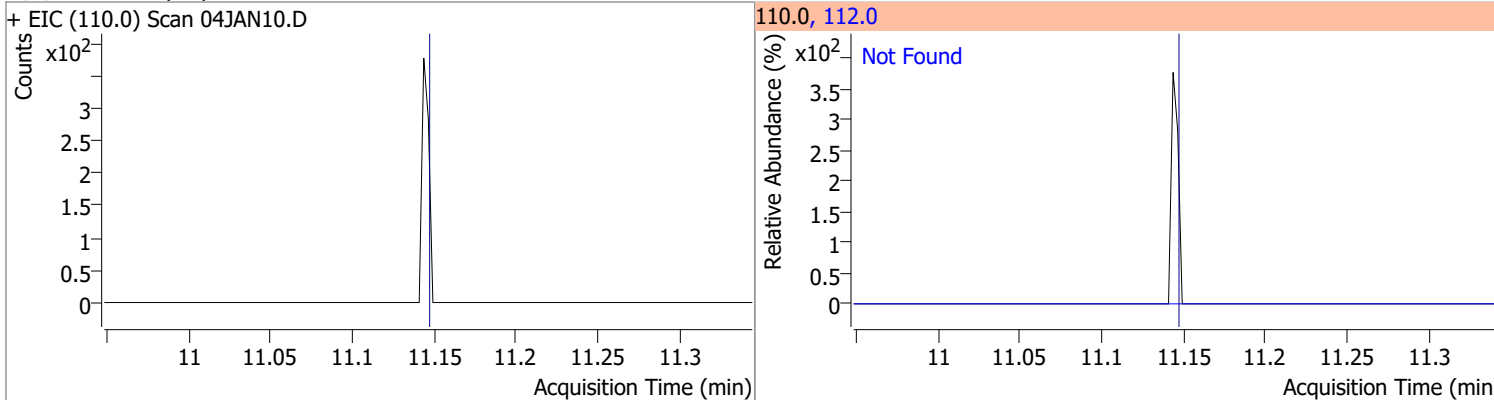
Compound	Conc.	RT	Dev(Min)	Resp.	QIon	QRatio	Lower	Upper
Bromobenzene	2.7439	11.09	-0.01	2024 (m)	77.0	134.0	115.7	175.7
					158.0	95.6	66.5	126.5



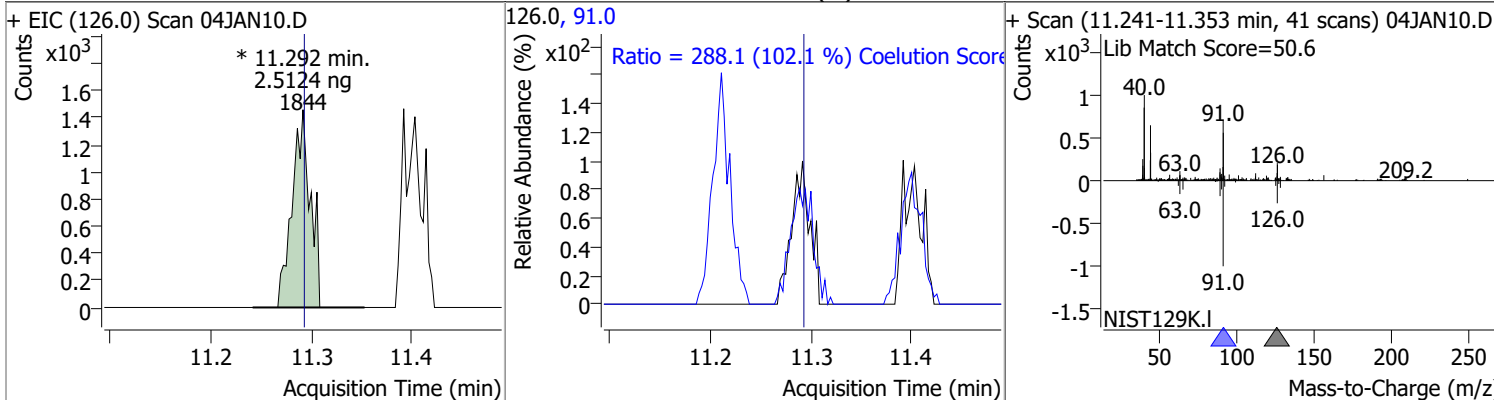
Compound	Conc.	RT	Dev(Min)	Resp.	QIon	QRatio	Lower	Upper
1,1,2,2-Tetrachloroethane	2.6916	11.11	0.00	1142 (m)	85.0	73.0	36.2	96.2



Compound	Conc.	Exp RT	QIon	Exp Ratio
1,2,3-Trichloropropane	N.D.	11.15	112.0	63.5

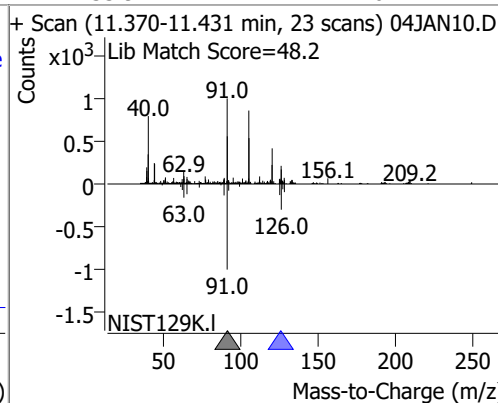
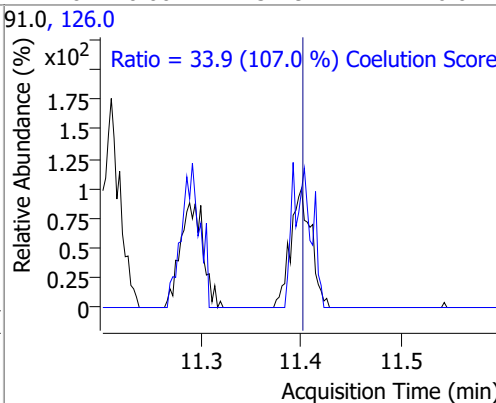
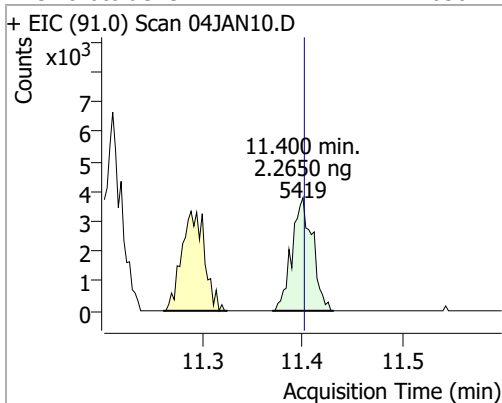


Compound	Conc.	RT	Dev(Min)	Resp.	QIon	QRatio	Lower	Upper
2-Chlorotoluene	2.5124	11.29	0.00	1844 (m)	91.0	288.1	252.3	312.3

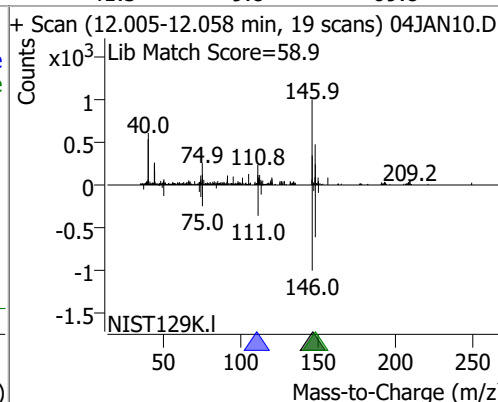
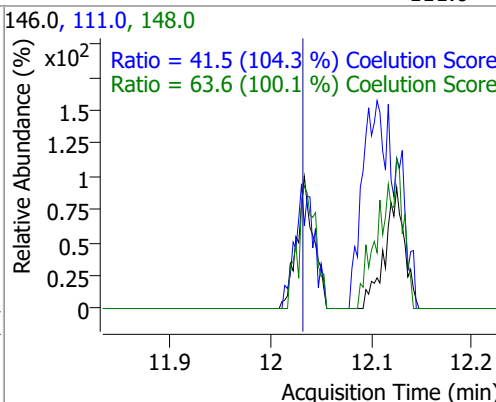
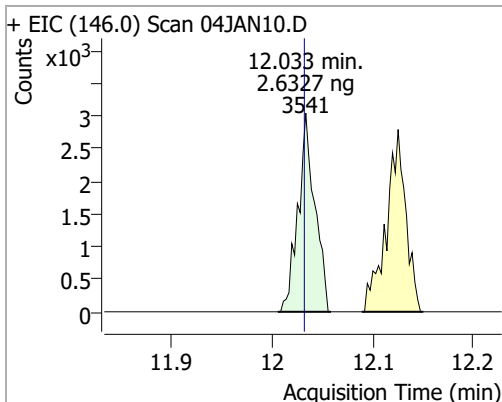


Quantitation Results Report (QT Reviewed)

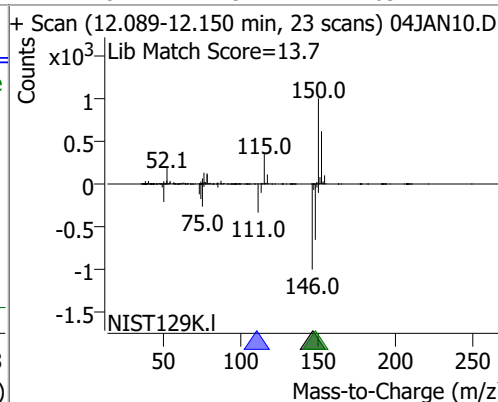
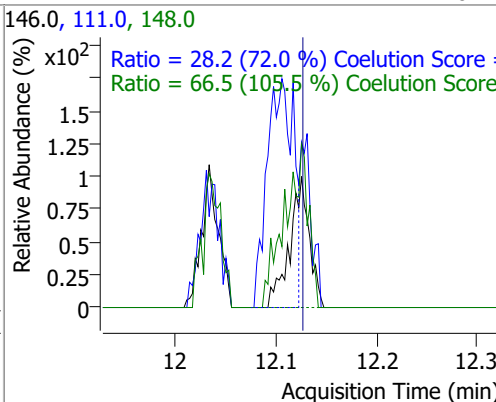
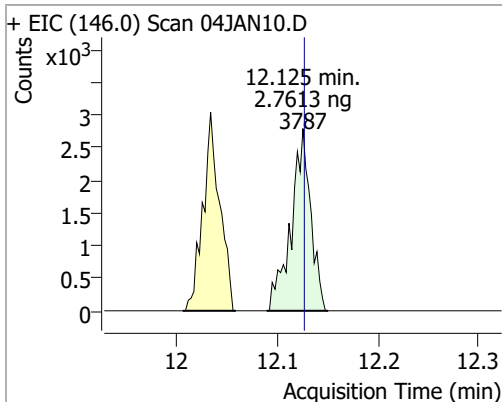
Compound	Conc.	RT	Dev(Min)	Resp.	QIon	QRatio	Lower	Upper
4-Chlorotoluene	2.2650	11.40	0.00	5419	126.0	33.9	1.7	61.7



Compound	Conc.	RT	Dev(Min)	Resp.	QIon	QRatio	Lower	Upper
1,3-Dichlorobenzene	2.6327	12.03	0.00	3541	148.0	63.6	33.6	93.6
					111.0	41.5	9.8	69.8

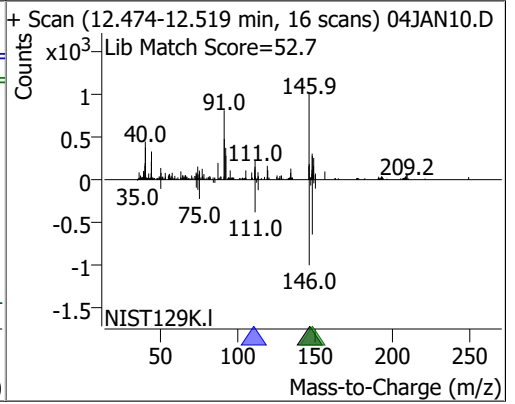
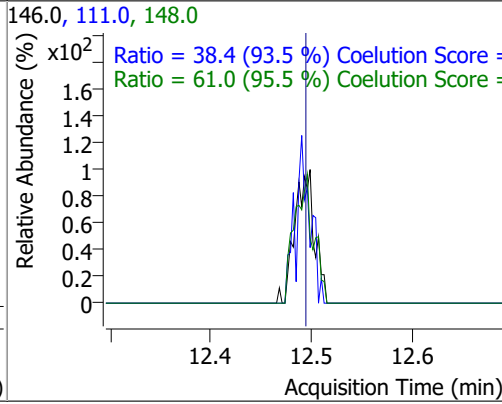
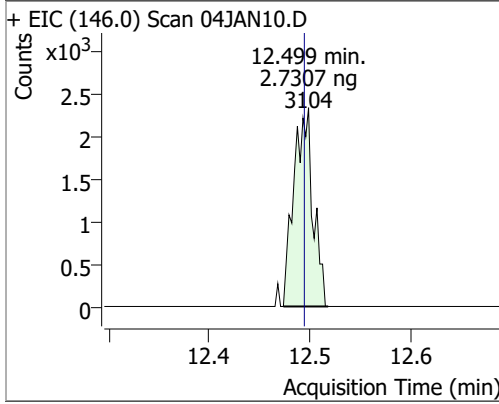


Compound	Conc.	RT	Dev(Min)	Resp.	QIon	QRatio	Lower	Upper
1,4-Dichlorobenzene	2.7613	12.13	0.00	3787	148.0	66.5	33.1	93.1
					111.0	28.2	9.1	69.1



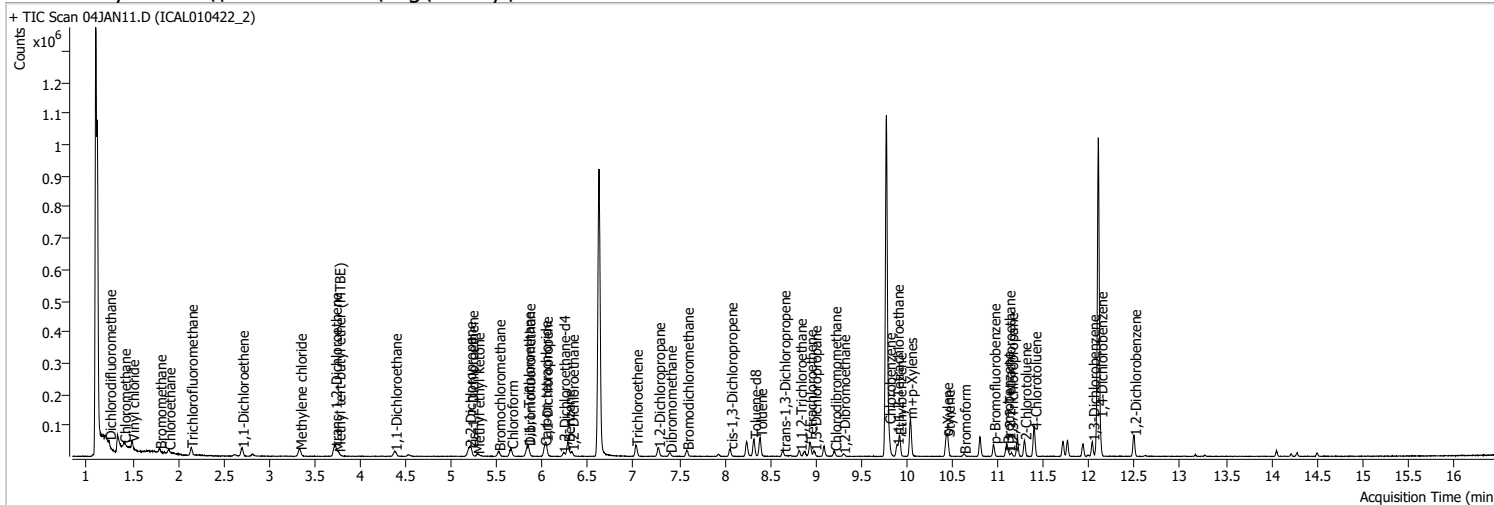
Quantitation Results Report (QT Reviewed)

Compound	Conc.	RT	Dev(Min)	Resp.	QIon	QRatio	Lower	Upper
1,2-Dichlorobenzene	2.7307	12.50	0.01	3104	148.0	61.0	33.9	93.9
					111.0	38.4	11.0	71.0



Quantitation Results Report (QT Reviewed)

Data File	04JAN11.D	Operator	MSC
Acq. Method	5975CACQF.M	Acq. Date-Time	1/4/2022 4:00:35 PM
Sample Name	ICAL010422_2	Instrument	VOA5975C
Vial	11	Multiplier	1.00
DA Method File	VOA5975C_8260B_SHT_DoD_L4_010422.m	Comment	
Tune File	BFB_Atune3.u	Tune Date	10/11/2021 4:02:00 PM
Batch Name	VG010422_8260B.batch.bin	Last Calib Update	1/9/2022 8:59:52 PM
Ref Library	\\MASSHUNTER\Org\Library\NIST129K.I		



Compound	RT	QIon	Resp.	Conc.	Units	Dev(Min)
----------	----	------	-------	-------	-------	----------

Internal Standards

M Fluorobenzene	6.621	96.0	764419	250.0000	ng	-0.003
M Chlorobenzene-d5	9.774	82.0	296554	250.0000	ng	0.003
M 1,4-Dichlorobenzene-d4	12.103	152.0	242142	250.0000	ng	0.003

System Monitoring Compounds

S Dibromofluoromethane	5.845	113.0	9074	12.6000	ng	0.000
Spiked Amount: 250.000	Range: 80.0 - 119.0%			Recovery = 5.04%		*
S 1,2-Dichloroethane-d4	6.227	67.0	3938	12.6600	ng	-0.006
Spiked Amount: 250.000	Range: 81.0 - 118.0%			Recovery = 5.06%		*
S Toluene-d8	8.322	98.0	32318	11.3089	ng	0.003
Spiked Amount: 250.000	Range: 89.0 - 112.0%			Recovery = 4.52%		*
S p-Bromofluorobenzene	10.948	95.0	10059	11.3393	ng	-0.006
Spiked Amount: 250.000	Range: 85.0 - 114.0%			Recovery = 4.54%		*

Target Compounds

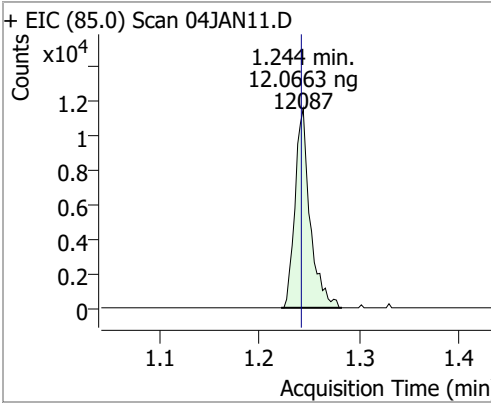
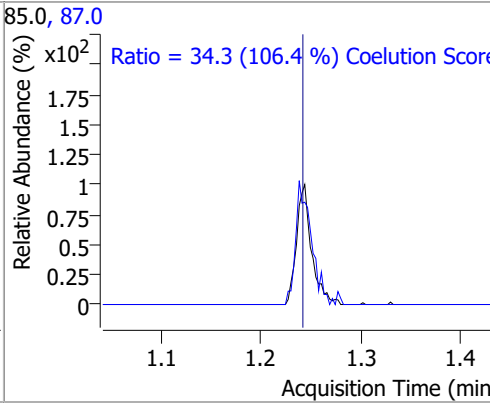
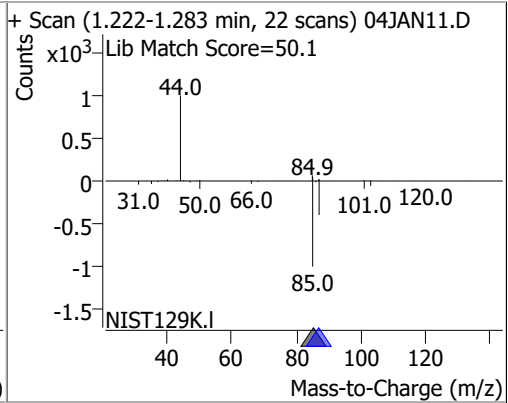
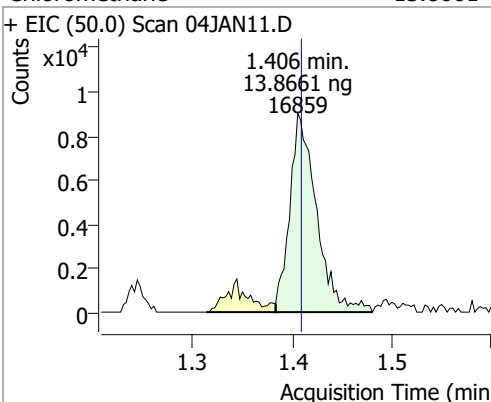
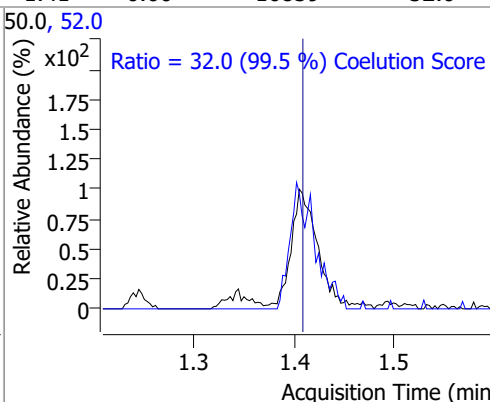
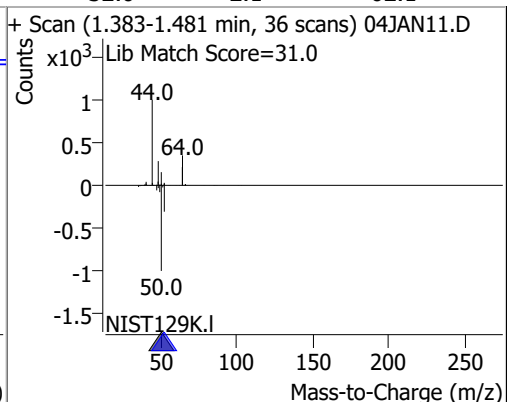
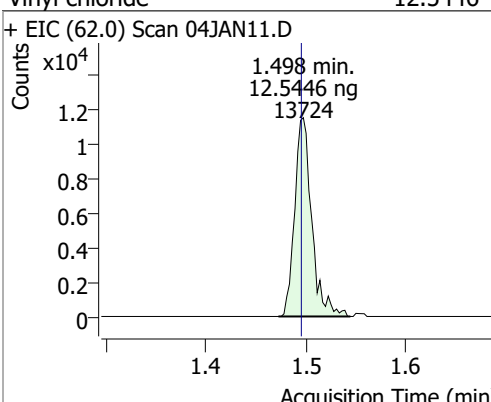
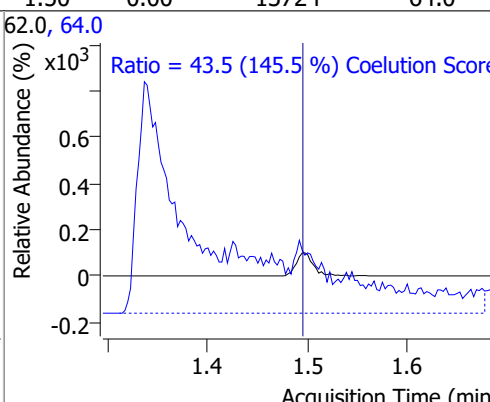
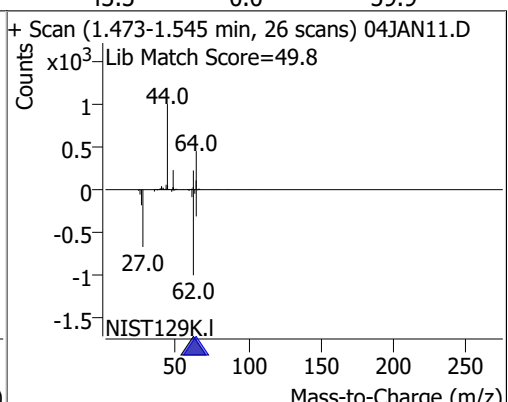
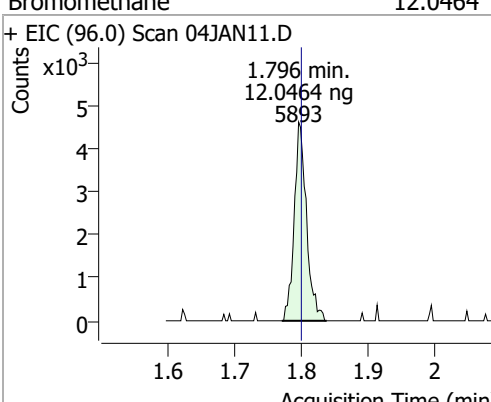
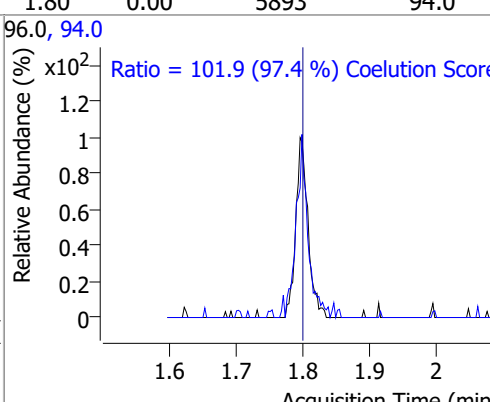
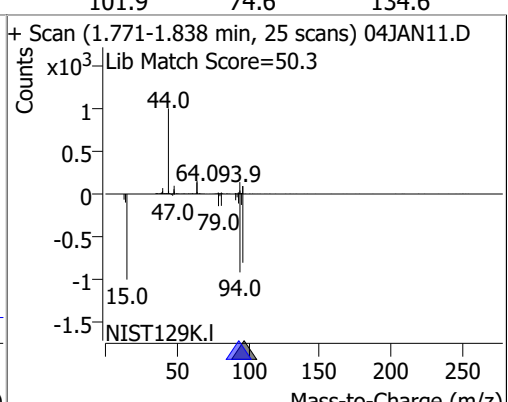
Compound	RT	QIon	Resp.	Conc.	Units	Dev(Min)	QValue
T Dichlorodifluoromethane	1.244	85.0	12087	12.0663	ng		96
T Chloromethane	1.406	50.0	16859	13.8661	ng		100
T Vinyl chloride	1.498	62.0	13724	12.5446	ng		75
T Bromomethane	1.796	96.0	5893	12.0464	ng		97
T Chloroethane	1.897	64.0	8052	14.8670	ng	m	98
T Trichlorofluoromethane	2.142	101.0	15431	11.3637	ng		95
T 1,1-Dichloroethene	2.700	96.0	9169	11.9081	ng		96
T Methylene chloride	3.338	49.0	17734	15.6236	ng		93
T trans-1,2-Dichloroethene	3.720	96.0	9821	12.5022	ng	m	95
T Methyl tert-butyl ether (MTBE)	3.762	73.0	12515	12.3255	ng	m	99
T 1,1-Dichloroethane	4.378	63.0	17642	12.0652	ng		94
T 2,2-Dichloropropane	5.196	77.0	13676	12.4820	ng		95
T cis-1,2-Dichloroethene	5.221	96.0	10008	12.5659	ng		95
T Methyl ethyl ketone	5.288	43.0	13167	122.0520	ng		95
T Bromochloromethane	5.516	128.0	4275	12.9568	ng		91
T Chloroform	5.656	83.0	19015	13.0668	ng		98

Quantitation Results Report (QT Reviewed)

Compound	RT	QIon	Resp.	Conc.	Units	Dev(Min)
T 1,1,1-Trichloroethane	5.837	97.0	16623	12.1891	ng	97
T Carbon tetrachloride	6.021	117.0	16466	12.2545	ng	98
T 1,1-Dichloropropene	6.038	75.0	13149	11.3397	ng	94
T Benzene	6.278	78.0	37071	12.1801	ng	99
T 1,2-Dichloroethane	6.322	62.0	10202	12.3906	ng	92
T Trichloroethene	7.025	95.0	10442	11.6753	ng	94
T 1,2-Dichloropropane	7.270	63.0	9488	12.0602	ng	99
T Dibromomethane	7.399	93.0	4675	14.0619	ng	93
T Bromodichloromethane	7.585	83.0	11562	12.6014	ng	97
T cis-1,3-Dichloropropene	8.062	75.0	12525	12.0738	ng	94
T Toluene	8.388	92.0	21794	11.2899	ng	97
T trans-1,3-Dichloropropene	8.645	75.0	8683	11.7589	ng	98
T 1,1,2-Trichloroethane	8.824	83.0	5090	13.2340	ng	m 91
T Tetrachloroethene	8.935	163.8	9238	11.7302	ng	99
T 1,3-Dichloropropane	8.985	76.0	8967	11.8526	ng	97
T Chlorodibromomethane	9.206	129.0	7718	12.8393	ng	97
T 1,2-Dibromoethane	9.300	107.0	5410	12.8640	ng	100
T Chlorobenzene	9.802	112.0	26461	12.5204	ng	99
T 1,1,1,2-Tetrachloroethane	9.889	131.0	9473	12.8225	ng	88
T Ethylbenzene	9.917	91.0	40470	11.0411	ng	99
T m+p-Xylenes	10.037	106.0	31538	22.1410	ng	100
T o-Xylene	10.430	106.0	13519	10.6612	ng	92
T Styrene	10.449	104.0	23472	11.4968	ng	100
T Bromoform	10.625	172.5	3652	11.7860	ng	92
T Bromobenzene	11.096	156.0	9663	12.3310	ng	96
T 1,1,2,2-Tetrachloroethane	11.116	83.0	5793	12.8437	ng	99
T 1,2,3-Trichloropropane	11.144	110.0	1654	13.7084	ng	m 99
T 2-Chlorotoluene	11.289	126.0	8731	11.1977	ng	94
T 4-Chlorotoluene	11.400	91.0	28532	11.2233	ng	100
T 1,3-Dichlorobenzene	12.036	146.0	16932	11.8473	ng	99
T 1,4-Dichlorobenzene	12.122	146.0	17438	11.9662	ng	94
T 1,2-Dichlorobenzene	12.493	146.0	14666	12.1423	ng	98

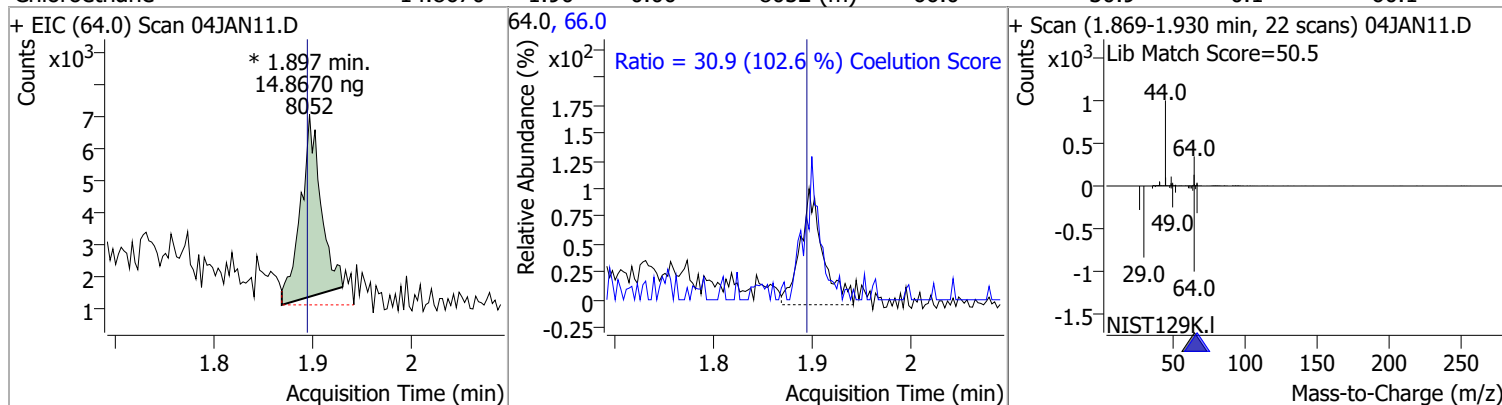
(#) = Qualifier Out of Range; (m) = Manual Integration; (+) = Area Summed; (*) = Surrogate Percent Recovery Out of Range; (d): Zeroed Peak

Quantitation Results Report (QT Reviewed)

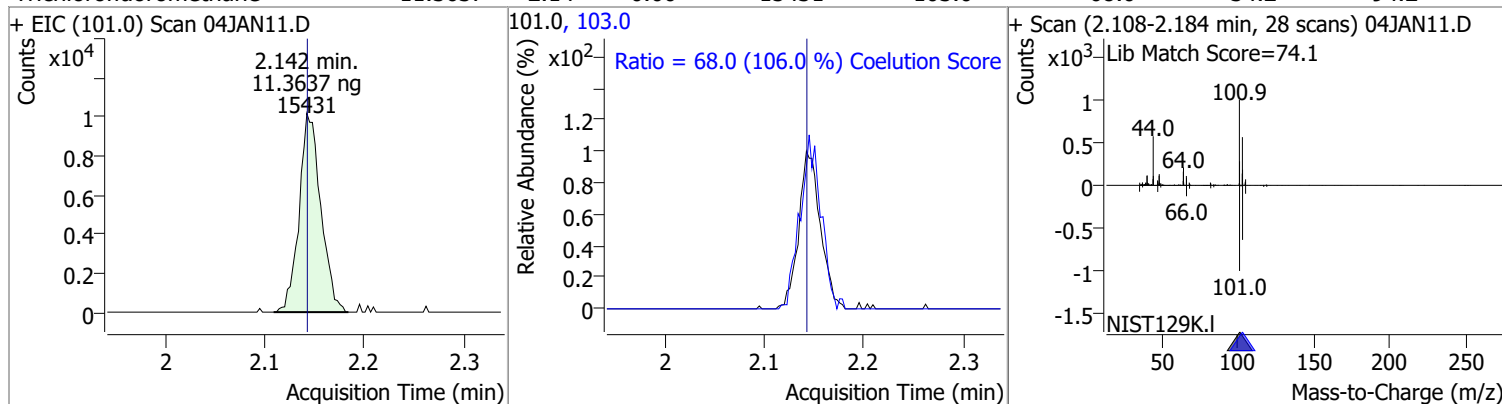
Compound	Conc.	RT	Dev(Min)	Resp.	QIon	QRatio	Lower	Upper
Dichlorodifluoromethane	12.0663	1.24	0.00	12087	87.0	34.3	2.3	62.3
+ EIC (85.0) Scan 04JAN11.D 			85.0, 87.0 			+ Scan (1.222-1.283 min, 22 scans) 04JAN11.D Lib Match Score=50.1 		
Chloromethane	13.8661	1.41	0.00	16859	52.0	32.0	2.1	62.1
+ EIC (50.0) Scan 04JAN11.D 			50.0, 52.0 			+ Scan (1.383-1.481 min, 36 scans) 04JAN11.D Lib Match Score=31.0 		
Vinyl chloride	12.5446	1.50	0.00	13724	64.0	43.5	0.0	59.9
+ EIC (62.0) Scan 04JAN11.D 			62.0, 64.0 			+ Scan (1.473-1.545 min, 26 scans) 04JAN11.D Lib Match Score=49.8 		
Bromomethane	12.0464	1.80	0.00	5893	94.0	101.9	74.6	134.6
+ EIC (96.0) Scan 04JAN11.D 			96.0, 94.0 			+ Scan (1.771-1.838 min, 25 scans) 04JAN11.D Lib Match Score=50.3 		

Quantitation Results Report (QT Reviewed)

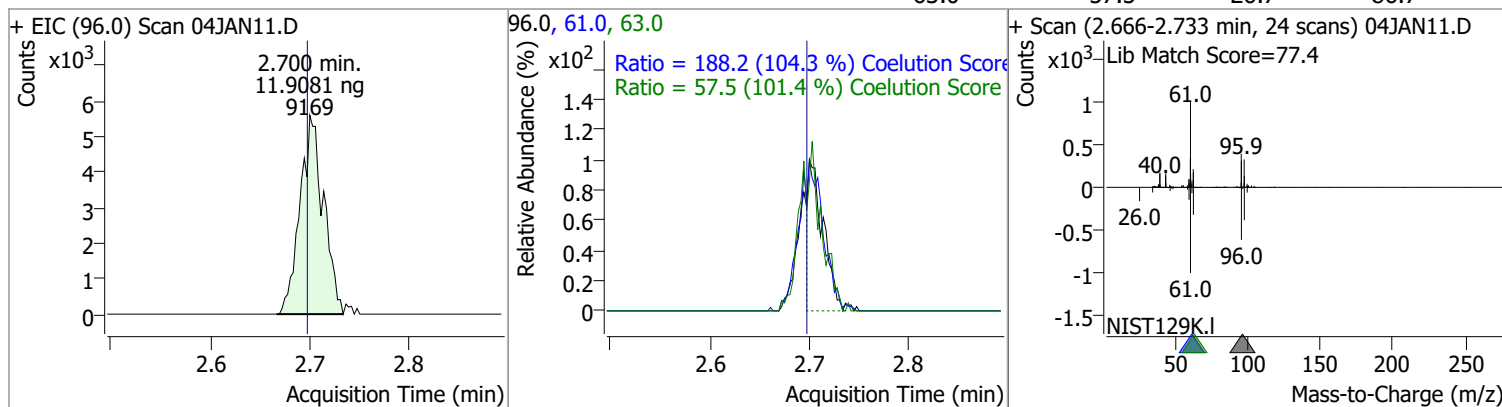
Compound	Conc.	RT	Dev(Min)	Resp.	QIon	QRatio	Lower	Upper
Chloroethane	14.8670	1.90	0.00	8052 (m)	66.0	30.9	0.1	60.1



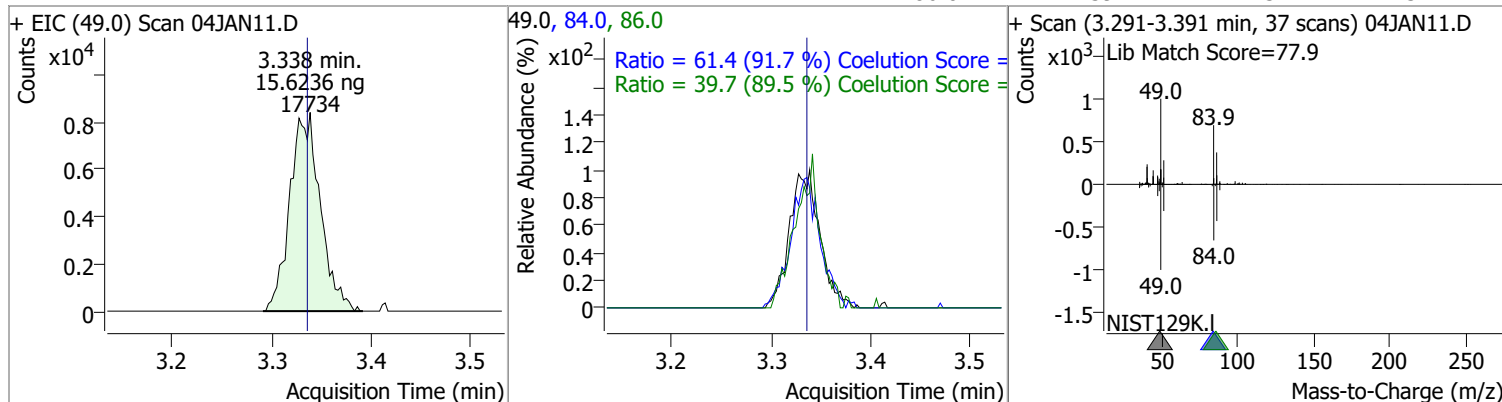
Compound	Conc.	RT	Dev(Min)	Resp.	QIon	QRatio	Lower	Upper
Trichlorofluoromethane	11.3637	2.14	0.00	15431	103.0	68.0	34.2	94.2



Compound	Conc.	RT	Dev(Min)	Resp.	QIon	QRatio	Lower	Upper
1,1-Dichloroethene	11.9081	2.70	0.00	9169	61.0	188.2	150.3	210.3
					63.0	57.5	26.7	86.7

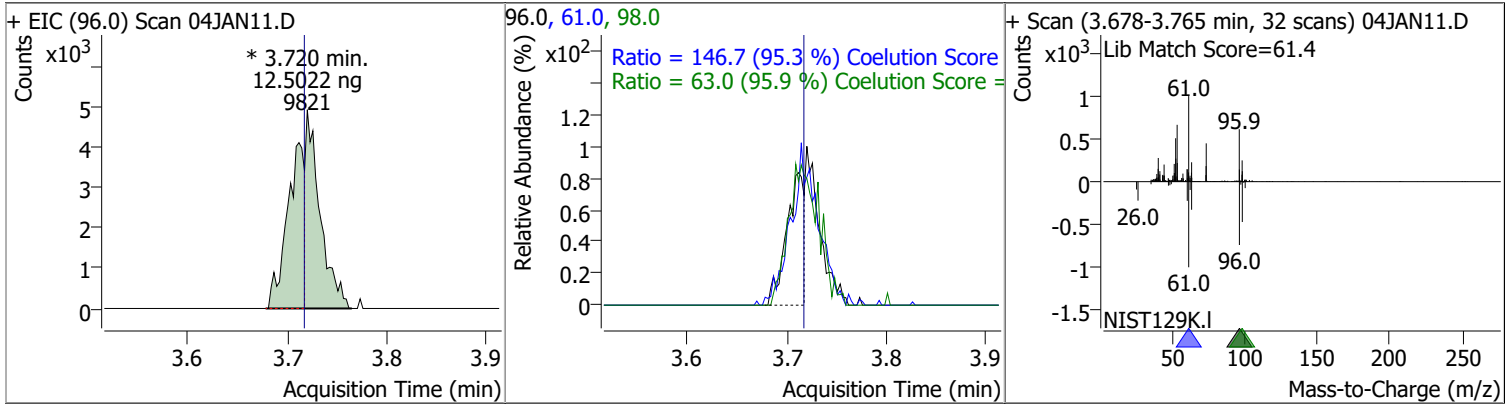


Compound	Conc.	RT	Dev(Min)	Resp.	QIon	QRatio	Lower	Upper
Methylene chloride	15.6236	3.34	0.00	17734	84.0	61.4	36.9	96.9
					86.0	39.7	14.3	74.3

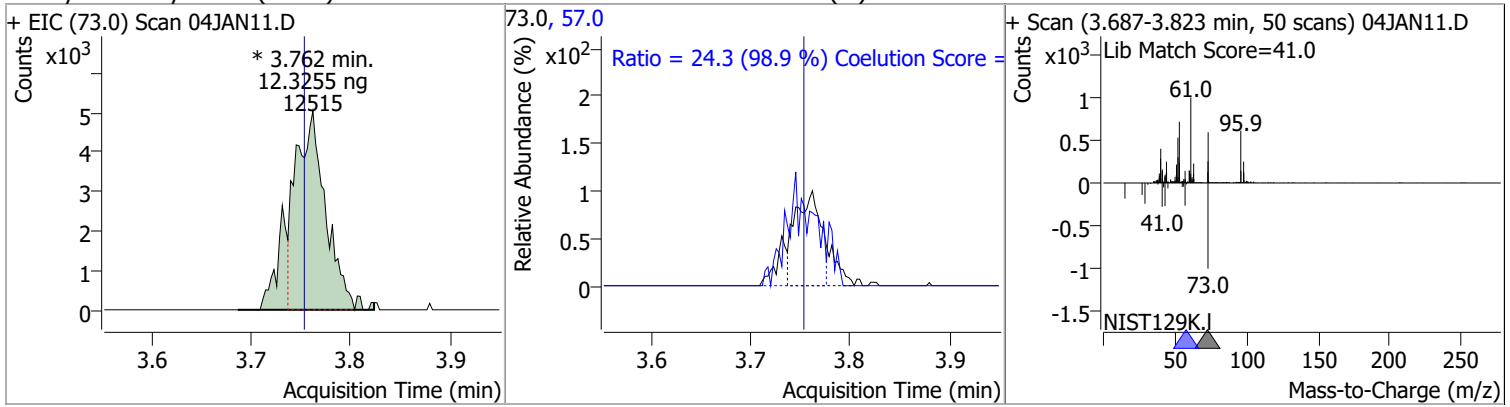


Quantitation Results Report (QT Reviewed)

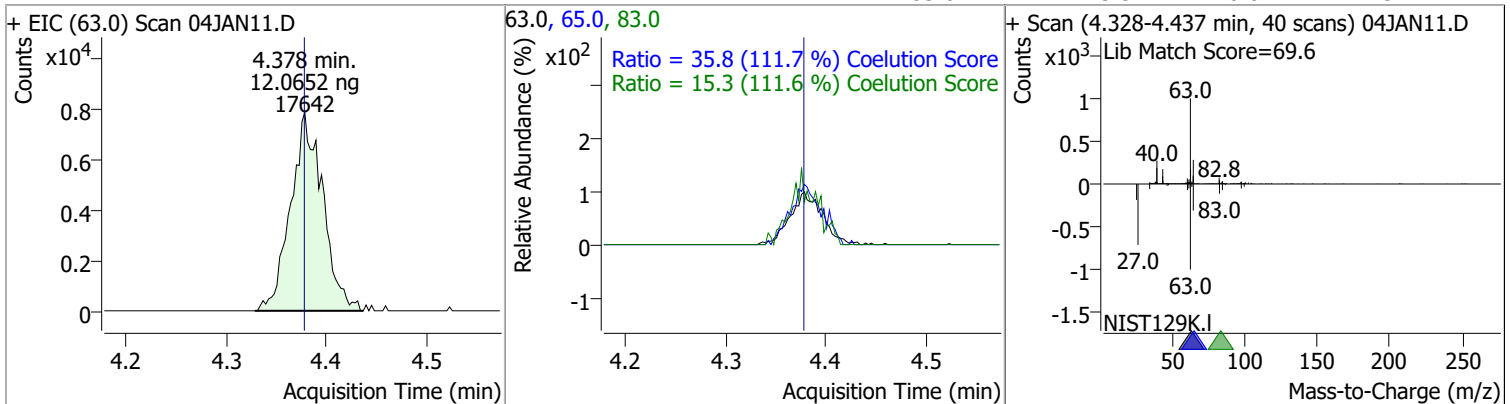
Compound	Conc.	RT	Dev(Min)	Resp.	QIon	QRatio	Lower	Upper
trans-1,2-Dichloroethene	12.5022	3.72	0.00	9821 (m)	61.0	146.7	123.9	183.9
					98.0	63.0	35.7	95.7



Compound	Conc.	RT	Dev(Min)	Resp.	QIon	QRatio	Lower	Upper
Methyl tert-butyl ether (MTBE)	12.3255	3.76	0.01	12515 (m)	57.0	24.3	0.0	54.6

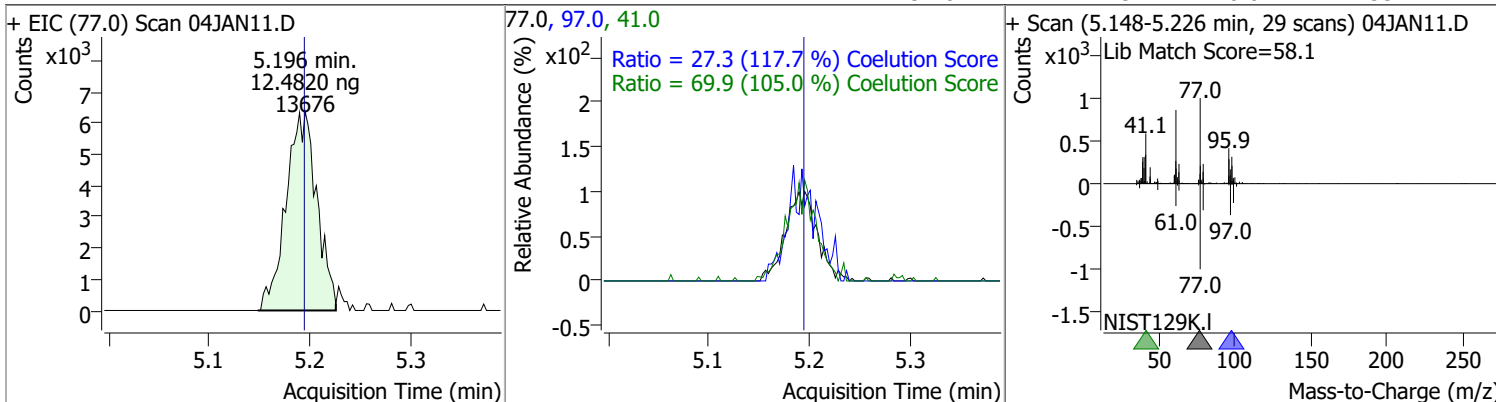


Compound	Conc.	RT	Dev(Min)	Resp.	QIon	QRatio	Lower	Upper
1,1-Dichloroethane	12.0652	4.38	0.00	17642 (m)	65.0	35.8	2.1	62.1
					83.0	15.3	0.0	43.7

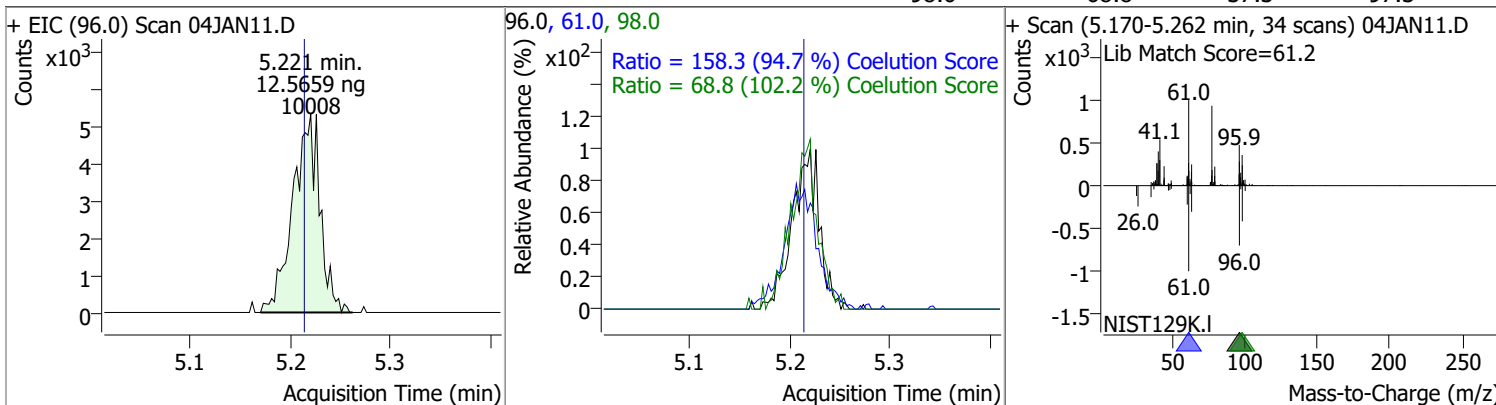


Quantitation Results Report (QT Reviewed)

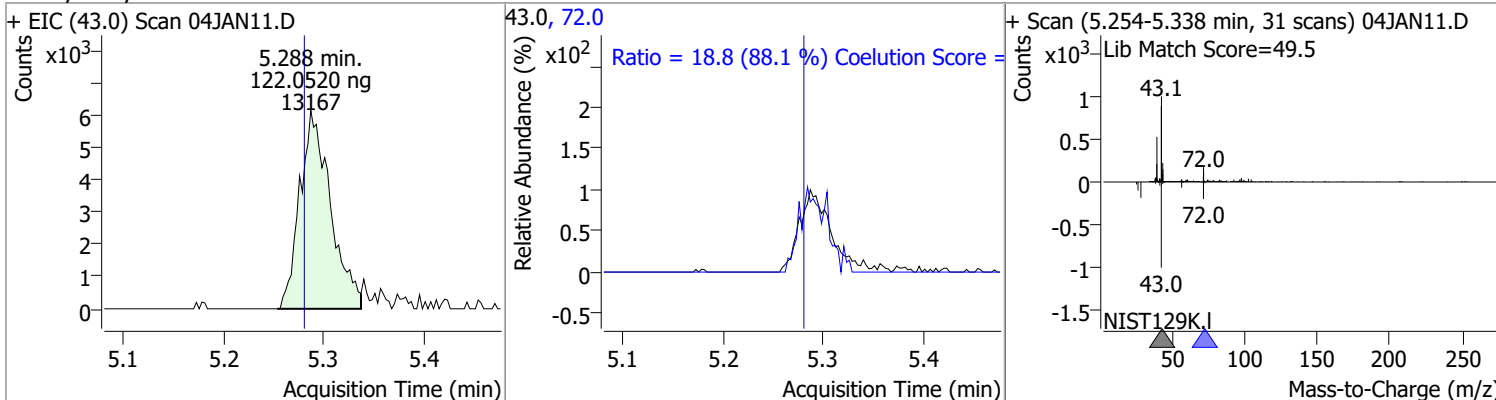
Compound	Conc.	RT	Dev(Min)	Resp.	QIon	QRatio	Lower	Upper
2,2-Dichloropropane	12.4820	5.20	0.00	13676	41.0	69.9	36.5	96.5
					97.0	27.3	0.0	53.2



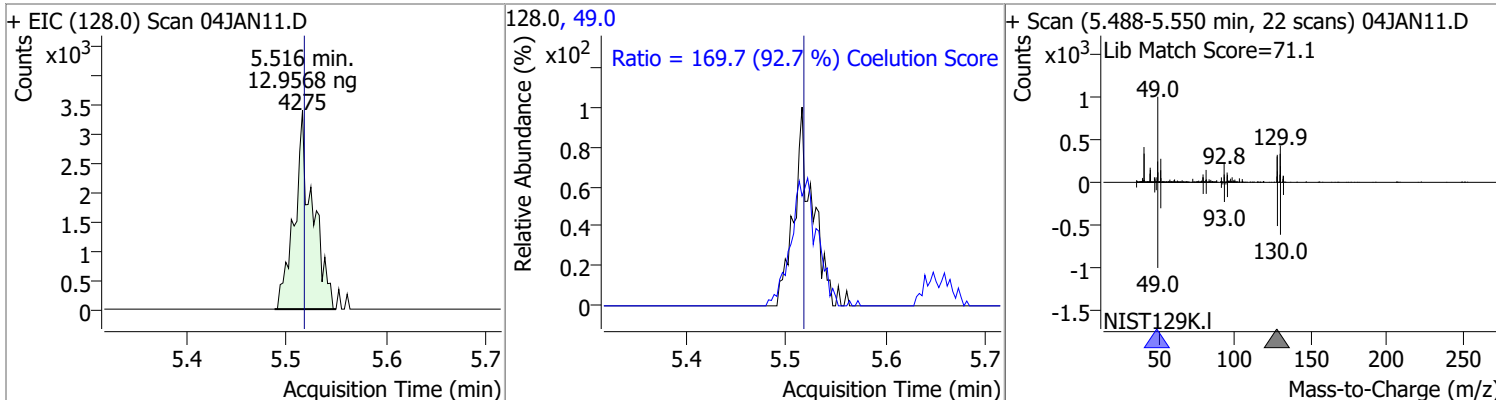
Compound	Conc.	RT	Dev(Min)	Resp.	QIon	QRatio	Lower	Upper
cis-1,2-Dichloroethene	12.5659	5.22	0.01	10008	61.0	158.3	137.2	197.2
					98.0	68.8	37.3	97.3



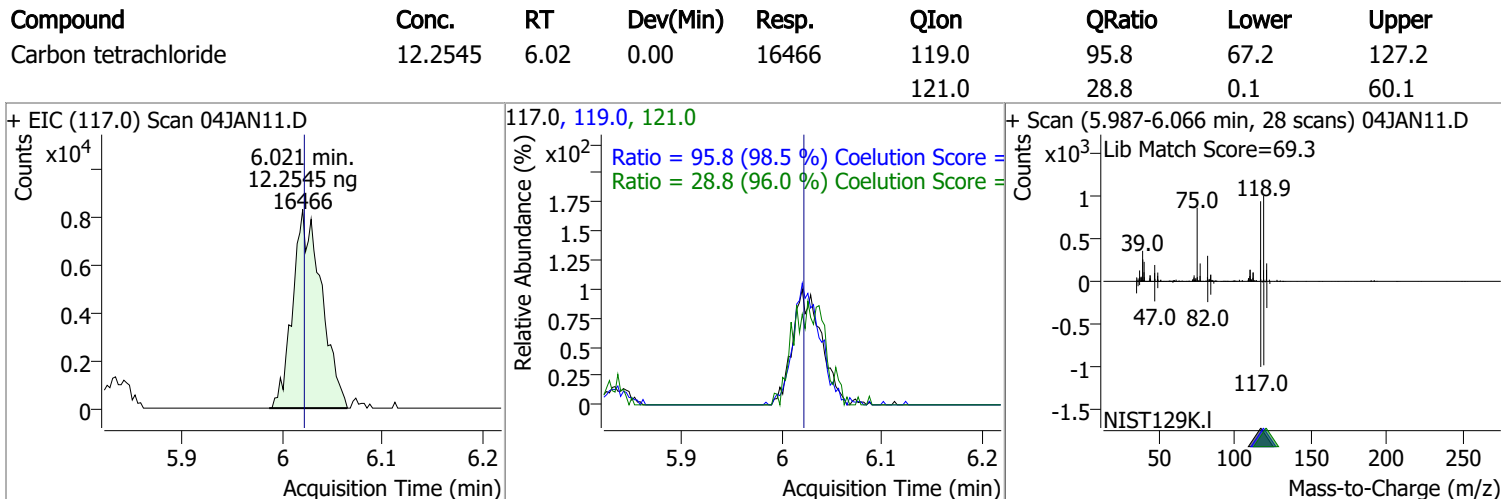
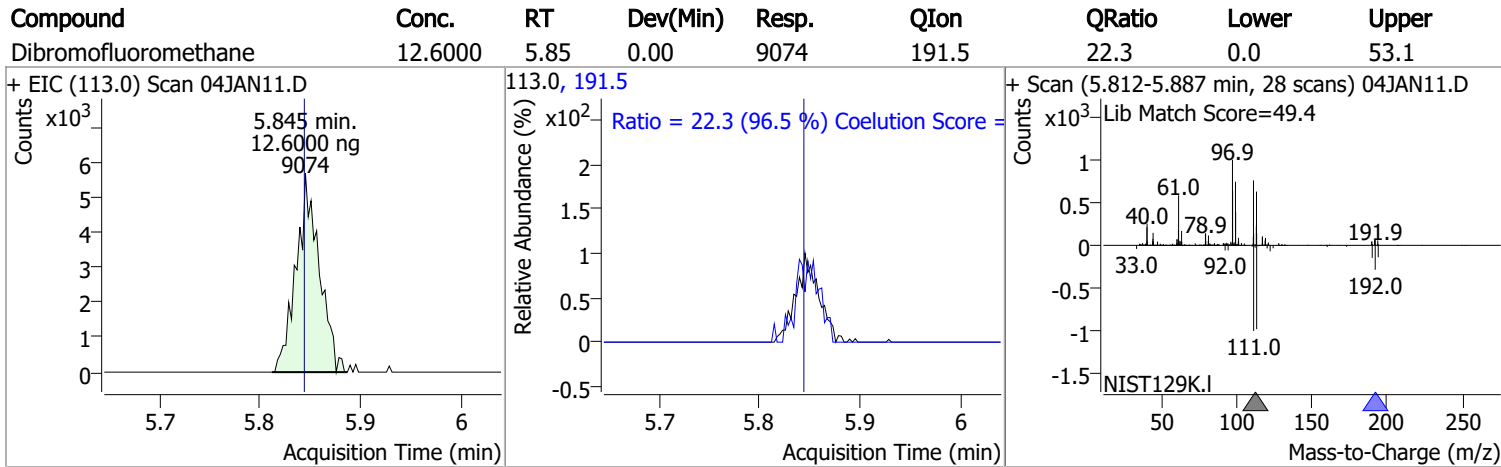
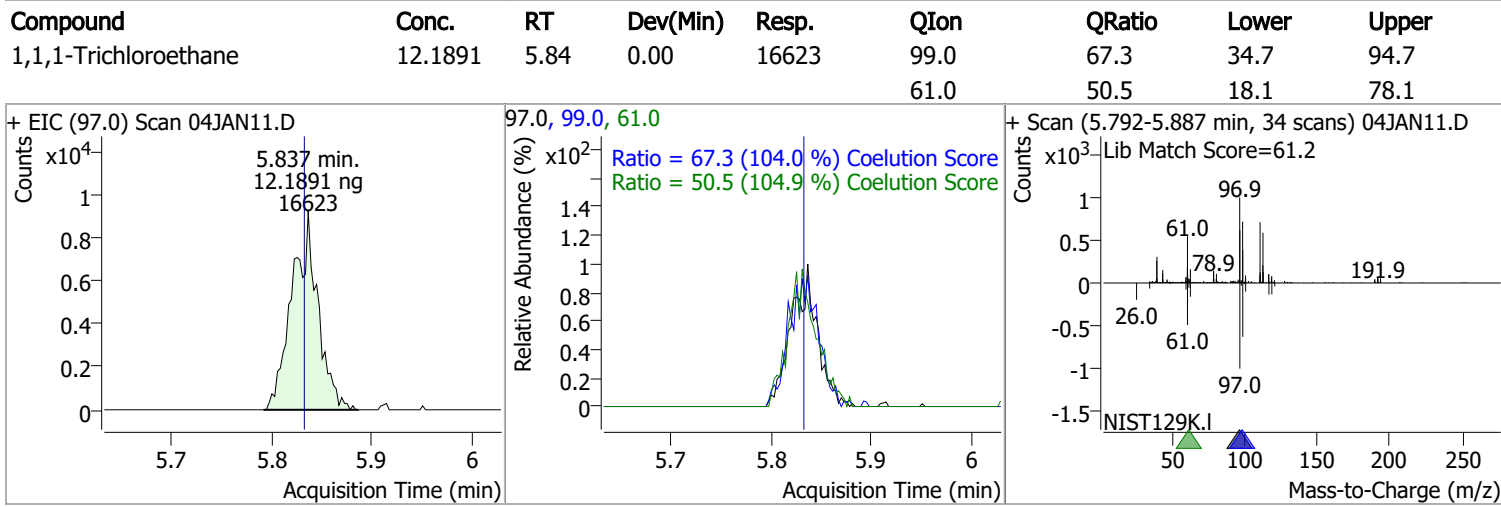
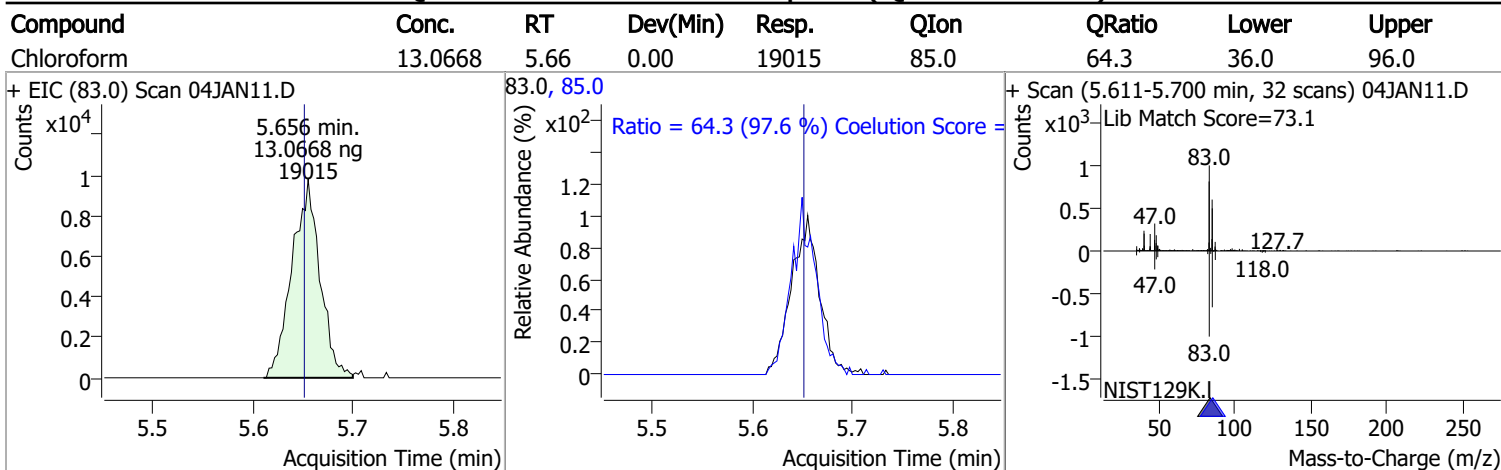
Compound	Conc.	RT	Dev(Min)	Resp.	QIon	QRatio	Lower	Upper
Methyl ethyl ketone	122.0520	5.29	0.01	13167	72.0	18.8	0.0	51.3



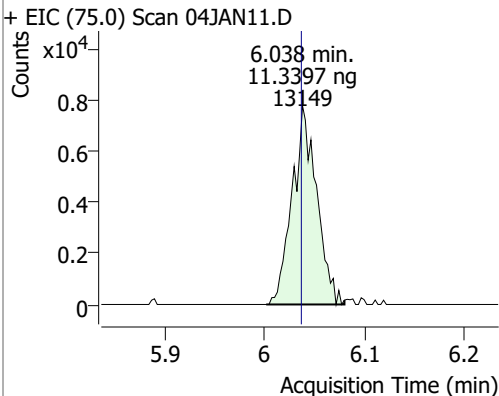
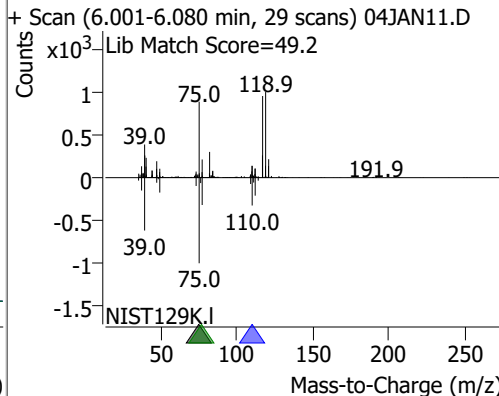
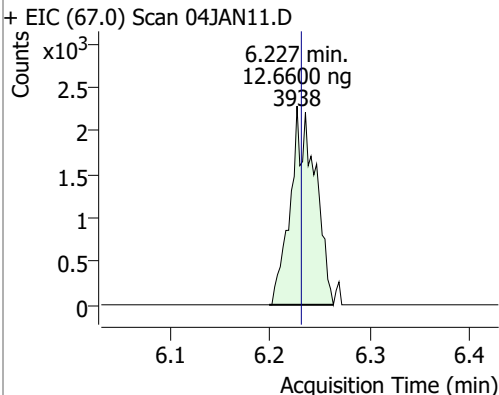
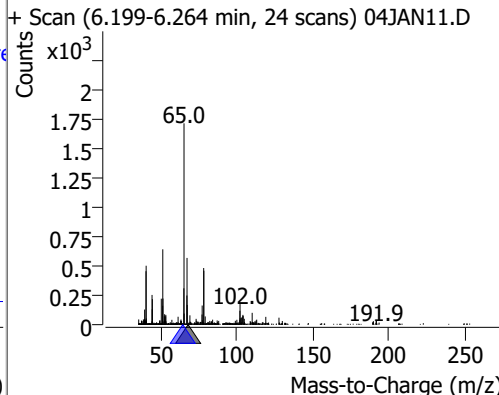
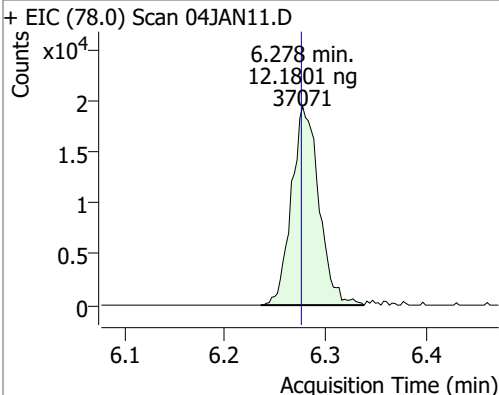
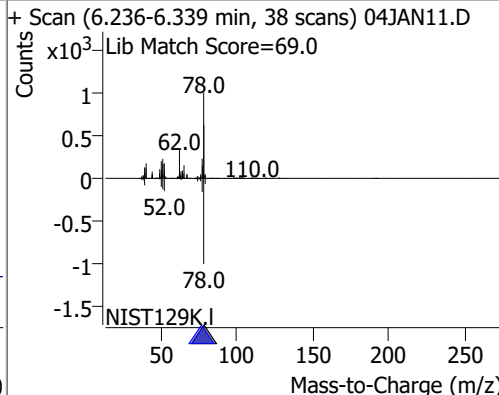
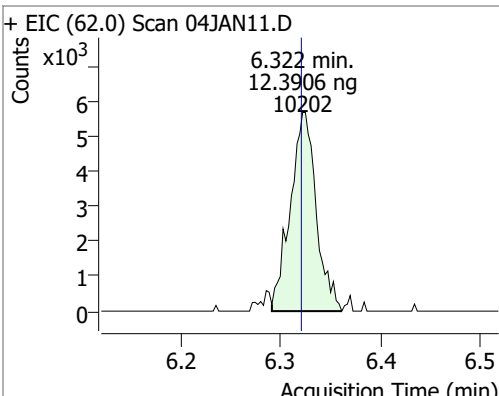
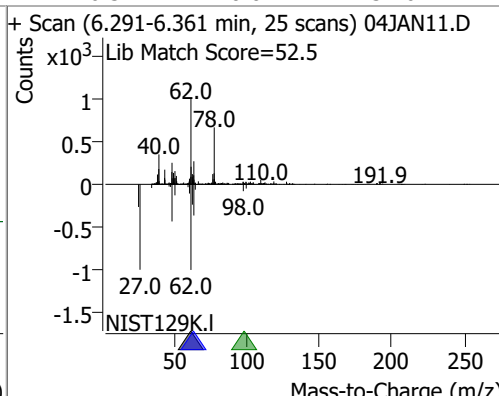
Compound	Conc.	RT	Dev(Min)	Resp.	QIon	QRatio	Lower	Upper
Bromochloromethane	12.9568	5.52	0.00	4275	49.0	169.7	152.9	212.9



Quantitation Results Report (QT Reviewed)

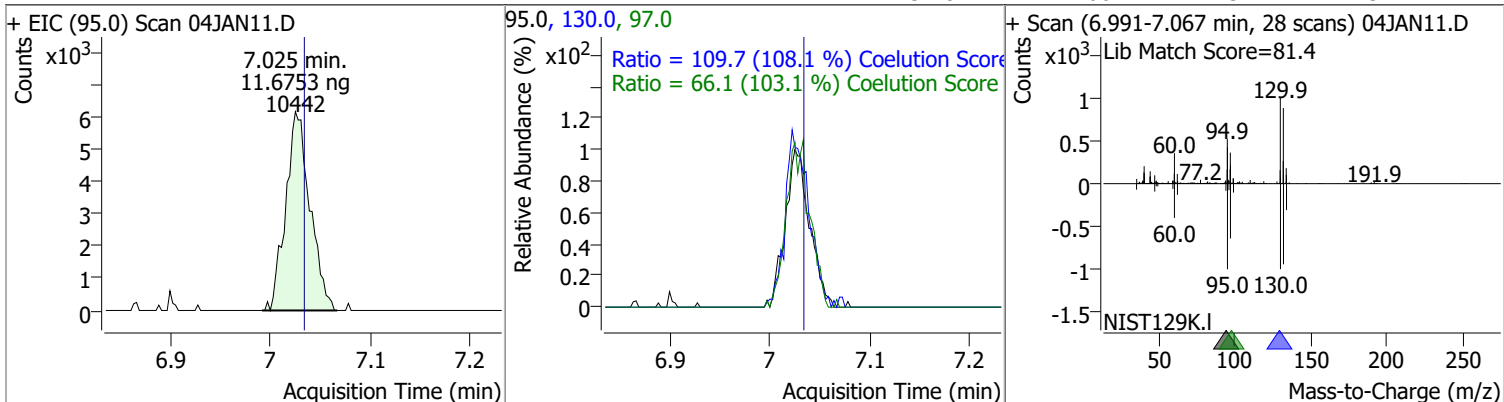


Quantitation Results Report (QT Reviewed)

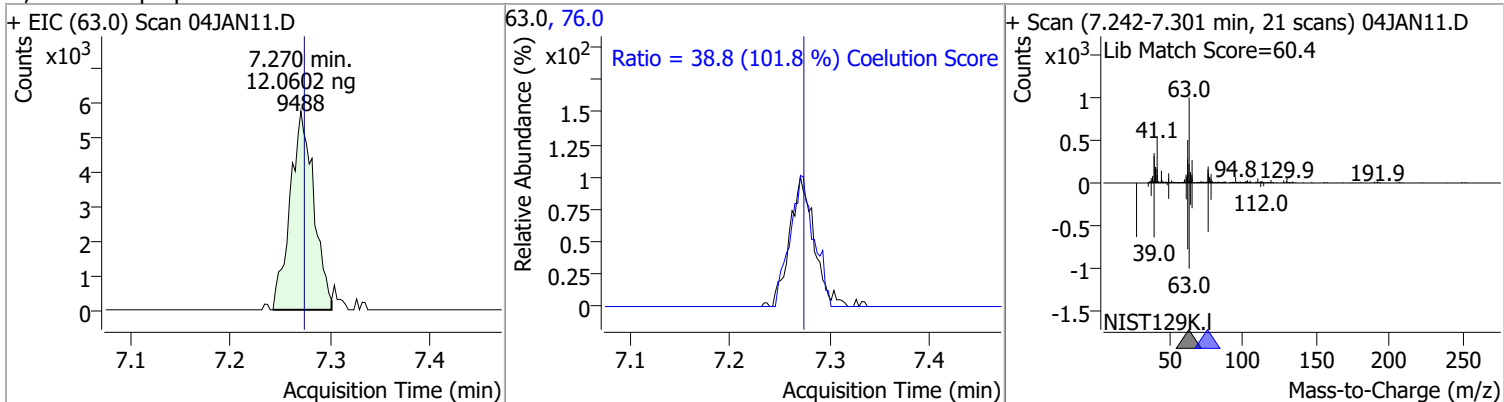
Compound	Conc.	RT	Dev(Min)	Resp.	QIon	QRatio	Lower	Upper
1,1-Dichloropropene	11.3397	6.04	0.00	13149	110.0 77.0	40.7 31.6	5.9 0.1	65.9 60.1
+ EIC (75.0) Scan 04JAN11.D 			75.0, 110.0, 77.0 Ratio = 40.7 (113.2 %) Coelution Score Ratio = 31.6 (105.2 %) Coelution Score			+ Scan (6.001-6.080 min, 29 scans) 04JAN11.D Lib Match Score=49.2 		
1,2-Dichloroethane-d4	12.6600	6.23	-0.01	3938	65.0	220.5	166.5	226.5
+ EIC (67.0) Scan 04JAN11.D 			67.0, 65.0 Ratio = 220.5 (112.2 %) Coelution Score			+ Scan (6.199-6.264 min, 24 scans) 04JAN11.D Lib Match Score=49.2 		
Benzene	12.1801	6.28	0.00	37071	77.0	23.8	0.0	53.5
+ EIC (78.0) Scan 04JAN11.D 			78.0, 77.0 Ratio = 23.8 (101.4 %) Coelution Score			+ Scan (6.236-6.339 min, 38 scans) 04JAN11.D Lib Match Score=69.0 		
1,2-Dichloroethane	12.3906	6.32	0.00	10202	64.0 98.0	35.2 6.3	0.0 0.0	59.9 37.6
+ EIC (62.0) Scan 04JAN11.D 			62.0, 64.0, 98.0 Ratio = 35.2 (117.6 %) Coelution Score Ratio = 6.3 (83.1 %) Coelution Score =			+ Scan (6.291-6.361 min, 25 scans) 04JAN11.D Lib Match Score=52.5 		

Quantitation Results Report (QT Reviewed)

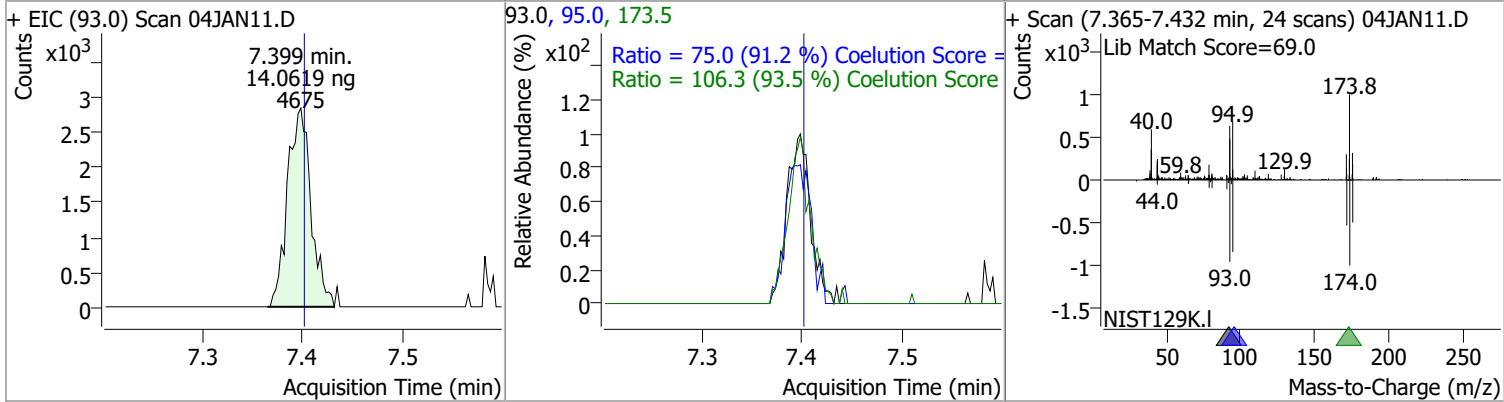
Compound	Conc.	RT	Dev(Min)	Resp.	QIon	QRatio	Lower	Upper
Trichloroethene	11.6753	7.02	-0.01	10442	130.0 97.0	109.7 66.1	71.5 34.1	131.5 94.1



Compound	Conc.	RT	Dev(Min)	Resp.	QIon	QRatio	Lower	Upper
1,2-Dichloropropane	12.0602	7.27	0.00	9488	76.0	38.8	8.2	68.2

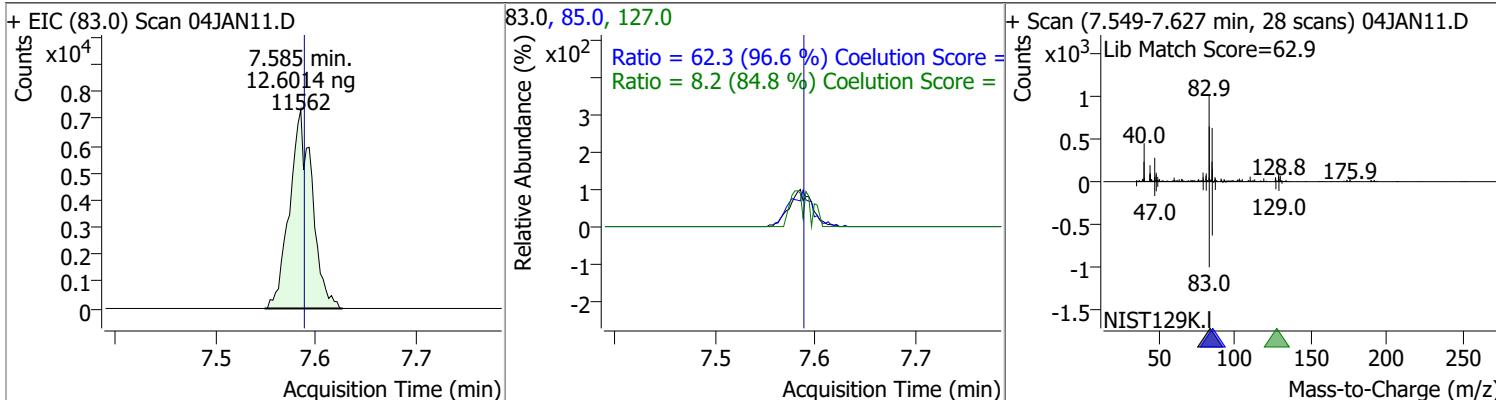


Compound	Conc.	RT	Dev(Min)	Resp.	QIon	QRatio	Lower	Upper
Dibromomethane	14.0619	7.40	0.00	4675	173.5 95.0	106.3 75.0	83.7 52.2	143.7 112.2

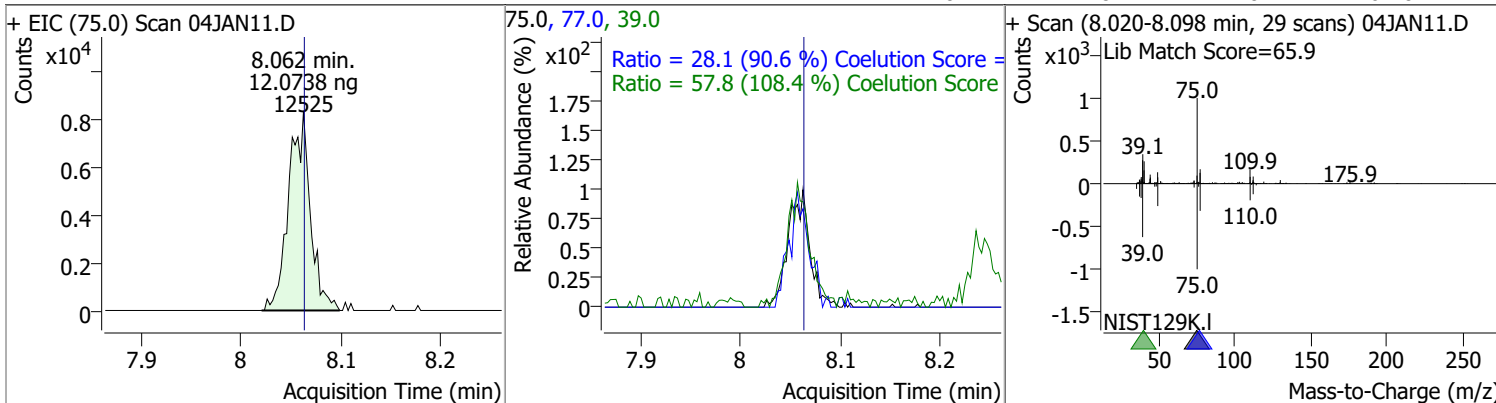


Quantitation Results Report (QT Reviewed)

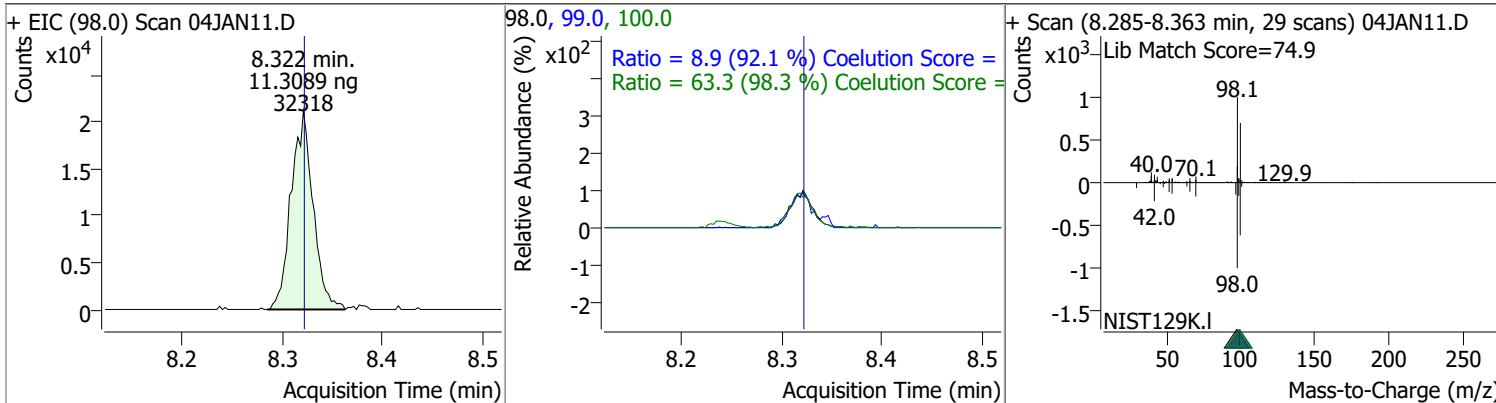
Compound	Conc.	RT	Dev(Min)	Resp.	QIon	QRatio	Lower	Upper
Bromodichloromethane	12.6014	7.59	0.00	11562	85.0	62.3	34.5	94.5
					127.0	8.2	0.0	39.6



Compound	Conc.	RT	Dev(Min)	Resp.	QIon	QRatio	Lower	Upper
cis-1,3-Dichloropropene	12.0738	8.06	0.00	12525	39.0	57.8	23.3	83.3
					77.0	28.1	1.0	61.0

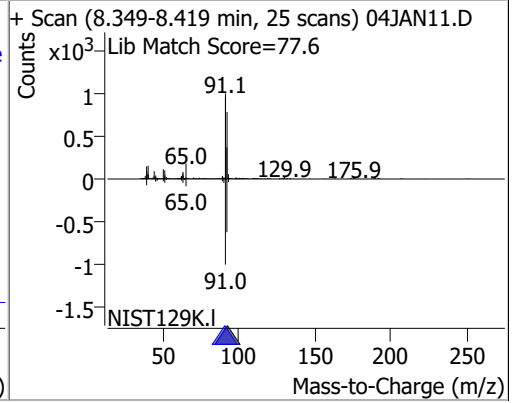
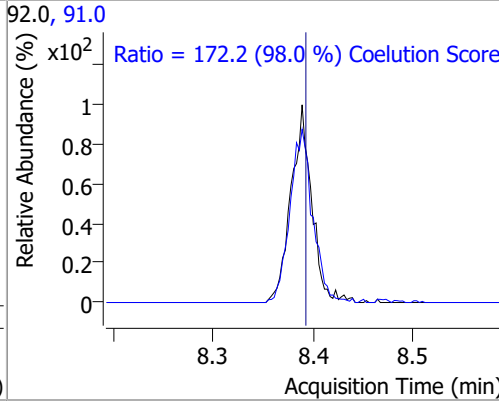
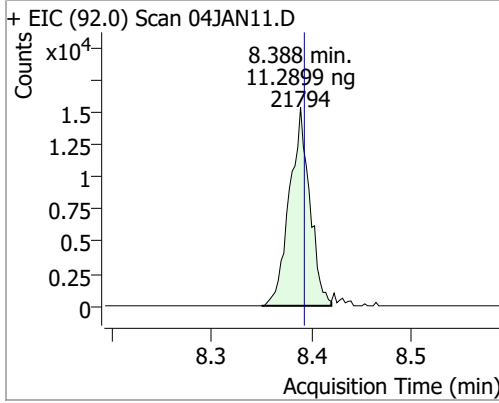


Compound	Conc.	RT	Dev(Min)	Resp.	QIon	QRatio	Lower	Upper
Toluene-d8	11.3089	8.32	0.00	32318	100.0	63.3	34.4	94.4
					99.0	8.9	0.0	39.6

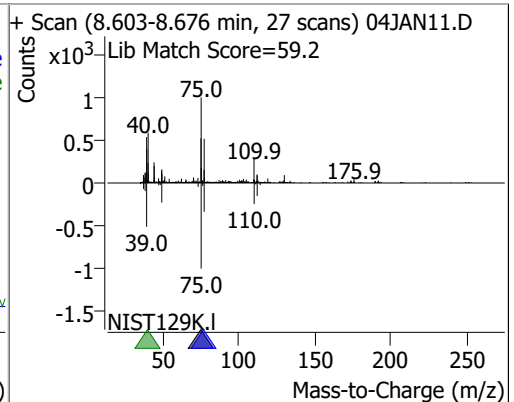
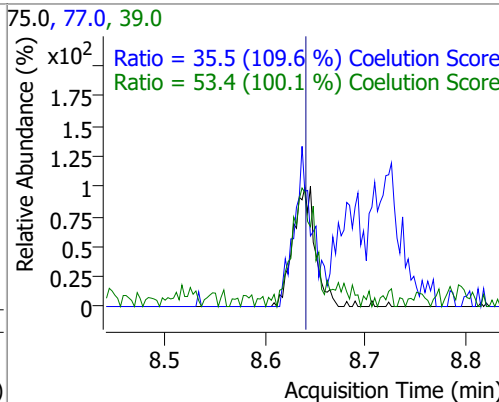
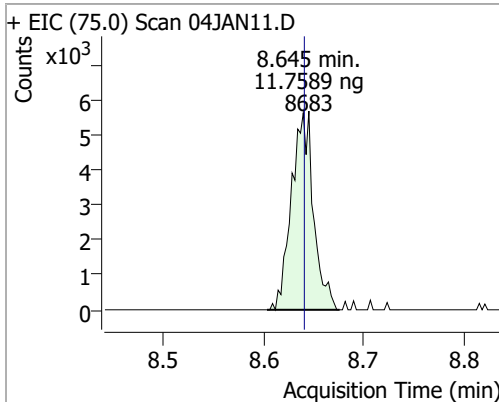


Quantitation Results Report (QT Reviewed)

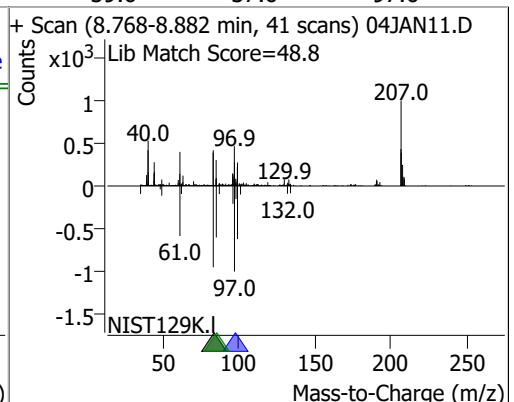
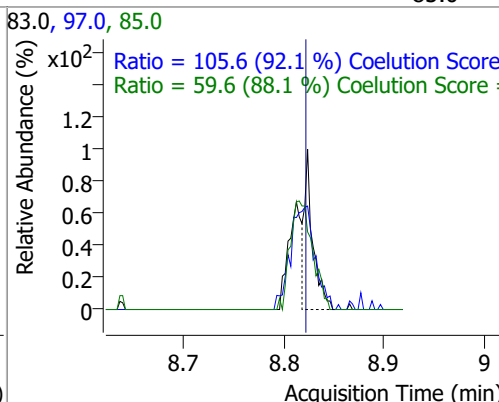
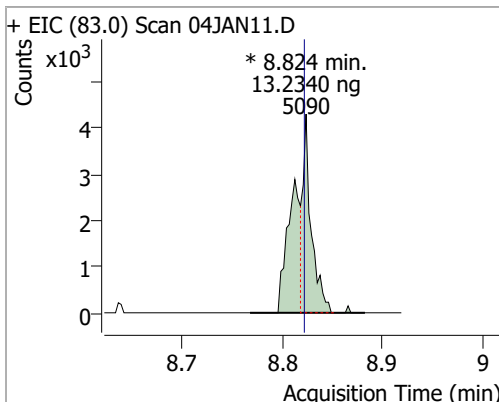
Compound	Conc.	RT	Dev(Min)	Resp.	QIon	QRatio	Lower	Upper
Toluene	11.2899	8.39	0.00	21794	91.0	172.2	145.8	205.8



Compound	Conc.	RT	Dev(Min)	Resp.	QIon	QRatio	Lower	Upper
trans-1,3-Dichloropropene	11.7589	8.65	0.01	8683	39.0	53.4	23.4	83.4
					77.0	35.5	2.4	62.4

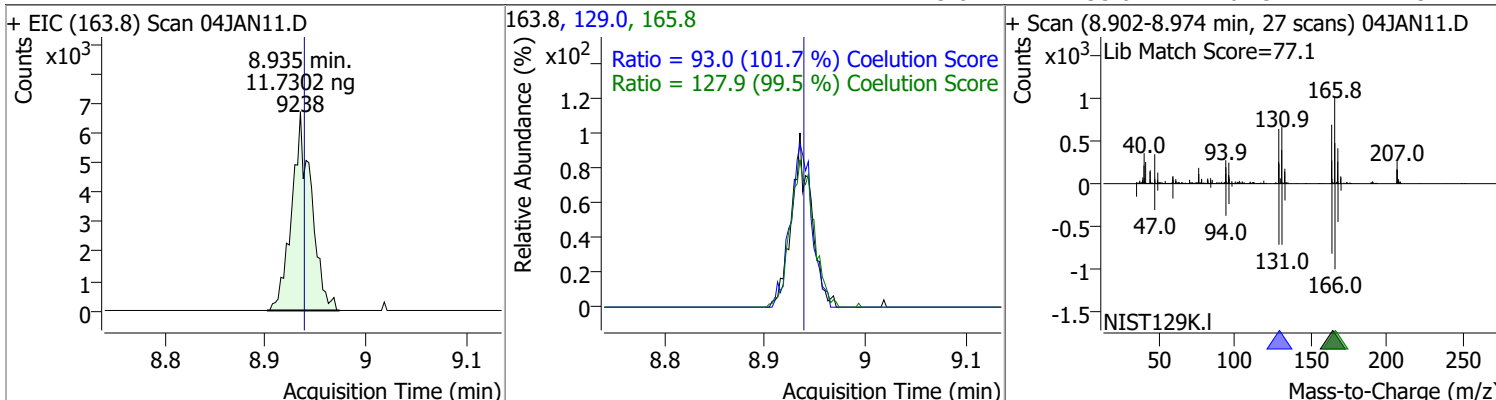


Compound	Conc.	RT	Dev(Min)	Resp.	QIon	QRatio	Lower	Upper
1,1,2-Trichloroethane	13.2340	8.82	0.01	5090 (m)	97.0	105.6	84.6	144.6
					85.0	59.6	37.6	97.6

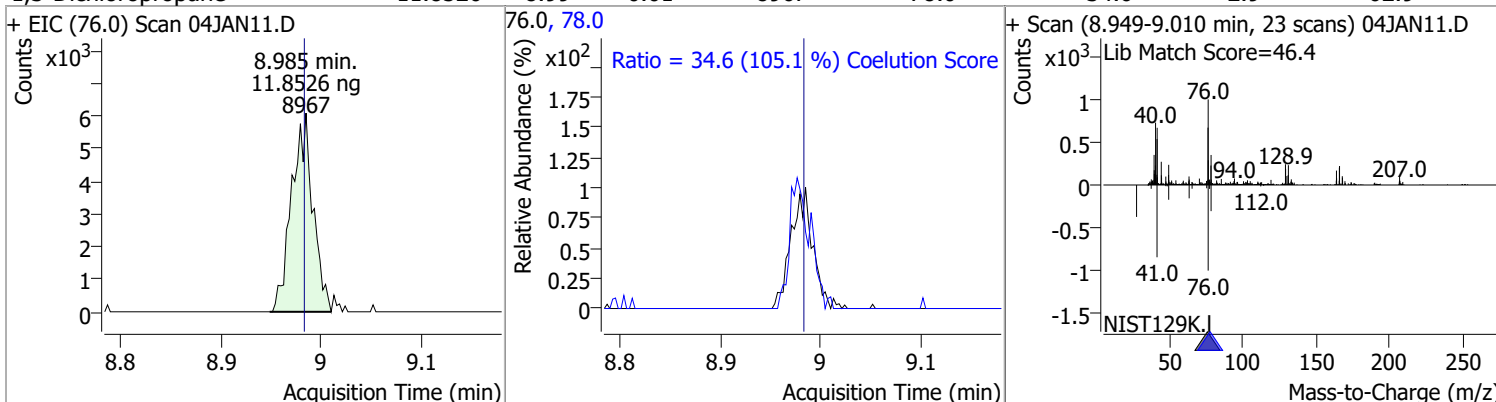


Quantitation Results Report (QT Reviewed)

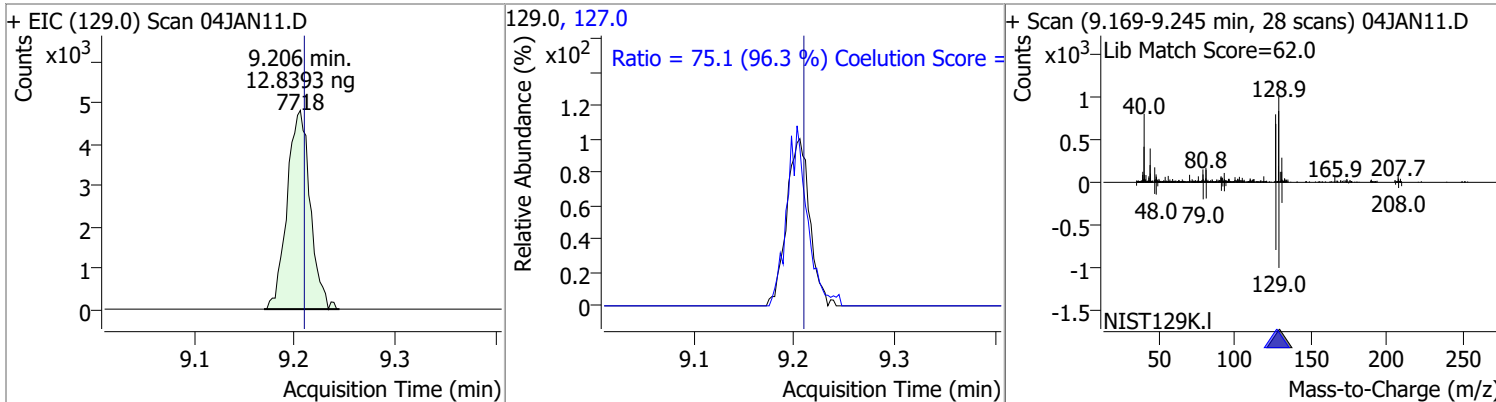
Compound	Conc.	RT	Dev(Min)	Resp.	QIon	QRatio	Lower	Upper
Tetrachloroethene	11.7302	8.94	0.00	9238	165.8	127.9	98.6	158.6
					129.0	93.0	61.5	121.5



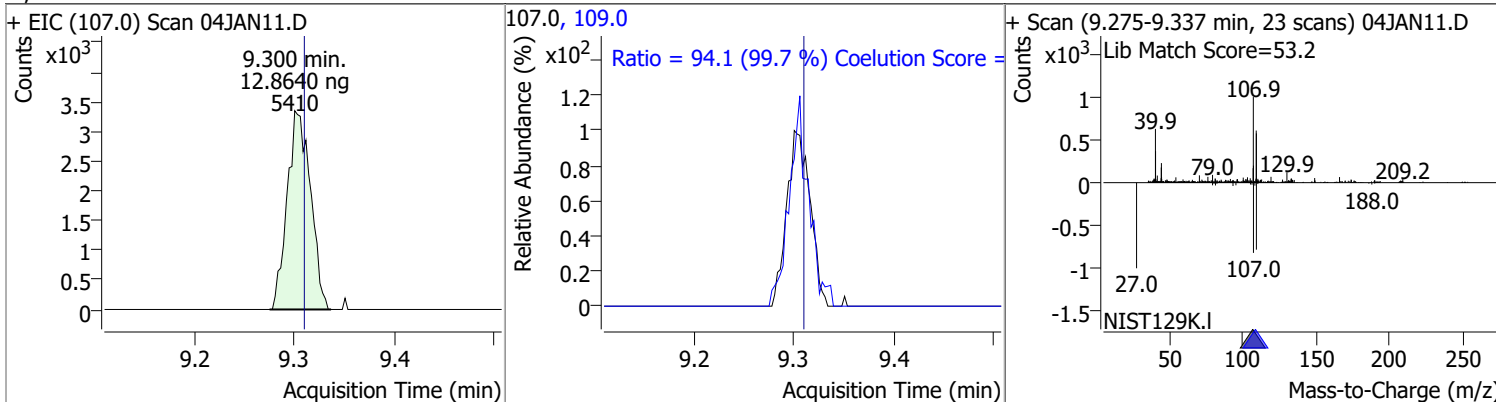
Compound	Conc.	RT	Dev(Min)	Resp.	QIon	QRatio	Lower	Upper
1,3-Dichloropropane	11.8526	8.99	0.01	8967	78.0	34.6	2.9	62.9



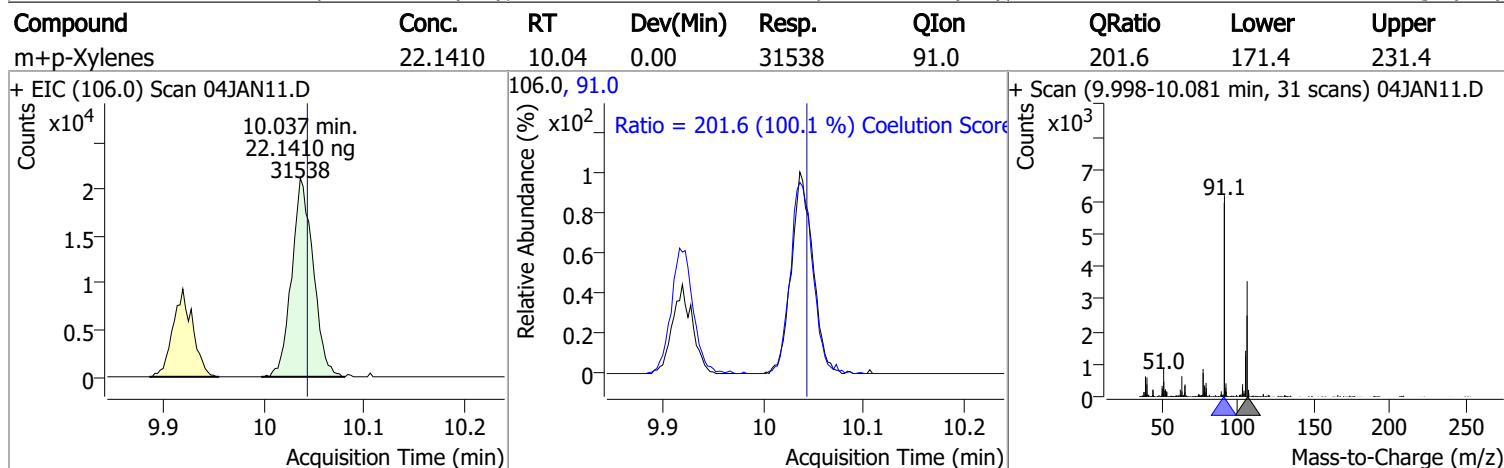
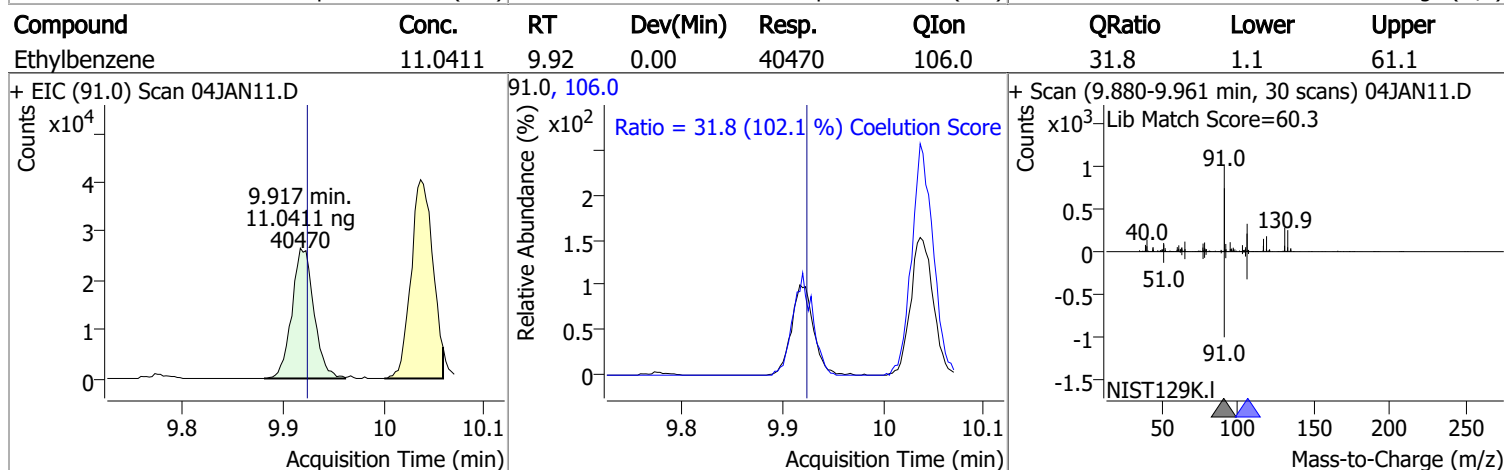
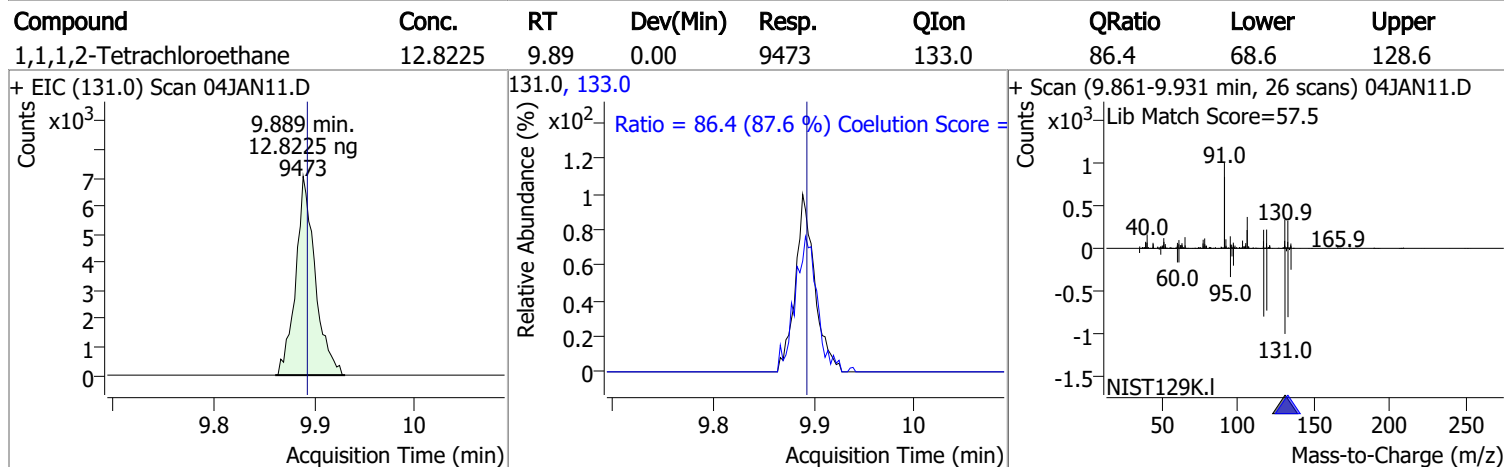
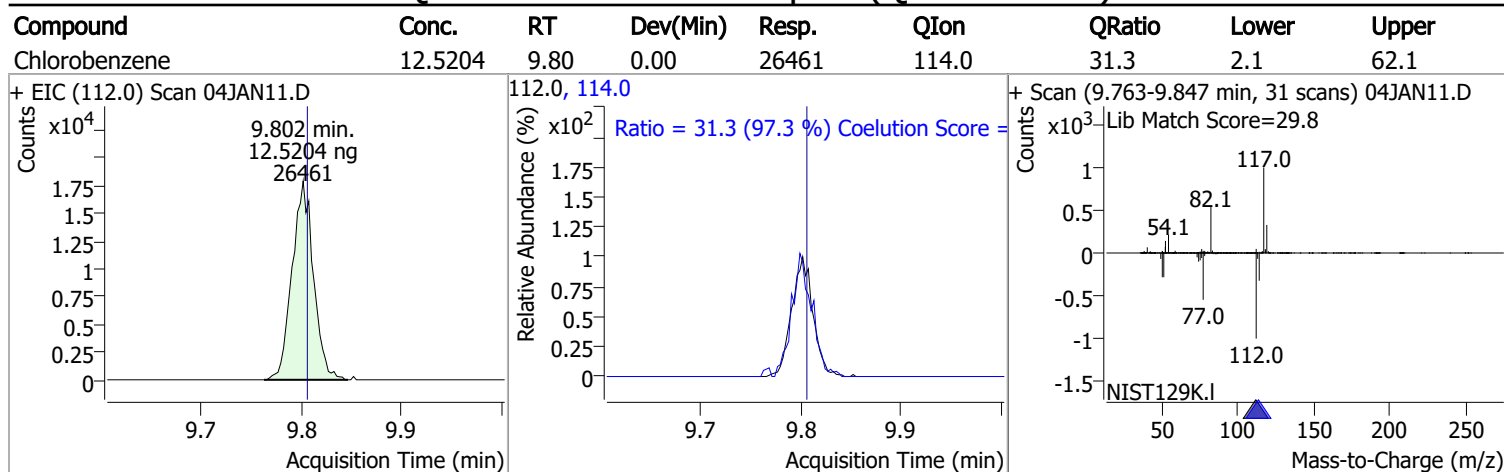
Compound	Conc.	RT	Dev(Min)	Resp.	QIon	QRatio	Lower	Upper
Chlorodibromomethane	12.8393	9.21	0.00	7718	127.0	75.1	48.0	108.0



Compound	Conc.	RT	Dev(Min)	Resp.	QIon	QRatio	Lower	Upper
1,2-Dibromoethane	12.8640	9.30	-0.01	5410	109.0	94.1	64.5	124.5

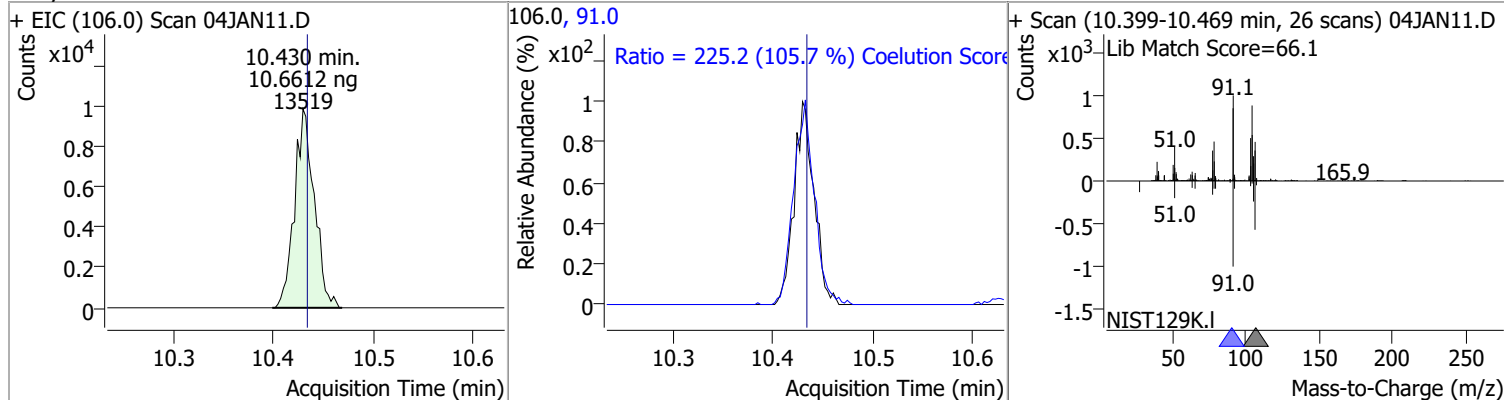


Quantitation Results Report (QT Reviewed)

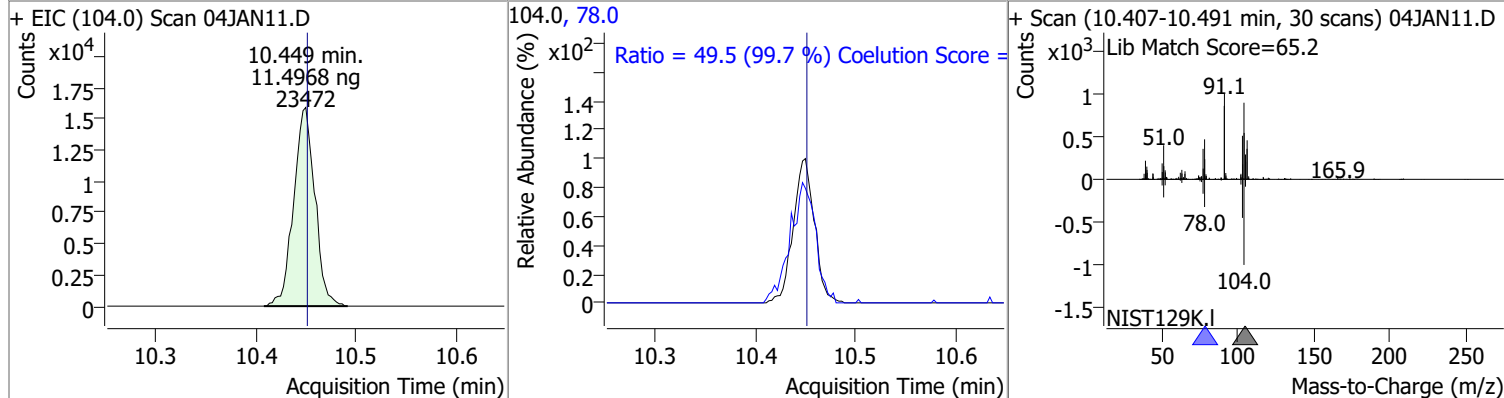


Quantitation Results Report (QT Reviewed)

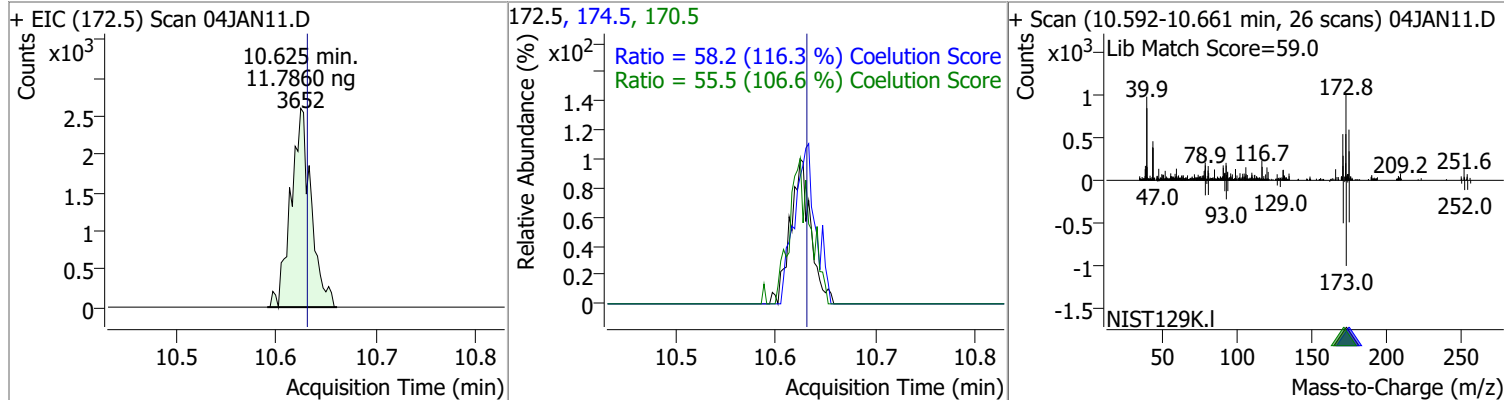
Compound	Conc.	RT	Dev(Min)	Resp.	QIon	QRatio	Lower	Upper
----------	-------	----	----------	-------	------	--------	-------	-------



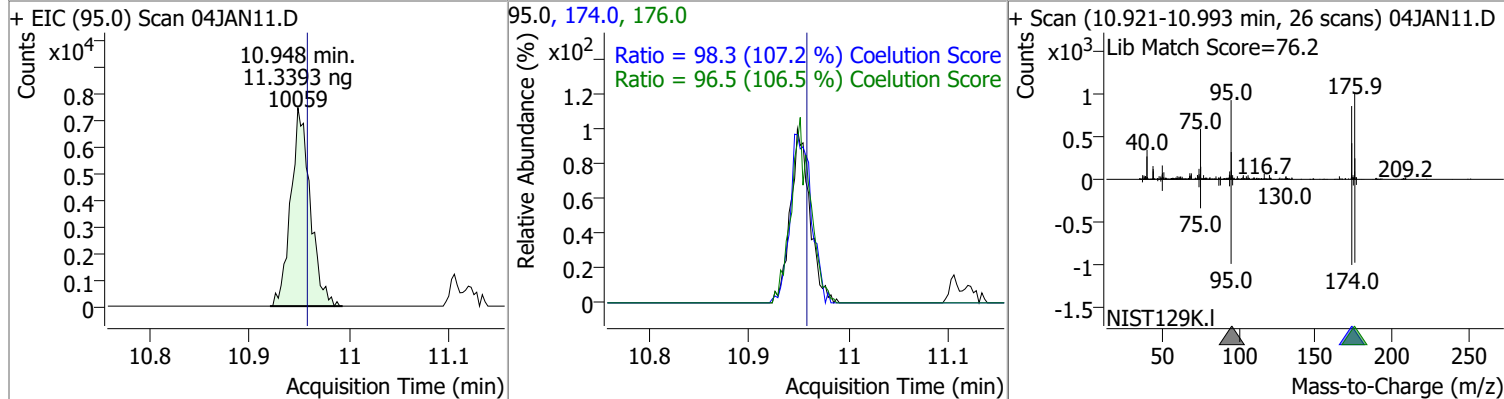
Compound	Conc.	RT	Dev(Min)	Resp.	QIon	QRatio	Lower	Upper
----------	-------	----	----------	-------	------	--------	-------	-------



Compound	Conc.	RT	Dev(Min)	Resp.	QIon	QRatio	Lower	Upper
----------	-------	----	----------	-------	------	--------	-------	-------



Compound	Conc.	RT	Dev(Min)	Resp.	QIon	QRatio	Lower	Upper
----------	-------	----	----------	-------	------	--------	-------	-------

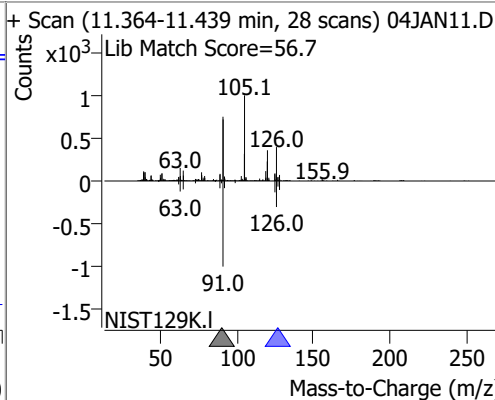
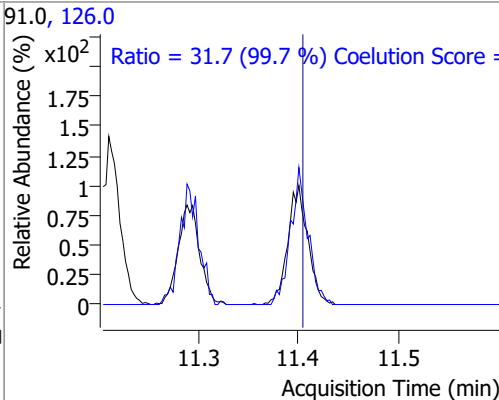
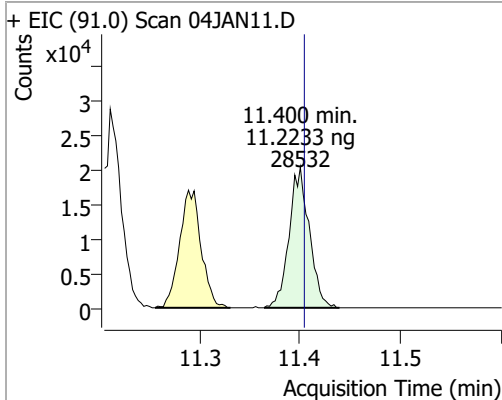


Quantitation Results Report (QT Reviewed)

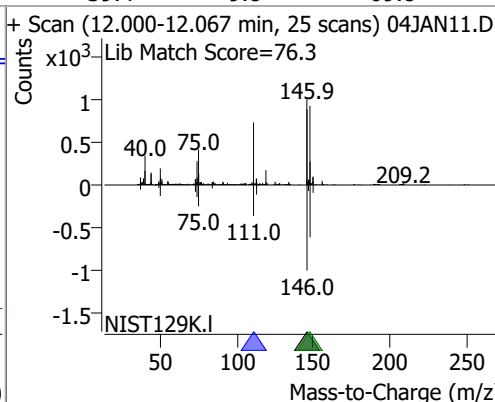
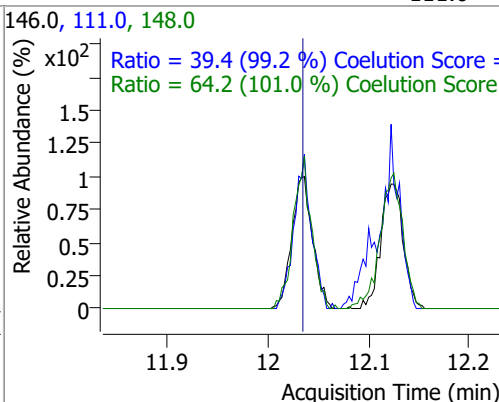
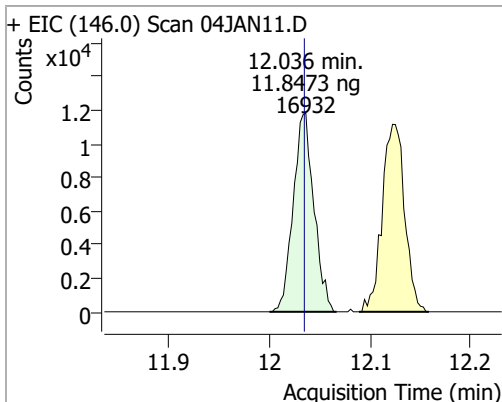
Compound	Conc.	RT	Dev(Min)	Resp.	QIon	QRatio	Lower	Upper
Bromobenzene	12.3310	11.10	0.00	9663	77.0 158.0	140.9 101.5	115.7 66.5	175.7 126.5
1,1,2,2-Tetrachloroethane	12.8437	11.12	0.00	5793	85.0	67.4	36.2	96.2
1,2,3-Trichloropropane	13.7084	11.14	0.00	1654 (m)	112.0	64.0	33.5	93.5
2-Chlorotoluene	11.1977	11.29	0.00	8731	91.0	293.4	252.3	312.3

Quantitation Results Report (QT Reviewed)

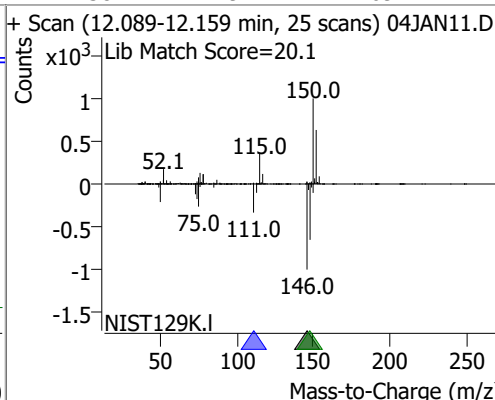
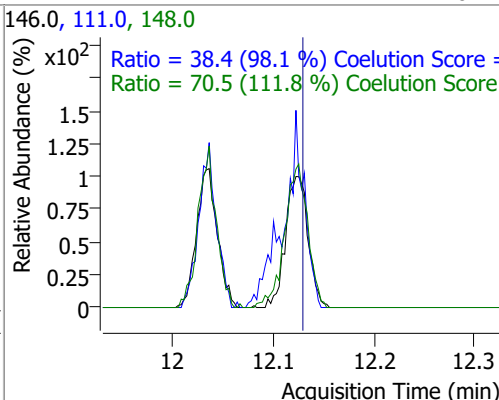
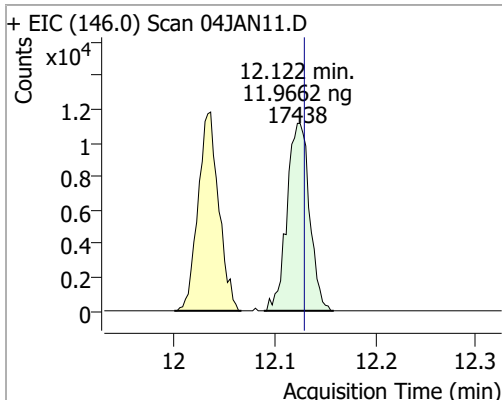
Compound	Conc.	RT	Dev(Min)	Resp.	QIon	QRatio	Lower	Upper
4-Chlorotoluene	11.2233	11.40	0.00	28532	126.0	31.7	1.7	61.7



1,3-Dichlorobenzene	11.8473	12.04	0.01	16932	148.0	64.2	33.6	93.6
					111.0	39.4	9.8	69.8

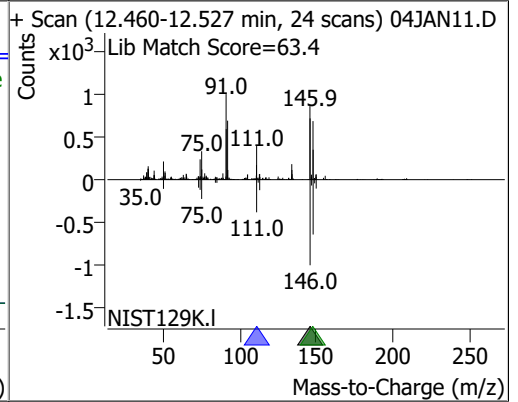
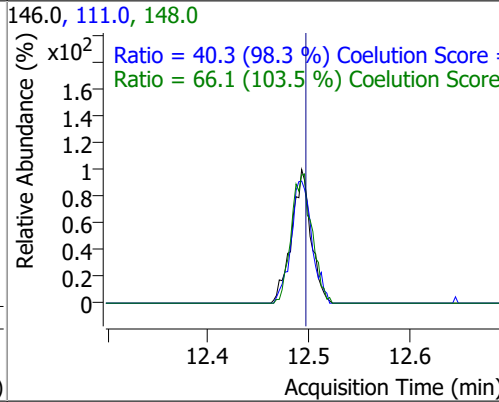
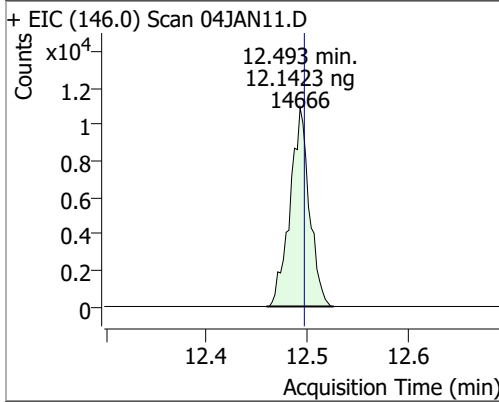


1,4-Dichlorobenzene	11.9662	12.12	0.00	17438	148.0	70.5	33.1	93.1
					111.0	38.4	9.1	69.1



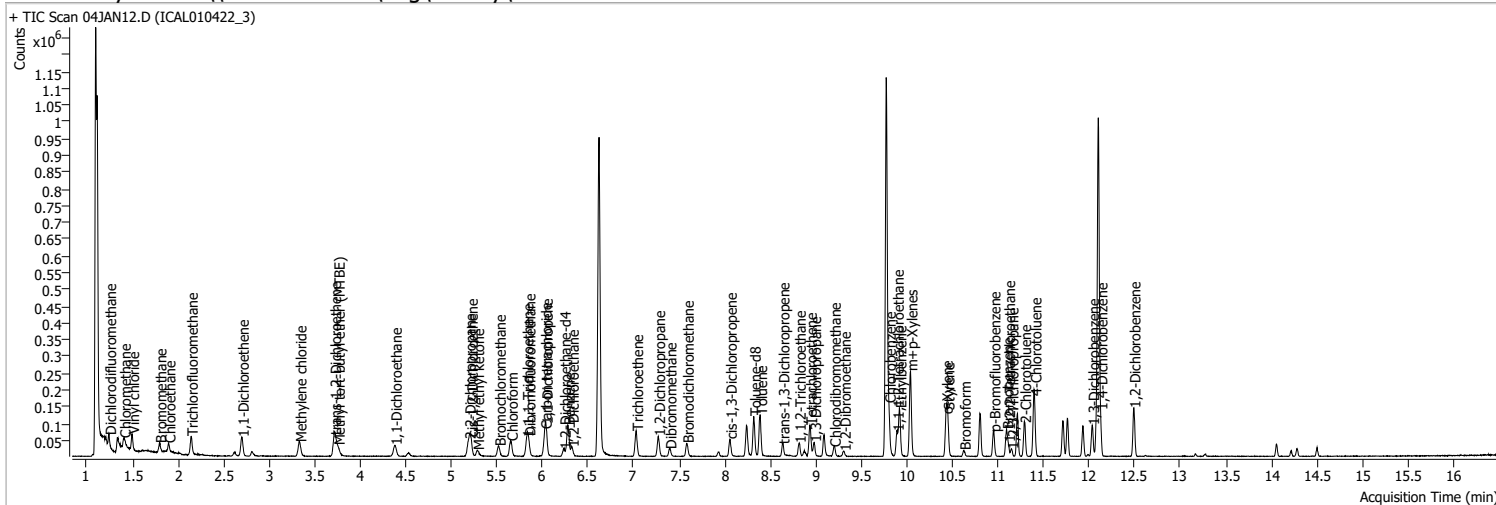
Quantitation Results Report (QT Reviewed)

Compound	Conc.	RT	Dev(Min)	Resp.	QIon	QRatio	Lower	Upper
1,2-Dichlorobenzene	12.1423	12.49	0.00	14666	148.0	66.1	33.9	93.9
					111.0	40.3	11.0	71.0



Quantitation Results Report (QT Reviewed)

Data File	04JAN12.D	Operator	MSC
Acq. Method	5975CACQF.M	Acq. Date-Time	1/4/2022 4:28:05 PM
Sample Name	ICAL010422_3	Instrument	VOA5975C
Vial	12	Multiplier	1.00
DA Method File	VOA5975C_8260B_SHT_DoD_L4_010422.m	Comment	
Tune File	BFB_Atune3.u	Tune Date	10/11/2021 4:02:00 PM
Batch Name	VG010422_8260B.batch.bin	Last Calib Update	1/9/2022 8:59:52 PM
Ref Library	\\MASSHUNTER\Org\Library\NIST129K.I		



Compound	RT	QIon	Resp.	Conc.	Units	Dev(Min)
Internal Standards						
M Fluorobenzene	6.621	96.0	791270	250.0000	ng	-0.003
M Chlorobenzene-d5	9.775	82.0	301338	250.0000	ng	0.003
M 1,4-Dichlorobenzene-d4	12.103	152.0	240335	250.0000	ng	0.003
System Monitoring Compounds						
S Dibromofluoromethane	5.845	113.0	19100	25.6219	ng	0.000
Spiked Amount: 250.000	Range: 80.0 - 119.0%			Recovery = 10.25%	*	
S 1,2-Dichloroethane-d4	6.236	67.0	8284	25.7280	ng	0.003
Spiked Amount: 250.000	Range: 81.0 - 118.0%			Recovery = 10.29%	*	
S Toluene-d8	8.319	98.0	67673	23.3046	ng	0.000
Spiked Amount: 250.000	Range: 89.0 - 112.0%			Recovery = 9.32%	*	
S p-Bromofluorobenzene	10.951	95.0	22267	25.2899	ng	-0.003
Spiked Amount: 250.000	Range: 85.0 - 114.0%			Recovery = 10.12%	*	
Target Compounds						
T Dichlorodifluoromethane	1.244	85.0	26627	25.6793	ng	99
T Chloromethane	1.406	50.0	33153	26.3422	ng	95
T Vinyl chloride	1.495	62.0	29046	25.6488	ng	80
T Bromomethane	1.796	96.0	13054	25.7793	ng	99
T Chloroethane	1.897	64.0	14646	26.1250	ng	m 92
T Trichlorofluoromethane	2.142	101.0	37464	26.6531	ng	98
T 1,1-Dichloroethene	2.700	96.0	20631	25.8849	ng	93
T Methylene chloride	3.333	49.0	30908	26.3058	ng	100
T trans-1,2-Dichloroethene	3.712	96.0	20706	25.4641	ng	97
T Methyl tert-butyl ether (MTBE)	3.754	73.0	24218	23.0418	ng	92
T 1,1-Dichloroethane	4.379	63.0	38874	25.6835	ng	97
T 2,2-Dichloropropane	5.190	77.0	29793	26.2692	ng	100
T cis-1,2-Dichloroethene	5.212	96.0	20252	24.5653	ng	98
T Methyl ethyl ketone	5.282	43.0	26248	235.0504	ng	98
T Bromochloromethane	5.522	128.0	8688	25.4383	ng	98
T Chloroform	5.653	83.0	36413	24.1734	ng	97

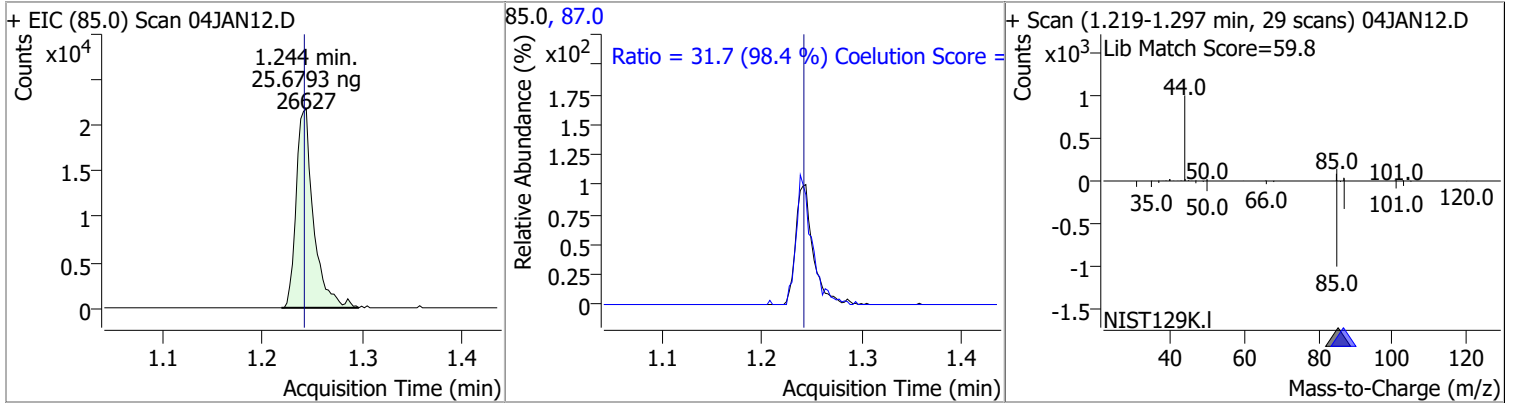
Quantitation Results Report (QT Reviewed)

Compound	RT	QIon	Resp.	Conc.	Units	Dev(Min)	
T 1,1,1-Trichloroethane	5.826	97.0	35547	25.1809	ng	96	
T Carbon tetrachloride	6.024	117.0	34462	24.7773	ng	99	
T 1,1-Dichloropropene	6.038	75.0	29241	24.3617	ng	96	
T Benzene	6.278	78.0	74956	23.7919	ng	97	
T 1,2-Dichloroethane	6.322	62.0	19996	23.4616	ng	97	
T Trichloroethene	7.028	95.0	21946	24.1484	ng	98	
T 1,2-Dichloropropane	7.270	63.0	20077	25.1147	ng	98	
T Dibromomethane	7.393	93.0	8055	23.8439	ng	97	
T Bromodichloromethane	7.583	83.0	22743	24.3940	ng	98	
T cis-1,3-Dichloropropene	8.057	75.0	24511	23.2528	ng	97	
T Toluene	8.389	92.0	46355	23.6319	ng	99	
T trans-1,3-Dichloropropene	8.634	75.0	17850	23.7894	ng	97	
T 1,1,2-Trichloroethane	8.815	83.0	10099	25.8400	ng	95	
T Tetrachloroethene	8.935	163.8	20322	25.3948	ng	97	
T 1,3-Dichloropropane	8.983	76.0	18745	24.3839	ng	99	
T Chlorodibromomethane	9.197	129.0	14873	24.3492	ng	99	
T 1,2-Dibromoethane	9.309	107.0	10410	24.3601	ng	95	
T Chlorobenzene	9.802	112.0	53047	24.7015	ng	100	
T 1,1,1,2-Tetrachloroethane	9.889	131.0	18130	24.1509	ng	100	
T Ethylbenzene	9.917	91.0	88428	23.7421	ng	100	
T m+p-Xylenes	10.039	106.0	66267	45.7836	ng	98	
T o-Xylene	10.427	106.0	30463	23.6420	ng	98	
T Styrene	10.447	104.0	48569	23.4119	ng	97	
T Bromoform	10.625	172.5	7972	25.9212	ng	96	
T Bromobenzene	11.094	156.0	19259	24.7613	ng	94	
T 1,1,2,2-Tetrachloroethane	11.110	83.0	12440	27.7883	ng	93	
T 1,2,3-Trichloropropane	11.149	110.0	3200	26.7144	ng	m	96
T 2-Chlorotoluene	11.286	126.0	19390	25.0550	ng	94	
T 4-Chlorotoluene	11.400	91.0	61551	24.3936	ng	100	
T 1,3-Dichlorobenzene	12.033	146.0	36559	25.7725	ng	97	
T 1,4-Dichlorobenzene	12.125	146.0	36635	25.3284	ng	92	
T 1,2-Dichlorobenzene	12.488	146.0	29899	24.9402	ng	98	

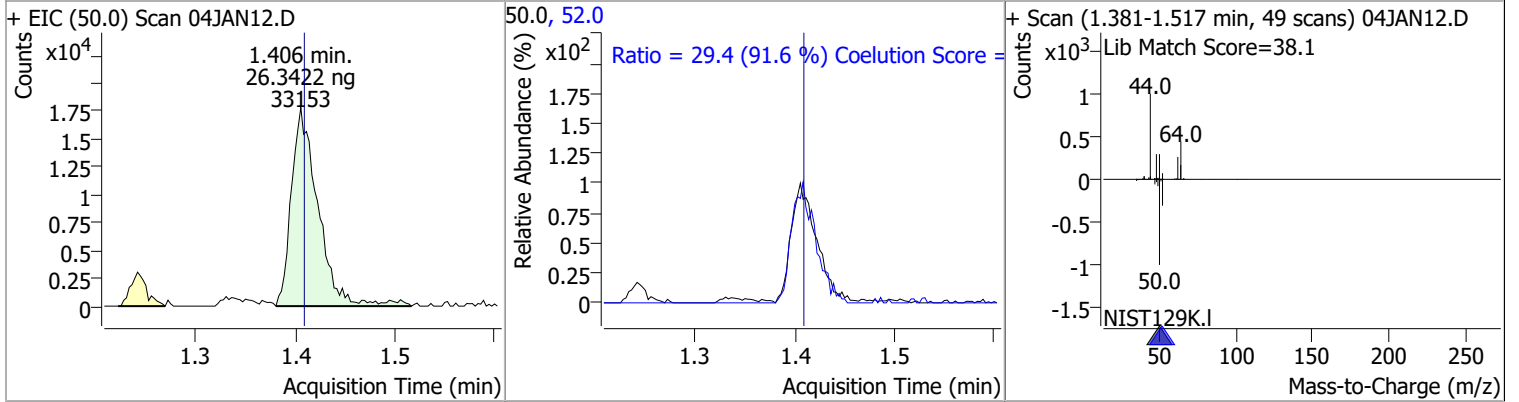
(#) = Qualifier Out of Range; (m) = Manual Integration; (+) = Area Summed; (*) = Surrogate Percent Recovery Out of Range; (d): Zeroed Peak

Quantitation Results Report (QT Reviewed)

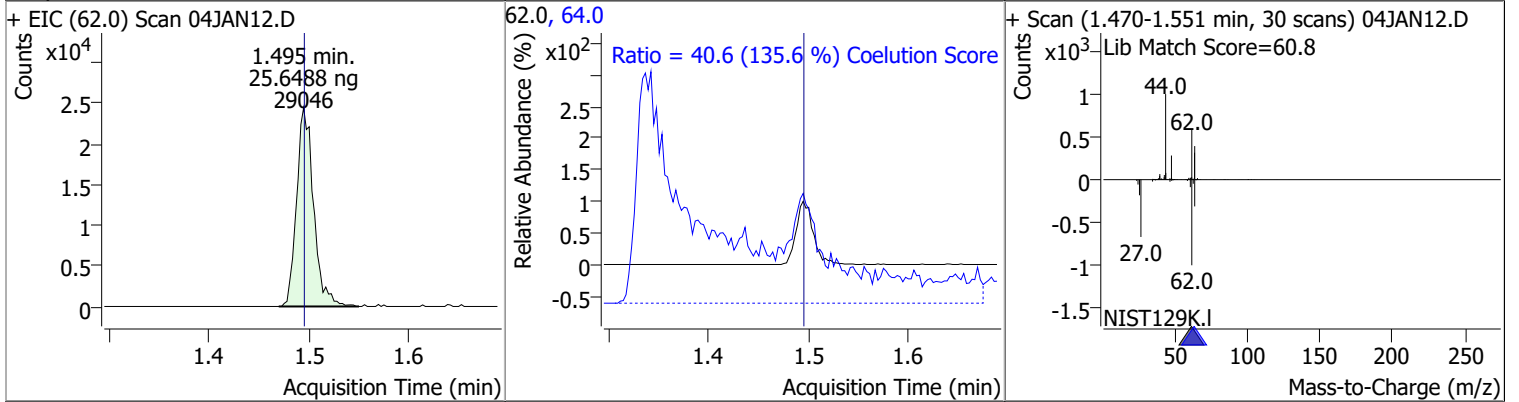
Compound	Conc.	RT	Dev(Min)	Resp.	QIon	QRatio	Lower	Upper
Dichlorodifluoromethane	25.6793	1.24	0.00	26627	87.0	31.7	2.3	62.3



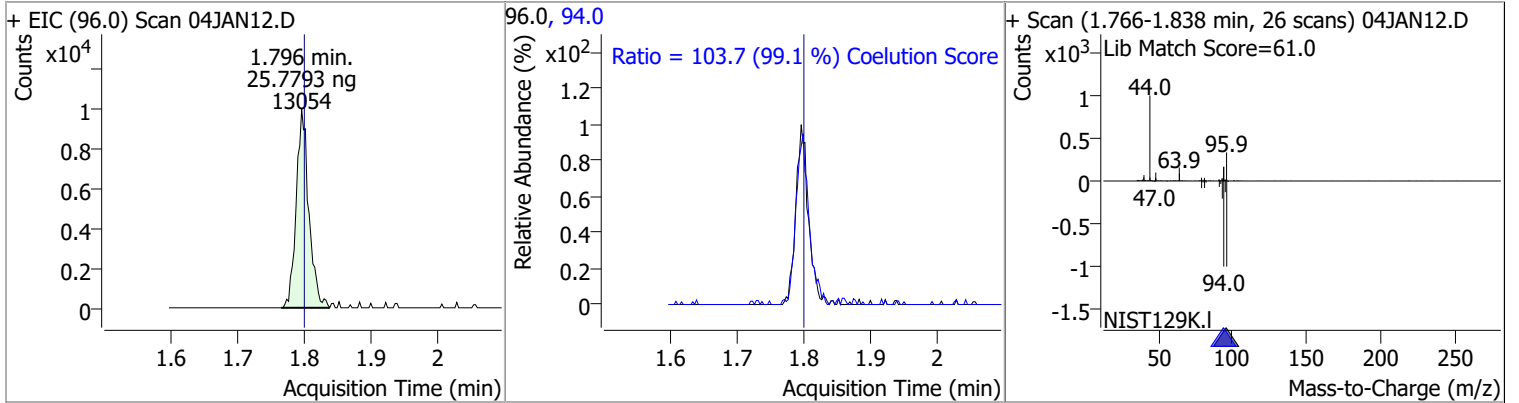
Compound	Conc.	RT	Dev(Min)	Resp.	QIon	QRatio	Lower	Upper
Chloromethane	26.3422	1.41	0.00	33153	52.0	29.4	2.1	62.1



Compound	Conc.	RT	Dev(Min)	Resp.	QIon	QRatio	Lower	Upper
Vinyl chloride	25.6488	1.50	0.00	29046	64.0	40.6	0.0	59.9

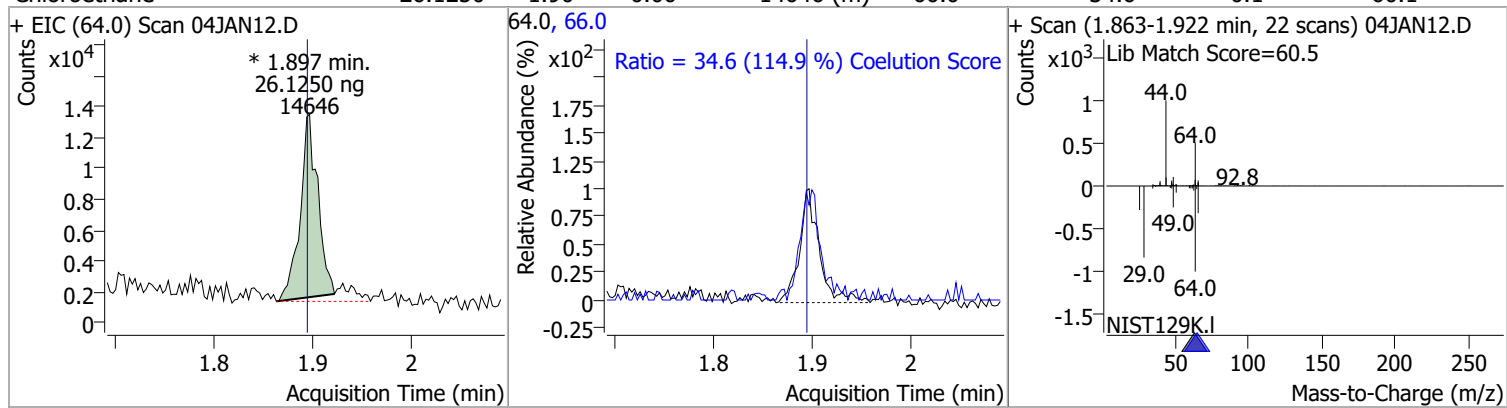


Compound	Conc.	RT	Dev(Min)	Resp.	QIon	QRatio	Lower	Upper
Bromomethane	25.7793	1.80	0.00	13054	94.0	103.7	74.6	134.6

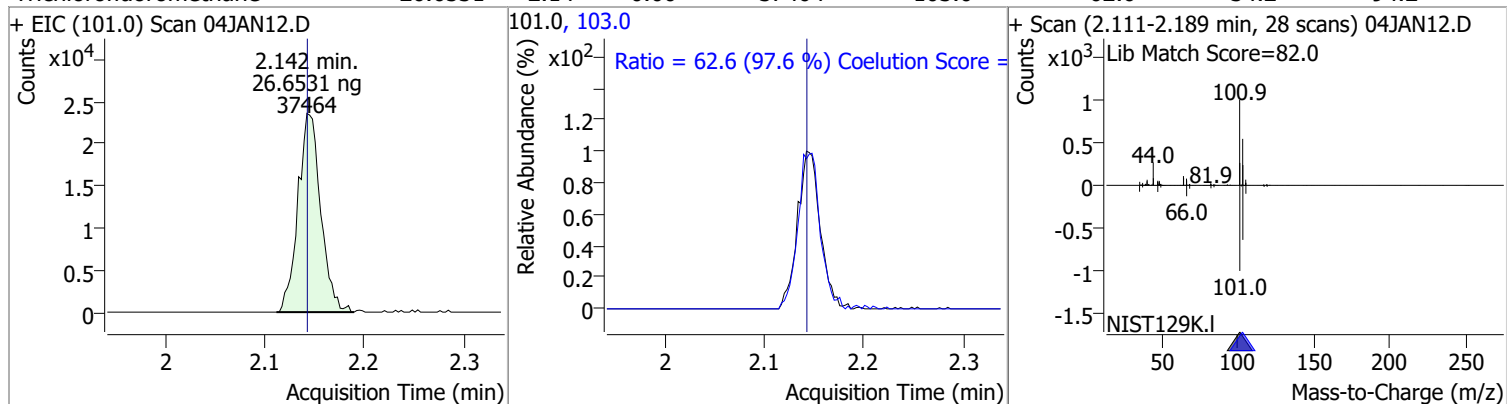


Quantitation Results Report (QT Reviewed)

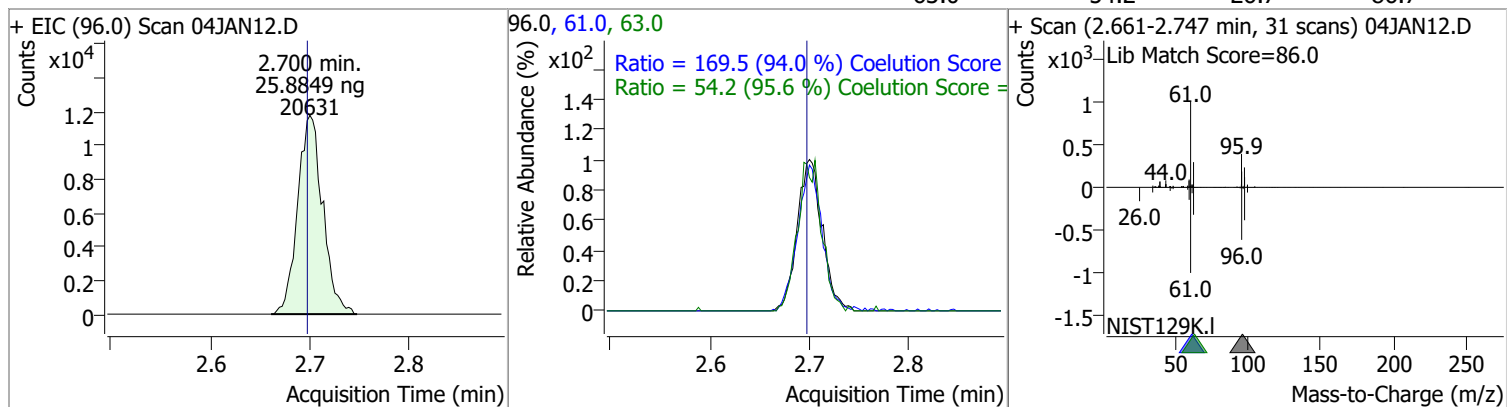
Compound	Conc.	RT	Dev(Min)	Resp.	QIon	QRatio	Lower	Upper
Chloroethane	26.1250	1.90	0.00	14646 (m)	66.0	34.6	0.1	60.1



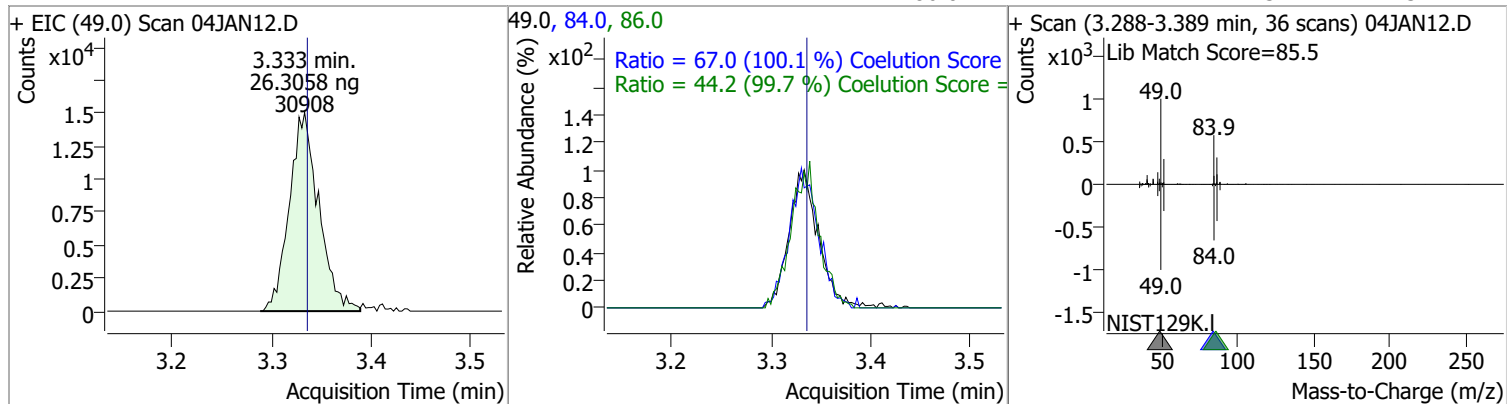
Compound	Conc.	RT	Dev(Min)	Resp.	QIon	QRatio	Lower	Upper
Trichlorofluoromethane	26.6531	2.14	0.00	37464	103.0	62.6	34.2	94.2



Compound	Conc.	RT	Dev(Min)	Resp.	QIon	QRatio	Lower	Upper
1,1-Dichloroethene	25.8849	2.70	0.00	20631	61.0	169.5	150.3	210.3
					63.0	54.2	26.7	86.7

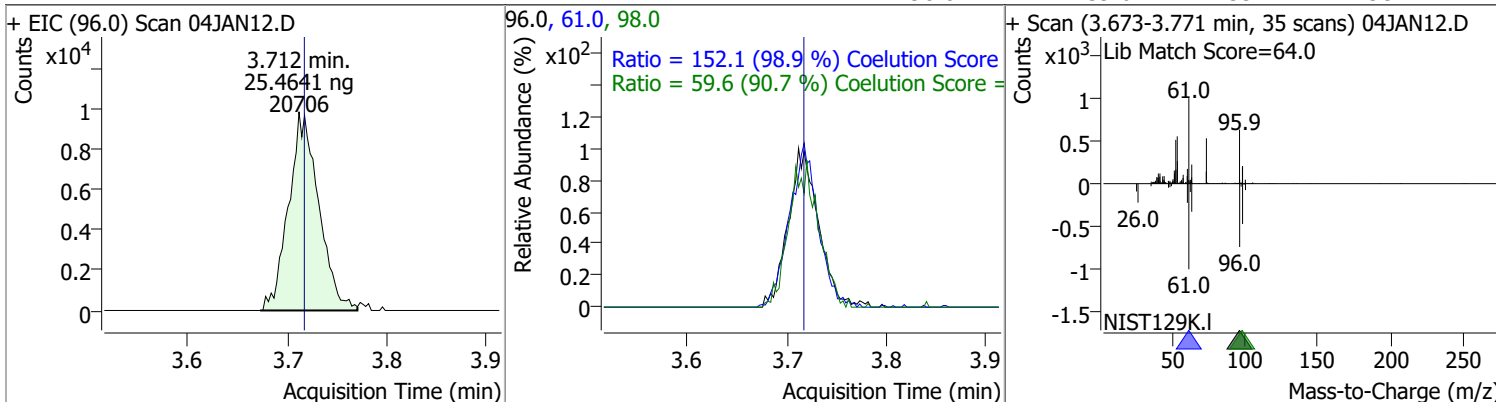


Compound	Conc.	RT	Dev(Min)	Resp.	QIon	QRatio	Lower	Upper
Methylene chloride	26.3058	3.33	0.00	30908	84.0	67.0	36.9	96.9
					86.0	44.2	14.3	74.3

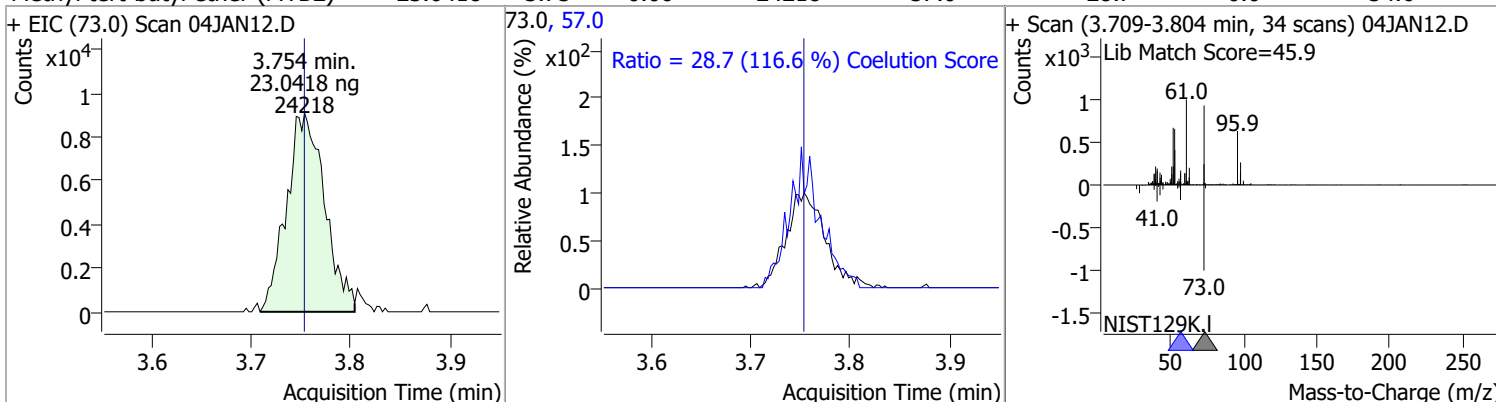


Quantitation Results Report (QT Reviewed)

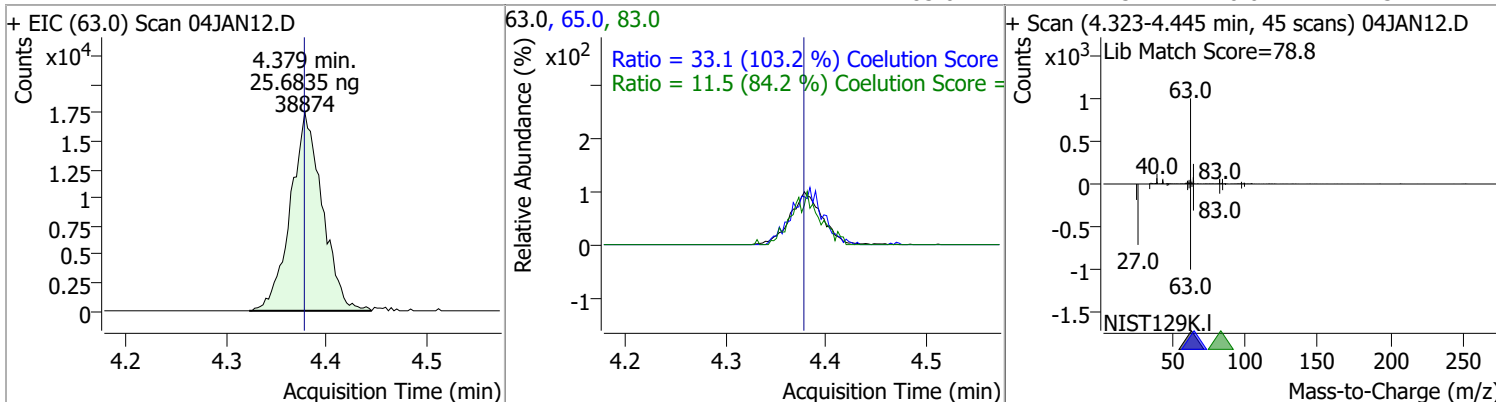
Compound	Conc.	RT	Dev(Min)	Resp.	QIon	QRatio	Lower	Upper
trans-1,2-Dichloroethene	25.4641	3.71	-0.01	20706	61.0	152.1	123.9	183.9
					98.0	59.6	35.7	95.7



Compound	Conc.	RT	Dev(Min)	Resp.	QIon	QRatio	Lower	Upper
Methyl tert-butyl ether (MTBE)	23.0418	3.75	0.00	24218	57.0	28.7	0.0	54.6

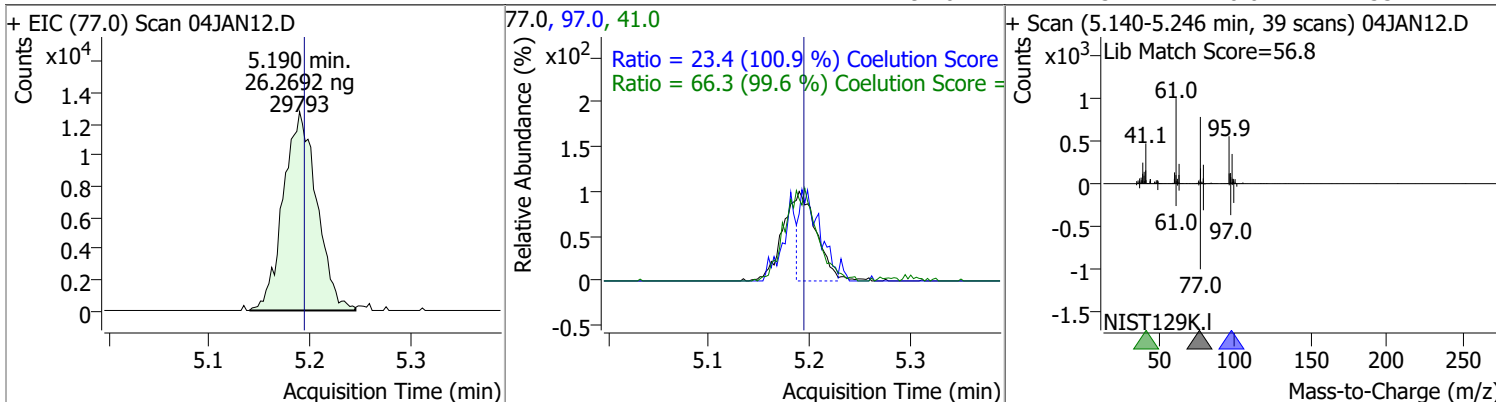


Compound	Conc.	RT	Dev(Min)	Resp.	QIon	QRatio	Lower	Upper
1,1-Dichloroethane	25.6835	4.38	0.00	38874	65.0	33.1	2.1	62.1
					83.0	11.5	0.0	43.7

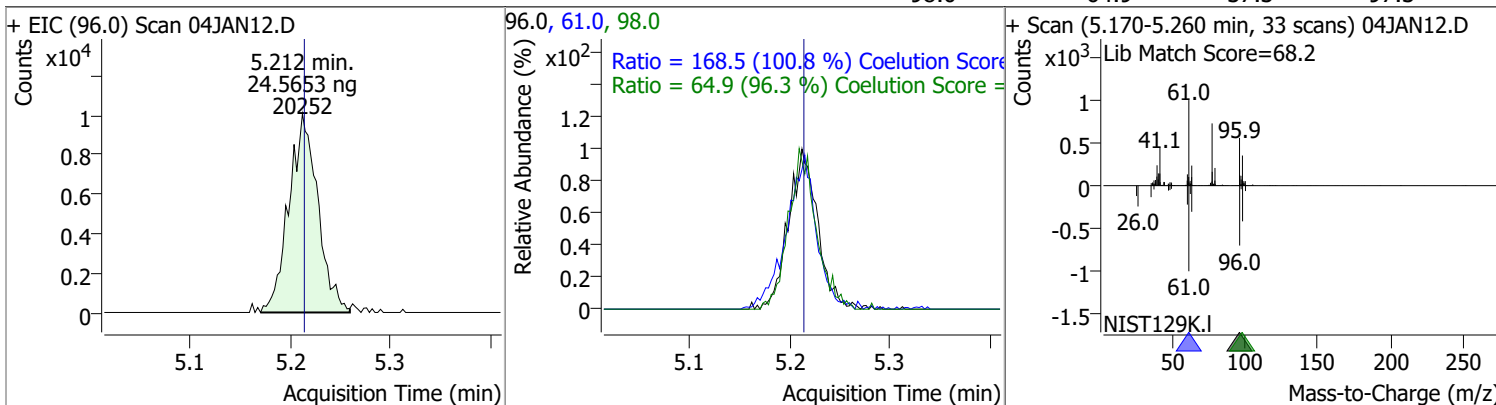


Quantitation Results Report (QT Reviewed)

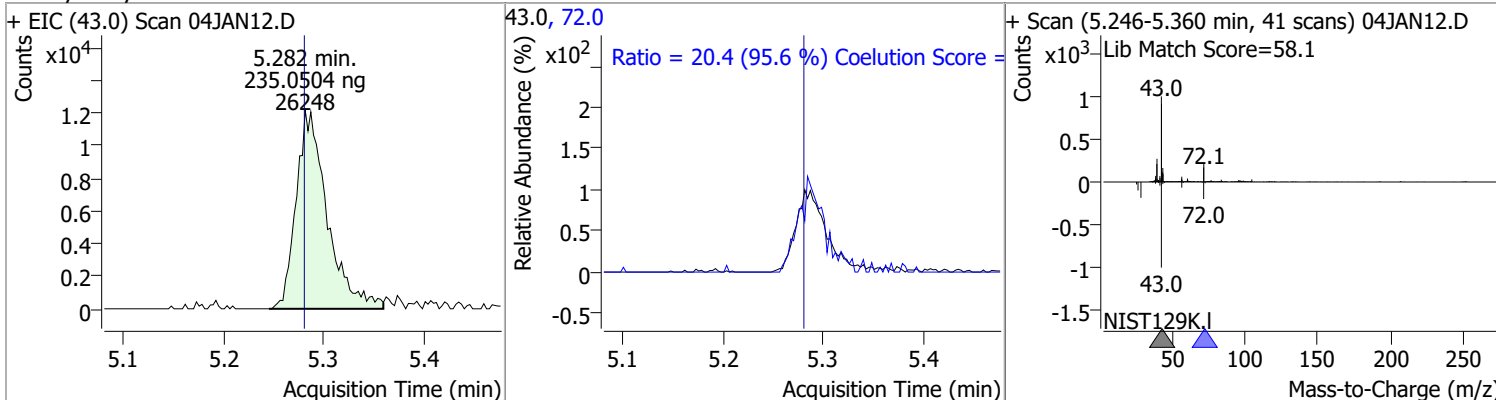
Compound	Conc.	RT	Dev(Min)	Resp.	QIon	QRatio	Lower	Upper
2,2-Dichloropropane	26.2692	5.19	-0.01	29793	41.0	66.3	36.5	96.5
					97.0	23.4	0.0	53.2



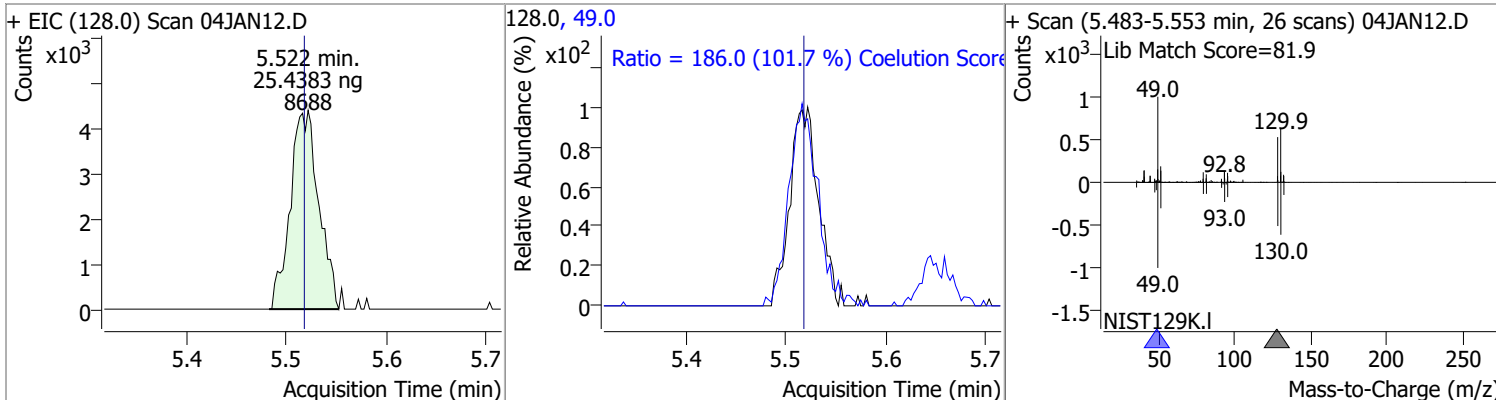
Compound	Conc.	RT	Dev(Min)	Resp.	QIon	QRatio	Lower	Upper
cis-1,2-Dichloroethene	24.5653	5.21	0.00	20252	61.0	168.5	137.2	197.2
					98.0	64.9	37.3	97.3



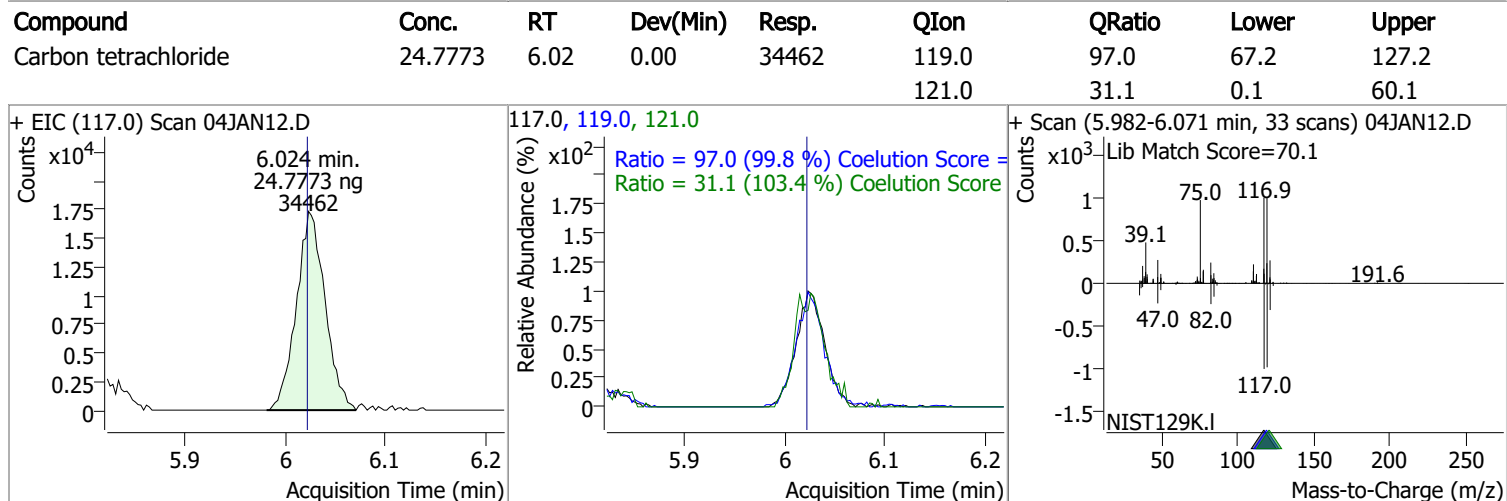
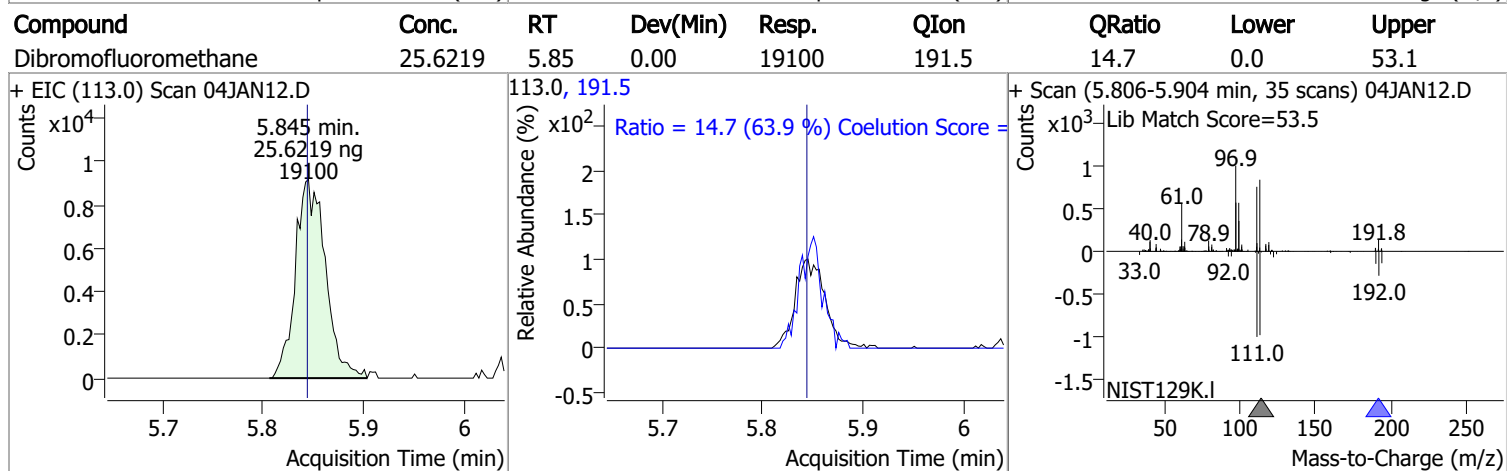
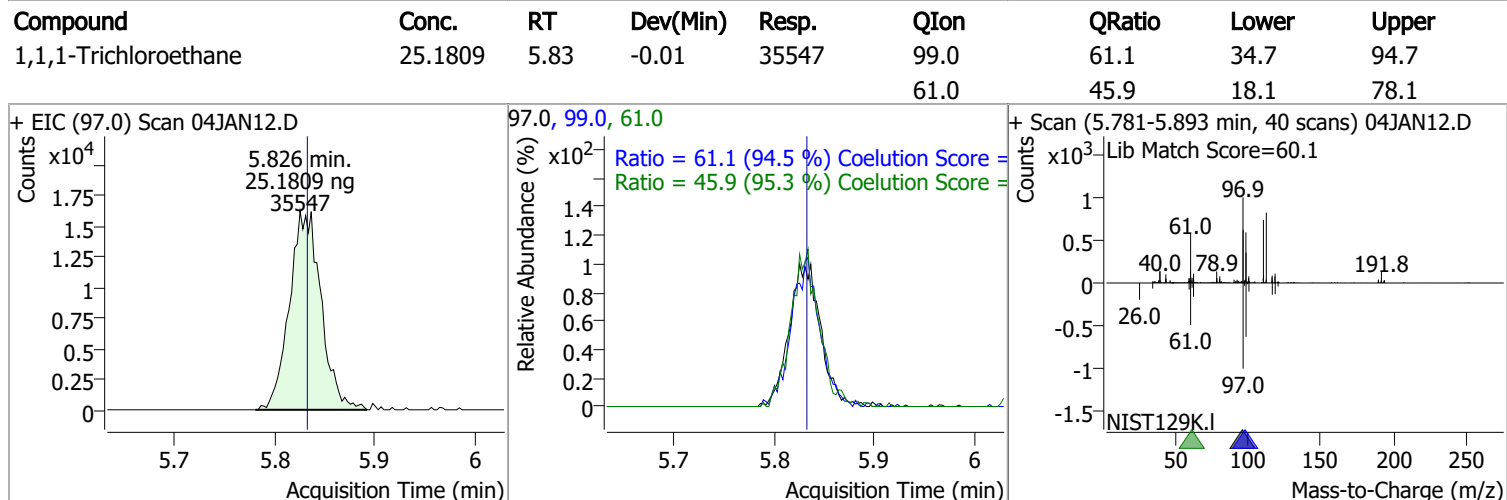
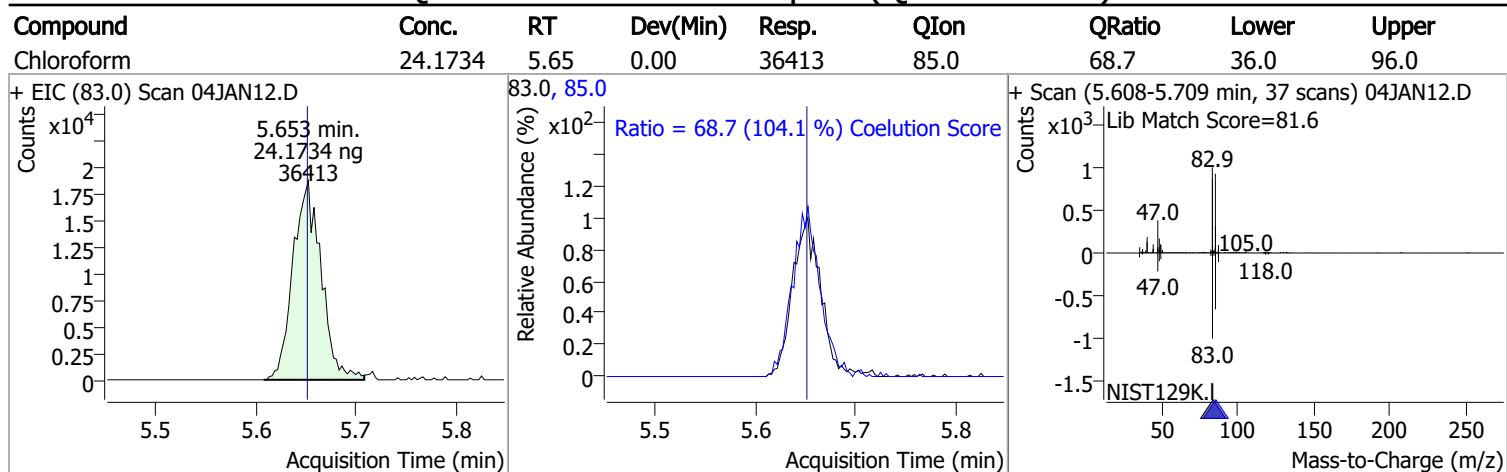
Compound	Conc.	RT	Dev(Min)	Resp.	QIon	QRatio	Lower	Upper
Methyl ethyl ketone	235.0504	5.28	0.00	26248	72.0	20.4	0.0	51.3



Compound	Conc.	RT	Dev(Min)	Resp.	QIon	QRatio	Lower	Upper
Bromochloromethane	25.4383	5.52	0.00	8688	49.0	186.0	152.9	212.9

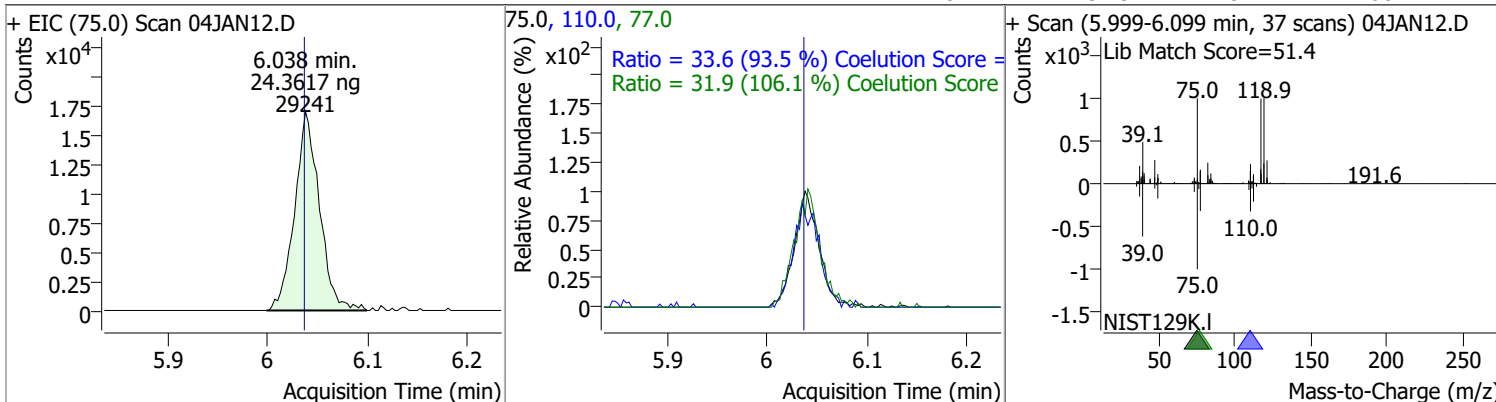


Quantitation Results Report (QT Reviewed)

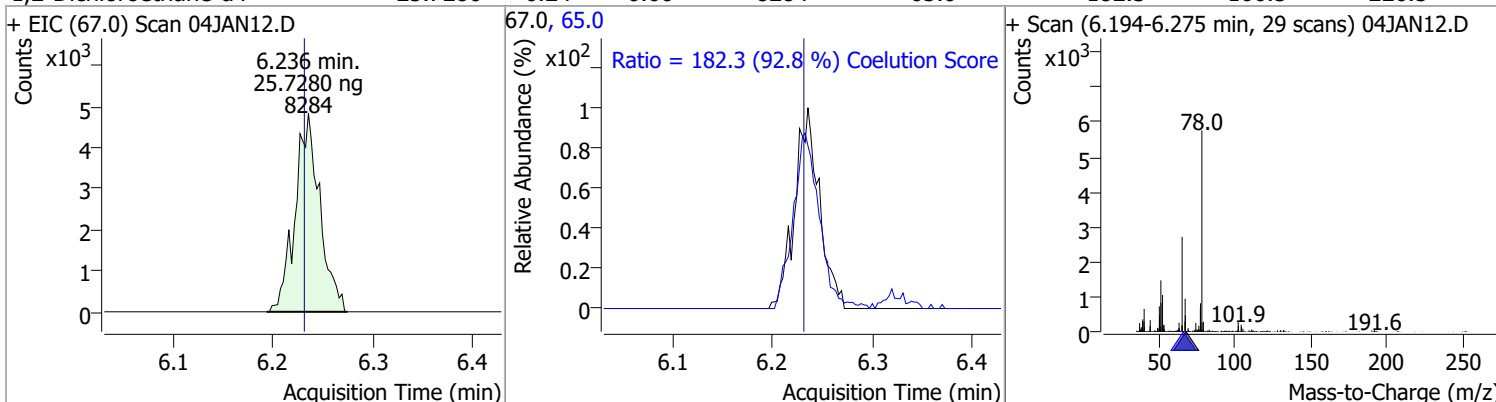


Quantitation Results Report (QT Reviewed)

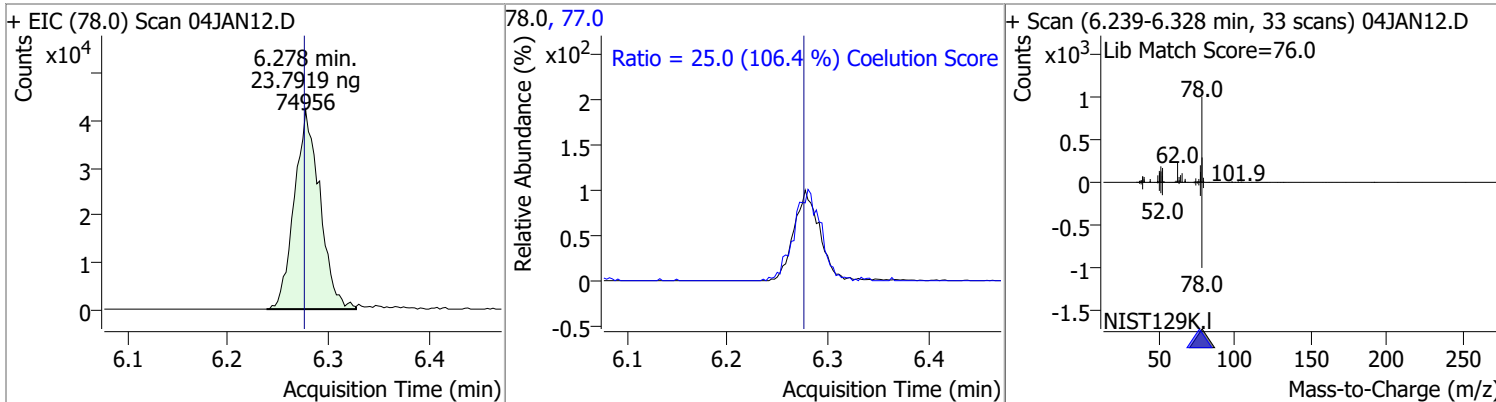
Compound	Conc.	RT	Dev(Min)	Resp.	QIon	QRatio	Lower	Upper
1,1-Dichloropropene	24.3617	6.04	0.00	29241	110.0	33.6	5.9	65.9
					77.0	31.9	0.1	60.1



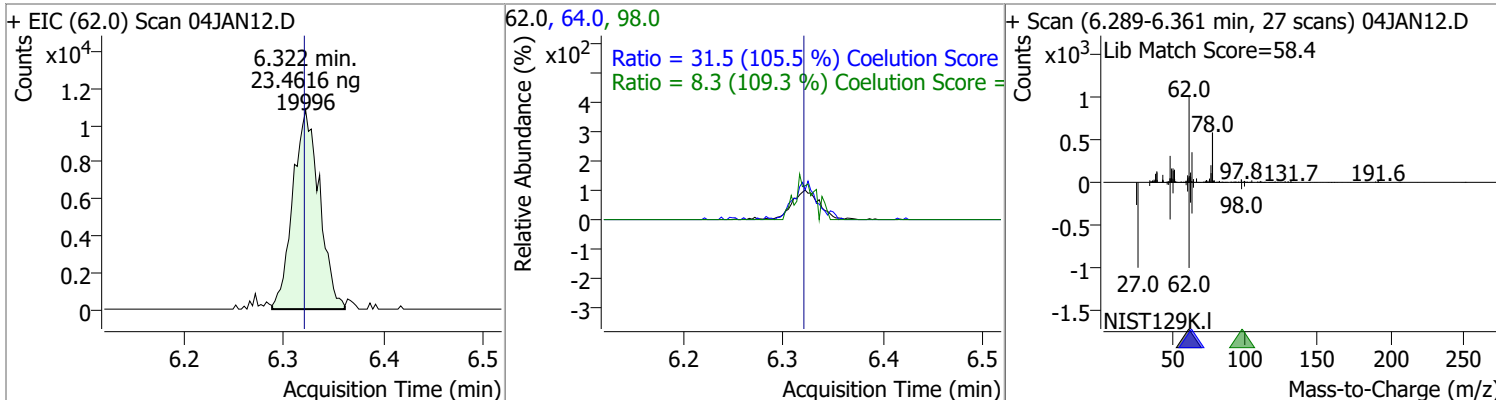
Compound	Conc.	RT	Dev(Min)	Resp.	QIon	QRatio	Lower	Upper
1,2-Dichloroethane-d4	25.7280	6.24	0.00	8284	65.0	182.3	166.5	226.5



Compound	Conc.	RT	Dev(Min)	Resp.	QIon	QRatio	Lower	Upper
Benzene	23.7919	6.28	0.00	74956	77.0	25.0	0.0	53.5

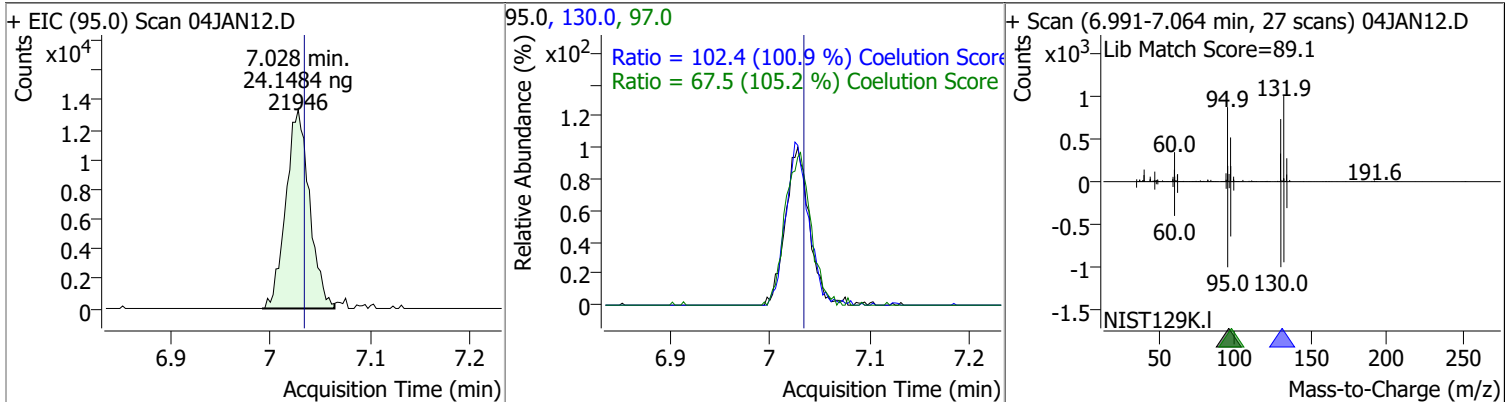


Compound	Conc.	RT	Dev(Min)	Resp.	QIon	QRatio	Lower	Upper
1,2-Dichloroethane	23.4616	6.32	0.00	19996	64.0	31.5	0.0	59.9
					98.0	8.3	0.0	37.6

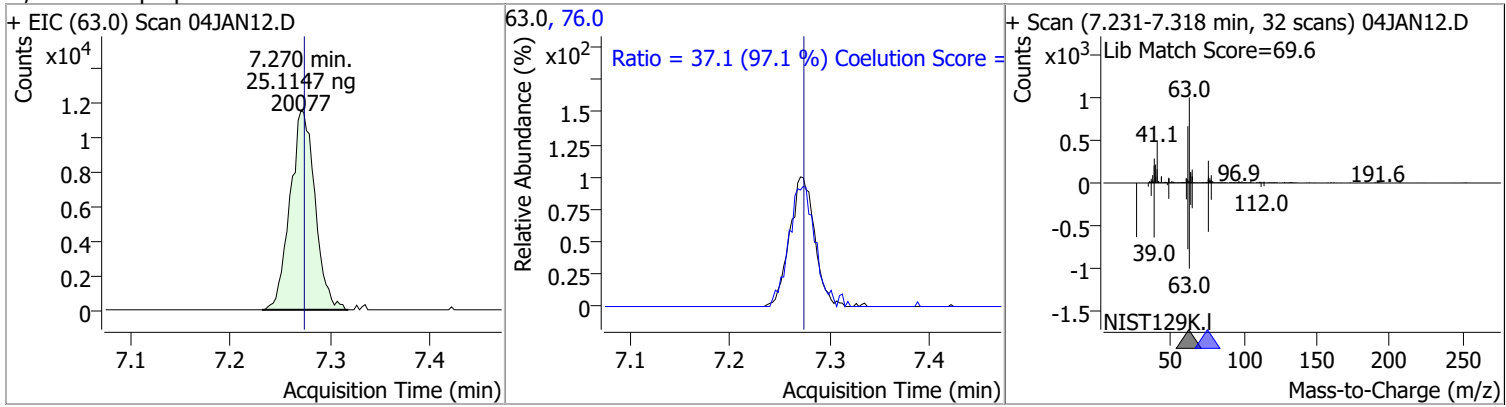


Quantitation Results Report (QT Reviewed)

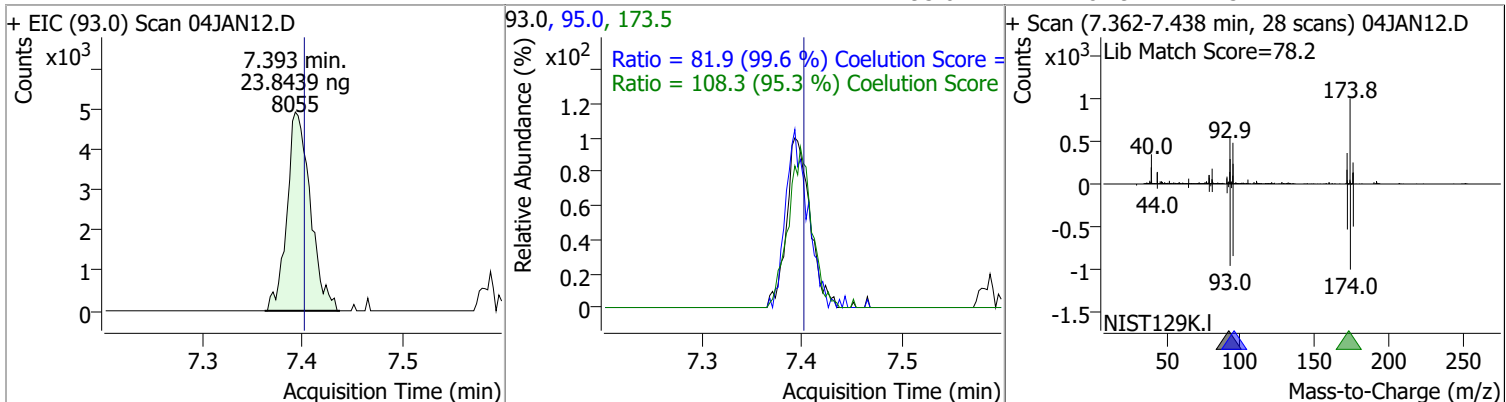
Compound	Conc.	RT	Dev(Min)	Resp.	QIon	QRatio	Lower	Upper
Trichloroethene	24.1484	7.03	0.00	21946	130.0	102.4	71.5	131.5
					97.0	67.5	34.1	94.1



Compound	Conc.	RT	Dev(Min)	Resp.	QIon	QRatio	Lower	Upper
1,2-Dichloropropane	25.1147	7.27	0.00	20077	76.0	37.1	8.2	68.2

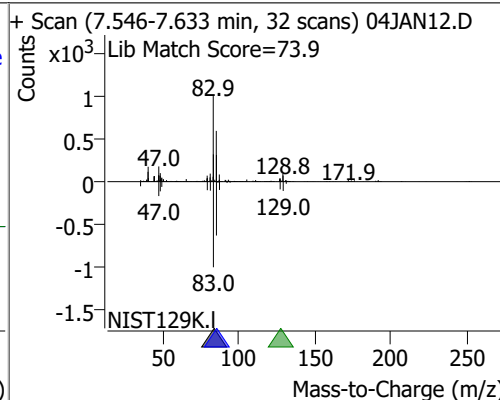
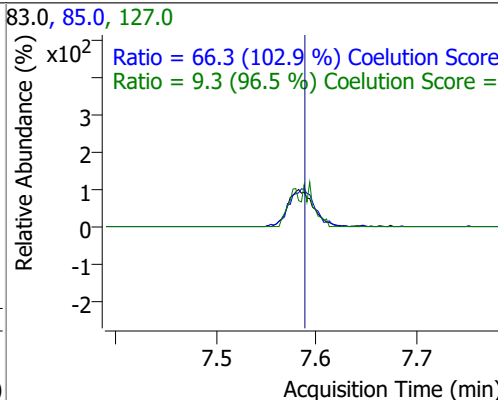
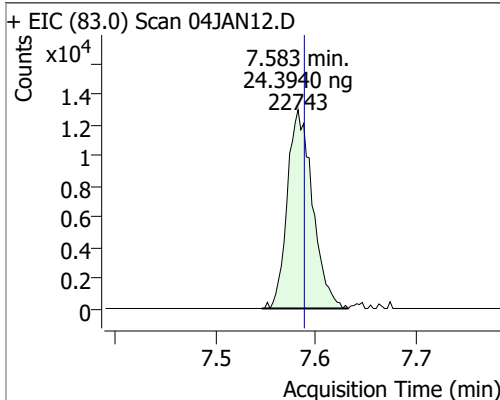


Compound	Conc.	RT	Dev(Min)	Resp.	QIon	QRatio	Lower	Upper
Dibromomethane	23.8439	7.39	-0.01	8055	173.5	108.3	83.7	143.7
					95.0	81.9	52.2	112.2

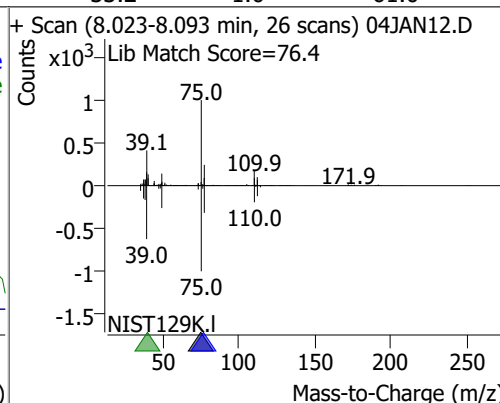
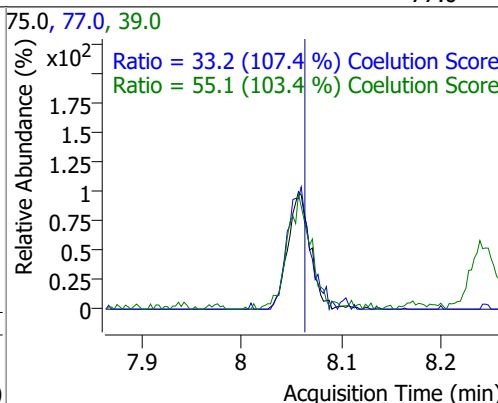
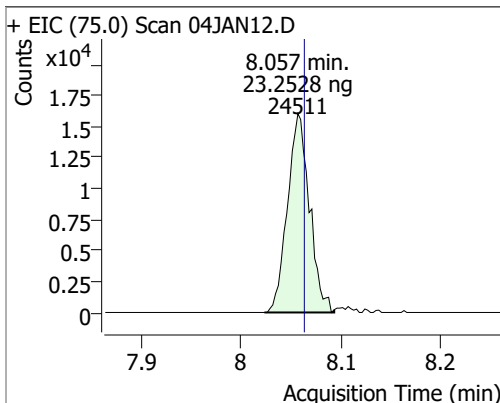


Quantitation Results Report (QT Reviewed)

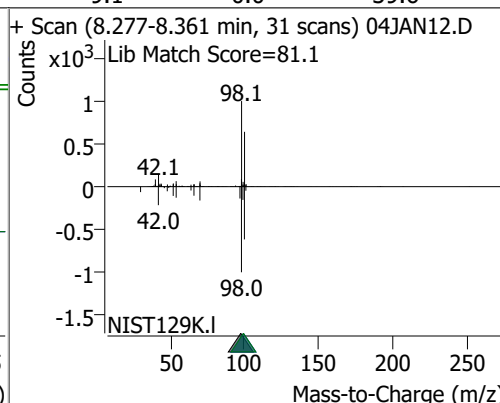
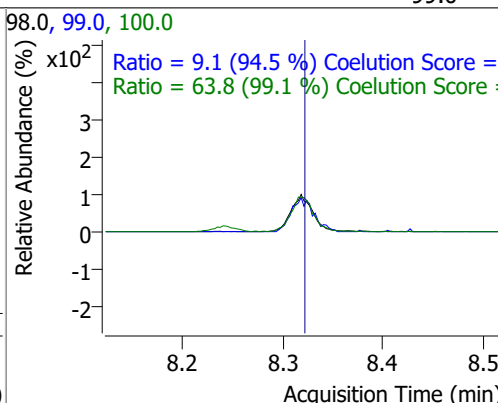
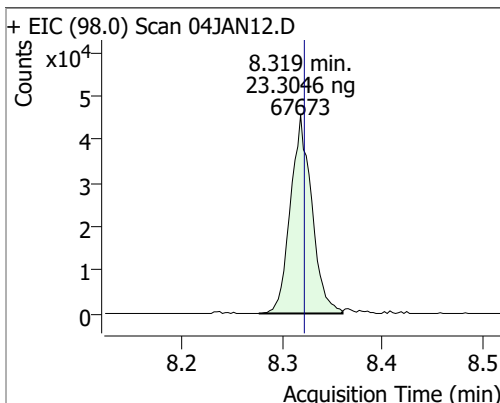
Compound	Conc.	RT	Dev(Min)	Resp.	QIon	QRatio	Lower	Upper
Bromodichloromethane	24.3940	7.58	0.00	22743	85.0	66.3	34.5	94.5
					127.0	9.3	0.0	39.6



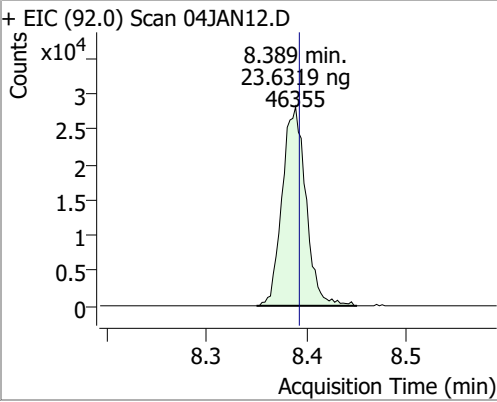
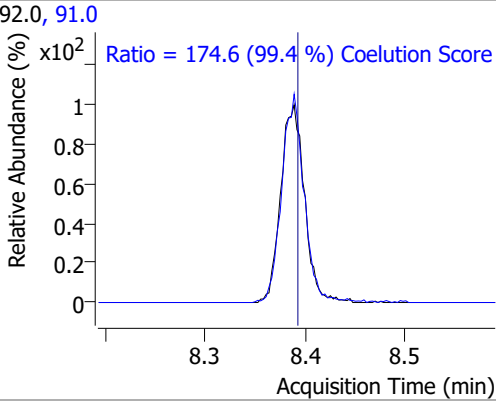
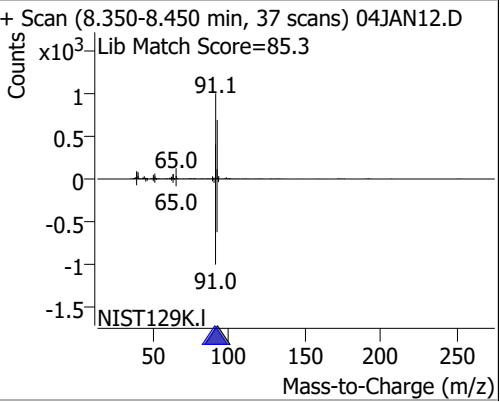
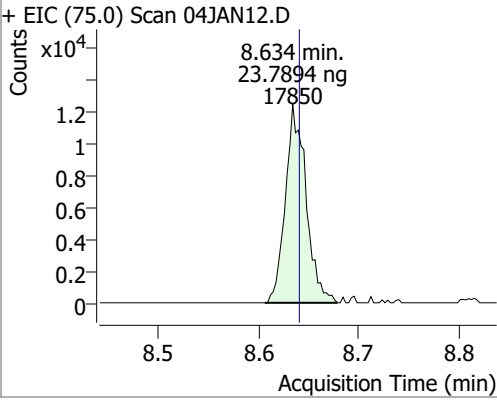
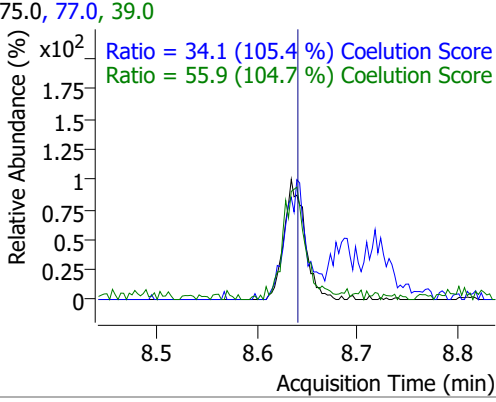
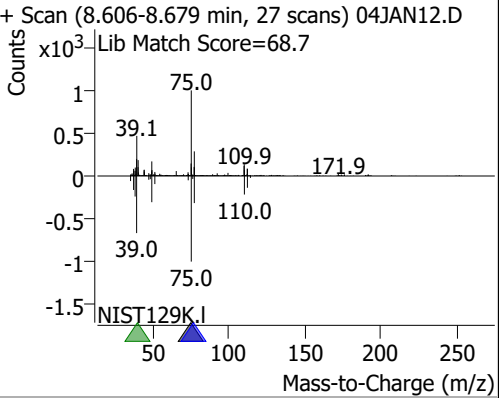
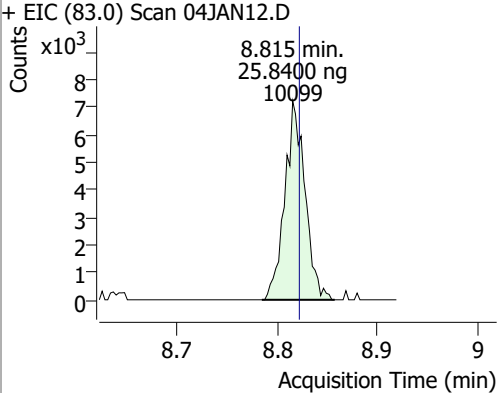
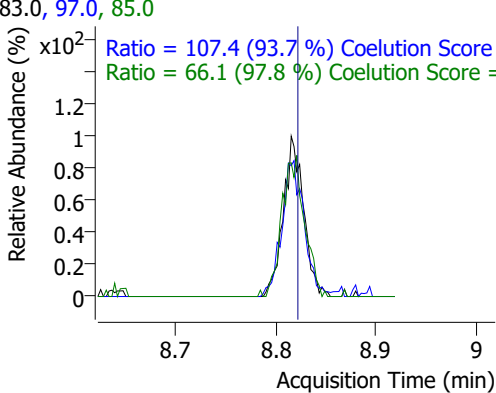
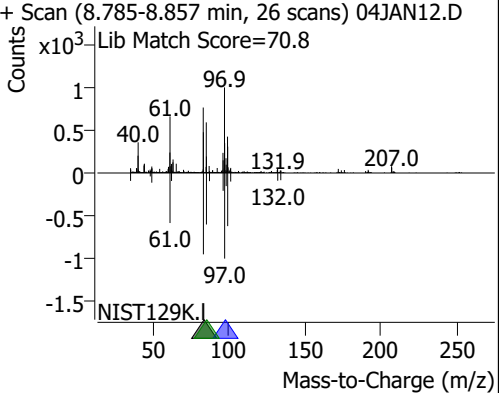
Compound	Conc.	RT	Dev(Min)	Resp.	QIon	QRatio	Lower	Upper
cis-1,3-Dichloropropene	23.2528	8.06	0.00	24511	39.0	55.1	23.3	83.3
					77.0	33.2	1.0	61.0



Compound	Conc.	RT	Dev(Min)	Resp.	QIon	QRatio	Lower	Upper
Toluene-d8	23.3046	8.32	0.00	67673	100.0	63.8	34.4	94.4
					99.0	9.1	0.0	39.6

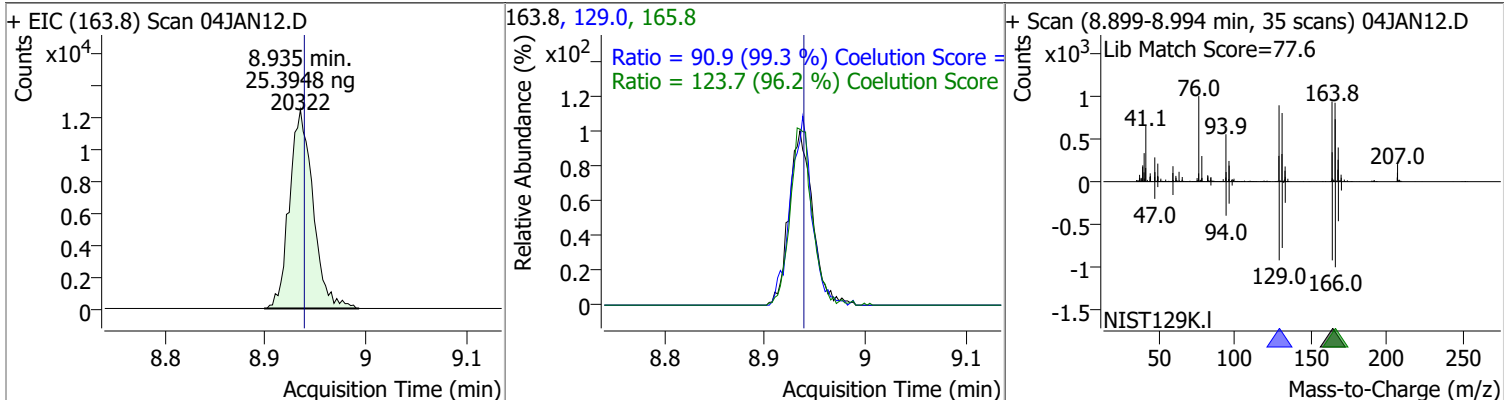


Quantitation Results Report (QT Reviewed)

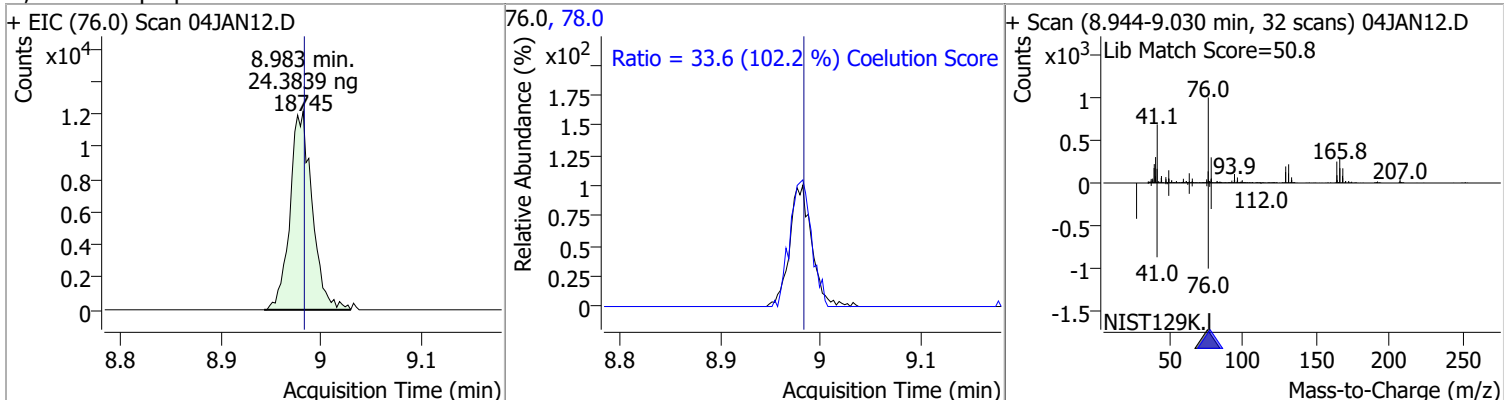
Compound	Conc.	RT	Dev(Min)	Resp.	QIon	QRatio	Lower	Upper
Toluene	23.6319	8.39	0.00	46355	91.0	174.6	145.8	205.8
+ EIC (92.0) Scan 04JAN12.D			92.0, 91.0			+ Scan (8.350-8.450 min, 37 scans) 04JAN12.D		
								
trans-1,3-Dichloropropene	23.7894	8.63	0.00	17850	39.0	55.9	23.4	83.4
+ EIC (75.0) Scan 04JAN12.D			75.0, 77.0, 39.0			+ Scan (8.606-8.679 min, 27 scans) 04JAN12.D		
								
1,1,2-Trichloroethane	25.8400	8.82	0.00	10099	97.0	107.4	84.6	144.6
+ EIC (83.0) Scan 04JAN12.D			83.0, 97.0, 85.0			+ Scan (8.785-8.857 min, 26 scans) 04JAN12.D		
								

Quantitation Results Report (QT Reviewed)

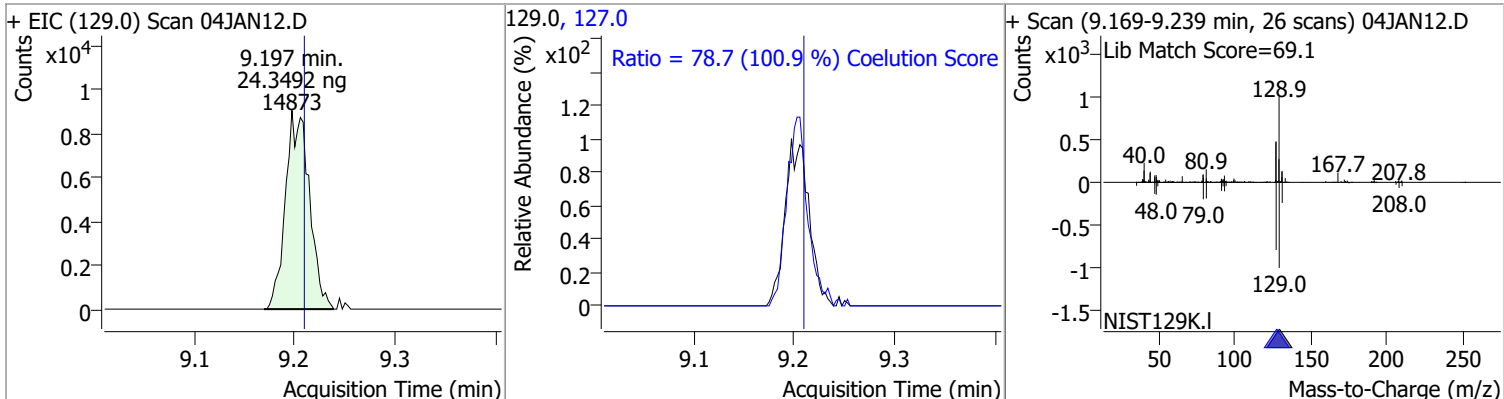
Compound	Conc.	RT	Dev(Min)	Resp.	QIon	QRatio	Lower	Upper
Tetrachloroethene	25.3948	8.94	0.00	20322	165.8	123.7	98.6	158.6
					129.0	90.9	61.5	121.5



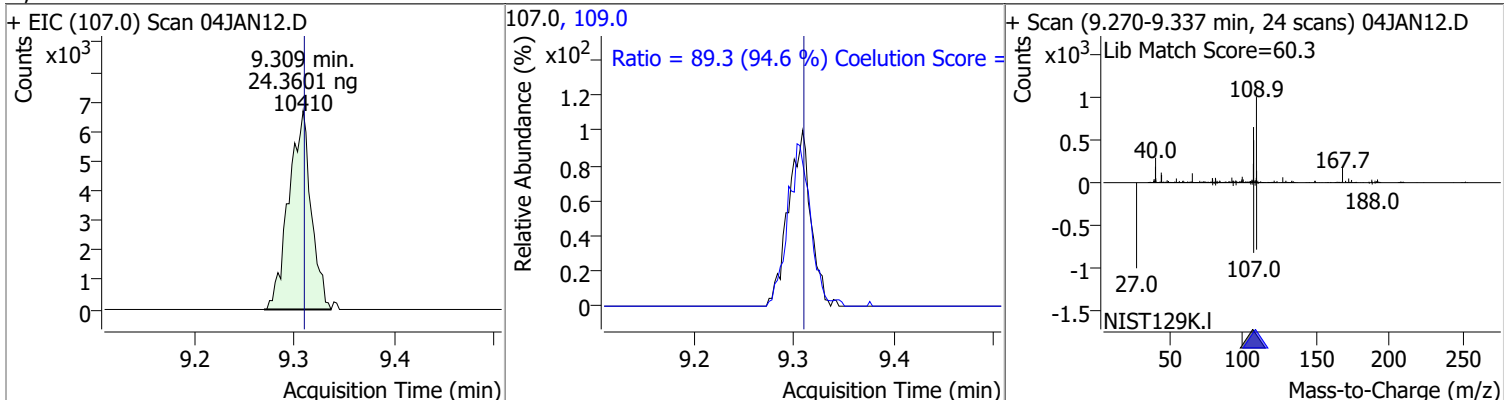
Compound	Conc.	RT	Dev(Min)	Resp.	QIon	QRatio	Lower	Upper
1,3-Dichloropropane	24.3839	8.98	0.00	18745	78.0	33.6	2.9	62.9



Compound	Conc.	RT	Dev(Min)	Resp.	QIon	QRatio	Lower	Upper
Chlorodibromomethane	24.3492	9.20	-0.01	14873	127.0	78.7	48.0	108.0



Compound	Conc.	RT	Dev(Min)	Resp.	QIon	QRatio	Lower	Upper
1,2-Dibromoethane	24.3601	9.31	0.00	10410	109.0	89.3	64.5	124.5

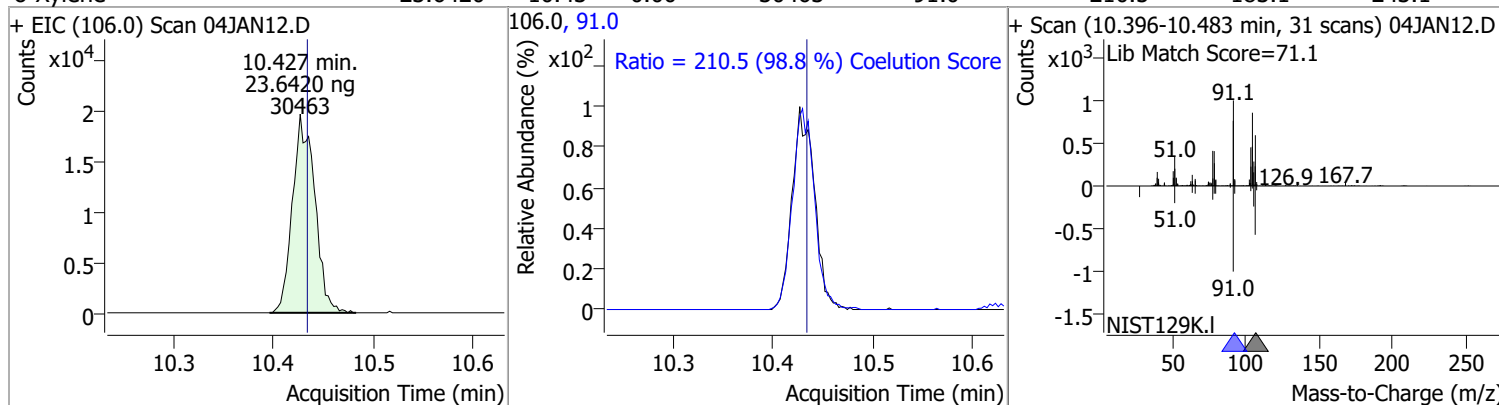


Quantitation Results Report (QT Reviewed)

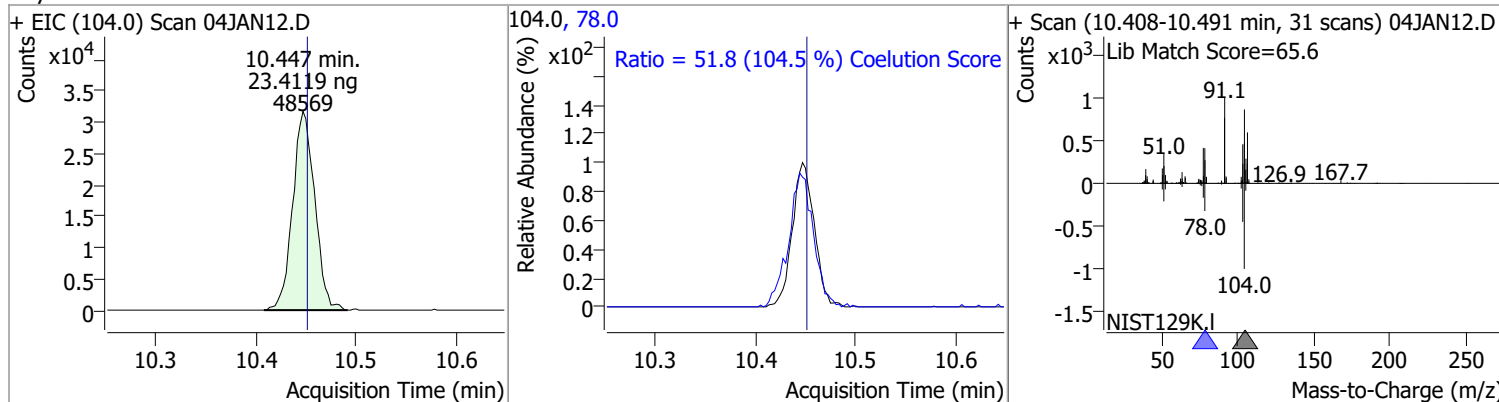
Compound	Conc.	RT	Dev(Min)	Resp.	QIon	QRatio	Lower	Upper
Chlorobenzene	24.7015	9.80	0.00	53047	114.0	32.0	2.1	62.1
+ EIC (112.0) Scan 04JAN12.D			112.0, 114.0			+ Scan (9.763-9.864 min, 37 scans) 04JAN12.D		
			Ratio = 32.0 (99.5 %) Coelution Score = Lib Match Score=35.6					
1,1,1,2-Tetrachloroethane	24.1509	9.89	0.00	18130	133.0	98.8	68.6	128.6
+ EIC (131.0) Scan 04JAN12.D			131.0, 133.0			+ Scan (9.855-9.939 min, 31 scans) 04JAN12.D		
			Ratio = 98.8 (100.2 %) Coelution Score = Lib Match Score=55.2					
Ethylbenzene	23.7421	9.92	0.00	88428	106.0	31.1	1.1	61.1
+ EIC (91.0) Scan 04JAN12.D			91.0, 106.0			+ Scan (9.878-9.984 min, 39 scans) 04JAN12.D		
			Ratio = 31.1 (99.9 %) Coelution Score = Lib Match Score=63.5					
m+p-Xylenes	45.7836	10.04	0.00	66267	91.0	204.5	171.4	231.4
+ EIC (106.0) Scan 04JAN12.D			106.0, 91.0			+ Scan (9.998-10.092 min, 35 scans) 04JAN12.D		
			Ratio = 204.5 (101.6 %) Coelution Score = Lib Match Score=					

Quantitation Results Report (QT Reviewed)

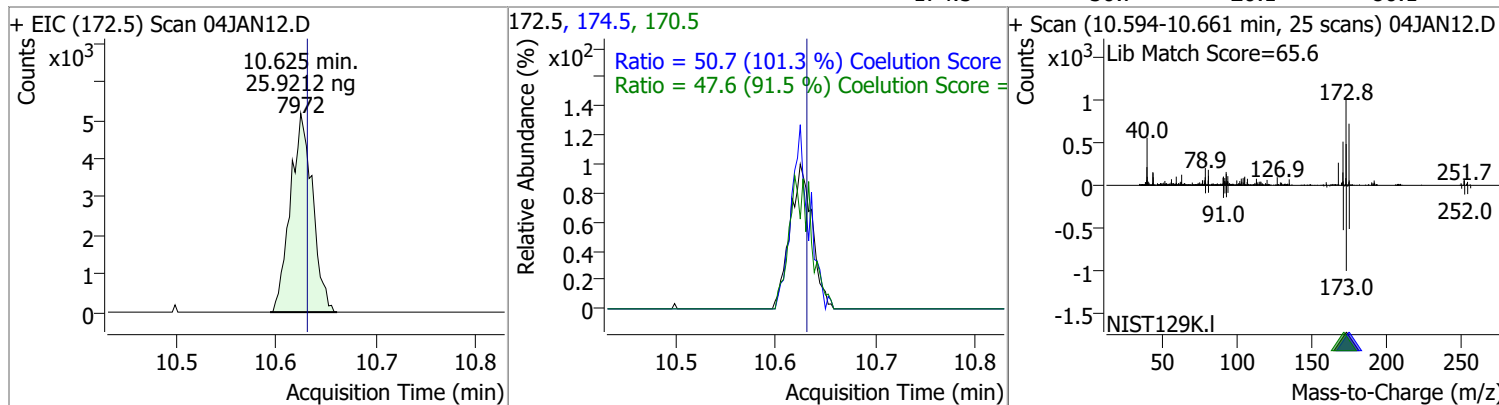
Compound	Conc.	RT	Dev(Min)	Resp.	QIon	QRatio	Lower	Upper
o-Xylene	23.6420	10.43	0.00	30463	91.0	210.5	183.1	243.1



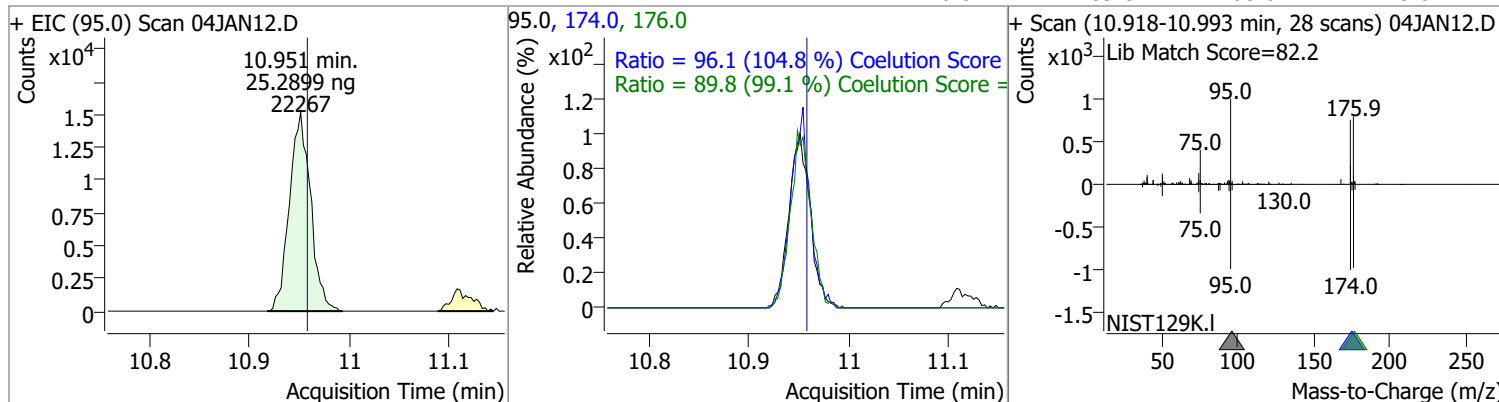
Compound	Conc.	RT	Dev(Min)	Resp.	QIon	QRatio	Lower	Upper
Styrene	23.4119	10.45	0.00	48569	78.0	51.8	19.6	79.6



Compound	Conc.	RT	Dev(Min)	Resp.	QIon	QRatio	Lower	Upper
Bromoform	25.9212	10.63	0.00	7972	170.5	47.6	22.1	82.1
					174.5	50.7	20.1	80.1

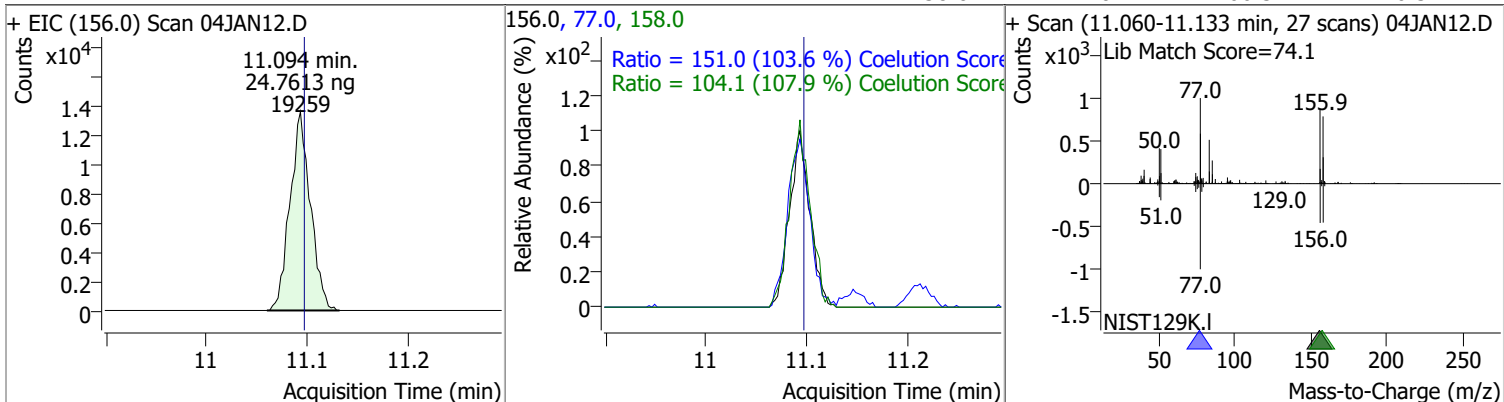


Compound	Conc.	RT	Dev(Min)	Resp.	QIon	QRatio	Lower	Upper
p-Bromofluorobenzene	25.2899	10.95	0.00	22267	174.0	96.1	61.7	121.7
					176.0	89.8	60.6	120.6

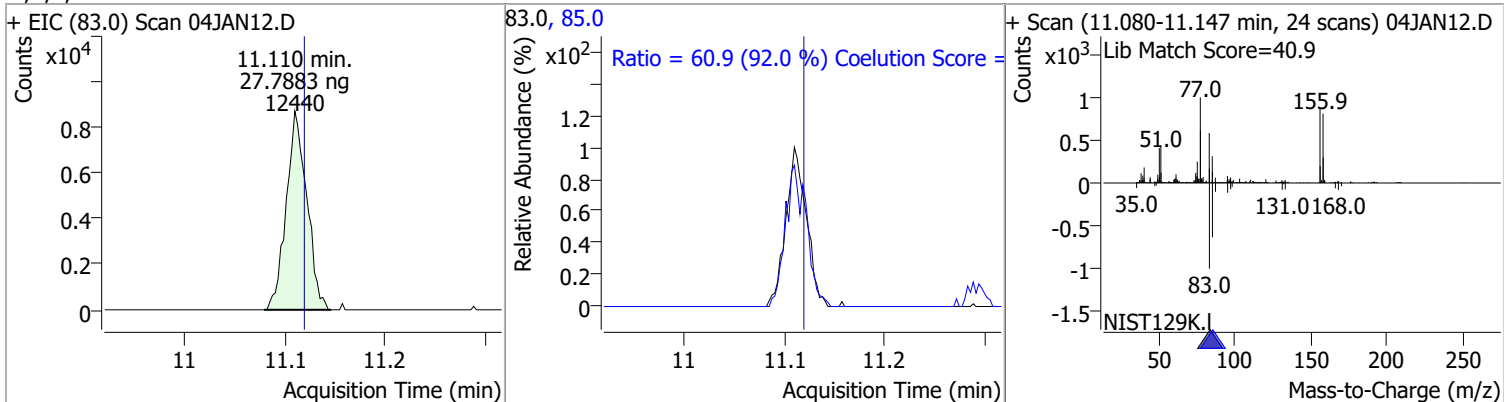


Quantitation Results Report (QT Reviewed)

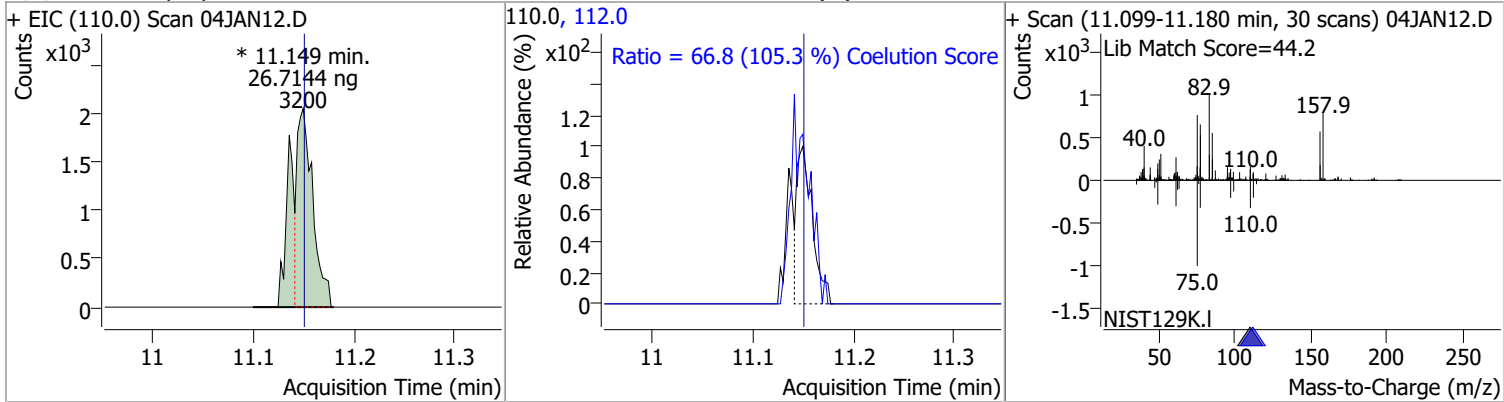
Compound	Conc.	RT	Dev(Min)	Resp.	QIon	QRatio	Lower	Upper
Bromobenzene	24.7613	11.09	0.00	19259	77.0	151.0	115.7	175.7
					158.0	104.1	66.5	126.5



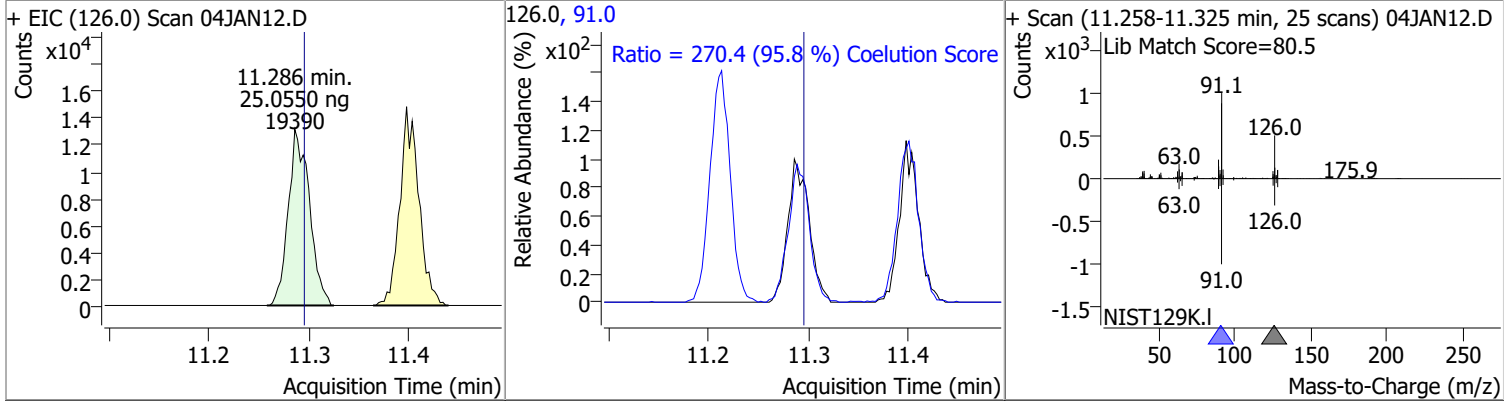
Compound	Conc.	RT	Dev(Min)	Resp.	QIon	QRatio	Lower	Upper
1,1,2,2-Tetrachloroethane	27.7883	11.11	-0.01	12440	85.0	60.9	36.2	96.2



Compound	Conc.	RT	Dev(Min)	Resp.	QIon	QRatio	Lower	Upper
1,2,3-Trichloropropane	26.7144	11.15	0.00	3200 (m)	112.0	66.8	33.5	93.5

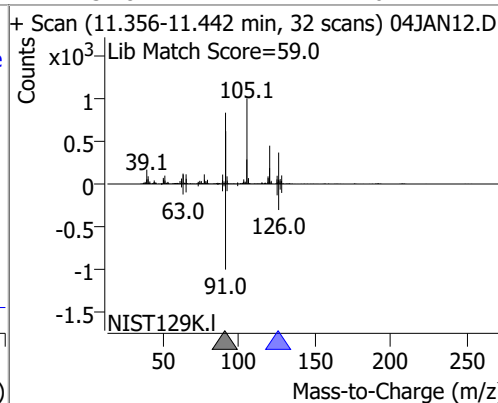
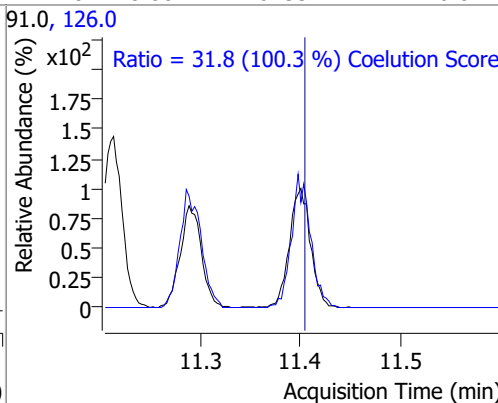
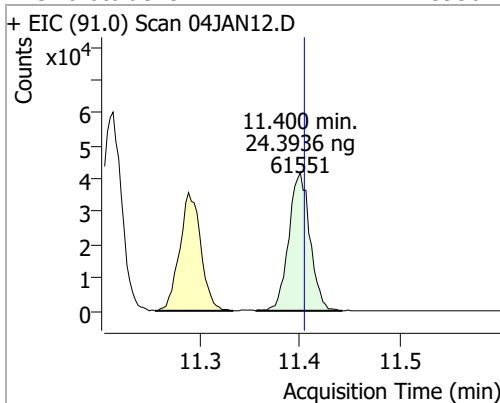


Compound	Conc.	RT	Dev(Min)	Resp.	QIon	QRatio	Lower	Upper
2-Chlorotoluene	25.0550	11.29	-0.01	19390	91.0	270.4	252.3	312.3

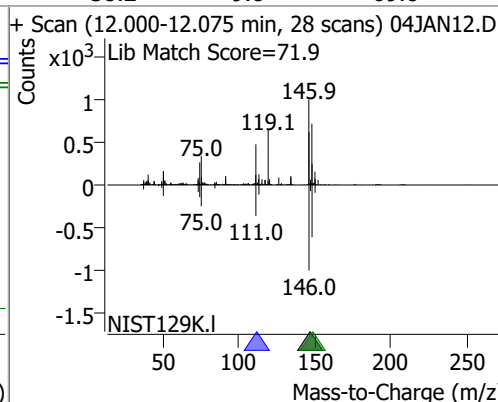
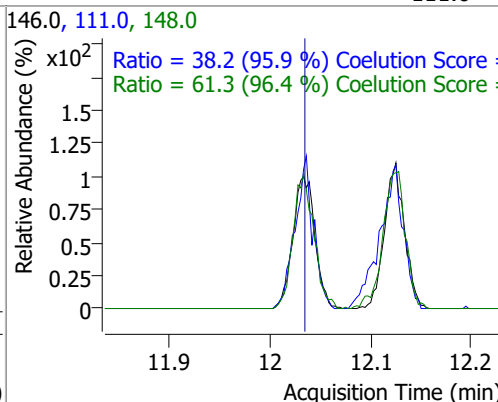
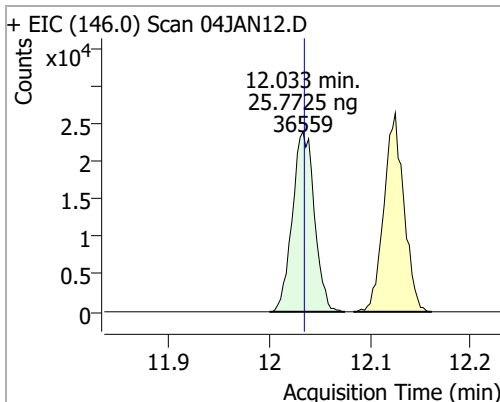


Quantitation Results Report (QT Reviewed)

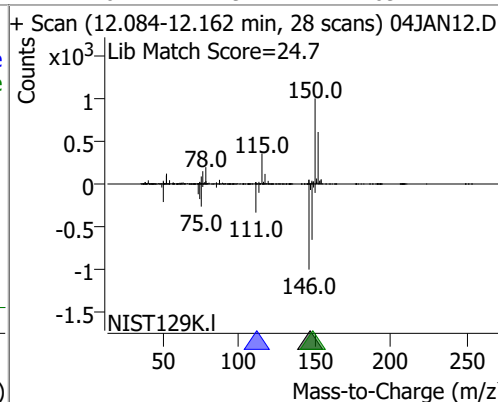
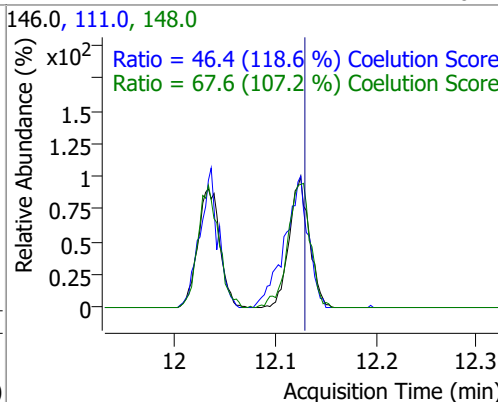
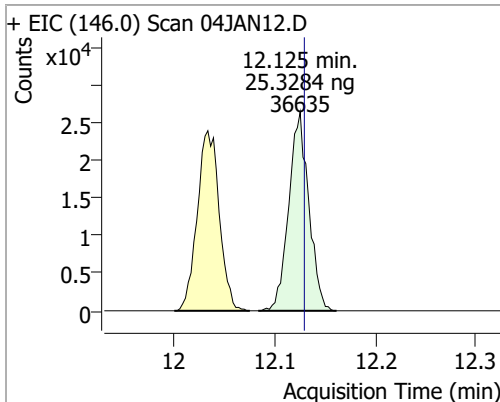
Compound	Conc.	RT	Dev(Min)	Resp.	QIon	QRatio	Lower	Upper
4-Chlorotoluene	24.3936	11.40	0.00	61551	126.0	31.8	1.7	61.7



1,3-Dichlorobenzene	25.7725	12.03	0.00	36559	148.0	61.3	33.6	93.6
					111.0	38.2	9.8	69.8

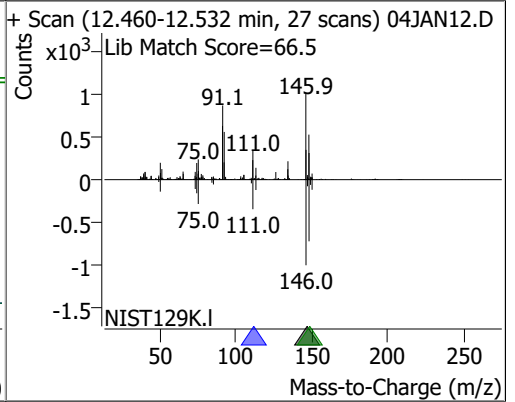
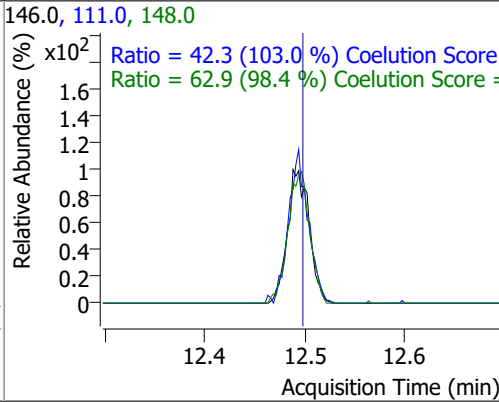
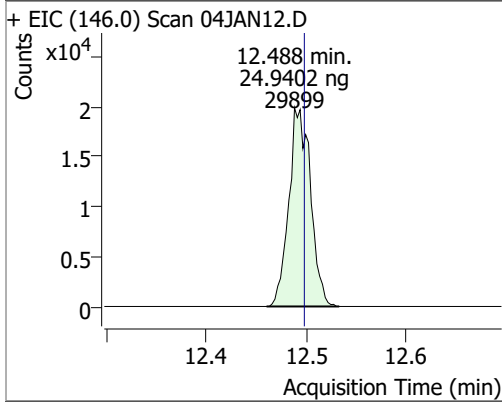


1,4-Dichlorobenzene	25.3284	12.13	0.00	36635	148.0	67.6	33.1	93.1
					111.0	46.4	9.1	69.1



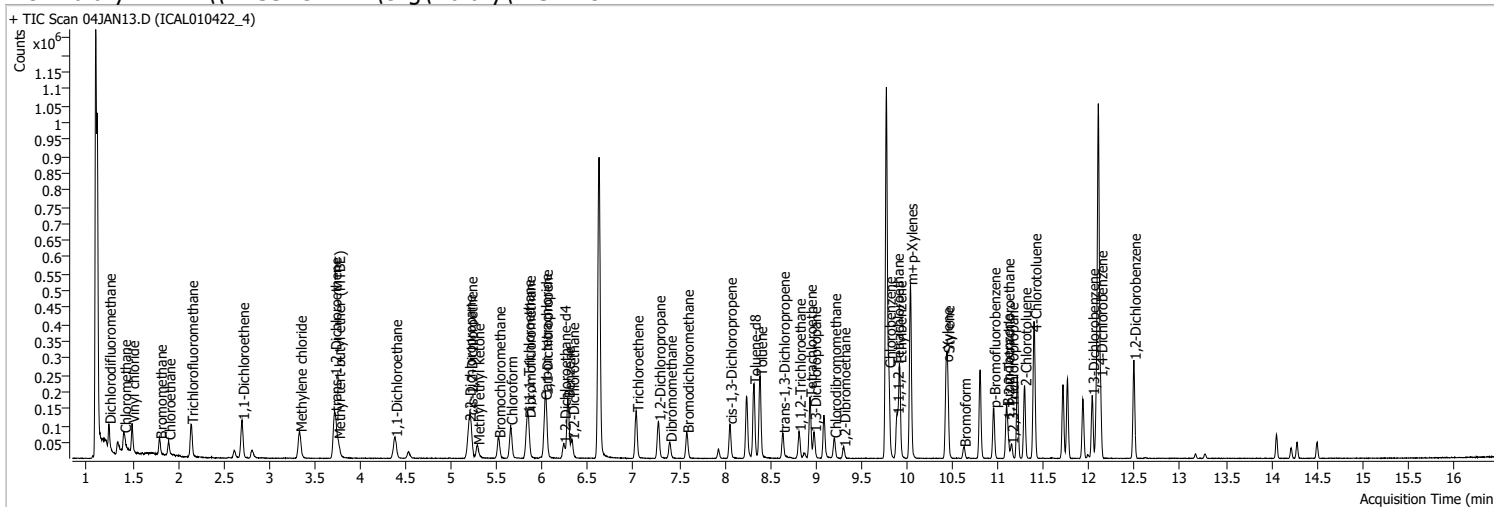
Quantitation Results Report (QT Reviewed)

Compound	Conc.	RT	Dev(Min)	Resp.	QIon	QRatio	Lower	Upper
1,2-Dichlorobenzene	24.9402	12.49	-0.01	29899	148.0	62.9	33.9	93.9
					111.0	42.3	11.0	71.0



Quantitation Results Report (QT Reviewed)

Data File	04JAN13.D	Operator	MSC
Acq. Method	5975CACQF.M	Acq. Date-Time	1/4/2022 4:55:32 PM
Sample Name	ICAL010422_4	Instrument	VOA5975C
Vial	13	Multiplier	1.00
DA Method File	VOA5975C_8260B_SHT_DoD_L4_010422.m	Comment	
Tune File	BFB_Atune3.u	Tune Date	10/11/2021 4:02:00 PM
Batch Name	VG010422_8260B.batch.bin	Last Calib Update	1/9/2022 8:59:52 PM
Ref Library	\\MASSHUNTER\Org\Library\NIST129K.I		



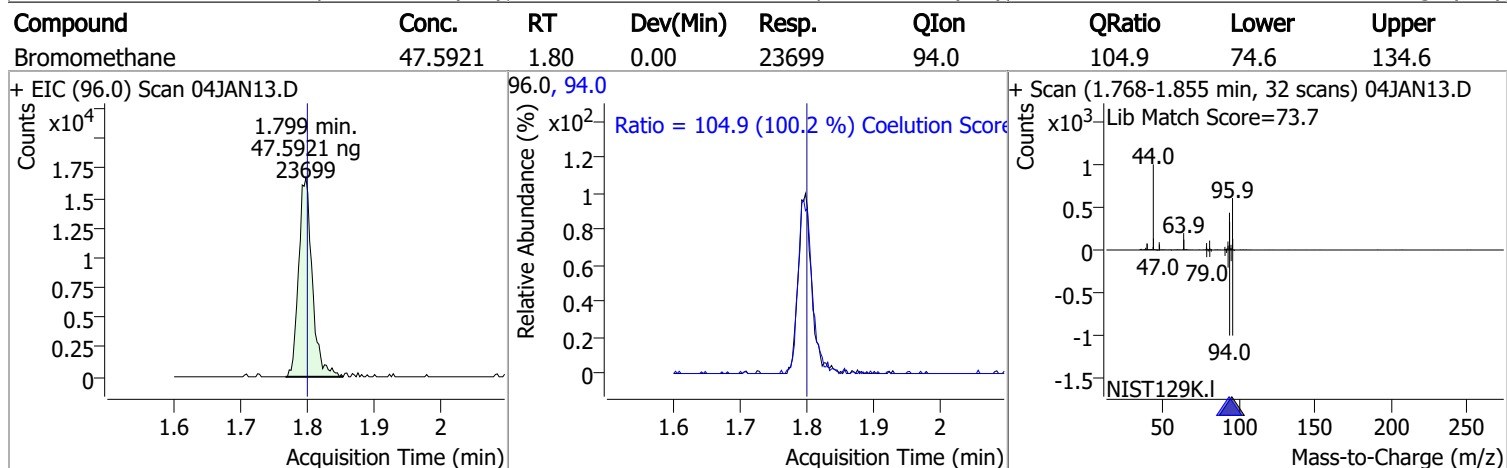
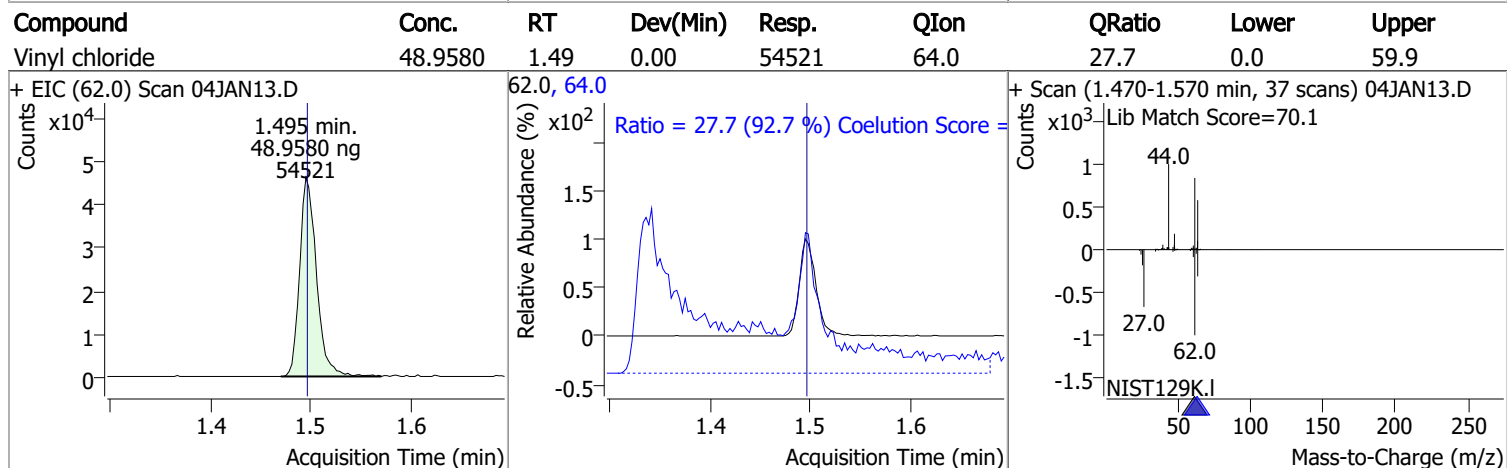
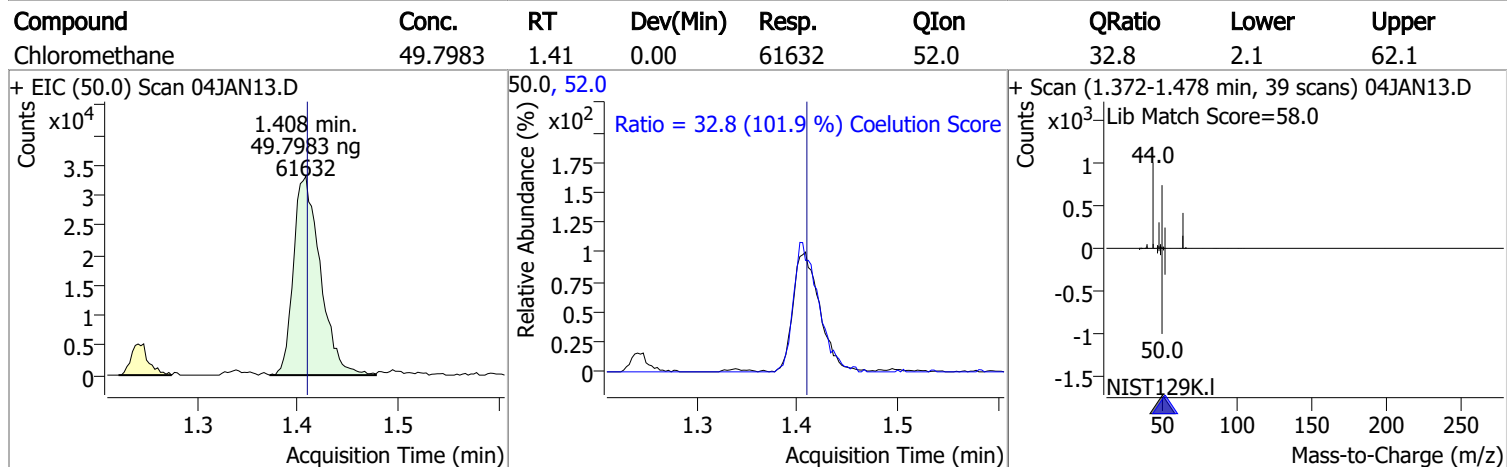
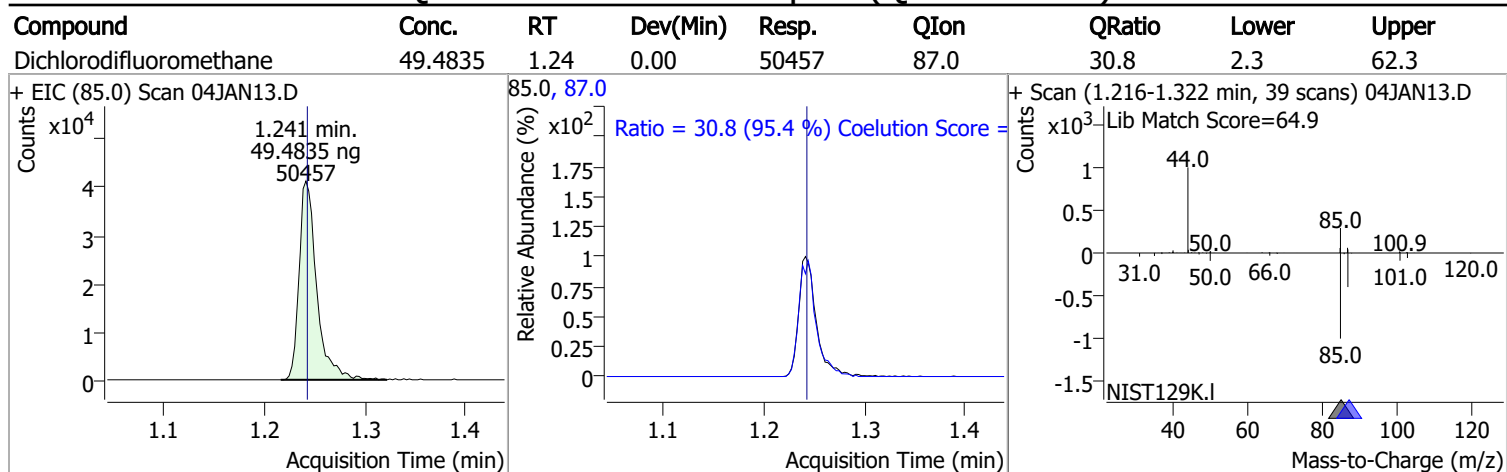
Compound	RT	QIon	Resp.	Conc.	Units	Dev(Min)
Internal Standards						
M Fluorobenzene	6.623	96.0	778120	250.0000	ng	0.000
M Chlorobenzene-d5	9.774	82.0	300356	250.0000	ng	0.003
M 1,4-Dichlorobenzene-d4	12.100	152.0	248636	250.0000	ng	0.000
System Monitoring Compounds						
S Dibromofluoromethane	5.848	113.0	35309	48.1661	ng	0.003
Spiked Amount: 250.000	Range: 80.0 - 119.0%			Recovery = 19.27%	*	
S 1,2-Dichloroethane-d4	6.233	67.0	15238	48.1252	ng	0.000
Spiked Amount: 250.000	Range: 81.0 - 118.0%			Recovery = 19.25%	*	
S Toluene-d8	8.319	98.0	136453	47.1441	ng	0.000
Spiked Amount: 250.000	Range: 89.0 - 112.0%			Recovery = 18.86%	*	
S p-Bromofluorobenzene	10.951	95.0	42506	46.6647	ng	-0.003
Spiked Amount: 250.000	Range: 85.0 - 114.0%			Recovery = 18.67%	*	
Target Compounds						
T Dichlorodifluoromethane	1.241	85.0	50457	49.4835	ng	97
T Chloromethane	1.408	50.0	61632	49.7983	ng	99
T Vinyl chloride	1.495	62.0	54521	48.9580	ng	96
T Bromomethane	1.799	96.0	23699	47.5921	ng	100
T Chloroethane	1.897	64.0	25484	46.2243	ng	98
T Trichlorofluoromethane	2.145	101.0	68163	49.3128	ng	98
T 1,1-Dichloroethene	2.702	96.0	38253	48.8056	ng	100
T Methylene chloride	3.335	49.0	58282	50.4421	ng	99
T trans-1,2-Dichloroethene	3.717	96.0	39596	49.5178	ng	99
T Methyl tert-butyl ether (MTBE)	3.757	73.0	49126	47.5301	ng	100
T 1,1-Dichloroethane	4.381	63.0	73205	49.1828	ng	100
T 2,2-Dichloropropane	5.193	77.0	56189	50.3804	ng	100
T cis-1,2-Dichloroethene	5.209	96.0	39251	48.4154	ng	99
T Methyl ethyl ketone	5.285	43.0	52648	479.4296	ng	99
T Bromochloromethane	5.516	128.0	17338	51.6233	ng	96
T Chloroform	5.650	83.0	71403	48.2031	ng	99

Quantitation Results Report (QT Reviewed)

Compound	RT	QIon	Resp.	Conc.	Units	Dev(Min)
T 1,1,1-Trichloroethane	5.834	97.0	67007	48.2688	ng	98
T Carbon tetrachloride	6.026	117.0	65313	47.7520	ng	98
T 1,1-Dichloropropene	6.035	75.0	56376	47.7627	ng	99
T Benzene	6.277	78.0	148727	48.0054	ng	100
T 1,2-Dichloroethane	6.325	62.0	41058	48.9880	ng	97
T Trichloroethene	7.030	95.0	42682	47.1189	ng	98
T 1,2-Dichloropropane	7.273	63.0	37870	47.5273	ng	96
T Dibromomethane	7.396	93.0	15989	47.4844	ng	97
T Bromodichloromethane	7.585	83.0	43900	47.2409	ng	97
T cis-1,3-Dichloropropene	8.057	75.0	48886	46.5283	ng	97
T Toluene	8.388	92.0	91915	47.0116	ng	100
T trans-1,3-Dichloropropene	8.639	75.0	35179	47.0378	ng	100
T 1,1,2-Trichloroethane	8.815	83.0	18884	48.4759	ng	99
T Tetrachloroethene	8.935	163.8	36925	46.2932	ng	97
T 1,3-Dichloropropane	8.980	76.0	37457	48.8841	ng	98
T Chlorodibromomethane	9.203	129.0	28153	46.2411	ng	99
T 1,2-Dibromoethane	9.303	107.0	21037	49.3889	ng	93
T Chlorobenzene	9.802	112.0	101452	47.3959	ng	99
T 1,1,1,2-Tetrachloroethane	9.889	131.0	35544	47.5029	ng	99
T Ethylbenzene	9.917	91.0	173769	46.8079	ng	99
T m+p-Xylenes	10.039	106.0	133498	92.5347	ng	98
T o-Xylene	10.430	106.0	61016	47.5086	ng	98
T Styrene	10.444	104.0	96576	46.7052	ng	100
T Bromoform	10.625	172.5	16073	50.5170	ng	96
T Bromobenzene	11.093	156.0	38282	47.5759	ng	98
T 1,1,2,2-Tetrachloroethane	11.105	83.0	22514	48.6124	ng	99
T 1,2,3-Trichloropropane	11.146	110.0	6096	49.1924	ng	97
T 2-Chlorotoluene	11.289	126.0	37987	47.4466	ng	99
T 4-Chlorotoluene	11.400	91.0	126308	48.3865	ng	100
T 1,3-Dichlorobenzene	12.033	146.0	69539	47.3853	ng	99
T 1,4-Dichlorobenzene	12.125	146.0	71841	48.0106	ng	97
T 1,2-Dichlorobenzene	12.491	146.0	60213	48.5498	ng	98

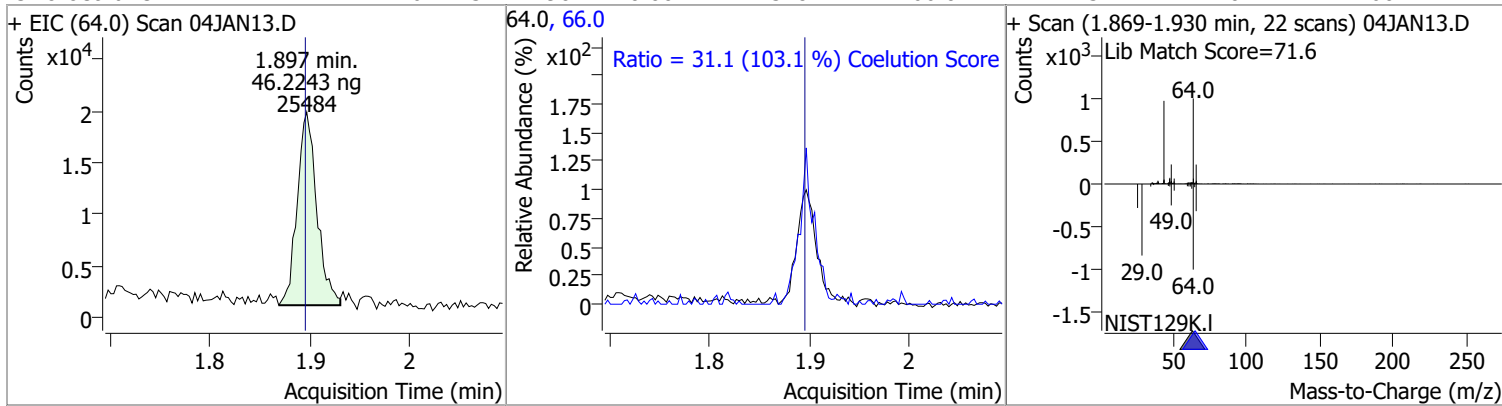
(#) = Qualifier Out of Range; (m) = Manual Integration; (+) = Area Summed; (*) = Surrogate Percent Recovery Out of Range; (d): Zeroed Peak

Quantitation Results Report (QT Reviewed)

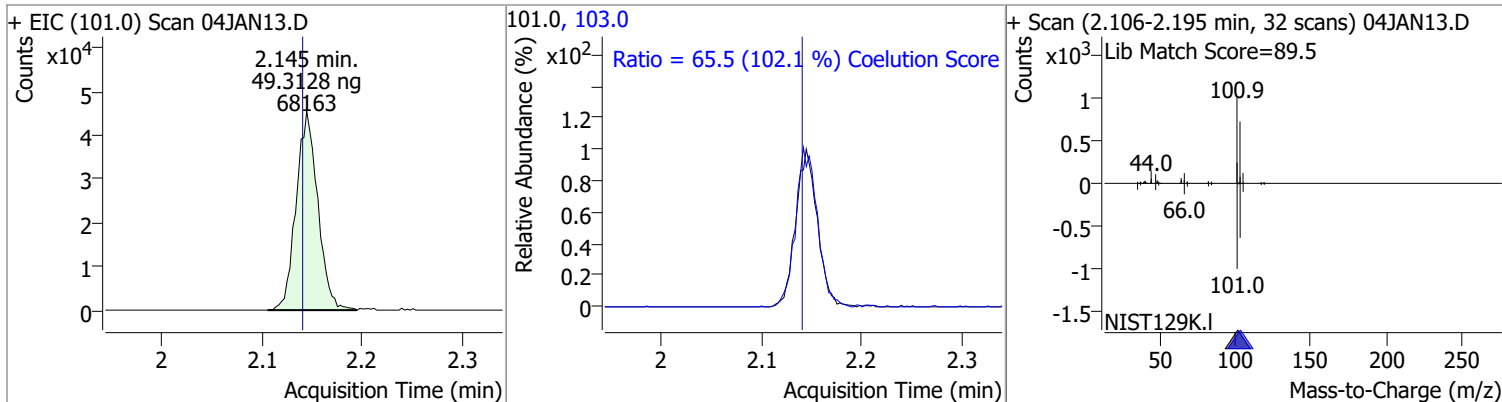


Quantitation Results Report (QT Reviewed)

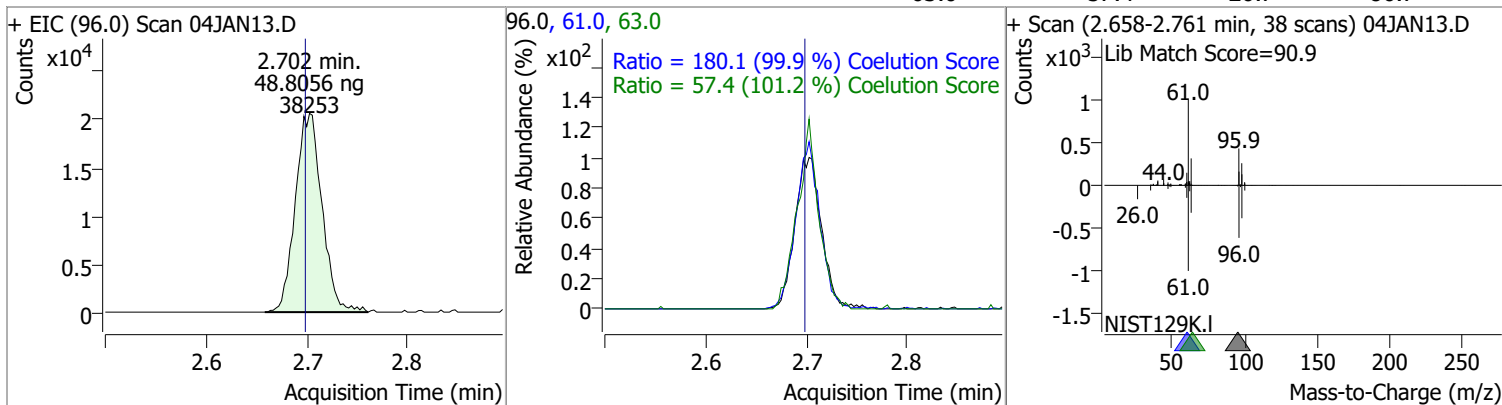
Compound	Conc.	RT	Dev(Min)	Resp.	QIon	QRatio	Lower	Upper
Chloroethane	46.2243	1.90	0.00	25484	66.0	31.1	0.1	60.1



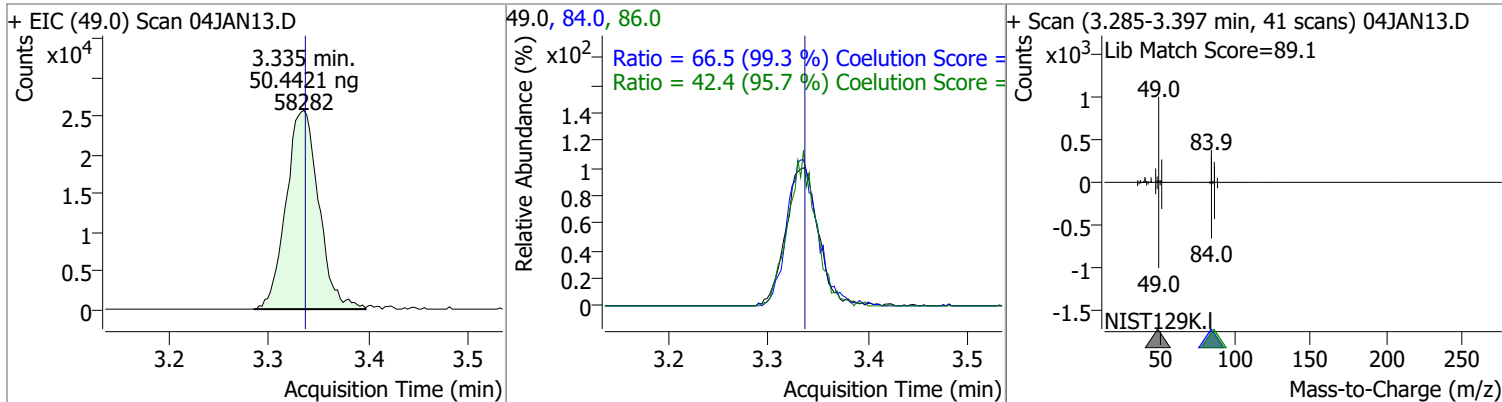
Compound	Conc.	RT	Dev(Min)	Resp.	QIon	QRatio	Lower	Upper
Trichlorofluoromethane	49.3128	2.14	0.00	68163	103.0	65.5	34.2	94.2



Compound	Conc.	RT	Dev(Min)	Resp.	QIon	QRatio	Lower	Upper
1,1-Dichloroethene	48.8056	2.70	0.01	38253	61.0	180.1	150.3	210.3
					63.0	57.4	26.7	86.7

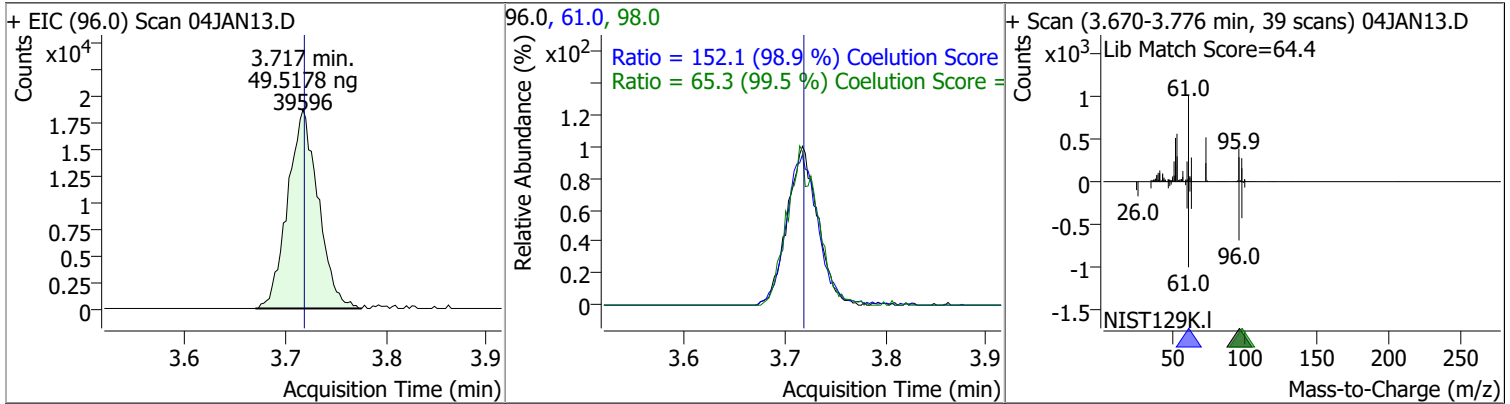


Compound	Conc.	RT	Dev(Min)	Resp.	QIon	QRatio	Lower	Upper
Methylene chloride	50.4421	3.34	0.00	58282	84.0	66.5	36.9	96.9
					86.0	42.4	14.3	74.3

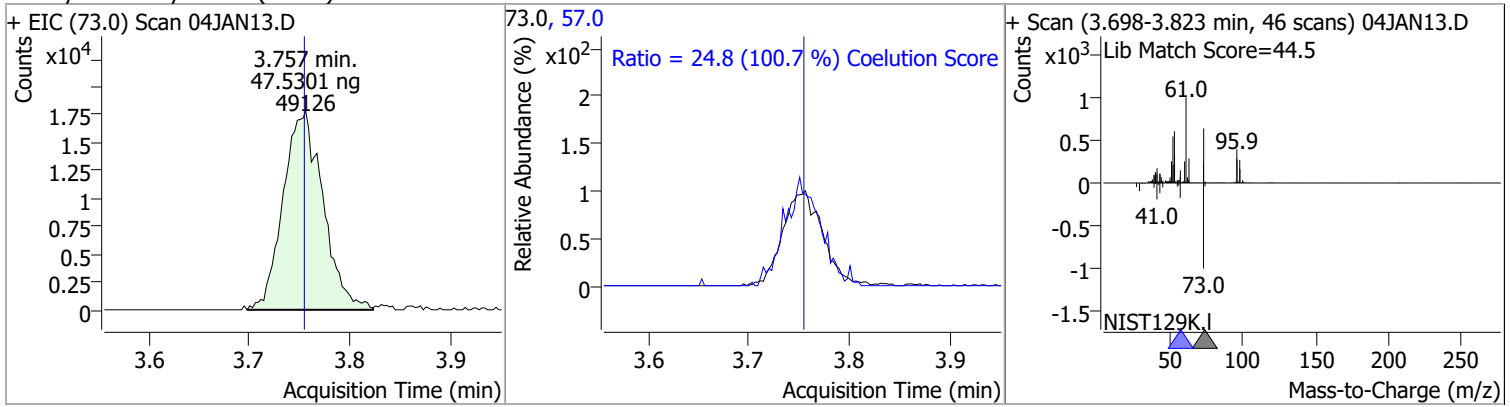


Quantitation Results Report (QT Reviewed)

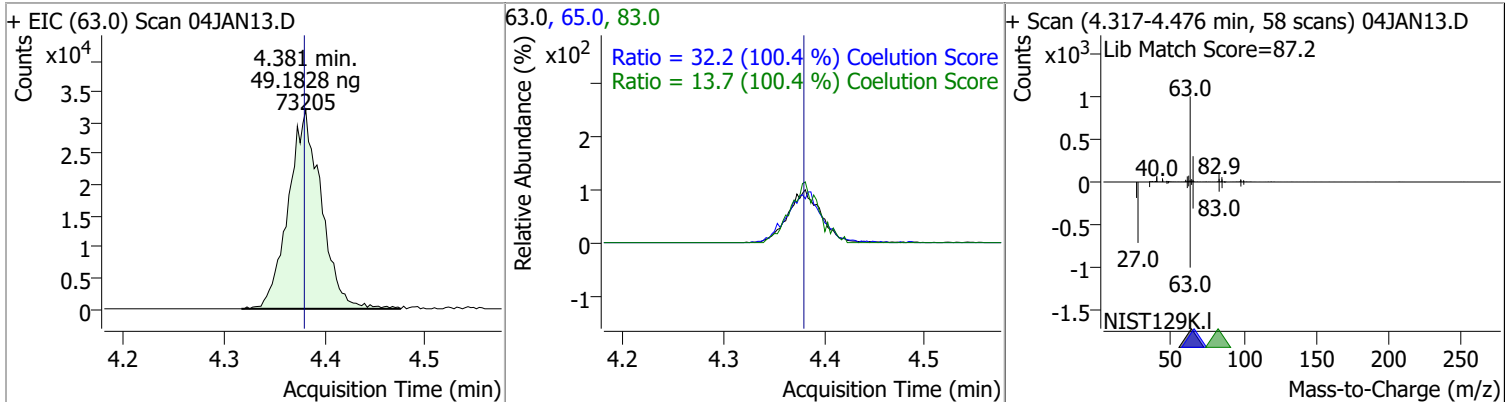
Compound	Conc.	RT	Dev(Min)	Resp.	QIon	QRatio	Lower	Upper
trans-1,2-Dichloroethene	49.5178	3.72	0.00	39596	61.0	152.1	123.9	183.9
					98.0	65.3	35.7	95.7



Compound	Conc.	RT	Dev(Min)	Resp.	QIon	QRatio	Lower	Upper
Methyl tert-butyl ether (MTBE)	47.5301	3.76	0.00	49126	57.0	24.8	0.0	54.6

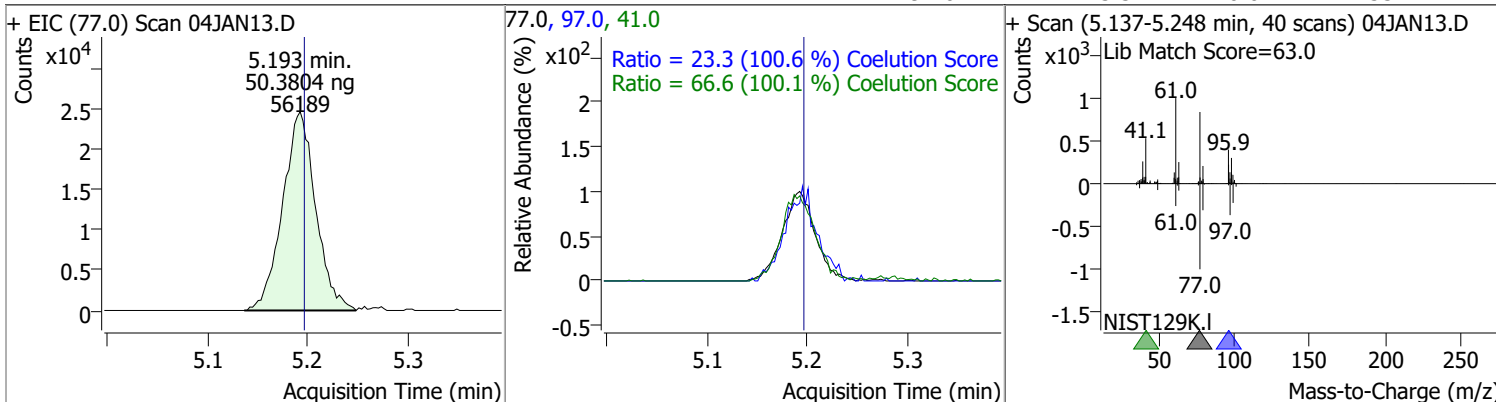


Compound	Conc.	RT	Dev(Min)	Resp.	QIon	QRatio	Lower	Upper
1,1-Dichloroethane	49.1828	4.38	0.00	73205	65.0	32.2	2.1	62.1
					83.0	13.7	0.0	43.7

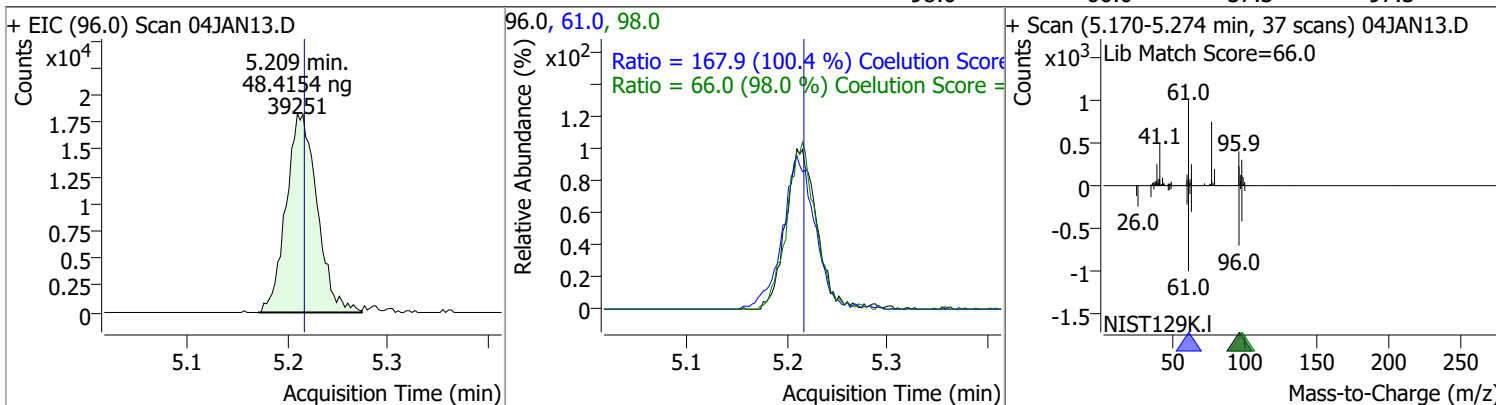


Quantitation Results Report (QT Reviewed)

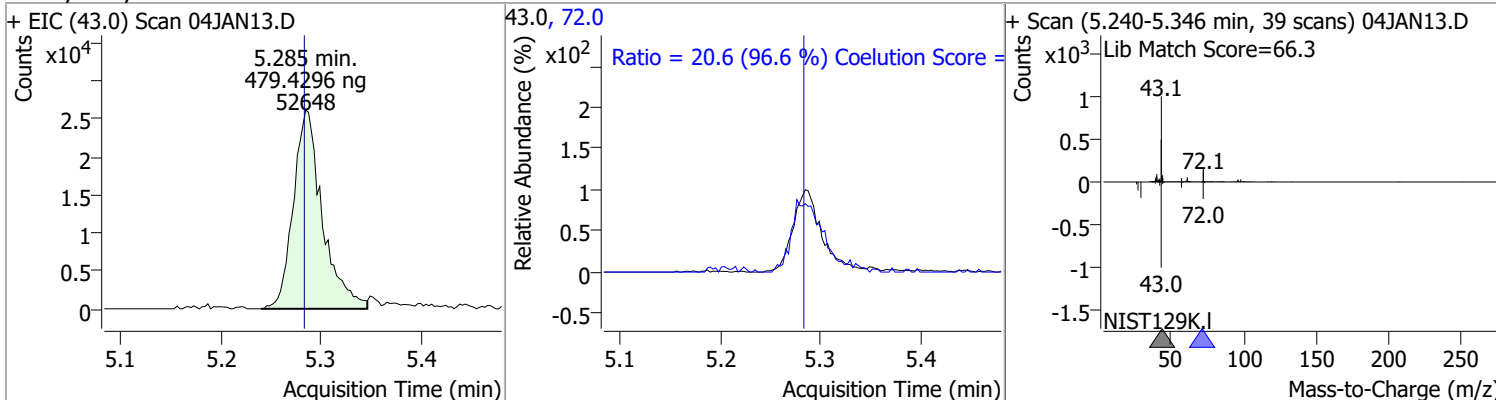
Compound	Conc.	RT	Dev(Min)	Resp.	QIon	QRatio	Lower	Upper
2,2-Dichloropropane	50.3804	5.19	0.00	56189	41.0	66.6	36.5	96.5
					97.0	23.3	0.0	53.2



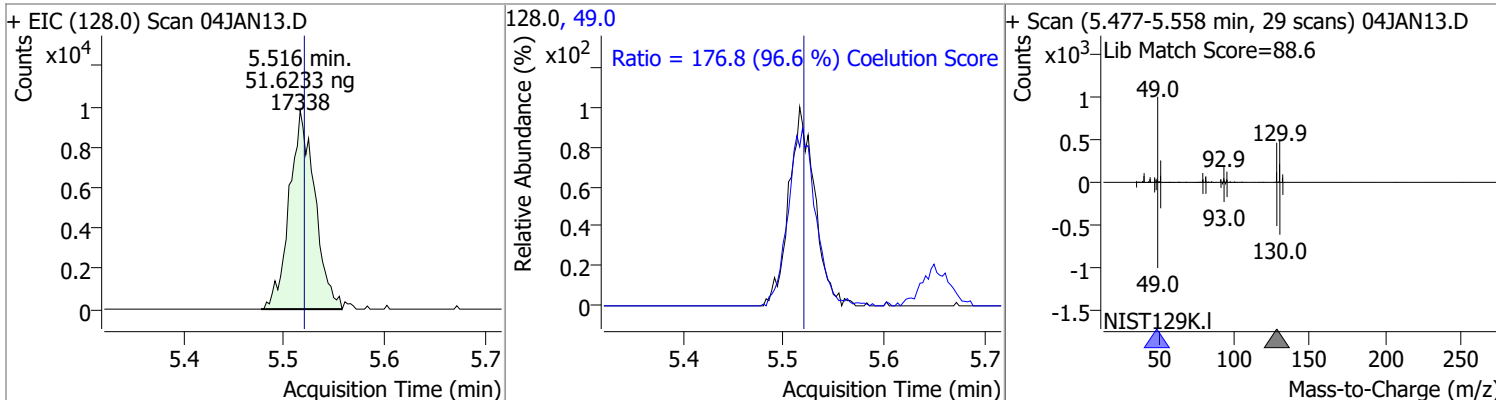
Compound	Conc.	RT	Dev(Min)	Resp.	QIon	QRatio	Lower	Upper
cis-1,2-Dichloroethene	48.4154	5.21	-0.01	39251	61.0	167.9	137.2	197.2
					98.0	66.0	37.3	97.3



Compound	Conc.	RT	Dev(Min)	Resp.	QIon	QRatio	Lower	Upper
Methyl ethyl ketone	479.4296	5.28	0.00	52648	72.0	20.6	0.0	51.3

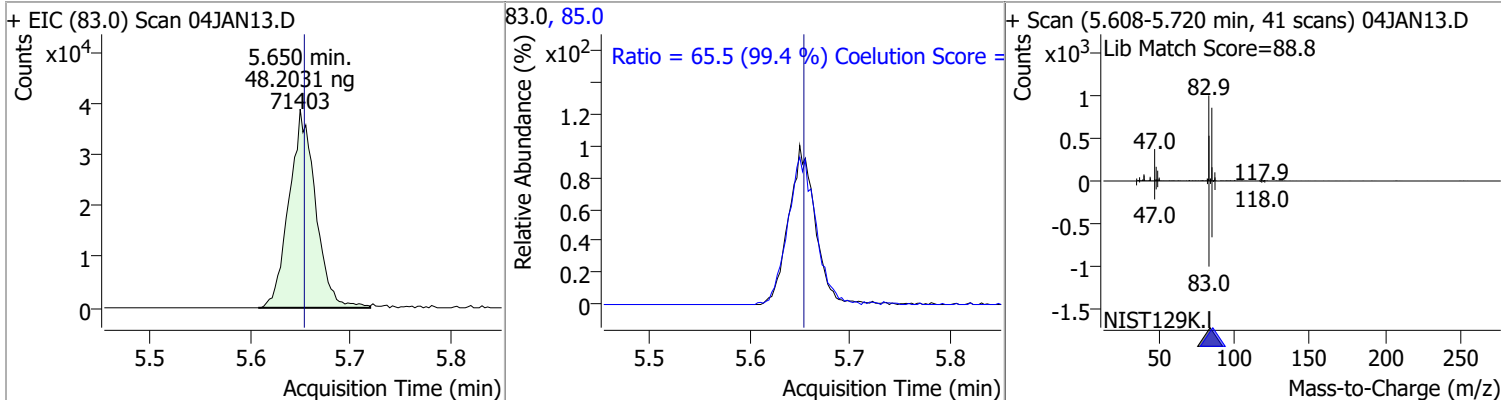


Compound	Conc.	RT	Dev(Min)	Resp.	QIon	QRatio	Lower	Upper
Bromochloromethane	51.6233	5.52	0.00	17338	49.0	176.8	152.9	212.9

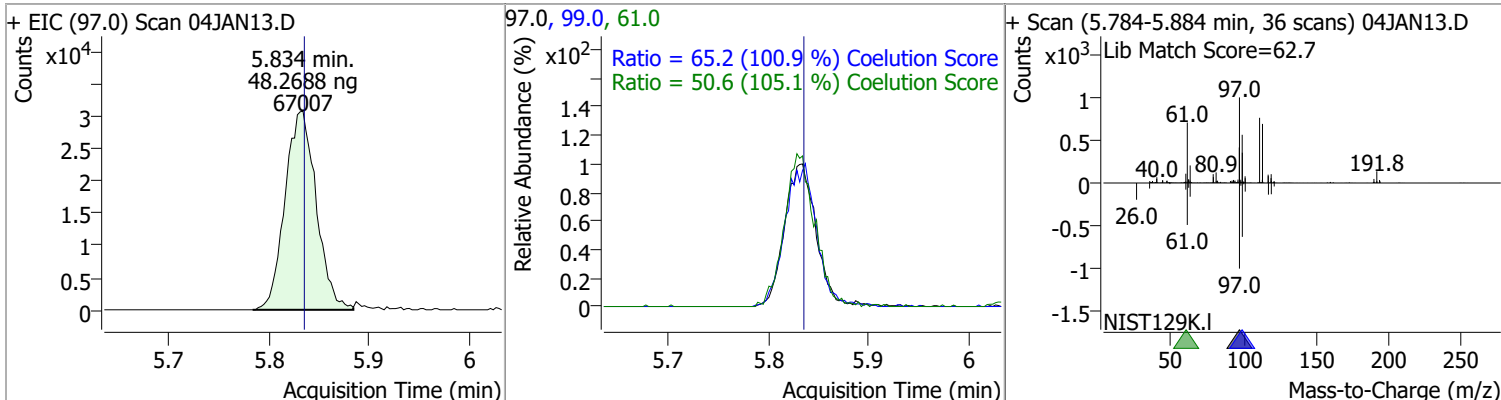


Quantitation Results Report (QT Reviewed)

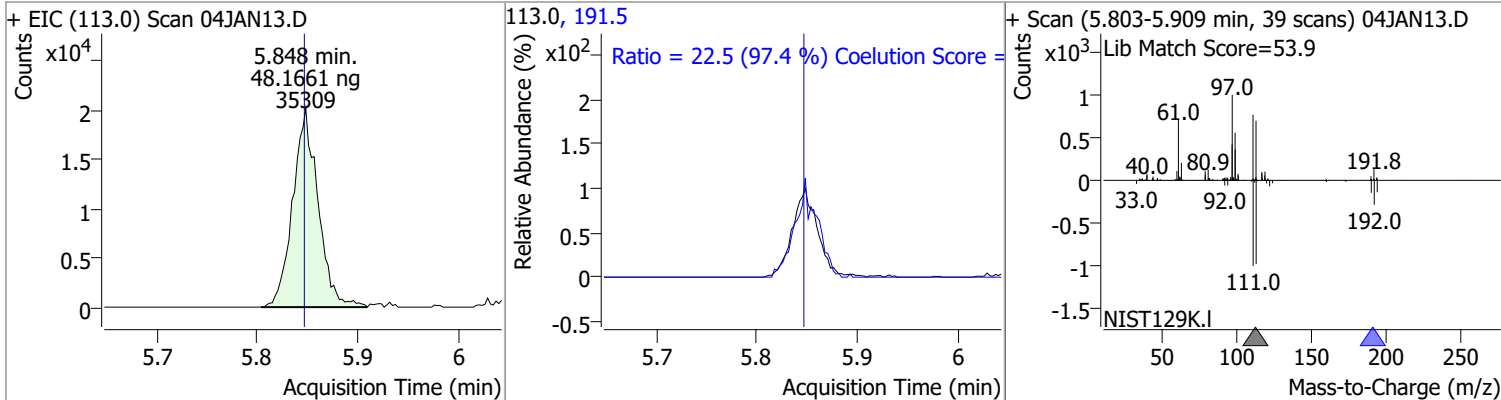
Compound	Conc.	RT	Dev(Min)	Resp.	QIon	QRatio	Lower	Upper
Chloroform	48.2031	5.65	0.00	71403	85.0	65.5	36.0	96.0



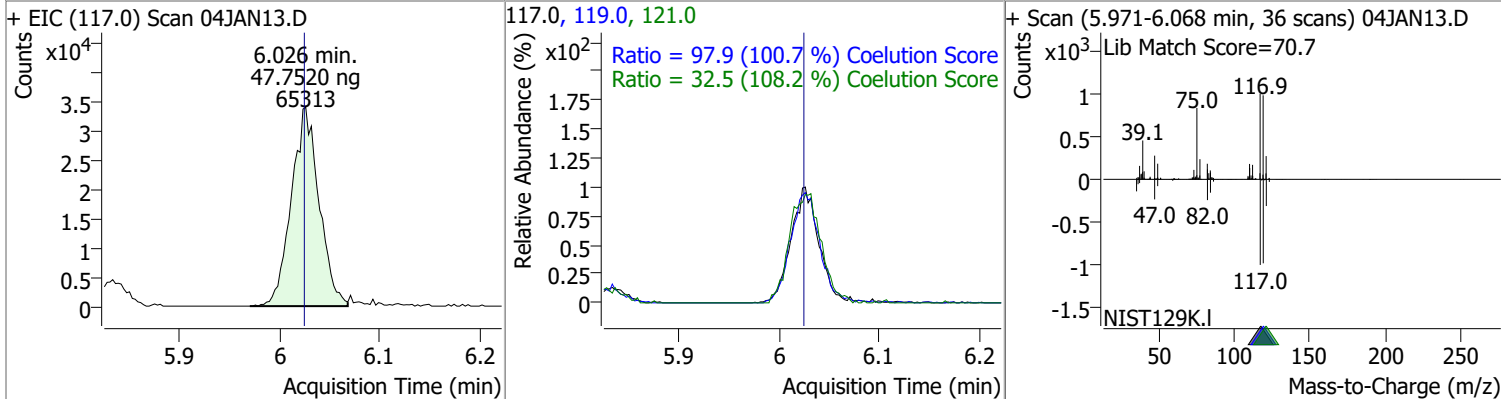
Compound	Conc.	RT	Dev(Min)	Resp.	QIon	QRatio	Lower	Upper
1,1,1-Trichloroethane	48.2688	5.83	0.00	67007	99.0	65.2	34.7	94.7
					61.0	50.6	18.1	78.1



Compound	Conc.	RT	Dev(Min)	Resp.	QIon	QRatio	Lower	Upper
Dibromofluoromethane	48.1661	5.85	0.00	35309	191.5	22.5	0.0	53.1

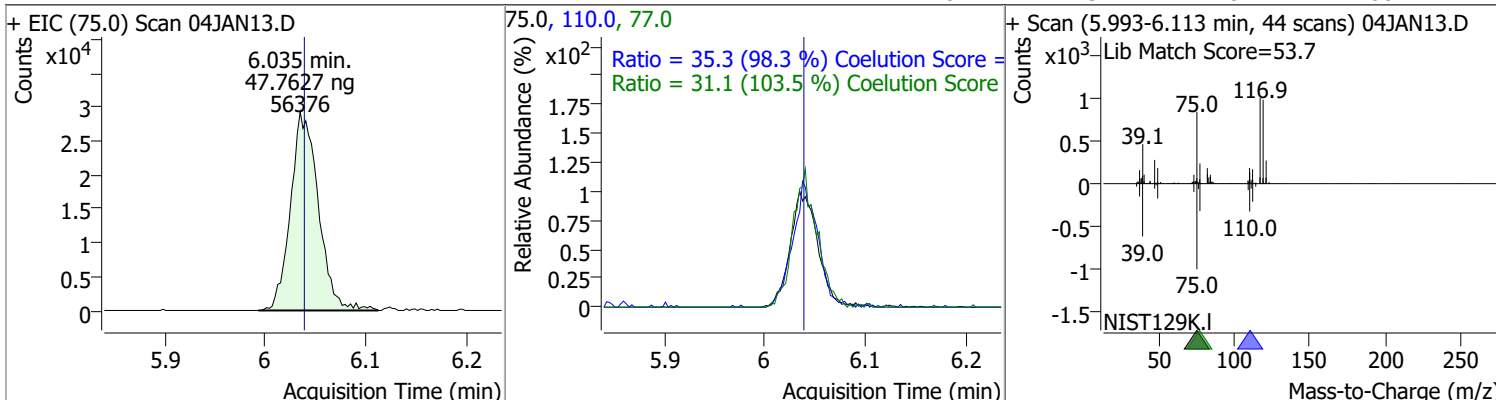


Compound	Conc.	RT	Dev(Min)	Resp.	QIon	QRatio	Lower	Upper
Carbon tetrachloride	47.7520	6.03	0.00	65313	119.0	97.9	67.2	127.2
					121.0	32.5	0.1	60.1

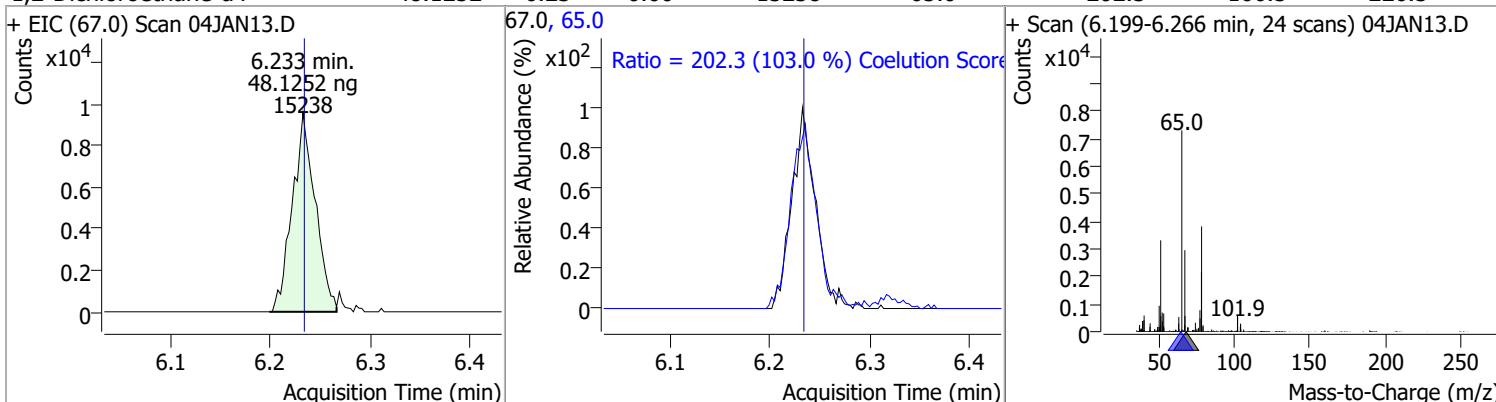


Quantitation Results Report (QT Reviewed)

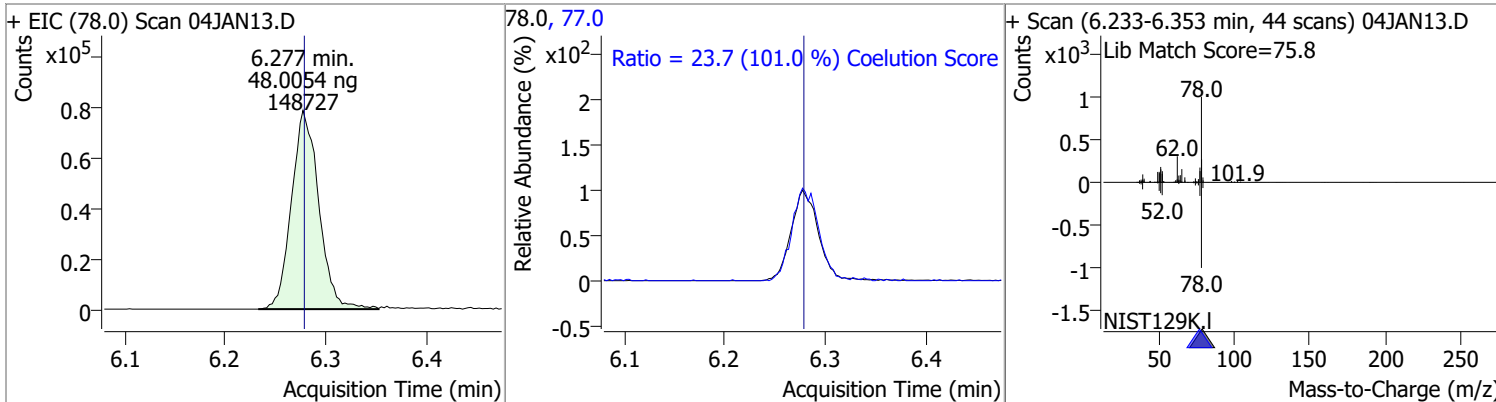
Compound	Conc.	RT	Dev(Min)	Resp.	QIon	QRatio	Lower	Upper
1,1-Dichloropropene	47.7627	6.03	0.00	56376	110.0	35.3	5.9	65.9
					77.0	31.1	0.1	60.1



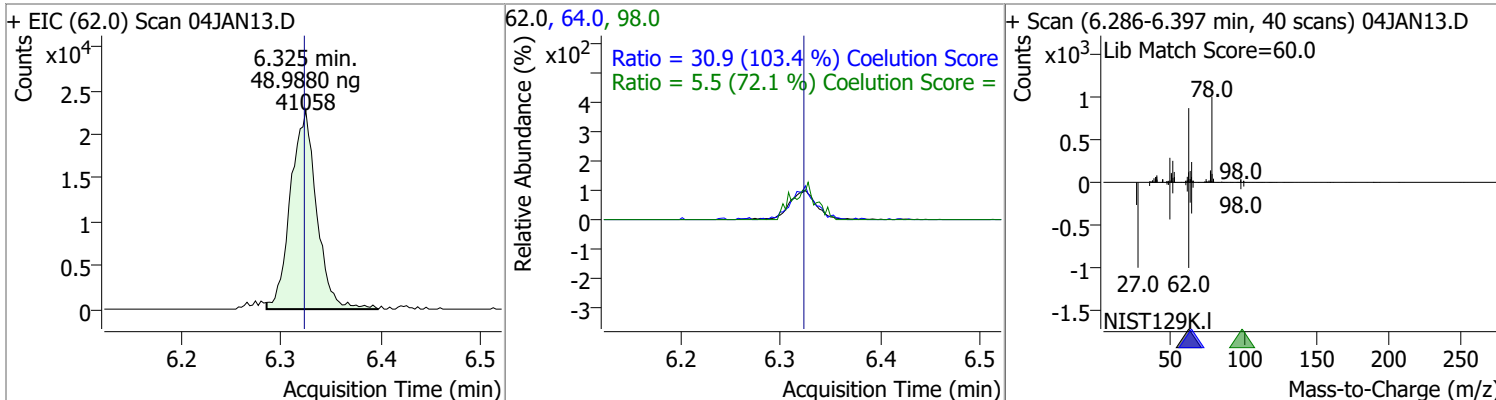
Compound	Conc.	RT	Dev(Min)	Resp.	QIon	QRatio	Lower	Upper
1,2-Dichloroethane-d4	48.1252	6.23	0.00	15238	65.0	202.3	166.5	226.5



Compound	Conc.	RT	Dev(Min)	Resp.	QIon	QRatio	Lower	Upper
Benzene	48.0054	6.28	0.00	148727	77.0	23.7	0.0	53.5

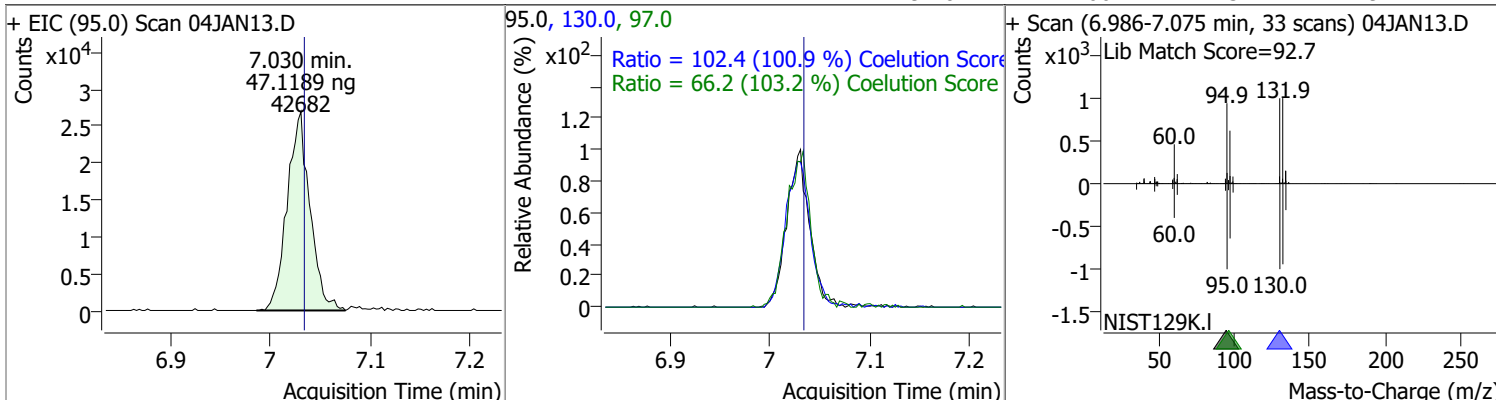


Compound	Conc.	RT	Dev(Min)	Resp.	QIon	QRatio	Lower	Upper
1,2-Dichloroethane	48.9880	6.32	0.00	41058	64.0	30.9	0.0	59.9
					98.0	5.5	0.0	37.6

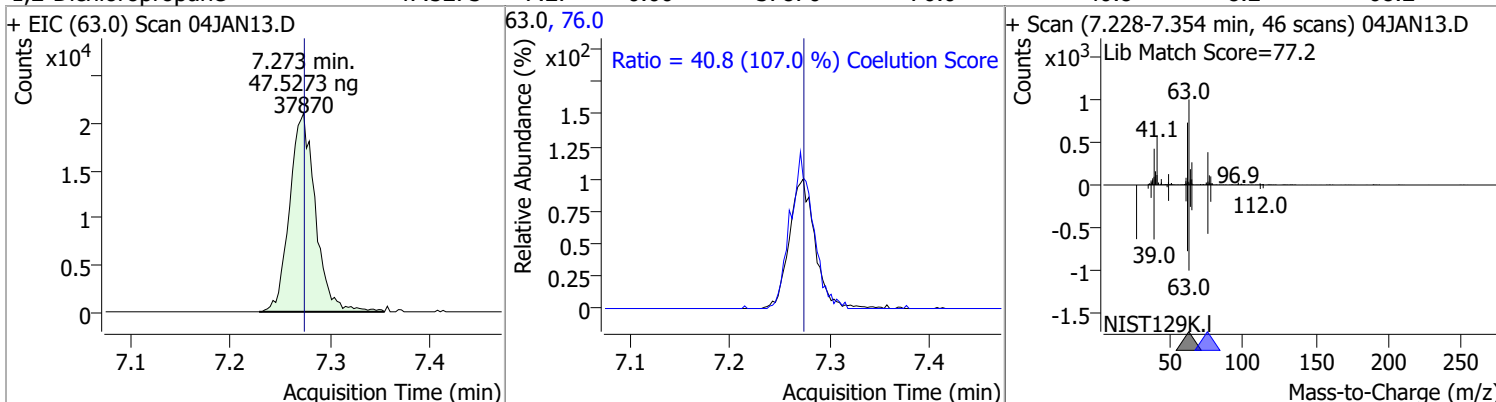


Quantitation Results Report (QT Reviewed)

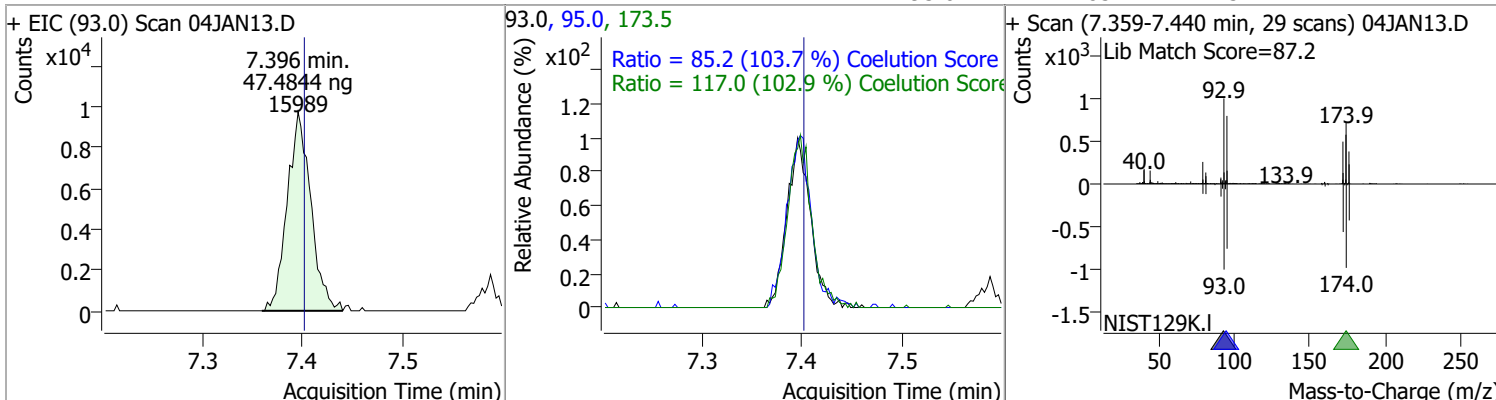
Compound	Conc.	RT	Dev(Min)	Resp.	QIon	QRatio	Lower	Upper
Trichloroethene	47.1189	7.03	0.00	42682	130.0	102.4	71.5	131.5
					97.0	66.2	34.1	94.1



Compound	Conc.	RT	Dev(Min)	Resp.	QIon	QRatio	Lower	Upper
1,2-Dichloropropane	47.5273	7.27	0.00	37870	76.0	40.8	8.2	68.2

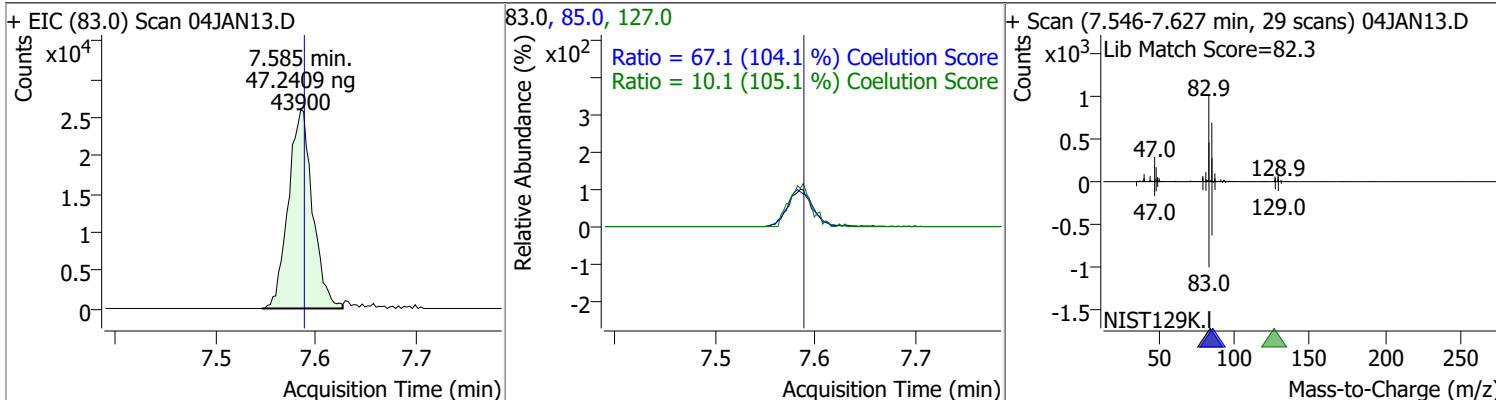


Compound	Conc.	RT	Dev(Min)	Resp.	QIon	QRatio	Lower	Upper
Dibromomethane	47.4844	7.40	0.00	15989	173.5	117.0	83.7	143.7
					95.0	85.2	52.2	112.2

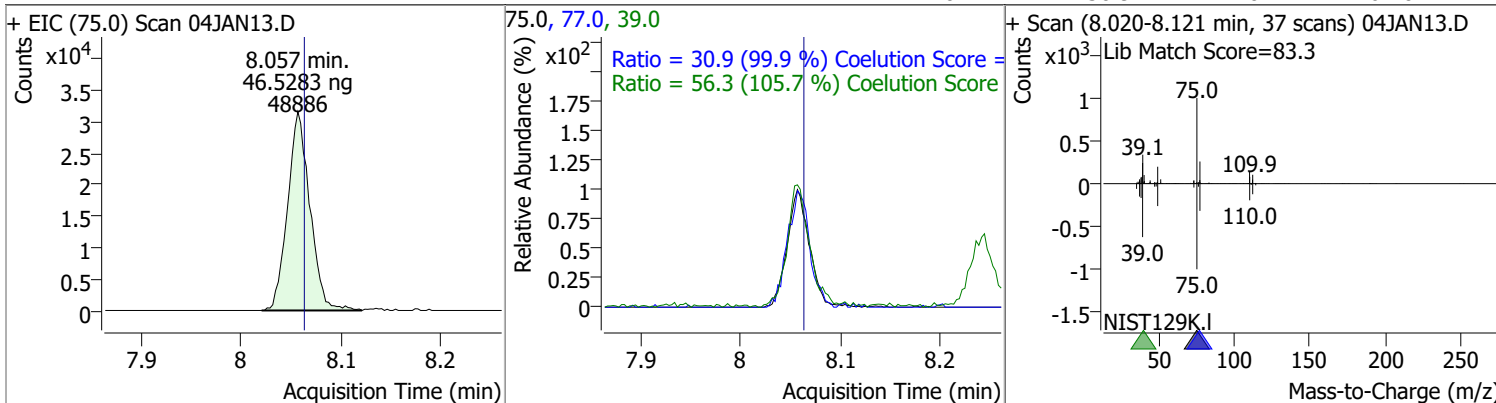


Quantitation Results Report (QT Reviewed)

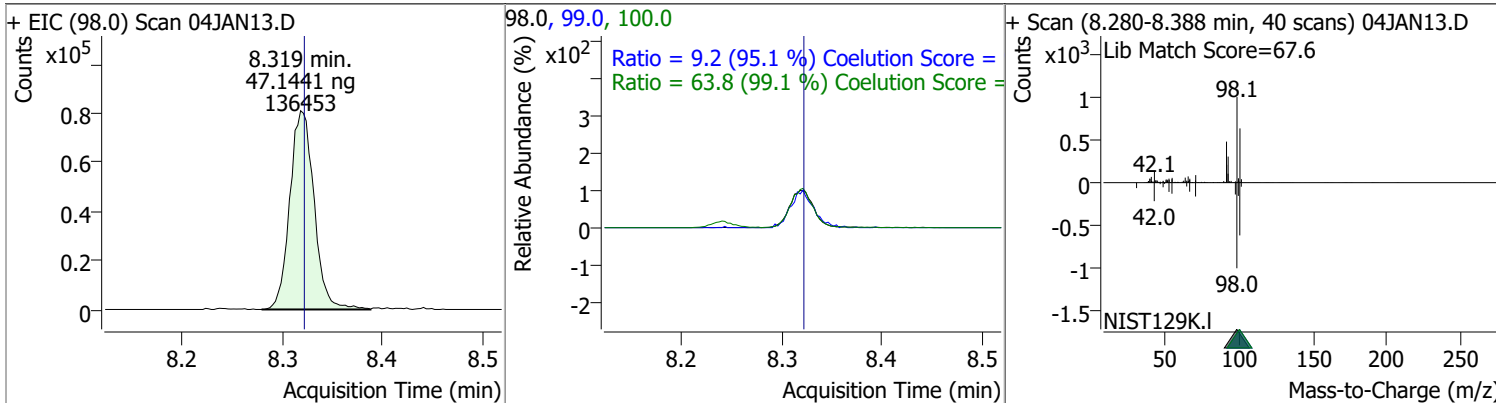
Compound	Conc.	RT	Dev(Min)	Resp.	QIon	QRatio	Lower	Upper
Bromodichloromethane	47.2409	7.59	0.00	43900	85.0	67.1	34.5	94.5
					127.0	10.1	0.0	39.6



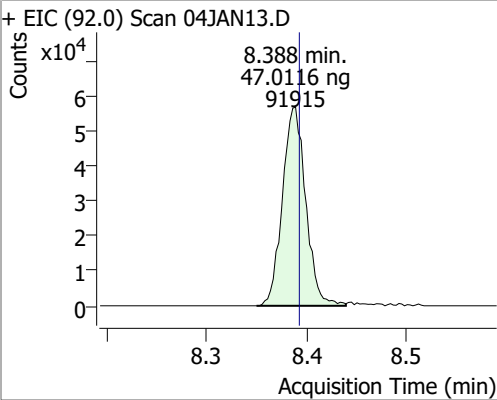
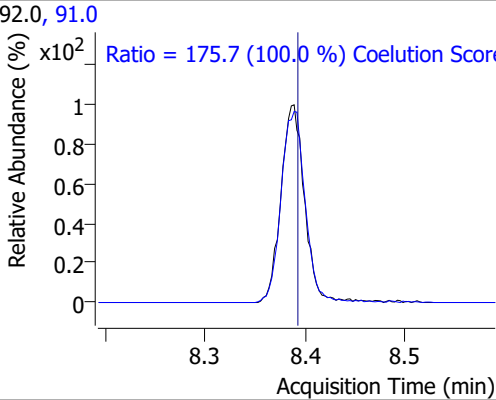
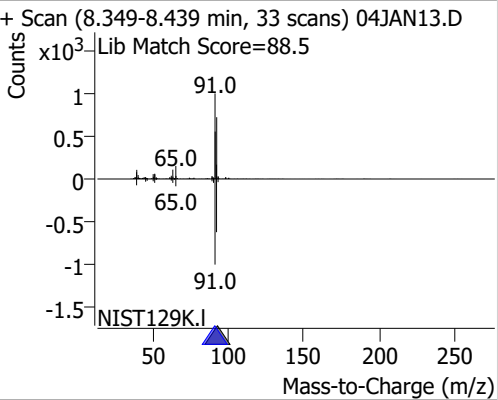
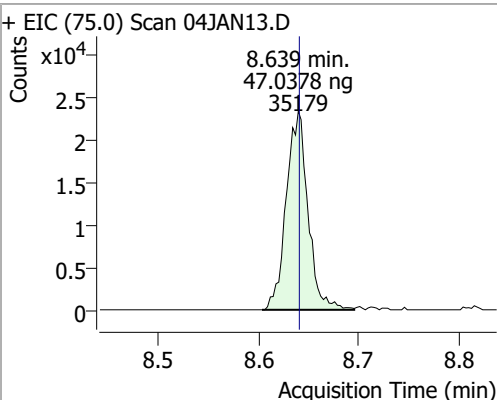
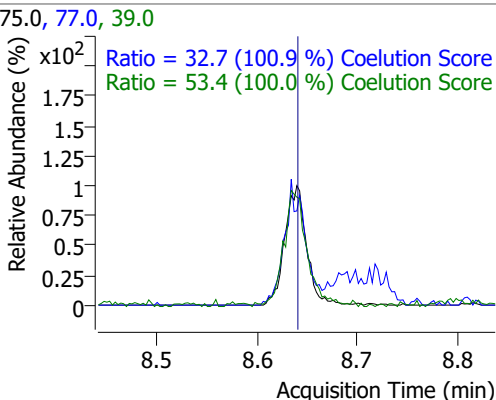
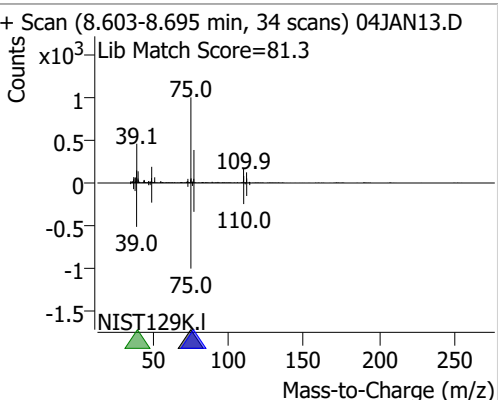
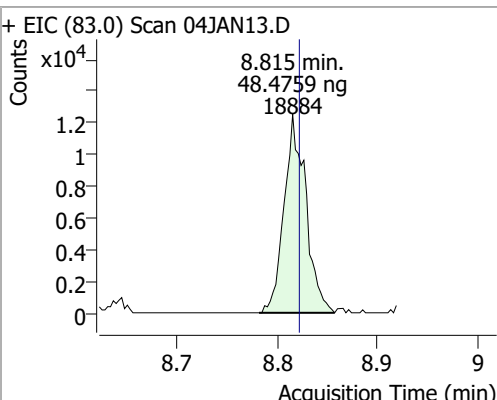
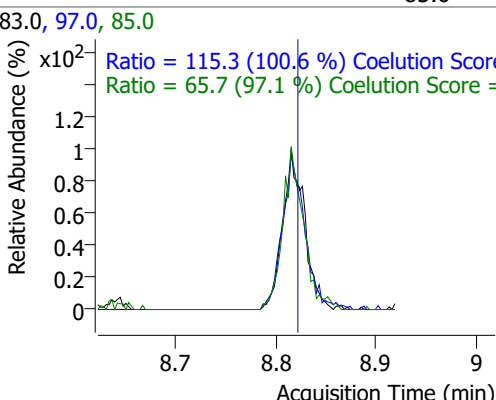
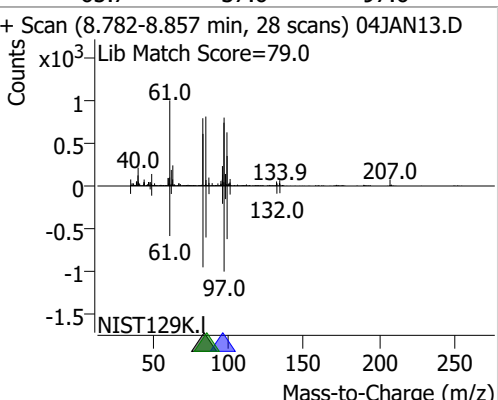
Compound	Conc.	RT	Dev(Min)	Resp.	QIon	QRatio	Lower	Upper
cis-1,3-Dichloropropene	46.5283	8.06	0.00	48886	39.0	56.3	23.3	83.3
					77.0	30.9	1.0	61.0



Compound	Conc.	RT	Dev(Min)	Resp.	QIon	QRatio	Lower	Upper
Toluene-d8	47.1441	8.32	0.00	136453	100.0	63.8	34.4	94.4
					99.0	9.2	0.0	39.6

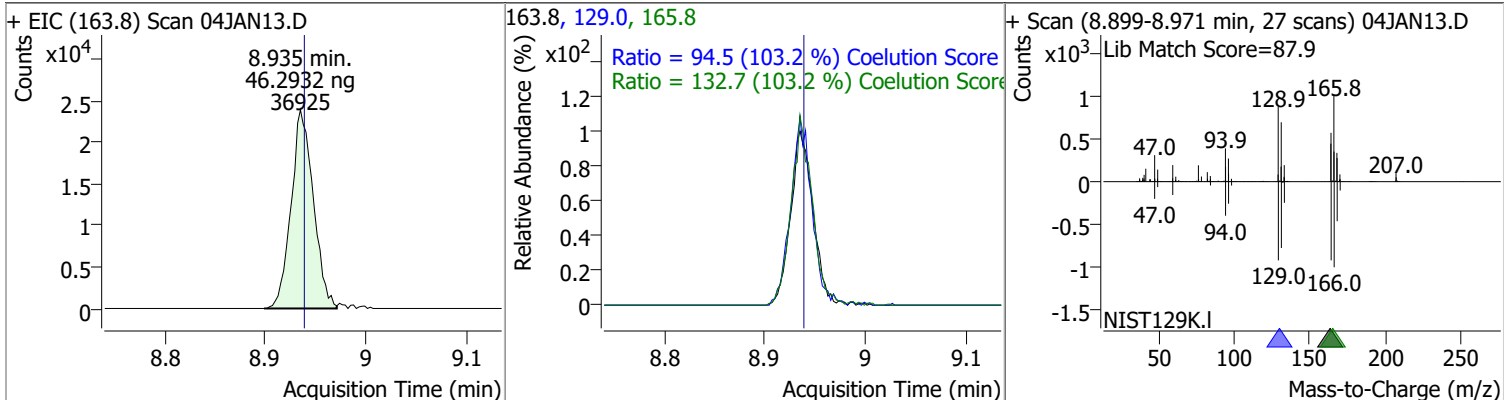


Quantitation Results Report (QT Reviewed)

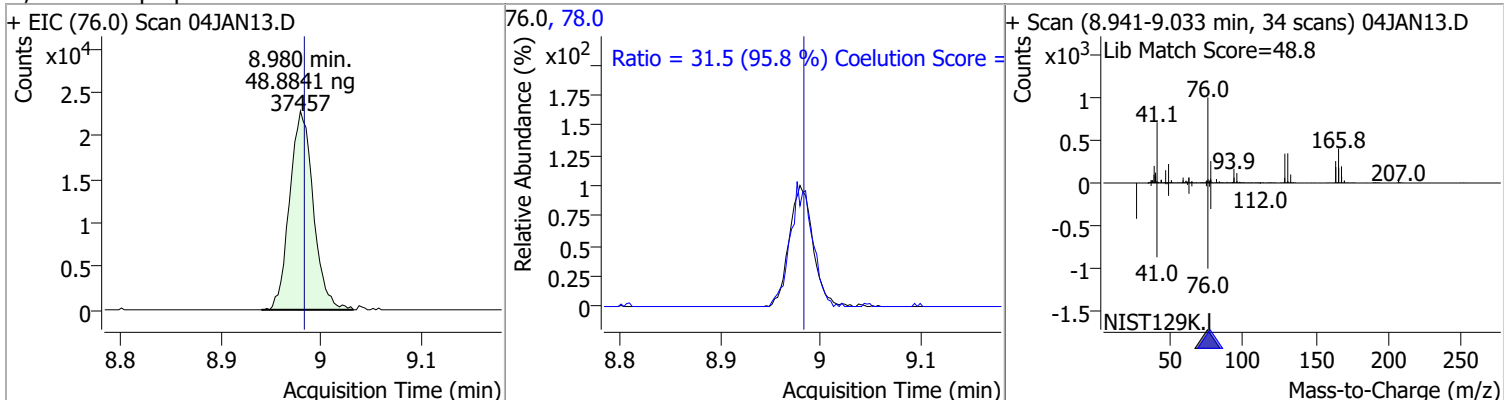
Compound	Conc.	RT	Dev(Min)	Resp.	QIon	QRatio	Lower	Upper
Toluene	47.0116	8.39	0.00	91915	91.0	175.7	145.8	205.8
+ EIC (92.0) Scan 04JAN13.D			92.0, 91.0			+ Scan (8.349-8.439 min, 33 scans) 04JAN13.D		
								
						Ratio = 175.7 (100.0 %) Coelution Score		
trans-1,3-Dichloropropene	47.0378	8.64	0.00	35179	39.0	53.4	23.4	83.4
+ EIC (75.0) Scan 04JAN13.D			75.0, 77.0, 39.0			+ Scan (8.603-8.695 min, 34 scans) 04JAN13.D		
								
						Ratio = 32.7 (100.9 %) Coelution Score		
						Ratio = 53.4 (100.0 %) Coelution Score		
1,1,2-Trichloroethane	48.4759	8.82	0.00	18884	97.0	115.3	84.6	144.6
+ EIC (83.0) Scan 04JAN13.D			83.0, 97.0, 85.0			+ Scan (8.782-8.857 min, 28 scans) 04JAN13.D		
								
						Ratio = 115.3 (100.6 %) Coelution Score		
						Ratio = 65.7 (97.1 %) Coelution Score		

Quantitation Results Report (QT Reviewed)

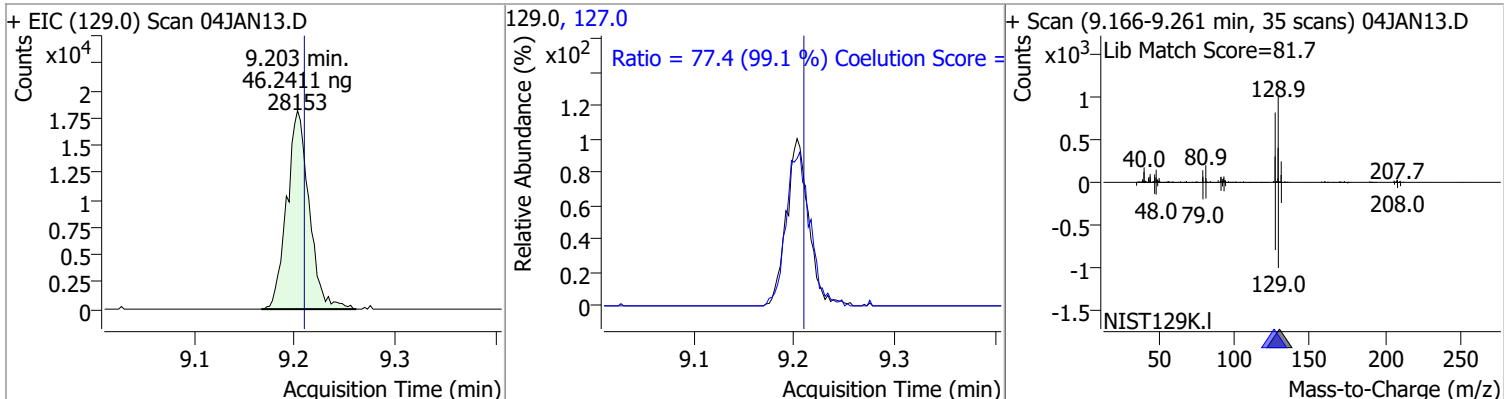
Compound	Conc.	RT	Dev(Min)	Resp.	QIon	QRatio	Lower	Upper
Tetrachloroethene	46.2932	8.94	0.00	36925	165.8	132.7	98.6	158.6
					129.0	94.5	61.5	121.5



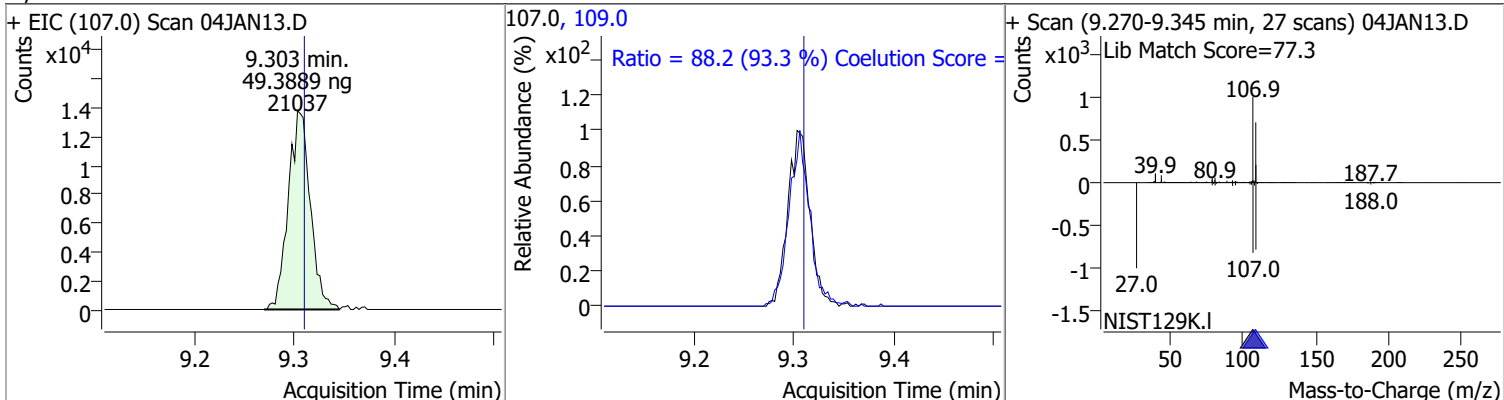
Compound	Conc.	RT	Dev(Min)	Resp.	QIon	QRatio	Lower	Upper
1,3-Dichloropropane	48.8841	8.98	0.00	37457	78.0	31.5	2.9	62.9



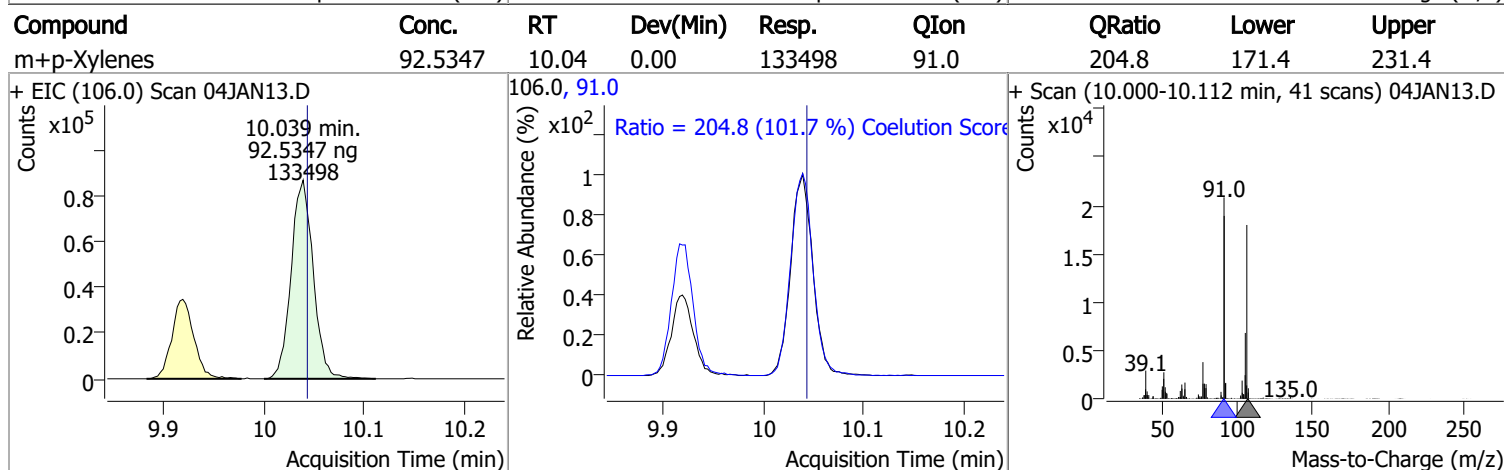
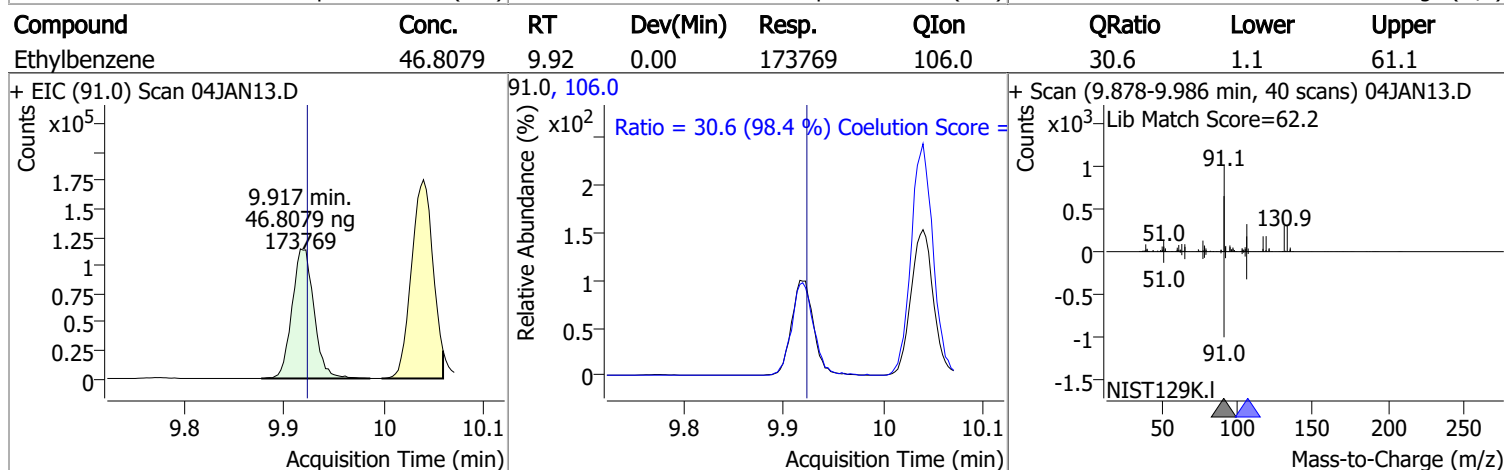
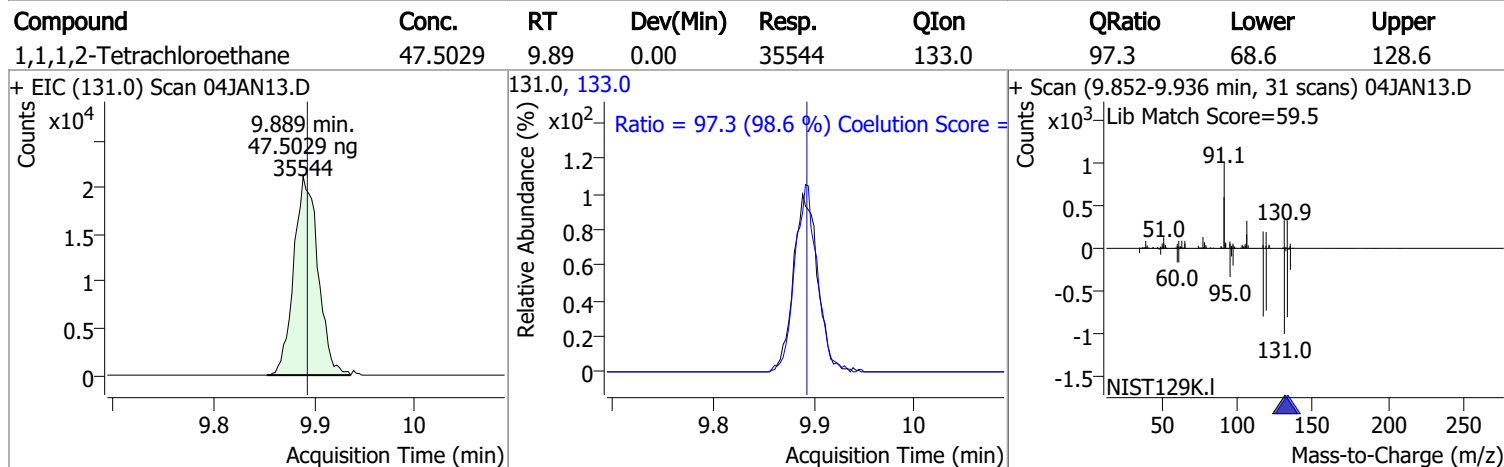
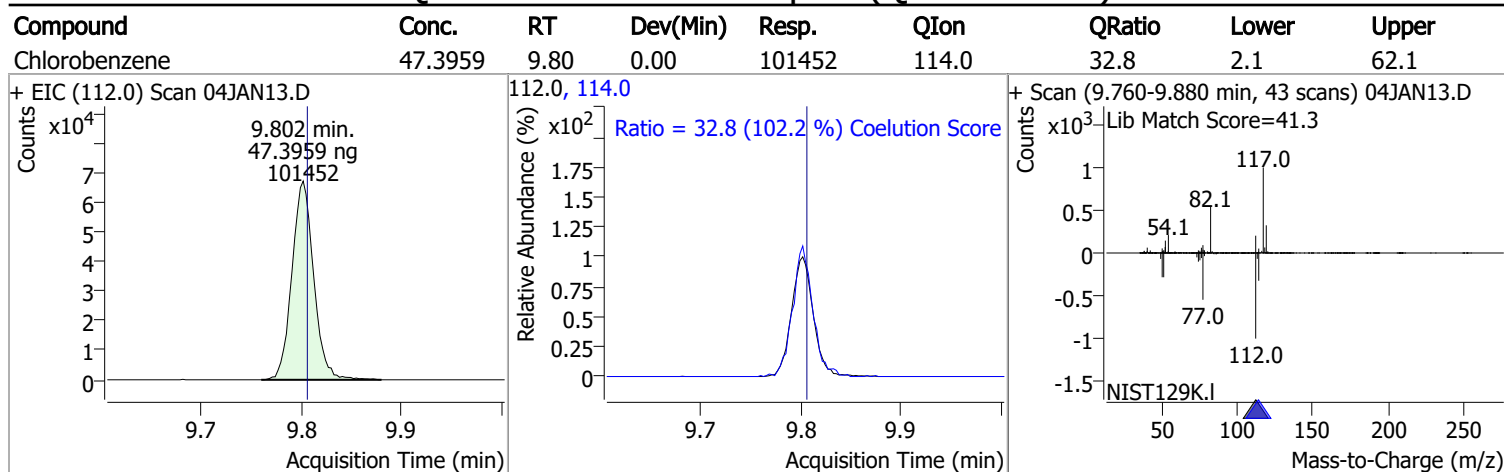
Compound	Conc.	RT	Dev(Min)	Resp.	QIon	QRatio	Lower	Upper
Chlorodibromomethane	46.2411	9.20	0.00	28153	127.0	77.4	48.0	108.0



Compound	Conc.	RT	Dev(Min)	Resp.	QIon	QRatio	Lower	Upper
1,2-Dibromoethane	49.3889	9.30	0.00	21037	109.0	88.2	64.5	124.5

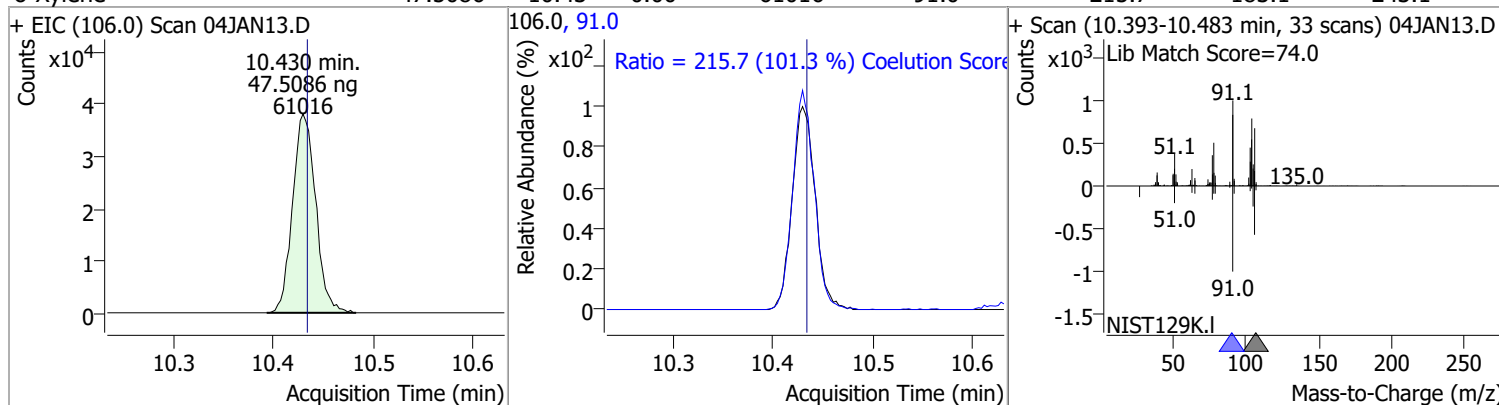


Quantitation Results Report (QT Reviewed)

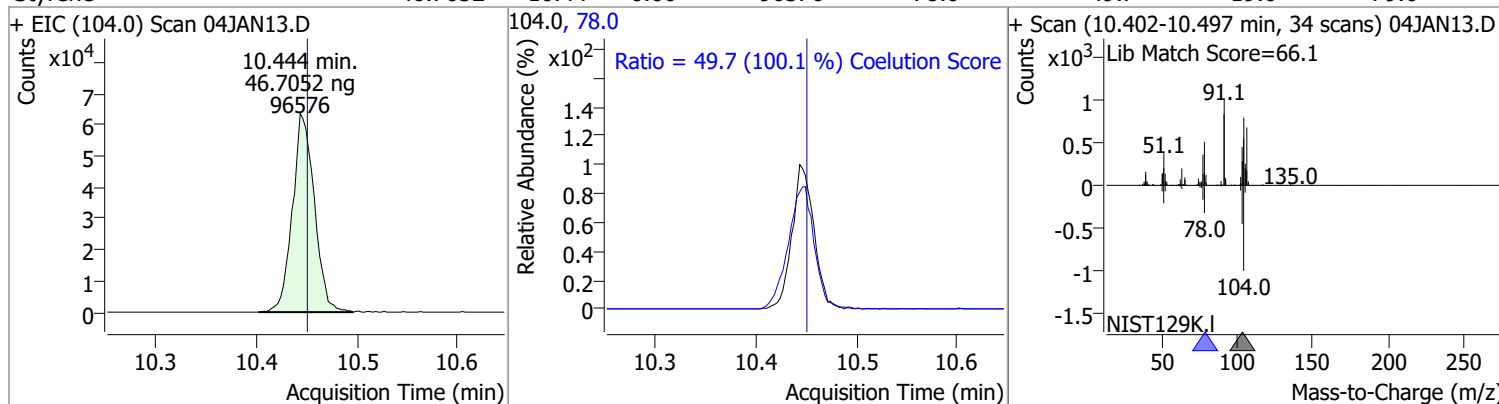


Quantitation Results Report (QT Reviewed)

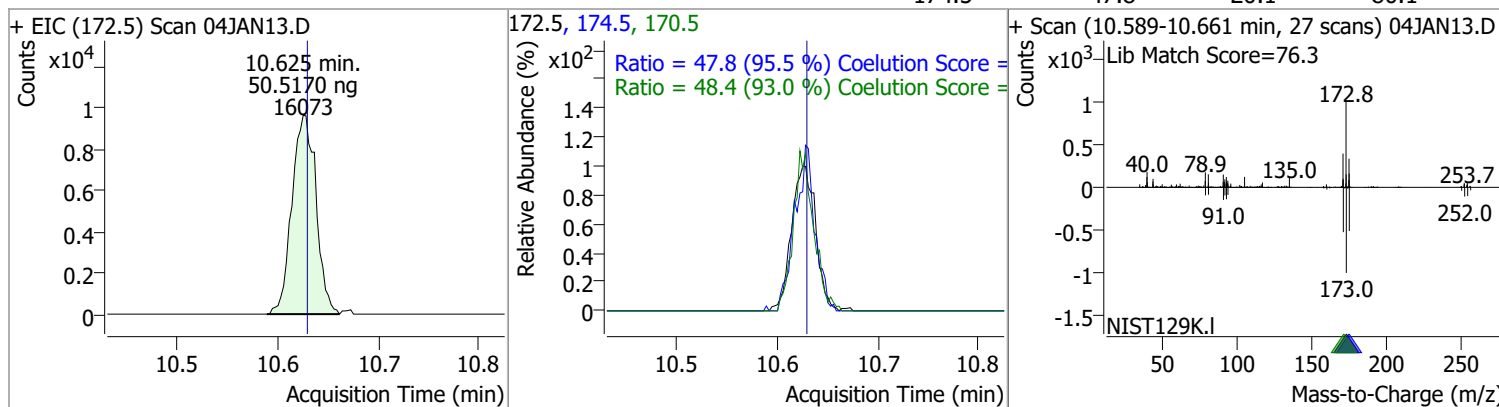
Compound	Conc.	RT	Dev(Min)	Resp.	QIon	QRatio	Lower	Upper
o-Xylene	47.5086	10.43	0.00	61016	91.0	215.7	183.1	243.1



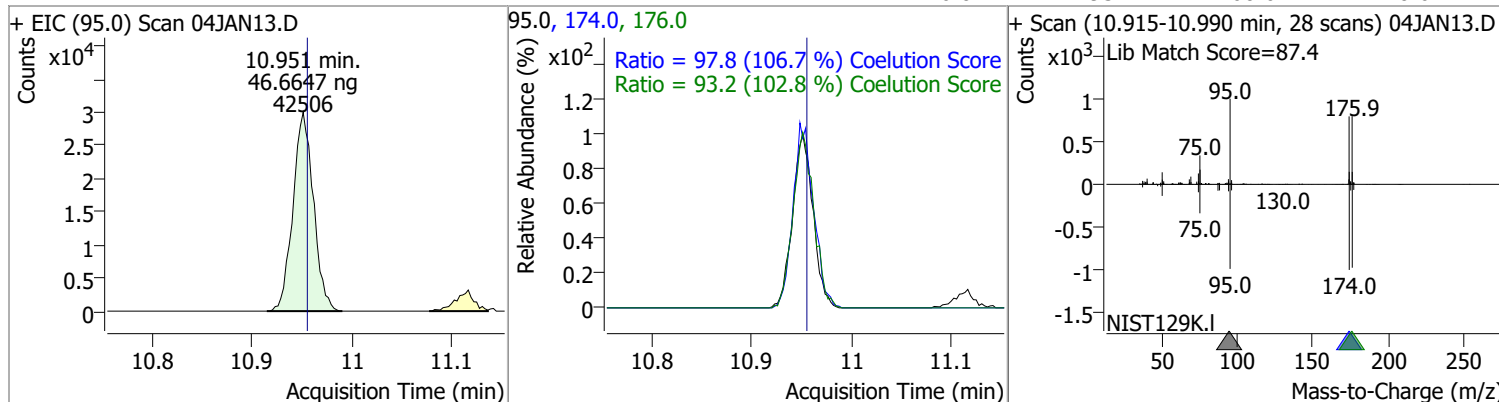
Compound	Conc.	RT	Dev(Min)	Resp.	QIon	QRatio	Lower	Upper
Styrene	46.7052	10.44	0.00	96576	78.0	49.7	19.6	79.6



Compound	Conc.	RT	Dev(Min)	Resp.	QIon	QRatio	Lower	Upper
Bromoform	50.5170	10.62	0.00	16073	170.5	48.4	22.1	82.1
					174.5	47.8	20.1	80.1

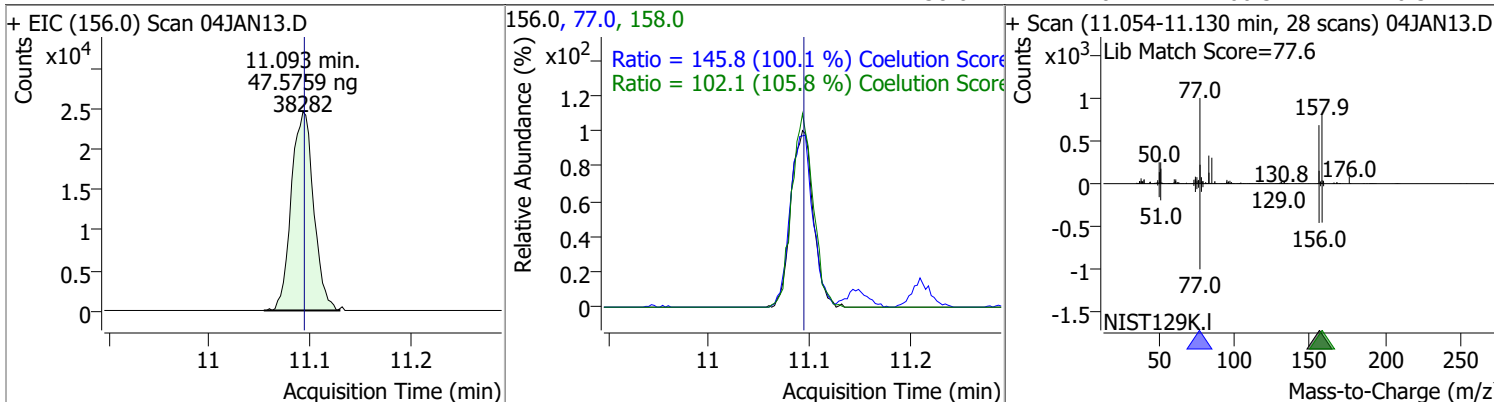


Compound	Conc.	RT	Dev(Min)	Resp.	QIon	QRatio	Lower	Upper
p-Bromofluorobenzene	46.6647	10.95	0.00	42506	174.0	97.8	61.7	121.7
					176.0	93.2	60.6	120.6

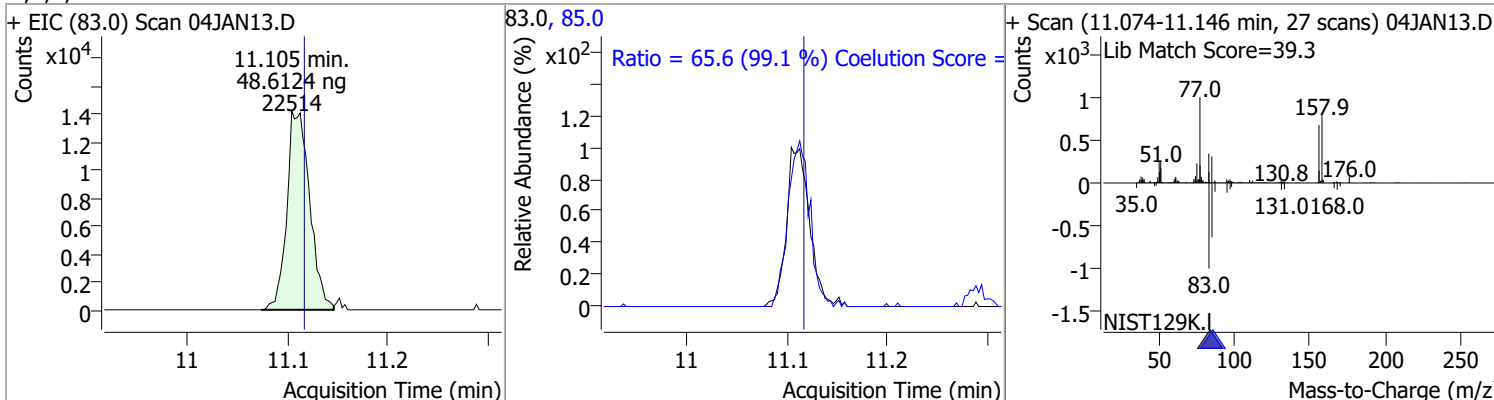


Quantitation Results Report (QT Reviewed)

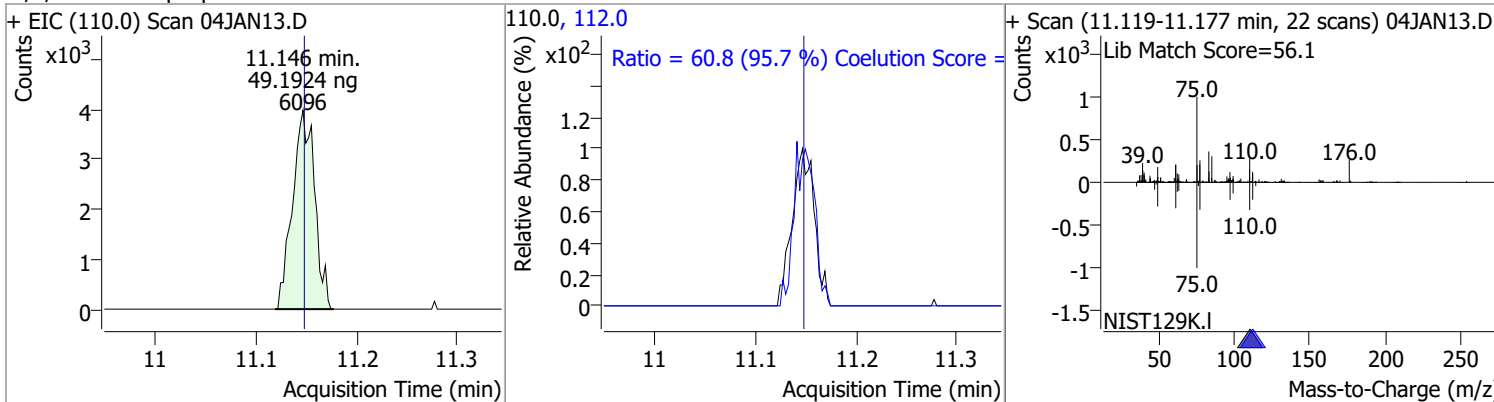
Compound	Conc.	RT	Dev(Min)	Resp.	QIon	QRatio	Lower	Upper
Bromobenzene	47.5759	11.09	0.00	38282	77.0	145.8	115.7	175.7
					158.0	102.1	66.5	126.5



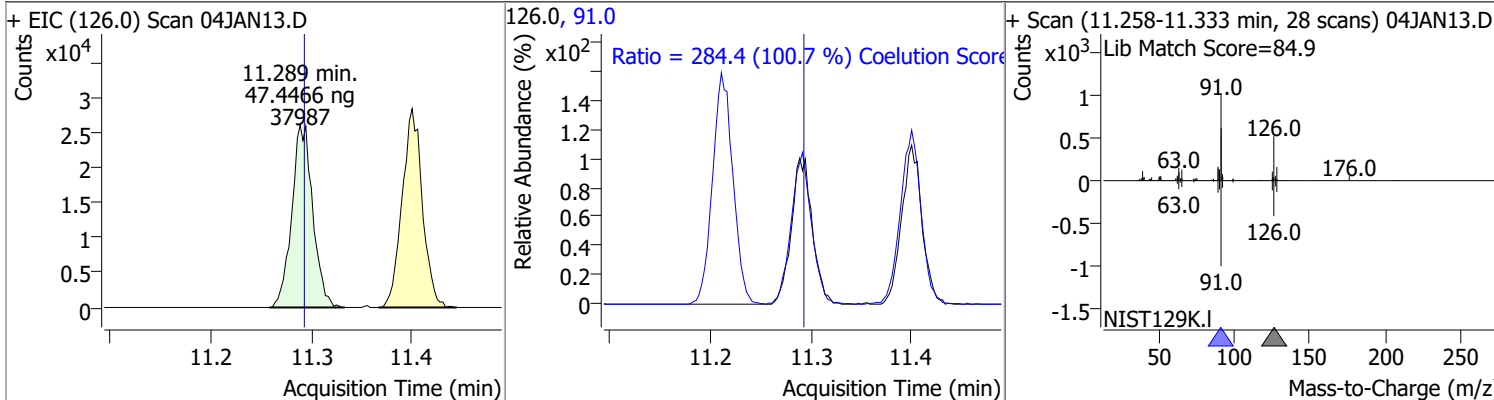
Compound	Conc.	RT	Dev(Min)	Resp.	QIon	QRatio	Lower	Upper
1,1,2,2-Tetrachloroethane	48.6124	11.10	-0.01	22514	85.0	65.6	36.2	96.2



Compound	Conc.	RT	Dev(Min)	Resp.	QIon	QRatio	Lower	Upper
1,2,3-Trichloropropane	49.1924	11.15	0.00	6096	112.0	60.8	33.5	93.5

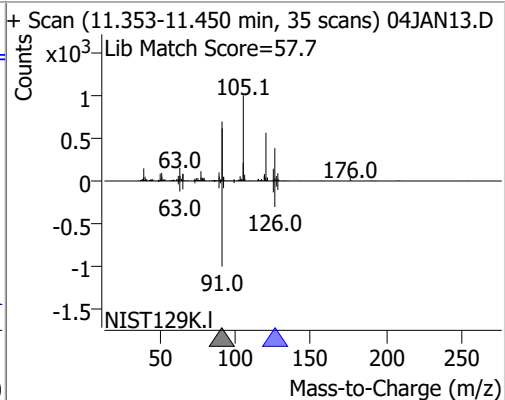
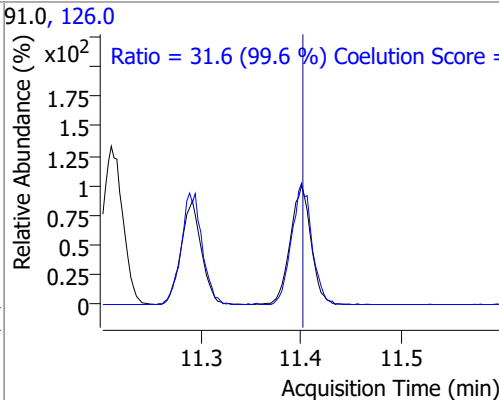
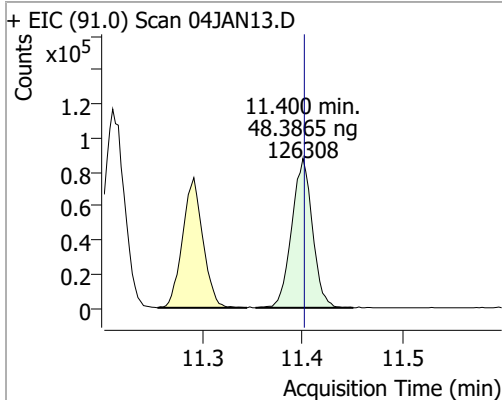


Compound	Conc.	RT	Dev(Min)	Resp.	QIon	QRatio	Lower	Upper
2-Chlorotoluene	47.4466	11.29	0.00	37987	91.0	284.4	252.3	312.3

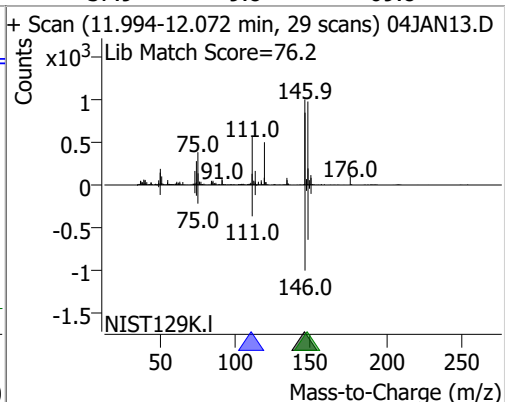
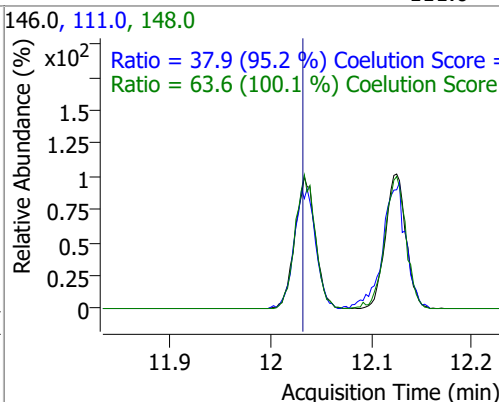
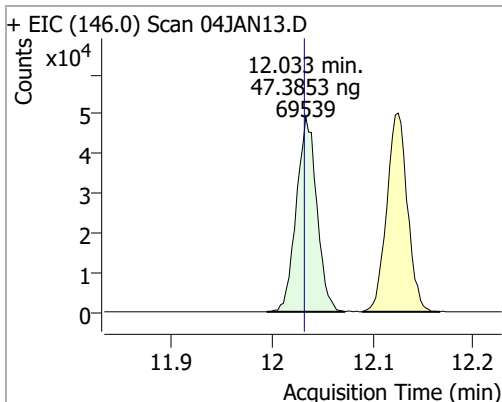


Quantitation Results Report (QT Reviewed)

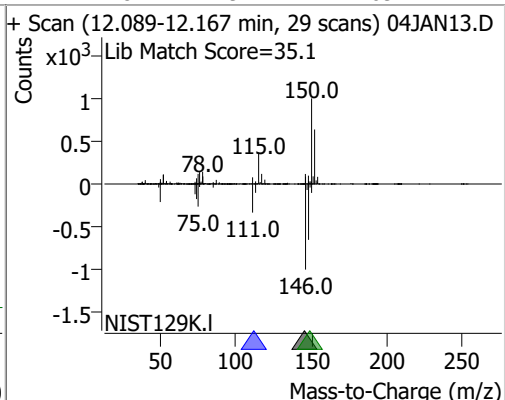
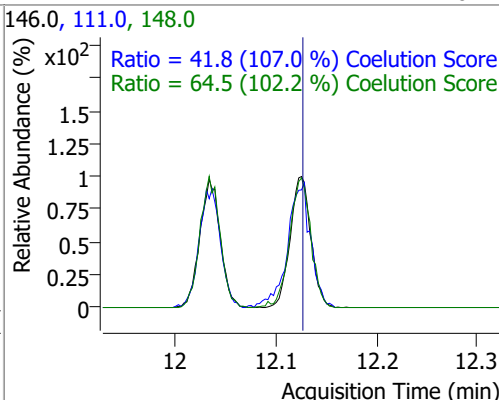
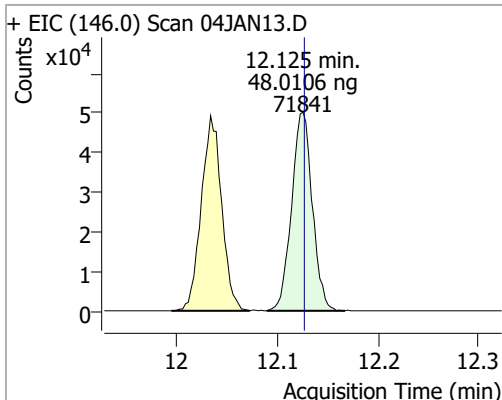
Compound	Conc.	RT	Dev(Min)	Resp.	QIon	QRatio	Lower	Upper
4-Chlorotoluene	48.3865	11.40	0.00	126308	126.0	31.6	1.7	61.7



1,3-Dichlorobenzene	47.3853	12.03	0.00	69539	148.0	63.6	33.6	93.6
					111.0	37.9	9.8	69.8

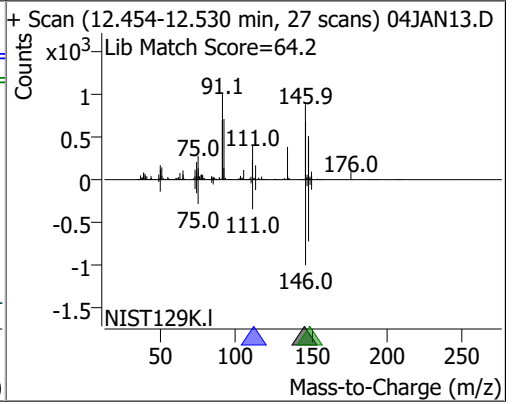
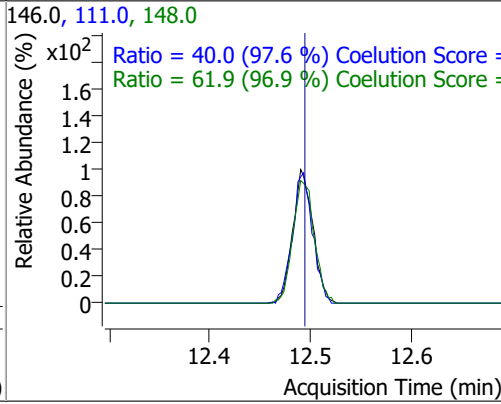
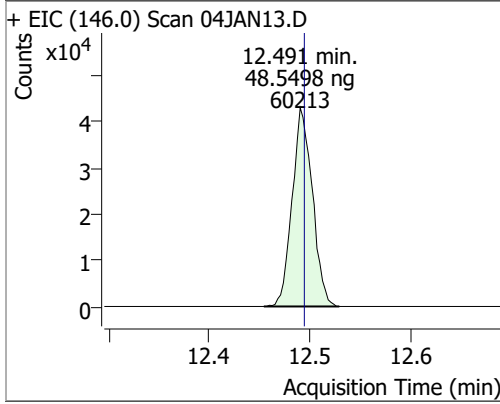


1,4-Dichlorobenzene	48.0106	12.13	0.00	71841	148.0	64.5	33.1	93.1
					111.0	41.8	9.1	69.1



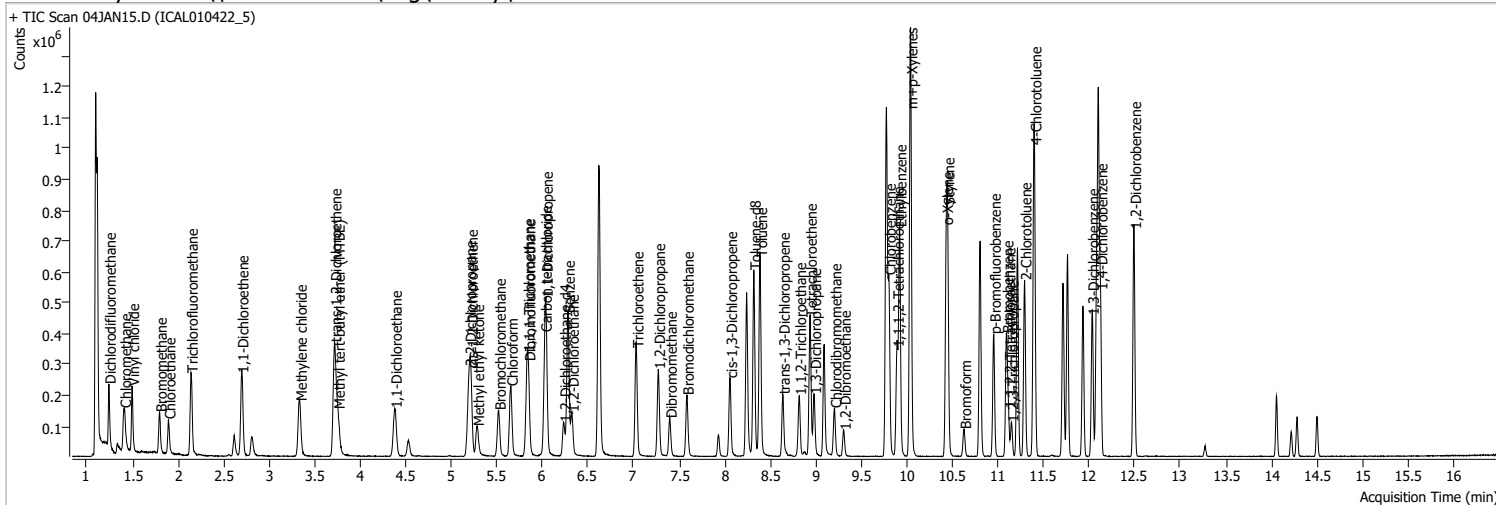
Quantitation Results Report (QT Reviewed)

Compound	Conc.	RT	Dev(Min)	Resp.	QIon	QRatio	Lower	Upper
1,2-Dichlorobenzene	48.5498	12.49	0.00	60213	148.0	61.9	33.9	93.9
					111.0	40.0	11.0	71.0



Quantitation Results Report (QT Reviewed)

Data File	04JAN15.D	Operator	MSC
Acq. Method	5975CACQF.M	Acq. Date-Time	1/4/2022 5:50:25 PM
Sample Name	ICAL010422_5	Instrument	VOA5975C
Vial	15	Multiplier	1.00
DA Method File	VOA5975C_8260B_SHT_DoD_L4_010422.m	Comment	
Tune File	BFB_Atune3.u	Tune Date	10/11/2021 4:02:00 PM
Batch Name	VG010422_8260B.batch.bin	Last Calib Update	1/9/2022 8:59:52 PM
Ref Library	\\MASSHUNTER\Org\Library\NIST129K.I		



Compound	RT	QIon	Resp.	Conc.	Units	Dev(Min)
----------	----	------	-------	-------	-------	----------

Internal Standards

M Fluorobenzene	6.623	96.0	823488	250.0000	ng	0.000
M Chlorobenzene-d5	9.772	82.0	306491	250.0000	ng	0.000
M 1,4-Dichlorobenzene-d4	12.100	152.0	264477	250.0000	ng	0.000

System Monitoring Compounds

S Dibromofluoromethane	5.845	113.0	89307	115.1146	ng	0.000
Spiked Amount: 250.000	Range: 80.0 - 119.0%			Recovery = 46.05%	*	
S 1,2-Dichloroethane-d4	6.233	67.0	39086	116.6420	ng	0.000
Spiked Amount: 250.000	Range: 81.0 - 118.0%			Recovery = 46.66%	*	
S Toluene-d8	8.319	98.0	358186	121.2749	ng	0.000
Spiked Amount: 250.000	Range: 89.0 - 112.0%			Recovery = 48.51%	*	
S p-Bromofluorobenzene	10.954	95.0	114269	117.9350	ng	0.000
Spiked Amount: 250.000	Range: 85.0 - 114.0%			Recovery = 47.17%	*	

Target Compounds

Compound	RT	QIon	Resp.	Conc.	Units	QValue
T Dichlorodifluoromethane	1.241	85.0	137933	127.8193	ng	100
T Chloromethane	1.409	50.0	160604	122.6179	ng	100
T Vinyl chloride	1.495	62.0	148358	125.8809	ng	100
T Bromomethane	1.799	96.0	65163	123.6504	ng	100
T Chloroethane	1.894	64.0	71420	122.4086	ng	100
T Trichlorofluoromethane	2.142	101.0	188808	129.0687	ng	100
T 1,1-Dichloroethene	2.697	96.0	99438	119.8798	ng	100
T Methylene chloride	3.336	49.0	135271	110.6249	ng	100
T trans-1,2-Dichloroethene	3.718	96.0	100409	118.6511	ng	100
T Methyl tert-butyl ether (MTBE)	3.754	73.0	139068	127.1375	ng	100
T 1,1-Dichloroethane	4.378	63.0	186052	118.1125	ng	100
T 2,2-Dichloropropane	5.196	77.0	139656	118.3203	ng	100
T cis-1,2-Dichloroethene	5.215	96.0	100057	116.6190	ng	100
T Methyl ethyl ketone	5.282	43.0	134730	1159.3019	ng	100
T Bromochloromethane	5.519	128.0	41966	118.0683	ng	100
T Chloroform	5.653	83.0	179640	114.5912	ng	100

Quantitation Results Report (QT Reviewed)

Compound	RT	QIon	Resp.	Conc.	Units	Dev(Min)
T 1,1,1-Trichloroethane	5.834	97.0	174206	118.5764	ng	100
T Carbon tetrachloride	6.024	117.0	172928	119.4667	ng	100
T 1,1-Dichloropropene	6.038	75.0	149649	119.8002	ng	100
T Benzene	6.278	78.0	383469	116.9553	ng	100
T 1,2-Dichloroethane	6.322	62.0	104855	118.2143	ng	100
T Trichloroethene	7.030	95.0	114123	123.4646	ng	100
T 1,2-Dichloropropane	7.270	63.0	99187	121.9890	ng	100
T Dibromomethane	7.399	93.0	40628	118.2425	ng	100
T Bromodichloromethane	7.585	83.0	115664	121.9749	ng	100
T cis-1,3-Dichloropropene	8.059	75.0	129419	120.7116	ng	100
T Toluene	8.389	92.0	244712	122.6571	ng	100
T trans-1,3-Dichloropropene	8.637	75.0	92719	121.4929	ng	100
T 1,1,2-Trichloroethane	8.818	83.0	46673	117.4130	ng	100
T Tetrachloroethene	8.935	163.8	97590	119.9003	ng	100
T 1,3-Dichloropropane	8.980	76.0	96183	123.0132	ng	100
T Chlorodibromomethane	9.206	129.0	75015	120.7454	ng	100
T 1,2-Dibromoethane	9.306	107.0	51827	119.2394	ng	100
T Chlorobenzene	9.802	112.0	263617	120.6903	ng	100
T 1,1,1,2-Tetrachloroethane	9.889	131.0	90898	119.0492	ng	100
T Ethylbenzene	9.920	91.0	464148	122.5243	ng	100
T m+p-Xylenes	10.039	106.0	368418	250.2587	ng	100
T o-Xylene	10.430	106.0	161509	123.2378	ng	100
T Styrene	10.447	104.0	268375	127.1910	ng	100
T Bromoform	10.628	172.5	39165	115.7218	ng	100
T Bromobenzene	11.094	156.0	102265	119.4801	ng	100
T 1,1,2,2-Tetrachloroethane	11.116	83.0	56958	115.6179	ng	100
T 1,2,3-Trichloropropane	11.147	110.0	14846	112.6261	ng	100
T 2-Chlorotoluene	11.292	126.0	102424	120.2675	ng	100
T 4-Chlorotoluene	11.400	91.0	336146	121.0591	ng	100
T 1,3-Dichlorobenzene	12.031	146.0	183404	117.4899	ng	100
T 1,4-Dichlorobenzene	12.125	146.0	189045	118.7699	ng	100
T 1,2-Dichlorobenzene	12.493	146.0	152284	115.4323	ng	100

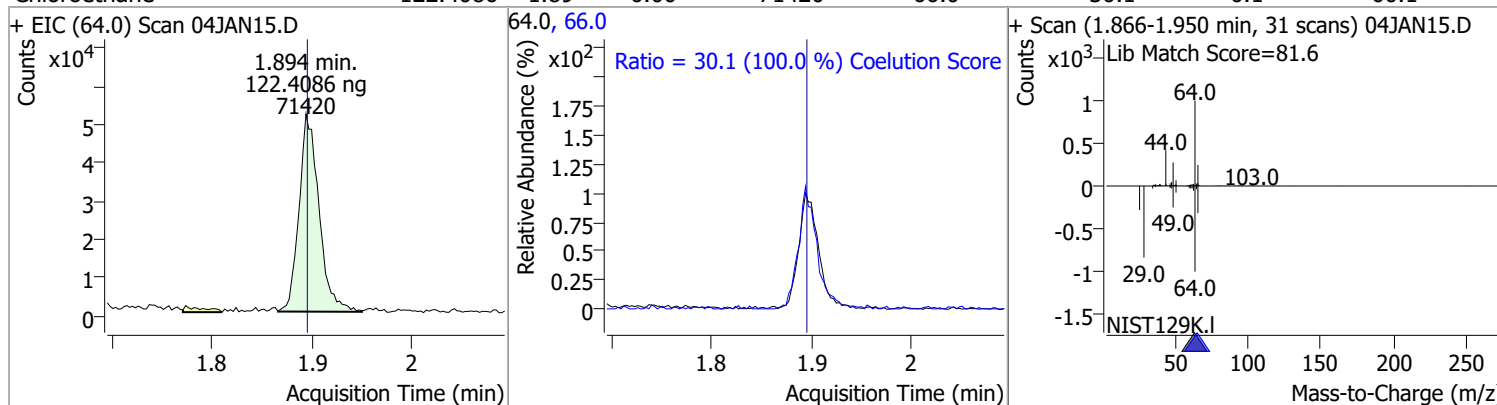
(#) = Qualifier Out of Range; (m) = Manual Integration; (+) = Area Summed; (*) = Surrogate Percent Recovery Out of Range; (d): Zeroed Peak

Quantitation Results Report (QT Reviewed)

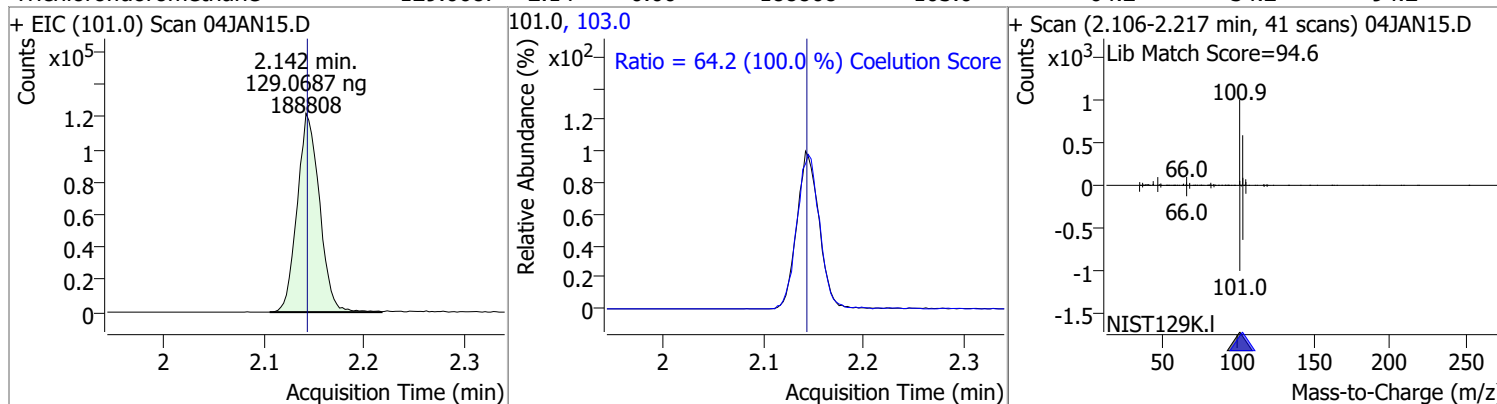
Compound	Conc.	RT	Dev(Min)	Resp.	QIon	QRatio	Lower	Upper
Dichlorodifluoromethane	127.8193	1.24	0.00	137933	87.0	32.3	2.3	62.3
+ EIC (85.0) Scan 04JAN15.D			85.0, 87.0			+ Scan (1.216-1.344 min, 47 scans) 04JAN15.D		
Chloromethane	122.6179	1.41	0.00	160604	52.0	32.1	2.1	62.1
+ EIC (50.0) Scan 04JAN15.D			50.0, 52.0			+ Scan (1.375-1.484 min, 40 scans) 04JAN15.D		
Vinyl chloride	125.8809	1.50	0.00	148358	64.0	29.9	0.0	59.9
+ EIC (62.0) Scan 04JAN15.D			62.0, 64.0			+ Scan (1.462-1.615 min, 56 scans) 04JAN15.D		
Bromomethane	123.6504	1.80	0.00	65163	94.0	104.6	74.6	134.6
+ EIC (96.0) Scan 04JAN15.D			96.0, 94.0			+ Scan (1.760-1.852 min, 33 scans) 04JAN15.D		

Quantitation Results Report (QT Reviewed)

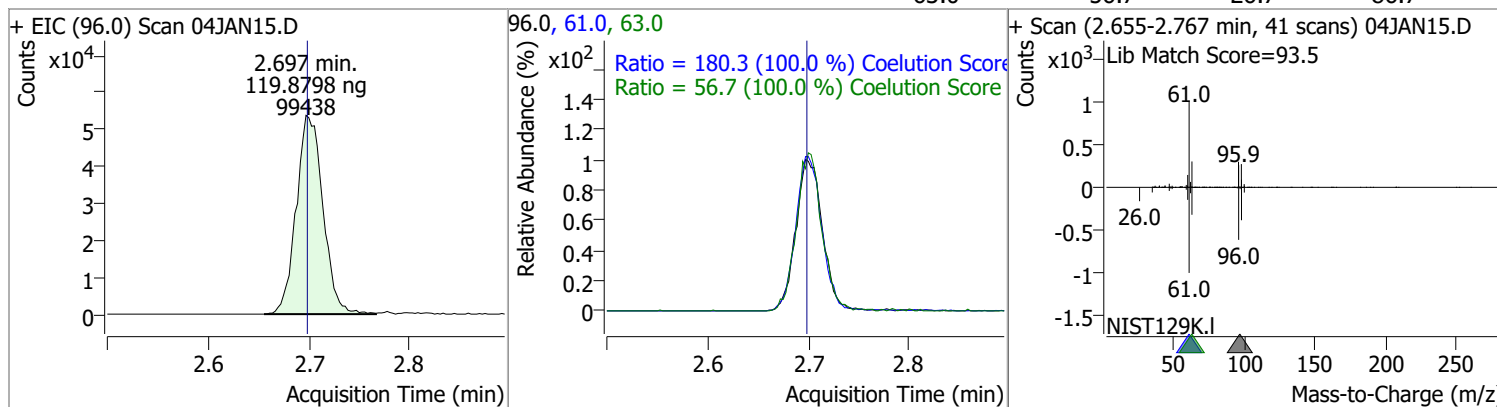
Compound	Conc.	RT	Dev(Min)	Resp.	QIon	QRatio	Lower	Upper
Chloroethane	122.4086	1.89	0.00	71420	66.0	30.1	0.1	60.1



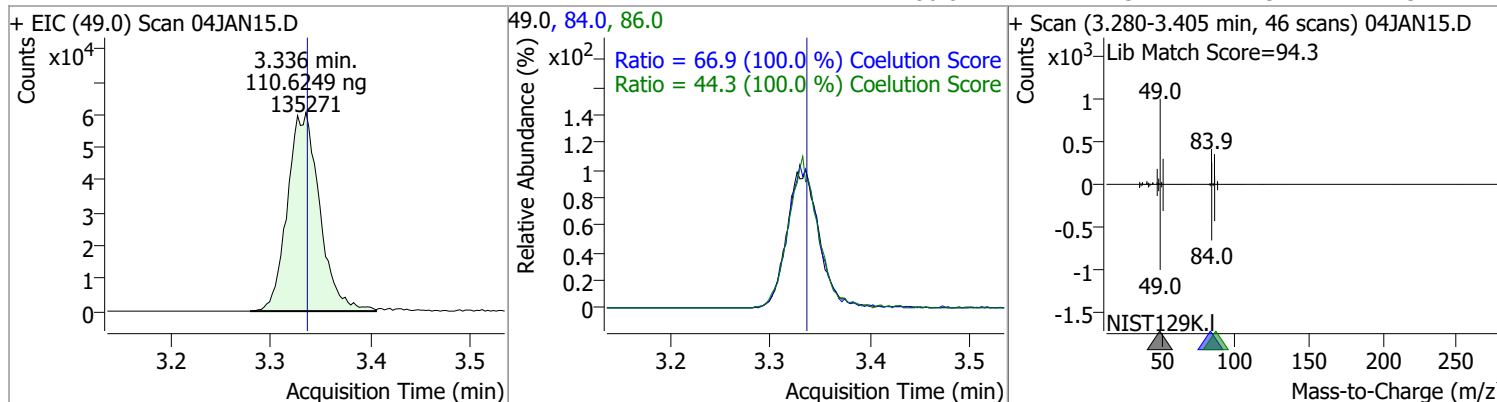
Trichlorofluoromethane	129.0687	2.14	0.00	188808	103.0	64.2	34.2	94.2
------------------------	----------	------	------	--------	-------	------	------	------



1,1-Dichloroethene	119.8798	2.70	0.00	99438	61.0	180.3	150.3	210.3
					63.0	56.7	26.7	86.7

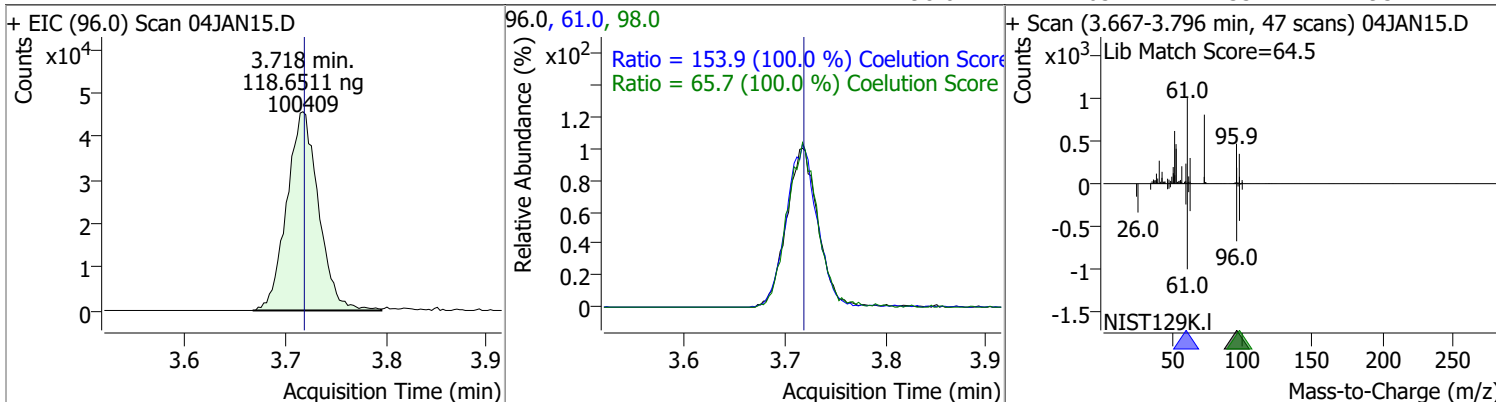


Methylene chloride	110.6249	3.34	0.00	135271	84.0	66.9	36.9	96.9
					86.0	44.3	14.3	74.3

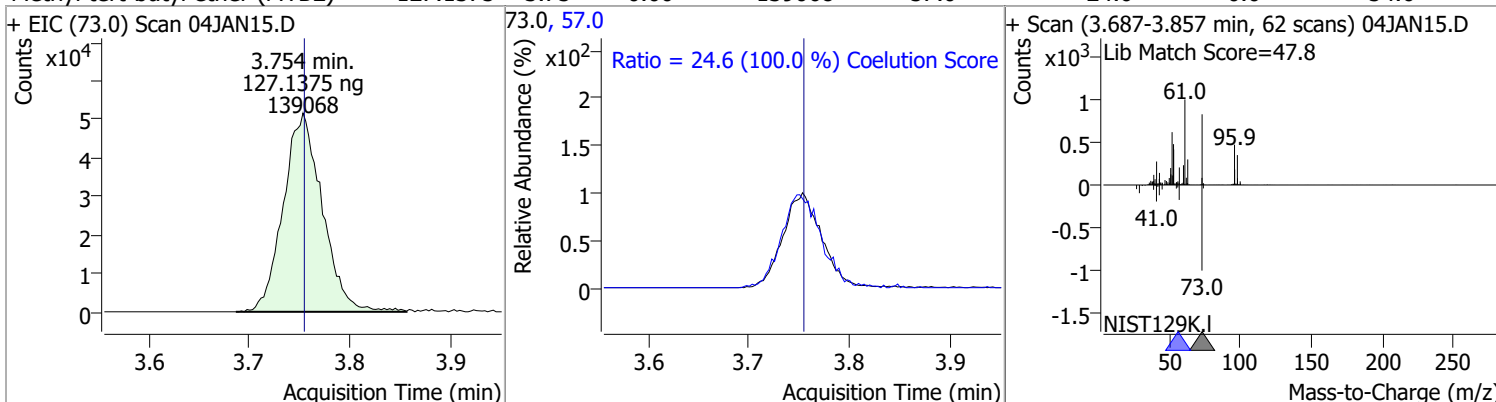


Quantitation Results Report (QT Reviewed)

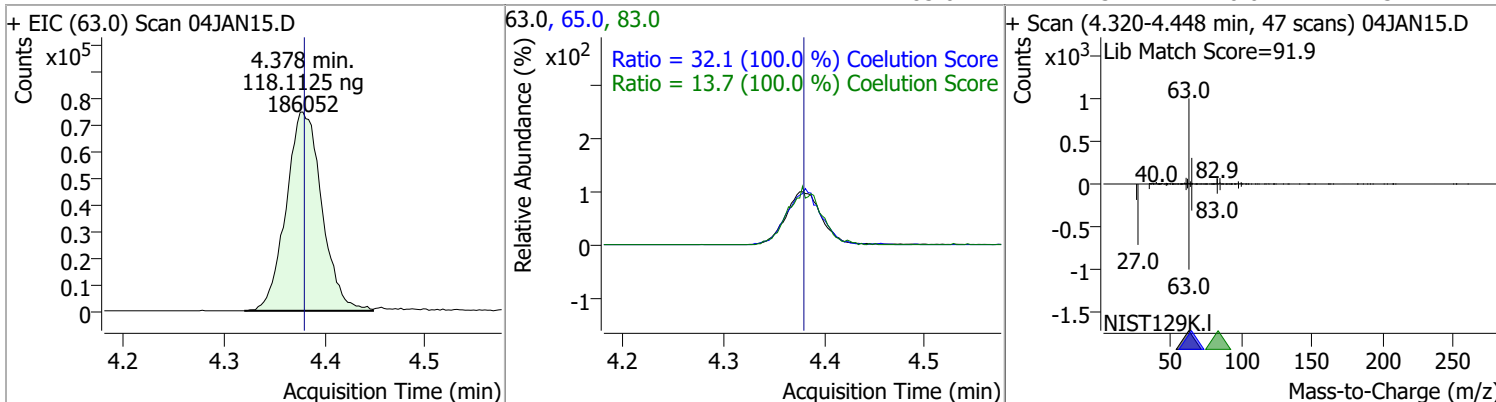
Compound	Conc.	RT	Dev(Min)	Resp.	QIon	QRatio	Lower	Upper
trans-1,2-Dichloroethene	118.6511	3.72	0.00	100409	61.0	153.9	123.9	183.9
					98.0	65.7	35.7	95.7



Compound	Conc.	RT	Dev(Min)	Resp.	QIon	QRatio	Lower	Upper
Methyl tert-butyl ether (MTBE)	127.1375	3.75	0.00	139068	57.0	24.6	0.0	54.6

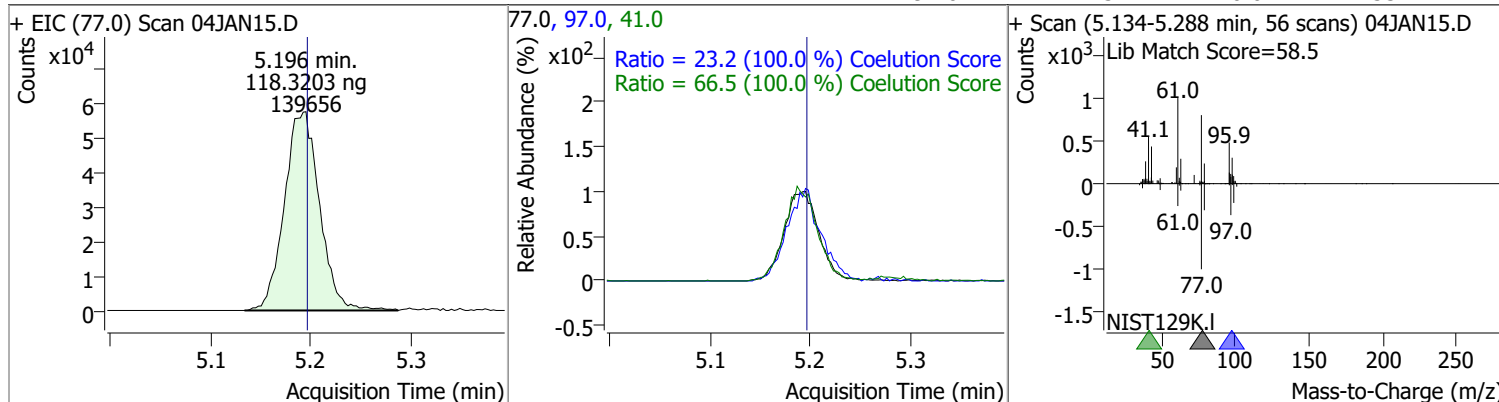


Compound	Conc.	RT	Dev(Min)	Resp.	QIon	QRatio	Lower	Upper
1,1-Dichloroethane	118.1125	4.38	0.00	186052	65.0	32.1	2.1	62.1
					83.0	13.7	0.0	43.7

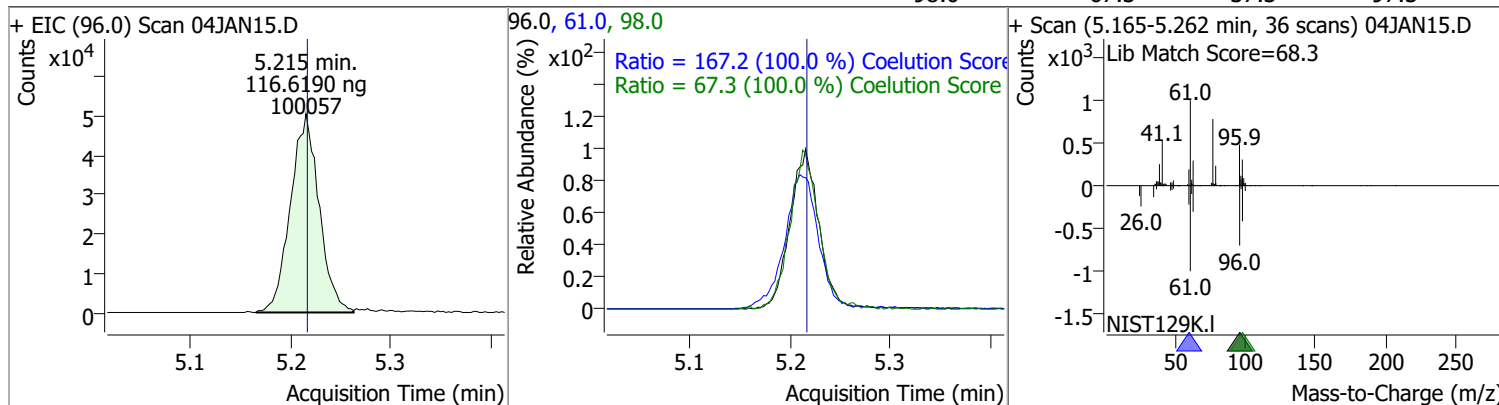


Quantitation Results Report (QT Reviewed)

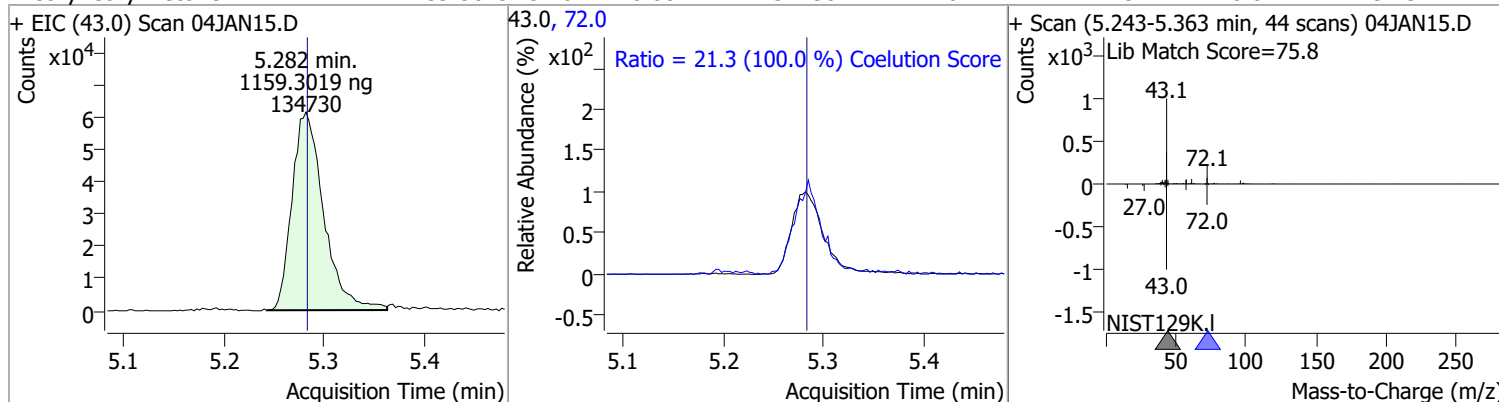
Compound	Conc.	RT	Dev(Min)	Resp.	QIon	QRatio	Lower	Upper
2,2-Dichloropropane	118.3203	5.20	0.00	139656	41.0	66.5	36.5	96.5
					97.0	23.2	0.0	53.2



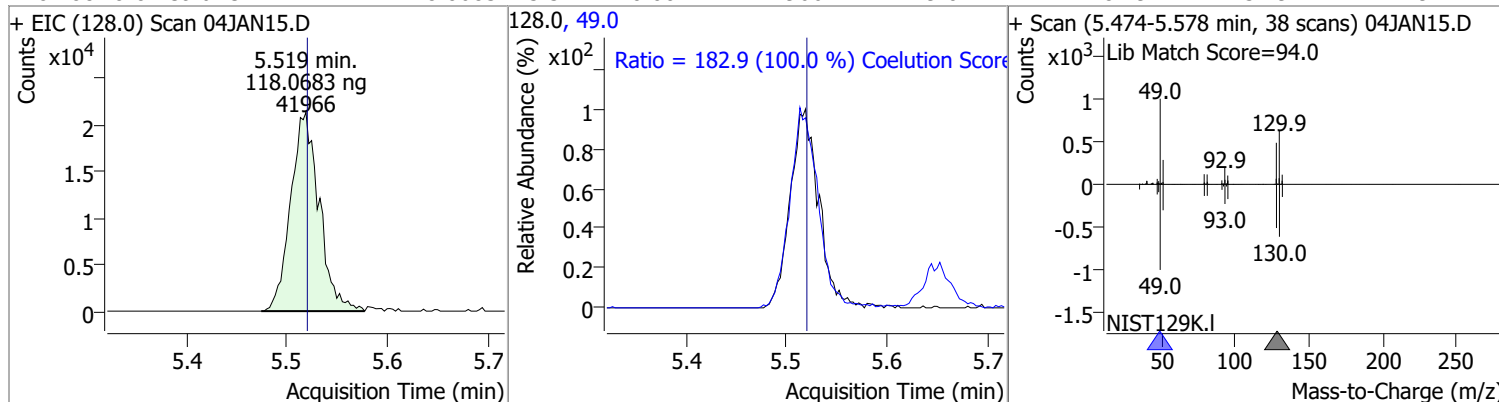
Compound	Conc.	RT	Dev(Min)	Resp.	QIon	QRatio	Lower	Upper
cis-1,2-Dichloroethene	116.6190	5.22	0.00	100057	61.0	167.2	137.2	197.2
					98.0	67.3	37.3	97.3



Compound	Conc.	RT	Dev(Min)	Resp.	QIon	QRatio	Lower	Upper
Methyl ethyl ketone	1159.3019	5.28	0.00	134730	72.0	21.3	0.0	51.3

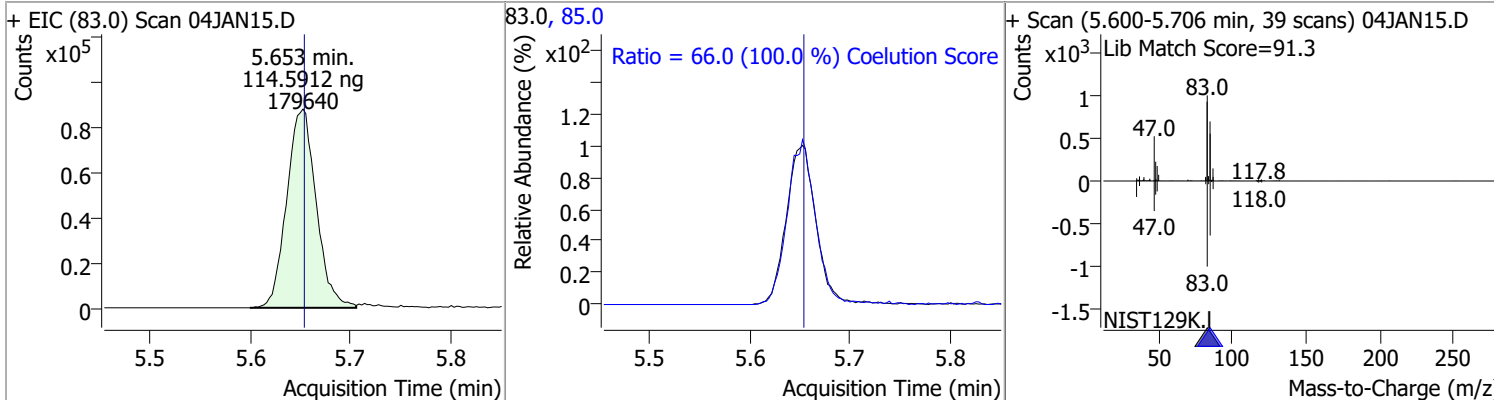


Compound	Conc.	RT	Dev(Min)	Resp.	QIon	QRatio	Lower	Upper
Bromochloromethane	118.0683	5.52	0.00	41966	49.0	182.9	152.9	212.9

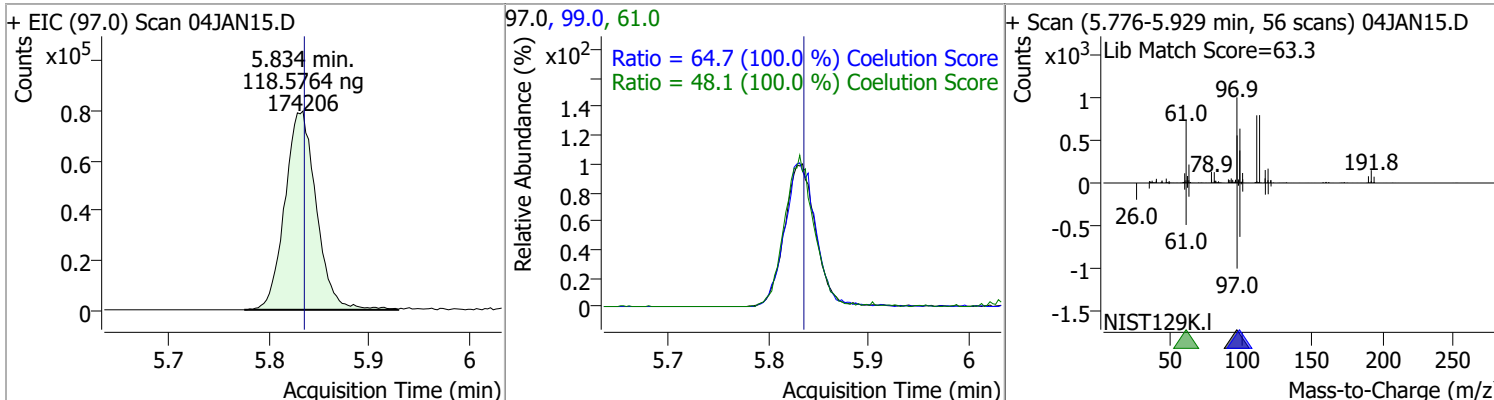


Quantitation Results Report (QT Reviewed)

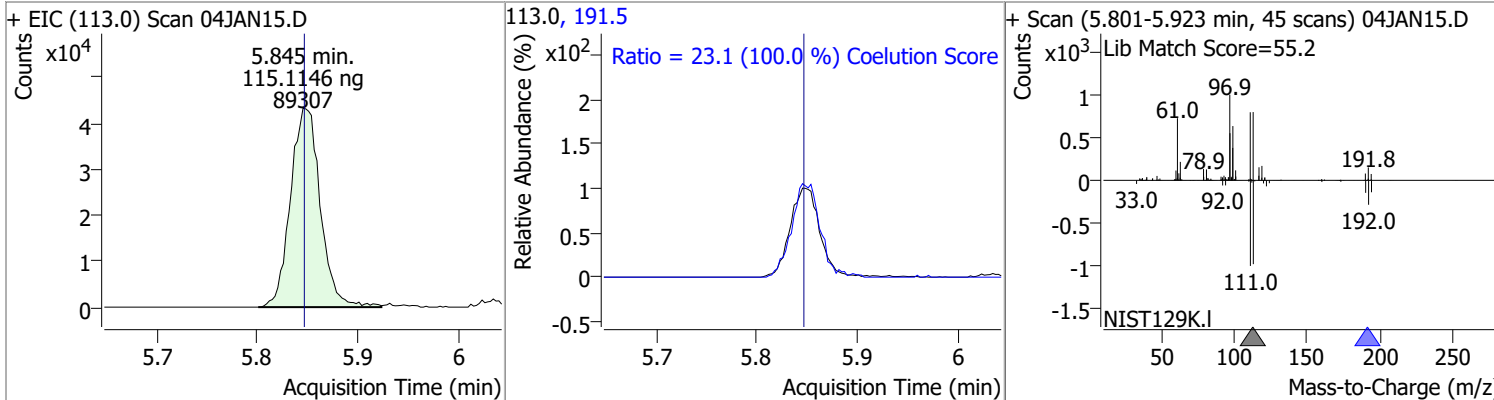
Compound	Conc.	RT	Dev(Min)	Resp.	QIon	QRatio	Lower	Upper
Chloroform	114.5912	5.65	0.00	179640	85.0	66.0	36.0	96.0



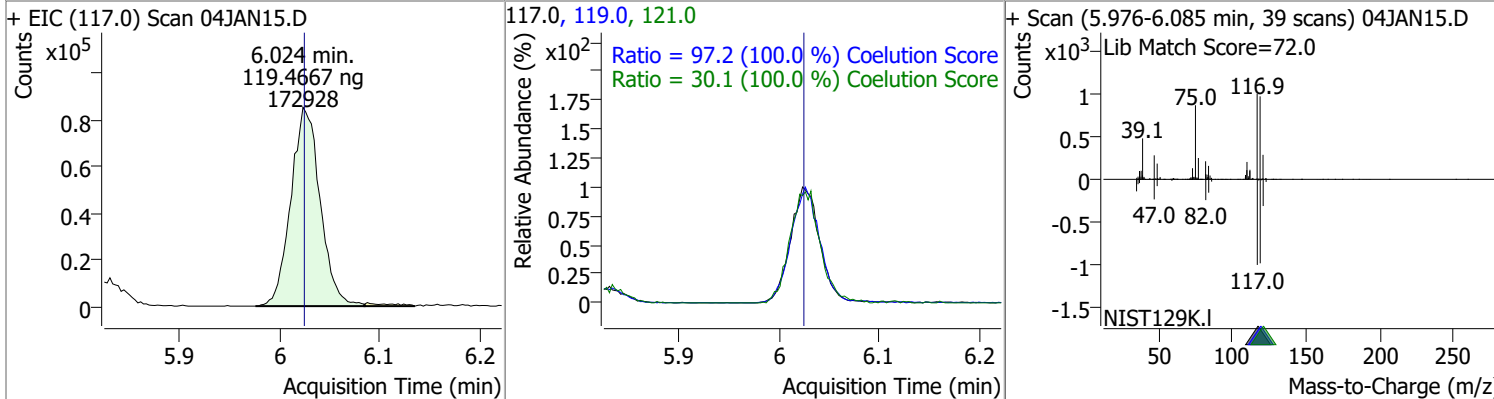
Compound	Conc.	RT	Dev(Min)	Resp.	QIon	QRatio	Lower	Upper
1,1,1-Trichloroethane	118.5764	5.83	0.00	174206	99.0	64.7	34.7	94.7
					61.0	48.1	18.1	78.1



Compound	Conc.	RT	Dev(Min)	Resp.	QIon	QRatio	Lower	Upper
Dibromofluoromethane	115.1146	5.85	0.00	89307	191.5	23.1	0.0	53.1

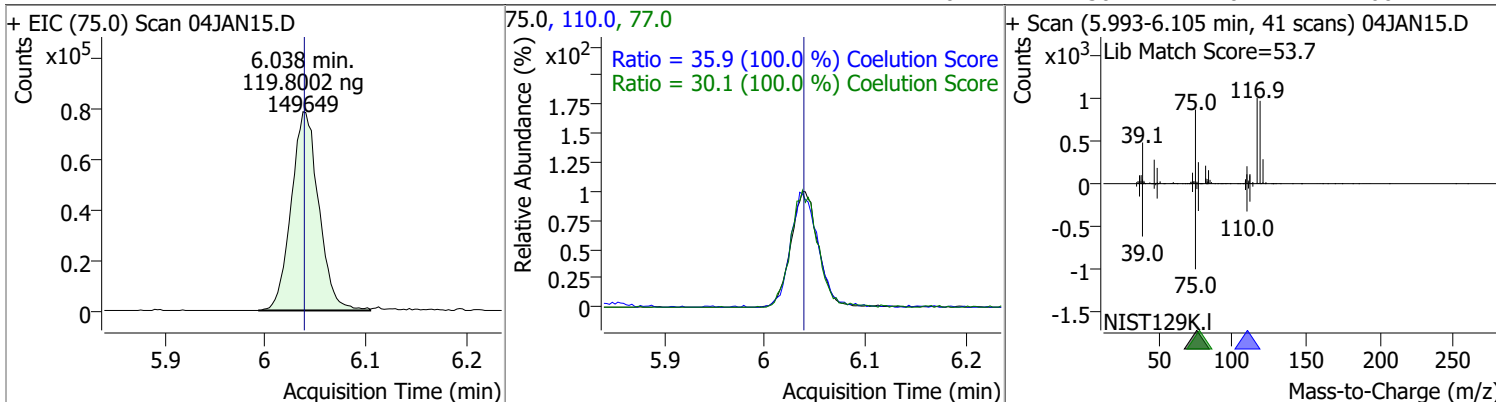


Compound	Conc.	RT	Dev(Min)	Resp.	QIon	QRatio	Lower	Upper
Carbon tetrachloride	119.4667	6.02	0.00	172928	119.0	97.2	67.2	127.2
					121.0	30.1	0.1	60.1

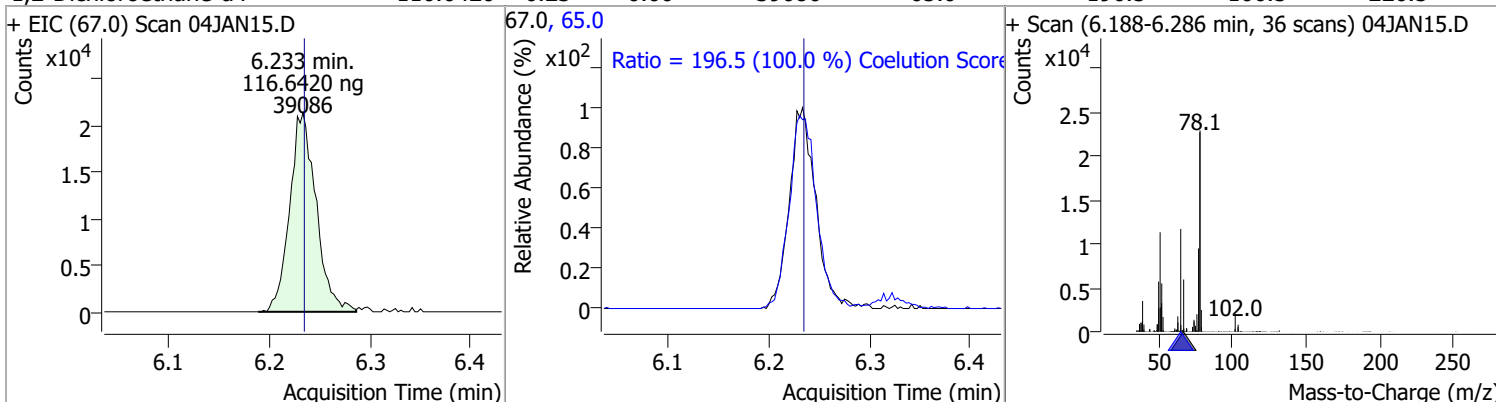


Quantitation Results Report (QT Reviewed)

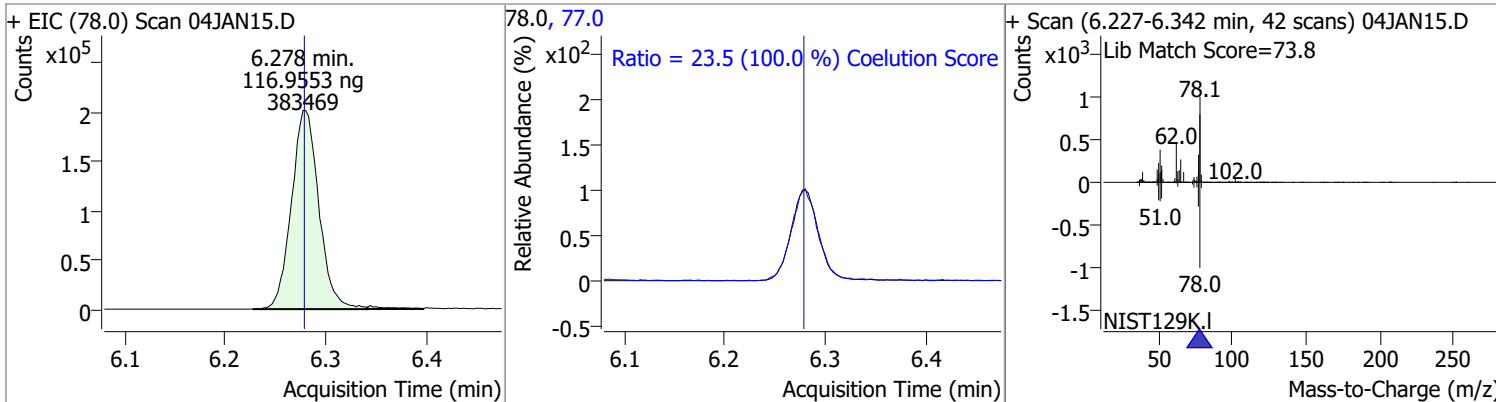
Compound	Conc.	RT	Dev(Min)	Resp.	QIon	QRatio	Lower	Upper
1,1-Dichloropropene	119.8002	6.04	0.00	149649	110.0	35.9	5.9	65.9
					77.0	30.1	0.1	60.1



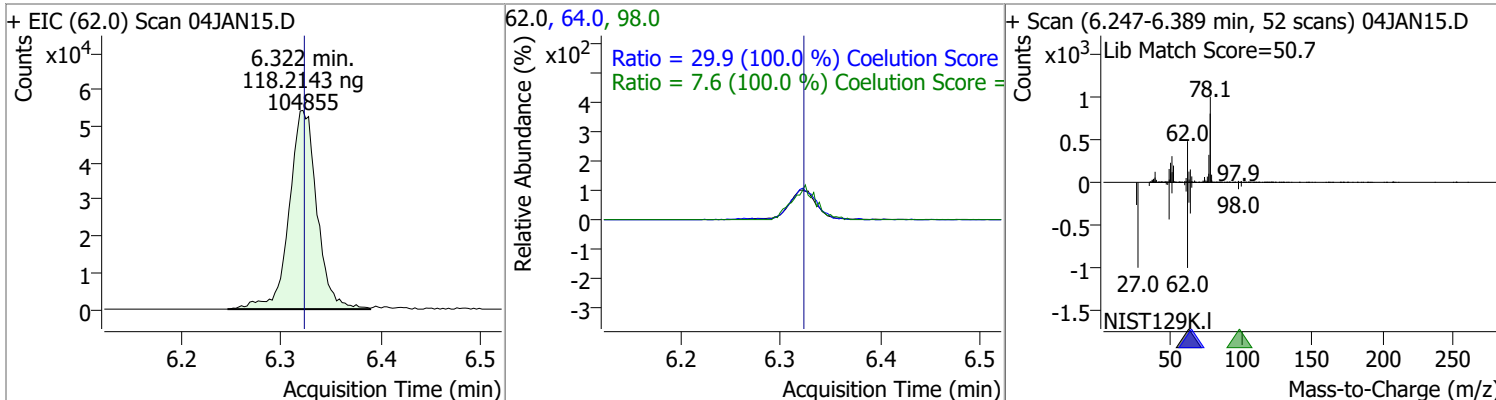
Compound	Conc.	RT	Dev(Min)	Resp.	QIon	QRatio	Lower	Upper
1,2-Dichloroethane-d4	116.6420	6.23	0.00	39086	65.0	196.5	166.5	226.5



Compound	Conc.	RT	Dev(Min)	Resp.	QIon	QRatio	Lower	Upper
Benzene	116.9553	6.28	0.00	383469	77.0	23.5	0.0	53.5

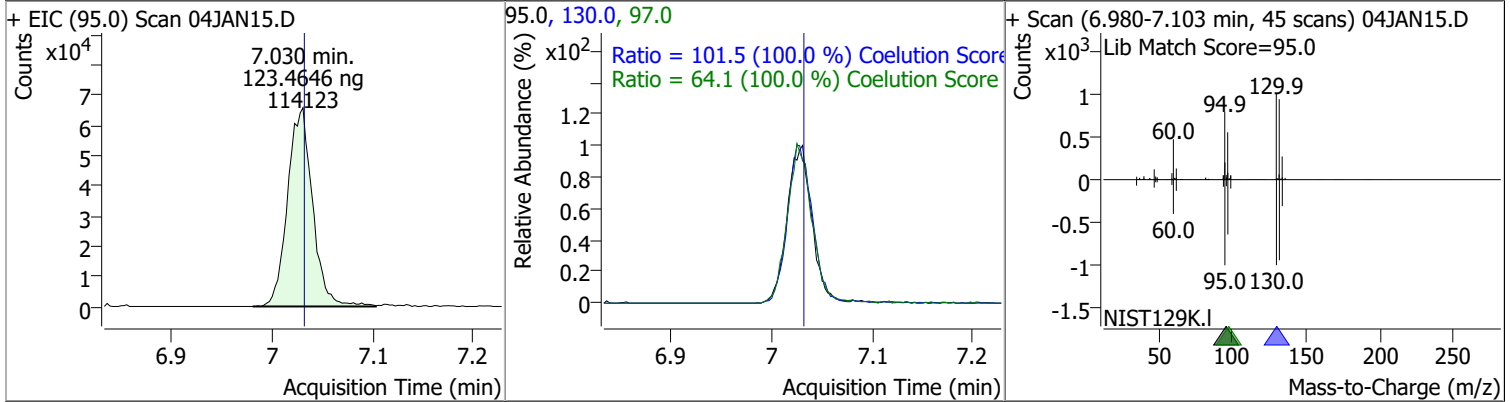


Compound	Conc.	RT	Dev(Min)	Resp.	QIon	QRatio	Lower	Upper
1,2-Dichloroethane	118.2143	6.32	0.00	104855	64.0	29.9	0.0	59.9
					98.0	7.6	0.0	37.6

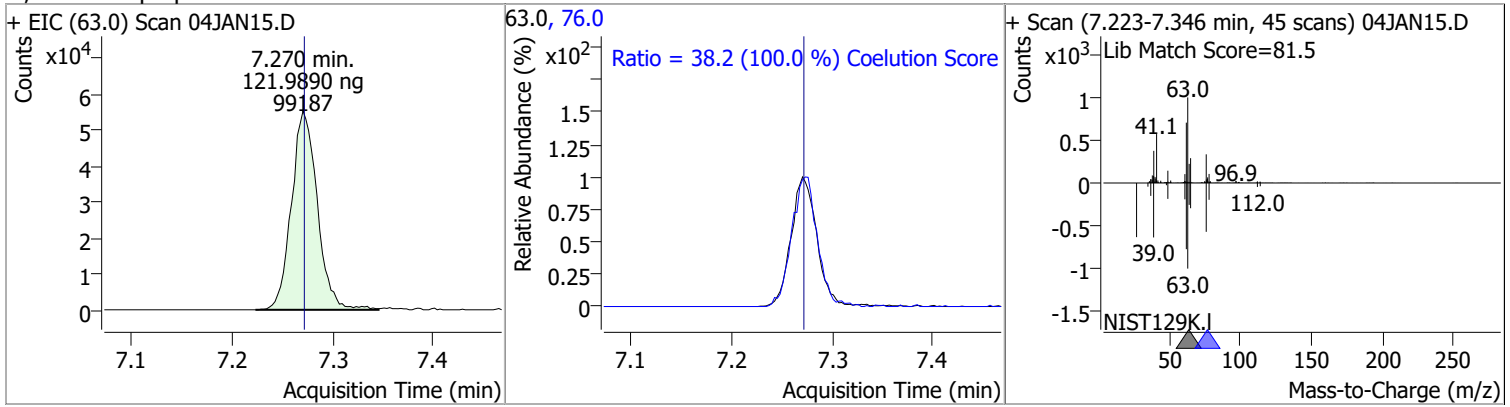


Quantitation Results Report (QT Reviewed)

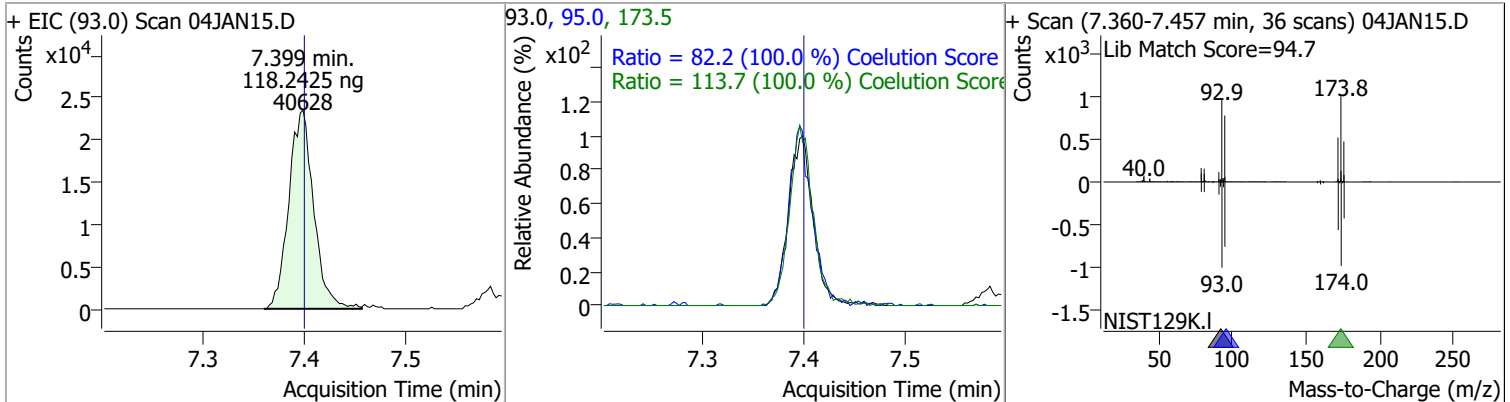
Compound	Conc.	RT	Dev(Min)	Resp.	QIon	QRatio	Lower	Upper
Trichloroethene	123.4646	7.03	0.00	114123	130.0	101.5	71.5	131.5
					97.0	64.1	34.1	94.1



Compound	Conc.	RT	Dev(Min)	Resp.	QIon	QRatio	Lower	Upper
1,2-Dichloropropane	121.9890	7.27	0.00	99187	76.0	38.2	8.2	68.2

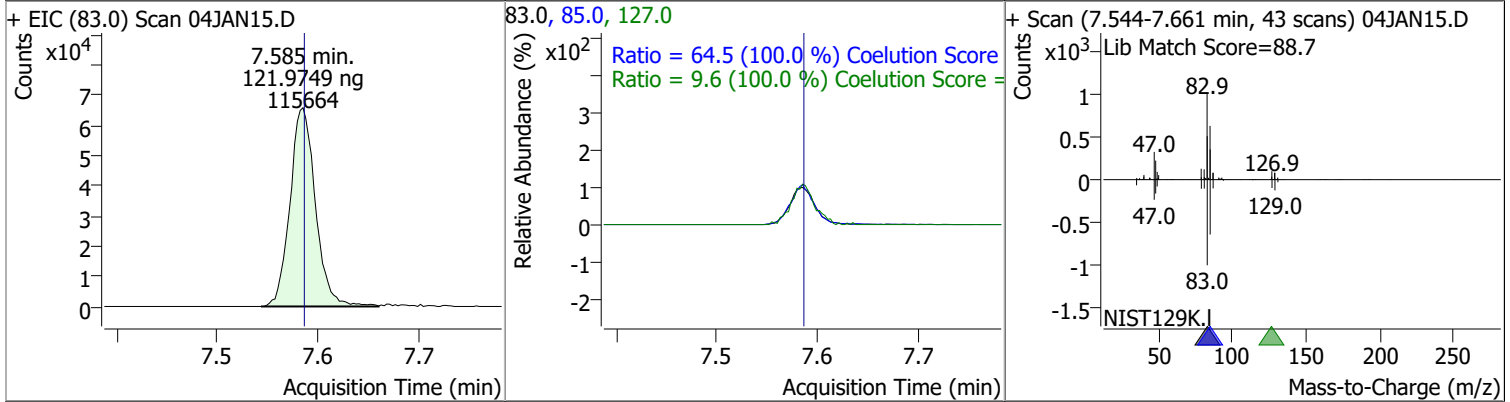


Compound	Conc.	RT	Dev(Min)	Resp.	QIon	QRatio	Lower	Upper
Dibromomethane	118.2425	7.40	0.00	40628	173.5	113.7	83.7	143.7
					95.0	82.2	52.2	112.2

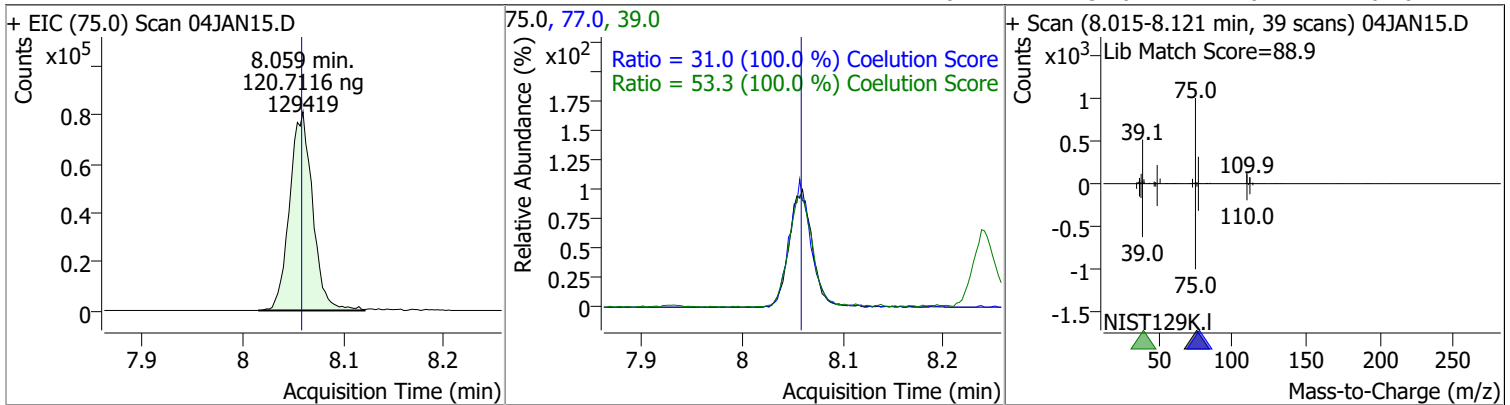


Quantitation Results Report (QT Reviewed)

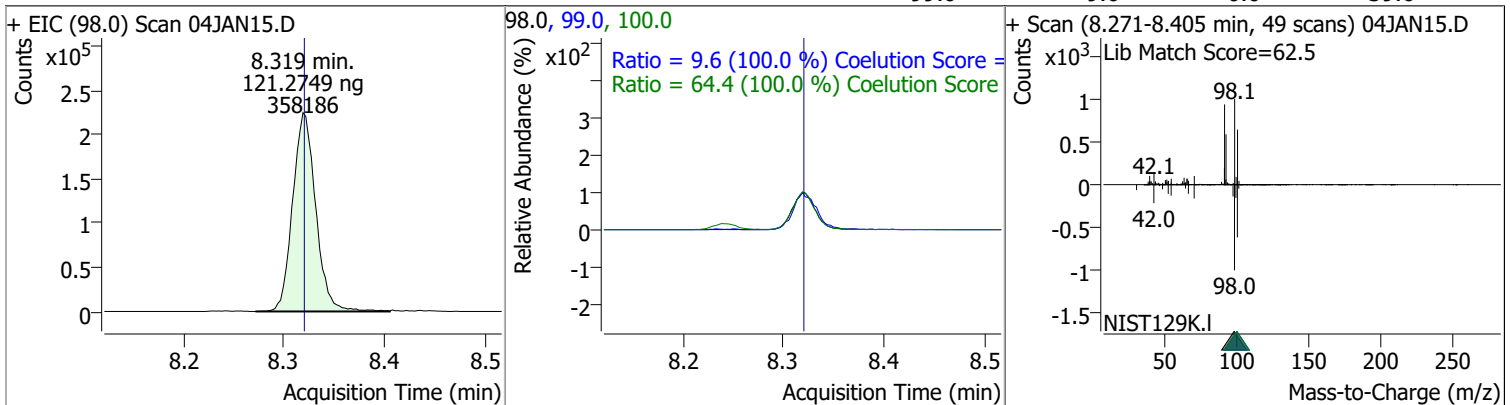
Compound	Conc.	RT	Dev(Min)	Resp.	QIon	QRatio	Lower	Upper
Bromodichloromethane	121.9749	7.59	0.00	115664	85.0	64.5	34.5	94.5
					127.0	9.6	0.0	39.6



Compound	Conc.	RT	Dev(Min)	Resp.	QIon	QRatio	Lower	Upper
cis-1,3-Dichloropropene	120.7116	8.06	0.00	129419	39.0	53.3	23.3	83.3
					77.0	31.0	1.0	61.0



Compound	Conc.	RT	Dev(Min)	Resp.	QIon	QRatio	Lower	Upper
Toluene-d8	121.2749	8.32	0.00	358186	100.0	64.4	34.4	94.4
					99.0	9.6	0.0	39.6

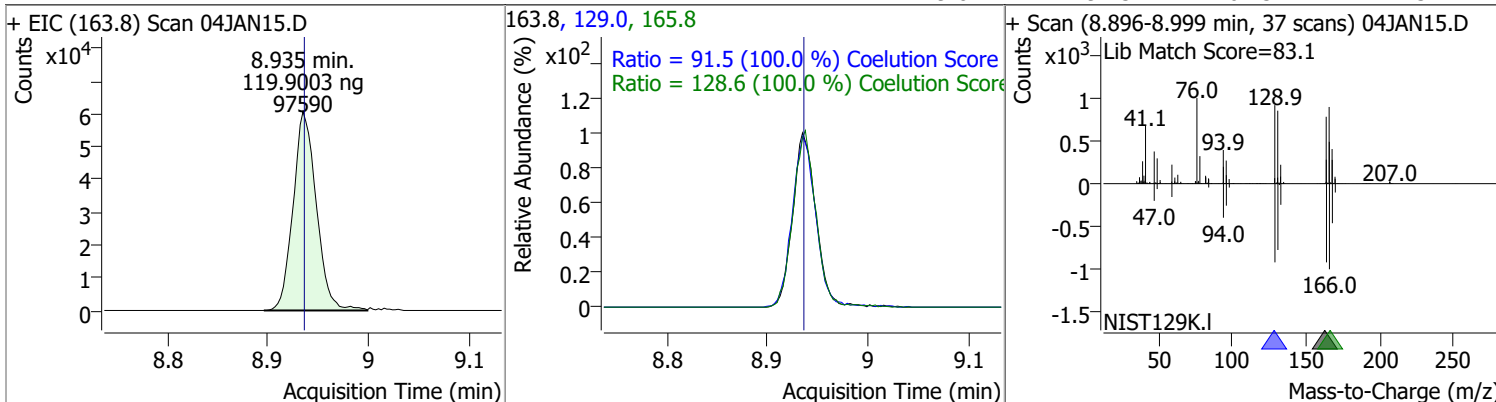


Quantitation Results Report (QT Reviewed)

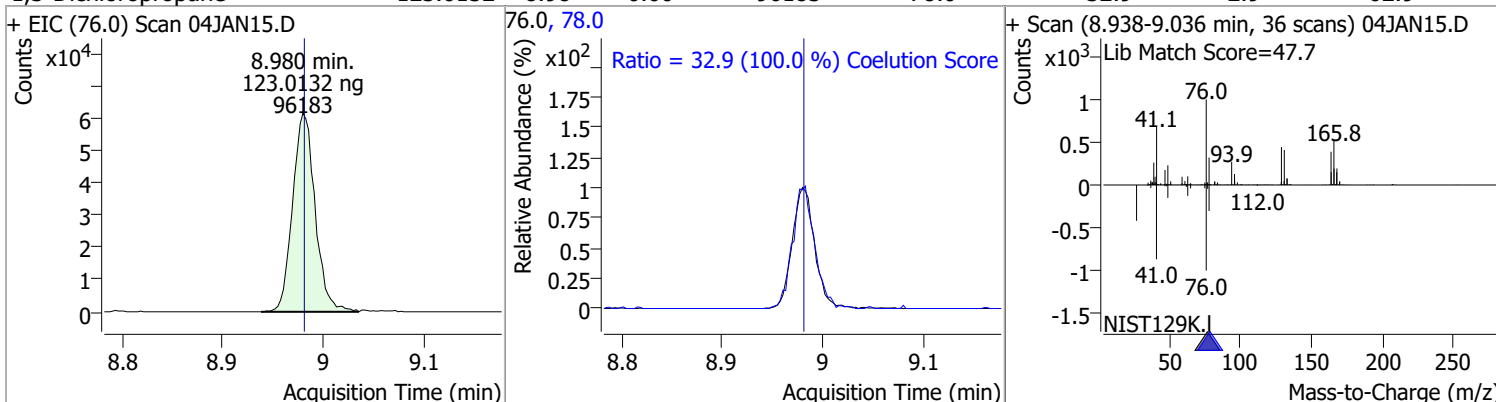
Compound	Conc.	RT	Dev(Min)	Resp.	QIon	QRatio	Lower	Upper
Toluene	122.6571	8.39	0.00	244712	91.0	175.8	145.8	205.8
+ EIC (92.0) Scan 04JAN15.D			92.0, 91.0			+ Scan (8.347-8.467 min, 44 scans) 04JAN15.D		
trans-1,3-Dichloropropene	121.4929	8.64	0.00	92719	39.0	53.4	23.4	83.4
					77.0	32.4	2.4	62.4
+ EIC (75.0) Scan 04JAN15.D			75.0, 77.0, 39.0			+ Scan (8.598-8.690 min, 33 scans) 04JAN15.D		
1,1,2-Trichloroethane	117.4130	8.82	0.00	46673	97.0	114.6	84.6	144.6
					85.0	67.6	37.6	97.6
+ EIC (83.0) Scan 04JAN15.D			83.0, 97.0, 85.0			+ Scan (8.782-8.871 min, 33 scans) 04JAN15.D		

Quantitation Results Report (QT Reviewed)

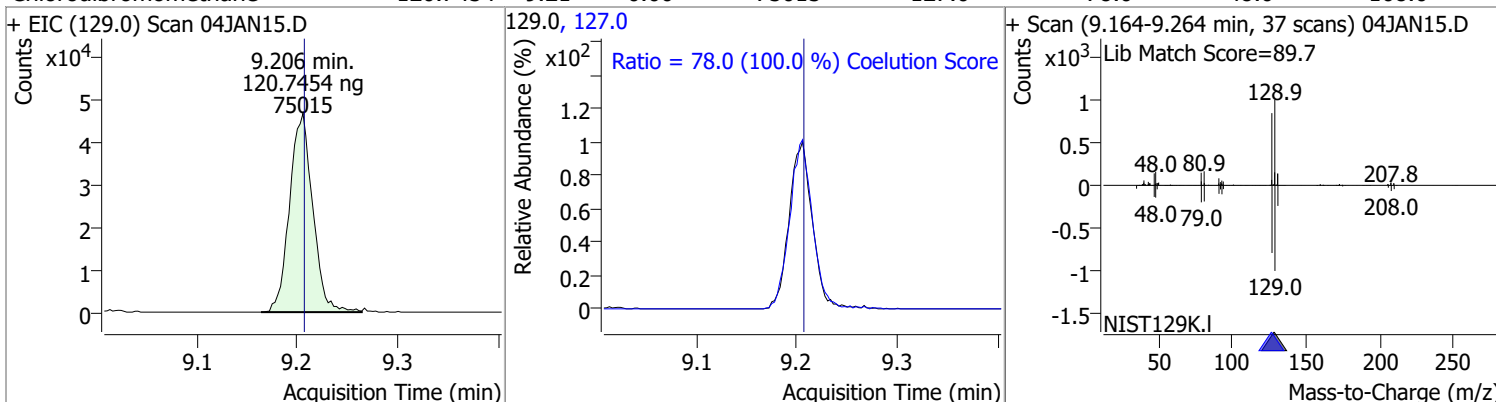
Compound	Conc.	RT	Dev(Min)	Resp.	QIon	QRatio	Lower	Upper
Tetrachloroethene	119.9003	8.94	0.00	97590	165.8	128.6	98.6	158.6
					129.0	91.5	61.5	121.5



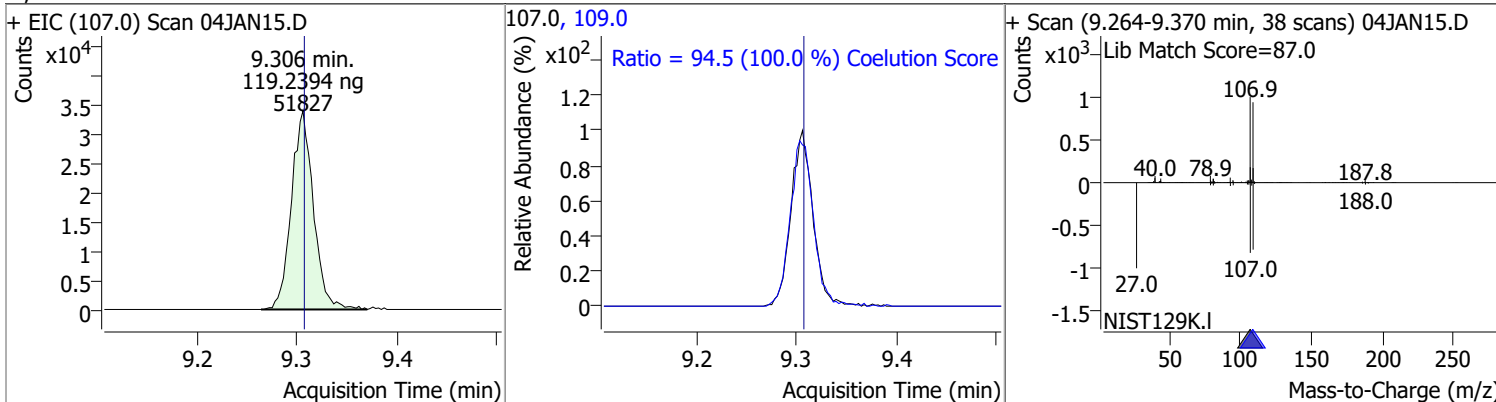
Compound	Conc.	RT	Dev(Min)	Resp.	QIon	QRatio	Lower	Upper
1,3-Dichloropropane	123.0132	8.98	0.00	96183	78.0	32.9	2.9	62.9



Compound	Conc.	RT	Dev(Min)	Resp.	QIon	QRatio	Lower	Upper
Chlorodibromomethane	120.7454	9.21	0.00	75015	127.0	78.0	48.0	108.0

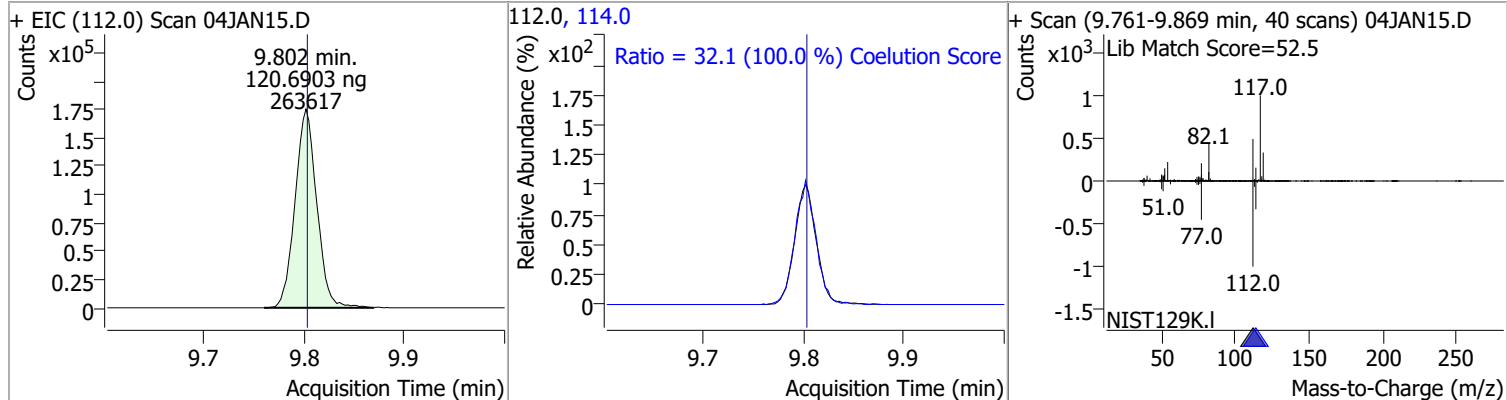


Compound	Conc.	RT	Dev(Min)	Resp.	QIon	QRatio	Lower	Upper
1,2-Dibromoethane	119.2394	9.31	0.00	51827	109.0	94.5	64.5	124.5

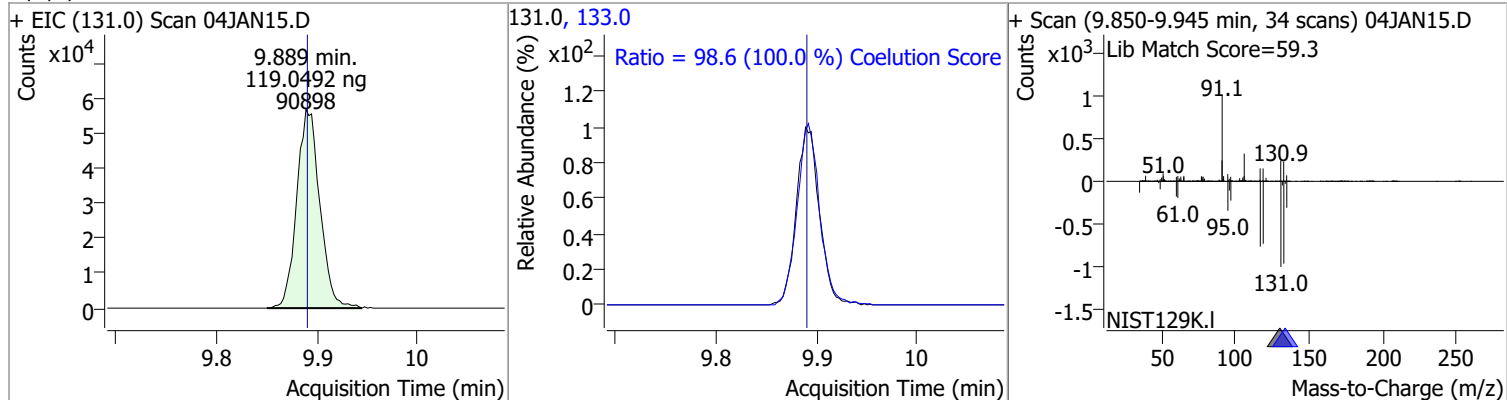


Quantitation Results Report (QT Reviewed)

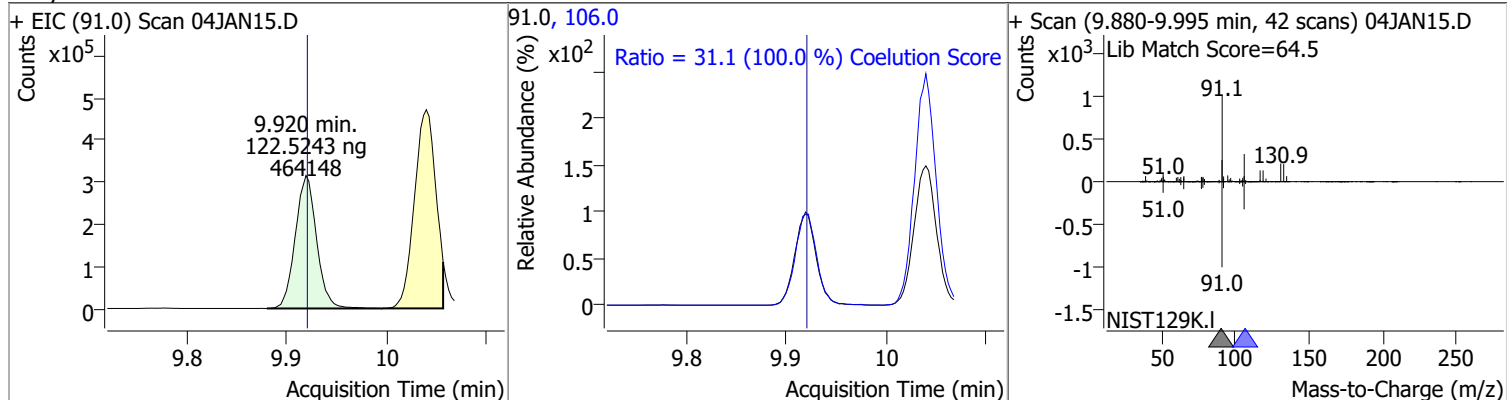
Compound	Conc.	RT	Dev(Min)	Resp.	QIon	QRatio	Lower	Upper
Chlorobenzene	120.6903	9.80	0.00	263617	114.0	32.1	2.1	62.1



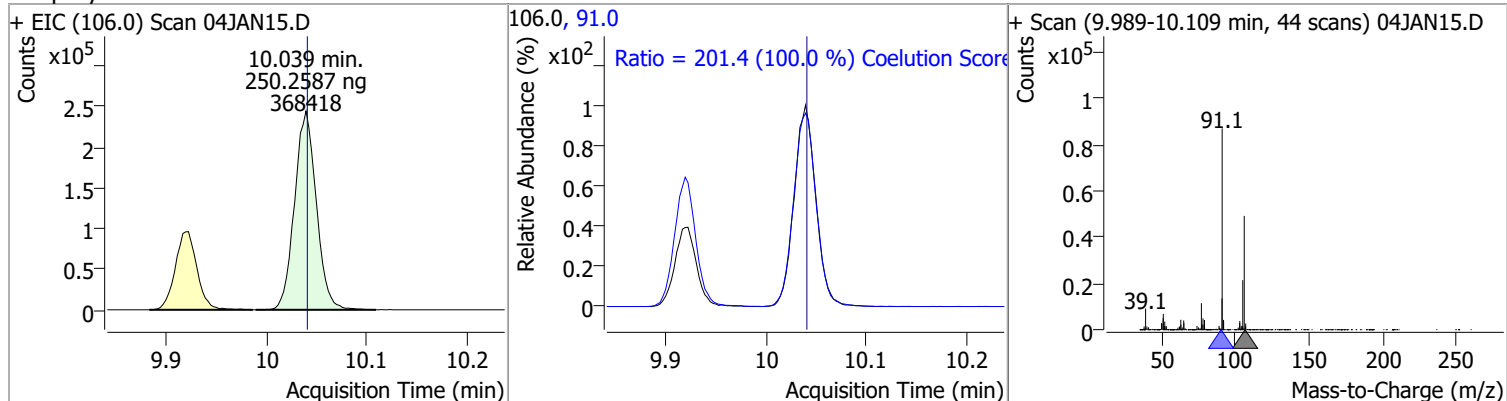
Compound	Conc.	RT	Dev(Min)	Resp.	QIon	QRatio	Lower	Upper
1,1,1,2-Tetrachloroethane	119.0492	9.89	0.00	90898	133.0	98.6	68.6	128.6



Compound	Conc.	RT	Dev(Min)	Resp.	QIon	QRatio	Lower	Upper
Ethylbenzene	122.5243	9.92	0.00	464148	106.0	31.1	1.1	61.1

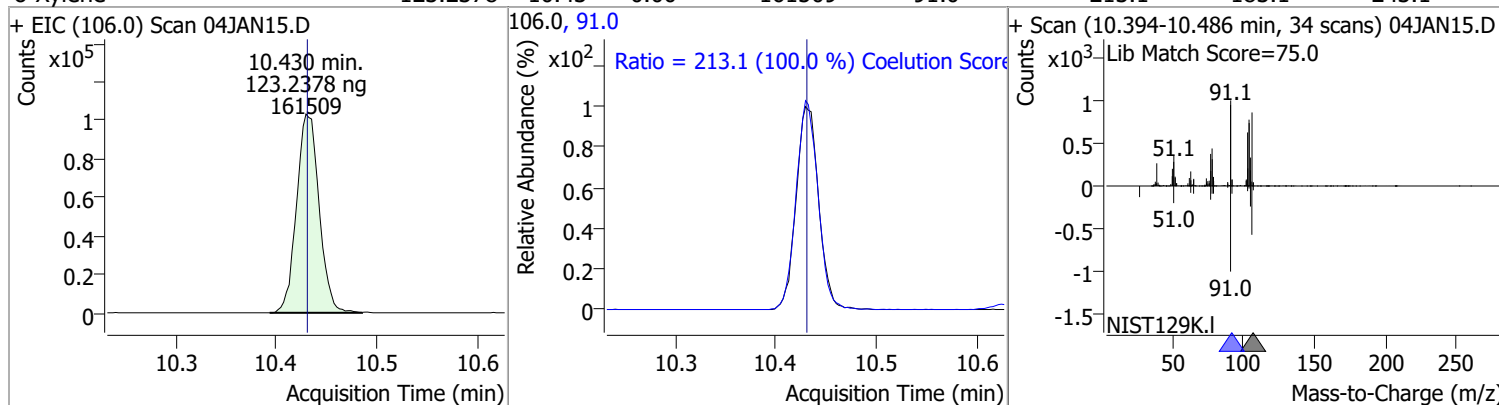


Compound	Conc.	RT	Dev(Min)	Resp.	QIon	QRatio	Lower	Upper
m+p-Xylenes	250.2587	10.04	0.00	368418	91.0	201.4	171.4	231.4

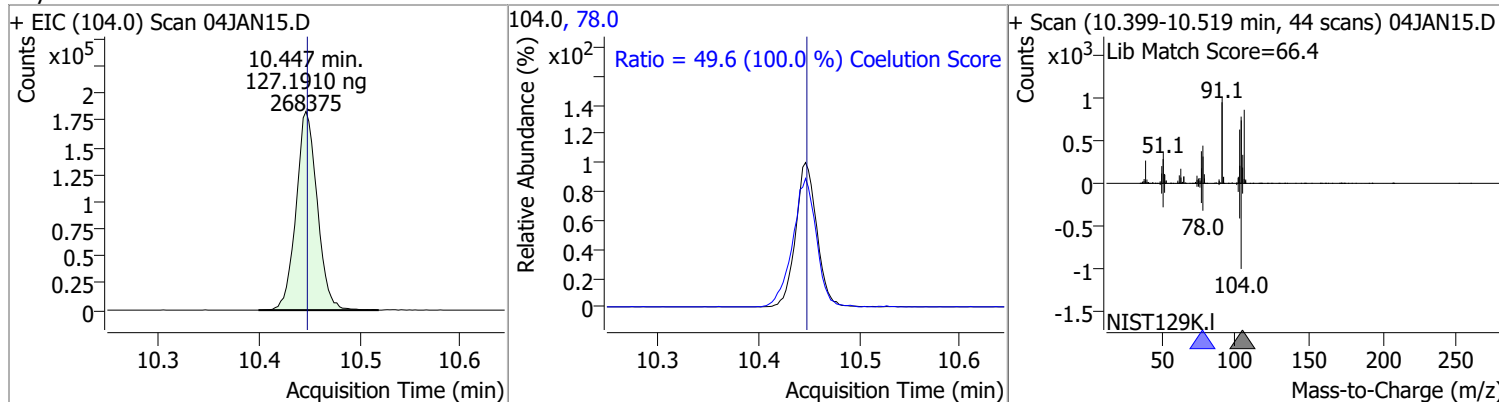


Quantitation Results Report (QT Reviewed)

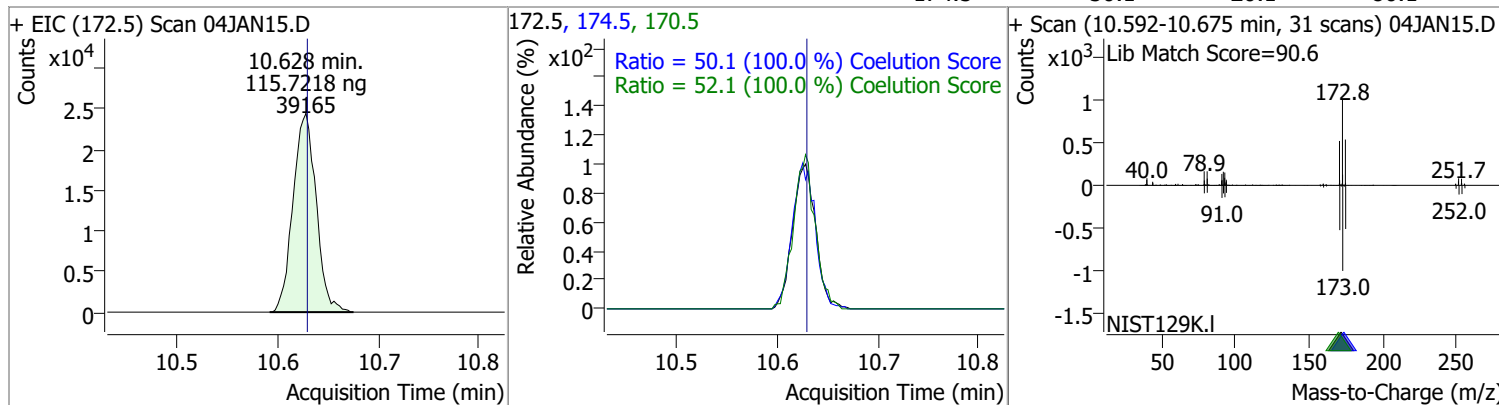
Compound	Conc.	RT	Dev(Min)	Resp.	QIon	QRatio	Lower	Upper
o-Xylene	123.2378	10.43	0.00	161509	91.0	213.1	183.1	243.1



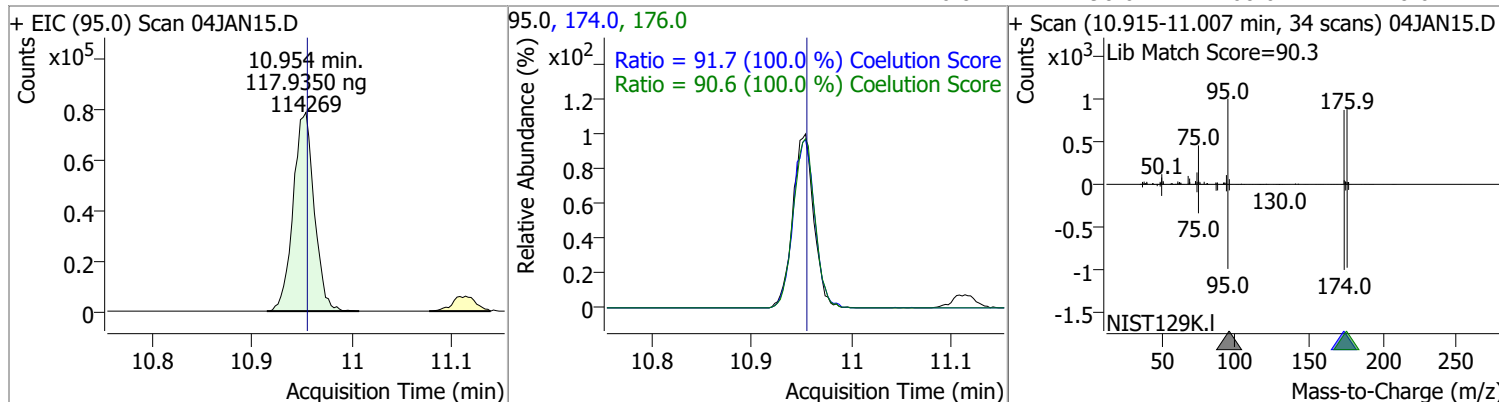
Compound	Conc.	RT	Dev(Min)	Resp.	QIon	QRatio	Lower	Upper
Styrene	127.1910	10.45	0.00	268375	78.0	49.6	19.6	79.6



Compound	Conc.	RT	Dev(Min)	Resp.	QIon	QRatio	Lower	Upper
Bromoform	115.7218	10.63	0.00	39165	170.5	52.1	22.1	82.1
					174.5	50.1	20.1	80.1

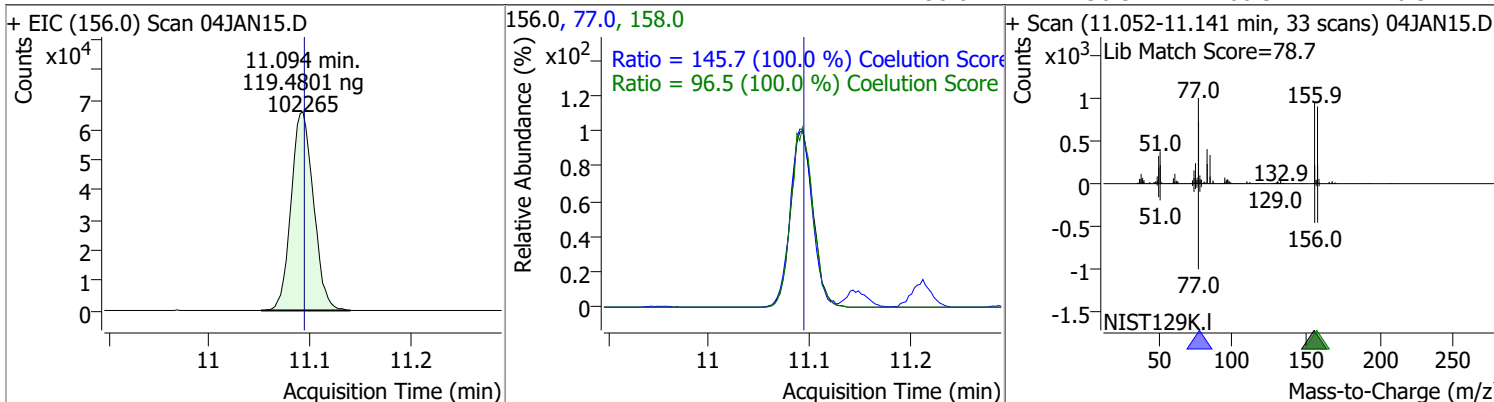


Compound	Conc.	RT	Dev(Min)	Resp.	QIon	QRatio	Lower	Upper
p-Bromofluorobenzene	117.9350	10.95	0.00	114269	174.0	91.7	61.7	121.7
					176.0	90.6	60.6	120.6

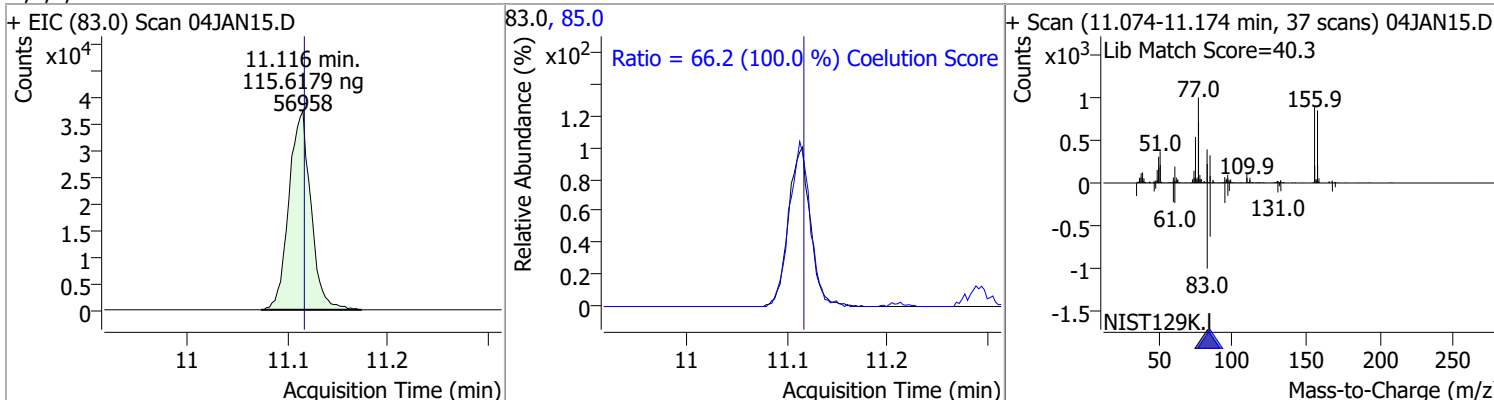


Quantitation Results Report (QT Reviewed)

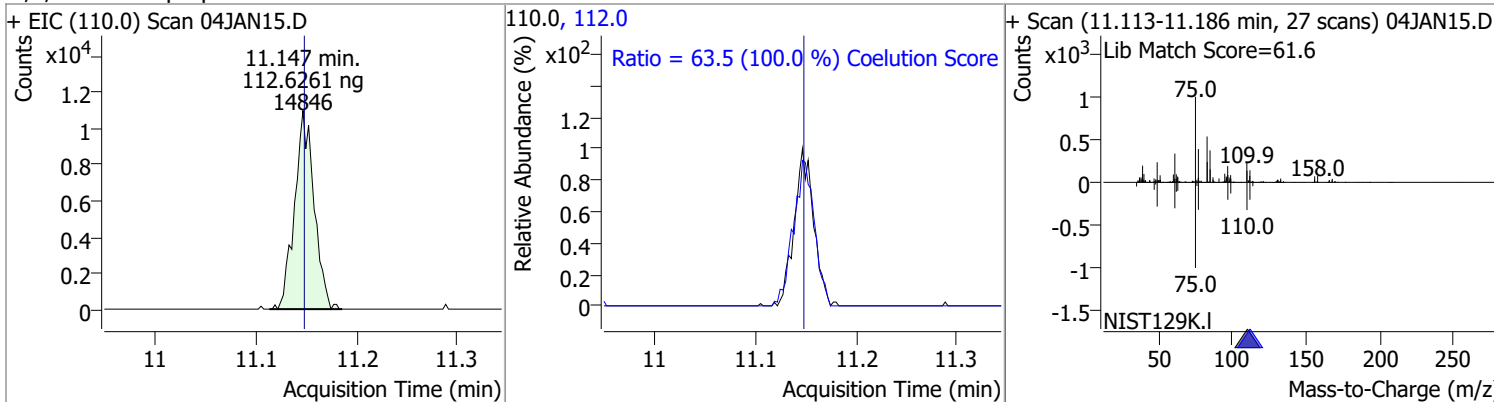
Compound	Conc.	RT	Dev(Min)	Resp.	QIon	QRatio	Lower	Upper
Bromobenzene	119.4801	11.09	0.00	102265	77.0	145.7	115.7	175.7
					158.0	96.5	66.5	126.5



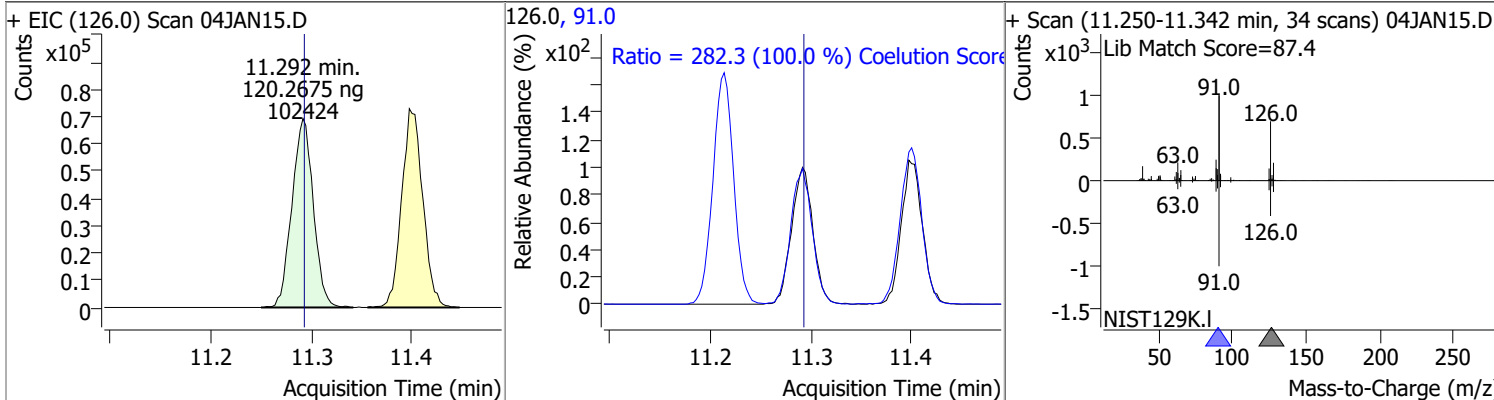
Compound	Conc.	RT	Dev(Min)	Resp.	QIon	QRatio	Lower	Upper
1,1,2,2-Tetrachloroethane	115.6179	11.12	0.00	56958	85.0	66.2	36.2	96.2



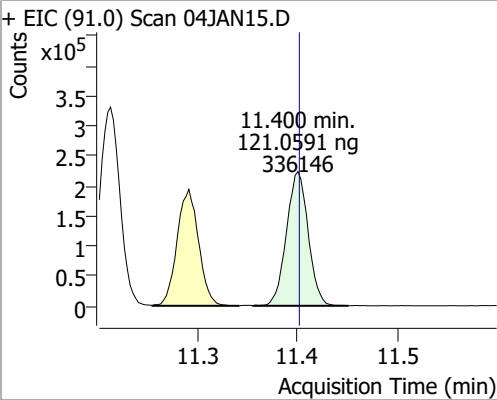
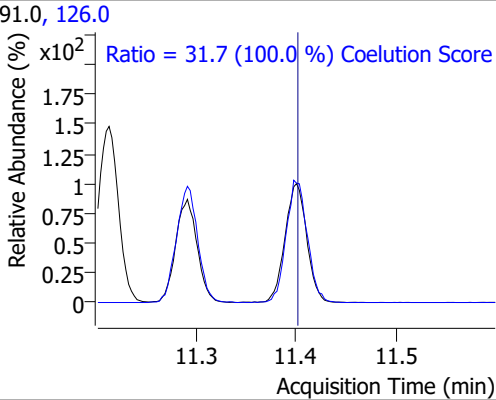
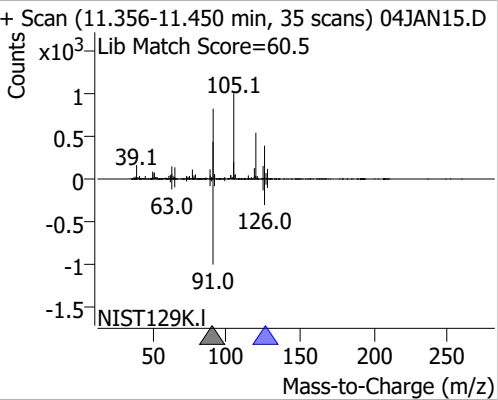
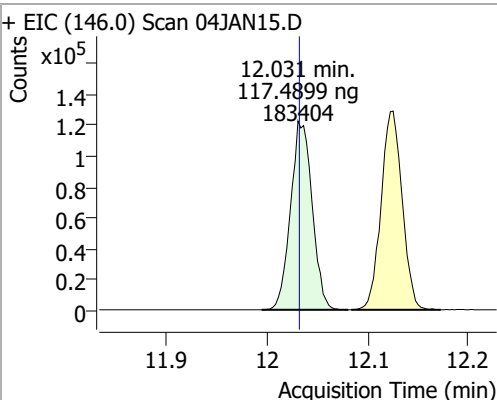
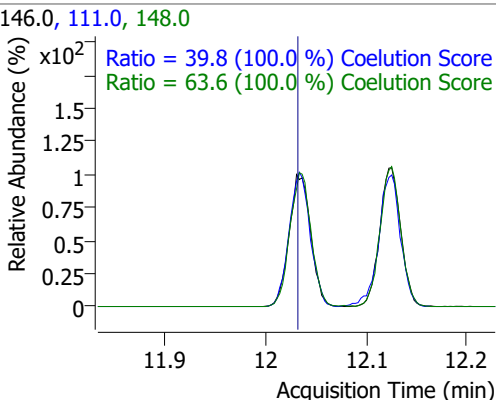
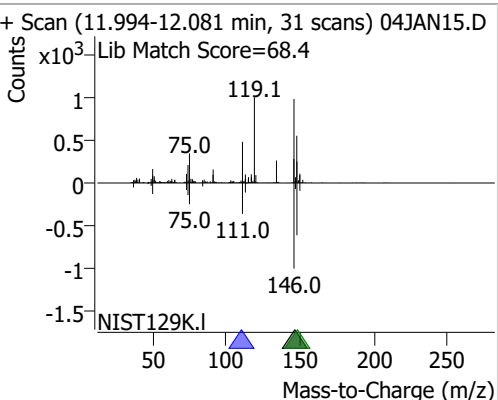
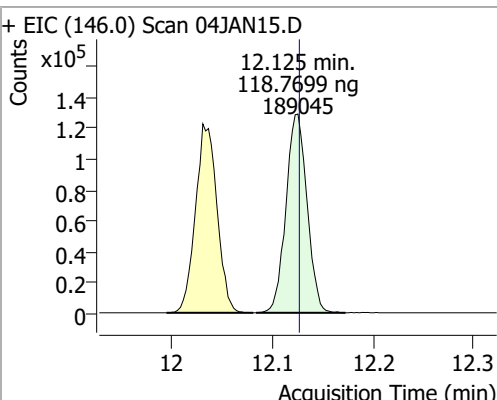
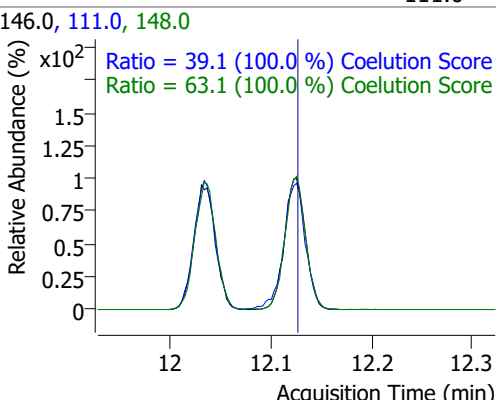
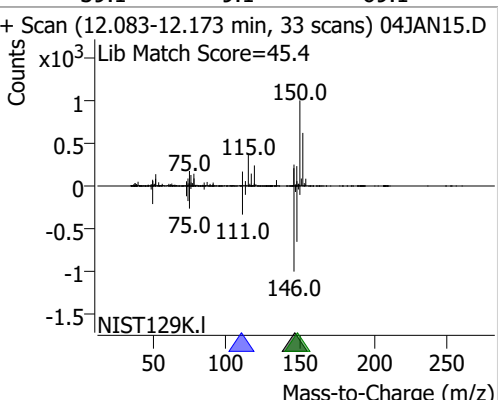
Compound	Conc.	RT	Dev(Min)	Resp.	QIon	QRatio	Lower	Upper
1,2,3-Trichloropropane	112.6261	11.15	0.00	14846	112.0	63.5	33.5	93.5



Compound	Conc.	RT	Dev(Min)	Resp.	QIon	QRatio	Lower	Upper
2-Chlorotoluene	120.2675	11.29	0.00	102424	91.0	282.3	252.3	312.3

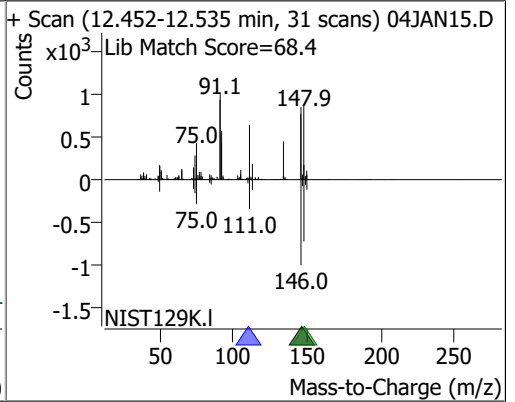
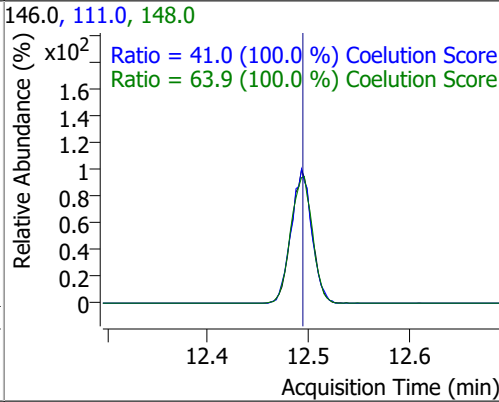
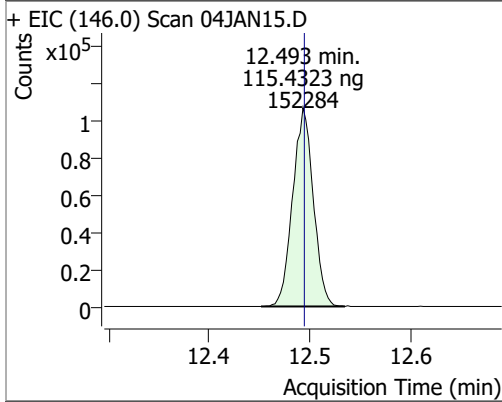


Quantitation Results Report (QT Reviewed)

Compound	Conc.	RT	Dev(Min)	Resp.	QIon	QRatio	Lower	Upper
4-Chlorotoluene	121.0591	11.40	0.00	336146	126.0	31.7	1.7	61.7
+ EIC (91.0) Scan 04JAN15.D			91.0, 126.0			+ Scan (11.356-11.450 min, 35 scans) 04JAN15.D		
								
1,3-Dichlorobenzene	117.4899	12.03	0.00	183404	148.0	63.6	33.6	93.6
+ EIC (146.0) Scan 04JAN15.D			146.0, 111.0, 148.0			+ Scan (11.994-12.081 min, 31 scans) 04JAN15.D		
								
1,4-Dichlorobenzene	118.7699	12.13	0.00	189045	148.0	63.1	33.1	93.1
+ EIC (146.0) Scan 04JAN15.D			146.0, 111.0, 148.0			+ Scan (12.083-12.173 min, 33 scans) 04JAN15.D		
								

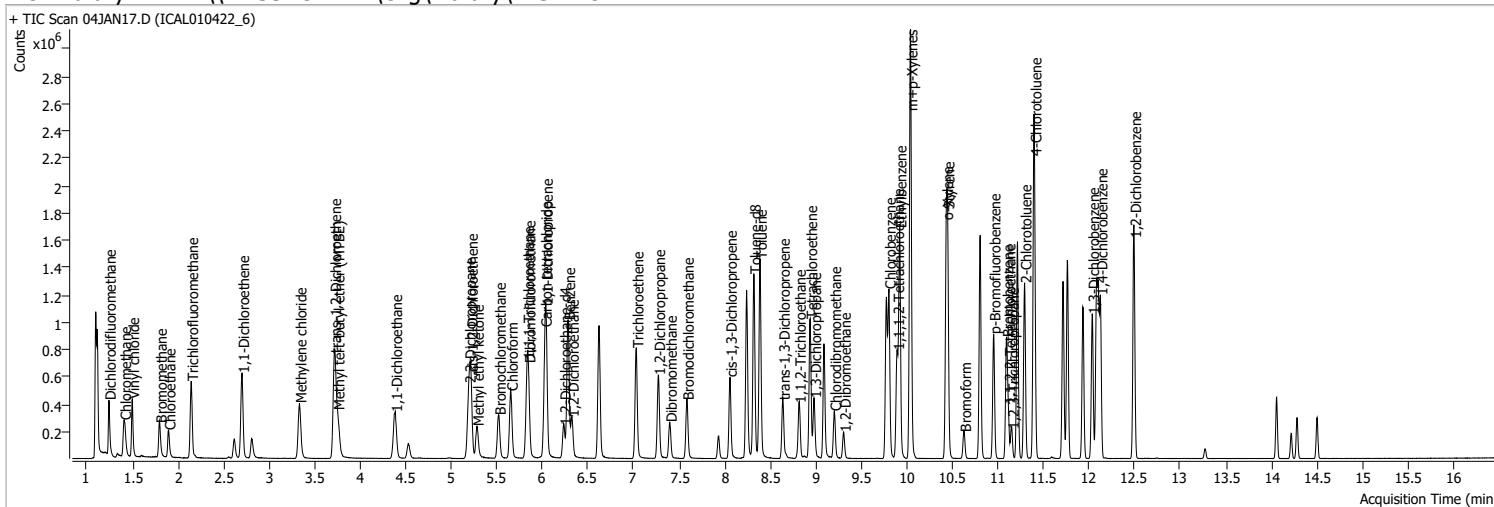
Quantitation Results Report (QT Reviewed)

Compound	Conc.	RT	Dev(Min)	Resp.	QIon	QRatio	Lower	Upper
1,2-Dichlorobenzene	115.4323	12.49	0.00	152284	148.0	63.9	33.9	93.9
					111.0	41.0	11.0	71.0



Quantitation Results Report (QT Reviewed)

Data File	04JAN17.D	Operator	MSC
Acq. Method	5975CACQF.M	Acq. Date-Time	1/4/2022 6:45:10 PM
Sample Name	ICAL010422_6	Instrument	VOA5975C
Vial	17	Multiplier	1.00
DA Method File	VOA5975C_8260B_SHT_DoD_L4_010422.m	Comment	
Tune File	BFB_Atune3.u	Tune Date	10/11/2021 4:02:00 PM
Batch Name	VG010422_8260B.batch.bin	Last Calib Update	1/9/2022 8:59:52 PM
Ref Library	\\MASSHUNTER\Org\Library\NIST129K.I		



Compound	RT	QIon	Resp.	Conc.	Units	Dev(Min)
----------	----	------	-------	-------	-------	----------

Internal Standards

M Fluorobenzene	6.620	96.0	836278	250.0000	ng	-0.003
M Chlorobenzene-d5	9.774	82.0	316399	250.0000	ng	0.003
M 1,4-Dichlorobenzene-d4	12.100	152.0	266553	250.0000	ng	0.000

System Monitoring Compounds

S Dibromofluoromethane	5.845	113.0	204073	259.0223	ng	0.000
Spiked Amount: 250.000	Range: 80.0 - 119.0%			Recovery = 103.61%		
S 1,2-Dichloroethane-d4	6.236	67.0	87876	258.2324	ng	0.003
Spiked Amount: 250.000	Range: 81.0 - 118.0%			Recovery = 103.29%		
S Toluene-d8	8.319	98.0	823306	270.0265	ng	0.000
Spiked Amount: 250.000	Range: 89.0 - 112.0%			Recovery = 108.01%		
S p-Bromofluorobenzene	10.951	95.0	261042	267.3186	ng	-0.003
Spiked Amount: 250.000	Range: 85.0 - 114.0%			Recovery = 106.93%		

Target Compounds

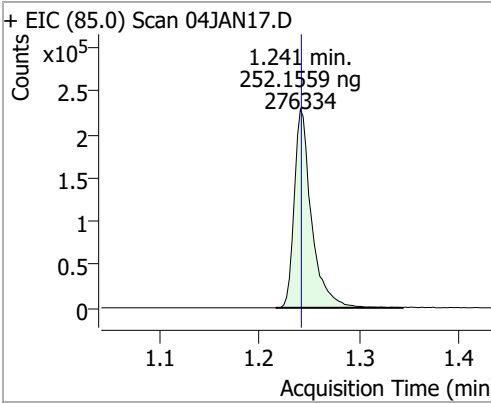
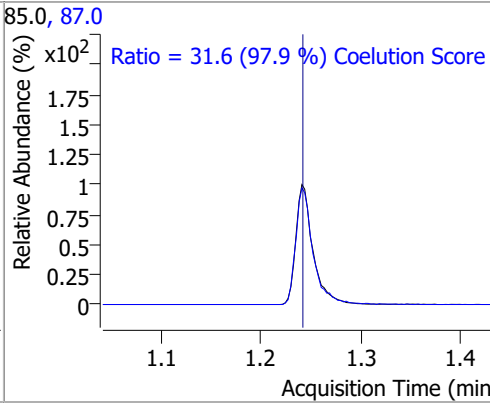
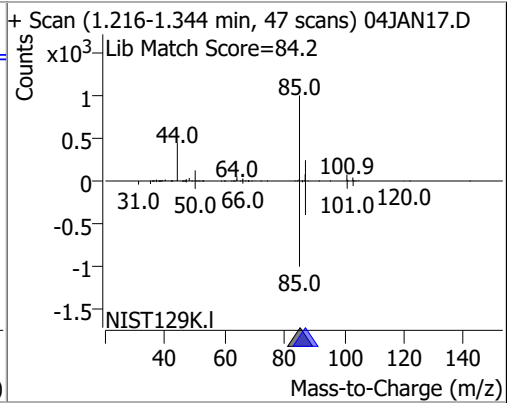
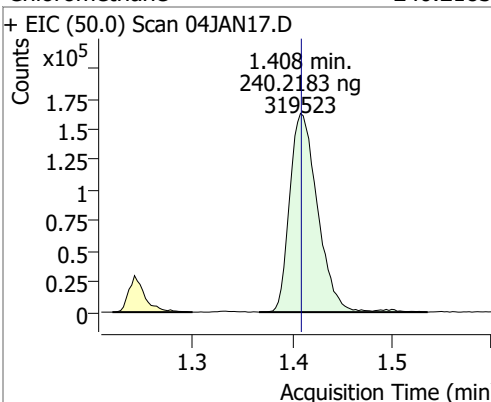
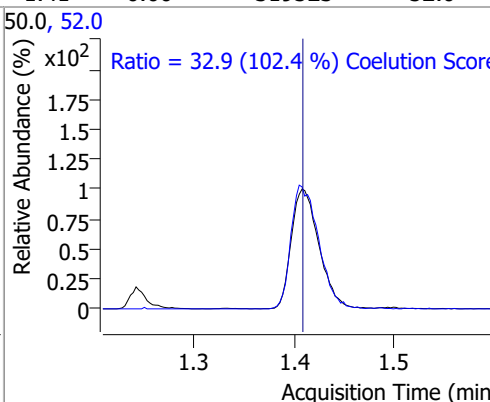
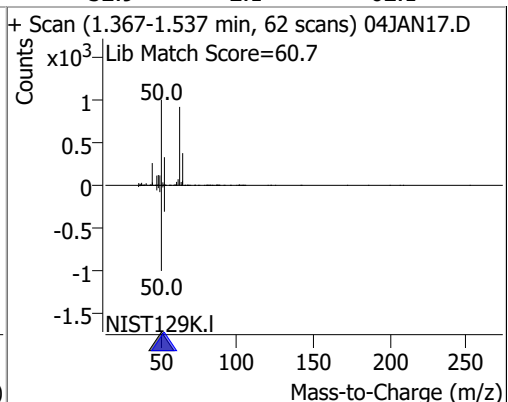
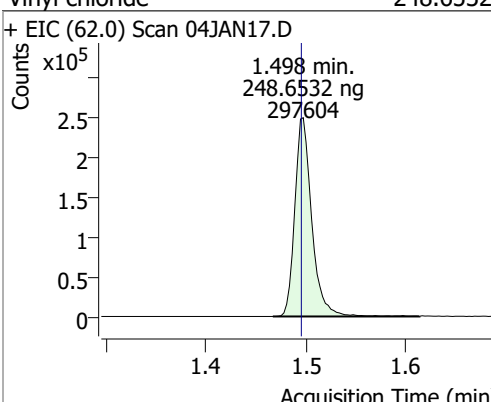
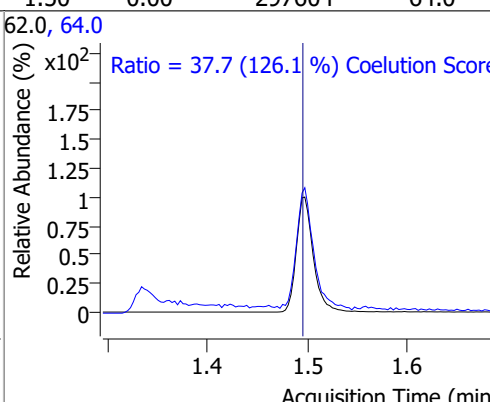
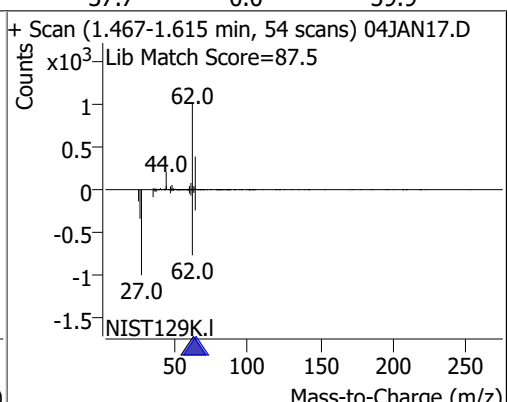
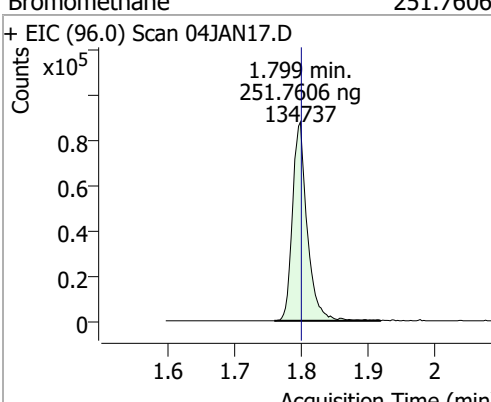
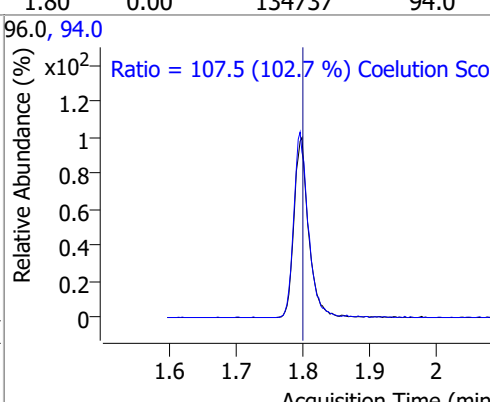
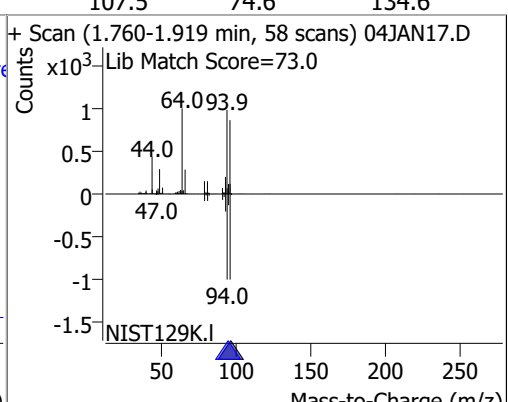
Compound	RT	QIon	Resp.	Conc.	Units	QValue
T Dichlorodifluoromethane	1.241	85.0	276334	252.1559	ng	99
T Chloromethane	1.408	50.0	319523	240.2183	ng	99
T Vinyl chloride	1.498	62.0	297604	248.6532	ng	86
T Bromomethane	1.799	96.0	134737	251.7606	ng	97
T Chloroethane	1.894	64.0	137312	231.7432	ng	98
T Trichlorofluoromethane	2.145	101.0	384837	259.0502	ng	98
T 1,1-Dichloroethene	2.702	96.0	217406	258.0903	ng	99
T Methylene chloride	3.333	49.0	292397	235.4657	ng	99
T trans-1,2-Dichloroethene	3.715	96.0	218855	254.6608	ng	99
T Methyl tert-butyl ether (MTBE)	3.751	73.0	287653	258.9535	ng	99
T 1,1-Dichloroethane	4.384	63.0	413408	258.4325	ng	99
T 2,2-Dichloropropane	5.190	77.0	303307	253.0397	ng	99
T cis-1,2-Dichloroethene	5.215	96.0	228170	261.8706	ng	96
T Methyl ethyl ketone	5.279	43.0	317271	2688.2474	ng	99
T Bromochloromethane	5.519	128.0	89178	247.0586	ng	95
T Chloroform	5.653	83.0	394946	248.0804	ng	99

Quantitation Results Report (QT Reviewed)

Compound	RT	QIon	Resp.	Conc.	Units	Dev(Min)
T 1,1,1-Trichloroethane	5.831	97.0	386005	258.7228	ng	99
T Carbon tetrachloride	6.026	117.0	383485	260.8774	ng	99
T 1,1-Dichloropropene	6.038	75.0	335741	264.6638	ng	99
T Benzene	6.280	78.0	857534	257.5416	ng	100
T 1,2-Dichloroethane	6.322	62.0	226964	251.9675	ng	99
T Trichloroethene	7.030	95.0	250285	262.2931	ng	100
T 1,2-Dichloropropane	7.270	63.0	213800	254.7161	ng	100
T Dibromomethane	7.396	93.0	89483	252.2734	ng	97
T Bromodichloromethane	7.582	83.0	251805	257.2286	ng	100
T cis-1,3-Dichloropropene	8.057	75.0	293617	265.2863	ng	99
T Toluene	8.386	92.0	541945	263.1330	ng	100
T trans-1,3-Dichloropropene	8.639	75.0	207833	263.8027	ng	98
T 1,1,2-Trichloroethane	8.815	83.0	101888	248.2882	ng	99
T Tetrachloroethene	8.938	163.8	218245	259.7419	ng	98
T 1,3-Dichloropropane	8.980	76.0	212669	263.4754	ng	98
T Chlorodibromomethane	9.203	129.0	165695	258.3535	ng	100
T 1,2-Dibromoethane	9.306	107.0	115714	257.8887	ng	100
T Chlorobenzene	9.802	112.0	582326	258.2544	ng	100
T 1,1,1,2-Tetrachloroethane	9.891	131.0	200859	254.8274	ng	100
T Ethylbenzene	9.919	91.0	1043443	266.8193	ng	100
T m+p-Xylenes	10.039	106.0	825866	543.4262	ng	100
T o-Xylene	10.430	106.0	365914	270.4636	ng	100
T Styrene	10.446	104.0	605646	278.0455	ng	99
T Bromoform	10.628	172.5	87836	257.5099	ng	100
T Bromobenzene	11.093	156.0	227127	263.2944	ng	99
T 1,1,2,2-Tetrachloroethane	11.113	83.0	124205	250.1577	ng	97
T 1,2,3-Trichloropropane	11.152	110.0	33115	249.2635	ng	97
T 2-Chlorotoluene	11.291	126.0	229396	267.2616	ng	99
T 4-Chlorotoluene	11.400	91.0	748435	267.4409	ng	99
T 1,3-Dichlorobenzene	12.033	146.0	406895	258.6297	ng	99
T 1,4-Dichlorobenzene	12.122	146.0	408934	254.9170	ng	98
T 1,2-Dichlorobenzene	12.493	146.0	342576	257.6524	ng	99

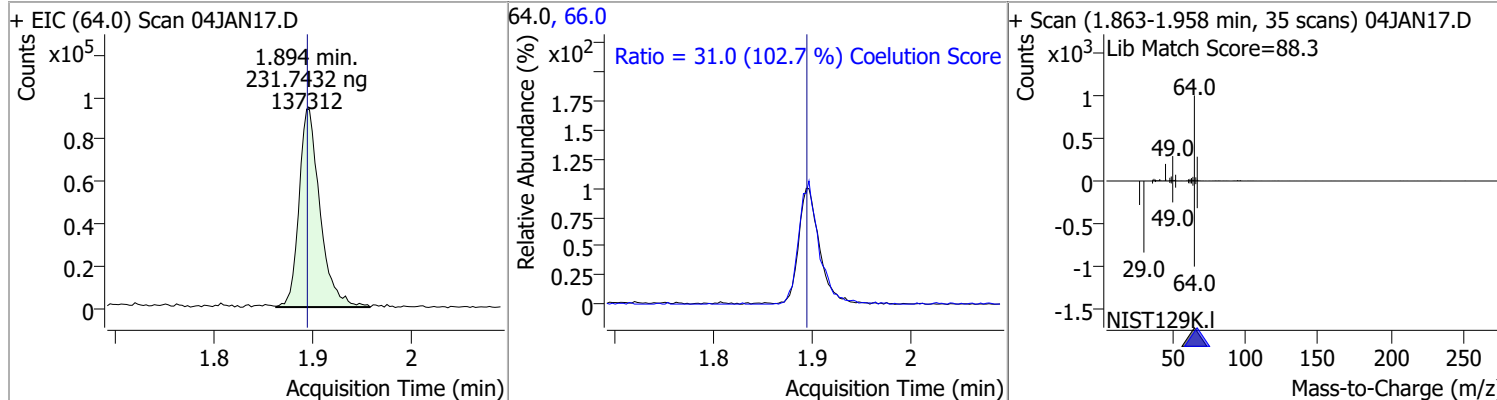
(#) = Qualifier Out of Range; (m) = Manual Integration; (+) = Area Summed; (*) = Surrogate Percent Recovery Out of Range; (d): Zeroed Peak

Quantitation Results Report (QT Reviewed)

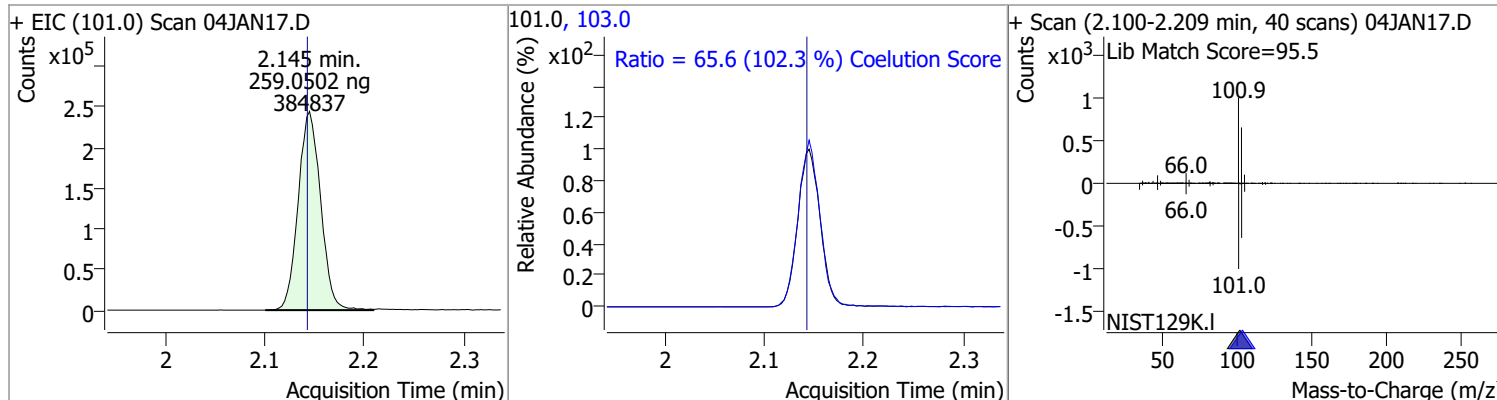
Compound	Conc.	RT	Dev(Min)	Resp.	QIon	QRatio	Lower	Upper
Dichlorodifluoromethane	252.1559	1.24	0.00	276334	87.0	31.6	2.3	62.3
+ EIC (85.0) Scan 04JAN17.D 			85.0, 87.0 			+ Scan (1.216-1.344 min, 47 scans) 04JAN17.D Lib Match Score=84.2 		
Chloromethane	240.2183	1.41	0.00	319523	52.0	32.9	2.1	62.1
+ EIC (50.0) Scan 04JAN17.D 			50.0, 52.0 			+ Scan (1.367-1.537 min, 62 scans) 04JAN17.D Lib Match Score=60.7 		
Vinyl chloride	248.6532	1.50	0.00	297604	64.0	37.7	0.0	59.9
+ EIC (62.0) Scan 04JAN17.D 			62.0, 64.0 			+ Scan (1.467-1.615 min, 54 scans) 04JAN17.D Lib Match Score=87.5 		
Bromomethane	251.7606	1.80	0.00	134737	94.0	107.5	74.6	134.6
+ EIC (96.0) Scan 04JAN17.D 			96.0, 94.0 			+ Scan (1.760-1.919 min, 58 scans) 04JAN17.D Lib Match Score=73.0 		

Quantitation Results Report (QT Reviewed)

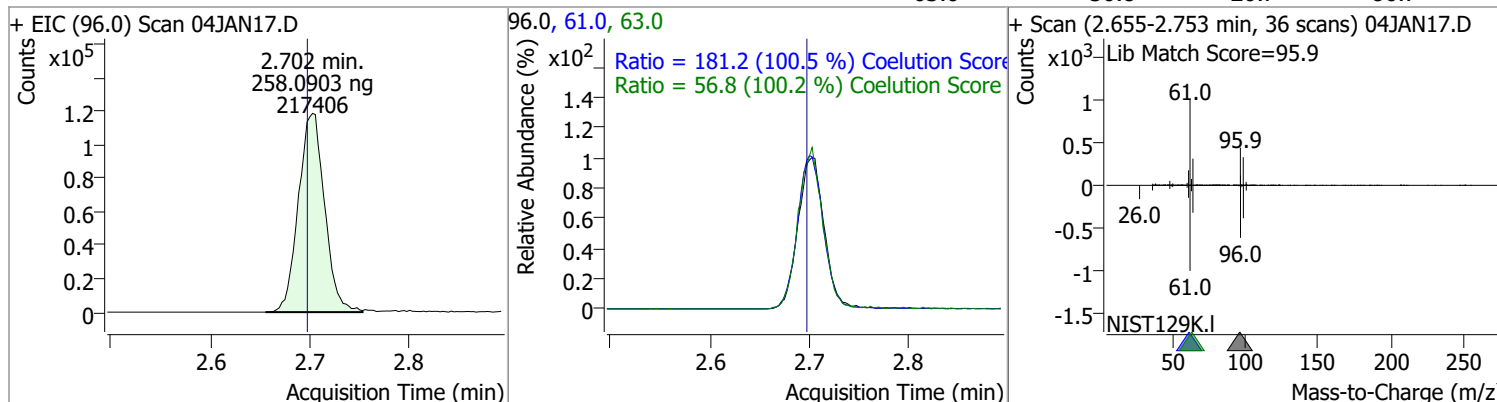
Compound	Conc.	RT	Dev(Min)	Resp.	QIon	QRatio	Lower	Upper
Chloroethane	231.7432	1.89	0.00	137312	66.0	31.0	0.1	60.1



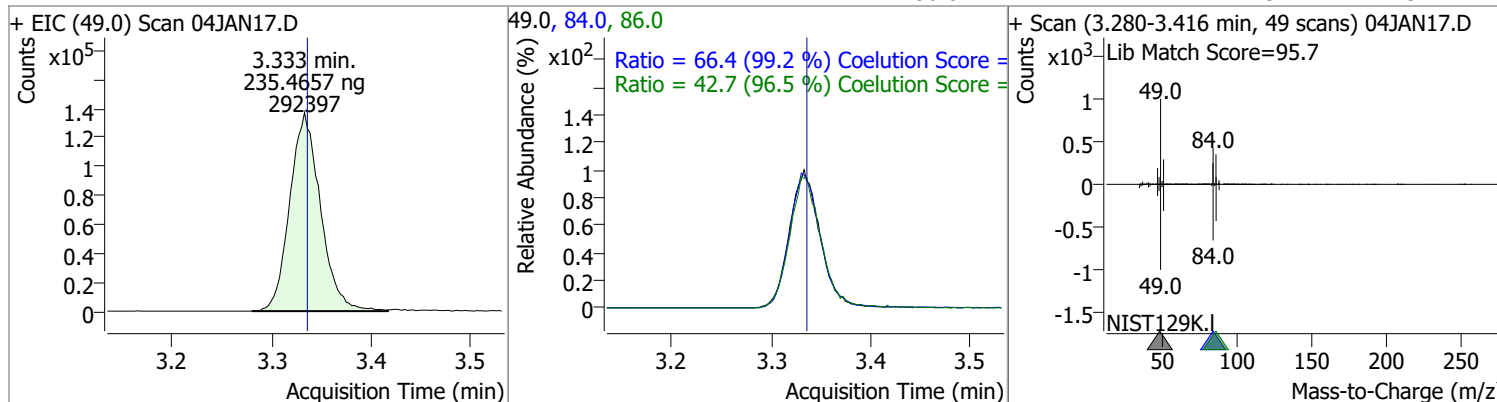
Trichlorofluoromethane	259.0502	2.14	0.00	384837	103.0	65.6	34.2	94.2
------------------------	----------	------	------	--------	-------	------	------	------



1,1-Dichloroethene	258.0903	2.70	0.01	217406	61.0	181.2	150.3	210.3
					63.0	56.8	26.7	86.7

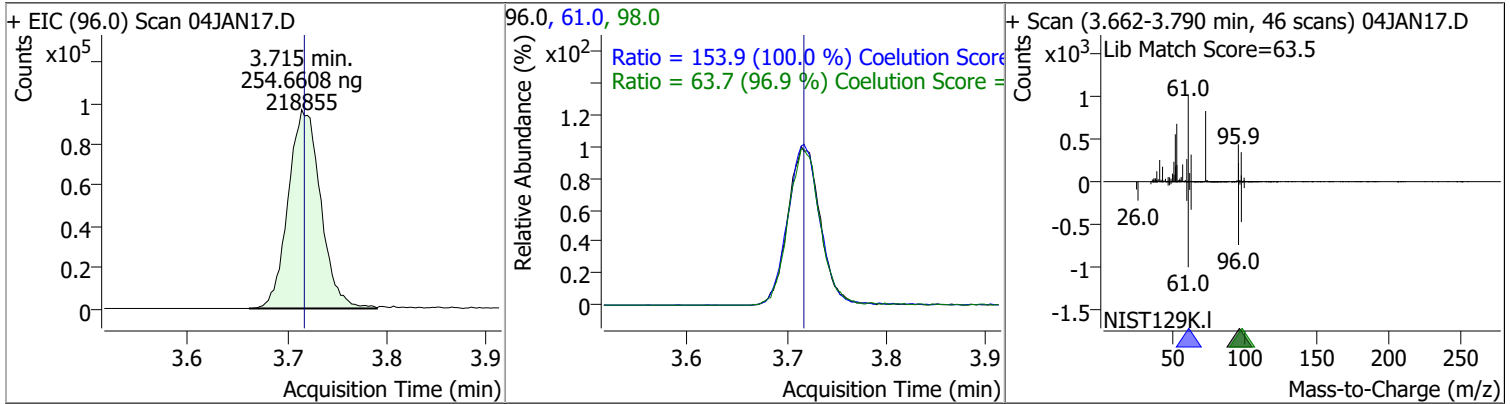


Methylene chloride	235.4657	3.33	0.00	292397	84.0	66.4	36.9	96.9
					86.0	42.7	14.3	74.3

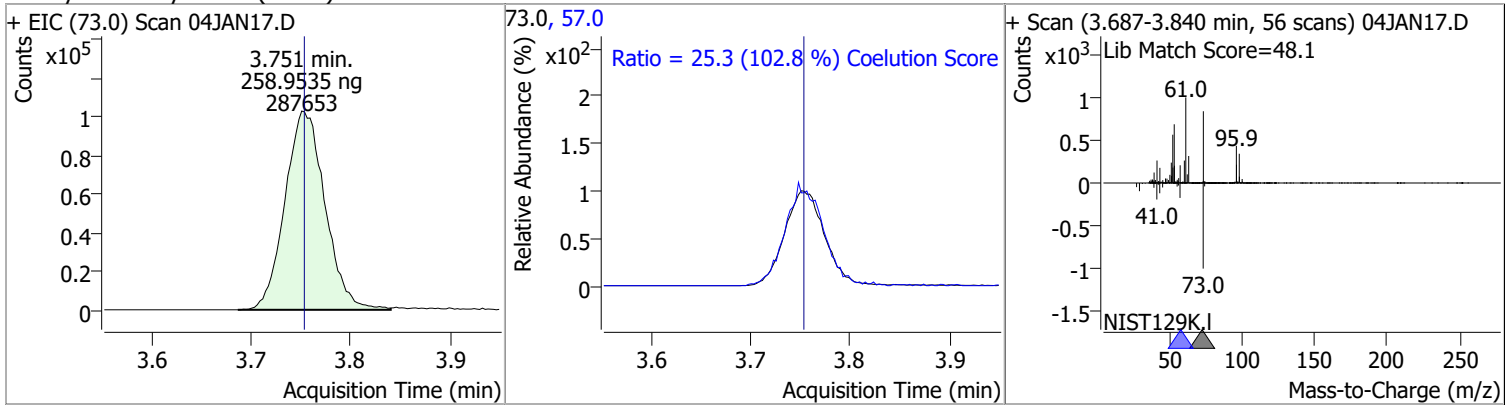


Quantitation Results Report (QT Reviewed)

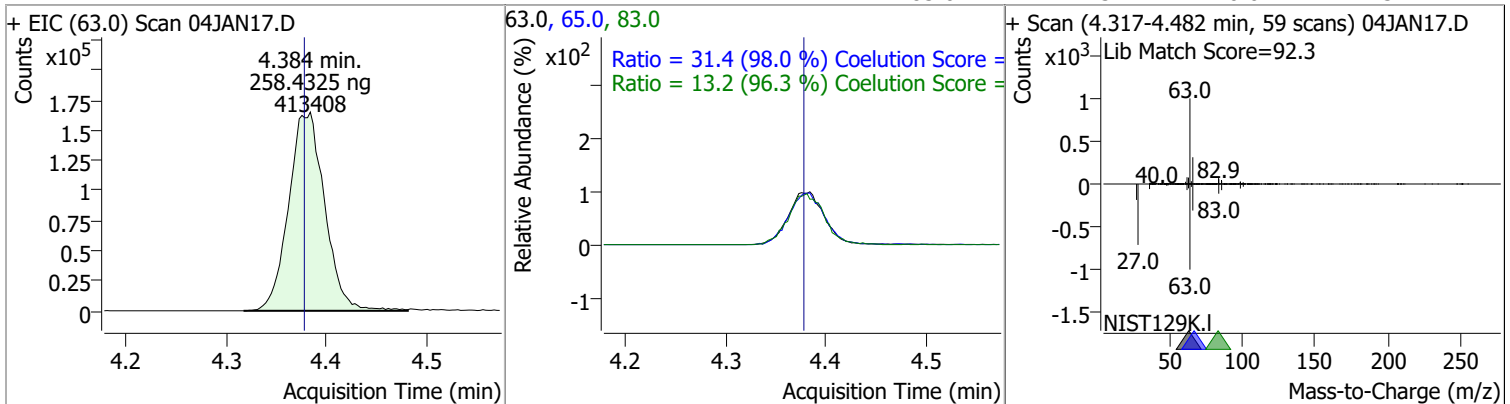
Compound	Conc.	RT	Dev(Min)	Resp.	QIon	QRatio	Lower	Upper
trans-1,2-Dichloroethene	254.6608	3.71	0.00	218855	61.0	153.9	123.9	183.9
					98.0	63.7	35.7	95.7



Compound	Conc.	RT	Dev(Min)	Resp.	QIon	QRatio	Lower	Upper
Methyl tert-butyl ether (MTBE)	258.9535	3.75	0.00	287653	57.0	25.3	0.0	54.6

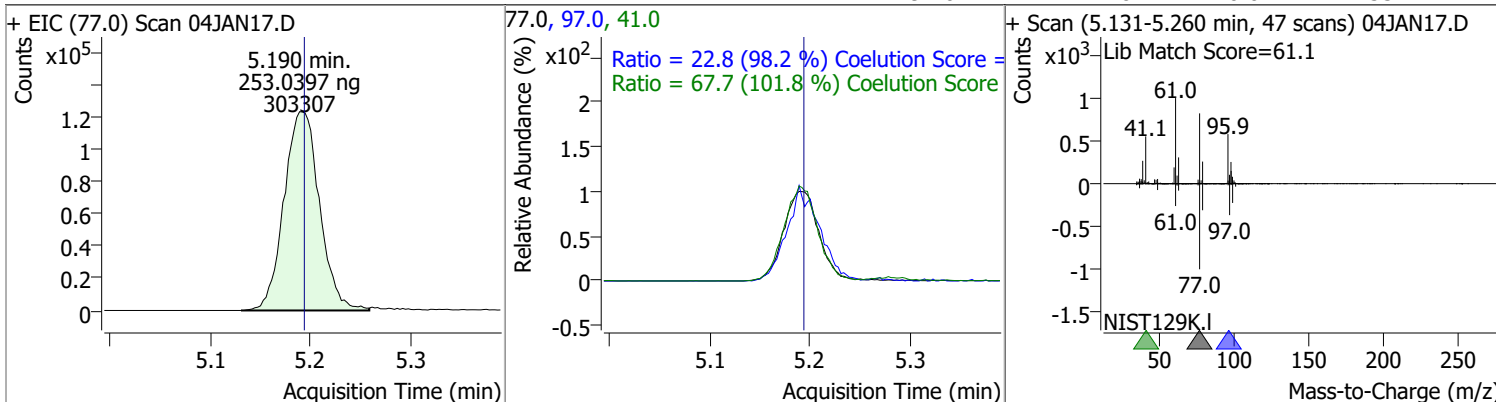


Compound	Conc.	RT	Dev(Min)	Resp.	QIon	QRatio	Lower	Upper
1,1-Dichloroethane	258.4325	4.38	0.01	413408	65.0	31.4	2.1	62.1
					83.0	13.2	0.0	43.7

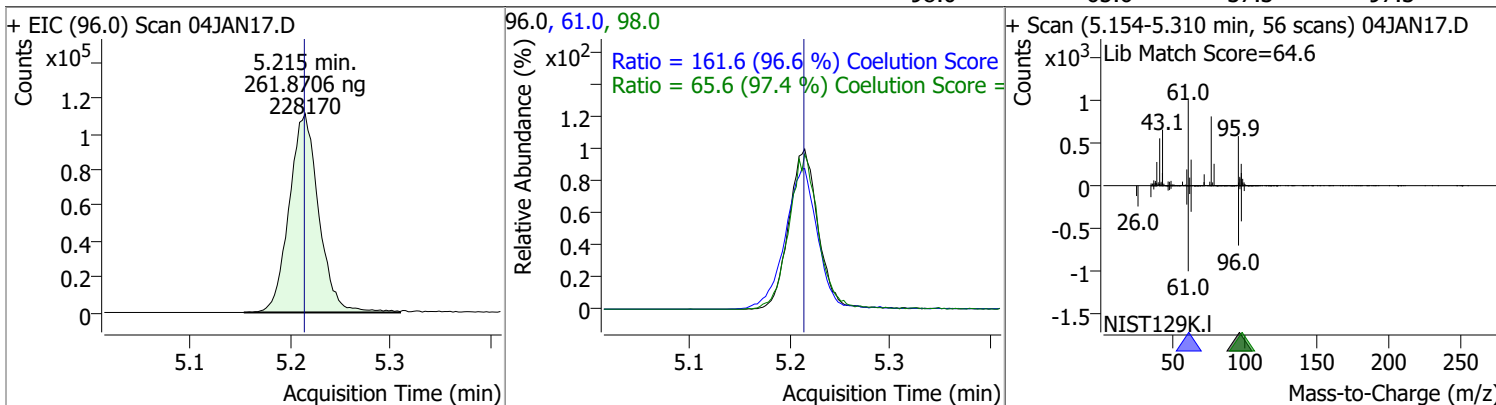


Quantitation Results Report (QT Reviewed)

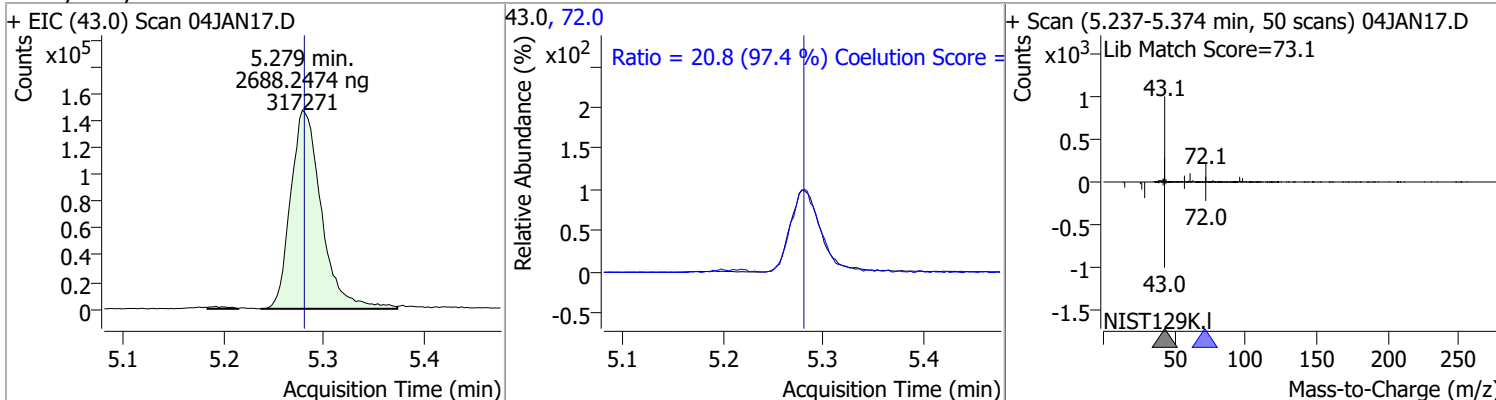
Compound	Conc.	RT	Dev(Min)	Resp.	QIon	QRatio	Lower	Upper
2,2-Dichloropropane	253.0397	5.19	-0.01	303307	41.0	67.7	36.5	96.5
					97.0	22.8	0.0	53.2



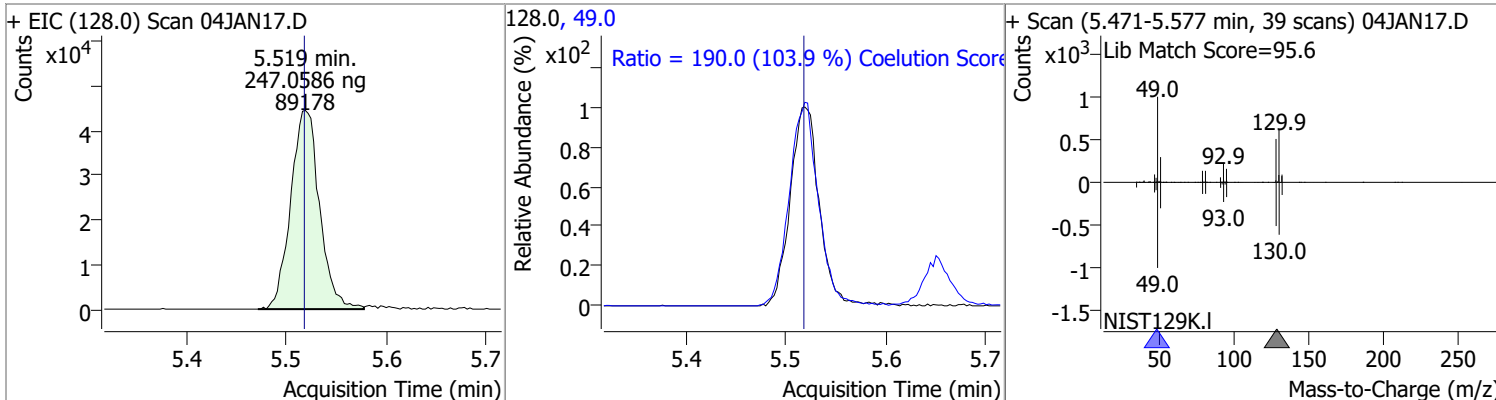
Compound	Conc.	RT	Dev(Min)	Resp.	QIon	QRatio	Lower	Upper
cis-1,2-Dichloroethene	261.8706	5.21	0.00	228170	61.0	161.6	137.2	197.2
					98.0	65.6	37.3	97.3



Compound	Conc.	RT	Dev(Min)	Resp.	QIon	QRatio	Lower	Upper
Methyl ethyl ketone	2688.2474	5.28	0.00	317271	72.0	20.8	0.0	51.3

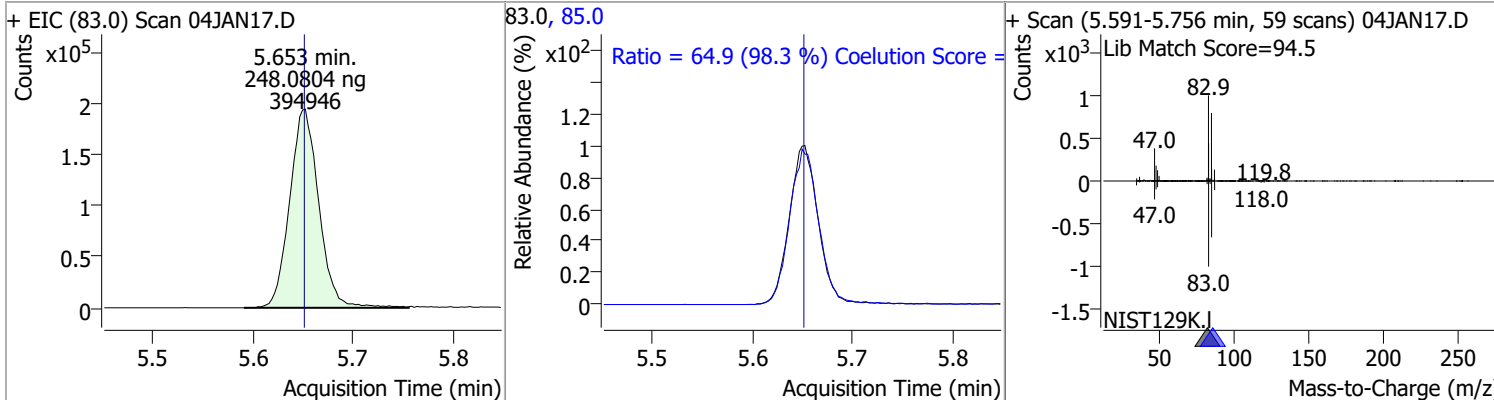


Compound	Conc.	RT	Dev(Min)	Resp.	QIon	QRatio	Lower	Upper
Bromochloromethane	247.0586	5.52	0.00	89178	49.0	190.0	152.9	212.9

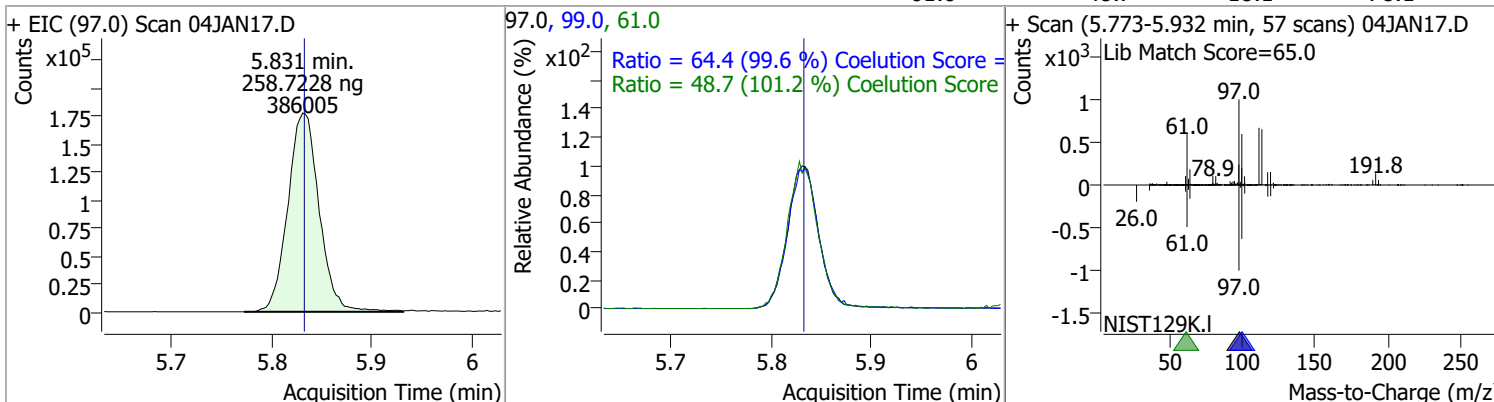


Quantitation Results Report (QT Reviewed)

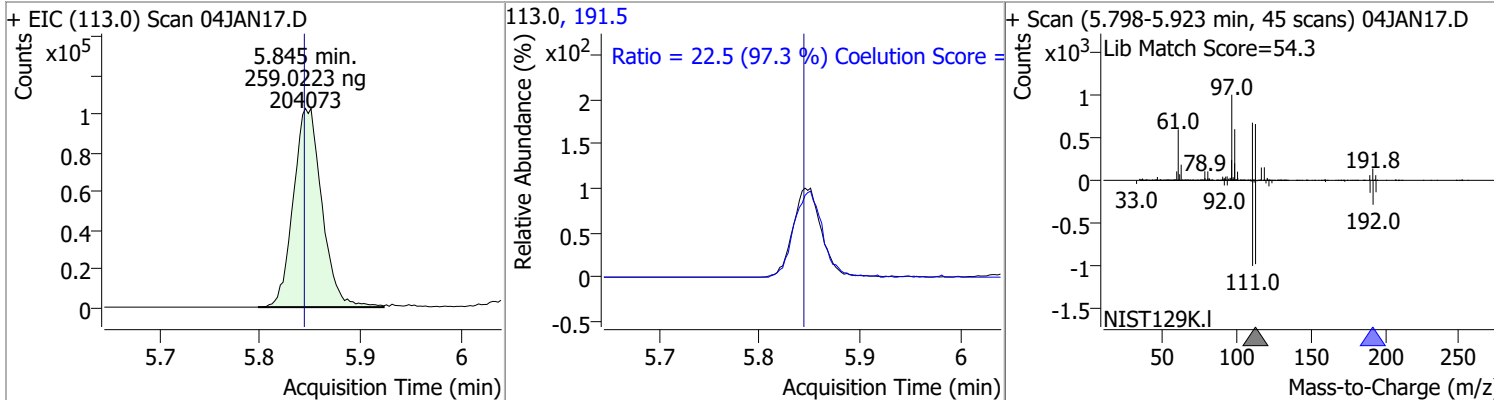
Compound	Conc.	RT	Dev(Min)	Resp.	QIon	QRatio	Lower	Upper
Chloroform	248.0804	5.65	0.00	394946	85.0	64.9	36.0	96.0



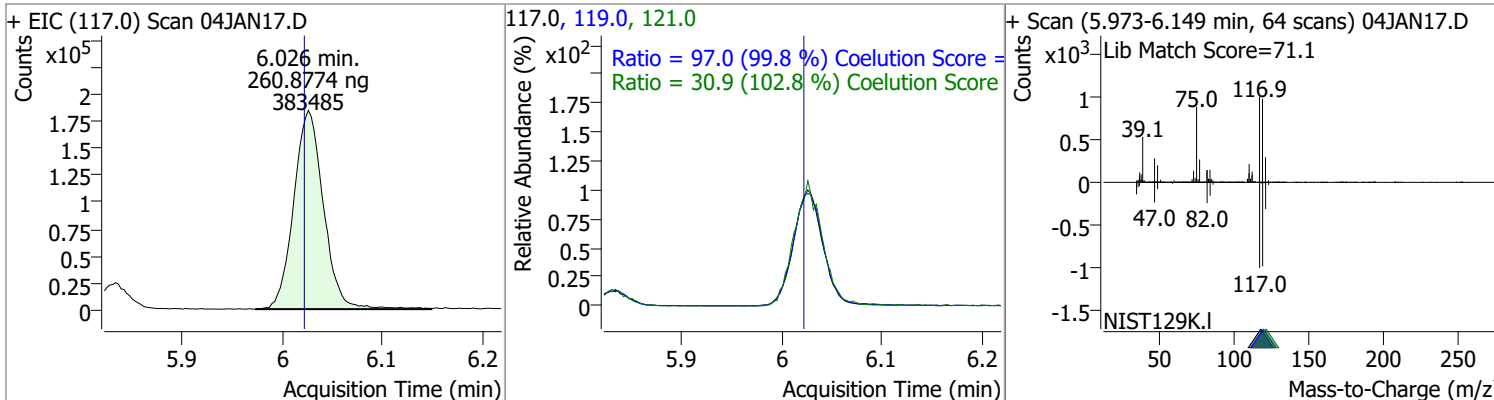
Compound	Conc.	RT	Dev(Min)	Resp.	QIon	QRatio	Lower	Upper
1,1,1-Trichloroethane	258.7228	5.83	0.00	386005	99.0	64.4	34.7	94.7
					61.0	48.7	18.1	78.1



Compound	Conc.	RT	Dev(Min)	Resp.	QIon	QRatio	Lower	Upper
Dibromofluoromethane	259.0223	5.85	0.00	204073	191.5	22.5	0.0	53.1

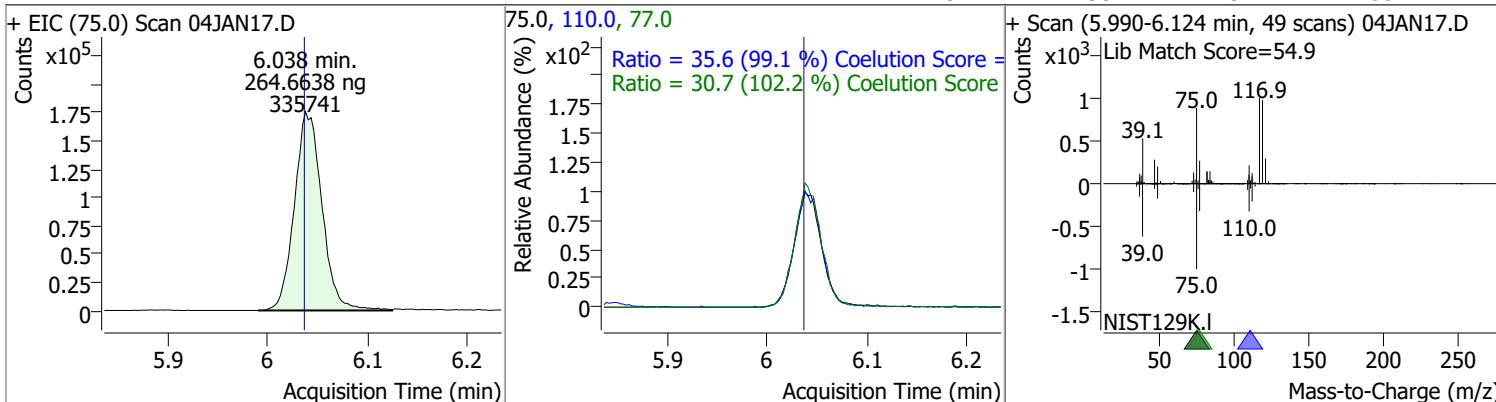


Compound	Conc.	RT	Dev(Min)	Resp.	QIon	QRatio	Lower	Upper
Carbon tetrachloride	260.8774	6.03	0.00	383485	119.0	97.0	67.2	127.2
					121.0	30.9	0.1	60.1

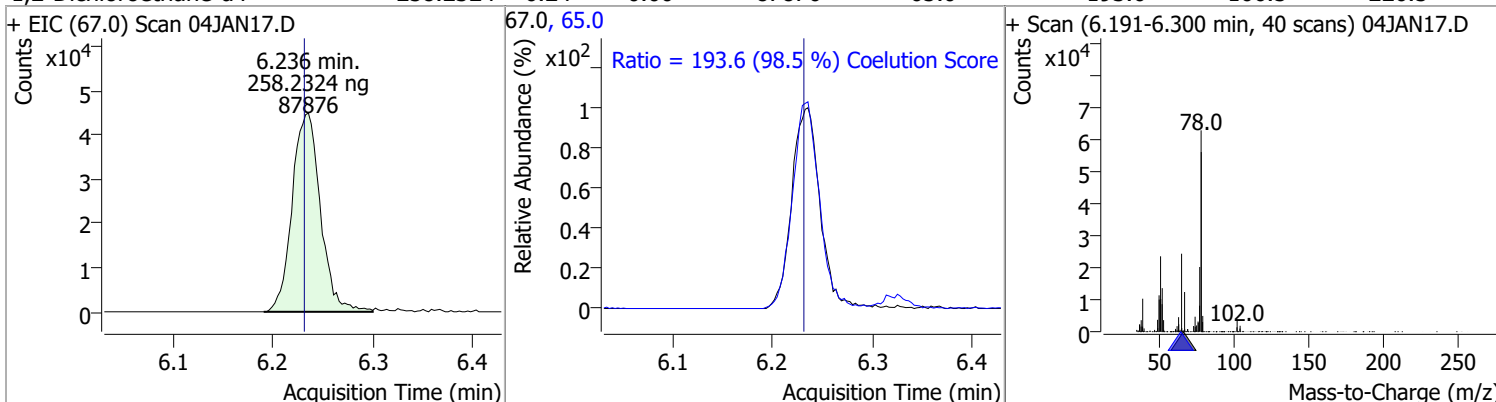


Quantitation Results Report (QT Reviewed)

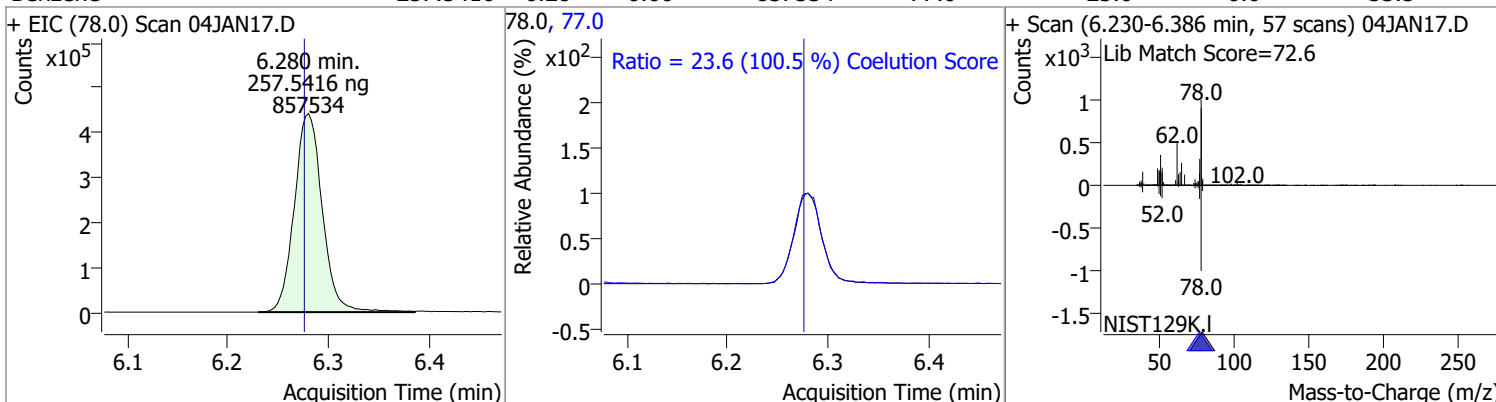
Compound	Conc.	RT	Dev(Min)	Resp.	QIon	QRatio	Lower	Upper
1,1-Dichloropropene	264.6638	6.04	0.00	335741	110.0	35.6	5.9	65.9
					77.0	30.7	0.1	60.1



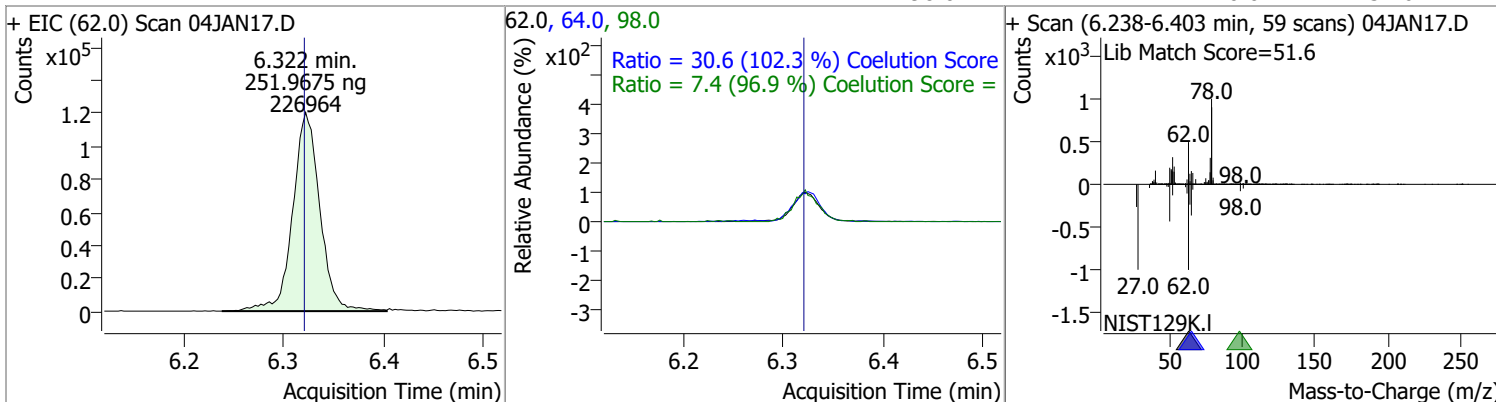
Compound	Conc.	RT	Dev(Min)	Resp.	QIon	QRatio	Lower	Upper
1,2-Dichloroethane-d4	258.2324	6.24	0.00	87876	65.0	193.6	166.5	226.5



Compound	Conc.	RT	Dev(Min)	Resp.	QIon	QRatio	Lower	Upper
Benzene	257.5416	6.28	0.00	857534	77.0	23.6	0.0	53.5

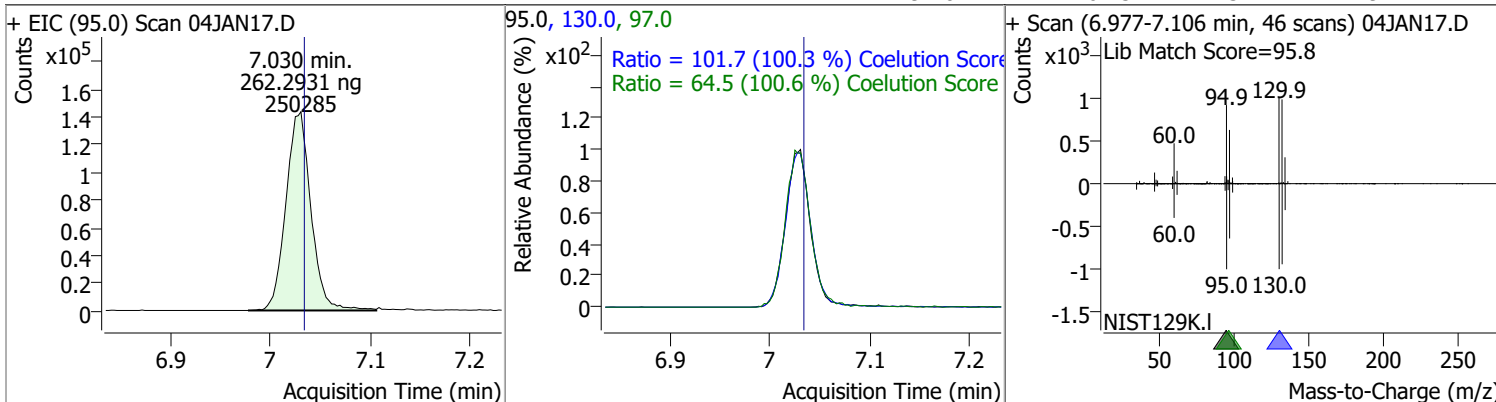


Compound	Conc.	RT	Dev(Min)	Resp.	QIon	QRatio	Lower	Upper
1,2-Dichloroethane	251.9675	6.32	0.00	226964	64.0	30.6	0.0	59.9
					98.0	7.4	0.0	37.6

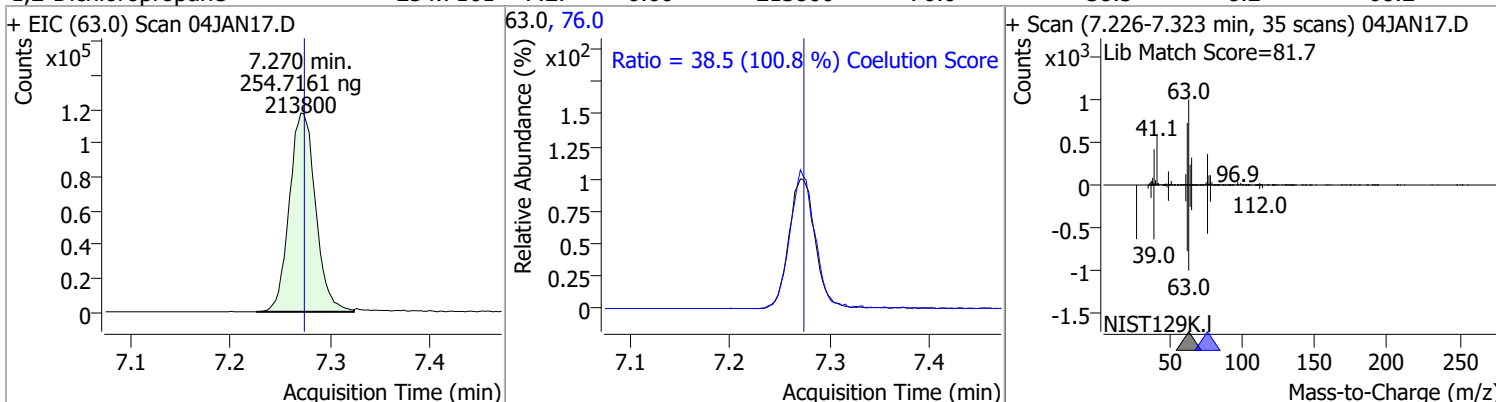


Quantitation Results Report (QT Reviewed)

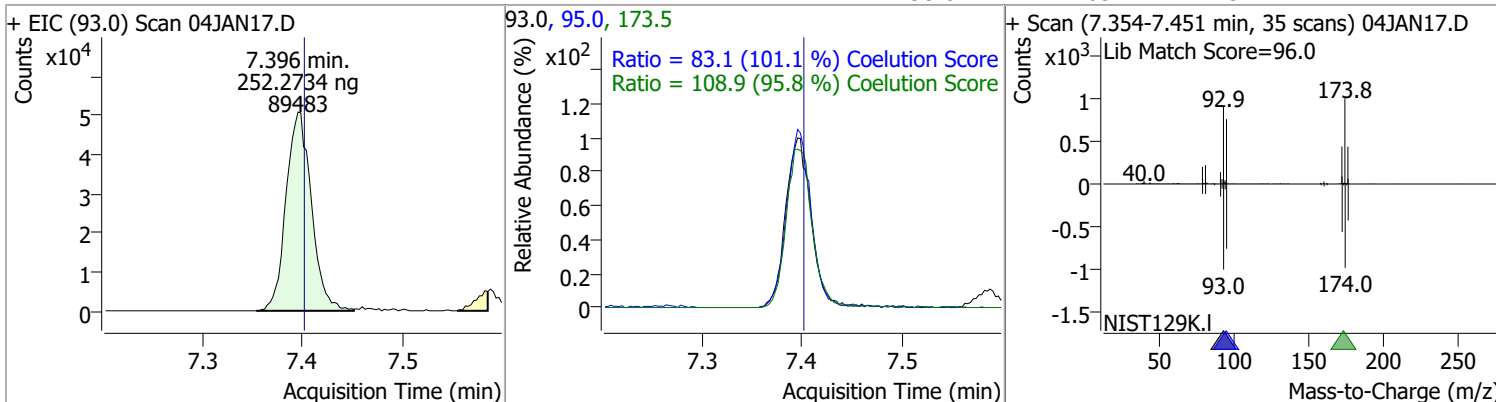
Compound	Conc.	RT	Dev(Min)	Resp.	QIon	QRatio	Lower	Upper
Trichloroethene	262.2931	7.03	0.00	250285	130.0	101.7	71.5	131.5
					97.0	64.5	34.1	94.1



Compound	Conc.	RT	Dev(Min)	Resp.	QIon	QRatio	Lower	Upper
1,2-Dichloropropane	254.7161	7.27	0.00	213800	76.0	38.5	8.2	68.2

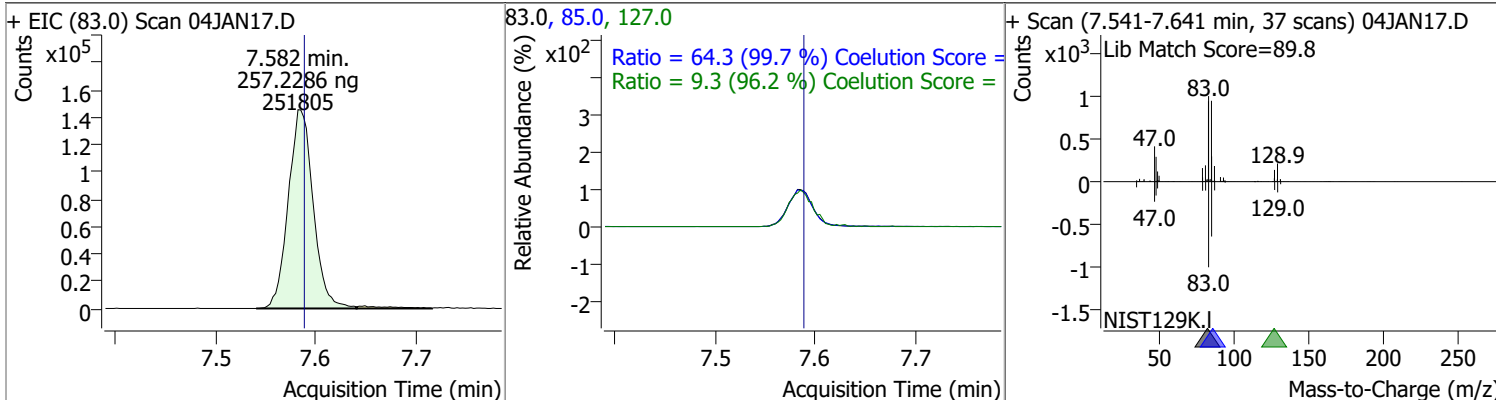


Compound	Conc.	RT	Dev(Min)	Resp.	QIon	QRatio	Lower	Upper
Dibromomethane	252.2734	7.40	0.00	89483	173.5	108.9	83.7	143.7
					95.0	83.1	52.2	112.2

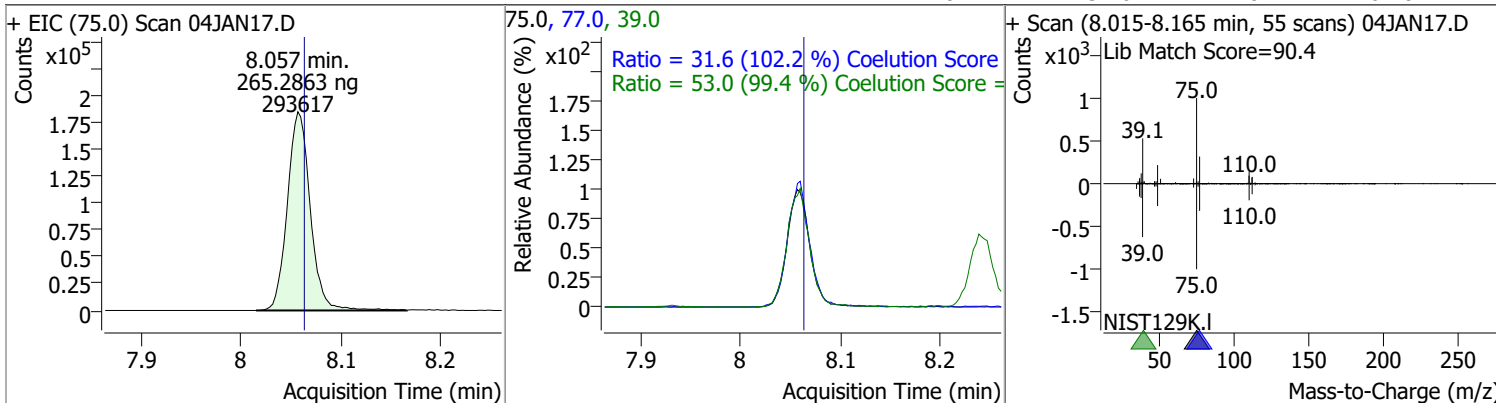


Quantitation Results Report (QT Reviewed)

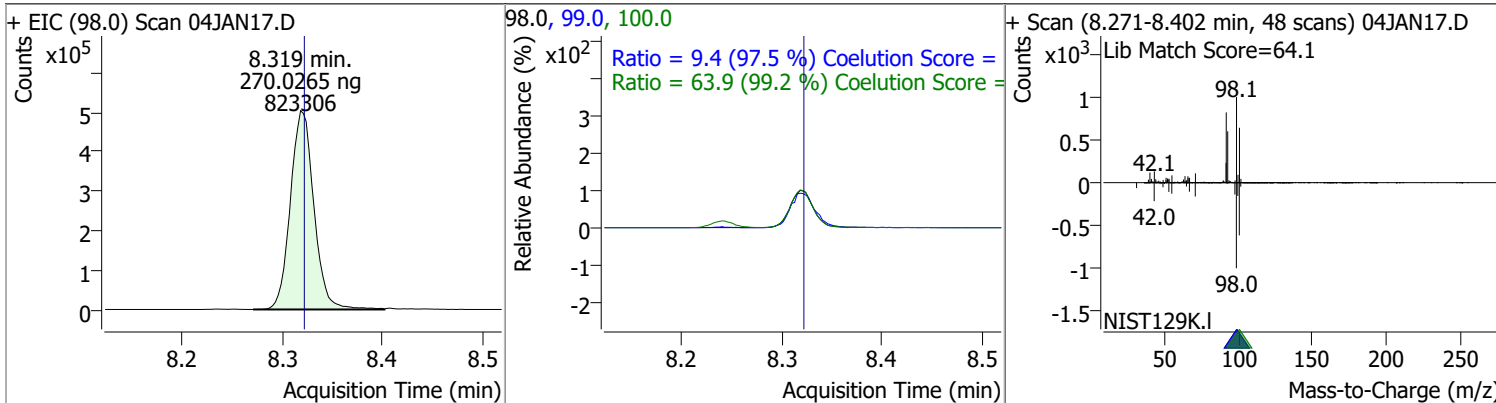
Compound	Conc.	RT	Dev(Min)	Resp.	QIon	QRatio	Lower	Upper
Bromodichloromethane	257.2286	7.58	0.00	251805	85.0	64.3	34.5	94.5
					127.0	9.3	0.0	39.6



Compound	Conc.	RT	Dev(Min)	Resp.	QIon	QRatio	Lower	Upper
cis-1,3-Dichloropropene	265.2863	8.06	0.00	293617	39.0	53.0	23.3	83.3
					77.0	31.6	1.0	61.0

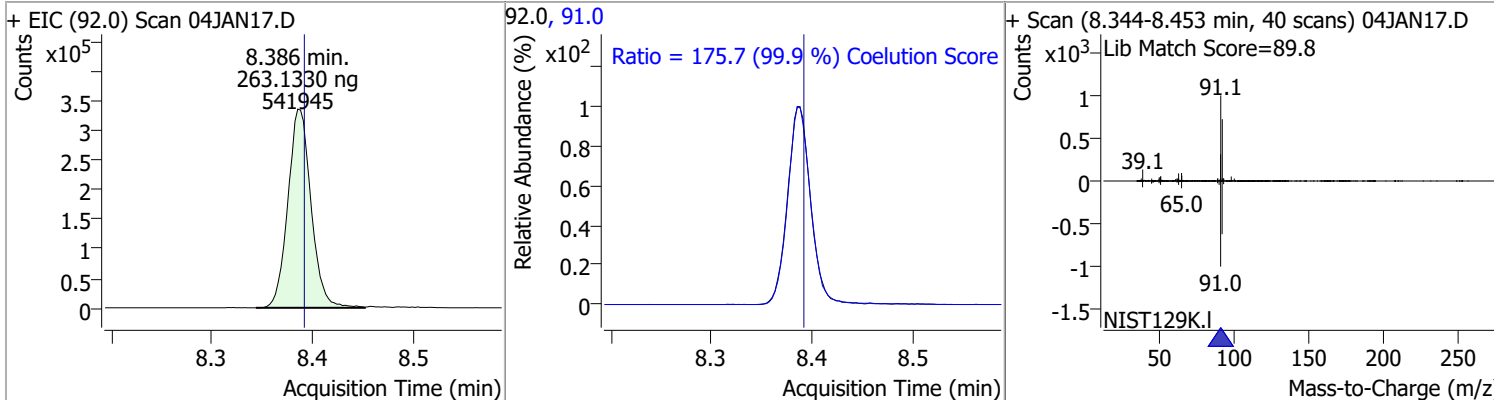


Compound	Conc.	RT	Dev(Min)	Resp.	QIon	QRatio	Lower	Upper
Toluene-d8	270.0265	8.32	0.00	823306	100.0	63.9	34.4	94.4
					99.0	9.4	0.0	39.6

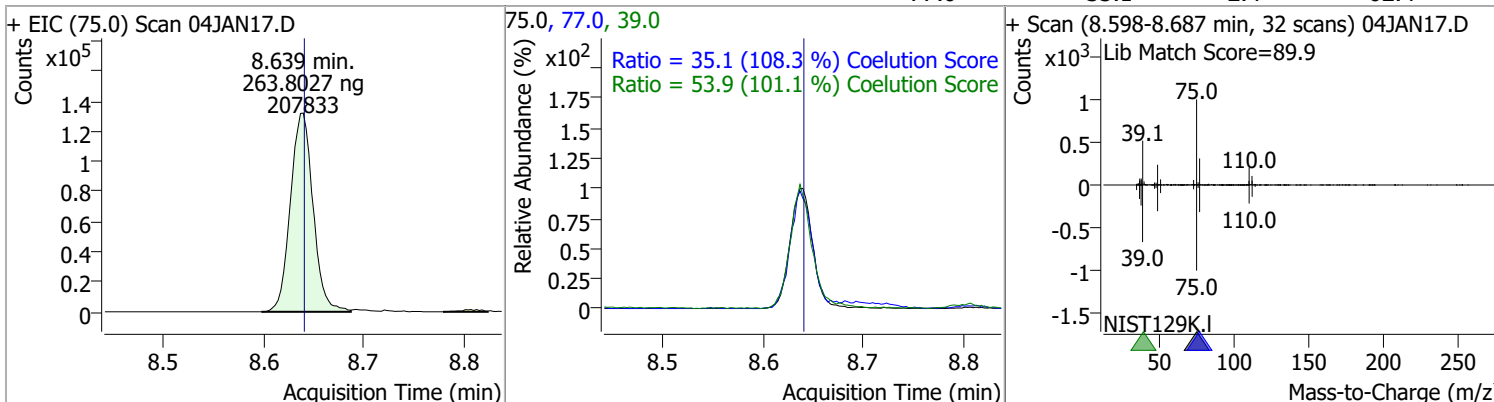


Quantitation Results Report (QT Reviewed)

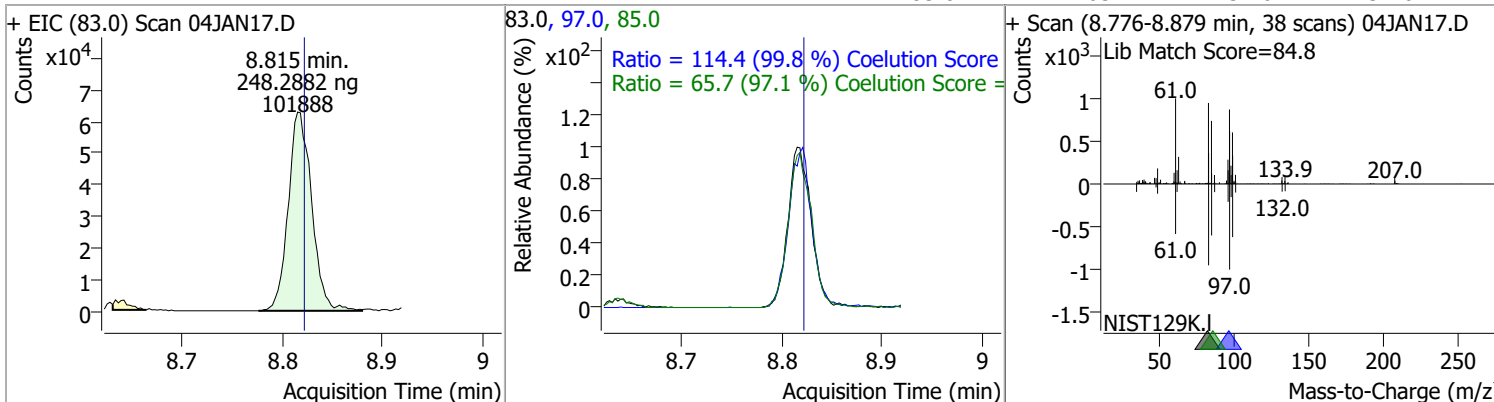
Compound	Conc.	RT	Dev(Min)	Resp.	QIon	QRatio	Lower	Upper
Toluene	263.1330	8.39	0.00	541945	91.0	175.7	145.8	205.8



Compound	Conc.	RT	Dev(Min)	Resp.	QIon	QRatio	Lower	Upper
trans-1,3-Dichloropropene	263.8027	8.64	0.00	207833	39.0	53.9	23.4	83.4
					77.0	35.1	2.4	62.4

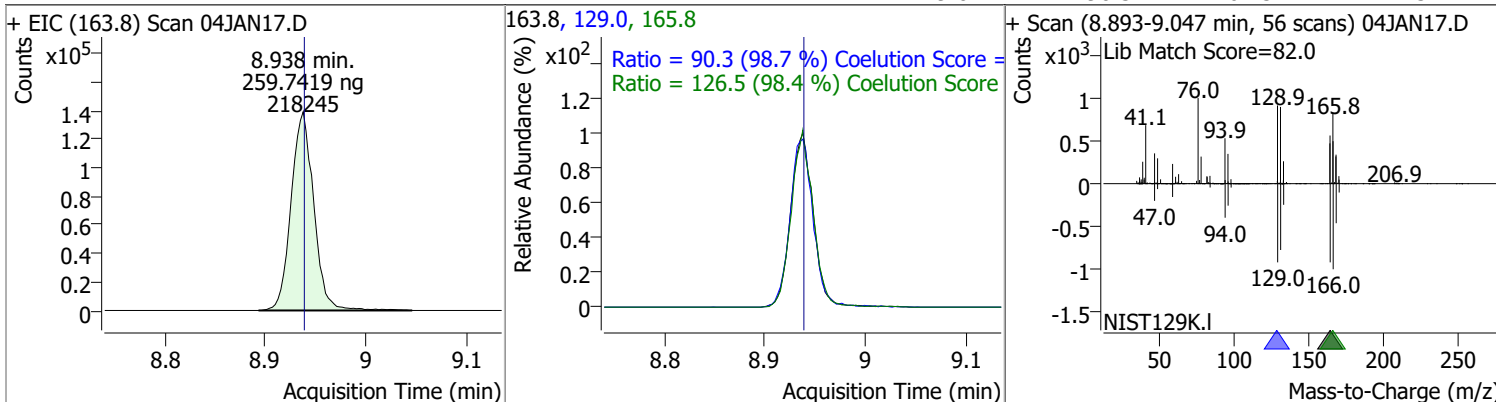


Compound	Conc.	RT	Dev(Min)	Resp.	QIon	QRatio	Lower	Upper
1,1,2-Trichloroethane	248.2882	8.82	0.00	101888	97.0	114.4	84.6	144.6
					85.0	65.7	37.6	97.6

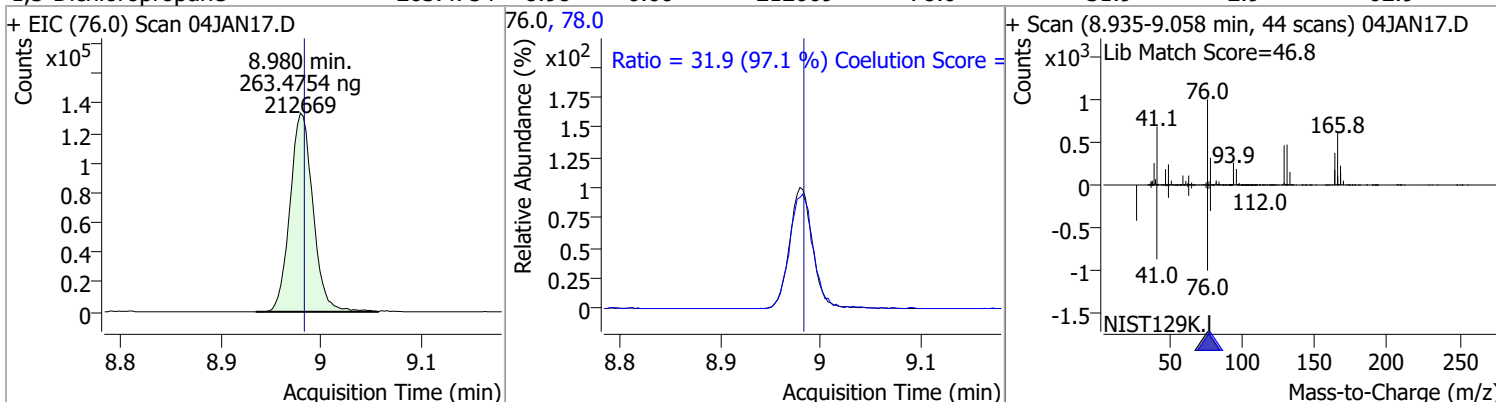


Quantitation Results Report (QT Reviewed)

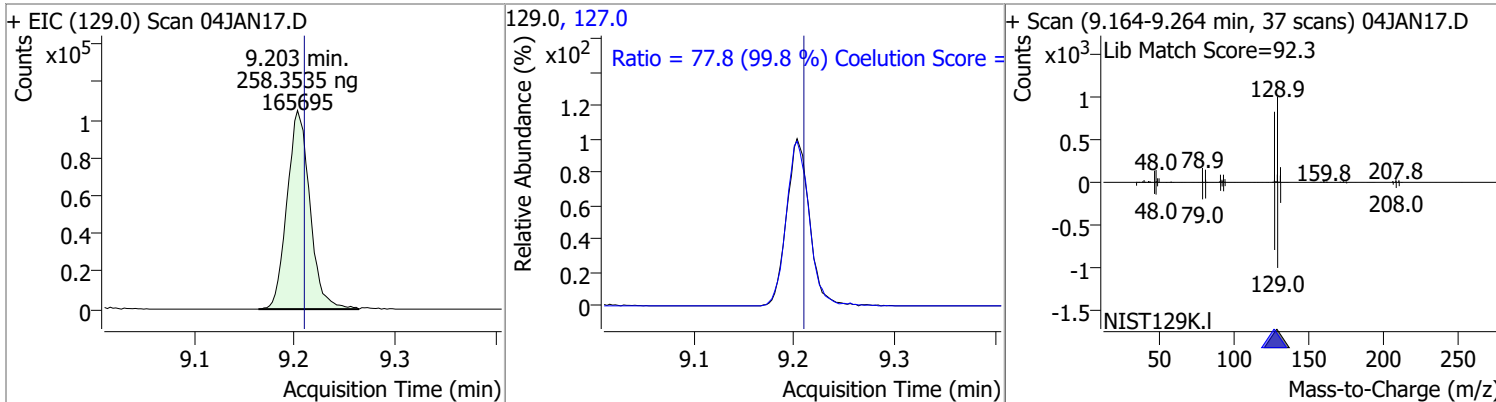
Compound	Conc.	RT	Dev(Min)	Resp.	QIon	QRatio	Lower	Upper
Tetrachloroethene	259.7419	8.94	0.00	218245	165.8	126.5	98.6	158.6
					129.0	90.3	61.5	121.5



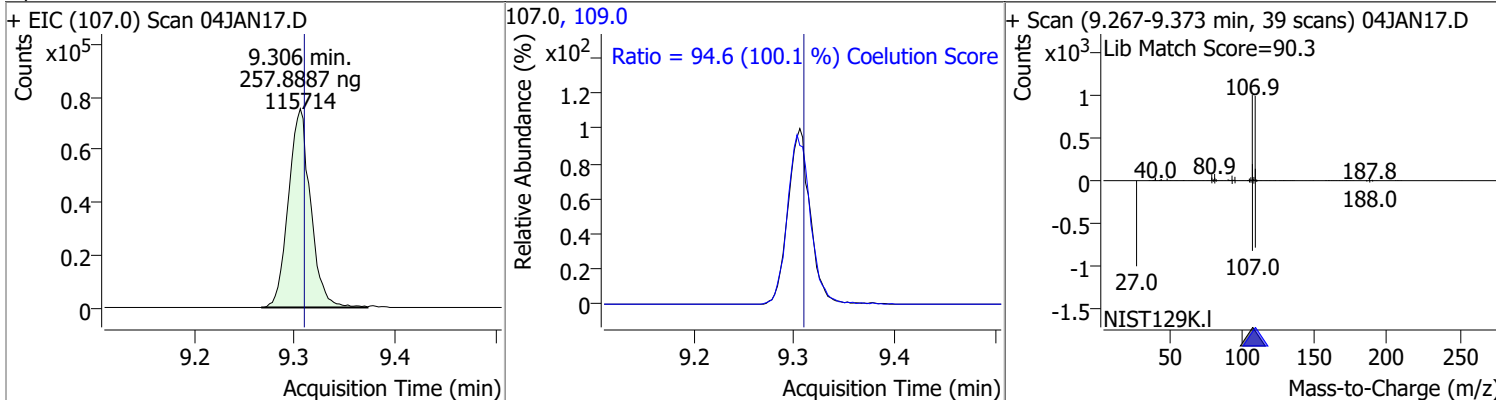
Compound	Conc.	RT	Dev(Min)	Resp.	QIon	QRatio	Lower	Upper
1,3-Dichloropropane	263.4754	8.98	0.00	212669	78.0	31.9	2.9	62.9



Compound	Conc.	RT	Dev(Min)	Resp.	QIon	QRatio	Lower	Upper
Chlorodibromomethane	258.3535	9.20	0.00	165695	127.0	77.8	48.0	108.0

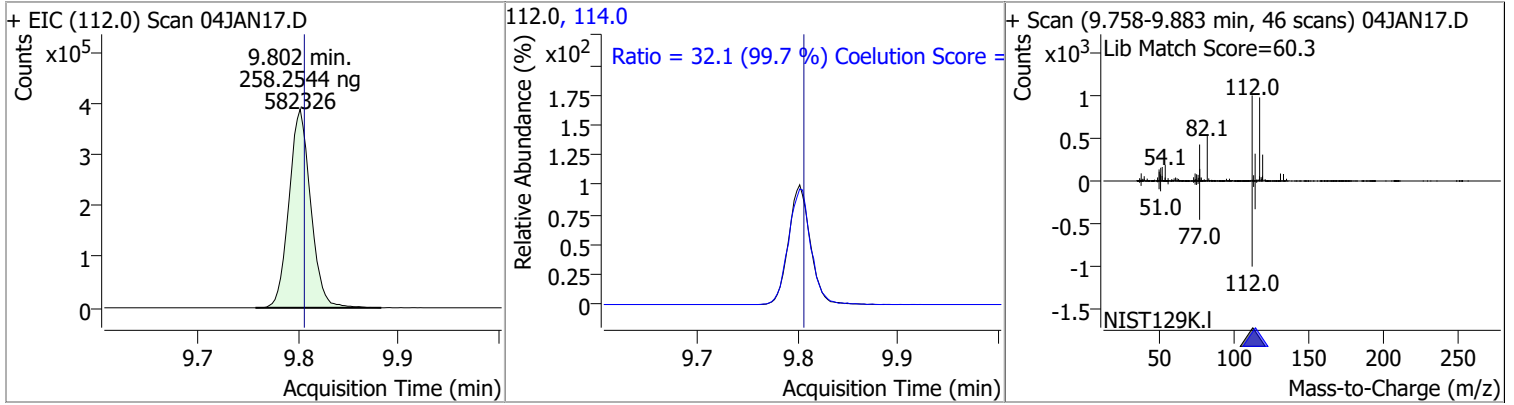


Compound	Conc.	RT	Dev(Min)	Resp.	QIon	QRatio	Lower	Upper
1,2-Dibromoethane	257.8887	9.31	0.00	115714	109.0	94.6	64.5	124.5

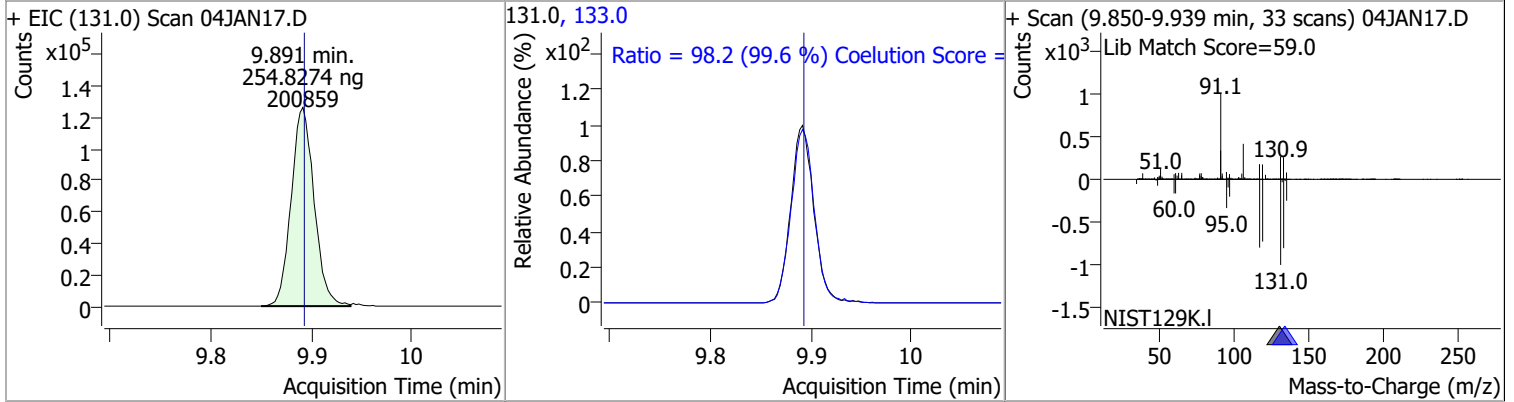


Quantitation Results Report (QT Reviewed)

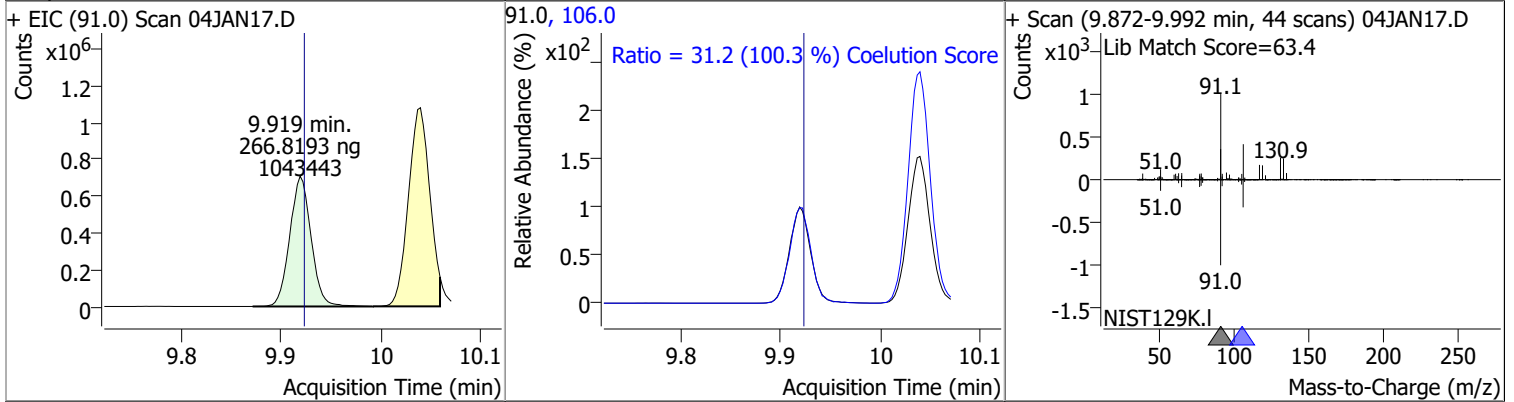
Compound	Conc.	RT	Dev(Min)	Resp.	QIon	QRatio	Lower	Upper
Chlorobenzene	258.2544	9.80	0.00	582326	114.0	32.1	2.1	62.1



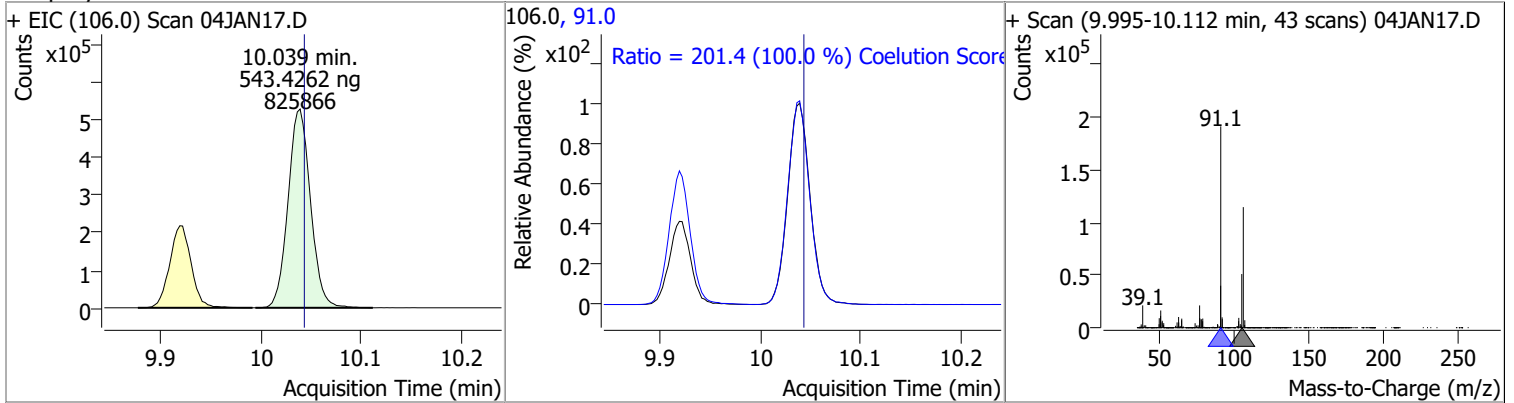
Compound	Conc.	RT	Dev(Min)	Resp.	QIon	QRatio	Lower	Upper
1,1,1,2-Tetrachloroethane	254.8274	9.89	0.00	200859	133.0	98.2	68.6	128.6



Compound	Conc.	RT	Dev(Min)	Resp.	QIon	QRatio	Lower	Upper
Ethylbenzene	266.8193	9.92	0.00	1043443	106.0	31.2	1.1	61.1

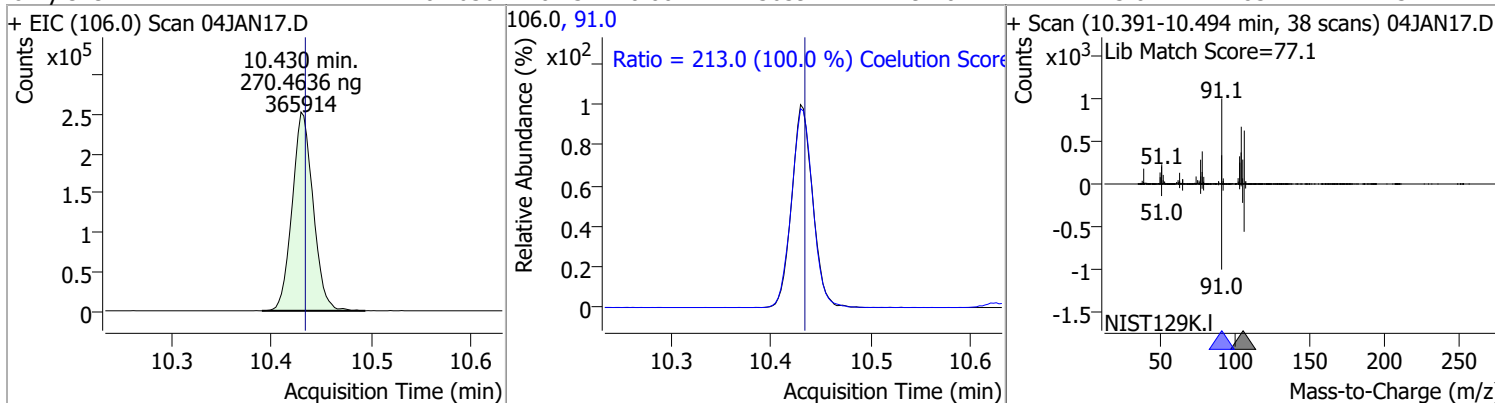


Compound	Conc.	RT	Dev(Min)	Resp.	QIon	QRatio	Lower	Upper
m+p-Xylenes	543.4262	10.04	0.00	825866	91.0	201.4	171.4	231.4

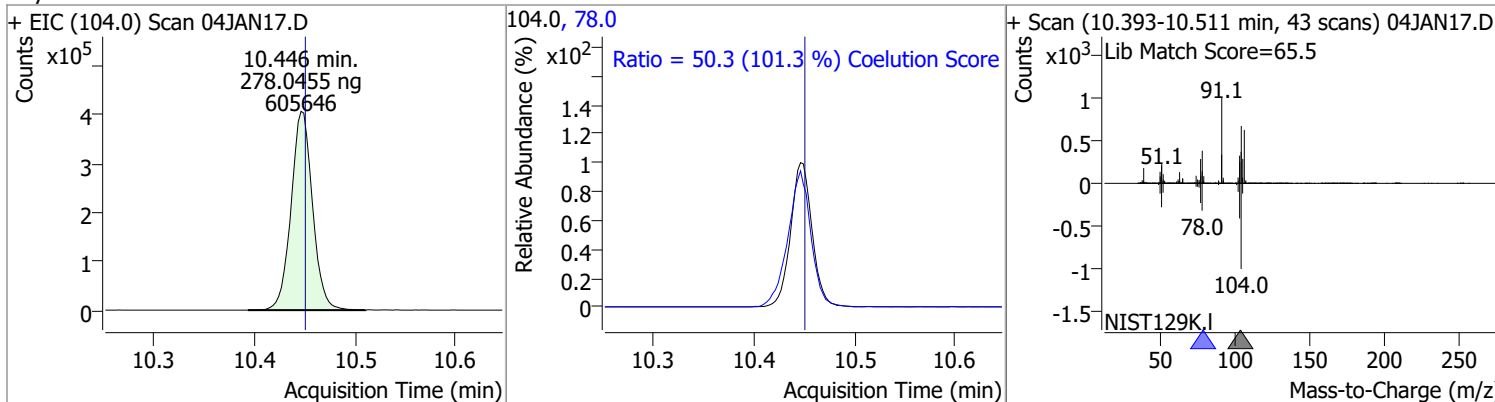


Quantitation Results Report (QT Reviewed)

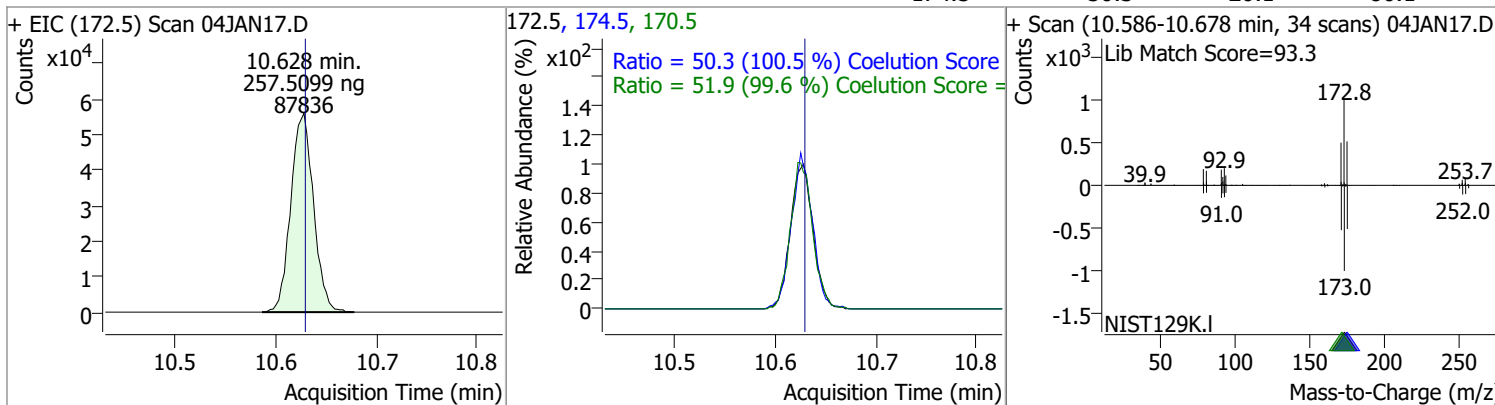
Compound	Conc.	RT	Dev(Min)	Resp.	QIon	QRatio	Lower	Upper
o-Xylene	270.4636	10.43	0.00	365914	91.0	213.0	183.1	243.1



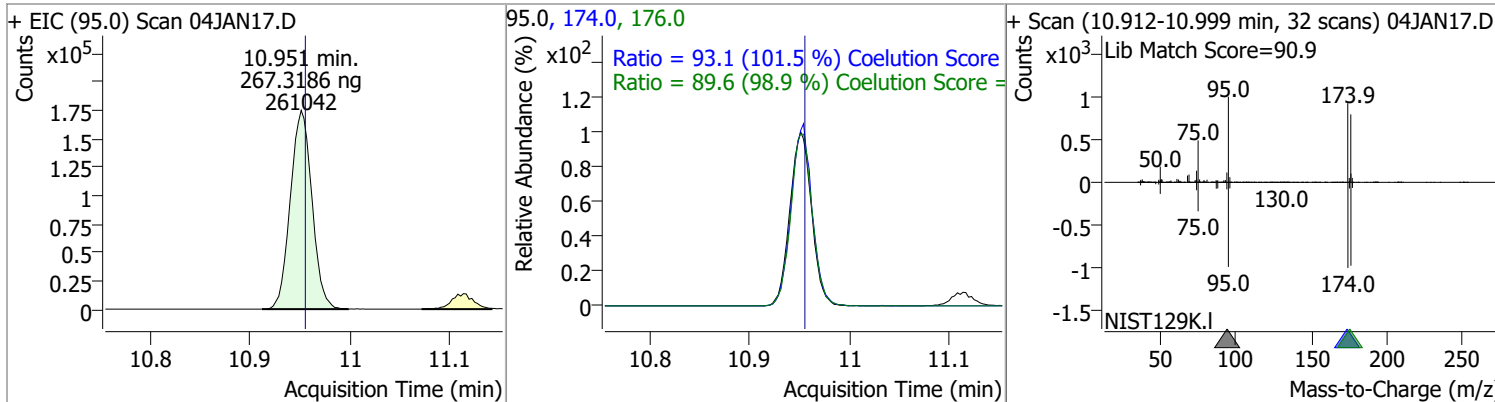
Compound	Conc.	RT	Dev(Min)	Resp.	QIon	QRatio	Lower	Upper
Styrene	278.0455	10.45	0.00	605646	78.0	50.3	19.6	79.6



Compound	Conc.	RT	Dev(Min)	Resp.	QIon	QRatio	Lower	Upper
Bromoform	257.5099	10.63	0.00	87836	170.5	51.9	22.1	82.1
					174.5	50.3	20.1	80.1

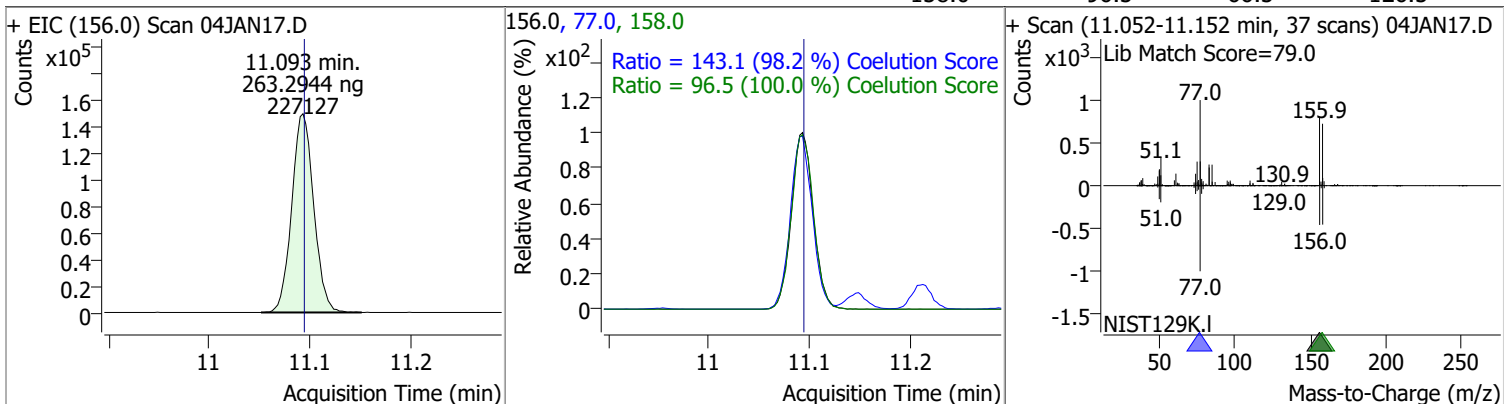


Compound	Conc.	RT	Dev(Min)	Resp.	QIon	QRatio	Lower	Upper
p-Bromofluorobenzene	267.3186	10.95	0.00	261042	174.0	93.1	61.7	121.7
					176.0	89.6	60.6	120.6

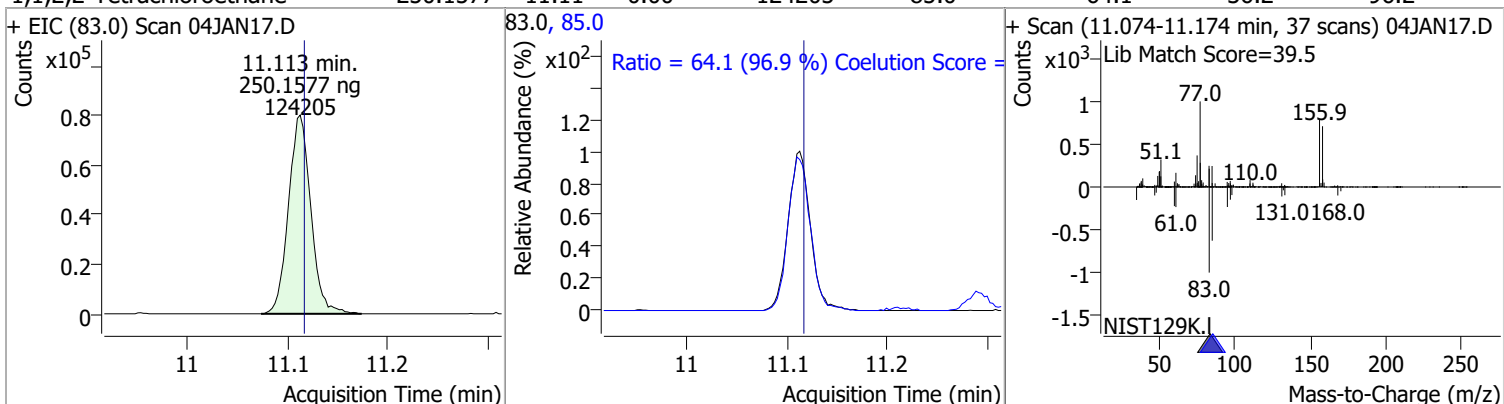


Quantitation Results Report (QT Reviewed)

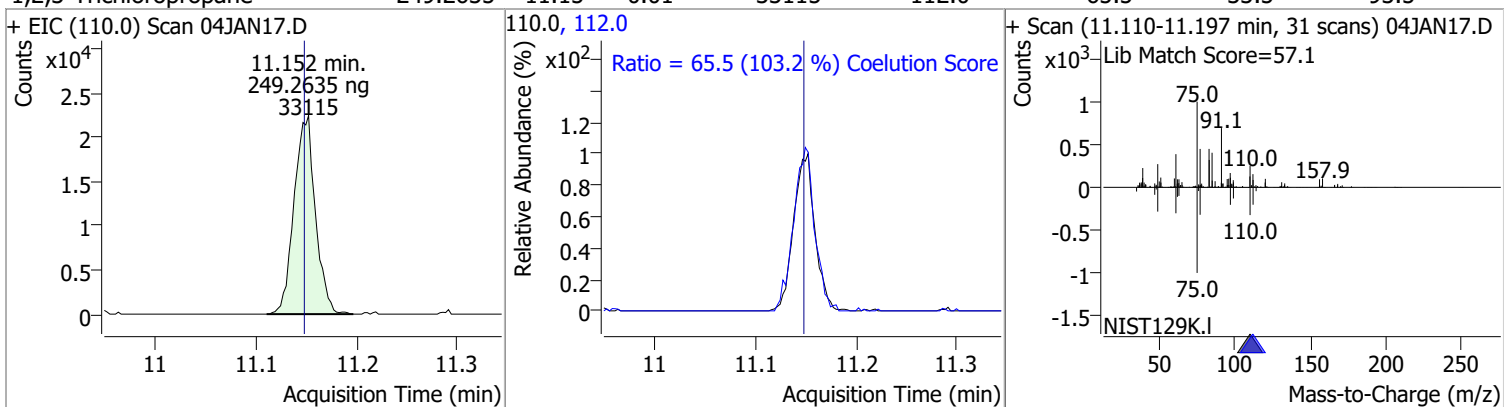
Compound	Conc.	RT	Dev(Min)	Resp.	QIon	QRatio	Lower	Upper
Bromobenzene	263.2944	11.09	0.00	227127	77.0	143.1	115.7	175.7
					158.0	96.5	66.5	126.5



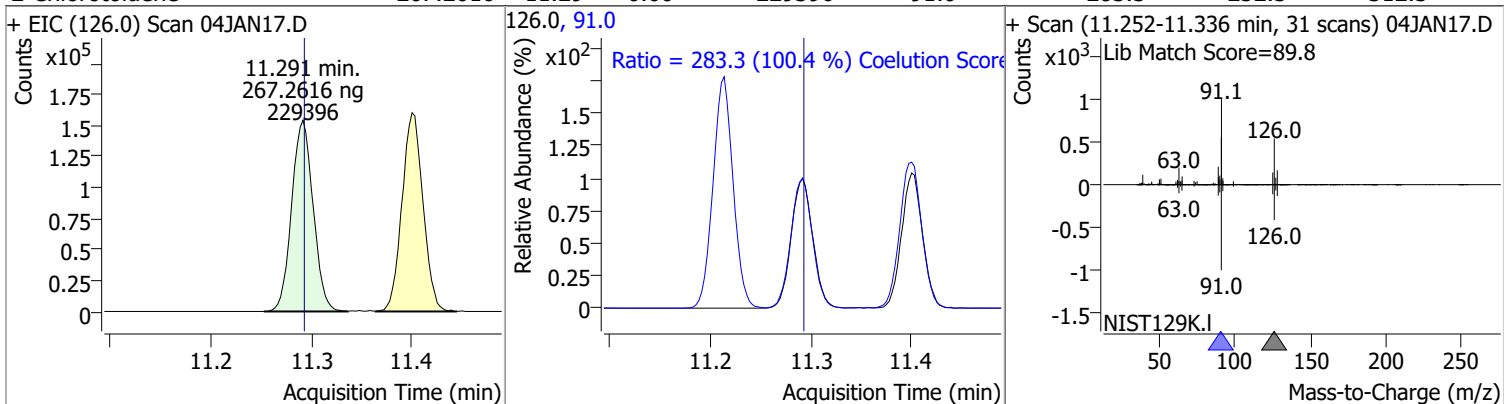
Compound	Conc.	RT	Dev(Min)	Resp.	QIon	QRatio	Lower	Upper
1,1,2,2-Tetrachloroethane	250.1577	11.11	0.00	124205	85.0	64.1	36.2	96.2



Compound	Conc.	RT	Dev(Min)	Resp.	QIon	QRatio	Lower	Upper
1,2,3-Trichloropropane	249.2635	11.15	0.01	33115	112.0	65.5	33.5	93.5

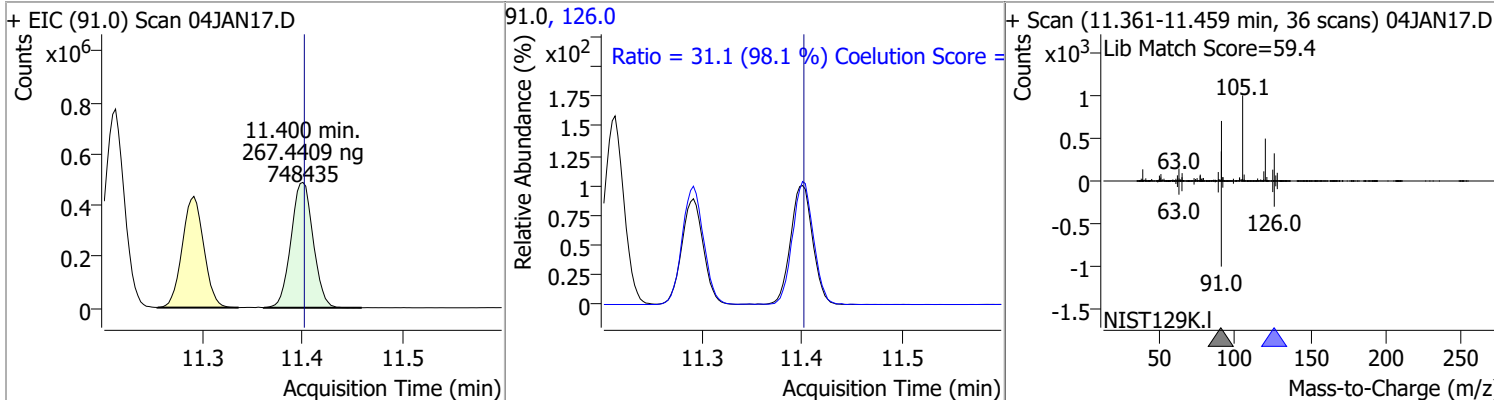


Compound	Conc.	RT	Dev(Min)	Resp.	QIon	QRatio	Lower	Upper
2-Chlorotoluene	267.2616	11.29	0.00	229396	91.0	283.3	252.3	312.3

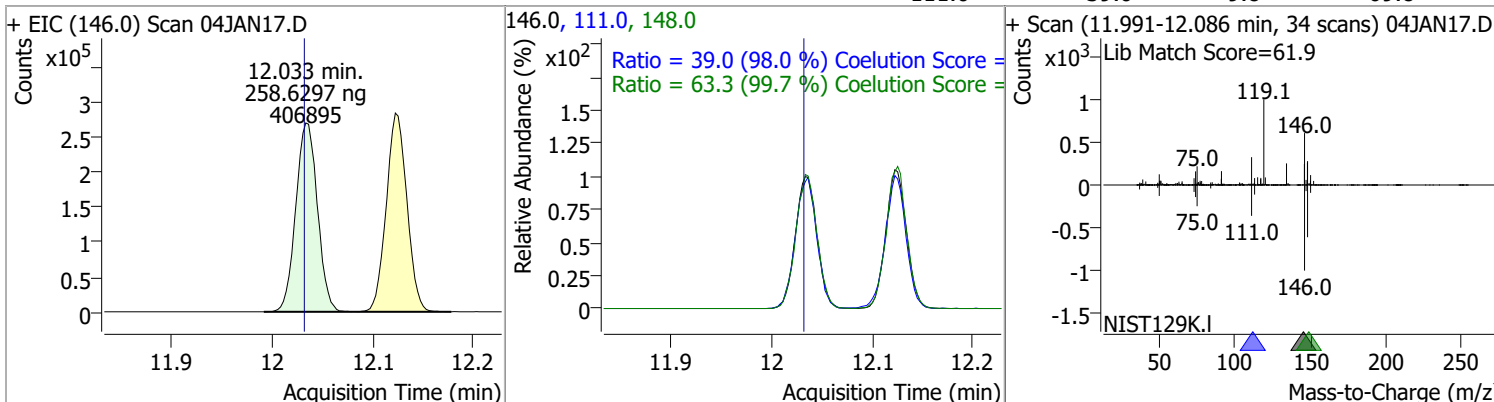


Quantitation Results Report (QT Reviewed)

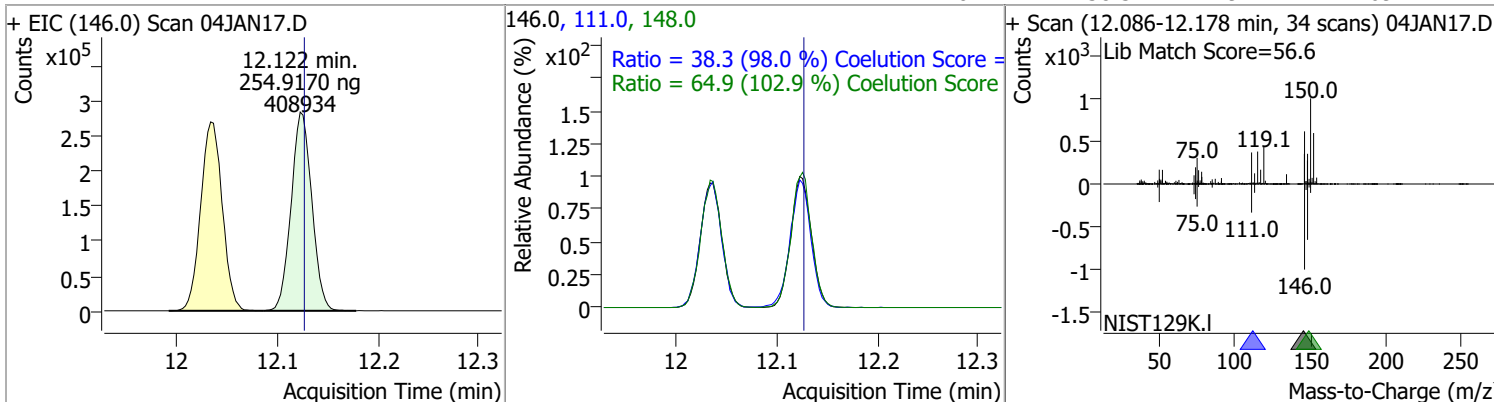
Compound	Conc.	RT	Dev(Min)	Resp.	QIon	QRatio	Lower	Upper
4-Chlorotoluene	267.4409	11.40	0.00	748435	126.0	31.1	1.7	61.7



Compound	Conc.	RT	Dev(Min)	Resp.	QIon	QRatio	Lower	Upper
1,3-Dichlorobenzene	258.6297	12.03	0.00	406895	148.0	63.3	33.6	93.6

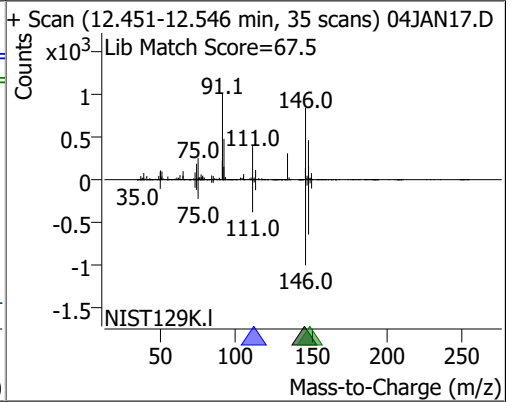
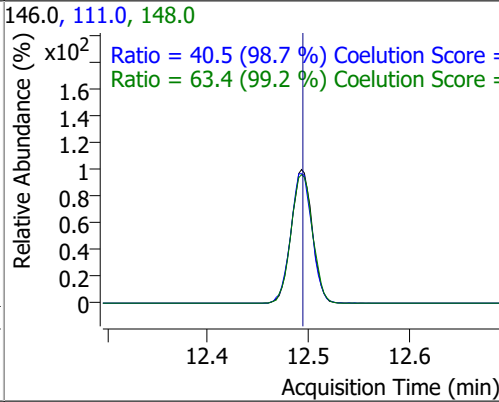
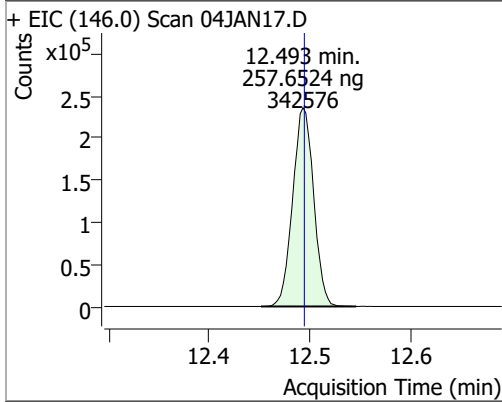


Compound	Conc.	RT	Dev(Min)	Resp.	QIon	QRatio	Lower	Upper
1,4-Dichlorobenzene	254.9170	12.12	0.00	408934	148.0	64.9	33.1	93.1



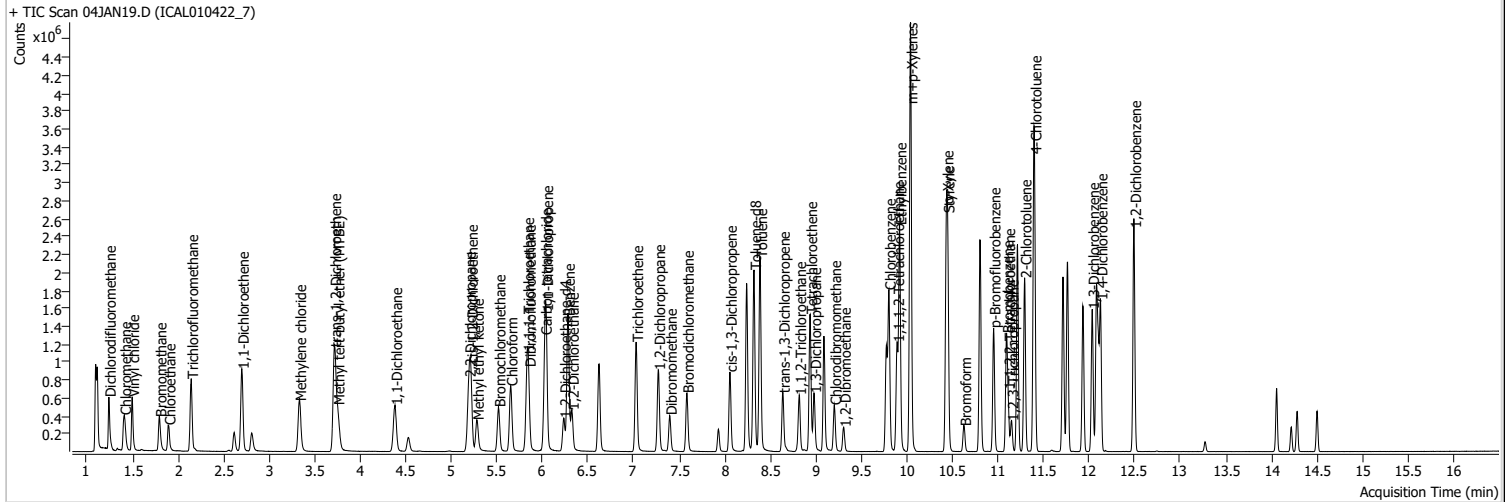
Quantitation Results Report (QT Reviewed)

Compound	Conc.	RT	Dev(Min)	Resp.	QIon	QRatio	Lower	Upper
1,2-Dichlorobenzene	257.6524	12.49	0.00	342576	148.0	63.4	33.9	93.9
					111.0	40.5	11.0	71.0



Quantitation Results Report (QT Reviewed)

Data File	04JAN19.D	Operator	MSC
Acq. Method	5975CACQF.M	Acq. Date-Time	1/4/2022 7:39:45 PM
Sample Name	ICAL010422_7	Instrument	VOA5975C
Vial	19	Multiplier	1.00
DA Method File	VOA5975C_8260B_SHT_DoD_L4_010422.m	Comment	
Tune File	BFB_Atune3.u	Tune Date	10/11/2021 4:02:00 PM
Batch Name	VG010422_8260B.batch.bin	Last Calib Update	1/9/2022 8:59:52 PM
Ref Library	\\MASSHUNTER\Org\Library\NIST129K.I		



Compound	RT	QIon	Resp.	Conc.	Units	Dev(Min)
Internal Standards						
M Fluorobenzene	6.621	96.0	841876	250.0000	ng	-0.003
M Chlorobenzene-d5	9.772	82.0	314668	250.0000	ng	0.000
M 1,4-Dichlorobenzene-d4	12.100	152.0	266611	250.0000	ng	0.000
System Monitoring Compounds						
S Dibromofluoromethane	5.848	113.0	305158	384.7503	ng	0.003
Spiked Amount: 250.000	Range: 80.0 - 119.0%			Recovery = 153.90%	*	
S 1,2-Dichloroethane-d4	6.233	67.0	129608	378.3335	ng	0.000
Spiked Amount: 250.000	Range: 81.0 - 118.0%			Recovery = 151.33%	*	
S Toluene-d8	8.322	98.0	1229775	405.5583	ng	0.003
Spiked Amount: 250.000	Range: 89.0 - 112.0%			Recovery = 162.22%	*	
S p-Bromofluorobenzene	10.951	95.0	385474	394.6566	ng	-0.003
Spiked Amount: 250.000	Range: 85.0 - 114.0%			Recovery = 157.86%	*	
Target Compounds						
T Dichlorodifluoromethane	1.241	85.0	412544	373.9449	ng	100
T Chloromethane	1.409	50.0	471454	352.0836	ng	99
T Vinyl chloride	1.498	62.0	448643	372.3564	ng	95
T Bromomethane	1.796	96.0	207491	385.1259	ng	98
T Chloroethane	1.897	64.0	217393	364.4573	ng	99
T Trichlorofluoromethane	2.145	101.0	555477	371.4290	ng	98
T 1,1-Dichloroethene	2.700	96.0	322557	380.3725	ng	100
T Methylene chloride	3.330	49.0	435116	348.0666	ng	99
T trans-1,2-Dichloroethene	3.715	96.0	325415	376.1367	ng	97
T Methyl tert-butyl ether (MTBE)	3.751	73.0	437439	391.1767	ng	100
T 1,1-Dichloroethane	4.381	63.0	612660	380.4437	ng	99
T 2,2-Dichloropropane	5.190	77.0	446282	369.8436	ng	100
T cis-1,2-Dichloroethene	5.212	96.0	339211	386.7236	ng	97
T Methyl ethyl ketone	5.279	43.0	470653	3961.3410	ng	100
T Bromochloromethane	5.516	128.0	135103	371.8004	ng	99
T Chloroform	5.650	83.0	588080	366.9389	ng	99

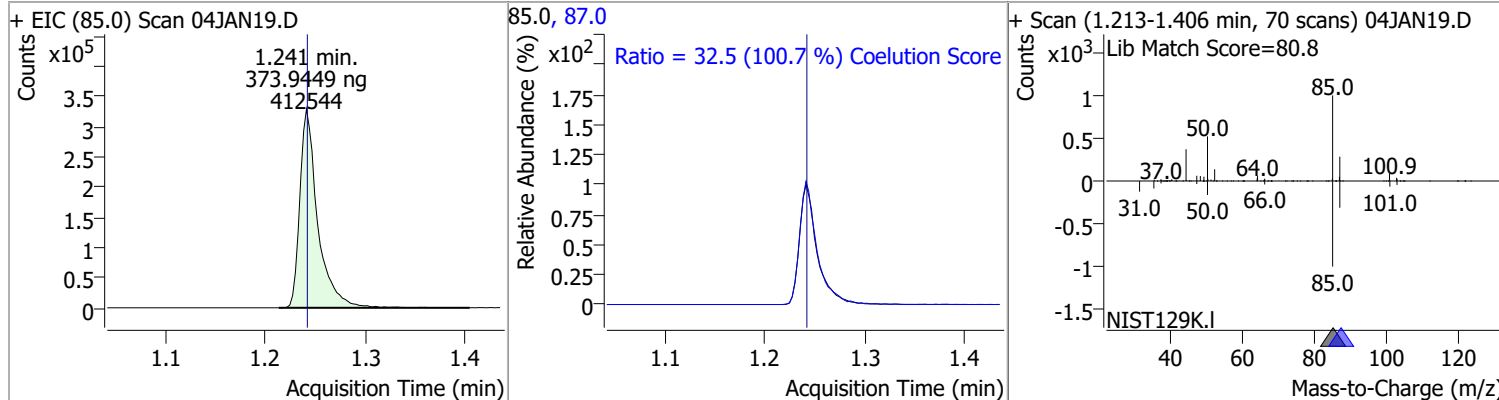
Quantitation Results Report (QT Reviewed)

Compound	RT	QIon	Resp.	Conc.	Units	Dev(Min)
T 1,1,1-Trichloroethane	5.831	97.0	580748	386.6625	ng	99
T Carbon tetrachloride	6.024	117.0	572545	386.9014	ng	99
T 1,1-Dichloropropene	6.040	75.0	507157	397.1322	ng	100
T Benzene	6.278	78.0	1293370	385.8526	ng	99
T 1,2-Dichloroethane	6.322	62.0	332775	366.9787	ng	97
T Trichloroethene	7.028	95.0	374370	394.4896	ng	99
T 1,2-Dichloropropane	7.270	63.0	324602	388.8502	ng	98
T Dibromomethane	7.396	93.0	134282	380.6547	ng	96
T Bromodichloromethane	7.585	83.0	375983	386.1940	ng	100
T cis-1,3-Dichloropropene	8.057	75.0	441168	400.7930	ng	99
T Toluene	8.388	92.0	813204	397.0106	ng	100
T trans-1,3-Dichloropropene	8.639	75.0	315063	402.1098	ng	99
T 1,1,2-Trichloroethane	8.818	83.0	152331	373.2534	ng	100
T Tetrachloroethene	8.938	163.8	319950	382.8796	ng	99
T 1,3-Dichloropropane	8.980	76.0	312547	389.3442	ng	99
T Chlorodibromomethane	9.203	129.0	247279	387.6812	ng	99
T 1,2-Dibromoethane	9.306	107.0	168577	377.7698	ng	100
T Chlorobenzene	9.802	112.0	867732	386.9455	ng	100
T 1,1,1,2-Tetrachloroethane	9.892	131.0	307436	392.1859	ng	96
T Ethylbenzene	9.919	91.0	1574219	404.7587	ng	100
T m+p-Xylenes	10.039	106.0	1228570	812.8556	ng	100
T o-Xylene	10.433	106.0	549244	408.2043	ng	100
T Styrene	10.447	104.0	896331	413.7595	ng	99
T Bromoform	10.628	172.5	129038	378.2200	ng	99
T Bromobenzene	11.093	156.0	333431	386.4420	ng	98
T 1,1,2,2-Tetrachloroethane	11.110	83.0	182470	367.4276	ng	98
T 1,2,3-Trichloropropane	11.149	110.0	48325	363.6732	ng	100
T 2-Chlorotoluene	11.291	126.0	336386	391.8269	ng	98
T 4-Chlorotoluene	11.400	91.0	1109221	396.2756	ng	100
T 1,3-Dichlorobenzene	12.033	146.0	603674	383.6225	ng	100
T 1,4-Dichlorobenzene	12.125	146.0	595919	371.3969	ng	98
T 1,2-Dichlorobenzene	12.493	146.0	499147	375.3283	ng	99

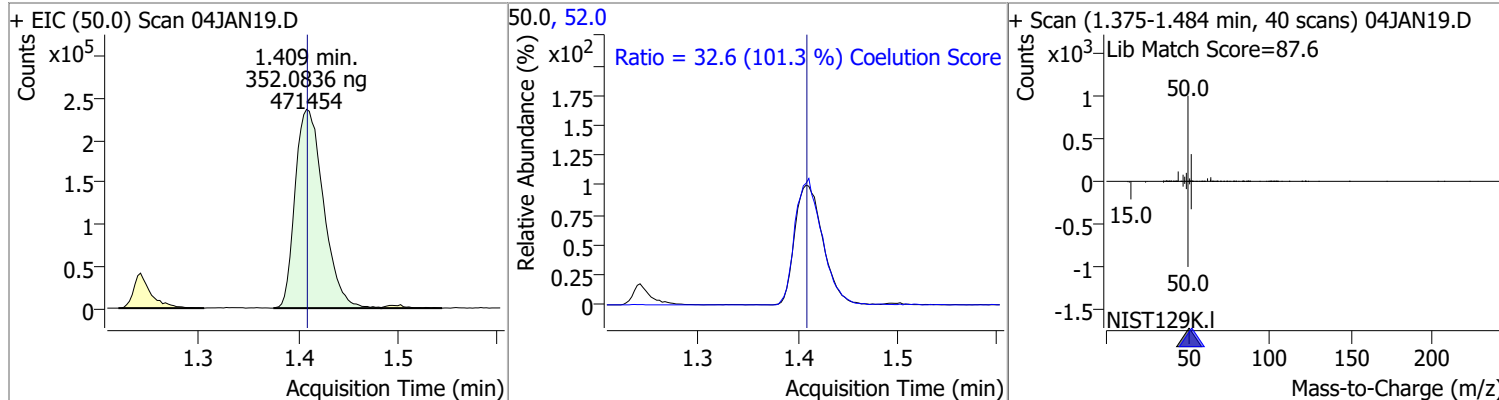
(#) = Qualifier Out of Range; (m) = Manual Integration; (+) = Area Summed; (*) = Surrogate Percent Recovery Out of Range; (d): Zeroed Peak

Quantitation Results Report (QT Reviewed)

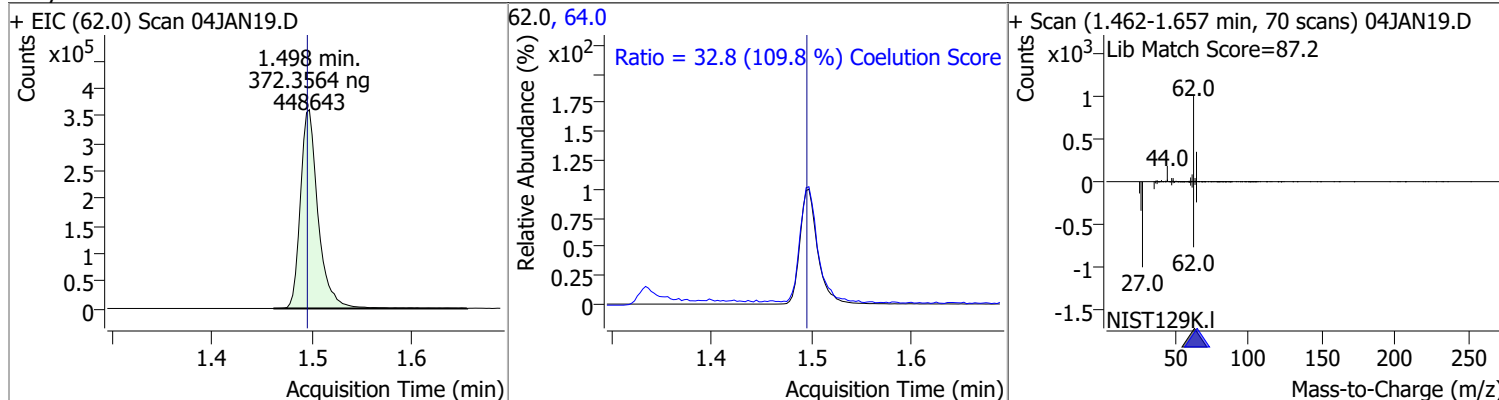
Compound	Conc.	RT	Dev(Min)	Resp.	QIon	QRatio	Lower	Upper
Dichlorodifluoromethane	373.9449	1.24	0.00	412544	87.0	32.5	2.3	62.3



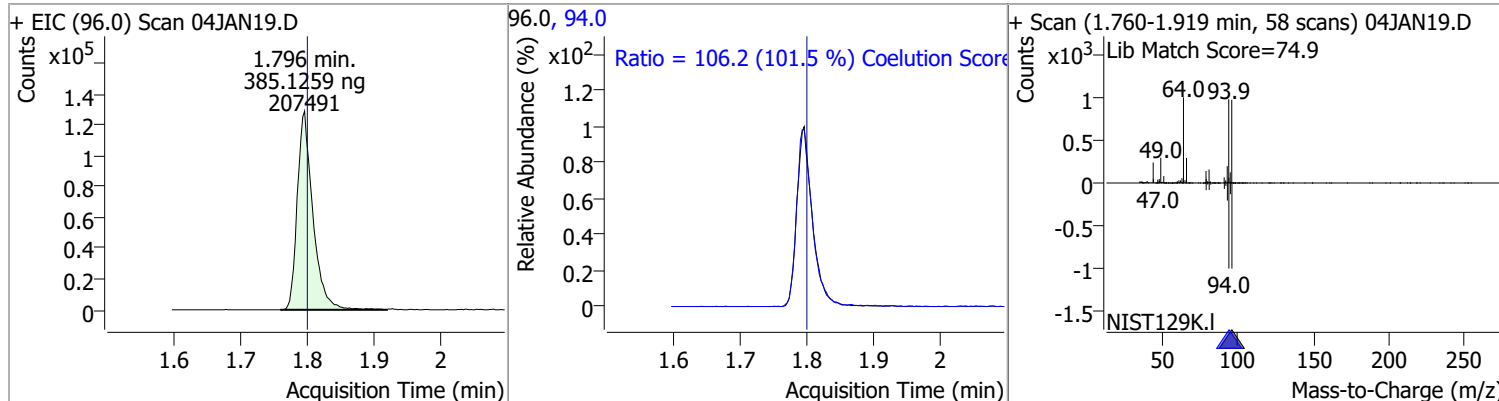
Compound	Conc.	RT	Dev(Min)	Resp.	QIon	QRatio	Lower	Upper
Chloromethane	352.0836	1.41	0.00	471454	52.0	32.6	2.1	62.1



Compound	Conc.	RT	Dev(Min)	Resp.	QIon	QRatio	Lower	Upper
Vinyl chloride	372.3564	1.50	0.00	448643	64.0	32.8	0.0	59.9

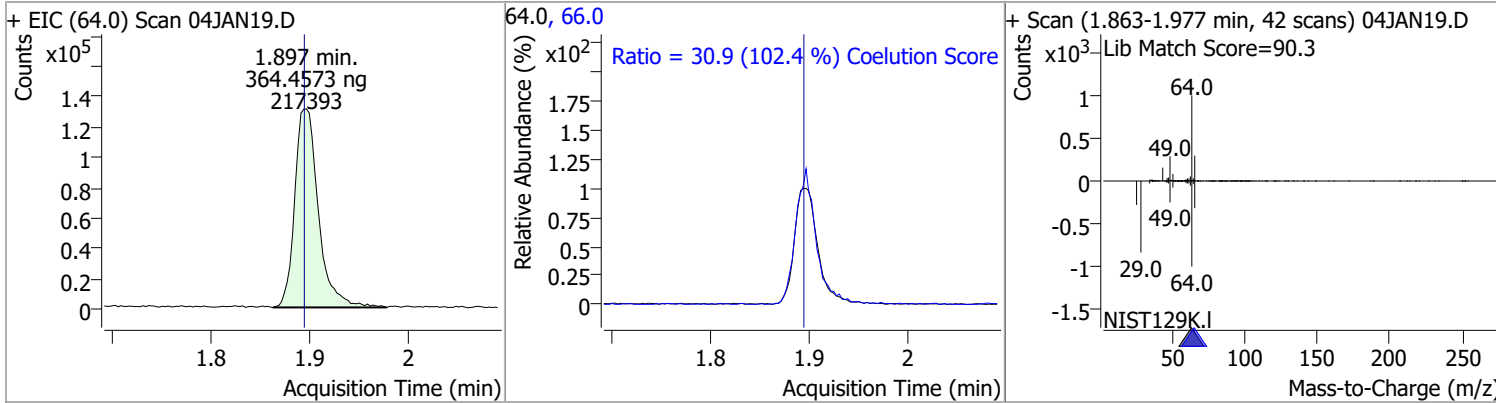


Compound	Conc.	RT	Dev(Min)	Resp.	QIon	QRatio	Lower	Upper
Bromomethane	385.1259	1.80	0.00	207491	94.0	106.2	74.6	134.6

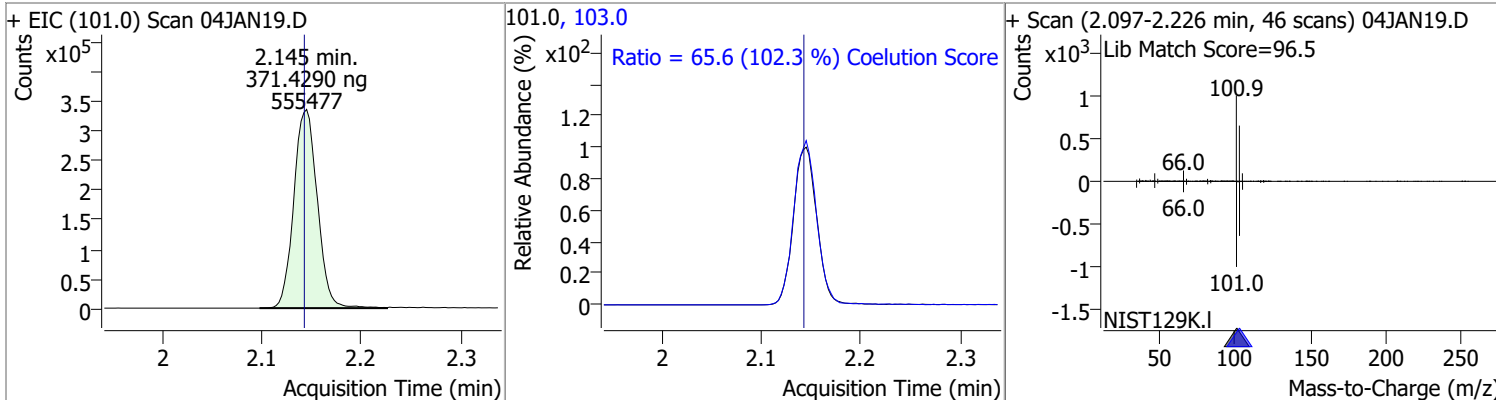


Quantitation Results Report (QT Reviewed)

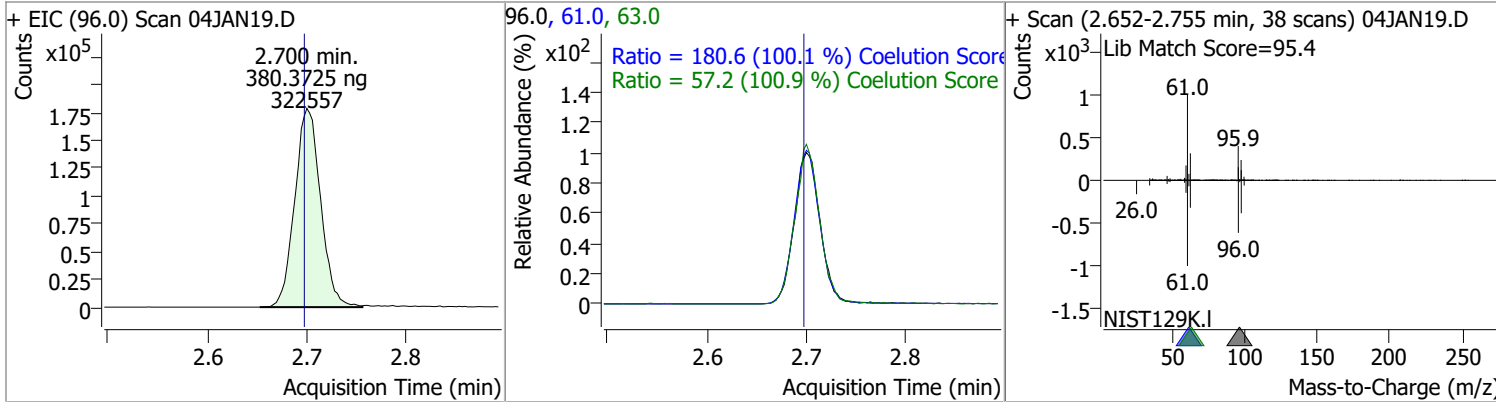
Compound	Conc.	RT	Dev(Min)	Resp.	QIon	QRatio	Lower	Upper
Chloroethane	364.4573	1.90	0.00	217393	66.0	30.9	0.1	60.1



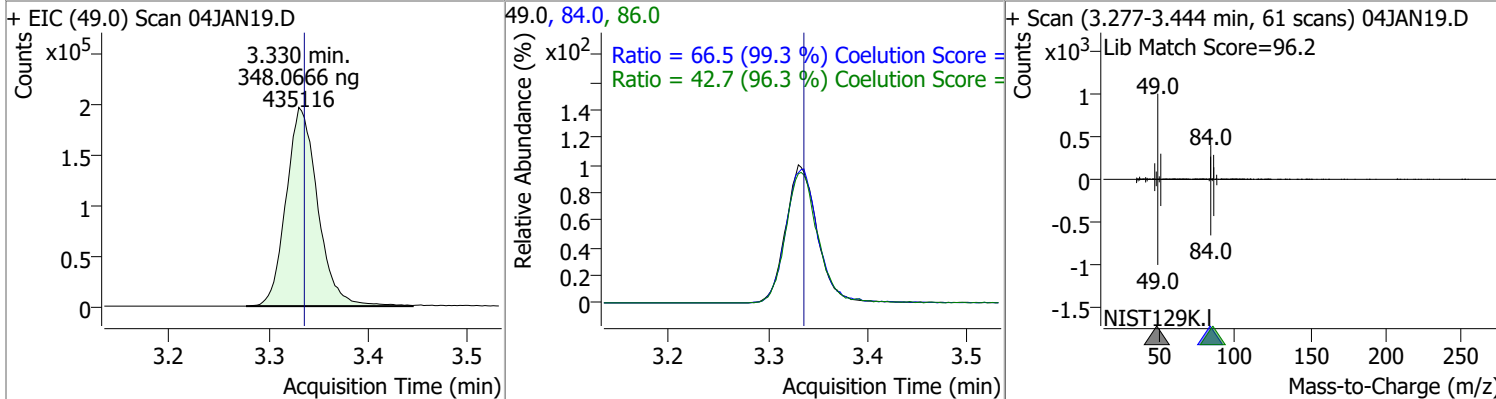
Compound	Conc.	RT	Dev(Min)	Resp.	QIon	QRatio	Lower	Upper
Trichlorofluoromethane	371.4290	2.14	0.00	555477	103.0	65.6	34.2	94.2



Compound	Conc.	RT	Dev(Min)	Resp.	QIon	QRatio	Lower	Upper
1,1-Dichloroethene	380.3725	2.70	0.00	322557	61.0	180.6	150.3	210.3
					63.0	57.2	26.7	86.7

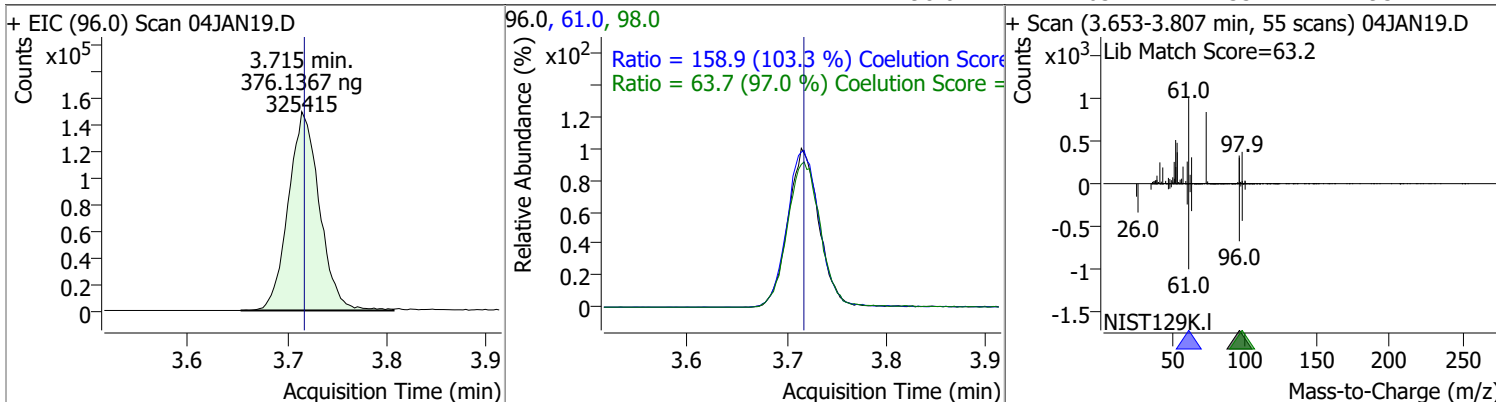


Compound	Conc.	RT	Dev(Min)	Resp.	QIon	QRatio	Lower	Upper
Methylene chloride	348.0666	3.33	-0.01	435116	84.0	66.5	36.9	96.9
					86.0	42.7	14.3	74.3

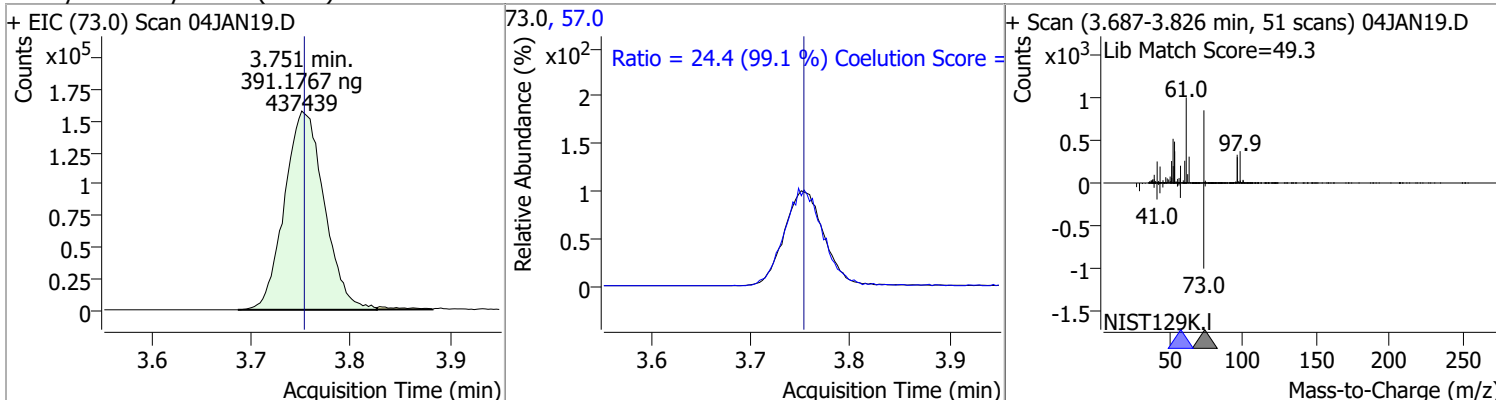


Quantitation Results Report (QT Reviewed)

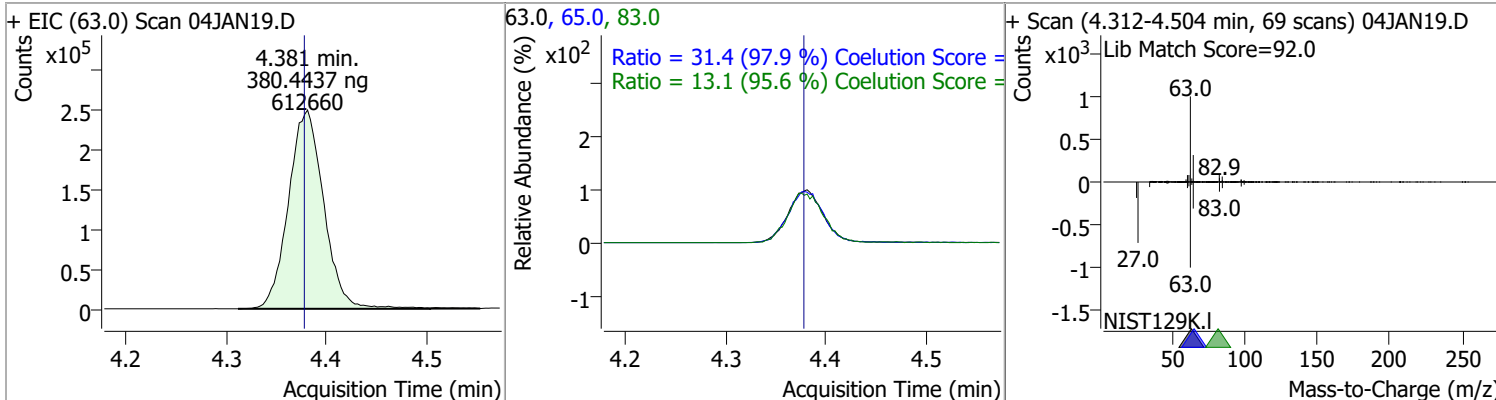
Compound	Conc.	RT	Dev(Min)	Resp.	QIon	QRatio	Lower	Upper
trans-1,2-Dichloroethene	376.1367	3.71	0.00	325415	61.0	158.9	123.9	183.9
					98.0	63.7	35.7	95.7



Compound	Conc.	RT	Dev(Min)	Resp.	QIon	QRatio	Lower	Upper
Methyl tert-butyl ether (MTBE)	391.1767	3.75	0.00	437439	57.0	24.4	0.0	54.6

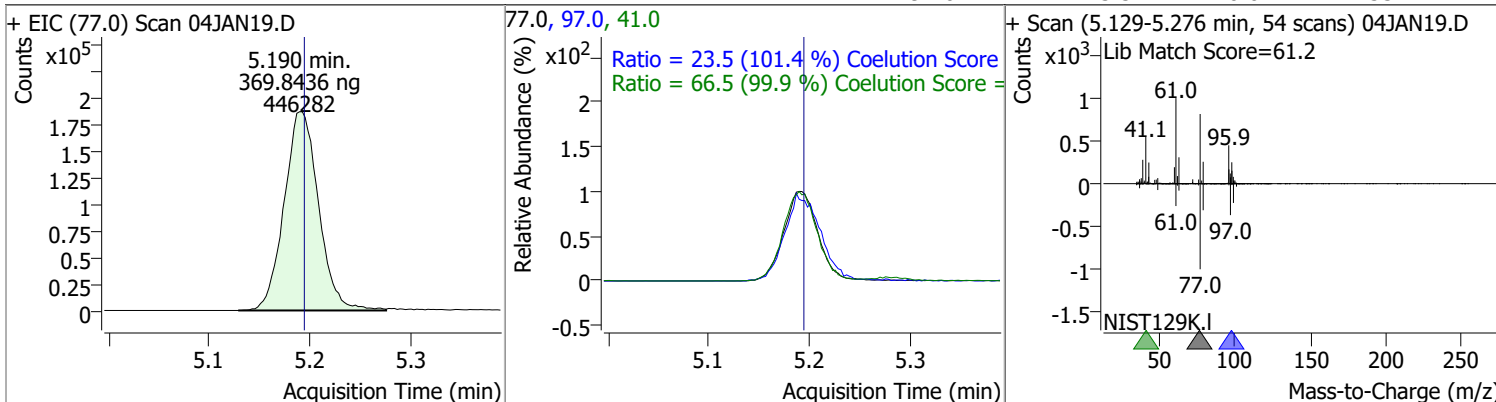


Compound	Conc.	RT	Dev(Min)	Resp.	QIon	QRatio	Lower	Upper
1,1-Dichloroethane	380.4437	4.38	0.00	612660	65.0	31.4	2.1	62.1
					83.0	13.1	0.0	43.7

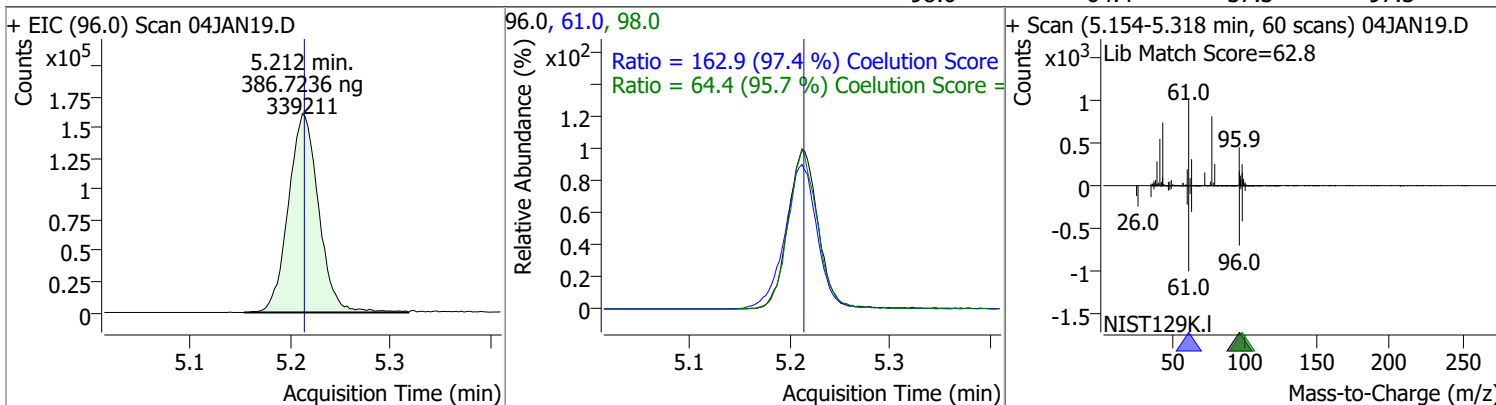


Quantitation Results Report (QT Reviewed)

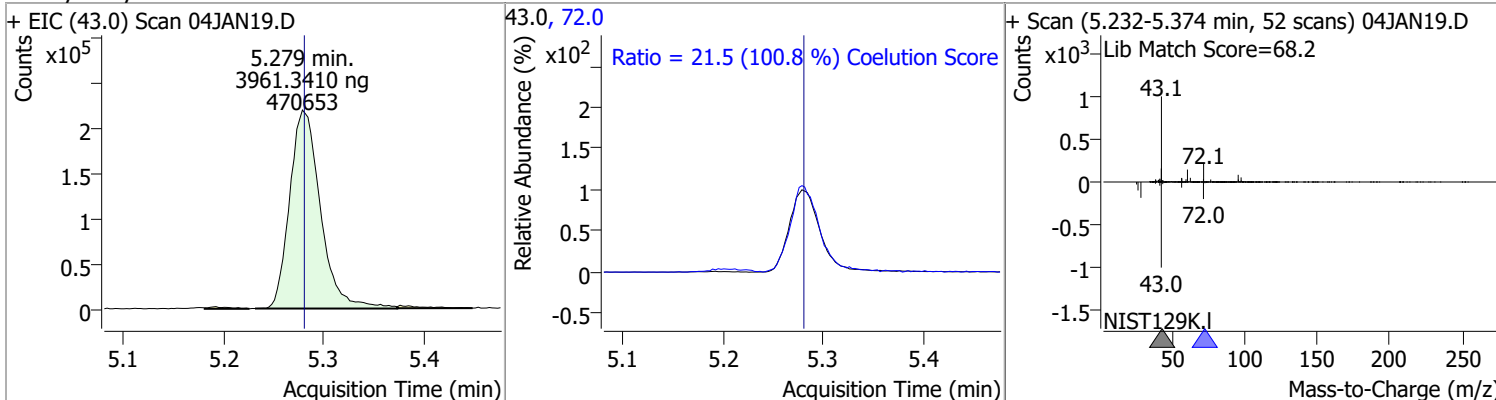
Compound	Conc.	RT	Dev(Min)	Resp.	QIon	QRatio	Lower	Upper
2,2-Dichloropropane	369.8436	5.19	-0.01	446282	41.0	66.5	36.5	96.5
					97.0	23.5	0.0	53.2



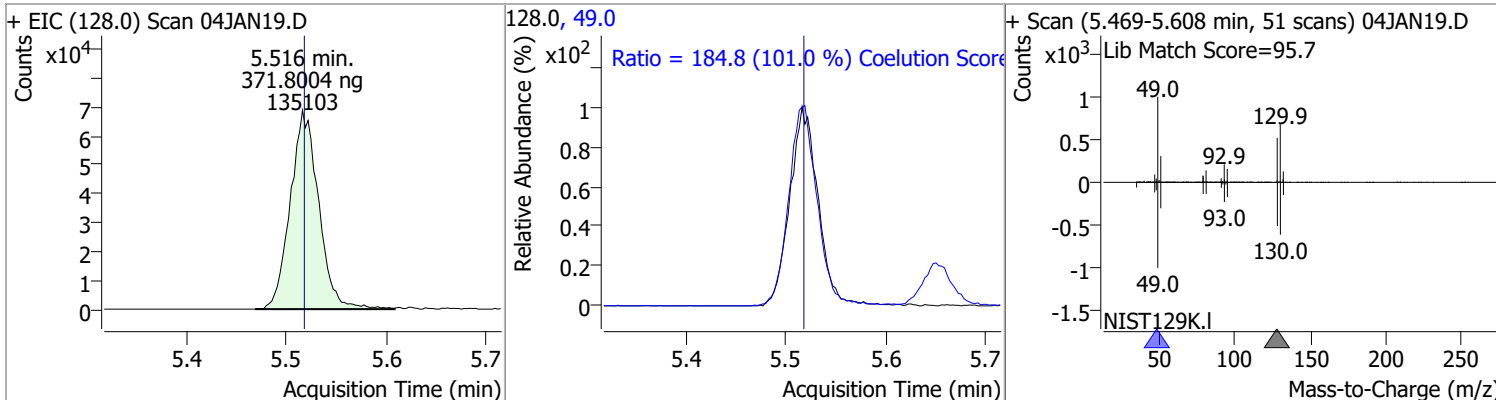
Compound	Conc.	RT	Dev(Min)	Resp.	QIon	QRatio	Lower	Upper
cis-1,2-Dichloroethene	386.7236	5.21	0.00	339211	61.0	162.9	137.2	197.2
					98.0	64.4	37.3	97.3



Compound	Conc.	RT	Dev(Min)	Resp.	QIon	QRatio	Lower	Upper
Methyl ethyl ketone	3961.3410	5.28	0.00	470653	72.0	21.5	0.0	51.3

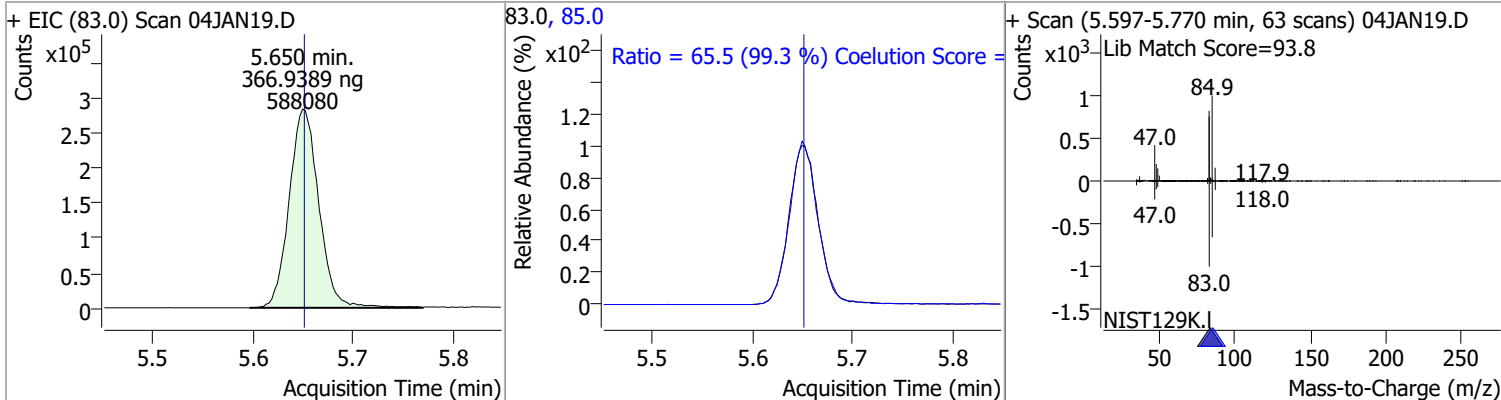


Compound	Conc.	RT	Dev(Min)	Resp.	QIon	QRatio	Lower	Upper
Bromochloromethane	371.8004	5.52	0.00	135103	49.0	184.8	152.9	212.9

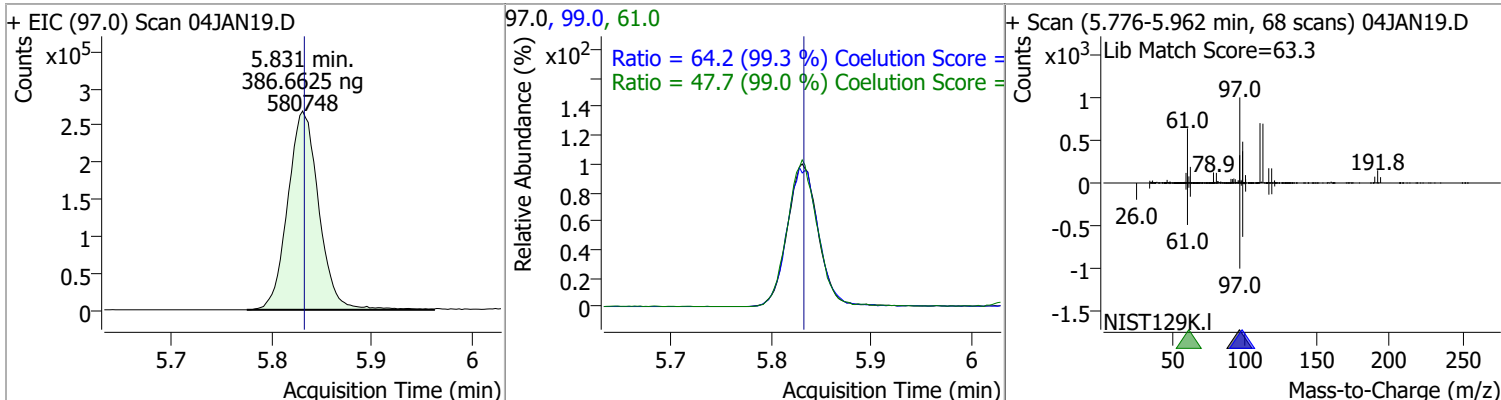


Quantitation Results Report (QT Reviewed)

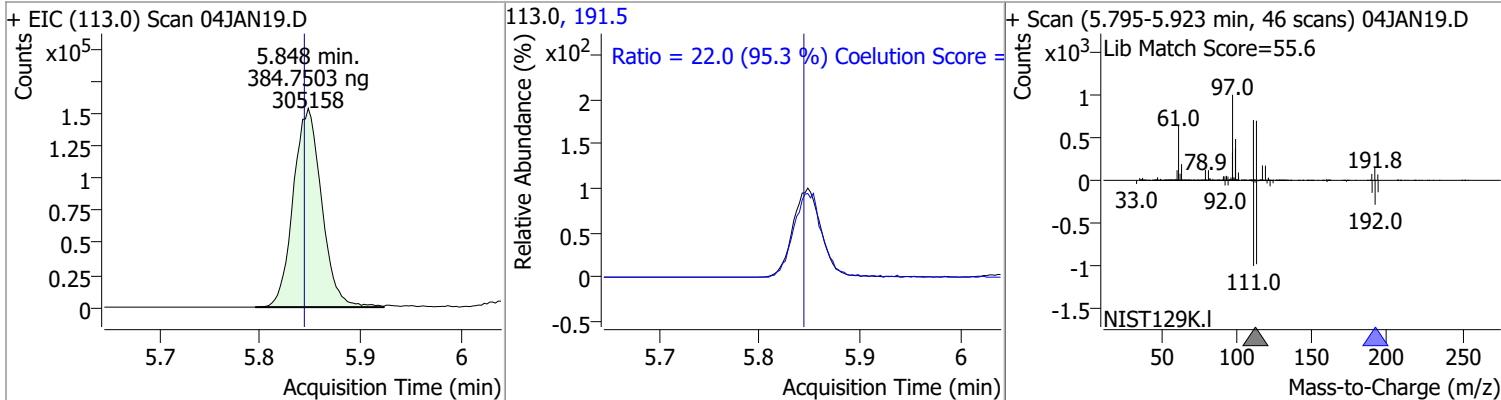
Compound	Conc.	RT	Dev(Min)	Resp.	QIon	QRatio	Lower	Upper
Chloroform	366.9389	5.65	0.00	588080	85.0	65.5	36.0	96.0



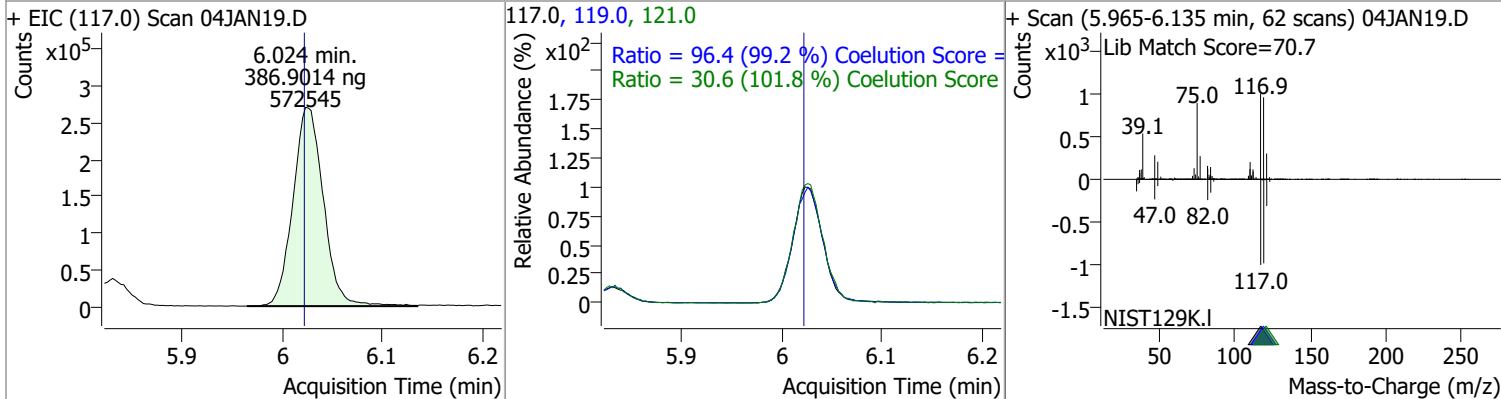
Compound	Conc.	RT	Dev(Min)	Resp.	QIon	QRatio	Lower	Upper
1,1,1-Trichloroethane	386.6625	5.83	0.00	580748	99.0	64.2	34.7	94.7
					61.0	47.7	18.1	78.1



Compound	Conc.	RT	Dev(Min)	Resp.	QIon	QRatio	Lower	Upper
Dibromofluoromethane	384.7503	5.85	0.00	305158	191.5	22.0	0.0	53.1

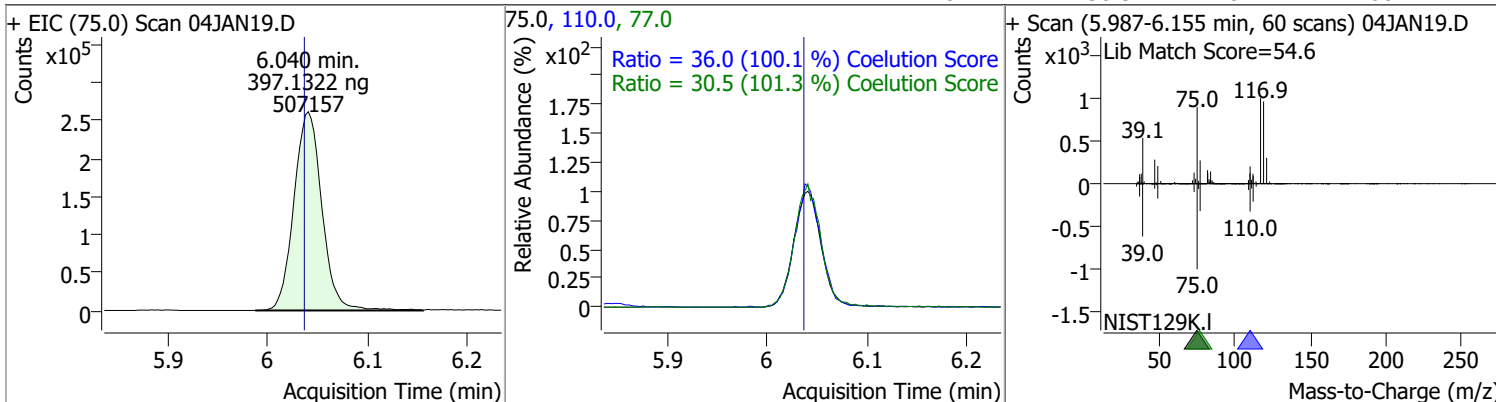


Compound	Conc.	RT	Dev(Min)	Resp.	QIon	QRatio	Lower	Upper
Carbon tetrachloride	386.9014	6.02	0.00	572545	119.0	96.4	67.2	127.2
					121.0	30.6	0.1	60.1

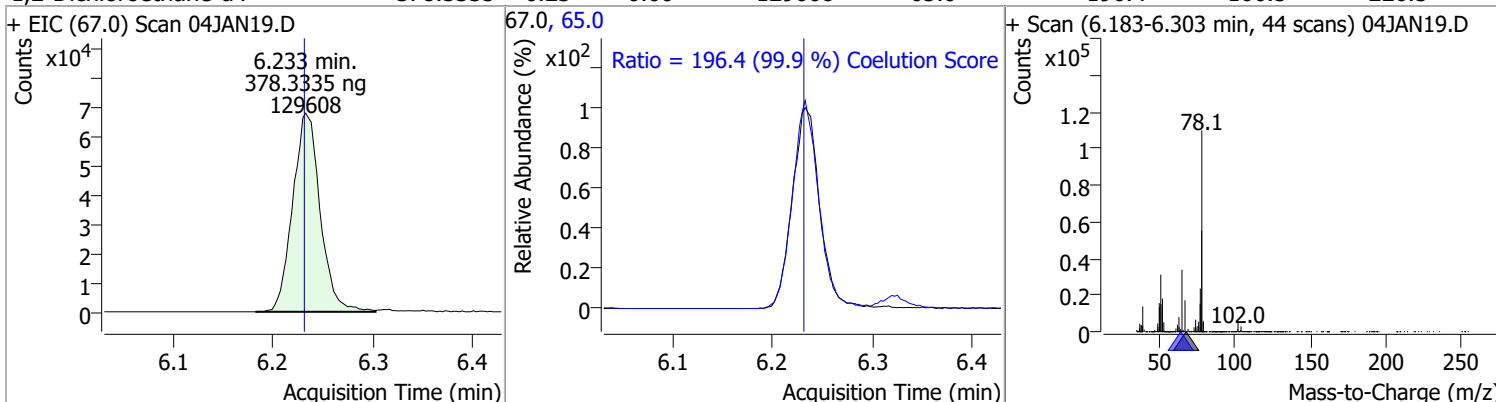


Quantitation Results Report (QT Reviewed)

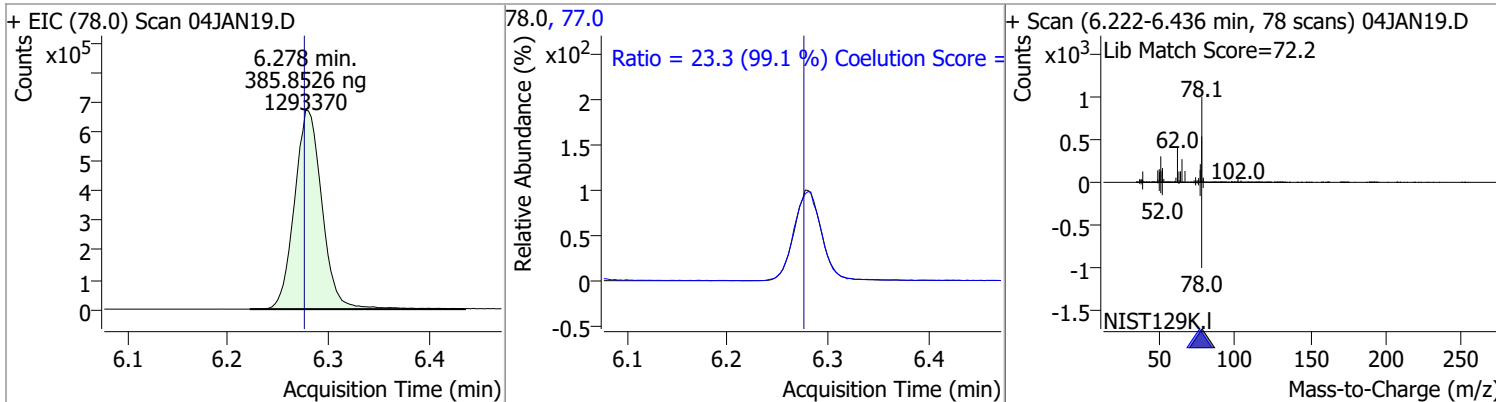
Compound	Conc.	RT	Dev(Min)	Resp.	QIon	QRatio	Lower	Upper
1,1-Dichloropropene	397.1322	6.04	0.00	507157	110.0	36.0	5.9	65.9
					77.0	30.5	0.1	60.1



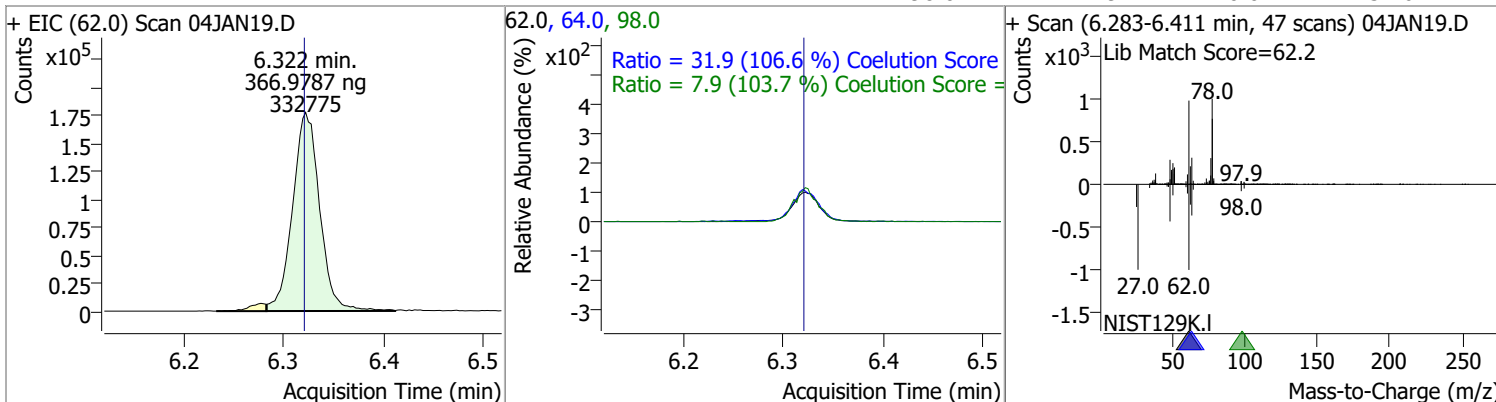
Compound	Conc.	RT	Dev(Min)	Resp.	QIon	QRatio	Lower	Upper
1,2-Dichloroethane-d4	378.3335	6.23	0.00	129608	65.0	196.4	166.5	226.5



Compound	Conc.	RT	Dev(Min)	Resp.	QIon	QRatio	Lower	Upper
Benzene	385.8526	6.28	0.00	1293370	77.0	23.3	0.0	53.5

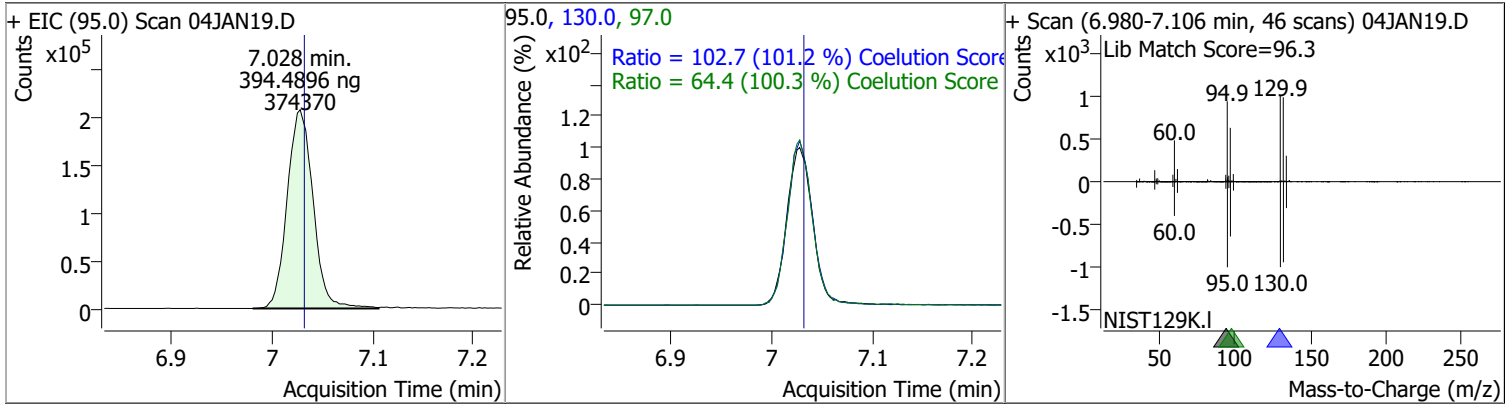


Compound	Conc.	RT	Dev(Min)	Resp.	QIon	QRatio	Lower	Upper
1,2-Dichloroethane	366.9787	6.32	0.00	332775	64.0	31.9	0.0	59.9
					98.0	7.9	0.0	37.6

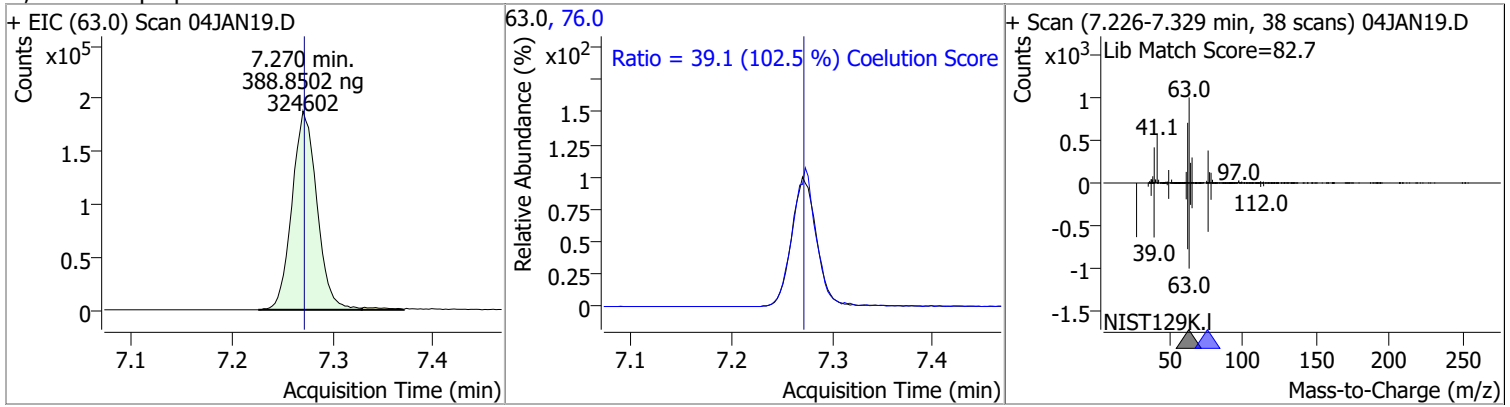


Quantitation Results Report (QT Reviewed)

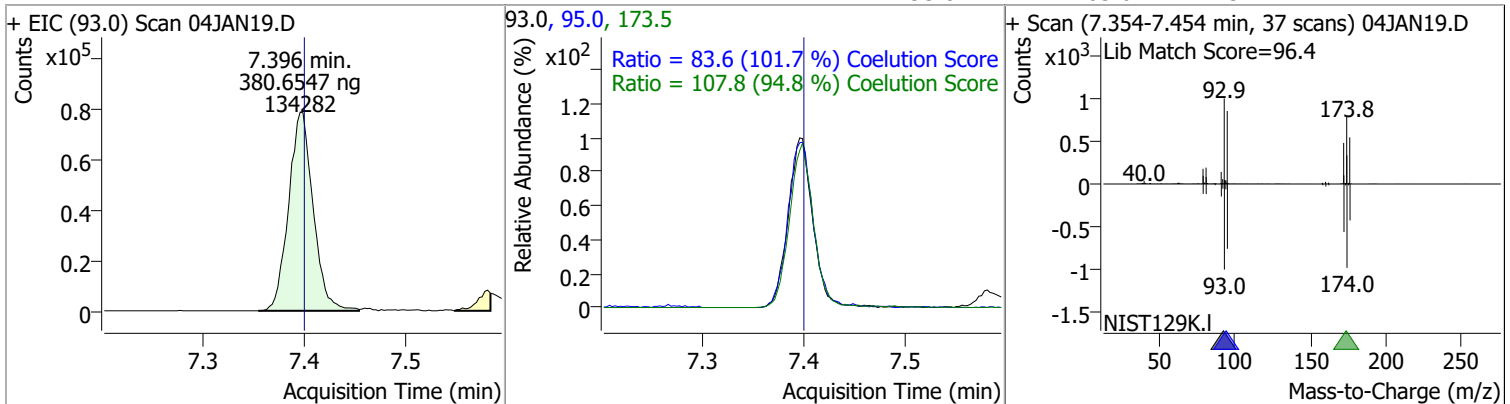
Compound	Conc.	RT	Dev(Min)	Resp.	QIon	QRatio	Lower	Upper
Trichloroethene	394.4896	7.03	0.00	374370	130.0	102.7	71.5	131.5
					97.0	64.4	34.1	94.1



Compound	Conc.	RT	Dev(Min)	Resp.	QIon	QRatio	Lower	Upper
1,2-Dichloropropane	388.8502	7.27	0.00	324602	76.0	39.1	8.2	68.2

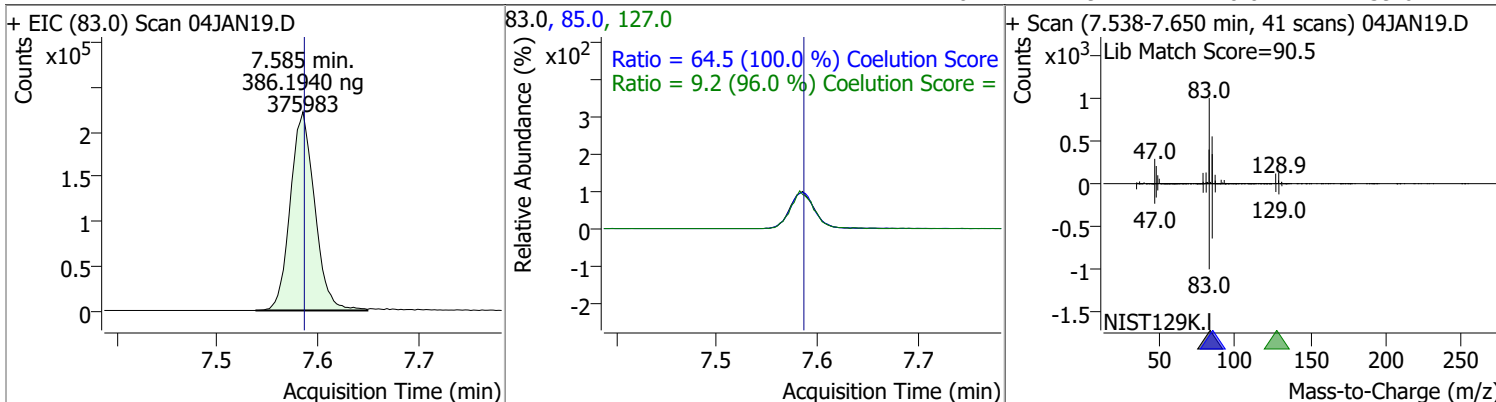


Compound	Conc.	RT	Dev(Min)	Resp.	QIon	QRatio	Lower	Upper
Dibromomethane	380.6547	7.40	0.00	134282	173.5	107.8	83.7	143.7
					95.0	83.6	52.2	112.2

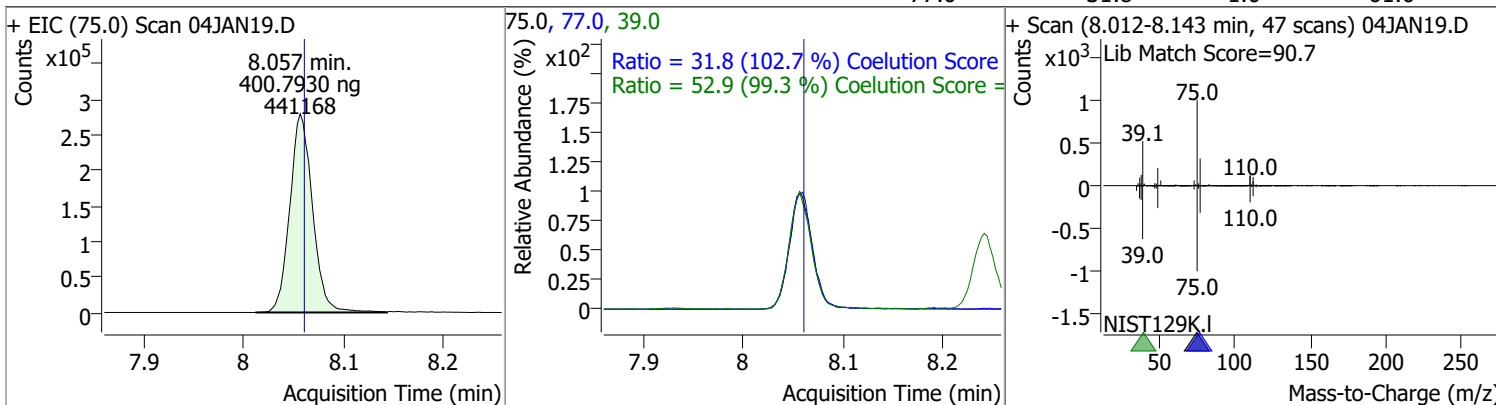


Quantitation Results Report (QT Reviewed)

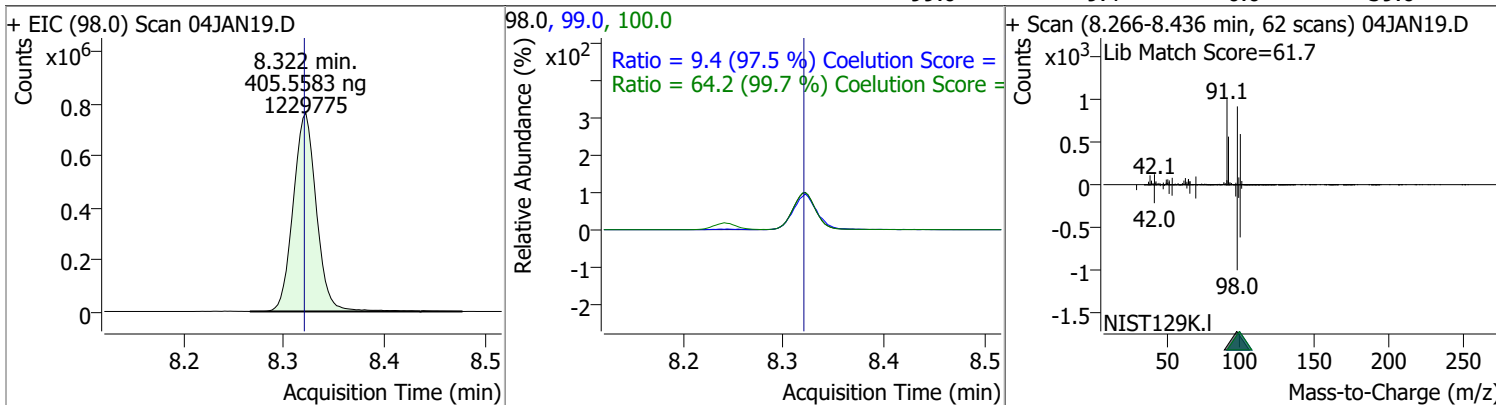
Compound	Conc.	RT	Dev(Min)	Resp.	QIon	QRatio	Lower	Upper
Bromodichloromethane	386.1940	7.59	0.00	375983	85.0	64.5	34.5	94.5
					127.0	9.2	0.0	39.6



Compound	Conc.	RT	Dev(Min)	Resp.	QIon	QRatio	Lower	Upper
cis-1,3-Dichloropropene	400.7930	8.06	0.00	441168	39.0	52.9	23.3	83.3
					77.0	31.8	1.0	61.0

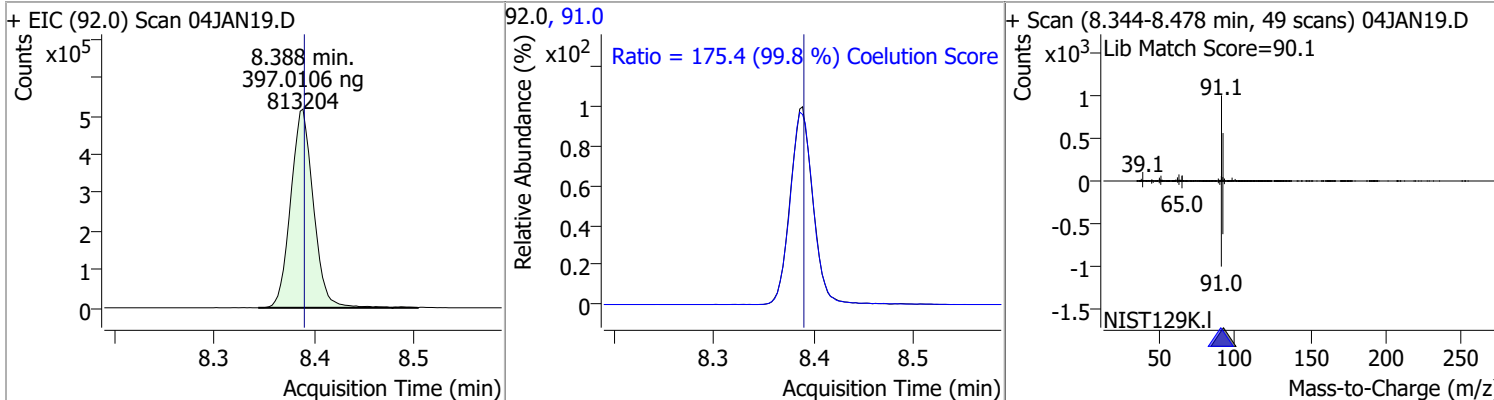


Compound	Conc.	RT	Dev(Min)	Resp.	QIon	QRatio	Lower	Upper
Toluene-d8	405.5583	8.32	0.00	1229775	100.0	64.2	34.4	94.4
					99.0	9.4	0.0	39.6

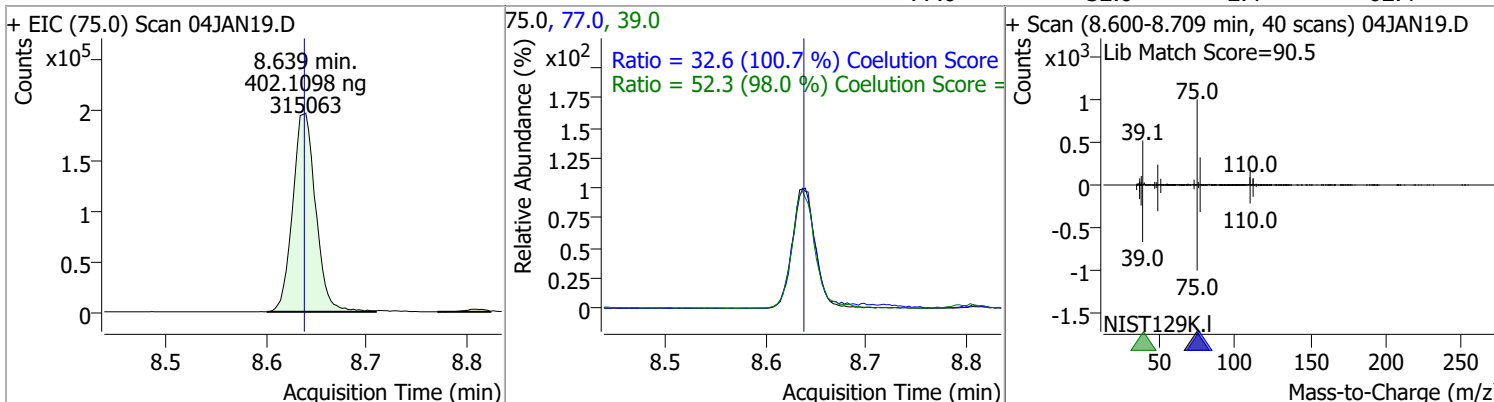


Quantitation Results Report (QT Reviewed)

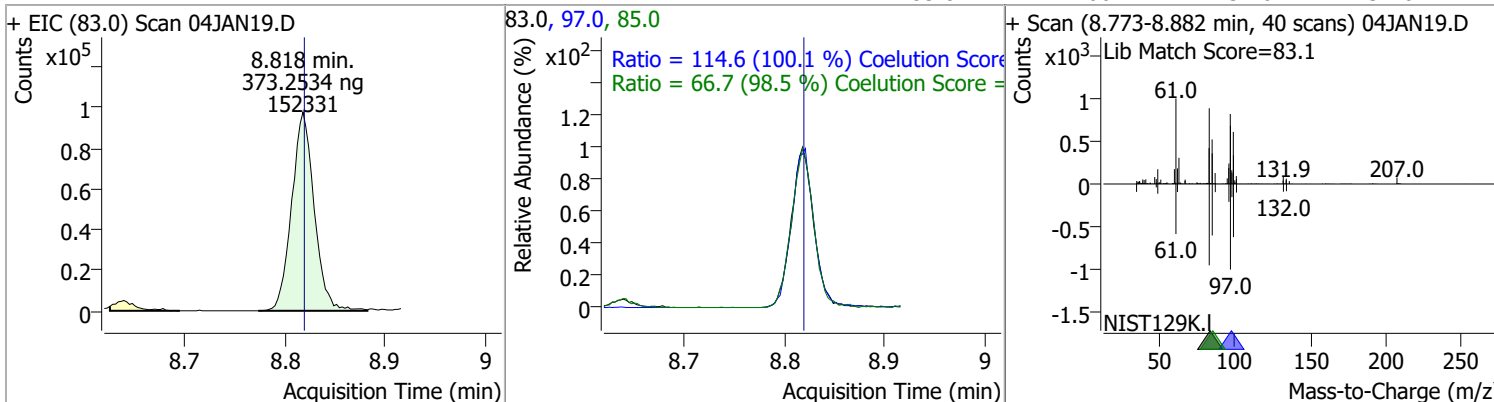
Compound	Conc.	RT	Dev(Min)	Resp.	QIon	QRatio	Lower	Upper
Toluene	397.0106	8.39	0.00	813204	91.0	175.4	145.8	205.8



Compound	Conc.	RT	Dev(Min)	Resp.	QIon	QRatio	Lower	Upper
trans-1,3-Dichloropropene	402.1098	8.64	0.00	315063	39.0	52.3	23.4	83.4
					77.0	32.6	2.4	62.4

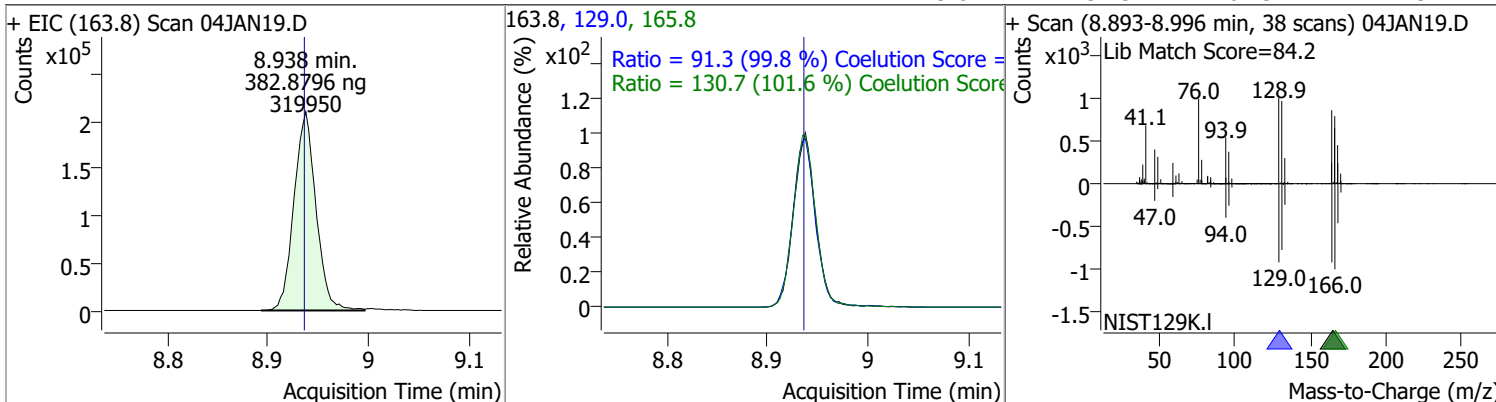


Compound	Conc.	RT	Dev(Min)	Resp.	QIon	QRatio	Lower	Upper
1,1,2-Trichloroethane	373.2534	8.82	0.00	152331	97.0	114.6	84.6	144.6
					85.0	66.7	37.6	97.6

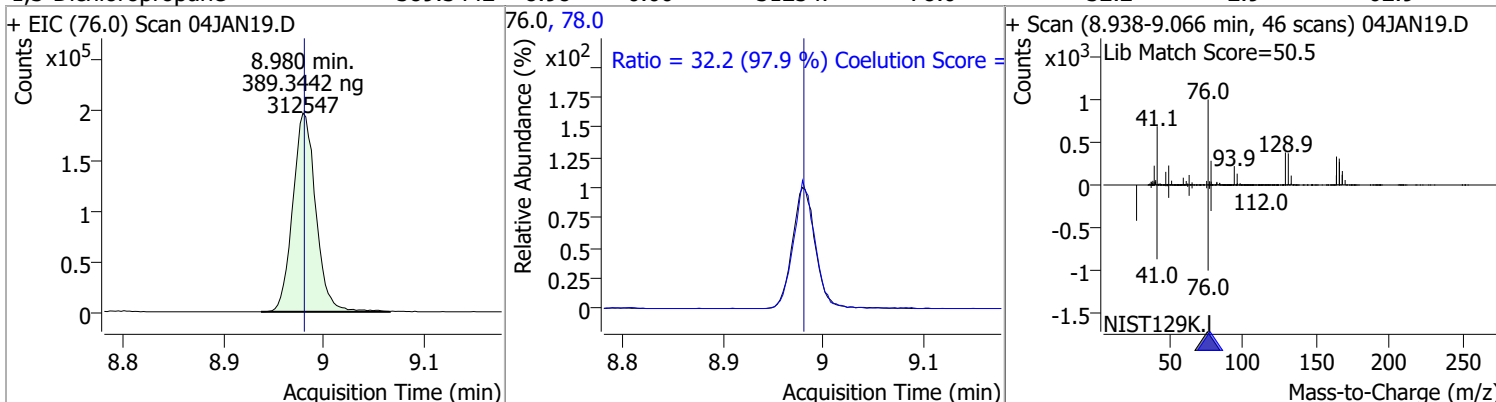


Quantitation Results Report (QT Reviewed)

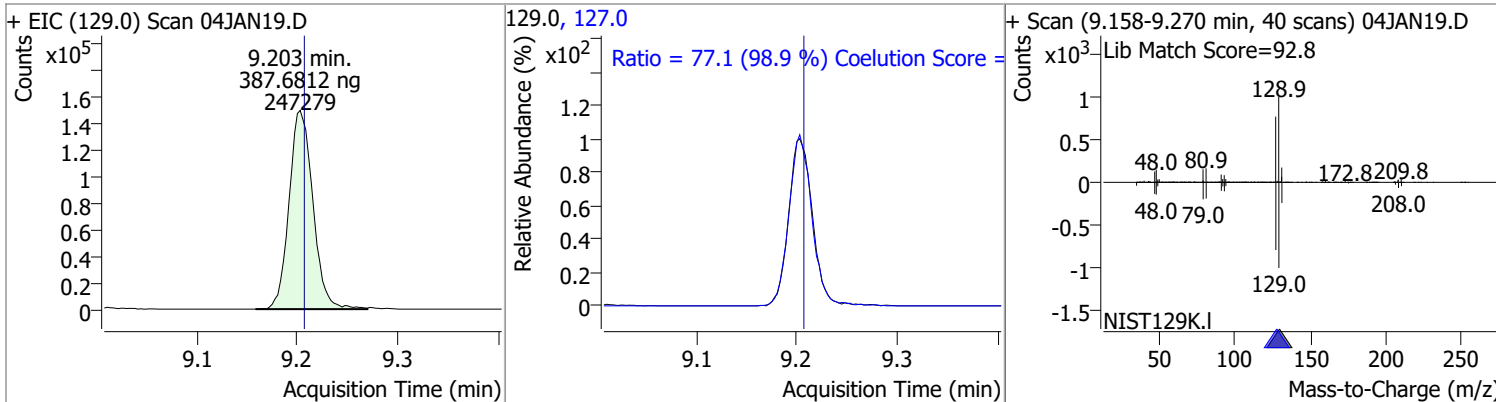
Compound	Conc.	RT	Dev(Min)	Resp.	QIon	QRatio	Lower	Upper
Tetrachloroethene	382.8796	8.94	0.00	319950	165.8	130.7	98.6	158.6
					129.0	91.3	61.5	121.5



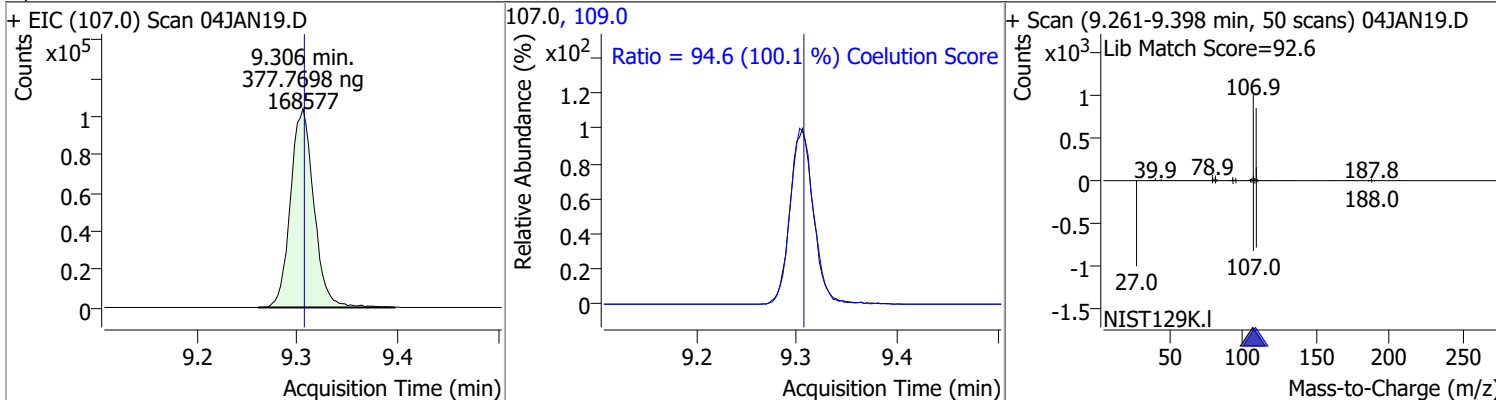
Compound	Conc.	RT	Dev(Min)	Resp.	QIon	QRatio	Lower	Upper
1,3-Dichloropropane	389.3442	8.98	0.00	312547	78.0	32.2	2.9	62.9



Compound	Conc.	RT	Dev(Min)	Resp.	QIon	QRatio	Lower	Upper
Chlorodibromomethane	387.6812	9.20	0.00	247279	127.0	77.1	48.0	108.0

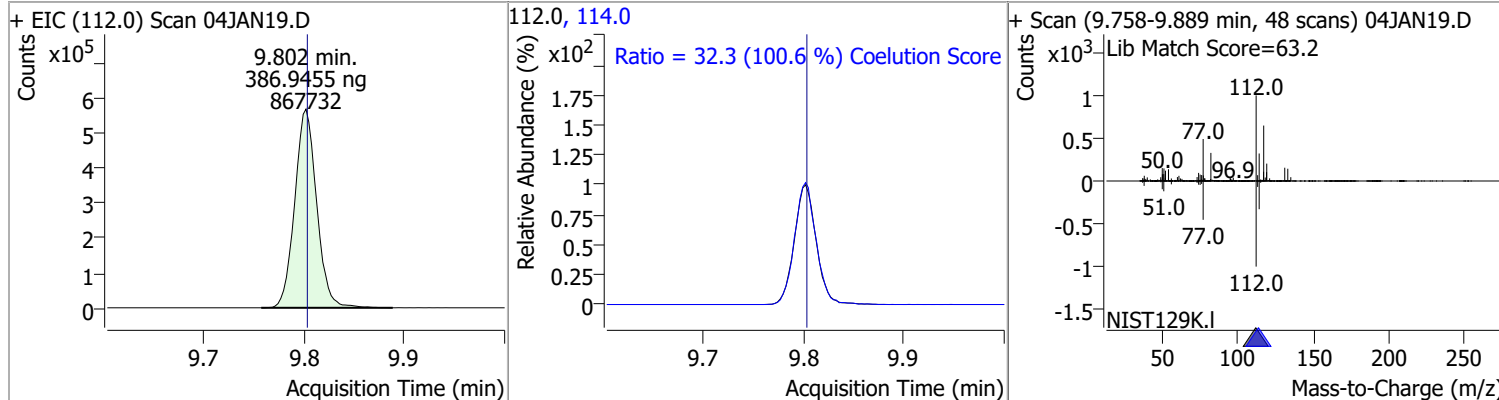


Compound	Conc.	RT	Dev(Min)	Resp.	QIon	QRatio	Lower	Upper
1,2-Dibromoethane	377.7698	9.31	0.00	168577	109.0	94.6	64.5	124.5

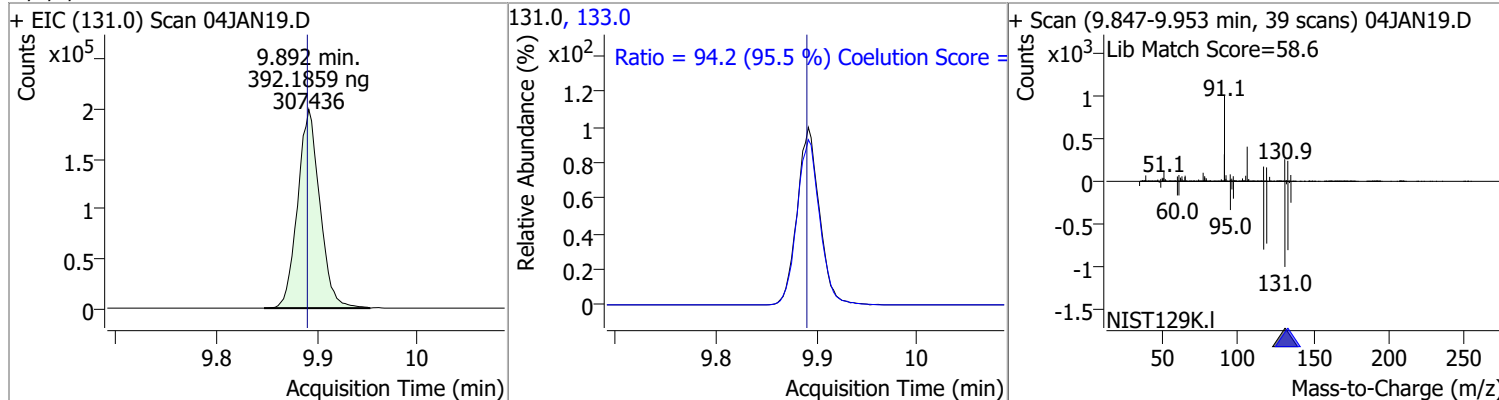


Quantitation Results Report (QT Reviewed)

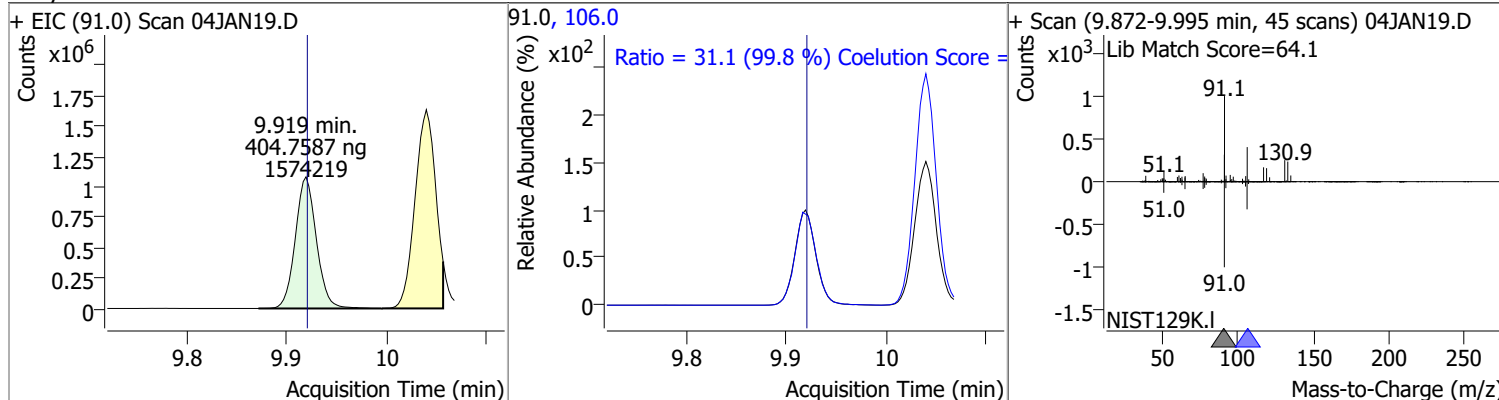
Compound	Conc.	RT	Dev(Min)	Resp.	QIon	QRatio	Lower	Upper
Chlorobenzene	386.9455	9.80	0.00	867732	114.0	32.3	2.1	62.1



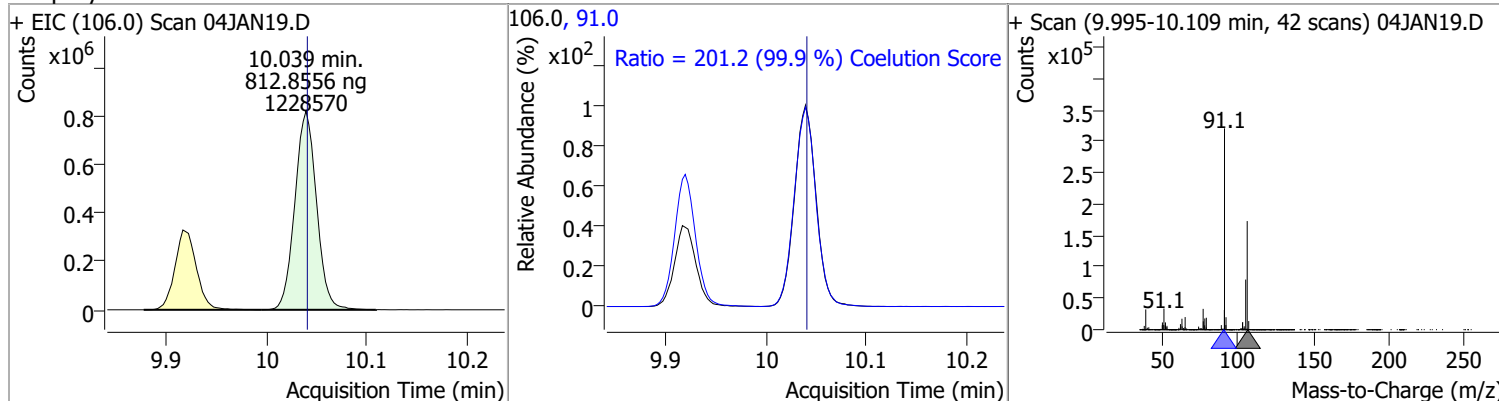
Compound	Conc.	RT	Dev(Min)	Resp.	QIon	QRatio	Lower	Upper
1,1,1,2-Tetrachloroethane	392.1859	9.89	0.00	307436	133.0	94.2	68.6	128.6



Compound	Conc.	RT	Dev(Min)	Resp.	QIon	QRatio	Lower	Upper
Ethylbenzene	404.7587	9.92	0.00	1574219	106.0	31.1	1.1	61.1

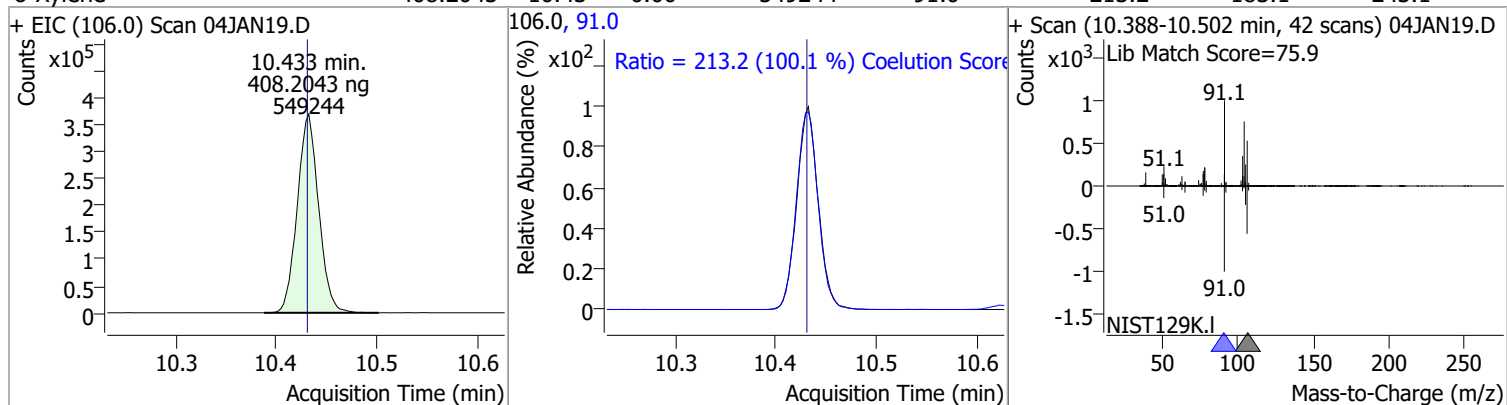


Compound	Conc.	RT	Dev(Min)	Resp.	QIon	QRatio	Lower	Upper
m+p-Xylenes	812.8556	10.04	0.00	1228570	91.0	201.2	171.4	231.4

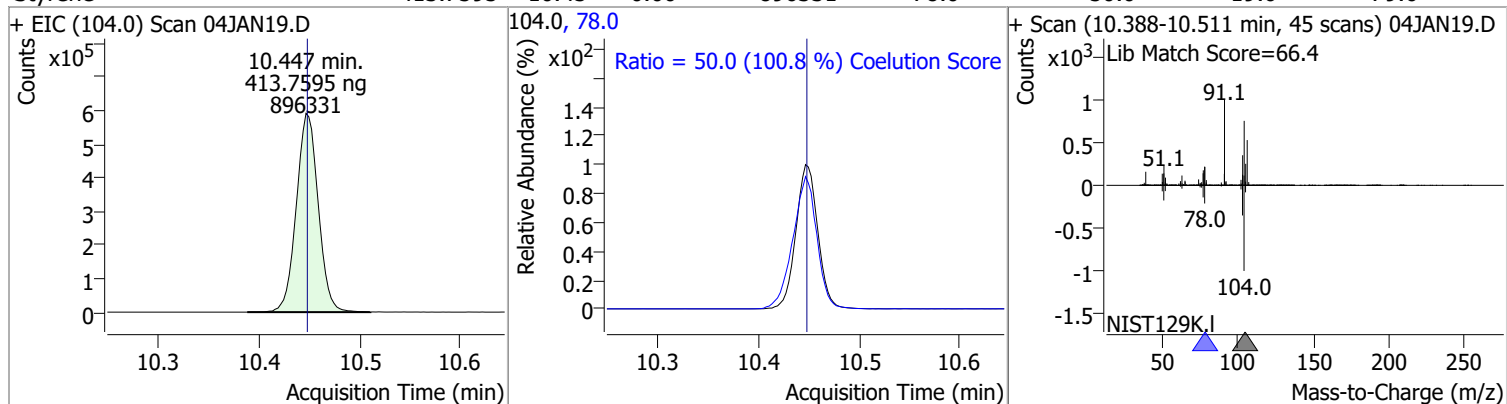


Quantitation Results Report (QT Reviewed)

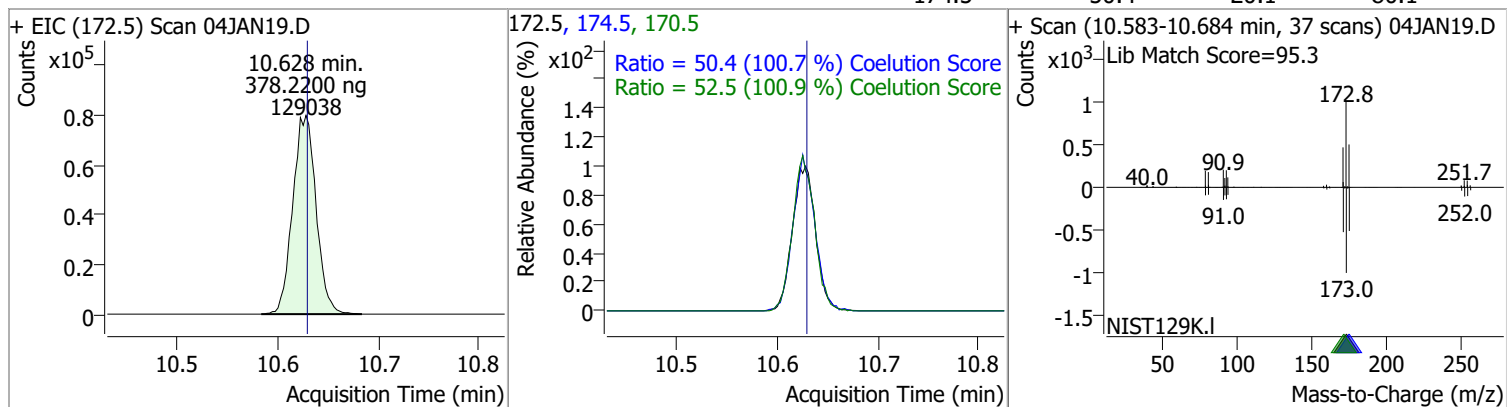
Compound	Conc.	RT	Dev(Min)	Resp.	QIon	QRatio	Lower	Upper
o-Xylene	408.2043	10.43	0.00	549244	91.0	213.2	183.1	243.1



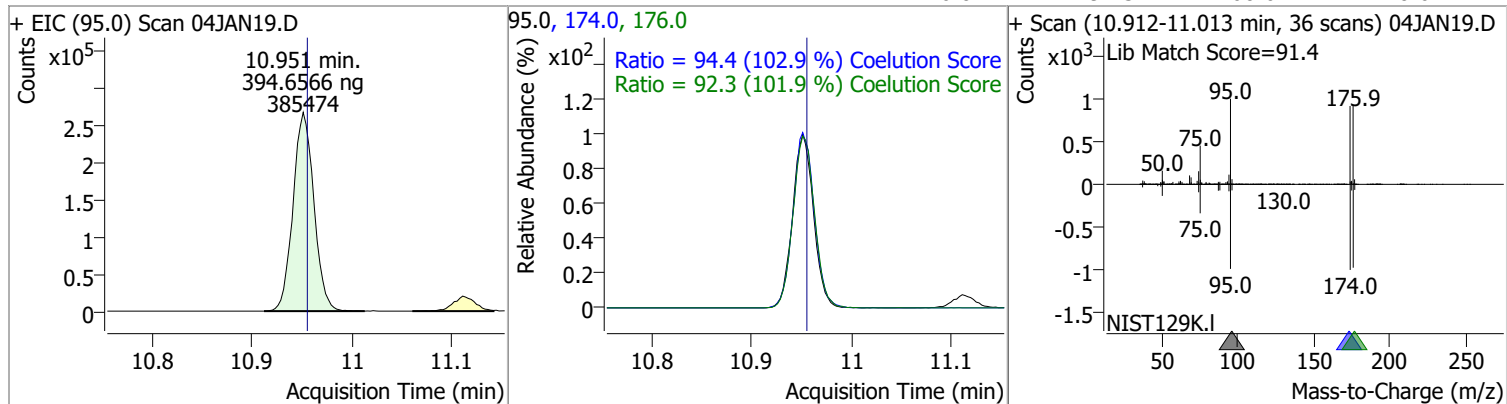
Compound	Conc.	RT	Dev(Min)	Resp.	QIon	QRatio	Lower	Upper
Styrene	413.7595	10.45	0.00	896331	78.0	50.0	19.6	79.6



Compound	Conc.	RT	Dev(Min)	Resp.	QIon	QRatio	Lower	Upper
Bromoform	378.2200	10.63	0.00	129038	170.5	52.5	22.1	82.1
					174.5	50.4	20.1	80.1

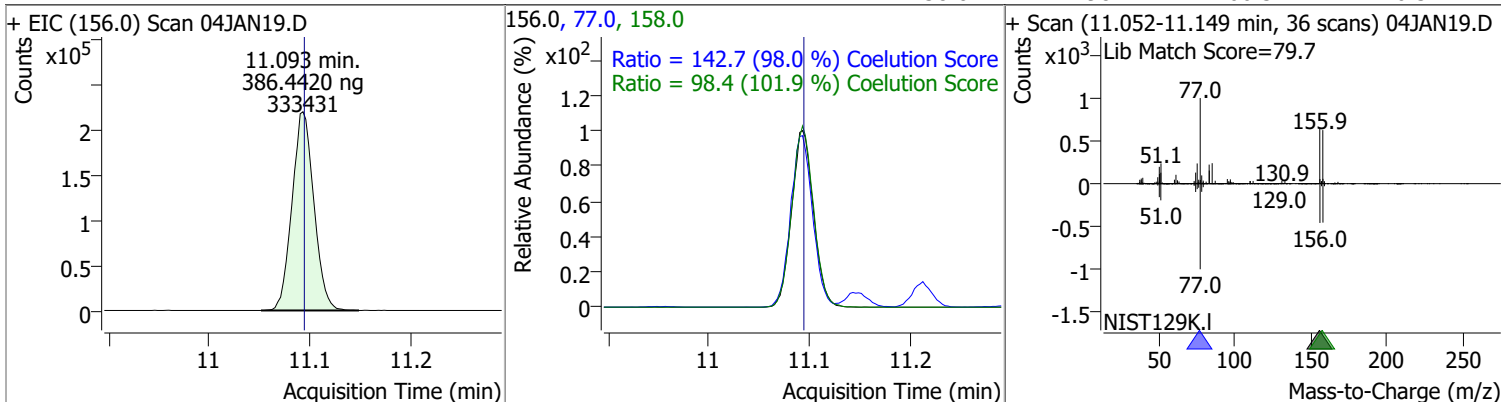


Compound	Conc.	RT	Dev(Min)	Resp.	QIon	QRatio	Lower	Upper
p-Bromofluorobenzene	394.6566	10.95	0.00	385474	174.0	94.4	61.7	121.7
					176.0	92.3	60.6	120.6

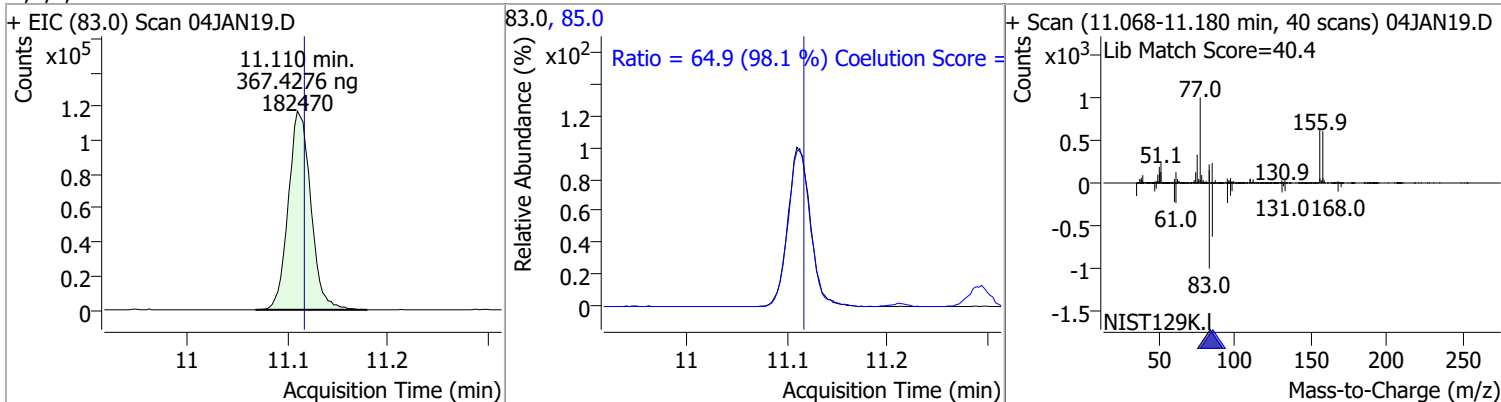


Quantitation Results Report (QT Reviewed)

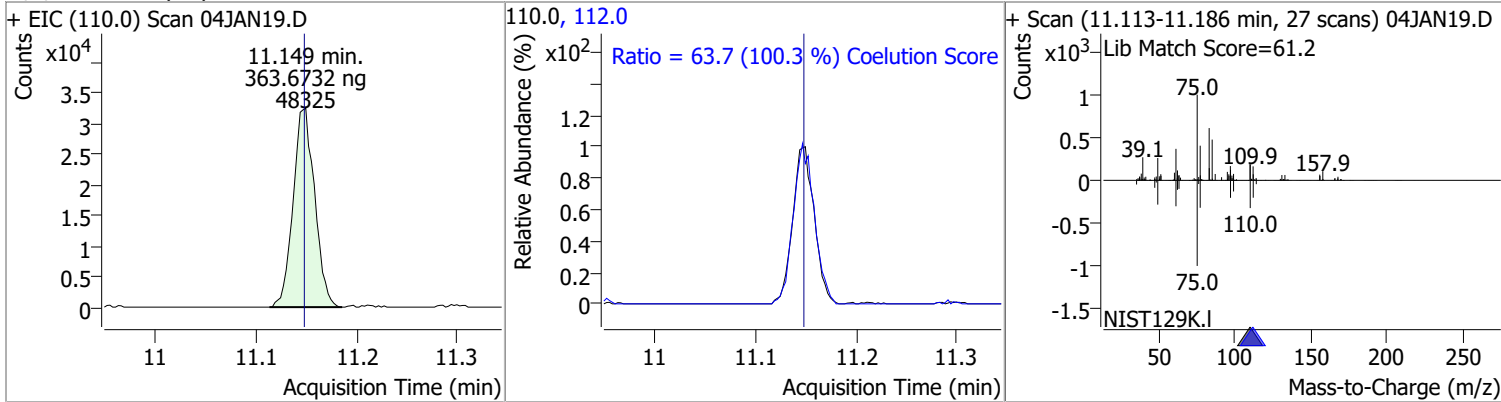
Compound	Conc.	RT	Dev(Min)	Resp.	QIon	QRatio	Lower	Upper
Bromobenzene	386.4420	11.09	0.00	333431	77.0	142.7	115.7	175.7
					158.0	98.4	66.5	126.5



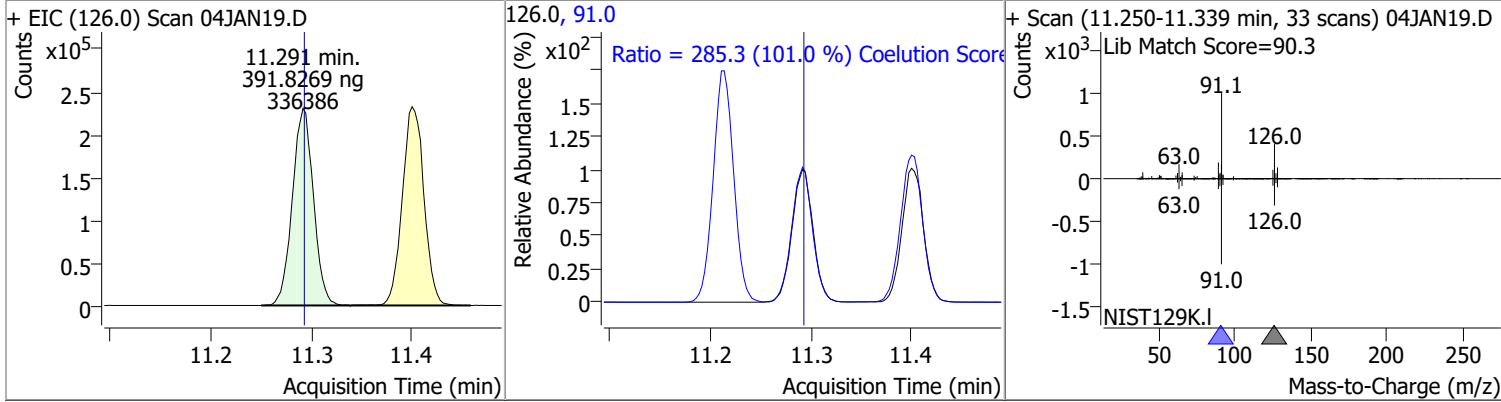
Compound	Conc.	RT	Dev(Min)	Resp.	QIon	QRatio	Lower	Upper
1,1,2,2-Tetrachloroethane	367.4276	11.11	-0.01	182470	85.0	64.9	36.2	96.2



Compound	Conc.	RT	Dev(Min)	Resp.	QIon	QRatio	Lower	Upper
1,2,3-Trichloropropane	363.6732	11.15	0.00	48325	112.0	63.7	33.5	93.5

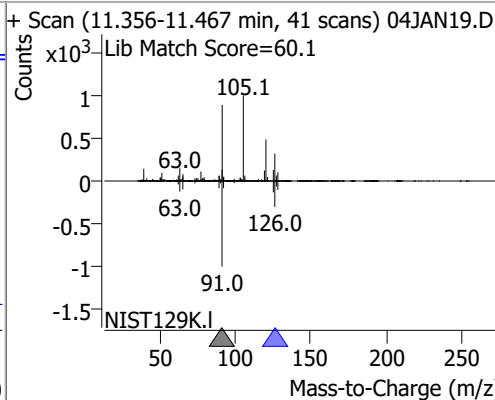
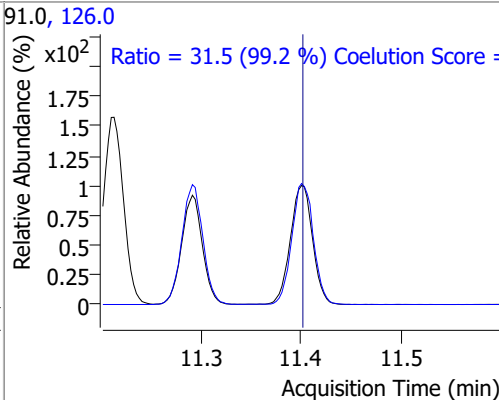
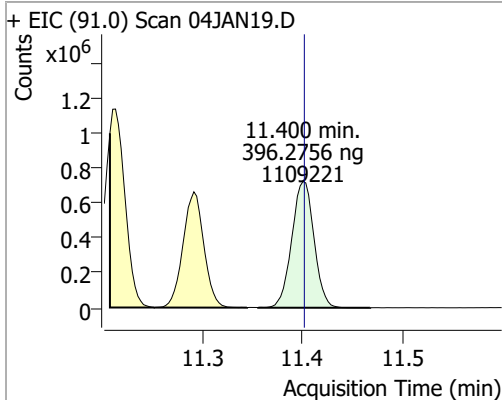


Compound	Conc.	RT	Dev(Min)	Resp.	QIon	QRatio	Lower	Upper
2-Chlorotoluene	391.8269	11.29	0.00	336386	91.0	285.3	252.3	312.3

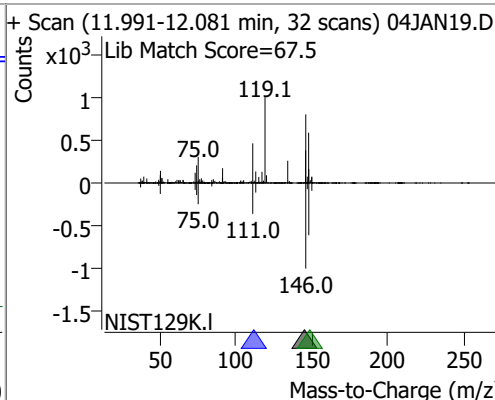
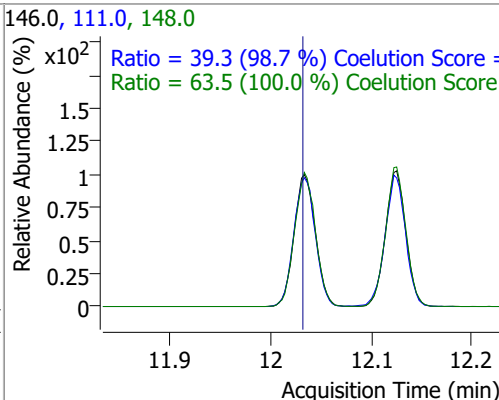
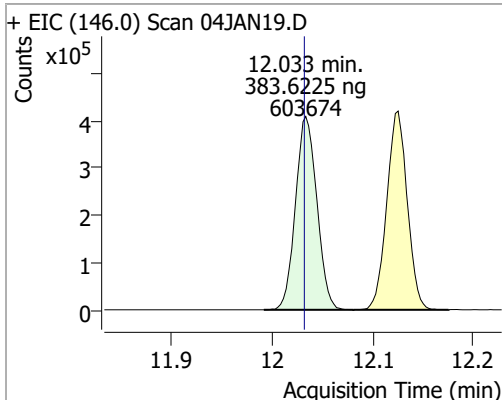


Quantitation Results Report (QT Reviewed)

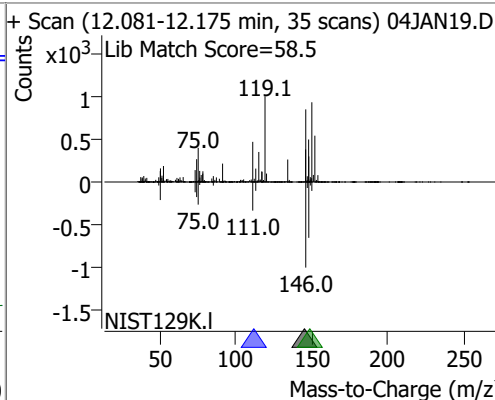
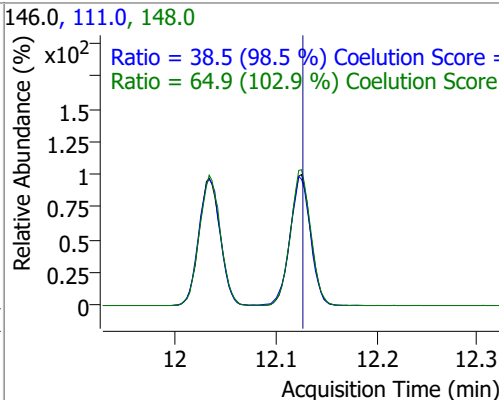
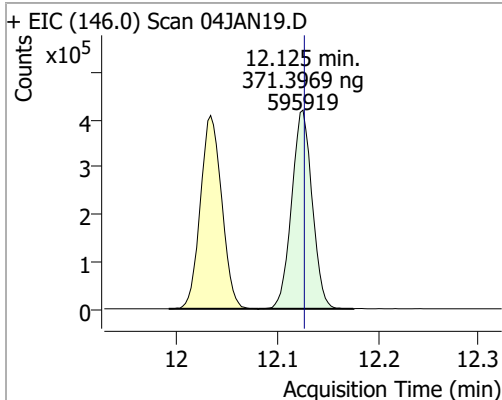
Compound	Conc.	RT	Dev(Min)	Resp.	QIon	QRatio	Lower	Upper
4-Chlorotoluene	396.2756	11.40	0.00	1109221	126.0	31.5	1.7	61.7



Compound	Conc.	RT	Dev(Min)	Resp.	QIon	QRatio	Lower	Upper
1,3-Dichlorobenzene	383.6225	12.03	0.00	603674	148.0	63.5	33.6	93.6
					111.0	39.3	9.8	69.8

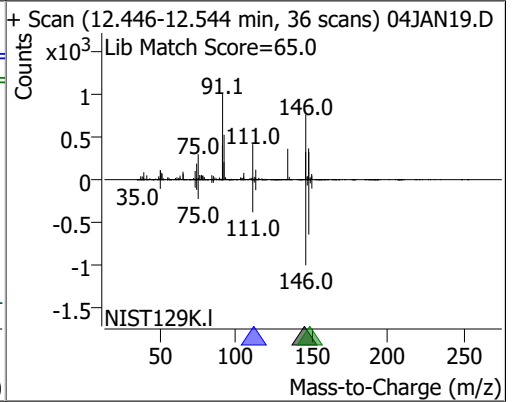
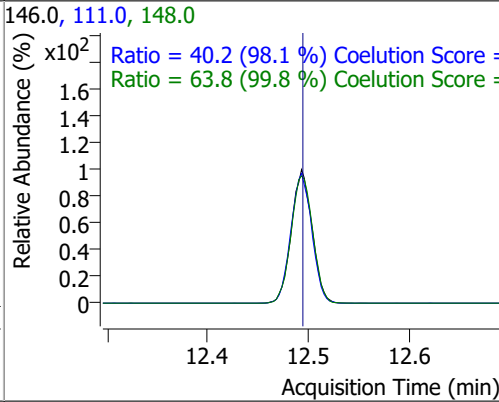
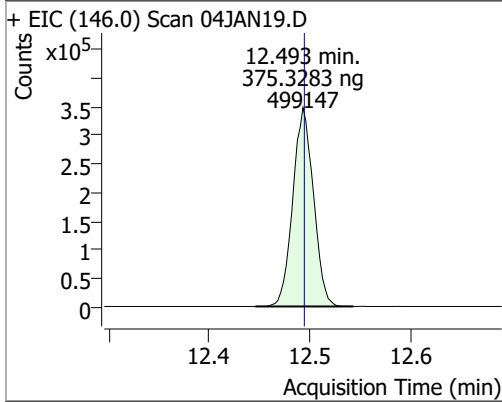


Compound	Conc.	RT	Dev(Min)	Resp.	QIon	QRatio	Lower	Upper
1,4-Dichlorobenzene	371.3969	12.13	0.00	595919	148.0	64.9	33.1	93.1
					111.0	38.5	9.1	69.1



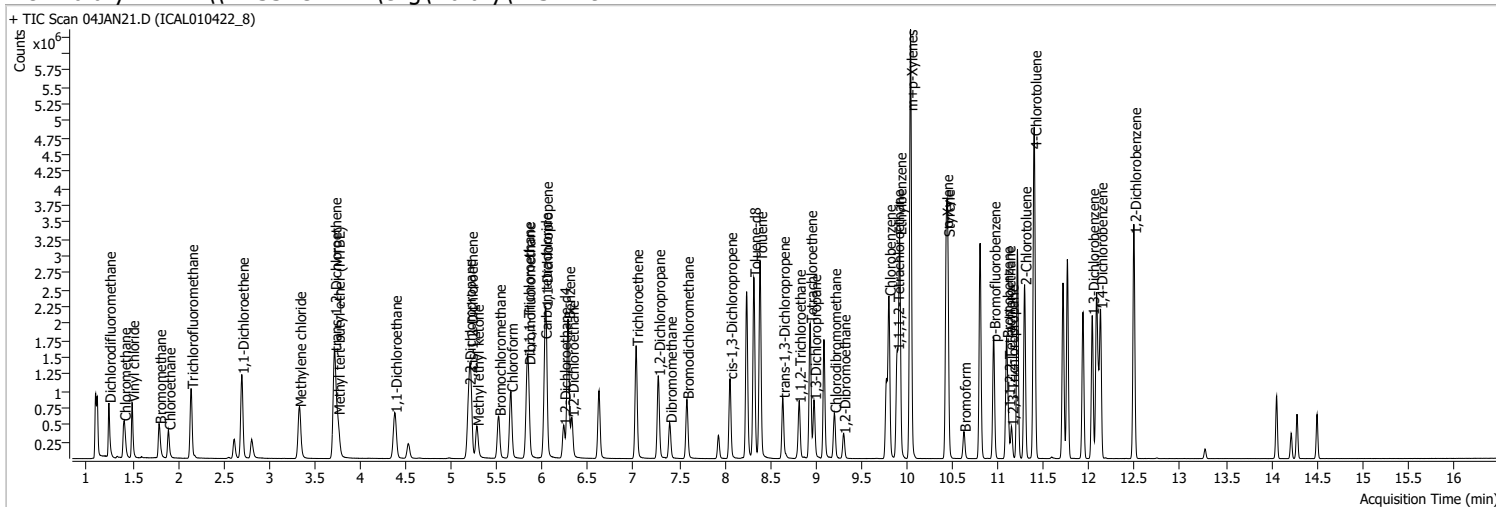
Quantitation Results Report (QT Reviewed)

Compound	Conc.	RT	Dev(Min)	Resp.	QIon	QRatio	Lower	Upper
1,2-Dichlorobenzene	375.3283	12.49	0.00	499147	148.0	63.8	33.9	93.9
					111.0	40.2	11.0	71.0



Quantitation Results Report (QT Reviewed)

Data File	04JAN21.D	Operator	MSC
Acq. Method	5975CACQF.M	Acq. Date-Time	1/4/2022 8:34:31 PM
Sample Name	ICAL010422_8	Instrument	VOA5975C
Vial	21	Multiplier	1.00
DA Method File	VOA5975C_8260B_SHT_DoD_L4_010422.m	Comment	
Tune File	BFB_Atune3.u	Tune Date	10/11/2021 4:02:00 PM
Batch Name	VG010422_8260B.batch.bin	Last Calib Update	1/9/2022 8:59:52 PM
Ref Library	\\MASSHUNTER\Org\Library\NIST129K.I		



Compound	RT	QIon	Resp.	Conc.	Units	Dev(Min)
----------	----	------	-------	-------	-------	----------

Internal Standards

M Fluorobenzene	6.621	96.0	841364	250.0000	ng	-0.003
M Chlorobenzene-d5	9.774	82.0	313585	250.0000	ng	0.003
M 1,4-Dichlorobenzene-d4	12.103	152.0	262971	250.0000	ng	0.003

System Monitoring Compounds

S Dibromofluoromethane	5.845	113.0	404568	510.3991	ng	0.000
Spiked Amount: 250.000	Range: 80.0 - 119.0%			Recovery = 204.16%	*	
S 1,2-Dichloroethane-d4	6.233	67.0	174713	510.3080	ng	0.000
Spiked Amount: 250.000	Range: 81.0 - 118.0%			Recovery = 204.12%	*	
S Toluene-d8	8.319	98.0	1644540	544.2136	ng	0.000
Spiked Amount: 250.000	Range: 89.0 - 112.0%			Recovery = 217.69%	*	
S p-Bromofluorobenzene	10.949	95.0	521580	541.3964	ng	-0.006
Spiked Amount: 250.000	Range: 85.0 - 114.0%			Recovery = 216.56%	*	

Target Compounds

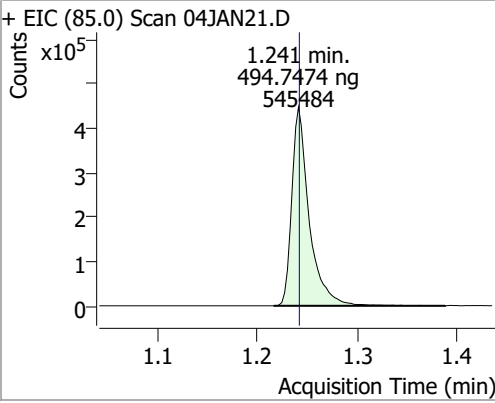
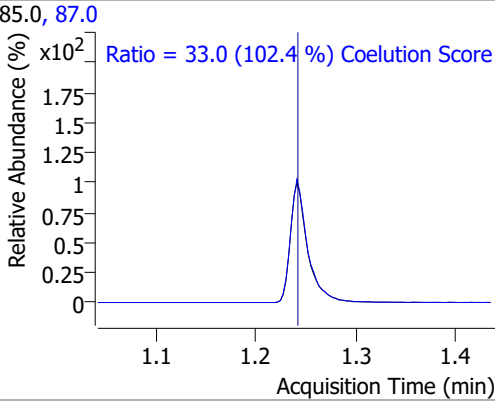
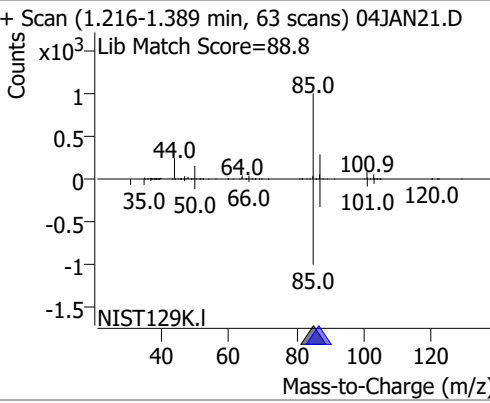
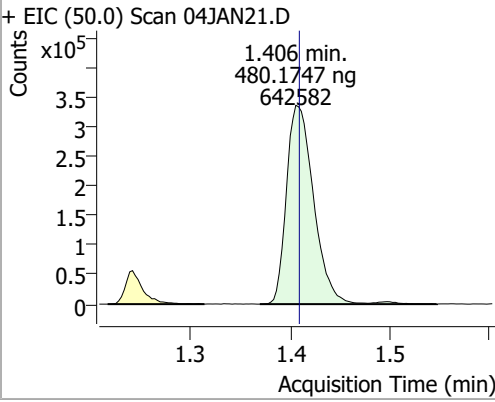
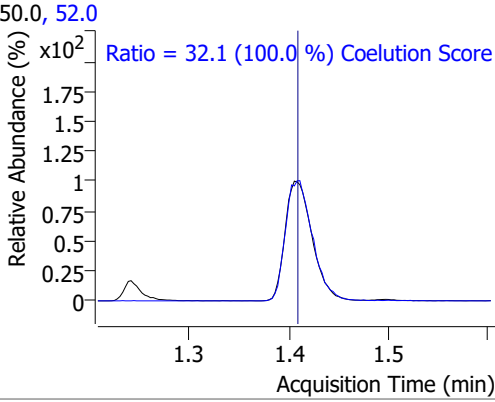
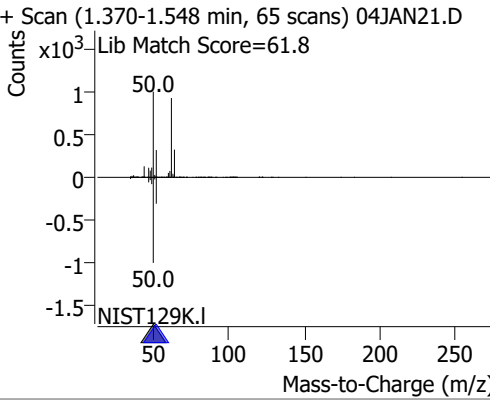
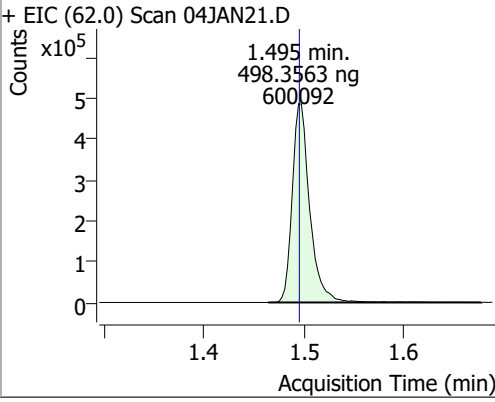
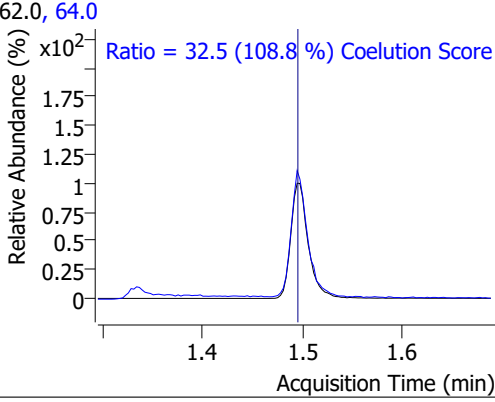
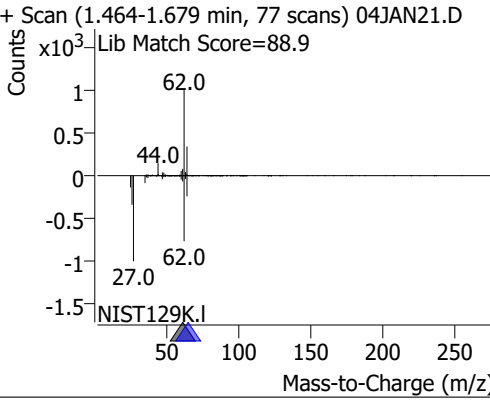
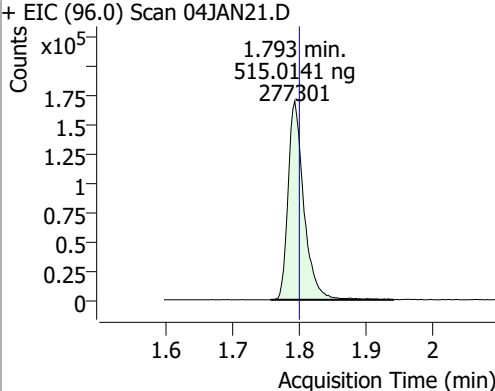
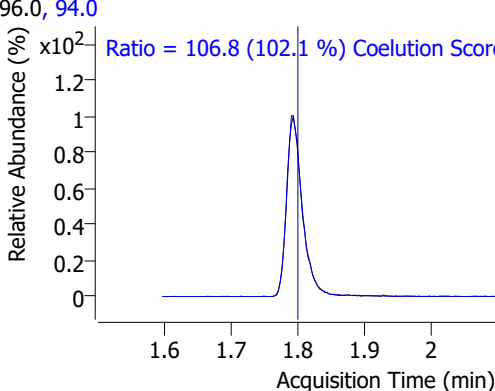
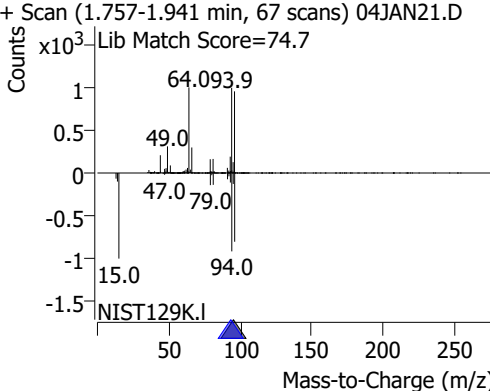
Compound	RT	QIon	Resp.	Conc.	Units	QValue
T Dichlorodifluoromethane	1.241	85.0	545484	494.7474	ng	99
T Chloromethane	1.406	50.0	642582	480.1747	ng	100
T Vinyl chloride	1.495	62.0	600092	498.3563	ng	95
T Bromomethane	1.793	96.0	277301	515.0141	ng	98
T Chloroethane	1.894	64.0	287041	481.5143	ng	98
T Trichlorofluoromethane	2.145	101.0	731829	489.6475	ng	99
T 1,1-Dichloroethene	2.700	96.0	436507	515.0603	ng	98
T Methylene chloride	3.330	49.0	583438	466.9993	ng	98
T trans-1,2-Dichloroethene	3.718	96.0	440967	510.0097	ng	98
T Methyl tert-butyl ether (MTBE)	3.754	73.0	584294	522.8187	ng	99
T 1,1-Dichloroethane	4.378	63.0	829359	515.3207	ng	99
T 2,2-Dichloropropane	5.190	77.0	601823	499.0473	ng	98
T cis-1,2-Dichloroethene	5.212	96.0	452377	516.0544	ng	99
T Methyl ethyl ketone	5.279	43.0	632539	5327.1253	ng	99
T Bromochloromethane	5.519	128.0	179618	494.6054	ng	98
T Chloroform	5.653	83.0	783422	489.1221	ng	99

Quantitation Results Report (QT Reviewed)

Compound	RT	QIon	Resp.	Conc.	Units	Dev(Min)
T 1,1,1-Trichloroethane	5.834	97.0	778785	518.8312	ng	99
T Carbon tetrachloride	6.024	117.0	770907	521.2630	ng	98
T 1,1-Dichloropropene	6.038	75.0	693669	543.5121	ng	99
T Benzene	6.280	78.0	1714050	511.6658	ng	100
T 1,2-Dichloroethane	6.322	62.0	450739	497.3699	ng	100
T Trichloroethene	7.028	95.0	505400	534.4007	ng	99
T 1,2-Dichloropropane	7.270	63.0	436057	524.1695	ng	100
T Dibromomethane	7.396	93.0	176038	500.7456	ng	98
T Bromodichloromethane	7.585	83.0	502929	518.3718	ng	100
T cis-1,3-Dichloropropene	8.059	75.0	591147	538.9008	ng	99
T Toluene	8.389	92.0	1095161	536.5101	ng	99
T trans-1,3-Dichloropropene	8.637	75.0	416771	533.7551	ng	99
T 1,1,2-Trichloroethane	8.815	83.0	205463	505.1803	ng	97
T Tetrachloroethene	8.938	163.8	428812	514.9255	ng	100
T 1,3-Dichloropropane	8.980	76.0	408993	511.2479	ng	100
T Chlorodibromomethane	9.203	129.0	330813	520.4361	ng	99
T 1,2-Dibromoethane	9.303	107.0	225877	507.9234	ng	99
T Chlorobenzene	9.802	112.0	1153147	515.9957	ng	100
T 1,1,1,2-Tetrachloroethane	9.892	131.0	406450	520.2855	ng	98
T Ethylbenzene	9.919	91.0	2111152	544.6881	ng	100
T m+p-Xylenes	10.039	106.0	1637879	1087.4082	ng	99
T o-Xylene	10.430	106.0	734101	547.4764	ng	100
T Styrene	10.449	104.0	1199879	555.7946	ng	99
T Bromoform	10.625	172.5	175918	522.7660	ng	98
T Bromobenzene	11.094	156.0	439147	516.0104	ng	98
T 1,1,2,2-Tetrachloroethane	11.113	83.0	240837	491.6700	ng	99
T 1,2,3-Trichloropropane	11.146	110.0	64422	491.5229	ng	99
T 2-Chlorotoluene	11.292	126.0	455991	538.4964	ng	99
T 4-Chlorotoluene	11.400	91.0	1468376	531.8471	ng	100
T 1,3-Dichlorobenzene	12.033	146.0	793993	511.5504	ng	100
T 1,4-Dichlorobenzene	12.125	146.0	794954	502.3001	ng	99
T 1,2-Dichlorobenzene	12.493	146.0	664247	506.3871	ng	99

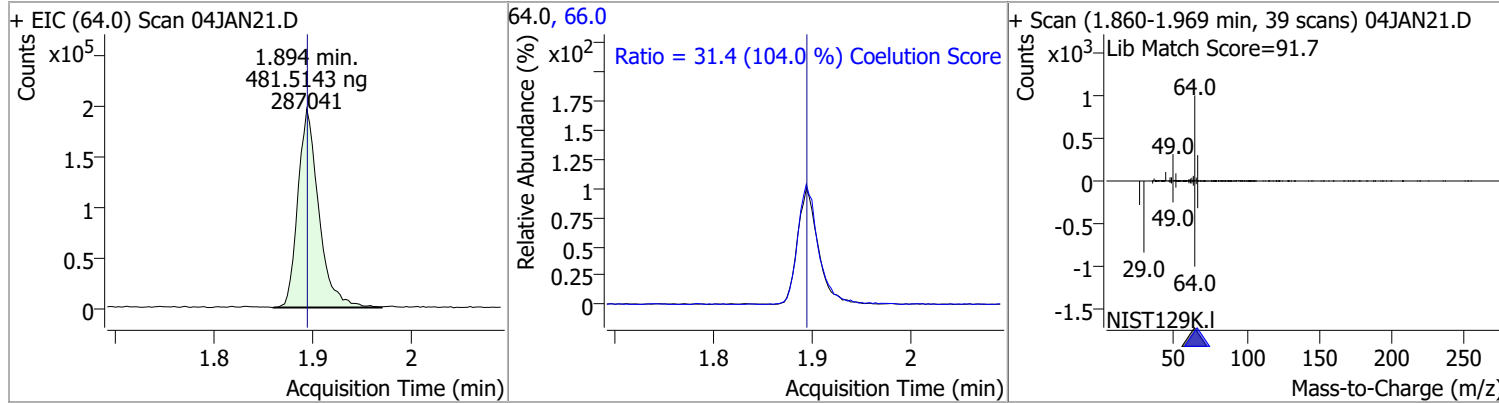
(#) = Qualifier Out of Range; (m) = Manual Integration; (+) = Area Summed; (*) = Surrogate Percent Recovery Out of Range; (d): Zeroed Peak

Quantitation Results Report (QT Reviewed)

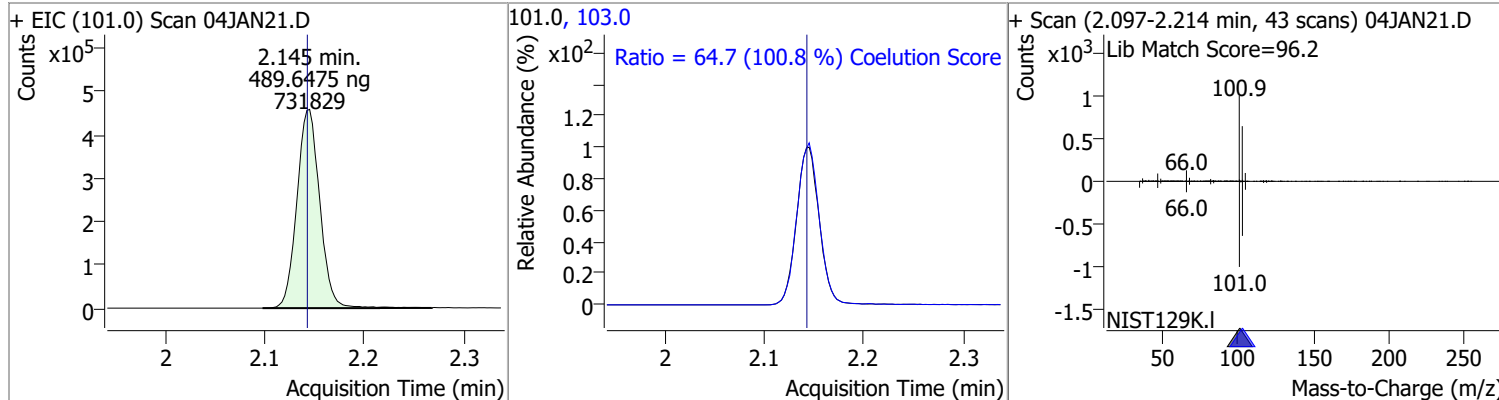
Compound	Conc.	RT	Dev(Min)	Resp.	QIon	QRatio	Lower	Upper
Dichlorodifluoromethane	494.7474	1.24	0.00	545484	87.0	33.0	2.3	62.3
+ EIC (85.0) Scan 04JAN21.D 			85.0, 87.0 			+ Scan (1.216-1.389 min, 63 scans) 04JAN21.D Lib Match Score=88.8 		
Chloromethane	480.1747	1.41	0.00	642582	52.0	32.1	2.1	62.1
+ EIC (50.0) Scan 04JAN21.D 			50.0, 52.0 			+ Scan (1.370-1.548 min, 65 scans) 04JAN21.D Lib Match Score=61.8 		
Vinyl chloride	498.3563	1.50	0.00	600092	64.0	32.5	0.0	59.9
+ EIC (62.0) Scan 04JAN21.D 			62.0, 64.0 			+ Scan (1.464-1.679 min, 77 scans) 04JAN21.D Lib Match Score=88.9 		
Bromomethane	515.0141	1.79	-0.01	277301	94.0	106.8	74.6	134.6
+ EIC (96.0) Scan 04JAN21.D 			96.0, 94.0 			+ Scan (1.757-1.941 min, 67 scans) 04JAN21.D Lib Match Score=74.7 		

Quantitation Results Report (QT Reviewed)

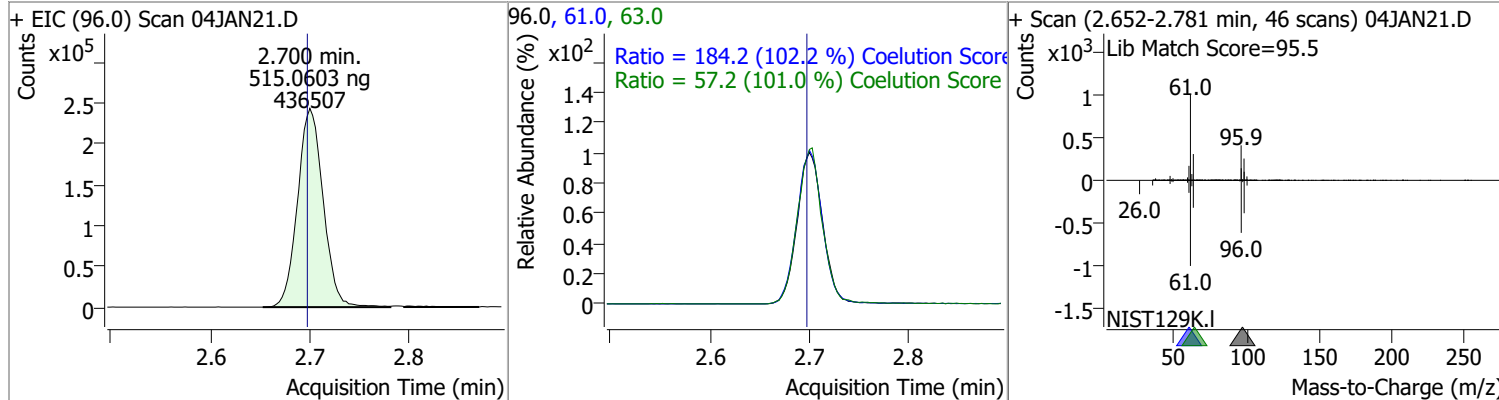
Compound	Conc.	RT	Dev(Min)	Resp.	QIon	QRatio	Lower	Upper
Chloroethane	481.5143	1.89	0.00	287041	66.0	31.4	0.1	60.1



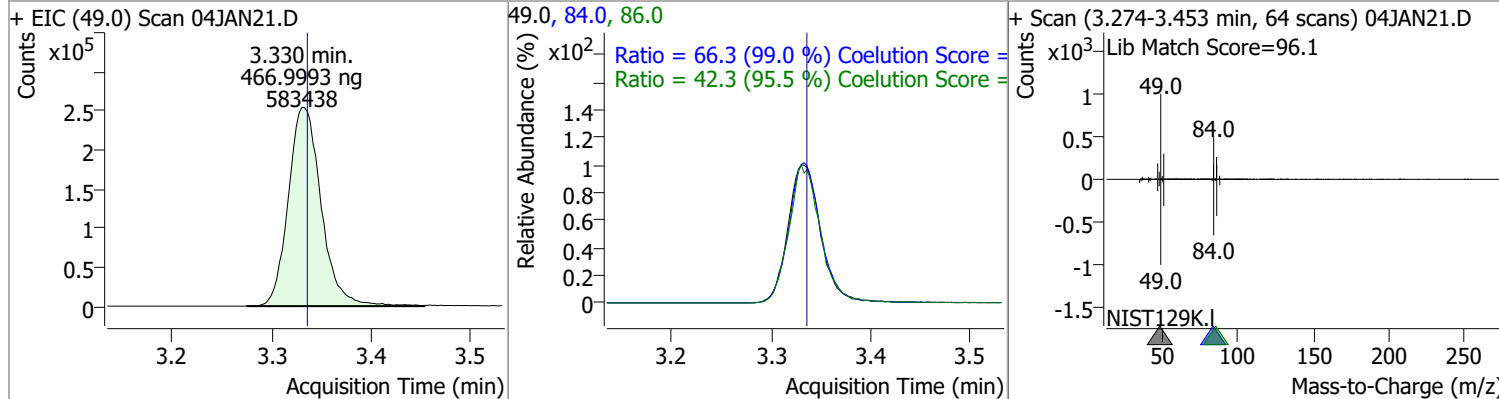
Compound	Conc.	RT	Dev(Min)	Resp.	QIon	QRatio	Lower	Upper
Trichlorofluoromethane	489.6475	2.14	0.00	731829	103.0	64.7	34.2	94.2



Compound	Conc.	RT	Dev(Min)	Resp.	QIon	QRatio	Lower	Upper
1,1-Dichloroethene	515.0603	2.70	0.00	436507	61.0	184.2	150.3	210.3
					63.0	57.2	26.7	86.7

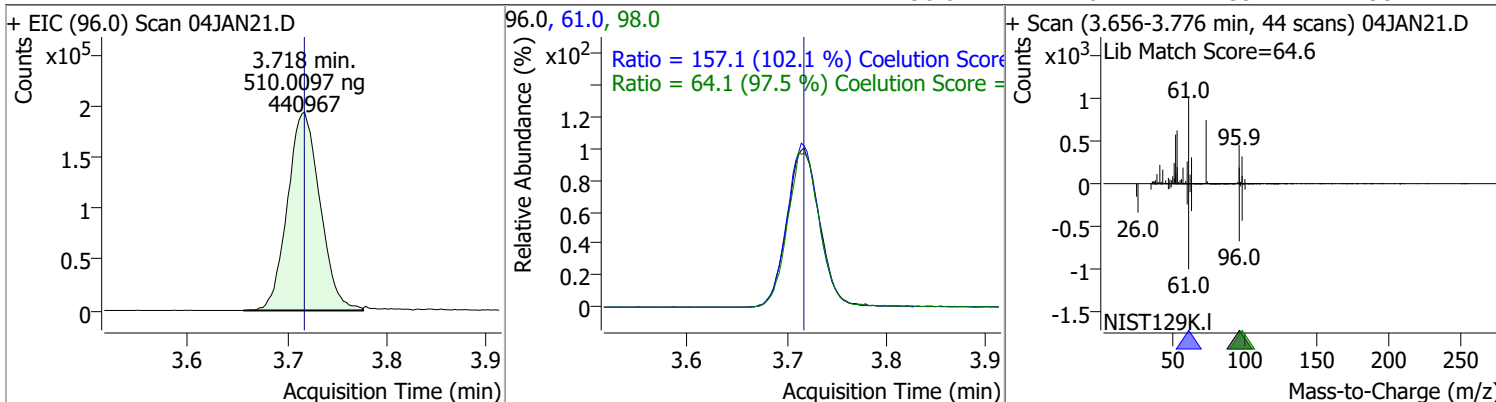


Compound	Conc.	RT	Dev(Min)	Resp.	QIon	QRatio	Lower	Upper
Methylene chloride	466.9993	3.33	-0.01	583438	84.0	66.3	36.9	96.9
					86.0	42.3	14.3	74.3

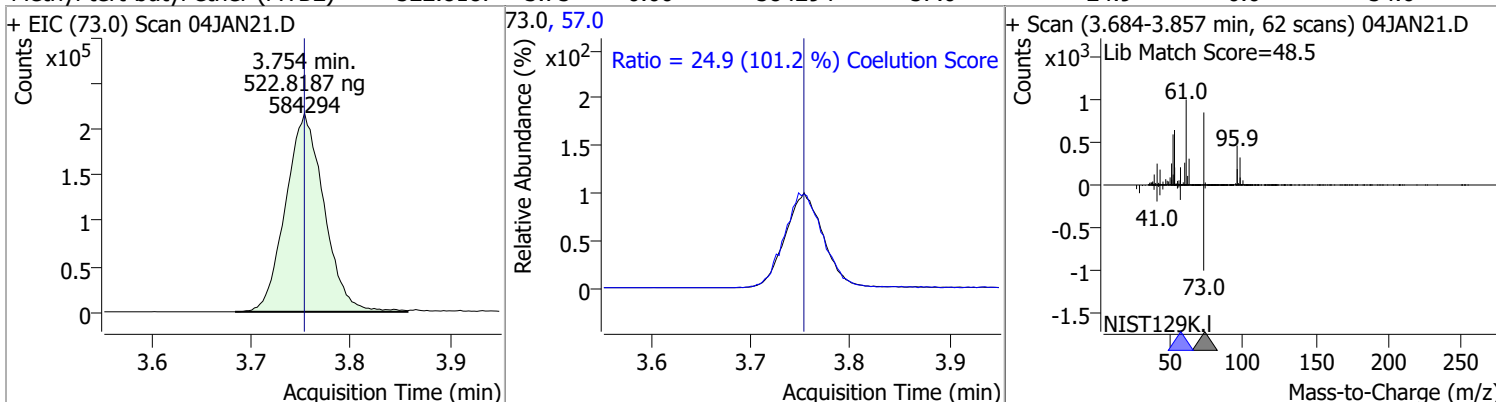


Quantitation Results Report (QT Reviewed)

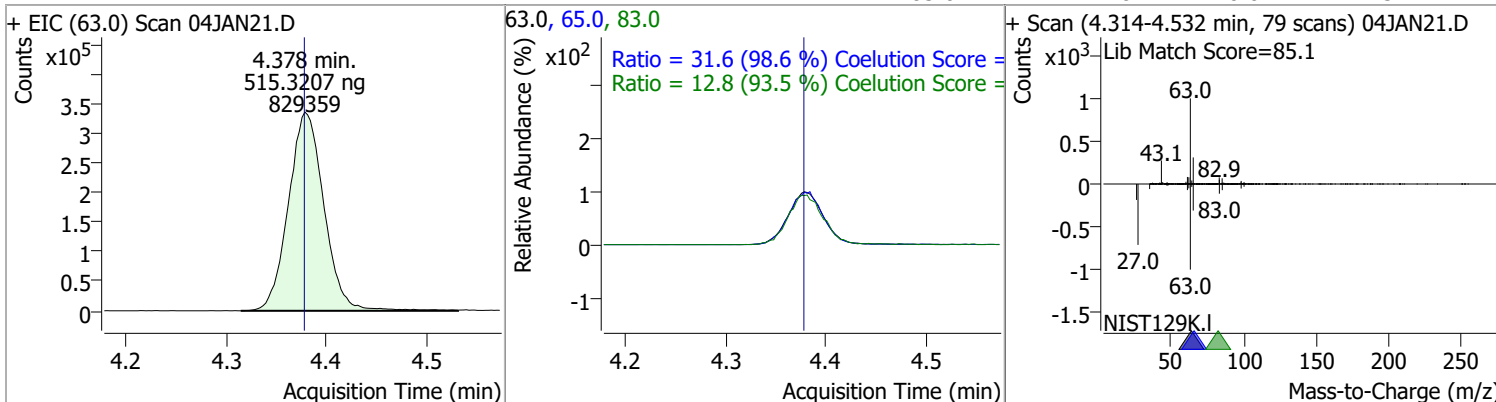
Compound	Conc.	RT	Dev(Min)	Resp.	QIon	QRatio	Lower	Upper
trans-1,2-Dichloroethene	510.0097	3.72	0.00	440967	61.0	157.1	123.9	183.9
					98.0	64.1	35.7	95.7



Compound	Conc.	RT	Dev(Min)	Resp.	QIon	QRatio	Lower	Upper
Methyl tert-butyl ether (MTBE)	522.8187	3.75	0.00	584294	57.0	24.9	0.0	54.6

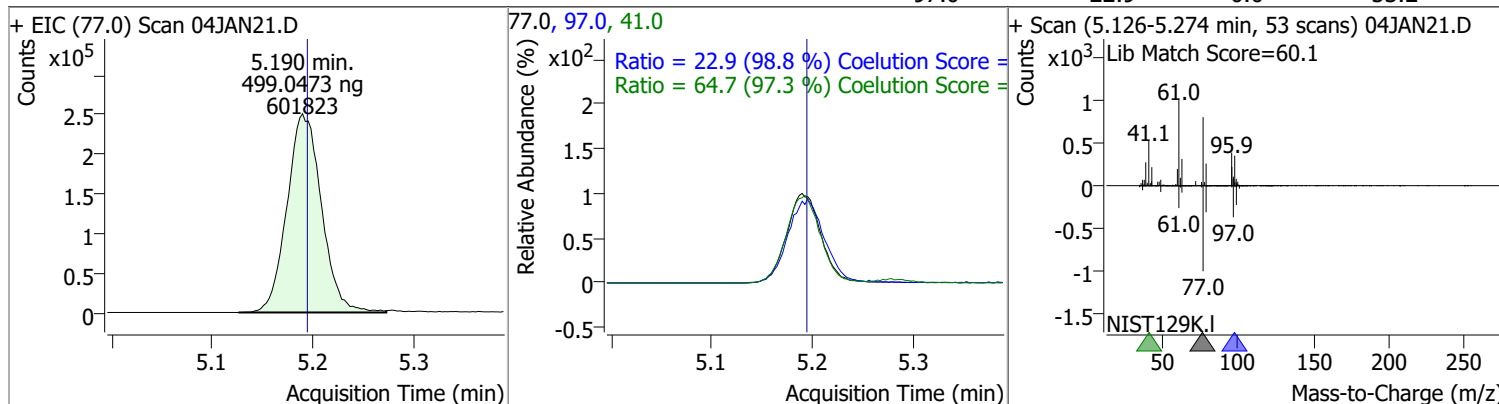


Compound	Conc.	RT	Dev(Min)	Resp.	QIon	QRatio	Lower	Upper
1,1-Dichloroethane	515.3207	4.38	0.00	829359	65.0	31.6	2.1	62.1
					83.0	12.8	0.0	43.7

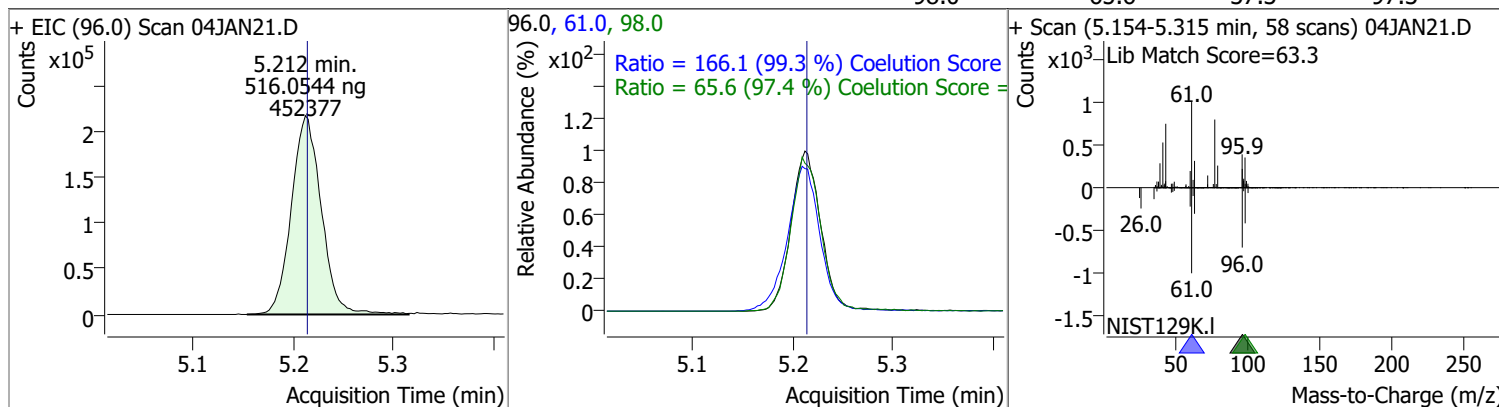


Quantitation Results Report (QT Reviewed)

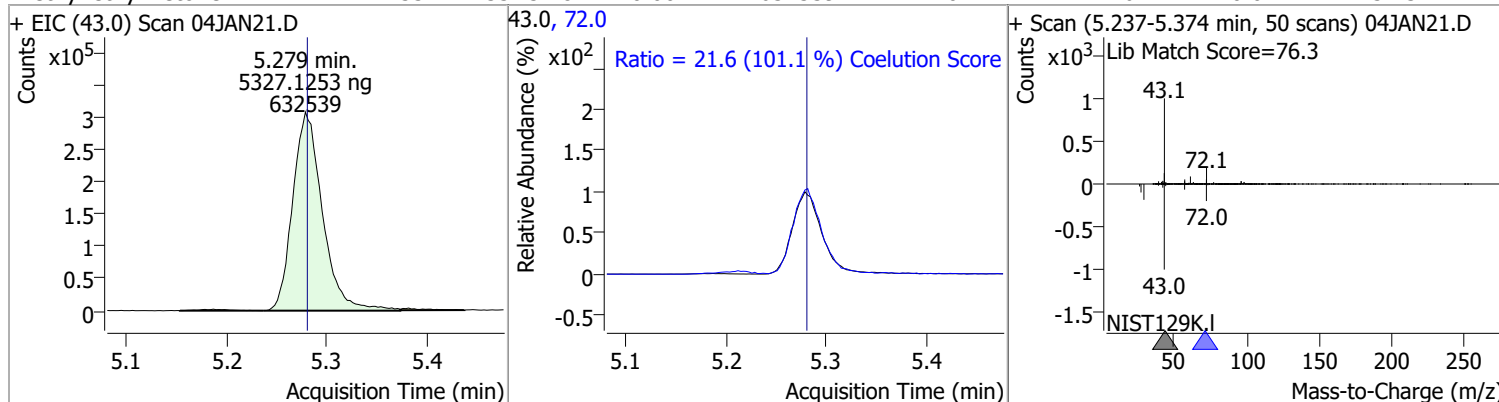
Compound	Conc.	RT	Dev(Min)	Resp.	QIon	QRatio	Lower	Upper
2,2-Dichloropropane	499.0473	5.19	-0.01	601823	41.0	64.7	36.5	96.5
					97.0	22.9	0.0	53.2



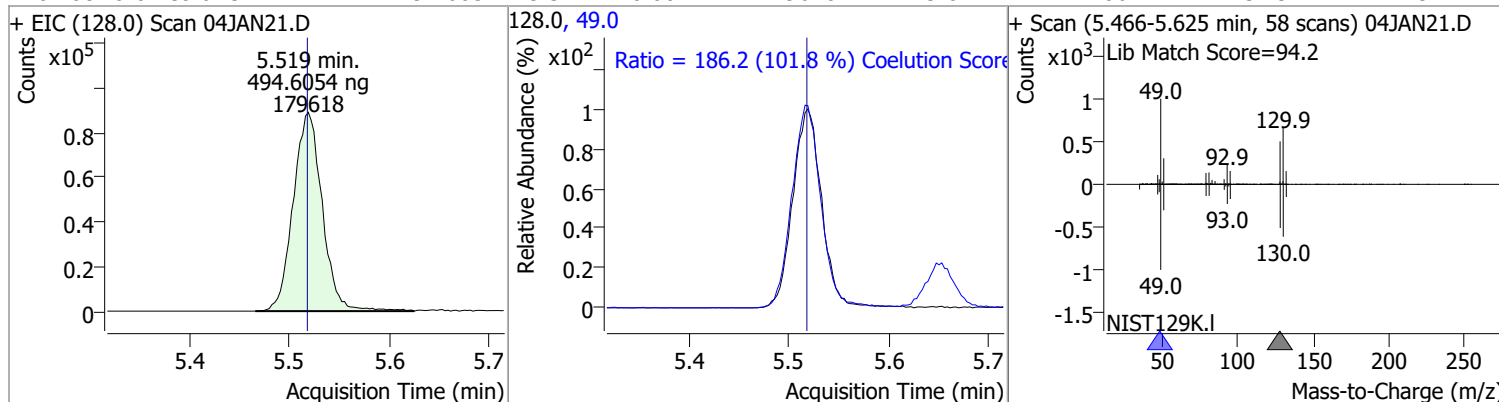
Compound	Conc.	RT	Dev(Min)	Resp.	QIon	QRatio	Lower	Upper
cis-1,2-Dichloroethene	516.0544	5.21	0.00	452377	61.0	166.1	137.2	197.2
					98.0	65.6	37.3	97.3



Compound	Conc.	RT	Dev(Min)	Resp.	QIon	QRatio	Lower	Upper
Methyl ethyl ketone	5327.1253	5.28	0.00	632539	72.0	21.6	0.0	51.3

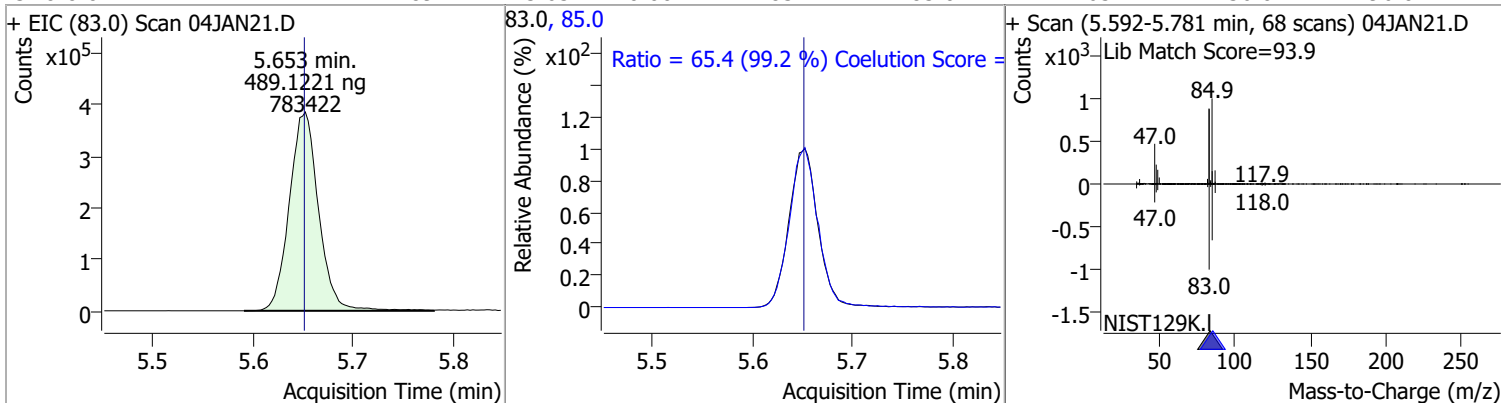


Compound	Conc.	RT	Dev(Min)	Resp.	QIon	QRatio	Lower	Upper
Bromochloromethane	494.6054	5.52	0.00	179618	49.0	186.2	152.9	212.9

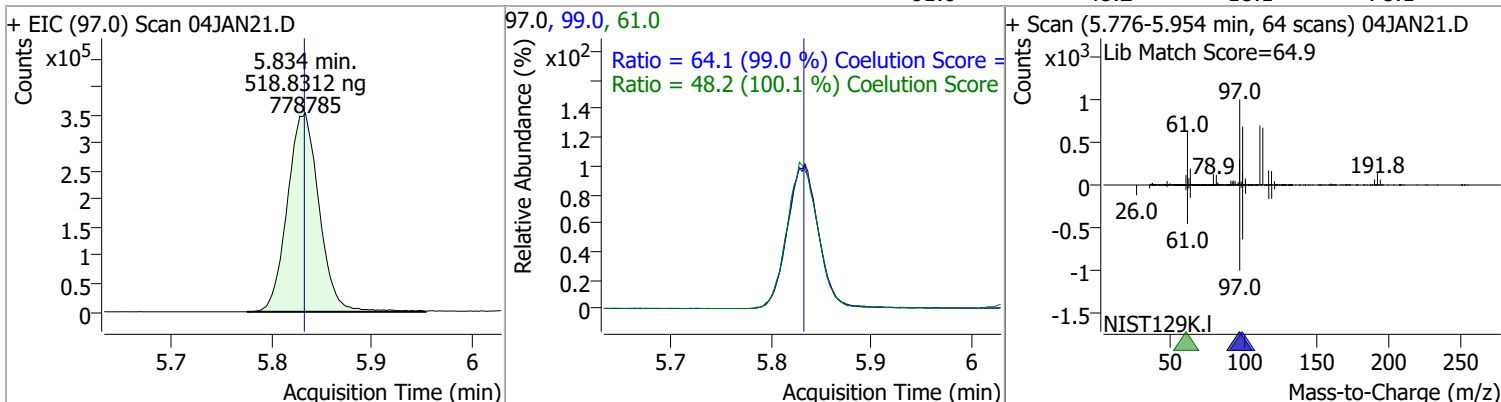


Quantitation Results Report (QT Reviewed)

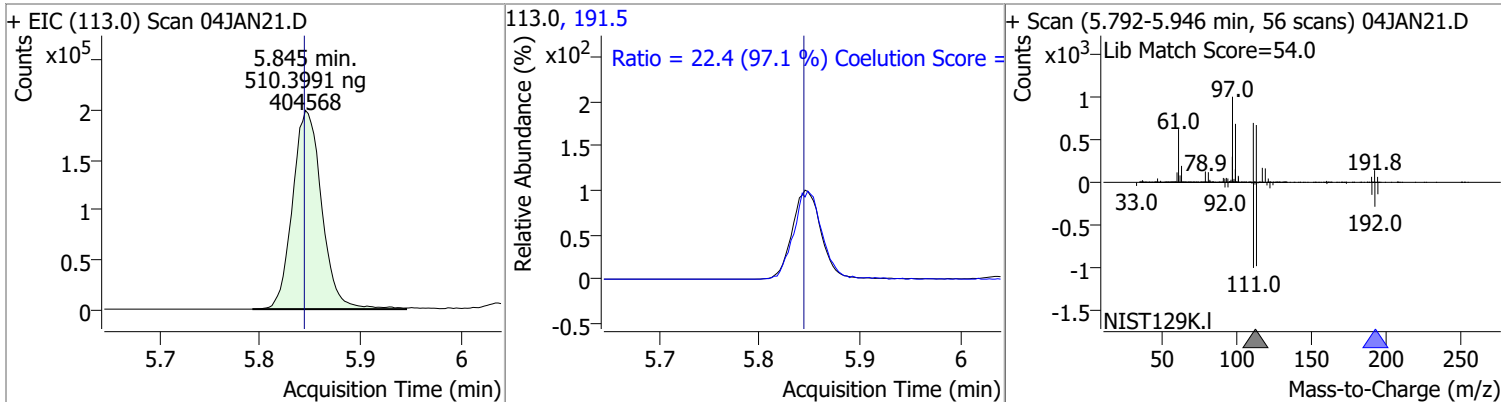
Compound	Conc.	RT	Dev(Min)	Resp.	QIon	QRatio	Lower	Upper
Chloroform	489.1221	5.65	0.00	783422	85.0	65.4	36.0	96.0



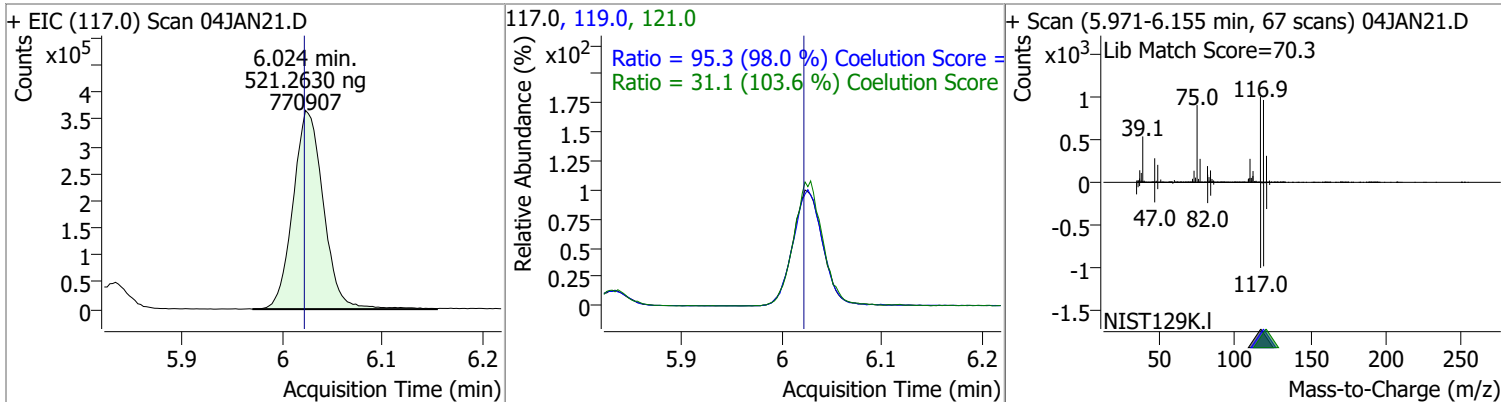
Compound	Conc.	RT	Dev(Min)	Resp.	QIon	QRatio	Lower	Upper
1,1,1-Trichloroethane	518.8312	5.83	0.00	778785	99.0	64.1	34.7	94.7
					61.0	48.2	18.1	78.1



Compound	Conc.	RT	Dev(Min)	Resp.	QIon	QRatio	Lower	Upper
Dibromofluoromethane	510.3991	5.85	0.00	404568	191.5	22.4	0.0	53.1

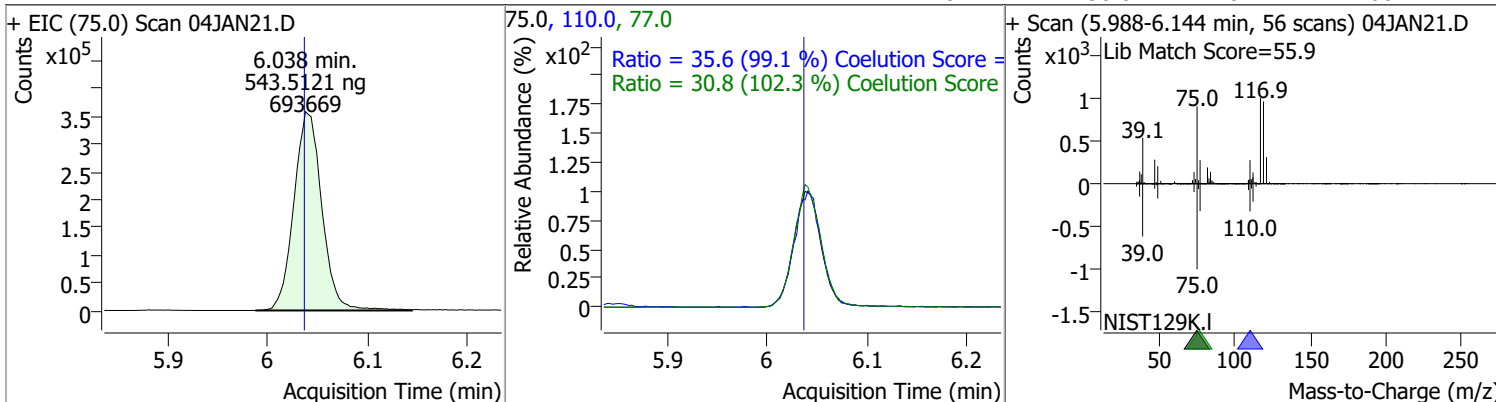


Compound	Conc.	RT	Dev(Min)	Resp.	QIon	QRatio	Lower	Upper
Carbon tetrachloride	521.2630	6.02	0.00	770907	119.0	95.3	67.2	127.2
					121.0	31.1	0.1	60.1

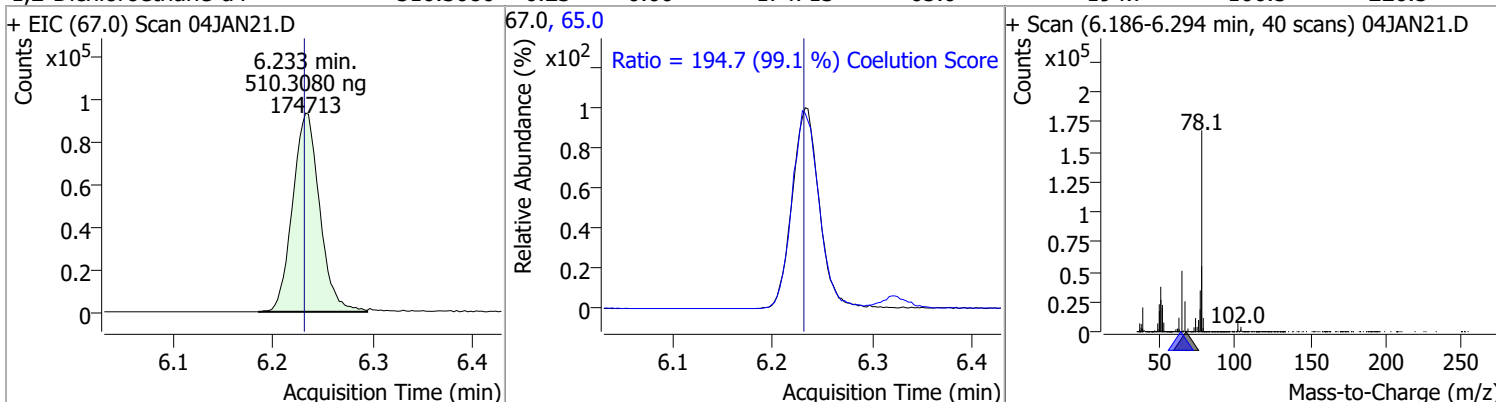


Quantitation Results Report (QT Reviewed)

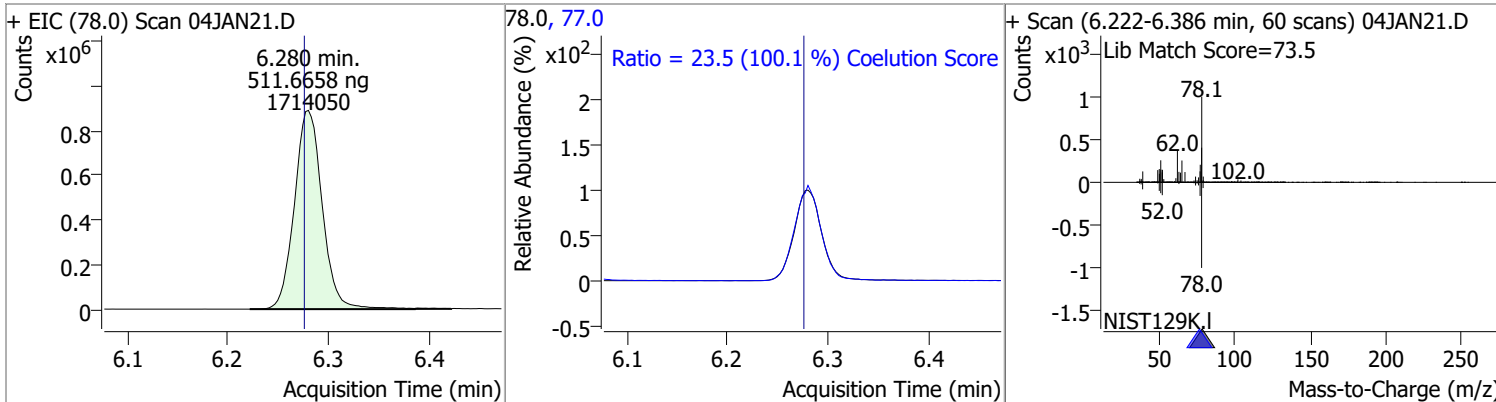
Compound	Conc.	RT	Dev(Min)	Resp.	QIon	QRatio	Lower	Upper
1,1-Dichloropropene	543.5121	6.04	0.00	693669	110.0	35.6	5.9	65.9
					77.0	30.8	0.1	60.1



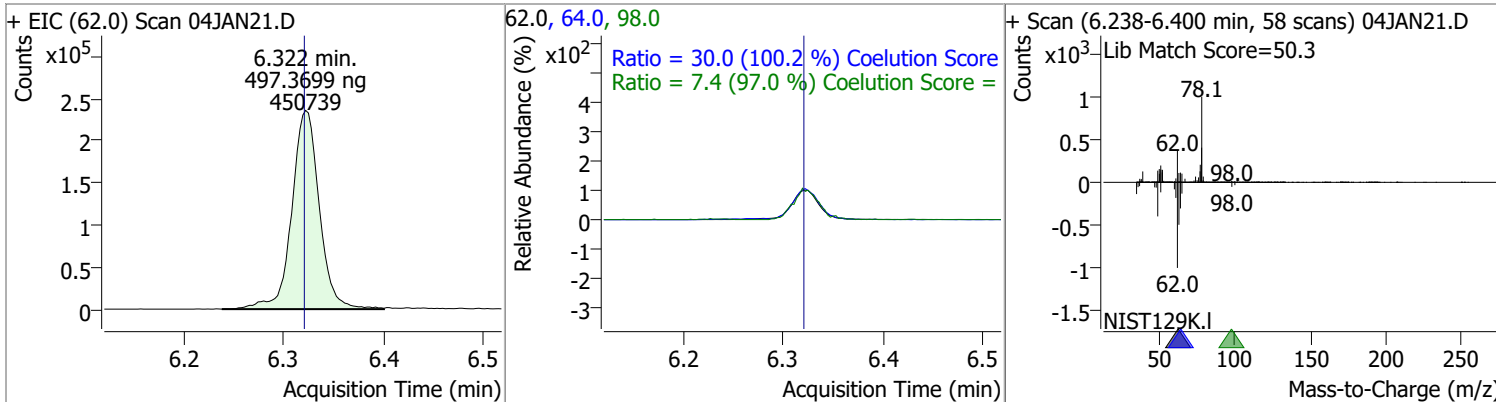
Compound	Conc.	RT	Dev(Min)	Resp.	QIon	QRatio	Lower	Upper
1,2-Dichloroethane-d4	510.3080	6.23	0.00	174713	65.0	194.7	166.5	226.5



Compound	Conc.	RT	Dev(Min)	Resp.	QIon	QRatio	Lower	Upper
Benzene	511.6658	6.28	0.00	1714050	77.0	23.5	0.0	53.5

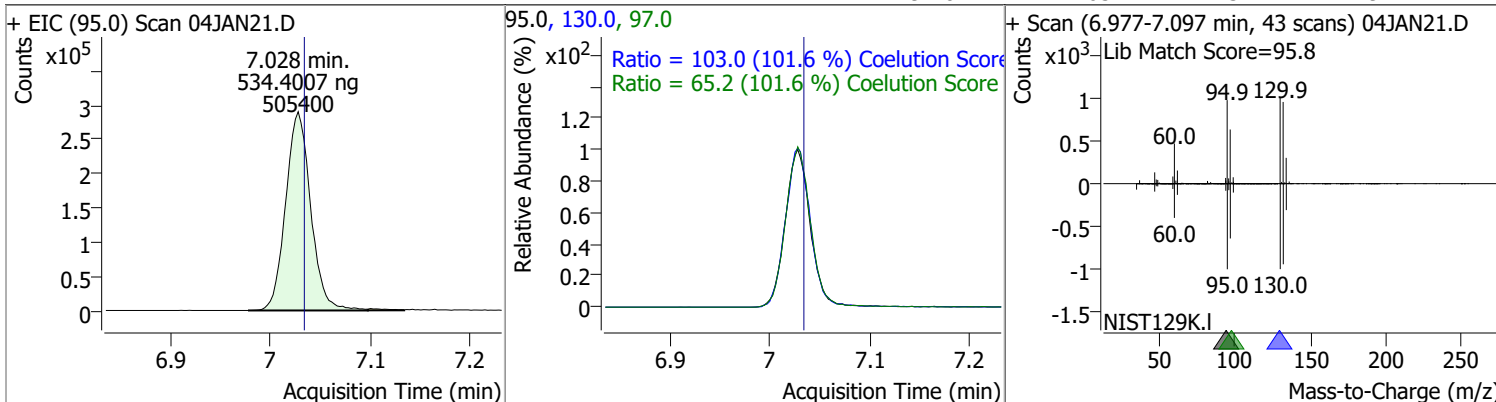


Compound	Conc.	RT	Dev(Min)	Resp.	QIon	QRatio	Lower	Upper
1,2-Dichloroethane	497.3699	6.32	0.00	450739	64.0	30.0	0.0	59.9
					98.0	7.4	0.0	37.6

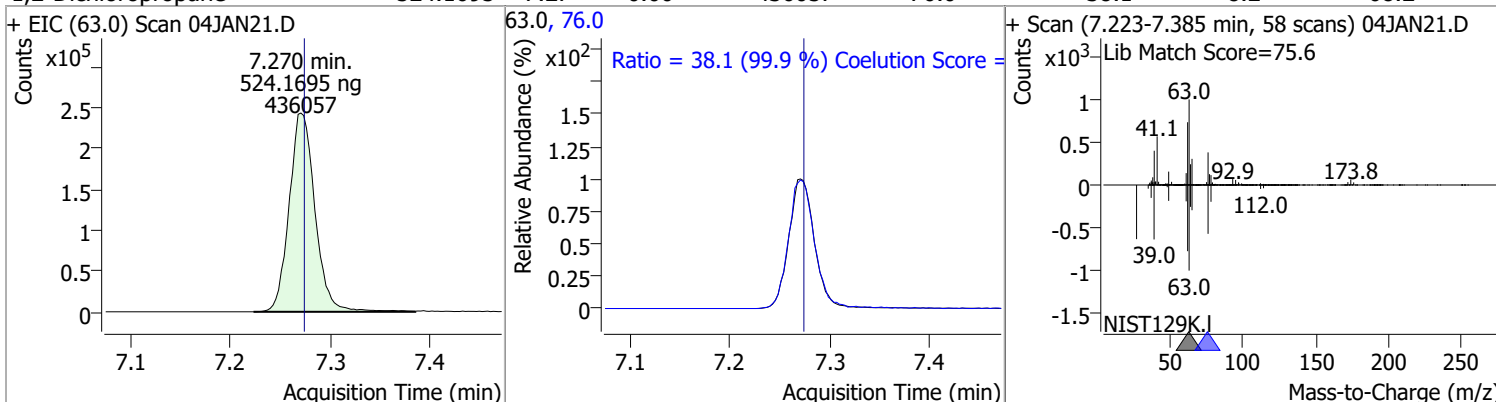


Quantitation Results Report (QT Reviewed)

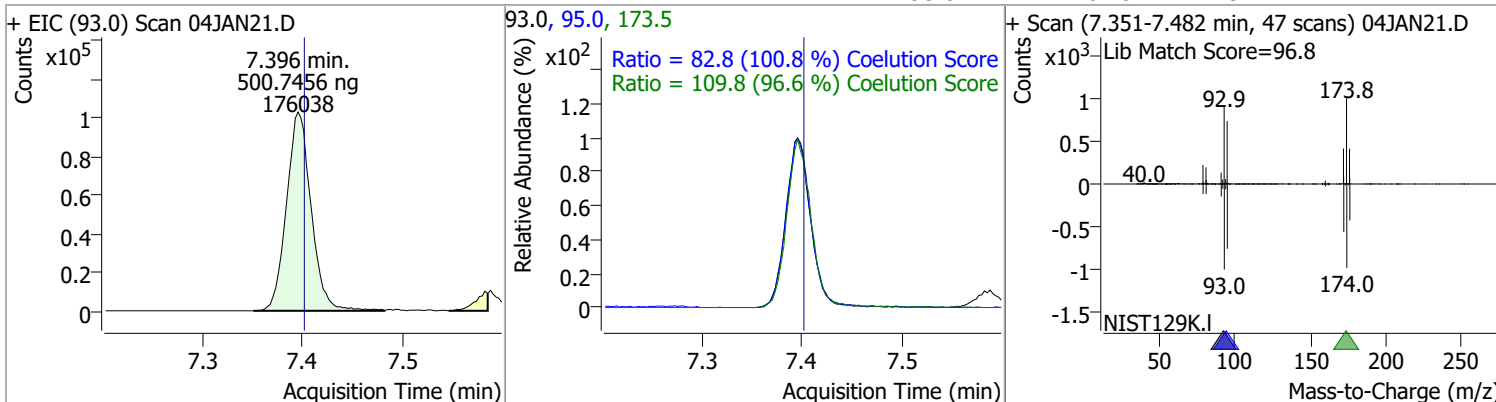
Compound	Conc.	RT	Dev(Min)	Resp.	QIon	QRatio	Lower	Upper
Trichloroethene	534.4007	7.03	0.00	505400	130.0	103.0	71.5	131.5
					97.0	65.2	34.1	94.1



Compound	Conc.	RT	Dev(Min)	Resp.	QIon	QRatio	Lower	Upper
1,2-Dichloropropane	524.1695	7.27	0.00	436057	76.0	38.1	8.2	68.2

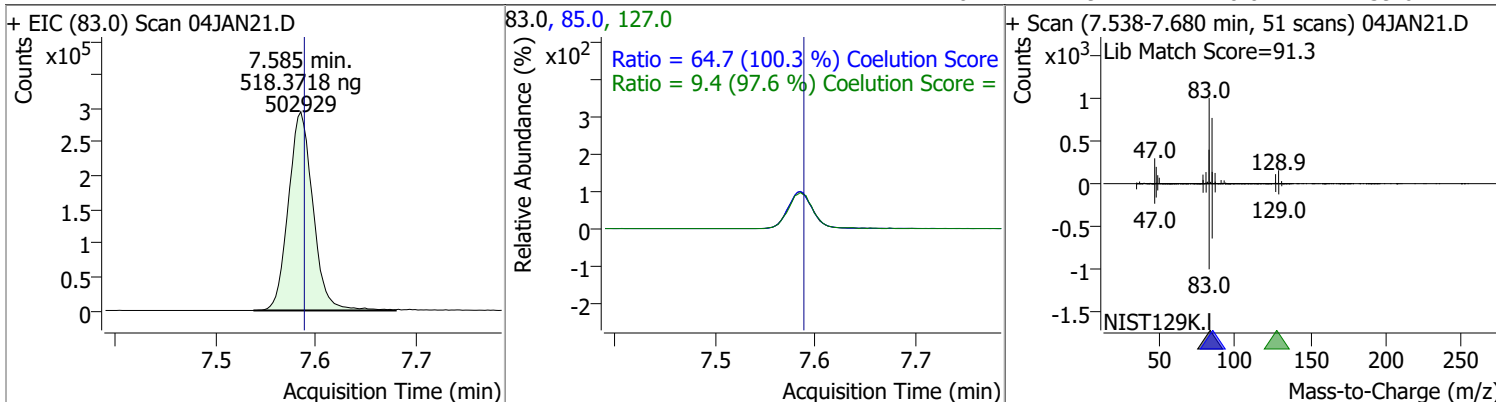


Compound	Conc.	RT	Dev(Min)	Resp.	QIon	QRatio	Lower	Upper
Dibromomethane	500.7456	7.40	0.00	176038	173.5	109.8	83.7	143.7
					95.0	82.8	52.2	112.2

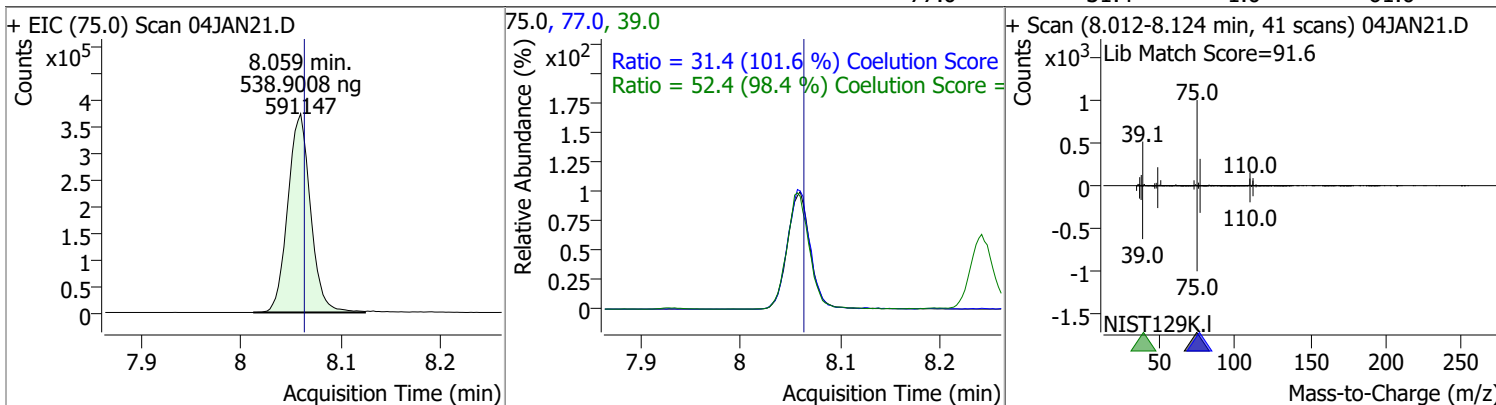


Quantitation Results Report (QT Reviewed)

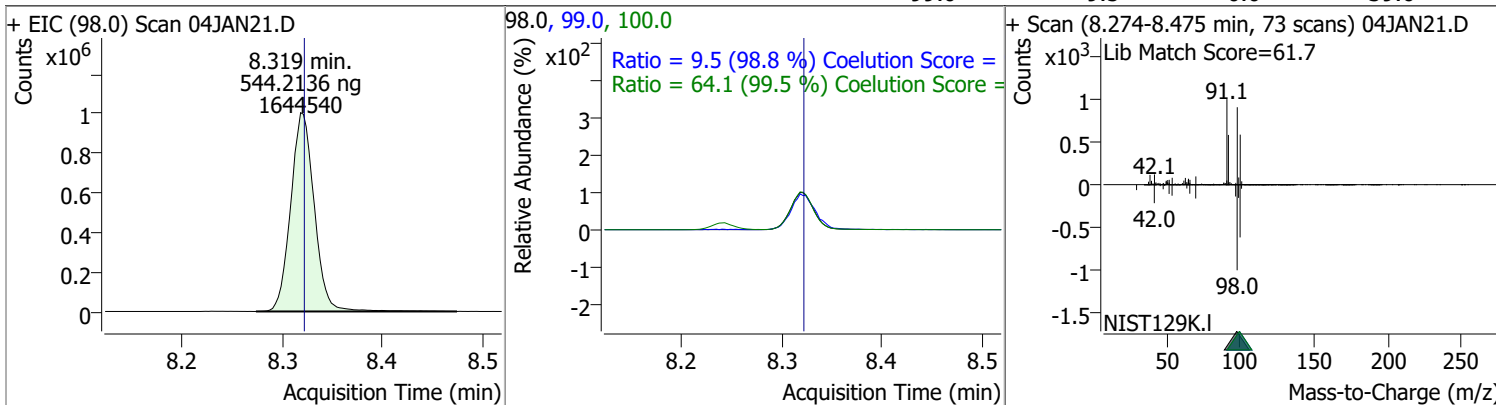
Compound	Conc.	RT	Dev(Min)	Resp.	QIon	QRatio	Lower	Upper
Bromodichloromethane	518.3718	7.59	0.00	502929	85.0	64.7	34.5	94.5
					127.0	9.4	0.0	39.6



Compound	Conc.	RT	Dev(Min)	Resp.	QIon	QRatio	Lower	Upper
cis-1,3-Dichloropropene	538.9008	8.06	0.00	591147	39.0	52.4	23.3	83.3
					77.0	31.4	1.0	61.0

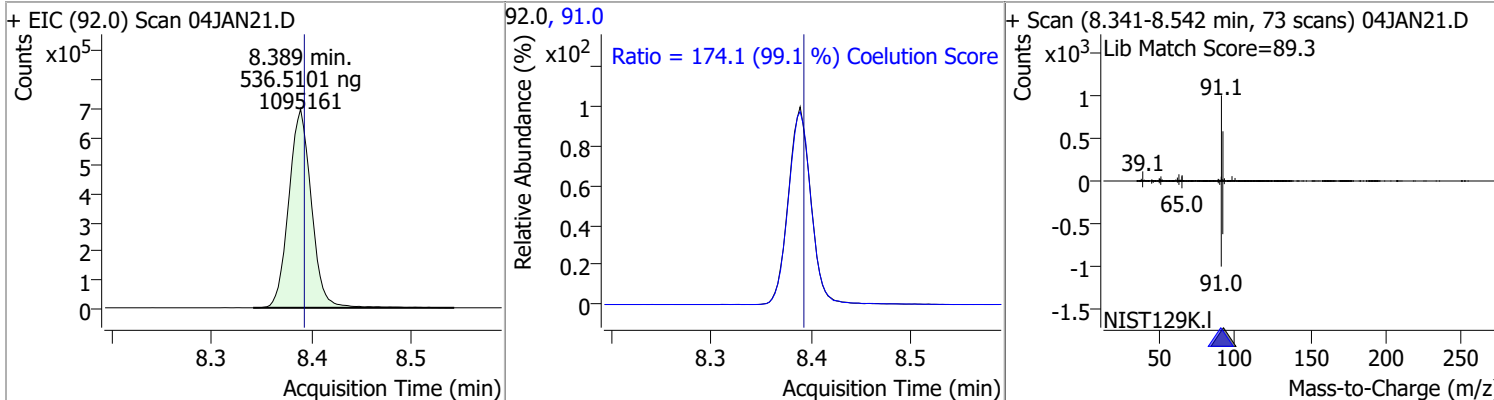


Compound	Conc.	RT	Dev(Min)	Resp.	QIon	QRatio	Lower	Upper
Toluene-d8	544.2136	8.32	0.00	1644540	100.0	64.1	34.4	94.4
					99.0	9.5	0.0	39.6

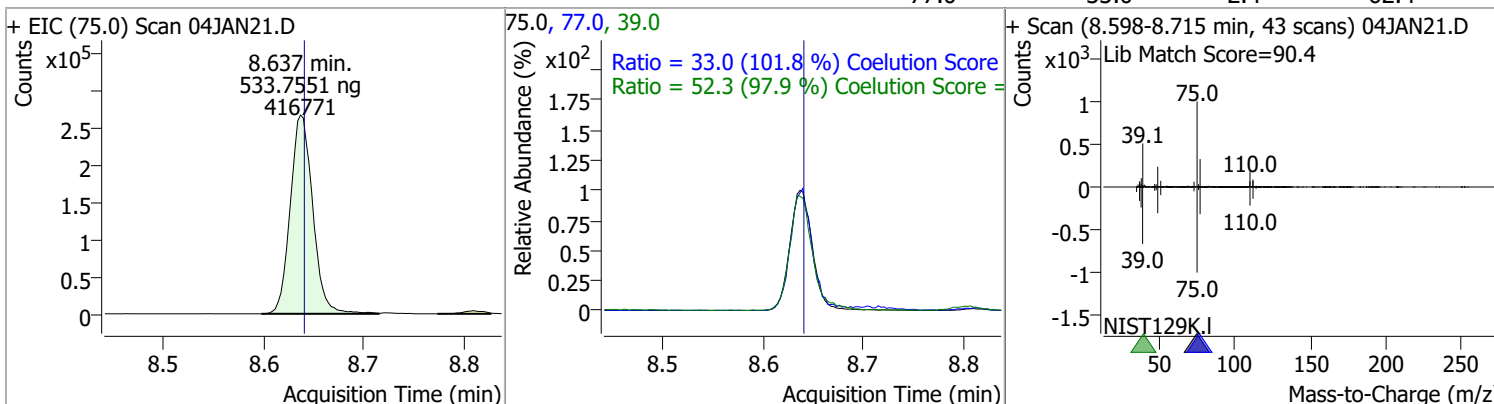


Quantitation Results Report (QT Reviewed)

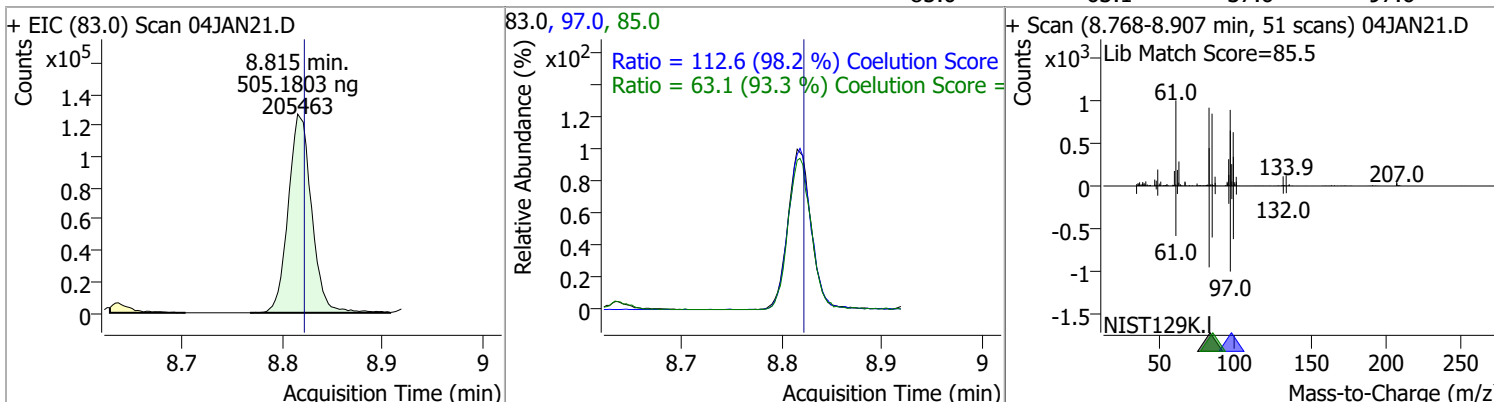
Compound	Conc.	RT	Dev(Min)	Resp.	QIon	QRatio	Lower	Upper
Toluene	536.5101	8.39	0.00	1095161	91.0	174.1	145.8	205.8



Compound	Conc.	RT	Dev(Min)	Resp.	QIon	QRatio	Lower	Upper
trans-1,3-Dichloropropene	533.7551	8.64	0.00	416771	39.0	52.3	23.4	83.4
					77.0	33.0	2.4	62.4

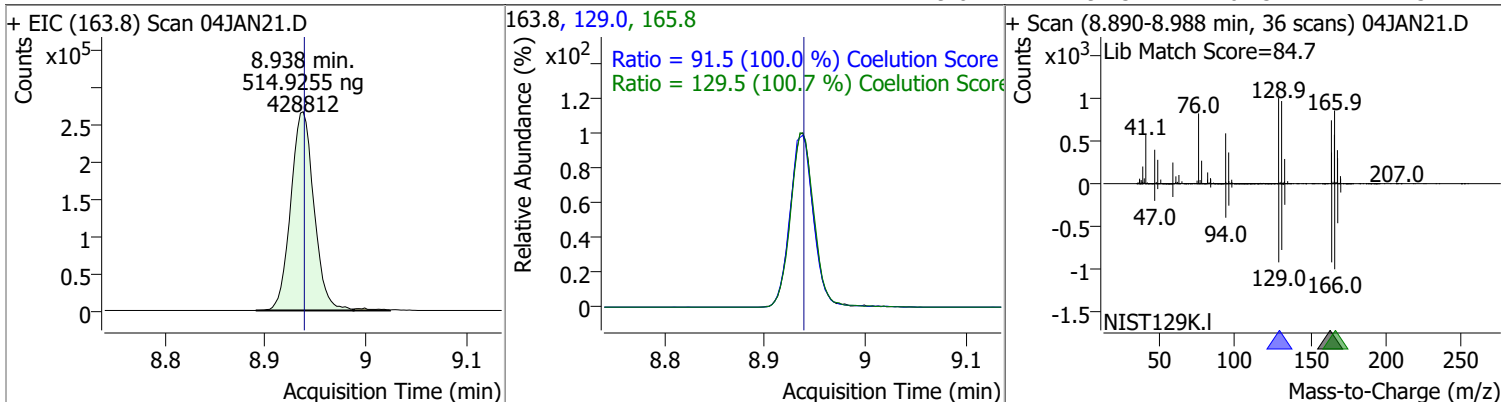


Compound	Conc.	RT	Dev(Min)	Resp.	QIon	QRatio	Lower	Upper
1,1,2-Trichloroethane	505.1803	8.82	0.00	205463	97.0	112.6	84.6	144.6
					85.0	63.1	37.6	97.6

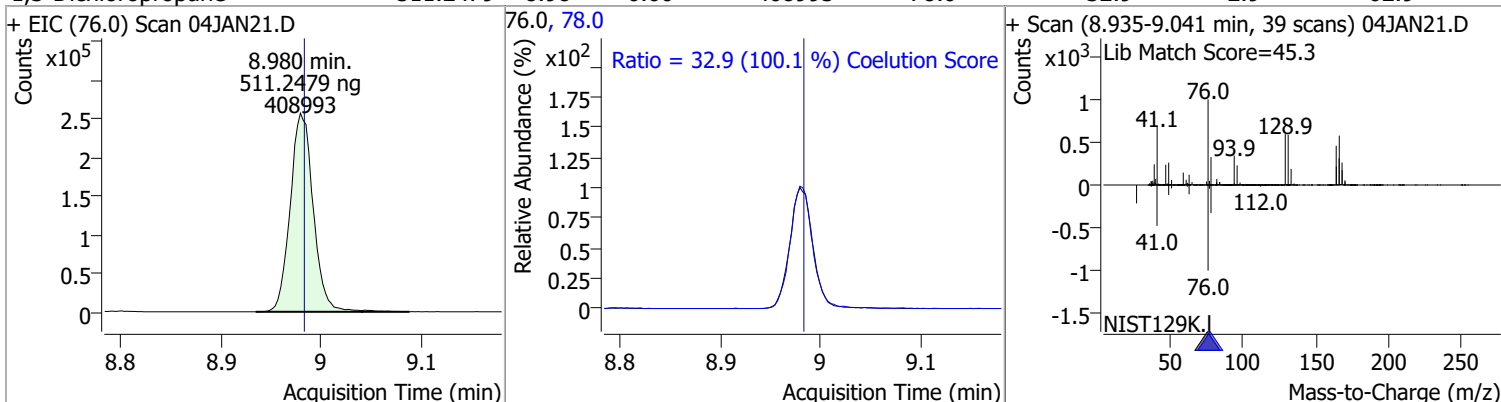


Quantitation Results Report (QT Reviewed)

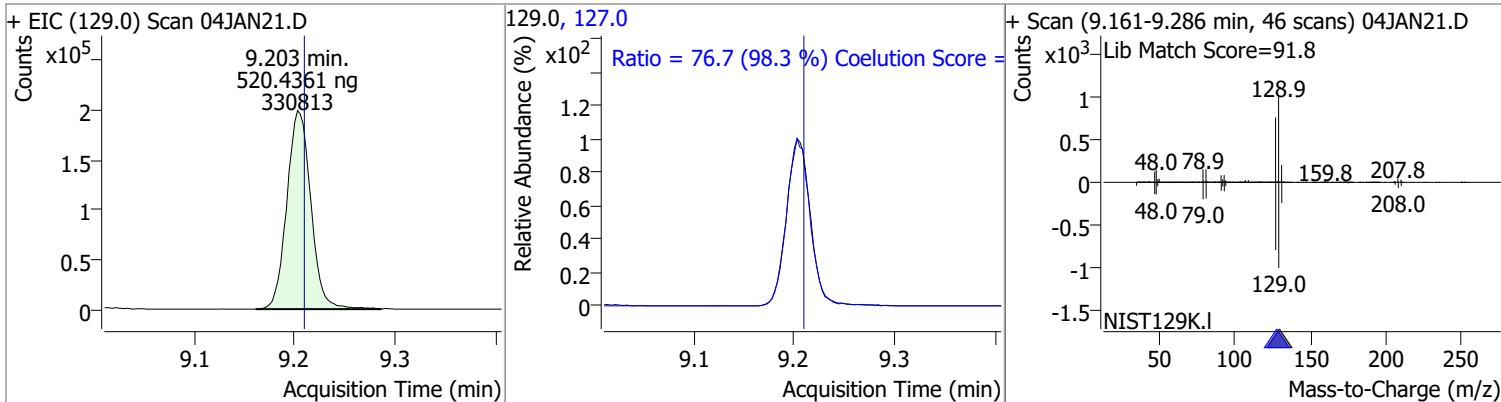
Compound	Conc.	RT	Dev(Min)	Resp.	QIon	QRatio	Lower	Upper
Tetrachloroethene	514.9255	8.94	0.00	428812	165.8	129.5	98.6	158.6
					129.0	91.5	61.5	121.5



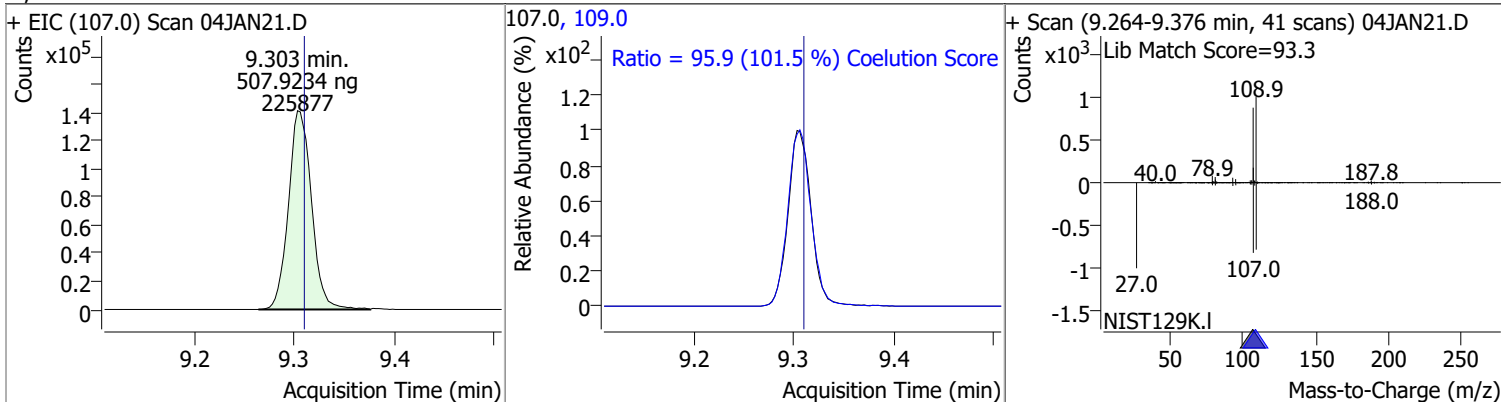
Compound	Conc.	RT	Dev(Min)	Resp.	QIon	QRatio	Lower	Upper
1,3-Dichloropropane	511.2479	8.98	0.00	408993	78.0	32.9	2.9	62.9



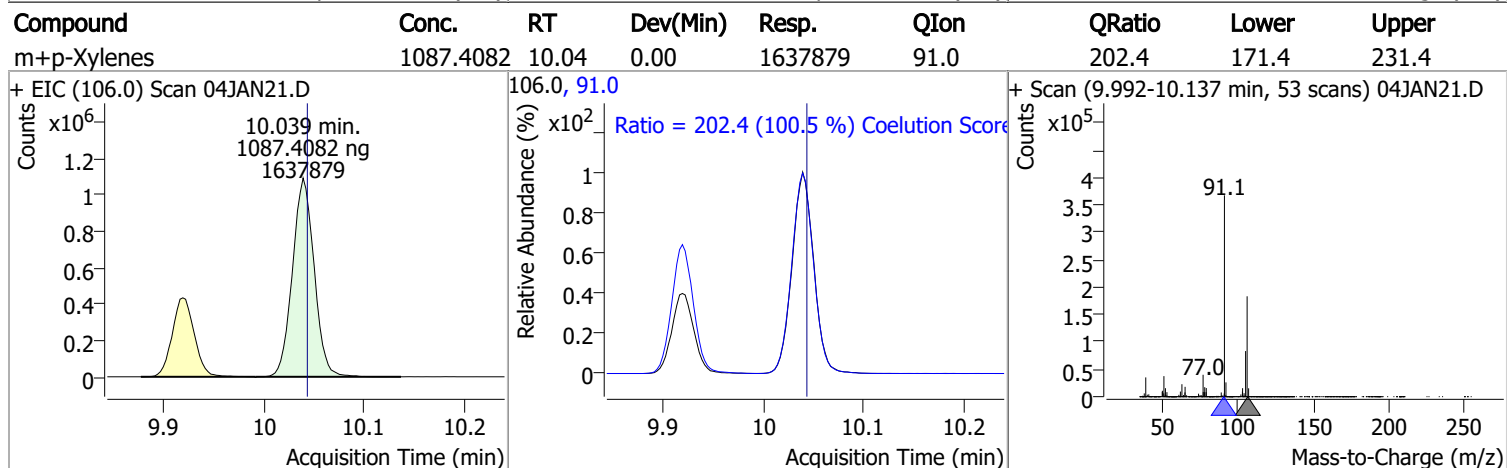
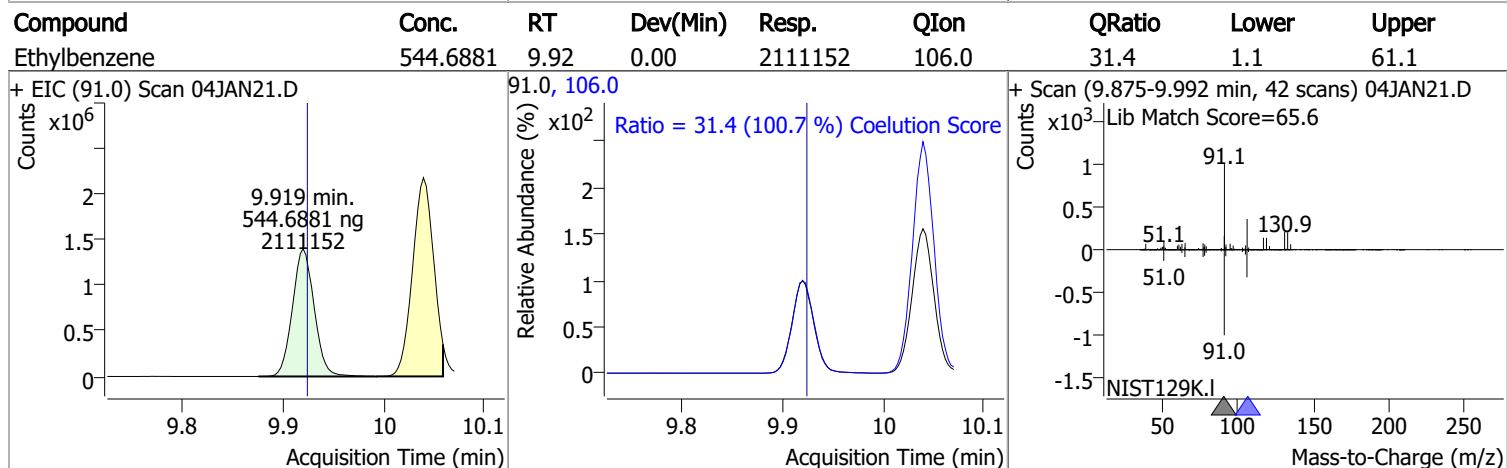
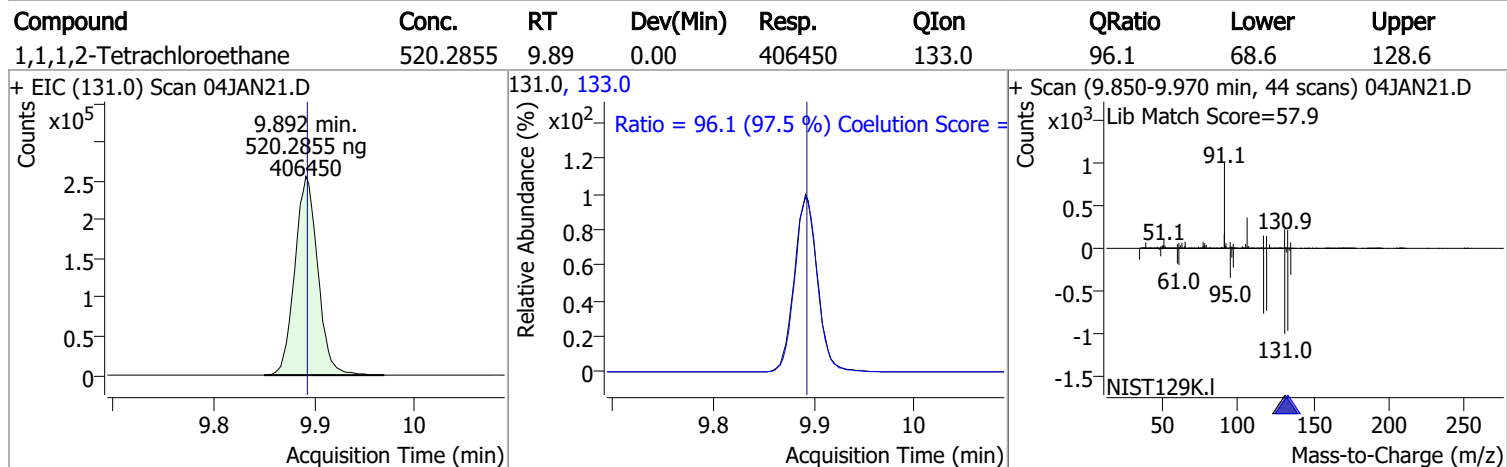
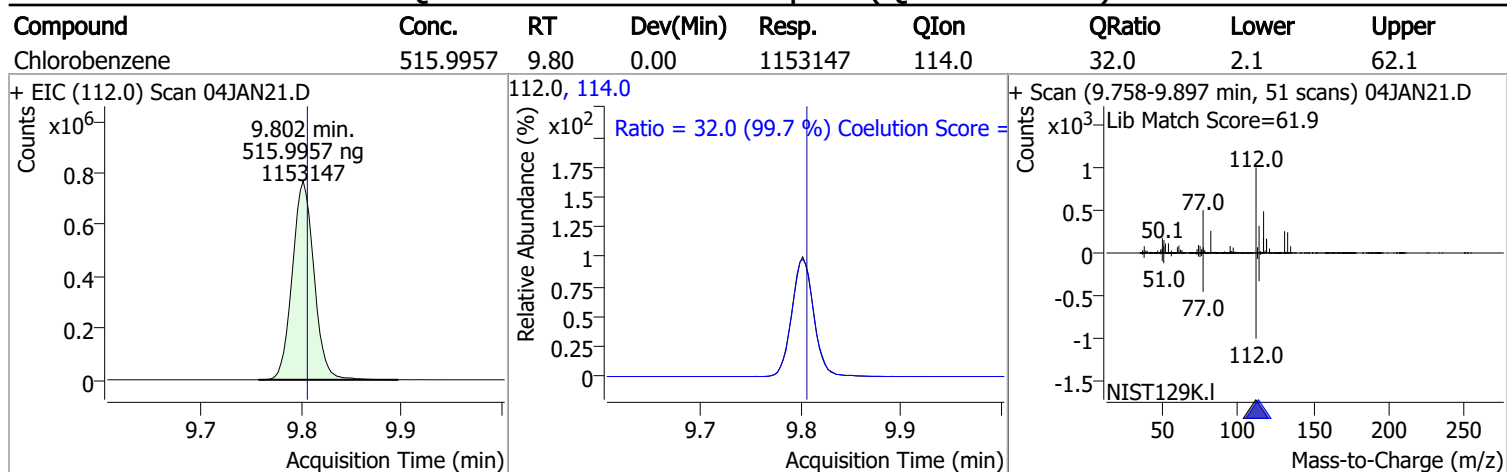
Compound	Conc.	RT	Dev(Min)	Resp.	QIon	QRatio	Lower	Upper
Chlorodibromomethane	520.4361	9.20	0.00	330813	127.0	76.7	48.0	108.0



Compound	Conc.	RT	Dev(Min)	Resp.	QIon	QRatio	Lower	Upper
1,2-Dibromoethane	507.9234	9.30	0.00	225877	109.0	95.9	64.5	124.5

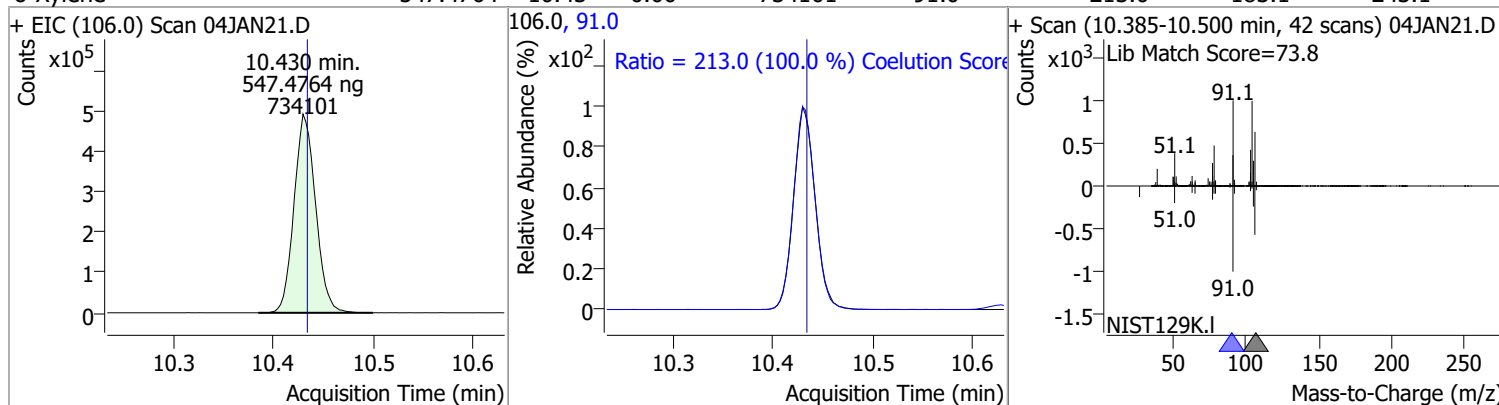


Quantitation Results Report (QT Reviewed)

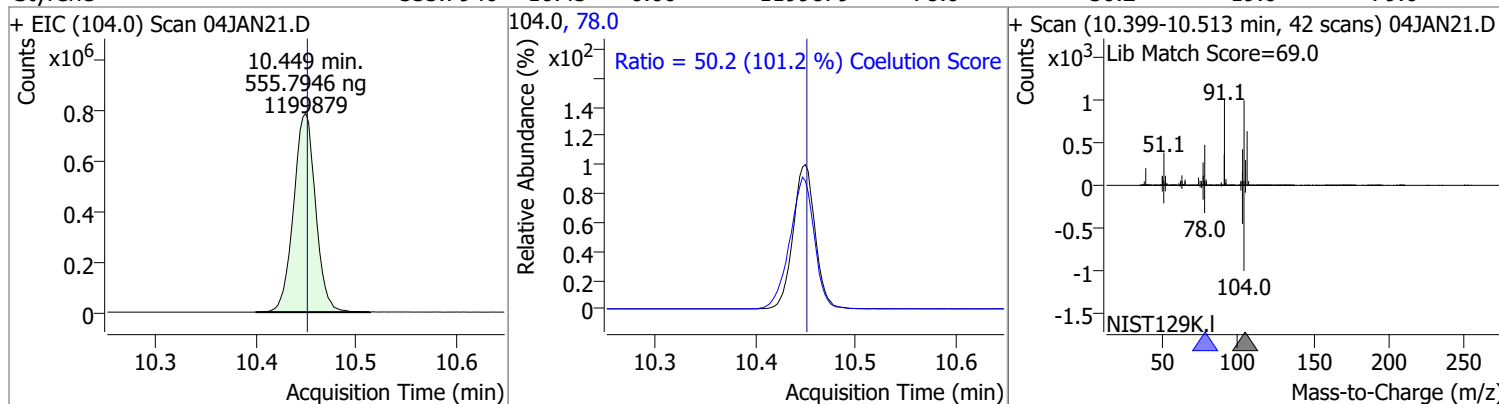


Quantitation Results Report (QT Reviewed)

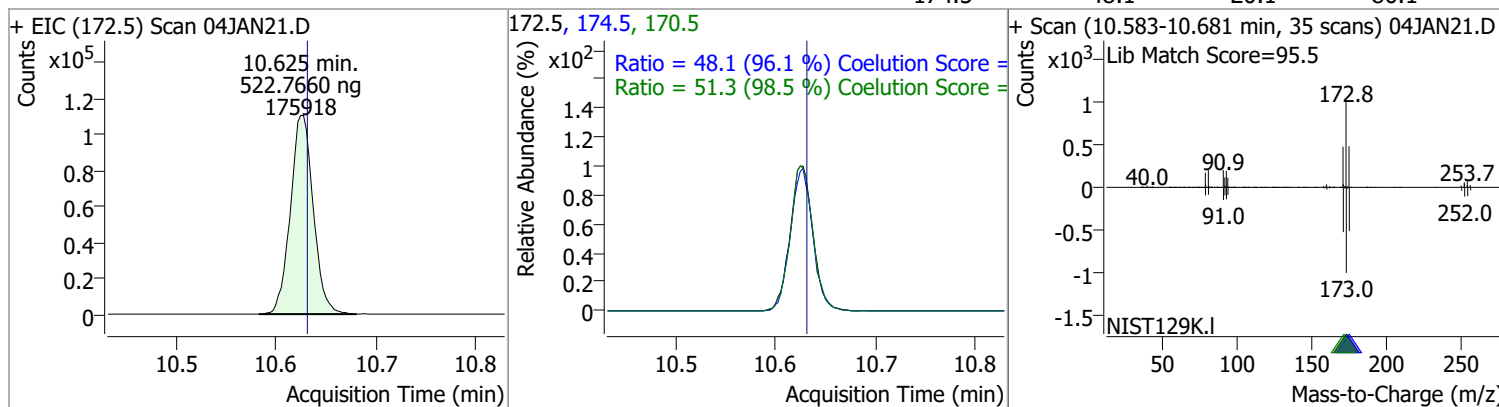
Compound	Conc.	RT	Dev(Min)	Resp.	QIon	QRatio	Lower	Upper
o-Xylene	547.4764	10.43	0.00	734101	91.0	213.0	183.1	243.1



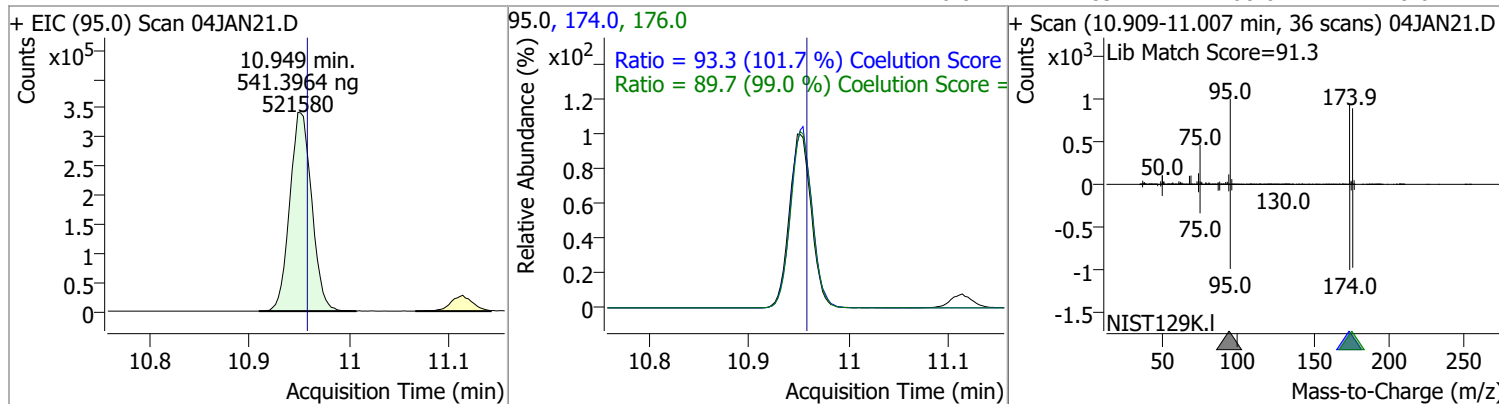
Compound	Conc.	RT	Dev(Min)	Resp.	QIon	QRatio	Lower	Upper
Styrene	555.7946	10.45	0.00	1199879	78.0	50.2	19.6	79.6



Compound	Conc.	RT	Dev(Min)	Resp.	QIon	QRatio	Lower	Upper
Bromoform	522.7660	10.63	0.00	175918	170.5	51.3	22.1	82.1
					174.5	48.1	20.1	80.1

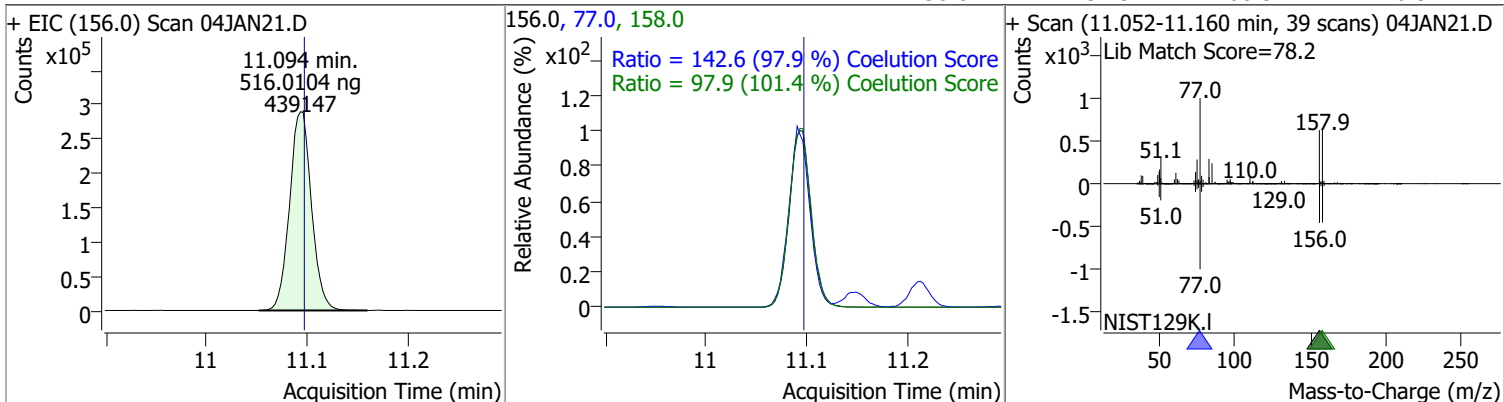


Compound	Conc.	RT	Dev(Min)	Resp.	QIon	QRatio	Lower	Upper
p-Bromofluorobenzene	541.3964	10.95	-0.01	521580	174.0	93.3	61.7	121.7
					176.0	89.7	60.6	120.6

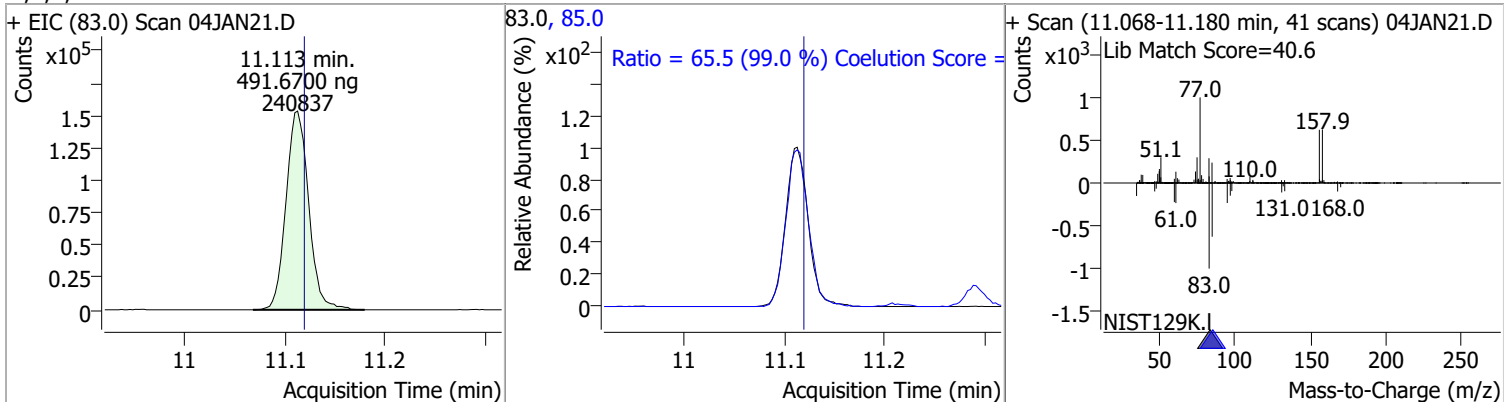


Quantitation Results Report (QT Reviewed)

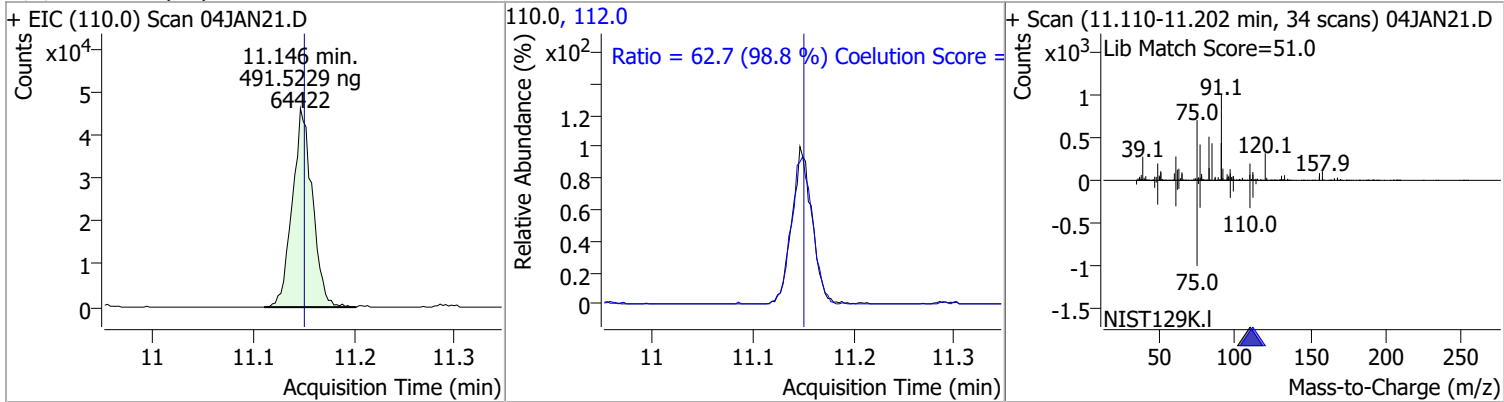
Compound	Conc.	RT	Dev(Min)	Resp.	QIon	QRatio	Lower	Upper
Bromobenzene	516.0104	11.09	0.00	439147	77.0	142.6	115.7	175.7
					158.0	97.9	66.5	126.5



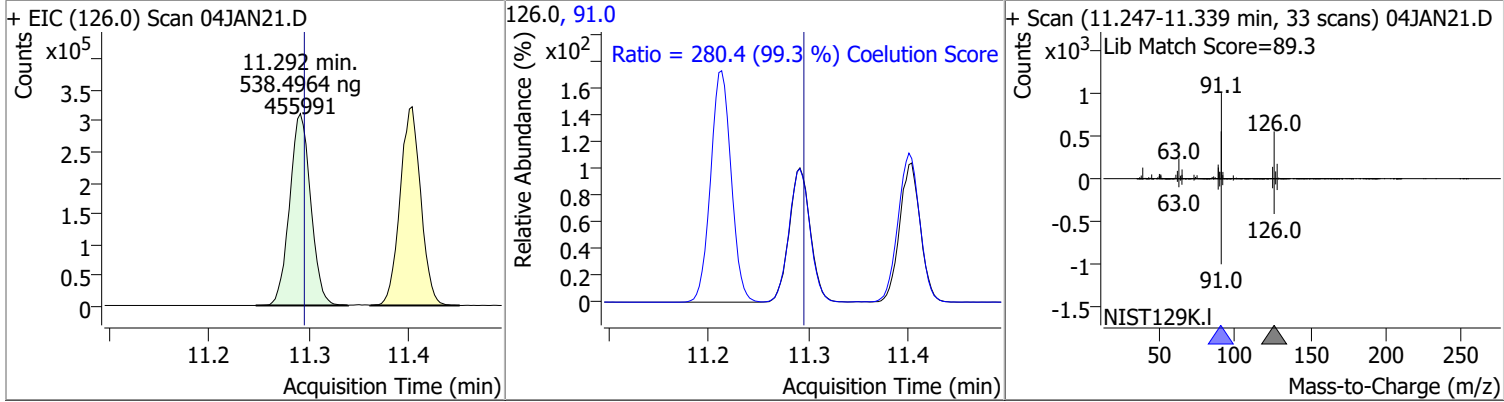
Compound	Conc.	RT	Dev(Min)	Resp.	QIon	QRatio	Lower	Upper
1,1,2,2-Tetrachloroethane	491.6700	11.11	0.00	240837	85.0	65.5	36.2	96.2



Compound	Conc.	RT	Dev(Min)	Resp.	QIon	QRatio	Lower	Upper
1,2,3-Trichloropropane	491.5229	11.15	0.00	64422	112.0	62.7	33.5	93.5

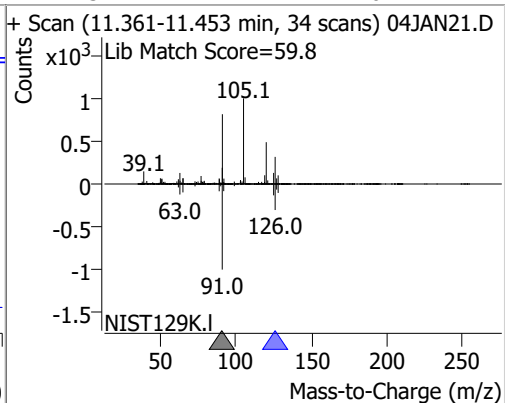
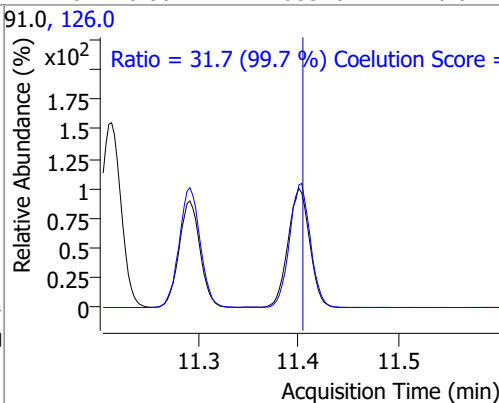
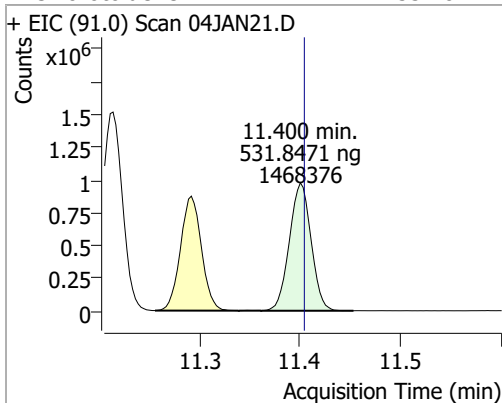


Compound	Conc.	RT	Dev(Min)	Resp.	QIon	QRatio	Lower	Upper
2-Chlorotoluene	538.4964	11.29	0.00	455991	91.0	280.4	252.3	312.3

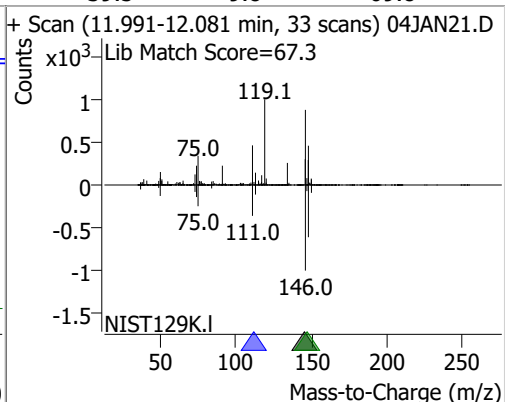
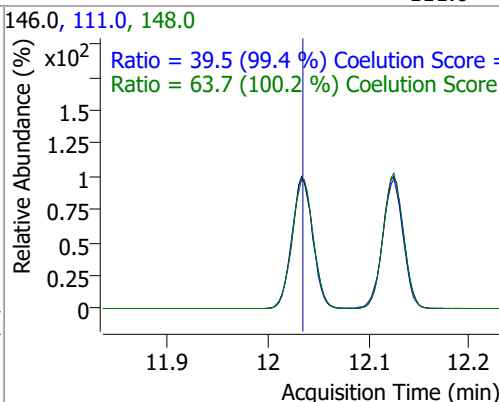
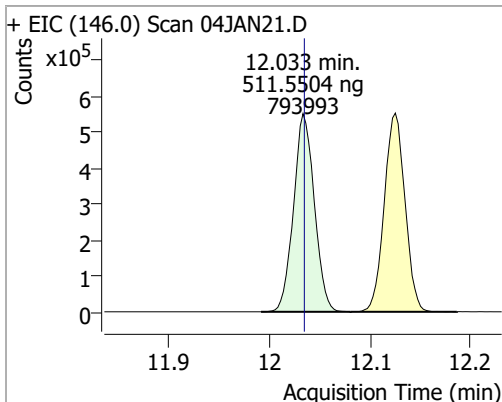


Quantitation Results Report (QT Reviewed)

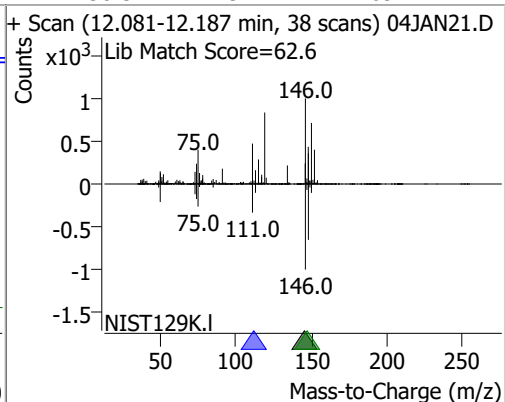
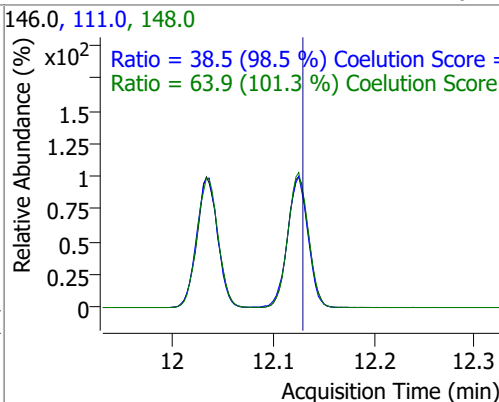
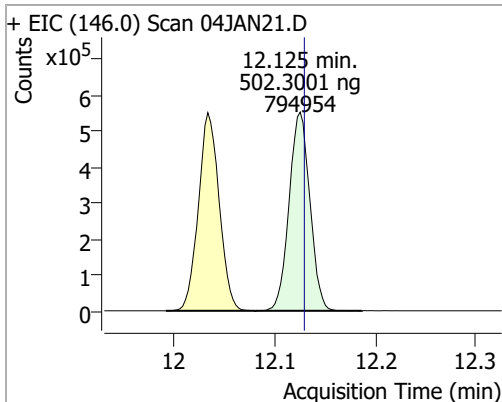
Compound	Conc.	RT	Dev(Min)	Resp.	QIon	QRatio	Lower	Upper
4-Chlorotoluene	531.8471	11.40	0.00	1468376	126.0	31.7	1.7	61.7



Compound	Conc.	RT	Dev(Min)	Resp.	QIon	QRatio	Lower	Upper
1,3-Dichlorobenzene	511.5504	12.03	0.00	793993	148.0	63.7	33.6	93.6
					111.0	39.5	9.8	69.8

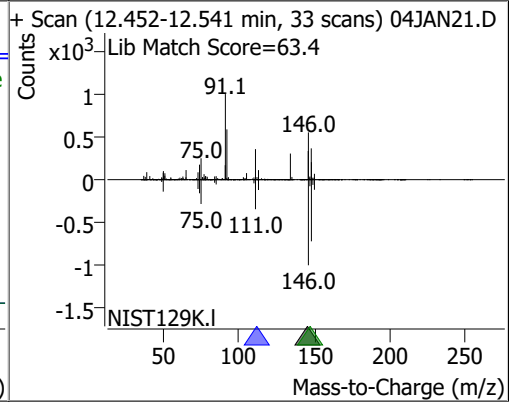
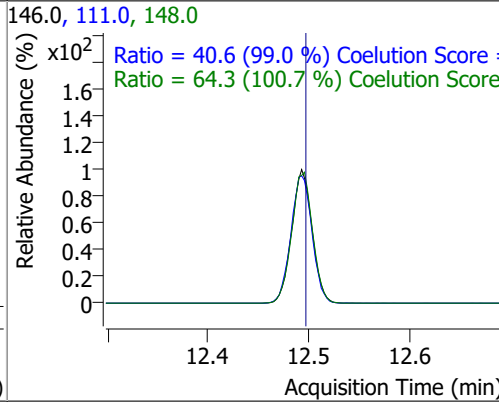
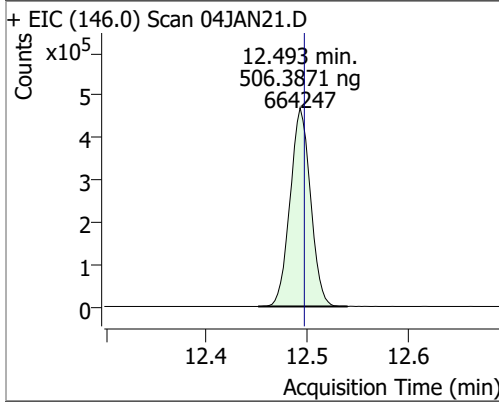


Compound	Conc.	RT	Dev(Min)	Resp.	QIon	QRatio	Lower	Upper
1,4-Dichlorobenzene	502.3001	12.13	0.00	794954	148.0	63.9	33.1	93.1
					111.0	38.5	9.1	69.1



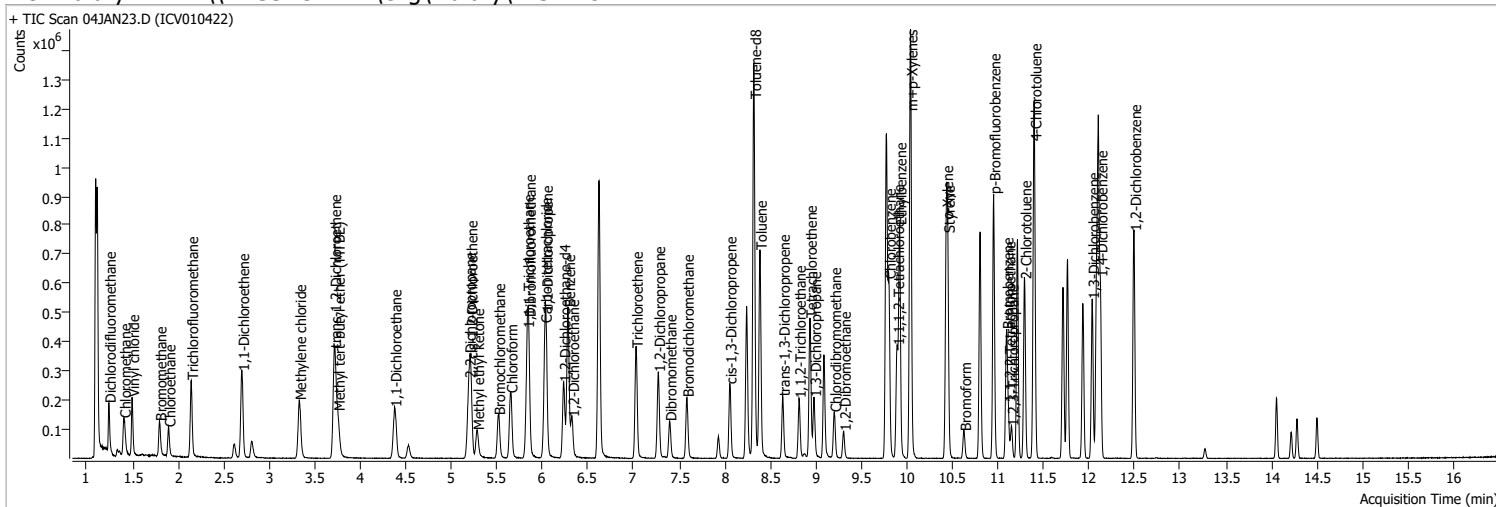
Quantitation Results Report (QT Reviewed)

Compound	Conc.	RT	Dev(Min)	Resp.	QIon	QRatio	Lower	Upper
1,2-Dichlorobenzene	506.3871	12.49	0.00	664247	148.0	64.3	33.9	93.9
					111.0	40.6	11.0	71.0



Quantitation Results Report (QT Reviewed)

Data File	04JAN23.D	Operator	MSC
Acq. Method	5975CACQF.M	Acq. Date-Time	1/4/2022 9:29:14 PM
Sample Name	ICV010422	Instrument	VOA5975C
Vial	23	Multiplier	1.00
DA Method File	VOA5975C_8260B_SHT_DoD_L4_010422.m	Comment	
Tune File	BFB_Atune3.u	Tune Date	10/11/2021 4:02:00 PM
Batch Name	VG010422_8260B.batch.bin	Last Calib Update	1/9/2022 8:59:52 PM
Ref Library	\\MASSHUNTER\Org\Library\NIST129K.I		



Compound	RT	QIon	Resp.	Conc.	Units	Dev(Min)
----------	----	------	-------	-------	-------	----------

Internal Standards

M Fluorobenzene	6.621	96.0	801210	250.0000	ng	-0.003
M Chlorobenzene-d5	9.774	82.0	307868	250.0000	ng	0.003
M 1,4-Dichlorobenzene-d4	12.100	152.0	255907	250.0000	ng	0.000

System Monitoring Compounds

S Dibromofluoromethane	5.848	113.0	204707	271.1994	ng	0.003
Spiked Amount: 250.000	Range: 80.0 - 119.0%			Recovery = 108.48%		
S 1,2-Dichloroethane-d4	6.230	67.0	91382	280.2886	ng	-0.003
Spiked Amount: 250.000	Range: 81.0 - 118.0%			Recovery = 112.12%		
S Toluene-d8	8.322	98.0	821531	276.9106	ng	0.003
Spiked Amount: 250.000	Range: 89.0 - 112.0%			Recovery = 110.76%		
S p-Bromofluorobenzene	10.951	95.0	253034	269.8976	ng	-0.003
Spiked Amount: 250.000	Range: 85.0 - 114.0%			Recovery = 107.96%		

Target Compounds

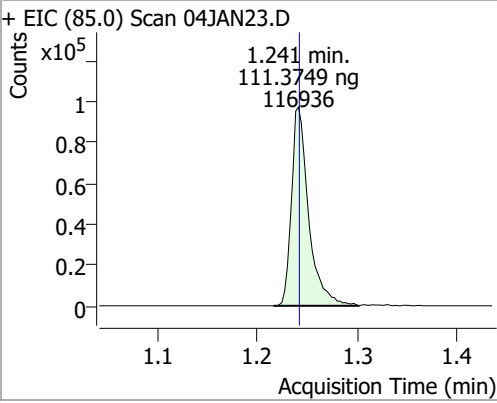
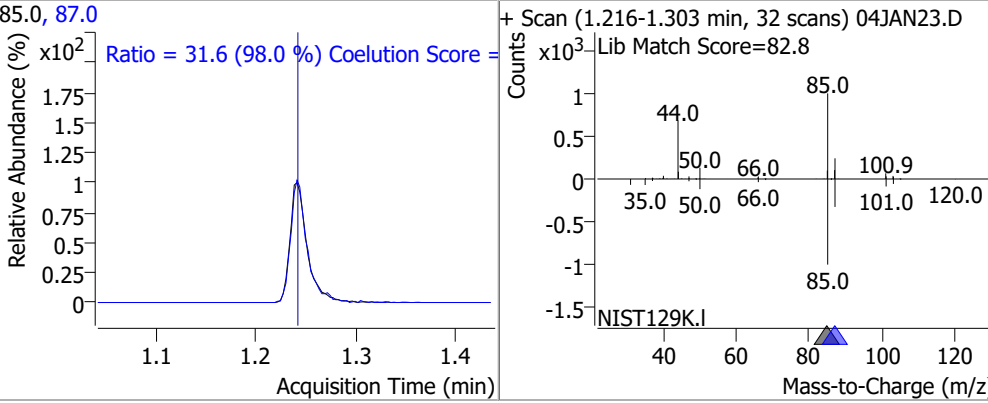
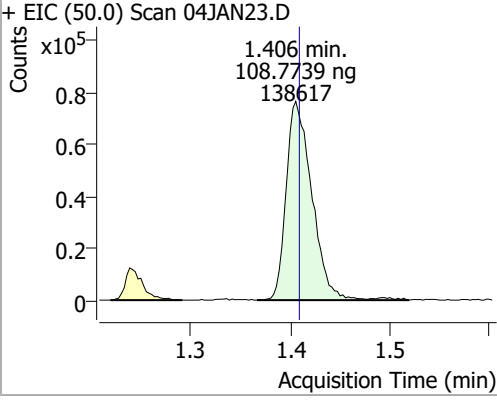
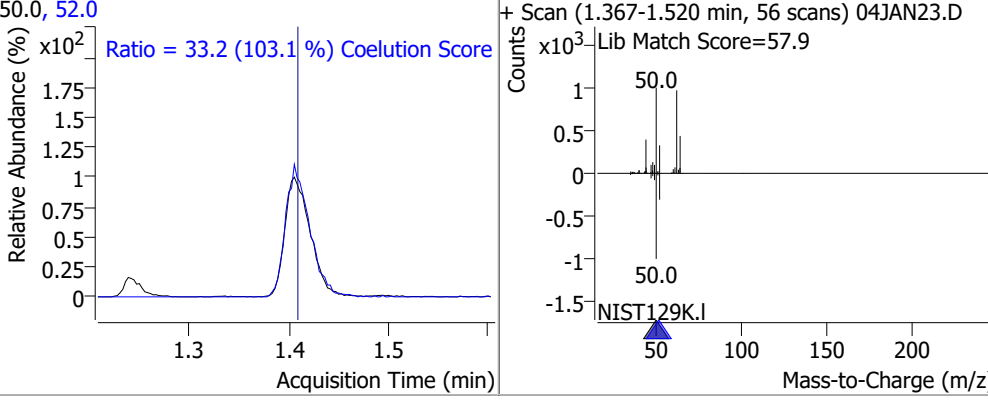
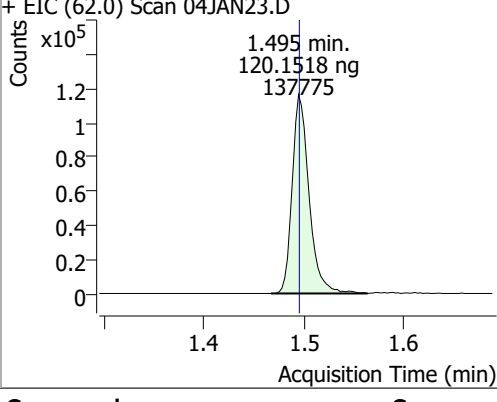
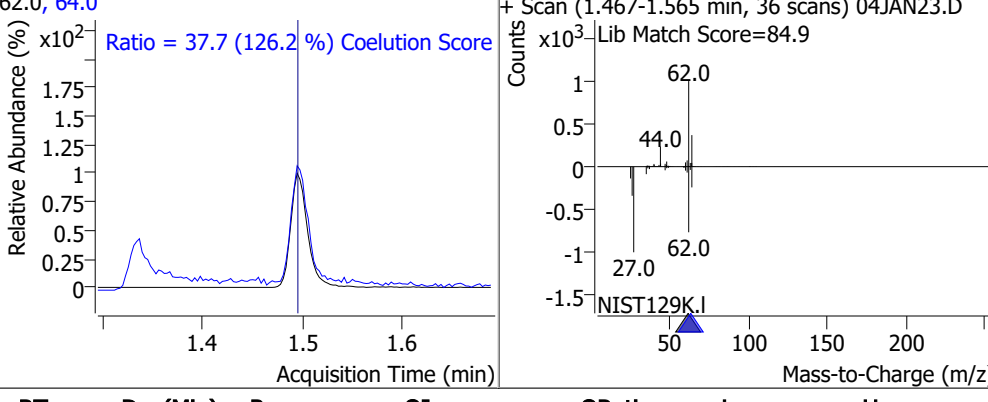
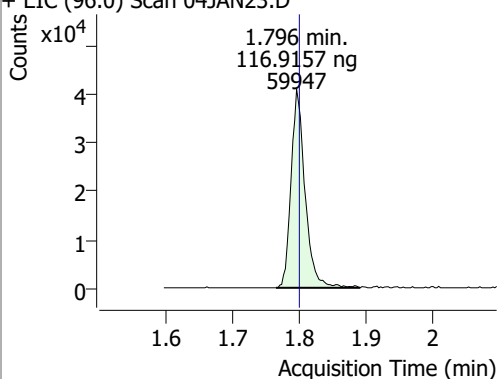
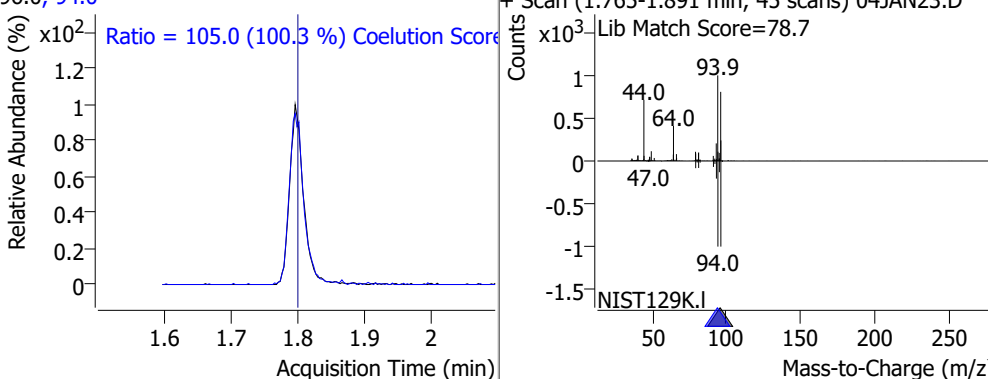
Compound	RT	QIon	Resp.	Conc.	Units	QValue
T Dichlorodifluoromethane	1.241	85.0	116936	111.3749	ng	99
T Chloromethane	1.406	50.0	138617	108.7739	ng	98
T Vinyl chloride	1.495	62.0	137775	120.1518	ng	86
T Bromomethane	1.796	96.0	59947	116.9157	ng	100
T Chloroethane	1.897	64.0	65619	115.5932	ng	99
T Trichlorofluoromethane	2.145	101.0	173333	121.7847	ng	97
T 1,1-Dichloroethene	2.702	96.0	108512	134.4566	ng	100
T Methylene chloride	3.330	49.0	144585	121.5297	ng	98
T trans-1,2-Dichloroethene	3.715	96.0	110909	134.7028	ng	98
T Methyl tert-butyl ether (MTBE)	3.754	73.0	143378	134.7224	ng	99
T 1,1-Dichloroethane	4.376	63.0	208131	135.8030	ng	98
T 2,2-Dichloropropane	5.190	77.0	150902	131.4031	ng	97
T cis-1,2-Dichloroethene	5.209	96.0	108623	130.1231	ng	99
T Methyl ethyl ketone	5.282	43.0	135511	1198.4439	ng	98
T Bromochloromethane	5.513	128.0	42744	123.6009	ng	99
T Chloroform	5.647	83.0	183676	120.4236	ng	100

Quantitation Results Report (QT Reviewed)

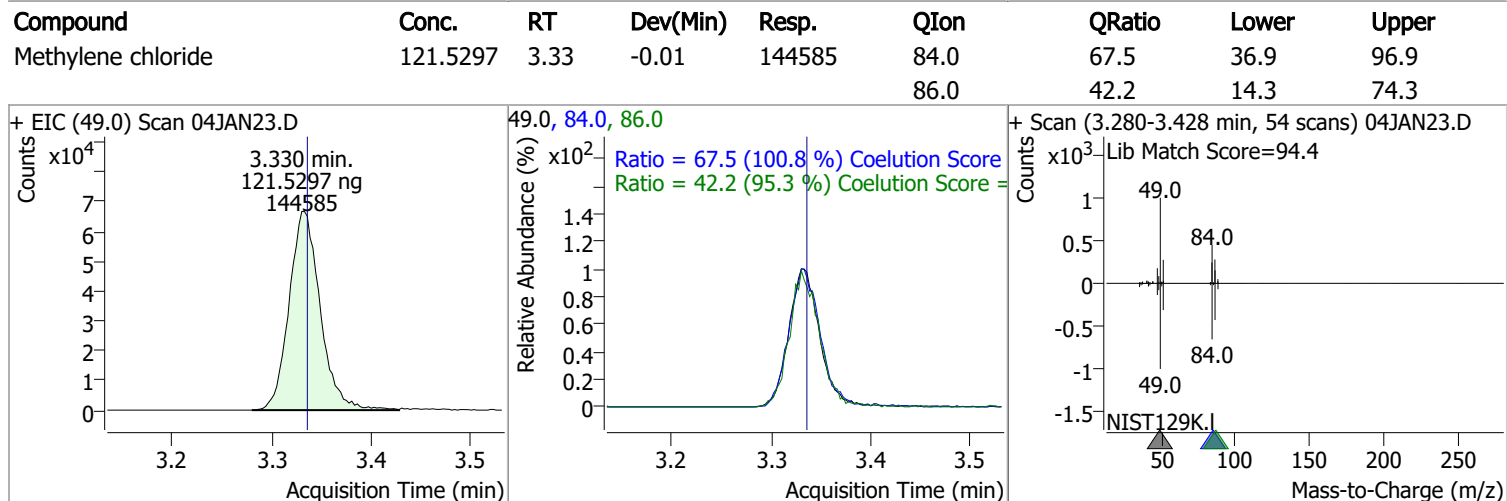
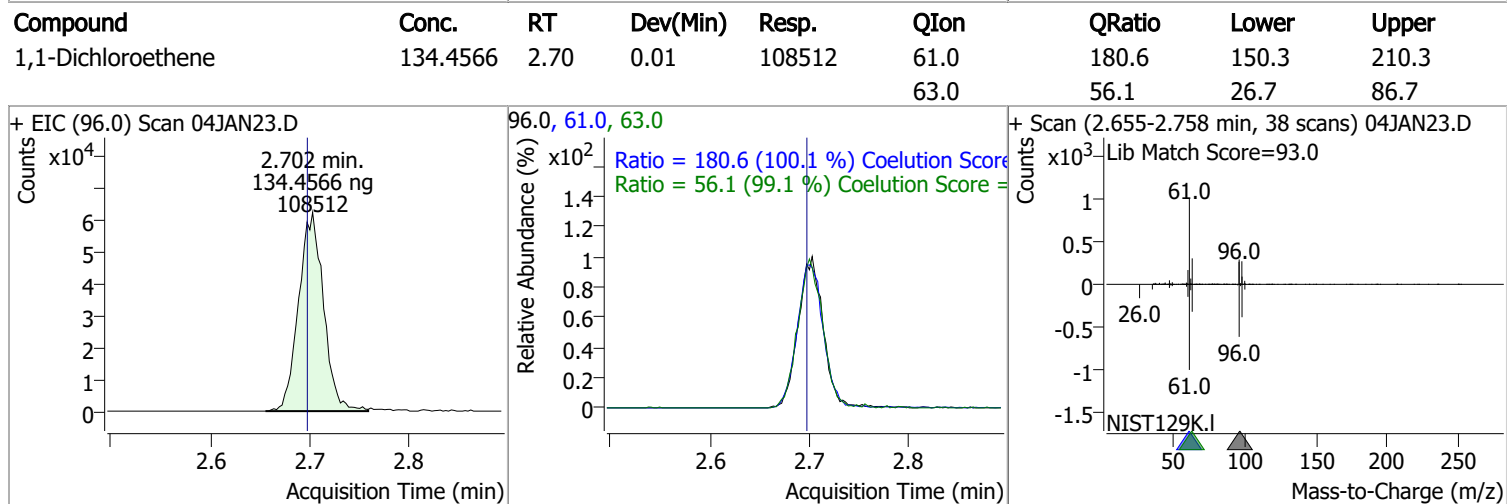
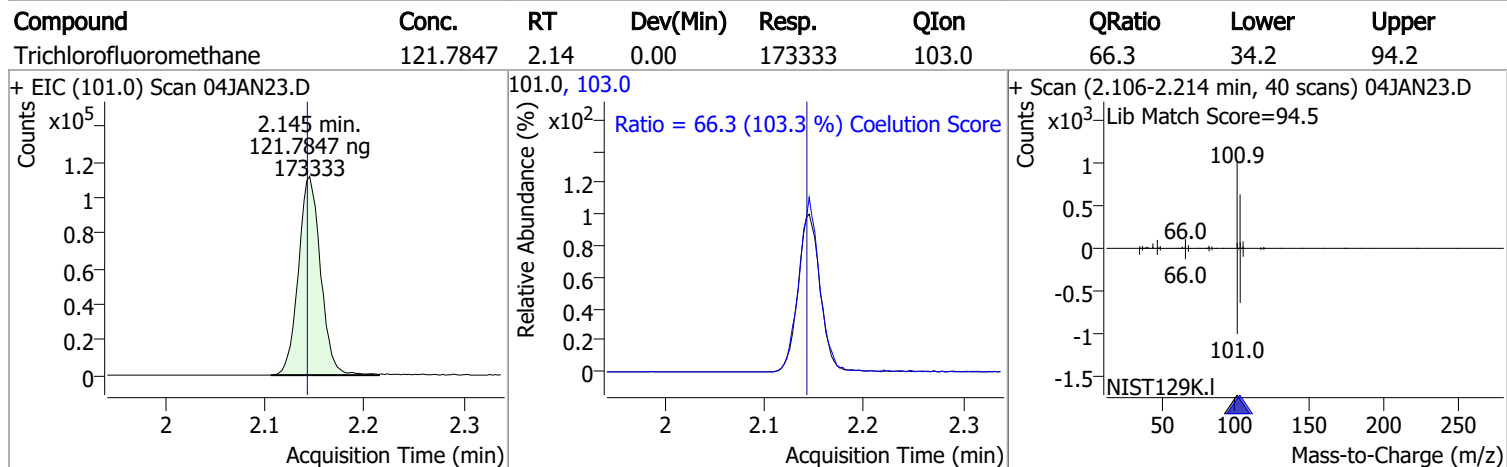
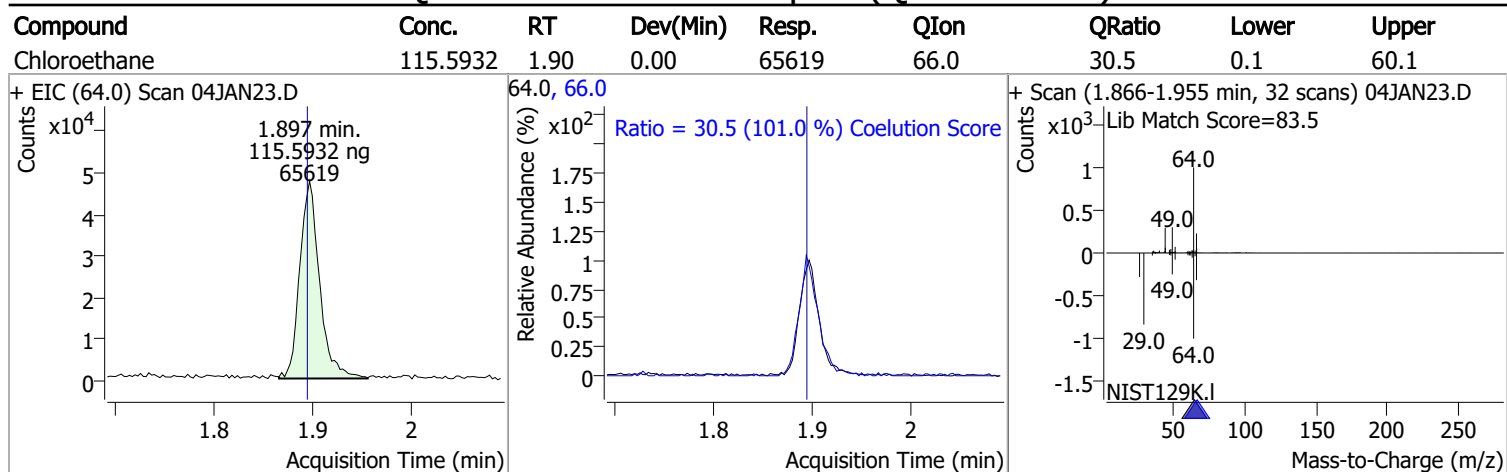
Compound	RT	QIon	Resp.	Conc.	Units	Dev(Min)
T 1,1,1-Trichloroethane	5.831	97.0	183324	128.2524	ng	99
T Carbon tetrachloride	6.027	117.0	181384	128.7928	ng	99
T 1,1-Dichloropropene	6.038	75.0	150930	124.1853	ng	100
T Benzene	6.280	78.0	418900	131.3139	ng	99
T 1,2-Dichloroethane	6.325	62.0	104249	120.7991	ng	95
T Trichloroethene	7.025	95.0	121734	131.1096	ng	99
T 1,2-Dichloropropane	7.270	63.0	102633	125.6626	ng	99
T Dibromomethane	7.393	93.0	43248	125.3047	ng	97
T Bromodichloromethane	7.585	83.0	122757	128.8759	ng	100
T cis-1,3-Dichloropropene	8.054	75.0	130910	121.5561	ng	98
T Toluene	8.386	92.0	264584	132.0244	ng	100
T trans-1,3-Dichloropropene	8.637	75.0	98907	129.0216	ng	97
T 1,1,2-Trichloroethane	8.815	83.0	49128	123.0361	ng	98
T Tetrachloroethene	8.935	163.8	103027	126.0141	ng	99
T 1,3-Dichloropropane	8.980	76.0	95697	121.8442	ng	98
T Chlorodibromomethane	9.203	129.0	78076	125.1103	ng	98
T 1,2-Dibromoethane	9.306	107.0	54259	124.2764	ng	100
T Chlorobenzene	9.802	112.0	288815	131.6352	ng	99
T 1,1,1,2-Tetrachloroethane	9.892	131.0	97148	126.6657	ng	95
T Ethylbenzene	9.917	91.0	501953	131.9113	ng	99
T m+p-Xylenes	10.039	106.0	388558	262.7589	ng	100
T o-Xylene	10.430	106.0	174061	132.2214	ng	98
T Styrene	10.449	104.0	291425	137.4974	ng	98
T Bromoform	10.628	172.5	42560	129.9644	ng	98
T Bromobenzene	11.093	156.0	109054	131.6788	ng	99
T 1,1,2,2-Tetrachloroethane	11.113	83.0	60763	127.4722	ng	98
T 1,2,3-Trichloropropane	11.146	110.0	15682	122.9523	ng	99
T 2-Chlorotoluene	11.291	126.0	108192	131.2948	ng	95
T 4-Chlorotoluene	11.400	91.0	368295	137.0790	ng	100
T 1,3-Dichlorobenzene	12.033	146.0	204088	135.1185	ng	99
T 1,4-Dichlorobenzene	12.122	146.0	200032	129.8812	ng	99
T 1,2-Dichlorobenzene	12.493	146.0	164299	128.7104	ng	99

(#) = Qualifier Out of Range; (m) = Manual Integration; (+) = Area Summed; (*) = Surrogate Percent Recovery Out of Range; (d): Zeroed Peak

Quantitation Results Report (QT Reviewed)

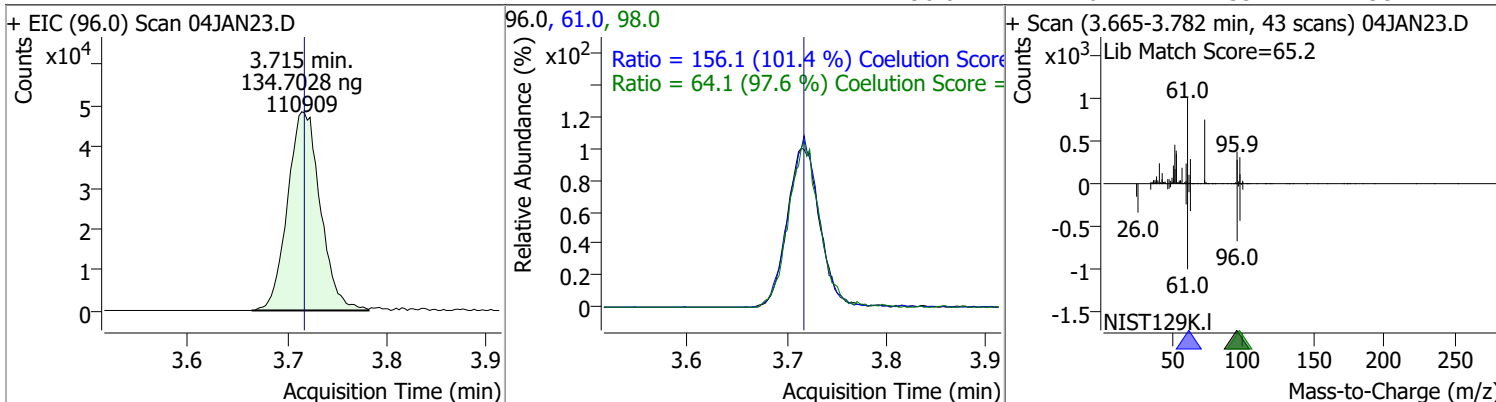
Compound	Conc.	RT	Dev(Min)	Resp.	QIon	QRatio	Lower	Upper
Dichlorodifluoromethane	111.3749	1.24	0.00	116936	87.0	31.6	2.3	62.3
+ EIC (85.0) Scan 04JAN23.D			85.0, 87.0			+ Scan (1.216-1.303 min, 32 scans) 04JAN23.D		
	Ratio = 31.6 (98.0 %) Coelution Score =							
Chloromethane	108.7739	1.41	0.00	138617	52.0	33.2	2.1	62.1
+ EIC (50.0) Scan 04JAN23.D			50.0, 52.0			+ Scan (1.367-1.520 min, 56 scans) 04JAN23.D		
	Ratio = 33.2 (103.1 %) Coelution Score =							
Vinyl chloride	120.1518	1.49	0.00	137775	64.0	37.7	0.0	59.9
+ EIC (62.0) Scan 04JAN23.D			62.0, 64.0			+ Scan (1.467-1.565 min, 36 scans) 04JAN23.D		
	Ratio = 37.7 (126.2 %) Coelution Score =							
Bromomethane	116.9157	1.80	0.00	59947	94.0	105.0	74.6	134.6
+ EIC (96.0) Scan 04JAN23.D			96.0, 94.0			+ Scan (1.765-1.891 min, 45 scans) 04JAN23.D		
	Ratio = 105.0 (100.3 %) Coelution Score =							

Quantitation Results Report (QT Reviewed)

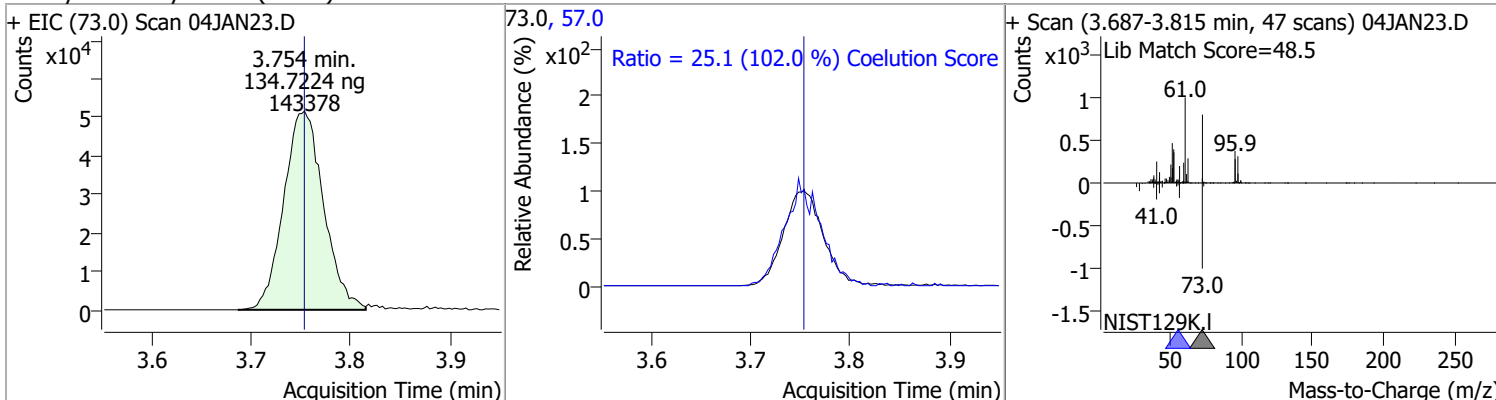


Quantitation Results Report (QT Reviewed)

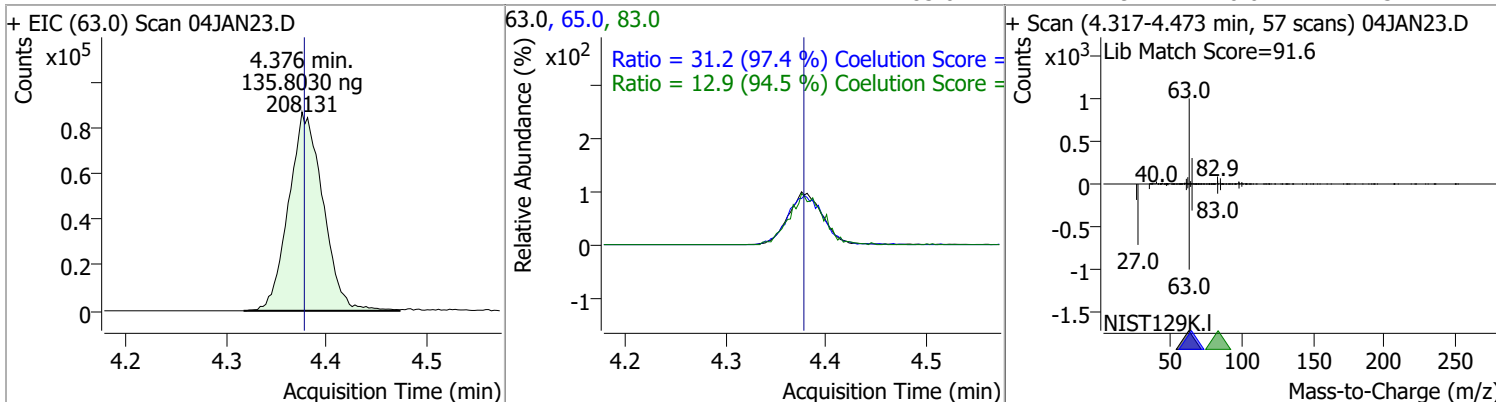
Compound	Conc.	RT	Dev(Min)	Resp.	QIon	QRatio	Lower	Upper
trans-1,2-Dichloroethene	134.7028	3.71	0.00	110909	61.0	156.1	123.9	183.9
					98.0	64.1	35.7	95.7



Compound	Conc.	RT	Dev(Min)	Resp.	QIon	QRatio	Lower	Upper
Methyl tert-butyl ether (MTBE)	134.7224	3.75	0.00	143378	57.0	25.1	0.0	54.6

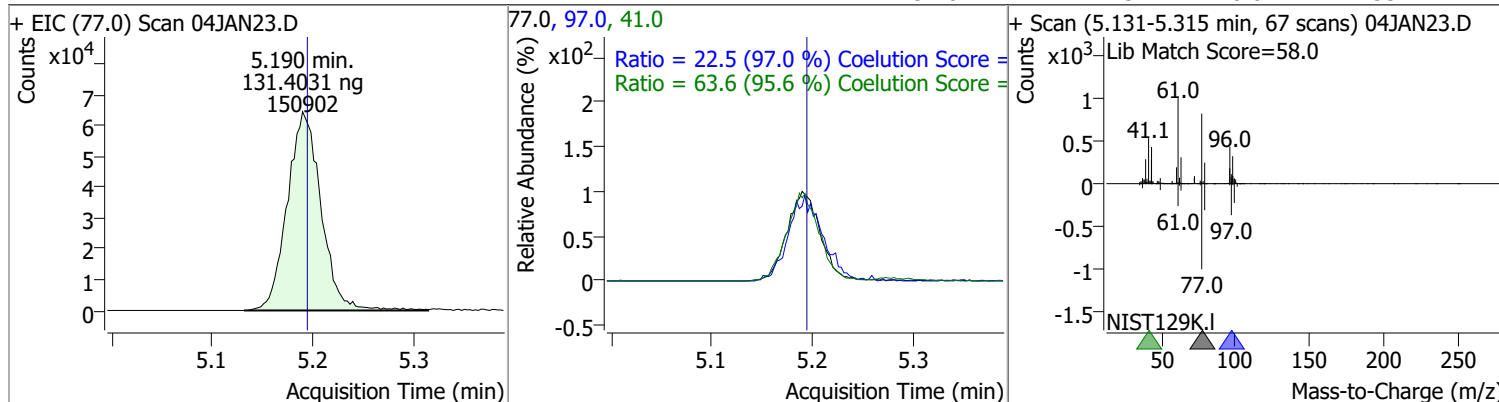


Compound	Conc.	RT	Dev(Min)	Resp.	QIon	QRatio	Lower	Upper
1,1-Dichloroethane	135.8030	4.38	0.00	208131	65.0	31.2	2.1	62.1
					83.0	12.9	0.0	43.7

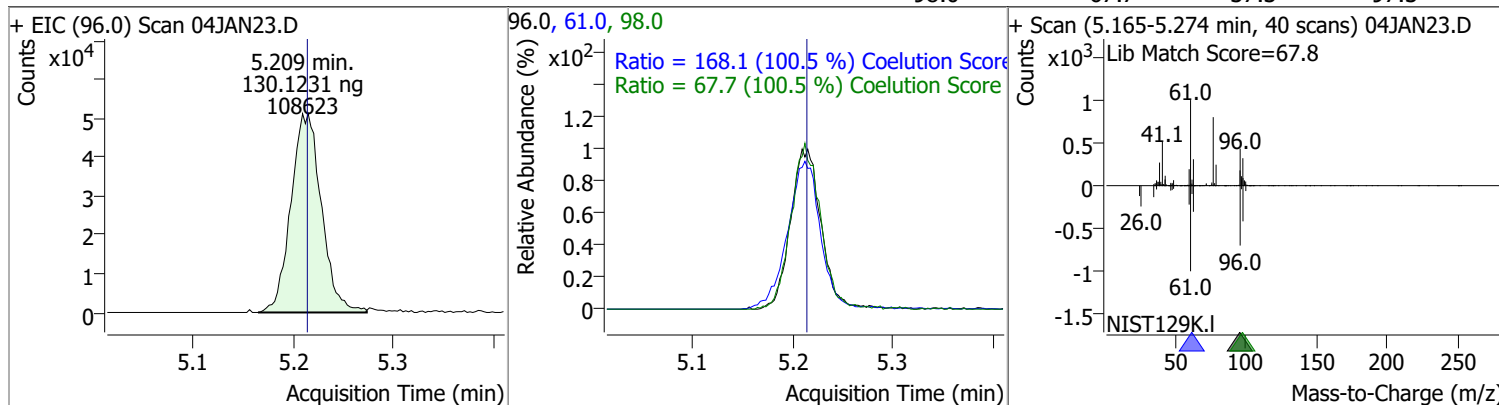


Quantitation Results Report (QT Reviewed)

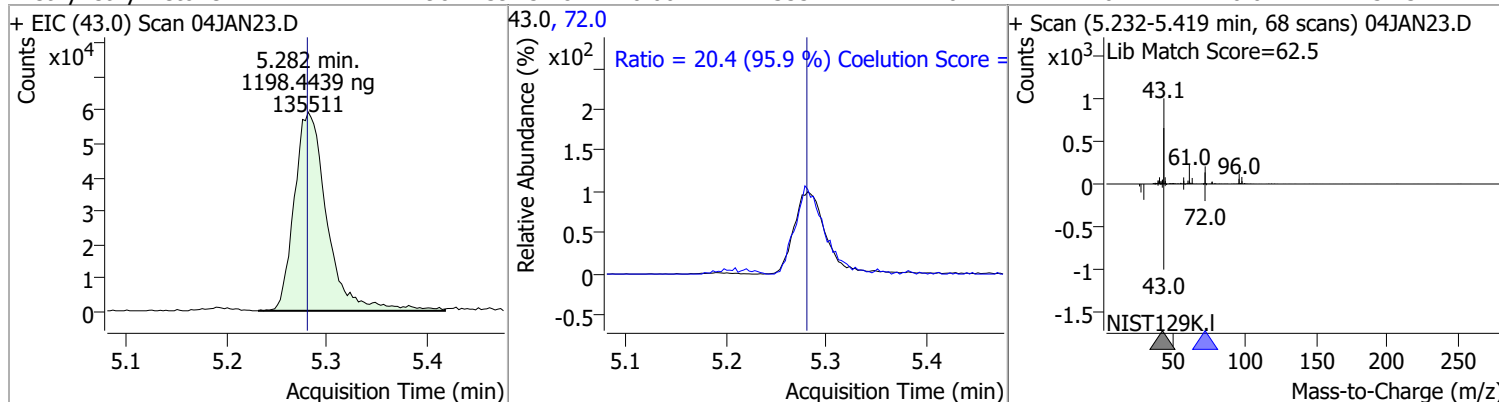
Compound	Conc.	RT	Dev(Min)	Resp.	QIon	QRatio	Lower	Upper
2,2-Dichloropropane	131.4031	5.19	-0.01	150902	41.0	63.6	36.5	96.5
					97.0	22.5	0.0	53.2



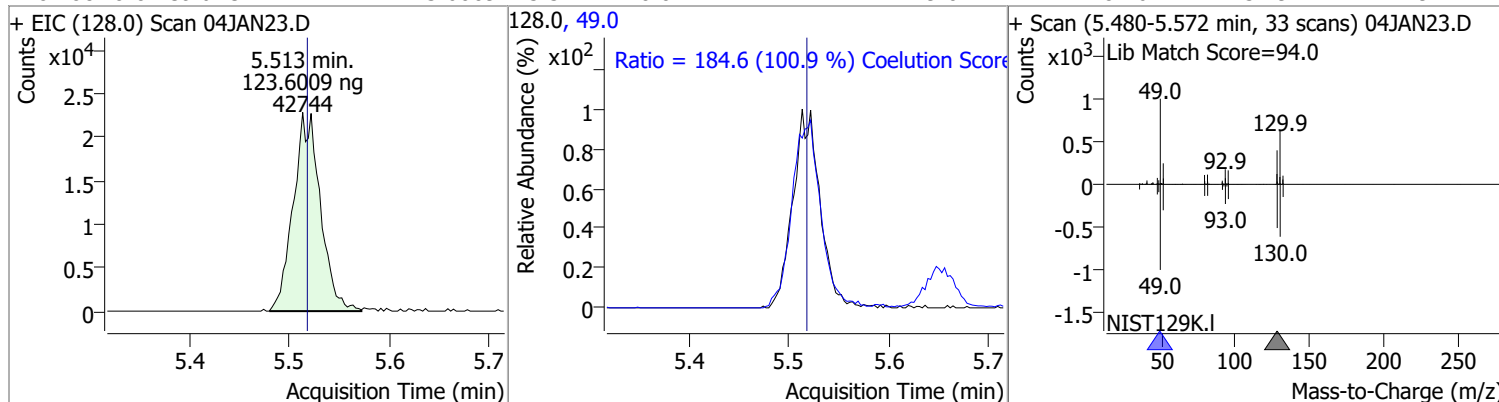
Compound	Conc.	RT	Dev(Min)	Resp.	QIon	QRatio	Lower	Upper
cis-1,2-Dichloroethene	130.1231	5.21	-0.01	108623	61.0	168.1	137.2	197.2
					98.0	67.7	37.3	97.3



Compound	Conc.	RT	Dev(Min)	Resp.	QIon	QRatio	Lower	Upper
Methyl ethyl ketone	1198.4439	5.28	0.00	135511	72.0	20.4	0.0	51.3

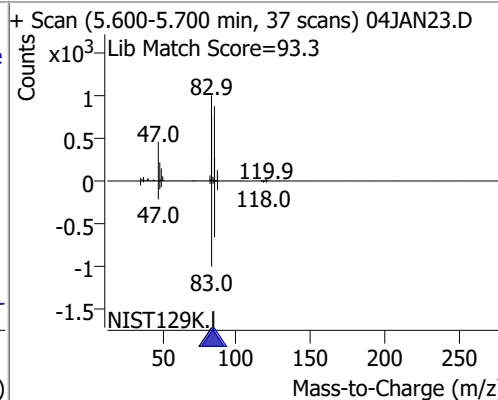
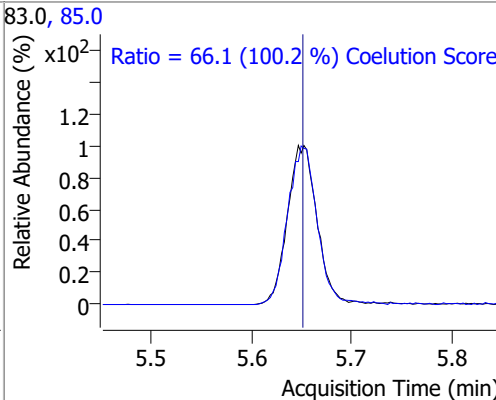
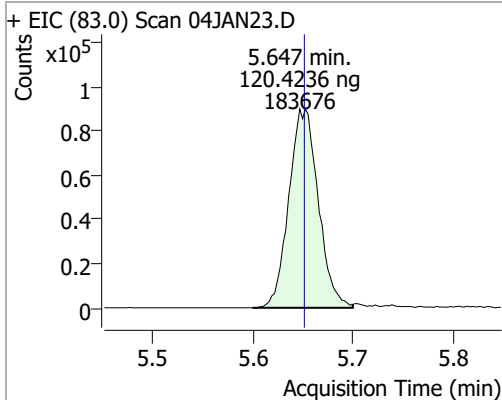


Compound	Conc.	RT	Dev(Min)	Resp.	QIon	QRatio	Lower	Upper
Bromochloromethane	123.6009	5.51	-0.01	42744	49.0	184.6	152.9	212.9

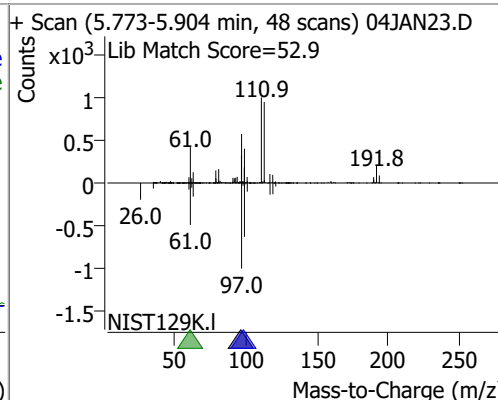
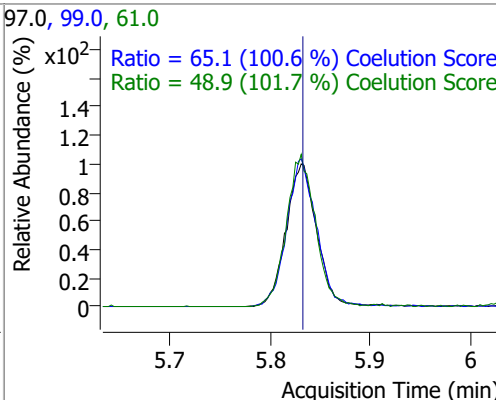
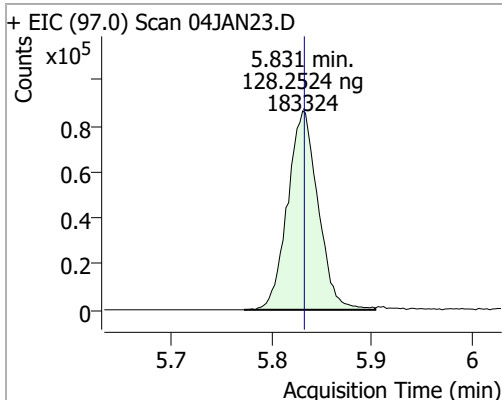


Quantitation Results Report (QT Reviewed)

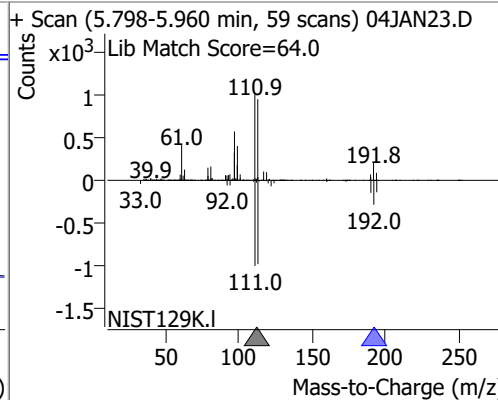
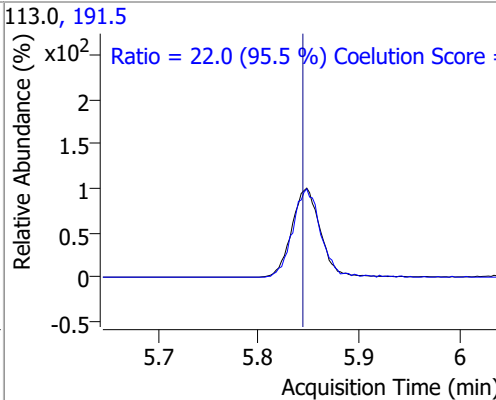
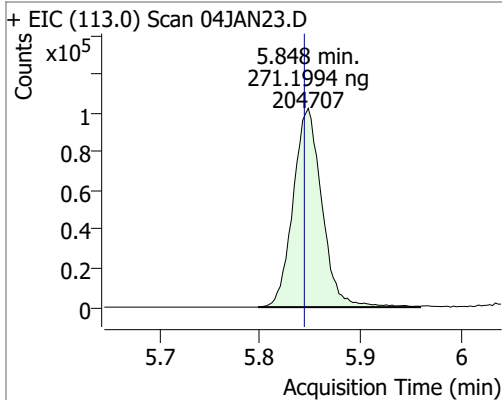
Compound	Conc.	RT	Dev(Min)	Resp.	QIon	QRatio	Lower	Upper
Chloroform	120.4236	5.65	-0.01	183676	85.0	66.1	36.0	96.0



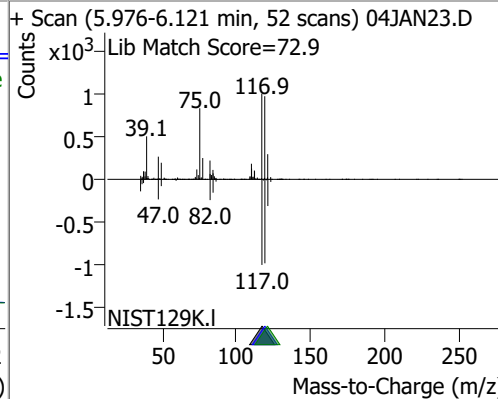
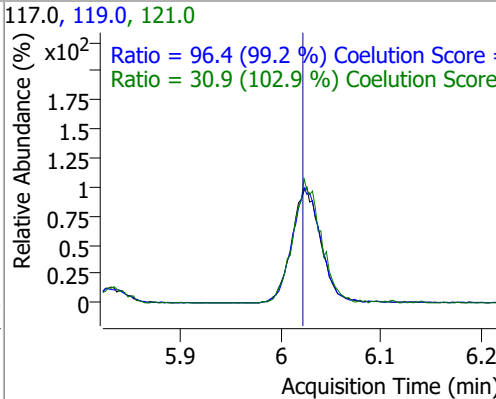
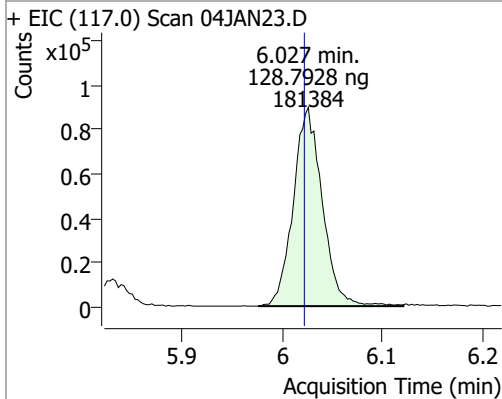
Compound	Conc.	RT	Dev(Min)	Resp.	QIon	QRatio	Lower	Upper
1,1,1-Trichloroethane	128.2524	5.83	0.00	183324	99.0	65.1	34.7	94.7
					61.0	48.9	18.1	78.1



Compound	Conc.	RT	Dev(Min)	Resp.	QIon	QRatio	Lower	Upper
Dibromofluoromethane	271.1994	5.85	0.00	204707	191.5	22.0	0.0	53.1

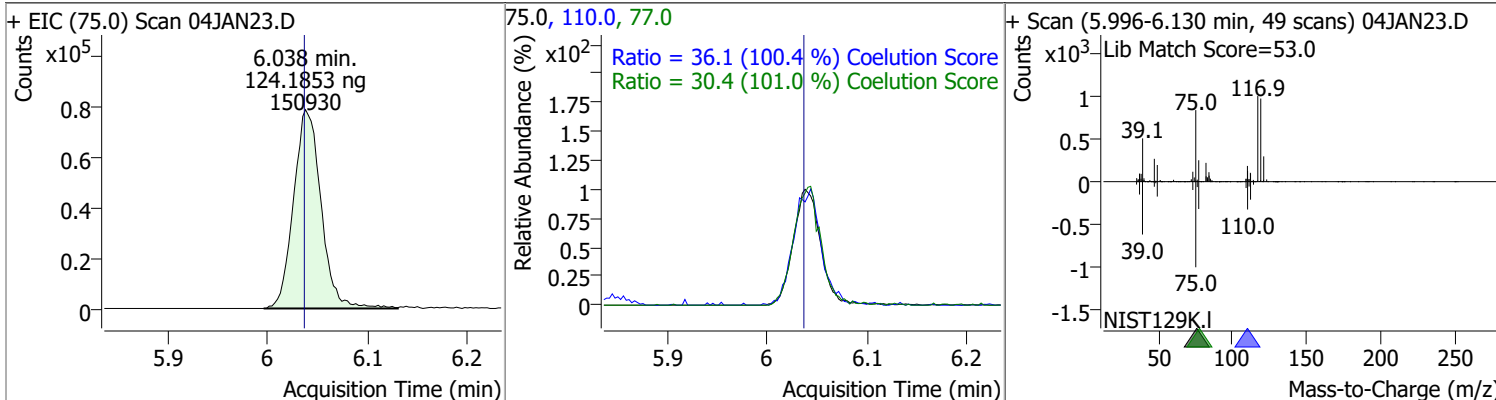


Compound	Conc.	RT	Dev(Min)	Resp.	QIon	QRatio	Lower	Upper
Carbon tetrachloride	128.7928	6.03	0.00	181384	119.0	96.4	67.2	127.2
					121.0	30.9	0.1	60.1

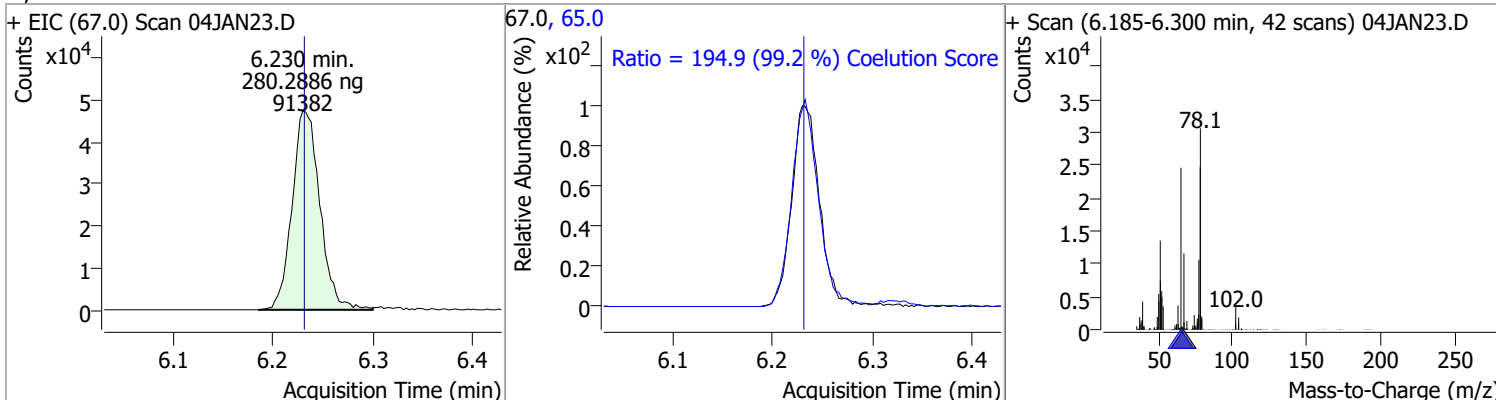


Quantitation Results Report (QT Reviewed)

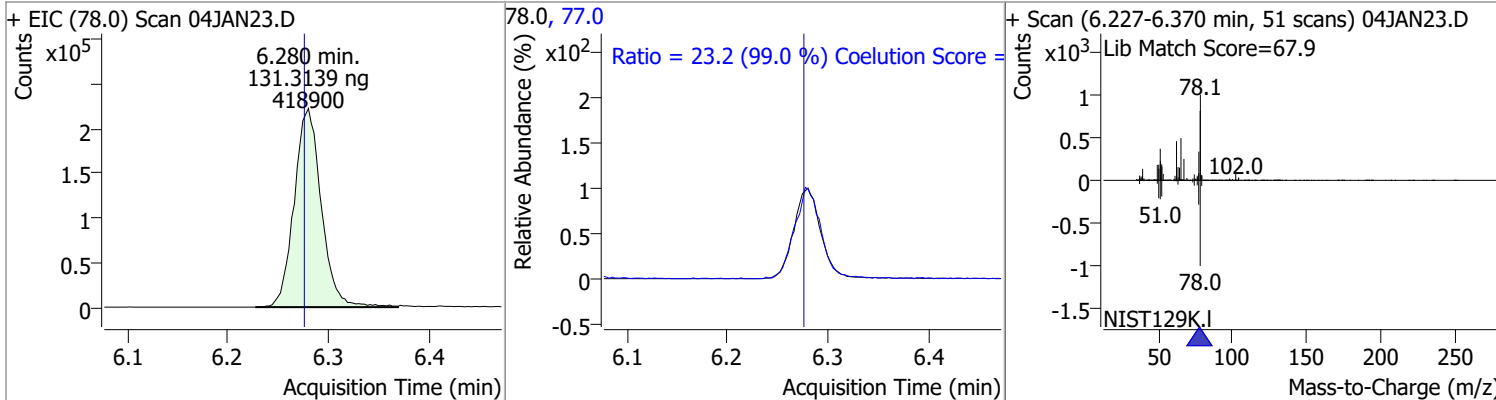
Compound	Conc.	RT	Dev(Min)	Resp.	QIon	QRatio	Lower	Upper
1,1-Dichloropropene	124.1853	6.04	0.00	150930	110.0	36.1	5.9	65.9
					77.0	30.4	0.1	60.1



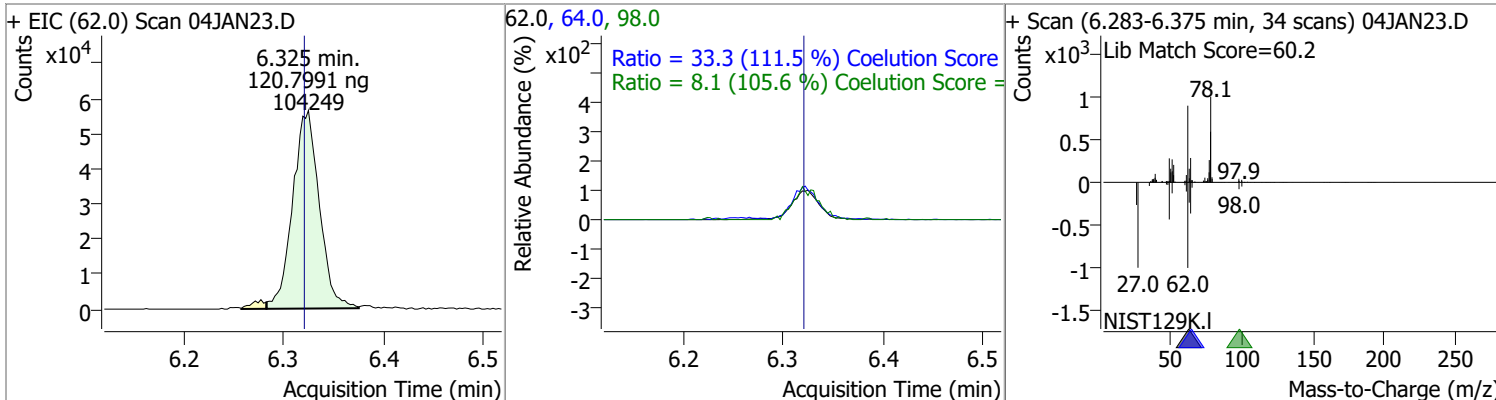
Compound	Conc.	RT	Dev(Min)	Resp.	QIon	QRatio	Lower	Upper
1,2-Dichloroethane-d4	280.2886	6.23	0.00	91382	65.0	194.9	166.5	226.5



Compound	Conc.	RT	Dev(Min)	Resp.	QIon	QRatio	Lower	Upper
Benzene	131.3139	6.28	0.00	418900	77.0	23.2	0.0	53.5

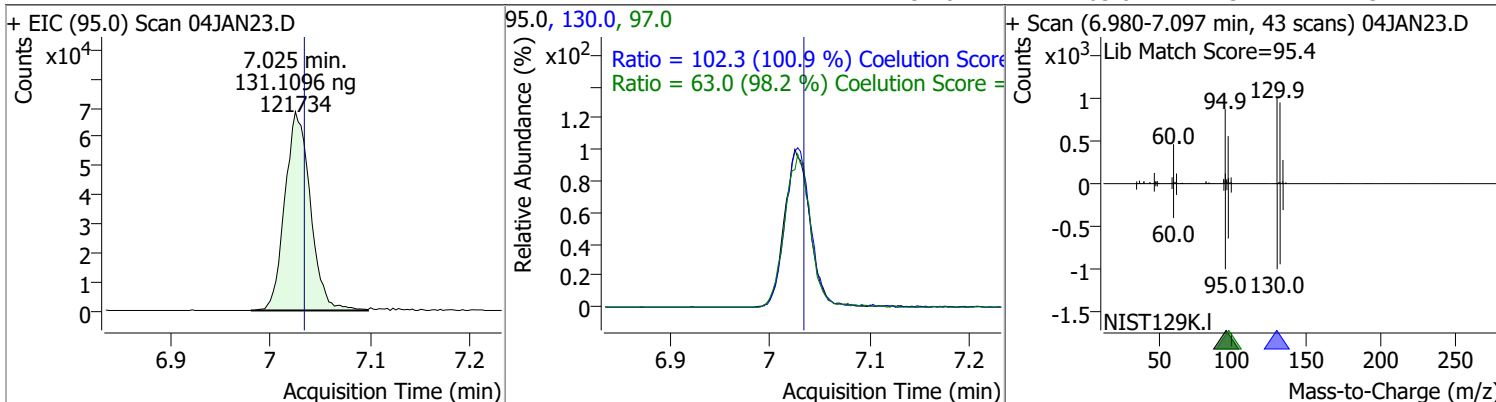


Compound	Conc.	RT	Dev(Min)	Resp.	QIon	QRatio	Lower	Upper
1,2-Dichloroethane	120.7991	6.32	0.00	104249	64.0	33.3	0.0	59.9
					98.0	8.1	0.0	37.6

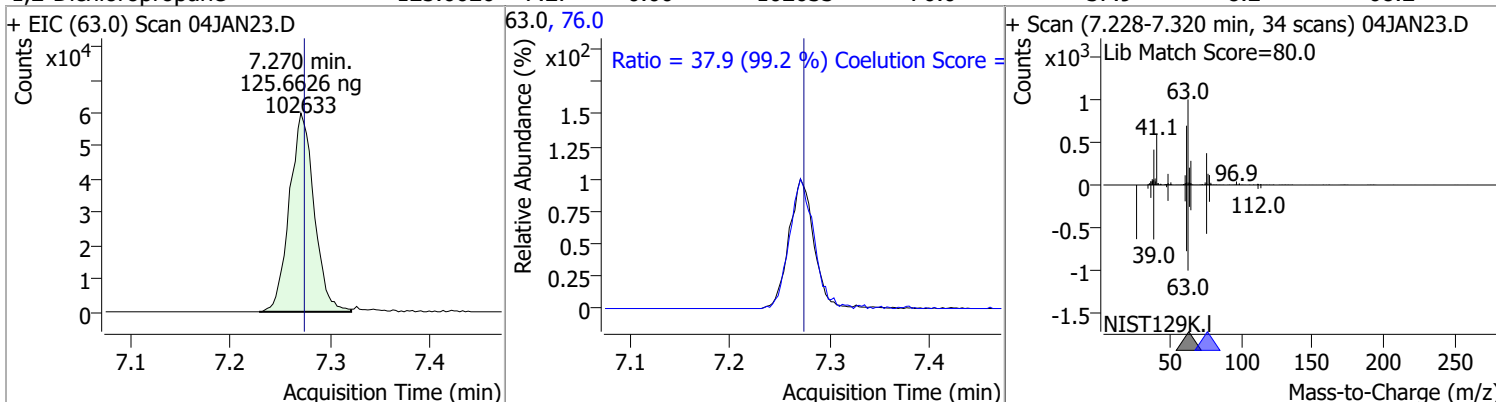


Quantitation Results Report (QT Reviewed)

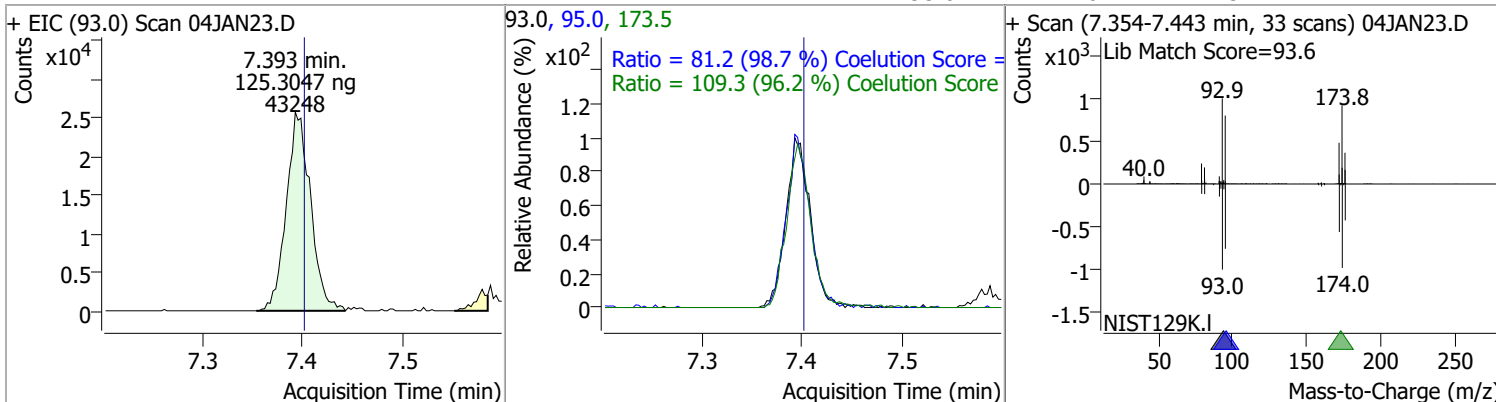
Compound	Conc.	RT	Dev(Min)	Resp.	QIon	QRatio	Lower	Upper
Trichloroethene	131.1096	7.02	-0.01	121734	130.0	102.3	71.5	131.5
					97.0	63.0	34.1	94.1



Compound	Conc.	RT	Dev(Min)	Resp.	QIon	QRatio	Lower	Upper
1,2-Dichloropropane	125.6626	7.27	0.00	102633	76.0	37.9	8.2	68.2

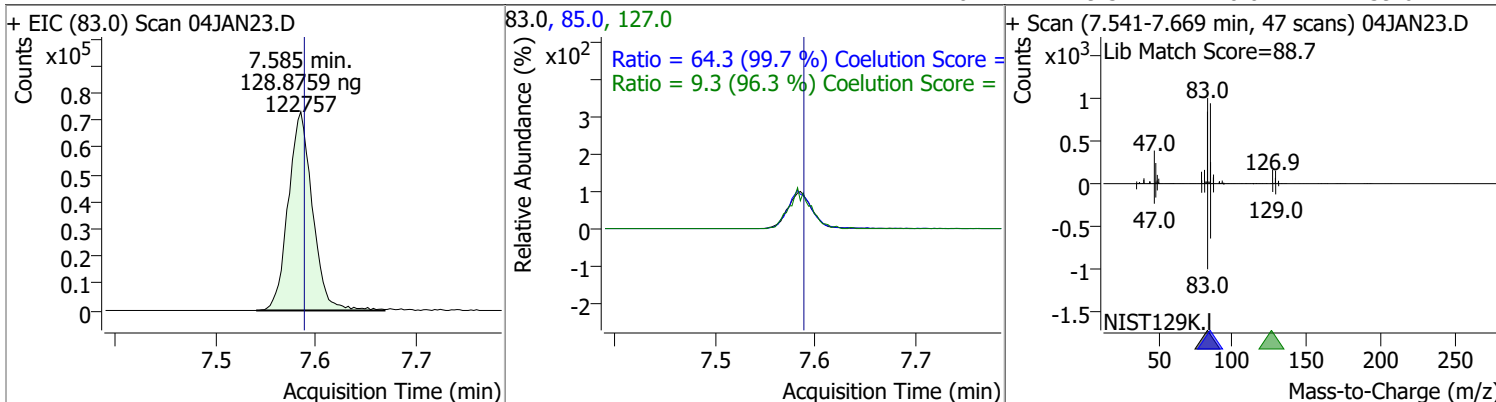


Compound	Conc.	RT	Dev(Min)	Resp.	QIon	QRatio	Lower	Upper
Dibromomethane	125.3047	7.39	-0.01	43248	173.5	109.3	83.7	143.7
					95.0	81.2	52.2	112.2

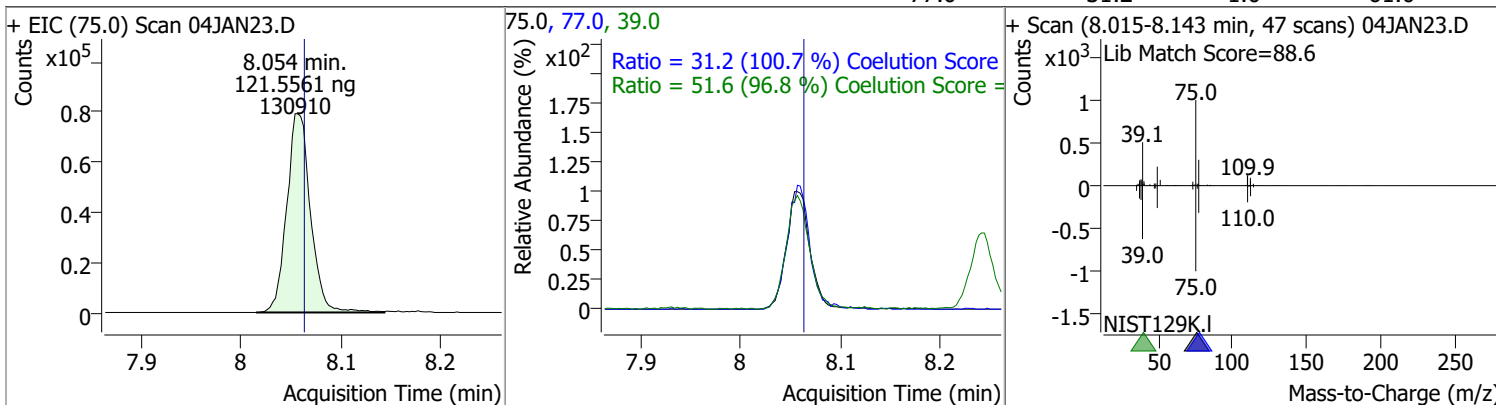


Quantitation Results Report (QT Reviewed)

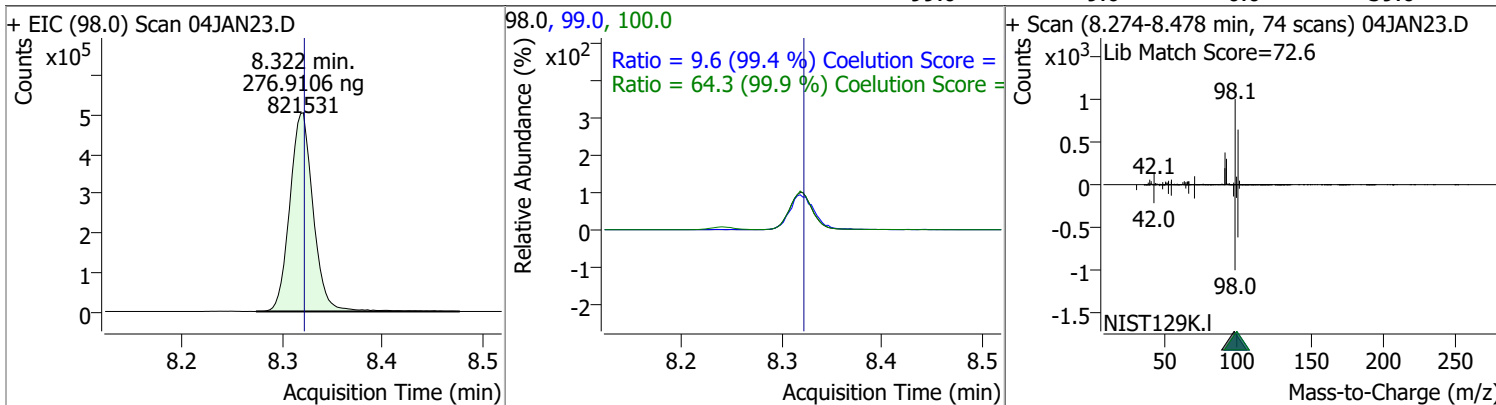
Compound	Conc.	RT	Dev(Min)	Resp.	QIon	QRatio	Lower	Upper
Bromodichloromethane	128.8759	7.59	0.00	122757	85.0	64.3	34.5	94.5
					127.0	9.3	0.0	39.6



Compound	Conc.	RT	Dev(Min)	Resp.	QIon	QRatio	Lower	Upper
cis-1,3-Dichloropropene	121.5561	8.05	-0.01	130910	39.0	51.6	23.3	83.3
					77.0	31.2	1.0	61.0

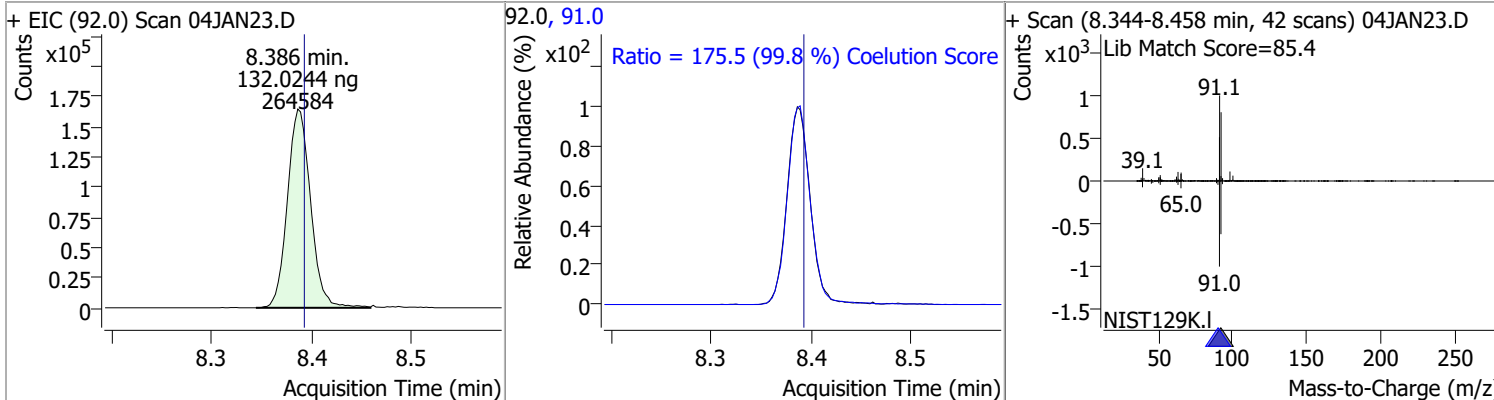


Compound	Conc.	RT	Dev(Min)	Resp.	QIon	QRatio	Lower	Upper
Toluene-d8	276.9106	8.32	0.00	821531	100.0	64.3	34.4	94.4
					99.0	9.6	0.0	39.6

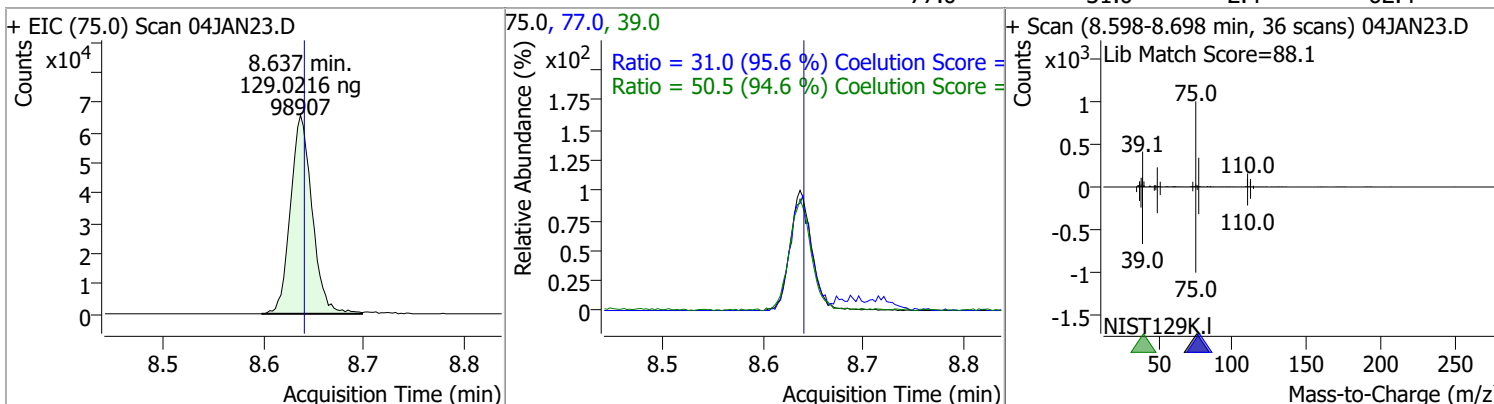


Quantitation Results Report (QT Reviewed)

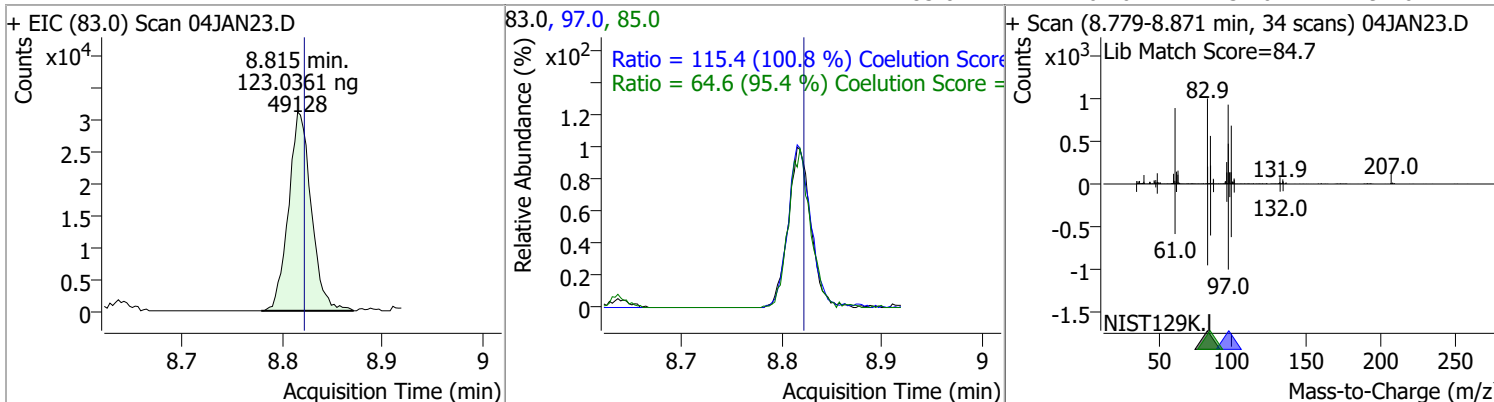
Compound	Conc.	RT	Dev(Min)	Resp.	QIon	QRatio	Lower	Upper
Toluene	132.0244	8.39	0.00	264584	91.0	175.5	145.8	205.8



Compound	Conc.	RT	Dev(Min)	Resp.	QIon	QRatio	Lower	Upper
trans-1,3-Dichloropropene	129.0216	8.64	0.00	98907	39.0	50.5	23.4	83.4
					77.0	31.0	2.4	62.4

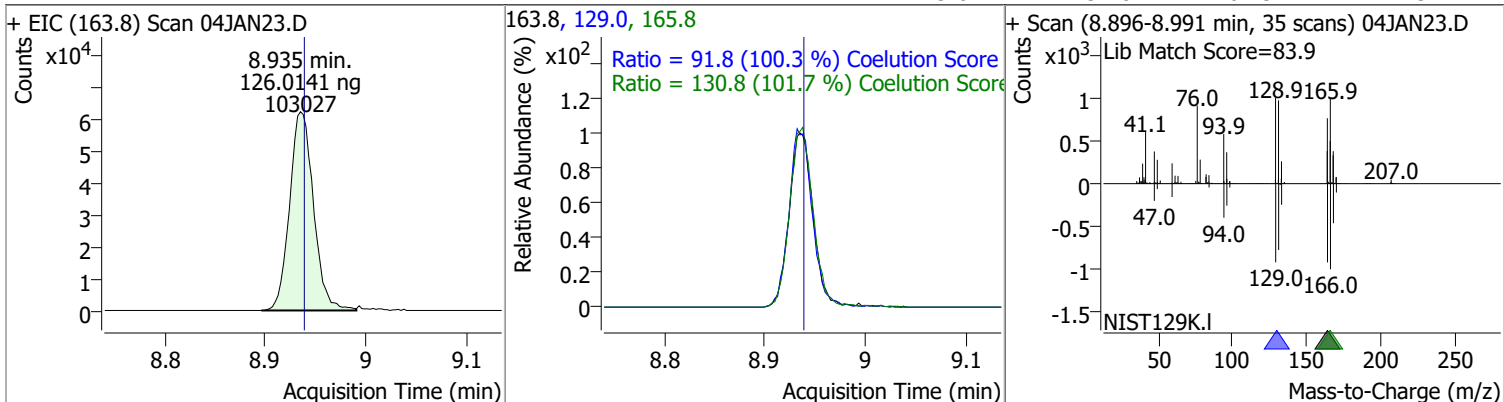


Compound	Conc.	RT	Dev(Min)	Resp.	QIon	QRatio	Lower	Upper
1,1,2-Trichloroethane	123.0361	8.82	0.00	49128	97.0	115.4	84.6	144.6
					85.0	64.6	37.6	97.6

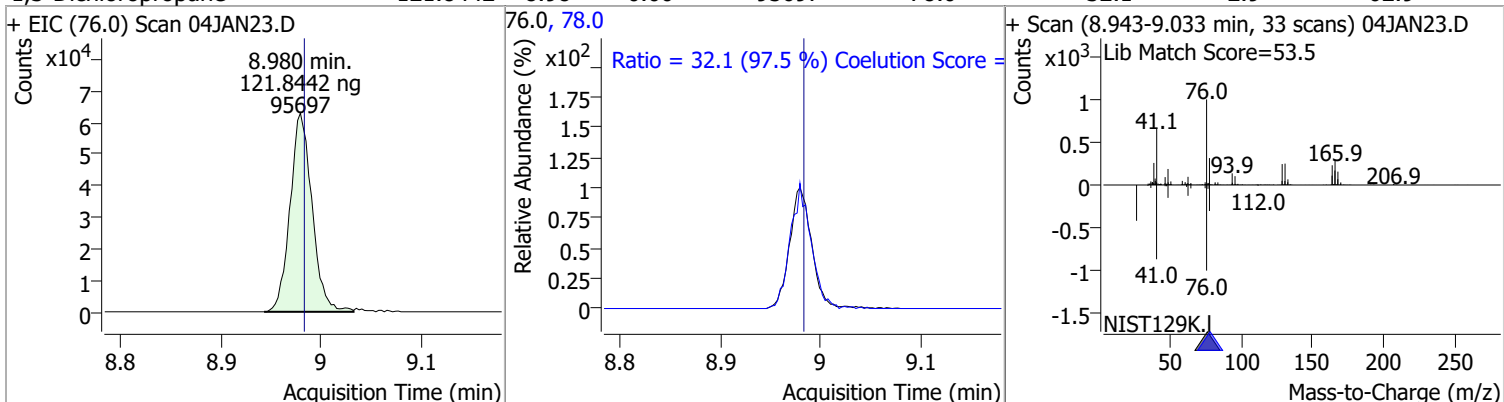


Quantitation Results Report (QT Reviewed)

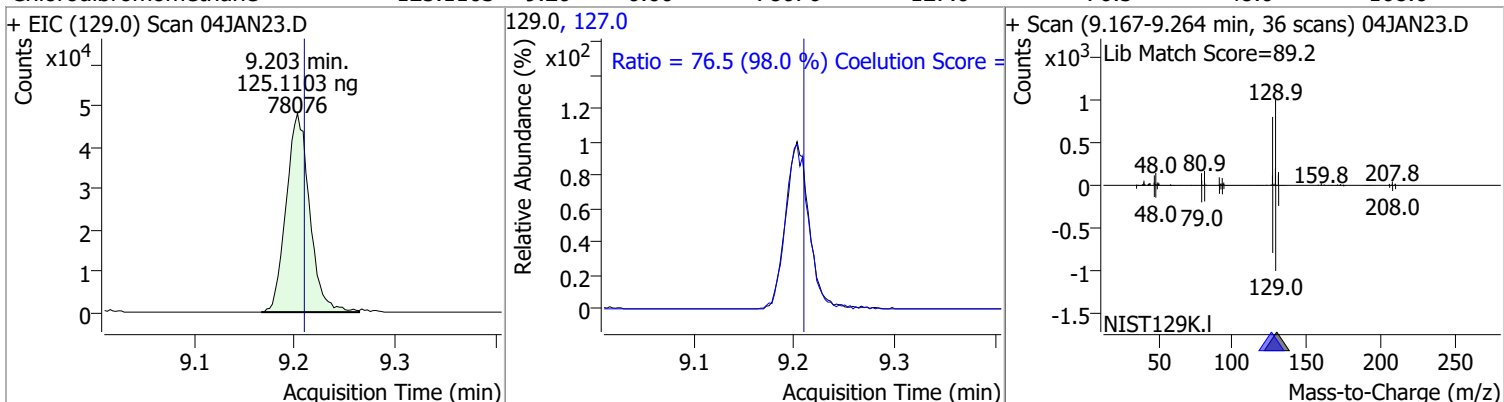
Compound	Conc.	RT	Dev(Min)	Resp.	QIon	QRatio	Lower	Upper
Tetrachloroethene	126.0141	8.94	0.00	103027	165.8	130.8	98.6	158.6
					129.0	91.8	61.5	121.5



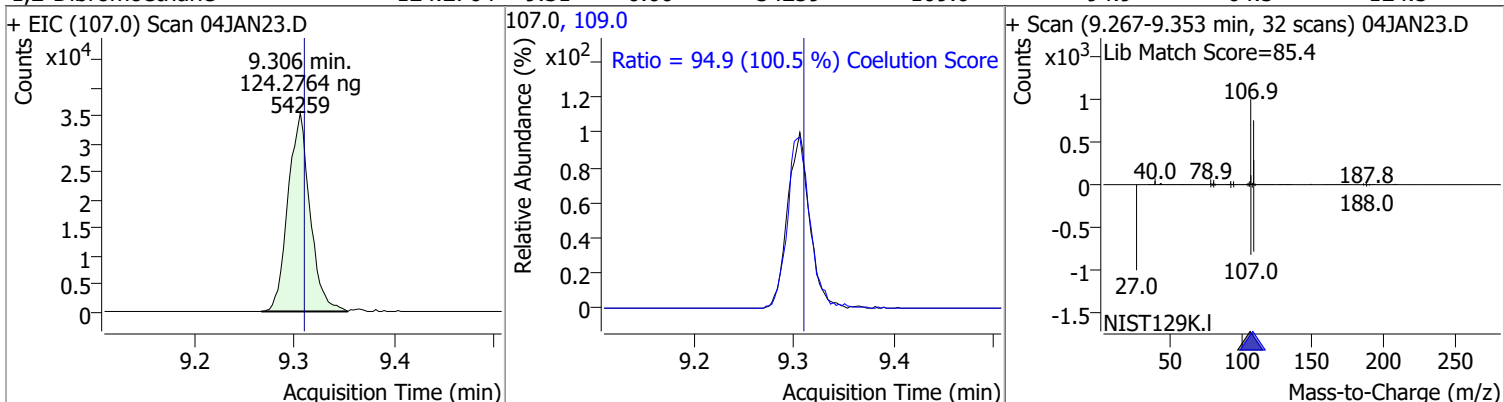
Compound	Conc.	RT	Dev(Min)	Resp.	QIon	QRatio	Lower	Upper
1,3-Dichloropropane	121.8442	8.98	0.00	95697	78.0	32.1	2.9	62.9



Compound	Conc.	RT	Dev(Min)	Resp.	QIon	QRatio	Lower	Upper
Chlorodibromomethane	125.1103	9.20	0.00	78076	127.0	76.5	48.0	108.0

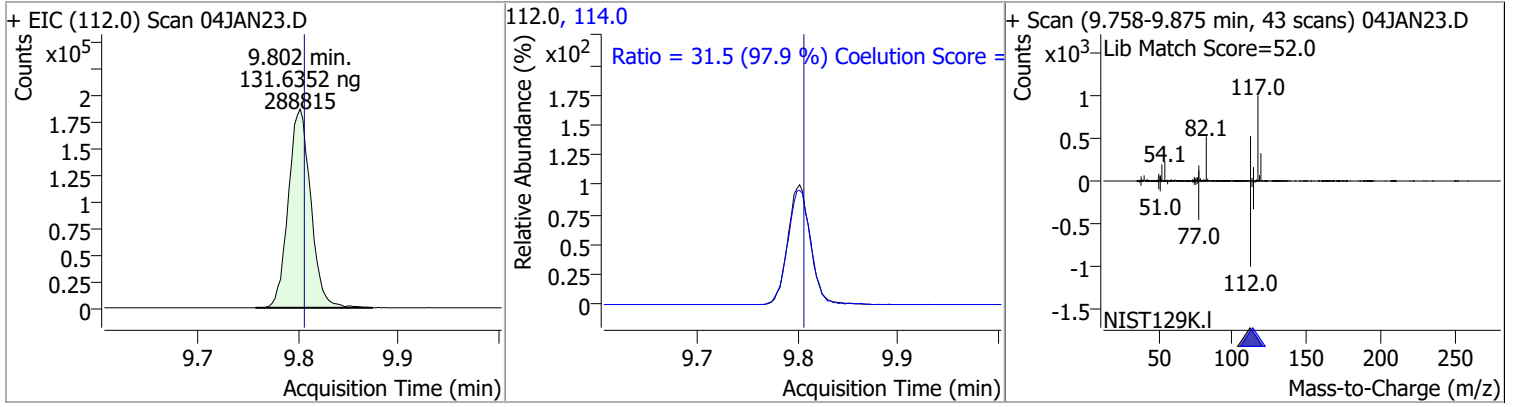


Compound	Conc.	RT	Dev(Min)	Resp.	QIon	QRatio	Lower	Upper
1,2-Dibromoethane	124.2764	9.31	0.00	54259	109.0	94.9	64.5	124.5

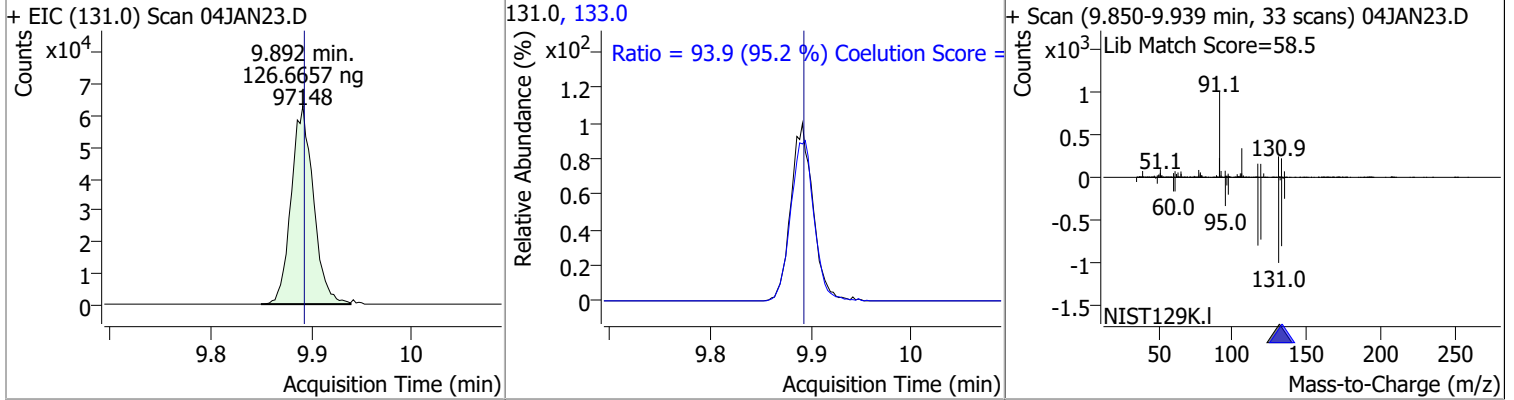


Quantitation Results Report (QT Reviewed)

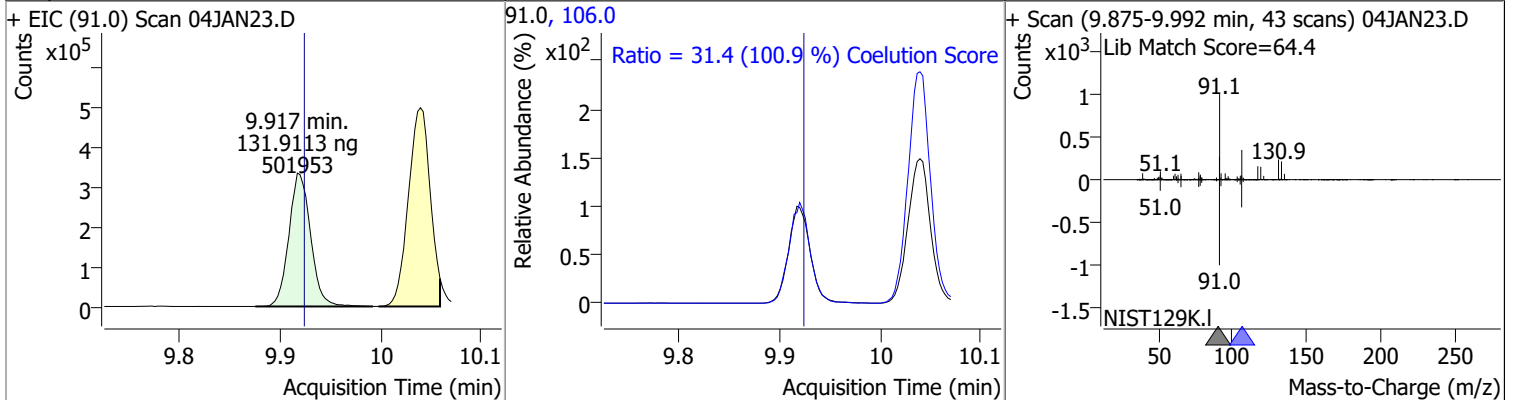
Compound	Conc.	RT	Dev(Min)	Resp.	QIon	QRatio	Lower	Upper
Chlorobenzene	131.6352	9.80	0.00	288815	114.0	31.5	2.1	62.1



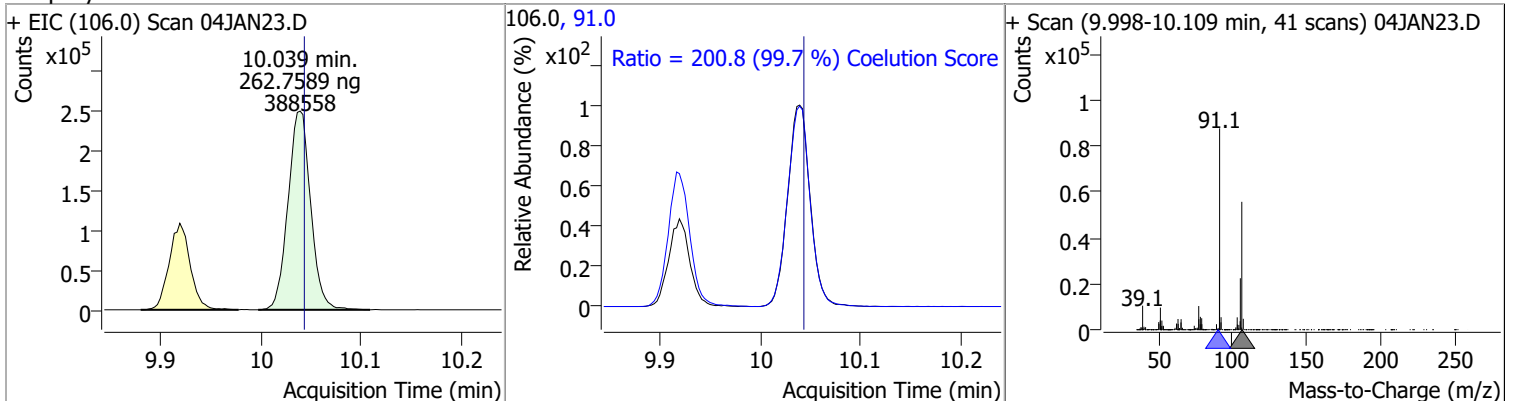
Compound	Conc.	RT	Dev(Min)	Resp.	QIon	QRatio	Lower	Upper
1,1,1,2-Tetrachloroethane	126.6657	9.89	0.00	97148	133.0	93.9	68.6	128.6



Compound	Conc.	RT	Dev(Min)	Resp.	QIon	QRatio	Lower	Upper
Ethylbenzene	131.9113	9.92	0.00	501953	106.0	31.4	1.1	61.1

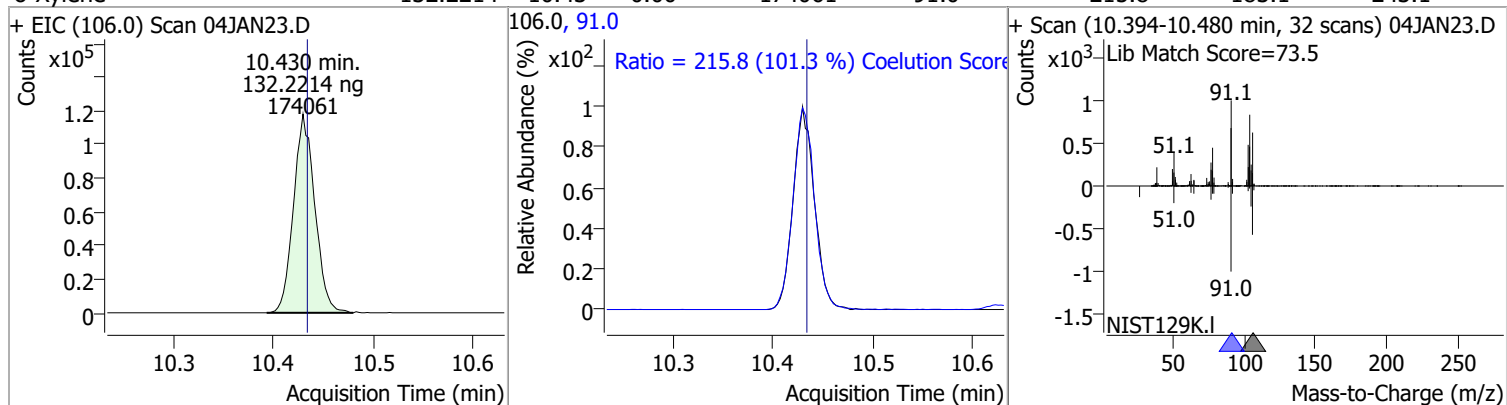


Compound	Conc.	RT	Dev(Min)	Resp.	QIon	QRatio	Lower	Upper
m+p-Xylenes	262.7589	10.04	0.00	388558	91.0	200.8	171.4	231.4

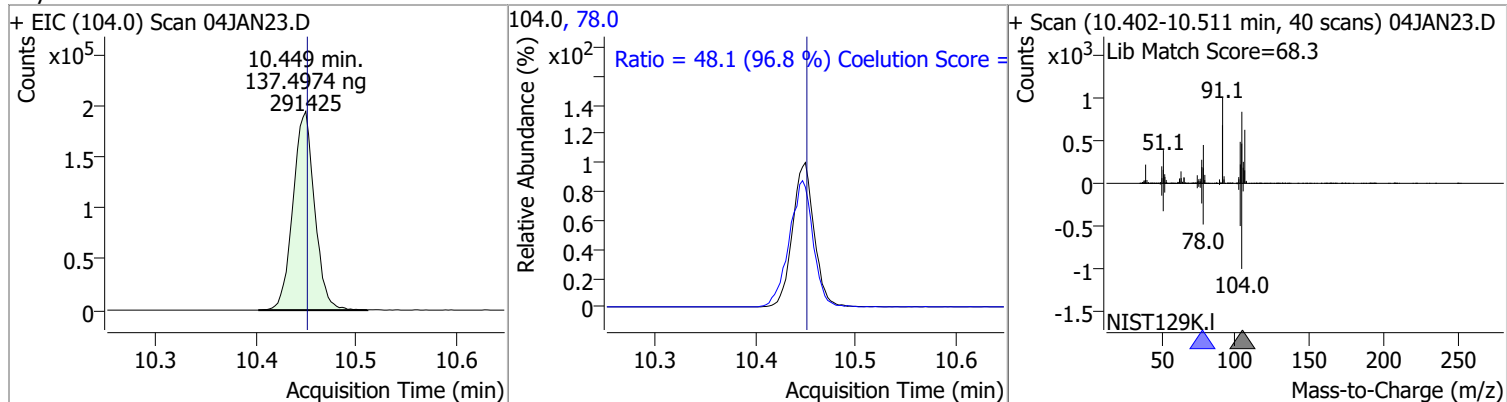


Quantitation Results Report (QT Reviewed)

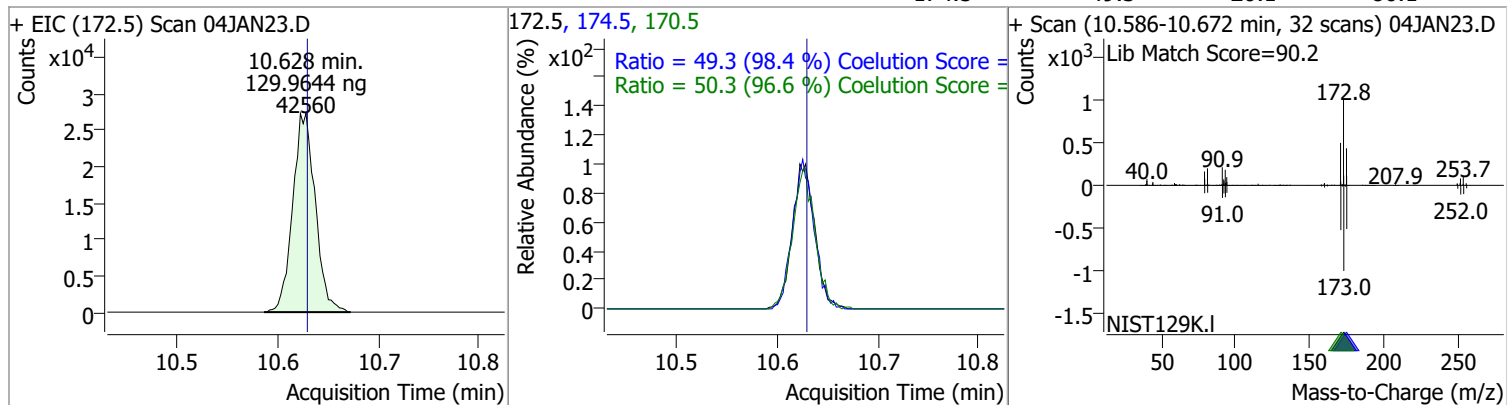
Compound	Conc.	RT	Dev(Min)	Resp.	QIon	QRatio	Lower	Upper
o-Xylene	132.2214	10.43	0.00	174061	91.0	215.8	183.1	243.1



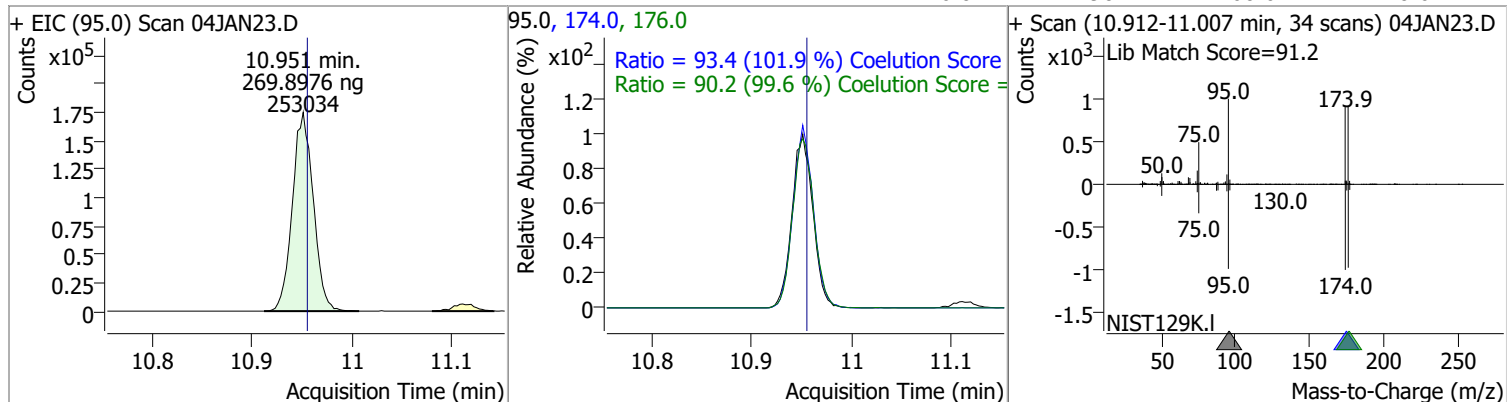
Compound	Conc.	RT	Dev(Min)	Resp.	QIon	QRatio	Lower	Upper
Styrene	137.4974	10.45	0.00	291425	78.0	48.1	19.6	79.6



Compound	Conc.	RT	Dev(Min)	Resp.	QIon	QRatio	Lower	Upper
Bromoform	129.9644	10.63	0.00	42560	170.5	50.3	22.1	82.1
					174.5	49.3	20.1	80.1

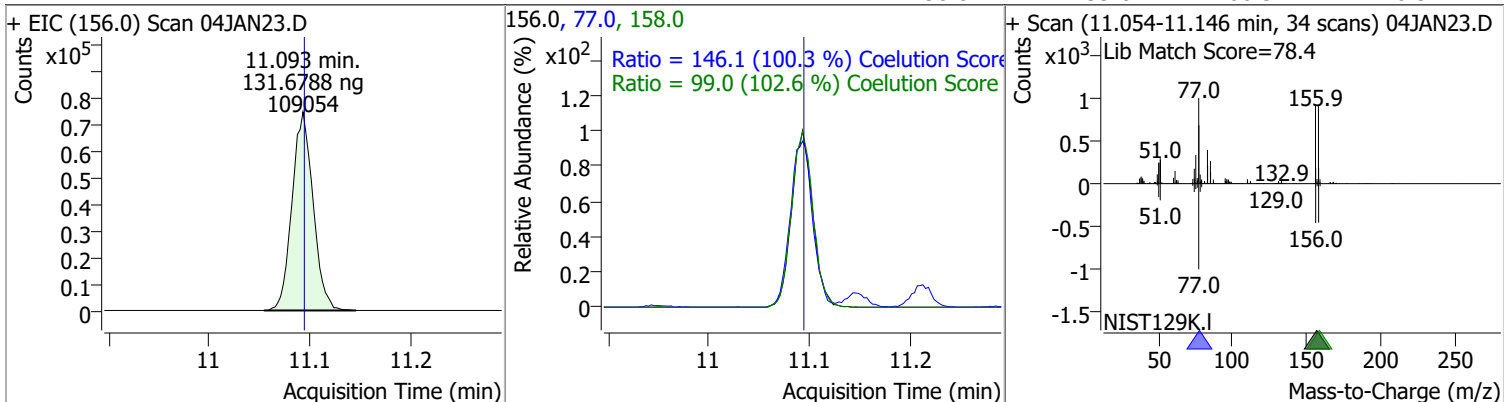


Compound	Conc.	RT	Dev(Min)	Resp.	QIon	QRatio	Lower	Upper
p-Bromofluorobenzene	269.8976	10.95	0.00	253034	174.0	93.4	61.7	121.7
					176.0	90.2	60.6	120.6

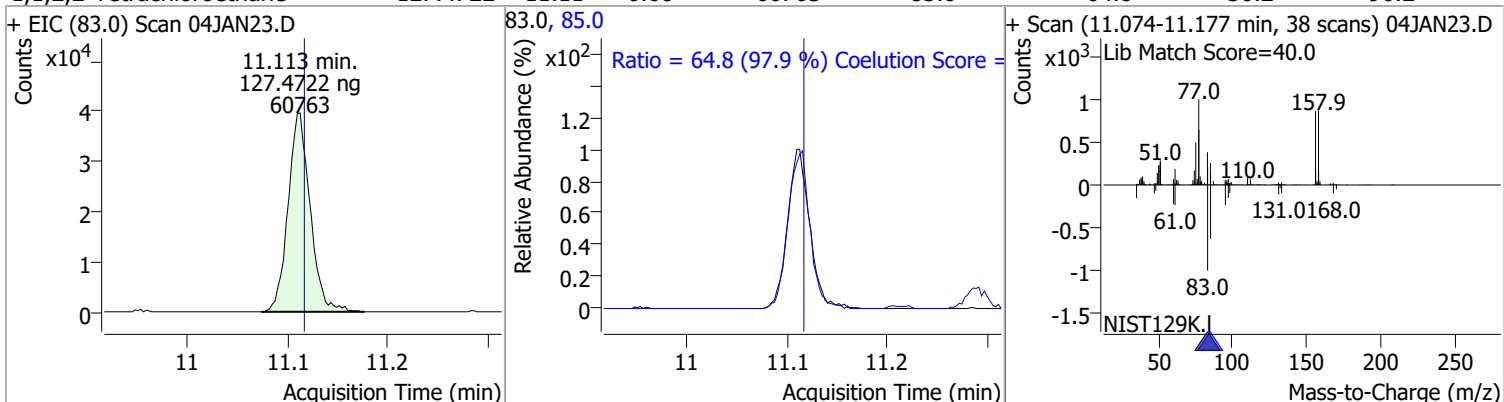


Quantitation Results Report (QT Reviewed)

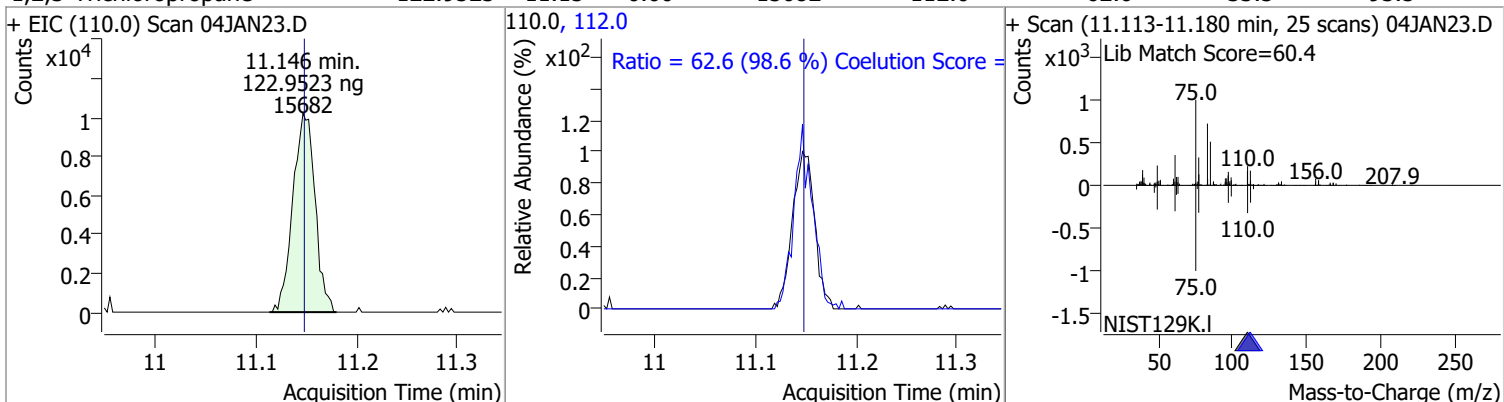
Compound	Conc.	RT	Dev(Min)	Resp.	QIon	QRatio	Lower	Upper
Bromobenzene	131.6788	11.09	0.00	109054	77.0	146.1	115.7	175.7
					158.0	99.0	66.5	126.5



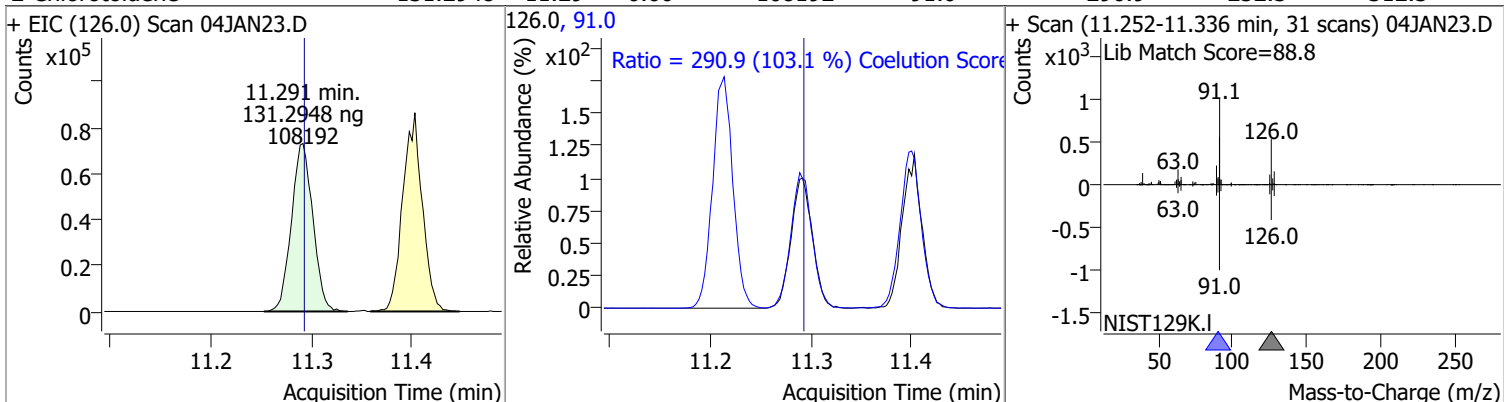
Compound	Conc.	RT	Dev(Min)	Resp.	QIon	QRatio	Lower	Upper
1,1,2,2-Tetrachloroethane	127.4722	11.11	0.00	60763	85.0	64.8	36.2	96.2



Compound	Conc.	RT	Dev(Min)	Resp.	QIon	QRatio	Lower	Upper
1,2,3-Trichloropropane	122.9523	11.15	0.00	15682	112.0	62.6	33.5	93.5

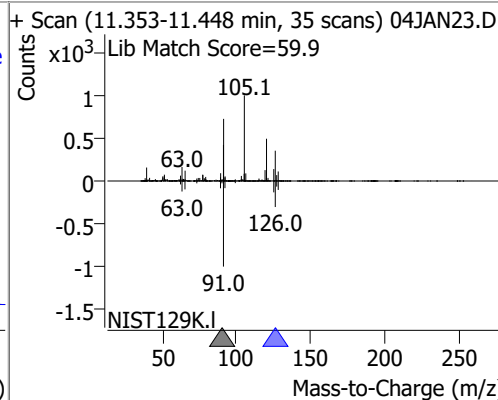
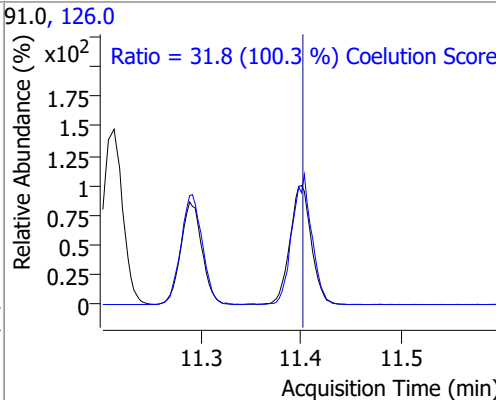
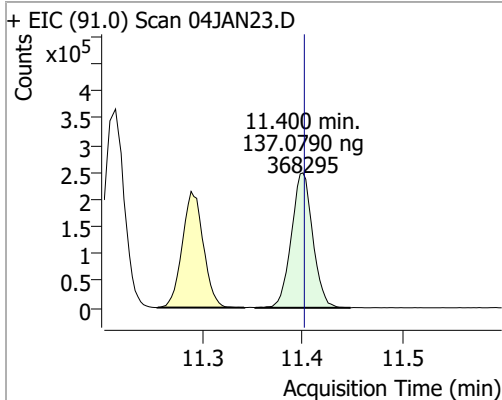


Compound	Conc.	RT	Dev(Min)	Resp.	QIon	QRatio	Lower	Upper
2-Chlorotoluene	131.2948	11.29	0.00	108192	91.0	290.9	252.3	312.3

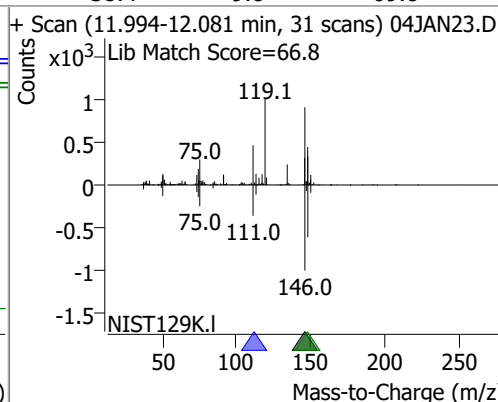
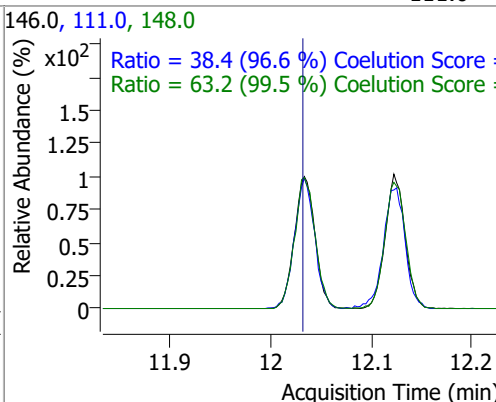
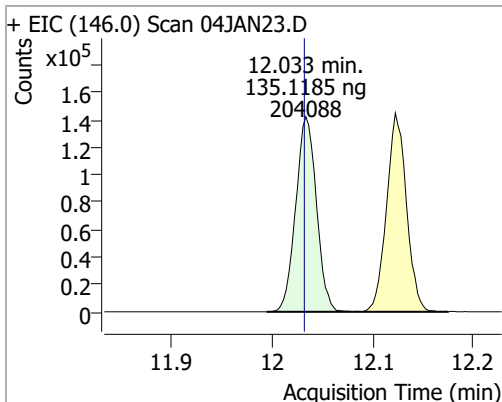


Quantitation Results Report (QT Reviewed)

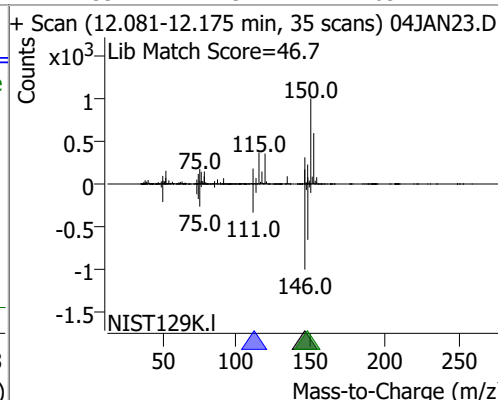
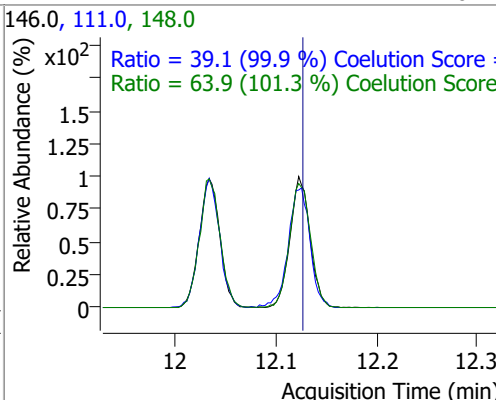
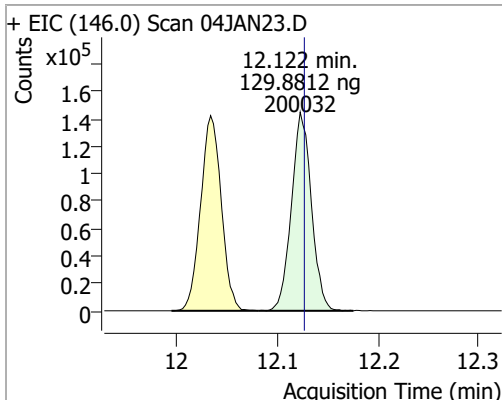
Compound	Conc.	RT	Dev(Min)	Resp.	QIon	QRatio	Lower	Upper
4-Chlorotoluene	137.0790	11.40	0.00	368295	126.0	31.8	1.7	61.7



Compound	Conc.	RT	Dev(Min)	Resp.	QIon	QRatio	Lower	Upper
1,3-Dichlorobenzene	135.1185	12.03	0.00	204088	148.0	63.2	33.6	93.6
					111.0	38.4	9.8	69.8

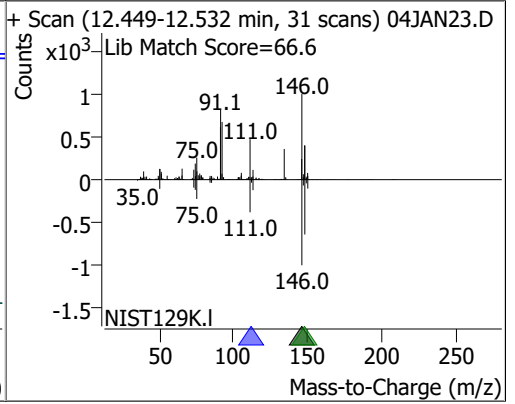
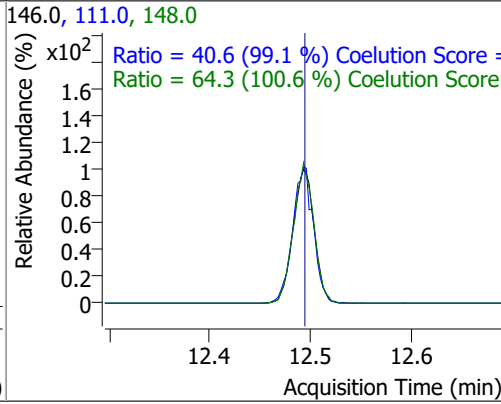
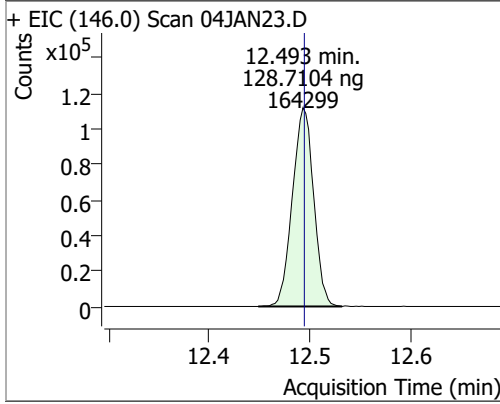


Compound	Conc.	RT	Dev(Min)	Resp.	QIon	QRatio	Lower	Upper
1,4-Dichlorobenzene	129.8812	12.12	0.00	200032	148.0	63.9	33.1	93.1
					111.0	39.1	9.1	69.1



Quantitation Results Report (QT Reviewed)

Compound	Conc.	RT	Dev(Min)	Resp.	QIon	QRatio	Lower	Upper
1,2-Dichlorobenzene	128.7104	12.49	0.00	164299	148.0	64.3	33.9	93.9
					111.0	40.6	11.0	71.0



Audit Trail report

Batch name and path: D:\Org\Data\VOA5975C\VG010422\QuantResults\VG010422_8260B.batch.bin
Quant batch version: 10.0
Quant reporting version: 10.0

Name	User	Time	Action	Reason	Comment	Succeed	Exception
CmdNewBatchTable	BL2000\mchavez	1/4/2022 10:36:43 AM	Create new batch D:\Org\Data\VOA5975C\VG010422\VG010422_8260B.batch.bin			✓	
CmdImportSamplesFromWorklist	BL2000\mchavez	1/4/2022 10:36:56 AM	Add samples from worklist: D:\Org\Data\VOA5975C\VG010422\04JAN02.D, D:\Org\Data\VOA5975C\VG010422\04JAN01.D			✓	
CmdSetSampleAttribute	BL2000\mchavez	1/4/2022 10:37:01 AM	Set SampleType = MatrixBlank for sample 04JAN02.D; previous value = Sample			✓	
CmdSetSampleAttribute	BL2000\mchavez	1/4/2022 10:37:04 AM	Set SampleType = TuneCheck for sample 04JAN02.D; previous value = MatrixBlank			✓	
CmdStartMethodEditing	BL2000\mchavez	1/4/2022 10:52:58 AM	Start method editing			✓	
CmdImportMethodFromBatch	BL2000\mchavez	1/4/2022 10:52:59 AM	Import method from batch D:\Org\Data\VOA5975C\VG010322\VG010322_8260B_2ndRun.batch.bin			✓	
CmdApplyMethodToAllSamples	BL2000\mchavez	1/4/2022 10:53:03 AM	Apply method to all samples			✓	
CmdMethodClear	BL2000\mchavez	1/4/2022 10:53:03 AM	Clear method			✓	
CmdEndMethodEditing	BL2000\mchavez	1/4/2022 10:53:03 AM	End method editing			✓	
CmdQuantitate	BL2000\mchavez	1/4/2022 10:53:07 AM	Quantitate all compounds in all samples			✓	
CmdSaveBatchTable	BL2000\mchavez	1/4/2022 10:54:55 AM	Save batch D:\Org\Data\VOA5975C\VG010422\QuantResults\VG010422_8260B.batch.bin			✓	
CmdOpenBatchTable	BL2000\mchavez	1/4/2022 11:14:07 AM	Open batch D:\Org\Data\VOA5975C\VG010422\VG010422_8260B.batch.bin			✓	
CmdImportSamplesFromWorklist	BL2000\mchavez	1/4/2022 11:14:24 AM	Add samples from worklist: D:\Org\Data\VOA5975C\VG010422\04JAN03.D			✓	
CmdSetSampleAttribute	BL2000\mchavez	1/4/2022 11:14:28 AM	Set SampleType = CC for sample 04JAN03.D; previous value = Sample			✓	
CmdSetSampleAttribute	BL2000\mchavez	1/4/2022 11:14:31 AM	Set LevelName = CC for sample 04JAN03.D; previous value =			✓	
CmdQuantitate	BL2000\mchavez	1/4/2022 11:14:35 AM	Quantitate all compounds in all samples			✓	
CmdSaveBatchTable	BL2000\mchavez	1/4/2022 11:15:38 AM	Save batch D:\Org\Data\VOA5975C\VG010422\QuantResults\VG010422_8260B.batch.bin			✓	
CmdOpenBatchTable	BL2000\mchavez	1/4/2022 1:02:39 PM	Open batch D:\Org\Data\VOA5975C\VG010422\VG010422_8260B.batch.bin			✓	

Audit Trail report

Name	User	Time	Action	Reason	Comment	Succeed	Exception
CmdImportSamplesFromWorklist	BL2000\mchavez	1/4/2022 1:02:58 PM	Add samples from worklist: D:\Org\Data\VOA5975C\VG010422\04JAN05.D, D:\Org\Data\VOA5975C\VG010422\04JAN04.D			✓	
CmdSetSampleAttribute	BL2000\mchavez	1/4/2022 1:03:09 PM	Set SampleType = TuneCheck for sample 04JAN05.D; previous value = Sample			✓	
CmdQuantitate	BL2000\mchavez	1/4/2022 1:03:40 PM	Quantitate all compounds in all samples			✓	
CmdSaveBatchTable	BL2000\mchavez	1/4/2022 1:14:26 PM	Save batch D:\Org\Data\VOA5975C\VG010422\QuantResults\VG010422_8260B.batch.bin			✓	
CmdOpenBatchTable	BL2000\mchavez	1/4/2022 1:47:13 PM	Open batch D:\Org\Data\VOA5975C\VG010422\VG010422_8260B.batch.bin			✓	
CmdImportSamplesFromWorklist	BL2000\mchavez	1/4/2022 1:47:29 PM	Add samples from worklist: D:\Org\Data\VOA5975C\VG010422\04JAN06.D			✓	
CmdSetSampleAttribute	BL2000\mchavez	1/4/2022 1:47:35 PM	Set SampleType = CC for sample 04JAN06.D; previous value = Sample			✓	
CmdSetSampleAttribute	BL2000\mchavez	1/4/2022 1:47:38 PM	Set LevelName = CC for sample 04JAN06.D; previous value =			✓	
CmdQuantitate	BL2000\mchavez	1/4/2022 1:47:44 PM	Quantitate all compounds in all samples			✓	
CmdSaveBatchTable	BL2000\mchavez	1/4/2022 1:53:45 PM	Save batch D:\Org\Data\VOA5975C\VG010422\QuantResults\VG010422_8260B.batch.bin			✓	
CmdOpenBatchTable	BL2000\mchavez	1/4/2022 3:05:35 PM	Open batch D:\Org\Data\VOA5975C\VG010422\VG010422_8260B.batch.bin			✓	
CmdImportSamplesFromWorklist	BL2000\mchavez	1/4/2022 3:06:14 PM	Add samples from worklist: D:\Org\Data\VOA5975C\VG010422\04JAN08.D, D:\Org\Data\VOA5975C\VG010422\04JAN07.D			✓	
CmdSetSampleAttribute	BL2000\mchavez	1/4/2022 3:06:26 PM	Set SampleType = TuneCheck for sample 04JAN08.D; previous value = Sample			✓	
CmdSaveBatchTable	BL2000\mchavez	1/4/2022 3:24:14 PM	Save batch D:\Org\Data\VOA5975C\VG010422\QuantResults\VG010422_8260B.batch.bin			✓	
CmdOpenBatchTable	BL2000\mchavez	1/5/2022 8:56:03 AM	Open batch D:\Org\Data\VOA5975C\VG010422\VG010422_8260B.batch.bin			✓	

Audit Trail report

Name	User	Time	Action	Reason	Comment	Succeed	Exception
CmdImportSamplesFromWorklist	BL2000\mchavez	1/5/2022 8:58:43 AM	Add samples from worklist: D:\Org\Data\VOA5975C\VG010422\04JAN28.D, D:\Org\Data\VOA5975C\VG010422\04JAN27.D, D:\Org\Data\VOA5975C\VG010422\04JAN26.D, D:\Org\Data\VOA5975C\VG010422\04JAN25.D, D:\Org\Data\VOA5975C\VG010422\04JAN24.D, D:\Org\Data\VOA5975C\VG010422\04JAN23.D, D:\Org\Data\VOA5975C\VG010422\04JAN22.D, D:\Org\Data\VOA5975C\VG010422\04JAN21.D, D:\Org\Data\VOA5975C\VG010422\04JAN20.D, D:\Org\Data\VOA5975C\VG010422\04JAN19.D, D:\Org\Data\VOA5975C\VG010422\04JAN18.D, D:\Org\Data\VOA5975C\VG010422\04JAN17.D, D:\Org\Data\VOA5975C\VG010422\04JAN16.D, D:\Org\Data\VOA5975C\VG010422\04JAN15.D, D:\Org\Data\VOA5975C\VG010422\04JAN14.D, D:\Org\Data\VOA5975C\VG010422\04JAN13.D, D:\Org\Data\VOA5975C\VG010422\04JAN12.D, D:\Org\Data\VOA5975C\VG010422\04JAN11.D, D:\Org\Data\VOA5975C\VG010422\04JAN10.D, D:\Org\Data\VOA5975C\VG010422\04JAN09.D			✓	
CmdSetSampleAttribute	BL2000\mchavez	1/5/2022 8:59:26 AM	Set SampleType = Blank for sample 04JAN09.D; previous value = Sample			✓	
CmdSetSampleAttribute	BL2000\mchavez	1/5/2022 8:59:31 AM	Set SampleType = Calibration for sample 04JAN10.D; previous value = Sample			✓	
CmdSetSampleAttribute	BL2000\mchavez	1/5/2022 8:59:35 AM	Set SampleType = Calibration for sample 04JAN11.D; previous value = Sample			✓	
CmdSetSampleAttribute	BL2000\mchavez	1/5/2022 8:59:40 AM	Set SampleType = Calibration for sample 04JAN12.D; previous value = Sample			✓	
CmdSetSampleAttribute	BL2000\mchavez	1/5/2022 8:59:45 AM	Set SampleType = Calibration for sample 04JAN13.D; previous value = Sample			✓	

Audit Trail report

Name	User	Time	Action	Reason	Comment	Succeed	Exception
CmdSetSampleAttribute	BL2000\mchavez	1/5/2022 8:59:50 AM	Set SampleType = Calibration for sample 04JAN15.D; previous value = Sample			✓	
CmdSetSampleAttribute	BL2000\mchavez	1/5/2022 8:59:55 AM	Set SampleType = Calibration for sample 04JAN17.D; previous value = Sample			✓	
CmdSetSampleAttribute	BL2000\mchavez	1/5/2022 9:00:00 AM	Set SampleType = Calibration for sample 04JAN19.D; previous value = Sample			✓	
CmdSetSampleAttribute	BL2000\mchavez	1/5/2022 9:00:08 AM	Set SampleType = Calibration for sample 04JAN21.D; previous value = Sample			✓	
CmdSetSampleAttribute	BL2000\mchavez	1/5/2022 9:00:14 AM	Set SampleType = QC for sample 04JAN23.D; previous value = Sample			✓	
CmdSaveBatchTable	BL2000\mchavez	1/5/2022 9:11:16 AM	Save batch D:\Org\Data\VOA5975C\VG010422\QuantResults\VG010422_8260B.batch.bin			✓	
CmdOpenBatchTable	BL2000\mchavez	1/5/2022 9:58:34 AM	Open batch D:\Org\Data\VOA5975C\VG010422\VG010422_8260B.batch.bin			✓	
CmdQuantitate	BL2000\mchavez	1/5/2022 9:58:40 AM	Quantitate all compounds in all samples				Agilent.MassSpectrometry.DataAnalysis.Quantitative.ApplicationCommandException: Batch quantitation failed ---> Agilent.MassSpectrometry.DataAnalysis.Quantitative.ApplicationCommandException: Sample not validated: Level name is undefined for a Calibration or QC sample. at Agilent.MassSpectrometry.DataAnalysis.Quantitative.Analysis.Batch.ValidateBatchMethod() at Agilent.MassSpectrometry.DataAnalysis.Quantitative.Analysis.Batch.Quantitate() --- End of inner exception stack trace --- at Agilent.MassSpectrometry.DataAnalysis.Quantitative.Analysis.Batch.Quantitate() at Agilent.MassSpectrometry.DataAnalysis.Quantitative.CmdQuantitate.QuantitateBatch(Int16 batchId) at Agilent.MassSpectrometry.CommandModel.CommandHistory.Invoke(ICommand cmd) at Agilent.MassSpectrometry.DataAnalysis.Quantitative.AppCommandContext.Invoke(ICommand cmd)

Audit Trail report

Name	User	Time	Action	Reason	Comment	Succeed	Exception
CmdSetSampleAttribute	BL2000\mchavez	1/5/2022 10:06:05 AM	Set LevelName = 1 for sample 04JAN10.D; previous value =			✓	
CmdSaveBatchTable	BL2000\mchavez	1/5/2022 10:06:09 AM	Save batch D:\Org\Data\VOA5975C\VG010422\QuantResults\VG010422_8260B.batch.bin			✓	
CmdOpenBatchTable	BL2000\mchavez	1/5/2022 10:14:38 AM	Open batch D:\Org\Data\VOA5975C\VG010422\VG010422_8260B.batch.bin			✓	
CmdSetSampleAttribute	BL2000\mchavez	1/5/2022 10:14:47 AM	Set LevelName = 2 for sample 04JAN11.D; previous value =			✓	
CmdSetSampleAttribute	BL2000\mchavez	1/5/2022 10:14:52 AM	Set LevelName = 3 for sample 04JAN12.D; previous value =			✓	
CmdSetSampleAttribute	BL2000\mchavez	1/5/2022 10:14:57 AM	Set LevelName = 4 for sample 04JAN13.D; previous value =			✓	
CmdSetSampleAttribute	BL2000\mchavez	1/5/2022 10:15:05 AM	Set LevelName = 5 for sample 04JAN15.D; previous value =			✓	
CmdSetSampleAttribute	BL2000\mchavez	1/5/2022 10:15:11 AM	Set LevelName = 6 for sample 04JAN17.D; previous value =			✓	
CmdSetSampleAttribute	BL2000\mchavez	1/5/2022 10:15:16 AM	Set LevelName = 7 for sample 04JAN19.D; previous value =			✓	
CmdSetSampleAttribute	BL2000\mchavez	1/5/2022 10:15:21 AM	Set LevelName = 8 for sample 04JAN21.D; previous value =			✓	
CmdSetSampleAttribute	BL2000\mchavez	1/5/2022 10:15:29 AM	Set LevelName = QC for sample 04JAN23.D; previous value =			✓	
CmdSetSampleAttribute	BL2000\mchavez	1/5/2022 10:15:36 AM	Set SampleInformation = LCSA for sample 04JAN23.D; previous value =			✓	
CmdQuantitate	BL2000\mchavez	1/5/2022 10:16:01 AM	Quantitate all compounds in all samples			✓	
CmdManuallyIntegratePeak	BL2000\mchavez	1/5/2022 10:16:49 AM	Manually integrate compound Chloroethane in sample 04JAN10.D, from x, y = 1.874, 1384 to 1.916, 1542, result = 2178; previous integration is from x, y = 1.894, 1143 to 1.933, 1143 and previous response = 2132.			✓	
CmdManuallyIntegrateQualifierPeak	BL2000\mchavez	1/5/2022 10:16:53 AM	Manually integrate qualifier 66.0 of compound Chloroethane in sample 04JAN10.D from x, y = 1.869, 0 to 1.908, 8; result = 781			✓	
CmdManuallyIntegrateQualifierPeak	BL2000\mchavez	1/5/2022 10:16:54 AM	Manually integrate qualifier 66.0 of compound Chloroethane in sample 04JAN10.D, from x, y = 1.869, 0 to 1.913, 0, result = 824; previous integration is from x, y = 1.869, 0 to 1.908, 8 and previous response = 781.			✓	
CmdManuallyIntegratePeak	BL2000\mchavez	1/5/2022 10:17:08 AM	Manually integrate compound Bromomethane in sample 04JAN10.D from x, y = 1.768, -2 to 1.849, 0; result = 1902			✓	

Audit Trail report

Name	User	Time	Action	Reason	Comment	Succeed	Exception
CmdManuallyIntegrateQualifierPeak	BL2000\mchavez	1/5/2022 10:17:15 AM	Manually integrate qualifier 87.0 of compound Dichlorodifluoromethane in sample 04JAN10.D from x, y = 1.202, 0 to 1.289, 0; result = 1393			✓	
CmdManuallyIntegrateQualifierPeak	BL2000\mchavez	1/5/2022 10:17:25 AM	Manually integrate qualifier 52.0 of compound Chloromethane in sample 04JAN10.D from x, y = 1.370, 0 to 1.459, 0; result = 1679			✓	
CmdManuallyIntegrateQualifierPeak	BL2000\mchavez	1/5/2022 10:17:55 AM	Manually integrate qualifier 64.0 of compound Vinyl chloride in sample 04JAN10.D, from x, y = 1.492, 6362 to 1.506, 5900, result = 1131; previous integration is from x, y = 1.308, 0 to 1.682, 0 and previous response = 192320.			✓	
CmdManuallyIntegratePeak	BL2000\mchavez	1/5/2022 10:18:11 AM	Manually integrate compound 1,1-Dichloroethene in sample 04JAN10.D from x, y = 2.636, 0 to 2.747, 0; result = 2084			✓	
CmdManuallyIntegrateQualifierPeak	BL2000\mchavez	1/5/2022 10:18:16 AM	Manually integrate qualifier 63.0 of compound 1,1-Dichloroethene in sample 04JAN10.D from x, y = 2.672, 0 to 2.753, 0; result = 1158			✓	
CmdManuallyIntegrateQualifierPeak	BL2000\mchavez	1/5/2022 10:18:38 AM	Manually integrate qualifier 86.0 of compound Methylene chloride in sample 04JAN10.D from x, y = 3.288, 0 to 3.386, 0; result = 1820			✓	
CmdManuallyIntegratePeak	BL2000\mchavez	1/5/2022 10:19:27 AM	Manually integrate compound trans-1,2-Dichloroethene in sample 04JAN10.D from x, y = 3.673, 0 to 3.762, 0; result = 2146			✓	
CmdManuallyIntegrateQualifierPeak	BL2000\mchavez	1/5/2022 10:19:31 AM	Manually integrate qualifier 98.0 of compound trans-1,2-Dichloroethene in sample 04JAN10.D from x, y = 3.684, 0 to 3.779, 0; result = 1426			✓	
CmdManuallyIntegratePeak	BL2000\mchavez	1/5/2022 10:19:36 AM	Manually integrate compound Methyl tert-butyl ether (MTBE) in sample 04JAN10.D from x, y = 3.698, 0 to 3.832, 0; result = 2717			✓	
CmdManuallyIntegrateQualifierPeak	BL2000\mchavez	1/5/2022 10:19:38 AM	Manually integrate qualifier 57.0 of compound Methyl tert-butyl ether (MTBE) in sample 04JAN10.D from x, y = 3.690, 0 to 3.798, 0; result = 531			✓	
CmdManuallyIntegratePeak	BL2000\mchavez	1/5/2022 10:19:46 AM	Manually integrate compound 2,2-Dichloropropane in sample 04JAN10.D from x, y = 5.137, 0 to 5.279, 0; result = 2930			✓	
CmdManuallyIntegrateQualifierPeak	BL2000\mchavez	1/5/2022 10:19:49 AM	Manually integrate qualifier 97.0 of compound 2,2-Dichloropropane in sample 04JAN10.D from x, y = 5.151, 0 to 5.285, 0; result = 814			✓	

Audit Trail report

Name	User	Time	Action	Reason	Comment	Succeed	Exception
CmdManuallyIntegrateQualifierPeak	BL2000\mchavez	1/5/2022 10:19:52 AM	Manually integrate qualifier41.0 of compound 2,2-Dichloropropane in sample 04JAN10.D from x, y = 5.151, 0 to 5.257, 0; result = 2246			✓	
CmdManuallyIntegrateQualifierPeak	BL2000\mchavez	1/5/2022 10:20:11 AM	Manually integrate qualifier65.0 of compound 1,1-Dichloroethane in sample 04JAN10.D from x, y = 4.323, 0 to 4.465, 0; result = 1347			✓	
CmdManuallyIntegrateQualifierPeak	BL2000\mchavez	1/5/2022 10:20:13 AM	Manually integrate qualifier83.0 of compound 1,1-Dichloroethane in sample 04JAN10.D from x, y = 4.342, 0 to 4.426, 0; result = 227			✓	
CmdManuallyIntegratePeak	BL2000\mchavez	1/5/2022 10:26:02 AM	Manually integrate compound cis-1,2-Dichloroethene in sample 04JAN10.D from x, y = 5.145, 0 to 5.282, 0; result = 2376			✓	
CmdManuallyIntegrateQualifierPeak	BL2000\mchavez	1/5/2022 10:26:05 AM	Manually integrate qualifier61.0 of compound cis-1,2-Dichloroethene in sample 04JAN10.D from x, y = 5.151, 0 to 5.274, 0; result = 4139			✓	
CmdManuallyIntegrateQualifierPeak	BL2000\mchavez	1/5/2022 10:26:07 AM	Manually integrate qualifier98.0 of compound cis-1,2-Dichloroethene in sample 04JAN10.D from x, y = 5.176, 0 to 5.257, 0; result = 1525			✓	
CmdManuallyIntegrateQualifierPeak	BL2000\mchavez	1/5/2022 10:26:12 AM	Manually integrate qualifier72.0 of compound Methyl ethyl ketone in sample 04JAN10.D from x, y = 5.274, 0 to 5.343, 0; result = 435			✓	
CmdManuallyIntegratePeak	BL2000\mchavez	1/5/2022 10:26:18 AM	Manually integrate compound Bromochloromethane in sample 04JAN10.D from x, y = 5.463, 0 to 5.555, 0; result = 807			✓	
CmdManuallyIntegrateQualifierPeak	BL2000\mchavez	1/5/2022 10:26:20 AM	Manually integrate qualifier49.0 of compound Bromochloromethane in sample 04JAN10.D from x, y = 5.472, 0 to 5.558, 0; result = 1686			✓	
CmdManuallyIntegrateQualifierPeak	BL2000\mchavez	1/5/2022 10:26:23 AM	Manually integrate qualifier85.0 of compound Chloroform in sample 04JAN10.D from x, y = 5.592, 0 to 5.734, 0; result = 2708			✓	
CmdManuallyIntegratePeak	BL2000\mchavez	1/5/2022 10:26:28 AM	Manually integrate compound Dibromofluoromethane in sample 04JAN10.D from x, y = 5.812, 0 to 5.915, 0; result = 2508			✓	
CmdManuallyIntegrateQualifierPeak	BL2000\mchavez	1/5/2022 10:26:30 AM	Manually integrate qualifier191.5 of compound Dibromofluoromethane in sample 04JAN10.D from x, y = 5.809, 0 to 5.884, 0; result = 479			✓	
CmdManuallyIntegrateQualifierPeak	BL2000\mchavez	1/5/2022 10:26:37 AM	Manually integrate qualifier61.0 of compound 1,1,1-Trichloroethane in sample 04JAN10.D from x, y = 5.790, 0 to 5.890, 0; result = 1705			✓	

Audit Trail report

Name	User	Time	Action	Reason	Comment	Succeed	Exception
CmdManuallyIntegrateQualifierPeak	BL2000\mchavez	1/5/2022 10:26:42 AM	Manually integrate qualifier121.0 of compound Carbon tetrachloride in sample 04JAN10.D from x, y = 5.999, 0 to 6.068, 0; result = 903			✓	
CmdManuallyIntegrateQualifierPeak	BL2000\mchavez	1/5/2022 10:26:46 AM	Manually integrate qualifier110.0 of compound 1,1-Dichloropropene in sample 04JAN10.D from x, y = 5.993, 0 to 6.074, 0; result = 1122			✓	
CmdManuallyIntegrateQualifierPeak	BL2000\mchavez	1/5/2022 10:26:48 AM	Manually integrate qualifier77.0 of compound 1,1-Dichloropropene in sample 04JAN10.D from x, y = 6.013, 0 to 6.099, 0; result = 1052			✓	
CmdManuallyIntegratePeak	BL2000\mchavez	1/5/2022 10:26:53 AM	Manually integrate compound 1,2-Dichloroethane-d4 in sample 04JAN10.D from x, y = 6.188, -35 to 6.283, 0; result = 1023			✓	
CmdManuallyIntegratePeak	BL2000\mchavez	1/5/2022 10:26:58 AM	Manually integrate compound 1,2-Dichloroethane-d4 in sample 04JAN10.D, from x, y = 6.197, 0 to 6.283, 0, result = 923; previous integration is from x, y = 6.188, -35 to 6.283, 0 and previous response = 1023.			✓	
CmdManuallyIntegrateQualifierPeak	BL2000\mchavez	1/5/2022 10:27:00 AM	Manually integrate qualifier65.0 of compound 1,2-Dichloroethane-d4 in sample 04JAN10.D from x, y = 6.199, 0 to 6.275, 0; result = 1927			✓	
CmdManuallyIntegrateQualifierPeak	BL2000\mchavez	1/5/2022 10:27:34 AM	Manually integrate qualifier77.0 of compound Benzene in sample 04JAN10.D from x, y = 6.222, 0 to 6.339, 0; result = 1884			✓	
CmdManuallyIntegratePeak	BL2000\mchavez	1/5/2022 10:27:39 AM	Manually integrate compound 1,2-Dichloroethane in sample 04JAN10.D from x, y = 6.269, 0 to 6.386, 0; result = 2415			✓	
CmdManuallyIntegrateQualifierPeak	BL2000\mchavez	1/5/2022 10:27:41 AM	Manually integrate qualifier64.0 of compound 1,2-Dichloroethane in sample 04JAN10.D from x, y = 6.280, 0 to 6.378, 0; result = 761			✓	
CmdManuallyIntegrateQualifierPeak	BL2000\mchavez	1/5/2022 10:27:43 AM	Manually integrate qualifier98.0 of compound 1,2-Dichloroethane in sample 04JAN10.D from x, y = 6.303, 0 to 6.386, 0; result = 119			✓	
CmdManuallyIntegratePeak	BL2000\mchavez	1/5/2022 10:27:47 AM	Manually integrate compound Trichloroethene in sample 04JAN10.D from x, y = 6.989, 0 to 7.083, 0; result = 2372			✓	
CmdManuallyIntegrateQualifierPeak	BL2000\mchavez	1/5/2022 10:27:51 AM	Manually integrate qualifier 130.0 of compound Trichloroethene in sample 04JAN10.D, from x, y = 6.997, 0 to 7.072, 0, result = 2567; previous integration is from x, y = 6.997, 0 to 7.044, 0 and previous response = 2405.			✓	

Audit Trail report

Name	User	Time	Action	Reason	Comment	Succeed	Exception
CmdManuallyIntegrateQualifierPeak	BL2000\mchavez	1/5/2022 10:27:53 AM	Manually integrate qualifier97.0 of compound Trichloroethene in sample 04JAN10.D from x, y = 6.991, 0 to 7.078, 0; result = 1659			✓	
CmdManuallyIntegrateQualifierPeak	BL2000\mchavez	1/5/2022 10:27:59 AM	Manually integrate qualifier76.0 of compound 1,2-Dichloropropane in sample 04JAN10.D from x, y = 7.231, 0 to 7.321, 0; result = 733			✓	
CmdManuallyIntegratePeak	BL2000\mchavez	1/5/2022 10:28:03 AM	Manually integrate compound Dibromomethane in sample 04JAN10.D from x, y = 7.357, 0 to 7.424, 0; result = 902			✓	
CmdManuallyIntegrateQualifierPeak	BL2000\mchavez	1/5/2022 10:28:06 AM	Manually integrate qualifier95.0 of compound Dibromomethane in sample 04JAN10.D from x, y = 7.357, 0 to 7.454, 0; result = 535			✓	
CmdManuallyIntegrateQualifierPeak	BL2000\mchavez	1/5/2022 10:28:09 AM	Manually integrate qualifier173.5 of compound Dibromomethane in sample 04JAN10.D from x, y = 7.360, 0 to 7.429, 0; result = 1002			✓	
CmdManuallyIntegrateQualifierPeak	BL2000\mchavez	1/5/2022 10:28:15 AM	Manually integrate qualifier85.0 of compound Bromodichloromethane in sample 04JAN10.D from x, y = 7.546, 0 to 7.633, 0; result = 1631			✓	
CmdManuallyIntegrateQualifierPeak	BL2000\mchavez	1/5/2022 10:28:17 AM	Manually integrate qualifier127.0 of compound Bromodichloromethane in sample 04JAN10.D from x, y = 7.569, 0 to 7.633, 0; result = 130			✓	
CmdManuallyIntegrateQualifierPeak	BL2000\mchavez	1/5/2022 10:28:23 AM	Manually integrate qualifier77.0 of compound cis-1,3-Dichloropropene in sample 04JAN10.D from x, y = 8.009, 0 to 8.107, 0; result = 922			✓	
CmdManuallyIntegrateQualifierPeak	BL2000\mchavez	1/5/2022 10:28:35 AM	Manually integrate qualifier39.0 of compound cis-1,3-Dichloropropene in sample 04JAN10.D from x, y = 8.037, 0 to 8.090, 0; result = 1459			✓	
CmdManuallyIntegrateQualifierPeak	BL2000\mchavez	1/5/2022 10:28:40 AM	Manually integrate qualifier99.0 of compound Toluene-d8 in sample 04JAN10.D from x, y = 8.271, 0 to 8.350, 0; result = 699			✓	
CmdManuallyIntegratePeak	BL2000\mchavez	1/5/2022 10:28:47 AM	Manually integrate compound trans-1,3-Dichloropropene in sample 04JAN10.D from x, y = 8.614, 0 to 8.684, 0; result = 1470			✓	
CmdManuallyIntegrateQualifierPeak	BL2000\mchavez	1/5/2022 10:28:50 AM	Manually integrate qualifier 77.0 of compound trans-1,3-Dichloropropene in sample 04JAN10.D, from x, y = 8.601, 0 to 8.656, -10, result = 8023; previous integration is from x, y = 8.656, 57 to 8.709, 135 and previous response = 3575.			✓	

Audit Trail report

Name	User	Time	Action	Reason	Comment	Succeed	Exception
CmdManuallyIntegrateQualifierPeak	BL2000\mchavez	1/5/2022 10:29:03 AM	Manually integrate qualifier 77.0 of compound trans-1,3-Dichloropropene in sample 04JAN10.D, from x, y = 8.601, 0 to 8.656, 156, result = 6858; previous integration is from x, y = 8.601, 0 to 8.835, -10 and previous response = 8023.			✓	
CmdManuallyIntegrateDropBaseline	BL2000\mchavez	1/5/2022 10:29:04 AM	Drop baseline for qualifier 77.0 of compound trans-1,3-Dichloropropene in sample 04JAN10.D to y = 0, new integration is from x, y = 8.601, 0 to 8.835, 0 and new response = 7954; previous integration is from x, y = 8.601, 0 to 8.835, 156 and previous response = 6858.			✓	
CmdManuallyIntegrateQualifierPeak	BL2000\mchavez	1/5/2022 10:29:09 AM	Manually integrate qualifier 77.0 of compound trans-1,3-Dichloropropene in sample 04JAN10.D, from x, y = 8.601, 0 to 8.648, 141, result = 368; previous integration is from x, y = 8.601, 0 to 8.835, 0 and previous response = 7954.			✓	
CmdManuallyIntegrateDropBaseline	BL2000\mchavez	1/5/2022 10:29:12 AM	Drop baseline for qualifier 77.0 of compound trans-1,3-Dichloropropene in sample 04JAN10.D to y = 0, new integration is from x, y = 8.601, 0 to 8.648, 0 and new response = 568; previous integration is from x, y = 8.601, 0 to 8.648, 141 and previous response = 368.			✓	
CmdManuallyIntegrateQualifierPeak	BL2000\mchavez	1/5/2022 10:29:19 AM	Manually integrate qualifier 39.0 of compound trans-1,3-Dichloropropene in sample 04JAN10.D from x, y = 8.614, 0 to 8.648, 26; result = 974			✓	
CmdManuallyIntegrateDropBaseline	BL2000\mchavez	1/5/2022 10:29:21 AM	Drop baseline for qualifier 39.0 of compound trans-1,3-Dichloropropene in sample 04JAN10.D to y = 0, new integration is from x, y = 8.614, 0 to 8.648, 0 and new response = 1000; previous integration is from x, y = 8.614, 0 to 8.648, 26 and previous response = 974.			✓	
CmdManuallyIntegratePeak	BL2000\mchavez	1/5/2022 10:29:29 AM	Manually integrate compound 1,1,2-Trichloroethane in sample 04JAN10.D from x, y = 8.785, 0 to 8.843, 0; result = 960			✓	
CmdManuallyIntegrateQualifierPeak	BL2000\mchavez	1/5/2022 10:29:31 AM	Manually integrate qualifier 97.0 of compound 1,1,2-Trichloroethane in sample 04JAN10.D from x, y = 8.782, 0 to 8.857, 0; result = 1099			✓	
CmdManuallyIntegrateQualifierPeak	BL2000\mchavez	1/5/2022 10:29:34 AM	Manually integrate qualifier 85.0 of compound 1,1,2-Trichloroethane in sample 04JAN10.D from x, y = 8.796, 0 to 8.851, 0; result = 418			✓	

Audit Trail report

Name	User	Time	Action	Reason	Comment	Succeed	Exception
CmdManuallyIntegratePeak	BL2000\mchavez	1/5/2022 10:29:39 AM	Manually integrate compound Tetrachloroethene in sample 04JAN10.D from x, y = 8.899, 0 to 8.983, 0; result = 2105			✓	
CmdManuallyIntegrateQualifierPeak	BL2000\mchavez	1/5/2022 10:29:43 AM	Manually integrate qualifier 165.8 of compound Tetrachloroethene in sample 04JAN10.D from x, y = 8.885, 0 to 9.019, 0; result = 2853			✓	
CmdManuallyIntegrateQualifierPeak	BL2000\mchavez	1/5/2022 10:29:48 AM	Manually integrate qualifier 78.0 of compound 1,3-Dichloropropane in sample 04JAN10.D from x, y = 8.952, 0 to 9.010, 0; result = 452			✓	
CmdManuallyIntegratePeak	BL2000\mchavez	1/5/2022 10:29:52 AM	Manually integrate compound Chlorodibromomethane in sample 04JAN10.D from x, y = 9.169, 0 to 9.256, 0; result = 1468			✓	
CmdManuallyIntegrateQualifierPeak	BL2000\mchavez	1/5/2022 10:29:54 AM	Manually integrate qualifier 127.0 of compound Chlorodibromomethane in sample 04JAN10.D from x, y = 9.175, 0 to 9.242, 0; result = 1140			✓	
CmdManuallyIntegratePeak	BL2000\mchavez	1/5/2022 10:29:58 AM	Manually integrate compound 1,2-Dibromoethane in sample 04JAN10.D from x, y = 9.278, 0 to 9.348, 0; result = 1299			✓	
CmdManuallyIntegrateQualifierPeak	BL2000\mchavez	1/5/2022 10:30:00 AM	Manually integrate qualifier 109.0 of compound 1,2-Dibromoethane in sample 04JAN10.D from x, y = 9.275, 0 to 9.340, 0; result = 1039			✓	
CmdManuallyIntegrateQualifierPeak	BL2000\mchavez	1/5/2022 10:30:35 AM	Manually integrate qualifier 64.0 of compound Vinyl chloride in sample 04JAN15.D, from x, y = 1.476, 4348 to 1.540, 3059, result = 44384; previous integration is from x, y = 1.478, 954 to 1.687, 2147 and previous response = 61198.			✓	
CmdSetSampleAttribute	BL2000\mchavez	1/5/2022 10:35:03 AM	Set SampleApproved = True for sample 04JAN15.D; previous value = False			✓	
CmdStartMethodEditing	BL2000\mchavez	1/5/2022 10:35:10 AM	Start method editing			✓	
CmdImportMethodFromSample	BL2000\mchavez	1/5/2022 10:35:10 AM	Import method from sample 04JAN15.D			✓	

Audit Trail report

Name	User	Time	Action	Reason	Comment	Succeed	Exception
CmdUpdateRetentionTimes	BL2000\mchavez	1/5/2022 10:35:27 AM	Update retention time for compound 1,4-Dichlorobenzene; 1,3-Dichlorobenzene; 4-Chlorotoluene; 2-Chlorotoluene; 1,2,3-Trichloropropane; Bromobenzene; 1,1,2,2-Tetrachloroethane; p-Bromofluorobenzene; Bromoform; Styrene; o-Xylene; m+p-Xylenes; Ethylbenzene; 1,1,1,2-Tetrachloroethane; Chlorobenzene; 1,2-Dibromoethane; Chlorodibromomethane; 1,3-Dichloropropane; Tetrachloroethene; 1,1,2-Trichloroethane; trans-1,3-Dichloropropene; Toluene; Toluene-d8; cis-1,3-Dichloropropene; Bromodichloromethane; Dibromomethane; 1,2-Dichloropropane; Trichloroethene; 1,2-Dichloroethane; Benzene; 1,2-Dichloroethane-d4; 1,1-Dichloropropene; Carbon tetrachloride; 1,1,1-Trichloroethane; Dibromofluoromethane; Chloroform; Bromochloromethane; Methyl ethyl ketone; cis-1,2-Dichloroethene; 2,2-Dichloropropane; 1,1-Dichloroethane; Methyl tert-butyl ether (MTBE); trans-1,2-Dichloroethene; Methylene chloride; 1,1-Dichloroethene; Trichlorofluoromethane; Chloroethane; Bromomethane; Vinyl chloride; Chloromethane; Dichlorodifluoromethane; 1,4-Dichlorobenzene-d4; Chlorobenzene-d5; Fluorobenzene; 1,2-Dichlorobenzene;			✓	

Audit Trail report

Name	User	Time	Action	Reason	Comment	Succeed	Exception
CmdUpdateQualifierRatios	BL2000\mchavez	1/5/2022 10:35:32 AM	Update qualifier ratios for compound 1,4-Dichlorobenzene; Update qualifier ratios for compound 1,3-Dichlorobenzene; Update qualifier ratios for compound 4-Chlorotoluene; Update qualifier ratios for compound 2-Chlorotoluene; Update qualifier ratios for compound 1,2,3-Trichloropropane; Update qualifier ratios for compound Bromobenzene; Update qualifier ratios for compound 1,1,2,2-Tetrachloroethane; Update qualifier ratios for compound p-Bromofluorobenzene; Update qualifier ratios for compound Bromoform; Update qualifier ratios for compound Styrene; Update qualifier ratios for compound o-Xylene; Update qualifier ratios for compound m+p-Xylenes; Update qualifier ratios for compound Ethylbenzene; Update qualifier ratios for compound 1,1,1,2-Tetrachloroethane; Update qualifier ratios for compound Chlorobenzene; Update qualifier ratios for compound 1,2-Dibromoethane; Update qualifier ratios for compound Chlorodibromomethane; Update qualifier ratios for compound 1,3-Dichloropropane; Update qualifier ratios for compound Tetrachloroethene; Update qualifier ratios for compound 1,1,2-Trichloroethane; Update qualifier ratios for compound trans-1,3-Dichloropropene; Update qualifier ratios for compound Toluene; Update qualifier ratios for compound Toluene-d8; Update qualifier ratios for compound cis-1,3-Dichloropropene; Update qualifier ratios for compound Bromodichloromethane; Update qualifier ratios for compound Dibromomethane; Update qualifier ratios for compound 1,2-Dichloropropane; Update qualifier ratios for compound Trichloroethene; Update qualifier ratios for compound 1,2-Dichloroethane; Update qualifier ratios for compound Benzene; Update qualifier ratios for compound 1,2-Dichloroethane-d4; Update qualifier ratios for compound 1,1-Dichloropropene; Update qualifier ratios for compound Carbon tetrachloride; Update qualifier ratios for compound 1,1,1-Trichloroethane; Update qualifier ratios for compound Dibromofluoromethane; Update			✓	

Audit Trail report

Name	User	Time	Action	Reason	Comment	Succeed	Exception
			qualifier ratios for compound Chloroform; Update qualifier ratios for compound Bromochloromethane; Update qualifier ratios for compound Methyl ethyl ketone; Update qualifier ratios for compound cis-1,2-Dichloroethene; Update qualifier ratios for compound 2,2-Dichloropropane; Update qualifier ratios for compound 1,1-Dichloroethane; Update qualifier ratios for compound Methyl tert-butyl ether (MTBE); Update qualifier ratios for compound trans-1,2-Dichloroethene; Update qualifier ratios for compound Methylene chloride; Update qualifier ratios for compound 1,1-Dichloroethene; Update qualifier ratios for compound Trichlorofluoromethane; Update qualifier ratios for compound Chloroethane; Update qualifier ratios for compound Bromomethane; Update qualifier ratios for compound Vinyl chloride; Update qualifier ratios for compound Chloromethane; Update qualifier ratios for compound Dichlorodifluoromethane; Update qualifier ratios for compound 1,4-Dichlorobenzene-d4; Update qualifier ratios for compound Chlorobenzene-d5; Update qualifier ratios for compound Fluorobenzene; Update qualifier ratios for compound 1,2-Dichlorobenzene;				
CmdApplyMethodToAllSamples	BL2000\mchavez	1/5/2022 10:35:43 AM	Apply method to all samples			✓	
CmdMethodClear	BL2000\mchavez	1/5/2022 10:35:43 AM	Clear method			✓	
CmdEndMethodEditing	BL2000\mchavez	1/5/2022 10:35:43 AM	End method editing			✓	
CmdQuantitate	BL2000\mchavez	1/5/2022 10:36:02 AM	Quantitate all compounds in all samples			✓	
CmdManuallyIntegratePeak	BL2000\mchavez	1/5/2022 10:37:04 AM	Manually integrate compound 2-Chlorotoluene in sample 04JAN10.D from x, y = 11.241, 0 to 11.353, 0; result = 1844			✓	
CmdManuallyIntegratePeak	BL2000\mchavez	1/5/2022 10:37:15 AM	Manually integrate compound Bromobenzene in sample 04JAN10.D from x, y = 11.049, 0 to 11.127, 0; result = 2024			✓	
CmdManuallyIntegrateQualifierPeak	BL2000\mchavez	1/5/2022 10:37:18 AM	Manually integrate qualifier 158.0 of compound Bromobenzene in sample 04JAN10.D from x, y = 11.063, 0 to 11.152, 0; result = 1934			✓	

Audit Trail report

Name	User	Time	Action	Reason	Comment	Succeed	Exception
CmdManuallyIntegratePeak	BL2000\mchavez	1/5/2022 10:37:23 AM	Manually integrate compound 1,1,2,2-Tetrachloroethane in sample 04JAN10.D from x, y = 11.085, 0 to 11.188, 0; result = 1142			✓	
CmdManuallyIntegrateQualifierPeak	BL2000\mchavez	1/5/2022 10:37:25 AM	Manually integrate qualifier 85.0 of compound 1,1,2,2-Tetrachloroethane in sample 04JAN10.D from x, y = 11.071, 0 to 11.147, 0; result = 834			✓	
CmdManuallyIntegratePeak	BL2000\mchavez	1/5/2022 10:37:35 AM	Manually integrate compound Bromoform in sample 04JAN10.D from x, y = 10.597, 0 to 10.686, 0; result = 708			✓	
CmdManuallyIntegrateQualifierPeak	BL2000\mchavez	1/5/2022 10:37:36 AM	Manually integrate qualifier 174.5 of compound Bromoform in sample 04JAN10.D from x, y = 10.594, 0 to 10.698, 0; result = 258			✓	
CmdManuallyIntegrateQualifierPeak	BL2000\mchavez	1/5/2022 10:37:38 AM	Manually integrate qualifier 170.5 of compound Bromoform in sample 04JAN10.D from x, y = 10.603, 0 to 10.672, 0; result = 339			✓	
CmdSetLevelEnable	BL2000\mchavez	1/5/2022 10:37:45 AM	Set LevelEnable = False for calibration level 1, levelId = 20 of compound 1,1,2,2-Tetrachloroethane in sample 04JAN15.D; previous value = True			✓	
CmdSetLevelEnable	BL2000\mchavez	1/5/2022 10:37:53 AM	Set LevelEnable = False for calibration level 1, levelId = 20 of compound 2-Chlorotoluene in sample 04JAN15.D; previous value = True			✓	
CmdSetLevelEnable	BL2000\mchavez	1/5/2022 10:37:55 AM	Set LevelEnable = False for calibration level 1, levelId = 20 of compound 4-Chlorotoluene in sample 04JAN15.D; previous value = True			✓	
CmdManuallyIntegrateQualifierPeak	BL2000\mchavez	1/5/2022 10:37:58 AM	Manually integrate qualifier 126.0 of compound 4-Chlorotoluene in sample 04JAN10.D from x, y = 11.367, 0 to 11.467, 0; result = 1839			✓	
CmdManuallyIntegrateQualifierPeak	BL2000\mchavez	1/5/2022 10:38:03 AM	Manually integrate qualifier 111.0 of compound 1,3-Dichlorobenzene in sample 04JAN10.D from x, y = 12.000, 0 to 12.061, 0; result = 1469			✓	
CmdSetLevelEnable	BL2000\mchavez	1/5/2022 10:38:05 AM	Set LevelEnable = False for calibration level 1, levelId = 20 of compound 1,3-Dichlorobenzene in sample 04JAN15.D; previous value = True			✓	
CmdManuallyIntegrateQualifierPeak	BL2000\mchavez	1/5/2022 10:38:13 AM	Manually integrate qualifier 111.0 of compound 1,2-Dichlorobenzene in sample 04JAN10.D from x, y = 12.432, 0 to 12.538, 0; result = 1190			✓	
CmdSetLevelEnable	BL2000\mchavez	1/5/2022 10:38:15 AM	Set LevelEnable = False for calibration level 1, levelId = 20 of compound 1,2-Dichlorobenzene in sample 04JAN15.D; previous value = True			✓	

Audit Trail report

Name	User	Time	Action	Reason	Comment	Succeed	Exception
CmdSetLevelEnable	BL2000\mchavez	1/5/2022 10:38:19 AM	Set LevelEnable = False for calibration level 1, levelId = 20 of compound 1,4-Dichlorobenzene in sample 04JAN15.D; previous value = True			✓	
CmdManuallyIntegrateQualifierPeak	BL2000\mchavez	1/5/2022 10:38:25 AM	Manually integrate qualifier 148.0 of compound 1,2-Dichlorobenzene in sample 04JAN10.D from x, y = 12.468, 0 to 12.555, 0; result = 1894			✓	
CmdSetLevelEnable	BL2000\mchavez	1/5/2022 10:38:44 AM	Set LevelEnable = False for calibration level 1, levelId = 20 of compound Styrene in sample 04JAN15.D; previous value = True			✓	
CmdSetLevelEnable	BL2000\mchavez	1/5/2022 10:38:48 AM	Set LevelEnable = False for calibration level 1, levelId = 20 of compound o-Xylene in sample 04JAN15.D; previous value = True			✓	
CmdSetLevelEnable	BL2000\mchavez	1/5/2022 10:38:51 AM	Set LevelEnable = False for calibration level 1, levelId = 20 of compound m+p-Xylenes in sample 04JAN15.D; previous value = True			✓	
CmdSetLevelEnable	BL2000\mchavez	1/5/2022 10:38:58 AM	Set LevelEnable = False for calibration level 1, levelId = 20 of compound Ethylbenzene in sample 04JAN15.D; previous value = True			✓	
CmdManuallyIntegrateQualifierPeak	BL2000\mchavez	1/5/2022 10:40:02 AM	Manually integrate qualifier 106.0 of compound Ethylbenzene in sample 04JAN10.D, from x, y = 9.883, 0 to 9.953, 0, result = 3266; previous integration is from x, y = 9.914, 0 to 9.953, 0 and previous response = 2097.			✓	
CmdManuallyIntegratePeak	BL2000\mchavez	1/5/2022 10:40:07 AM	Manually integrate compound 1,1,1,2-Tetrachloroethane in sample 04JAN10.D from x, y = 9.853, 0 to 9.939, 0; result = 1893			✓	
CmdManuallyIntegrateQualifierPeak	BL2000\mchavez	1/5/2022 10:40:11 AM	Manually integrate qualifier 133.0 of compound 1,1,1,2-Tetrachloroethane in sample 04JAN10.D from x, y = 9.841, 0 to 9.931, 0; result = 1911			✓	
CmdManuallyIntegrateQualifierPeak	BL2000\mchavez	1/5/2022 10:40:23 AM	Manually integrate qualifier 114.0 of compound Chlorobenzene in sample 04JAN10.D from x, y = 9.783, 18 to 9.844, 0; result = 1827			✓	
CmdManuallyIntegrateDropBaseline	BL2000\mchavez	1/5/2022 10:40:24 AM	Drop baseline for qualifier 114.0 of compound Chlorobenzene in sample 04JAN10.D to y = 0, new integration is from x, y = 9.783, 0 to 9.844, 0 and new response = 1861; previous integration is from x, y = 9.783, 18 to 9.844, 0 and previous response = 1827.			✓	
CmdSetSampleAttribute	BL2000\mchavez	1/5/2022 10:41:20 AM	Set SampleApproved = True for sample 04JAN10.D; previous value = False			✓	

Audit Trail report

Name	User	Time	Action	Reason	Comment	Succeed	Exception
CmdManuallyIntegrateQualifierPeak	BL2000\mchavez	1/5/2022 10:41:35 AM	Manually integrate qualifier 64.0 of compound Vinyl chloride in sample 04JAN11.D, from x, y = 1.487, 5730 to 1.520, 4652, result = 5622; previous integration is from x, y = 1.311, 0 to 1.679, 0 and previous response = 180129.			✓	
CmdManuallyIntegrateQualifierPeak	BL2000\mchavez	1/5/2022 10:41:38 AM	Manually integrate qualifier 64.0 of compound Vinyl chloride in sample 04JAN11.D, from x, y = 1.484, 5832 to 1.520, 4652, result = 5972; previous integration is from x, y = 1.487, 5730 to 1.520, 4652 and previous response = 5622.			✓	
CmdManuallyIntegrateQualifierPeak	BL2000\mchavez	1/5/2022 10:41:51 AM	Manually integrate qualifier 63.0 of compound 1,1-Dichloroethene in sample 04JAN11.D, from x, y = 2.663, 0 to 2.736, 0, result = 5268; previous integration is from x, y = 2.697, 0 to 2.736, 0 and previous response = 3135.			✓	
CmdManuallyIntegratePeak	BL2000\mchavez	1/5/2022 10:41:59 AM	Manually integrate compound trans-1,2-Dichloroethene in sample 04JAN11.D, from x, y = 3.678, 0 to 3.765, 0, result = 9821; previous integration is from x, y = 3.678, 0 to 3.718, 0 and previous response = 5041.			✓	
CmdManuallyIntegratePeak	BL2000\mchavez	1/5/2022 10:42:05 AM	Manually integrate compound Methyl tert-butyl ether (MTBE) in sample 04JAN11.D, from x, y = 3.687, 0 to 3.823, 182, result = 11769; previous integration is from x, y = 3.737, 0 to 3.804, 0 and previous response = 10323.			✓	
CmdManuallyIntegrateDropBaseline	BL2000\mchavez	1/5/2022 10:42:08 AM	Drop baseline for compound Methyl tert-butyl ether (MTBE) in sample 04JAN11.D to y = 0, new integration is from x, y = 3.687, 0 to 3.823, 0 and new response = 12515; previous integration is from x, y = 3.687, 0 to 3.823, 182 and previous response = 11769.			✓	
CmdManuallyIntegrateQualifierPeak	BL2000\mchavez	1/5/2022 10:42:12 AM	Manually integrate qualifier 57.0 of compound Methyl tert-butyl ether (MTBE) in sample 04JAN11.D, from x, y = 3.681, 0 to 3.821, 0, result = 3045; previous integration is from x, y = 3.709, 0 to 3.776, 0 and previous response = 2643.			✓	
CmdManuallyIntegrateQualifierPeak	BL2000\mchavez	1/5/2022 10:42:20 AM	Manually integrate qualifier 97.0 of compound 2,2-Dichloropropane in sample 04JAN11.D from x, y = 5.140, 0 to 5.240, 0; result = 3733			✓	

Audit Trail report

Name	User	Time	Action	Reason	Comment	Succeed	Exception
CmdManuallyIntegrateQualifierPeak	BL2000\mchavez	1/5/2022 10:42:32 AM	Manually integrate qualifier 191.5 of compound Dibromofluoromethane in sample 04JAN11.D from x, y = 5.809, 0 to 5.918, 0; result = 2020			✓	
CmdManuallyIntegrateQualifierPeak	BL2000\mchavez	1/5/2022 10:42:45 AM	Manually integrate qualifier 110.0 of compound 1,1-Dichloropropene in sample 04JAN11.D, from x, y = 5.985, 0 to 6.077, 0, result = 5349; previous integration is from x, y = 6.035, 0 to 6.077, 0 and previous response = 3323.			✓	
CmdManuallyIntegrateQualifierPeak	BL2000\mchavez	1/5/2022 10:42:59 AM	Manually integrate qualifier 98.0 of compound 1,2-Dichloroethane in sample 04JAN11.D from x, y = 6.275, 0 to 6.381, 0; result = 648			✓	
CmdManuallyIntegrateQualifierPeak	BL2000\mchavez	1/5/2022 10:43:02 AM	Manually integrate qualifier 64.0 of compound 1,2-Dichloroethane in sample 04JAN11.D, from x, y = 6.266, 0 to 6.361, 0, result = 3587; previous integration is from x, y = 6.317, 0 to 6.361, 0 and previous response = 2405.			✓	
CmdManuallyIntegrateQualifierPeak	BL2000\mchavez	1/5/2022 10:43:11 AM	Manually integrate qualifier 127.0 of compound Bromodichloromethane in sample 04JAN11.D from x, y = 7.549, 0 to 7.627, 0; result = 943			✓	
CmdManuallyIntegratePeak	BL2000\mchavez	1/5/2022 10:43:21 AM	Manually integrate compound 1,1,2-Trichloroethane in sample 04JAN11.D, from x, y = 8.768, 0 to 8.882, 0, result = 5090; previous integration is from x, y = 8.818, 0 to 8.851, 0 and previous response = 2437.			✓	
CmdManuallyIntegratePeak	BL2000\mchavez	1/5/2022 10:44:13 AM	Manually integrate compound 1,2,3-Trichloropropane in sample 04JAN11.D from x, y = 11.099, 0 to 11.174, 0; result = 1654			✓	
CmdManuallyIntegrateQualifierPeak	BL2000\mchavez	1/5/2022 10:44:16 AM	Manually integrate qualifier 112.0 of compound 1,2,3-Trichloropropane in sample 04JAN11.D from x, y = 11.096, 0 to 11.191, 0; result = 1059			✓	
CmdSetSampleAttribute	BL2000\mchavez	1/5/2022 10:44:25 AM	Set SampleApproved = True for sample 04JAN11.D; previous value = False			✓	
CmdManuallyIntegratePeak	BL2000\mchavez	1/5/2022 10:44:48 AM	Manually integrate compound 1,2,3-Trichloropropane in sample 04JAN12.D, from x, y = 11.099, 0 to 11.180, 0, result = 3200; previous integration is from x, y = 11.141, 0 to 11.180, 0 and previous response = 2198.			✓	
CmdSetLevelEnable	BL2000\mchavez	1/5/2022 10:45:22 AM	Set LevelEnable = False for calibration level 1, levelId = 20 of compound Chlorodibromomethane in sample 04JAN15.D; previous value = True			✓	

Audit Trail report

Name	User	Time	Action	Reason	Comment	Succeed	Exception
CmdSetLevelEnable	BL2000\mchavez	1/5/2022 10:45:30 AM	Set LevelEnable = False for calibration level 1, levelId = 20 of compound Tetrachloroethene in sample 04JAN15.D; previous value = True			✓	
CmdSetLevelEnable	BL2000\mchavez	1/5/2022 10:45:37 AM	Set LevelEnable = False for calibration level 1, levelId = 20 of compound 1,1,2-Trichloroethane in sample 04JAN15.D; previous value = True			✓	
CmdSetLevelEnable	BL2000\mchavez	1/5/2022 10:45:40 AM	Set LevelEnable = False for calibration level 1, levelId = 20 of compound trans-1,3-Dichloropropene in sample 04JAN15.D; previous value = True			✓	
CmdSetLevelEnable	BL2000\mchavez	1/5/2022 10:45:45 AM	Set LevelEnable = False for calibration level 1, levelId = 20 of compound Toluene in sample 04JAN15.D; previous value = True			✓	
CmdSetLevelEnable	BL2000\mchavez	1/5/2022 10:45:57 AM	Set LevelEnable = False for calibration level 1, levelId = 20 of compound cis-1,3-Dichloropropene in sample 04JAN15.D; previous value = True			✓	
CmdManuallyIntegrate QualifierPeak	BL2000\mchavez	1/5/2022 10:46:03 AM	Manually integrate qualifier 127.0 of compound Bromodichloromethane in sample 04JAN12.D from x, y = 7.541, 0 to 7.633, 0; result = 2111			✓	
CmdManuallyIntegrate QualifierPeak	BL2000\mchavez	1/5/2022 10:46:15 AM	Manually integrate qualifier 98.0 of compound 1,2-Dichloroethane in sample 04JAN12.D from x, y = 6.278, 83 to 6.370, 0; result = 1440			✓	
CmdManuallyIntegrate DropBaseline	BL2000\mchavez	1/5/2022 10:46:16 AM	Drop baseline for qualifier 98.0 of compound 1,2-Dichloroethane in sample 04JAN12.D to y = 0, new integration is from x, y = 6.278, 0 to 6.370, 0 and new response = 1669; previous integration is from x, y = 6.278, 83 to 6.370, 0 and previous response = 1440.			✓	
CmdManuallyIntegrate QualifierPeak	BL2000\mchavez	1/5/2022 10:46:38 AM	Manually integrate qualifier 97.0 of compound 2,2-Dichloropropane in sample 04JAN12.D, from x, y = 5.143, 0 to 5.254, 0, result = 6975; previous integration is from x, y = 5.187, 0 to 5.229, 0 and previous response = 4210.			✓	
CmdManuallyIntegrate QualifierPeak	BL2000\mchavez	1/5/2022 10:46:55 AM	Manually integrate qualifier 64.0 of compound Vinyl chloride in sample 04JAN12.D, from x, y = 1.473, 6379 to 1.526, 4265, result = 8175; previous integration is from x, y = 1.305, 0 to 1.676, 0 and previous response = 154800.			✓	

Audit Trail report

Name	User	Time	Action	Reason	Comment	Succeed	Exception
CmdManuallyIntegrateQualifierPeak	BL2000\mchavez	1/5/2022 10:47:03 AM	Manually integrate qualifier 64.0 of compound Vinyl chloride in sample 04JAN12.D, from x, y = 1.467, 4922 to 1.529, 3954, result = 11779; previous integration is from x, y = 1.473, 6379 to 1.526, 4265 and previous response = 8175.			✓	
CmdSetSampleAttribute	BL2000\mchavez	1/5/2022 10:47:11 AM	Set SampleApproved = True for sample 04JAN12.D; previous value = False			✓	
CmdManuallyIntegrateQualifierPeak	BL2000\mchavez	1/5/2022 10:47:23 AM	Manually integrate qualifier 64.0 of compound Vinyl chloride in sample 04JAN13.D, from x, y = 1.470, 5496 to 1.517, 5210, result = 15113; previous integration is from x, y = 1.308, 0 to 1.679, 0 and previous response = 148305.			✓	
CmdSetLevelEnable	BL2000\mchavez	1/5/2022 10:47:46 AM	Set LevelEnable = False for calibration level 1, levelId = 20 of compound Chloroform in sample 04JAN15.D; previous value = True			✓	
CmdSetLevelEnable	BL2000\mchavez	1/5/2022 10:47:57 AM	Set LevelEnable = False for calibration level 1, levelId = 20 of compound 1,1-Dichloropropene in sample 04JAN15.D; previous value = True			✓	
CmdSetLevelEnable	BL2000\mchavez	1/5/2022 10:48:15 AM	Set LevelEnable = False for calibration level 1, levelId = 20 of compound Trichloroethene in sample 04JAN15.D; previous value = True			✓	
CmdSetLevelEnable	BL2000\mchavez	1/5/2022 10:48:21 AM	Set LevelEnable = False for calibration level 1, levelId = 20 of compound 1,2-Dichloropropane in sample 04JAN15.D; previous value = True			✓	
CmdSetSampleAttribute	BL2000\mchavez	1/5/2022 10:48:59 AM	Set SampleApproved = True for sample 04JAN13.D; previous value = False			✓	
CmdQuantitate	BL2000\mchavez	1/5/2022 10:49:20 AM	Quantitate all compounds in all samples			✓	
CmdSetSampleAttribute	BL2000\mchavez	1/5/2022 10:53:33 AM	Set SampleApproved = True for sample 04JAN17.D; previous value = False			✓	
CmdSetSampleAttribute	BL2000\mchavez	1/5/2022 10:53:45 AM	Set SampleApproved = True for sample 04JAN19.D; previous value = False			✓	
CmdSetSampleAttribute	BL2000\mchavez	1/5/2022 10:53:56 AM	Set SampleApproved = True for sample 04JAN21.D; previous value = False			✓	
CmdSetSampleAttribute	BL2000\mchavez	1/5/2022 10:55:07 AM	Set SampleApproved = True for sample 04JAN23.D; previous value = False			✓	

Audit Trail report

Name	User	Time	Action	Reason	Comment	Succeed	Exception
CmdCalibrate	BL2000\mchavez	1/5/2022 10:55:43 AM	Replace level QC with QC sample 04JAN23.D for compounds {1,2-Dichlorobenzene, 1,4-Dichlorobenzene, 1,3-Dichlorobenzene, 4-Chlorotoluene, 2-Chlorotoluene, 1,2,3-Trichloropropane, 1,1,2,2-Tetrachloroethane, Bromobenzene, p-Bromofluorobenzene, Bromoform, Styrene, m+p-Xylenes, Ethylbenzene, 1,1,1,2-Tetrachloroethane, Chlorobenzene, 1,2-Dibromoethane, Chlorodibromomethane, 1,3-Dichloropropane, Tetrachloroethene, 1,1,2-Trichloroethane, trans-1,3-Dichloropropene, Toluene, Toluene-d8, cis-1,3-Dichloropropene, Bromodichloromethane, Dibromomethane, 1,2-Dichloropropane, Trichloroethene, 1,2-Dichloroethane, Benzene, 1,2-Dichloroethane-d4, 1,1-Dichloropropene, Carbon tetrachloride, Dibromofluoromethane, 1,1,1-Trichloroethane, Chloroform, Bromochloromethane, Methyl ethyl ketone, cis-1,2-Dichloroethene, 2,2-Dichloropropane, 1,1-Dichloroethane, Methyl tert-butyl ether (MTBE), trans-1,2-Dichloroethene, Methylene chloride, 1,1-Dichloroethene, Trichlorofluoromethane, Chloroethane, Bromomethane, Vinyl chloride, Chloromethane, Dichlorodifluoromethane, o-Xylene}; Replace level 8 with Calibration sample 04JAN21.D for compounds {1,2-Dichlorobenzene, 1,4-Dichlorobenzene, 1,3-Dichlorobenzene, 4-Chlorotoluene, 2-Chlorotoluene, 1,2,3-Trichloropropane, 1,1,2,2-Tetrachloroethane, Bromobenzene, p-Bromofluorobenzene, Bromoform, Styrene, m+p-Xylenes, Ethylbenzene, 1,1,1,2-Tetrachloroethane, Chlorobenzene, 1,2-Dibromoethane, Chlorodibromomethane, 1,3-Dichloropropane, Tetrachloroethene, 1,1,2-Trichloroethane, trans-1,3-Dichloropropene, Toluene, Toluene-d8, cis-1,3-Dichloropropene, Bromodichloromethane, Dibromomethane, 1,2-Dichloropropane, Trichloroethene, 1,2-Dichloroethane, Benzene, 1,2-Dichloroethane-d4, 1,1-Dichloropropene, Carbon tetrachloride, Dibromofluoromethane, 1,1,1-Trichloroethane, Chloroform, Bromochloromethane, Methyl ethyl			✓	

Audit Trail report

Name	User	Time	Action	Reason	Comment	Succeed	Exception
			ketone, cis-1,2-Dichloroethene, 2,2-Dichloropropane, 1,1-Dichloroethane, Methyl tert-butyl ether (MTBE), trans-1,2-Dichloroethene, Methylene chloride, 1,1-Dichloroethene, Trichlorofluoromethane, Chloroethane, Bromomethane, Vinyl chloride, Chloromethane, Dichlorodifluoromethane, o-Xylene}; Replace level 7 with Calibration sample 04JAN19.D for compounds {1,2-Dichlorobenzene, 1,4-Dichlorobenzene, 1,3-Dichlorobenzene, 4-Chlorotoluene, 2-Chlorotoluene, 1,2,3-Trichloropropane, 1,1,2,2-Tetrachloroethane, Bromobenzene, p-Bromofluorobenzene, Bromoform, Styrene, m+p-Xylenes, Ethylbenzene, 1,1,1,2-Tetrachloroethane, Chlorobenzene, 1,2-Dibromoethane, Chlorodibromomethane, 1,3-Dichloropropane, Tetrachloroethene, 1,1,2-Trichloroethane, trans-1,3-Dichloropropene, Toluene, Toluene-d8, cis-1,3-Dichloropropene, Bromodichloromethane, Dibromomethane, 1,2-Dichloropropane, Trichloroethene, 1,2-Dichloroethane, Benzene, 1,2-Dichloroethane-d4, 1,1-Dichloropropene, Carbon tetrachloride, Dibromofluoromethane, 1,1,1-Trichloroethane, Chloroform, Bromochloromethane, Methyl ethyl ketone, cis-1,2-Dichloroethene, 2,2-Dichloropropane, 1,1-Dichloroethane, Methyl tert-butyl ether (MTBE), trans-1,2-Dichloroethene, Methylene chloride, 1,1-Dichloroethene, Trichlorofluoromethane, Chloroethane, Bromomethane, Vinyl chloride, Chloromethane, Dichlorodifluoromethane, o-Xylene}; Replace level 6 with Calibration sample 04JAN17.D for compounds {1,2-Dichlorobenzene, 1,4-Dichlorobenzene, 1,3-Dichlorobenzene, 4-Chlorotoluene, 2-Chlorotoluene, 1,2,3-Trichloropropane, 1,1,2,2-Tetrachloroethane, Bromobenzene, p-Bromofluorobenzene, Bromoform, Styrene, m+p-Xylenes, Ethylbenzene, 1,1,1,2-Tetrachloroethane, Chlorobenzene, 1,2-Dibromoethane, Chlorodibromomethane, 1,3-Dichloropropane, Tetrachloroethene, 1,1,2-Trichloroethane, trans-1,3-Dichloropropene, Toluene, Toluene-d8, cis-1,3-Dichloropropene,				

Audit Trail report

Name	User	Time	Action	Reason	Comment	Succeed	Exception
			Bromodichloromethane, Dibromomethane, 1,2- Dichloropropane, Trichloroethene, 1,2- Dichloroethane, Benzene, 1,2- Dichloroethane-d4, 1,1- Dichloropropene, Carbon tetrachloride, Dibromofluoromethane, 1,1,1- Trichloroethane, Chloroform, Bromochloromethane, Methyl ethyl ketone, cis-1,2-Dichloroethene, 2,2- Dichloropropane, 1,1-Dichloroethane, Methyl tert-butyl ether (MTBE), trans- 1,2-Dichloroethene, Methylene chloride, 1,1-Dichloroethene, Trichlorofluoromethane, Chloroethane, Bromomethane, Vinyl chloride, Chloromethane, Dichlorodifluoromethane, o-Xylene}; Replace level 5 with Calibration sample 04JAN15.D for compounds {1,2- Dichlorobenzene, 1,4-Dichlorobenzene, 1,3-Dichlorobenzene, 4-Chlorotoluene, 2-Chlorotoluene, 1,2,3- Trichloropropane, 1,1,2,2- Tetrachloroethane, Bromobenzene, p- Bromofluorobenzene, Bromoform, Styrene, m+p-Xylenes, Ethylbenzene, 1,1,1,2-Tetrachloroethane, Chlorobenzene, 1,2-Dibromoethane, Chlorodibromomethane, 1,3- Dichloropropane, Tetrachloroethene, 1,1,2-Trichloroethane, trans-1,3- Dichloropropene, Toluene, Toluene-d8, cis-1,3-Dichloropropene, Bromodichloromethane, Dibromomethane, 1,2- Dichloropropane, Trichloroethene, 1,2- Dichloroethane, Benzene, 1,2- Dichloroethane-d4, 1,1- Dichloropropene, Carbon tetrachloride, Dibromofluoromethane, 1,1,1- Trichloroethane, Chloroform, Bromochloromethane, Methyl ethyl ketone, cis-1,2-Dichloroethene, 2,2- Dichloropropane, 1,1-Dichloroethane, Methyl tert-butyl ether (MTBE), trans- 1,2-Dichloroethene, Methylene chloride, 1,1-Dichloroethene, Trichlorofluoromethane, Chloroethane, Bromomethane, Vinyl chloride, Chloromethane, Dichlorodifluoromethane, o-Xylene}; Replace level 4 with Calibration sample 04JAN13.D for compounds {1,2- Dichlorobenzene, 1,4-Dichlorobenzene, 1,3-Dichlorobenzene, 4-Chlorotoluene, 2-Chlorotoluene, 1,2,3- Trichloropropane, 1,1,2,2- Tetrachloroethane, Bromobenzene, p-				

Audit Trail report

Name	User	Time	Action	Reason	Comment	Succeed	Exception
			Bromofluorobenzene, Bromoform, Styrene, m+p-Xylenes, Ethylbenzene, 1,1,1,2-Tetrachloroethane, Chlorobenzene, 1,2-Dibromoethane, Chlorodibromomethane, 1,3-Dichloropropane, Tetrachloroethene, 1,1,2-Trichloroethane, trans-1,3-Dichloropropene, Toluene, Toluene-d8, cis-1,3-Dichloropropene, Bromodichloromethane, Dibromomethane, 1,2-Dichloropropane, Trichloroethene, 1,2-Dichloroethane, Benzene, 1,2-Dichloroethane-d4, 1,1-Dichloropropene, Carbon tetrachloride, Dibromofluoromethane, 1,1,1-Trichloroethane, Chloroform, Bromochloromethane, Methyl ethyl ketone, cis-1,2-Dichloroethene, 2,2-Dichloropropane, 1,1-Dichloroethane, Methyl tert-butyl ether (MTBE), trans-1,2-Dichloroethene, Methylene chloride, 1,1-Dichloroethene, Trichlorofluoromethane, Chloroethane, Bromomethane, Vinyl chloride, Chloromethane, Dichlorodifluoromethane, o-Xylene}; Replace level 3 with Calibration sample 04JAN12.D for compounds {1,2-Dichlorobenzene, 1,4-Dichlorobenzene, 1,3-Dichlorobenzene, 4-Chlorotoluene, 2-Chlorotoluene, 1,2,3-Trichloropropane, 1,1,2,2-Tetrachloroethane, Bromobenzene, p-Bromofluorobenzene, Bromoform, Styrene, m+p-Xylenes, Ethylbenzene, 1,1,1,2-Tetrachloroethane, Chlorobenzene, 1,2-Dibromoethane, Chlorodibromomethane, 1,3-Dichloropropane, Tetrachloroethene, 1,1,2-Trichloroethane, trans-1,3-Dichloropropene, Toluene, Toluene-d8, cis-1,3-Dichloropropene, Bromodichloromethane, Dibromomethane, 1,2-Dichloropropane, Trichloroethene, 1,2-Dichloroethane, Benzene, 1,2-Dichloroethane-d4, 1,1-Dichloropropene, Carbon tetrachloride, Dibromofluoromethane, 1,1,1-Trichloroethane, Chloroform, Bromochloromethane, Methyl ethyl ketone, cis-1,2-Dichloroethene, 2,2-Dichloropropane, 1,1-Dichloroethane, Methyl tert-butyl ether (MTBE), trans-1,2-Dichloroethene, Methylene chloride, 1,1-Dichloroethene, Trichlorofluoromethane, Chloroethane, Bromomethane, Vinyl chloride,				

Audit Trail report

Name	User	Time	Action	Reason	Comment	Succeed	Exception
			<p>Chloromethane, Dichlorodifluoromethane, o-Xylene}; Replace level 2 with Calibration sample 04JAN11.D for compounds {1,2-Dichlorobenzene, 1,4-Dichlorobenzene, 1,3-Dichlorobenzene, 4-Chlorotoluene, 2-Chlorotoluene, 1,2,3-Trichloropropane, 1,1,2,2-Tetrachloroethane, Bromobenzene, p-Bromofluorobenzene, Bromoform, Styrene, m+p-Xylenes, Ethylbenzene, 1,1,1,2-Tetrachloroethane, Chlorobenzene, 1,2-Dibromoethane, Chlorodibromomethane, 1,3-Dichloropropane, Tetrachloroethene, 1,1,2-Trichloroethane, trans-1,3-Dichloropropene, Toluene, Toluene-d8, cis-1,3-Dichloropropene, Bromodichloromethane, Dibromomethane, 1,2-Dichloropropane, Trichloroethene, 1,2-Dichloroethane, Benzene, 1,2-Dichloroethane-d4, 1,1-Dichloropropene, Carbon tetrachloride, Dibromofluoromethane, 1,1,1-Trichloroethane, Chloroform, Bromochloromethane, Methyl ethyl ketone, cis-1,2-Dichloroethene, 2,2-Dichloropropane, 1,1-Dichloroethane, Methyl tert-butyl ether (MTBE), trans-1,2-Dichloroethene, Methylene chloride, 1,1-Dichloroethene, Trichlorofluoromethane, Chloroethane, Bromomethane, Vinyl chloride, Chloromethane, Dichlorodifluoromethane, o-Xylene}; Replace level 1 with Calibration sample 04JAN10.D for compounds {1,2-Dichlorobenzene, 1,4-Dichlorobenzene, 1,3-Dichlorobenzene, 4-Chlorotoluene, 2-Chlorotoluene, 1,2,3-Trichloropropane, 1,1,2,2-Tetrachloroethane, Bromobenzene, p-Bromofluorobenzene, Bromoform, Styrene, m+p-Xylenes, Ethylbenzene, 1,1,1,2-Tetrachloroethane, Chlorobenzene, 1,2-Dibromoethane, Chlorodibromomethane, 1,3-Dichloropropane, Tetrachloroethene, 1,1,2-Trichloroethane, trans-1,3-Dichloropropene, Toluene, Toluene-d8, cis-1,3-Dichloropropene, Bromodichloromethane, Dibromomethane, 1,2-Dichloropropane, Trichloroethene, 1,2-Dichloroethane, Benzene, 1,2-Dichloroethane-d4, 1,1-Dichloropropene, Carbon tetrachloride, Dibromofluoromethane, 1,1,1-</p>				

Audit Trail report

Name	User	Time	Action	Reason	Comment	Succeed	Exception
			Trichloroethane, Chloroform, Bromochloromethane, Methyl ethyl ketone, cis-1,2-Dichloroethene, 2,2-Dichloropropane, 1,1-Dichloroethane, Methyl tert-butyl ether (MTBE), trans-1,2-Dichloroethene, Methylene chloride, 1,1-Dichloroethene, Trichlorofluoromethane, Chloroethane, Bromomethane, Vinyl chloride, Chloromethane, Dichlorodifluoromethane, o-Xylene};				
CmdQuantitate	BL2000\mchavez	1/5/2022 10:55:58 AM	Quantitate all compounds in all samples			✓	
CmdManuallyIntegratePeak	BL2000\mchavez	1/5/2022 11:01:11 AM	Manually integrate compound Methylene chloride in sample 04JAN09.D from x, y = 3.296, 0 to 3.383, 0; result = 1661			✓	
CmdManuallyIntegrateQualifierPeak	BL2000\mchavez	1/5/2022 11:01:17 AM	Manually integrate qualifier 84.0 of compound Methylene chloride in sample 04JAN09.D from x, y = 3.299, 0 to 3.369, 0; result = 1075			✓	
CmdManuallyIntegrateQualifierPeak	BL2000\mchavez	1/5/2022 11:01:19 AM	Manually integrate qualifier 86.0 of compound Methylene chloride in sample 04JAN09.D from x, y = 3.294, 0 to 3.413, 0; result = 694			✓	
CmdManuallyIntegratePeak	BL2000\mchavez	1/5/2022 11:02:10 AM	Manually integrate compound Vinyl chloride in sample 04JAN09.D from x, y = 1.467, 0 to 1.520, 0; result = 73			✓	
CmdStartMethodEditing	BL2000\mchavez	1/5/2022 11:02:39 AM	Start method editing			✓	
CmdImportMethodFromSample	BL2000\mchavez	1/5/2022 11:02:39 AM	Import method from sample 04JAN09.D			✓	
CmdSetMethodTargetCompoundAttribute	BL2000\mchavez	1/5/2022 11:03:13 AM	Set CurveFit = fitAverageOfResponseFactors for compound Bromomethane; previous value = fitQuadratic			✓	
CmdSetMethodTargetCompoundAttribute	BL2000\mchavez	1/5/2022 11:03:16 AM	Set CurveFitWeight = weightEqual for compound Bromomethane; previous value = weightOneOverX			✓	
CmdApplyMethodToAllSamples	BL2000\mchavez	1/5/2022 11:03:28 AM	Apply method to all samples			✓	
CmdMethodClear	BL2000\mchavez	1/5/2022 11:03:28 AM	Clear method			✓	
CmdEndMethodEditing	BL2000\mchavez	1/5/2022 11:03:29 AM	End method editing			✓	
CmdQuantitate	BL2000\mchavez	1/5/2022 11:03:49 AM	Quantitate all compounds in all samples			✓	
CmdManuallyIntegratePeak	BL2000\mchavez	1/5/2022 11:05:06 AM	Manually integrate compound Chloroethane in sample 04JAN12.D, from x, y = 1.863, 1400 to 1.922, 1881, result = 14646; previous integration is from x, y = 1.863, 1400 to 1.958, 1400 and previous response = 16843.			✓	

Audit Trail report

Name	User	Time	Action	Reason	Comment	Succeed	Exception
CmdManuallyIntegratePeak	BL2000\mchavez	1/5/2022 11:05:19 AM	Manually integrate compound Chloroethane in sample 04JAN11.D, from x, y = 1.869, 1143 to 1.930, 1702, result = 8052; previous integration is from x, y = 1.869, 1143 to 1.941, 1143 and previous response = 9540.			✓	

Audit Trail report

Name	User	Time	Action	Reason	Comment	Succeed	Exception
CmdCalibrate	BL2000\mchavez	1/5/2022 11:05:53 AM	Replace level QC with QC sample 04JAN23.D for compounds {1,2-Dichlorobenzene, 1,4-Dichlorobenzene, 1,3-Dichlorobenzene, 4-Chlorotoluene, 2-Chlorotoluene, 1,2,3-Trichloropropane, 1,1,2,2-Tetrachloroethane, Bromobenzene, p-Bromofluorobenzene, Bromoform, Styrene, o-Xylene, m+p-Xylenes, Ethylbenzene, 1,1,1,2-Tetrachloroethane, Chlorobenzene, 1,2-Dibromoethane, Chlorodibromomethane, 1,3-Dichloropropane, Tetrachloroethene, 1,1,2-Trichloroethane, trans-1,3-Dichloropropene, Toluene, Toluene-d8, cis-1,3-Dichloropropene, Bromodichloromethane, Dibromomethane, 1,2-Dichloropropane, Trichloroethene, 1,2-Dichloroethane, Benzene, 1,2-Dichloroethane-d4, 1,1-Dichloropropene, Carbon tetrachloride, Dibromofluoromethane, 1,1,1-Trichloroethane, Chloroform, Bromochloromethane, Methyl ethyl ketone, cis-1,2-Dichloroethene, 2,2-Dichloropropane, 1,1-Dichloroethane, Methyl tert-butyl ether (MTBE), trans-1,2-Dichloroethene, Methylene chloride, 1,1-Dichloroethene, Trichlorofluoromethane, Bromomethane, Vinyl chloride, Chloromethane, Dichlorodifluoromethane, Chloroethane}; Replace level 8 with Calibration sample 04JAN21.D for compounds {1,2-Dichlorobenzene, 1,4-Dichlorobenzene, 1,3-Dichlorobenzene, 4-Chlorotoluene, 2-Chlorotoluene, 1,2,3-Trichloropropane, 1,1,2,2-Tetrachloroethane, Bromobenzene, p-Bromofluorobenzene, Bromoform, Styrene, o-Xylene, m+p-Xylenes, Ethylbenzene, 1,1,1,2-Tetrachloroethane, Chlorobenzene, 1,2-Dibromoethane, Chlorodibromomethane, 1,3-Dichloropropane, Tetrachloroethene, 1,1,2-Trichloroethane, trans-1,3-Dichloropropene, Toluene, Toluene-d8, cis-1,3-Dichloropropene, Bromodichloromethane, Dibromomethane, 1,2-Dichloropropane, Trichloroethene, 1,2-Dichloroethane, Benzene, 1,2-Dichloroethane-d4, 1,1-Dichloropropene, Carbon tetrachloride, Dibromofluoromethane, 1,1,1-			✓	

Audit Trail report

Name	User	Time	Action	Reason	Comment	Succeed	Exception
			Trichloroethane, Chloroform, Bromochloromethane, Methyl ethyl ketone, cis-1,2-Dichloroethene, 2,2-Dichloropropane, 1,1-Dichloroethane, Methyl tert-butyl ether (MTBE), trans-1,2-Dichloroethene, Methylene chloride, 1,1-Dichloroethene, Trichlorofluoromethane, Bromomethane, Vinyl chloride, Chloromethane, Dichlorodifluoromethane, Chloroethane}; Replace level 7 with Calibration sample 04JAN19.D for compounds {1,2-Dichlorobenzene, 1,4-Dichlorobenzene, 1,3-Dichlorobenzene, 4-Chlorotoluene, 2-Chlorotoluene, 1,2,3-Trichloropropane, 1,1,2,2-Tetrachloroethane, Bromobenzene, p-Bromofluorobenzene, Bromoform, Styrene, o-Xylene, m+p-Xylenes, Ethylbenzene, 1,1,1,2-Tetrachloroethane, Chlorobenzene, 1,2-Dibromoethane, Chlorodibromomethane, 1,3-Dichloropropane, Tetrachloroethene, 1,1,2-Trichloroethane, trans-1,3-Dichloropropene, Toluene, Toluene-d8, cis-1,3-Dichloropropene, Bromodichloromethane, Dibromomethane, 1,2-Dichloropropane, Trichloroethene, 1,2-Dichloroethane, Benzene, 1,2-Dichloroethane-d4, 1,1-Dichloropropene, Carbon tetrachloride, Dibromofluoromethane, 1,1,1-Trichloroethane, Chloroform, Bromochloromethane, Methyl ethyl ketone, cis-1,2-Dichloroethene, 2,2-Dichloropropane, 1,1-Dichloroethane, Methyl tert-butyl ether (MTBE), trans-1,2-Dichloroethene, Methylene chloride, 1,1-Dichloroethene, Trichlorofluoromethane, Bromomethane, Vinyl chloride, Chloromethane, Dichlorodifluoromethane, Chloroethane}; Replace level 6 with Calibration sample 04JAN17.D for compounds {1,2-Dichlorobenzene, 1,4-Dichlorobenzene, 1,3-Dichlorobenzene, 4-Chlorotoluene, 2-Chlorotoluene, 1,2,3-Trichloropropane, 1,1,2,2-Tetrachloroethane, Bromobenzene, p-Bromofluorobenzene, Bromoform, Styrene, o-Xylene, m+p-Xylenes, Ethylbenzene, 1,1,1,2-Tetrachloroethane, Chlorobenzene, 1,2-Dibromoethane, Chlorodibromomethane, 1,3-				

Audit Trail report

Name	User	Time	Action	Reason	Comment	Succeed	Exception
			Dichloropropane, Tetrachloroethene, 1,1,2-Trichloroethane, trans-1,3-Dichloropropene, Toluene, Toluene-d8, cis-1,3-Dichloropropene, Bromodichloromethane, Dibromomethane, 1,2-Dichloropropane, Trichloroethene, 1,2-Dichloroethane, Benzene, 1,2-Dichloroethane-d4, 1,1-Dichloropropene, Carbon tetrachloride, Dibromofluoromethane, 1,1,1-Trichloroethane, Chloroform, Bromochloromethane, Methyl ethyl ketone, cis-1,2-Dichloroethene, 2,2-Dichloropropane, 1,1-Dichloroethane, Methyl tert-butyl ether (MTBE), trans-1,2-Dichloroethene, Methylene chloride, 1,1-Dichloroethene, Trichlorofluoromethane, Bromomethane, Vinyl chloride, Chloromethane, Dichlorodifluoromethane, Chloroethane}; Replace level 5 with Calibration sample 04JAN15.D for compounds {1,2-Dichlorobenzene, 1,4-Dichlorobenzene, 1,3-Dichlorobenzene, 4-Chlorotoluene, 2-Chlorotoluene, 1,2,3-Trichloropropane, 1,1,2,2-Tetrachloroethane, Bromobenzene, p-Bromofluorobenzene, Bromoform, Styrene, o-Xylene, m+p-Xylenes, Ethylbenzene, 1,1,1,2-Tetrachloroethane, Chlorobenzene, 1,2-Dibromoethane, Chlorodibromomethane, 1,3-Dichloropropane, Tetrachloroethene, 1,1,2-Trichloroethane, trans-1,3-Dichloropropene, Toluene, Toluene-d8, cis-1,3-Dichloropropene, Bromodichloromethane, Dibromomethane, 1,2-Dichloropropane, Trichloroethene, 1,2-Dichloroethane, Benzene, 1,2-Dichloroethane-d4, 1,1-Dichloropropene, Carbon tetrachloride, Dibromofluoromethane, 1,1,1-Trichloroethane, Chloroform, Bromochloromethane, Methyl ethyl ketone, cis-1,2-Dichloroethene, 2,2-Dichloropropane, 1,1-Dichloroethane, Methyl tert-butyl ether (MTBE), trans-1,2-Dichloroethene, Methylene chloride, 1,1-Dichloroethene, Trichlorofluoromethane, Bromomethane, Vinyl chloride, Chloromethane, Dichlorodifluoromethane, Chloroethane}; Replace level 4 with Calibration sample 04JAN13.D for				

Audit Trail report

Name	User	Time	Action	Reason	Comment	Succeed	Exception
			compounds {1,2-Dichlorobenzene, 1,4-Dichlorobenzene, 1,3-Dichlorobenzene, 4-Chlorotoluene, 2-Chlorotoluene, 1,2,3-Trichloropropane, 1,1,2,2-Tetrachloroethane, Bromobenzene, p-Bromofluorobenzene, Bromoform, Styrene, o-Xylene, m+p-Xylenes, Ethylbenzene, 1,1,1,2-Tetrachloroethane, Chlorobenzene, 1,2-Dibromoethane, Chlorodibromomethane, 1,3-Dichloropropane, Tetrachloroethene, 1,1,2-Trichloroethane, trans-1,3-Dichloropropene, Toluene, Toluene-d8, cis-1,3-Dichloropropene, Bromodichloromethane, Dibromomethane, 1,2-Dichloropropane, Trichloroethene, 1,2-Dichloroethane, Benzene, 1,2-Dichloroethane-d4, 1,1-Dichloropropene, Carbon tetrachloride, Dibromofluoromethane, 1,1,1-Trichloroethane, Chloroform, Bromochloromethane, Methyl ethyl ketone, cis-1,2-Dichloroethene, 2,2-Dichloropropane, 1,1-Dichloroethane, Methyl tert-butyl ether (MTBE), trans-1,2-Dichloroethene, Methylene chloride, 1,1-Dichloroethene, Trichlorofluoromethane, Bromomethane, Vinyl chloride, Chloromethane, Dichlorodifluoromethane, Chloroethane}; Replace level 3 with Calibration sample 04JAN12.D for compounds {1,2-Dichlorobenzene, 1,4-Dichlorobenzene, 1,3-Dichlorobenzene, 4-Chlorotoluene, 2-Chlorotoluene, 1,2,3-Trichloropropane, 1,1,2,2-Tetrachloroethane, Bromobenzene, p-Bromofluorobenzene, Bromoform, Styrene, o-Xylene, m+p-Xylenes, Ethylbenzene, 1,1,1,2-Tetrachloroethane, Chlorobenzene, 1,2-Dibromoethane, Chlorodibromomethane, 1,3-Dichloropropane, Tetrachloroethene, 1,1,2-Trichloroethane, trans-1,3-Dichloropropene, Toluene, Toluene-d8, cis-1,3-Dichloropropene, Bromodichloromethane, Dibromomethane, 1,2-Dichloropropane, Trichloroethene, 1,2-Dichloroethane, Benzene, 1,2-Dichloroethane-d4, 1,1-Dichloropropene, Carbon tetrachloride, Dibromofluoromethane, 1,1,1-Trichloroethane, Chloroform, Bromochloromethane, Methyl ethyl				

Audit Trail report

Name	User	Time	Action	Reason	Comment	Succeed	Exception
			ketone, cis-1,2-Dichloroethene, 2,2-Dichloropropane, 1,1-Dichloroethane, Methyl tert-butyl ether (MTBE), trans-1,2-Dichloroethene, Methylene chloride, 1,1-Dichloroethene, Trichlorofluoromethane, Bromomethane, Vinyl chloride, Chloromethane, Dichlorodifluoromethane, Chloroethane}; Replace level 2 with Calibration sample 04JAN11.D for compounds {1,2-Dichlorobenzene, 1,4-Dichlorobenzene, 1,3-Dichlorobenzene, 4-Chlorotoluene, 2-Chlorotoluene, 1,2,3-Trichloropropane, 1,1,2,2-Tetrachloroethane, Bromobenzene, p-Bromofluorobenzene, Bromoform, Styrene, o-Xylene, m+p-Xylenes, Ethylbenzene, 1,1,1,2-Tetrachloroethane, Chlorobenzene, 1,2-Dibromoethane, Chlorodibromomethane, 1,3-Dichloropropane, Tetrachloroethene, 1,1,2-Trichloroethane, trans-1,3-Dichloropropene, Toluene, Toluene-d8, cis-1,3-Dichloropropene, Bromodichloromethane, Dibromomethane, 1,2-Dichloropropane, Trichloroethene, 1,2-Dichloroethane, Benzene, 1,2-Dichloroethane-d4, 1,1-Dichloropropene, Carbon tetrachloride, Dibromofluoromethane, 1,1,1-Trichloroethane, Chloroform, Bromochloromethane, Methyl ethyl ketone, cis-1,2-Dichloroethene, 2,2-Dichloropropane, 1,1-Dichloroethane, Methyl tert-butyl ether (MTBE), trans-1,2-Dichloroethene, Methylene chloride, 1,1-Dichloroethene, Trichlorofluoromethane, Bromomethane, Vinyl chloride, Chloromethane, Dichlorodifluoromethane, Chloroethane}; Replace level 1 with Calibration sample 04JAN10.D for compounds {1,2-Dichlorobenzene, 1,4-Dichlorobenzene, 1,3-Dichlorobenzene, 4-Chlorotoluene, 2-Chlorotoluene, 1,2,3-Trichloropropane, 1,1,2,2-Tetrachloroethane, Bromobenzene, p-Bromofluorobenzene, Bromoform, Styrene, o-Xylene, m+p-Xylenes, Ethylbenzene, 1,1,1,2-Tetrachloroethane, Chlorobenzene, 1,2-Dibromoethane, Chlorodibromomethane, 1,3-Dichloropropane, Tetrachloroethene, 1,1,2-Trichloroethane, trans-1,3-				

Audit Trail report

Name	User	Time	Action	Reason	Comment	Succeed	Exception
			Dichloropropene, Toluene, Toluene-d8, cis-1,3-Dichloropropene, Bromodichloromethane, Dibromomethane, 1,2-Dichloropropane, Trichloroethene, 1,2-Dichloroethane, Benzene, 1,2-Dichloroethane-d4, 1,1-Dichloropropene, Carbon tetrachloride, Dibromofluoromethane, 1,1,1-Trichloroethane, Chloroform, Bromochloromethane, Methyl ethyl ketone, cis-1,2-Dichloroethene, 2,2-Dichloropropane, 1,1-Dichloroethane, Methyl tert-butyl ether (MTBE), trans-1,2-Dichloroethene, Methylene chloride, 1,1-Dichloroethene, Trichlorofluoromethane, Bromomethane, Vinyl chloride, Chloromethane, Dichlorodifluoromethane, Chloroethane};				
CmdQuantitate	BL2000\mchavez	1/5/2022 11:06:12 AM	Quantitate all compounds in all samples			✓	
CmdQuantitate	BL2000\mchavez	1/5/2022 11:07:28 AM	Quantitate all compounds in all samples			✓	
CmdSaveBatchTable	BL2000\mchavez	1/5/2022 11:07:47 AM	Save batch D:\Org\Data\VOA5975C\VG010422\QuantResults\VG010422_8260B.batch.bin			✓	
CmdOpenBatchTable	BL2000\mchavez	1/9/2022 8:45:32 PM	Open batch D:\Org\Data\VOA5975C\VG010422\VG010422_8260B.batch.bin			✓	
CmdSetLevelEnable	BL2000\mchavez	1/9/2022 8:47:42 PM	Set LevelEnable = True for calibration level 1, levelId = 30 of compound o-Xylene in sample 04JAN09.D; previous value = False			✓	
CmdQuantitate	BL2000\mchavez	1/9/2022 8:48:01 PM	Quantitate all compounds in all samples			✓	
CmdSetLevelEnable	BL2000\mchavez	1/9/2022 8:48:47 PM	Set LevelEnable = True for calibration level 1, levelId = 30 of compound m+p-Xylenes in sample 04JAN09.D; previous value = False			✓	
CmdQuantitate	BL2000\mchavez	1/9/2022 8:49:03 PM	Quantitate all compounds in all samples			✓	
CmdSetLevelEnable	BL2000\mchavez	1/9/2022 8:49:35 PM	Set LevelEnable = True for calibration level 1, levelId = 30 of compound Ethylbenzene in sample 04JAN09.D; previous value = False			✓	
CmdQuantitate	BL2000\mchavez	1/9/2022 8:49:50 PM	Quantitate all compounds in all samples			✓	
CmdSetLevelEnable	BL2000\mchavez	1/9/2022 8:50:18 PM	Set LevelEnable = True for calibration level 1, levelId = 30 of compound Styrene in sample 04JAN09.D; previous value = False			✓	

Audit Trail report

Name	User	Time	Action	Reason	Comment	Succeed	Exception
CmdQuantitate	BL2000\mchavez	1/9/2022 8:50:35 PM	Quantitate all compounds in all samples			✓	
CmdSetLevelEnable	BL2000\mchavez	1/9/2022 8:50:51 PM	Set LevelEnable = True for calibration level 1, levelId = 30 of compound Tetrachloroethene in sample 04JAN09.D; previous value = False			✓	
CmdQuantitate	BL2000\mchavez	1/9/2022 8:51:06 PM	Quantitate all compounds in all samples			✓	
CmdSetLevelEnable	BL2000\mchavez	1/9/2022 8:51:27 PM	Set LevelEnable = True for calibration level 1, levelId = 30 of compound Toluene in sample 04JAN09.D; previous value = False			✓	
CmdQuantitate	BL2000\mchavez	1/9/2022 8:51:42 PM	Quantitate all compounds in all samples			✓	
CmdSetLevelEnable	BL2000\mchavez	1/9/2022 8:52:26 PM	Set LevelEnable = True for calibration level 1, levelId = 30 of compound trans-1,3-Dichloropropene in sample 04JAN09.D; previous value = False			✓	
CmdQuantitate	BL2000\mchavez	1/9/2022 8:52:42 PM	Quantitate all compounds in all samples			✓	
CmdSetLevelEnable	BL2000\mchavez	1/9/2022 8:52:55 PM	Set LevelEnable = False for calibration level 1, levelId = 30 of compound trans-1,3-Dichloropropene in sample 04JAN09.D; previous value = True			✓	
CmdSetLevelEnable	BL2000\mchavez	1/9/2022 8:53:25 PM	Set LevelEnable = True for calibration level 1, levelId = 30 of compound Benzene in sample 04JAN09.D; previous value = False			✓	
CmdQuantitate	BL2000\mchavez	1/9/2022 8:53:41 PM	Quantitate all compounds in all samples			✓	
CmdSetLevelEnable	BL2000\mchavez	1/9/2022 8:54:07 PM	Set LevelEnable = True for calibration level 1, levelId = 30 of compound Chloroform in sample 04JAN09.D; previous value = False			✓	
CmdQuantitate	BL2000\mchavez	1/9/2022 8:54:23 PM	Quantitate all compounds in all samples			✓	
CmdSetLevelEnable	BL2000\mchavez	1/9/2022 8:54:39 PM	Set LevelEnable = True for calibration level 1, levelId = 30 of compound 1,3-Dichlorobenzene in sample 04JAN09.D; previous value = False			✓	
CmdSetLevelEnable	BL2000\mchavez	1/9/2022 8:54:49 PM	Set LevelEnable = True for calibration level 1, levelId = 30 of compound 1,4-Dichlorobenzene in sample 04JAN09.D; previous value = False			✓	
CmdSetLevelEnable	BL2000\mchavez	1/9/2022 8:54:54 PM	Set LevelEnable = True for calibration level 1, levelId = 30 of compound 1,2-Dichlorobenzene in sample 04JAN09.D; previous value = False			✓	
CmdQuantitate	BL2000\mchavez	1/9/2022 8:55:10 PM	Quantitate all compounds in all samples			✓	

Audit Trail report

Name	User	Time	Action	Reason	Comment	Succeed	Exception
CmdSetLevelEnable	BL2000\mchavez	1/9/2022 8:56:06 PM	Set LevelEnable = True for calibration level 1, levelId = 30 of compound 1,2-Dichloroethane in sample 04JAN09.D; previous value = False			✓	
CmdQuantitate	BL2000\mchavez	1/9/2022 8:56:22 PM	Quantitate all compounds in all samples			✓	
CmdImportSamplesFromWorklist	BL2000\mchavez	1/9/2022 8:56:50 PM	Add samples from worklist: D:\Org\Data\VOA5975C\VG010422\04JAN15CC.D			✓	
CmdSetSampleAttribute	BL2000\mchavez	1/9/2022 8:57:23 PM	Set SampleType = Calibration for sample 04JAN15CC.D; previous value = Sample			✓	
CmdSetSampleAttribute	BL2000\mchavez	1/9/2022 8:57:29 PM	Set LevelName = 5 for sample 04JAN15CC.D; previous value =			✓	
CmdQuantitate	BL2000\mchavez	1/9/2022 8:57:56 PM	Quantitate all compounds in all samples			✓	
CmdSetSampleAttribute	BL2000\mchavez	1/9/2022 8:58:36 PM	Set SampleType = CC for sample 04JAN15CC.D; previous value = Calibration			✓	
CmdSetSampleAttribute	BL2000\mchavez	1/9/2022 8:58:43 PM	Set LevelName = CC for sample 04JAN15CC.D; previous value = 5			✓	
CmdSetSampleAttribute	BL2000\mchavez	1/9/2022 8:59:05 PM	Set UserDefined = Reimported midpoint as CC for sample 04JAN15CC.D; previous value =			✓	
CmdSetSampleAttribute	BL2000\mchavez	1/9/2022 8:59:31 PM	Set SampleName = CC010422 for sample 04JAN15CC.D; previous value = ICAL010422_5			✓	

Audit Trail report

Name	User	Time	Action	Reason	Comment	Succeed	Exception
CmdCalibrate	BL2000\mchavez	1/9/2022 8:59:53 PM	Replace level CC with CC sample 04JAN15CC.D for compounds {1,2-Dichlorobenzene, 1,4-Dichlorobenzene, 1,3-Dichlorobenzene, 4-Chlorotoluene, 2-Chlorotoluene, 1,2,3-Trichloropropane, 1,1,2,2-Tetrachloroethane, Bromobenzene, p-Bromofluorobenzene, Bromoform, Styrene, o-Xylene, m+p-Xylenes, Ethylbenzene, 1,1,1,2-Tetrachloroethane, Chlorobenzene, 1,2-Dibromoethane, Chlorodibromomethane, 1,3-Dichloropropane, Tetrachloroethene, 1,1,2-Trichloroethane, trans-1,3-Dichloropropene, Toluene, Toluene-d8, cis-1,3-Dichloropropene, Bromodichloromethane, Dibromomethane, 1,2-Dichloropropane, Trichloroethene, Benzene, 1,2-Dichloroethane-d4, 1,1-Dichloropropene, Carbon tetrachloride, Dibromofluoromethane, 1,1,1-Trichloroethane, Chloroform, Bromochloromethane, Methyl ethyl ketone, cis-1,2-Dichloroethene, 2,2-Dichloropropane, 1,1-Dichloroethane, Methyl tert-butyl ether (MTBE), trans-1,2-Dichloroethene, Methylene chloride, 1,1-Dichloroethene, Trichlorofluoromethane, Chloroethane, Bromomethane, Vinyl chloride, Chloromethane, Dichlorodifluoromethane, 1,2-Dichloroethane};			✓	
CmdQuantitate	BL2000\mchavez	1/9/2022 9:00:09 PM	Quantitate all compounds in all samples			✓	
CmdStartMethodEditing	BL2000\mchavez	1/9/2022 9:00:22 PM	Start method editing			✓	
CmdImportMethodFrom Sample	BL2000\mchavez	1/9/2022 9:00:22 PM	Import method from sample 04JAN23.D			✓	
CmdSaveMethodAs	BL2000\mchavez	1/9/2022 9:00:57 PM	Save method to file \\MASSHUNTER\Org\Data\Methods\Quant\VOA5975C\VOA5975C_010422_CAL.m			✓	
CmdSaveMethodAs	BL2000\mchavez	1/9/2022 9:02:42 PM	Save method to file \\MASSHUNTER\Org\Data\Methods\Quant\VOA5975C\VOA5975C_010422_CAL\VOA5975C_8260B_SHT_DoD_L4_010422.m			✓	
CmdMethodClear	BL2000\mchavez	1/9/2022 9:02:55 PM	Clear method			✓	
CmdEndMethodEditing	BL2000\mchavez	1/9/2022 9:02:56 PM	End method editing			✓	
CmdStartMethodEditing	BL2000\mchavez	1/9/2022 9:03:07 PM	Start method editing			✓	

Audit Trail report

Name	User	Time	Action	Reason	Comment	Succeed	Exception
CmdImportMethodFromFile	BL2000\mchavez	1/9/2022 9:03:07 PM	Import method from file \\MASSHUNTER\Org\Data\Methods\Quant\VOA5975C\VOA5975C_010422_CAL\VOA5975C_8260B_SHT_DoD_L4_010422.m			✓	
CmdApplyMethodToAllSamples	BL2000\mchavez	1/9/2022 9:03:19 PM	Apply method to all samples			✓	
CmdMethodClear	BL2000\mchavez	1/9/2022 9:03:19 PM	Clear method			✓	
CmdEndMethodEditing	BL2000\mchavez	1/9/2022 9:03:20 PM	End method editing			✓	
CmdQuantitate	BL2000\mchavez	1/9/2022 9:03:36 PM	Quantitate all compounds in all samples			✓	
CmdSaveBatchTable	BL2000\mchavez	1/9/2022 9:04:21 PM	Save batch D:\Org\Data\VOA5975C\VG010422\QuantResults\VG010422_8260B.batch.bin			✓	
CmdOpenBatchTable	BL2000\mchavez	1/10/2022 2:13:24 PM	Open batch D:\Org\Data\VOA5975C\VG010422\VG010422_8260B.batch.bin			✓	
CmdSetSampleAttribute	BL2000\mchavez	1/10/2022 2:13:38 PM	Set SampleApproved = True for sample 04JAN08.D; previous value = False			✓	
CmdZeroOutPeak	BL2000\mchavez	1/10/2022 2:14:50 PM	Zero out primary peak of compound Chloromethane in sample 04JAN09.D			✓	
CmdZeroOutPeak	BL2000\mchavez	1/10/2022 2:14:56 PM	Zero out primary peak of compound Vinyl chloride in sample 04JAN09.D			✓	
CmdManuallyIntegratePeak	BL2000\mchavez	1/10/2022 2:15:19 PM	Manually integrate compound Benzene in sample 04JAN09.D from x, y = 6.250, 0 to 6.311, 0; result = 381			✓	
CmdManuallyIntegrateQualifierPeak	BL2000\mchavez	1/10/2022 2:15:21 PM	Manually integrate qualifier 77.0 of compound Benzene in sample 04JAN09.D from x, y = 6.258, 0 to 6.308, 0; result = 86			✓	
CmdSetSampleAttribute	BL2000\mchavez	1/10/2022 2:16:46 PM	Set SampleApproved = True for sample 04JAN09.D; previous value = False			✓	
CmdSetTargetCompoundAttribute	BL2000\mchavez	1/10/2022 2:17:02 PM	Set UserAnnotation = NI for compound Methylene chloride in sample 04JAN09.D; previous value =			✓	
CmdSetTargetCompoundAttribute	BL2000\mchavez	1/10/2022 2:17:09 PM	Set UserAnnotation = NI for compound Benzene in sample 04JAN09.D; previous value =			✓	
CmdSetTargetCompoundAttribute	BL2000\mchavez	1/10/2022 2:18:45 PM	Set UserAnnotation = NI for compound Tetrachloroethene in sample 04JAN10.D; previous value =			✓	
CmdSetTargetCompoundAttribute	BL2000\mchavez	1/10/2022 2:18:48 PM	Set UserAnnotation = NI for compound Chlorodibromomethane in sample 04JAN10.D; previous value =			✓	
CmdSetTargetCompoundAttribute	BL2000\mchavez	1/10/2022 2:18:53 PM	Set UserAnnotation = NI for compound 1,2-Dibromoethane in sample 04JAN10.D; previous value =			✓	

Audit Trail report

Name	User	Time	Action	Reason	Comment	Succeed	Exception
CmdSetTargetCompoundAttribute	BL2000\mchavez	1/10/2022 2:18:58 PM	Set UserAnnotation = NI for compound 1,1,1,2-Tetrachloroethane in sample 04JAN10.D; previous value =			✓	
CmdSetTargetCompoundAttribute	BL2000\mchavez	1/10/2022 2:19:02 PM	Set UserAnnotation = NI for compound Bromoform in sample 04JAN10.D; previous value =			✓	
CmdSetTargetCompoundAttribute	BL2000\mchavez	1/10/2022 2:19:08 PM	Set UserAnnotation = NI for compound 1,1,2,2-Tetrachloroethane in sample 04JAN10.D; previous value =			✓	
CmdSetTargetCompoundAttribute	BL2000\mchavez	1/10/2022 2:19:13 PM	Set UserAnnotation = NI for compound Bromobenzene in sample 04JAN10.D; previous value =			✓	
CmdSetTargetCompoundAttribute	BL2000\mchavez	1/10/2022 2:19:30 PM	Set UserAnnotation = NI for compound 2-Chlorotoluene in sample 04JAN10.D; previous value =			✓	
CmdSetTargetCompoundAttribute	BL2000\mchavez	1/10/2022 2:20:15 PM	Set UserAnnotation = GT for compound Chloroethane in sample 04JAN11.D; previous value =			✓	
CmdSetTargetCompoundAttribute	BL2000\mchavez	1/10/2022 2:20:34 PM	Set UserAnnotation = LT for compound trans-1,2-Dichloroethene in sample 04JAN11.D; previous value =			✓	
CmdSetTargetCompoundAttribute	BL2000\mchavez	1/10/2022 2:25:39 PM	Set UserAnnotation = LT for compound Methyl tert-butyl ether (MTBE) in sample 04JAN11.D; previous value =			✓	
CmdSetTargetCompoundAttribute	BL2000\mchavez	1/10/2022 2:26:14 PM	Set UserAnnotation = LT for compound 1,1,2-Trichloroethane in sample 04JAN11.D; previous value =			✓	
CmdSetTargetCompoundAttribute	BL2000\mchavez	1/10/2022 2:26:26 PM	Set UserAnnotation = NI for compound 1,2,3-Trichloropropane in sample 04JAN11.D; previous value =			✓	
CmdSetTargetCompoundAttribute	BL2000\mchavez	1/10/2022 2:26:46 PM	Set UserAnnotation = LT for compound 1,2,3-Trichloropropane in sample 04JAN12.D; previous value =			✓	
CmdSetTargetCompoundAttribute	BL2000\mchavez	1/10/2022 2:26:59 PM	Set UserAnnotation = GT for compound Chloroethane in sample 04JAN12.D; previous value =			✓	
CmdManuallyIntegrateQualifierPeak	BL2000\mchavez	1/10/2022 3:00:42 PM	Manually integrate qualifier 148.0 of compound 1,4-Dichlorobenzene in sample 04JAN10.D, from x, y = 12.109, 0 to 12.145, 0, result = 2520; previous integration is from x, y = 12.084, 0 to 12.145, 0 and previous response = 3603.			✓	
CmdManuallyIntegrateQualifierPeak	BL2000\mchavez	1/10/2022 3:00:52 PM	Manually integrate qualifier 111.0 of compound 1,4-Dichlorobenzene in sample 04JAN10.D, from x, y = 12.123, 0 to 12.148, 0, result = 1067; previous integration is from x, y = 12.075, 0 to 12.123, 0 and previous response = 3515.			✓	

Audit Trail report

Name	User	Time	Action	Reason	Comment	Succeed	Exception
CmdManuallyIntegrateQualifierPeak	BL2000\mchavez	1/10/2022 3:01:20 PM	Manually integrate qualifier 91.0 of compound o-Xylene in sample 04JAN10.D, from x, y = 10.405, 0 to 10.483, 0, result = 6062; previous integration is from x, y = 10.405, 0 to 10.466, 0 and previous response = 6034.			✓	
CmdClearManualIntegration	BL2000\mchavez	1/10/2022 3:01:29 PM	Clear manual integration of qualifier 91.0 for compound o-Xylene in sample 04JAN10.D			✓	
CmdSetLevelEnable	BL2000\mchavez	1/10/2022 3:07:00 PM	Set LevelEnable = False for calibration level 1, levelId = 30 of compound o-Xylene in sample 04JAN23.D; previous value = True			✓	
CmdQuantitate	BL2000\mchavez	1/10/2022 3:07:39 PM	Quantitate all compounds in all samples			✓	
CmdSaveBatchTable	BL2000\mchavez	1/10/2022 3:12:09 PM	Save batch D:\Org\Data\VOA5975C\VG010422\QuantResults\VG010422_8260B.batch.bin			✓	
CmdOpenBatchTable	BL2000\mchavez	1/11/2022 8:47:03 AM	Open batch D:\Org\Data\VOA5975C\VG010422\VG010422_8260B.batch.bin			✓	
CmdStartMethodEditing	BL2000\mchavez	1/11/2022 8:47:16 AM	Start method editing			✓	
CmdImportMethodFromSample	BL2000\mchavez	1/11/2022 8:47:16 AM	Import method from sample 04JAN01.D			✓	
CmdSaveMethodAs	BL2000\mchavez	1/11/2022 8:47:26 AM	Save method to file \\MASSHUNTER\Org\Data\Methods\Quant\VOA5975C\VOA5975C_010422_CAL\VOA5975C_8260B_SHT_DoD_L4_010422.m			✓	
CmdApplyMethodToAllSamples	BL2000\mchavez	1/11/2022 8:48:57 AM	Apply method to all samples			✓	
CmdMethodClear	BL2000\mchavez	1/11/2022 8:48:57 AM	Clear method			✓	
CmdEndMethodEditing	BL2000\mchavez	1/11/2022 8:48:58 AM	End method editing			✓	
CmdQuantitate	BL2000\mchavez	1/11/2022 8:49:22 AM	Quantitate all compounds in all samples			✓	
CmdSaveBatchTable	BL2000\mchavez	1/11/2022 8:54:59 AM	Save batch D:\Org\Data\VOA5975C\VG010422\QuantResults\VG010422_8260B.batch.bin			✓	
CmdOpenBatchTable	BL2000\mchavez	2/28/2022 1:48:49 PM	Open batch D:\Org\Data\VOA5975C\VG010422\VG010422_8260B.batch.bin			✓	
CmdSetTargetCompoundAttribute	BL2000\mchavez	2/28/2022 1:49:23 PM	Set UserAnnotation = NI for compound Bromomethane in sample 04JAN10.D; previous value =			✓	
CmdSetTargetCompoundAttribute	BL2000\mchavez	2/28/2022 1:49:29 PM	Set UserAnnotation = GT for compound Chloroethane in sample 04JAN10.D; previous value =			✓	
CmdSetTargetCompoundAttribute	BL2000\mchavez	2/28/2022 1:49:34 PM	Set UserAnnotation = NI for compound 1,1-Dichloroethene in sample 04JAN10.D; previous value =			✓	

Audit Trail report

Name	User	Time	Action	Reason	Comment	Succeed	Exception
CmdSetTargetCompoundAttribute	BL2000\mchavez	2/28/2022 1:49:38 PM	Set UserAnnotation = NI for compound trans-1,2-Dichloroethene in sample 04JAN10.D; previous value =			✓	
CmdSetTargetCompoundAttribute	BL2000\mchavez	2/28/2022 1:49:43 PM	Set UserAnnotation = NI for compound Methyl tert-butyl ether (MTBE) in sample 04JAN10.D; previous value =			✓	
CmdSetTargetCompoundAttribute	BL2000\mchavez	2/28/2022 1:49:46 PM	Set UserAnnotation = NI for compound 2,2-Dichloropropane in sample 04JAN10.D; previous value =			✓	
CmdSetTargetCompoundAttribute	BL2000\mchavez	2/28/2022 1:49:51 PM	Set UserAnnotation = NI for compound cis-1,2-Dichloroethene in sample 04JAN10.D; previous value =			✓	
CmdSetTargetCompoundAttribute	BL2000\mchavez	2/28/2022 1:49:55 PM	Set UserAnnotation = NI for compound Bromochloromethane in sample 04JAN10.D; previous value =			✓	
CmdSetTargetCompoundAttribute	BL2000\mchavez	2/28/2022 1:49:59 PM	Set UserAnnotation = NI for compound Dibromofluoromethane in sample 04JAN10.D; previous value =			✓	
CmdSetTargetCompoundAttribute	BL2000\mchavez	2/28/2022 1:50:03 PM	Set UserAnnotation = NI for compound 1,2-Dichloroethane-d4 in sample 04JAN10.D; previous value =			✓	
CmdSetTargetCompoundAttribute	BL2000\mchavez	2/28/2022 1:50:06 PM	Set UserAnnotation = NI for compound 1,2-Dichloroethane in sample 04JAN10.D; previous value =			✓	
CmdSetTargetCompoundAttribute	BL2000\mchavez	2/28/2022 1:50:10 PM	Set UserAnnotation = NI for compound Trichloroethene in sample 04JAN10.D; previous value =			✓	
CmdSetTargetCompoundAttribute	BL2000\mchavez	2/28/2022 1:50:14 PM	Set UserAnnotation = NI for compound Dibromomethane in sample 04JAN10.D; previous value =			✓	
CmdSetTargetCompoundAttribute	BL2000\mchavez	2/28/2022 1:50:19 PM	Set UserAnnotation = NI for compound trans-1,3-Dichloropropene in sample 04JAN10.D; previous value =			✓	
CmdSetTargetCompoundAttribute	BL2000\mchavez	2/28/2022 1:50:23 PM	Set UserAnnotation = NI for compound 1,1,2-Trichloroethane in sample 04JAN10.D; previous value =			✓	
CmdSaveBatchTable	BL2000\mchavez	2/28/2022 1:54:50 PM	Save batch D:\Org\Data\VOA5975C\VG010422\QuantResults\VG010422_8260B.batch.bin			✓	
GenerateReport	BL2000\mchavez	2/28/2022 1:56:23 PM	Generates report - Method: \\MASSHUNTER\Org\reports\LevelIV_Reports\Calibration\01_Init_Cal+Gen_Calibration+Gen_ResultsSummary.m, Output Path: D:\Org\Data\VOA5975C\VG010422\QuantReports\VG010422_8260B			✓	
CmdStartMethodEditing	BL2000\mchavez	2/28/2022 1:57:20 PM	Start method editing			✓	

Audit Trail report

Name	User	Time	Action	Reason	Comment	Succeed	Exception
CmdImportMethodFromFile	BL2000\mchavez	2/28/2022 1:57:21 PM	Import method from file \\MASSHUNTER\Org\Data\Methods\Quant\VOA5975C\VOA5975C_010422_CAL\VOA5975C_8260B_SHT_DoD_L4_010422.m			✓	
CmdApplyMethodToAllSamples	BL2000\mchavez	2/28/2022 1:57:33 PM	Apply method to all samples			✓	
CmdMethodClear	BL2000\mchavez	2/28/2022 1:57:33 PM	Clear method			✓	
CmdEndMethodEditing	BL2000\mchavez	2/28/2022 1:57:33 PM	End method editing			✓	
CmdQuantitate	BL2000\mchavez	2/28/2022 1:57:54 PM	Quantitate all compounds in all samples			✓	
CmdSaveBatchTable	BL2000\mchavez	2/28/2022 1:59:46 PM	Save batch D:\Org\Data\VOA5975C\VG010422\QuantResults\VG010422_8260B.batch.bin			✓	
GenerateReport	BL2000\mchavez	2/28/2022 2:00:55 PM	Generates report - Method: \\MASSHUNTER\Org\reports\LevelIV_Reports\Calibration\01_Init_Cal+Gen_Calibration+Gen_ResultsSummary.m, Output Path: D:\Org\Data\VOA5975C\VG010422\QuantReports\VG010422_8260B-1			✓	

Energy Laboratories Inc

ANALYTICAL RUN Summary

05-Mar-22

Run ID VOA5975C.I_220114A

Run Start Date: 1/14/2022
Analyst: Melissa Chavez
Ical:
Column ID:
Comments:

Std ID	Std Name	Std Amount	Std Units	Samp Amount	Samp Units	SampType	Expiration Date
VOCF3517	Internal Standard / Surrogates (INT/SURR)	8.4	ul	42	ml	ALL (TUNE	12/31/2022
VOCF3529B	2nd Source MtBE	1.05	ul	42	ml	LCS, MS, M	1/29/2022
VOCF3546B	Liquids	1.05	ul	42	ml	CCV	2/13/2022
VOCF3550	Ketones	1.05	ul	42	ml	CCV	1/16/2022
VOCF3558B	2nd Source Liquids	1.05	ul	42	ml	LCS, MS, M	2/27/2022
VOCF3559A	MtBE	1.05	ul	42	ml	CCV	1/27/2022
VOCF3562B	Gases	1.05	ul	42	ml	CCV	1/17/2022
VOCF3566B	2nd Source Gases	1.05	ul	42	ml	LCS, MS, M	1/18/2022
VOCF3567A	2nd Source Ketones	1.05	ul	42	ml	LCS, MS, M	2/12/2022

Seq No	Lab ID	Test Code	Sample Typ	File ID	Analysis Date	DF	Batch ID	Prep Date	SPKref	RPDref	pmoist					
14985140	14JAN02_D_TU	VOC-8260-BFB	TUNE	DA5975C\VG011	1/14/2022 9:34:0	1	R373352		0	0						
Analyte	T	Units	RAW	Final	Text	Spike	SPKref	RPDref	MDL	PQL	UQL	%REC	LOW	HIGH	%RPD	Q
173, % of mass 174	A	%	1.6	1.6		100	0	0	0	0	0	2%	0	2	0%	
174, % of mass 95	A	%	87.8	87.8		100	0	0	0	0	0	88%	50	99.99	0%	
175, % of mass 174	A	%	7.7	7.7		100	0	0	0	0	0	8%	5	9	0%	
176, % of mass 174	A	%	100	100		100	0	0	0	0	0	100%	95	101	0%	
177, % of mass 176	A	%	5.4	5.4		100	0	0	0	0	0	5%	5	9	0%	
50, % of mass 95	A	%	20.9	20.9		100	0	0	0	0	0	21%	15	40	0%	
75, % of mass 95	A	%	47.7	47.7		100	0	0	0	0	0	48%	30	60	0%	
95, Base Peak	A	%	100	100		100	0	0	0	0	0	100%	0	100	0%	
96, % of mass 95	A	%	6.4	6.4		100	0	0	0	0	0	6%	5	9	0%	

Seq No	Lab ID	Test Code	Sample Typ	File ID	Analysis Date	DF	Batch ID	Prep Date	SPKref	RPDref	pmoist					
14986972	CCV011422_	VOC-8260-W-Q	CCV	DA5975CVVG011	1/14/2022 10:39:	1	R373352		0	0						
Analyte	T	Units	RAW	Final	Text	Spike	SPKref	RPDref	MDL	PQL	UQL	%REC	LOW	HIGH	%RPD	Q
1,1,1,2-Tetrachloroethane	A	ug/L	131.2651	5.250604		5	0	0	0.101	0.5	500	105%	80	120	0%	
1,1,1-Trichloroethane	A	ug/L	127.33069	5.0932276		5	0	0	0.131	0.5	500	102%	80	120	0%	
1,1,2,2-Tetrachloroethane	A	ug/L	130.25309	5.2101236		5	0	0	0.0872	0.5	500	104%	80	120	0%	
1,1,2-Trichloroethane	A	ug/L	130.85804	5.2343216		5	0	0	0.108	0.5	500	105%	80	120	0%	
1,1-Dichloroethane	A	ug/L	134.56486	5.3825944		5	0	0	0.135	0.5	500	108%	80	120	0%	
1,1-Dichloroethene	A	ug/L	124.02071	4.9608284		5	0	0	0.141	0.5	500	99%	80	120	0%	
1,1-Dichloropropene	A	ug/L	126.14667	5.0458668		5	0	0	0.083	0.5	500	101%	80	120	0%	
1,2,3-Trichloropropane	A	ug/L	129.85244	5.1940976		5	0	0	0.235	0.5	500	104%	80	120	0%	
1,2-Dibromoethane	A	ug/L	133.0953	5.323812		5	0	0	0.0916	0.5	500	106%	80	120	0%	
1,2-Dichlorobenzene	A	ug/L	126.46473	5.0585892		5	0	0	0.0746	0.5	500	101%	80	120	0%	
1,2-Dichloroethane	A	ug/L	129.41794	5.1767176		5	0	0	0.116	0.5	500	104%	80	120	0%	
1,2-Dichloropropane	A	ug/L	130.49576	5.2198304		5	0	0	0.0847	0.5	500	104%	80	120	0%	
1,3-Dichlorobenzene	A	ug/L	128.51466	5.1405864		5	0	0	0.0803	0.5	500	103%	80	120	0%	
1,3-Dichloropropane	A	ug/L	132.95237	5.3180948		5	0	0	0.0791	0.5	500	106%	80	120	0%	
1,4-Dichlorobenzene	A	ug/L	129.29284	5.1717136		5	0	0	0.0858	0.5	500	103%	80	120	0%	
2,2-Dichloropropane	A	ug/L	134.67469	5.3869876		5	0	0	0.186	0.5	500	108%	80	120	0%	
2-Chlorotoluene	A	ug/L	129.74363	5.1897452		5	0	0	0.0876	0.5	500	104%	80	120	0%	
4-Chlorotoluene	A	ug/L	132.55436	5.3021744		5	0	0	0.0728	0.5	500	106%	80	120	0%	
Benzene	A	ug/L	129.78428	5.1913712		5	0	0	0.0914	0.5	500	104%	80	120	0%	
Bromobenzene	A	ug/L	132.04542	5.2818168		5	0	0	0.0831	0.5	500	106%	80	120	0%	
Bromochloromethane	A	ug/L	130.2592	5.210368		5	0	0	0.141	0.5	500	104%	80	120	0%	
Bromodichloromethane	A	ug/L	132.93057	5.3172228		5	0	0	0.12	0.5	500	106%	80	120	0%	
Bromoform	A	ug/L	130.8071	5.232284		5	0	0	0.119	0.5	500	105%	80	120	0%	
Bromomethane	A	ug/L	130.00053	5.2000212		5	0	0	0.253	0.5	500	104%	80	120	0%	
Carbon tetrachloride	A	ug/L	126.33714	5.0534856		5	0	0	0.143	0.5	500	101%	80	120	0%	
Chlorobenzene	A	ug/L	130.0118	5.200472		5	0	0	0.0914	0.5	500	104%	80	120	0%	
Chlorodibromomethane	A	ug/L	130.50181	5.2200724		5	0	0	0.0841	0.5	500	104%	80	120	0%	
Chloroethane	A	ug/L	134.15656	5.3662624		5	0	0	0.169	0.5	500	107%	80	120	0%	
Chloroform	A	ug/L	126.82344	5.0729376		5	0	0	0.0789	0.5	500	101%	80	120	0%	
Chloromethane	A	ug/L	120.21305	4.808522		5	0	0	0.162	0.5	500	96%	80	120	0%	
cis-1,2-Dichloroethene	A	ug/L	133.80982	5.3523928		5	0	0	0.108	0.5	500	107%	80	120	0%	
cis-1,3-Dichloropropene	A	ug/L	126.65283	5.0661132		5	0	0	0.073	0.5	500	101%	80	120	0%	
Dibromomethane	A	ug/L	129.44294	5.1777176		5	0	0	0.147	0.5	500	104%	80	120	0%	
Dichlorodifluoromethane	A	ug/L	114.74492	4.5897968		5	0	0	0.175	0.5	500	92%	80	120	0%	
Ethylbenzene	A	ug/L	128.6848	5.147392		5	0	0	0.0836	0.5	500	103%	80	120	0%	

Seq No	Lab ID	Test Code	Sample Typ	File ID	Analysis Date	DF	Batch ID	Prep Date	SPKref	RPDref	pmoist					
14986972	CCV011422_	VOC-8260-W-Q	CCV	DA5975C\VG011	1/14/2022 10:39:	1	R373352		0	0						
Analyte	T	Units	RAW	Final	Text	Spike	SPKref	RPDref	MDL	PQL	UQL	%REC	LOW	HIGH	%RPD	Q
m+p-Xylenes	A	ug/L	261.58215	10.463286		10	0	0	0.15	0.5	1000	105%	80	120	0%	
Methyl ethyl ketone	A	ug/L	1045.25542	41.8102168		50	0	0	1.77	10	5000	84%	80	120	0%	
Methyl tert-butyl ether (MTBE)	A	ug/L	128.17181	5.1268724		5	0	0	0.101	0.5	500	103%	80	120	0%	
Methylene chloride	A	ug/L	124.41735	4.976694		5	0	0	0.338	0.5	500	100%	80	120	0%	
o-Xylene	A	ug/L	129.70589	5.1882356		5	0	0	0.0604	0.5	500	104%	80	120	0%	
Styrene	A	ug/L	135.22921	5.4091684		5	0	0	0.067	0.5	500	108%	80	120	0%	
Tetrachloroethene	A	ug/L	125.90838	5.0363352		5	0	0	0.0671	0.5	500	101%	80	120	0%	
Toluene	A	ug/L	128.96546	5.1586184		5	0	0	0.0679	0.5	500	103%	80	120	0%	
trans-1,2-Dichloroethene	A	ug/L	129.17051	5.1668204		5	0	0	0.125	0.5	500	103%	80	120	0%	
trans-1,3-Dichloropropene	A	ug/L	137.8239	5.512956		5	0	0	0.0846	0.5	500	110%	80	120	0%	
Trichloroethene	A	ug/L	127.30984	5.0923936		5	0	0	0.0993	0.5	500	102%	80	120	0%	
Trichlorofluoromethane	A	ug/L	122.75581	4.9102324		5	0	0	0.134	0.5	500	98%	80	120	0%	
Vinyl chloride	A	ug/L	121.22452	4.8489808		5	0	0	0.153	0.5	500	97%	80	120	0%	
1,4-Dichlorobenzene-d4	I	ug/L	250	10		0	0	0	0	0	500	0%	0	0	0%	
Chlorobenzene-d5	I	ug/L	250	10		0	0	0	0	0	500	0%	0	0	0%	
Fluorobenzene	I	ug/L	250	10		0	0	0	0	0	500	0%	0	0	0%	
Xylenes, Total	M	ug/L	391.28804	15.6515216		15	0	0	0.0604	0.5	1500	104%	80	120	0%	
1,2-Dichloroethane-d4	S	ug/L	281.6329	11.265316		10	0	0	0.229	0.5	500	113%	80	120	0%	
Dibromofluoromethane	S	ug/L	272.92502	10.9170008		10	0	0	0.129	0.5	500	109%	80	120	0%	
p-Bromofluorobenzene	S	ug/L	265.69675	10.62787		10	0	0	0.149	0.5	500	106%	80	120	0%	
Toluene-d8	S	ug/L	273.19946	10.9279784		10	0	0	0.23	0.5	500	109%	80	120	0%	

Seq No	Lab ID	Test Code	Sample Typ	File ID	Analysis Date	DF	Batch ID	Prep Date	SPKref	RPDref	pmoist					
14986973	LCS011422_	VOC-8260-W-Q	LCS-DOD	DA5975C\VG011	1/14/2022 11:07:	1	R373352		0	0						
Analyte	T	Units	RAW	Final	Text	Spike	SPKref	RPDref	MDL	PQL	UQL	%REC	LOW	HIGH	%RPD	Q
1,1,1,2-Tetrachloroethane	A	ug/L	135.91939	5.4367756		5	0	0	0.101	0.5	500	109%	78	124	0%	
1,1,1-Trichloroethane	A	ug/L	142.68678	5.7074712		5	0	0	0.131	0.5	500	114%	74	131	0%	
1,1,2,2-Tetrachloroethane	A	ug/L	113.37158	4.5348632		5	0	0	0.0872	0.5	500	91%	71	121	0%	
1,1,2-Trichloroethane	A	ug/L	117.23227	4.6892908		5	0	0	0.108	0.5	500	94%	80	119	0%	
1,1-Dichloroethane	A	ug/L	134.6181	5.384724		5	0	0	0.135	0.5	500	108%	77	125	0%	
1,1-Dichloroethene	A	ug/L	133.32513	5.3330052		5	0	0	0.141	0.5	500	107%	71	131	0%	
1,1-Dichloropropene	A	ug/L	126.25827	5.0503308		5	0	0	0.083	0.5	500	101%	79	125	0%	
1,2,3-Trichloropropane	A	ug/L	117.02578	4.6810312		5	0	0	0.235	0.5	500	94%	73	125	0%	
1,2-Dibromoethane	A	ug/L	125.0521	5.002084		5	0	0	0.0916	0.5	500	100%	78	122	0%	

Seq No	Lab ID	Test Code	Sample Typ	File ID	Analysis Date	DF	Batch ID	Prep Date	SPKref	RPDref	pmoist					
14986973	LCS011422_	VOC-8260-W-Q	LCS-DOD	DA5975C\VG011	1/14/2022 11:07:	1	R373352		0	0						
Analyte	T	Units	RAW	Final	Text	Spike	SPKref	RPDref	MDL	PQL	UQL	%REC	LOW	HIGH	%RPD	Q
1,2-Dichlorobenzene	A	ug/L	136.25409	5.4501636		5	0	0	0.0746	0.5	500	109%	80	119	0%	
1,2-Dichloroethane	A	ug/L	130.48003	5.2192012		5	0	0	0.116	0.5	500	104%	73	128	0%	
1,2-Dichloropropane	A	ug/L	119.17747	4.7670988		5	0	0	0.0847	0.5	500	95%	78	122	0%	
1,3-Dichlorobenzene	A	ug/L	136.86797	5.4747188		5	0	0	0.0803	0.5	500	109%	80	119	0%	
1,3-Dichloropropane	A	ug/L	121.87797	4.8751188		5	0	0	0.0791	0.5	500	98%	80	119	0%	
1,4-Dichlorobenzene	A	ug/L	133.95823	5.3583292		5	0	0	0.0858	0.5	500	107%	79	118	0%	
2,2-Dichloropropane	A	ug/L	143.58322	5.7433288		5	0	0	0.186	0.5	500	115%	60	139	0%	
2-Chlorotoluene	A	ug/L	131.1099	5.244396		5	0	0	0.0876	0.5	500	105%	79	122	0%	
4-Chlorotoluene	A	ug/L	135.41394	5.4165576		5	0	0	0.0728	0.5	500	108%	78	122	0%	
Benzene	A	ug/L	128.67616	5.1470464		5	0	0	0.0914	0.5	500	103%	79	120	0%	
Bromobenzene	A	ug/L	135.20596	5.4082384		5	0	0	0.0831	0.5	500	108%	80	120	0%	
Bromochloromethane	A	ug/L	126.92686	5.0770744		5	0	0	0.141	0.5	500	102%	78	123	0%	
Bromodichloromethane	A	ug/L	131.92755	5.277102		5	0	0	0.12	0.5	500	106%	79	125	0%	
Bromoform	A	ug/L	142.50117	5.7000468		5	0	0	0.119	0.5	500	114%	66	130	0%	
Bromomethane	A	ug/L	149.58249	5.9832996		5	0	0	0.253	0.5	500	120%	53	141	0%	
Carbon tetrachloride	A	ug/L	143.77027	5.7508108		5	0	0	0.143	0.5	500	115%	72	136	0%	
Chlorobenzene	A	ug/L	134.68356	5.3873424		5	0	0	0.0914	0.5	500	108%	82	118	0%	
Chlorodibromomethane	A	ug/L	130.20243	5.2080972		5	0	0	0.0841	0.5	500	104%	74	126	0%	
Chloroethane	A	ug/L	167.90153	6.7160612		5	0	0	0.169	0.5	500	134%	60	138	0%	
Chloroform	A	ug/L	127.29691	5.0918764		5	0	0	0.0789	0.5	500	102%	79	124	0%	
Chloromethane	A	ug/L	148.15809	5.9263236		5	0	0	0.162	0.5	500	119%	50	139	0%	
cis-1,2-Dichloroethene	A	ug/L	132.43831	5.2975324		5	0	0	0.108	0.5	500	106%	78	123	0%	
cis-1,3-Dichloropropene	A	ug/L	119.00894	4.7603576		5	0	0	0.073	0.5	500	95%	75	124	0%	
Dibromomethane	A	ug/L	123.6054	4.944216		5	0	0	0.147	0.5	500	99%	79	123	0%	
Dichlorodifluoromethane	A	ug/L	155.6789	6.227156		5	0	0	0.175	0.5	500	125%	32	152	0%	
Ethylbenzene	A	ug/L	131.88673	5.2754692		5	0	0	0.0836	0.5	500	106%	79	121	0%	
m+p-Xylenes	A	ug/L	266.84032	10.6736128		10	0	0	0.15	0.5	1000	107%	80	121	0%	
Methyl ethyl ketone	A	ug/L	1318.19158	52.7276632		50	0	0	1.77	10	5000	105%	56	143	0%	
Methyl tert-butyl ether (MTBE)	A	ug/L	134.96258	5.3985032		5	0	0	0.101	0.5	500	108%	71	124	0%	
Methylene chloride	A	ug/L	117.71007	4.7084028		5	0	0	0.338	0.5	500	94%	74	124	0%	
o-Xylene	A	ug/L	138.63364	5.5453456		5	0	0	0.0604	0.5	500	111%	78	122	0%	
Styrene	A	ug/L	141.06334	5.6425336		5	0	0	0.067	0.5	500	113%	78	123	0%	
Tetrachloroethene	A	ug/L	136.26699	5.4506796		5	0	0	0.0671	0.5	500	109%	74	129	0%	
Toluene	A	ug/L	132.23012	5.2892048		5	0	0	0.0679	0.5	500	106%	80	121	0%	
trans-1,2-Dichloroethene	A	ug/L	133.07502	5.3230008		5	0	0	0.125	0.5	500	106%	75	124	0%	

Seq No	Lab ID	Test Code	Sample Typ	File ID	Analysis Date	DF	Batch ID	Prep Date	SPKref	RPDref	pmoist					
14986973	LCS011422_	VOC-8260-W-Q	LCS-DOD	DA5975C\VG011	1/14/2022 11:07:	1	R373352		0	0						
Analyte	T	Units	RAW	Final	Text	Spike	SPKref	RPDref	MDL	PQL	UQL	%REC	LOW	HIGH	%RPD	Q
trans-1,3-Dichloropropene	A	ug/L	135.88095	5.435238		5	0	0	0.0846	0.5	500	109%	73	127	0%	
Trichloroethene	A	ug/L	129.93613	5.1974452		5	0	0	0.0993	0.5	500	104%	79	123	0%	
Trichlorofluoromethane	A	ug/L	155.42678	6.2170712		5	0	0	0.134	0.5	500	124%	65	141	0%	
Vinyl chloride	A	ug/L	162.18378	6.4873512		5	0	0	0.153	0.5	500	130%	58	137	0%	
1,4-Dichlorobenzene-d4	I	ug/L	250	10		0	0	0	0	0	500	0%	0	0	0%	
Chlorobenzene-d5	I	ug/L	250	10		0	0	0	0	0	500	0%	0	0	0%	
Fluorobenzene	I	ug/L	250	10		0	0	0	0	0	500	0%	0	0	0%	
Xylenes, Total	M	ug/L	405.47396	16.2189584		15	0	0	0.0604	0.5	1500	108%	79	121	0%	
1,2-Dichloroethane-d4	S	ug/L	283.56087	11.3424348		10	0	0	0.229	0.5	500	113%	81	118	0%	
Dibromofluoromethane	S	ug/L	275.30705	11.012282		10	0	0	0.129	0.5	500	110%	80	119	0%	
p-Bromofluorobenzene	S	ug/L	257.90721	10.3162884		10	0	0	0.149	0.5	500	103%	85	114	0%	
Toluene-d8	S	ug/L	268.915	10.7566		10	0	0	0.23	0.5	500	108%	89	112	0%	

Seq No	Lab ID	Test Code	Sample Typ	File ID	Analysis Date	DF	Batch ID	Prep Date	SPKref	RPDref	pmoist					
14986975	MBLK011422_	VOC-8260-W-Q	MBLK	DA5975C\VG011	1/14/2022 12:01:	1	R373352		0	0						
Analyte	T	Units	RAW	Final	Text	Spike	SPKref	RPDref	MDL	PQL	UQL	%REC	LOW	HIGH	%RPD	Q
1,1,1,2-Tetrachloroethane	A	ug/L	0	0		0	0	0	0.101	0.5	500	0%	0	0	0%	
1,1,1-Trichloroethane	A	ug/L	0	0		0	0	0	0.131	0.5	500	0%	0	0	0%	
1,1,2,2-Tetrachloroethane	A	ug/L	0	0		0	0	0	0.0872	0.5	500	0%	0	0	0%	
1,1,2-Trichloroethane	A	ug/L	0	0		0	0	0	0.108	0.5	500	0%	0	0	0%	
1,1-Dichloroethane	A	ug/L	0	0		0	0	0	0.135	0.5	500	0%	0	0	0%	
1,1-Dichloroethene	A	ug/L	0	0		0	0	0	0.141	0.5	500	0%	0	0	0%	
1,1-Dichloropropene	A	ug/L	0	0		0	0	0	0.083	0.5	500	0%	0	0	0%	
1,2,3-Trichloropropane	A	ug/L	0	0		0	0	0	0.235	0.5	500	0%	0	0	0%	
1,2-Dibromoethane	A	ug/L	0	0		0	0	0	0.0916	0.5	500	0%	0	0	0%	
1,2-Dichlorobenzene	A	ug/L	0	0		0	0	0	0.0746	0.5	500	0%	0	0	0%	
1,2-Dichloroethane	A	ug/L	0	0		0	0	0	0.116	0.5	500	0%	0	0	0%	
1,2-Dichloropropane	A	ug/L	0	0		0	0	0	0.0847	0.5	500	0%	0	0	0%	
1,3-Dichlorobenzene	A	ug/L	0	0		0	0	0	0.0803	0.5	500	0%	0	0	0%	
1,3-Dichloropropane	A	ug/L	0	0		0	0	0	0.0791	0.5	500	0%	0	0	0%	
1,4-Dichlorobenzene	A	ug/L	0	0		0	0	0	0.0858	0.5	500	0%	0	0	0%	
2,2-Dichloropropane	A	ug/L	0	0		0	0	0	0.186	0.5	500	0%	0	0	0%	
2-Chlorotoluene	A	ug/L	0	0		0	0	0	0.0876	0.5	500	0%	0	0	0%	
4-Chlorotoluene	A	ug/L	0	0		0	0	0	0.0728	0.5	500	0%	0	0	0%	

Seq No	Lab ID	Test Code	Sample Typ	File ID	Analysis Date	DF	Batch ID	Prep Date	SPKref	RPDref	pmoist					
14986975	MBLK011422_	VOC-8260-W-Q	MBLK	DA5975CVVG011	1/14/2022 12:01:	1	R373352		0	0						
Analyte	T	Units	RAW	Final	Text	Spike	SPKref	RPDref	MDL	PQL	UQL	%REC	LOW	HIGH	%RPD	Q
Benzene	A	ug/L	0.0688	0		0	0	0	0.0914	0.5	500	0%	0	0	0%	
Bromobenzene	A	ug/L	0	0		0	0	0	0.0831	0.5	500	0%	0	0	0%	
Bromochloromethane	A	ug/L	0	0		0	0	0	0.141	0.5	500	0%	0	0	0%	
Bromodichloromethane	A	ug/L	0	0		0	0	0	0.12	0.5	500	0%	0	0	0%	
Bromoform	A	ug/L	0	0		0	0	0	0.119	0.5	500	0%	0	0	0%	
Bromomethane	A	ug/L	0	0		0	0	0	0.253	0.5	500	0%	0	0	0%	
Carbon tetrachloride	A	ug/L	0	0		0	0	0	0.143	0.5	500	0%	0	0	0%	
Chlorobenzene	A	ug/L	0	0		0	0	0	0.0914	0.5	500	0%	0	0	0%	
Chlorodibromomethane	A	ug/L	0	0		0	0	0	0.0841	0.5	500	0%	0	0	0%	
Chloroethane	A	ug/L	0	0		0	0	0	0.169	0.5	500	0%	0	0	0%	
Chloroform	A	ug/L	0	0		0	0	0	0.0789	0.5	500	0%	0	0	0%	
Chloromethane	A	ug/L	0	0		0	0	0	0.162	0.5	500	0%	0	0	0%	
cis-1,2-Dichloroethene	A	ug/L	0	0		0	0	0	0.108	0.5	500	0%	0	0	0%	
cis-1,3-Dichloropropene	A	ug/L	0	0		0	0	0	0.073	0.5	500	0%	0	0	0%	
Dibromomethane	A	ug/L	0	0		0	0	0	0.147	0.5	500	0%	0	0	0%	
Dichlorodifluoromethane	A	ug/L	0	0		0	0	0	0.175	0.5	500	0%	0	0	0%	
Ethylbenzene	A	ug/L	0	0		0	0	0	0.0836	0.5	500	0%	0	0	0%	
m+p-Xylenes	A	ug/L	0	0		0	0	0	0.15	0.5	1000	0%	0	0	0%	
Methyl ethyl ketone	A	ug/L	0	0		0	0	0	1.77	10	5000	0%	0	0	0%	
Methyl tert-butyl ether (MTBE)	A	ug/L	0	0		0	0	0	0.101	0.5	500	0%	0	0	0%	
Methylene chloride	A	ug/L	1.43924	0		0	0	0	0.338	0.5	500	0%	0	0	0%	
o-Xylene	A	ug/L	0	0		0	0	0	0.0604	0.5	500	0%	0	0	0%	
Styrene	A	ug/L	0	0		0	0	0	0.067	0.5	500	0%	0	0	0%	
Tetrachloroethene	A	ug/L	0	0		0	0	0	0.0671	0.5	500	0%	0	0	0%	
Toluene	A	ug/L	0	0		0	0	0	0.0679	0.5	500	0%	0	0	0%	
trans-1,2-Dichloroethene	A	ug/L	0	0		0	0	0	0.125	0.5	500	0%	0	0	0%	
trans-1,3-Dichloropropene	A	ug/L	0	0		0	0	0	0.0846	0.5	500	0%	0	0	0%	
Trichloroethene	A	ug/L	0	0		0	0	0	0.0993	0.5	500	0%	0	0	0%	
Trichlorofluoromethane	A	ug/L	0	0		0	0	0	0.134	0.5	500	0%	0	0	0%	
Vinyl chloride	A	ug/L	0	0		0	0	0	0.153	0.5	500	0%	0	0	0%	
1,4-Dichlorobenzene-d4	I	ug/L	250	10		0	0	0	0	0	500	0%	0	0	0%	
Chlorobenzene-d5	I	ug/L	250	10		0	0	0	0	0	500	0%	0	0	0%	
Fluorobenzene	I	ug/L	250	10		0	0	0	0	0	500	0%	0	0	0%	
Xylenes, Total	M	ug/L	0	0		0	0	0	0.0604	0.5	1500	0%	0	0	0%	
1,2-Dichloroethane-d4	S	ug/L	277.47949	11.0991796		10	0	0	0.229	0.5	500	111%	81	118	0%	

Seq No	Lab ID	Test Code	Sample Typ	File ID	Analysis Date	DF	Batch ID	Prep Date	SPKref	RPDref	pmoist					
14986975	MBLK011422_	VOC-8260-W-Q	MBLK	DA5975C\VG011	1/14/2022 12:01:	1	R373352		0	0						
Analyte	T	Units	RAW	Final	Text	Spike	SPKref	RPDref	MDL	PQL	UQL	%REC	LOW	HIGH	%RPD	Q
Dibromofluoromethane	S	ug/L	271.88134	10.8752536		10	0	0	0.129	0.5	500	109%	80	119	0%	
p-Bromofluorobenzene	S	ug/L	267.97542	10.7190168		10	0	0	0.149	0.5	500	107%	85	114	0%	
Toluene-d8	S	ug/L	264.55863	10.5823452		10	0	0	0.23	0.5	500	106%	89	112	0%	

Seq No	Lab ID	Test Code	Sample Typ	File ID	Analysis Date	DF	Batch ID	Prep Date	SPKref	RPDref	pmoist					
14986977	B22010759-002	VOC-8260-W-S	SAMP	DA5975C\VG011	1/14/2022 12:45:	1	R373352		0	0						
Analyte	T	Units	RAW	Final	Text	Spike	SPKref	RPDref	MDL	PQL	UQL	%REC	LOW	HIGH	%RPD	Q

Seq No	Lab ID	Test Code	Sample Typ	File ID	Analysis Date	DF	Batch ID	Prep Date	SPKref	RPDref	pmoist					
14986978	B22010759-001	VOC-8260-W-S	SAMP	DA5975C\VG011	1/14/2022 1:13:0	1	R373352		0	0						
Analyte	T	Units	RAW	Final	Text	Spike	SPKref	RPDref	MDL	PQL	UQL	%REC	LOW	HIGH	%RPD	Q
1,1,1,2-Tetrachloroethane	A	ug/L	0	0		0	0	0	0.101	1	500	0%	0	0	0%	U
1,1,1-Trichloroethane	A	ug/L	0	0		0	0	0	0.131	1	500	0%	0	0	0%	U
1,1,2,2-Tetrachloroethane	A	ug/L	0	0		0	0	0	0.0872	1	500	0%	0	0	0%	U
1,1,2-Trichloroethane	A	ug/L	0	0		0	0	0	0.108	1	500	0%	0	0	0%	U
1,1-Dichloroethane	A	ug/L	0	0		0	0	0	0.135	1	500	0%	0	0	0%	U
1,1-Dichloroethene	A	ug/L	0	0		0	0	0	0.141	1	500	0%	0	0	0%	U
1,1-Dichloropropene	A	ug/L	0	0		0	0	0	0.083	1	500	0%	0	0	0%	U
1,2,3-Trichloropropane	A	ug/L	0	0		0	0	0	0.235	1	500	0%	0	0	0%	U
1,2-Dibromoethane	A	ug/L	0	0		0	0	0	0.0916	1	500	0%	0	0	0%	U
1,2-Dichlorobenzene	A	ug/L	0	0		0	0	0	0.0746	1	500	0%	0	0	0%	U
1,2-Dichloroethane	A	ug/L	5.4542	0.218168		0	0	0	0.116	1	500	0%	0	0	0%	J
1,2-Dichloropropane	A	ug/L	0	0		0	0	0	0.0847	1	500	0%	0	0	0%	U
1,3-Dichlorobenzene	A	ug/L	0	0		0	0	0	0.0803	1	500	0%	0	0	0%	U
1,3-Dichloropropane	A	ug/L	0	0		0	0	0	0.0791	1	500	0%	0	0	0%	U
1,4-Dichlorobenzene	A	ug/L	0	0		0	0	0	0.0858	1	500	0%	0	0	0%	U
2,2-Dichloropropane	A	ug/L	0	0		0	0	0	0.186	1	500	0%	0	0	0%	U
2-Chlorotoluene	A	ug/L	0	0		0	0	0	0.0876	1	500	0%	0	0	0%	U
4-Chlorotoluene	A	ug/L	0	0		0	0	0	0.0728	1	500	0%	0	0	0%	U
Benzene	A	ug/L	0	0		0	0	0	0.0914	1	500	0%	0	0	0%	U
Bromobenzene	A	ug/L	0	0		0	0	0	0.0831	1	500	0%	0	0	0%	U
Bromochloromethane	A	ug/L	0	0		0	0	0	0.141	1	500	0%	0	0	0%	U

Seq No	Lab ID	Test Code	Sample Typ	File ID	Analysis Date	DF	Batch ID	Prep Date	SPKref	RPDref	pmoist					
14986978	B22010759-001	VOC-8260-W-S	SAMP	DA5975CVG011	1/14/2022 1:13:0	1	R373352		0	0						
Analyte	T	Units	RAW	Final	Text	Spike	SPKref	RPDref	MDL	PQL	UQL	%REC	LOW	HIGH	%RPD	Q
Bromodichloromethane	A	ug/L	0	0		0	0	0	0.12	1	500	0%	0	0	0%	U
Bromoform	A	ug/L	0	0		0	0	0	0.119	1	500	0%	0	0	0%	U
Bromomethane	A	ug/L	0	0		0	0	0	0.253	1	500	0%	0	0	0%	U
Carbon tetrachloride	A	ug/L	0	0		0	0	0	0.143	1	500	0%	0	0	0%	U
Chlorobenzene	A	ug/L	0	0		0	0	0	0.0914	1	500	0%	0	0	0%	U
Chlorodibromomethane	A	ug/L	0	0		0	0	0	0.0841	1	500	0%	0	0	0%	U
Chloroethane	A	ug/L	0	0		0	0	0	0.169	1	500	0%	0	0	0%	U
Chloroform	A	ug/L	0	0		0	0	0	0.0789	1	500	0%	0	0	0%	U
Chloromethane	A	ug/L	0.37174	0		0	0	0	0.162	1	500	0%	0	0	0%	U
cis-1,2-Dichloroethene	A	ug/L	0	0		0	0	0	0.108	1	500	0%	0	0	0%	U
cis-1,3-Dichloropropene	A	ug/L	0	0		0	0	0	0.073	1	500	0%	0	0	0%	U
Dibromomethane	A	ug/L	0	0		0	0	0	0.147	1	500	0%	0	0	0%	U
Dichlorodifluoromethane	A	ug/L	0	0		0	0	0	0.175	1	500	0%	0	0	0%	U
Ethylbenzene	A	ug/L	0	0		0	0	0	0.0836	1	500	0%	0	0	0%	U
m+p-Xylenes	A	ug/L	0	0		0	0	0	0.15	1	1000	0%	0	0	0%	U
Methyl ethyl ketone	A	ug/L	0	0		0	0	0	1.77	20	5000	0%	0	0	0%	U
Methyl tert-butyl ether (MTBE)	A	ug/L	0	0		0	0	0	0.101	1	500	0%	0	0	0%	U
Methylene chloride	A	ug/L	0.39161	0		0	0	0	0.338	1	500	0%	0	0	0%	U
o-Xylene	A	ug/L	0	0		0	0	0	0.0604	1	500	0%	0	0	0%	U
Styrene	A	ug/L	0	0		0	0	0	0.067	1	500	0%	0	0	0%	U
Tetrachloroethene	A	ug/L	0	0		0	0	0	0.0671	1	500	0%	0	0	0%	U
Toluene	A	ug/L	0	0		0	0	0	0.0679	1	500	0%	0	0	0%	UT
trans-1,2-Dichloroethene	A	ug/L	0	0		0	0	0	0.125	1	500	0%	0	0	0%	U
trans-1,3-Dichloropropene	A	ug/L	0	0		0	0	0	0.0846	1	500	0%	0	0	0%	U
Trichloroethene	A	ug/L	0	0		0	0	0	0.0993	1	500	0%	0	0	0%	U
Trichlorofluoromethane	A	ug/L	0	0		0	0	0	0.134	1	500	0%	0	0	0%	U
Vinyl chloride	A	ug/L	0	0		0	0	0	0.153	1	500	0%	0	0	0%	U
1,4-Dichlorobenzene-d4	I	ug/L	250	10		0	0	0	0	0	0	0%	0	0	0%	
Chlorobenzene-d5	I	ug/L	250	10		0	0	0	0.1	0	0	0%	0	0	0%	
Fluorobenzene	I	ug/L	250	10		0	0	0	0.1	0	0	0%	0	0	0%	
Xylenes, Total	M	ug/L	0	0		0	0	0	0.0604	1	0	0%	0	0	0%	U
1,2-Dichloroethane-d4	S	ug/L	284.41078	11.3764312		10	0	0	0.229	1	500	114%	81	118	0%	
Dibromofluoromethane	S	ug/L	274.97113	10.9988452		10	0	0	0.129	1	500	110%	80	119	0%	
p-Bromofluorobenzene	S	ug/L	282.52482	11.3009928		10	0	0	0.149	1	500	113%	85	114	0%	
Toluene-d8	S	ug/L	267.61371	10.7045484		10	0	0	0.23	1	500	107%	89	112	0%	

Seq No	Lab ID	Test Code	Sample Typ	File ID	Analysis Date	DF	Batch ID	Prep Date	SPKref	RPDref	pmoist					
14986979	B22010754-001	VOC-8260-W-S	SAMP	DA5975CVVG011	1/14/2022 1:40:1	1	R373352		0	0						
Analyte	T	Units	RAW	Final	Text	Spike	SPKref	RPDref	MDL	PQL	UQL	%REC	LOW	HIGH	%RPD	Q
1,1,1,2-Tetrachloroethane	A	ug/L	0	0		0	0	0	0.101	1	500	0%	0	0	0%	U
1,1,1-Trichloroethane	A	ug/L	0	0		0	0	0	0.131	1	500	0%	0	0	0%	U
1,1,2,2-Tetrachloroethane	A	ug/L	0	0		0	0	0	0.0872	1	500	0%	0	0	0%	U
1,1,2-Trichloroethane	A	ug/L	0	0		0	0	0	0.108	1	500	0%	0	0	0%	U
1,1-Dichloroethane	A	ug/L	0	0		0	0	0	0.135	1	500	0%	0	0	0%	U
1,1-Dichloroethene	A	ug/L	0	0		0	0	0	0.141	1	500	0%	0	0	0%	U
1,1-Dichloropropene	A	ug/L	0	0		0	0	0	0.083	1	500	0%	0	0	0%	U
1,2,3-Trichloropropane	A	ug/L	0	0		0	0	0	0.235	1	500	0%	0	0	0%	U
1,2-Dibromoethane	A	ug/L	0	0		0	0	0	0.0916	1	500	0%	0	0	0%	U
1,2-Dichlorobenzene	A	ug/L	0	0		0	0	0	0.0746	1	500	0%	0	0	0%	U
1,2-Dichloroethane	A	ug/L	0	0		0	0	0	0.116	1	500	0%	0	0	0%	U
1,2-Dichloropropane	A	ug/L	0	0		0	0	0	0.0847	1	500	0%	0	0	0%	U
1,3-Dichlorobenzene	A	ug/L	0	0		0	0	0	0.0803	1	500	0%	0	0	0%	U
1,3-Dichloropropane	A	ug/L	0	0		0	0	0	0.0791	1	500	0%	0	0	0%	U
1,4-Dichlorobenzene	A	ug/L	0	0		0	0	0	0.0858	1	500	0%	0	0	0%	U
2,2-Dichloropropane	A	ug/L	0	0		0	0	0	0.186	1	500	0%	0	0	0%	U
2-Chlorotoluene	A	ug/L	0	0		0	0	0	0.0876	1	500	0%	0	0	0%	U
4-Chlorotoluene	A	ug/L	0	0		0	0	0	0.0728	1	500	0%	0	0	0%	U
Benzene	A	ug/L	0	0		0	0	0	0.0914	1	500	0%	0	0	0%	U
Bromobenzene	A	ug/L	0	0		0	0	0	0.0831	1	500	0%	0	0	0%	U
Bromochloromethane	A	ug/L	0	0		0	0	0	0.141	1	500	0%	0	0	0%	U
Bromodichloromethane	A	ug/L	0	0		0	0	0	0.12	1	500	0%	0	0	0%	U
Bromoform	A	ug/L	0	0		0	0	0	0.119	1	500	0%	0	0	0%	U
Bromomethane	A	ug/L	0	0		0	0	0	0.253	1	500	0%	0	0	0%	U
Carbon tetrachloride	A	ug/L	0	0		0	0	0	0.143	1	500	0%	0	0	0%	U
Chlorobenzene	A	ug/L	0	0		0	0	0	0.0914	1	500	0%	0	0	0%	U
Chlorodibromomethane	A	ug/L	0	0		0	0	0	0.0841	1	500	0%	0	0	0%	U
Chloroethane	A	ug/L	0	0		0	0	0	0.169	1	500	0%	0	0	0%	U
Chloroform	A	ug/L	1.51101	0		0	0	0	0.0789	1	500	0%	0	0	0%	U
Chloromethane	A	ug/L	1.51645	0		0	0	0	0.162	1	500	0%	0	0	0%	U
cis-1,2-Dichloroethene	A	ug/L	0	0		0	0	0	0.108	1	500	0%	0	0	0%	U
cis-1,3-Dichloropropene	A	ug/L	0	0		0	0	0	0.073	1	500	0%	0	0	0%	U
Dibromomethane	A	ug/L	0	0		0	0	0	0.147	1	500	0%	0	0	0%	U
Dichlorodifluoromethane	A	ug/L	0	0		0	0	0	0.175	1	500	0%	0	0	0%	U
Ethylbenzene	A	ug/L	0	0		0	0	0	0.0836	1	500	0%	0	0	0%	U

Seq No	Lab ID	Test Code	Sample Typ	File ID	Analysis Date	DF	Batch ID	Prep Date	SPKref	RPDref	pmoist					
14986979	B22010754-001	VOC-8260-W-S	SAMP	DA5975C\VG011	1/14/2022 1:40:1	1	R373352		0	0						
Analyte	T	Units	RAW	Final	Text	Spike	SPKref	RPDref	MDL	PQL	UQL	%REC	LOW	HIGH	%RPD	Q
m+p-Xylenes	A	ug/L	0	0		0	0	0	0.15	1	1000	0%	0	0	0%	U
Methyl ethyl ketone	A	ug/L	0	0		0	0	0	1.77	20	5000	0%	0	0	0%	U
Methyl tert-butyl ether (MTBE)	A	ug/L	0	0		0	0	0	0.101	1	500	0%	0	0	0%	U
Methylene chloride	A	ug/L	0	0		0	0	0	0.338	1	500	0%	0	0	0%	U
o-Xylene	A	ug/L	0	0		0	0	0	0.0604	1	500	0%	0	0	0%	U
Styrene	A	ug/L	0	0		0	0	0	0.067	1	500	0%	0	0	0%	U
Tetrachloroethene	A	ug/L	0	0		0	0	0	0.0671	1	500	0%	0	0	0%	U
Toluene	A	ug/L	0.43093	0		0	0	0	0.0679	1	500	0%	0	0	0%	UT
trans-1,2-Dichloroethene	A	ug/L	0	0		0	0	0	0.125	1	500	0%	0	0	0%	U
trans-1,3-Dichloropropene	A	ug/L	0	0		0	0	0	0.0846	1	500	0%	0	0	0%	U
Trichloroethene	A	ug/L	0	0		0	0	0	0.0993	1	500	0%	0	0	0%	U
Trichlorofluoromethane	A	ug/L	0	0		0	0	0	0.134	1	500	0%	0	0	0%	U
Vinyl chloride	A	ug/L	0	0		0	0	0	0.153	1	500	0%	0	0	0%	U
1,4-Dichlorobenzene-d4	I	ug/L	250	10		0	0	0	0	0	0	0%	0	0	0%	
Chlorobenzene-d5	I	ug/L	250	10		0	0	0	0.1	0	0	0%	0	0	0%	
Fluorobenzene	I	ug/L	250	10		0	0	0	0.1	0	0	0%	0	0	0%	
Xylenes, Total	M	ug/L	0	0		0	0	0	0.0604	1	0	0%	0	0	0%	U
1,2-Dichloroethane-d4	S	ug/L	289.57728	11.5830912		10	0	0	0.229	1	500	116%	81	118	0%	
Dibromofluoromethane	S	ug/L	281.88018	11.2752072		10	0	0	0.129	1	500	113%	80	119	0%	
p-Bromofluorobenzene	S	ug/L	270.05725	10.80229		10	0	0	0.149	1	500	108%	85	114	0%	
Toluene-d8	S	ug/L	266.65189	10.6660756		10	0	0	0.23	1	500	107%	89	112	0%	

Seq No	Lab ID	Test Code	Sample Typ	File ID	Analysis Date	DF	Batch ID	Prep Date	SPKref	RPDref	pmoist					
14986980	B22010755-001	VOC-8260-W-S	SAMP	DA5975C\VG011	1/14/2022 2:07:3	1	R373352		0	0						
Analyte	T	Units	RAW	Final	Text	Spike	SPKref	RPDref	MDL	PQL	UQL	%REC	LOW	HIGH	%RPD	Q
1,1,1,2-Tetrachloroethane	A	ug/L	0	0		0	0	0	0.101	1	500	0%	0	0	0%	U
1,1,1-Trichloroethane	A	ug/L	0	0		0	0	0	0.131	1	500	0%	0	0	0%	U
1,1,2,2-Tetrachloroethane	A	ug/L	0	0		0	0	0	0.0872	1	500	0%	0	0	0%	U
1,1,2-Trichloroethane	A	ug/L	0	0		0	0	0	0.108	1	500	0%	0	0	0%	U
1,1-Dichloroethane	A	ug/L	0	0		0	0	0	0.135	1	500	0%	0	0	0%	U
1,1-Dichloroethene	A	ug/L	0	0		0	0	0	0.141	1	500	0%	0	0	0%	U
1,1-Dichloropropene	A	ug/L	0	0		0	0	0	0.083	1	500	0%	0	0	0%	U
1,2,3-Trichloropropane	A	ug/L	0	0		0	0	0	0.235	1	500	0%	0	0	0%	U
1,2-Dibromoethane	A	ug/L	0	0		0	0	0	0.0916	1	500	0%	0	0	0%	U

Seq No	Lab ID	Test Code	Sample Typ	File ID	Analysis Date	DF	Batch ID	Prep Date	SPKref	RPDref	pmoist					
14986980	B22010755-001	VOC-8260-W-S	SAMP	DA5975C\VG011	1/14/2022 2:07:3	1	R373352		0	0						
Analyte	T	Units	RAW	Final	Text	Spike	SPKref	RPDref	MDL	PQL	UQL	%REC	LOW	HIGH	%RPD	Q
1,2-Dichlorobenzene	A	ug/L	0	0		0	0	0	0.0746	1	500	0%	0	0	0%	U
1,2-Dichloroethane	A	ug/L	0	0		0	0	0	0.116	1	500	0%	0	0	0%	U
1,2-Dichloropropane	A	ug/L	0	0		0	0	0	0.0847	1	500	0%	0	0	0%	U
1,3-Dichlorobenzene	A	ug/L	0	0		0	0	0	0.0803	1	500	0%	0	0	0%	U
1,3-Dichloropropane	A	ug/L	0	0		0	0	0	0.0791	1	500	0%	0	0	0%	U
1,4-Dichlorobenzene	A	ug/L	0	0		0	0	0	0.0858	1	500	0%	0	0	0%	U
2,2-Dichloropropane	A	ug/L	0	0		0	0	0	0.186	1	500	0%	0	0	0%	U
2-Chlorotoluene	A	ug/L	0	0		0	0	0	0.0876	1	500	0%	0	0	0%	U
4-Chlorotoluene	A	ug/L	0	0		0	0	0	0.0728	1	500	0%	0	0	0%	U
Benzene	A	ug/L	0	0		0	0	0	0.0914	1	500	0%	0	0	0%	U
Bromobenzene	A	ug/L	0	0		0	0	0	0.0831	1	500	0%	0	0	0%	U
Bromochloromethane	A	ug/L	0	0		0	0	0	0.141	1	500	0%	0	0	0%	U
Bromodichloromethane	A	ug/L	0	0		0	0	0	0.12	1	500	0%	0	0	0%	U
Bromoform	A	ug/L	0	0		0	0	0	0.119	1	500	0%	0	0	0%	U
Bromomethane	A	ug/L	0	0		0	0	0	0.253	1	500	0%	0	0	0%	U
Carbon tetrachloride	A	ug/L	0	0		0	0	0	0.143	1	500	0%	0	0	0%	U
Chlorobenzene	A	ug/L	0	0		0	0	0	0.0914	1	500	0%	0	0	0%	U
Chlorodibromomethane	A	ug/L	0	0		0	0	0	0.0841	1	500	0%	0	0	0%	U
Chloroethane	A	ug/L	0	0		0	0	0	0.169	1	500	0%	0	0	0%	U
Chloroform	A	ug/L	0	0		0	0	0	0.0789	1	500	0%	0	0	0%	U
Chloromethane	A	ug/L	0.65737	0		0	0	0	0.162	1	500	0%	0	0	0%	U
cis-1,2-Dichloroethene	A	ug/L	0	0		0	0	0	0.108	1	500	0%	0	0	0%	U
cis-1,3-Dichloropropene	A	ug/L	0	0		0	0	0	0.073	1	500	0%	0	0	0%	U
Dibromomethane	A	ug/L	0	0		0	0	0	0.147	1	500	0%	0	0	0%	U
Dichlorodifluoromethane	A	ug/L	0	0		0	0	0	0.175	1	500	0%	0	0	0%	U
Ethylbenzene	A	ug/L	0	0		0	0	0	0.0836	1	500	0%	0	0	0%	U
m+p-Xylenes	A	ug/L	0	0		0	0	0	0.15	1	1000	0%	0	0	0%	U
Methyl ethyl ketone	A	ug/L	0	0		0	0	0	1.77	20	5000	0%	0	0	0%	U
Methyl tert-butyl ether (MTBE)	A	ug/L	0	0		0	0	0	0.101	1	500	0%	0	0	0%	U
Methylene chloride	A	ug/L	0	0		0	0	0	0.338	1	500	0%	0	0	0%	U
o-Xylene	A	ug/L	0	0		0	0	0	0.0604	1	500	0%	0	0	0%	U
Styrene	A	ug/L	0	0		0	0	0	0.067	1	500	0%	0	0	0%	U
Tetrachloroethene	A	ug/L	0	0		0	0	0	0.0671	1	500	0%	0	0	0%	U
Toluene	A	ug/L	0.25215	0		0	0	0	0.0679	1	500	0%	0	0	0%	UT
trans-1,2-Dichloroethene	A	ug/L	0	0		0	0	0	0.125	1	500	0%	0	0	0%	U

Seq No	Lab ID	Test Code	Sample Typ	File ID	Analysis Date	DF	Batch ID	Prep Date	SPKref	RPDref	pmoist					
14986980	B22010755-001	VOC-8260-W-S	SAMP	DA5975C\VG011	1/14/2022 2:07:3	1	R373352		0	0						
Analyte	T	Units	RAW	Final	Text	Spike	SPKref	RPDref	MDL	PQL	UQL	%REC	LOW	HIGH	%RPD	Q
trans-1,3-Dichloropropene	A	ug/L	0	0		0	0	0	0.0846	1	500	0%	0	0	0%	U
Trichloroethene	A	ug/L	0	0		0	0	0	0.0993	1	500	0%	0	0	0%	U
Trichlorofluoromethane	A	ug/L	0	0		0	0	0	0.134	1	500	0%	0	0	0%	U
Vinyl chloride	A	ug/L	0	0		0	0	0	0.153	1	500	0%	0	0	0%	U
1,4-Dichlorobenzene-d4	I	ug/L	250	10		0	0	0	0	0	0	0%	0	0	0%	
Chlorobenzene-d5	I	ug/L	250	10		0	0	0	0.1	0	0	0%	0	0	0%	
Fluorobenzene	I	ug/L	250	10		0	0	0	0.1	0	0	0%	0	0	0%	
Xylenes, Total	M	ug/L	0	0		0	0	0	0.0604	1	0	0%	0	0	0%	U
1,2-Dichloroethane-d4	S	ug/L	291.32303	11.6529212		10	0	0	0.229	1	500	117%	81	118	0%	
Dibromofluoromethane	S	ug/L	283.06594	11.3226376		10	0	0	0.129	1	500	113%	80	119	0%	
p-Bromofluorobenzene	S	ug/L	269.227	10.76908		10	0	0	0.149	1	500	108%	85	114	0%	
Toluene-d8	S	ug/L	266.69662	10.6678648		10	0	0	0.23	1	500	107%	89	112	0%	

Seq No	Lab ID	Test Code	Sample Typ	File ID	Analysis Date	DF	Batch ID	Prep Date	SPKref	RPDref	pmoist					
14986981	B22010756-001	VOC-8260-W-S	SAMP	DA5975C\VG011	1/14/2022 2:34:5	1	R373352		0	0						
Analyte	T	Units	RAW	Final	Text	Spike	SPKref	RPDref	MDL	PQL	UQL	%REC	LOW	HIGH	%RPD	Q

Seq No	Lab ID	Test Code	Sample Typ	File ID	Analysis Date	DF	Batch ID	Prep Date	SPKref	RPDref	pmoist					
14986982	B22010757-001	VOC-8260-W-S	SAMP	DA5975C\VG011	1/14/2022 3:02:1	1	R373352		0	0						
Analyte	T	Units	RAW	Final	Text	Spike	SPKref	RPDref	MDL	PQL	UQL	%REC	LOW	HIGH	%RPD	Q
1,1,1,2-Tetrachloroethane	A	ug/L	0	0		0	0	0	0.101	1	500	0%	0	0	0%	U
1,1,1-Trichloroethane	A	ug/L	0	0		0	0	0	0.131	1	500	0%	0	0	0%	U
1,1,2,2-Tetrachloroethane	A	ug/L	0	0		0	0	0	0.0872	1	500	0%	0	0	0%	U
1,1,2-Trichloroethane	A	ug/L	0	0		0	0	0	0.108	1	500	0%	0	0	0%	U
1,1-Dichloroethane	A	ug/L	0	0		0	0	0	0.135	1	500	0%	0	0	0%	U
1,1-Dichloroethene	A	ug/L	0	0		0	0	0	0.141	1	500	0%	0	0	0%	U
1,1-Dichloropropene	A	ug/L	0	0		0	0	0	0.083	1	500	0%	0	0	0%	U
1,2,3-Trichloropropane	A	ug/L	0	0		0	0	0	0.235	1	500	0%	0	0	0%	U
1,2-Dibromoethane	A	ug/L	0	0		0	0	0	0.0916	1	500	0%	0	0	0%	U
1,2-Dichlorobenzene	A	ug/L	0	0		0	0	0	0.0746	1	500	0%	0	0	0%	U
1,2-Dichloroethane	A	ug/L	0	0		0	0	0	0.116	1	500	0%	0	0	0%	U
1,2-Dichloropropane	A	ug/L	0	0		0	0	0	0.0847	1	500	0%	0	0	0%	U

Seq No	Lab ID	Test Code	Sample Typ	File ID	Analysis Date	DF	Batch ID	Prep Date	SPKref	RPDref	pmoist					
14986982	B22010757-001	VOC-8260-W-S	SAMP	DA5975C\VG011	1/14/2022 3:02:1	1	R373352		0	0						
Analyte	T	Units	RAW	Final	Text	Spike	SPKref	RPDref	MDL	PQL	UQL	%REC	LOW	HIGH	%RPD	Q
1,3-Dichlorobenzene	A	ug/L	0	0		0	0	0	0.0803	1	500	0%	0	0	0%	U
1,3-Dichloropropane	A	ug/L	0	0		0	0	0	0.0791	1	500	0%	0	0	0%	U
1,4-Dichlorobenzene	A	ug/L	0	0		0	0	0	0.0858	1	500	0%	0	0	0%	U
2,2-Dichloropropane	A	ug/L	0	0		0	0	0	0.186	1	500	0%	0	0	0%	U
2-Chlorotoluene	A	ug/L	0	0		0	0	0	0.0876	1	500	0%	0	0	0%	U
4-Chlorotoluene	A	ug/L	0	0		0	0	0	0.0728	1	500	0%	0	0	0%	U
Benzene	A	ug/L	0.78972	0		0	0	0	0.0914	1	500	0%	0	0	0%	U
Bromobenzene	A	ug/L	0	0		0	0	0	0.0831	1	500	0%	0	0	0%	U
Bromochloromethane	A	ug/L	0	0		0	0	0	0.141	1	500	0%	0	0	0%	U
Bromodichloromethane	A	ug/L	0	0		0	0	0	0.12	1	500	0%	0	0	0%	U
Bromoform	A	ug/L	0	0		0	0	0	0.119	1	500	0%	0	0	0%	U
Bromomethane	A	ug/L	0	0		0	0	0	0.253	1	500	0%	0	0	0%	U
Carbon tetrachloride	A	ug/L	0	0		0	0	0	0.143	1	500	0%	0	0	0%	U
Chlorobenzene	A	ug/L	0	0		0	0	0	0.0914	1	500	0%	0	0	0%	U
Chlorodibromomethane	A	ug/L	0	0		0	0	0	0.0841	1	500	0%	0	0	0%	U
Chloroethane	A	ug/L	0	0		0	0	0	0.169	1	500	0%	0	0	0%	U
Chloroform	A	ug/L	0	0		0	0	0	0.0789	1	500	0%	0	0	0%	U
Chloromethane	A	ug/L	1.67064	0		0	0	0	0.162	1	500	0%	0	0	0%	U
cis-1,2-Dichloroethene	A	ug/L	0	0		0	0	0	0.108	1	500	0%	0	0	0%	U
cis-1,3-Dichloropropene	A	ug/L	0	0		0	0	0	0.073	1	500	0%	0	0	0%	U
Dibromomethane	A	ug/L	0	0		0	0	0	0.147	1	500	0%	0	0	0%	U
Dichlorodifluoromethane	A	ug/L	0	0		0	0	0	0.175	1	500	0%	0	0	0%	U
Ethylbenzene	A	ug/L	5.30509	0.2122036		0	0	0	0.0836	1	500	0%	0	0	0%	J
m+p-Xylenes	A	ug/L	0	0		0	0	0	0.15	1	1000	0%	0	0	0%	U
Methyl ethyl ketone	A	ug/L	0	0		0	0	0	1.77	20	5000	0%	0	0	0%	U
Methyl tert-butyl ether (MTBE)	A	ug/L	0	0		0	0	0	0.101	1	500	0%	0	0	0%	U
Methylene chloride	A	ug/L	0	0		0	0	0	0.338	1	500	0%	0	0	0%	U
o-Xylene	A	ug/L	3.27869	0.1311476		0	0	0	0.0604	1	500	0%	0	0	0%	J
Styrene	A	ug/L	0	0		0	0	0	0.067	1	500	0%	0	0	0%	U
Tetrachloroethene	A	ug/L	0	0		0	0	0	0.0671	1	500	0%	0	0	0%	U
Toluene	A	ug/L	0	0		0	0	0	0.0679	1	500	0%	0	0	0%	UT
trans-1,2-Dichloroethene	A	ug/L	0	0		0	0	0	0.125	1	500	0%	0	0	0%	U
trans-1,3-Dichloropropene	A	ug/L	0	0		0	0	0	0.0846	1	500	0%	0	0	0%	U
Trichloroethene	A	ug/L	0	0		0	0	0	0.0993	1	500	0%	0	0	0%	U
Trichlorofluoromethane	A	ug/L	0	0		0	0	0	0.134	1	500	0%	0	0	0%	U

Seq No	Lab ID	Test Code	Sample Typ	File ID	Analysis Date	DF	Batch ID	Prep Date	SPKref	RPDref	pmoist					
14986982	B22010757-001	VOC-8260-W-S	SAMP	DA5975C\VG011	1/14/2022 3:02:1	1	R373352		0	0						
Analyte	T	Units	RAW	Final	Text	Spike	SPKref	RPDref	MDL	PQL	UQL	%REC	LOW	HIGH	%RPD	Q
Vinyl chloride	A	ug/L	0	0		0	0	0	0.153	1	500	0%	0	0	0%	U
1,4-Dichlorobenzene-d4	I	ug/L	250	10		0	0	0	0	0	0	0%	0	0	0%	
Chlorobenzene-d5	I	ug/L	250	10		0	0	0	0.1	0	0	0%	0	0	0%	
Fluorobenzene	I	ug/L	250	10		0	0	0	0.1	0	0	0%	0	0	0%	
Xylenes, Total	M	ug/L	3.27869	0.1311476		0	0	0	0.0604	1	0	0%	0	0	0%	J
1,2-Dichloroethane-d4	S	ug/L	291.91916	11.6767664		10	0	0	0.229	1	500	117%	81	118	0%	
Dibromofluoromethane	S	ug/L	280.71307	11.2285228		10	0	0	0.129	1	500	112%	80	119	0%	
p-Bromofluorobenzene	S	ug/L	268.56475	10.74259		10	0	0	0.149	1	500	107%	85	114	0%	
Toluene-d8	S	ug/L	264.27355	10.570942		10	0	0	0.23	1	500	106%	89	112	0%	

Seq No	Lab ID	Test Code	Sample Typ	File ID	Analysis Date	DF	Batch ID	Prep Date	SPKref	RPDref	pmoist					
14986983	B22010758-001	VOC-8260-W-S	SAMP	DA5975C\VG011	1/14/2022 3:29:3	1	R373352		0	0						
Analyte	T	Units	RAW	Final	Text	Spike	SPKref	RPDref	MDL	PQL	UQL	%REC	LOW	HIGH	%RPD	Q
1,1,1,2-Tetrachloroethane	A	ug/L	0	0		0	0	0	0.101	1	500	0%	0	0	0%	U
1,1,1-Trichloroethane	A	ug/L	0	0		0	0	0	0.131	1	500	0%	0	0	0%	U
1,1,2,2-Tetrachloroethane	A	ug/L	0	0		0	0	0	0.0872	1	500	0%	0	0	0%	U
1,1,2-Trichloroethane	A	ug/L	0	0		0	0	0	0.108	1	500	0%	0	0	0%	U
1,1-Dichloroethane	A	ug/L	0	0		0	0	0	0.135	1	500	0%	0	0	0%	U
1,1-Dichloroethene	A	ug/L	0	0		0	0	0	0.141	1	500	0%	0	0	0%	U
1,1-Dichloropropene	A	ug/L	0	0		0	0	0	0.083	1	500	0%	0	0	0%	U
1,2,3-Trichloropropane	A	ug/L	0	0		0	0	0	0.235	1	500	0%	0	0	0%	U
1,2-Dibromoethane	A	ug/L	0	0		0	0	0	0.0916	1	500	0%	0	0	0%	U
1,2-Dichlorobenzene	A	ug/L	0	0		0	0	0	0.0746	1	500	0%	0	0	0%	U
1,2-Dichloroethane	A	ug/L	0	0		0	0	0	0.116	1	500	0%	0	0	0%	U
1,2-Dichloropropane	A	ug/L	0	0		0	0	0	0.0847	1	500	0%	0	0	0%	U
1,3-Dichlorobenzene	A	ug/L	0	0		0	0	0	0.0803	1	500	0%	0	0	0%	U
1,3-Dichloropropane	A	ug/L	0	0		0	0	0	0.0791	1	500	0%	0	0	0%	U
1,4-Dichlorobenzene	A	ug/L	0	0		0	0	0	0.0858	1	500	0%	0	0	0%	U
2,2-Dichloropropane	A	ug/L	0	0		0	0	0	0.186	1	500	0%	0	0	0%	U
2-Chlorotoluene	A	ug/L	0	0		0	0	0	0.0876	1	500	0%	0	0	0%	U
4-Chlorotoluene	A	ug/L	0	0		0	0	0	0.0728	1	500	0%	0	0	0%	U
Benzene	A	ug/L	0	0		0	0	0	0.0914	1	500	0%	0	0	0%	U
Bromobenzene	A	ug/L	0	0		0	0	0	0.0831	1	500	0%	0	0	0%	U
Bromochloromethane	A	ug/L	0	0		0	0	0	0.141	1	500	0%	0	0	0%	U

Seq No	Lab ID	Test Code	Sample Typ	File ID	Analysis Date	DF	Batch ID	Prep Date	SPKref	RPDref	pmoist					
14986983	B22010758-001	VOC-8260-W-S	SAMP	DA5975C\VG011	1/14/2022 3:29:3	1	R373352		0	0						
Analyte	T	Units	RAW	Final	Text	Spike	SPKref	RPDref	MDL	PQL	UQL	%REC	LOW	HIGH	%RPD	Q
Bromodichloromethane	A	ug/L	0	0		0	0	0	0.12	1	500	0%	0	0	0%	U
Bromoform	A	ug/L	0	0		0	0	0	0.119	1	500	0%	0	0	0%	U
Bromomethane	A	ug/L	0	0		0	0	0	0.253	1	500	0%	0	0	0%	U
Carbon tetrachloride	A	ug/L	0	0		0	0	0	0.143	1	500	0%	0	0	0%	U
Chlorobenzene	A	ug/L	0	0		0	0	0	0.0914	1	500	0%	0	0	0%	U
Chlorodibromomethane	A	ug/L	0	0		0	0	0	0.0841	1	500	0%	0	0	0%	U
Chloroethane	A	ug/L	0	0		0	0	0	0.169	1	500	0%	0	0	0%	U
Chloroform	A	ug/L	0	0		0	0	0	0.0789	1	500	0%	0	0	0%	UT
Chloromethane	A	ug/L	2.77861	0		0	0	0	0.162	1	500	0%	0	0	0%	U
cis-1,2-Dichloroethene	A	ug/L	0	0		0	0	0	0.108	1	500	0%	0	0	0%	U
cis-1,3-Dichloropropene	A	ug/L	0	0		0	0	0	0.073	1	500	0%	0	0	0%	U
Dibromomethane	A	ug/L	0	0		0	0	0	0.147	1	500	0%	0	0	0%	U
Dichlorodifluoromethane	A	ug/L	0	0		0	0	0	0.175	1	500	0%	0	0	0%	U
Ethylbenzene	A	ug/L	0	0		0	0	0	0.0836	1	500	0%	0	0	0%	U
m+p-Xylenes	A	ug/L	0	0		0	0	0	0.15	1	1000	0%	0	0	0%	U
Methyl ethyl ketone	A	ug/L	0	0		0	0	0	1.77	20	5000	0%	0	0	0%	U
Methyl tert-butyl ether (MTBE)	A	ug/L	0	0		0	0	0	0.101	1	500	0%	0	0	0%	UT
Methylene chloride	A	ug/L	0.4135	0		0	0	0	0.338	1	500	0%	0	0	0%	U
o-Xylene	A	ug/L	0	0		0	0	0	0.0604	1	500	0%	0	0	0%	U
Styrene	A	ug/L	0	0		0	0	0	0.067	1	500	0%	0	0	0%	U
Tetrachloroethene	A	ug/L	0	0		0	0	0	0.0671	1	500	0%	0	0	0%	U
Toluene	A	ug/L	0.41273	0		0	0	0	0.0679	1	500	0%	0	0	0%	UT
trans-1,2-Dichloroethene	A	ug/L	0	0		0	0	0	0.125	1	500	0%	0	0	0%	U
trans-1,3-Dichloropropene	A	ug/L	0	0		0	0	0	0.0846	1	500	0%	0	0	0%	U
Trichloroethene	A	ug/L	0	0		0	0	0	0.0993	1	500	0%	0	0	0%	U
Trichlorofluoromethane	A	ug/L	0	0		0	0	0	0.134	1	500	0%	0	0	0%	U
Vinyl chloride	A	ug/L	0	0		0	0	0	0.153	1	500	0%	0	0	0%	U
1,4-Dichlorobenzene-d4	I	ug/L	250	10		0	0	0	0	0	0	0%	0	0	0%	
Chlorobenzene-d5	I	ug/L	250	10		0	0	0	0.1	0	0	0%	0	0	0%	
Fluorobenzene	I	ug/L	250	10		0	0	0	0.1	0	0	0%	0	0	0%	
Xylenes, Total	M	ug/L	0	0		0	0	0	0.0604	1	0	0%	0	0	0%	U
1,2-Dichloroethane-d4	S	ug/L	291.57312	11.6629248		10	0	0	0.229	1	500	117%	81	118	0%	
Dibromofluoromethane	S	ug/L	282.65928	11.3063712		10	0	0	0.129	1	500	113%	80	119	0%	
p-Bromofluorobenzene	S	ug/L	279.14651	11.1658604		10	0	0	0.149	1	500	112%	85	114	0%	
Toluene-d8	S	ug/L	265.72479	10.6289916		10	0	0	0.23	1	500	106%	89	112	0%	

Seq No	Lab ID	Test Code	Sample Typ	File ID	Analysis Date	DF	Batch ID	Prep Date	SPKref	RPDref	pmoist					
14986984	B22010758-002	VOC-8260-W-S	SAMP	DA5975CVG011	1/14/2022 3:56:5	1	R373352		0	0						
Analyte	T	Units	RAW	Final	Text	Spike	SPKref	RPDref	MDL	PQL	UQL	%REC	LOW	HIGH	%RPD	Q
1,1,1,2-Tetrachloroethane	A	ug/L	0	0		0	0	0	0.101	1	500	0%	0	0	0%	U
1,1,1-Trichloroethane	A	ug/L	0	0		0	0	0	0.131	1	500	0%	0	0	0%	U
1,1,2,2-Tetrachloroethane	A	ug/L	0	0		0	0	0	0.0872	1	500	0%	0	0	0%	U
1,1,2-Trichloroethane	A	ug/L	0	0		0	0	0	0.108	1	500	0%	0	0	0%	U
1,1-Dichloroethane	A	ug/L	0	0		0	0	0	0.135	1	500	0%	0	0	0%	U
1,1-Dichloroethene	A	ug/L	0	0		0	0	0	0.141	1	500	0%	0	0	0%	U
1,1-Dichloropropene	A	ug/L	0	0		0	0	0	0.083	1	500	0%	0	0	0%	U
1,2,3-Trichloropropane	A	ug/L	0	0		0	0	0	0.235	1	500	0%	0	0	0%	U
1,2-Dibromoethane	A	ug/L	0	0		0	0	0	0.0916	1	500	0%	0	0	0%	U
1,2-Dichlorobenzene	A	ug/L	0	0		0	0	0	0.0746	1	500	0%	0	0	0%	U
1,2-Dichloroethane	A	ug/L	0	0		0	0	0	0.116	1	500	0%	0	0	0%	U
1,2-Dichloropropane	A	ug/L	0	0		0	0	0	0.0847	1	500	0%	0	0	0%	U
1,3-Dichlorobenzene	A	ug/L	0	0		0	0	0	0.0803	1	500	0%	0	0	0%	U
1,3-Dichloropropane	A	ug/L	0	0		0	0	0	0.0791	1	500	0%	0	0	0%	U
1,4-Dichlorobenzene	A	ug/L	0	0		0	0	0	0.0858	1	500	0%	0	0	0%	U
2,2-Dichloropropane	A	ug/L	0	0		0	0	0	0.186	1	500	0%	0	0	0%	U
2-Chlorotoluene	A	ug/L	0	0		0	0	0	0.0876	1	500	0%	0	0	0%	U
4-Chlorotoluene	A	ug/L	0	0		0	0	0	0.0728	1	500	0%	0	0	0%	U
Benzene	A	ug/L	0	0		0	0	0	0.0914	1	500	0%	0	0	0%	U
Bromobenzene	A	ug/L	0	0		0	0	0	0.0831	1	500	0%	0	0	0%	U
Bromochloromethane	A	ug/L	0	0		0	0	0	0.141	1	500	0%	0	0	0%	U
Bromodichloromethane	A	ug/L	0	0		0	0	0	0.12	1	500	0%	0	0	0%	U
Bromoform	A	ug/L	0	0		0	0	0	0.119	1	500	0%	0	0	0%	U
Bromomethane	A	ug/L	0	0		0	0	0	0.253	1	500	0%	0	0	0%	U
Carbon tetrachloride	A	ug/L	0	0		0	0	0	0.143	1	500	0%	0	0	0%	U
Chlorobenzene	A	ug/L	0	0		0	0	0	0.0914	1	500	0%	0	0	0%	U
Chlorodibromomethane	A	ug/L	0	0		0	0	0	0.0841	1	500	0%	0	0	0%	U
Chloroethane	A	ug/L	0	0		0	0	0	0.169	1	500	0%	0	0	0%	U
Chloroform	A	ug/L	0	0		0	0	0	0.0789	1	500	0%	0	0	0%	UT
Chloromethane	A	ug/L	1.03823	0		0	0	0	0.162	1	500	0%	0	0	0%	U
cis-1,2-Dichloroethene	A	ug/L	0	0		0	0	0	0.108	1	500	0%	0	0	0%	U
cis-1,3-Dichloropropene	A	ug/L	0	0		0	0	0	0.073	1	500	0%	0	0	0%	U
Dibromomethane	A	ug/L	0	0		0	0	0	0.147	1	500	0%	0	0	0%	U
Dichlorodifluoromethane	A	ug/L	0	0		0	0	0	0.175	1	500	0%	0	0	0%	U
Ethylbenzene	A	ug/L	0	0		0	0	0	0.0836	1	500	0%	0	0	0%	U

Seq No	Lab ID	Test Code	Sample Typ	File ID	Analysis Date	DF	Batch ID	Prep Date	SPKref	RPDref	pmoist					
14986984	B22010758-002	VOC-8260-W-S	SAMP	DA5975C\VG011	1/14/2022 3:56:5	1	R373352		0	0						
Analyte	T	Units	RAW	Final	Text	Spike	SPKref	RPDref	MDL	PQL	UQL	%REC	LOW	HIGH	%RPD	Q
m+p-Xylenes	A	ug/L	0	0		0	0	0	0.15	1	1000	0%	0	0	0%	U
Methyl ethyl ketone	A	ug/L	0	0		0	0	0	1.77	20	5000	0%	0	0	0%	U
Methyl tert-butyl ether (MTBE)	A	ug/L	0	0		0	0	0	0.101	1	500	0%	0	0	0%	UT
Methylene chloride	A	ug/L	3.16099	0		0	0	0	0.338	1	500	0%	0	0	0%	U
o-Xylene	A	ug/L	0	0		0	0	0	0.0604	1	500	0%	0	0	0%	U
Styrene	A	ug/L	0	0		0	0	0	0.067	1	500	0%	0	0	0%	U
Tetrachloroethene	A	ug/L	0	0		0	0	0	0.0671	1	500	0%	0	0	0%	U
Toluene	A	ug/L	0.5395	0		0	0	0	0.0679	1	500	0%	0	0	0%	UT
trans-1,2-Dichloroethene	A	ug/L	0	0		0	0	0	0.125	1	500	0%	0	0	0%	U
trans-1,3-Dichloropropene	A	ug/L	0	0		0	0	0	0.0846	1	500	0%	0	0	0%	U
Trichloroethene	A	ug/L	0	0		0	0	0	0.0993	1	500	0%	0	0	0%	U
Trichlorofluoromethane	A	ug/L	0	0		0	0	0	0.134	1	500	0%	0	0	0%	U
Vinyl chloride	A	ug/L	0	0		0	0	0	0.153	1	500	0%	0	0	0%	U
1,4-Dichlorobenzene-d4	I	ug/L	250	10		0	0	0	0	0	0	0%	0	0	0%	
Chlorobenzene-d5	I	ug/L	250	10		0	0	0	0.1	0	0	0%	0	0	0%	
Fluorobenzene	I	ug/L	250	10		0	0	0	0.1	0	0	0%	0	0	0%	
Xylenes, Total	M	ug/L	0	0		0	0	0	0.0604	1	0	0%	0	0	0%	U
1,2-Dichloroethane-d4	S	ug/L	283.68232	11.3472928		10	0	0	0.229	1	500	113%	81	118	0%	
Dibromofluoromethane	S	ug/L	280.42986	11.2171944		10	0	0	0.129	1	500	112%	80	119	0%	
p-Bromofluorobenzene	S	ug/L	275.93156	11.0372624		10	0	0	0.149	1	500	110%	85	114	0%	
Toluene-d8	S	ug/L	268.18028	10.7272112		10	0	0	0.23	1	500	107%	89	112	0%	

Seq No	Lab ID	Test Code	Sample Typ	File ID	Analysis Date	DF	Batch ID	Prep Date	SPKref	RPDref	pmoist					
14986985	B22010753-001	VOC-8260-W-S	SAMP	DA5975C\VG011	1/14/2022 4:24:0	1	R373352		0	0						
Analyte	T	Units	RAW	Final	Text	Spike	SPKref	RPDref	MDL	PQL	UQL	%REC	LOW	HIGH	%RPD	Q
1,1,1,2-Tetrachloroethane	A	ug/L	0	0		0	0	0	0.101	1	500	0%	0	0	0%	U
1,1,1-Trichloroethane	A	ug/L	0	0		0	0	0	0.131	1	500	0%	0	0	0%	U
1,1,2,2-Tetrachloroethane	A	ug/L	0	0		0	0	0	0.0872	1	500	0%	0	0	0%	U
1,1,2-Trichloroethane	A	ug/L	0	0		0	0	0	0.108	1	500	0%	0	0	0%	U
1,1-Dichloroethane	A	ug/L	0	0		0	0	0	0.135	1	500	0%	0	0	0%	U
1,1-Dichloroethene	A	ug/L	0	0		0	0	0	0.141	1	500	0%	0	0	0%	U
1,1-Dichloropropene	A	ug/L	0	0		0	0	0	0.083	1	500	0%	0	0	0%	U
1,2,3-Trichloropropane	A	ug/L	0	0		0	0	0	0.235	1	500	0%	0	0	0%	U
1,2-Dibromoethane	A	ug/L	0	0		0	0	0	0.0916	1	500	0%	0	0	0%	U

Seq No	Lab ID	Test Code	Sample Typ	File ID	Analysis Date	DF	Batch ID	Prep Date	SPKref	RPDref	pmoist					
14986985	B22010753-001	VOC-8260-W-S	SAMP	DA5975C\VG011	1/14/2022 4:24:0	1	R373352		0	0						
Analyte	T	Units	RAW	Final	Text	Spike	SPKref	RPDref	MDL	PQL	UQL	%REC	LOW	HIGH	%RPD	Q
1,2-Dichlorobenzene	A	ug/L	0	0		0	0	0	0.0746	1	500	0%	0	0	0%	U
1,2-Dichloroethane	A	ug/L	5.81225	0.23249		0	0	0	0.116	1	500	0%	0	0	0%	J
1,2-Dichloropropane	A	ug/L	0	0		0	0	0	0.0847	1	500	0%	0	0	0%	U
1,3-Dichlorobenzene	A	ug/L	0	0		0	0	0	0.0803	1	500	0%	0	0	0%	U
1,3-Dichloropropane	A	ug/L	0	0		0	0	0	0.0791	1	500	0%	0	0	0%	U
1,4-Dichlorobenzene	A	ug/L	0	0		0	0	0	0.0858	1	500	0%	0	0	0%	U
2,2-Dichloropropane	A	ug/L	0	0		0	0	0	0.186	1	500	0%	0	0	0%	U
2-Chlorotoluene	A	ug/L	0	0		0	0	0	0.0876	1	500	0%	0	0	0%	U
4-Chlorotoluene	A	ug/L	0	0		0	0	0	0.0728	1	500	0%	0	0	0%	U
Benzene	A	ug/L	0.2733	0		0	0	0	0.0914	1	500	0%	0	0	0%	U
Bromobenzene	A	ug/L	0	0		0	0	0	0.0831	1	500	0%	0	0	0%	U
Bromochloromethane	A	ug/L	0	0		0	0	0	0.141	1	500	0%	0	0	0%	U
Bromodichloromethane	A	ug/L	0	0		0	0	0	0.12	1	500	0%	0	0	0%	U
Bromoform	A	ug/L	0	0		0	0	0	0.119	1	500	0%	0	0	0%	U
Bromomethane	A	ug/L	0	0		0	0	0	0.253	1	500	0%	0	0	0%	U
Carbon tetrachloride	A	ug/L	0	0		0	0	0	0.143	1	500	0%	0	0	0%	U
Chlorobenzene	A	ug/L	0	0		0	0	0	0.0914	1	500	0%	0	0	0%	U
Chlorodibromomethane	A	ug/L	0	0		0	0	0	0.0841	1	500	0%	0	0	0%	U
Chloroethane	A	ug/L	0	0		0	0	0	0.169	1	500	0%	0	0	0%	U
Chloroform	A	ug/L	0	0		0	0	0	0.0789	1	500	0%	0	0	0%	U
Chloromethane	A	ug/L	2.05242	0		0	0	0	0.162	1	500	0%	0	0	0%	U
cis-1,2-Dichloroethene	A	ug/L	0	0		0	0	0	0.108	1	500	0%	0	0	0%	U
cis-1,3-Dichloropropene	A	ug/L	0	0		0	0	0	0.073	1	500	0%	0	0	0%	U
Dibromomethane	A	ug/L	0	0		0	0	0	0.147	1	500	0%	0	0	0%	U
Dichlorodifluoromethane	A	ug/L	0	0		0	0	0	0.175	1	500	0%	0	0	0%	U
Ethylbenzene	A	ug/L	0	0		0	0	0	0.0836	1	500	0%	0	0	0%	U
m+p-Xylenes	A	ug/L	0	0		0	0	0	0.15	1	1000	0%	0	0	0%	U
Methyl ethyl ketone	A	ug/L	0	0		0	0	0	1.77	20	5000	0%	0	0	0%	U
Methyl tert-butyl ether (MTBE)	A	ug/L	0	0		0	0	0	0.101	1	500	0%	0	0	0%	U
Methylene chloride	A	ug/L	0.55202	0		0	0	0	0.338	1	500	0%	0	0	0%	U
o-Xylene	A	ug/L	0	0		0	0	0	0.0604	1	500	0%	0	0	0%	U
Styrene	A	ug/L	0	0		0	0	0	0.067	1	500	0%	0	0	0%	U
Tetrachloroethene	A	ug/L	0	0		0	0	0	0.0671	1	500	0%	0	0	0%	U
Toluene	A	ug/L	1.02298	0		0	0	0	0.0679	1	500	0%	0	0	0%	UT
trans-1,2-Dichloroethene	A	ug/L	0	0		0	0	0	0.125	1	500	0%	0	0	0%	U

Seq No	Lab ID	Test Code	Sample Typ	File ID	Analysis Date	DF	Batch ID	Prep Date	SPKref	RPDref	pmoist					
14986985	B22010753-001	VOC-8260-W-S	SAMP	DA5975C\VG011	1/14/2022 4:24:0	1	R373352		0	0						
Analyte	T	Units	RAW	Final	Text	Spike	SPKref	RPDref	MDL	PQL	UQL	%REC	LOW	HIGH	%RPD	Q
trans-1,3-Dichloropropene	A	ug/L	0	0		0	0	0	0.0846	1	500	0%	0	0	0%	U
Trichloroethene	A	ug/L	0	0		0	0	0	0.0993	1	500	0%	0	0	0%	U
Trichlorofluoromethane	A	ug/L	0	0		0	0	0	0.134	1	500	0%	0	0	0%	U
Vinyl chloride	A	ug/L	0	0		0	0	0	0.153	1	500	0%	0	0	0%	U
1,4-Dichlorobenzene-d4	I	ug/L	250	10		0	0	0	0	0	0	0%	0	0	0%	
Chlorobenzene-d5	I	ug/L	250	10		0	0	0	0.1	0	0	0%	0	0	0%	
Fluorobenzene	I	ug/L	250	10		0	0	0	0.1	0	0	0%	0	0	0%	
Xylenes, Total	M	ug/L	0	0		0	0	0	0.0604	1	0	0%	0	0	0%	U
1,2-Dichloroethane-d4	S	ug/L	291.11623	11.6446492		10	0	0	0.229	1	500	116%	81	118	0%	
Dibromofluoromethane	S	ug/L	277.19329	11.0877316		10	0	0	0.129	1	500	111%	80	119	0%	
p-Bromofluorobenzene	S	ug/L	272.17721	10.8870884		10	0	0	0.149	1	500	109%	85	114	0%	
Toluene-d8	S	ug/L	267.05528	10.6822112		10	0	0	0.23	1	500	107%	89	112	0%	

Seq No	Lab ID	Test Code	Sample Typ	File ID	Analysis Date	DF	Batch ID	Prep Date	SPKref	RPDref	pmoist					
14986986	B22010750-002	VOC-8260-W-S	SAMP	DA5975C\VG011	1/14/2022 4:51:3	1	R373352		0	0						
Analyte	T	Units	RAW	Final	Text	Spike	SPKref	RPDref	MDL	PQL	UQL	%REC	LOW	HIGH	%RPD	Q
1,1,1,2-Tetrachloroethane	A	ug/L	0	0		0	0	0	0.101	1	500	0%	0	0	0%	U
1,1,1-Trichloroethane	A	ug/L	0	0		0	0	0	0.131	1	500	0%	0	0	0%	U
1,1,2,2-Tetrachloroethane	A	ug/L	0	0		0	0	0	0.0872	1	500	0%	0	0	0%	U
1,1,2-Trichloroethane	A	ug/L	0	0		0	0	0	0.108	1	500	0%	0	0	0%	U
1,1-Dichloroethane	A	ug/L	0	0		0	0	0	0.135	1	500	0%	0	0	0%	U
1,1-Dichloroethene	A	ug/L	0	0		0	0	0	0.141	1	500	0%	0	0	0%	U
1,1-Dichloropropene	A	ug/L	0	0		0	0	0	0.083	1	500	0%	0	0	0%	U
1,2,3-Trichloropropane	A	ug/L	0	0		0	0	0	0.235	1	500	0%	0	0	0%	U
1,2-Dibromoethane	A	ug/L	0	0		0	0	0	0.0916	1	500	0%	0	0	0%	U
1,2-Dichlorobenzene	A	ug/L	0	0		0	0	0	0.0746	1	500	0%	0	0	0%	U
1,2-Dichloroethane	A	ug/L	0	0		0	0	0	0.116	1	500	0%	0	0	0%	U
1,2-Dichloropropane	A	ug/L	0	0		0	0	0	0.0847	1	500	0%	0	0	0%	U
1,3-Dichlorobenzene	A	ug/L	0	0		0	0	0	0.0803	1	500	0%	0	0	0%	U
1,3-Dichloropropane	A	ug/L	0	0		0	0	0	0.0791	1	500	0%	0	0	0%	U
1,4-Dichlorobenzene	A	ug/L	0	0		0	0	0	0.0858	1	500	0%	0	0	0%	U
2,2-Dichloropropane	A	ug/L	0	0		0	0	0	0.186	1	500	0%	0	0	0%	U
2-Chlorotoluene	A	ug/L	0	0		0	0	0	0.0876	1	500	0%	0	0	0%	U
4-Chlorotoluene	A	ug/L	0	0		0	0	0	0.0728	1	500	0%	0	0	0%	U

Seq No	Lab ID	Test Code	Sample Typ	File ID	Analysis Date	DF	Batch ID	Prep Date	SPKref	RPDref	pmoist					
14986986	B22010750-002	VOC-8260-W-S	SAMP	DA5975C\VG011	1/14/2022 4:51:3	1	R373352		0	0						
Analyte	T	Units	RAW	Final	Text	Spike	SPKref	RPDref	MDL	PQL	UQL	%REC	LOW	HIGH	%RPD	Q
Benzene	A	ug/L	0	0		0	0	0	0.0914	1	500	0%	0	0	0%	U
Bromobenzene	A	ug/L	0	0		0	0	0	0.0831	1	500	0%	0	0	0%	U
Bromochloromethane	A	ug/L	0	0		0	0	0	0.141	1	500	0%	0	0	0%	U
Bromodichloromethane	A	ug/L	0	0		0	0	0	0.12	1	500	0%	0	0	0%	U
Bromoform	A	ug/L	0	0		0	0	0	0.119	1	500	0%	0	0	0%	U
Bromomethane	A	ug/L	0	0		0	0	0	0.253	1	500	0%	0	0	0%	U
Carbon tetrachloride	A	ug/L	0	0		0	0	0	0.143	1	500	0%	0	0	0%	U
Chlorobenzene	A	ug/L	0	0		0	0	0	0.0914	1	500	0%	0	0	0%	U
Chlorodibromomethane	A	ug/L	0	0		0	0	0	0.0841	1	500	0%	0	0	0%	U
Chloroethane	A	ug/L	0	0		0	0	0	0.169	1	500	0%	0	0	0%	U
Chloroform	A	ug/L	0.19857	0		0	0	0	0.0789	1	500	0%	0	0	0%	U
Chloromethane	A	ug/L	1.0875	0		0	0	0	0.162	1	500	0%	0	0	0%	U
cis-1,2-Dichloroethene	A	ug/L	0	0		0	0	0	0.108	1	500	0%	0	0	0%	U
cis-1,3-Dichloropropene	A	ug/L	0	0		0	0	0	0.073	1	500	0%	0	0	0%	U
Dibromomethane	A	ug/L	0	0		0	0	0	0.147	1	500	0%	0	0	0%	U
Dichlorodifluoromethane	A	ug/L	0	0		0	0	0	0.175	1	500	0%	0	0	0%	U
Ethylbenzene	A	ug/L	0	0		0	0	0	0.0836	1	500	0%	0	0	0%	U
m+p-Xylenes	A	ug/L	0	0		0	0	0	0.15	1	1000	0%	0	0	0%	U
Methyl ethyl ketone	A	ug/L	0	0		0	0	0	1.77	20	5000	0%	0	0	0%	U
Methyl tert-butyl ether (MTBE)	A	ug/L	0	0		0	0	0	0.101	1	500	0%	0	0	0%	U
Methylene chloride	A	ug/L	1.52793	0		0	0	0	0.338	1	500	0%	0	0	0%	U
o-Xylene	A	ug/L	0	0		0	0	0	0.0604	1	500	0%	0	0	0%	U
Styrene	A	ug/L	0	0		0	0	0	0.067	1	500	0%	0	0	0%	U
Tetrachloroethene	A	ug/L	0	0		0	0	0	0.0671	1	500	0%	0	0	0%	U
Toluene	A	ug/L	2.40747	0.0962988		0	0	0	0.0679	1	500	0%	0	0	0%	J
trans-1,2-Dichloroethene	A	ug/L	0	0		0	0	0	0.125	1	500	0%	0	0	0%	U
trans-1,3-Dichloropropene	A	ug/L	0	0		0	0	0	0.0846	1	500	0%	0	0	0%	U
Trichloroethene	A	ug/L	0	0		0	0	0	0.0993	1	500	0%	0	0	0%	U
Trichlorofluoromethane	A	ug/L	0	0		0	0	0	0.134	1	500	0%	0	0	0%	U
Vinyl chloride	A	ug/L	0	0		0	0	0	0.153	1	500	0%	0	0	0%	U
1,4-Dichlorobenzene-d4	I	ug/L	250	10		0	0	0	0	0	0	0%	0	0	0%	
Chlorobenzene-d5	I	ug/L	250	10		0	0	0	0.1	0	0	0%	0	0	0%	
Fluorobenzene	I	ug/L	250	10		0	0	0	0.1	0	0	0%	0	0	0%	
Xylenes, Total	M	ug/L	0	0		0	0	0	0.0604	1	0	0%	0	0	0%	U
1,2-Dichloroethane-d4	S	ug/L	286.80402	11.4721608		10	0	0	0.229	1	500	115%	81	118	0%	

Seq No	Lab ID	Test Code	Sample Typ	File ID	Analysis Date	DF	Batch ID	Prep Date	SPKref	RPDref	pmoist					
14986986	B22010750-002	VOC-8260-W-S	SAMP	DA5975C\VG011	1/14/2022 4:51:3	1	R373352		0	0						
Analyte	T	Units	RAW	Final	Text	Spike	SPKref	RPDref	MDL	PQL	UQL	%REC	LOW	HIGH	%RPD	Q
Dibromofluoromethane	S	ug/L	283.00742	11.3202968		10	0	0	0.129	1	500	113%	80	119	0%	
p-Bromofluorobenzene	S	ug/L	268.51103	10.7404412		10	0	0	0.149	1	500	107%	85	114	0%	
Toluene-d8	S	ug/L	266.20749	10.6482996		10	0	0	0.23	1	500	106%	89	112	0%	

Seq No	Lab ID	Test Code	Sample Typ	File ID	Analysis Date	DF	Batch ID	Prep Date	SPKref	RPDref	pmoist					
14986987	B22010754-002	VOC-8260-W-S	SAMP	DA5975C\VG011	1/14/2022 5:18:5	1	R373352		0	0						
Analyte	T	Units	RAW	Final	Text	Spike	SPKref	RPDref	MDL	PQL	UQL	%REC	LOW	HIGH	%RPD	Q
1,1,1,2-Tetrachloroethane	A	ug/L	0	0		0	0	0	0.101	1	500	0%	0	0	0%	U
1,1,1-Trichloroethane	A	ug/L	0	0		0	0	0	0.131	1	500	0%	0	0	0%	U
1,1,2,2-Tetrachloroethane	A	ug/L	0	0		0	0	0	0.0872	1	500	0%	0	0	0%	U
1,1,2-Trichloroethane	A	ug/L	0	0		0	0	0	0.108	1	500	0%	0	0	0%	U
1,1-Dichloroethane	A	ug/L	0	0		0	0	0	0.135	1	500	0%	0	0	0%	U
1,1-Dichloroethene	A	ug/L	0	0		0	0	0	0.141	1	500	0%	0	0	0%	U
1,1-Dichloropropene	A	ug/L	0	0		0	0	0	0.083	1	500	0%	0	0	0%	U
1,2,3-Trichloropropane	A	ug/L	0	0		0	0	0	0.235	1	500	0%	0	0	0%	U
1,2-Dibromoethane	A	ug/L	0	0		0	0	0	0.0916	1	500	0%	0	0	0%	U
1,2-Dichlorobenzene	A	ug/L	0	0		0	0	0	0.0746	1	500	0%	0	0	0%	U
1,2-Dichloroethane	A	ug/L	0	0		0	0	0	0.116	1	500	0%	0	0	0%	U
1,2-Dichloropropane	A	ug/L	0	0		0	0	0	0.0847	1	500	0%	0	0	0%	U
1,3-Dichlorobenzene	A	ug/L	0	0		0	0	0	0.0803	1	500	0%	0	0	0%	U
1,3-Dichloropropane	A	ug/L	0	0		0	0	0	0.0791	1	500	0%	0	0	0%	U
1,4-Dichlorobenzene	A	ug/L	0	0		0	0	0	0.0858	1	500	0%	0	0	0%	U
2,2-Dichloropropane	A	ug/L	0	0		0	0	0	0.186	1	500	0%	0	0	0%	U
2-Chlorotoluene	A	ug/L	0	0		0	0	0	0.0876	1	500	0%	0	0	0%	U
4-Chlorotoluene	A	ug/L	0	0		0	0	0	0.0728	1	500	0%	0	0	0%	U
Benzene	A	ug/L	0	0		0	0	0	0.0914	1	500	0%	0	0	0%	U
Bromobenzene	A	ug/L	0	0		0	0	0	0.0831	1	500	0%	0	0	0%	U
Bromochloromethane	A	ug/L	0	0		0	0	0	0.141	1	500	0%	0	0	0%	U
Bromodichloromethane	A	ug/L	0	0		0	0	0	0.12	1	500	0%	0	0	0%	U
Bromoform	A	ug/L	0	0		0	0	0	0.119	1	500	0%	0	0	0%	U
Bromomethane	A	ug/L	0	0		0	0	0	0.253	1	500	0%	0	0	0%	U
Carbon tetrachloride	A	ug/L	0	0		0	0	0	0.143	1	500	0%	0	0	0%	U
Chlorobenzene	A	ug/L	0	0		0	0	0	0.0914	1	500	0%	0	0	0%	U
Chlorodibromomethane	A	ug/L	0	0		0	0	0	0.0841	1	500	0%	0	0	0%	U

Seq No	Lab ID	Test Code	Sample Typ	File ID	Analysis Date	DF	Batch ID	Prep Date	SPKref	RPDref	pmoist					
14986987	B22010754-002	VOC-8260-W-S	SAMP	DA5975C\VG011	1/14/2022 5:18:5	1	R373352		0	0						
Analyte	T	Units	RAW	Final	Text	Spike	SPKref	RPDref	MDL	PQL	UQL	%REC	LOW	HIGH	%RPD	Q
Chloroethane	A	ug/L	0	0		0	0	0	0.169	1	500	0%	0	0	0%	U
Chloroform	A	ug/L	0	0		0	0	0	0.0789	1	500	0%	0	0	0%	U
Chloromethane	A	ug/L	1.21603	0		0	0	0	0.162	1	500	0%	0	0	0%	U
cis-1,2-Dichloroethene	A	ug/L	0	0		0	0	0	0.108	1	500	0%	0	0	0%	U
cis-1,3-Dichloropropene	A	ug/L	0	0		0	0	0	0.073	1	500	0%	0	0	0%	U
Dibromomethane	A	ug/L	0	0		0	0	0	0.147	1	500	0%	0	0	0%	U
Dichlorodifluoromethane	A	ug/L	0	0		0	0	0	0.175	1	500	0%	0	0	0%	U
Ethylbenzene	A	ug/L	0	0		0	0	0	0.0836	1	500	0%	0	0	0%	U
m+p-Xylenes	A	ug/L	0	0		0	0	0	0.15	1	1000	0%	0	0	0%	U
Methyl ethyl ketone	A	ug/L	0	0		0	0	0	1.77	20	5000	0%	0	0	0%	U
Methyl tert-butyl ether (MTBE)	A	ug/L	0	0		0	0	0	0.101	1	500	0%	0	0	0%	U
Methylene chloride	A	ug/L	1.10686	0		0	0	0	0.338	1	500	0%	0	0	0%	U
o-Xylene	A	ug/L	0	0		0	0	0	0.0604	1	500	0%	0	0	0%	U
Styrene	A	ug/L	0	0		0	0	0	0.067	1	500	0%	0	0	0%	U
Tetrachloroethene	A	ug/L	0	0		0	0	0	0.0671	1	500	0%	0	0	0%	U
Toluene	A	ug/L	2.69606	0.1078424		0	0	0	0.0679	1	500	0%	0	0	0%	J
trans-1,2-Dichloroethene	A	ug/L	0	0		0	0	0	0.125	1	500	0%	0	0	0%	U
trans-1,3-Dichloropropene	A	ug/L	0	0		0	0	0	0.0846	1	500	0%	0	0	0%	U
Trichloroethene	A	ug/L	0	0		0	0	0	0.0993	1	500	0%	0	0	0%	U
Trichlorofluoromethane	A	ug/L	0	0		0	0	0	0.134	1	500	0%	0	0	0%	U
Vinyl chloride	A	ug/L	0	0		0	0	0	0.153	1	500	0%	0	0	0%	U
1,4-Dichlorobenzene-d4	I	ug/L	250	10		0	0	0	0	0	0	0%	0	0	0%	
Chlorobenzene-d5	I	ug/L	250	10		0	0	0	0.1	0	0	0%	0	0	0%	
Fluorobenzene	I	ug/L	250	10		0	0	0	0.1	0	0	0%	0	0	0%	
Xylenes, Total	M	ug/L	0	0		0	0	0	0.0604	1	0	0%	0	0	0%	U
1,2-Dichloroethane-d4	S	ug/L	223.59355	8.943742		10	0	0	0.229	1	500	89%	81	118	0%	
Dibromofluoromethane	S	ug/L	217.40488	8.6961952		10	0	0	0.129	1	500	87%	80	119	0%	
p-Bromofluorobenzene	S	ug/L	265.16238	10.6064952		10	0	0	0.149	1	500	106%	85	114	0%	
Toluene-d8	S	ug/L	268.8303	10.753212		10	0	0	0.23	1	500	108%	89	112	0%	

Seq No	Lab ID	Test Code	Sample Typ	File ID	Analysis Date	DF	Batch ID	Prep Date	SPKref	RPDref	pmoist					
14986988	B22010755-002	VOC-8260-W-S	SAMP	DA5975C\VG011	1/14/2022 5:46:1	1	R373352		0	0						
Analyte	T	Units	RAW	Final	Text	Spike	SPKref	RPDref	MDL	PQL	UQL	%REC	LOW	HIGH	%RPD	Q

Seq No	Lab ID	Test Code	Sample Typ	File ID	Analysis Date	DF	Batch ID	Prep Date	SPKref	RPDref	pmoist					
14986988	B22010755-002	VOC-8260-W-S	SAMP	DA5975CVG011	1/14/2022 5:46:1	1	R373352		0	0						
Analyte	T	Units	RAW	Final	Text	Spike	SPKref	RPDref	MDL	PQL	UQL	%REC	LOW	HIGH	%RPD	Q
1,1,1,2-Tetrachloroethane	A	ug/L	0	0		0	0	0	0.101	1	500	0%	0	0	0%	U
1,1,1-Trichloroethane	A	ug/L	0	0		0	0	0	0.131	1	500	0%	0	0	0%	U
1,1,2,2-Tetrachloroethane	A	ug/L	0	0		0	0	0	0.0872	1	500	0%	0	0	0%	U
1,1,2-Trichloroethane	A	ug/L	0	0		0	0	0	0.108	1	500	0%	0	0	0%	U
1,1-Dichloroethane	A	ug/L	0	0		0	0	0	0.135	1	500	0%	0	0	0%	U
1,1-Dichloroethene	A	ug/L	0	0		0	0	0	0.141	1	500	0%	0	0	0%	U
1,1-Dichloropropene	A	ug/L	0	0		0	0	0	0.083	1	500	0%	0	0	0%	U
1,2,3-Trichloropropane	A	ug/L	0	0		0	0	0	0.235	1	500	0%	0	0	0%	U
1,2-Dibromoethane	A	ug/L	0	0		0	0	0	0.0916	1	500	0%	0	0	0%	U
1,2-Dichlorobenzene	A	ug/L	0	0		0	0	0	0.0746	1	500	0%	0	0	0%	U
1,2-Dichloroethane	A	ug/L	0	0		0	0	0	0.116	1	500	0%	0	0	0%	U
1,2-Dichloropropane	A	ug/L	0	0		0	0	0	0.0847	1	500	0%	0	0	0%	U
1,3-Dichlorobenzene	A	ug/L	0	0		0	0	0	0.0803	1	500	0%	0	0	0%	U
1,3-Dichloropropane	A	ug/L	0	0		0	0	0	0.0791	1	500	0%	0	0	0%	U
1,4-Dichlorobenzene	A	ug/L	0	0		0	0	0	0.0858	1	500	0%	0	0	0%	U
2,2-Dichloropropane	A	ug/L	0	0		0	0	0	0.186	1	500	0%	0	0	0%	U
2-Chlorotoluene	A	ug/L	0	0		0	0	0	0.0876	1	500	0%	0	0	0%	U
4-Chlorotoluene	A	ug/L	0	0		0	0	0	0.0728	1	500	0%	0	0	0%	U
Benzene	A	ug/L	0	0		0	0	0	0.0914	1	500	0%	0	0	0%	U
Bromobenzene	A	ug/L	0	0		0	0	0	0.0831	1	500	0%	0	0	0%	U
Bromochloromethane	A	ug/L	0	0		0	0	0	0.141	1	500	0%	0	0	0%	U
Bromodichloromethane	A	ug/L	0	0		0	0	0	0.12	1	500	0%	0	0	0%	U
Bromoform	A	ug/L	0	0		0	0	0	0.119	1	500	0%	0	0	0%	U
Bromomethane	A	ug/L	0	0		0	0	0	0.253	1	500	0%	0	0	0%	U
Carbon tetrachloride	A	ug/L	0	0		0	0	0	0.143	1	500	0%	0	0	0%	U
Chlorobenzene	A	ug/L	0	0		0	0	0	0.0914	1	500	0%	0	0	0%	U
Chlorodibromomethane	A	ug/L	0	0		0	0	0	0.0841	1	500	0%	0	0	0%	U
Chloroethane	A	ug/L	0	0		0	0	0	0.169	1	500	0%	0	0	0%	U
Chloroform	A	ug/L	0	0		0	0	0	0.0789	1	500	0%	0	0	0%	U
Chloromethane	A	ug/L	0	0		0	0	0	0.162	1	500	0%	0	0	0%	U
cis-1,2-Dichloroethene	A	ug/L	0	0		0	0	0	0.108	1	500	0%	0	0	0%	U
cis-1,3-Dichloropropene	A	ug/L	0	0		0	0	0	0.073	1	500	0%	0	0	0%	U
Dibromomethane	A	ug/L	0	0		0	0	0	0.147	1	500	0%	0	0	0%	U
Dichlorodifluoromethane	A	ug/L	0	0		0	0	0	0.175	1	500	0%	0	0	0%	U
Ethylbenzene	A	ug/L	0	0		0	0	0	0.0836	1	500	0%	0	0	0%	U

Seq No	Lab ID	Test Code	Sample Typ	File ID	Analysis Date	DF	Batch ID	Prep Date	SPKref	RPDref	pmoist					
14986988	B22010755-002	VOC-8260-W-S	SAMP	DA5975C\VG011	1/14/2022 5:46:1	1	R373352		0	0						
Analyte	T	Units	RAW	Final	Text	Spike	SPKref	RPDref	MDL	PQL	UQL	%REC	LOW	HIGH	%RPD	Q
m+p-Xylenes	A	ug/L	0	0		0	0	0	0.15	1	1000	0%	0	0	0%	U
Methyl ethyl ketone	A	ug/L	0	0		0	0	0	1.77	20	5000	0%	0	0	0%	U
Methyl tert-butyl ether (MTBE)	A	ug/L	0	0		0	0	0	0.101	1	500	0%	0	0	0%	U
Methylene chloride	A	ug/L	1.12899	0		0	0	0	0.338	1	500	0%	0	0	0%	U
o-Xylene	A	ug/L	0	0		0	0	0	0.0604	1	500	0%	0	0	0%	U
Styrene	A	ug/L	0	0		0	0	0	0.067	1	500	0%	0	0	0%	U
Tetrachloroethene	A	ug/L	0	0		0	0	0	0.0671	1	500	0%	0	0	0%	U
Toluene	A	ug/L	4.62525	0.18501		0	0	0	0.0679	1	500	0%	0	0	0%	J
trans-1,2-Dichloroethene	A	ug/L	0	0		0	0	0	0.125	1	500	0%	0	0	0%	U
trans-1,3-Dichloropropene	A	ug/L	0	0		0	0	0	0.0846	1	500	0%	0	0	0%	U
Trichloroethene	A	ug/L	0	0		0	0	0	0.0993	1	500	0%	0	0	0%	U
Trichlorofluoromethane	A	ug/L	0	0		0	0	0	0.134	1	500	0%	0	0	0%	U
Vinyl chloride	A	ug/L	0	0		0	0	0	0.153	1	500	0%	0	0	0%	U
1,4-Dichlorobenzene-d4	I	ug/L	250	10		0	0	0	0	0	0	0%	0	0	0%	
Chlorobenzene-d5	I	ug/L	250	10		0	0	0	0.1	0	0	0%	0	0	0%	
Fluorobenzene	I	ug/L	250	10		0	0	0	0.1	0	0	0%	0	0	0%	
Xylenes, Total	M	ug/L	0	0		0	0	0	0.0604	1	0	0%	0	0	0%	U
1,2-Dichloroethane-d4	S	ug/L	284.15285	11.366114		10	0	0	0.229	1	500	114%	81	118	0%	
Dibromofluoromethane	S	ug/L	283.77074	11.3508296		10	0	0	0.129	1	500	114%	80	119	0%	
p-Bromofluorobenzene	S	ug/L	272.62831	10.9051324		10	0	0	0.149	1	500	109%	85	114	0%	
Toluene-d8	S	ug/L	269.15095	10.766038		10	0	0	0.23	1	500	108%	89	112	0%	

Seq No	Lab ID	Test Code	Sample Typ	File ID	Analysis Date	DF	Batch ID	Prep Date	SPKref	RPDref	pmoist					
14986989	B22010756-002	VOC-8260-W-S	SAMP	DA5975C\VG011	1/14/2022 6:13:3	1	R373352		0	0						
Analyte	T	Units	RAW	Final	Text	Spike	SPKref	RPDref	MDL	PQL	UQL	%REC	LOW	HIGH	%RPD	Q
1,1,1,2-Tetrachloroethane	A	ug/L	0	0		0	0	0	0.101	1	500	0%	0	0	0%	U
1,1,1-Trichloroethane	A	ug/L	0	0		0	0	0	0.131	1	500	0%	0	0	0%	U
1,1,2,2-Tetrachloroethane	A	ug/L	0	0		0	0	0	0.0872	1	500	0%	0	0	0%	U
1,1,2-Trichloroethane	A	ug/L	0	0		0	0	0	0.108	1	500	0%	0	0	0%	U
1,1-Dichloroethane	A	ug/L	0	0		0	0	0	0.135	1	500	0%	0	0	0%	U
1,1-Dichloroethene	A	ug/L	0	0		0	0	0	0.141	1	500	0%	0	0	0%	U
1,1-Dichloropropene	A	ug/L	0	0		0	0	0	0.083	1	500	0%	0	0	0%	U
1,2,3-Trichloropropane	A	ug/L	0	0		0	0	0	0.235	1	500	0%	0	0	0%	U
1,2-Dibromoethane	A	ug/L	0	0		0	0	0	0.0916	1	500	0%	0	0	0%	U

Seq No	Lab ID	Test Code	Sample Typ	File ID	Analysis Date	DF	Batch ID	Prep Date	SPKref	RPDref	pmoist					
14986989	B22010756-002	VOC-8260-W-S	SAMP	DA5975C\VG011	1/14/2022 6:13:3	1	R373352		0	0						
Analyte	T	Units	RAW	Final	Text	Spike	SPKref	RPDref	MDL	PQL	UQL	%REC	LOW	HIGH	%RPD	Q
1,2-Dichlorobenzene	A	ug/L	0	0		0	0	0	0.0746	1	500	0%	0	0	0%	U
1,2-Dichloroethane	A	ug/L	0	0		0	0	0	0.116	1	500	0%	0	0	0%	U
1,2-Dichloropropane	A	ug/L	0	0		0	0	0	0.0847	1	500	0%	0	0	0%	U
1,3-Dichlorobenzene	A	ug/L	0	0		0	0	0	0.0803	1	500	0%	0	0	0%	U
1,3-Dichloropropane	A	ug/L	0	0		0	0	0	0.0791	1	500	0%	0	0	0%	U
1,4-Dichlorobenzene	A	ug/L	0	0		0	0	0	0.0858	1	500	0%	0	0	0%	U
2,2-Dichloropropane	A	ug/L	0	0		0	0	0	0.186	1	500	0%	0	0	0%	U
2-Chlorotoluene	A	ug/L	0	0		0	0	0	0.0876	1	500	0%	0	0	0%	U
4-Chlorotoluene	A	ug/L	0	0		0	0	0	0.0728	1	500	0%	0	0	0%	U
Benzene	A	ug/L	0	0		0	0	0	0.0914	1	500	0%	0	0	0%	U
Bromobenzene	A	ug/L	0	0		0	0	0	0.0831	1	500	0%	0	0	0%	U
Bromochloromethane	A	ug/L	0	0		0	0	0	0.141	1	500	0%	0	0	0%	U
Bromodichloromethane	A	ug/L	0	0		0	0	0	0.12	1	500	0%	0	0	0%	U
Bromoform	A	ug/L	1.82428	0		0	0	0	0.119	1	500	0%	0	0	0%	U
Bromomethane	A	ug/L	0	0		0	0	0	0.253	1	500	0%	0	0	0%	U
Carbon tetrachloride	A	ug/L	0	0		0	0	0	0.143	1	500	0%	0	0	0%	U
Chlorobenzene	A	ug/L	0	0		0	0	0	0.0914	1	500	0%	0	0	0%	U
Chlorodibromomethane	A	ug/L	0.8986	0		0	0	0	0.0841	1	500	0%	0	0	0%	U
Chloroethane	A	ug/L	0	0		0	0	0	0.169	1	500	0%	0	0	0%	U
Chloroform	A	ug/L	0	0		0	0	0	0.0789	1	500	0%	0	0	0%	U
Chloromethane	A	ug/L	1.7652	0		0	0	0	0.162	1	500	0%	0	0	0%	U
cis-1,2-Dichloroethene	A	ug/L	0	0		0	0	0	0.108	1	500	0%	0	0	0%	U
cis-1,3-Dichloropropene	A	ug/L	0	0		0	0	0	0.073	1	500	0%	0	0	0%	U
Dibromomethane	A	ug/L	0	0		0	0	0	0.147	1	500	0%	0	0	0%	U
Dichlorodifluoromethane	A	ug/L	0	0		0	0	0	0.175	1	500	0%	0	0	0%	U
Ethylbenzene	A	ug/L	0.10999	0		0	0	0	0.0836	1	500	0%	0	0	0%	U
m+p-Xylenes	A	ug/L	0	0		0	0	0	0.15	1	1000	0%	0	0	0%	U
Methyl ethyl ketone	A	ug/L	0	0		0	0	0	1.77	20	5000	0%	0	0	0%	U
Methyl tert-butyl ether (MTBE)	A	ug/L	0	0		0	0	0	0.101	1	500	0%	0	0	0%	U
Methylene chloride	A	ug/L	0.87436	0		0	0	0	0.338	1	500	0%	0	0	0%	U
o-Xylene	A	ug/L	0	0		0	0	0	0.0604	1	500	0%	0	0	0%	U
Styrene	A	ug/L	0	0		0	0	0	0.067	1	500	0%	0	0	0%	U
Tetrachloroethene	A	ug/L	0	0		0	0	0	0.0671	1	500	0%	0	0	0%	U
Toluene	A	ug/L	6.3145	0.25258		0	0	0	0.0679	1	500	0%	0	0	0%	J
trans-1,2-Dichloroethene	A	ug/L	0	0		0	0	0	0.125	1	500	0%	0	0	0%	U

Seq No	Lab ID	Test Code	Sample Typ	File ID	Analysis Date	DF	Batch ID	Prep Date	SPKref	RPDref	pmoist					
14986989	B22010756-002	VOC-8260-W-S	SAMP	DA5975C\VG011	1/14/2022 6:13:3	1	R373352		0	0						
Analyte	T	Units	RAW	Final	Text	Spike	SPKref	RPDref	MDL	PQL	UQL	%REC	LOW	HIGH	%RPD	Q
trans-1,3-Dichloropropene	A	ug/L	0	0		0	0	0	0.0846	1	500	0%	0	0	0%	U
Trichloroethene	A	ug/L	0	0		0	0	0	0.0993	1	500	0%	0	0	0%	U
Trichlorofluoromethane	A	ug/L	0	0		0	0	0	0.134	1	500	0%	0	0	0%	U
Vinyl chloride	A	ug/L	0	0		0	0	0	0.153	1	500	0%	0	0	0%	U
1,4-Dichlorobenzene-d4	I	ug/L	250	10		0	0	0	0	0	0	0%	0	0	0%	
Chlorobenzene-d5	I	ug/L	250	10		0	0	0	0.1	0	0	0%	0	0	0%	
Fluorobenzene	I	ug/L	250	10		0	0	0	0.1	0	0	0%	0	0	0%	
Xylenes, Total	M	ug/L	0	0		0	0	0	0.0604	1	0	0%	0	0	0%	U
1,2-Dichloroethane-d4	S	ug/L	292.9592	11.718368		10	0	0	0.229	1	500	117%	81	118	0%	
Dibromofluoromethane	S	ug/L	278.36837	11.1347348		10	0	0	0.129	1	500	111%	80	119	0%	
p-Bromofluorobenzene	S	ug/L	272.18295	10.887318		10	0	0	0.149	1	500	109%	85	114	0%	
Toluene-d8	S	ug/L	266.90328	10.6761312		10	0	0	0.23	1	500	107%	89	112	0%	

Seq No	Lab ID	Test Code	Sample Typ	File ID	Analysis Date	DF	Batch ID	Prep Date	SPKref	RPDref	pmoist					
14986990	B22010757-002	VOC-8260-W-S	SAMP	DA5975C\VG011	1/14/2022 6:40:5	1	R373352		0	0						
Analyte	T	Units	RAW	Final	Text	Spike	SPKref	RPDref	MDL	PQL	UQL	%REC	LOW	HIGH	%RPD	Q
1,1,1,2-Tetrachloroethane	A	ug/L	0	0		0	0	0	0.101	1	500	0%	0	0	0%	U
1,1,1-Trichloroethane	A	ug/L	0	0		0	0	0	0.131	1	500	0%	0	0	0%	U
1,1,2,2-Tetrachloroethane	A	ug/L	0	0		0	0	0	0.0872	1	500	0%	0	0	0%	U
1,1,2-Trichloroethane	A	ug/L	0	0		0	0	0	0.108	1	500	0%	0	0	0%	U
1,1-Dichloroethane	A	ug/L	0	0		0	0	0	0.135	1	500	0%	0	0	0%	U
1,1-Dichloroethene	A	ug/L	0	0		0	0	0	0.141	1	500	0%	0	0	0%	U
1,1-Dichloropropene	A	ug/L	0	0		0	0	0	0.083	1	500	0%	0	0	0%	U
1,2,3-Trichloropropane	A	ug/L	0	0		0	0	0	0.235	1	500	0%	0	0	0%	U
1,2-Dibromoethane	A	ug/L	0	0		0	0	0	0.0916	1	500	0%	0	0	0%	U
1,2-Dichlorobenzene	A	ug/L	0	0		0	0	0	0.0746	1	500	0%	0	0	0%	U
1,2-Dichloroethane	A	ug/L	0	0		0	0	0	0.116	1	500	0%	0	0	0%	U
1,2-Dichloropropane	A	ug/L	0	0		0	0	0	0.0847	1	500	0%	0	0	0%	U
1,3-Dichlorobenzene	A	ug/L	0	0		0	0	0	0.0803	1	500	0%	0	0	0%	U
1,3-Dichloropropane	A	ug/L	0	0		0	0	0	0.0791	1	500	0%	0	0	0%	U
1,4-Dichlorobenzene	A	ug/L	0	0		0	0	0	0.0858	1	500	0%	0	0	0%	U
2,2-Dichloropropane	A	ug/L	0	0		0	0	0	0.186	1	500	0%	0	0	0%	U
2-Chlorotoluene	A	ug/L	0	0		0	0	0	0.0876	1	500	0%	0	0	0%	U
4-Chlorotoluene	A	ug/L	0	0		0	0	0	0.0728	1	500	0%	0	0	0%	U

Seq No	Lab ID	Test Code	Sample Typ	File ID	Analysis Date	DF	Batch ID	Prep Date	SPKref	RPDref	pmoist					
14986990	B22010757-002	VOC-8260-W-S	SAMP	DA5975C\VG011	1/14/2022 6:40:5	1	R373352		0	0						
Analyte	T	Units	RAW	Final	Text	Spike	SPKref	RPDref	MDL	PQL	UQL	%REC	LOW	HIGH	%RPD	Q
Benzene	A	ug/L	0	0		0	0	0	0.0914	1	500	0%	0	0	0%	U
Bromobenzene	A	ug/L	0	0		0	0	0	0.0831	1	500	0%	0	0	0%	U
Bromochloromethane	A	ug/L	0	0		0	0	0	0.141	1	500	0%	0	0	0%	U
Bromodichloromethane	A	ug/L	0	0		0	0	0	0.12	1	500	0%	0	0	0%	U
Bromoform	A	ug/L	0	0		0	0	0	0.119	1	500	0%	0	0	0%	U
Bromomethane	A	ug/L	0	0		0	0	0	0.253	1	500	0%	0	0	0%	U
Carbon tetrachloride	A	ug/L	0	0		0	0	0	0.143	1	500	0%	0	0	0%	U
Chlorobenzene	A	ug/L	0	0		0	0	0	0.0914	1	500	0%	0	0	0%	U
Chlorodibromomethane	A	ug/L	0	0		0	0	0	0.0841	1	500	0%	0	0	0%	U
Chloroethane	A	ug/L	0	0		0	0	0	0.169	1	500	0%	0	0	0%	U
Chloroform	A	ug/L	0	0		0	0	0	0.0789	1	500	0%	0	0	0%	U
Chloromethane	A	ug/L	0.37468	0		0	0	0	0.162	1	500	0%	0	0	0%	U
cis-1,2-Dichloroethene	A	ug/L	0	0		0	0	0	0.108	1	500	0%	0	0	0%	U
cis-1,3-Dichloropropene	A	ug/L	0	0		0	0	0	0.073	1	500	0%	0	0	0%	U
Dibromomethane	A	ug/L	0	0		0	0	0	0.147	1	500	0%	0	0	0%	U
Dichlorodifluoromethane	A	ug/L	0	0		0	0	0	0.175	1	500	0%	0	0	0%	U
Ethylbenzene	A	ug/L	0.19393	0		0	0	0	0.0836	1	500	0%	0	0	0%	U
m+p-Xylenes	A	ug/L	0.12289	0		0	0	0	0.15	1	1000	0%	0	0	0%	U
Methyl ethyl ketone	A	ug/L	0	0		0	0	0	1.77	20	5000	0%	0	0	0%	U
Methyl tert-butyl ether (MTBE)	A	ug/L	0	0		0	0	0	0.101	1	500	0%	0	0	0%	U
Methylene chloride	A	ug/L	1.33778	0		0	0	0	0.338	1	500	0%	0	0	0%	U
o-Xylene	A	ug/L	0	0		0	0	0	0.0604	1	500	0%	0	0	0%	U
Styrene	A	ug/L	0	0		0	0	0	0.067	1	500	0%	0	0	0%	U
Tetrachloroethene	A	ug/L	0	0		0	0	0	0.0671	1	500	0%	0	0	0%	U
Toluene	A	ug/L	8.57479	0.3429916		0	0	0	0.0679	1	500	0%	0	0	0%	J
trans-1,2-Dichloroethene	A	ug/L	0	0		0	0	0	0.125	1	500	0%	0	0	0%	U
trans-1,3-Dichloropropene	A	ug/L	0	0		0	0	0	0.0846	1	500	0%	0	0	0%	U
Trichloroethene	A	ug/L	0	0		0	0	0	0.0993	1	500	0%	0	0	0%	U
Trichlorofluoromethane	A	ug/L	0	0		0	0	0	0.134	1	500	0%	0	0	0%	U
Vinyl chloride	A	ug/L	0	0		0	0	0	0.153	1	500	0%	0	0	0%	U
1,4-Dichlorobenzene-d4	I	ug/L	250	10		0	0	0	0	0	0	0%	0	0	0%	
Chlorobenzene-d5	I	ug/L	250	10		0	0	0	0.1	0	0	0%	0	0	0%	
Fluorobenzene	I	ug/L	250	10		0	0	0	0.1	0	0	0%	0	0	0%	
Xylenes, Total	M	ug/L	0.12289	0		0	0	0	0.0604	1	0	0%	0	0	0%	U
1,2-Dichloroethane-d4	S	ug/L	288.35995	11.534398		10	0	0	0.229	1	500	115%	81	118	0%	

Seq No	Lab ID	Test Code	Sample Typ	File ID	Analysis Date	DF	Batch ID	Prep Date	SPKref	RPDref	pmoist					
14986990	B22010757-002	VOC-8260-W-S	SAMP	DA5975C\VG011	1/14/2022 6:40:5	1	R373352		0	0						
Analyte	T	Units	RAW	Final	Text	Spike	SPKref	RPDref	MDL	PQL	UQL	%REC	LOW	HIGH	%RPD	Q
Dibromofluoromethane	S	ug/L	279.83196	11.1932784		10	0	0	0.129	1	500	112%	80	119	0%	
p-Bromofluorobenzene	S	ug/L	268.68509	10.7474036		10	0	0	0.149	1	500	107%	85	114	0%	
Toluene-d8	S	ug/L	269.11582	10.7646328		10	0	0	0.23	1	500	108%	89	112	0%	

Seq No	Lab ID	Test Code	Sample Typ	File ID	Analysis Date	DF	Batch ID	Prep Date	SPKref	RPDref	pmoist					
14986991	B22010758-003	VOC-8260-W-S	SAMP	DA5975C\VG011	1/14/2022 7:08:2	1	R373352		0	0						
Analyte	T	Units	RAW	Final	Text	Spike	SPKref	RPDref	MDL	PQL	UQL	%REC	LOW	HIGH	%RPD	Q
1,1,1,2-Tetrachloroethane	A	ug/L	0	0		0	0	0	0.101	1	500	0%	0	0	0%	U
1,1,1-Trichloroethane	A	ug/L	0	0		0	0	0	0.131	1	500	0%	0	0	0%	U
1,1,2,2-Tetrachloroethane	A	ug/L	0	0		0	0	0	0.0872	1	500	0%	0	0	0%	U
1,1,2-Trichloroethane	A	ug/L	0	0		0	0	0	0.108	1	500	0%	0	0	0%	U
1,1-Dichloroethane	A	ug/L	0	0		0	0	0	0.135	1	500	0%	0	0	0%	U
1,1-Dichloroethene	A	ug/L	0	0		0	0	0	0.141	1	500	0%	0	0	0%	U
1,1-Dichloropropene	A	ug/L	0	0		0	0	0	0.083	1	500	0%	0	0	0%	U
1,2,3-Trichloropropane	A	ug/L	0	0		0	0	0	0.235	1	500	0%	0	0	0%	U
1,2-Dibromoethane	A	ug/L	0	0		0	0	0	0.0916	1	500	0%	0	0	0%	U
1,2-Dichlorobenzene	A	ug/L	0	0		0	0	0	0.0746	1	500	0%	0	0	0%	U
1,2-Dichloroethane	A	ug/L	0	0		0	0	0	0.116	1	500	0%	0	0	0%	U
1,2-Dichloropropane	A	ug/L	0	0		0	0	0	0.0847	1	500	0%	0	0	0%	U
1,3-Dichlorobenzene	A	ug/L	0	0		0	0	0	0.0803	1	500	0%	0	0	0%	U
1,3-Dichloropropane	A	ug/L	0	0		0	0	0	0.0791	1	500	0%	0	0	0%	U
1,4-Dichlorobenzene	A	ug/L	0	0		0	0	0	0.0858	1	500	0%	0	0	0%	U
2,2-Dichloropropane	A	ug/L	0	0		0	0	0	0.186	1	500	0%	0	0	0%	U
2-Chlorotoluene	A	ug/L	0	0		0	0	0	0.0876	1	500	0%	0	0	0%	U
4-Chlorotoluene	A	ug/L	0	0		0	0	0	0.0728	1	500	0%	0	0	0%	U
Benzene	A	ug/L	0	0		0	0	0	0.0914	1	500	0%	0	0	0%	U
Bromobenzene	A	ug/L	0	0		0	0	0	0.0831	1	500	0%	0	0	0%	U
Bromochloromethane	A	ug/L	0	0		0	0	0	0.141	1	500	0%	0	0	0%	U
Bromodichloromethane	A	ug/L	0	0		0	0	0	0.12	1	500	0%	0	0	0%	U
Bromoform	A	ug/L	0	0		0	0	0	0.119	1	500	0%	0	0	0%	U
Bromomethane	A	ug/L	0	0		0	0	0	0.253	1	500	0%	0	0	0%	U
Carbon tetrachloride	A	ug/L	0	0		0	0	0	0.143	1	500	0%	0	0	0%	U
Chlorobenzene	A	ug/L	0	0		0	0	0	0.0914	1	500	0%	0	0	0%	U
Chlorodibromomethane	A	ug/L	0	0		0	0	0	0.0841	1	500	0%	0	0	0%	U

Seq No	Lab ID	Test Code	Sample Typ	File ID	Analysis Date	DF	Batch ID	Prep Date	SPKref	RPDref	pmoist					
14986991	B22010758-003	VOC-8260-W-S	SAMP	DA5975C\VG011	1/14/2022 7:08:2	1	R373352		0	0						
Analyte	T	Units	RAW	Final	Text	Spike	SPKref	RPDref	MDL	PQL	UQL	%REC	LOW	HIGH	%RPD	Q
Chloroethane	A	ug/L	0	0		0	0	0	0.169	1	500	0%	0	0	0%	U
Chloroform	A	ug/L	3.83971	0.1535884		0	0	0	0.0789	1	500	0%	0	0	0%	J
Chloromethane	A	ug/L	0	0		0	0	0	0.162	1	500	0%	0	0	0%	U
cis-1,2-Dichloroethene	A	ug/L	0	0		0	0	0	0.108	1	500	0%	0	0	0%	U
cis-1,3-Dichloropropene	A	ug/L	0	0		0	0	0	0.073	1	500	0%	0	0	0%	U
Dibromomethane	A	ug/L	0	0		0	0	0	0.147	1	500	0%	0	0	0%	U
Dichlorodifluoromethane	A	ug/L	0	0		0	0	0	0.175	1	500	0%	0	0	0%	U
Ethylbenzene	A	ug/L	0	0		0	0	0	0.0836	1	500	0%	0	0	0%	U
m+p-Xylenes	A	ug/L	0	0		0	0	0	0.15	1	1000	0%	0	0	0%	U
Methyl ethyl ketone	A	ug/L	0	0		0	0	0	1.77	20	5000	0%	0	0	0%	U
Methyl tert-butyl ether (MTBE)	A	ug/L	7.8865	0.31546		0	0	0	0.101	1	500	0%	0	0	0%	J
Methylene chloride	A	ug/L	7.57078	0		0	0	0	0.338	1	500	0%	0	0	0%	U
o-Xylene	A	ug/L	0	0		0	0	0	0.0604	1	500	0%	0	0	0%	U
Styrene	A	ug/L	0.13397	0		0	0	0	0.067	1	500	0%	0	0	0%	U
Tetrachloroethene	A	ug/L	0	0		0	0	0	0.0671	1	500	0%	0	0	0%	U
Toluene	A	ug/L	3.31668	0.1326672		0	0	0	0.0679	1	500	0%	0	0	0%	J
trans-1,2-Dichloroethene	A	ug/L	0	0		0	0	0	0.125	1	500	0%	0	0	0%	U
trans-1,3-Dichloropropene	A	ug/L	0	0		0	0	0	0.0846	1	500	0%	0	0	0%	U
Trichloroethene	A	ug/L	0	0		0	0	0	0.0993	1	500	0%	0	0	0%	U
Trichlorofluoromethane	A	ug/L	0	0		0	0	0	0.134	1	500	0%	0	0	0%	U
Vinyl chloride	A	ug/L	0	0		0	0	0	0.153	1	500	0%	0	0	0%	U
1,4-Dichlorobenzene-d4	I	ug/L	250	10		0	0	0	0	0	0	0%	0	0	0%	
Chlorobenzene-d5	I	ug/L	250	10		0	0	0	0.1	0	0	0%	0	0	0%	
Fluorobenzene	I	ug/L	250	10		0	0	0	0.1	0	0	0%	0	0	0%	
Xylenes, Total	M	ug/L	0	0		0	0	0	0.0604	1	0	0%	0	0	0%	U
1,2-Dichloroethane-d4	S	ug/L	287.77588	11.5110352		10	0	0	0.229	1	500	115%	81	118	0%	
Dibromofluoromethane	S	ug/L	278.63442	11.1453768		10	0	0	0.129	1	500	111%	80	119	0%	
p-Bromofluorobenzene	S	ug/L	260.65781	10.4263124		10	0	0	0.149	1	500	104%	85	114	0%	
Toluene-d8	S	ug/L	266.682	10.66728		10	0	0	0.23	1	500	107%	89	112	0%	

Seq No	Lab ID	Test Code	Sample Typ	File ID	Analysis Date	DF	Batch ID	Prep Date	SPKref	RPDref	pmoist					
14986992	B22010759-002	VOC-8260-W-S	SAMP	DA5975C\VG011	1/14/2022 7:35:4	1	R373352		0	0						
Analyte	T	Units	RAW	Final	Text	Spike	SPKref	RPDref	MDL	PQL	UQL	%REC	LOW	HIGH	%RPD	Q

Seq No	Lab ID	Test Code	Sample Typ	File ID	Analysis Date	DF	Batch ID	Prep Date	SPKref	RPDref	pmoist					
14986992	B22010759-002	VOC-8260-W-S	SAMP	DA5975C\VG011	1/14/2022 7:35:4	1	R373352		0	0						
Analyte	T	Units	RAW	Final	Text	Spike	SPKref	RPDref	MDL	PQL	UQL	%REC	LOW	HIGH	%RPD	Q
1,1,1,2-Tetrachloroethane	A	ug/L	0	0		0	0	0	0.101	1	500	0%	0	0	0%	U
1,1,1-Trichloroethane	A	ug/L	0	0		0	0	0	0.131	1	500	0%	0	0	0%	U
1,1,2,2-Tetrachloroethane	A	ug/L	0	0		0	0	0	0.0872	1	500	0%	0	0	0%	U
1,1,2-Trichloroethane	A	ug/L	0	0		0	0	0	0.108	1	500	0%	0	0	0%	U
1,1-Dichloroethane	A	ug/L	0	0		0	0	0	0.135	1	500	0%	0	0	0%	U
1,1-Dichloroethene	A	ug/L	0	0		0	0	0	0.141	1	500	0%	0	0	0%	U
1,1-Dichloropropene	A	ug/L	0	0		0	0	0	0.083	1	500	0%	0	0	0%	U
1,2,3-Trichloropropane	A	ug/L	0	0		0	0	0	0.235	1	500	0%	0	0	0%	U
1,2-Dibromoethane	A	ug/L	0	0		0	0	0	0.0916	1	500	0%	0	0	0%	U
1,2-Dichlorobenzene	A	ug/L	0	0		0	0	0	0.0746	1	500	0%	0	0	0%	U
1,2-Dichloroethane	A	ug/L	0	0		0	0	0	0.116	1	500	0%	0	0	0%	U
1,2-Dichloropropane	A	ug/L	0	0		0	0	0	0.0847	1	500	0%	0	0	0%	U
1,3-Dichlorobenzene	A	ug/L	0	0		0	0	0	0.0803	1	500	0%	0	0	0%	U
1,3-Dichloropropane	A	ug/L	0	0		0	0	0	0.0791	1	500	0%	0	0	0%	U
1,4-Dichlorobenzene	A	ug/L	0	0		0	0	0	0.0858	1	500	0%	0	0	0%	U
2,2-Dichloropropane	A	ug/L	0	0		0	0	0	0.186	1	500	0%	0	0	0%	U
2-Chlorotoluene	A	ug/L	0	0		0	0	0	0.0876	1	500	0%	0	0	0%	U
4-Chlorotoluene	A	ug/L	0	0		0	0	0	0.0728	1	500	0%	0	0	0%	U
Benzene	A	ug/L	0	0		0	0	0	0.0914	1	500	0%	0	0	0%	U
Bromobenzene	A	ug/L	0	0		0	0	0	0.0831	1	500	0%	0	0	0%	U
Bromochloromethane	A	ug/L	0	0		0	0	0	0.141	1	500	0%	0	0	0%	U
Bromodichloromethane	A	ug/L	0	0		0	0	0	0.12	1	500	0%	0	0	0%	U
Bromoform	A	ug/L	0	0		0	0	0	0.119	1	500	0%	0	0	0%	U
Bromomethane	A	ug/L	0	0		0	0	0	0.253	1	500	0%	0	0	0%	U
Carbon tetrachloride	A	ug/L	0	0		0	0	0	0.143	1	500	0%	0	0	0%	U
Chlorobenzene	A	ug/L	0	0		0	0	0	0.0914	1	500	0%	0	0	0%	U
Chlorodibromomethane	A	ug/L	0	0		0	0	0	0.0841	1	500	0%	0	0	0%	U
Chloroethane	A	ug/L	0	0		0	0	0	0.169	1	500	0%	0	0	0%	U
Chloroform	A	ug/L	0	0		0	0	0	0.0789	1	500	0%	0	0	0%	U
Chloromethane	A	ug/L	1.19997	0		0	0	0	0.162	1	500	0%	0	0	0%	U
cis-1,2-Dichloroethene	A	ug/L	0	0		0	0	0	0.108	1	500	0%	0	0	0%	U
cis-1,3-Dichloropropene	A	ug/L	0	0		0	0	0	0.073	1	500	0%	0	0	0%	U
Dibromomethane	A	ug/L	0	0		0	0	0	0.147	1	500	0%	0	0	0%	U
Dichlorodifluoromethane	A	ug/L	0	0		0	0	0	0.175	1	500	0%	0	0	0%	U
Ethylbenzene	A	ug/L	0	0		0	0	0	0.0836	1	500	0%	0	0	0%	U

Seq No	Lab ID	Test Code	Sample Typ	File ID	Analysis Date	DF	Batch ID	Prep Date	SPKref	RPDref	pmoist					
14986992	B22010759-002	VOC-8260-W-S	SAMP	DA5975C\VG011	1/14/2022 7:35:4	1	R373352		0	0						
Analyte	T	Units	RAW	Final	Text	Spike	SPKref	RPDref	MDL	PQL	UQL	%REC	LOW	HIGH	%RPD	Q
m+p-Xylenes	A	ug/L	0	0		0	0	0	0.15	1	1000	0%	0	0	0%	U
Methyl ethyl ketone	A	ug/L	0	0		0	0	0	1.77	20	5000	0%	0	0	0%	U
Methyl tert-butyl ether (MTBE)	A	ug/L	0	0		0	0	0	0.101	1	500	0%	0	0	0%	U
Methylene chloride	A	ug/L	1.29396	0		0	0	0	0.338	1	500	0%	0	0	0%	U
o-Xylene	A	ug/L	0	0		0	0	0	0.0604	1	500	0%	0	0	0%	U
Styrene	A	ug/L	0	0		0	0	0	0.067	1	500	0%	0	0	0%	U
Tetrachloroethene	A	ug/L	0	0		0	0	0	0.0671	1	500	0%	0	0	0%	U
Toluene	A	ug/L	2.77717	0.1110868		0	0	0	0.0679	1	500	0%	0	0	0%	J
trans-1,2-Dichloroethene	A	ug/L	0	0		0	0	0	0.125	1	500	0%	0	0	0%	U
trans-1,3-Dichloropropene	A	ug/L	0	0		0	0	0	0.0846	1	500	0%	0	0	0%	U
Trichloroethene	A	ug/L	0	0		0	0	0	0.0993	1	500	0%	0	0	0%	U
Trichlorofluoromethane	A	ug/L	0	0		0	0	0	0.134	1	500	0%	0	0	0%	U
Vinyl chloride	A	ug/L	0	0		0	0	0	0.153	1	500	0%	0	0	0%	U
1,4-Dichlorobenzene-d4	I	ug/L	250	10		0	0	0	0	0	0	0%	0	0	0%	
Chlorobenzene-d5	I	ug/L	250	10		0	0	0	0.1	0	0	0%	0	0	0%	
Fluorobenzene	I	ug/L	250	10		0	0	0	0.1	0	0	0%	0	0	0%	
Xylenes, Total	M	ug/L	0	0		0	0	0	0.0604	1	0	0%	0	0	0%	U
1,2-Dichloroethane-d4	S	ug/L	291.0259	11.641036		10	0	0	0.229	1	500	116%	81	118	0%	
Dibromofluoromethane	S	ug/L	283.22945	11.329178		10	0	0	0.129	1	500	113%	80	119	0%	
p-Bromofluorobenzene	S	ug/L	271.41866	10.8567464		10	0	0	0.149	1	500	109%	85	114	0%	
Toluene-d8	S	ug/L	269.27981	10.7711924		10	0	0	0.23	1	500	108%	89	112	0%	

Seq No	Lab ID	Test Code	Sample Typ	File ID	Analysis Date	DF	Batch ID	Prep Date	SPKref	RPDref	pmoist					
14986993	B22010759-001	VOC-8260-W-Q	SAMP	DA5975C\VG011	1/14/2022 1:13:0	1	R373352		0	0						
Analyte	T	Units	RAW	Final	Text	Spike	SPKref	RPDref	MDL	PQL	UQL	%REC	LOW	HIGH	%RPD	Q
1,1,1,2-Tetrachloroethane	A	ug/L	0	0		0	0	0	0.101	0.5	500	0%	0	0	0%	U
1,1,1-Trichloroethane	A	ug/L	0	0		0	0	0	0.131	0.5	500	0%	0	0	0%	U
1,1,2,2-Tetrachloroethane	A	ug/L	0	0		0	0	0	0.0872	0.5	500	0%	0	0	0%	U
1,1,2-Trichloroethane	A	ug/L	0	0		0	0	0	0.108	0.5	500	0%	0	0	0%	U
1,1-Dichloroethane	A	ug/L	0	0		0	0	0	0.135	0.5	500	0%	0	0	0%	U
1,1-Dichloroethene	A	ug/L	0	0		0	0	0	0.141	0.5	500	0%	0	0	0%	U
1,1-Dichloropropene	A	ug/L	0	0		0	0	0	0.083	0.5	500	0%	0	0	0%	U
1,2,3-Trichloropropane	A	ug/L	0	0		0	0	0	0.235	0.5	500	0%	0	0	0%	U
1,2-Dibromoethane	A	ug/L	0	0		0	0	0	0.0916	0.5	500	0%	0	0	0%	U

Seq No	Lab ID	Test Code	Sample Typ	File ID	Analysis Date	DF	Batch ID	Prep Date	SPKref	RPDref	pmoist					
14986993	B22010759-001	VOC-8260-W-Q	SAMP	DA5975C\VG011	1/14/2022 1:13:0	1	R373352		0	0						
Analyte	T	Units	RAW	Final	Text	Spike	SPKref	RPDref	MDL	PQL	UQL	%REC	LOW	HIGH	%RPD	Q
1,2-Dichlorobenzene	A	ug/L	0	0		0	0	0	0.0746	0.5	500	0%	0	0	0%	U
1,2-Dichloroethane	A	ug/L	5.4542	0.218168		0	0	0	0.116	0.5	500	0%	0	0	0%	J
1,2-Dichloropropane	A	ug/L	0	0		0	0	0	0.0847	0.5	500	0%	0	0	0%	U
1,3-Dichlorobenzene	A	ug/L	0	0		0	0	0	0.0803	0.5	500	0%	0	0	0%	U
1,3-Dichloropropane	A	ug/L	0	0		0	0	0	0.0791	0.5	500	0%	0	0	0%	U
1,4-Dichlorobenzene	A	ug/L	0	0		0	0	0	0.0858	0.5	500	0%	0	0	0%	U
2,2-Dichloropropane	A	ug/L	0	0		0	0	0	0.186	0.5	500	0%	0	0	0%	U
2-Chlorotoluene	A	ug/L	0	0		0	0	0	0.0876	0.5	500	0%	0	0	0%	U
4-Chlorotoluene	A	ug/L	0	0		0	0	0	0.0728	0.5	500	0%	0	0	0%	U
Benzene	A	ug/L	0	0		0	0	0	0.0914	0.5	500	0%	0	0	0%	U
Bromobenzene	A	ug/L	0	0		0	0	0	0.0831	0.5	500	0%	0	0	0%	U
Bromochloromethane	A	ug/L	0	0		0	0	0	0.141	0.5	500	0%	0	0	0%	U
Bromodichloromethane	A	ug/L	0	0		0	0	0	0.12	0.5	500	0%	0	0	0%	U
Bromoform	A	ug/L	0	0		0	0	0	0.119	0.5	500	0%	0	0	0%	U
Bromomethane	A	ug/L	0	0		0	0	0	0.253	0.5	500	0%	0	0	0%	U
Carbon tetrachloride	A	ug/L	0	0		0	0	0	0.143	0.5	500	0%	0	0	0%	U
Chlorobenzene	A	ug/L	0	0		0	0	0	0.0914	0.5	500	0%	0	0	0%	U
Chlorodibromomethane	A	ug/L	0	0		0	0	0	0.0841	0.5	500	0%	0	0	0%	U
Chloroethane	A	ug/L	0	0		0	0	0	0.169	0.5	500	0%	0	0	0%	U
Chloroform	A	ug/L	0	0		0	0	0	0.0789	0.5	500	0%	0	0	0%	U
Chloromethane	A	ug/L	0.37174	0		0	0	0	0.162	0.5	500	0%	0	0	0%	U
cis-1,2-Dichloroethene	A	ug/L	0	0		0	0	0	0.108	0.5	500	0%	0	0	0%	U
cis-1,3-Dichloropropene	A	ug/L	0	0		0	0	0	0.073	0.5	500	0%	0	0	0%	U
Dibromomethane	A	ug/L	0	0		0	0	0	0.147	0.5	500	0%	0	0	0%	U
Dichlorodifluoromethane	A	ug/L	0	0		0	0	0	0.175	0.5	500	0%	0	0	0%	U
Ethylbenzene	A	ug/L	0	0		0	0	0	0.0836	0.5	500	0%	0	0	0%	U
m+p-Xylenes	A	ug/L	0	0		0	0	0	0.15	0.5	1000	0%	0	0	0%	U
Methyl ethyl ketone	A	ug/L	0	0		0	0	0	1.77	10	5000	0%	0	0	0%	U
Methyl tert-butyl ether (MTBE)	A	ug/L	0	0		0	0	0	0.101	0.5	500	0%	0	0	0%	U
Methylene chloride	A	ug/L	0.39161	0		0	0	0	0.338	0.5	500	0%	0	0	0%	U
o-Xylene	A	ug/L	0	0		0	0	0	0.0604	0.5	500	0%	0	0	0%	U
Styrene	A	ug/L	0	0		0	0	0	0.067	0.5	500	0%	0	0	0%	U
Tetrachloroethene	A	ug/L	0	0		0	0	0	0.0671	0.5	500	0%	0	0	0%	U
Toluene	A	ug/L	0	0		0	0	0	0.0679	0.5	500	0%	0	0	0%	U
trans-1,2-Dichloroethene	A	ug/L	0	0		0	0	0	0.125	0.5	500	0%	0	0	0%	U

Seq No	Lab ID	Test Code	Sample Typ	File ID	Analysis Date	DF	Batch ID	Prep Date	SPKref	RPDref	pmoist					
14986993	B22010759-001	VOC-8260-W-Q	SAMP	DA5975C\VG011	1/14/2022 1:13:0	1	R373352		0	0						
Analyte	T	Units	RAW	Final	Text	Spike	SPKref	RPDref	MDL	PQL	UQL	%REC	LOW	HIGH	%RPD	Q
trans-1,3-Dichloropropene	A	ug/L	0	0		0	0	0	0.0846	0.5	500	0%	0	0	0%	U
Trichloroethene	A	ug/L	0	0		0	0	0	0.0993	0.5	500	0%	0	0	0%	U
Trichlorofluoromethane	A	ug/L	0	0		0	0	0	0.134	0.5	500	0%	0	0	0%	U
Vinyl chloride	A	ug/L	0	0		0	0	0	0.153	0.5	500	0%	0	0	0%	U
1,4-Dichlorobenzene-d4	I	ug/L	250	10		0	0	0	0	0	500	0%	0	0	0%	
Chlorobenzene-d5	I	ug/L	250	10		0	0	0	0	0	500	0%	0	0	0%	
Fluorobenzene	I	ug/L	250	10		0	0	0	0	0	500	0%	0	0	0%	
Xylenes, Total	M	ug/L	0	0		0	0	0	0.0604	0.5	1500	0%	0	0	0%	U
1,2-Dichloroethane-d4	S	ug/L	284.41078	11.3764312		10	0	0	0.229	0.5	500	114%	81	118	0%	
Dibromofluoromethane	S	ug/L	274.97113	10.9988452		10	0	0	0.129	0.5	500	110%	80	119	0%	
p-Bromofluorobenzene	S	ug/L	282.52482	11.3009928		10	0	0	0.149	0.5	500	113%	85	114	0%	
Toluene-d8	S	ug/L	267.61371	10.7045484		10	0	0	0.23	0.5	500	107%	89	112	0%	

Seq No	Lab ID	Test Code	Sample Typ	File ID	Analysis Date	DF	Batch ID	Prep Date	SPKref	RPDref	pmoist					
14986994	B22010759-001	VOC-8260-W-Q	MS-DOD	DA5975C\VG011	1/14/2022 8:03:0	1	R373352		1E+07	0						
Analyte	T	Units	RAW	Final	Text	Spike	SPKref	RPDref	MDL	PQL	UQL	%REC	LOW	HIGH	%RPD	Q
1,1,1,2-Tetrachloroethane	A	ug/L	128.96789	5.1587156		5	0	0	0.101	0.5	500	103%	78	124	0%	
1,1,1-Trichloroethane	A	ug/L	127.26766	5.0907064		5	0	0	0.131	0.5	500	102%	74	131	0%	
1,1,2,2-Tetrachloroethane	A	ug/L	128.15587	5.1262348		5	0	0	0.0872	0.5	500	103%	71	121	0%	
1,1,2-Trichloroethane	A	ug/L	123.81238	4.9524952		5	0	0	0.108	0.5	500	99%	80	119	0%	
1,1-Dichloroethane	A	ug/L	132.40522	5.2962088		5	0	0	0.135	0.5	500	106%	77	125	0%	
1,1-Dichloroethene	A	ug/L	135.81903	5.4327612		5	0	0	0.141	0.5	500	109%	71	131	0%	
1,1-Dichloropropene	A	ug/L	121.41942	4.8567768		5	0	0	0.083	0.5	500	97%	79	125	0%	
1,2,3-Trichloropropane	A	ug/L	127.56893	5.1027572		5	0	0	0.235	0.5	500	102%	73	125	0%	
1,2-Dibromoethane	A	ug/L	122.74872	4.9099488		5	0	0	0.0916	0.5	500	98%	78	122	0%	
1,2-Dichlorobenzene	A	ug/L	130.36107	5.2144428		5	0	0	0.0746	0.5	500	104%	80	119	0%	
1,2-Dichloroethane	A	ug/L	130.09124	5.2036496		5	0.218168	0	0.116	0.5	500	100%	73	128	0%	
1,2-Dichloropropane	A	ug/L	125.83616	5.0334464		5	0	0	0.0847	0.5	500	101%	78	122	0%	
1,3-Dichlorobenzene	A	ug/L	131.66572	5.2666288		5	0	0	0.0803	0.5	500	105%	80	119	0%	
1,3-Dichloropropane	A	ug/L	121.36848	4.8547392		5	0	0	0.0791	0.5	500	97%	80	119	0%	
1,4-Dichlorobenzene	A	ug/L	129.08499	5.1633996		5	0	0	0.0858	0.5	500	103%	79	118	0%	
2,2-Dichloropropane	A	ug/L	128.30705	5.132282		5	0	0	0.186	0.5	500	103%	60	139	0%	
2-Chlorotoluene	A	ug/L	135.42531	5.4170124		5	0	0	0.0876	0.5	500	108%	79	122	0%	
4-Chlorotoluene	A	ug/L	135.06691	5.4026764		5	0	0	0.0728	0.5	500	108%	78	122	0%	

Seq No	Lab ID	Test Code	Sample Typ	File ID	Analysis Date	DF	Batch ID	Prep Date	SPKref	RPDref	pmoist					
14986994	B22010759-001	VOC-8260-W-Q	MS-DOD	DA5975C\VG011	1/14/2022 8:03:0	1	R373352		1E+07	0						
Analyte	T	Units	RAW	Final	Text	Spike	SPKref	RPDref	MDL	PQL	UQL	%REC	LOW	HIGH	%RPD	Q
Benzene	A	ug/L	126.06677	5.0426708		5	0	0	0.0914	0.5	500	101%	79	120	0%	
Bromobenzene	A	ug/L	134.86311	5.3945244		5	0	0	0.0831	0.5	500	108%	80	120	0%	
Bromochloromethane	A	ug/L	122.9903	4.919612		5	0	0	0.141	0.5	500	98%	78	123	0%	
Bromodichloromethane	A	ug/L	129.59359	5.1837436		5	0	0	0.12	0.5	500	104%	79	125	0%	
Bromoform	A	ug/L	131.69968	5.2679872		5	0	0	0.119	0.5	500	105%	66	130	0%	
Bromomethane	A	ug/L	90.7948	3.631792		5	0	0	0.253	0.5	500	73%	53	141	0%	
Carbon tetrachloride	A	ug/L	127.62857	5.1051428		5	0	0	0.143	0.5	500	102%	72	136	0%	
Chlorobenzene	A	ug/L	128.10229	5.1240916		5	0	0	0.0914	0.5	500	102%	82	118	0%	
Chlorodibromomethane	A	ug/L	125.13474	5.0053896		5	0	0	0.0841	0.5	500	100%	74	126	0%	
Chloroethane	A	ug/L	136.86781	5.4747124		5	0	0	0.169	0.5	500	109%	60	138	0%	
Chloroform	A	ug/L	120.14153	4.8056612		5	0	0	0.0789	0.5	500	96%	79	124	0%	
Chloromethane	A	ug/L	115.24045	4.609618		5	0	0	0.162	0.5	500	92%	50	139	0%	
cis-1,2-Dichloroethene	A	ug/L	130.6887	5.227548		5	0	0	0.108	0.5	500	105%	78	123	0%	
cis-1,3-Dichloropropene	A	ug/L	117.92124	4.7168496		5	0	0	0.073	0.5	500	94%	75	124	0%	
Dibromomethane	A	ug/L	127.74034	5.1096136		5	0	0	0.147	0.5	500	102%	79	123	0%	
Dichlorodifluoromethane	A	ug/L	121.36288	4.8545152		5	0	0	0.175	0.5	500	97%	32	152	0%	
Ethylbenzene	A	ug/L	127.43384	5.0973536		5	0	0	0.0836	0.5	500	102%	79	121	0%	
m+p-Xylenes	A	ug/L	253.53996	10.1415984		10	0	0	0.15	0.5	1000	101%	80	121	0%	
Methyl ethyl ketone	A	ug/L	1328.84511	53.1538044		50	0	0	1.77	10	5000	106%	56	143	0%	
Methyl tert-butyl ether (MTBE)	A	ug/L	119.35453	4.7741812		5	0	0	0.101	0.5	500	95%	71	124	0%	
Methylene chloride	A	ug/L	118.27139	4.7308556		5	0	0	0.338	0.5	500	95%	74	124	0%	
o-Xylene	A	ug/L	128.57742	5.1430968		5	0	0	0.0604	0.5	500	103%	78	122	0%	
Styrene	A	ug/L	127.8658	5.114632		5	0	0	0.067	0.5	500	102%	78	123	0%	
Tetrachloroethene	A	ug/L	126.26617	5.0506468		5	0	0	0.0671	0.5	500	101%	74	129	0%	
Toluene	A	ug/L	131.27955	5.251182		5	0	0	0.0679	0.5	500	105%	80	121	0%	
trans-1,2-Dichloroethene	A	ug/L	127.48541	5.0994164		5	0	0	0.125	0.5	500	102%	75	124	0%	
trans-1,3-Dichloropropene	A	ug/L	127.97484	5.1189936		5	0	0	0.0846	0.5	500	102%	73	127	0%	
Trichloroethene	A	ug/L	129.49804	5.1799216		5	0	0	0.0993	0.5	500	104%	79	123	0%	
Trichlorofluoromethane	A	ug/L	137.91286	5.5165144		5	0	0	0.134	0.5	500	110%	65	141	0%	
Vinyl chloride	A	ug/L	121.51533	4.8606132		5	0	0	0.153	0.5	500	97%	58	137	0%	
1,4-Dichlorobenzene-d4	I	ug/L	250	10		0	0	0	0	0	500	0%	0	0	0%	
Chlorobenzene-d5	I	ug/L	250	10		0	0	0	0	0	500	0%	0	0	0%	
Fluorobenzene	I	ug/L	250	10		0	0	0	0	0	500	0%	0	0	0%	
Xylenes, Total	M	ug/L	382.11738	15.2846952		15	0	0	0.0604	0.5	1500	102%	79	121	0%	
1,2-Dichloroethane-d4	S	ug/L	274.03015	10.961206		10	0	0	0.229	0.5	500	110%	81	118	0%	

Seq No	Lab ID	Test Code	Sample Typ	File ID	Analysis Date	DF	Batch ID	Prep Date	SPKref	RPDref	pmoist					
14986994	B22010759-001	VOC-8260-W-Q	MS-DOD	DA5975C\VG011	1/14/2022 8:03:0	1	R373352		1E+07	0						
Analyte	T	Units	RAW	Final	Text	Spike	SPKref	RPDref	MDL	PQL	UQL	%REC	LOW	HIGH	%RPD	Q
Dibromofluoromethane	S	ug/L	275.10696	11.0042784		10	0	0	0.129	0.5	500	110%	80	119	0%	
p-Bromofluorobenzene	S	ug/L	269.53296	10.7813184		10	0	0	0.149	0.5	500	108%	85	114	0%	
Toluene-d8	S	ug/L	278.83031	11.1532124		10	0	0	0.23	0.5	500	112%	89	112	0%	

Seq No	Lab ID	Test Code	Sample Typ	File ID	Analysis Date	DF	Batch ID	Prep Date	SPKref	RPDref	pmoist					
14986995	B22010759-001	VOC-8260-W-Q	MSD-DOD	DA5975C\VG011	1/14/2022 8:30:2	1	R373352		1E+07	1E+07						
Analyte	T	Units	RAW	Final	Text	Spike	SPKref	RPDref	MDL	PQL	UQL	%REC	LOW	HIGH	%RPD	Q
1,1,1,2-Tetrachloroethane	A	ug/L	129.87476	5.1949904		5	0	5.1587156	0.101	0.5	500	104%	78	124	1%	
1,1,1-Trichloroethane	A	ug/L	132.69961	5.3079844		5	0	5.0907064	0.131	0.5	500	106%	74	131	4%	
1,1,2,2-Tetrachloroethane	A	ug/L	137.91832	5.5167328		5	0	5.1262348	0.0872	0.5	500	110%	71	121	7%	
1,1,2-Trichloroethane	A	ug/L	131.91894	5.2767576		5	0	4.9524952	0.108	0.5	500	106%	80	119	6%	
1,1-Dichloroethane	A	ug/L	136.62997	5.4651988		5	0	5.2962088	0.135	0.5	500	109%	77	125	3%	
1,1-Dichloroethene	A	ug/L	137.82239	5.5128956		5	0	5.4327612	0.141	0.5	500	110%	71	131	1%	
1,1-Dichloropropene	A	ug/L	125.22968	5.0091872		5	0	4.8567768	0.083	0.5	500	100%	79	125	3%	
1,2,3-Trichloropropane	A	ug/L	128.1736	5.126944		5	0	5.1027572	0.235	0.5	500	103%	73	125	0%	
1,2-Dibromoethane	A	ug/L	134.48384	5.3793536		5	0	4.9099488	0.0916	0.5	500	108%	78	122	9%	
1,2-Dichlorobenzene	A	ug/L	131.58297	5.2633188		5	0	5.2144428	0.0746	0.5	500	105%	80	119	1%	
1,2-Dichloroethane	A	ug/L	139.33441	5.5733764		5	0.218168	5.2036496	0.116	0.5	500	107%	73	128	7%	
1,2-Dichloropropane	A	ug/L	128.68661	5.1474644		5	0	5.0334464	0.0847	0.5	500	103%	78	122	2%	
1,3-Dichlorobenzene	A	ug/L	134.3432	5.373728		5	0	5.2666288	0.0803	0.5	500	107%	80	119	2%	
1,3-Dichloropropane	A	ug/L	127.64461	5.1057844		5	0	4.8547392	0.0791	0.5	500	102%	80	119	5%	
1,4-Dichlorobenzene	A	ug/L	133.65422	5.3461688		5	0	5.1633996	0.0858	0.5	500	107%	79	118	3%	
2,2-Dichloropropane	A	ug/L	129.82782	5.1931128		5	0	5.132282	0.186	0.5	500	104%	60	139	1%	
2-Chlorotoluene	A	ug/L	136.13758	5.4455032		5	0	5.4170124	0.0876	0.5	500	109%	79	122	1%	
4-Chlorotoluene	A	ug/L	137.28914	5.4915656		5	0	5.4026764	0.0728	0.5	500	110%	78	122	2%	
Benzene	A	ug/L	130.83452	5.2333808		5	0	5.0426708	0.0914	0.5	500	105%	79	120	4%	
Bromobenzene	A	ug/L	137.1803	5.487212		5	0	5.3945244	0.0831	0.5	500	110%	80	120	2%	
Bromochloromethane	A	ug/L	126.47926	5.0591704		5	0	4.919612	0.141	0.5	500	101%	78	123	3%	
Bromodichloromethane	A	ug/L	134.6112	5.384448		5	0	5.1837436	0.12	0.5	500	108%	79	125	4%	
Bromoform	A	ug/L	141.8001	5.672004		5	0	5.2679872	0.119	0.5	500	113%	66	130	7%	
Bromomethane	A	ug/L	107.76306	4.3105224		5	0	3.631792	0.253	0.5	500	86%	53	141	17%	
Carbon tetrachloride	A	ug/L	131.83481	5.2733924		5	0	5.1051428	0.143	0.5	500	105%	72	136	3%	
Chlorobenzene	A	ug/L	134.50607	5.3802428		5	0	5.1240916	0.0914	0.5	500	108%	82	118	5%	
Chlorodibromomethane	A	ug/L	131.36461	5.2545844		5	0	5.0053896	0.0841	0.5	500	105%	74	126	5%	

Seq No	Lab ID	Test Code	Sample Typ	File ID	Analysis Date	DF	Batch ID	Prep Date	SPKref	RPDref	pmoist					
14986995	B22010759-001	VOC-8260-W-Q	MSD-DOD	DA5975C\VG011	1/14/2022 8:30:2	1	R373352		1E+07	1E+07						
Analyte	T	Units	RAW	Final	Text	Spike	SPKref	RPDref	MDL	PQL	UQL	%REC	LOW	HIGH	%RPD	Q
Chloroethane	A	ug/L	117.31352	4.6925408		5	0	5.4747124	0.169	0.5	500	94%	60	138	15%	
Chloroform	A	ug/L	121.01137	4.8404548		5	0	4.8056612	0.0789	0.5	500	97%	79	124	1%	
Chloromethane	A	ug/L	119.72433	4.7889732		5	0	4.609618	0.162	0.5	500	96%	50	139	4%	
cis-1,2-Dichloroethene	A	ug/L	133.38204	5.3352816		5	0	5.227548	0.108	0.5	500	107%	78	123	2%	
cis-1,3-Dichloropropene	A	ug/L	123.44018	4.9376072		5	0	4.7168496	0.073	0.5	500	99%	75	124	5%	
Dibromomethane	A	ug/L	128.79427	5.1517708		5	0	5.1096136	0.147	0.5	500	103%	79	123	1%	
Dichlorodifluoromethane	A	ug/L	123.79379	4.9517516		5	0	4.8545152	0.175	0.5	500	99%	32	152	2%	
Ethylbenzene	A	ug/L	132.13127	5.2852508		5	0	5.0973536	0.0836	0.5	500	106%	79	121	4%	
m+p-Xylenes	A	ug/L	263.61078	10.5444312		10	0	10.141598	0.15	0.5	1000	105%	80	121	4%	
Methyl ethyl ketone	A	ug/L	1469.66733	58.7866932		50	0	53.153804	1.77	10	5000	118%	56	143	10%	
Methyl tert-butyl ether (MTBE)	A	ug/L	133.41231	5.3364924		5	0	4.7741812	0.101	0.5	500	107%	71	124	11%	
Methylene chloride	A	ug/L	122.03113	4.8812452		5	0	4.7308556	0.338	0.5	500	98%	74	124	3%	
o-Xylene	A	ug/L	133.57284	5.3429136		5	0	5.1430968	0.0604	0.5	500	107%	78	122	4%	
Styrene	A	ug/L	133.46107	5.3384428		5	0	5.114632	0.067	0.5	500	107%	78	123	4%	
Tetrachloroethene	A	ug/L	131.57017	5.2628068		5	0	5.0506468	0.0671	0.5	500	105%	74	129	4%	
Toluene	A	ug/L	134.97132	5.3988528		5	0	5.251182	0.0679	0.5	500	108%	80	121	3%	
trans-1,2-Dichloroethene	A	ug/L	131.42902	5.2571608		5	0	5.0994164	0.125	0.5	500	105%	75	124	3%	
trans-1,3-Dichloropropene	A	ug/L	130.99037	5.2396148		5	0	5.1189936	0.0846	0.5	500	105%	73	127	2%	
Trichloroethene	A	ug/L	129.64423	5.1857692		5	0	5.1799216	0.0993	0.5	500	104%	79	123	0%	
Trichlorofluoromethane	A	ug/L	126.28386	5.0513544		5	0	5.5165144	0.134	0.5	500	101%	65	141	9%	
Vinyl chloride	A	ug/L	126.47013	5.0588052		5	0	4.8606132	0.153	0.5	500	101%	58	137	4%	
1,4-Dichlorobenzene-d4	I	ug/L	250	10		0	0	0	0	0	500	0%	0	0	0%	
Chlorobenzene-d5	I	ug/L	250	10		0	0	0	0	0	500	0%	0	0	0%	
Fluorobenzene	I	ug/L	250	10		0	0	0	0	0	500	0%	0	0	0%	
Xylenes, Total	M	ug/L	397.18362	15.8873448		15	0	15.284695	0.0604	0.5	1500	106%	79	121	4%	
1,2-Dichloroethane-d4	S	ug/L	280.48215	11.219286		10	0	0	0.229	0.5	500	112%	81	118	0%	
Dibromofluoromethane	S	ug/L	271.68798	10.8675192		10	0	0	0.129	0.5	500	109%	80	119	0%	
p-Bromofluorobenzene	S	ug/L	268.898	10.75592		10	0	0	0.149	0.5	500	108%	85	114	0%	
Toluene-d8	S	ug/L	275.42162	11.0168648		10	0	0	0.23	0.5	500	110%	89	112	0%	

Seq No	Lab ID	Test Code	Sample Typ	File ID	Analysis Date	DF	Batch ID	Prep Date	SPKref	RPDref	pmoist					
14986996	CCV011422_CI	VOC-8260-W-Q	CCV	DA5975C\VG011	1/14/2022 9:25:1	1	R373352		0	0						
Analyte	T	Units	RAW	Final	Text	Spike	SPKref	RPDref	MDL	PQL	UQL	%REC	LOW	HIGH	%RPD	Q

Seq No	Lab ID	Test Code	Sample Typ	File ID	Analysis Date	DF	Batch ID	Prep Date	SPKref	RPDref	pmoist					
14986996	CCV011422_CI	VOC-8260-W-Q	CCV	DA5975CVVG011	1/14/2022 9:25:1	1	R373352		0	0						
Analyte	T	Units	RAW	Final	Text	Spike	SPKref	RPDref	MDL	PQL	UQL	%REC	LOW	HIGH	%RPD	Q
1,1,1,2-Tetrachloroethane	A	ug/L	128.12192	5.1248768		5	0	0	0.101	0.5	500	102%	50	150	0%	
1,1,1-Trichloroethane	A	ug/L	134.38126	5.3752504		5	0	0	0.131	0.5	500	108%	50	150	0%	
1,1,2,2-Tetrachloroethane	A	ug/L	124.25367	4.9701468		5	0	0	0.0872	0.5	500	99%	50	150	0%	
1,1,2-Trichloroethane	A	ug/L	125.18455	5.007382		5	0	0	0.108	0.5	500	100%	50	150	0%	
1,1-Dichloroethane	A	ug/L	132.18982	5.2875928		5	0	0	0.135	0.5	500	106%	50	150	0%	
1,1-Dichloroethene	A	ug/L	100.86133	4.0344532		5	0	0	0.141	0.5	500	81%	50	150	0%	
1,1-Dichloropropene	A	ug/L	132.16344	5.2865376		5	0	0	0.083	0.5	500	106%	50	150	0%	
1,2,3-Trichloropropane	A	ug/L	125.4544	5.018176		5	0	0	0.235	0.5	500	100%	50	150	0%	
1,2-Dibromoethane	A	ug/L	126.7563	5.070252		5	0	0	0.0916	0.5	500	101%	50	150	0%	
1,2-Dichlorobenzene	A	ug/L	126.965	5.0786		5	0	0	0.0746	0.5	500	102%	50	150	0%	
1,2-Dichloroethane	A	ug/L	131.23666	5.2494664		5	0	0	0.116	0.5	500	105%	50	150	0%	
1,2-Dichloropropane	A	ug/L	128.57923	5.1431692		5	0	0	0.0847	0.5	500	103%	50	150	0%	
1,3-Dichlorobenzene	A	ug/L	128.29566	5.1318264		5	0	0	0.0803	0.5	500	103%	50	150	0%	
1,3-Dichloropropane	A	ug/L	128.06558	5.1226232		5	0	0	0.0791	0.5	500	102%	50	150	0%	
1,4-Dichlorobenzene	A	ug/L	127.60657	5.1042628		5	0	0	0.0858	0.5	500	102%	50	150	0%	
2,2-Dichloropropane	A	ug/L	125.86048	5.0344192		5	0	0	0.186	0.5	500	101%	50	150	0%	
2-Chlorotoluene	A	ug/L	132.66996	5.3067984		5	0	0	0.0876	0.5	500	106%	50	150	0%	
4-Chlorotoluene	A	ug/L	133.17171	5.3268684		5	0	0	0.0728	0.5	500	107%	50	150	0%	
Benzene	A	ug/L	130.57457	5.2229828		5	0	0	0.0914	0.5	500	104%	50	150	0%	
Bromobenzene	A	ug/L	126.52386	5.0609544		5	0	0	0.0831	0.5	500	101%	50	150	0%	
Bromochloromethane	A	ug/L	124.44546	4.9778184		5	0	0	0.141	0.5	500	100%	50	150	0%	
Bromodichloromethane	A	ug/L	130.52552	5.2210208		5	0	0	0.12	0.5	500	104%	50	150	0%	
Bromoform	A	ug/L	126.57997	5.0631988		5	0	0	0.119	0.5	500	101%	50	150	0%	
Bromomethane	A	ug/L	111.39175	4.45567		5	0	0	0.253	0.5	500	89%	50	150	0%	
Carbon tetrachloride	A	ug/L	135.92245	5.436898		5	0	0	0.143	0.5	500	109%	50	150	0%	
Chlorobenzene	A	ug/L	130.3113	5.212452		5	0	0	0.0914	0.5	500	104%	50	150	0%	
Chlorodibromomethane	A	ug/L	129.40885	5.176354		5	0	0	0.0841	0.5	500	104%	50	150	0%	
Chloroethane	A	ug/L	132.16572	5.2866288		5	0	0	0.169	0.5	500	106%	50	150	0%	
Chloroform	A	ug/L	127.17285	5.086914		5	0	0	0.0789	0.5	500	102%	50	150	0%	
Chloromethane	A	ug/L	116.91747	4.6766988		5	0	0	0.162	0.5	500	94%	50	150	0%	
cis-1,2-Dichloroethene	A	ug/L	130.954	5.23816		5	0	0	0.108	0.5	500	105%	50	150	0%	
cis-1,3-Dichloropropene	A	ug/L	121.28363	4.8513452		5	0	0	0.073	0.5	500	97%	50	150	0%	
Dibromomethane	A	ug/L	125.88442	5.0353768		5	0	0	0.147	0.5	500	101%	50	150	0%	
Dichlorodifluoromethane	A	ug/L	117.524	4.70096		5	0	0	0.175	0.5	500	94%	50	150	0%	
Ethylbenzene	A	ug/L	131.84177	5.2736708		5	0	0	0.0836	0.5	500	105%	50	150	0%	

Seq No	Lab ID	Test Code	Sample Typ	File ID	Analysis Date	DF	Batch ID	Prep Date	SPKref	RPDref	pmoist					
14986996	CCV011422_CI	VOC-8260-W-Q	CCV	DA5975CVG011	1/14/2022 9:25:1	1	R373352		0	0						
Analyte	T	Units	RAW	Final	Text	Spike	SPKref	RPDref	MDL	PQL	UQL	%REC	LOW	HIGH	%RPD	Q
m+p-Xylenes	A	ug/L	271.81274	10.8725096		10	0	0	0.15	0.5	1000	109%	50	150	0%	
Methyl ethyl ketone	A	ug/L	928.09966	37.1239864		50	0	0	1.77	10	5000	74%	50	150	0%	
Methyl tert-butyl ether (MTBE)	A	ug/L	117.88005	4.715202		5	0	0	0.101	0.5	500	94%	50	150	0%	
Methylene chloride	A	ug/L	121.53622	4.8614488		5	0	0	0.338	0.5	500	97%	50	150	0%	
o-Xylene	A	ug/L	133.0491	5.321964		5	0	0	0.0604	0.5	500	106%	50	150	0%	
Styrene	A	ug/L	135.61129	5.4244516		5	0	0	0.067	0.5	500	108%	50	150	0%	
Tetrachloroethene	A	ug/L	132.87986	5.3151944		5	0	0	0.0671	0.5	500	106%	50	150	0%	
Toluene	A	ug/L	134.35206	5.3740824		5	0	0	0.0679	0.5	500	107%	50	150	0%	
trans-1,2-Dichloroethene	A	ug/L	126.52843	5.0611372		5	0	0	0.125	0.5	500	101%	50	150	0%	
trans-1,3-Dichloropropene	A	ug/L	129.5723	5.182892		5	0	0	0.0846	0.5	500	104%	50	150	0%	
Trichloroethene	A	ug/L	131.44108	5.2576432		5	0	0	0.0993	0.5	500	105%	50	150	0%	
Trichlorofluoromethane	A	ug/L	110.53621	4.4214484		5	0	0	0.134	0.5	500	88%	50	150	0%	
Vinyl chloride	A	ug/L	120.42739	4.8170956		5	0	0	0.153	0.5	500	96%	50	150	0%	
1,4-Dichlorobenzene-d4	I	ug/L	250	10		0	0	0	0	0	500	0%	0	0	0%	
Chlorobenzene-d5	I	ug/L	250	10		0	0	0	0	0	500	0%	0	0	0%	
Fluorobenzene	I	ug/L	250	10		0	0	0	0	0	500	0%	0	0	0%	
Xylenes, Total	M	ug/L	404.86184	16.1944736		15	0	0	0.0604	0.5	1500	108%	50	150	0%	
1,2-Dichloroethane-d4	S	ug/L	265.89188	10.6356752		10	0	0	0.229	0.5	500	106%	50	150	0%	
Dibromofluoromethane	S	ug/L	272.96565	10.918626		10	0	0	0.129	0.5	500	109%	50	150	0%	
p-Bromofluorobenzene	S	ug/L	261.43868	10.4575472		10	0	0	0.149	0.5	500	105%	50	150	0%	
Toluene-d8	S	ug/L	275.80179	11.0320716		10	0	0	0.23	0.5	500	110%	50	150	0%	

DATAFILE HEADERS FROM C:\MSDCHEM\1\DATA\VG011422

Data file Name : C:\MSDCHEM\1\DATA\VG011422\14JAN01.D
Sample Name : PRIMER
Operator : MSC
Date injected : 14 Jan 2022 9:07 am
Instrument : VOA5975C
Method used : 5975CACQF
No of spectra : 5616
Start Time : 0.840
End Time : 16.498
Vial Number : 1

Data file Name : C:\MSDCHEM\1\DATA\VG011422\14JAN02.D
Sample Name : BFB011422_
Operator : MSC
Date injected : 14 Jan 2022 9:34 am
Instrument : VOA5975C
Method used : 5975CACQF
No of spectra : 5616
Start Time : 0.840
End Time : 16.498
Vial Number : 2

Data file Name : C:\MSDCHEM\1\DATA\VG011422\14JAN03.D
Sample Name : CCV011422_
Operator : MSC
Date injected : 14 Jan 2022 10:39 am
Instrument : VOA5975C
Method used : 5975CACQF
No of spectra : 5616
Start Time : 0.840
End Time : 16.498
Vial Number : 3

Data file Name : C:\MSDCHEM\1\DATA\VG011422\14JAN04.D
Sample Name : LCS011422_
Operator : MSC
Date injected : 14 Jan 2022 11:07 am
Instrument : VOA5975C
Method used : 5975CACQF
No of spectra : 5616
Start Time : 0.840
End Time : 16.498
Vial Number : 4

Data file Name : C:\MSDCHEM\1\DATA\VG011422\14JAN05.D

Sample Name : BLK
Operator : MSC
Date injected : 14 Jan 2022 11:34 am
Instrument : VOA5975C
Method used : 5975CACQF
No of spectra : 5616
Start Time : 0.840
End Time : 16.498
Vial Number : 5

Data file Name : C:\MSDCHEM\1\DATA\VG011422\14JAN06.D
Sample Name : MBLK011422_
Operator : MSC
Date injected : 14 Jan 2022 12:01 pm
Instrument : VOA5975C
Method used : 5975CACQF
No of spectra : 5616
Start Time : 0.839
End Time : 16.498
Vial Number : 6

Data file Name : C:\MSDCHEM\1\DATA\VG011422\14JAN07.D
Sample Name : B22010759-002A
Operator : MSC
Date injected : 14 Jan 2022 12:45 pm
Instrument : VOA5975C
Method used : 5975CACQF
No of spectra : 5616
Start Time : 0.839
End Time : 16.498
Vial Number : 7

Data file Name : C:\MSDCHEM\1\DATA\VG011422\14JAN08.D
Sample Name : B22010759-001F
Operator : MSC
Date injected : 14 Jan 2022 1:13 pm
Instrument : VOA5975C
Method used : 5975CACQF
No of spectra : 5616
Start Time : 0.840
End Time : 16.498
Vial Number : 8

Data file Name : C:\MSDCHEM\1\DATA\VG011422\14JAN09.D
Sample Name : B22010754-001F
Operator : MSC
Date injected : 14 Jan 2022 1:40 pm

Instrument : VOA5975C
Method used : 5975CACQF
No of spectra : 5616
Start Time : 0.840
End Time : 16.498
Vial Number : 9

Data file Name : C:\MSDCHEM\1\DATA\VG011422\14JAN10.D
Sample Name : B22010755-001F
Operator : MSC
Date injected : 14 Jan 2022 2:07 pm
Instrument : VOA5975C
Method used : 5975CACQF
No of spectra : 5616
Start Time : 0.840
End Time : 16.498
Vial Number : 10

Data file Name : C:\MSDCHEM\1\DATA\VG011422\14JAN11.D
Sample Name : B22010756-001F
Operator : MSC
Date injected : 14 Jan 2022 2:34 pm
Instrument : VOA5975C
Method used : 5975CACQF
No of spectra : 5616
Start Time : 0.840
End Time : 16.498
Vial Number : 11

Data file Name : C:\MSDCHEM\1\DATA\VG011422\14JAN12.D
Sample Name : B22010757-001F
Operator : MSC
Date injected : 14 Jan 2022 3:02 pm
Instrument : VOA5975C
Method used : 5975CACQF
No of spectra : 5616
Start Time : 0.839
End Time : 16.498
Vial Number : 12

Data file Name : C:\MSDCHEM\1\DATA\VG011422\14JAN13.D
Sample Name : B22010758-001F
Operator : MSC
Date injected : 14 Jan 2022 3:29 pm
Instrument : VOA5975C
Method used : 5975CACQF
No of spectra : 5616

Start Time : 0.840
End Time : 16.498
Vial Number : 13

Data file Name : C:\MSDCHEM\1\DATA\VG011422\14JAN14.D
Sample Name : B22010758-002C
Operator : MSC
Date injected : 14 Jan 2022 3:56 pm
Instrument : VOA5975C
Method used : 5975CACQF
No of spectra : 5616
Start Time : 0.840
End Time : 16.498
Vial Number : 14

Data file Name : C:\MSDCHEM\1\DATA\VG011422\14JAN15.D
Sample Name : B22010753-001F
Operator : MSC
Date injected : 14 Jan 2022 4:24 pm
Instrument : VOA5975C
Method used : 5975CACQF
No of spectra : 5616
Start Time : 0.840
End Time : 16.498
Vial Number : 15

Data file Name : C:\MSDCHEM\1\DATA\VG011422\14JAN16.D
Sample Name : B22010750-002A
Operator : MSC
Date injected : 14 Jan 2022 4:51 pm
Instrument : VOA5975C
Method used : 5975CACQF
No of spectra : 5616
Start Time : 0.840
End Time : 16.498
Vial Number : 16

Data file Name : C:\MSDCHEM\1\DATA\VG011422\14JAN17.D
Sample Name : B22010754-002A
Operator : MSC
Date injected : 14 Jan 2022 5:18 pm
Instrument : VOA5975C
Method used : 5975CACQF
No of spectra : 5616
Start Time : 0.840
End Time : 16.498
Vial Number : 17

Data file Name : C:\MSDCHEM\1\DATA\VG011422\14JAN18.D
Sample Name : B22010755-002A
Operator : MSC
Date injected : 14 Jan 2022 5:46 pm
Instrument : VOA5975C
Method used : 5975CACQF
No of spectra : 5616
Start Time : 0.840
End Time : 16.498
Vial Number : 18

Data file Name : C:\MSDCHEM\1\DATA\VG011422\14JAN19.D
Sample Name : B22010756-002A
Operator : MSC
Date injected : 14 Jan 2022 6:13 pm
Instrument : VOA5975C
Method used : 5975CACQF
No of spectra : 5616
Start Time : 0.840
End Time : 16.498
Vial Number : 19

Data file Name : C:\MSDCHEM\1\DATA\VG011422\14JAN20.D
Sample Name : B22010757-002A
Operator : MSC
Date injected : 14 Jan 2022 6:40 pm
Instrument : VOA5975C
Method used : 5975CACQF
No of spectra : 5616
Start Time : 0.840
End Time : 16.498
Vial Number : 20

Data file Name : C:\MSDCHEM\1\DATA\VG011422\14JAN21.D
Sample Name : B22010758-003A
Operator : MSC
Date injected : 14 Jan 2022 7:08 pm
Instrument : VOA5975C
Method used : 5975CACQF
No of spectra : 5616
Start Time : 0.840
End Time : 16.498
Vial Number : 21

Data file Name : C:\MSDCHEM\1\DATA\VG011422\14JAN22.D

Sample Name : B22010759-002A
Operator : MSC
Date injected : 14 Jan 2022 7:35 pm
Instrument : VOA5975C
Method used : 5975CACQF
No of spectra : 5616
Start Time : 0.840
End Time : 16.498
Vial Number : 22

Data file Name : C:\MSDCHEM\1\DATA\VG011422\14JAN23.D
Sample Name : B22010759-001FMS
Operator : MSC
Date injected : 14 Jan 2022 8:03 pm
Instrument : VOA5975C
Method used : 5975CACQF
No of spectra : 5616
Start Time : 0.840
End Time : 16.498
Vial Number : 23

Data file Name : C:\MSDCHEM\1\DATA\VG011422\14JAN24.D
Sample Name : B22010759-001FMSD
Operator : MSC
Date injected : 14 Jan 2022 8:30 pm
Instrument : VOA5975C
Method used : 5975CACQF
No of spectra : 5616
Start Time : 0.840
End Time : 16.498
Vial Number : 24

Data file Name : C:\MSDCHEM\1\DATA\VG011422\14JAN25.D
Sample Name : BLK
Operator : MSC
Date injected : 14 Jan 2022 8:57 pm
Instrument : VOA5975C
Method used : 5975CACQF
No of spectra : 5616
Start Time : 0.839
End Time : 16.498
Vial Number : 25

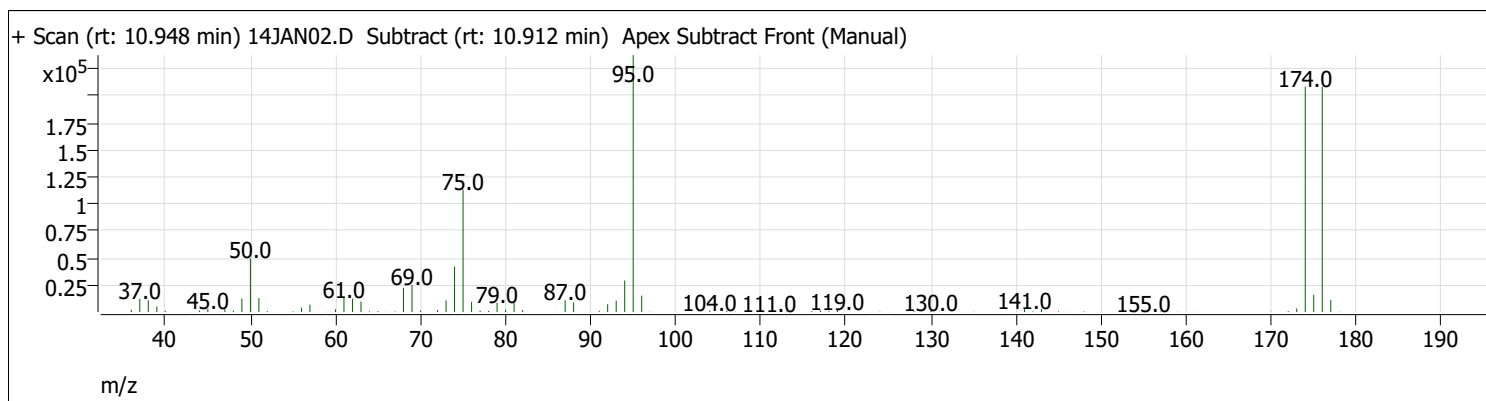
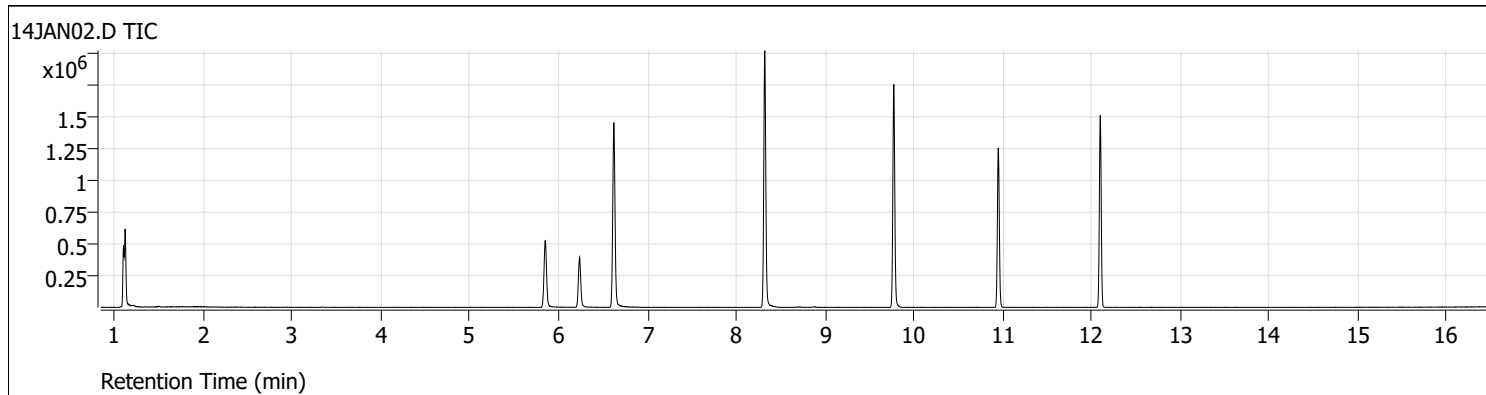
Data file Name : C:\MSDCHEM\1\DATA\VG011422\14JAN26.D
Sample Name : CCV011422_Closing
Operator : MSC
Date injected : 14 Jan 2022 9:25 pm

Instrument : VOA5975C
Method used : 5975CACQF
No of spectra : 5616
Start Time : 0.839
End Time : 16.498
Vial Number : 26

Data file Name : C:\MSDCHEM\1\DATA\VG011422\14JAN27.D
Sample Name : BLK
Operator : MSC
Date injected : 14 Jan 2022 9:52 pm
Instrument : VOA5975C
Method used : 5975CACQF
No of spectra : 5616
Start Time : 0.840
End Time : 16.498
Vial Number : 27

Tune Evaluation Report

Data Path: D:\Org\Data\VOA5975C\VG011422\14JAN02.D
 Acq on: 1/14/2022 9:34:48 AM
 Operator: MSC
 Sample: BFB011422_
 Inst Name: VOA5975C
 ALS Vial: 2
 Method: \\MASSHUNTER\Org\Data\Methods\BFBapex.m



Target Mass	Rel. To Mass	Lower Limit%	Upper Limit%	Rel. Abn%	Raw Abn	Pass/Fail
50	95	15	40	20.9	49720	Pass
75	95	30	60	47.7	113432	Pass
95	95	100	100	100.0	237824	Pass
96	95	5	9	6.4	15301	Pass
173	174	0	2	1.6	3440	Pass
174	95	50	100	87.8	208704	Pass
175	174	5	9	7.7	16030	Pass
176	174	95	101	100.0	208704	Pass
177	176	5	9	5.4	11270	Pass

Continuing Calibration Report

Batch Name D:\Org\Data\VOA5975C\VG011422\QuantResults\VG011422_8260B.batch.bin
Method File \\MASSHUNTER\Org\Data\Methods\Quant\VOA5975C\VOA5975C_010422_CAL\VOA5975C_8260B_SHT_DoD_L4_010422.m
Daily CC D:\Org\Data\VOA5975C\VG011422\14JAN03.D

Level name	Injection Time	Calibration Files
1	1/4/2022 3:33:04 PM	D:\Org\Data\VOA5975C\VG010422\04JAN10.D
2	1/4/2022 4:00:35 PM	D:\Org\Data\VOA5975C\VG010422\04JAN11.D
3	1/4/2022 4:28:05 PM	D:\Org\Data\VOA5975C\VG010422\04JAN12.D
4	1/4/2022 4:55:32 PM	D:\Org\Data\VOA5975C\VG010422\04JAN13.D
5	1/4/2022 5:50:25 PM	D:\Org\Data\VOA5975C\VG010422\04JAN15.D
6	1/4/2022 6:45:10 PM	D:\Org\Data\VOA5975C\VG010422\04JAN17.D
7	1/4/2022 7:39:45 PM	D:\Org\Data\VOA5975C\VG010422\04JAN19.D
8	1/4/2022 8:34:31 PM	D:\Org\Data\VOA5975C\VG010422\04JAN21.D
CC	1/14/2022 10:39:45 AM	D:\Org\Data\VOA5975C\VG011422\14JAN03.D <=====

ISTD Compound:	Avg Resp	Mid Resp	CC Resp	Area%	A/M
Fluorobenzene	805964	778120	765894	98.43	M
Chlorobenzene-d5	305684	300356	296041	98.56	M
1,4-Dichlorobenzene-d4	252451	248636	249957	100.53	M

Target Compound	AvgRF/R2	CC RF	Exp. Conc	Calc. Conc	%Dev	Area%	Curve Fit
-----ISTD-----							
Dichlorodifluoromethane	0.3276	0.3007	125.00	114.74	8.20	83.49	Avg RF
Chloromethane	0.3976	0.3824	125.00	120.21	3.83	91.18	Avg RF
Vinyl chloride	0.3578	0.3470	125.00	121.22	3.02	89.57	Avg RF
Bromomethane	0.1600	0.1664	125.00	130.00	-4.00	97.78	Avg RF
Chloroethane	0.1771	0.1901	125.00	134.16	-7.33	101.93	Avg RF
Trichlorofluoromethane	0.4441	0.4361	125.00	122.76	1.80	88.46	Avg RF
1,1-Dichloroethene	0.2518	0.2498	125.00	124.02	0.78	96.22	Avg RF
Methylene chloride	0.3712	0.3695	125.00	124.42	0.47	104.60	Avg RF
trans-1,2-Dichloroethene	0.2569	0.2655	125.00	129.17	-3.34	101.25	Avg RF
Methyl tert-butyl ether (MTBE)	0.3321	0.3405	125.00	128.17	-2.54	93.76	Avg RF
1,1-Dichloroethane	0.4782	0.5148	125.00	134.56	-7.65	105.96	Avg RF
2,2-Dichloropropane	0.3583	0.3861	125.00	134.67	-7.74	105.86	Avg RF
cis-1,2-Dichloroethene	0.2605	0.2788	125.00	133.81	-7.05	106.72	Avg RF
Methyl ethyl ketone	0.0353	0.0295 #	1250.00	1045.26	16.38	83.86	Avg RF
Bromochloromethane	0.1079	0.1124	125.00	130.26	-4.21	102.61	Avg RF
Chloroform	0.4759	0.4829	125.00	126.82	-1.46	102.93	Avg RF
1,1,1-Trichloroethane	0.4460	0.4543	125.00	127.33	-1.86	99.87	Avg RF
Dibromofluoromethane	0.2355	0.2571	250.00	272.93	-9.17	220.51	Avg RF
Carbon tetrachloride	0.4394	0.4441	125.00	126.34	-1.07	98.35	Avg RF
1,1-Dichloropropene	0.3792	0.3827	125.00	126.15	-0.92	97.93	Avg RF
1,2-Dichloroethane-d4	0.1017	0.1146	250.00	281.63	-12.65	224.56	Avg RF
Benzene	0.9954	1.0335	125.00	129.78	-3.83	103.21	Avg RF
1,2-Dichloroethane	0.2693	0.2788	125.00	129.42	-3.53	101.82	Avg RF
-----ISTD-----							
Chlorobenzene-d5							
Trichloroethene	0.7540	0.7679	125.00	127.31	-1.85	99.60	Avg RF
1,2-Dichloropropane	0.6632	0.6924	125.00	130.50	-4.40	103.33	Avg RF
Dibromomethane	0.2803	0.2902	125.00	129.44	-3.55	105.74	Avg RF
Bromodichloromethane	0.7735	0.8226	125.00	132.93	-6.34	105.27	Avg RF
cis-1,3-Dichloropropene	0.8745	0.8861	125.00	126.65	-1.32	101.34	Avg RF
Toluene-d8	2.4091	2.6327	250.00	273.20	-9.28	217.59	Avg RF
Toluene	1.6274	1.6790	125.00	128.97	-3.17	101.56	Avg RF
trans-1,3-Dichloropropene	0.6225	0.6864	125.00	137.82	-10.26	109.57	Avg RF
1,1,2-Trichloroethane	0.3242	0.3394	125.00	130.86	-4.69	107.65	Avg RF
Tetrachloroethene	0.6639	0.6687	125.00	125.91	-0.73	101.43	Avg RF

Continuing Calibration Report

Target Compound	AvgRF/R2	CC RF	Exp. Conc	Calc. Conc	%Dev	Area%	Curve Fit
1,3-Dichloropropane	0.6378	0.6784	125.00	132.95	-6.36	104.39	Avg RF
Chlorodibromomethane	0.5068	0.5291	125.00	130.50	-4.40	104.40	Avg RF
1,2-Dibromoethane	0.3545	0.3775	125.00	133.10	-6.48	107.81	Avg RF
Chlorobenzene	1.7817	1.8531	125.00	130.01	-4.01	104.05	Avg RF
1,1,1,2-Tetrachloroethane	0.6228	0.6540	125.00	131.27	-5.01	106.50	Avg RF
Ethylbenzene	3.0900	3.1811	125.00	128.68	-2.95	101.45	Avg RF
m+p-Xylenes	1.2008	1.2564	250.00	261.58	-4.63	100.96	Avg RF
o-Xylene	1.0690	1.1092	125.00	129.71	-3.76	101.66	Avg RF
Styrene	1.7211	1.8620	125.00	135.23	-8.18	102.69	Avg RF
1,4-Dichlorobenzene-d4	-----ISTD-----						
Bromoform	0.3199	0.3348	125.00	130.81	-4.65	106.83	Avg RF
p-Bromofluorobenzene	0.9159	0.9734	250.00	265.70	-6.28	212.92	Avg RF
Bromobenzene	0.8091	0.8547	125.00	132.05	-5.64	104.45	Avg RF
1,1,2,2-Tetrachloroethane	0.4657	0.4852	125.00	130.25	-4.20	106.47	Avg RF
1,2,3-Trichloropropane	0.1246	0.1294	125.00	129.85	-3.88	48.85	Avg RF
2-Chlorotoluene	0.8050	0.8356	125.00	129.74	-3.79	101.96	Avg RF
4-Chlorotoluene	2.6247	2.7833	125.00	132.55	-6.04	103.48	Avg RF
1,3-Dichlorobenzene	1.4756	1.5171	125.00	128.51	-2.81	103.38	Avg RF
1,4-Dichlorobenzene	1.5046	1.5562	125.00	129.29	-3.43	102.88	Avg RF
1,2-Dichlorobenzene	1.2470	1.2616	125.00	126.46	-1.17	103.54	Avg RF

A -- against Average; M -- against Mid Point; P -- against Previous CC in the Method;

Continuing Calibration Report

Batch Name D:\Org\Data\VOA5975C\VG011422\QuantResults\VG011422_8260B.batch.bin
Method File \\MASSHUNTER\Org\Data\Methods\Quant\VOA5975C\VOA5975C_010422_CAL\VOA5975C_8260B_SHT_DoD_L4_010422.m
Daily CC D:\Org\Data\VOA5975C\VG01142214JAN26.D

Level name	Injection Time	Calibration Files
1	1/4/2022 3:33:04 PM	D:\Org\Data\VOA5975C\VG010422\04JAN10.D
2	1/4/2022 4:00:35 PM	D:\Org\Data\VOA5975C\VG010422\04JAN11.D
3	1/4/2022 4:28:05 PM	D:\Org\Data\VOA5975C\VG010422\04JAN12.D
4	1/4/2022 4:55:32 PM	D:\Org\Data\VOA5975C\VG010422\04JAN13.D
5	1/4/2022 5:50:25 PM	D:\Org\Data\VOA5975C\VG010422\04JAN15.D
6	1/4/2022 6:45:10 PM	D:\Org\Data\VOA5975C\VG010422\04JAN17.D
7	1/4/2022 7:39:45 PM	D:\Org\Data\VOA5975C\VG010422\04JAN19.D
8	1/4/2022 8:34:31 PM	D:\Org\Data\VOA5975C\VG010422\04JAN21.D
CC	1/14/2022 9:25:12 PM	D:\Org\Data\VOA5975C\VG011422\14JAN26.D <=====

ISTD Compound:	Avg Resp	Mid Resp	CC Resp	Area%	A/M
Fluorobenzene	805964	778120	774996	99.60	M
Chlorobenzene-d5	305684	300356	298507	99.38	M
1,4-Dichlorobenzene-d4	252451	248636	253458	101.94	M

Target Compound	AvgRF/R2	CC RF	Exp. Conc	Calc. Conc	%Dev	Area%	Curve Fit
-----ISTD-----							
Dichlorodifluoromethane	0.3276	0.3080	125.00	117.52	5.98	86.53	Avg RF
Chloromethane	0.3976	0.3719	125.00	116.92	6.47	89.74	Avg RF
Vinyl chloride	0.3578	0.3447	125.00	120.43	3.66	90.03	Avg RF
Bromomethane	0.1600	0.1426	125.00	111.39	10.89	84.78	Avg RF
Chloroethane	0.1771	0.1873	125.00	132.17	-5.73	101.61	Avg RF
Trichlorofluoromethane	0.4441	0.3927	125.00	110.54	11.57	80.60	Avg RF
1,1-Dichloroethene	0.2518	0.2032	125.00	100.86	19.31	79.18	Avg RF
Methylene chloride	0.3712	0.3609	125.00	121.54	2.77	103.39	Avg RF
trans-1,2-Dichloroethene	0.2569	0.2601	125.00	126.53	-1.22	100.36	Avg RF
Methyl tert-butyl ether (MTBE)	0.3321	0.3132	125.00	117.88	5.70	87.26	Avg RF
1,1-Dichloroethane	0.4782	0.5057	125.00	132.19	-5.75	105.33	Avg RF
2,2-Dichloropropane	0.3583	0.3608	125.00	125.86	-0.69	100.11	Avg RF
cis-1,2-Dichloroethene	0.2605	0.2729	125.00	130.95	-4.76	105.68	Avg RF
Methyl ethyl ketone	0.0353	0.0262 #	1250.00	928.10	25.75	75.34	Avg RF
Bromochloromethane	0.1079	0.1074	125.00	124.45	0.44	99.19	Avg RF
Chloroform	0.4759	0.4842	125.00	127.17	-1.74	104.44	Avg RF
1,1,1-Trichloroethane	0.4460	0.4795	125.00	134.38	-7.51	106.66	Avg RF
Dibromofluoromethane	0.2355	0.2572	250.00	272.97	-9.19	223.16	Avg RF
Carbon tetrachloride	0.4394	0.4778	125.00	135.92	-8.74	107.07	Avg RF
1,1-Dichloropropene	0.3792	0.4010	125.00	132.16	-5.73	103.82	Avg RF
1,2-Dichloroethane-d4	0.1017	0.1082	250.00	265.89	-6.36	214.53	Avg RF
Benzene	0.9954	1.0398	125.00	130.57	-4.46	105.07	Avg RF
1,2-Dichloroethane	0.2693	0.2827	125.00	131.24	-4.99	104.48	Avg RF
-----ISTD-----							
Chlorobenzene-d5							
Trichloroethene	0.7540	0.7928	125.00	131.44	-5.15	103.69	Avg RF
1,2-Dichloropropane	0.6632	0.6822	125.00	128.58	-2.86	102.66	Avg RF
Dibromomethane	0.2803	0.2823	125.00	125.88	-0.71	103.69	Avg RF
Bromodichloromethane	0.7735	0.8077	125.00	130.53	-4.42	104.22	Avg RF
cis-1,3-Dichloropropene	0.8745	0.8485	125.00	121.28	2.97	97.86	Avg RF
Toluene-d8	2.4091	2.6578	250.00	275.80	-10.32	221.49	Avg RF
Toluene	1.6274	1.7491	125.00	134.35	-7.48	106.68	Avg RF
trans-1,3-Dichloropropene	0.6225	0.6453	125.00	129.57	-3.66	103.87	Avg RF
1,1,2-Trichloroethane	0.3242	0.3247	125.00	125.18	-0.15	103.84	Avg RF
Tetrachloroethene	0.6639	0.7058	125.00	132.88	-6.30	107.94	Avg RF

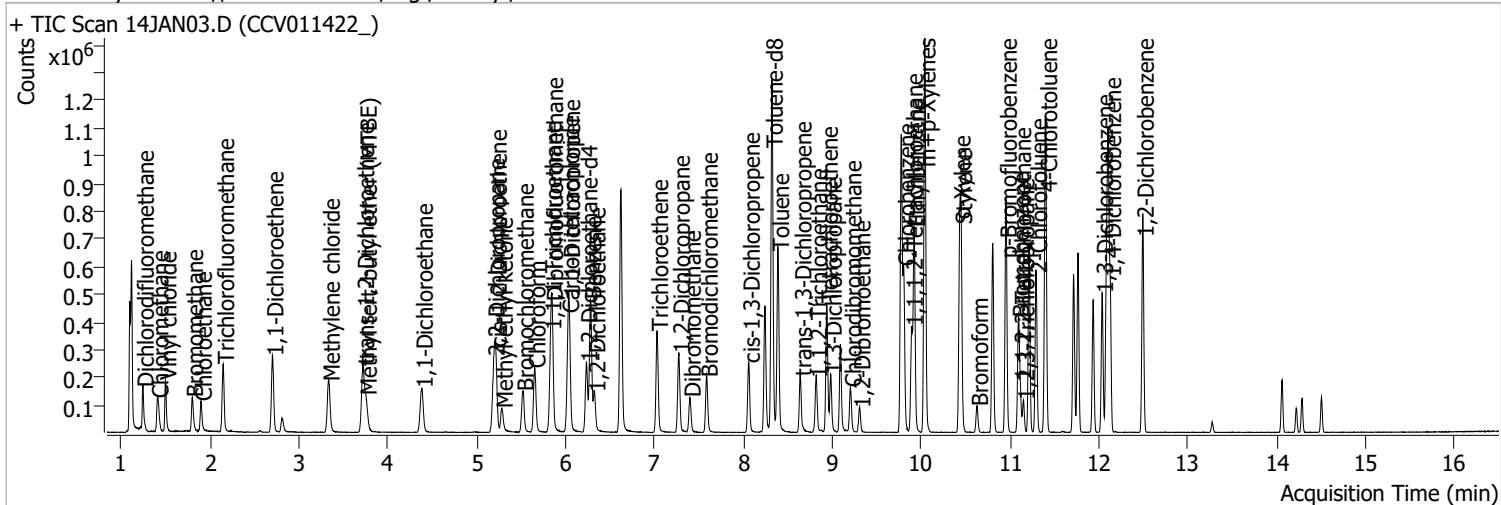
Continuing Calibration Report

Target Compound	AvgRF/R2	CC RF	Exp. Conc	Calc. Conc	%Dev	Area%	Curve Fit
1,3-Dichloropropane	0.6378	0.6534	125.00	128.07	-2.45	101.40	Avg RF
Chlorodibromomethane	0.5068	0.5246	125.00	129.41	-3.53	104.38	Avg RF
1,2-Dibromoethane	0.3545	0.3595	125.00	126.76	-1.41	103.53	Avg RF
Chlorobenzene	1.7817	1.8574	125.00	130.31	-4.25	105.16	Avg RF
1,1,1,2-Tetrachloroethane	0.6228	0.6384	125.00	128.12	-2.50	104.82	Avg RF
Ethylbenzene	3.0900	3.2591	125.00	131.84	-5.47	104.80	Avg RF
m+p-Xylenes	1.2008	1.3056	250.00	271.81	-8.73	105.78	Avg RF
o-Xylene	1.0690	1.1378	125.00	133.05	-6.44	105.15	Avg RF
Styrene	1.7211	1.8672	125.00	135.61	-8.49	103.84	Avg RF
1,4-Dichlorobenzene-d4	-----ISTD-----						
Bromoform	0.3199	0.3240	125.00	126.58	-1.26	104.83	Avg RF
p-Bromofluorobenzene	0.9159	0.9578	250.00	261.44	-4.58	212.44	Avg RF
Bromobenzene	0.8091	0.8189	125.00	126.52	-1.22	101.48	Avg RF
1,1,2,2-Tetrachloroethane	0.4657	0.4629	125.00	124.25	0.60	102.99	Avg RF
1,2,3-Trichloropropane	0.1246	0.1251	125.00	125.45	-0.36	47.86	Avg RF
2-Chlorotoluene	0.8050	0.8544	125.00	132.67	-6.14	105.72	Avg RF
4-Chlorotoluene	2.6247	2.7963	125.00	133.17	-6.54	105.42	Avg RF
1,3-Dichlorobenzene	1.4756	1.5145	125.00	128.30	-2.64	104.65	Avg RF
1,4-Dichlorobenzene	1.5046	1.5359	125.00	127.61	-2.09	102.96	Avg RF
1,2-Dichlorobenzene	1.2470	1.2666	125.00	126.96	-1.57	105.41	Avg RF

A -- against Average; M -- against Mid Point; P -- against Previous CC in the Method;

Quantitation Results Report (QT Reviewed)

Data File	14JAN03.D	Operator	MSC
Acq. Method	5975CACQF.M	Acq. Date-Time	1/14/2022 10:39:45 AM
Sample Name	CCV011422_	Instrument	VOA5975C
Vial	3	Multiplier	1.00
DA Method File	VOA5975C_8260B_SHT_DoD_L4_010422.m	Comment	
Tune File	BFB_Atune3.u	Tune Date	10/11/2021 4:02:00 PM
Batch Name	VG011422_8260B.batch.bin	Last Calib Update	3/4/2022 3:27:31 PM
Ref Library	\\MASSHUNTER\Org\Library\NIST129K.I		



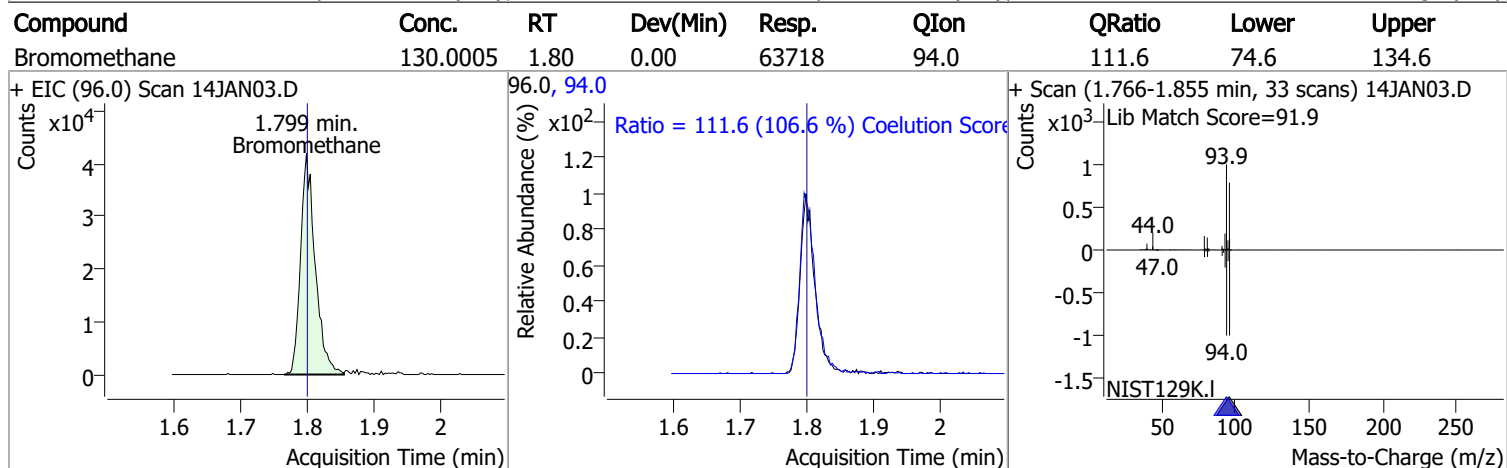
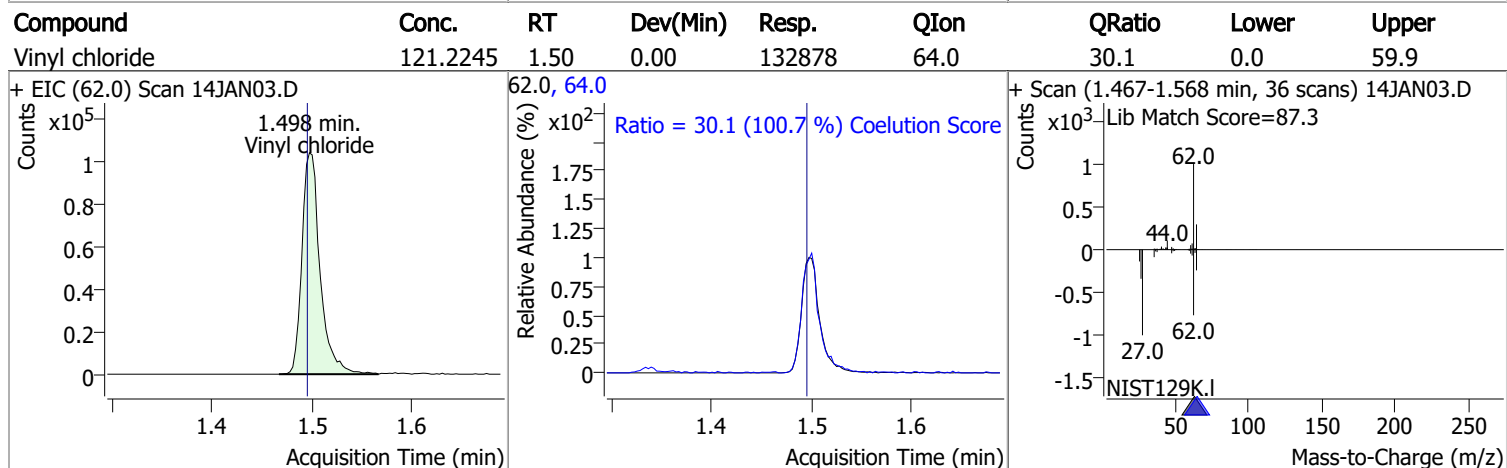
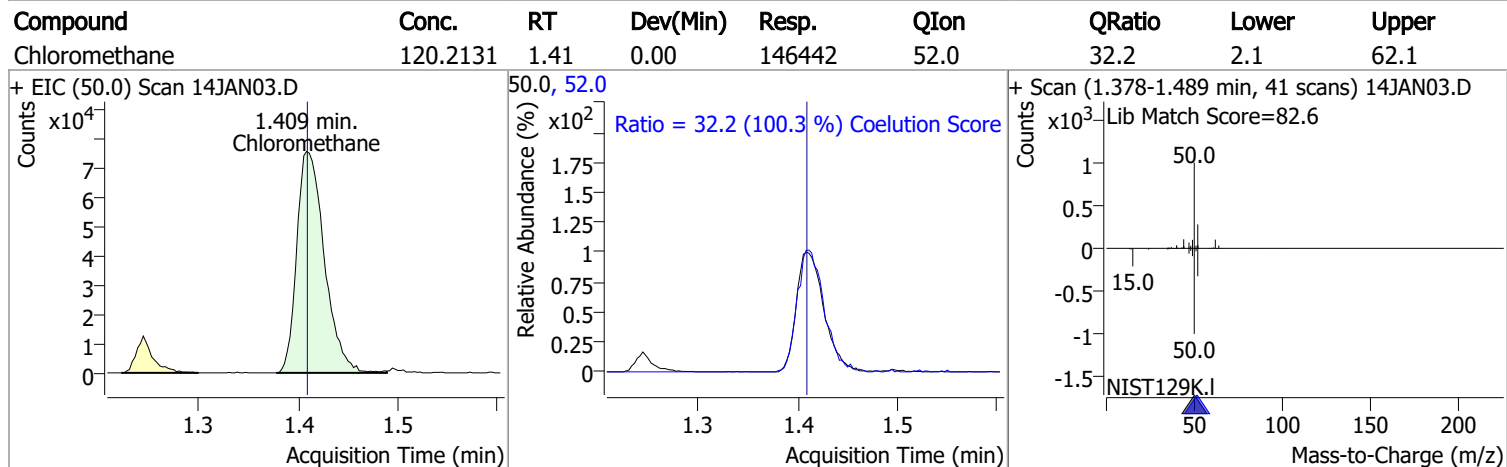
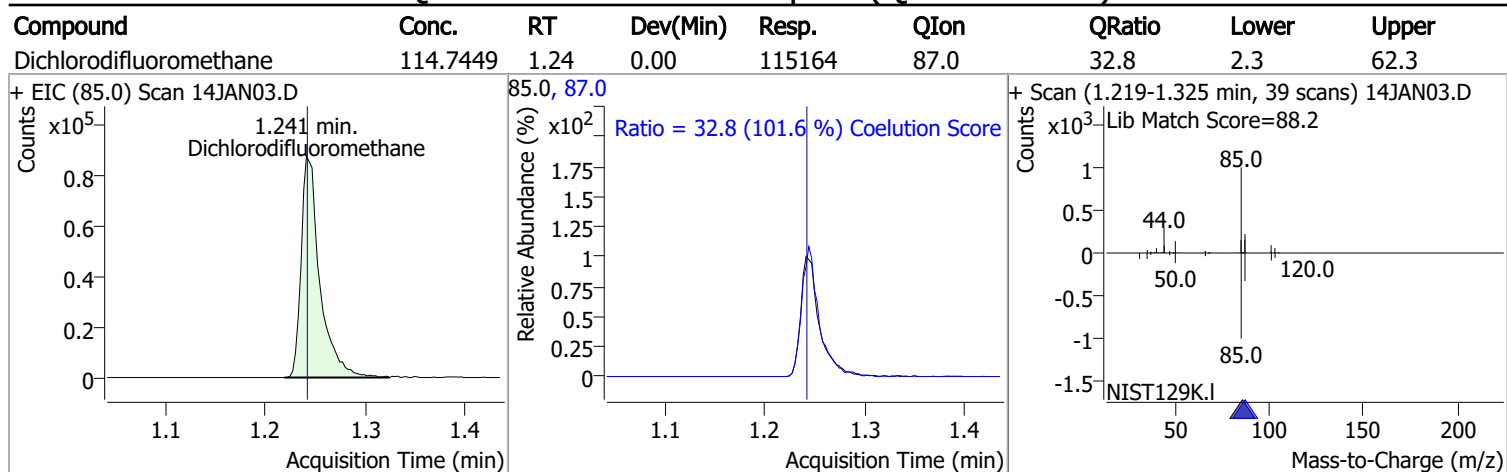
Compound	RT	QIon	Resp.	Conc.	Units	Dev(Min)
Internal Standards						
M Fluorobenzene	6.621	96.0	765894	250.0000	ng	-0.003
M Chlorobenzene-d5	9.775	82.0	296041	250.0000	ng	0.003
M 1,4-Dichlorobenzene-d4	12.100	152.0	249957	250.0000	ng	0.000
System Monitoring Compounds						
S Dibromofluoromethane	5.848	113.0	196929	272.9250	ng	0.003
Spiked Amount: 250.000	Range: 80.0 - 119.0%			Recovery = 109.17%		
S 1,2-Dichloroethane-d4	6.233	67.0	87773	281.6329	ng	0.000
Spiked Amount: 250.000	Range: 81.0 - 118.0%			Recovery = 112.65%		
S Toluene-d8	8.319	98.0	779384	273.1995	ng	0.000
Spiked Amount: 250.000	Range: 89.0 - 112.0%			Recovery = 109.28%		
S p-Bromofluorobenzene	10.951	95.0	243304	265.6967	ng	-0.003
Spiked Amount: 250.000	Range: 85.0 - 114.0%			Recovery = 106.28%		
Target Compounds						
T Dichlorodifluoromethane	1.241	85.0	115164	114.7449	ng	99
T Chloromethane	1.409	50.0	146442	120.2131	ng	100
T Vinyl chloride	1.498	62.0	132878	121.2245	ng	100
T Bromomethane	1.799	96.0	63718	130.0005	ng	93
T Chloroethane	1.897	64.0	72800	134.1566	ng	97
T Trichlorofluoromethane	2.148	101.0	167014	122.7558	ng	98
T 1,1-Dichloroethene	2.703	96.0	95678	124.0207	ng	98
T Methylene chloride	3.336	49.0	141496	124.4174	ng	99
T trans-1,2-Dichloroethene	3.720	96.0	101666	129.1705	ng	99
T Methyl tert-butyl ether (MTBE)	3.751	73.0	130394	128.1718	ng	100
T 1,1-Dichloroethane	4.381	63.0	197143	134.5649	ng	97
T 2,2-Dichloropropane	5.190	77.0	147842	134.6747	ng	99
T cis-1,2-Dichloroethene	5.212	96.0	106777	133.8098	ng	94
T Methyl ethyl ketone	5.282	43.0	112980	1045.2554	ng	98
T Bromochloromethane	5.519	128.0	43061	130.2592	ng	93
T Chloroform	5.650	83.0	184911	126.8234	ng	99

Quantitation Results Report (QT Reviewed)

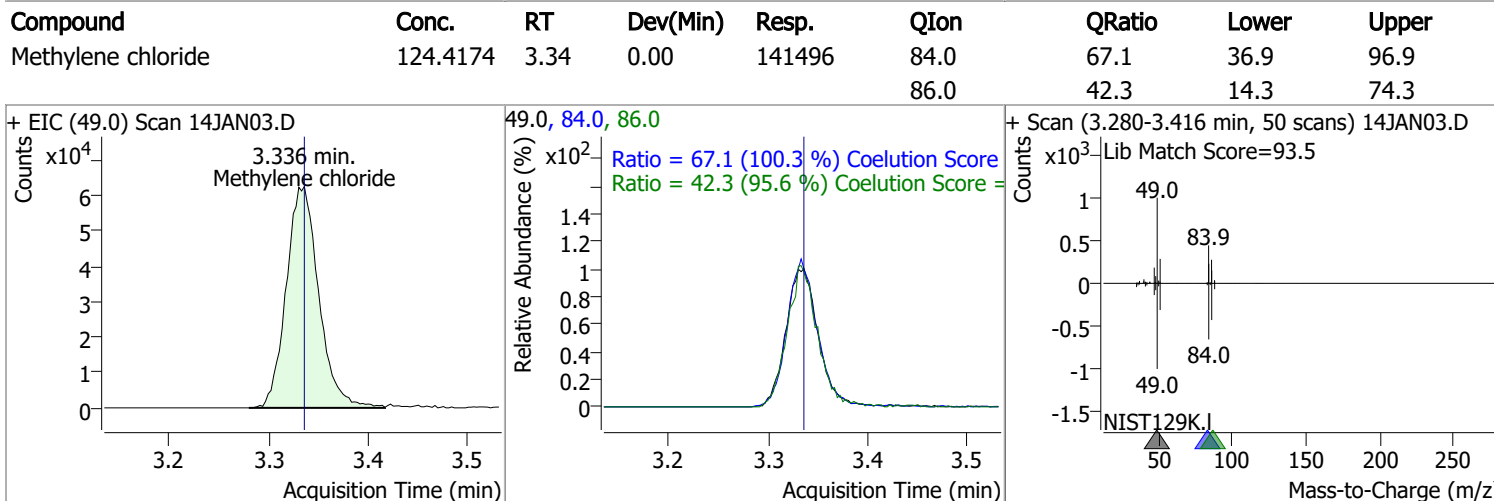
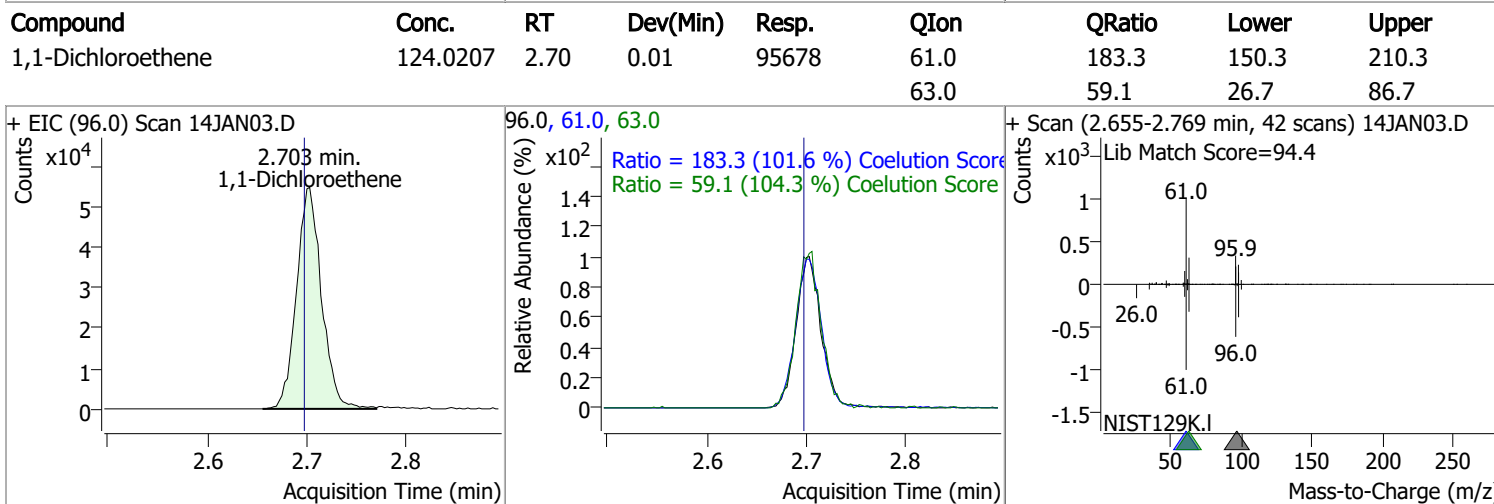
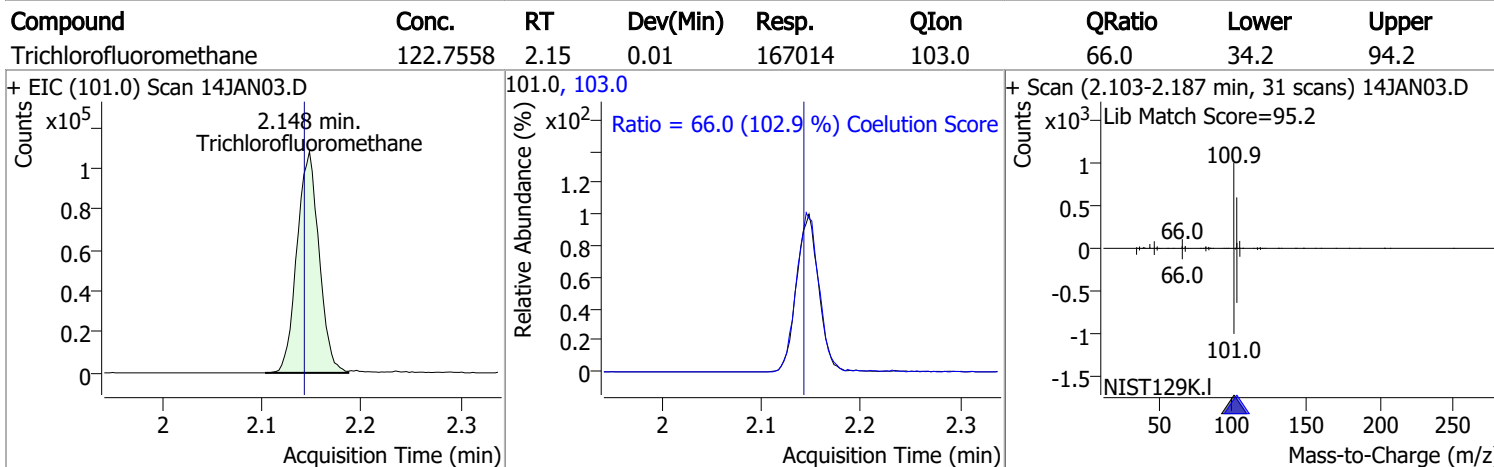
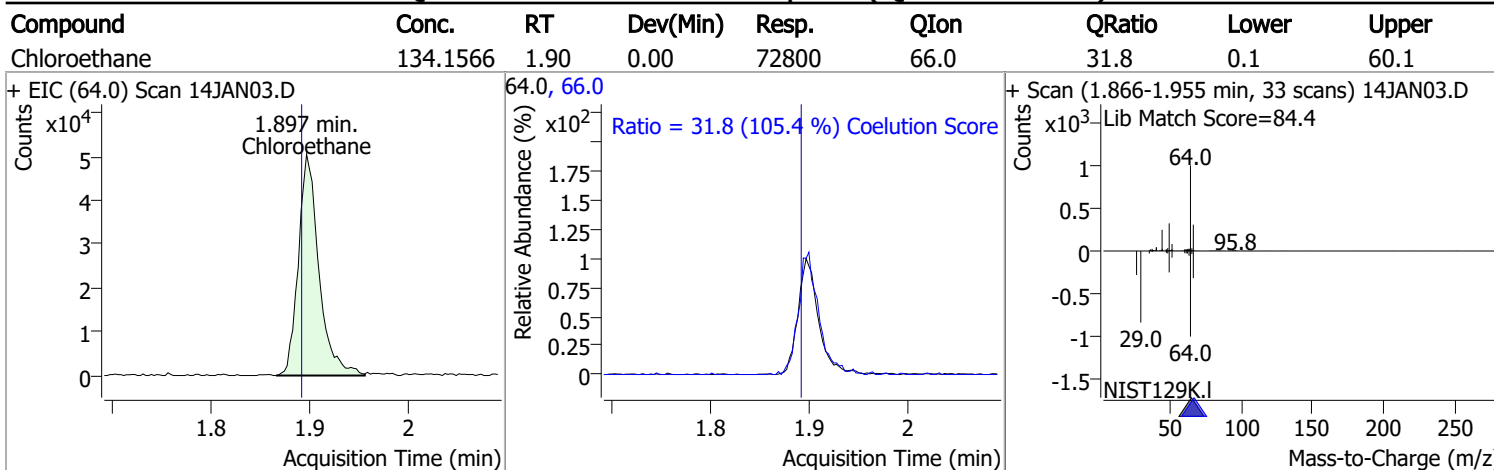
Compound	RT	QIon	Resp.	Conc.	Units	Dev(Min)
T 1,1,1-Trichloroethane	5.829	97.0	173984	127.3307	ng	99
T Carbon tetrachloride	6.027	117.0	170083	126.3371	ng	99
T 1,1-Dichloropropene	6.038	75.0	146556	126.1467	ng	99
T Benzene	6.278	78.0	395771	129.7843	ng	99
T 1,2-Dichloroethane	6.325	62.0	106764	129.4179	ng	99
T Trichloroethene	7.028	95.0	113665	127.3098	ng	99
T 1,2-Dichloropropane	7.273	63.0	102486	130.4958	ng	100
T Dibromomethane	7.396	93.0	42960	129.4429	ng	97
T Bromodichloromethane	7.585	83.0	121755	132.9306	ng	98
T cis-1,3-Dichloropropene	8.060	75.0	131159	126.6528	ng	99
T Toluene	8.389	92.0	248525	128.9655	ng	99
T trans-1,3-Dichloropropene	8.640	75.0	101596	137.8239	ng	96
T 1,1,2-Trichloroethane	8.815	83.0	50244	130.8580	ng	97
T Tetrachloroethene	8.935	163.8	98986	125.9084	ng	99
T 1,3-Dichloropropane	8.983	76.0	100410	132.9524	ng	100
T Chlorodibromomethane	9.203	129.0	78312	130.5018	ng	99
T 1,2-Dibromoethane	9.303	107.0	55877	133.0953	ng	96
T Chlorobenzene	9.802	112.0	274295	130.0118	ng	99
T 1,1,1,2-Tetrachloroethane	9.892	131.0	96808	131.2651	ng	96
T Ethylbenzene	9.920	91.0	470864	128.6848	ng	100
T m+p-Xylenes	10.037	106.0	371958	261.5821	ng	97
T o-Xylene	10.430	106.0	164190	129.7059	ng	98
T Styrene	10.449	104.0	275607	135.2292	ng	99
T Bromoform	10.628	172.5	41840	130.8071	ng	100
T Bromobenzene	11.091	156.0	106815	132.0454	ng	97
T 1,1,2,2-Tetrachloroethane	11.113	83.0	60645	130.2531	ng	100
T 1,2,3-Trichloropropane	11.149	110.0	16177	129.8524	ng	96
T 2-Chlorotoluene	11.292	126.0	104428	129.7436	ng	100
T 4-Chlorotoluene	11.403	91.0	347858	132.5544	ng	100
T 1,3-Dichlorobenzene	12.033	146.0	189600	128.5147	ng	99
T 1,4-Dichlorobenzene	12.125	146.0	194496	129.2928	ng	99
T 1,2-Dichlorobenzene	12.493	146.0	157679	126.4647	ng	99

(#) = Qualifier Out of Range; (m) = Manual Integration; (+) = Area Summed; (*) = Surrogate Percent Recovery Out of Range; (d): Zeroed Peak

Quantitation Results Report (QT Reviewed)

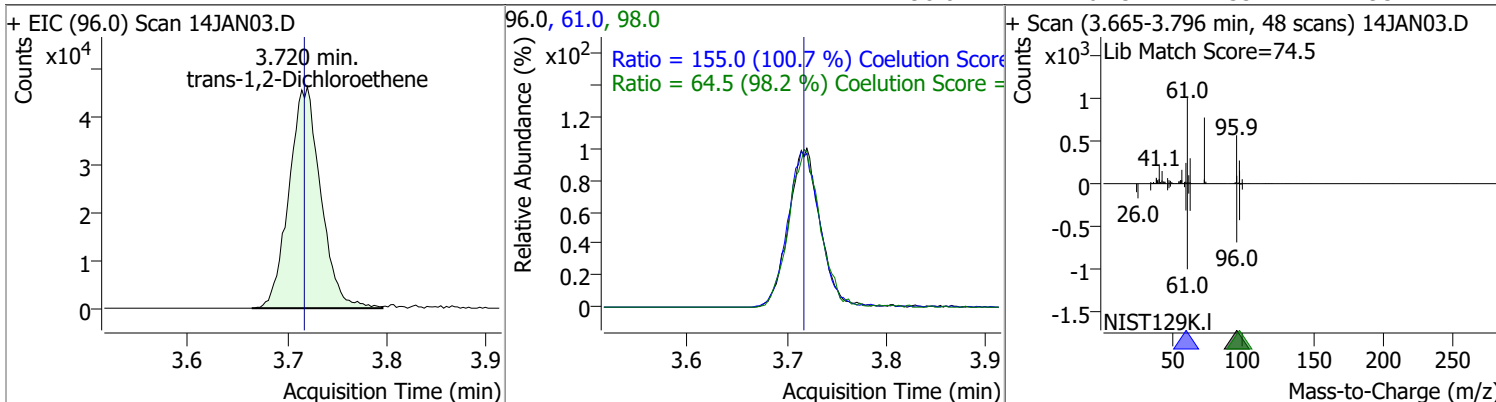


Quantitation Results Report (QT Reviewed)

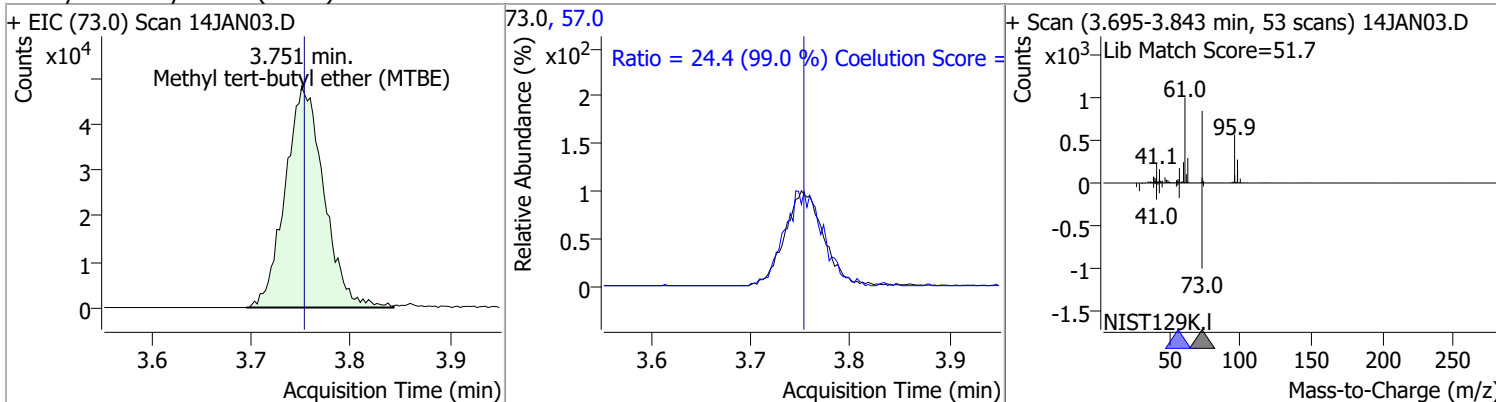


Quantitation Results Report (QT Reviewed)

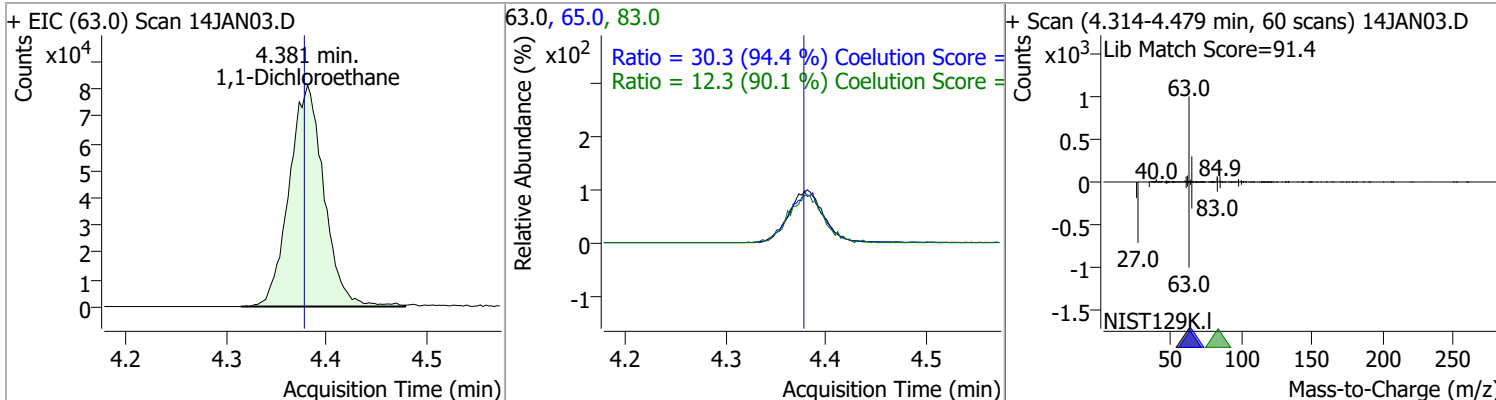
Compound	Conc.	RT	Dev(Min)	Resp.	QIon	QRatio	Lower	Upper
trans-1,2-Dichloroethene	129.1705	3.72	0.00	101666	61.0	155.0	123.9	183.9
					98.0	64.5	35.7	95.7



Compound	Conc.	RT	Dev(Min)	Resp.	QIon	QRatio	Lower	Upper
Methyl tert-butyl ether (MTBE)	128.1718	3.75	0.00	130394	57.0	24.4	0.0	54.6

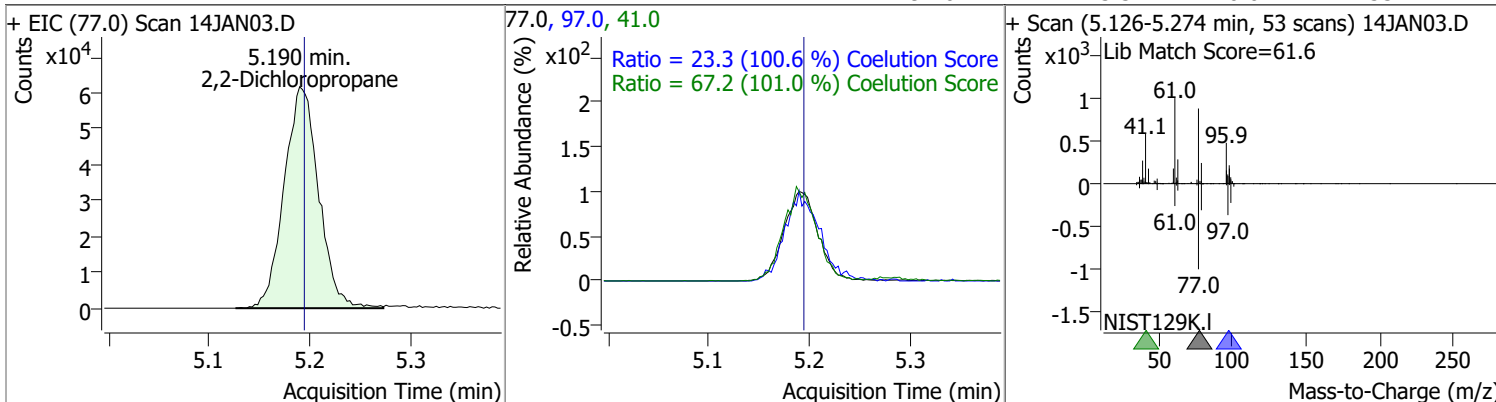


Compound	Conc.	RT	Dev(Min)	Resp.	QIon	QRatio	Lower	Upper
1,1-Dichloroethane	134.5649	4.38	0.00	197143	65.0	30.3	2.1	62.1
					83.0	12.3	0.0	43.7

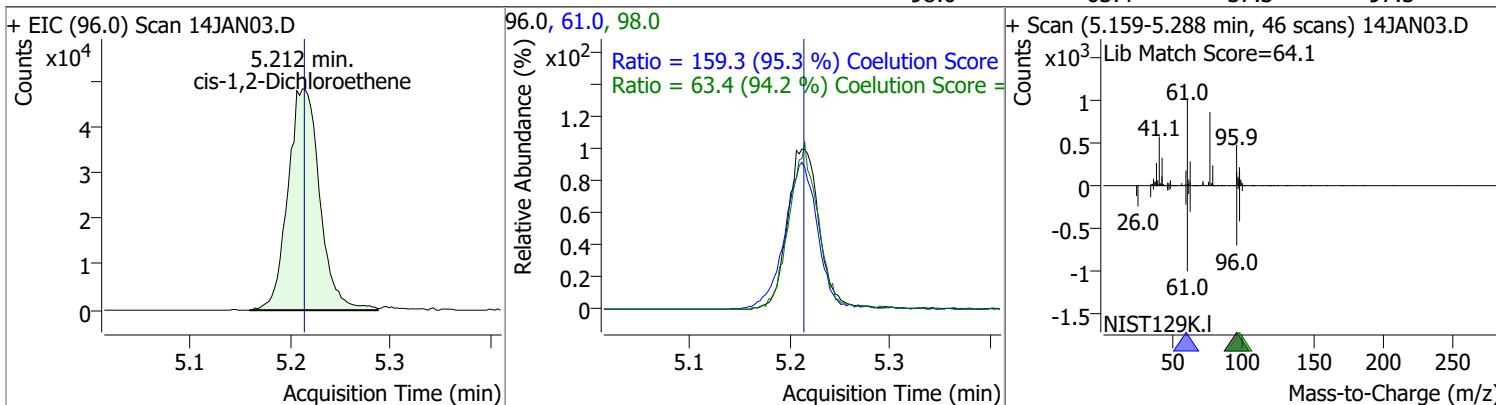


Quantitation Results Report (QT Reviewed)

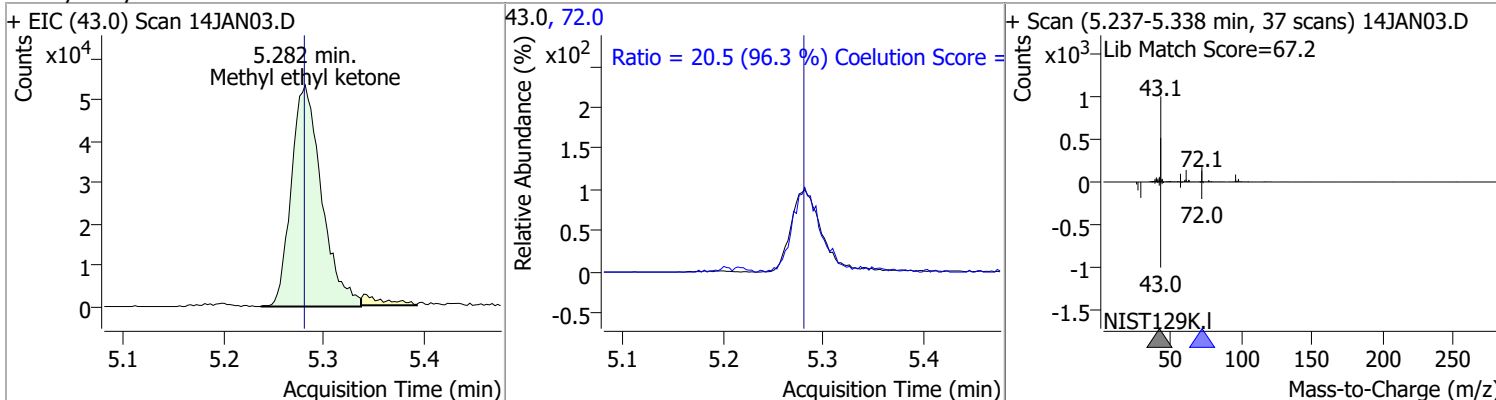
Compound	Conc.	RT	Dev(Min)	Resp.	QIon	QRatio	Lower	Upper
2,2-Dichloropropane	134.6747	5.19	-0.01	147842	41.0	67.2	36.5	96.5
					97.0	23.3	0.0	53.2



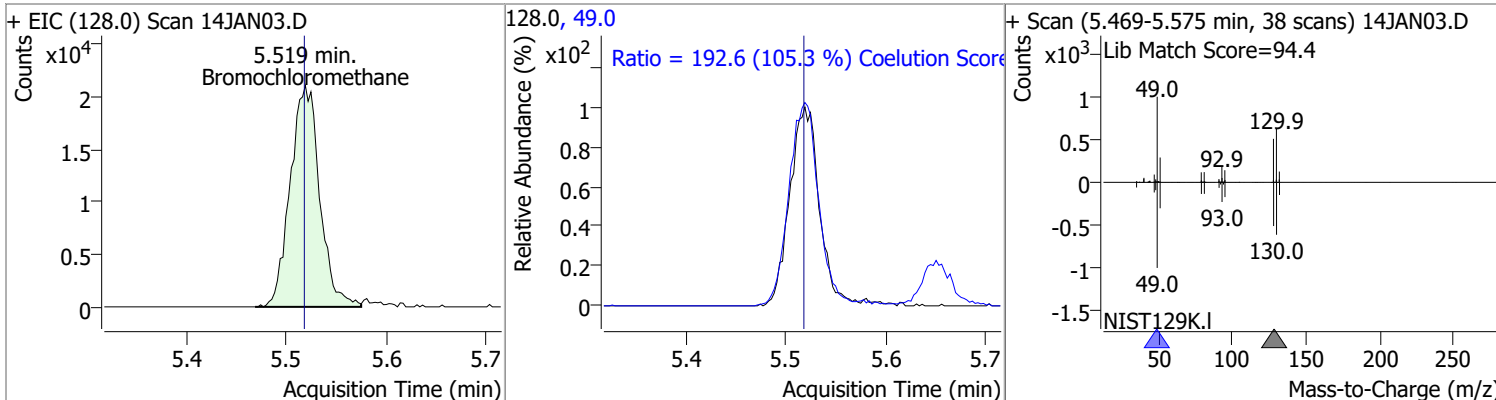
Compound	Conc.	RT	Dev(Min)	Resp.	QIon	QRatio	Lower	Upper
cis-1,2-Dichloroethene	133.8098	5.21	0.00	106777	61.0	159.3	137.2	197.2
					98.0	63.4	37.3	97.3



Compound	Conc.	RT	Dev(Min)	Resp.	QIon	QRatio	Lower	Upper
Methyl ethyl ketone	1045.2554	5.28	0.00	112980	72.0	20.5	0.0	51.3

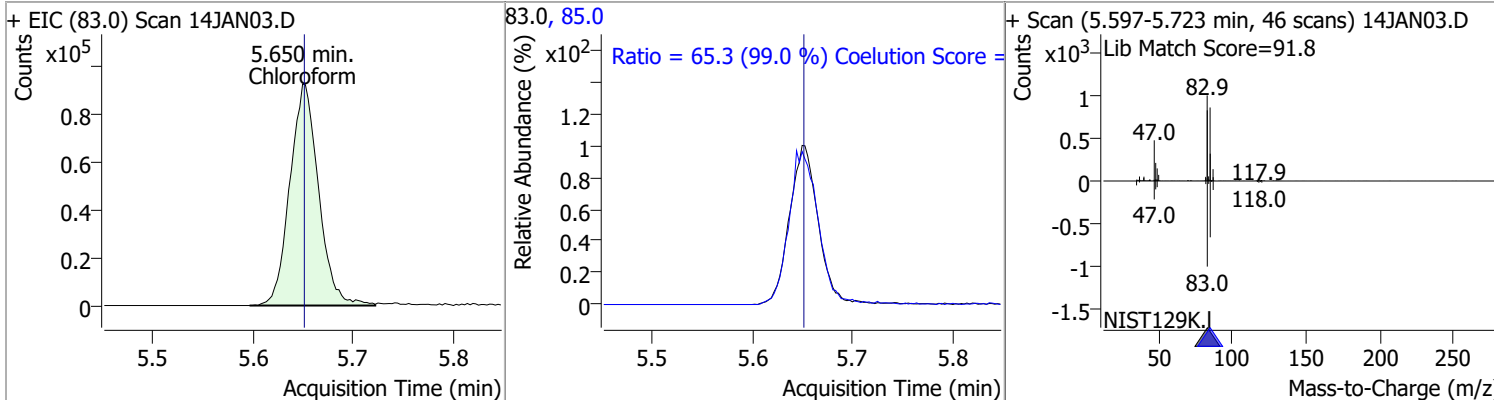


Compound	Conc.	RT	Dev(Min)	Resp.	QIon	QRatio	Lower	Upper
Bromochloromethane	130.2592	5.52	0.00	43061	49.0	192.6	152.9	212.9

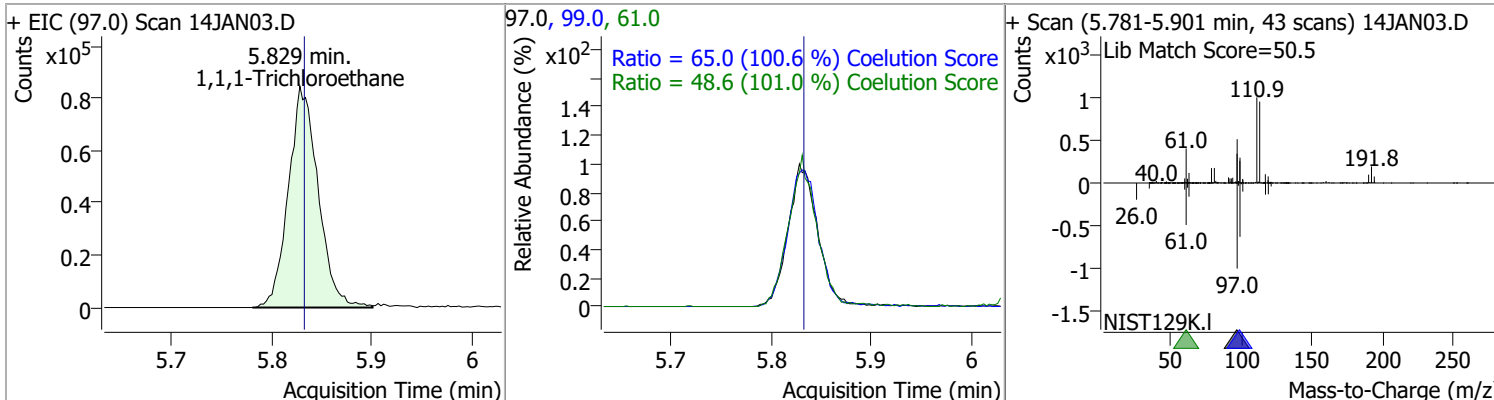


Quantitation Results Report (QT Reviewed)

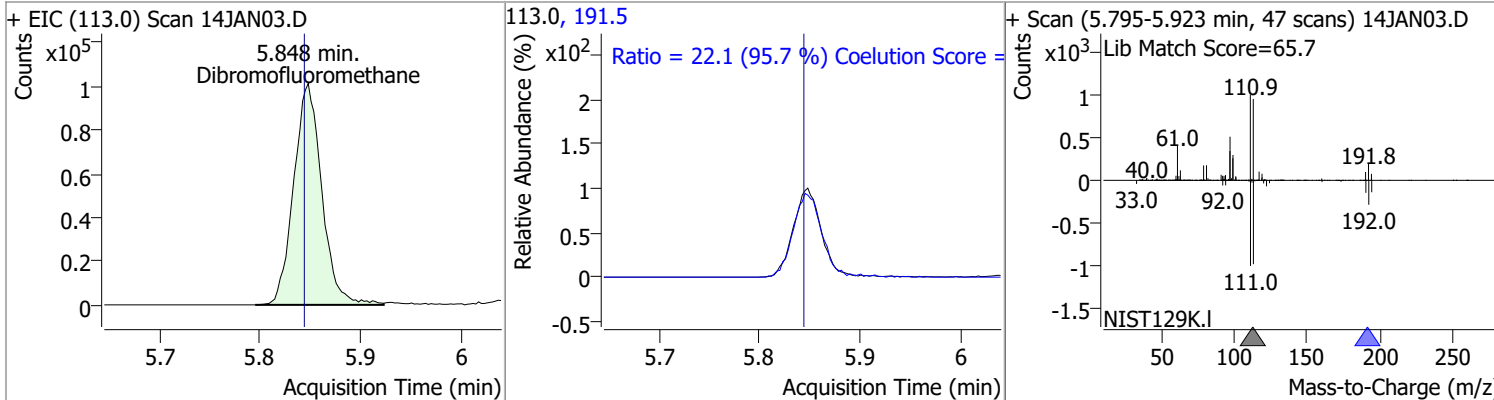
Compound	Conc.	RT	Dev(Min)	Resp.	QIon	QRatio	Lower	Upper
Chloroform	126.8234	5.65	0.00	184911	85.0	65.3	36.0	96.0



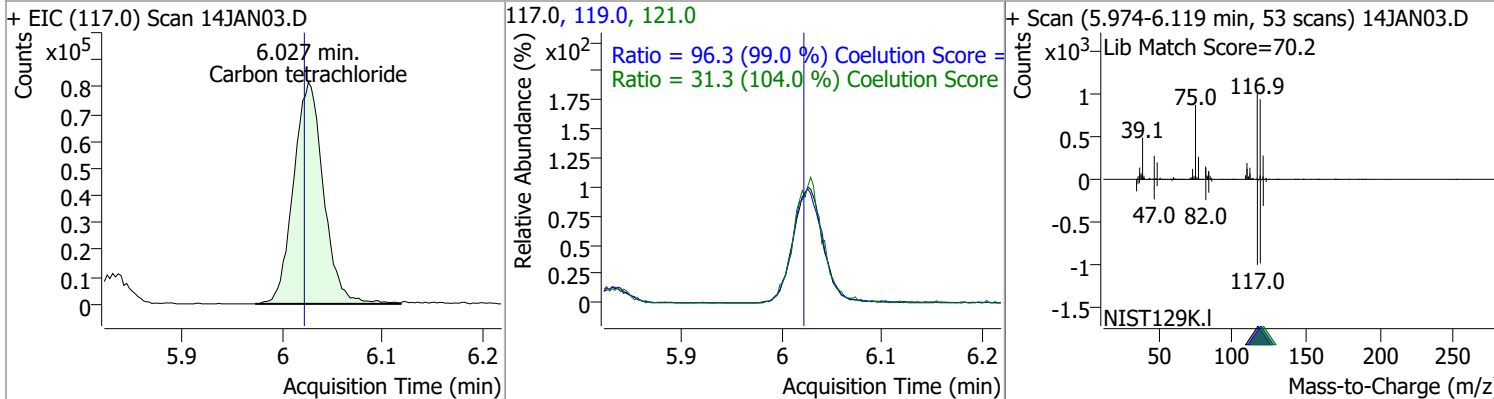
Compound	Conc.	RT	Dev(Min)	Resp.	QIon	QRatio	Lower	Upper
1,1,1-Trichloroethane	127.3307	5.83	-0.01	173984	99.0	65.0	34.7	94.7
					61.0	48.6	18.1	78.1



Compound	Conc.	RT	Dev(Min)	Resp.	QIon	QRatio	Lower	Upper
Dibromofluoromethane	272.9250	5.85	0.00	196929	191.5	22.1	0.0	53.1

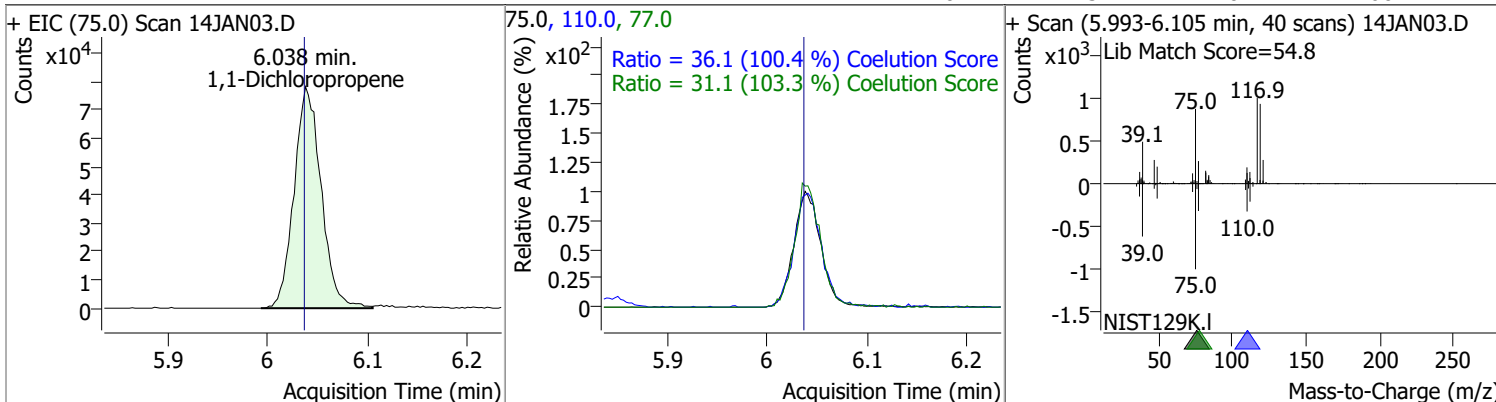


Compound	Conc.	RT	Dev(Min)	Resp.	QIon	QRatio	Lower	Upper
Carbon tetrachloride	126.3371	6.03	0.00	170083	119.0	96.3	67.2	127.2
					121.0	31.3	0.1	60.1

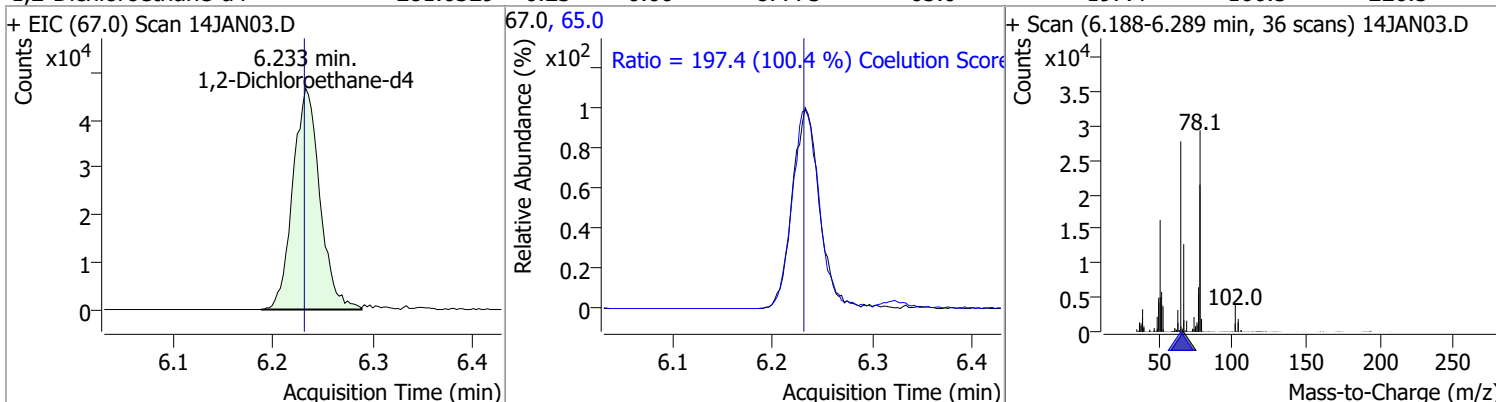


Quantitation Results Report (QT Reviewed)

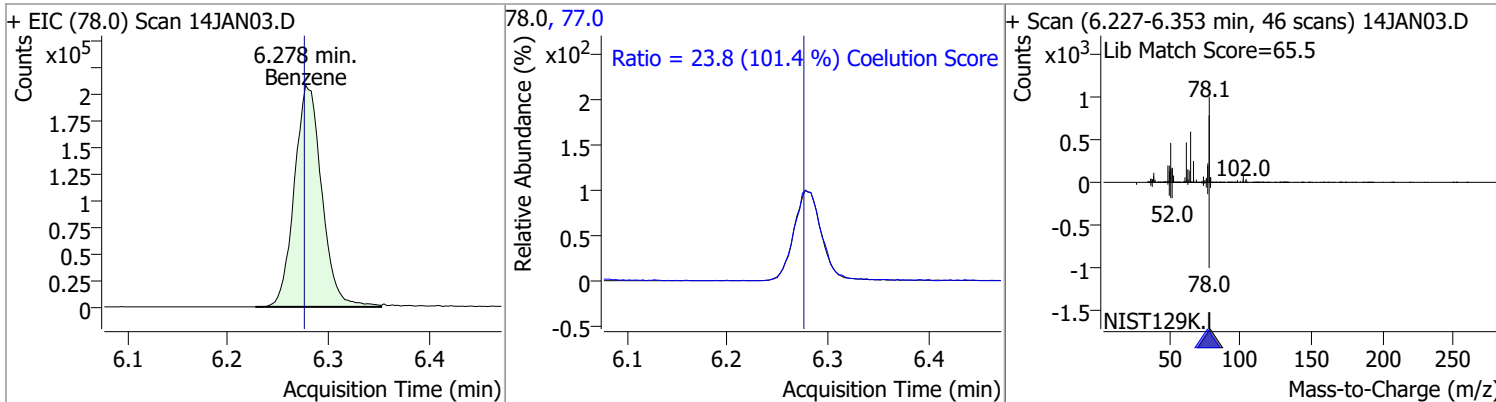
Compound	Conc.	RT	Dev(Min)	Resp.	QIon	QRatio	Lower	Upper
1,1-Dichloropropene	126.1467	6.04	0.00	146556	110.0	36.1	5.9	65.9
					77.0	31.1	0.1	60.1



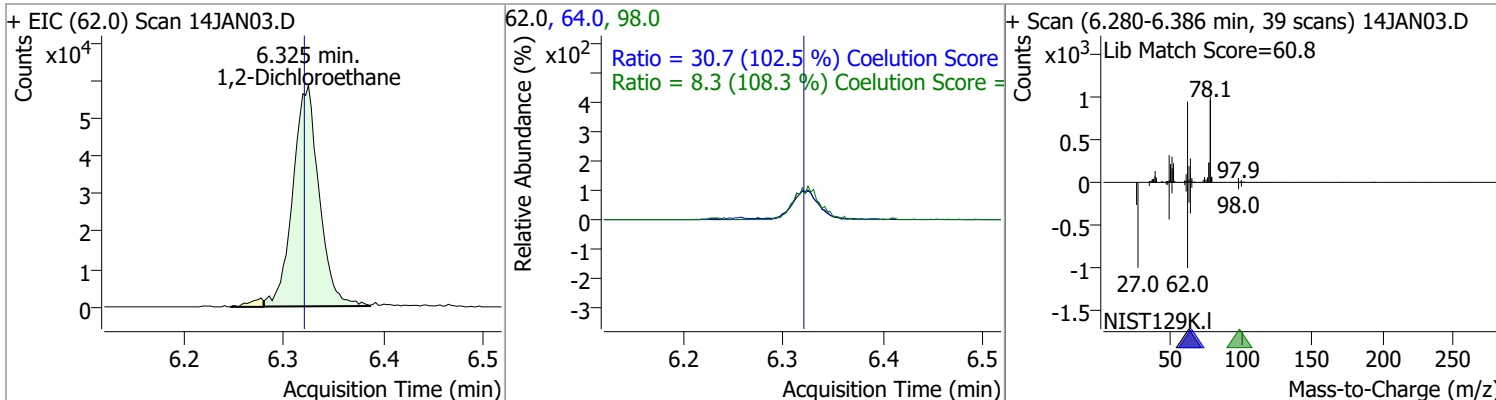
Compound	Conc.	RT	Dev(Min)	Resp.	QIon	QRatio	Lower	Upper
1,2-Dichloroethane-d4	281.6329	6.23	0.00	87773	65.0	197.4	166.5	226.5



Compound	Conc.	RT	Dev(Min)	Resp.	QIon	QRatio	Lower	Upper
Benzene	129.7843	6.28	0.00	395771	77.0	23.8	0.0	53.5

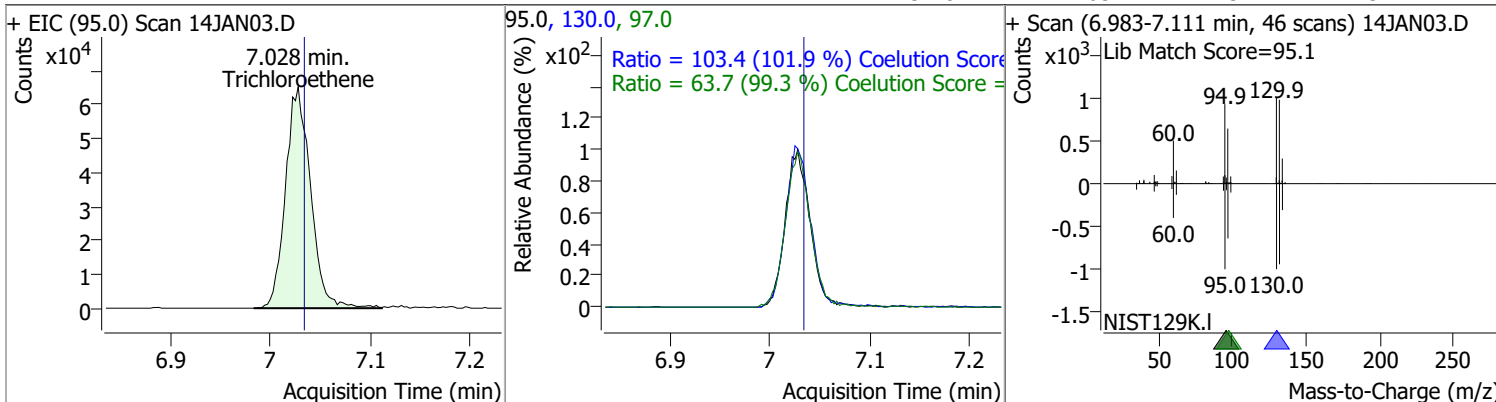


Compound	Conc.	RT	Dev(Min)	Resp.	QIon	QRatio	Lower	Upper
1,2-Dichloroethane	129.4179	6.32	0.00	106764	64.0	30.7	0.0	59.9
					98.0	8.3	0.0	37.6

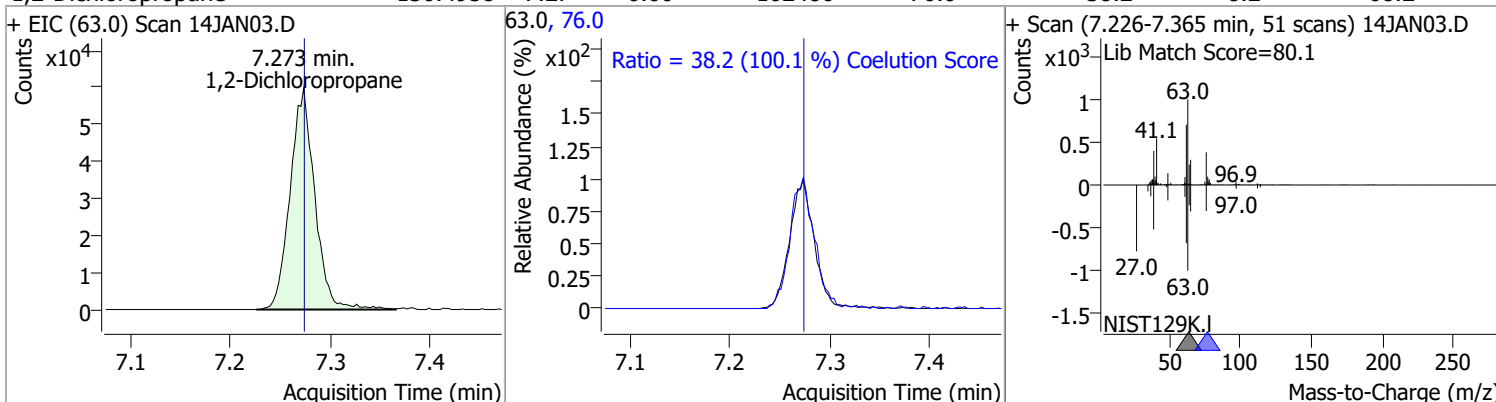


Quantitation Results Report (QT Reviewed)

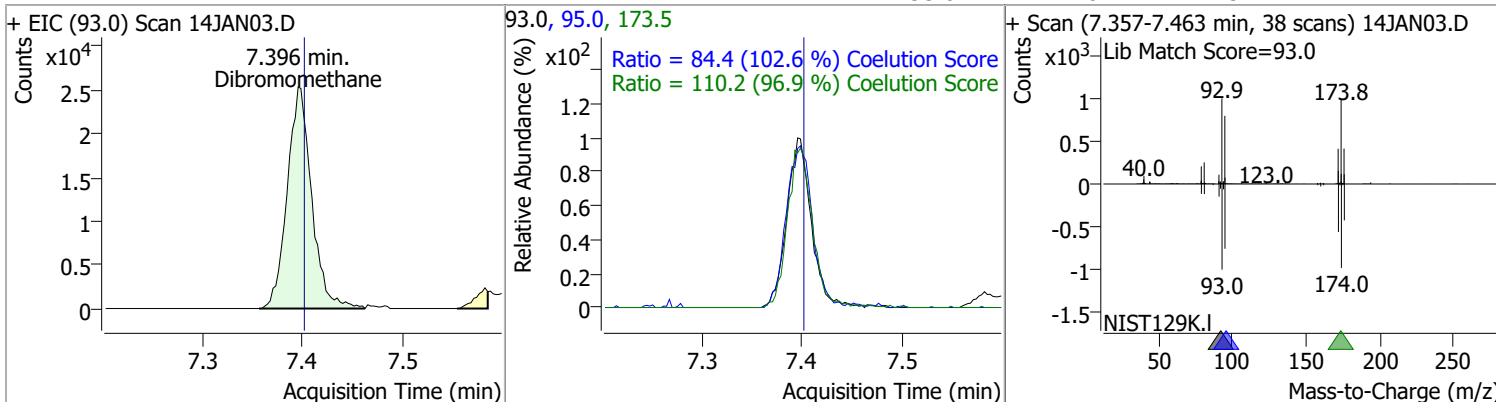
Compound	Conc.	RT	Dev(Min)	Resp.	QIon	QRatio	Lower	Upper
Trichloroethene	127.3098	7.03	0.00	113665	130.0	103.4	71.5	131.5
					97.0	63.7	34.1	94.1



Compound	Conc.	RT	Dev(Min)	Resp.	QIon	QRatio	Lower	Upper
1,2-Dichloropropane	130.4958	7.27	0.00	102486	76.0	38.2	8.2	68.2

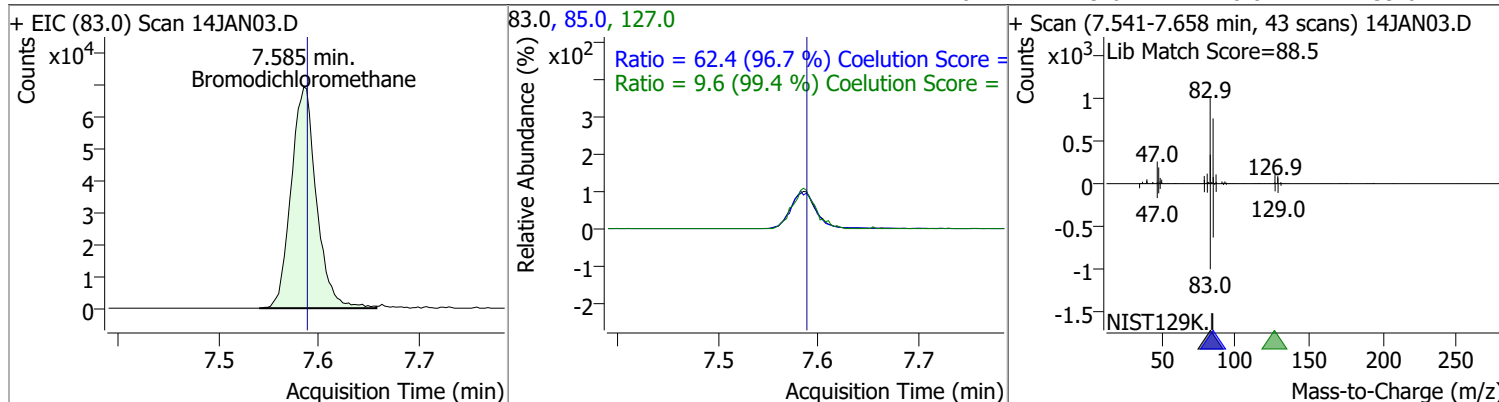


Compound	Conc.	RT	Dev(Min)	Resp.	QIon	QRatio	Lower	Upper
Dibromomethane	129.4429	7.40	0.00	42960	173.5	110.2	83.7	143.7
					95.0	84.4	52.2	112.2

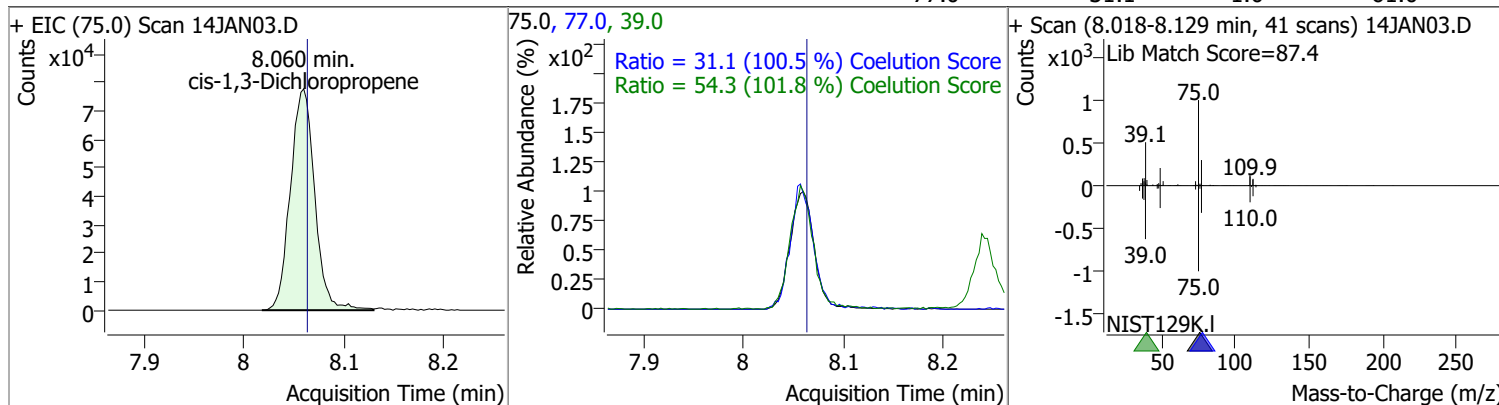


Quantitation Results Report (QT Reviewed)

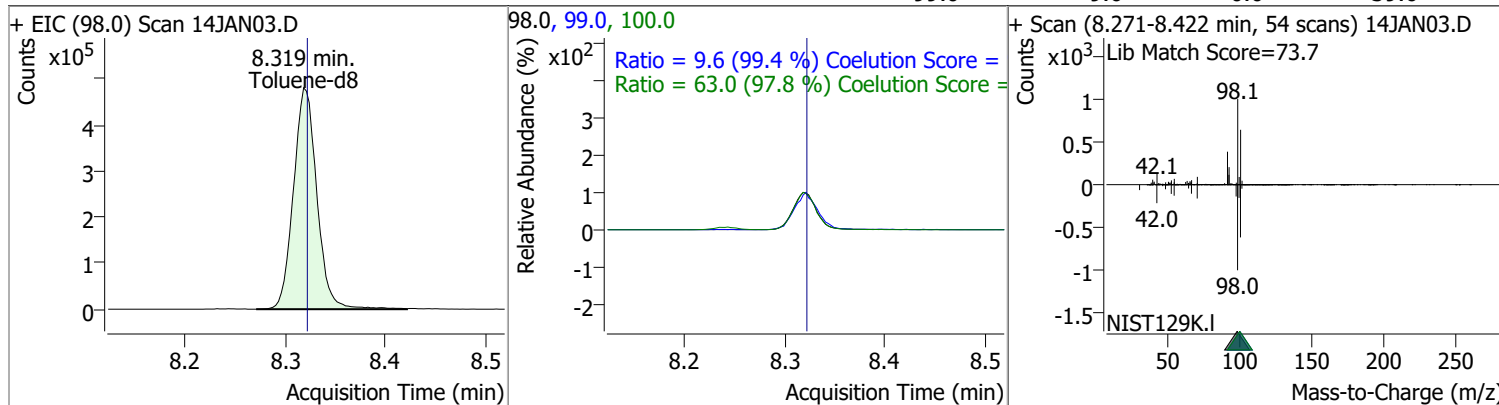
Compound	Conc.	RT	Dev(Min)	Resp.	QIon	QRatio	Lower	Upper
Bromodichloromethane	132.9306	7.59	0.00	121755	85.0	62.4	34.5	94.5
					127.0	9.6	0.0	39.6



Compound	Conc.	RT	Dev(Min)	Resp.	QIon	QRatio	Lower	Upper
cis-1,3-Dichloropropene	126.6528	8.06	0.00	131159	39.0	54.3	23.3	83.3
					77.0	31.1	1.0	61.0

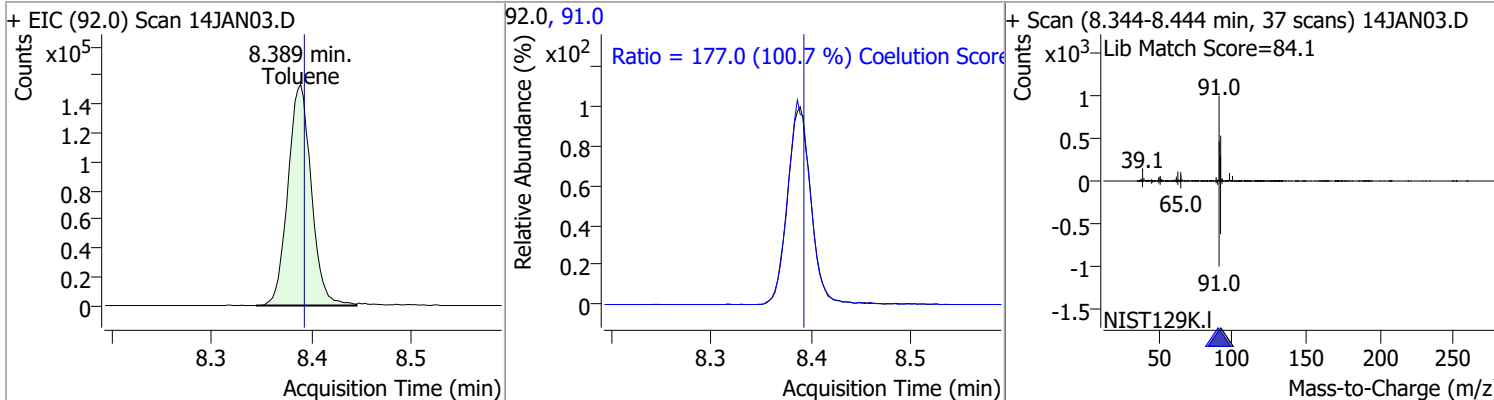


Compound	Conc.	RT	Dev(Min)	Resp.	QIon	QRatio	Lower	Upper
Toluene-d8	273.1995	8.32	0.00	779384	100.0	63.0	34.4	94.4
					99.0	9.6	0.0	39.6

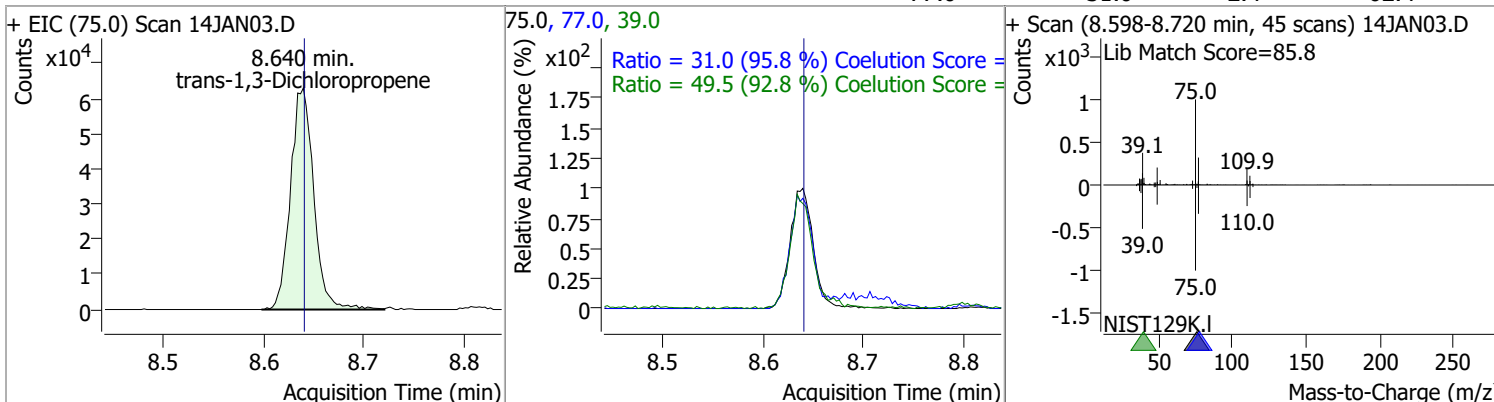


Quantitation Results Report (QT Reviewed)

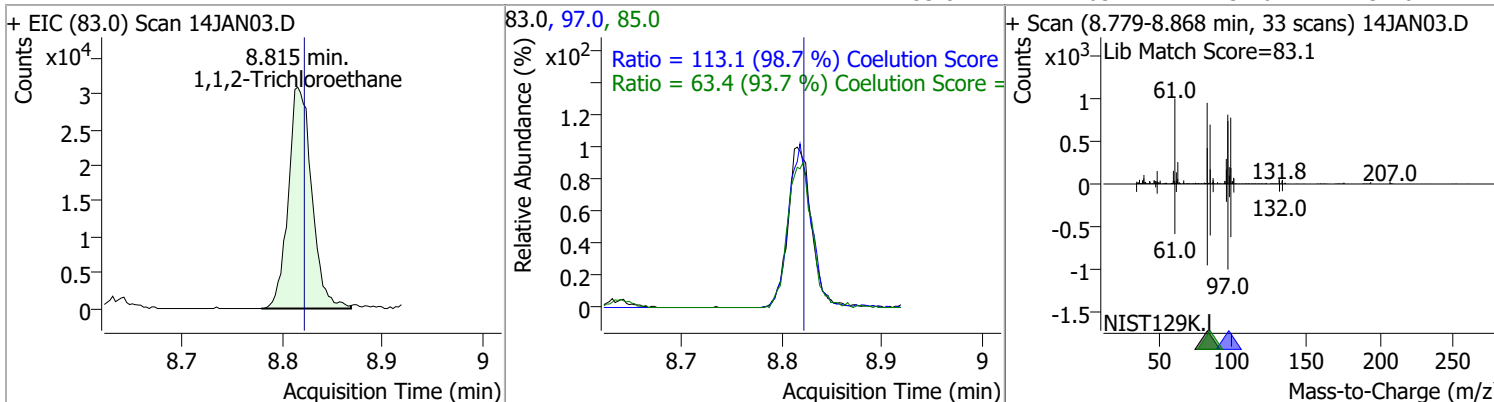
Compound	Conc.	RT	Dev(Min)	Resp.	QIon	QRatio	Lower	Upper
Toluene	128.9655	8.39	0.00	248525	91.0	177.0	145.8	205.8



Compound	Conc.	RT	Dev(Min)	Resp.	QIon	QRatio	Lower	Upper
trans-1,3-Dichloropropene	137.8239	8.64	0.00	101596	39.0	49.5	23.4	83.4
					77.0	31.0	2.4	62.4

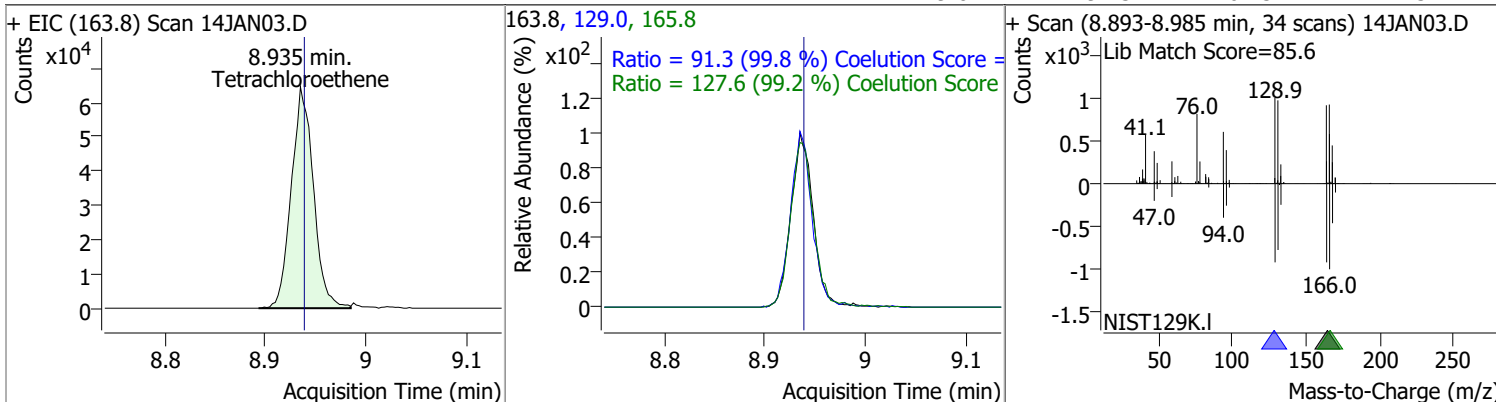


Compound	Conc.	RT	Dev(Min)	Resp.	QIon	QRatio	Lower	Upper
1,1,2-Trichloroethane	130.8580	8.82	0.00	50244	97.0	113.1	84.6	144.6
					85.0	63.4	37.6	97.6

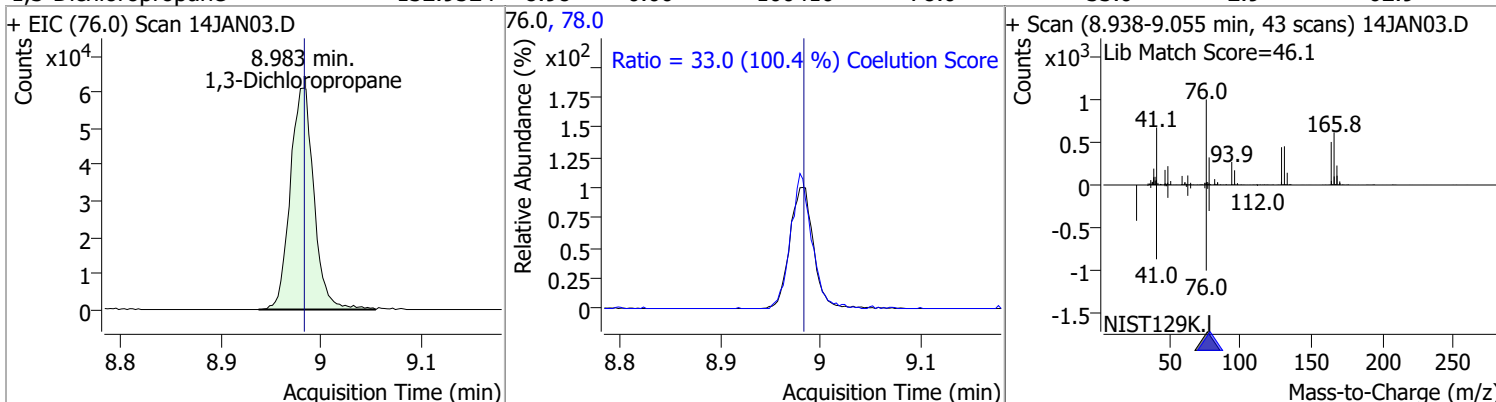


Quantitation Results Report (QT Reviewed)

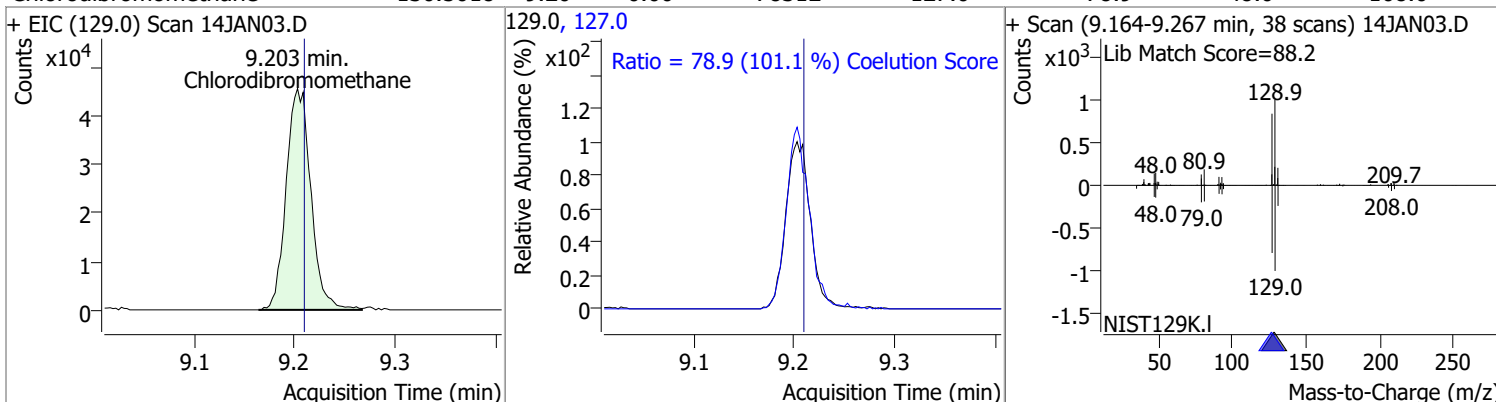
Compound	Conc.	RT	Dev(Min)	Resp.	QIon	QRatio	Lower	Upper
Tetrachloroethene	125.9084	8.94	0.00	98986	165.8	127.6	98.6	158.6
					129.0	91.3	61.5	121.5



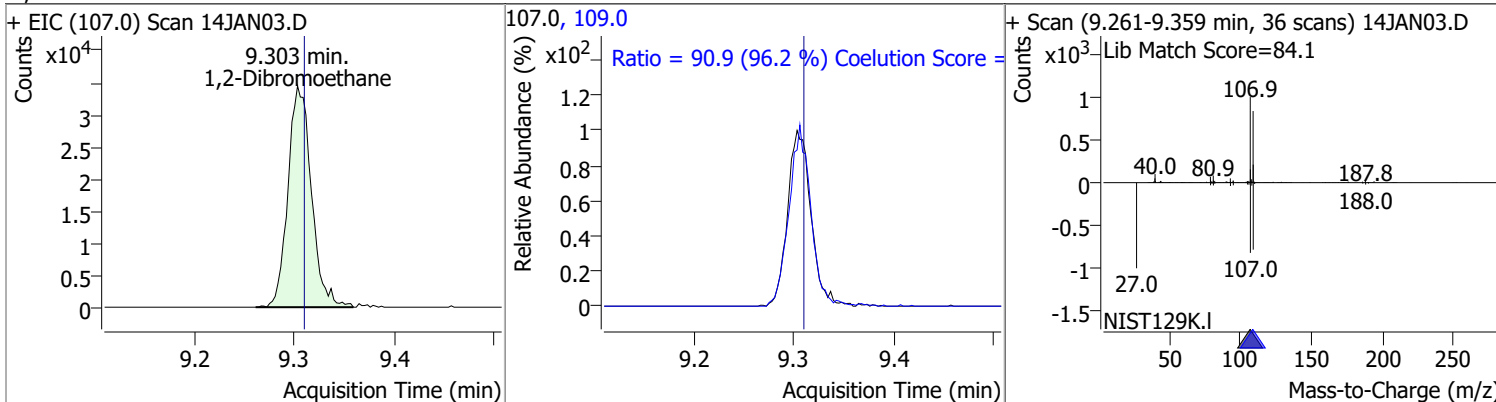
Compound	Conc.	RT	Dev(Min)	Resp.	QIon	QRatio	Lower	Upper
1,3-Dichloropropane	132.9524	8.98	0.00	100410	78.0	33.0	2.9	62.9



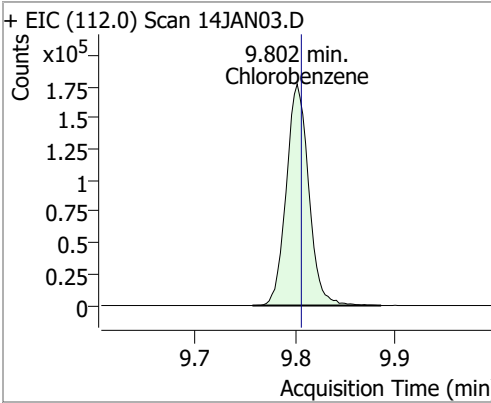
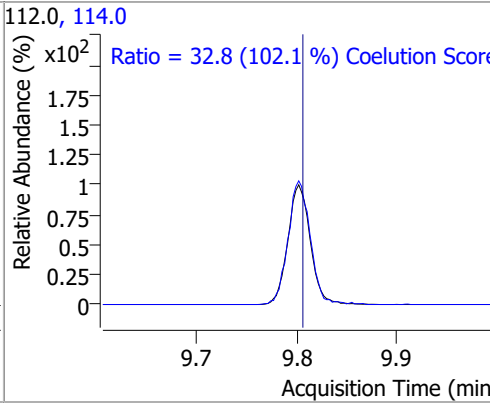
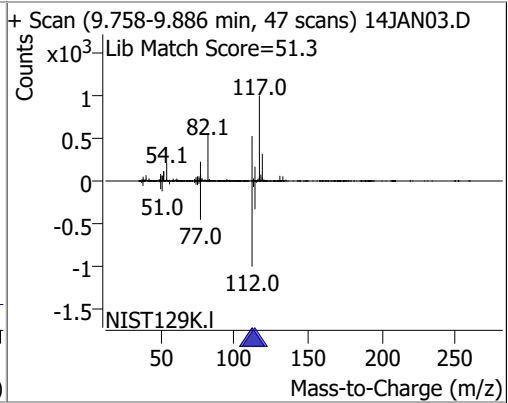
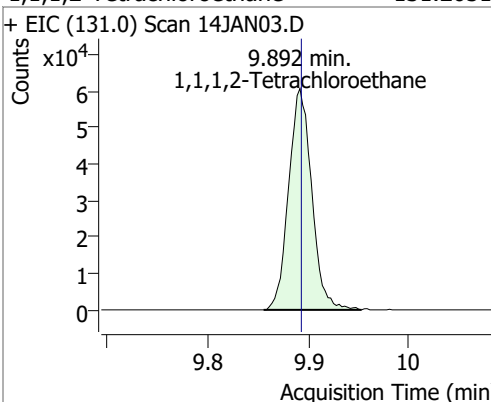
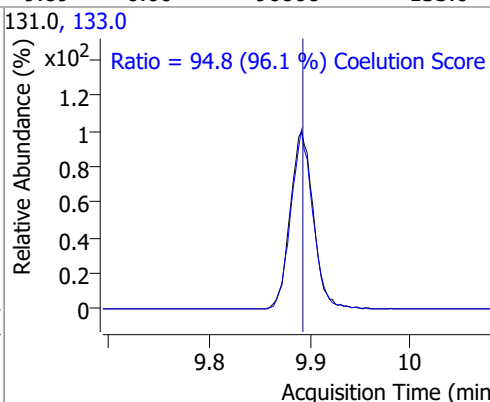
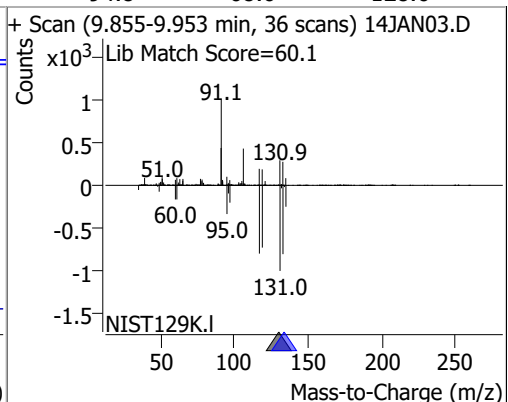
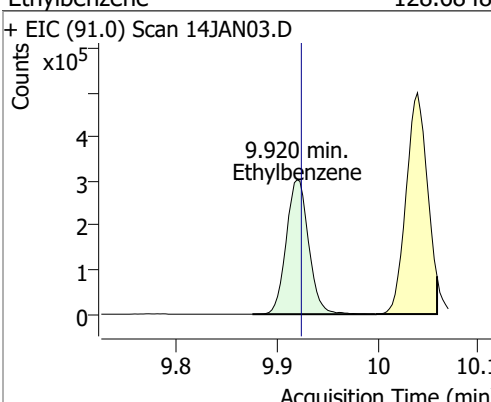
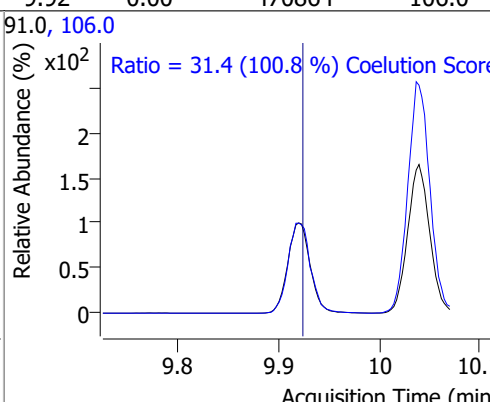
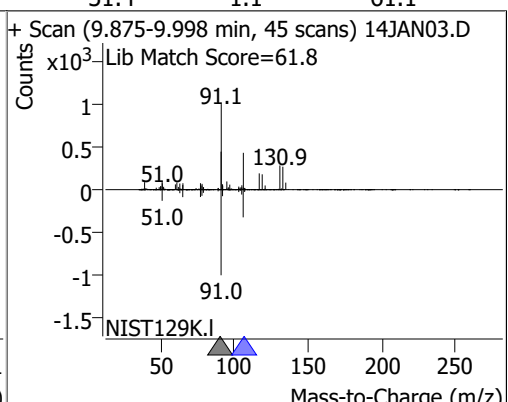
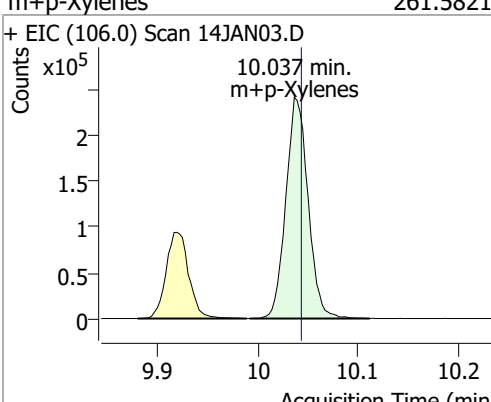
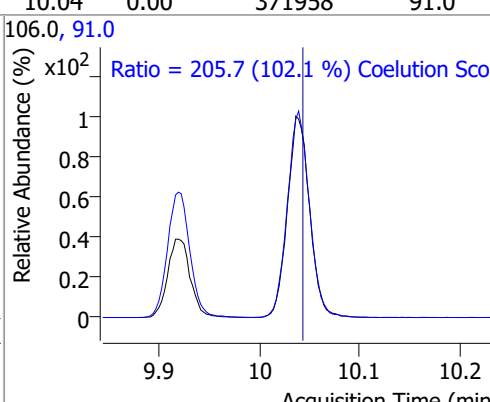
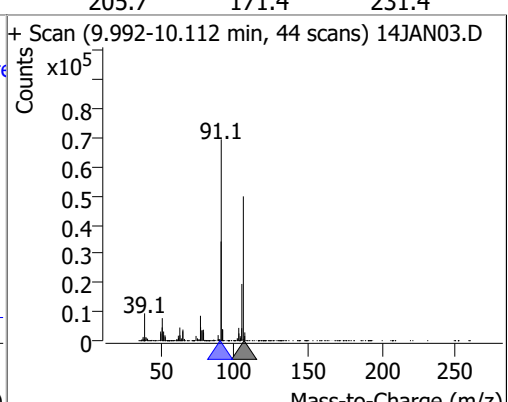
Compound	Conc.	RT	Dev(Min)	Resp.	QIon	QRatio	Lower	Upper
Chlorodibromomethane	130.5018	9.20	0.00	78312	127.0	78.9	48.0	108.0



Compound	Conc.	RT	Dev(Min)	Resp.	QIon	QRatio	Lower	Upper
1,2-Dibromoethane	133.0953	9.30	0.00	55877	109.0	90.9	64.5	124.5

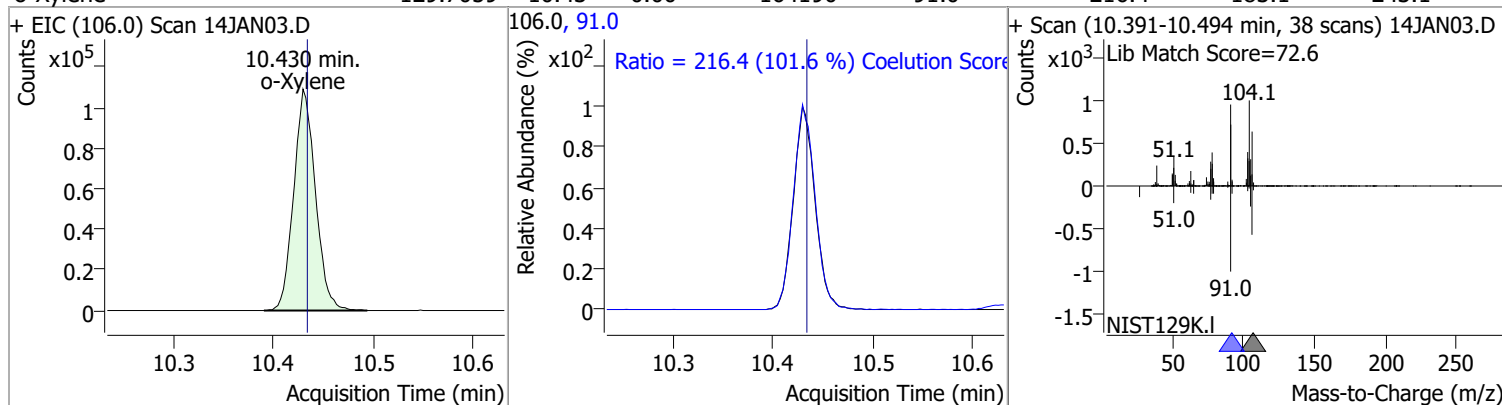


Quantitation Results Report (QT Reviewed)

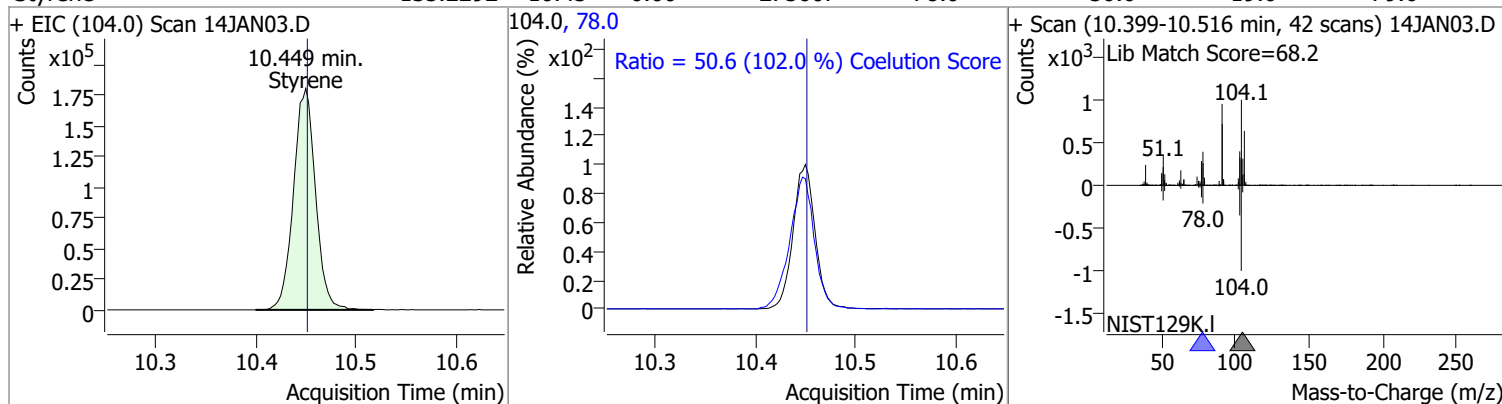
Compound	Conc.	RT	Dev(Min)	Resp.	QIon	QRatio	Lower	Upper
Chlorobenzene	130.0118	9.80	0.00	274295	114.0	32.8	2.1	62.1
+ EIC (112.0) Scan 14JAN03.D 			112.0, 114.0 			+ Scan (9.758-9.886 min, 47 scans) 14JAN03.D Lib Match Score=51.3 		
1,1,1,2-Tetrachloroethane	131.2651	9.89	0.00	96808	133.0	94.8	68.6	128.6
+ EIC (131.0) Scan 14JAN03.D 			131.0, 133.0 			+ Scan (9.855-9.953 min, 36 scans) 14JAN03.D Lib Match Score=60.1 		
Ethylbenzene	128.6848	9.92	0.00	470864	106.0	31.4	1.1	61.1
+ EIC (91.0) Scan 14JAN03.D 			91.0, 106.0 			+ Scan (9.875-9.998 min, 45 scans) 14JAN03.D Lib Match Score=61.8 		
m+p-Xylenes	261.5821	10.04	0.00	371958	91.0	205.7	171.4	231.4
+ EIC (106.0) Scan 14JAN03.D 			106.0, 91.0 			+ Scan (9.992-10.112 min, 44 scans) 14JAN03.D 		

Quantitation Results Report (QT Reviewed)

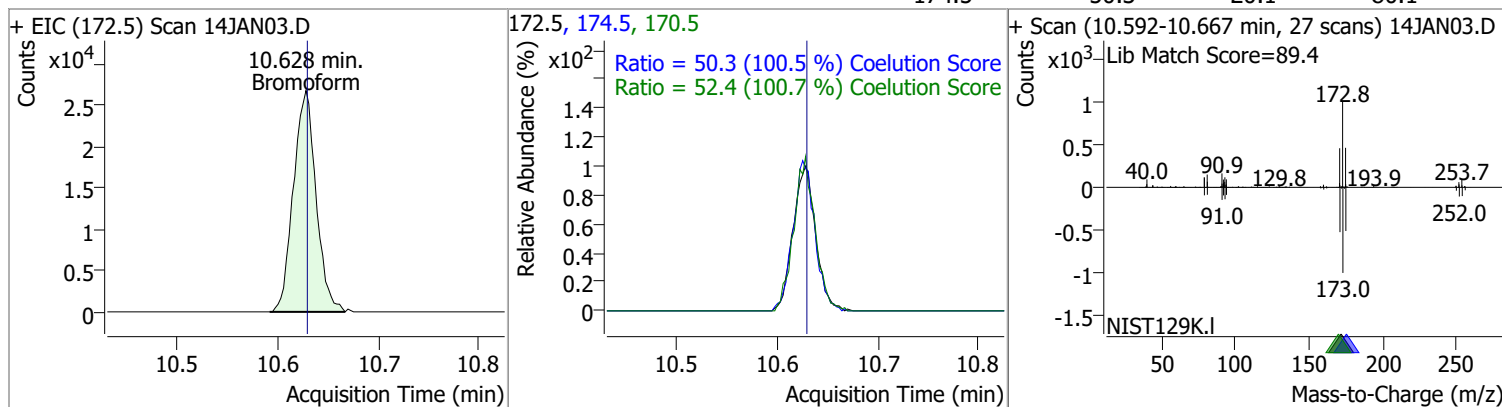
Compound	Conc.	RT	Dev(Min)	Resp.	QIon	QRatio	Lower	Upper
o-Xylene	129.7059	10.43	0.00	164190	91.0	216.4	183.1	243.1



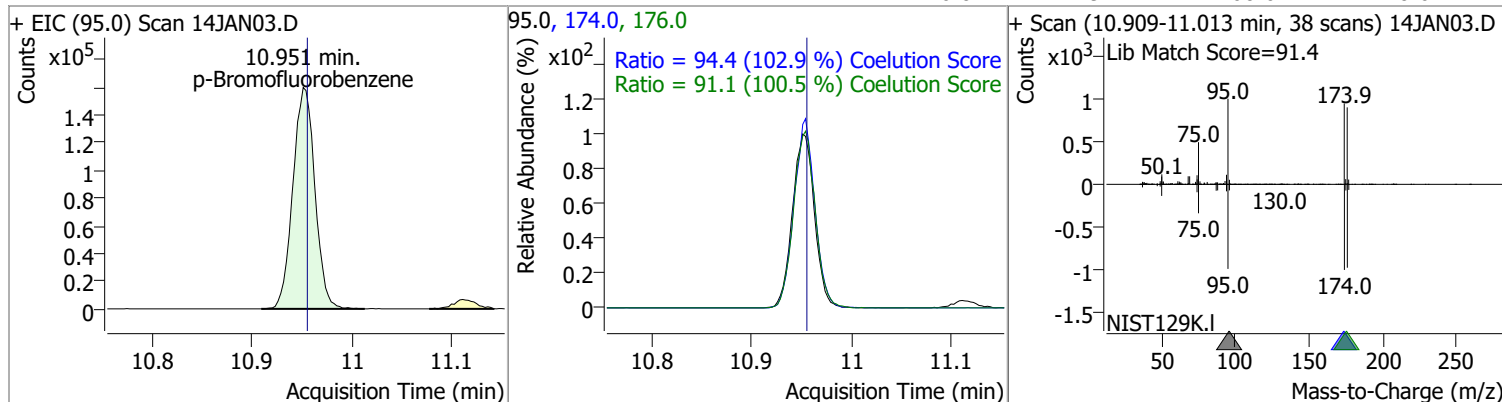
Compound	Conc.	RT	Dev(Min)	Resp.	QIon	QRatio	Lower	Upper
Styrene	135.2292	10.45	0.00	275607	78.0	50.6	19.6	79.6



Compound	Conc.	RT	Dev(Min)	Resp.	QIon	QRatio	Lower	Upper
Bromoform	130.8071	10.63	0.00	41840	170.5	52.4	22.1	82.1
					174.5	50.3	20.1	80.1

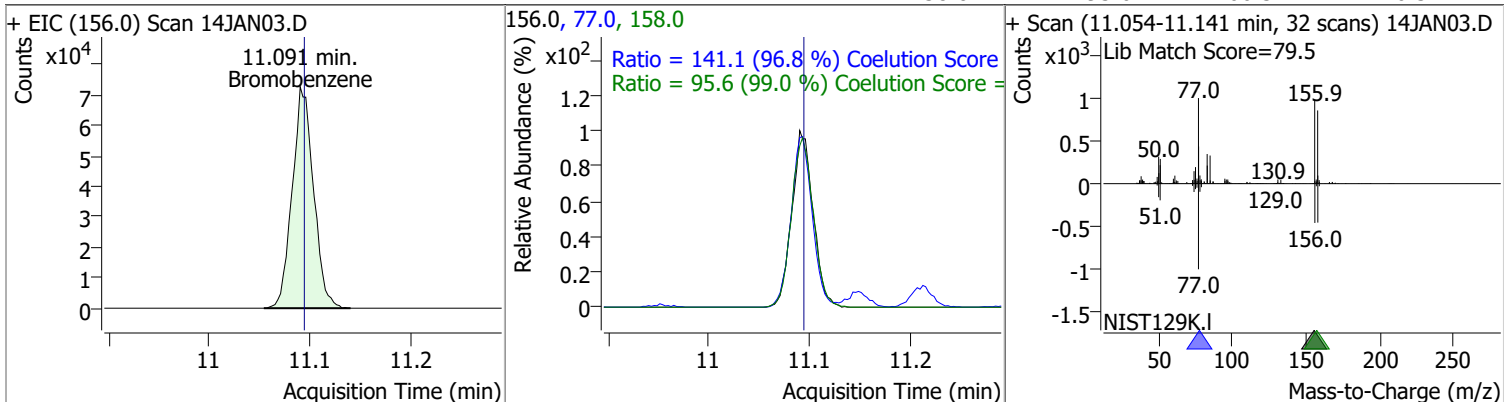


Compound	Conc.	RT	Dev(Min)	Resp.	QIon	QRatio	Lower	Upper
p-Bromofluorobenzene	265.6967	10.95	0.00	243304	174.0	94.4	61.7	121.7
					176.0	91.1	60.6	120.6

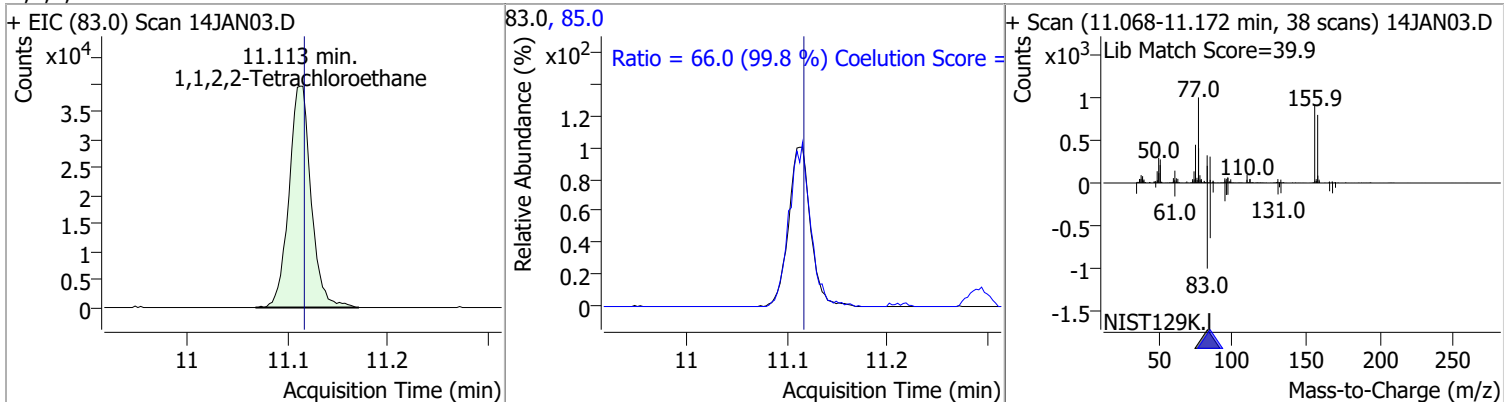


Quantitation Results Report (QT Reviewed)

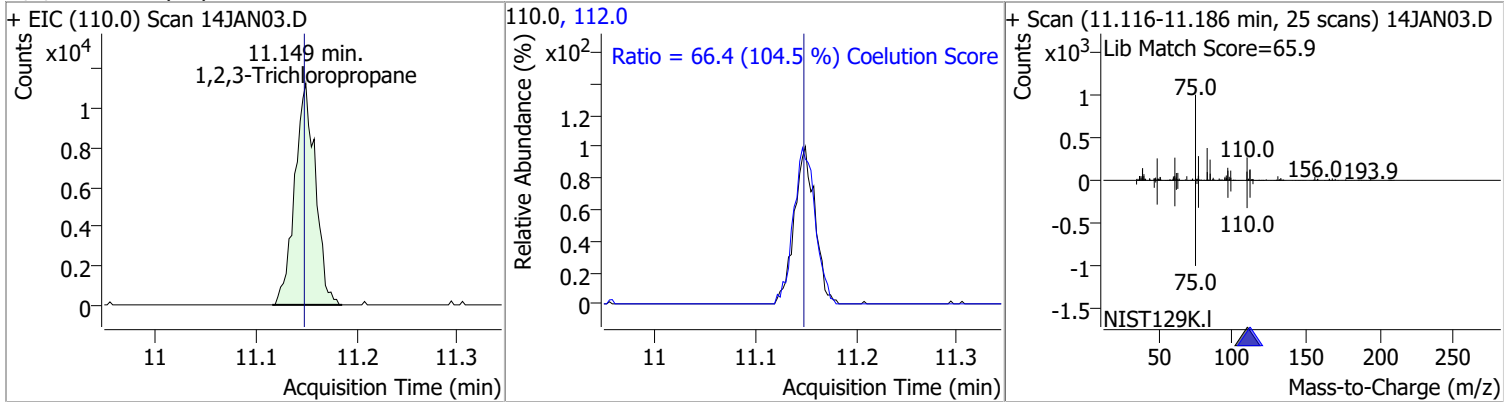
Compound	Conc.	RT	Dev(Min)	Resp.	QIon	QRatio	Lower	Upper
Bromobenzene	132.0454	11.09	0.00	106815	77.0	141.1	115.7	175.7
					158.0	95.6	66.5	126.5



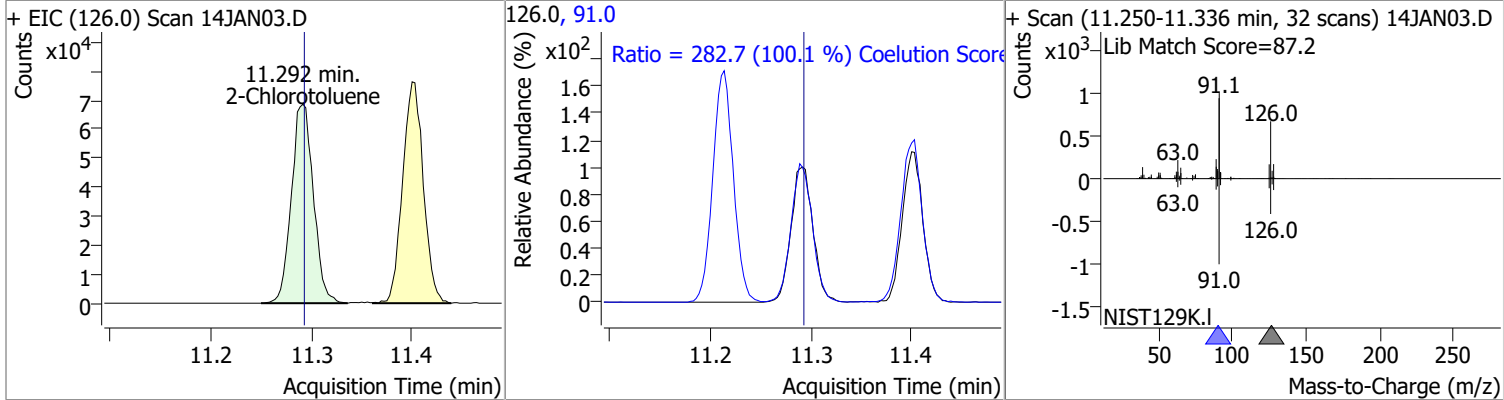
Compound	Conc.	RT	Dev(Min)	Resp.	QIon	QRatio	Lower	Upper
1,1,2,2-Tetrachloroethane	130.2531	11.11	0.00	60645	85.0	66.0	36.2	96.2



Compound	Conc.	RT	Dev(Min)	Resp.	QIon	QRatio	Lower	Upper
1,2,3-Trichloropropane	129.8524	11.15	0.00	16177	112.0	66.4	33.5	93.5

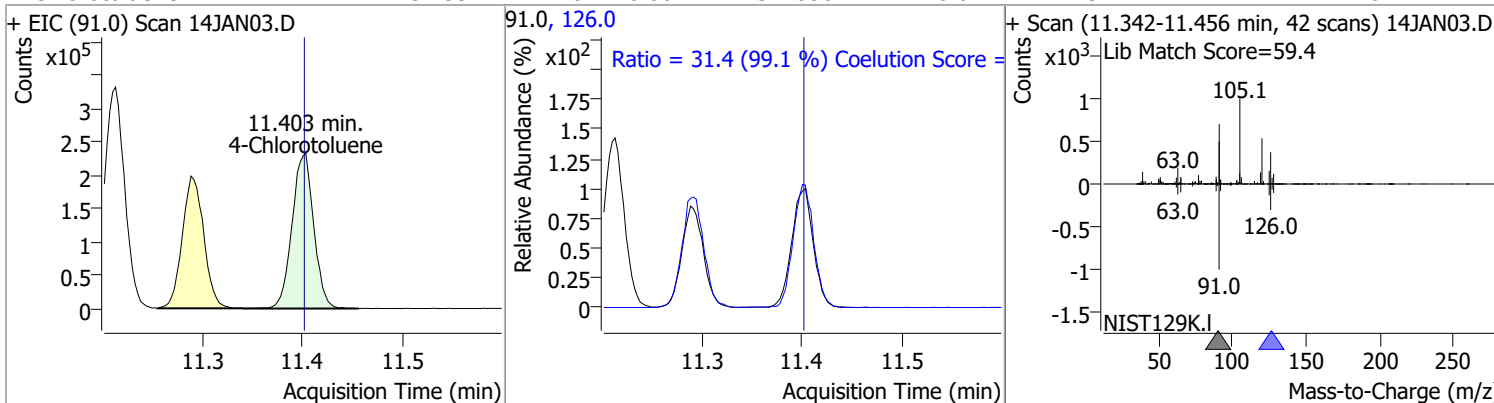


Compound	Conc.	RT	Dev(Min)	Resp.	QIon	QRatio	Lower	Upper
2-Chlorotoluene	129.7436	11.29	0.00	104428	91.0	282.7	252.3	312.3

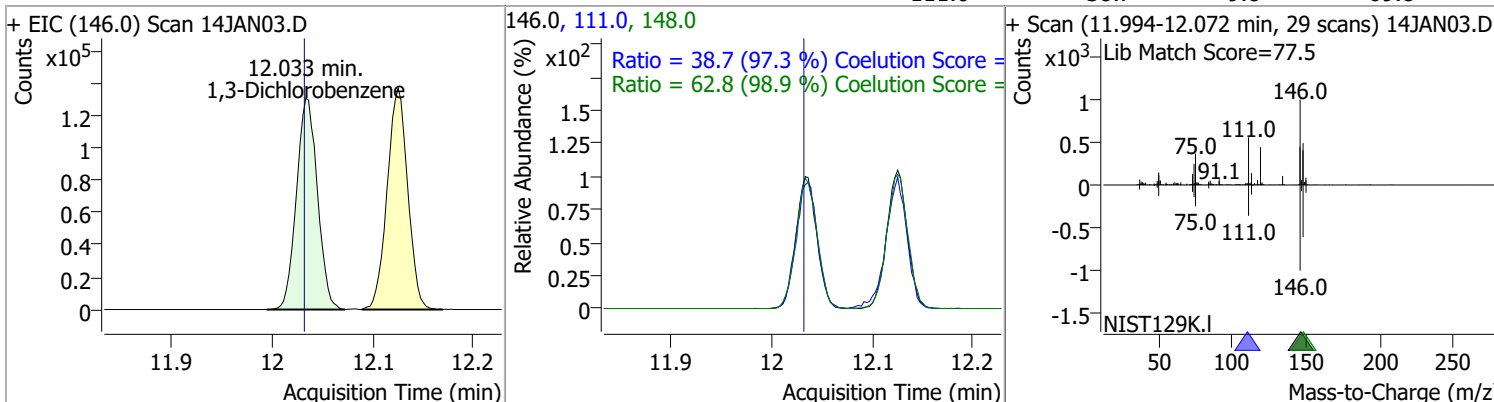


Quantitation Results Report (QT Reviewed)

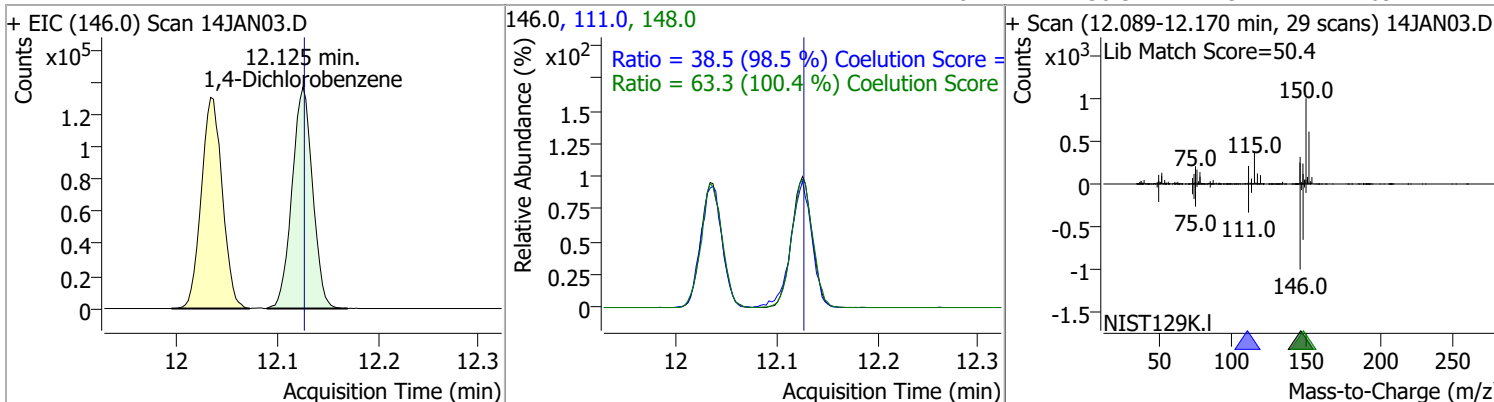
Compound	Conc.	RT	Dev(Min)	Resp.	QIon	QRatio	Lower	Upper
4-Chlorotoluene	132.5544	11.40	0.00	347858	126.0	31.4	1.7	61.7



Compound	Conc.	RT	Dev(Min)	Resp.	QIon	QRatio	Lower	Upper
1,3-Dichlorobenzene	128.5147	12.03	0.00	189600	148.0	62.8	33.6	93.6
					111.0	38.7	9.8	69.8

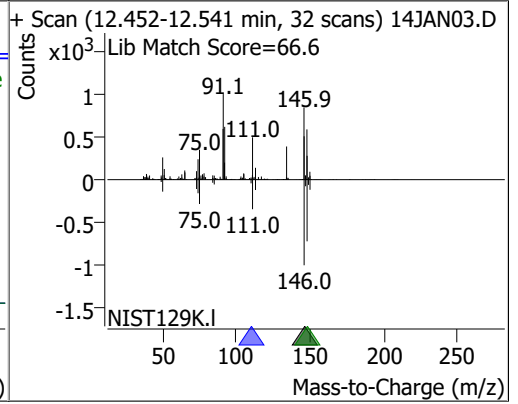
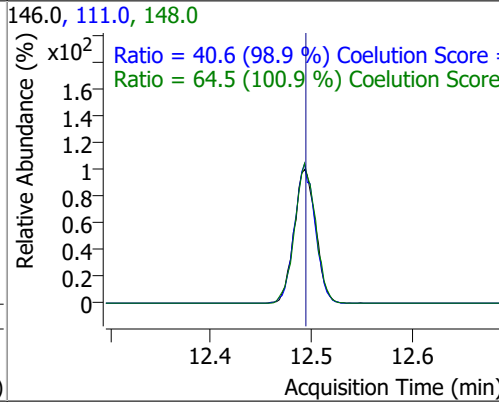
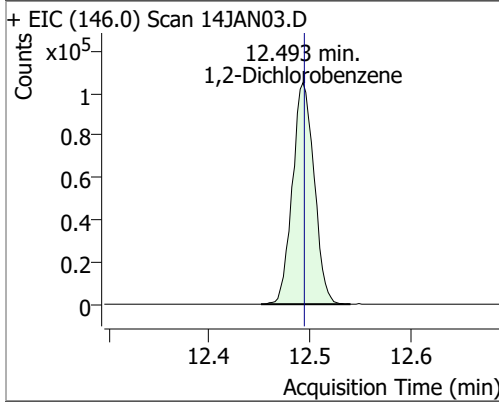


Compound	Conc.	RT	Dev(Min)	Resp.	QIon	QRatio	Lower	Upper
1,4-Dichlorobenzene	129.2928	12.13	0.00	194496	148.0	63.3	33.1	93.1
					111.0	38.5	9.1	69.1



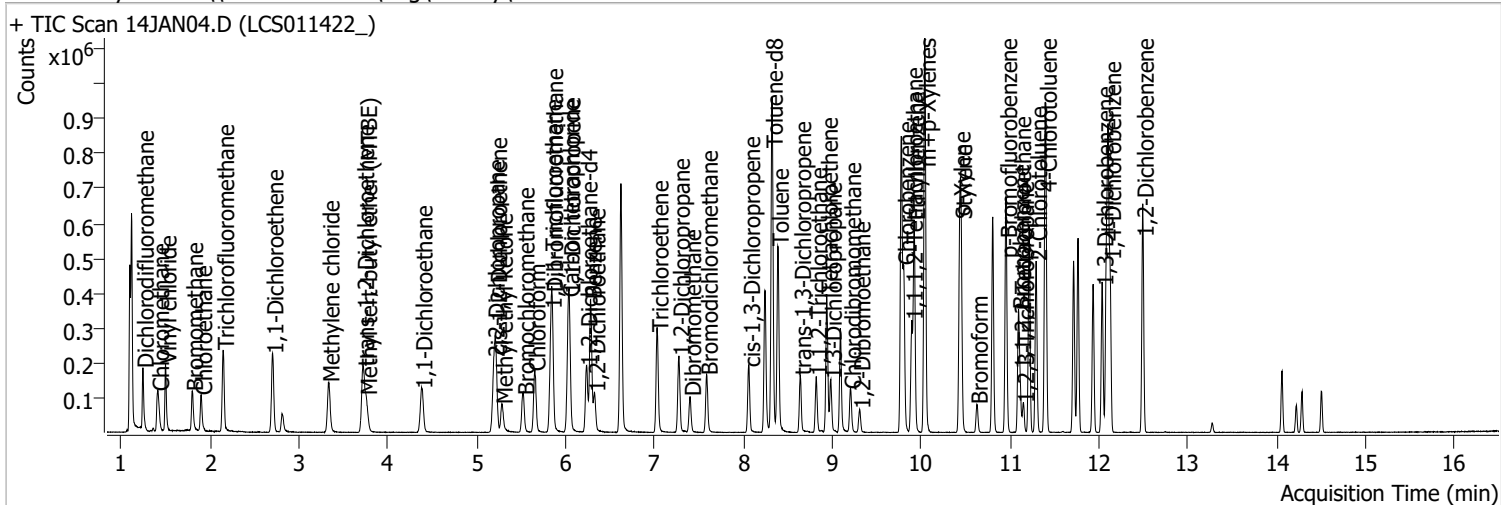
Quantitation Results Report (QT Reviewed)

Compound	Conc.	RT	Dev(Min)	Resp.	QIon	QRatio	Lower	Upper
1,2-Dichlorobenzene	126.4647	12.49	0.00	157679	148.0	64.5	33.9	93.9
					111.0	40.6	11.0	71.0



Quantitation Results Report (QT Reviewed)

Data File	14JAN04.D	Operator	MSC
Acq. Method	5975CACQF.M	Acq. Date-Time	1/14/2022 11:07:00 AM
Sample Name	LCS011422_	Instrument	VOA5975C
Vial	4	Multiplier	1.00
DA Method File	VOA5975C_8260B_SHT_DoD_L4_010422.m	Comment	
Tune File	BFB_Atune3.u	Tune Date	10/11/2021 4:02:00 PM
Batch Name	VG011422_8260B.batch.bin	Last Calib Update	3/4/2022 3:27:31 PM
Ref Library	\\MASSHUNTER\Org\Library\NIST129K.I		



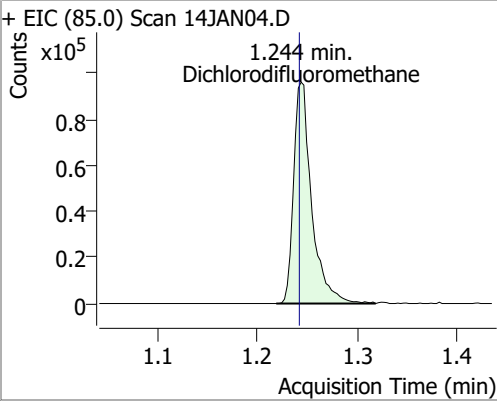
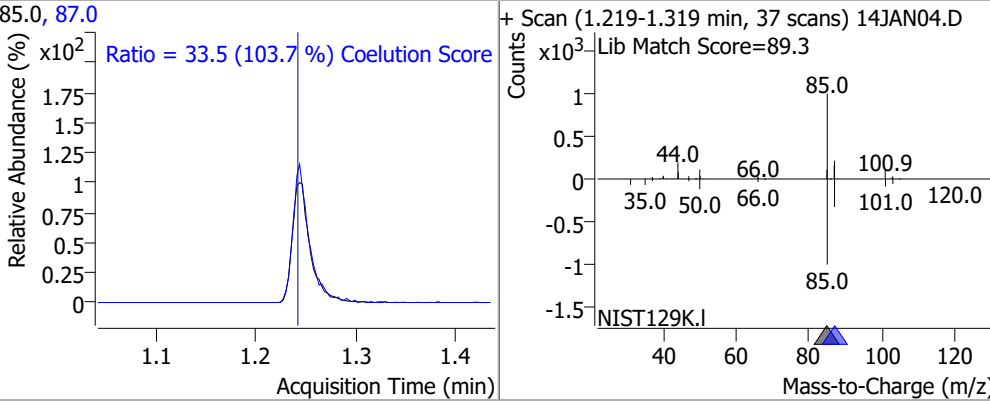
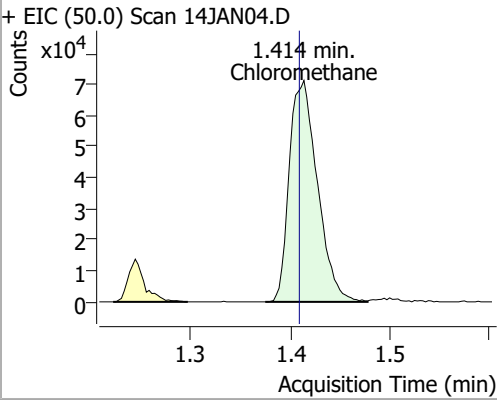
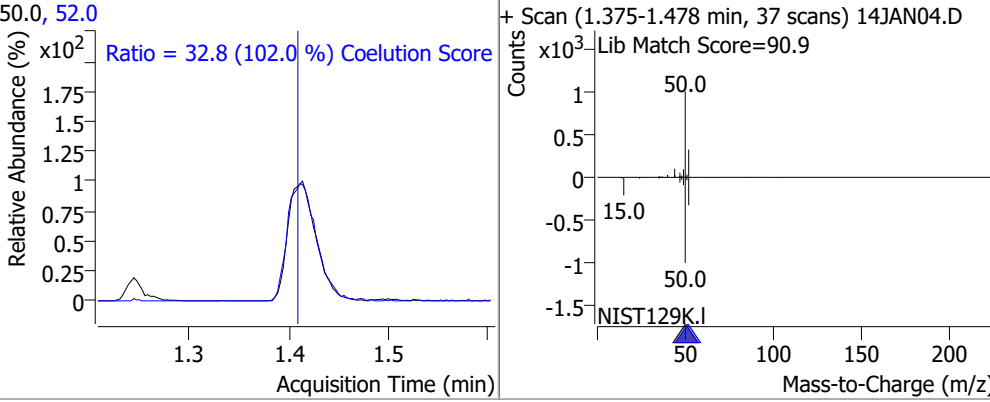
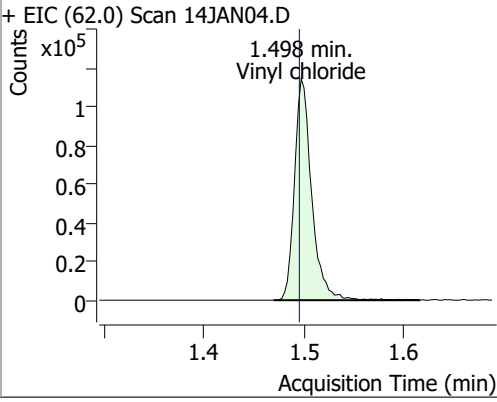
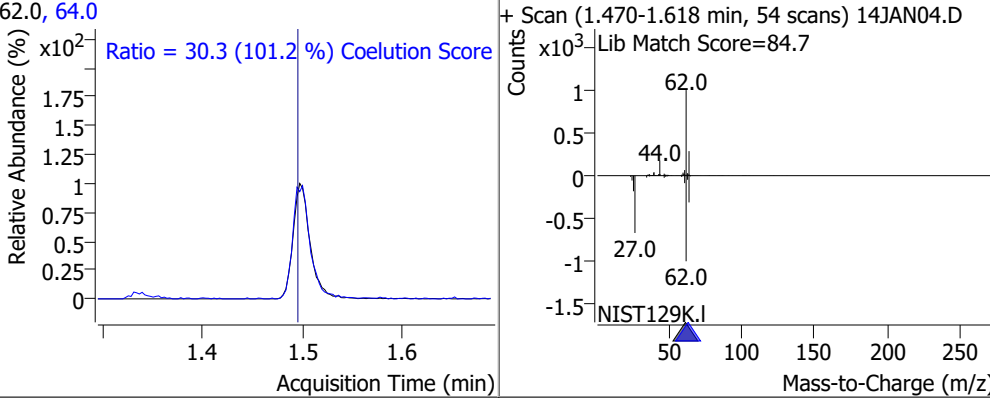
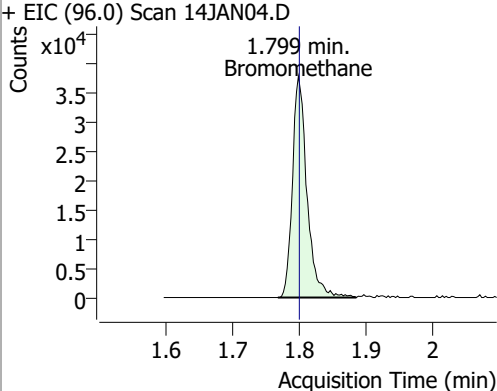
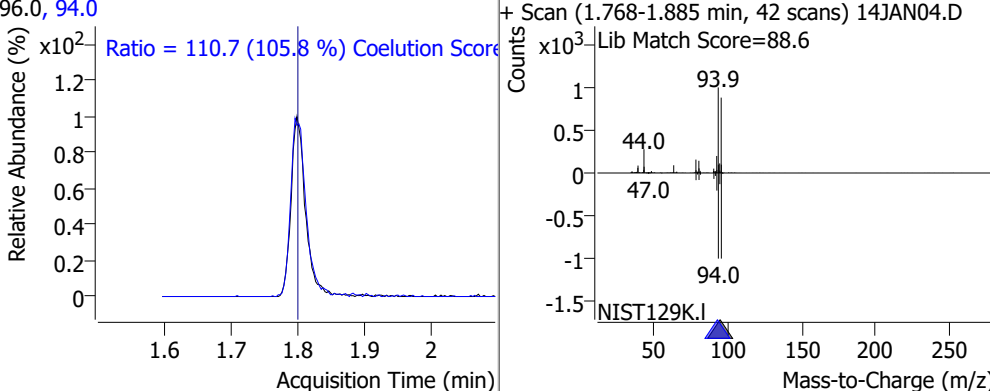
Compound	RT	QIon	Resp.	Conc.	Units	Dev(Min)
Internal Standards						
M Fluorobenzene	6.620	96.0	595858	250.0000	ng	-0.003
M Chlorobenzene-d5	9.772	82.0	231362	250.0000	ng	0.000
M 1,4-Dichlorobenzene-d4	12.100	152.0	200150	250.0000	ng	0.000
System Monitoring Compounds						
S Dibromofluoromethane	5.845	113.0	154546	275.3070	ng	0.000
Spiked Amount: 250.000	Range: 80.0 - 119.0%			Recovery = 110.12%		
S 1,2-Dichloroethane-d4	6.233	67.0	68754	283.5609	ng	0.000
Spiked Amount: 250.000	Range: 81.0 - 118.0%			Recovery = 113.42%		
S Toluene-d8	8.319	98.0	599552	268.9150	ng	0.000
Spiked Amount: 250.000	Range: 89.0 - 112.0%			Recovery = 107.57%		
S p-Bromofluorobenzene	10.954	95.0	189111	257.9072	ng	0.000
Spiked Amount: 250.000	Range: 85.0 - 114.0%			Recovery = 103.16%		
Target Compounds						
T Dichlorodifluoromethane	1.244	85.0	121559	155.6789	ng	98
T Chloromethane	1.414	50.0	140415	148.1581	ng	99
T Vinyl chloride	1.498	62.0	138307	162.1838	ng	99
T Bromomethane	1.799	96.0	57039	149.5825	ng	94
T Chloroethane	1.899	64.0	70884	167.9015	ng	96
T Trichlorofluoromethane	2.147	101.0	164517	155.4268	ng	99
T 1,1-Dichloroethene	2.700	96.0	80021	133.3251	ng	100
T Methylene chloride	3.330	49.0	104148	117.7101	ng	98
T trans-1,2-Dichloroethene	3.720	96.0	81486	133.0750	ng	98
T Methyl tert-butyl ether (MTBE)	3.754	73.0	106820	134.9626	ng	98
T 1,1-Dichloroethane	4.375	63.0	153436	134.6181	ng	99
T 2,2-Dichloropropane	5.190	77.0	122628	143.5832	ng	98
T cis-1,2-Dichloroethene	5.218	96.0	82220	132.4383	ng	98
T Methyl ethyl ketone	5.282	43.0	110849	1318.1916	ng	99
T Bromochloromethane	5.524	128.0	32644	126.9269	ng	96
T Chloroform	5.650	83.0	144396	127.2969	ng	97

Quantitation Results Report (QT Reviewed)

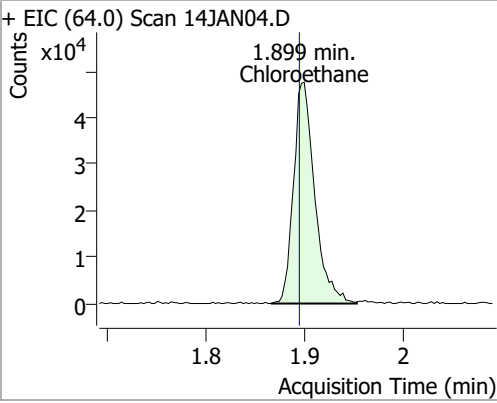
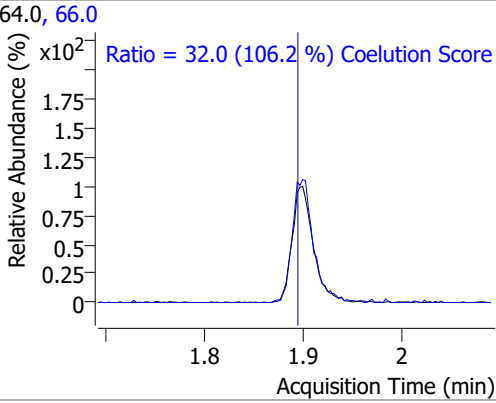
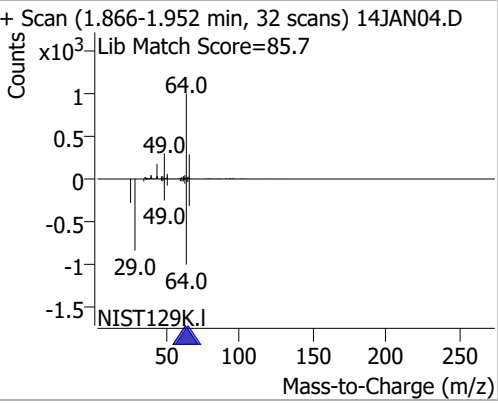
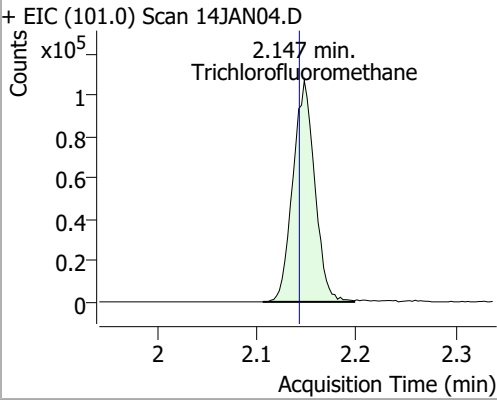
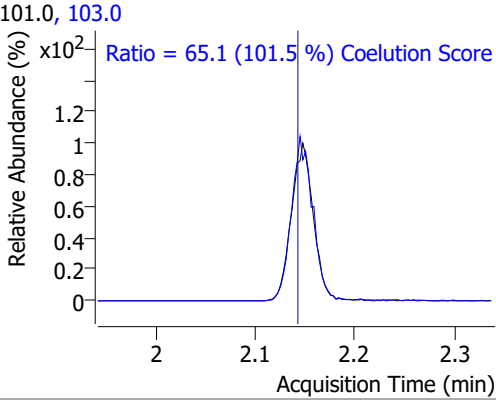
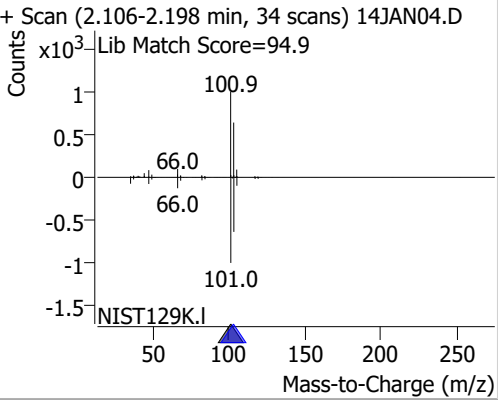
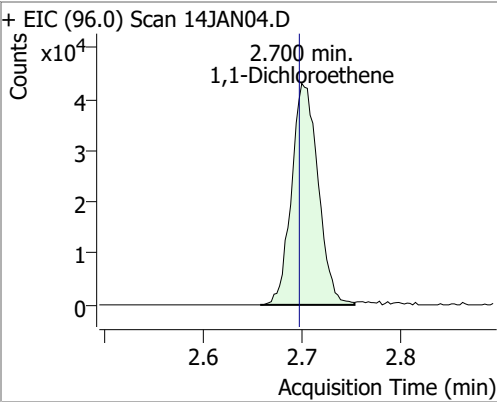
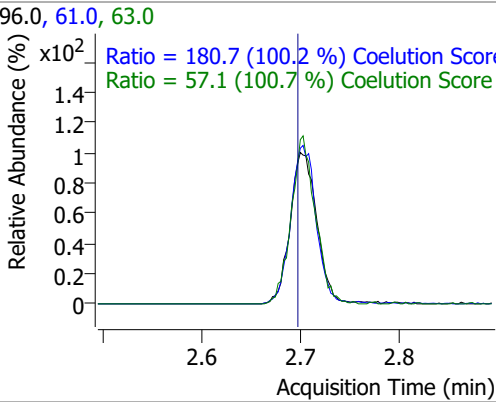
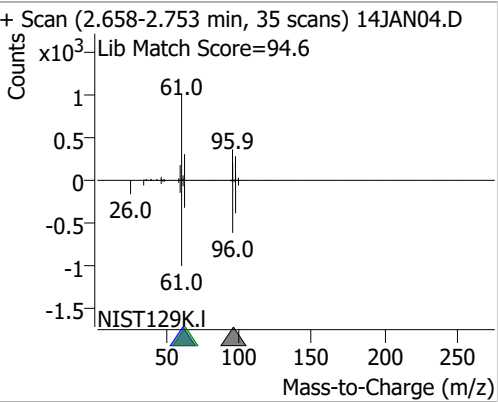
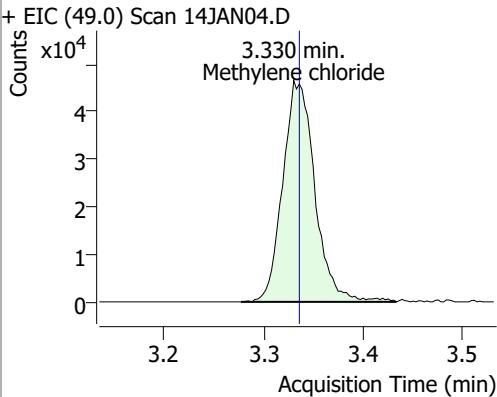
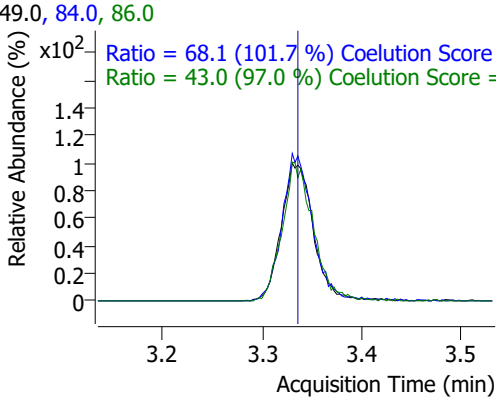
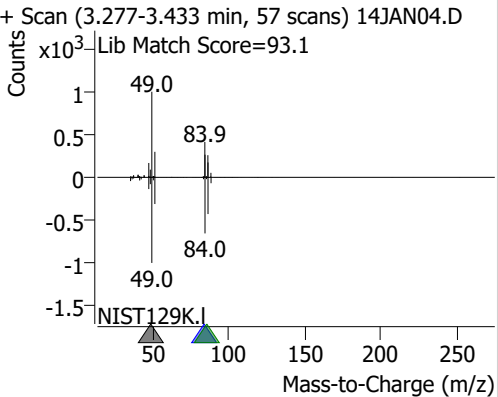
Compound	RT	QIon	Resp.	Conc.	Units	Dev(Min)
T 1,1,1-Trichloroethane	5.834	97.0	151682	142.6868	ng	99
T Carbon tetrachloride	6.029	117.0	150582	143.7703	ng	98
T 1,1-Dichloropropene	6.040	75.0	114120	126.2583	ng	98
T Benzene	6.280	78.0	305277	128.6762	ng	100
T 1,2-Dichloroethane	6.322	62.0	83743	130.4800	ng	96
T Trichloroethene	7.030	95.0	90664	129.9361	ng	98
T 1,2-Dichloropropane	7.273	63.0	73148	119.1775	ng	94
T Dibromomethane	7.398	93.0	32060	123.6054	ng	96
T Bromodichloromethane	7.585	83.0	94436	131.9275	ng	99
T cis-1,3-Dichloropropene	8.062	75.0	96317	119.0089	ng	99
T Toluene	8.386	92.0	199144	132.2301	ng	100
T trans-1,3-Dichloropropene	8.637	75.0	78280	135.8810	ng	96
T 1,1,2-Trichloroethane	8.818	83.0	35178	117.2323	ng	96
T Tetrachloroethene	8.935	163.8	83724	136.2670	ng	98
T 1,3-Dichloropropane	8.982	76.0	71936	121.8780	ng	99
T Chlorodibromomethane	9.200	129.0	61062	130.2024	ng	99
T 1,2-Dibromoethane	9.306	107.0	41030	125.0521	ng	97
T Chlorobenzene	9.802	112.0	222070	134.6836	ng	99
T 1,1,1,2-Tetrachloroethane	9.891	131.0	78340	135.9194	ng	94
T Ethylbenzene	9.919	91.0	377146	131.8867	ng	99
T m+p-Xylenes	10.039	106.0	296536	266.8403	ng	98
T o-Xylene	10.430	106.0	137150	138.6336	ng	100
T Styrene	10.449	104.0	224685	141.0633	ng	99
T Bromoform	10.625	172.5	36498	142.5012	ng	95
T Bromobenzene	11.093	156.0	87578	135.2060	ng	96
T 1,1,2,2-Tetrachloroethane	11.110	83.0	42267	113.3716	ng	97
T 1,2,3-Trichloropropane	11.146	110.0	11674	117.0258	ng	86
T 2-Chlorotoluene	11.291	126.0	84500	131.1099	ng	98
T 4-Chlorotoluene	11.400	91.0	284552	135.4139	ng	99
T 1,3-Dichlorobenzene	12.036	146.0	161688	136.8680	ng	99
T 1,4-Dichlorobenzene	12.122	146.0	161360	133.9582	ng	99
T 1,2-Dichlorobenzene	12.493	146.0	136033	136.2541	ng	97

(#) = Qualifier Out of Range; (m) = Manual Integration; (+) = Area Summed; (*) = Surrogate Percent Recovery Out of Range; (d): Zeroed Peak

Quantitation Results Report (QT Reviewed)

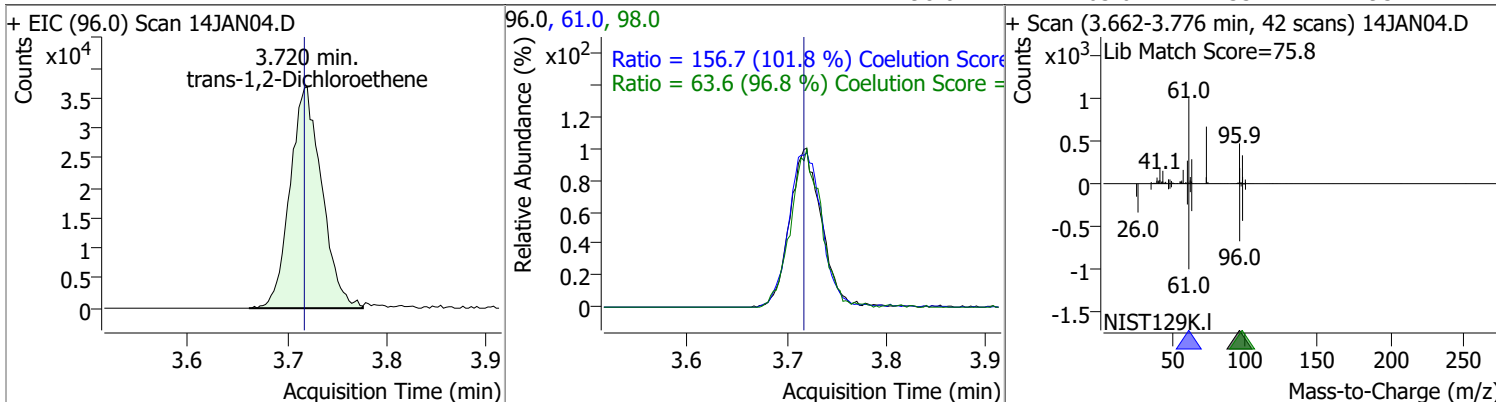
Compound	Conc.	RT	Dev(Min)	Resp.	QIon	QRatio	Lower	Upper
Dichlorodifluoromethane	155.6789	1.24	0.00	121559	87.0	33.5	2.3	62.3
+ EIC (85.0) Scan 14JAN04.D			85.0, 87.0			+ Scan (1.219-1.319 min, 37 scans) 14JAN04.D		
	Ratio = 33.5 (103.7 %) Coelution Score							
Chloromethane	148.1581	1.41	0.01	140415	52.0	32.8	2.1	62.1
+ EIC (50.0) Scan 14JAN04.D			50.0, 52.0			+ Scan (1.375-1.478 min, 37 scans) 14JAN04.D		
	Ratio = 32.8 (102.0 %) Coelution Score							
Vinyl chloride	162.1838	1.50	0.00	138307	64.0	30.3	0.0	59.9
+ EIC (62.0) Scan 14JAN04.D			62.0, 64.0			+ Scan (1.470-1.618 min, 54 scans) 14JAN04.D		
	Ratio = 30.3 (101.2 %) Coelution Score							
Bromomethane	149.5825	1.80	0.00	57039	94.0	110.7	74.6	134.6
+ EIC (96.0) Scan 14JAN04.D			96.0, 94.0			+ Scan (1.768-1.885 min, 42 scans) 14JAN04.D		
	Ratio = 110.7 (105.8 %) Coelution Score							

Quantitation Results Report (QT Reviewed)

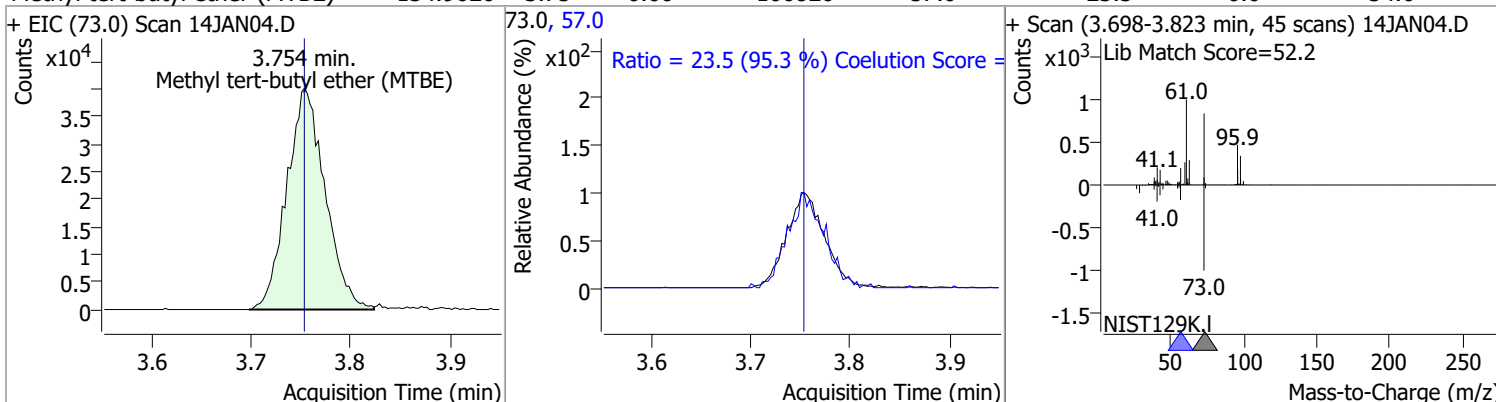
Compound	Conc.	RT	Dev(Min)	Resp.	QIon	QRatio	Lower	Upper
Chloroethane	167.9015	1.90	0.01	70884	66.0	32.0	0.1	60.1
+ EIC (64.0) Scan 14JAN04.D 			64.0, 66.0 			+ Scan (1.866-1.952 min, 32 scans) 14JAN04.D Lib Match Score=85.7 		
Trichlorofluoromethane	155.4268	2.15	0.01	164517	103.0	65.1	34.2	94.2
+ EIC (101.0) Scan 14JAN04.D 			101.0, 103.0 			+ Scan (2.106-2.198 min, 34 scans) 14JAN04.D Lib Match Score=94.9 		
1,1-Dichloroethene	133.3251	2.70	0.00	80021	61.0	180.7	150.3	210.3
					63.0	57.1	26.7	86.7
+ EIC (96.0) Scan 14JAN04.D 			96.0, 61.0, 63.0 			+ Scan (2.658-2.753 min, 35 scans) 14JAN04.D Lib Match Score=94.6 		
Methylene chloride	117.7101	3.33	-0.01	104148	84.0	68.1	36.9	96.9
					86.0	43.0	14.3	74.3
+ EIC (49.0) Scan 14JAN04.D 			49.0, 84.0, 86.0 			+ Scan (3.277-3.433 min, 57 scans) 14JAN04.D Lib Match Score=93.1 		

Quantitation Results Report (QT Reviewed)

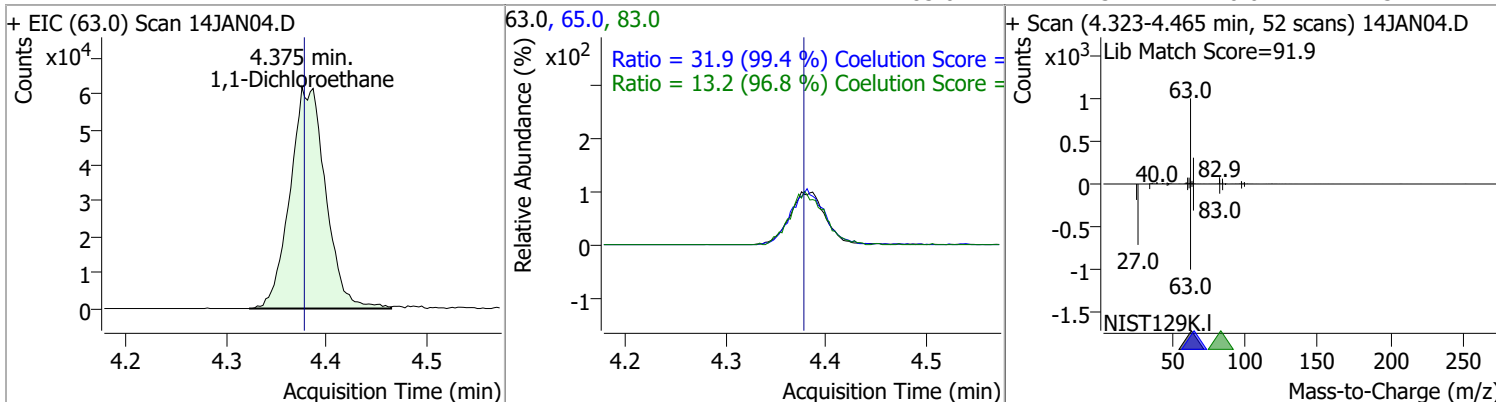
Compound	Conc.	RT	Dev(Min)	Resp.	QIon	QRatio	Lower	Upper
trans-1,2-Dichloroethene	133.0750	3.72	0.00	81486	61.0	156.7	123.9	183.9
					98.0	63.6	35.7	95.7



Compound	Conc.	RT	Dev(Min)	Resp.	QIon	QRatio	Lower	Upper
Methyl tert-butyl ether (MTBE)	134.9626	3.75	0.00	106820	57.0	23.5	0.0	54.6

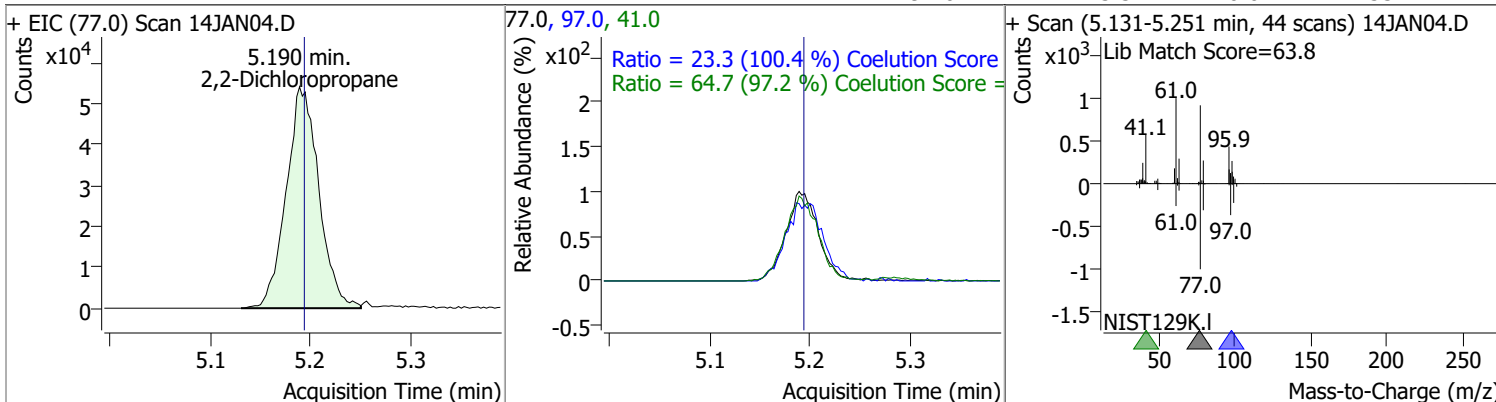


Compound	Conc.	RT	Dev(Min)	Resp.	QIon	QRatio	Lower	Upper
1,1-Dichloroethane	134.6181	4.38	0.00	153436	65.0	31.9	2.1	62.1
					83.0	13.2	0.0	43.7

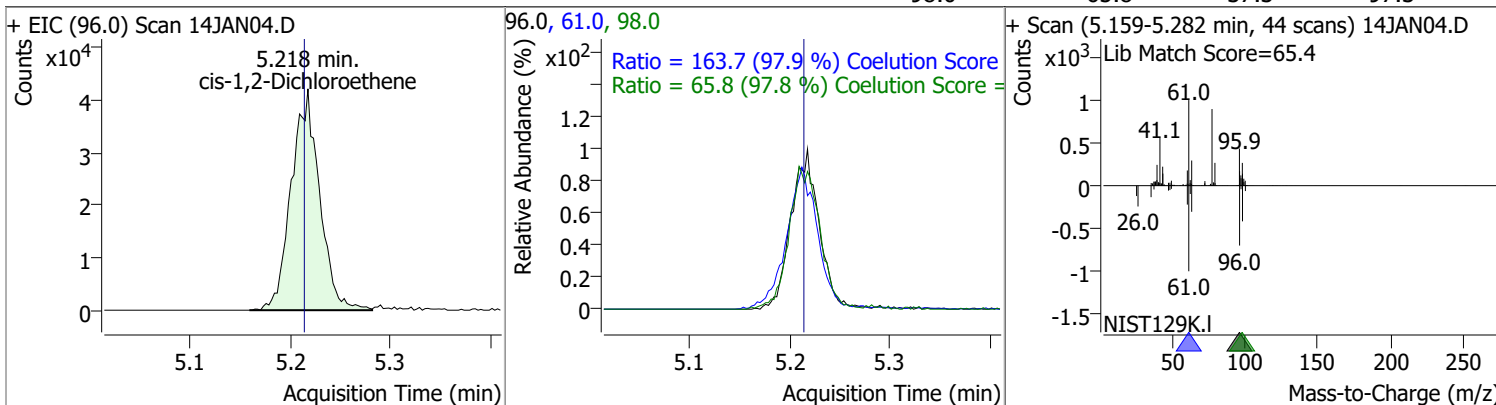


Quantitation Results Report (QT Reviewed)

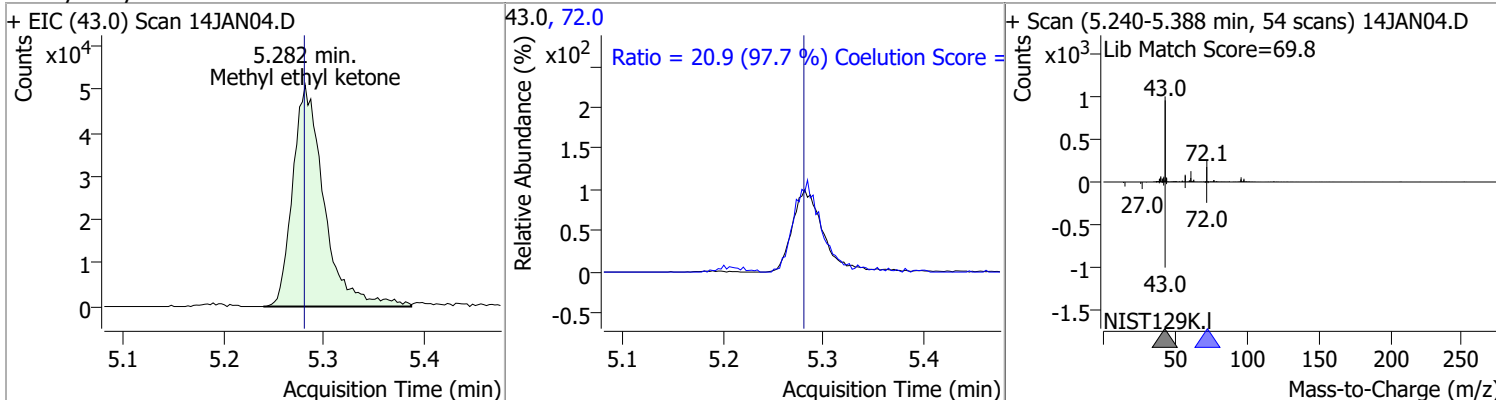
Compound	Conc.	RT	Dev(Min)	Resp.	QIon	QRatio	Lower	Upper
2,2-Dichloropropane	143.5832	5.19	-0.01	122628	41.0	64.7	36.5	96.5
					97.0	23.3	0.0	53.2



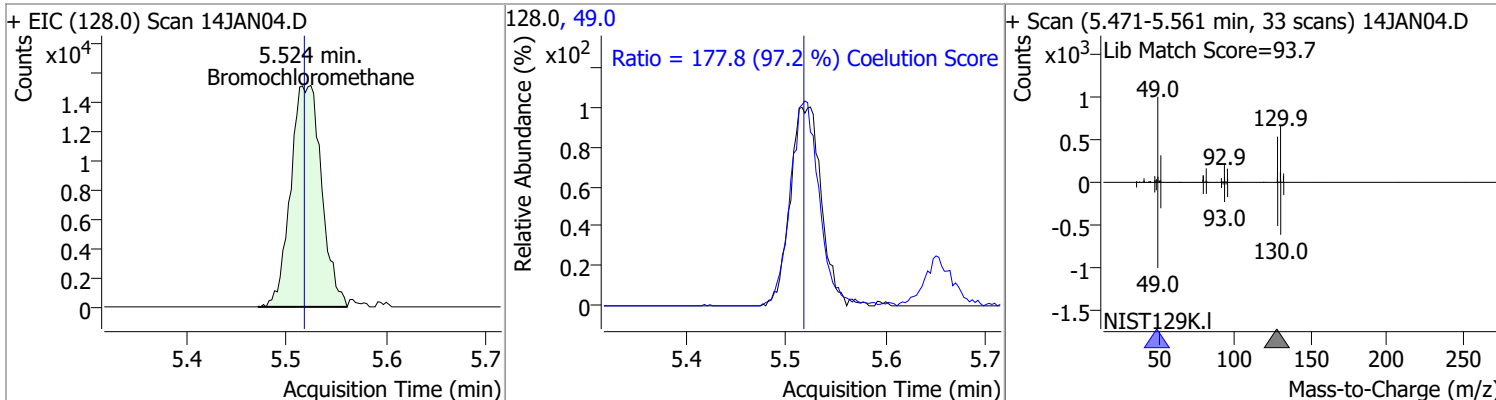
Compound	Conc.	RT	Dev(Min)	Resp.	QIon	QRatio	Lower	Upper
cis-1,2-Dichloroethene	132.4383	5.22	0.00	82220	61.0	163.7	137.2	197.2
					98.0	65.8	37.3	97.3



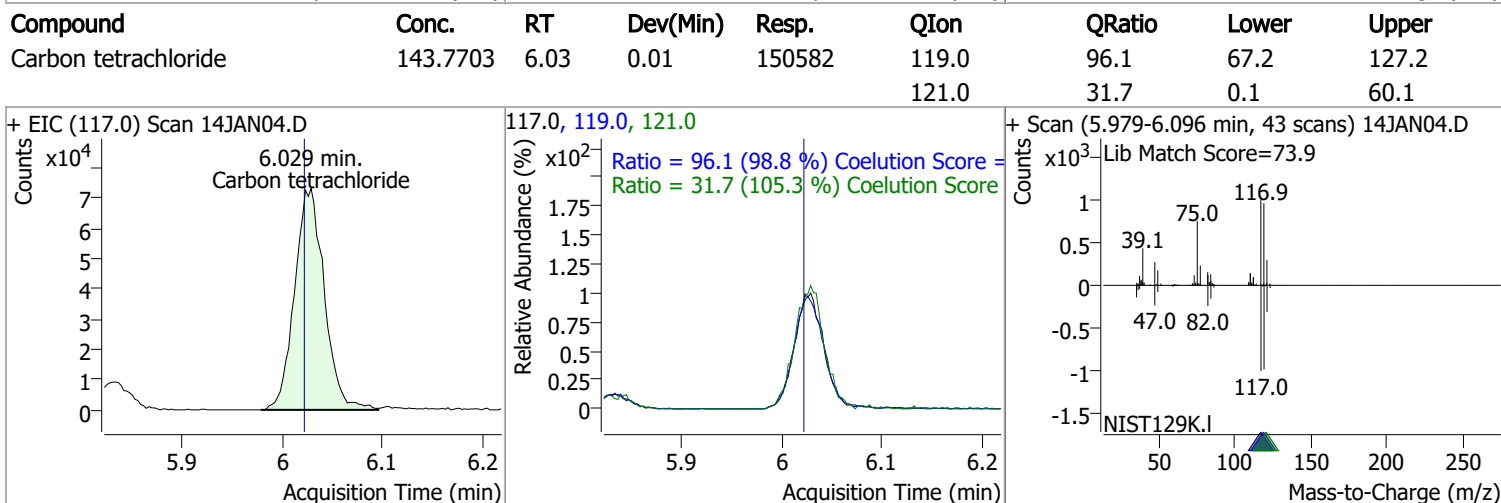
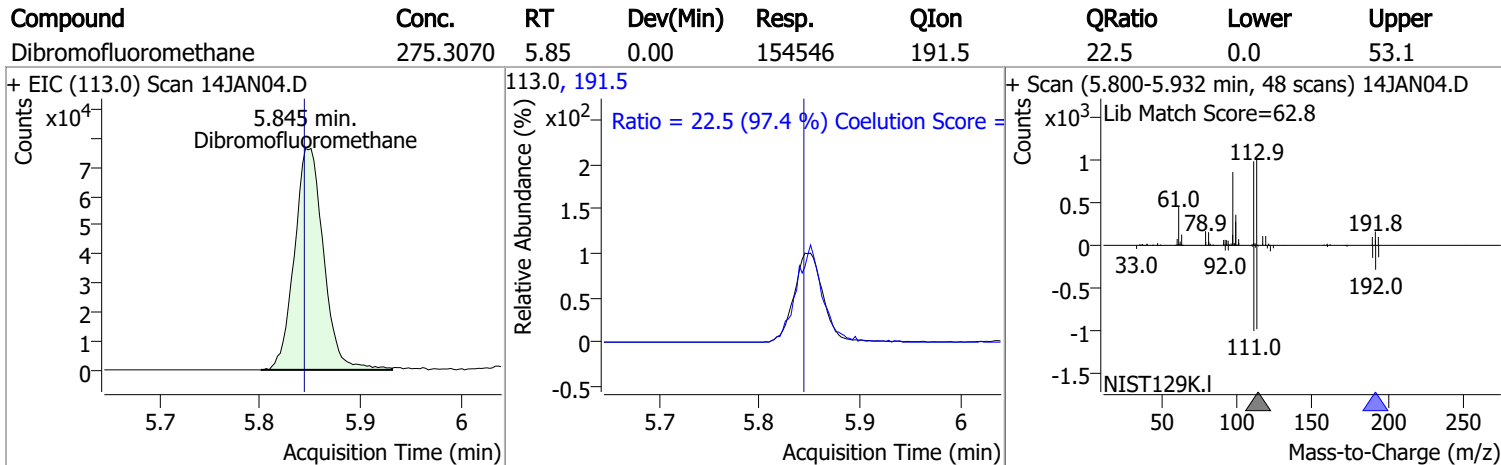
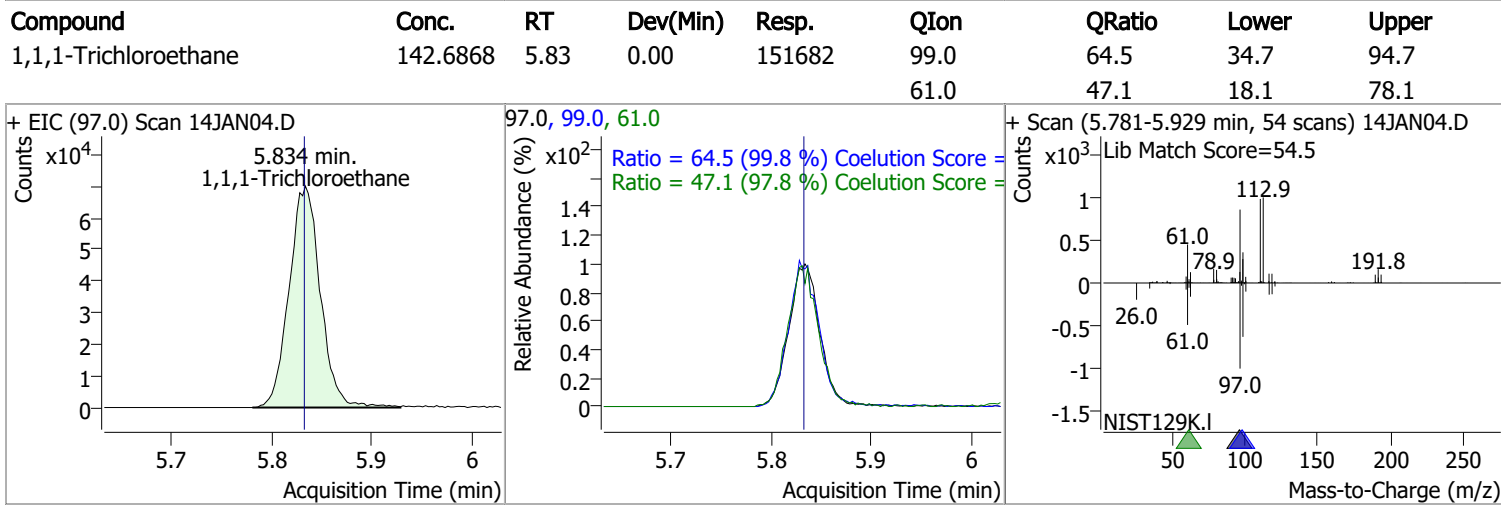
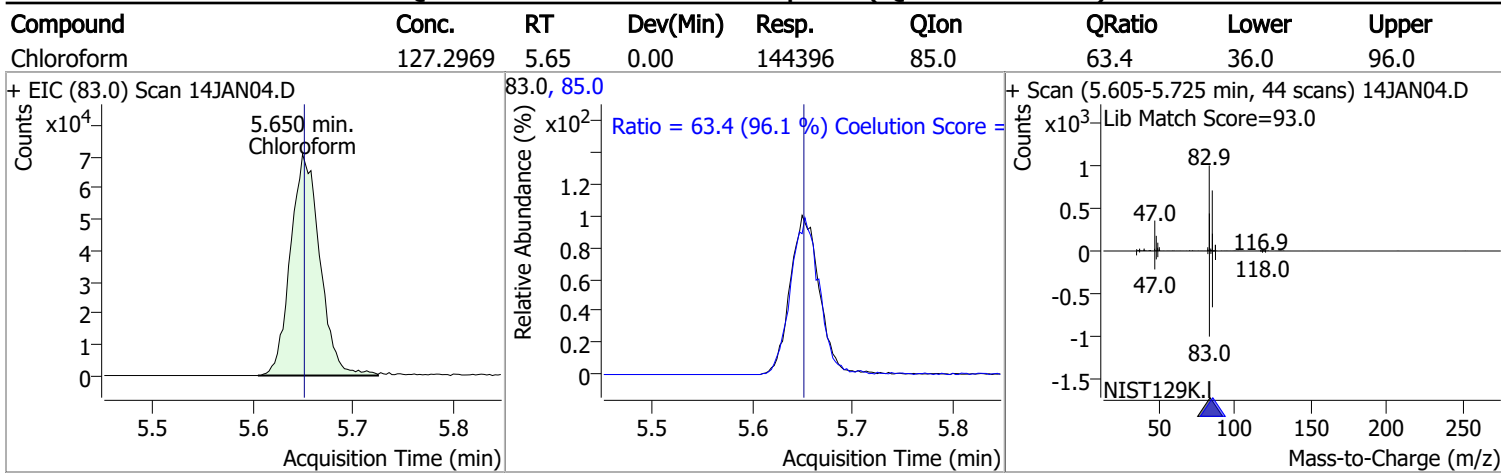
Compound	Conc.	RT	Dev(Min)	Resp.	QIon	QRatio	Lower	Upper
Methyl ethyl ketone	1318.1916	5.28	0.00	110849	72.0	20.9	0.0	51.3



Compound	Conc.	RT	Dev(Min)	Resp.	QIon	QRatio	Lower	Upper
Bromochloromethane	126.9269	5.52	0.01	32644	49.0	177.8	152.9	212.9

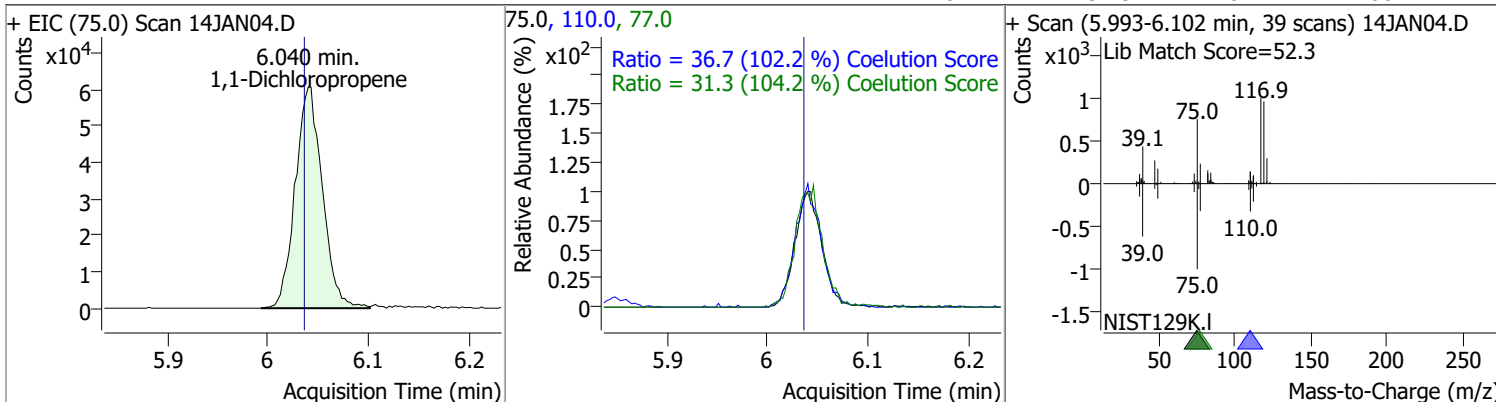


Quantitation Results Report (QT Reviewed)

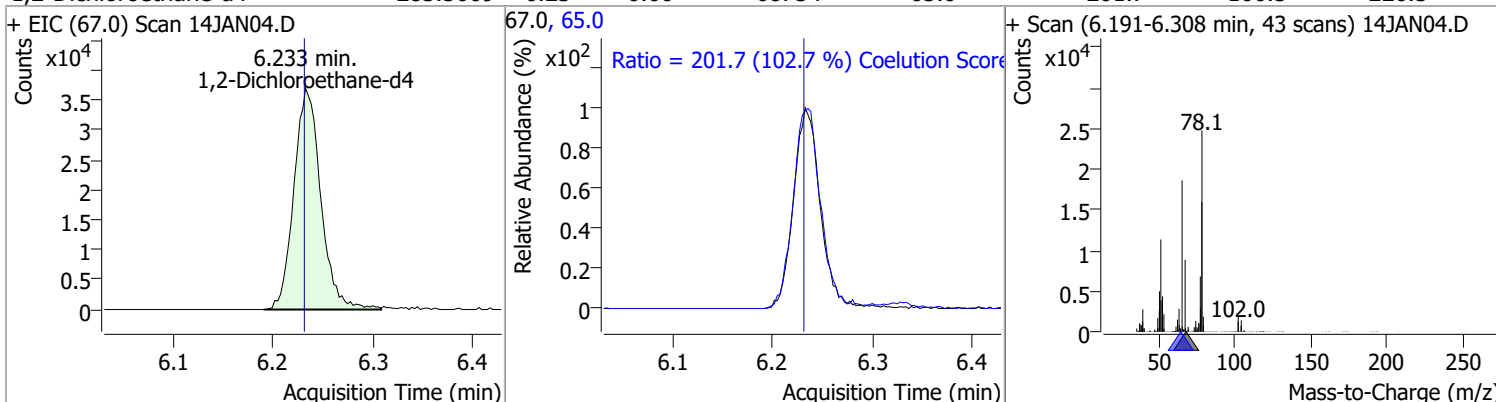


Quantitation Results Report (QT Reviewed)

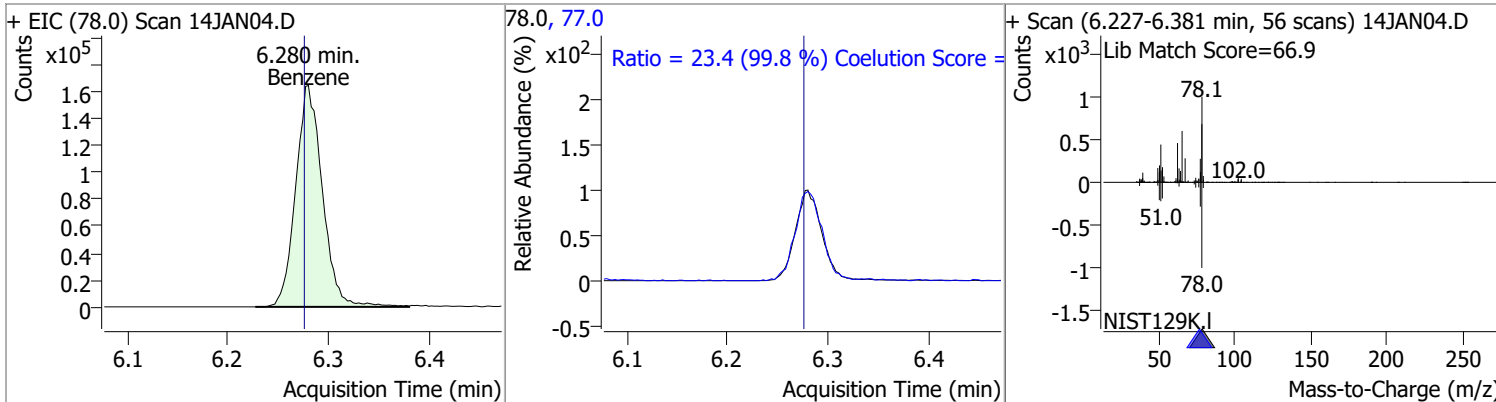
Compound	Conc.	RT	Dev(Min)	Resp.	QIon	QRatio	Lower	Upper
1,1-Dichloropropene	126.2583	6.04	0.00	114120	110.0	36.7	5.9	65.9
					77.0	31.3	0.1	60.1



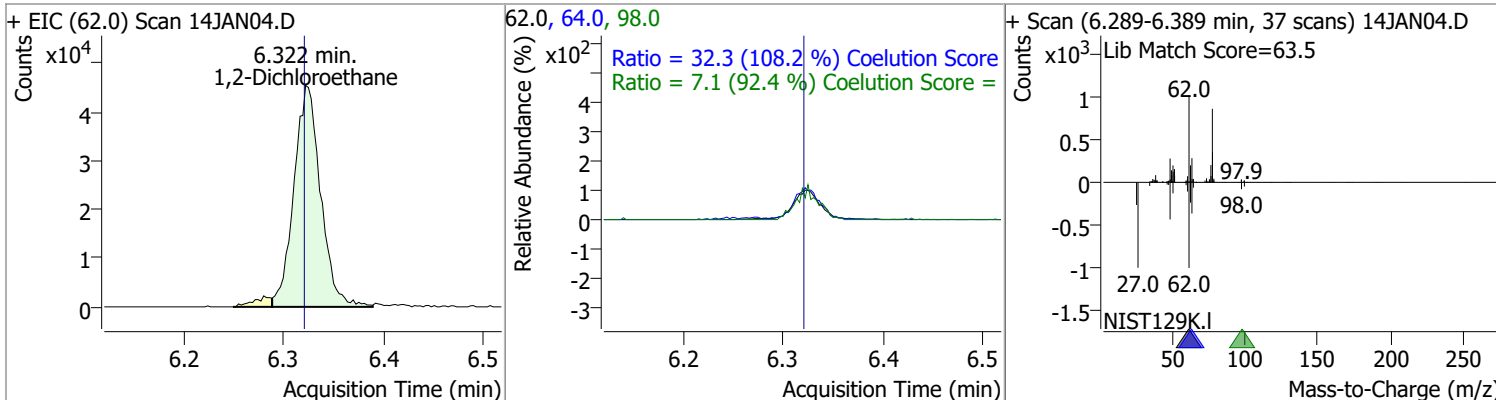
Compound	Conc.	RT	Dev(Min)	Resp.	QIon	QRatio	Lower	Upper
1,2-Dichloroethane-d4	283.5609	6.23	0.00	68754	65.0	201.7	166.5	226.5



Compound	Conc.	RT	Dev(Min)	Resp.	QIon	QRatio	Lower	Upper
Benzene	128.6762	6.28	0.00	305277	77.0	23.4	0.0	53.5

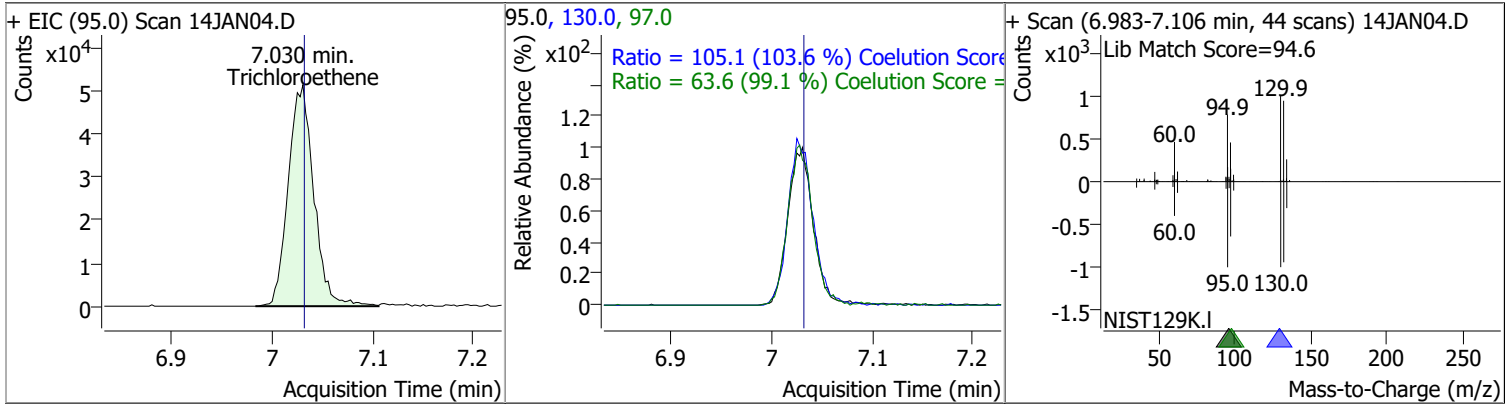


Compound	Conc.	RT	Dev(Min)	Resp.	QIon	QRatio	Lower	Upper
1,2-Dichloroethane	130.4800	6.32	0.00	83743	64.0	32.3	0.0	59.9
					98.0	7.1	0.0	37.6

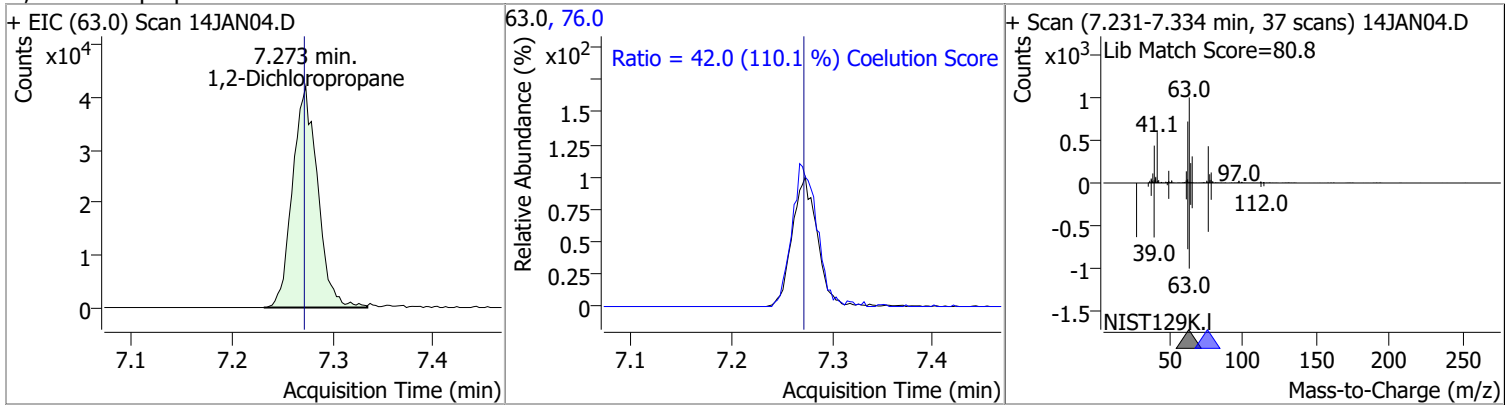


Quantitation Results Report (QT Reviewed)

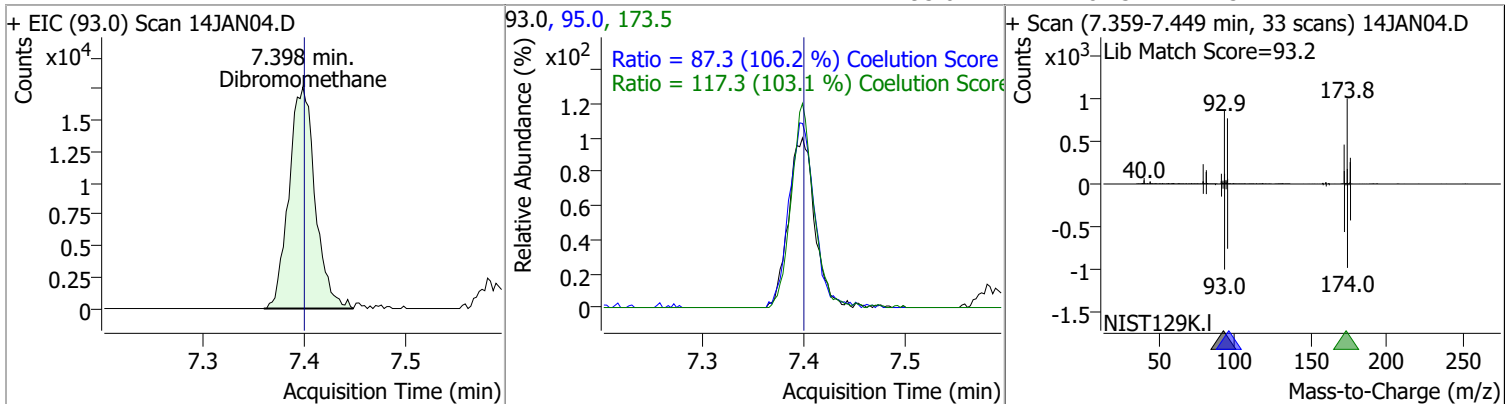
Compound	Conc.	RT	Dev(Min)	Resp.	QIon	QRatio	Lower	Upper
Trichloroethene	129.9361	7.03	0.00	90664	130.0	105.1	71.5	131.5
					97.0	63.6	34.1	94.1



Compound	Conc.	RT	Dev(Min)	Resp.	QIon	QRatio	Lower	Upper
1,2-Dichloropropane	119.1775	7.27	0.00	73148	76.0	42.0	8.2	68.2

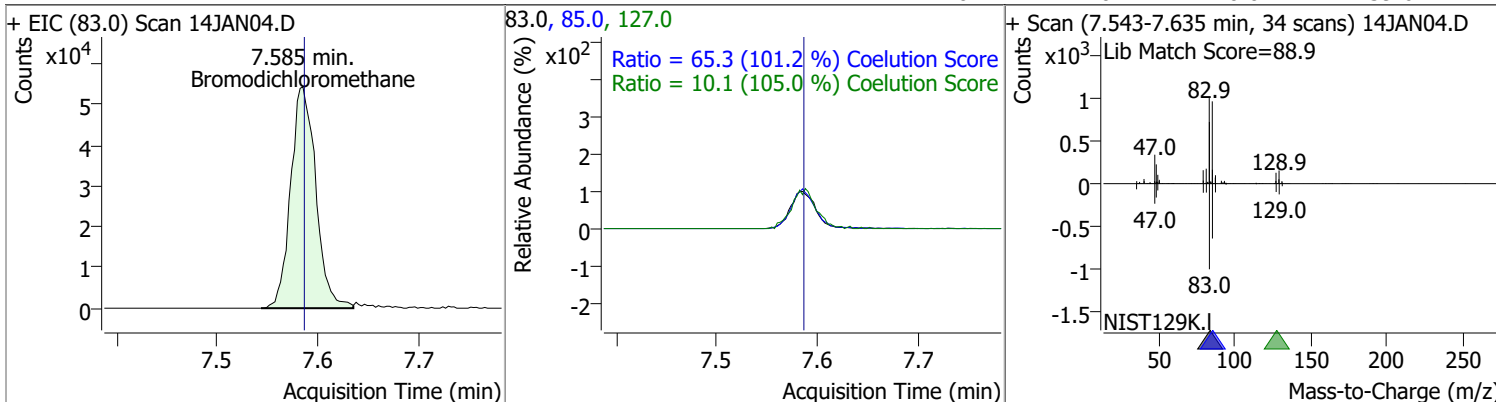


Compound	Conc.	RT	Dev(Min)	Resp.	QIon	QRatio	Lower	Upper
Dibromomethane	123.6054	7.40	0.00	32060	173.5	117.3	83.7	143.7
					95.0	87.3	52.2	112.2

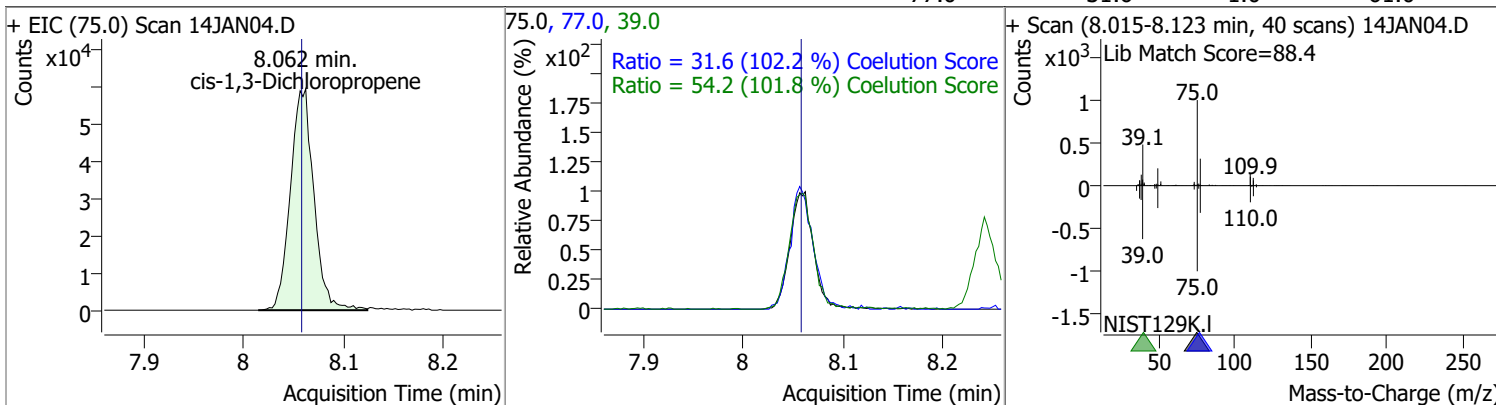


Quantitation Results Report (QT Reviewed)

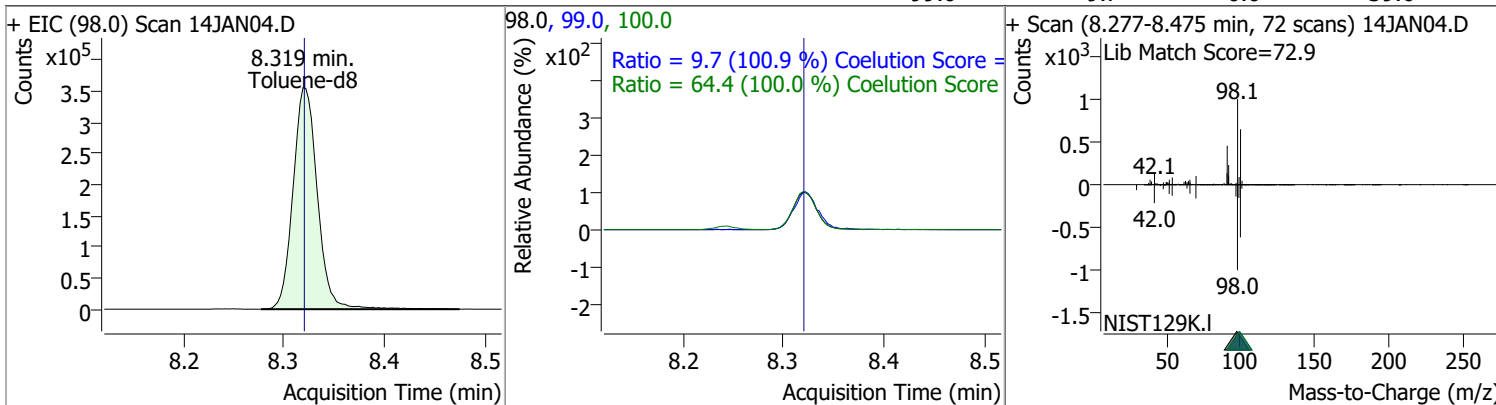
Compound	Conc.	RT	Dev(Min)	Resp.	QIon	QRatio	Lower	Upper
Bromodichloromethane	131.9275	7.59	0.00	94436	85.0	65.3	34.5	94.5
					127.0	10.1	0.0	39.6



Compound	Conc.	RT	Dev(Min)	Resp.	QIon	QRatio	Lower	Upper
cis-1,3-Dichloropropene	119.0089	8.06	0.00	96317	39.0	54.2	23.3	83.3
					77.0	31.6	1.0	61.0

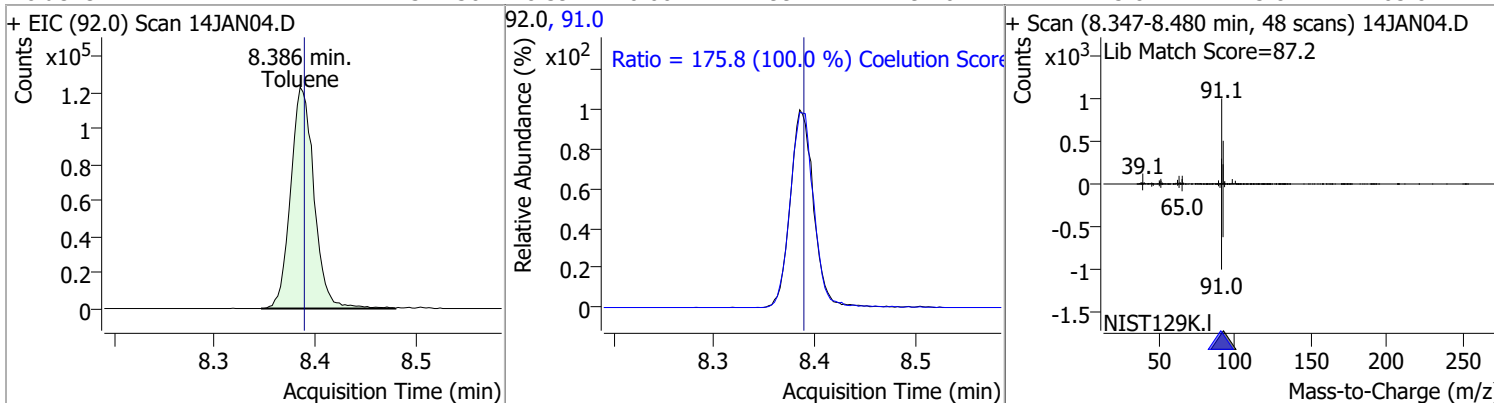


Compound	Conc.	RT	Dev(Min)	Resp.	QIon	QRatio	Lower	Upper
Toluene-d8	268.9150	8.32	0.00	599552	100.0	64.4	34.4	94.4
					99.0	9.7	0.0	39.6

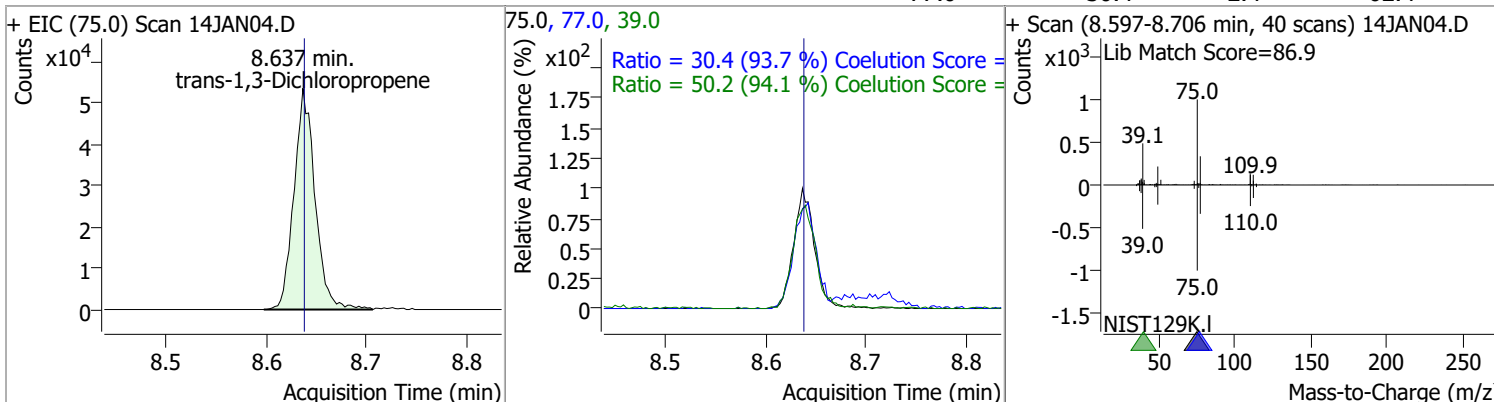


Quantitation Results Report (QT Reviewed)

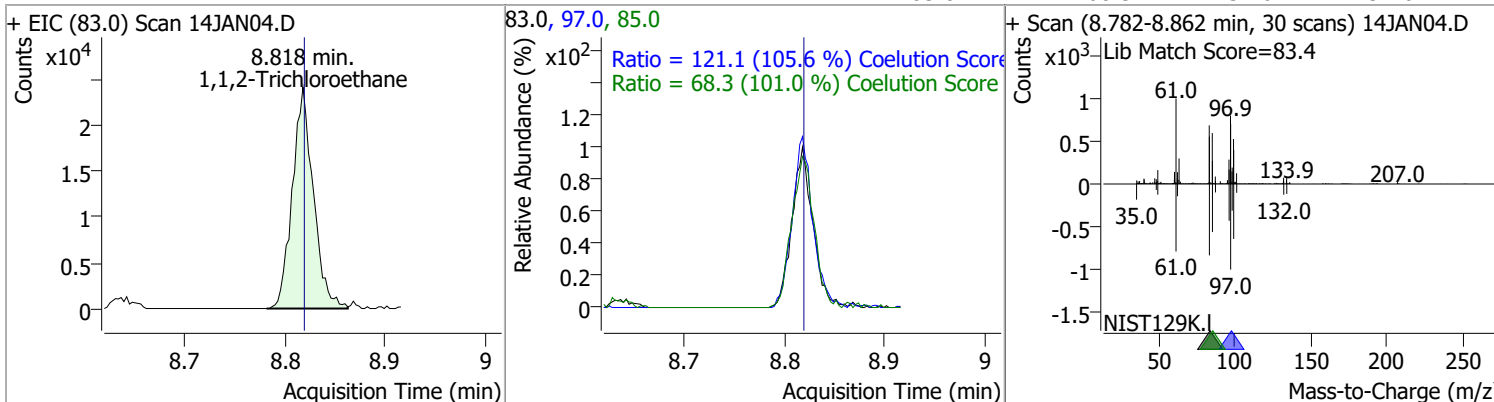
Compound	Conc.	RT	Dev(Min)	Resp.	QIon	QRatio	Lower	Upper
Toluene	132.2301	8.39	0.00	199144	91.0	175.8	145.8	205.8



Compound	Conc.	RT	Dev(Min)	Resp.	QIon	QRatio	Lower	Upper
trans-1,3-Dichloropropene	135.8810	8.64	0.00	78280	39.0	50.2	23.4	83.4
					77.0	30.4	2.4	62.4

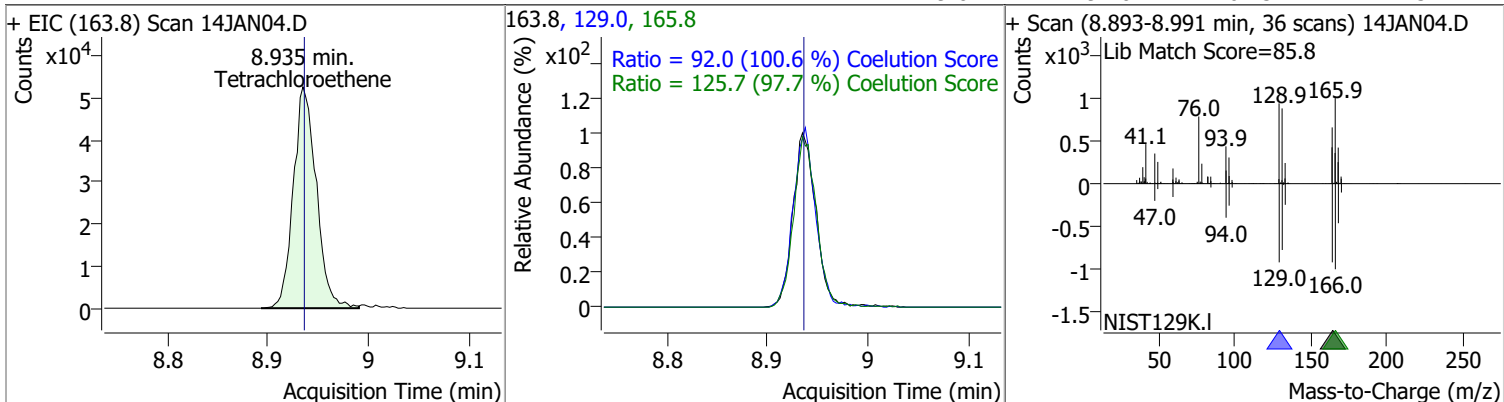


Compound	Conc.	RT	Dev(Min)	Resp.	QIon	QRatio	Lower	Upper
1,1,2-Trichloroethane	117.2323	8.82	0.00	35178	97.0	121.1	84.6	144.6
					85.0	68.3	37.6	97.6

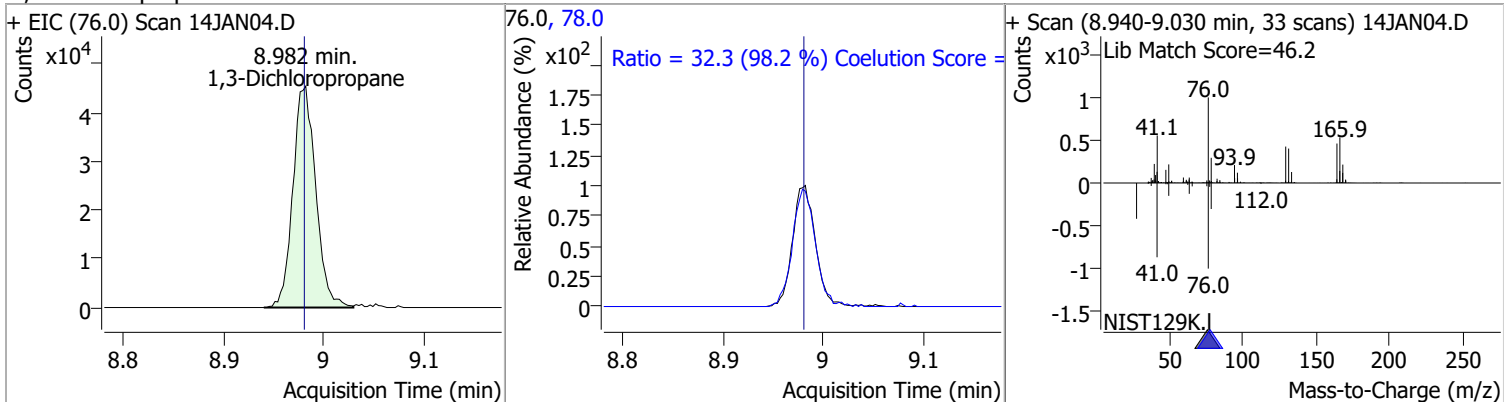


Quantitation Results Report (QT Reviewed)

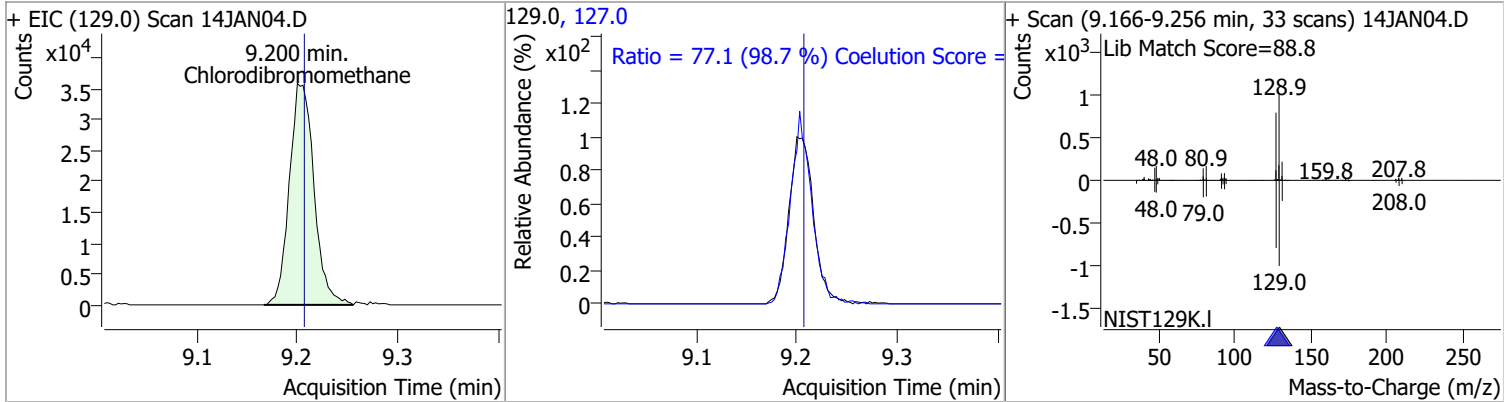
Compound	Conc.	RT	Dev(Min)	Resp.	QIon	QRatio	Lower	Upper
Tetrachloroethene	136.2670	8.93	0.00	83724	165.8	125.7	98.6	158.6
					129.0	92.0	61.5	121.5



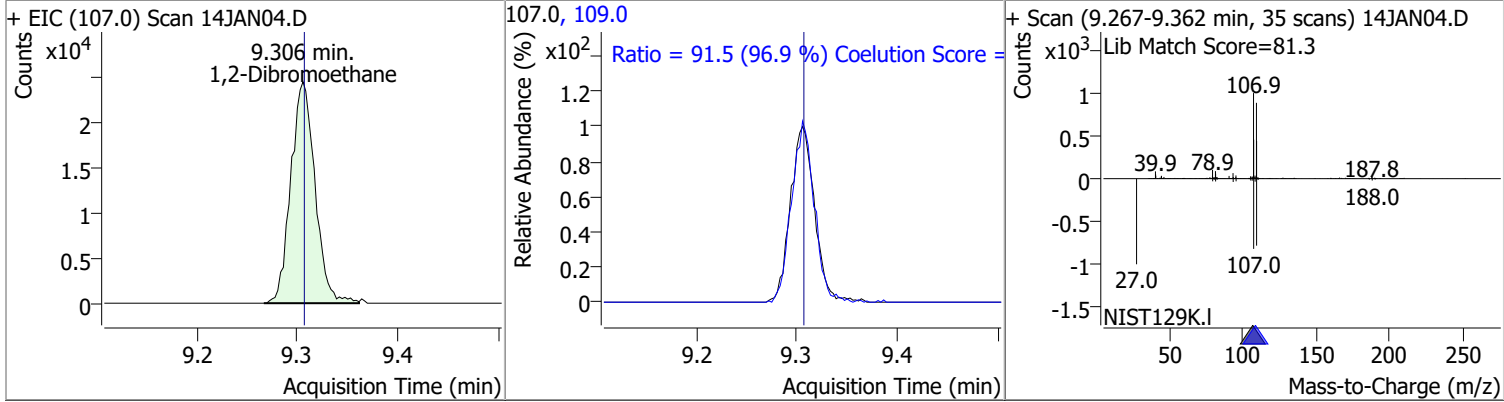
Compound	Conc.	RT	Dev(Min)	Resp.	QIon	QRatio	Lower	Upper
1,3-Dichloropropane	121.8780	8.98	0.00	71936	78.0	32.3	2.9	62.9



Compound	Conc.	RT	Dev(Min)	Resp.	QIon	QRatio	Lower	Upper
Chlorodibromomethane	130.2024	9.20	-0.01	61062	127.0	77.1	48.0	108.0

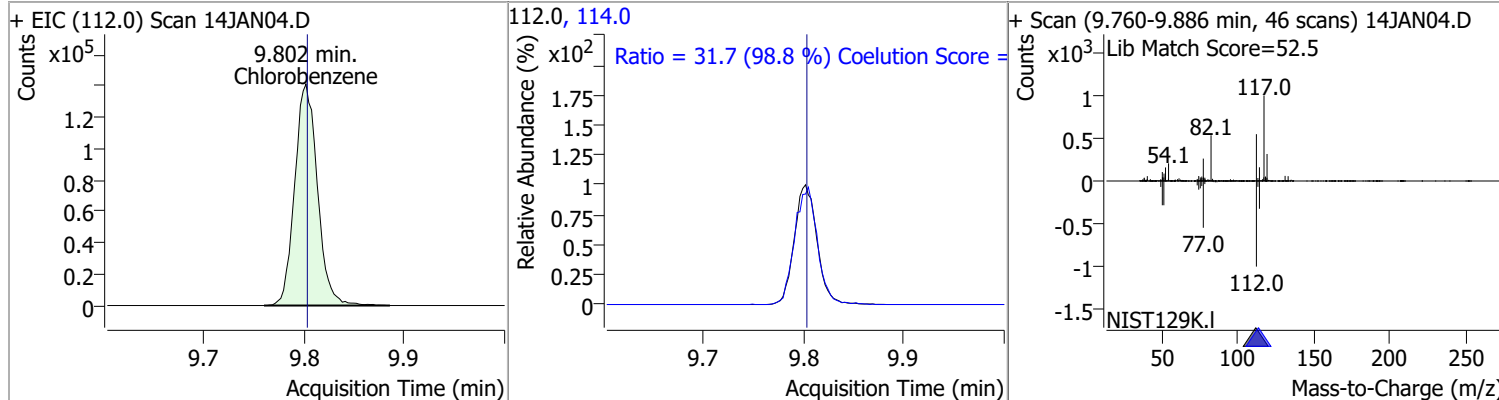


Compound	Conc.	RT	Dev(Min)	Resp.	QIon	QRatio	Lower	Upper
1,2-Dibromoethane	125.0521	9.31	0.00	41030	109.0	91.5	64.5	124.5

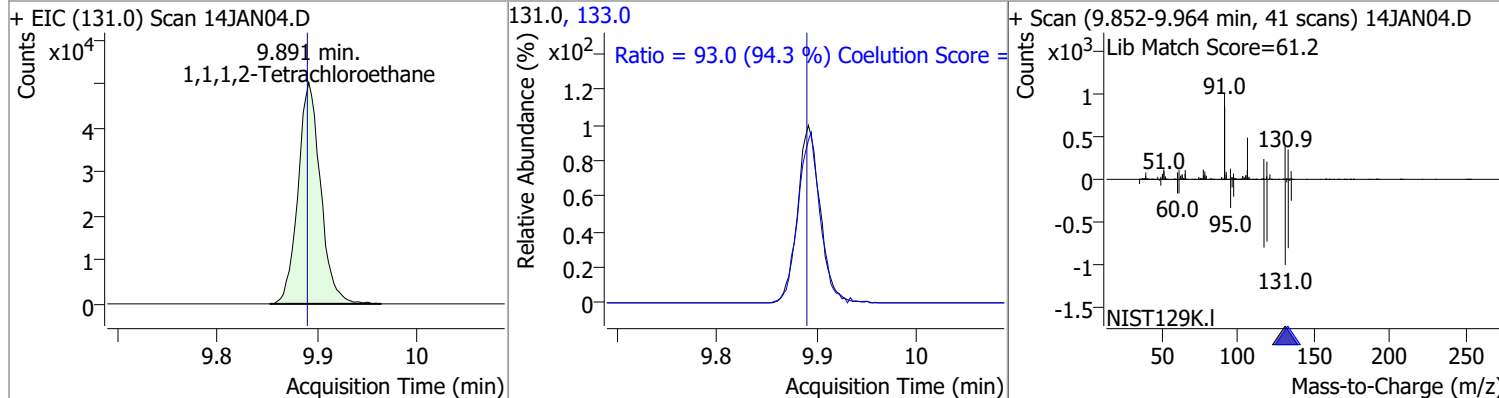


Quantitation Results Report (QT Reviewed)

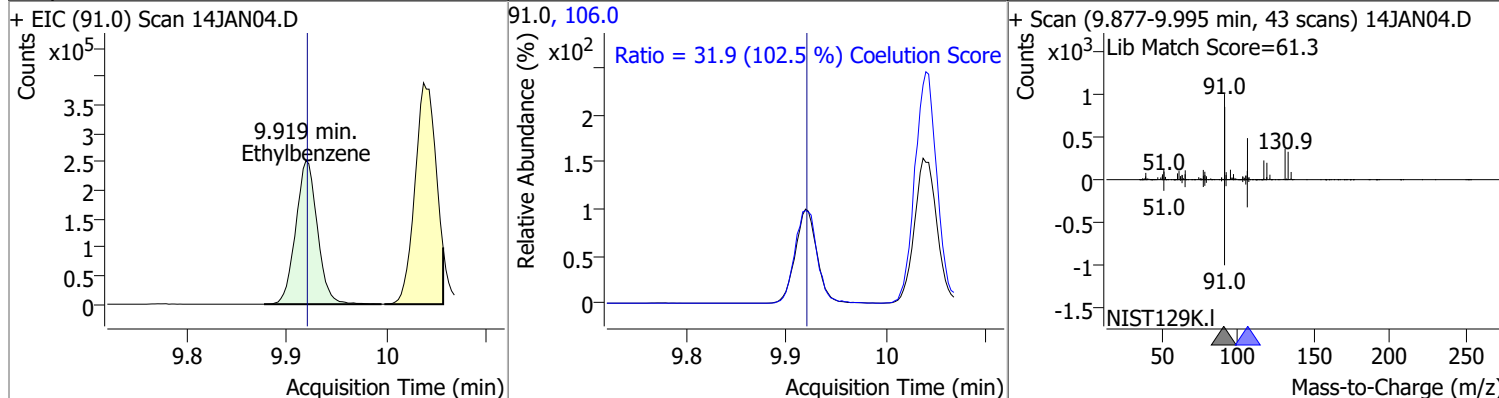
Compound	Conc.	RT	Dev(Min)	Resp.	QIon	QRatio	Lower	Upper
Chlorobenzene	134.6836	9.80	0.00	222070	114.0	31.7	2.1	62.1



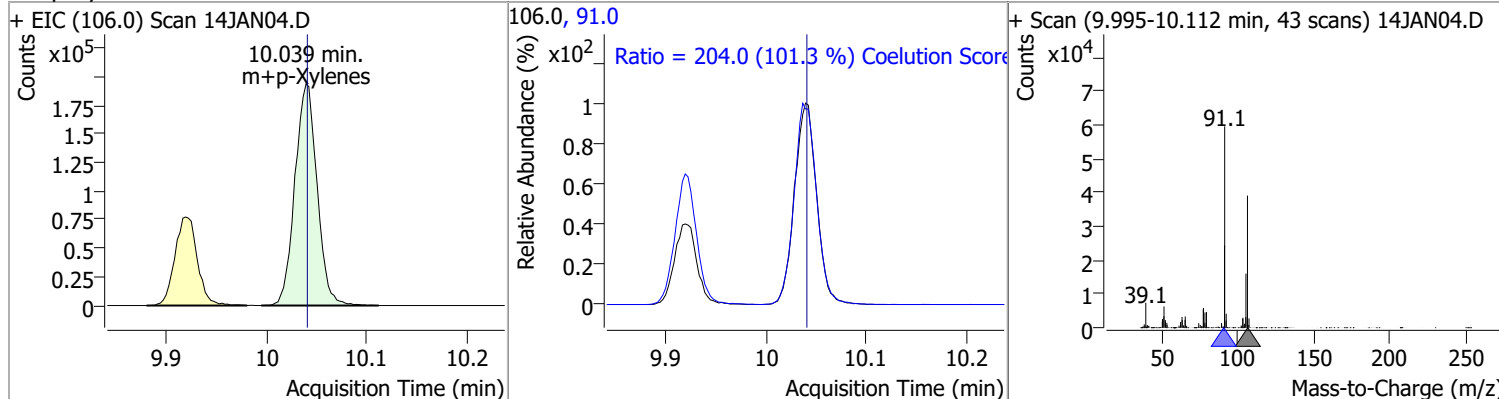
Compound	Conc.	RT	Dev(Min)	Resp.	QIon	QRatio	Lower	Upper
1,1,1,2-Tetrachloroethane	135.9194	9.89	0.00	78340	133.0	93.0	68.6	128.6



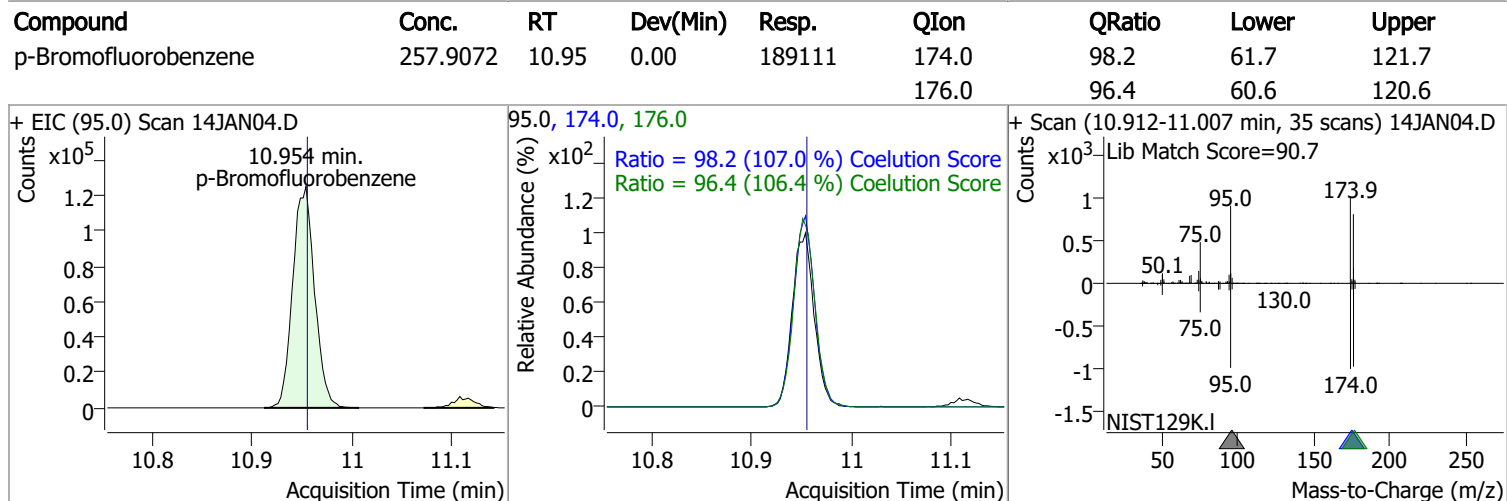
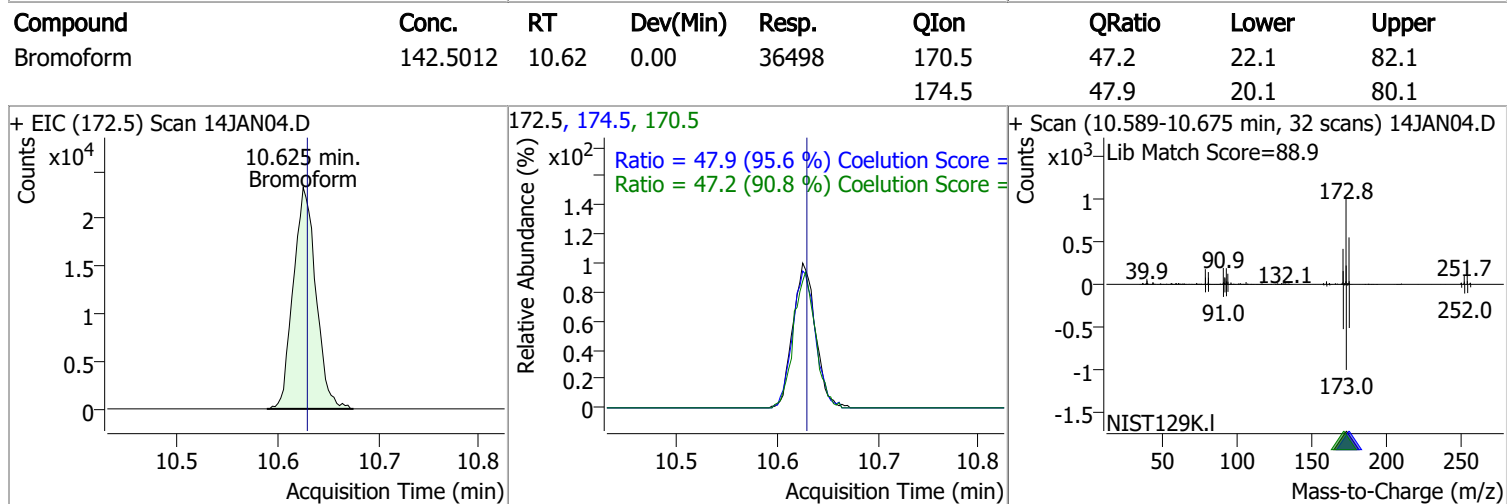
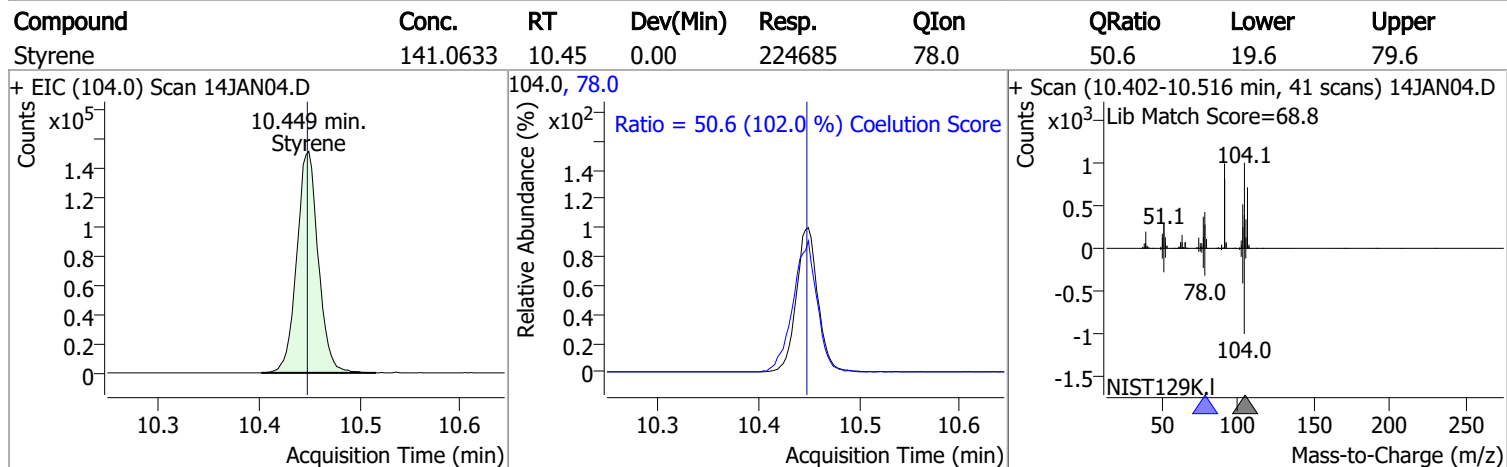
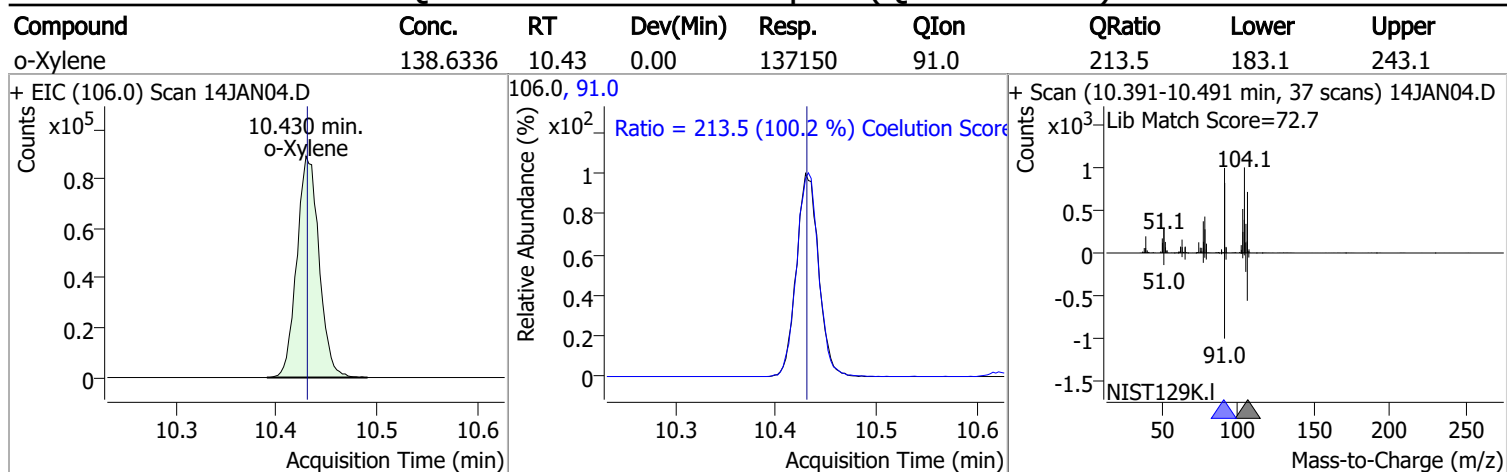
Compound	Conc.	RT	Dev(Min)	Resp.	QIon	QRatio	Lower	Upper
Ethylbenzene	131.8867	9.92	0.00	377146	106.0	31.9	1.1	61.1



Compound	Conc.	RT	Dev(Min)	Resp.	QIon	QRatio	Lower	Upper
m+p-Xylenes	266.8403	10.04	0.00	296536	91.0	204.0	171.4	231.4

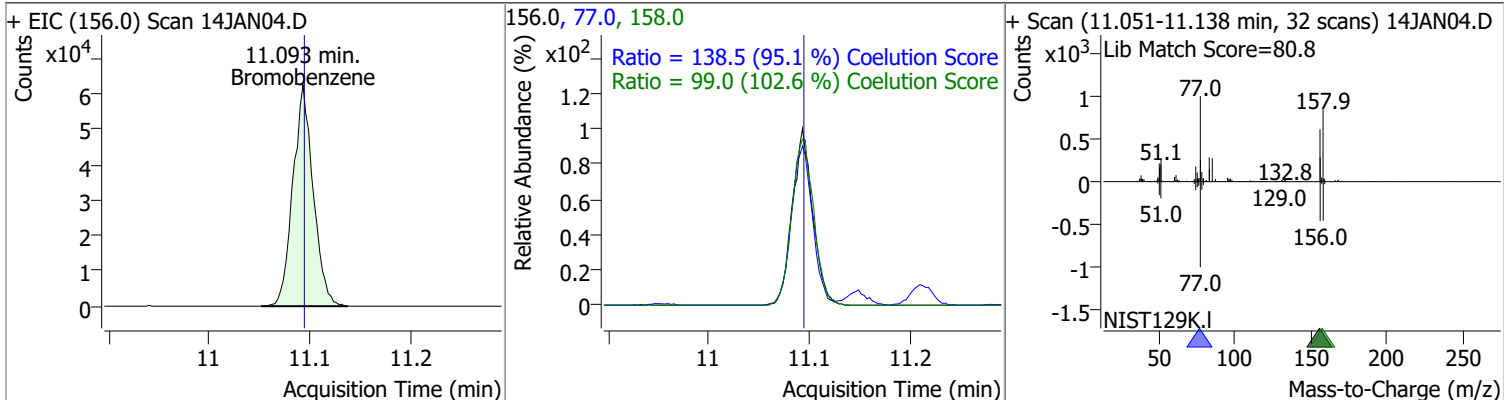


Quantitation Results Report (QT Reviewed)

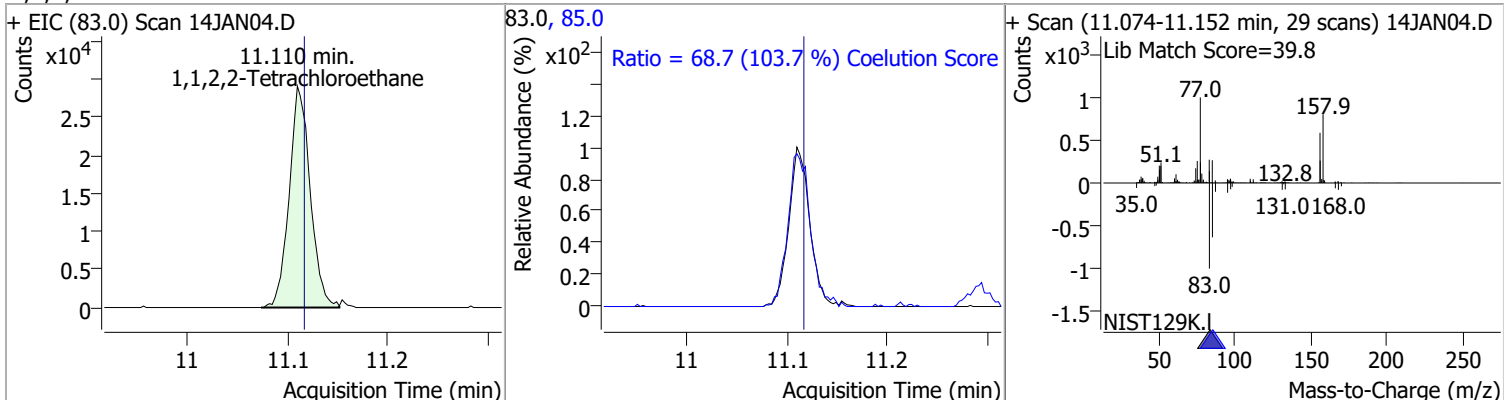


Quantitation Results Report (QT Reviewed)

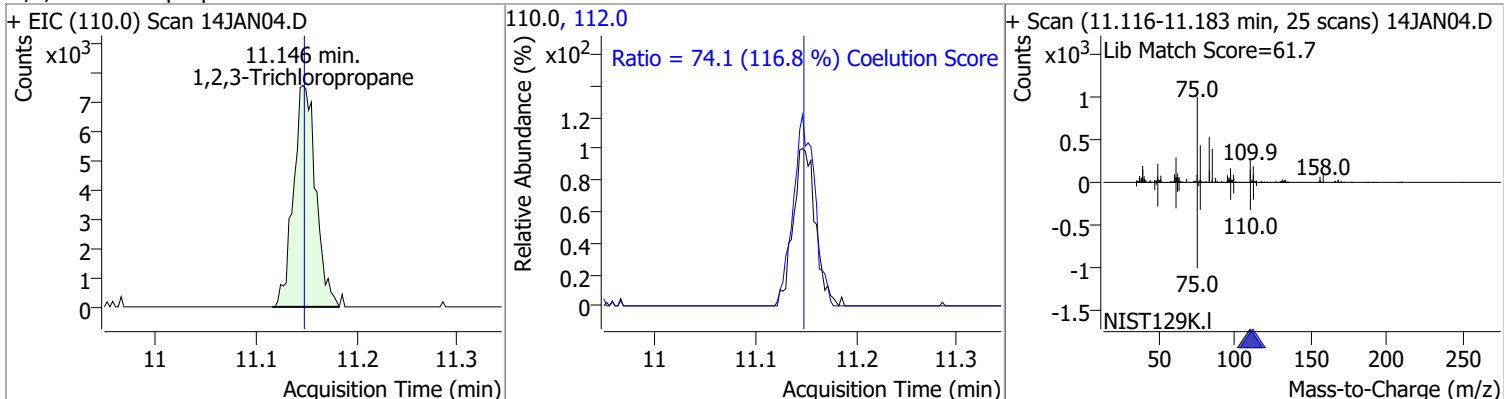
Compound	Conc.	RT	Dev(Min)	Resp.	QIon	QRatio	Lower	Upper
Bromobenzene	135.2060	11.09	0.00	87578	77.0	138.5	115.7	175.7
					158.0	99.0	66.5	126.5



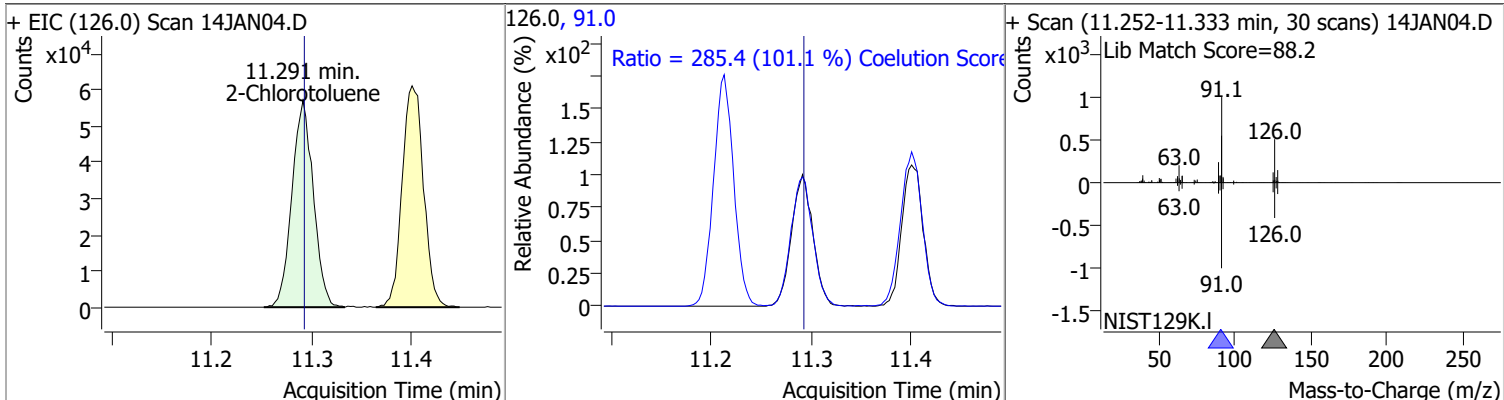
Compound	Conc.	RT	Dev(Min)	Resp.	QIon	QRatio	Lower	Upper
1,1,2,2-Tetrachloroethane	113.3716	11.11	-0.01	42267	85.0	68.7	36.2	96.2



Compound	Conc.	RT	Dev(Min)	Resp.	QIon	QRatio	Lower	Upper
1,2,3-Trichloropropane	117.0258	11.15	0.00	11674	112.0	74.1	33.5	93.5

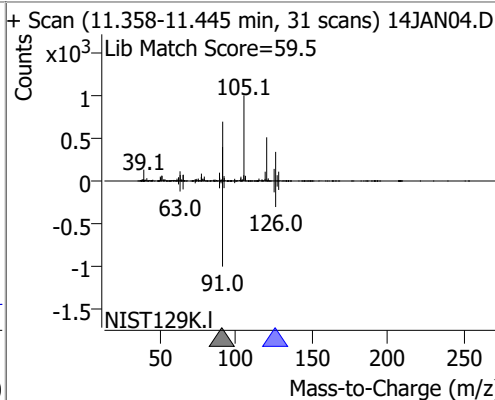
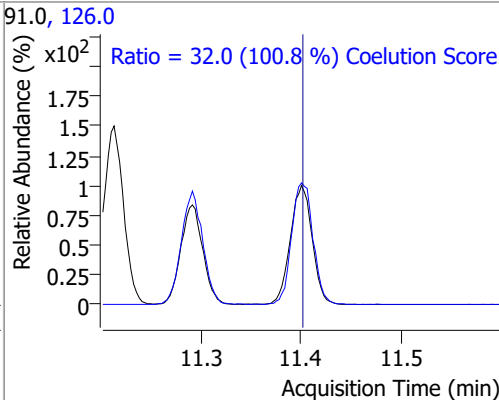
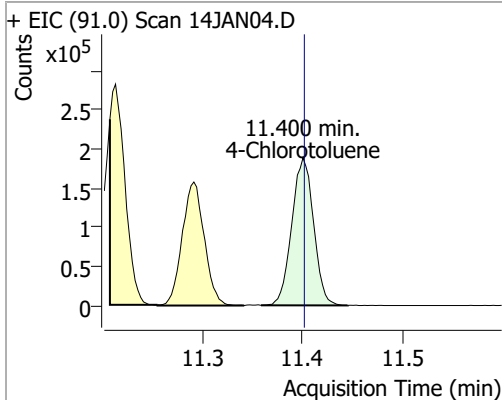


Compound	Conc.	RT	Dev(Min)	Resp.	QIon	QRatio	Lower	Upper
2-Chlorotoluene	131.1099	11.29	0.00	84500	91.0	285.4	252.3	312.3

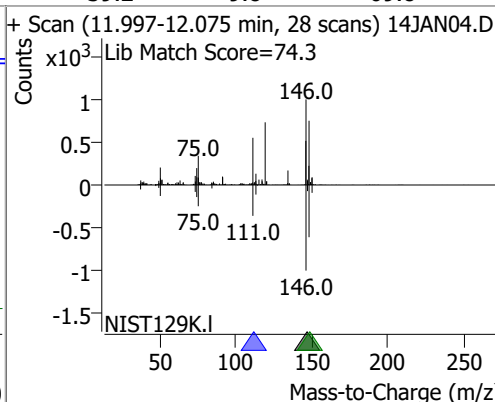
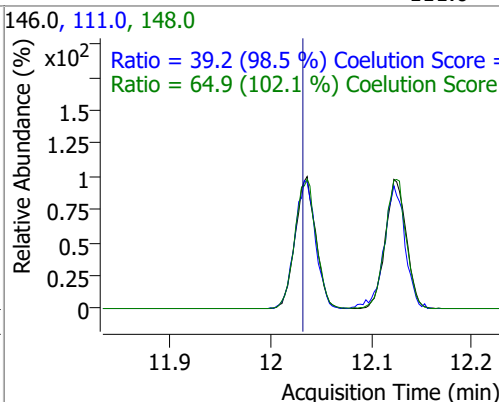
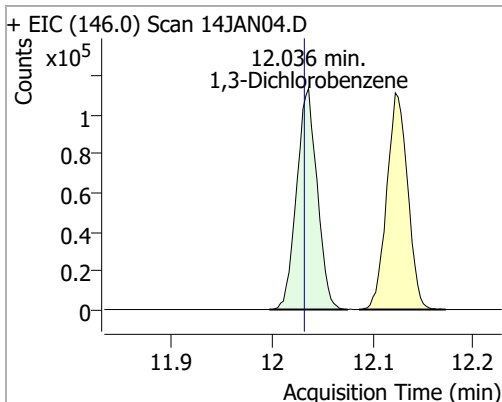


Quantitation Results Report (QT Reviewed)

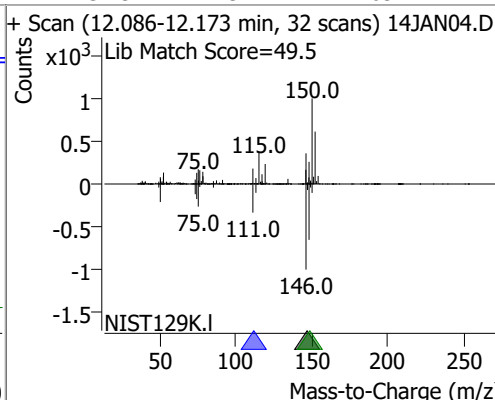
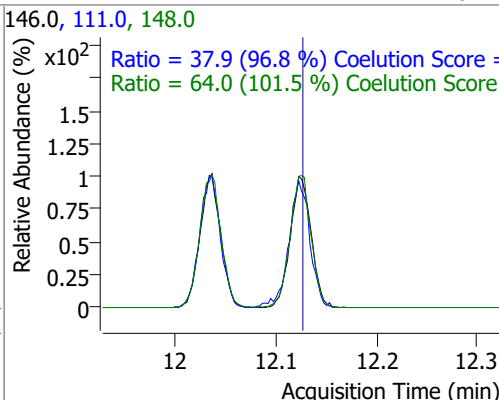
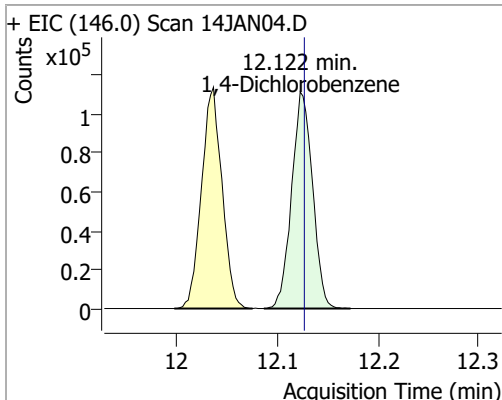
Compound	Conc.	RT	Dev(Min)	Resp.	QIon	QRatio	Lower	Upper
4-Chlorotoluene	135.4139	11.40	0.00	284552	126.0	32.0	1.7	61.7



Compound	Conc.	RT	Dev(Min)	Resp.	QIon	QRatio	Lower	Upper
1,3-Dichlorobenzene	136.8680	12.04	0.01	161688	148.0	64.9	33.6	93.6
					111.0	39.2	9.8	69.8

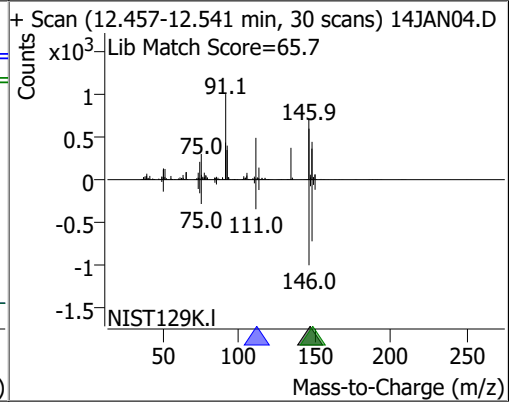
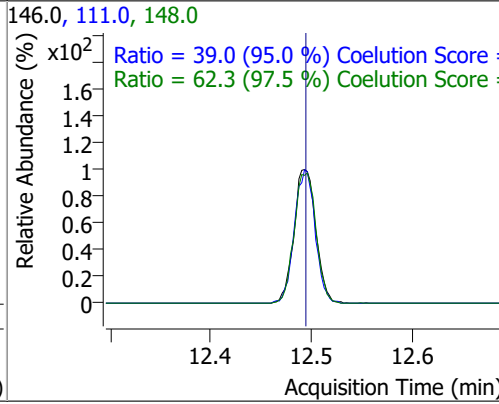
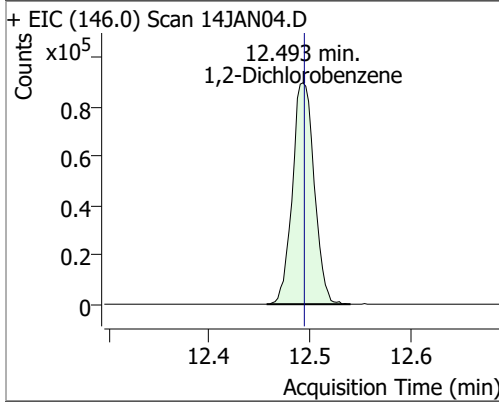


Compound	Conc.	RT	Dev(Min)	Resp.	QIon	QRatio	Lower	Upper
1,4-Dichlorobenzene	133.9582	12.12	0.00	161360	148.0	64.0	33.1	93.1
					111.0	37.9	9.1	69.1



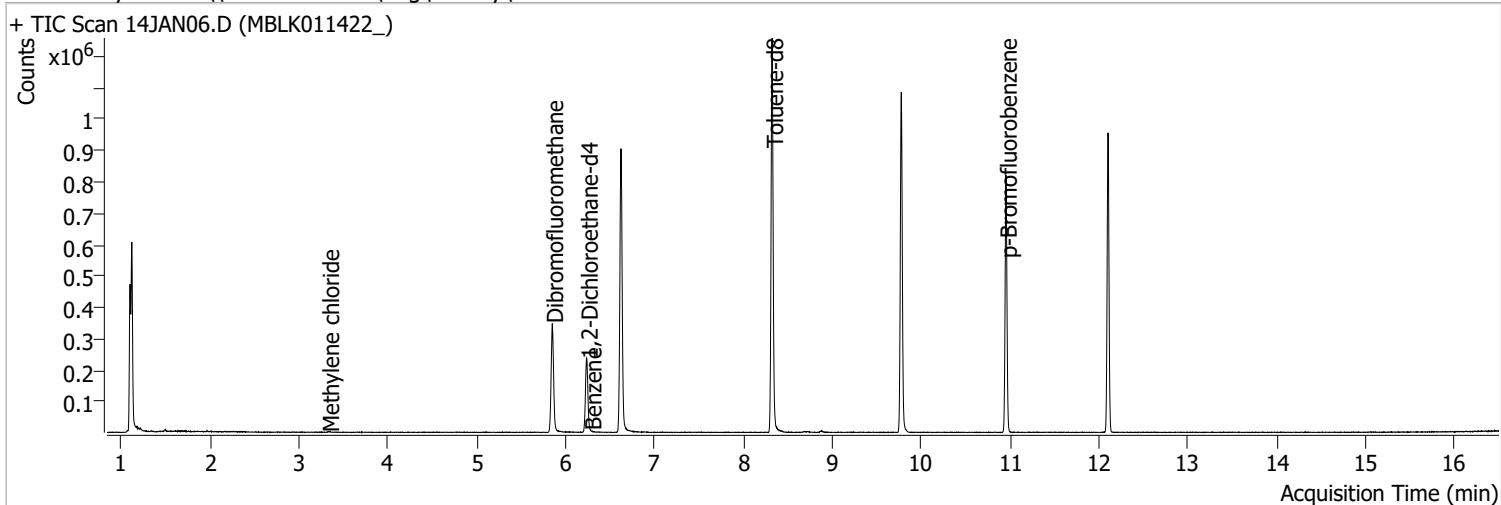
Quantitation Results Report (QT Reviewed)

Compound	Conc.	RT	Dev(Min)	Resp.	QIon	QRatio	Lower	Upper
1,2-Dichlorobenzene	136.2541	12.49	0.00	136033	148.0	62.3	33.9	93.9
					111.0	39.0	11.0	71.0



Quantitation Results Report (QT Reviewed)

Data File	14JAN06.D	Operator	MSC
Acq. Method	5975CACQF.M	Acq. Date-Time	1/14/2022 12:01:38 PM
Sample Name	MBLK011422_	Instrument	VOA5975C
Vial	6	Multiplier	1.00
DA Method File	VOA5975C_8260B_SHT_DoD_L4_010422.m	Comment	
Tune File	BFB_Atune3.u	Tune Date	10/11/2021 4:02:00 PM
Batch Name	VG011422_8260B.batch.bin	Last Calib Update	3/4/2022 3:27:31 PM
Ref Library	\\MASSHUNTER\Org\Library\NIST129K.I		



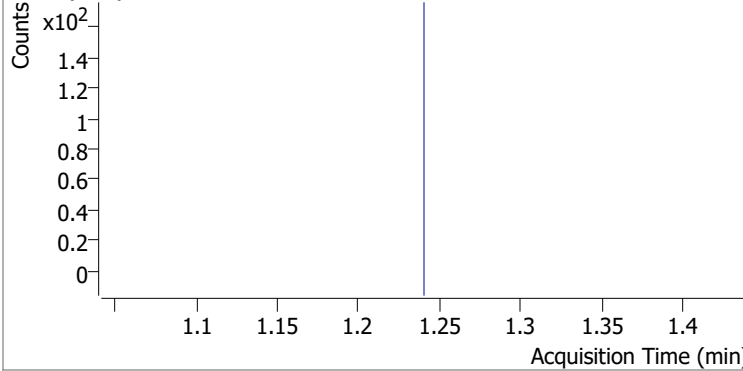
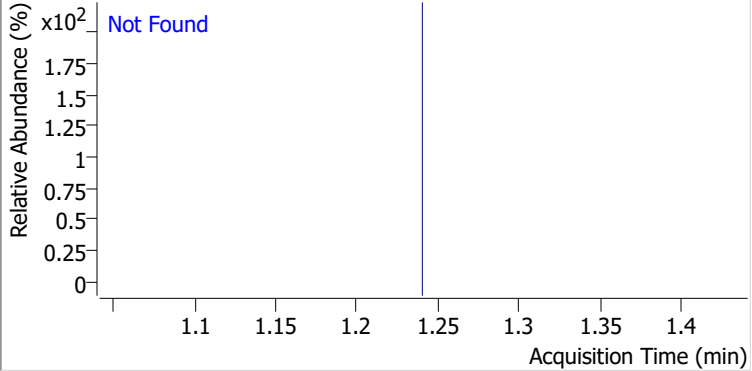
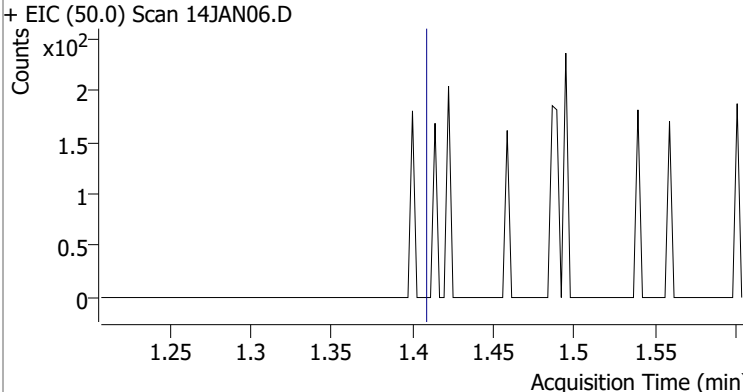
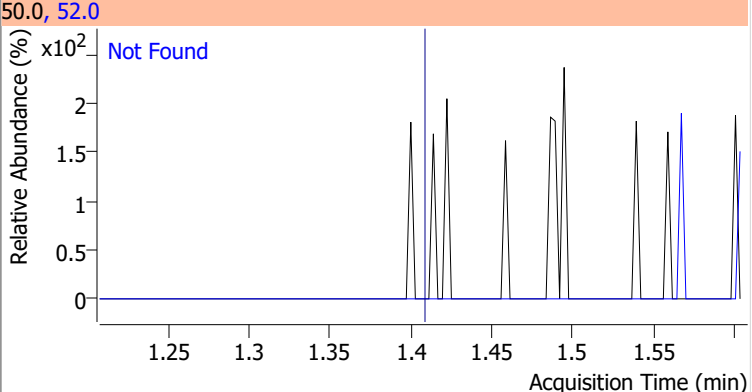
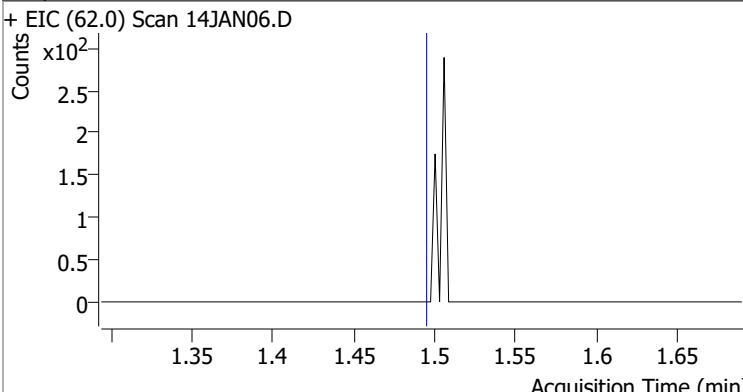
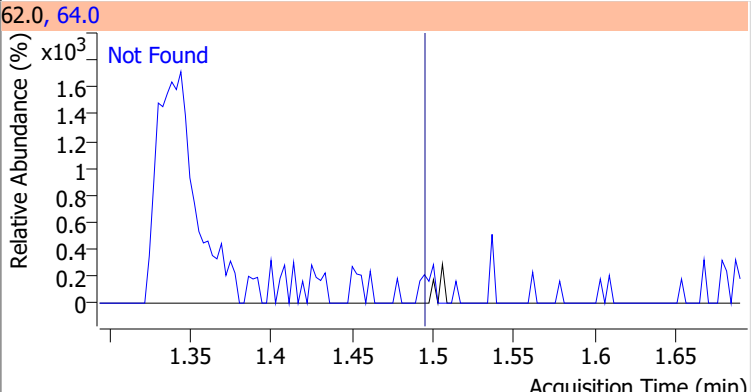
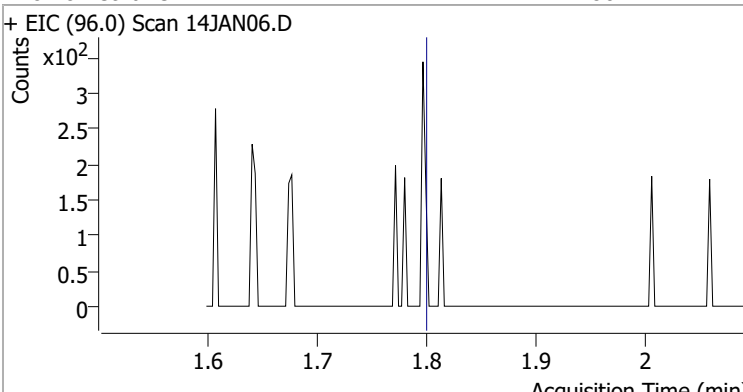
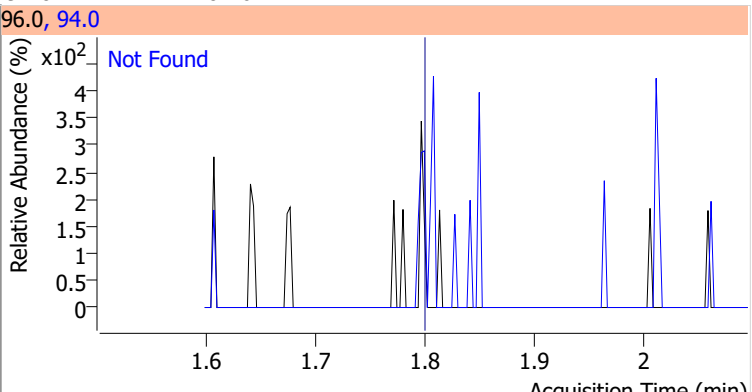
Compound	RT	QIon	Resp.	Conc.	Units	Dev(Min)
Internal Standards						
M Fluorobenzene	6.620	96.0	761018	250.0000	ng	-0.003
M Chlorobenzene-d5	9.774	82.0	299715	250.0000	ng	0.003
M 1,4-Dichlorobenzene-d4	12.100	152.0	226180	250.0000	ng	0.000
System Monitoring Compounds						
S Dibromofluoromethane	5.848	113.0	194927	271.8813	ng	0.003
Spiked Amount: 250.000	Range: 80.0 - 119.0%			Recovery = 108.75%		
S 1,2-Dichloroethane-d4	6.236	67.0	85928	277.4795	ng	0.003
Spiked Amount: 250.000	Range: 81.0 - 118.0%			Recovery = 110.99%		
S Toluene-d8	8.321	98.0	764100	264.5586	ng	0.003
Spiked Amount: 250.000	Range: 89.0 - 112.0%			Recovery = 105.82%		
S p-Bromofluorobenzene	10.951	95.0	222048	267.9754	ng	-0.003
Spiked Amount: 250.000	Range: 85.0 - 114.0%			Recovery = 107.19%		
Target Compounds						
T Dichlorodifluoromethane	0.000		0	N.D.		
T Chloromethane	0.000		0	N.D.		
T Vinyl chloride	0.000		0	N.D.		
T Bromomethane	0.000		0	N.D.		
T Chloroethane	0.000		0	N.D.		
T Trichlorofluoromethane	0.000		0	N.D.		
T 1,1-Dichloroethene	0.000		0	N.D.		
T Methylene chloride	3.327	49.0	1626	1.4392	ng	m 95
T trans-1,2-Dichloroethene	0.000		0	N.D.		
T Methyl tert-butyl ether (MTBE)	0.000		0	N.D.		
T 1,1-Dichloroethane	0.000		0	N.D.		
T 2,2-Dichloropropane	0.000		0	N.D.		
T cis-1,2-Dichloroethene	0.000		0	N.D.		
T Methyl ethyl ketone	0.000		0	N.D.		
T Bromochloromethane	0.000		0	N.D.		
T Chloroform	0.000		0	N.D.		

Quantitation Results Report (QT Reviewed)

Compound	RT	QIon	Resp.	Conc.	Units		Dev(Min)
T 1,1,1-Trichloroethane	0.000		0	N.D.			
T Carbon tetrachloride	0.000		0	N.D.			
T 1,1-Dichloropropene	0.000		0	N.D.			
T Benzene	6.277	78.0	208	0.0688	ng	m	80
T 1,2-Dichloroethane	0.000		0	N.D.			
T Trichloroethene	0.000		0	N.D.			
T 1,2-Dichloropropane	0.000		0	N.D.			
T Dibromomethane	0.000		0	N.D.			
T Bromodichloromethane	0.000		0	N.D.			
T cis-1,3-Dichloropropene	0.000		0	N.D.			
T Toluene	0.000		0	N.D.			
T trans-1,3-Dichloropropene	0.000		0	N.D.			
T 1,1,2-Trichloroethane	0.000		0	N.D.			
T Tetrachloroethene	0.000		0	N.D.			
T 1,3-Dichloropropane	0.000		0	N.D.			
T Chlorodibromomethane	0.000		0	N.D.			
T 1,2-Dibromoethane	0.000		0	N.D.			
T Chlorobenzene	0.000		0	N.D.			
T 1,1,1,2-Tetrachloroethane	0.000		0	N.D.			
T Ethylbenzene	0.000		0	N.D.			
T m+p-Xylenes	0.000		0	N.D.			
T o-Xylene	0.000		0	N.D.			
T Styrene	0.000		0	N.D.			
T Bromoform	0.000		0	N.D.			
T Bromobenzene	0.000		0	N.D.			
T 1,1,2,2-Tetrachloroethane	0.000		0	N.D.			
T 1,2,3-Trichloropropane	0.000		0	N.D.			
T 2-Chlorotoluene	0.000		0	N.D.			
T 4-Chlorotoluene	0.000		0	N.D.			
T 1,3-Dichlorobenzene	0.000		0	N.D.			
T 1,4-Dichlorobenzene	0.000		0	N.D.			
T 1,2-Dichlorobenzene	0.000		0	N.D.			

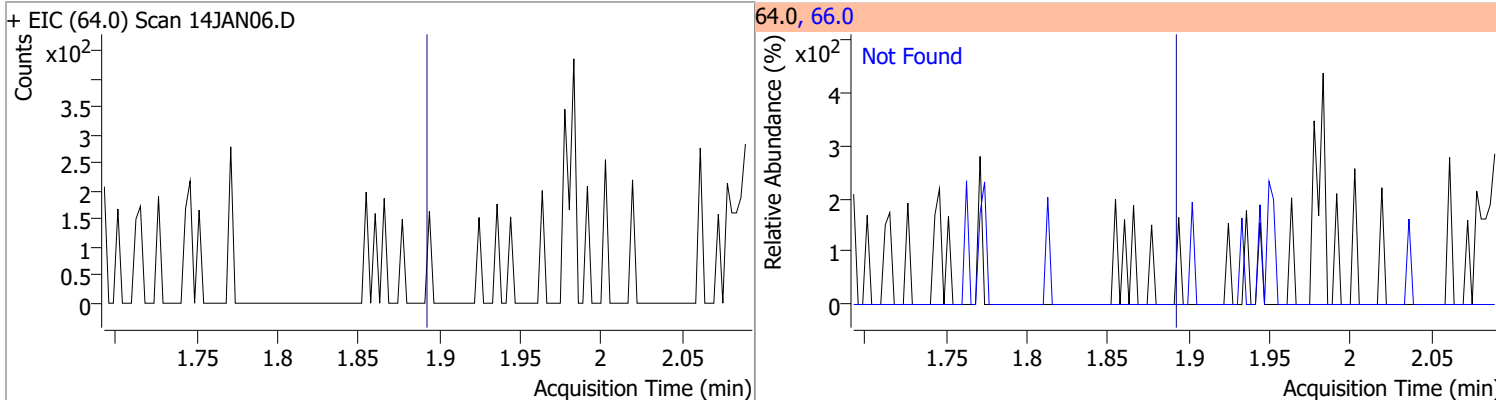
(#) = Qualifier Out of Range; (m) = Manual Integration; (+) = Area Summed; (*) = Surrogate Percent Recovery Out of Range; (d): Zeroed Peak

Quantitation Results Report (QT Reviewed)

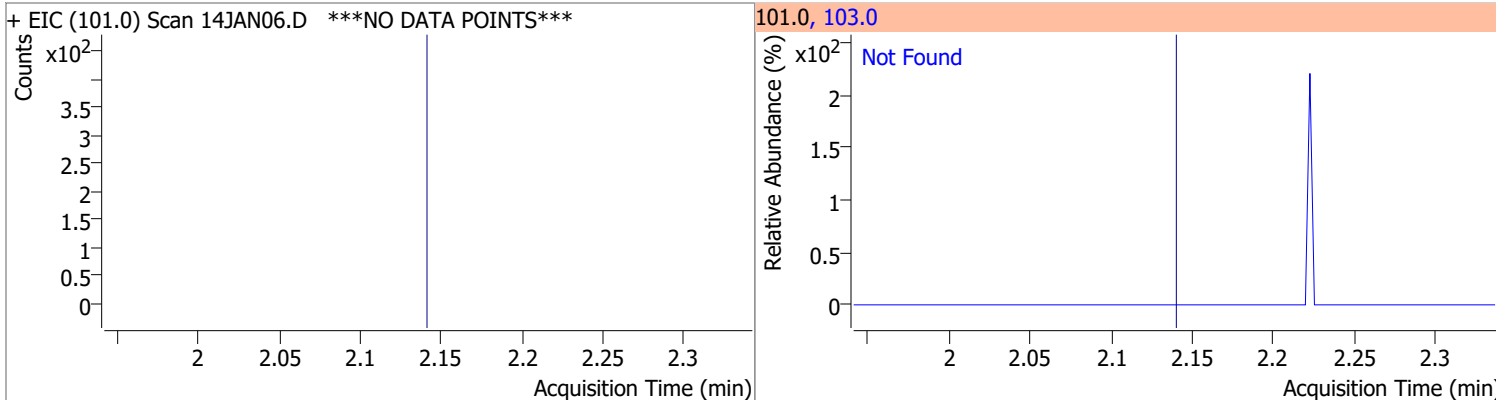
Compound	Conc.	Exp RT	QIon	Exp Ratio
Dichlorodifluoromethane	N.D.	1.24	87.0	32.3
+ EIC (85.0) Scan 14JAN06.D ***NO DATA POINTS***			85.0, 87.0	
				
Chloromethane	N.D.	1.41	52.0	32.1
+ EIC (50.0) Scan 14JAN06.D			50.0, 52.0	
				
Vinyl chloride	N.D.	1.50	64.0	29.9
+ EIC (62.0) Scan 14JAN06.D			62.0, 64.0	
				
Bromomethane	N.D.	1.80	94.0	104.6
+ EIC (96.0) Scan 14JAN06.D			96.0, 94.0	
				

Quantitation Results Report (QT Reviewed)

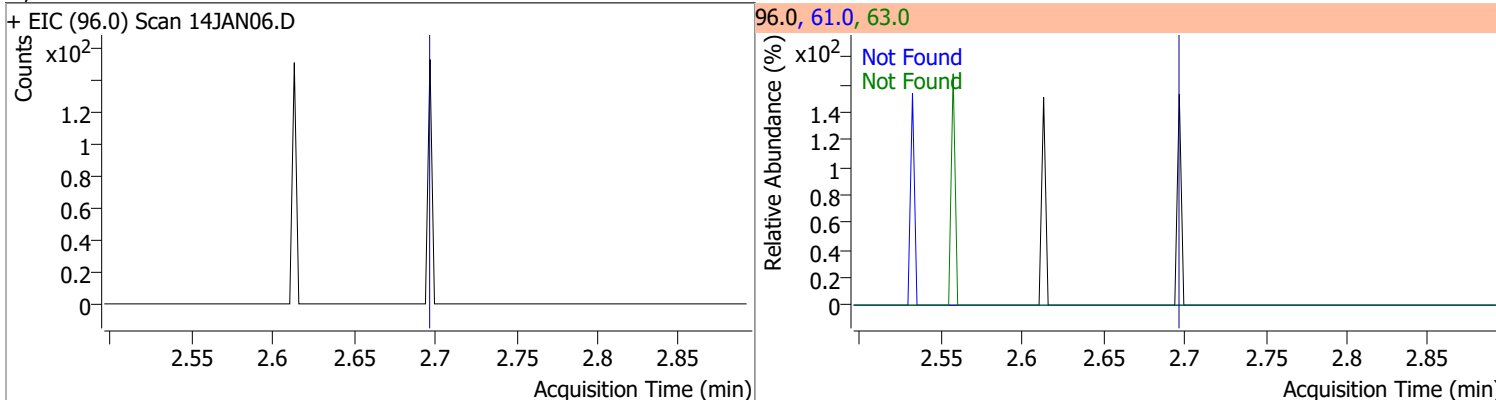
Compound	Conc.	Exp RT	QIon	Exp Ratio
Chloroethane	N.D.	1.89	66.0	30.1



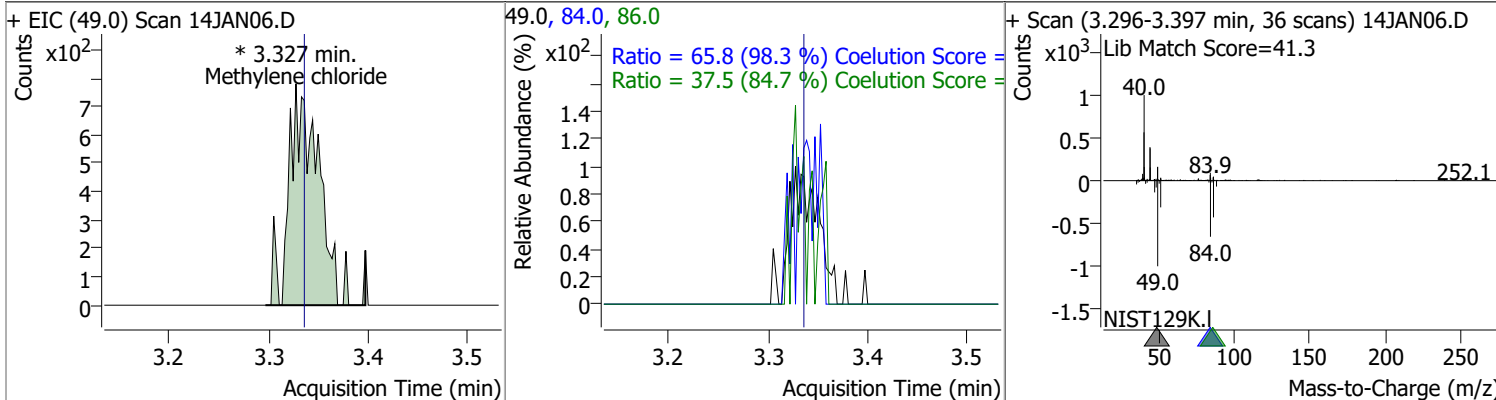
Compound	Conc.	Exp RT	QIon	Exp Ratio
Trichlorofluoromethane	N.D.	2.14	103.0	64.2



Compound	Conc.	Exp RT	QIon	Exp Ratio	QIon	Exp Ratio
1,1-Dichloroethene	N.D.	2.70	61.0	180.3	63.0	56.7

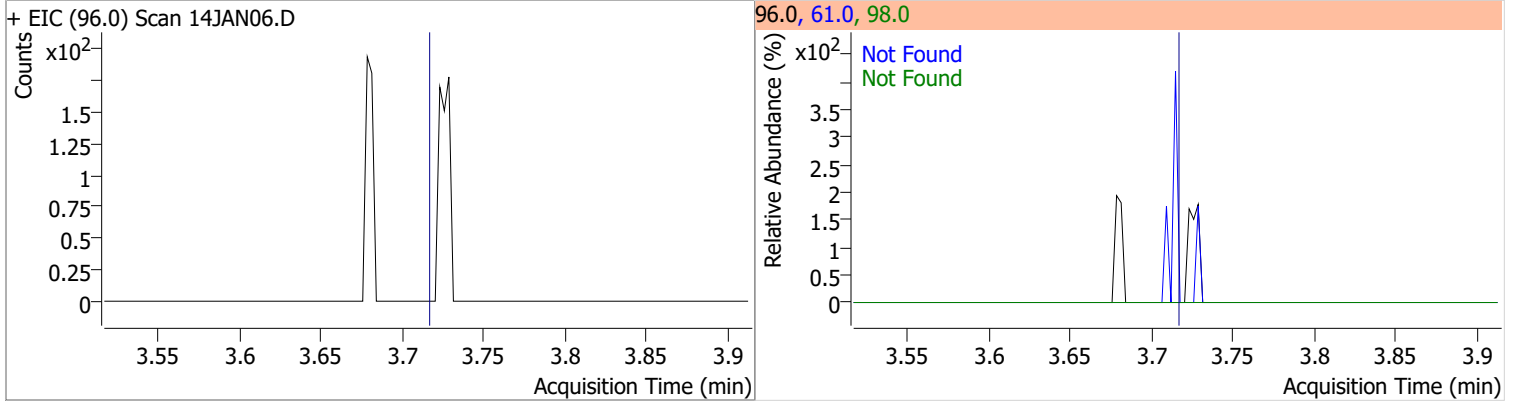


Compound	Conc.	RT	Dev(Min)	Resp.	QIon	QRatio	Lower	Upper
Methylene chloride	1.4392	3.33	-0.01	1626 (m)	84.0	65.8	36.9	96.9
					86.0	37.5	14.3	74.3

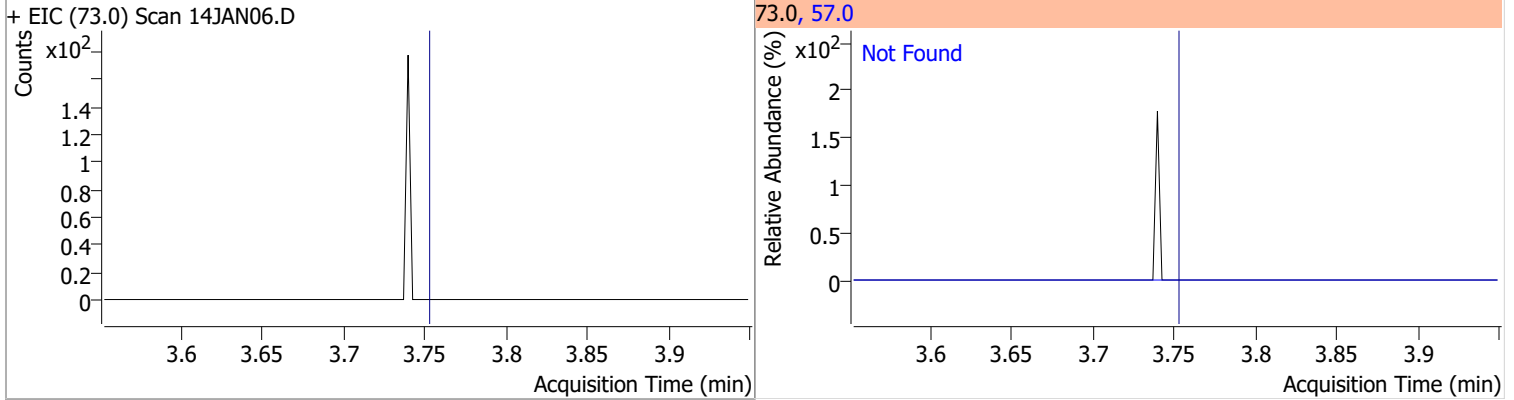


Quantitation Results Report (QT Reviewed)

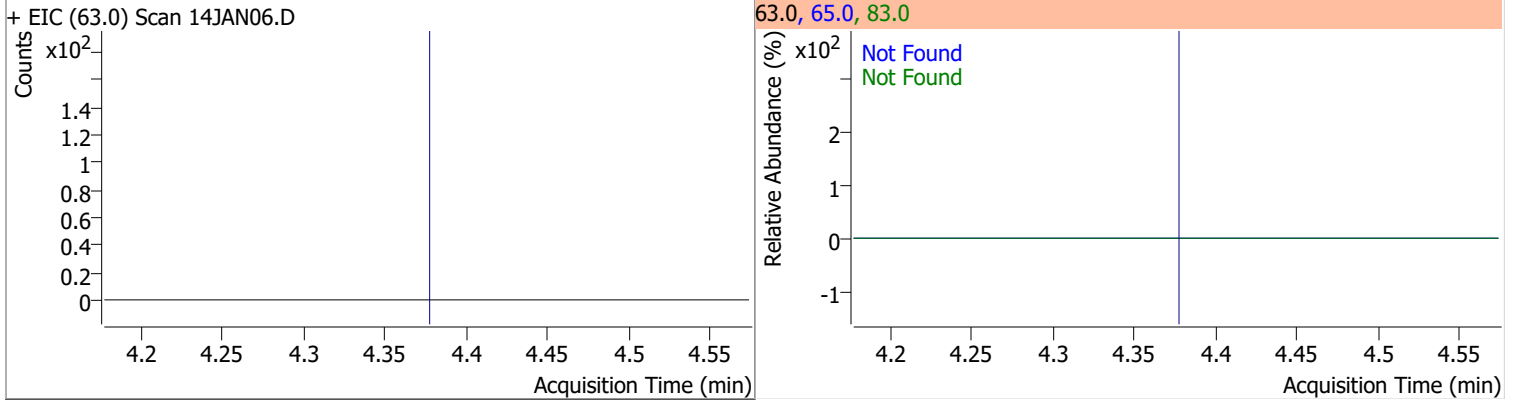
Compound	Conc.	Exp RT	QIon	Exp Ratio	QIon	Exp Ratio
trans-1,2-Dichloroethene	N.D.	3.72	61.0	153.9	98.0	65.7



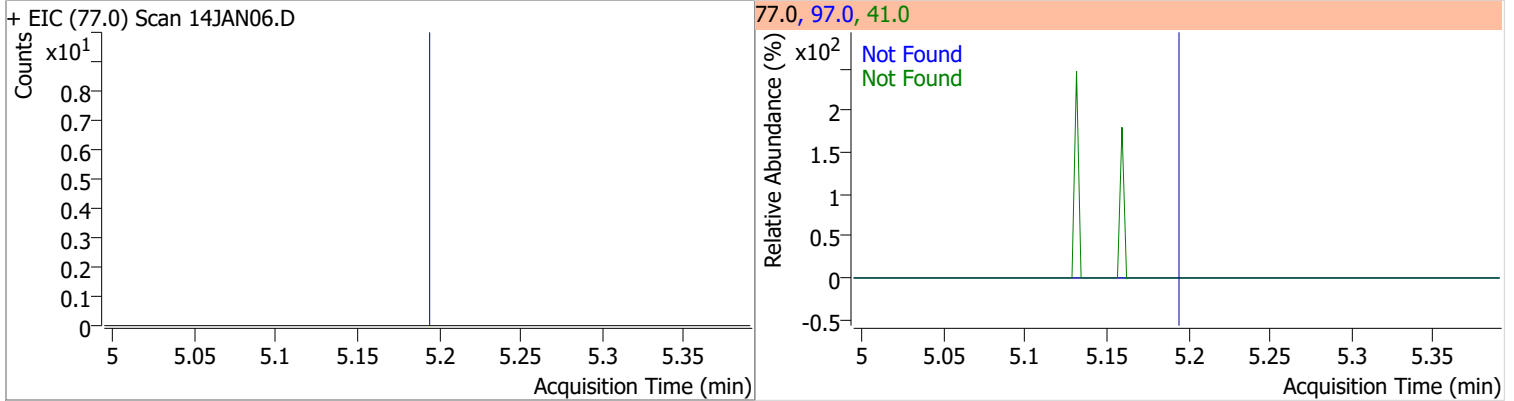
Compound	Conc.	Exp RT	QIon	Exp Ratio
Methyl tert-butyl ether (MTBE)	N.D.	3.75	57.0	24.6



Compound	Conc.	Exp RT	QIon	Exp Ratio	QIon	Exp Ratio
1,1-Dichloroethane	N.D.	4.38	65.0	32.1	83.0	13.7

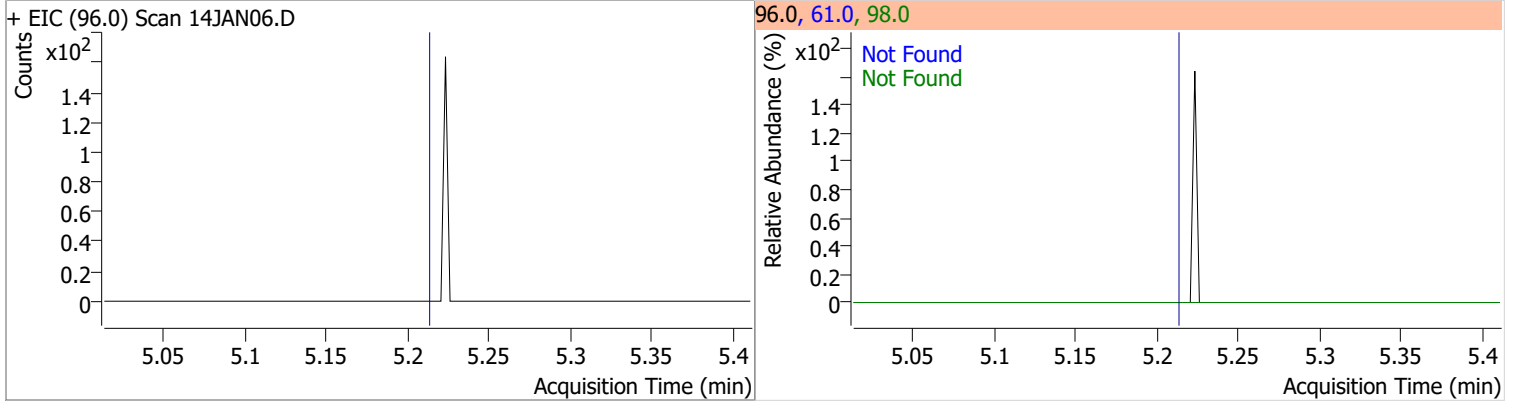


Compound	Conc.	Exp RT	QIon	Exp Ratio	QIon	Exp Ratio
2,2-Dichloropropane	N.D.	5.20	41.0	66.5	97.0	23.2

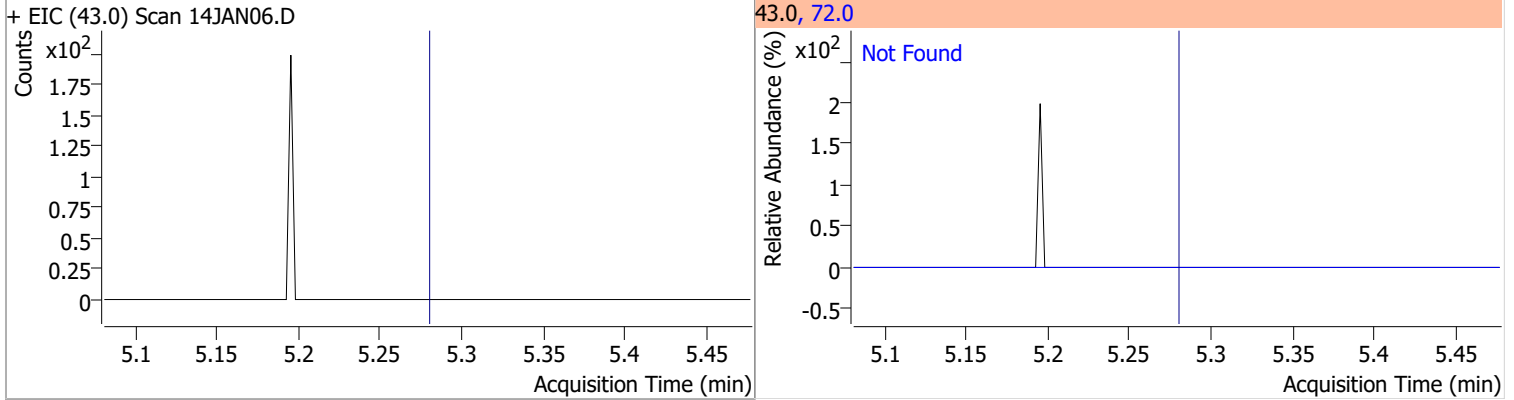


Quantitation Results Report (QT Reviewed)

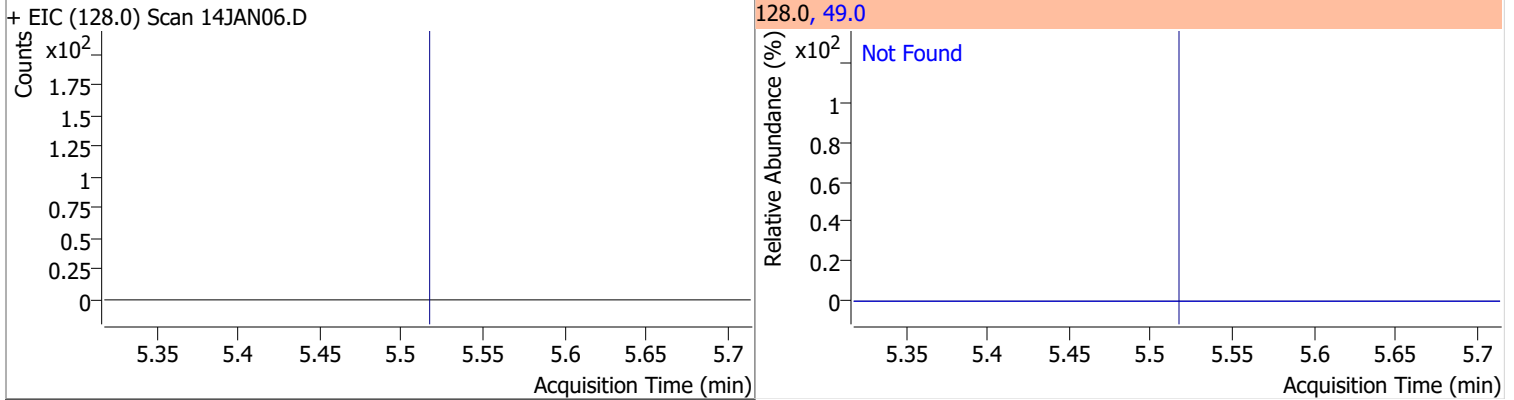
Compound	Conc.	Exp RT	QIon	Exp Ratio	QIon	Exp Ratio
cis-1,2-Dichloroethene	N.D.	5.22	61.0	167.2	98.0	67.3



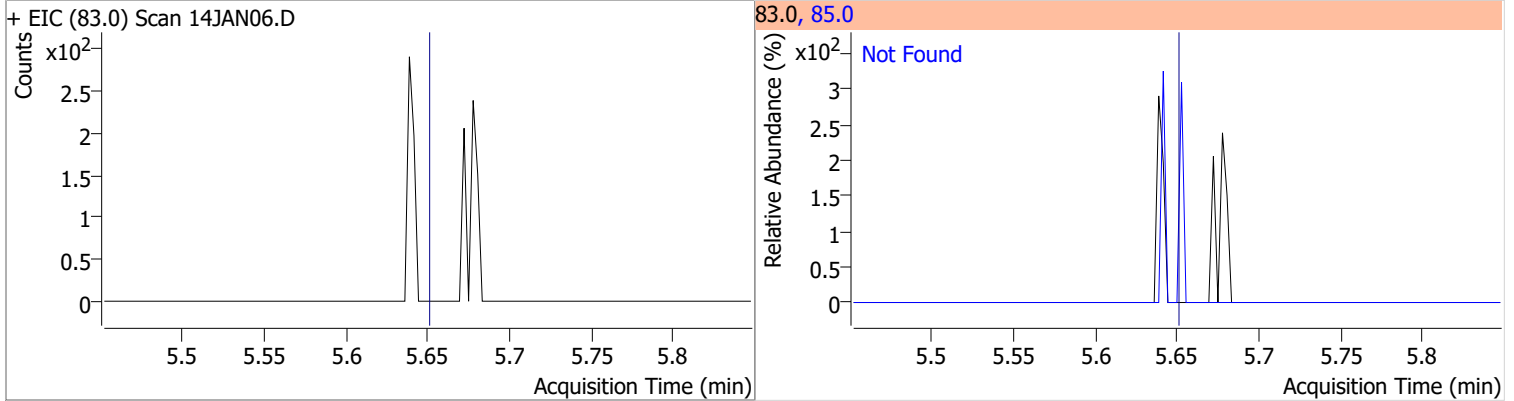
Compound	Conc.	Exp RT	QIon	Exp Ratio
Methyl ethyl ketone	N.D.	5.28	72.0	21.3



Compound	Conc.	Exp RT	QIon	Exp Ratio
Bromochloromethane	N.D.	5.52	49.0	182.9

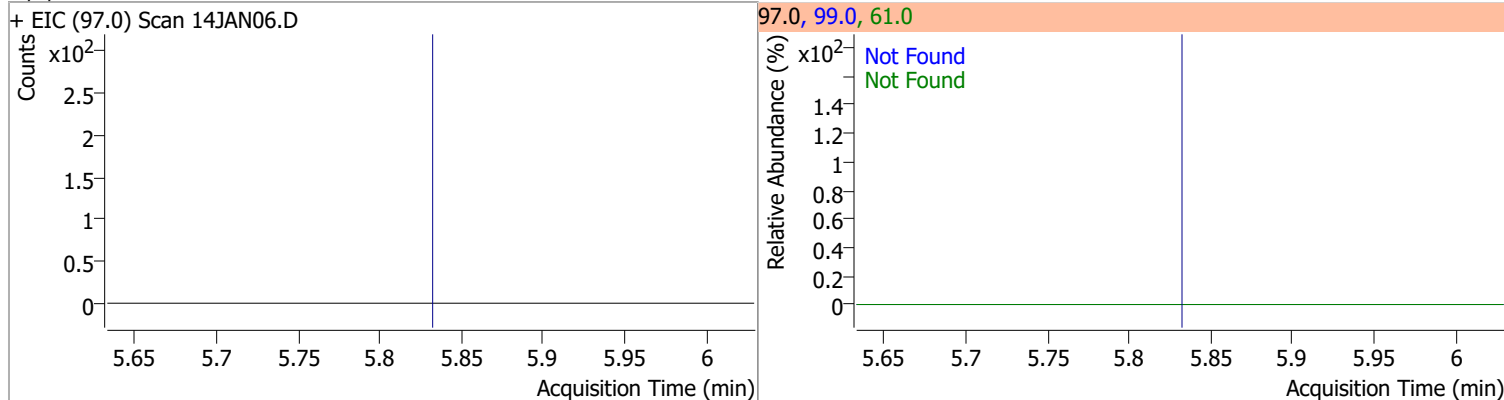


Compound	Conc.	Exp RT	QIon	Exp Ratio
Chloroform	N.D.	5.65	85.0	66.0

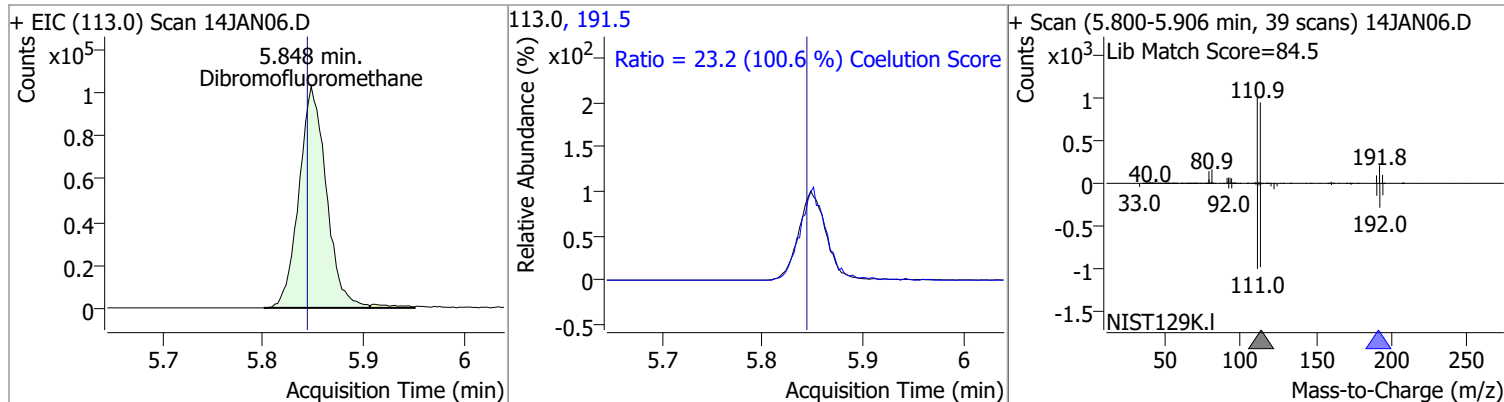


Quantitation Results Report (QT Reviewed)

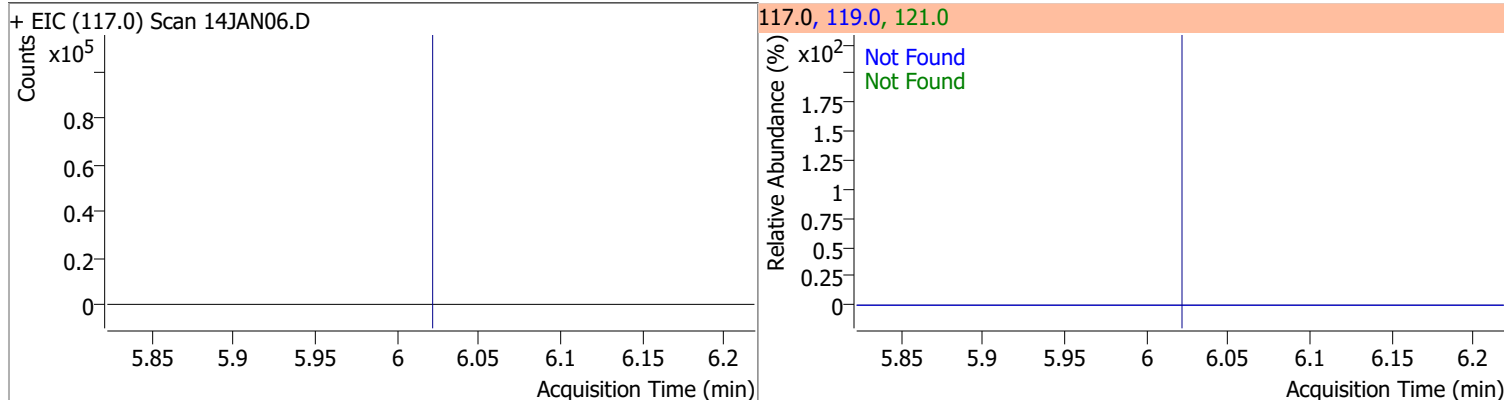
Compound	Conc.	Exp RT	QIon	Exp Ratio	QIon	Exp Ratio
1,1,1-Trichloroethane	N.D.	5.83	99.0	64.7	61.0	48.1



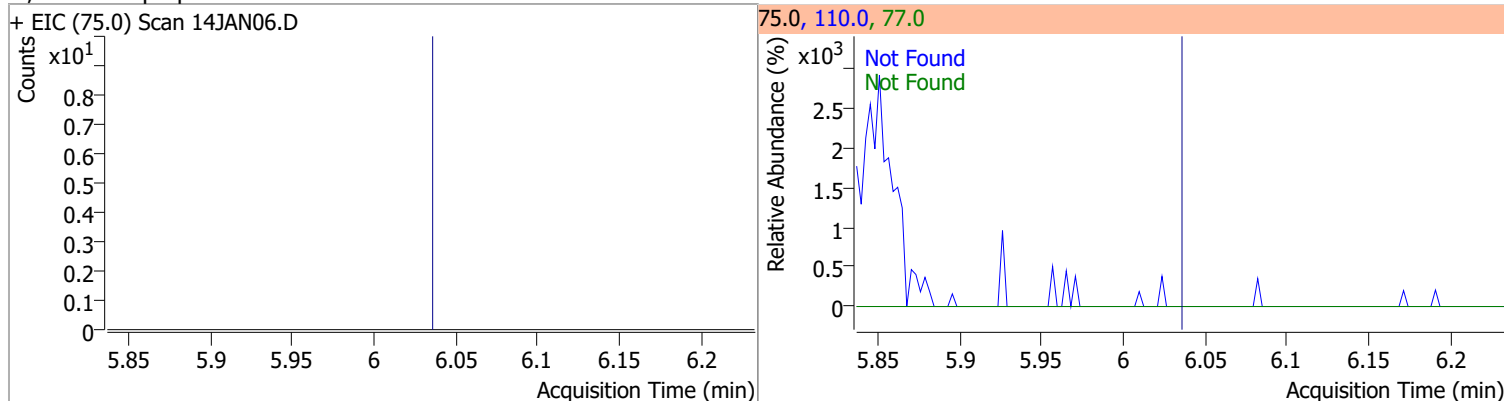
Compound	Conc.	RT	Dev(Min)	Resp.	QIon	QRatio	Lower	Upper
Dibromofluoromethane	271.8813	5.85	0.00	194927	191.5	23.2	0.0	53.1



Compound	Conc.	Exp RT	QIon	Exp Ratio	QIon	Exp Ratio
Carbon tetrachloride	N.D.	6.02	119.0	97.2	121.0	30.1

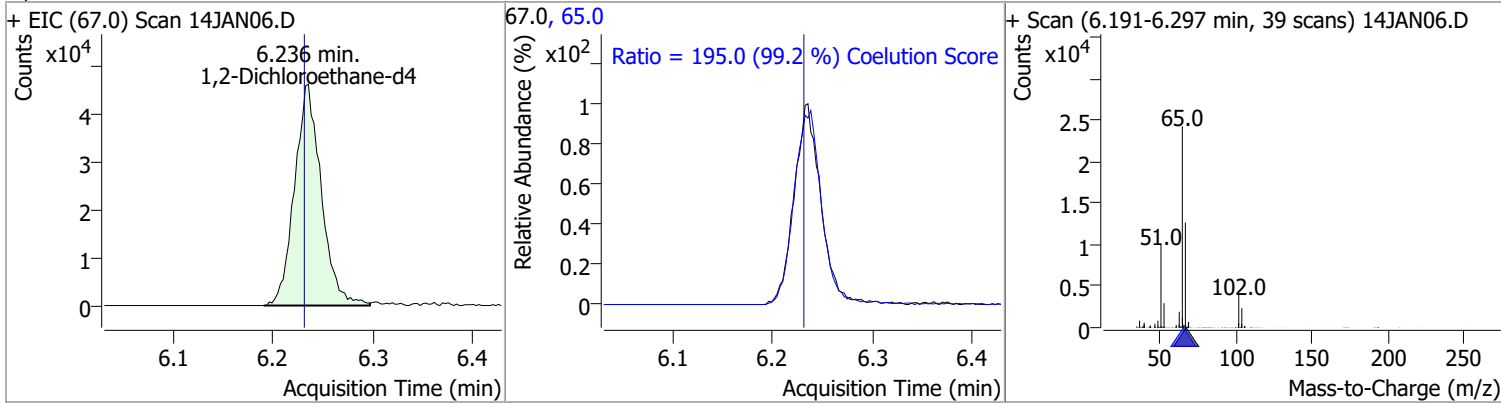


Compound	Conc.	Exp RT	QIon	Exp Ratio	QIon	Exp Ratio
1,1-Dichloropropene	N.D.	6.04	110.0	35.9	77.0	30.1

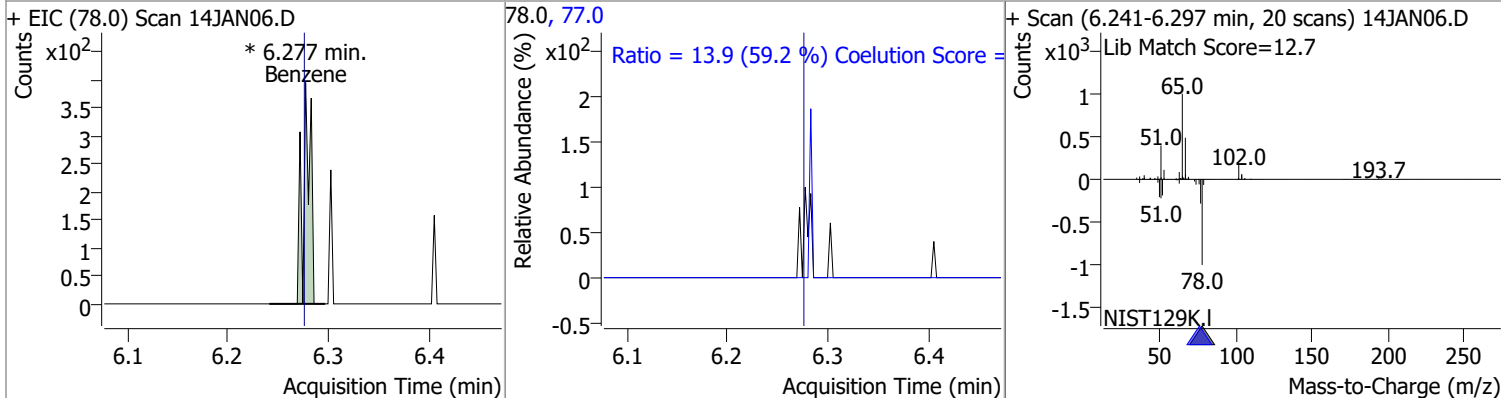


Quantitation Results Report (QT Reviewed)

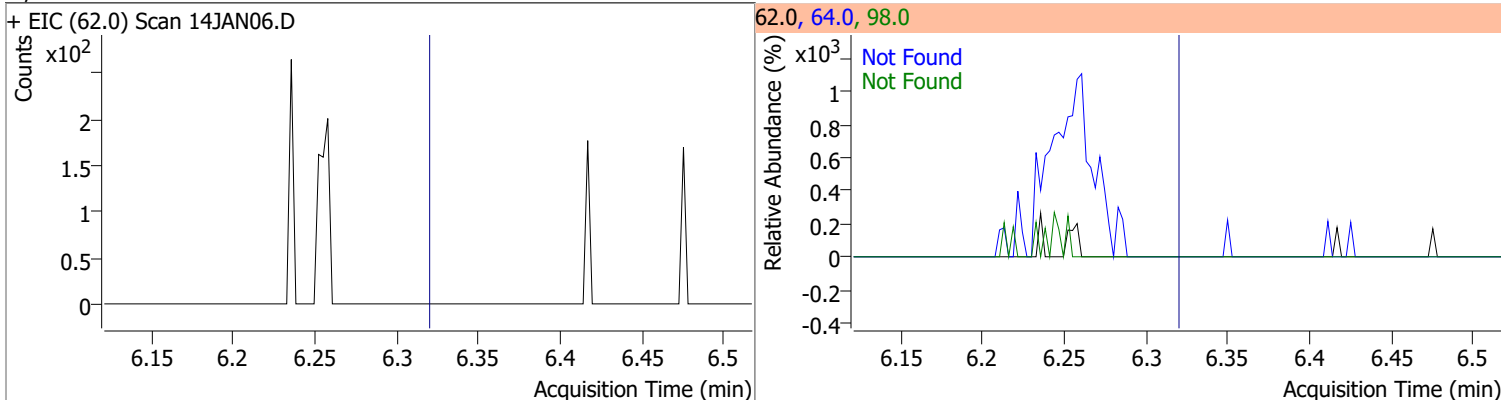
Compound	Conc.	RT	Dev(Min)	Resp.	QIon	QRatio	Lower	Upper
1,2-Dichloroethane-d4	277.4795	6.24	0.00	85928	65.0	195.0	166.5	226.5



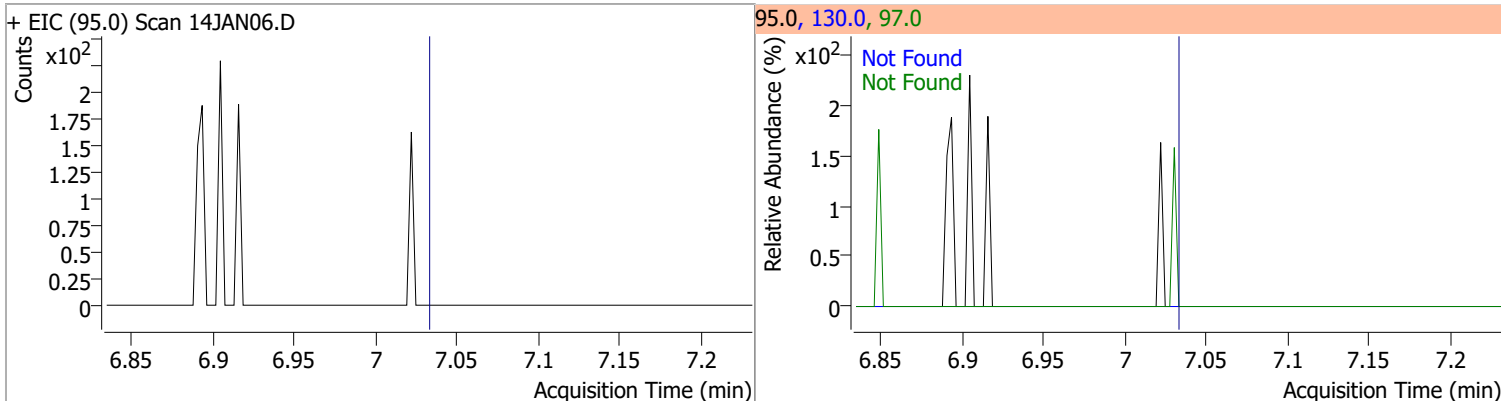
Compound	Conc.	RT	Dev(Min)	Resp.	QIon	QRatio	Lower	Upper
Benzene	0.0688	6.28	0.00	208 (m)	77.0	13.9	0.0	53.5



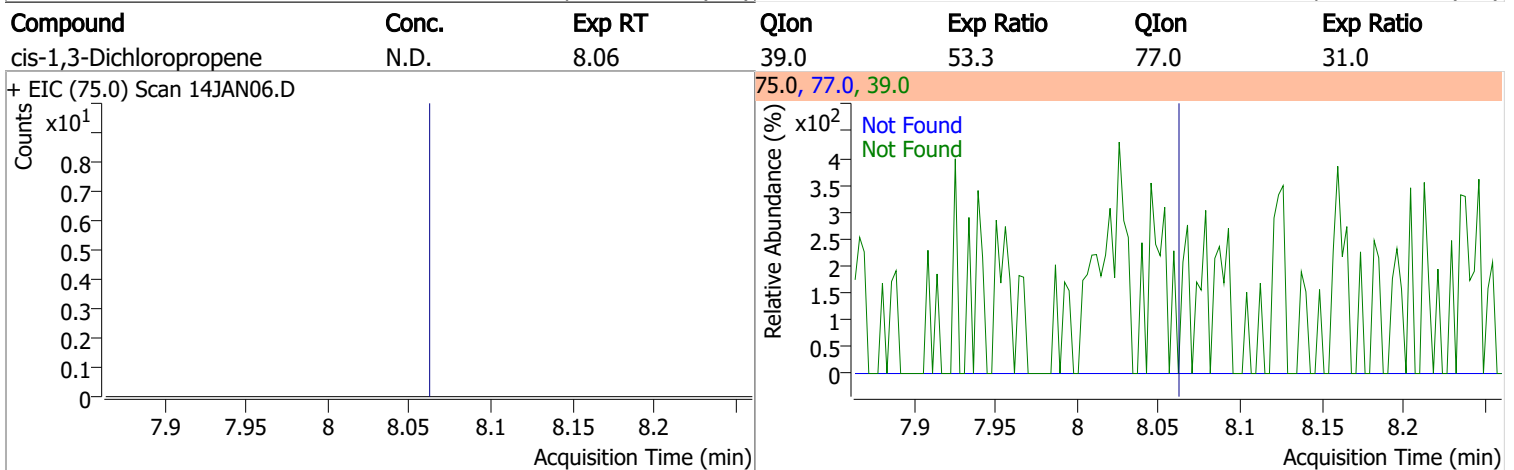
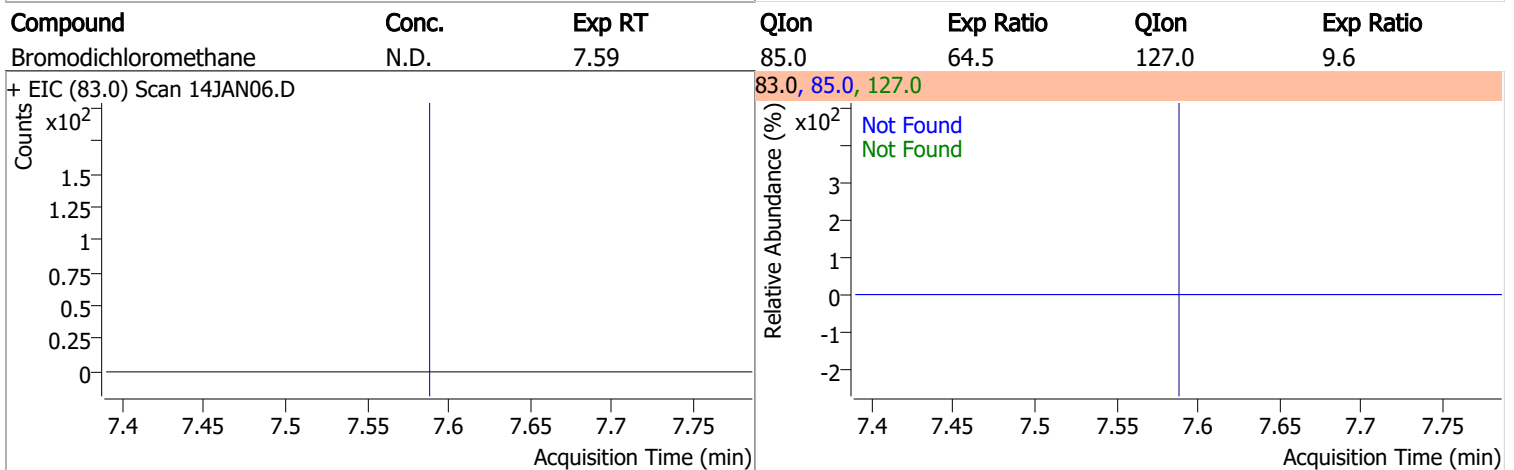
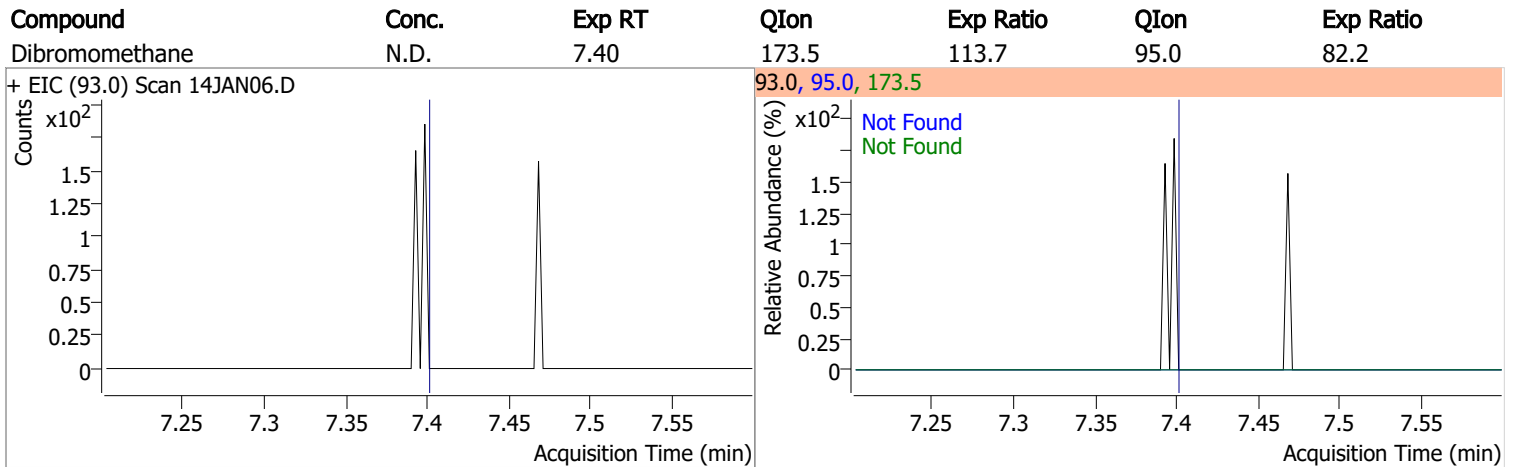
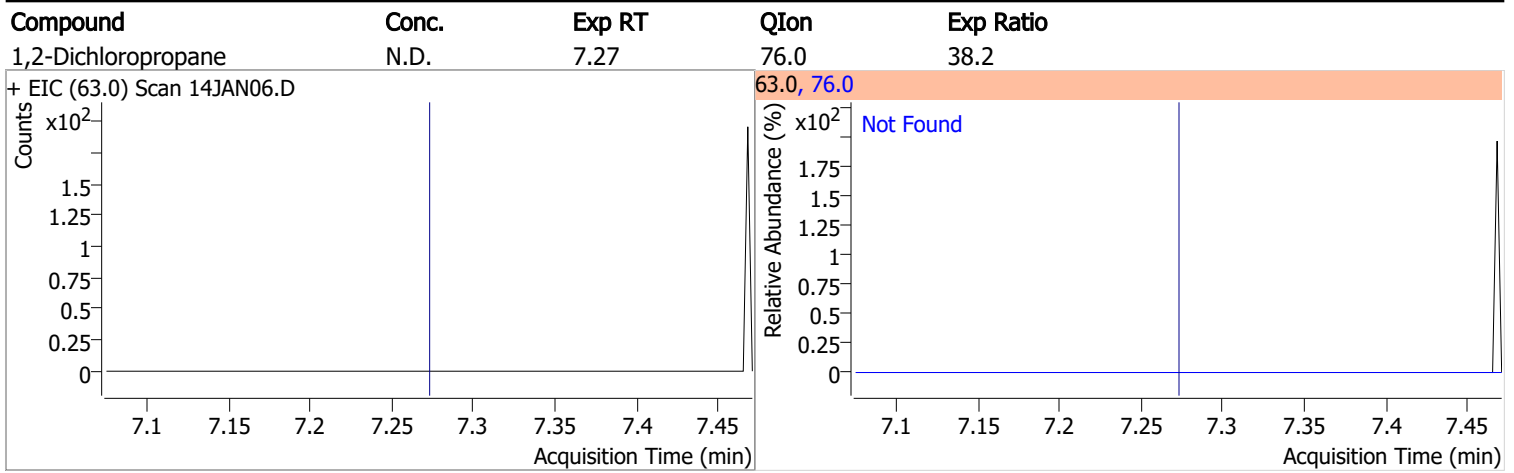
Compound	Conc.	Exp RT	QIon	Exp Ratio	QIon	Exp Ratio
1,2-Dichloroethane	N.D.	6.32	64.0	29.9	98.0	7.6



Compound	Conc.	Exp RT	QIon	Exp Ratio	QIon	Exp Ratio
Trichloroethene	N.D.	7.03	130.0	101.5	97.0	64.1

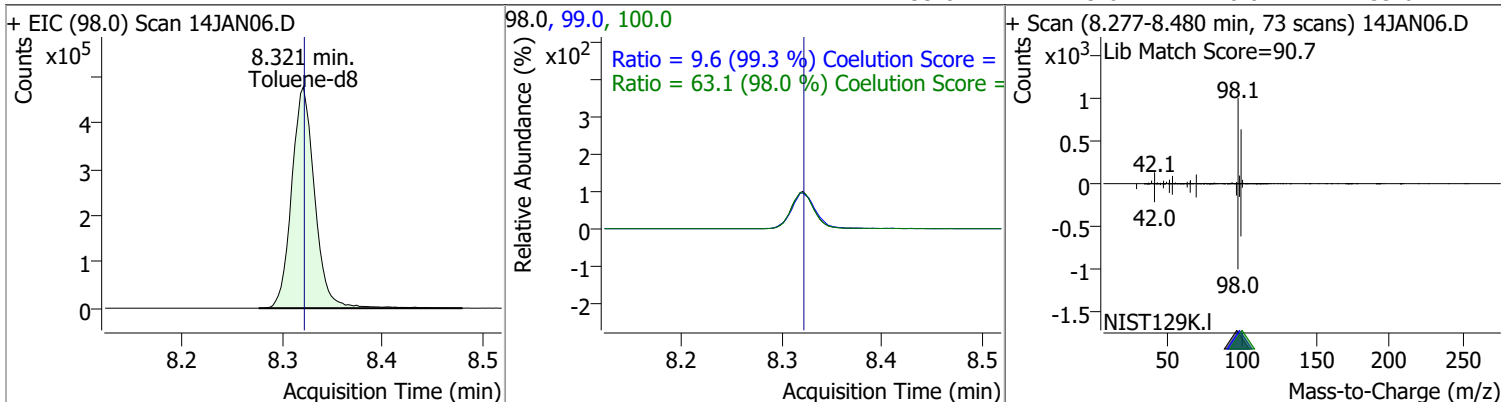


Quantitation Results Report (QT Reviewed)

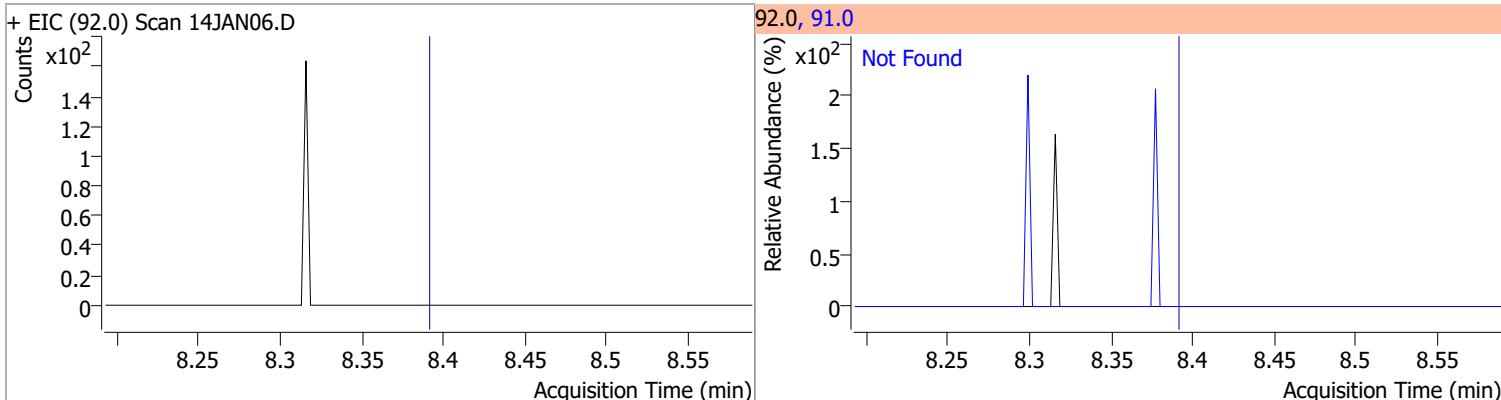


Quantitation Results Report (QT Reviewed)

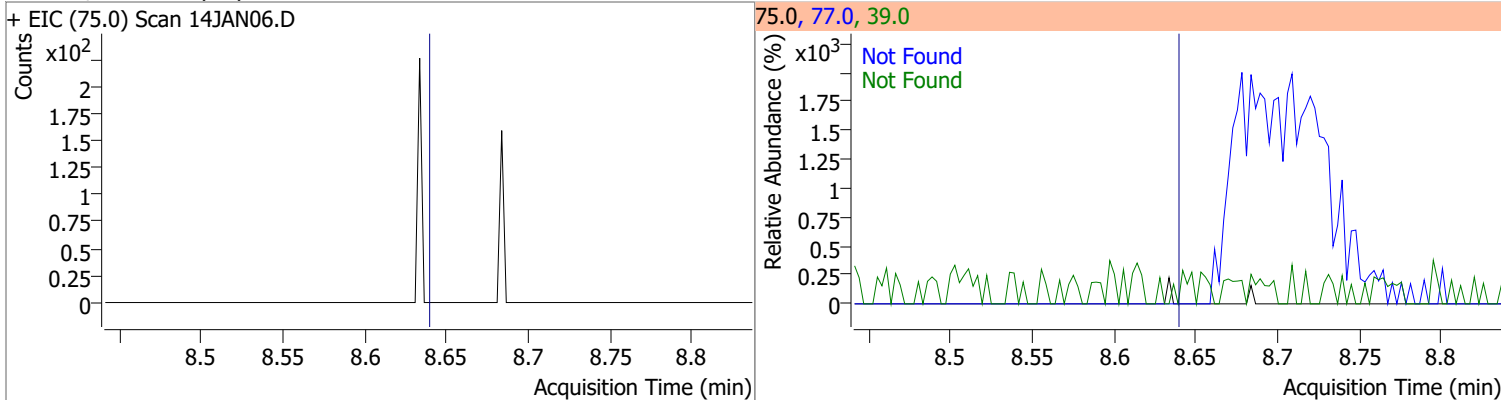
Compound	Conc.	RT	Dev(Min)	Resp.	QIon	QRatio	Lower	Upper
Toluene-d8	264.5586	8.32	0.00	764100	100.0	63.1	34.4	94.4
					99.0	9.6	0.0	39.6



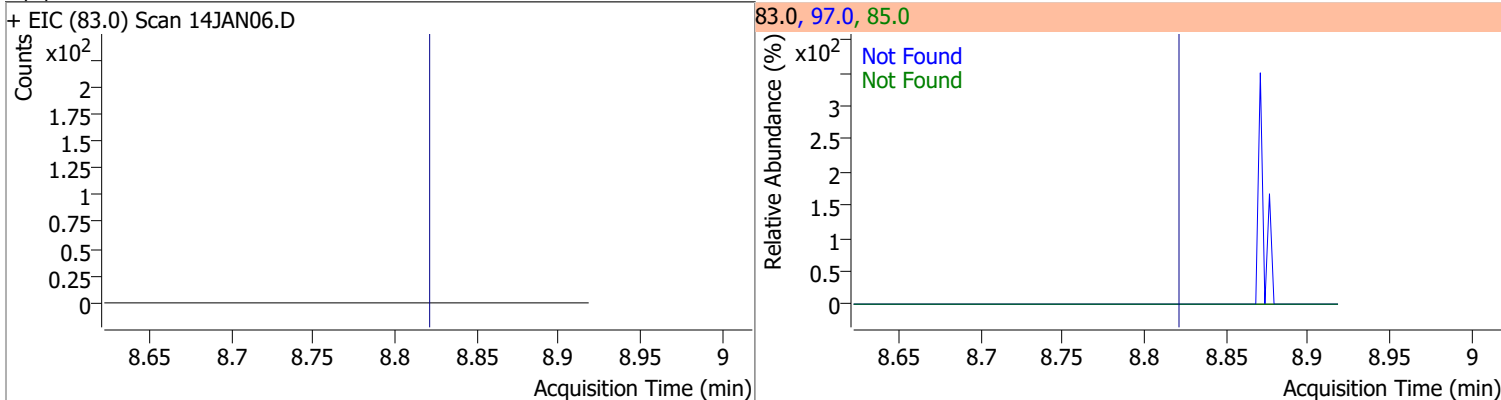
Compound	Conc.	Exp RT	QIon	Exp Ratio
Toluene	N.D.	8.39	91.0	175.8



Compound	Conc.	Exp RT	QIon	Exp Ratio	QIon	Exp Ratio
trans-1,3-Dichloropropene	N.D.	8.64	39.0	53.4	77.0	32.4

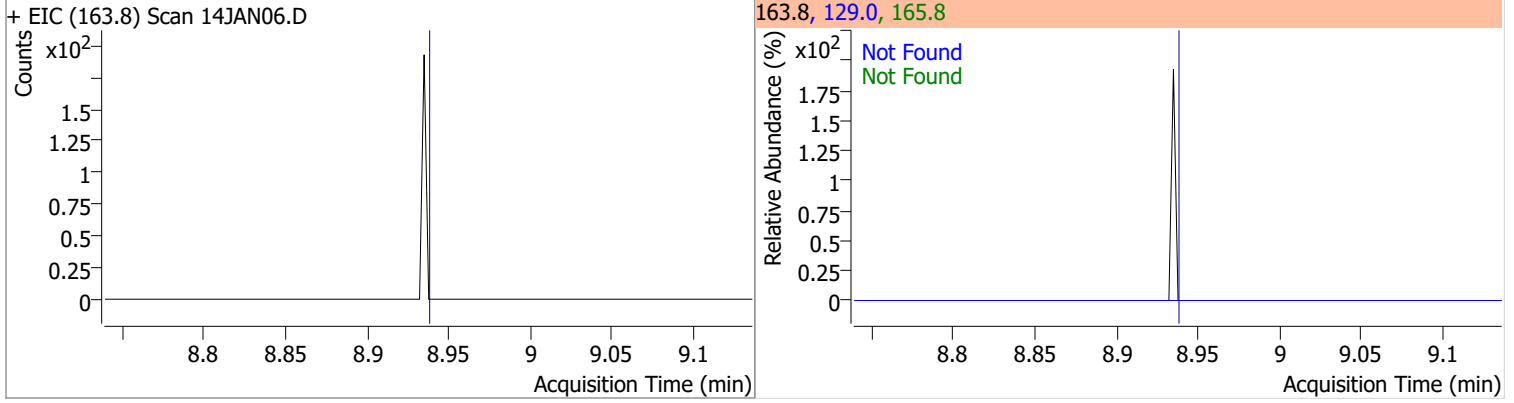


Compound	Conc.	Exp RT	QIon	Exp Ratio	QIon	Exp Ratio
1,1,2-Trichloroethane	N.D.	8.82	97.0	114.6	85.0	67.6

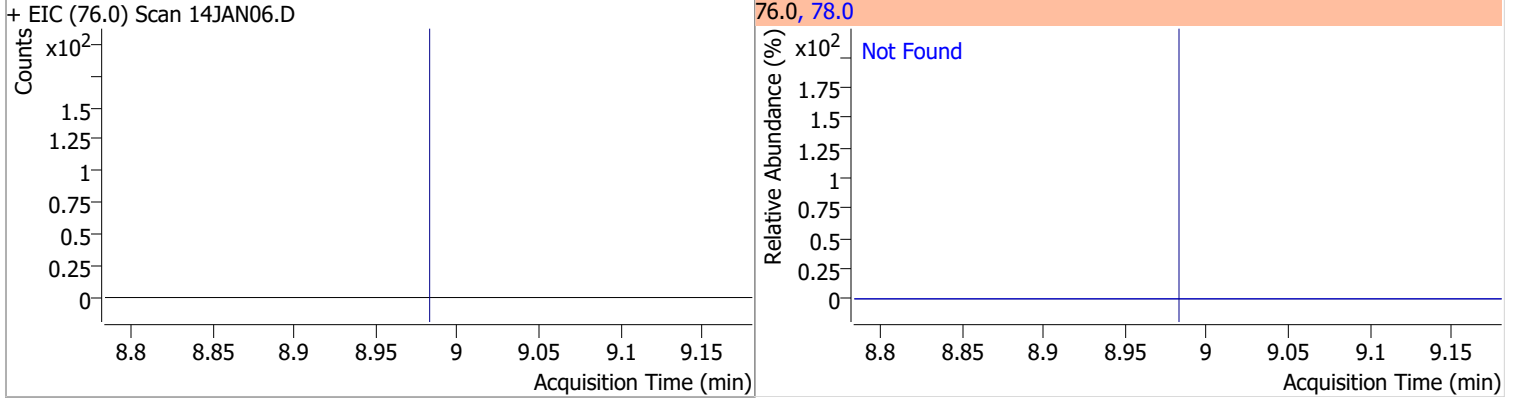


Quantitation Results Report (QT Reviewed)

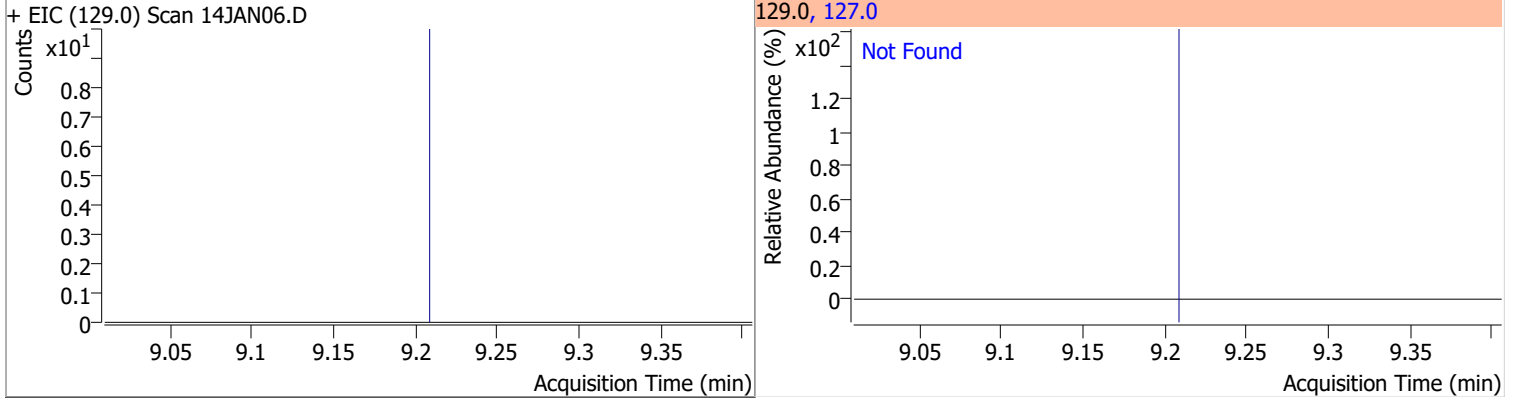
Compound	Conc.	Exp RT	QIon	Exp Ratio	QIon	Exp Ratio
Tetrachloroethene	N.D.	8.94	165.8	128.6	129.0	91.5



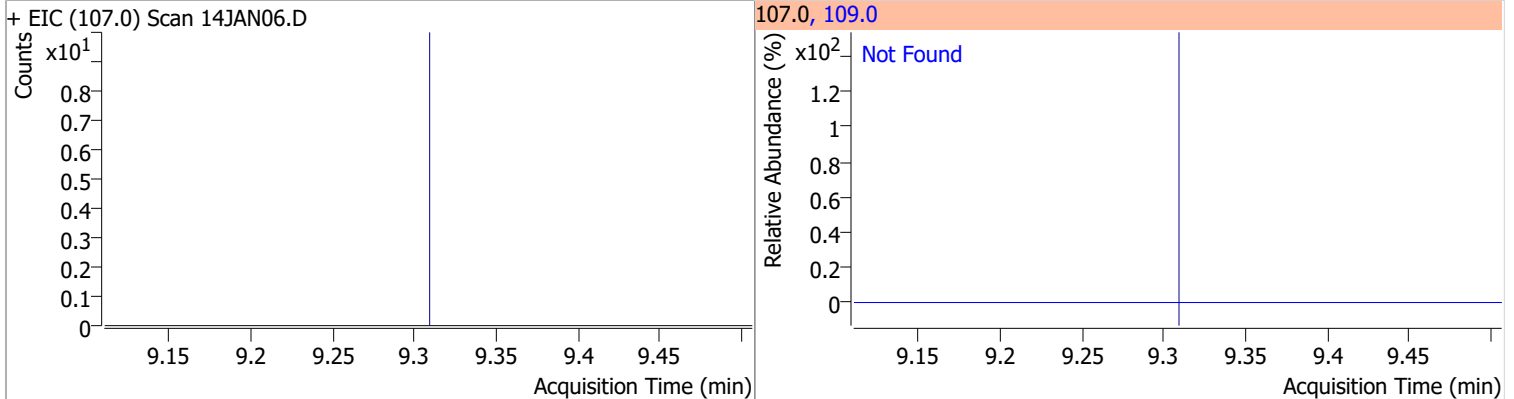
Compound	Conc.	Exp RT	QIon	Exp Ratio
1,3-Dichloropropane	N.D.	8.98	78.0	32.9



Compound	Conc.	Exp RT	QIon	Exp Ratio
Chlorodibromomethane	N.D.	9.21	127.0	78.0

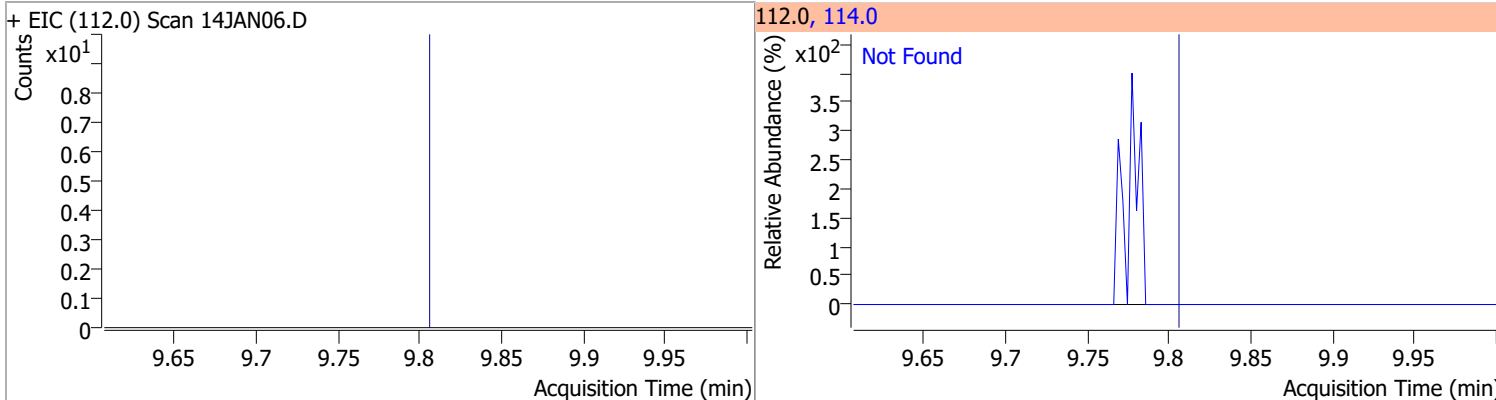


Compound	Conc.	Exp RT	QIon	Exp Ratio
1,2-Dibromoethane	N.D.	9.31	109.0	94.5

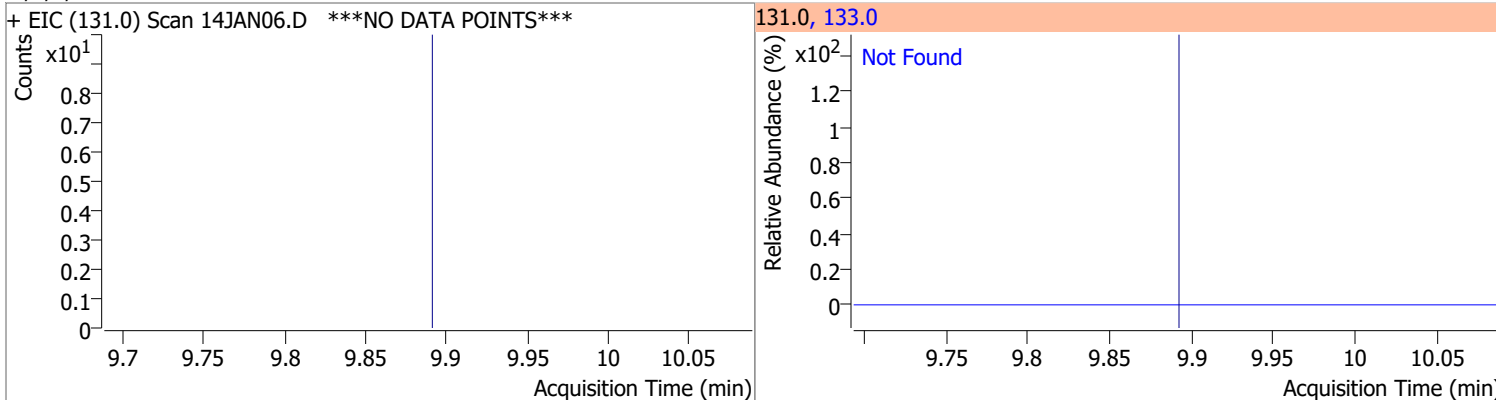


Quantitation Results Report (QT Reviewed)

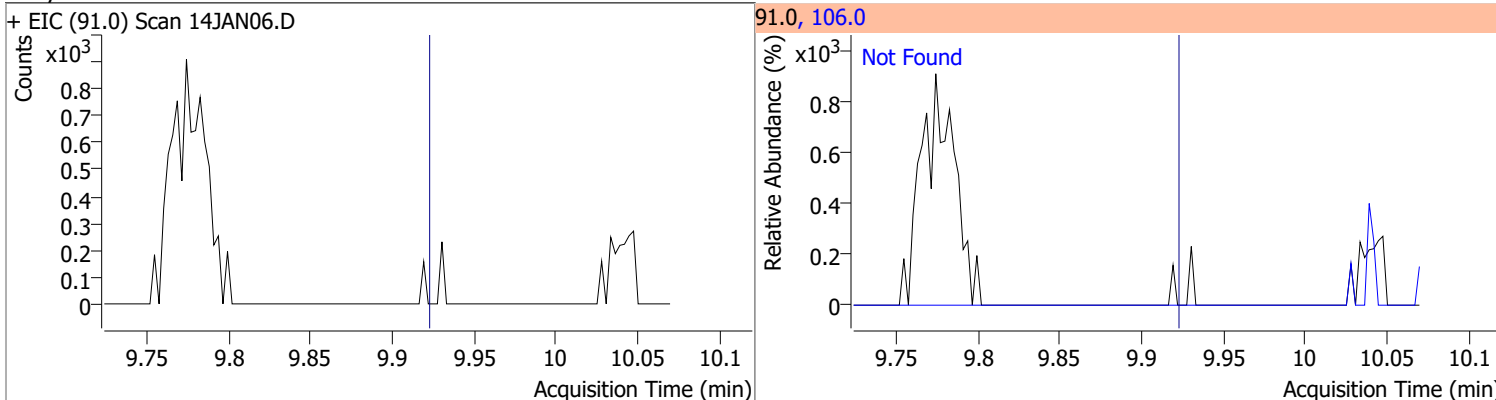
Compound	Conc.	Exp RT	QIon	Exp Ratio
Chlorobenzene	N.D.	9.80	114.0	32.1



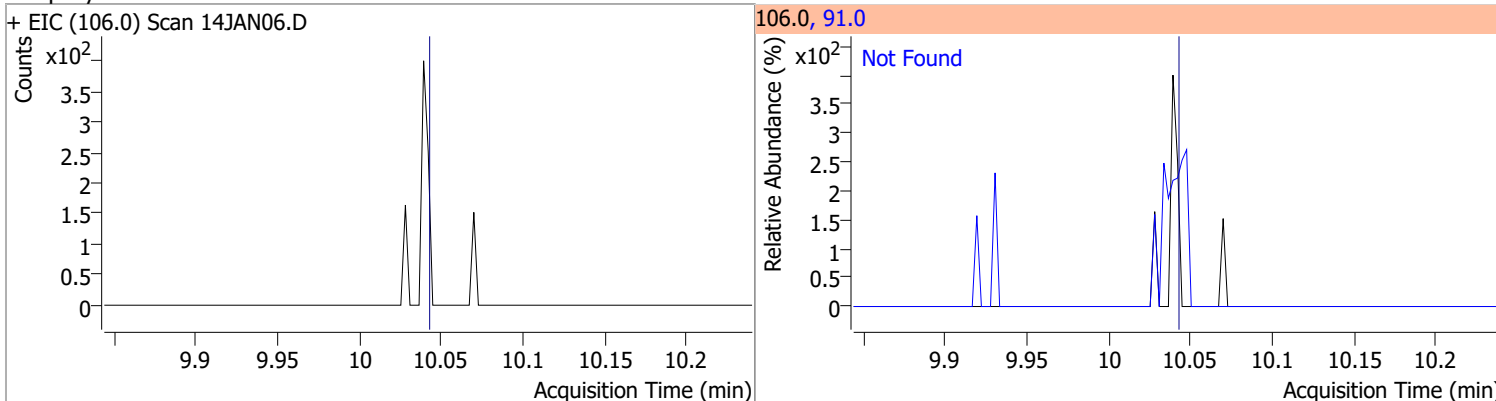
Compound	Conc.	Exp RT	QIon	Exp Ratio
1,1,1,2-Tetrachloroethane	N.D.	9.89	133.0	98.6



Compound	Conc.	Exp RT	QIon	Exp Ratio
Ethylbenzene	N.D.	9.92	106.0	31.1

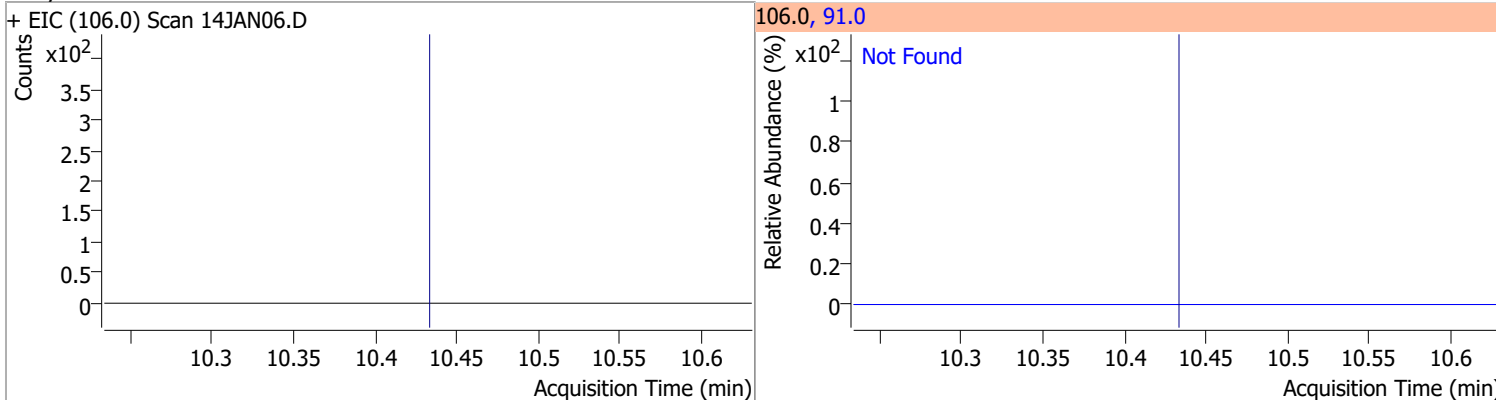


Compound	Conc.	Exp RT	QIon	Exp Ratio
m+p-Xylenes	N.D.	10.04	91.0	201.4

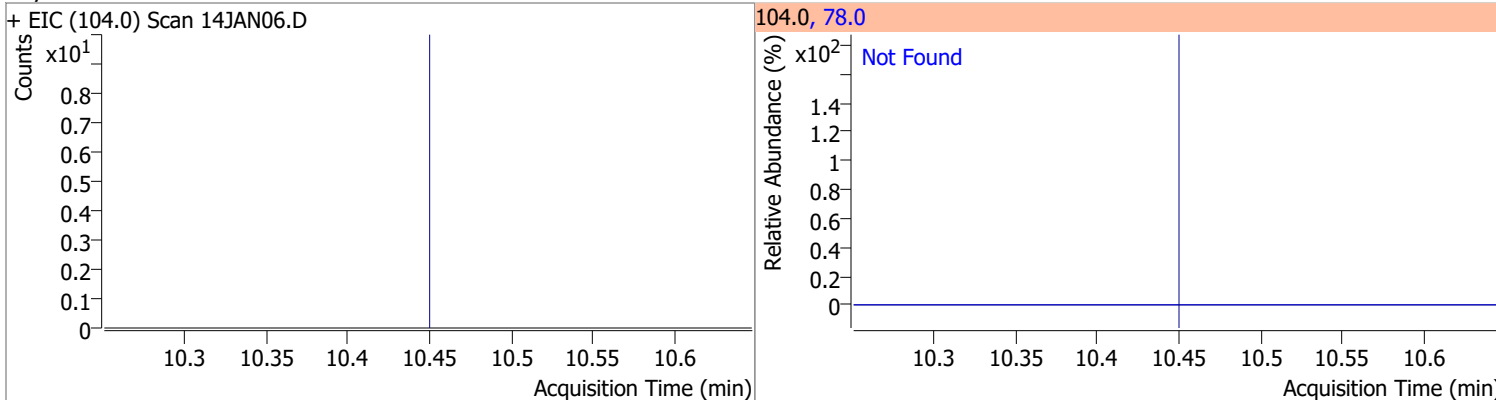


Quantitation Results Report (QT Reviewed)

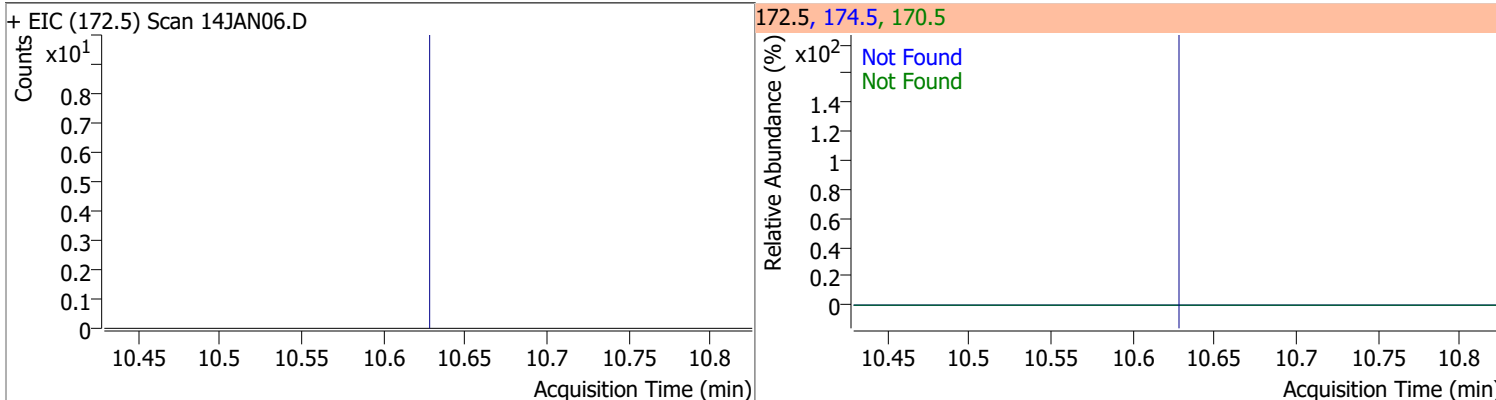
Compound	Conc.	Exp RT	QIon	Exp Ratio
o-Xylene	N.D.	10.43	91.0	213.1



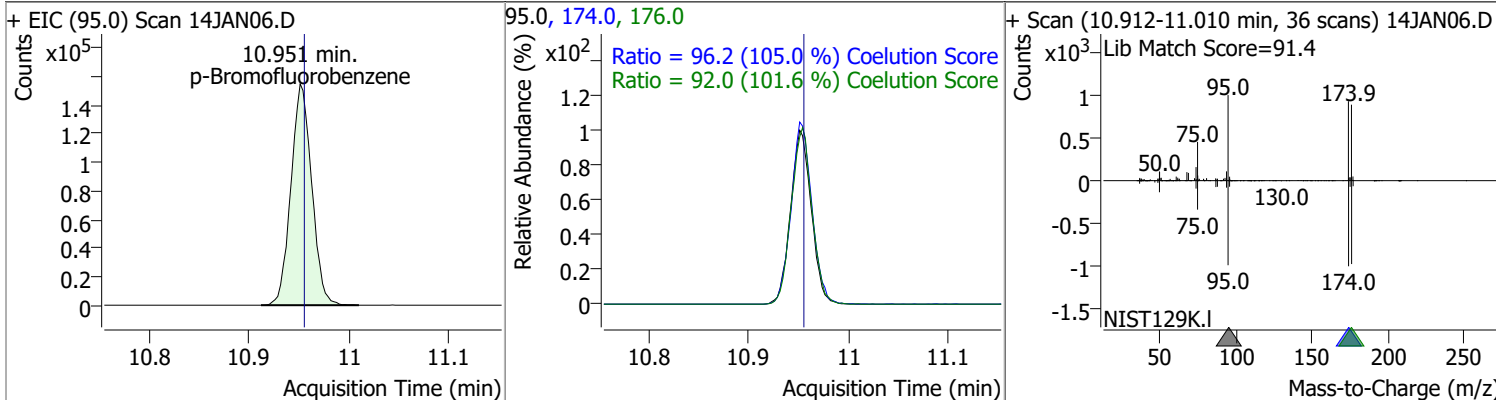
Compound	Conc.	Exp RT	QIon	Exp Ratio
Styrene	N.D.	10.45	78.0	49.6



Compound	Conc.	Exp RT	QIon	Exp Ratio	QIon	Exp Ratio
Bromoform	N.D.	10.63	170.5	52.1	174.5	50.1

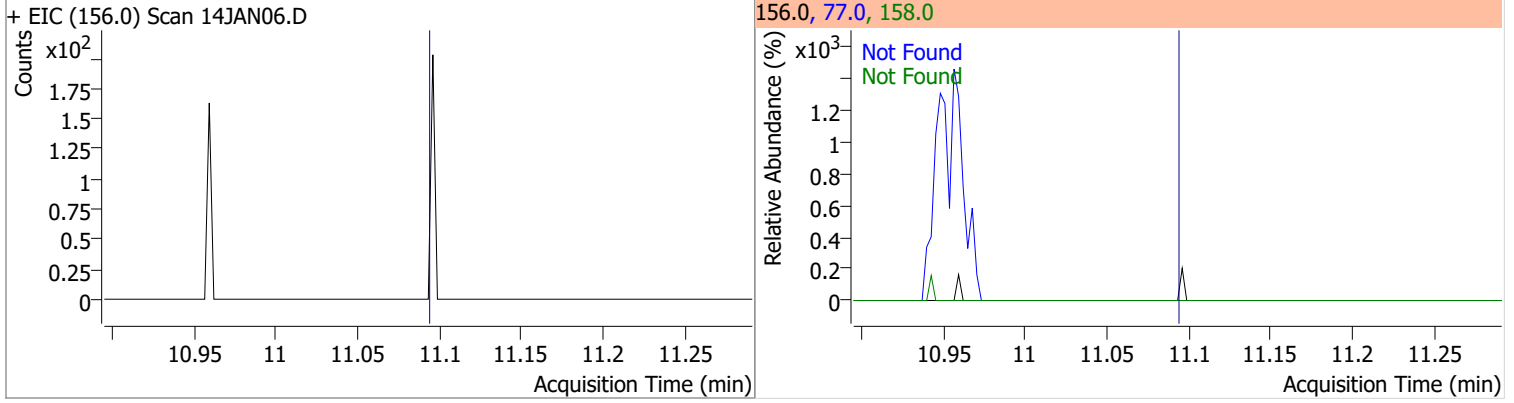


Compound	Conc.	RT	Dev(Min)	Resp.	QIon	QRatio	Lower	Upper
p-Bromofluorobenzene	267.9754	10.95	0.00	222048	174.0	96.2	61.7	121.7
					176.0	92.0	60.6	120.6

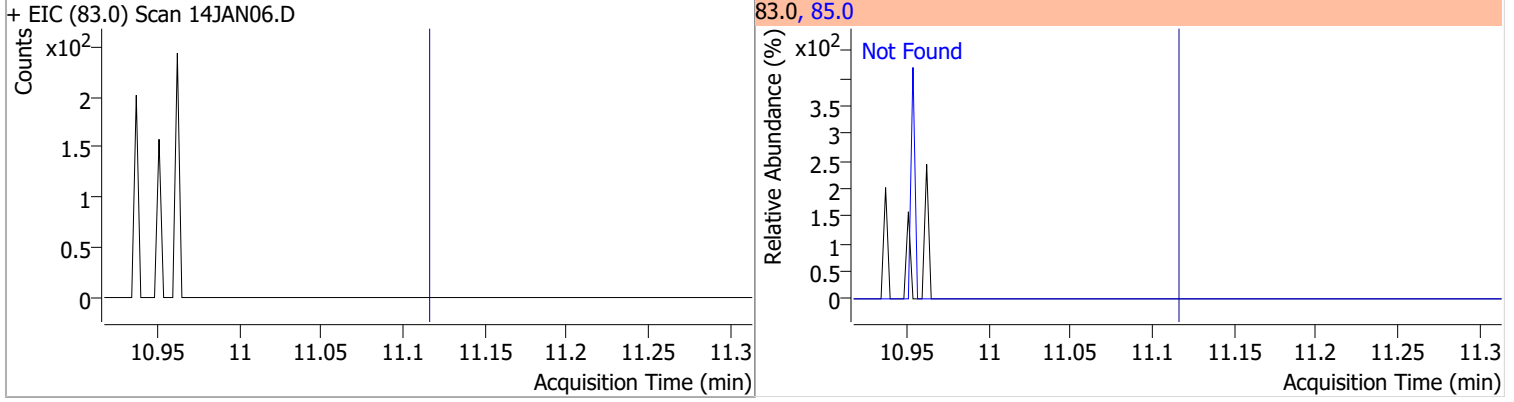


Quantitation Results Report (QT Reviewed)

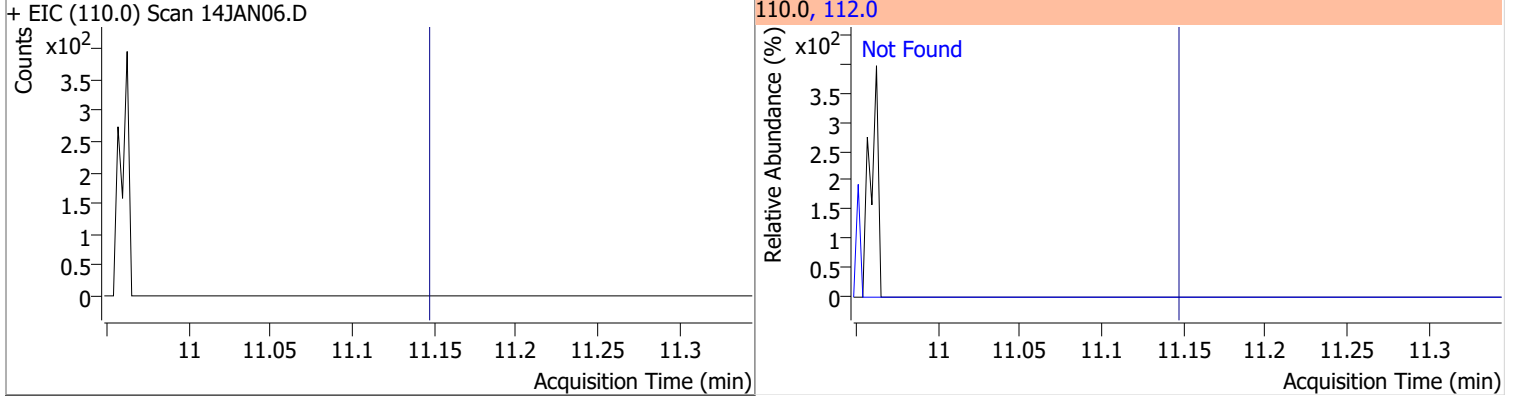
Compound	Conc.	Exp RT	QIon	Exp Ratio	QIon	Exp Ratio
Bromobenzene	N.D.	11.09	77.0	145.7	158.0	96.5



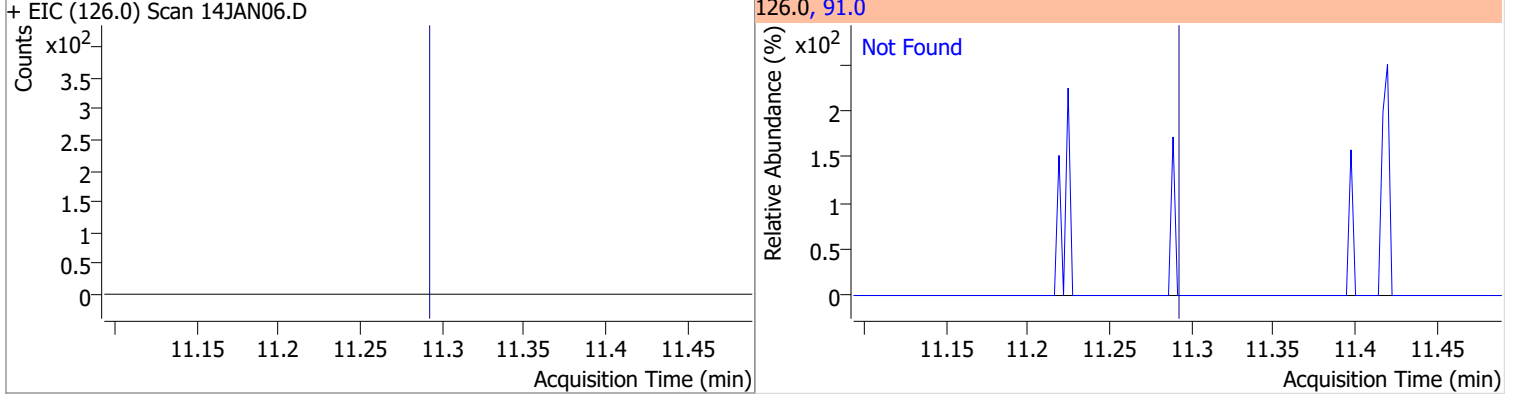
Compound	Conc.	Exp RT	QIon	Exp Ratio
1,1,2,2-Tetrachloroethane	N.D.	11.12	85.0	66.2



Compound	Conc.	Exp RT	QIon	Exp Ratio
1,2,3-Trichloropropane	N.D.	11.15	112.0	63.5



Compound	Conc.	Exp RT	QIon	Exp Ratio
2-Chlorotoluene	N.D.	11.29	91.0	282.3

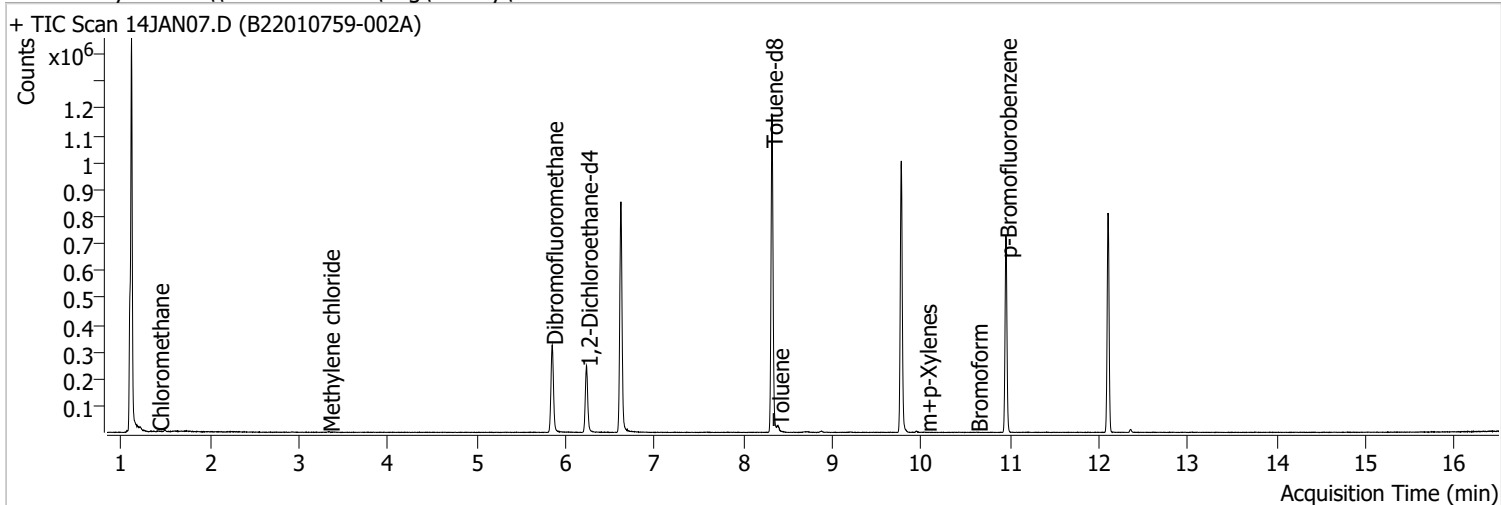


Quantitation Results Report (QT Reviewed)

Compound	Conc.	Exp RT	QIon	Exp Ratio	QIon	Exp Ratio
4-Chlorotoluene	N.D.	11.40	126.0	31.7	91.0, 126.0	
+ EIC (91.0) Scan 14JAN06.D						
1,3-Dichlorobenzene	N.D.	12.03	148.0	63.6	111.0	39.8
+ EIC (146.0) Scan 14JAN06.D						
1,4-Dichlorobenzene	N.D.	12.13	148.0	63.1	111.0	39.1
+ EIC (146.0) Scan 14JAN06.D						
1,2-Dichlorobenzene	N.D.	12.49	148.0	63.9	111.0	41.0
+ EIC (146.0) Scan 14JAN06.D						

Quantitation Results Report (QT Reviewed)

Data File	14JAN07.D	Operator	MSC
Acq. Method	5975CACQF.M	Acq. Date-Time	1/14/2022 12:45:39 PM
Sample Name	B22010759-002A	Instrument	VOA5975C
Vial	7	Multiplier	1.00
DA Method File	VOA5975C_8260B_SHT_DoD_L4_010422.m	Comment	
Tune File	BFB_Atune3.u	Tune Date	10/11/2021 4:02:00 PM
Batch Name	VG011422_8260B.batch.bin	Last Calib Update	3/4/2022 3:27:31 PM
Ref Library	\\MASSHUNTER\Org\Library\NIST129K.I		



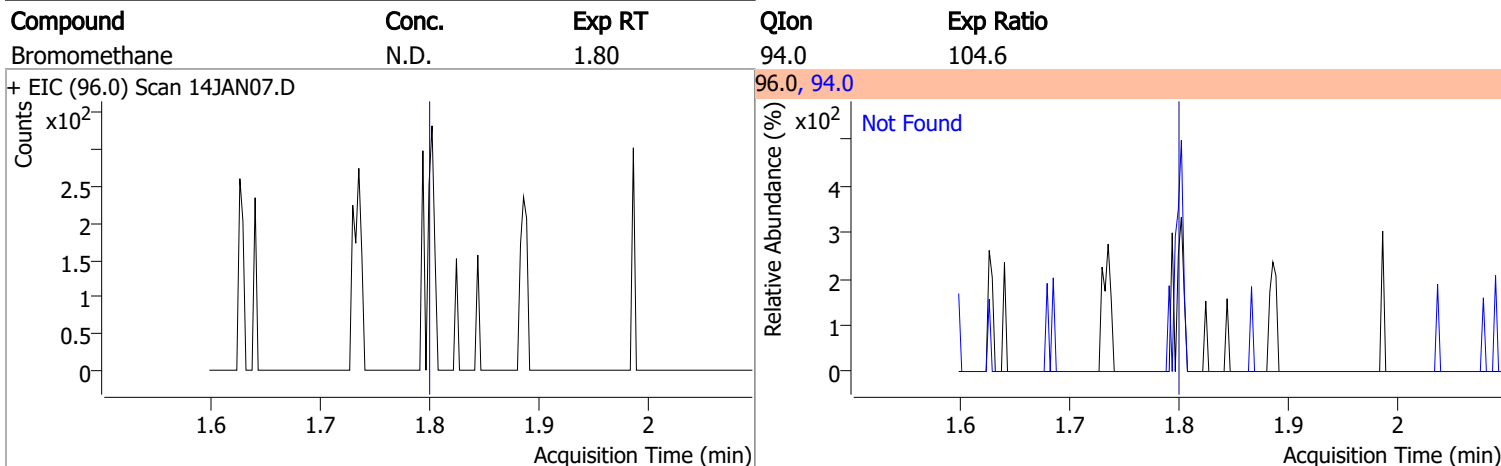
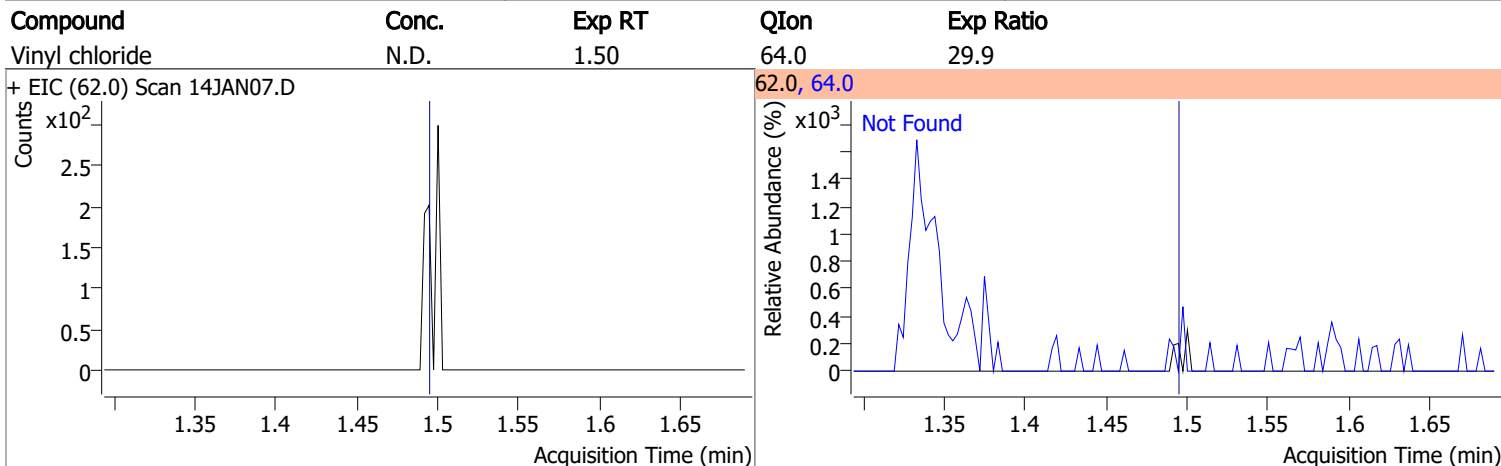
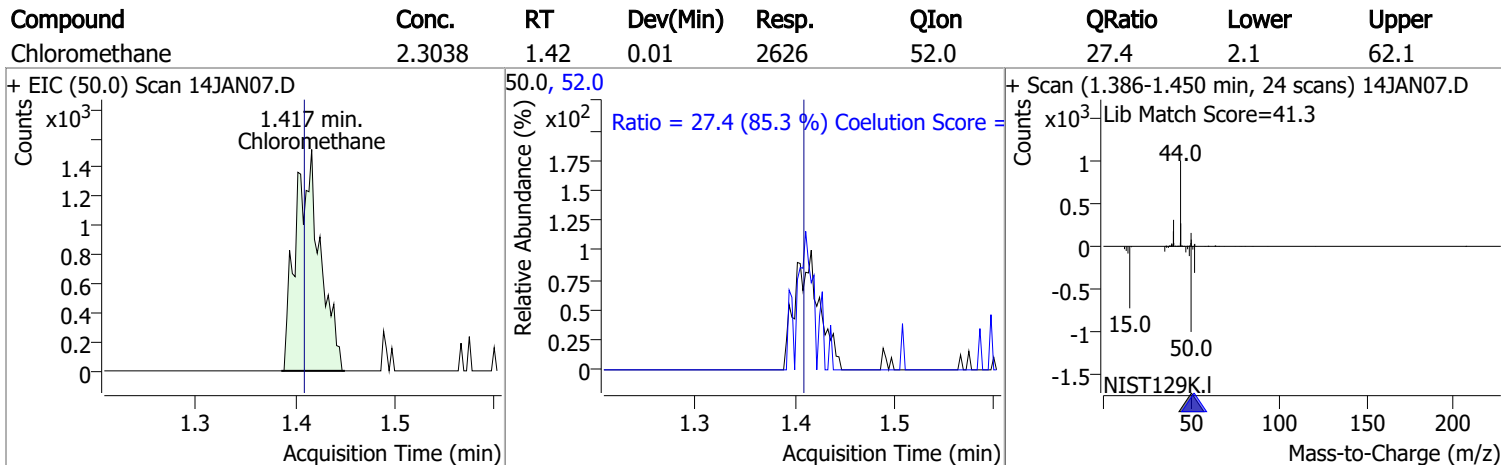
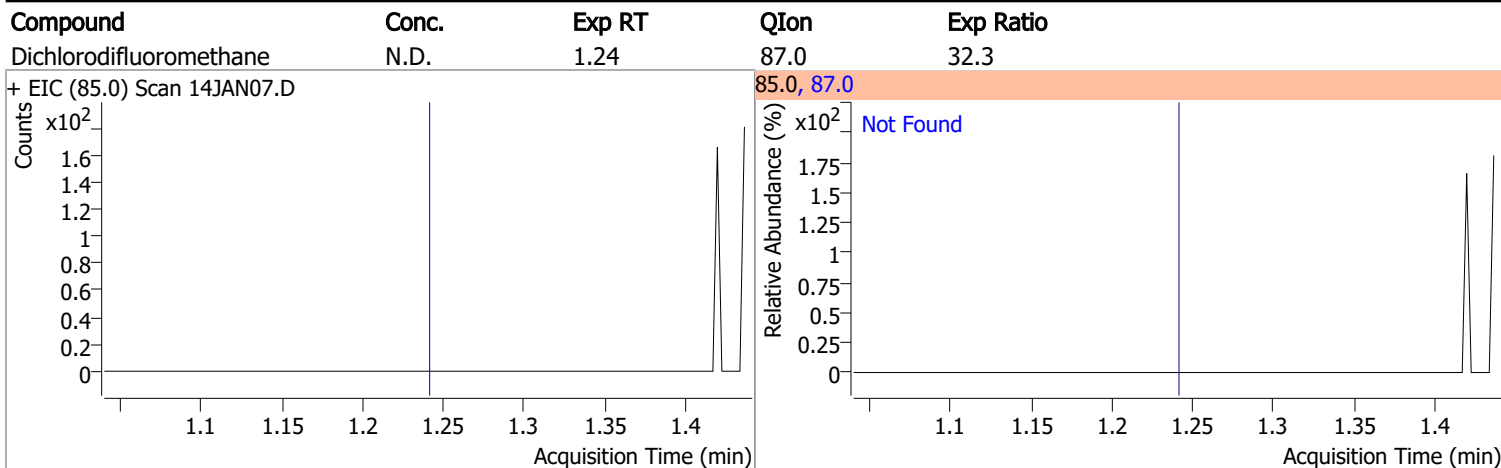
Compound	RT	QIon	Resp.	Conc.	Units	Dev(Min)
Internal Standards						
M Fluorobenzene	6.620	96.0	716653	250.0000	ng	-0.003
M Chlorobenzene-d5	9.771	82.0	275880	250.0000	ng	0.000
M 1,4-Dichlorobenzene-d4	12.103	152.0	198257	250.0000	ng	0.003
System Monitoring Compounds						
S Dibromofluoromethane	5.848	113.0	193347	286.3722	ng	0.003
Spiked Amount: 250.000	Range: 80.0 - 119.0%			Recovery = 114.55%		
S 1,2-Dichloroethane-d4	6.236	67.0	87179	298.9469	ng	0.003
Spiked Amount: 250.000	Range: 81.0 - 118.0%			Recovery = 119.58% *		
S Toluene-d8	8.319	98.0	713016	268.2003	ng	0.000
Spiked Amount: 250.000	Range: 89.0 - 112.0%			Recovery = 107.28%		
S p-Bromofluorobenzene	10.951	95.0	204432	281.4639	ng	-0.003
Spiked Amount: 250.000	Range: 85.0 - 114.0%			Recovery = 112.59%		
Target Compounds						
T Dichlorodifluoromethane	0.000		0	N.D.		
T Chloromethane	1.417	50.0	2626	2.3038	ng	92
T Vinyl chloride	0.000		0	N.D.		
T Bromomethane	0.000		0	N.D.		
T Chloroethane	0.000		0	N.D.		
T Trichlorofluoromethane	0.000		0	N.D.		
T 1,1-Dichloroethene	0.000		0	N.D.		
T Methylene chloride	3.335	49.0	1774	1.6666	ng	m 93
T trans-1,2-Dichloroethene	0.000		0	N.D.		
T Methyl tert-butyl ether (MTBE)	0.000		0	N.D.		
T 1,1-Dichloroethane	0.000		0	N.D.		
T 2,2-Dichloropropane	0.000		0	N.D.		
T cis-1,2-Dichloroethene	0.000		0	N.D.		
T Methyl ethyl ketone	0.000		0	N.D.		
T Bromochloromethane	0.000		0	N.D.		
T Chloroform	0.000		0	N.D.		

Quantitation Results Report (QT Reviewed)

Compound	RT	QIon	Resp.	Conc.	Units	Dev(Min)
T 1,1,1-Trichloroethane	0.000		0	N.D.		
T Carbon tetrachloride	0.000		0	N.D.		
T 1,1-Dichloropropene	0.000		0	N.D.		
T Benzene	0.000		0	N.D.		
T 1,2-Dichloroethane	0.000		0	N.D.		
T Trichloroethene	0.000		0	N.D.		
T 1,2-Dichloropropane	0.000		0	N.D.		
T Dibromomethane	0.000		0	N.D.		
T Bromodichloromethane	0.000		0	N.D.		
T cis-1,3-Dichloropropene	0.000		0	N.D.		
T Toluene	8.388	92.0	6148	3.4235	ng	92
T trans-1,3-Dichloropropene	0.000		0	N.D.		
T 1,1,2-Trichloroethane	0.000		0	N.D.		
T Tetrachloroethene	0.000		0	N.D.		
T 1,3-Dichloropropane	0.000		0	N.D.		
T Chlorodibromomethane	0.000		0	N.D.		
T 1,2-Dibromoethane	0.000		0	N.D.		
T Chlorobenzene	0.000		0	N.D.		
T 1,1,1,2-Tetrachloroethane	0.000		0	N.D.		
T Ethylbenzene	0.000		0	N.D.		
T m+p-Xylenes	10.050	106.0	174	0.1314	ng	m 100
T o-Xylene	0.000		0	N.D.		
T Styrene	0.000		0	N.D.		
T Bromoform	10.625	172.5	325	1.2793	ng	m 80
T Bromobenzene	0.000		0	N.D.		
T 1,1,2,2-Tetrachloroethane	0.000		0	N.D.		
T 1,2,3-Trichloropropane	0.000		0	N.D.		
T 2-Chlorotoluene	0.000		0	N.D.		
T 4-Chlorotoluene	0.000		0	N.D.		
T 1,3-Dichlorobenzene	0.000		0	N.D.		
T 1,4-Dichlorobenzene	0.000		0	N.D.		
T 1,2-Dichlorobenzene	0.000		0	N.D.		

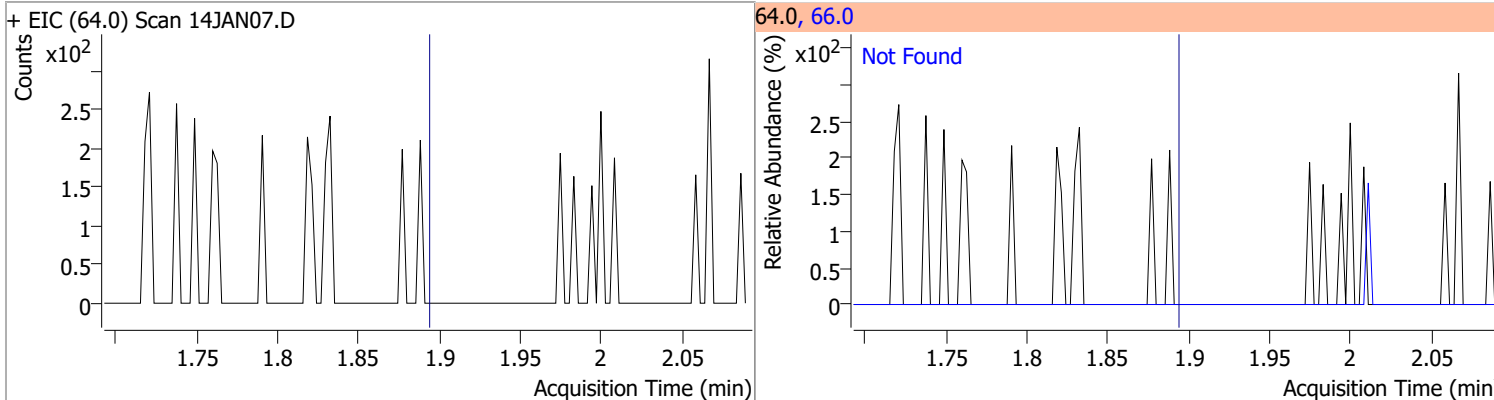
(#) = Qualifier Out of Range; (m) = Manual Integration; (+) = Area Summed; (*) = Surrogate Percent Recovery Out of Range; (d): Zeroed Peak

Quantitation Results Report (QT Reviewed)

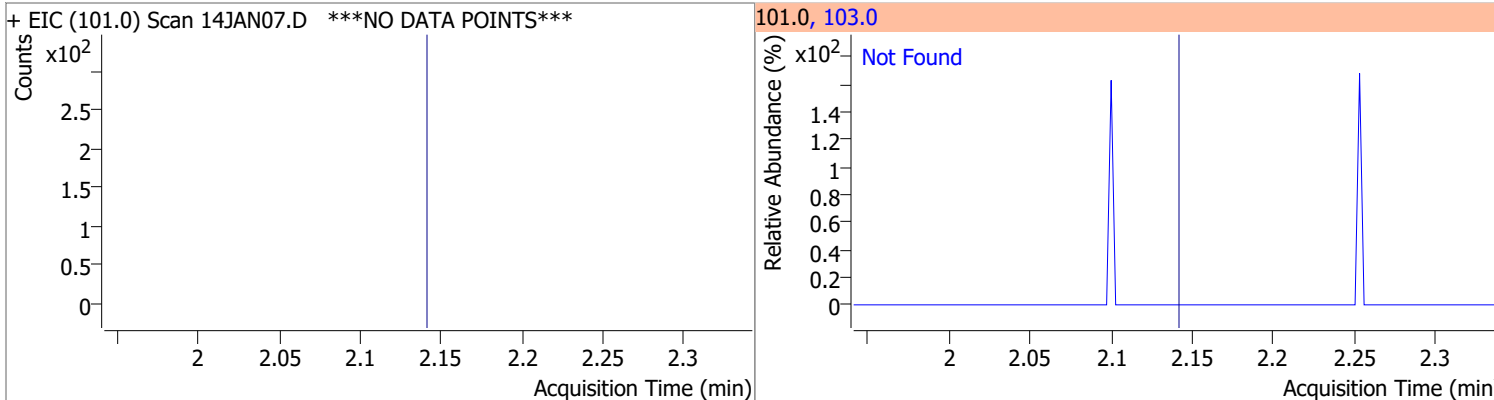


Quantitation Results Report (QT Reviewed)

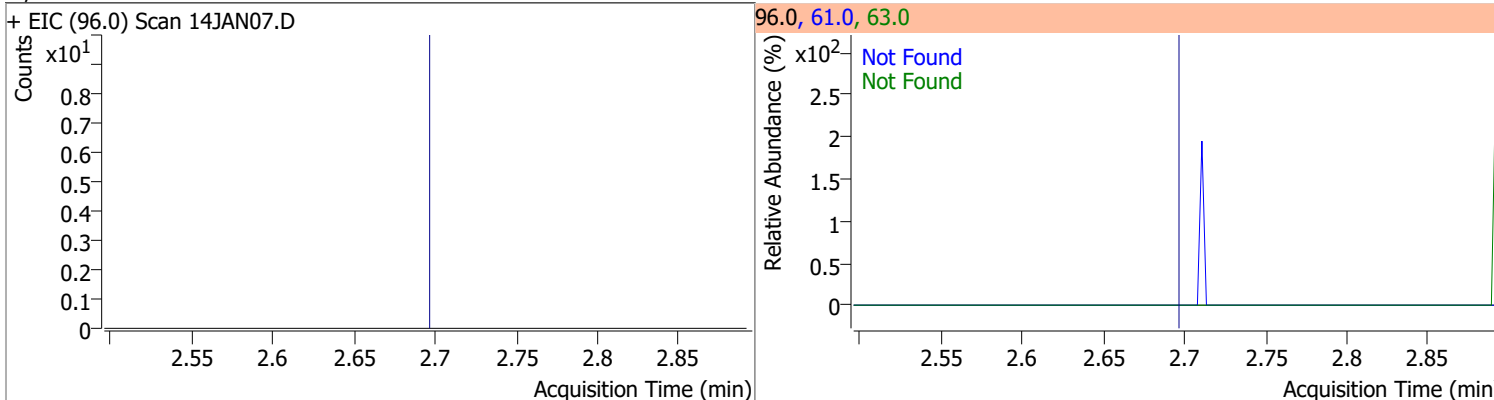
Compound	Conc.	Exp RT	QIon	Exp Ratio
Chloroethane	N.D.	1.89	66.0	30.1



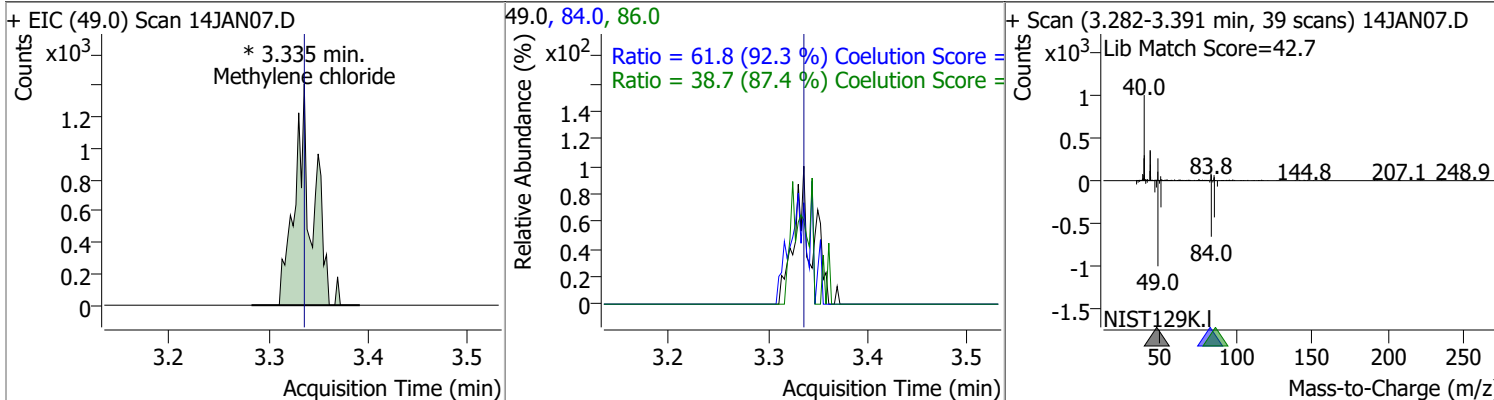
Compound	Conc.	Exp RT	QIon	Exp Ratio
Trichlorofluoromethane	N.D.	2.14	103.0	64.2



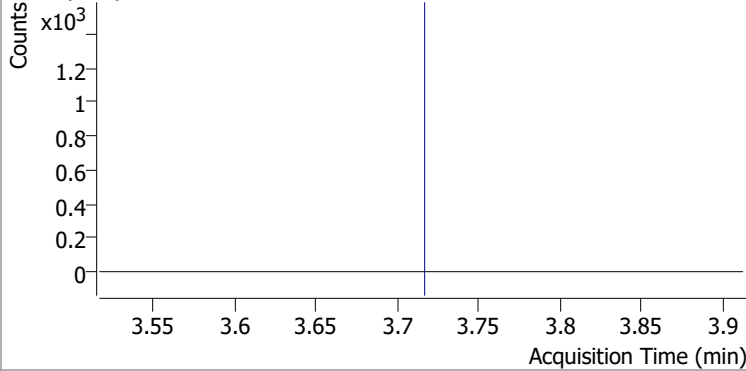
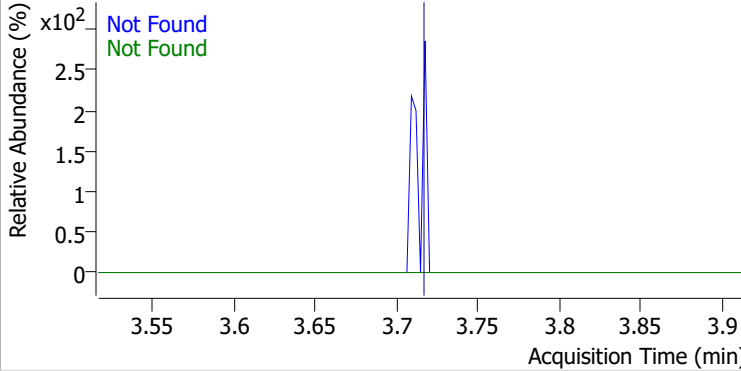
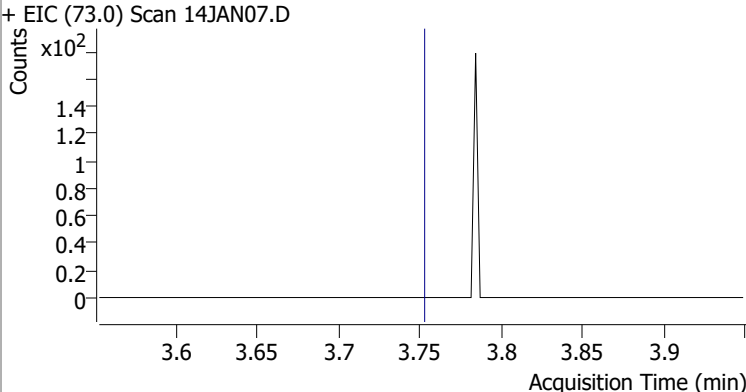
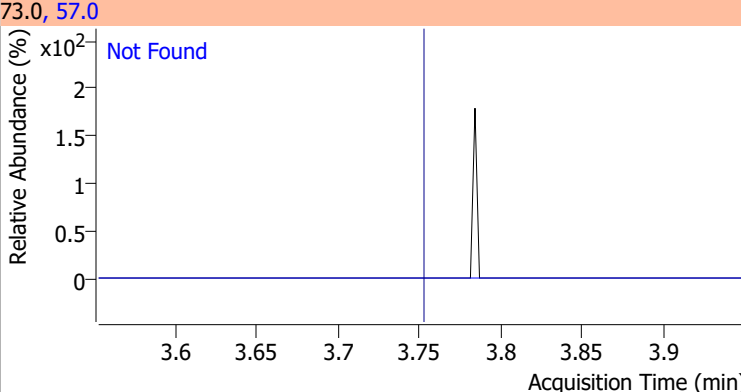
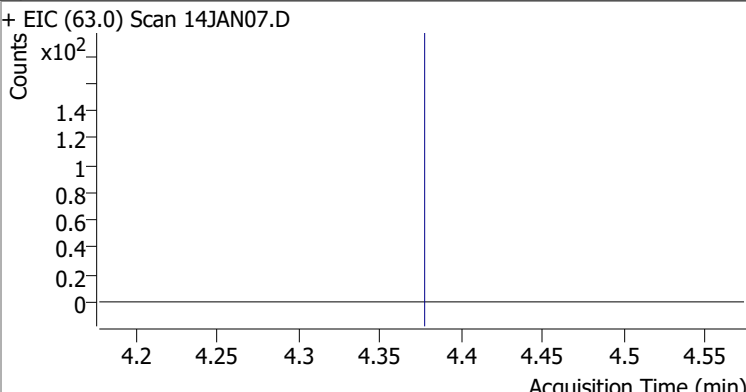
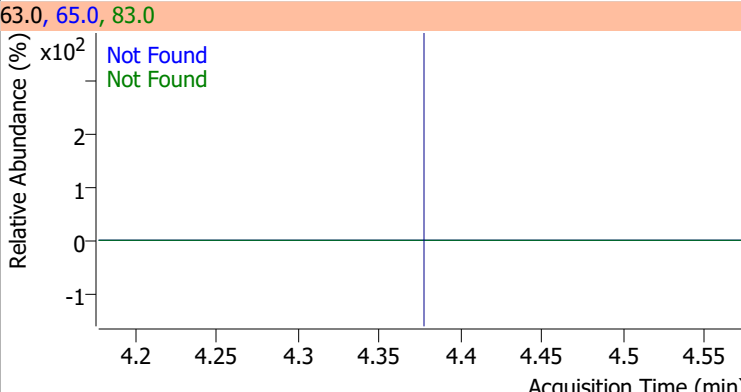
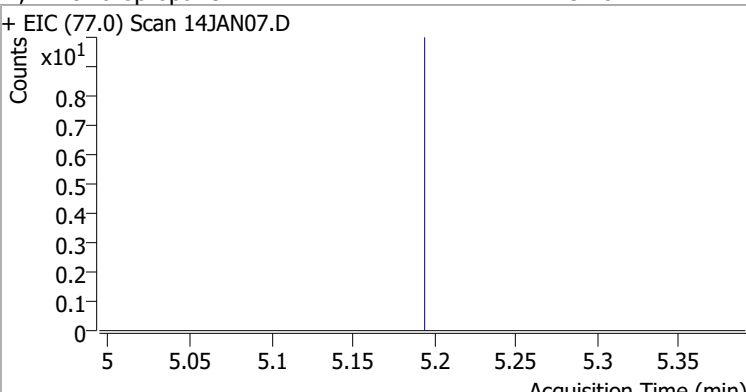
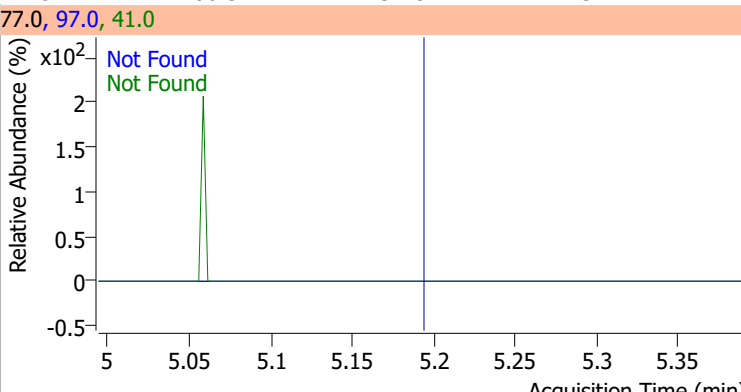
Compound	Conc.	Exp RT	QIon	Exp Ratio	QIon	Exp Ratio
1,1-Dichloroethene	N.D.	2.70	61.0	180.3	63.0	56.7



Compound	Conc.	RT	Dev(Min)	Resp.	QIon	QRatio	Lower	Upper
Methylene chloride	1.6666	3.34	0.00	1774 (m)	84.0	61.8	36.9	96.9
					86.0	38.7	14.3	74.3

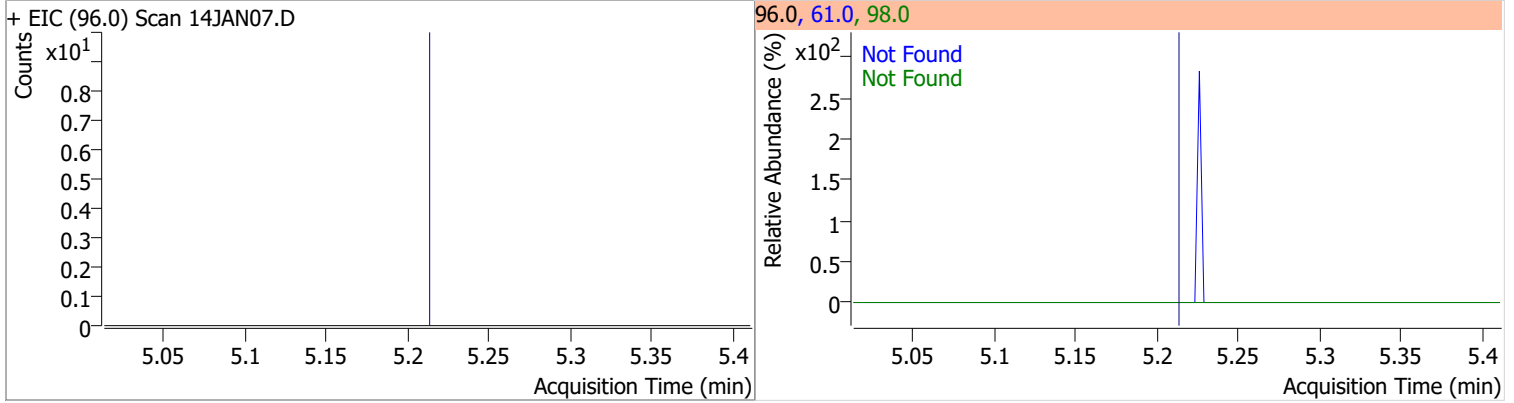


Quantitation Results Report (QT Reviewed)

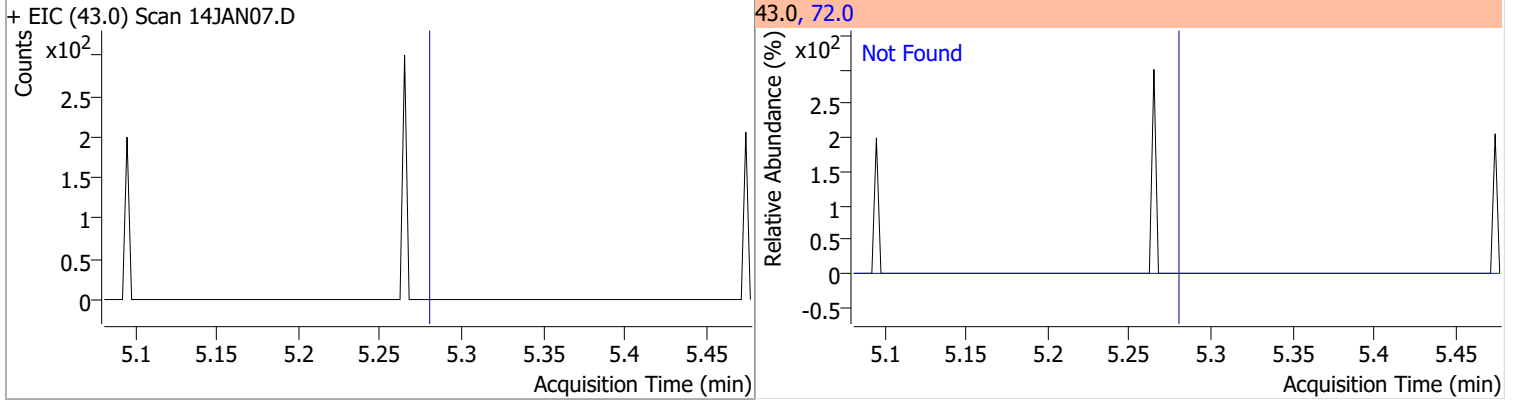
Compound	Conc.	Exp RT	QIon	Exp Ratio	QIon	Exp Ratio
trans-1,2-Dichloroethene	N.D.	3.72	61.0	153.9	98.0	65.7
+ EIC (96.0) Scan 14JAN07.D			96.0, 61.0, 98.0			
						
Methyl tert-butyl ether (MTBE)	N.D.	3.75	57.0	24.6		
+ EIC (73.0) Scan 14JAN07.D			73.0, 57.0			
						
1,1-Dichloroethane	N.D.	4.38	65.0	32.1	83.0	13.7
+ EIC (63.0) Scan 14JAN07.D			63.0, 65.0, 83.0			
						
2,2-Dichloropropane	N.D.	5.20	41.0	66.5	97.0	23.2
+ EIC (77.0) Scan 14JAN07.D			77.0, 97.0, 41.0			
						

Quantitation Results Report (QT Reviewed)

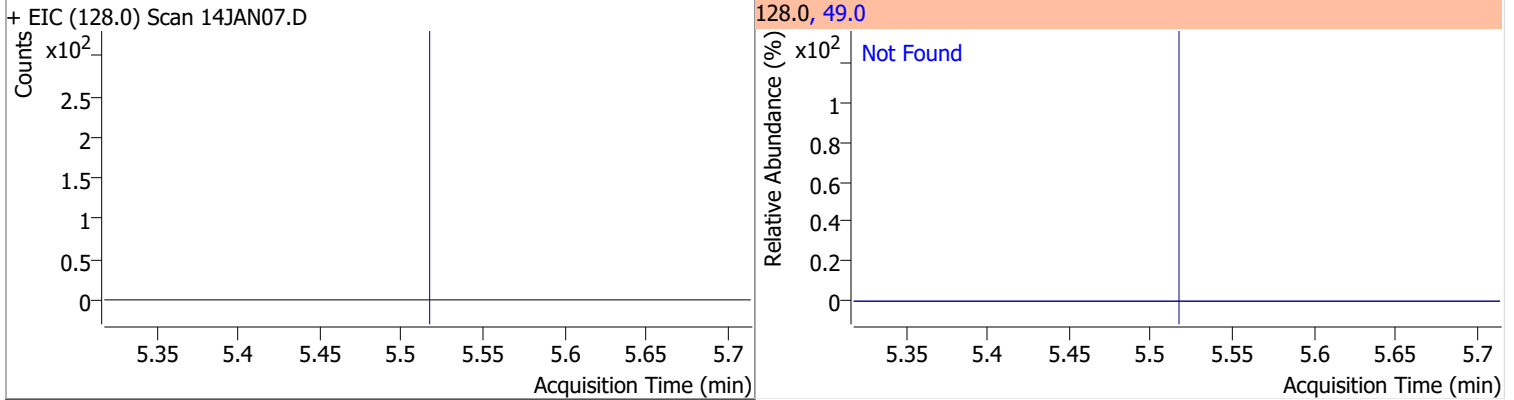
Compound	Conc.	Exp RT	QIon	Exp Ratio	QIon	Exp Ratio
cis-1,2-Dichloroethene	N.D.	5.22	61.0	167.2	98.0	67.3



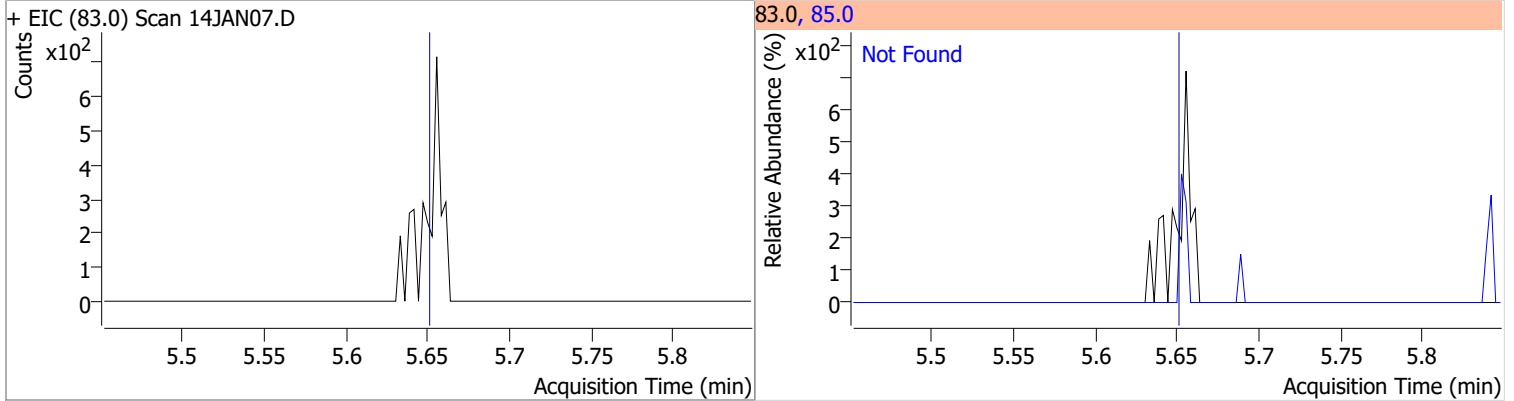
Compound	Conc.	Exp RT	QIon	Exp Ratio
Methyl ethyl ketone	N.D.	5.28	72.0	21.3



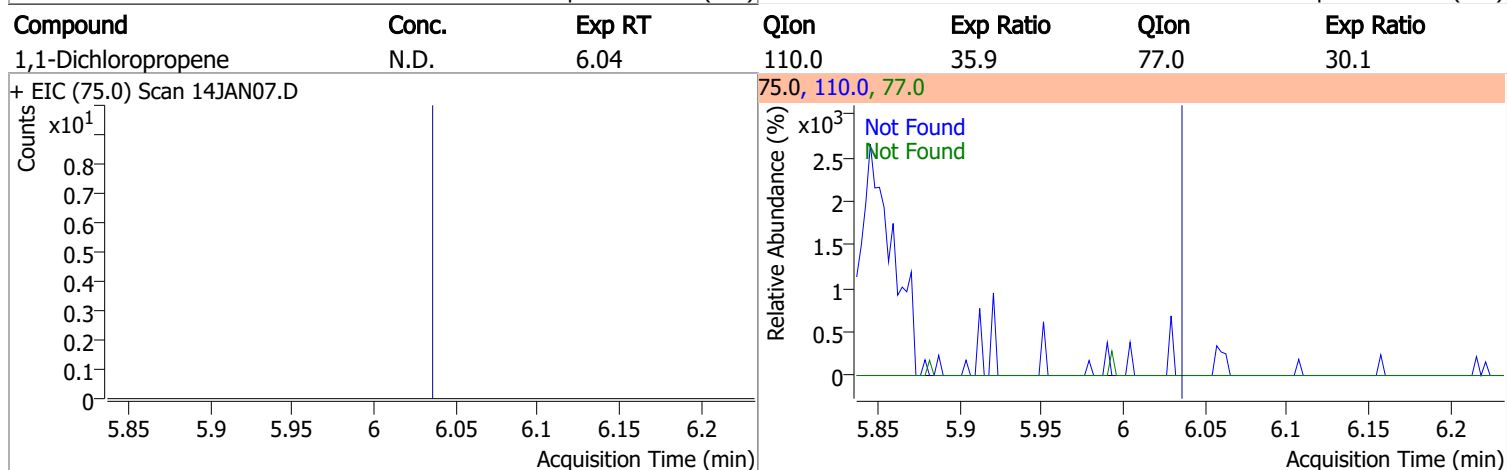
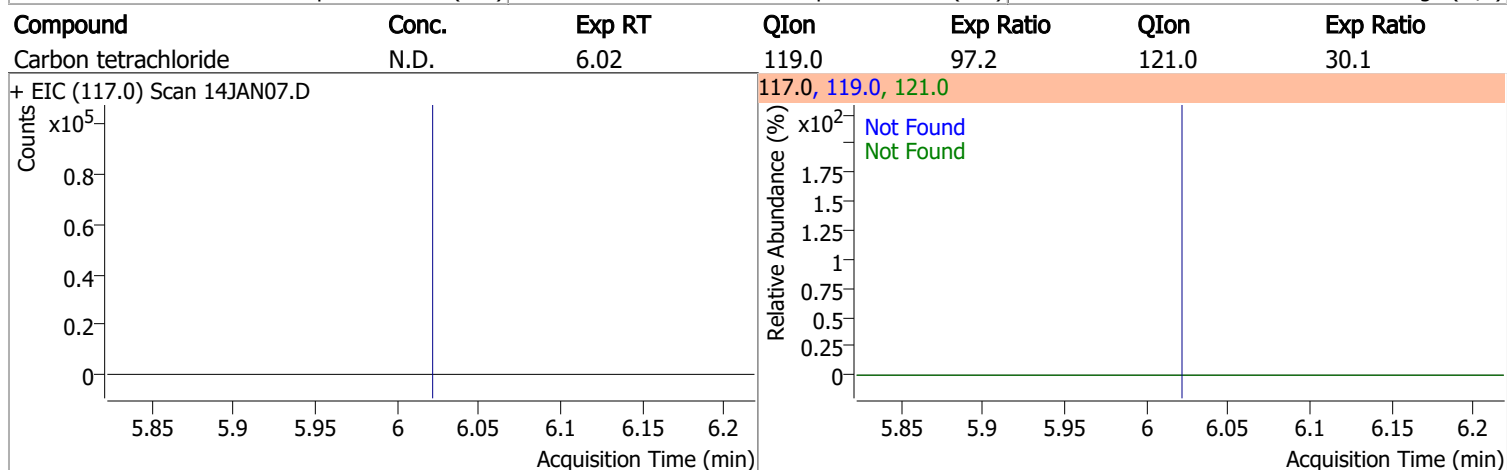
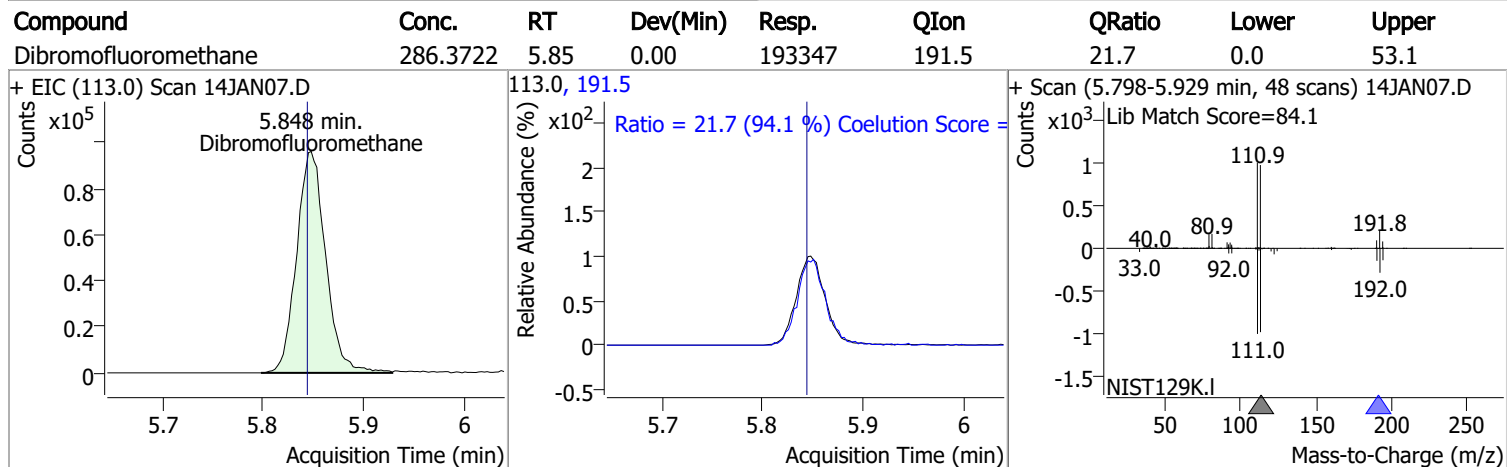
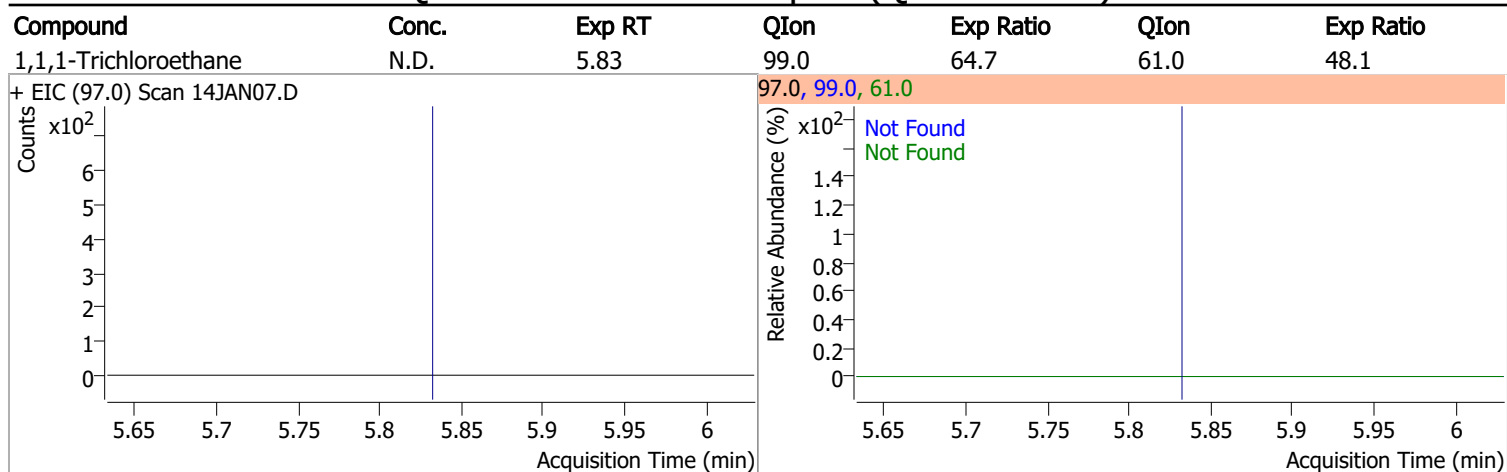
Compound	Conc.	Exp RT	QIon	Exp Ratio
Bromochloromethane	N.D.	5.52	49.0	182.9



Compound	Conc.	Exp RT	QIon	Exp Ratio
Chloroform	N.D.	5.65	85.0	66.0

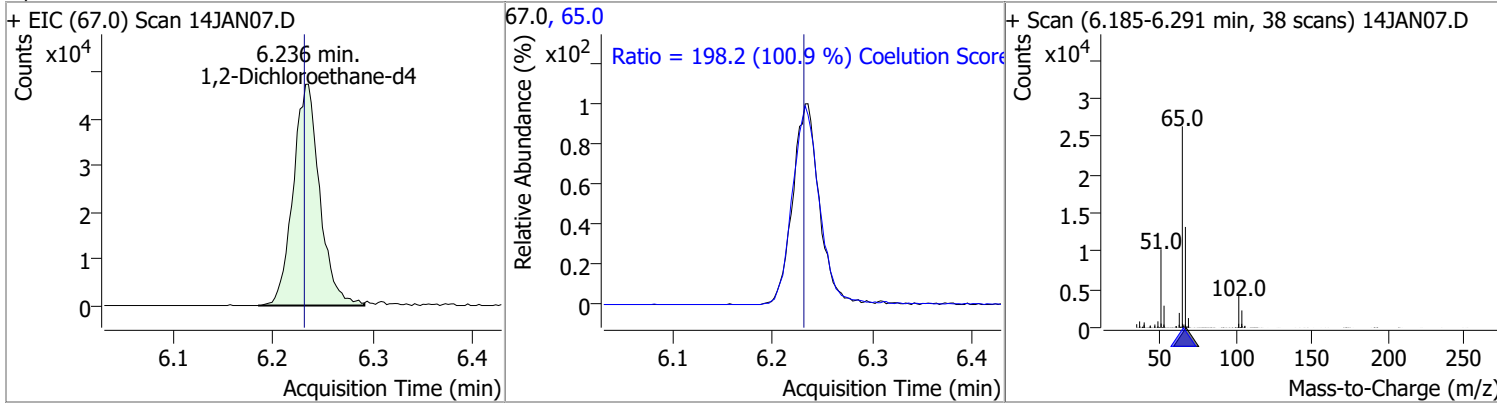


Quantitation Results Report (QT Reviewed)

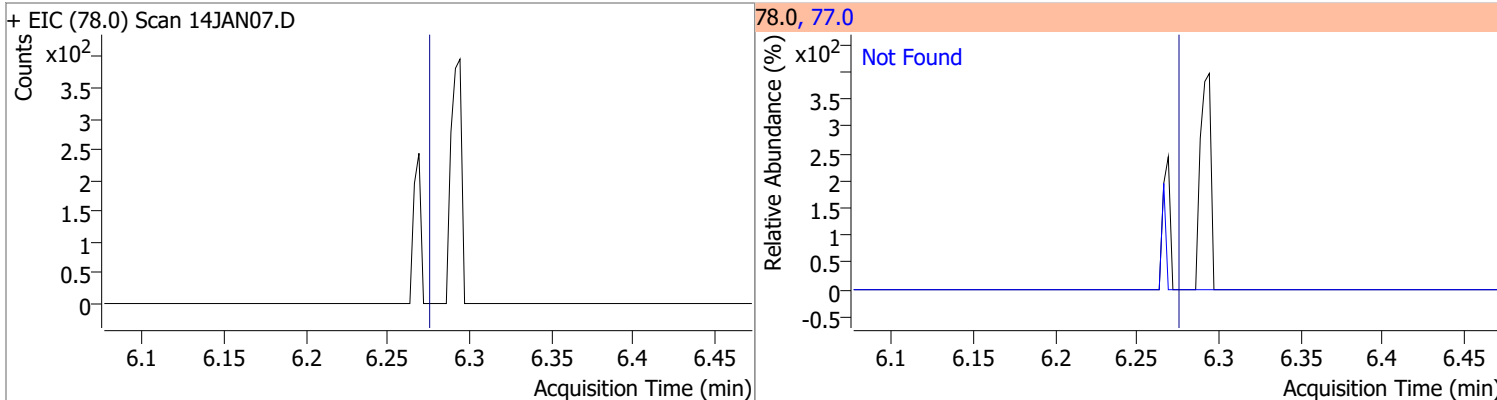


Quantitation Results Report (QT Reviewed)

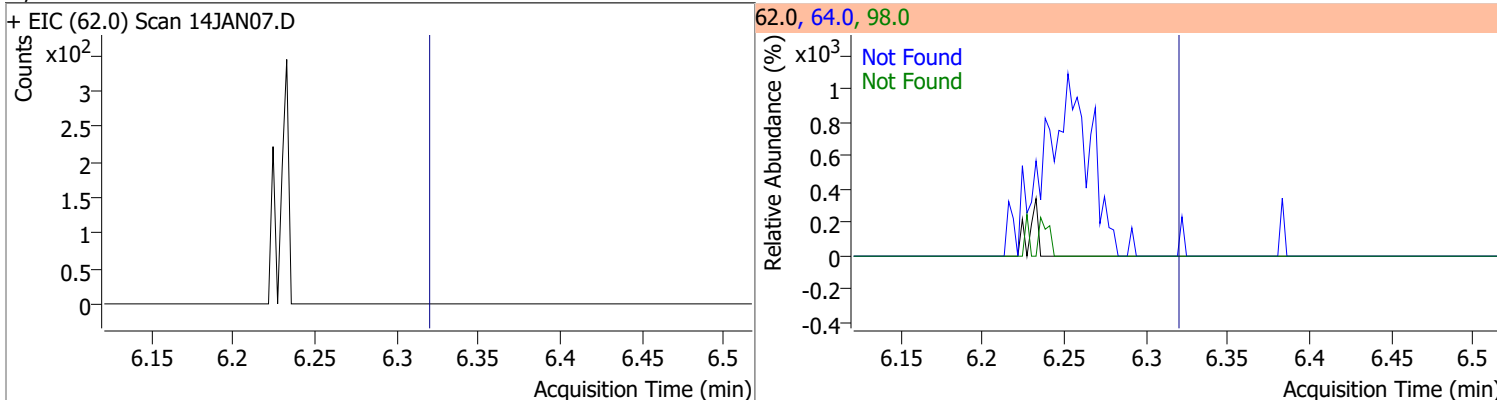
Compound	Conc.	RT	Dev(Min)	Resp.	QIon	QRatio	Lower	Upper
1,2-Dichloroethane-d4	298.9469	6.24	0.00	87179	65.0	198.2	166.5	226.5



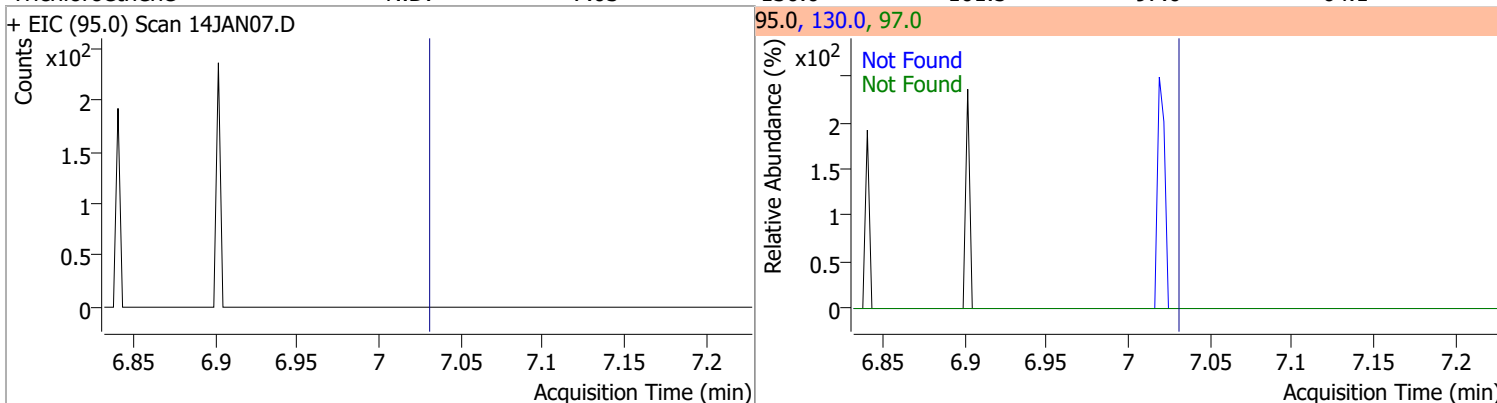
Compound	Conc.	Exp RT	QIon	Exp Ratio
Benzene	N.D.	6.28	77.0	23.5



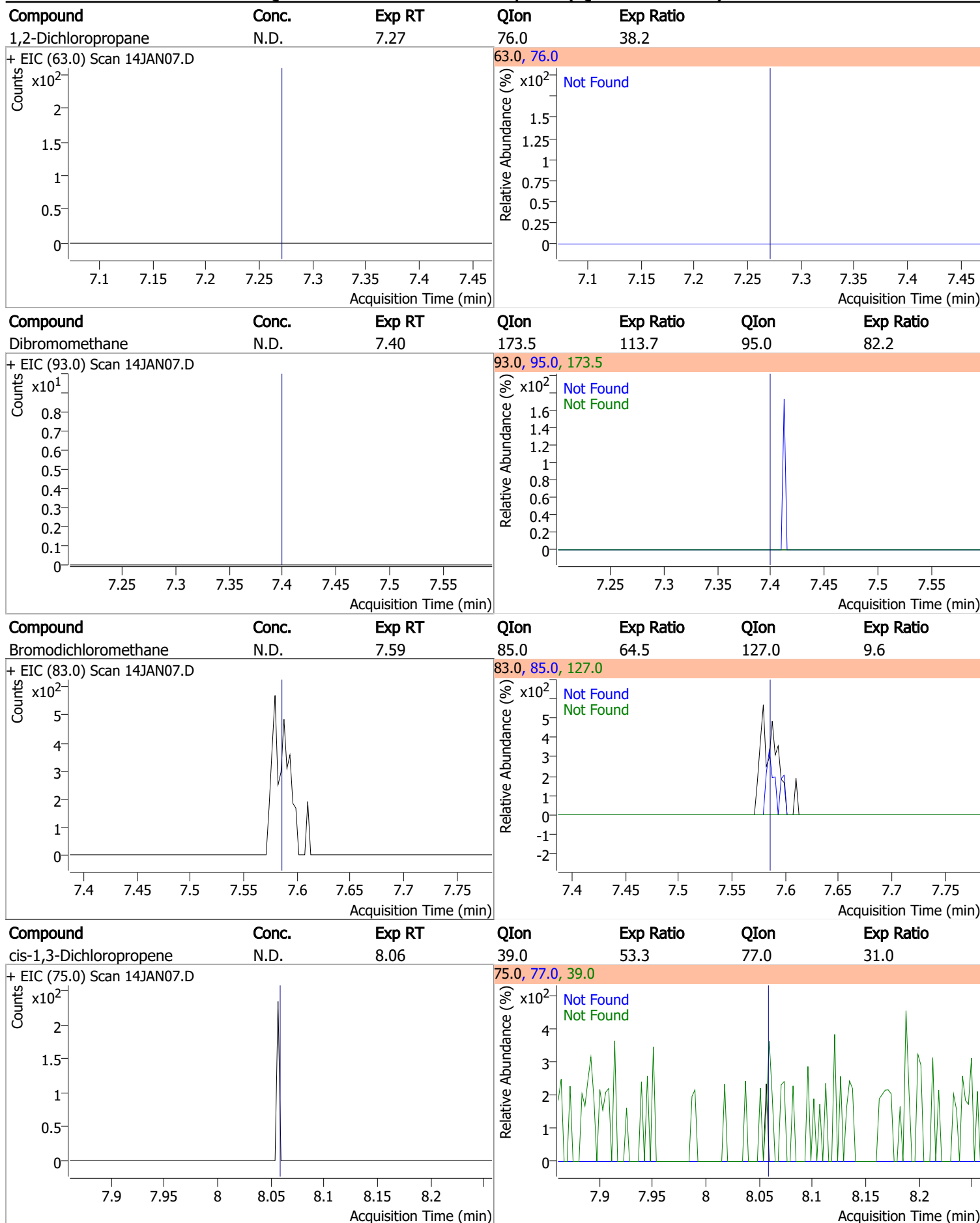
Compound	Conc.	Exp RT	QIon	Exp Ratio	QIon	Exp Ratio
1,2-Dichloroethane	N.D.	6.32	64.0	29.9	98.0	7.6



Compound	Conc.	Exp RT	QIon	Exp Ratio	QIon	Exp Ratio
Trichloroethene	N.D.	7.03	130.0	101.5	97.0	64.1

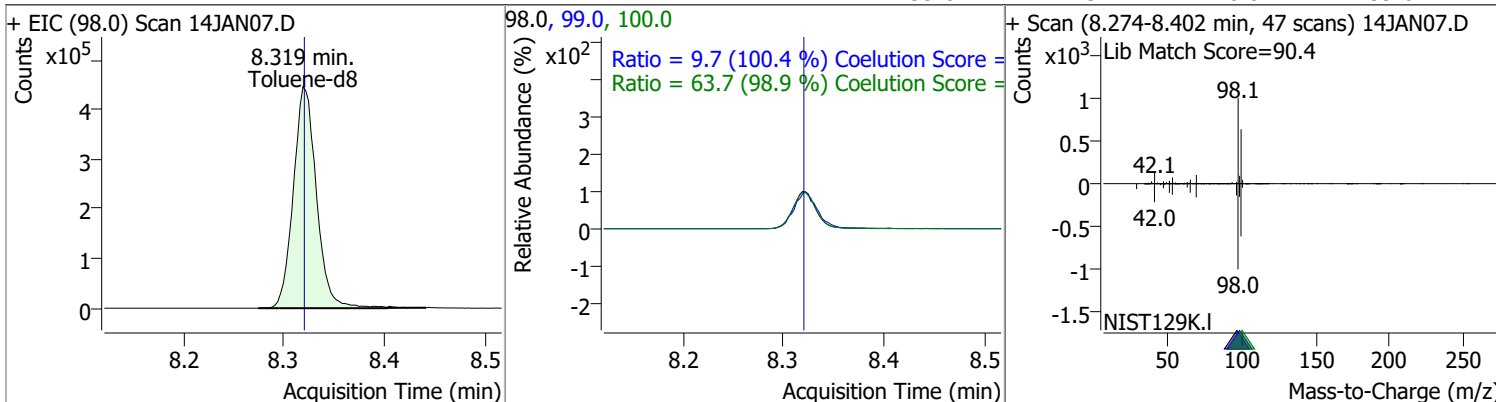


Quantitation Results Report (QT Reviewed)

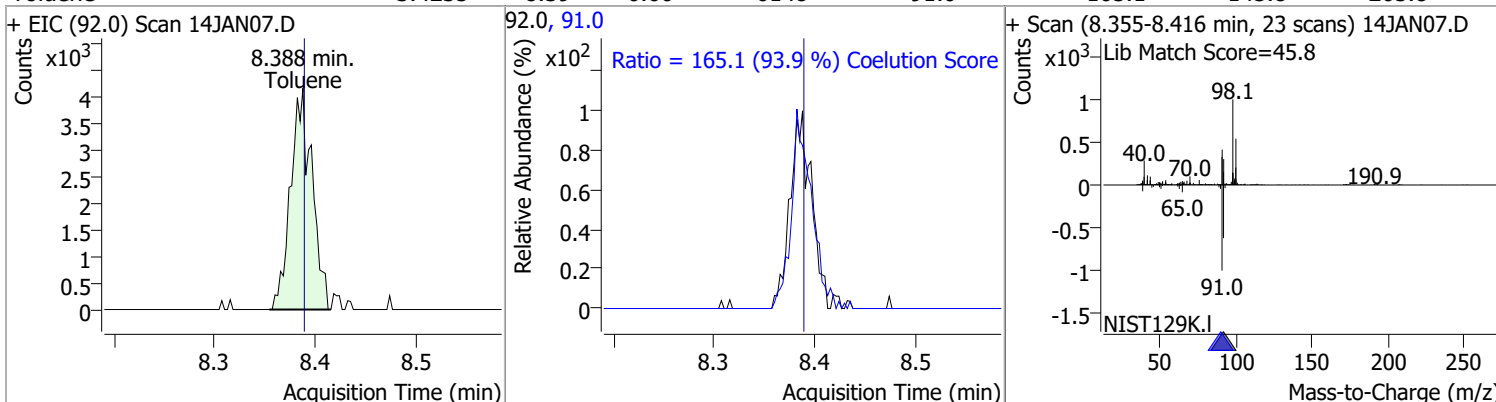


Quantitation Results Report (QT Reviewed)

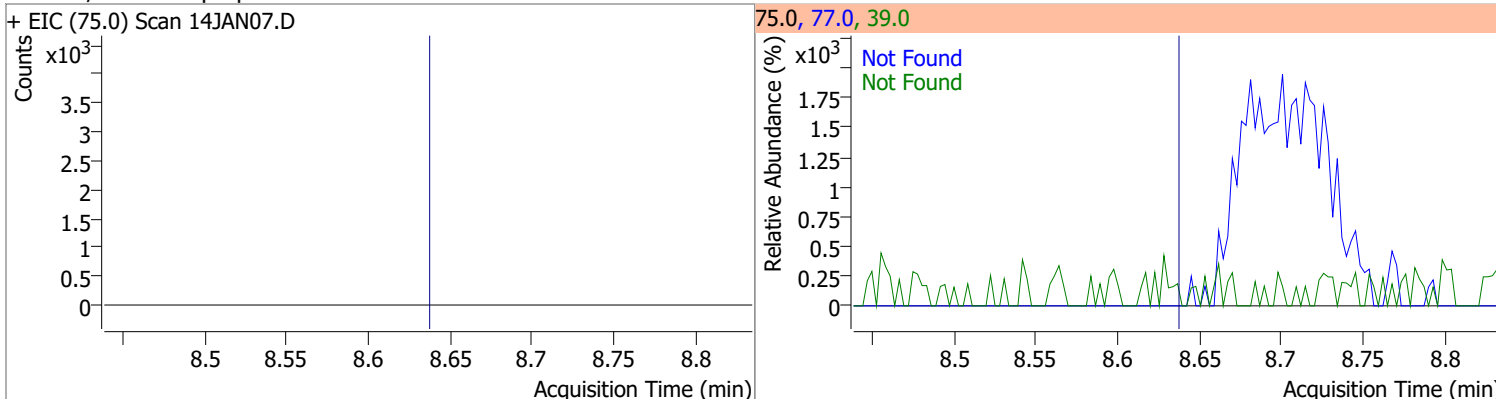
Compound	Conc.	RT	Dev(Min)	Resp.	QIon	QRatio	Lower	Upper
Toluene-d8	268.2003	8.32	0.00	713016	100.0	63.7	34.4	94.4
					99.0	9.7	0.0	39.6



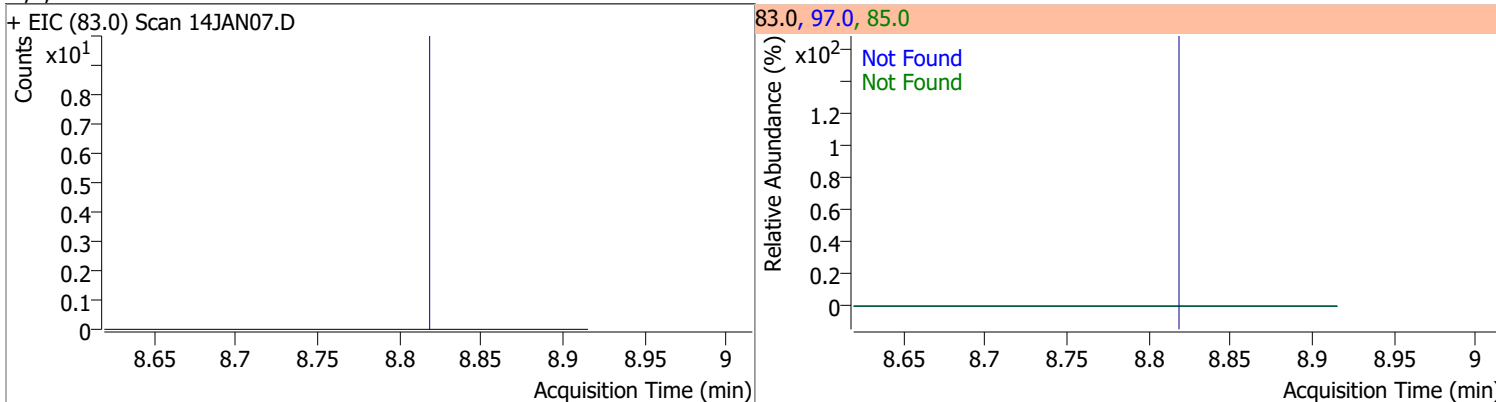
Compound	Conc.	RT	Dev(Min)	Resp.	QIon	QRatio	Lower	Upper
Toluene	3.4235	8.39	0.00	6148	91.0	165.1	145.8	205.8



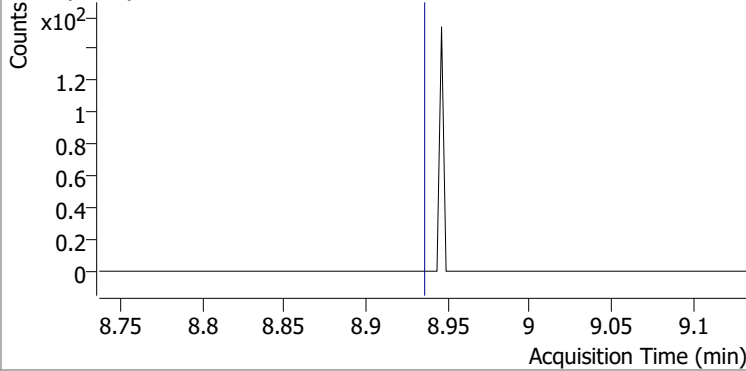
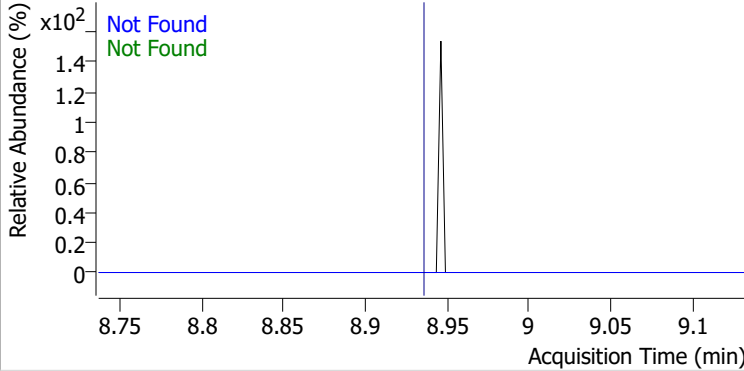
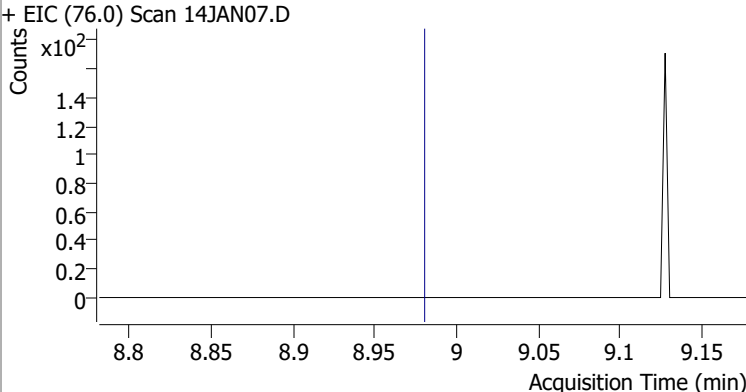
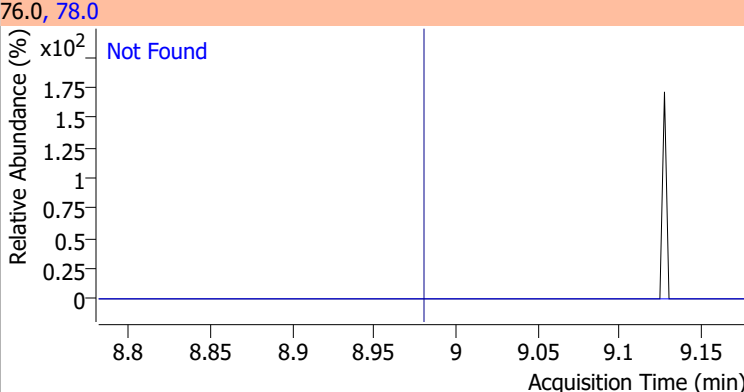
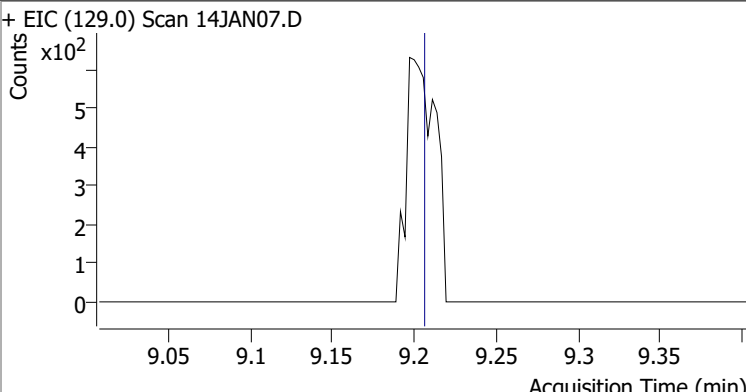
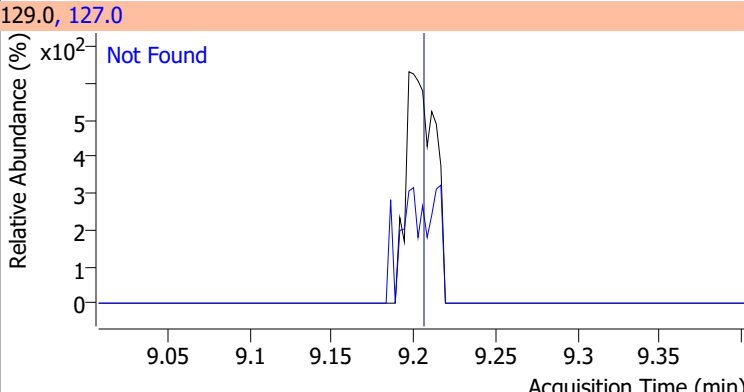
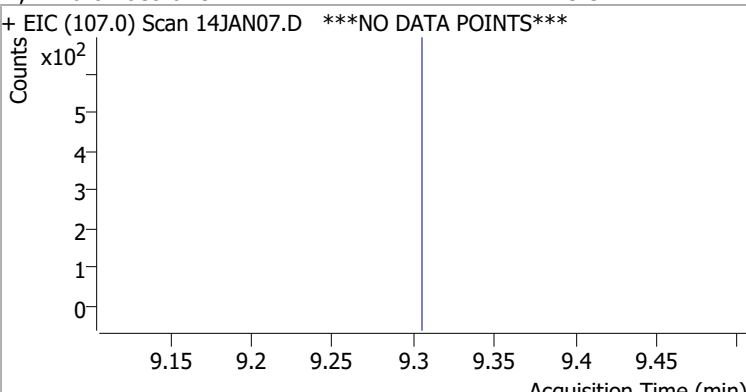
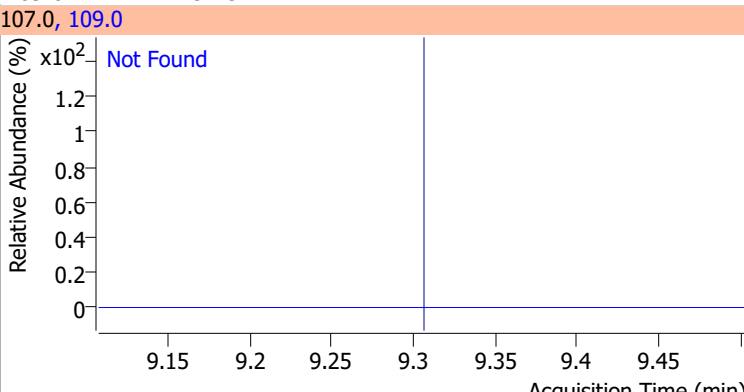
Compound	Conc.	Exp RT	QIon	Exp Ratio	QIon	Exp Ratio
trans-1,3-Dichloropropene	N.D.	8.64	39.0	53.4	77.0	32.4



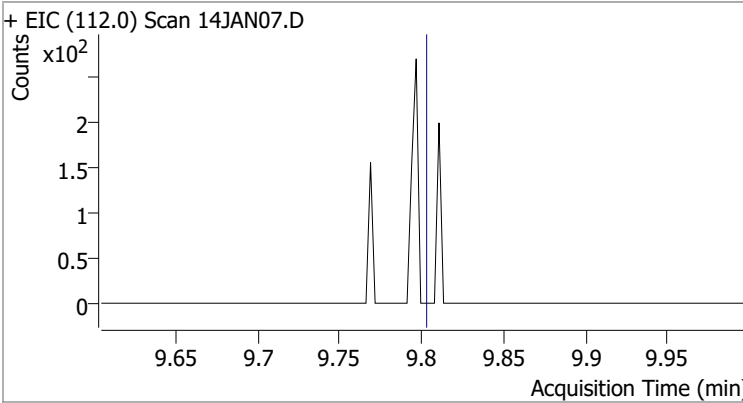
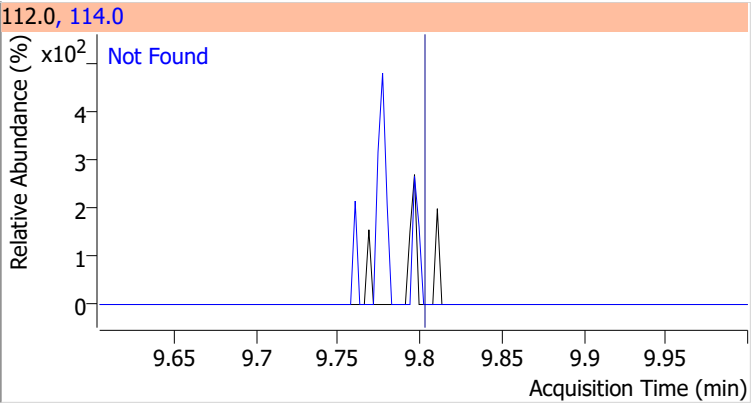
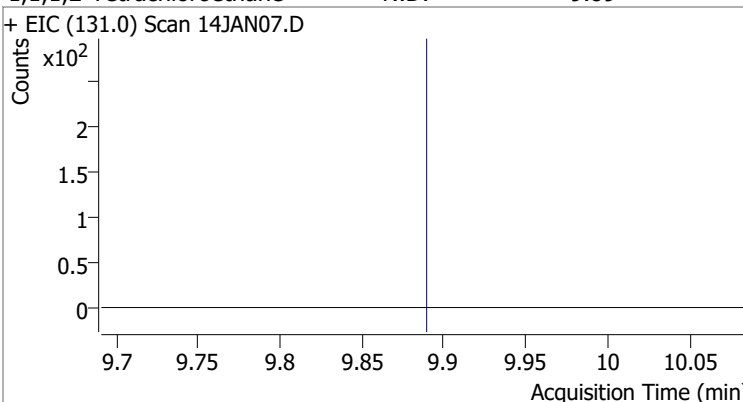
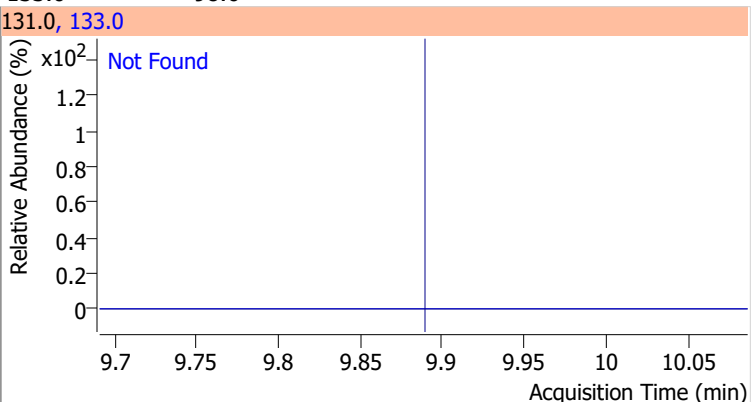
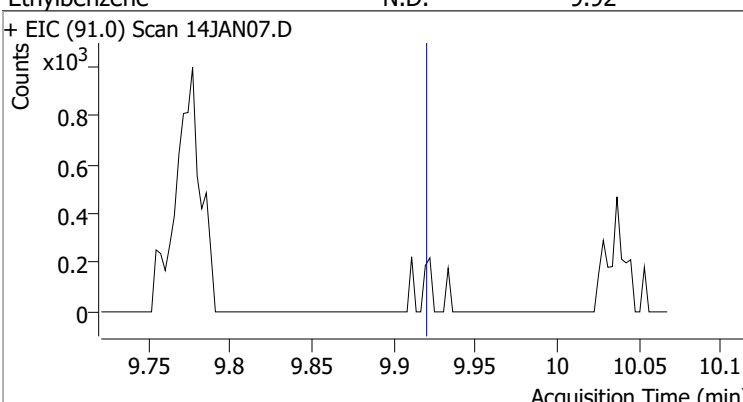
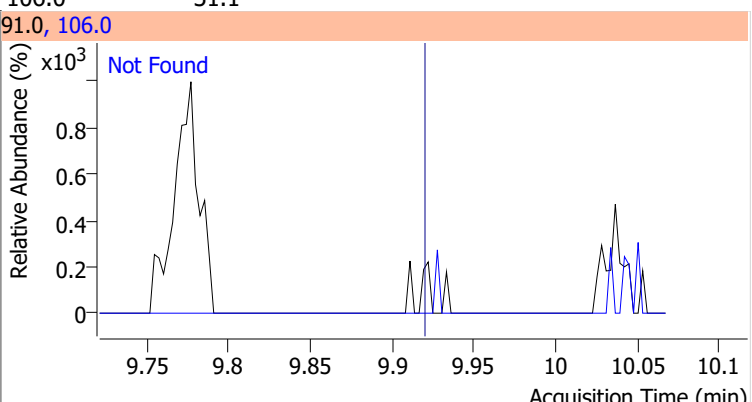
Compound	Conc.	Exp RT	QIon	Exp Ratio	QIon	Exp Ratio
1,1,2-Trichloroethane	N.D.	8.82	97.0	114.6	85.0	67.6

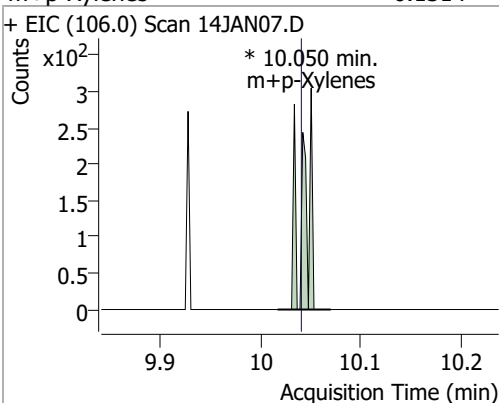
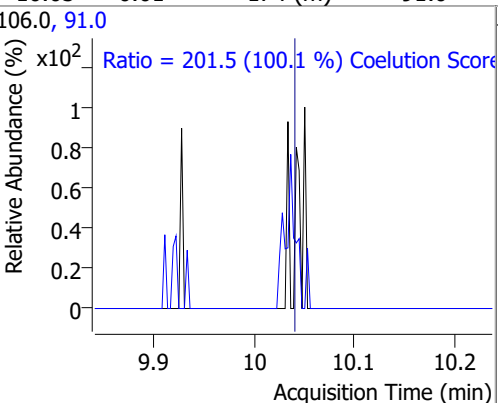
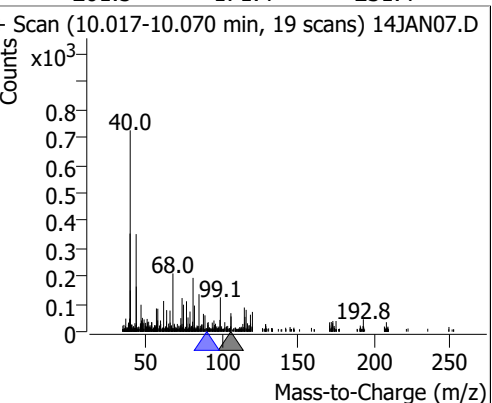


Quantitation Results Report (QT Reviewed)

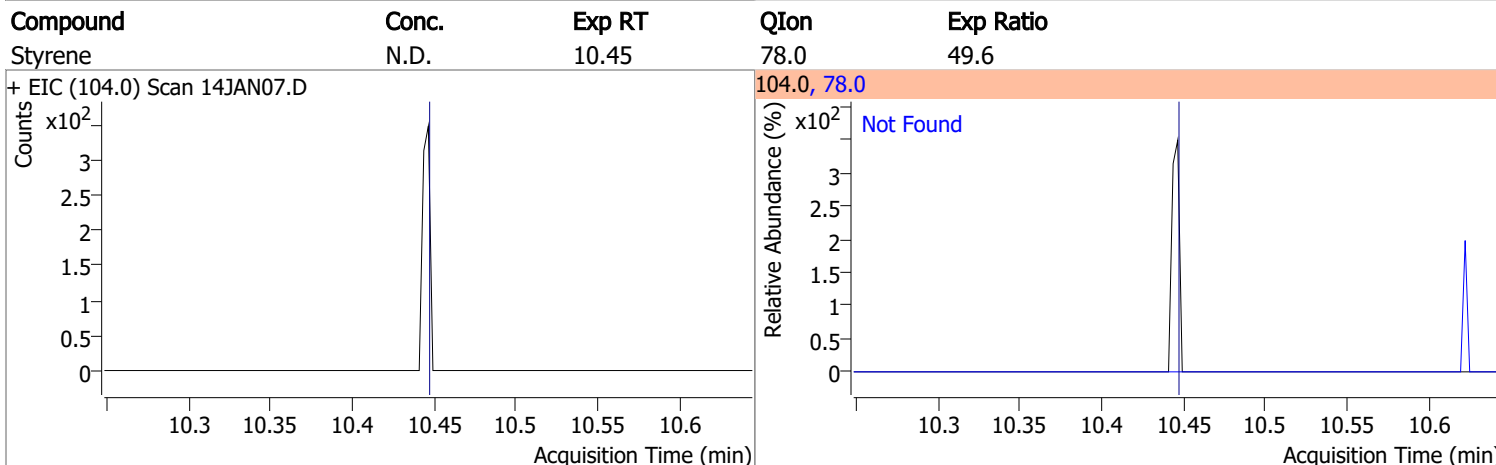
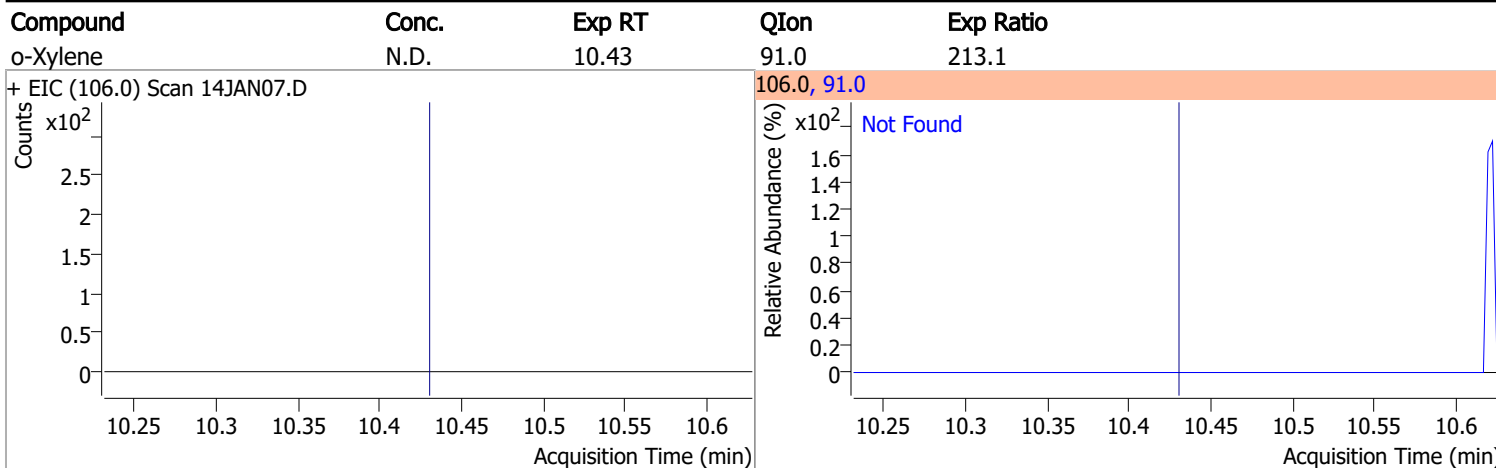
Compound	Conc.	Exp RT	QIon	Exp Ratio	QIon	Exp Ratio
Tetrachloroethene	N.D.	8.94	165.8	128.6	129.0	91.5
+ EIC (163.8) Scan 14JAN07.D			163.8, 129.0, 165.8			
						
1,3-Dichloropropane	N.D.	8.98	78.0	32.9		
+ EIC (76.0) Scan 14JAN07.D			76.0, 78.0			
						
Chlorodibromomethane	N.D.	9.21	127.0	78.0		
+ EIC (129.0) Scan 14JAN07.D			129.0, 127.0			
						
1,2-Dibromoethane	N.D.	9.31	109.0	94.5		
+ EIC (107.0) Scan 14JAN07.D ***NO DATA POINTS***			107.0, 109.0			
						

Quantitation Results Report (QT Reviewed)

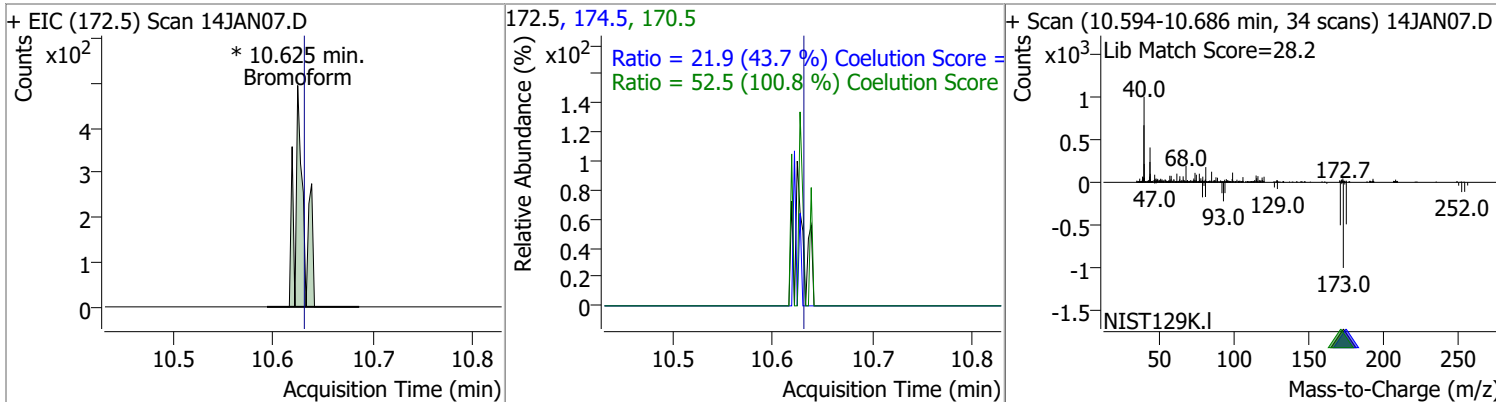
Compound	Conc.	Exp RT	QIon	Exp Ratio	
Chlorobenzene	N.D.	9.80	114.0	32.1	
+ EIC (112.0) Scan 14JAN07.D					<div style="background-color: #f4a460; padding: 2px;">112.0, 114.0</div> 
1,1,1,2-Tetrachloroethane	N.D.	9.89	133.0	98.6	
+ EIC (131.0) Scan 14JAN07.D					<div style="background-color: #f4a460; padding: 2px;">131.0, 133.0</div> 
Ethylbenzene	N.D.	9.92	106.0	31.1	
+ EIC (91.0) Scan 14JAN07.D					<div style="background-color: #f4a460; padding: 2px;">91.0, 106.0</div> 

Compound	Conc.	RT	Dev(Min)	Resp.	QIon	QRatio	Lower	Upper
m+p-Xylenes	0.1314	10.05	0.01	174 (m)	91.0	201.5	171.4	231.4
+ EIC (106.0) Scan 14JAN07.D					<div style="background-color: #f4a460; padding: 2px;">106.0, 91.0</div> 		<div style="background-color: #f4a460; padding: 2px;">+ Scan (10.017-10.070 min, 19 scans) 14JAN07.D</div> 	

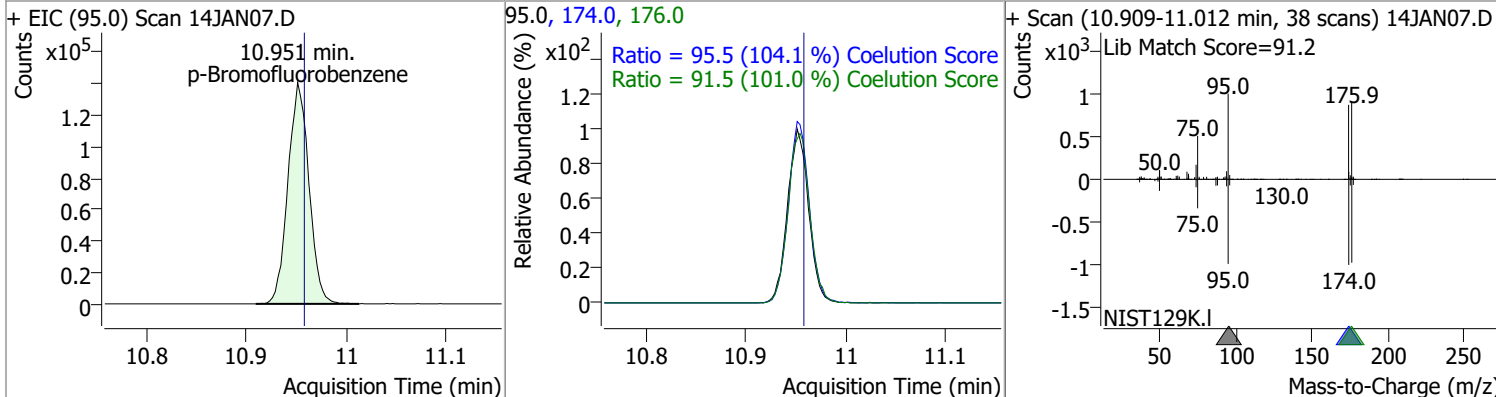
Quantitation Results Report (QT Reviewed)



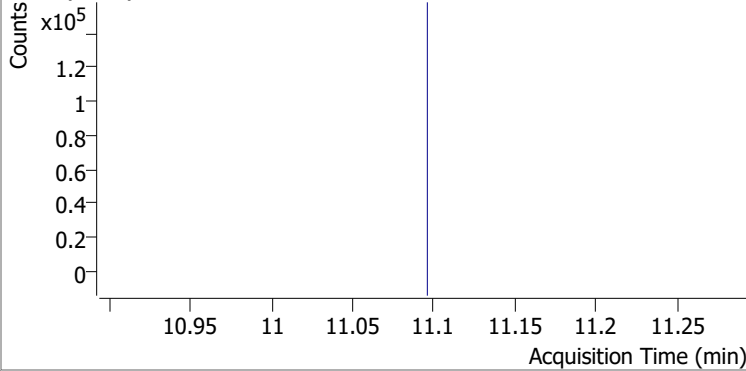
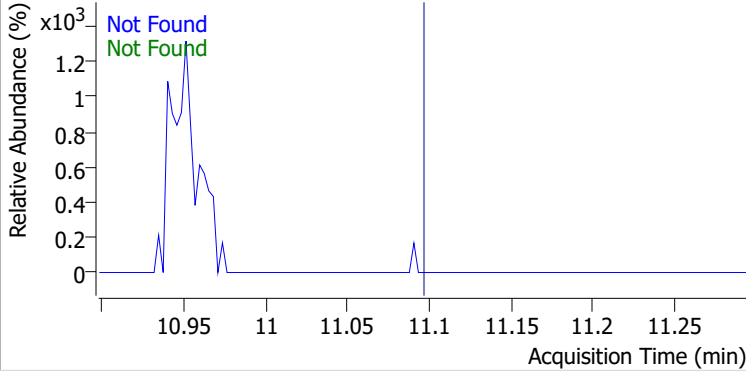
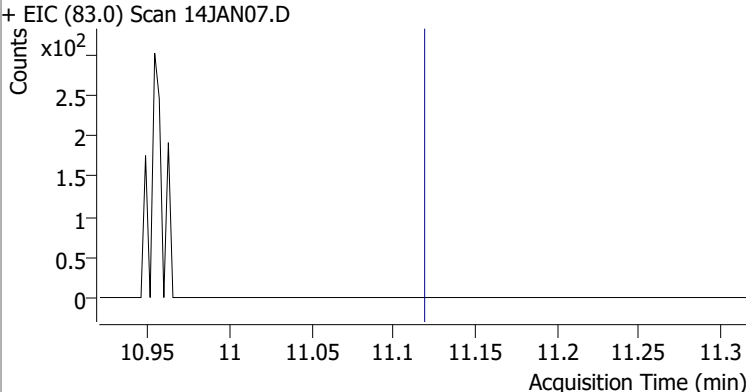
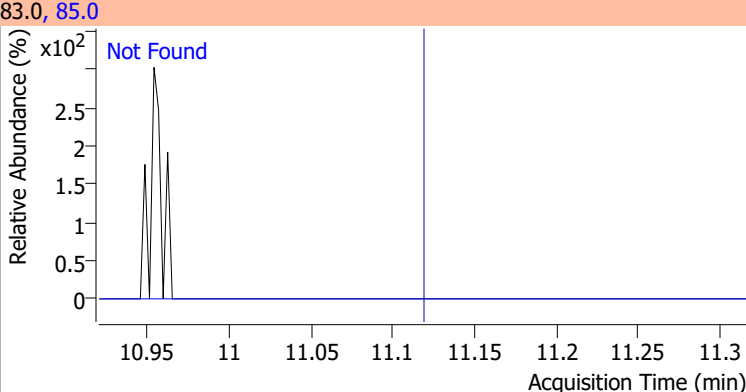
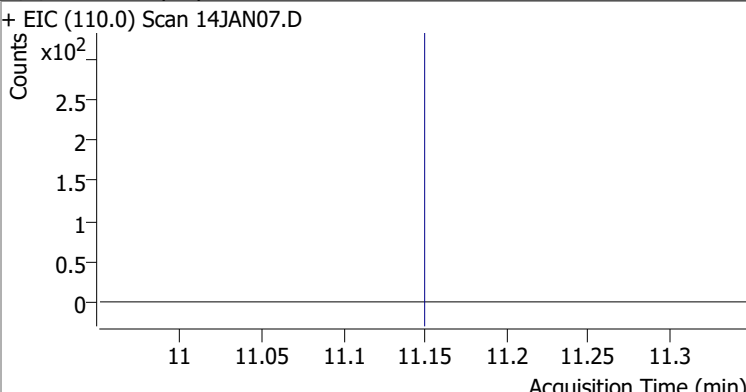
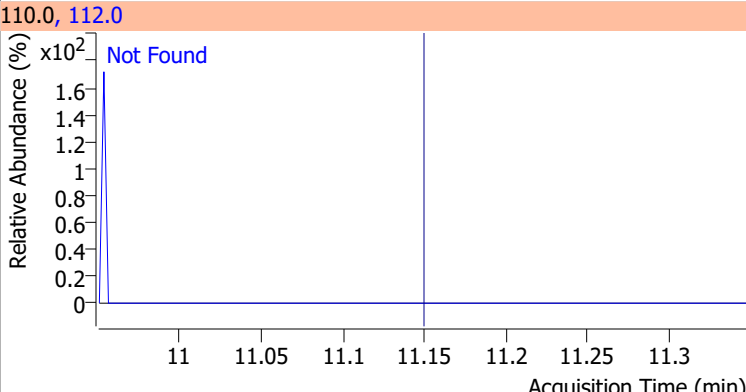
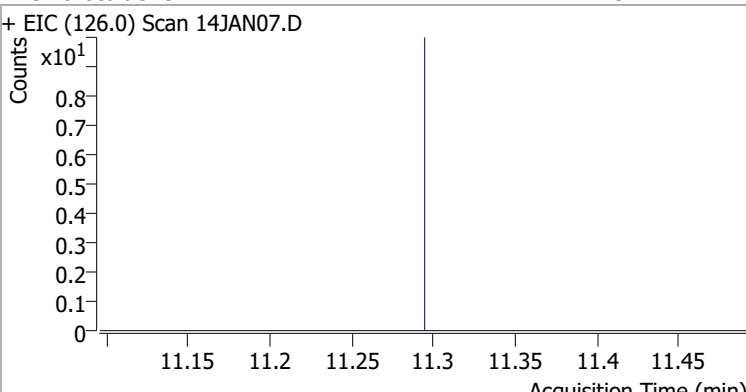
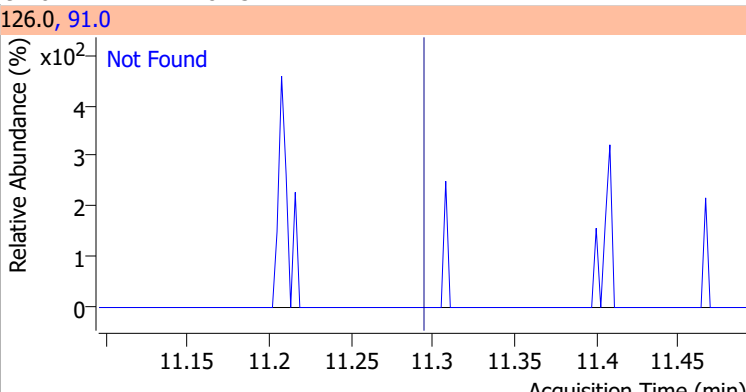
Compound	Conc.	RT	Dev(Min)	Resp.	QIon	QRatio	Lower	Upper
Bromoform	1.2793	10.62	0.00	325 (m)	170.5	52.5	22.1	82.1
					174.5	21.9	20.1	80.1



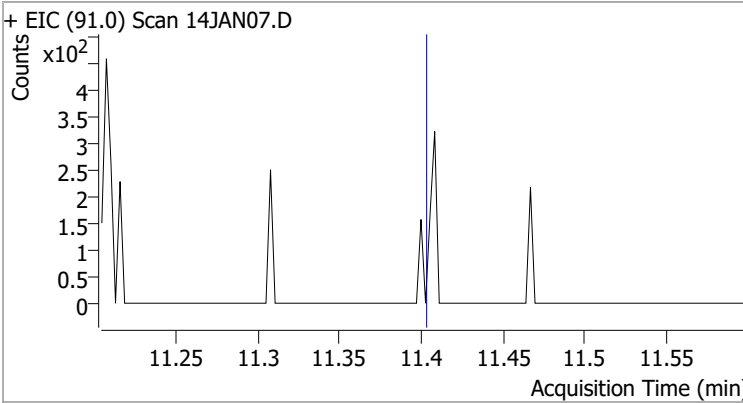
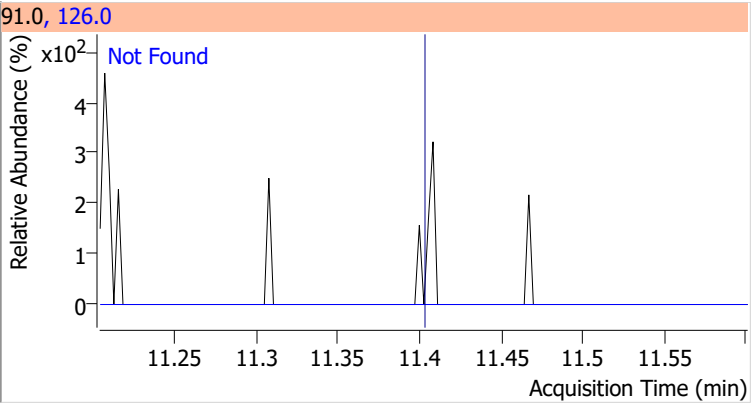
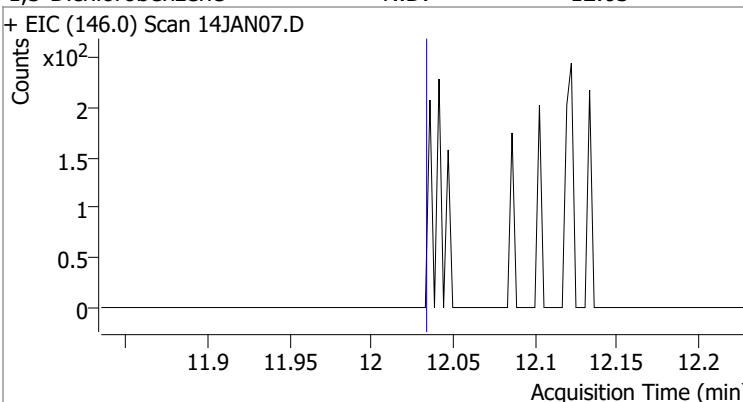
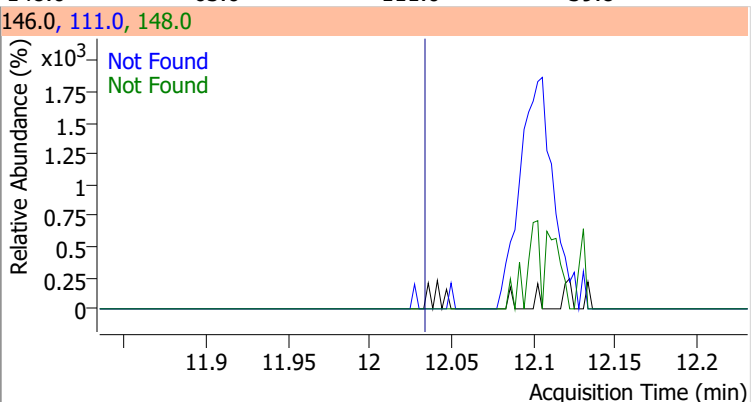
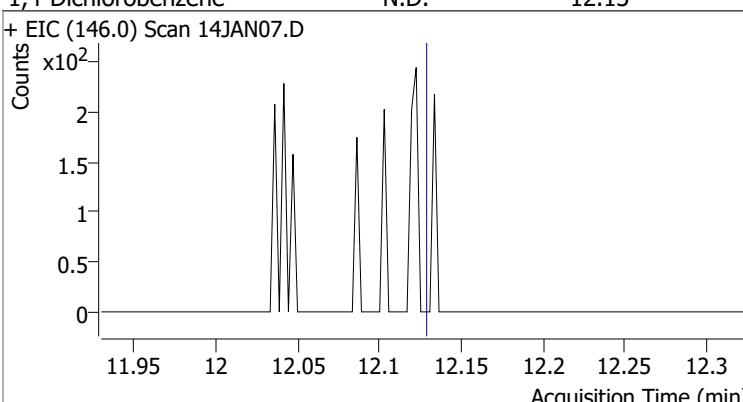
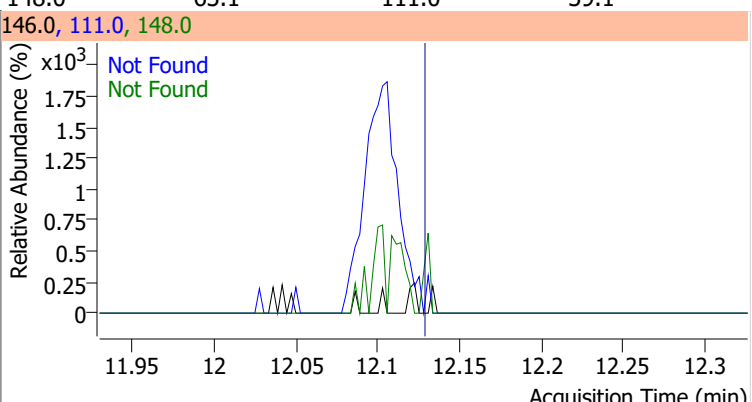
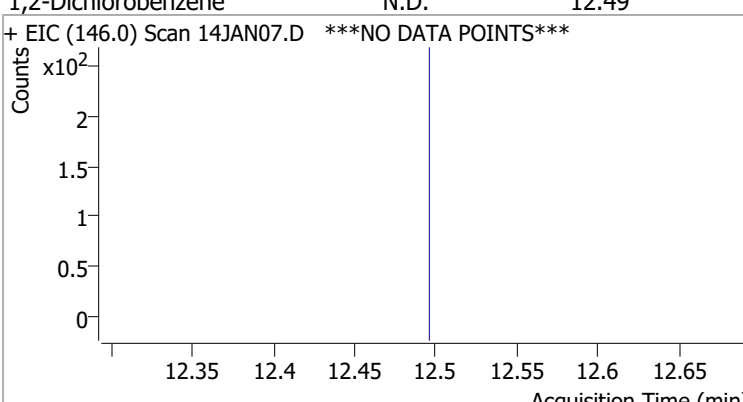
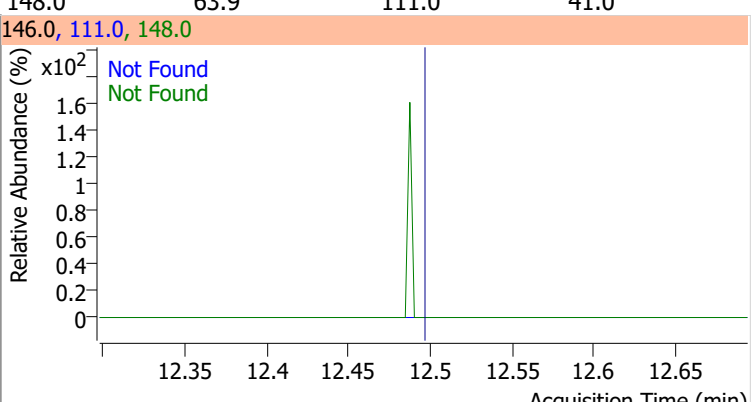
Compound	Conc.	RT	Dev(Min)	Resp.	QIon	QRatio	Lower	Upper
p-Bromofluorobenzene	281.4639	10.95	0.00	204432	174.0	95.5	61.7	121.7
					176.0	91.5	60.6	120.6



Quantitation Results Report (QT Reviewed)

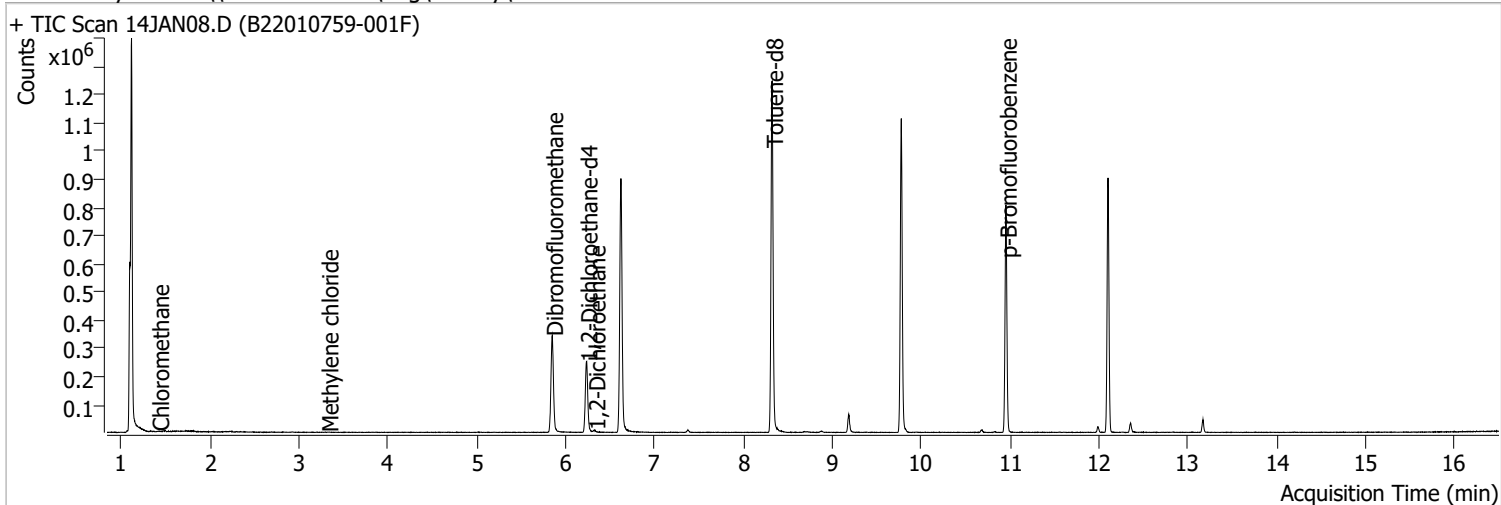
Compound	Conc.	Exp RT	QIon	Exp Ratio	QIon	Exp Ratio
Bromobenzene	N.D.	11.09	77.0	145.7	158.0	96.5
+ EIC (156.0) Scan 14JAN07.D ***NO DATA POINTS***			156.0, 77.0, 158.0			
						
1,1,2,2-Tetrachloroethane	N.D.	11.12	85.0	66.2		
+ EIC (83.0) Scan 14JAN07.D			83.0, 85.0			
						
1,2,3-Trichloropropane	N.D.	11.15	112.0	63.5		
+ EIC (110.0) Scan 14JAN07.D			110.0, 112.0			
						
2-Chlorotoluene	N.D.	11.29	91.0	282.3		
+ EIC (126.0) Scan 14JAN07.D			126.0, 91.0			
						

Quantitation Results Report (QT Reviewed)

Compound	Conc.	Exp RT	QIon	Exp Ratio				
4-Chlorotoluene	N.D.	11.40	126.0	31.7				
+ EIC (91.0) Scan 14JAN07.D			91.0, 126.0					
								
1,3-Dichlorobenzene	N.D.	12.03	148.0	63.6	QIon	Exp Ratio	QIon	Exp Ratio
+ EIC (146.0) Scan 14JAN07.D			146.0, 111.0, 148.0					
								
1,4-Dichlorobenzene	N.D.	12.13	148.0	63.1	QIon	Exp Ratio	QIon	Exp Ratio
+ EIC (146.0) Scan 14JAN07.D			146.0, 111.0, 148.0					
								
1,2-Dichlorobenzene	N.D.	12.49	148.0	63.9	QIon	Exp Ratio	QIon	Exp Ratio
+ EIC (146.0) Scan 14JAN07.D ***NO DATA POINTS***			146.0, 111.0, 148.0					
								

Quantitation Results Report (QT Reviewed)

Data File	14JAN08.D	Operator	MSC
Acq. Method	5975CACQF.M	Acq. Date-Time	1/14/2022 1:13:02 PM
Sample Name	B22010759-001F	Instrument	VOA5975C
Vial	8	Multiplier	1.00
DA Method File	VOA5975C_8260B_SHT_DoD_L4_010422.m	Comment	
Tune File	BFB_Atune3.u	Tune Date	10/11/2021 4:02:00 PM
Batch Name	VG011422_8260B.batch.bin	Last Calib Update	3/4/2022 3:27:31 PM
Ref Library	\\MASSHUNTER\Org\Library\NIST129K.I		



Compound	RT	QIon	Resp.	Conc.	Units	Dev(Min)
Internal Standards						
M Fluorobenzene	6.620	96.0	775686	250.0000	ng	-0.003
M Chlorobenzene-d5	9.774	82.0	297062	250.0000	ng	0.003
M 1,4-Dichlorobenzene-d4	12.100	152.0	214710	250.0000	ng	0.000
System Monitoring Compounds						
S Dibromofluoromethane	5.848	113.0	200942	274.9711	ng	0.003
Spiked Amount: 250.000	Range: 80.0 - 119.0%			Recovery = 109.99%		
S 1,2-Dichloroethane-d4	6.233	67.0	89772	284.4108	ng	0.000
Spiked Amount: 250.000	Range: 81.0 - 118.0%			Recovery = 113.76%		
S Toluene-d8	8.321	98.0	766082	267.6137	ng	0.003
Spiked Amount: 250.000	Range: 89.0 - 112.0%			Recovery = 107.05%		
S p-Bromofluorobenzene	10.951	95.0	222232	282.5248	ng	-0.003
Spiked Amount: 250.000	Range: 85.0 - 114.0%			Recovery = 113.01%		
Target Compounds						
T Dichlorodifluoromethane	0.000		0	N.D.		
T Chloromethane	1.414	50.0	459	0.3717	ng	m 72
T Vinyl chloride	0.000		0	N.D.		
T Bromomethane	0.000		0	N.D.		
T Chloroethane	0.000		0	N.D.		
T Trichlorofluoromethane	0.000		0	N.D.		
T 1,1-Dichloroethene	0.000		0	N.D.		
T Methylene chloride	3.321	49.0	451	0.3916	ng	m 79
T trans-1,2-Dichloroethene	0.000		0	N.D.		
T Methyl tert-butyl ether (MTBE)	0.000		0	N.D.		
T 1,1-Dichloroethane	0.000		0	N.D.		
T 2,2-Dichloropropane	0.000		0	N.D.		
T cis-1,2-Dichloroethene	0.000		0	N.D.		
T Methyl ethyl ketone	0.000		0	N.D.		
T Bromochloromethane	0.000		0	N.D.		
T Chloroform	0.000		0	N.D.		

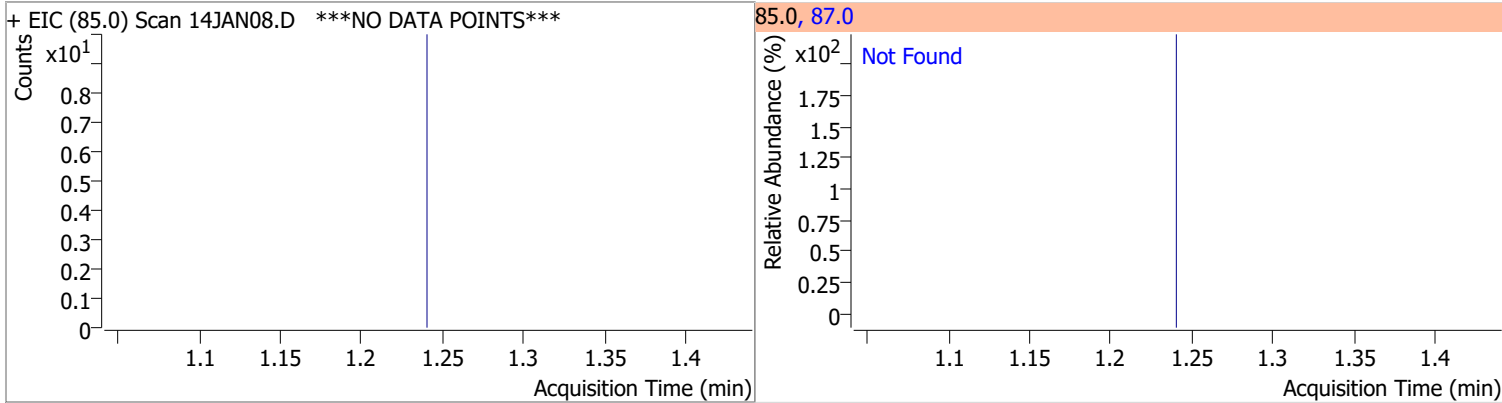
Quantitation Results Report (QT Reviewed)

Compound	RT	QIon	Resp.	Conc.	Units	Dev(Min)
T 1,1,1-Trichloroethane	0.000		0	N.D.		
T Carbon tetrachloride	0.000		0	N.D.		
T 1,1-Dichloropropene	0.000		0	N.D.		
T Benzene	0.000		0	N.D.		
T 1,2-Dichloroethane	6.325	62.0	4557	5.4542	ng	98
T Trichloroethene	0.000		0	N.D.		
T 1,2-Dichloropropane	0.000		0	N.D.		
T Dibromomethane	0.000		0	N.D.		
T Bromodichloromethane	0.000		0	N.D.		
T cis-1,3-Dichloropropene	0.000		0	N.D.		
T Toluene	8.383	92.0	0		ng md	1
T trans-1,3-Dichloropropene	0.000		0	N.D.		
T 1,1,2-Trichloroethane	0.000		0	N.D.		
T Tetrachloroethene	0.000		0	N.D.		
T 1,3-Dichloropropane	0.000		0	N.D.		
T Chlorodibromomethane	0.000		0	N.D.		
T 1,2-Dibromoethane	0.000		0	N.D.		
T Chlorobenzene	0.000		0	N.D.		
T 1,1,1,2-Tetrachloroethane	0.000		0	N.D.		
T Ethylbenzene	0.000		0	N.D.		
T m+p-Xylenes	0.000		0	N.D.		
T o-Xylene	0.000		0	N.D.		
T Styrene	0.000		0	N.D.		
T Bromoform	0.000		0	N.D.		
T Bromobenzene	0.000		0	N.D.		
T 1,1,2,2-Tetrachloroethane	0.000		0	N.D.		
T 1,2,3-Trichloropropane	0.000		0	N.D.		
T 2-Chlorotoluene	0.000		0	N.D.		
T 4-Chlorotoluene	0.000		0	N.D.		
T 1,3-Dichlorobenzene	0.000		0	N.D.		
T 1,4-Dichlorobenzene	0.000		0	N.D.		
T 1,2-Dichlorobenzene	0.000		0	N.D.		

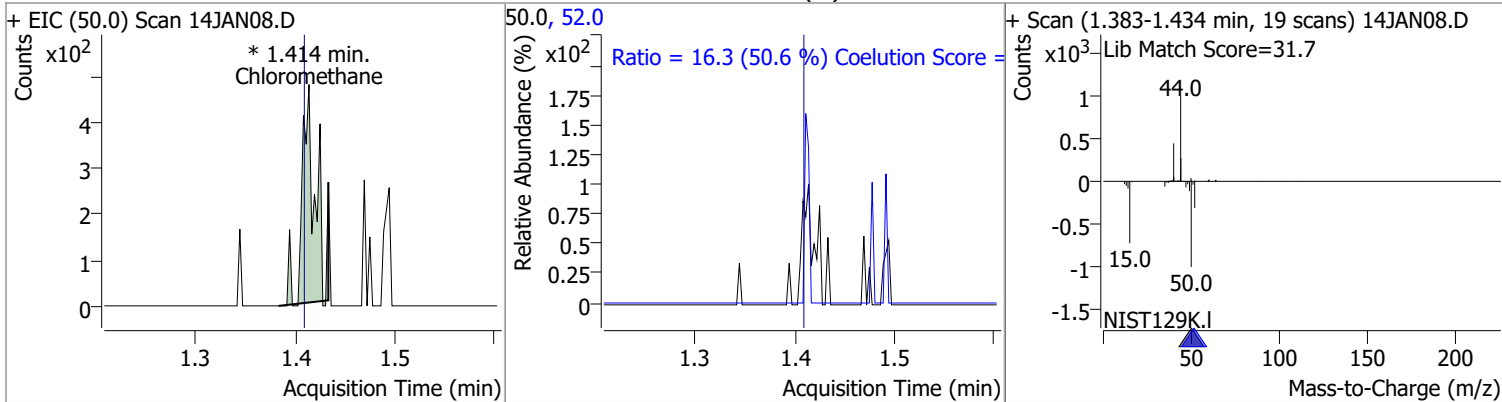
(#) = Qualifier Out of Range; (m) = Manual Integration; (+) = Area Summed; (*) = Surrogate Percent Recovery Out of Range; (d): Zeroed Peak

Quantitation Results Report (QT Reviewed)

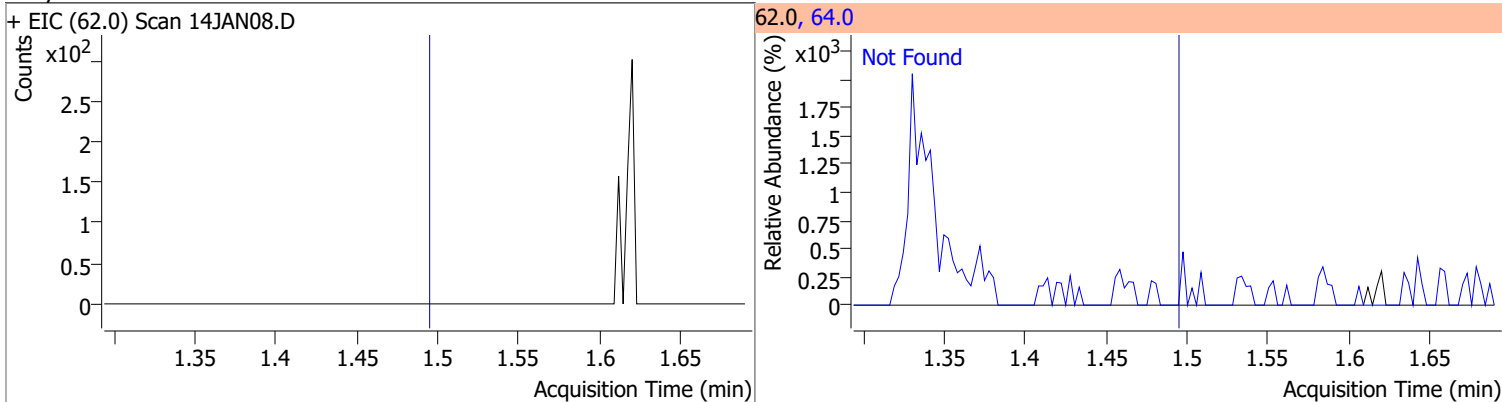
Compound	Conc.	Exp RT	QIon	Exp Ratio
Dichlorodifluoromethane	N.D.	1.24	87.0	32.3



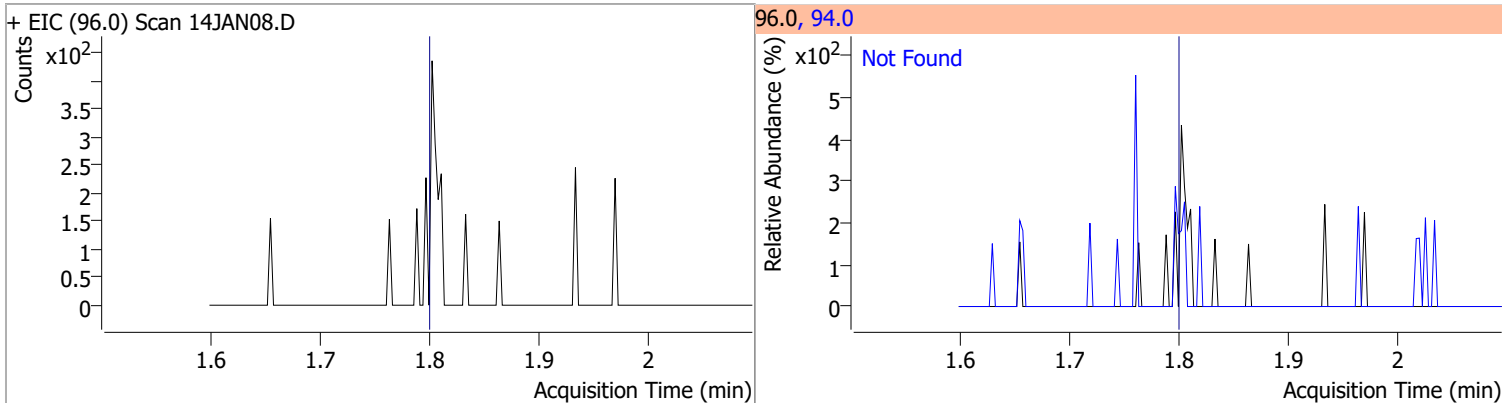
Compound	Conc.	RT	Dev(Min)	Resp.	QIon	QRatio	Lower	Upper
Chloromethane	0.3717	1.41	0.01	459 (m)	52.0	16.3	2.1	62.1



Compound	Conc.	Exp RT	QIon	Exp Ratio
Vinyl chloride	N.D.	1.50	64.0	29.9

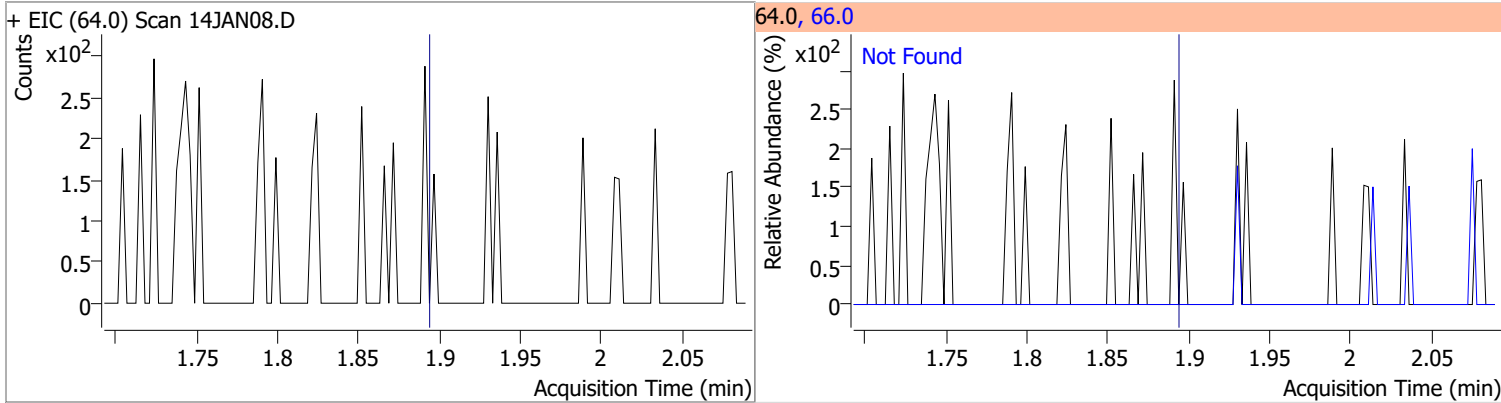


Compound	Conc.	Exp RT	QIon	Exp Ratio
Bromomethane	N.D.	1.80	94.0	104.6

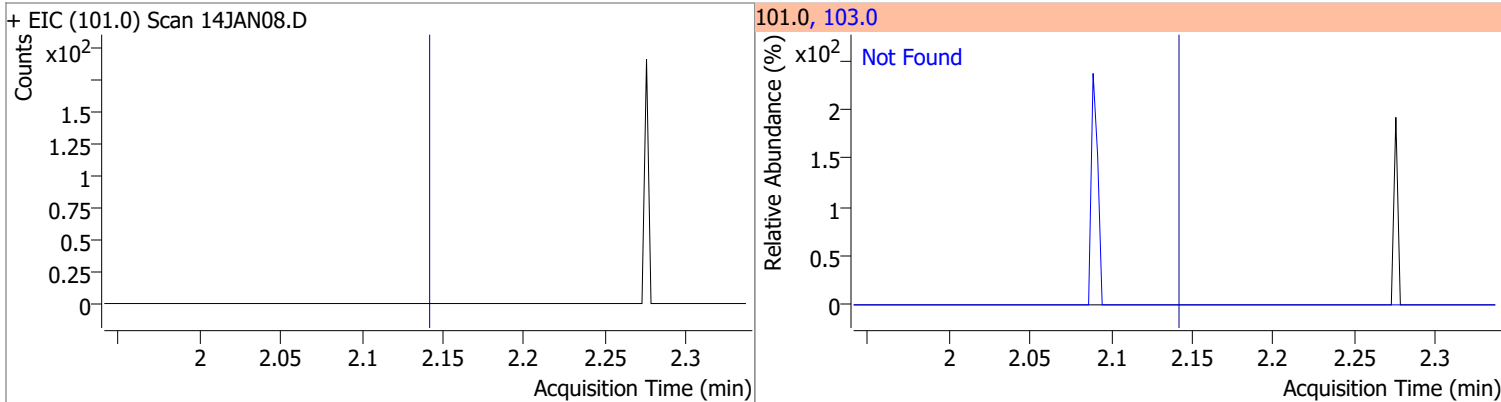


Quantitation Results Report (QT Reviewed)

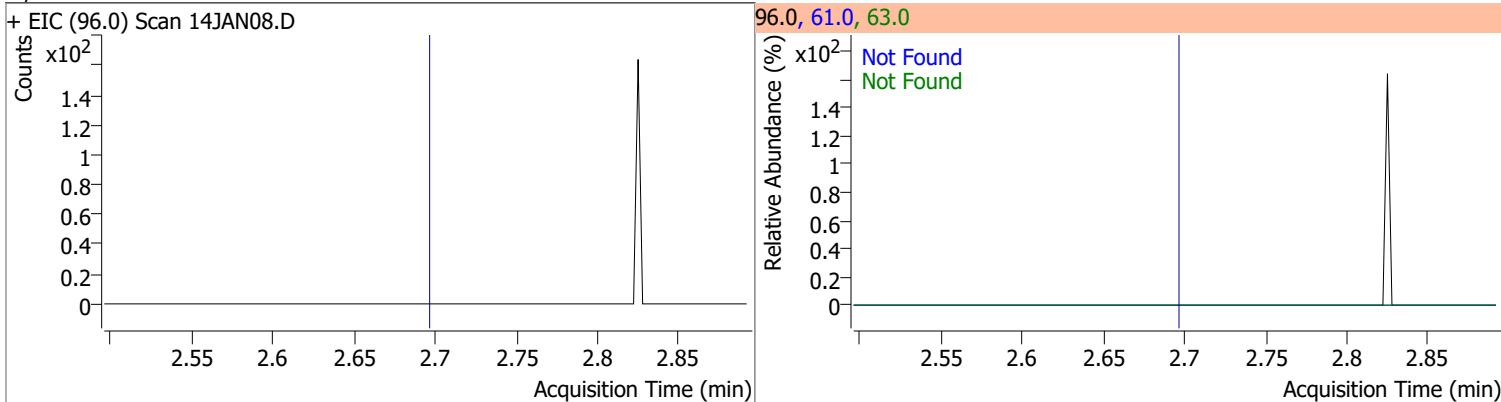
Compound	Conc.	Exp RT	QIon	Exp Ratio
Chloroethane	N.D.	1.89	66.0	30.1



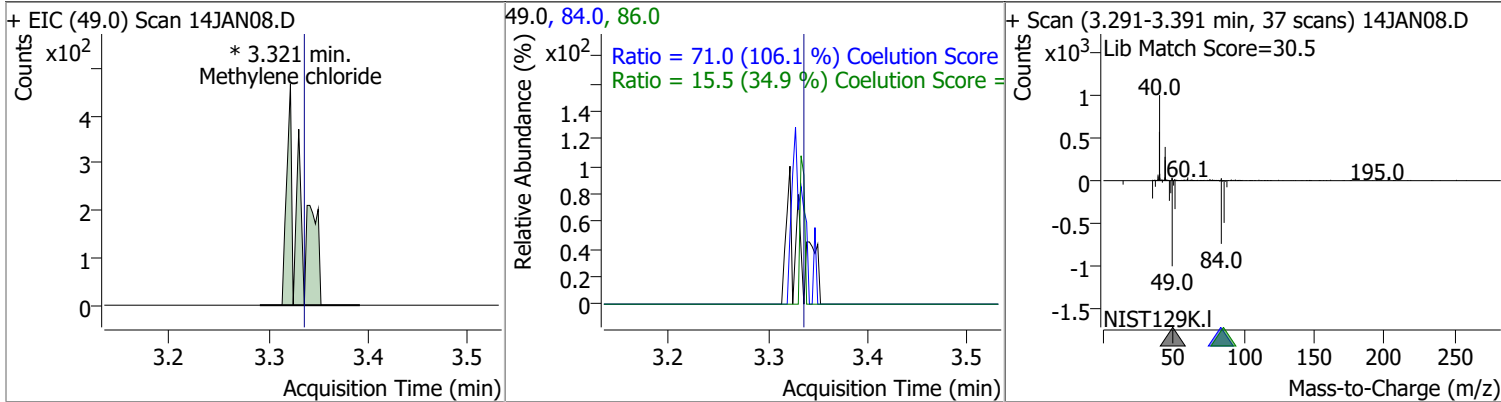
Compound	Conc.	Exp RT	QIon	Exp Ratio
Trichlorofluoromethane	N.D.	2.14	103.0	64.2



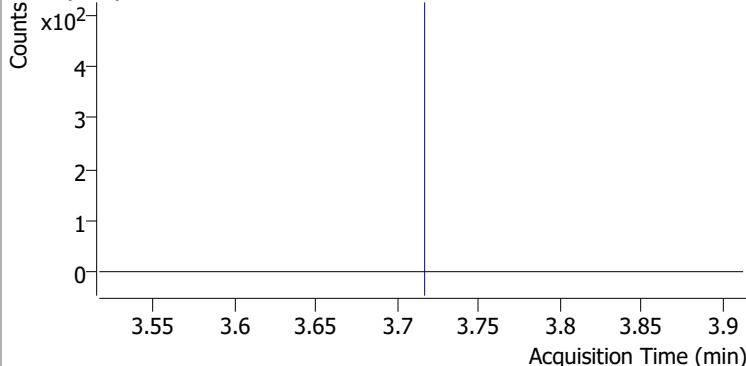
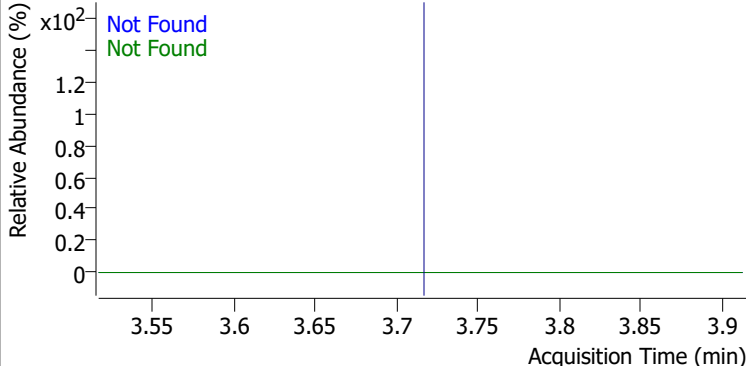
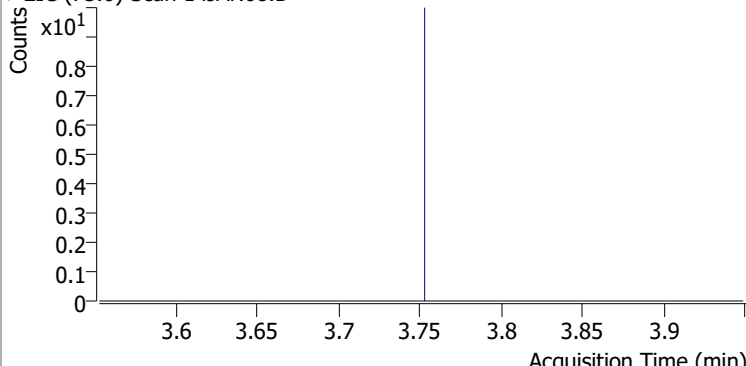
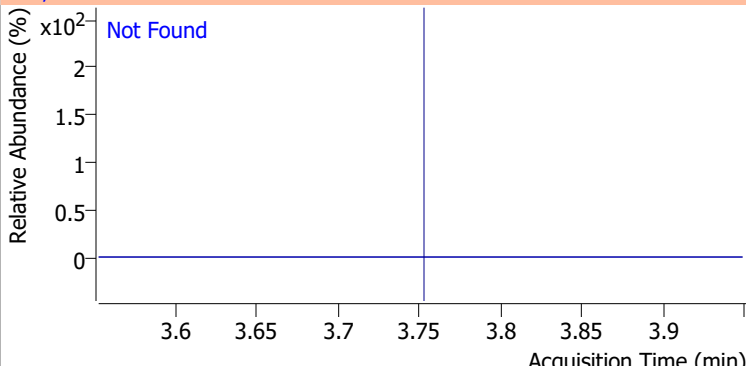
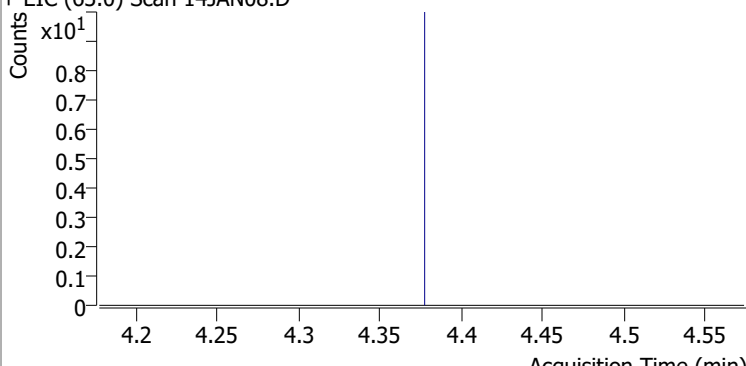
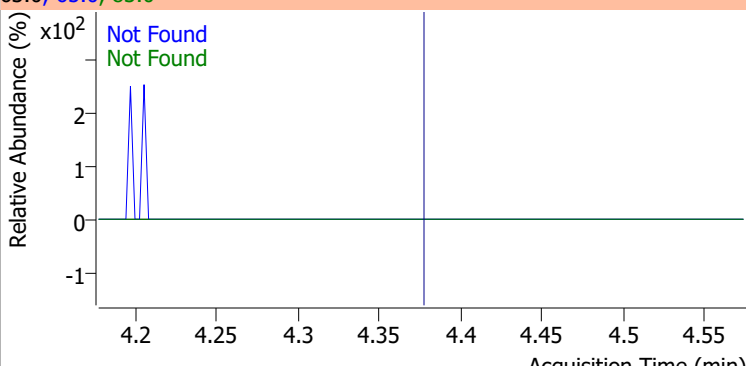
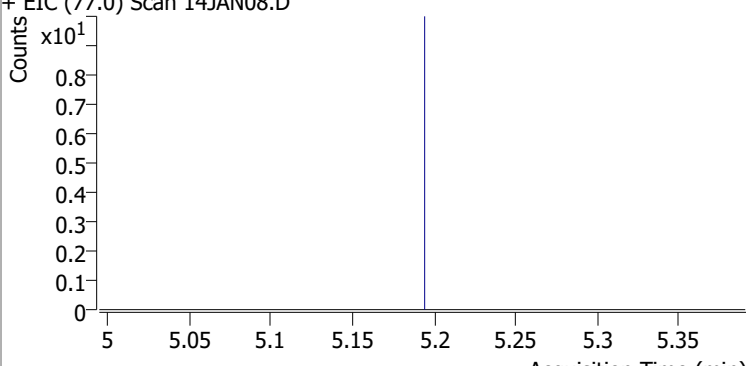
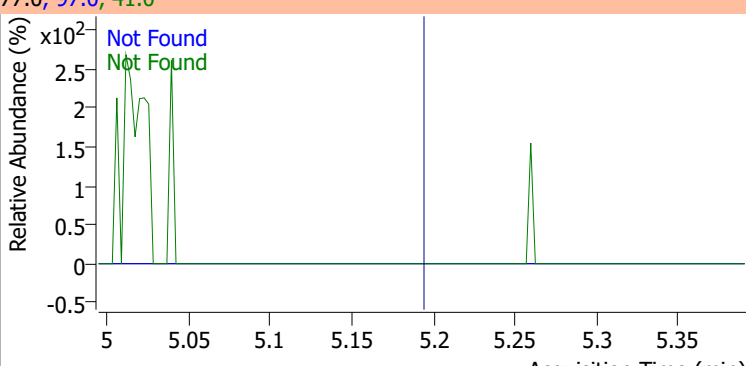
Compound	Conc.	Exp RT	QIon	Exp Ratio	QIon	Exp Ratio
1,1-Dichloroethene	N.D.	2.70	61.0	180.3	63.0	56.7



Compound	Conc.	RT	Dev(Min)	Resp.	QIon	QRatio	Lower	Upper
Methylene chloride	0.3916	3.32	-0.01	451 (m)	84.0	71.0	36.9	96.9
					86.0	15.5	14.3	74.3

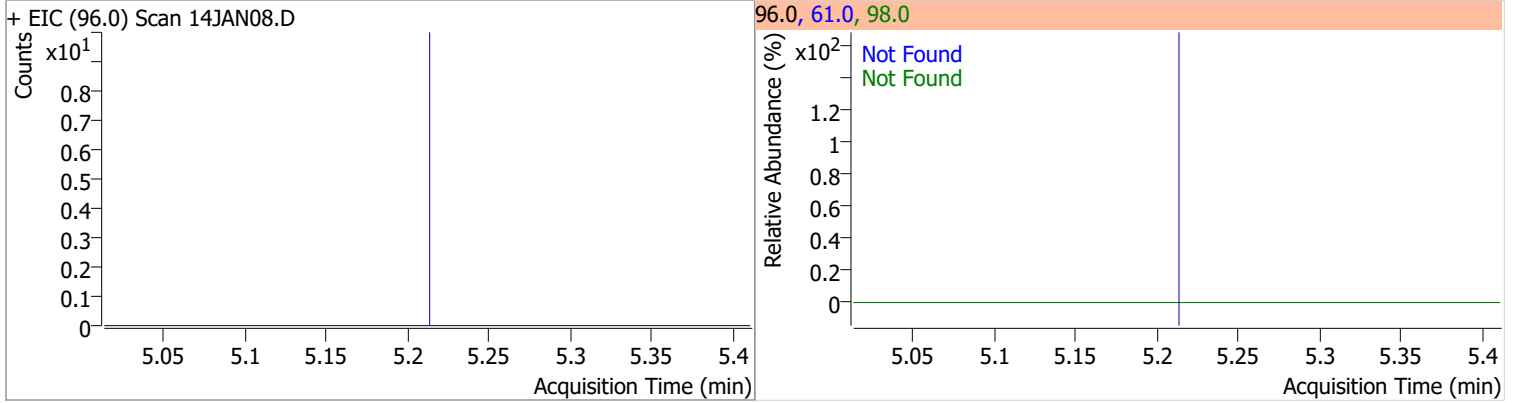


Quantitation Results Report (QT Reviewed)

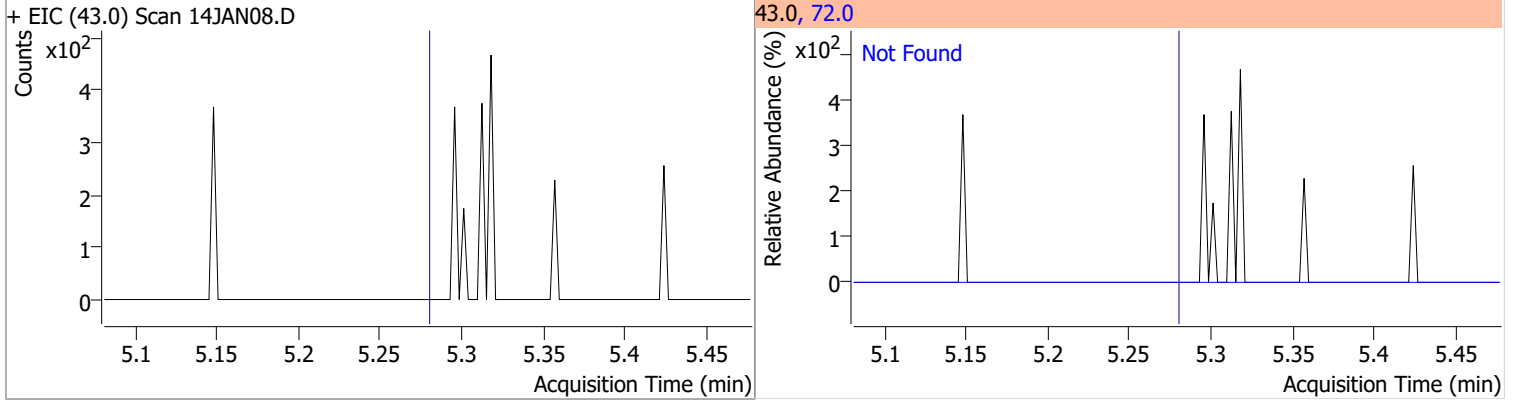
Compound	Conc.	Exp RT	QIon	Exp Ratio	QIon	Exp Ratio
trans-1,2-Dichloroethene	N.D.	3.72	61.0	153.9	98.0	65.7
+ EIC (96.0) Scan 14JAN08.D			96.0, 61.0, 98.0			
						
Methyl tert-butyl ether (MTBE)	N.D.	3.75	57.0	24.6		
+ EIC (73.0) Scan 14JAN08.D			73.0, 57.0			
						
1,1-Dichloroethane	N.D.	4.38	65.0	32.1	83.0	13.7
+ EIC (63.0) Scan 14JAN08.D			63.0, 65.0, 83.0			
						
2,2-Dichloropropane	N.D.	5.20	41.0	66.5	97.0	23.2
+ EIC (77.0) Scan 14JAN08.D			77.0, 97.0, 41.0			
						

Quantitation Results Report (QT Reviewed)

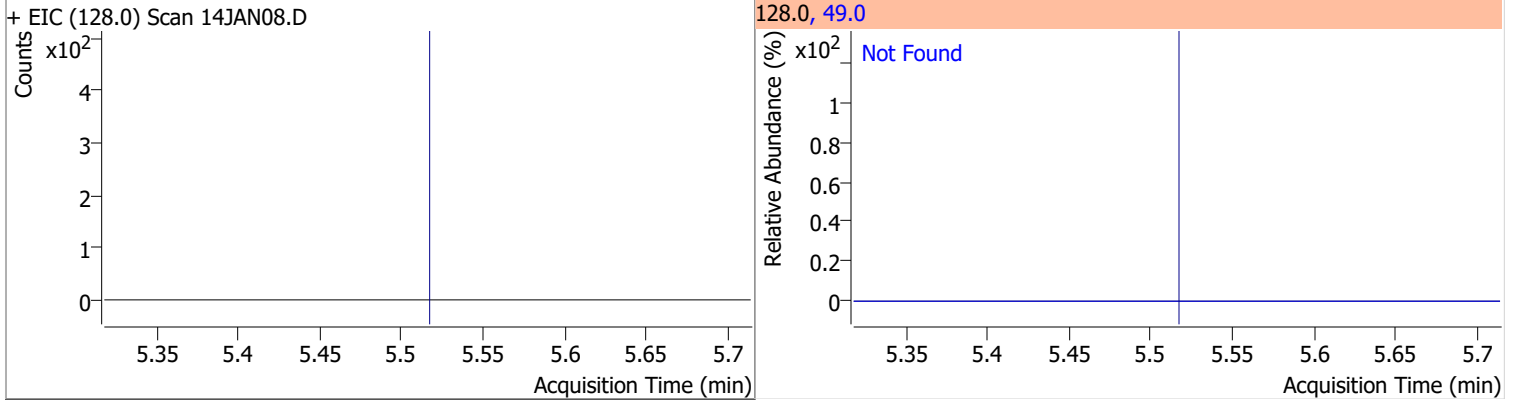
Compound	Conc.	Exp RT	QIon	Exp Ratio	QIon	Exp Ratio
cis-1,2-Dichloroethene	N.D.	5.22	61.0	167.2	98.0	67.3



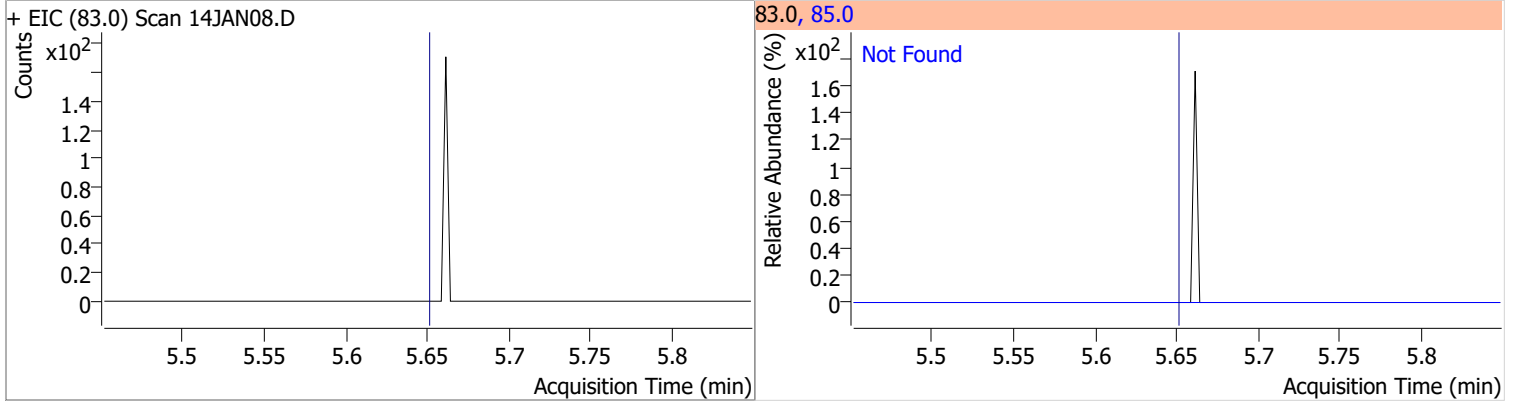
Compound	Conc.	Exp RT	QIon	Exp Ratio
Methyl ethyl ketone	N.D.	5.28	72.0	21.3



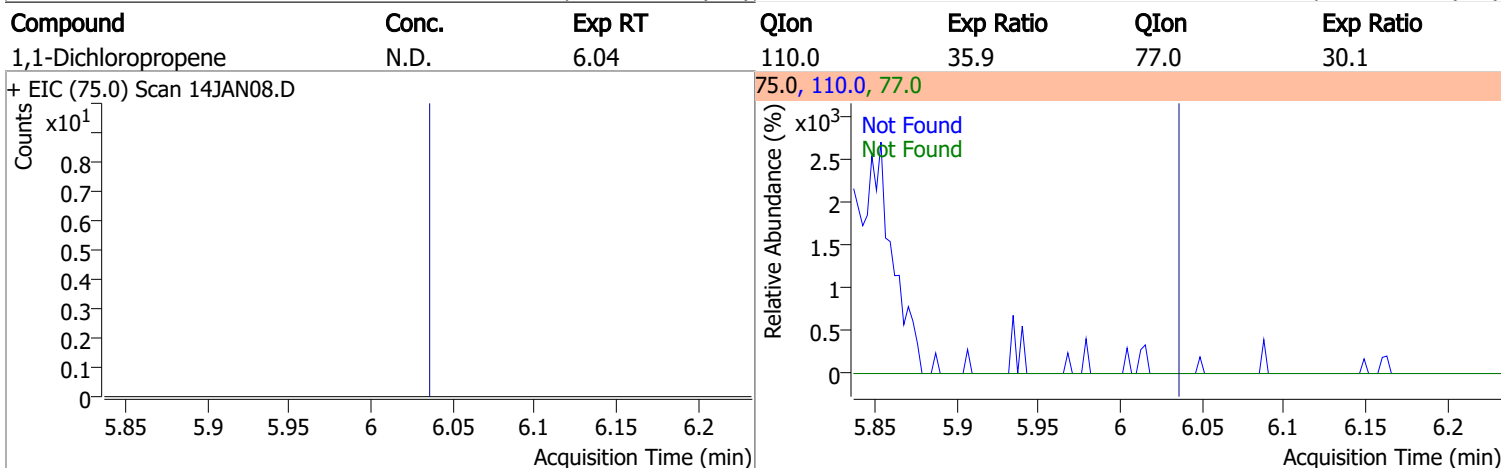
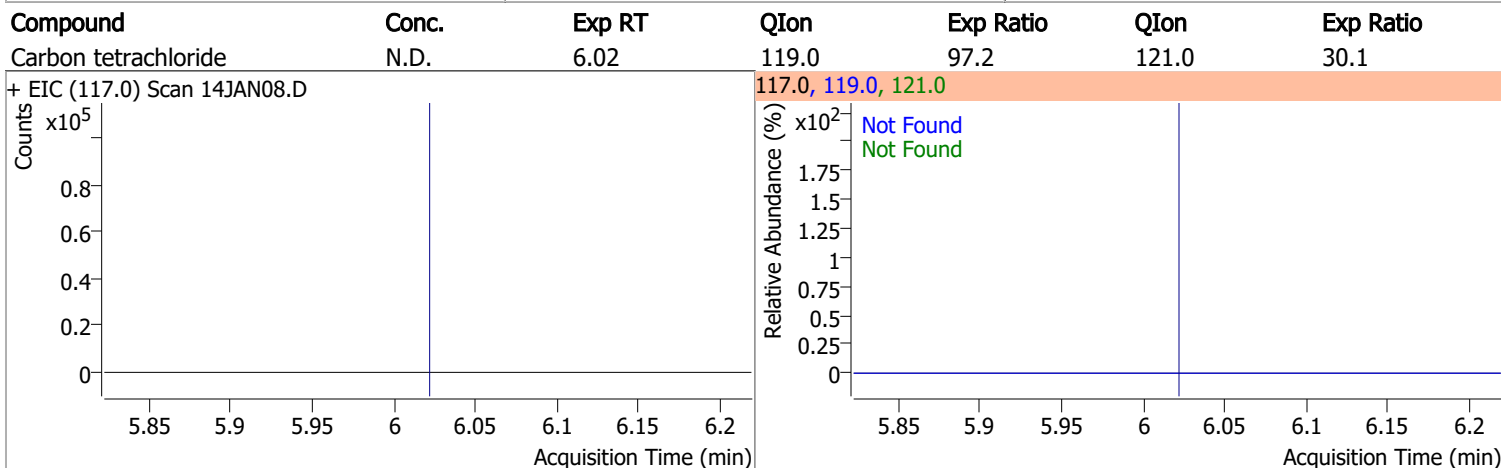
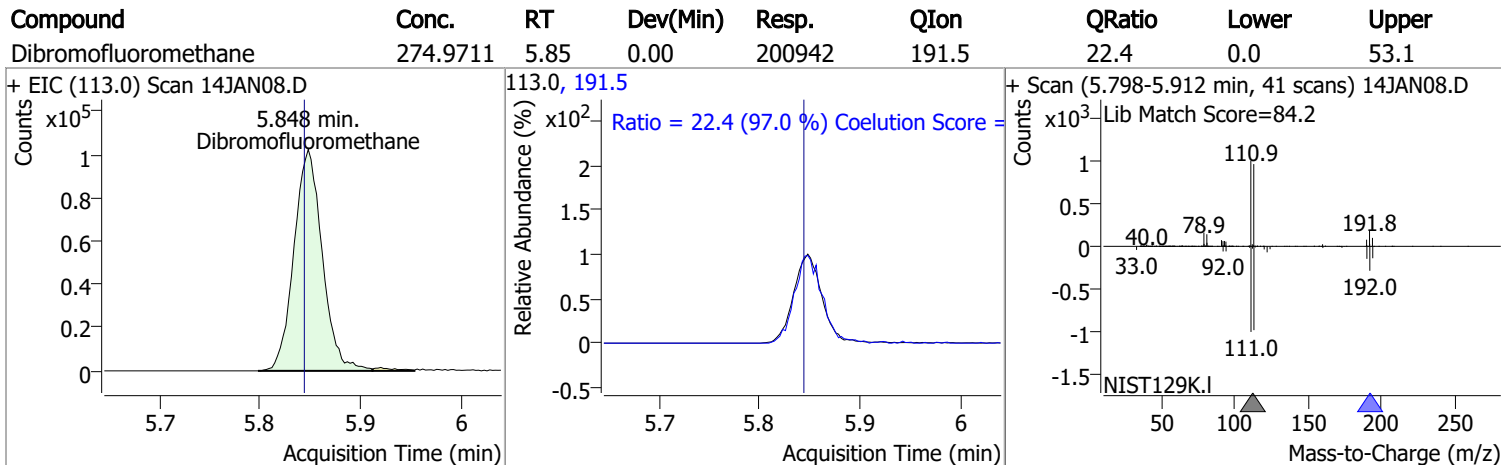
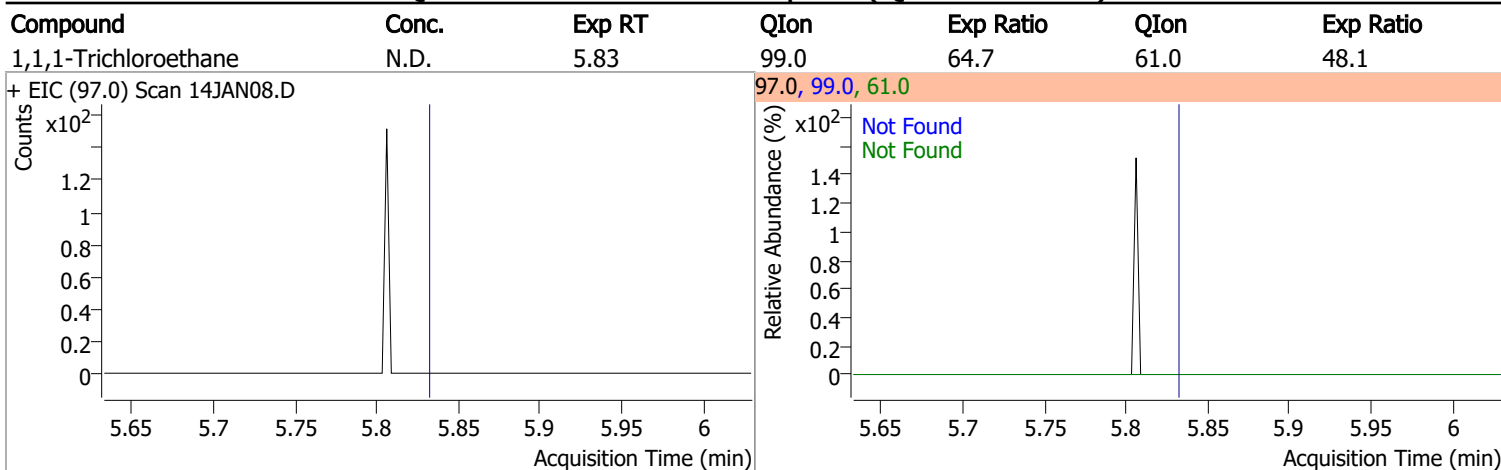
Compound	Conc.	Exp RT	QIon	Exp Ratio
Bromochloromethane	N.D.	5.52	49.0	182.9



Compound	Conc.	Exp RT	QIon	Exp Ratio
Chloroform	N.D.	5.65	85.0	66.0

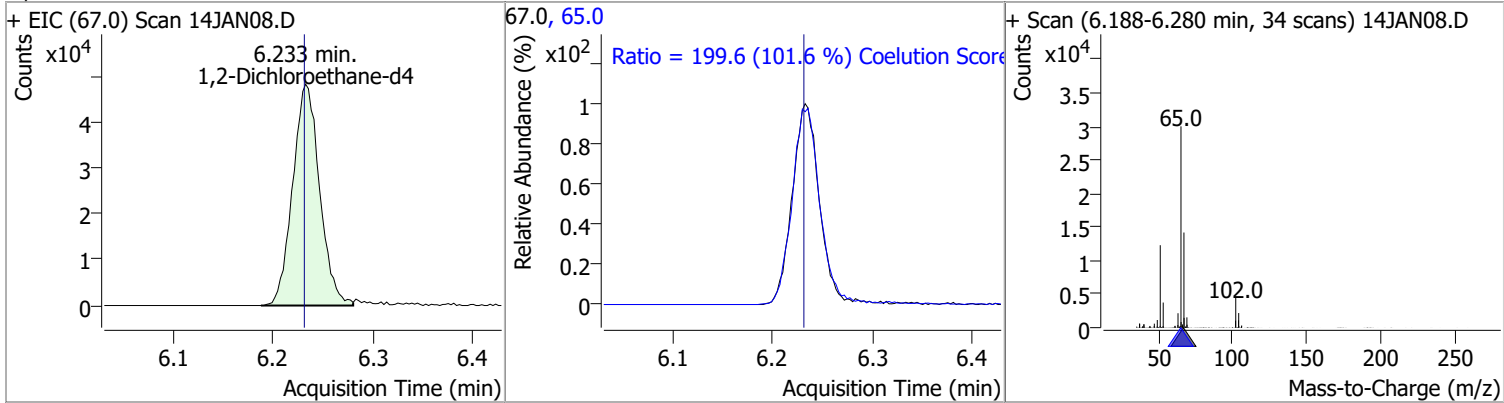


Quantitation Results Report (QT Reviewed)

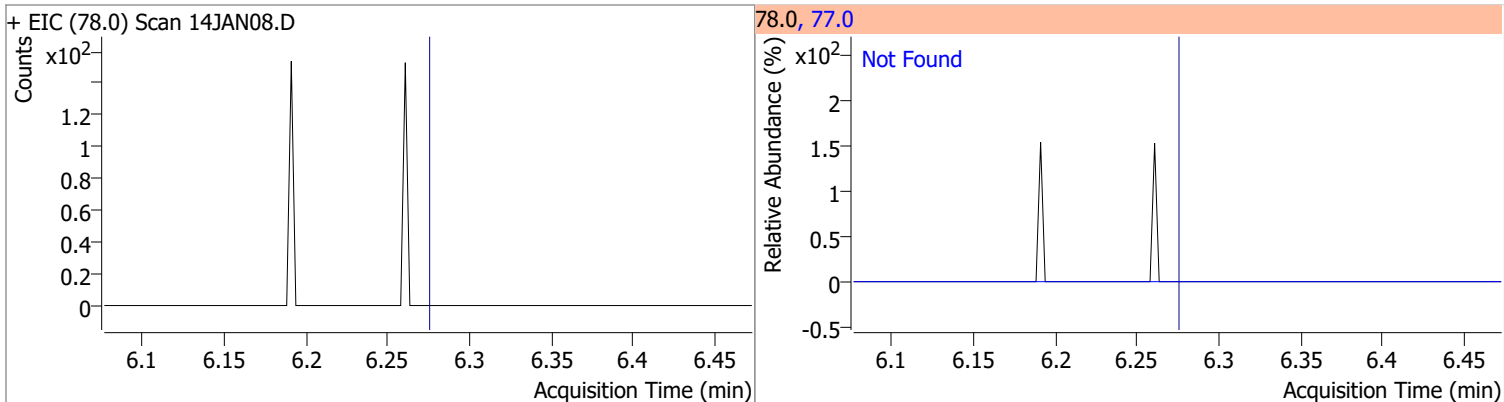


Quantitation Results Report (QT Reviewed)

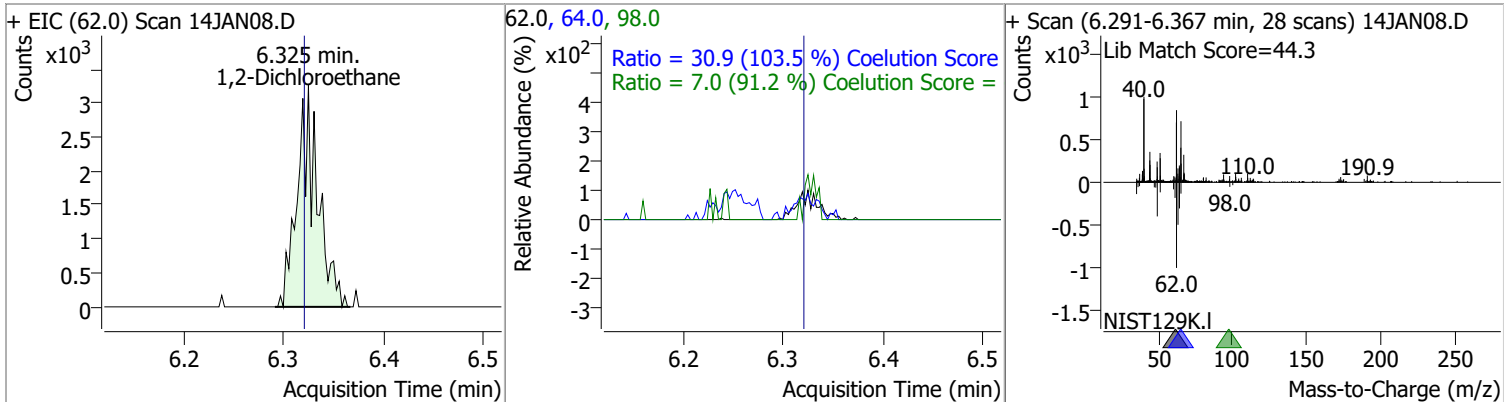
Compound	Conc.	RT	Dev(Min)	Resp.	QIon	QRatio	Lower	Upper
1,2-Dichloroethane-d4	284.4108	6.23	0.00	89772	65.0	199.6	166.5	226.5



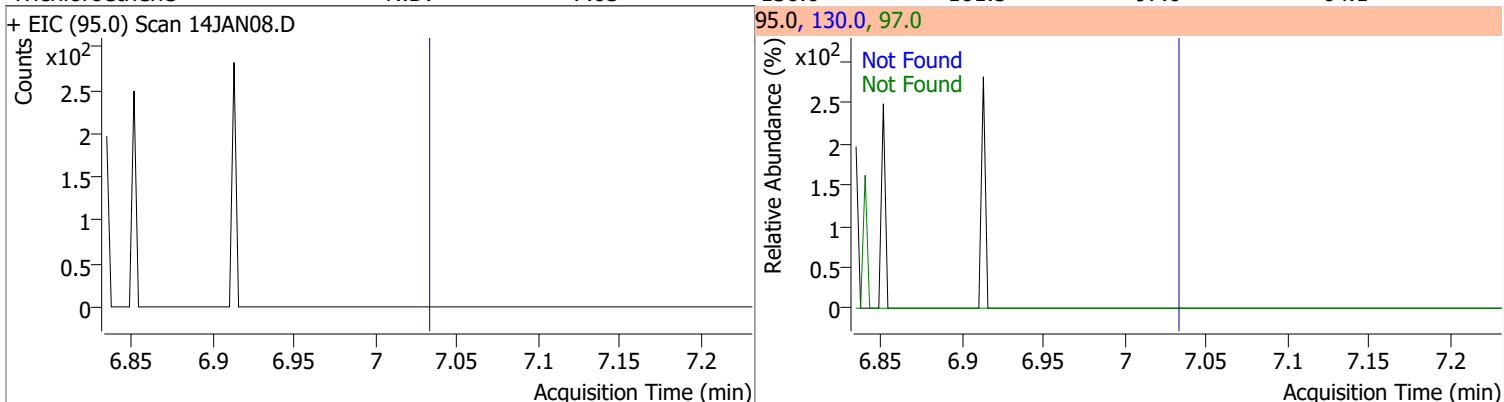
Compound	Conc.	Exp RT	QIon	Exp Ratio
Benzene	N.D.	6.28	77.0	23.5



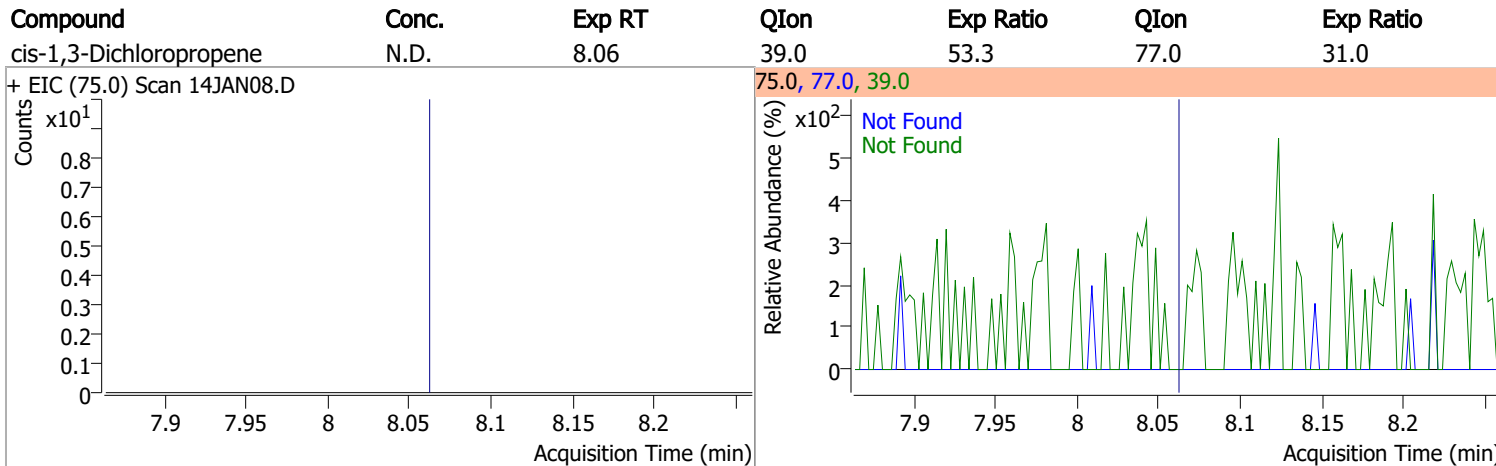
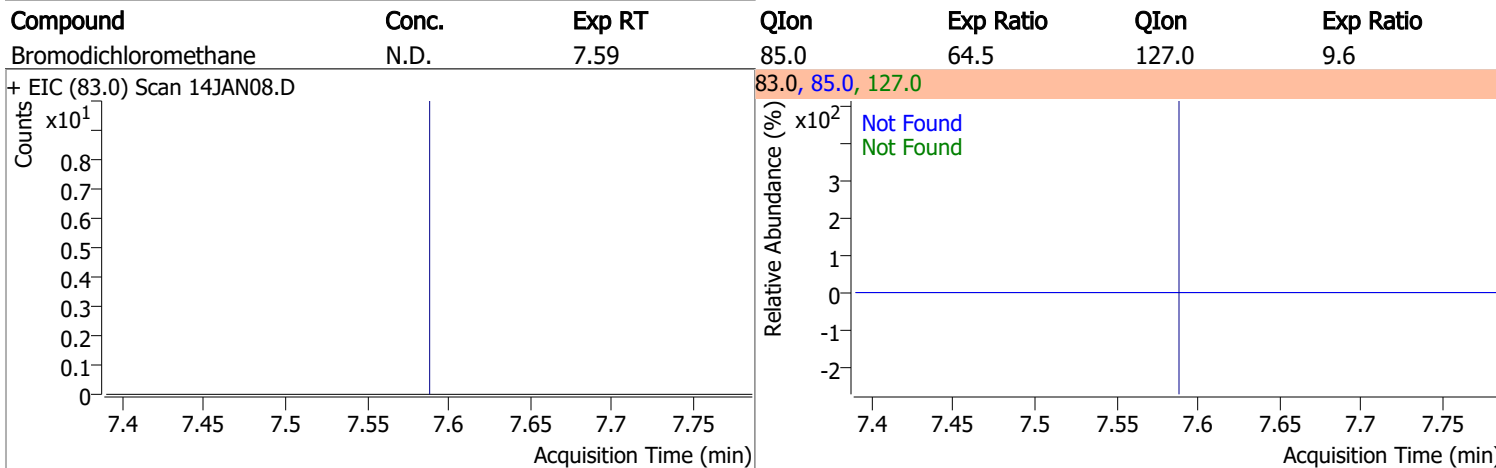
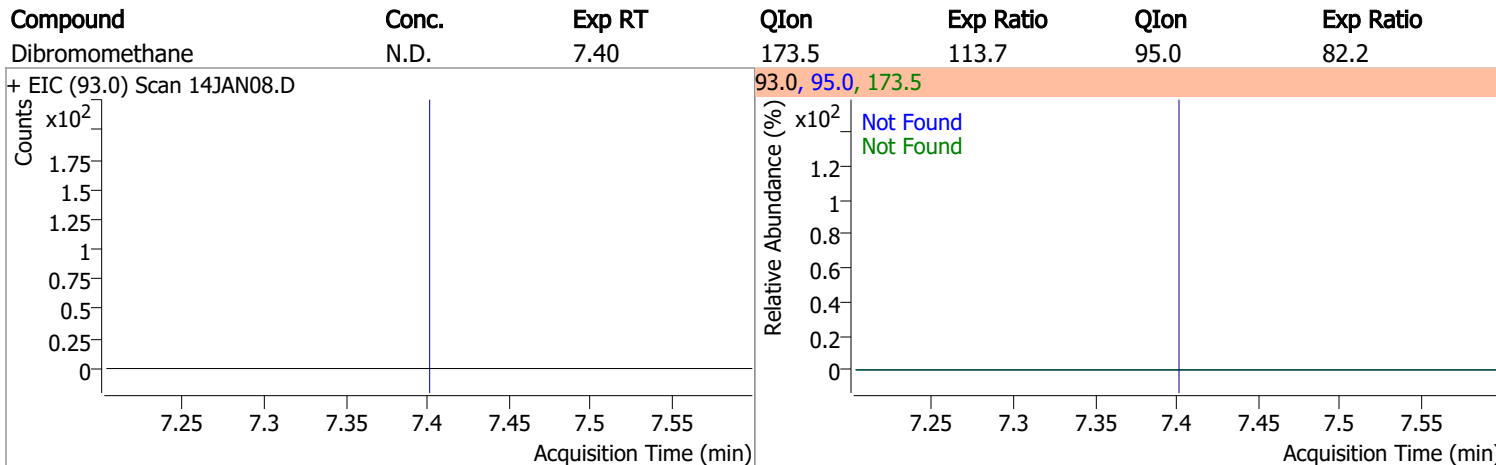
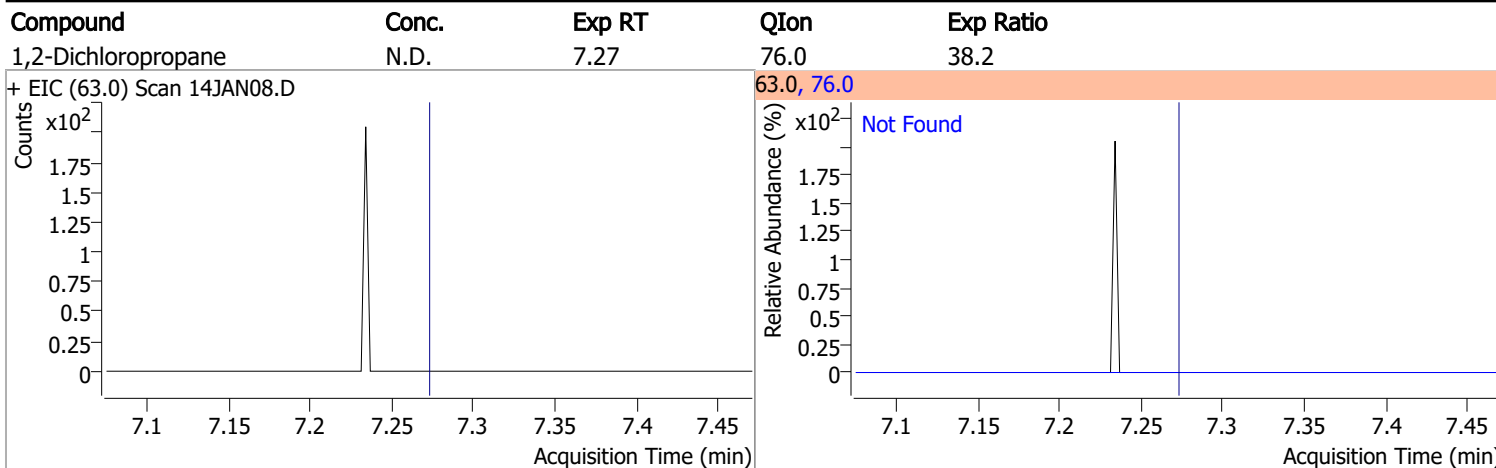
Compound	Conc.	RT	Dev(Min)	Resp.	QIon	QRatio	Lower	Upper
1,2-Dichloroethane	5.4542	6.32	0.00	4557	64.0	30.9	0.0	59.9
					98.0	7.0	0.0	37.6



Compound	Conc.	Exp RT	QIon	Exp Ratio	QIon	Exp Ratio
Trichloroethene	N.D.	7.03	130.0	101.5	97.0	64.1

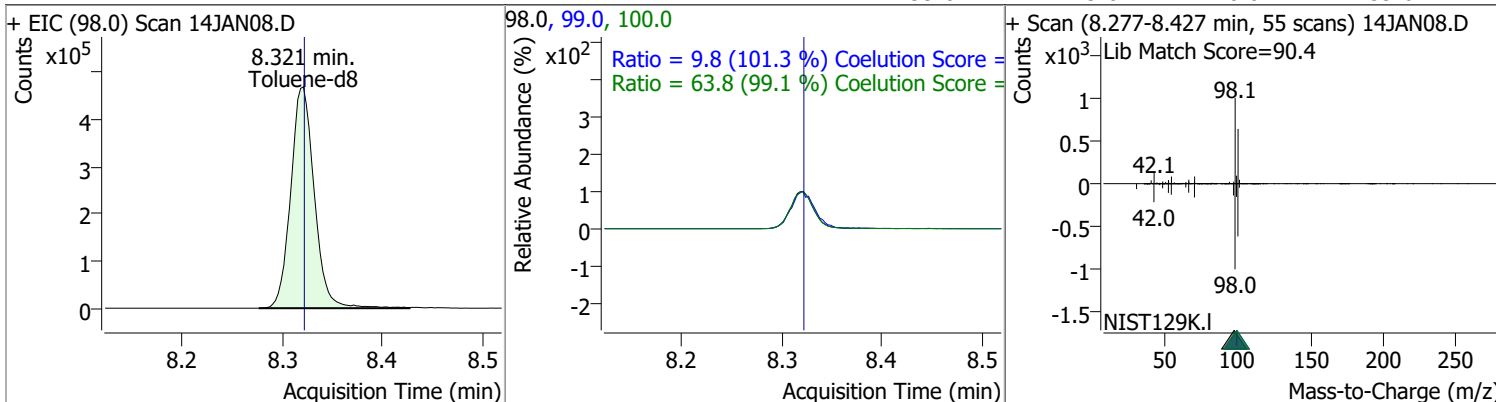


Quantitation Results Report (QT Reviewed)

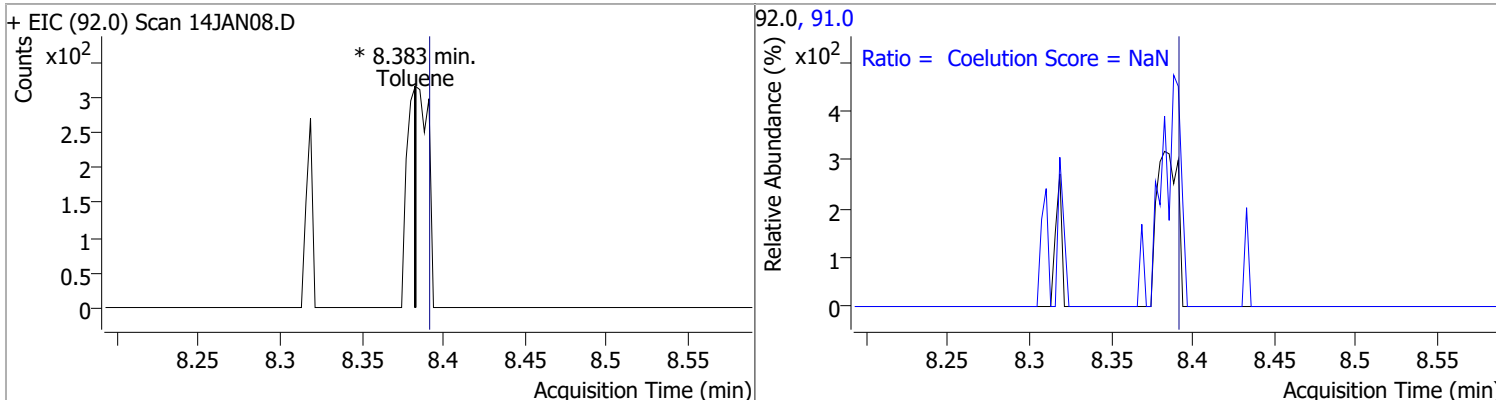


Quantitation Results Report (QT Reviewed)

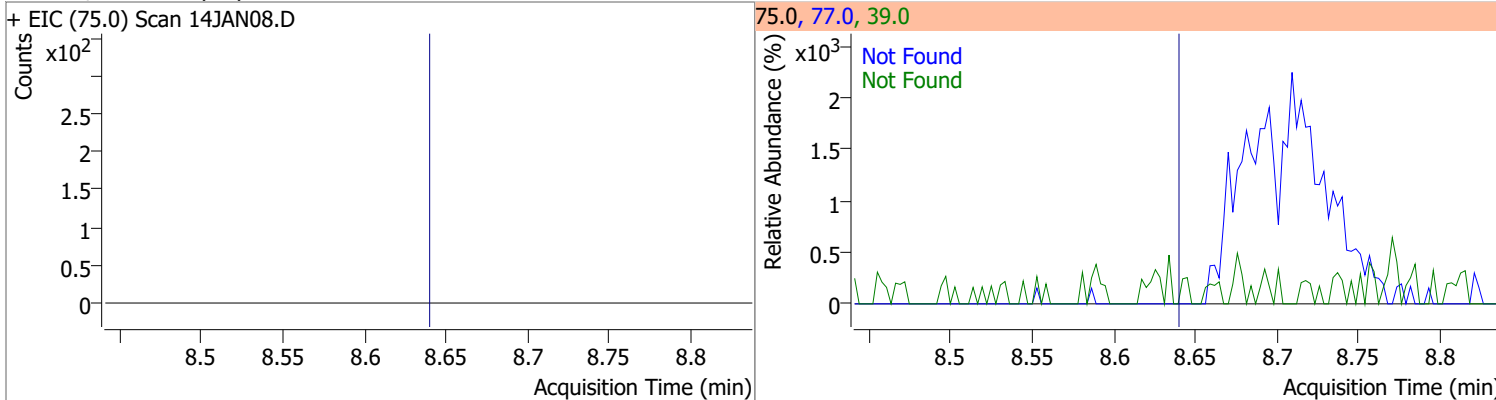
Compound	Conc.	RT	Dev(Min)	Resp.	QIon	QRatio	Lower	Upper
Toluene-d8	267.6137	8.32	0.00	766082	100.0	63.8	34.4	94.4
					99.0	9.8	0.0	39.6



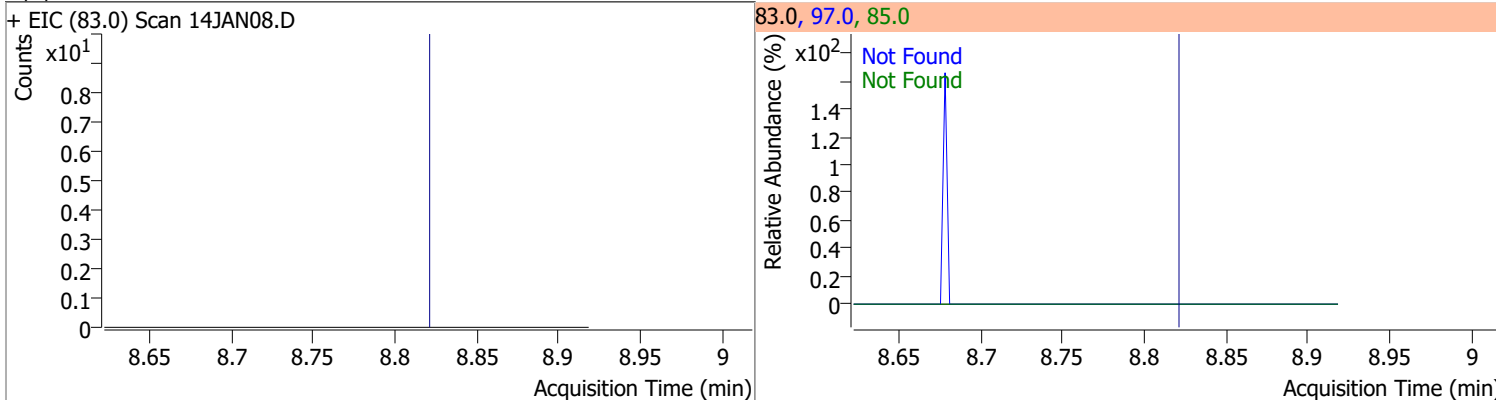
Compound	Conc.	RT	Dev(Min)	Resp.	QIon	QRatio	Lower	Upper
Toluene	0	0	0	0	91.0	145.8	205.8	



Compound	Conc.	Exp RT	QIon	Exp Ratio	QIon	Exp Ratio
trans-1,3-Dichloropropene	N.D.	8.64	39.0	53.4	77.0	32.4

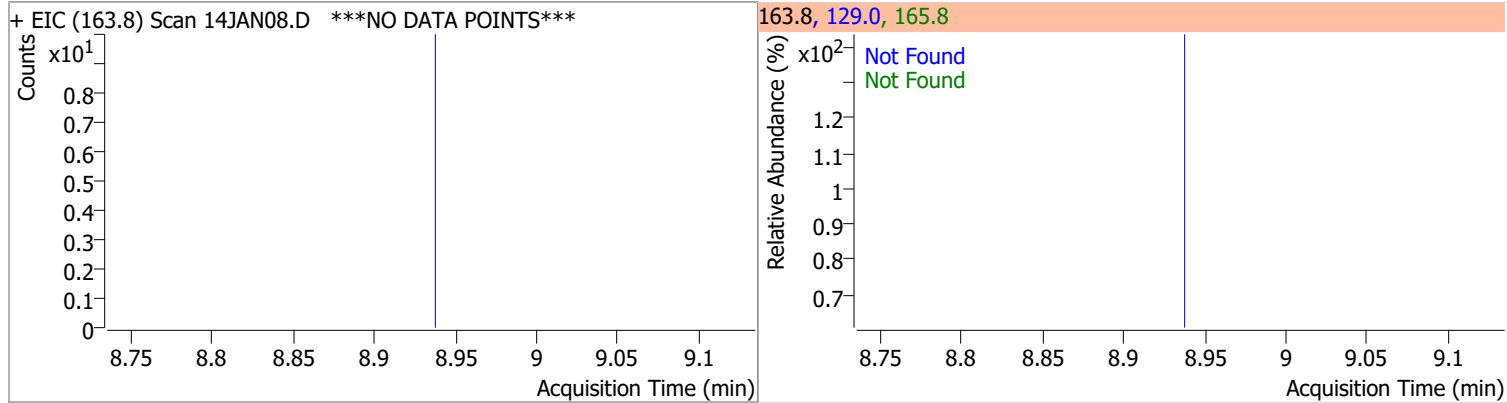


Compound	Conc.	Exp RT	QIon	Exp Ratio	QIon	Exp Ratio
1,1,2-Trichloroethane	N.D.	8.82	97.0	114.6	85.0	67.6

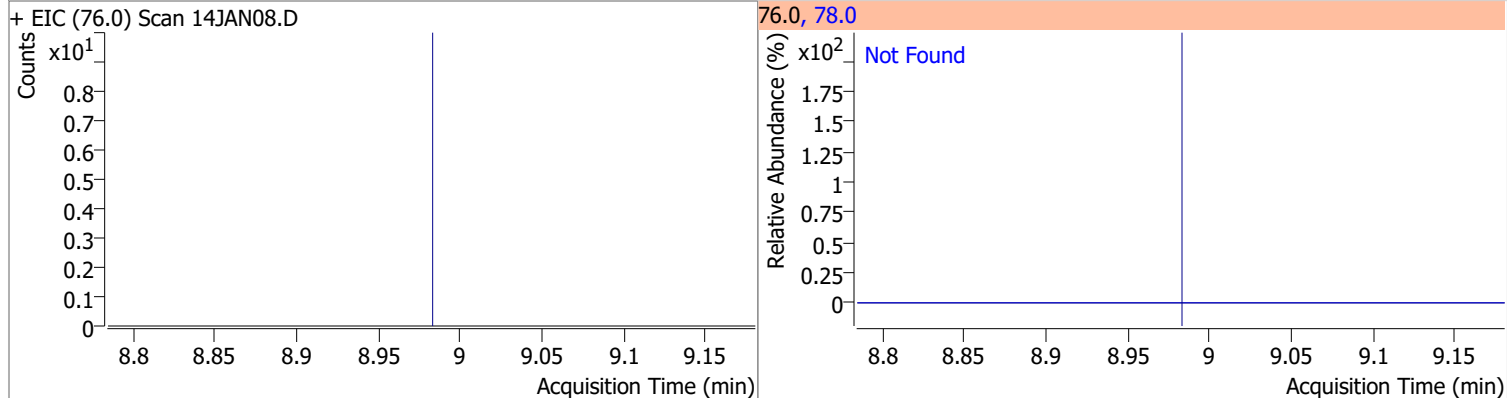


Quantitation Results Report (QT Reviewed)

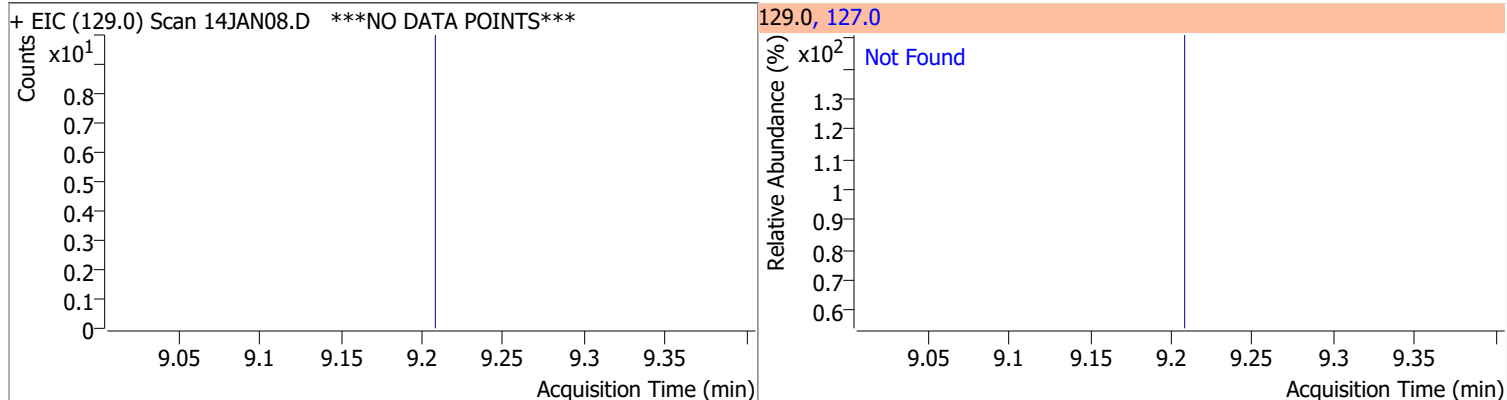
Compound	Conc.	Exp RT	QIon	Exp Ratio	QIon	Exp Ratio
Tetrachloroethene	N.D.	8.94	165.8	128.6	129.0	91.5



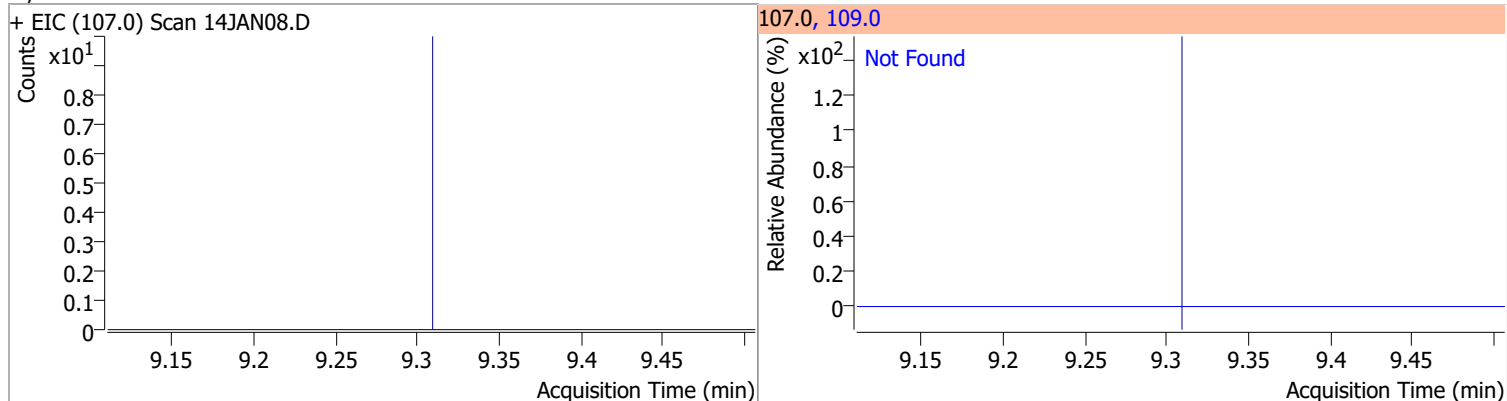
Compound	Conc.	Exp RT	QIon	Exp Ratio
1,3-Dichloropropane	N.D.	8.98	78.0	32.9



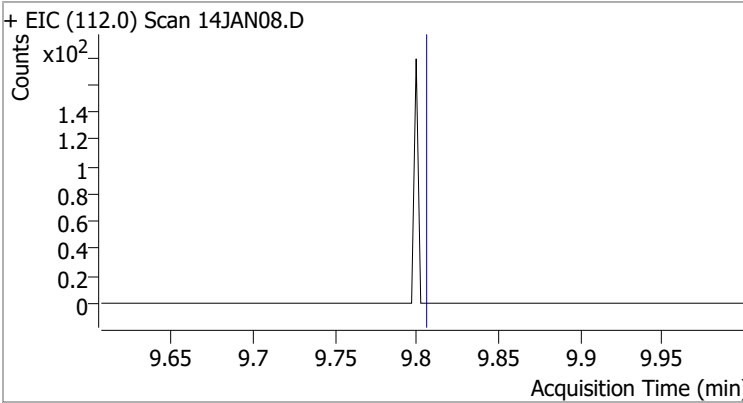
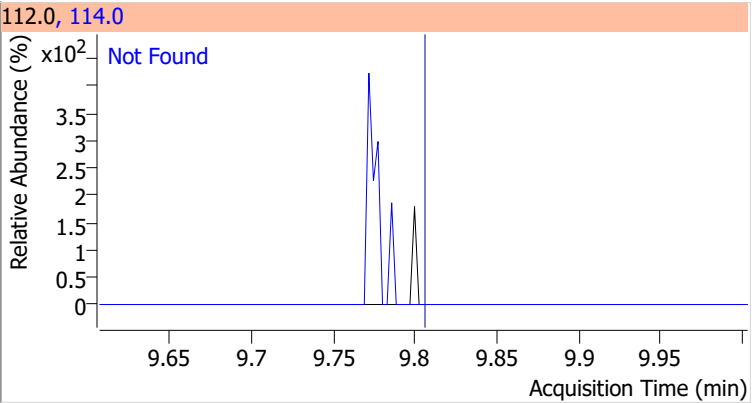
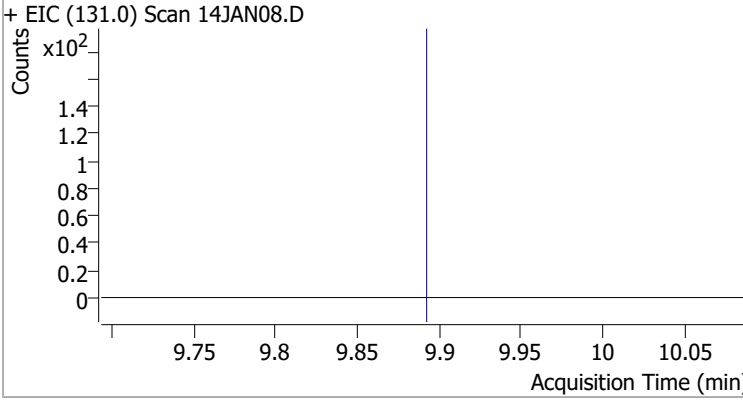
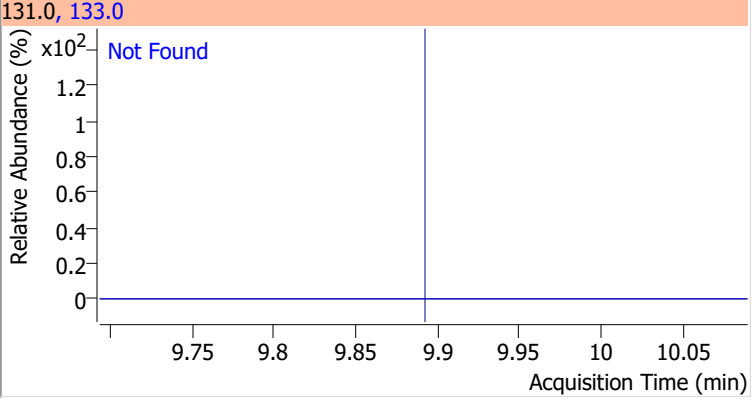
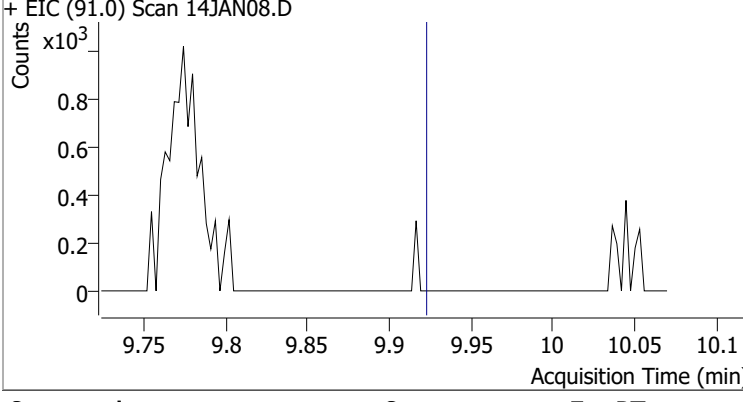
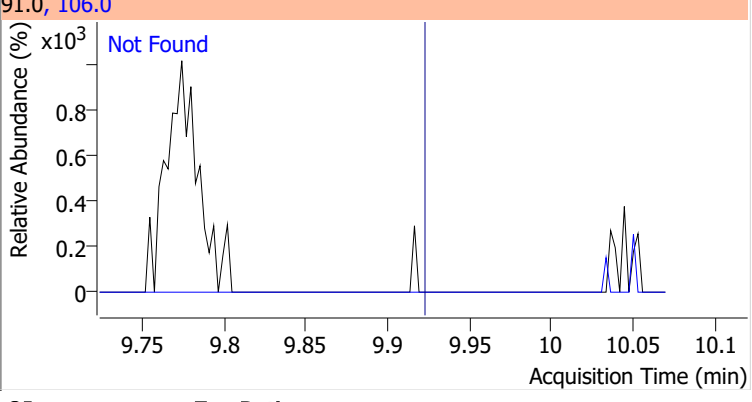
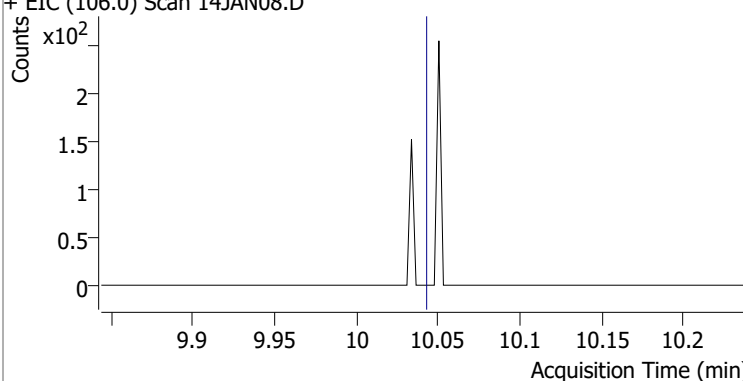
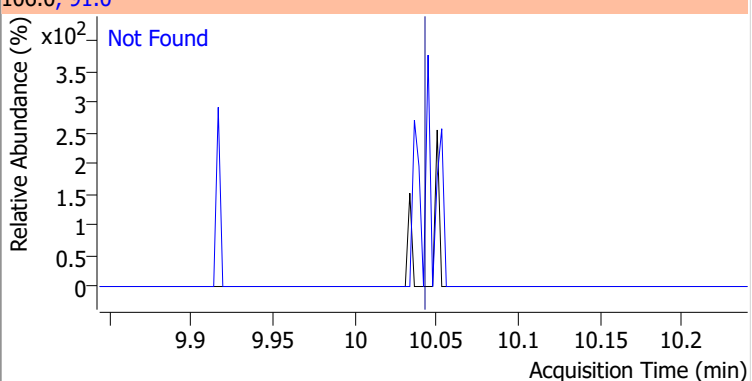
Compound	Conc.	Exp RT	QIon	Exp Ratio
Chlorodibromomethane	N.D.	9.21	127.0	78.0



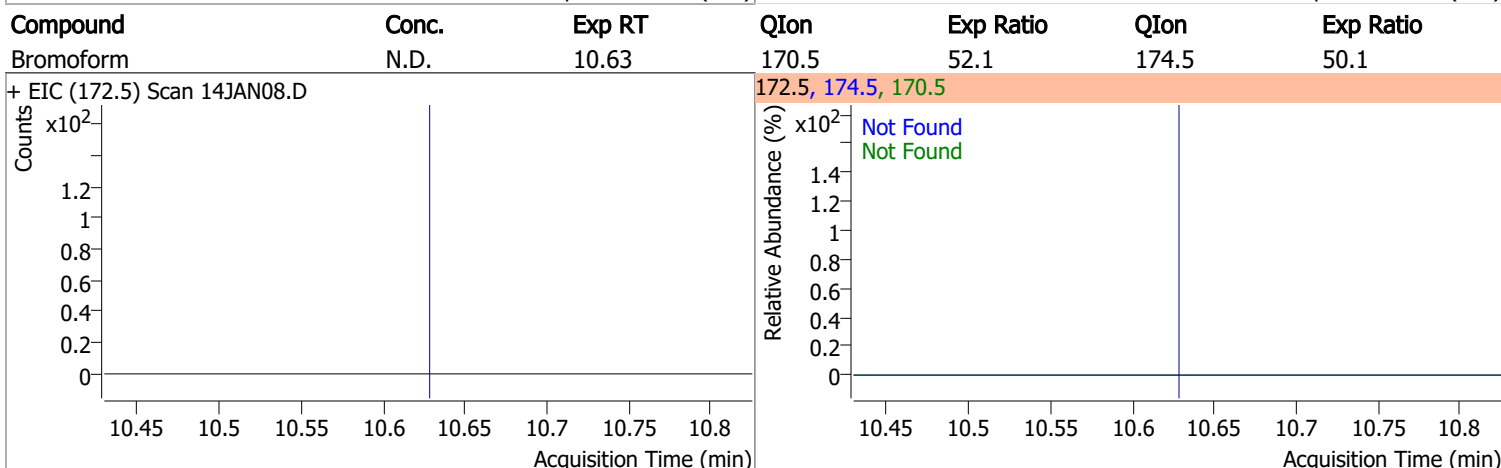
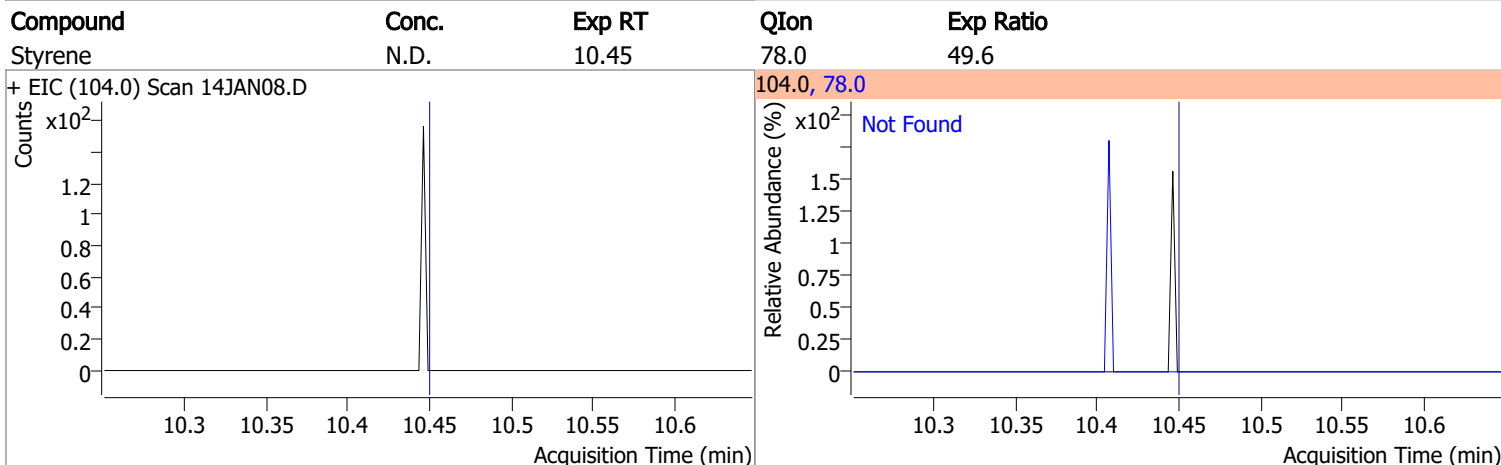
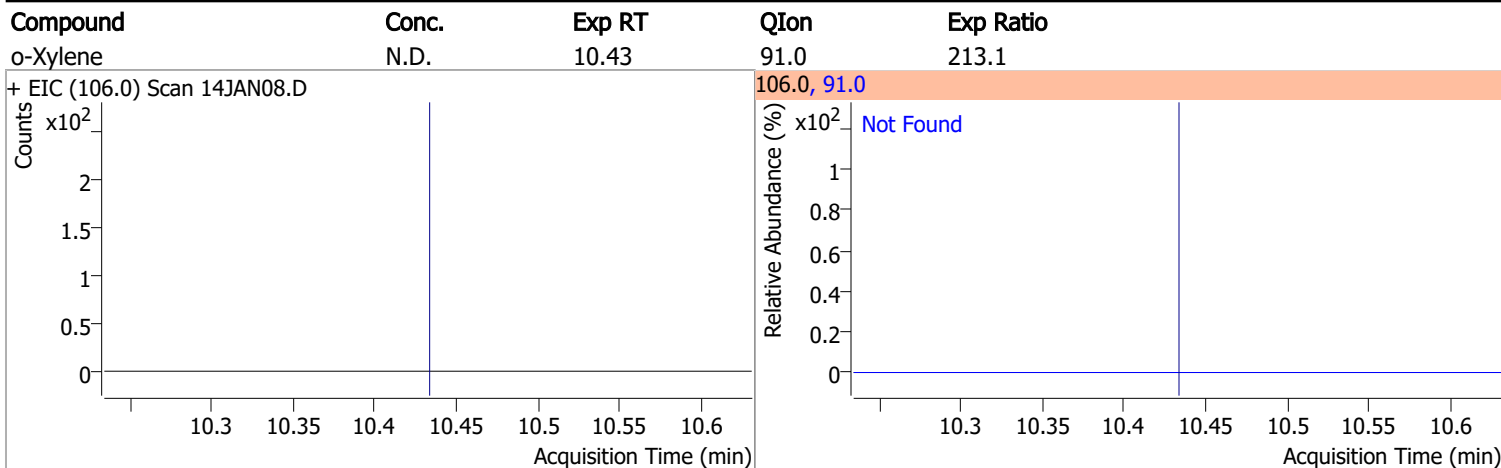
Compound	Conc.	Exp RT	QIon	Exp Ratio
1,2-Dibromoethane	N.D.	9.31	109.0	94.5



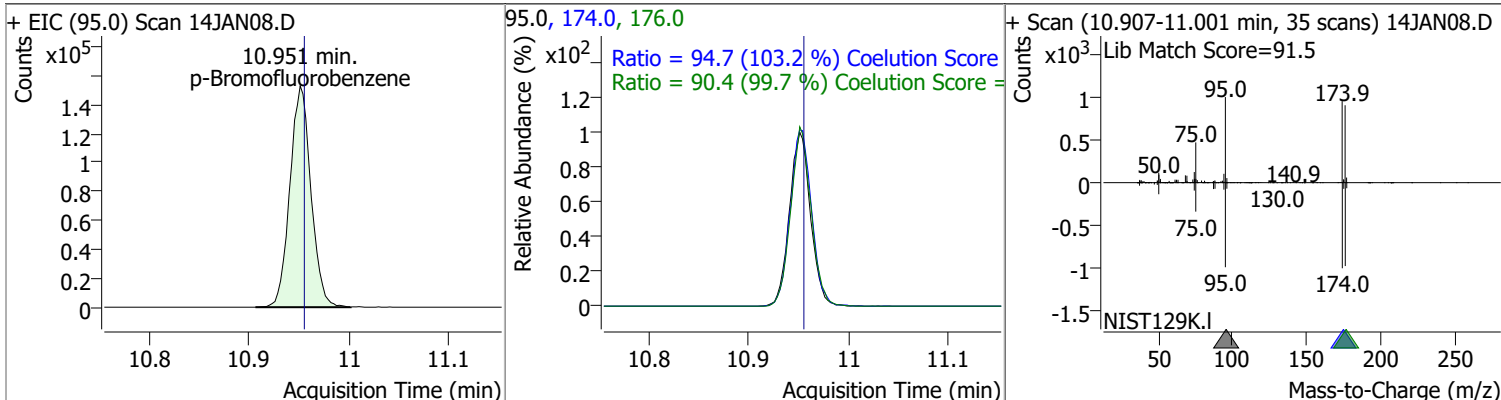
Quantitation Results Report (QT Reviewed)

Compound	Conc.	Exp RT	QIon	Exp Ratio
Chlorobenzene	N.D.	9.80	114.0	32.1
+ EIC (112.0) Scan 14JAN08.D 			112.0, 114.0 	
1,1,1,2-Tetrachloroethane	N.D.	9.89	133.0	98.6
+ EIC (131.0) Scan 14JAN08.D 			131.0, 133.0 	
Ethylbenzene	N.D.	9.92	106.0	31.1
+ EIC (91.0) Scan 14JAN08.D 			91.0, 106.0 	
m+p-Xylenes	N.D.	10.04	91.0	201.4
+ EIC (106.0) Scan 14JAN08.D 			106.0, 91.0 	

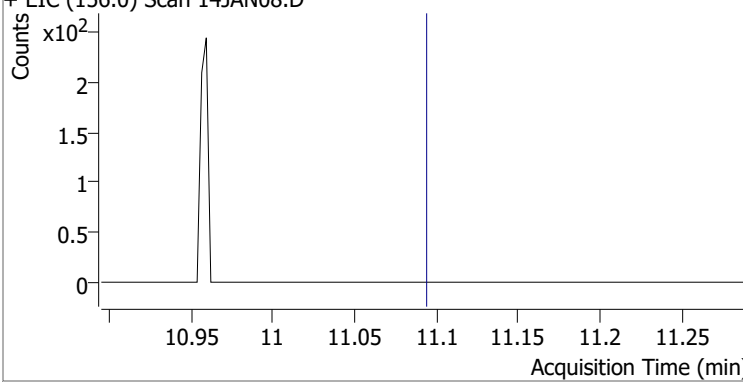
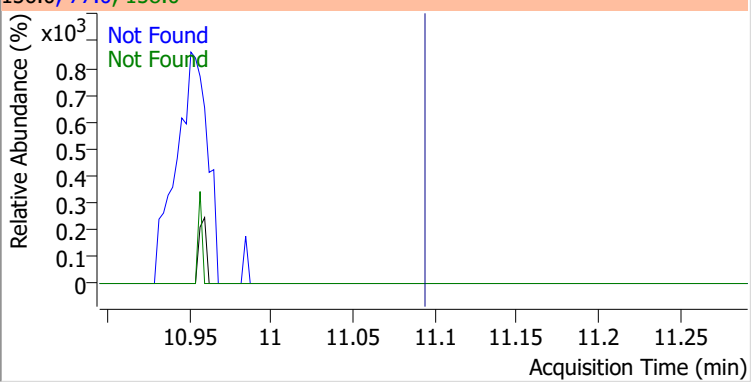
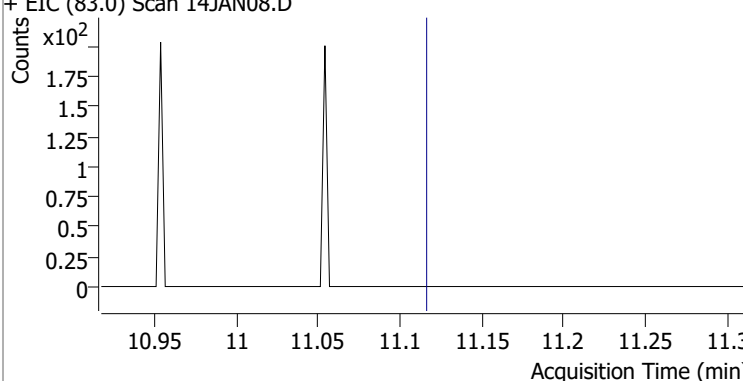
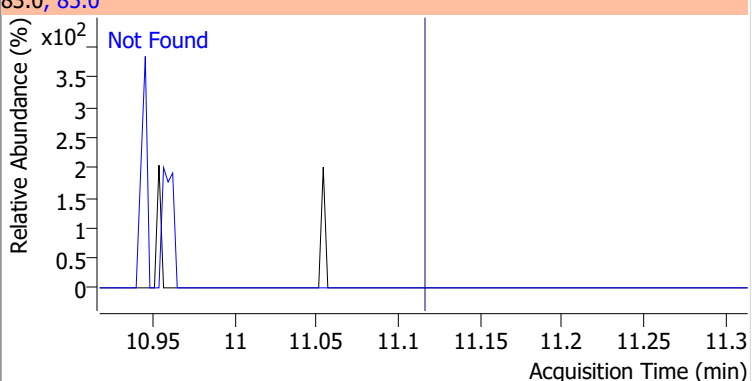
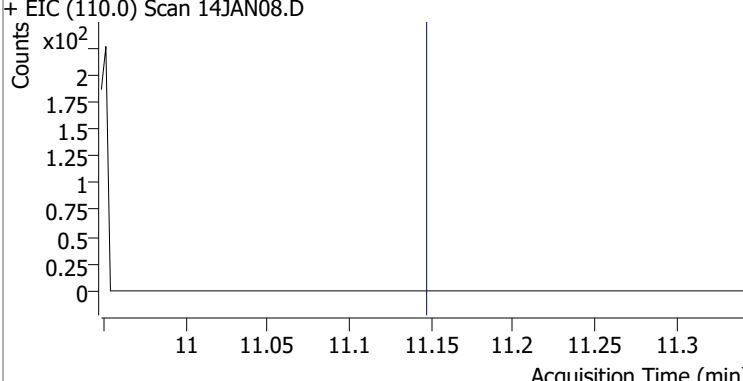
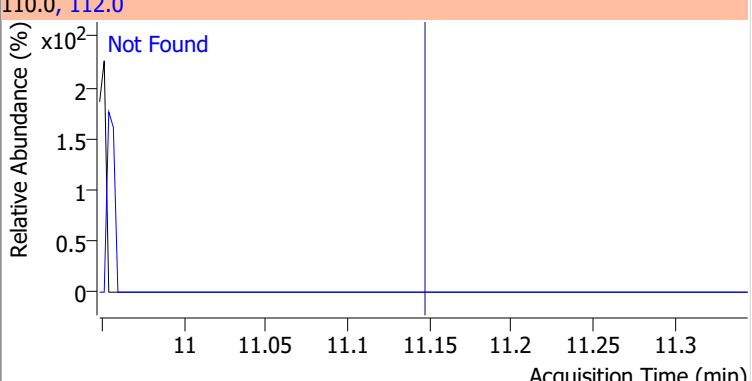
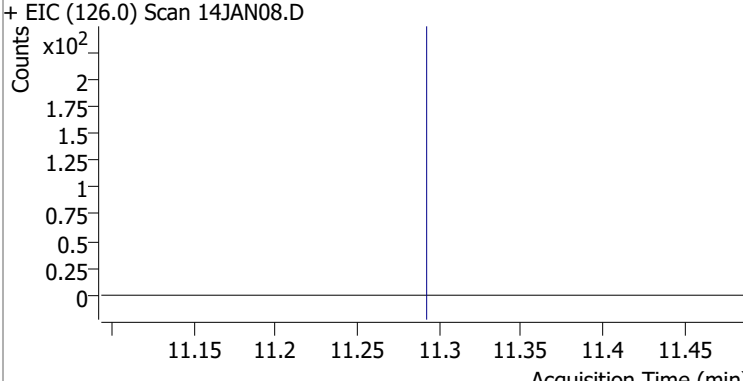
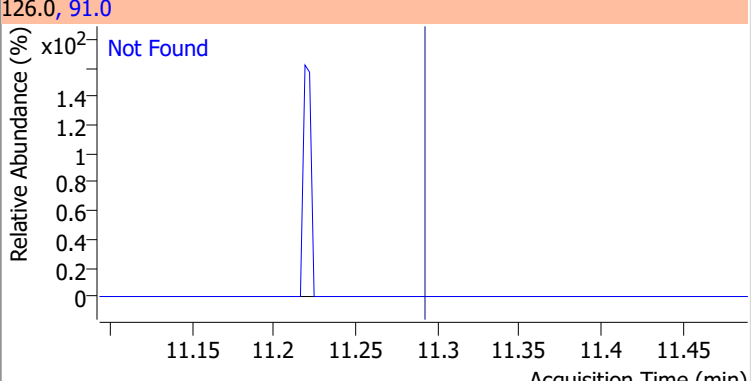
Quantitation Results Report (QT Reviewed)



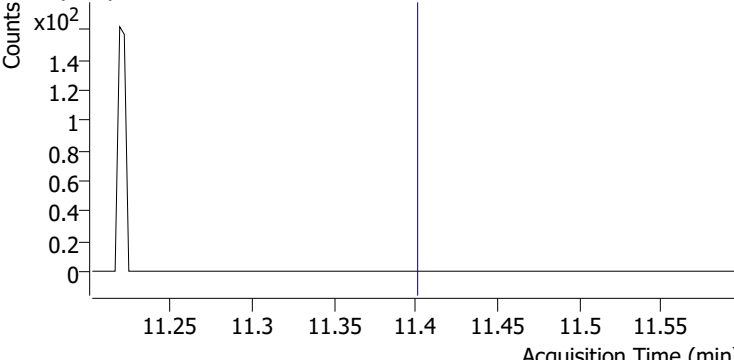
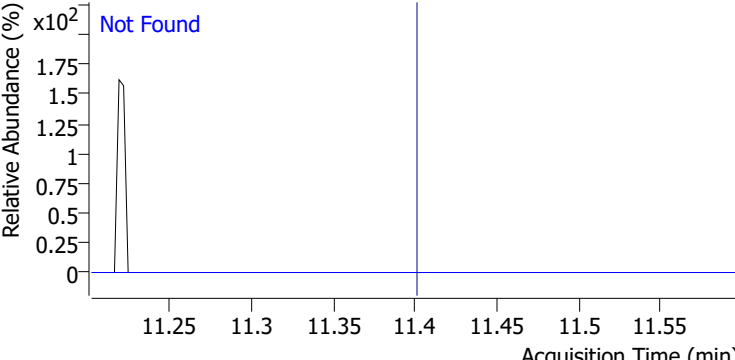
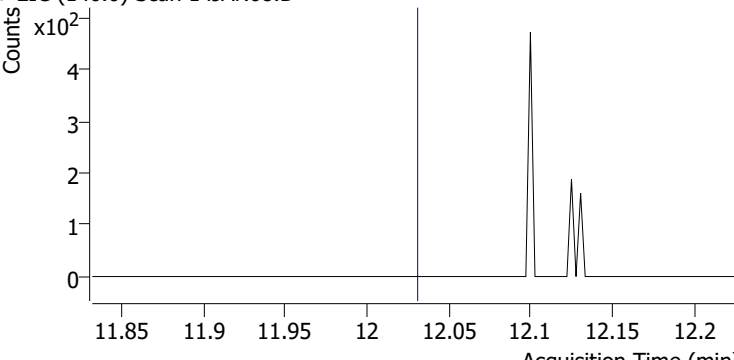
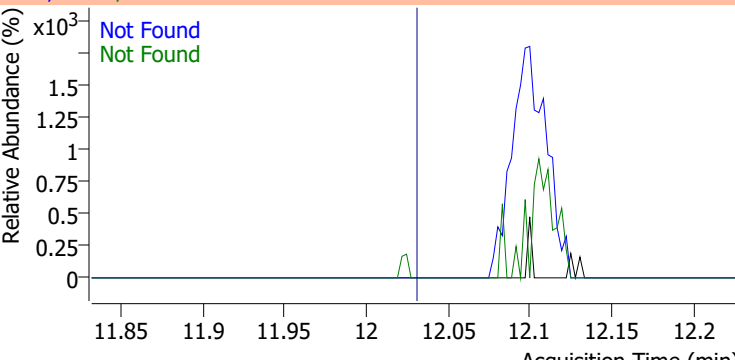
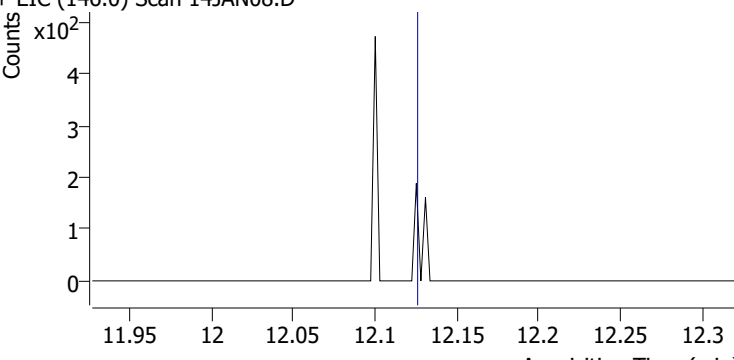
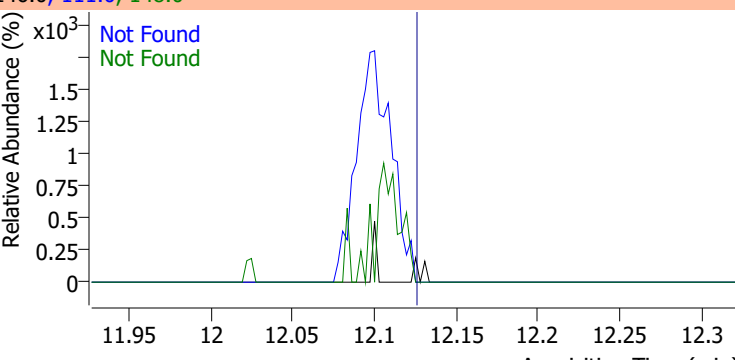
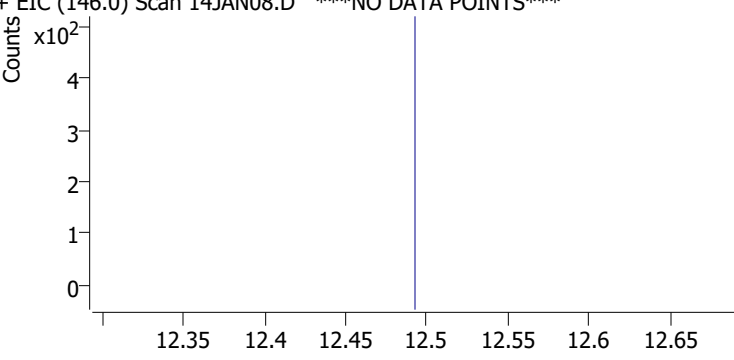
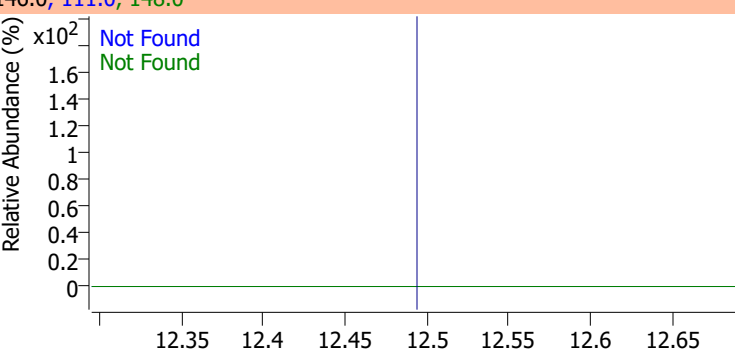
Compound	Conc.	RT	Dev(Min)	Resp.	QIon	QRatio	Lower	Upper
p-Bromofluorobenzene	282.5248	10.95	0.00	222232	174.0	94.7	61.7	121.7
					176.0	90.4	60.6	120.6



Quantitation Results Report (QT Reviewed)

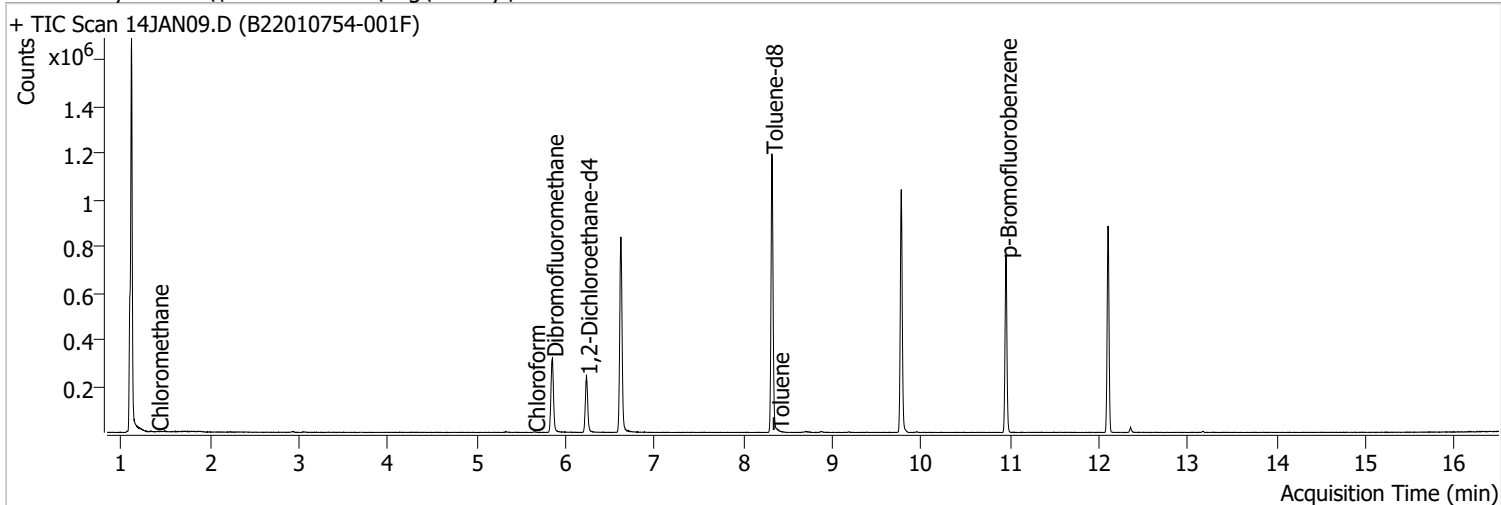
Compound	Conc.	Exp RT	QIon	Exp Ratio	QIon	Exp Ratio
Bromobenzene	N.D.	11.09	77.0	145.7	158.0	96.5
+ EIC (156.0) Scan 14JAN08.D			156.0, 77.0, 158.0			
						
1,1,2-Tetrachloroethane	N.D.	11.12	85.0	66.2		
+ EIC (83.0) Scan 14JAN08.D			83.0, 85.0			
						
1,2,3-Trichloropropane	N.D.	11.15	112.0	63.5		
+ EIC (110.0) Scan 14JAN08.D			110.0, 112.0			
						
2-Chlorotoluene	N.D.	11.29	91.0	282.3		
+ EIC (126.0) Scan 14JAN08.D			126.0, 91.0			
						

Quantitation Results Report (QT Reviewed)

Compound	Conc.	Exp RT	QIon	Exp Ratio		
4-Chlorotoluene	N.D.	11.40	126.0	31.7		
+ EIC (91.0) Scan 14JAN08.D			91.0, 126.0			
						
1,3-Dichlorobenzene	N.D.	12.03	148.0	63.6	QIon	Exp Ratio
+ EIC (146.0) Scan 14JAN08.D			146.0, 111.0, 148.0			
						
1,4-Dichlorobenzene	N.D.	12.13	148.0	63.1	QIon	Exp Ratio
+ EIC (146.0) Scan 14JAN08.D			146.0, 111.0, 148.0			
						
1,2-Dichlorobenzene	N.D.	12.49	148.0	63.9	QIon	Exp Ratio
+ EIC (146.0) Scan 14JAN08.D ***NO DATA POINTS***			146.0, 111.0, 148.0			
						

Quantitation Results Report (QT Reviewed)

Data File	14JAN09.D	Operator	MSC
Acq. Method	5975CACQF.M	Acq. Date-Time	1/14/2022 1:40:17 PM
Sample Name	B22010754-001F	Instrument	VOA5975C
Vial	9	Multiplier	1.00
DA Method File	VOA5975C_8260B_SHT_DoD_L4_010422.m	Comment	
Tune File	BFB_Atune3.u	Tune Date	10/11/2021 4:02:00 PM
Batch Name	VG011422_8260B.batch.bin	Last Calib Update	3/4/2022 3:27:31 PM
Ref Library	\\MASSHUNTER\Org\Library\NIST129K.I		



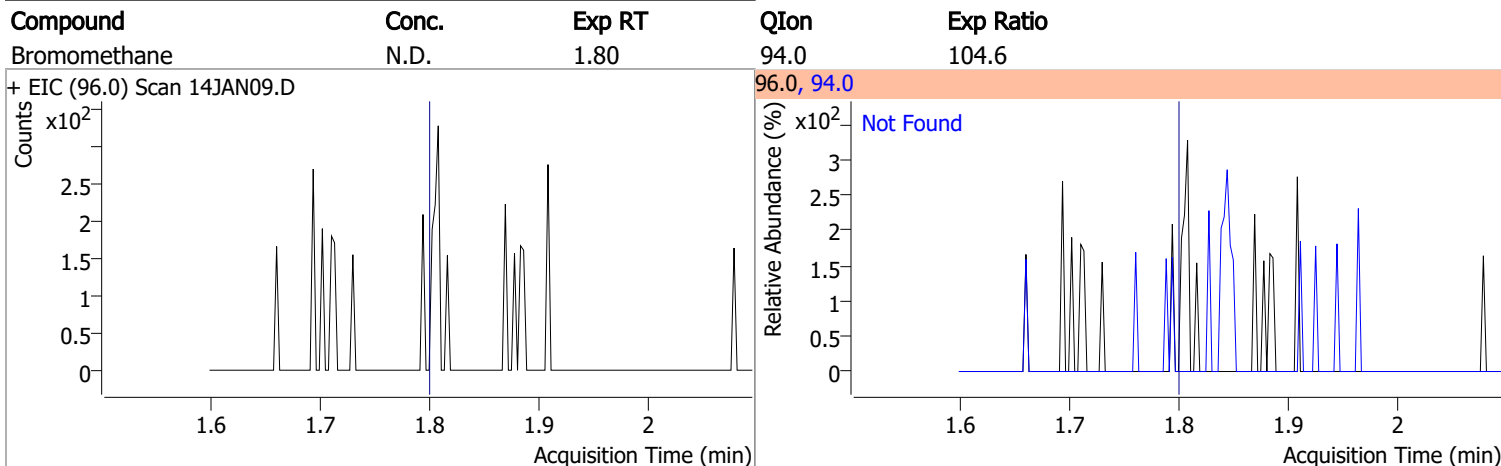
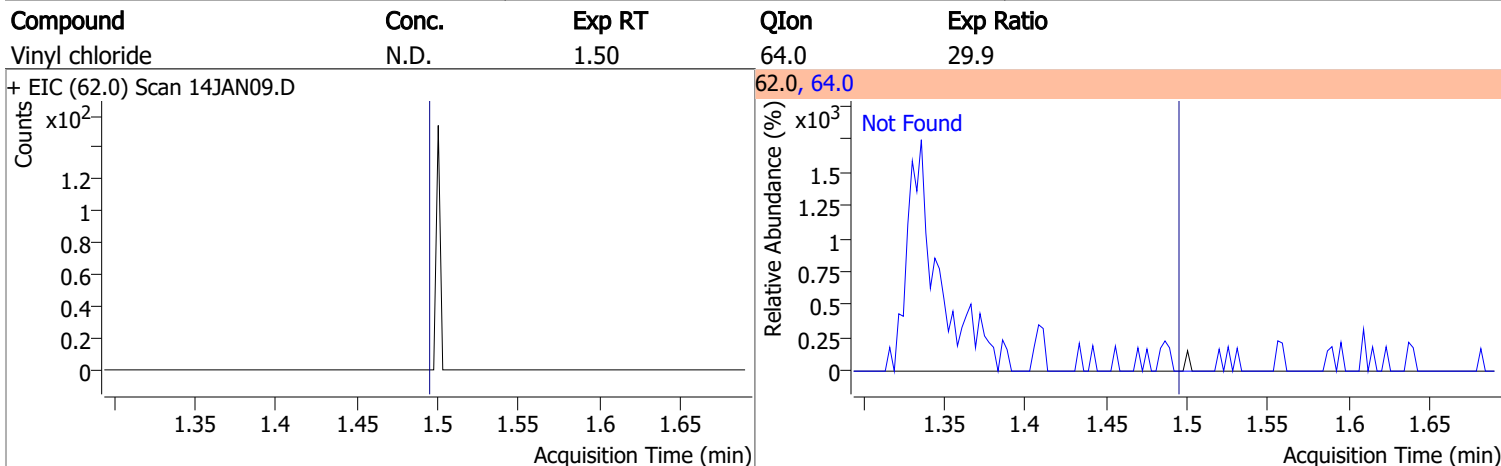
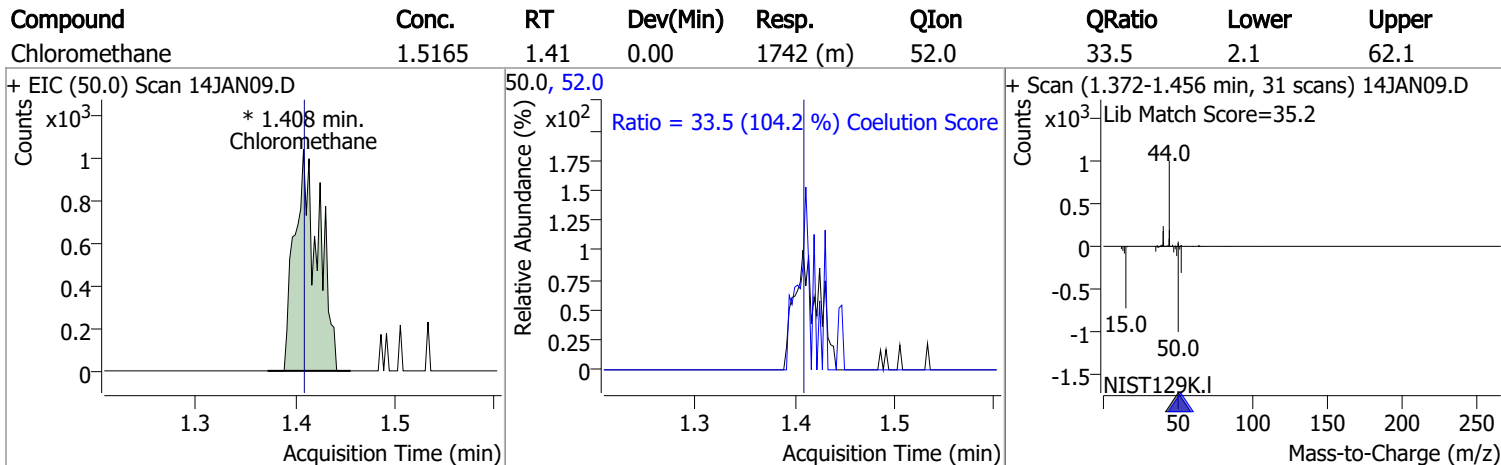
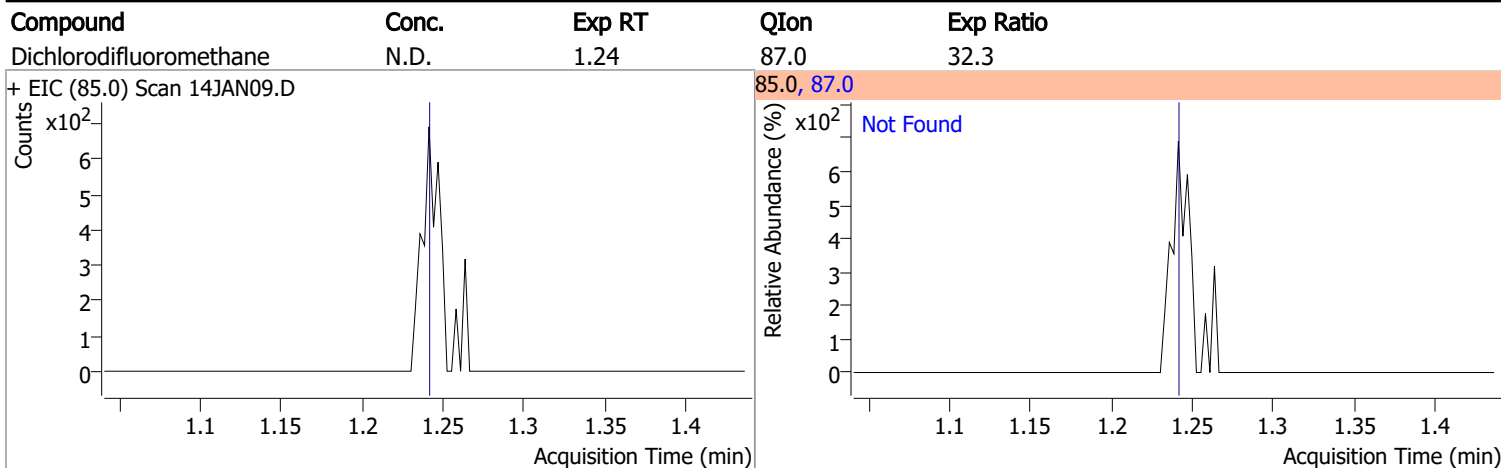
Compound	RT	QIon	Resp.	Conc.	Units	Dev(Min)
Internal Standards						
M Fluorobenzene	6.620	96.0	722410	250.0000	ng	-0.003
M Chlorobenzene-d5	9.774	82.0	278962	250.0000	ng	0.003
M 1,4-Dichlorobenzene-d4	12.103	152.0	211994	250.0000	ng	0.003
System Monitoring Compounds						
S Dibromofluoromethane	5.851	113.0	191843	281.8802	ng	0.005
Spiked Amount: 250.000	Range: 80.0 - 119.0%			Recovery = 112.75%		
S 1,2-Dichloroethane-d4	6.233	67.0	85125	289.5773	ng	0.000
Spiked Amount: 250.000	Range: 81.0 - 118.0%			Recovery = 115.83%		
S Toluene-d8	8.319	98.0	716819	266.6519	ng	0.000
Spiked Amount: 250.000	Range: 89.0 - 112.0%			Recovery = 106.66%		
S p-Bromofluorobenzene	10.951	95.0	209738	270.0573	ng	-0.003
Spiked Amount: 250.000	Range: 85.0 - 114.0%			Recovery = 108.02%		
Target Compounds						
T Dichlorodifluoromethane	0.000		0	N.D.		
T Chloromethane	1.408	50.0	1742	1.5165	ng	m 98
T Vinyl chloride	0.000		0	N.D.		
T Bromomethane	0.000		0	N.D.		
T Chloroethane	0.000		0	N.D.		
T Trichlorofluoromethane	0.000		0	N.D.		
T 1,1-Dichloroethene	0.000		0	N.D.		
T Methylene chloride	3.344	49.0	0		ng	md 1
T trans-1,2-Dichloroethene	0.000		0	N.D.		
T Methyl tert-butyl ether (MTBE)	0.000		0	N.D.		
T 1,1-Dichloroethane	0.000		0	N.D.		
T 2,2-Dichloropropane	0.000		0	N.D.		
T cis-1,2-Dichloroethene	0.000		0	N.D.		
T Methyl ethyl ketone	0.000		0	N.D.		
T Bromochloromethane	0.000		0	N.D.		
T Chloroform	5.644	83.0	2078	1.5110	ng	100

Quantitation Results Report (QT Reviewed)

Compound	RT	QIon	Resp.	Conc.	Units	Dev(Min)
T 1,1,1-Trichloroethane	0.000		0	N.D.		
T Carbon tetrachloride	0.000		0	N.D.		
T 1,1-Dichloropropene	0.000		0	N.D.		
T Benzene	0.000		0	N.D.		
T 1,2-Dichloroethane	0.000		0	N.D.		
T Trichloroethene	0.000		0	N.D.		
T 1,2-Dichloropropane	0.000		0	N.D.		
T Dibromomethane	0.000		0	N.D.		
T Bromodichloromethane	0.000		0	N.D.		
T cis-1,3-Dichloropropene	0.000		0	N.D.		
T Toluene	8.391	92.0	783	0.4309	ng m	86
T trans-1,3-Dichloropropene	0.000		0	N.D.		
T 1,1,2-Trichloroethane	0.000		0	N.D.		
T Tetrachloroethene	0.000		0	N.D.		
T 1,3-Dichloropropane	0.000		0	N.D.		
T Chlorodibromomethane	0.000		0	N.D.		
T 1,2-Dibromoethane	0.000		0	N.D.		
T Chlorobenzene	0.000		0	N.D.		
T 1,1,1,2-Tetrachloroethane	0.000		0	N.D.		
T Ethylbenzene	0.000		0	N.D.		
T m+p-Xylenes	0.000		0	N.D.		
T o-Xylene	0.000		0	N.D.		
T Styrene	0.000		0	N.D.		
T Bromoform	0.000		0	N.D.		
T Bromobenzene	0.000		0	N.D.		
T 1,1,2,2-Tetrachloroethane	0.000		0	N.D.		
T 1,2,3-Trichloropropane	0.000		0	N.D.		
T 2-Chlorotoluene	0.000		0	N.D.		
T 4-Chlorotoluene	0.000		0	N.D.		
T 1,3-Dichlorobenzene	0.000		0	N.D.		
T 1,4-Dichlorobenzene	0.000		0	N.D.		
T 1,2-Dichlorobenzene	0.000		0	N.D.		

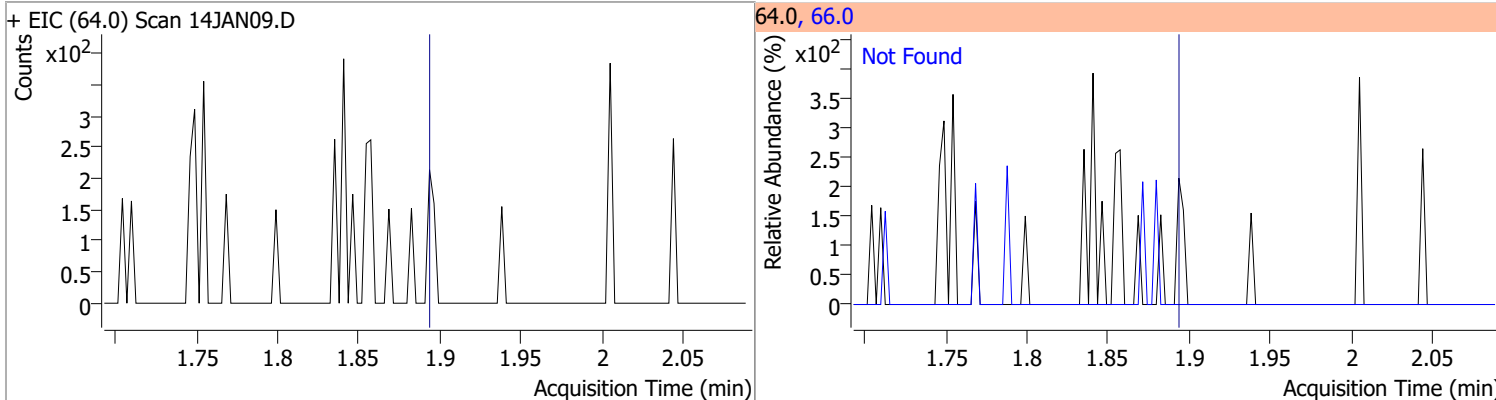
(#) = Qualifier Out of Range; (m) = Manual Integration; (+) = Area Summed; (*) = Surrogate Percent Recovery Out of Range; (d): Zeroed Peak

Quantitation Results Report (QT Reviewed)

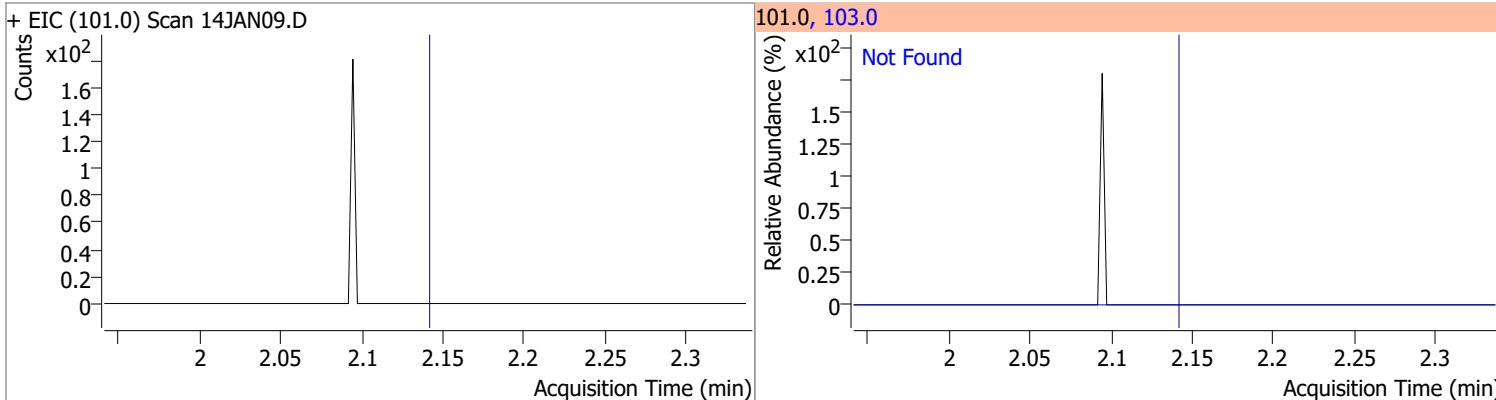


Quantitation Results Report (QT Reviewed)

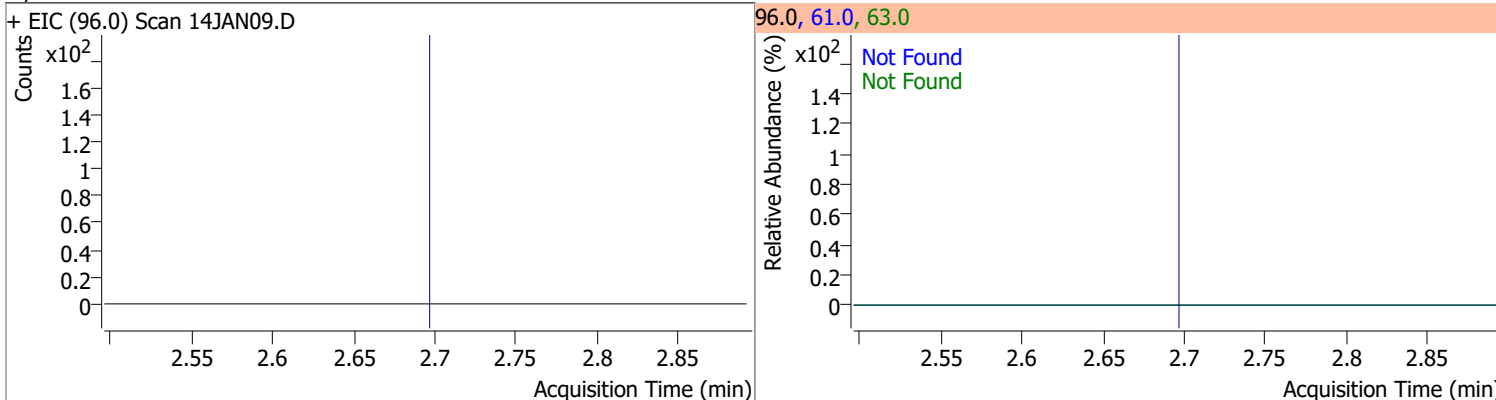
Compound	Conc.	Exp RT	QIon	Exp Ratio
Chloroethane	N.D.	1.89	66.0	30.1



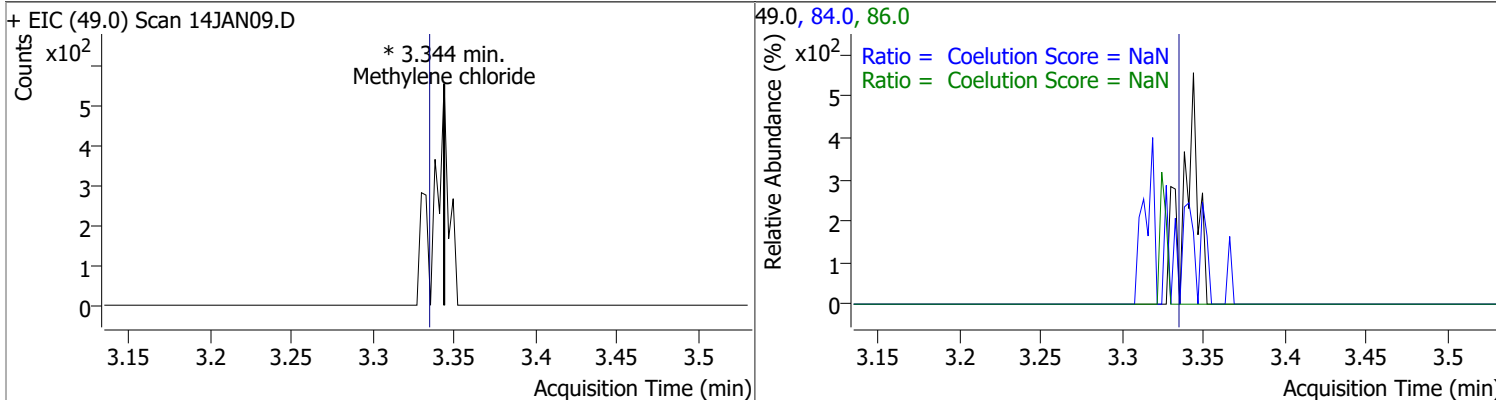
Compound	Conc.	Exp RT	QIon	Exp Ratio
Trichlorofluoromethane	N.D.	2.14	103.0	64.2



Compound	Conc.	Exp RT	QIon	Exp Ratio	QIon	Exp Ratio
1,1-Dichloroethene	N.D.	2.70	61.0	180.3	63.0	56.7

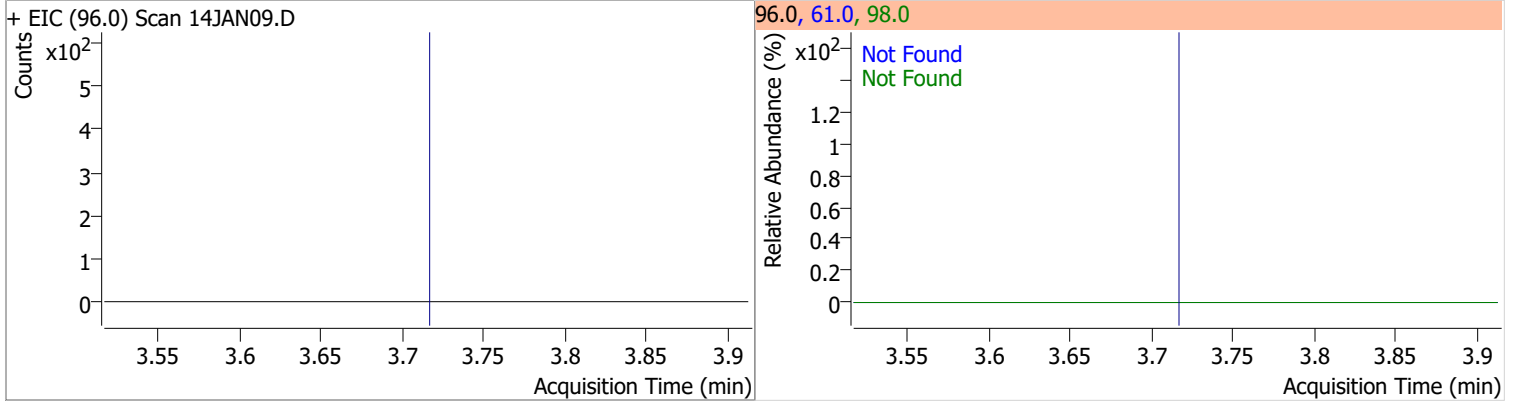


Compound	Conc.	RT	Dev(Min)	Resp.	QIon	QRatio	Lower	Upper
Methylene chloride		0		0	84.0		36.9	96.9
					86.0		14.3	74.3

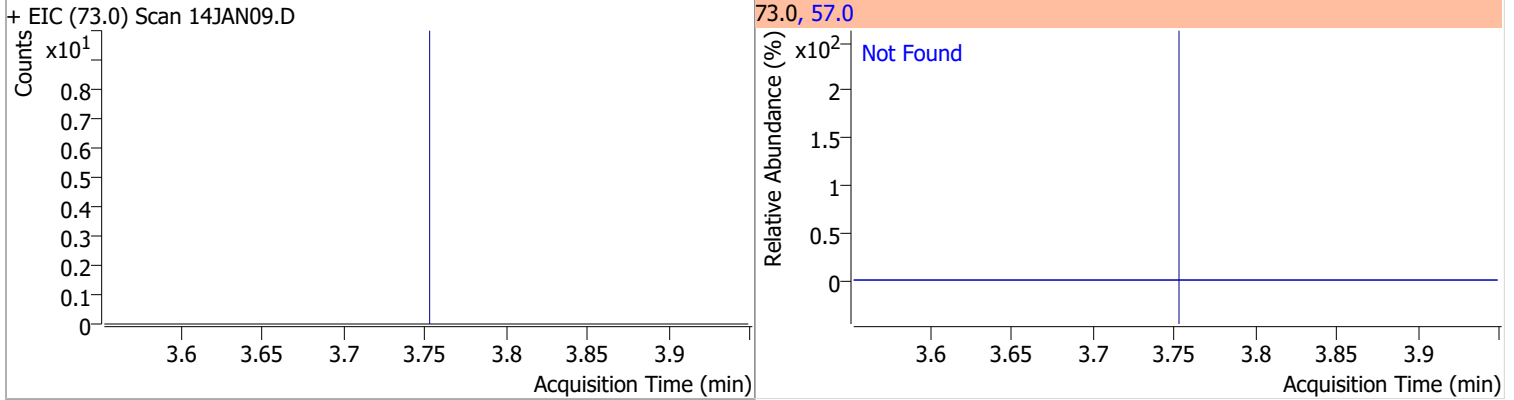


Quantitation Results Report (QT Reviewed)

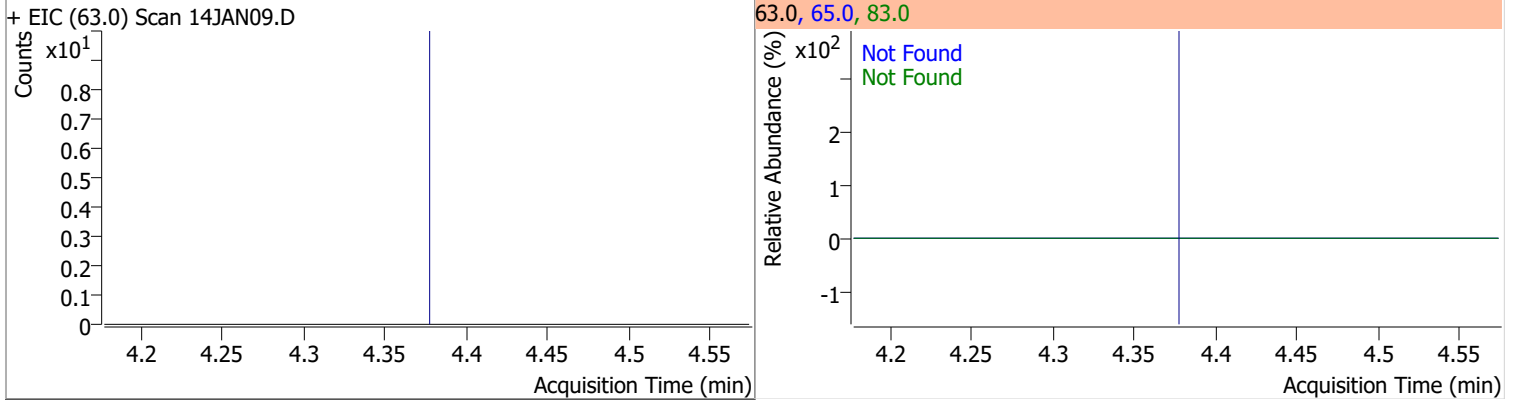
Compound	Conc.	Exp RT	QIon	Exp Ratio	QIon	Exp Ratio
trans-1,2-Dichloroethene	N.D.	3.72	61.0	153.9	98.0	65.7



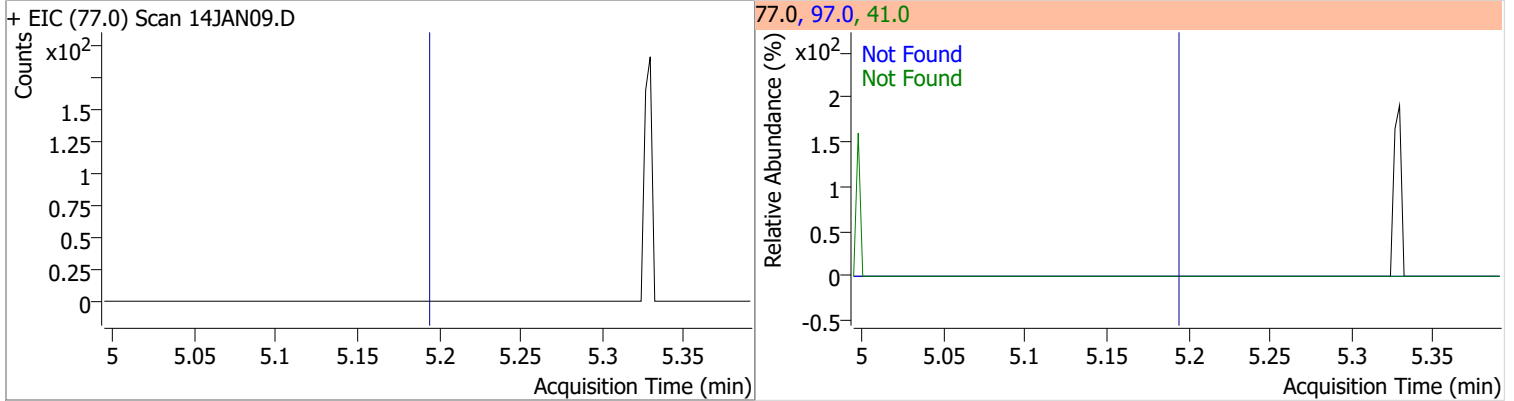
Compound	Conc.	Exp RT	QIon	Exp Ratio
Methyl tert-butyl ether (MTBE)	N.D.	3.75	57.0	24.6



Compound	Conc.	Exp RT	QIon	Exp Ratio	QIon	Exp Ratio
1,1-Dichloroethane	N.D.	4.38	65.0	32.1	83.0	13.7

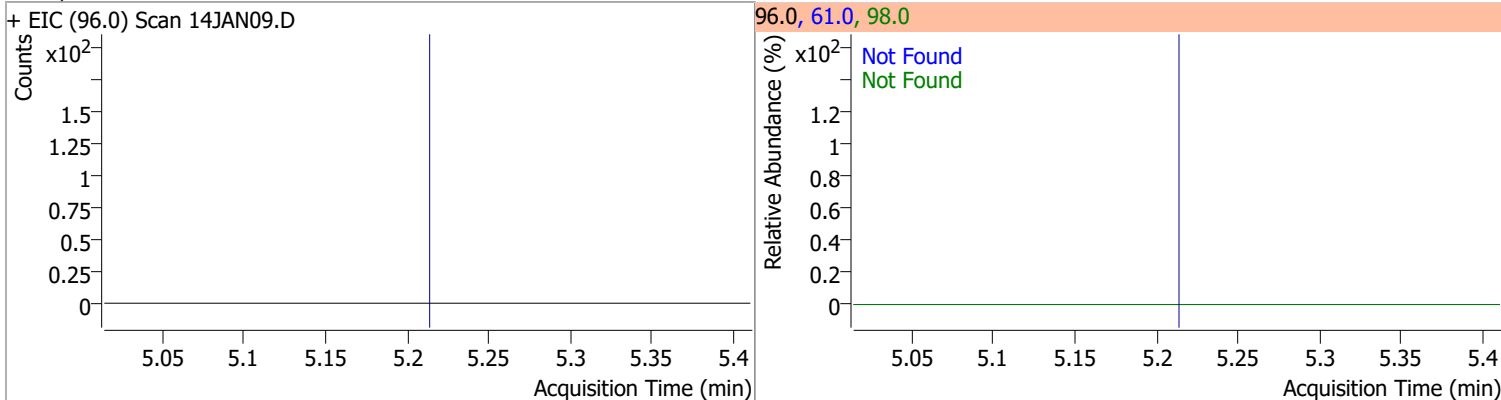


Compound	Conc.	Exp RT	QIon	Exp Ratio	QIon	Exp Ratio
2,2-Dichloropropane	N.D.	5.20	41.0	66.5	97.0	23.2

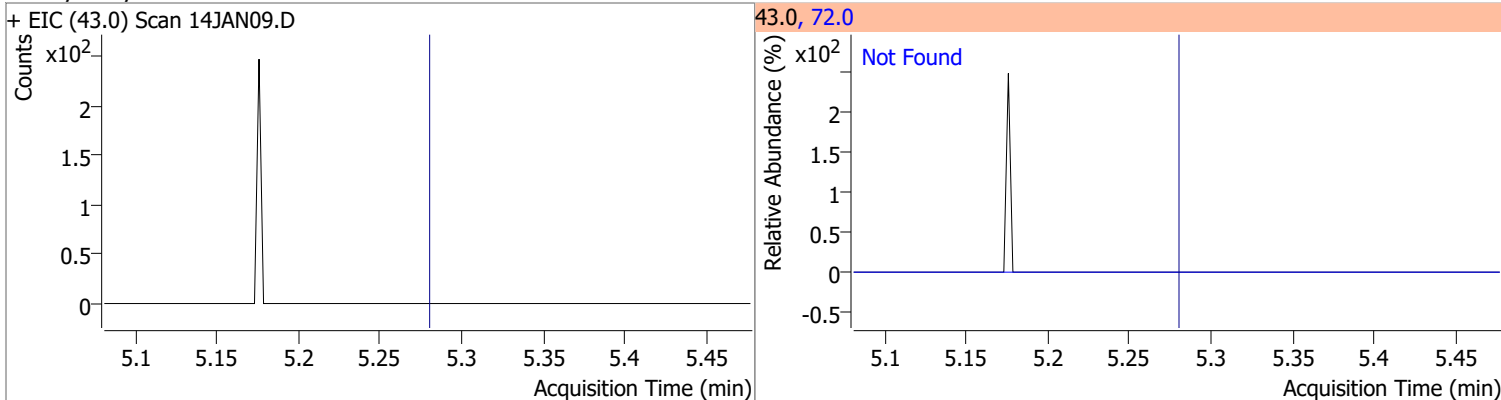


Quantitation Results Report (QT Reviewed)

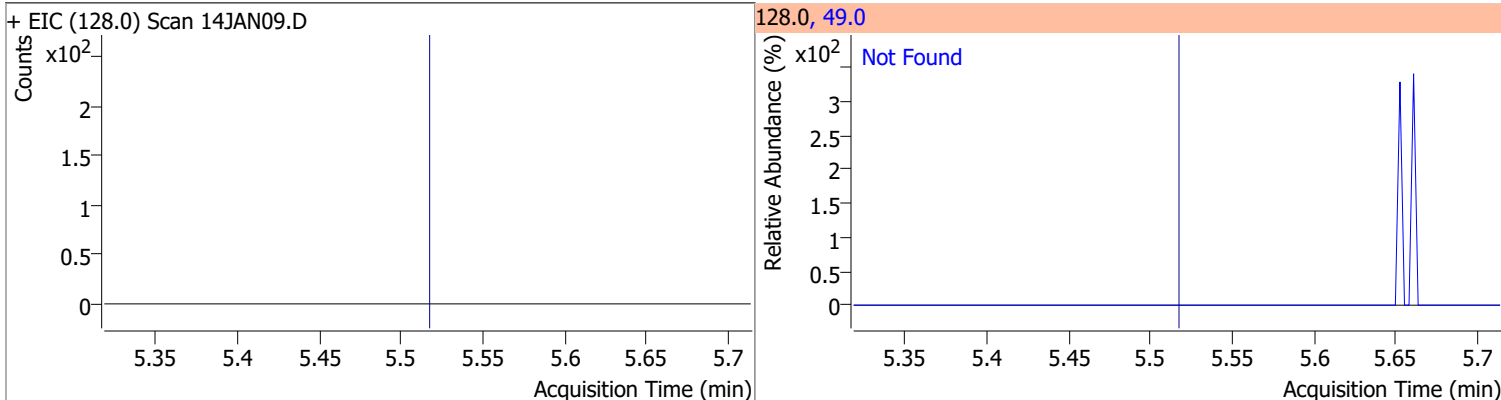
Compound	Conc.	Exp RT	QIon	Exp Ratio	QIon	Exp Ratio
cis-1,2-Dichloroethene	N.D.	5.22	61.0	167.2	98.0	67.3



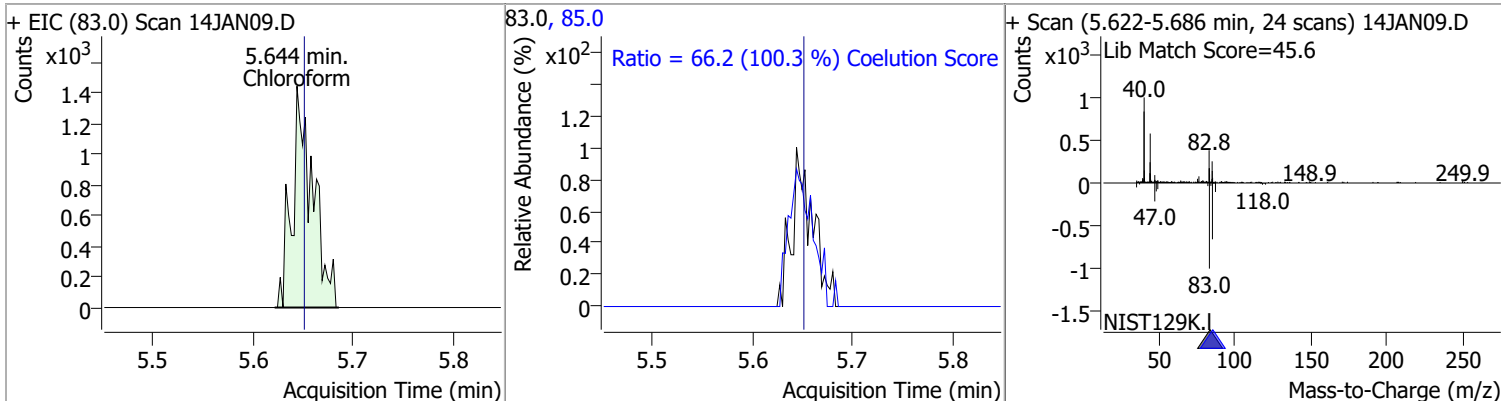
Compound	Conc.	Exp RT	QIon	Exp Ratio
Methyl ethyl ketone	N.D.	5.28	72.0	21.3



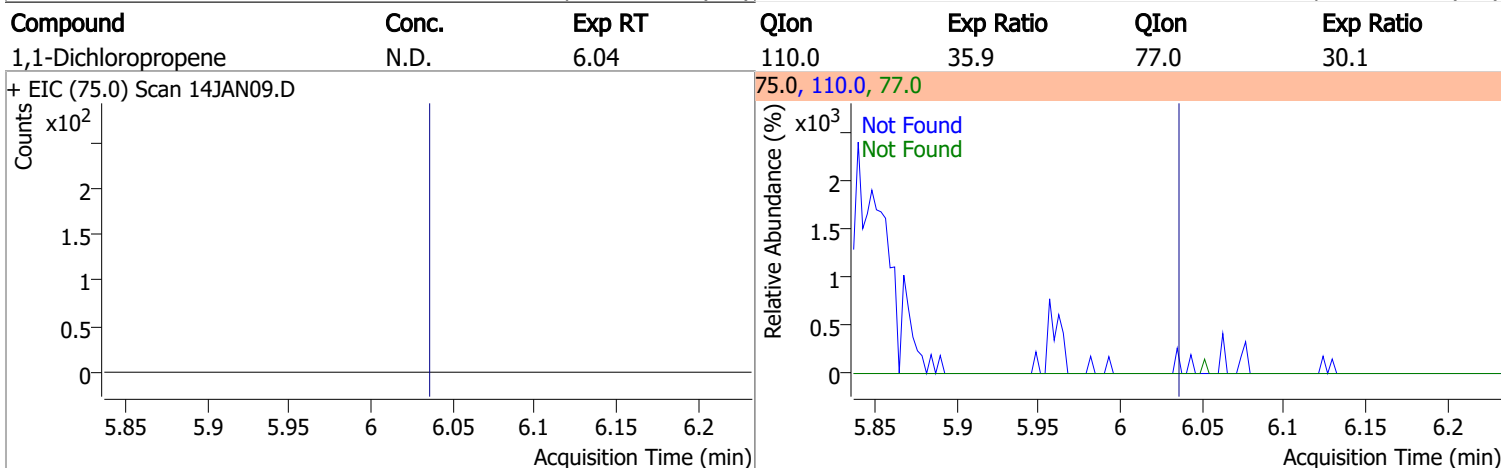
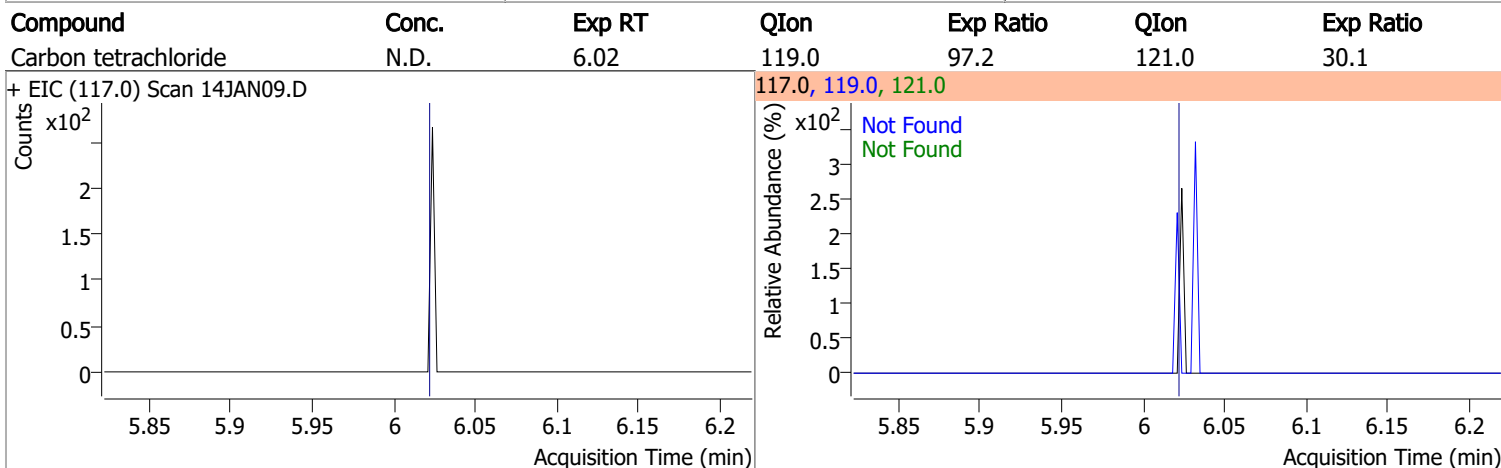
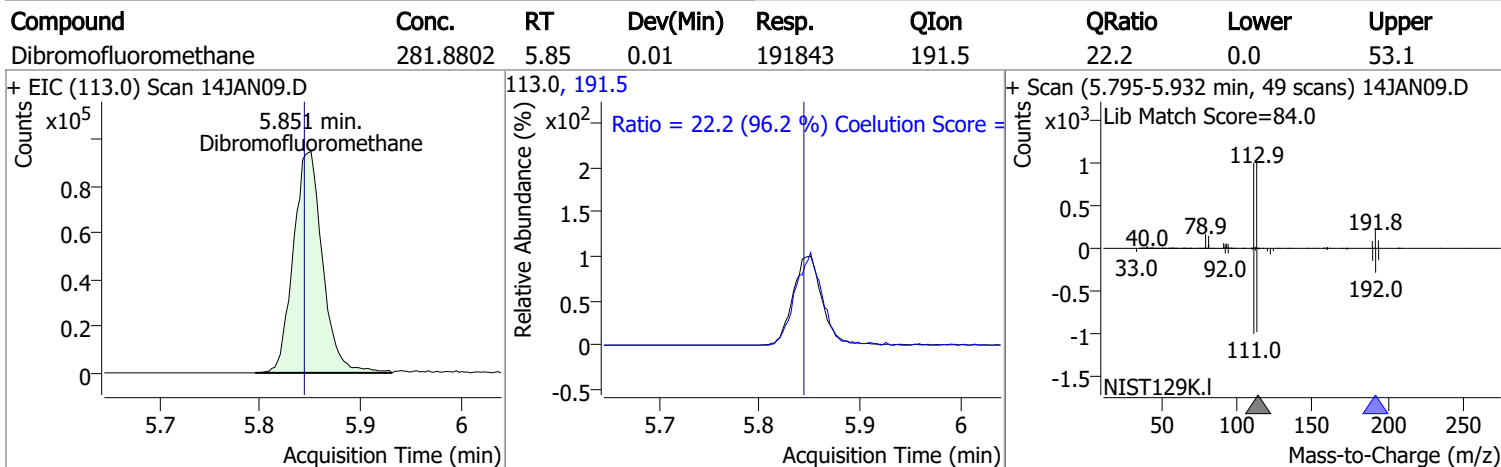
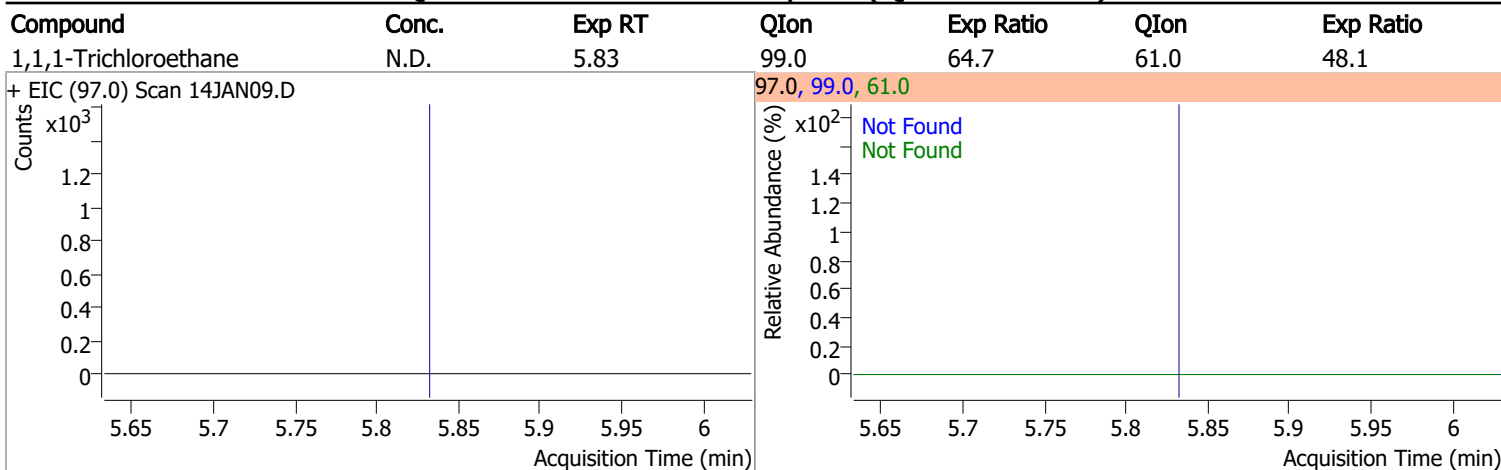
Compound	Conc.	Exp RT	QIon	Exp Ratio
Bromochloromethane	N.D.	5.52	49.0	182.9



Compound	Conc.	RT	Dev(Min)	Resp.	QIon	QRatio	Lower	Upper
Chloroform	1.5110	5.64	-0.01	2078	85.0	66.2	36.0	96.0

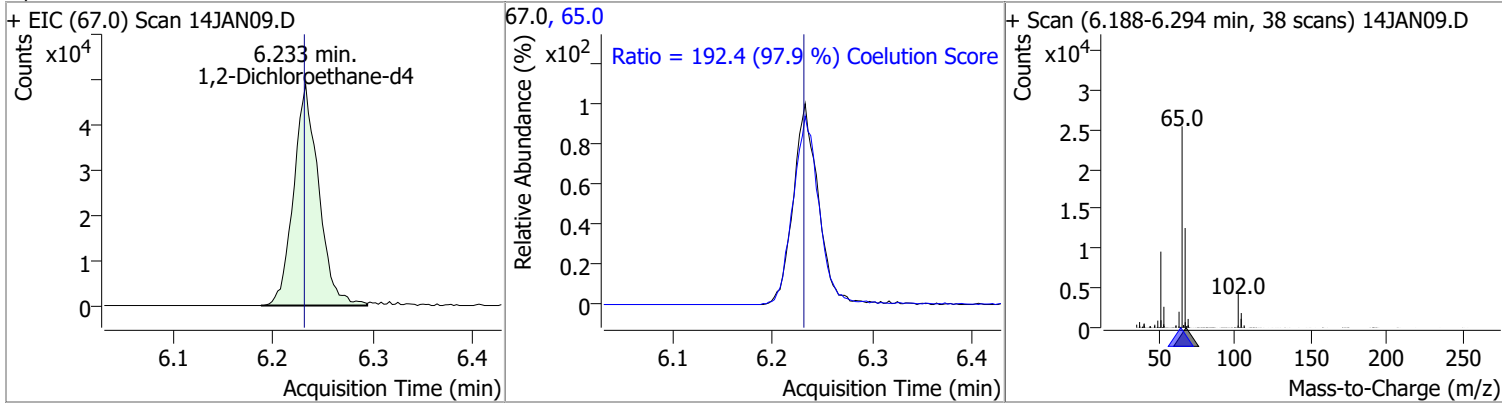


Quantitation Results Report (QT Reviewed)

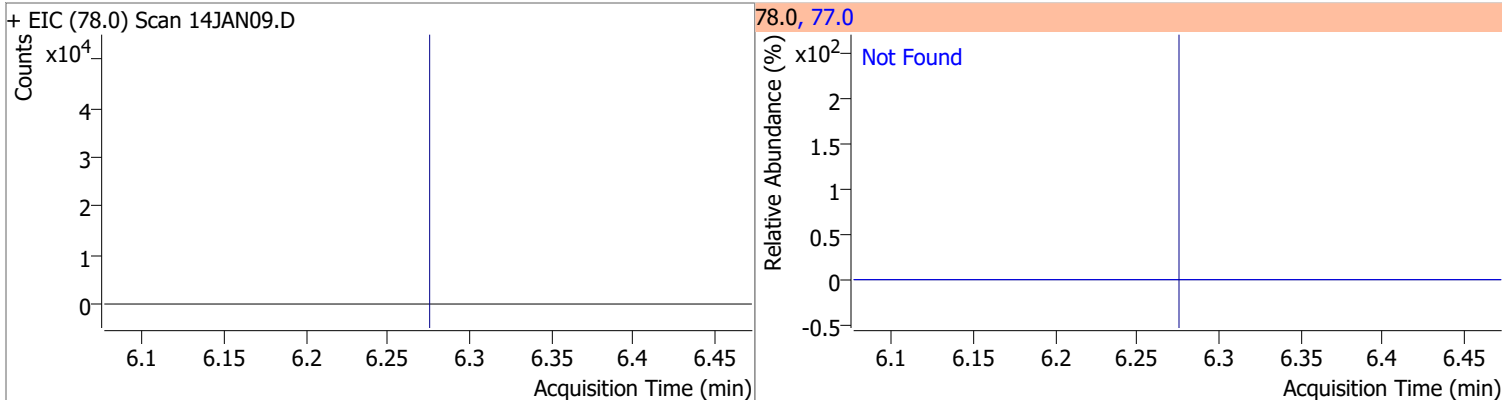


Quantitation Results Report (QT Reviewed)

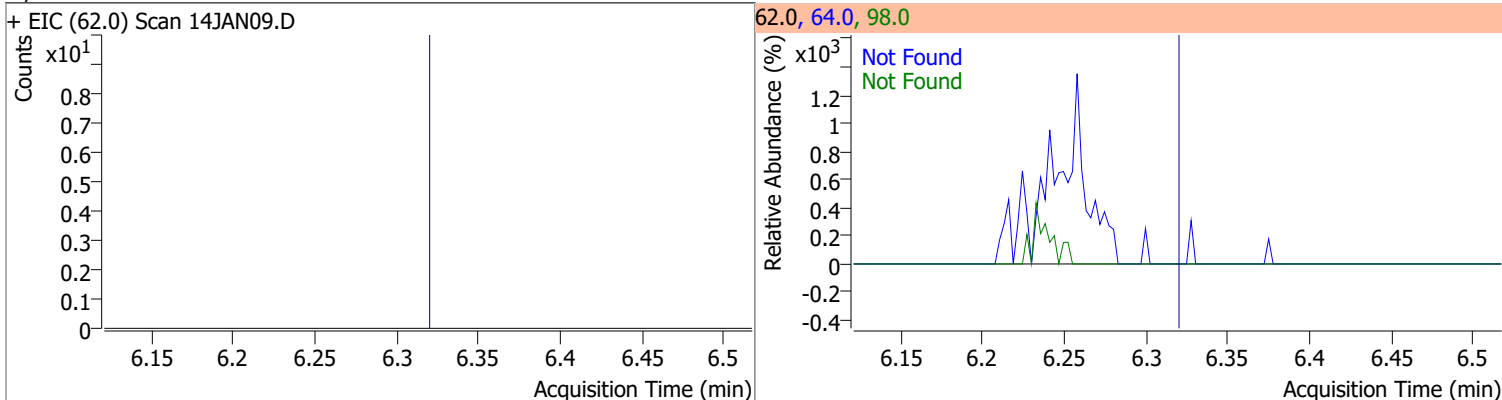
Compound	Conc.	RT	Dev(Min)	Resp.	QIon	QRatio	Lower	Upper
1,2-Dichloroethane-d4	289.5773	6.23	0.00	85125	65.0	192.4	166.5	226.5



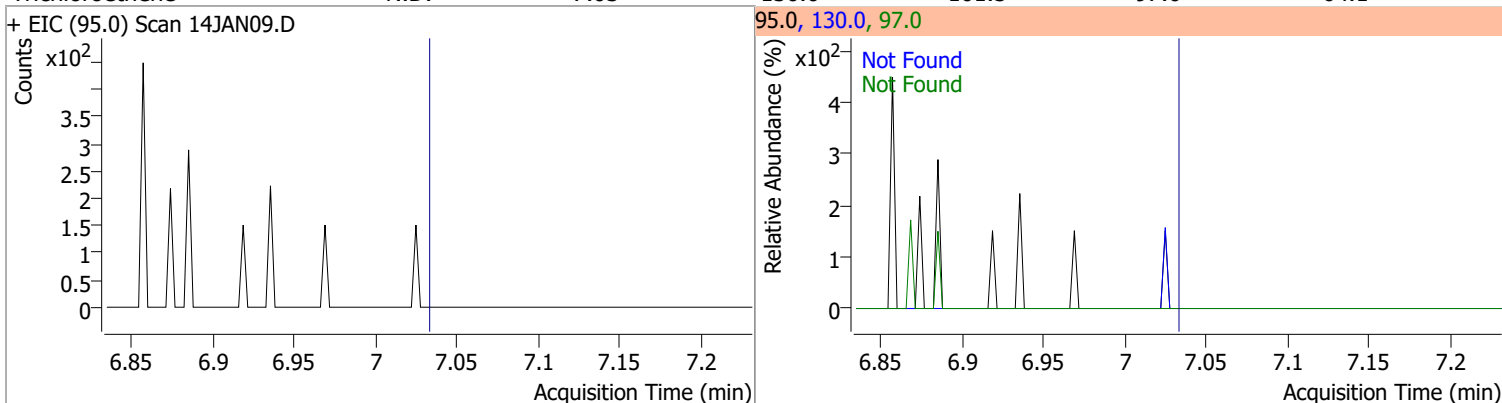
Compound	Conc.	Exp RT	QIon	Exp Ratio
Benzene	N.D.	6.28	77.0	23.5



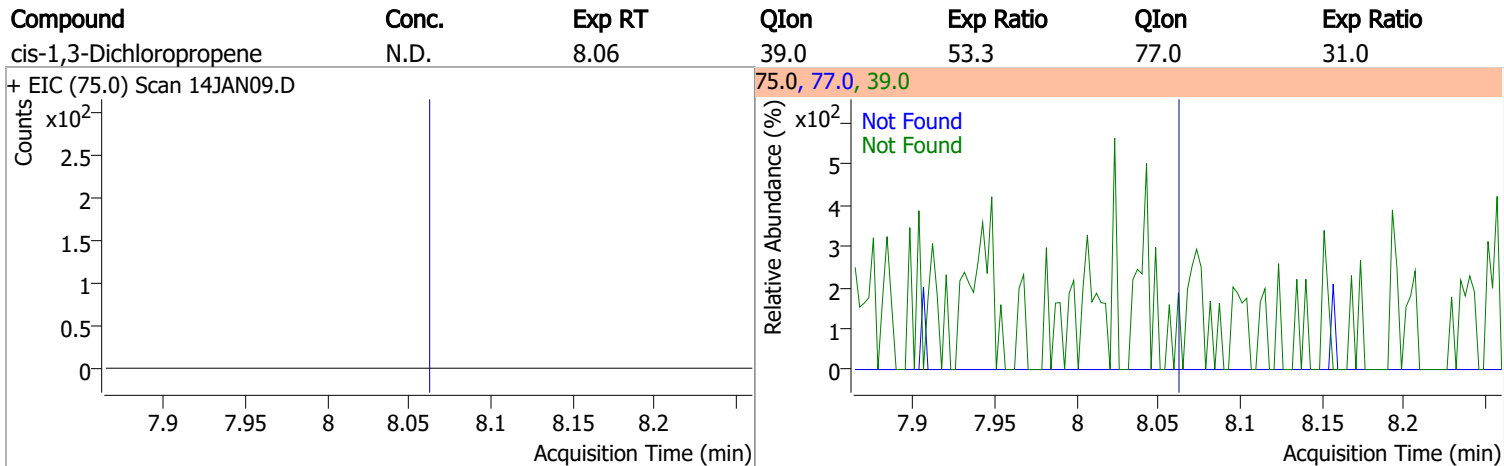
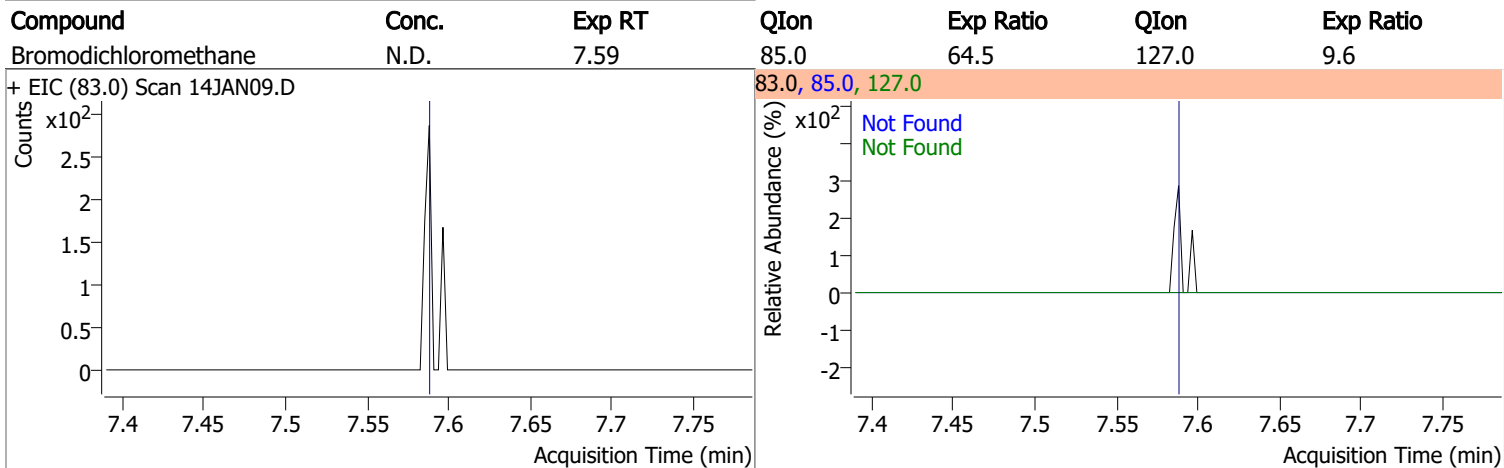
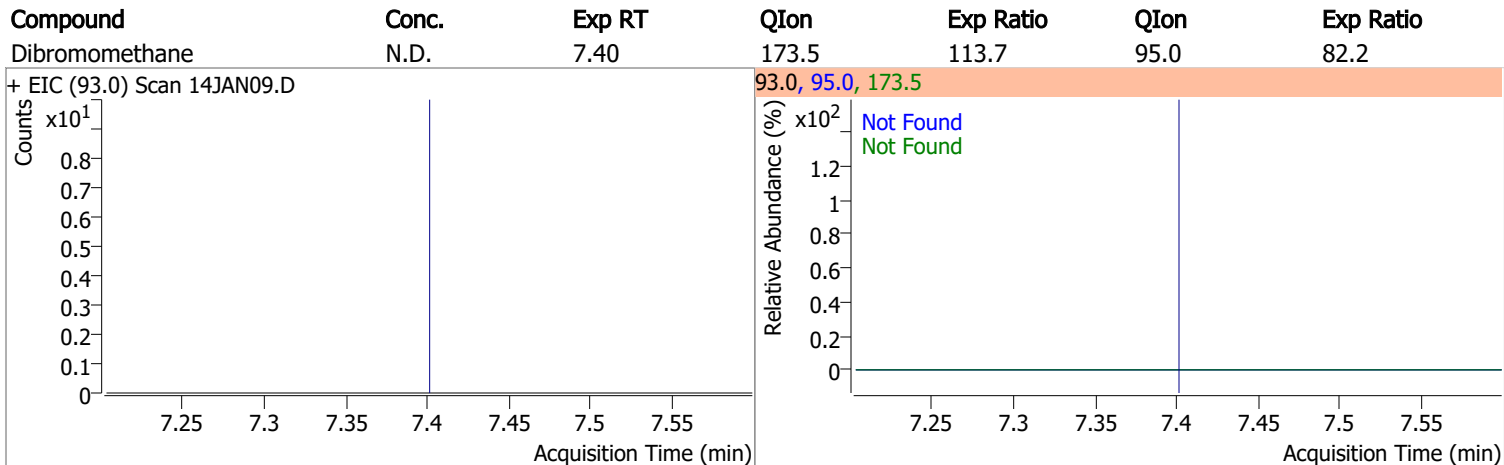
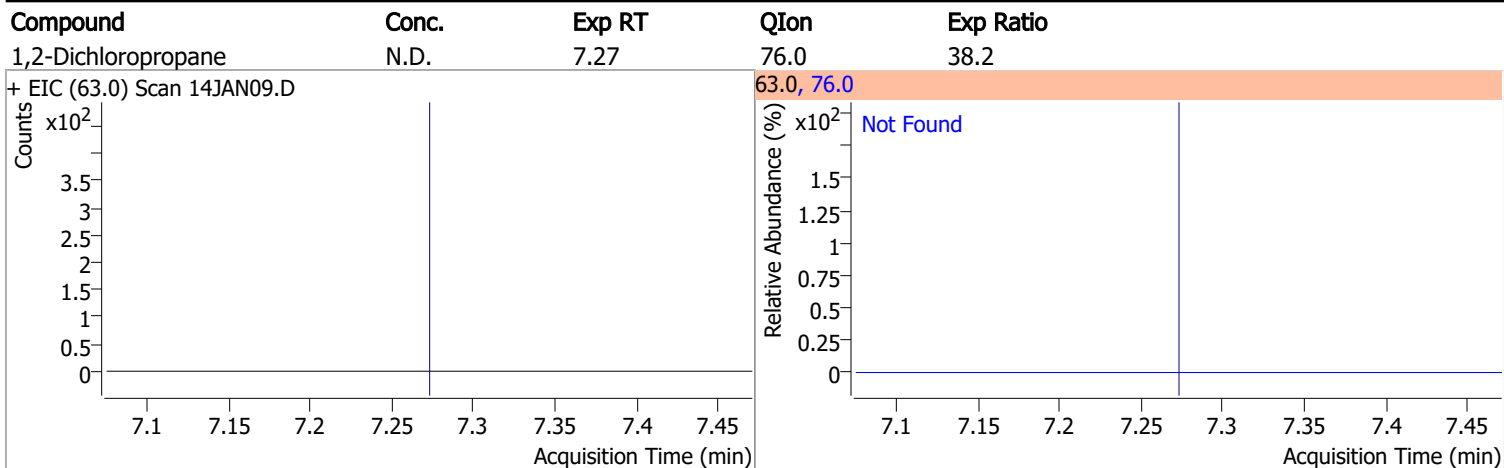
Compound	Conc.	Exp RT	QIon	Exp Ratio	QIon	Exp Ratio
1,2-Dichloroethane	N.D.	6.32	64.0	29.9	98.0	7.6



Compound	Conc.	Exp RT	QIon	Exp Ratio	QIon	Exp Ratio
Trichloroethene	N.D.	7.03	130.0	101.5	97.0	64.1

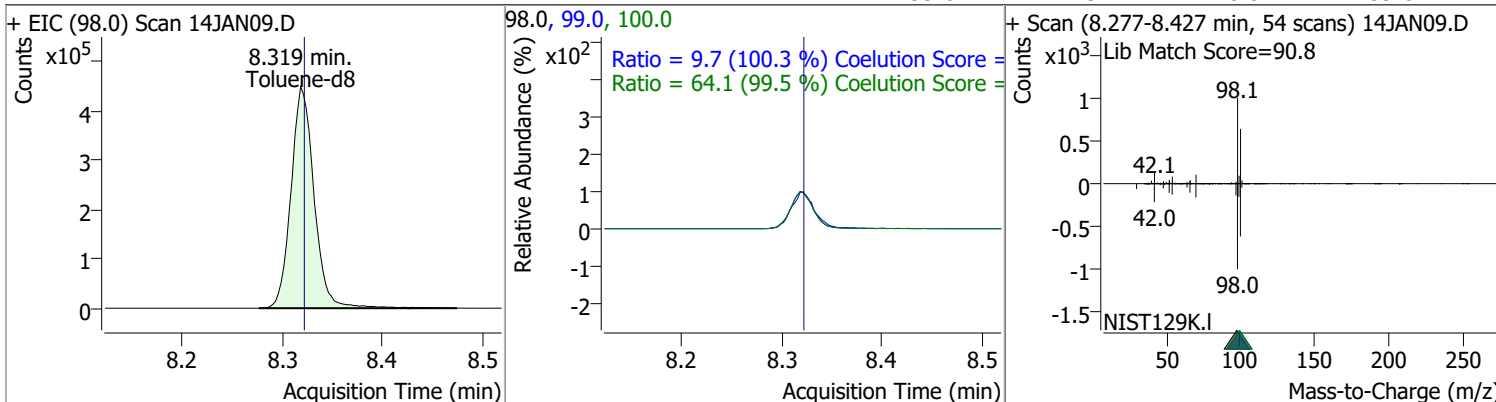


Quantitation Results Report (QT Reviewed)

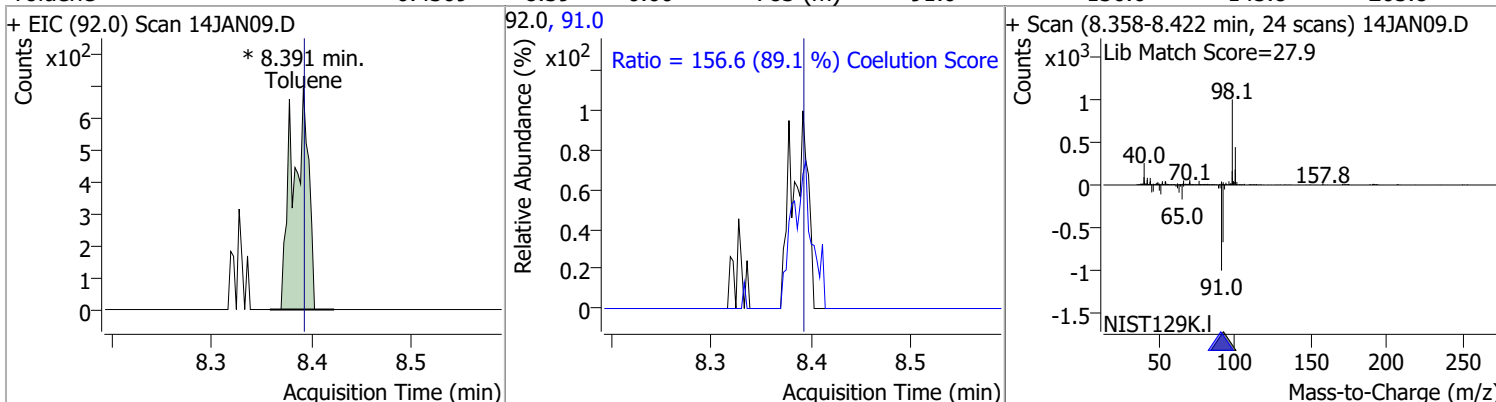


Quantitation Results Report (QT Reviewed)

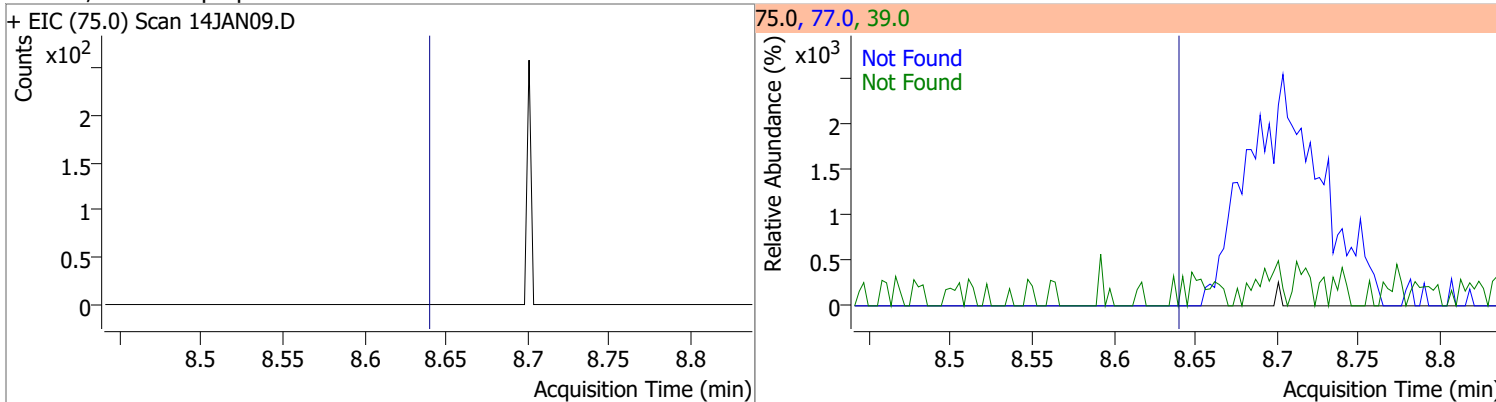
Compound	Conc.	RT	Dev(Min)	Resp.	QIon	QRatio	Lower	Upper
Toluene-d8	266.6519	8.32	0.00	716819	100.0	64.1	34.4	94.4
					99.0	9.7	0.0	39.6



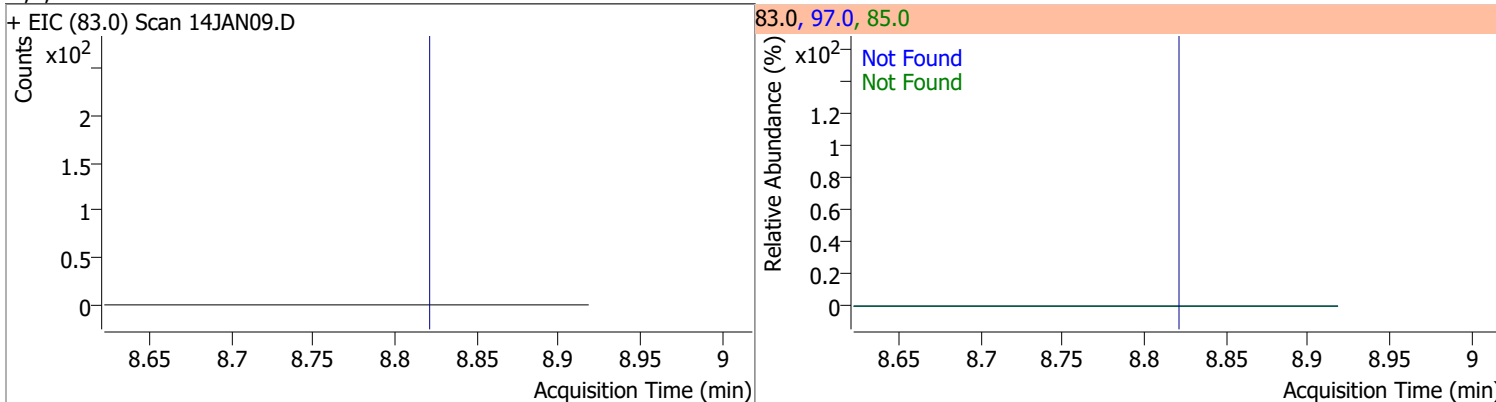
Compound	Conc.	RT	Dev(Min)	Resp.	QIon	QRatio	Lower	Upper
Toluene	0.4309	8.39	0.00	783 (m)	91.0	156.6	145.8	205.8



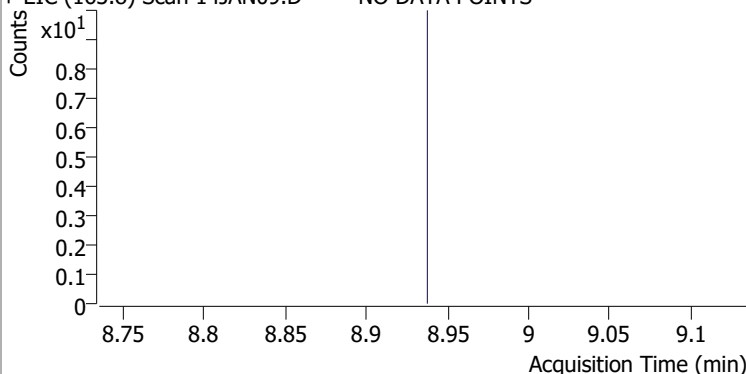
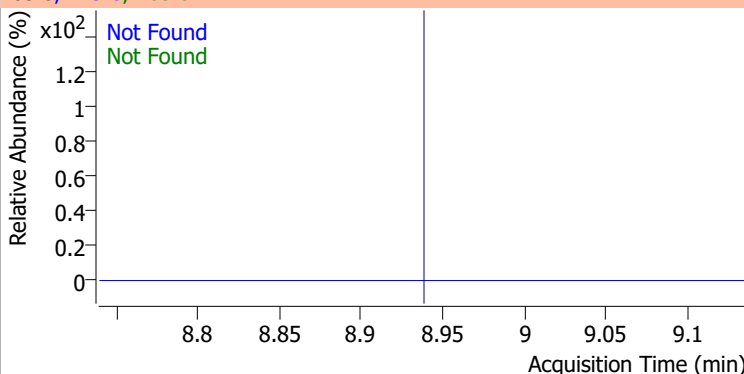
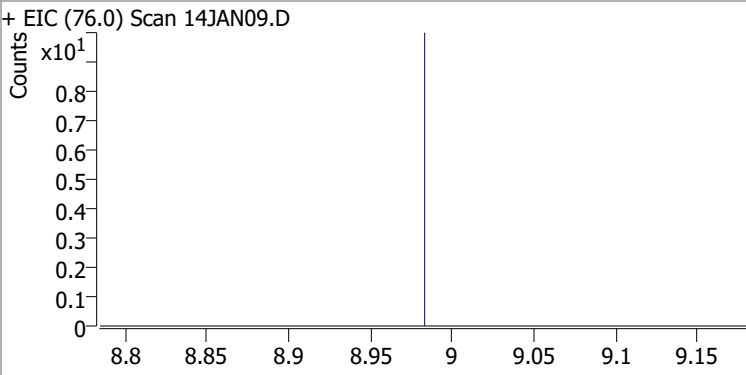
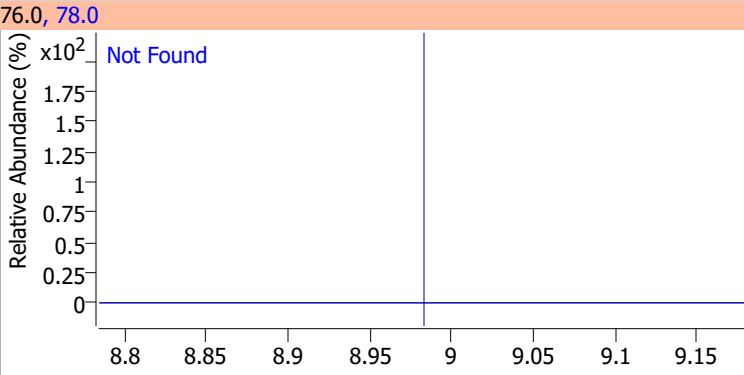
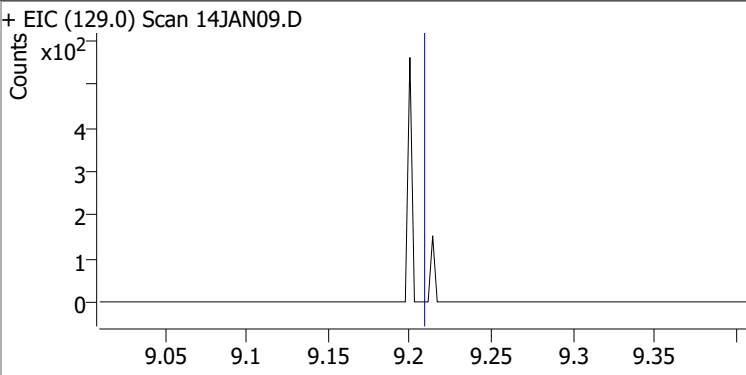
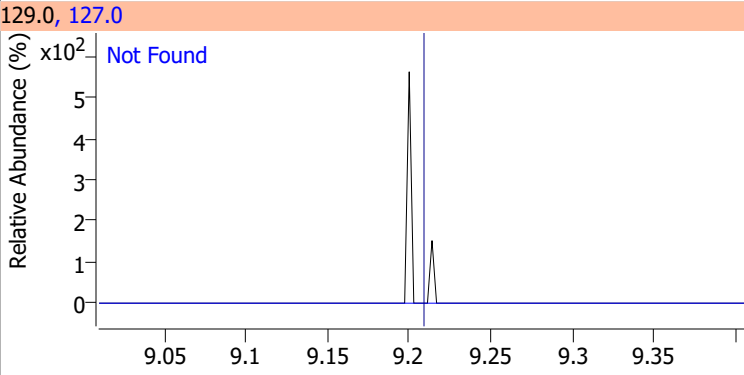
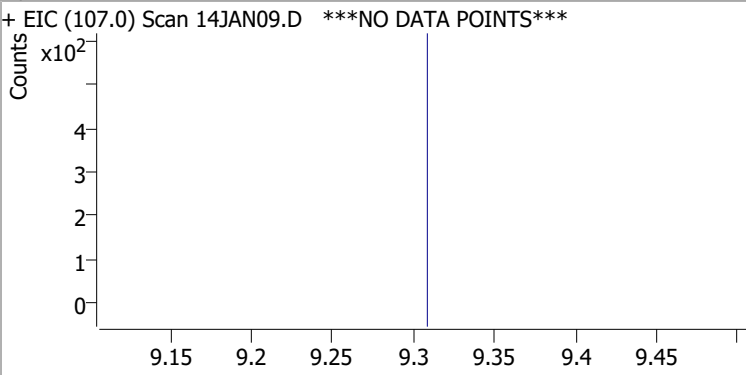
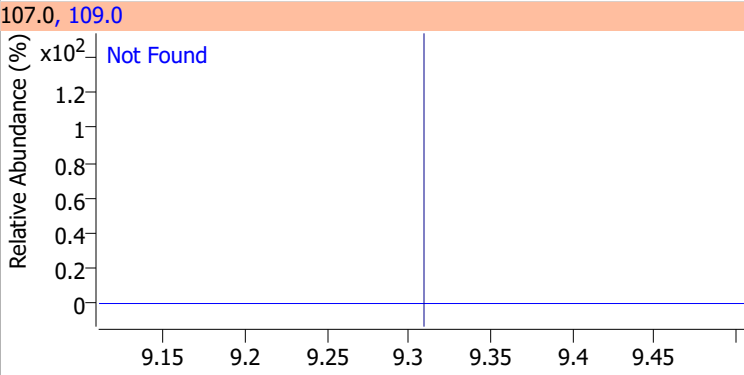
Compound	Conc.	Exp RT	QIon	Exp Ratio	QIon	Exp Ratio
trans-1,3-Dichloropropene	N.D.	8.64	39.0	53.4	77.0	32.4



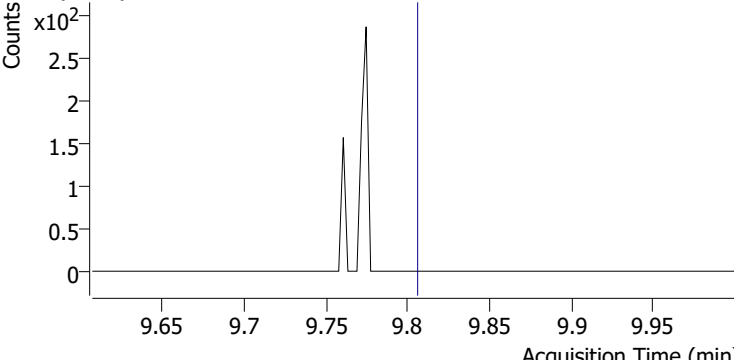
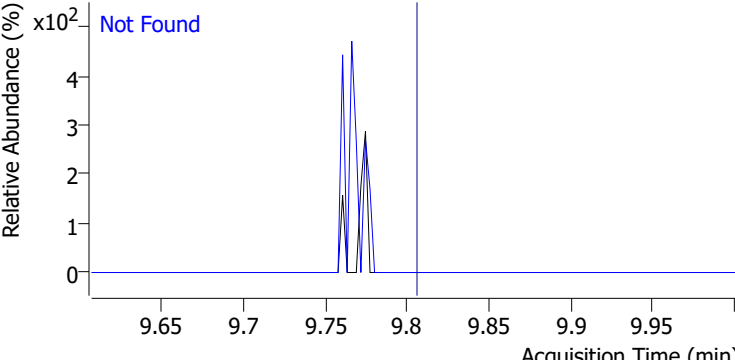
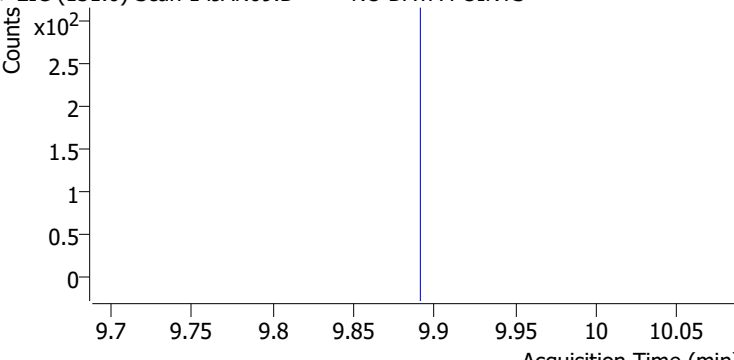
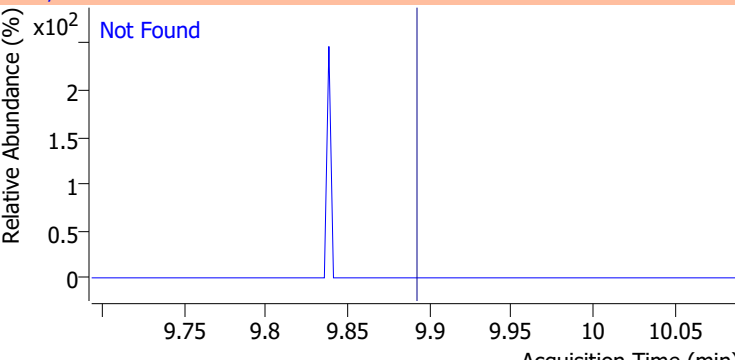
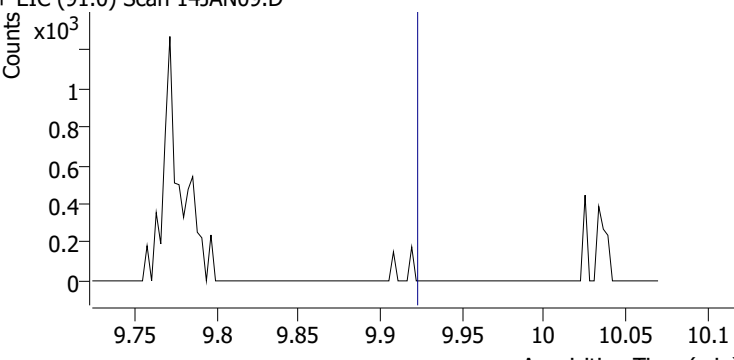
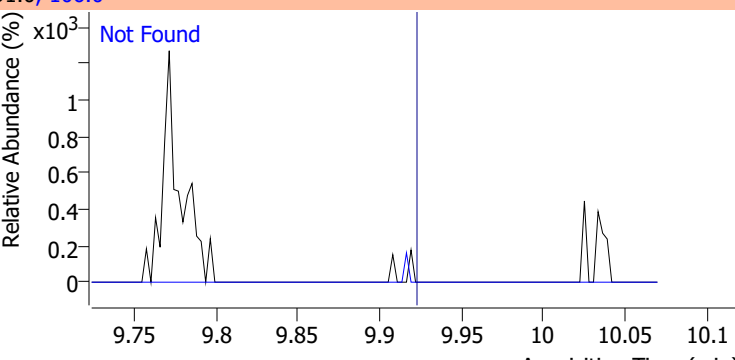
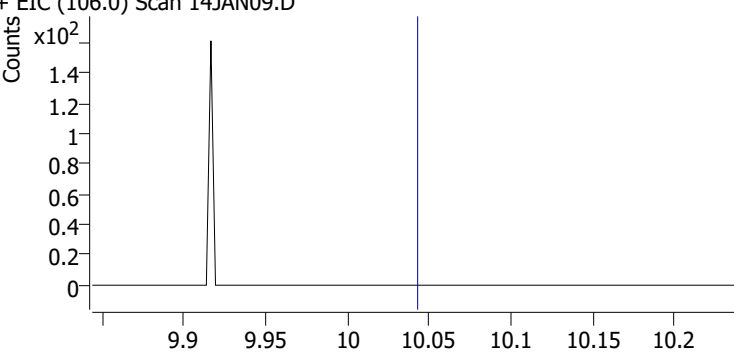
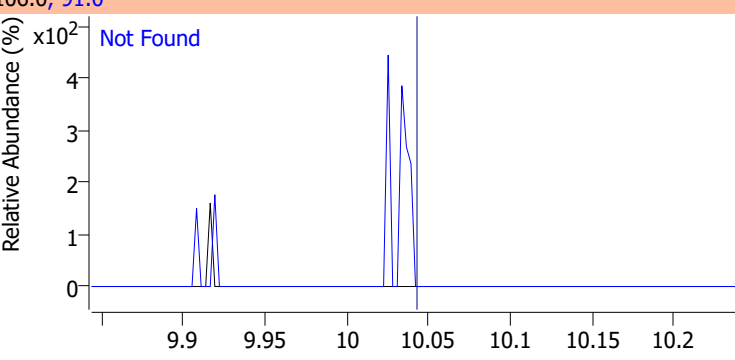
Compound	Conc.	Exp RT	QIon	Exp Ratio	QIon	Exp Ratio
1,1,2-Trichloroethane	N.D.	8.82	97.0	114.6	85.0	67.6



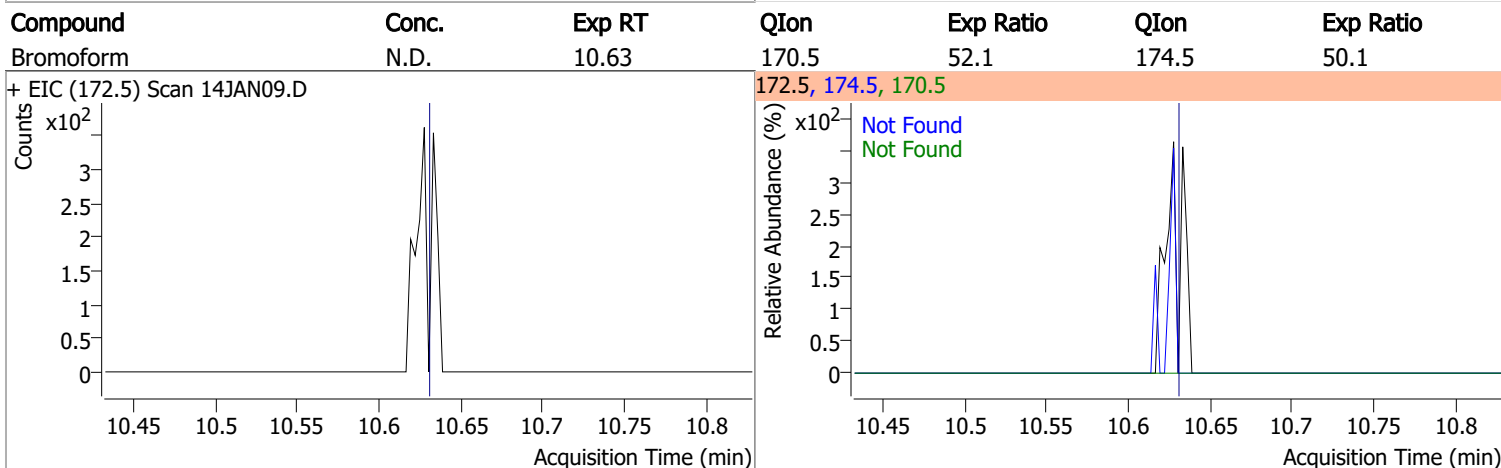
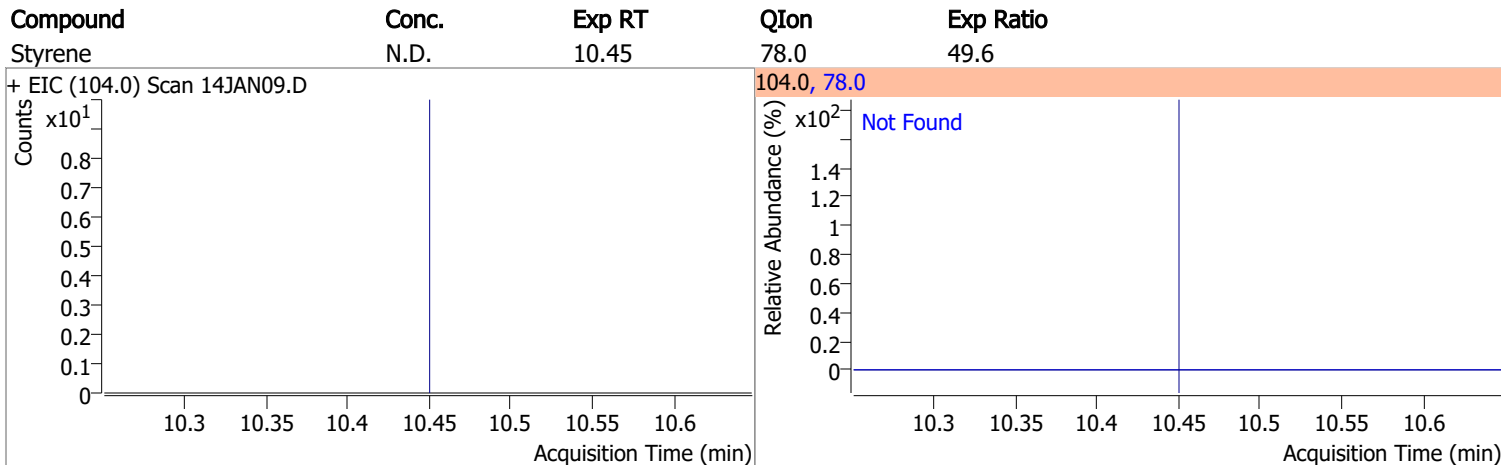
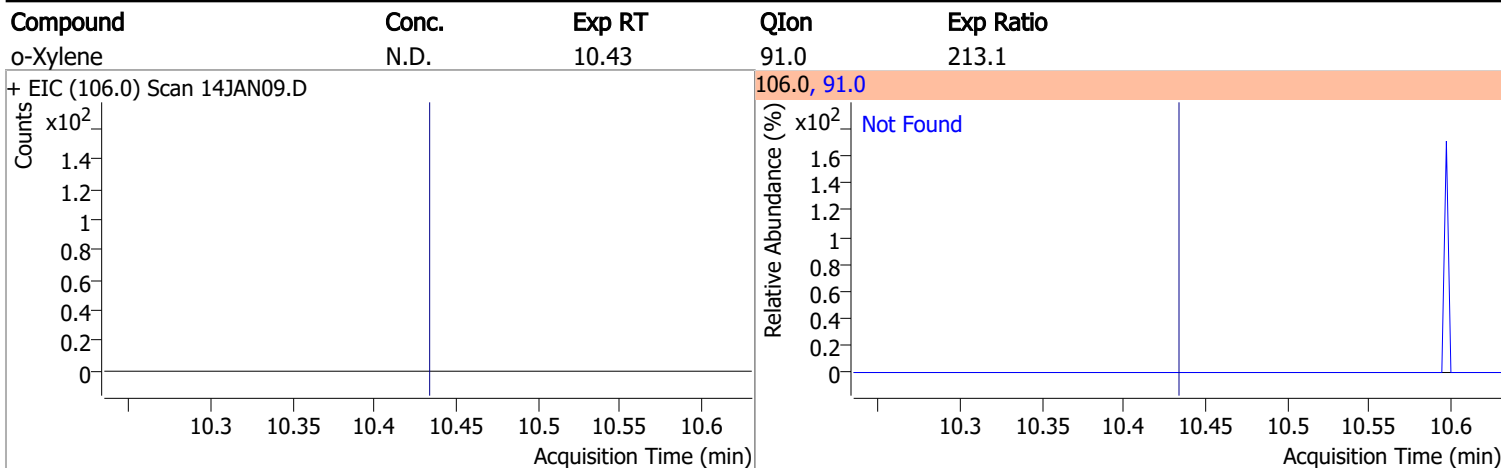
Quantitation Results Report (QT Reviewed)

Compound	Conc.	Exp RT	QIon	Exp Ratio	QIon	Exp Ratio
Tetrachloroethene	N.D.	8.94	165.8	128.6	129.0	91.5
+ EIC (163.8) Scan 14JAN09.D ***NO DATA POINTS***			163.8, 129.0, 165.8			
						
1,3-Dichloropropane	N.D.	8.98	78.0	32.9		
+ EIC (76.0) Scan 14JAN09.D			76.0, 78.0			
						
Chlorodibromomethane	N.D.	9.21	127.0	78.0		
+ EIC (129.0) Scan 14JAN09.D			129.0, 127.0			
						
1,2-Dibromoethane	N.D.	9.31	109.0	94.5		
+ EIC (107.0) Scan 14JAN09.D ***NO DATA POINTS***			107.0, 109.0			
						

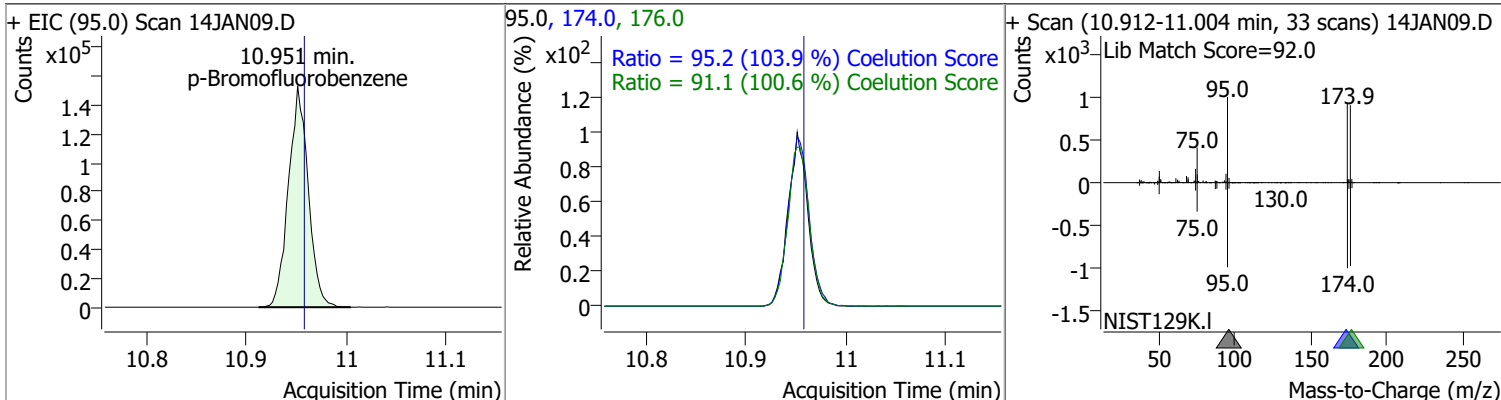
Quantitation Results Report (QT Reviewed)

Compound	Conc.	Exp RT	QIon	Exp Ratio
Chlorobenzene	N.D.	9.80	114.0	32.1
+ EIC (112.0) Scan 14JAN09.D			112.0, 114.0	
				
1,1,1,2-Tetrachloroethane	N.D.	9.89	133.0	98.6
+ EIC (131.0) Scan 14JAN09.D ***NO DATA POINTS***			131.0, 133.0	
				
Ethylbenzene	N.D.	9.92	106.0	31.1
+ EIC (91.0) Scan 14JAN09.D			91.0, 106.0	
				
m+p-Xylenes	N.D.	10.04	91.0	201.4
+ EIC (106.0) Scan 14JAN09.D			106.0, 91.0	
				

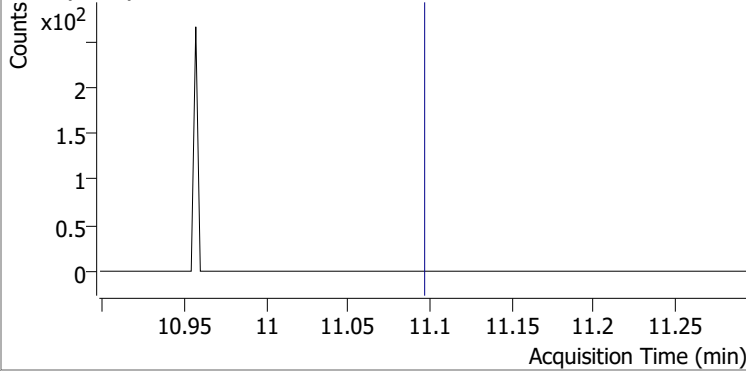
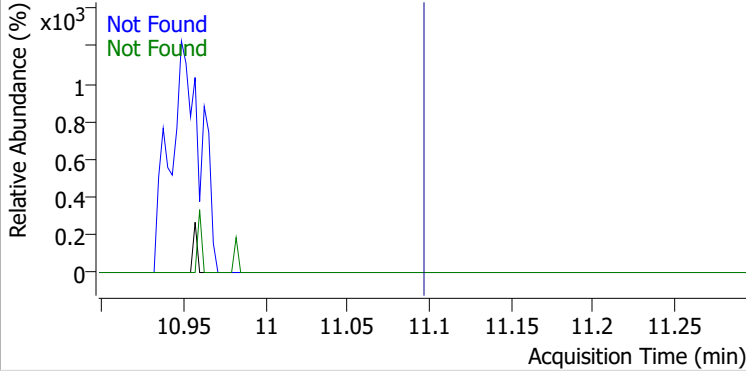
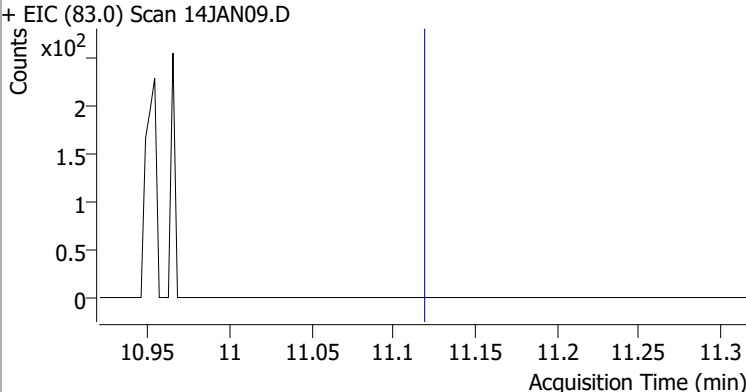
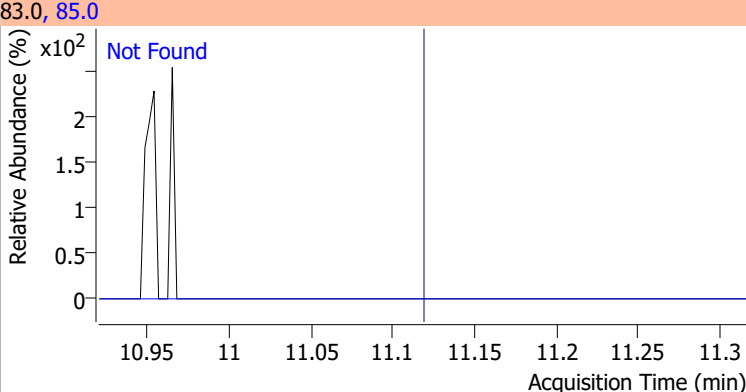
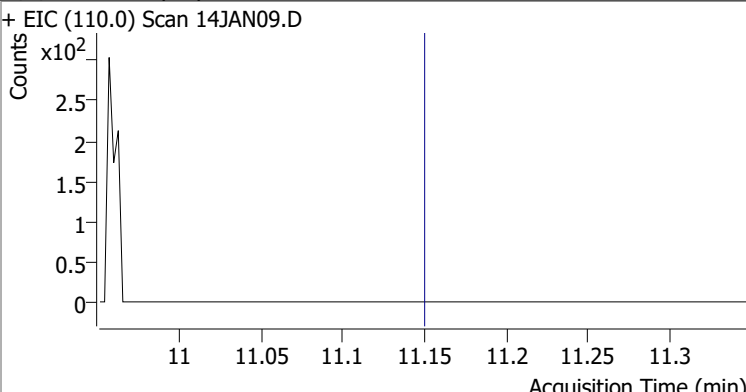
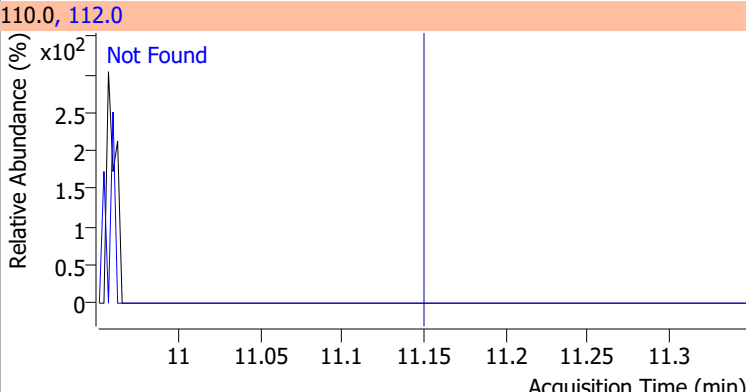
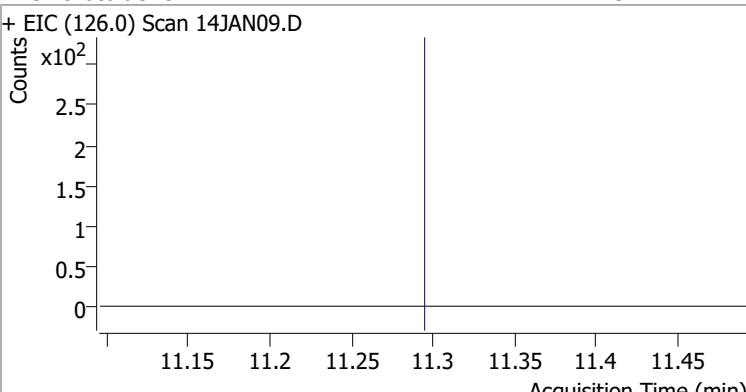
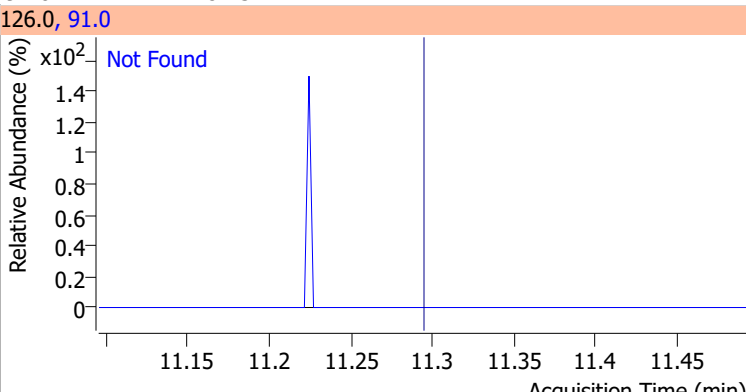
Quantitation Results Report (QT Reviewed)



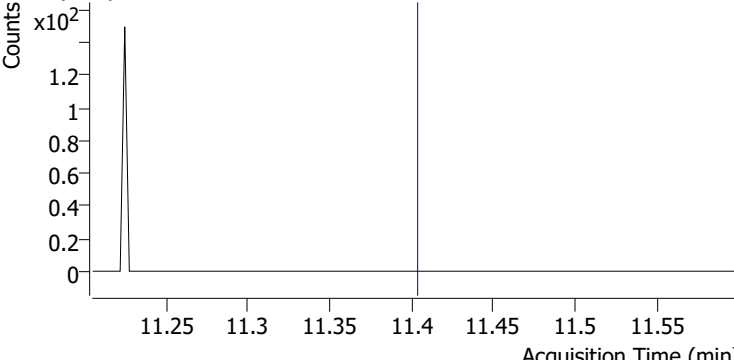
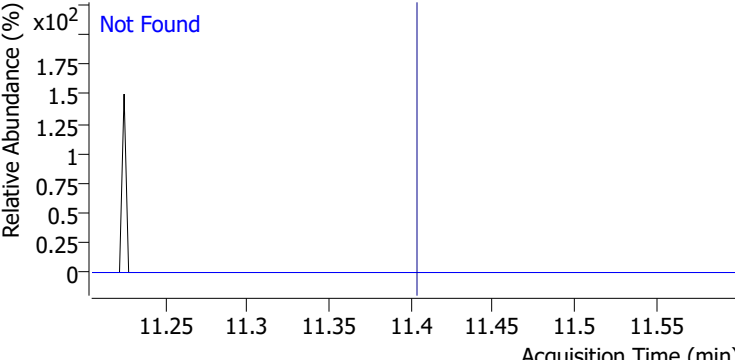
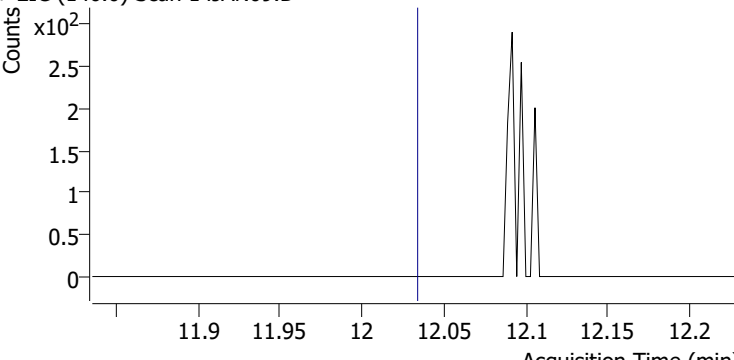
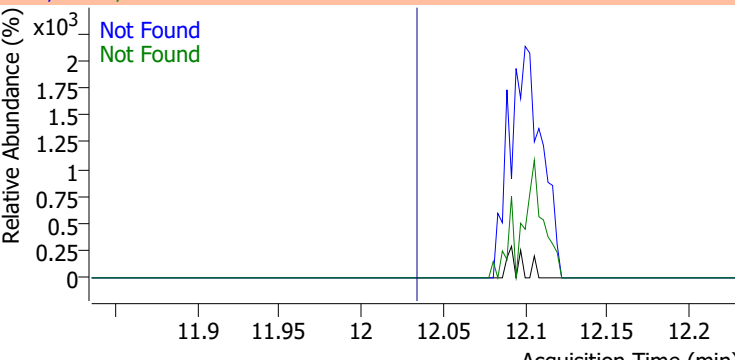
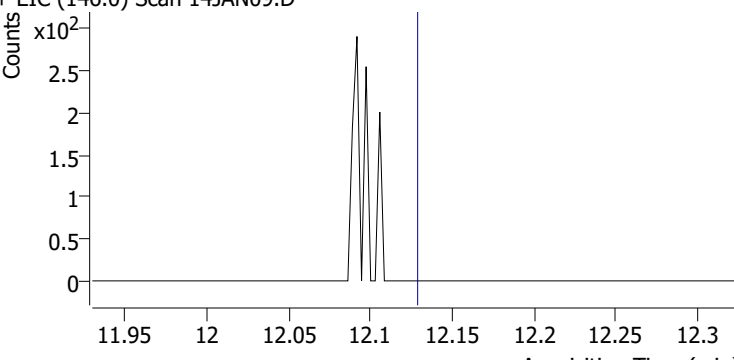
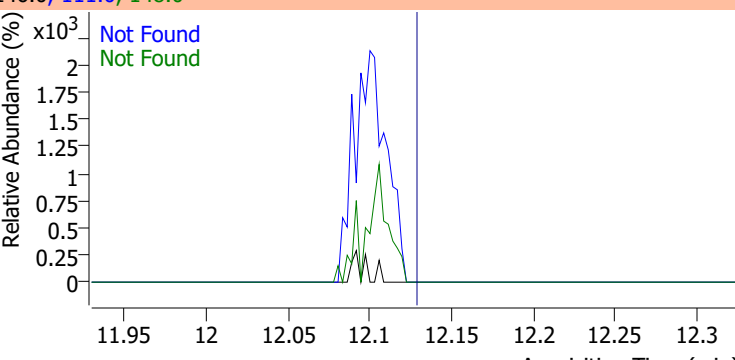
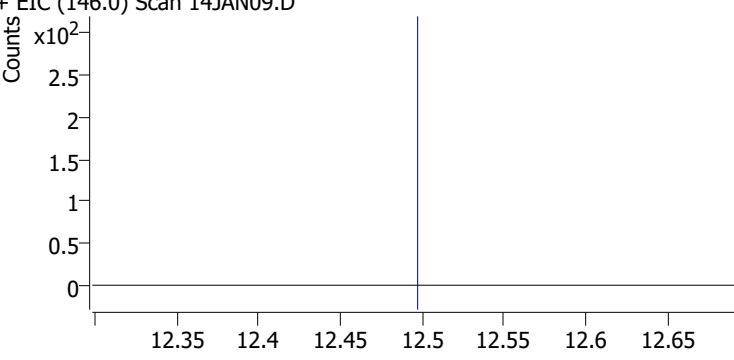
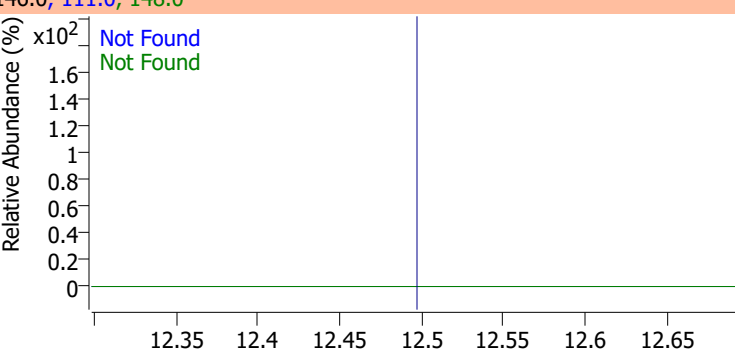
Compound	Conc.	RT	Dev(Min)	Resp.	QIon	QRatio	Lower	Upper
p-Bromofluorobenzene	270.0573	10.95	0.00	209738	174.0	95.2	61.7	121.7
					176.0	91.1	60.6	120.6



Quantitation Results Report (QT Reviewed)

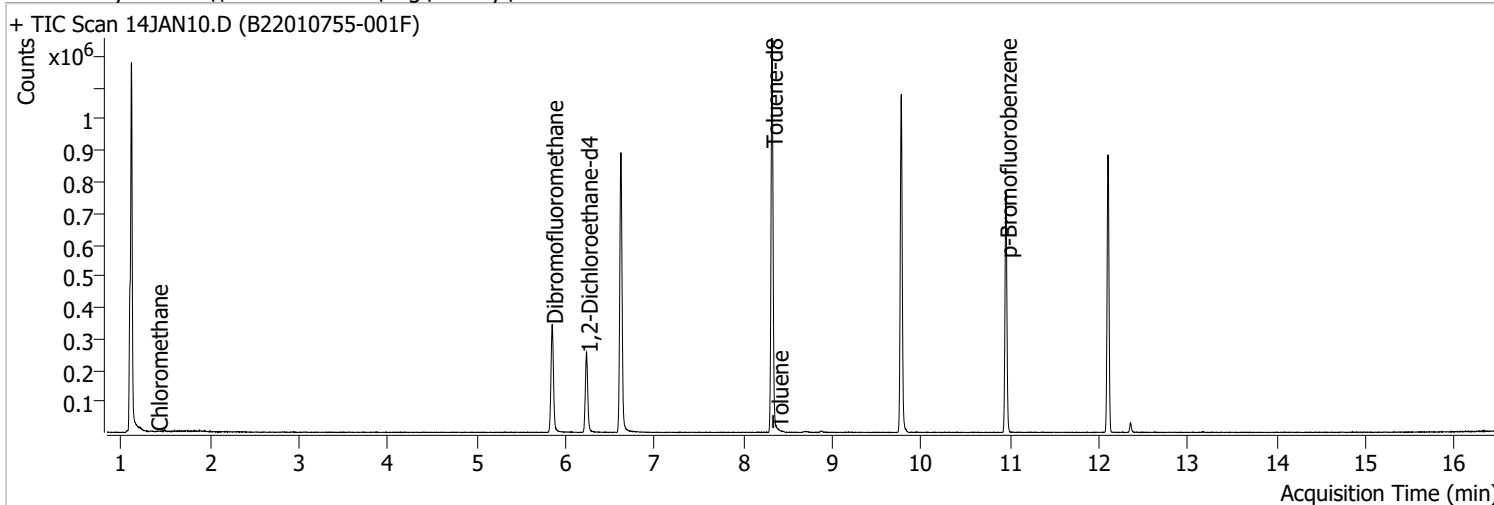
Compound	Conc.	Exp RT	QIon	Exp Ratio	QIon	Exp Ratio
Bromobenzene	N.D.	11.09	77.0	145.7	158.0	96.5
+ EIC (156.0) Scan 14JAN09.D			156.0, 77.0, 158.0			
						
1,1,2,2-Tetrachloroethane	N.D.	11.12	85.0	66.2		
+ EIC (83.0) Scan 14JAN09.D			83.0, 85.0			
						
1,2,3-Trichloropropane	N.D.	11.15	112.0	63.5		
+ EIC (110.0) Scan 14JAN09.D			110.0, 112.0			
						
2-Chlorotoluene	N.D.	11.29	91.0	282.3		
+ EIC (126.0) Scan 14JAN09.D			126.0, 91.0			
						

Quantitation Results Report (QT Reviewed)

Compound	Conc.	Exp RT	QIon	Exp Ratio		
4-Chlorotoluene	N.D.	11.40	126.0	31.7		
+ EIC (91.0) Scan 14JAN09.D			91.0, 126.0			
						
1,3-Dichlorobenzene	N.D.	12.03	148.0	63.6	QIon	Exp Ratio
+ EIC (146.0) Scan 14JAN09.D			146.0, 111.0, 148.0			
						
1,4-Dichlorobenzene	N.D.	12.13	148.0	63.1	QIon	Exp Ratio
+ EIC (146.0) Scan 14JAN09.D			146.0, 111.0, 148.0			
						
1,2-Dichlorobenzene	N.D.	12.49	148.0	63.9	QIon	Exp Ratio
+ EIC (146.0) Scan 14JAN09.D			146.0, 111.0, 148.0			
						

Quantitation Results Report (QT Reviewed)

Data File	14JAN10.D	Operator	MSC
Acq. Method	5975CACQF.M	Acq. Date-Time	1/14/2022 2:07:30 PM
Sample Name	B22010755-001F	Instrument	VOA5975C
Vial	10	Multiplier	1.00
DA Method File	VOA5975C_8260B_SHT_DoD_L4_010422.m	Comment	
Tune File	BFB_Atune3.u	Tune Date	10/11/2021 4:02:00 PM
Batch Name	VG011422_8260B.batch.bin	Last Calib Update	3/4/2022 3:27:31 PM
Ref Library	\\MASSHUNTER\Org\Library\NIST129K.I		



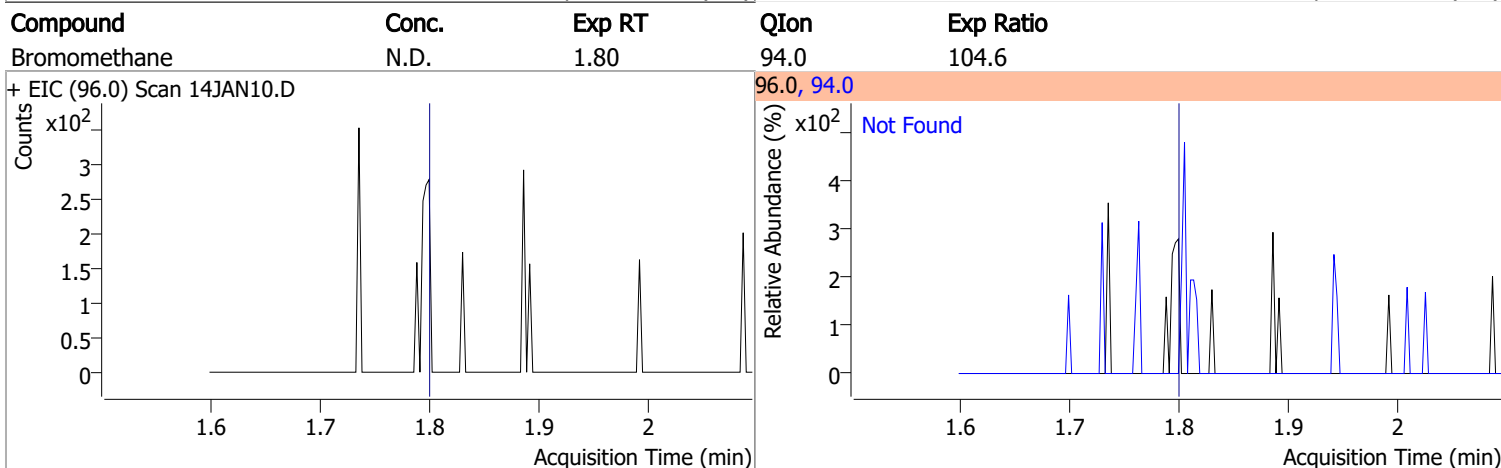
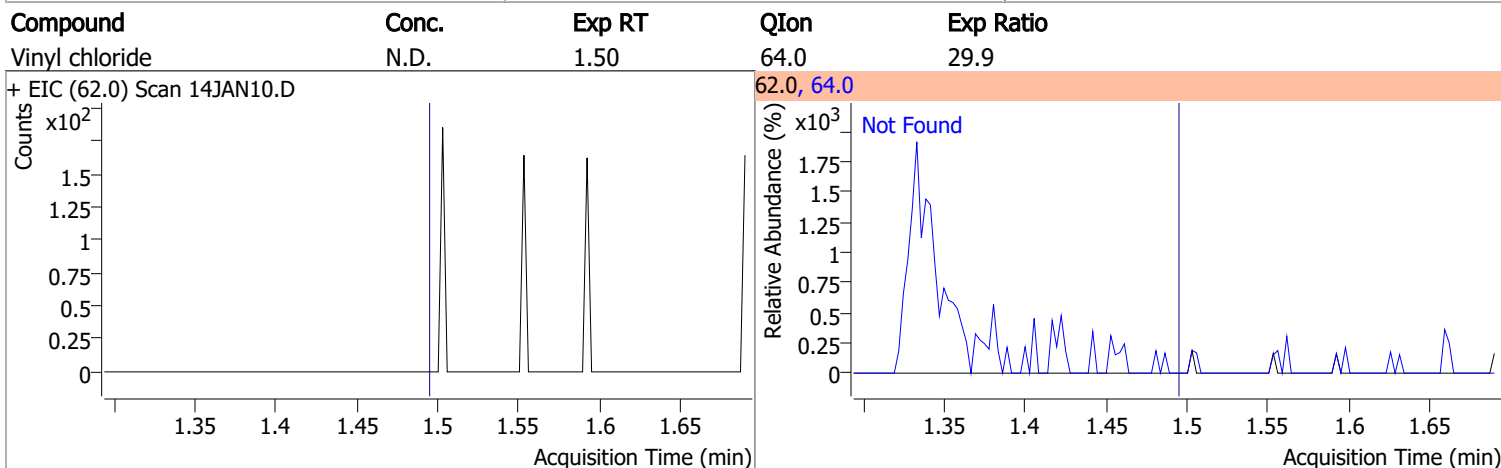
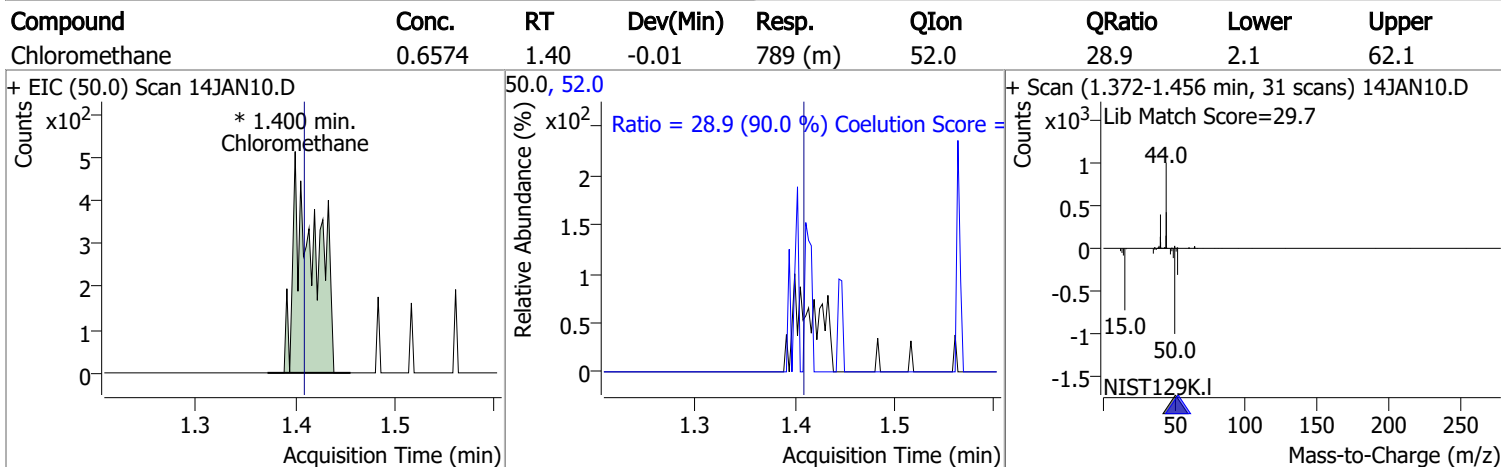
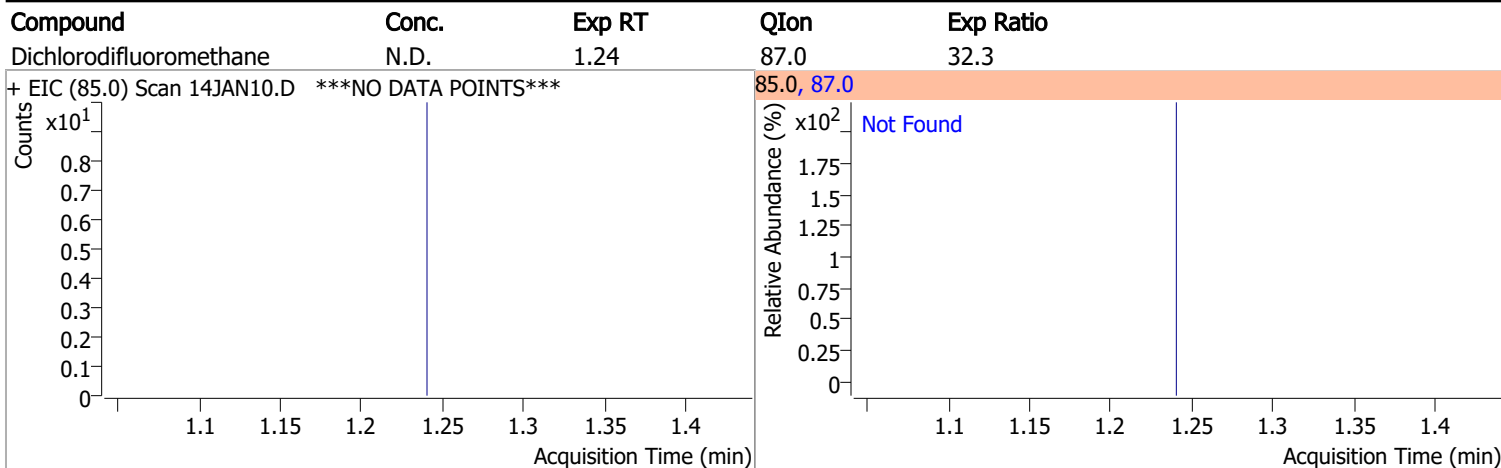
Compound	RT	QIon	Resp.	Conc.	Units	Dev(Min)
Internal Standards						
M Fluorobenzene	6.620	96.0	754430	250.0000	ng	-0.003
M Chlorobenzene-d5	9.772	82.0	293082	250.0000	ng	0.000
M 1,4-Dichlorobenzene-d4	12.100	152.0	219316	250.0000	ng	0.000
System Monitoring Compounds						
S Dibromofluoromethane	5.848	113.0	201189	283.0659	ng	0.003
Spiked Amount: 250.000	Range: 80.0 - 119.0%			Recovery = 113.23%		
S 1,2-Dichloroethane-d4	6.236	67.0	89434	291.3230	ng	0.003
Spiked Amount: 250.000	Range: 81.0 - 118.0%			Recovery = 116.53%		
S Toluene-d8	8.319	98.0	753228	266.6966	ng	0.000
Spiked Amount: 250.000	Range: 89.0 - 112.0%			Recovery = 106.68%		
S p-Bromofluorobenzene	10.951	95.0	216315	269.2270	ng	-0.003
Spiked Amount: 250.000	Range: 85.0 - 114.0%			Recovery = 107.69%		
Target Compounds						
T Dichlorodifluoromethane	0.000		0	N.D.		
T Chloromethane	1.400	50.0	789	0.6574	ng	m 94
T Vinyl chloride	0.000		0	N.D.		
T Bromomethane	0.000		0	N.D.		
T Chloroethane	0.000		0	N.D.		
T Trichlorofluoromethane	0.000		0	N.D.		
T 1,1-Dichloroethene	0.000		0	N.D.		
T Methylene chloride	3.341	49.0	0		ng	md 1
T trans-1,2-Dichloroethene	0.000		0	N.D.		
T Methyl tert-butyl ether (MTBE)	0.000		0	N.D.		
T 1,1-Dichloroethane	0.000		0	N.D.		
T 2,2-Dichloropropane	0.000		0	N.D.		
T cis-1,2-Dichloroethene	0.000		0	N.D.		
T Methyl ethyl ketone	0.000		0	N.D.		
T Bromochloromethane	0.000		0	N.D.		
T Chloroform	0.000		0	N.D.		

Quantitation Results Report (QT Reviewed)

Compound	RT	QIon	Resp.	Conc.	Units		Dev(Min)
T 1,1,1-Trichloroethane	0.000		0	N.D.			
T Carbon tetrachloride	0.000		0	N.D.			
T 1,1-Dichloropropene	0.000		0	N.D.			
T Benzene	0.000		0	N.D.			
T 1,2-Dichloroethane	0.000		0	N.D.			
T Trichloroethene	0.000		0	N.D.			
T 1,2-Dichloropropane	0.000		0	N.D.			
T Dibromomethane	0.000		0	N.D.			
T Bromodichloromethane	0.000		0	N.D.			
T cis-1,3-Dichloropropene	0.000		0	N.D.			
T Toluene	8.380	92.0	481	0.2522	ng	m	94
T trans-1,3-Dichloropropene	0.000		0	N.D.			
T 1,1,2-Trichloroethane	0.000		0	N.D.			
T Tetrachloroethene	0.000		0	N.D.			
T 1,3-Dichloropropane	0.000		0	N.D.			
T Chlorodibromomethane	0.000		0	N.D.			
T 1,2-Dibromoethane	0.000		0	N.D.			
T Chlorobenzene	0.000		0	N.D.			
T 1,1,1,2-Tetrachloroethane	0.000		0	N.D.			
T Ethylbenzene	0.000		0	N.D.			
T m+p-Xylenes	0.000		0	N.D.			
T o-Xylene	0.000		0	N.D.			
T Styrene	0.000		0	N.D.			
T Bromoform	0.000		0	N.D.			
T Bromobenzene	0.000		0	N.D.			
T 1,1,2,2-Tetrachloroethane	0.000		0	N.D.			
T 1,2,3-Trichloropropane	0.000		0	N.D.			
T 2-Chlorotoluene	0.000		0	N.D.			
T 4-Chlorotoluene	0.000		0	N.D.			
T 1,3-Dichlorobenzene	0.000		0	N.D.			
T 1,4-Dichlorobenzene	0.000		0	N.D.			
T 1,2-Dichlorobenzene	0.000		0	N.D.			

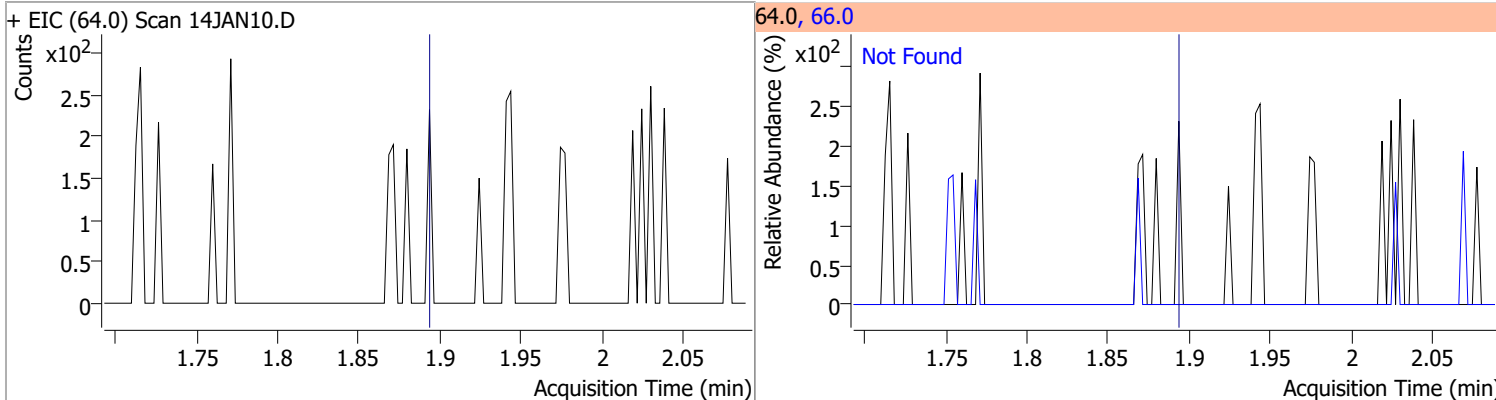
(#) = Qualifier Out of Range; (m) = Manual Integration; (+) = Area Summed; (*) = Surrogate Percent Recovery Out of Range; (d): Zeroed Peak

Quantitation Results Report (QT Reviewed)

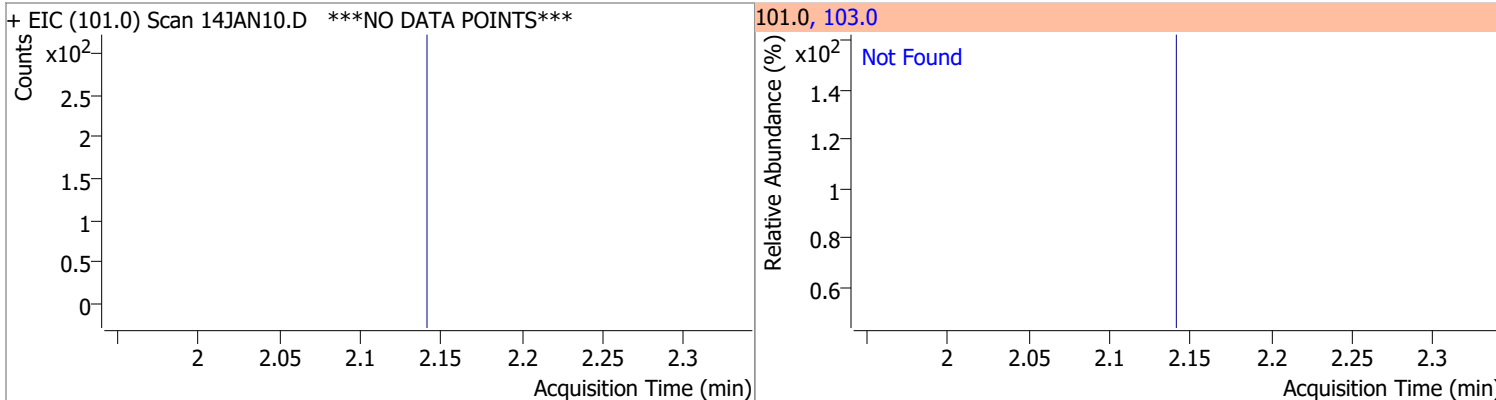


Quantitation Results Report (QT Reviewed)

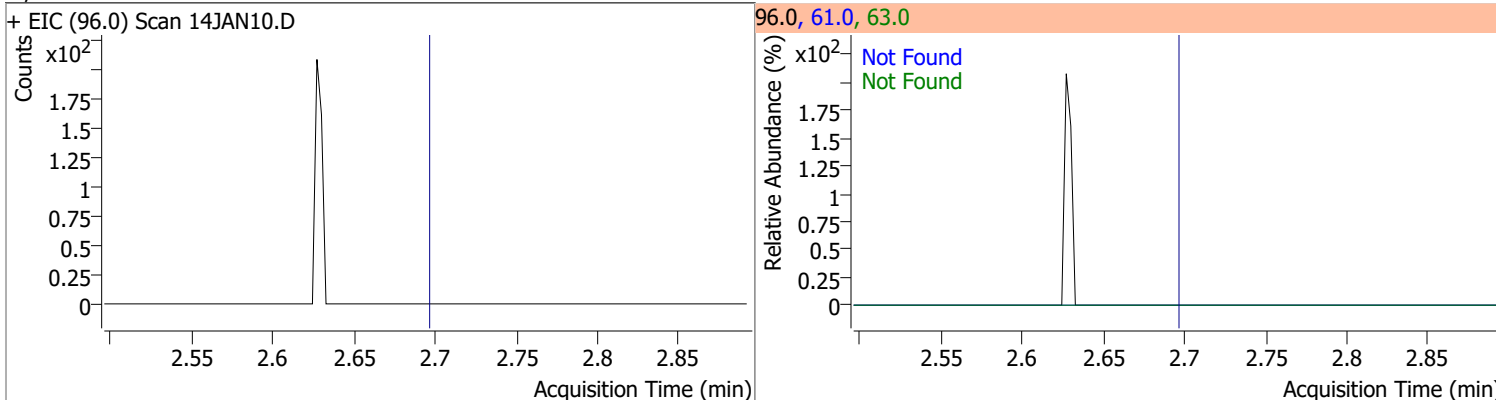
Compound	Conc.	Exp RT	QIon	Exp Ratio
Chloroethane	N.D.	1.89	66.0	30.1



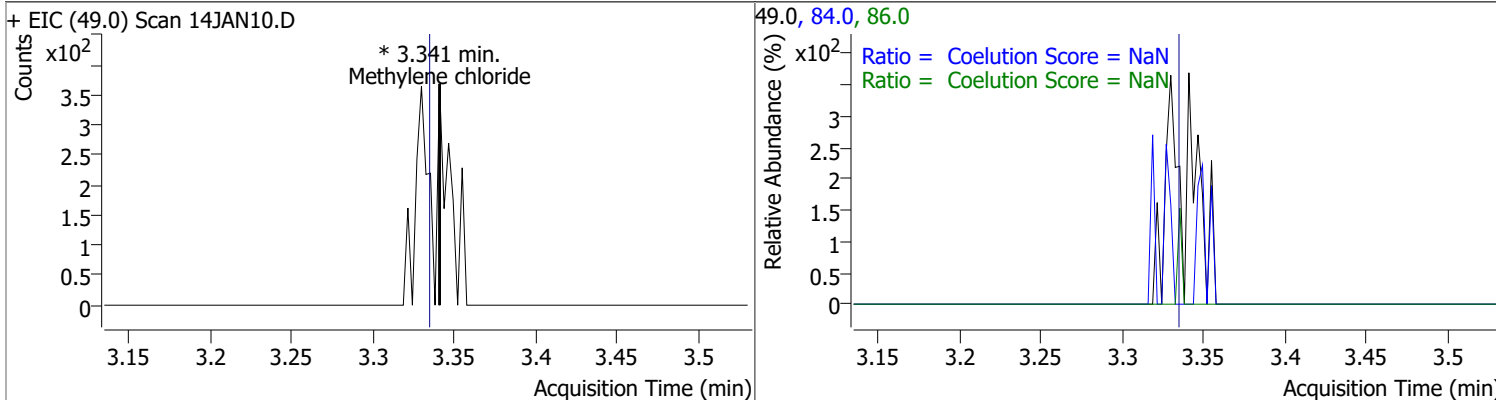
Compound	Conc.	Exp RT	QIon	Exp Ratio
Trichlorofluoromethane	N.D.	2.14	103.0	64.2



Compound	Conc.	Exp RT	QIon	Exp Ratio	QIon	Exp Ratio
1,1-Dichloroethene	N.D.	2.70	61.0	180.3	63.0	56.7

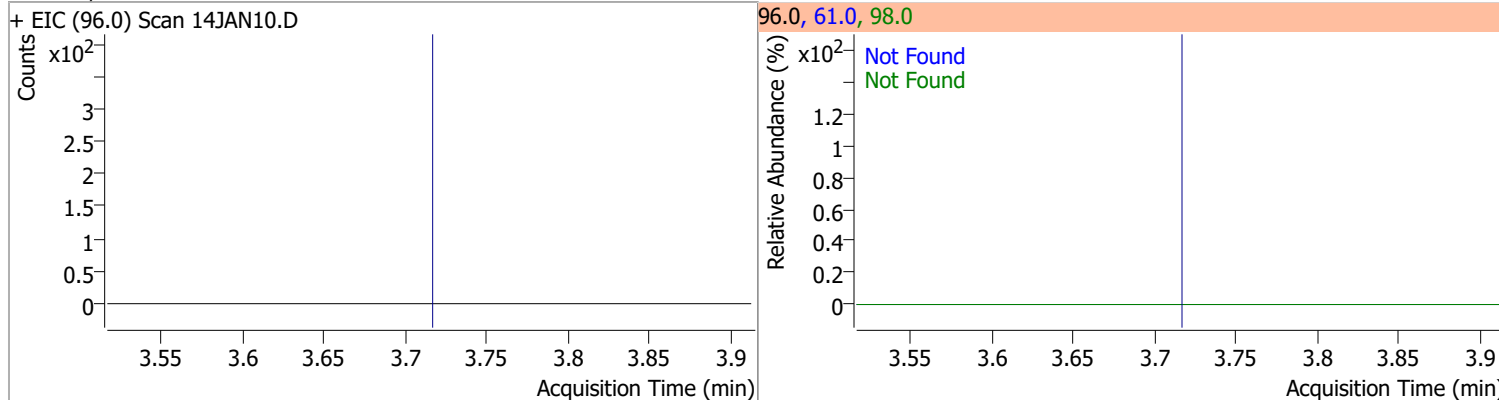


Compound	Conc.	RT	Dev(Min)	Resp.	QIon	QRatio	Lower	Upper
Methylene chloride		0		0	84.0		36.9	96.9
					86.0		14.3	74.3

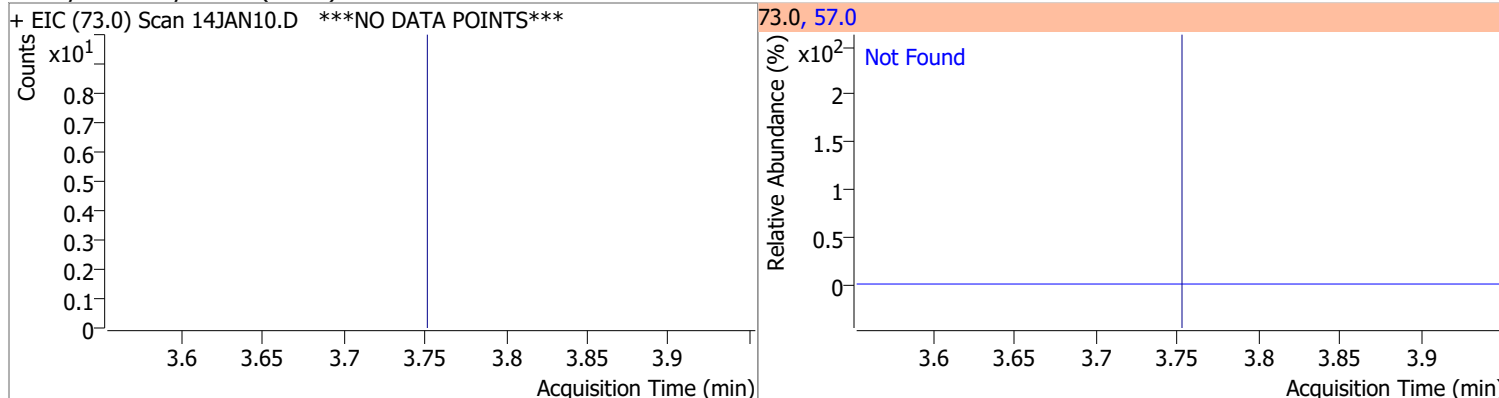


Quantitation Results Report (QT Reviewed)

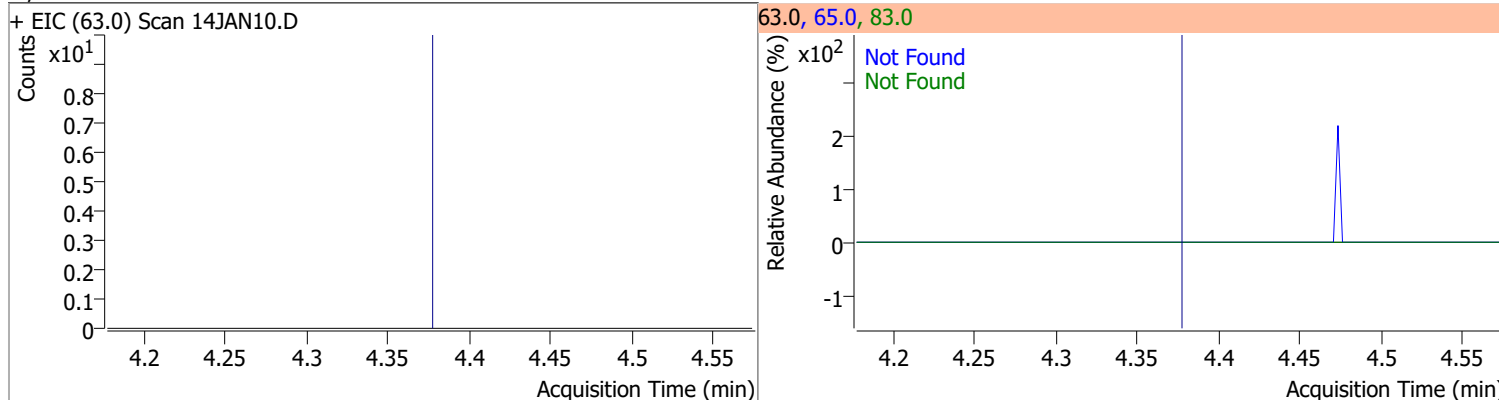
Compound	Conc.	Exp RT	QIon	Exp Ratio	QIon	Exp Ratio
trans-1,2-Dichloroethene	N.D.	3.72	61.0	153.9	98.0	65.7



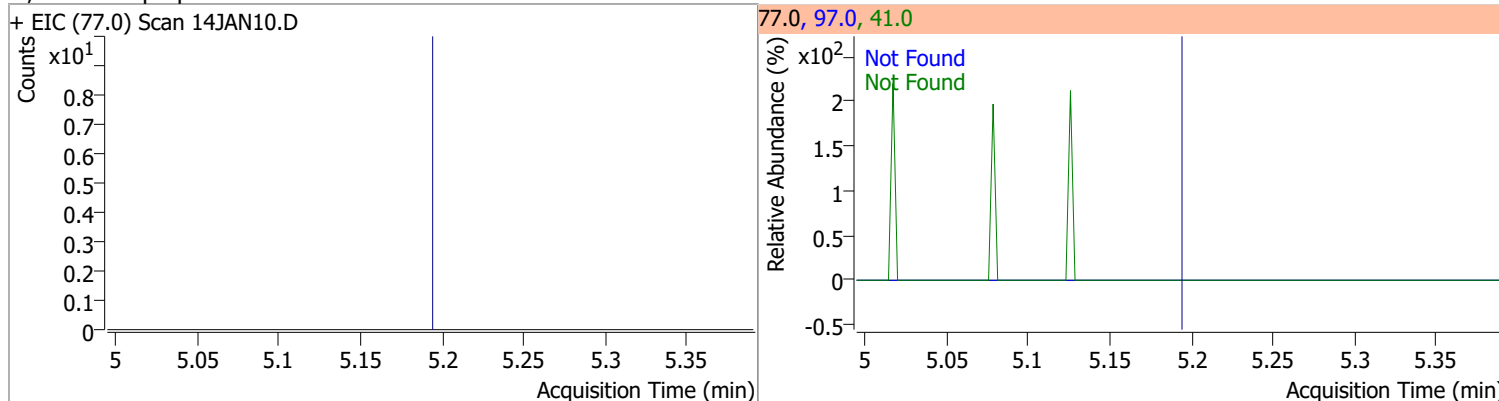
Compound	Conc.	Exp RT	QIon	Exp Ratio
Methyl tert-butyl ether (MTBE)	N.D.	3.75	57.0	24.6



Compound	Conc.	Exp RT	QIon	Exp Ratio	QIon	Exp Ratio
1,1-Dichloroethane	N.D.	4.38	65.0	32.1	83.0	13.7

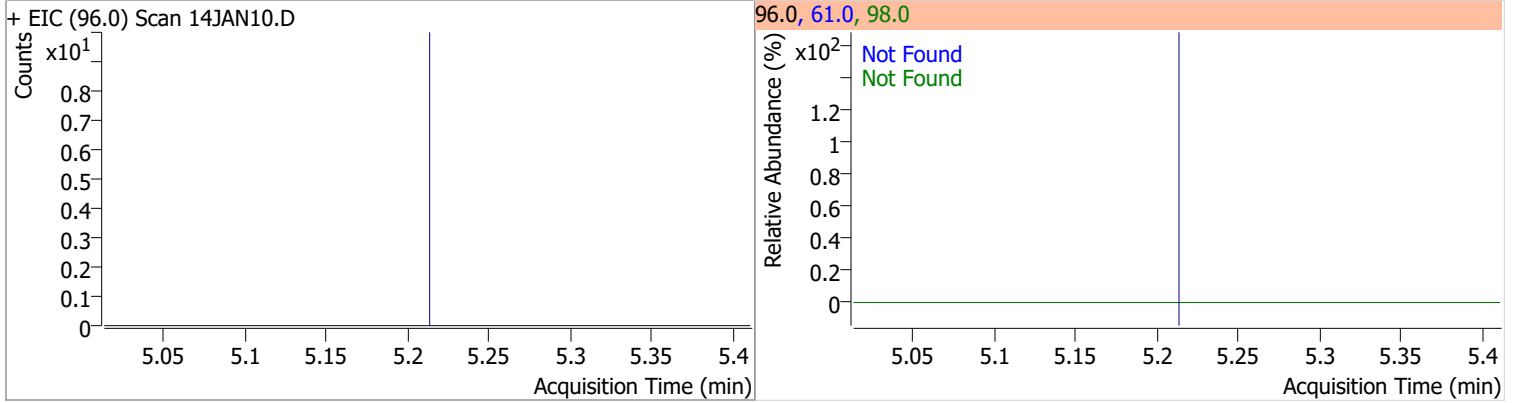


Compound	Conc.	Exp RT	QIon	Exp Ratio	QIon	Exp Ratio
2,2-Dichloropropane	N.D.	5.20	41.0	66.5	97.0	23.2

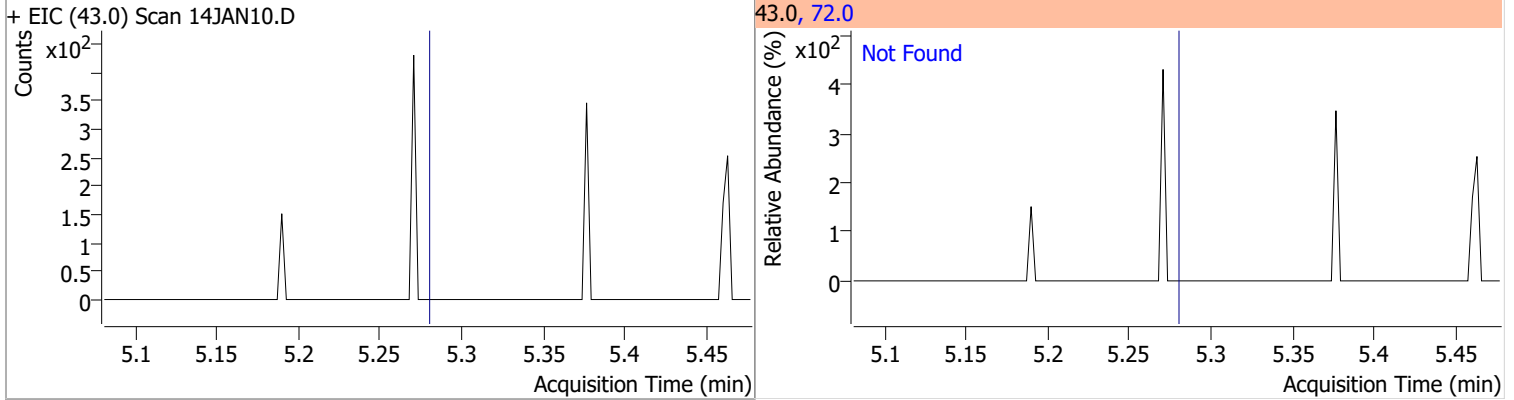


Quantitation Results Report (QT Reviewed)

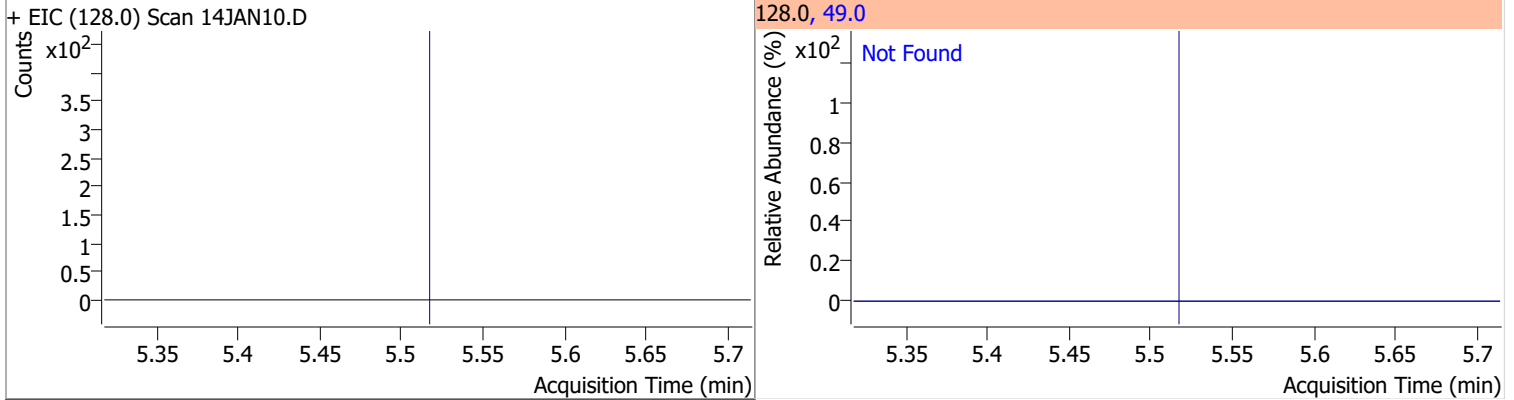
Compound	Conc.	Exp RT	QIon	Exp Ratio	QIon	Exp Ratio
cis-1,2-Dichloroethene	N.D.	5.22	61.0	167.2	98.0	67.3



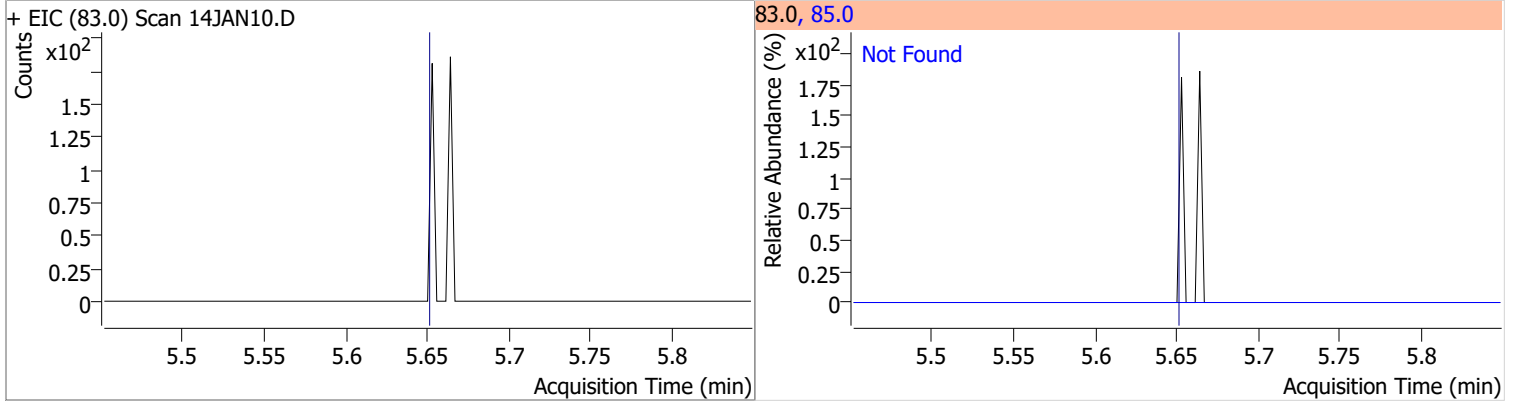
Compound	Conc.	Exp RT	QIon	Exp Ratio
Methyl ethyl ketone	N.D.	5.28	72.0	21.3



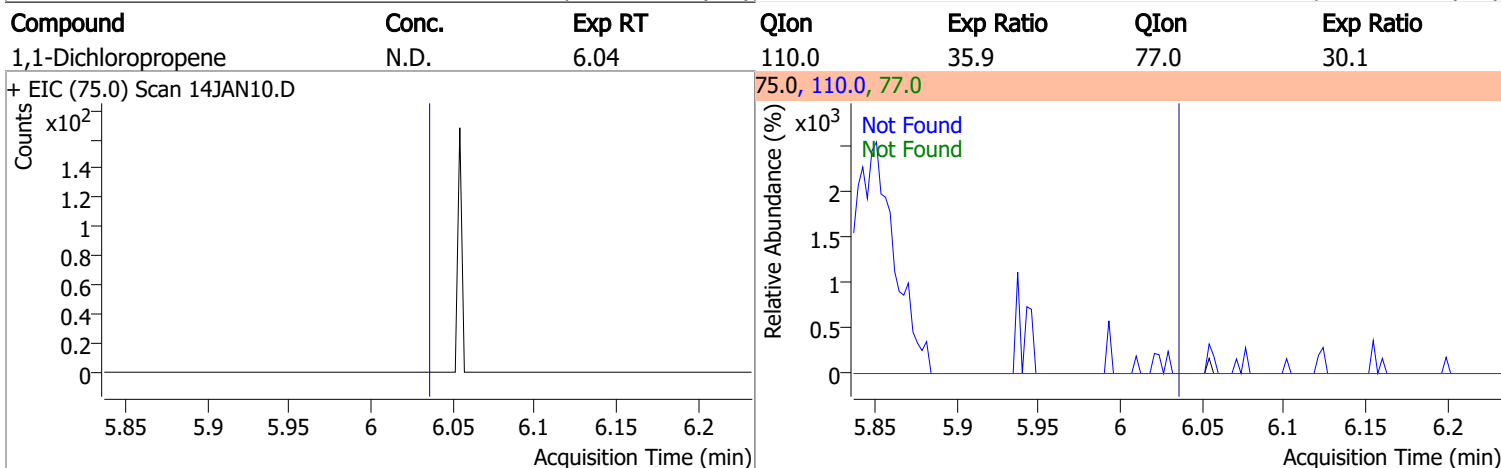
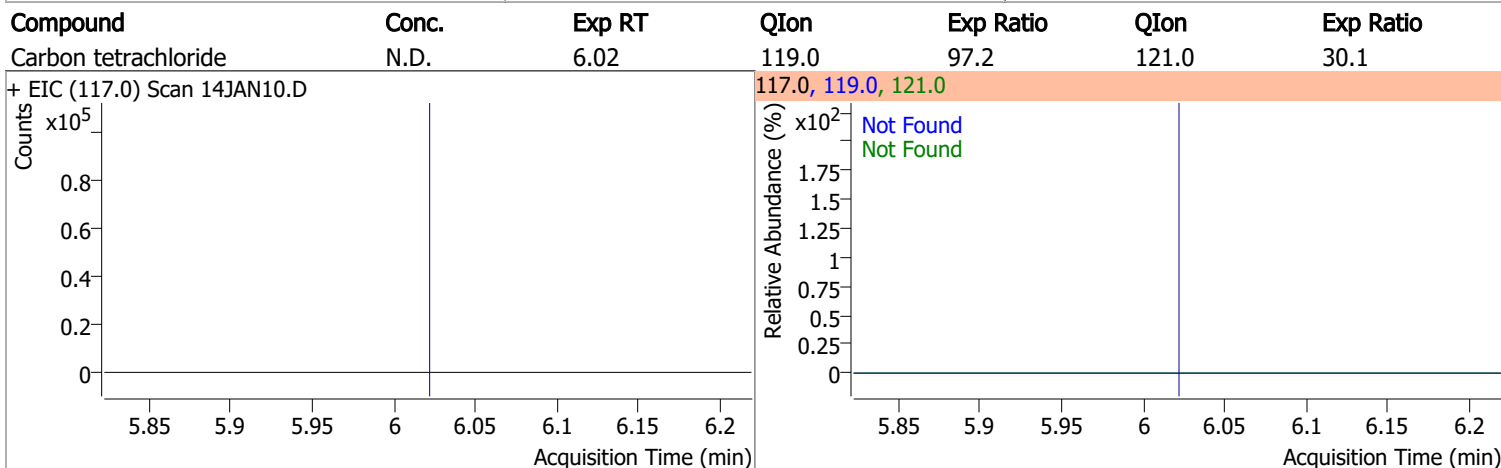
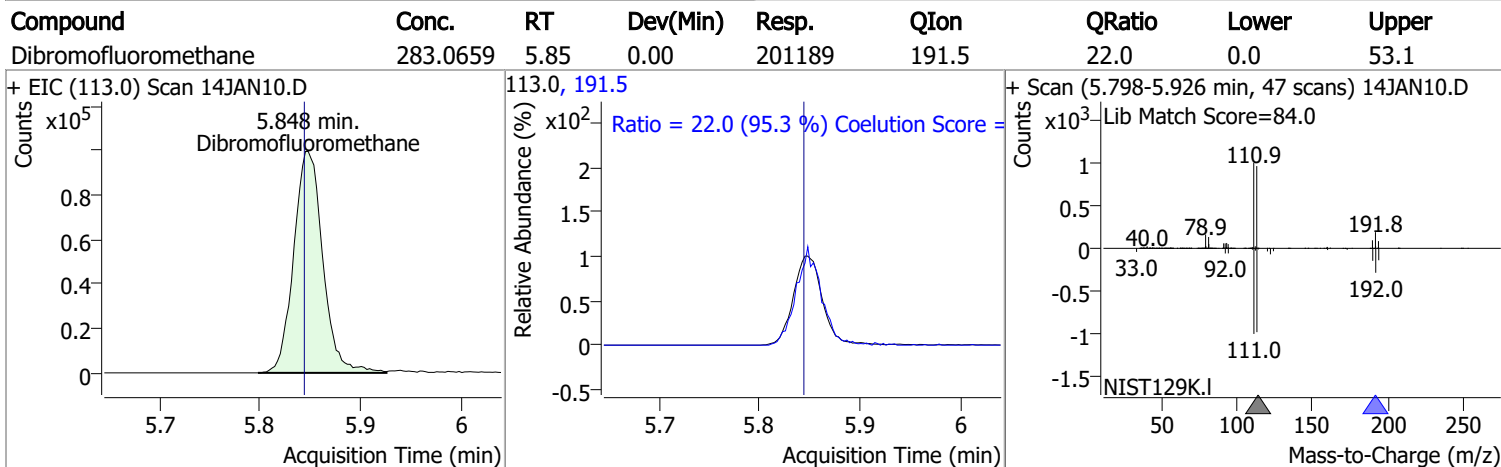
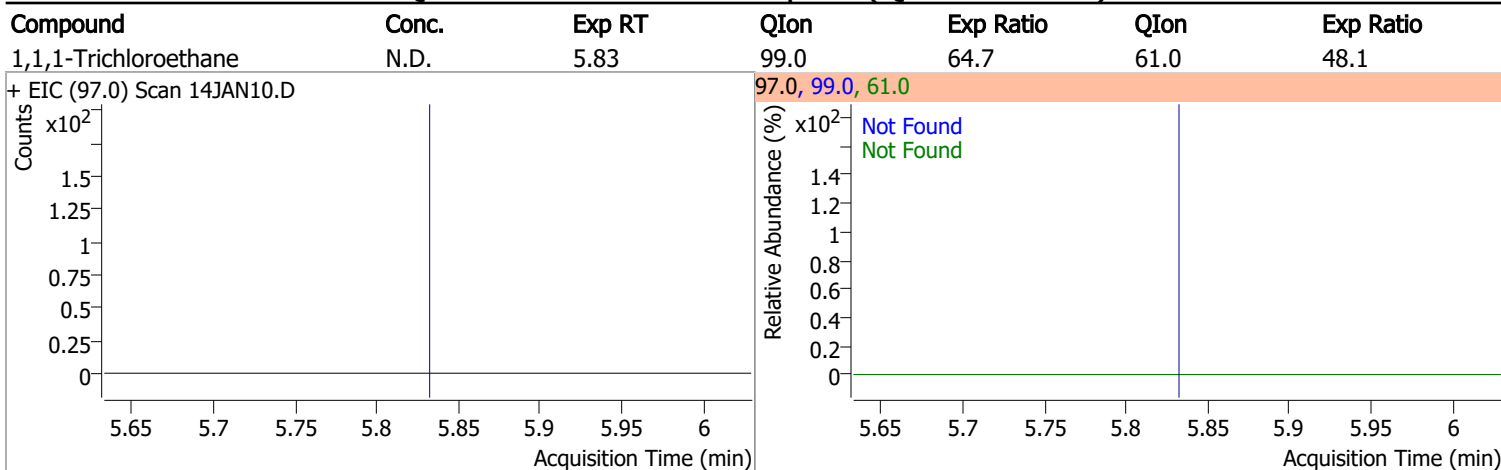
Compound	Conc.	Exp RT	QIon	Exp Ratio
Bromochloromethane	N.D.	5.52	49.0	182.9



Compound	Conc.	Exp RT	QIon	Exp Ratio
Chloroform	N.D.	5.65	85.0	66.0

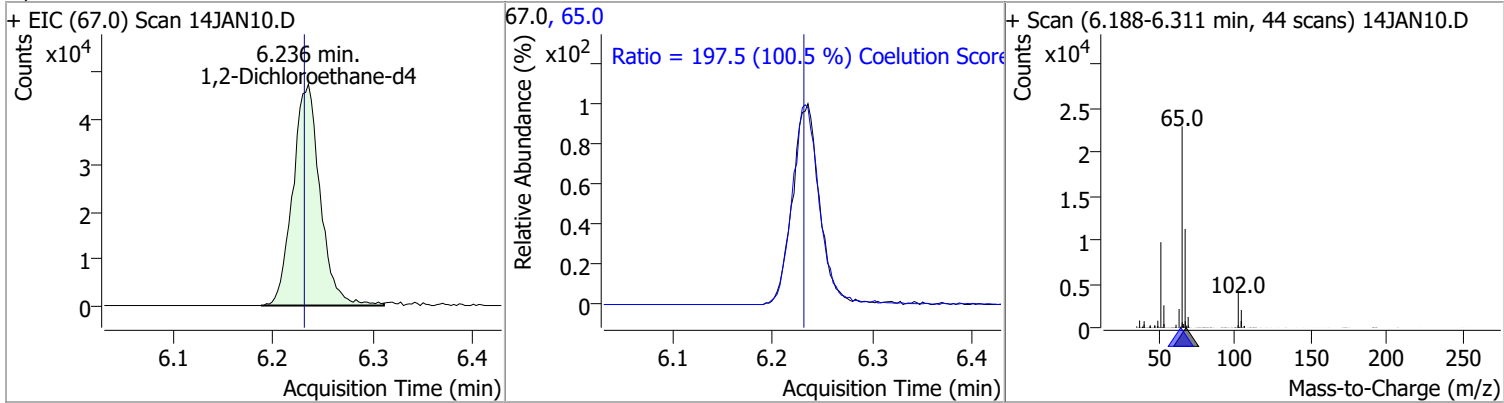


Quantitation Results Report (QT Reviewed)

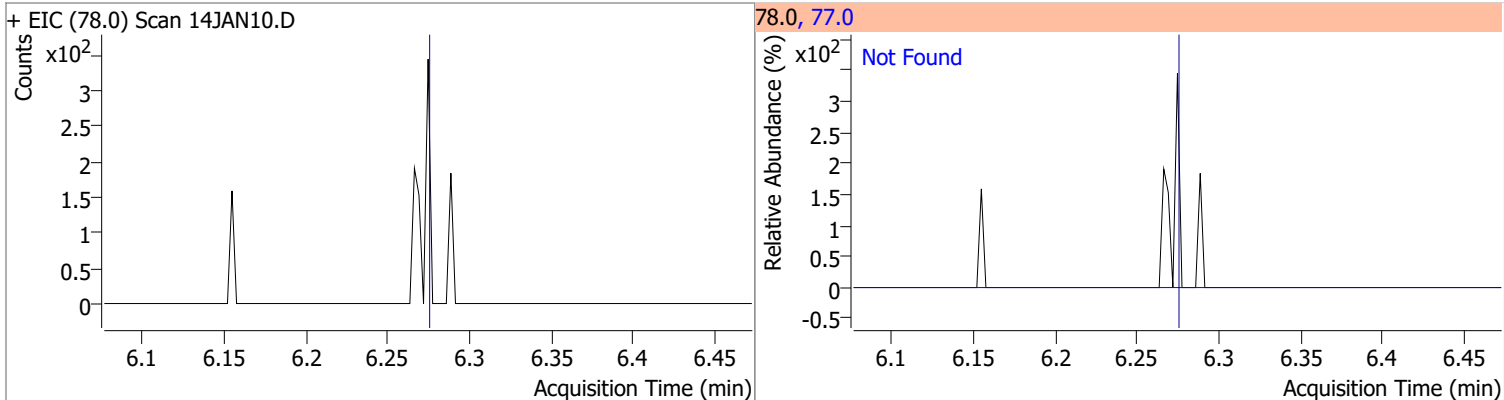


Quantitation Results Report (QT Reviewed)

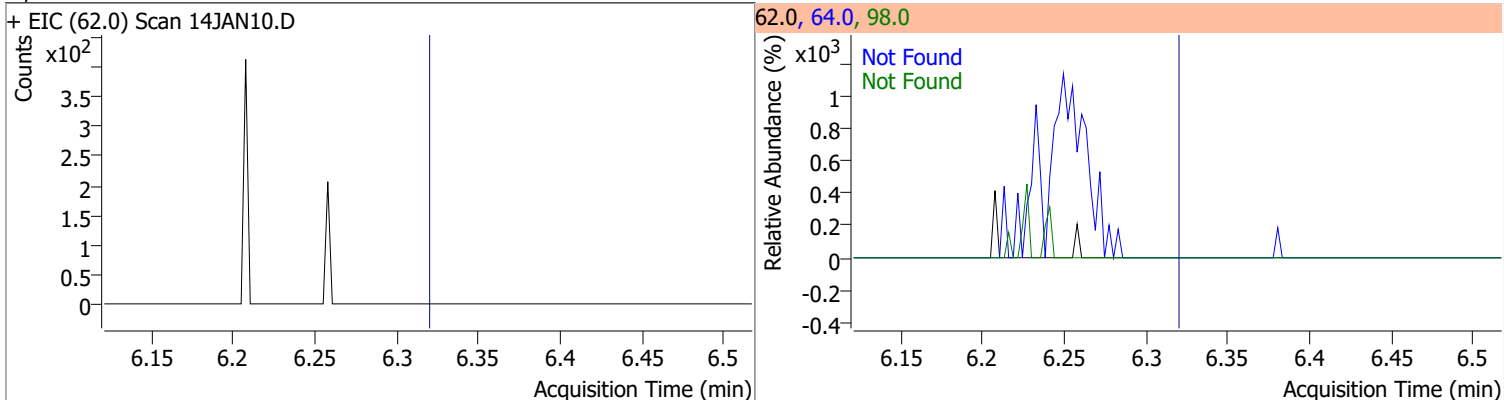
Compound	Conc.	RT	Dev(Min)	Resp.	QIon	QRatio	Lower	Upper
1,2-Dichloroethane-d4	291.3230	6.24	0.00	89434	65.0	197.5	166.5	226.5



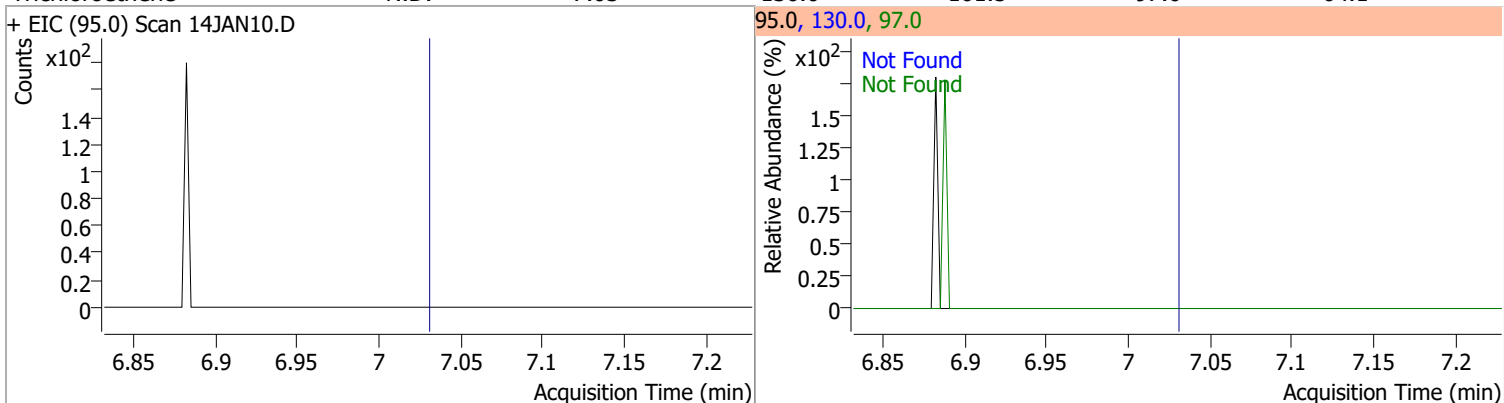
Compound	Conc.	Exp RT	QIon	Exp Ratio
Benzene	N.D.	6.28	77.0	23.5



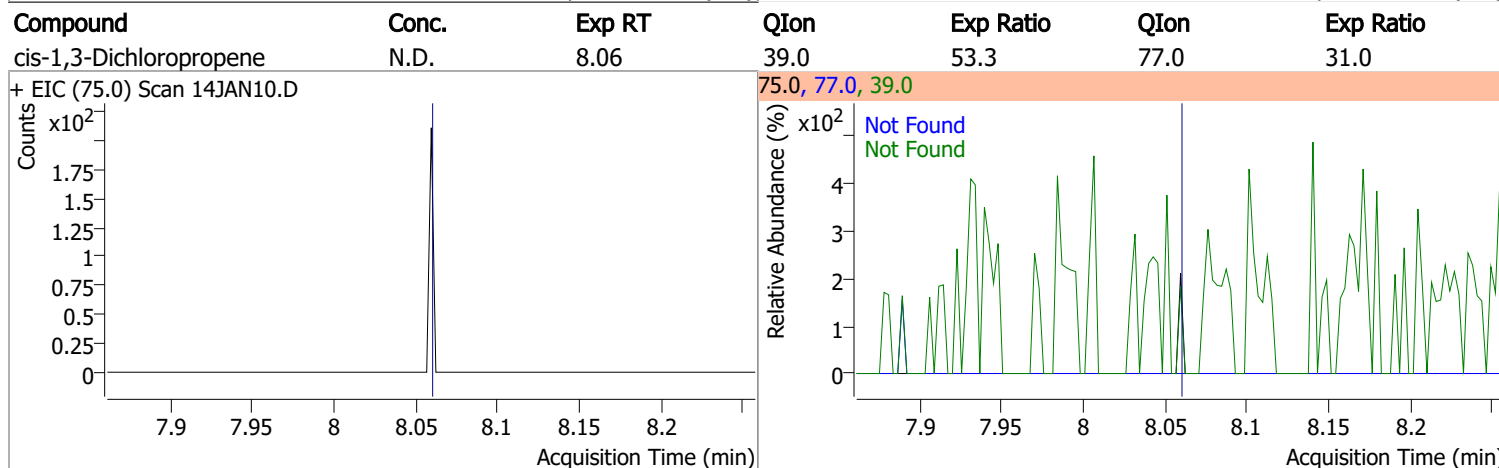
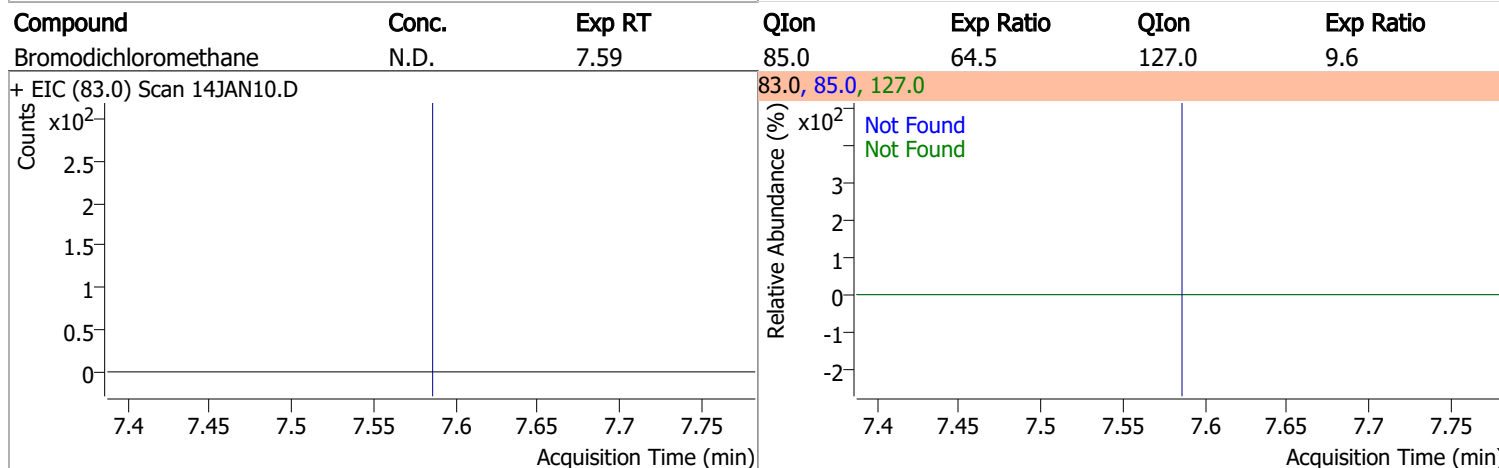
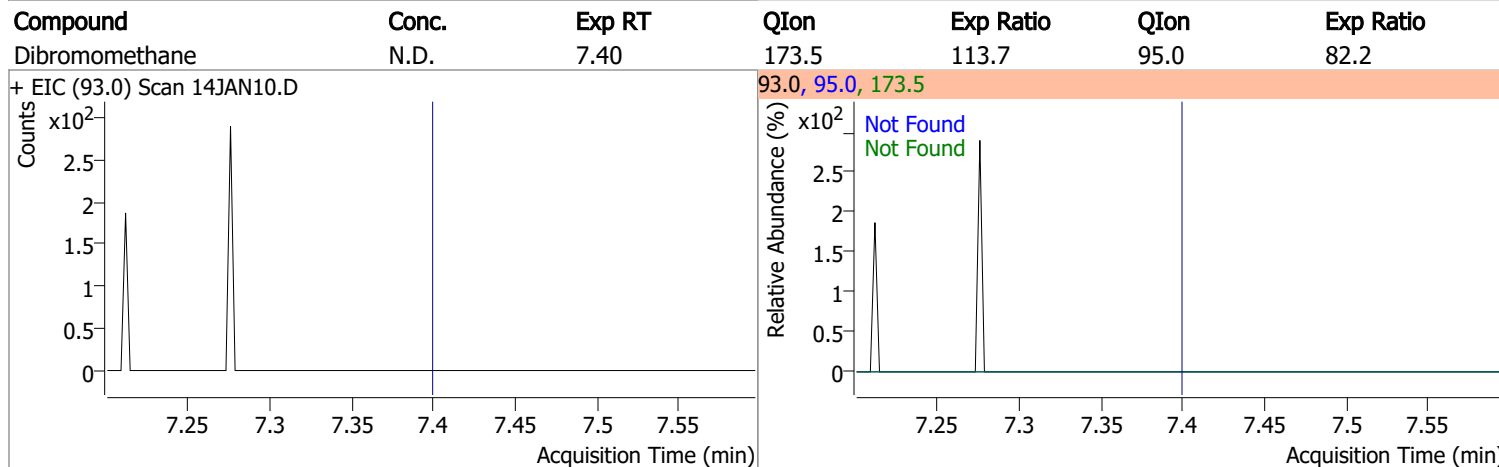
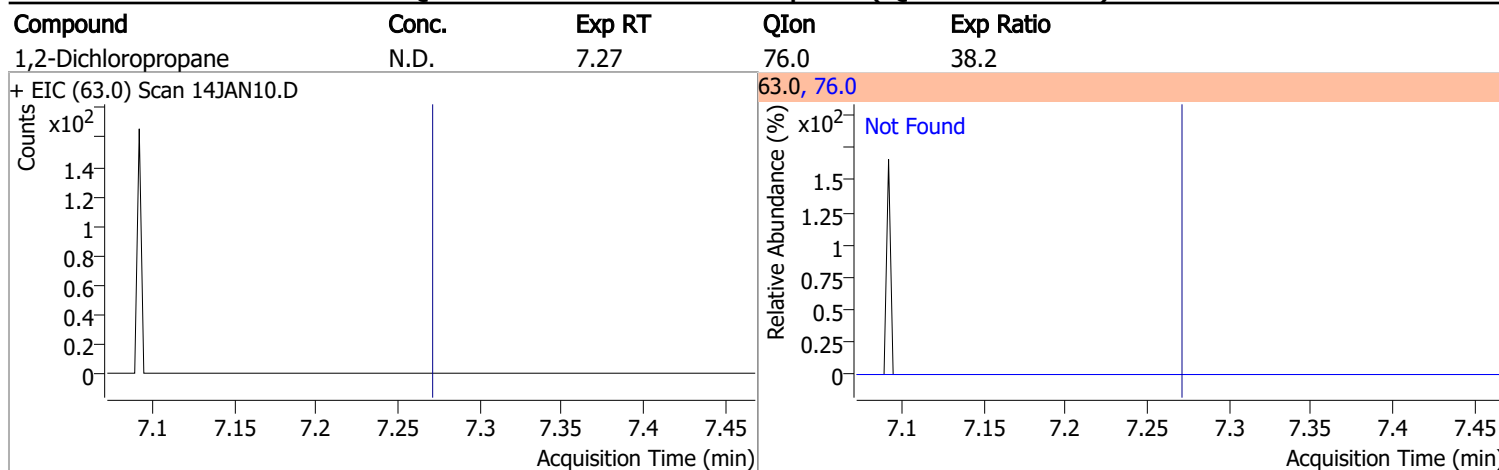
Compound	Conc.	Exp RT	QIon	Exp Ratio	QIon	Exp Ratio
1,2-Dichloroethane	N.D.	6.32	64.0	29.9	98.0	7.6



Compound	Conc.	Exp RT	QIon	Exp Ratio	QIon	Exp Ratio
Trichloroethene	N.D.	7.03	130.0	101.5	97.0	64.1

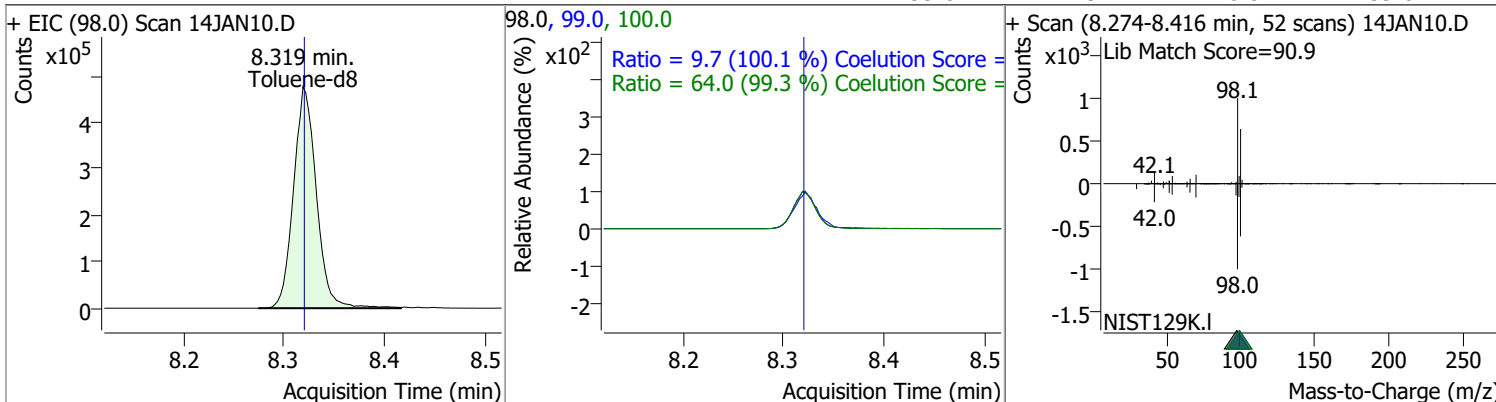


Quantitation Results Report (QT Reviewed)

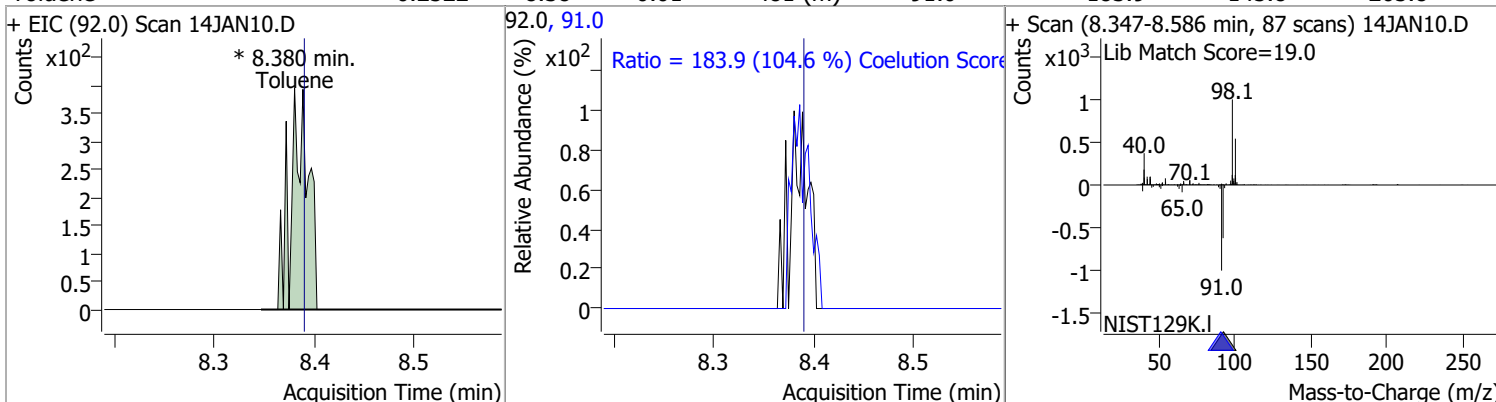


Quantitation Results Report (QT Reviewed)

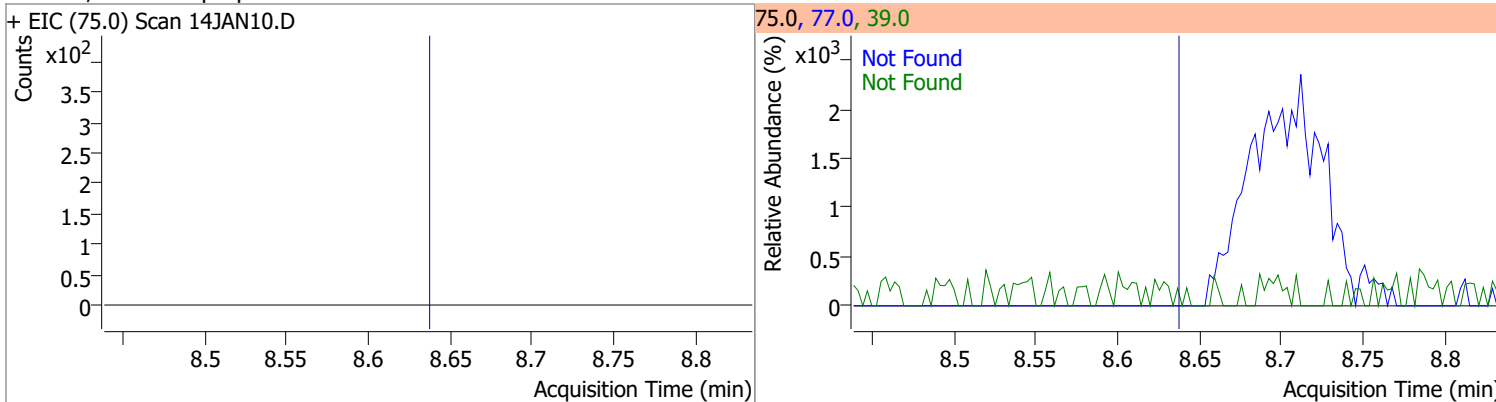
Compound	Conc.	RT	Dev(Min)	Resp.	QIon	QRatio	Lower	Upper
Toluene-d8	266.6966	8.32	0.00	753228	100.0	64.0	34.4	94.4
					99.0	9.7	0.0	39.6



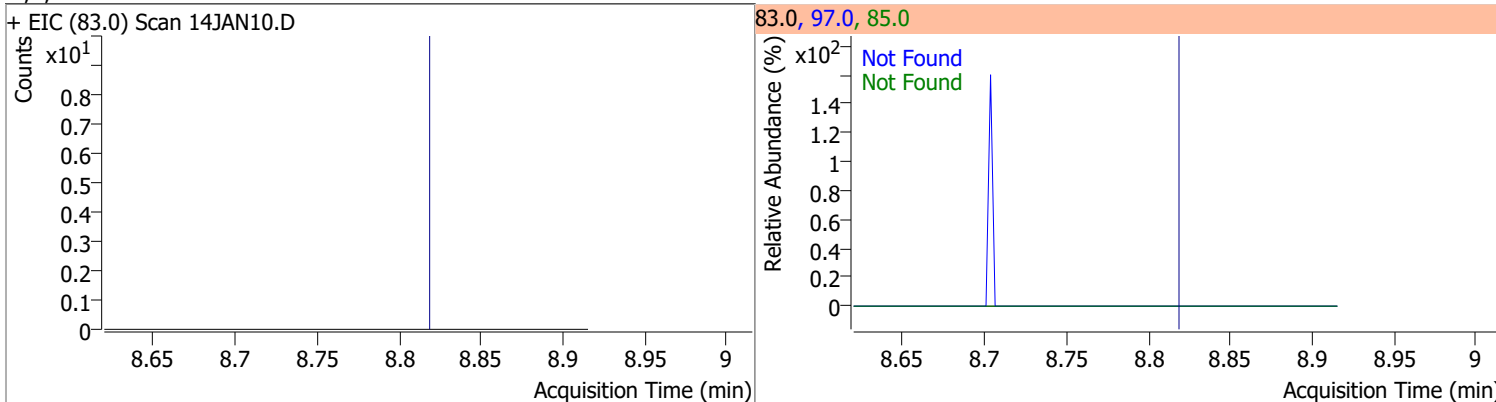
Compound	Conc.	RT	Dev(Min)	Resp.	QIon	QRatio	Lower	Upper
Toluene	0.2522	8.38	-0.01	481 (m)	91.0	183.9	145.8	205.8



Compound	Conc.	Exp RT	QIon	Exp Ratio	QIon	Exp Ratio
trans-1,3-Dichloropropene	N.D.	8.64	39.0	53.4	77.0	32.4

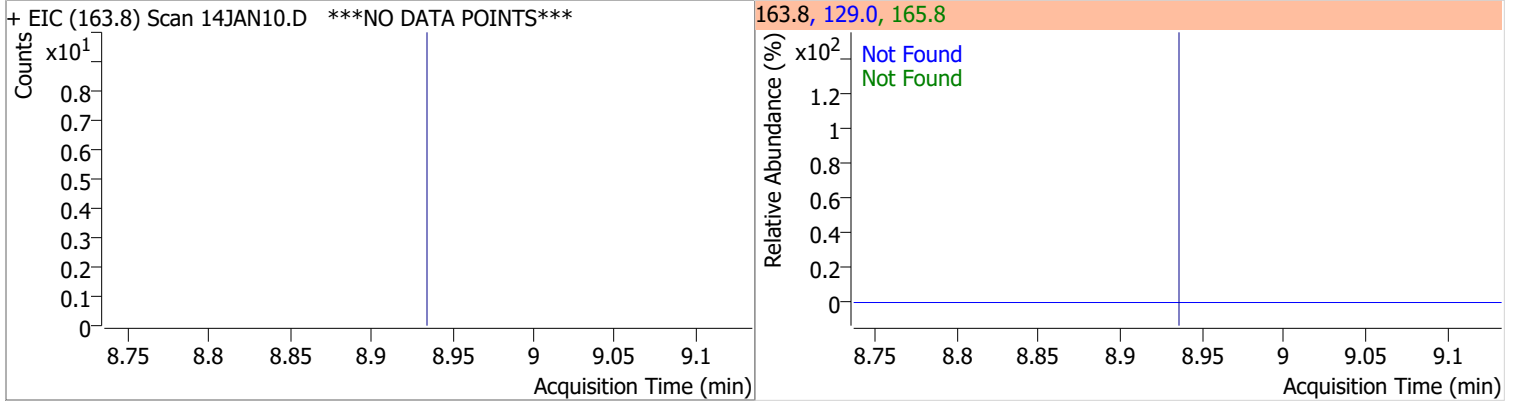


Compound	Conc.	Exp RT	QIon	Exp Ratio	QIon	Exp Ratio
1,1,2-Trichloroethane	N.D.	8.82	97.0	114.6	85.0	67.6

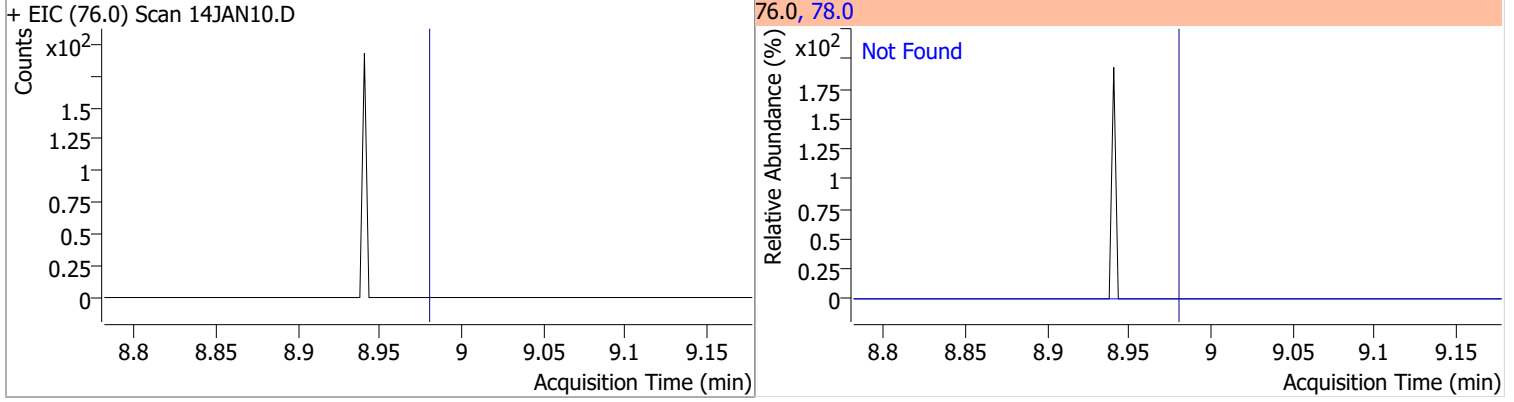


Quantitation Results Report (QT Reviewed)

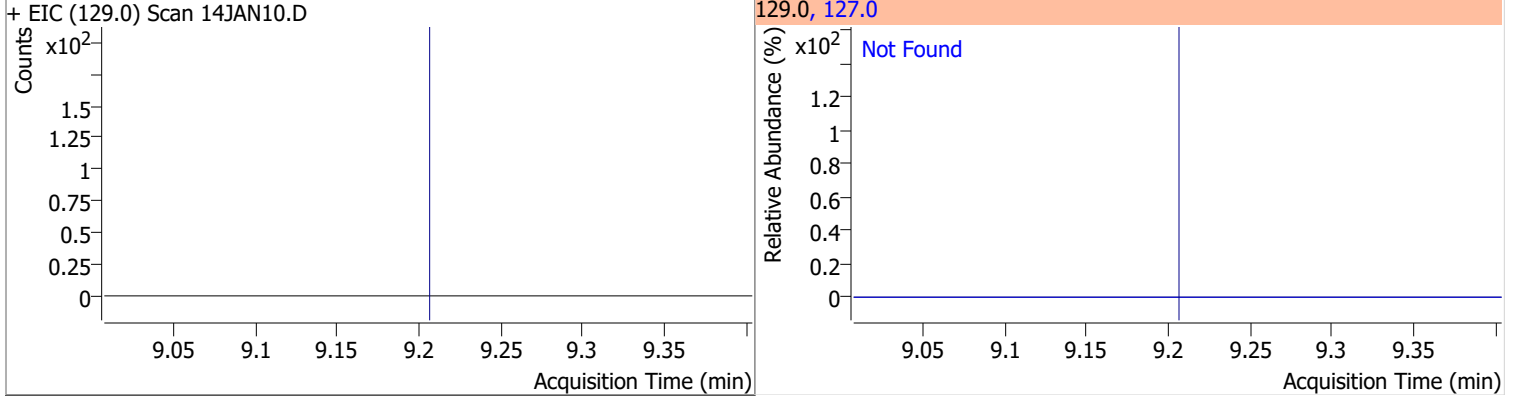
Compound	Conc.	Exp RT	QIon	Exp Ratio	QIon	Exp Ratio
Tetrachloroethene	N.D.	8.94	165.8	128.6	129.0	91.5



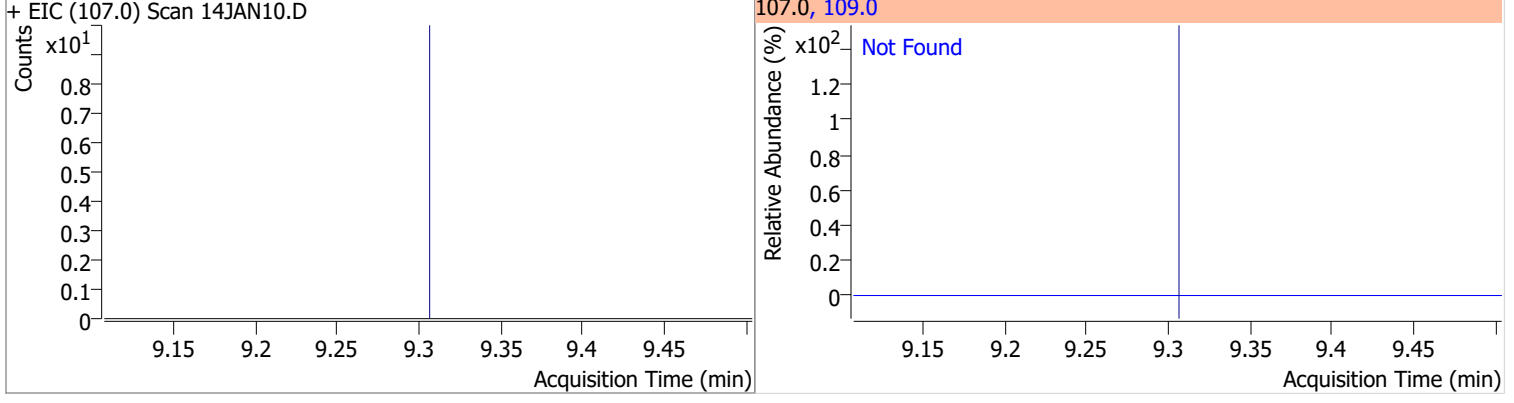
Compound	Conc.	Exp RT	QIon	Exp Ratio
1,3-Dichloropropane	N.D.	8.98	78.0	32.9



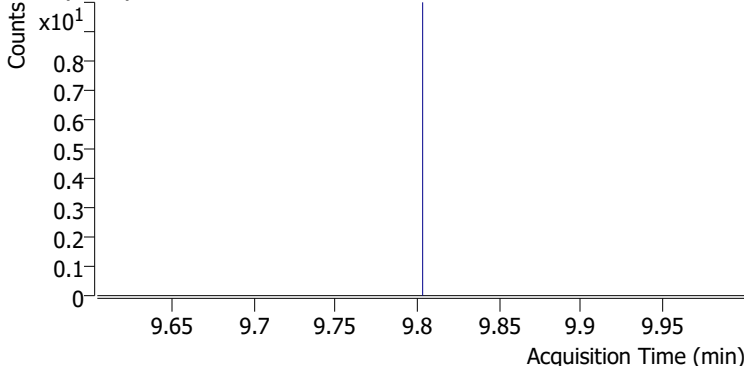
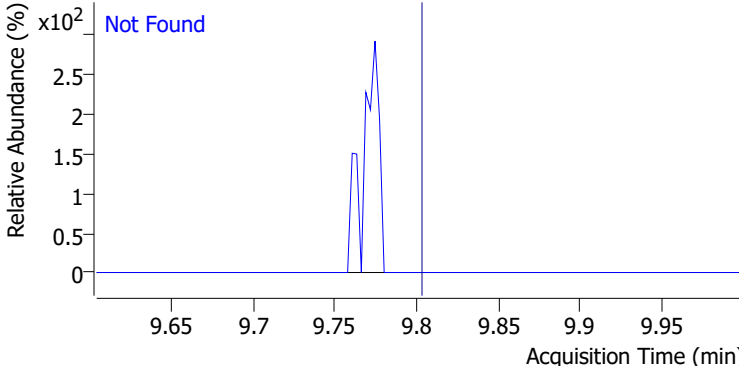
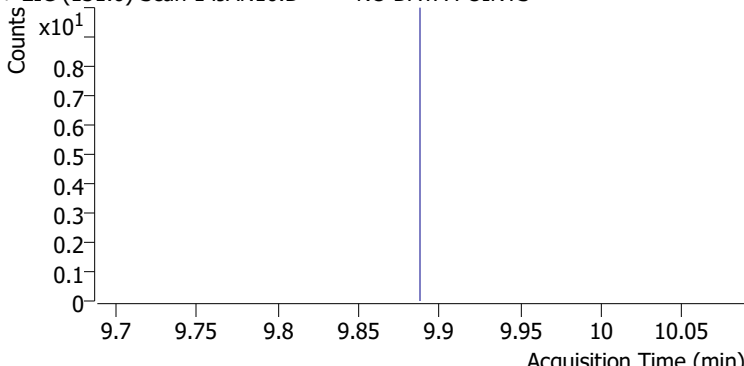
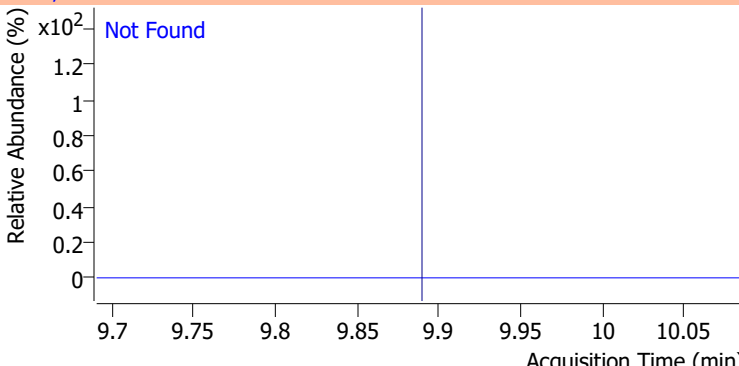
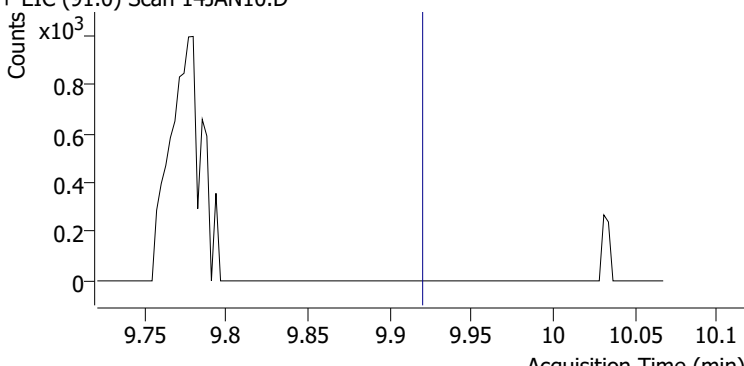
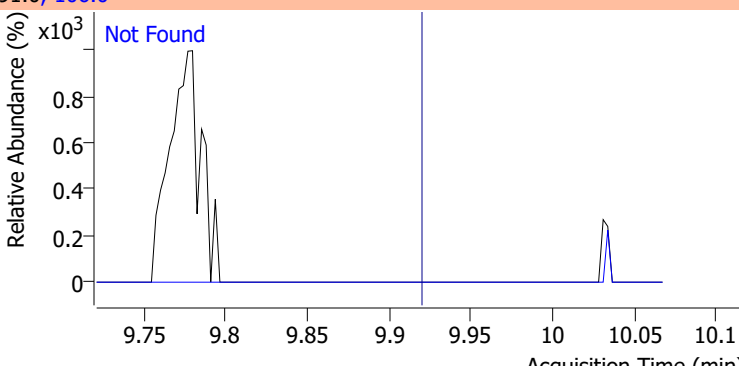
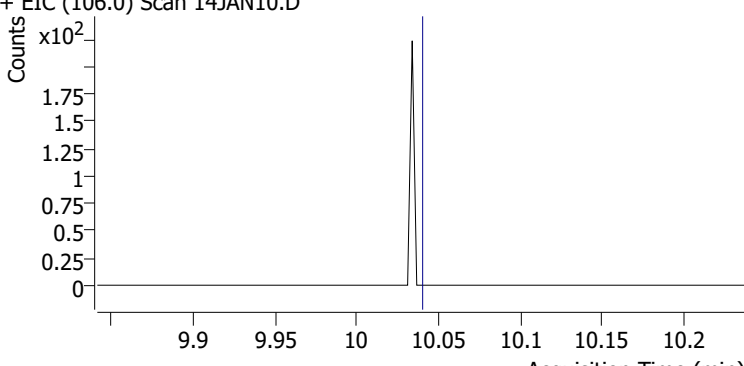
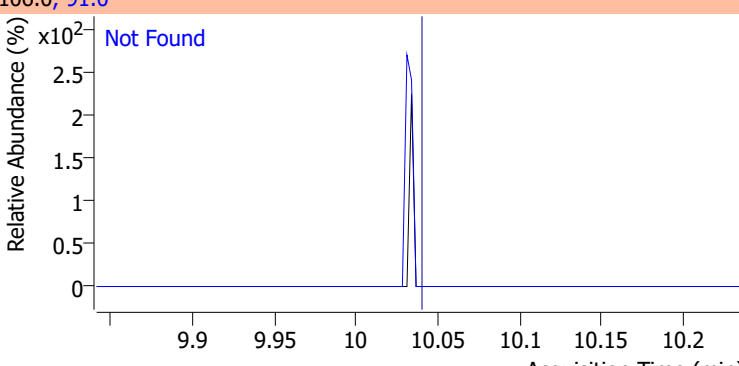
Compound	Conc.	Exp RT	QIon	Exp Ratio
Chlorodibromomethane	N.D.	9.21	127.0	78.0



Compound	Conc.	Exp RT	QIon	Exp Ratio
1,2-Dibromoethane	N.D.	9.31	109.0	94.5

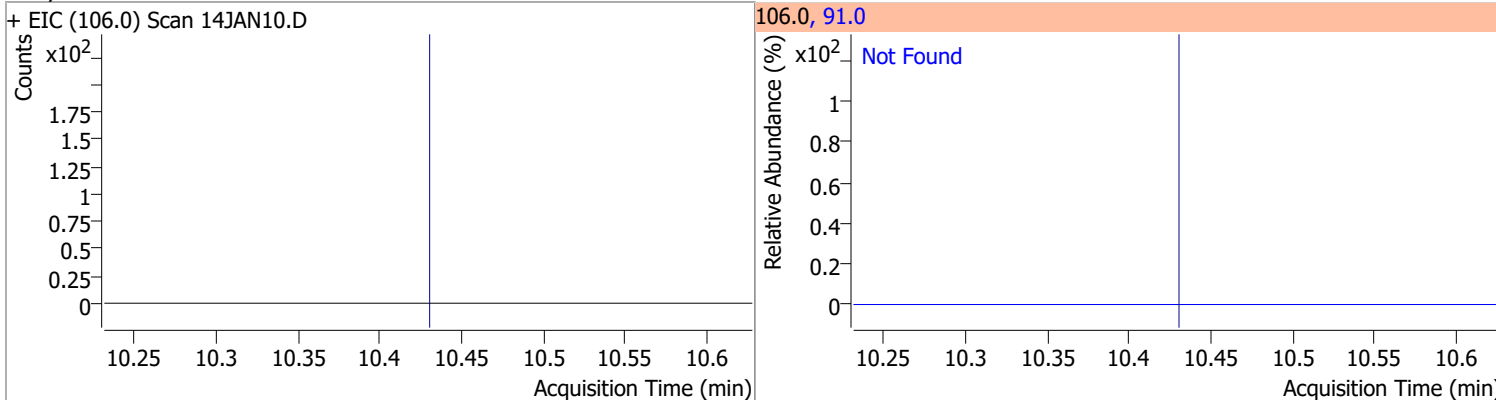


Quantitation Results Report (QT Reviewed)

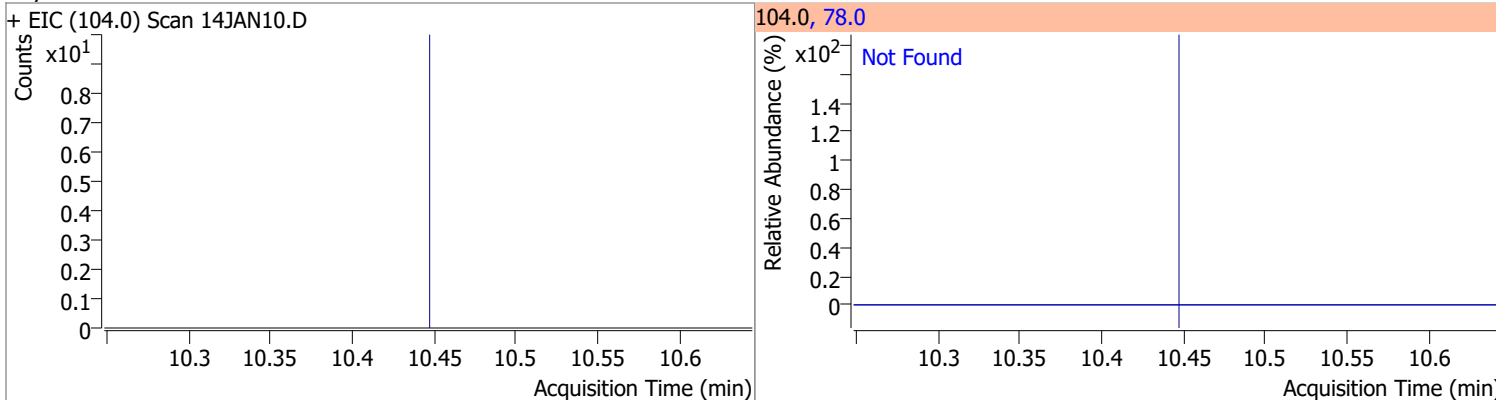
Compound	Conc.	Exp RT	QIon	Exp Ratio
Chlorobenzene	N.D.	9.80	114.0	32.1
+ EIC (112.0) Scan 14JAN10.D			112.0, 114.0	
				
1,1,1,2-Tetrachloroethane	N.D.	9.89	133.0	98.6
+ EIC (131.0) Scan 14JAN10.D ***NO DATA POINTS***			131.0, 133.0	
				
Ethylbenzene	N.D.	9.92	106.0	31.1
+ EIC (91.0) Scan 14JAN10.D			91.0, 106.0	
				
m+p-Xylenes	N.D.	10.04	91.0	201.4
+ EIC (106.0) Scan 14JAN10.D			106.0, 91.0	
				

Quantitation Results Report (QT Reviewed)

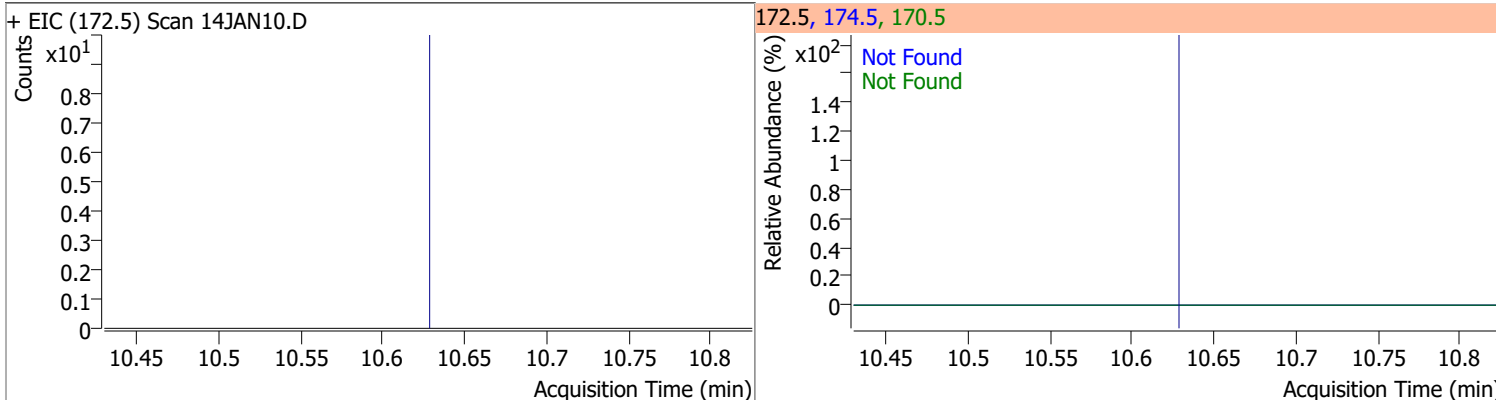
Compound	Conc.	Exp RT	QIon	Exp Ratio
o-Xylene	N.D.	10.43	91.0	213.1



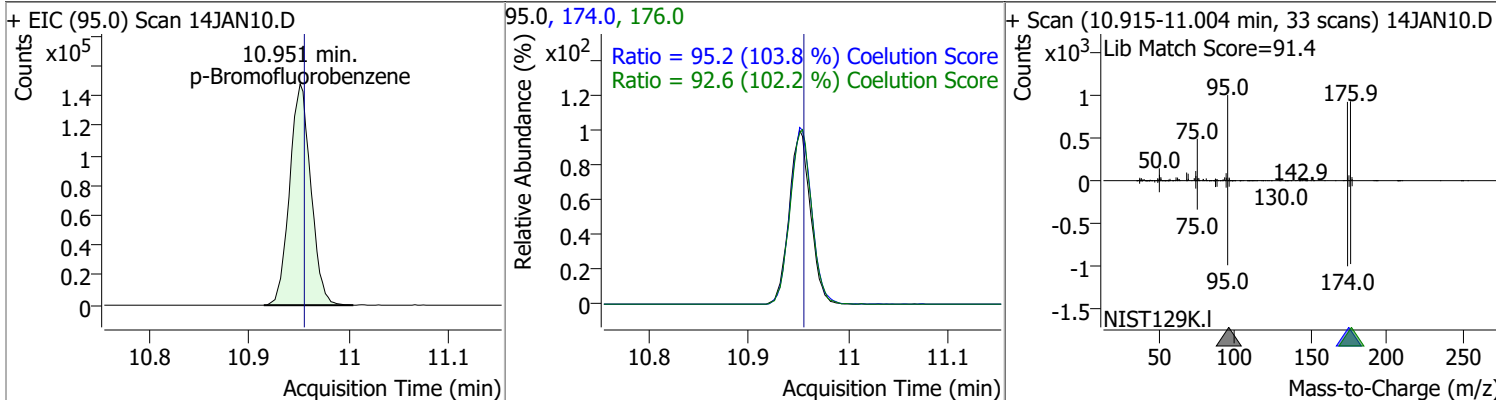
Compound	Conc.	Exp RT	QIon	Exp Ratio
Styrene	N.D.	10.45	78.0	49.6



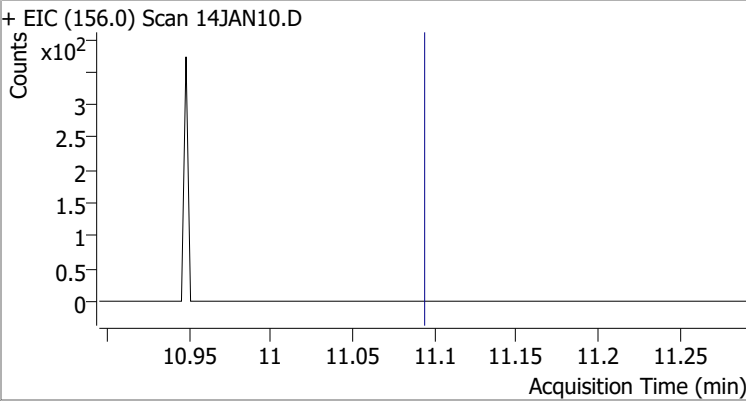
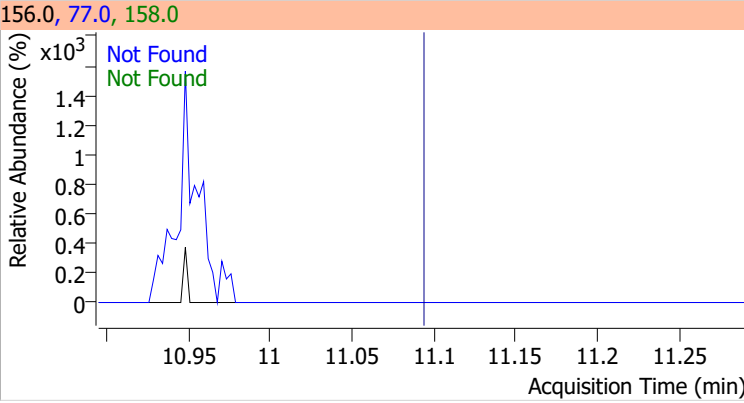
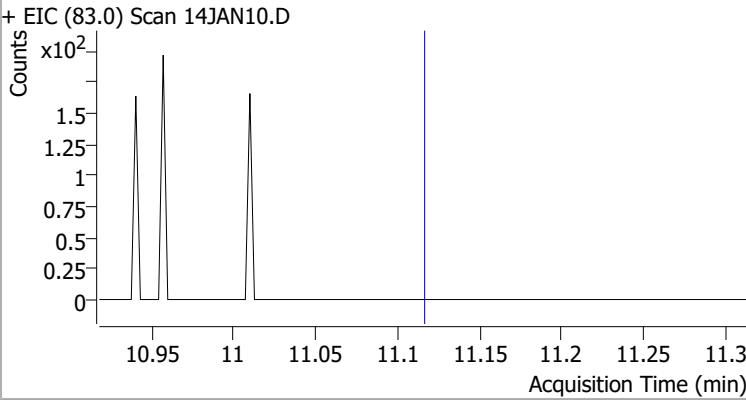
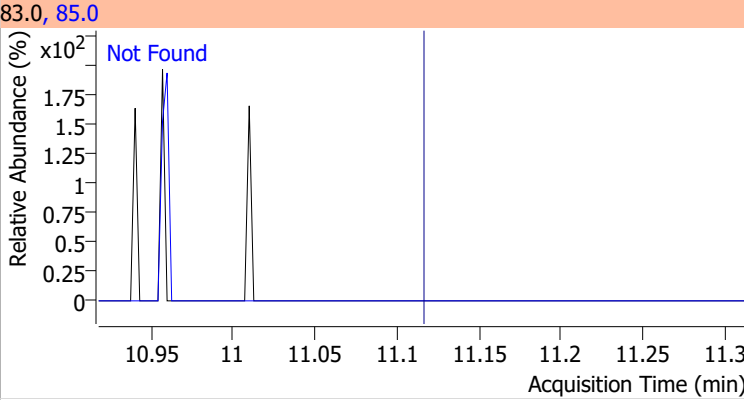
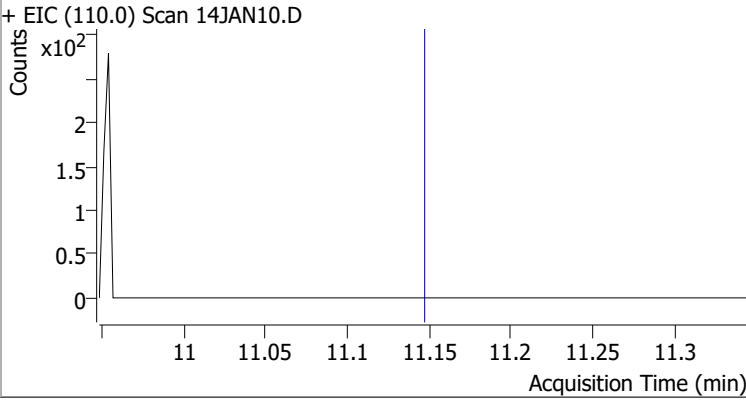
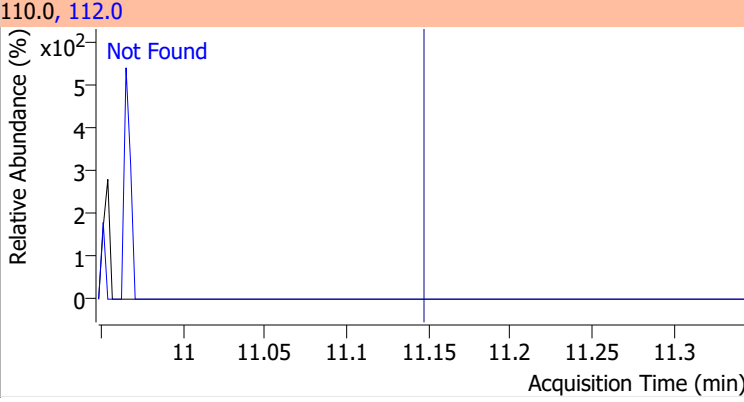
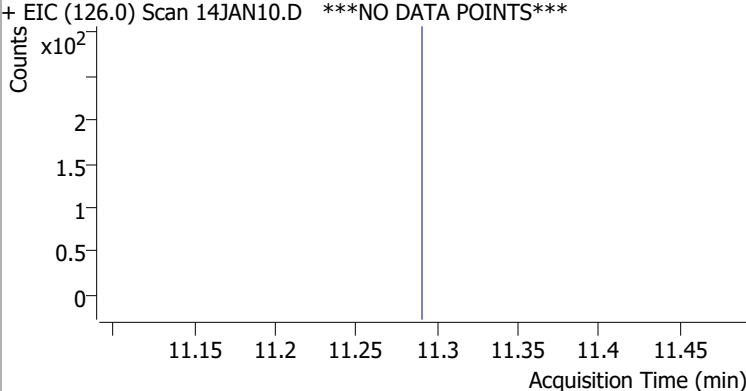
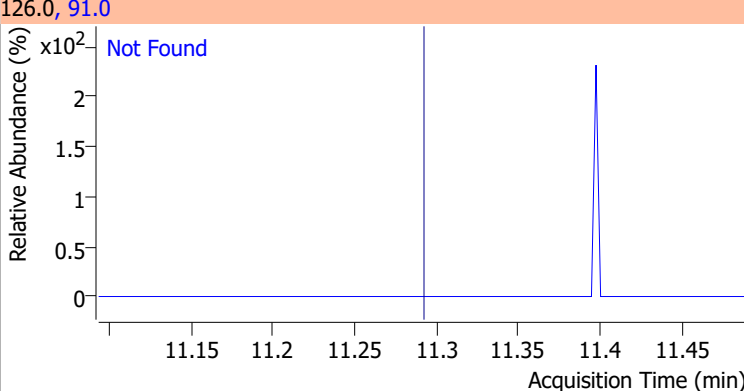
Compound	Conc.	Exp RT	QIon	Exp Ratio	QIon	Exp Ratio
Bromoform	N.D.	10.63	170.5	52.1	174.5	50.1



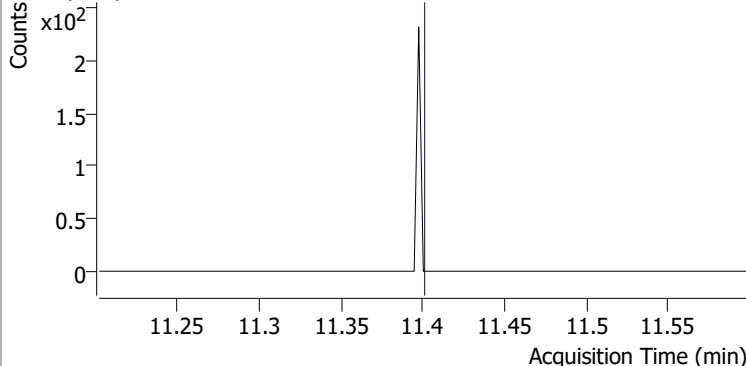
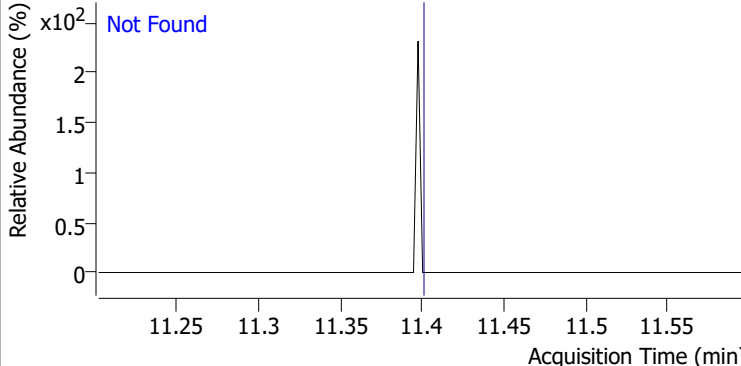
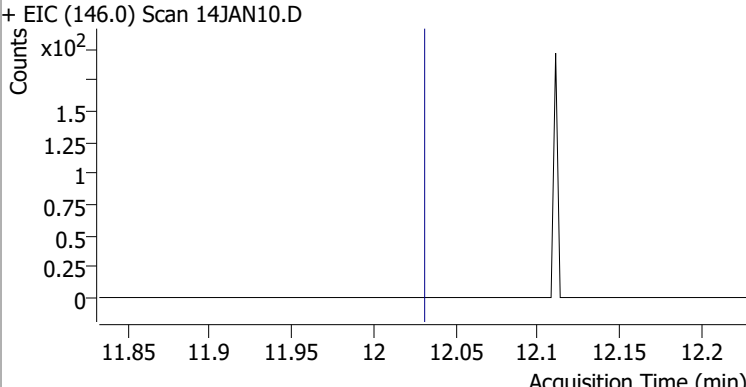
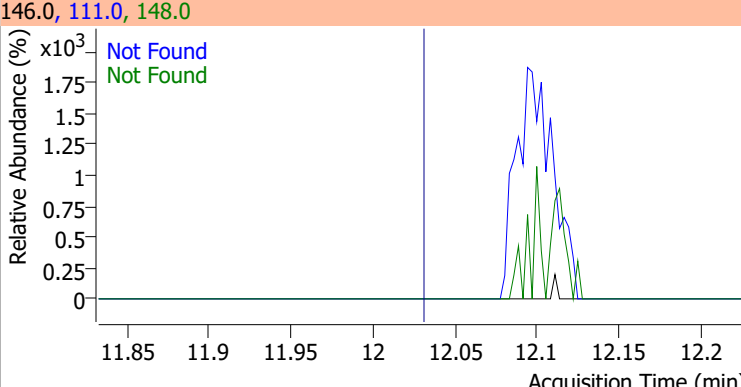
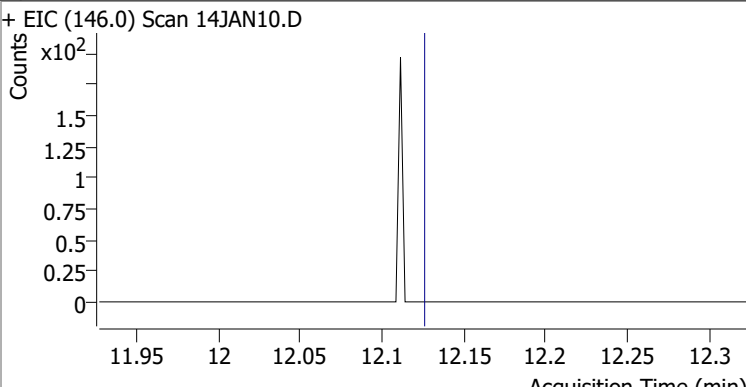
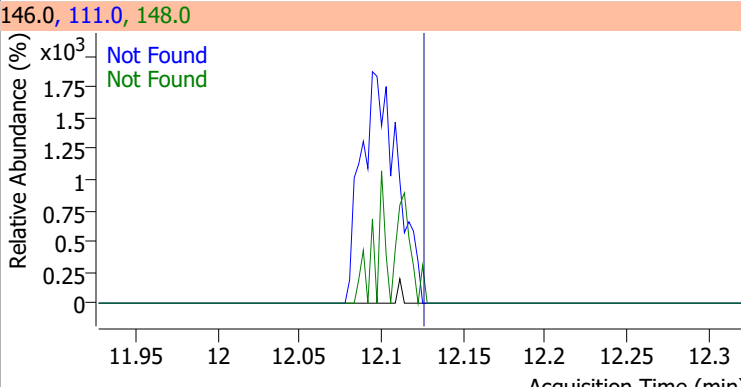
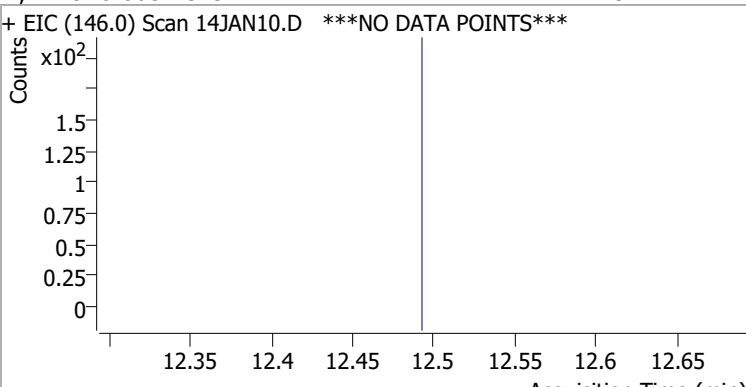
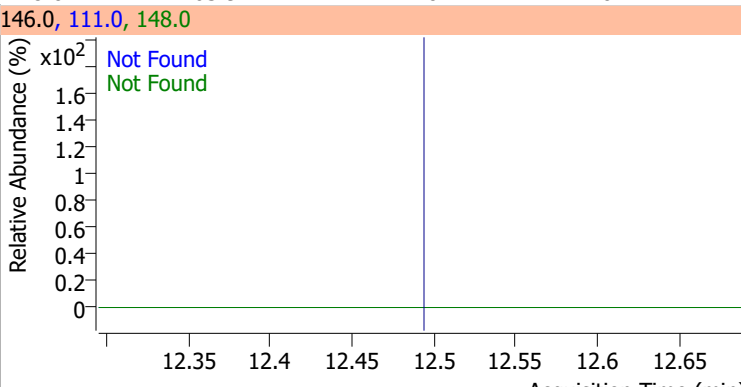
Compound	Conc.	RT	Dev(Min)	Resp.	QIon	QRatio	Lower	Upper
p-Bromofluorobenzene	269.2270	10.95	0.00	216315	174.0	95.2	61.7	121.7
					176.0	92.6	60.6	120.6



Quantitation Results Report (QT Reviewed)

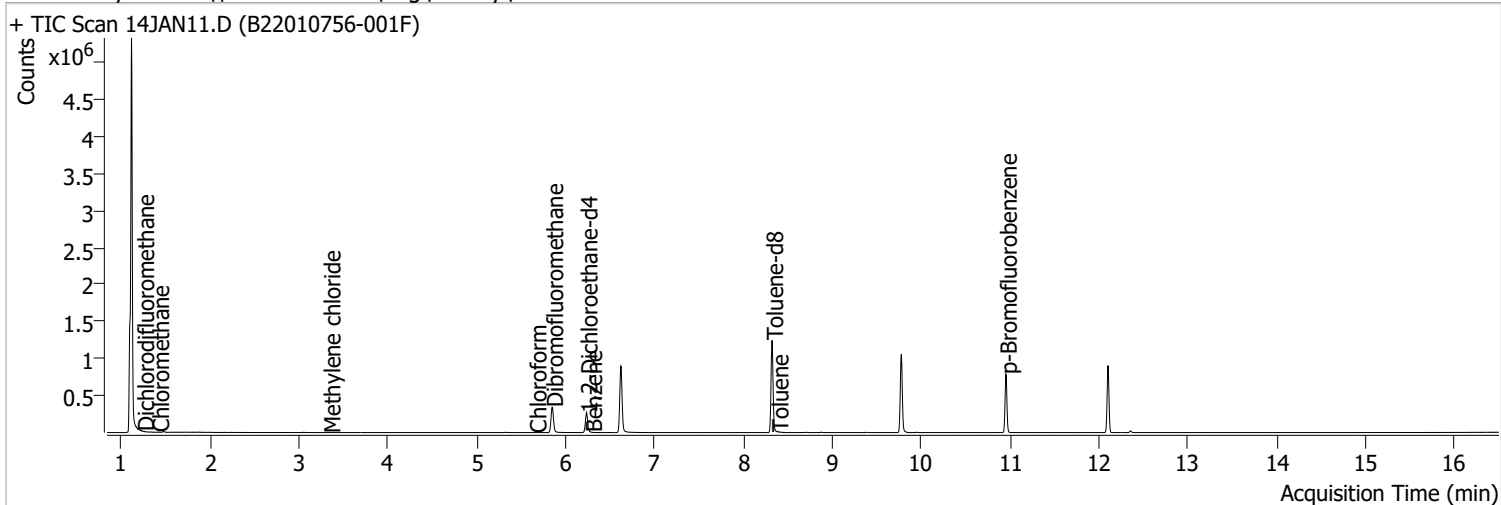
Compound	Conc.	Exp RT	QIon	Exp Ratio	QIon	Exp Ratio
Bromobenzene	N.D.	11.09	77.0	145.7	158.0	96.5
+ EIC (156.0) Scan 14JAN10.D			156.0, 77.0, 158.0			
						
1,1,2,2-Tetrachloroethane	N.D.	11.12	85.0	66.2		
+ EIC (83.0) Scan 14JAN10.D			83.0, 85.0			
						
1,2,3-Trichloropropane	N.D.	11.15	112.0	63.5		
+ EIC (110.0) Scan 14JAN10.D			110.0, 112.0			
						
2-Chlorotoluene	N.D.	11.29	91.0	282.3		
+ EIC (126.0) Scan 14JAN10.D ***NO DATA POINTS***			126.0, 91.0			
						

Quantitation Results Report (QT Reviewed)

Compound	Conc.	Exp RT	QIon	Exp Ratio		
4-Chlorotoluene	N.D.	11.40	126.0	31.7		
+ EIC (91.0) Scan 14JAN10.D			91.0, 126.0			
				Not Found		
1,3-Dichlorobenzene	N.D.	12.03	148.0	63.6	111.0	39.8
+ EIC (146.0) Scan 14JAN10.D			146.0, 111.0, 148.0			
				Not Found Not Found		
1,4-Dichlorobenzene	N.D.	12.13	148.0	63.1	111.0	39.1
+ EIC (146.0) Scan 14JAN10.D			146.0, 111.0, 148.0			
				Not Found Not Found		
1,2-Dichlorobenzene	N.D.	12.49	148.0	63.9	111.0	41.0
+ EIC (146.0) Scan 14JAN10.D ***NO DATA POINTS***			146.0, 111.0, 148.0			
				Not Found Not Found		

Quantitation Results Report (QT Reviewed)

Data File	14JAN11.D	Operator	MSC
Acq. Method	5975CACQF.M	Acq. Date-Time	1/14/2022 2:34:53 PM
Sample Name	B22010756-001F	Instrument	VOA5975C
Vial	11	Multiplier	1.00
DA Method File	VOA5975C_8260B_SHT_DoD_L4_010422.m	Comment	
Tune File	BFB_Atune3.u	Tune Date	10/11/2021 4:02:00 PM
Batch Name	VG011422_8260B.batch.bin	Last Calib Update	3/4/2022 3:27:31 PM
Ref Library	\\MASSHUNTER\Org\Library\NIST129K.I		



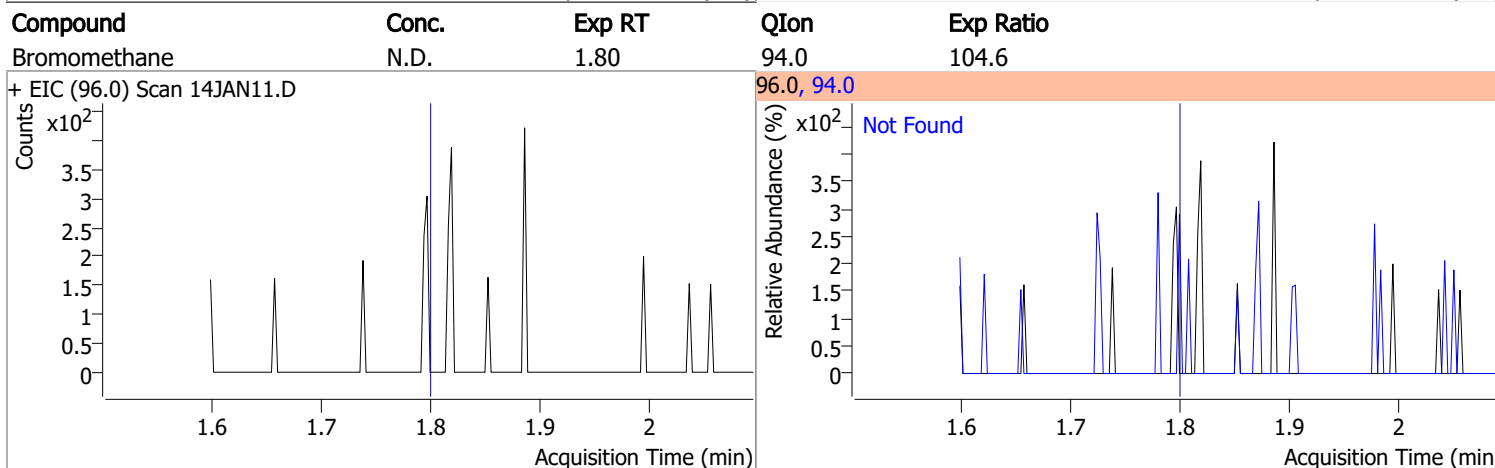
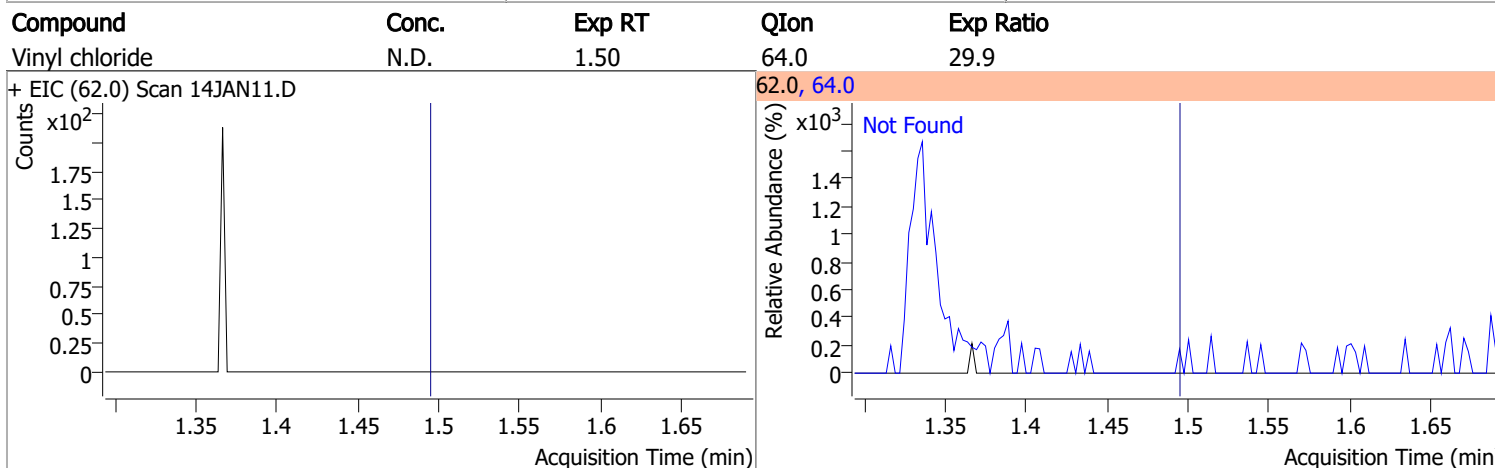
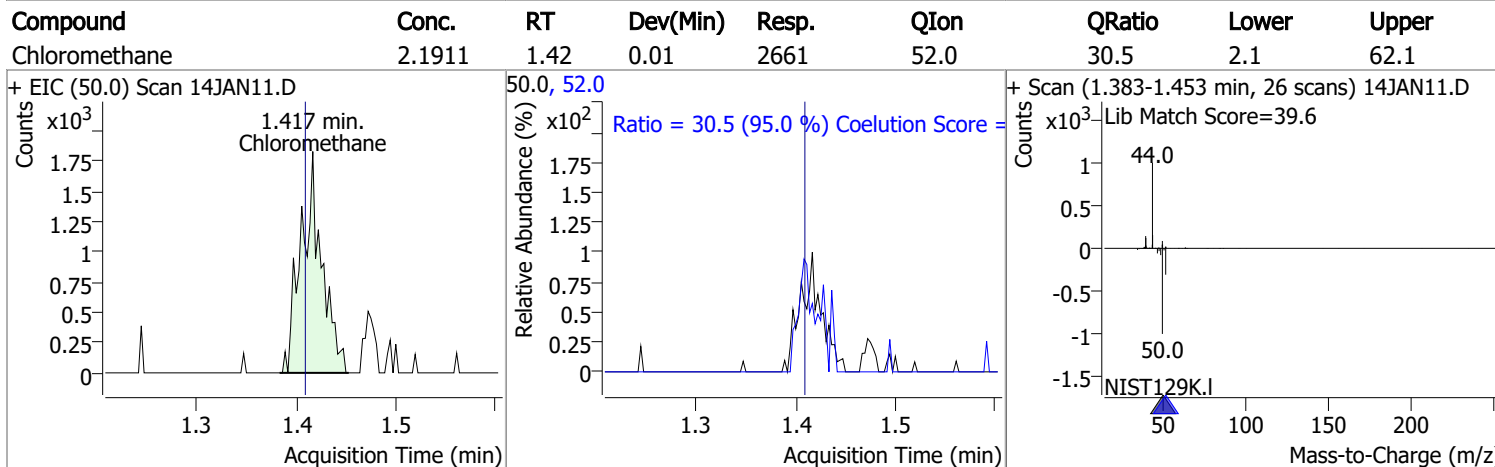
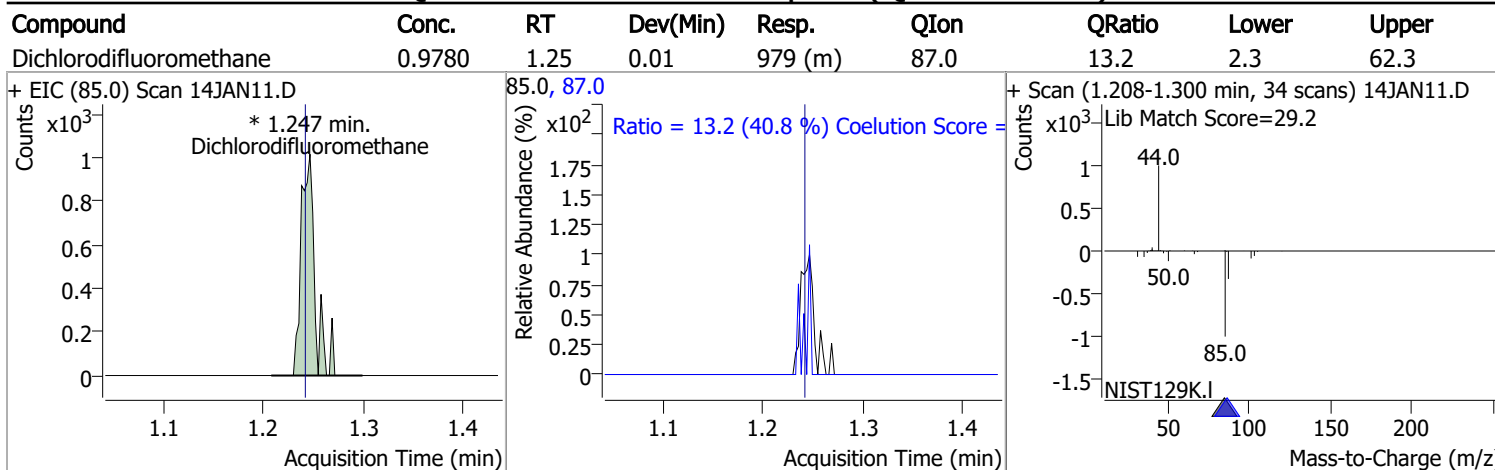
Compound	RT	QIon	Resp.	Conc.	Units	Dev(Min)
Internal Standards						
M Fluorobenzene	6.620	96.0	763562	250.0000	ng	-0.003
M Chlorobenzene-d5	9.774	82.0	297930	250.0000	ng	0.003
M 1,4-Dichlorobenzene-d4	12.100	152.0	216140	250.0000	ng	0.000
System Monitoring Compounds						
S Dibromofluoromethane	5.845	113.0	207132	287.9421	ng	0.000
Spiked Amount: 250.000	Range: 80.0 - 119.0%			Recovery = 115.18%		
S 1,2-Dichloroethane-d4	6.233	67.0	92663	298.2313	ng	0.000
Spiked Amount: 250.000	Range: 81.0 - 118.0%			Recovery = 119.29% *		
S Toluene-d8	8.322	98.0	764177	266.1705	ng	0.003
Spiked Amount: 250.000	Range: 89.0 - 112.0%			Recovery = 106.47%		
S p-Bromofluorobenzene	10.951	95.0	218623	276.0978	ng	-0.003
Spiked Amount: 250.000	Range: 85.0 - 114.0%			Recovery = 110.44%		
Target Compounds						
T Dichlorodifluoromethane	1.247	85.0	979	0.9780	ng	m 66
T Chloromethane	1.417	50.0	2661	2.1911	ng	97
T Vinyl chloride	0.000		0	N.D.		
T Bromomethane	0.000		0	N.D.		
T Chloroethane	0.000		0	N.D.		
T Trichlorofluoromethane	0.000		0	N.D.		
T 1,1-Dichloroethene	0.000		0	N.D.		
T Methylene chloride	3.341	49.0	688	0.6065	ng	m 78
T trans-1,2-Dichloroethene	0.000		0	N.D.		
T Methyl tert-butyl ether (MTBE)	0.000		0	N.D.		
T 1,1-Dichloroethane	0.000		0	N.D.		
T 2,2-Dichloropropane	0.000		0	N.D.		
T cis-1,2-Dichloroethene	0.000		0	N.D.		
T Methyl ethyl ketone	0.000		0	N.D.		
T Bromochloromethane	0.000		0	N.D.		
T Chloroform	5.658	83.0	296	0.2034	ng	m 76

Quantitation Results Report (QT Reviewed)

Compound	RT	QIon	Resp.	Conc.	Units		Dev(Min)
T 1,1,1-Trichloroethane	0.000		0	N.D.			
T Carbon tetrachloride	0.000		0	N.D.			
T 1,1-Dichloropropene	0.000		0	N.D.			
T Benzene	6.286	78.0	442	0.1454	ng	m	78
T 1,2-Dichloroethane	0.000		0	N.D.			
T Trichloroethene	0.000		0	N.D.			
T 1,2-Dichloropropane	0.000		0	N.D.			
T Dibromomethane	0.000		0	N.D.			
T Bromodichloromethane	0.000		0	N.D.			
T cis-1,3-Dichloropropene	0.000		0	N.D.			
T Toluene	8.380	92.0	728	0.3754	ng	m	80
T trans-1,3-Dichloropropene	0.000		0	N.D.			
T 1,1,2-Trichloroethane	0.000		0	N.D.			
T Tetrachloroethene	0.000		0	N.D.			
T 1,3-Dichloropropane	0.000		0	N.D.			
T Chlorodibromomethane	0.000		0	N.D.			
T 1,2-Dibromoethane	0.000		0	N.D.			
T Chlorobenzene	0.000		0	N.D.			
T 1,1,1,2-Tetrachloroethane	0.000		0	N.D.			
T Ethylbenzene	0.000		0	N.D.			
T m+p-Xylenes	0.000		0	N.D.			
T o-Xylene	0.000		0	N.D.			
T Styrene	0.000		0	N.D.			
T Bromoform	0.000		0	N.D.			
T Bromobenzene	0.000		0	N.D.			
T 1,1,2,2-Tetrachloroethane	0.000		0	N.D.			
T 1,2,3-Trichloropropane	0.000		0	N.D.			
T 2-Chlorotoluene	0.000		0	N.D.			
T 4-Chlorotoluene	0.000		0	N.D.			
T 1,3-Dichlorobenzene	0.000		0	N.D.			
T 1,4-Dichlorobenzene	0.000		0	N.D.			
T 1,2-Dichlorobenzene	0.000		0	N.D.			

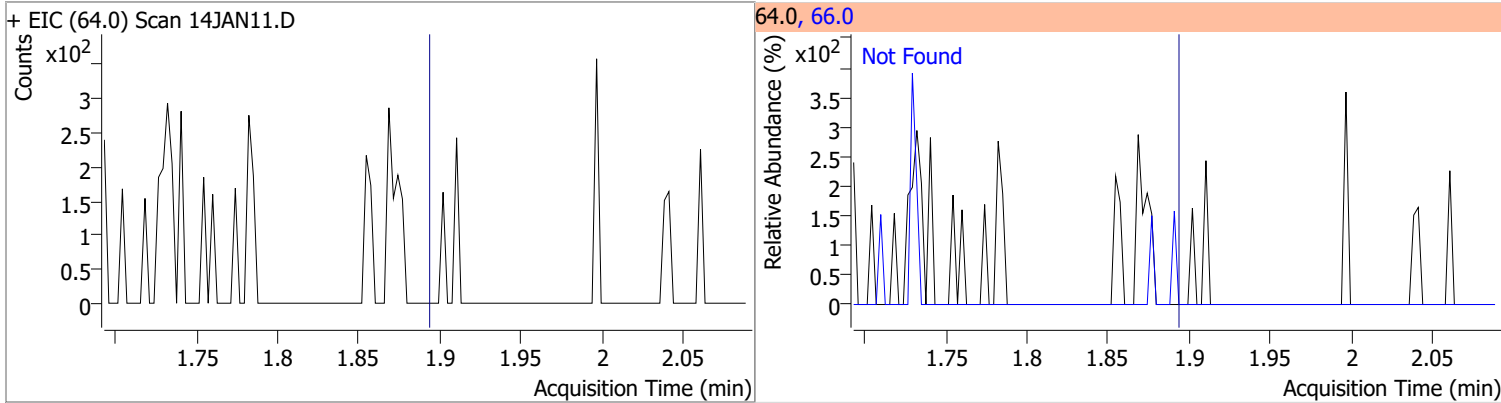
(#) = Qualifier Out of Range; (m) = Manual Integration; (+) = Area Summed; (*) = Surrogate Percent Recovery Out of Range; (d): Zeroed Peak

Quantitation Results Report (QT Reviewed)

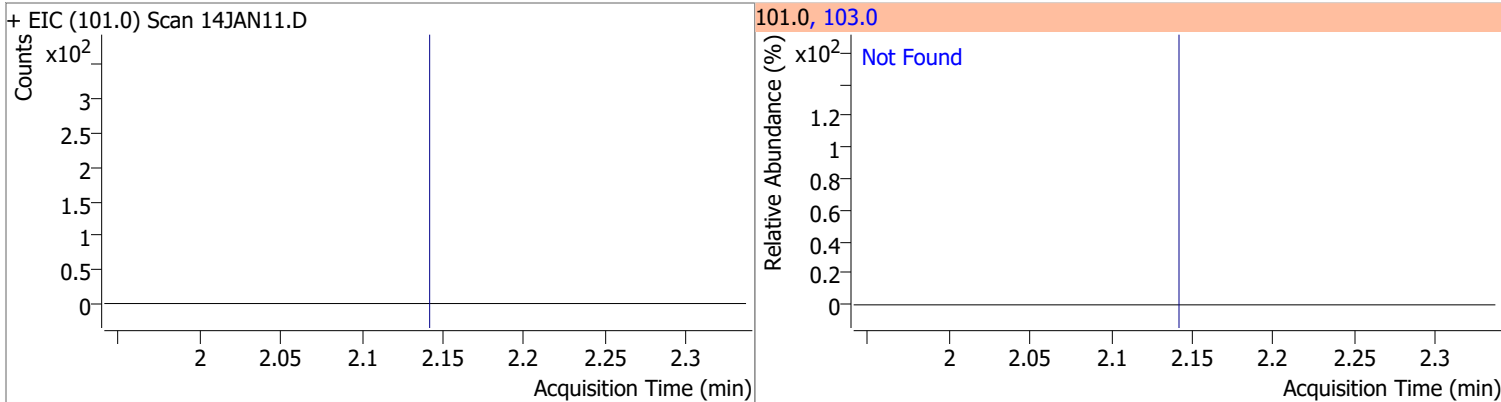


Quantitation Results Report (QT Reviewed)

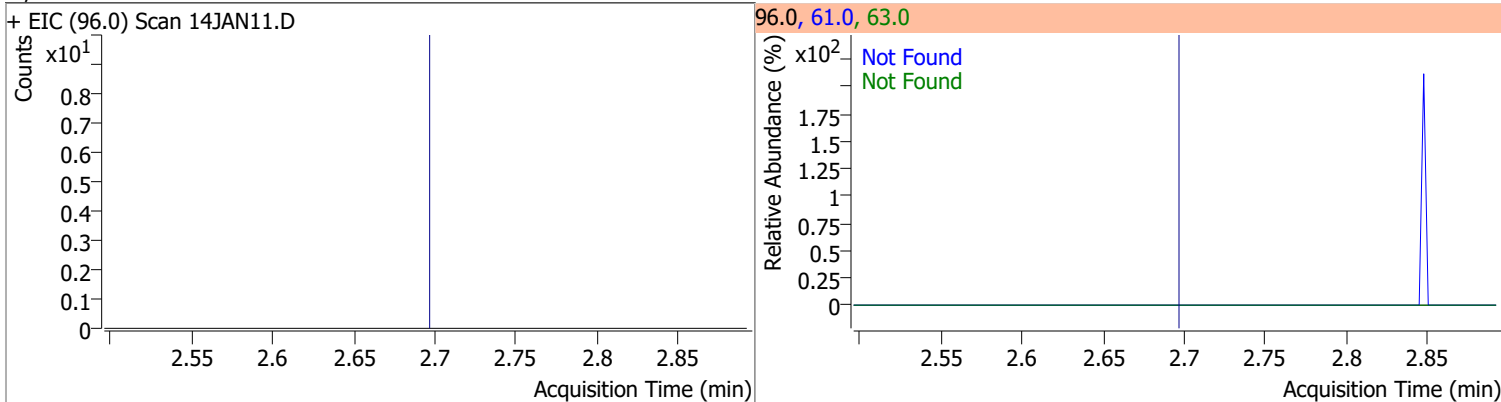
Compound	Conc.	Exp RT	QIon	Exp Ratio
Chloroethane	N.D.	1.89	66.0	30.1



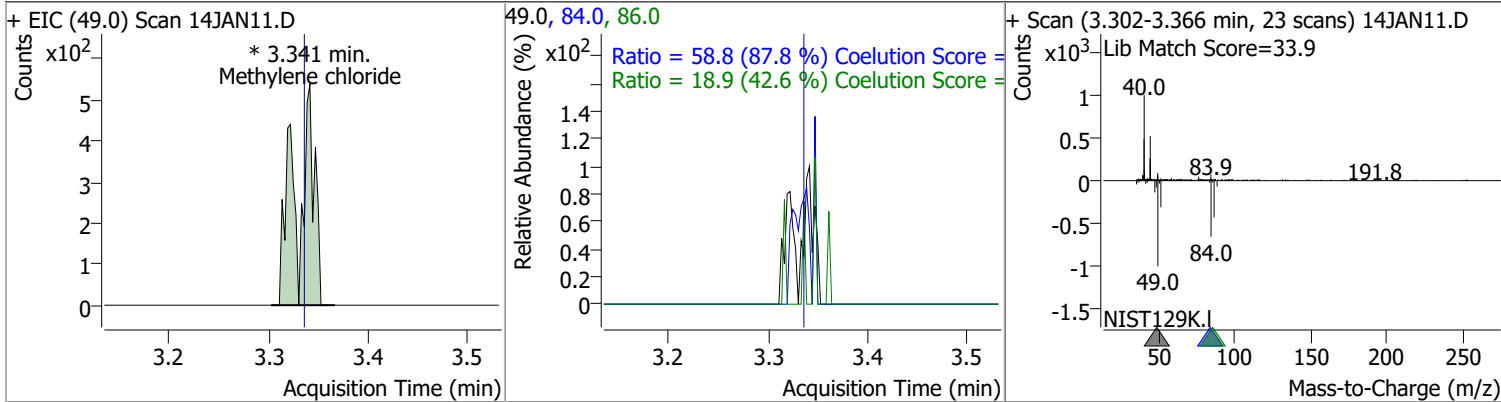
Compound	Conc.	Exp RT	QIon	Exp Ratio
Trichlorofluoromethane	N.D.	2.14	103.0	64.2



Compound	Conc.	Exp RT	QIon	Exp Ratio	QIon	Exp Ratio
1,1-Dichloroethene	N.D.	2.70	61.0	180.3	63.0	56.7

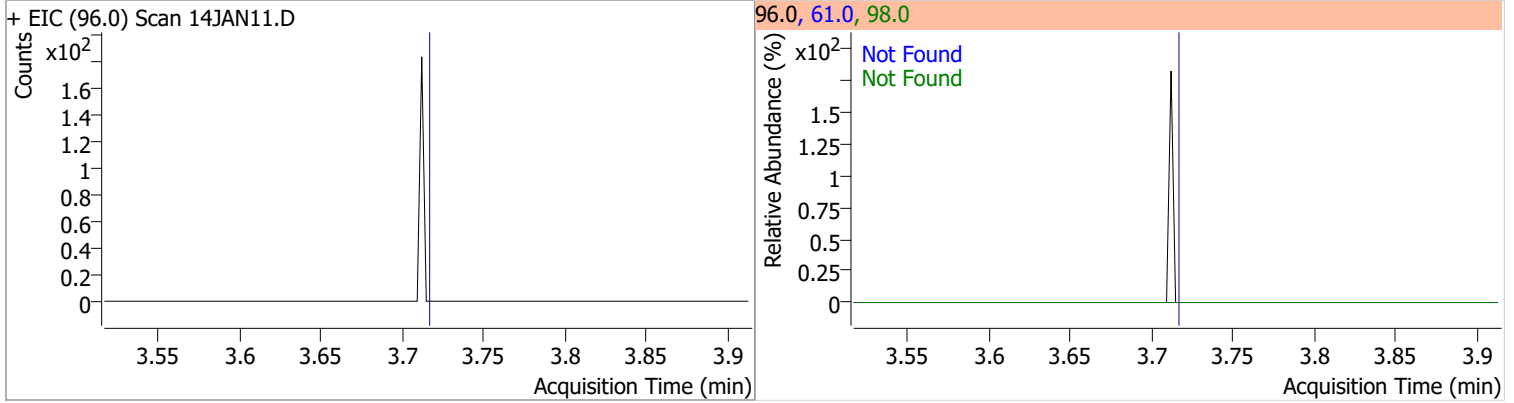


Compound	Conc.	RT	Dev(Min)	Resp.	QIon	QRatio	Lower	Upper
Methylene chloride	0.6065	3.34	0.01	688 (m)	84.0	58.8	36.9	96.9
					86.0	18.9	14.3	74.3

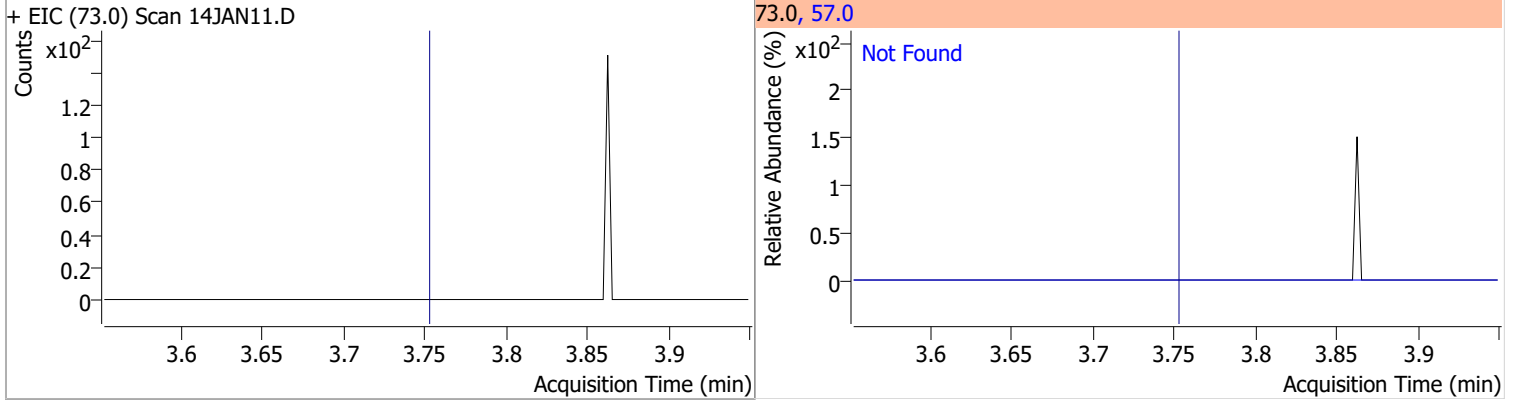


Quantitation Results Report (QT Reviewed)

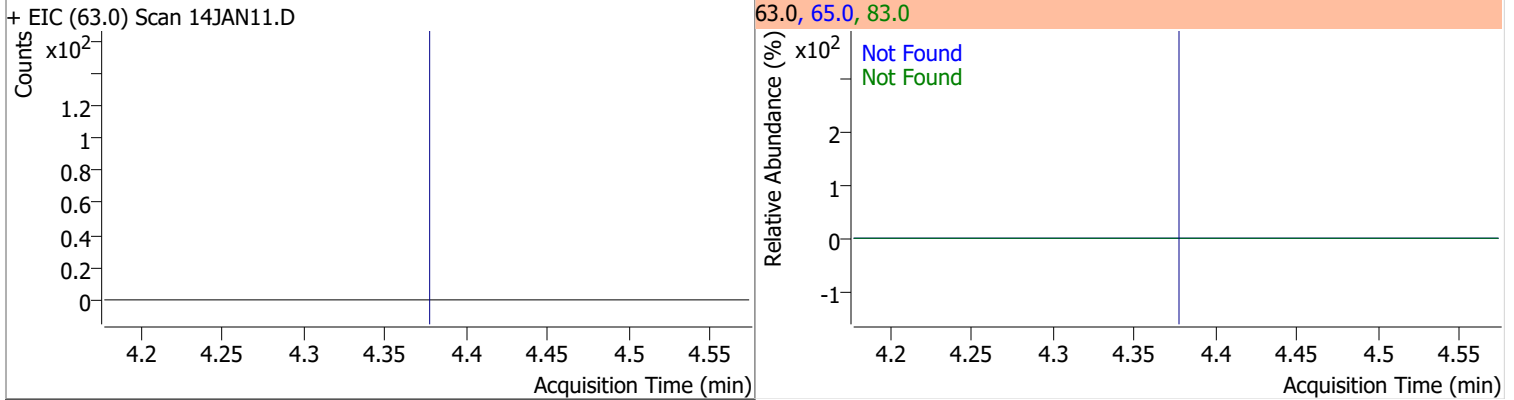
Compound	Conc.	Exp RT	QIon	Exp Ratio	QIon	Exp Ratio
trans-1,2-Dichloroethene	N.D.	3.72	61.0	153.9	98.0	65.7



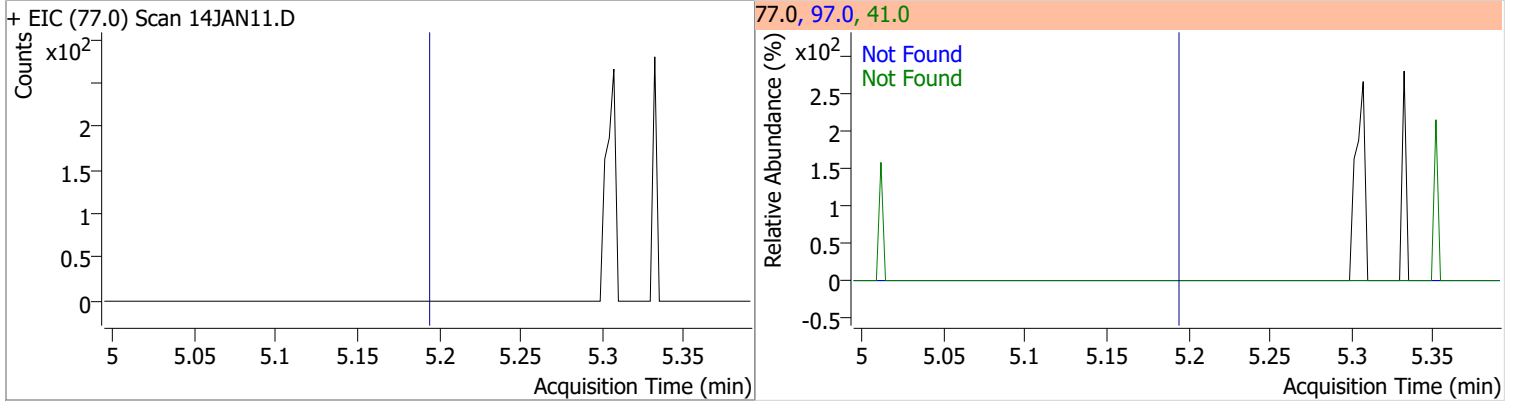
Compound	Conc.	Exp RT	QIon	Exp Ratio
Methyl tert-butyl ether (MTBE)	N.D.	3.75	57.0	24.6



Compound	Conc.	Exp RT	QIon	Exp Ratio	QIon	Exp Ratio
1,1-Dichloroethane	N.D.	4.38	65.0	32.1	83.0	13.7

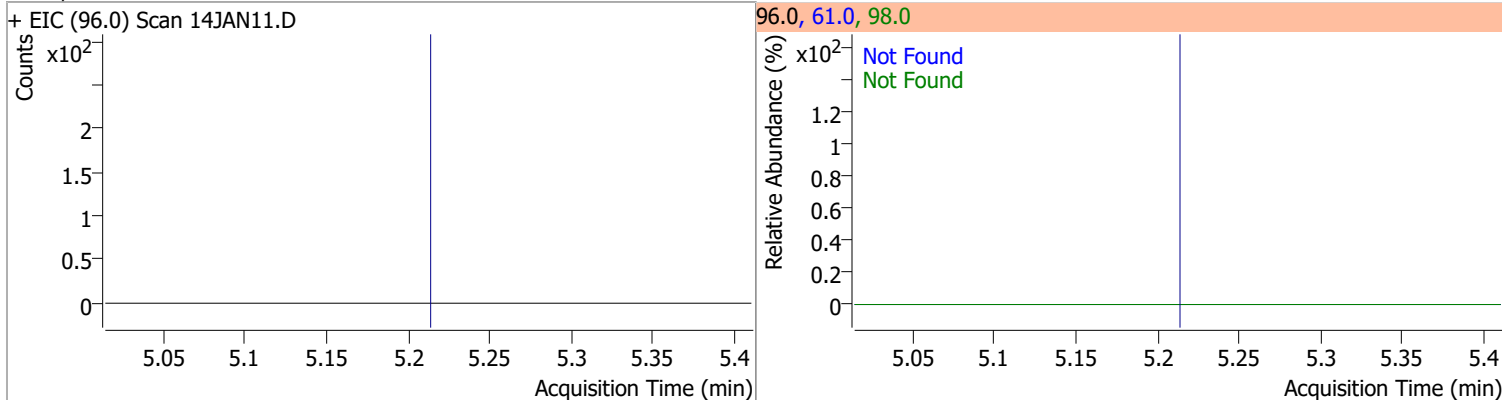


Compound	Conc.	Exp RT	QIon	Exp Ratio	QIon	Exp Ratio
2,2-Dichloropropane	N.D.	5.20	41.0	66.5	97.0	23.2

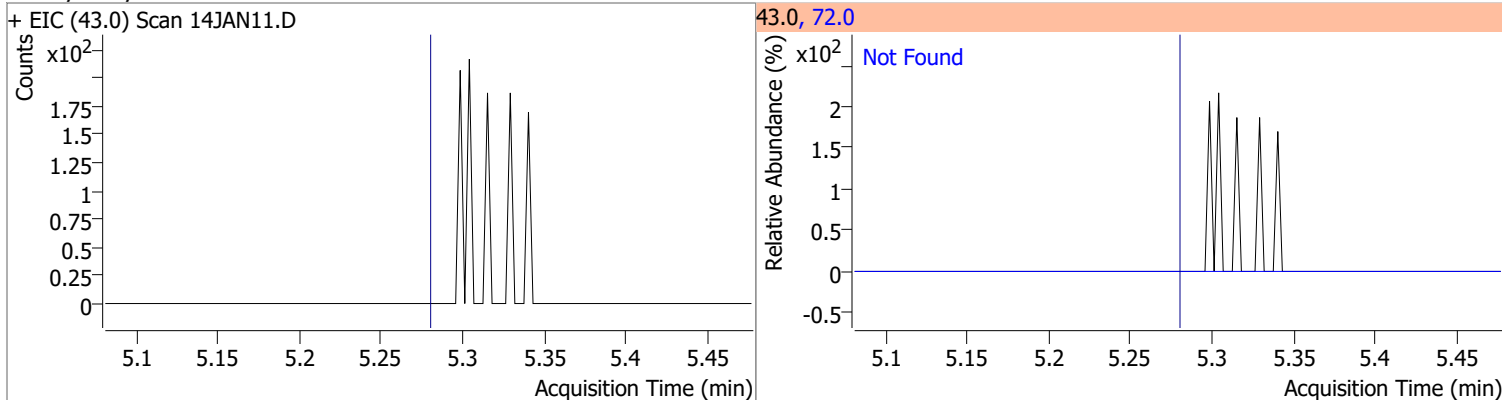


Quantitation Results Report (QT Reviewed)

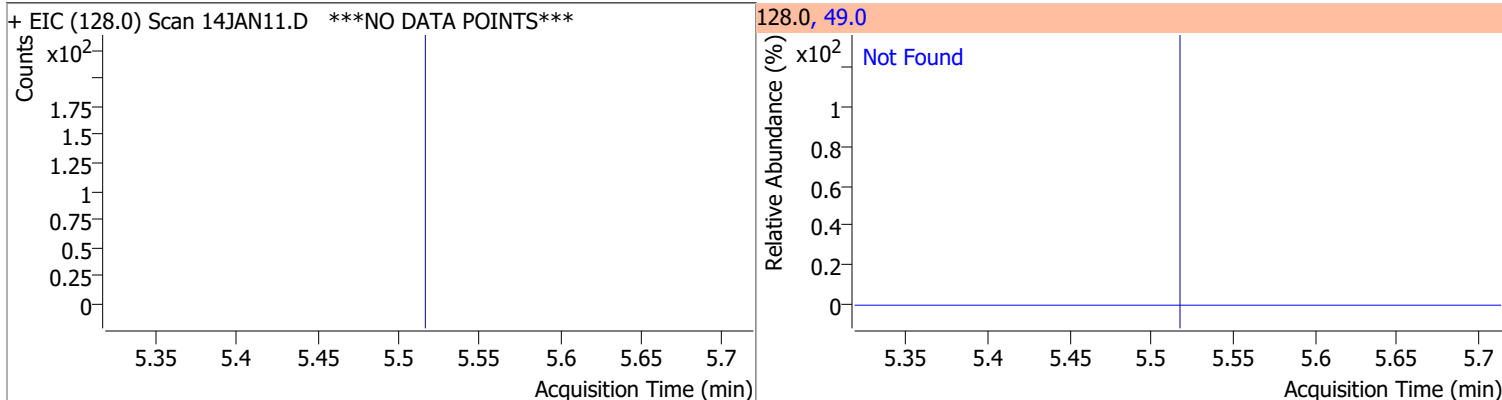
Compound	Conc.	Exp RT	QIon	Exp Ratio	QIon	Exp Ratio
cis-1,2-Dichloroethene	N.D.	5.22	61.0	167.2	98.0	67.3



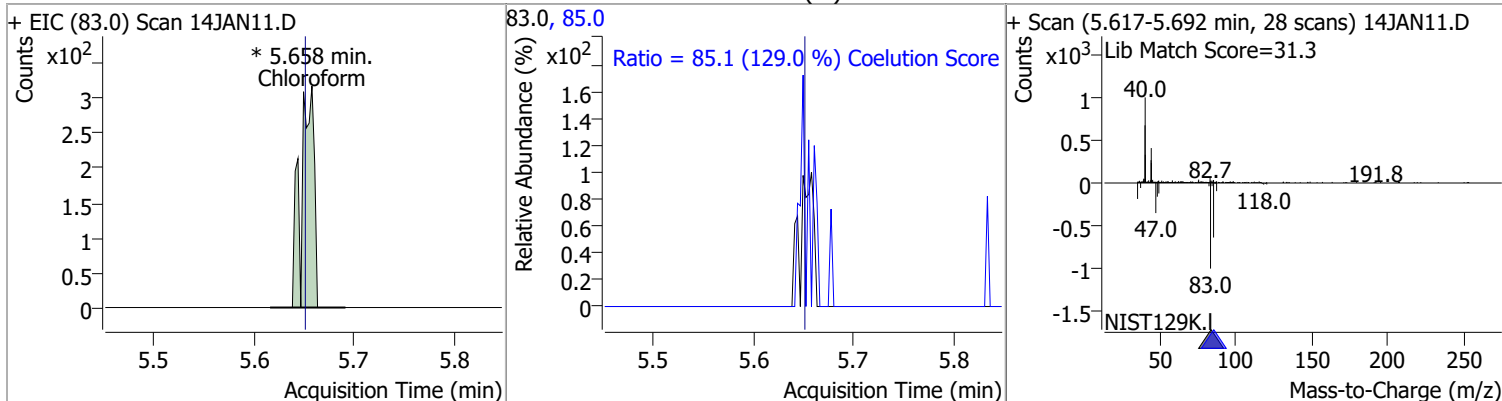
Compound	Conc.	Exp RT	QIon	Exp Ratio
Methyl ethyl ketone	N.D.	5.28	72.0	21.3



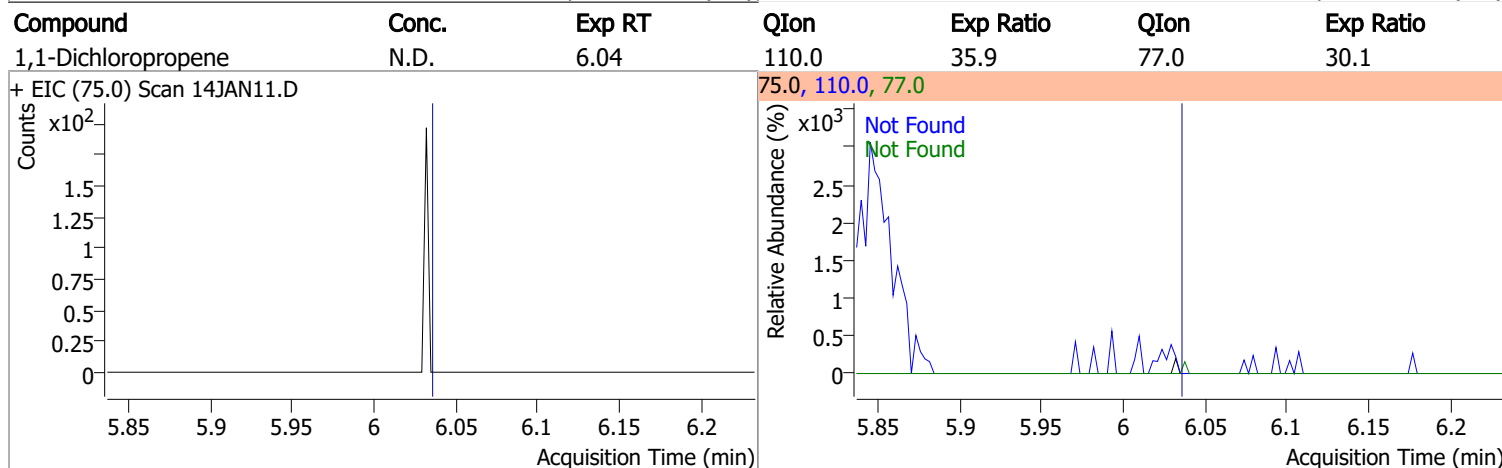
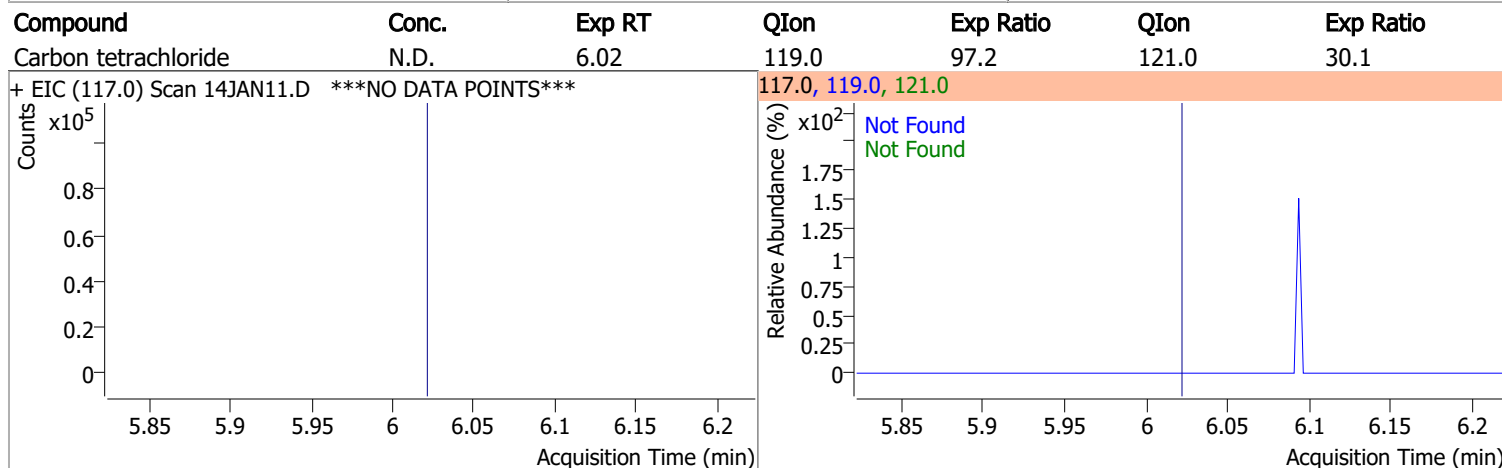
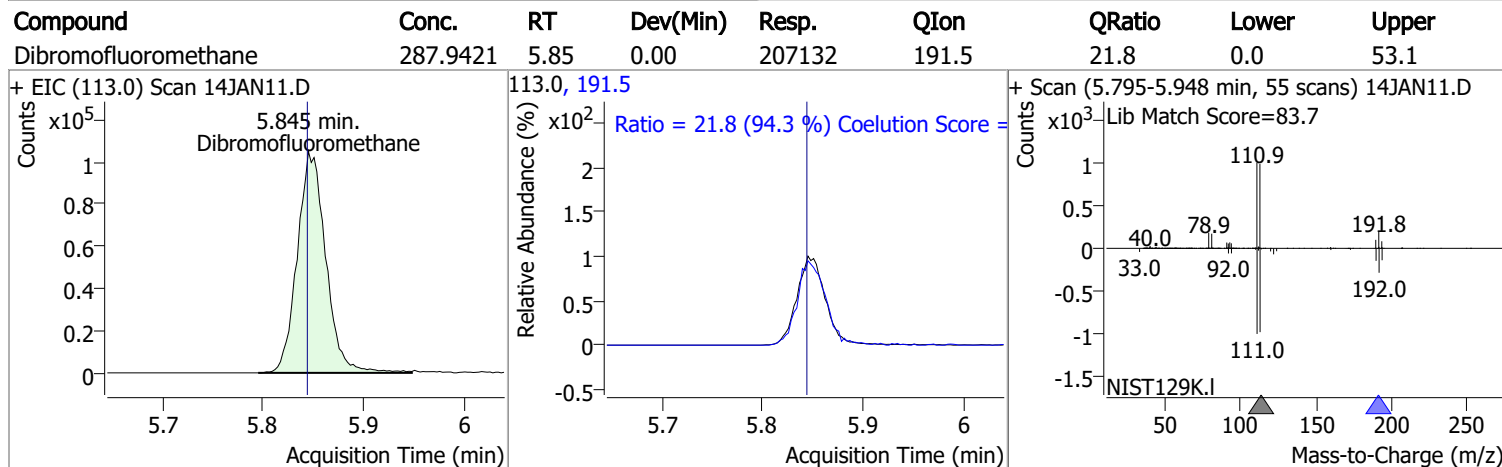
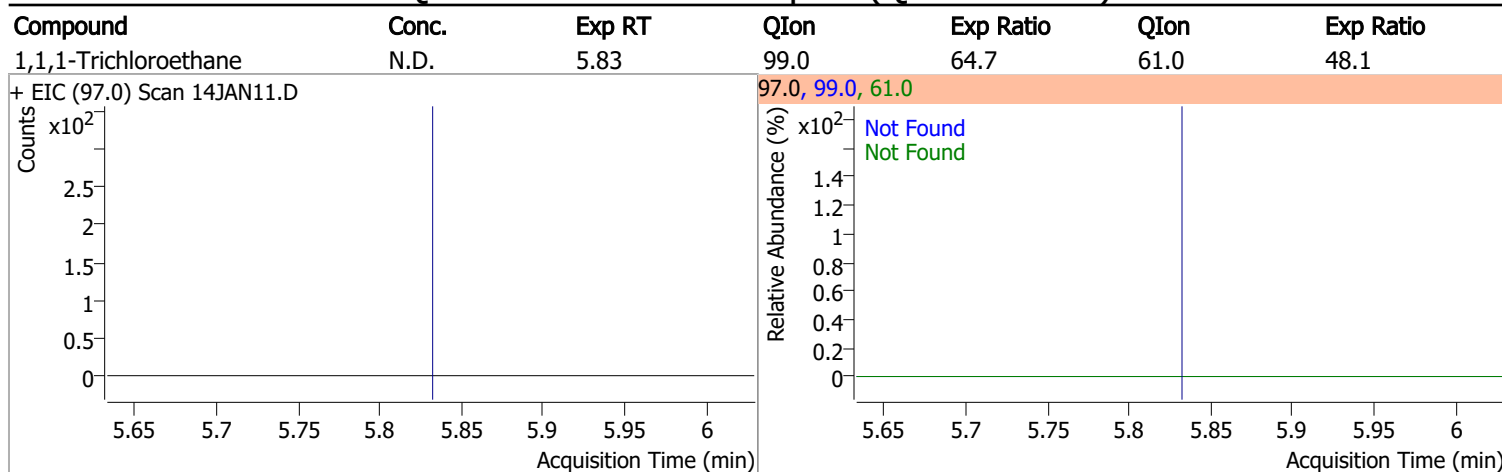
Compound	Conc.	Exp RT	QIon	Exp Ratio
Bromochloromethane	N.D.	5.52	49.0	182.9



Compound	Conc.	RT	Dev(Min)	Resp.	QIon	QRatio	Lower	Upper
Chloroform	0.2034	5.66	0.01	296 (m)	85.0	85.1	36.0	96.0

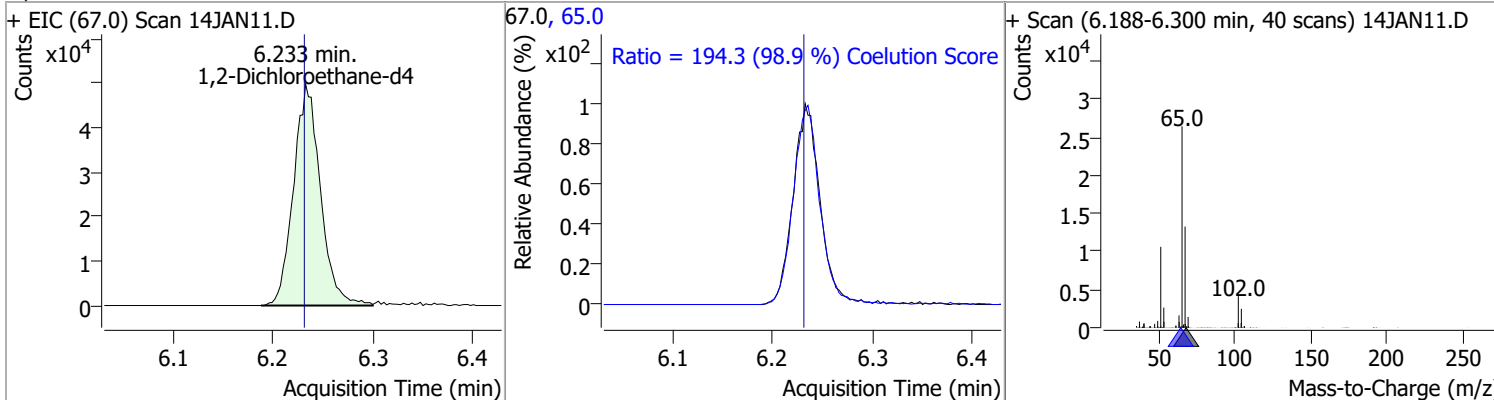


Quantitation Results Report (QT Reviewed)

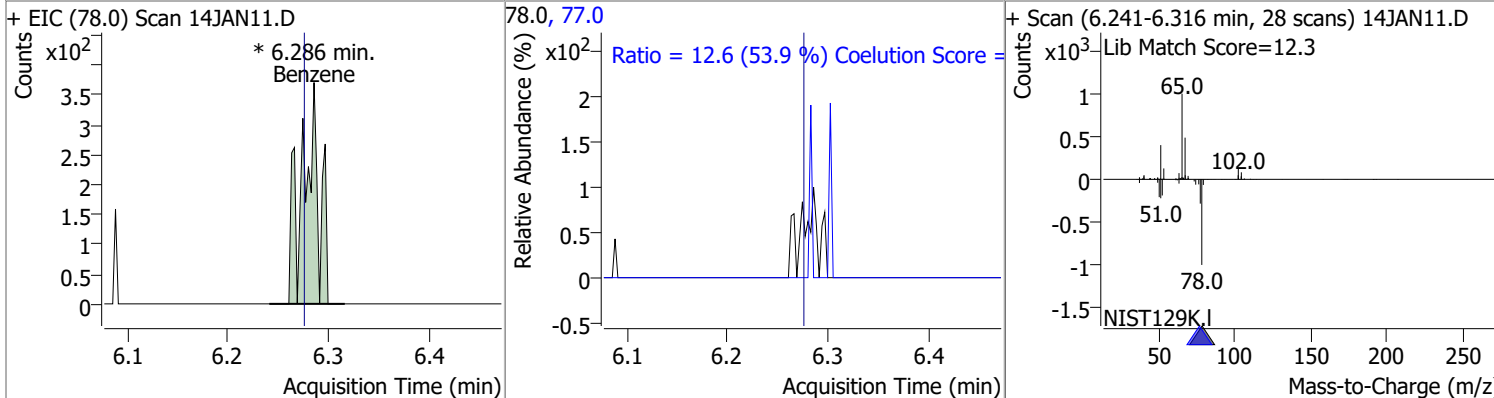


Quantitation Results Report (QT Reviewed)

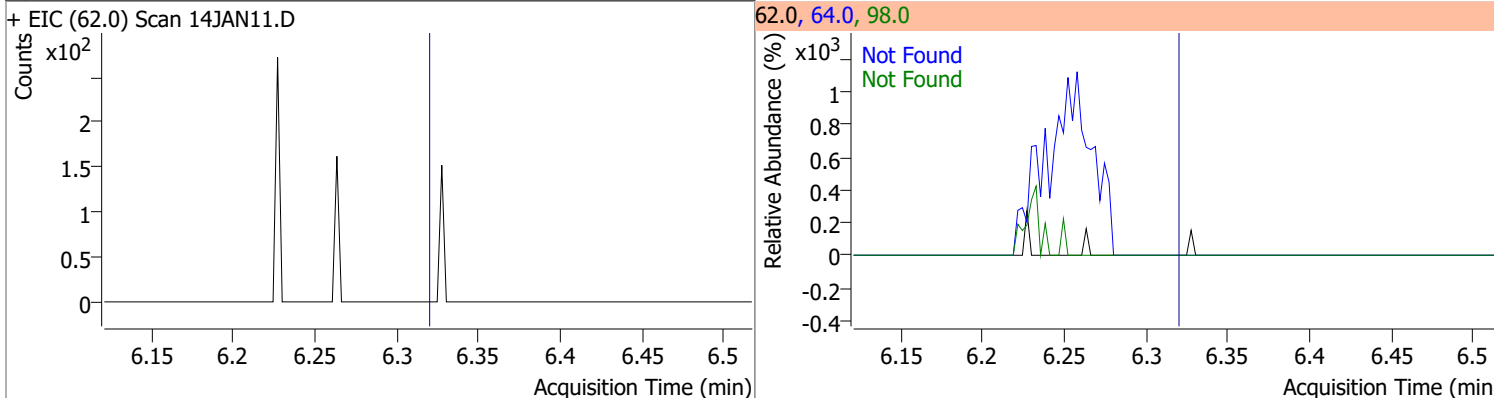
Compound	Conc.	RT	Dev(Min)	Resp.	QIon	QRatio	Lower	Upper
1,2-Dichloroethane-d4	298.2313	6.23	0.00	92663	65.0	194.3	166.5	226.5



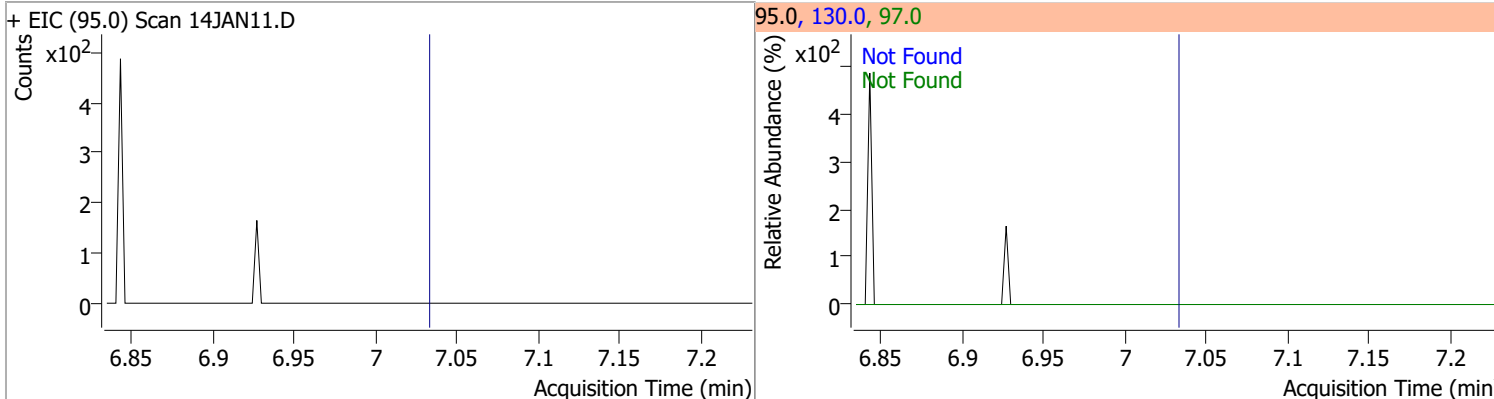
Compound	Conc.	RT	Dev(Min)	Resp.	QIon	QRatio	Lower	Upper
Benzene	0.1454	6.29	0.01	442 (m)	77.0	12.6	0.0	53.5



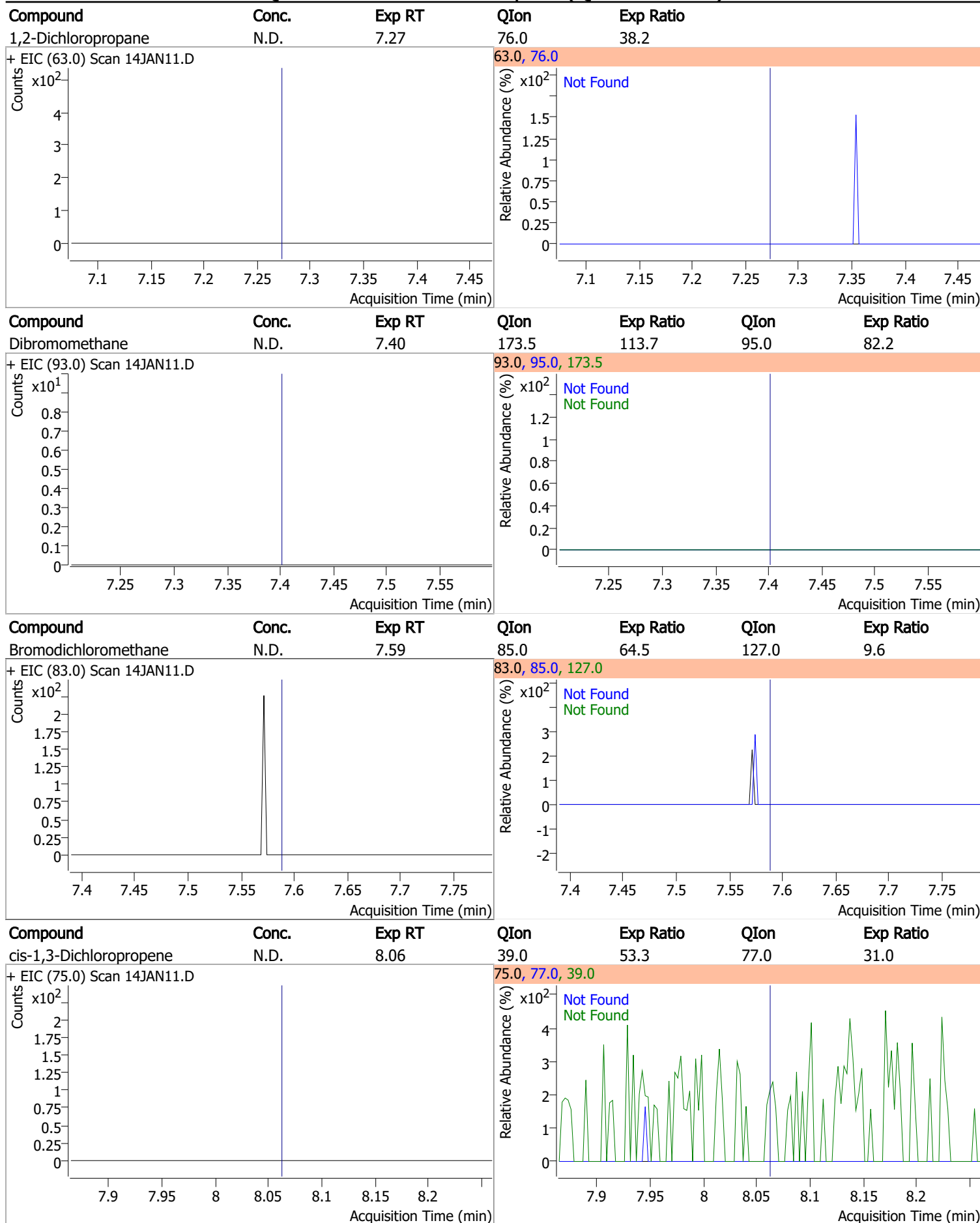
Compound	Conc.	Exp RT	QIon	Exp Ratio	QIon	Exp Ratio
1,2-Dichloroethane	N.D.	6.32	64.0	29.9	98.0	7.6



Compound	Conc.	Exp RT	QIon	Exp Ratio	QIon	Exp Ratio
Trichloroethene	N.D.	7.03	130.0	101.5	97.0	64.1

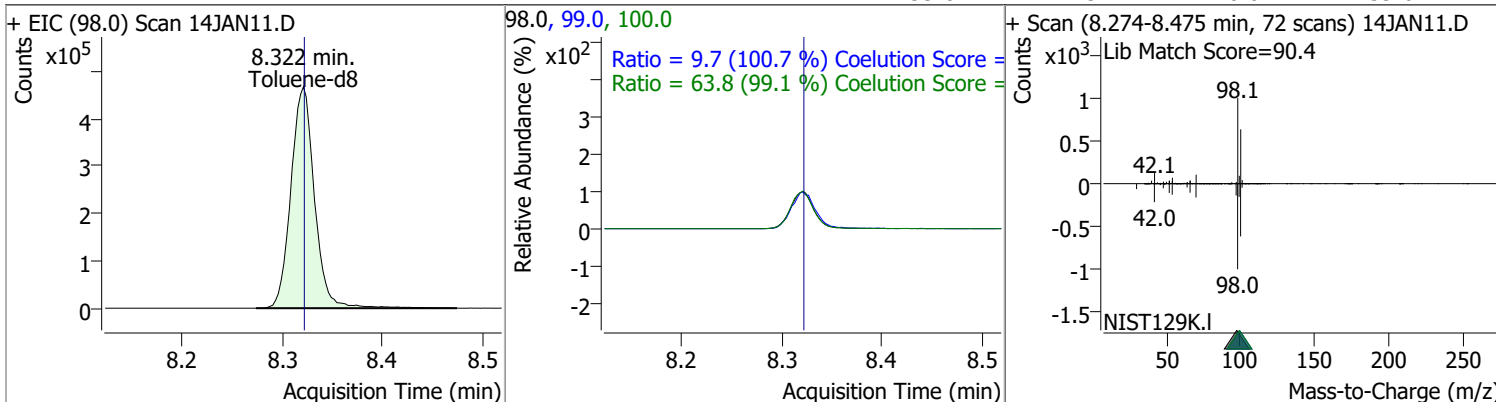


Quantitation Results Report (QT Reviewed)

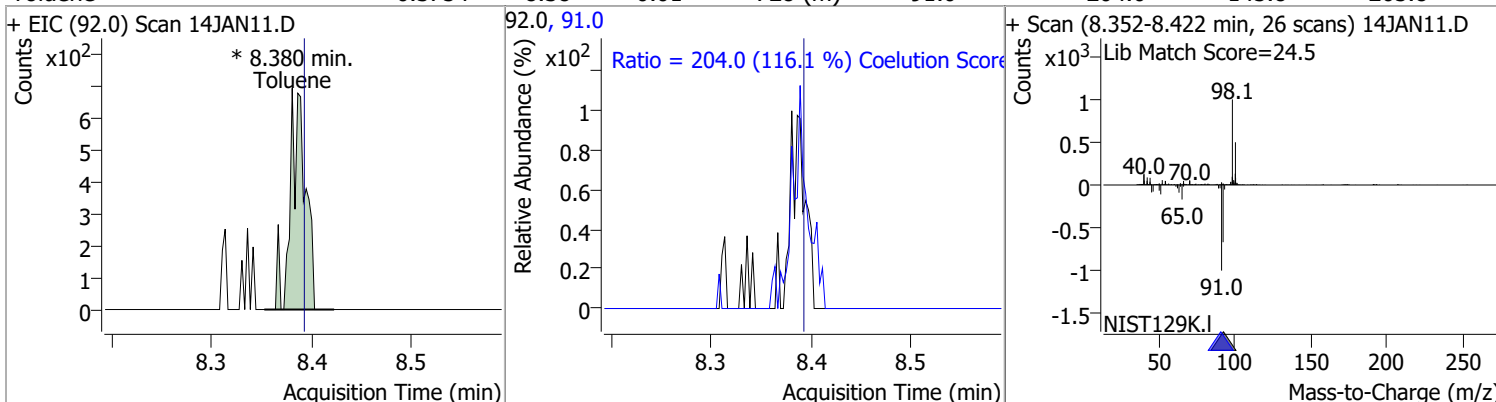


Quantitation Results Report (QT Reviewed)

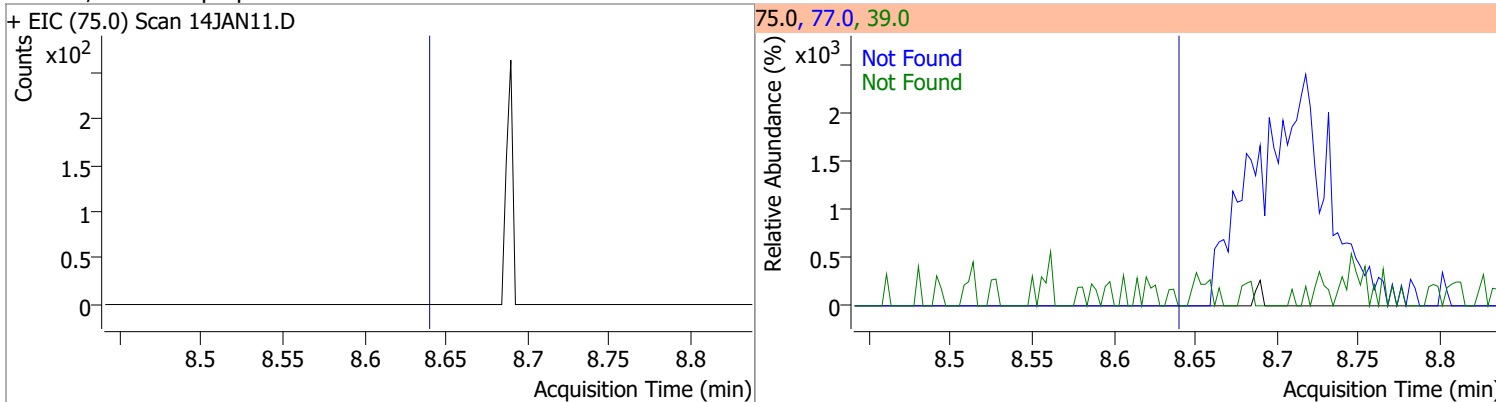
Compound	Conc.	RT	Dev(Min)	Resp.	QIon	QRatio	Lower	Upper
Toluene-d8	266.1705	8.32	0.00	764177	100.0	63.8	34.4	94.4
					99.0	9.7	0.0	39.6



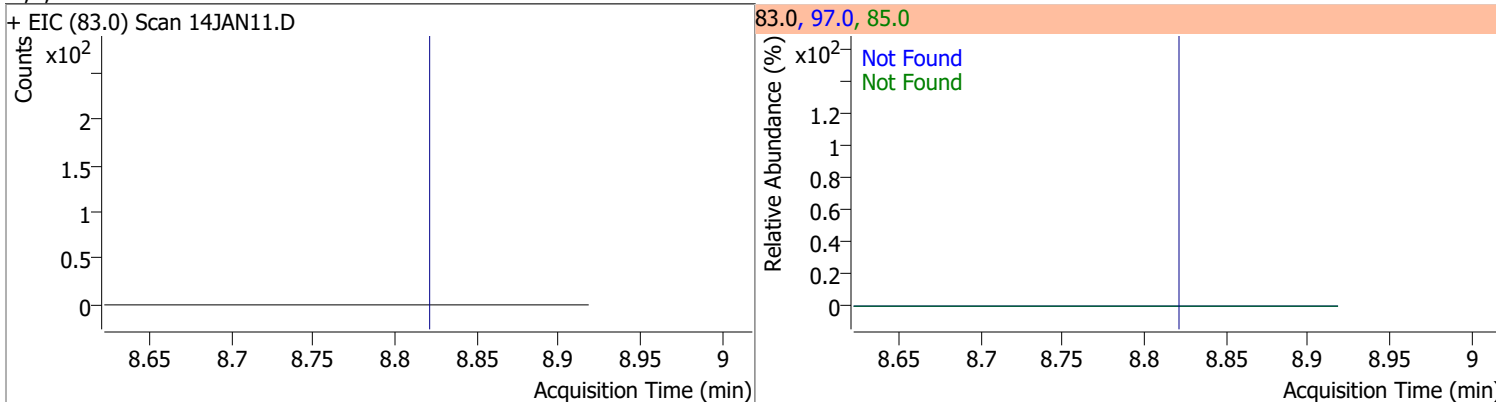
Compound	Conc.	RT	Dev(Min)	Resp.	QIon	QRatio	Lower	Upper
Toluene	0.3754	8.38	-0.01	728 (m)	91.0	204.0	145.8	205.8



Compound	Conc.	Exp RT	QIon	Exp Ratio	QIon	Exp Ratio
trans-1,3-Dichloropropene	N.D.	8.64	39.0	53.4	77.0	32.4

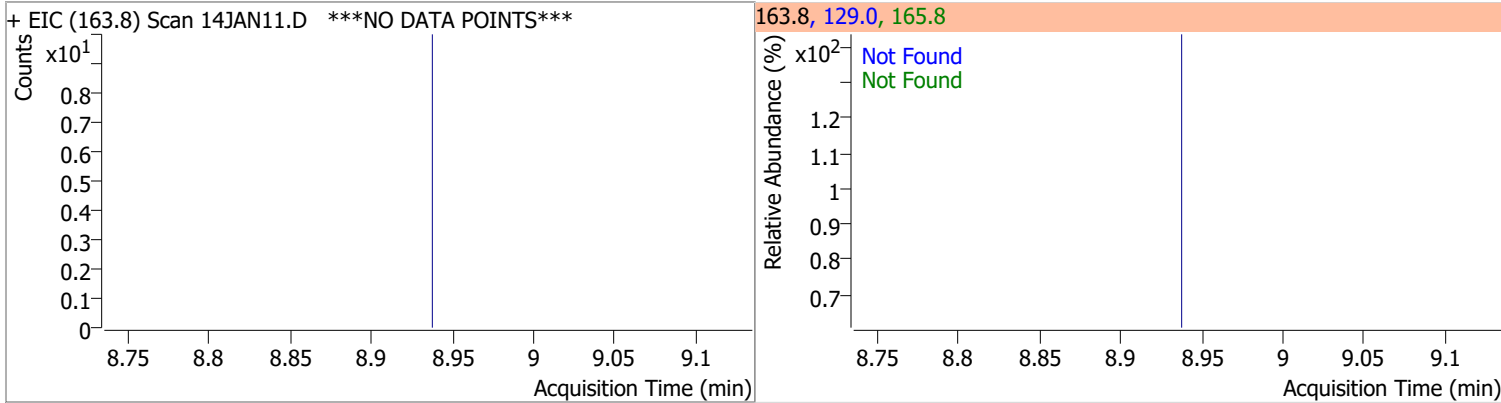


Compound	Conc.	Exp RT	QIon	Exp Ratio	QIon	Exp Ratio
1,1,2-Trichloroethane	N.D.	8.82	97.0	114.6	85.0	67.6

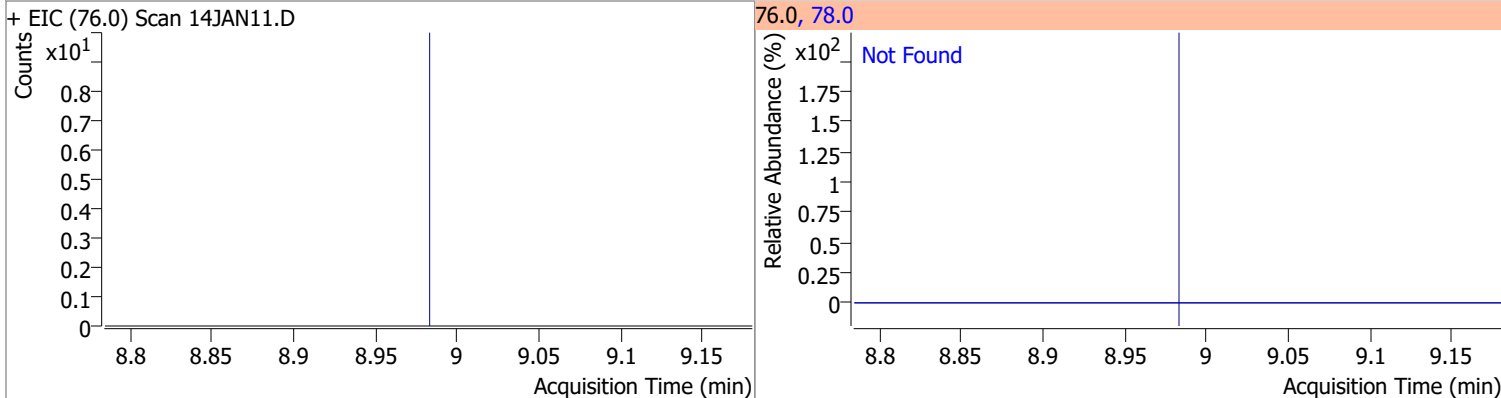


Quantitation Results Report (QT Reviewed)

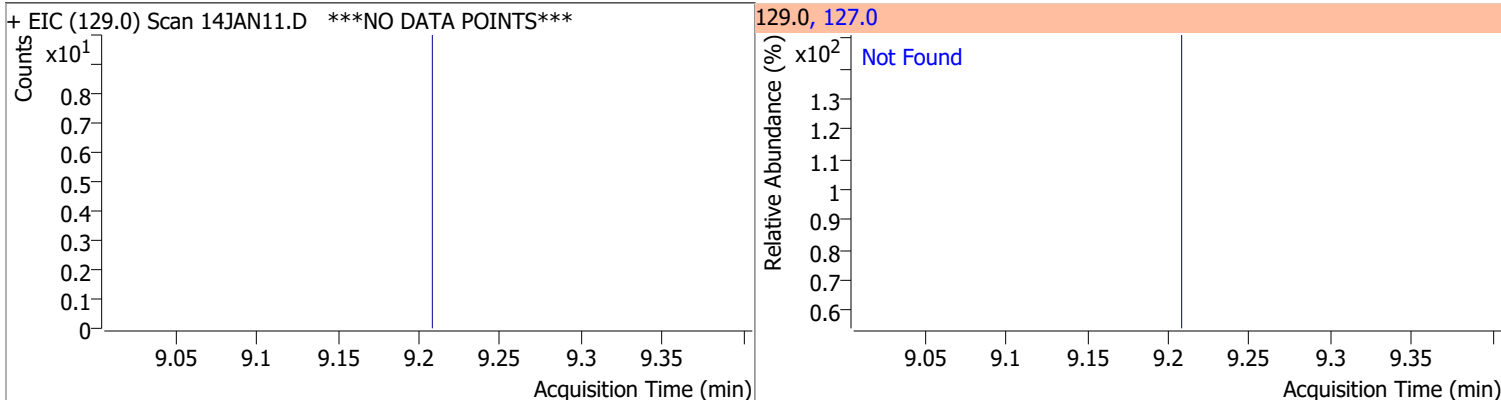
Compound	Conc.	Exp RT	QIon	Exp Ratio	QIon	Exp Ratio
Tetrachloroethene	N.D.	8.94	165.8	128.6	129.0	91.5



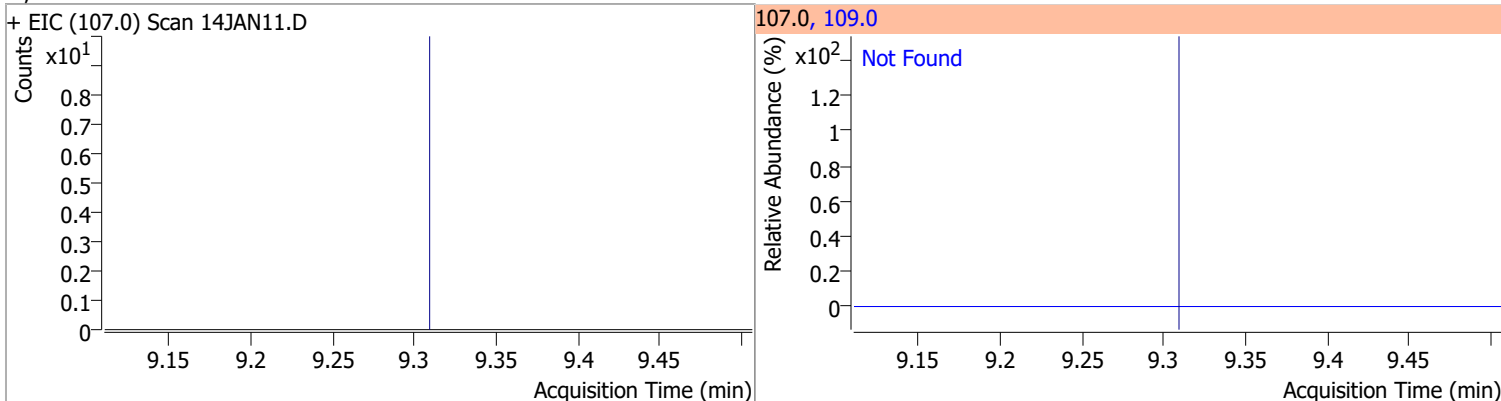
Compound	Conc.	Exp RT	QIon	Exp Ratio
1,3-Dichloropropane	N.D.	8.98	78.0	32.9



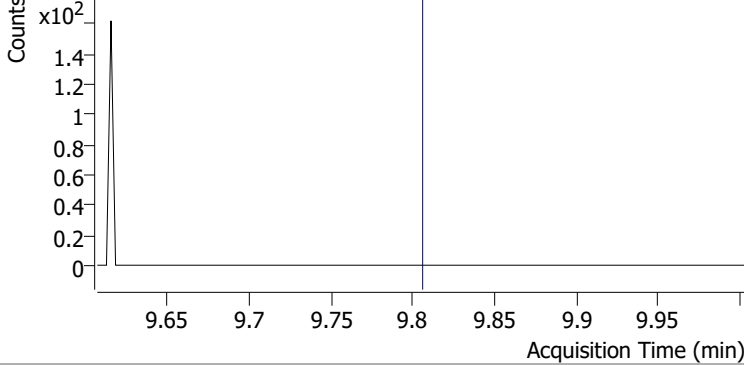
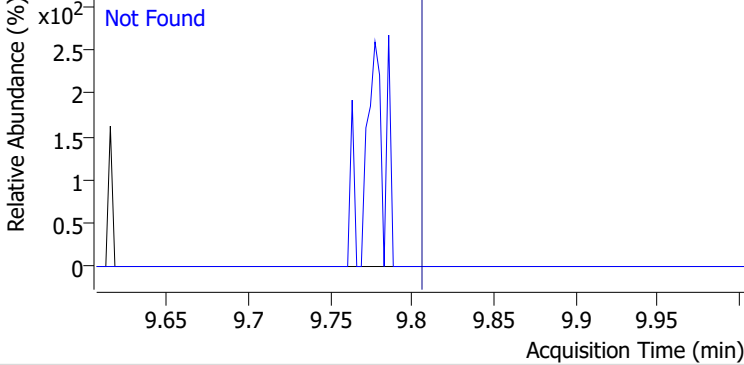
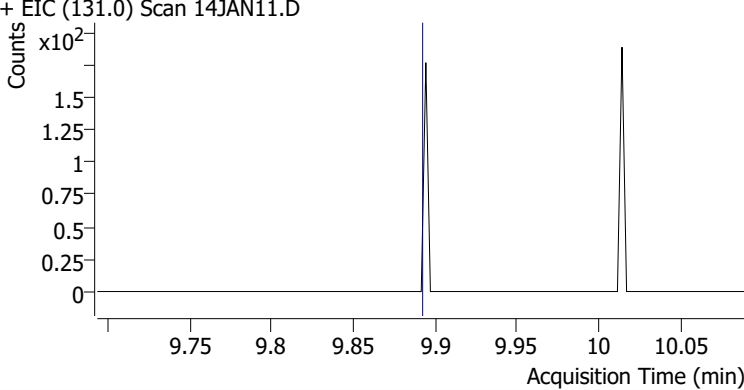
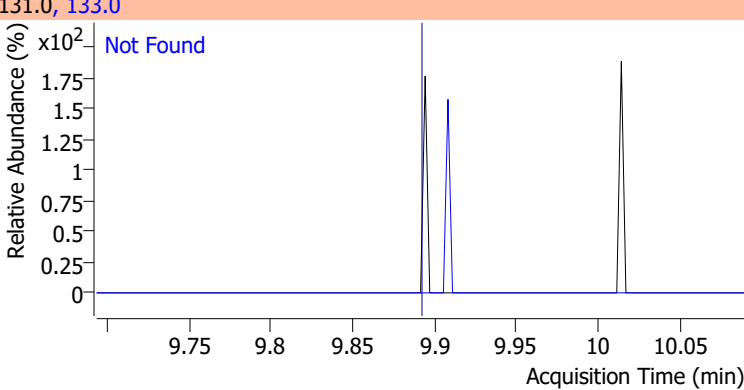
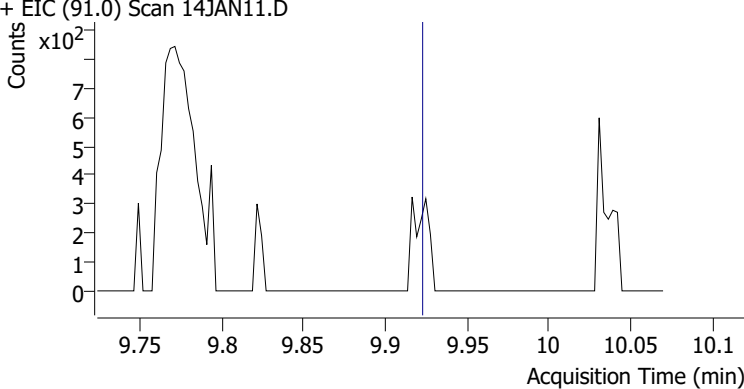
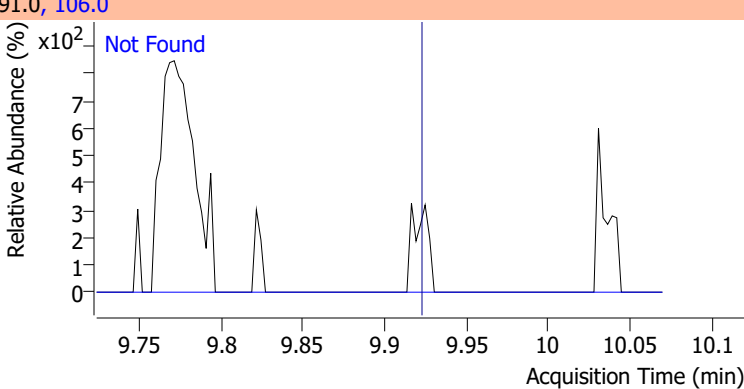
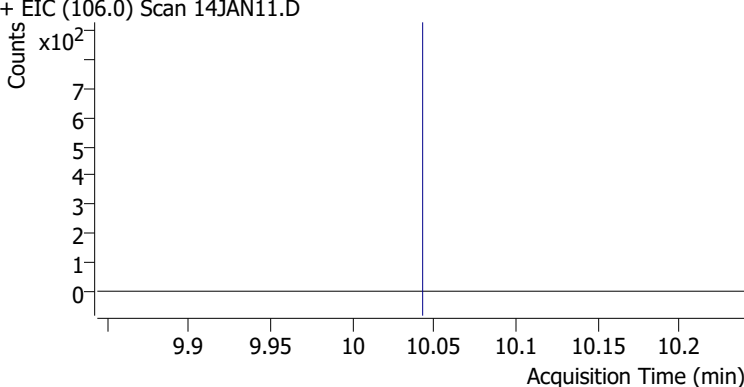
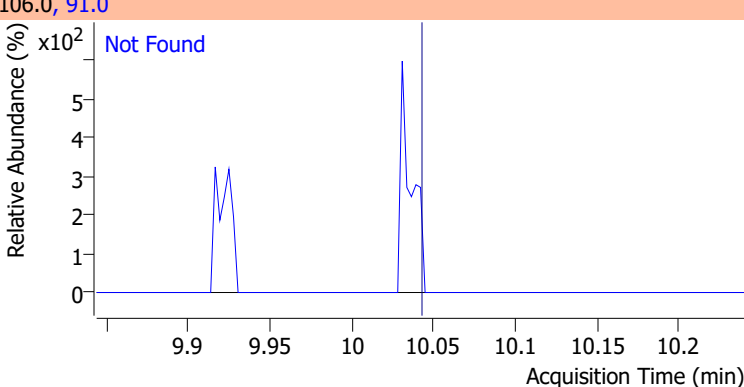
Compound	Conc.	Exp RT	QIon	Exp Ratio
Chlorodibromomethane	N.D.	9.21	127.0	78.0



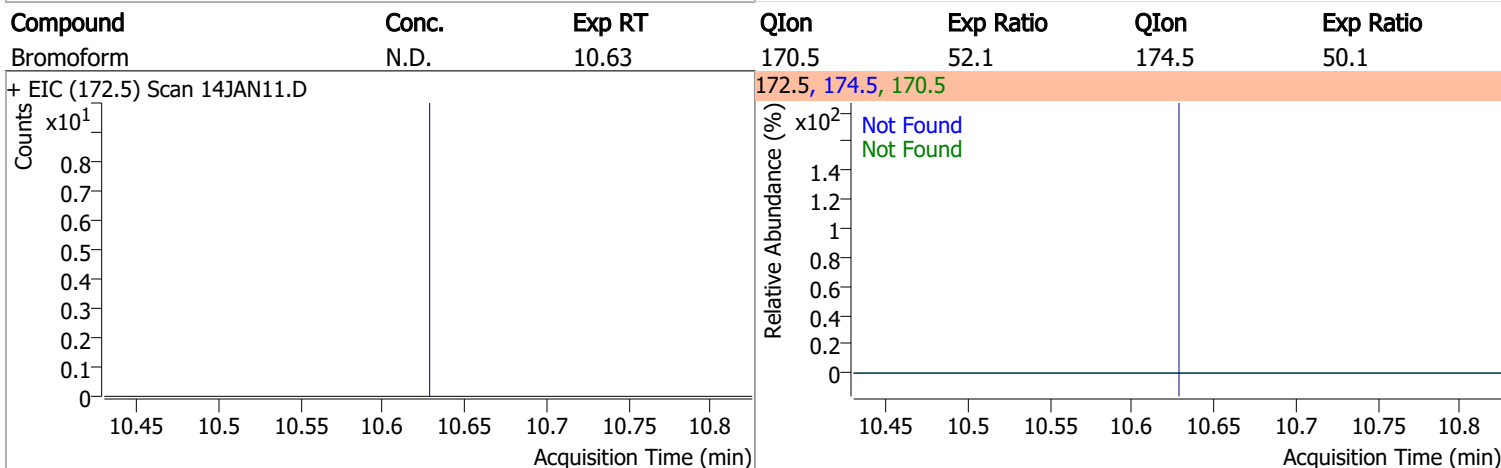
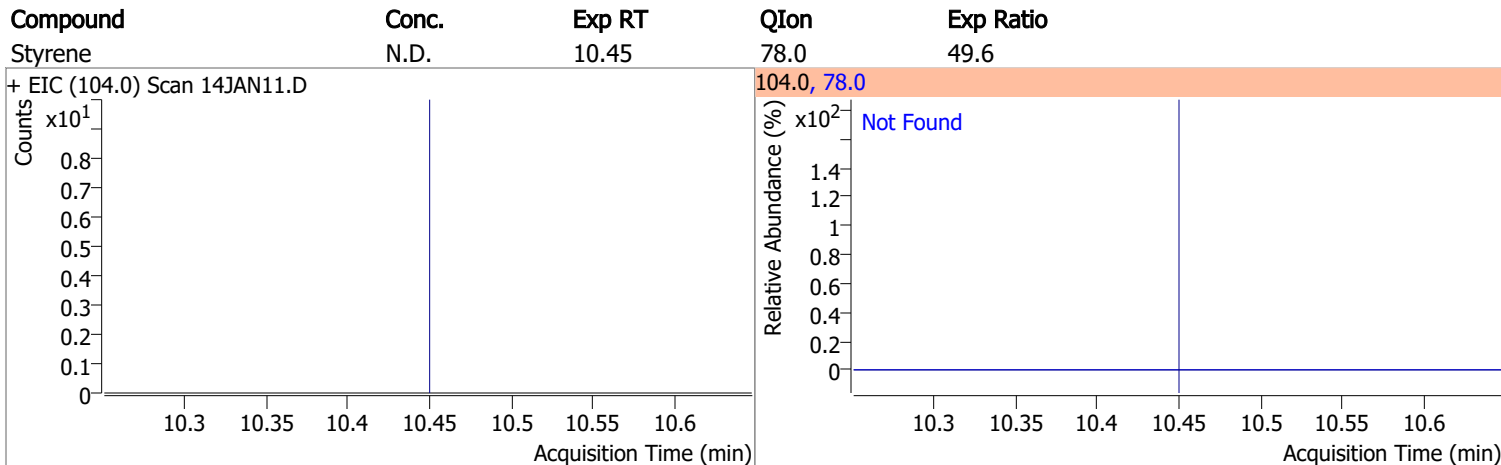
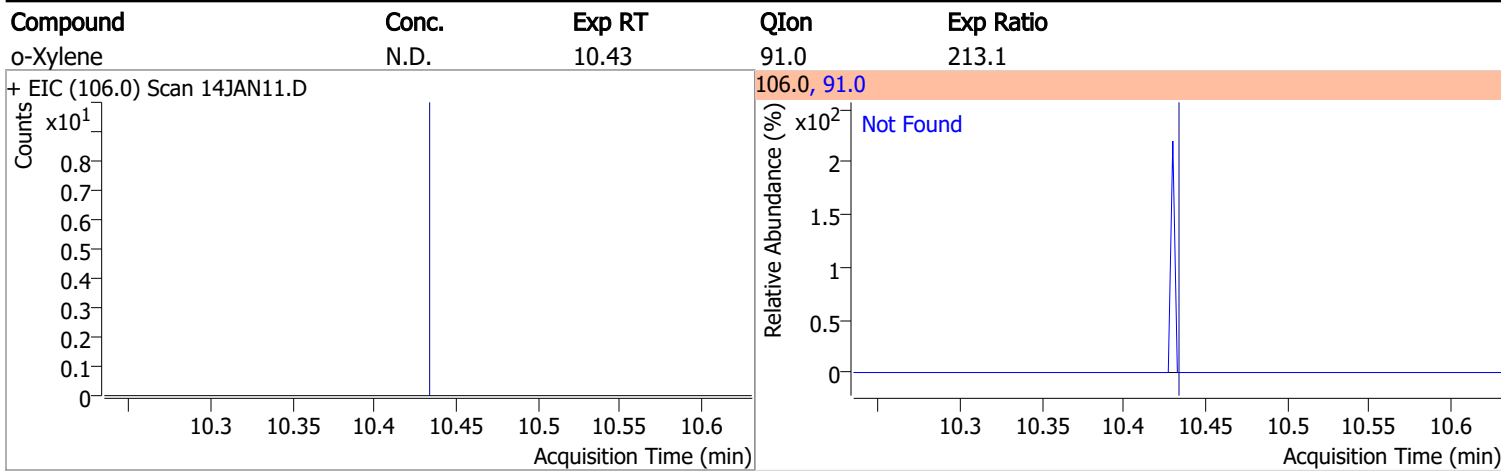
Compound	Conc.	Exp RT	QIon	Exp Ratio
1,2-Dibromoethane	N.D.	9.31	109.0	94.5



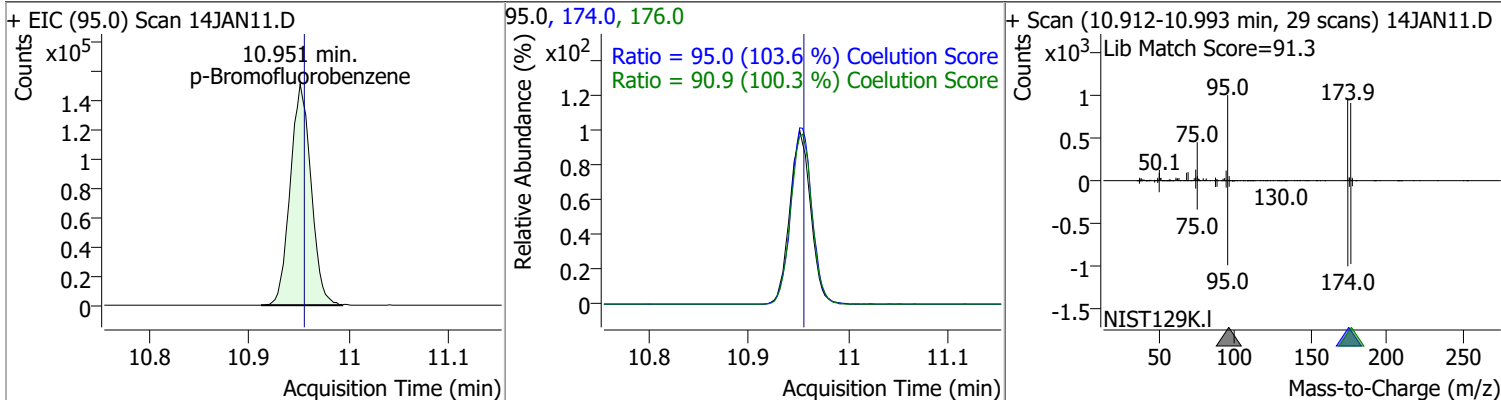
Quantitation Results Report (QT Reviewed)

Compound	Conc.	Exp RT	QIon	Exp Ratio
Chlorobenzene	N.D.	9.80	114.0	32.1
+ EIC (112.0) Scan 14JAN11.D			112.0, 114.0	
				
1,1,1,2-Tetrachloroethane	N.D.	9.89	133.0	98.6
+ EIC (131.0) Scan 14JAN11.D			131.0, 133.0	
				
Ethylbenzene	N.D.	9.92	106.0	31.1
+ EIC (91.0) Scan 14JAN11.D			91.0, 106.0	
				
m+p-Xylenes	N.D.	10.04	91.0	201.4
+ EIC (106.0) Scan 14JAN11.D			106.0, 91.0	
				

Quantitation Results Report (QT Reviewed)

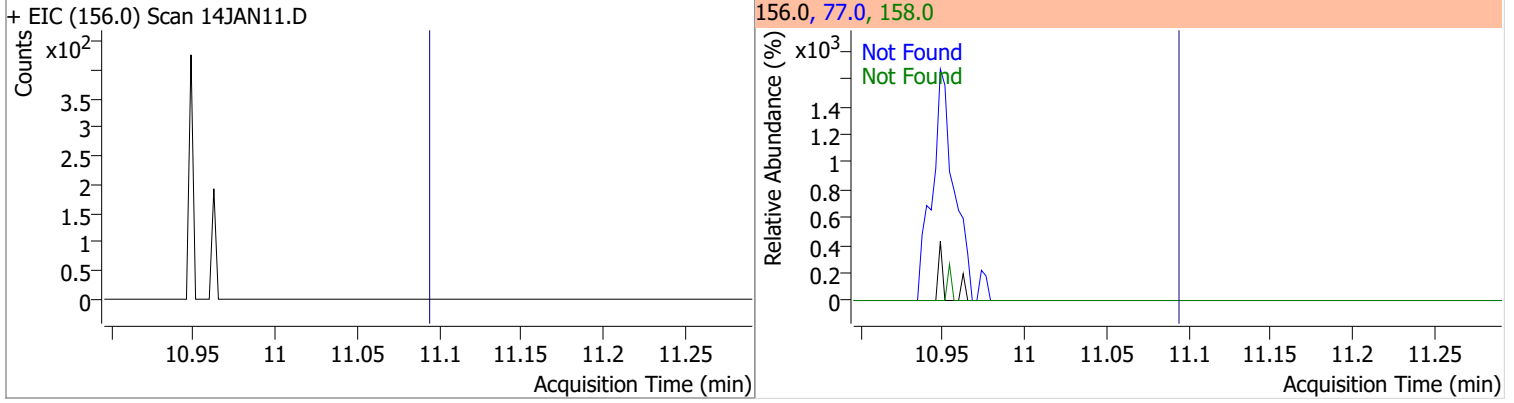


Compound	Conc.	RT	Dev(Min)	Resp.	QIon	QRatio	Lower	Upper
p-Bromofluorobenzene	276.0978	10.95	0.00	218623	174.0	95.0	61.7	121.7
					176.0	90.9	60.6	120.6

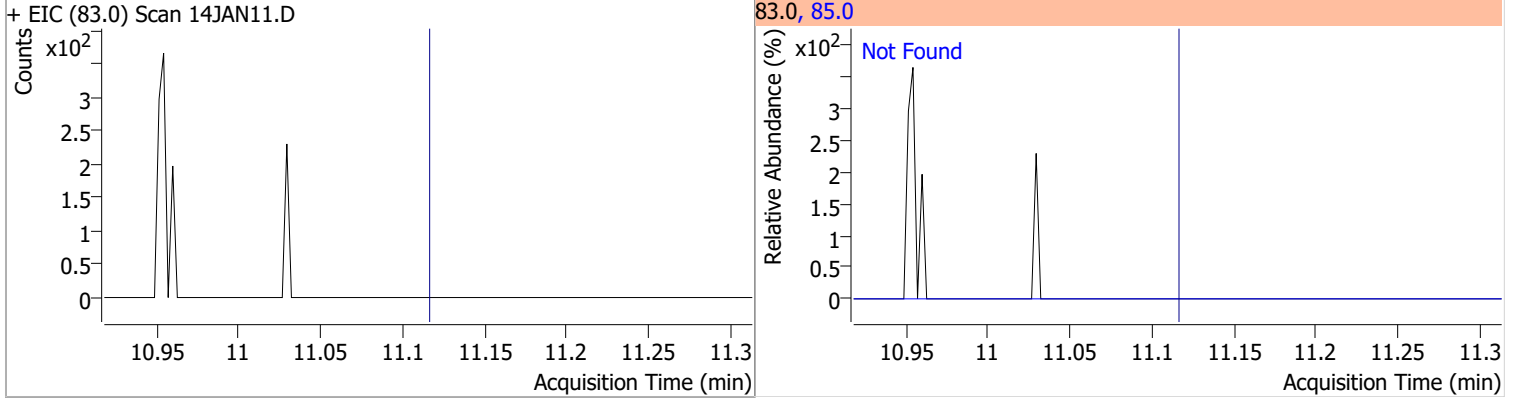


Quantitation Results Report (QT Reviewed)

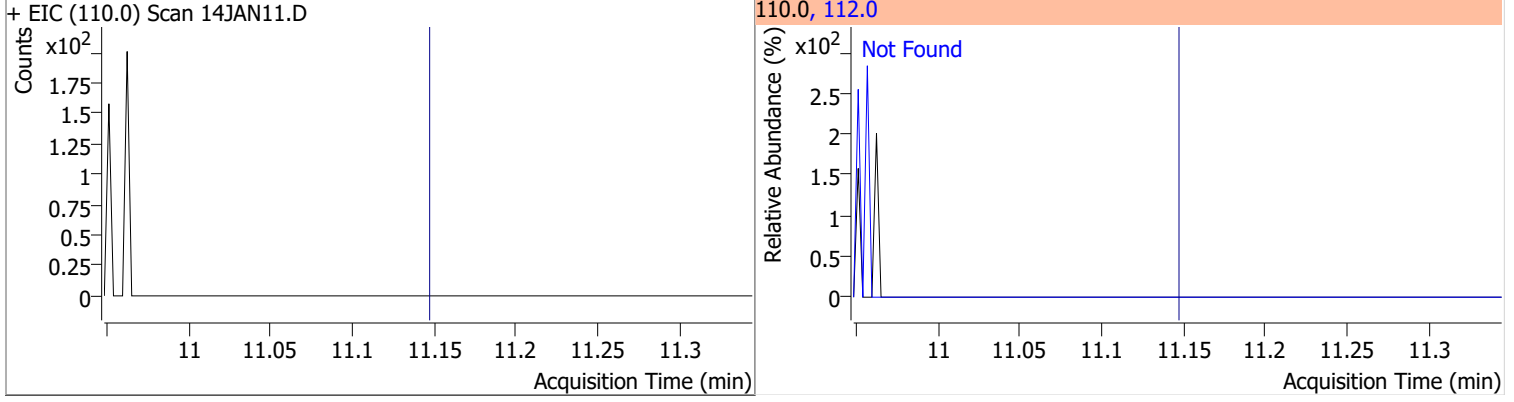
Compound	Conc.	Exp RT	QIon	Exp Ratio	QIon	Exp Ratio
Bromobenzene	N.D.	11.09	77.0	145.7	158.0	96.5



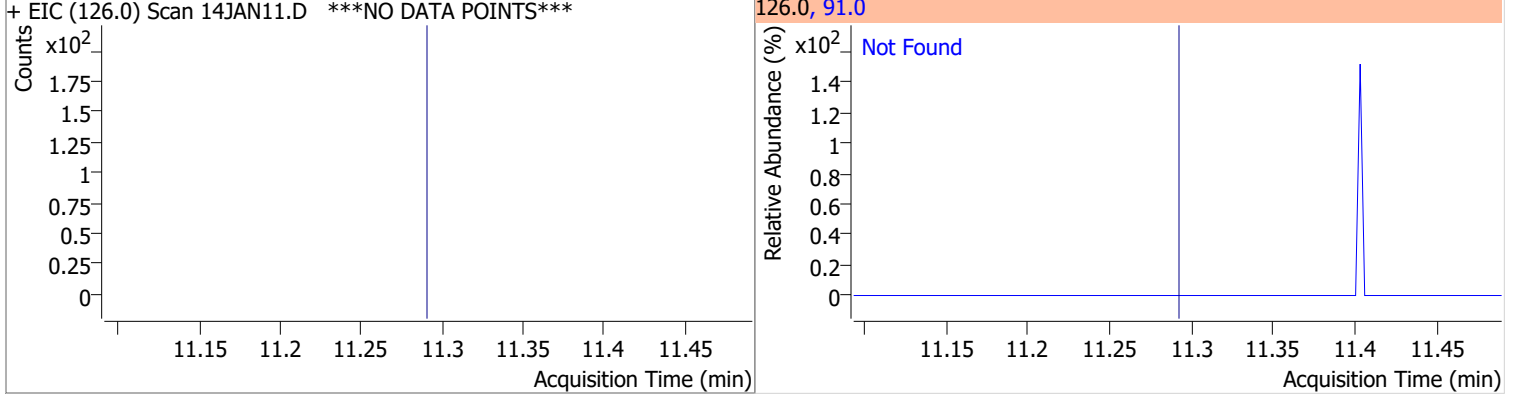
Compound	Conc.	Exp RT	QIon	Exp Ratio
1,1,2,2-Tetrachloroethane	N.D.	11.12	85.0	66.2



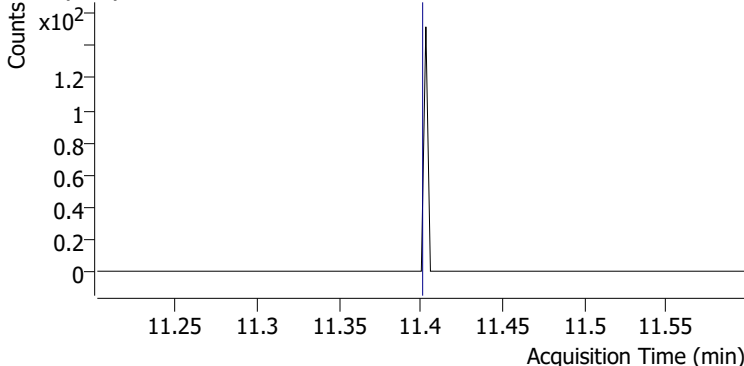
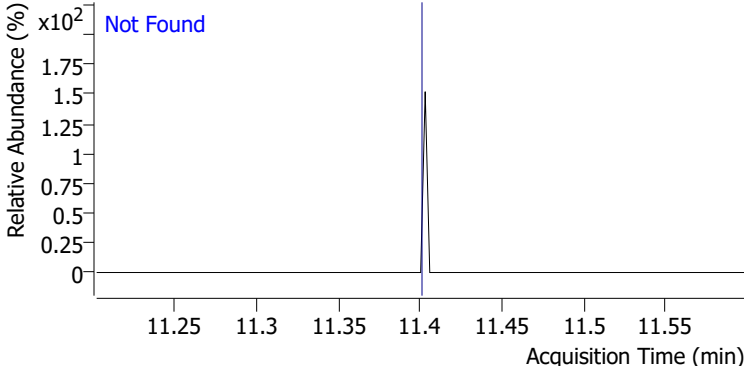
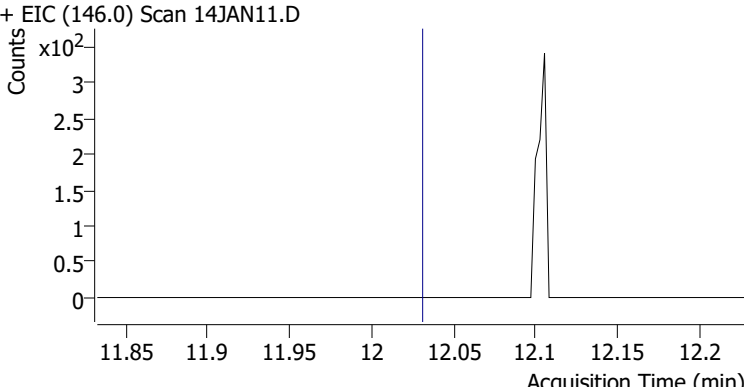
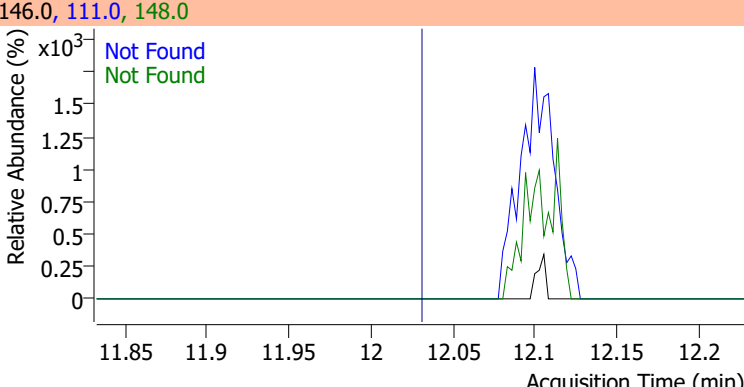
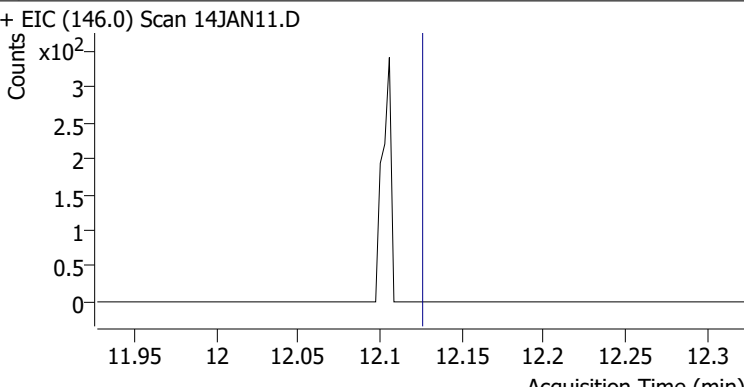
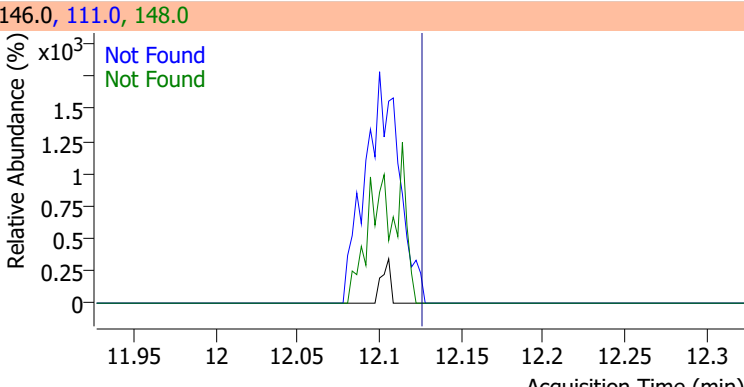
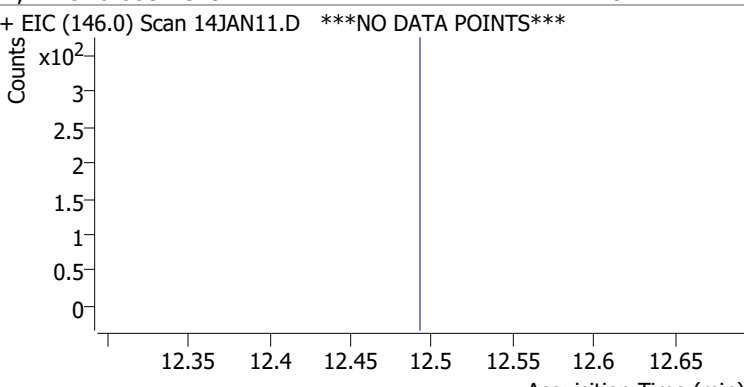
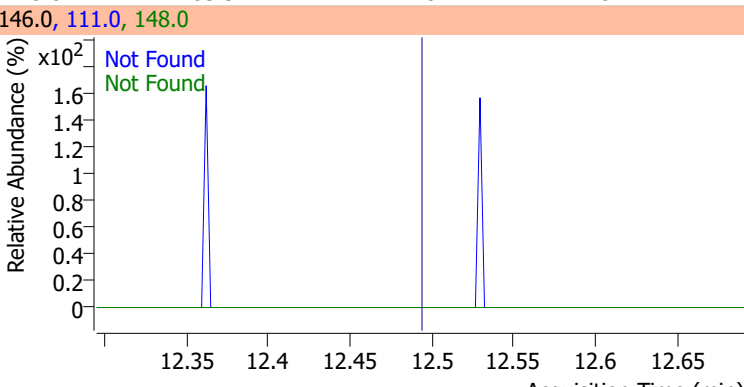
Compound	Conc.	Exp RT	QIon	Exp Ratio
1,2,3-Trichloropropane	N.D.	11.15	112.0	63.5



Compound	Conc.	Exp RT	QIon	Exp Ratio
2-Chlorotoluene	N.D.	11.29	91.0	282.3

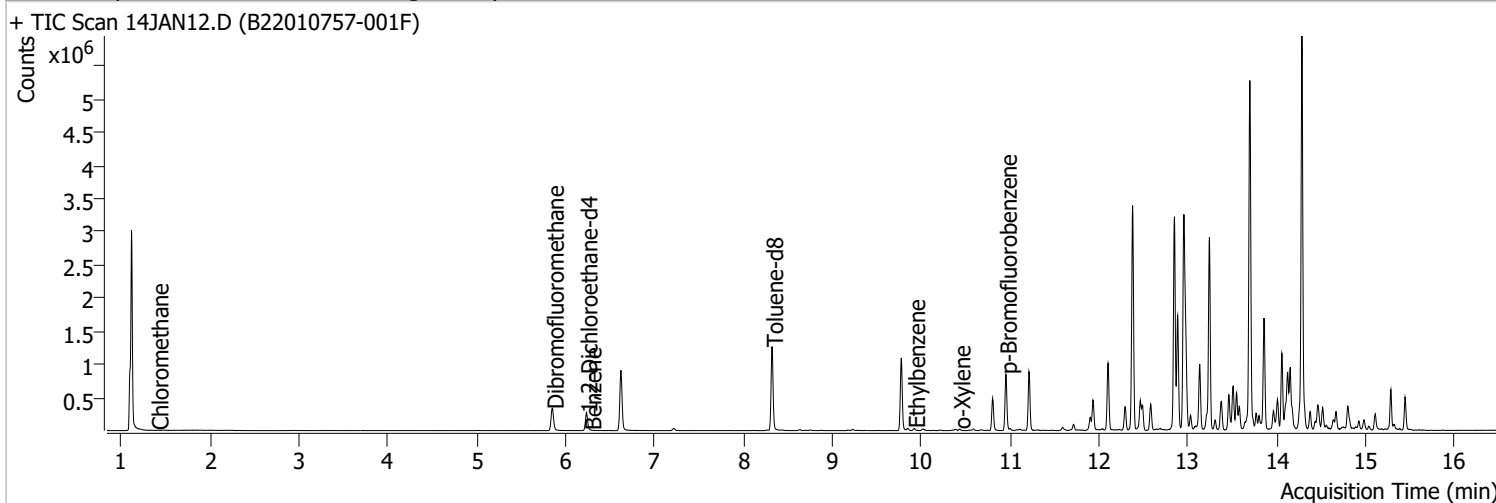


Quantitation Results Report (QT Reviewed)

Compound	Conc.	Exp RT	QIon	Exp Ratio		
4-Chlorotoluene	N.D.	11.40	126.0	31.7		
+ EIC (91.0) Scan 14JAN11.D			91.0, 126.0			
						
1,3-Dichlorobenzene	N.D.	12.03	148.0	63.6	QIon	Exp Ratio
+ EIC (146.0) Scan 14JAN11.D			146.0, 111.0, 148.0			
						
1,4-Dichlorobenzene	N.D.	12.13	148.0	63.1	QIon	Exp Ratio
+ EIC (146.0) Scan 14JAN11.D			146.0, 111.0, 148.0			
						
1,2-Dichlorobenzene	N.D.	12.49	148.0	63.9	QIon	Exp Ratio
+ EIC (146.0) Scan 14JAN11.D ***NO DATA POINTS***			146.0, 111.0, 148.0			
						

Quantitation Results Report (QT Reviewed)

Data File	14JAN12.D	Operator	MSC
Acq. Method	5975CACQF.M	Acq. Date-Time	1/14/2022 3:02:14 PM
Sample Name	B22010757-001F	Instrument	VOA5975C
Vial	12	Multiplier	1.00
DA Method File	VOA5975C_8260B_SHT_DoD_L4_010422.m	Comment	
Tune File	BFB_Atune3.u	Tune Date	10/11/2021 4:02:00 PM
Batch Name	VG011422_8260B.batch.bin	Last Calib Update	3/4/2022 3:27:31 PM
Ref Library	\\MASSHUNTER\Org\Library\NIST129K.I		



Compound	RT	QIon	Resp.	Conc.	Units	Dev(Min)
----------	----	------	-------	-------	-------	----------

Internal Standards

M Fluorobenzene	6.620	96.0	761695	250.0000	ng	-0.003
M Chlorobenzene-d5	9.774	82.0	299723	250.0000	ng	0.003
M 1,4-Dichlorobenzene-d4	12.100	152.0	243333	250.0000	ng	0.000

System Monitoring Compounds

S Dibromofluoromethane	5.853	113.0	201438	280.7131	ng	0.008
Spiked Amount: 250.000	Range: 80.0 - 119.0%			Recovery = 112.29%		
S 1,2-Dichloroethane-d4	6.233	67.0	90480	291.9192	ng	0.000
Spiked Amount: 250.000	Range: 81.0 - 118.0%			Recovery = 116.77%		
S Toluene-d8	8.321	98.0	763297	264.2735	ng	0.003
Spiked Amount: 250.000	Range: 89.0 - 112.0%			Recovery = 105.71%		
S p-Bromofluorobenzene	10.951	95.0	239413	268.5647	ng	-0.003
Spiked Amount: 250.000	Range: 85.0 - 114.0%			Recovery = 107.43%		

Target Compounds

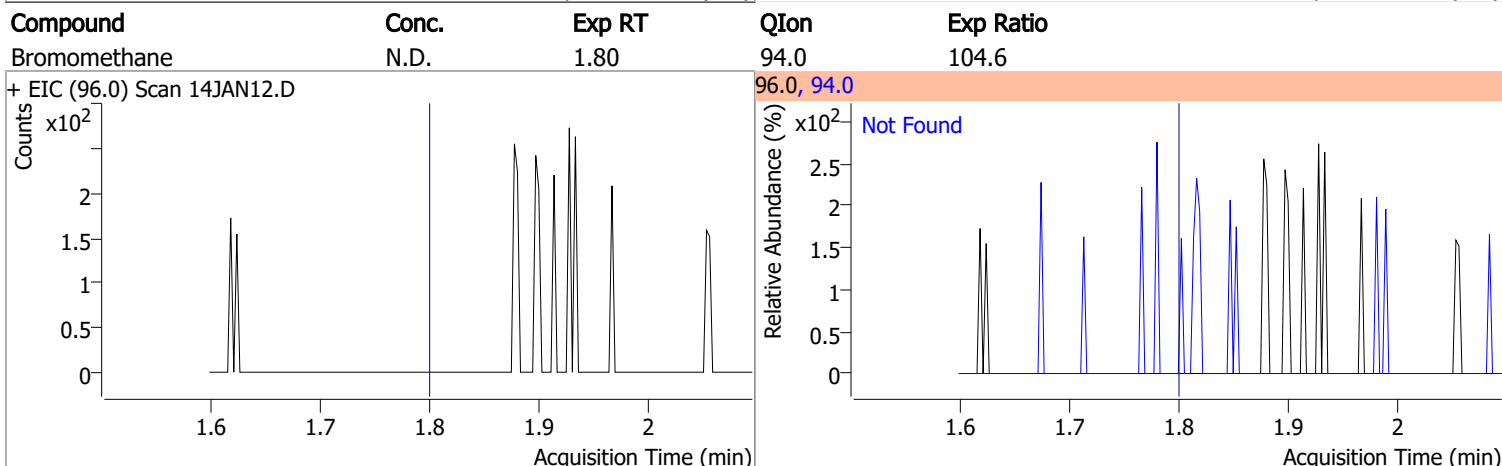
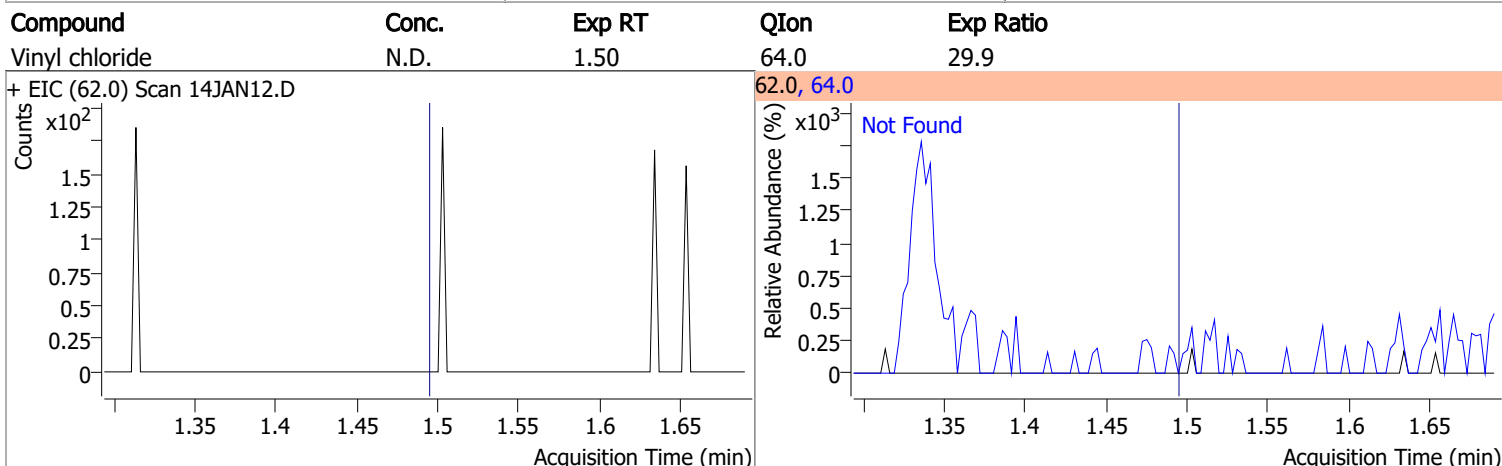
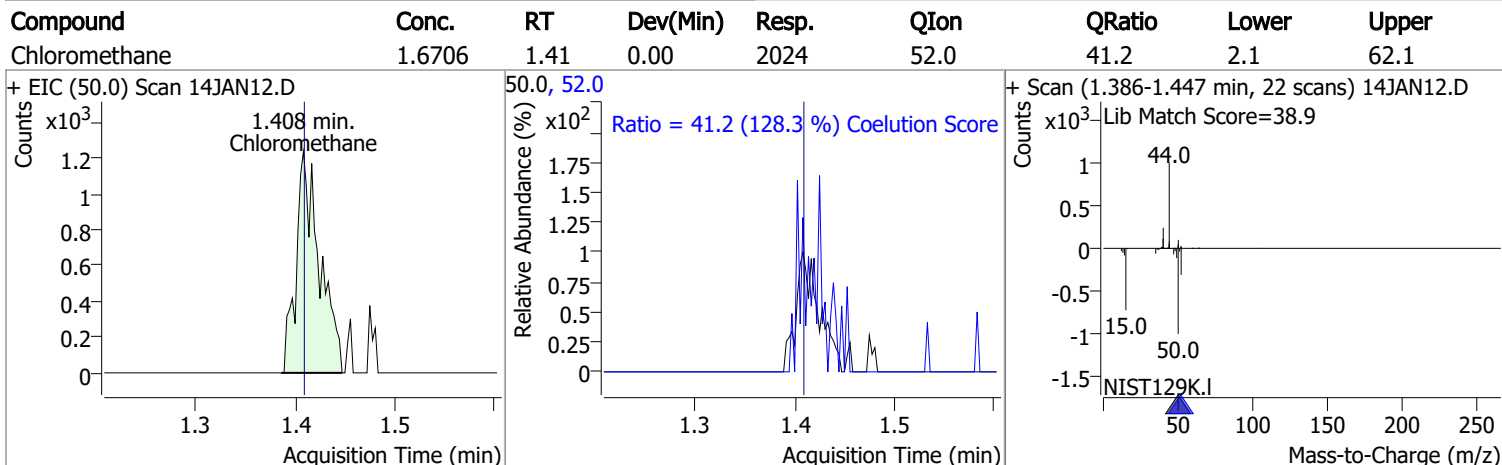
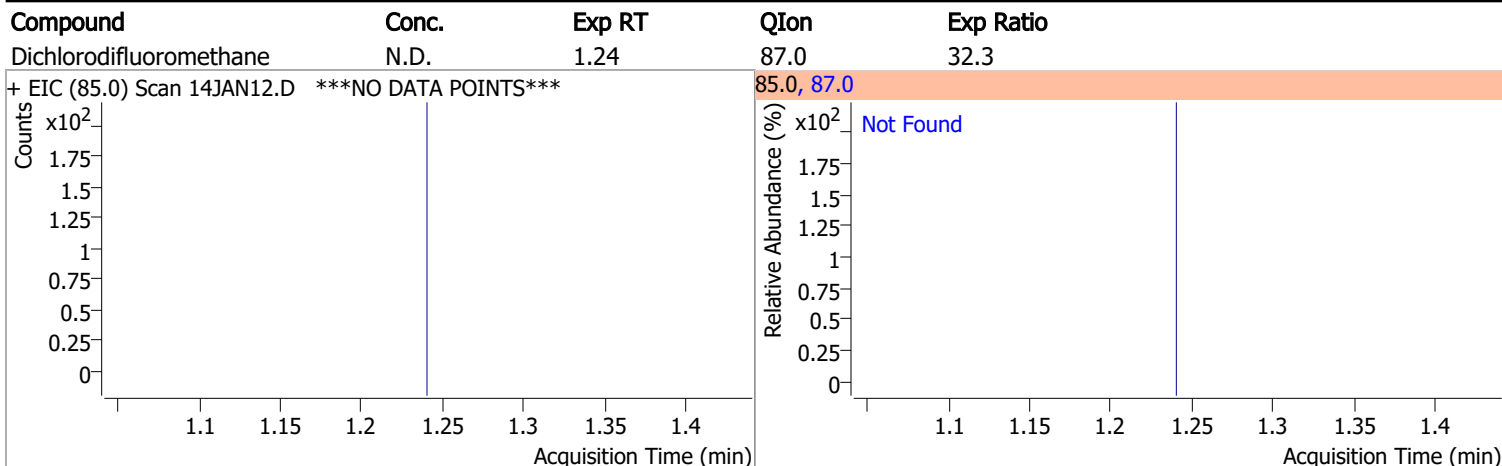
Compound	RT	QIon	Resp.	Conc.	Units	QValue
T Dichlorodifluoromethane	0.000		0	N.D.		
T Chloromethane	1.408	50.0	2024	1.6706	ng	84
T Vinyl chloride	0.000		0	N.D.		
T Bromomethane	0.000		0	N.D.		
T Chloroethane	0.000		0	N.D.		
T Trichlorofluoromethane	0.000		0	N.D.		
T 1,1-Dichloroethene	0.000		0	N.D.		
T Methylene chloride	3.333	49.0	0		ng md	1
T trans-1,2-Dichloroethene	0.000		0	N.D.		
T Methyl tert-butyl ether (MTBE)	0.000		0	N.D.		
T 1,1-Dichloroethane	0.000		0	N.D.		
T 2,2-Dichloropropane	0.000		0	N.D.		
T cis-1,2-Dichloroethene	0.000		0	N.D.		
T Methyl ethyl ketone	0.000		0	N.D.		
T Bromochloromethane	0.000		0	N.D.		
T Chloroform	0.000		0	N.D.		

Quantitation Results Report (QT Reviewed)

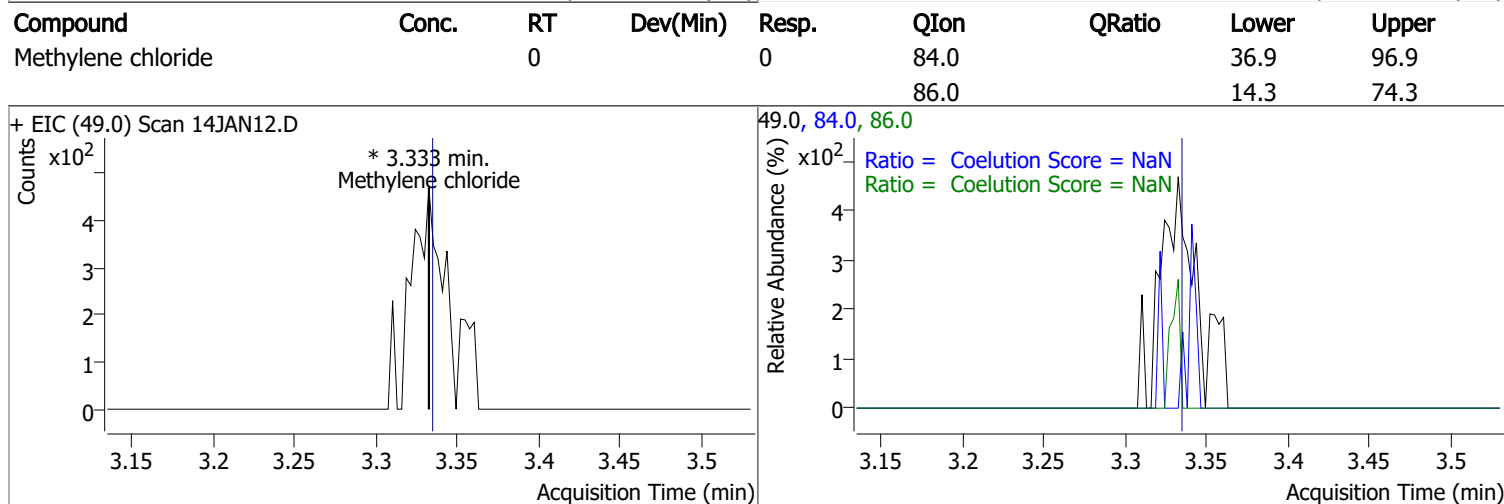
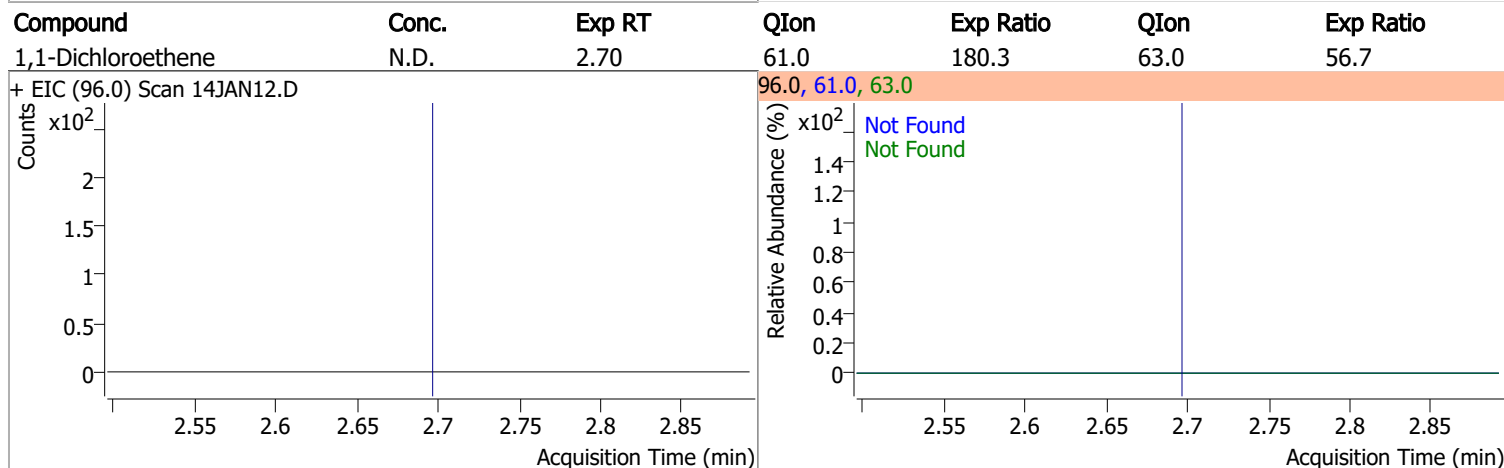
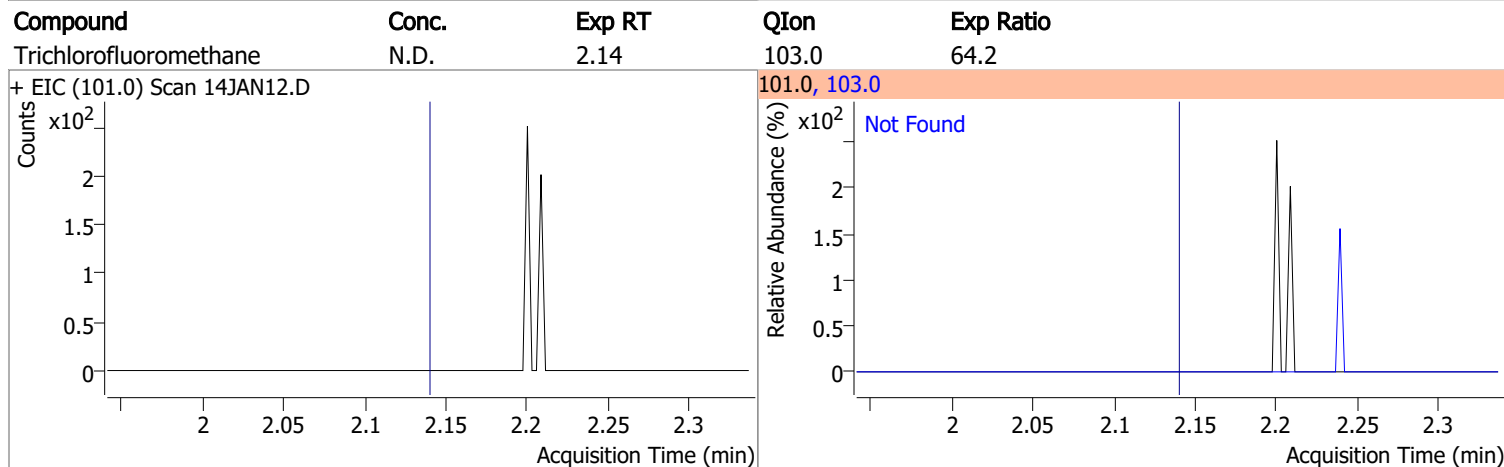
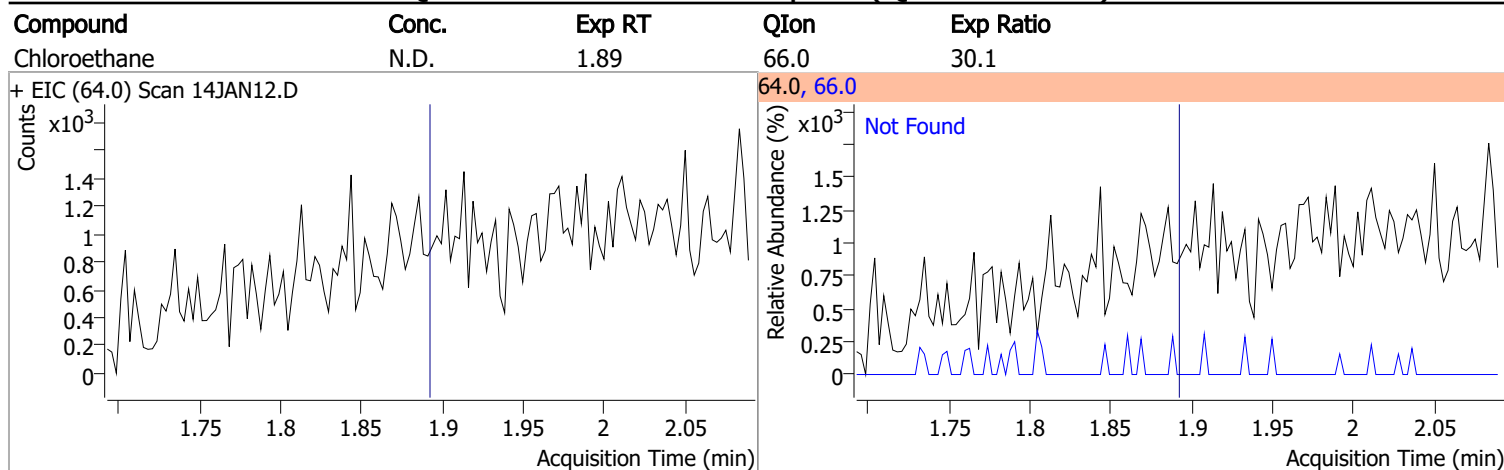
Compound	RT	QIon	Resp.	Conc.	Units	Dev(Min)
T 1,1,1-Trichloroethane	0.000		0	N.D.		
T Carbon tetrachloride	0.000		0	N.D.		
T 1,1-Dichloropropene	0.000		0	N.D.		
T Benzene	6.277	78.0	2395	0.7897	ng	99
T 1,2-Dichloroethane	0.000		0	N.D.		
T Trichloroethene	0.000		0	N.D.		
T 1,2-Dichloropropane	0.000		0	N.D.		
T Dibromomethane	0.000		0	N.D.		
T Bromodichloromethane	0.000		0	N.D.		
T cis-1,3-Dichloropropene	0.000		0	N.D.		
T Toluene	8.386	92.0	0		ng	md 1
T trans-1,3-Dichloropropene	0.000		0	N.D.		
T 1,1,2-Trichloroethane	0.000		0	N.D.		
T Tetrachloroethene	0.000		0	N.D.		
T 1,3-Dichloropropane	0.000		0	N.D.		
T Chlorodibromomethane	0.000		0	N.D.		
T 1,2-Dibromoethane	0.000		0	N.D.		
T Chlorobenzene	0.000		0	N.D.		
T 1,1,1,2-Tetrachloroethane	0.000		0	N.D.		
T Ethylbenzene	9.919	91.0	19653	5.3051	ng	95
T m+p-Xylenes	9.928	106.0	0		ng	md 1
T o-Xylene	10.430	106.0	4202	3.2787	ng	99
T Styrene	0.000		0	N.D.		
T Bromoform	0.000		0	N.D.		
T Bromobenzene	0.000		0	N.D.		
T 1,1,2,2-Tetrachloroethane	0.000		0	N.D.		
T 1,2,3-Trichloropropane	0.000		0	N.D.		
T 2-Chlorotoluene	0.000		0	N.D.		
T 4-Chlorotoluene	0.000		0	N.D.		
T 1,3-Dichlorobenzene	0.000		0	N.D.		
T 1,4-Dichlorobenzene	0.000		0	N.D.		
T 1,2-Dichlorobenzene	0.000		0	N.D.		

(#) = Qualifier Out of Range; (m) = Manual Integration; (+) = Area Summed; (*) = Surrogate Percent Recovery Out of Range; (d): Zeroed Peak

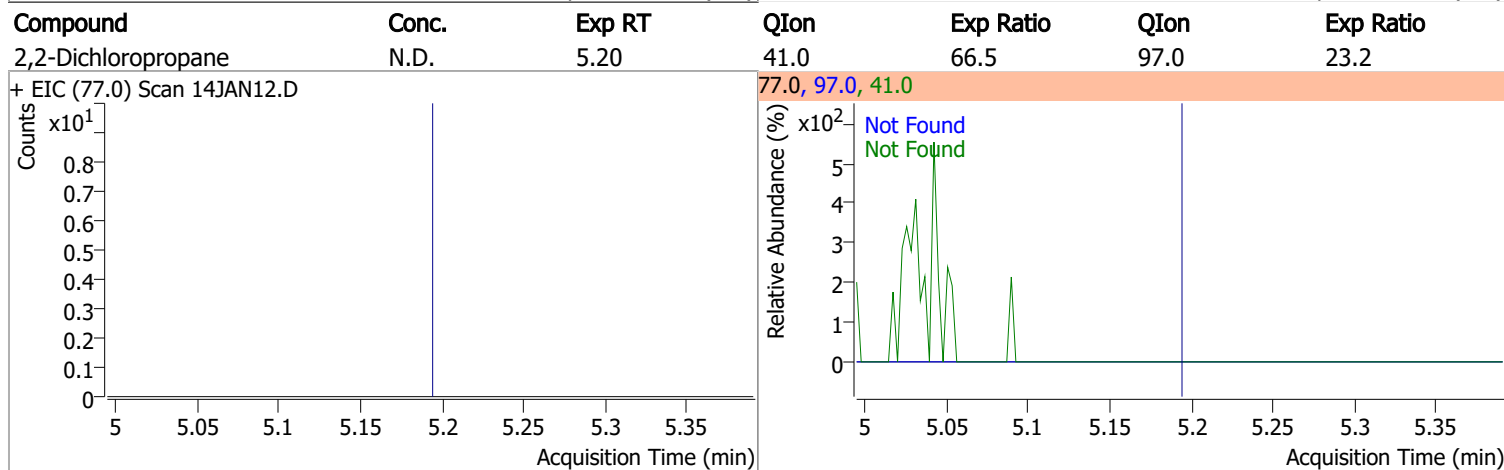
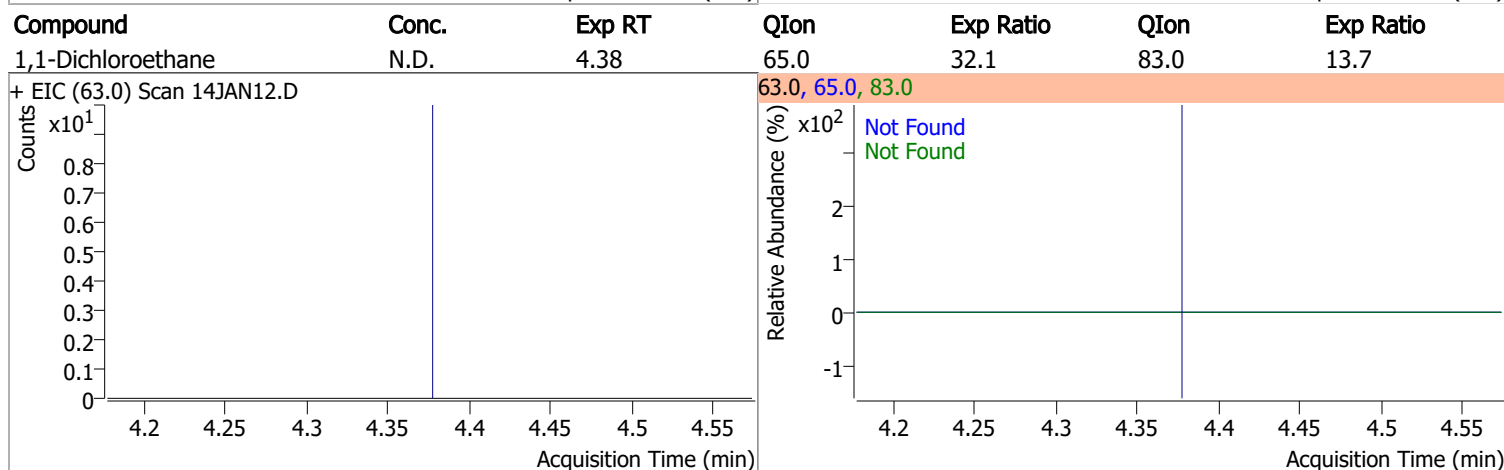
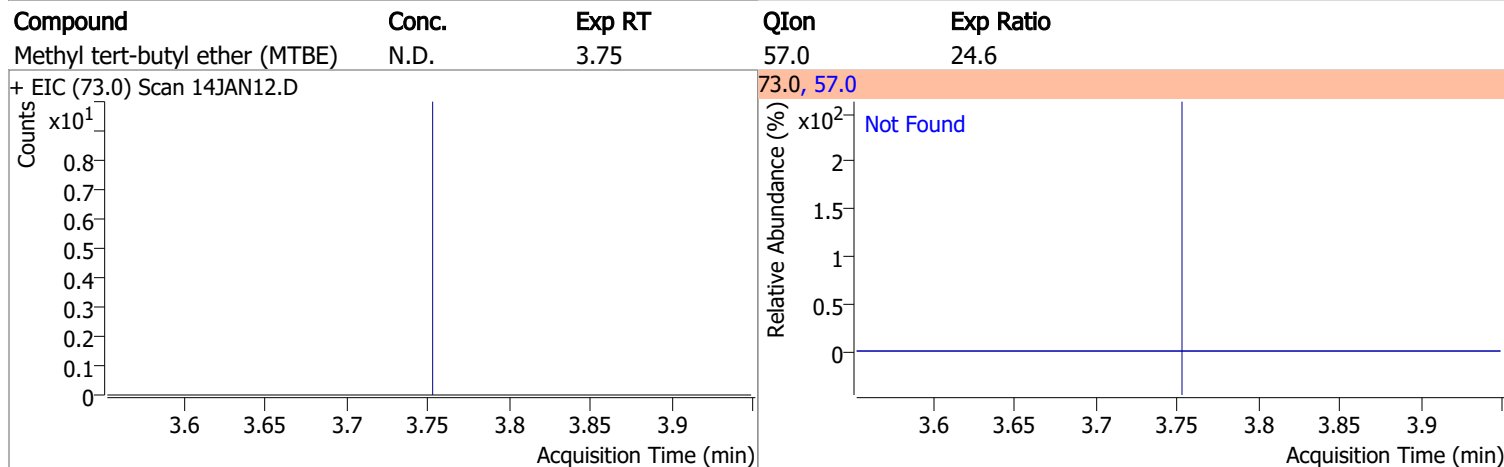
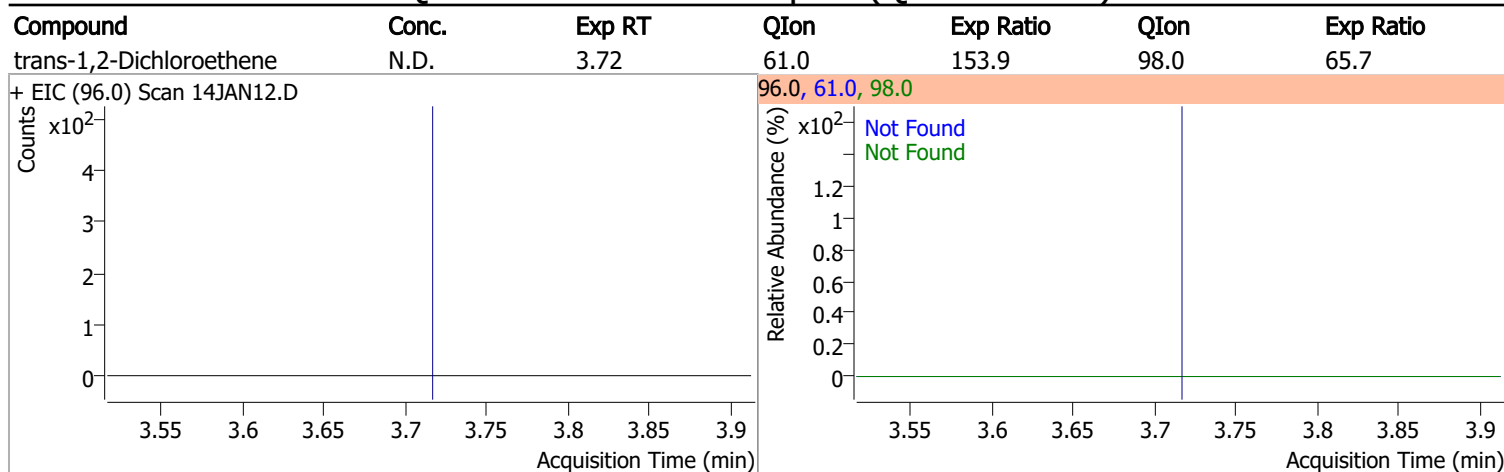
Quantitation Results Report (QT Reviewed)



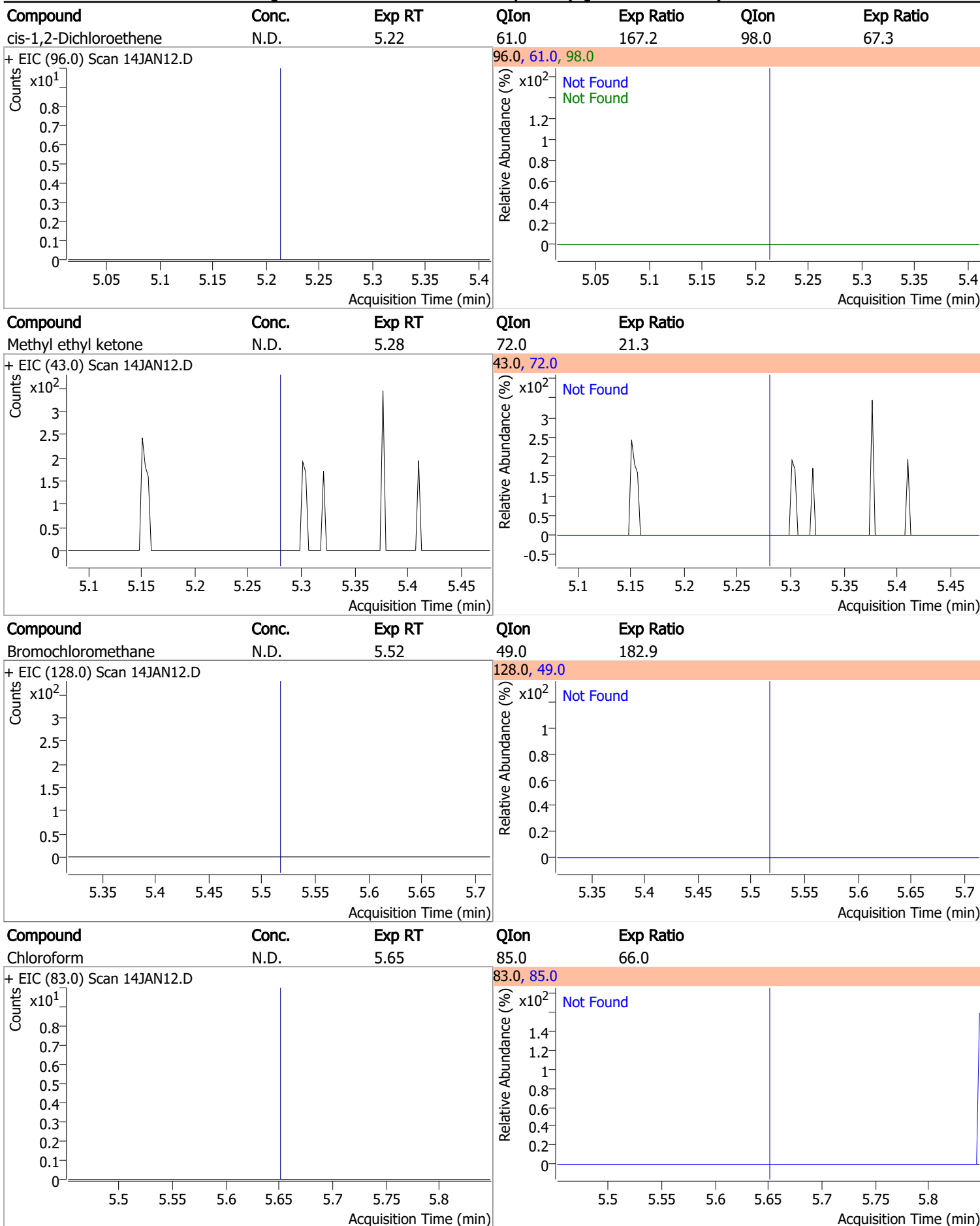
Quantitation Results Report (QT Reviewed)



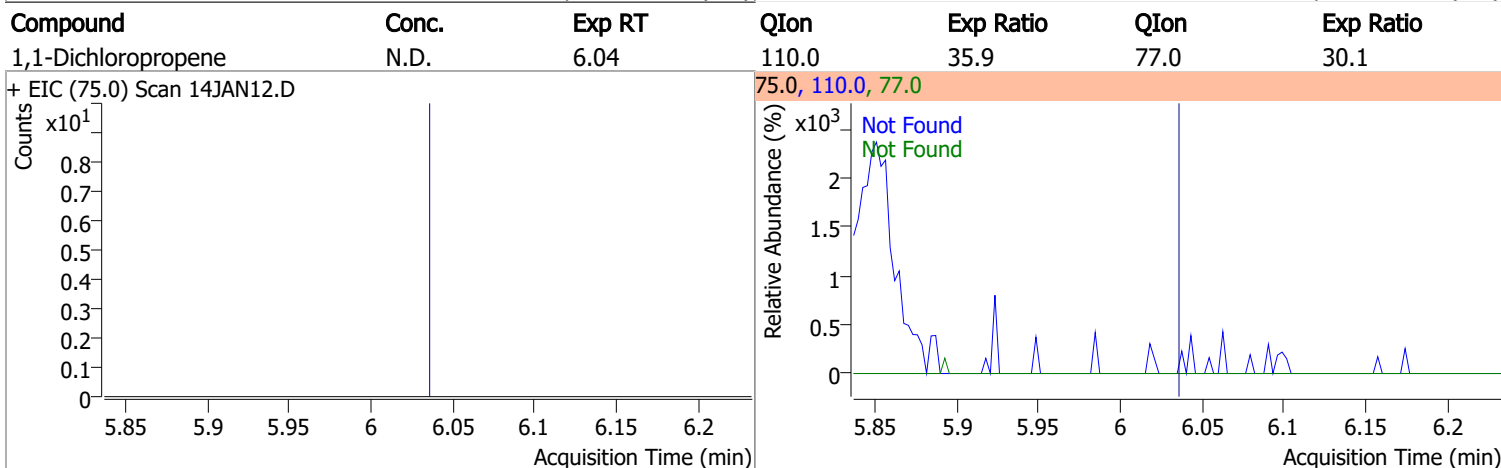
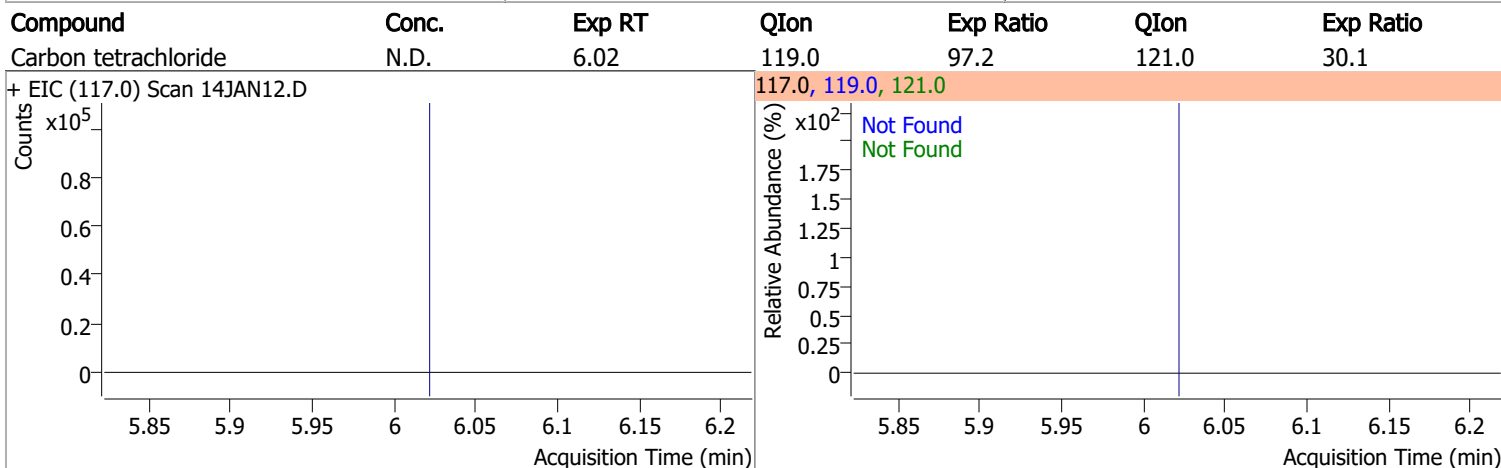
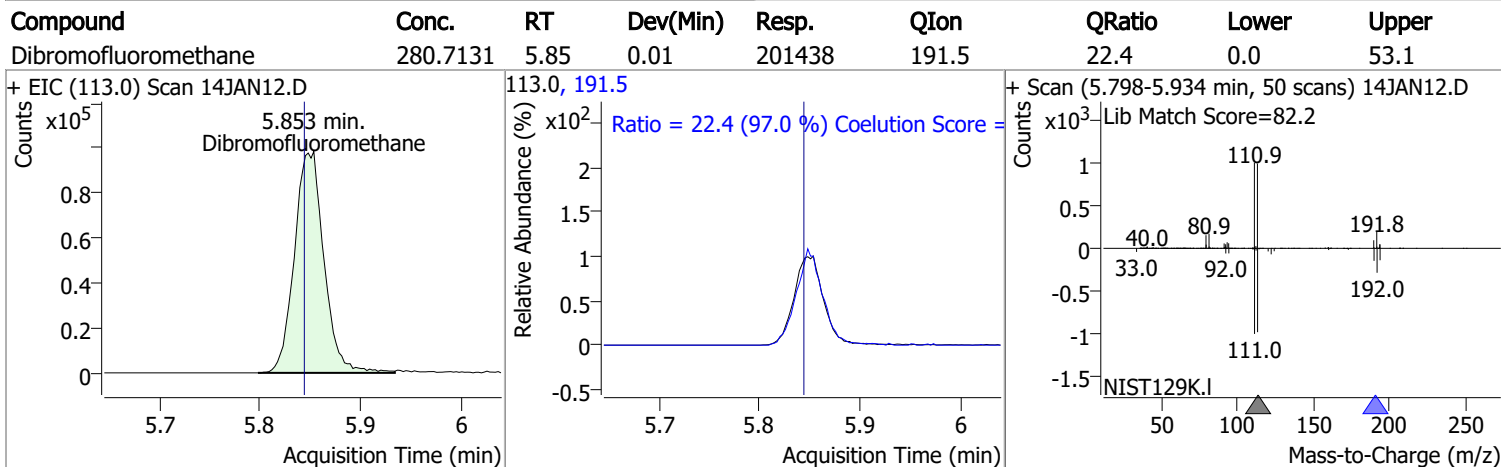
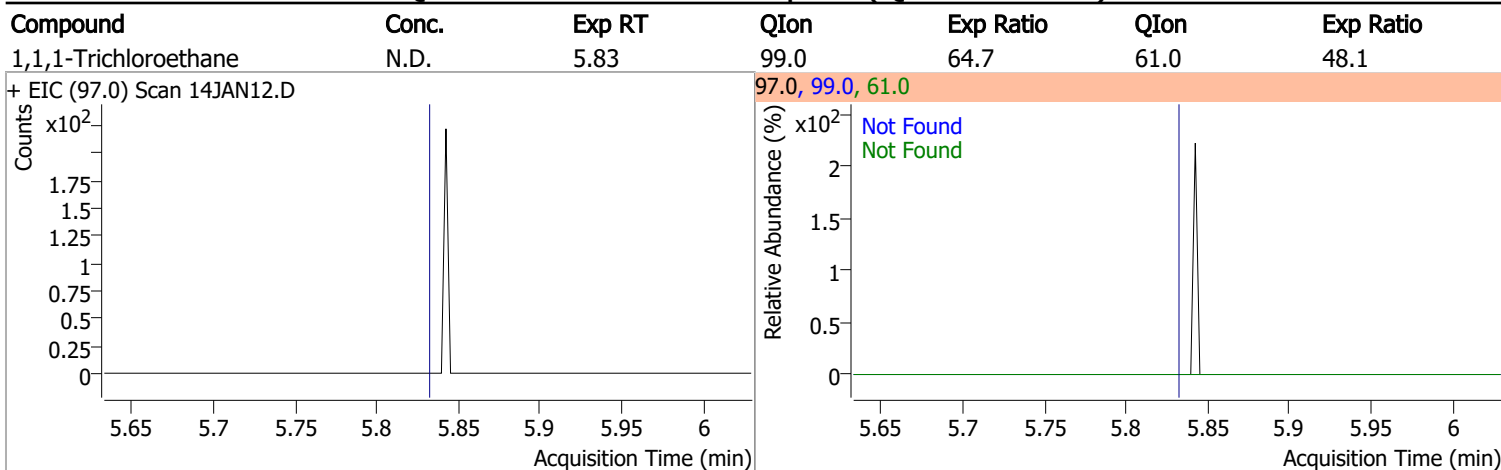
Quantitation Results Report (QT Reviewed)



Quantitation Results Report (QT Reviewed)

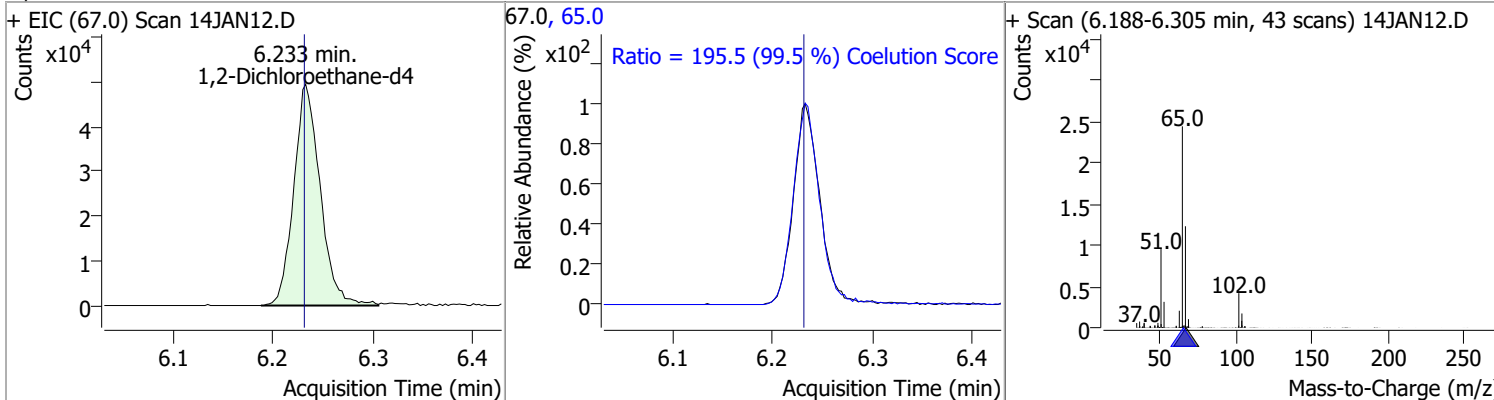


Quantitation Results Report (QT Reviewed)

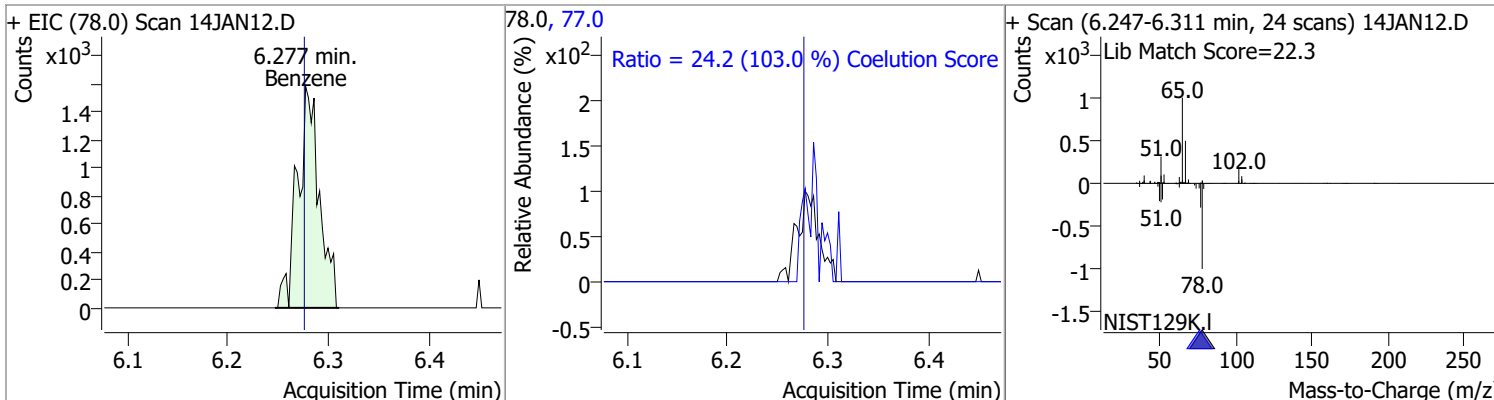


Quantitation Results Report (QT Reviewed)

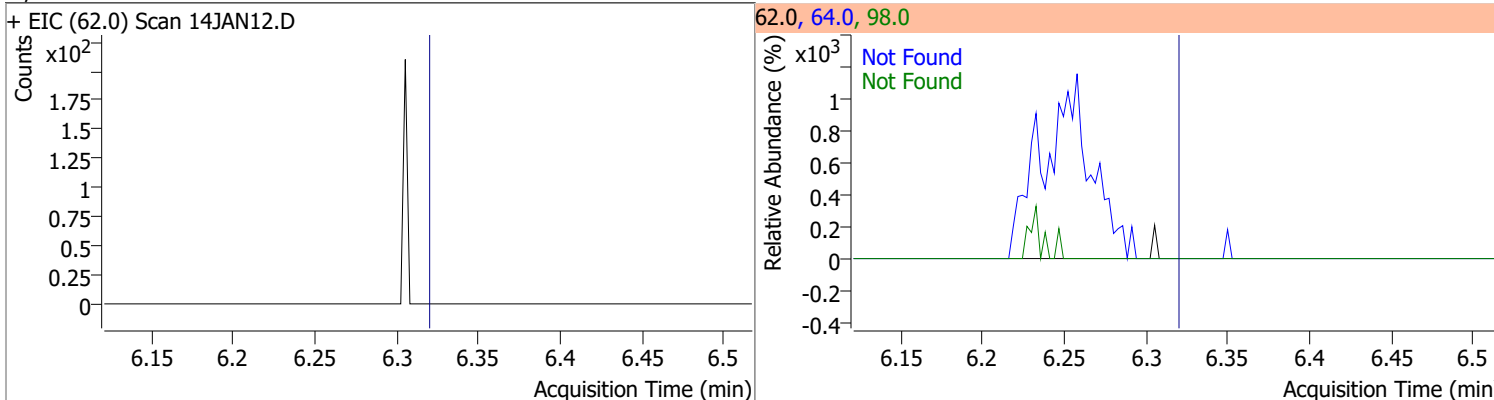
Compound	Conc.	RT	Dev(Min)	Resp.	QIon	QRatio	Lower	Upper
1,2-Dichloroethane-d4	291.9192	6.23	0.00	90480	65.0	195.5	166.5	226.5



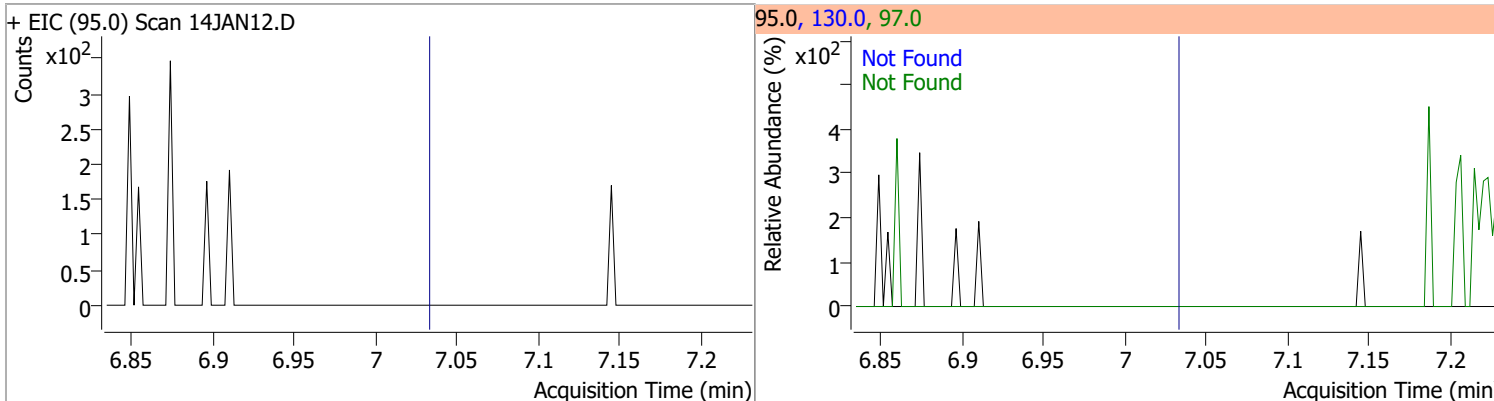
Compound	Conc.	RT	Dev(Min)	Resp.	QIon	QRatio	Lower	Upper
Benzene	0.7897	6.28	0.00	2395	77.0	24.2	0.0	53.5



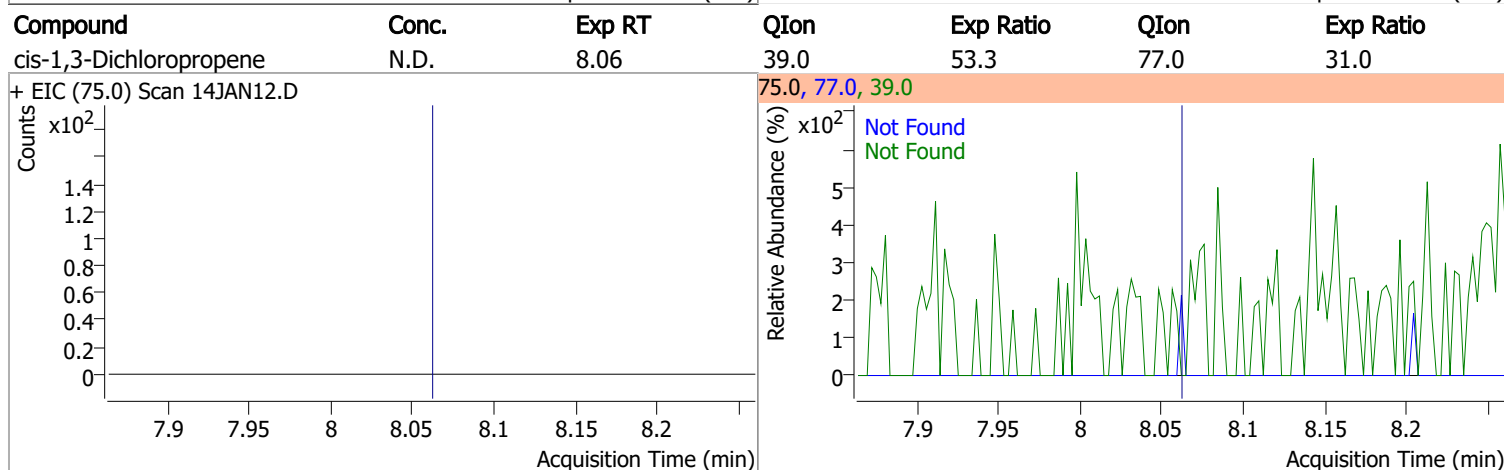
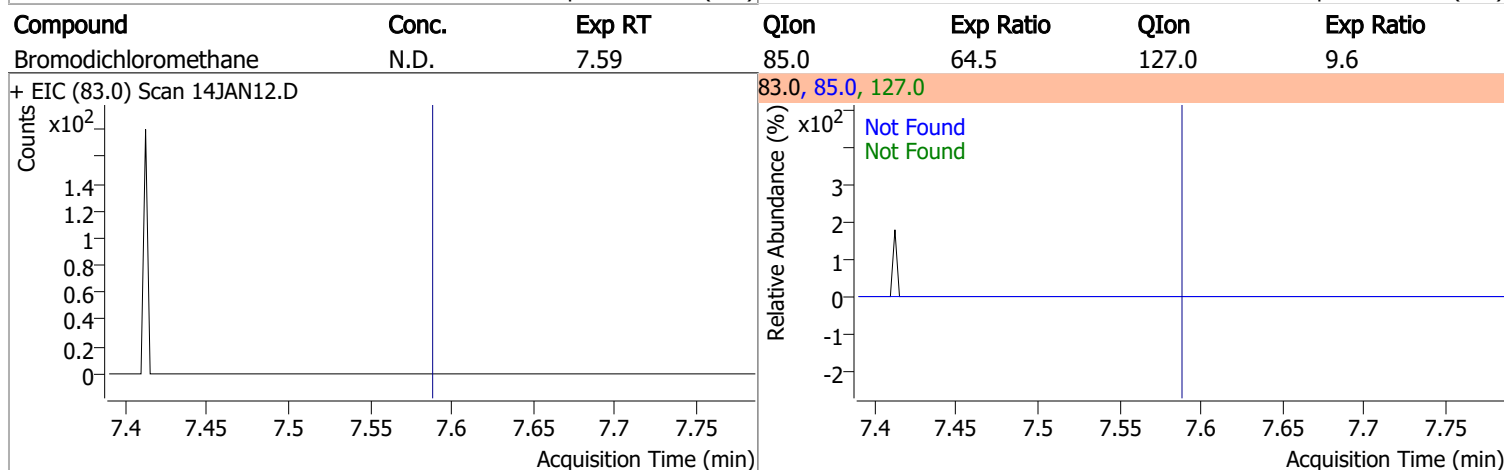
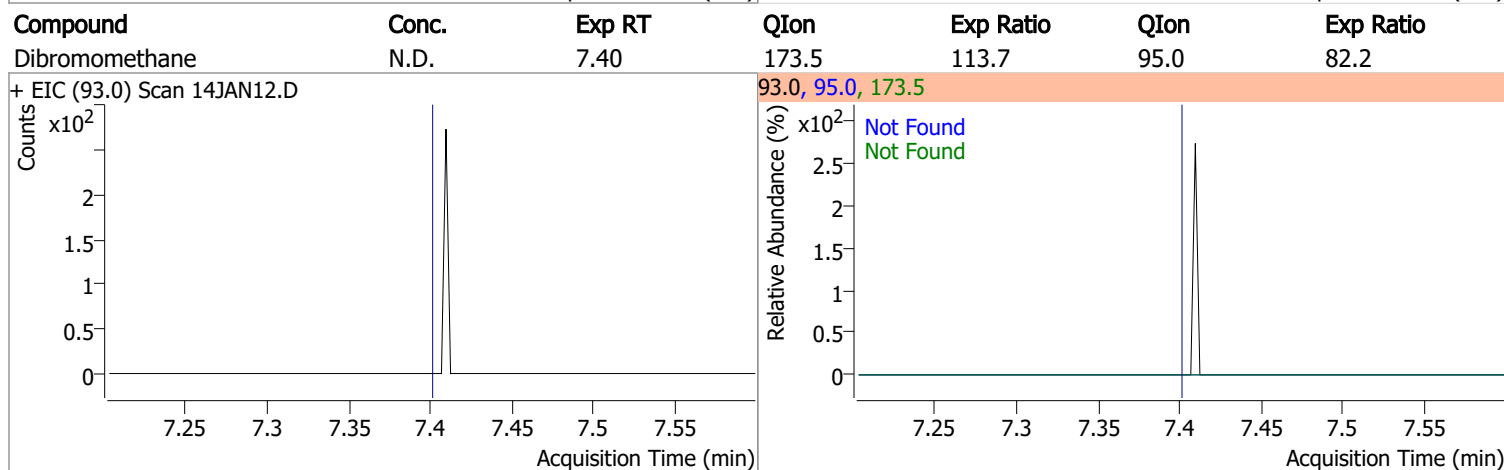
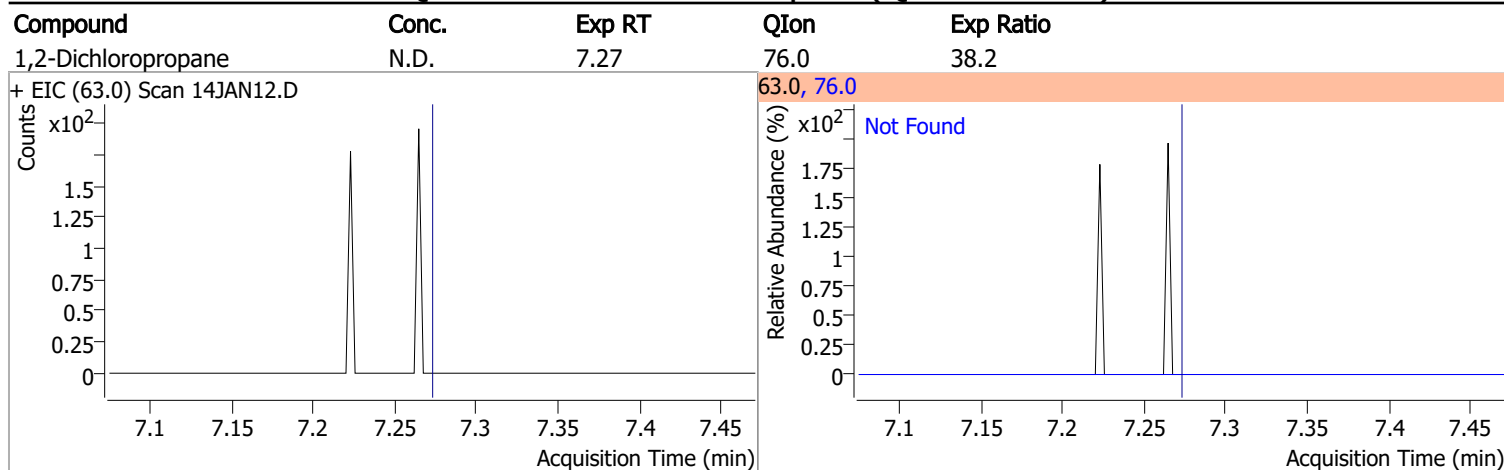
Compound	Conc.	Exp RT	QIon	Exp Ratio	QIon	Exp Ratio
1,2-Dichloroethane	N.D.	6.32	64.0	29.9	98.0	7.6



Compound	Conc.	Exp RT	QIon	Exp Ratio	QIon	Exp Ratio
Trichloroethene	N.D.	7.03	130.0	101.5	97.0	64.1

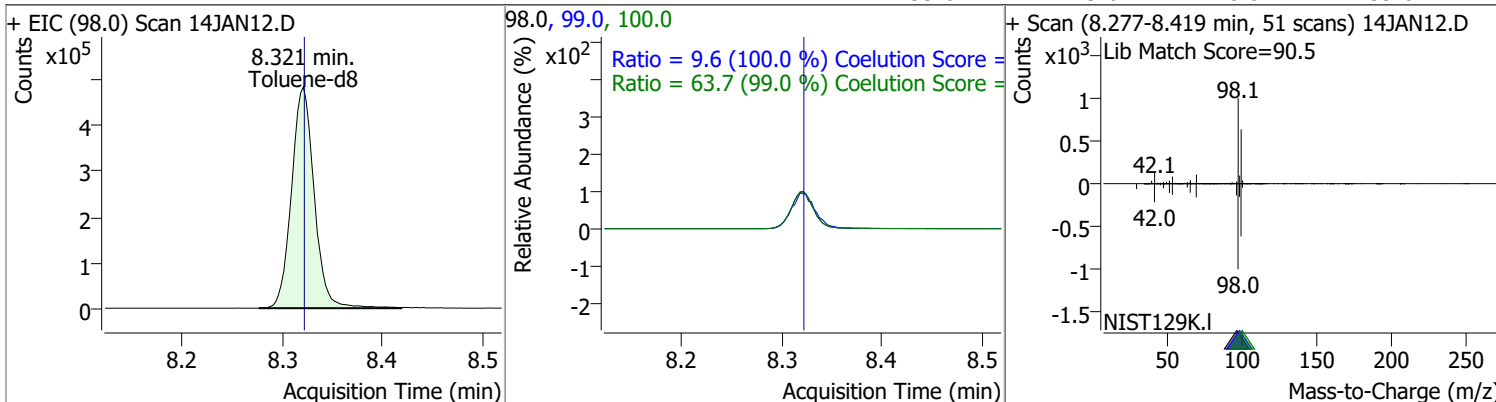


Quantitation Results Report (QT Reviewed)

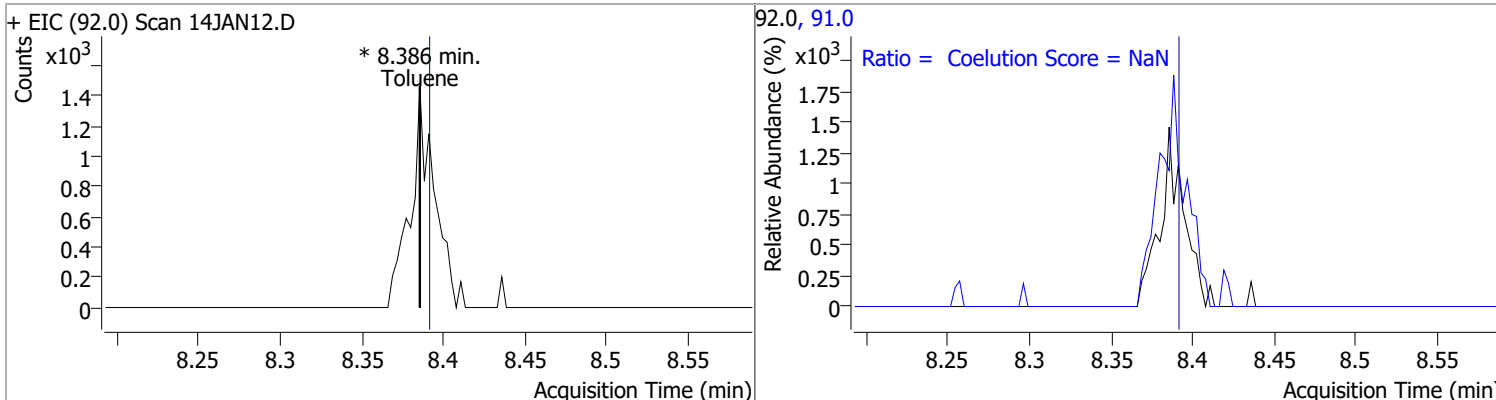


Quantitation Results Report (QT Reviewed)

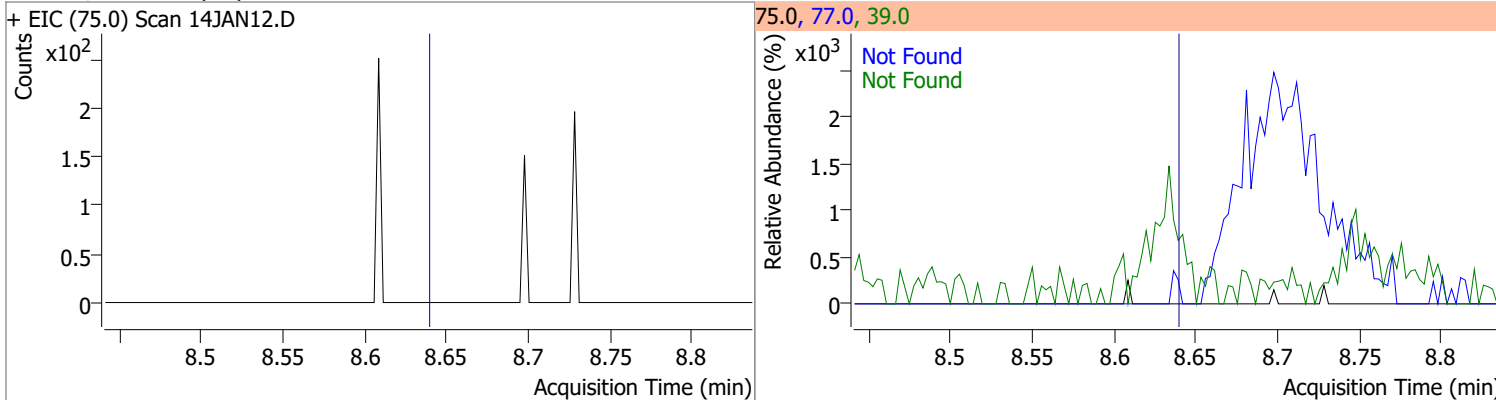
Compound	Conc.	RT	Dev(Min)	Resp.	QIon	QRatio	Lower	Upper
Toluene-d8	264.2735	8.32	0.00	763297	100.0	63.7	34.4	94.4
					99.0	9.6	0.0	39.6



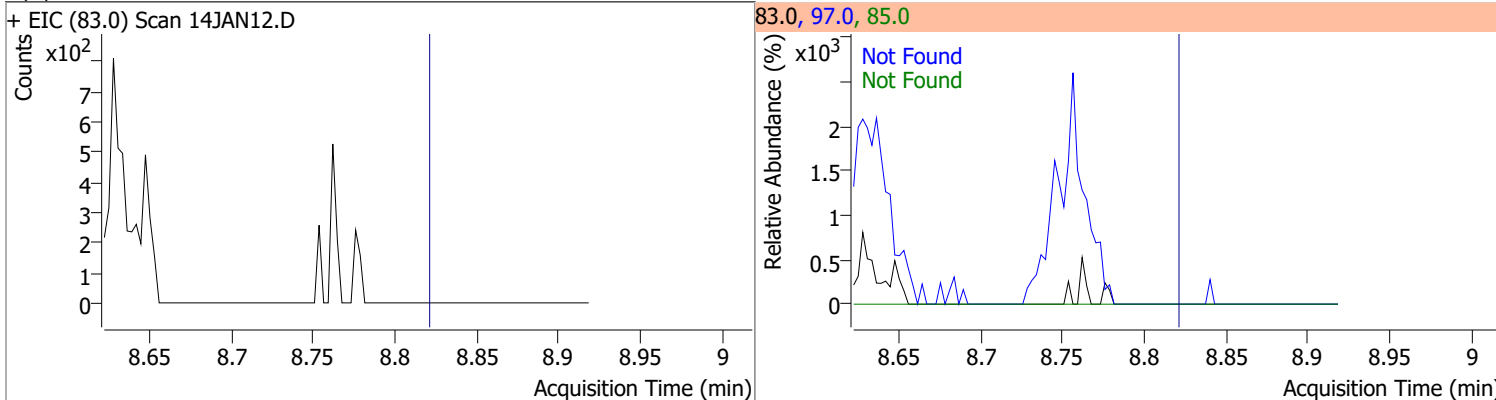
Compound	Conc.	RT	Dev(Min)	Resp.	QIon	QRatio	Lower	Upper
Toluene	0	0	0	0	91.0	145.8	205.8	



Compound	Conc.	Exp RT	QIon	Exp Ratio	QIon	Exp Ratio
trans-1,3-Dichloropropene	N.D.	8.64	39.0	53.4	77.0	32.4

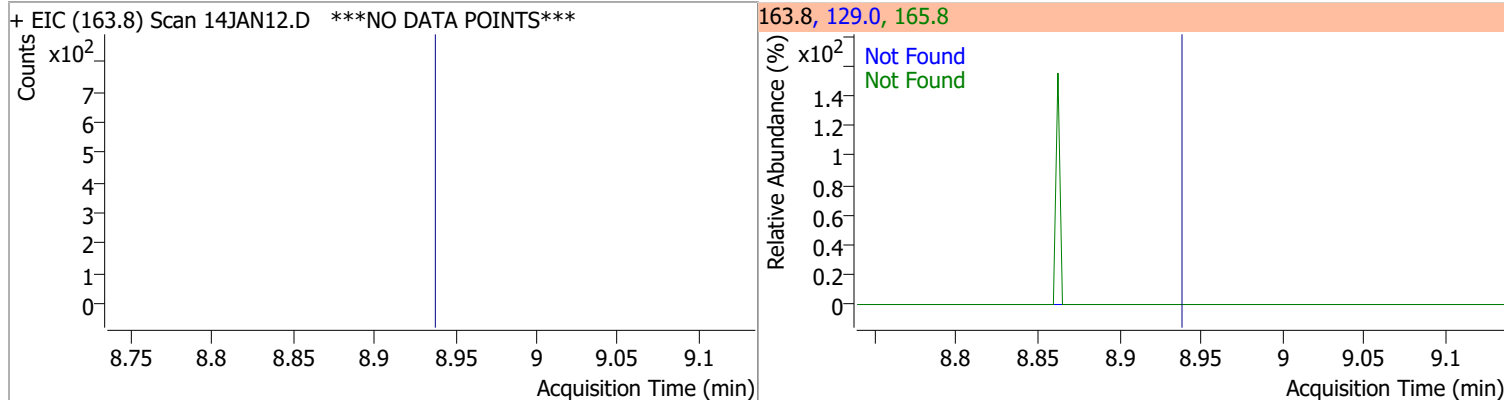


Compound	Conc.	Exp RT	QIon	Exp Ratio	QIon	Exp Ratio
1,1,2-Trichloroethane	N.D.	8.82	97.0	114.6	85.0	67.6

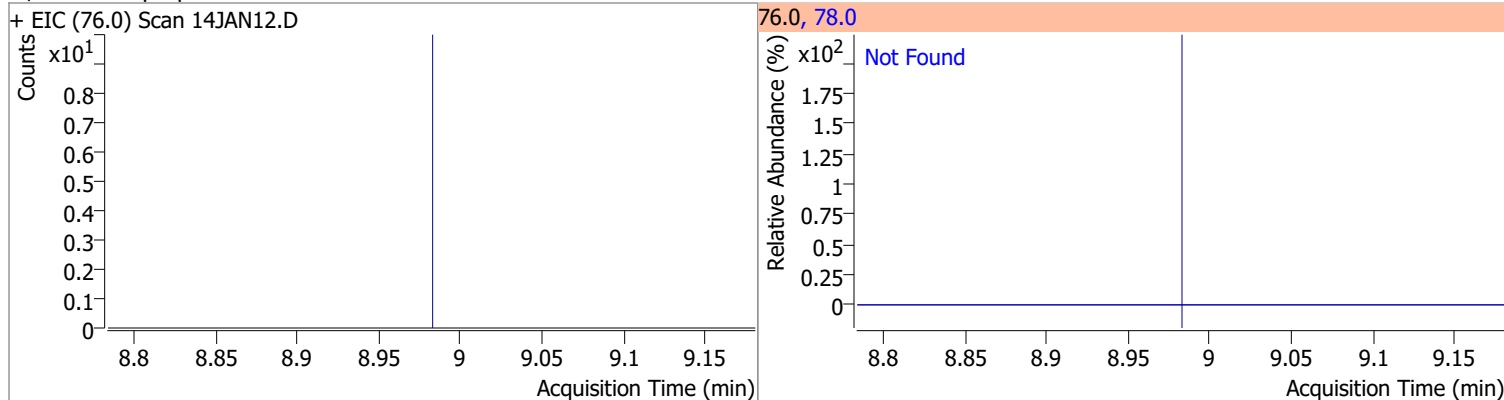


Quantitation Results Report (QT Reviewed)

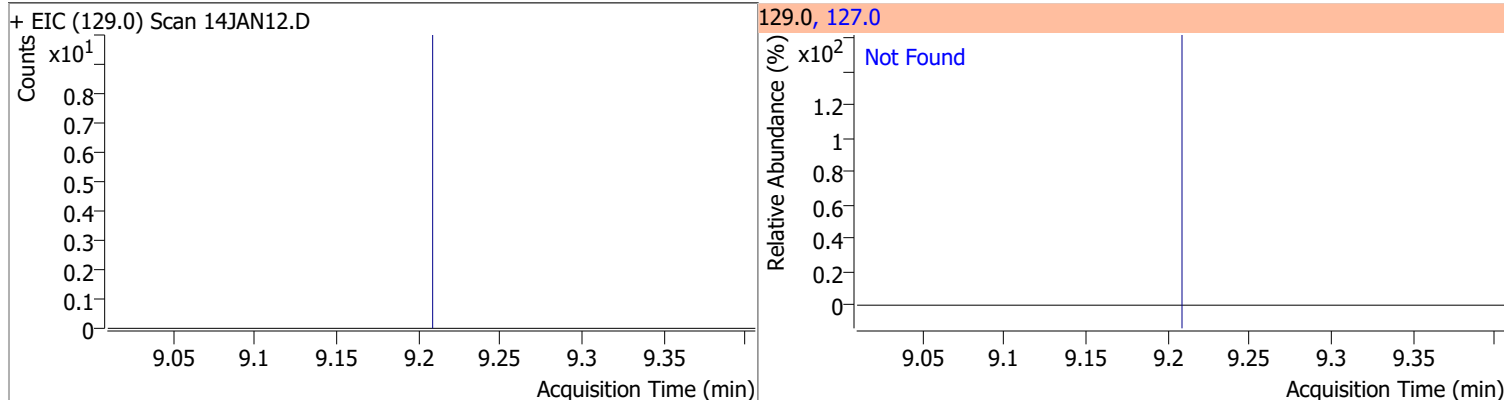
Compound	Conc.	Exp RT	QIon	Exp Ratio	QIon	Exp Ratio
Tetrachloroethene	N.D.	8.94	165.8	128.6	129.0	91.5



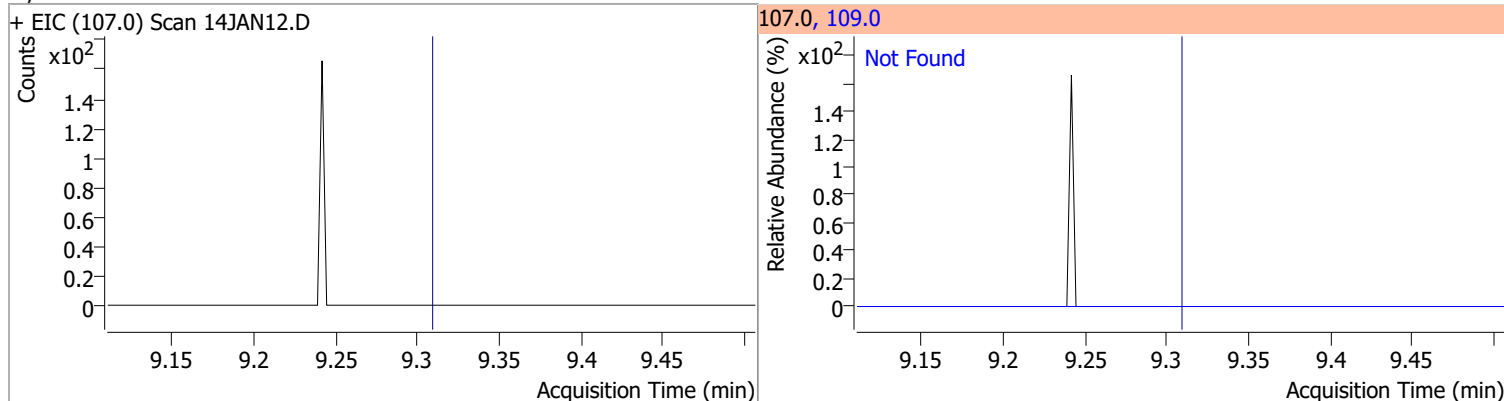
Compound	Conc.	Exp RT	QIon	Exp Ratio
1,3-Dichloropropane	N.D.	8.98	78.0	32.9



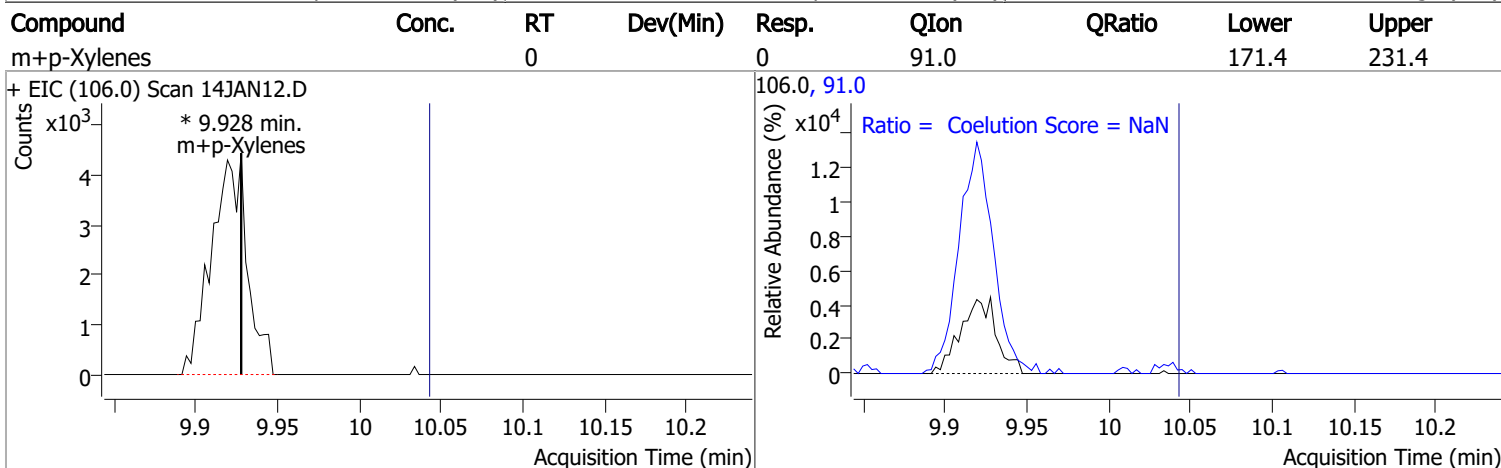
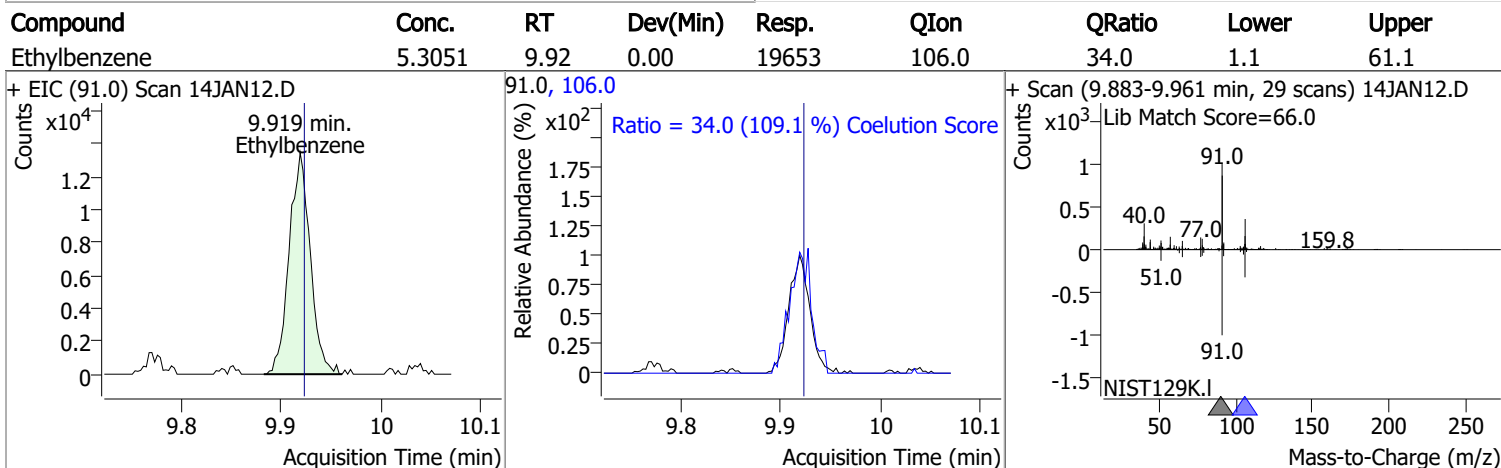
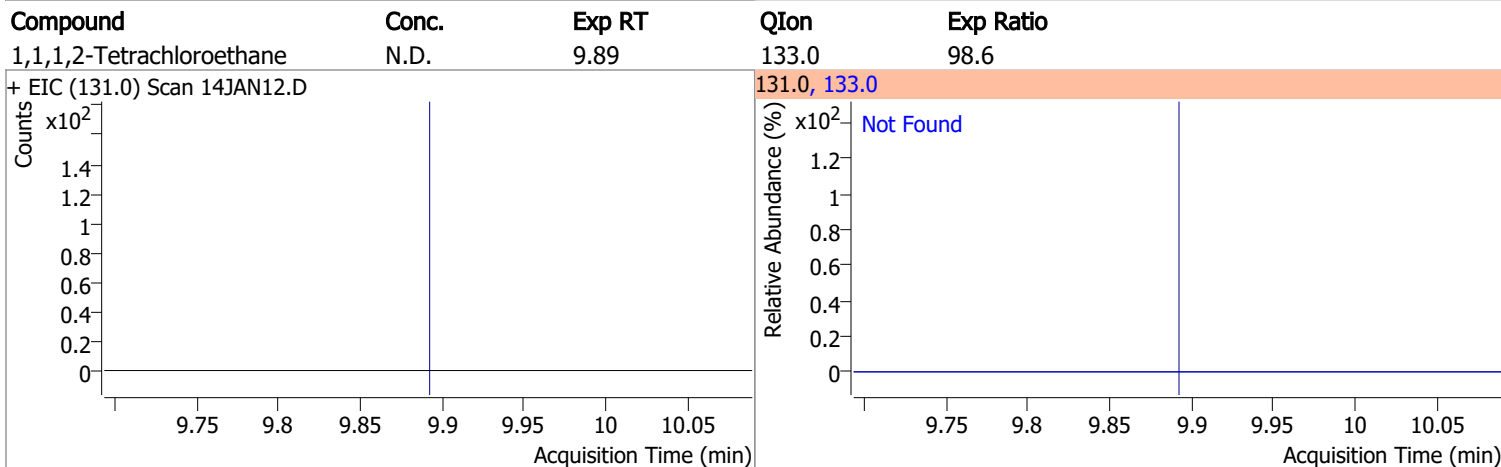
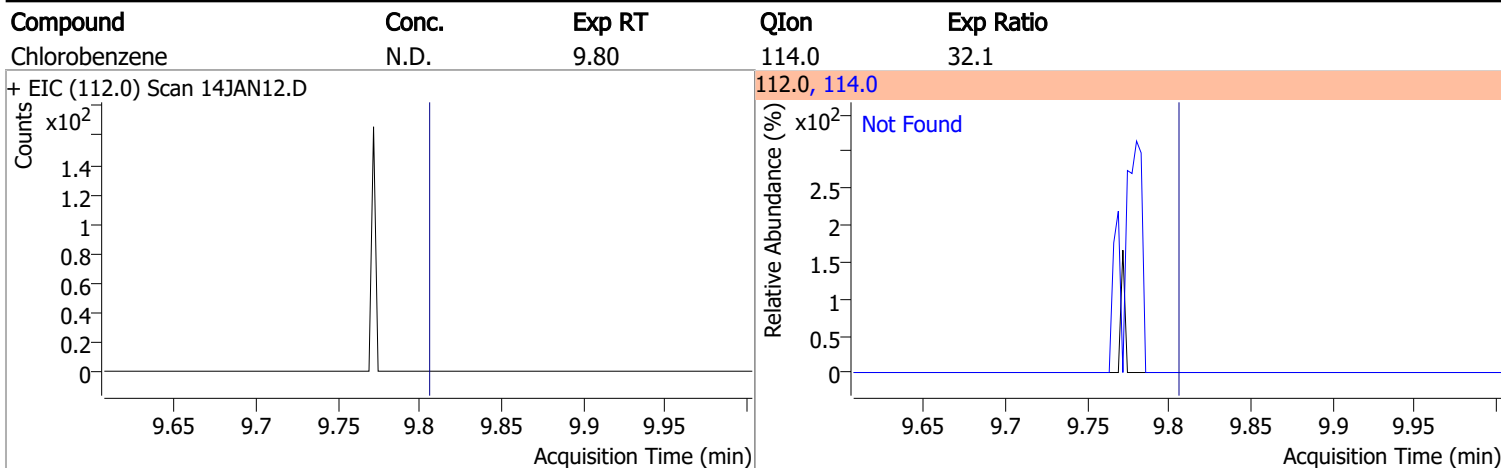
Compound	Conc.	Exp RT	QIon	Exp Ratio
Chlorodibromomethane	N.D.	9.21	127.0	78.0



Compound	Conc.	Exp RT	QIon	Exp Ratio
1,2-Dibromoethane	N.D.	9.31	109.0	94.5

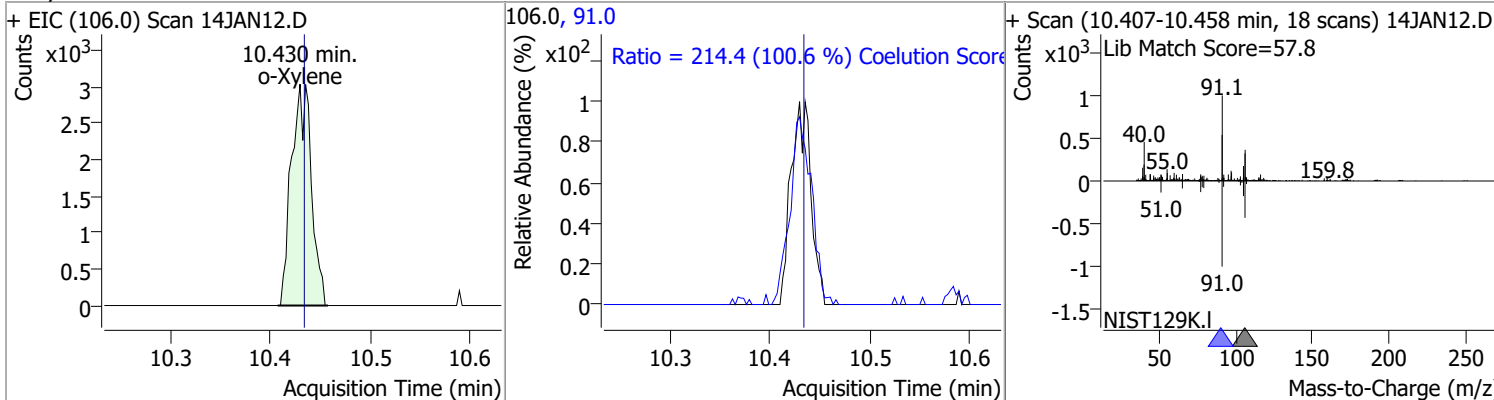


Quantitation Results Report (QT Reviewed)

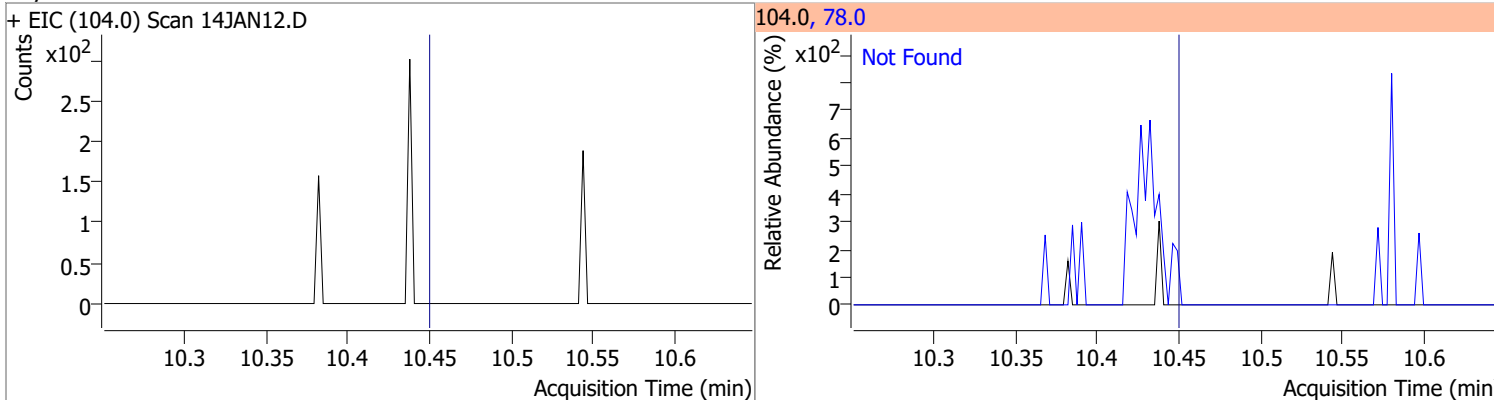


Quantitation Results Report (QT Reviewed)

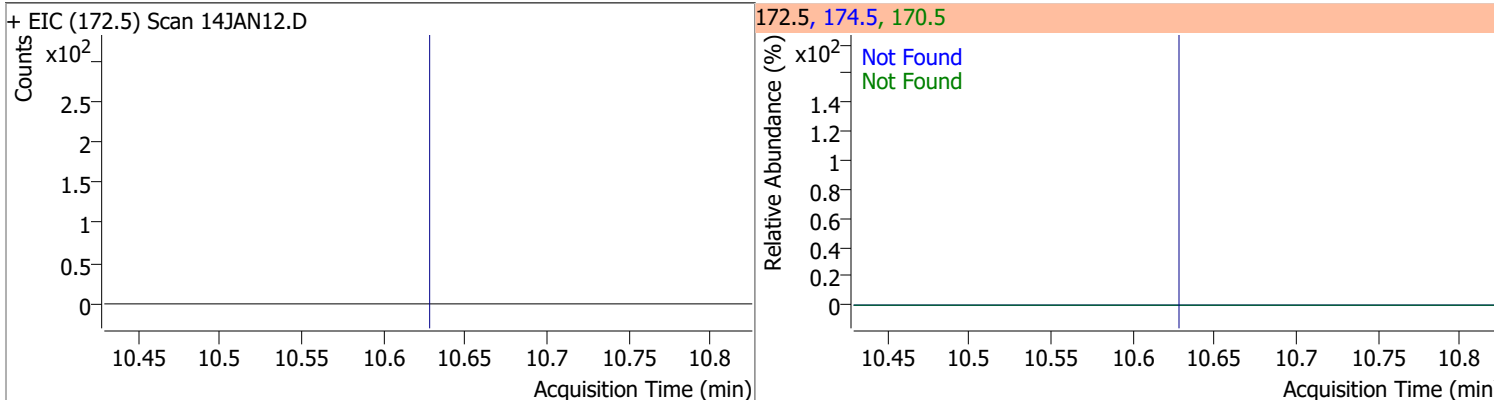
Compound	Conc.	RT	Dev(Min)	Resp.	QIon	QRatio	Lower	Upper
o-Xylene	3.2787	10.43	0.00	4202	91.0	214.4	183.1	243.1



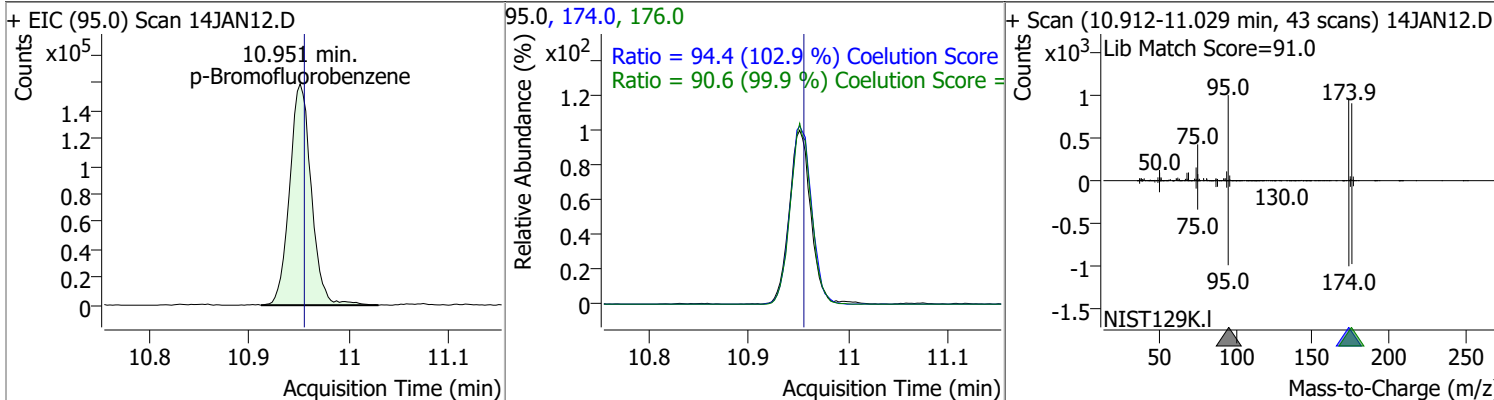
Compound	Conc.	Exp RT	QIon	Exp Ratio
Styrene	N.D.	10.45	78.0	49.6



Compound	Conc.	Exp RT	QIon	Exp Ratio	QIon	Exp Ratio
Bromoform	N.D.	10.63	170.5	52.1	174.5	50.1

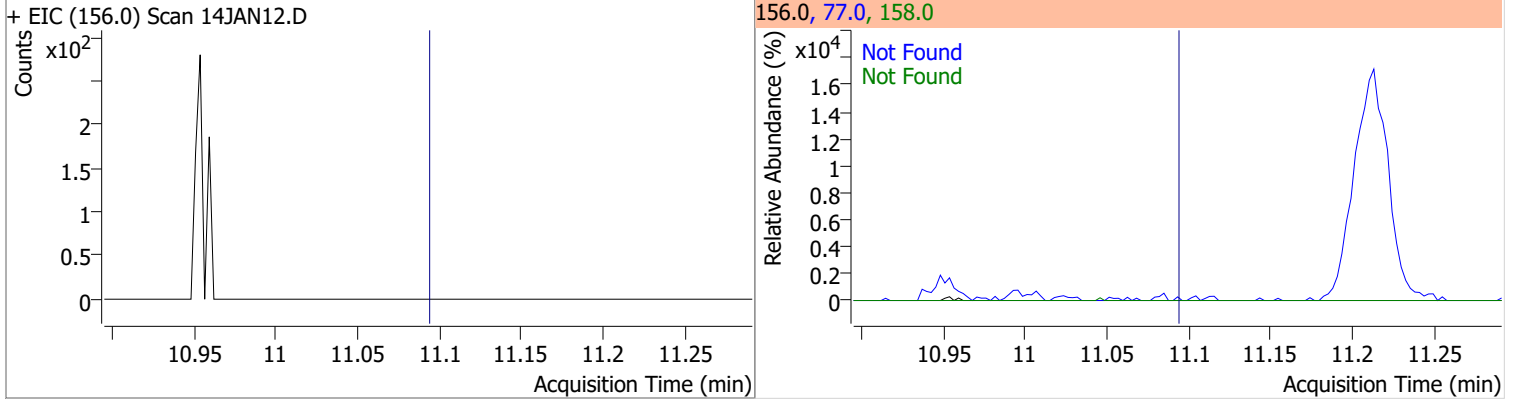


Compound	Conc.	RT	Dev(Min)	Resp.	QIon	QRatio	Lower	Upper
p-Bromofluorobenzene	268.5647	10.95	0.00	239413	174.0	94.4	61.7	121.7
					176.0	90.6	60.6	120.6

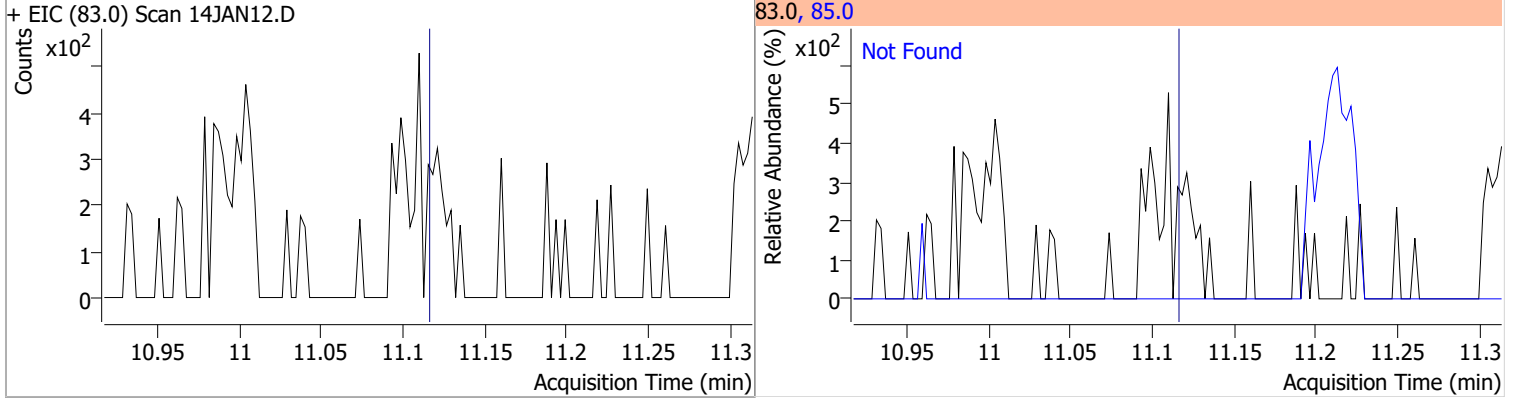


Quantitation Results Report (QT Reviewed)

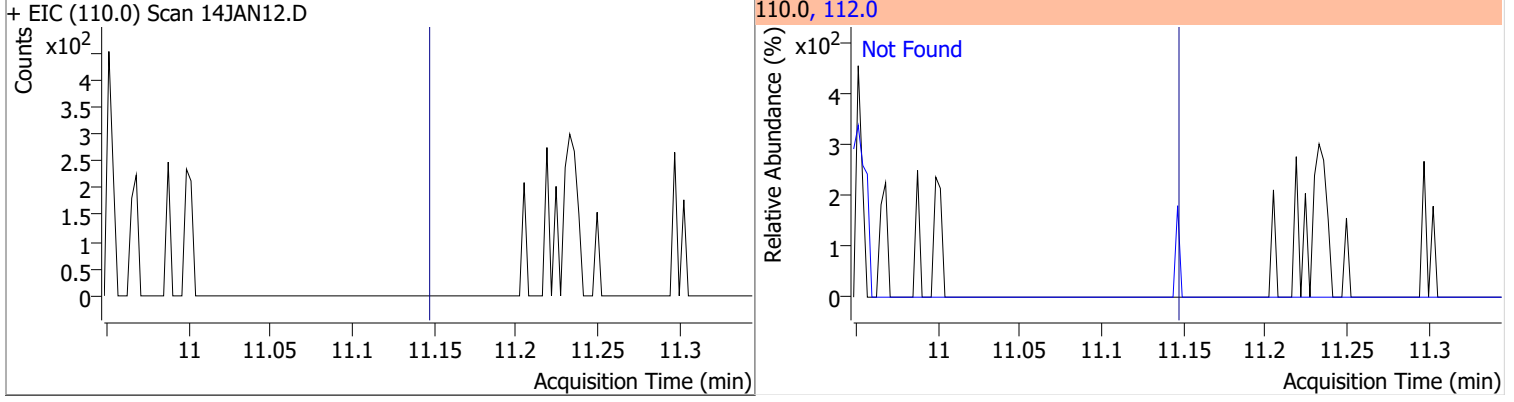
Compound	Conc.	Exp RT	QIon	Exp Ratio	QIon	Exp Ratio
Bromobenzene	N.D.	11.09	77.0	145.7	158.0	96.5



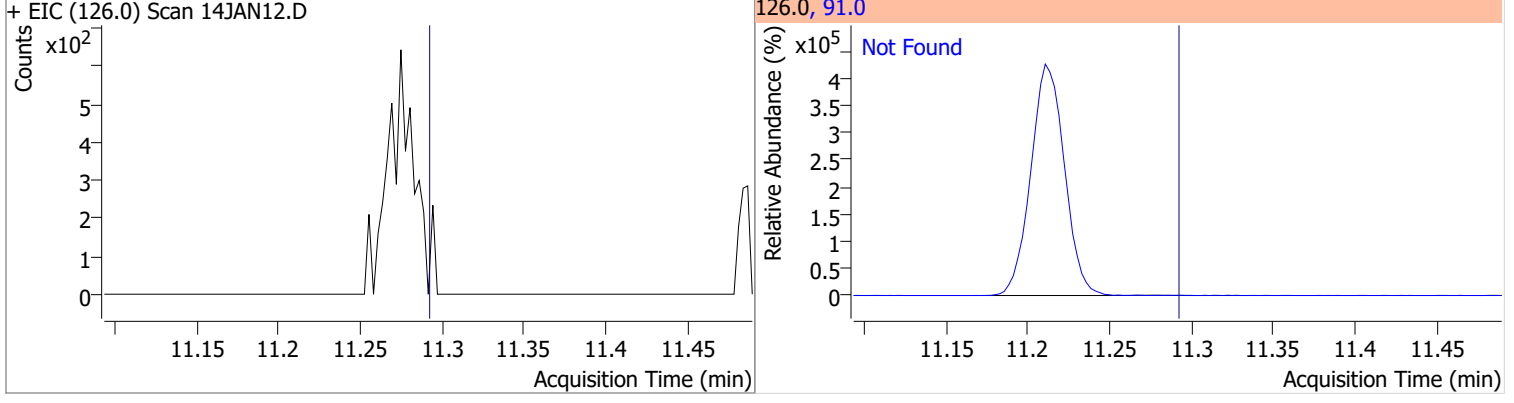
Compound	Conc.	Exp RT	QIon	Exp Ratio
1,1,2,2-Tetrachloroethane	N.D.	11.12	85.0	66.2



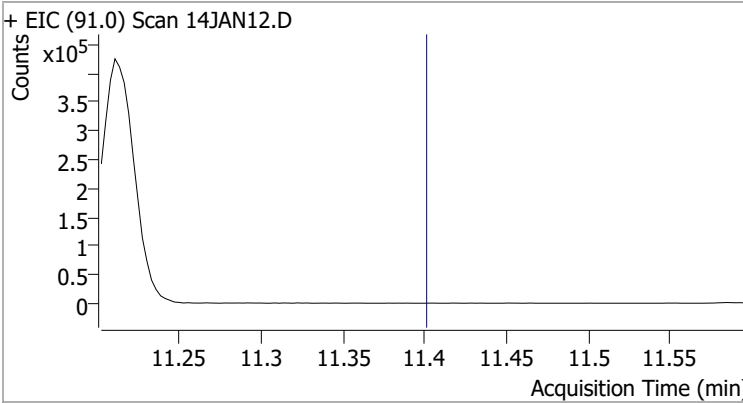
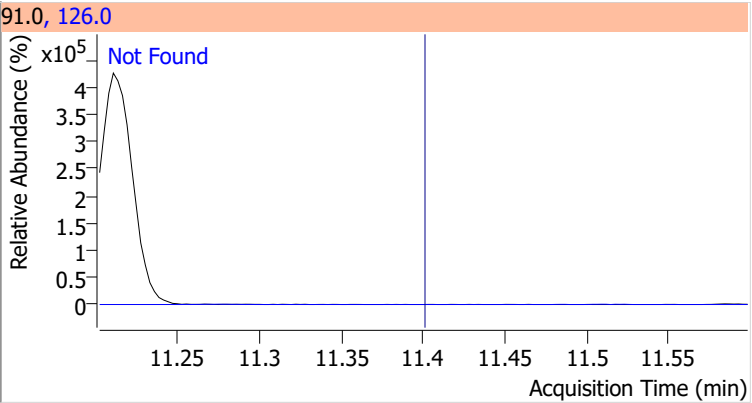
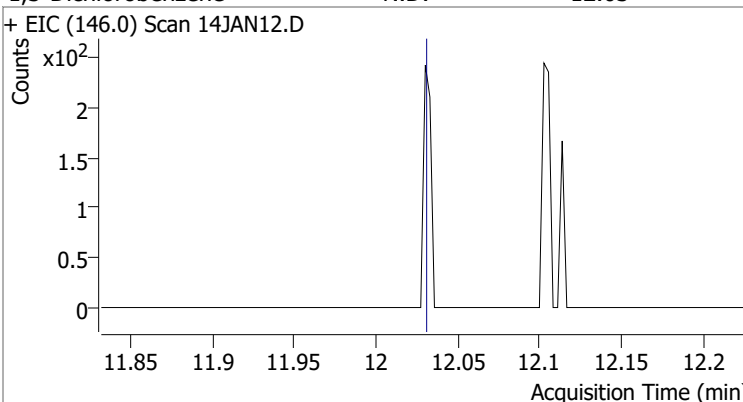
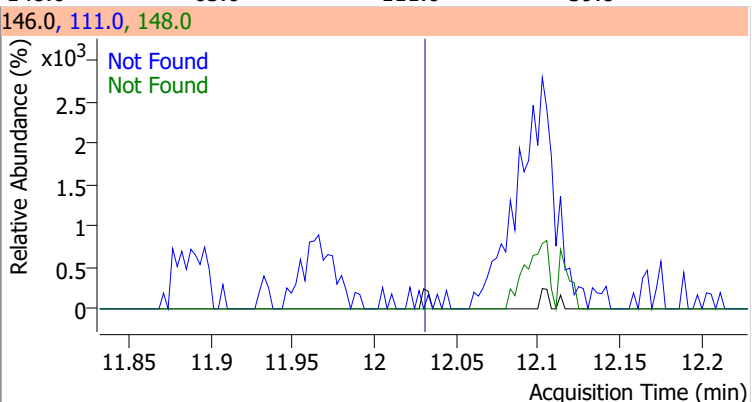
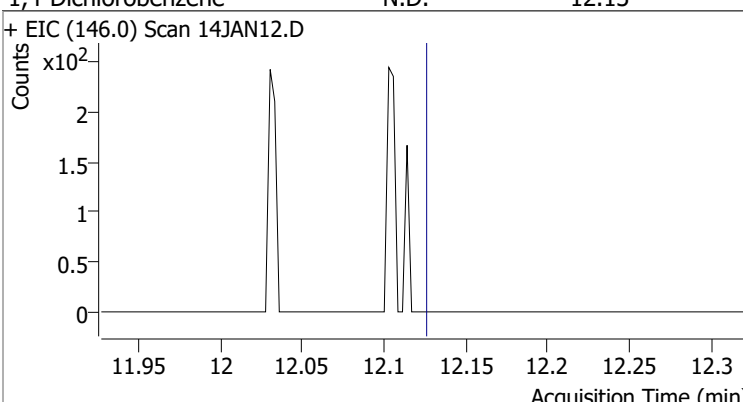
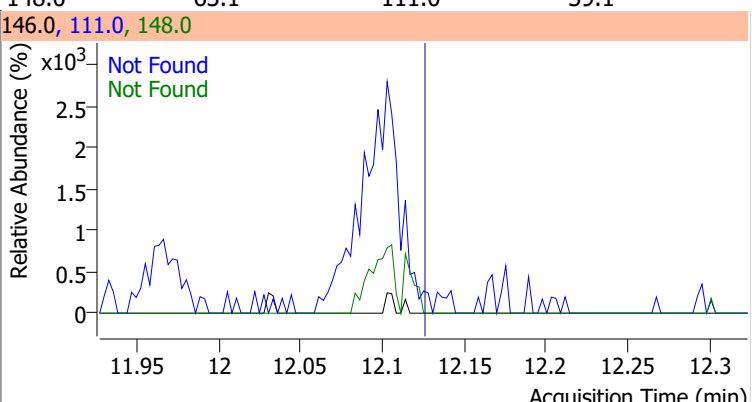
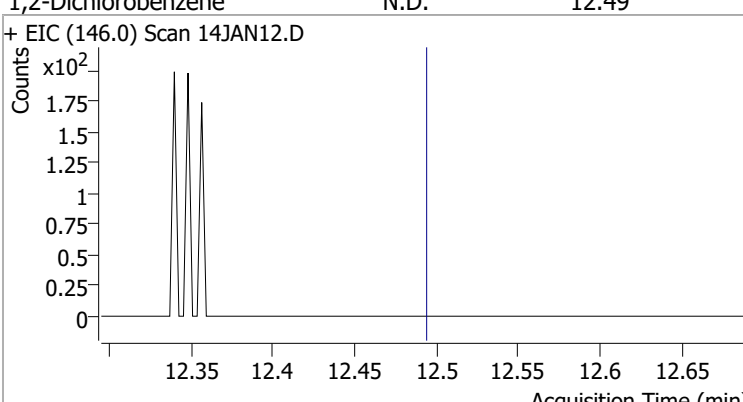
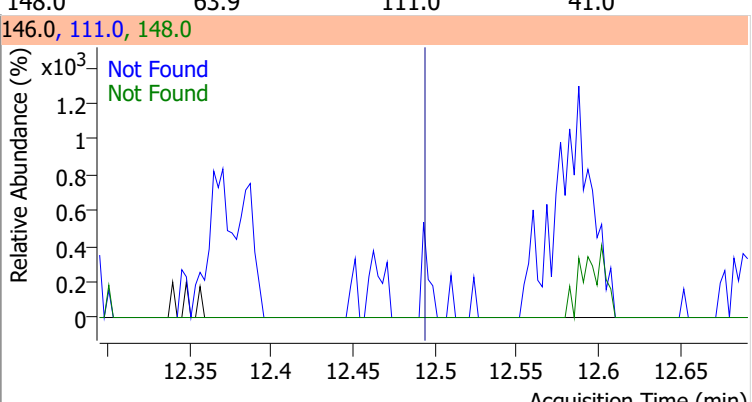
Compound	Conc.	Exp RT	QIon	Exp Ratio
1,2,3-Trichloropropane	N.D.	11.15	112.0	63.5



Compound	Conc.	Exp RT	QIon	Exp Ratio
2-Chlorotoluene	N.D.	11.29	91.0	282.3

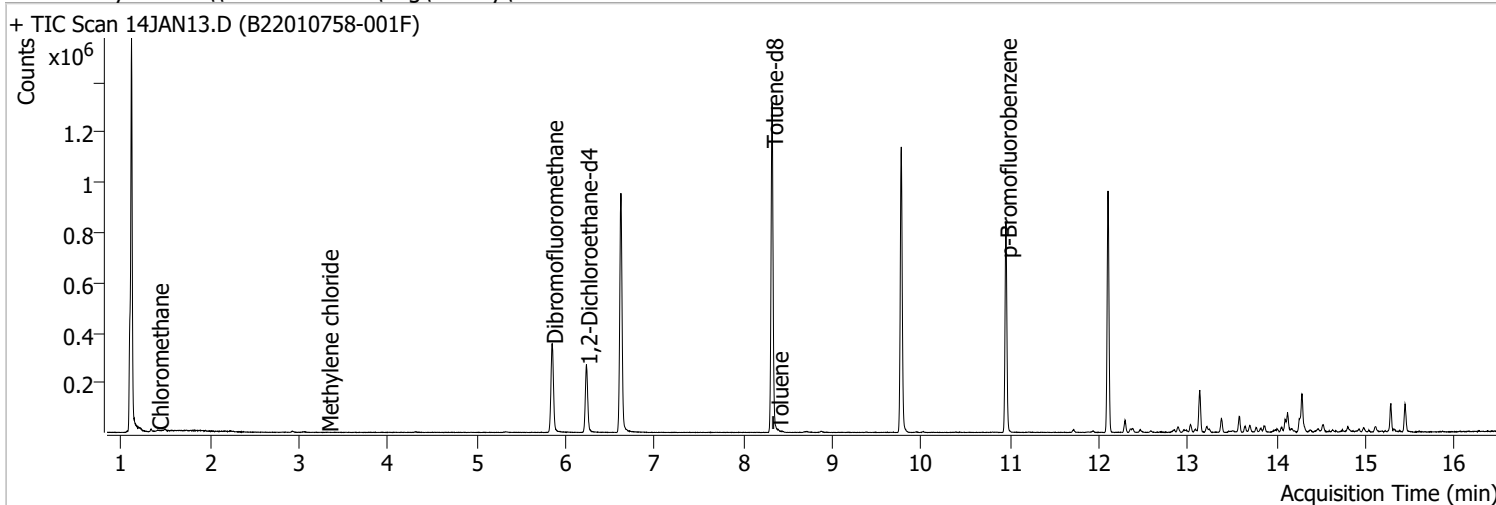


Quantitation Results Report (QT Reviewed)

Compound	Conc.	Exp RT	QIon	Exp Ratio		
4-Chlorotoluene	N.D.	11.40	126.0	31.7		
+ EIC (91.0) Scan 14JAN12.D 			91.0, 126.0 			
1,3-Dichlorobenzene	N.D.	12.03	148.0	63.6	QIon	Exp Ratio
+ EIC (146.0) Scan 14JAN12.D 			146.0, 111.0, 148.0 			
1,4-Dichlorobenzene	N.D.	12.13	148.0	63.1	QIon	Exp Ratio
+ EIC (146.0) Scan 14JAN12.D 			146.0, 111.0, 148.0 			
1,2-Dichlorobenzene	N.D.	12.49	148.0	63.9	QIon	Exp Ratio
+ EIC (146.0) Scan 14JAN12.D 			146.0, 111.0, 148.0 			

Quantitation Results Report (QT Reviewed)

Data File	14JAN13.D	Operator	MSC
Acq. Method	5975CACQF.M	Acq. Date-Time	1/14/2022 3:29:37 PM
Sample Name	B22010758-001F	Instrument	VOA5975C
Vial	13	Multiplier	1.00
DA Method File	VOA5975C_8260B_SHT_DoD_L4_010422.m	Comment	
Tune File	BFB_Atune3.u	Tune Date	10/11/2021 4:02:00 PM
Batch Name	VG011422_8260B.batch.bin	Last Calib Update	3/4/2022 3:27:31 PM
Ref Library	\\MASSHUNTER\Org\Library\NIST129K.I		



Compound	RT	QIon	Resp.	Conc.	Units	Dev(Min)
----------	----	------	-------	-------	-------	----------

Internal Standards

M Fluorobenzene	6.620	96.0	803485	250.0000	ng	-0.003
M Chlorobenzene-d5	9.774	82.0	310948	250.0000	ng	0.003
M 1,4-Dichlorobenzene-d4	12.100	152.0	228320	250.0000	ng	0.000

System Monitoring Compounds

S Dibromofluoromethane	5.848	113.0	213963	282.6593	ng	0.003
Spiked Amount: 250.000	Range: 80.0 - 119.0%			Recovery = 113.06%		
S 1,2-Dichloroethane-d4	6.233	67.0	95331	291.5731	ng	0.000
Spiked Amount: 250.000	Range: 81.0 - 118.0%			Recovery = 116.63%		
S Toluene-d8	8.321	98.0	796232	265.7248	ng	0.003
Spiked Amount: 250.000	Range: 89.0 - 112.0%			Recovery = 106.29%		
S p-Bromofluorobenzene	10.951	95.0	233493	279.1465	ng	-0.003
Spiked Amount: 250.000	Range: 85.0 - 114.0%			Recovery = 111.66%		

Target Compounds

Compound	RT	QIon	Resp.	Conc.	Units	QValue
T Dichlorodifluoromethane	0.000		0	N.D.		
T Chloromethane	1.411	50.0	3551	2.7786	ng	97
T Vinyl chloride	0.000		0	N.D.		
T Bromomethane	0.000		0	N.D.		
T Chloroethane	0.000		0	N.D.		
T Trichlorofluoromethane	0.000		0	N.D.		
T 1,1-Dichloroethene	0.000		0	N.D.		
T Methylene chloride	3.319	49.0	493	0.4135	ng	75
T trans-1,2-Dichloroethene	0.000		0	N.D.		
T Methyl tert-butyl ether (MTBE)	0.000		0	N.D.		
T 1,1-Dichloroethane	0.000		0	N.D.		
T 2,2-Dichloropropane	0.000		0	N.D.		
T cis-1,2-Dichloroethene	0.000		0	N.D.		
T Methyl ethyl ketone	0.000		0	N.D.		
T Bromochloromethane	0.000		0	N.D.		
T Chloroform	0.000		0	N.D.		

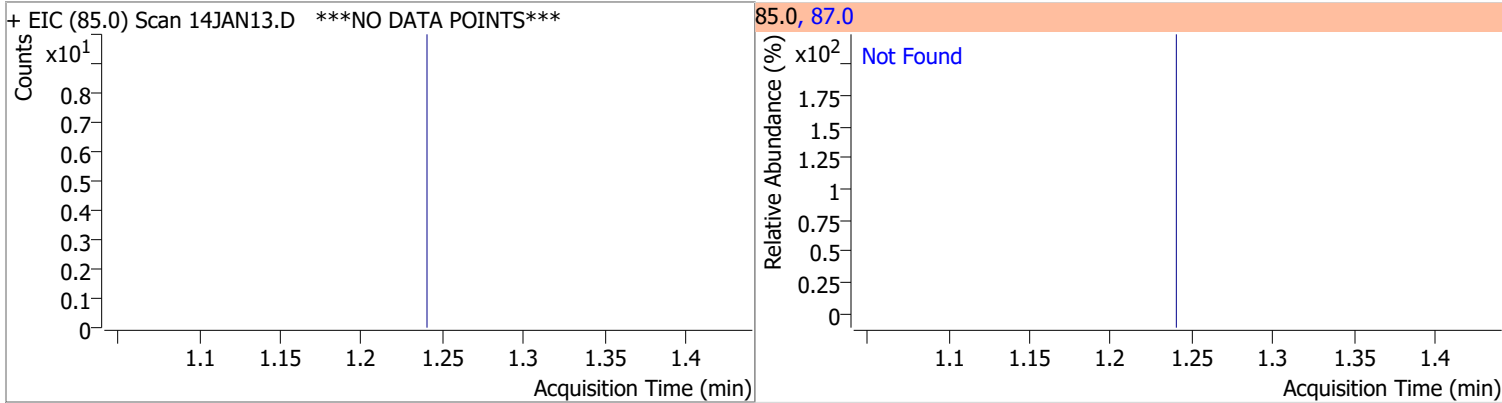
Quantitation Results Report (QT Reviewed)

Compound	RT	QIon	Resp.	Conc.	Units		Dev(Min)
T 1,1,1-Trichloroethane	0.000		0	N.D.			
T Carbon tetrachloride	0.000		0	N.D.			
T 1,1-Dichloropropene	0.000		0	N.D.			
T Benzene	0.000		0	N.D.			
T 1,2-Dichloroethane	0.000		0	N.D.			
T Trichloroethene	0.000		0	N.D.			
T 1,2-Dichloropropane	0.000		0	N.D.			
T Dibromomethane	0.000		0	N.D.			
T Bromodichloromethane	0.000		0	N.D.			
T cis-1,3-Dichloropropene	0.000		0	N.D.			
T Toluene	8.383	92.0	835	0.4127	ng	m	79
T trans-1,3-Dichloropropene	0.000		0	N.D.			
T 1,1,2-Trichloroethane	0.000		0	N.D.			
T Tetrachloroethene	0.000		0	N.D.			
T 1,3-Dichloropropane	0.000		0	N.D.			
T Chlorodibromomethane	0.000		0	N.D.			
T 1,2-Dibromoethane	0.000		0	N.D.			
T Chlorobenzene	0.000		0	N.D.			
T 1,1,1,2-Tetrachloroethane	0.000		0	N.D.			
T Ethylbenzene	0.000		0	N.D.			
T m+p-Xylenes	0.000		0	N.D.			
T o-Xylene	10.432	106.0	0		ng	md	1
T Styrene	0.000		0	N.D.			
T Bromoform	0.000		0	N.D.			
T Bromobenzene	0.000		0	N.D.			
T 1,1,2,2-Tetrachloroethane	0.000		0	N.D.			
T 1,2,3-Trichloropropane	0.000		0	N.D.			
T 2-Chlorotoluene	0.000		0	N.D.			
T 4-Chlorotoluene	0.000		0	N.D.			
T 1,3-Dichlorobenzene	0.000		0	N.D.			
T 1,4-Dichlorobenzene	0.000		0	N.D.			
T 1,2-Dichlorobenzene	0.000		0	N.D.			

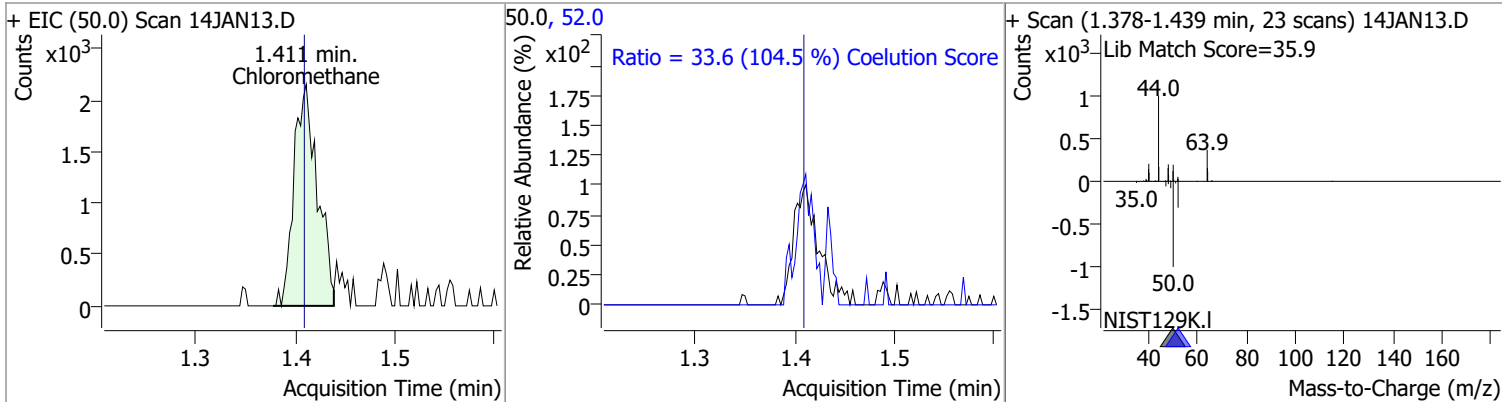
(#) = Qualifier Out of Range; (m) = Manual Integration; (+) = Area Summed; (*) = Surrogate Percent Recovery Out of Range; (d): Zeroed Peak

Quantitation Results Report (QT Reviewed)

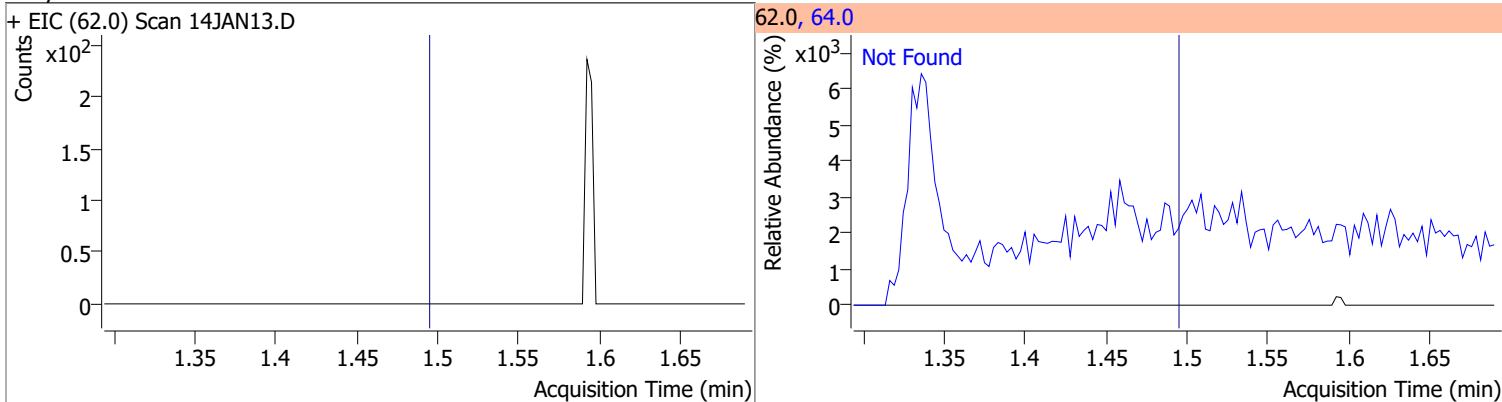
Compound	Conc.	Exp RT	QIon	Exp Ratio
Dichlorodifluoromethane	N.D.	1.24	87.0	32.3



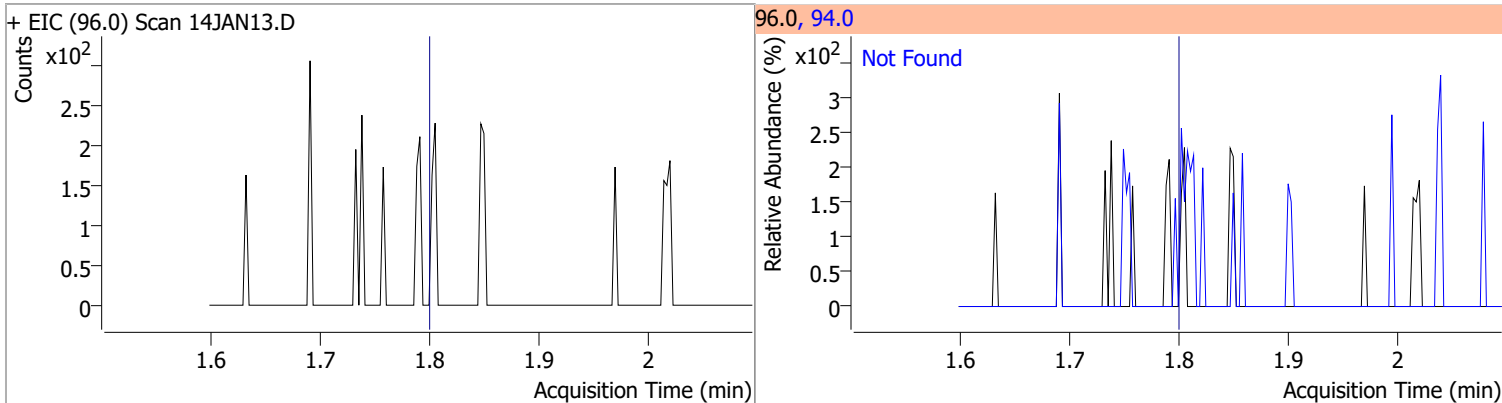
Compound	Conc.	RT	Dev(Min)	Resp.	QIon	QRatio	Lower	Upper
Chloromethane	2.7786	1.41	0.00	3551	52.0	33.6	2.1	62.1



Compound	Conc.	Exp RT	QIon	Exp Ratio
Vinyl chloride	N.D.	1.50	64.0	29.9

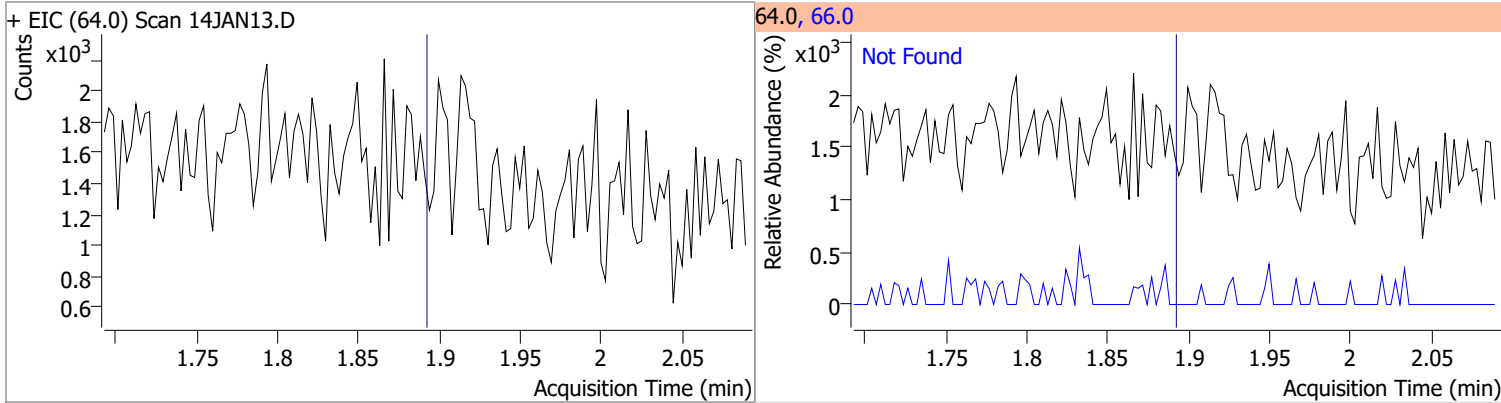


Compound	Conc.	Exp RT	QIon	Exp Ratio
Bromomethane	N.D.	1.80	94.0	104.6

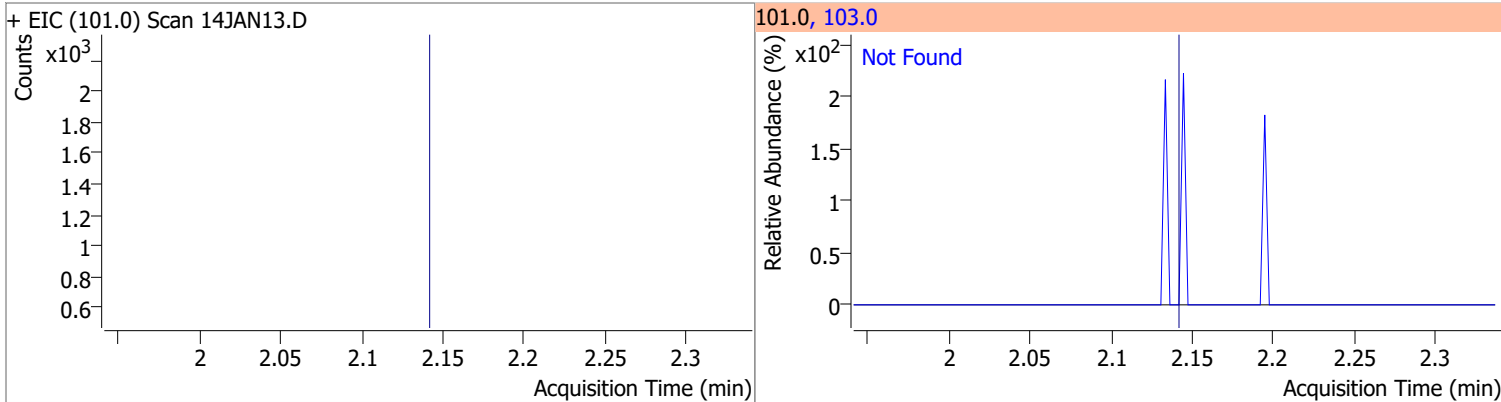


Quantitation Results Report (QT Reviewed)

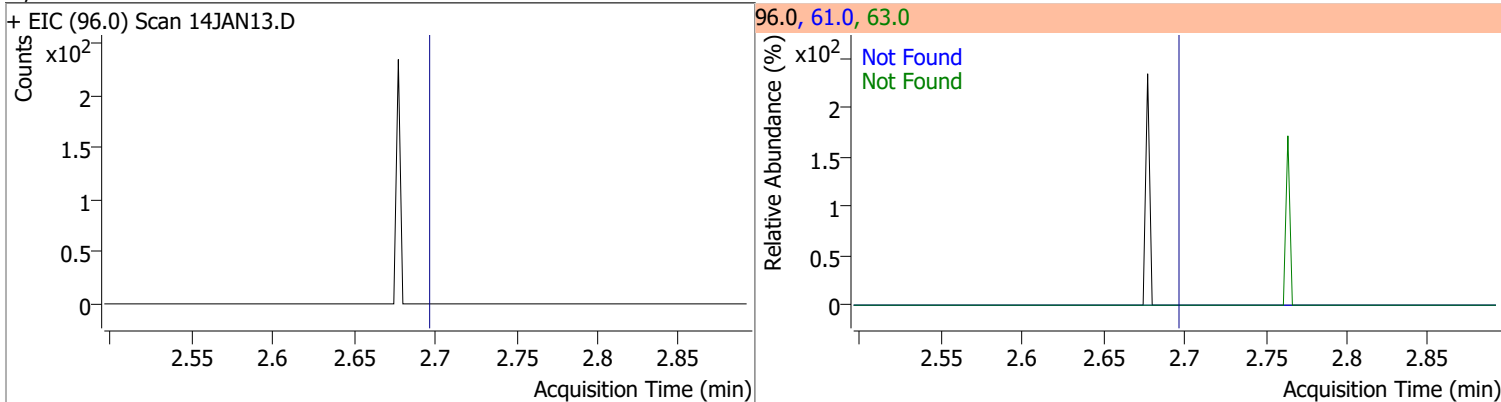
Compound	Conc.	Exp RT	QIon	Exp Ratio
Chloroethane	N.D.	1.89	66.0	30.1



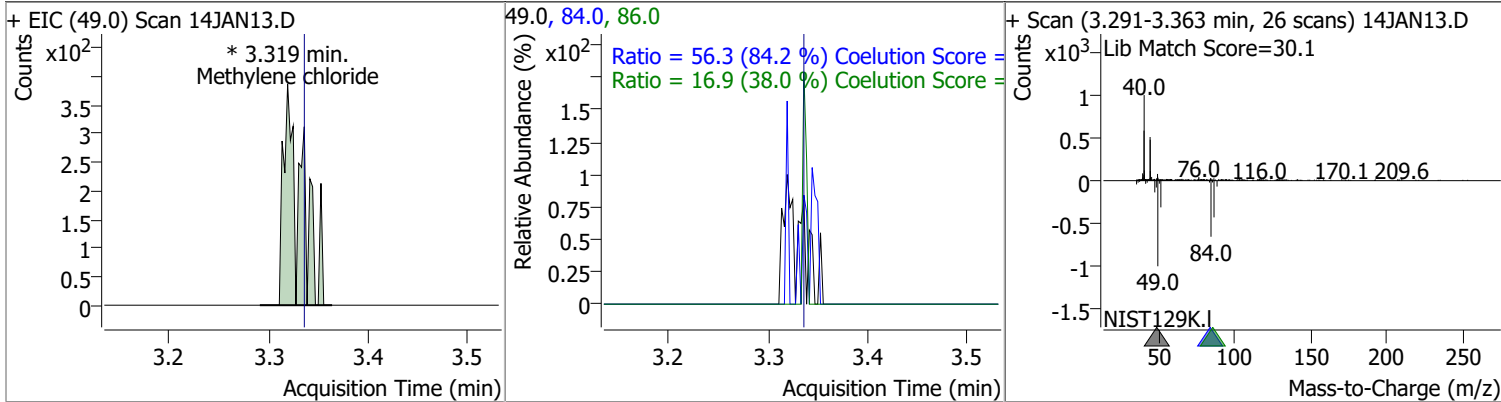
Compound	Conc.	Exp RT	QIon	Exp Ratio
Trichlorofluoromethane	N.D.	2.14	103.0	64.2



Compound	Conc.	Exp RT	QIon	Exp Ratio	QIon	Exp Ratio
1,1-Dichloroethene	N.D.	2.70	61.0	180.3	63.0	56.7

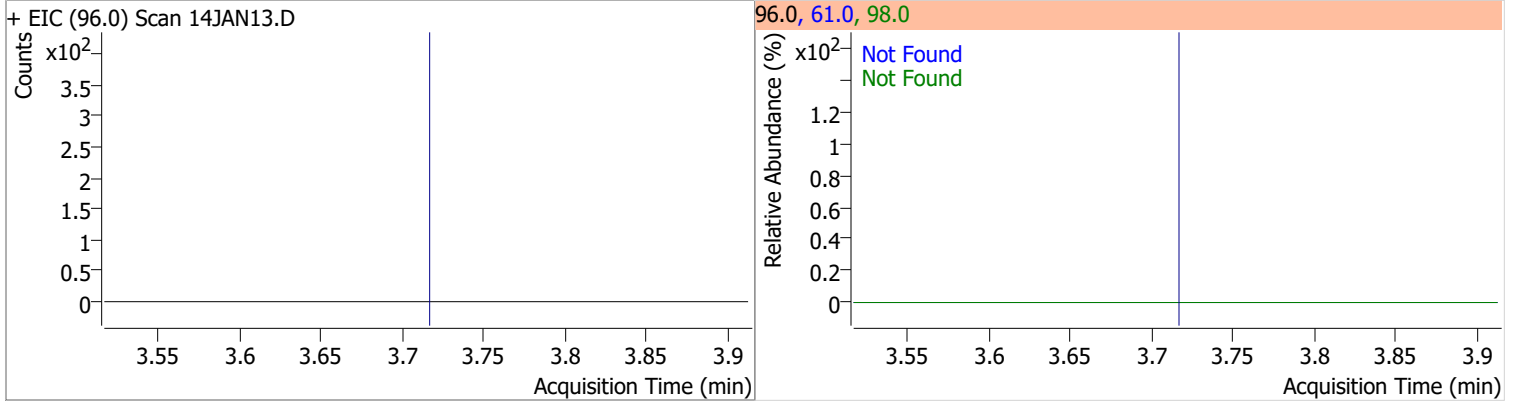


Compound	Conc.	RT	Dev(Min)	Resp.	QIon	QRatio	Lower	Upper
Methylene chloride	0.4135	3.32	-0.02	493 (m)	84.0	56.3	36.9	96.9
					86.0	16.9	14.3	74.3

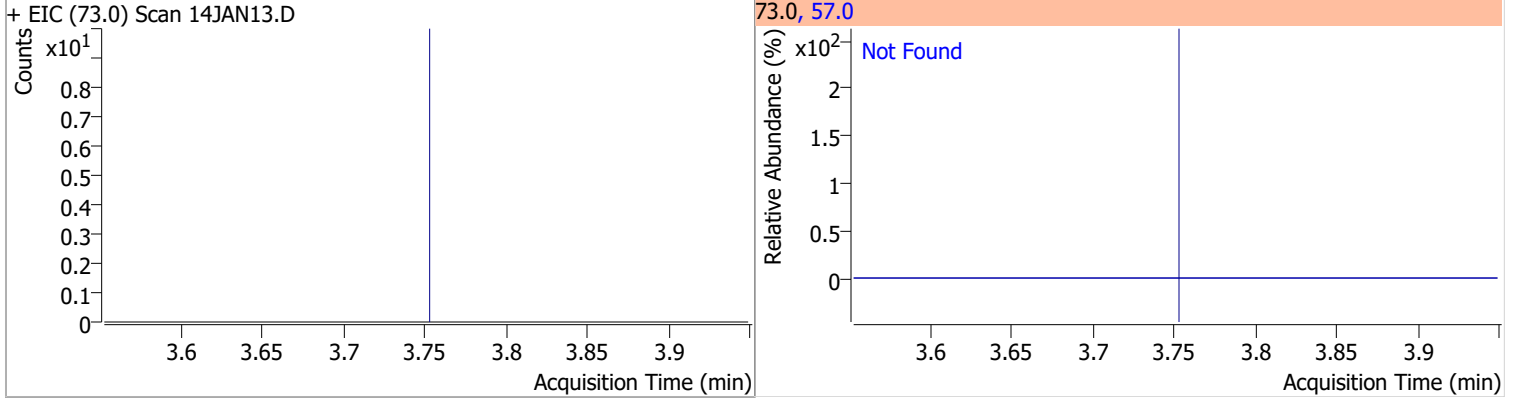


Quantitation Results Report (QT Reviewed)

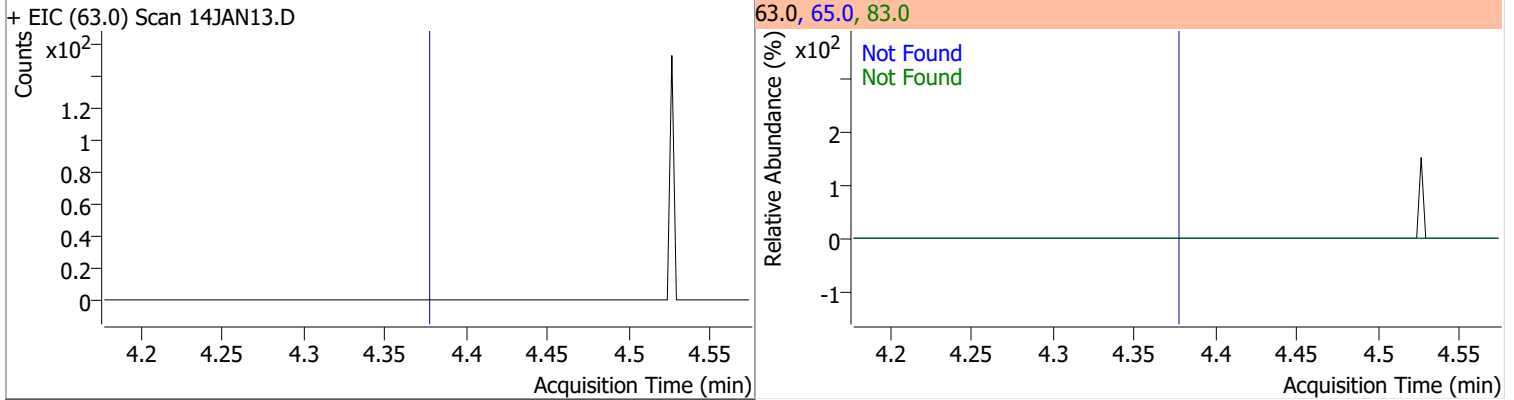
Compound	Conc.	Exp RT	QIon	Exp Ratio	QIon	Exp Ratio
trans-1,2-Dichloroethene	N.D.	3.72	61.0	153.9	98.0	65.7



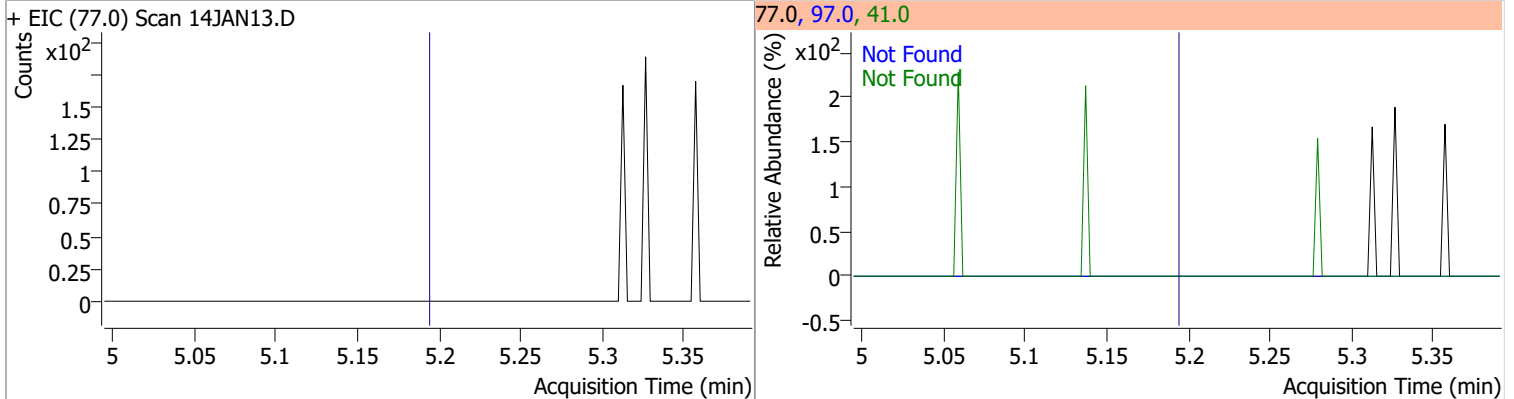
Compound	Conc.	Exp RT	QIon	Exp Ratio
Methyl tert-butyl ether (MTBE)	N.D.	3.75	57.0	24.6



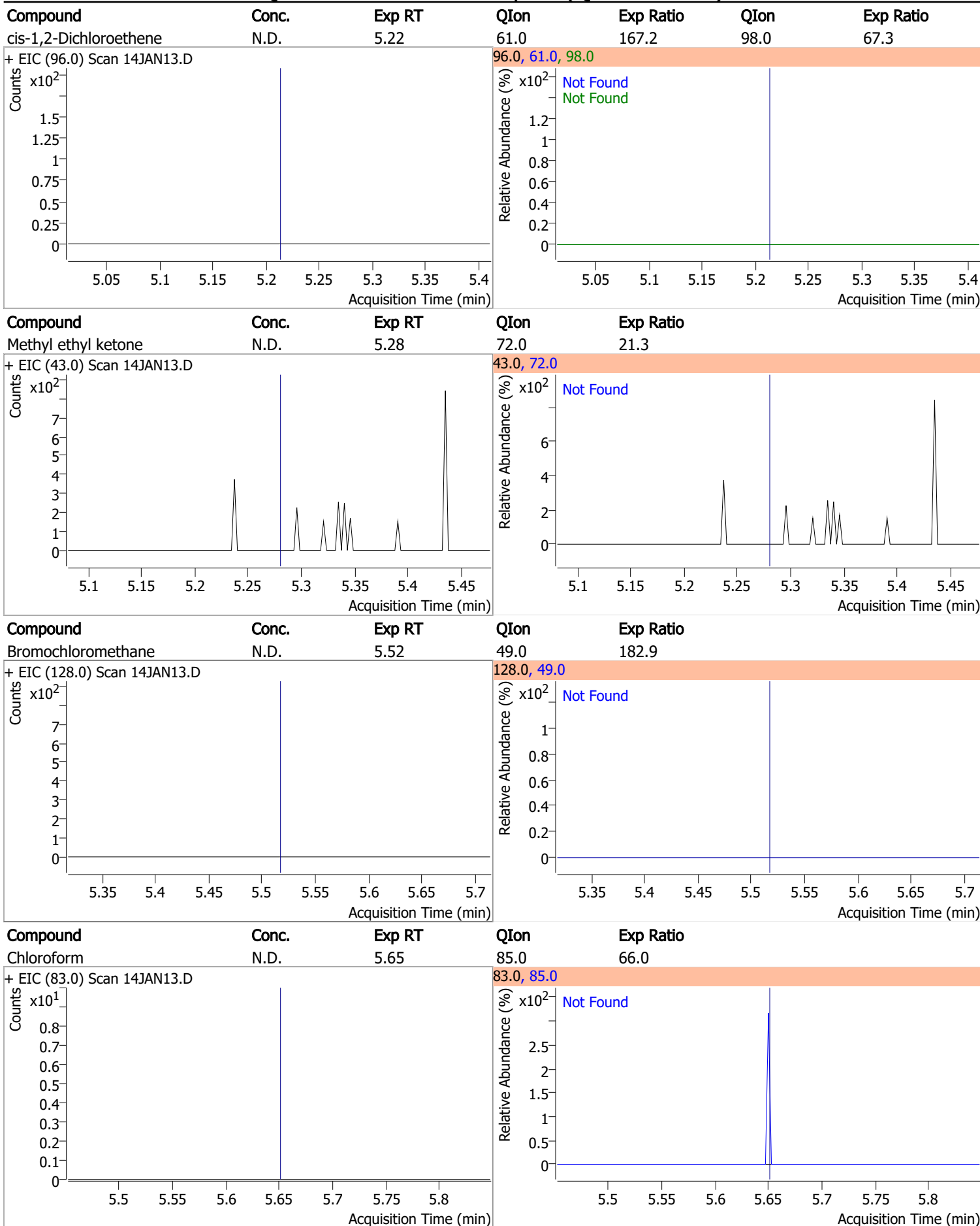
Compound	Conc.	Exp RT	QIon	Exp Ratio	QIon	Exp Ratio
1,1-Dichloroethane	N.D.	4.38	65.0	32.1	83.0	13.7



Compound	Conc.	Exp RT	QIon	Exp Ratio	QIon	Exp Ratio
2,2-Dichloropropane	N.D.	5.20	41.0	66.5	97.0	23.2

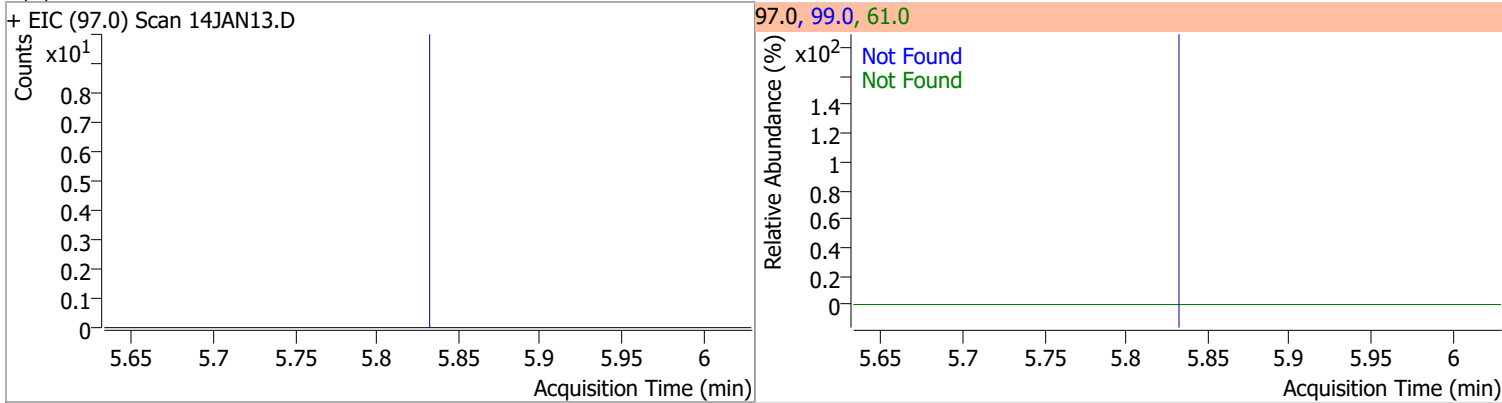


Quantitation Results Report (QT Reviewed)

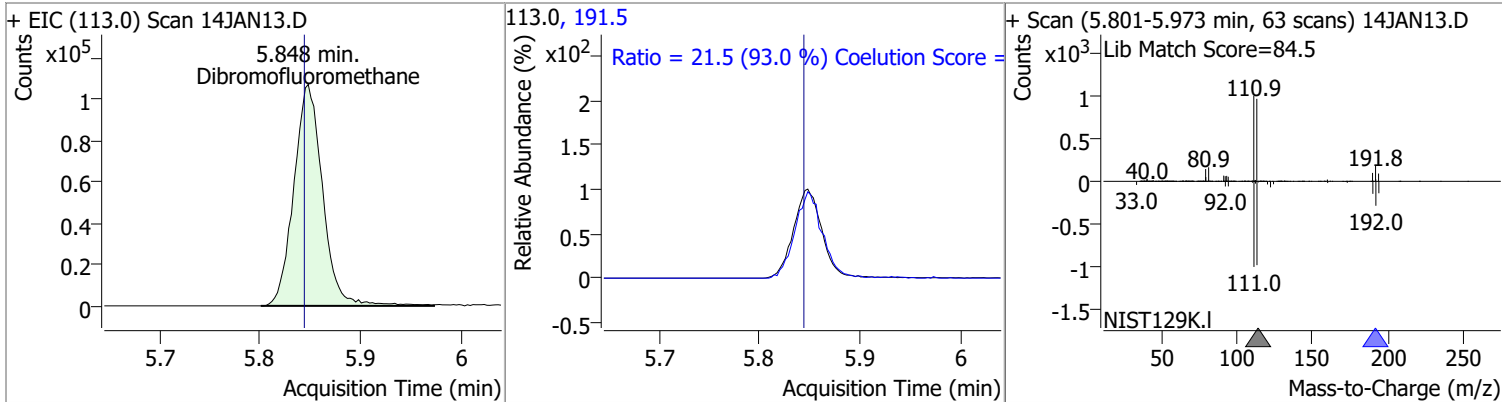


Quantitation Results Report (QT Reviewed)

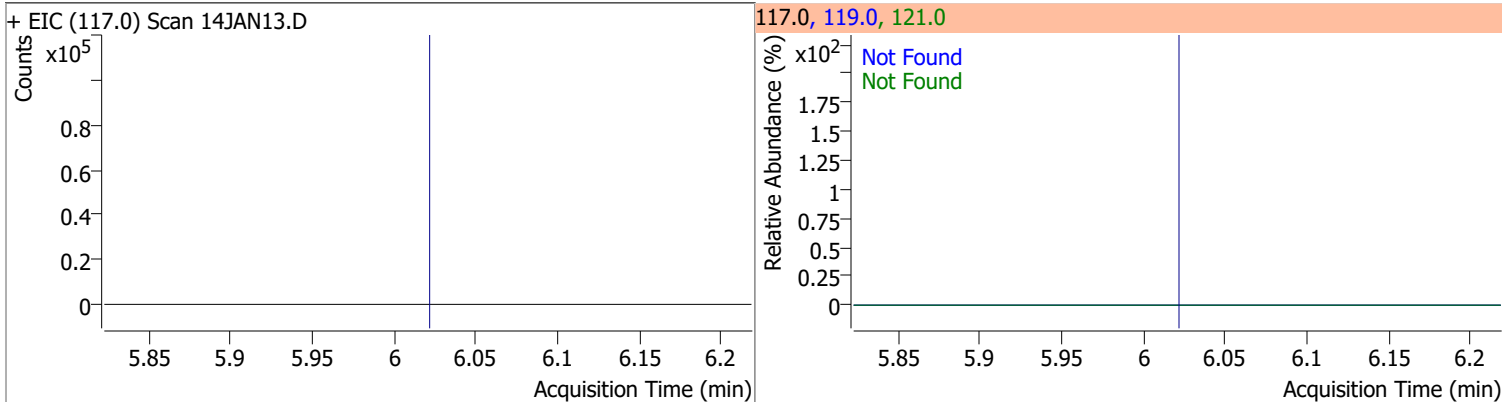
Compound	Conc.	Exp RT	QIon	Exp Ratio	QIon	Exp Ratio
1,1,1-Trichloroethane	N.D.	5.83	99.0	64.7	61.0	48.1



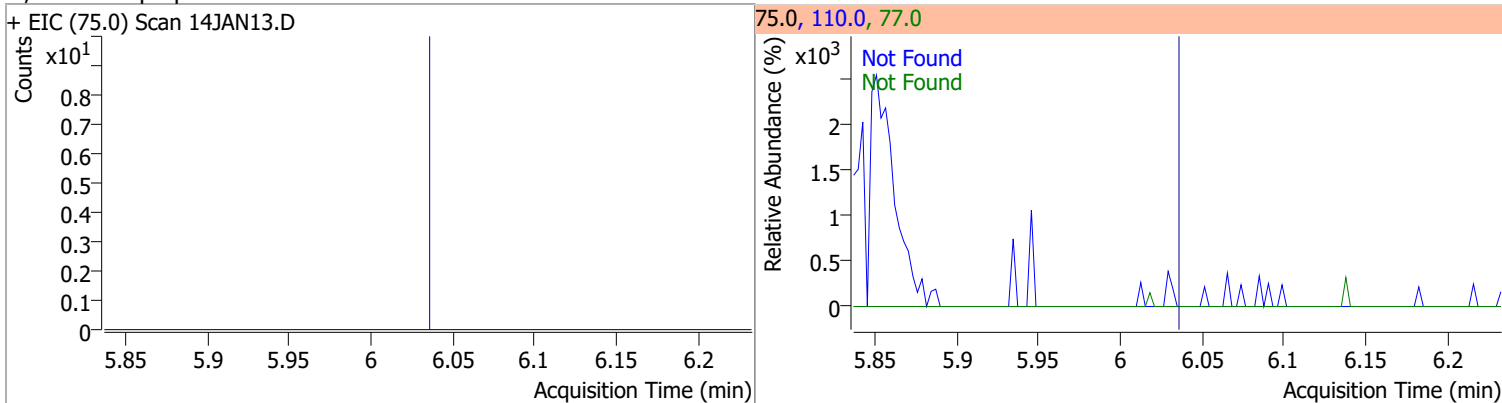
Compound	Conc.	RT	Dev(Min)	Resp.	QIon	QRatio	Lower	Upper
Dibromofluoromethane	282.6593	5.85	0.00	213963	191.5	21.5	0.0	53.1



Compound	Conc.	Exp RT	QIon	Exp Ratio	QIon	Exp Ratio
Carbon tetrachloride	N.D.	6.02	119.0	97.2	121.0	30.1

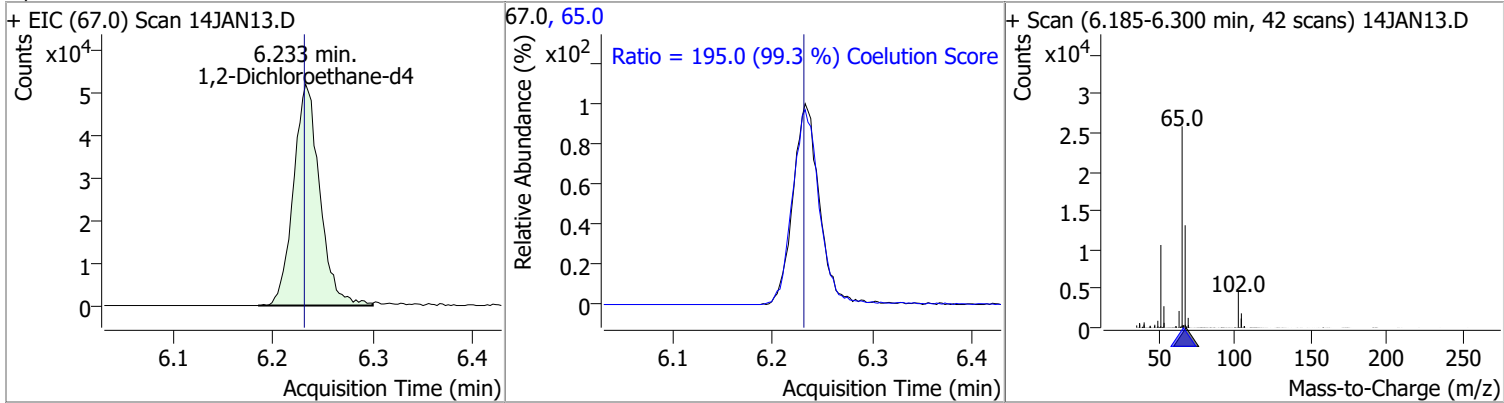


Compound	Conc.	Exp RT	QIon	Exp Ratio	QIon	Exp Ratio
1,1-Dichloropropene	N.D.	6.04	110.0	35.9	77.0	30.1

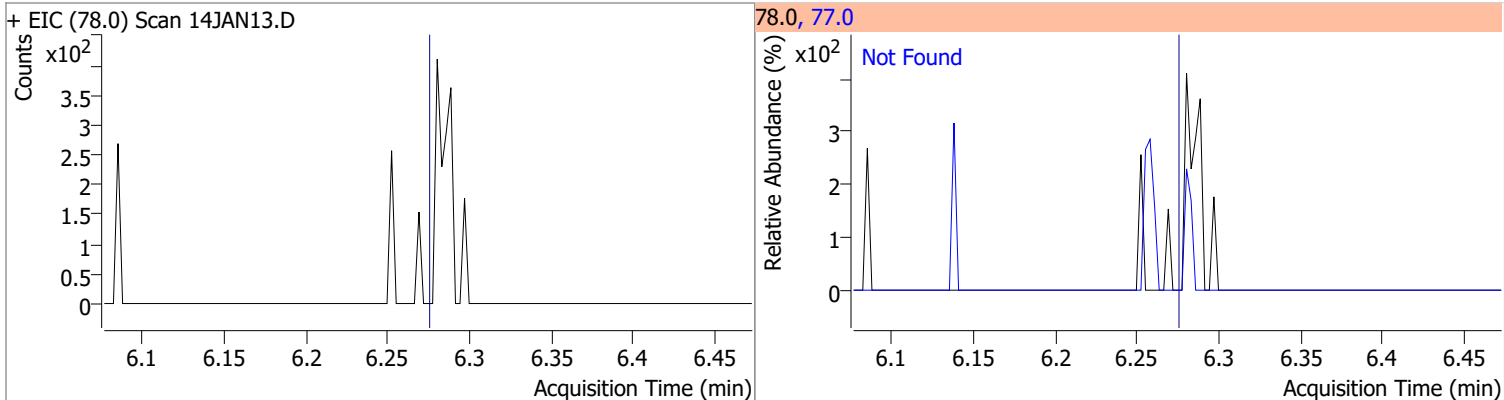


Quantitation Results Report (QT Reviewed)

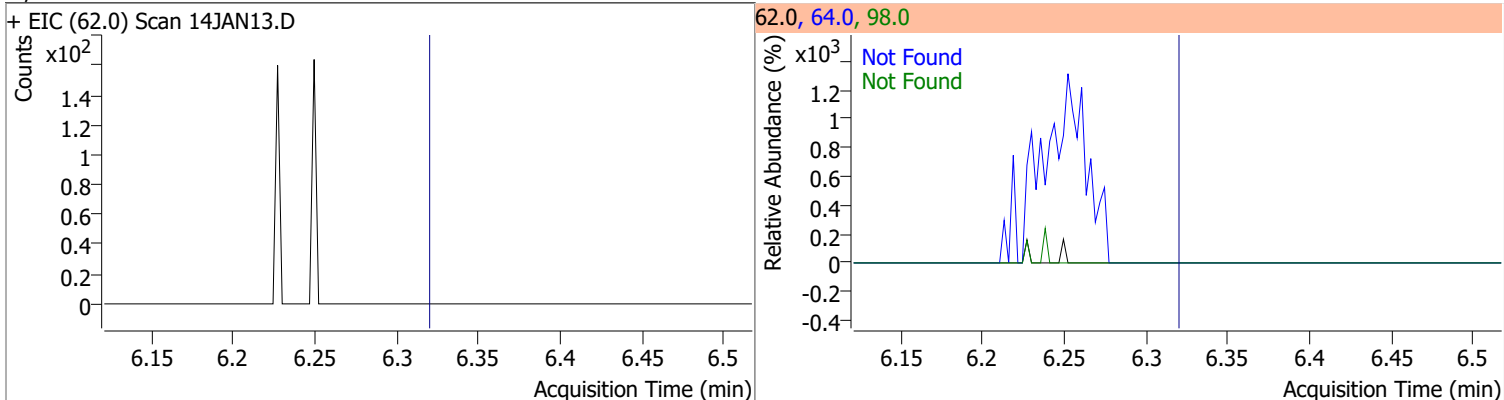
Compound	Conc.	RT	Dev(Min)	Resp.	QIon	QRatio	Lower	Upper
1,2-Dichloroethane-d4	291.5731	6.23	0.00	95331	65.0	195.0	166.5	226.5



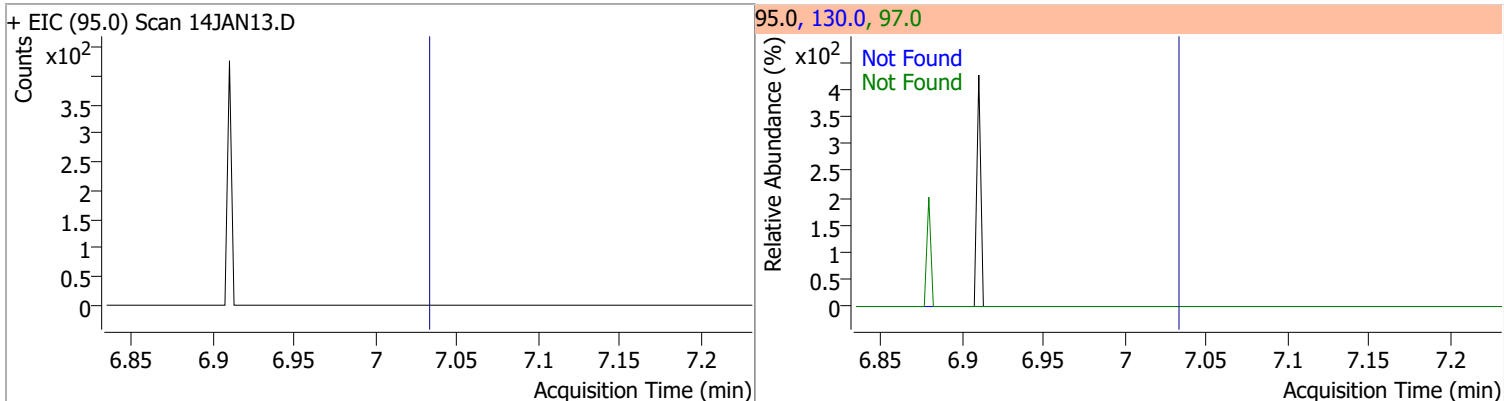
Compound	Conc.	Exp RT	QIon	Exp Ratio
Benzene	N.D.	6.28	77.0	23.5



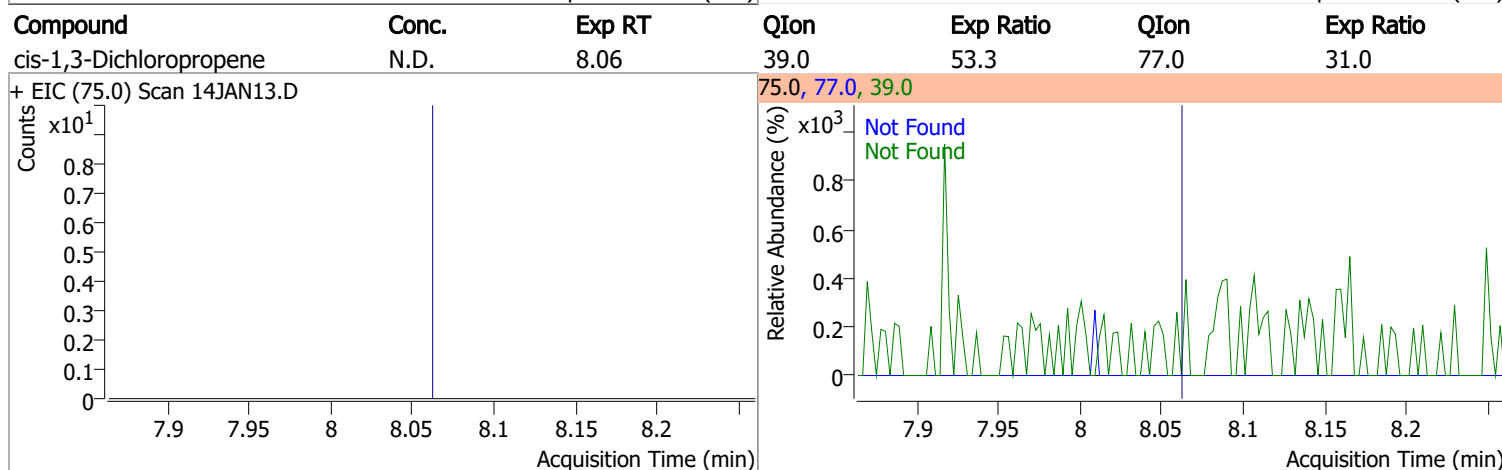
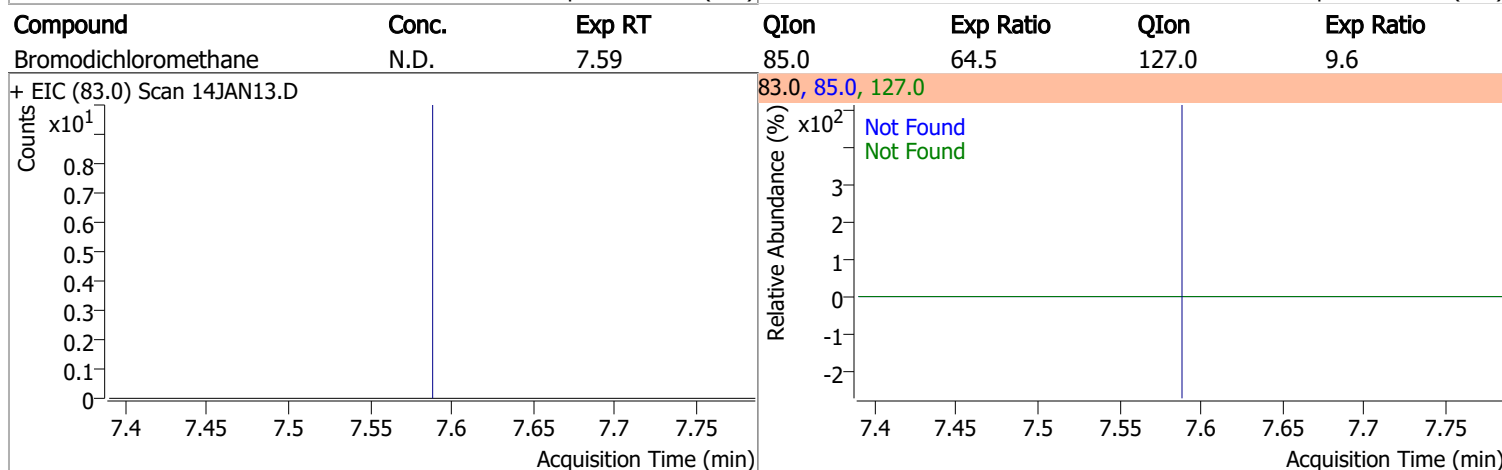
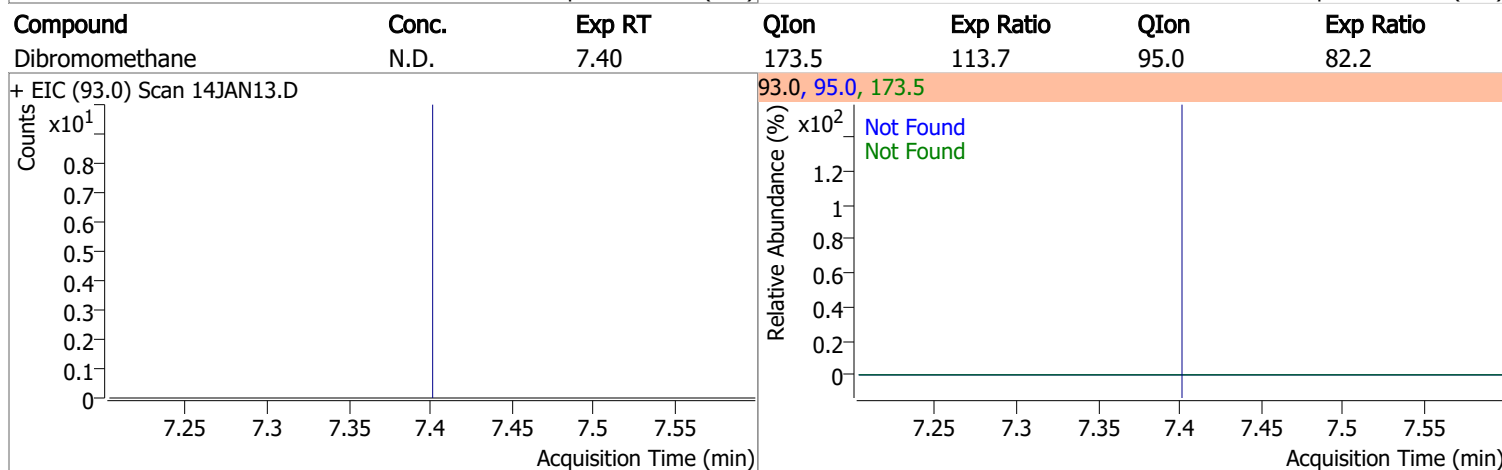
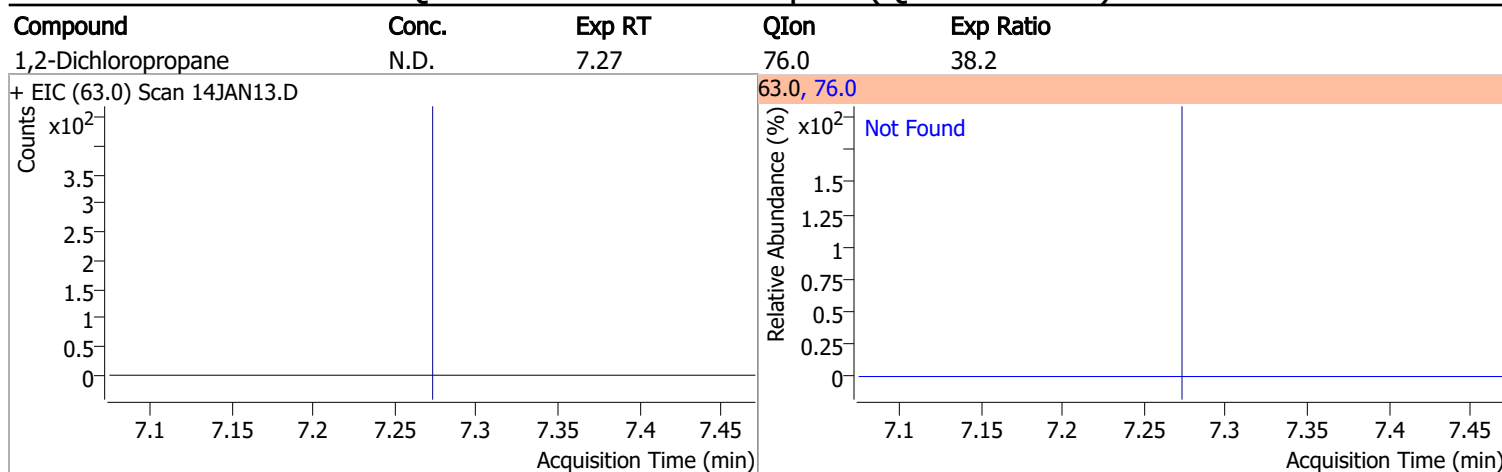
Compound	Conc.	Exp RT	QIon	Exp Ratio	QIon	Exp Ratio
1,2-Dichloroethane	N.D.	6.32	64.0	29.9	98.0	7.6



Compound	Conc.	Exp RT	QIon	Exp Ratio	QIon	Exp Ratio
Trichloroethene	N.D.	7.03	130.0	101.5	97.0	64.1

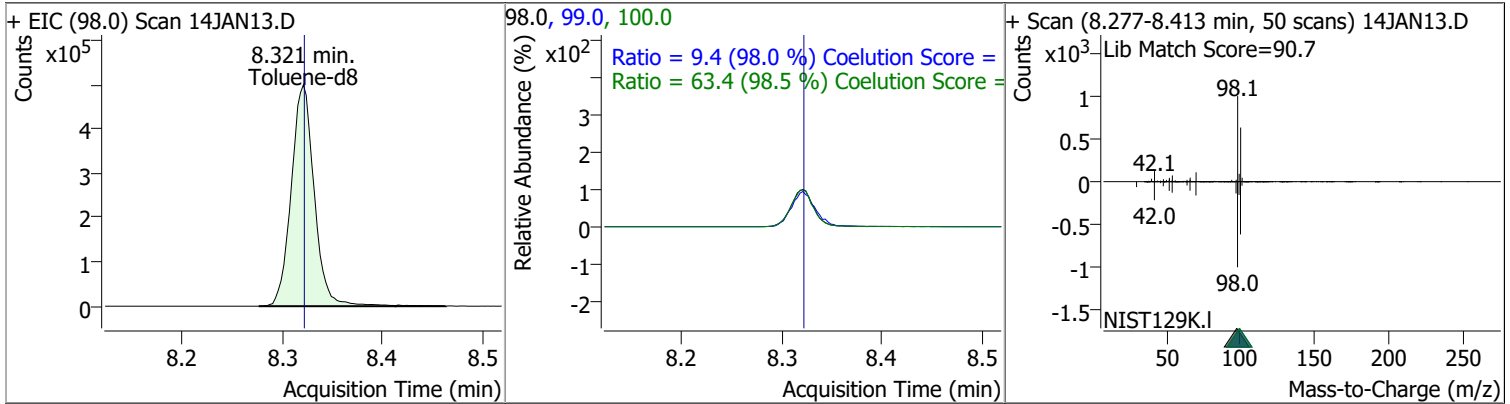


Quantitation Results Report (QT Reviewed)

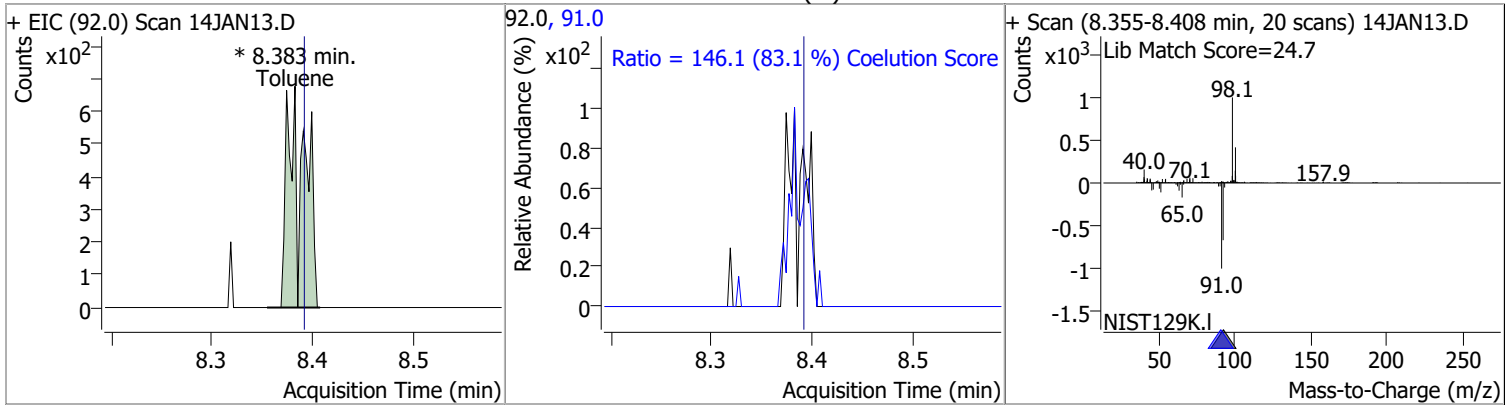


Quantitation Results Report (QT Reviewed)

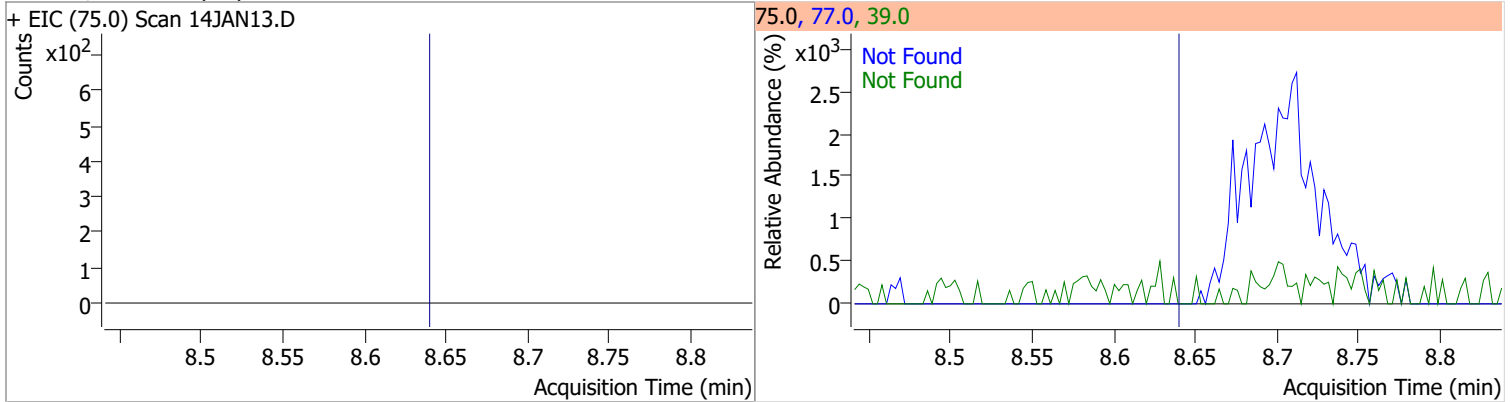
Compound	Conc.	RT	Dev(Min)	Resp.	QIon	QRatio	Lower	Upper
Toluene-d8	265.7248	8.32	0.00	796232	100.0	63.4	34.4	94.4
					99.0	9.4	0.0	39.6



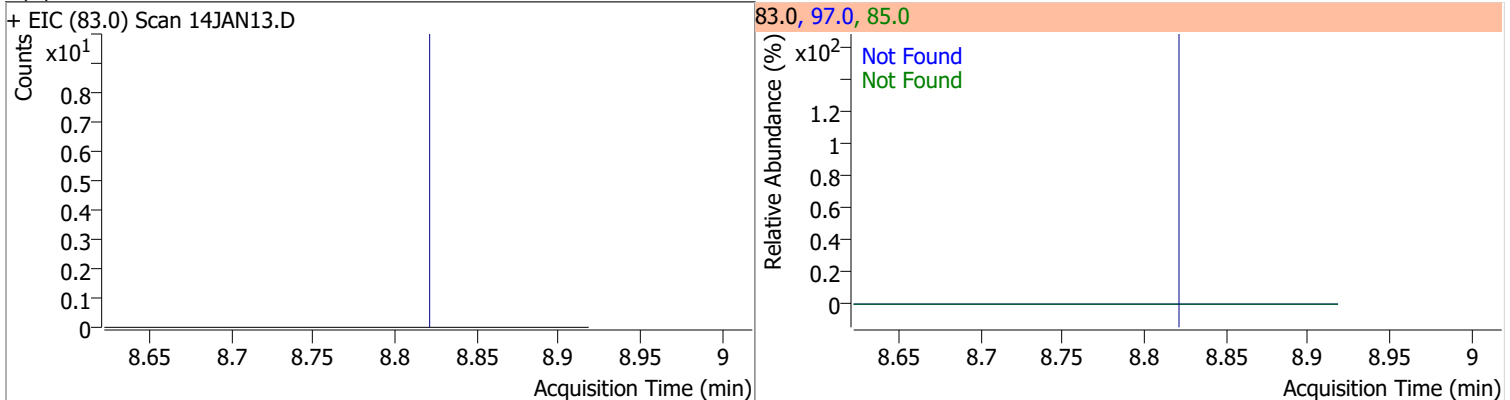
Compound	Conc.	RT	Dev(Min)	Resp.	QIon	QRatio	Lower	Upper
Toluene	0.4127	8.38	-0.01	835 (m)	91.0	146.1	145.8	205.8



Compound	Conc.	Exp RT	QIon	Exp Ratio	QIon	Exp Ratio
trans-1,3-Dichloropropene	N.D.	8.64	39.0	53.4	77.0	32.4

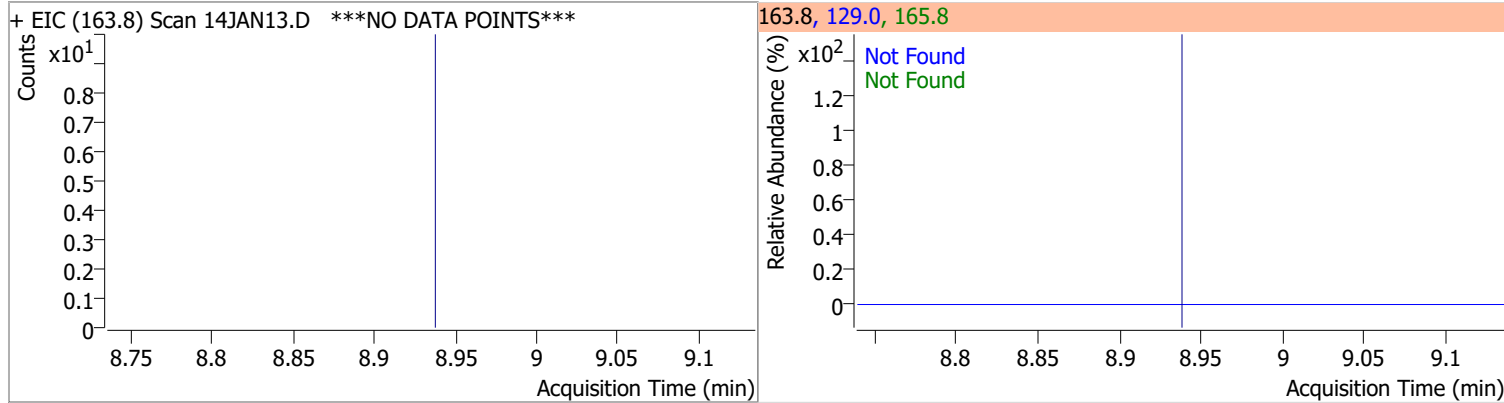


Compound	Conc.	Exp RT	QIon	Exp Ratio	QIon	Exp Ratio
1,1,2-Trichloroethane	N.D.	8.82	97.0	114.6	85.0	67.6

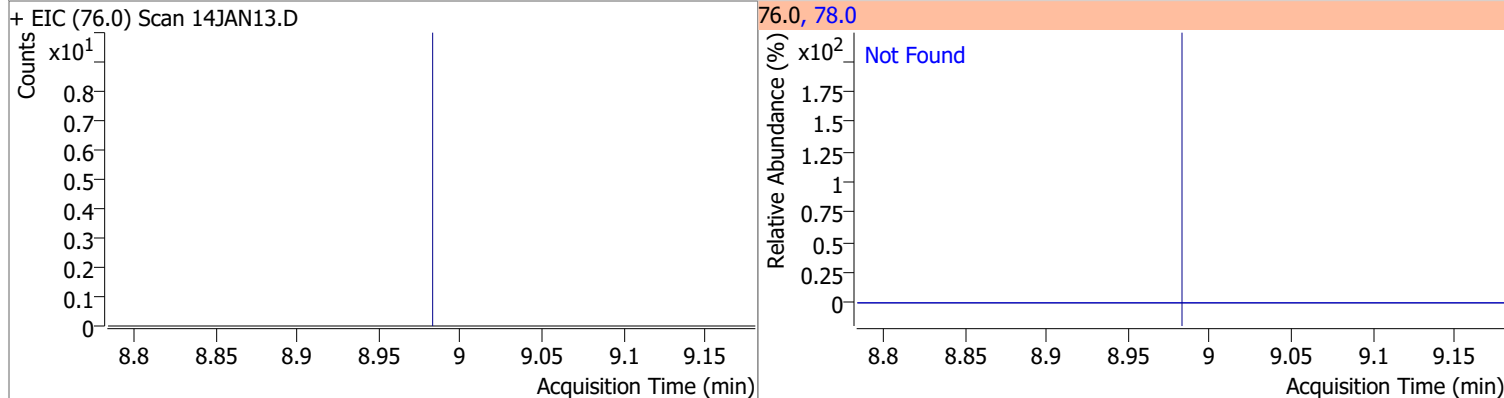


Quantitation Results Report (QT Reviewed)

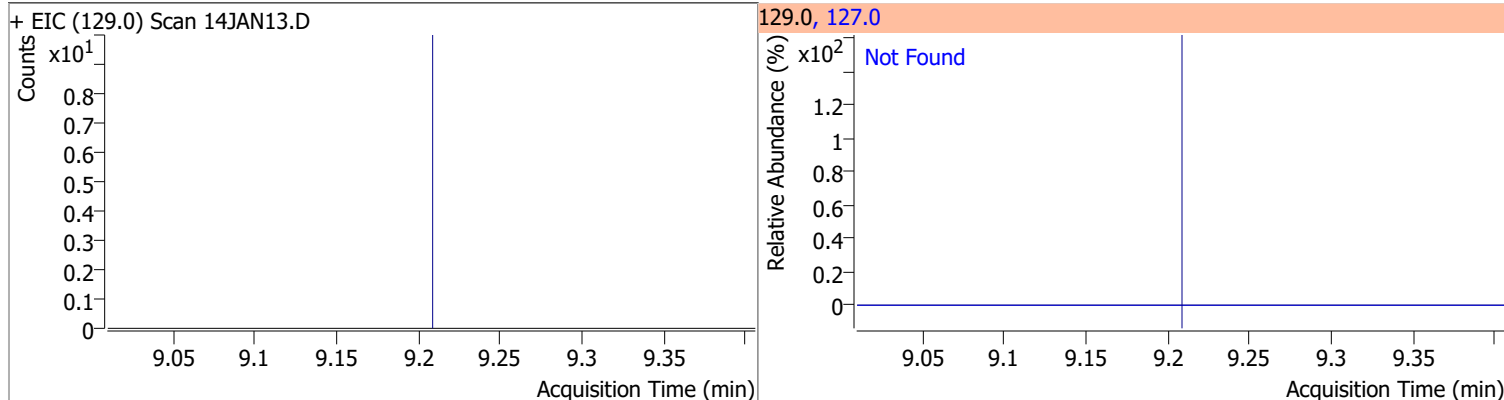
Compound	Conc.	Exp RT	QIon	Exp Ratio	QIon	Exp Ratio
Tetrachloroethene	N.D.	8.94	165.8	128.6	129.0	91.5



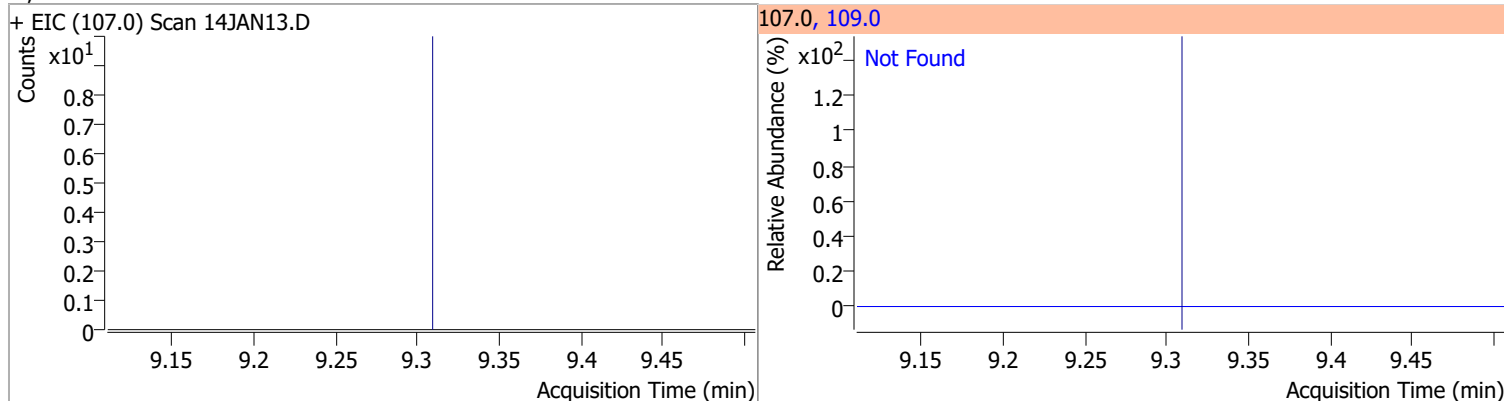
Compound	Conc.	Exp RT	QIon	Exp Ratio
1,3-Dichloropropane	N.D.	8.98	78.0	32.9



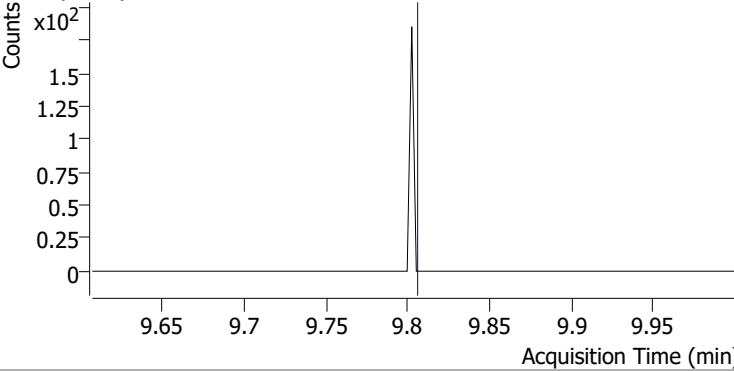
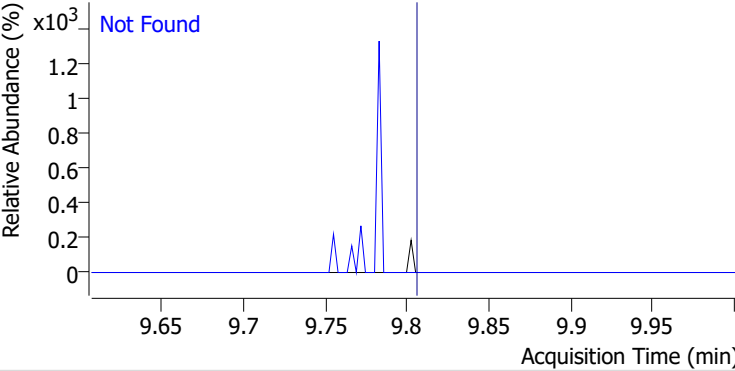
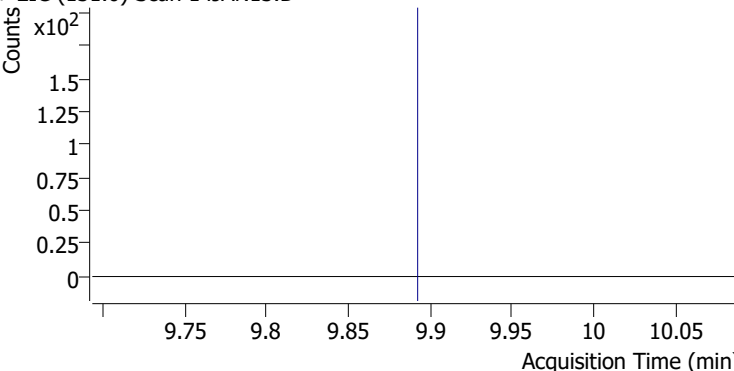
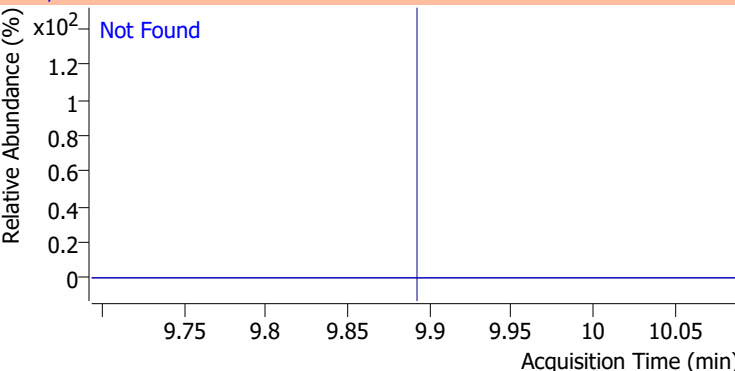
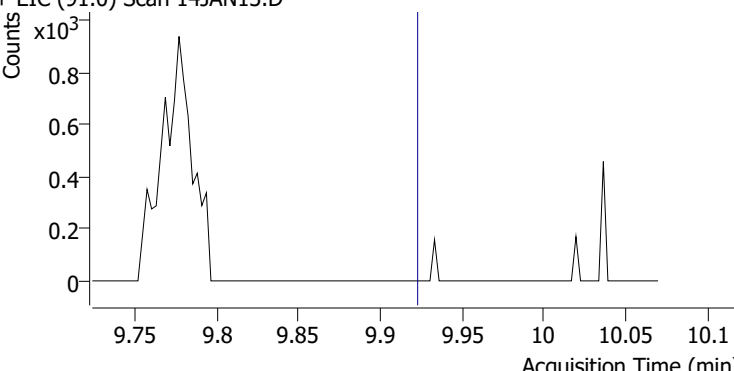
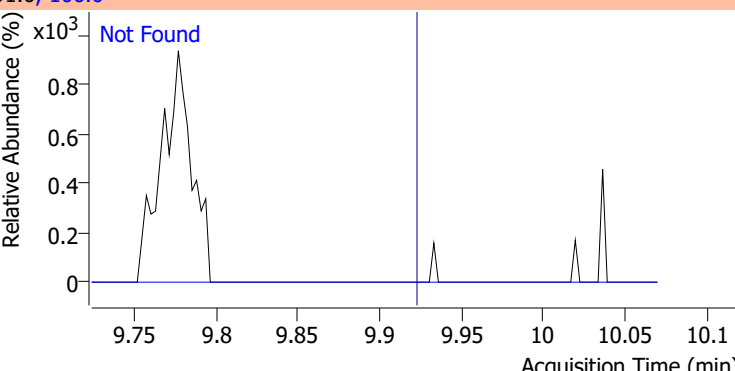
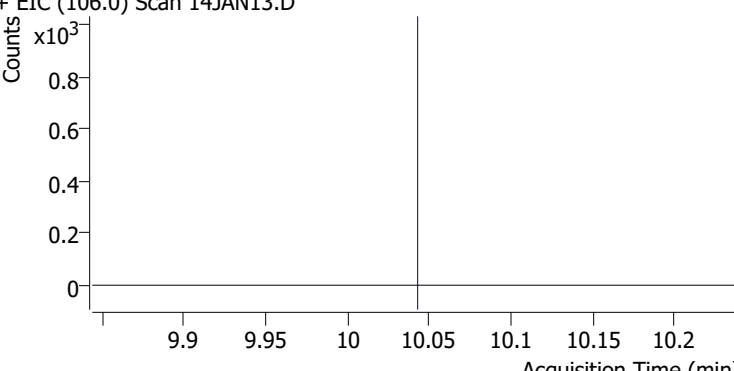
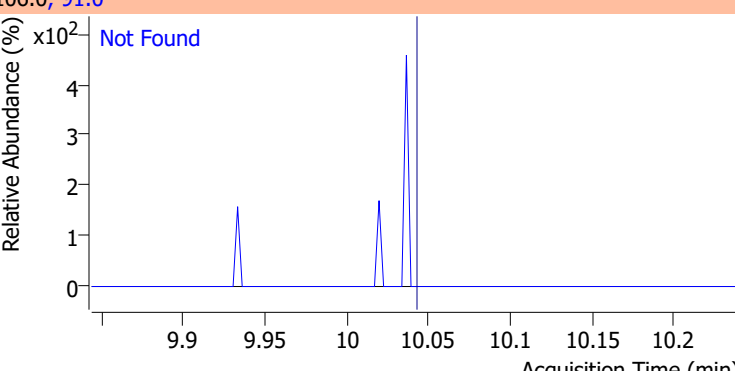
Compound	Conc.	Exp RT	QIon	Exp Ratio
Chlorodibromomethane	N.D.	9.21	127.0	78.0



Compound	Conc.	Exp RT	QIon	Exp Ratio
1,2-Dibromoethane	N.D.	9.31	109.0	94.5

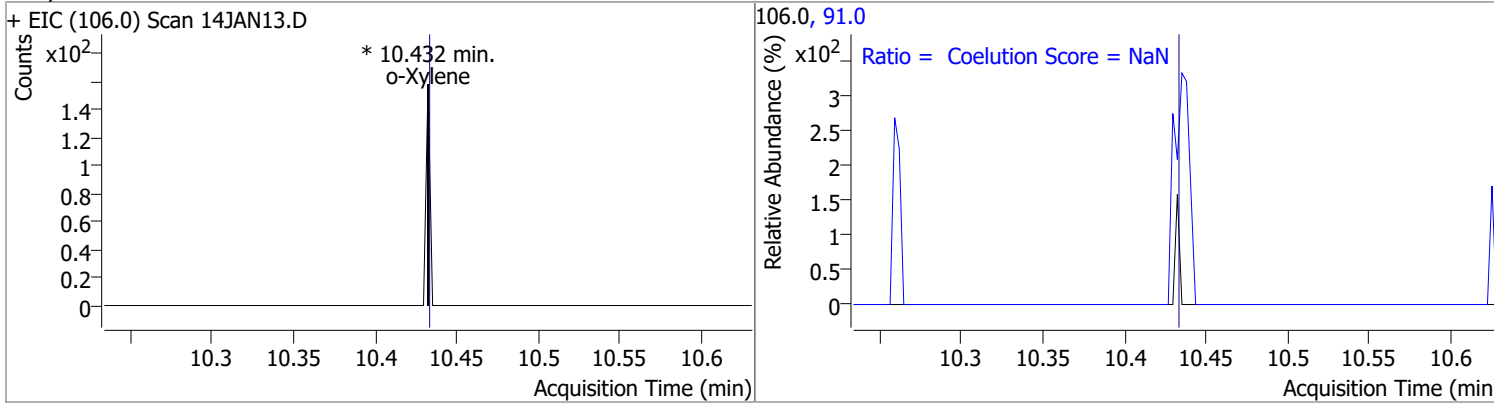


Quantitation Results Report (QT Reviewed)

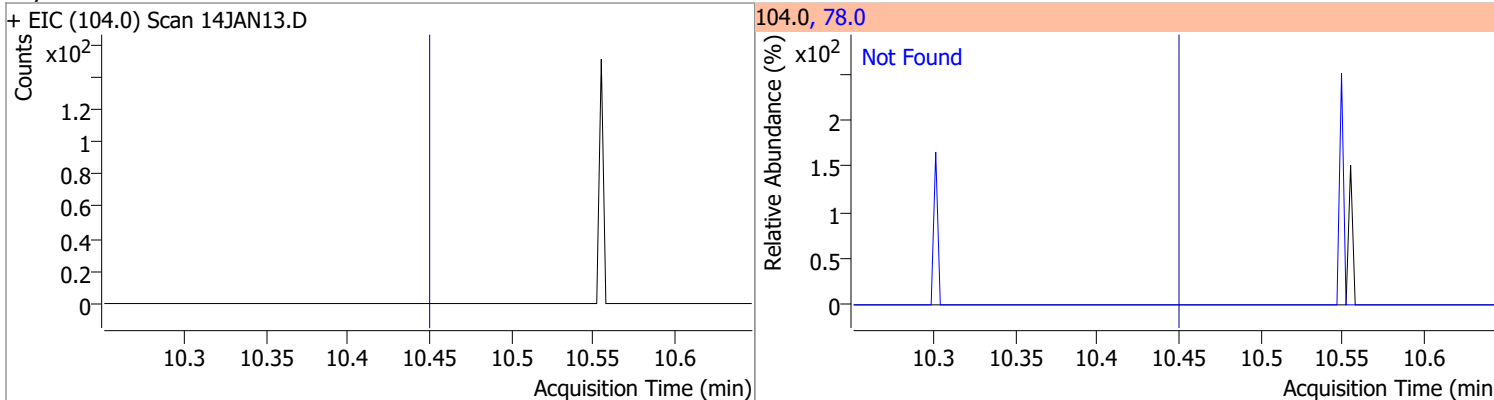
Compound	Conc.	Exp RT	QIon	Exp Ratio
Chlorobenzene	N.D.	9.80	114.0	32.1
+ EIC (112.0) Scan 14JAN13.D			112.0, 114.0	
				
1,1,1,2-Tetrachloroethane	N.D.	9.89	133.0	98.6
+ EIC (131.0) Scan 14JAN13.D			131.0, 133.0	
				
Ethylbenzene	N.D.	9.92	106.0	31.1
+ EIC (91.0) Scan 14JAN13.D			91.0, 106.0	
				
m+p-Xylenes	N.D.	10.04	91.0	201.4
+ EIC (106.0) Scan 14JAN13.D			106.0, 91.0	
				

Quantitation Results Report (QT Reviewed)

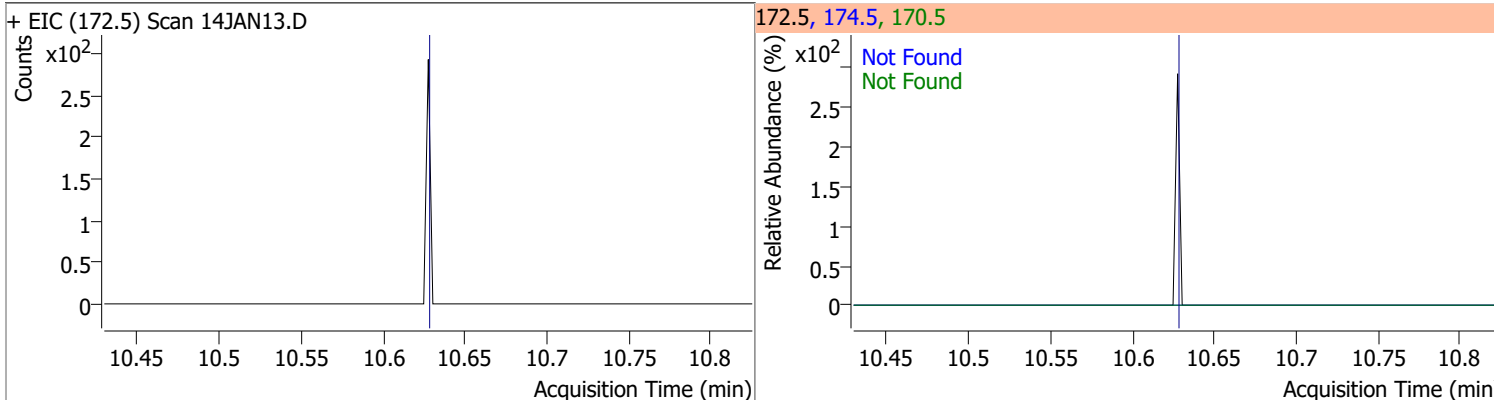
Compound	Conc.	RT	Dev(Min)	Resp.	QIon	QRatio	Lower	Upper
o-Xylene		0		0	91.0		183.1	243.1



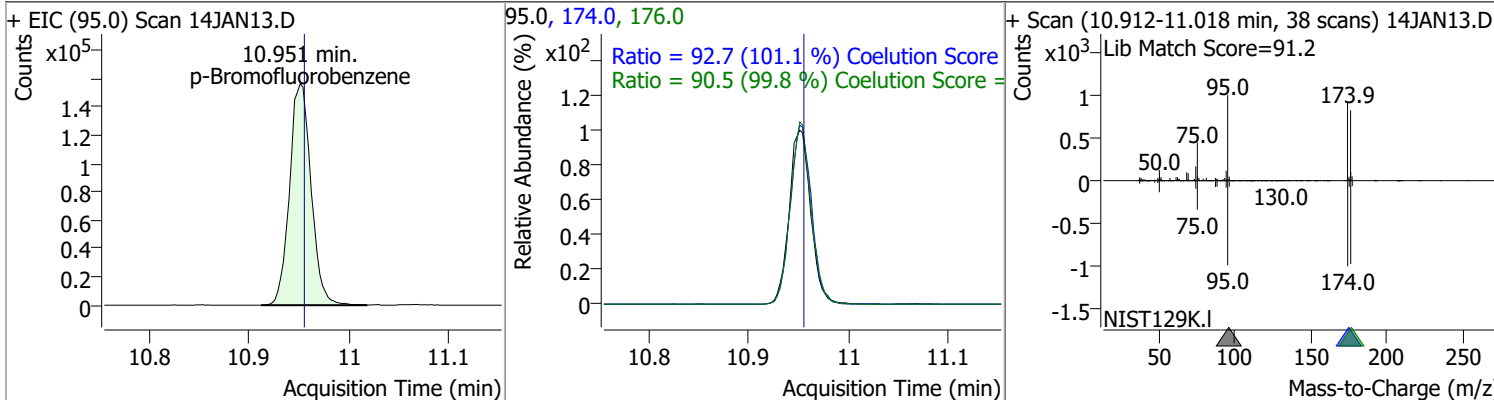
Compound	Conc.	Exp RT	QIon	Exp Ratio
Styrene	N.D.	10.45	78.0	49.6



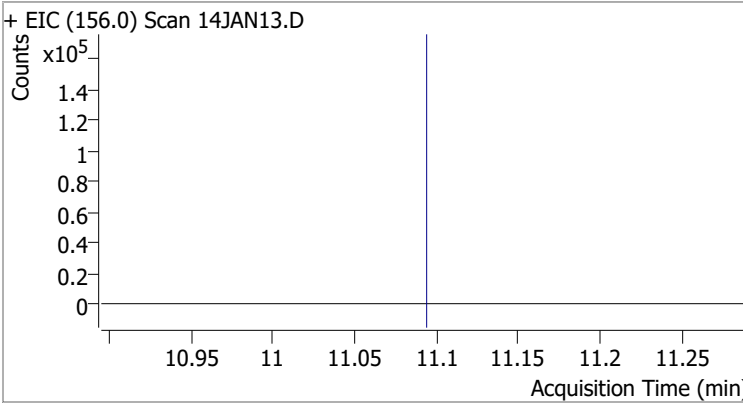
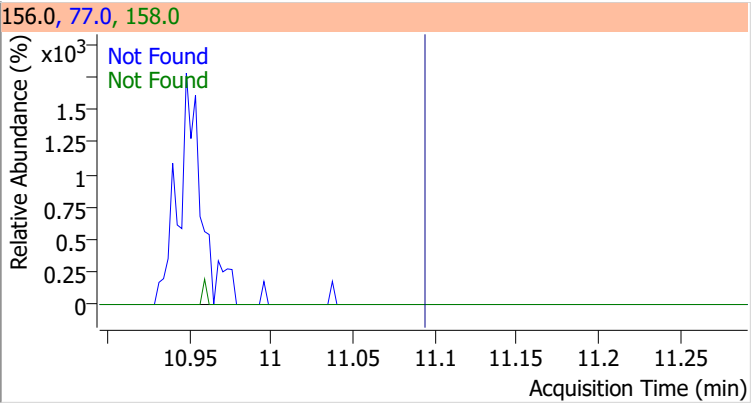
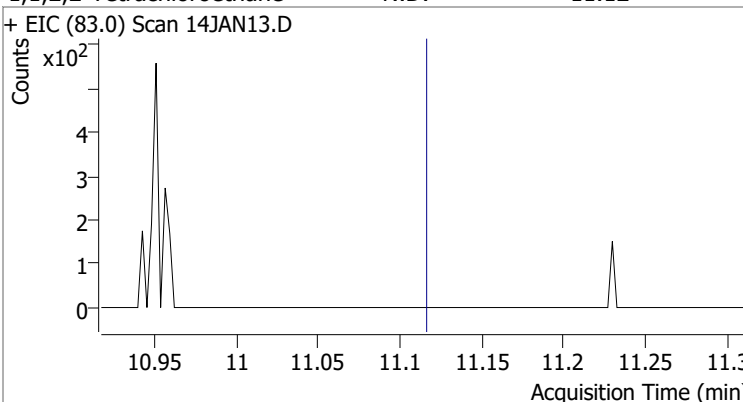
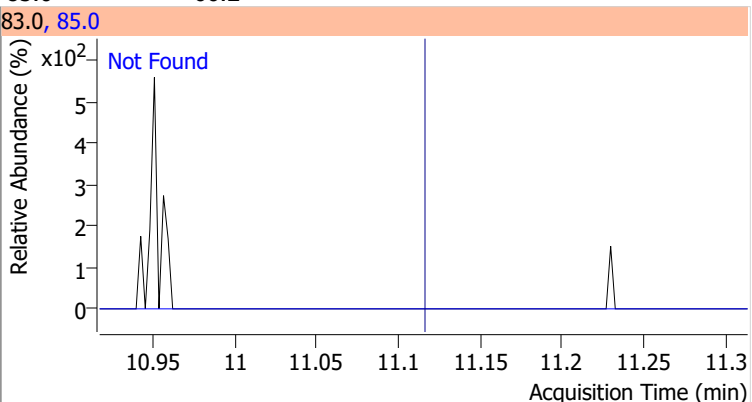
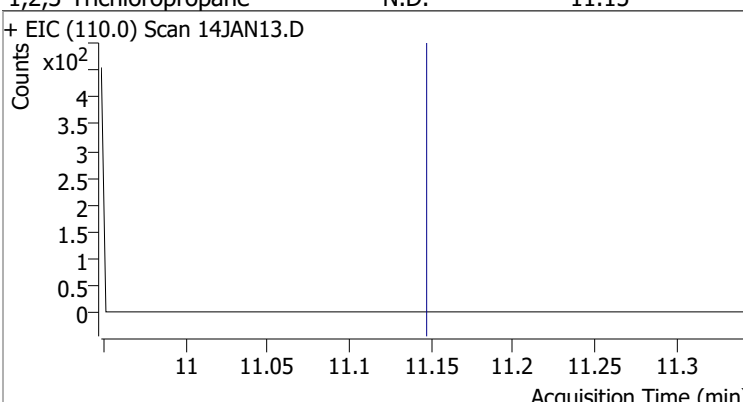
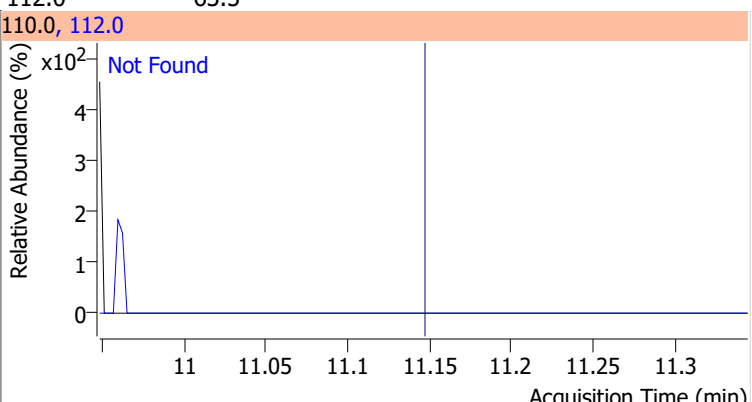
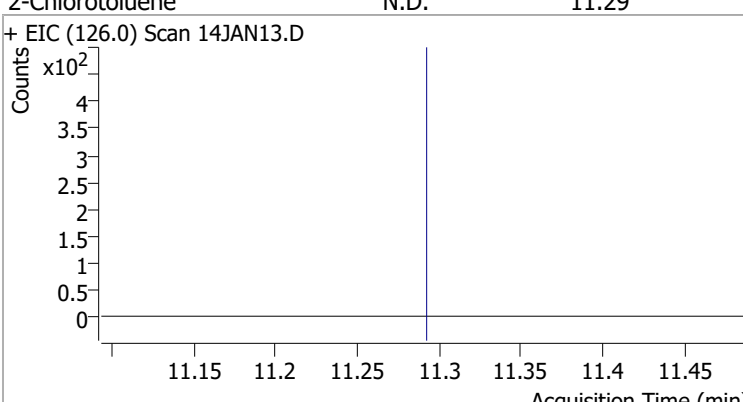
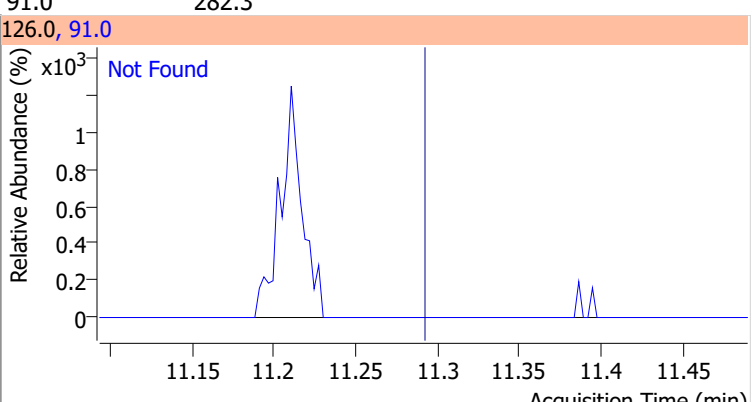
Compound	Conc.	Exp RT	QIon	Exp Ratio	QIon	Exp Ratio
Bromoform	N.D.	10.63	170.5	52.1	174.5	50.1



Compound	Conc.	RT	Dev(Min)	Resp.	QIon	QRatio	Lower	Upper
p-Bromofluorobenzene	279.1465	10.95	0.00	233493	174.0	92.7	61.7	121.7
					176.0	90.5	60.6	120.6



Quantitation Results Report (QT Reviewed)

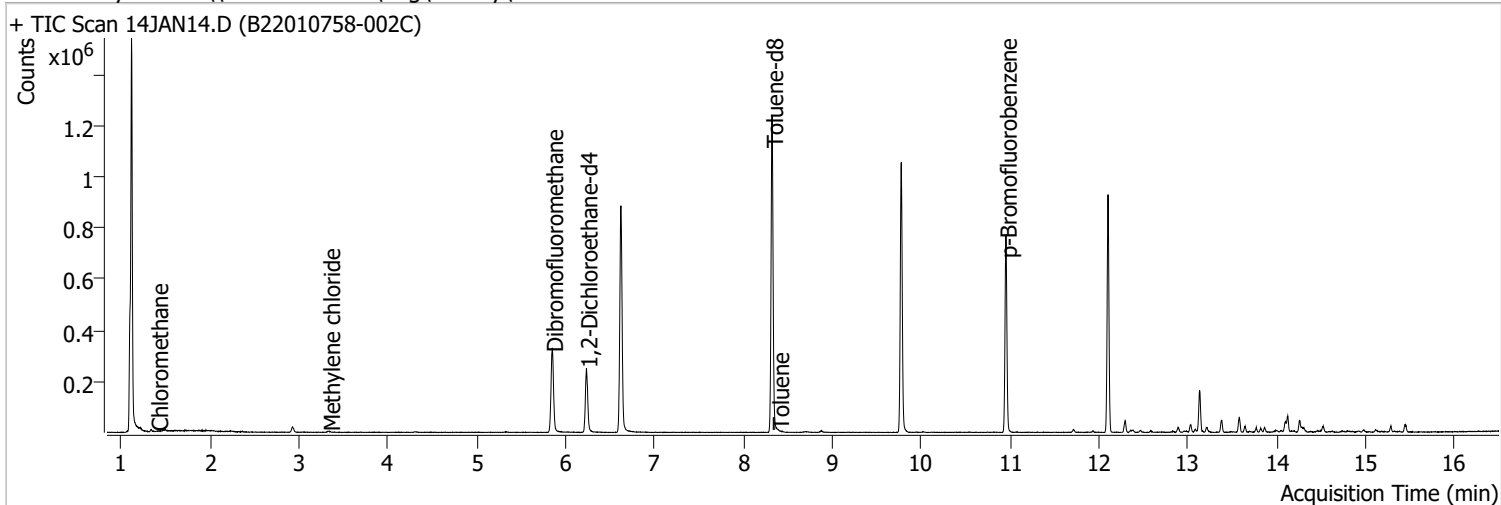
Compound	Conc.	Exp RT	QIon	Exp Ratio	QIon	Exp Ratio
Bromobenzene	N.D.	11.09	77.0	145.7	158.0	96.5
+ EIC (156.0) Scan 14JAN13.D			156.0, 77.0, 158.0			
						
1,1,2,2-Tetrachloroethane	N.D.	11.12	85.0	66.2		
+ EIC (83.0) Scan 14JAN13.D			83.0, 85.0			
						
1,2,3-Trichloropropane	N.D.	11.15	112.0	63.5		
+ EIC (110.0) Scan 14JAN13.D			110.0, 112.0			
						
2-Chlorotoluene	N.D.	11.29	91.0	282.3		
+ EIC (126.0) Scan 14JAN13.D			126.0, 91.0			
						

Quantitation Results Report (QT Reviewed)

Compound	Conc.	Exp RT	QIon	Exp Ratio		
4-Chlorotoluene	N.D.	11.40	126.0	31.7		
+ EIC (91.0) Scan 14JAN13.D			91.0, 126.0			
1,3-Dichlorobenzene	N.D.	12.03	148.0	63.6	QIon	Exp Ratio
+ EIC (146.0) Scan 14JAN13.D			146.0, 111.0, 148.0			
1,4-Dichlorobenzene	N.D.	12.13	148.0	63.1	QIon	Exp Ratio
+ EIC (146.0) Scan 14JAN13.D			146.0, 111.0, 148.0			
1,2-Dichlorobenzene	N.D.	12.49	148.0	63.9	QIon	Exp Ratio
+ EIC (146.0) Scan 14JAN13.D			146.0, 111.0, 148.0			

Quantitation Results Report (QT Reviewed)

Data File	14JAN14.D	Operator	MSC
Acq. Method	5975CACQF.M	Acq. Date-Time	1/14/2022 3:56:53 PM
Sample Name	B22010758-002C	Instrument	VOA5975C
Vial	14	Multiplier	1.00
DA Method File	VOA5975C_8260B_SHT_DoD_L4_010422.m	Comment	
Tune File	BFB_Atune3.u	Tune Date	10/11/2021 4:02:00 PM
Batch Name	VG011422_8260B.batch.bin	Last Calib Update	3/4/2022 3:27:31 PM
Ref Library	\\MASSHUNTER\Org\Library\NIST129K.I		



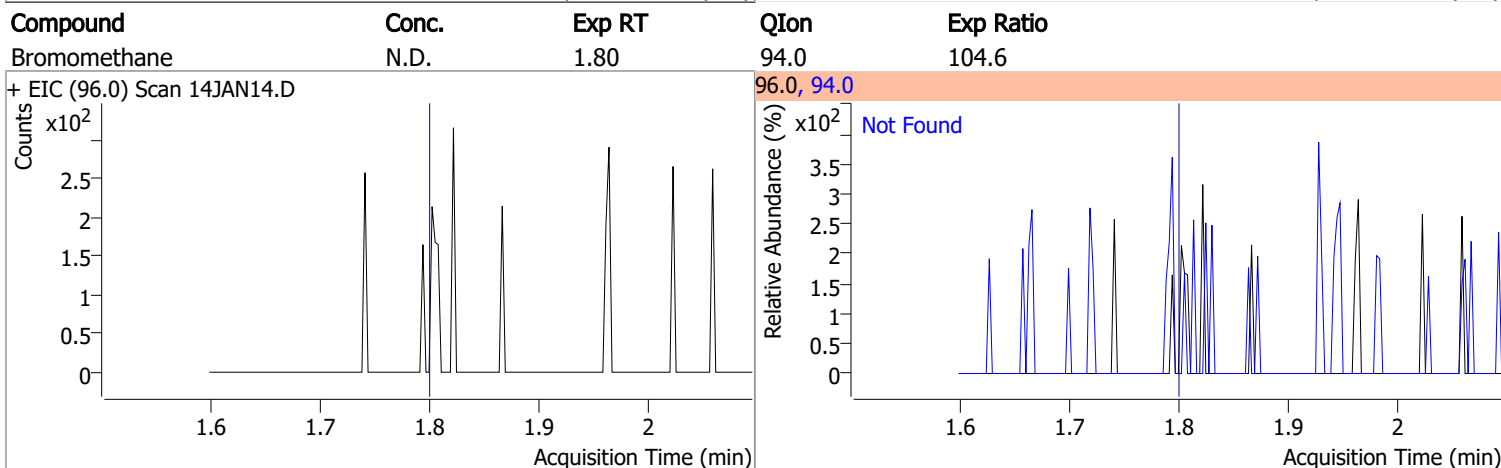
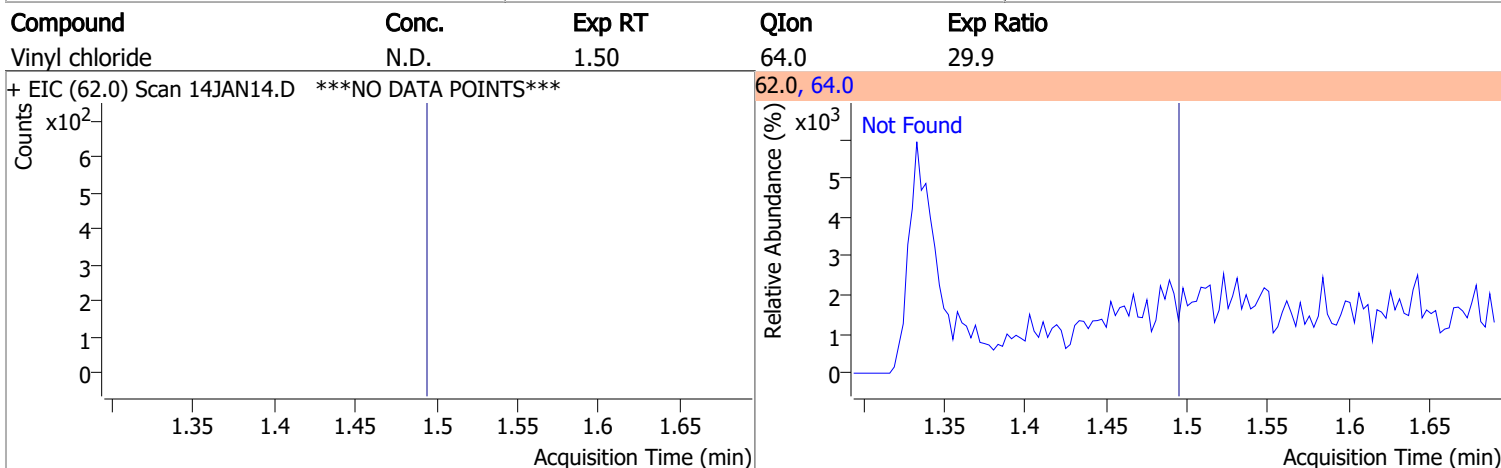
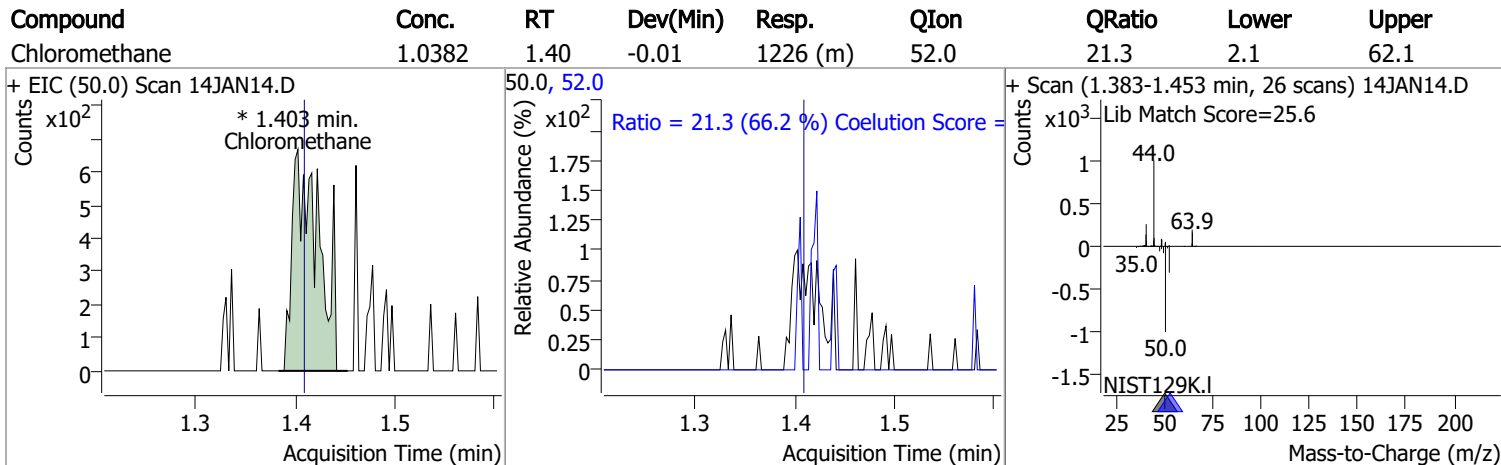
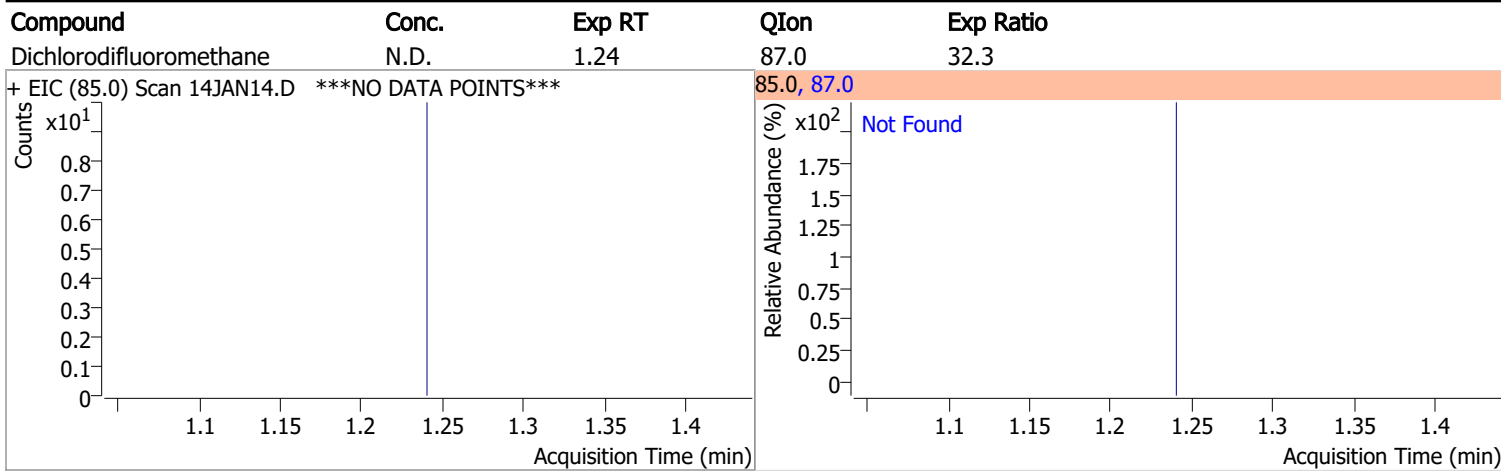
Compound	RT	QIon	Resp.	Conc.	Units	Dev(Min)
Internal Standards						
M Fluorobenzene	6.620	96.0	742195	250.0000	ng	-0.003
M Chlorobenzene-d5	9.774	82.0	289195	250.0000	ng	0.003
M 1,4-Dichlorobenzene-d4	12.100	152.0	213167	250.0000	ng	0.000
System Monitoring Compounds						
S Dibromofluoromethane	5.845	113.0	196083	280.4299	ng	0.000
Spiked Amount: 250.000	Range: 80.0 - 119.0%			Recovery = 112.17%		
S 1,2-Dichloroethane-d4	6.233	67.0	85676	283.6823	ng	0.000
Spiked Amount: 250.000	Range: 81.0 - 118.0%			Recovery = 113.47%		
S Toluene-d8	8.321	98.0	747373	268.1803	ng	0.003
Spiked Amount: 250.000	Range: 89.0 - 112.0%			Recovery = 107.27%		
S p-Bromofluorobenzene	10.951	95.0	215486	275.9316	ng	-0.003
Spiked Amount: 250.000	Range: 85.0 - 114.0%			Recovery = 110.37%		
Target Compounds						
T Dichlorodifluoromethane	0.000		0	N.D.		
T Chloromethane	1.403	50.0	1226	1.0382	ng	m 81
T Vinyl chloride	0.000		0	N.D.		
T Bromomethane	0.000		0	N.D.		
T Chloroethane	0.000		0	N.D.		
T Trichlorofluoromethane	0.000		0	N.D.		
T 1,1-Dichloroethene	0.000		0	N.D.		
T Methylene chloride	3.338	49.0	3484	3.1610	ng	m 98
T trans-1,2-Dichloroethene	0.000		0	N.D.		
T Methyl tert-butyl ether (MTBE)	0.000		0	N.D.		
T 1,1-Dichloroethane	0.000		0	N.D.		
T 2,2-Dichloropropane	0.000		0	N.D.		
T cis-1,2-Dichloroethene	0.000		0	N.D.		
T Methyl ethyl ketone	0.000		0	N.D.		
T Bromochloromethane	0.000		0	N.D.		
T Chloroform	0.000		0	N.D.		

Quantitation Results Report (QT Reviewed)

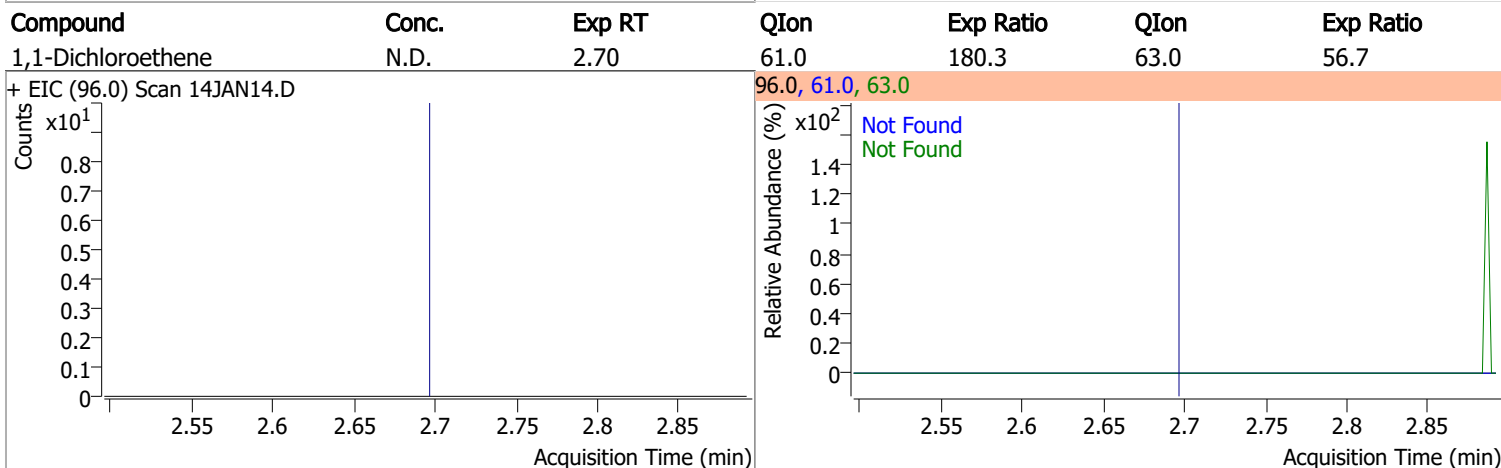
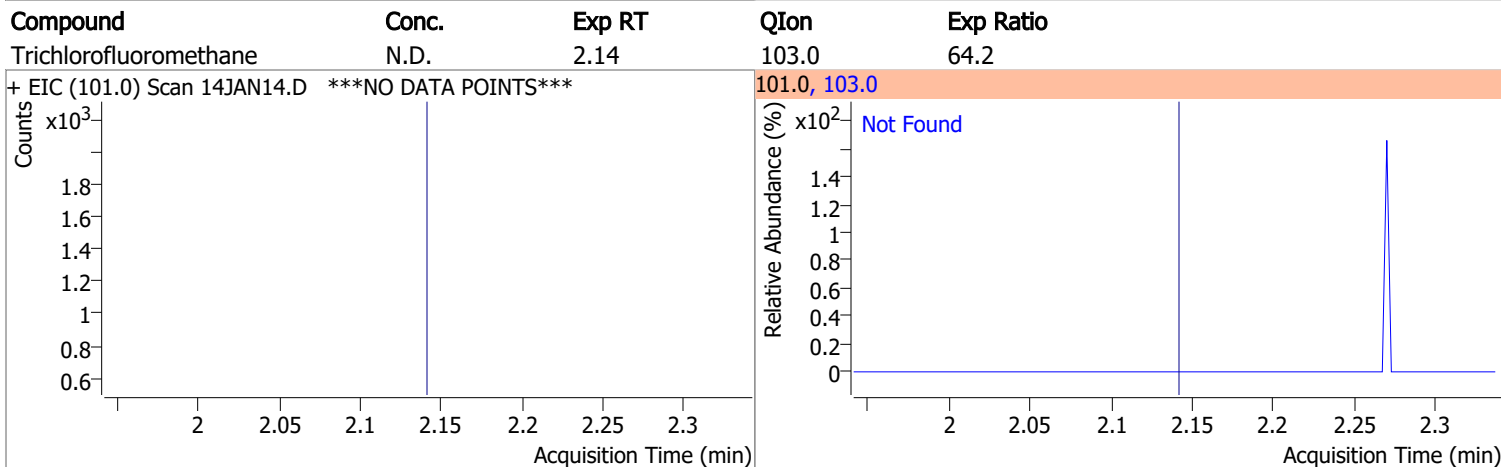
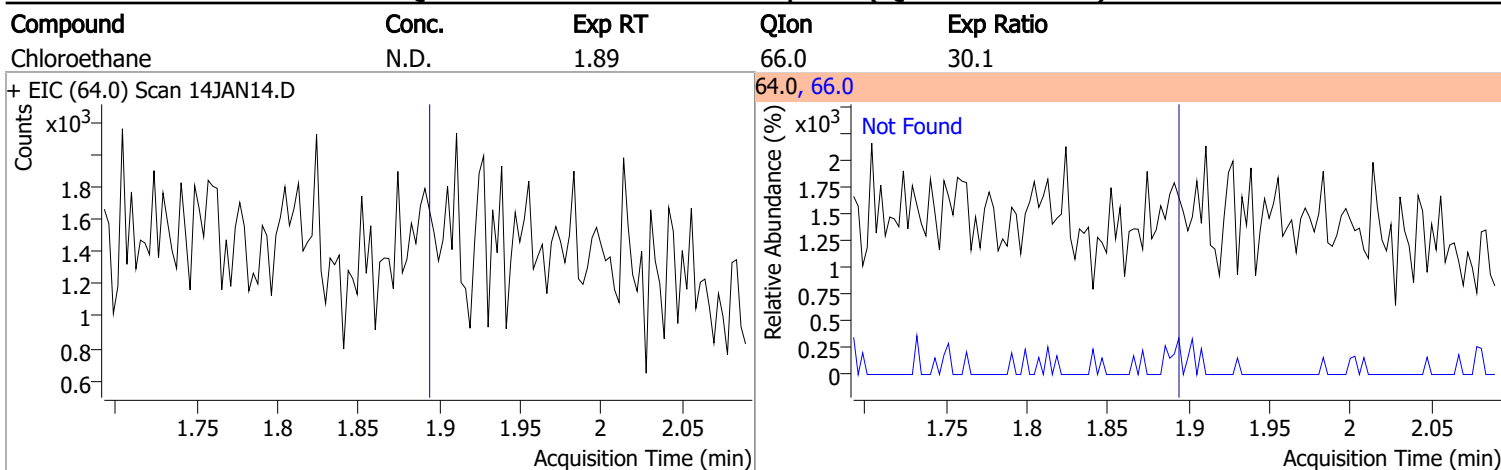
Compound	RT	QIon	Resp.	Conc.	Units		Dev(Min)
T 1,1,1-Trichloroethane	0.000		0	N.D.			
T Carbon tetrachloride	0.000		0	N.D.			
T 1,1-Dichloropropene	0.000		0	N.D.			
T Benzene	0.000		0	N.D.			
T 1,2-Dichloroethane	0.000		0	N.D.			
T Trichloroethene	0.000		0	N.D.			
T 1,2-Dichloropropane	0.000		0	N.D.			
T Dibromomethane	0.000		0	N.D.			
T Bromodichloromethane	0.000		0	N.D.			
T cis-1,3-Dichloropropene	0.000		0	N.D.			
T Toluene	8.388	92.0	1016	0.5395	ng	m	99
T trans-1,3-Dichloropropene	0.000		0	N.D.			
T 1,1,2-Trichloroethane	0.000		0	N.D.			
T Tetrachloroethene	0.000		0	N.D.			
T 1,3-Dichloropropane	0.000		0	N.D.			
T Chlorodibromomethane	0.000		0	N.D.			
T 1,2-Dibromoethane	0.000		0	N.D.			
T Chlorobenzene	0.000		0	N.D.			
T 1,1,1,2-Tetrachloroethane	0.000		0	N.D.			
T Ethylbenzene	0.000		0	N.D.			
T m+p-Xylenes	10.039	106.0	0		ng	md	1
T o-Xylene	10.427	106.0	0		ng	md	1
T Styrene	0.000		0	N.D.			
T Bromoform	0.000		0	N.D.			
T Bromobenzene	0.000		0	N.D.			
T 1,1,2,2-Tetrachloroethane	0.000		0	N.D.			
T 1,2,3-Trichloropropane	0.000		0	N.D.			
T 2-Chlorotoluene	0.000		0	N.D.			
T 4-Chlorotoluene	0.000		0	N.D.			
T 1,3-Dichlorobenzene	0.000		0	N.D.			
T 1,4-Dichlorobenzene	0.000		0	N.D.			
T 1,2-Dichlorobenzene	0.000		0	N.D.			

(#) = Qualifier Out of Range; (m) = Manual Integration; (+) = Area Summed; (*) = Surrogate Percent Recovery Out of Range; (d): Zeroed Peak

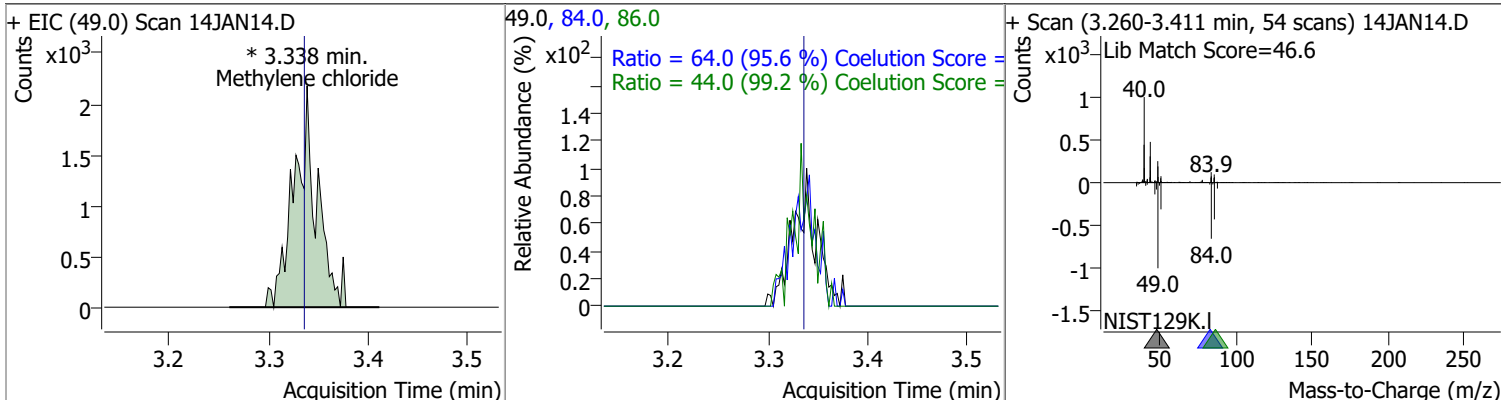
Quantitation Results Report (QT Reviewed)



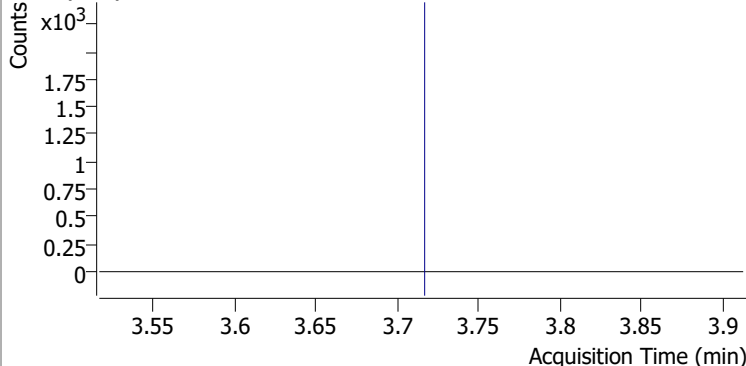
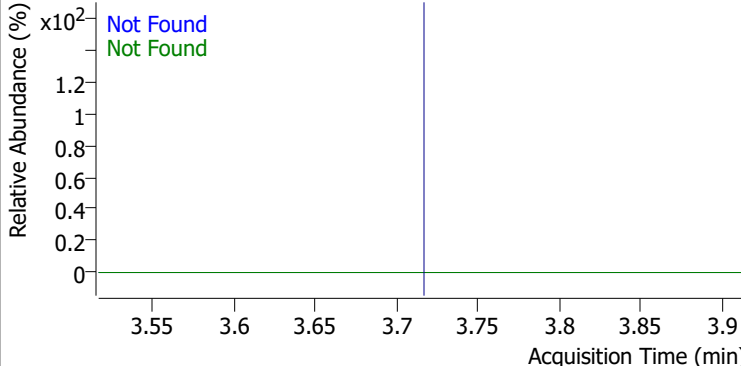
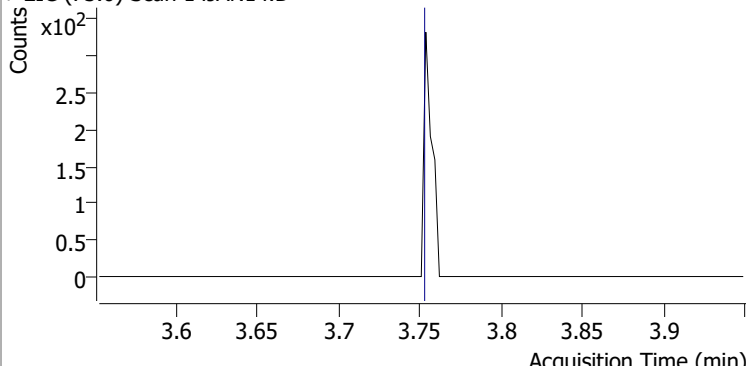
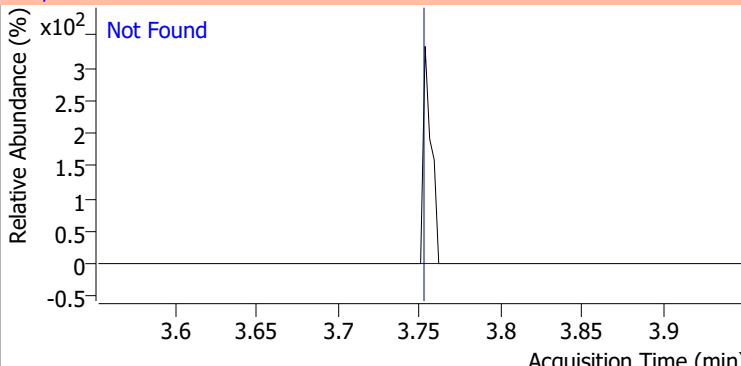
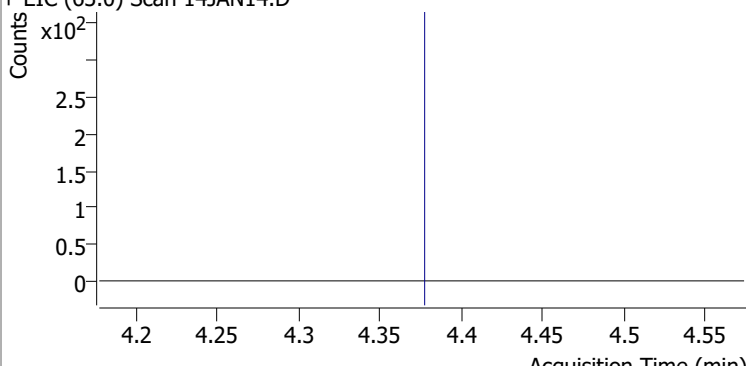
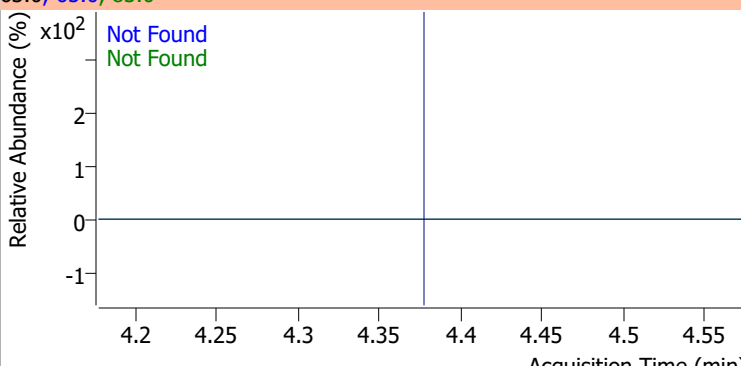
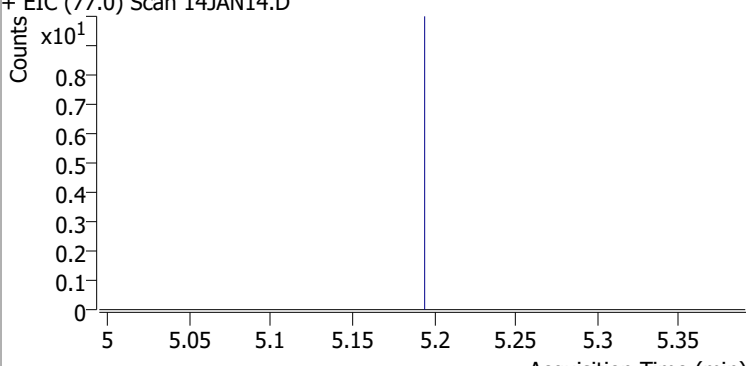
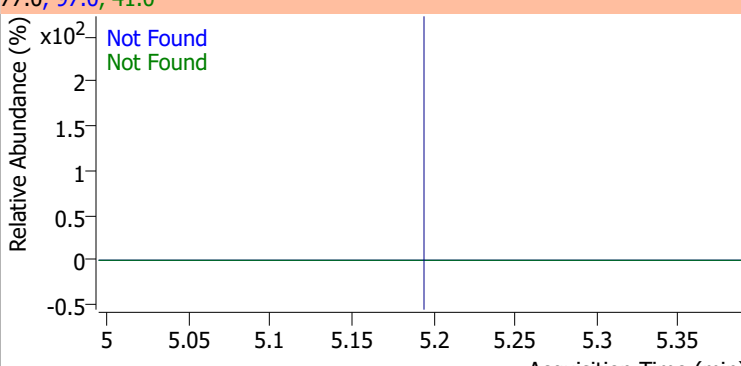
Quantitation Results Report (QT Reviewed)



Compound	Conc.	RT	Dev(Min)	Resp.	QIon	QRatio	Lower	Upper
Methylene chloride	3.1610	3.34	0.00	3484 (m)	84.0	64.0	36.9	96.9
					86.0	44.0	14.3	74.3

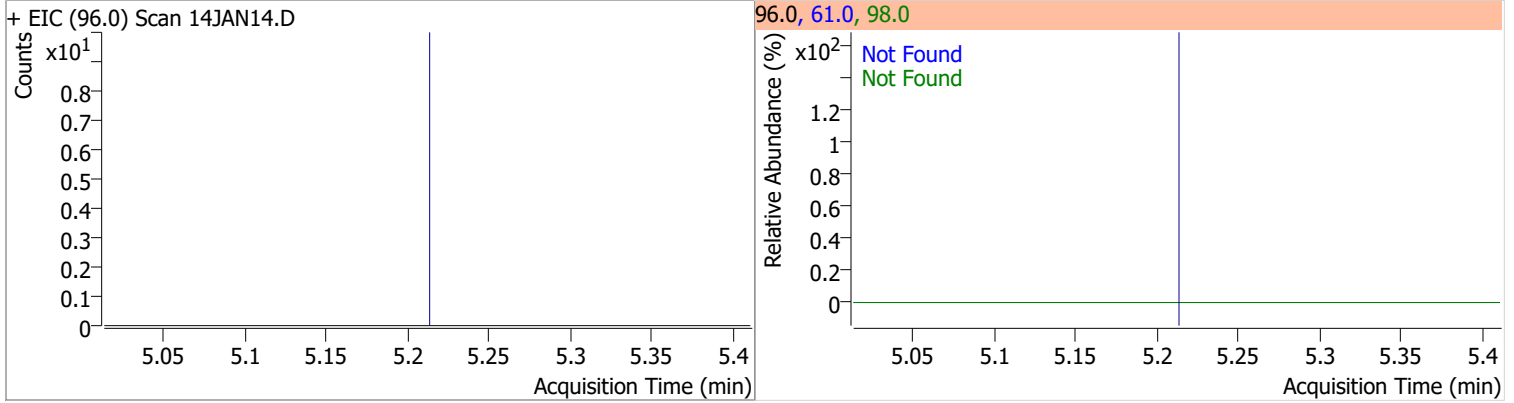


Quantitation Results Report (QT Reviewed)

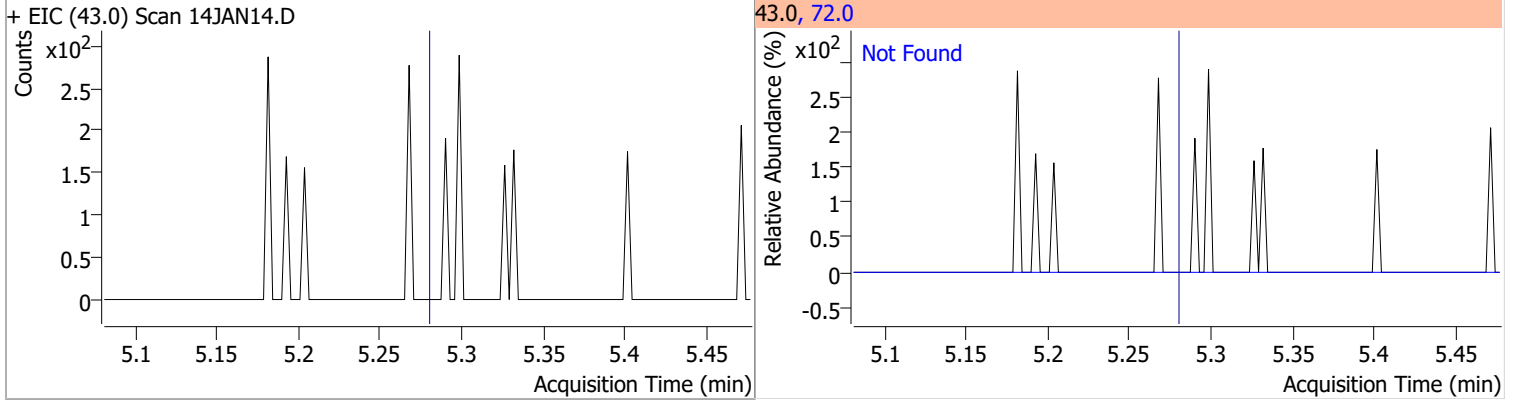
Compound	Conc.	Exp RT	QIon	Exp Ratio	QIon	Exp Ratio
trans-1,2-Dichloroethene	N.D.	3.72	61.0	153.9	98.0	65.7
+ EIC (96.0) Scan 14JAN14.D			96.0, 61.0, 98.0			
						
Methyl tert-butyl ether (MTBE)	N.D.	3.75	57.0	24.6		
+ EIC (73.0) Scan 14JAN14.D			73.0, 57.0			
						
1,1-Dichloroethane	N.D.	4.38	65.0	32.1	83.0	13.7
+ EIC (63.0) Scan 14JAN14.D			63.0, 65.0, 83.0			
						
2,2-Dichloropropane	N.D.	5.20	41.0	66.5	97.0	23.2
+ EIC (77.0) Scan 14JAN14.D			77.0, 97.0, 41.0			
						

Quantitation Results Report (QT Reviewed)

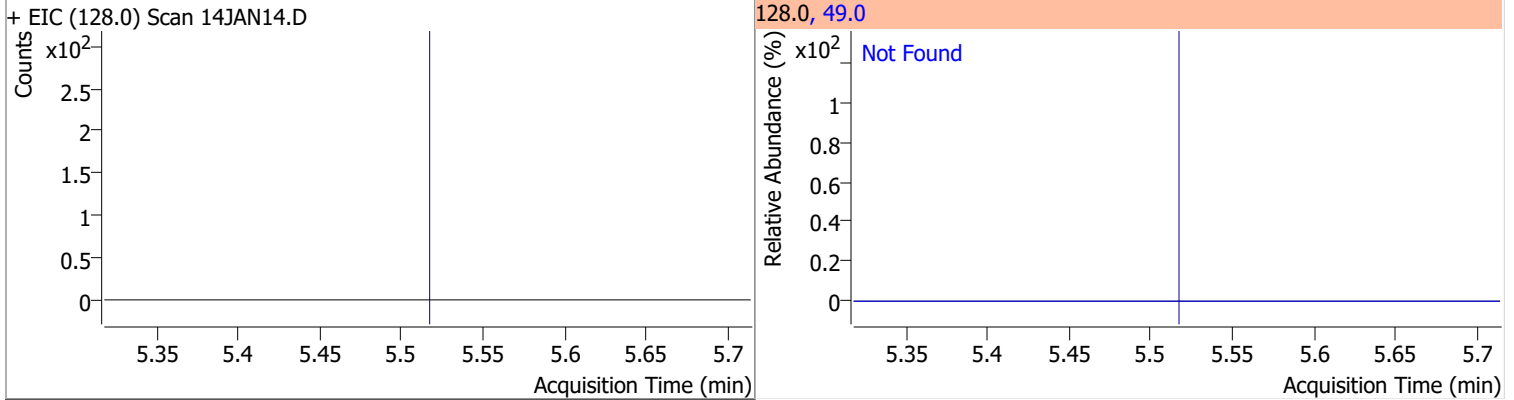
Compound	Conc.	Exp RT	QIon	Exp Ratio	QIon	Exp Ratio
cis-1,2-Dichloroethene	N.D.	5.22	61.0	167.2	98.0	67.3



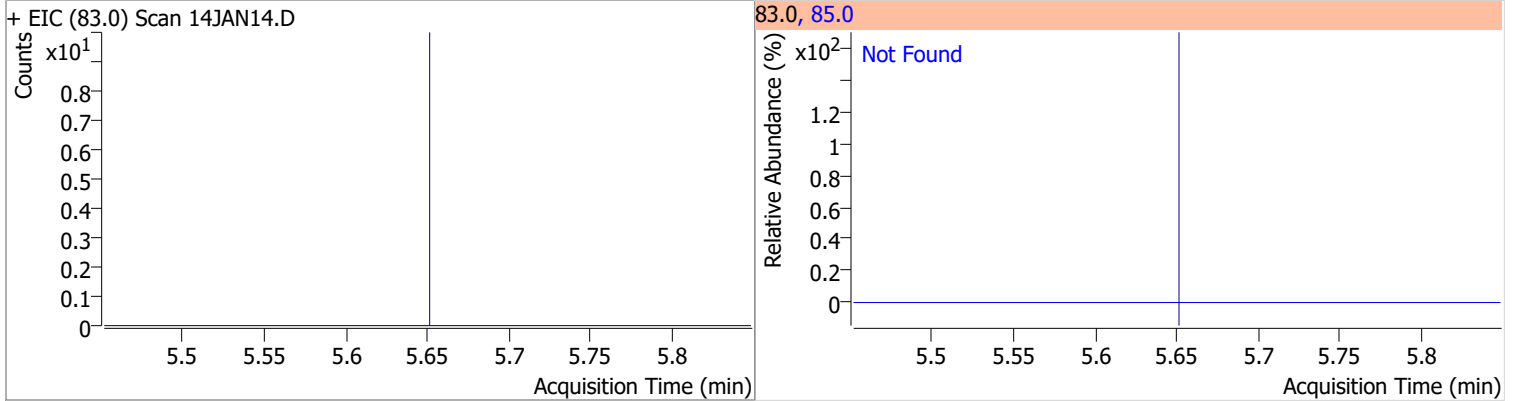
Compound	Conc.	Exp RT	QIon	Exp Ratio
Methyl ethyl ketone	N.D.	5.28	72.0	21.3



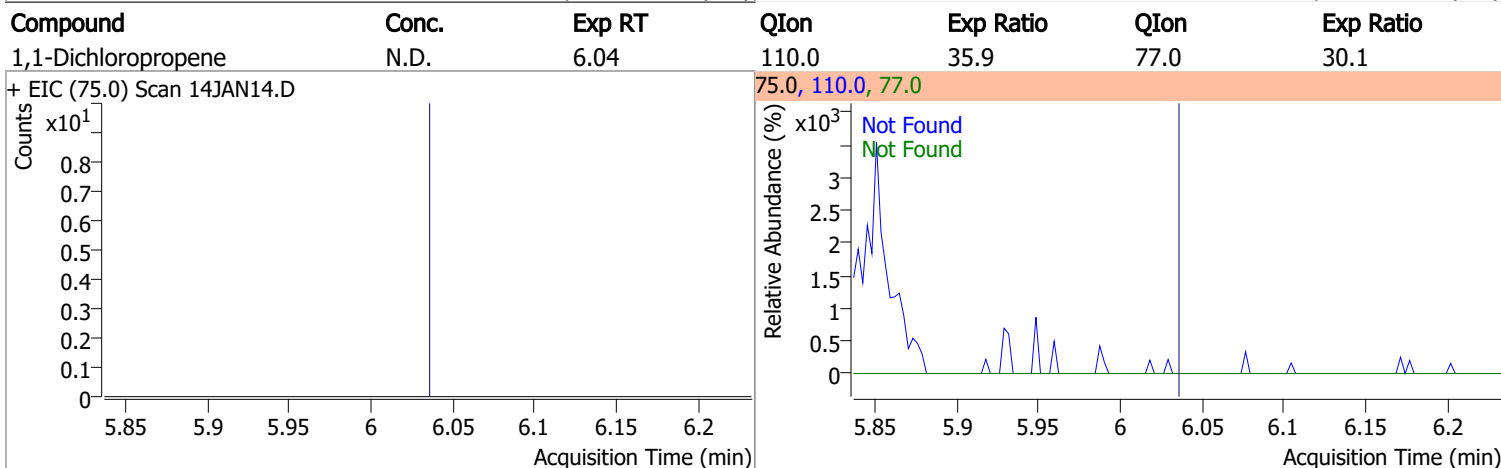
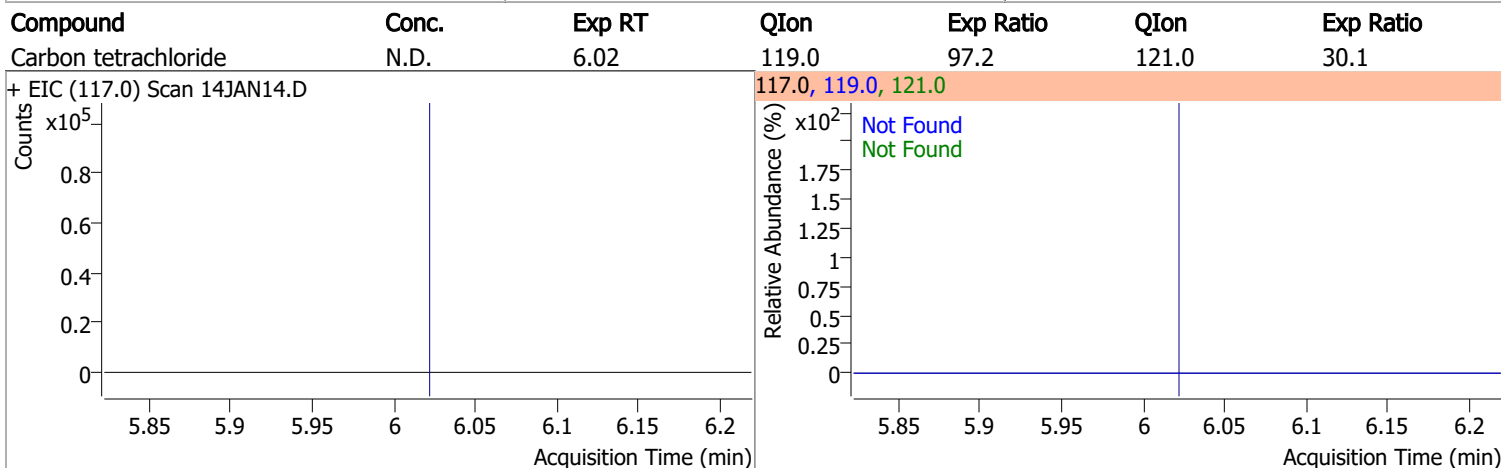
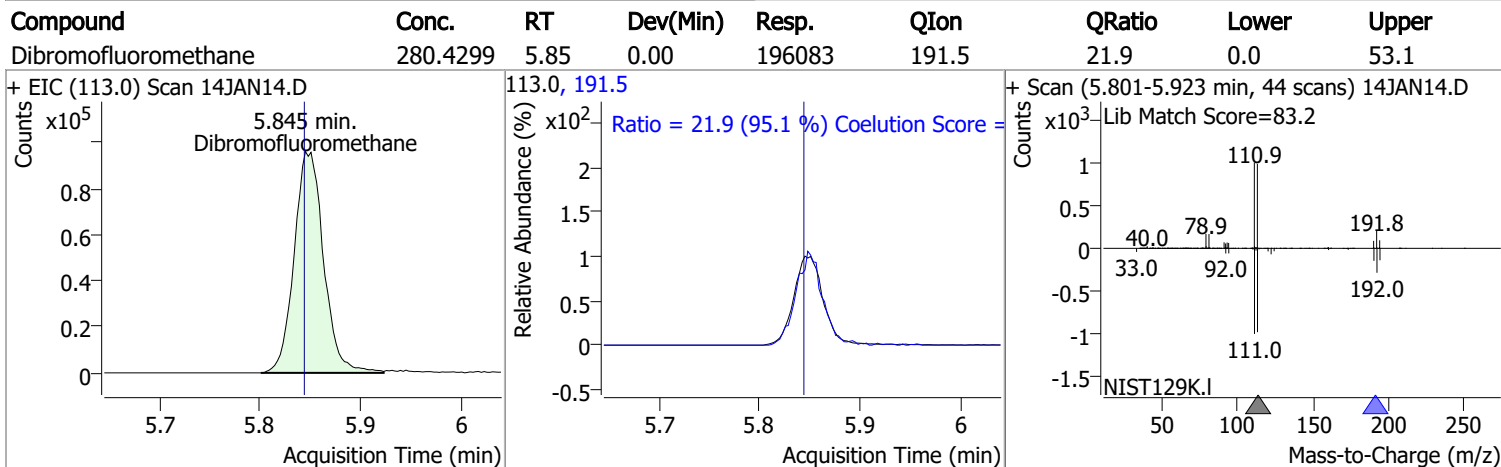
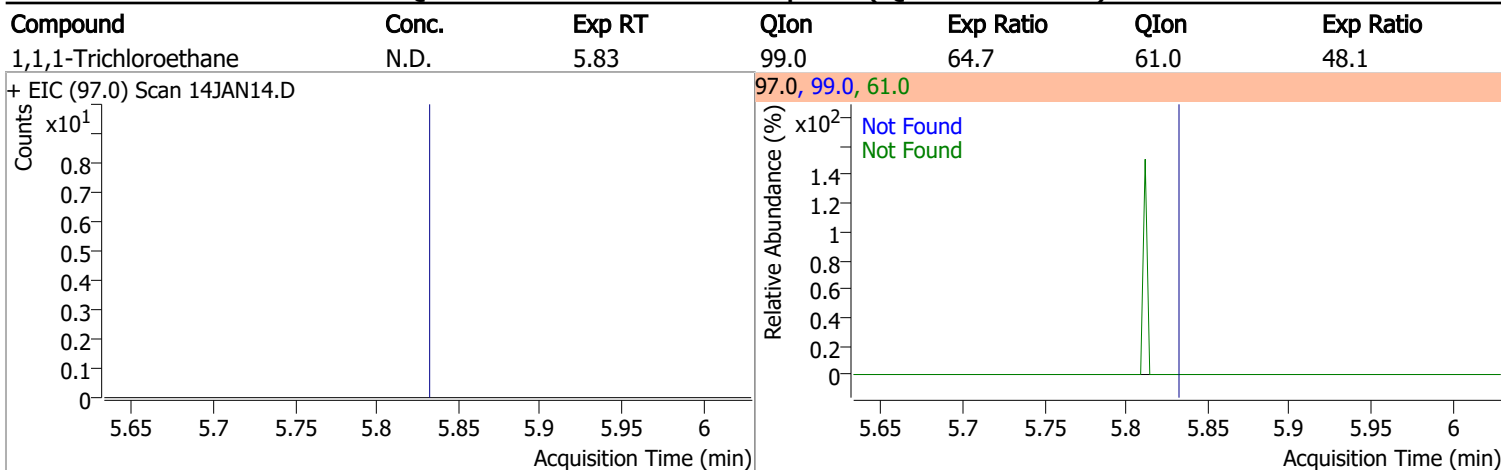
Compound	Conc.	Exp RT	QIon	Exp Ratio
Bromochloromethane	N.D.	5.52	49.0	182.9



Compound	Conc.	Exp RT	QIon	Exp Ratio
Chloroform	N.D.	5.65	85.0	66.0

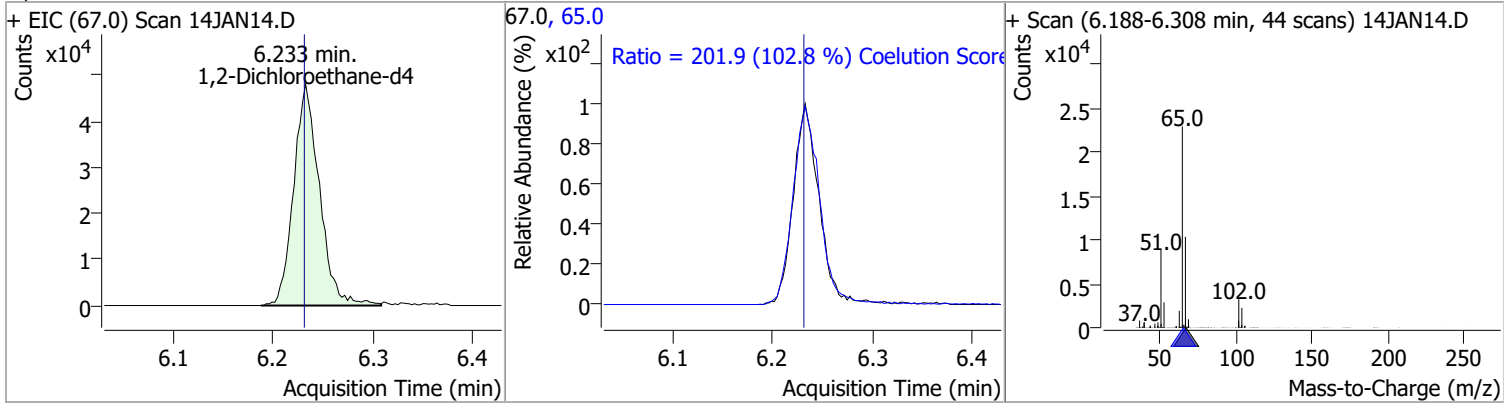


Quantitation Results Report (QT Reviewed)

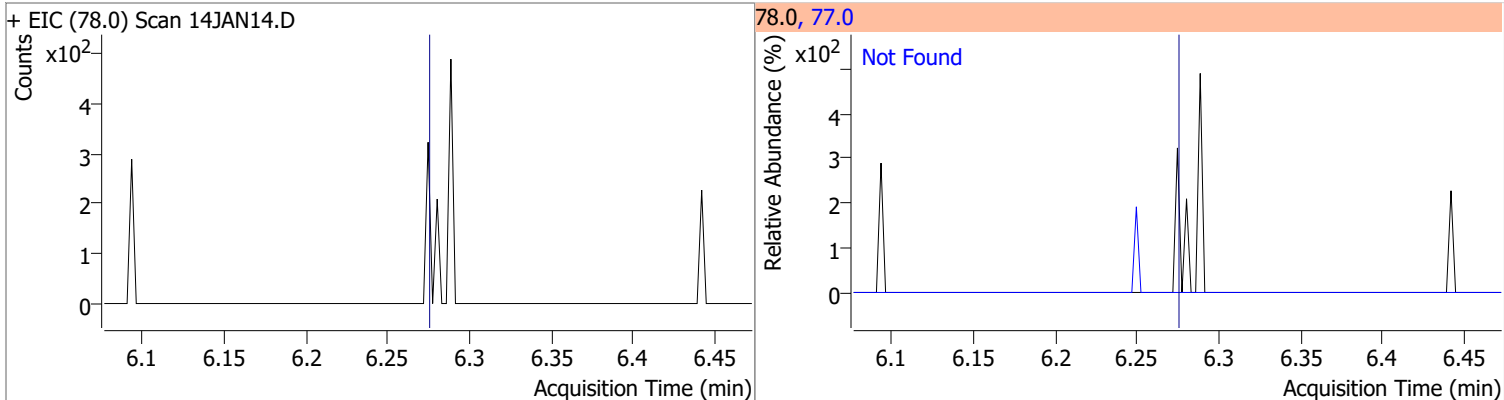


Quantitation Results Report (QT Reviewed)

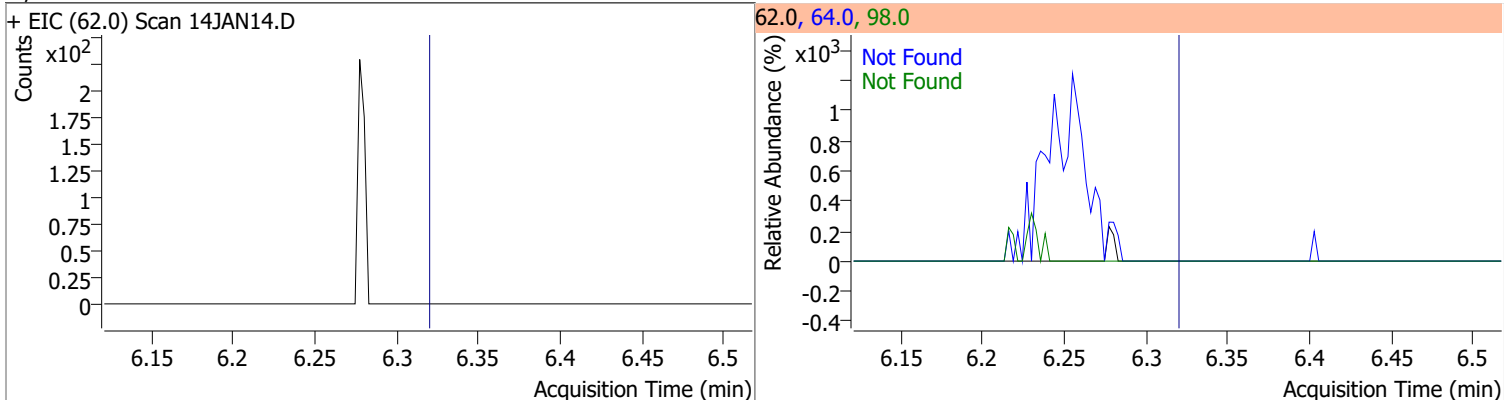
Compound	Conc.	RT	Dev(Min)	Resp.	QIon	QRatio	Lower	Upper
1,2-Dichloroethane-d4	283.6823	6.23	0.00	85676	65.0	201.9	166.5	226.5



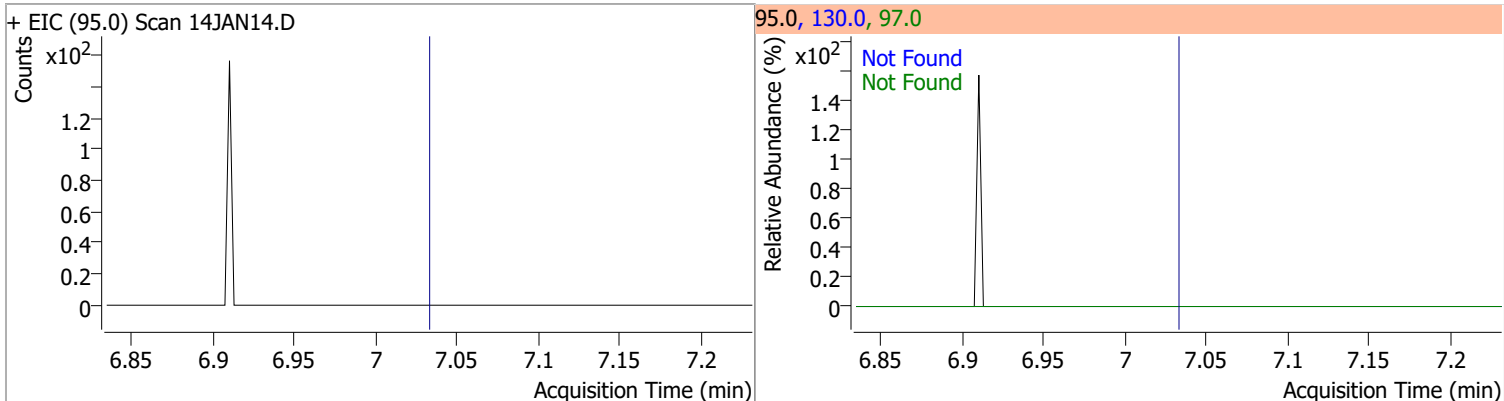
Compound	Conc.	Exp RT	QIon	Exp Ratio
Benzene	N.D.	6.28	77.0	23.5



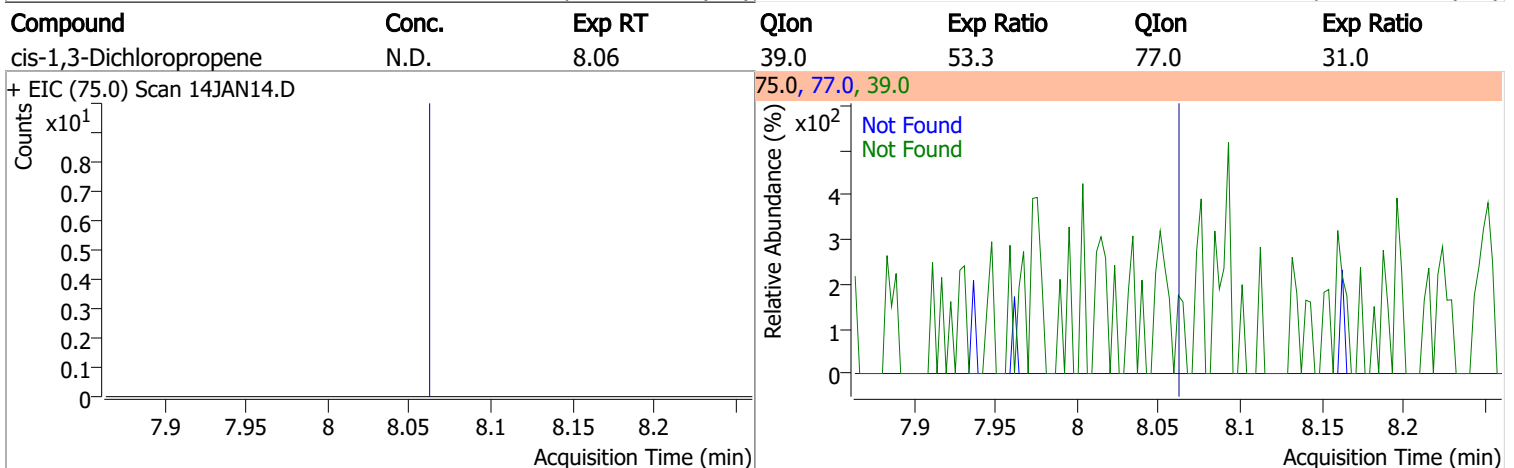
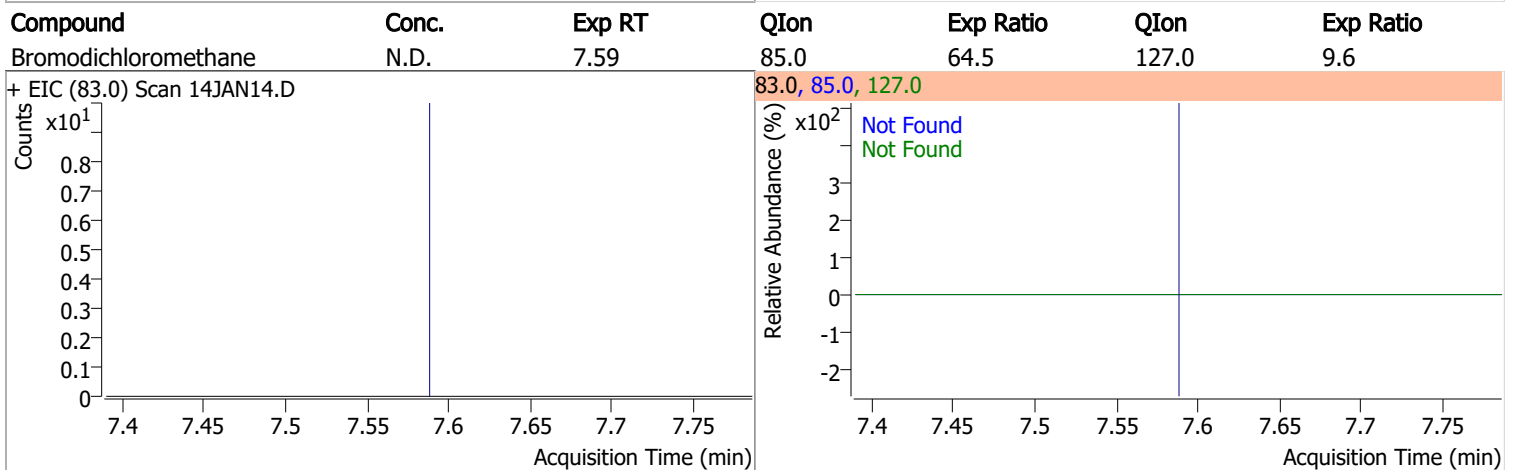
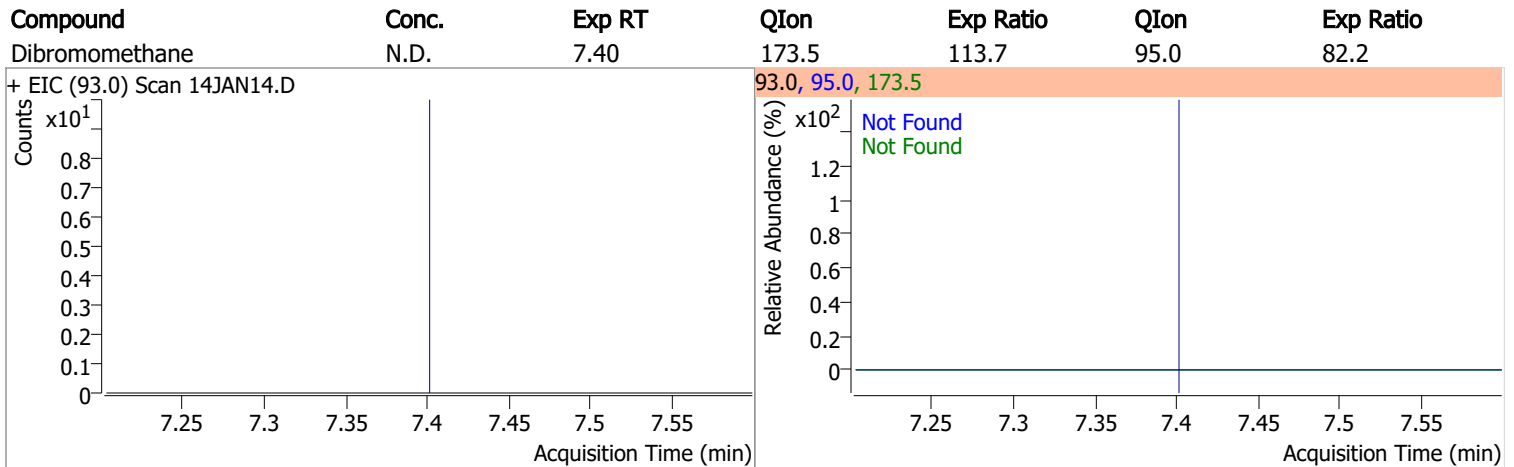
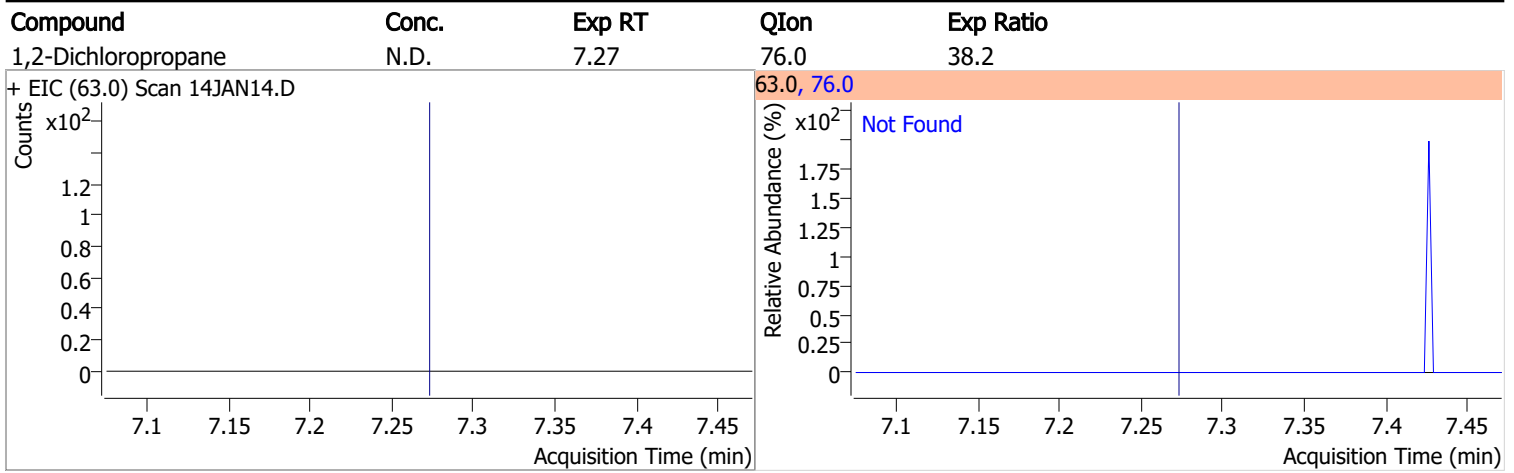
Compound	Conc.	Exp RT	QIon	Exp Ratio	QIon	Exp Ratio
1,2-Dichloroethane	N.D.	6.32	64.0	29.9	98.0	7.6



Compound	Conc.	Exp RT	QIon	Exp Ratio	QIon	Exp Ratio
Trichloroethene	N.D.	7.03	130.0	101.5	97.0	64.1

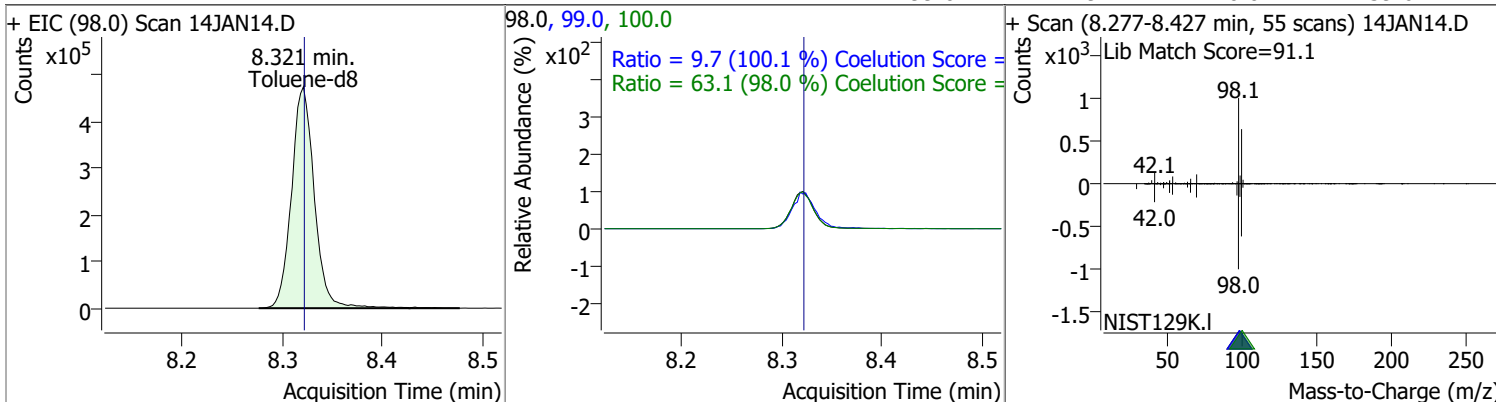


Quantitation Results Report (QT Reviewed)

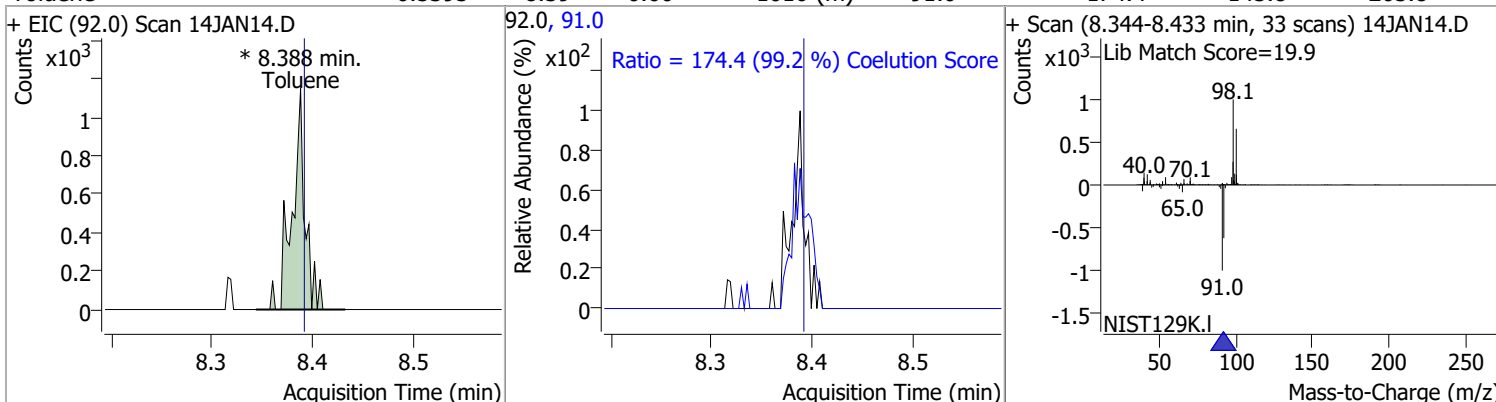


Quantitation Results Report (QT Reviewed)

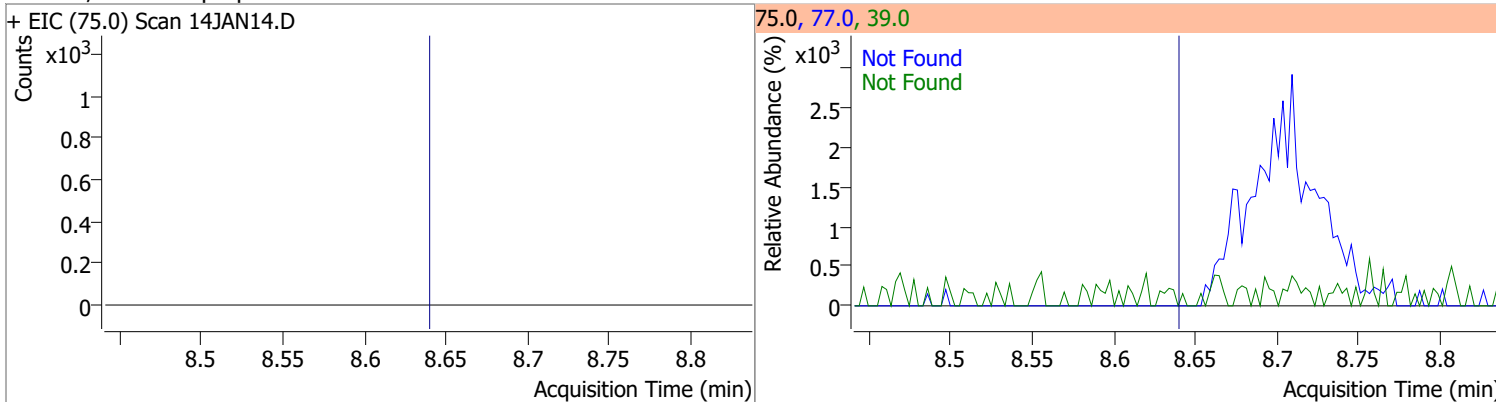
Compound	Conc.	RT	Dev(Min)	Resp.	QIon	QRatio	Lower	Upper
Toluene-d8	268.1803	8.32	0.00	747373	100.0	63.1	34.4	94.4
					99.0	9.7	0.0	39.6



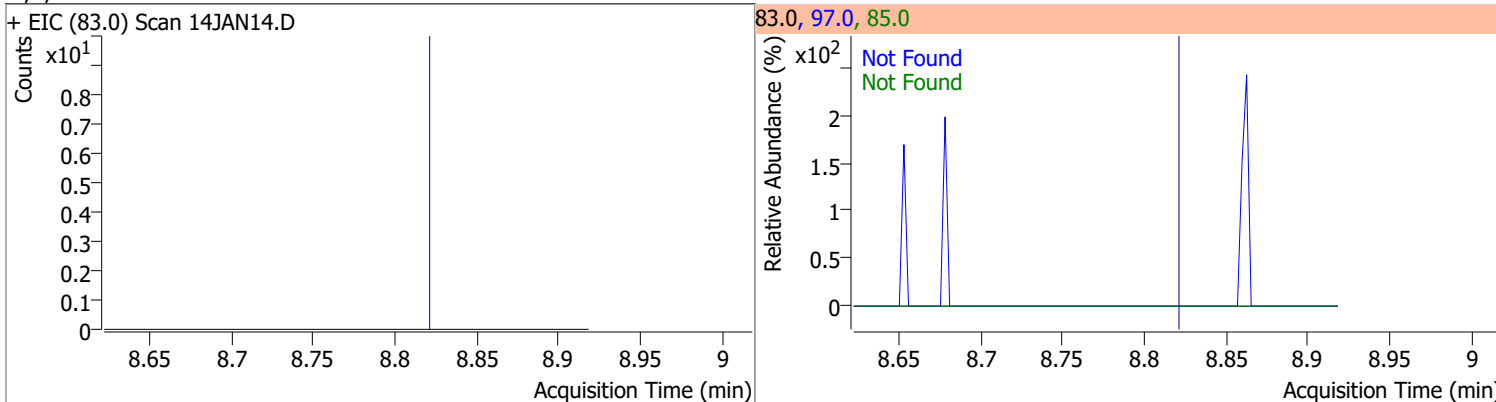
Compound	Conc.	RT	Dev(Min)	Resp.	QIon	QRatio	Lower	Upper
Toluene	0.5395	8.39	0.00	1016 (m)	91.0	174.4	145.8	205.8



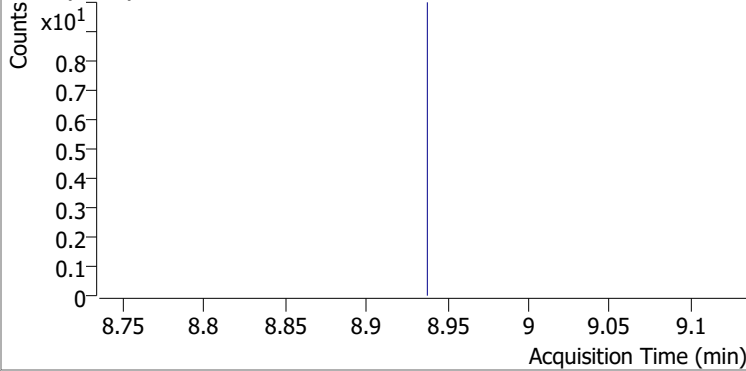
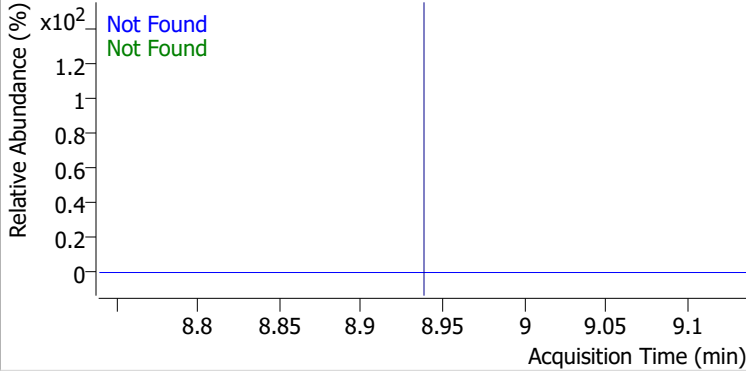
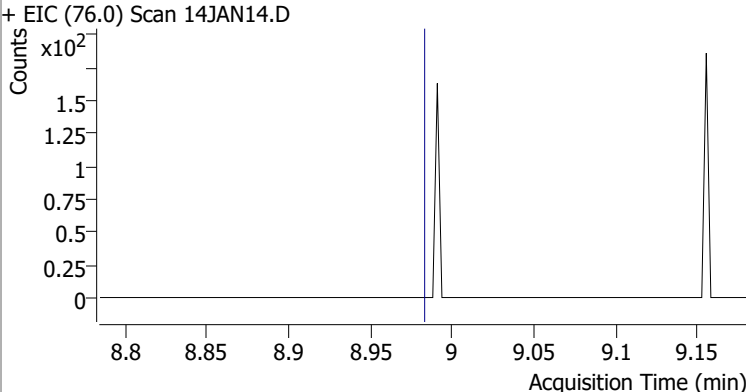
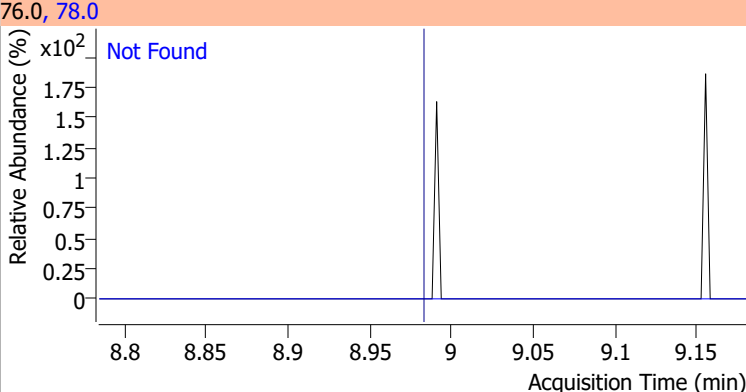
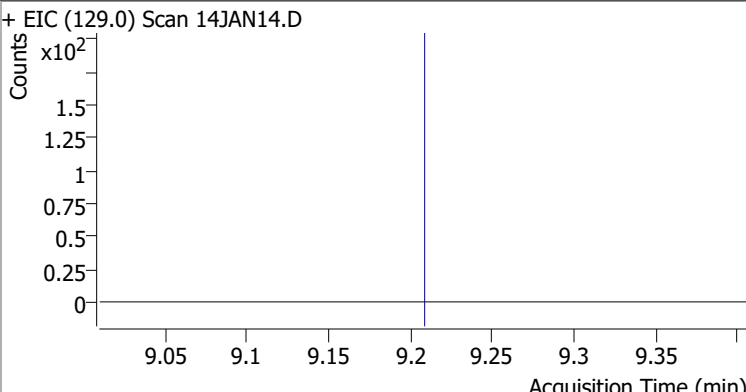
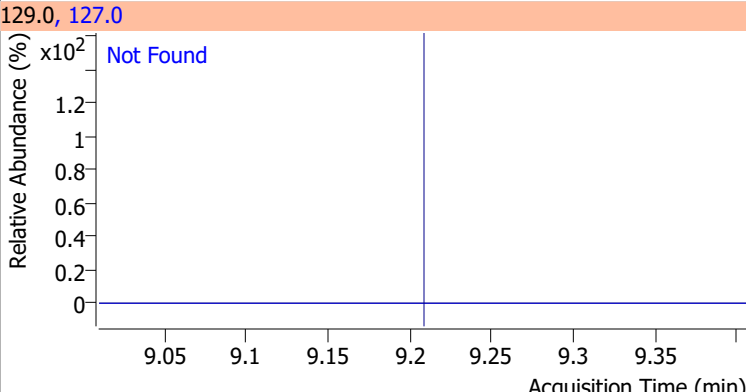
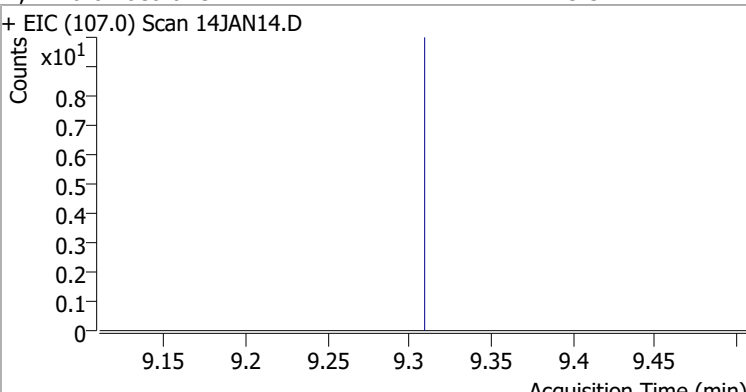
Compound	Conc.	Exp RT	QIon	Exp Ratio	QIon	Exp Ratio
trans-1,3-Dichloropropene	N.D.	8.64	39.0	53.4	77.0	32.4



Compound	Conc.	Exp RT	QIon	Exp Ratio	QIon	Exp Ratio
1,1,2-Trichloroethane	N.D.	8.82	97.0	114.6	85.0	67.6

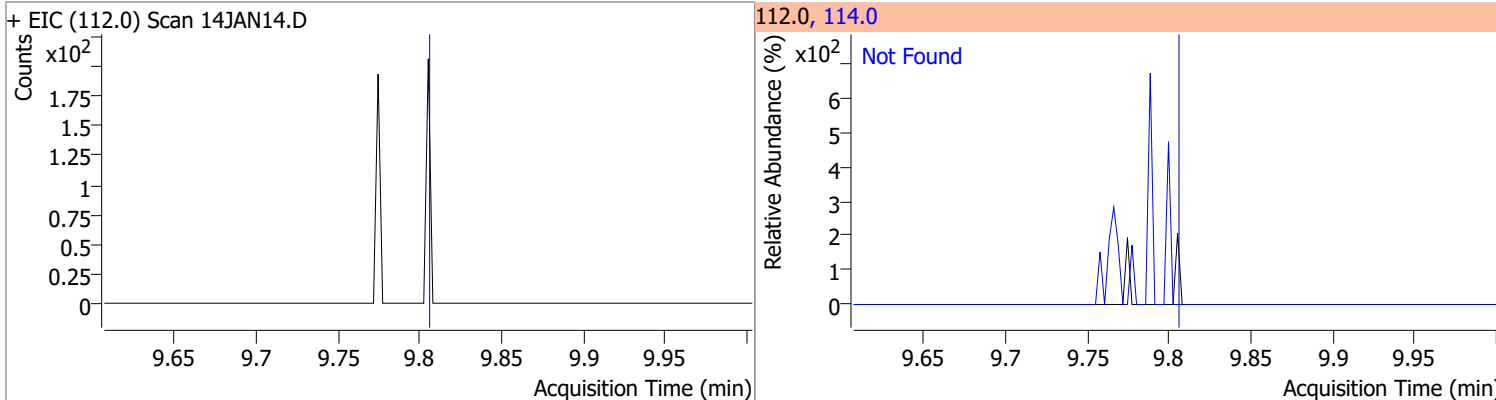


Quantitation Results Report (QT Reviewed)

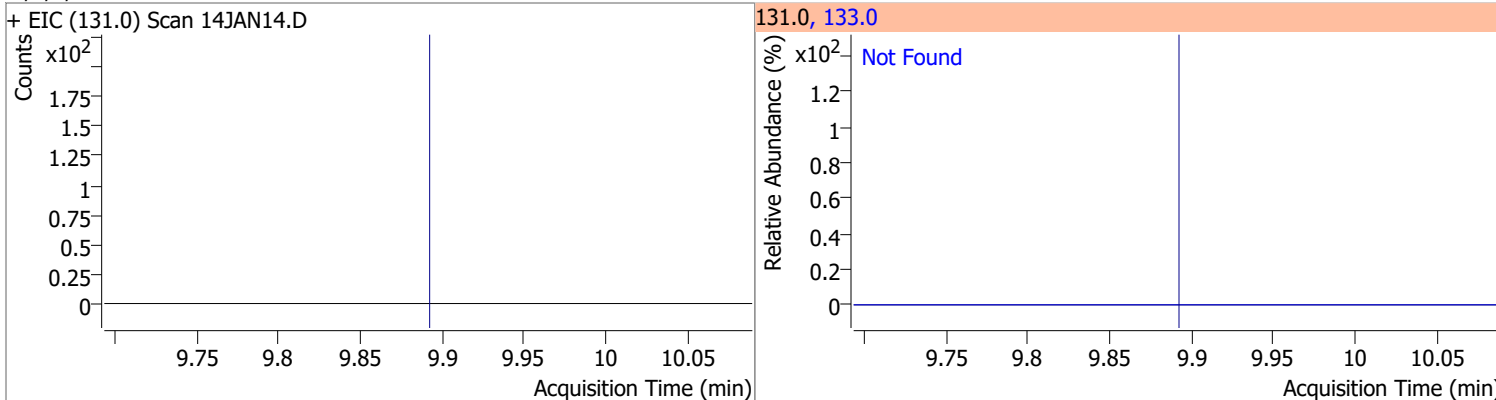
Compound	Conc.	Exp RT	QIon	Exp Ratio	QIon	Exp Ratio
Tetrachloroethene	N.D.	8.94	165.8	128.6	129.0	91.5
+ EIC (163.8) Scan 14JAN14.D ***NO DATA POINTS***			163.8, 129.0, 165.8			
						
1,3-Dichloropropane	N.D.	8.98	78.0	32.9		
+ EIC (76.0) Scan 14JAN14.D			76.0, 78.0			
						
Chlorodibromomethane	N.D.	9.21	127.0	78.0		
+ EIC (129.0) Scan 14JAN14.D			129.0, 127.0			
						
1,2-Dibromoethane	N.D.	9.31	109.0	94.5		
+ EIC (107.0) Scan 14JAN14.D			107.0, 109.0			
						

Quantitation Results Report (QT Reviewed)

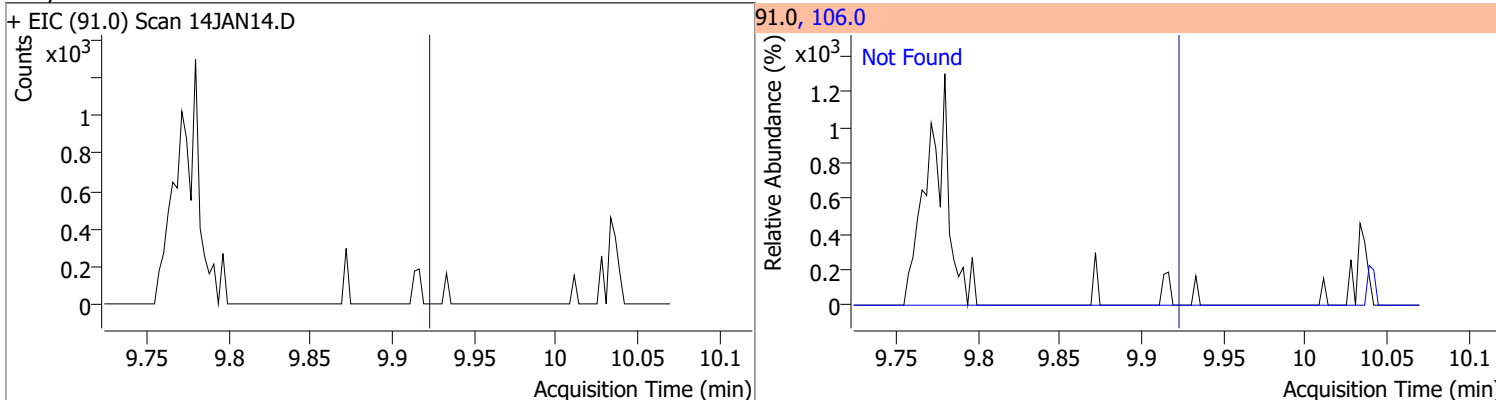
Compound	Conc.	Exp RT	QIon	Exp Ratio
Chlorobenzene	N.D.	9.80	114.0	32.1



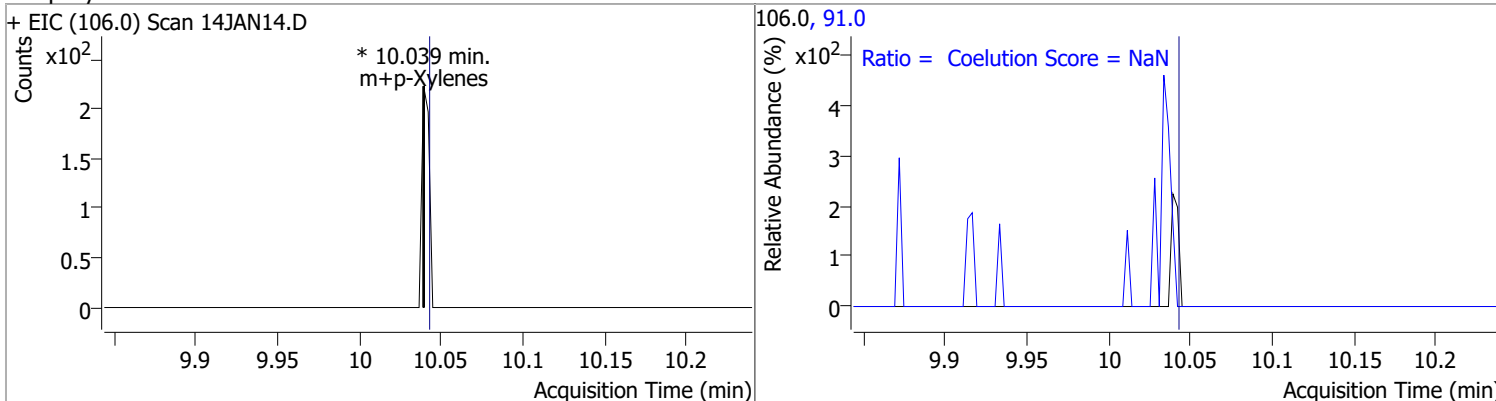
Compound	Conc.	Exp RT	QIon	Exp Ratio
1,1,1,2-Tetrachloroethane	N.D.	9.89	133.0	98.6



Compound	Conc.	Exp RT	QIon	Exp Ratio
Ethylbenzene	N.D.	9.92	106.0	31.1

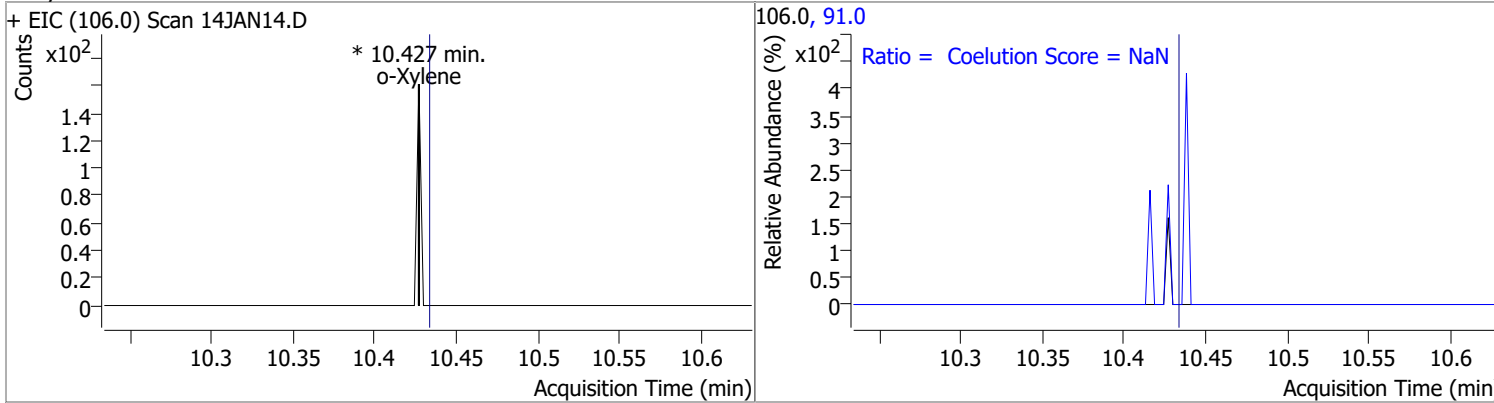


Compound	Conc.	RT	Dev(Min)	Resp.	QIon	QRatio	Lower	Upper
m+p-Xylenes		0		0	91.0		171.4	231.4

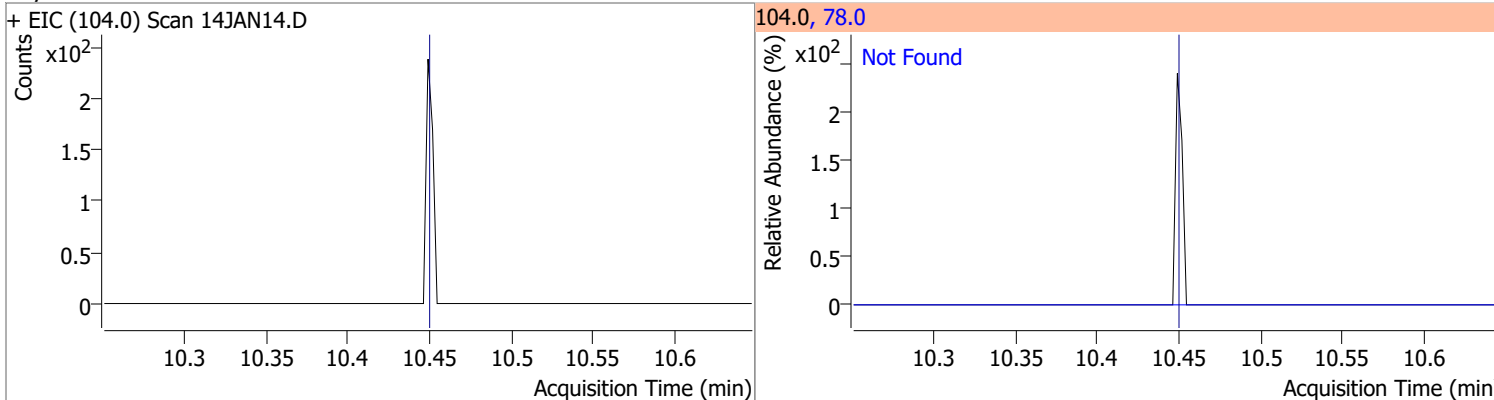


Quantitation Results Report (QT Reviewed)

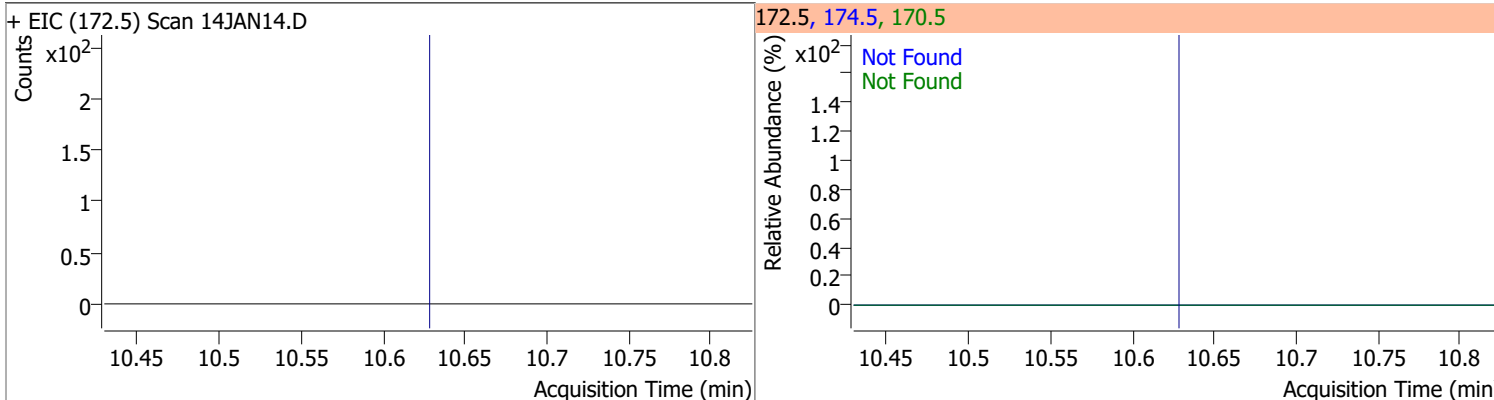
Compound	Conc.	RT	Dev(Min)	Resp.	QIon	QRatio	Lower	Upper
o-Xylene		0		0	91.0		183.1	243.1



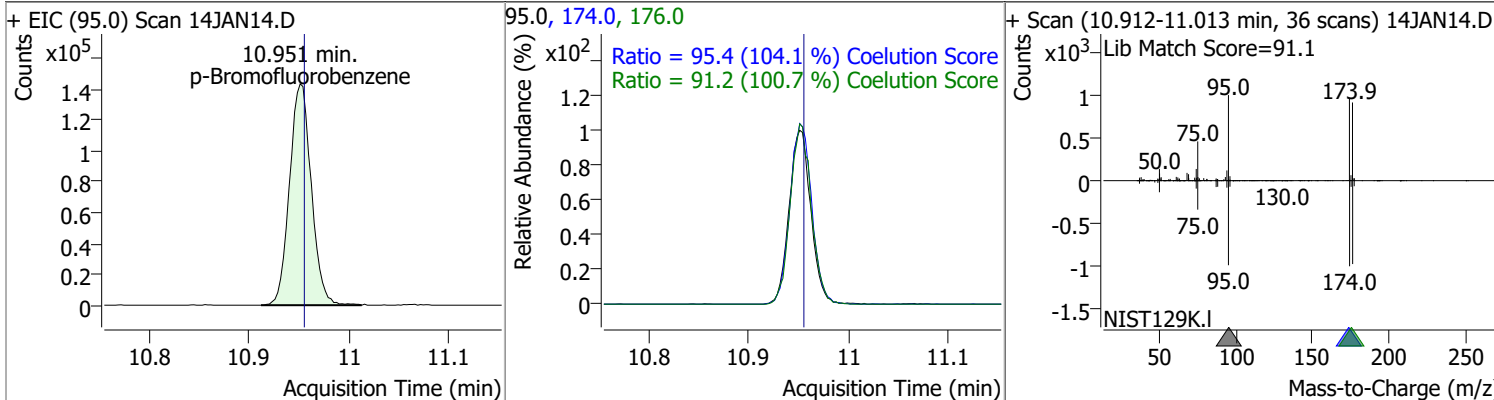
Compound	Conc.	Exp RT	QIon	Exp Ratio
Styrene	N.D.	10.45	78.0	49.6



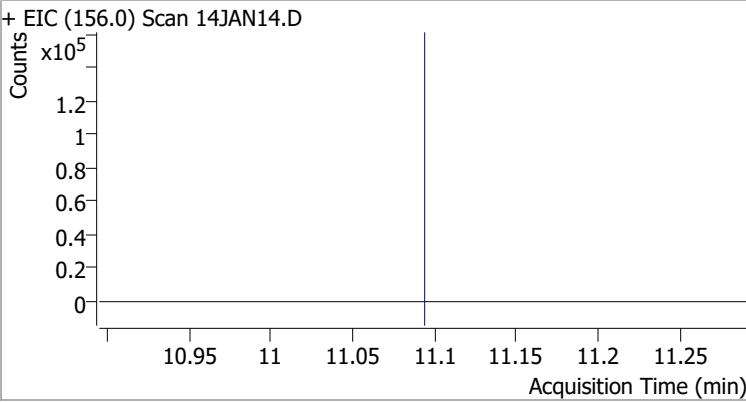
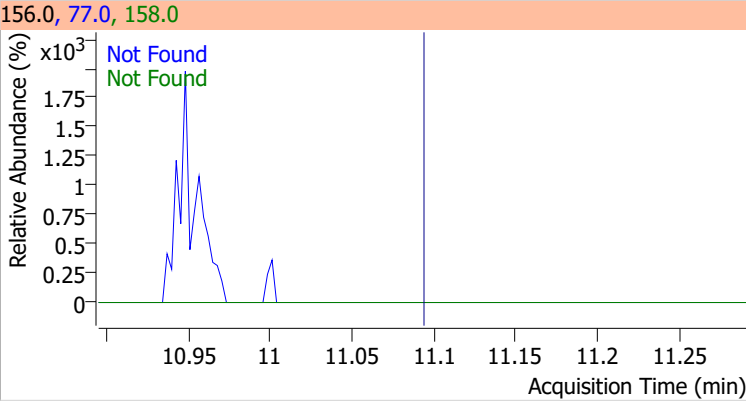
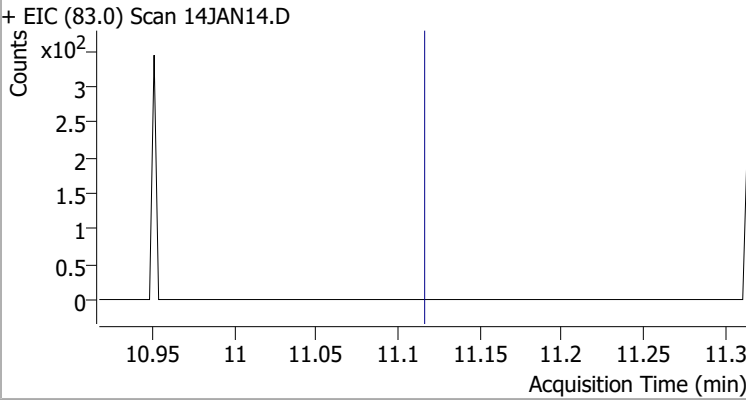
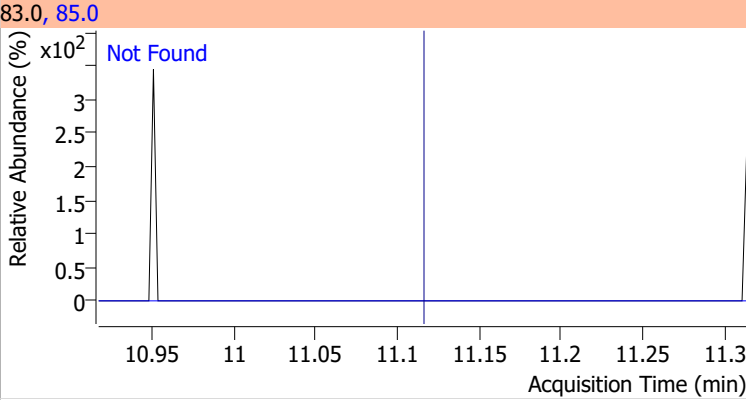
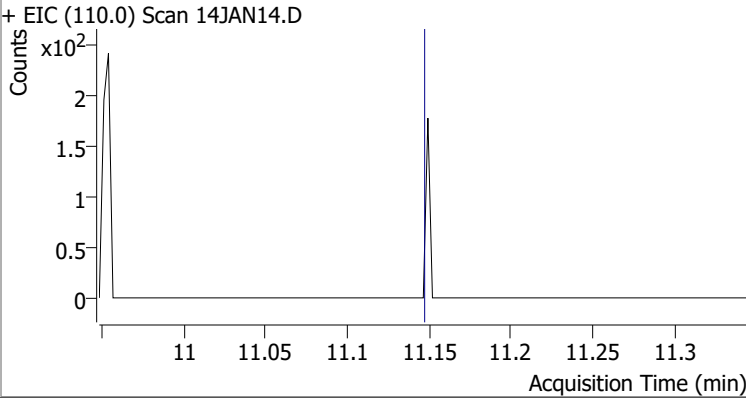
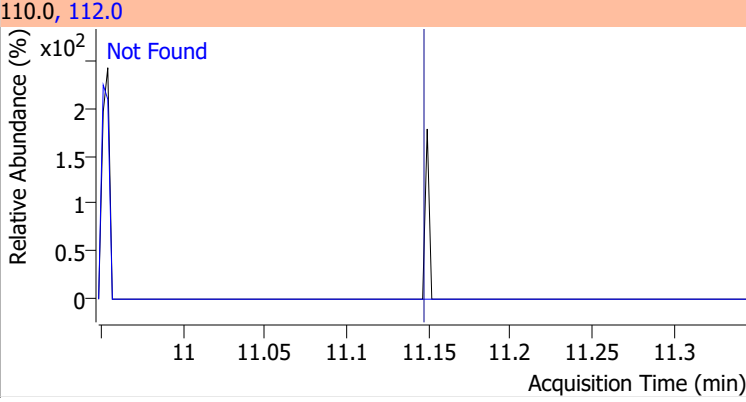
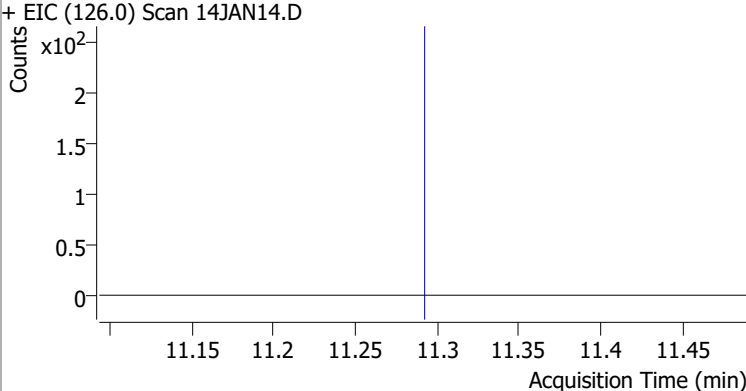
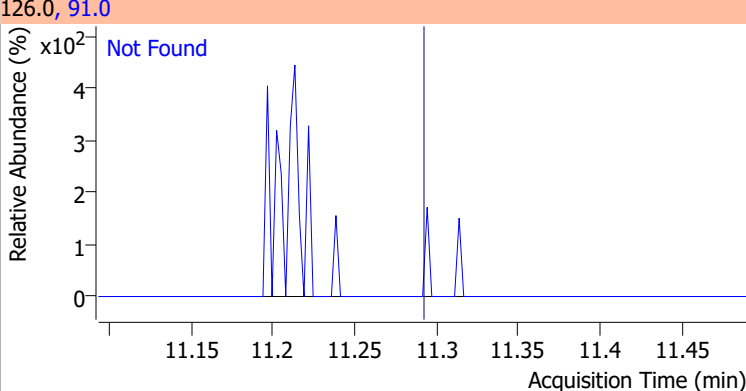
Compound	Conc.	Exp RT	QIon	Exp Ratio	QIon	Exp Ratio
Bromoform	N.D.	10.63	170.5	52.1	174.5	50.1



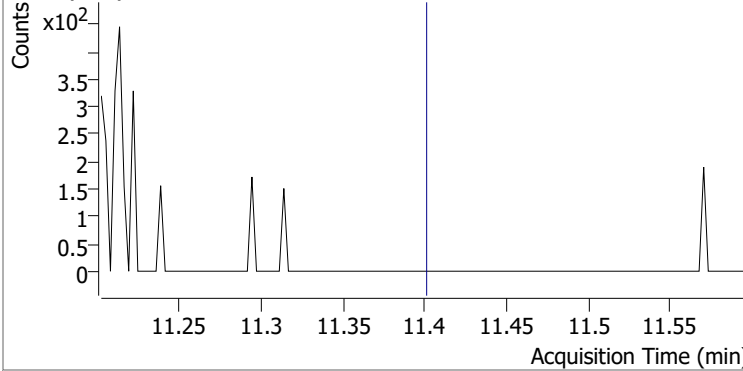
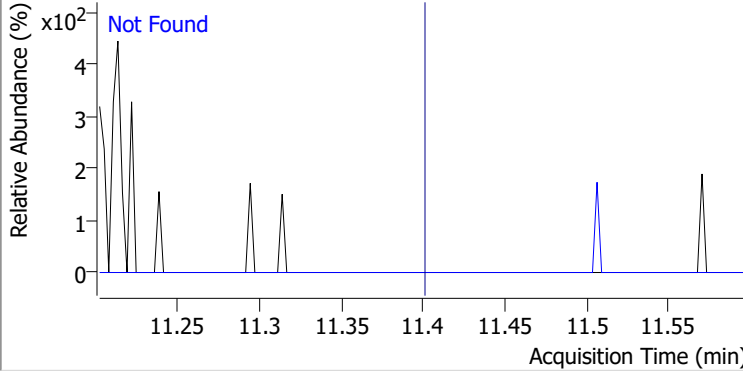
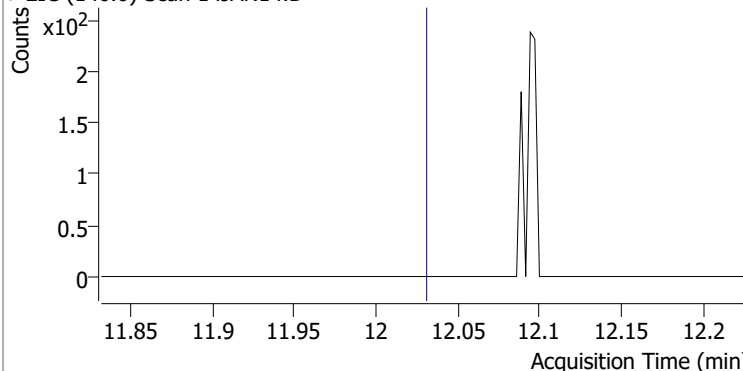
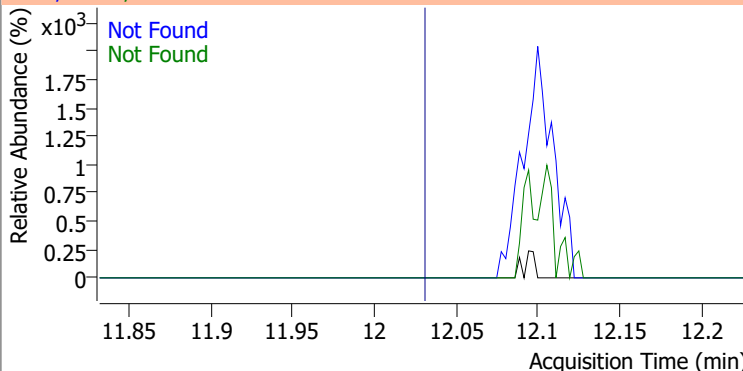
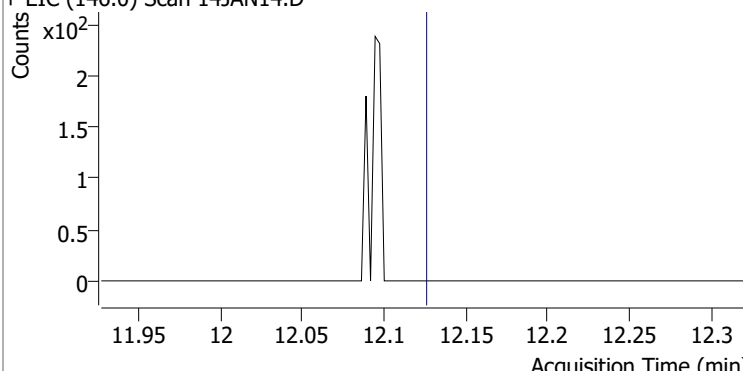
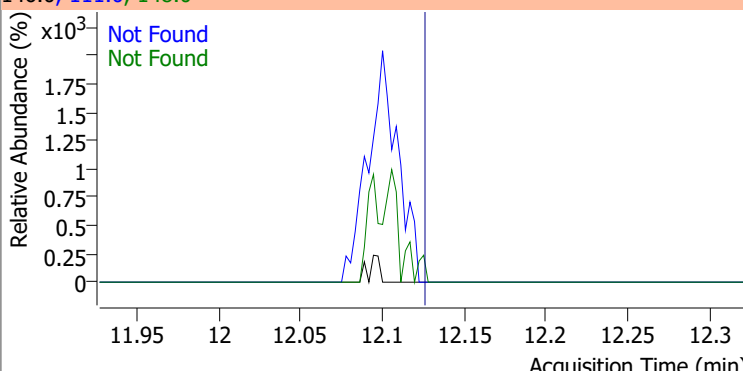
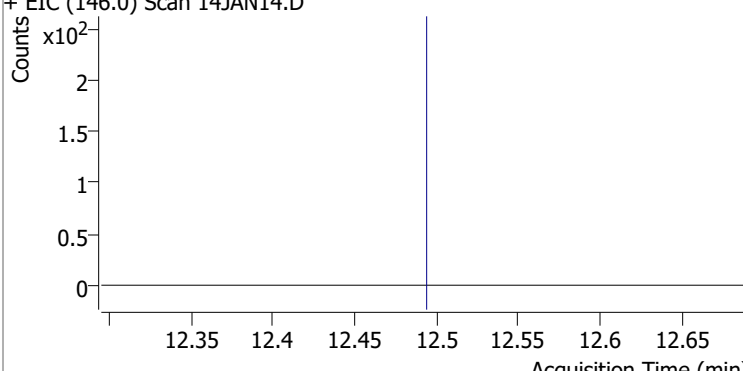
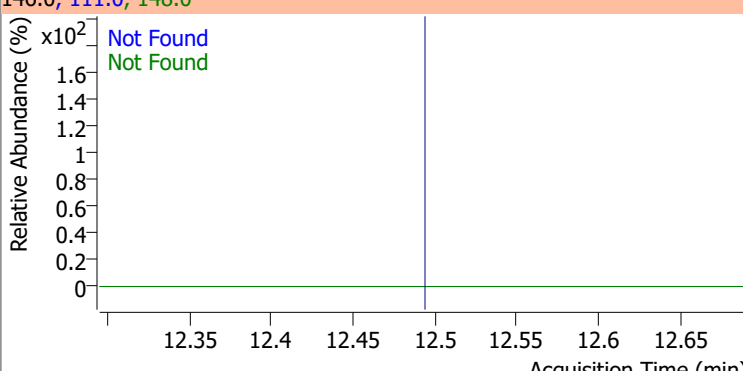
Compound	Conc.	RT	Dev(Min)	Resp.	QIon	QRatio	Lower	Upper
p-Bromofluorobenzene	275.9316	10.95	0.00	215486	174.0	95.4	61.7	121.7
					176.0	91.2	60.6	120.6



Quantitation Results Report (QT Reviewed)

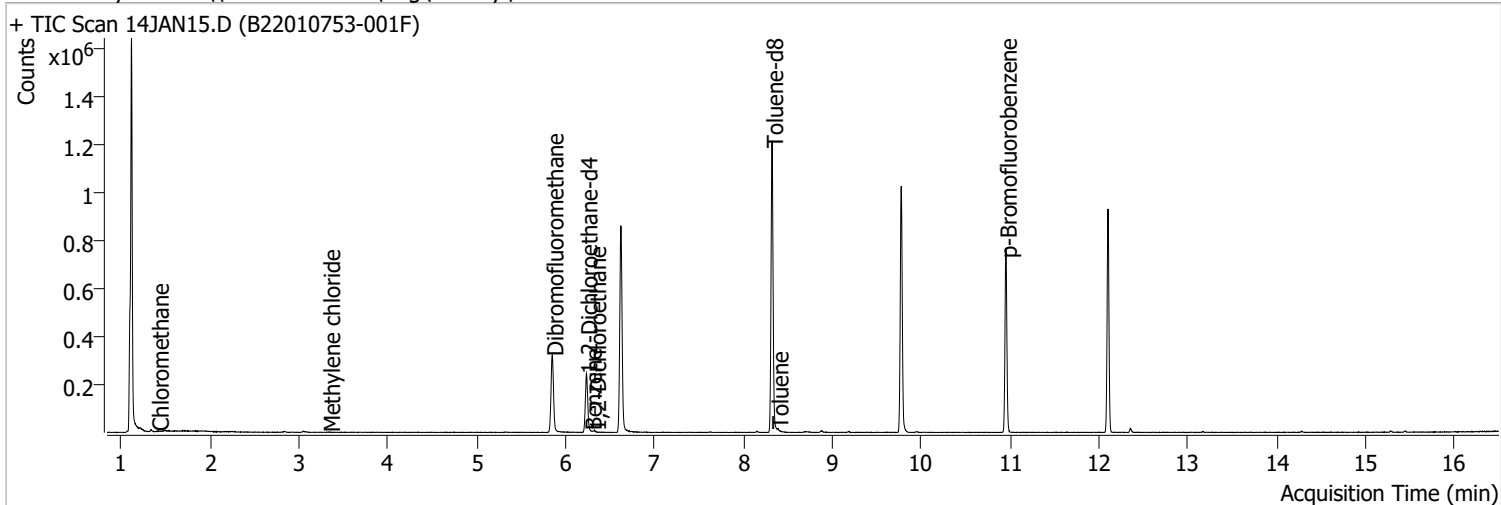
Compound	Conc.	Exp RT	QIon	Exp Ratio	QIon	Exp Ratio
Bromobenzene	N.D.	11.09	77.0	145.7	158.0	96.5
+ EIC (156.0) Scan 14JAN14.D			156.0, 77.0, 158.0			
						
1,1,2,2-Tetrachloroethane	N.D.	11.12	85.0	66.2		
+ EIC (83.0) Scan 14JAN14.D			83.0, 85.0			
						
1,2,3-Trichloropropane	N.D.	11.15	112.0	63.5		
+ EIC (110.0) Scan 14JAN14.D			110.0, 112.0			
						
2-Chlorotoluene	N.D.	11.29	91.0	282.3		
+ EIC (126.0) Scan 14JAN14.D			126.0, 91.0			
						

Quantitation Results Report (QT Reviewed)

Compound	Conc.	Exp RT	QIon	Exp Ratio	QIon	Exp Ratio
4-Chlorotoluene	N.D.	11.40	126.0	31.7		
+ EIC (91.0) Scan 14JAN14.D			91.0, 126.0			
						
1,3-Dichlorobenzene	N.D.	12.03	148.0	63.6	111.0	39.8
+ EIC (146.0) Scan 14JAN14.D			146.0, 111.0, 148.0			
						
1,4-Dichlorobenzene	N.D.	12.13	148.0	63.1	111.0	39.1
+ EIC (146.0) Scan 14JAN14.D			146.0, 111.0, 148.0			
						
1,2-Dichlorobenzene	N.D.	12.49	148.0	63.9	111.0	41.0
+ EIC (146.0) Scan 14JAN14.D			146.0, 111.0, 148.0			
						

Quantitation Results Report (QT Reviewed)

Data File	14JAN15.D	Operator	MSC
Acq. Method	5975CACQF.M	Acq. Date-Time	1/14/2022 4:24:08 PM
Sample Name	B22010753-001F	Instrument	VOA5975C
Vial	15	Multiplier	1.00
DA Method File	VOA5975C_8260B_SHT_DoD_L4_010422.m	Comment	
Tune File	BFB_Atune3.u	Tune Date	10/11/2021 4:02:00 PM
Batch Name	VG011422_8260B.batch.bin	Last Calib Update	3/4/2022 3:27:31 PM
Ref Library	\\MASSHUNTER\Org\Library\NIST129K.I		



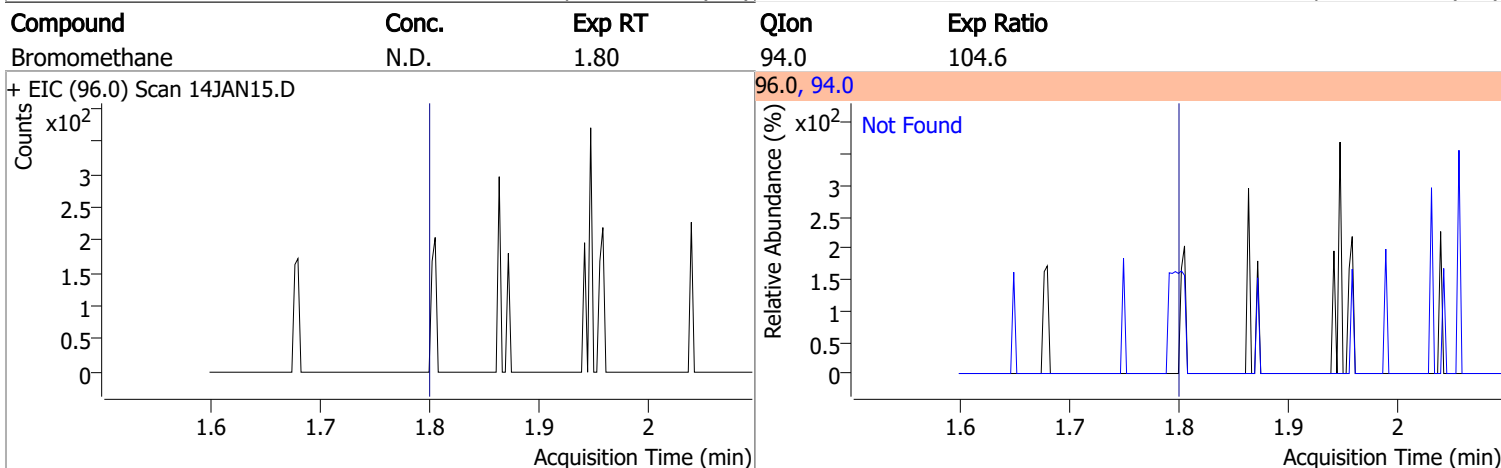
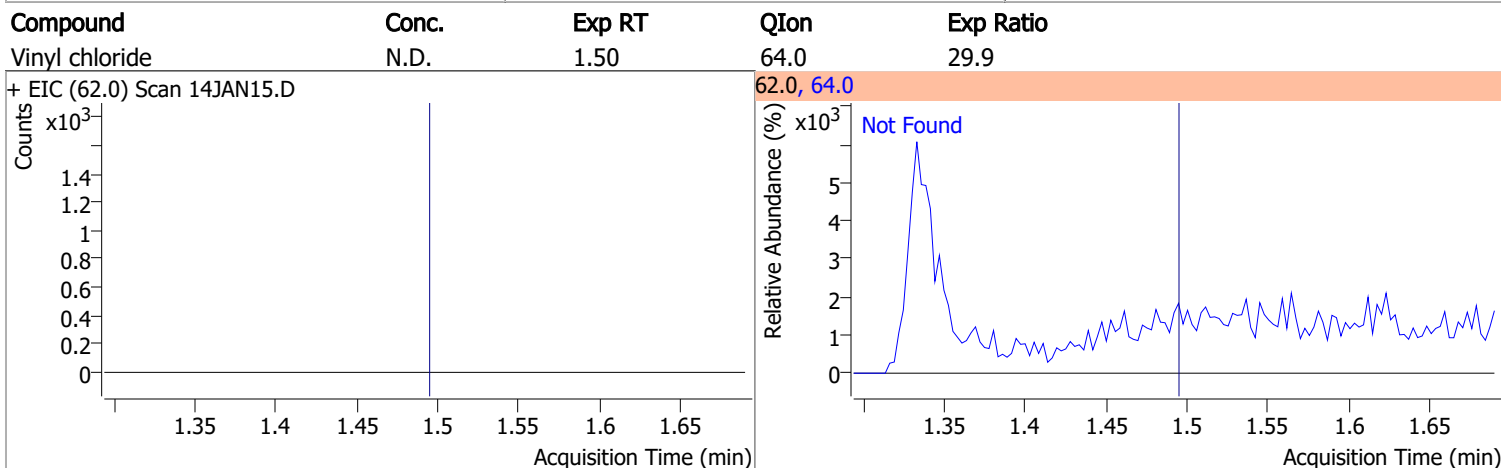
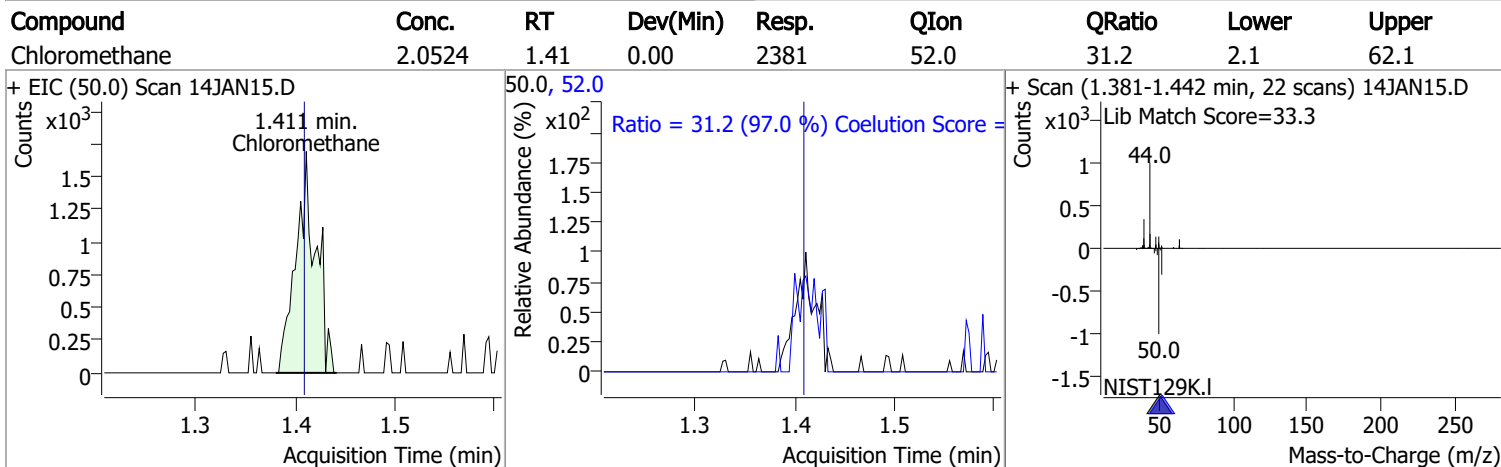
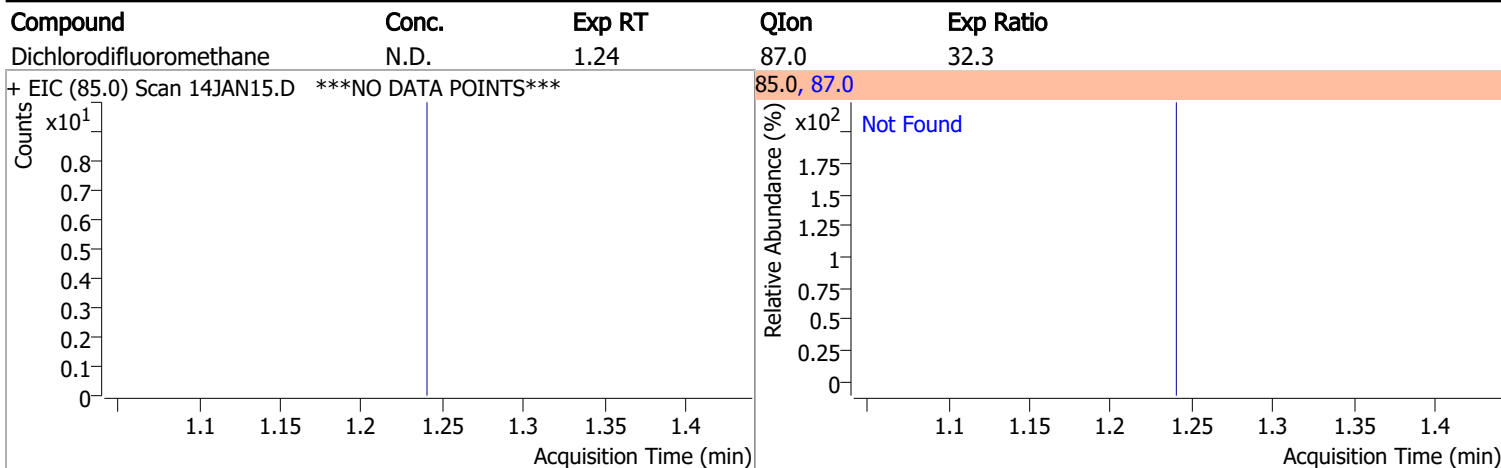
Compound	RT	QIon	Resp.	Conc.	Units	Dev(Min)
Internal Standards						
M Fluorobenzene	6.620	96.0	729371	250.0000	ng	-0.003
M Chlorobenzene-d5	9.772	82.0	287258	250.0000	ng	0.000
M 1,4-Dichlorobenzene-d4	12.097	152.0	217019	250.0000	ng	-0.003
System Monitoring Compounds						
S Dibromofluoromethane	5.851	113.0	190471	277.1933	ng	0.005
Spiked Amount: 250.000	Range: 80.0 - 119.0%			Recovery = 110.88%		
S 1,2-Dichloroethane-d4	6.233	67.0	86402	291.1162	ng	0.000
Spiked Amount: 250.000	Range: 81.0 - 118.0%			Recovery = 116.45%		
S Toluene-d8	8.322	98.0	739253	267.0553	ng	0.003
Spiked Amount: 250.000	Range: 89.0 - 112.0%			Recovery = 106.82%		
S p-Bromofluorobenzene	10.951	95.0	216395	272.1772	ng	-0.003
Spiked Amount: 250.000	Range: 85.0 - 114.0%			Recovery = 108.87%		
Target Compounds						
T Dichlorodifluoromethane	0.000		0	N.D.		QValue
T Chloromethane	1.411	50.0	2381	2.0524	ng	98
T Vinyl chloride	0.000		0	N.D.		
T Bromomethane	0.000		0	N.D.		
T Chloroethane	0.000		0	N.D.		
T Trichlorofluoromethane	0.000		0	N.D.		
T 1,1-Dichloroethene	0.000		0	N.D.		
T Methylene chloride	3.338	49.0	598	0.5520	ng	m 92
T trans-1,2-Dichloroethene	0.000		0	N.D.		
T Methyl tert-butyl ether (MTBE)	0.000		0	N.D.		
T 1,1-Dichloroethane	0.000		0	N.D.		
T 2,2-Dichloropropane	0.000		0	N.D.		
T cis-1,2-Dichloroethene	0.000		0	N.D.		
T Methyl ethyl ketone	0.000		0	N.D.		
T Bromochloromethane	0.000		0	N.D.		
T Chloroform	0.000		0	N.D.		

Quantitation Results Report (QT Reviewed)

Compound	RT	QIon	Resp.	Conc.	Units		Dev(Min)
T 1,1,1-Trichloroethane	0.000		0	N.D.			
T Carbon tetrachloride	0.000		0	N.D.			
T 1,1-Dichloropropene	0.000		0	N.D.			
T Benzene	6.280	78.0	794	0.2733	ng	m	95
T 1,2-Dichloroethane	6.330	62.0	4566	5.8122	ng	m	94
T Trichloroethene	0.000		0	N.D.			
T 1,2-Dichloropropane	0.000		0	N.D.			
T Dibromomethane	0.000		0	N.D.			
T Bromodichloromethane	0.000		0	N.D.			
T cis-1,3-Dichloropropene	0.000		0	N.D.			
T Toluene	8.383	92.0	1913	1.0230	ng	m	98
T trans-1,3-Dichloropropene	0.000		0	N.D.			
T 1,1,2-Trichloroethane	0.000		0	N.D.			
T Tetrachloroethene	0.000		0	N.D.			
T 1,3-Dichloropropane	0.000		0	N.D.			
T Chlorodibromomethane	0.000		0	N.D.			
T 1,2-Dibromoethane	0.000		0	N.D.			
T Chlorobenzene	0.000		0	N.D.			
T 1,1,1,2-Tetrachloroethane	0.000		0	N.D.			
T Ethylbenzene	0.000		0	N.D.			
T m+p-Xylenes	0.000		0	N.D.			
T o-Xylene	0.000		0	N.D.			
T Styrene	0.000		0	N.D.			
T Bromoform	0.000		0	N.D.			
T Bromobenzene	0.000		0	N.D.			
T 1,1,2,2-Tetrachloroethane	0.000		0	N.D.			
T 1,2,3-Trichloropropane	0.000		0	N.D.			
T 2-Chlorotoluene	0.000		0	N.D.			
T 4-Chlorotoluene	0.000		0	N.D.			
T 1,3-Dichlorobenzene	0.000		0	N.D.			
T 1,4-Dichlorobenzene	0.000		0	N.D.			
T 1,2-Dichlorobenzene	0.000		0	N.D.			

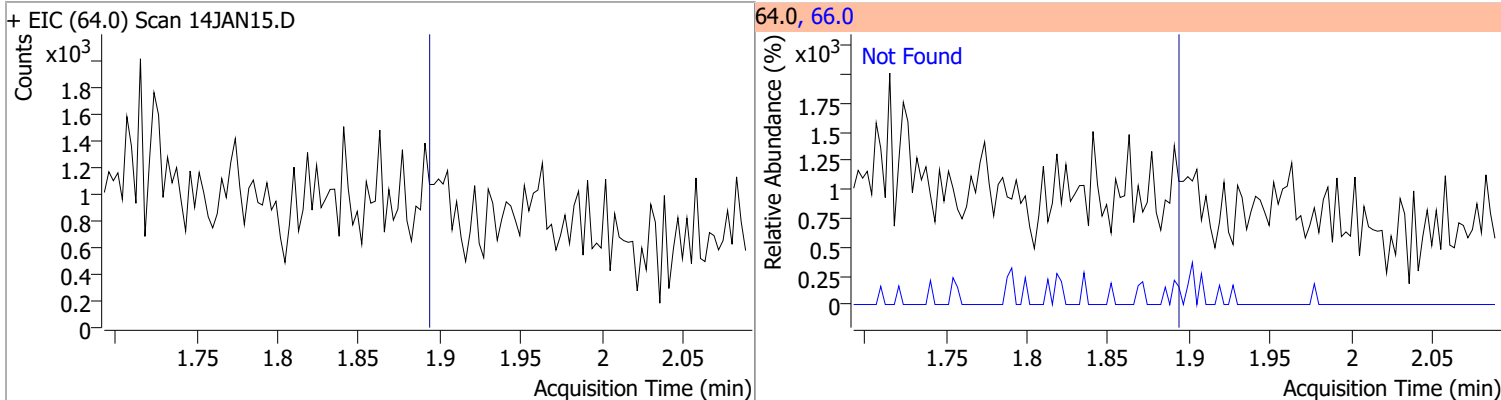
(#) = Qualifier Out of Range; (m) = Manual Integration; (+) = Area Summed; (*) = Surrogate Percent Recovery Out of Range; (d): Zeroed Peak

Quantitation Results Report (QT Reviewed)

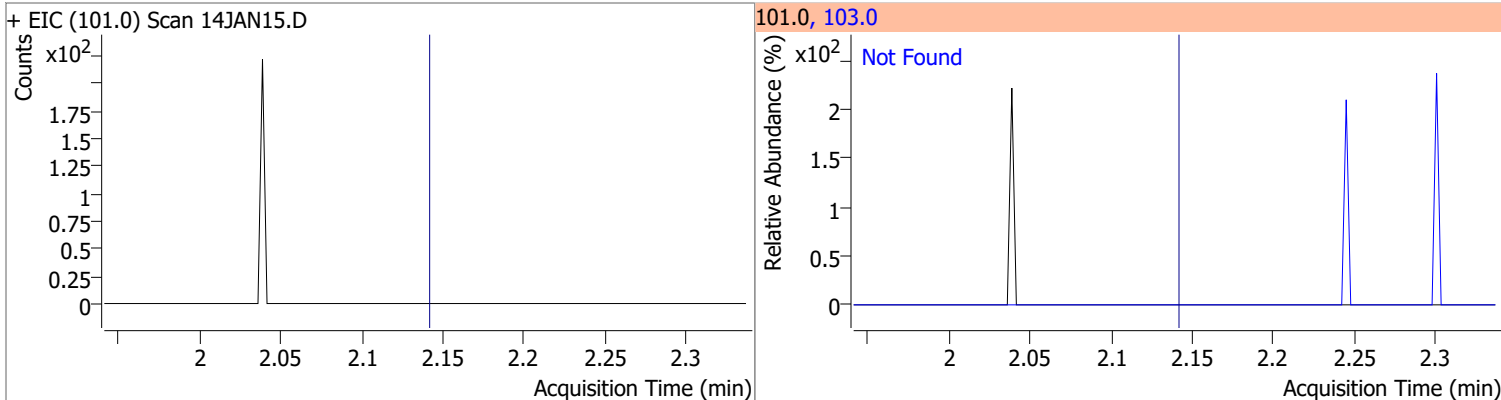


Quantitation Results Report (QT Reviewed)

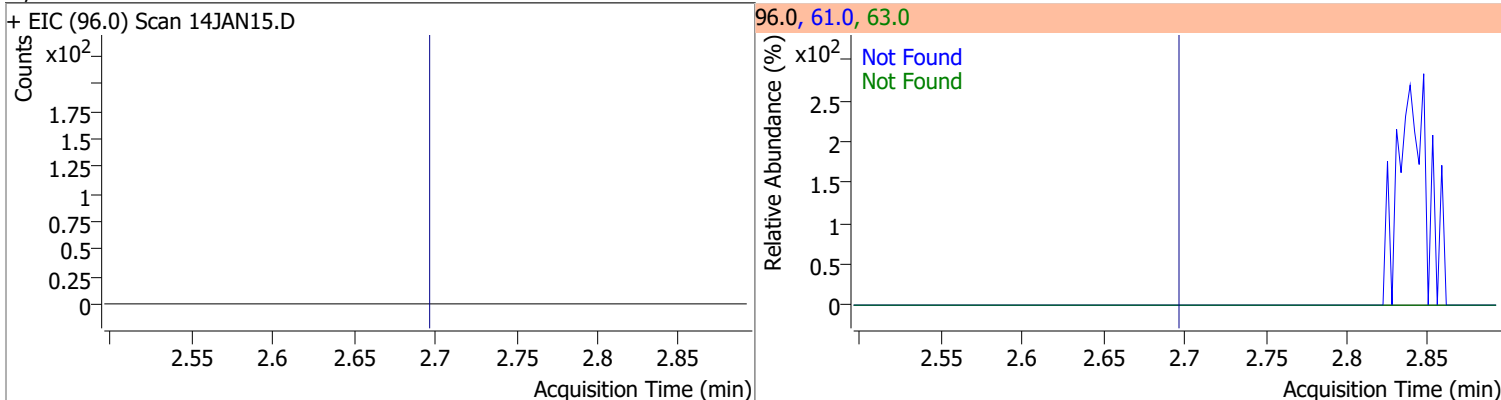
Compound	Conc.	Exp RT	QIon	Exp Ratio
Chloroethane	N.D.	1.89	66.0	30.1



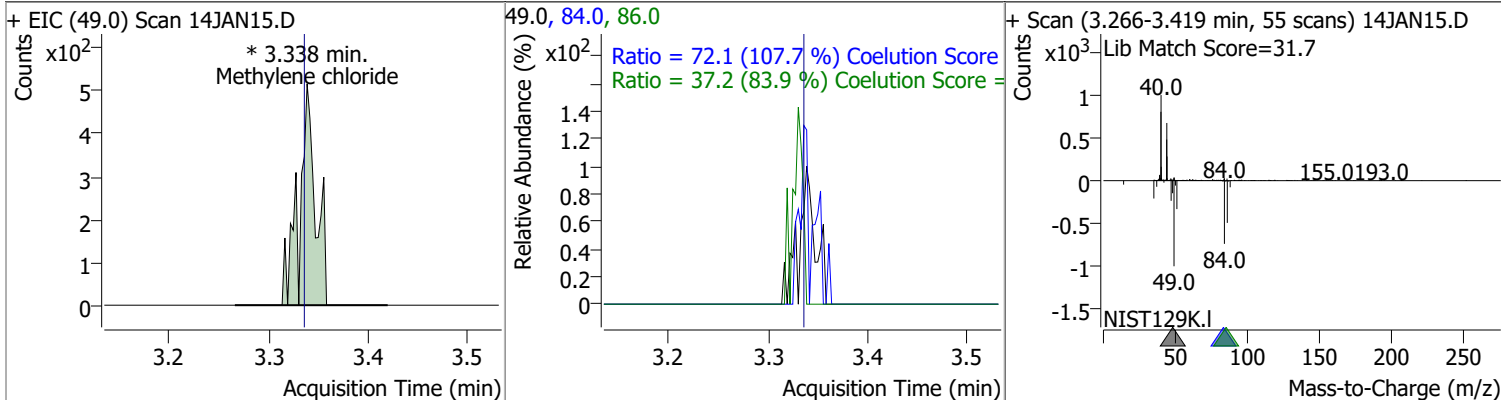
Compound	Conc.	Exp RT	QIon	Exp Ratio
Trichlorofluoromethane	N.D.	2.14	103.0	64.2



Compound	Conc.	Exp RT	QIon	Exp Ratio	QIon	Exp Ratio
1,1-Dichloroethene	N.D.	2.70	61.0	180.3	63.0	56.7

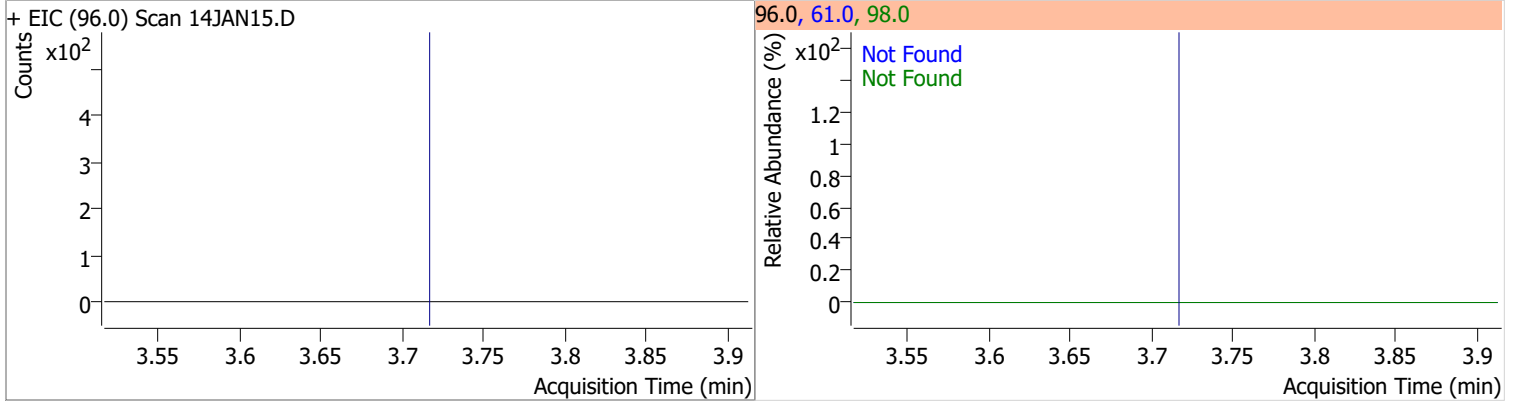


Compound	Conc.	RT	Dev(Min)	Resp.	QIon	QRatio	Lower	Upper
Methylene chloride	0.5520	3.34	0.00	598 (m)	84.0	72.1	36.9	96.9
					86.0	37.2	14.3	74.3

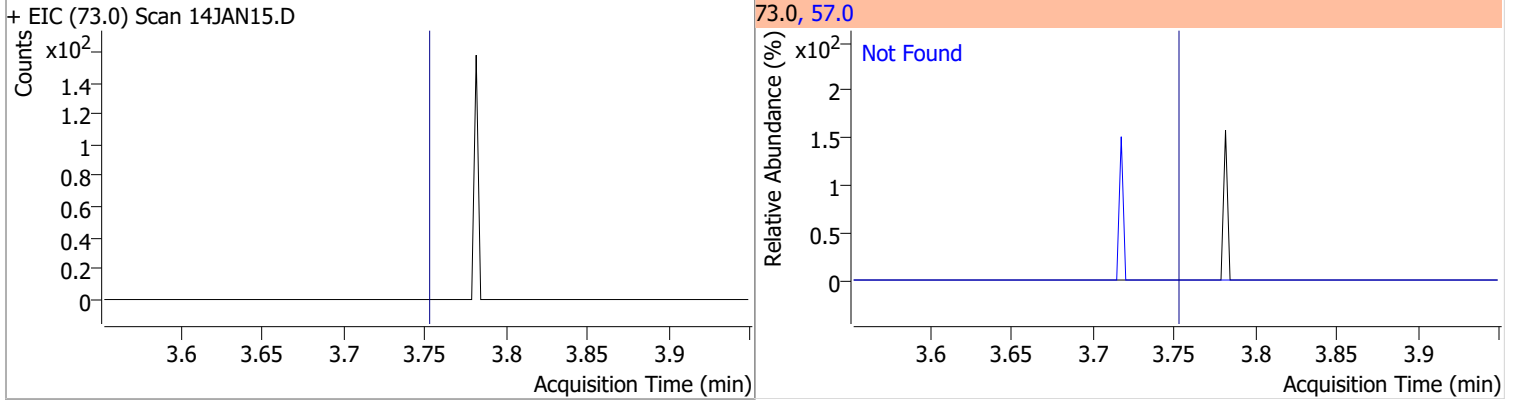


Quantitation Results Report (QT Reviewed)

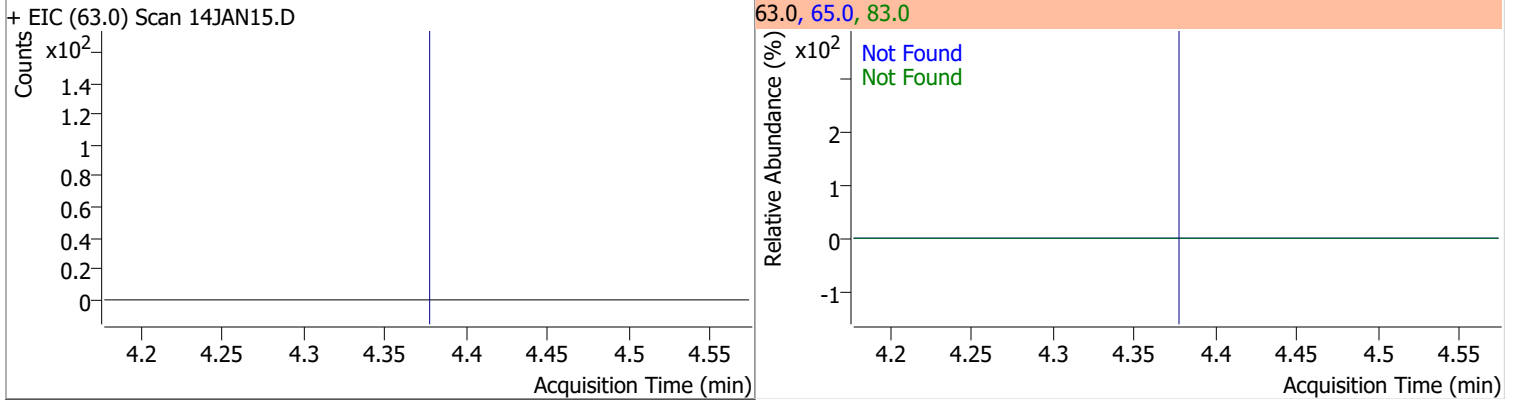
Compound	Conc.	Exp RT	QIon	Exp Ratio	QIon	Exp Ratio
trans-1,2-Dichloroethene	N.D.	3.72	61.0	153.9	98.0	65.7



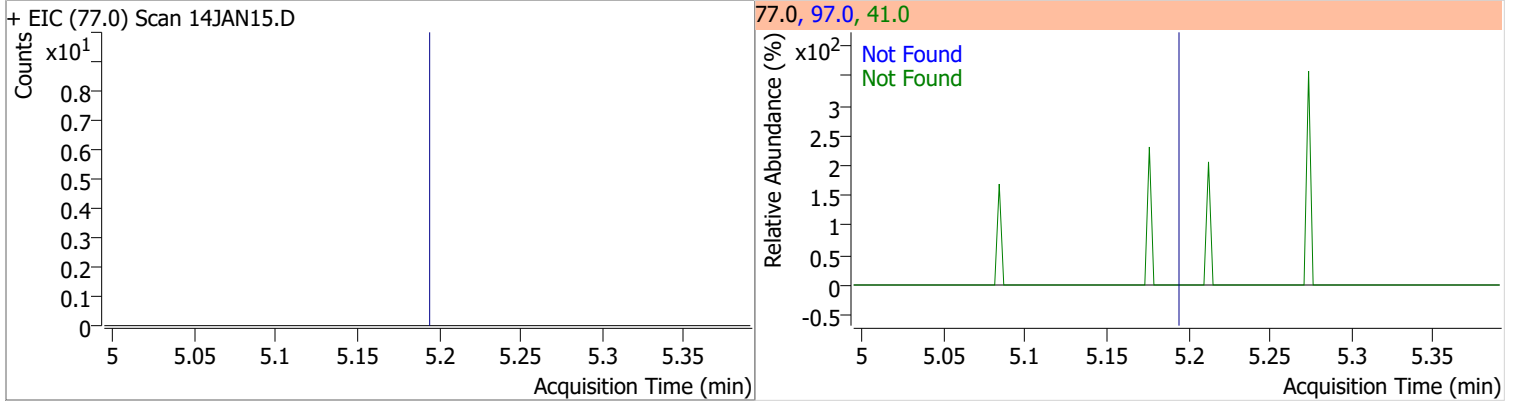
Compound	Conc.	Exp RT	QIon	Exp Ratio
Methyl tert-butyl ether (MTBE)	N.D.	3.75	57.0	24.6



Compound	Conc.	Exp RT	QIon	Exp Ratio	QIon	Exp Ratio
1,1-Dichloroethane	N.D.	4.38	65.0	32.1	83.0	13.7

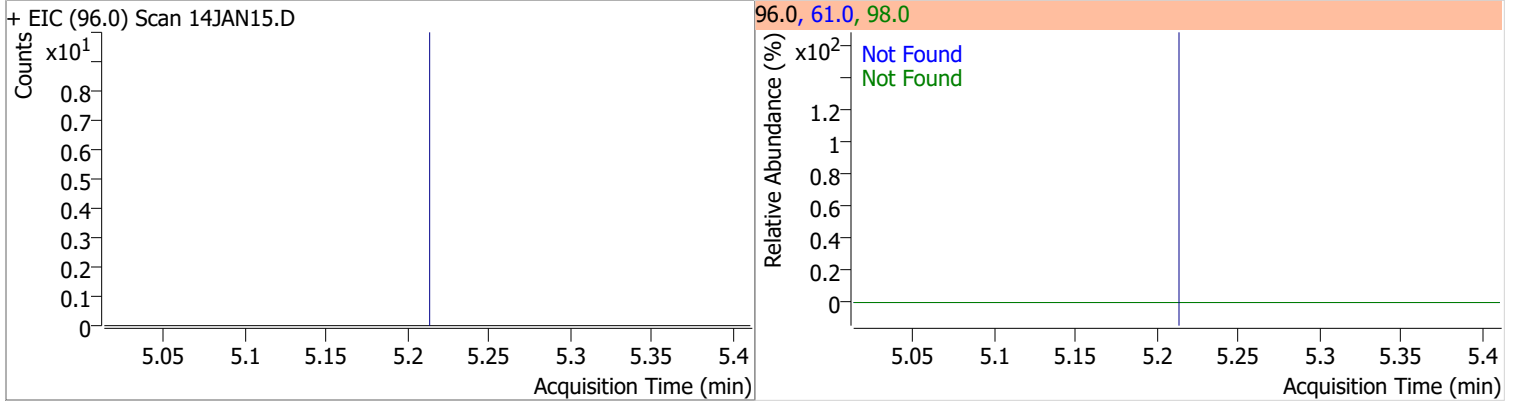


Compound	Conc.	Exp RT	QIon	Exp Ratio	QIon	Exp Ratio
2,2-Dichloropropane	N.D.	5.20	41.0	66.5	97.0	23.2

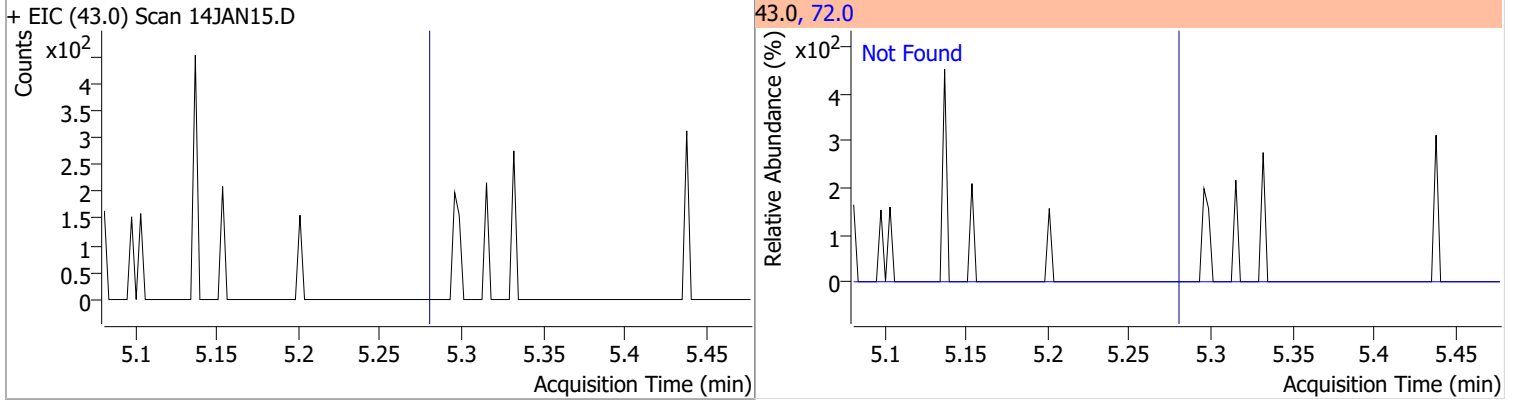


Quantitation Results Report (QT Reviewed)

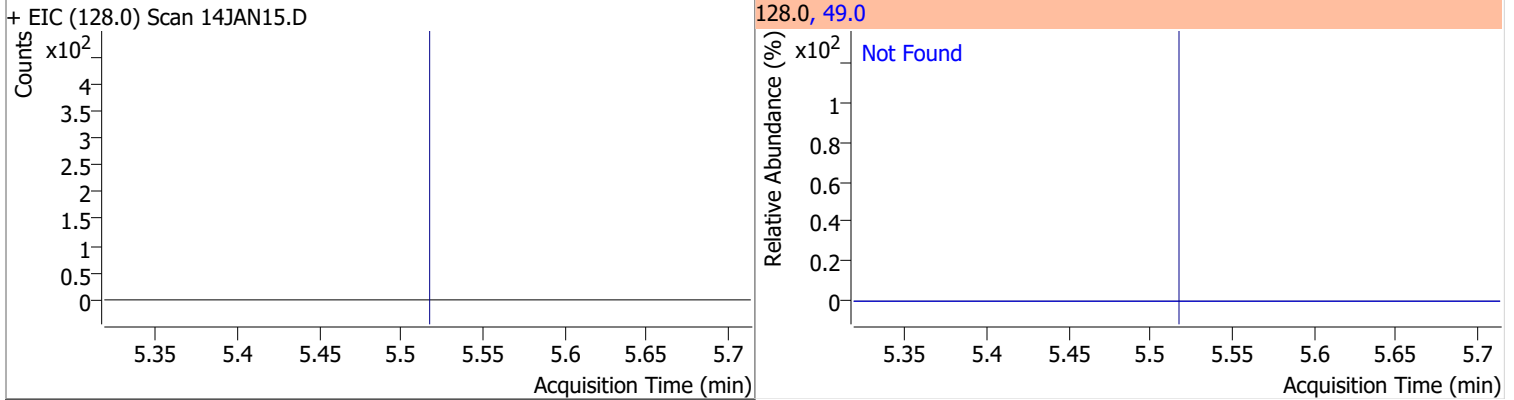
Compound	Conc.	Exp RT	QIon	Exp Ratio	QIon	Exp Ratio
cis-1,2-Dichloroethene	N.D.	5.22	61.0	167.2	98.0	67.3



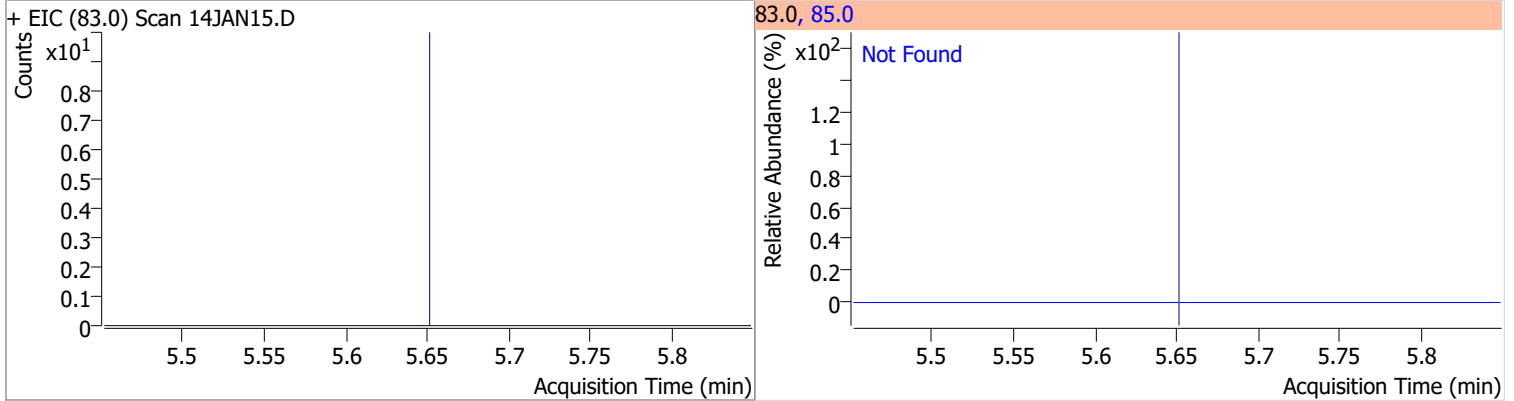
Compound	Conc.	Exp RT	QIon	Exp Ratio
Methyl ethyl ketone	N.D.	5.28	72.0	21.3



Compound	Conc.	Exp RT	QIon	Exp Ratio
Bromochloromethane	N.D.	5.52	49.0	182.9

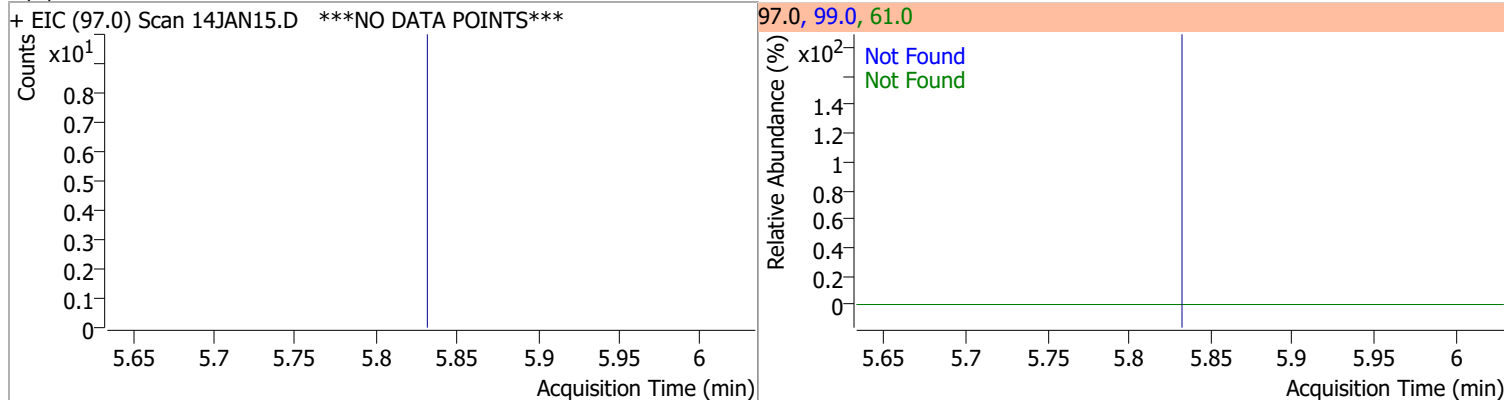


Compound	Conc.	Exp RT	QIon	Exp Ratio
Chloroform	N.D.	5.65	85.0	66.0

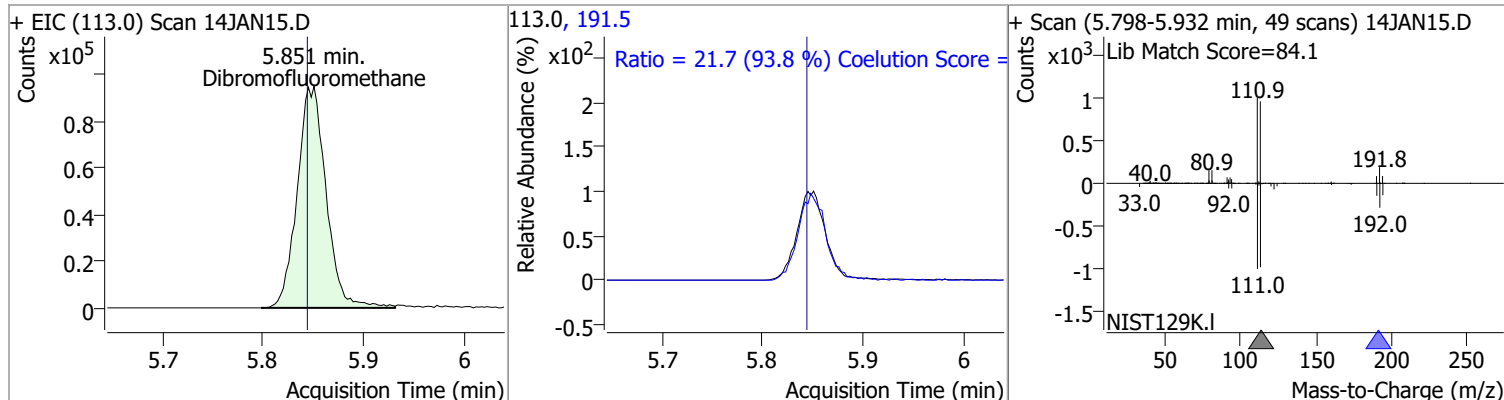


Quantitation Results Report (QT Reviewed)

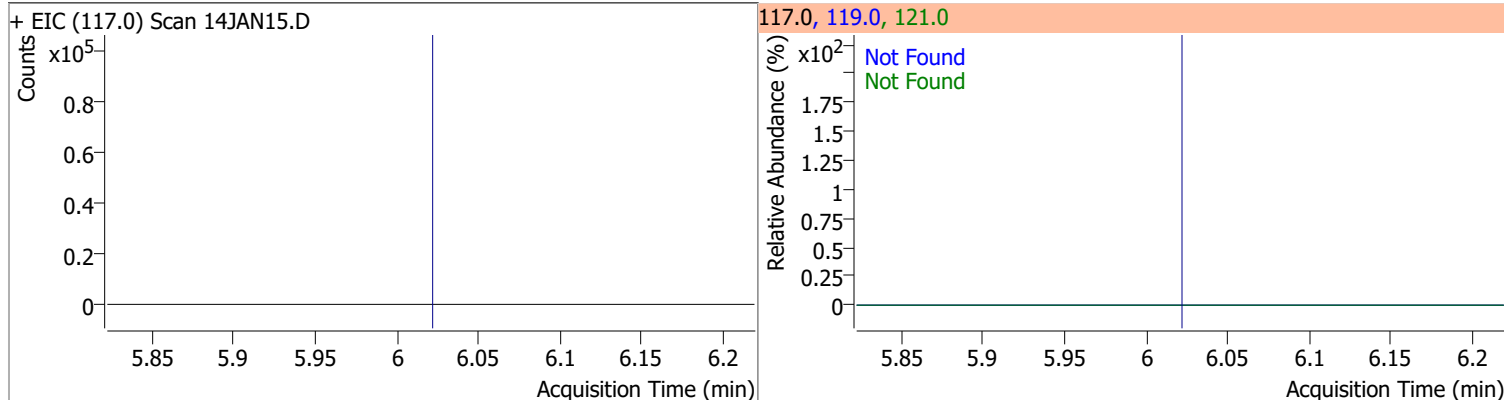
Compound	Conc.	Exp RT	QIon	Exp Ratio	QIon	Exp Ratio
1,1,1-Trichloroethane	N.D.	5.83	99.0	64.7	61.0	48.1



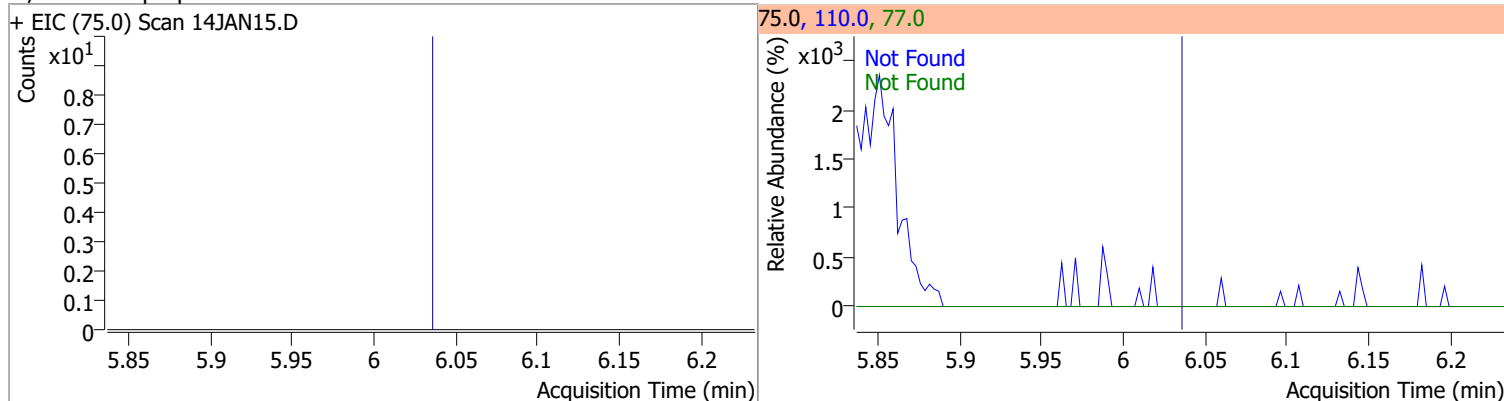
Compound	Conc.	RT	Dev(Min)	Resp.	QIon	QRatio	Lower	Upper
Dibromofluoromethane	277.1933	5.85	0.01	190471	191.5	21.7	0.0	53.1



Compound	Conc.	Exp RT	QIon	Exp Ratio	QIon	Exp Ratio
Carbon tetrachloride	N.D.	6.02	119.0	97.2	121.0	30.1

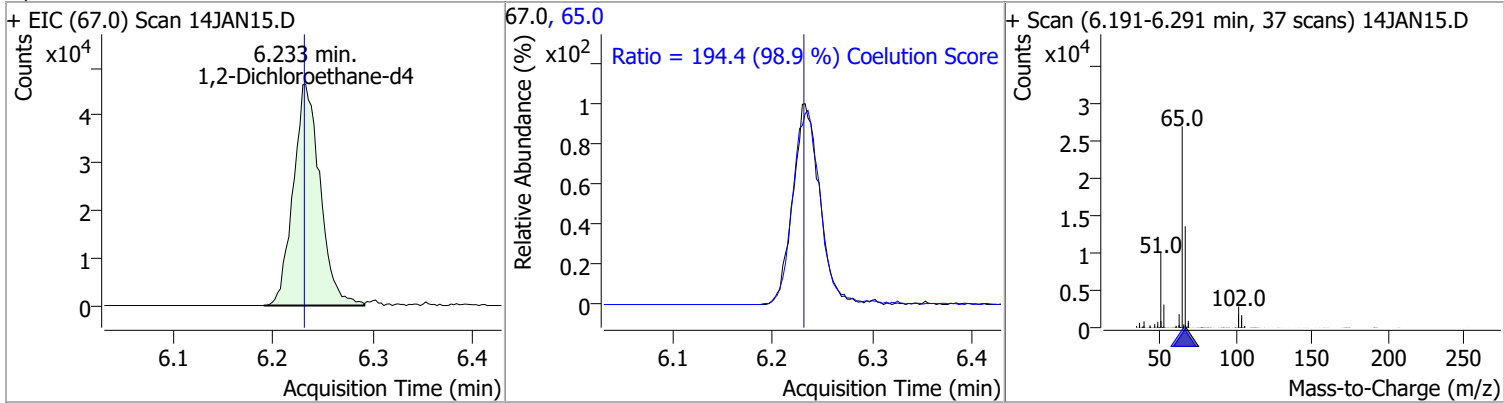


Compound	Conc.	Exp RT	QIon	Exp Ratio	QIon	Exp Ratio
1,1-Dichloropropene	N.D.	6.04	110.0	35.9	77.0	30.1

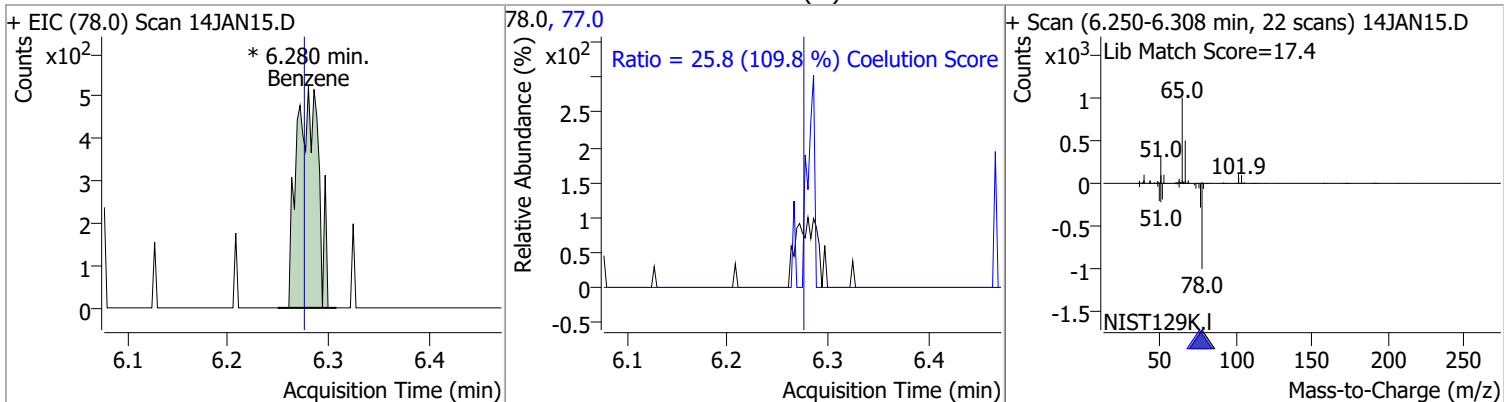


Quantitation Results Report (QT Reviewed)

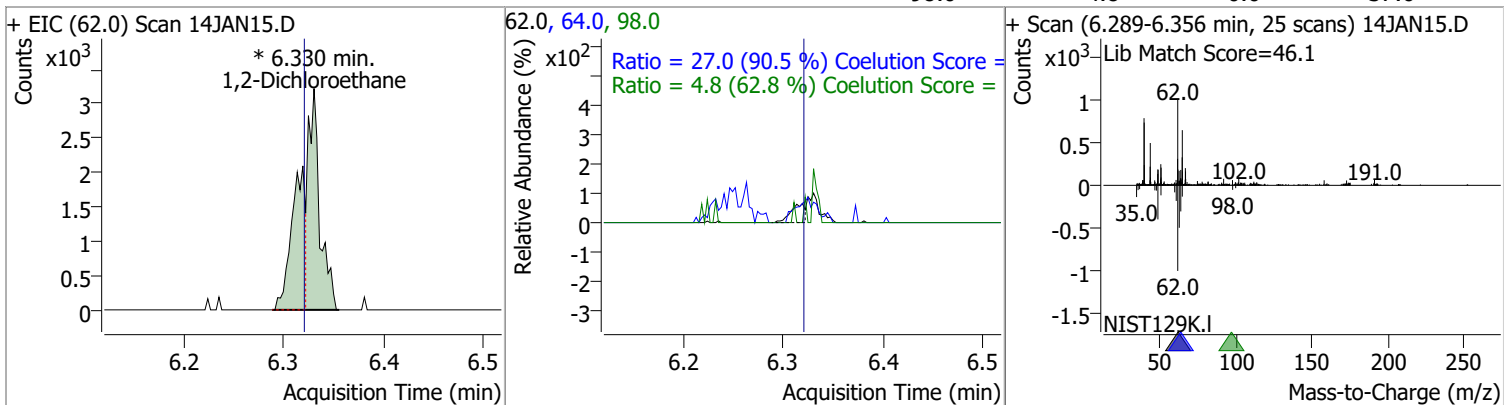
Compound	Conc.	RT	Dev(Min)	Resp.	QIon	QRatio	Lower	Upper
1,2-Dichloroethane-d4	291.1162	6.23	0.00	86402	65.0	194.4	166.5	226.5



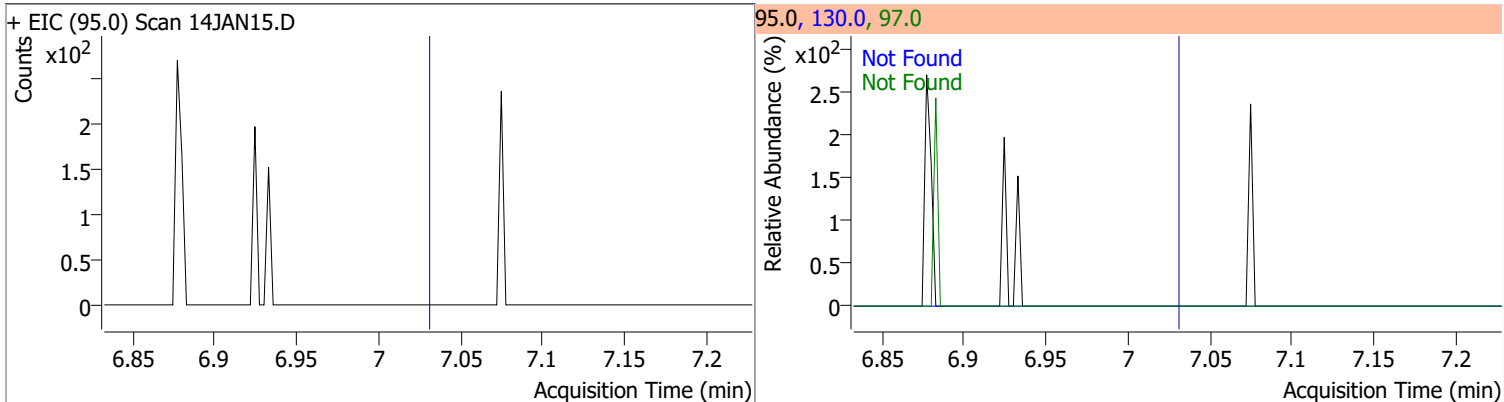
Compound	Conc.	RT	Dev(Min)	Resp.	QIon	QRatio	Lower	Upper
Benzene	0.2733	6.28	0.00	794 (m)	77.0	25.8	0.0	53.5



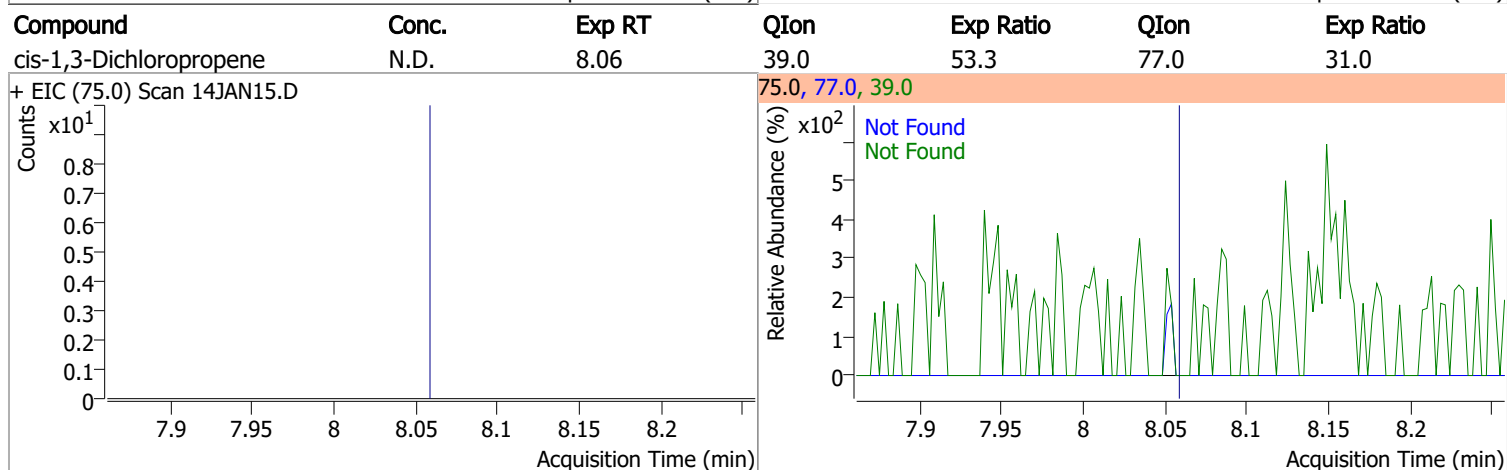
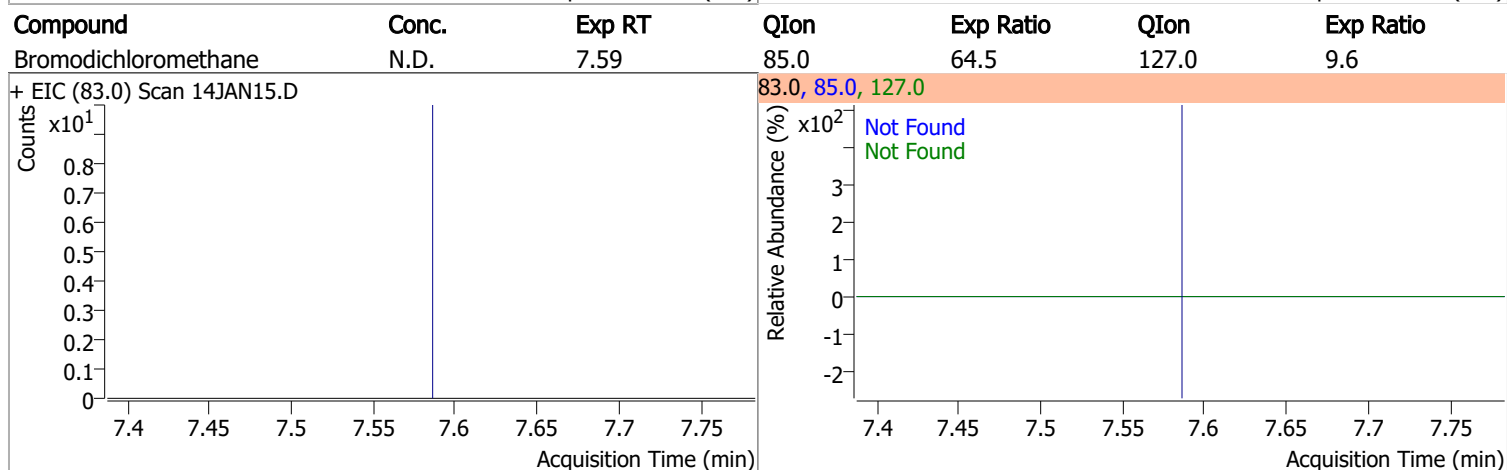
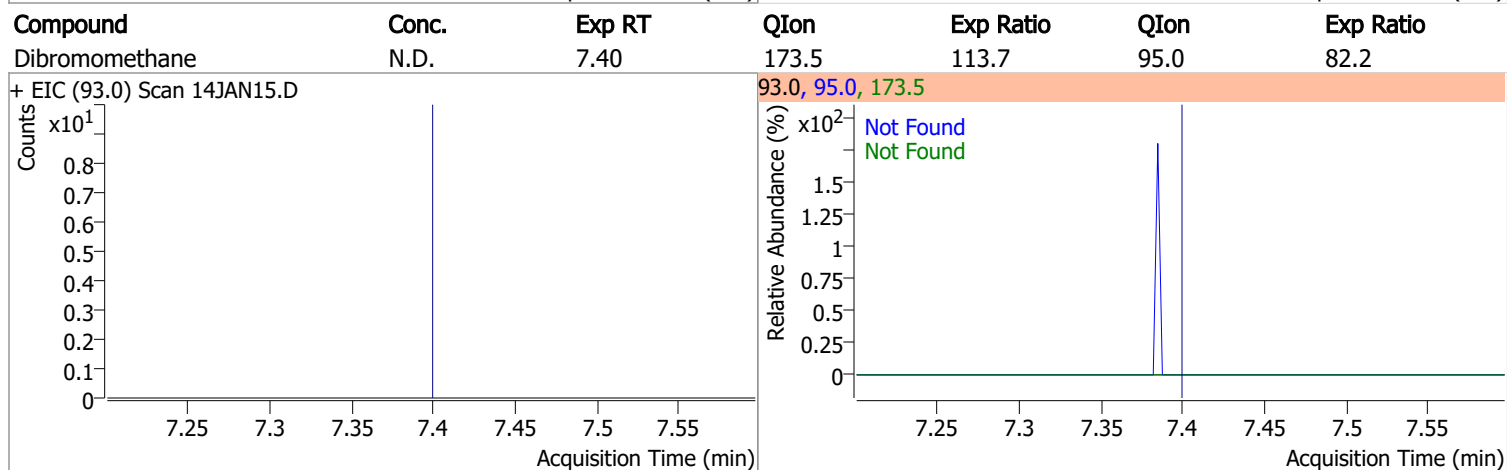
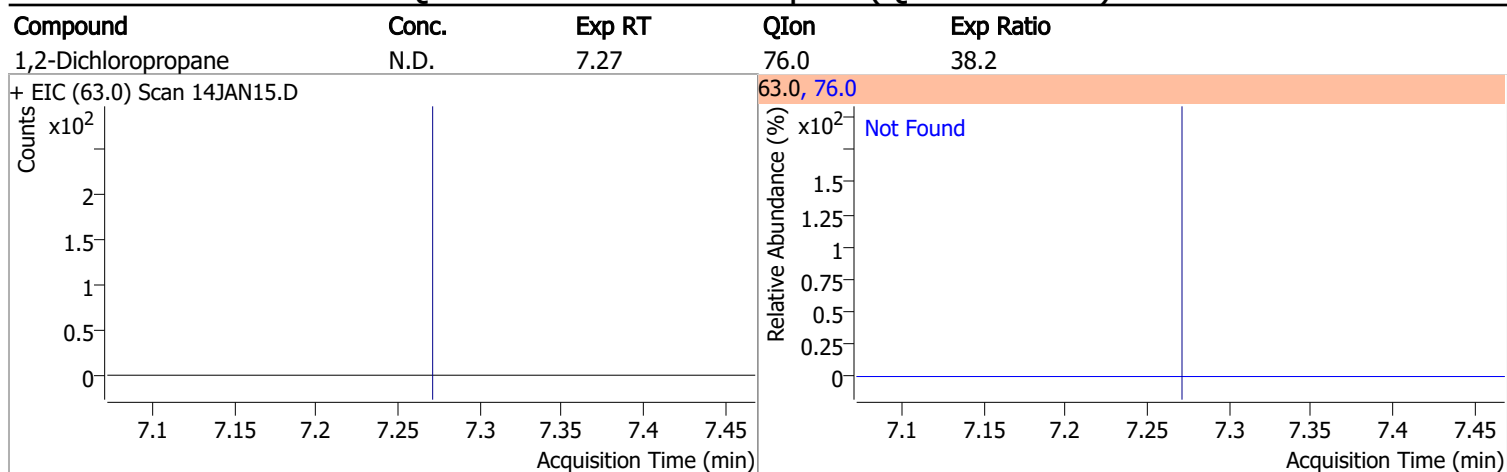
Compound	Conc.	RT	Dev(Min)	Resp.	QIon	QRatio	Lower	Upper
1,2-Dichloroethane	5.8122	6.33	0.01	4566 (m)	64.0 98.0	27.0 4.8	0.0 0.0	59.9 37.6



Compound	Conc.	Exp RT	QIon	Exp Ratio	QIon	Exp Ratio
Trichloroethene	N.D.	7.03	130.0	101.5	97.0	64.1

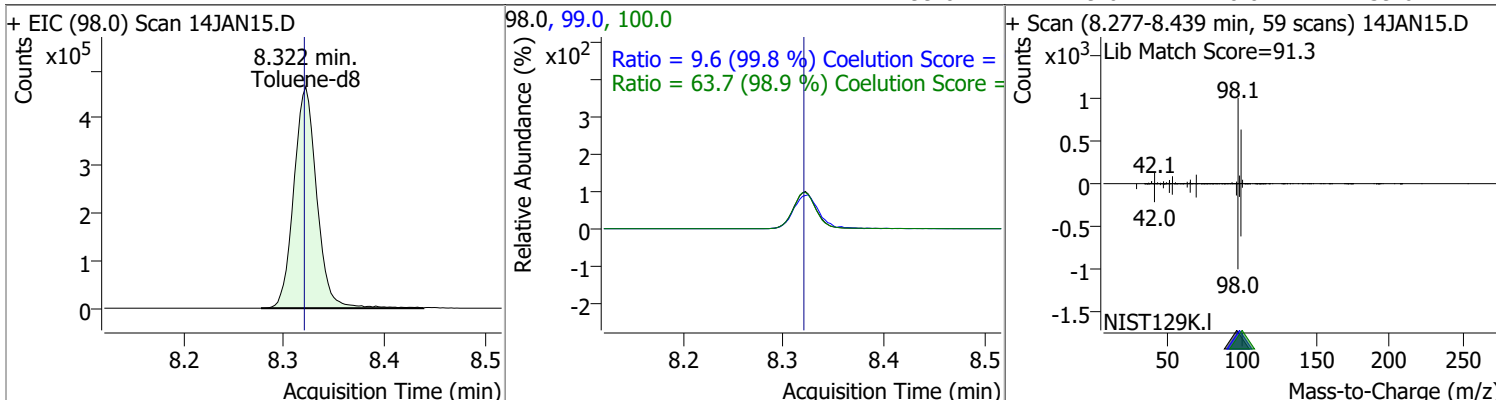


Quantitation Results Report (QT Reviewed)

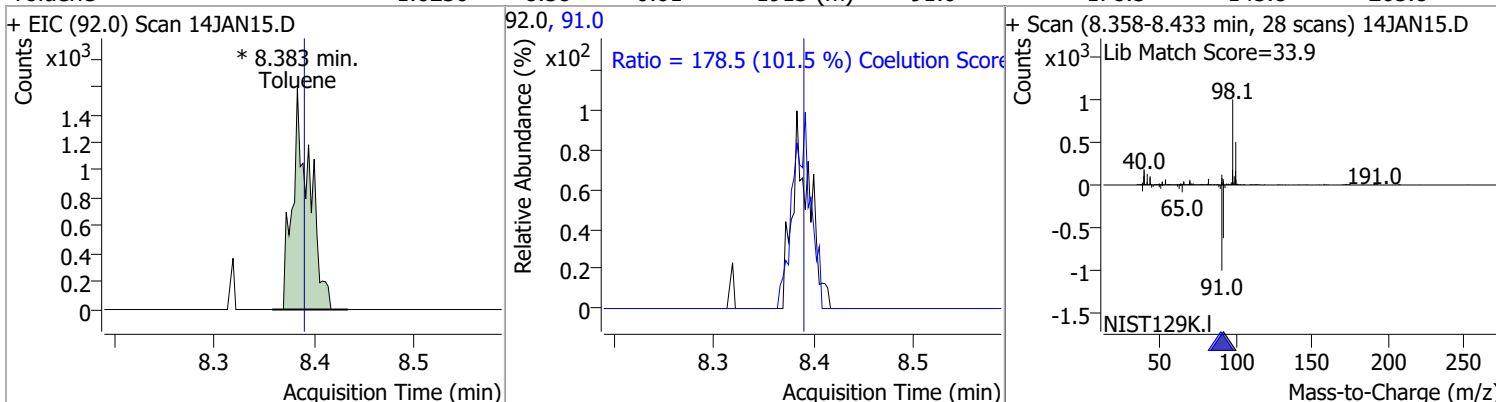


Quantitation Results Report (QT Reviewed)

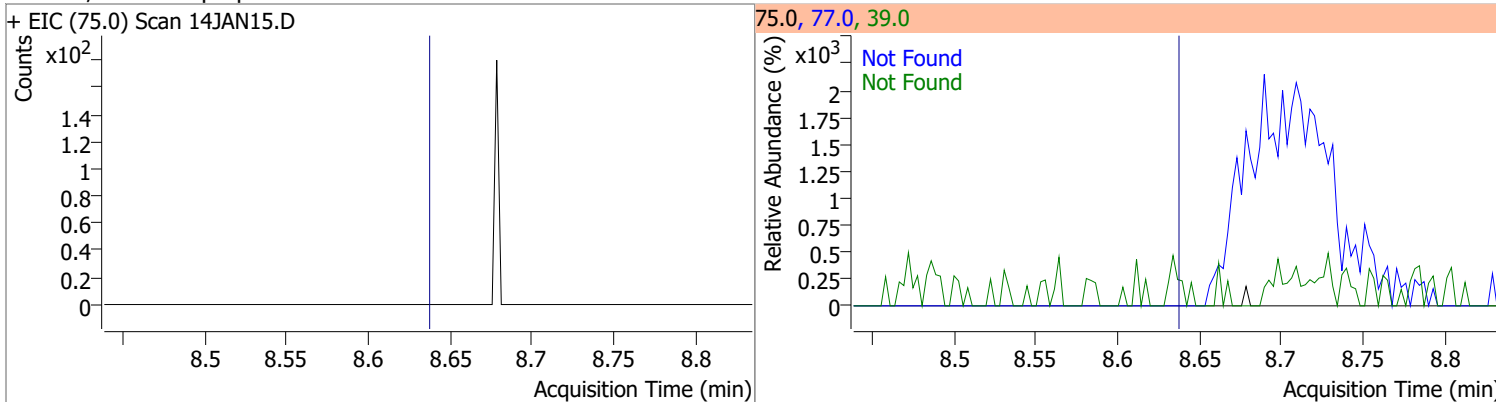
Compound	Conc.	RT	Dev(Min)	Resp.	QIon	QRatio	Lower	Upper
Toluene-d8	267.0553	8.32	0.00	739253	100.0	63.7	34.4	94.4
					99.0	9.6	0.0	39.6



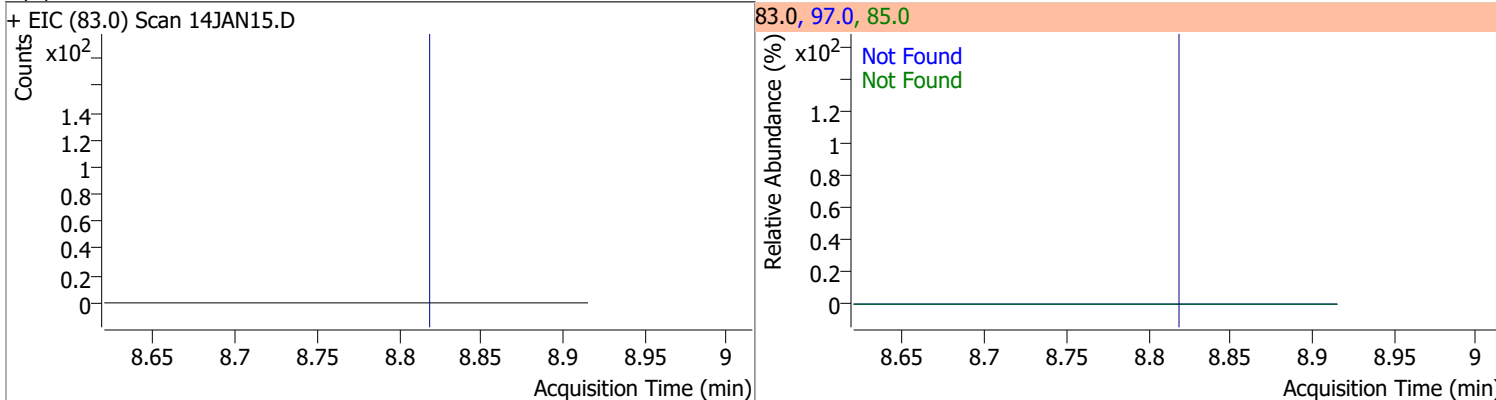
Compound	Conc.	RT	Dev(Min)	Resp.	QIon	QRatio	Lower	Upper
Toluene	1.0230	8.38	-0.01	1913 (m)	91.0	178.5	145.8	205.8



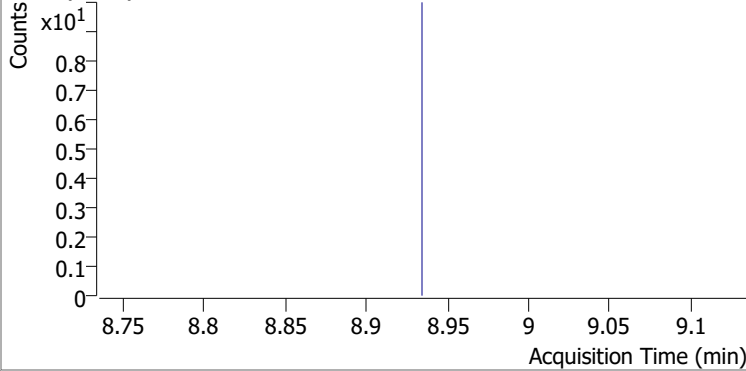
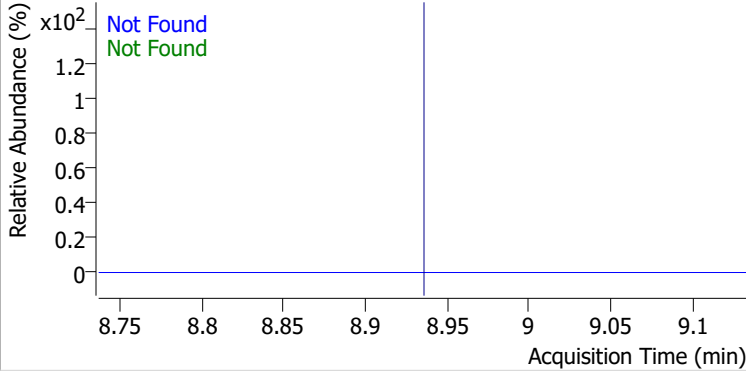
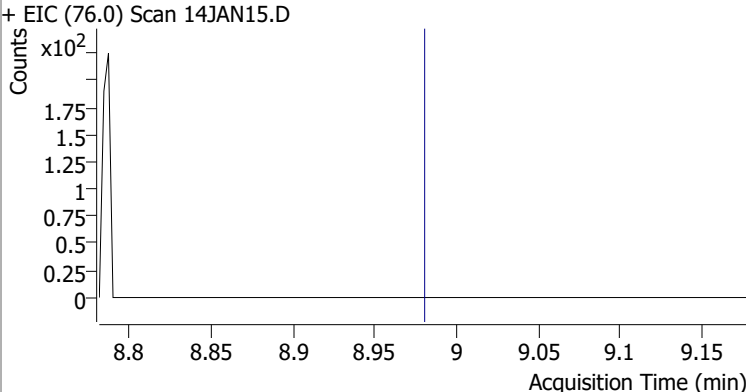
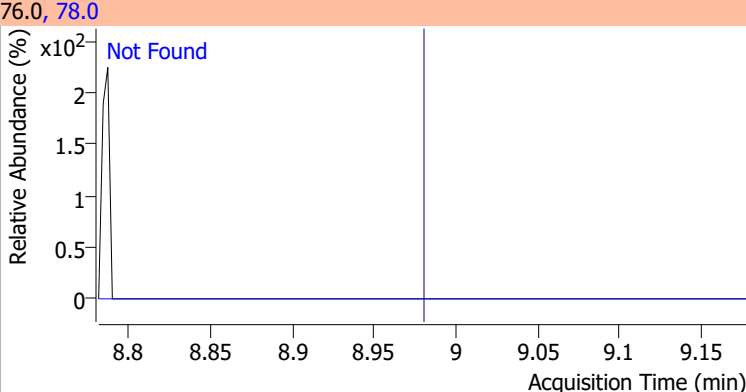
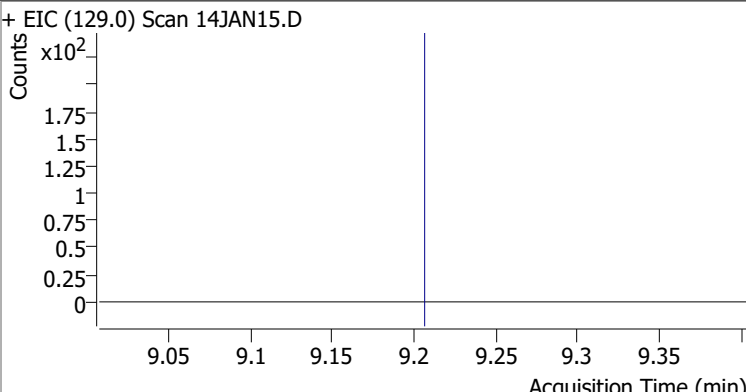
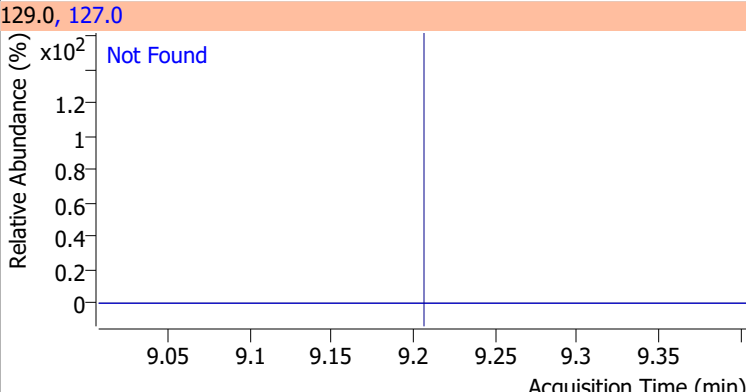
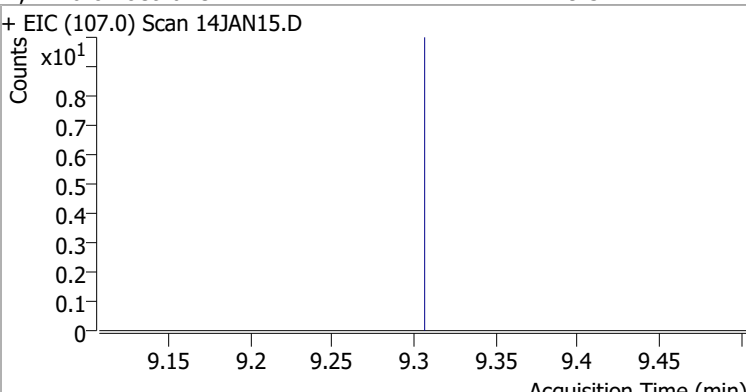
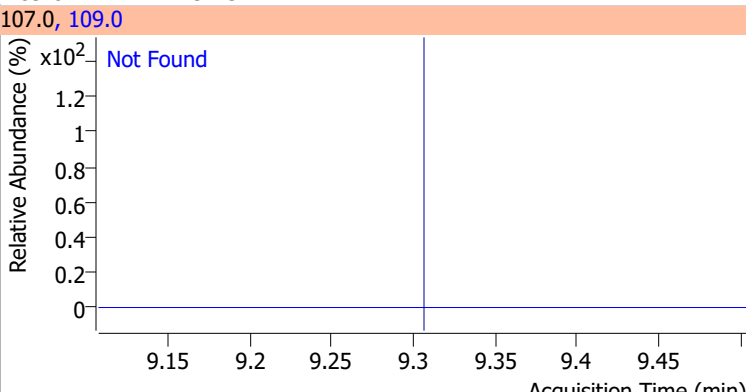
Compound	Conc.	Exp RT	QIon	Exp Ratio	QIon	Exp Ratio
trans-1,3-Dichloropropene	N.D.	8.64	39.0	53.4	77.0	32.4



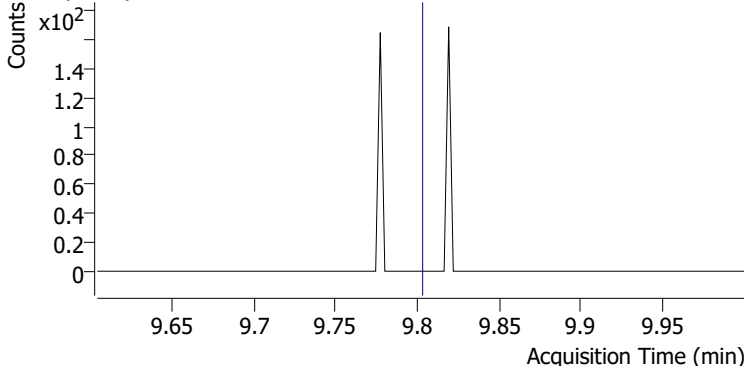
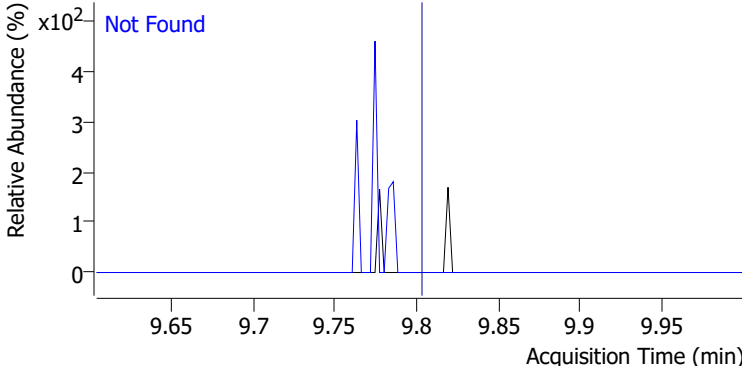
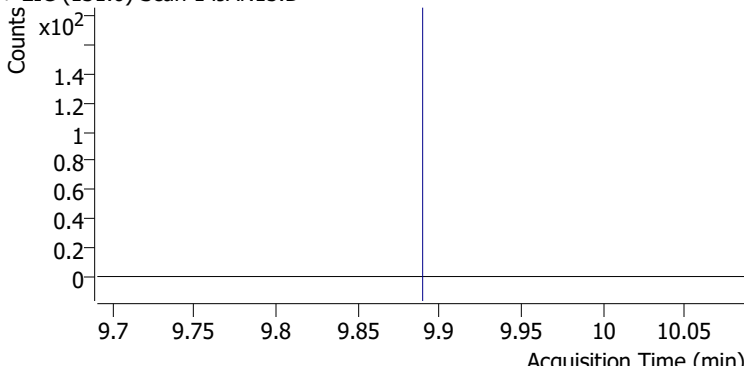
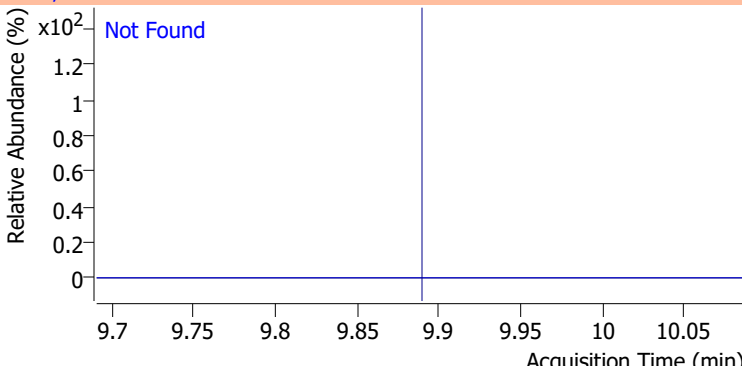
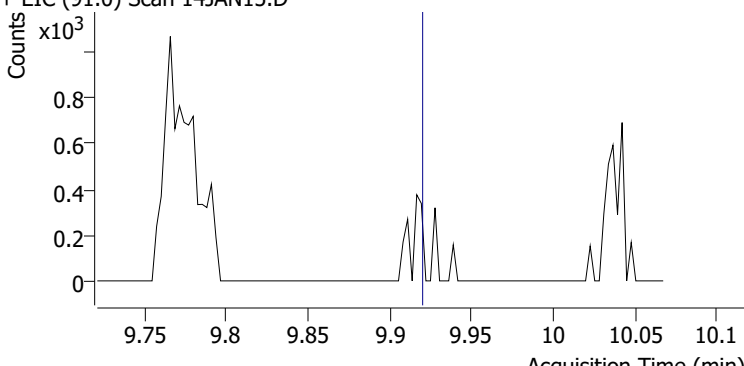
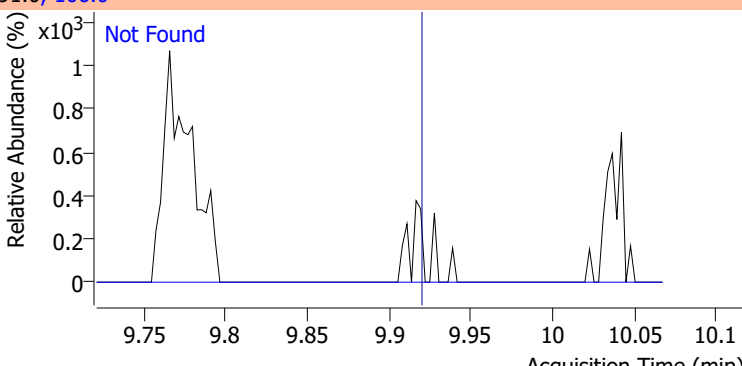
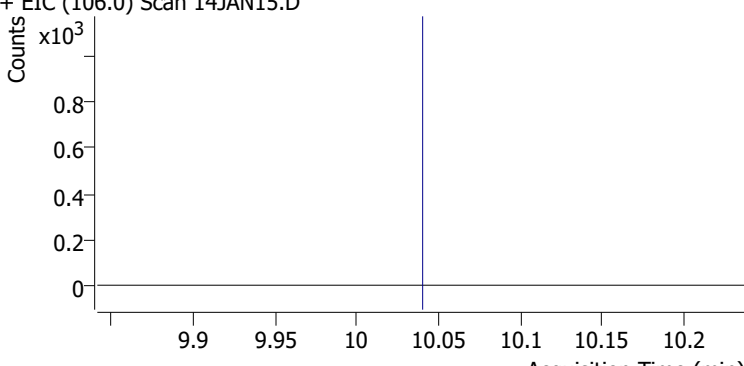
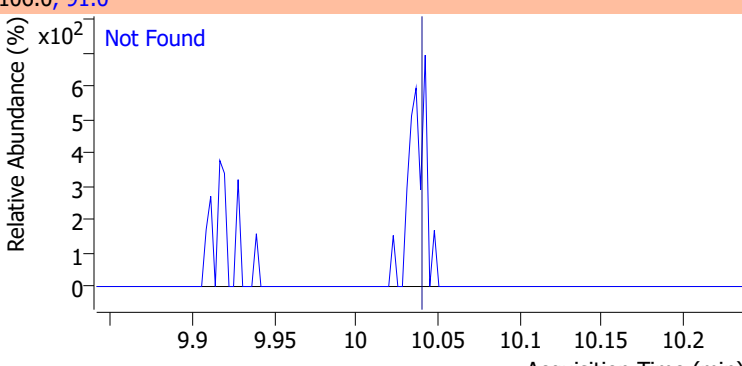
Compound	Conc.	Exp RT	QIon	Exp Ratio	QIon	Exp Ratio
1,1,2-Trichloroethane	N.D.	8.82	97.0	114.6	85.0	67.6



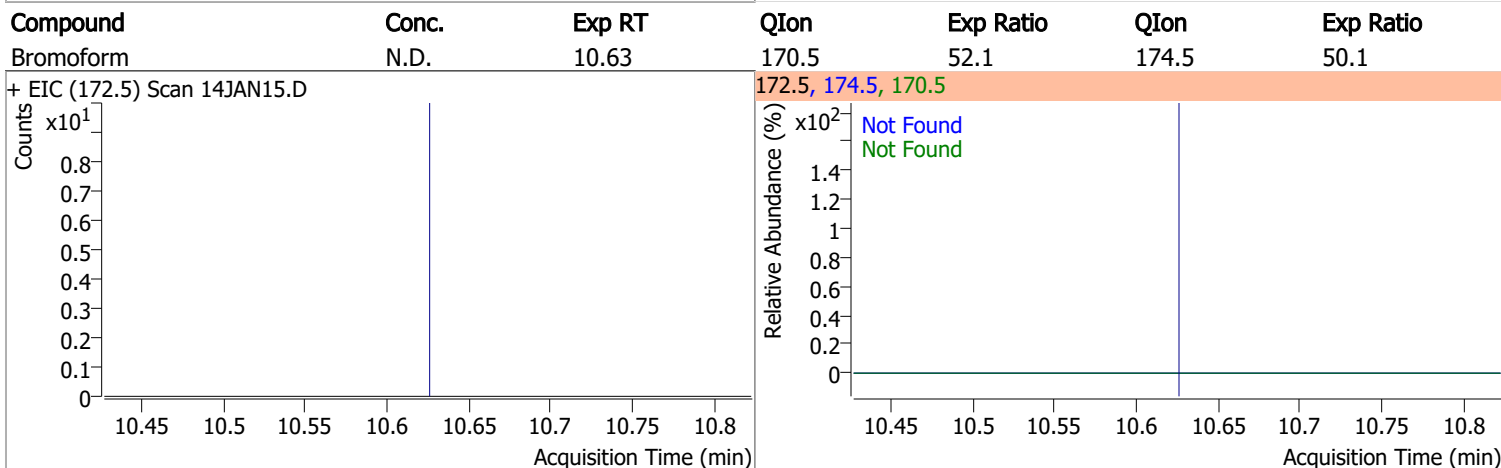
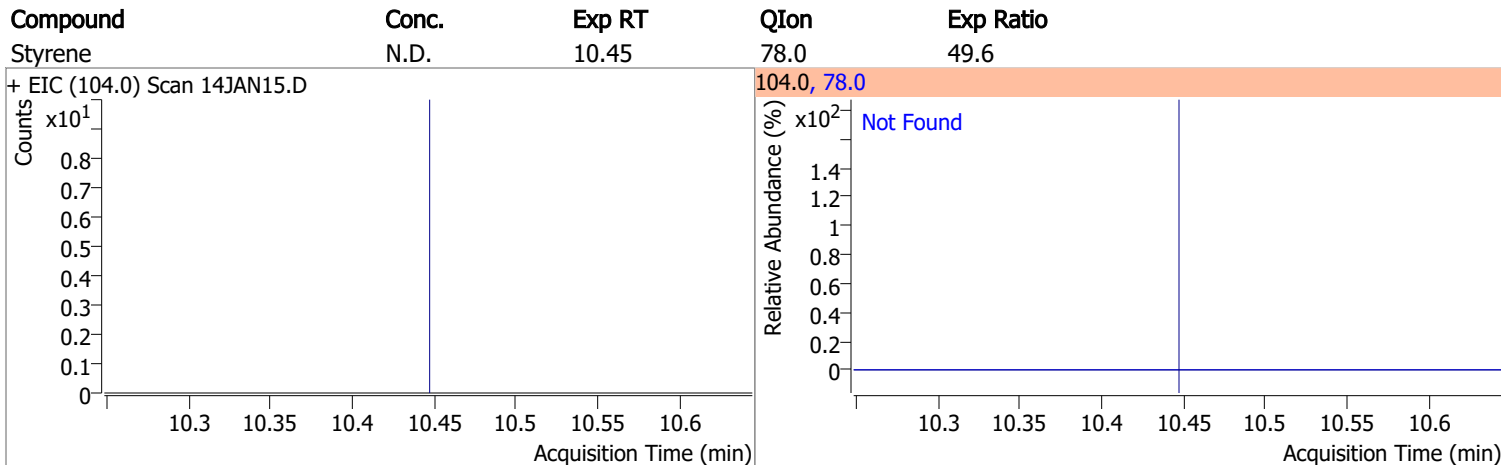
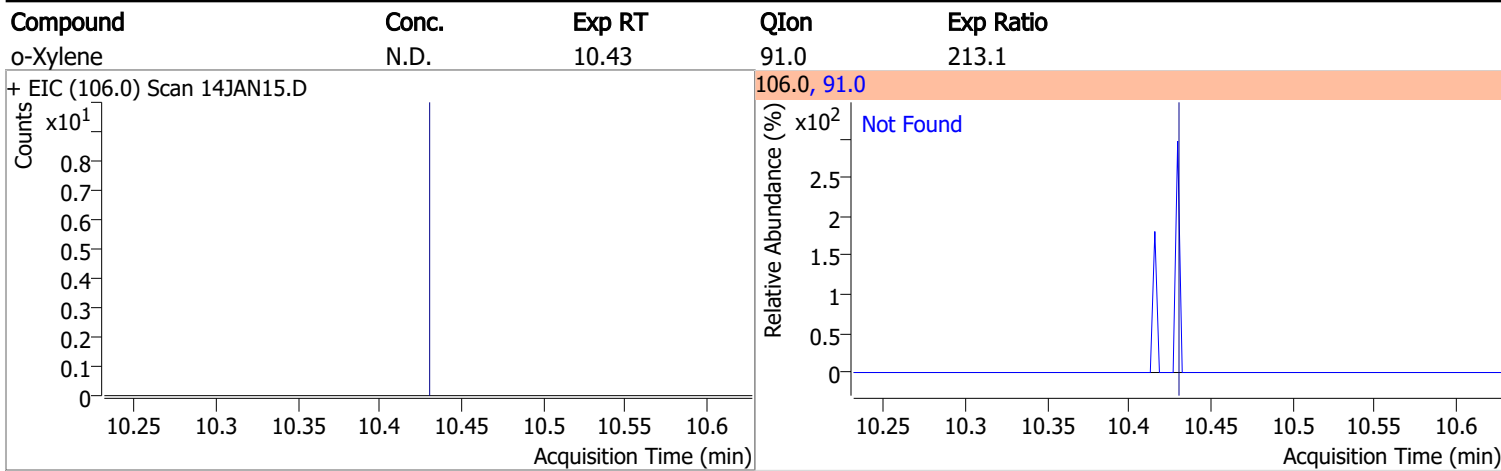
Quantitation Results Report (QT Reviewed)

Compound	Conc.	Exp RT	QIon	Exp Ratio	QIon	Exp Ratio
Tetrachloroethene	N.D.	8.94	165.8	128.6	129.0	91.5
+ EIC (163.8) Scan 14JAN15.D ***NO DATA POINTS***			163.8, 129.0, 165.8			
						
1,3-Dichloropropane	N.D.	8.98	78.0	32.9		
+ EIC (76.0) Scan 14JAN15.D			76.0, 78.0			
						
Chlorodibromomethane	N.D.	9.21	127.0	78.0		
+ EIC (129.0) Scan 14JAN15.D			129.0, 127.0			
						
1,2-Dibromoethane	N.D.	9.31	109.0	94.5		
+ EIC (107.0) Scan 14JAN15.D			107.0, 109.0			
						

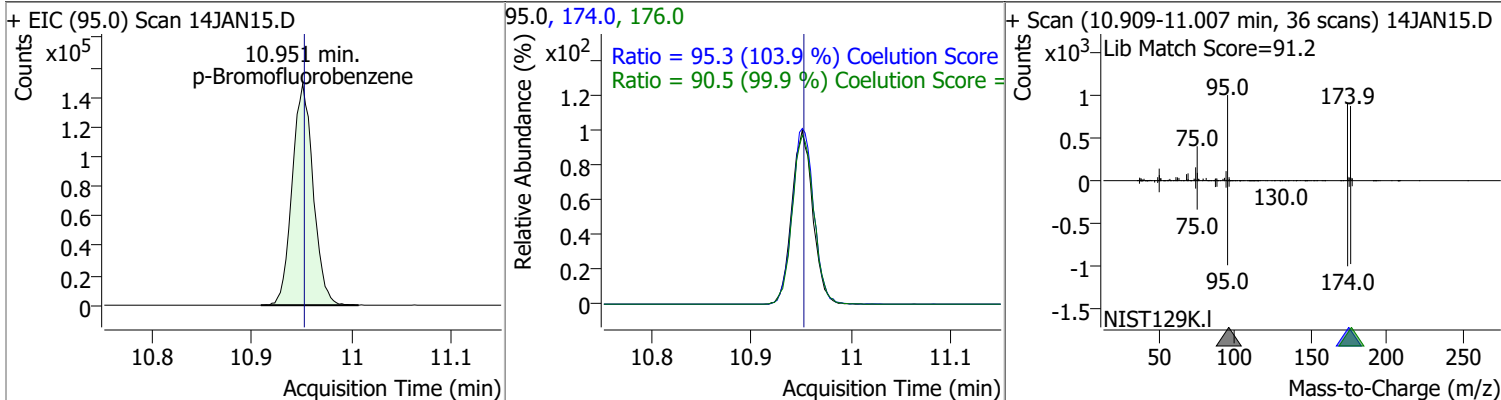
Quantitation Results Report (QT Reviewed)

Compound	Conc.	Exp RT	QIon	Exp Ratio
Chlorobenzene	N.D.	9.80	114.0	32.1
+ EIC (112.0) Scan 14JAN15.D			112.0, 114.0	
				
1,1,1,2-Tetrachloroethane	N.D.	9.89	133.0	98.6
+ EIC (131.0) Scan 14JAN15.D			131.0, 133.0	
				
Ethylbenzene	N.D.	9.92	106.0	31.1
+ EIC (91.0) Scan 14JAN15.D			91.0, 106.0	
				
m+p-Xylenes	N.D.	10.04	91.0	201.4
+ EIC (106.0) Scan 14JAN15.D			106.0, 91.0	
				

Quantitation Results Report (QT Reviewed)



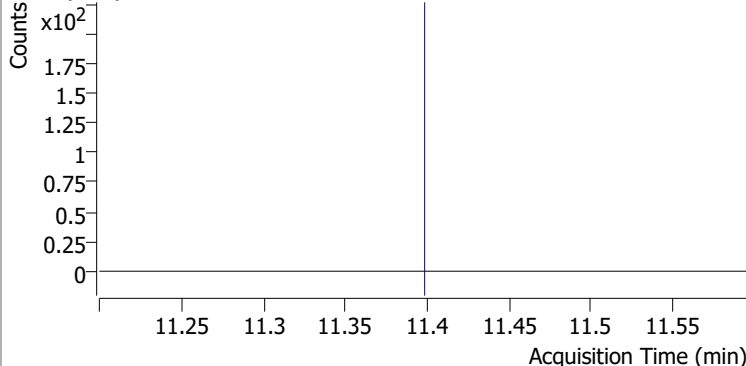
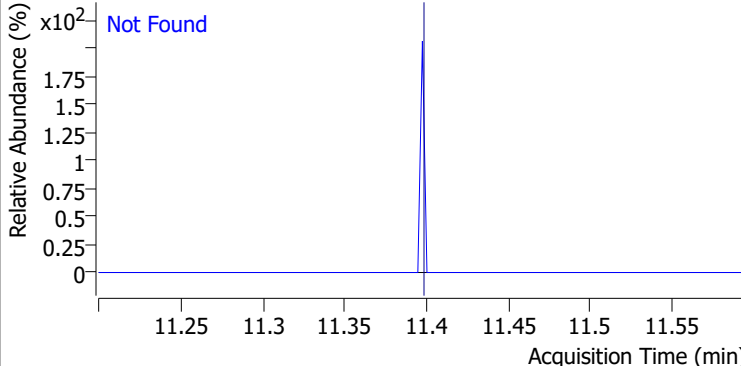
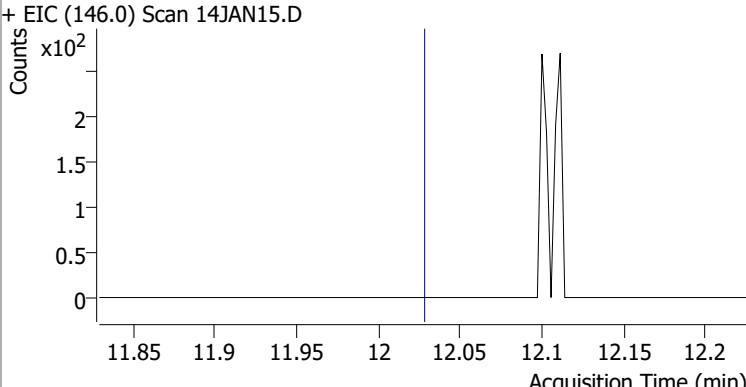
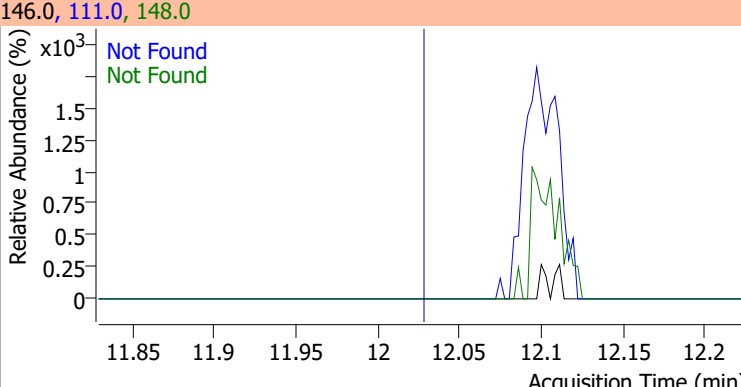
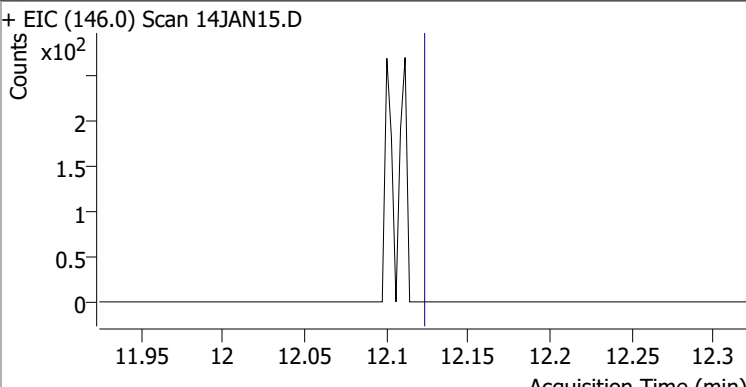
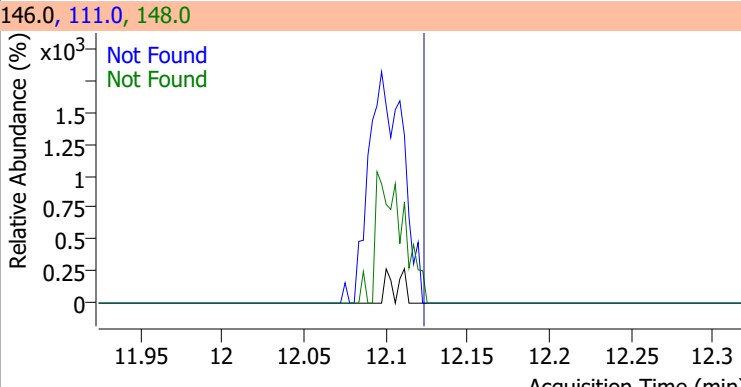
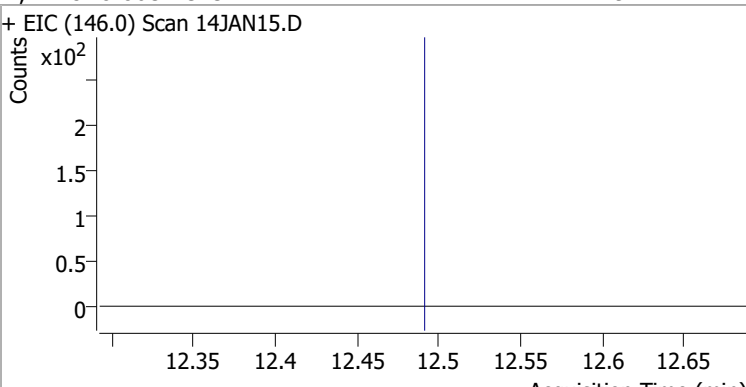
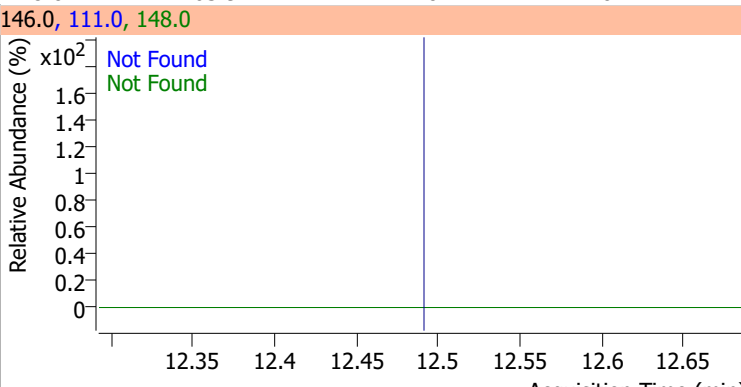
Compound	Conc.	RT	Dev(Min)	Resp.	QIon	QRatio	Lower	Upper
p-Bromofluorobenzene	272.1772	10.95	0.00	216395	174.0	95.3	61.7	121.7
					176.0	90.5	60.6	120.6



Quantitation Results Report (QT Reviewed)

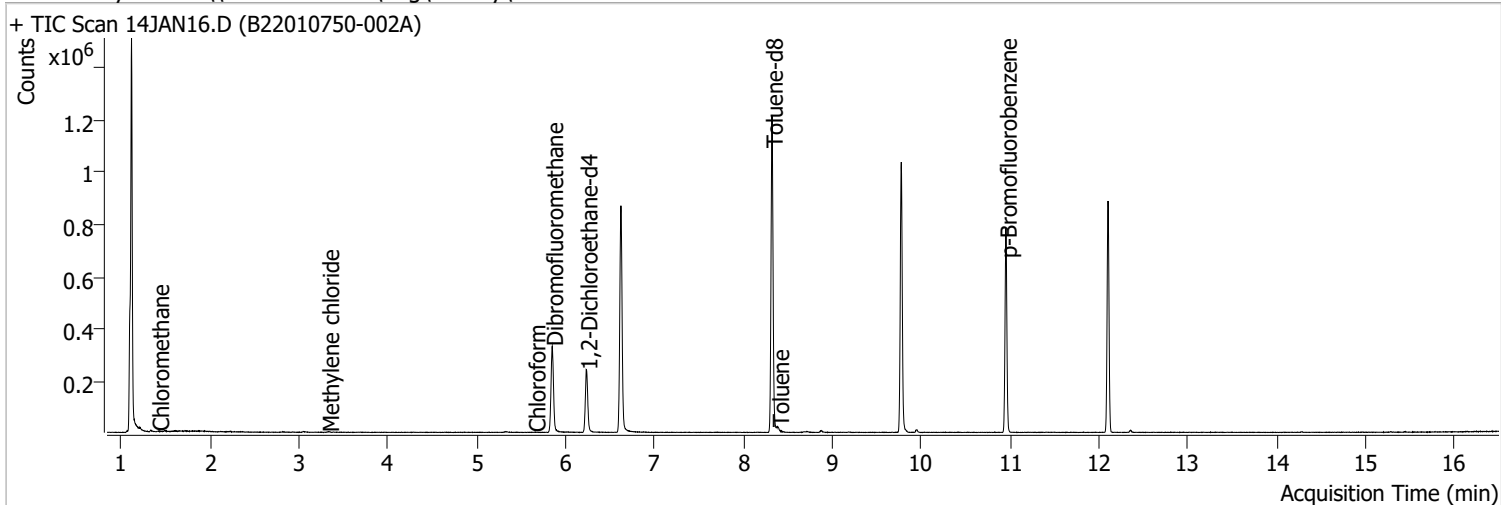
Compound	Conc.	Exp RT	QIon	Exp Ratio	QIon	Exp Ratio
Bromobenzene	N.D.	11.09	77.0	145.7	158.0	96.5
+ EIC (156.0) Scan 14JAN15.D			156.0, 77.0, 158.0			
1,1,2,2-Tetrachloroethane	N.D.	11.12	85.0	66.2		
+ EIC (83.0) Scan 14JAN15.D			83.0, 85.0			
1,2,3-Trichloropropane	N.D.	11.15	112.0	63.5		
+ EIC (110.0) Scan 14JAN15.D			110.0, 112.0			
2-Chlorotoluene	N.D.	11.29	91.0	282.3		
+ EIC (126.0) Scan 14JAN15.D			126.0, 91.0			

Quantitation Results Report (QT Reviewed)

Compound	Conc.	Exp RT	QIon	Exp Ratio		
4-Chlorotoluene	N.D.	11.40	126.0	31.7		
+ EIC (91.0) Scan 14JAN15.D			91.0, 126.0			
						
1,3-Dichlorobenzene	N.D.	12.03	148.0	63.6	QIon	Exp Ratio
+ EIC (146.0) Scan 14JAN15.D			146.0, 111.0, 148.0			
						
1,4-Dichlorobenzene	N.D.	12.13	148.0	63.1	QIon	Exp Ratio
+ EIC (146.0) Scan 14JAN15.D			146.0, 111.0, 148.0			
						
1,2-Dichlorobenzene	N.D.	12.49	148.0	63.9	QIon	Exp Ratio
+ EIC (146.0) Scan 14JAN15.D			146.0, 111.0, 148.0			
						

Quantitation Results Report (QT Reviewed)

Data File	14JAN16.D	Operator	MSC
Acq. Method	5975CACQF.M	Acq. Date-Time	1/14/2022 4:51:35 PM
Sample Name	B22010750-002A	Instrument	VOA5975C
Vial	16	Multiplier	1.00
DA Method File	VOA5975C_8260B_SHT_DoD_L4_010422.m	Comment	
Tune File	BFB_Atune3.u	Tune Date	10/11/2021 4:02:00 PM
Batch Name	VG011422_8260B.batch.bin	Last Calib Update	3/4/2022 3:27:31 PM
Ref Library	\\MASSHUNTER\Org\Library\NIST129K.I		



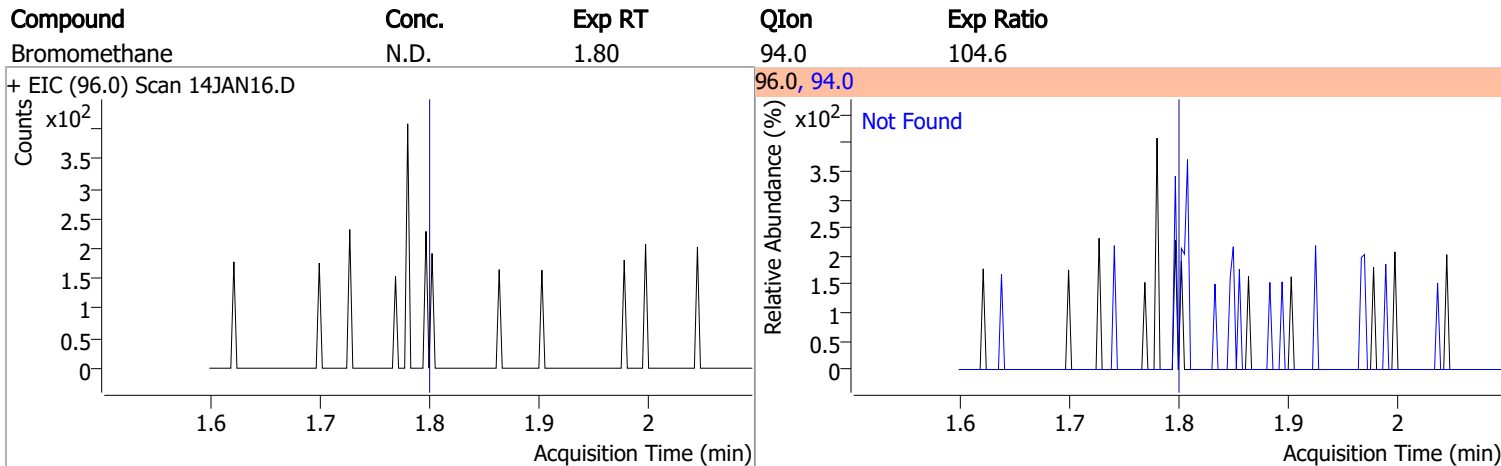
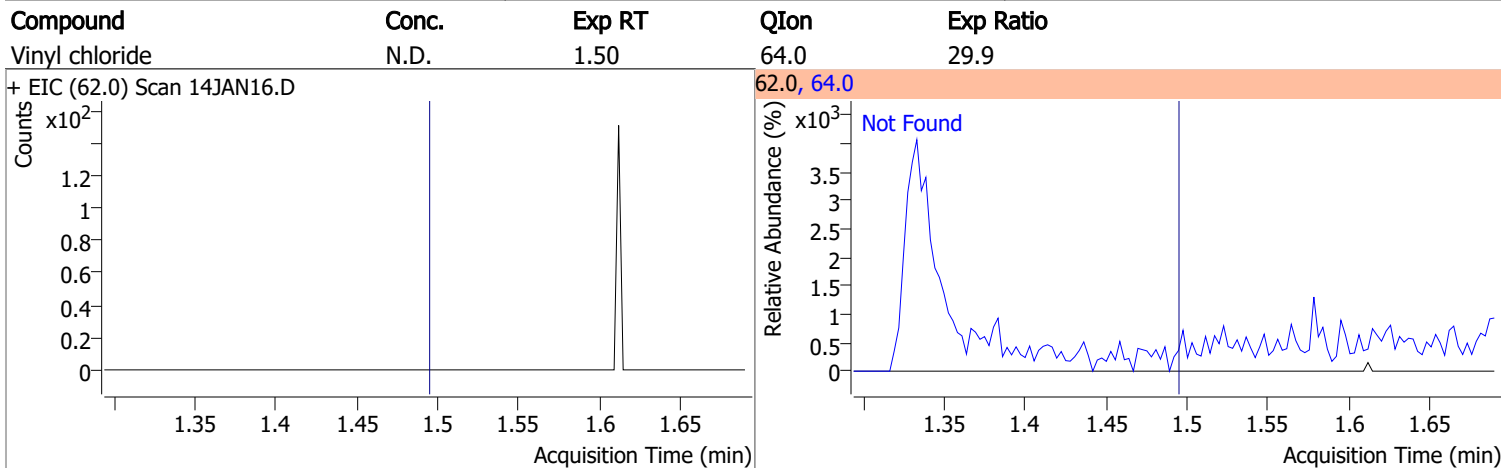
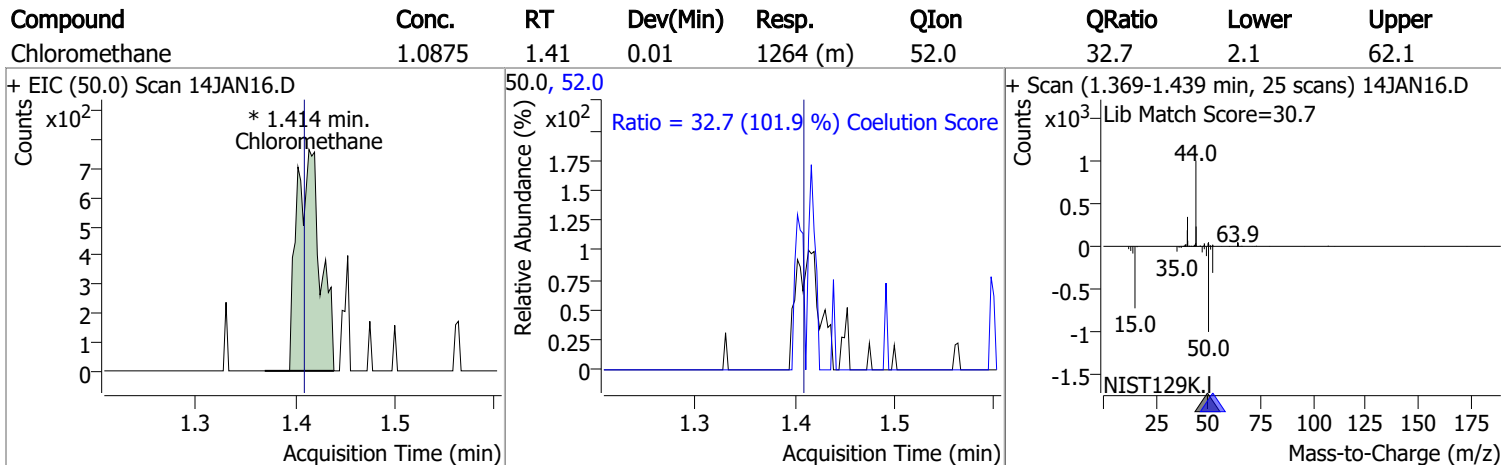
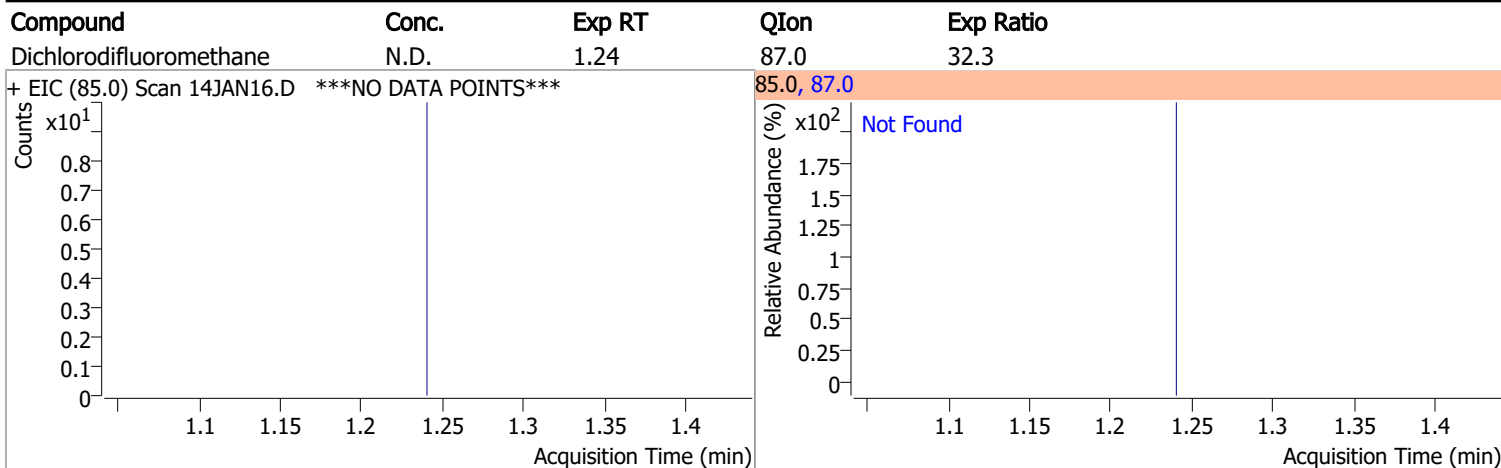
Compound	RT	QIon	Resp.	Conc.	Units	Dev(Min)
Internal Standards						
M Fluorobenzene	6.620	96.0	730912	250.0000	ng	-0.003
M Chlorobenzene-d5	9.774	82.0	284086	250.0000	ng	0.003
M 1,4-Dichlorobenzene-d4	12.100	152.0	216479	250.0000	ng	0.000
System Monitoring Compounds						
S Dibromofluoromethane	5.848	113.0	194877	283.0074	ng	0.003
Spiked Amount: 250.000	Range: 80.0 - 119.0%			Recovery = 113.20%		
S 1,2-Dichloroethane-d4	6.233	67.0	85302	286.8040	ng	0.000
Spiked Amount: 250.000	Range: 81.0 - 118.0%			Recovery = 114.72%		
S Toluene-d8	8.319	98.0	728769	266.2075	ng	0.000
Spiked Amount: 250.000	Range: 89.0 - 112.0%			Recovery = 106.48%		
S p-Bromofluorobenzene	10.951	95.0	212949	268.5110	ng	-0.003
Spiked Amount: 250.000	Range: 85.0 - 114.0%			Recovery = 107.40%		
Target Compounds						
T Dichlorodifluoromethane	0.000		0	N.D.		
T Chloromethane	1.414	50.0	1264	1.0875	ng	m 99
T Vinyl chloride	0.000		0	N.D.		
T Bromomethane	0.000		0	N.D.		
T Chloroethane	0.000		0	N.D.		
T Trichlorofluoromethane	0.000		0	N.D.		
T 1,1-Dichloroethene	0.000		0	N.D.		
T Methylene chloride	3.327	49.0	1658	1.5279	ng	m 90
T trans-1,2-Dichloroethene	0.000		0	N.D.		
T Methyl tert-butyl ether (MTBE)	0.000		0	N.D.		
T 1,1-Dichloroethane	0.000		0	N.D.		
T 2,2-Dichloropropane	0.000		0	N.D.		
T cis-1,2-Dichloroethene	0.000		0	N.D.		
T Methyl ethyl ketone	0.000		0	N.D.		
T Bromochloromethane	0.000		0	N.D.		
T Chloroform	5.650	83.0	276	0.1986	ng	m 68

Quantitation Results Report (QT Reviewed)

Compound	RT	QIon	Resp.	Conc.	Units	Dev(Min)
T 1,1,1-Trichloroethane	0.000		0	N.D.		
T Carbon tetrachloride	0.000		0	N.D.		
T 1,1-Dichloropropene	0.000		0	N.D.		
T Benzene	0.000		0	N.D.		
T 1,2-Dichloroethane	0.000		0	N.D.		
T Trichloroethene	0.000		0	N.D.		
T 1,2-Dichloropropane	0.000		0	N.D.		
T Dibromomethane	0.000		0	N.D.		
T Bromodichloromethane	0.000		0	N.D.		
T cis-1,3-Dichloropropene	0.000		0	N.D.		
T Toluene	8.388	92.0	4452	2.4075	ng	100
T trans-1,3-Dichloropropene	0.000		0	N.D.		
T 1,1,2-Trichloroethane	0.000		0	N.D.		
T Tetrachloroethene	0.000		0	N.D.		
T 1,3-Dichloropropane	0.000		0	N.D.		
T Chlorodibromomethane	0.000		0	N.D.		
T 1,2-Dibromoethane	0.000		0	N.D.		
T Chlorobenzene	0.000		0	N.D.		
T 1,1,1,2-Tetrachloroethane	0.000		0	N.D.		
T Ethylbenzene	0.000		0	N.D.		
T m+p-Xylenes	10.039	106.0	0		ng	md 1
T o-Xylene	0.000		0	N.D.		
T Styrene	0.000		0	N.D.		
T Bromoform	0.000		0	N.D.		
T Bromobenzene	0.000		0	N.D.		
T 1,1,2,2-Tetrachloroethane	0.000		0	N.D.		
T 1,2,3-Trichloropropane	0.000		0	N.D.		
T 2-Chlorotoluene	0.000		0	N.D.		
T 4-Chlorotoluene	0.000		0	N.D.		
T 1,3-Dichlorobenzene	0.000		0	N.D.		
T 1,4-Dichlorobenzene	0.000		0	N.D.		
T 1,2-Dichlorobenzene	0.000		0	N.D.		

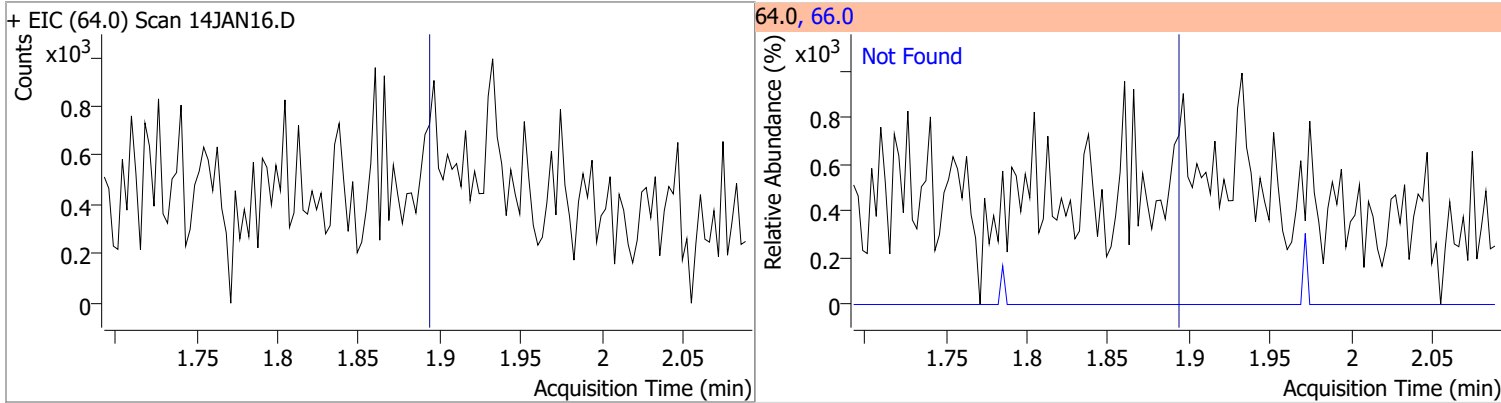
(#) = Qualifier Out of Range; (m) = Manual Integration; (+) = Area Summed; (*) = Surrogate Percent Recovery Out of Range; (d): Zeroed Peak

Quantitation Results Report (QT Reviewed)

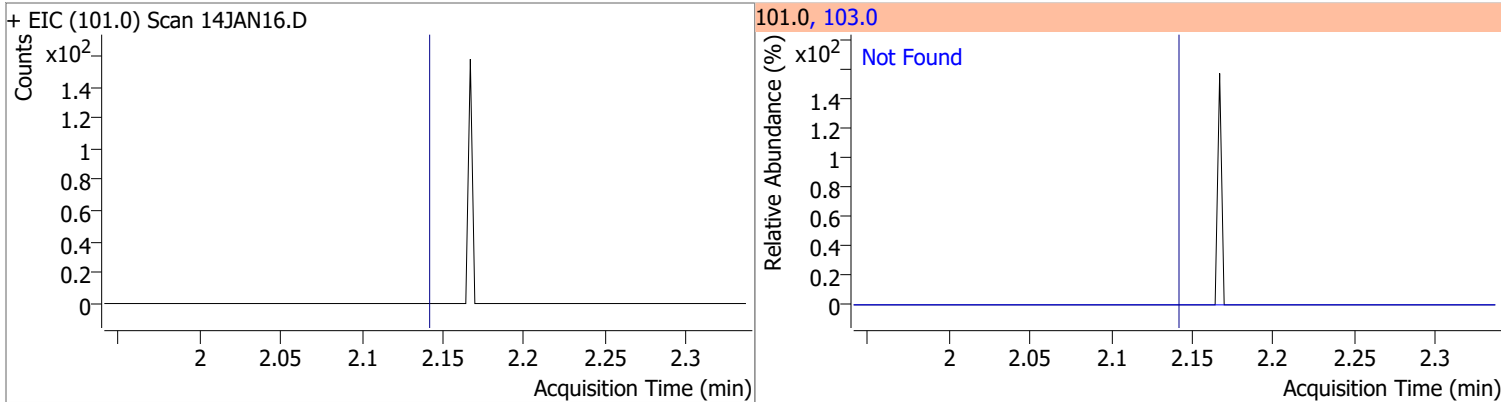


Quantitation Results Report (QT Reviewed)

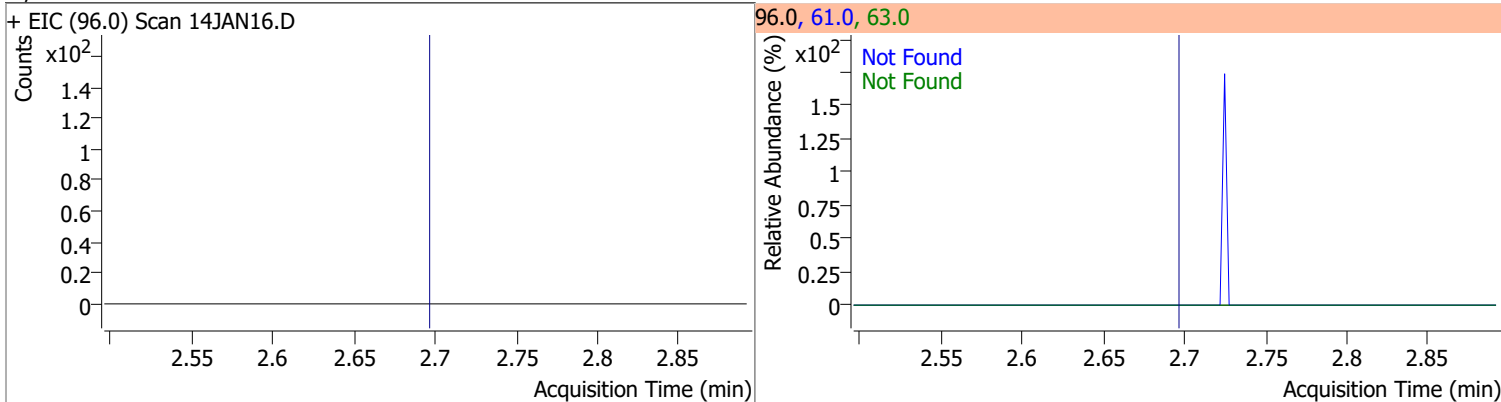
Compound	Conc.	Exp RT	QIon	Exp Ratio
Chloroethane	N.D.	1.89	66.0	30.1



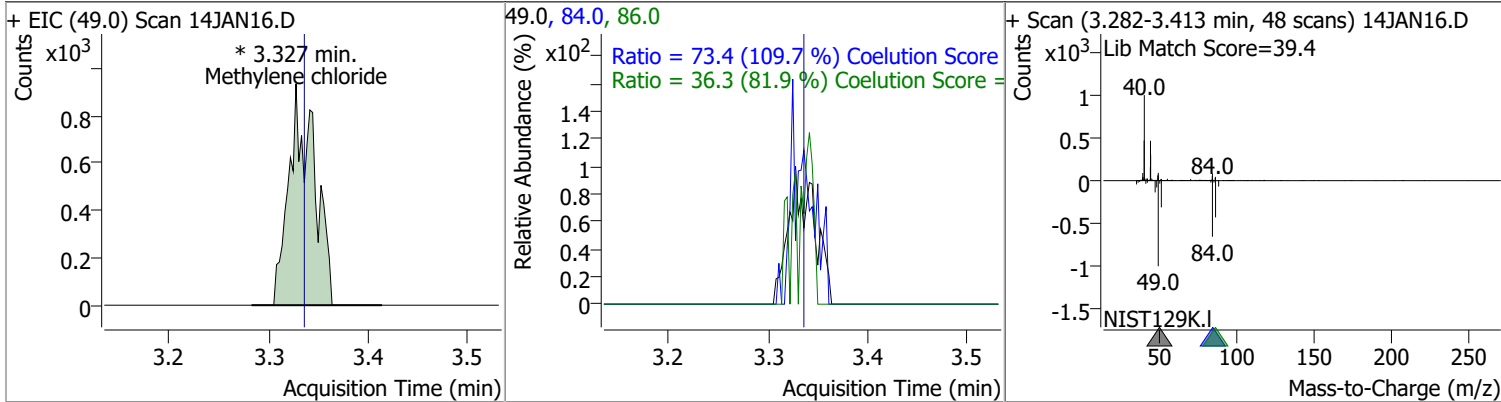
Compound	Conc.	Exp RT	QIon	Exp Ratio
Trichlorofluoromethane	N.D.	2.14	103.0	64.2



Compound	Conc.	Exp RT	QIon	Exp Ratio	QIon	Exp Ratio
1,1-Dichloroethene	N.D.	2.70	61.0	180.3	63.0	56.7

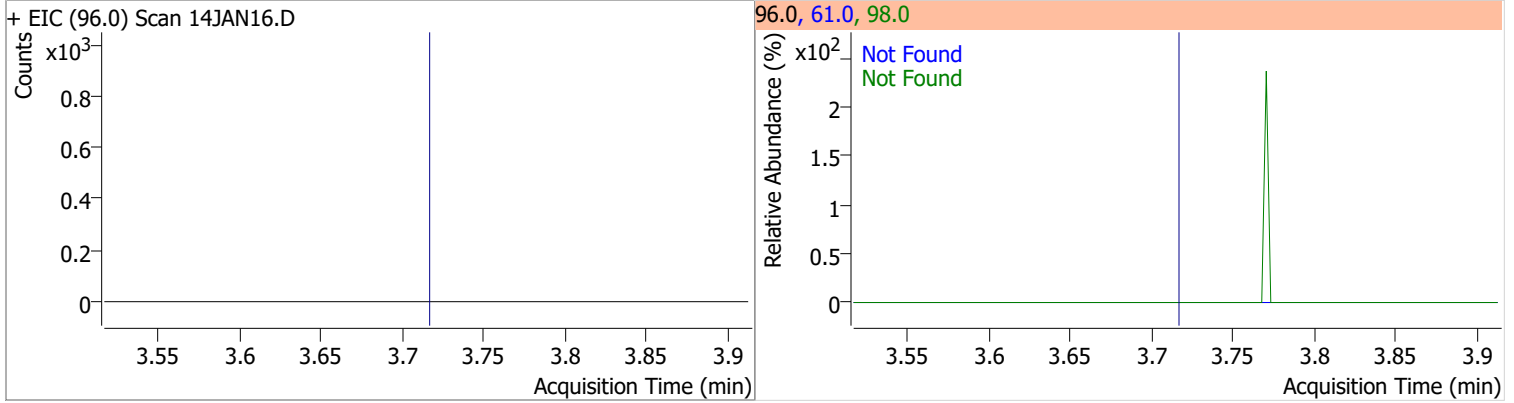


Compound	Conc.	RT	Dev(Min)	Resp.	QIon	QRatio	Lower	Upper
Methylene chloride	1.5279	3.33	-0.01	1658 (m)	84.0	73.4	36.9	96.9
					86.0	36.3	14.3	74.3

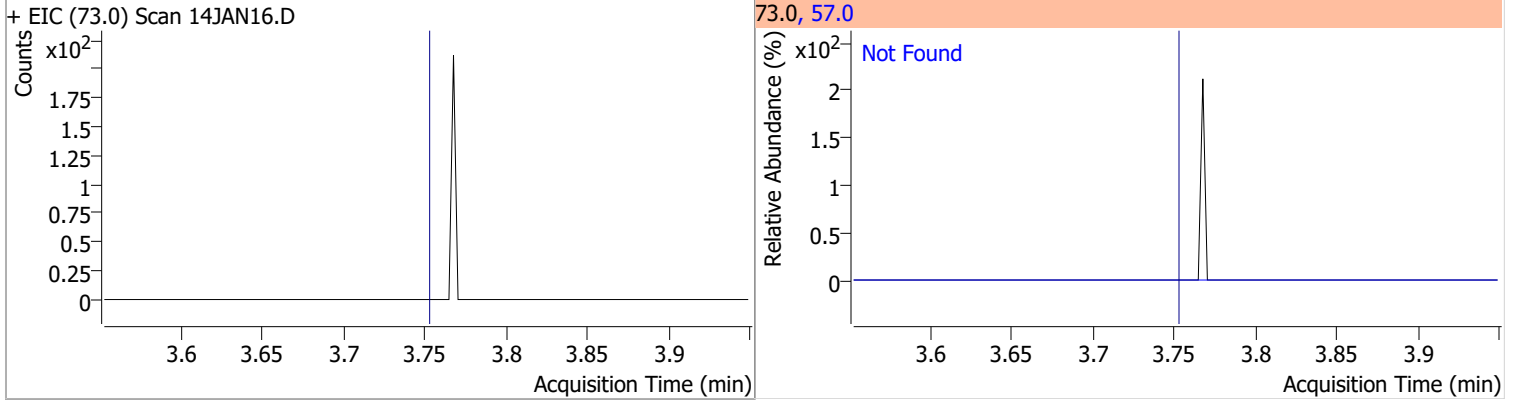


Quantitation Results Report (QT Reviewed)

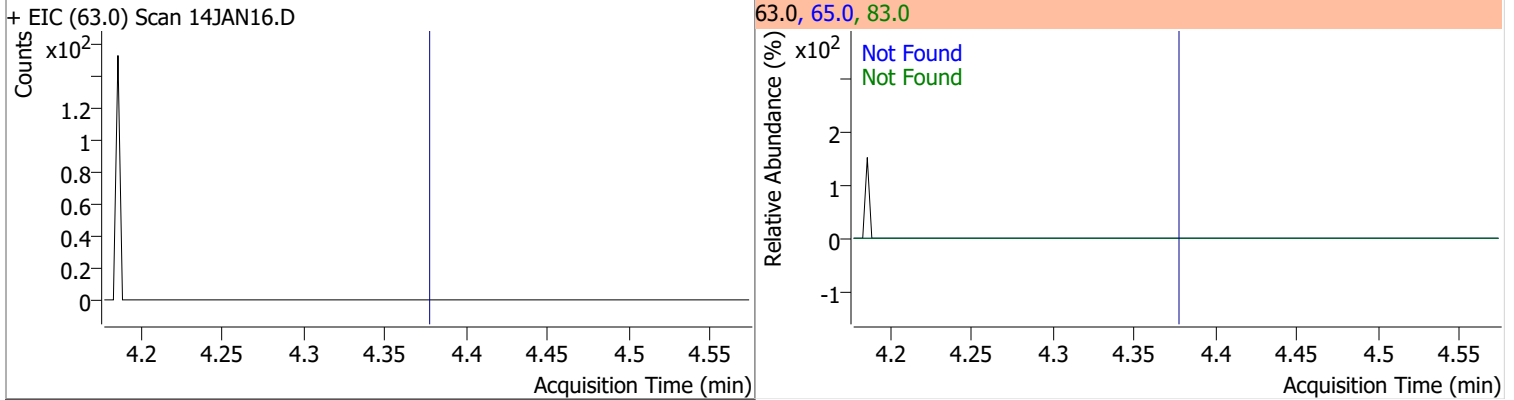
Compound	Conc.	Exp RT	QIon	Exp Ratio	QIon	Exp Ratio
trans-1,2-Dichloroethene	N.D.	3.72	61.0	153.9	98.0	65.7



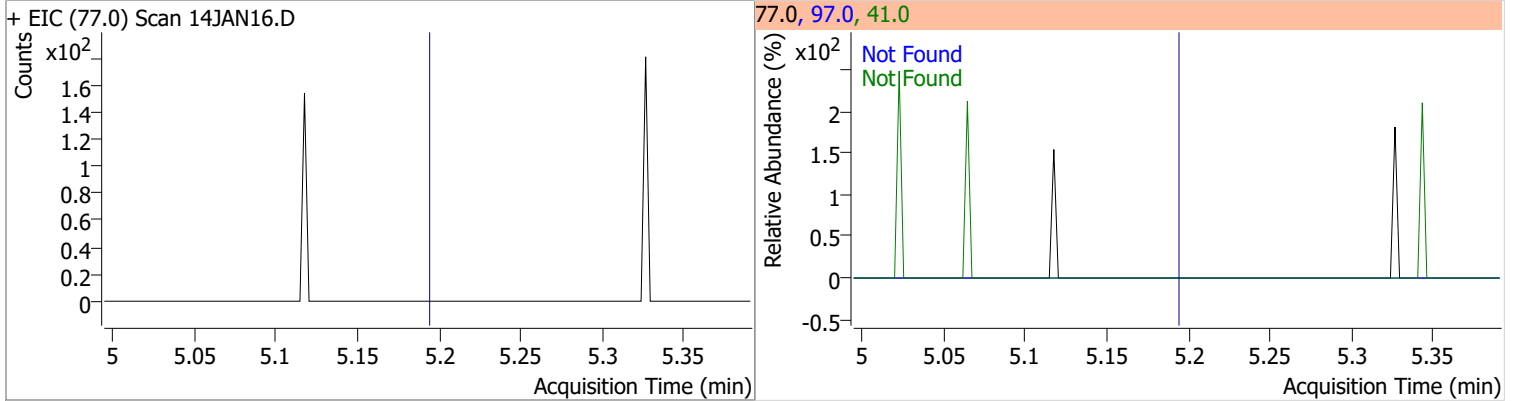
Compound	Conc.	Exp RT	QIon	Exp Ratio
Methyl tert-butyl ether (MTBE)	N.D.	3.75	57.0	24.6



Compound	Conc.	Exp RT	QIon	Exp Ratio	QIon	Exp Ratio
1,1-Dichloroethane	N.D.	4.38	65.0	32.1	83.0	13.7

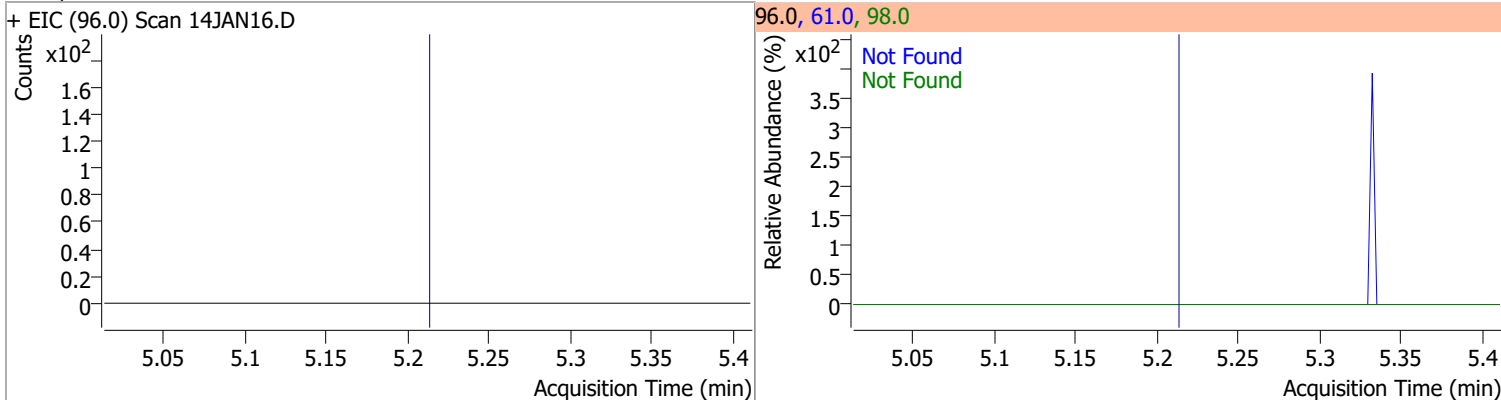


Compound	Conc.	Exp RT	QIon	Exp Ratio	QIon	Exp Ratio
2,2-Dichloropropane	N.D.	5.20	41.0	66.5	97.0	23.2

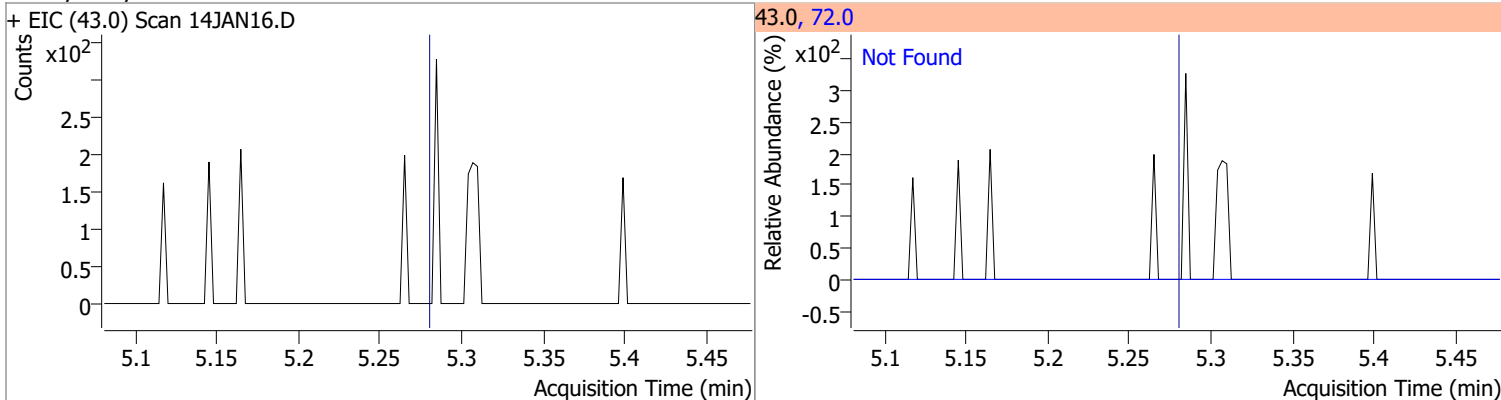


Quantitation Results Report (QT Reviewed)

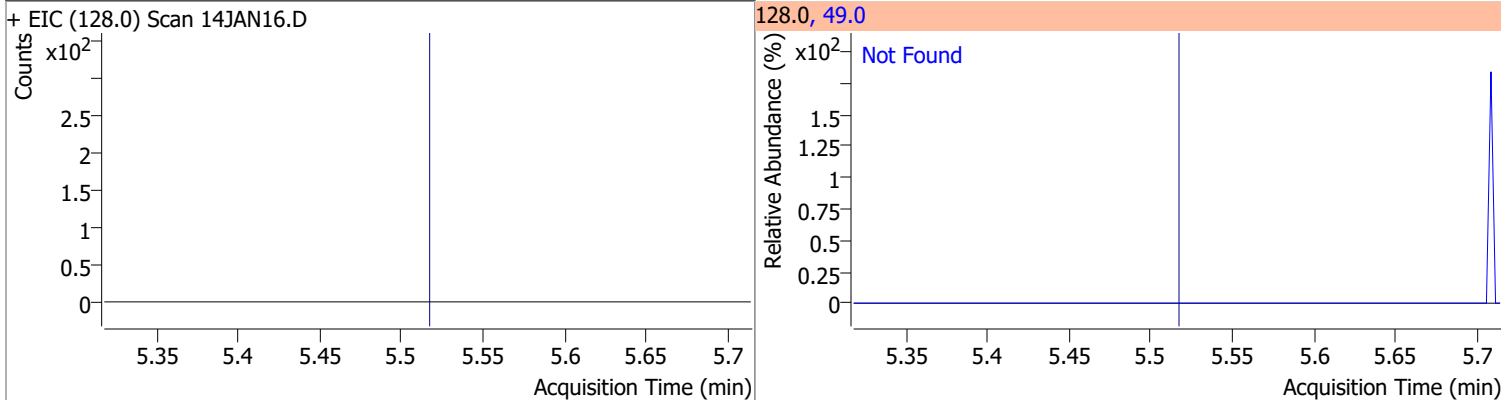
Compound	Conc.	Exp RT	QIon	Exp Ratio	QIon	Exp Ratio
cis-1,2-Dichloroethene	N.D.	5.22	61.0	167.2	98.0	67.3



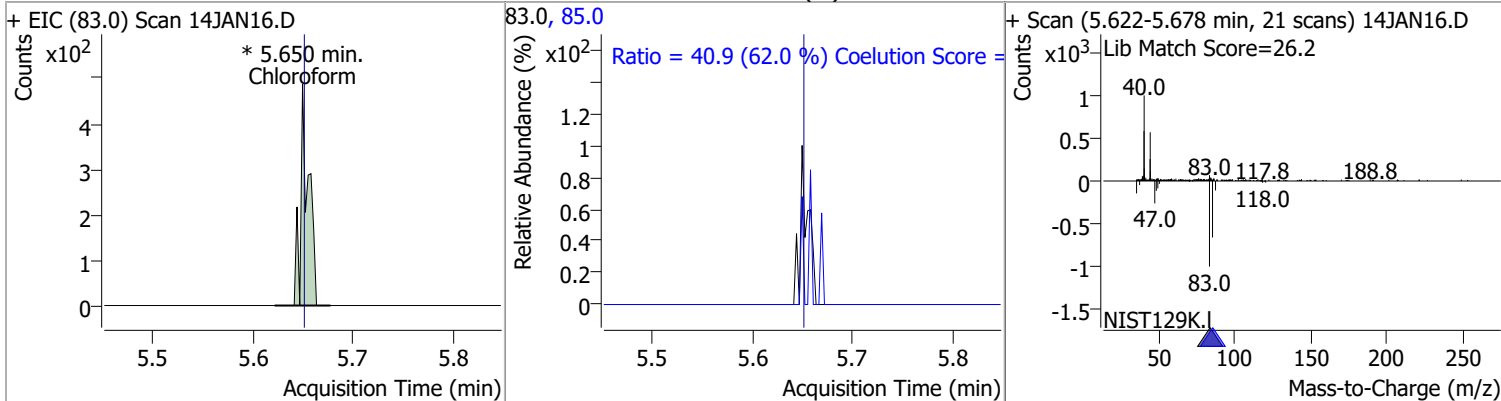
Compound	Conc.	Exp RT	QIon	Exp Ratio
Methyl ethyl ketone	N.D.	5.28	72.0	21.3



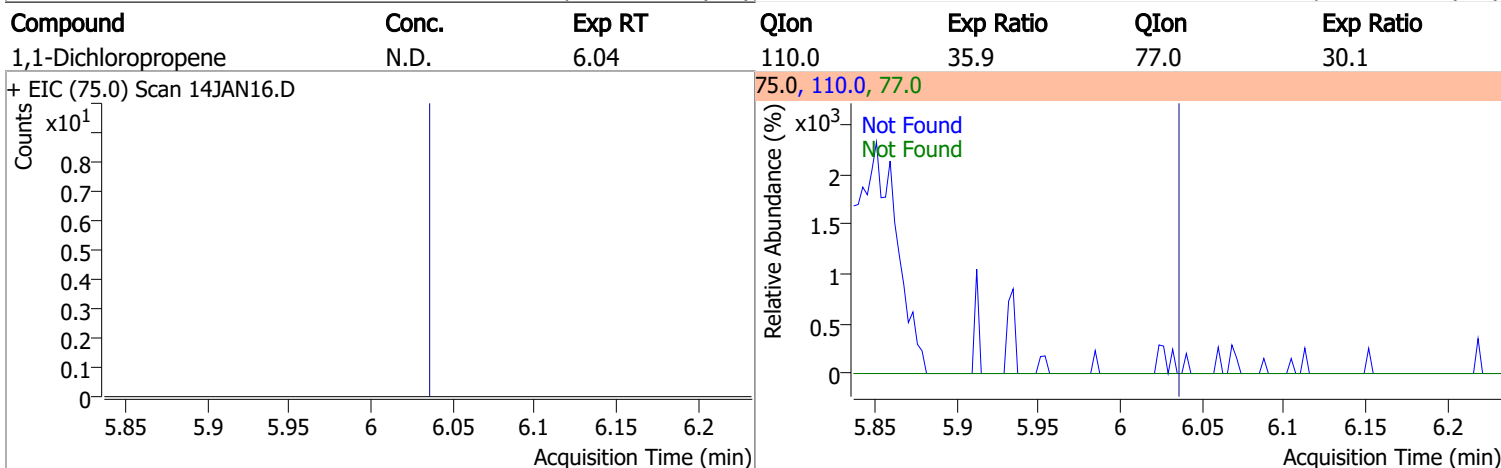
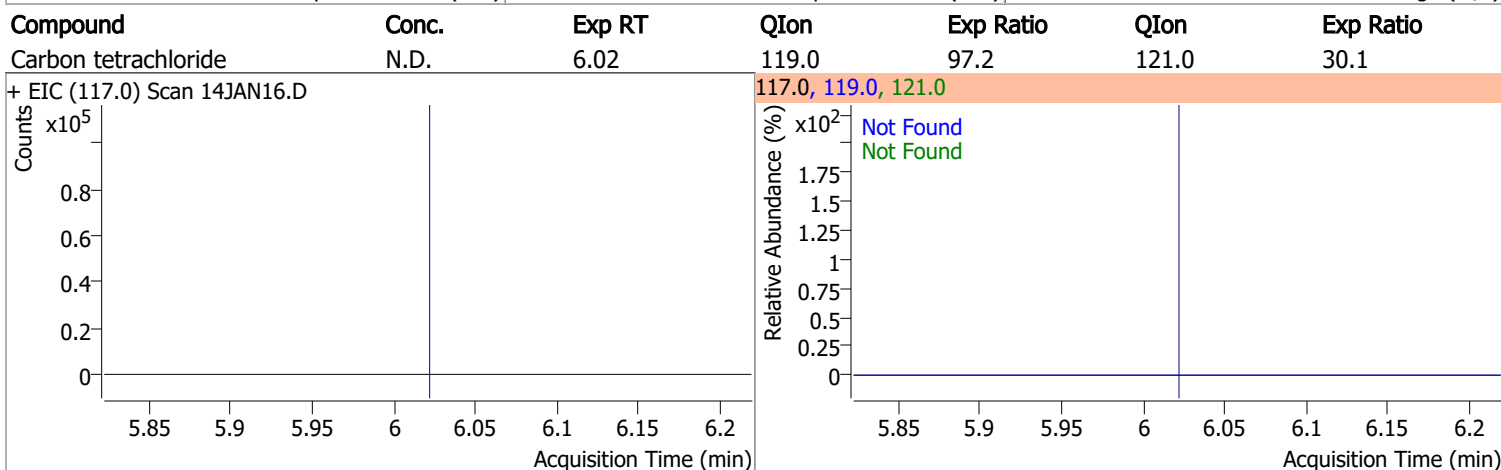
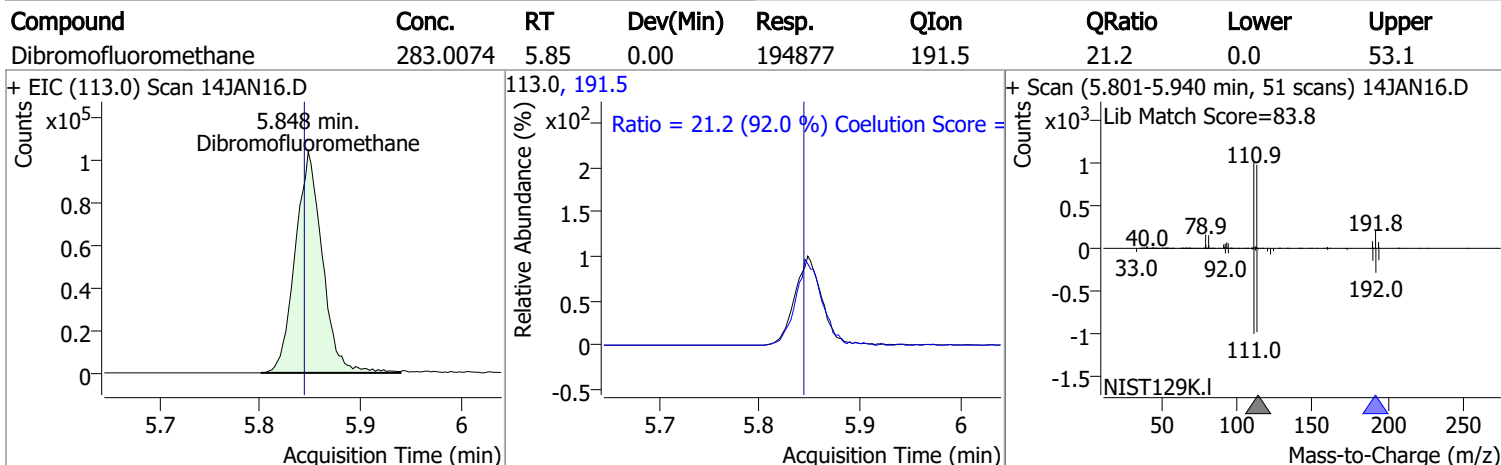
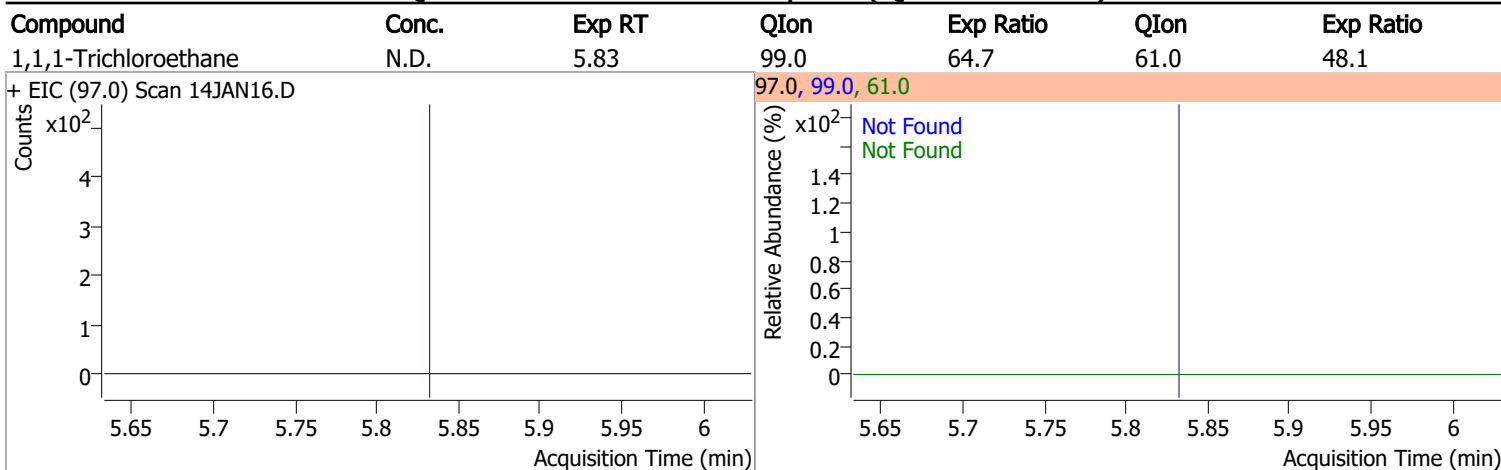
Compound	Conc.	Exp RT	QIon	Exp Ratio
Bromochloromethane	N.D.	5.52	49.0	182.9



Compound	Conc.	RT	Dev(Min)	Resp.	QIon	QRatio	Lower	Upper
Chloroform	0.1986	5.65	0.00	276 (m)	85.0	40.9	36.0	96.0

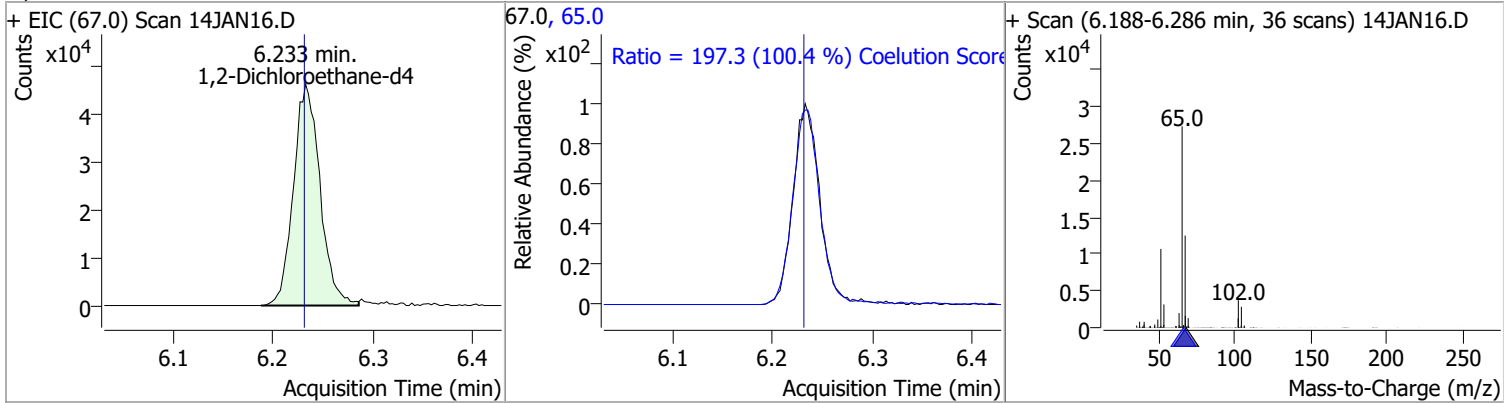


Quantitation Results Report (QT Reviewed)

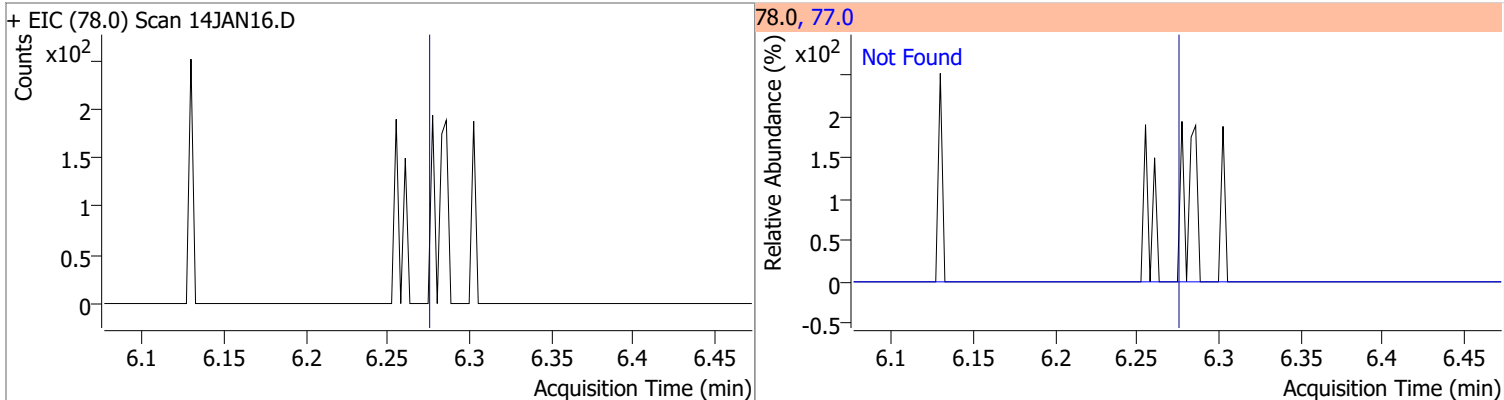


Quantitation Results Report (QT Reviewed)

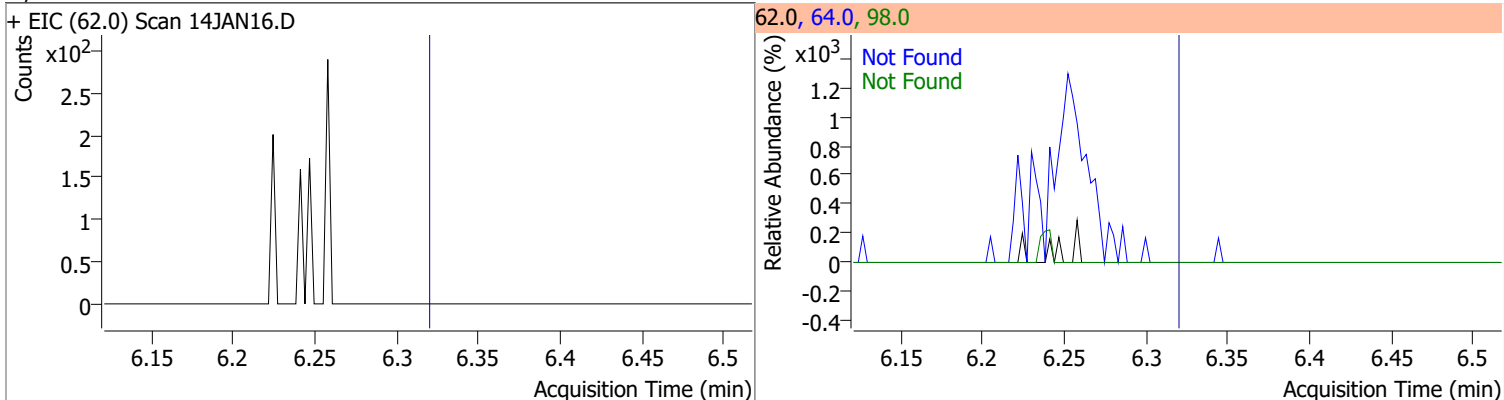
Compound	Conc.	RT	Dev(Min)	Resp.	QIon	QRatio	Lower	Upper
1,2-Dichloroethane-d4	286.8040	6.23	0.00	85302	65.0	197.3	166.5	226.5



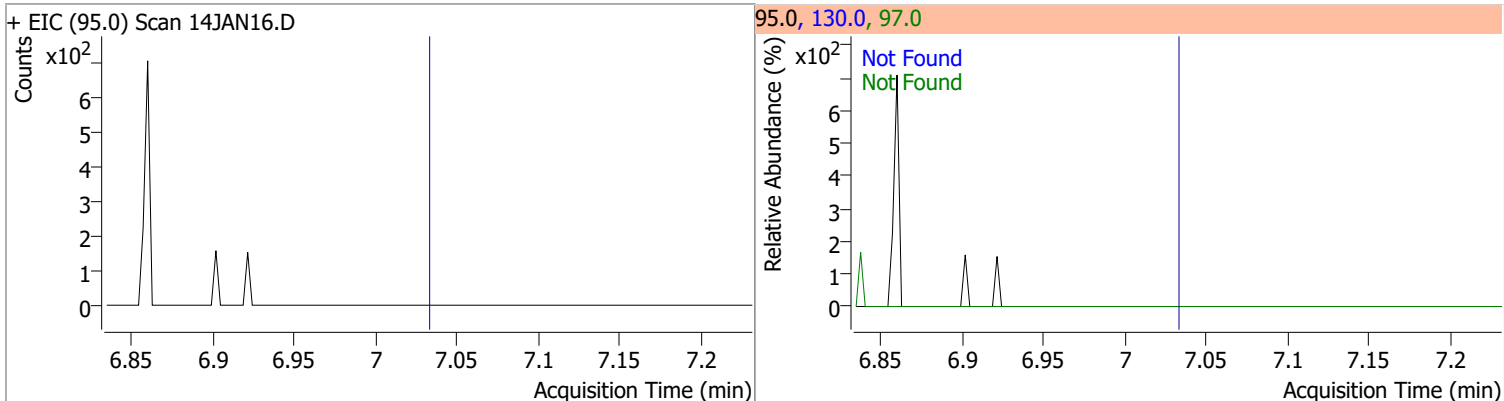
Compound	Conc.	Exp RT	QIon	Exp Ratio
Benzene	N.D.	6.28	77.0	23.5



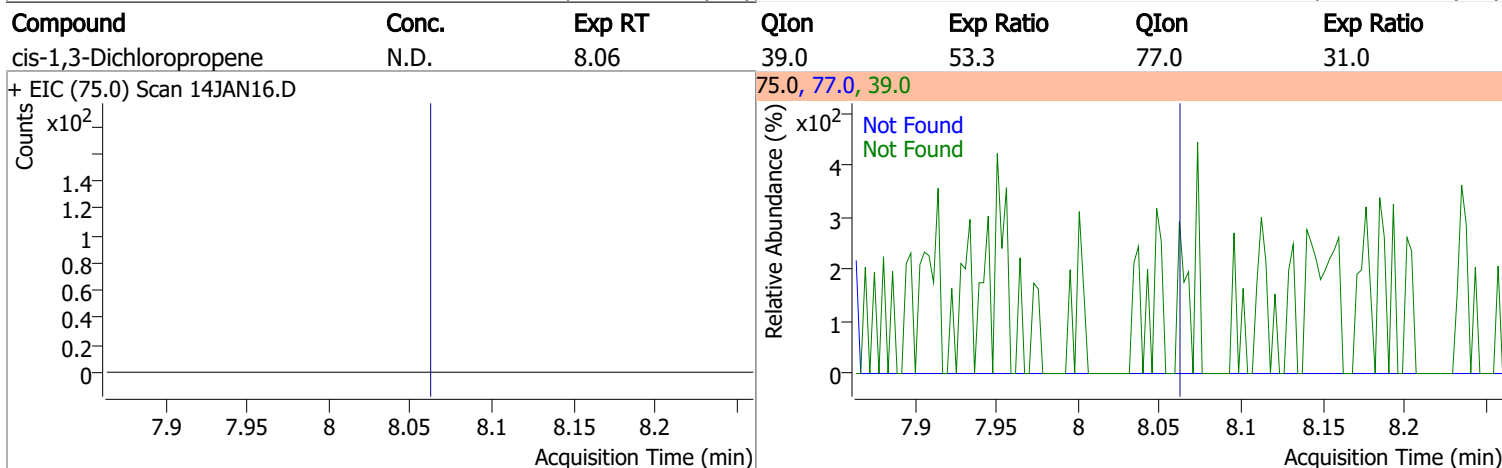
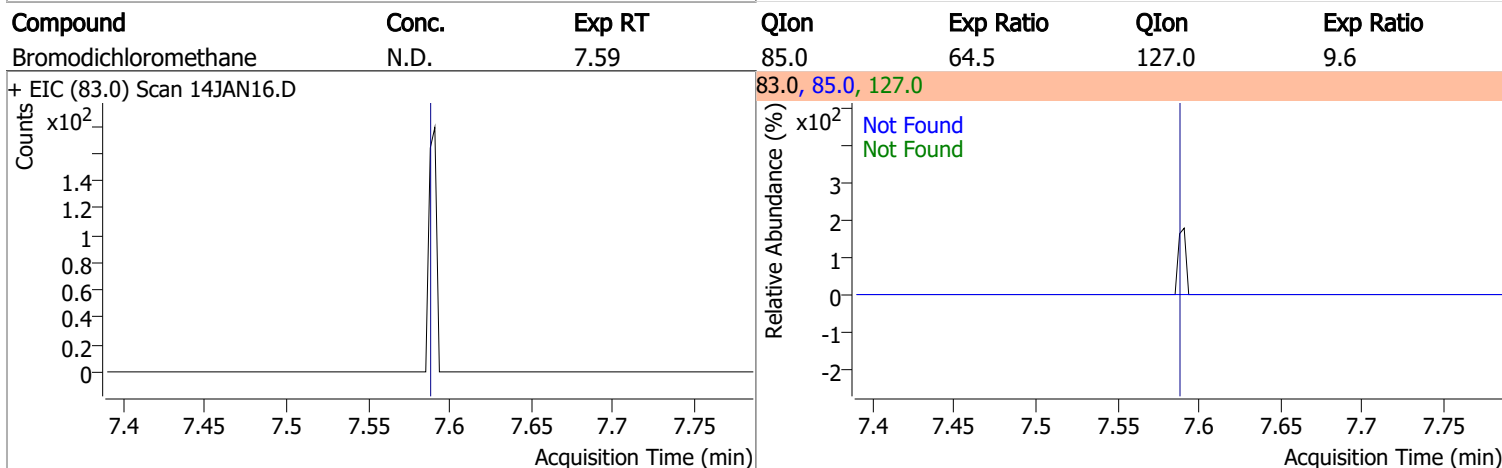
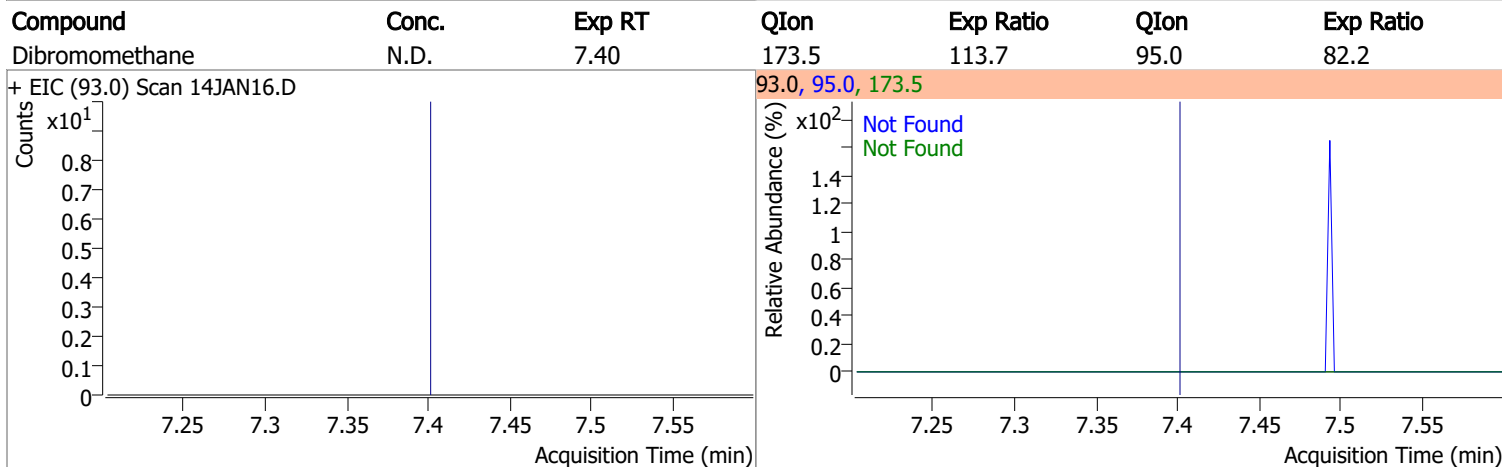
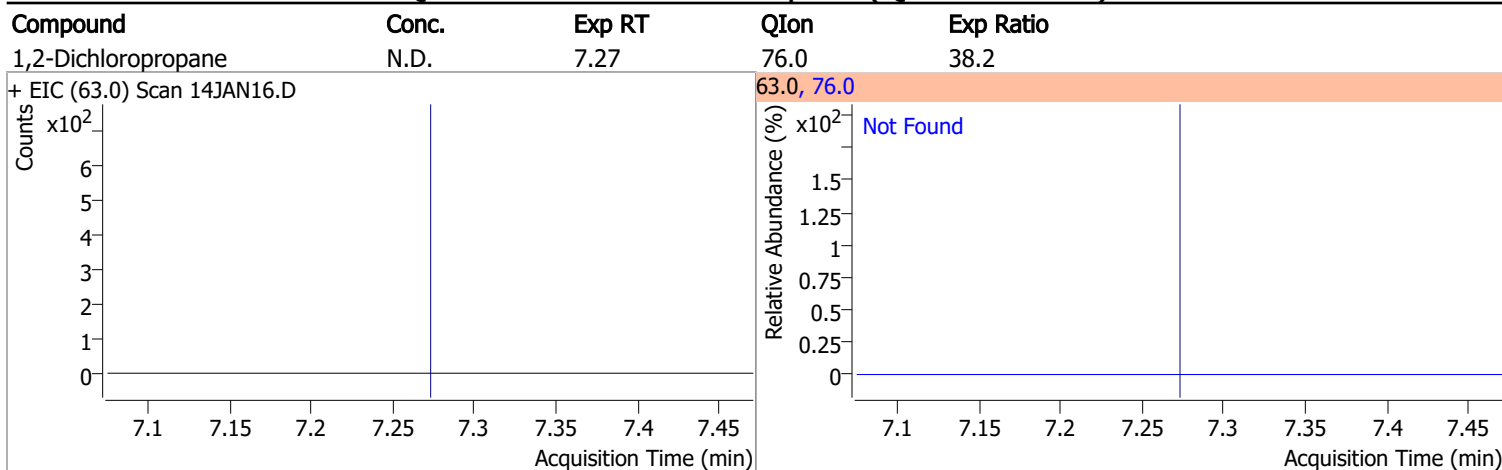
Compound	Conc.	Exp RT	QIon	Exp Ratio	QIon	Exp Ratio
1,2-Dichloroethane	N.D.	6.32	64.0	29.9	98.0	7.6



Compound	Conc.	Exp RT	QIon	Exp Ratio	QIon	Exp Ratio
Trichloroethene	N.D.	7.03	130.0	101.5	97.0	64.1

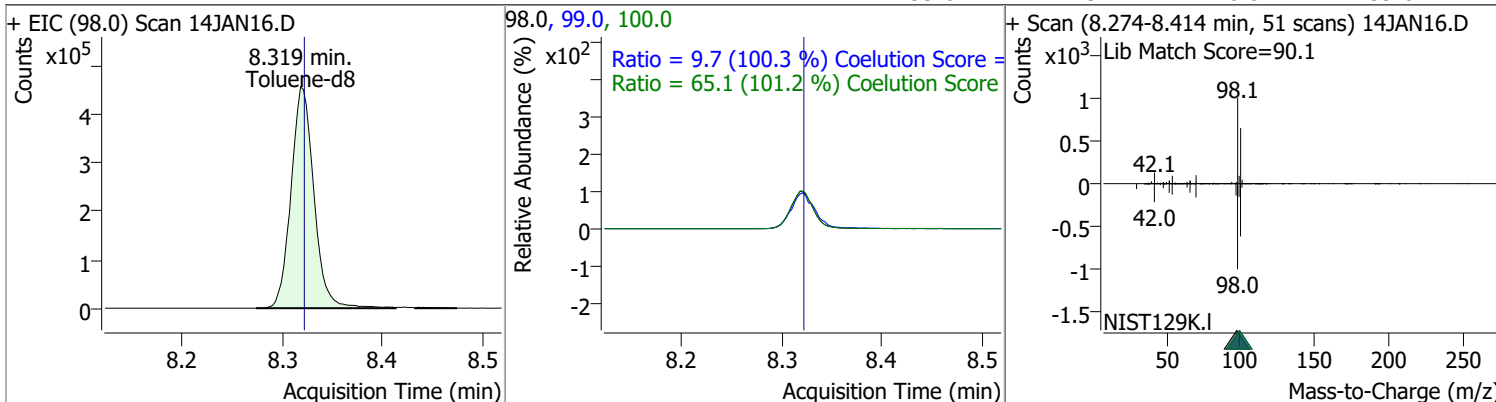


Quantitation Results Report (QT Reviewed)

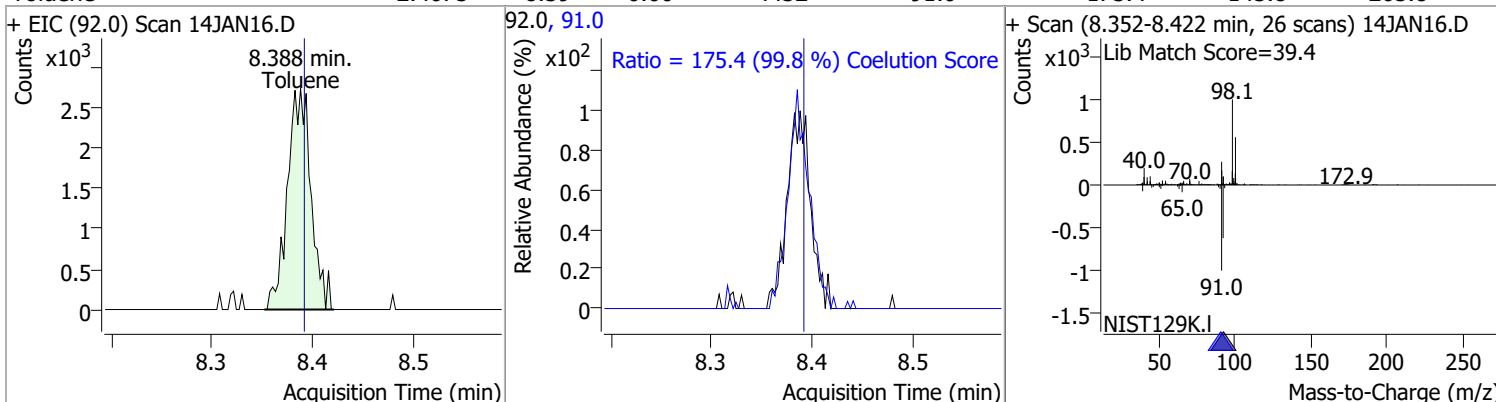


Quantitation Results Report (QT Reviewed)

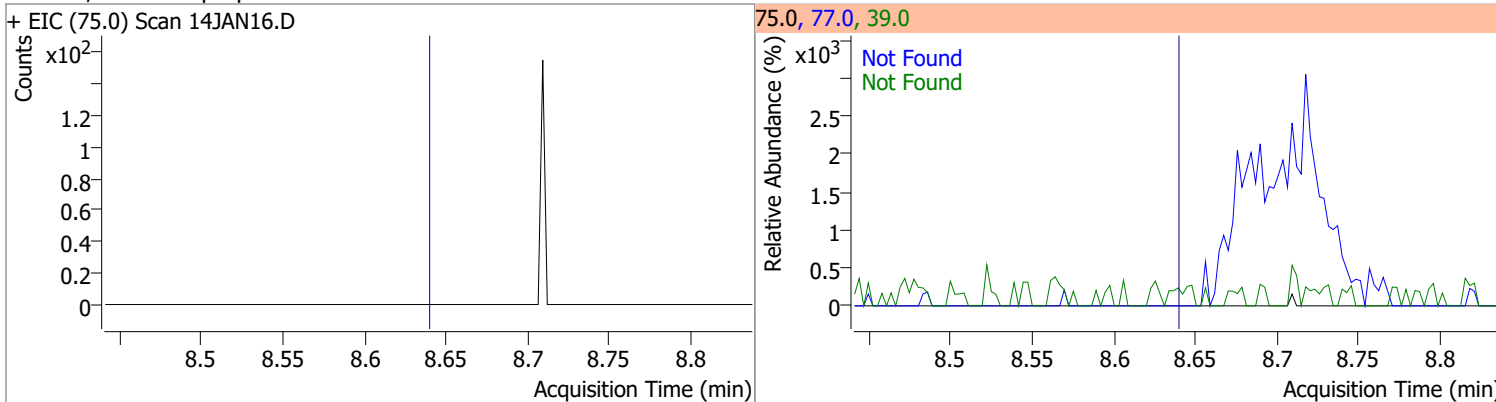
Compound	Conc.	RT	Dev(Min)	Resp.	QIon	QRatio	Lower	Upper
Toluene-d8	266.2075	8.32	0.00	728769	100.0	65.1	34.4	94.4
					99.0	9.7	0.0	39.6



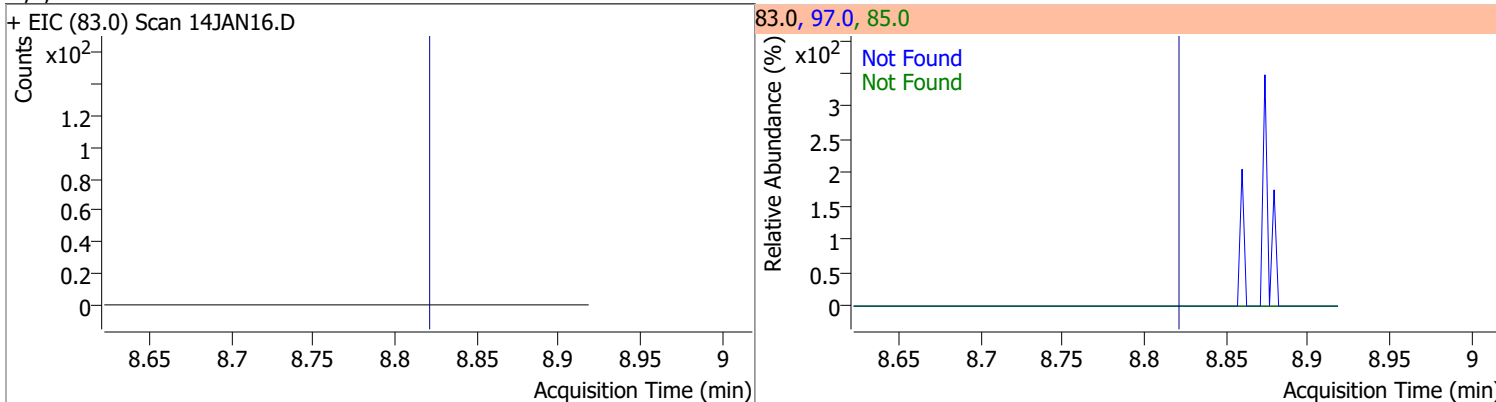
Compound	Conc.	RT	Dev(Min)	Resp.	QIon	QRatio	Lower	Upper
Toluene	2.4075	8.39	0.00	4452	91.0	175.4	145.8	205.8



Compound	Conc.	Exp RT	QIon	Exp Ratio	QIon	Exp Ratio
trans-1,3-Dichloropropene	N.D.	8.64	39.0	53.4	77.0	32.4

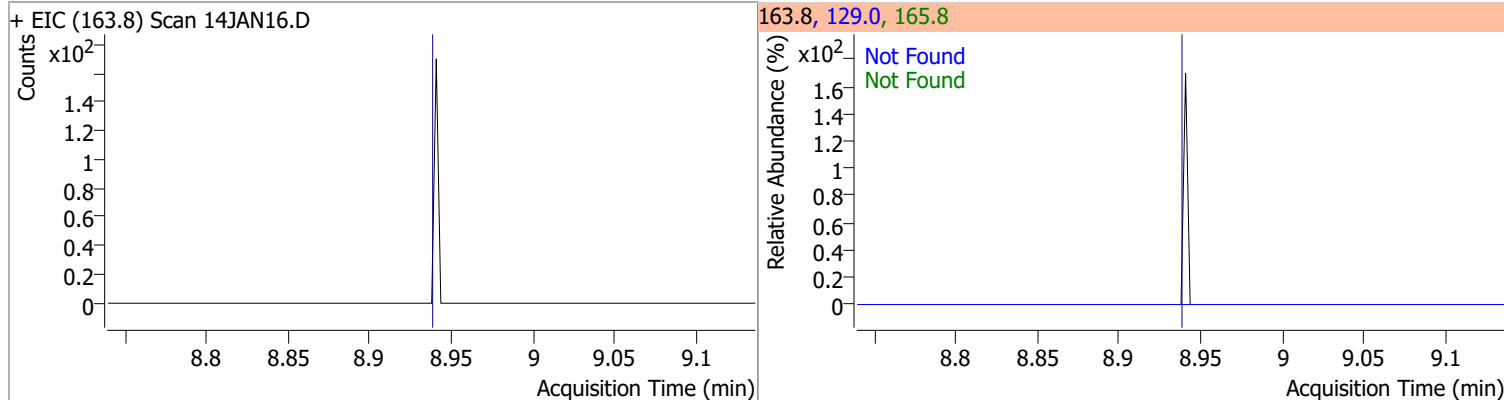


Compound	Conc.	Exp RT	QIon	Exp Ratio	QIon	Exp Ratio
1,1,2-Trichloroethane	N.D.	8.82	97.0	114.6	85.0	67.6

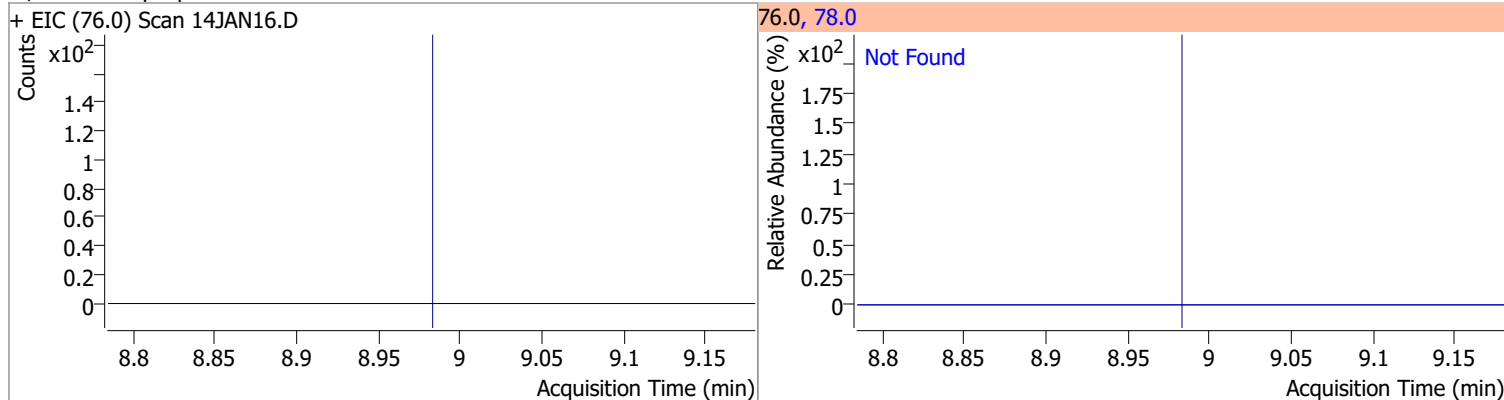


Quantitation Results Report (QT Reviewed)

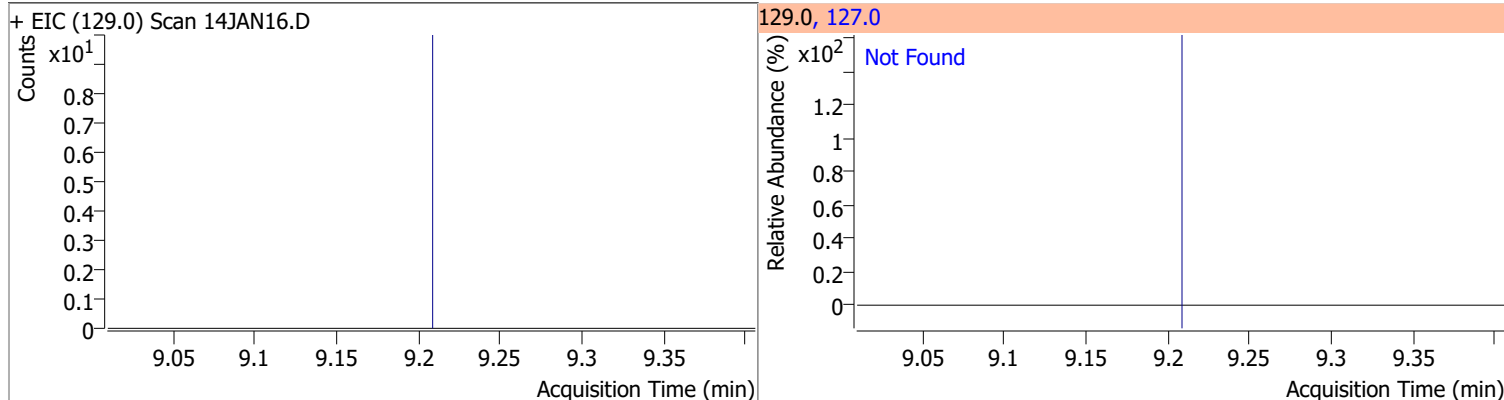
Compound	Conc.	Exp RT	QIon	Exp Ratio	QIon	Exp Ratio
Tetrachloroethene	N.D.	8.94	165.8	128.6	129.0	91.5



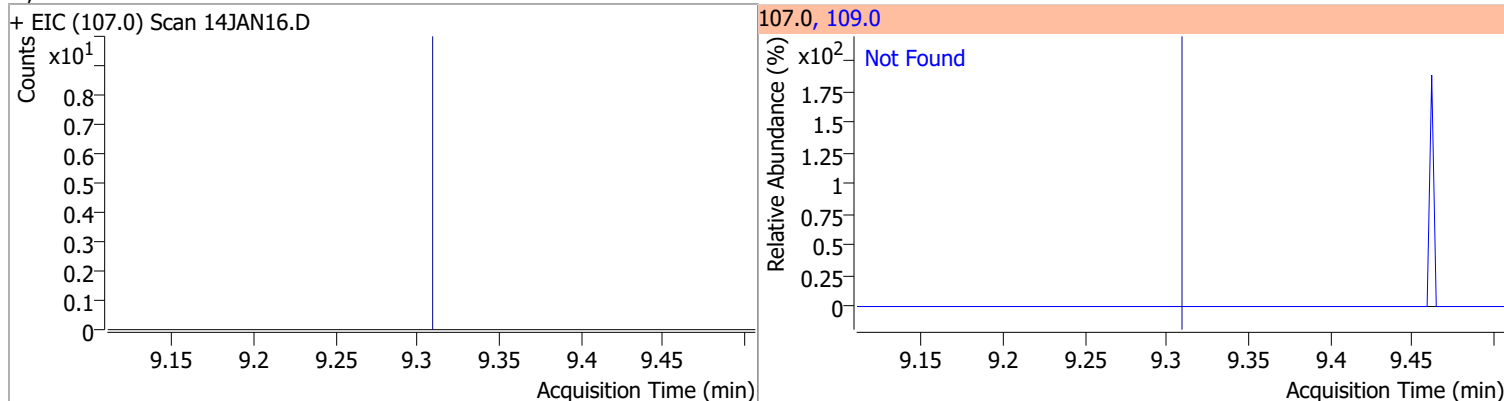
Compound	Conc.	Exp RT	QIon	Exp Ratio
1,3-Dichloropropane	N.D.	8.98	78.0	32.9



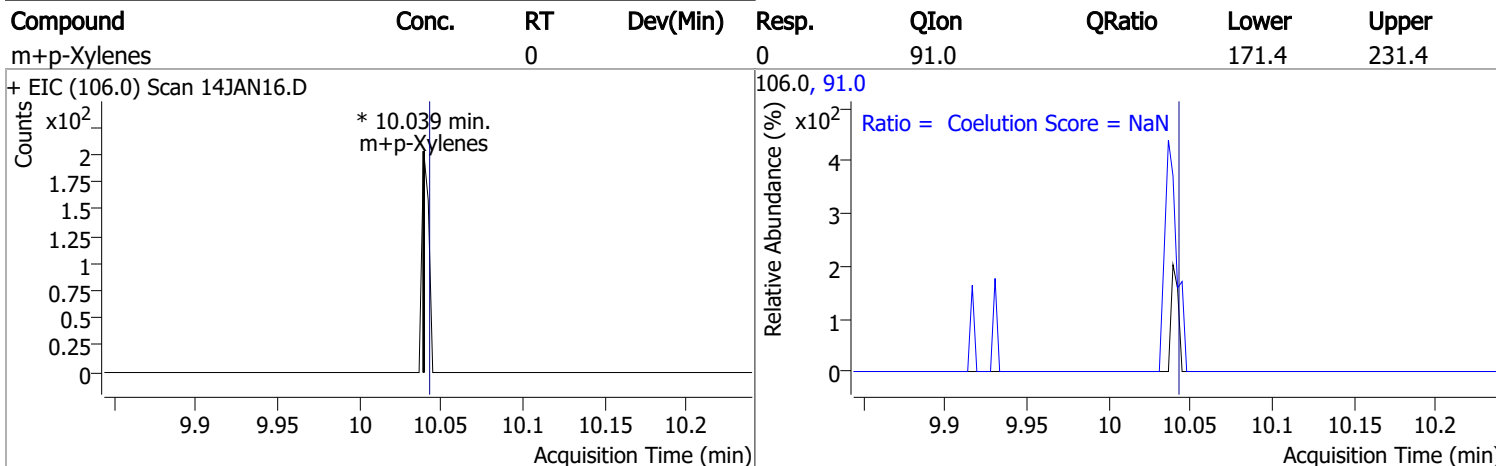
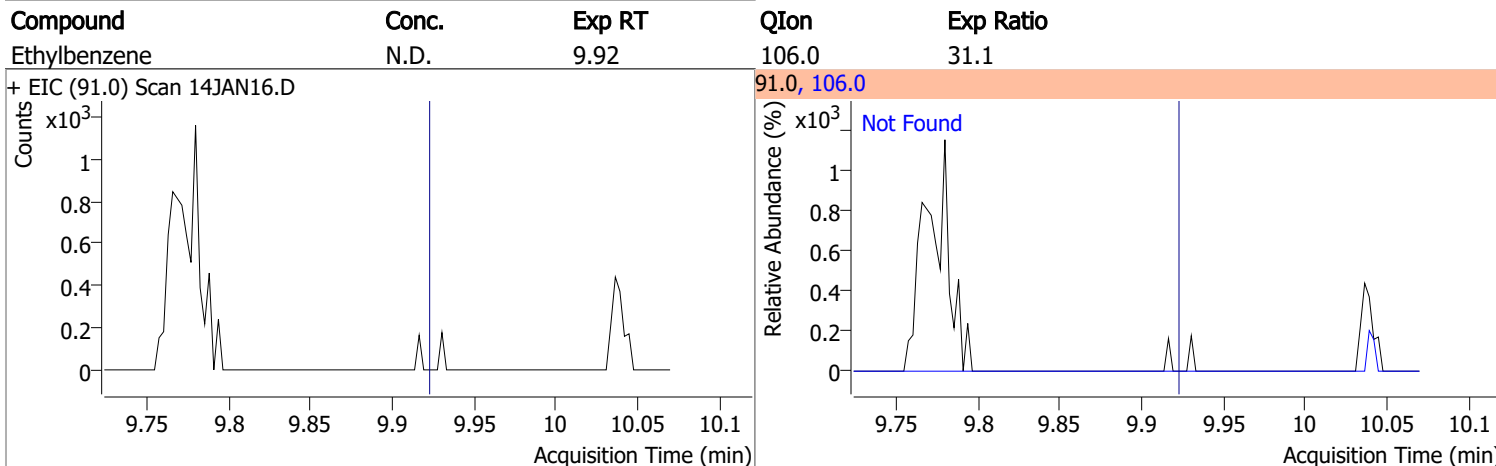
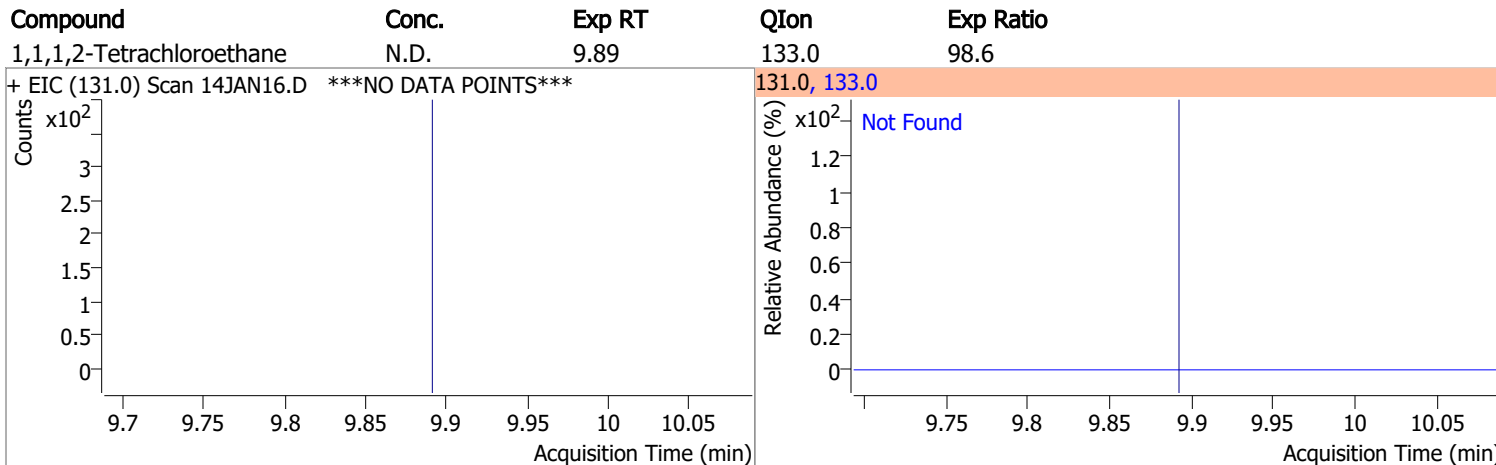
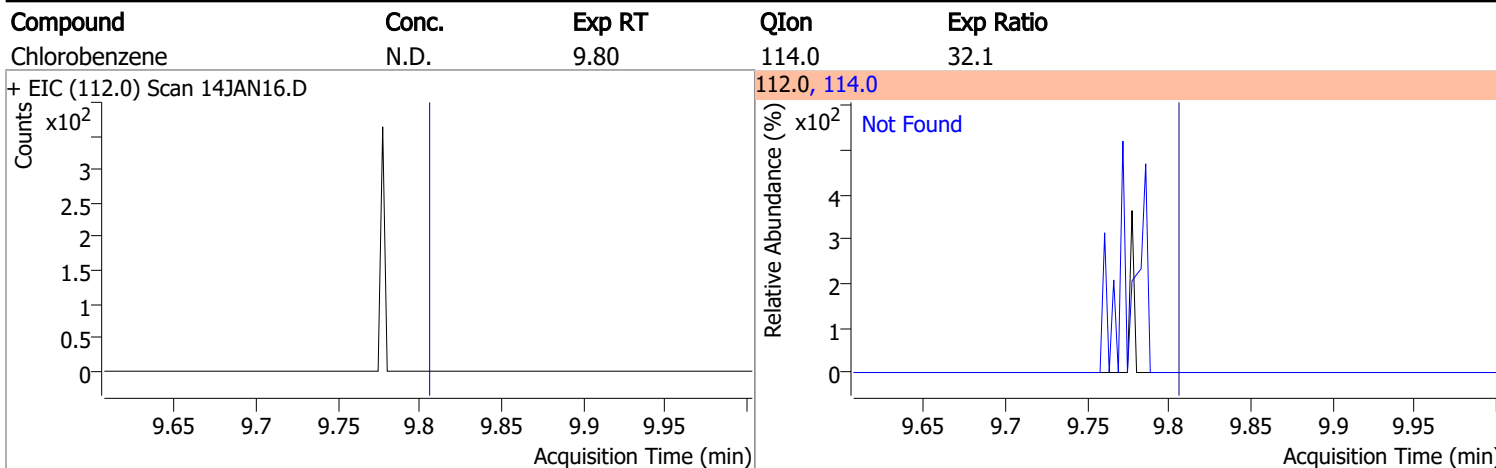
Compound	Conc.	Exp RT	QIon	Exp Ratio
Chlorodibromomethane	N.D.	9.21	127.0	78.0



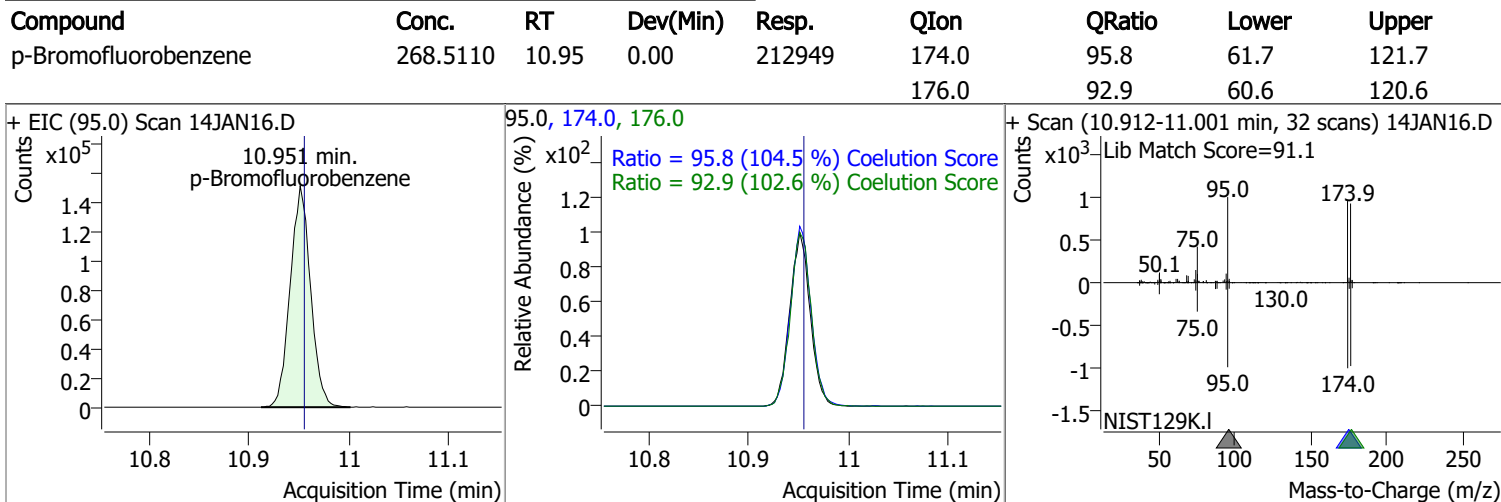
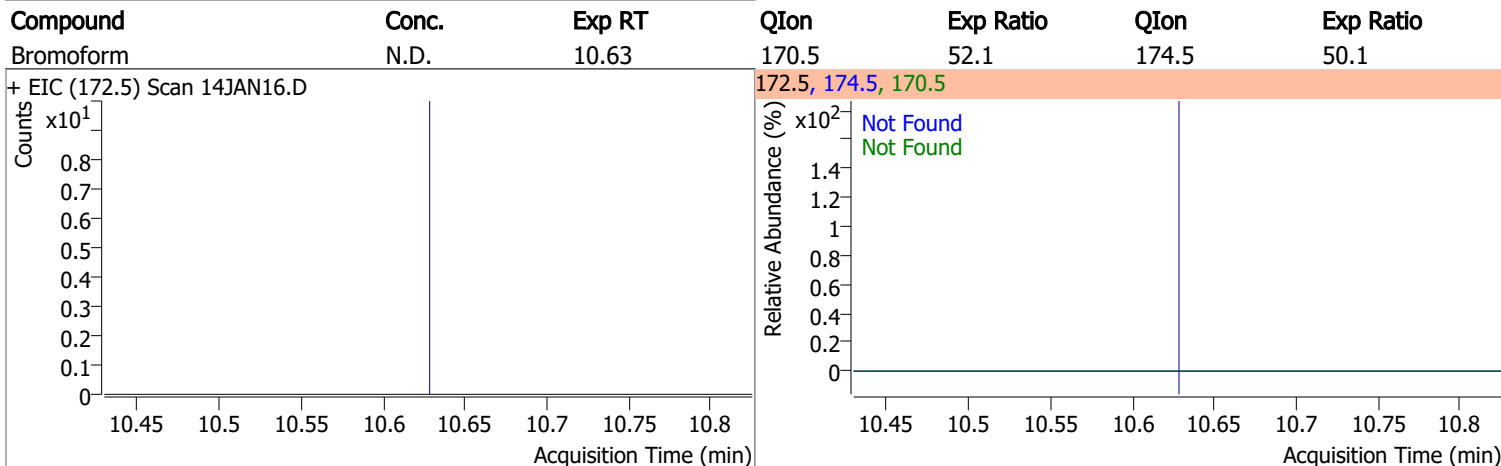
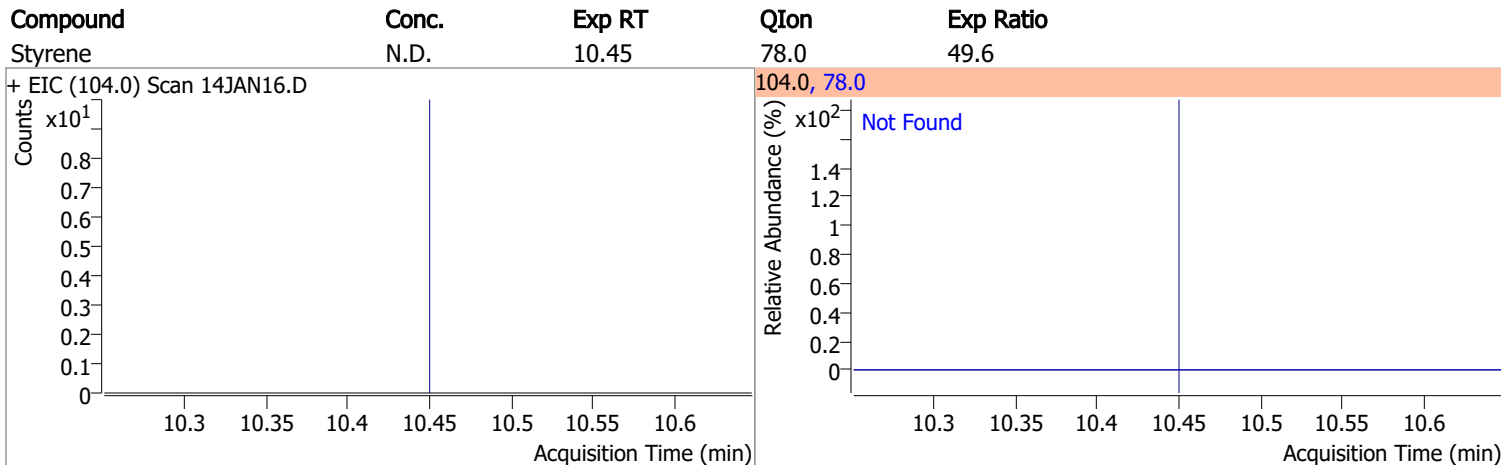
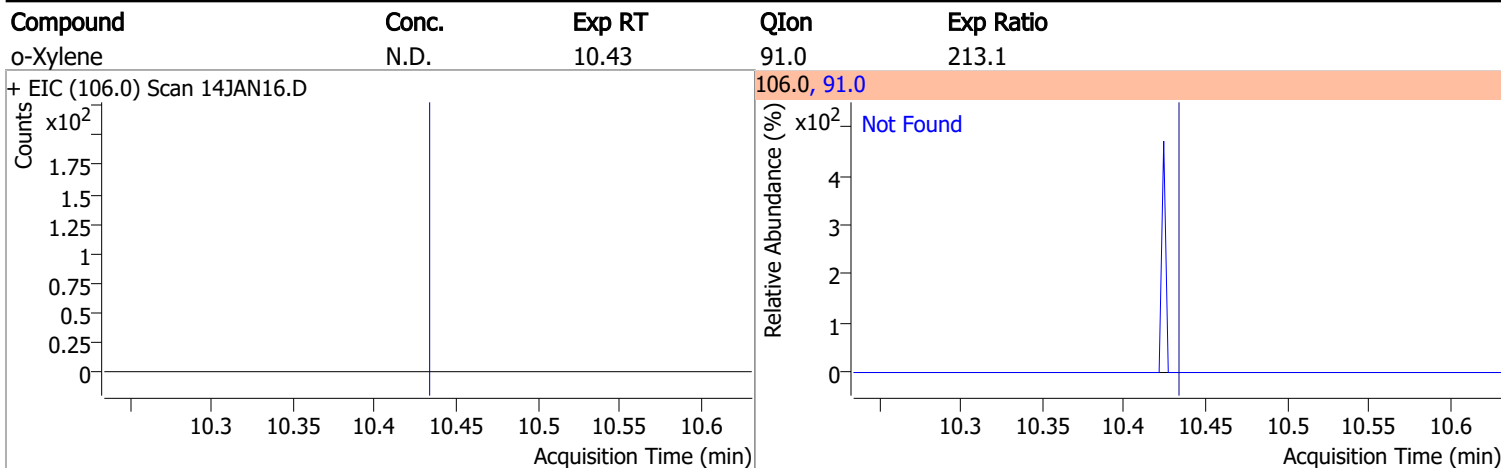
Compound	Conc.	Exp RT	QIon	Exp Ratio
1,2-Dibromoethane	N.D.	9.31	109.0	94.5



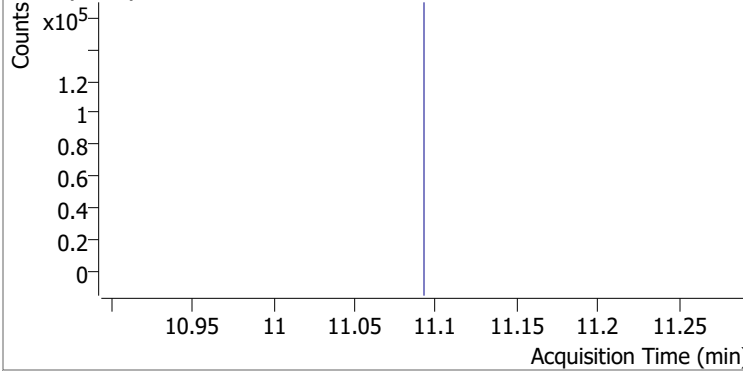
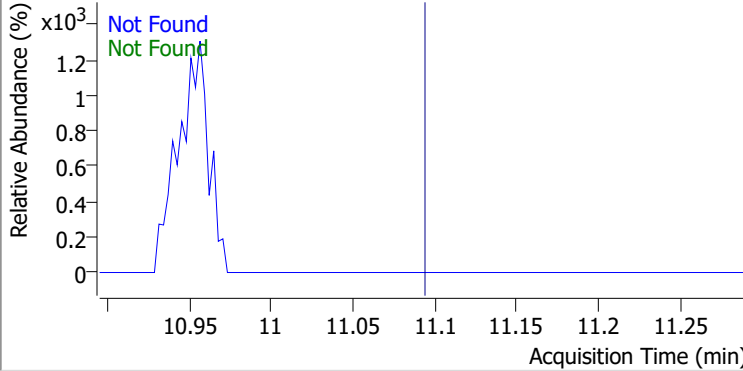
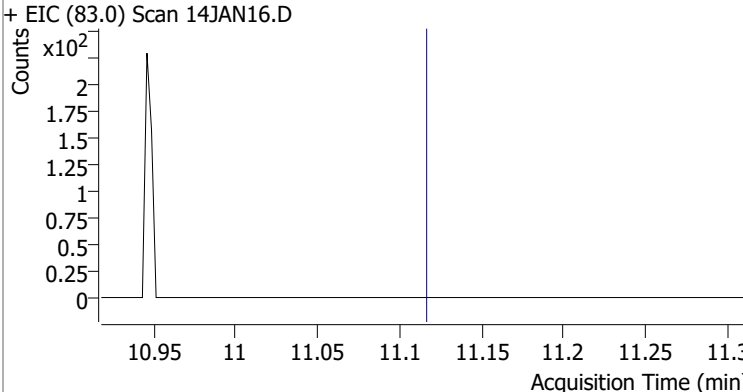
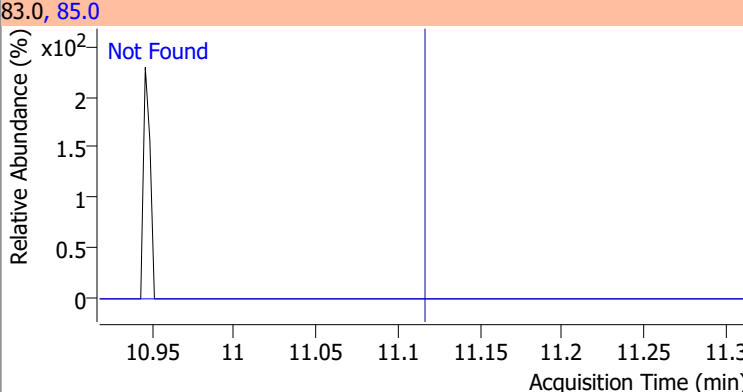
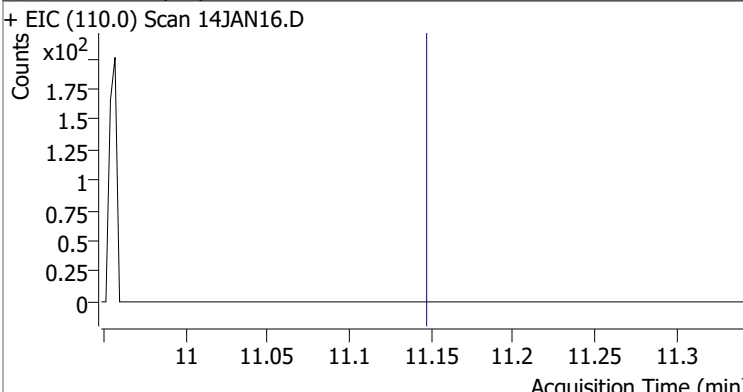
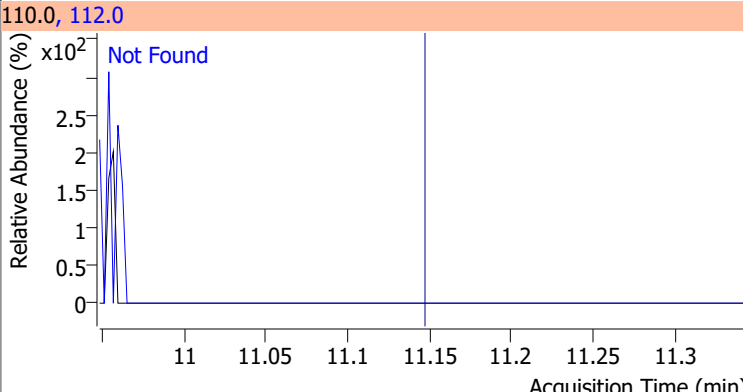
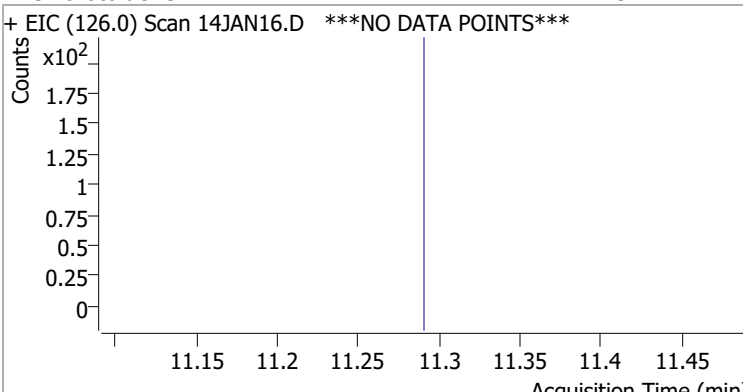
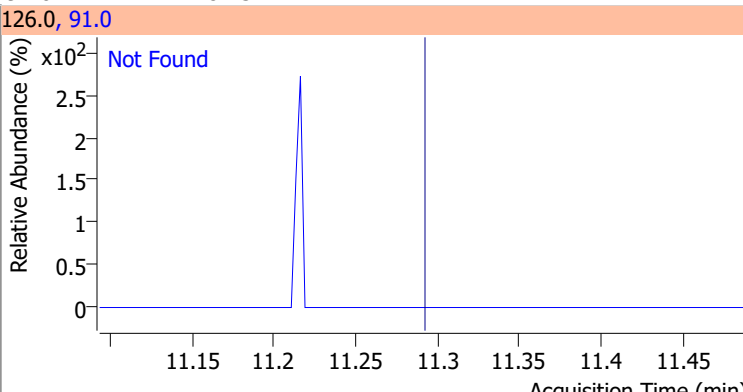
Quantitation Results Report (QT Reviewed)



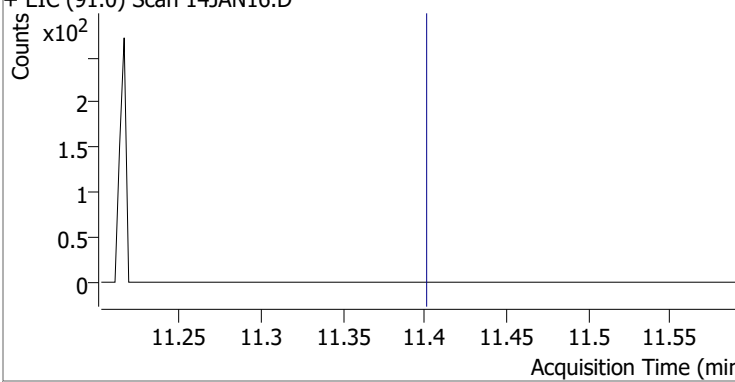
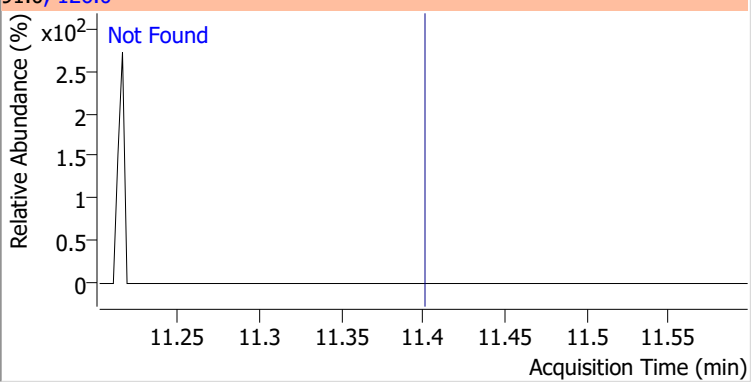
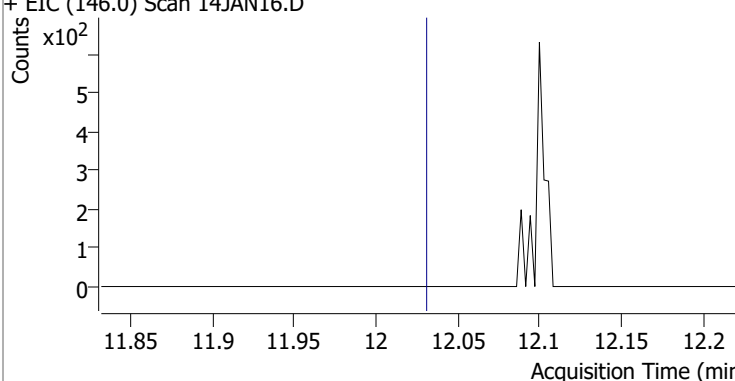
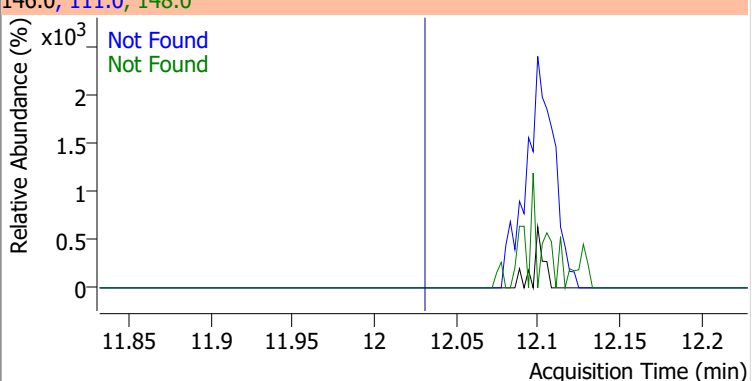
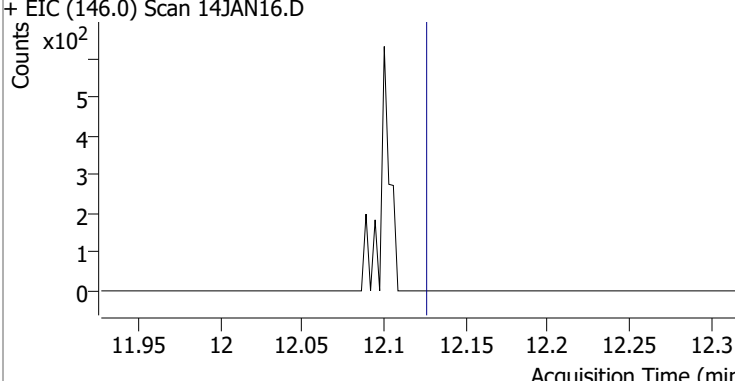
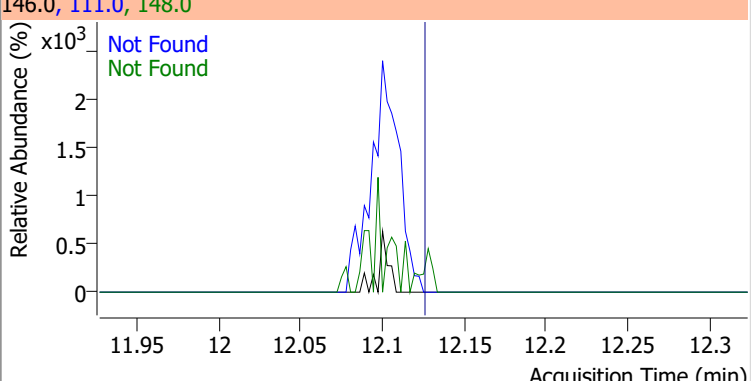
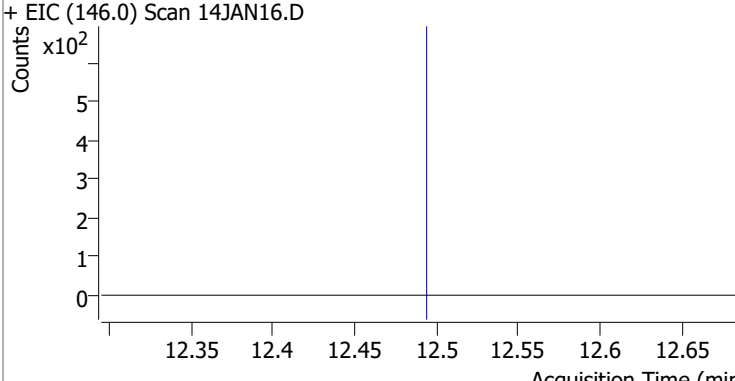
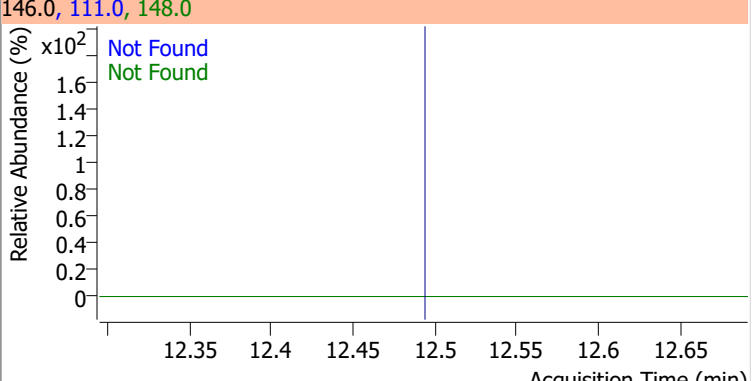
Quantitation Results Report (QT Reviewed)



Quantitation Results Report (QT Reviewed)

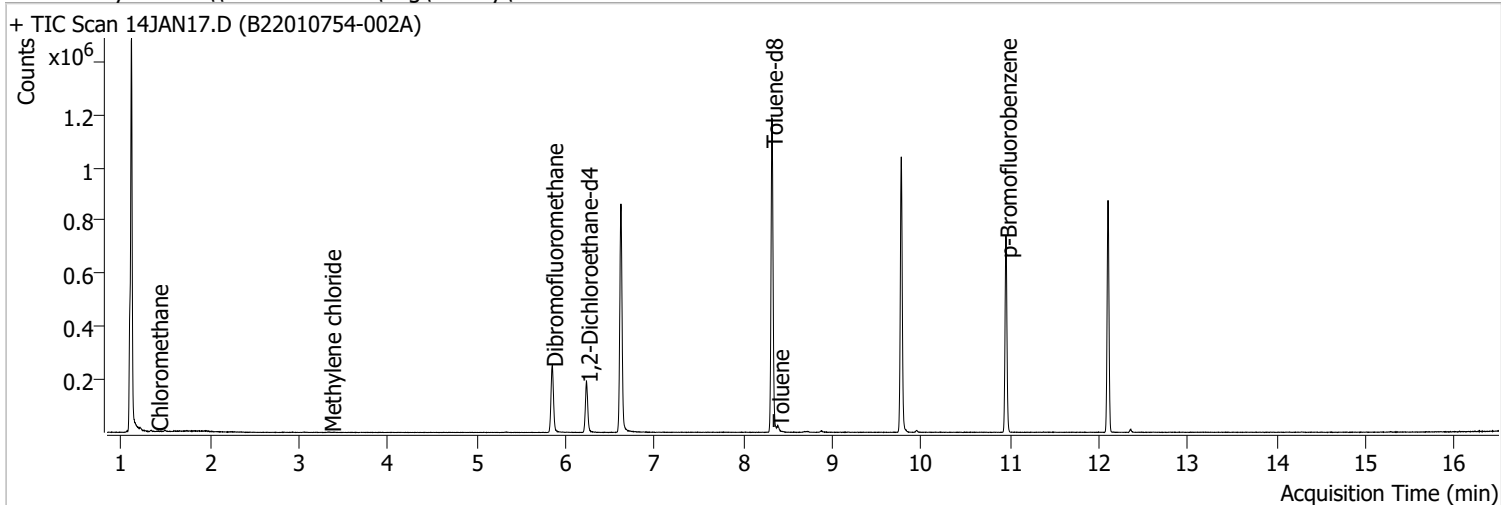
Compound	Conc.	Exp RT	QIon	Exp Ratio	QIon	Exp Ratio
Bromobenzene	N.D.	11.09	77.0	145.7	158.0	96.5
+ EIC (156.0) Scan 14JAN16.D ***NO DATA POINTS***			156.0, 77.0, 158.0			
						
1,1,2,2-Tetrachloroethane	N.D.	11.12	85.0	66.2		
+ EIC (83.0) Scan 14JAN16.D			83.0, 85.0			
						
1,2,3-Trichloropropane	N.D.	11.15	112.0	63.5		
+ EIC (110.0) Scan 14JAN16.D			110.0, 112.0			
						
2-Chlorotoluene	N.D.	11.29	91.0	282.3		
+ EIC (126.0) Scan 14JAN16.D ***NO DATA POINTS***			126.0, 91.0			
						

Quantitation Results Report (QT Reviewed)

Compound	Conc.	Exp RT	QIon	Exp Ratio		
4-Chlorotoluene	N.D.	11.40	126.0	31.7		
+ EIC (91.0) Scan 14JAN16.D			91.0, 126.0			
						
1,3-Dichlorobenzene	N.D.	12.03	148.0	63.6	QIon	Exp Ratio
+ EIC (146.0) Scan 14JAN16.D			146.0, 111.0, 148.0			
						
1,4-Dichlorobenzene	N.D.	12.13	148.0	63.1	QIon	Exp Ratio
+ EIC (146.0) Scan 14JAN16.D			146.0, 111.0, 148.0			
						
1,2-Dichlorobenzene	N.D.	12.49	148.0	63.9	QIon	Exp Ratio
+ EIC (146.0) Scan 14JAN16.D			146.0, 111.0, 148.0			
						

Quantitation Results Report (QT Reviewed)

Data File	14JAN17.D	Operator	MSC
Acq. Method	5975CACQF.M	Acq. Date-Time	1/14/2022 5:18:56 PM
Sample Name	B22010754-002A	Instrument	VOA5975C
Vial	17	Multiplier	1.00
DA Method File	VOA5975C_8260B_SHT_DoD_L4_010422.m	Comment	
Tune File	BFB_Atune3.u	Tune Date	10/11/2021 4:02:00 PM
Batch Name	VG011422_8260B.batch.bin	Last Calib Update	3/4/2022 3:27:31 PM
Ref Library	\\MASSHUNTER\Org\Library\NIST129K.I		



Compound	RT	QIon	Resp.	Conc.	Units	Dev(Min)
Internal Standards						
M Fluorobenzene	6.620	96.0	713406	250.0000	ng	-0.003
M Chlorobenzene-d5	9.774	82.0	278349	250.0000	ng	0.003
M 1,4-Dichlorobenzene-d4	12.100	152.0	213689	250.0000	ng	0.000
System Monitoring Compounds						
S Dibromofluoromethane	5.845	113.0	146118	217.4049	ng	0.000
Spiked Amount: 250.000	Range: 80.0 - 119.0%			Recovery = 86.96%		
S 1,2-Dichloroethane-d4	6.236	67.0	64909	223.5935	ng	0.003
Spiked Amount: 250.000	Range: 81.0 - 118.0%			Recovery = 89.44%		
S Toluene-d8	8.319	98.0	721087	268.8303	ng	0.000
Spiked Amount: 250.000	Range: 89.0 - 112.0%			Recovery = 107.53%		
S p-Bromofluorobenzene	10.951	95.0	207583	265.1624	ng	-0.003
Spiked Amount: 250.000	Range: 85.0 - 114.0%			Recovery = 106.06%		
Target Compounds						
T Dichlorodifluoromethane	0.000		0	N.D.		
T Chloromethane	1.403	50.0	1380	1.2160	ng	m 71
T Vinyl chloride	0.000		0	N.D.		
T Bromomethane	0.000		0	N.D.		
T Chloroethane	0.000		0	N.D.		
T Trichlorofluoromethane	0.000		0	N.D.		
T 1,1-Dichloroethene	0.000		0	N.D.		
T Methylene chloride	3.349	49.0	1173	1.1069	ng	m 96
T trans-1,2-Dichloroethene	0.000		0	N.D.		
T Methyl tert-butyl ether (MTBE)	0.000		0	N.D.		
T 1,1-Dichloroethane	0.000		0	N.D.		
T 2,2-Dichloropropane	0.000		0	N.D.		
T cis-1,2-Dichloroethene	0.000		0	N.D.		
T Methyl ethyl ketone	0.000		0	N.D.		
T Bromochloromethane	0.000		0	N.D.		
T Chloroform	0.000		0	N.D.		

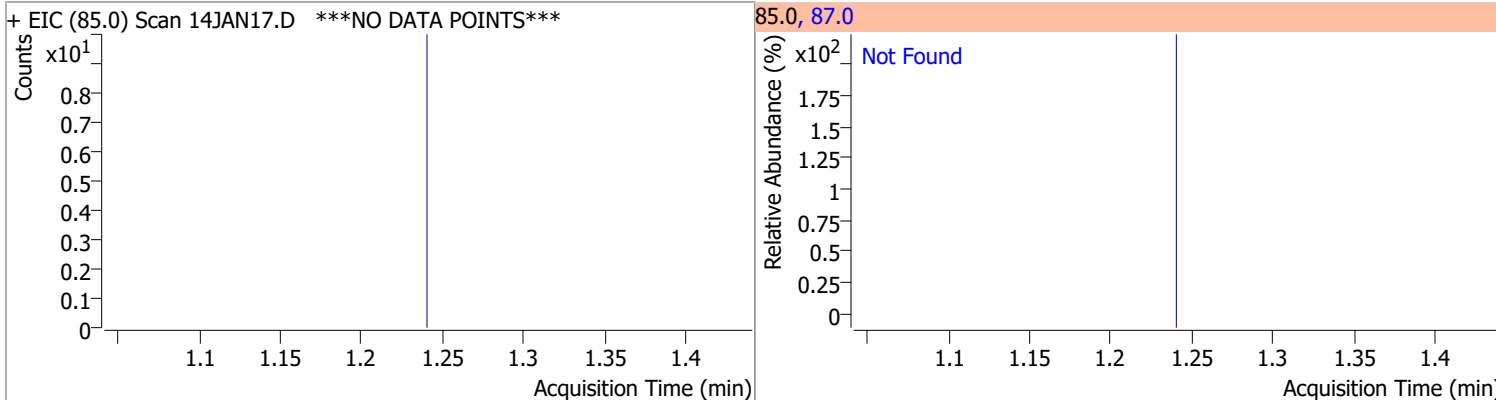
Quantitation Results Report (QT Reviewed)

Compound	RT	QIon	Resp.	Conc.	Units	Dev(Min)
T 1,1,1-Trichloroethane	0.000		0	N.D.		
T Carbon tetrachloride	0.000		0	N.D.		
T 1,1-Dichloropropene	0.000		0	N.D.		
T Benzene	0.000		0	N.D.		
T 1,2-Dichloroethane	0.000		0	N.D.		
T Trichloroethene	0.000		0	N.D.		
T 1,2-Dichloropropane	0.000		0	N.D.		
T Dibromomethane	0.000		0	N.D.		
T Bromodichloromethane	0.000		0	N.D.		
T cis-1,3-Dichloropropene	0.000		0	N.D.		
T Toluene	8.391	92.0	4885	2.6961	ng	87
T trans-1,3-Dichloropropene	0.000		0	N.D.		
T 1,1,2-Trichloroethane	0.000		0	N.D.		
T Tetrachloroethene	0.000		0	N.D.		
T 1,3-Dichloropropane	0.000		0	N.D.		
T Chlorodibromomethane	0.000		0	N.D.		
T 1,2-Dibromoethane	0.000		0	N.D.		
T Chlorobenzene	0.000		0	N.D.		
T 1,1,1,2-Tetrachloroethane	0.000		0	N.D.		
T Ethylbenzene	0.000		0	N.D.		
T m+p-Xylenes	0.000		0	N.D.		
T o-Xylene	0.000		0	N.D.		
T Styrene	0.000		0	N.D.		
T Bromoform	0.000		0	N.D.		
T Bromobenzene	0.000		0	N.D.		
T 1,1,2,2-Tetrachloroethane	0.000		0	N.D.		
T 1,2,3-Trichloropropane	0.000		0	N.D.		
T 2-Chlorotoluene	0.000		0	N.D.		
T 4-Chlorotoluene	0.000		0	N.D.		
T 1,3-Dichlorobenzene	0.000		0	N.D.		
T 1,4-Dichlorobenzene	0.000		0	N.D.		
T 1,2-Dichlorobenzene	0.000		0	N.D.		

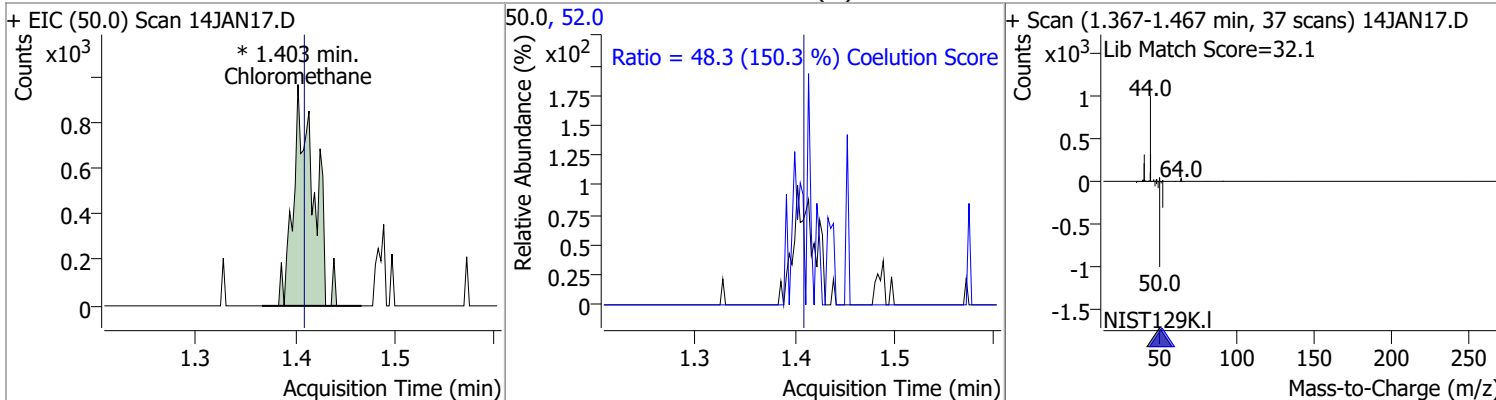
(#) = Qualifier Out of Range; (m) = Manual Integration; (+) = Area Summed; (*) = Surrogate Percent Recovery Out of Range; (d): Zeroed Peak

Quantitation Results Report (QT Reviewed)

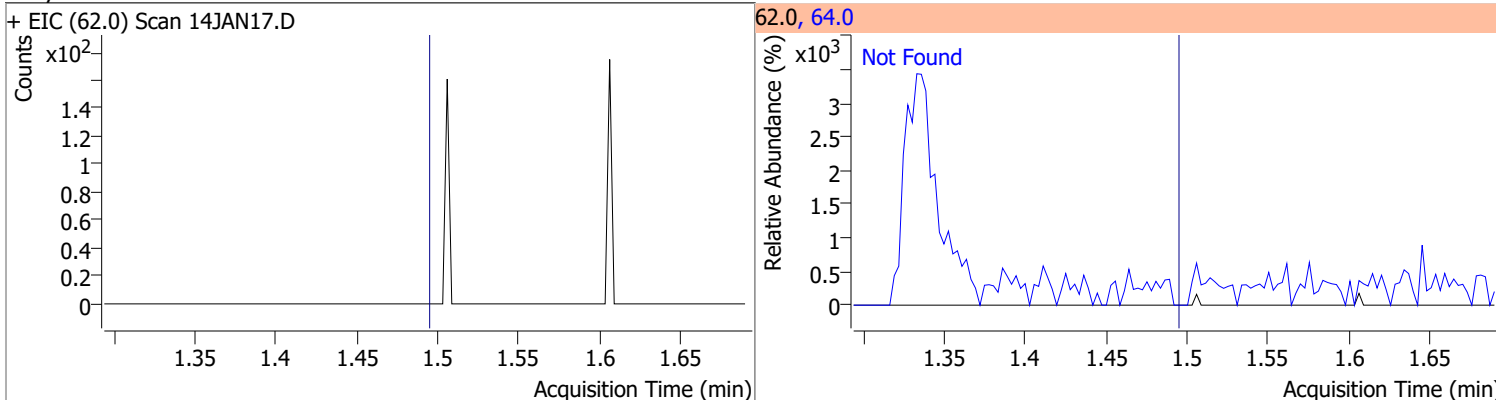
Compound	Conc.	Exp RT	QIon	Exp Ratio
Dichlorodifluoromethane	N.D.	1.24	87.0	32.3



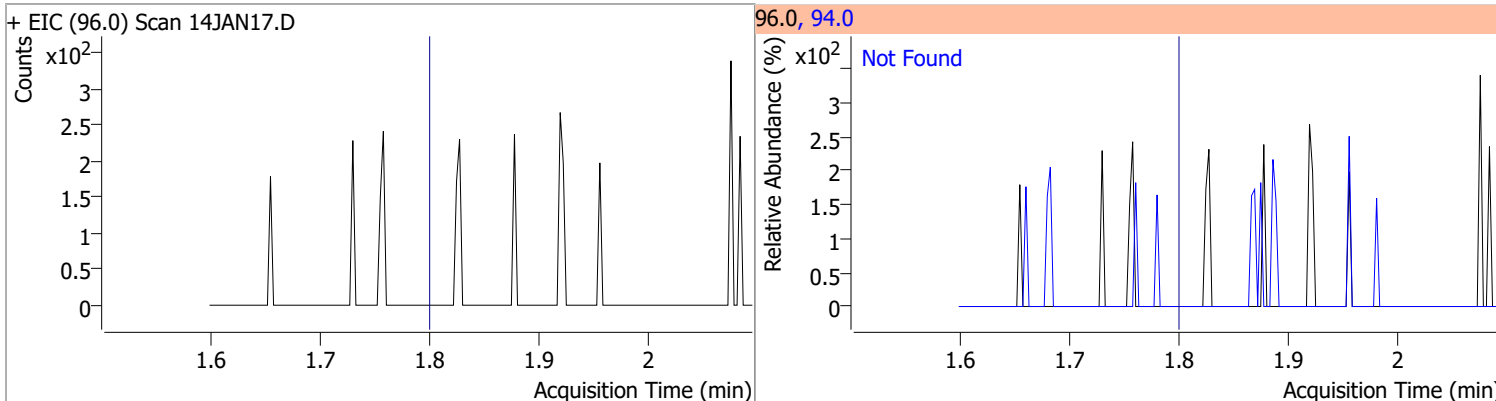
Compound	Conc.	RT	Dev(Min)	Resp.	QIon	QRatio	Lower	Upper
Chloromethane	1.2160	1.40	-0.01	1380 (m)	52.0	48.3	2.1	62.1



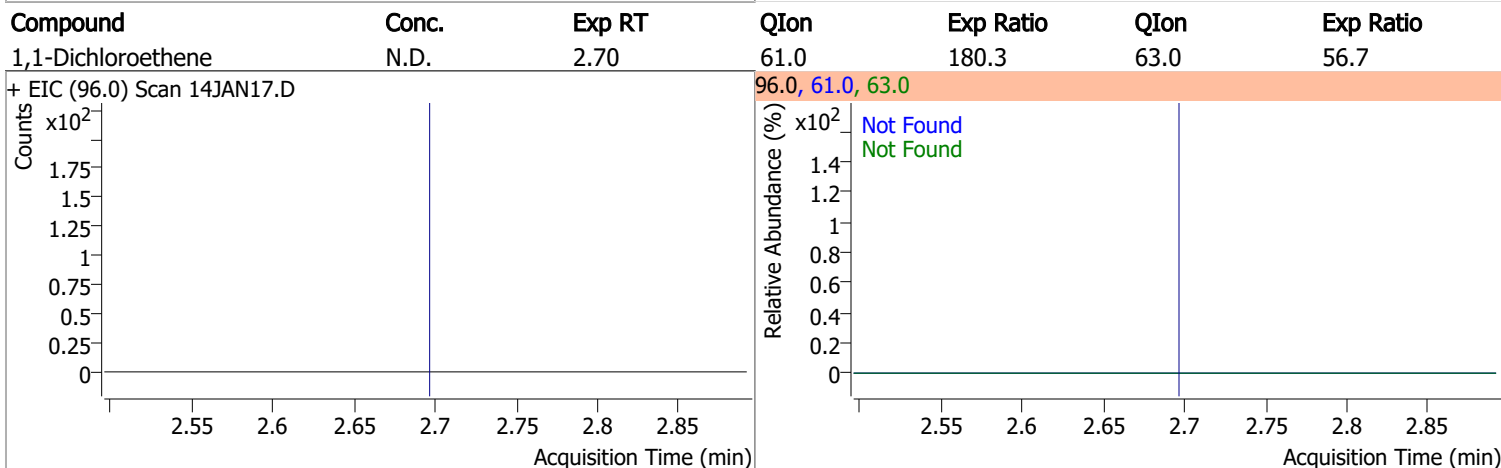
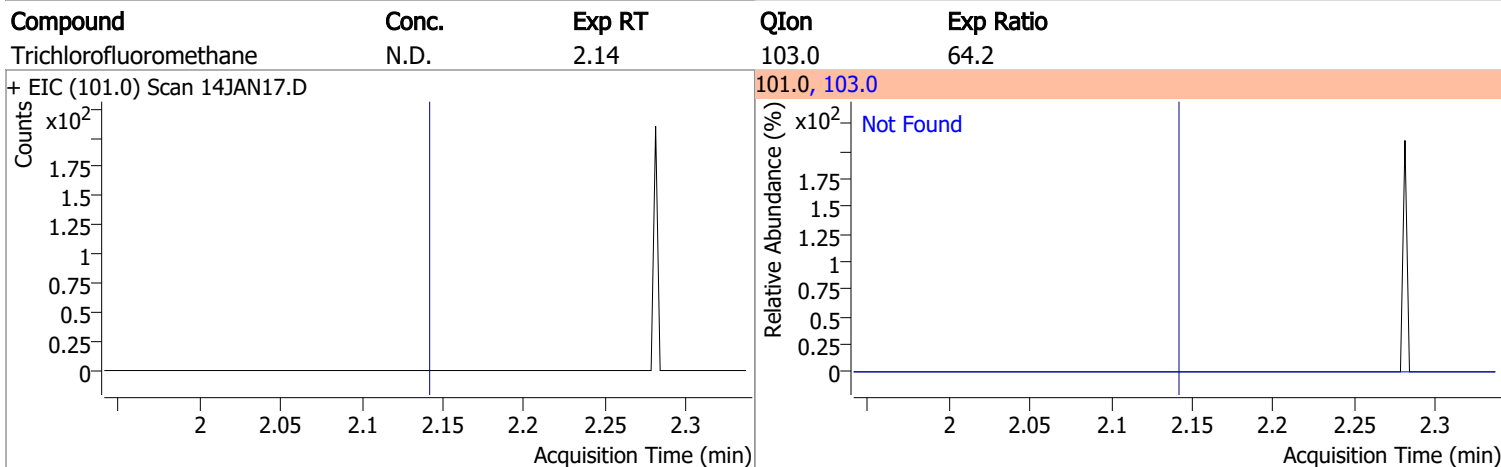
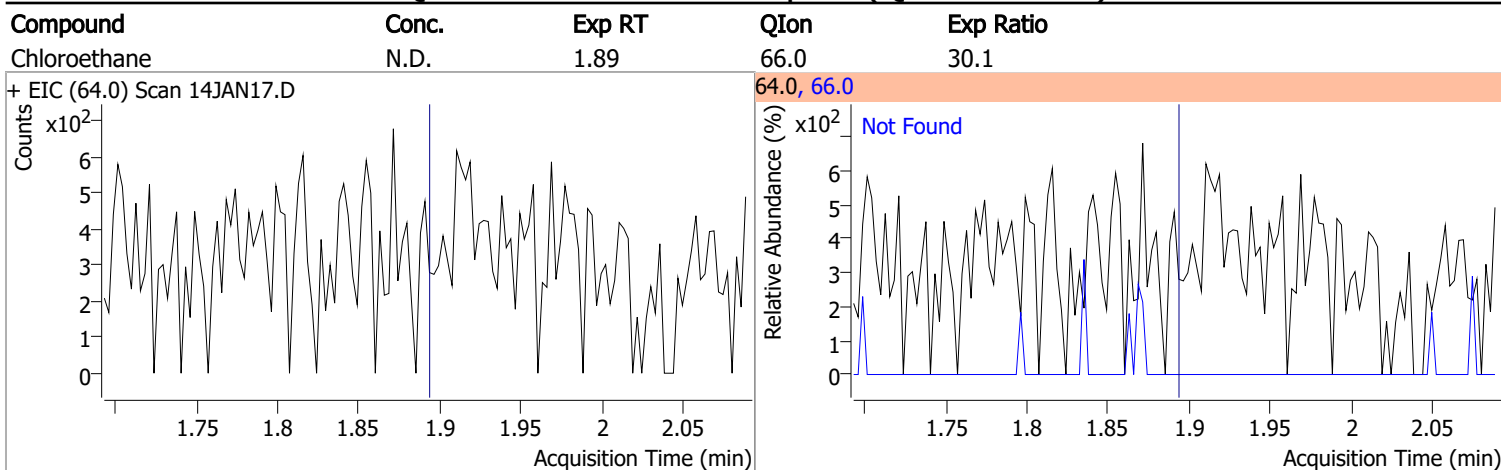
Compound	Conc.	Exp RT	QIon	Exp Ratio
Vinyl chloride	N.D.	1.50	64.0	29.9



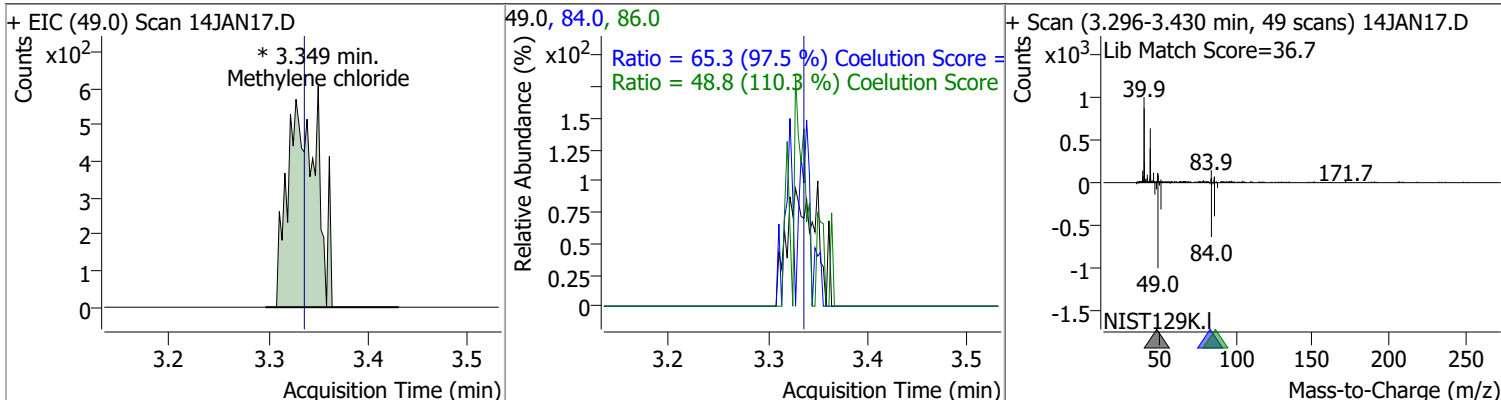
Compound	Conc.	Exp RT	QIon	Exp Ratio
Bromomethane	N.D.	1.80	94.0	104.6



Quantitation Results Report (QT Reviewed)

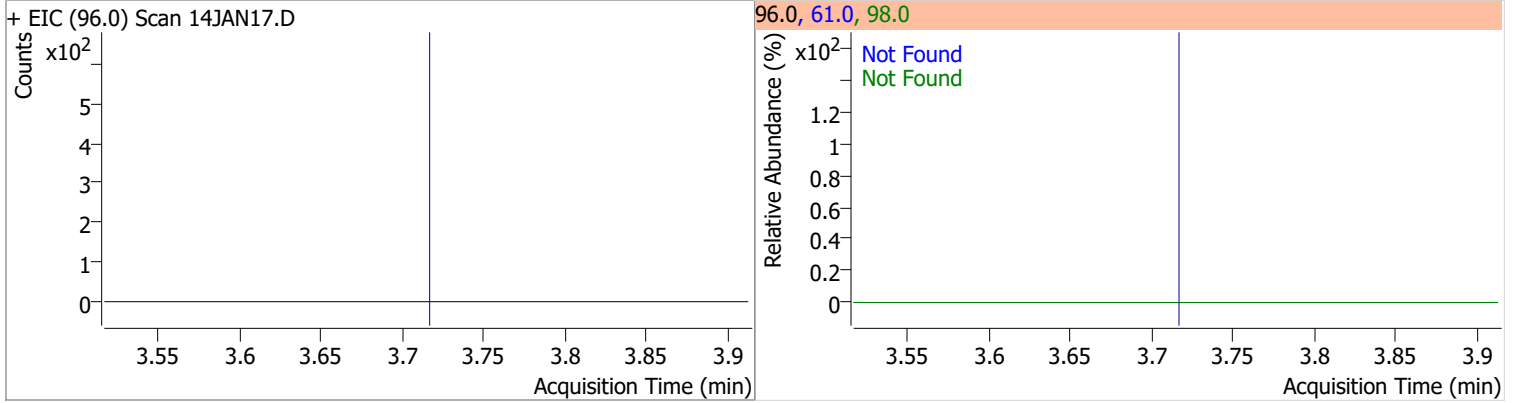


Compound	Conc.	RT	Dev(Min)	Resp.	QIon	QRatio	Lower	Upper
Methylene chloride	1.1069	3.35	0.01	1173 (m)	84.0	65.3	36.9	96.9
					86.0	48.8	14.3	74.3

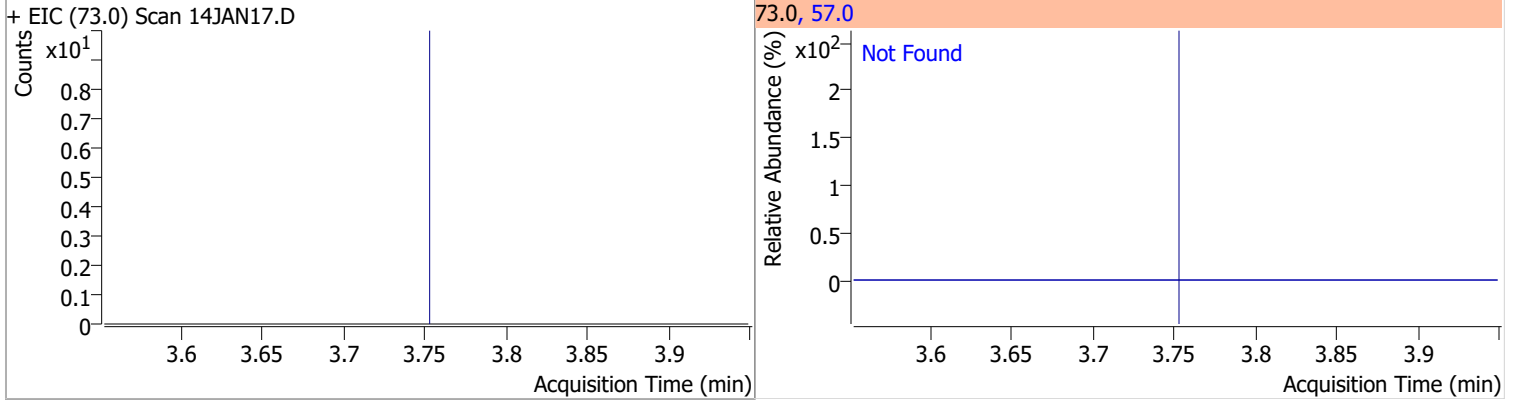


Quantitation Results Report (QT Reviewed)

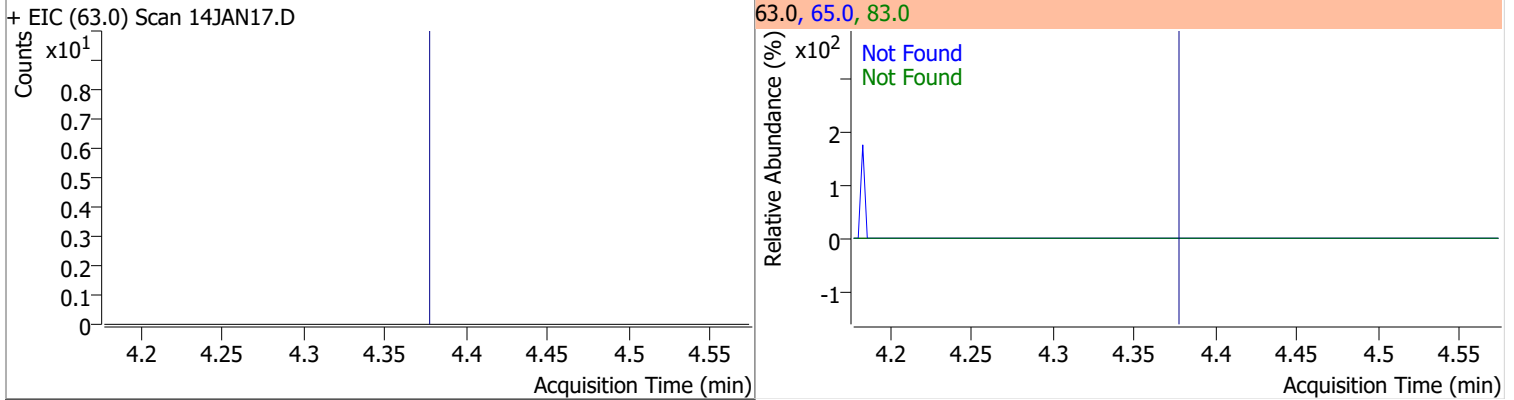
Compound	Conc.	Exp RT	QIon	Exp Ratio	QIon	Exp Ratio
trans-1,2-Dichloroethene	N.D.	3.72	61.0	153.9	98.0	65.7



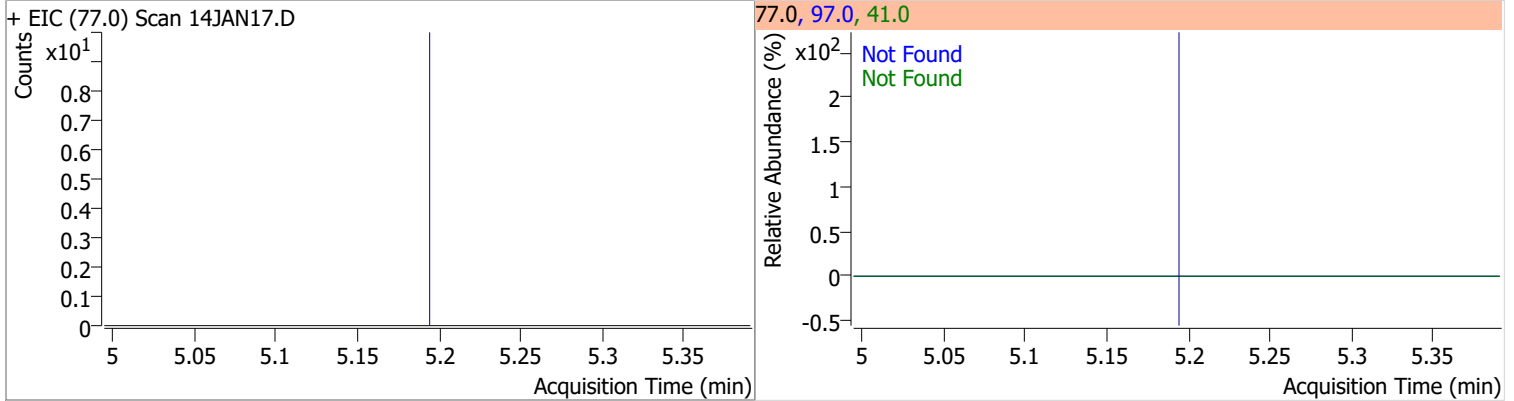
Compound	Conc.	Exp RT	QIon	Exp Ratio
Methyl tert-butyl ether (MTBE)	N.D.	3.75	57.0	24.6



Compound	Conc.	Exp RT	QIon	Exp Ratio	QIon	Exp Ratio
1,1-Dichloroethane	N.D.	4.38	65.0	32.1	83.0	13.7

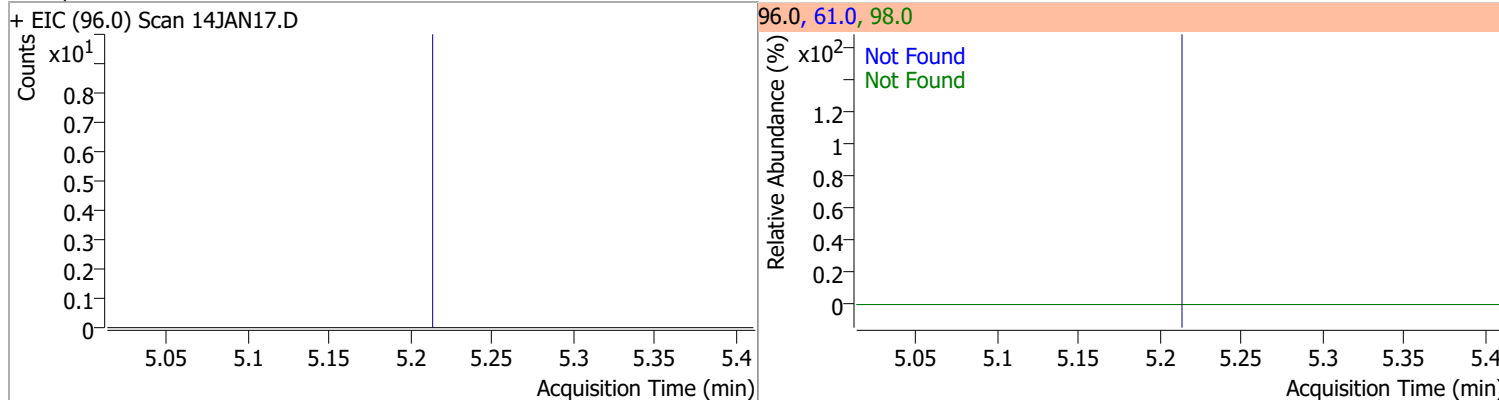


Compound	Conc.	Exp RT	QIon	Exp Ratio	QIon	Exp Ratio
2,2-Dichloropropane	N.D.	5.20	41.0	66.5	97.0	23.2

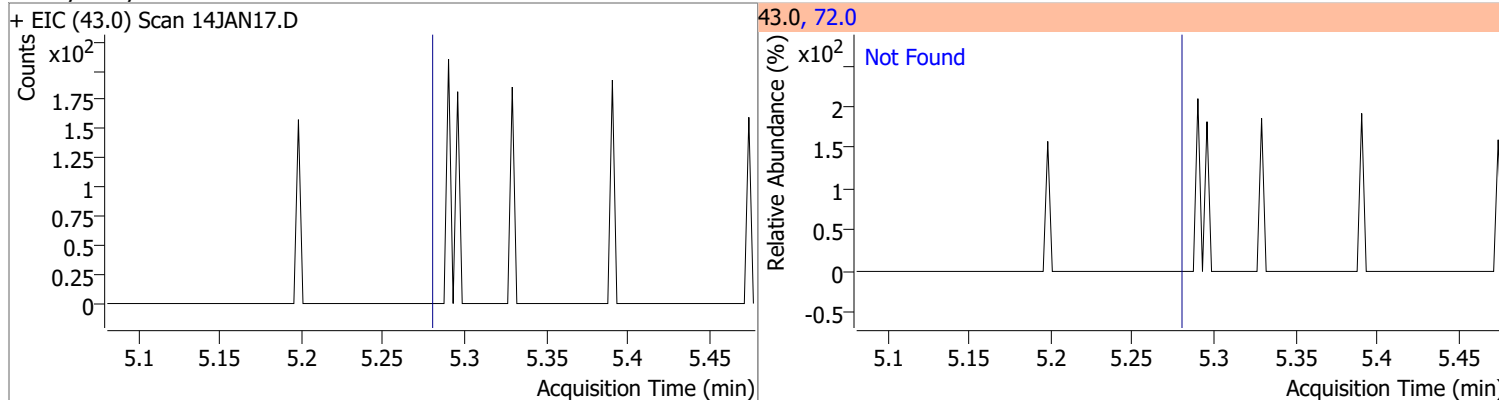


Quantitation Results Report (QT Reviewed)

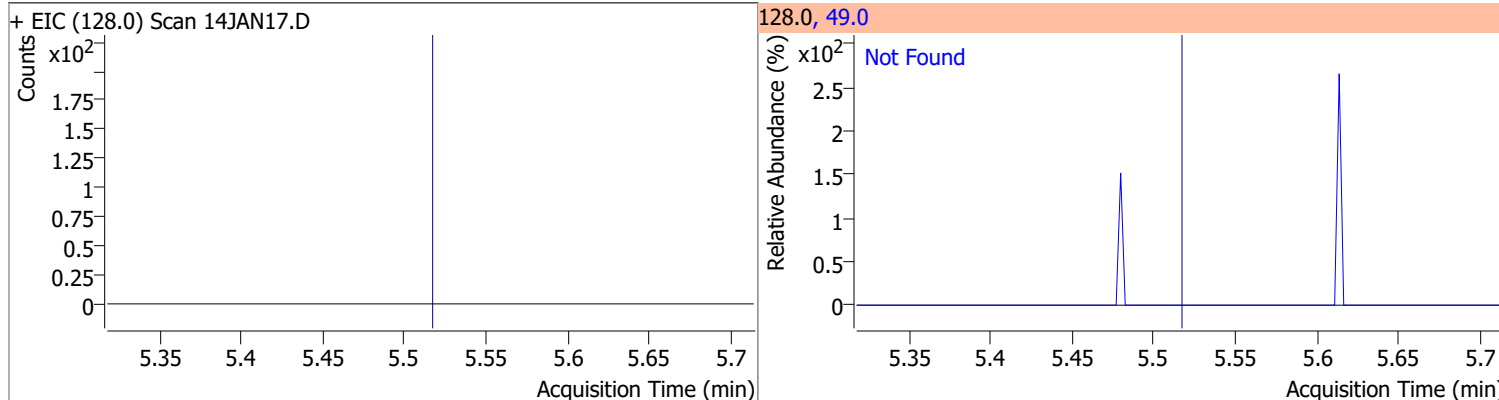
Compound	Conc.	Exp RT	QIon	Exp Ratio	QIon	Exp Ratio
cis-1,2-Dichloroethene	N.D.	5.22	61.0	167.2	98.0	67.3



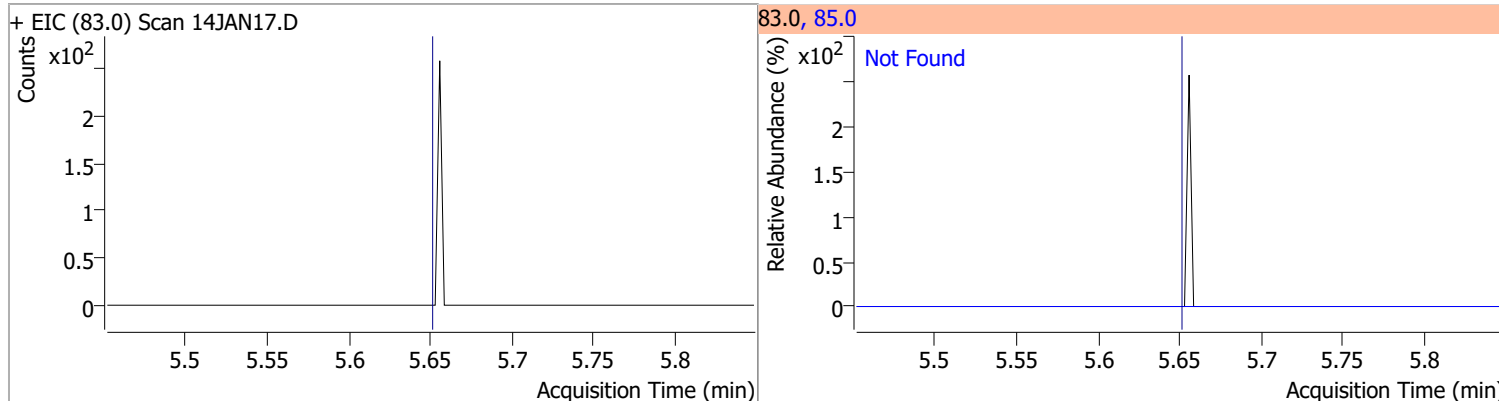
Compound	Conc.	Exp RT	QIon	Exp Ratio
Methyl ethyl ketone	N.D.	5.28	72.0	21.3



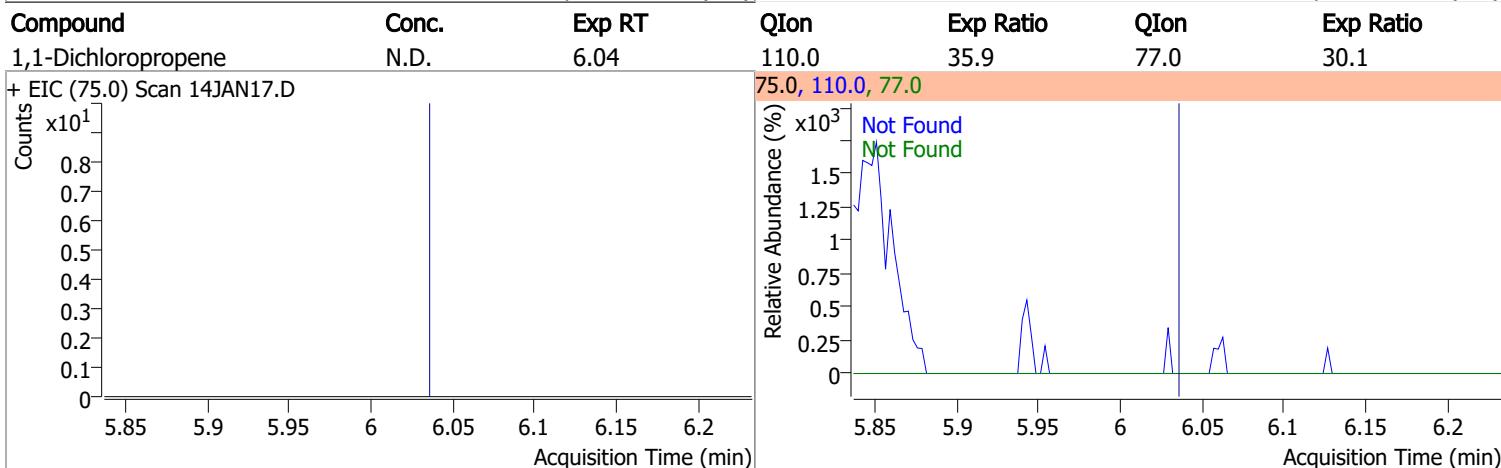
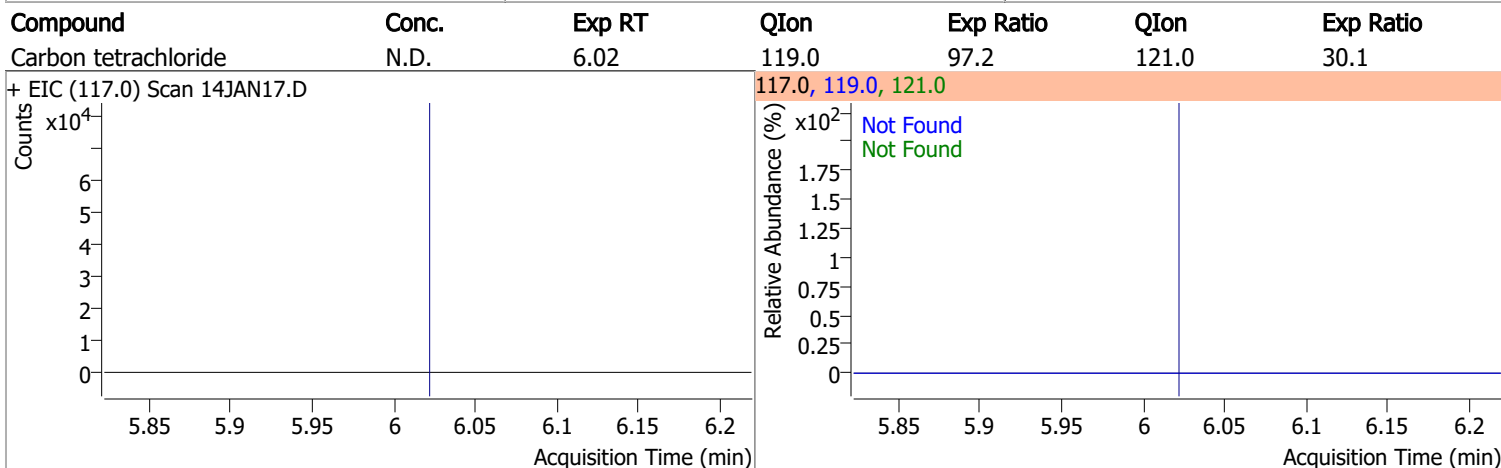
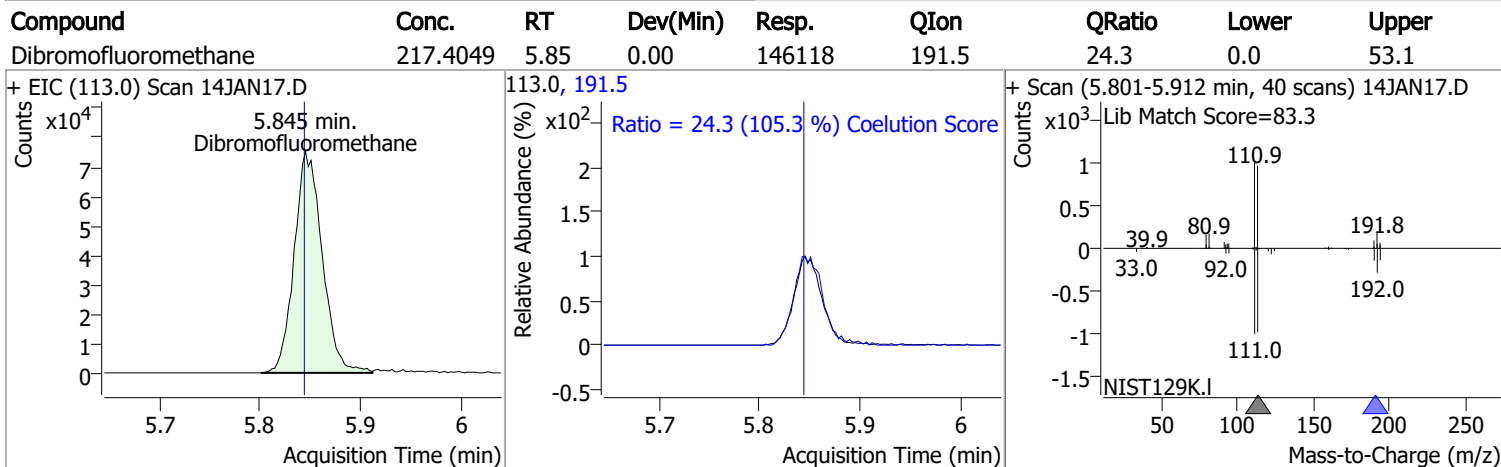
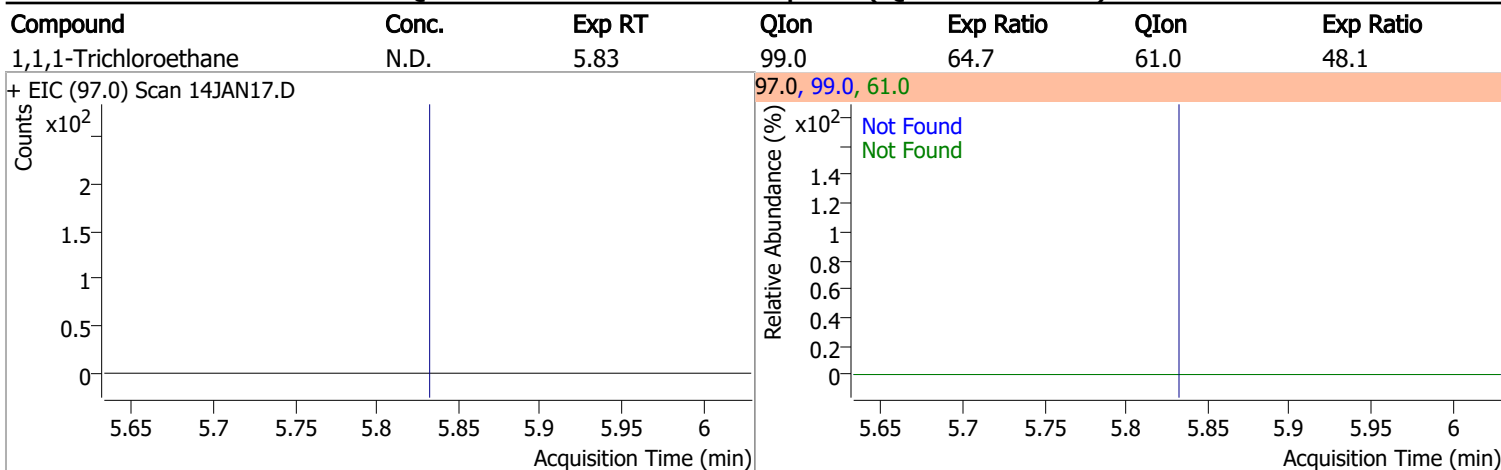
Compound	Conc.	Exp RT	QIon	Exp Ratio
Bromochloromethane	N.D.	5.52	49.0	182.9



Compound	Conc.	Exp RT	QIon	Exp Ratio
Chloroform	N.D.	5.65	85.0	66.0

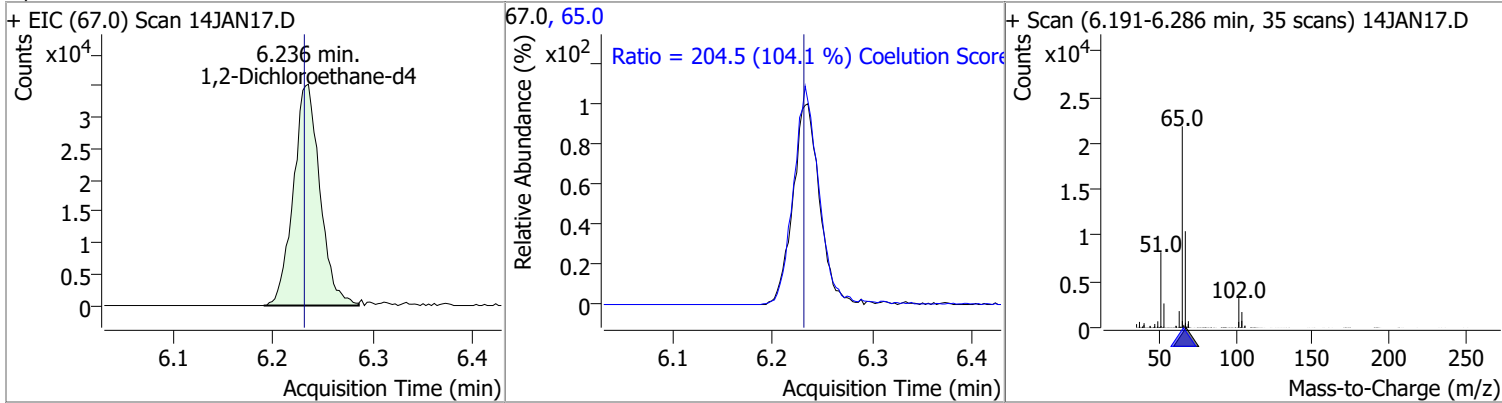


Quantitation Results Report (QT Reviewed)

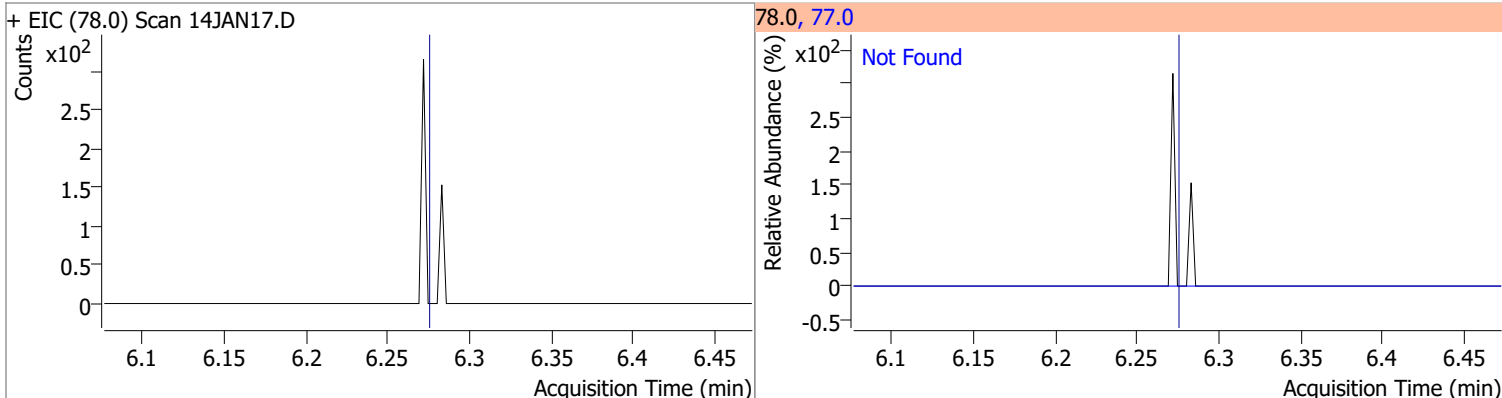


Quantitation Results Report (QT Reviewed)

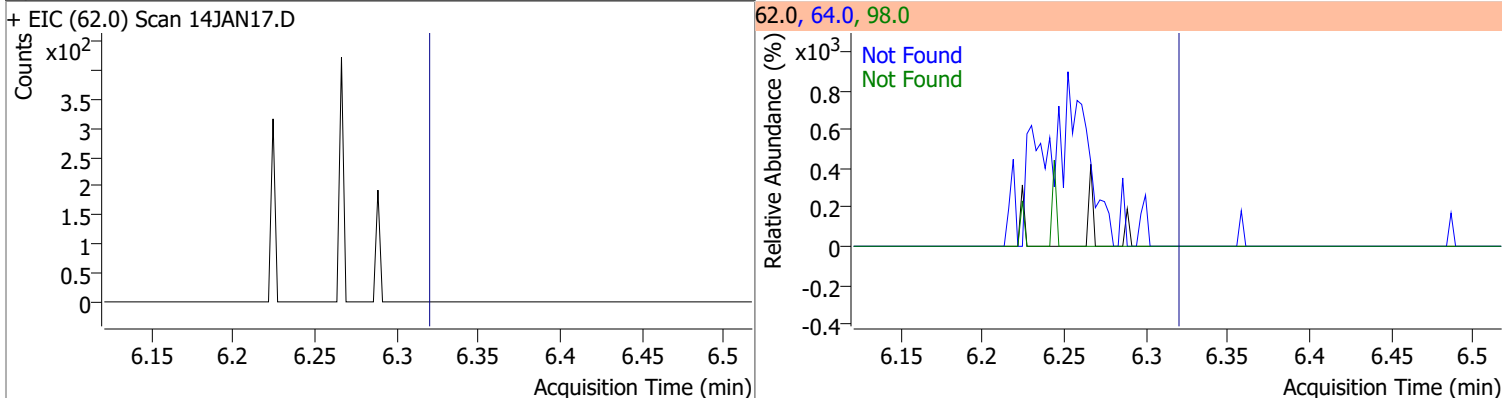
Compound	Conc.	RT	Dev(Min)	Resp.	QIon	QRatio	Lower	Upper
1,2-Dichloroethane-d4	223.5935	6.24	0.00	64909	65.0	204.5	166.5	226.5



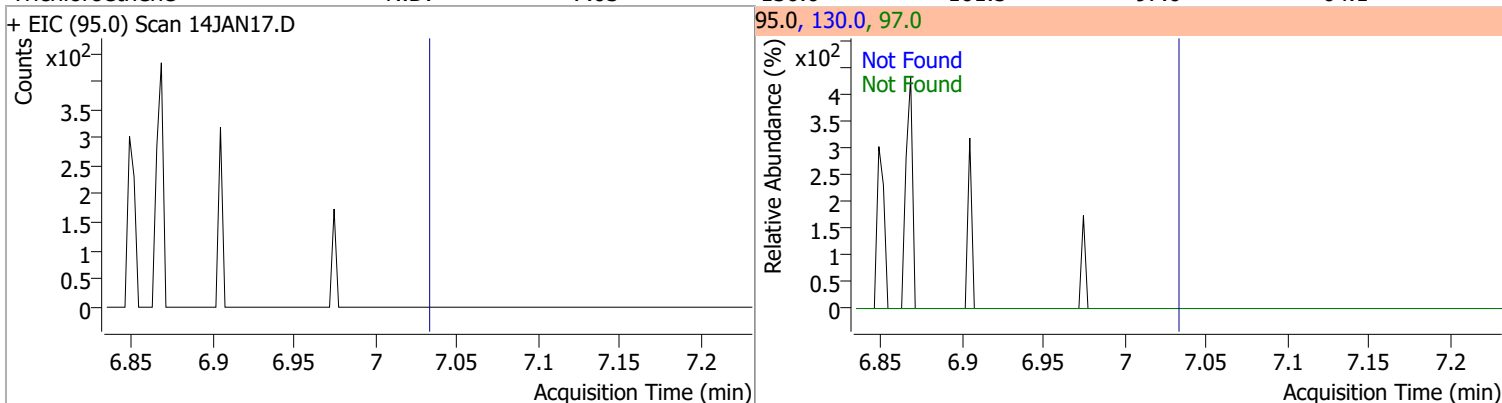
Compound	Conc.	Exp RT	QIon	Exp Ratio
Benzene	N.D.	6.28	77.0	23.5



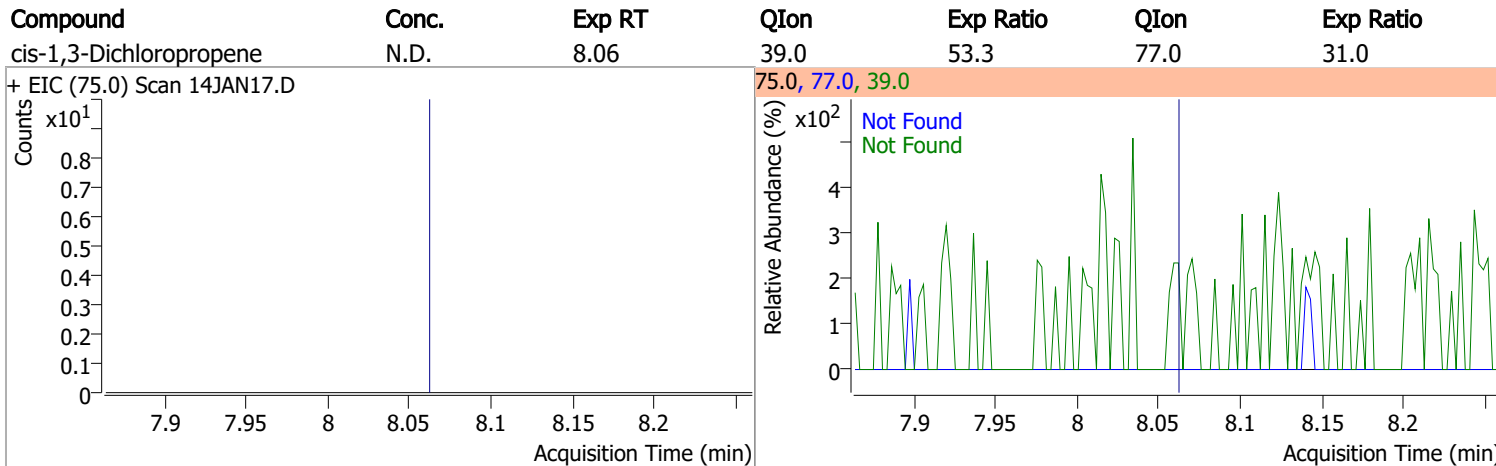
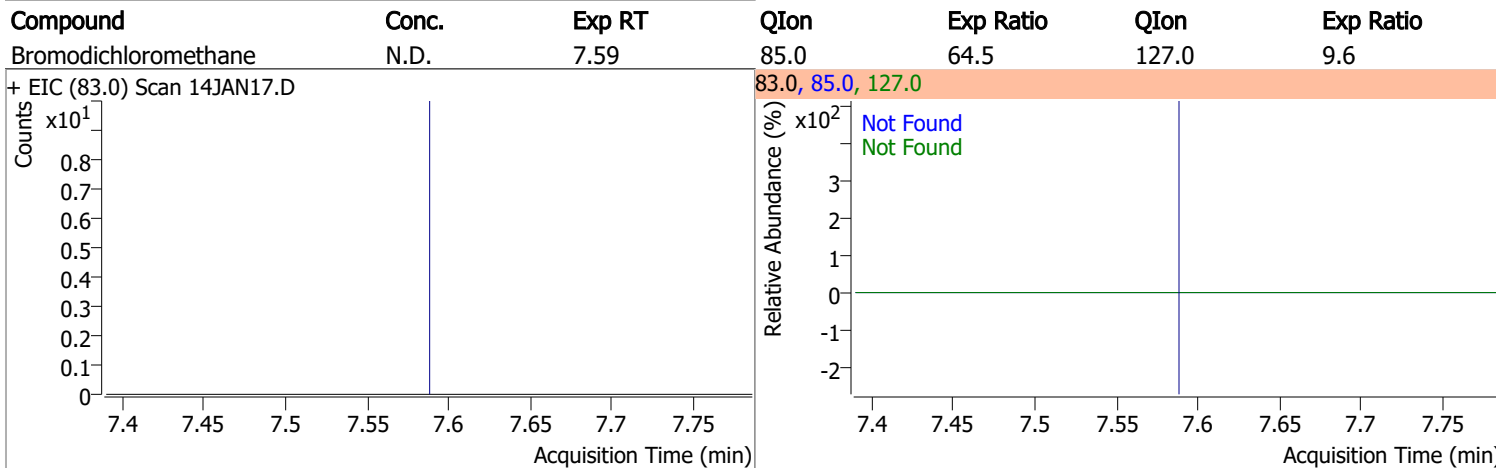
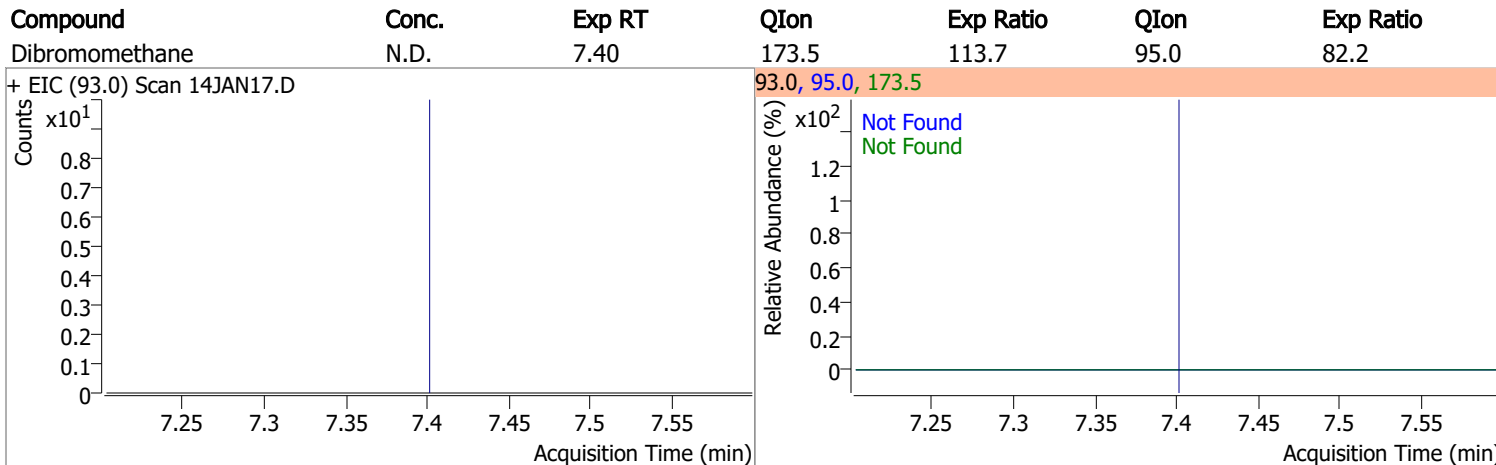
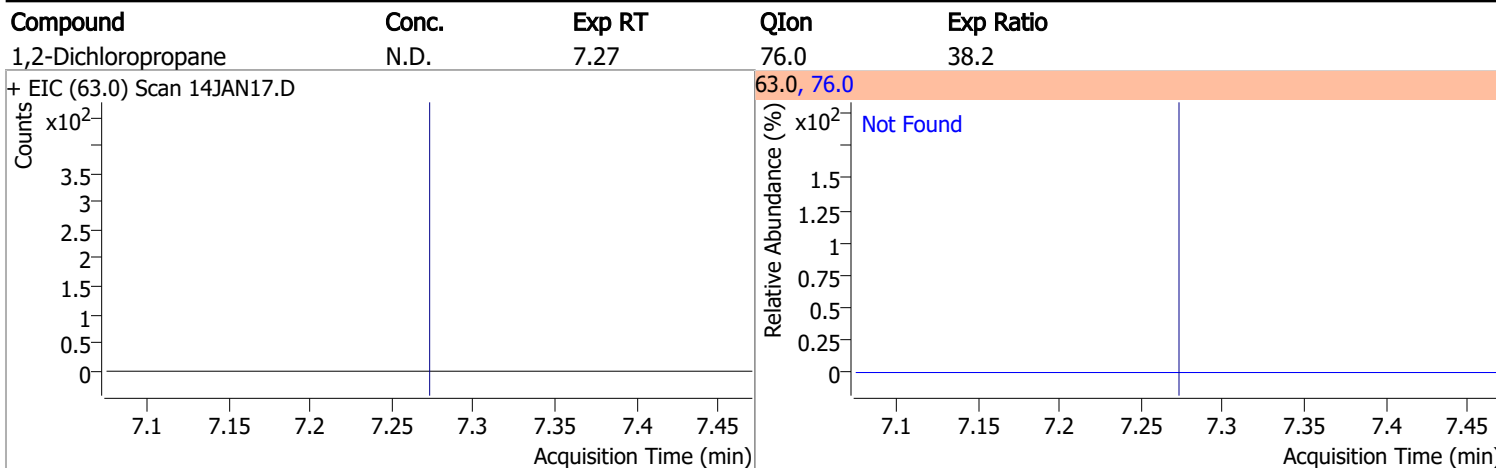
Compound	Conc.	Exp RT	QIon	Exp Ratio	QIon	Exp Ratio
1,2-Dichloroethane	N.D.	6.32	64.0	29.9	98.0	7.6



Compound	Conc.	Exp RT	QIon	Exp Ratio	QIon	Exp Ratio
Trichloroethene	N.D.	7.03	130.0	101.5	97.0	64.1

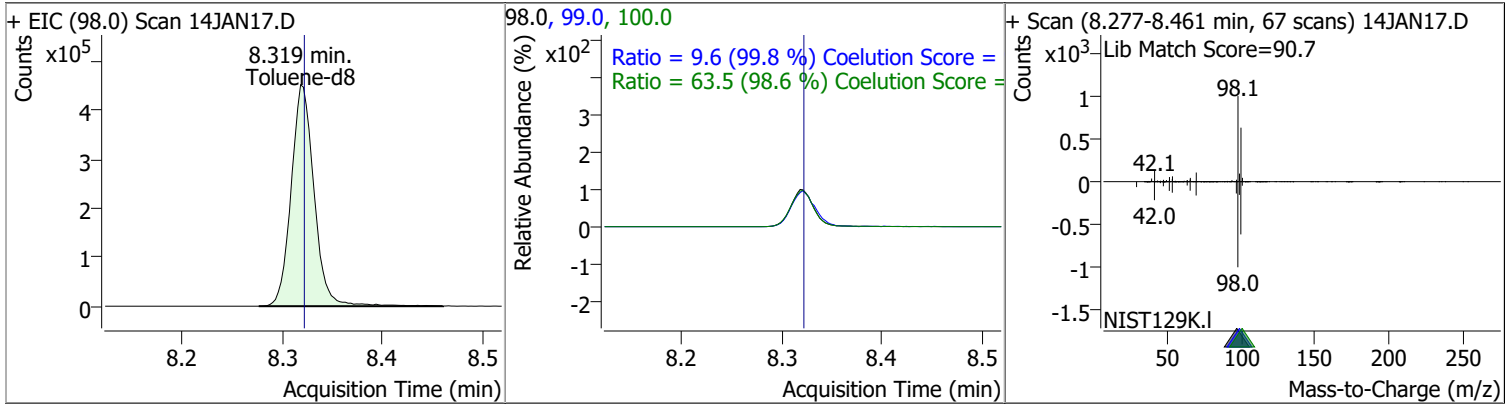


Quantitation Results Report (QT Reviewed)

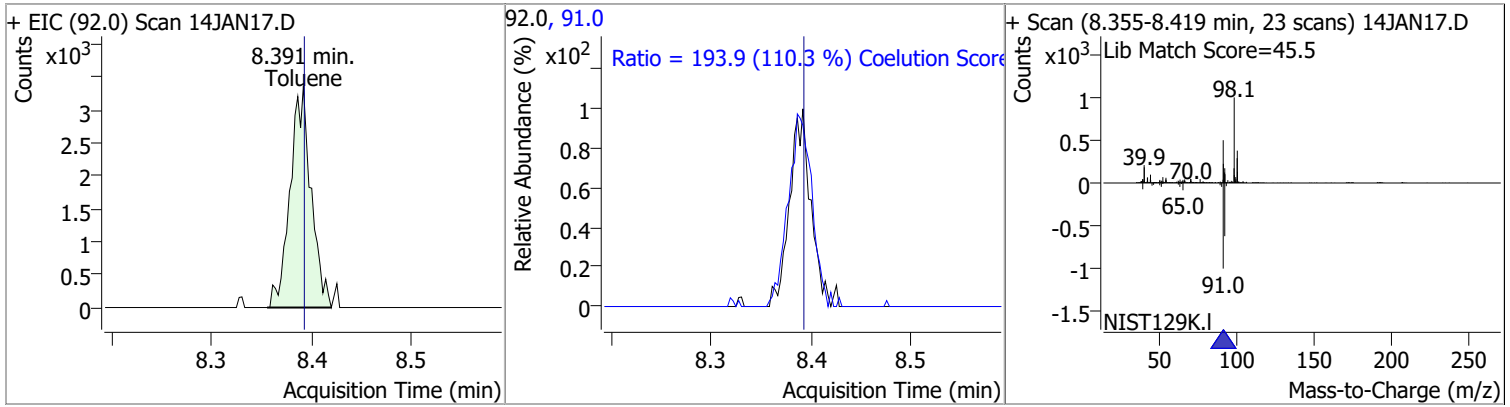


Quantitation Results Report (QT Reviewed)

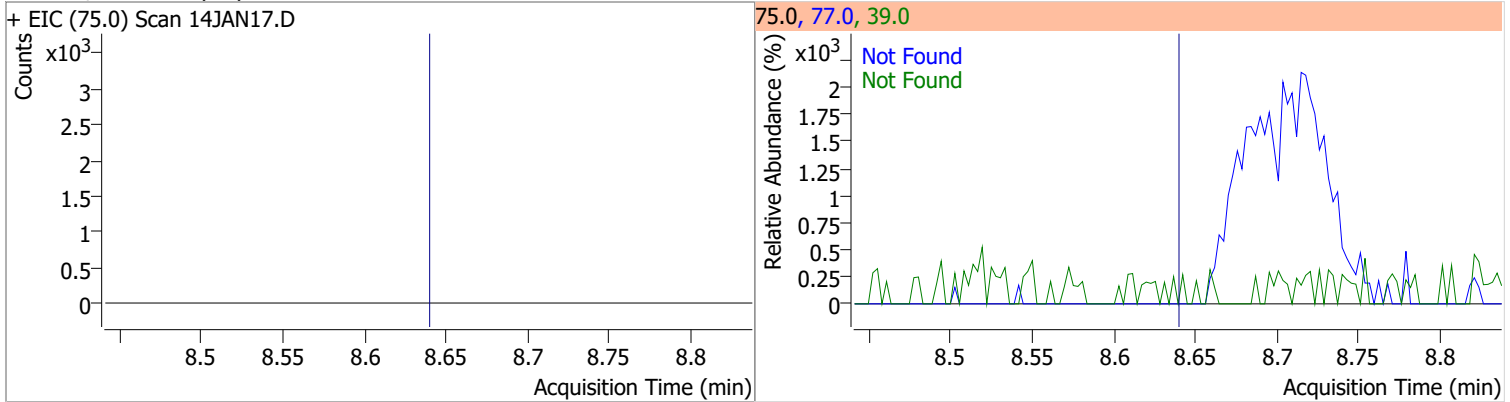
Compound	Conc.	RT	Dev(Min)	Resp.	QIon	QRatio	Lower	Upper
Toluene-d8	268.8303	8.32	0.00	721087	100.0	63.5	34.4	94.4
					99.0	9.6	0.0	39.6



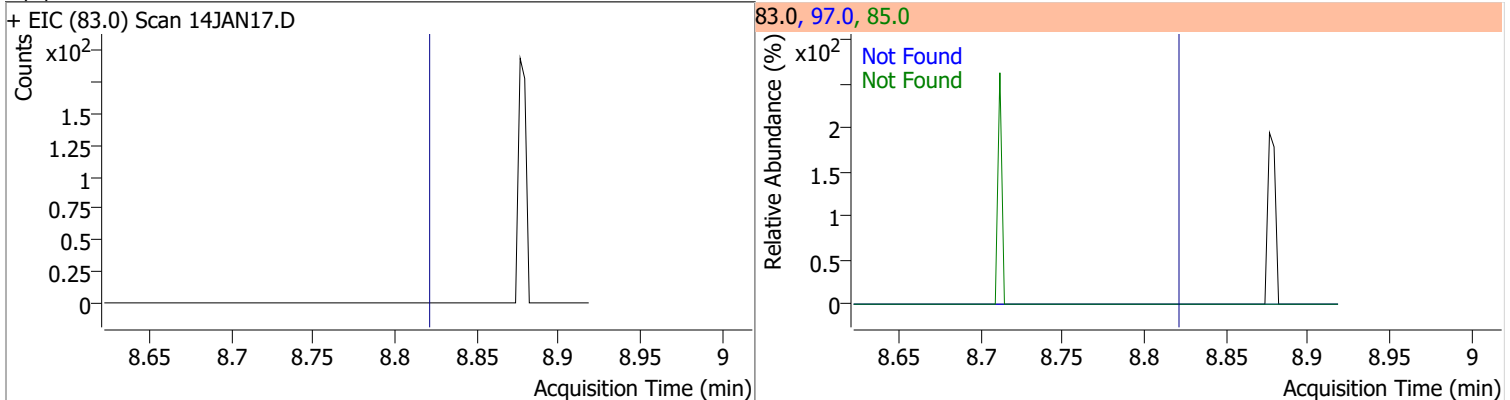
Compound	Conc.	RT	Dev(Min)	Resp.	QIon	QRatio	Lower	Upper
Toluene	2.6961	8.39	0.00	4885	91.0	193.9	145.8	205.8



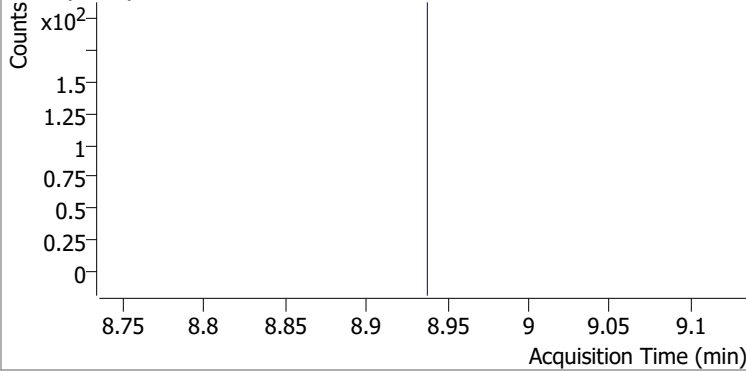
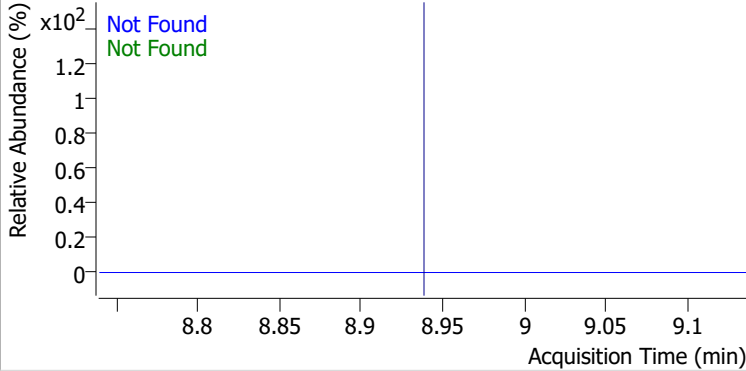
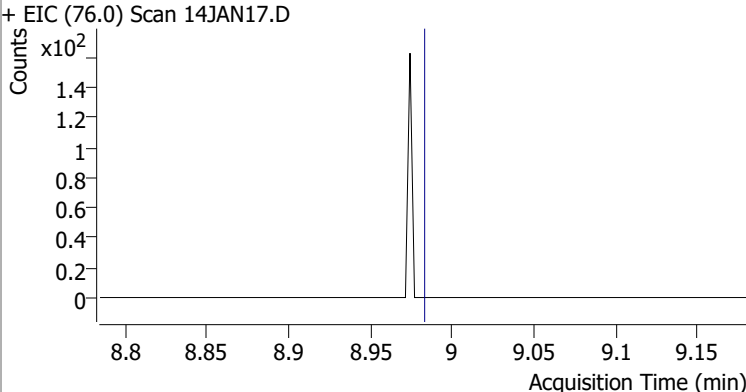
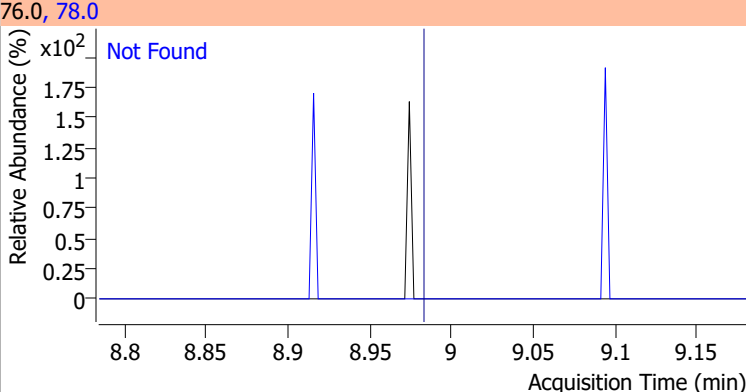
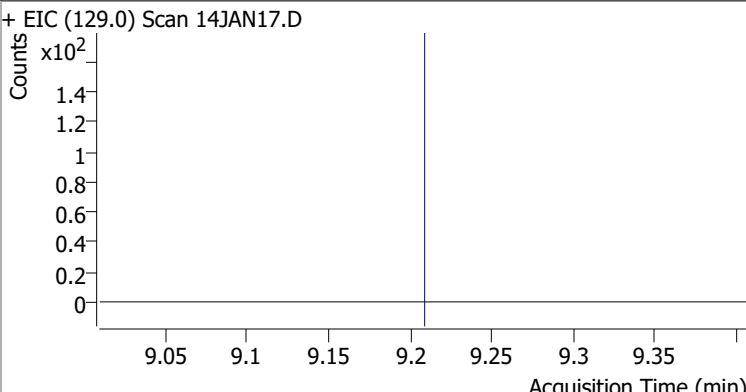
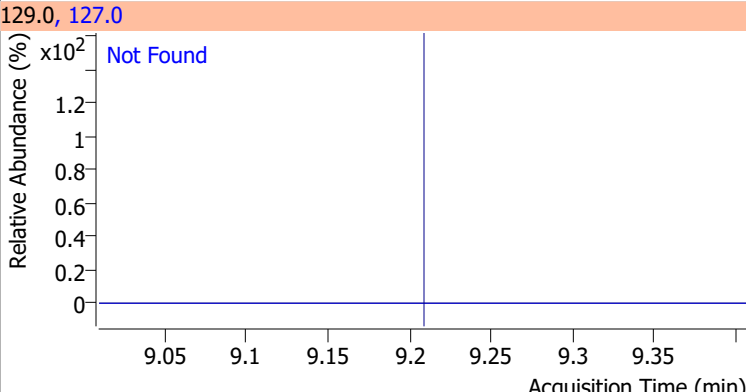
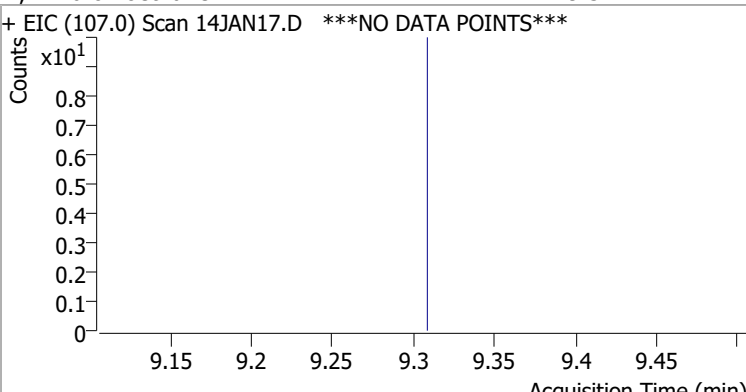
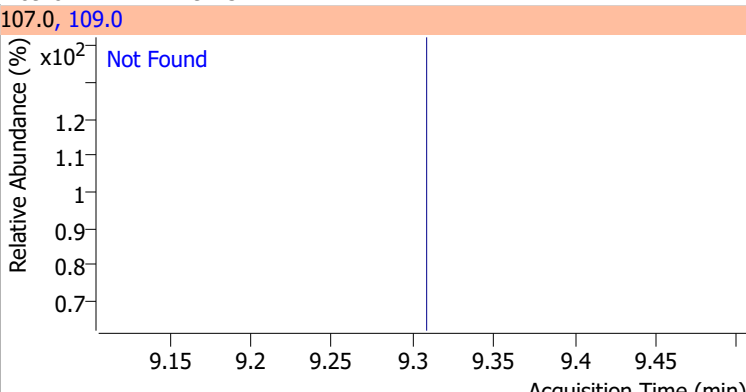
Compound	Conc.	Exp RT	QIon	Exp Ratio	QIon	Exp Ratio
trans-1,3-Dichloropropene	N.D.	8.64	39.0	53.4	77.0	32.4



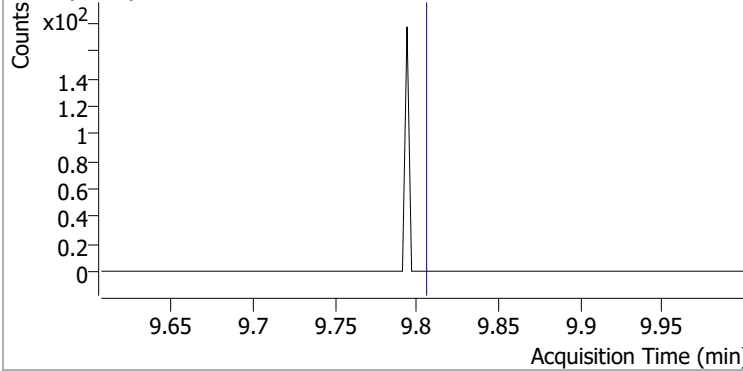
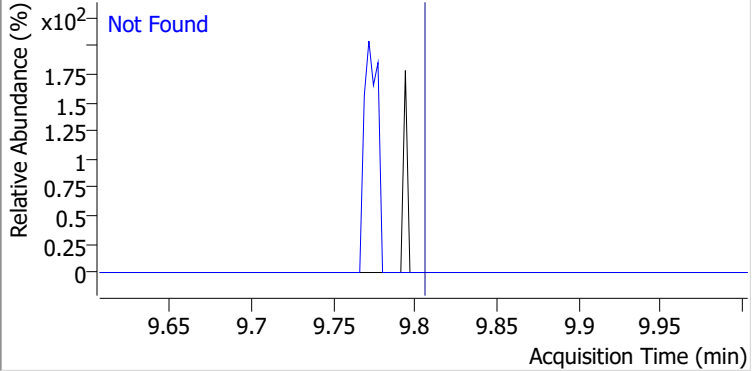
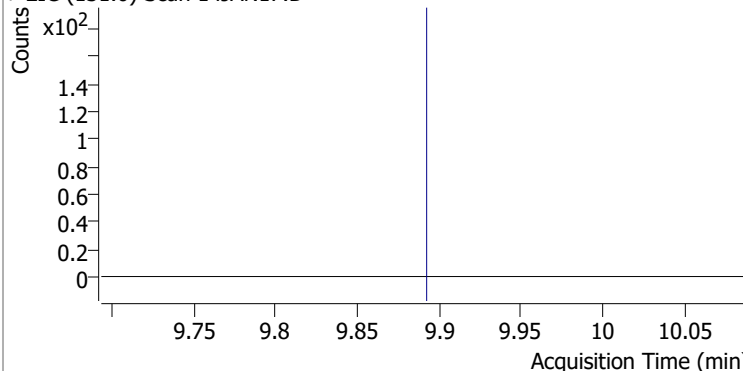
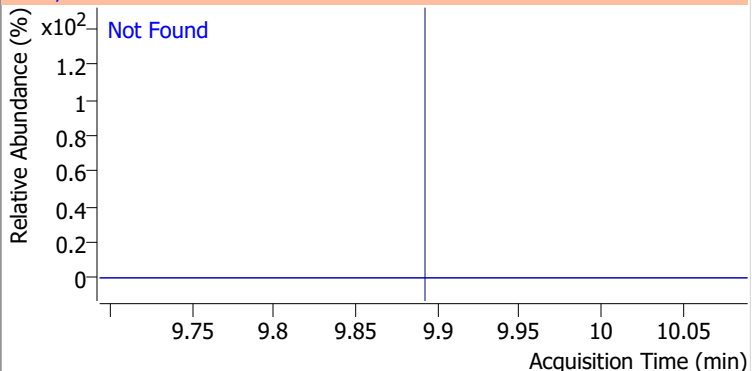
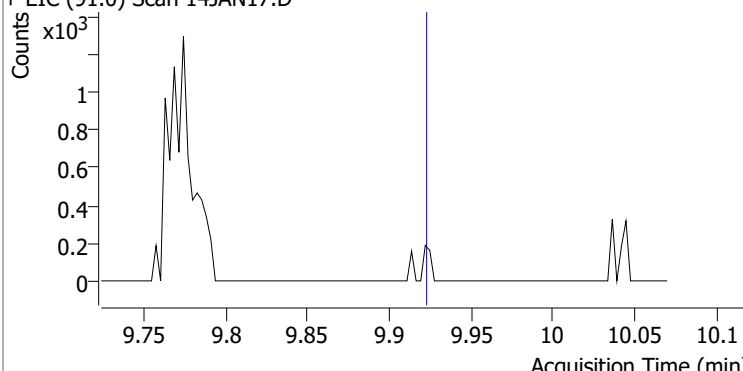
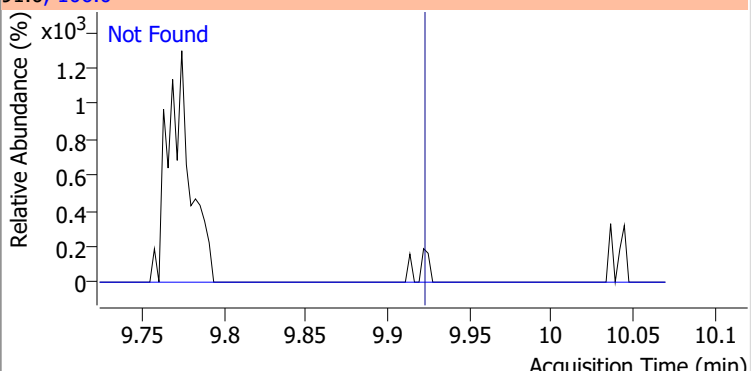
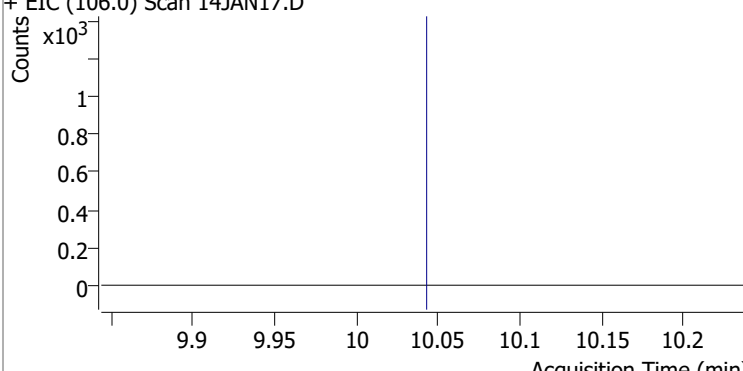
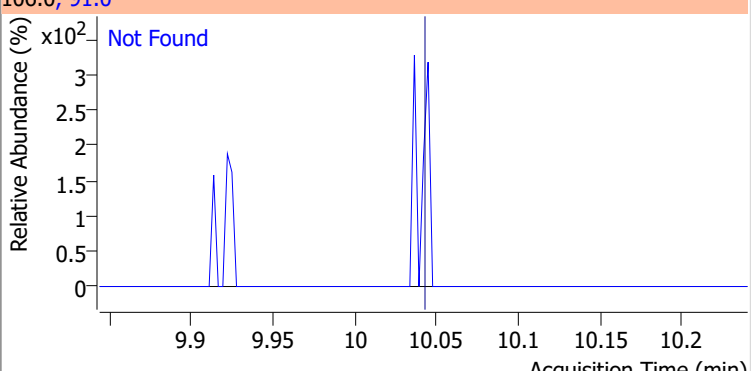
Compound	Conc.	Exp RT	QIon	Exp Ratio	QIon	Exp Ratio
1,1,2-Trichloroethane	N.D.	8.82	97.0	114.6	85.0	67.6



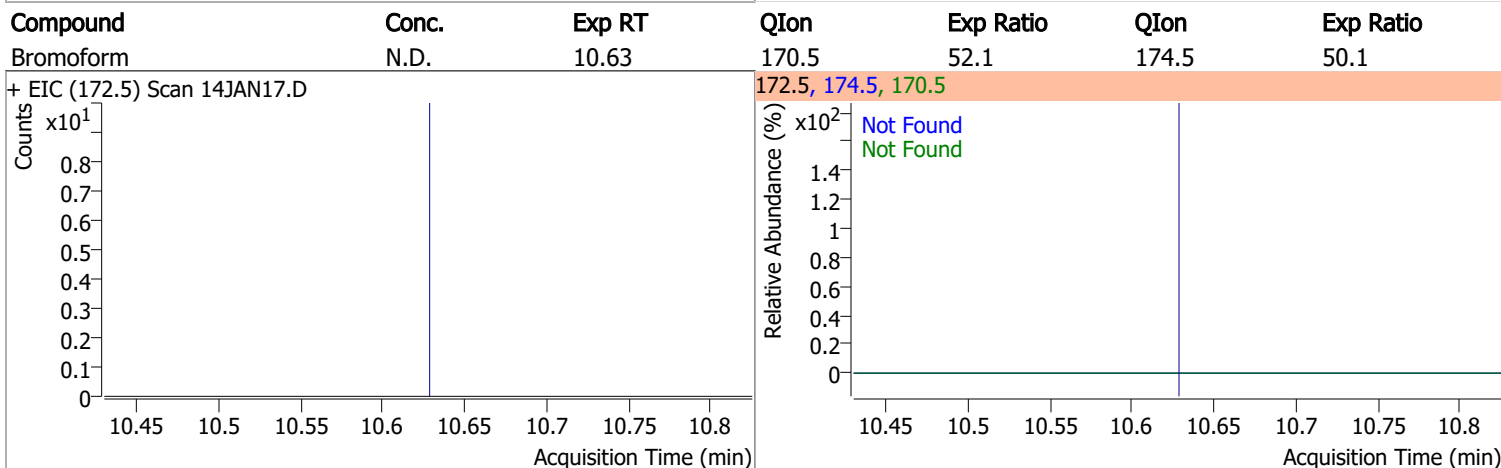
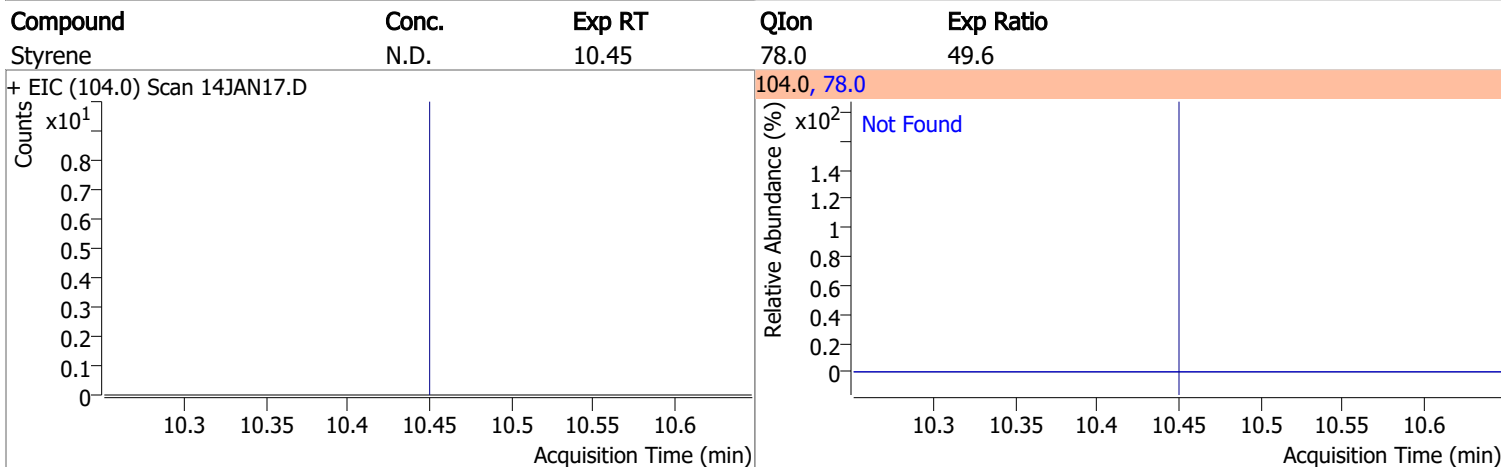
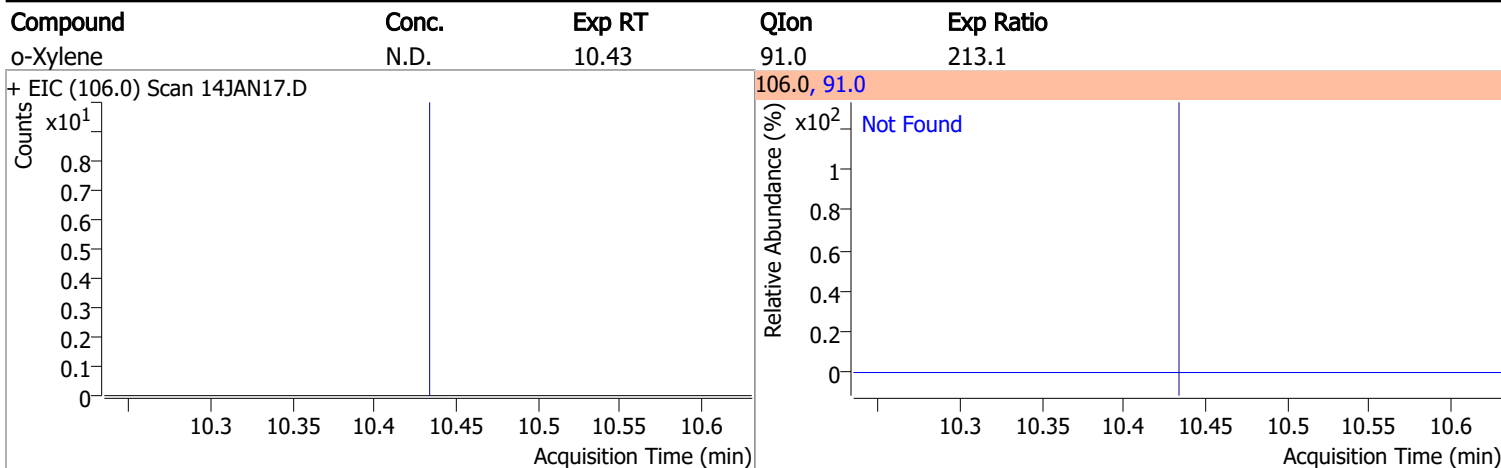
Quantitation Results Report (QT Reviewed)

Compound	Conc.	Exp RT	QIon	Exp Ratio	QIon	Exp Ratio
Tetrachloroethene	N.D.	8.94	165.8	128.6	129.0	91.5
+ EIC (163.8) Scan 14JAN17.D ***NO DATA POINTS***			163.8, 129.0, 165.8			
						
1,3-Dichloropropane	N.D.	8.98	78.0	32.9		
+ EIC (76.0) Scan 14JAN17.D			76.0, 78.0			
						
Chlorodibromomethane	N.D.	9.21	127.0	78.0		
+ EIC (129.0) Scan 14JAN17.D			129.0, 127.0			
						
1,2-Dibromoethane	N.D.	9.31	109.0	94.5		
+ EIC (107.0) Scan 14JAN17.D ***NO DATA POINTS***			107.0, 109.0			
						

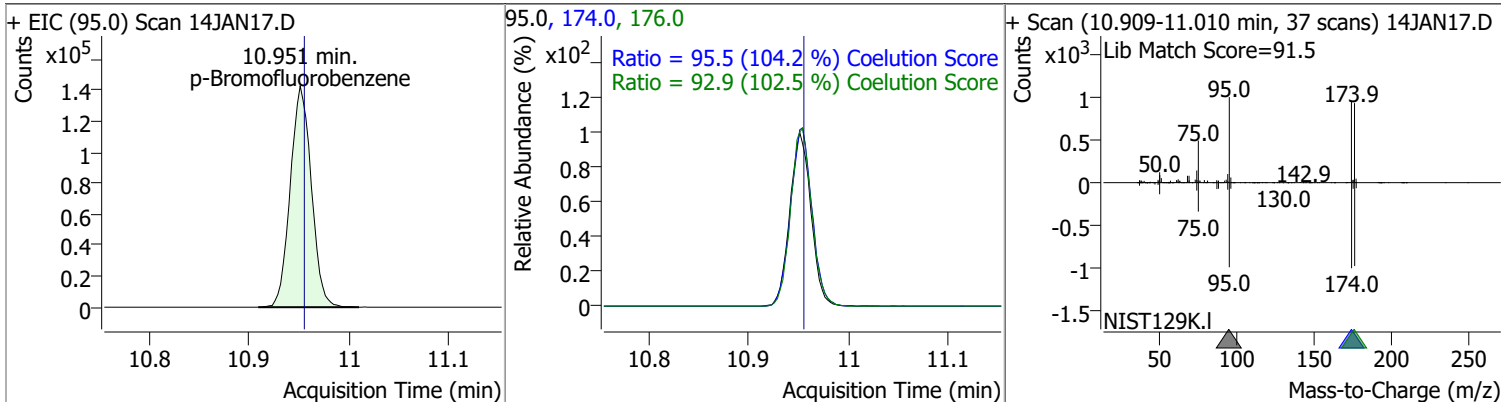
Quantitation Results Report (QT Reviewed)

Compound	Conc.	Exp RT	QIon	Exp Ratio
Chlorobenzene	N.D.	9.80	114.0	32.1
+ EIC (112.0) Scan 14JAN17.D			112.0, 114.0	
				
1,1,1,2-Tetrachloroethane	N.D.	9.89	133.0	98.6
+ EIC (131.0) Scan 14JAN17.D			131.0, 133.0	
				
Ethylbenzene	N.D.	9.92	106.0	31.1
+ EIC (91.0) Scan 14JAN17.D			91.0, 106.0	
				
m+p-Xylenes	N.D.	10.04	91.0	201.4
+ EIC (106.0) Scan 14JAN17.D			106.0, 91.0	
				

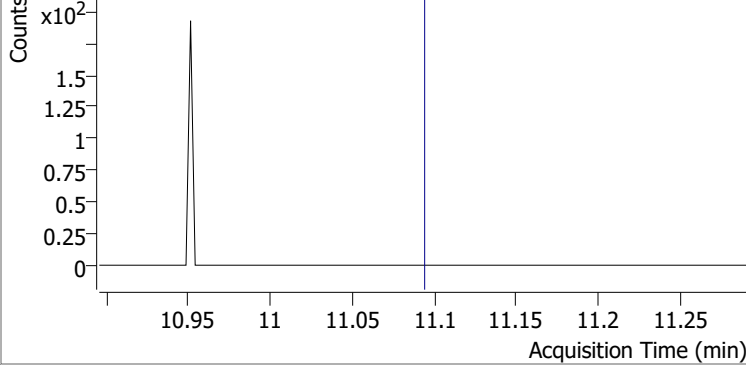
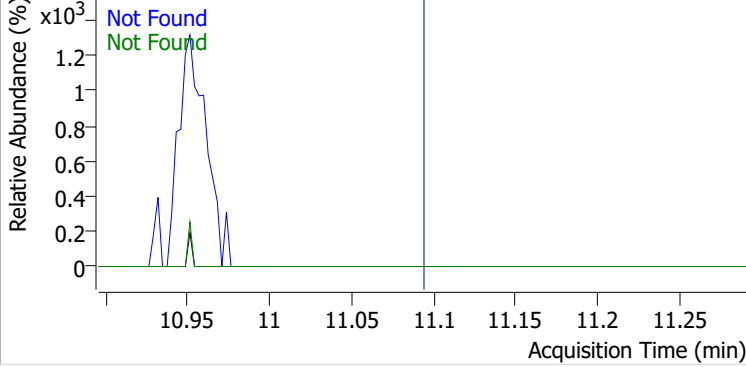
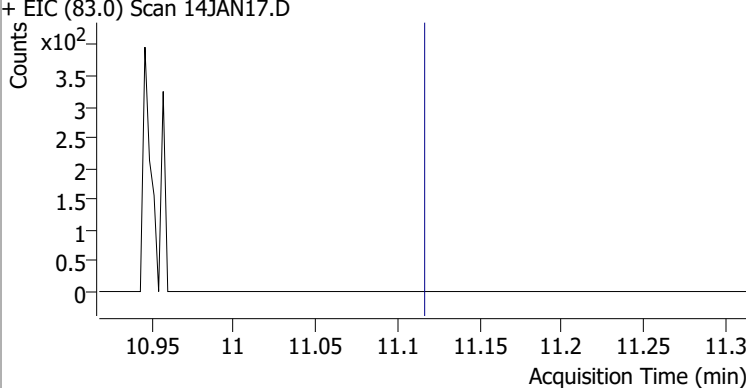
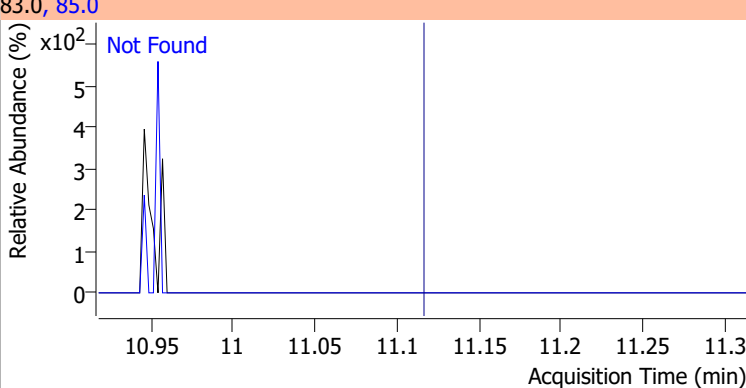
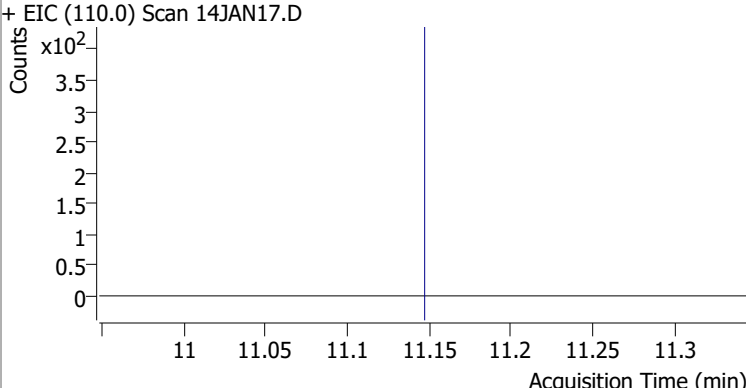
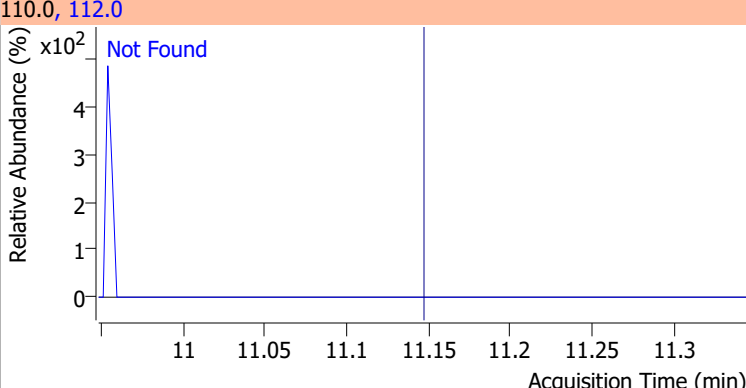
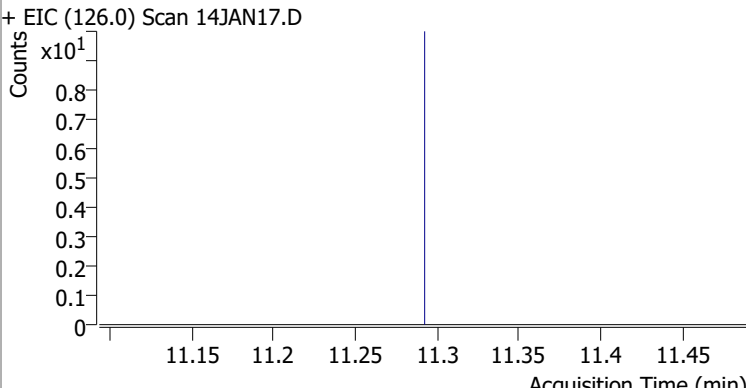
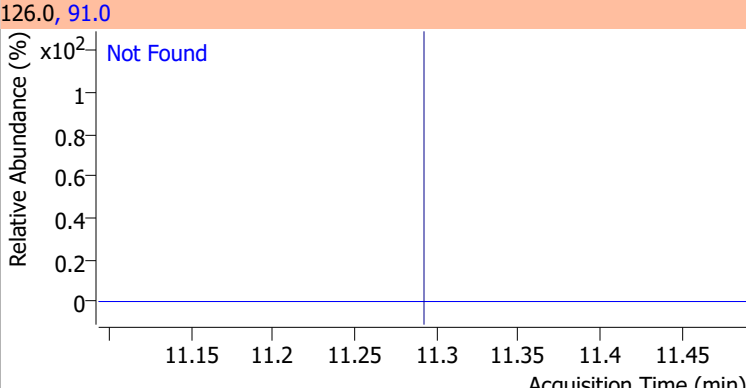
Quantitation Results Report (QT Reviewed)



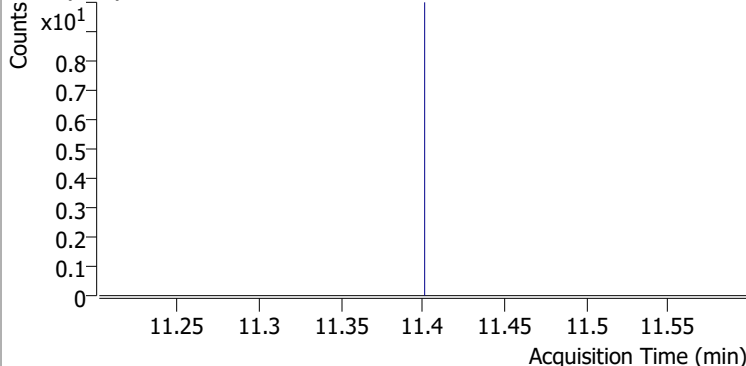
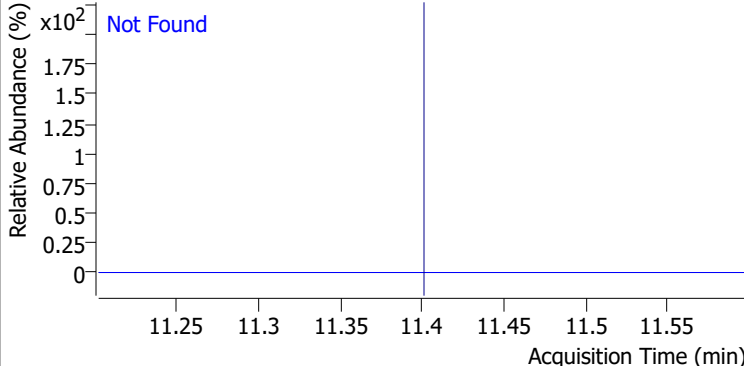
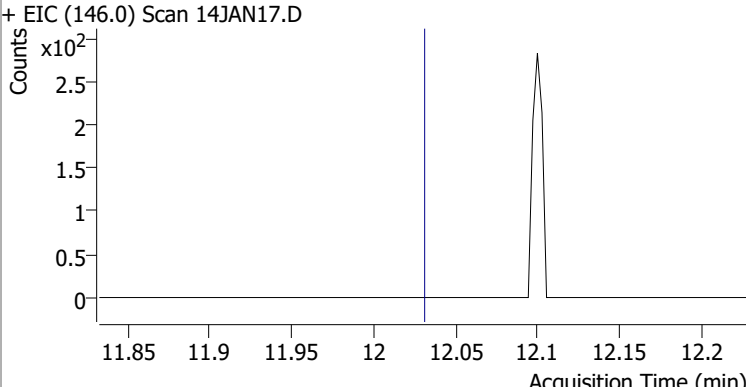
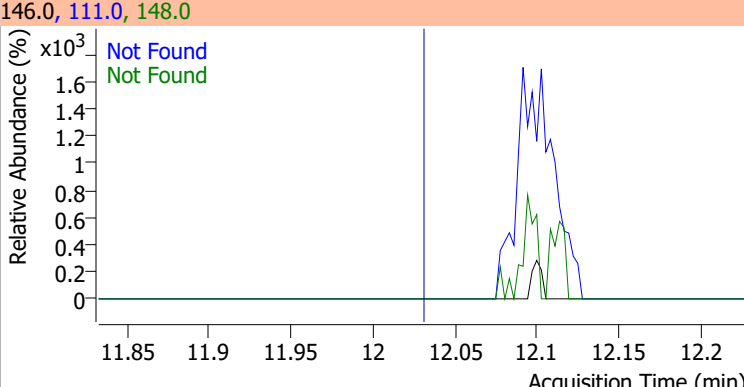
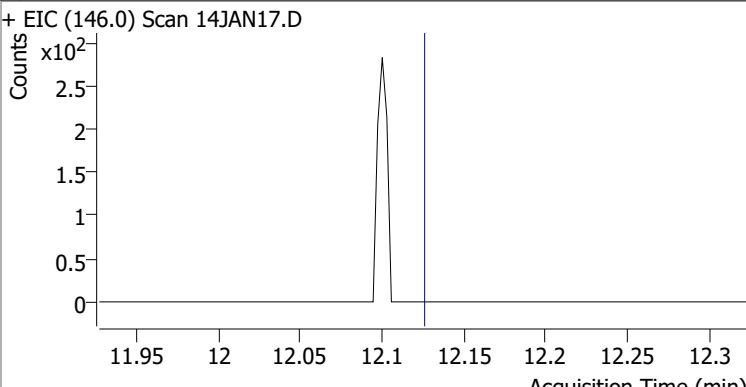
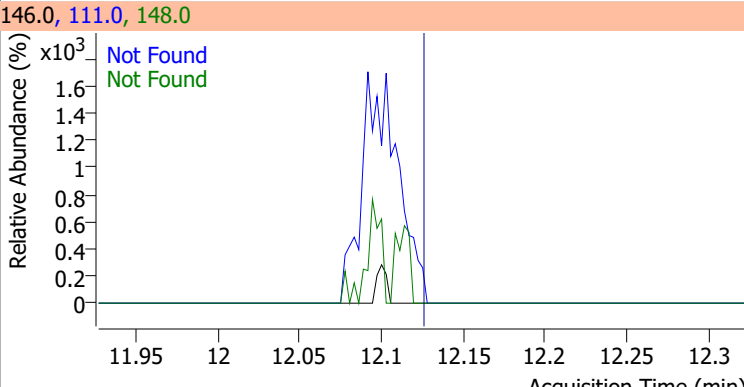
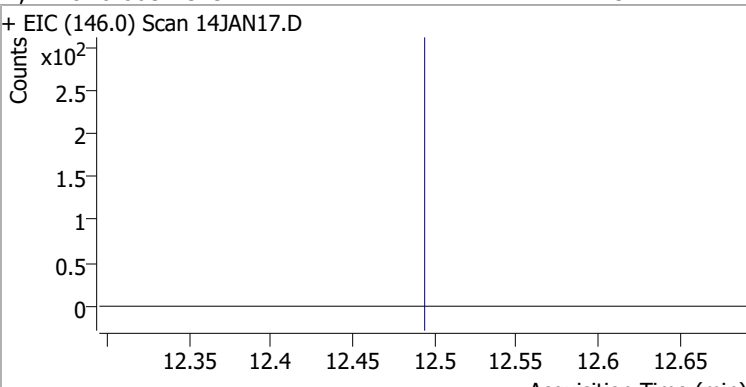
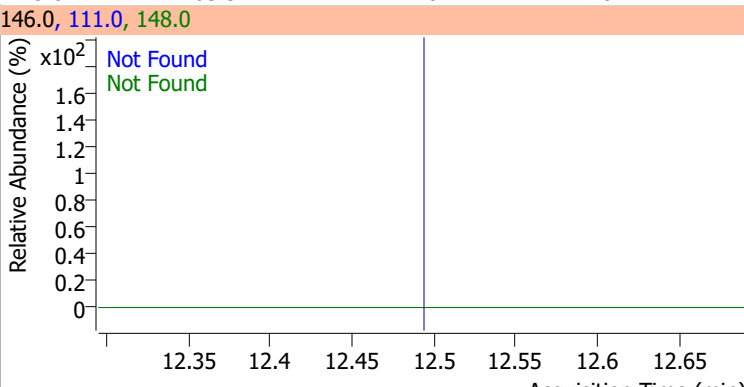
Compound	Conc.	RT	Dev(Min)	Resp.	QIon	QRatio	Lower	Upper
p-Bromofluorobenzene	265.1624	10.95	0.00	207583	174.0	95.5	61.7	121.7
					176.0	92.9	60.6	120.6



Quantitation Results Report (QT Reviewed)

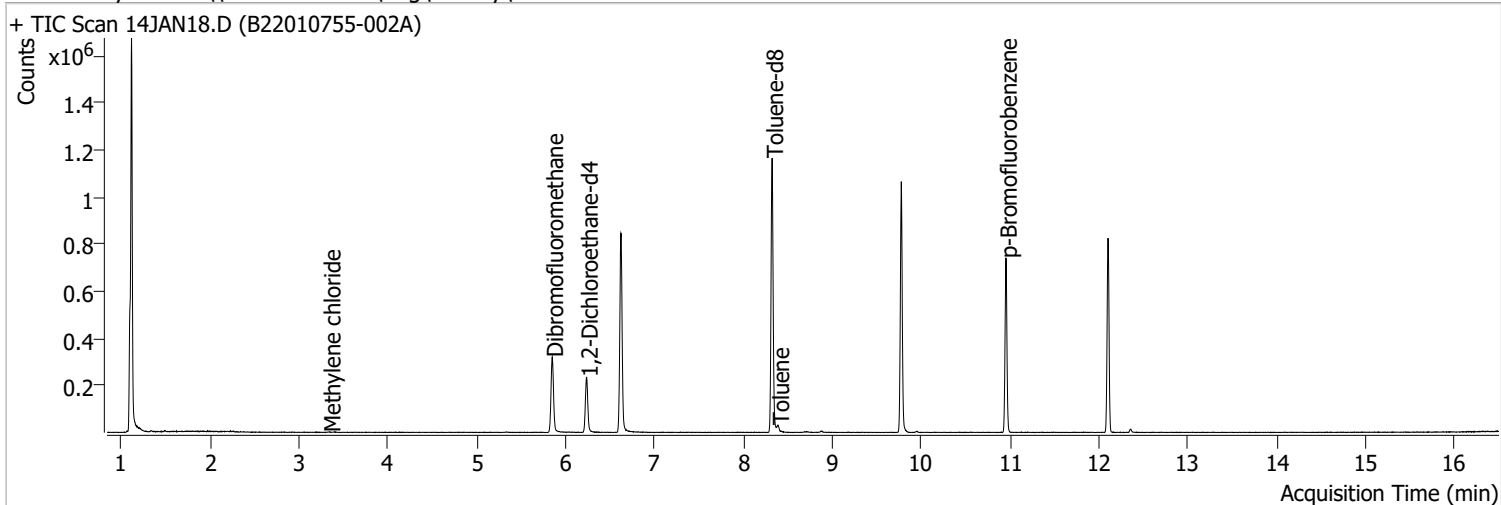
Compound	Conc.	Exp RT	QIon	Exp Ratio	QIon	Exp Ratio
Bromobenzene	N.D.	11.09	77.0	145.7	158.0	96.5
+ EIC (156.0) Scan 14JAN17.D			156.0, 77.0, 158.0			
						
1,1,2,2-Tetrachloroethane	N.D.	11.12	85.0	66.2		
+ EIC (83.0) Scan 14JAN17.D			83.0, 85.0			
						
1,2,3-Trichloropropane	N.D.	11.15	112.0	63.5		
+ EIC (110.0) Scan 14JAN17.D			110.0, 112.0			
						
2-Chlorotoluene	N.D.	11.29	91.0	282.3		
+ EIC (126.0) Scan 14JAN17.D			126.0, 91.0			
						

Quantitation Results Report (QT Reviewed)

Compound	Conc.	Exp RT	QIon	Exp Ratio		
4-Chlorotoluene	N.D.	11.40	126.0	31.7		
+ EIC (91.0) Scan 14JAN17.D			91.0, 126.0			
						
1,3-Dichlorobenzene	N.D.	12.03	148.0	63.6	QIon	Exp Ratio
+ EIC (146.0) Scan 14JAN17.D			146.0, 111.0, 148.0			
						
1,4-Dichlorobenzene	N.D.	12.13	148.0	63.1	QIon	Exp Ratio
+ EIC (146.0) Scan 14JAN17.D			146.0, 111.0, 148.0			
						
1,2-Dichlorobenzene	N.D.	12.49	148.0	63.9	QIon	Exp Ratio
+ EIC (146.0) Scan 14JAN17.D			146.0, 111.0, 148.0			
						

Quantitation Results Report (QT Reviewed)

Data File	14JAN18.D	Operator	MSC
Acq. Method	5975CACQF.M	Acq. Date-Time	1/14/2022 5:46:15 PM
Sample Name	B22010755-002A	Instrument	VOA5975C
Vial	18	Multiplier	1.00
DA Method File	VOA5975C_8260B_SHT_DoD_L4_010422.m	Comment	
Tune File	BFB_Atune3.u	Tune Date	10/11/2021 4:02:00 PM
Batch Name	VG011422_8260B.batch.bin	Last Calib Update	3/4/2022 3:27:31 PM
Ref Library	\\MASSHUNTER\Org\Library\NIST129K.I		



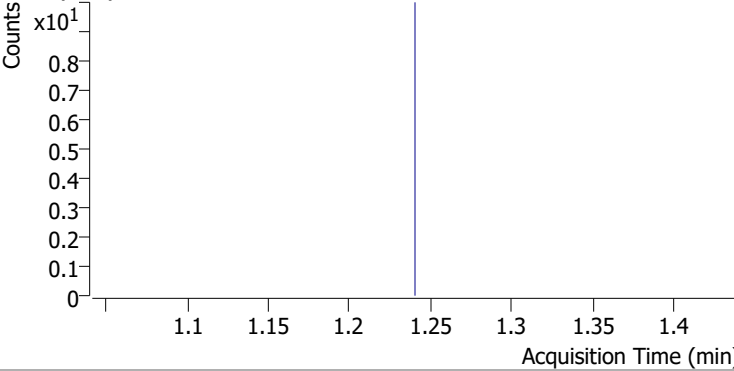
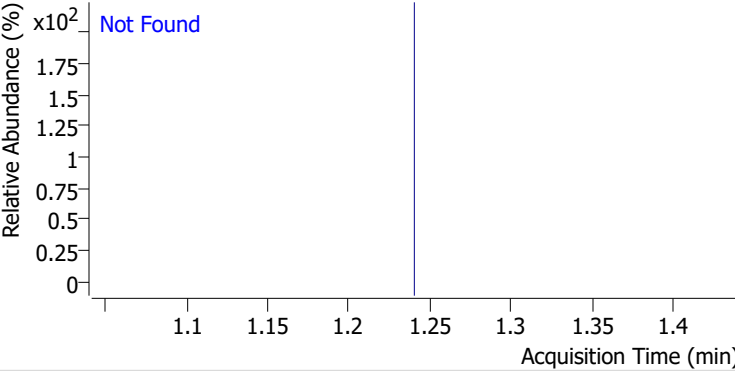
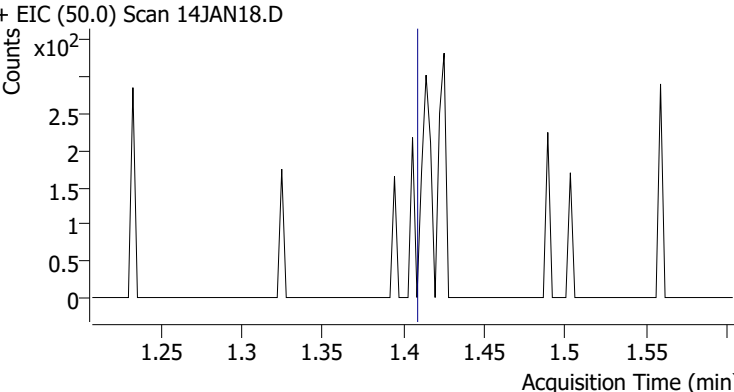
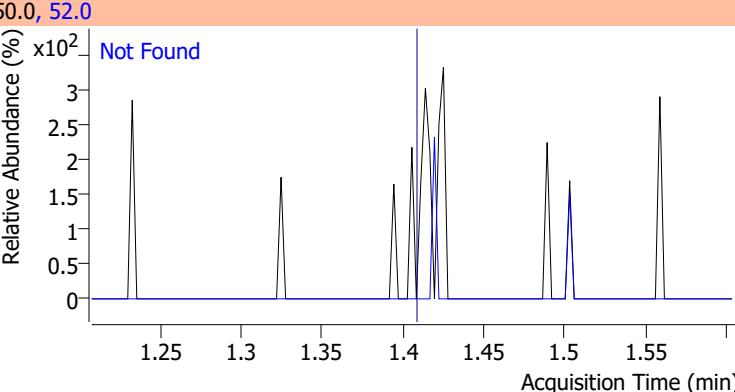
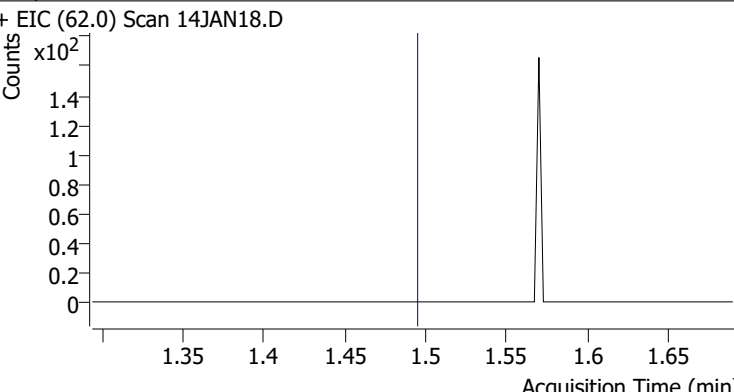
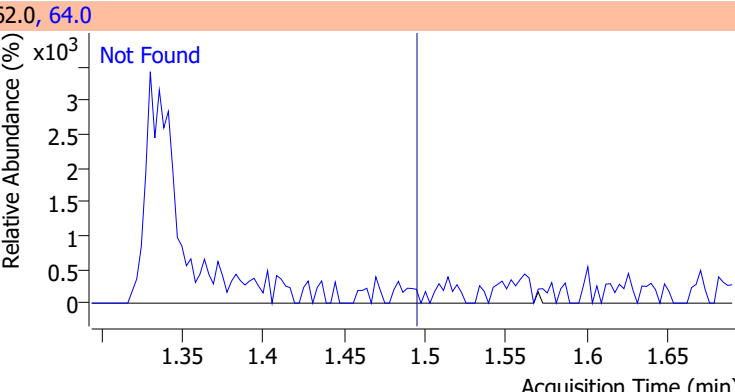
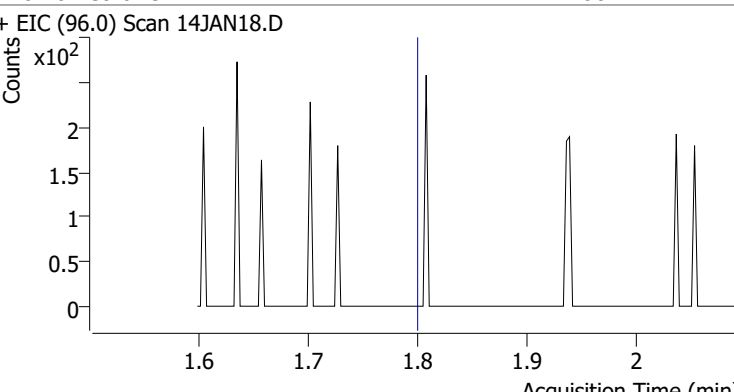
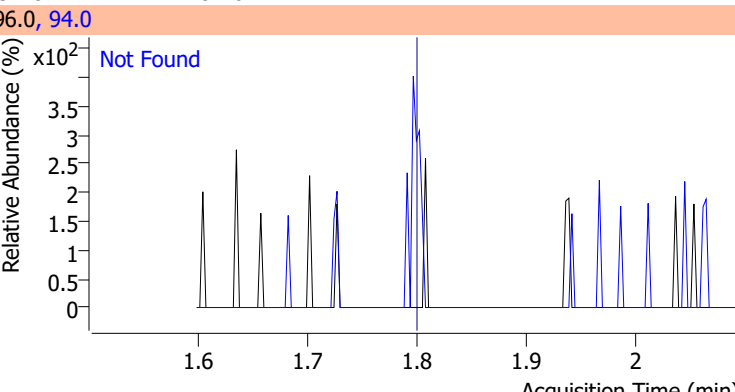
Compound	RT	QIon	Resp.	Conc.	Units	Dev(Min)
Internal Standards						
M Fluorobenzene	6.620	96.0	713879	250.0000	ng	-0.003
M Chlorobenzene-d5	9.774	82.0	276373	250.0000	ng	0.003
M 1,4-Dichlorobenzene-d4	12.103	152.0	205283	250.0000	ng	0.003
System Monitoring Compounds						
S Dibromofluoromethane	5.848	113.0	190849	283.7707	ng	0.003
Spiked Amount: 250.000	Range: 80.0 - 119.0%			Recovery = 113.51%		
S 1,2-Dichloroethane-d4	6.236	67.0	82544	284.1528	ng	0.003
Spiked Amount: 250.000	Range: 81.0 - 118.0%			Recovery = 113.66%		
S Toluene-d8	8.321	98.0	716822	269.1510	ng	0.003
Spiked Amount: 250.000	Range: 89.0 - 112.0%			Recovery = 107.66%		
S p-Bromofluorobenzene	10.951	95.0	205032	272.6283	ng	-0.003
Spiked Amount: 250.000	Range: 85.0 - 114.0%			Recovery = 109.05%		
Target Compounds						
T Dichlorodifluoromethane	0.000		0	N.D.		
T Chloromethane	0.000		0	N.D.		
T Vinyl chloride	0.000		0	N.D.		
T Bromomethane	0.000		0	N.D.		
T Chloroethane	0.000		0	N.D.		
T Trichlorofluoromethane	0.000		0	N.D.		
T 1,1-Dichloroethene	0.000		0	N.D.		
T Methylene chloride	3.341	49.0	1197	1.1290	ng	m 93
T trans-1,2-Dichloroethene	0.000		0	N.D.		
T Methyl tert-butyl ether (MTBE)	0.000		0	N.D.		
T 1,1-Dichloroethane	0.000		0	N.D.		
T 2,2-Dichloropropane	0.000		0	N.D.		
T cis-1,2-Dichloroethene	0.000		0	N.D.		
T Methyl ethyl ketone	0.000		0	N.D.		
T Bromochloromethane	0.000		0	N.D.		
T Chloroform	0.000		0	N.D.		

Quantitation Results Report (QT Reviewed)

Compound	RT	QIon	Resp.	Conc.	Units	Dev(Min)
T 1,1,1-Trichloroethane	0.000		0	N.D.		
T Carbon tetrachloride	0.000		0	N.D.		
T 1,1-Dichloropropene	0.000		0	N.D.		
T Benzene	0.000		0	N.D.		
T 1,2-Dichloroethane	0.000		0	N.D.		
T Trichloroethene	0.000		0	N.D.		
T 1,2-Dichloropropane	0.000		0	N.D.		
T Dibromomethane	0.000		0	N.D.		
T Bromodichloromethane	0.000		0	N.D.		
T cis-1,3-Dichloropropene	0.000		0	N.D.		
T Toluene	8.388	92.0	8321	4.6252	ng	91
T trans-1,3-Dichloropropene	0.000		0	N.D.		
T 1,1,2-Trichloroethane	0.000		0	N.D.		
T Tetrachloroethene	0.000		0	N.D.		
T 1,3-Dichloropropane	0.000		0	N.D.		
T Chlorodibromomethane	0.000		0	N.D.		
T 1,2-Dibromoethane	0.000		0	N.D.		
T Chlorobenzene	0.000		0	N.D.		
T 1,1,1,2-Tetrachloroethane	0.000		0	N.D.		
T Ethylbenzene	0.000		0	N.D.		
T m+p-Xylenes	10.039	106.0	0		ng	md 1
T o-Xylene	0.000		0	N.D.		
T Styrene	0.000		0	N.D.		
T Bromoform	0.000		0	N.D.		
T Bromobenzene	0.000		0	N.D.		
T 1,1,2,2-Tetrachloroethane	0.000		0	N.D.		
T 1,2,3-Trichloropropane	0.000		0	N.D.		
T 2-Chlorotoluene	0.000		0	N.D.		
T 4-Chlorotoluene	0.000		0	N.D.		
T 1,3-Dichlorobenzene	0.000		0	N.D.		
T 1,4-Dichlorobenzene	0.000		0	N.D.		
T 1,2-Dichlorobenzene	0.000		0	N.D.		

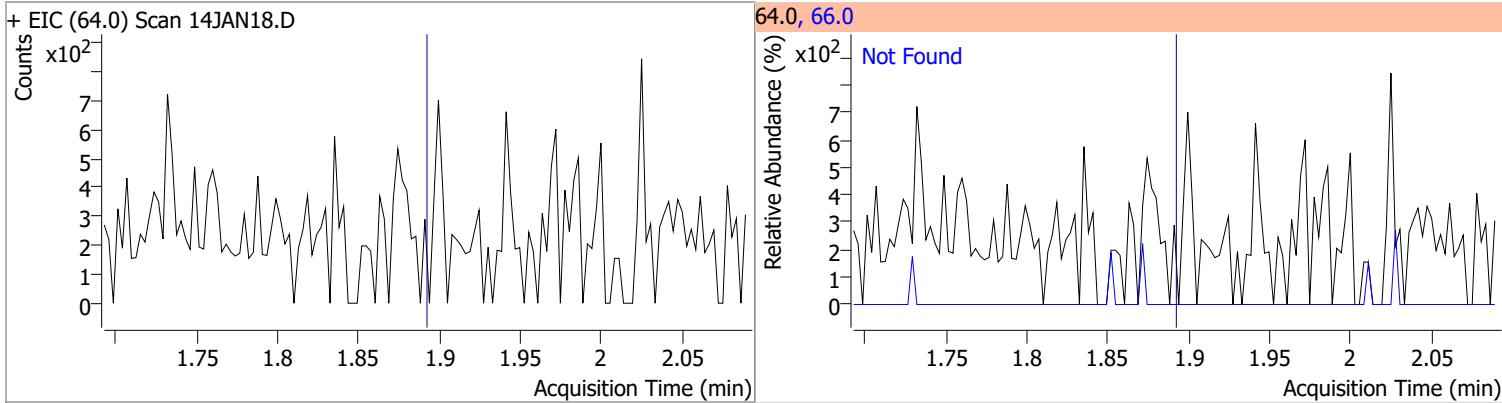
(#) = Qualifier Out of Range; (m) = Manual Integration; (+) = Area Summed; (*) = Surrogate Percent Recovery Out of Range; (d): Zeroed Peak

Quantitation Results Report (QT Reviewed)

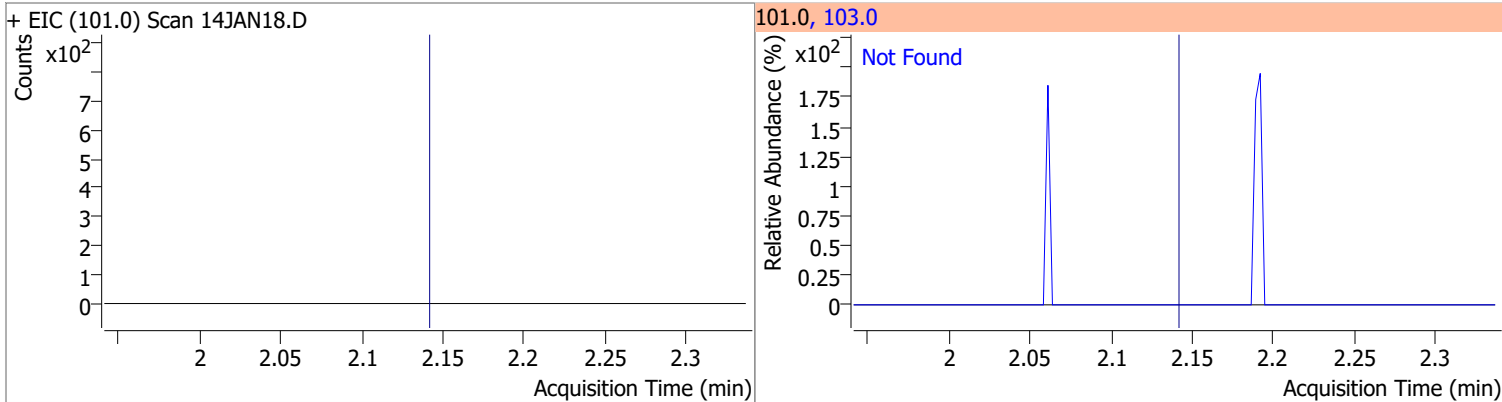
Compound	Conc.	Exp RT	QIon	Exp Ratio
Dichlorodifluoromethane	N.D.	1.24	87.0	32.3
+ EIC (85.0) Scan 14JAN18.D ***NO DATA POINTS***			85.0, 87.0	
			 <p style="color: blue;">Not Found</p>	
Chloromethane	N.D.	1.41	52.0	32.1
+ EIC (50.0) Scan 14JAN18.D			50.0, 52.0	
			 <p style="color: blue;">Not Found</p>	
Vinyl chloride	N.D.	1.50	64.0	29.9
+ EIC (62.0) Scan 14JAN18.D			62.0, 64.0	
			 <p style="color: blue;">Not Found</p>	
Bromomethane	N.D.	1.80	94.0	104.6
+ EIC (96.0) Scan 14JAN18.D			96.0, 94.0	
			 <p style="color: blue;">Not Found</p>	

Quantitation Results Report (QT Reviewed)

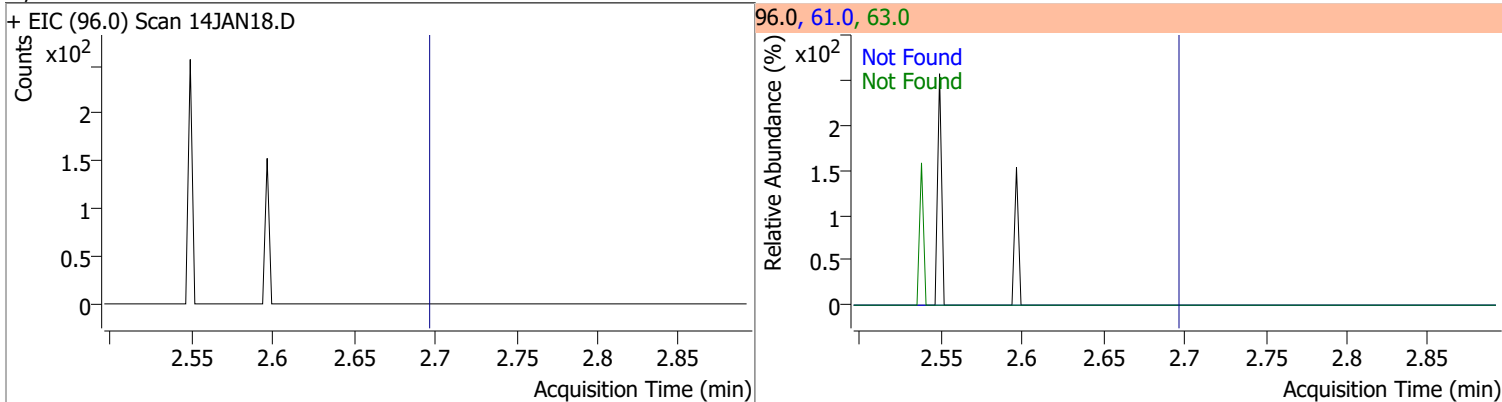
Compound	Conc.	Exp RT	QIon	Exp Ratio
Chloroethane	N.D.	1.89	66.0	30.1



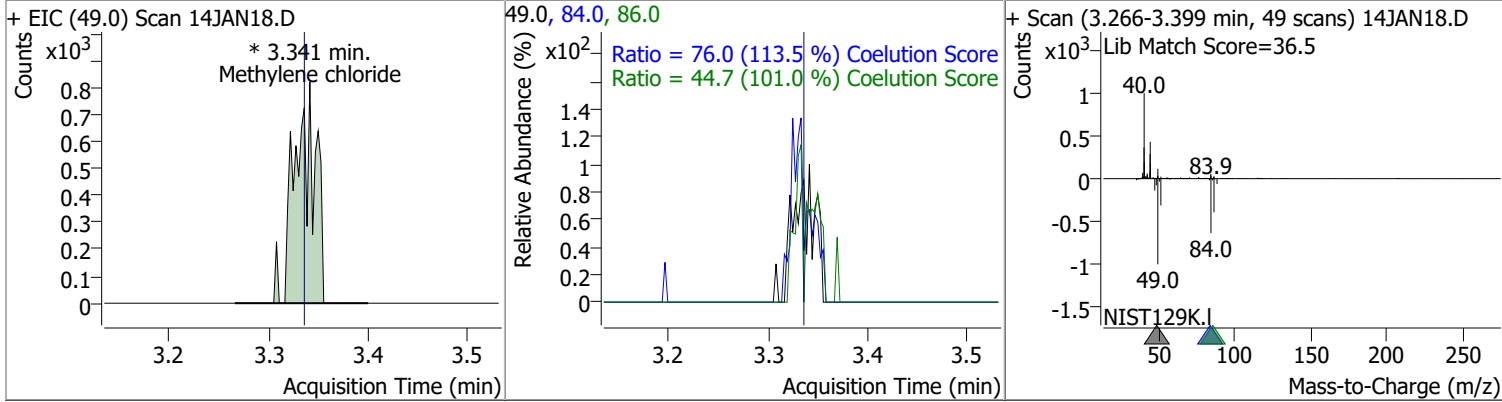
Compound	Conc.	Exp RT	QIon	Exp Ratio
Trichlorofluoromethane	N.D.	2.14	103.0	64.2



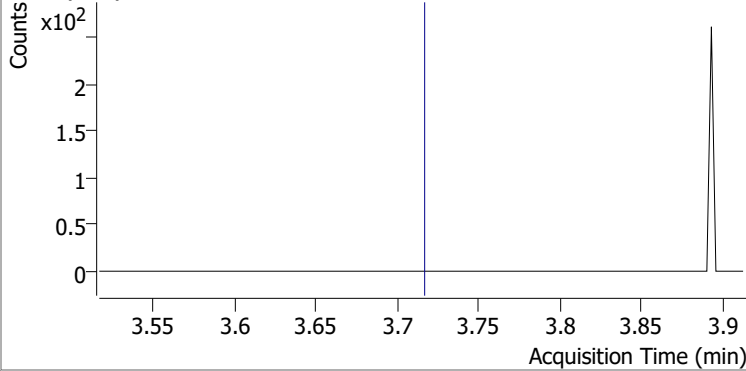
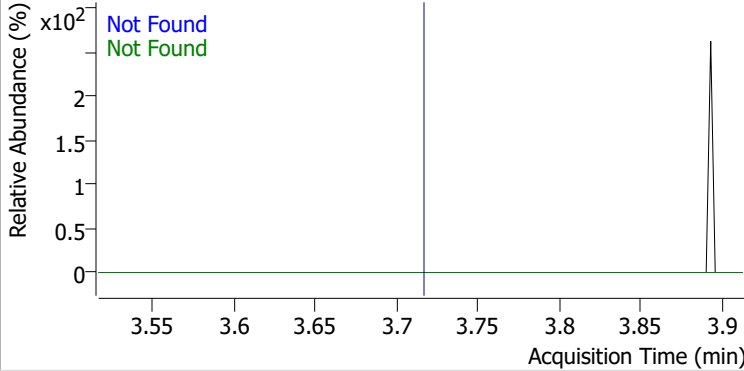
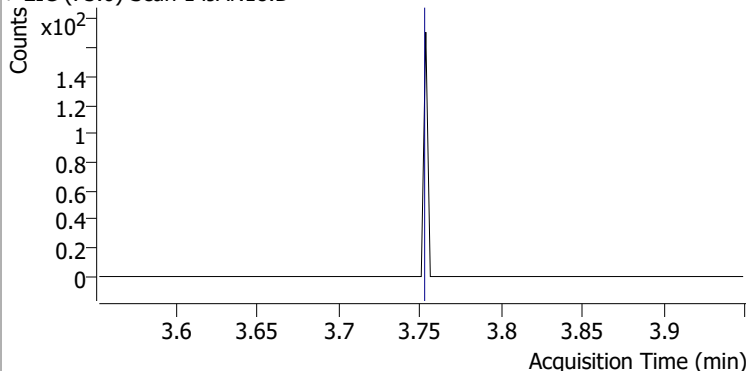
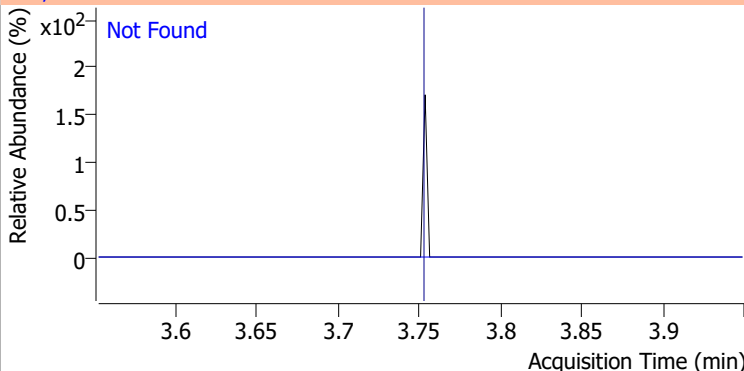
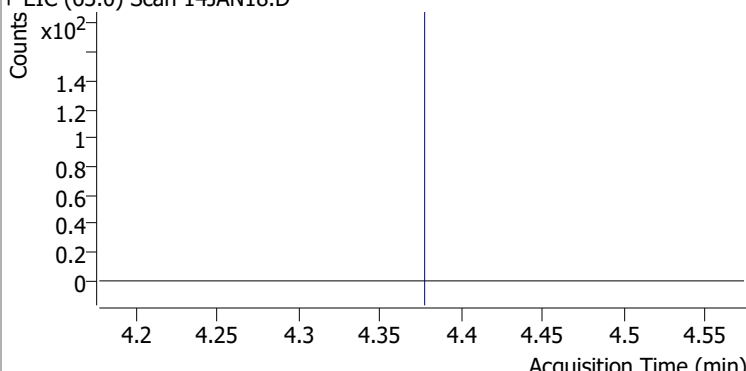
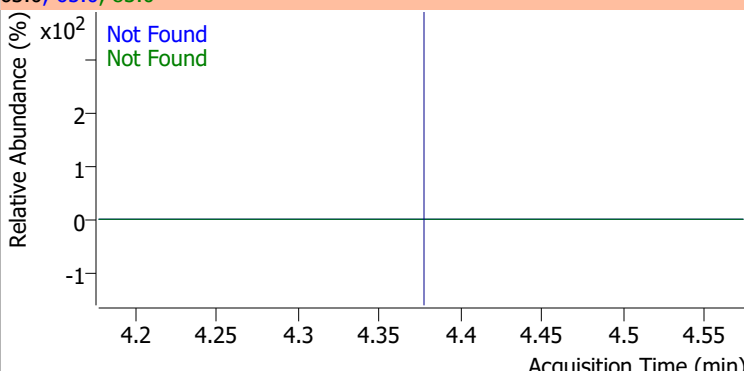
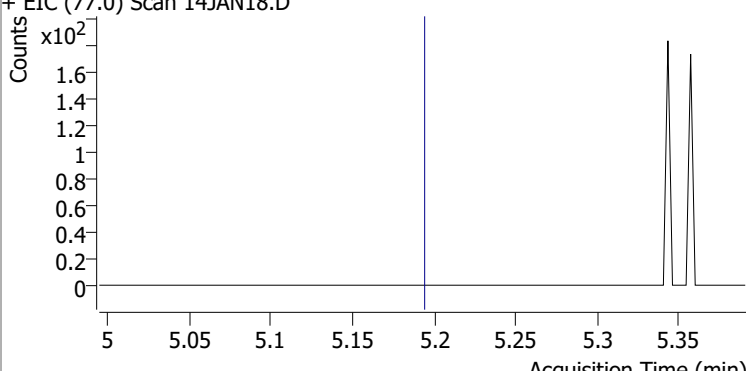
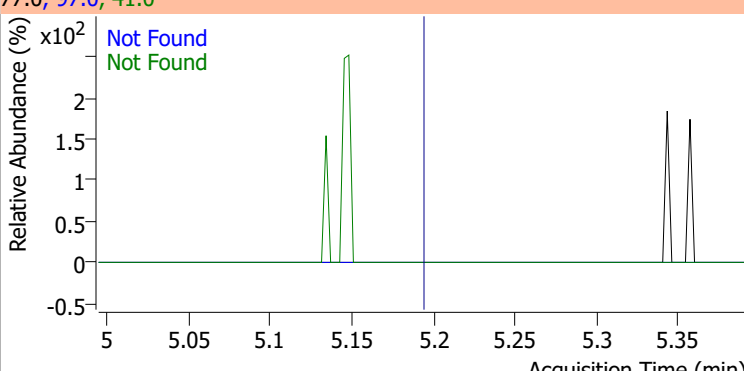
Compound	Conc.	Exp RT	QIon	Exp Ratio	QIon	Exp Ratio
1,1-Dichloroethene	N.D.	2.70	61.0	180.3	63.0	56.7



Compound	Conc.	RT	Dev(Min)	Resp.	QIon	QRatio	Lower	Upper
Methylene chloride	1.1290	3.34	0.01	1197 (m)	84.0	76.0	36.9	96.9
					86.0	44.7	14.3	74.3

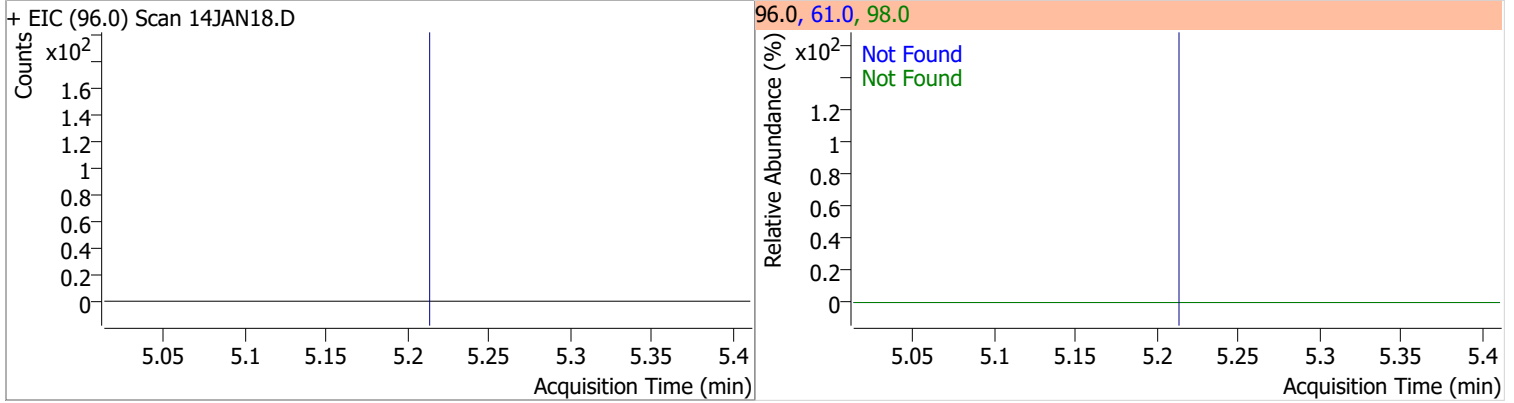


Quantitation Results Report (QT Reviewed)

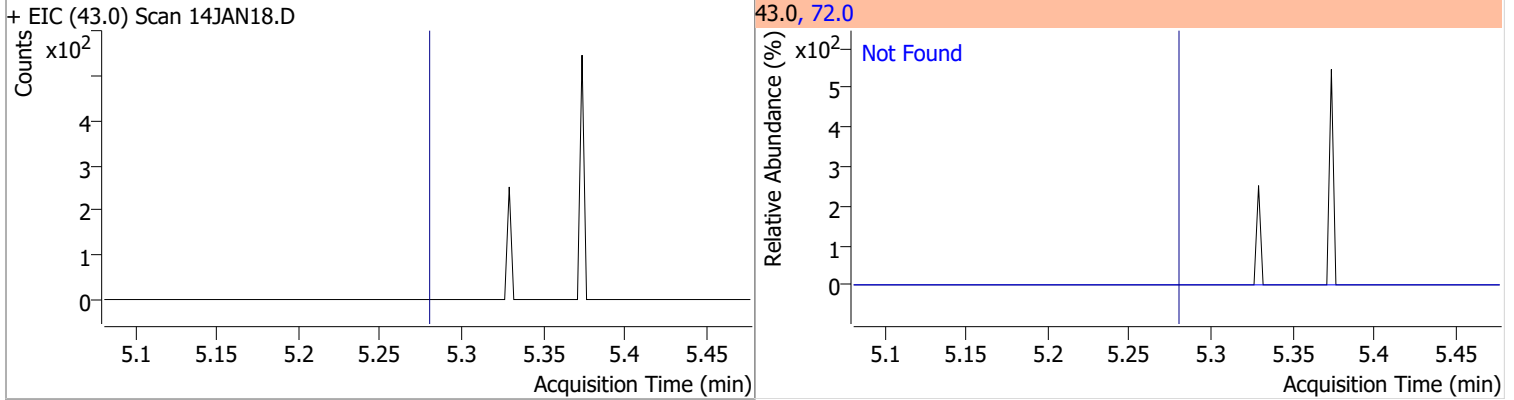
Compound	Conc.	Exp RT	QIon	Exp Ratio	QIon	Exp Ratio
trans-1,2-Dichloroethene	N.D.	3.72	61.0	153.9	98.0	65.7
+ EIC (96.0) Scan 14JAN18.D			96.0, 61.0, 98.0			
						
Methyl tert-butyl ether (MTBE)	N.D.	3.75	57.0	24.6		
+ EIC (73.0) Scan 14JAN18.D			73.0, 57.0			
						
1,1-Dichloroethane	N.D.	4.38	65.0	32.1	83.0	13.7
+ EIC (63.0) Scan 14JAN18.D			63.0, 65.0, 83.0			
						
2,2-Dichloropropane	N.D.	5.20	41.0	66.5	97.0	23.2
+ EIC (77.0) Scan 14JAN18.D			77.0, 97.0, 41.0			
						

Quantitation Results Report (QT Reviewed)

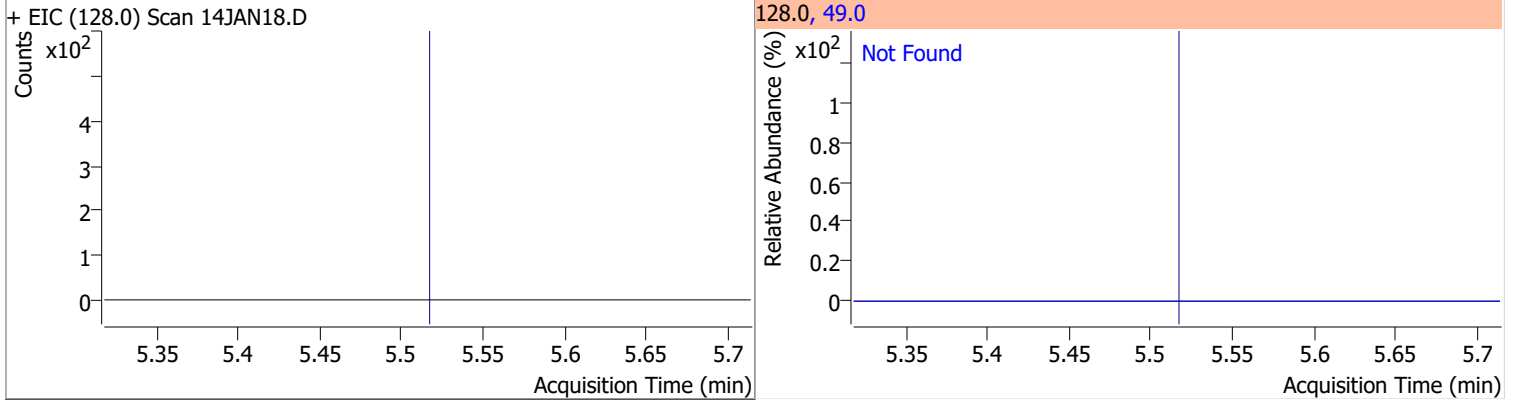
Compound	Conc.	Exp RT	QIon	Exp Ratio	QIon	Exp Ratio
cis-1,2-Dichloroethene	N.D.	5.22	61.0	167.2	98.0	67.3



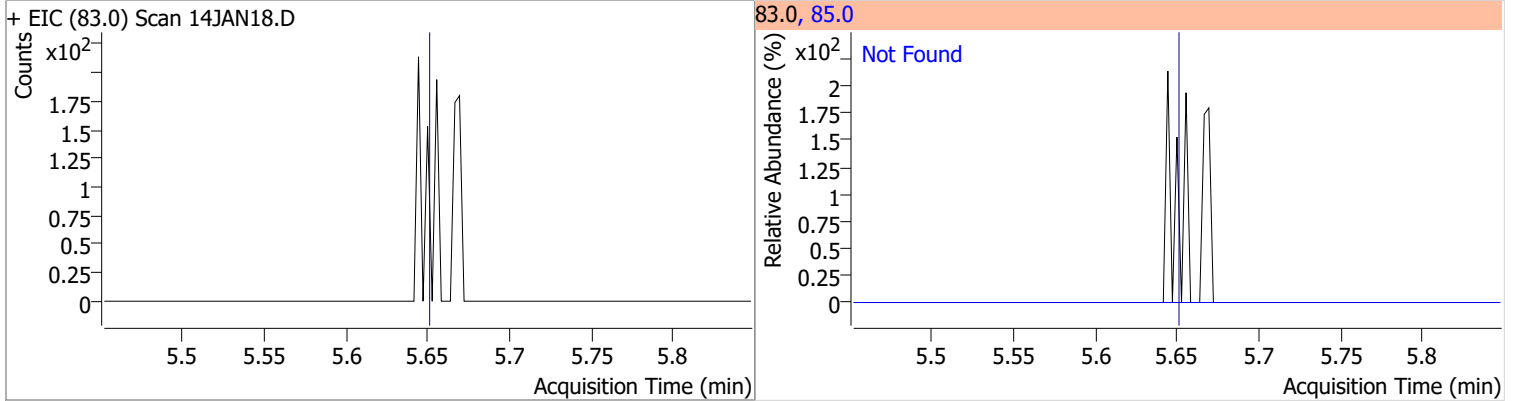
Compound	Conc.	Exp RT	QIon	Exp Ratio
Methyl ethyl ketone	N.D.	5.28	72.0	21.3



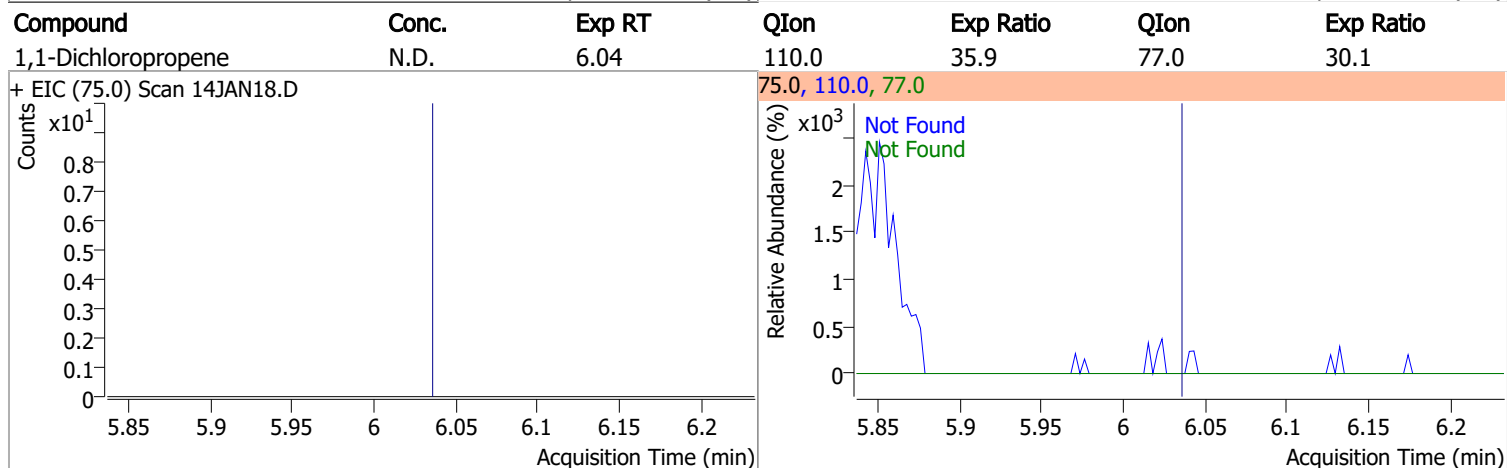
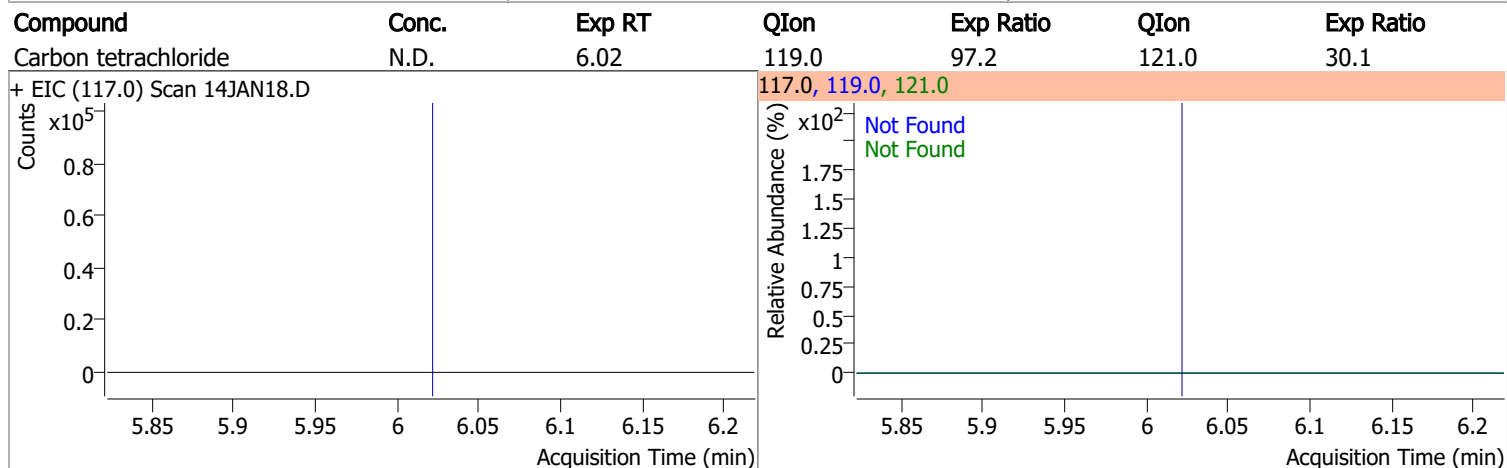
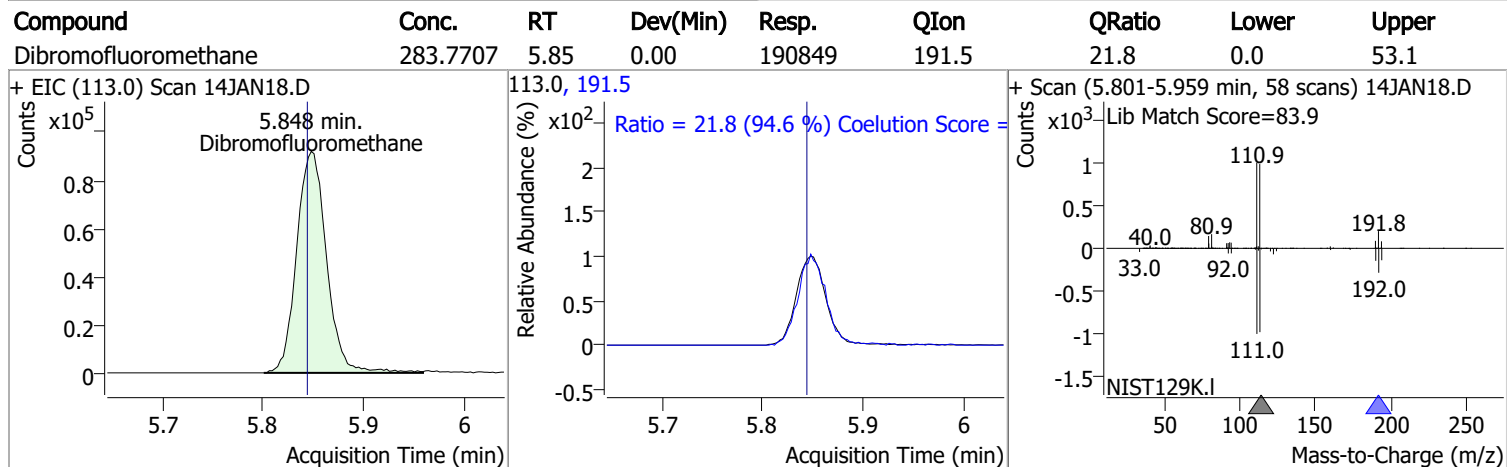
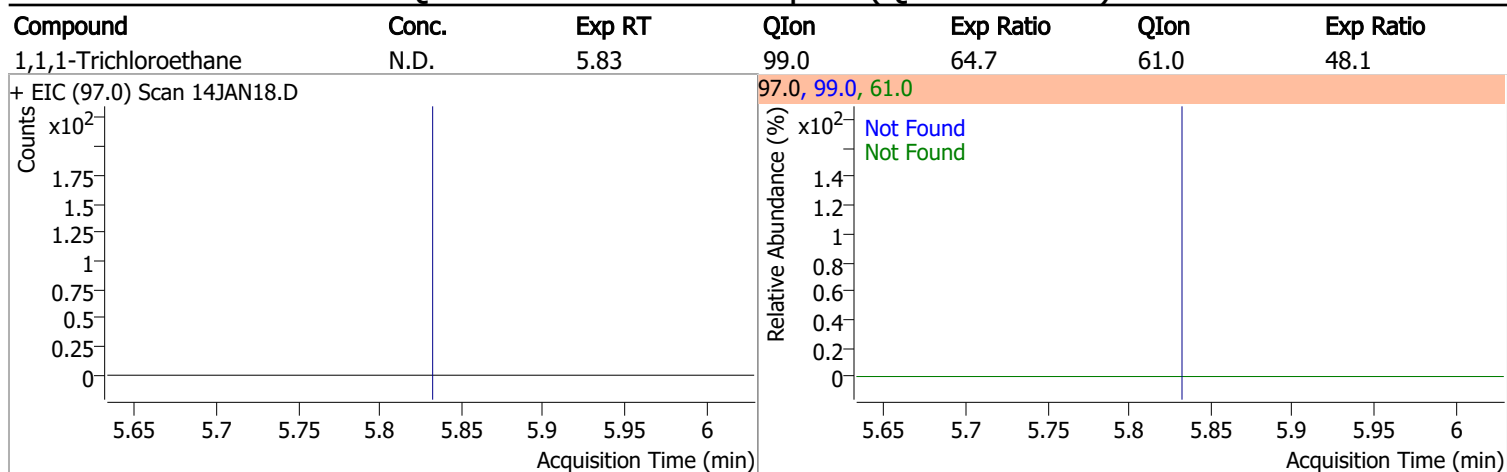
Compound	Conc.	Exp RT	QIon	Exp Ratio
Bromochloromethane	N.D.	5.52	49.0	182.9



Compound	Conc.	Exp RT	QIon	Exp Ratio
Chloroform	N.D.	5.65	85.0	66.0

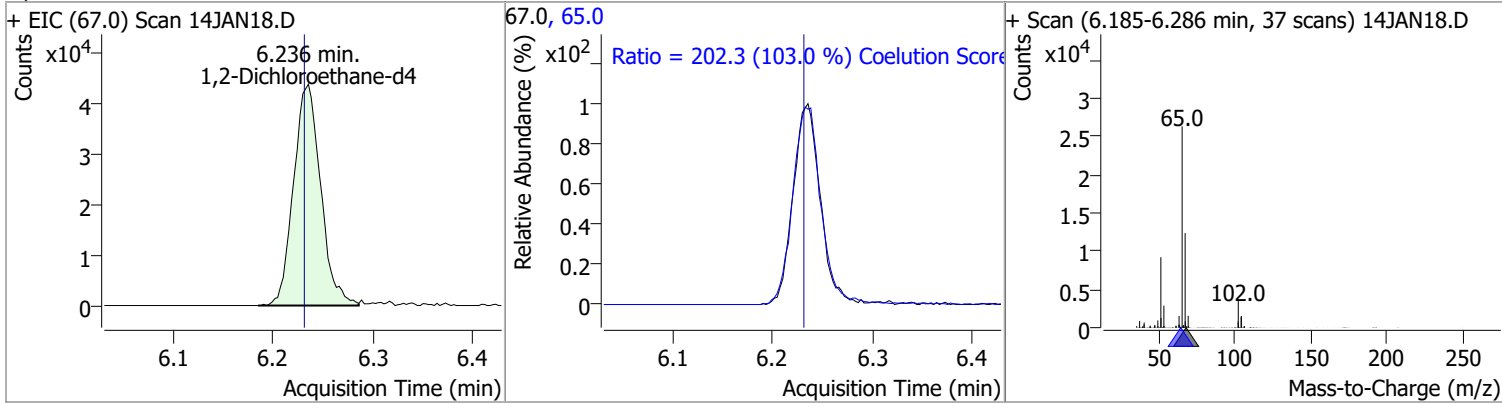


Quantitation Results Report (QT Reviewed)

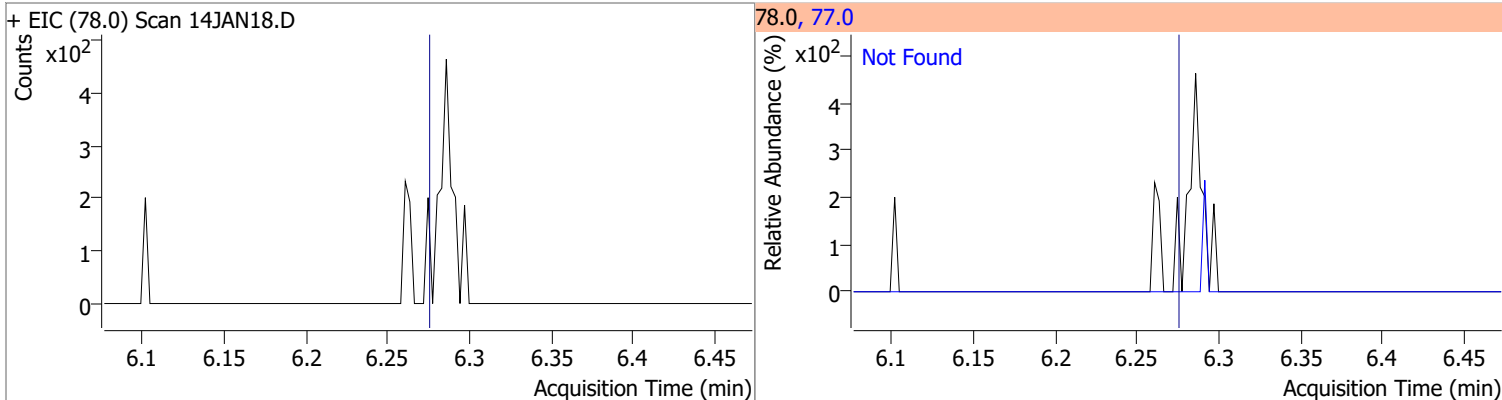


Quantitation Results Report (QT Reviewed)

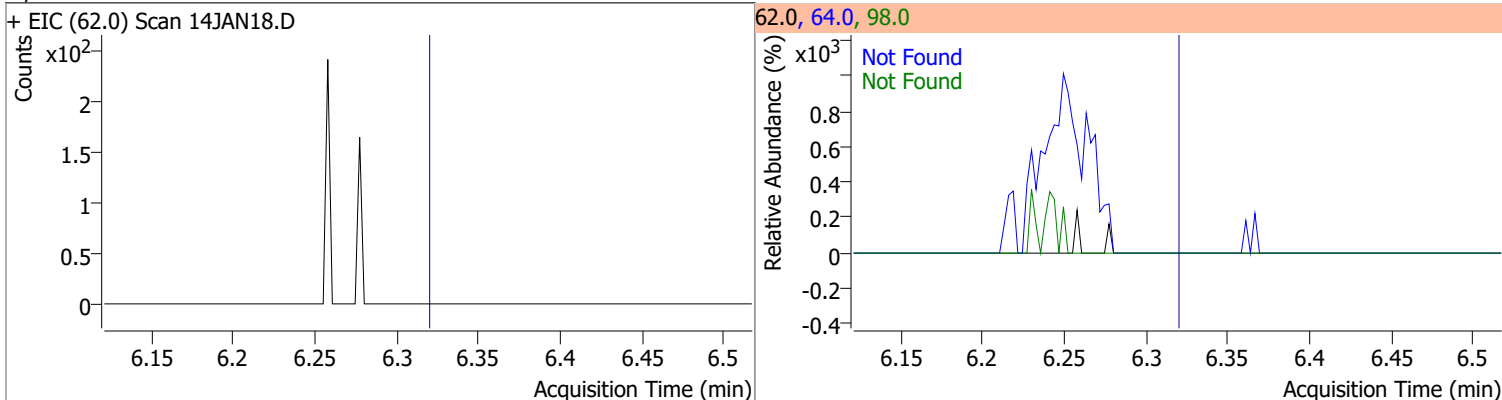
Compound	Conc.	RT	Dev(Min)	Resp.	QIon	QRatio	Lower	Upper
1,2-Dichloroethane-d4	284.1528	6.24	0.00	82544	65.0	202.3	166.5	226.5



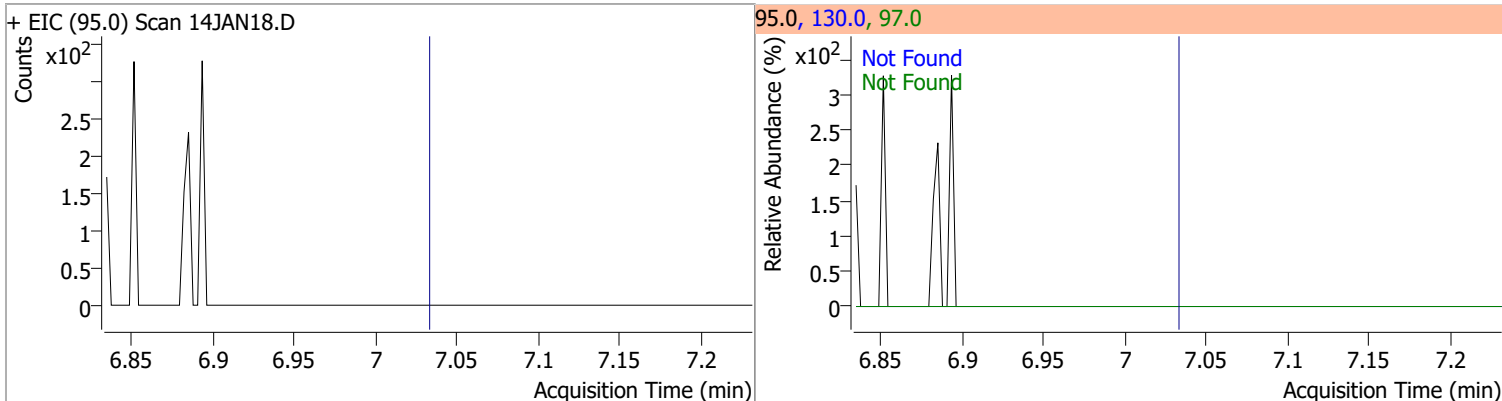
Compound	Conc.	Exp RT	QIon	Exp Ratio
Benzene	N.D.	6.28	77.0	23.5



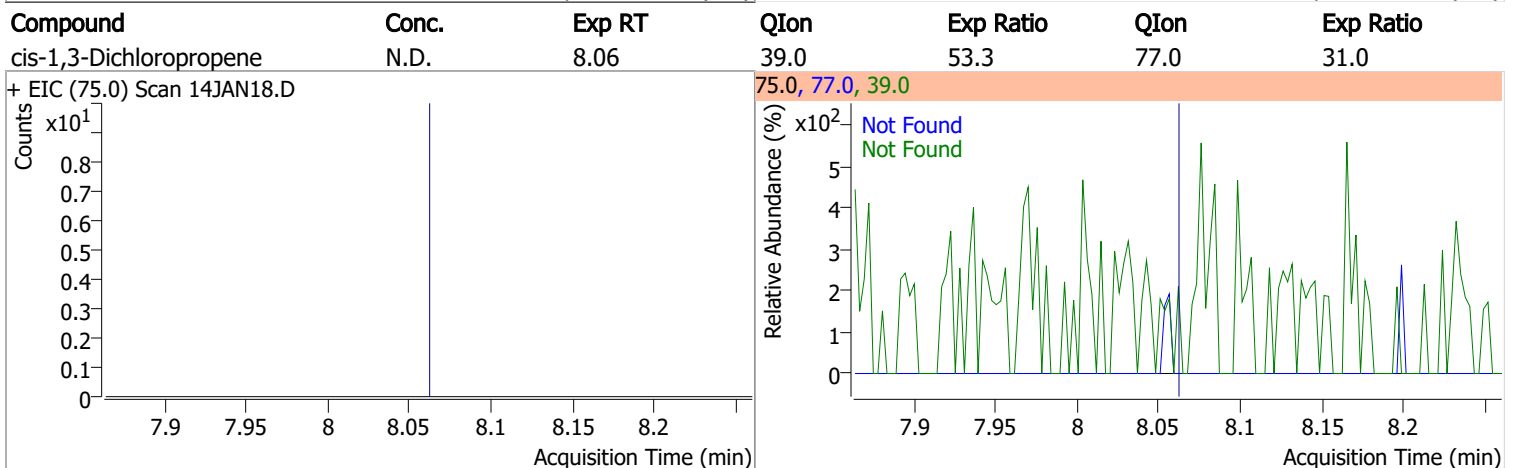
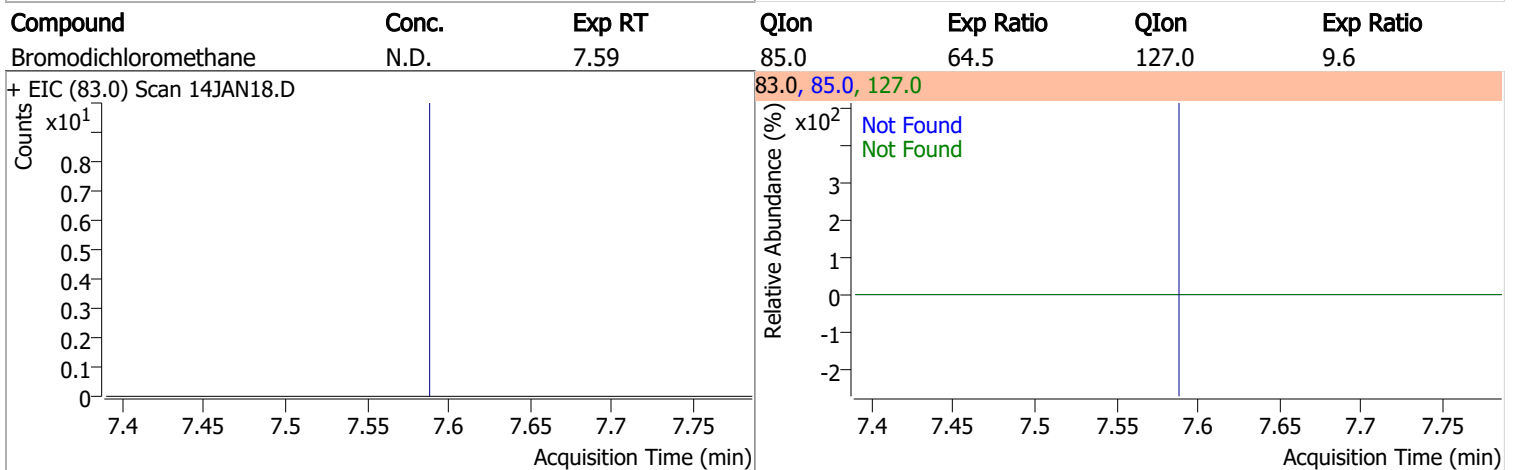
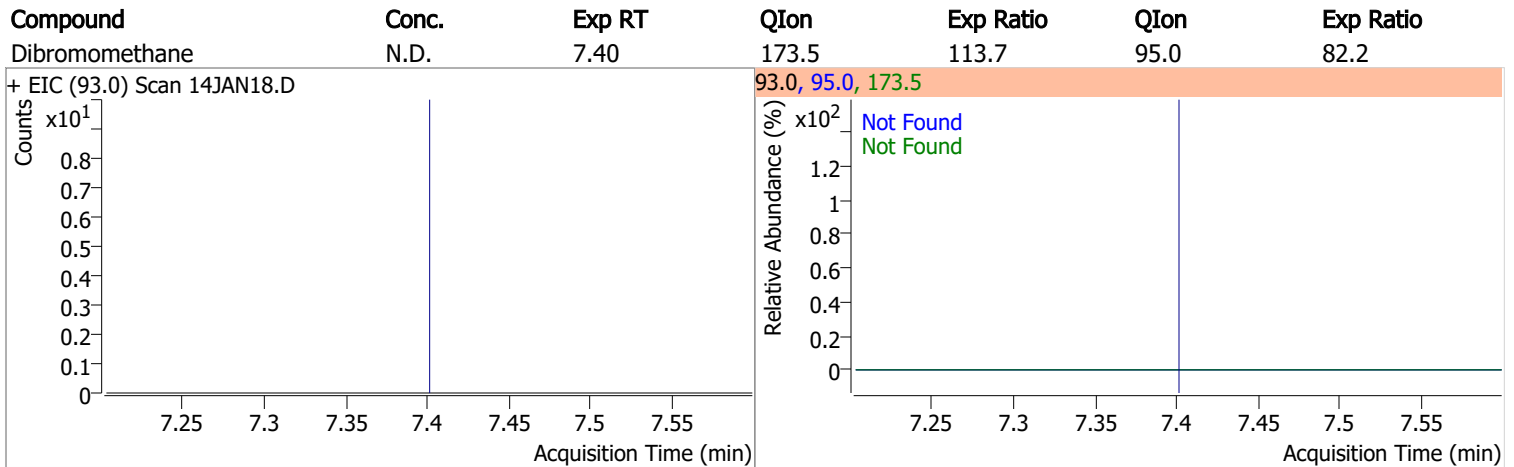
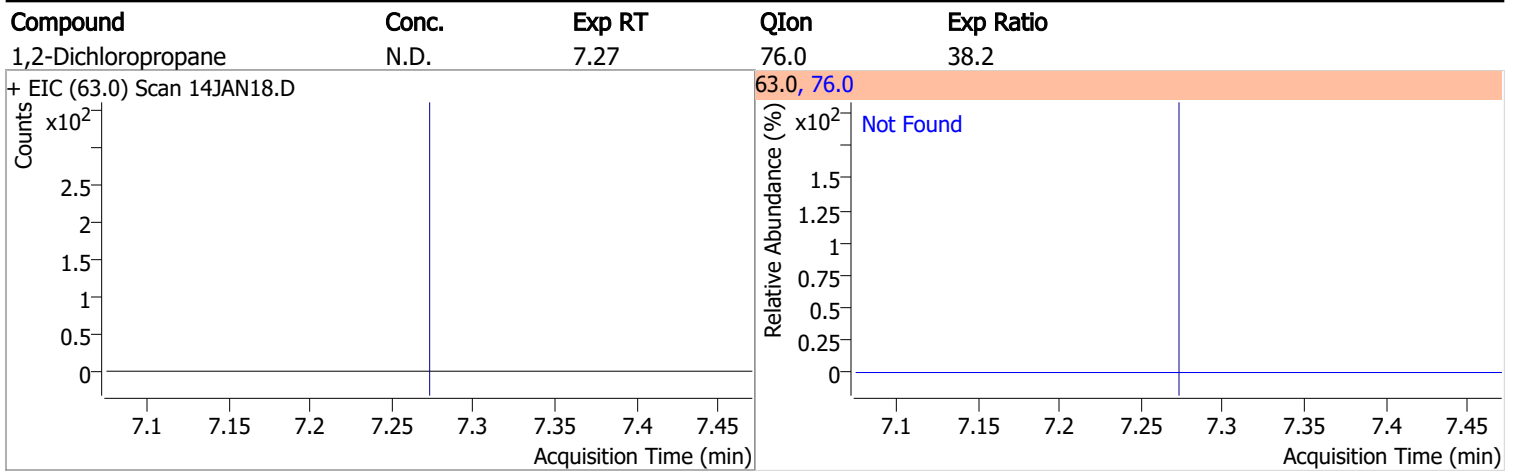
Compound	Conc.	Exp RT	QIon	Exp Ratio	QIon	Exp Ratio
1,2-Dichloroethane	N.D.	6.32	64.0	29.9	98.0	7.6



Compound	Conc.	Exp RT	QIon	Exp Ratio	QIon	Exp Ratio
Trichloroethene	N.D.	7.03	130.0	101.5	97.0	64.1

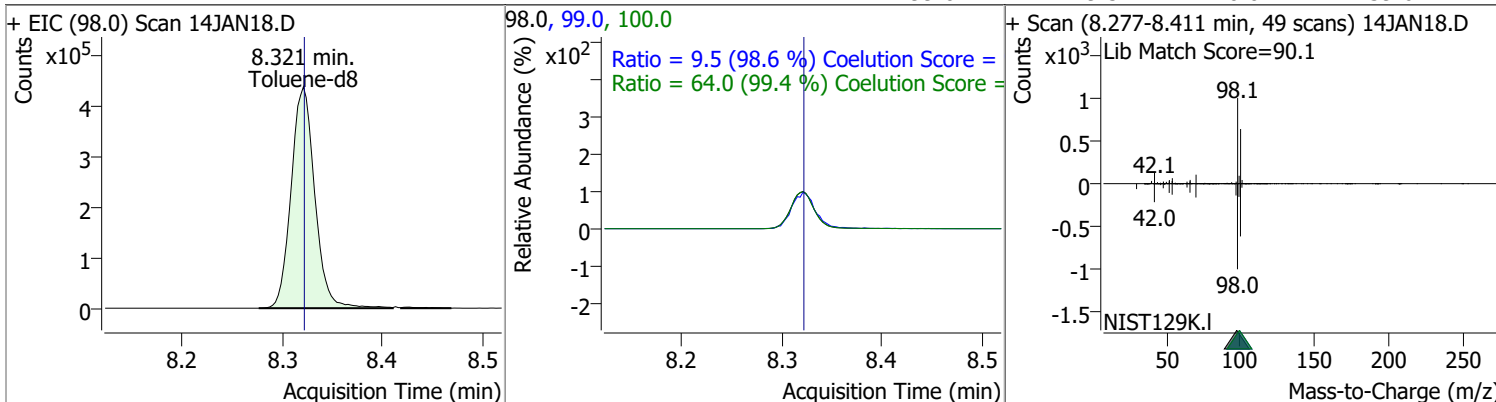


Quantitation Results Report (QT Reviewed)

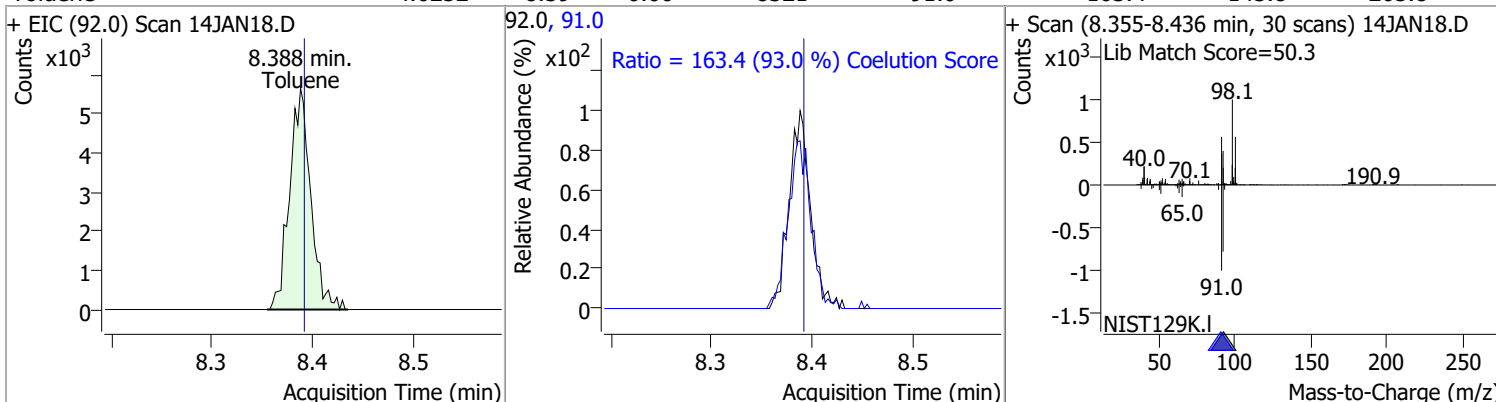


Quantitation Results Report (QT Reviewed)

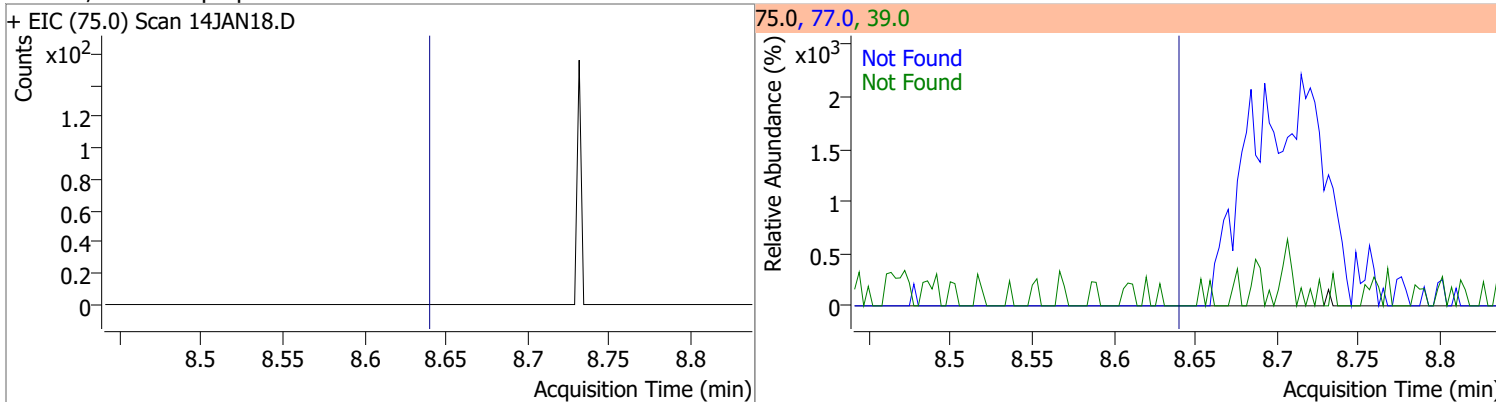
Compound	Conc.	RT	Dev(Min)	Resp.	QIon	QRatio	Lower	Upper
Toluene-d8	269.1510	8.32	0.00	716822	100.0	64.0	34.4	94.4
					99.0	9.5	0.0	39.6



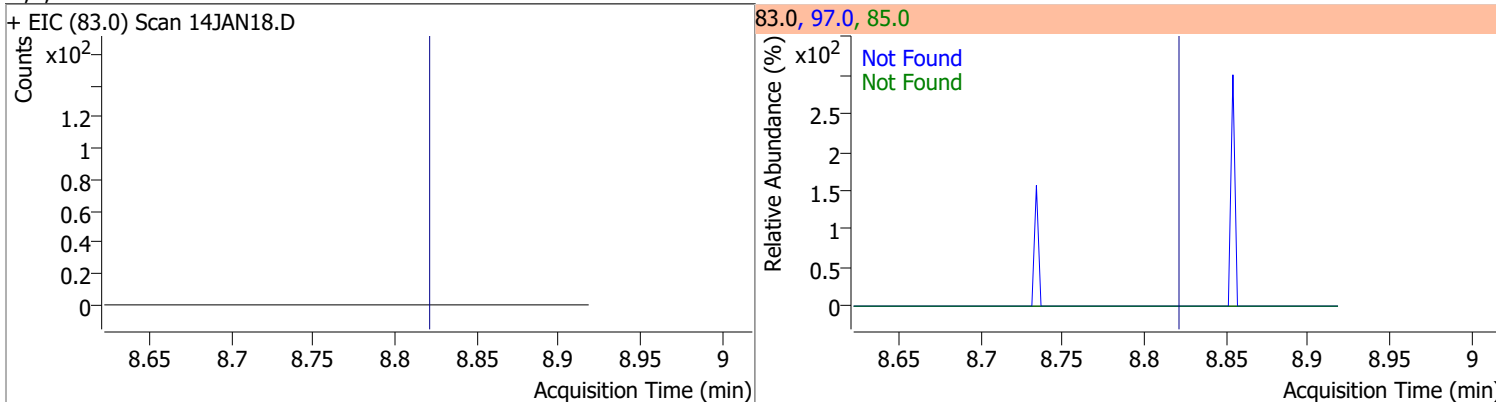
Compound	Conc.	RT	Dev(Min)	Resp.	QIon	QRatio	Lower	Upper
Toluene	4.6252	8.39	0.00	8321	91.0	163.4	145.8	205.8



Compound	Conc.	Exp RT	QIon	Exp Ratio	QIon	Exp Ratio
trans-1,3-Dichloropropene	N.D.	8.64	39.0	53.4	77.0	32.4

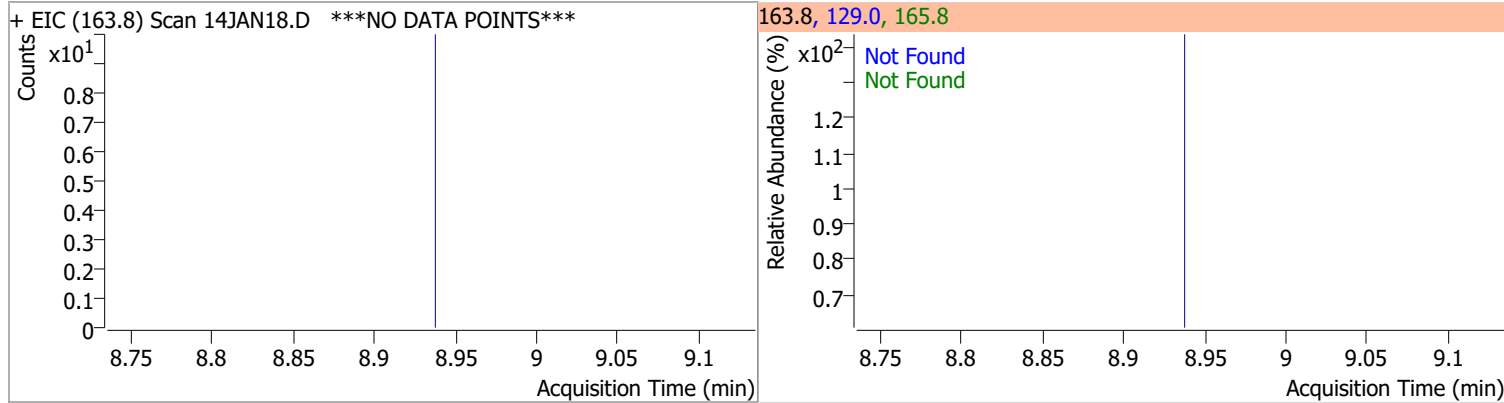


Compound	Conc.	Exp RT	QIon	Exp Ratio	QIon	Exp Ratio
1,1,2-Trichloroethane	N.D.	8.82	97.0	114.6	85.0	67.6

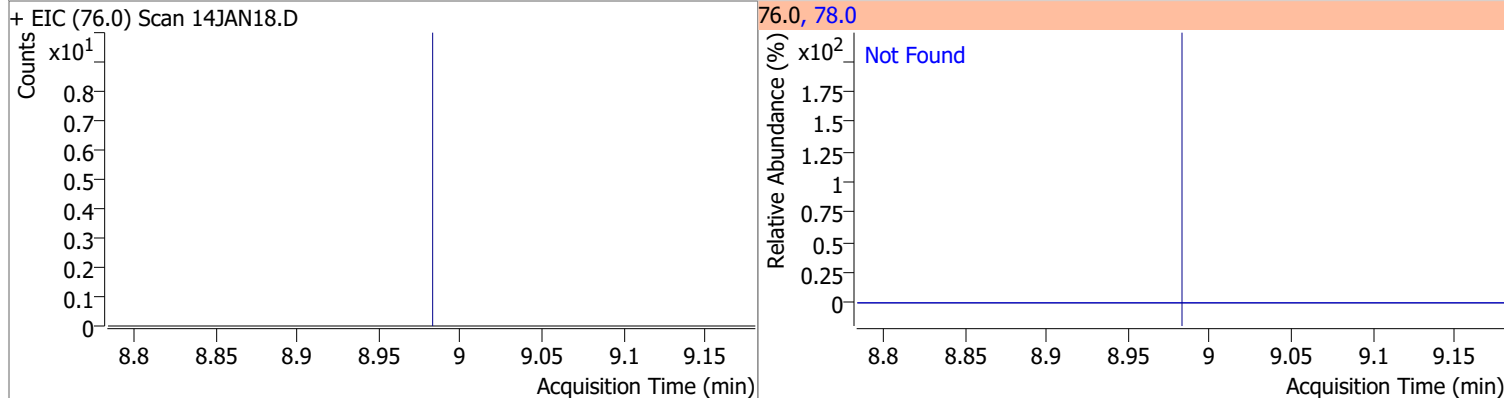


Quantitation Results Report (QT Reviewed)

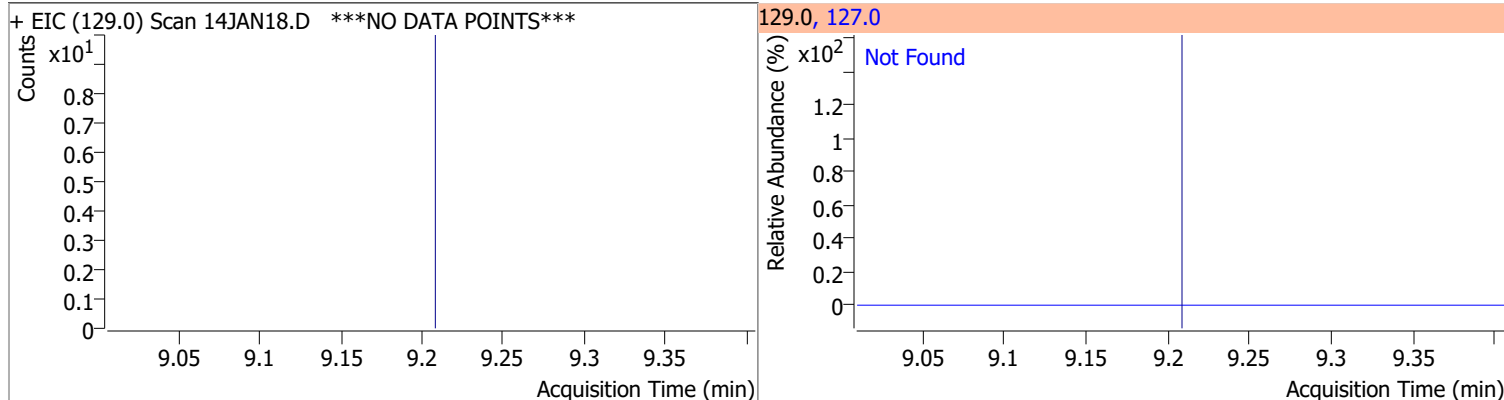
Compound	Conc.	Exp RT	QIon	Exp Ratio	QIon	Exp Ratio
Tetrachloroethene	N.D.	8.94	165.8	128.6	129.0	91.5



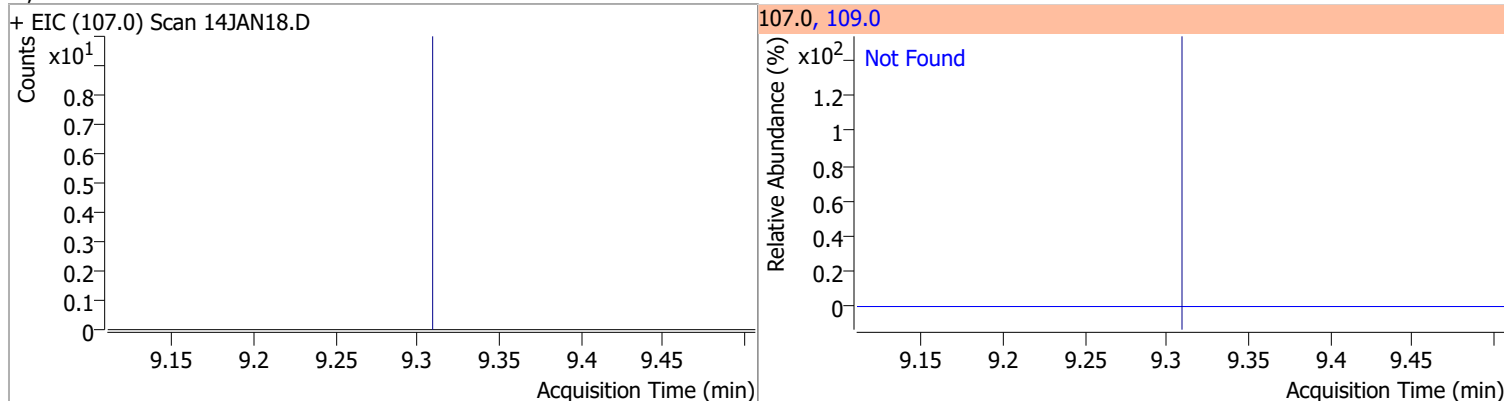
Compound	Conc.	Exp RT	QIon	Exp Ratio
1,3-Dichloropropane	N.D.	8.98	78.0	32.9



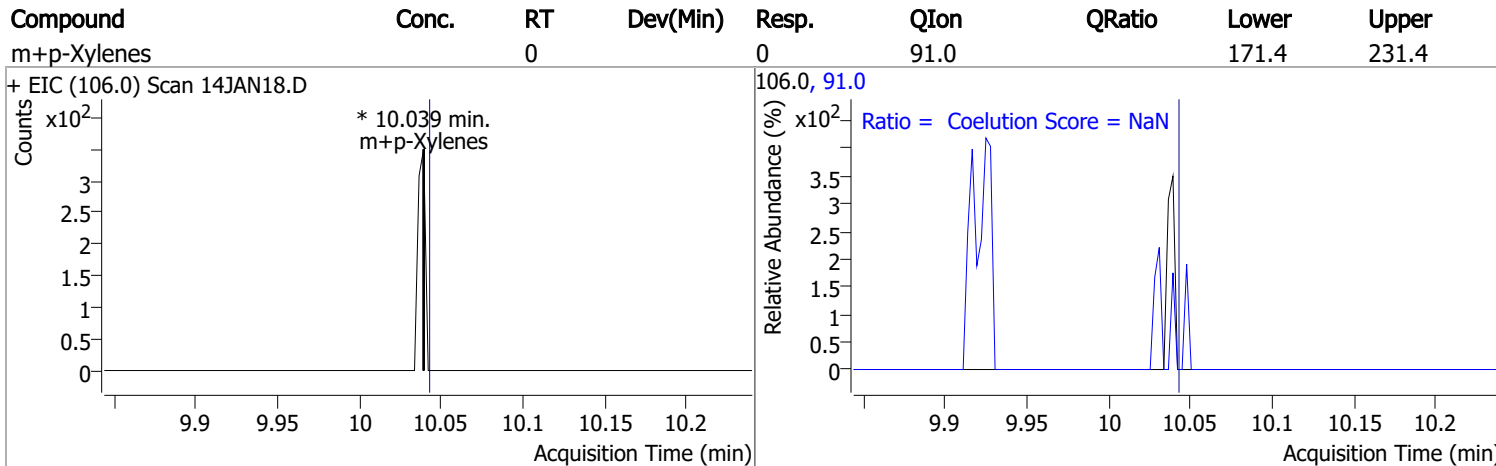
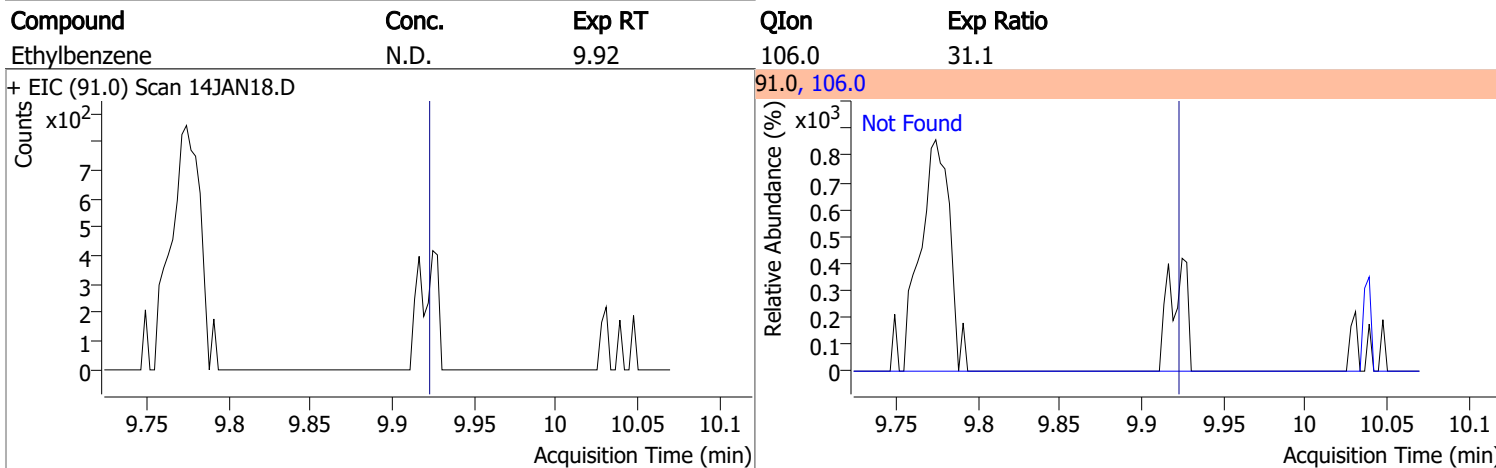
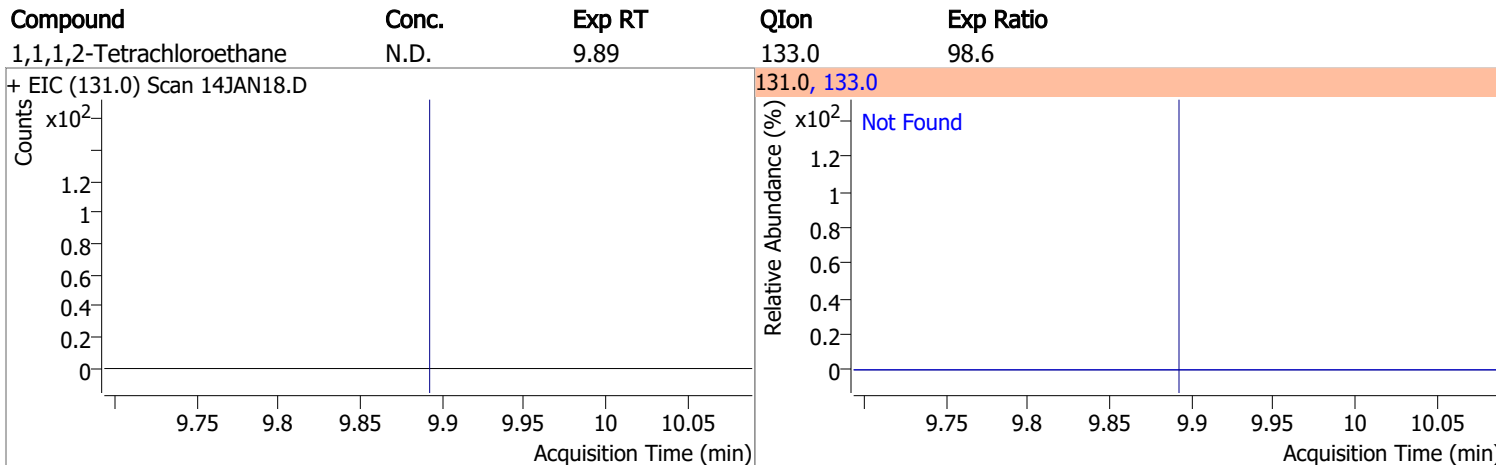
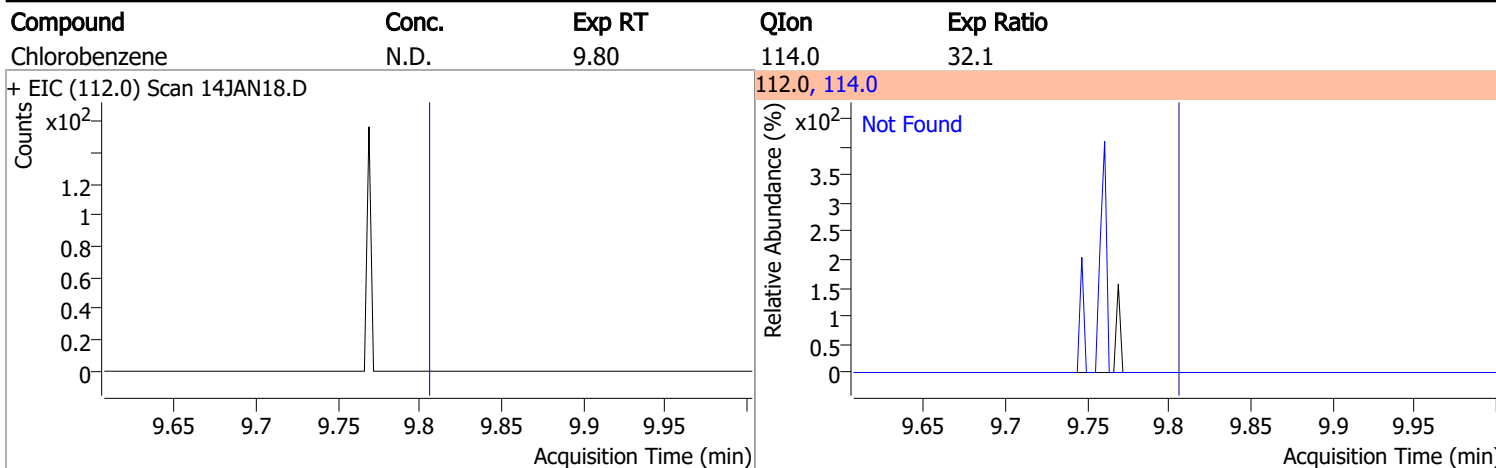
Compound	Conc.	Exp RT	QIon	Exp Ratio
Chlorodibromomethane	N.D.	9.21	127.0	78.0



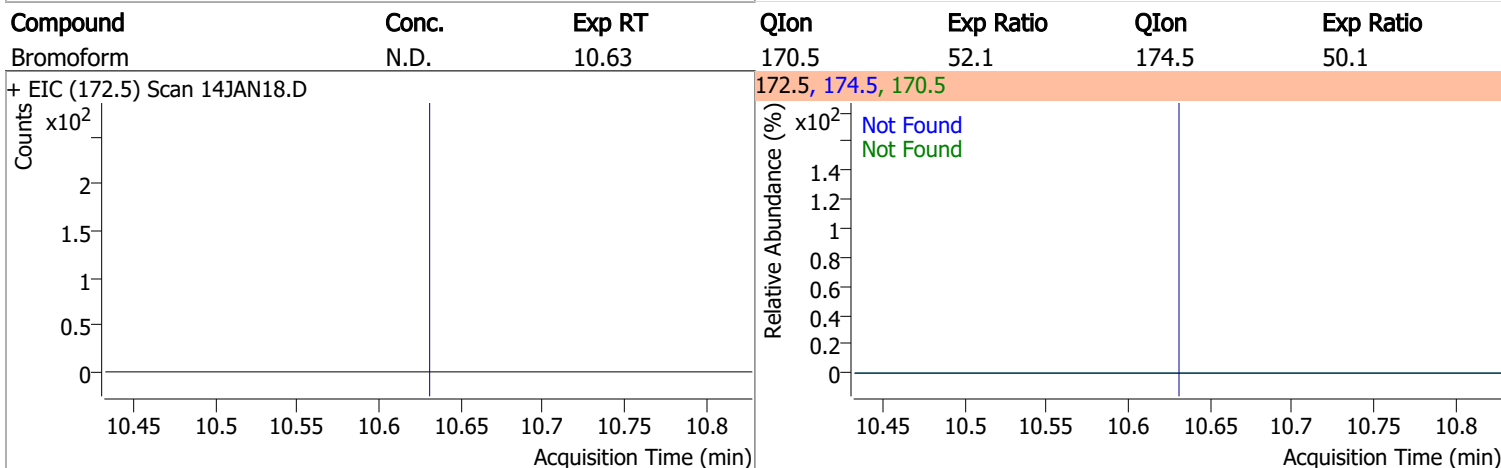
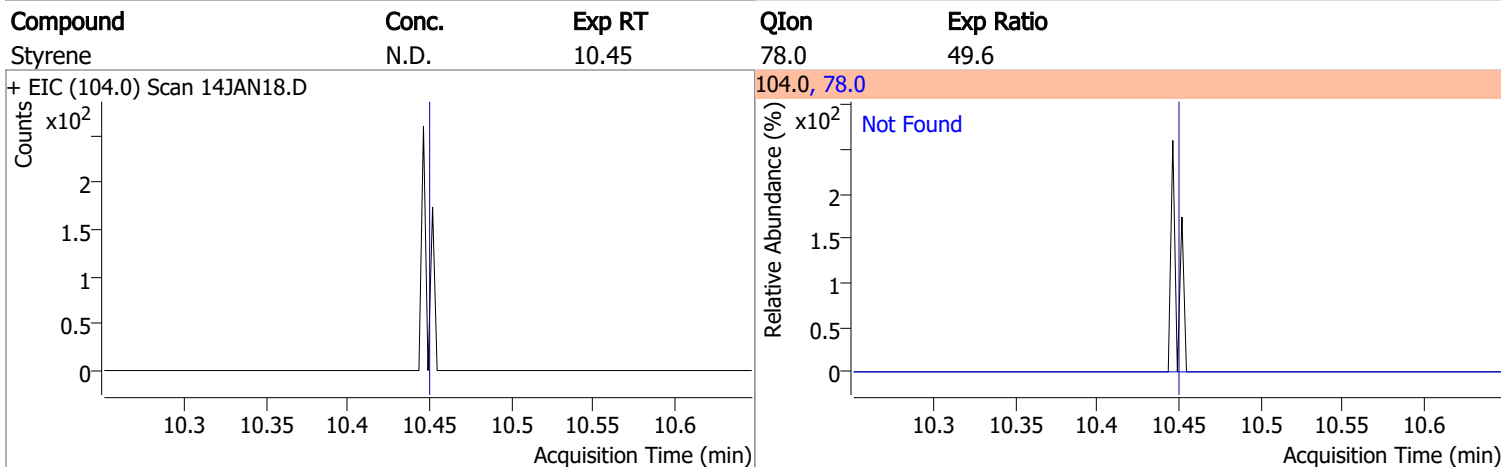
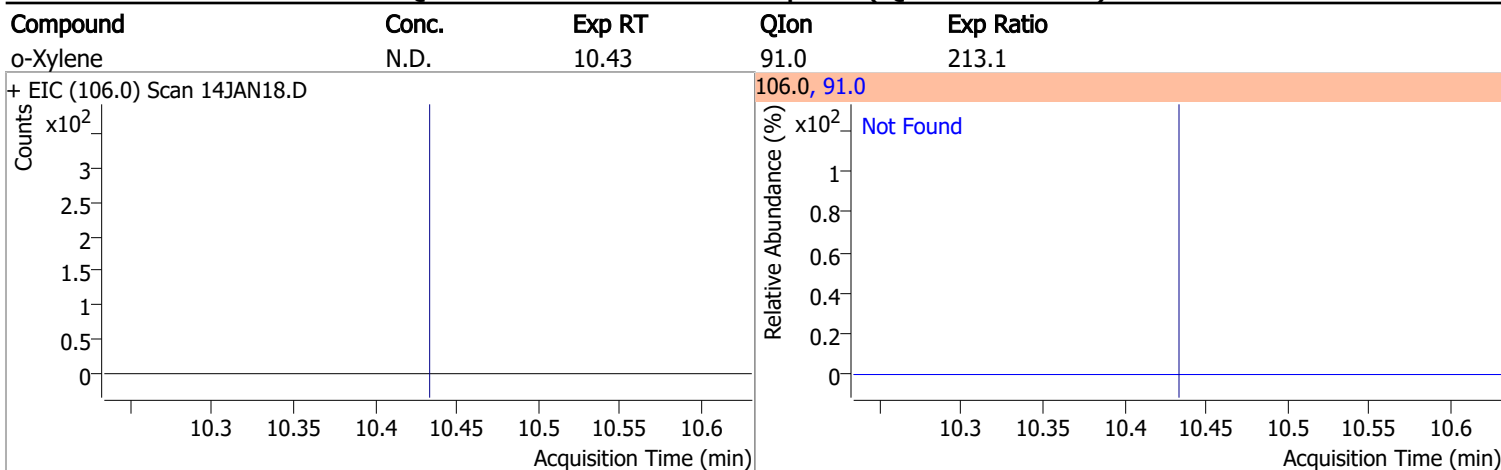
Compound	Conc.	Exp RT	QIon	Exp Ratio
1,2-Dibromoethane	N.D.	9.31	109.0	94.5



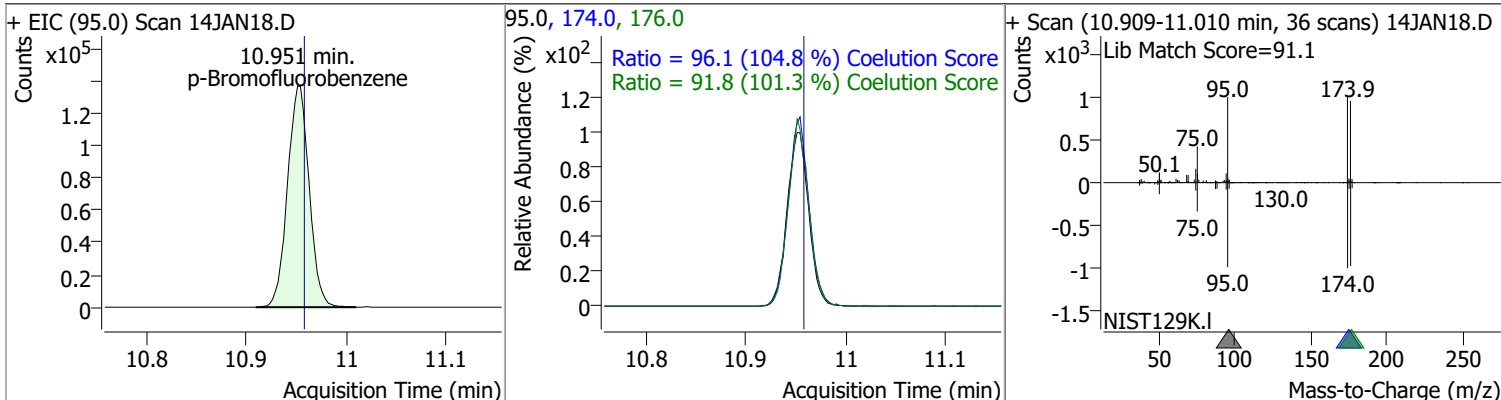
Quantitation Results Report (QT Reviewed)



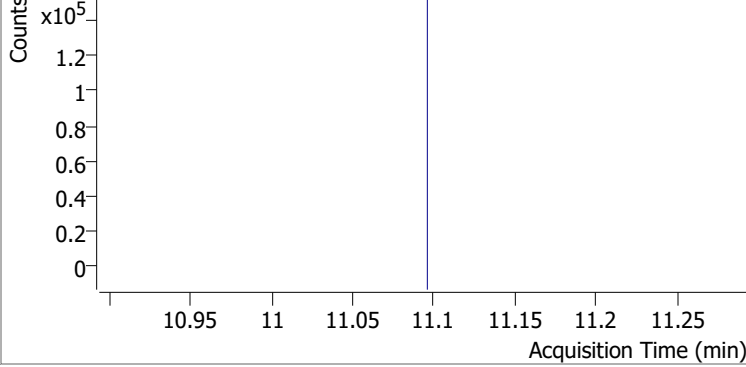
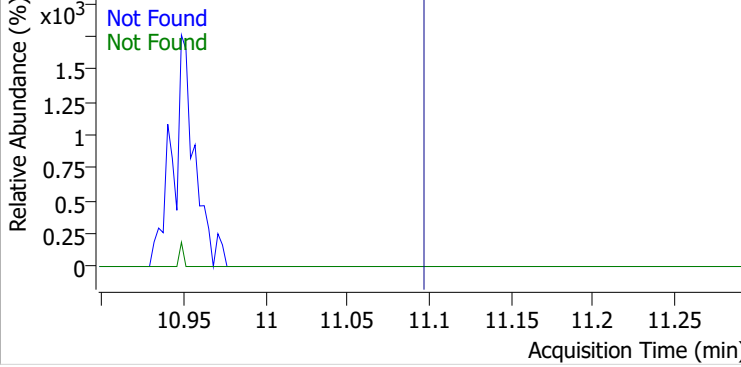
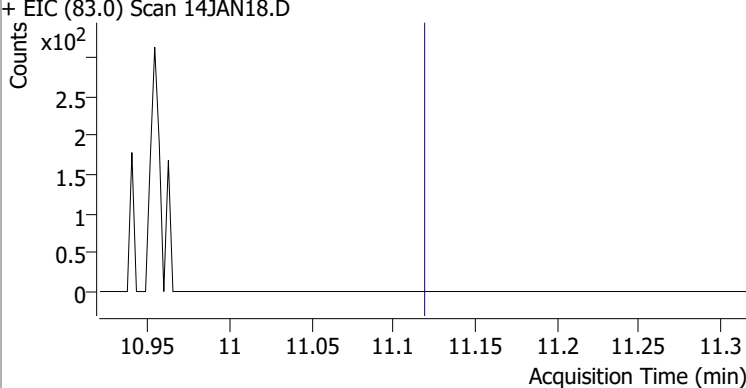
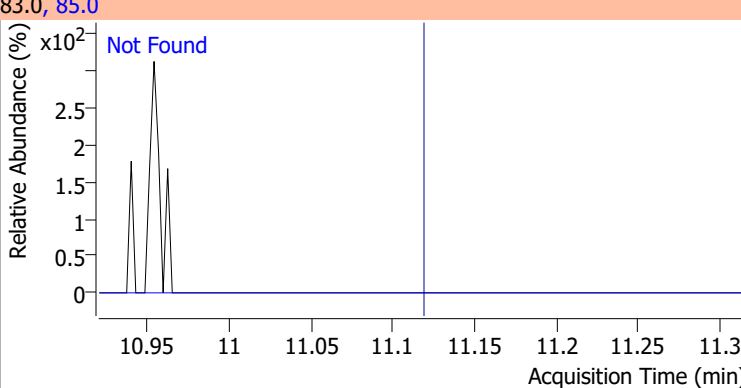
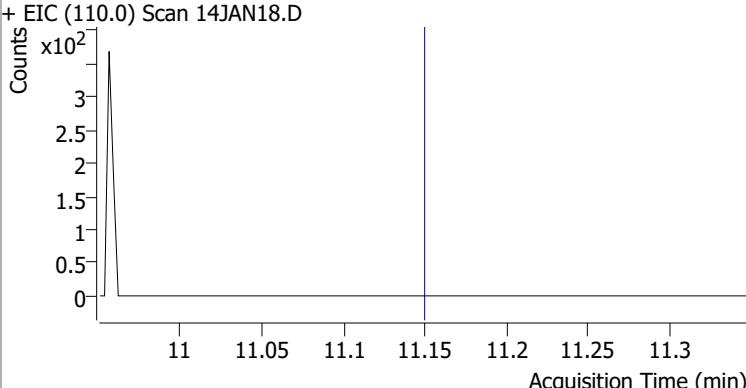
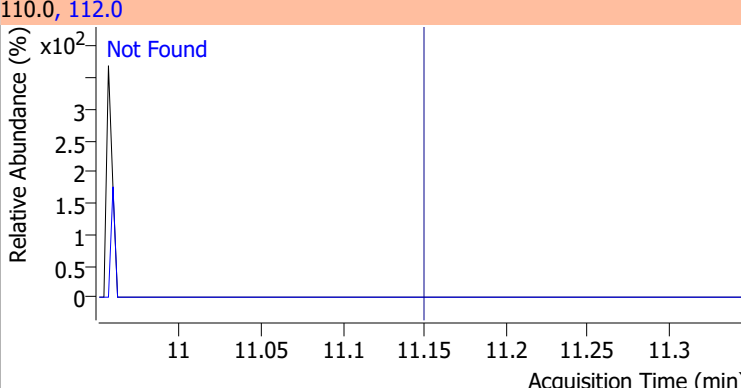
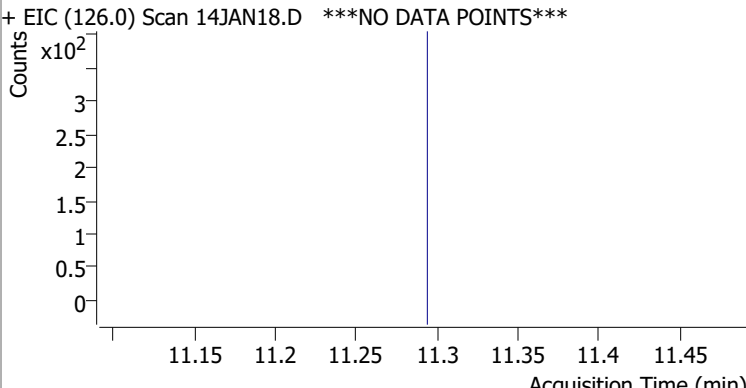
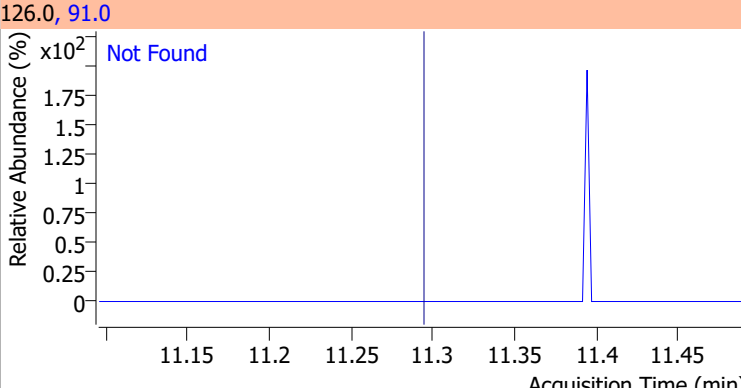
Quantitation Results Report (QT Reviewed)



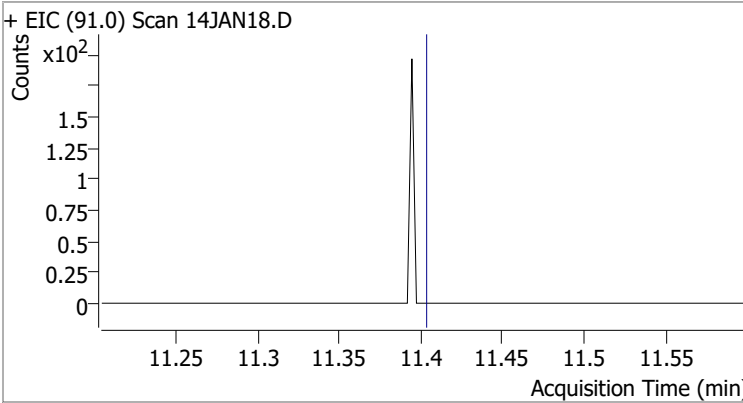
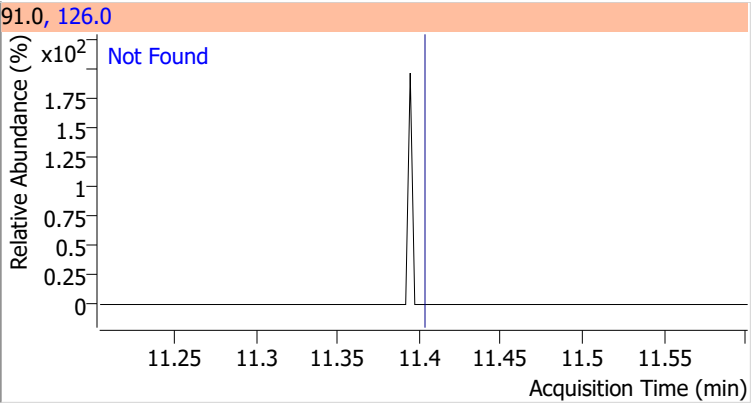
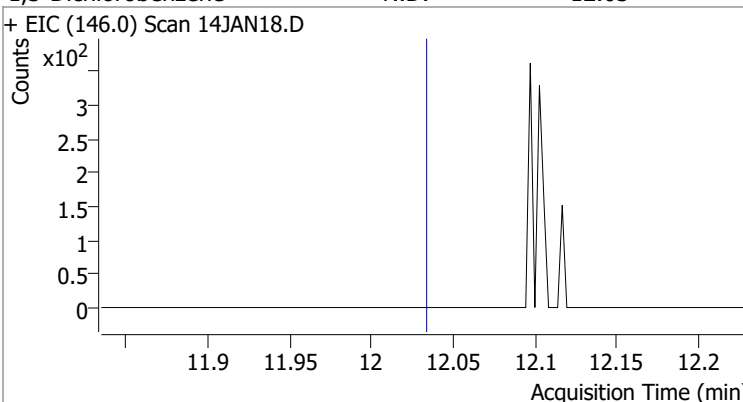
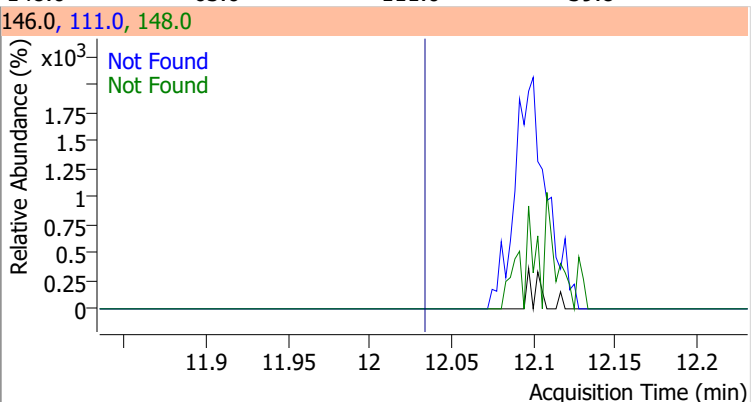
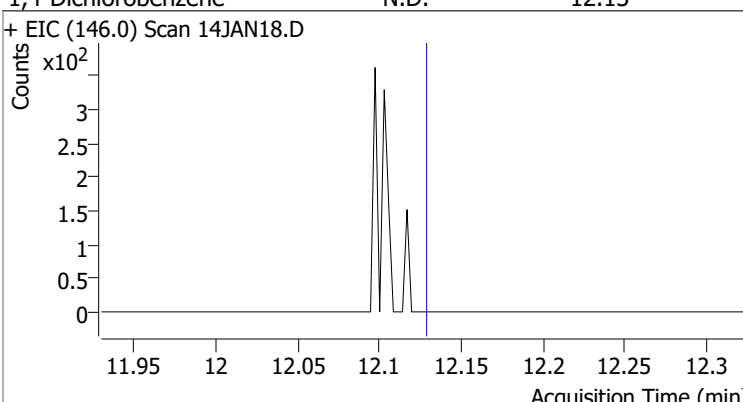
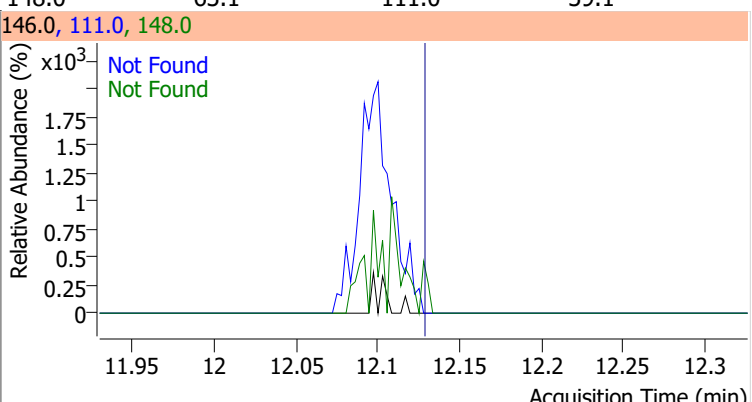
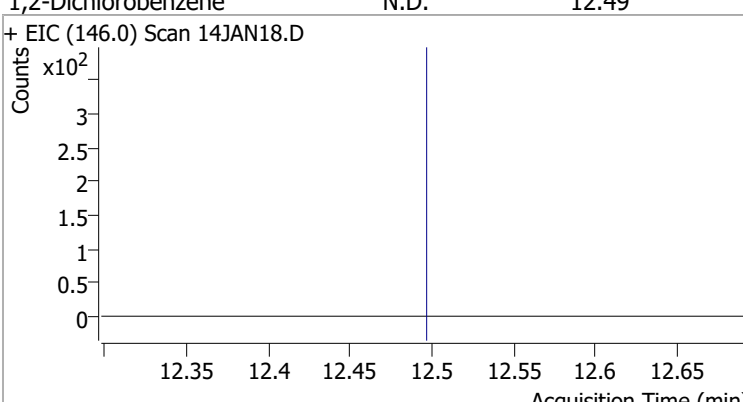
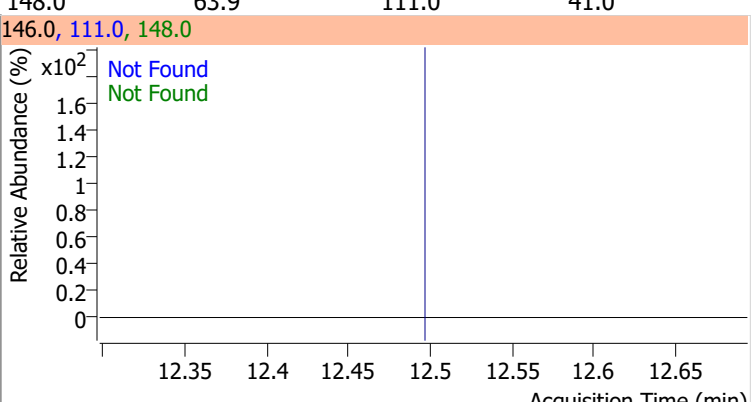
Compound	Conc.	RT	Dev(Min)	Resp.	QIon	QRatio	Lower	Upper
p-Bromofluorobenzene	272.6283	10.95	0.00	205032	174.0	96.1	61.7	121.7
					176.0	91.8	60.6	120.6



Quantitation Results Report (QT Reviewed)

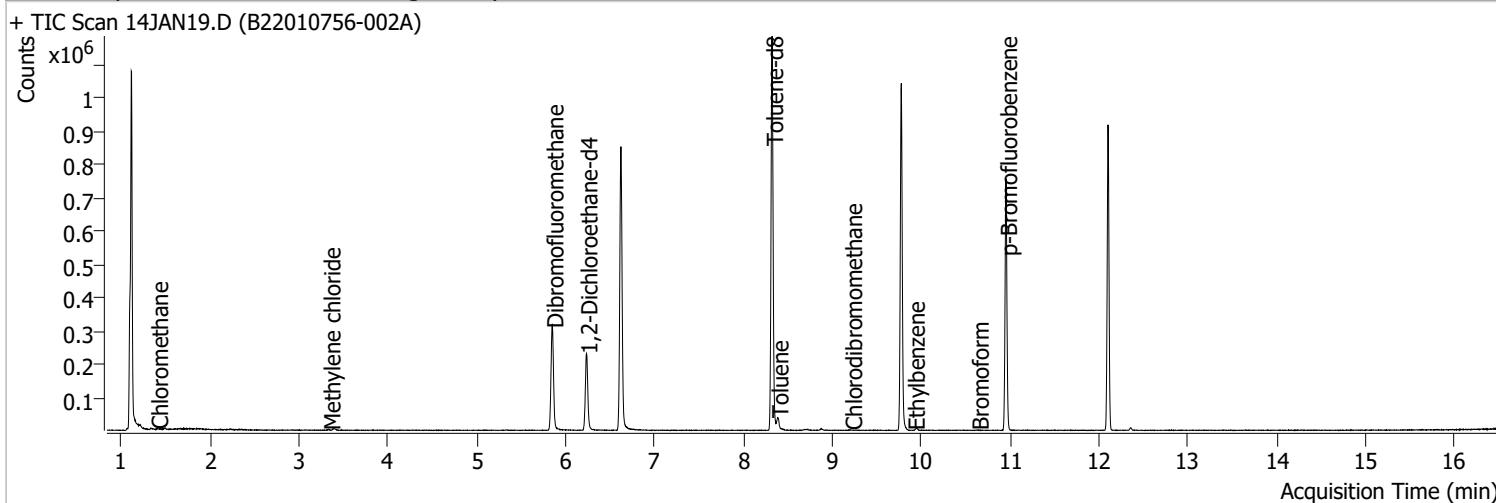
Compound	Conc.	Exp RT	QIon	Exp Ratio	QIon	Exp Ratio
Bromobenzene	N.D.	11.09	77.0	145.7	158.0	96.5
+ EIC (156.0) Scan 14JAN18.D ***NO DATA POINTS***			156.0, 77.0, 158.0			
						
1,1,2,2-Tetrachloroethane	N.D.	11.12	85.0	66.2		
+ EIC (83.0) Scan 14JAN18.D			83.0, 85.0			
						
1,2,3-Trichloropropane	N.D.	11.15	112.0	63.5		
+ EIC (110.0) Scan 14JAN18.D			110.0, 112.0			
						
2-Chlorotoluene	N.D.	11.29	91.0	282.3		
+ EIC (126.0) Scan 14JAN18.D ***NO DATA POINTS***			126.0, 91.0			
						

Quantitation Results Report (QT Reviewed)

Compound	Conc.	Exp RT	QIon	Exp Ratio		
4-Chlorotoluene	N.D.	11.40	126.0	31.7		
+ EIC (91.0) Scan 14JAN18.D			91.0, 126.0			
						
1,3-Dichlorobenzene	N.D.	12.03	148.0	63.6	QIon	Exp Ratio
+ EIC (146.0) Scan 14JAN18.D			146.0, 111.0, 148.0			
						
1,4-Dichlorobenzene	N.D.	12.13	148.0	63.1	QIon	Exp Ratio
+ EIC (146.0) Scan 14JAN18.D			146.0, 111.0, 148.0			
						
1,2-Dichlorobenzene	N.D.	12.49	148.0	63.9	QIon	Exp Ratio
+ EIC (146.0) Scan 14JAN18.D			146.0, 111.0, 148.0			
						

Quantitation Results Report (QT Reviewed)

Data File	14JAN19.D	Operator	MSC
Acq. Method	5975CACQF.M	Acq. Date-Time	1/14/2022 6:13:38 PM
Sample Name	B22010756-002A	Instrument	VOA5975C
Vial	19	Multiplier	1.00
DA Method File	VOA5975C_8260B_SHT_DoD_L4_010422.m	Comment	
Tune File	BFB_Atune3.u	Tune Date	10/11/2021 4:02:00 PM
Batch Name	VG011422_8260B.batch.bin	Last Calib Update	3/4/2022 3:27:31 PM
Ref Library	\\MASSHUNTER\Org\Library\NIST129K.I		



Compound	RT	QIon	Resp.	Conc.	Units	Dev(Min)
Internal Standards						
M Fluorobenzene	6.620	96.0	719825	250.0000	ng	-0.003
M Chlorobenzene-d5	9.774	82.0	281992	250.0000	ng	0.003
M 1,4-Dichlorobenzene-d4	12.100	152.0	209859	250.0000	ng	0.000
System Monitoring Compounds						
S Dibromofluoromethane	5.851	113.0	188775	278.3684	ng	0.005
Spiked Amount: 250.000	Range: 80.0 - 119.0%			Recovery = 111.35%		
S 1,2-Dichloroethane-d4	6.233	67.0	85811	292.9592	ng	0.000
Spiked Amount: 250.000	Range: 81.0 - 118.0%			Recovery = 117.18%		
S Toluene-d8	8.321	98.0	725288	266.9033	ng	0.003
Spiked Amount: 250.000	Range: 89.0 - 112.0%			Recovery = 106.76%		
S p-Bromofluorobenzene	10.954	95.0	209260	272.1829	ng	0.000
Spiked Amount: 250.000	Range: 85.0 - 114.0%			Recovery = 108.87%		
Target Compounds						
T Dichlorodifluoromethane	0.000		0	N.D.		
T Chloromethane	1.403	50.0	2021	1.7652	ng	97
T Vinyl chloride	0.000		0	N.D.		
T Bromomethane	0.000		0	N.D.		
T Chloroethane	0.000		0	N.D.		
T Trichlorofluoromethane	0.000		0	N.D.		
T 1,1-Dichloroethene	0.000		0	N.D.		
T Methylene chloride	3.344	49.0	935	0.8744	ng	m 72
T trans-1,2-Dichloroethene	0.000		0	N.D.		
T Methyl tert-butyl ether (MTBE)	0.000		0	N.D.		
T 1,1-Dichloroethane	0.000		0	N.D.		
T 2,2-Dichloropropane	0.000		0	N.D.		
T cis-1,2-Dichloroethene	0.000		0	N.D.		
T Methyl ethyl ketone	0.000		0	N.D.		
T Bromochloromethane	0.000		0	N.D.		
T Chloroform	0.000		0	N.D.		

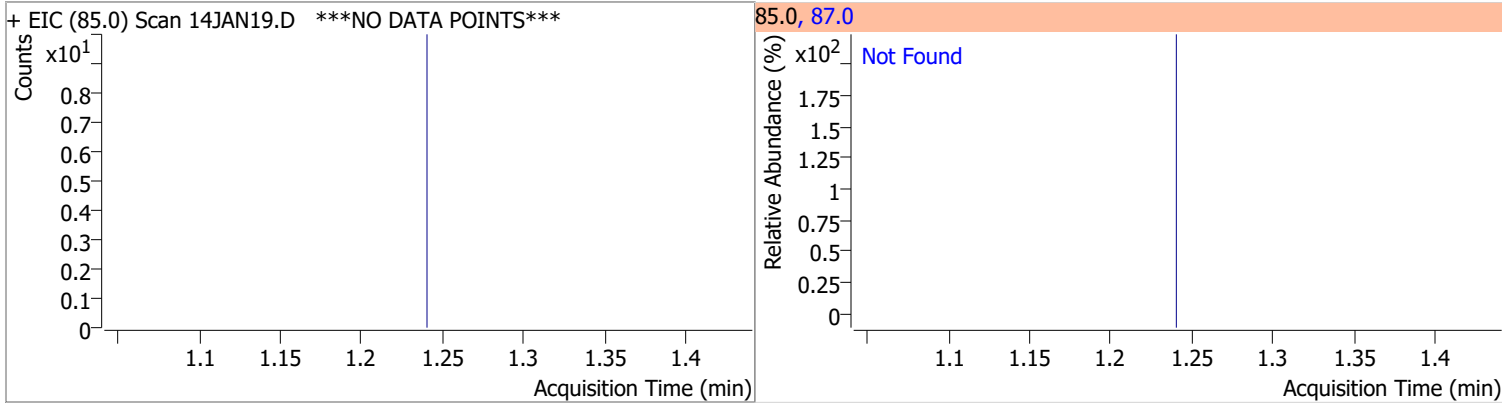
Quantitation Results Report (QT Reviewed)

Compound	RT	QIon	Resp.	Conc.	Units	Dev(Min)
T 1,1,1-Trichloroethane	0.000		0	N.D.		
T Carbon tetrachloride	0.000		0	N.D.		
T 1,1-Dichloropropene	0.000		0	N.D.		
T Benzene	0.000		0	N.D.		
T 1,2-Dichloroethane	0.000		0	N.D.		
T Trichloroethene	0.000		0	N.D.		
T 1,2-Dichloropropane	0.000		0	N.D.		
T Dibromomethane	0.000		0	N.D.		
T Bromodichloromethane	0.000		0	N.D.		
T cis-1,3-Dichloropropene	0.000		0	N.D.		
T Toluene	8.383	92.0	11591	6.3145	ng	92
T trans-1,3-Dichloropropene	0.000		0	N.D.		
T 1,1,2-Trichloroethane	0.000		0	N.D.		
T Tetrachloroethene	0.000		0	N.D.		
T 1,3-Dichloropropane	0.000		0	N.D.		
T Chlorodibromomethane	9.211	129.0	514	0.8986	ng m	66
T 1,2-Dibromoethane	0.000		0	N.D.		
T Chlorobenzene	0.000		0	N.D.		
T 1,1,1,2-Tetrachloroethane	0.000		0	N.D.		
T Ethylbenzene	9.914	91.0	383	0.1100	ng m	57
T m+p-Xylenes	10.031	106.0	0		ng md	1
T o-Xylene	0.000		0	N.D.		
T Styrene	0.000		0	N.D.		
T Bromoform	10.636	172.5	490	1.8243	ng m	92
T Bromobenzene	0.000		0	N.D.		
T 1,1,2,2-Tetrachloroethane	0.000		0	N.D.		
T 1,2,3-Trichloropropane	0.000		0	N.D.		
T 2-Chlorotoluene	0.000		0	N.D.		
T 4-Chlorotoluene	0.000		0	N.D.		
T 1,3-Dichlorobenzene	0.000		0	N.D.		
T 1,4-Dichlorobenzene	0.000		0	N.D.		
T 1,2-Dichlorobenzene	0.000		0	N.D.		

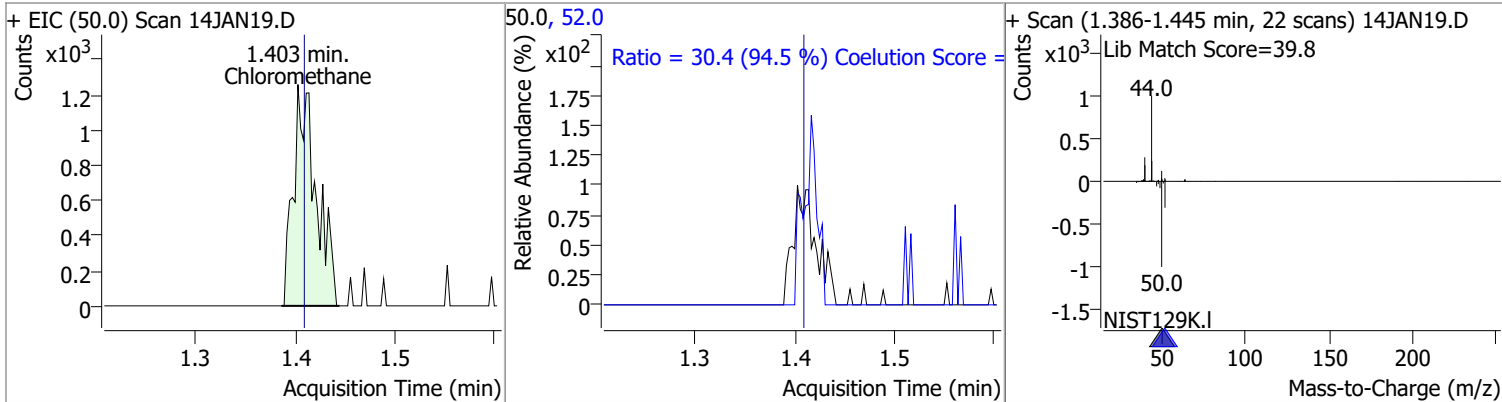
(#) = Qualifier Out of Range; (m) = Manual Integration; (+) = Area Summed; (*) = Surrogate Percent Recovery Out of Range; (d): Zeroed Peak

Quantitation Results Report (QT Reviewed)

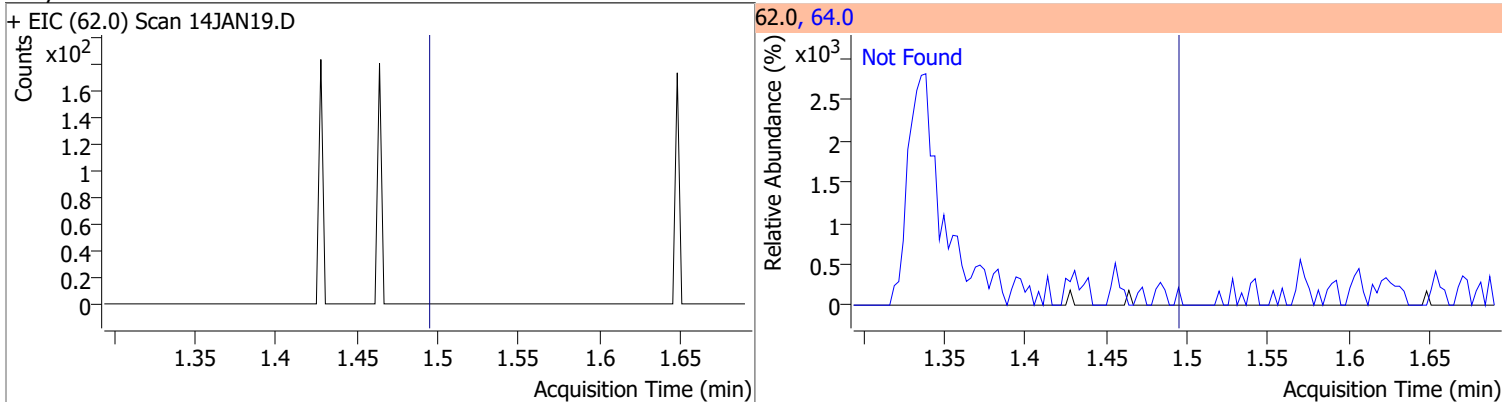
Compound	Conc.	Exp RT	QIon	Exp Ratio
Dichlorodifluoromethane	N.D.	1.24	87.0	32.3



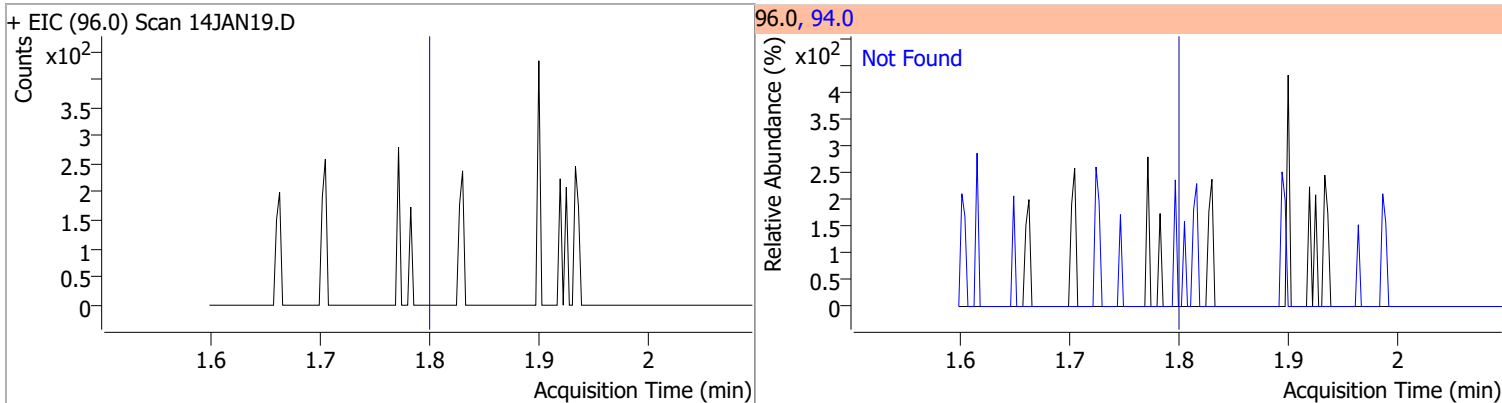
Compound	Conc.	RT	Dev(Min)	Resp.	QIon	QRatio	Lower	Upper
Chloromethane	1.7652	1.40	-0.01	2021	52.0	30.4	2.1	62.1



Compound	Conc.	Exp RT	QIon	Exp Ratio
Vinyl chloride	N.D.	1.50	64.0	29.9

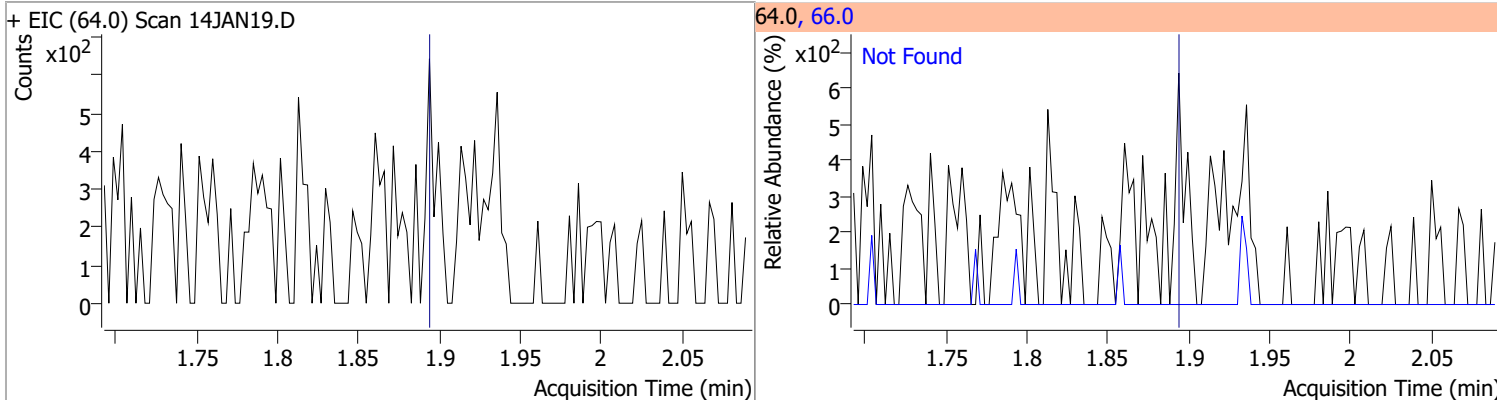


Compound	Conc.	Exp RT	QIon	Exp Ratio
Bromomethane	N.D.	1.80	94.0	104.6

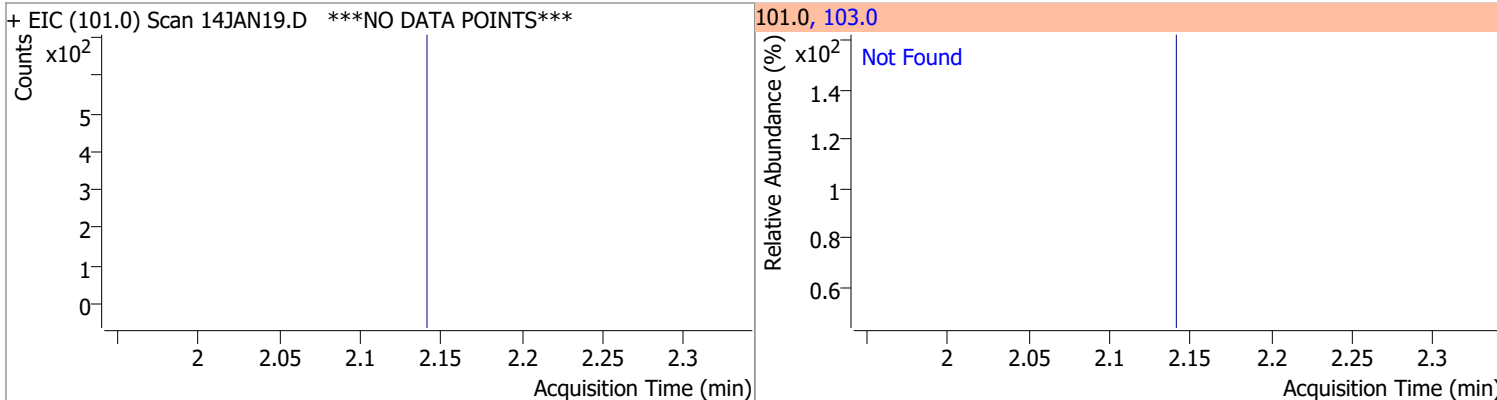


Quantitation Results Report (QT Reviewed)

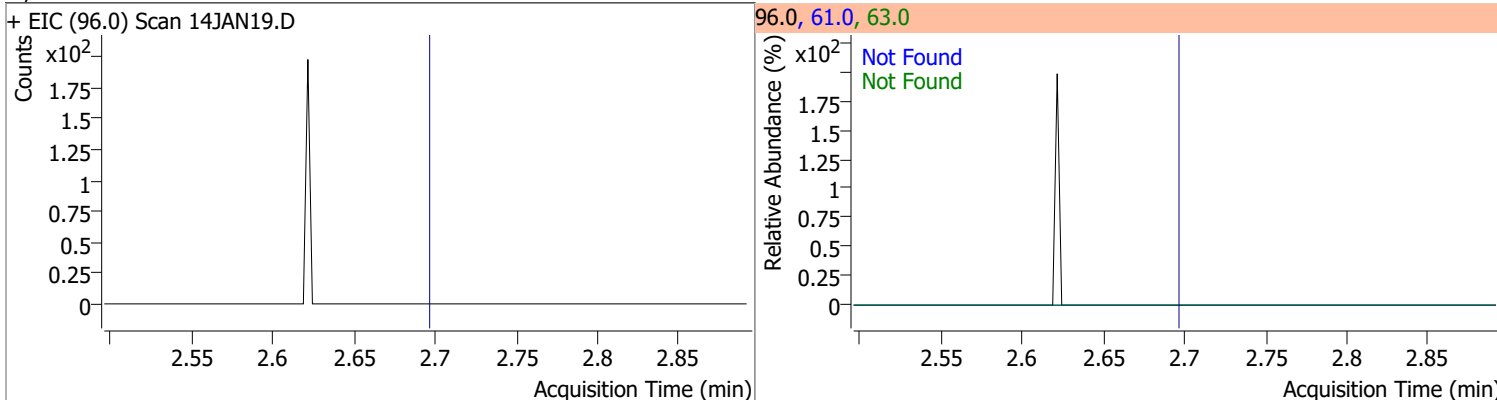
Compound	Conc.	Exp RT	QIon	Exp Ratio
Chloroethane	N.D.	1.89	66.0	30.1



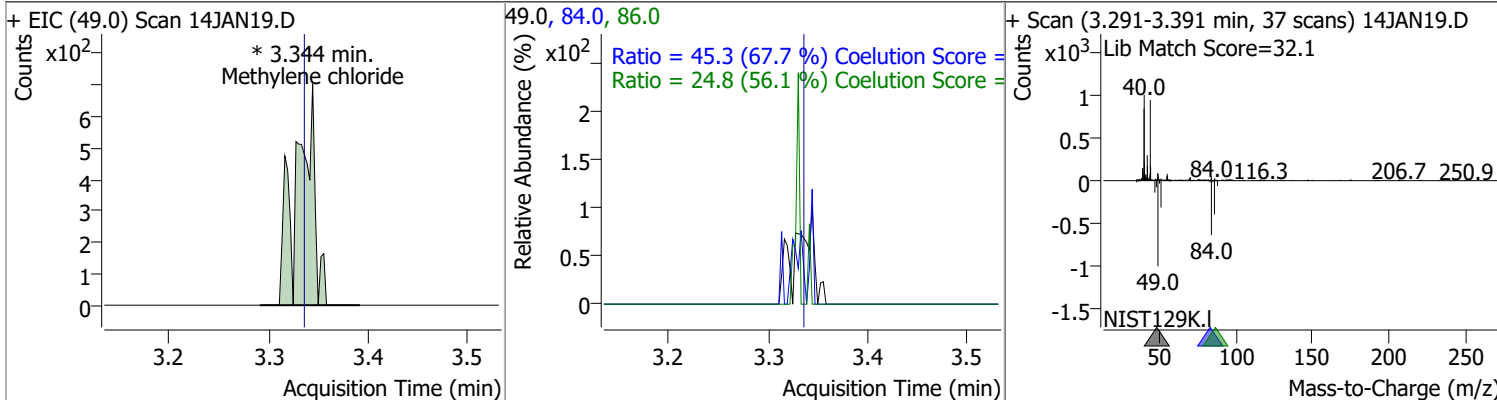
Compound	Conc.	Exp RT	QIon	Exp Ratio
Trichlorofluoromethane	N.D.	2.14	103.0	64.2



Compound	Conc.	Exp RT	QIon	Exp Ratio	QIon	Exp Ratio
1,1-Dichloroethene	N.D.	2.70	61.0	180.3	63.0	56.7

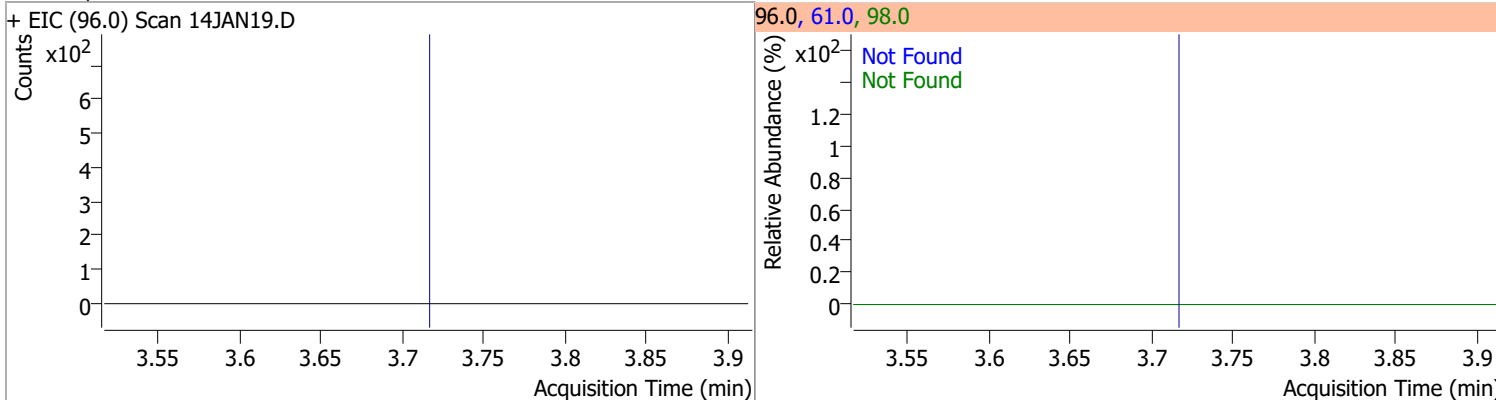


Compound	Conc.	RT	Dev(Min)	Resp.	QIon	QRatio	Lower	Upper
Methylene chloride	0.8744	3.34	0.01	935 (m)	84.0	45.3	36.9	96.9
					86.0	24.8	14.3	74.3

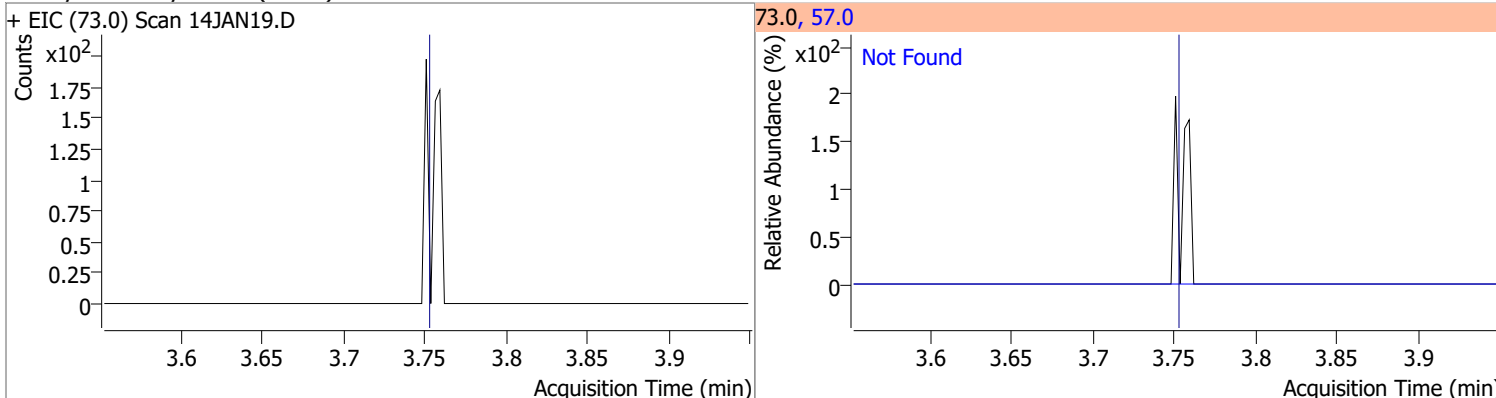


Quantitation Results Report (QT Reviewed)

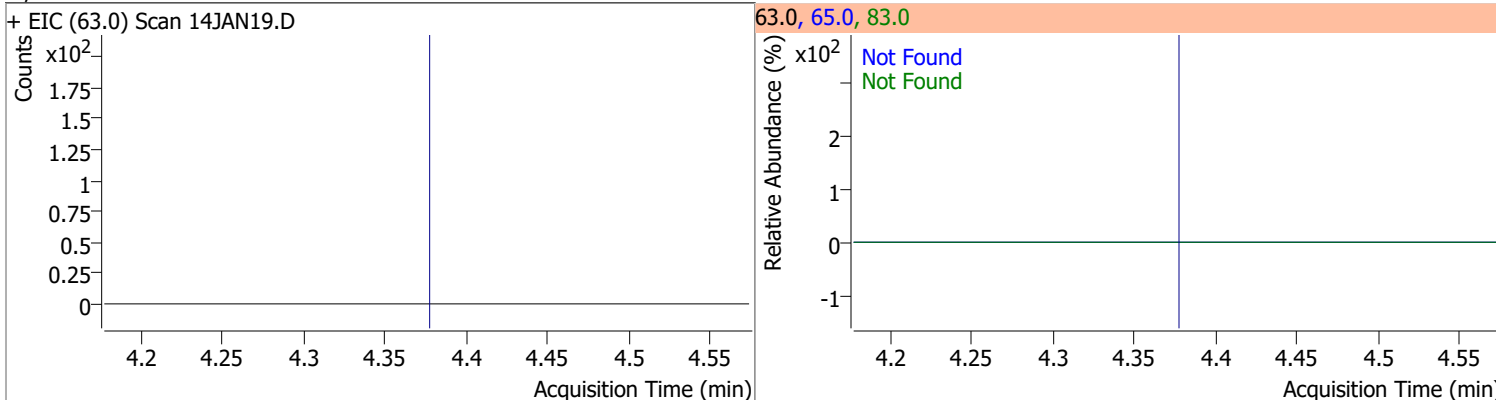
Compound	Conc.	Exp RT	QIon	Exp Ratio	QIon	Exp Ratio
trans-1,2-Dichloroethene	N.D.	3.72	61.0	153.9	98.0	65.7



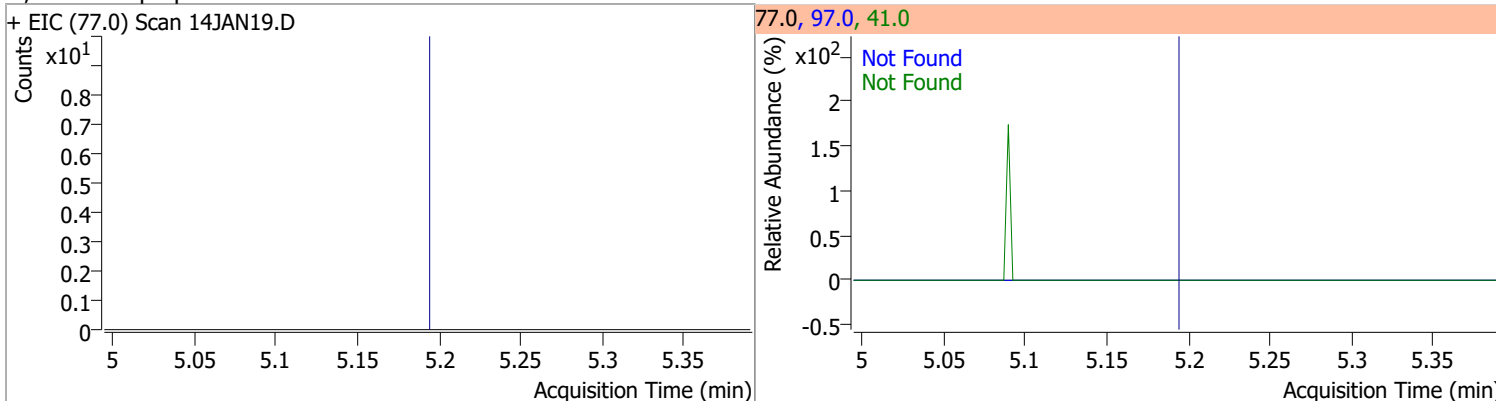
Compound	Conc.	Exp RT	QIon	Exp Ratio
Methyl tert-butyl ether (MTBE)	N.D.	3.75	57.0	24.6



Compound	Conc.	Exp RT	QIon	Exp Ratio	QIon	Exp Ratio
1,1-Dichloroethane	N.D.	4.38	65.0	32.1	83.0	13.7

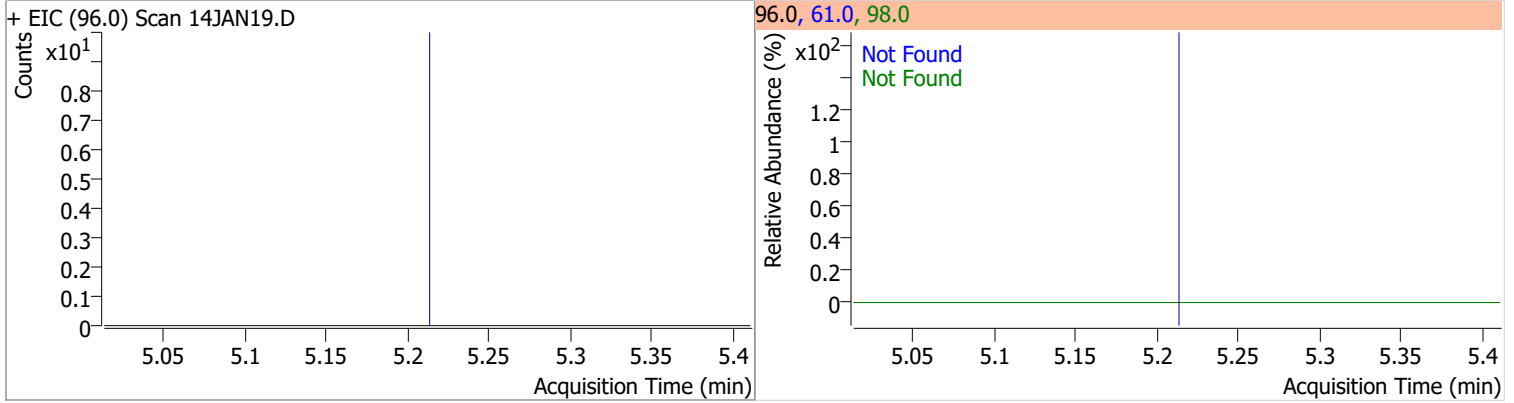


Compound	Conc.	Exp RT	QIon	Exp Ratio	QIon	Exp Ratio
2,2-Dichloropropane	N.D.	5.20	41.0	66.5	97.0	23.2

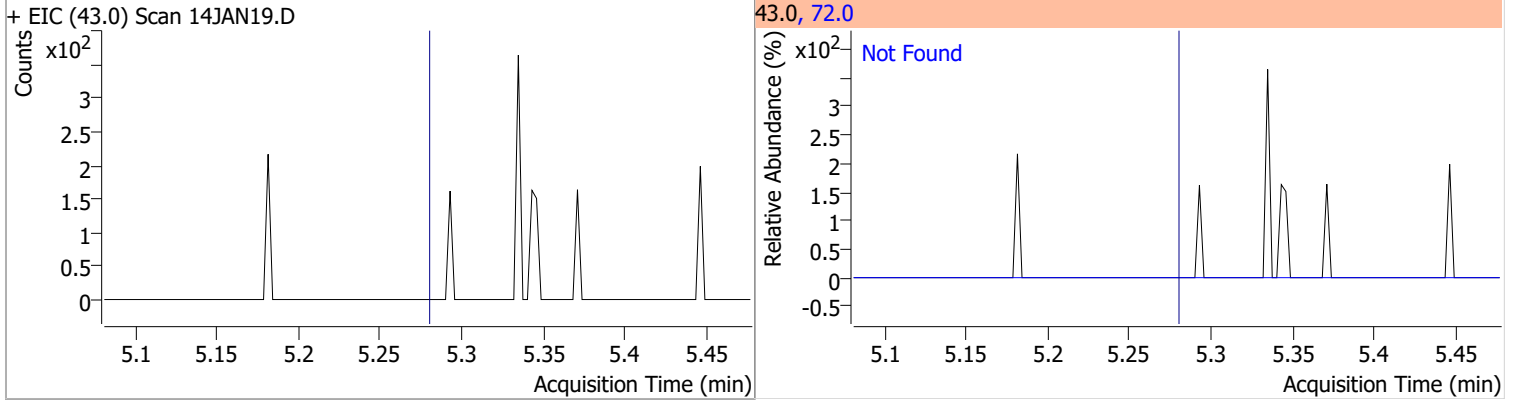


Quantitation Results Report (QT Reviewed)

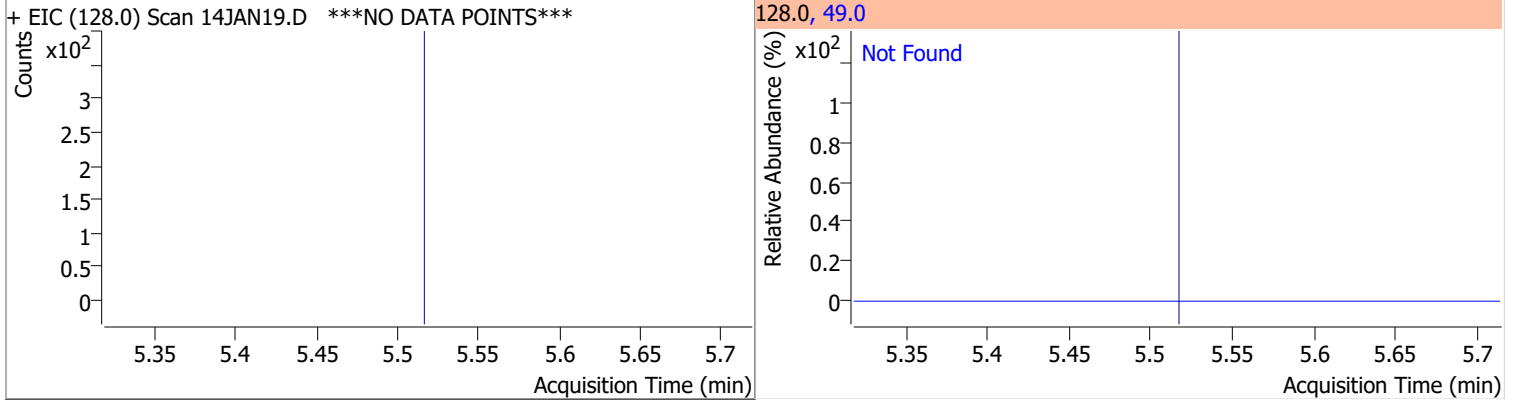
Compound	Conc.	Exp RT	QIon	Exp Ratio	QIon	Exp Ratio
cis-1,2-Dichloroethene	N.D.	5.22	61.0	167.2	98.0	67.3



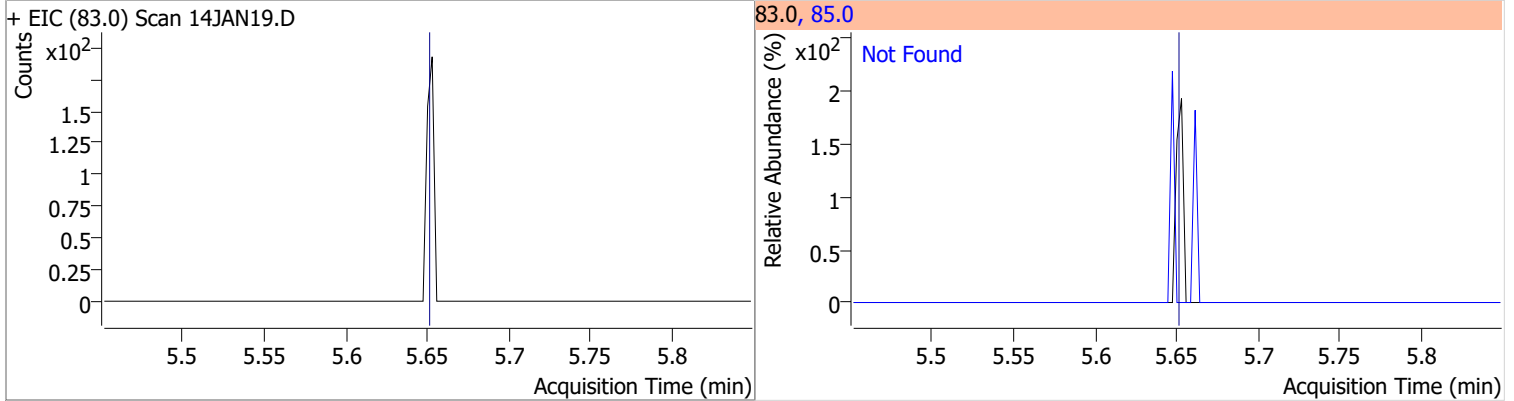
Compound	Conc.	Exp RT	QIon	Exp Ratio
Methyl ethyl ketone	N.D.	5.28	72.0	21.3



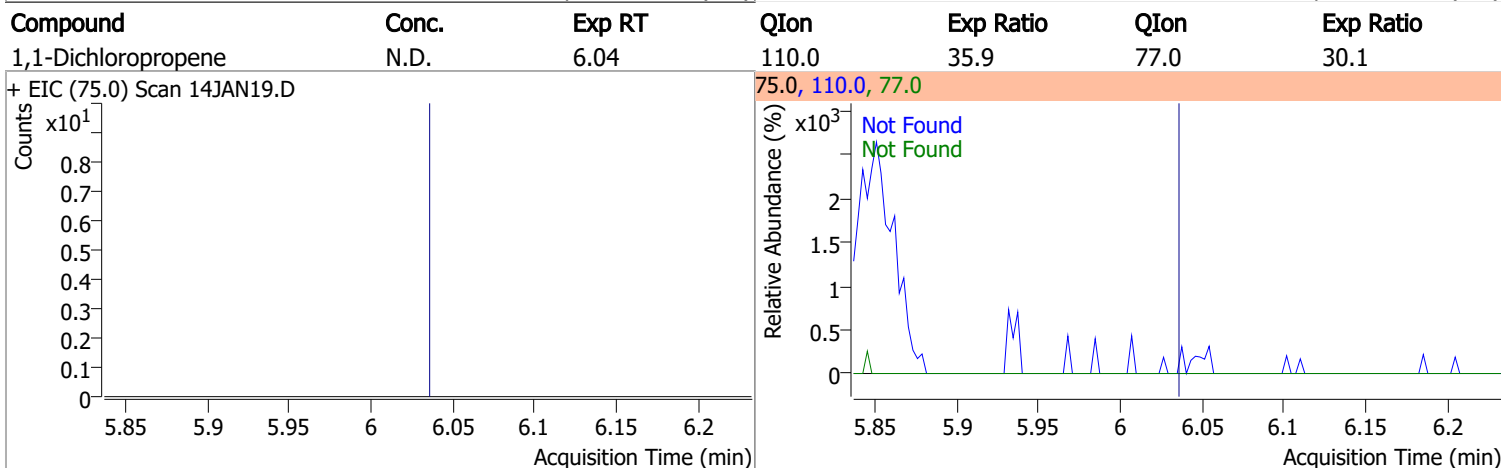
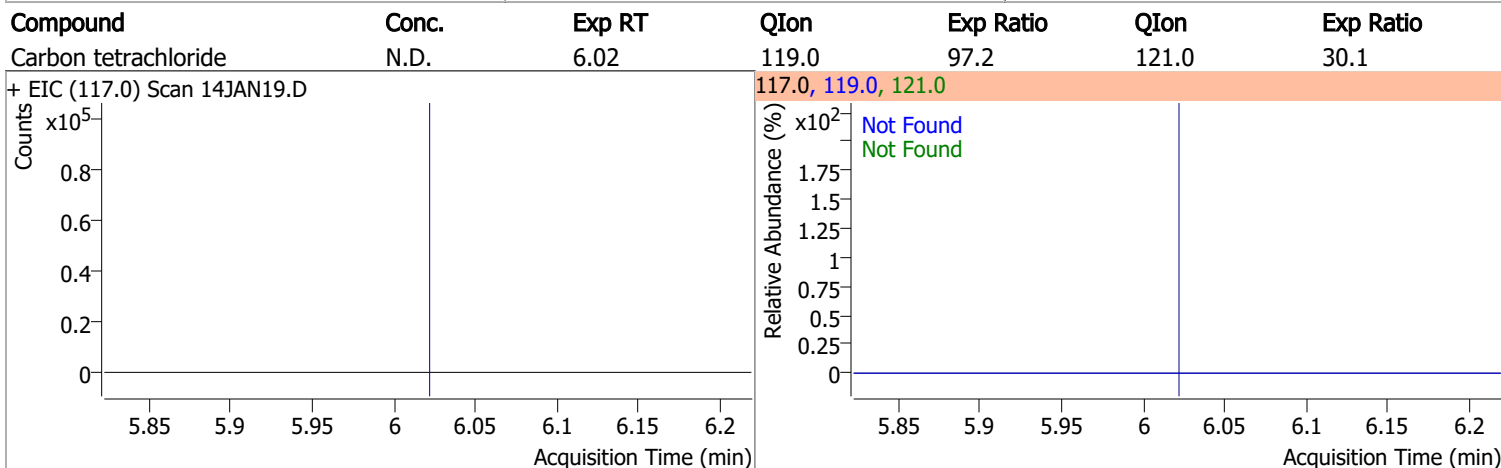
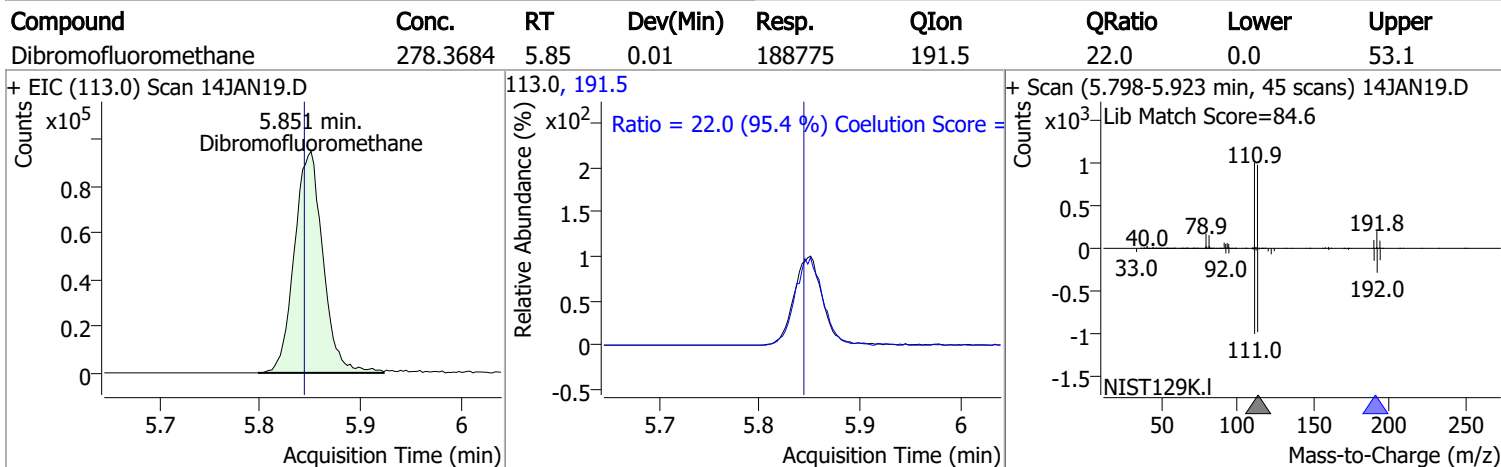
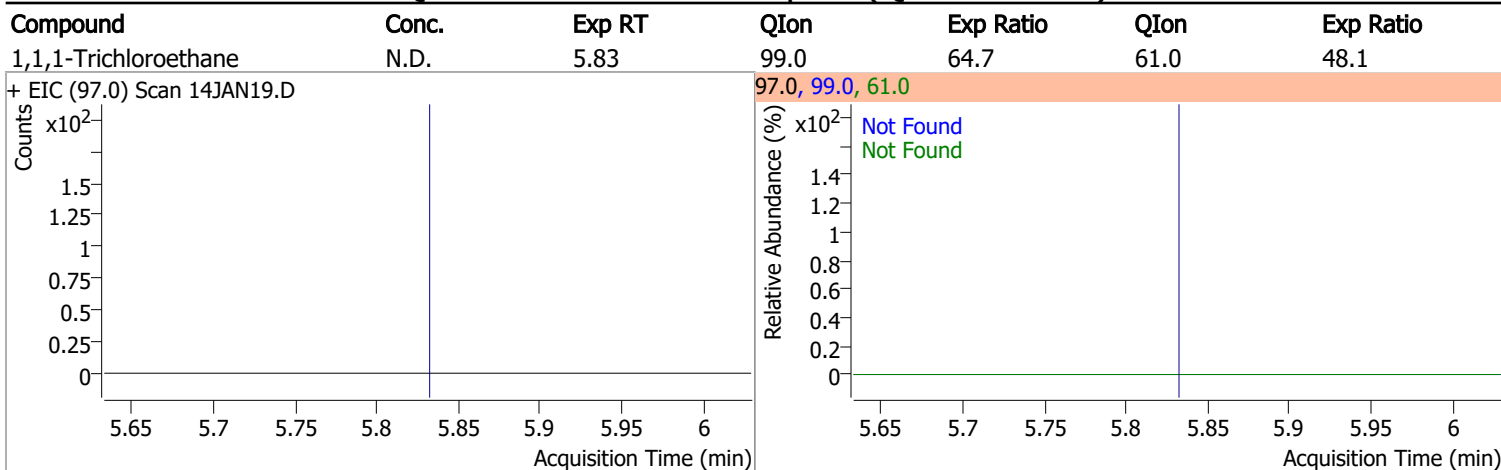
Compound	Conc.	Exp RT	QIon	Exp Ratio
Bromochloromethane	N.D.	5.52	49.0	182.9



Compound	Conc.	Exp RT	QIon	Exp Ratio
Chloroform	N.D.	5.65	85.0	66.0

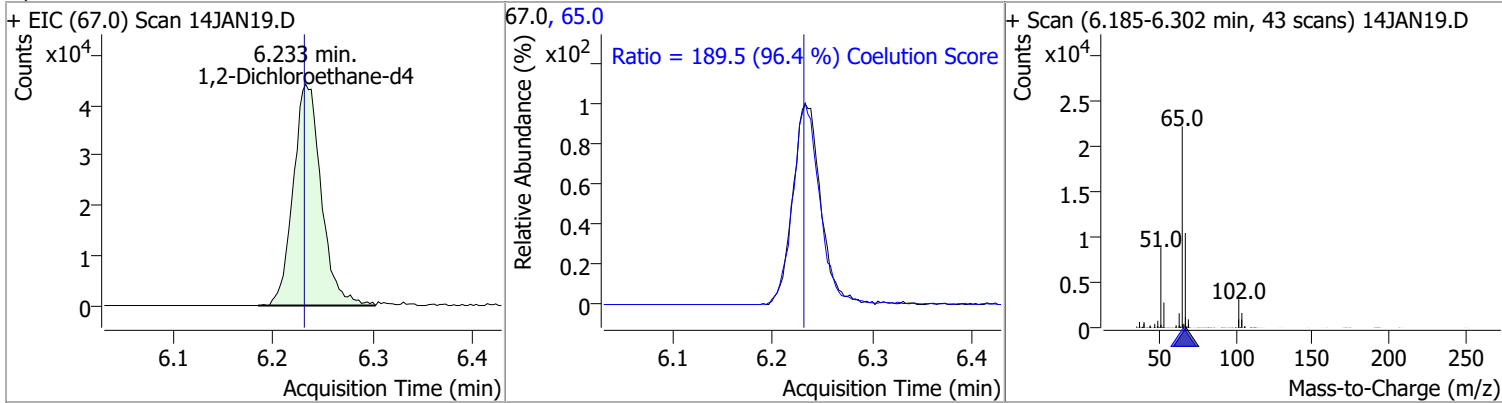


Quantitation Results Report (QT Reviewed)

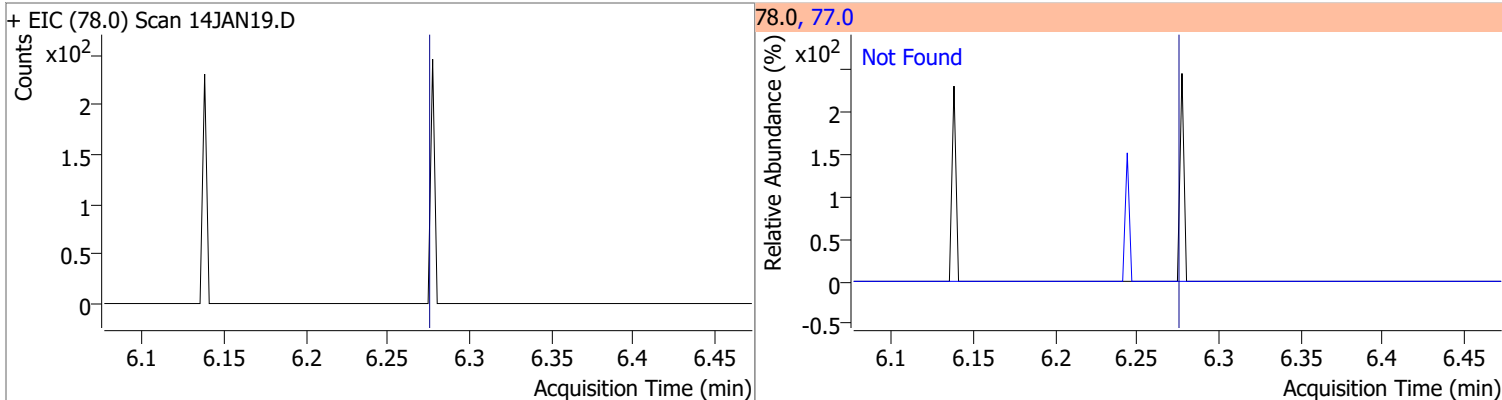


Quantitation Results Report (QT Reviewed)

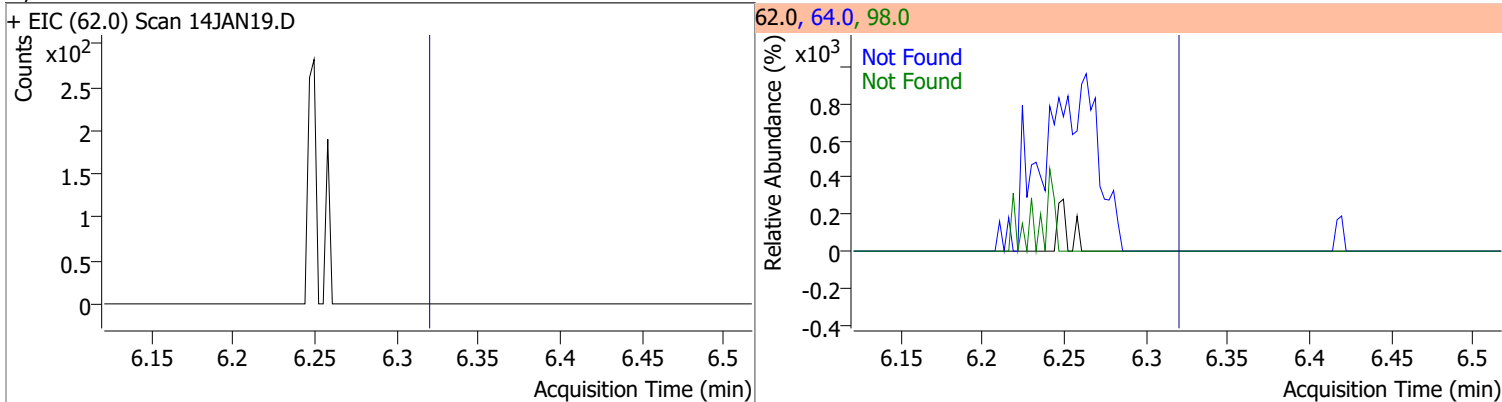
Compound	Conc.	RT	Dev(Min)	Resp.	QIon	QRatio	Lower	Upper
1,2-Dichloroethane-d4	292.9592	6.23	0.00	85811	65.0	189.5	166.5	226.5



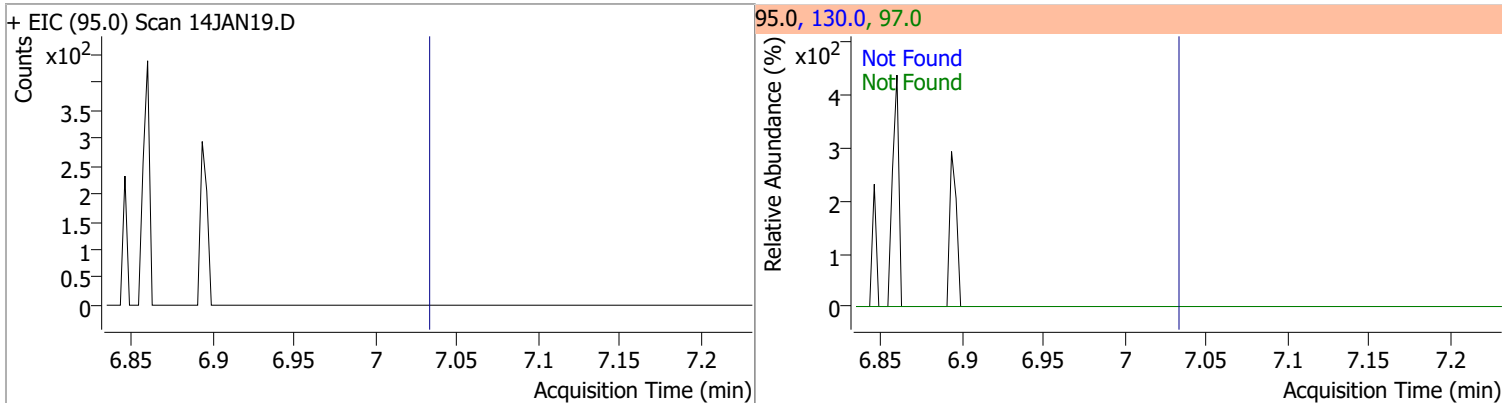
Compound	Conc.	Exp RT	QIon	Exp Ratio
Benzene	N.D.	6.28	77.0	23.5



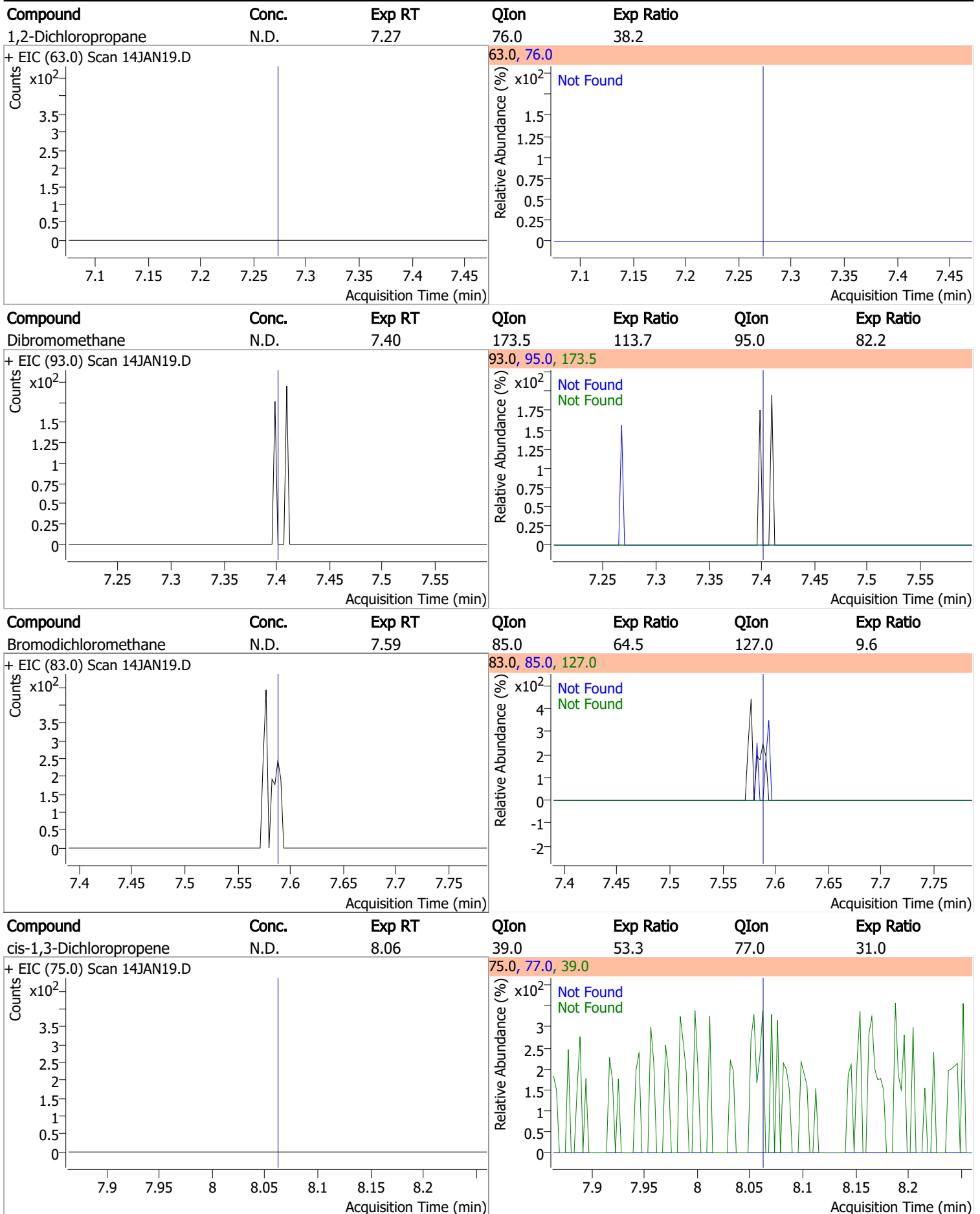
Compound	Conc.	Exp RT	QIon	Exp Ratio	QIon	Exp Ratio
1,2-Dichloroethane	N.D.	6.32	64.0	29.9	98.0	7.6



Compound	Conc.	Exp RT	QIon	Exp Ratio	QIon	Exp Ratio
Trichloroethene	N.D.	7.03	130.0	101.5	97.0	64.1

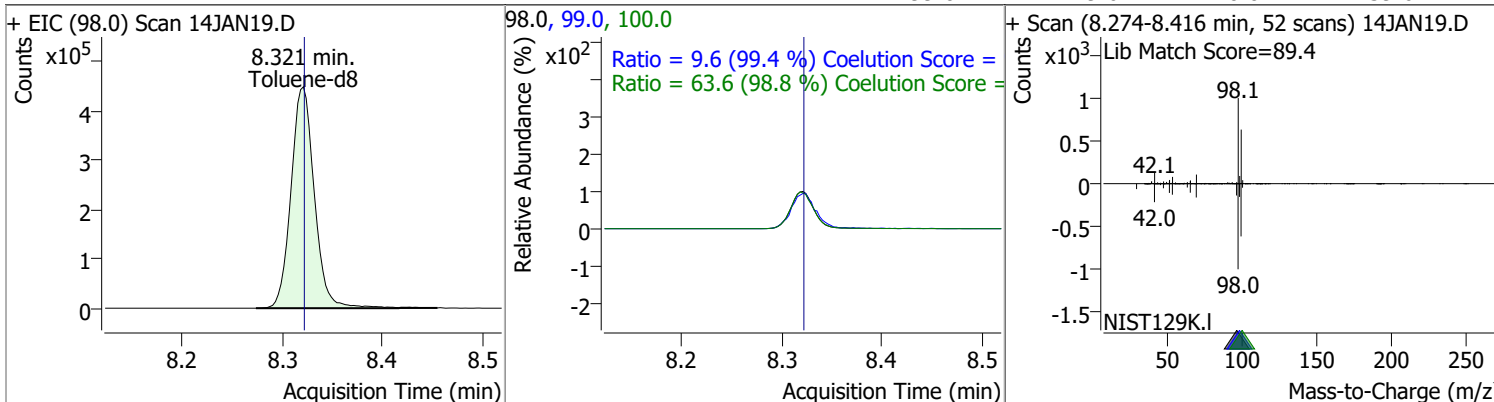


Quantitation Results Report (QT Reviewed)

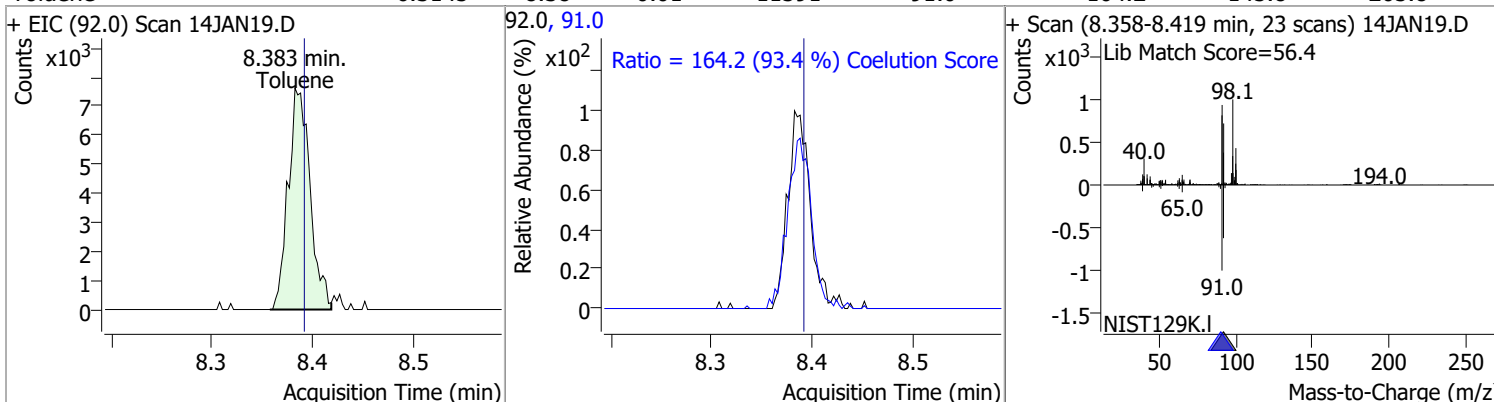


Quantitation Results Report (QT Reviewed)

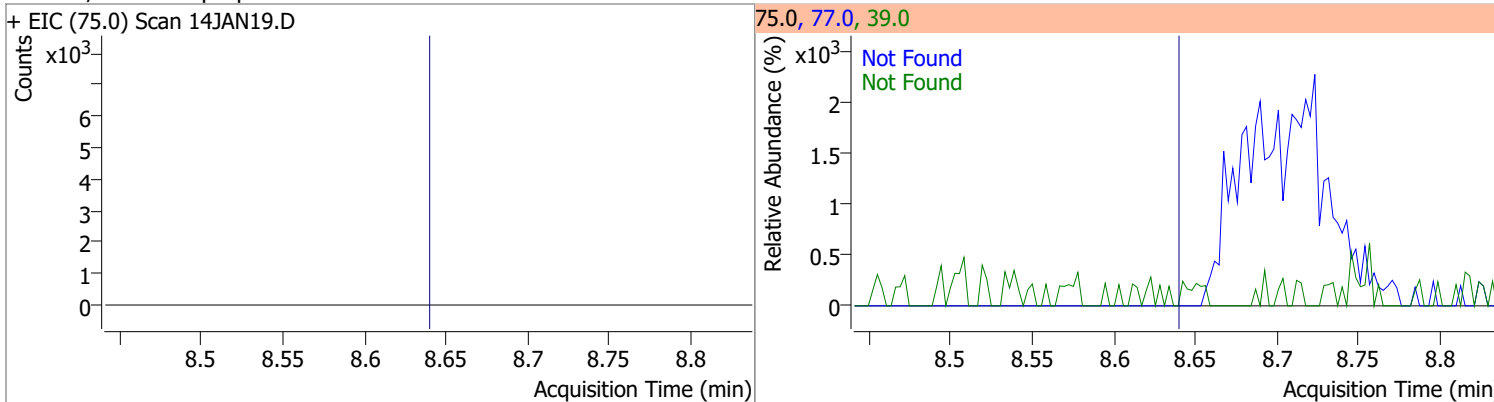
Compound	Conc.	RT	Dev(Min)	Resp.	QIon	QRatio	Lower	Upper
Toluene-d8	266.9033	8.32	0.00	725288	100.0	63.6	34.4	94.4
					99.0	9.6	0.0	39.6



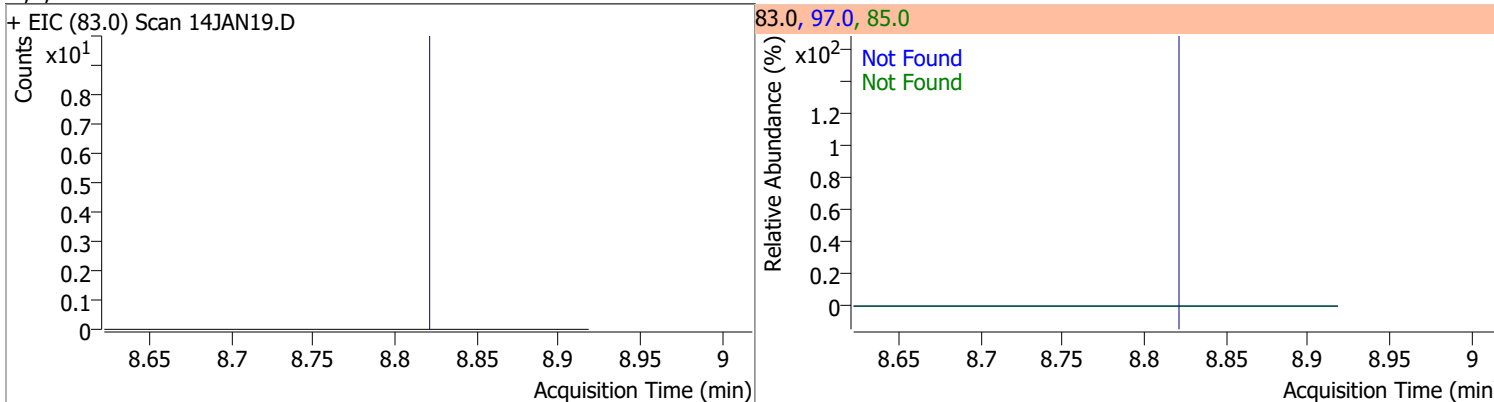
Compound	Conc.	RT	Dev(Min)	Resp.	QIon	QRatio	Lower	Upper
Toluene	6.3145	8.38	-0.01	11591	91.0	164.2	145.8	205.8



Compound	Conc.	Exp RT	QIon	Exp Ratio	QIon	Exp Ratio
trans-1,3-Dichloropropene	N.D.	8.64	39.0	53.4	77.0	32.4

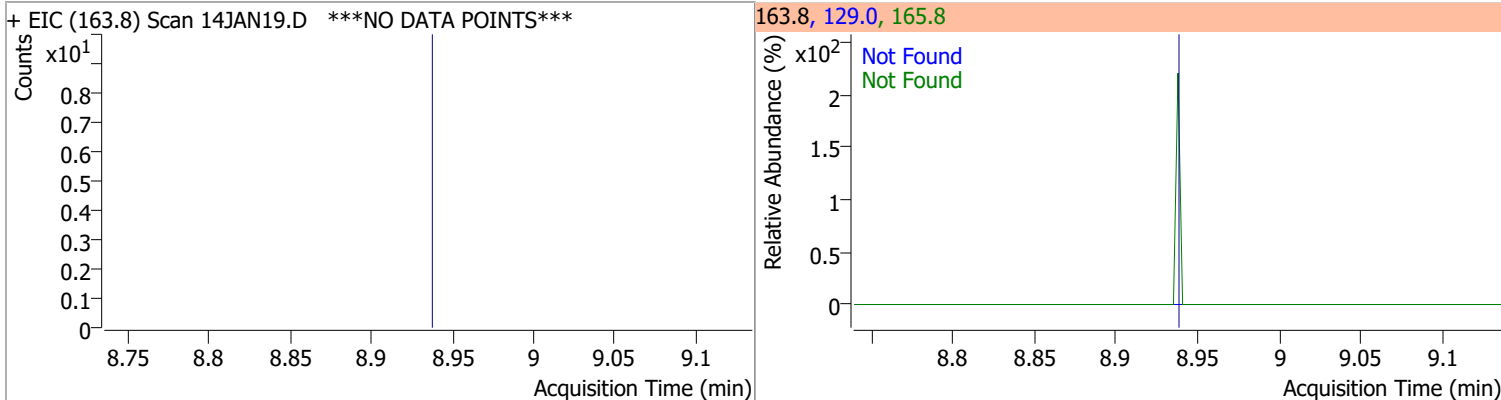


Compound	Conc.	Exp RT	QIon	Exp Ratio	QIon	Exp Ratio
1,1,2-Trichloroethane	N.D.	8.82	97.0	114.6	85.0	67.6

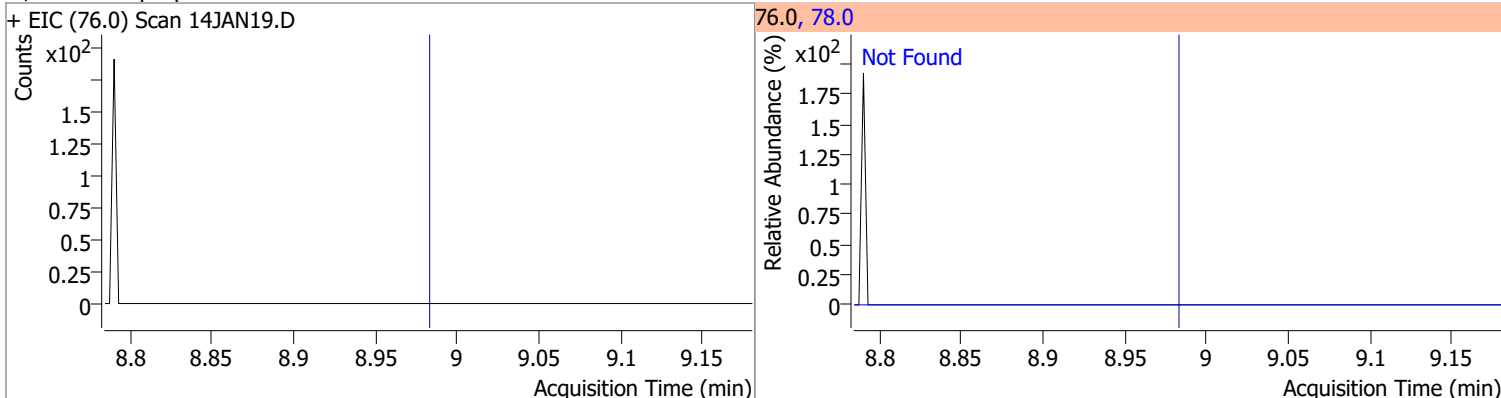


Quantitation Results Report (QT Reviewed)

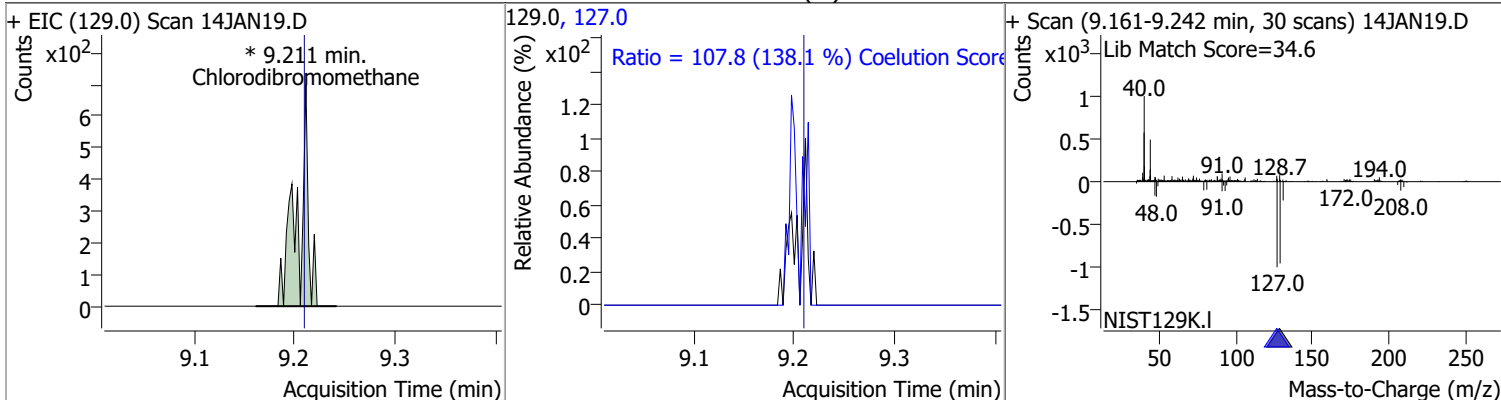
Compound	Conc.	Exp RT	QIon	Exp Ratio	QIon	Exp Ratio
Tetrachloroethene	N.D.	8.94	165.8	128.6	129.0	91.5



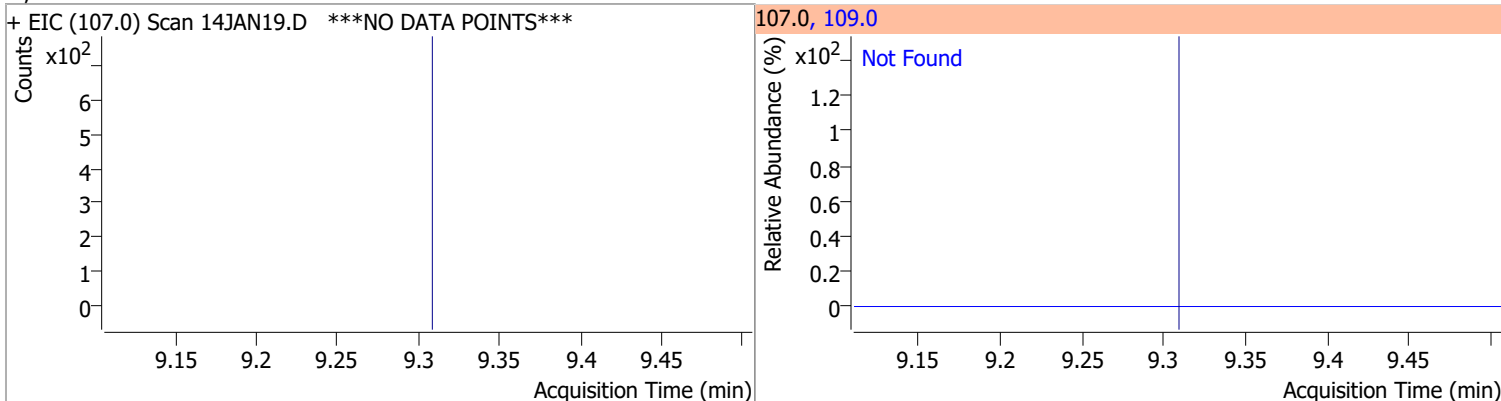
Compound	Conc.	Exp RT	QIon	Exp Ratio
1,3-Dichloropropane	N.D.	8.98	78.0	32.9



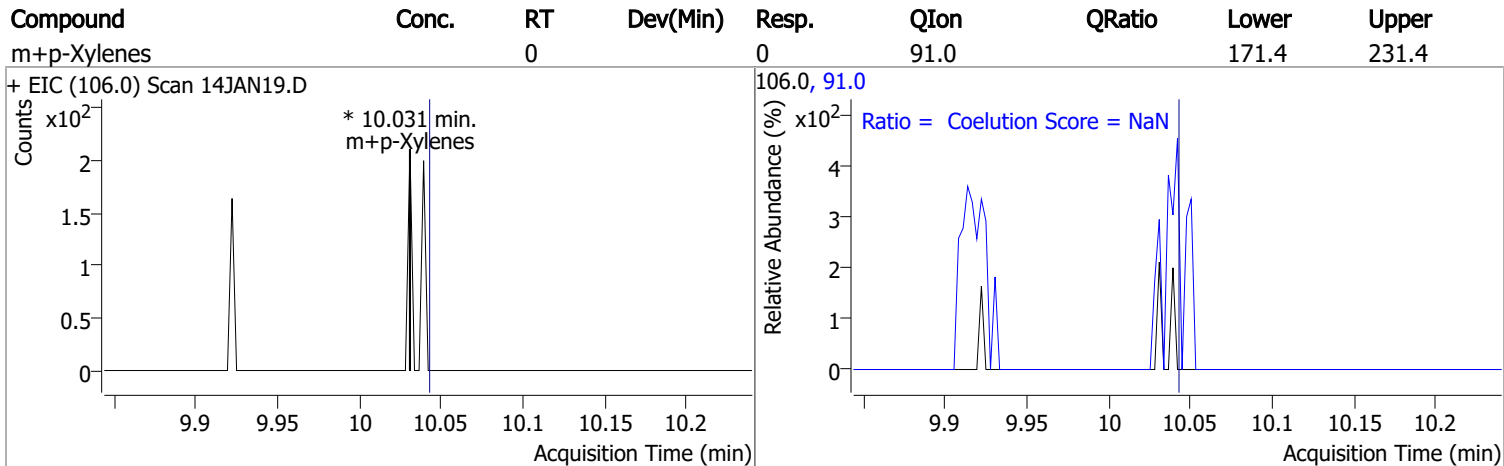
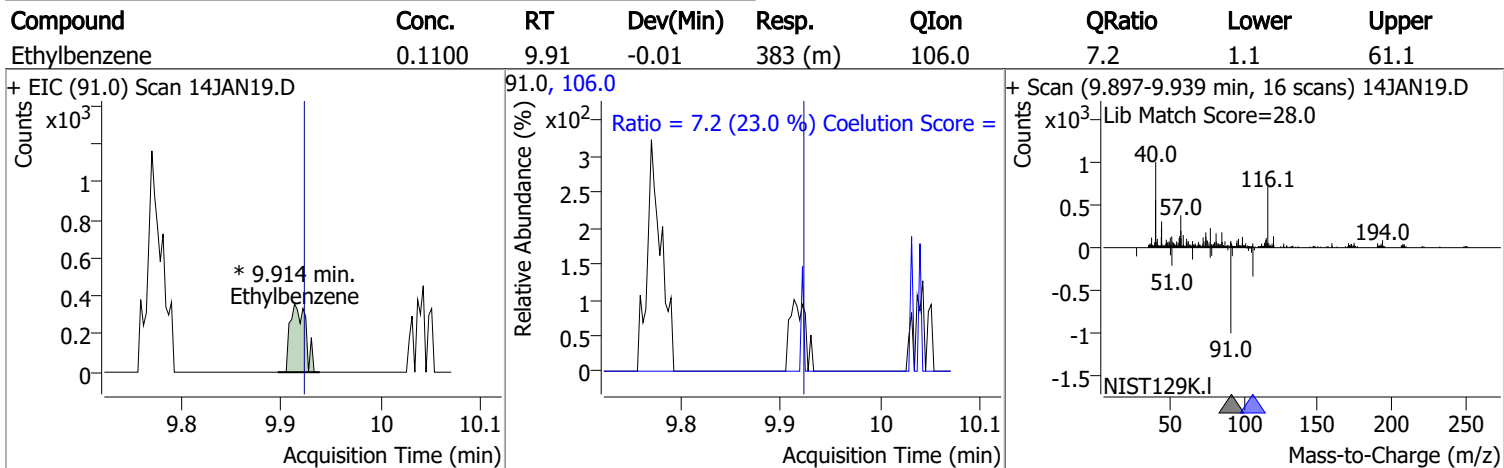
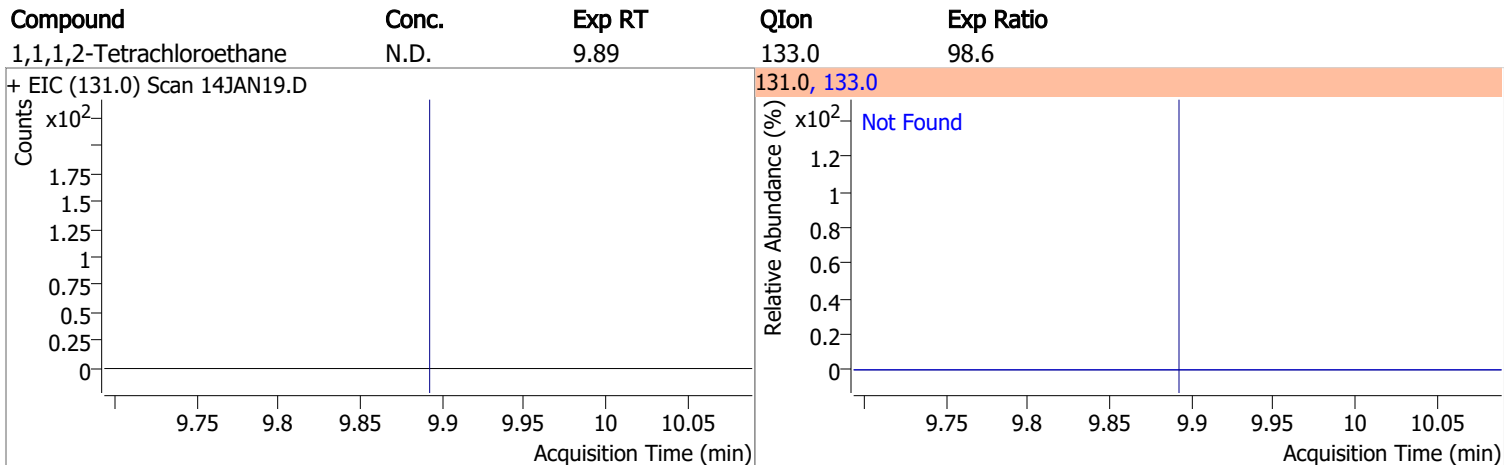
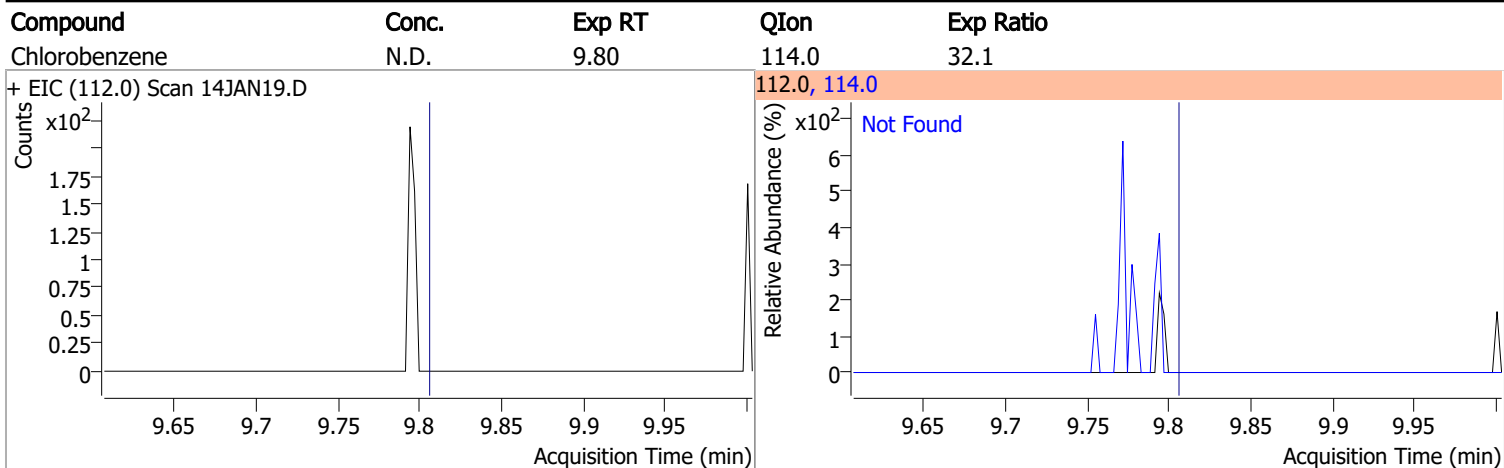
Compound	Conc.	RT	Dev(Min)	Resp.	QIon	QRatio	Lower	Upper
Chlorodibromomethane	0.8986	9.21	0.01	514 (m)	127.0	107.8	48.0	108.0



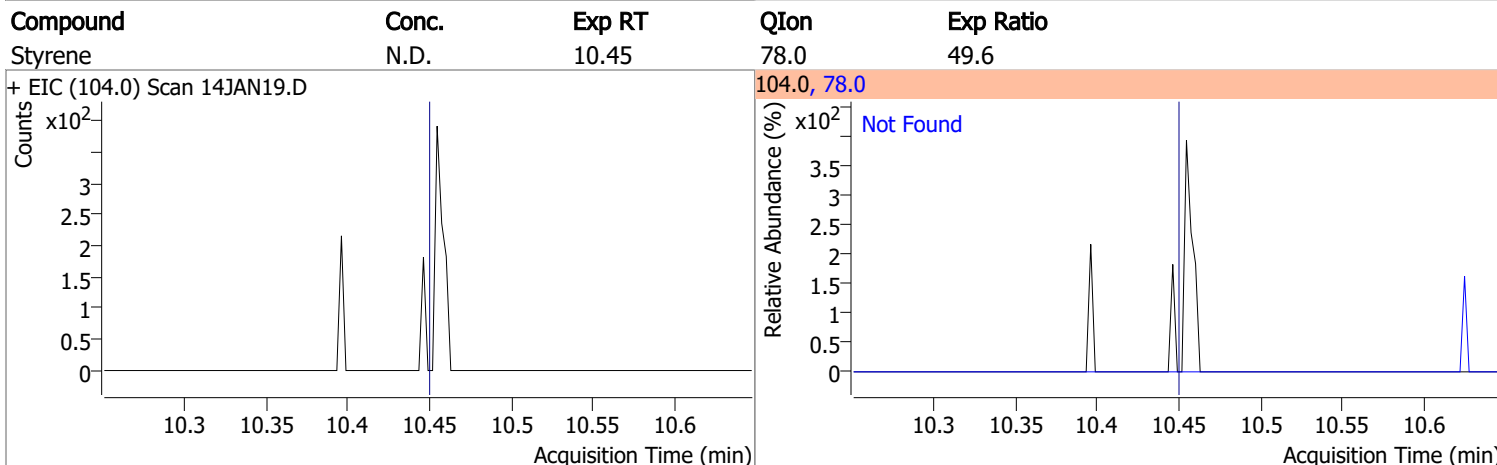
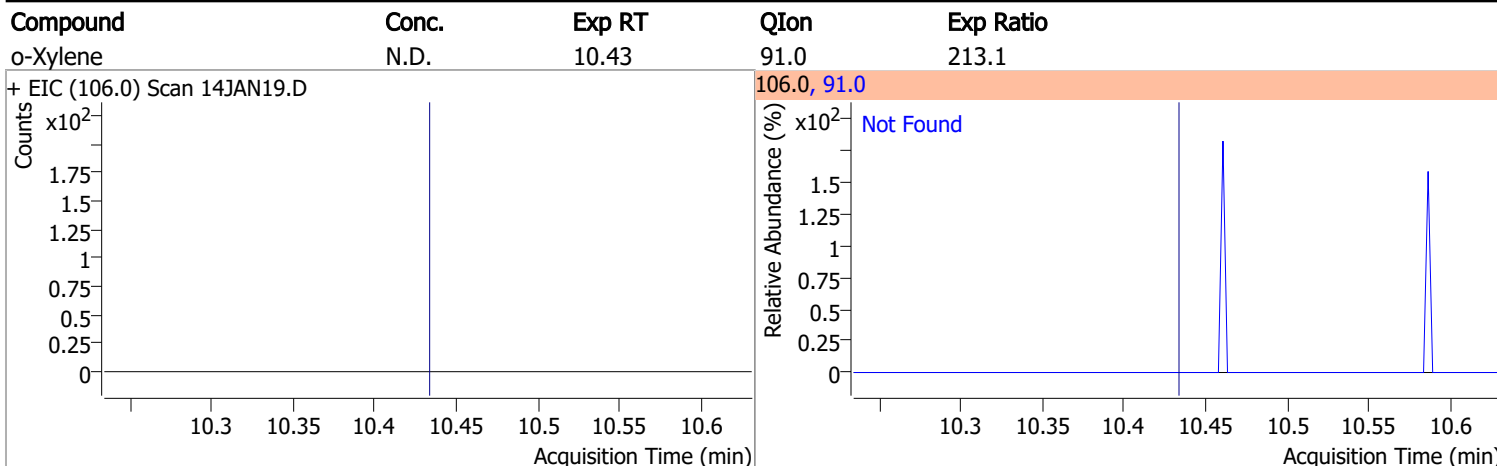
Compound	Conc.	Exp RT	QIon	Exp Ratio
1,2-Dibromoethane	N.D.	9.31	109.0	94.5



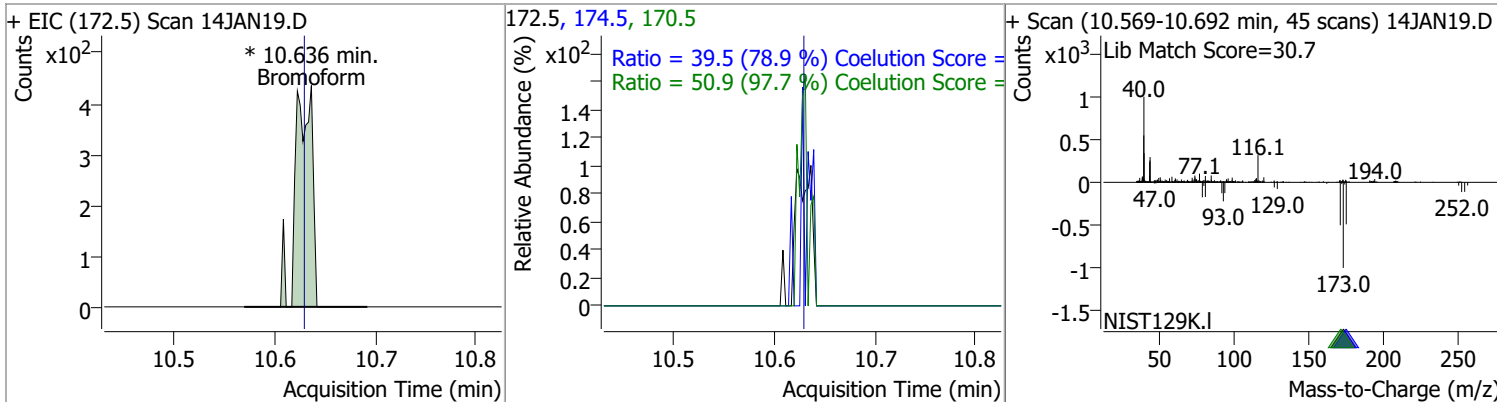
Quantitation Results Report (QT Reviewed)



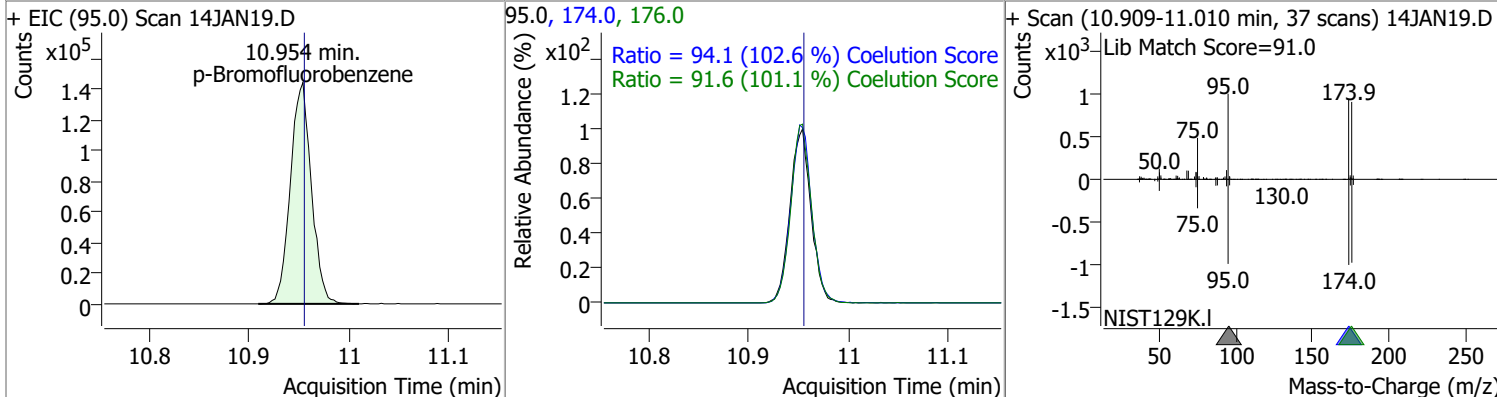
Quantitation Results Report (QT Reviewed)



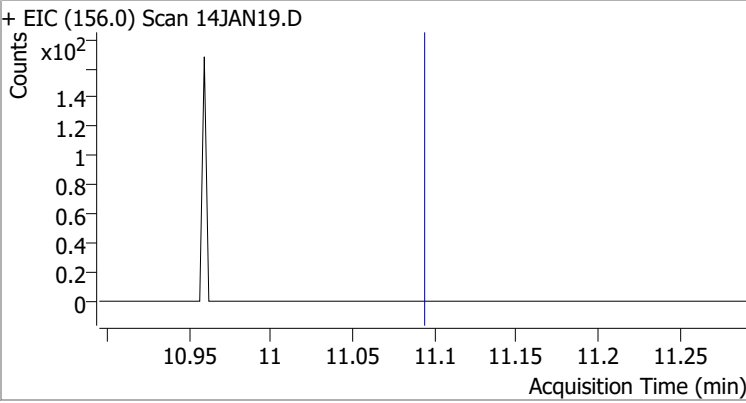
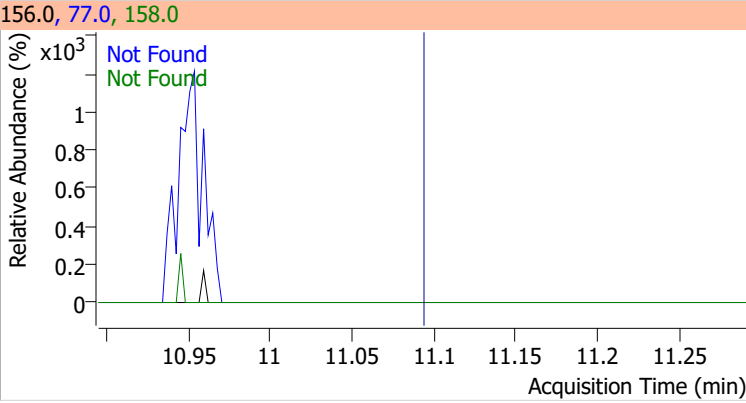
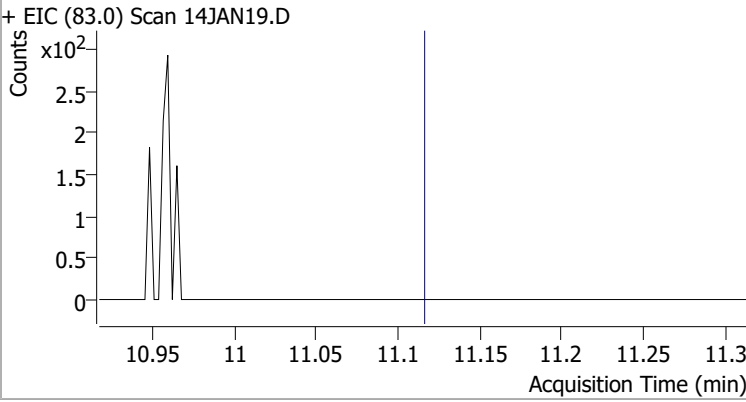
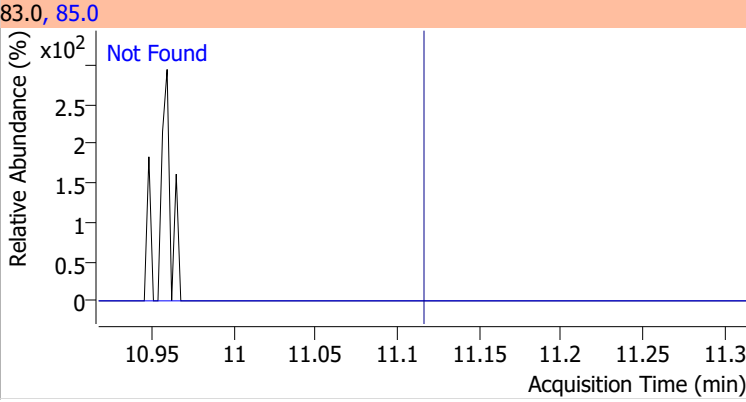
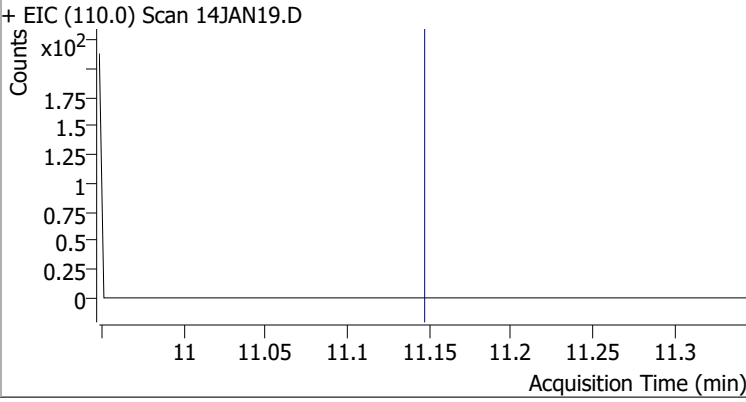
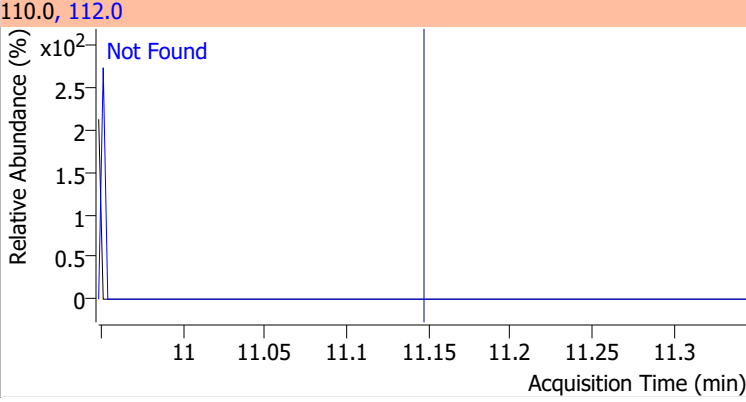
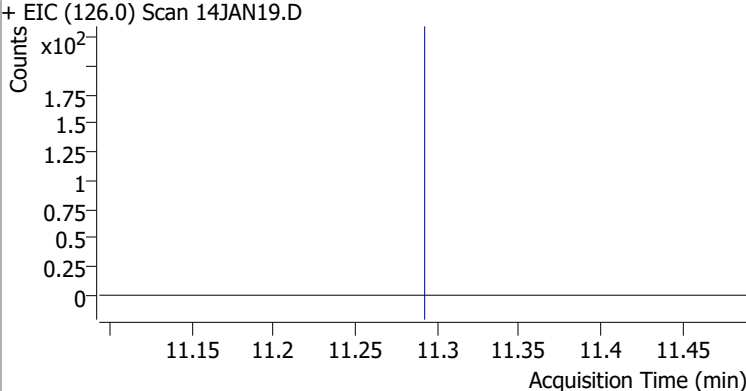
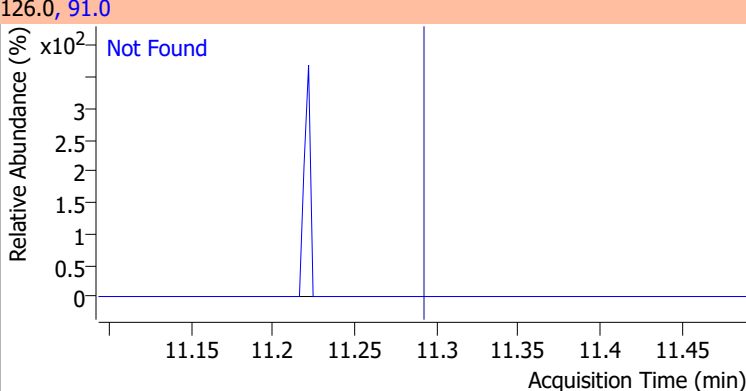
Compound	Conc.	RT	Dev(Min)	Resp.	QIon	QRatio	Lower	Upper
Bromoform	1.8243	10.64	0.01	490 (m)	170.5	50.9	22.1	82.1
					174.5	39.5	20.1	80.1



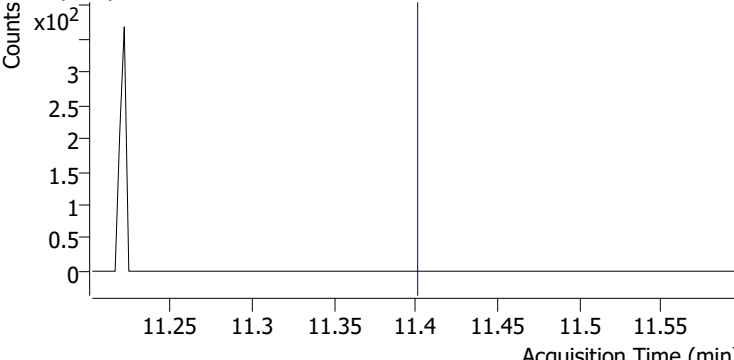
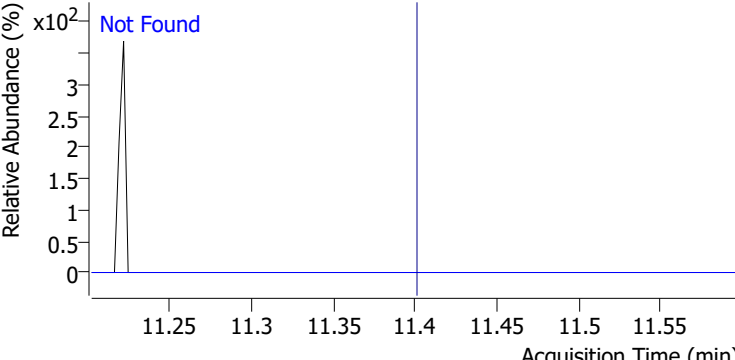
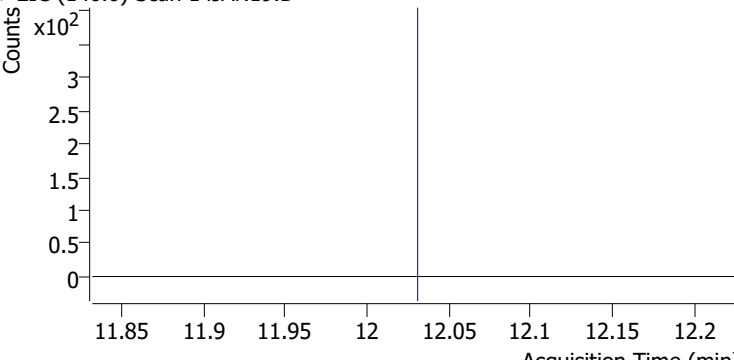
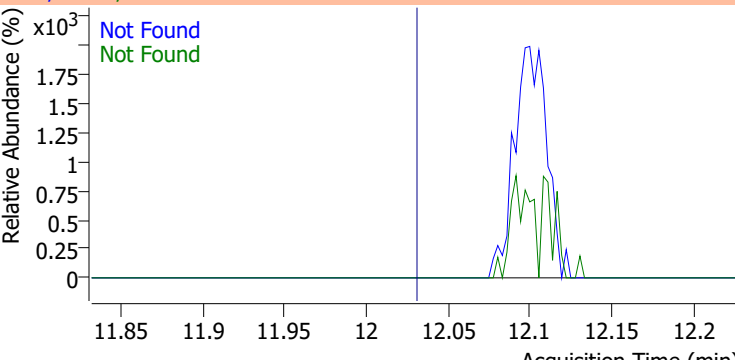
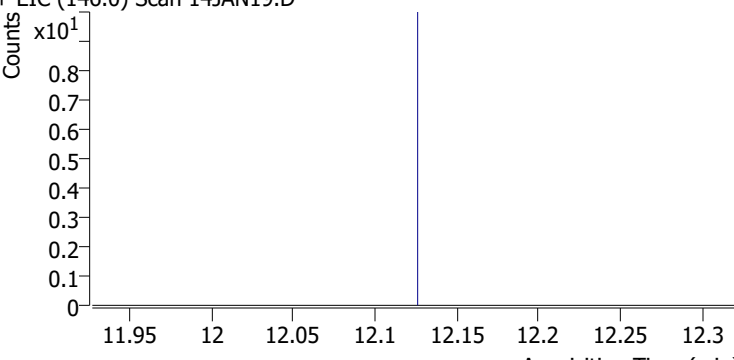
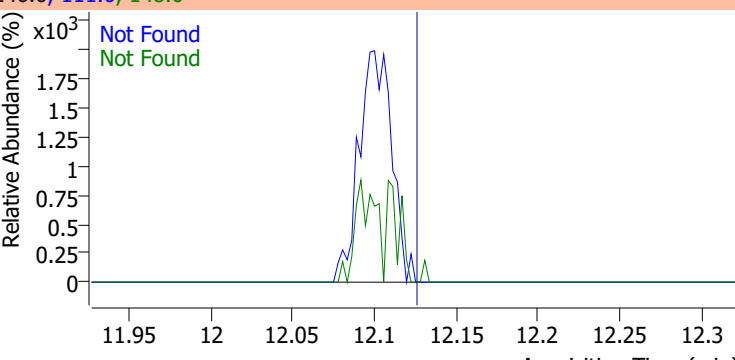
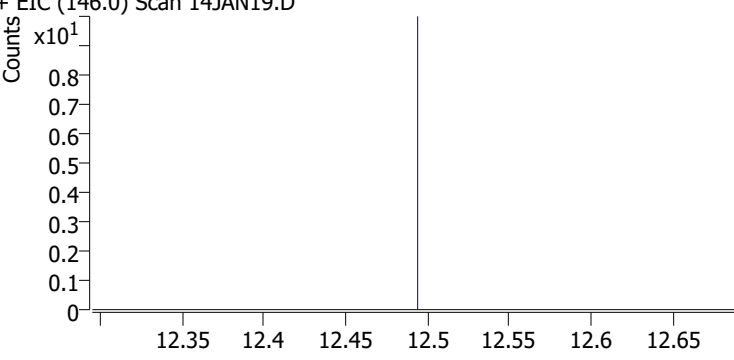
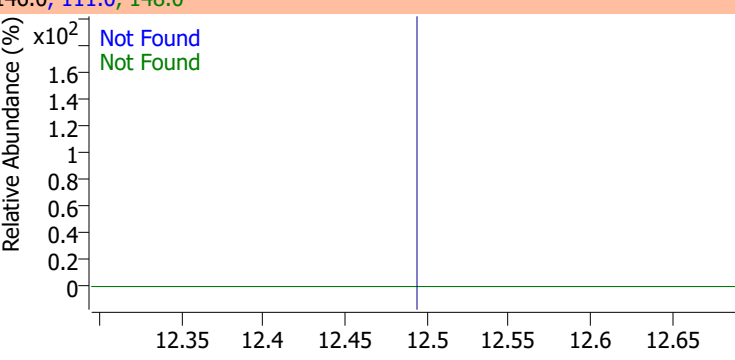
Compound	Conc.	RT	Dev(Min)	Resp.	QIon	QRatio	Lower	Upper
p-Bromofluorobenzene	272.1829	10.95	0.00	209260	174.0	94.1	61.7	121.7
					176.0	91.6	60.6	120.6



Quantitation Results Report (QT Reviewed)

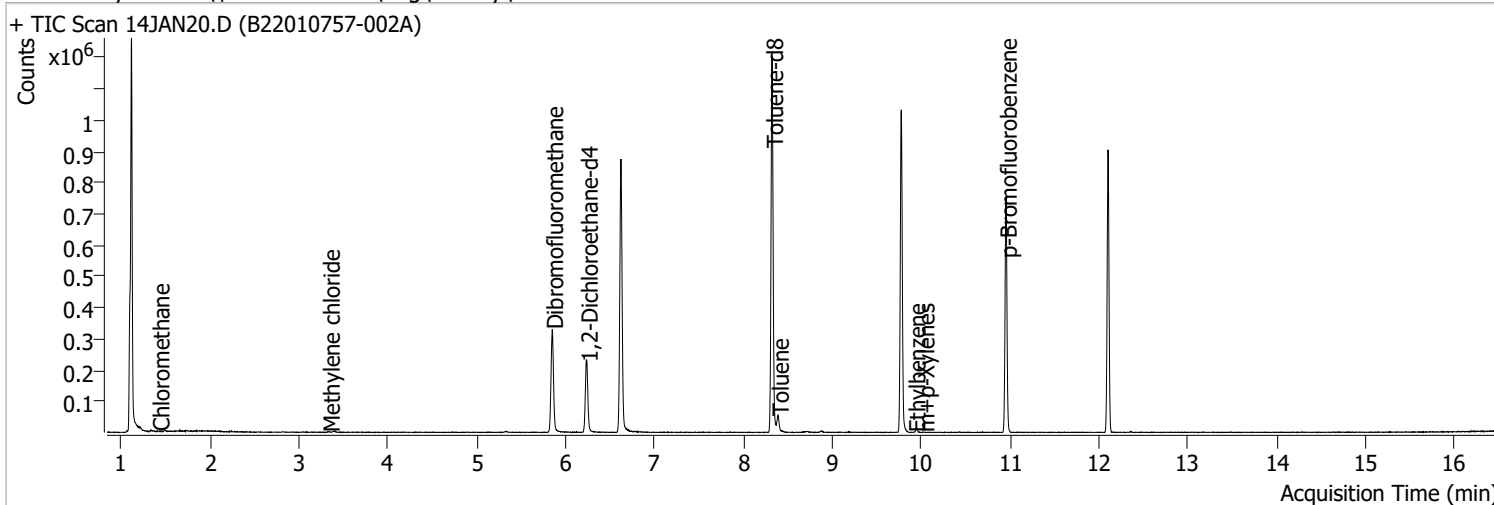
Compound	Conc.	Exp RT	QIon	Exp Ratio	QIon	Exp Ratio
Bromobenzene	N.D.	11.09	77.0	145.7	158.0	96.5
+ EIC (156.0) Scan 14JAN19.D			156.0, 77.0, 158.0			
						
1,1,2,2-Tetrachloroethane	N.D.	11.12	85.0	66.2		
+ EIC (83.0) Scan 14JAN19.D			83.0, 85.0			
						
1,2,3-Trichloropropane	N.D.	11.15	112.0	63.5		
+ EIC (110.0) Scan 14JAN19.D			110.0, 112.0			
						
2-Chlorotoluene	N.D.	11.29	91.0	282.3		
+ EIC (126.0) Scan 14JAN19.D			126.0, 91.0			
						

Quantitation Results Report (QT Reviewed)

Compound	Conc.	Exp RT	QIon	Exp Ratio		
4-Chlorotoluene	N.D.	11.40	126.0	31.7		
+ EIC (91.0) Scan 14JAN19.D			91.0, 126.0			
						
1,3-Dichlorobenzene	N.D.	12.03	148.0	63.6	QIon	Exp Ratio
+ EIC (146.0) Scan 14JAN19.D			146.0, 111.0, 148.0			
						
1,4-Dichlorobenzene	N.D.	12.13	148.0	63.1	QIon	Exp Ratio
+ EIC (146.0) Scan 14JAN19.D			146.0, 111.0, 148.0			
						
1,2-Dichlorobenzene	N.D.	12.49	148.0	63.9	QIon	Exp Ratio
+ EIC (146.0) Scan 14JAN19.D			146.0, 111.0, 148.0			
						

Quantitation Results Report (QT Reviewed)

Data File	14JAN20.D	Operator	MSC
Acq. Method	5975CACQF.M	Acq. Date-Time	1/14/2022 6:40:56 PM
Sample Name	B22010757-002A	Instrument	VOA5975C
Vial	20	Multiplier	1.00
DA Method File	VOA5975C_8260B_SHT_DoD_L4_010422.m	Comment	
Tune File	BFB_Atune3.u	Tune Date	10/11/2021 4:02:00 PM
Batch Name	VG011422_8260B.batch.bin	Last Calib Update	3/4/2022 3:27:31 PM
Ref Library	\\MASSHUNTER\Org\Library\NIST129K.I		



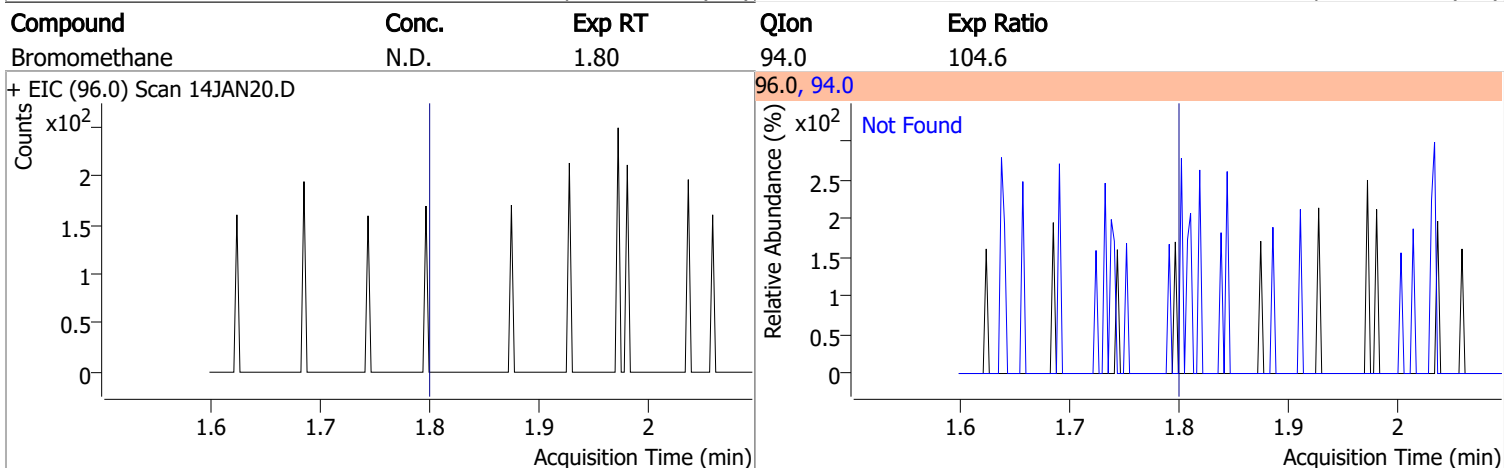
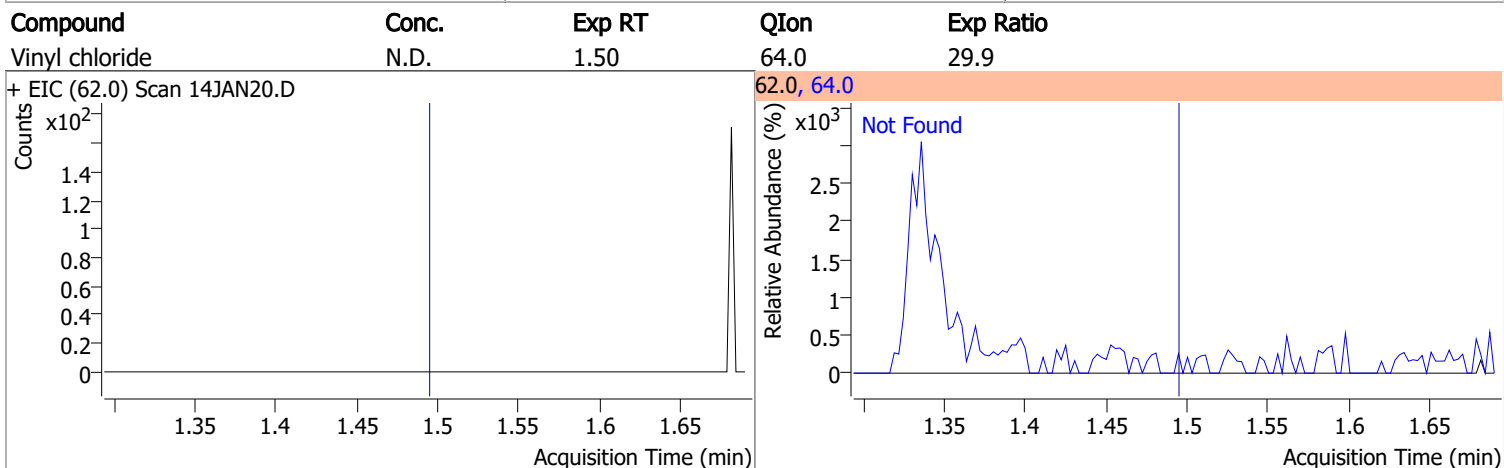
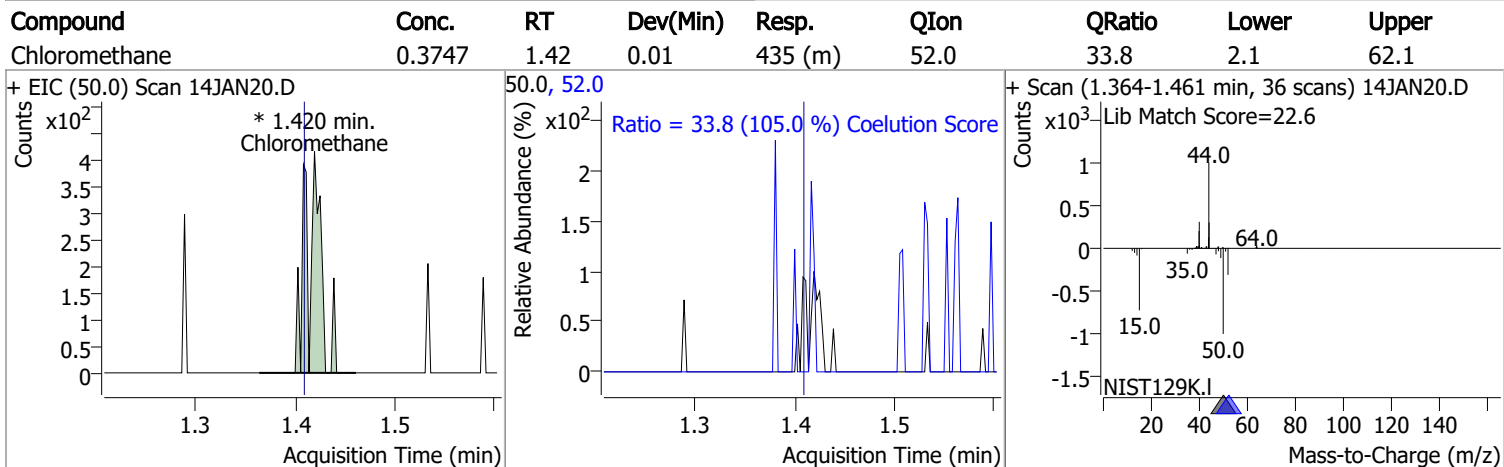
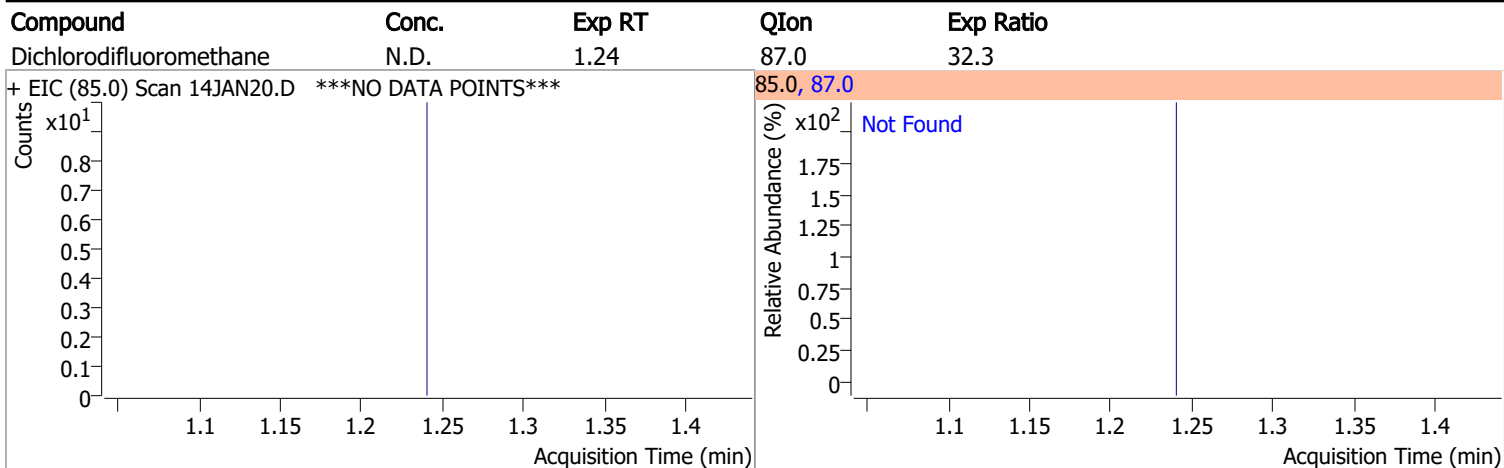
Compound	RT	QIon	Resp.	Conc.	Units	Dev(Min)
Internal Standards						
M Fluorobenzene	6.620	96.0	729397	250.0000	ng	-0.003
M Chlorobenzene-d5	9.774	82.0	284034	250.0000	ng	0.003
M 1,4-Dichlorobenzene-d4	12.100	152.0	215397	250.0000	ng	0.000
System Monitoring Compounds						
S Dibromofluoromethane	5.848	113.0	192291	279.8320	ng	0.003
Spiked Amount: 250.000	Range: 80.0 - 119.0%			Recovery = 111.93%		
S 1,2-Dichloroethane-d4	6.238	67.0	85587	288.3599	ng	0.005
Spiked Amount: 250.000	Range: 81.0 - 118.0%			Recovery = 115.34%		
S Toluene-d8	8.321	98.0	736596	269.1158	ng	0.003
Spiked Amount: 250.000	Range: 89.0 - 112.0%			Recovery = 107.65%		
S p-Bromofluorobenzene	10.951	95.0	212022	268.6851	ng	-0.003
Spiked Amount: 250.000	Range: 85.0 - 114.0%			Recovery = 107.47%		
Target Compounds						
T Dichlorodifluoromethane	0.000		0	N.D.		
T Chloromethane	1.420	50.0	435	0.3747	ng	m 97
T Vinyl chloride	0.000		0	N.D.		
T Bromomethane	0.000		0	N.D.		
T Chloroethane	0.000		0	N.D.		
T Trichlorofluoromethane	0.000		0	N.D.		
T 1,1-Dichloroethene	0.000		0	N.D.		
T Methylene chloride	3.335	49.0	1449	1.3378	ng	m 93
T trans-1,2-Dichloroethene	0.000		0	N.D.		
T Methyl tert-butyl ether (MTBE)	0.000		0	N.D.		
T 1,1-Dichloroethane	0.000		0	N.D.		
T 2,2-Dichloropropane	0.000		0	N.D.		
T cis-1,2-Dichloroethene	0.000		0	N.D.		
T Methyl ethyl ketone	0.000		0	N.D.		
T Bromochloromethane	0.000		0	N.D.		
T Chloroform	0.000		0	N.D.		

Quantitation Results Report (QT Reviewed)

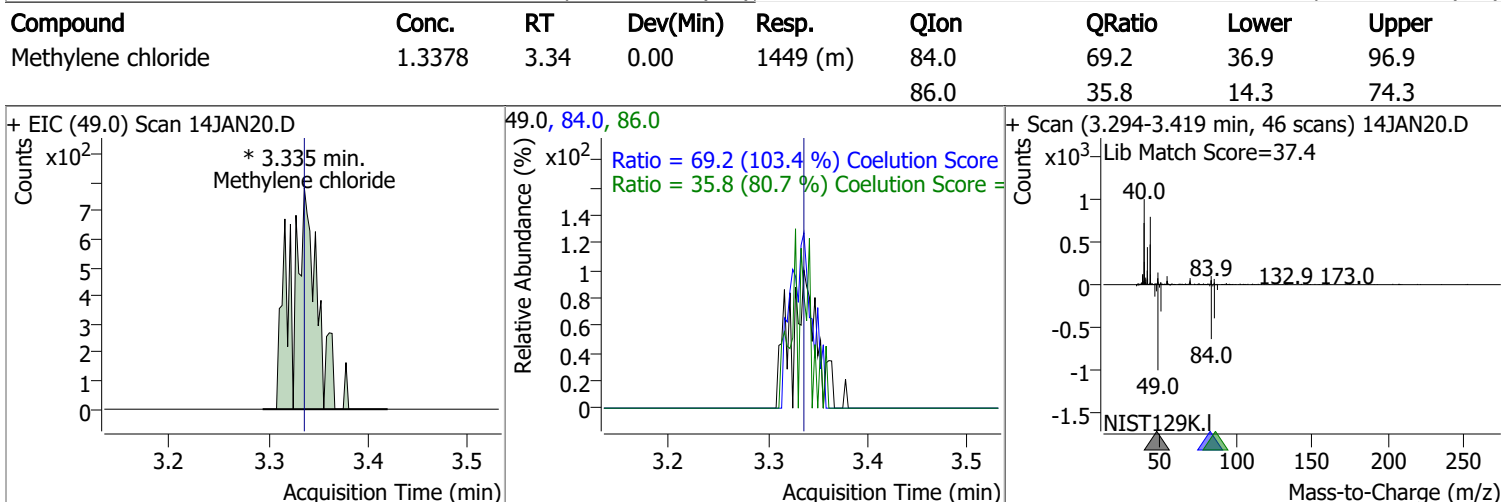
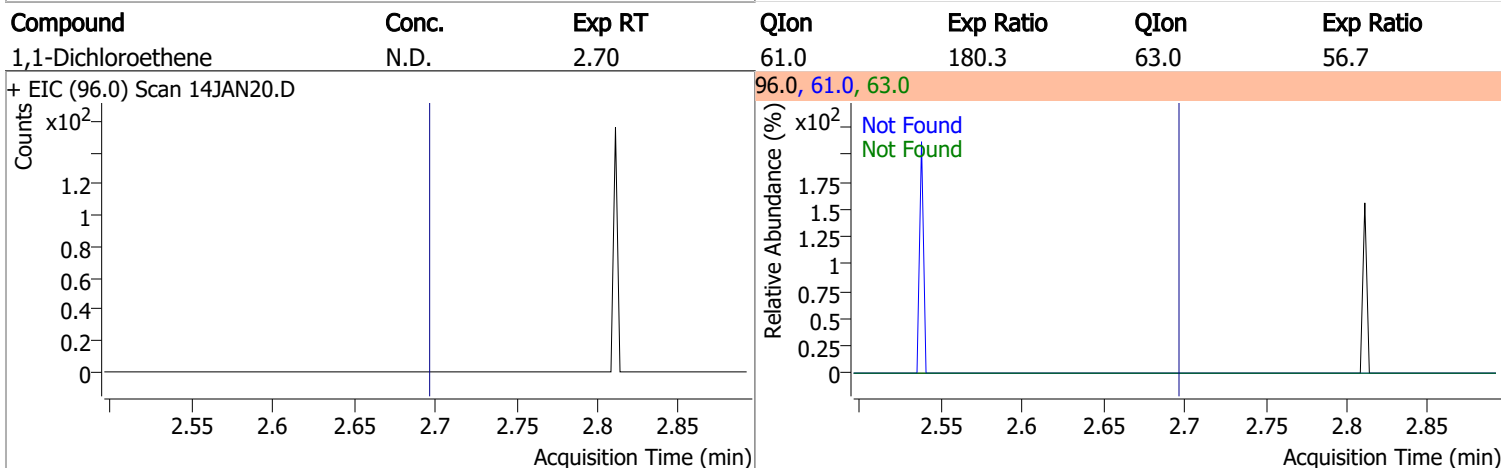
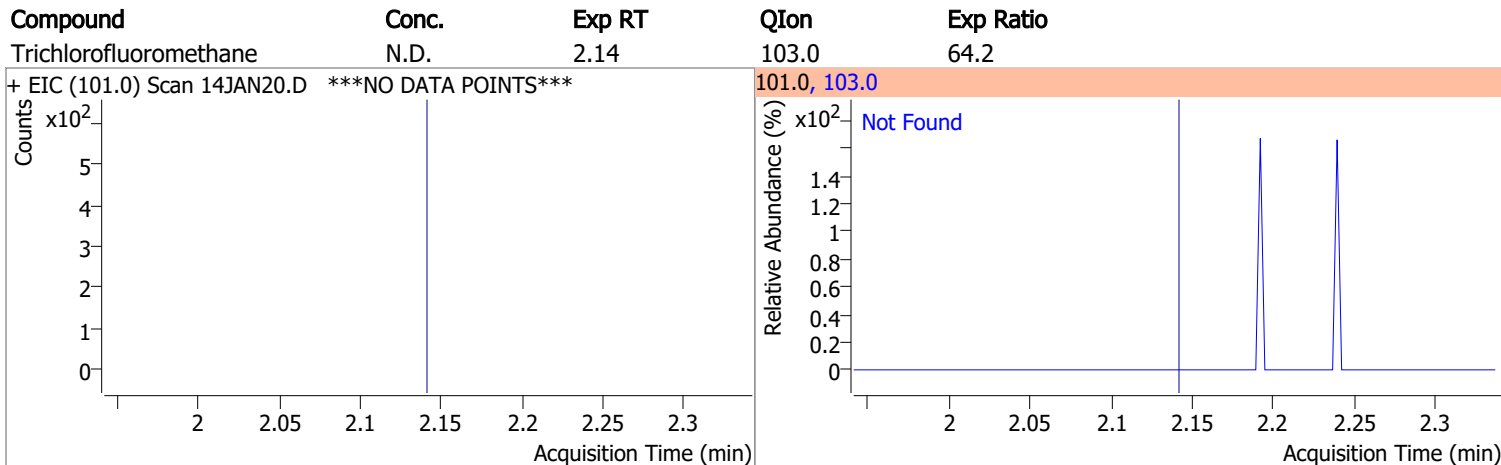
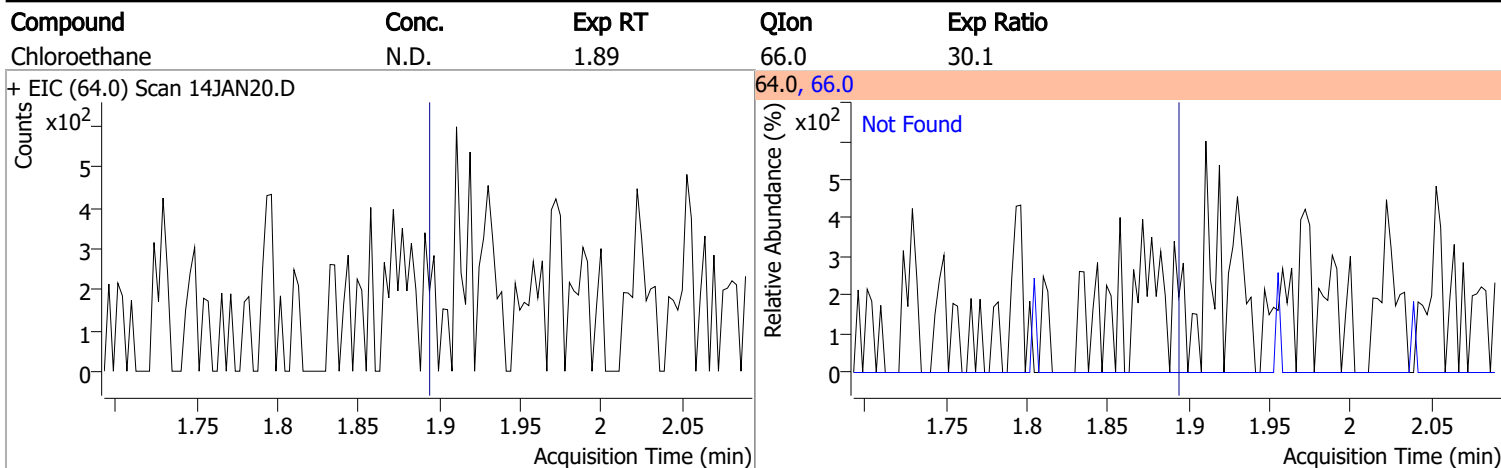
Compound	RT	QIon	Resp.	Conc.	Units	Dev(Min)
T 1,1,1-Trichloroethane	0.000		0	N.D.		
T Carbon tetrachloride	0.000		0	N.D.		
T 1,1-Dichloropropene	0.000		0	N.D.		
T Benzene	0.000		0	N.D.		
T 1,2-Dichloroethane	0.000		0	N.D.		
T Trichloroethene	0.000		0	N.D.		
T 1,2-Dichloropropane	0.000		0	N.D.		
T Dibromomethane	0.000		0	N.D.		
T Bromodichloromethane	0.000		0	N.D.		
T cis-1,3-Dichloropropene	0.000		0	N.D.		
T Toluene	8.386	92.0	15854	8.5748	ng	96
T trans-1,3-Dichloropropene	0.000		0	N.D.		
T 1,1,2-Trichloroethane	0.000		0	N.D.		
T Tetrachloroethene	0.000		0	N.D.		
T 1,3-Dichloropropane	0.000		0	N.D.		
T Chlorodibromomethane	0.000		0	N.D.		
T 1,2-Dibromoethane	0.000		0	N.D.		
T Chlorobenzene	0.000		0	N.D.		
T 1,1,1,2-Tetrachloroethane	0.000		0	N.D.		
T Ethylbenzene	9.922	91.0	681	0.1939	ng m	55
T m+p-Xylenes	10.025	106.0	168	0.1229	ng m	84
T o-Xylene	0.000		0	N.D.		
T Styrene	0.000		0	N.D.		
T Bromoform	0.000		0	N.D.		
T Bromobenzene	0.000		0	N.D.		
T 1,1,2,2-Tetrachloroethane	0.000		0	N.D.		
T 1,2,3-Trichloropropane	0.000		0	N.D.		
T 2-Chlorotoluene	0.000		0	N.D.		
T 4-Chlorotoluene	0.000		0	N.D.		
T 1,3-Dichlorobenzene	0.000		0	N.D.		
T 1,4-Dichlorobenzene	0.000		0	N.D.		
T 1,2-Dichlorobenzene	0.000		0	N.D.		

(#) = Qualifier Out of Range; (m) = Manual Integration; (+) = Area Summed; (*) = Surrogate Percent Recovery Out of Range; (d): Zeroed Peak

Quantitation Results Report (QT Reviewed)

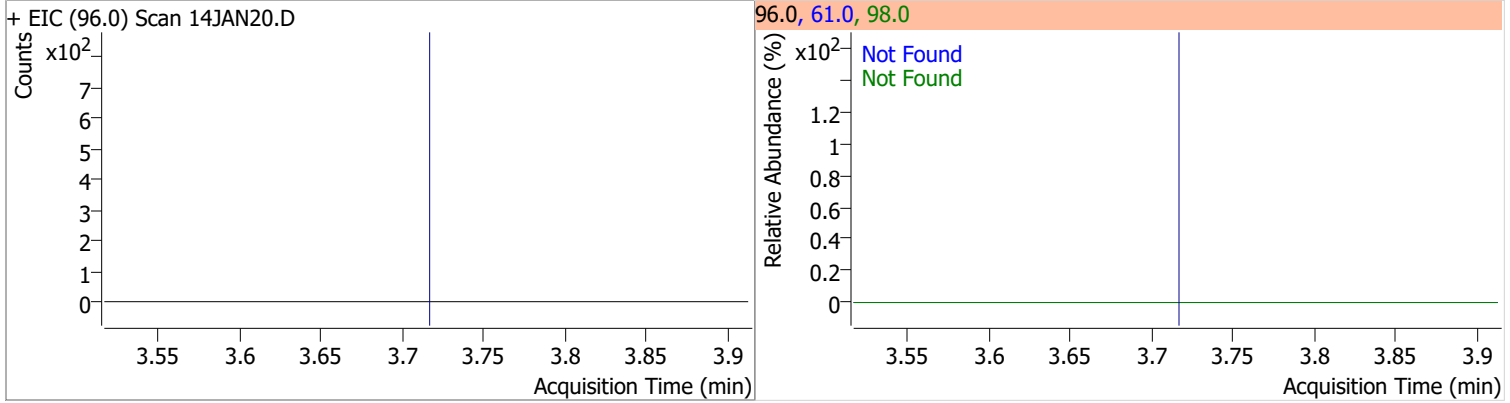


Quantitation Results Report (QT Reviewed)

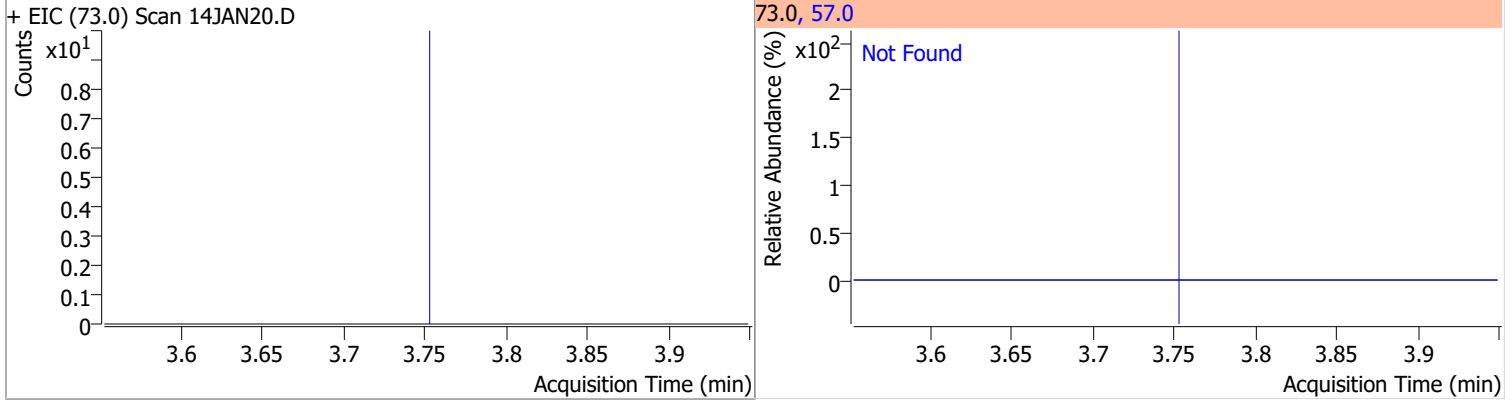


Quantitation Results Report (QT Reviewed)

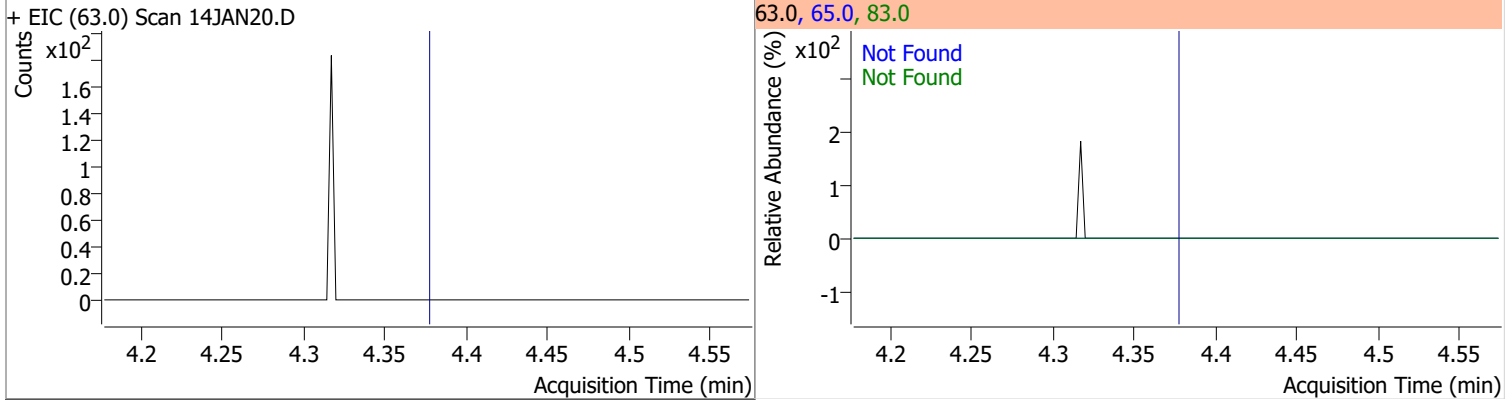
Compound	Conc.	Exp RT	QIon	Exp Ratio	QIon	Exp Ratio
trans-1,2-Dichloroethene	N.D.	3.72	61.0	153.9	98.0	65.7



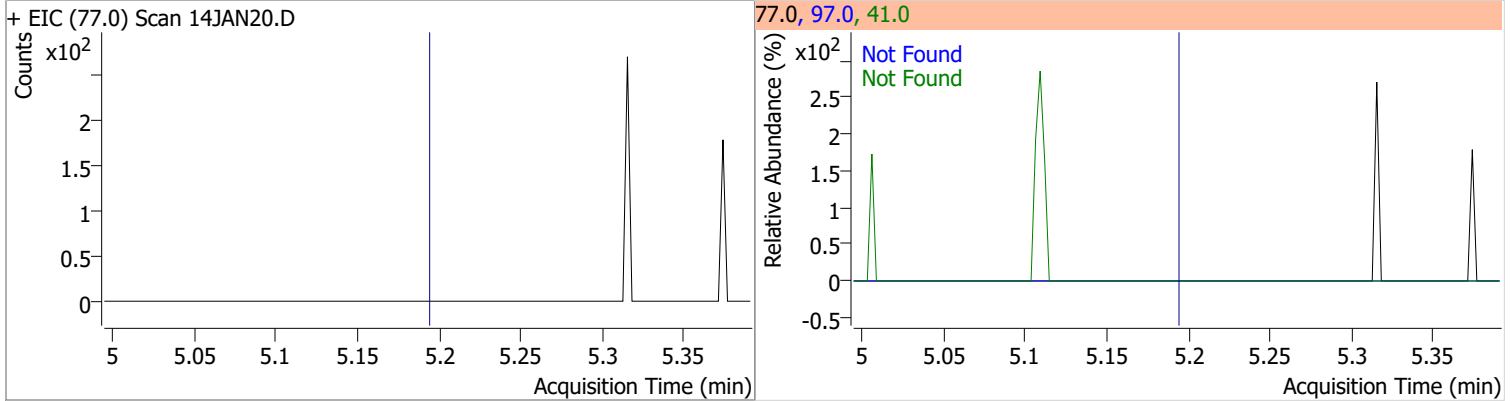
Compound	Conc.	Exp RT	QIon	Exp Ratio
Methyl tert-butyl ether (MTBE)	N.D.	3.75	57.0	24.6



Compound	Conc.	Exp RT	QIon	Exp Ratio	QIon	Exp Ratio
1,1-Dichloroethane	N.D.	4.38	65.0	32.1	83.0	13.7

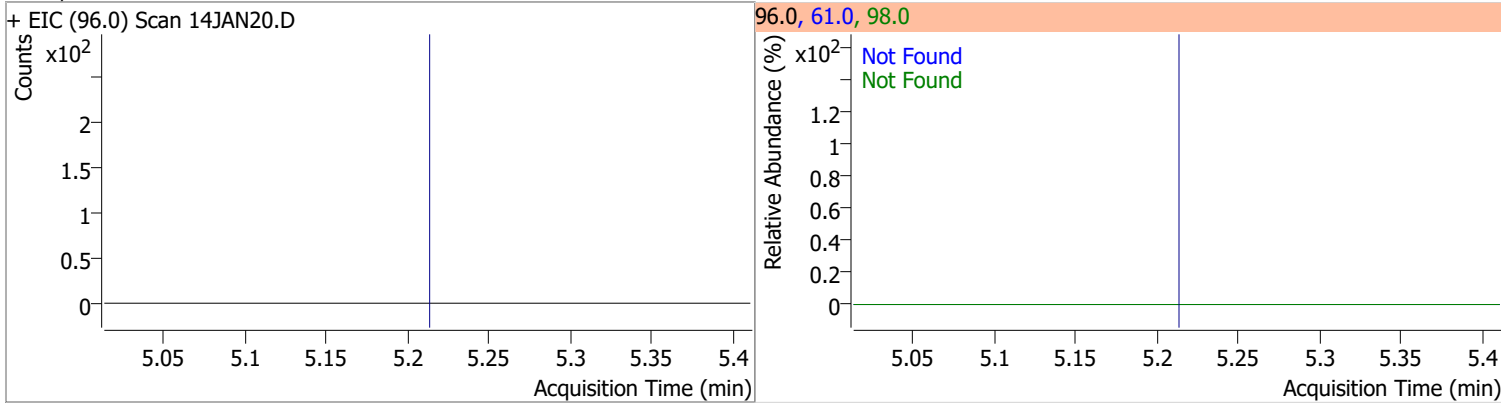


Compound	Conc.	Exp RT	QIon	Exp Ratio	QIon	Exp Ratio
2,2-Dichloropropane	N.D.	5.20	41.0	66.5	97.0	23.2

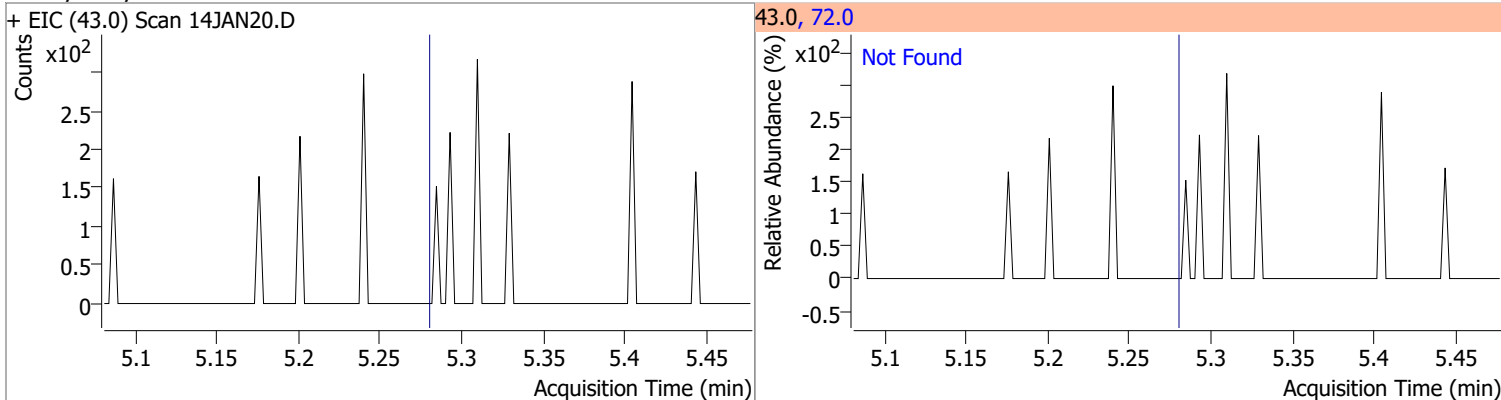


Quantitation Results Report (QT Reviewed)

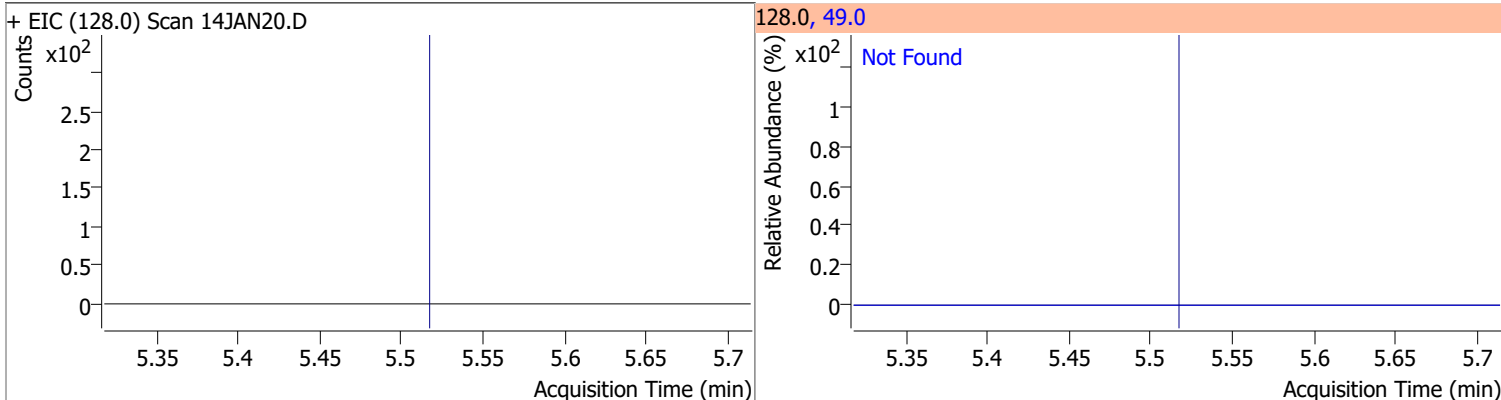
Compound	Conc.	Exp RT	QIon	Exp Ratio	QIon	Exp Ratio
cis-1,2-Dichloroethene	N.D.	5.22	61.0	167.2	98.0	67.3



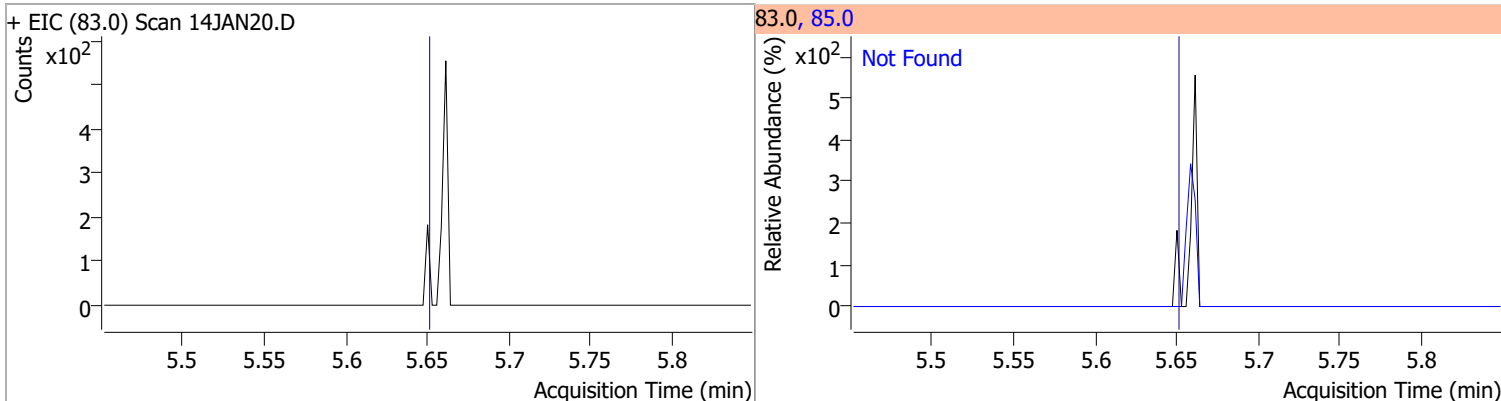
Compound	Conc.	Exp RT	QIon	Exp Ratio
Methyl ethyl ketone	N.D.	5.28	72.0	21.3



Compound	Conc.	Exp RT	QIon	Exp Ratio
Bromochloromethane	N.D.	5.52	49.0	182.9

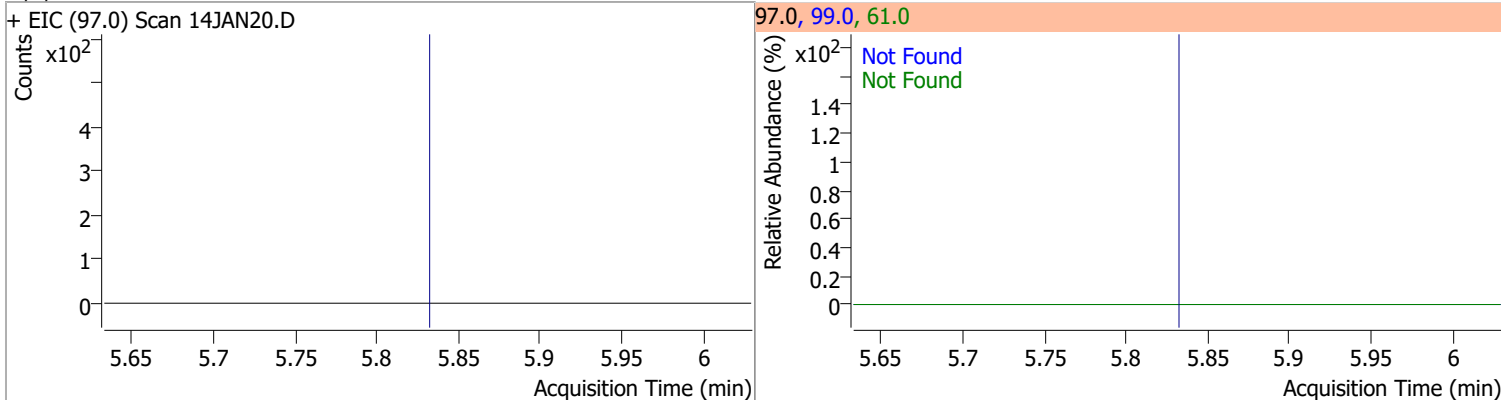


Compound	Conc.	Exp RT	QIon	Exp Ratio
Chloroform	N.D.	5.65	85.0	66.0

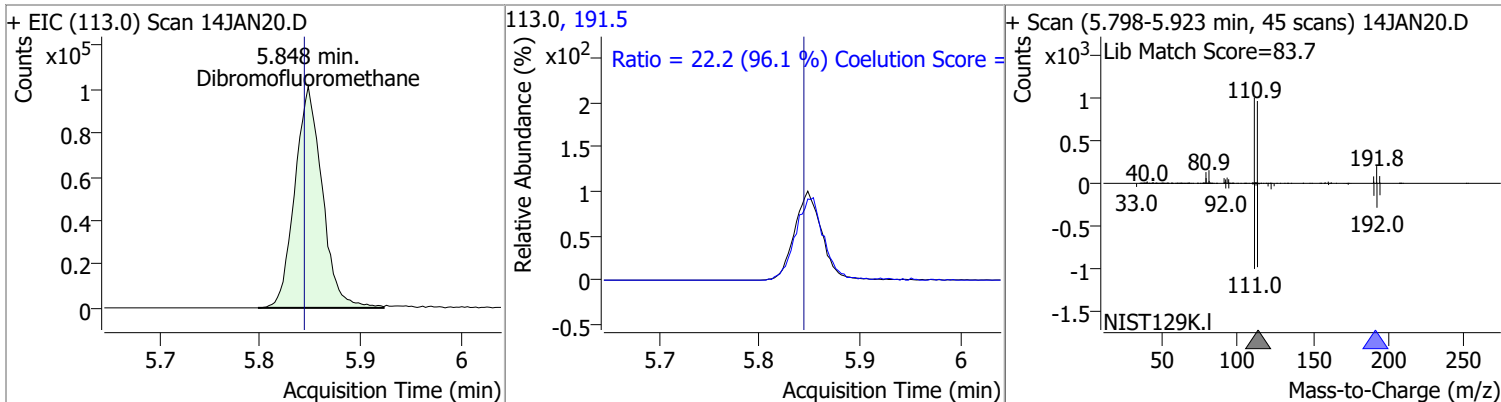


Quantitation Results Report (QT Reviewed)

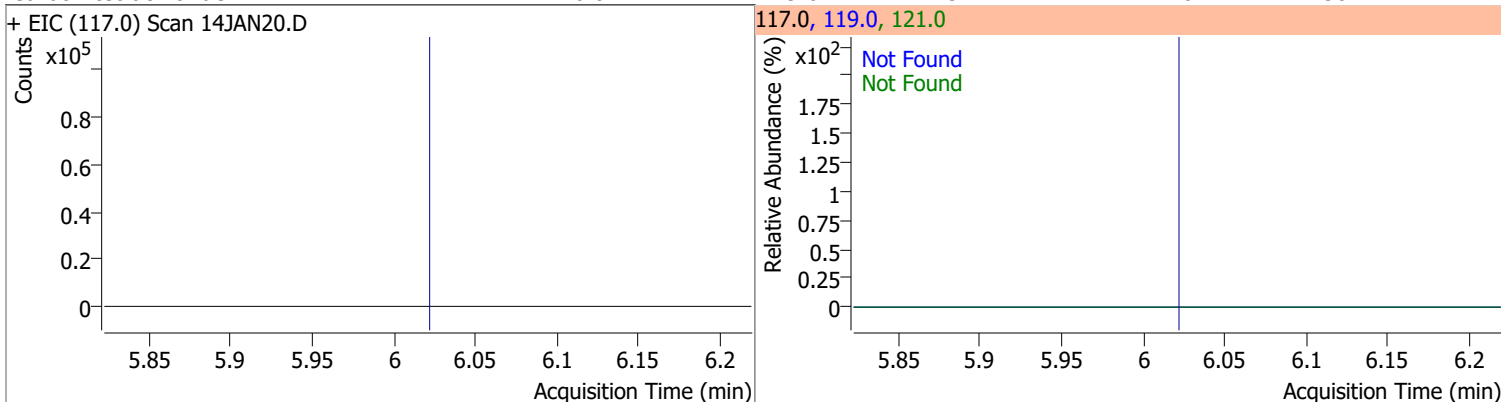
Compound	Conc.	Exp RT	QIon	Exp Ratio	QIon	Exp Ratio
1,1,1-Trichloroethane	N.D.	5.83	99.0	64.7	61.0	48.1



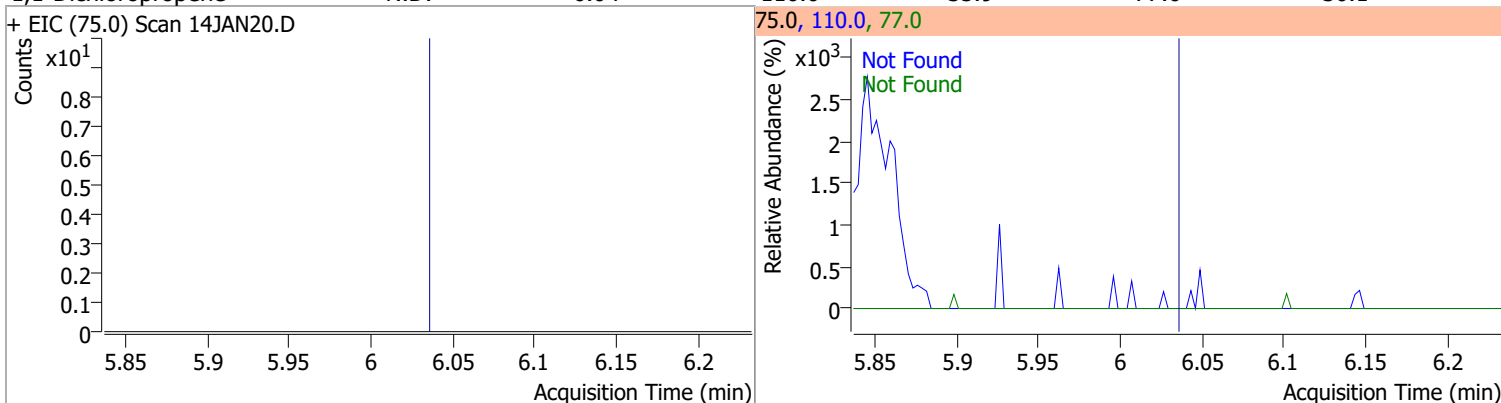
Compound	Conc.	RT	Dev(Min)	Resp.	QIon	QRatio	Lower	Upper
Dibromofluoromethane	279.8320	5.85	0.00	192291	191.5	22.2	0.0	53.1



Compound	Conc.	Exp RT	QIon	Exp Ratio	QIon	Exp Ratio
Carbon tetrachloride	N.D.	6.02	119.0	97.2	121.0	30.1

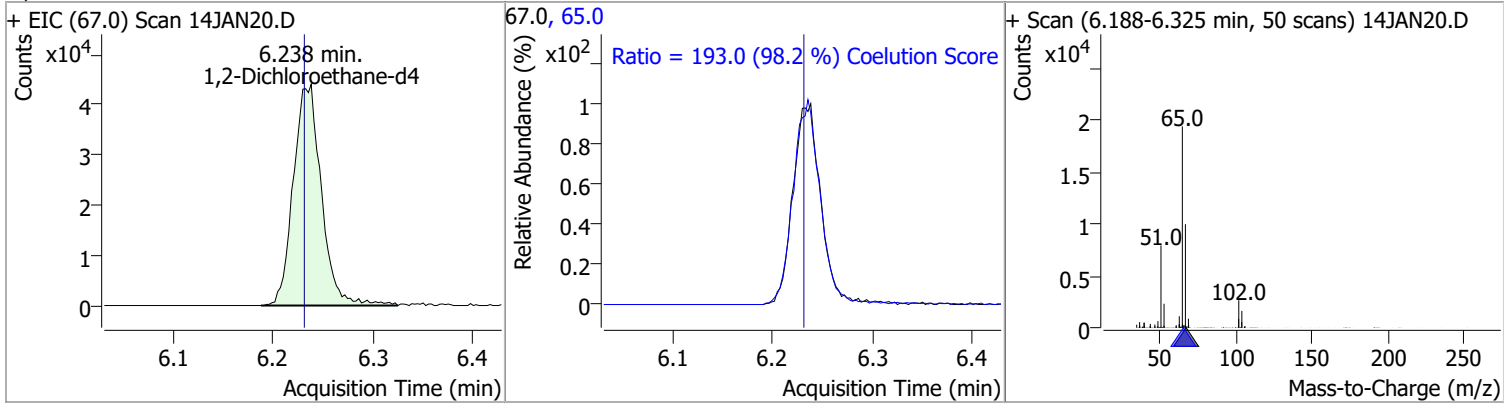


Compound	Conc.	Exp RT	QIon	Exp Ratio	QIon	Exp Ratio
1,1-Dichloropropene	N.D.	6.04	110.0	35.9	77.0	30.1

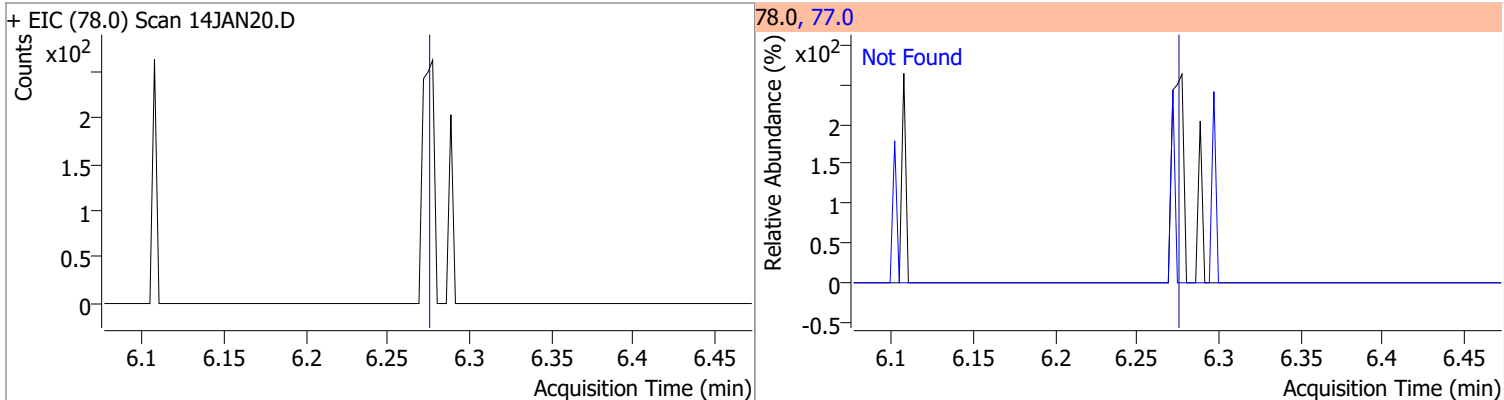


Quantitation Results Report (QT Reviewed)

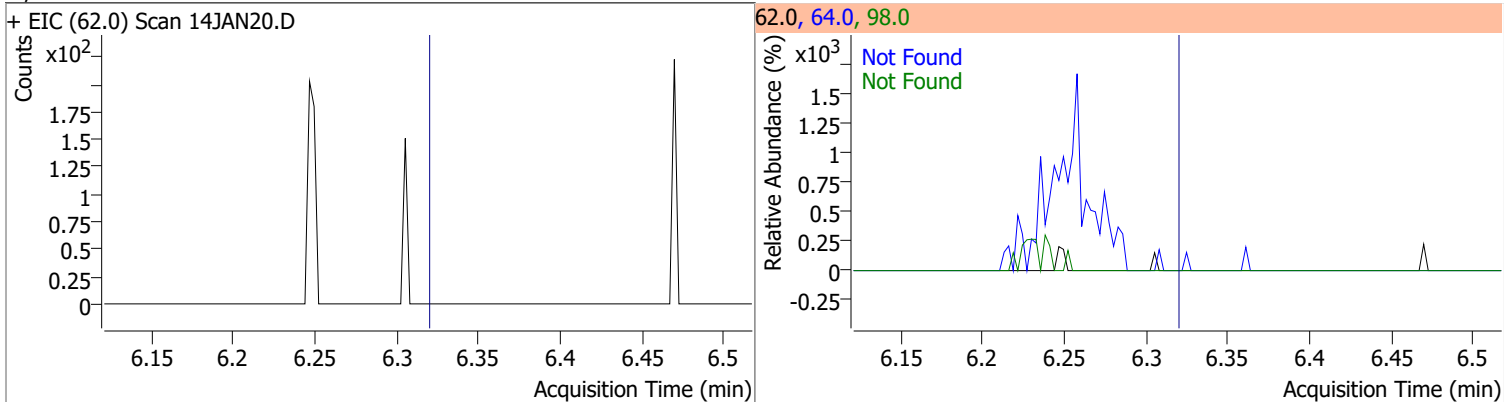
Compound	Conc.	RT	Dev(Min)	Resp.	QIon	QRatio	Lower	Upper
1,2-Dichloroethane-d4	288.3599	6.24	0.01	85587	65.0	193.0	166.5	226.5



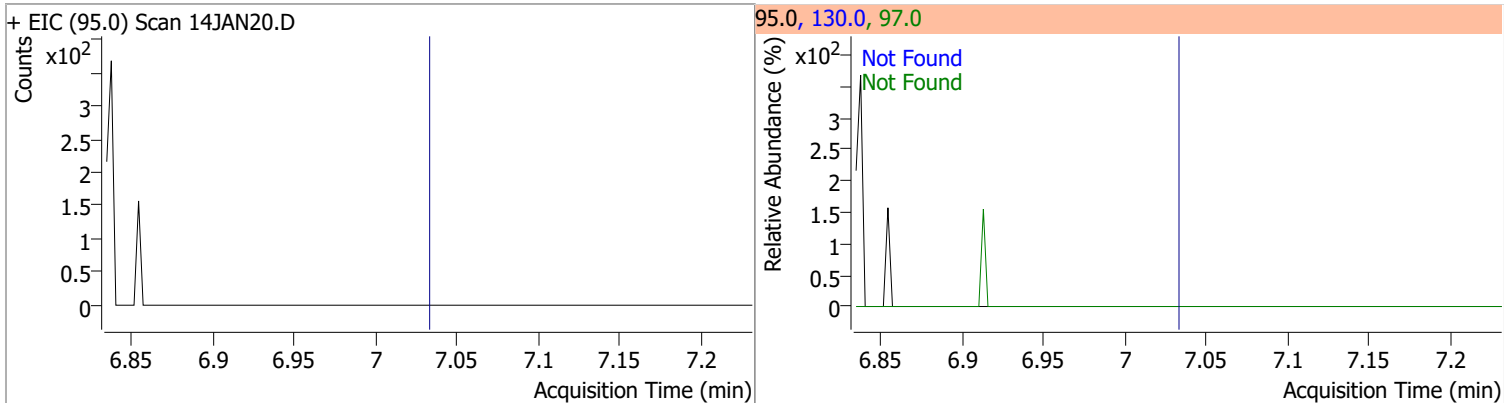
Compound	Conc.	Exp RT	QIon	Exp Ratio
Benzene	N.D.	6.28	77.0	23.5



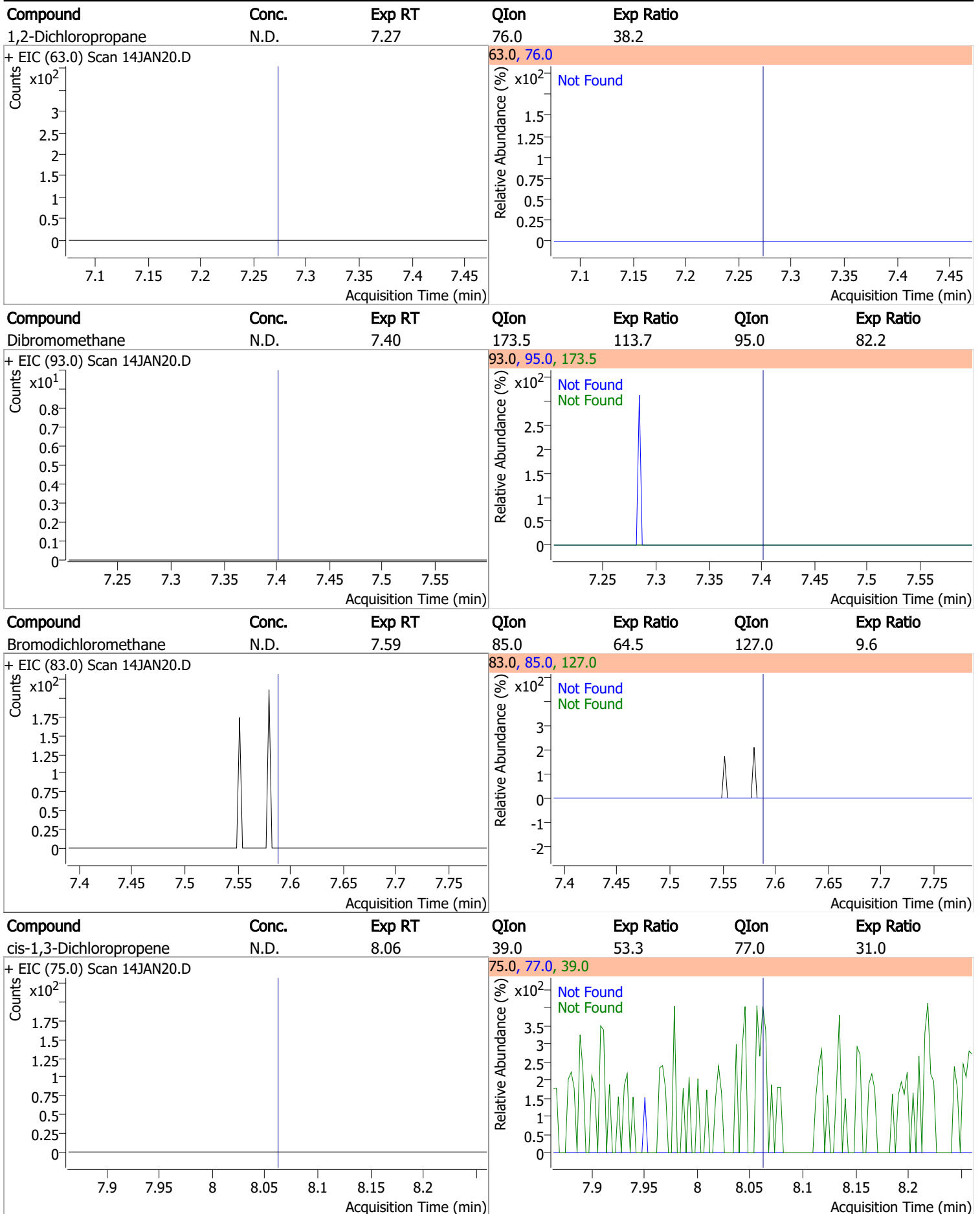
Compound	Conc.	Exp RT	QIon	Exp Ratio	QIon	Exp Ratio
1,2-Dichloroethane	N.D.	6.32	64.0	29.9	98.0	7.6



Compound	Conc.	Exp RT	QIon	Exp Ratio	QIon	Exp Ratio
Trichloroethene	N.D.	7.03	130.0	101.5	97.0	64.1

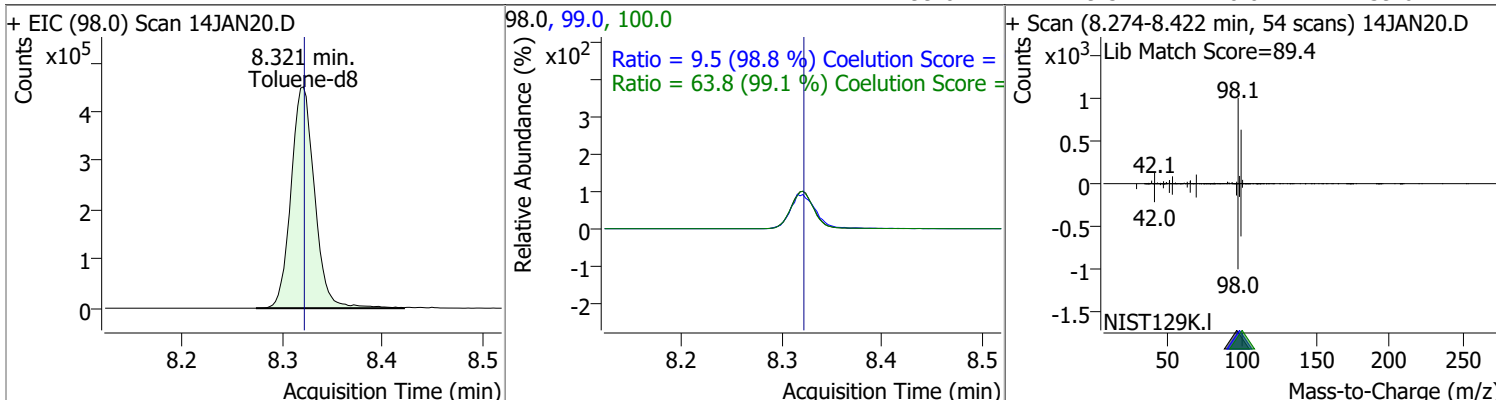


Quantitation Results Report (QT Reviewed)

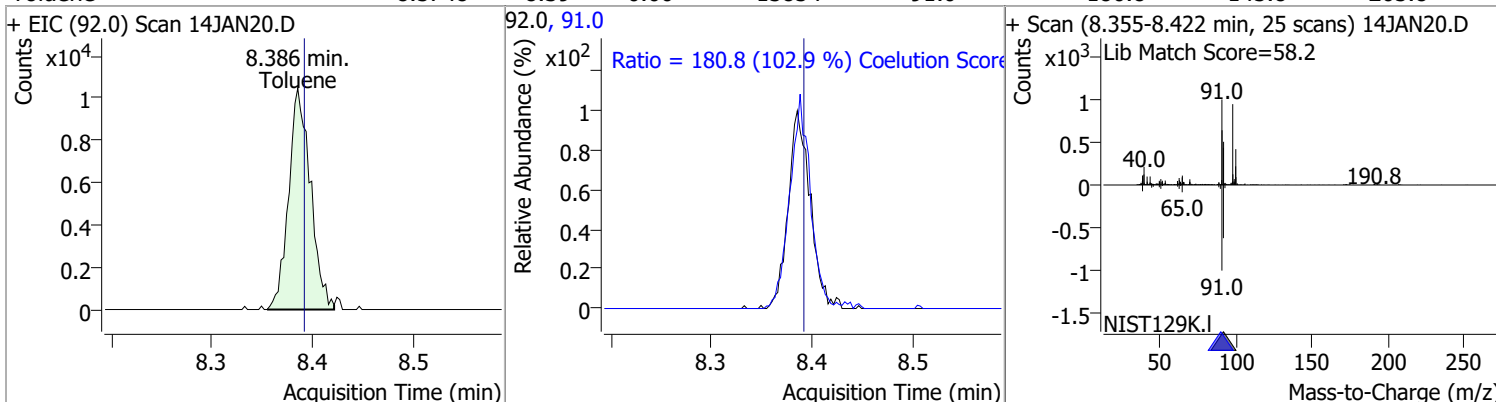


Quantitation Results Report (QT Reviewed)

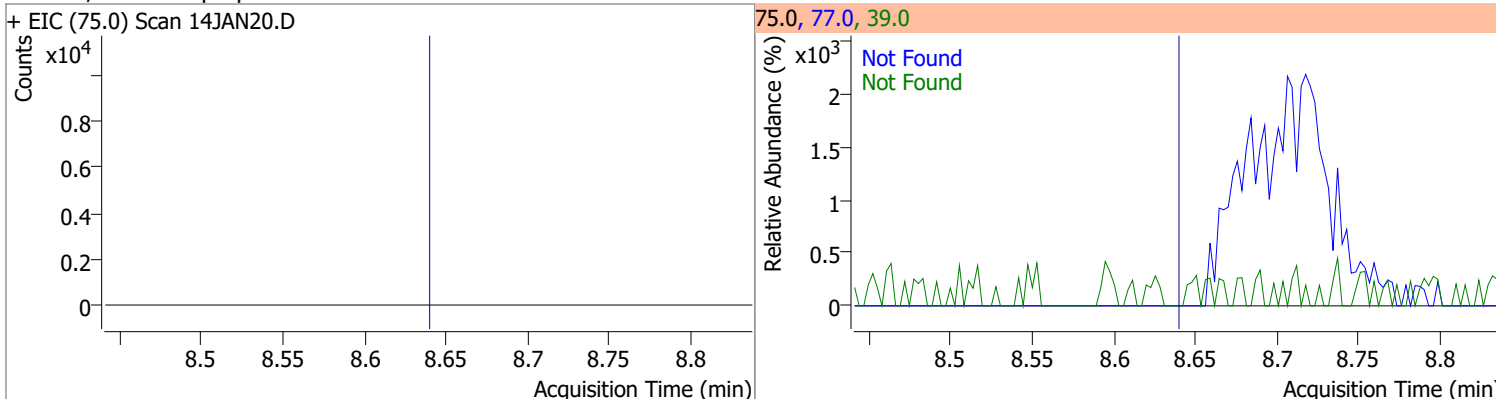
Compound	Conc.	RT	Dev(Min)	Resp.	QIon	QRatio	Lower	Upper
Toluene-d8	269.1158	8.32	0.00	736596	100.0	63.8	34.4	94.4
					99.0	9.5	0.0	39.6



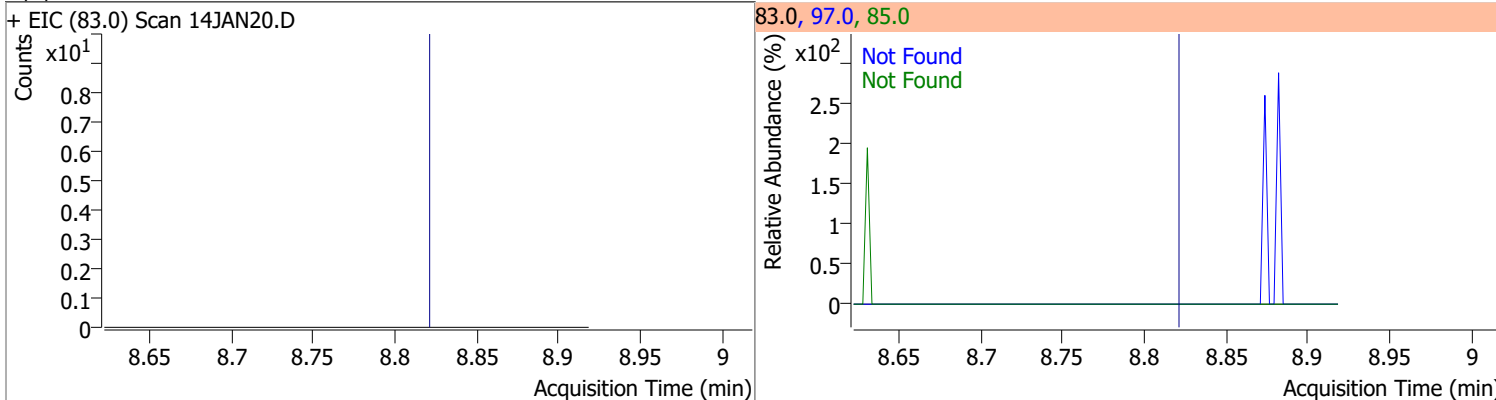
Compound	Conc.	RT	Dev(Min)	Resp.	QIon	QRatio	Lower	Upper
Toluene	8.5748	8.39	0.00	15854	91.0	180.8	145.8	205.8



Compound	Conc.	Exp RT	QIon	Exp Ratio	QIon	Exp Ratio
trans-1,3-Dichloropropene	N.D.	8.64	39.0	53.4	77.0	32.4

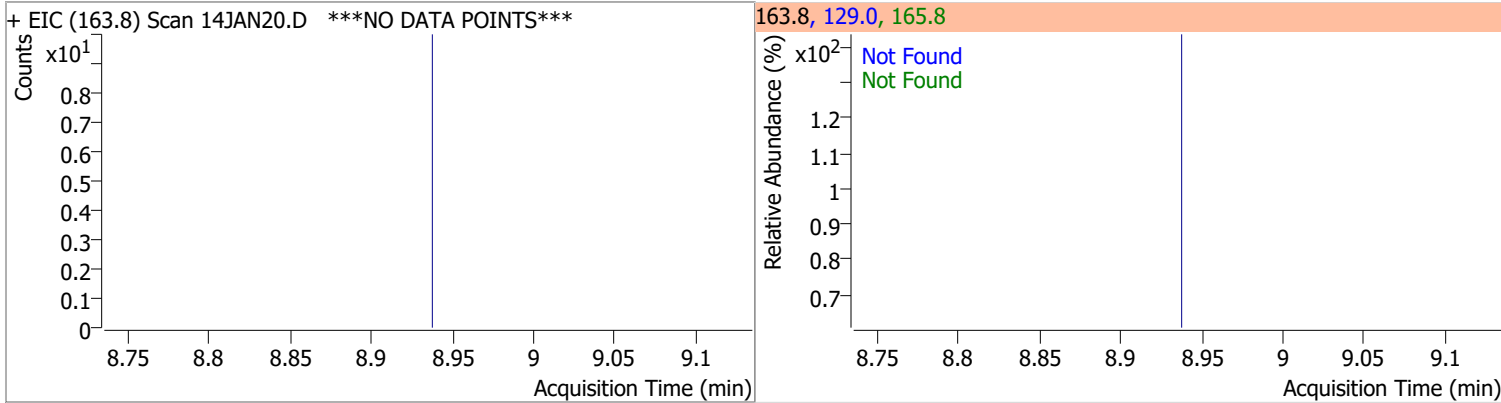


Compound	Conc.	Exp RT	QIon	Exp Ratio	QIon	Exp Ratio
1,1,2-Trichloroethane	N.D.	8.82	97.0	114.6	85.0	67.6

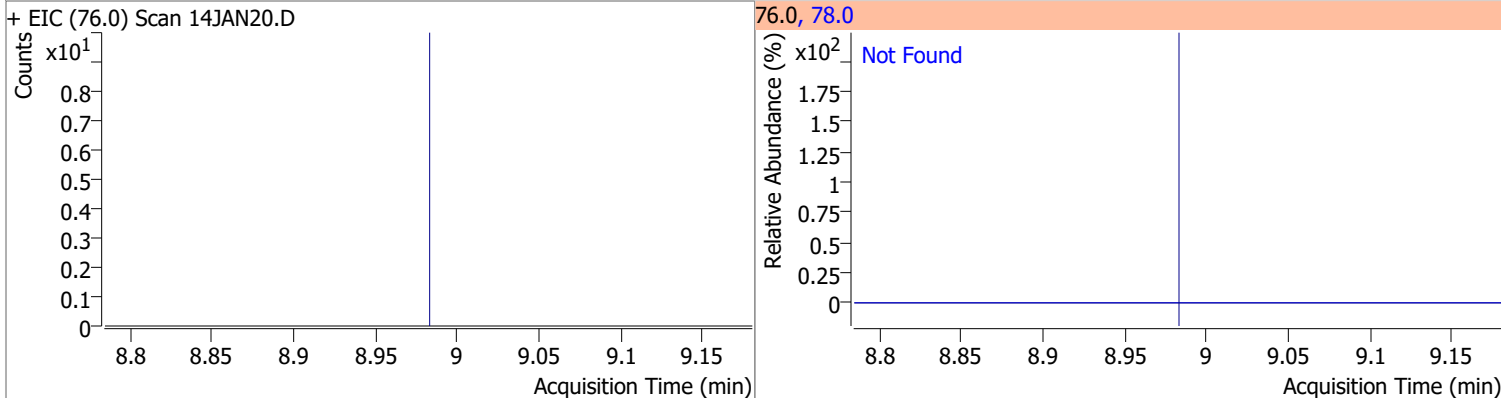


Quantitation Results Report (QT Reviewed)

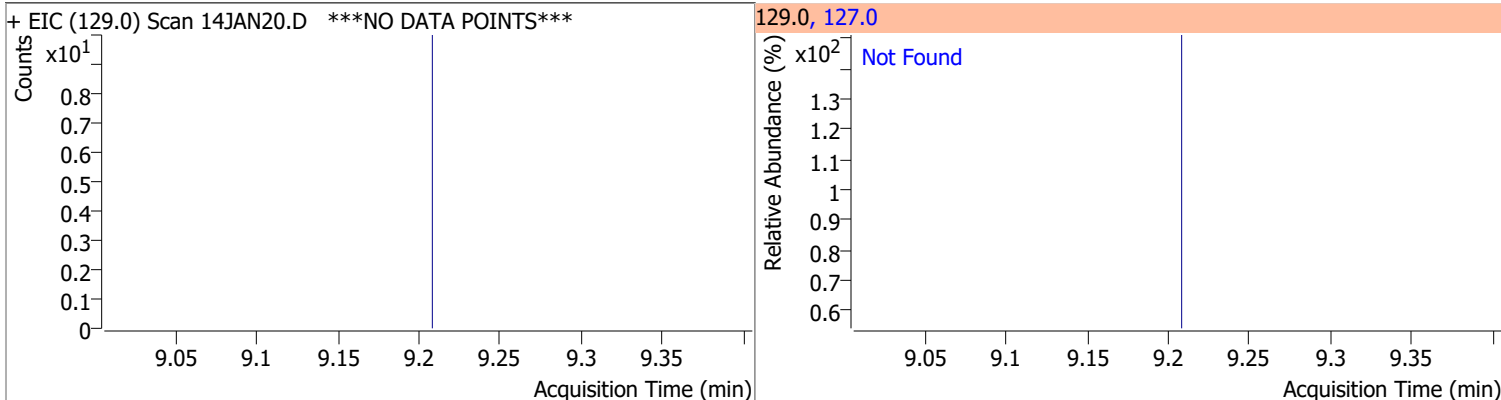
Compound	Conc.	Exp RT	QIon	Exp Ratio	QIon	Exp Ratio
Tetrachloroethene	N.D.	8.94	165.8	128.6	129.0	91.5



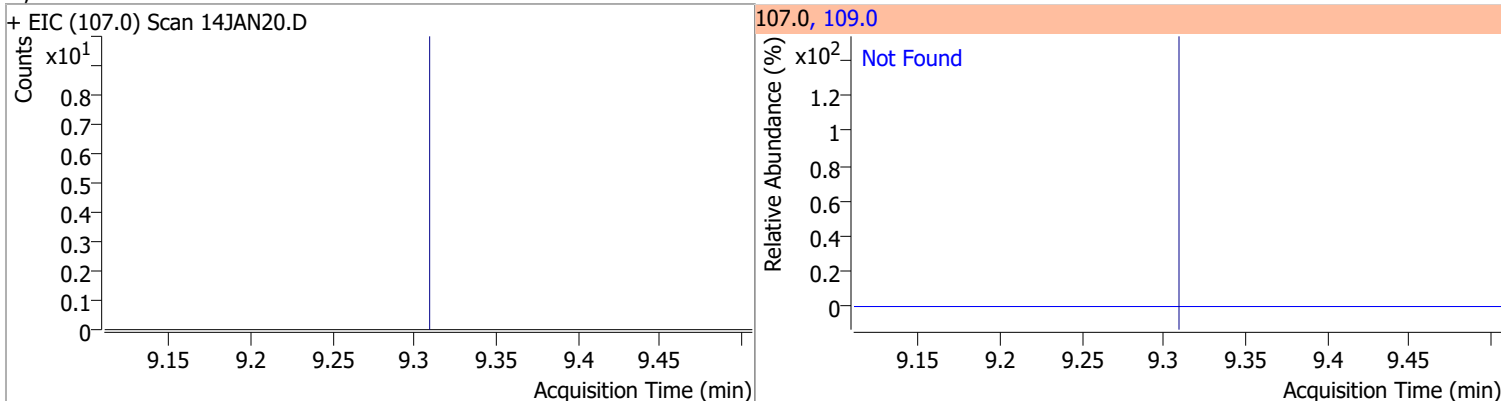
Compound	Conc.	Exp RT	QIon	Exp Ratio
1,3-Dichloropropane	N.D.	8.98	78.0	32.9



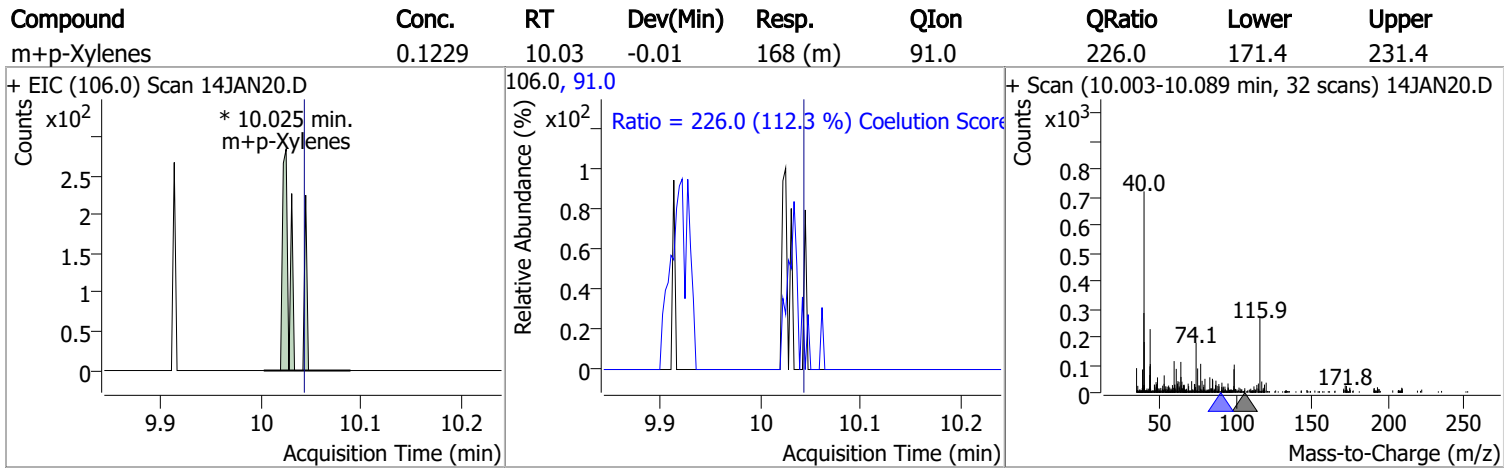
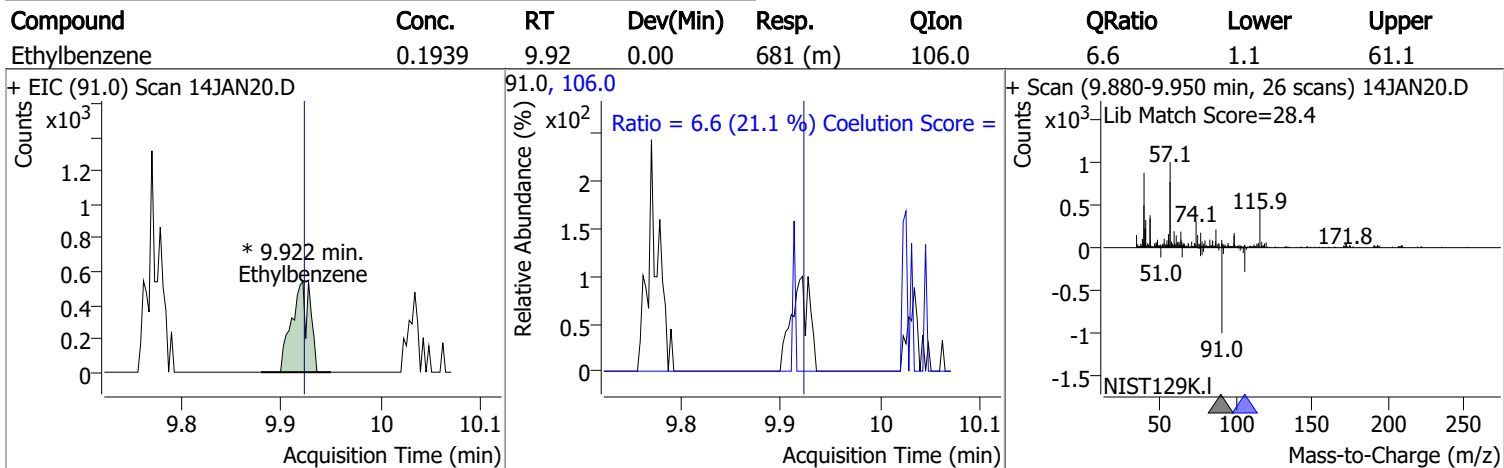
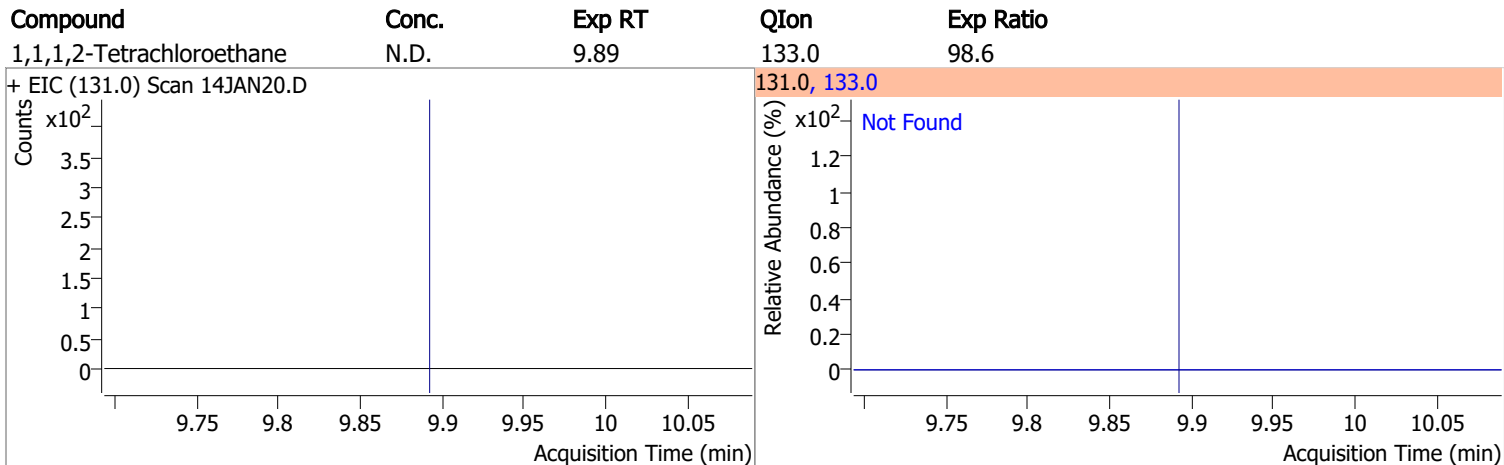
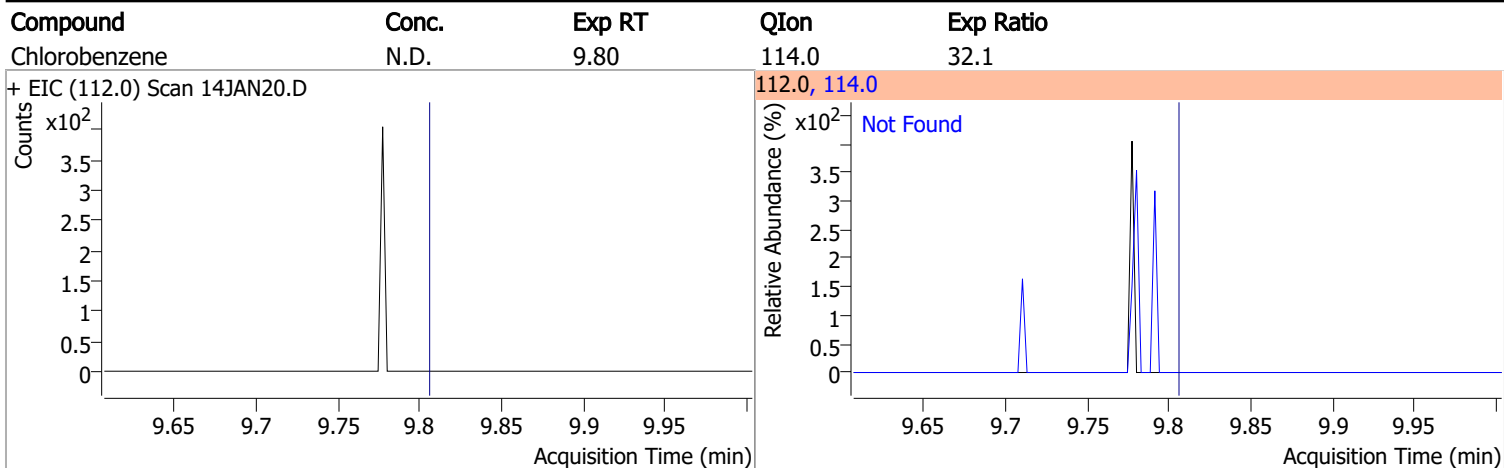
Compound	Conc.	Exp RT	QIon	Exp Ratio
Chlorodibromomethane	N.D.	9.21	127.0	78.0



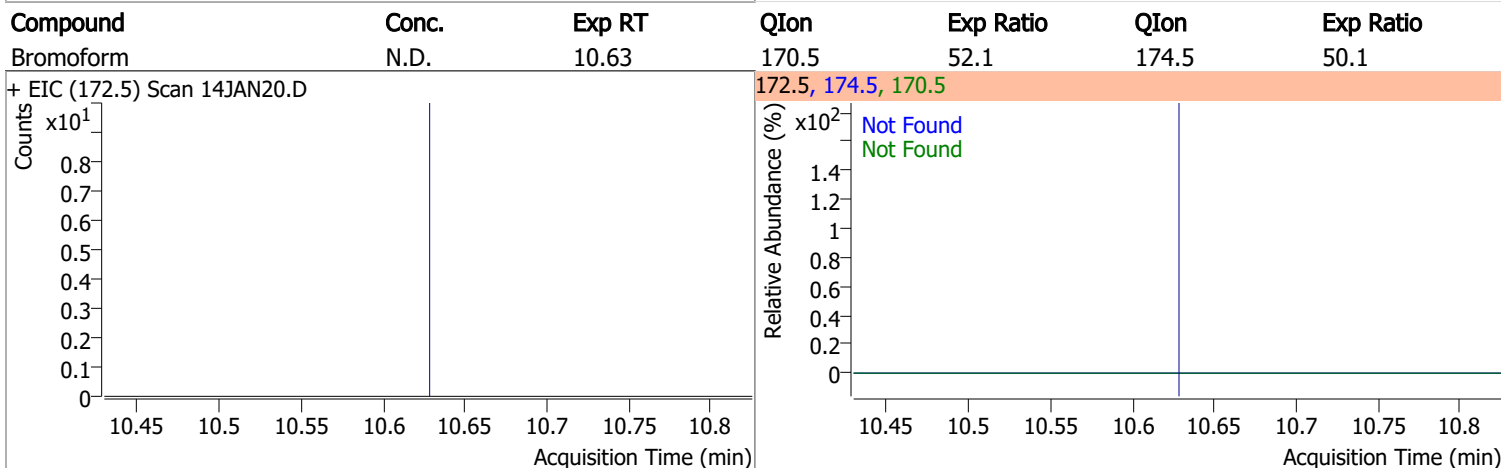
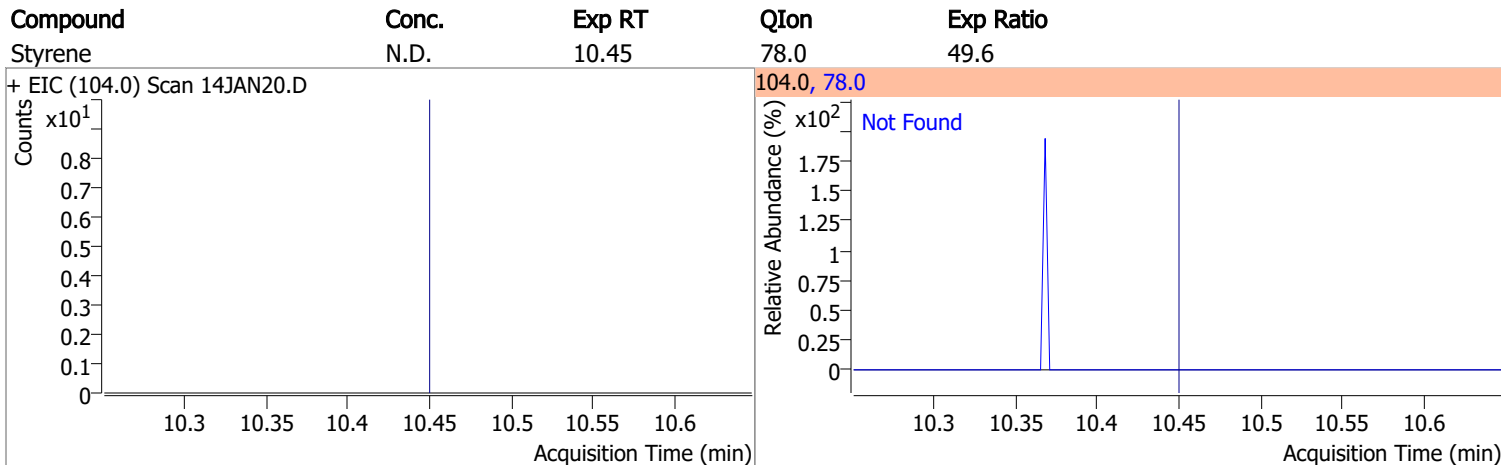
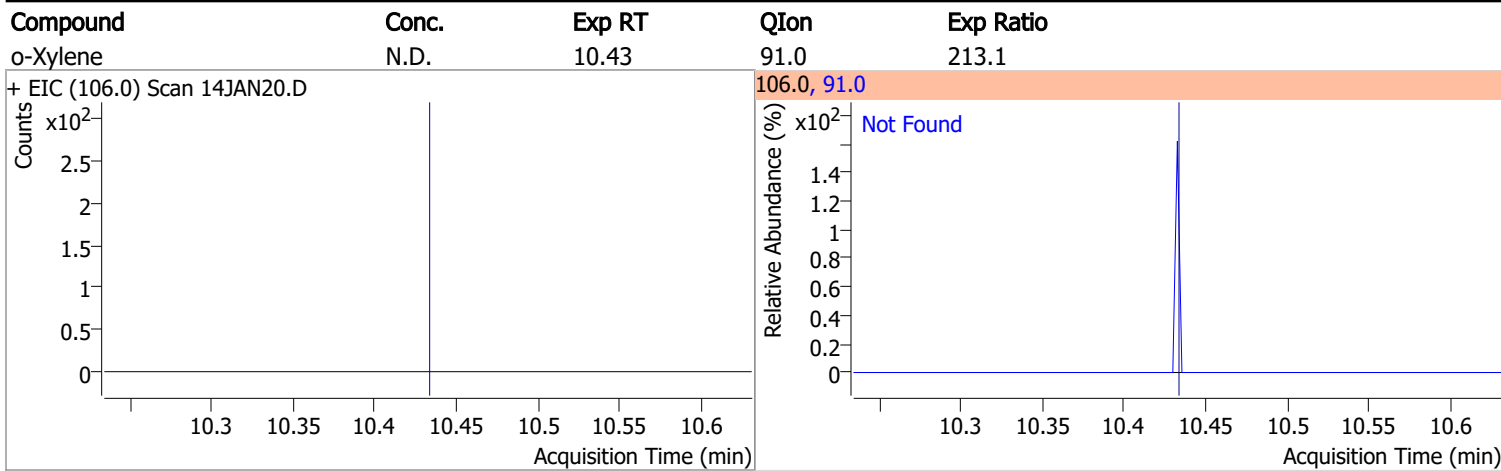
Compound	Conc.	Exp RT	QIon	Exp Ratio
1,2-Dibromoethane	N.D.	9.31	109.0	94.5



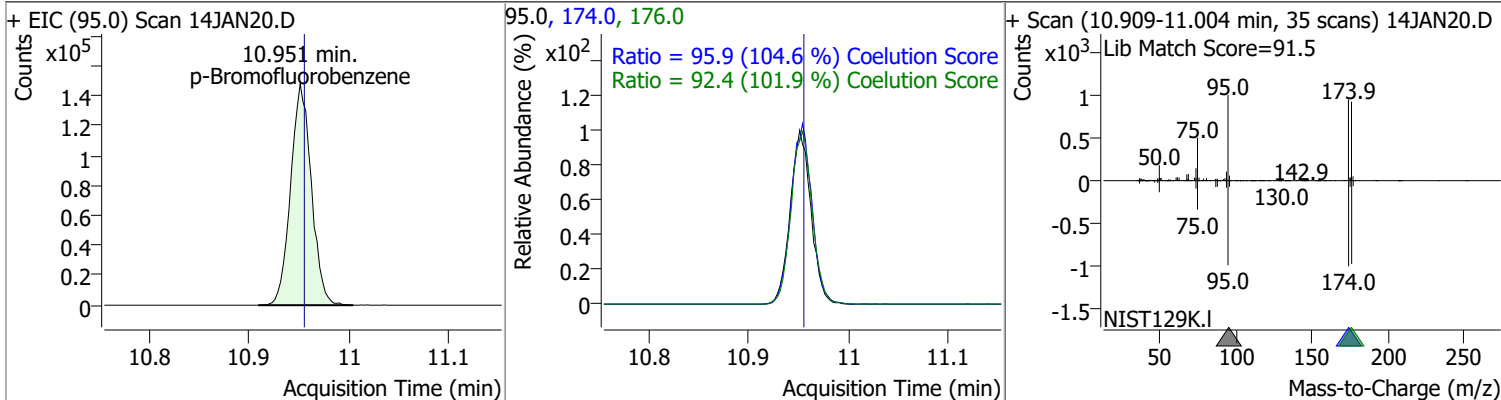
Quantitation Results Report (QT Reviewed)



Quantitation Results Report (QT Reviewed)

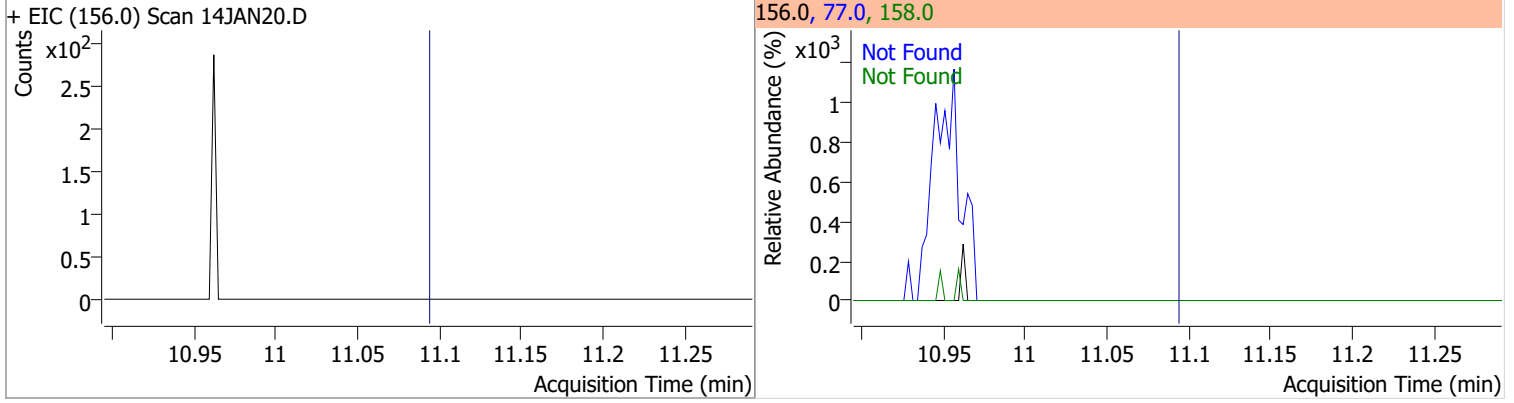


Compound	Conc.	RT	Dev(Min)	Resp.	QIon	QRatio	Lower	Upper
p-Bromofluorobenzene	268.6851	10.95	0.00	212022	174.0	95.9	61.7	121.7
					176.0	92.4	60.6	120.6

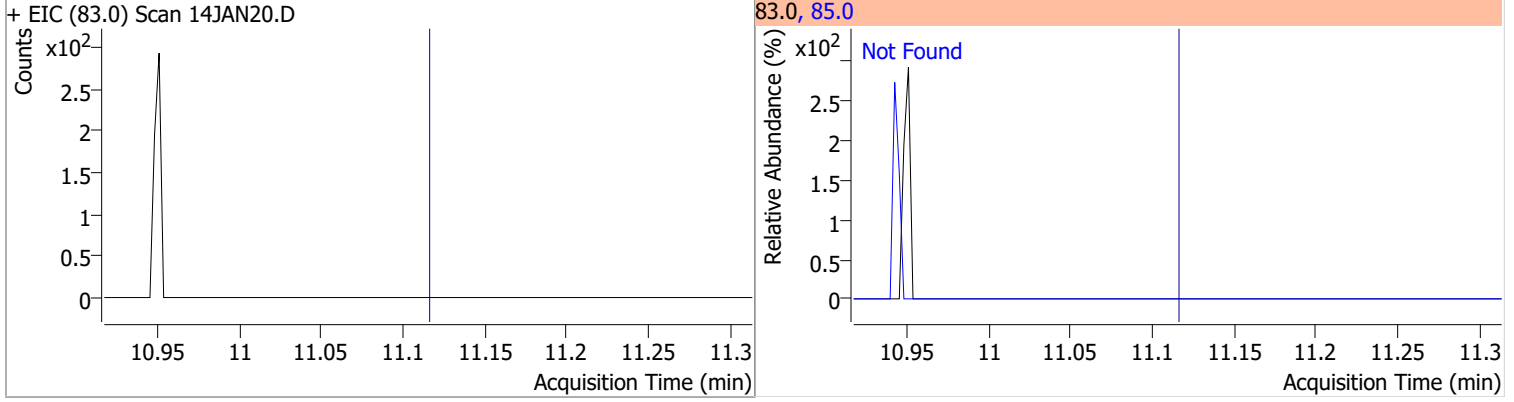


Quantitation Results Report (QT Reviewed)

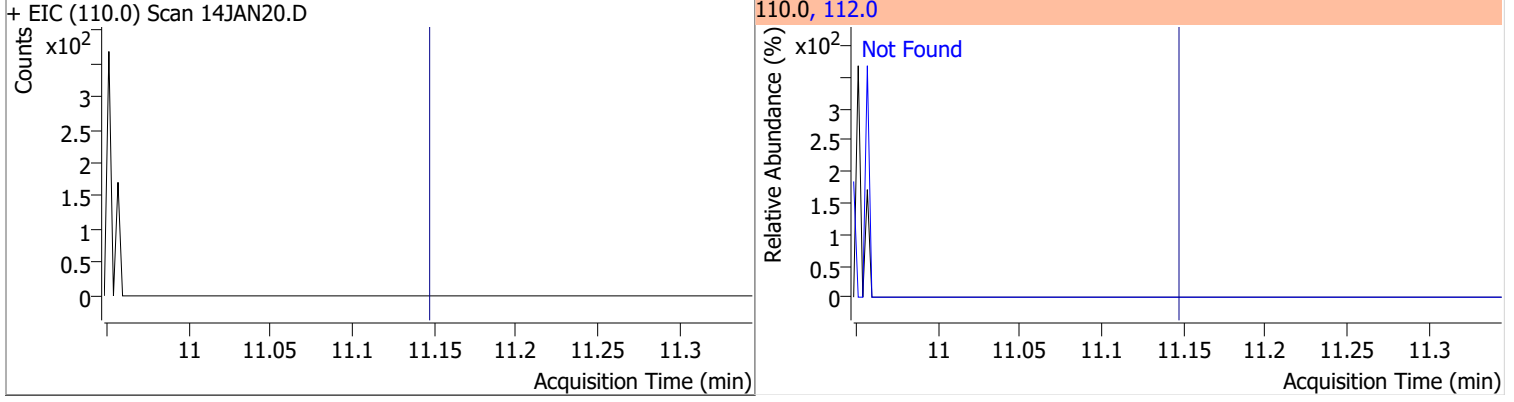
Compound	Conc.	Exp RT	QIon	Exp Ratio	QIon	Exp Ratio
Bromobenzene	N.D.	11.09	77.0	145.7	158.0	96.5



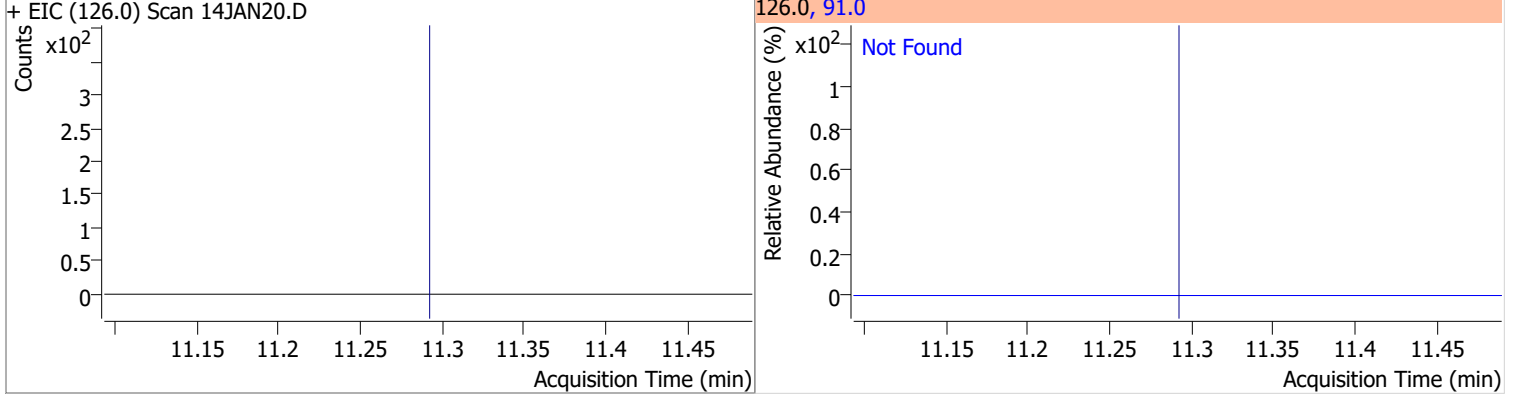
Compound	Conc.	Exp RT	QIon	Exp Ratio
1,1,2,2-Tetrachloroethane	N.D.	11.12	85.0	66.2



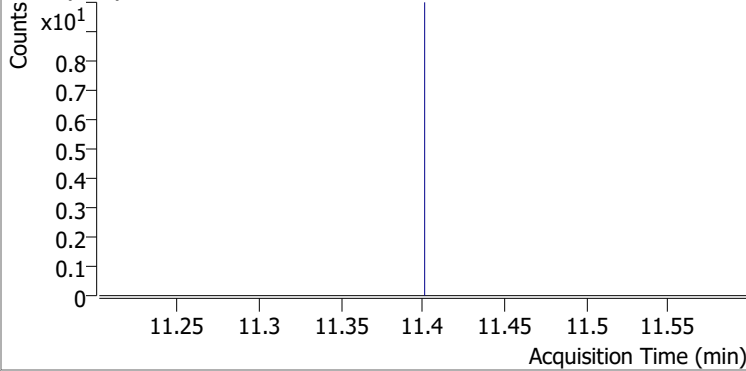
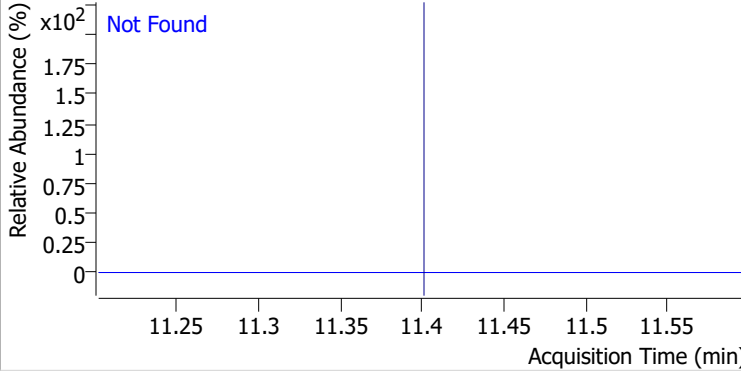
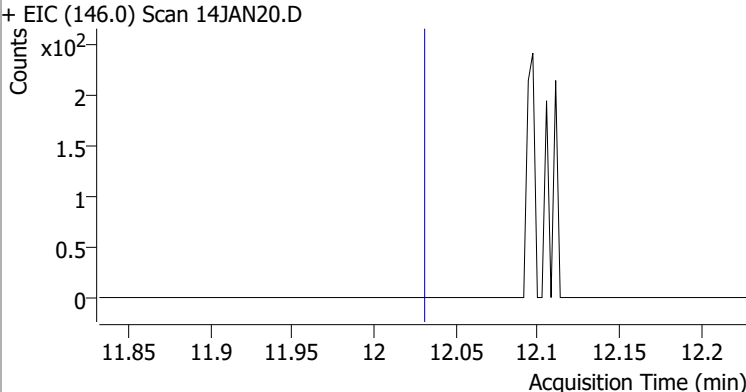
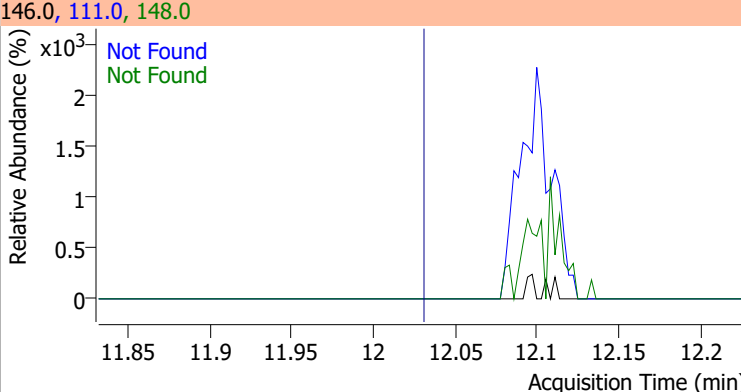
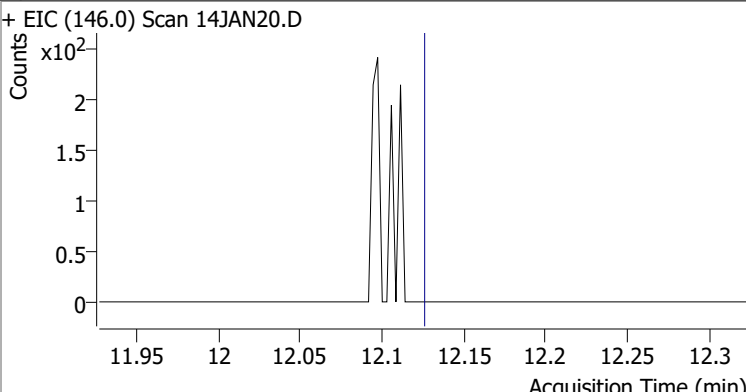
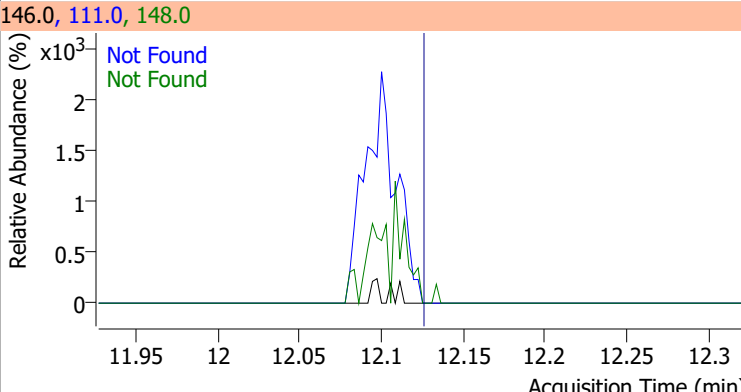
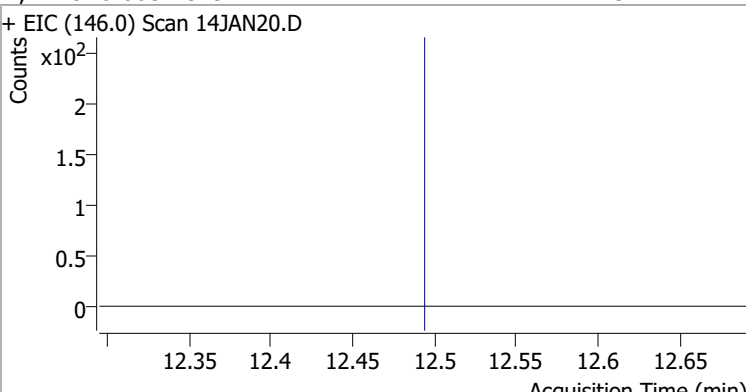
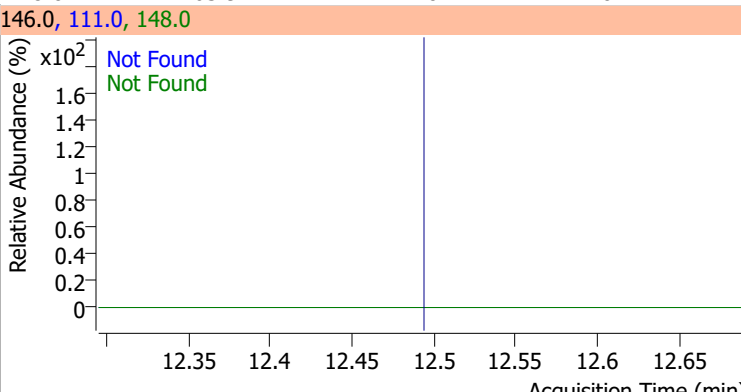
Compound	Conc.	Exp RT	QIon	Exp Ratio
1,2,3-Trichloropropane	N.D.	11.15	112.0	63.5



Compound	Conc.	Exp RT	QIon	Exp Ratio
2-Chlorotoluene	N.D.	11.29	91.0	282.3

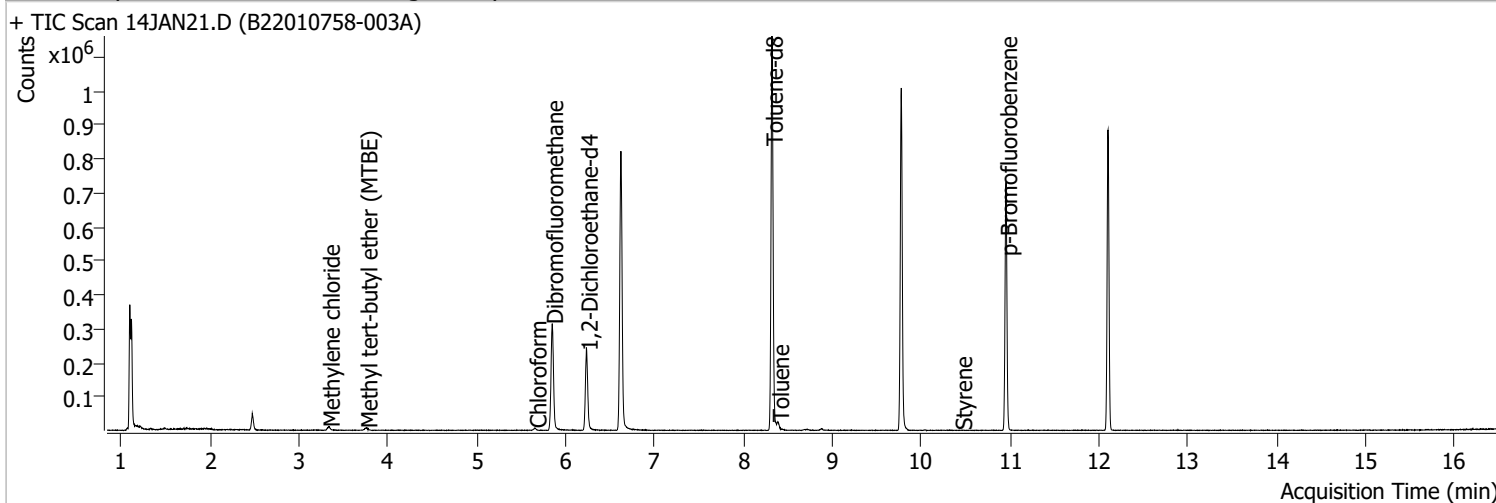


Quantitation Results Report (QT Reviewed)

Compound	Conc.	Exp RT	QIon	Exp Ratio		
4-Chlorotoluene	N.D.	11.40	126.0	31.7		
+ EIC (91.0) Scan 14JAN20.D			91.0, 126.0			
						
1,3-Dichlorobenzene	N.D.	12.03	148.0	63.6	QIon	Exp Ratio
					111.0	39.8
+ EIC (146.0) Scan 14JAN20.D			146.0, 111.0, 148.0			
						
1,4-Dichlorobenzene	N.D.	12.13	148.0	63.1	QIon	Exp Ratio
					111.0	39.1
+ EIC (146.0) Scan 14JAN20.D			146.0, 111.0, 148.0			
						
1,2-Dichlorobenzene	N.D.	12.49	148.0	63.9	QIon	Exp Ratio
					111.0	41.0
+ EIC (146.0) Scan 14JAN20.D			146.0, 111.0, 148.0			
						

Quantitation Results Report (QT Reviewed)

Data File	14JAN21.D	Operator	MSC
Acq. Method	5975CACQF.M	Acq. Date-Time	1/14/2022 7:08:22 PM
Sample Name	B22010758-003A	Instrument	VOA5975C
Vial	21	Multiplier	1.00
DA Method File	VOA5975C_8260B_SHT_DoD_L4_010422.m	Comment	
Tune File	BFB_Atune3.u	Tune Date	10/11/2021 4:02:00 PM
Batch Name	VG011422_8260B.batch.bin	Last Calib Update	3/4/2022 3:27:31 PM
Ref Library	\\MASSHUNTER\Org\Library\NIST129K.I		



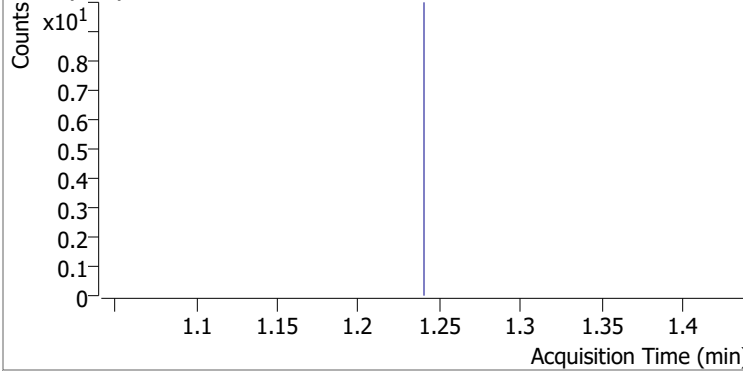
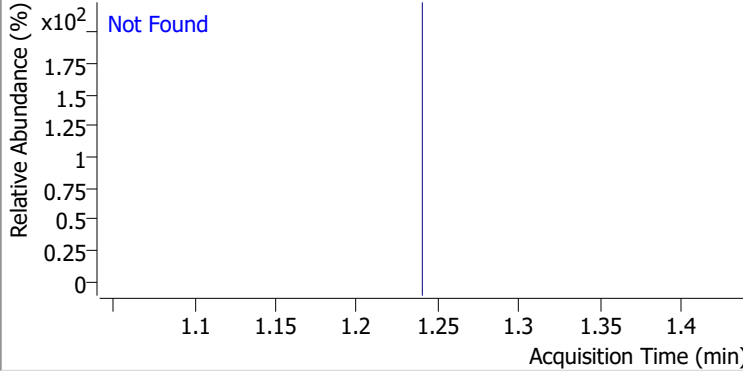
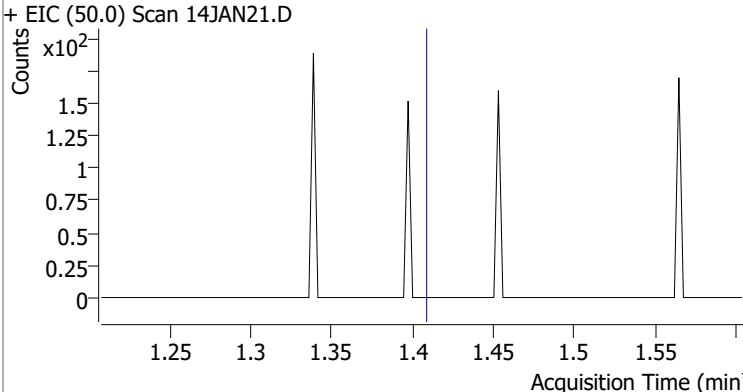
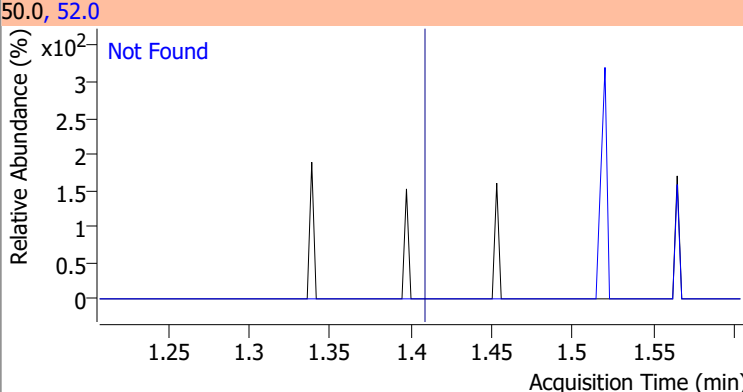
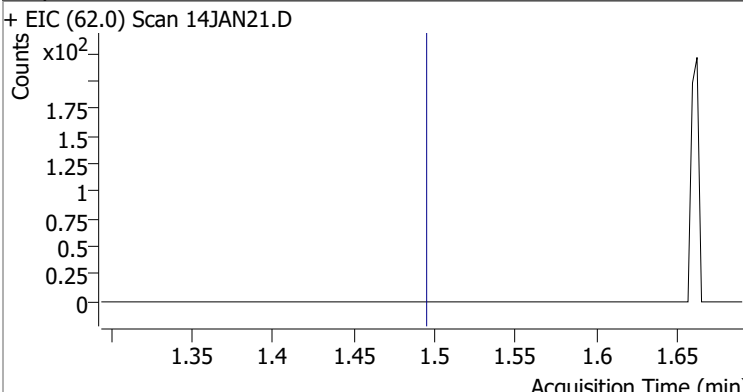
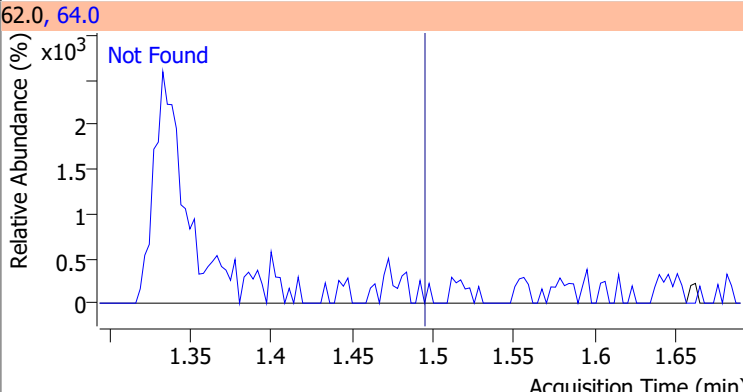
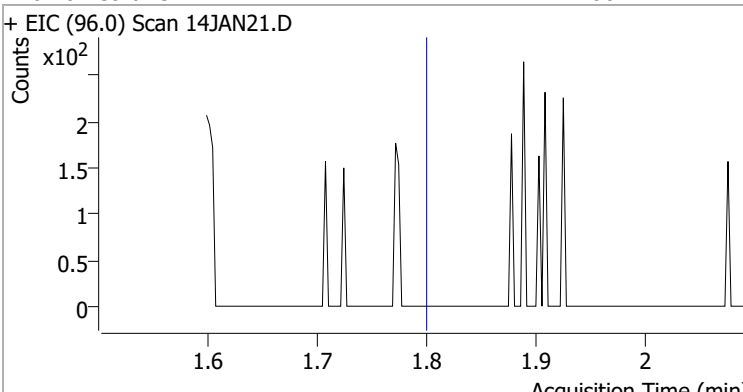
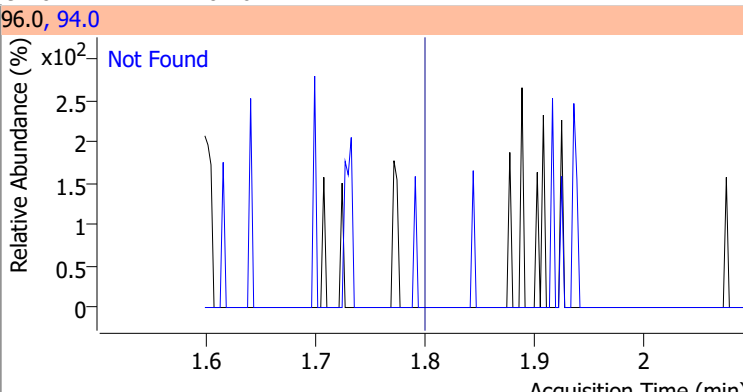
Compound	RT	QIon	Resp.	Conc.	Units	Dev(Min)
Internal Standards						
M Fluorobenzene	6.620	96.0	701134	250.0000	ng	-0.003
M Chlorobenzene-d5	9.772	82.0	275593	250.0000	ng	0.000
M 1,4-Dichlorobenzene-d4	12.097	152.0	216098	250.0000	ng	-0.003
System Monitoring Compounds						
S Dibromofluoromethane	5.848	113.0	184049	278.6344	ng	0.003
Spiked Amount: 250.000	Range: 80.0 - 119.0%			Recovery = 111.45%		
S 1,2-Dichloroethane-d4	6.236	67.0	82104	287.7759	ng	0.003
Spiked Amount: 250.000	Range: 81.0 - 118.0%			Recovery = 115.11%		
S Toluene-d8	8.319	98.0	708242	266.6820	ng	0.000
Spiked Amount: 250.000	Range: 89.0 - 112.0%			Recovery = 106.67%		
S p-Bromofluorobenzene	10.954	95.0	206357	260.6578	ng	0.000
Spiked Amount: 250.000	Range: 85.0 - 114.0%			Recovery = 104.26%		
Target Compounds						
T Dichlorodifluoromethane	0.000		0	N.D.		
T Chloromethane	0.000		0	N.D.		
T Vinyl chloride	0.000		0	N.D.		
T Bromomethane	0.000		0	N.D.		
T Chloroethane	0.000		0	N.D.		
T Trichlorofluoromethane	0.000		0	N.D.		
T 1,1-Dichloroethene	0.000		0	N.D.		
T Methylene chloride	3.335	49.0	7882	7.5708	ng	99
T trans-1,2-Dichloroethene	0.000		0	N.D.		
T Methyl tert-butyl ether (MTBE)	3.759	73.0	7345	7.8865	ng	m 100
T 1,1-Dichloroethane	0.000		0	N.D.		
T 2,2-Dichloropropane	0.000		0	N.D.		
T cis-1,2-Dichloroethene	0.000		0	N.D.		
T Methyl ethyl ketone	0.000		0	N.D.		
T Bromochloromethane	0.000		0	N.D.		
T Chloroform	5.658	83.0	5125	3.8397	ng	99

Quantitation Results Report (QT Reviewed)

Compound	RT	QIon	Resp.	Conc.	Units	Dev(Min)
T 1,1,1-Trichloroethane	0.000		0	N.D.		
T Carbon tetrachloride	0.000		0	N.D.		
T 1,1-Dichloropropene	0.000		0	N.D.		
T Benzene	0.000		0	N.D.		
T 1,2-Dichloroethane	0.000		0	N.D.		
T Trichloroethene	0.000		0	N.D.		
T 1,2-Dichloropropane	0.000		0	N.D.		
T Dibromomethane	0.000		0	N.D.		
T Bromodichloromethane	0.000		0	N.D.		
T cis-1,3-Dichloropropene	0.000		0	N.D.		
T Toluene	8.391	92.0	5950	3.3167	ng	97
T trans-1,3-Dichloropropene	0.000		0	N.D.		
T 1,1,2-Trichloroethane	0.000		0	N.D.		
T Tetrachloroethene	0.000		0	N.D.		
T 1,3-Dichloropropane	0.000		0	N.D.		
T Chlorodibromomethane	0.000		0	N.D.		
T 1,2-Dibromoethane	0.000		0	N.D.		
T Chlorobenzene	0.000		0	N.D.		
T 1,1,1,2-Tetrachloroethane	0.000		0	N.D.		
T Ethylbenzene	0.000		0	N.D.		
T m+p-Xylenes	10.045	106.0	0		ng md	1
T o-Xylene	10.433	106.0	0		ng md	1
T Styrene	10.446	104.0	254	0.1340	ng m	62
T Bromoform	0.000		0	N.D.		
T Bromobenzene	0.000		0	N.D.		
T 1,1,2,2-Tetrachloroethane	0.000		0	N.D.		
T 1,2,3-Trichloropropane	0.000		0	N.D.		
T 2-Chlorotoluene	0.000		0	N.D.		
T 4-Chlorotoluene	0.000		0	N.D.		
T 1,3-Dichlorobenzene	0.000		0	N.D.		
T 1,4-Dichlorobenzene	0.000		0	N.D.		
T 1,2-Dichlorobenzene	0.000		0	N.D.		

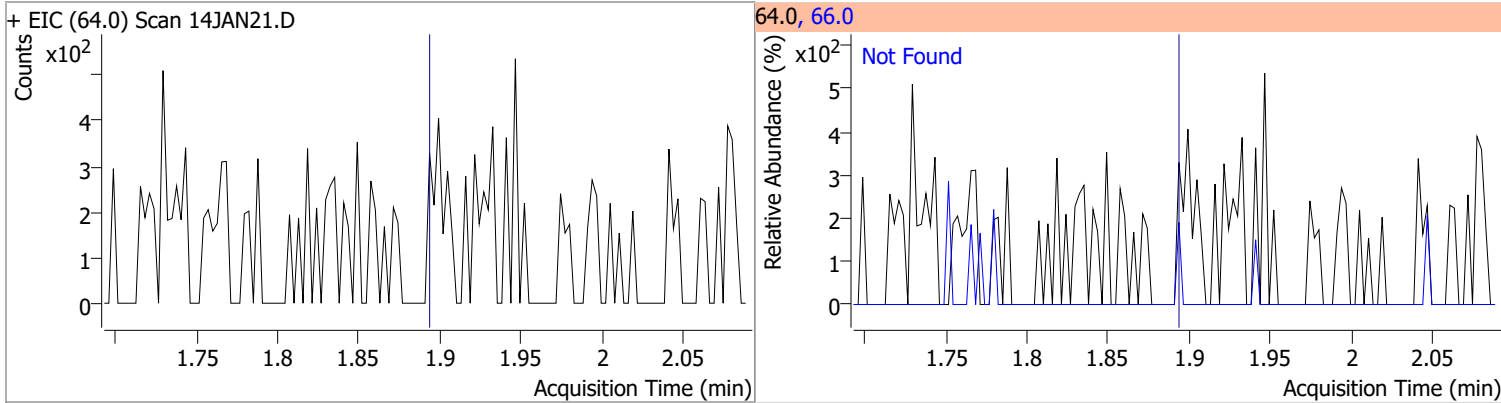
(#) = Qualifier Out of Range; (m) = Manual Integration; (+) = Area Summed; (*) = Surrogate Percent Recovery Out of Range; (d): Zeroed Peak

Quantitation Results Report (QT Reviewed)

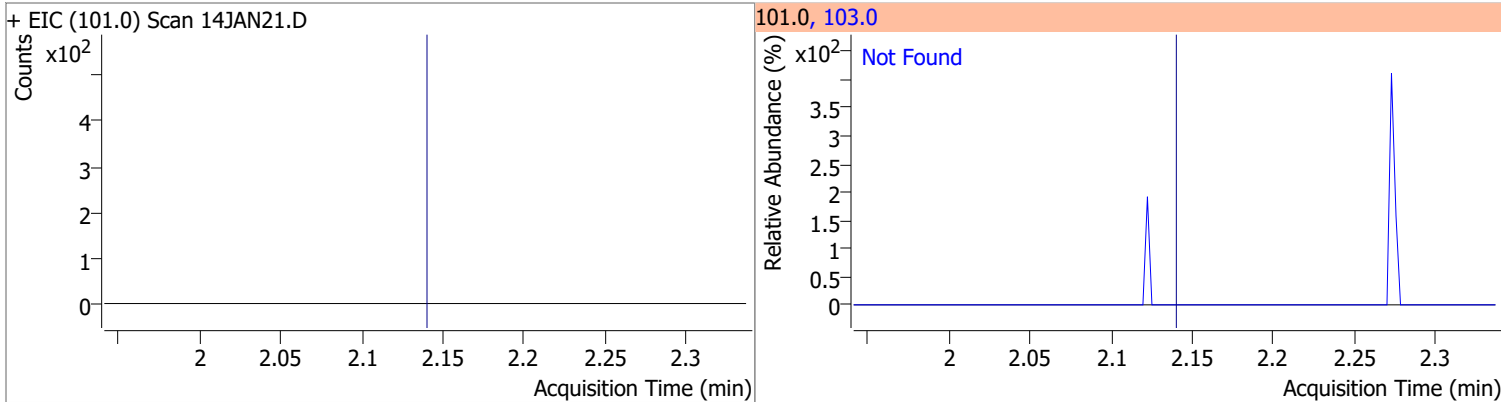
Compound	Conc.	Exp RT	QIon	Exp Ratio
Dichlorodifluoromethane	N.D.	1.24	87.0	32.3
+ EIC (85.0) Scan 14JAN21.D ***NO DATA POINTS***			85.0, 87.0	
				
Chloromethane	N.D.	1.41	52.0	32.1
+ EIC (50.0) Scan 14JAN21.D			50.0, 52.0	
				
Vinyl chloride	N.D.	1.50	64.0	29.9
+ EIC (62.0) Scan 14JAN21.D			62.0, 64.0	
				
Bromomethane	N.D.	1.80	94.0	104.6
+ EIC (96.0) Scan 14JAN21.D			96.0, 94.0	
				

Quantitation Results Report (QT Reviewed)

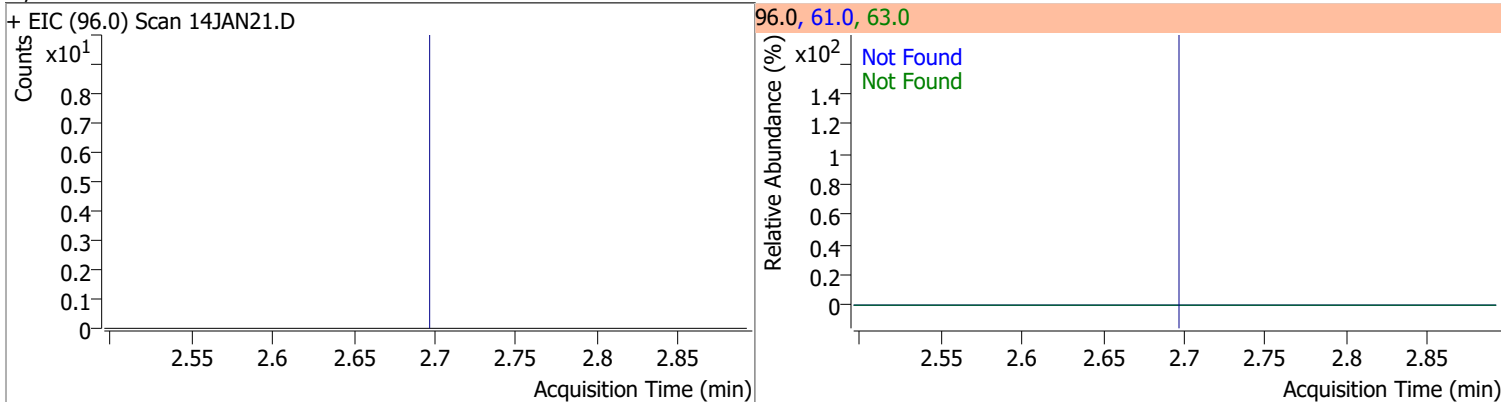
Compound	Conc.	Exp RT	QIon	Exp Ratio
Chloroethane	N.D.	1.89	66.0	30.1



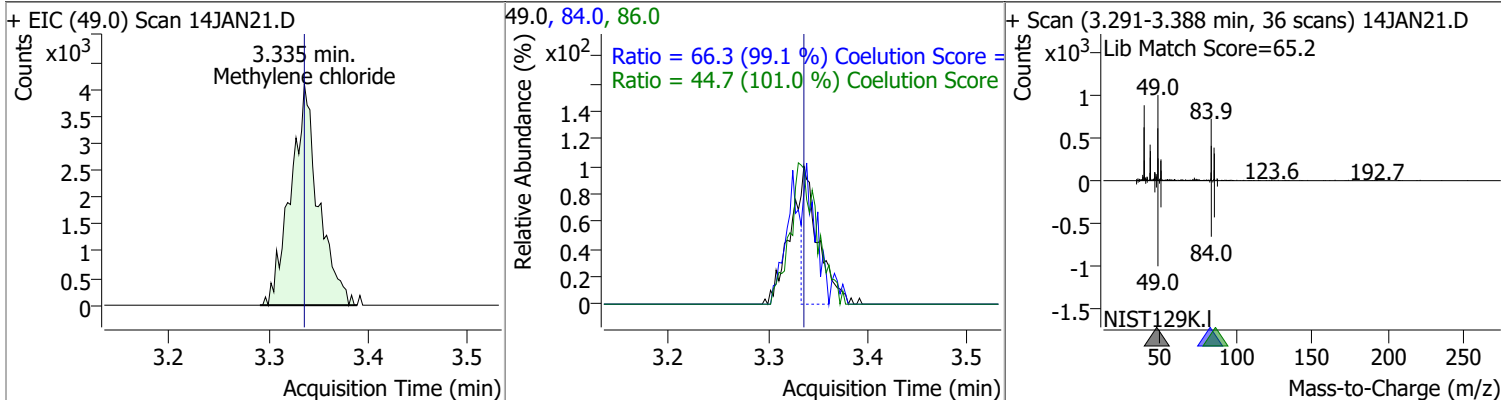
Compound	Conc.	Exp RT	QIon	Exp Ratio
Trichlorofluoromethane	N.D.	2.14	103.0	64.2



Compound	Conc.	Exp RT	QIon	Exp Ratio	QIon	Exp Ratio
1,1-Dichloroethene	N.D.	2.70	61.0	180.3	63.0	56.7

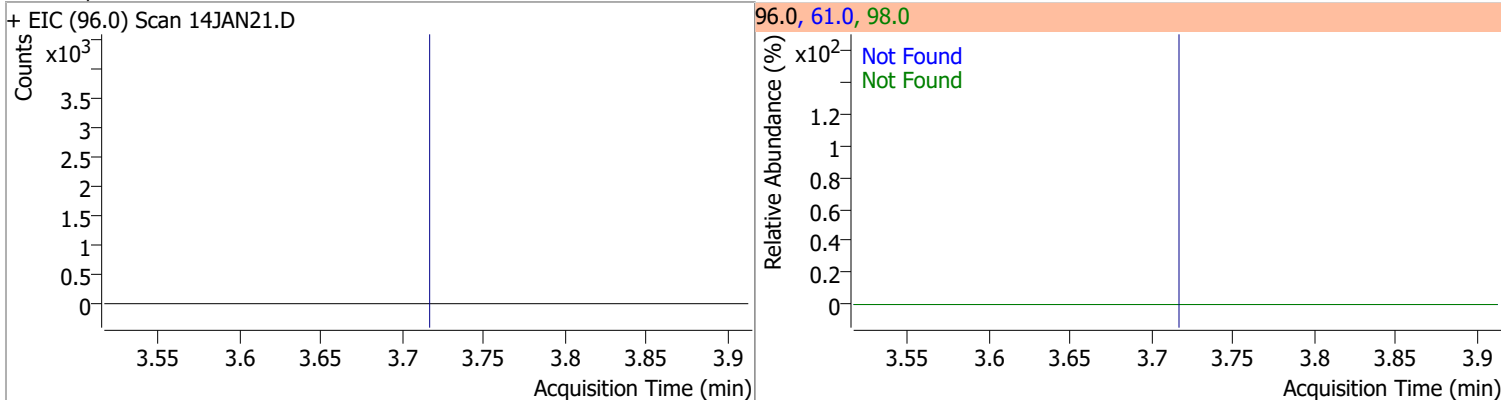


Compound	Conc.	RT	Dev(Min)	Resp.	QIon	QRatio	Lower	Upper
Methylene chloride	7.5708	3.34	0.00	7882	84.0	66.3	36.9	96.9
					86.0	44.7	14.3	74.3

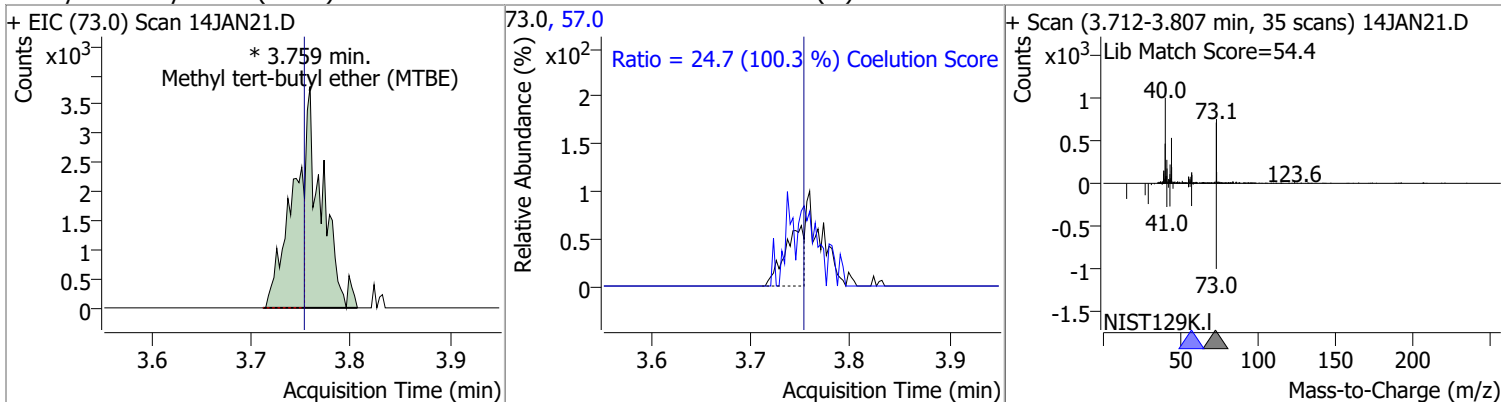


Quantitation Results Report (QT Reviewed)

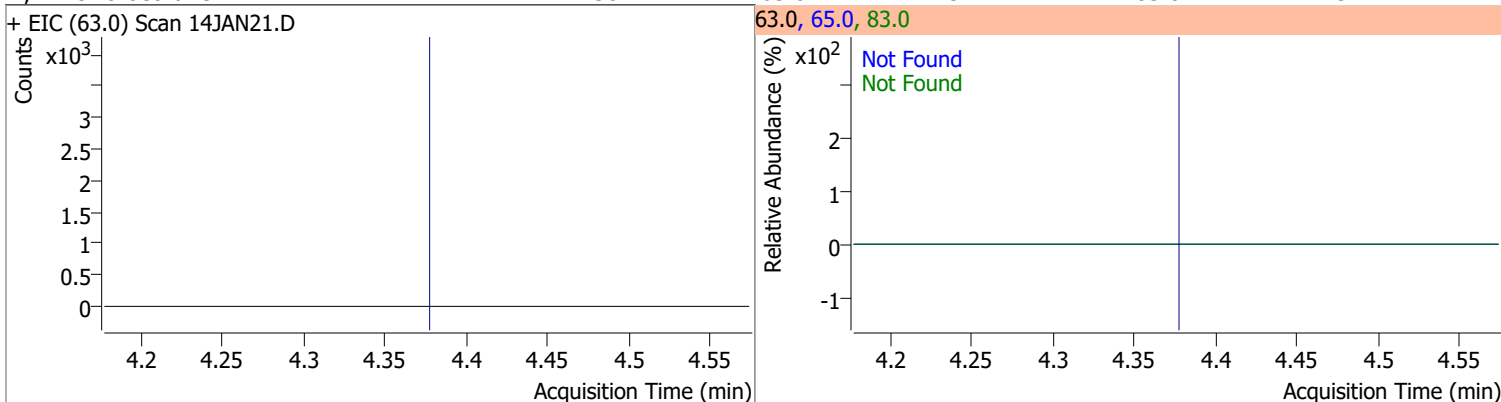
Compound	Conc.	Exp RT	QIon	Exp Ratio	QIon	Exp Ratio
trans-1,2-Dichloroethene	N.D.	3.72	61.0	153.9	98.0	65.7



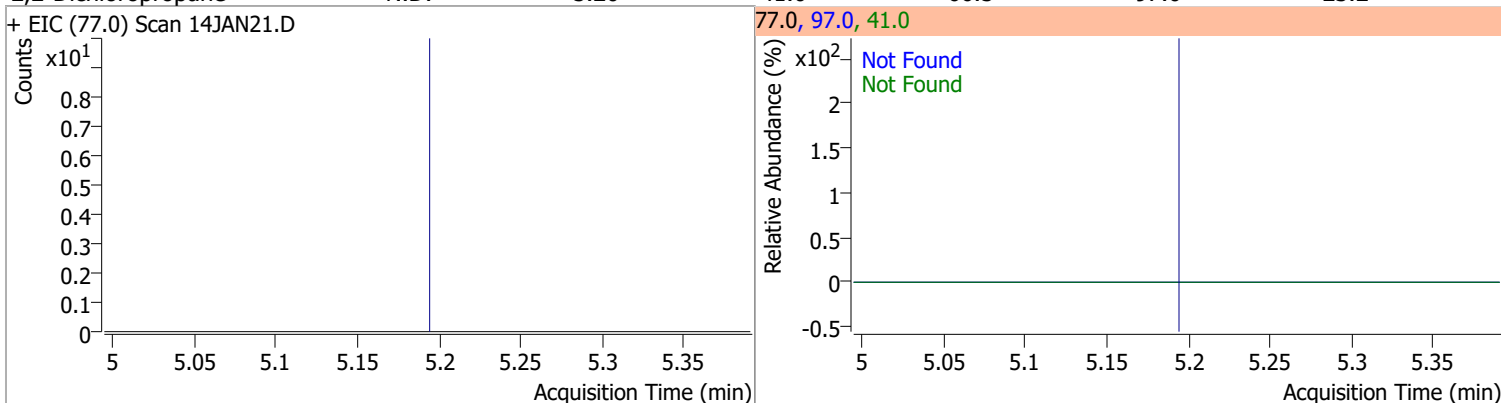
Compound	Conc.	RT	Dev(Min)	Resp.	QIon	QRatio	Lower	Upper
Methyl tert-butyl ether (MTBE)	7.8865	3.76	0.01	7345 (m)	57.0	24.7	0.0	54.6



Compound	Conc.	Exp RT	QIon	Exp Ratio	QIon	Exp Ratio
1,1-Dichloroethane	N.D.	4.38	65.0	32.1	83.0	13.7

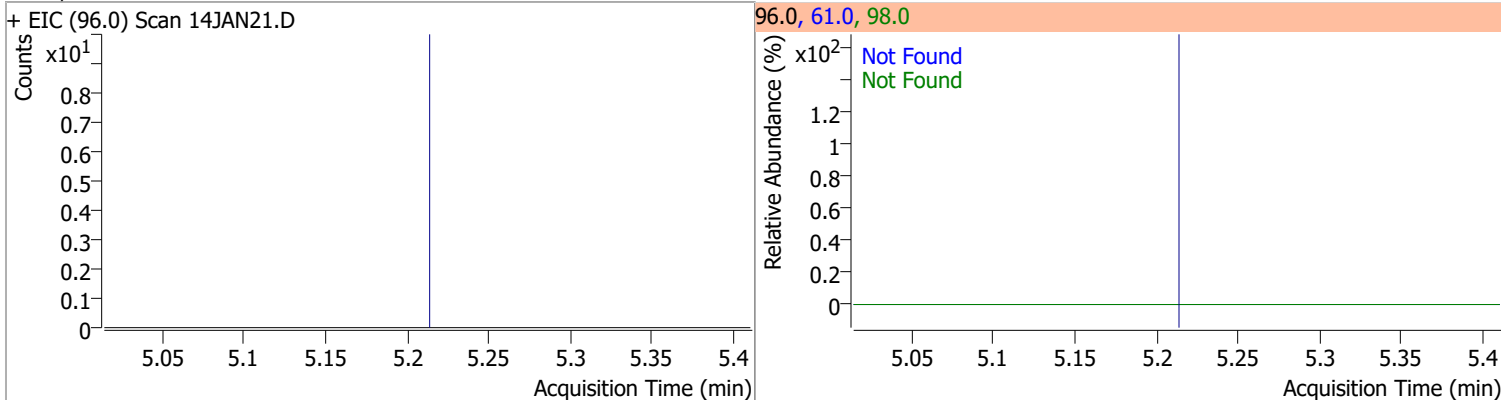


Compound	Conc.	Exp RT	QIon	Exp Ratio	QIon	Exp Ratio
2,2-Dichloropropane	N.D.	5.20	41.0	66.5	97.0	23.2

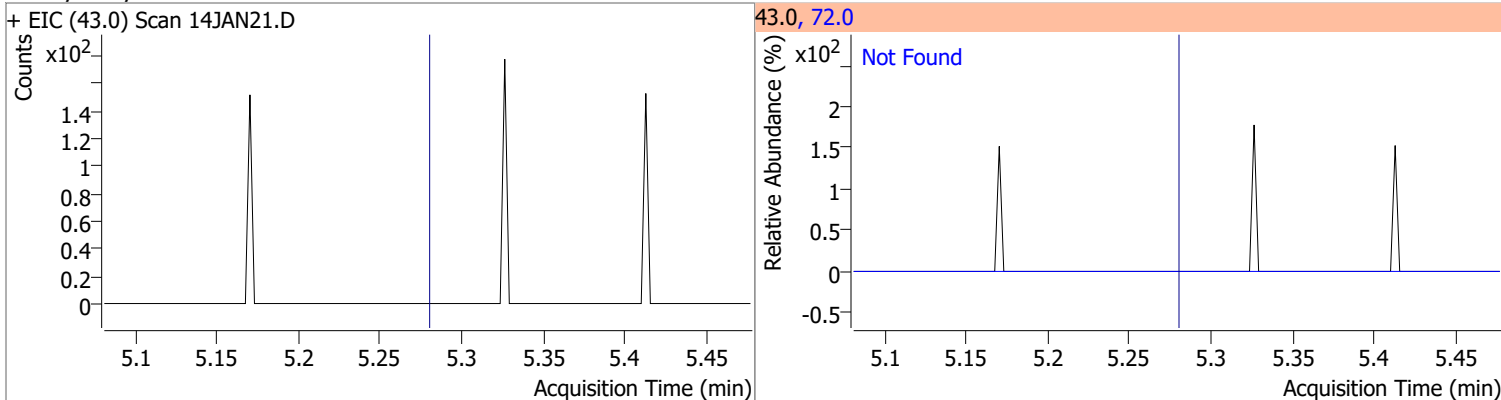


Quantitation Results Report (QT Reviewed)

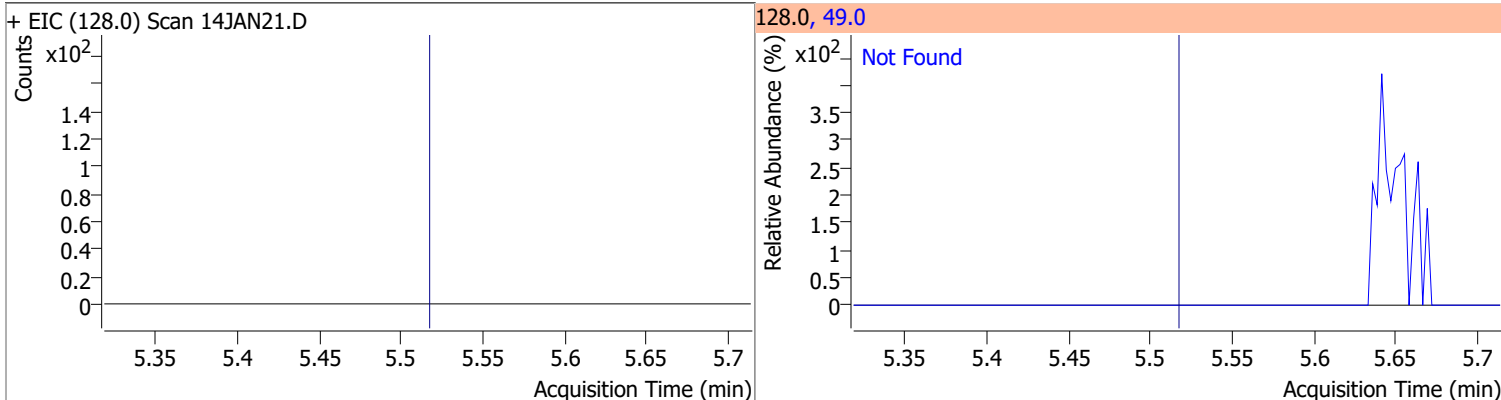
Compound	Conc.	Exp RT	QIon	Exp Ratio	QIon	Exp Ratio
cis-1,2-Dichloroethene	N.D.	5.22	61.0	167.2	98.0	67.3



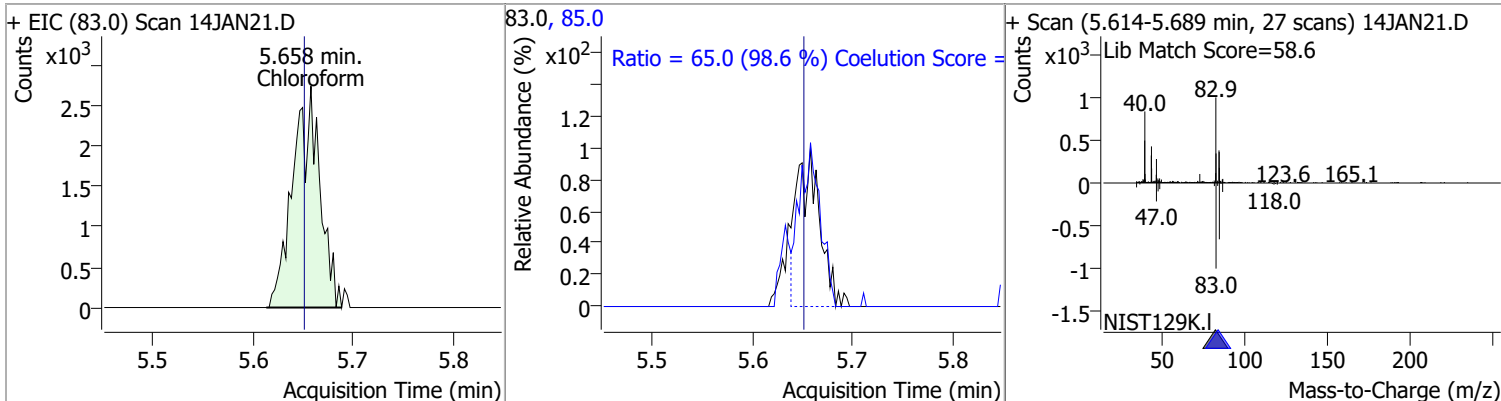
Compound	Conc.	Exp RT	QIon	Exp Ratio
Methyl ethyl ketone	N.D.	5.28	72.0	21.3



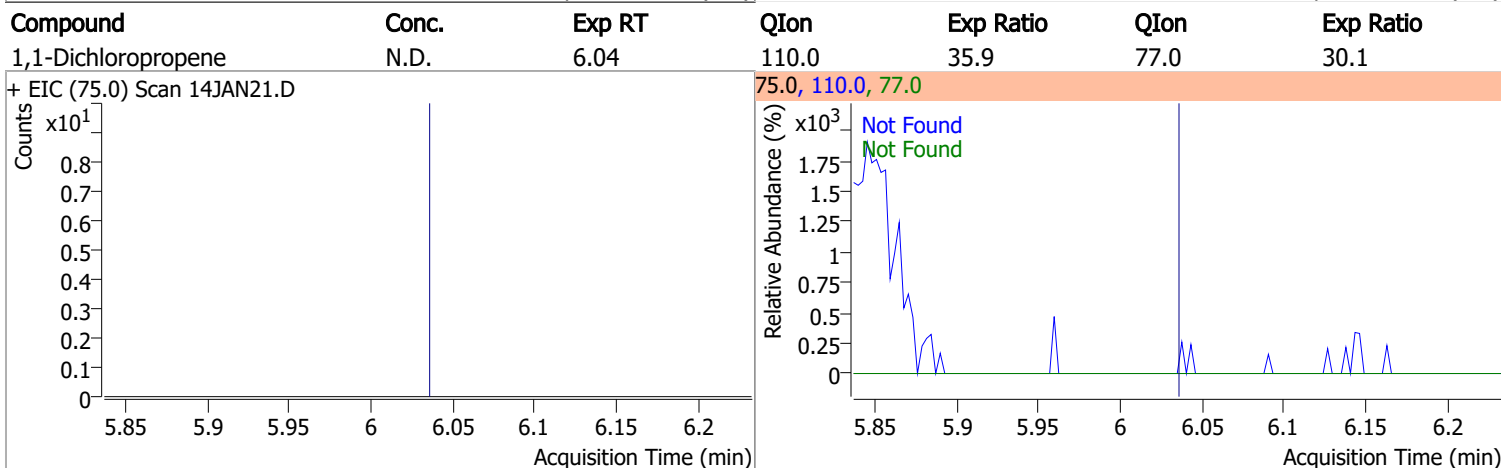
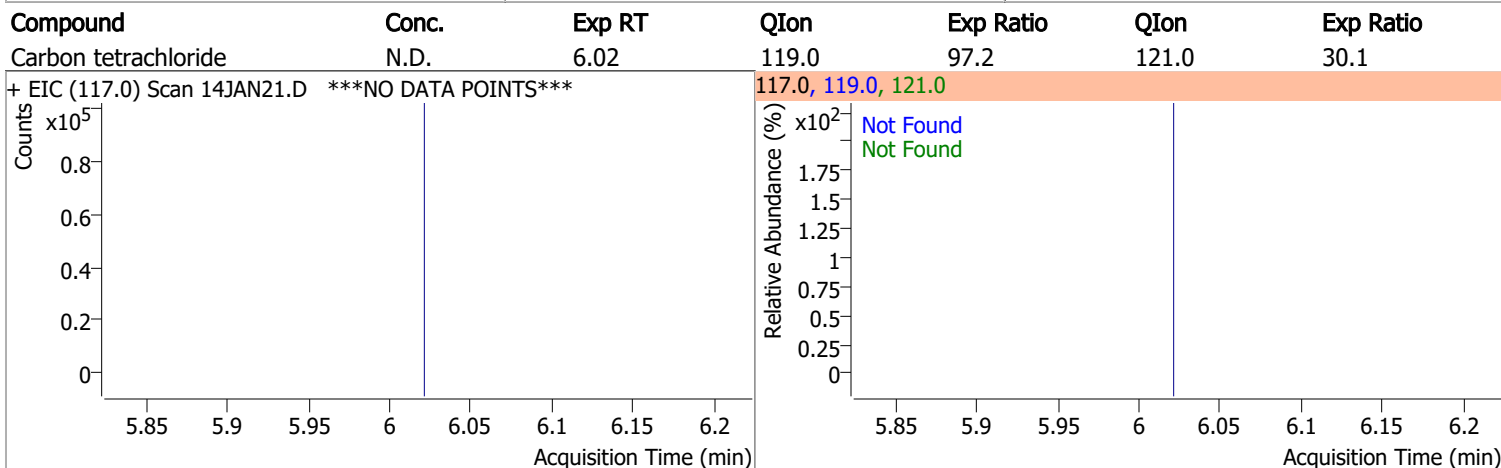
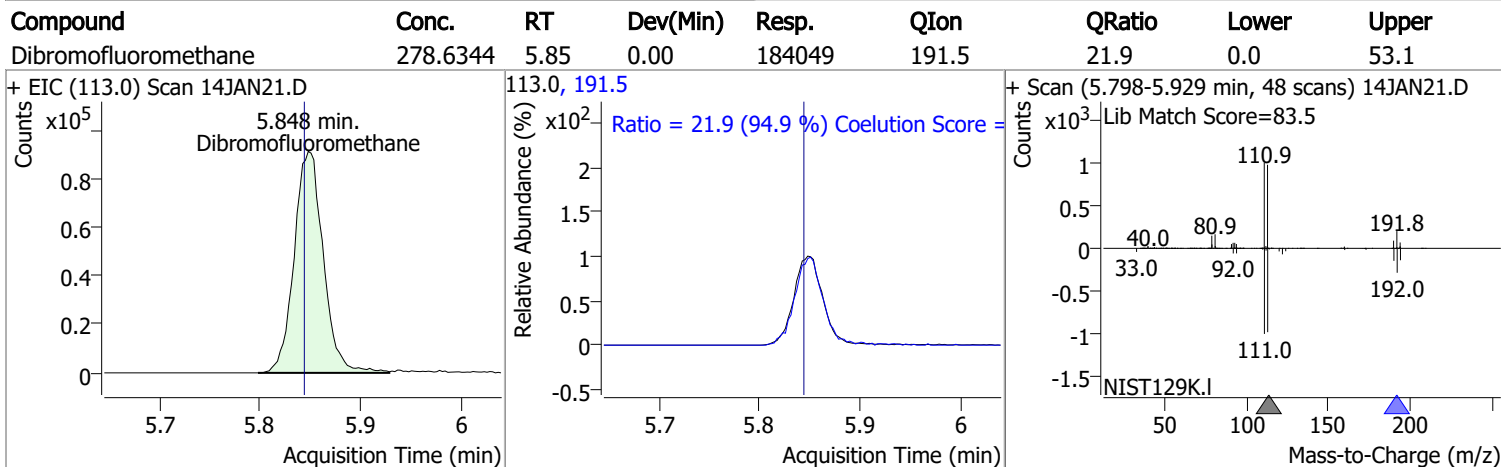
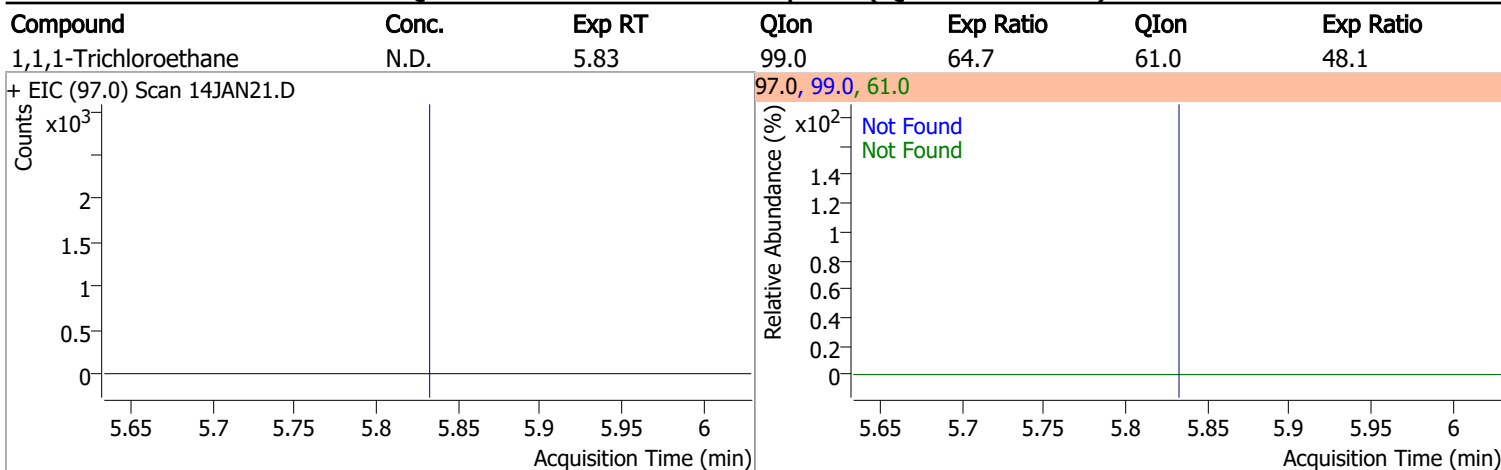
Compound	Conc.	Exp RT	QIon	Exp Ratio
Bromochloromethane	N.D.	5.52	49.0	182.9



Compound	Conc.	RT	Dev(Min)	Resp.	QIon	QRatio	Lower	Upper
Chloroform	3.8397	5.66	0.01	5125	85.0	65.0	36.0	96.0

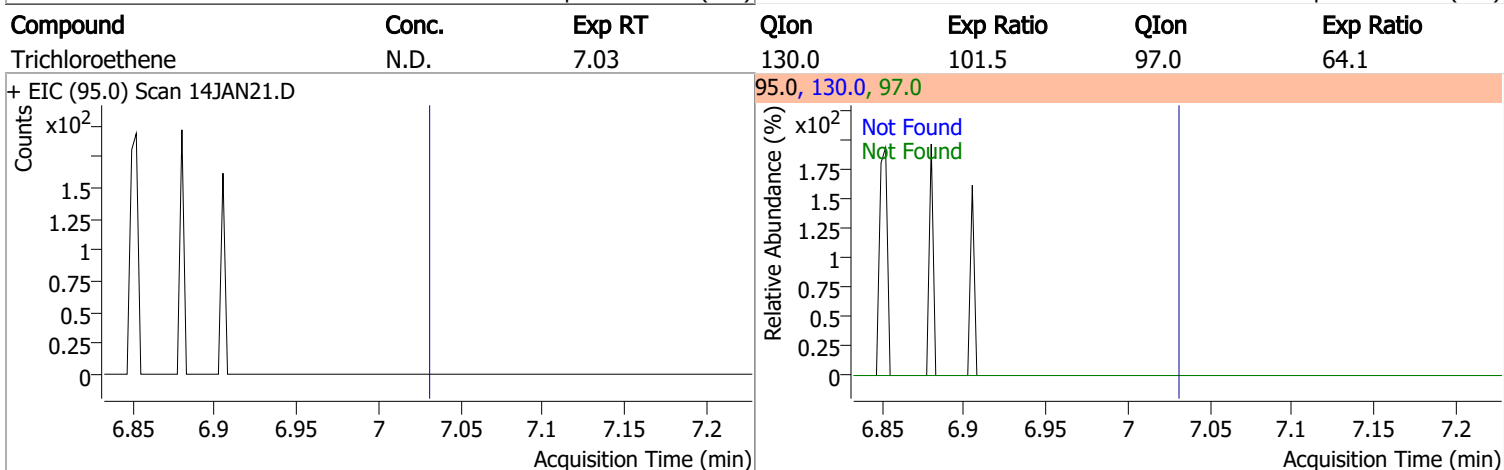
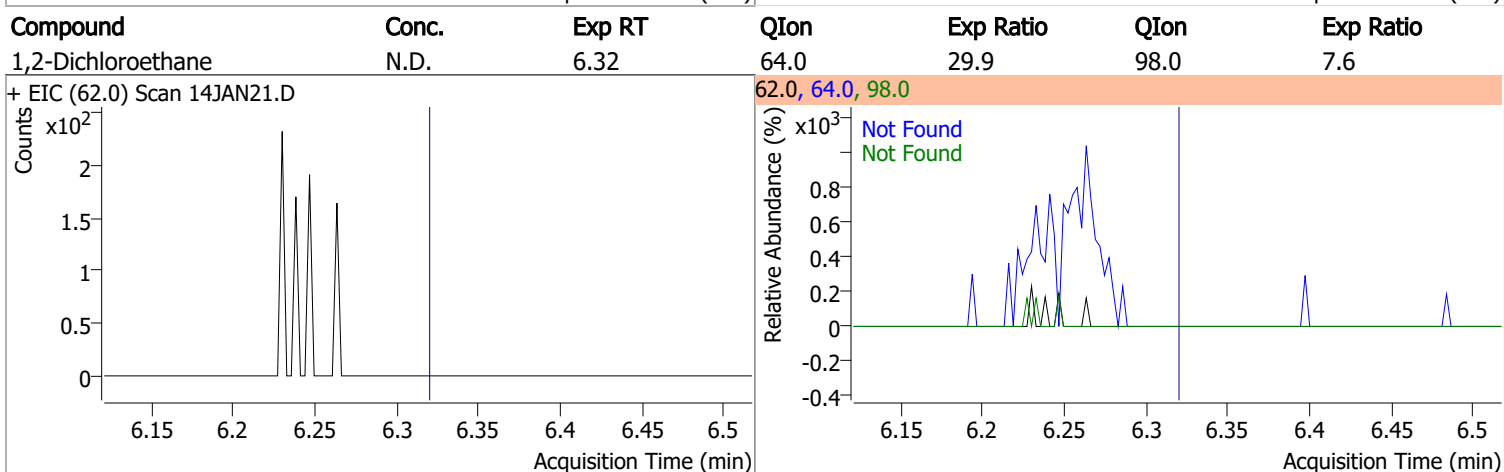
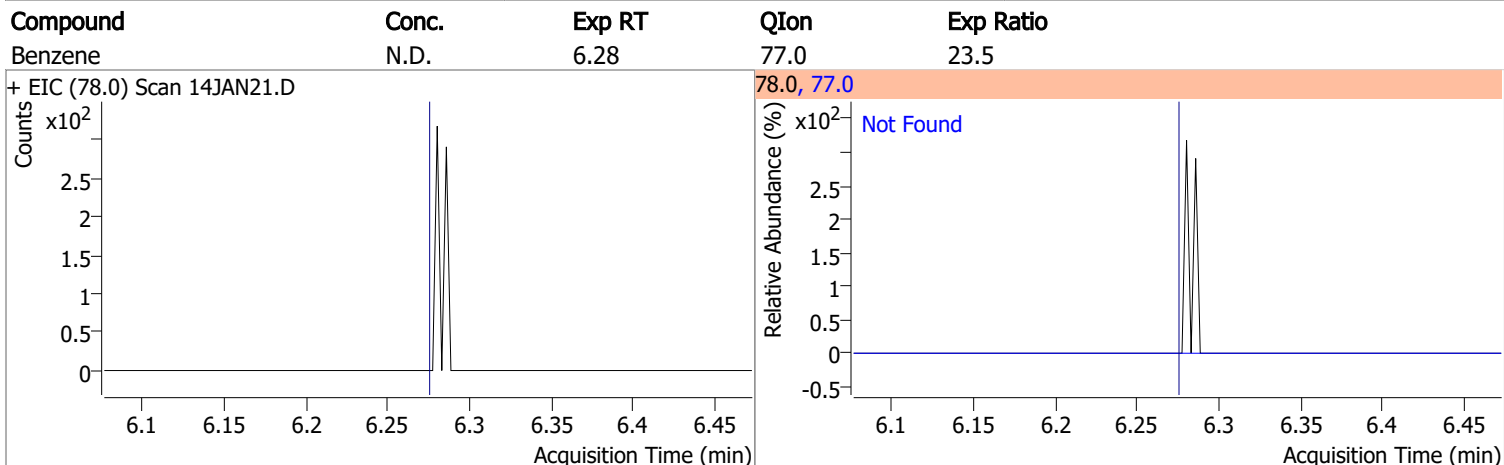
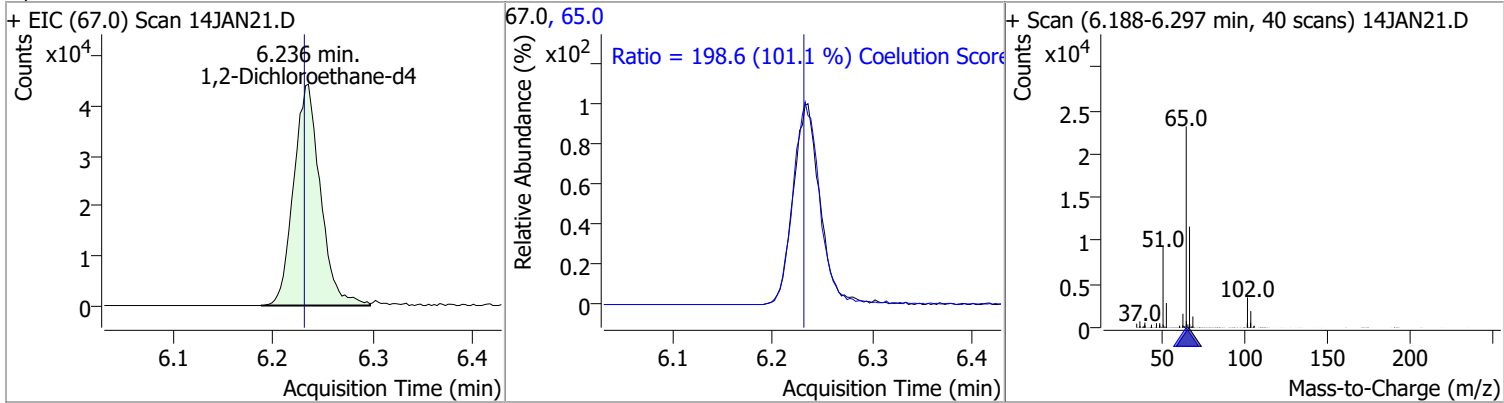


Quantitation Results Report (QT Reviewed)

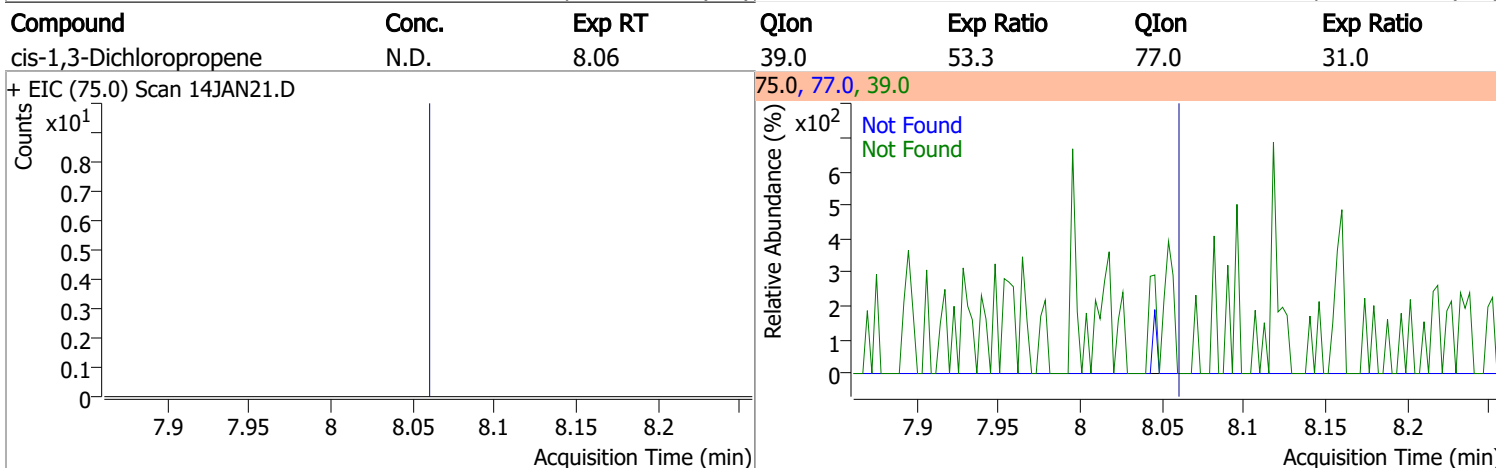
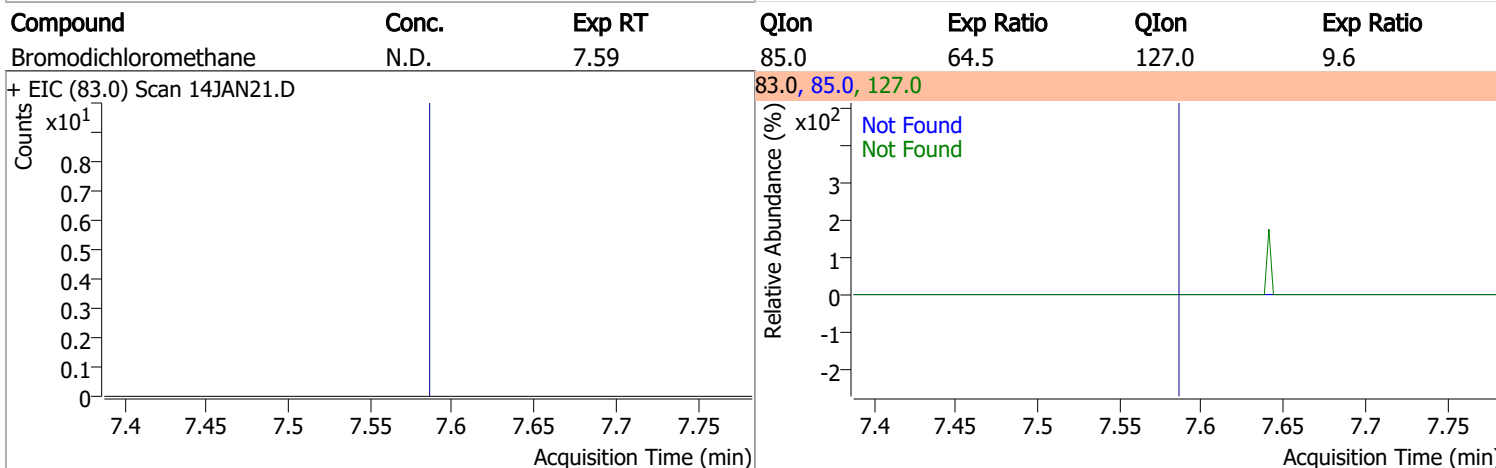
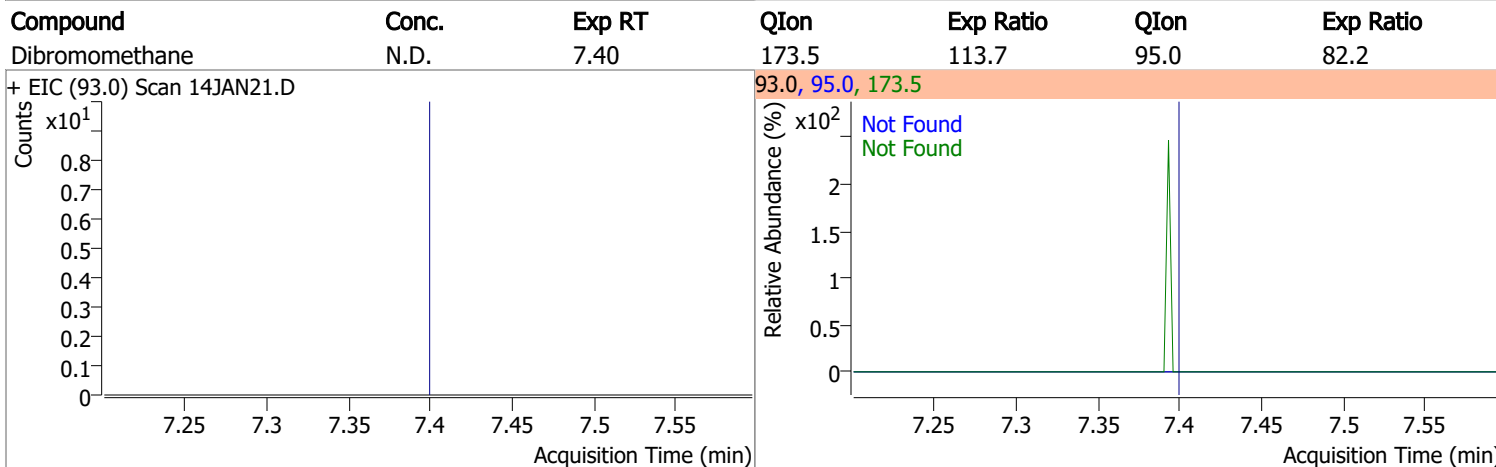
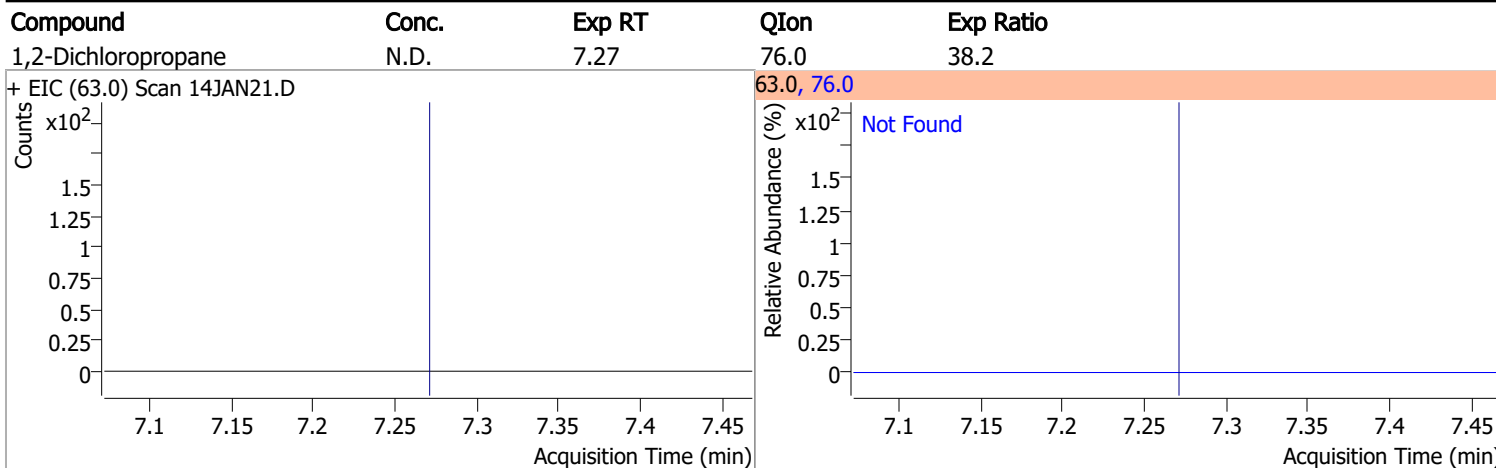


Quantitation Results Report (QT Reviewed)

Compound	Conc.	RT	Dev(Min)	Resp.	QIon	QRatio	Lower	Upper
1,2-Dichloroethane-d4	287.7759	6.24	0.00	82104	65.0	198.6	166.5	226.5

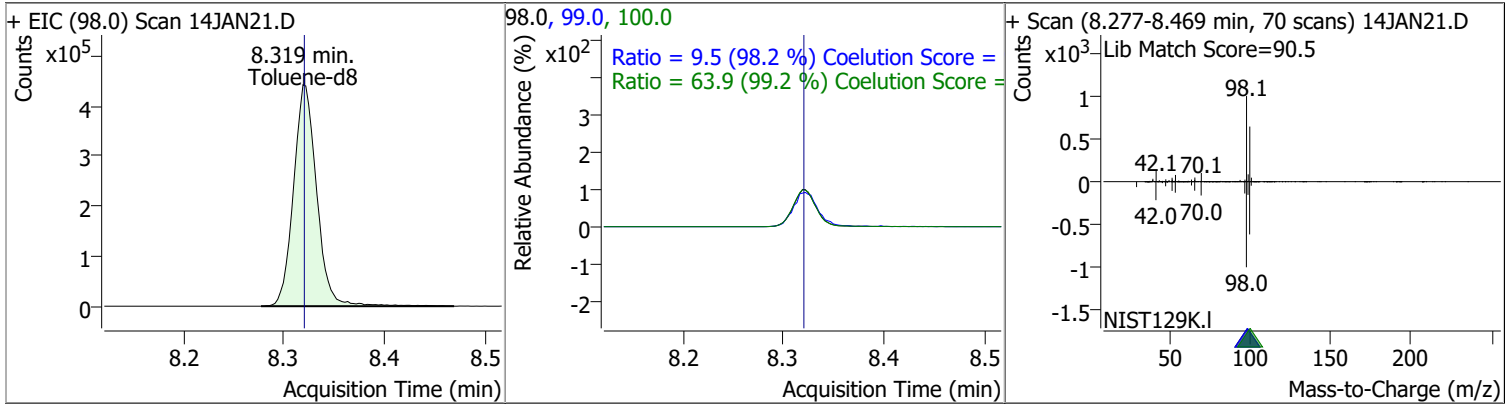


Quantitation Results Report (QT Reviewed)

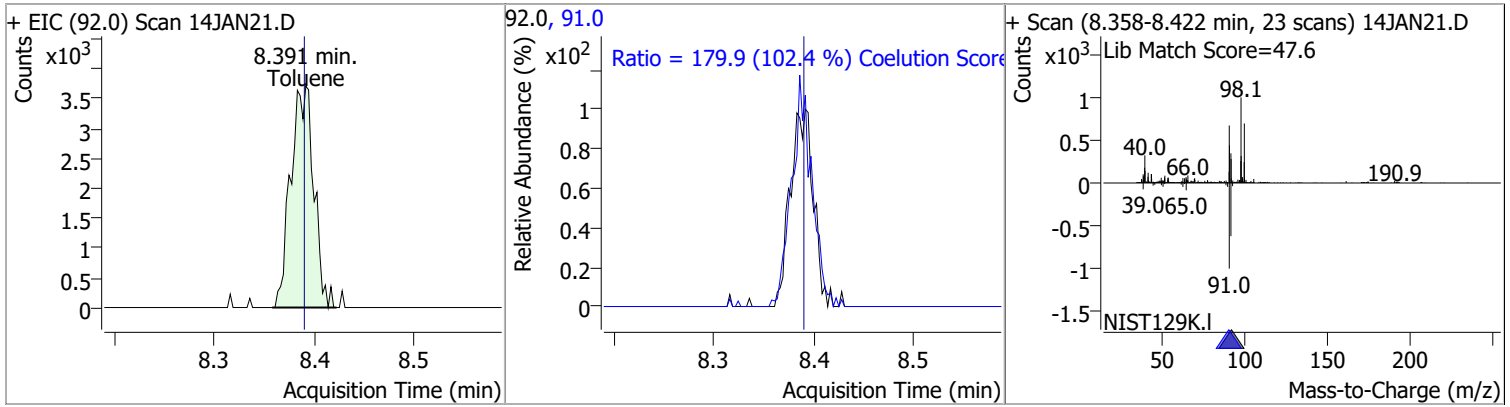


Quantitation Results Report (QT Reviewed)

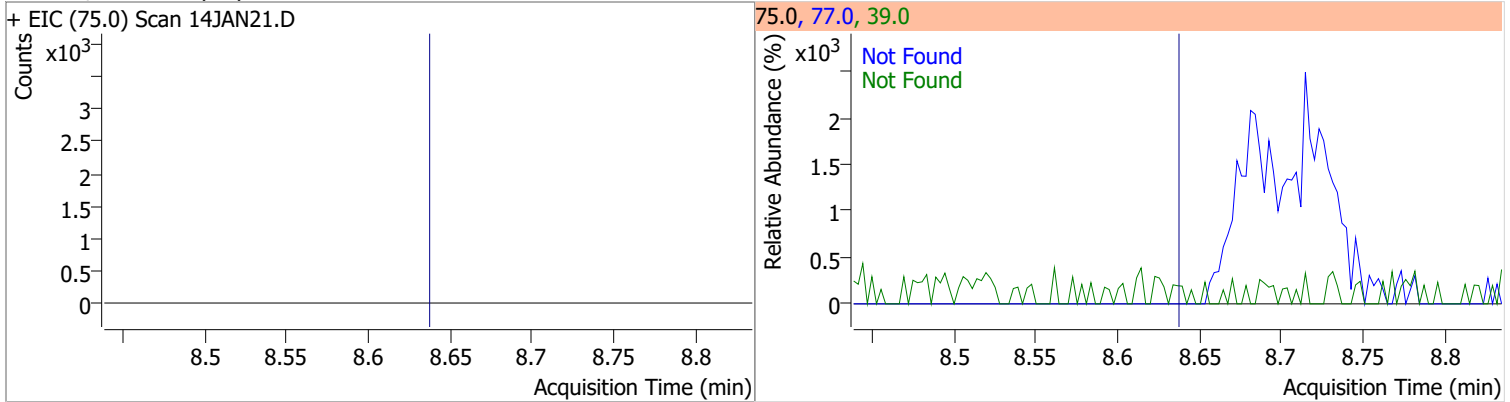
Compound	Conc.	RT	Dev(Min)	Resp.	QIon	QRatio	Lower	Upper
Toluene-d8	266.6820	8.32	0.00	708242	100.0	63.9	34.4	94.4
					99.0	9.5	0.0	39.6



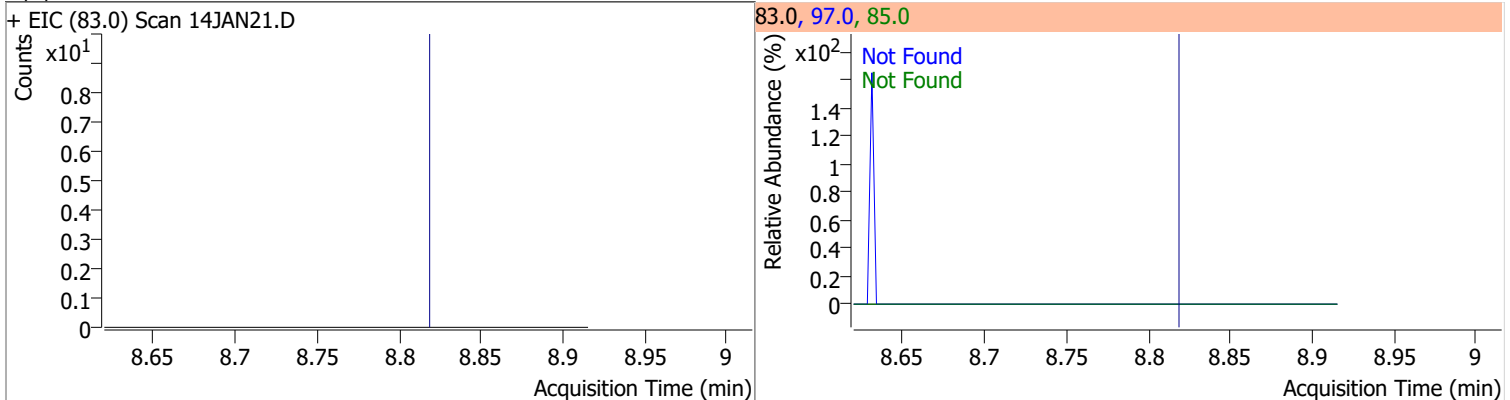
Compound	Conc.	RT	Dev(Min)	Resp.	QIon	QRatio	Lower	Upper
Toluene	3.3167	8.39	0.00	5950	91.0	179.9	145.8	205.8



Compound	Conc.	Exp RT	QIon	Exp Ratio	QIon	Exp Ratio
trans-1,3-Dichloropropene	N.D.	8.64	39.0	53.4	77.0	32.4

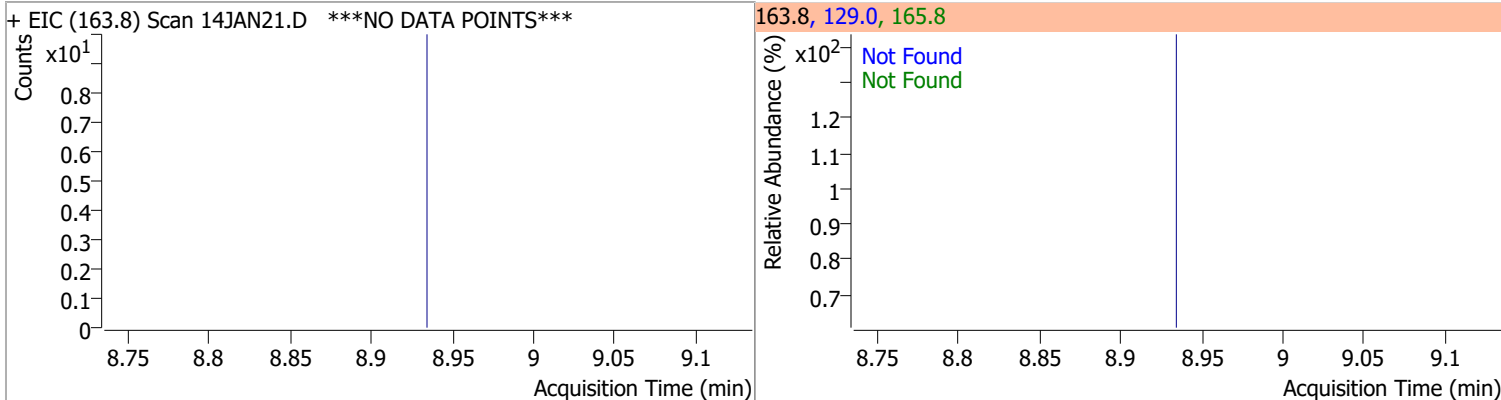


Compound	Conc.	Exp RT	QIon	Exp Ratio	QIon	Exp Ratio
1,1,2-Trichloroethane	N.D.	8.82	97.0	114.6	85.0	67.6

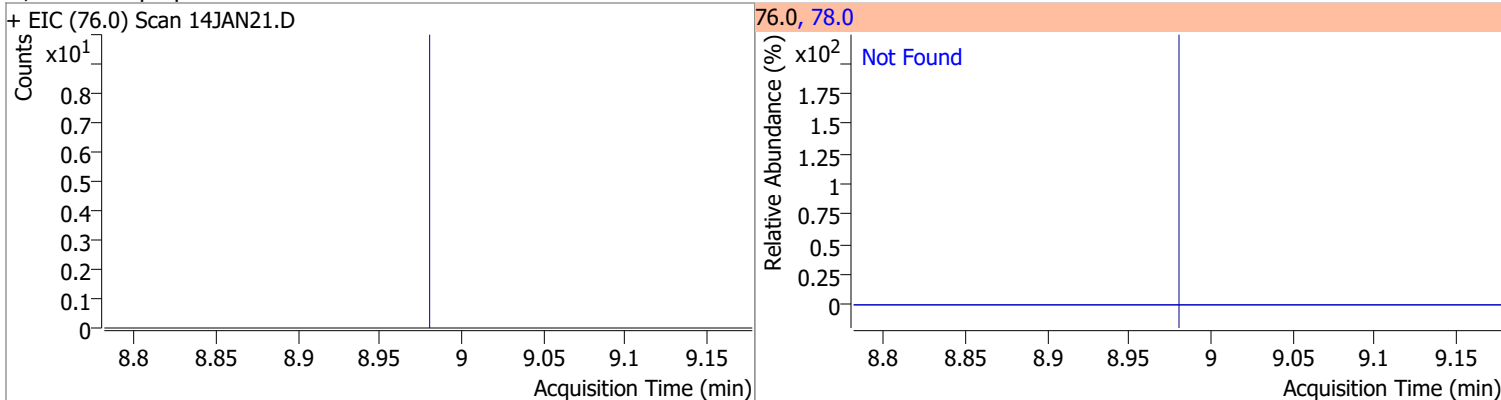


Quantitation Results Report (QT Reviewed)

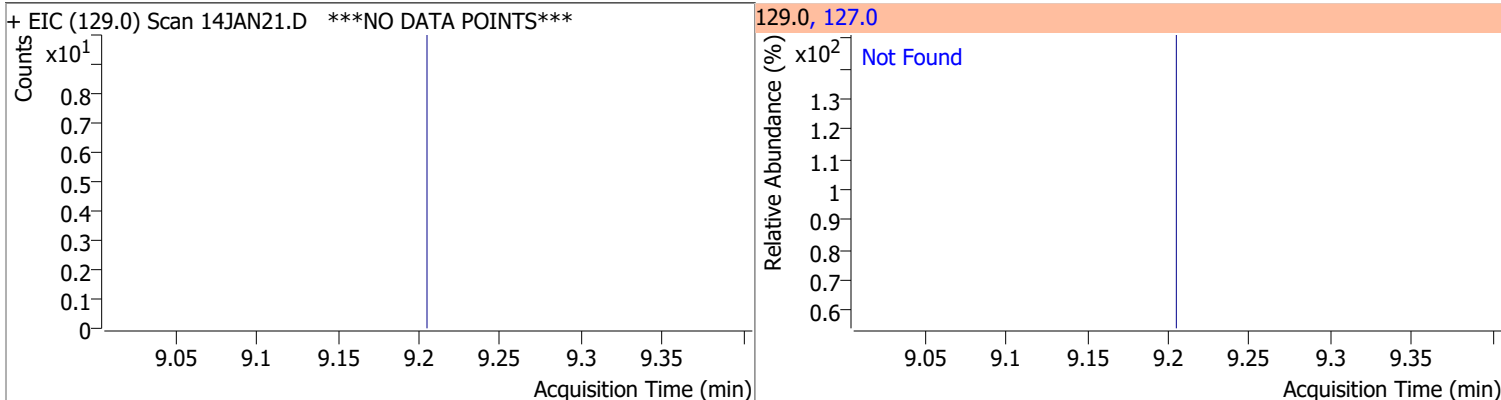
Compound	Conc.	Exp RT	QIon	Exp Ratio	QIon	Exp Ratio
Tetrachloroethene	N.D.	8.94	165.8	128.6	129.0	91.5



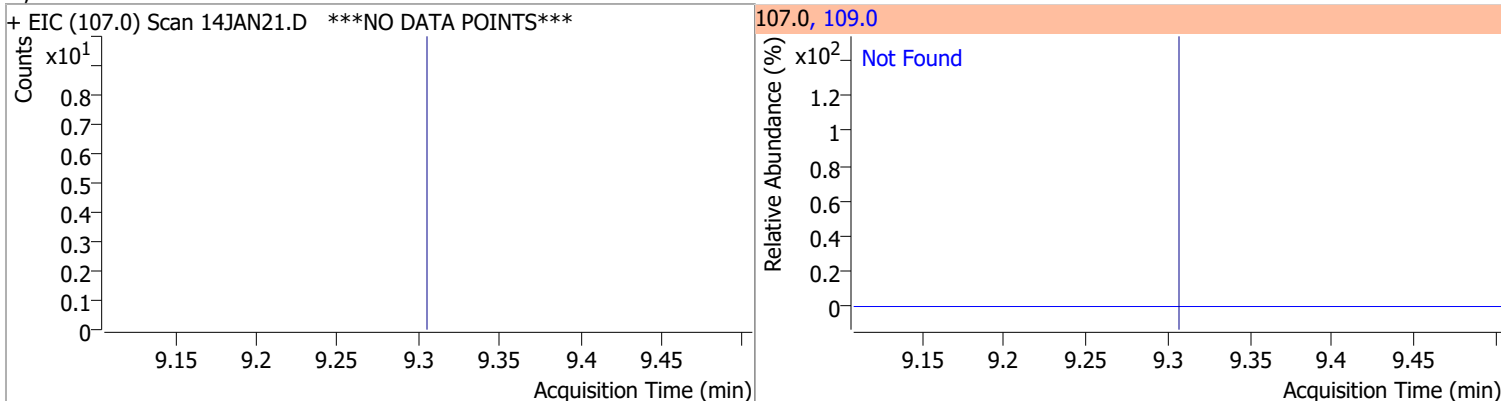
Compound	Conc.	Exp RT	QIon	Exp Ratio
1,3-Dichloropropane	N.D.	8.98	78.0	32.9



Compound	Conc.	Exp RT	QIon	Exp Ratio
Chlorodibromomethane	N.D.	9.21	127.0	78.0

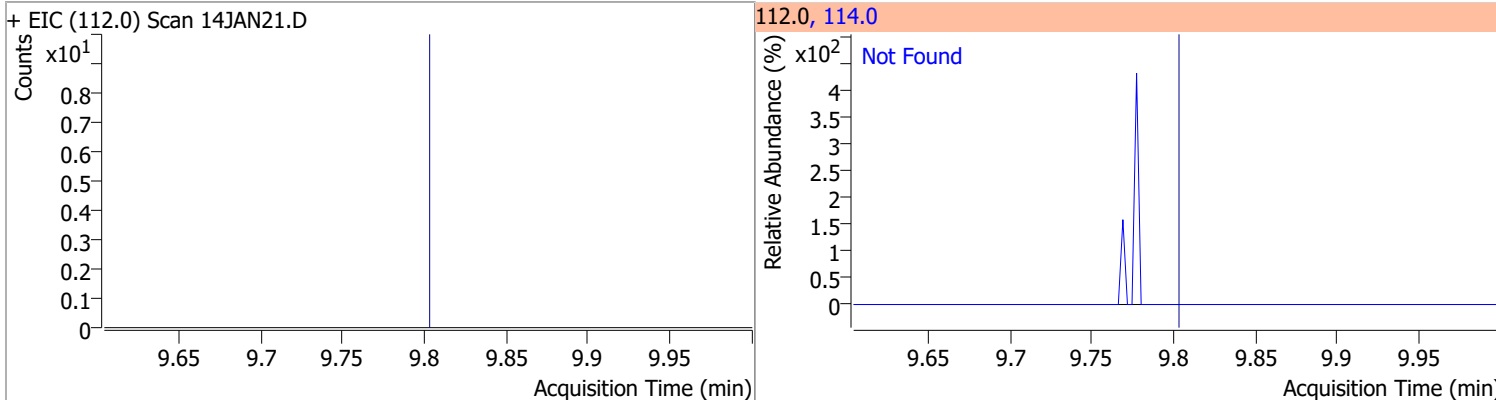


Compound	Conc.	Exp RT	QIon	Exp Ratio
1,2-Dibromoethane	N.D.	9.31	109.0	94.5

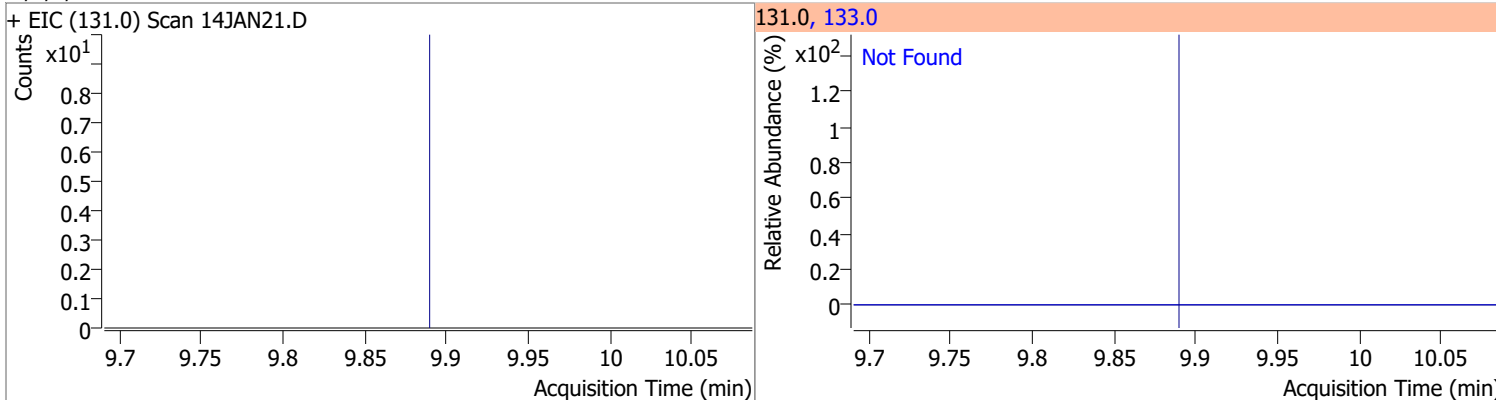


Quantitation Results Report (QT Reviewed)

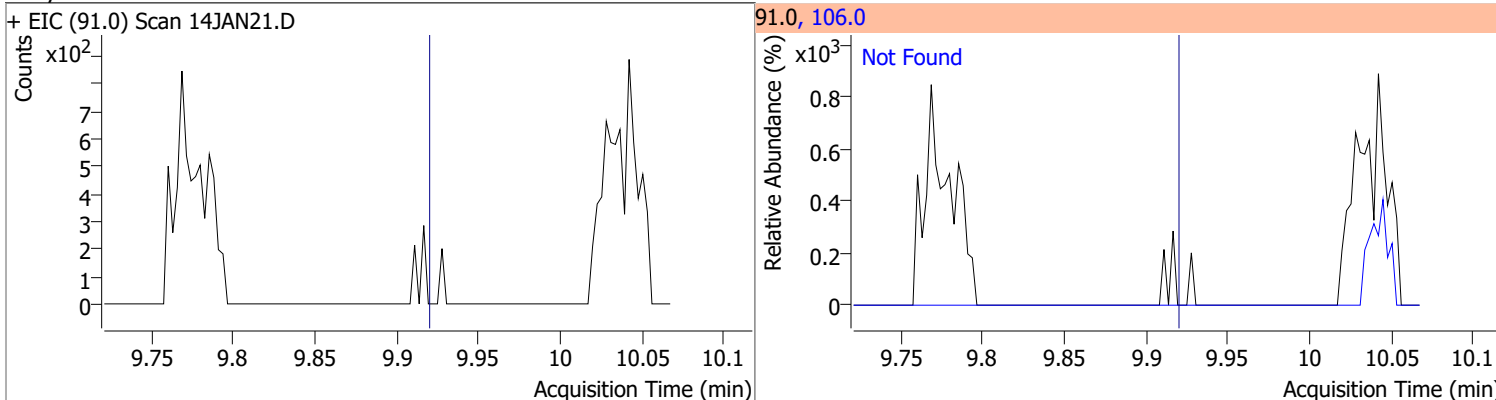
Compound	Conc.	Exp RT	QIon	Exp Ratio
Chlorobenzene	N.D.	9.80	114.0	32.1



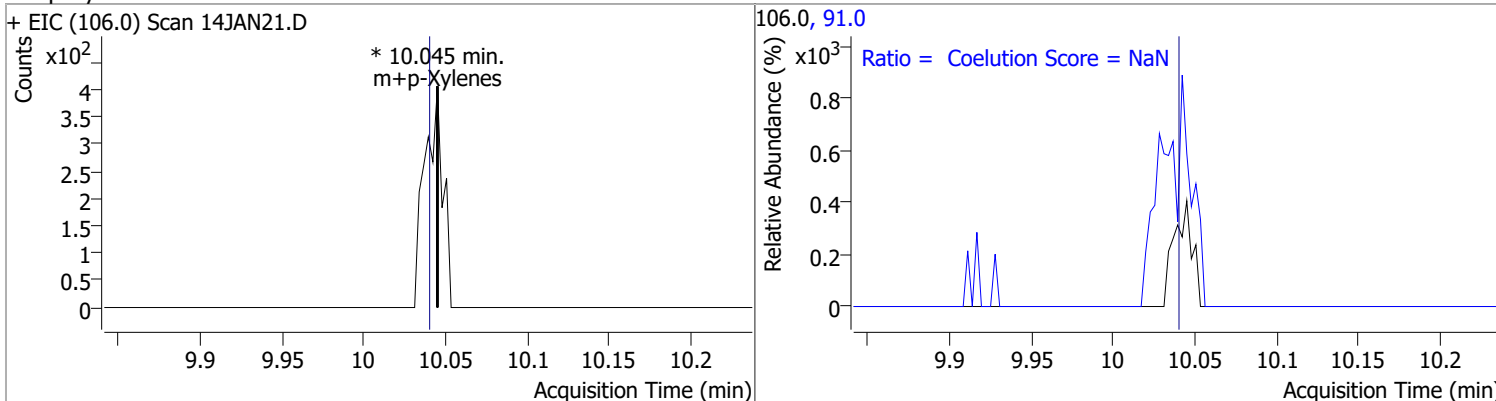
Compound	Conc.	Exp RT	QIon	Exp Ratio
1,1,1,2-Tetrachloroethane	N.D.	9.89	133.0	98.6



Compound	Conc.	Exp RT	QIon	Exp Ratio
Ethylbenzene	N.D.	9.92	106.0	31.1

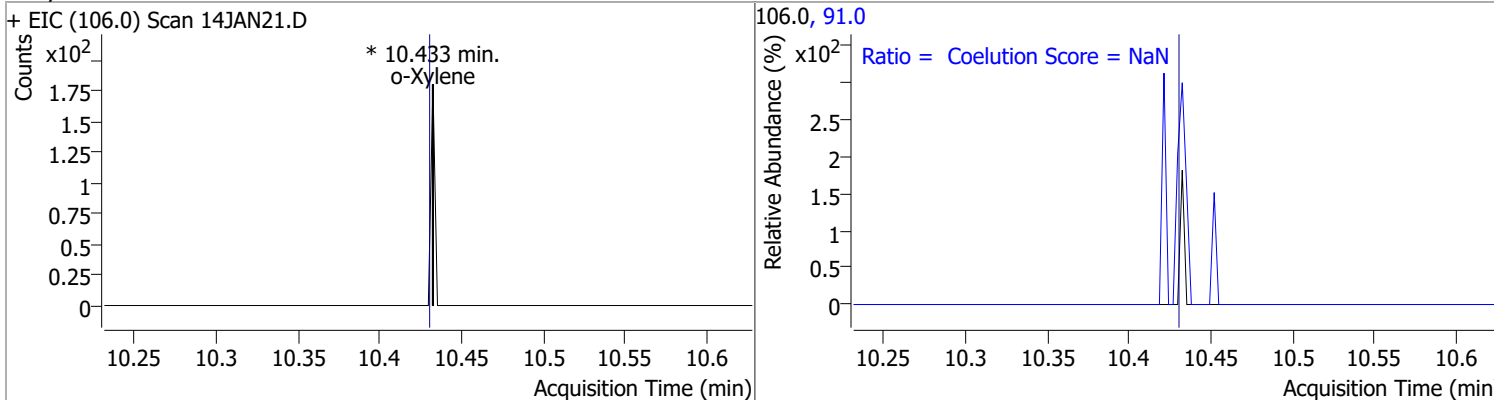


Compound	Conc.	RT	Dev(Min)	Resp.	QIon	QRatio	Lower	Upper
m+p-Xylenes		0		0	91.0		171.4	231.4

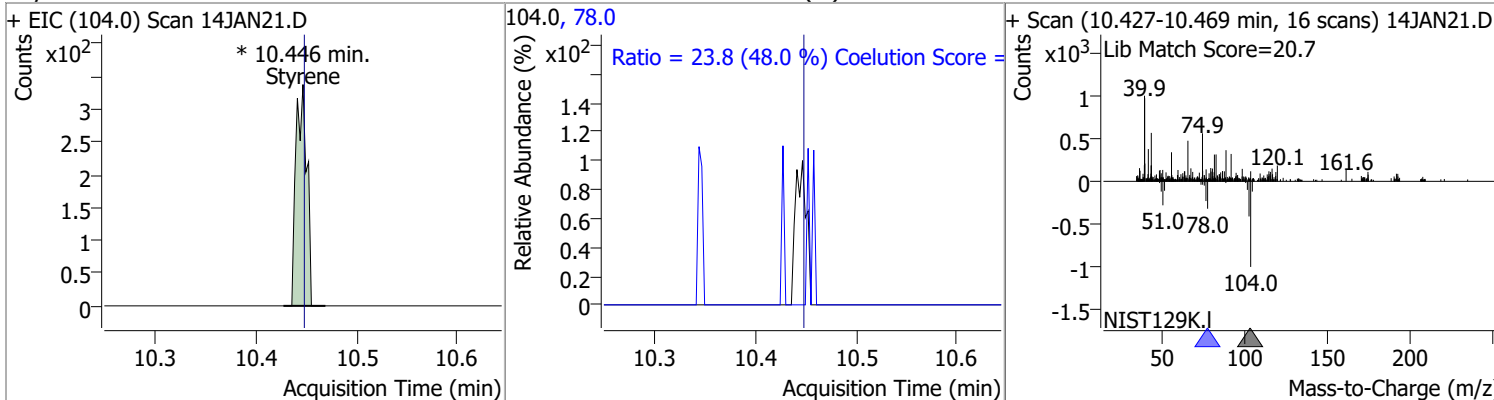


Quantitation Results Report (QT Reviewed)

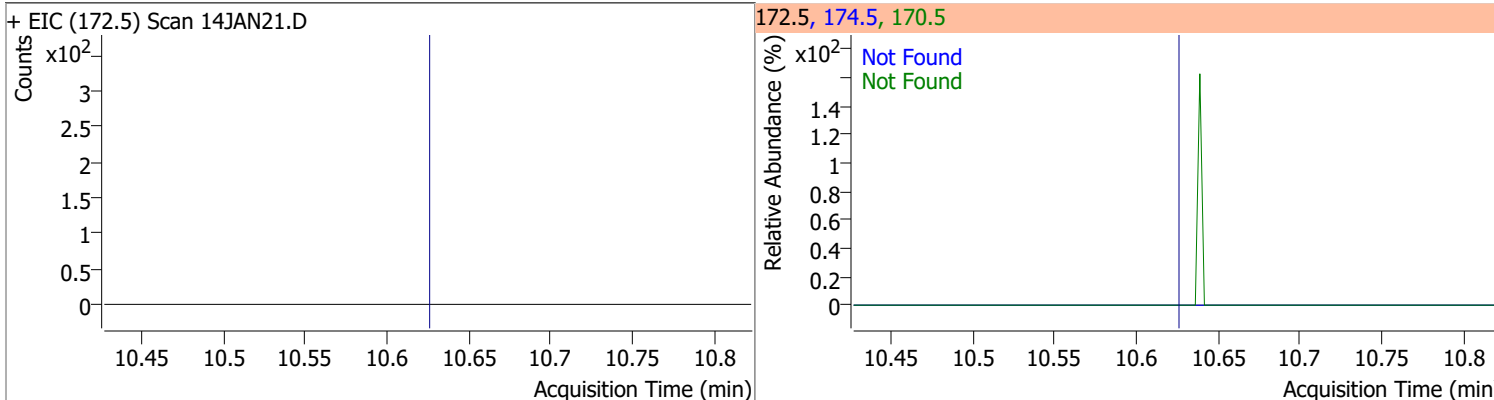
Compound	Conc.	RT	Dev(Min)	Resp.	QIon	QRatio	Lower	Upper
o-Xylene	0	0		0	91.0		183.1	243.1



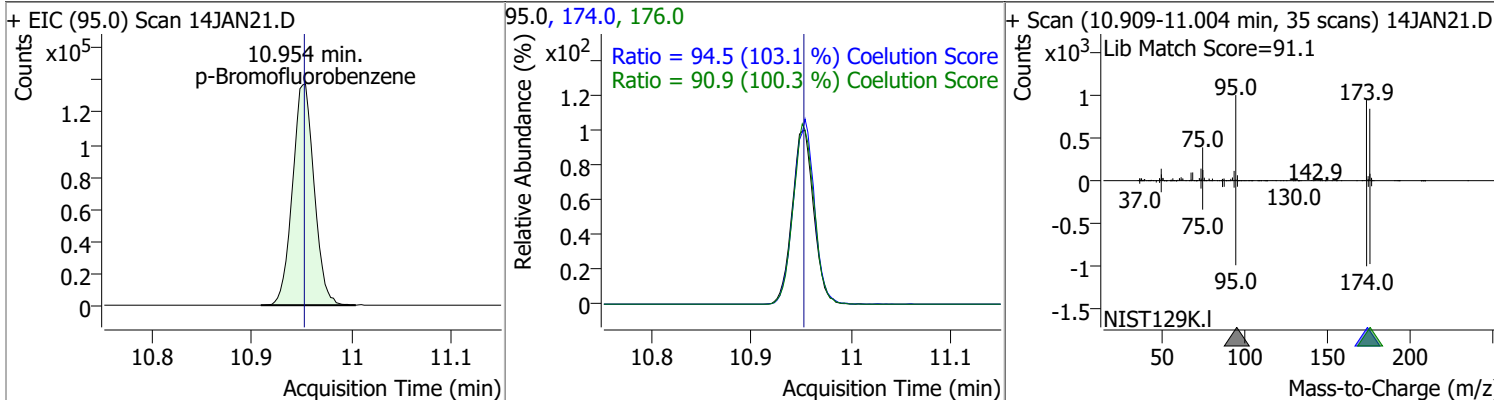
Compound	Conc.	RT	Dev(Min)	Resp.	QIon	QRatio	Lower	Upper
Styrene	0.1340	10.45	0.00	254 (m)	78.0	23.8	19.6	79.6



Compound	Conc.	Exp RT	QIon	Exp Ratio	QIon	Exp Ratio
Bromoform	N.D.	10.63	170.5	52.1	174.5	50.1



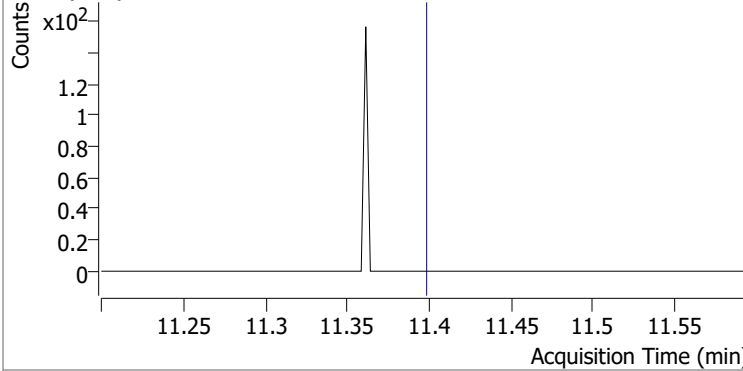
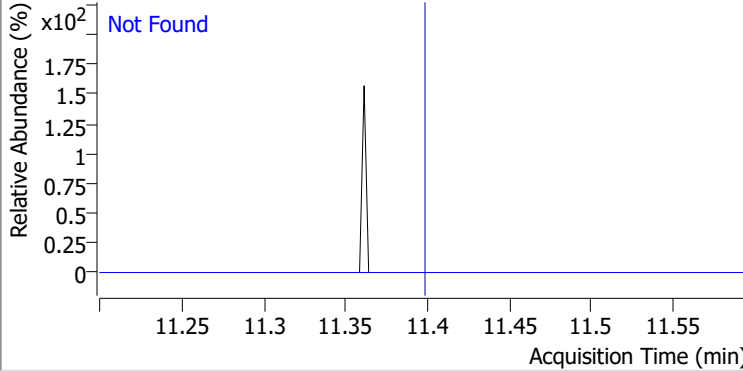
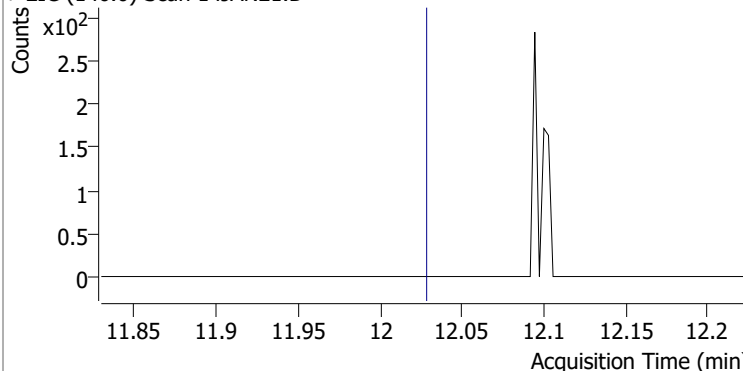
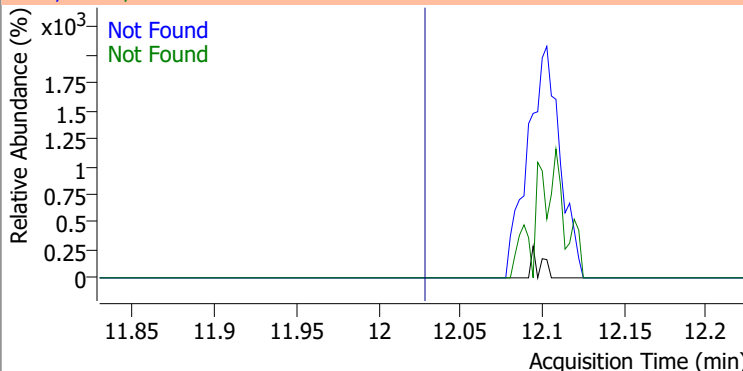
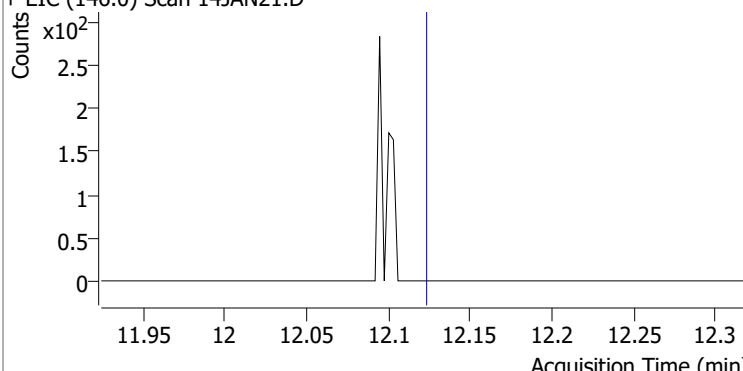
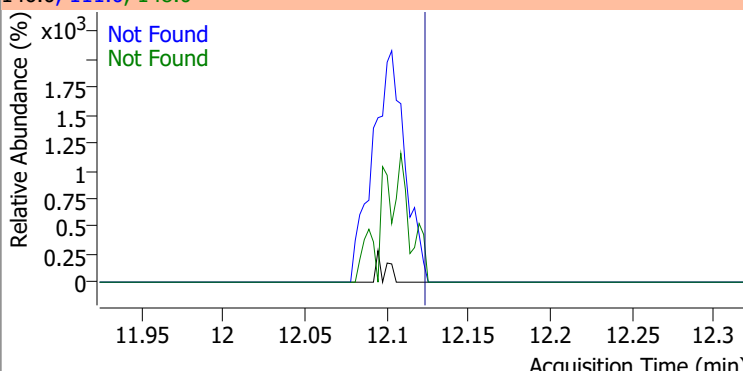
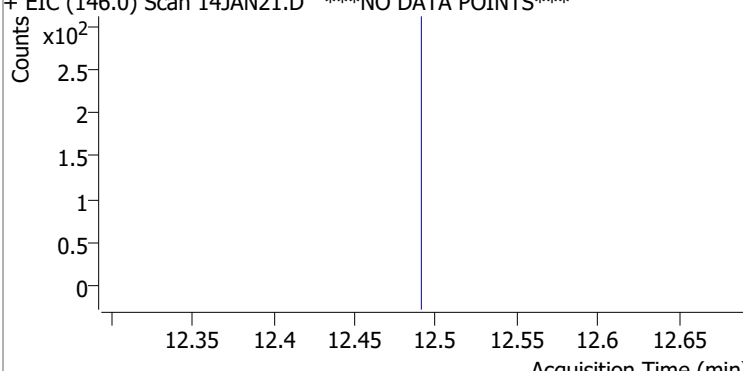
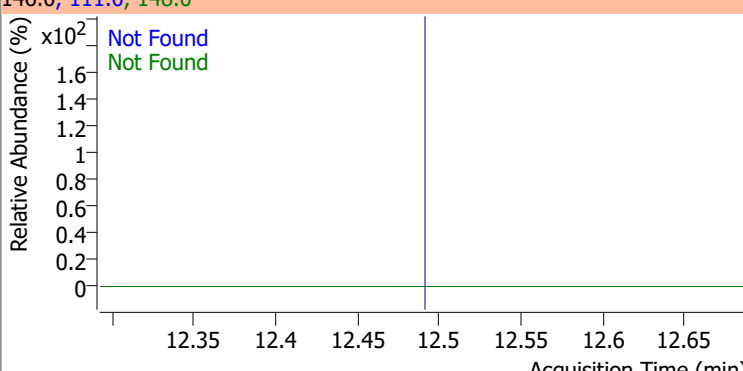
Compound	Conc.	RT	Dev(Min)	Resp.	QIon	QRatio	Lower	Upper
p-Bromofluorobenzene	260.6578	10.95	0.00	206357	174.0	94.5	61.7	121.7
					176.0	90.9	60.6	120.6



Quantitation Results Report (QT Reviewed)

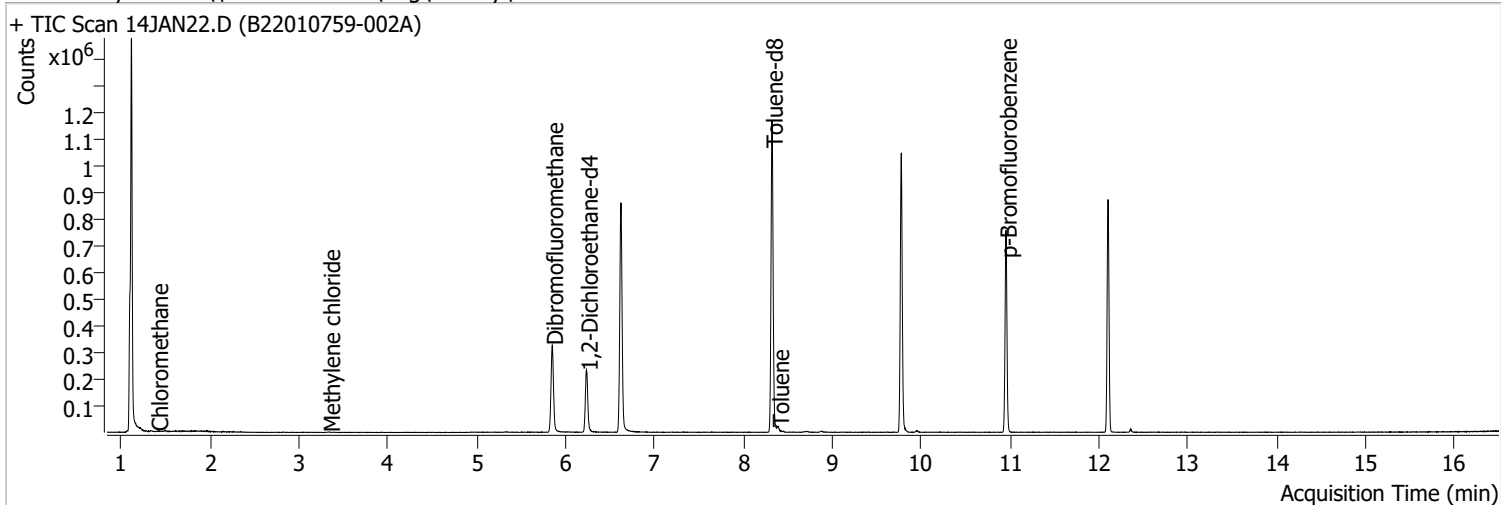
Compound	Conc.	Exp RT	QIon	Exp Ratio	QIon	Exp Ratio
Bromobenzene	N.D.	11.09	77.0	145.7	158.0	96.5
+ EIC (156.0) Scan 14JAN21.D			156.0, 77.0, 158.0			
1,1,2,2-Tetrachloroethane	N.D.	11.12	85.0	66.2		
+ EIC (83.0) Scan 14JAN21.D			83.0, 85.0			
1,2,3-Trichloropropane	N.D.	11.15	112.0	63.5		
+ EIC (110.0) Scan 14JAN21.D			110.0, 112.0			
2-Chlorotoluene	N.D.	11.29	91.0	282.3		
+ EIC (126.0) Scan 14JAN21.D			126.0, 91.0			

Quantitation Results Report (QT Reviewed)

Compound	Conc.	Exp RT	QIon	Exp Ratio
4-Chlorotoluene	N.D.	11.40	126.0	31.7
+ EIC (91.0) Scan 14JAN21.D			91.0, 126.0	
				
1,3-Dichlorobenzene	N.D.	12.03	148.0	63.6
+ EIC (146.0) Scan 14JAN21.D			146.0, 111.0, 148.0	
				
1,4-Dichlorobenzene	N.D.	12.13	148.0	63.1
+ EIC (146.0) Scan 14JAN21.D			146.0, 111.0, 148.0	
				
1,2-Dichlorobenzene	N.D.	12.49	148.0	63.9
+ EIC (146.0) Scan 14JAN21.D ***NO DATA POINTS***			146.0, 111.0, 148.0	
				

Quantitation Results Report (QT Reviewed)

Data File	14JAN22.D	Operator	MSC
Acq. Method	5975CACQF.M	Acq. Date-Time	1/14/2022 7:35:44 PM
Sample Name	B22010759-002A	Instrument	VOA5975C
Vial	22	Multiplier	1.00
DA Method File	VOA5975C_8260B_SHT_DoD_L4_010422.m	Comment	
Tune File	BFB_Atune3.u	Tune Date	10/11/2021 4:02:00 PM
Batch Name	VG011422_8260B.batch.bin	Last Calib Update	3/4/2022 3:27:31 PM
Ref Library	\\MASSHUNTER\Org\Library\NIST129K.l		



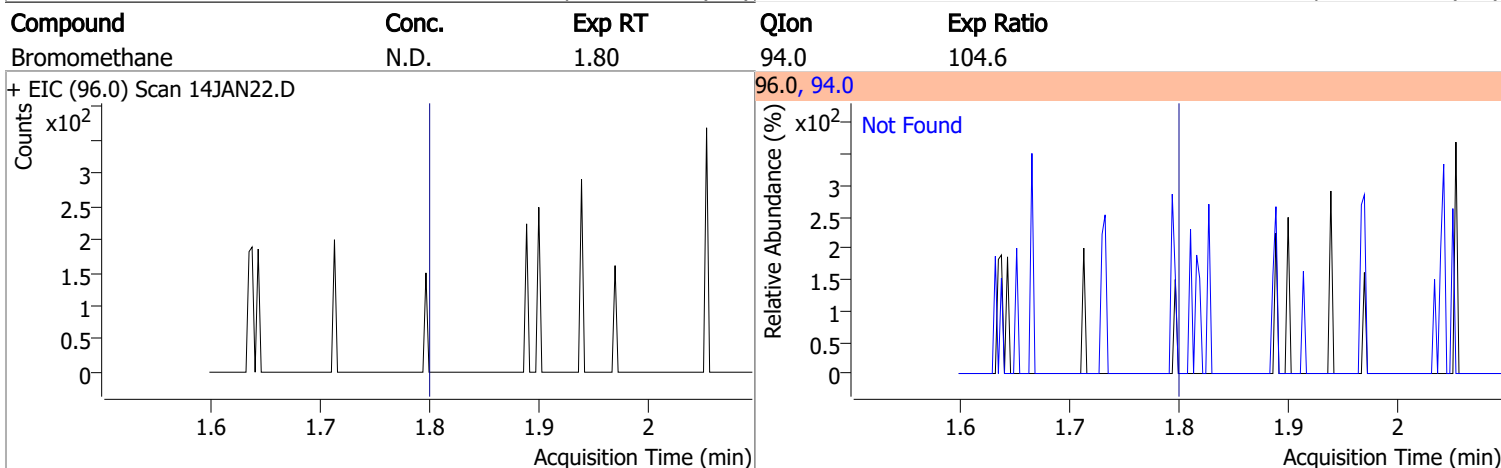
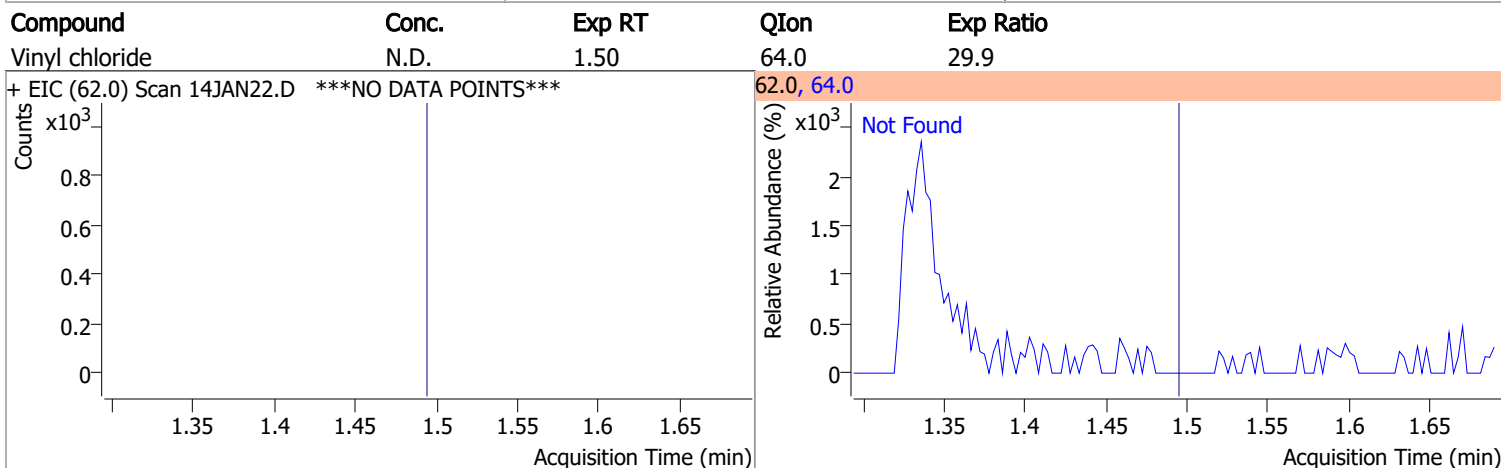
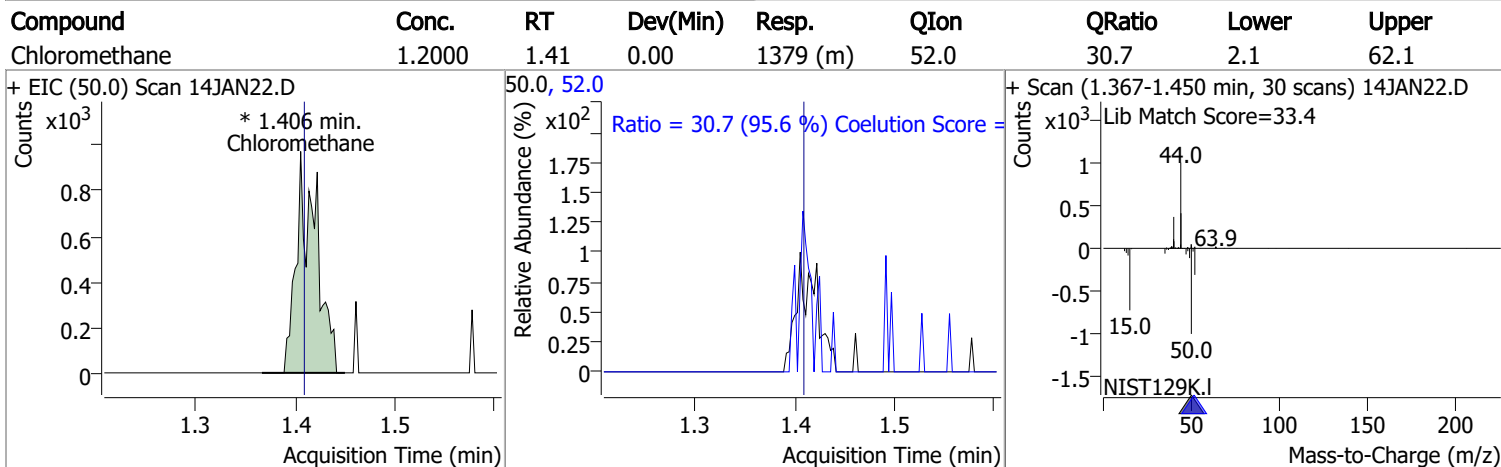
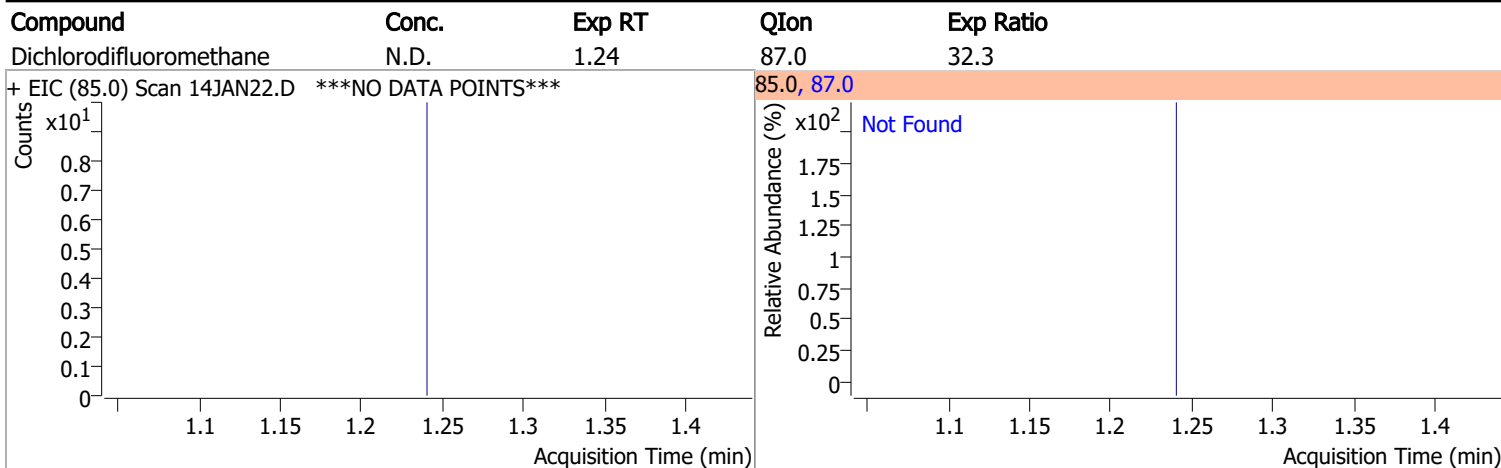
Compound	RT	QIon	Resp.	Conc.	Units	Dev(Min)
Internal Standards						
M Fluorobenzene	6.620	96.0	722690	250.0000	ng	-0.003
M Chlorobenzene-d5	9.774	82.0	280343	250.0000	ng	0.003
M 1,4-Dichlorobenzene-d4	12.100	152.0	210814	250.0000	ng	0.000
System Monitoring Compounds						
S Dibromofluoromethane	5.848	113.0	192836	283.2294	ng	0.003
Spiked Amount: 250.000	Range: 80.0 - 119.0%			Recovery = 113.29%		
S 1,2-Dichloroethane-d4	6.236	67.0	85584	291.0259	ng	0.003
Spiked Amount: 250.000	Range: 81.0 - 118.0%			Recovery = 116.41%		
S Toluene-d8	8.319	98.0	727467	269.2798	ng	0.000
Spiked Amount: 250.000	Range: 89.0 - 112.0%			Recovery = 107.71%		
S p-Bromofluorobenzene	10.951	95.0	209622	271.4187	ng	-0.003
Spiked Amount: 250.000	Range: 85.0 - 114.0%			Recovery = 108.57%		
Target Compounds						
T Dichlorodifluoromethane	0.000		0	N.D.		
T Chloromethane	1.406	50.0	1379	1.2000	ng	m 98
T Vinyl chloride	0.000		0	N.D.		
T Bromomethane	0.000		0	N.D.		
T Chloroethane	0.000		0	N.D.		
T Trichlorofluoromethane	0.000		0	N.D.		
T 1,1-Dichloroethene	0.000		0	N.D.		
T Methylene chloride	3.338	49.0	1389	1.2940	ng	m 90
T trans-1,2-Dichloroethene	0.000		0	N.D.		
T Methyl tert-butyl ether (MTBE)	0.000		0	N.D.		
T 1,1-Dichloroethane	0.000		0	N.D.		
T 2,2-Dichloropropane	0.000		0	N.D.		
T cis-1,2-Dichloroethene	0.000		0	N.D.		
T Methyl ethyl ketone	0.000		0	N.D.		
T Bromochloromethane	0.000		0	N.D.		
T Chloroform	5.658	83.0	0		ng	md 1

Quantitation Results Report (QT Reviewed)

Compound	RT	QIon	Resp.	Conc.	Units	Dev(Min)
T 1,1,1-Trichloroethane	0.000		0	N.D.		
T Carbon tetrachloride	0.000		0	N.D.		
T 1,1-Dichloropropene	0.000		0	N.D.		
T Benzene	0.000		0	N.D.		
T 1,2-Dichloroethane	0.000		0	N.D.		
T Trichloroethene	0.000		0	N.D.		
T 1,2-Dichloropropane	0.000		0	N.D.		
T Dibromomethane	0.000		0	N.D.		
T Bromodichloromethane	0.000		0	N.D.		
T cis-1,3-Dichloropropene	0.000		0	N.D.		
T Toluene	8.388	92.0	5068	2.7772	ng	96
T trans-1,3-Dichloropropene	0.000		0	N.D.		
T 1,1,2-Trichloroethane	0.000		0	N.D.		
T Tetrachloroethene	0.000		0	N.D.		
T 1,3-Dichloropropane	0.000		0	N.D.		
T Chlorodibromomethane	0.000		0	N.D.		
T 1,2-Dibromoethane	0.000		0	N.D.		
T Chlorobenzene	0.000		0	N.D.		
T 1,1,1,2-Tetrachloroethane	0.000		0	N.D.		
T Ethylbenzene	0.000		0	N.D.		
T m+p-Xylenes	0.000		0	N.D.		
T o-Xylene	0.000		0	N.D.		
T Styrene	0.000		0	N.D.		
T Bromoform	0.000		0	N.D.		
T Bromobenzene	0.000		0	N.D.		
T 1,1,2,2-Tetrachloroethane	0.000		0	N.D.		
T 1,2,3-Trichloropropane	0.000		0	N.D.		
T 2-Chlorotoluene	0.000		0	N.D.		
T 4-Chlorotoluene	0.000		0	N.D.		
T 1,3-Dichlorobenzene	0.000		0	N.D.		
T 1,4-Dichlorobenzene	0.000		0	N.D.		
T 1,2-Dichlorobenzene	0.000		0	N.D.		

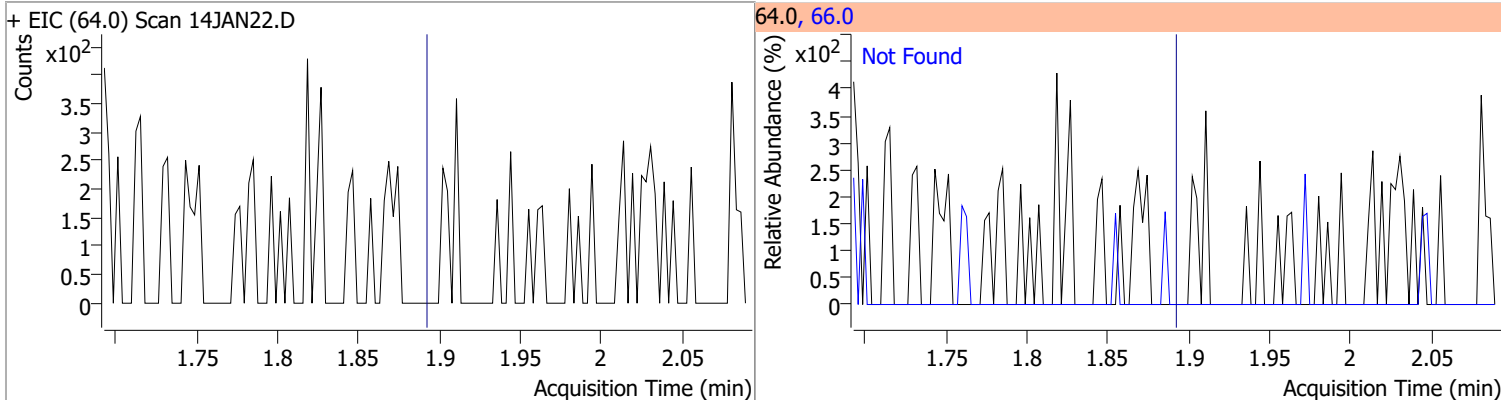
(#) = Qualifier Out of Range; (m) = Manual Integration; (+) = Area Summed; (*) = Surrogate Percent Recovery Out of Range; (d): Zeroed Peak

Quantitation Results Report (QT Reviewed)

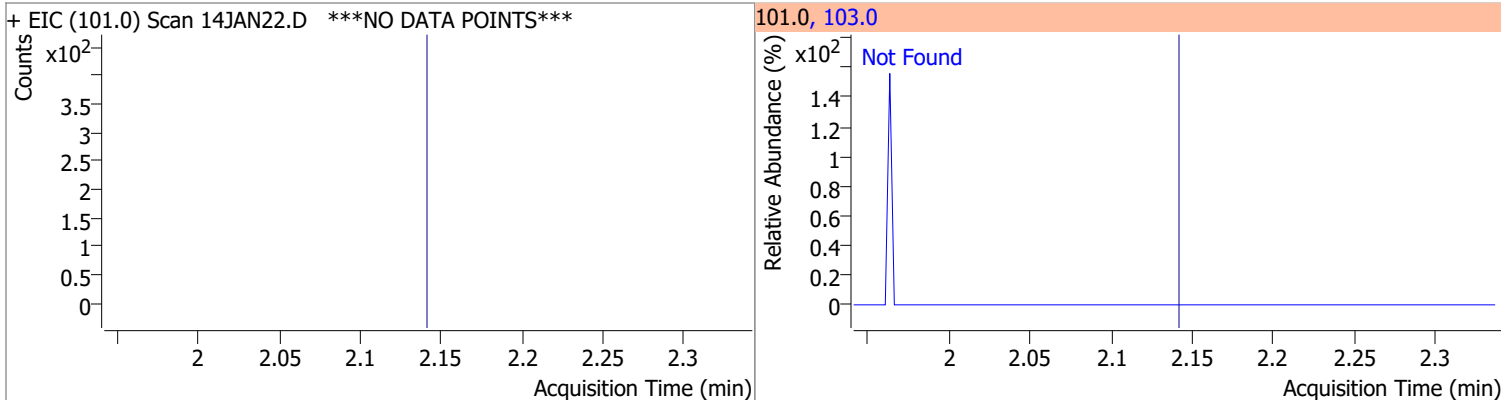


Quantitation Results Report (QT Reviewed)

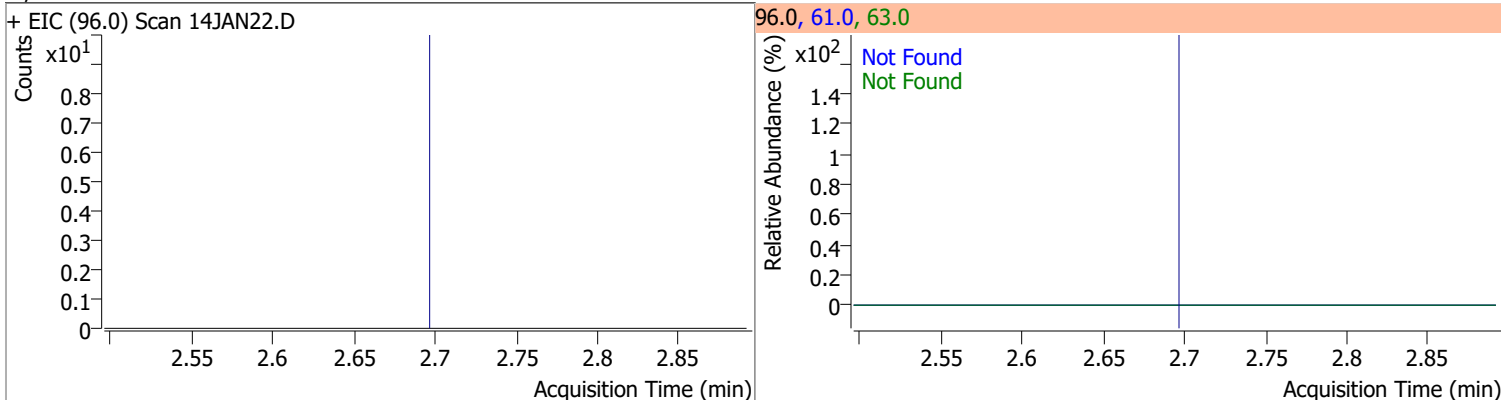
Compound	Conc.	Exp RT	QIon	Exp Ratio
Chloroethane	N.D.	1.89	66.0	30.1



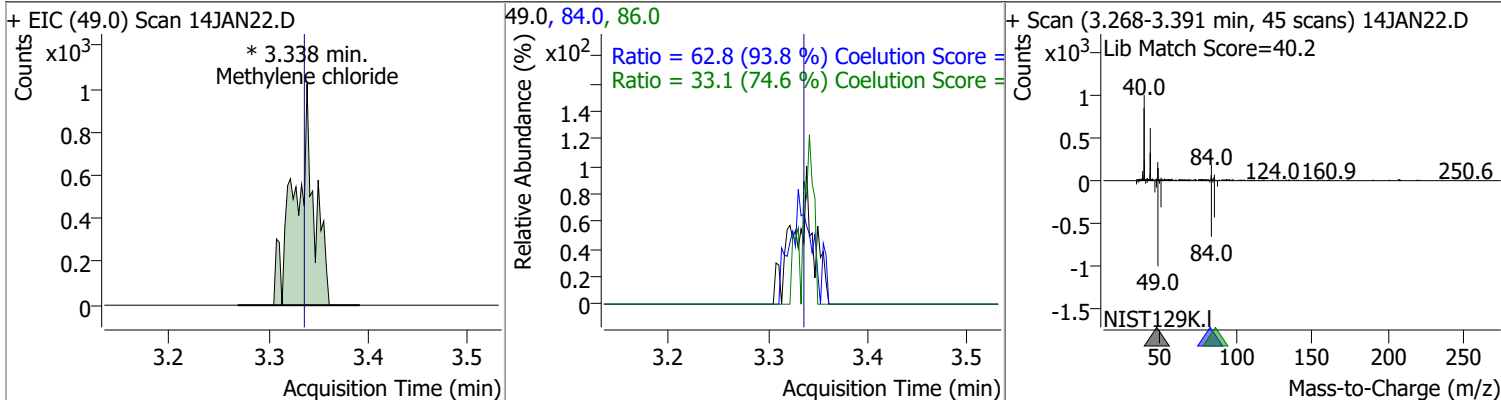
Compound	Conc.	Exp RT	QIon	Exp Ratio
Trichlorofluoromethane	N.D.	2.14	103.0	64.2



Compound	Conc.	Exp RT	QIon	Exp Ratio	QIon	Exp Ratio
1,1-Dichloroethene	N.D.	2.70	61.0	180.3	63.0	56.7

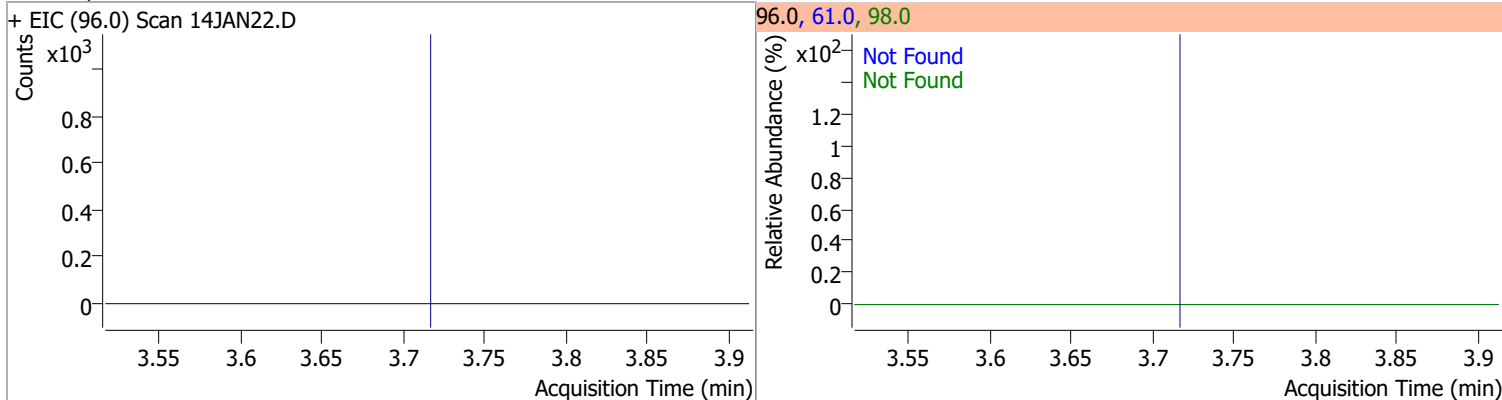


Compound	Conc.	RT	Dev(Min)	Resp.	QIon	QRatio	Lower	Upper
Methylene chloride	1.2940	3.34	0.00	1389 (m)	84.0	62.8	36.9	96.9
					86.0	33.1	14.3	74.3

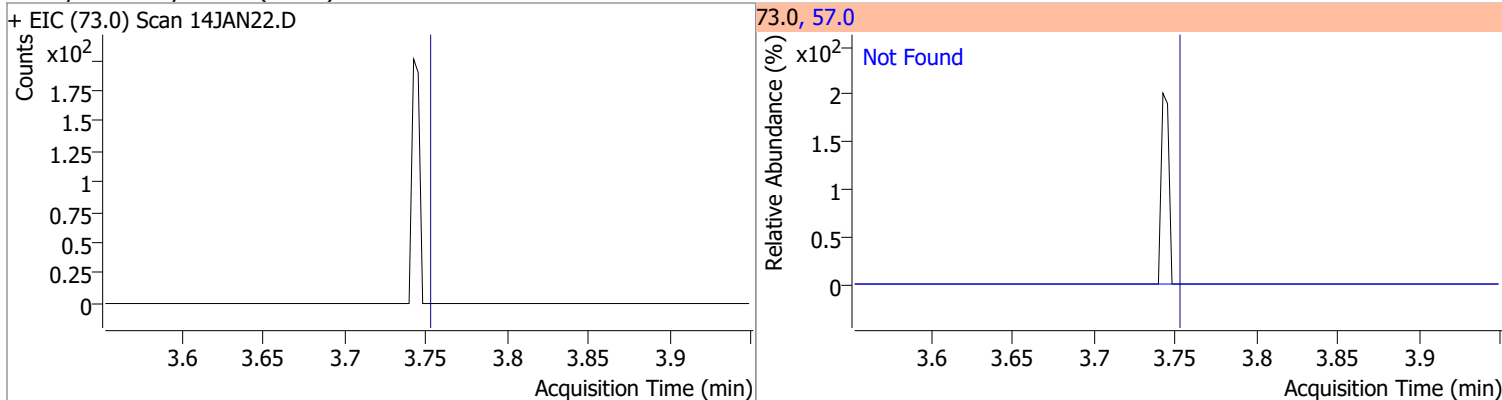


Quantitation Results Report (QT Reviewed)

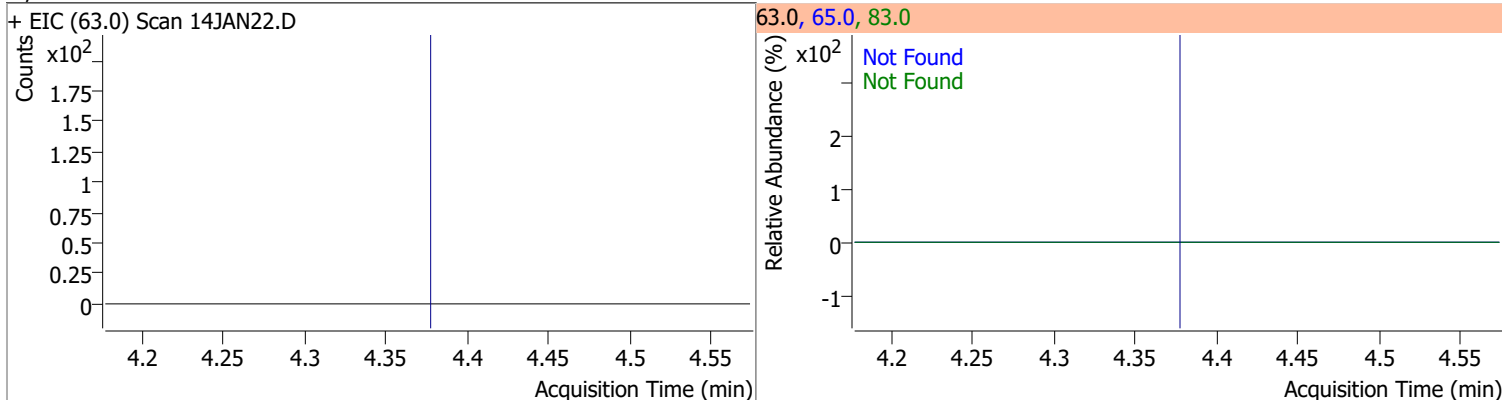
Compound	Conc.	Exp RT	QIon	Exp Ratio	QIon	Exp Ratio
trans-1,2-Dichloroethene	N.D.	3.72	61.0	153.9	98.0	65.7



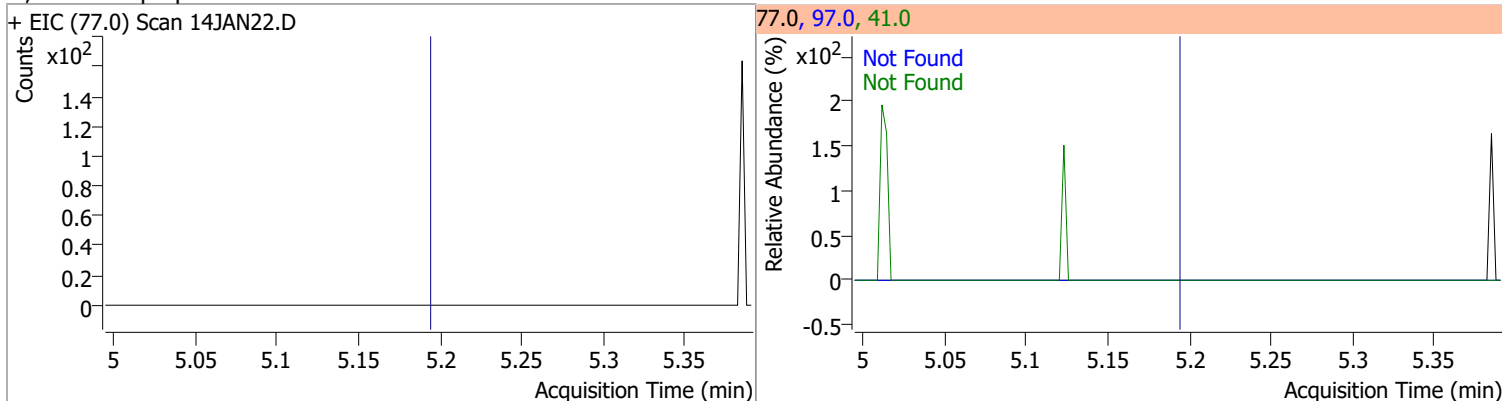
Compound	Conc.	Exp RT	QIon	Exp Ratio
Methyl tert-butyl ether (MTBE)	N.D.	3.75	57.0	24.6



Compound	Conc.	Exp RT	QIon	Exp Ratio	QIon	Exp Ratio
1,1-Dichloroethane	N.D.	4.38	65.0	32.1	83.0	13.7

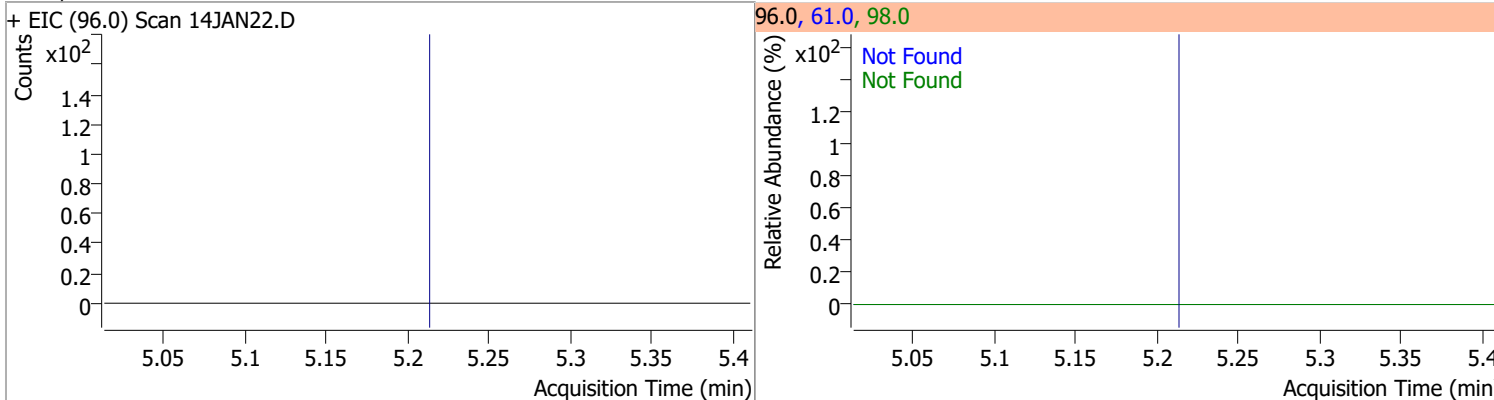


Compound	Conc.	Exp RT	QIon	Exp Ratio	QIon	Exp Ratio
2,2-Dichloropropane	N.D.	5.20	41.0	66.5	97.0	23.2

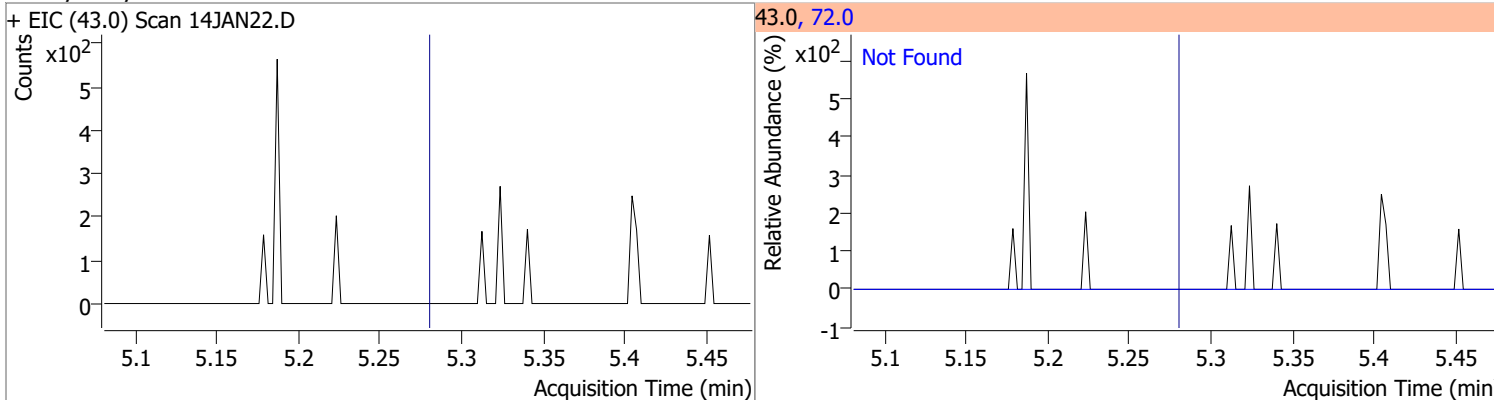


Quantitation Results Report (QT Reviewed)

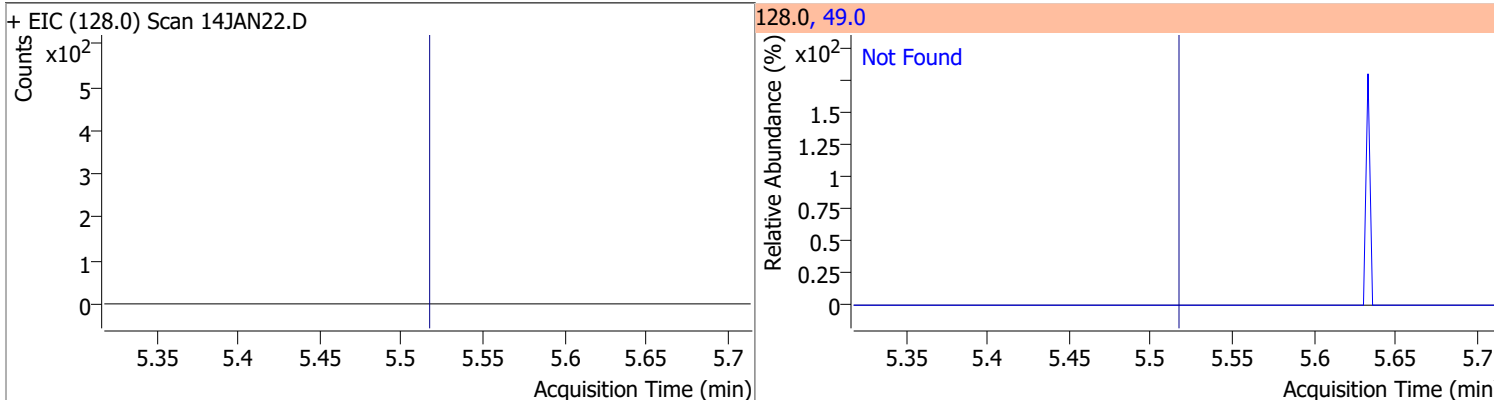
Compound	Conc.	Exp RT	QIon	Exp Ratio	QIon	Exp Ratio
cis-1,2-Dichloroethene	N.D.	5.22	61.0	167.2	98.0	67.3



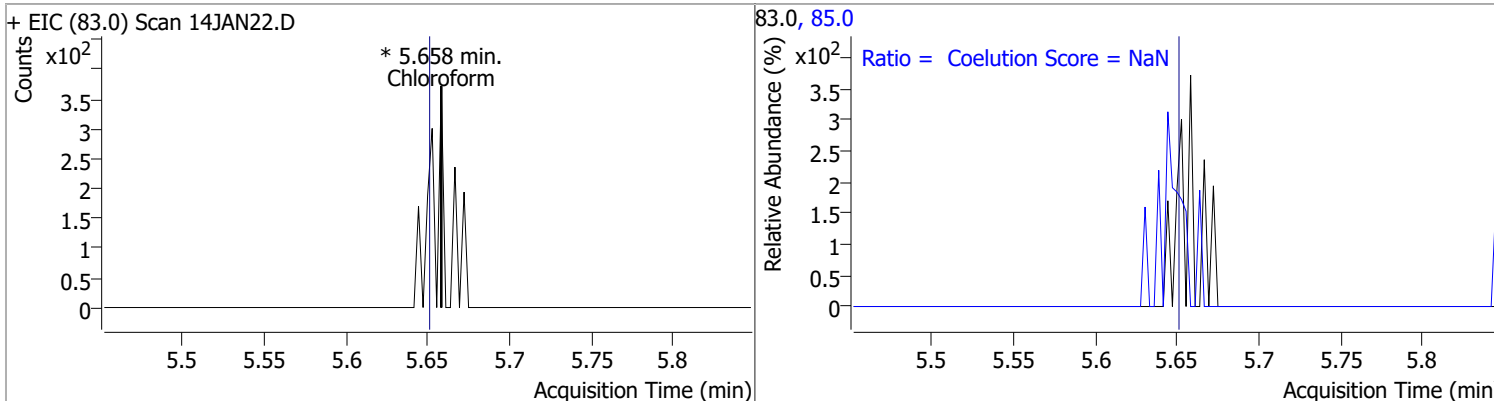
Compound	Conc.	Exp RT	QIon	Exp Ratio
Methyl ethyl ketone	N.D.	5.28	72.0	21.3



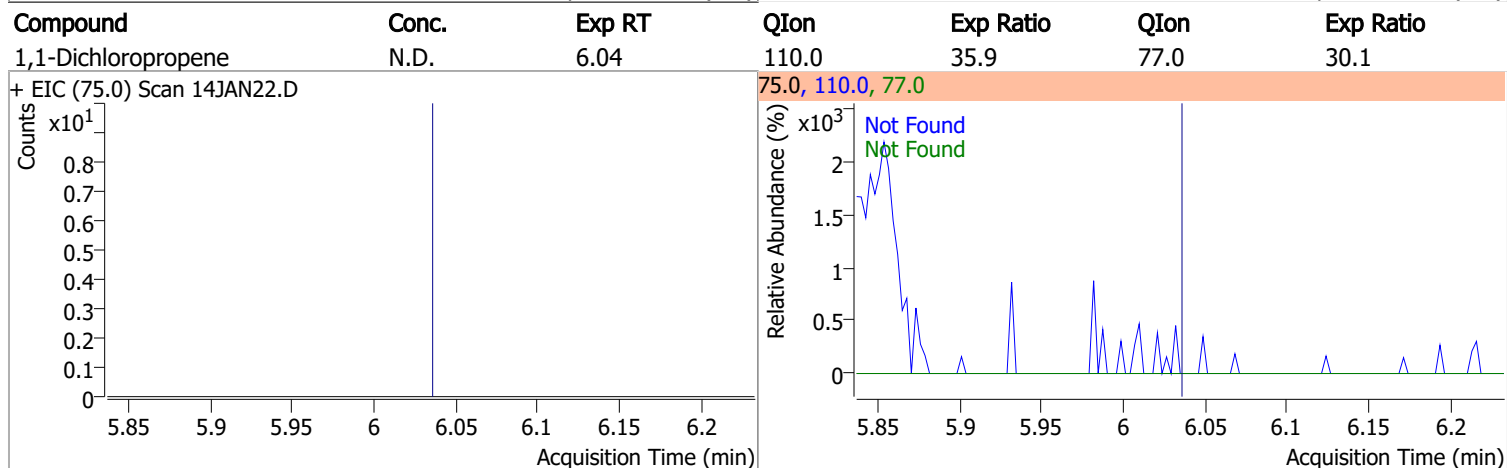
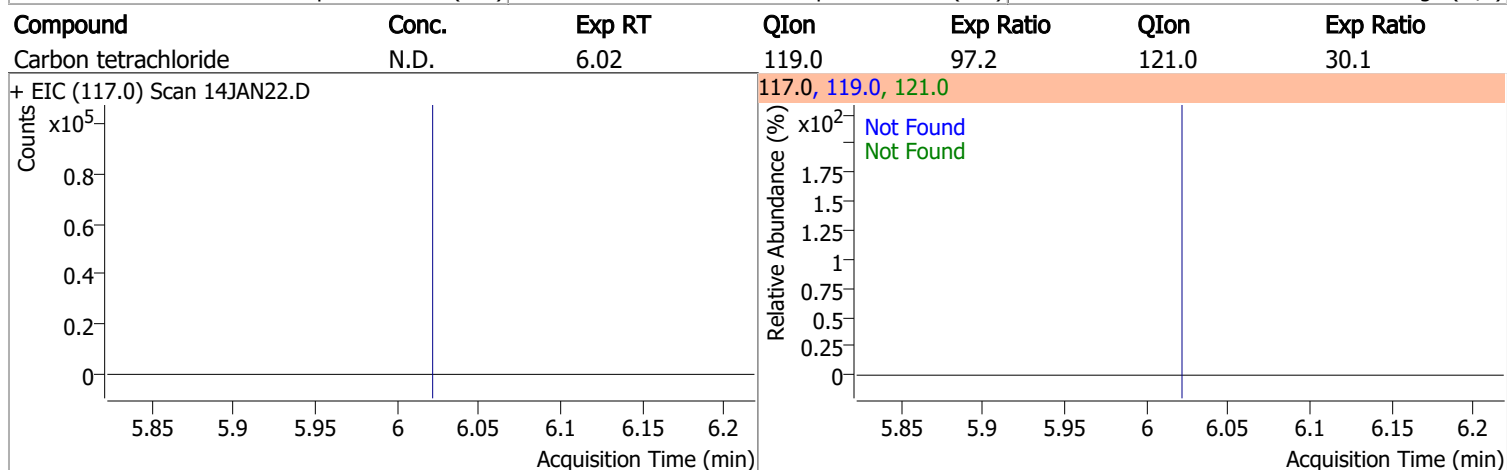
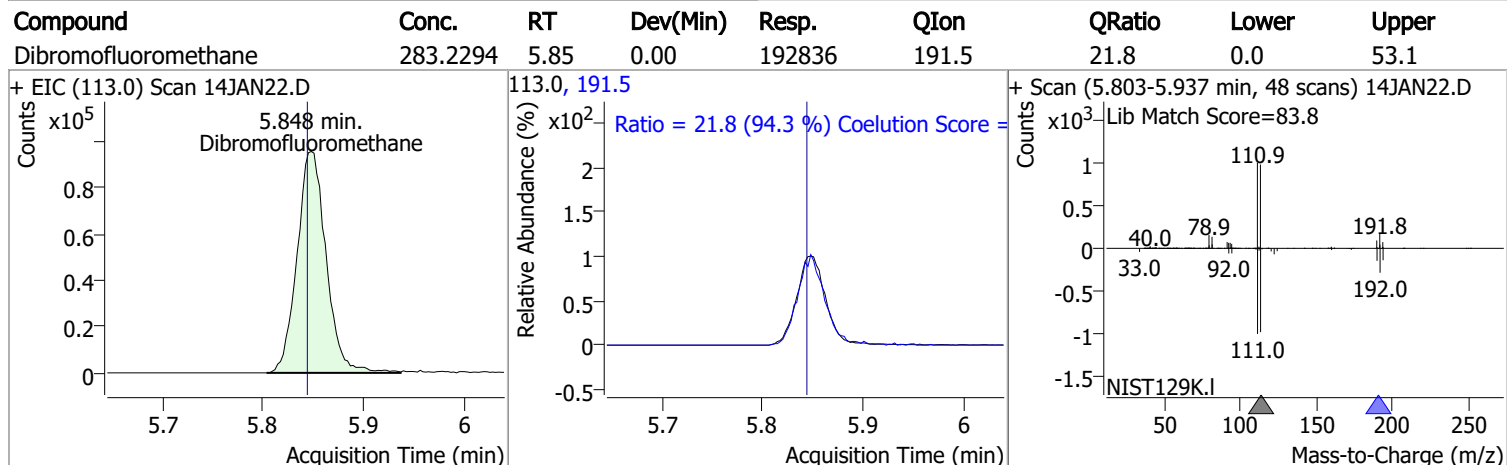
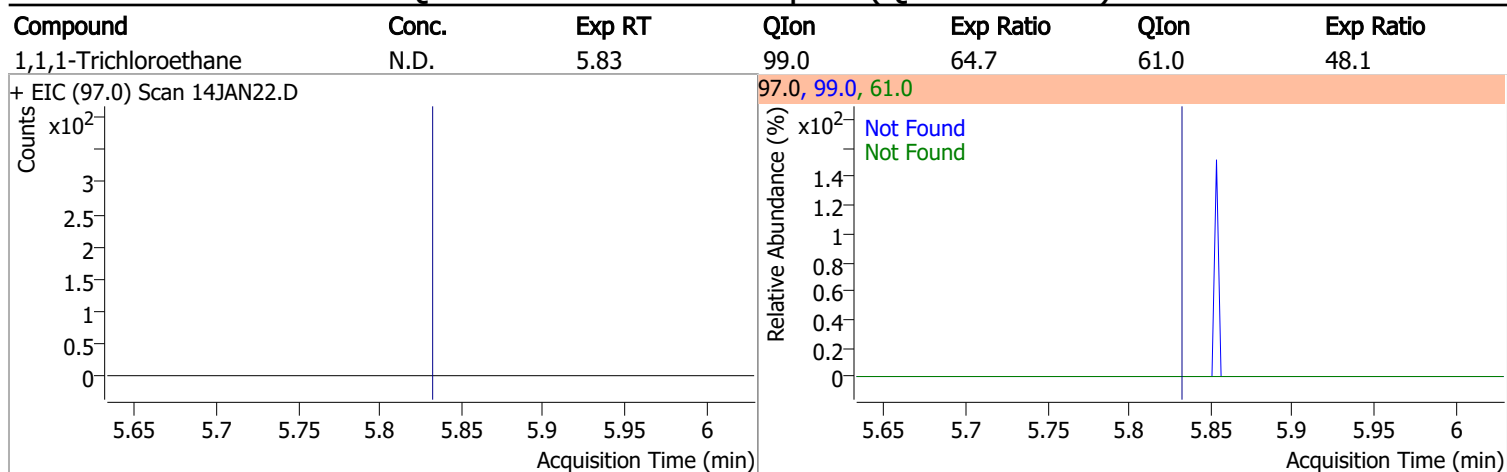
Compound	Conc.	Exp RT	QIon	Exp Ratio
Bromochloromethane	N.D.	5.52	49.0	182.9



Compound	Conc.	RT	Dev(Min)	Resp.	QIon	QRatio	Lower	Upper
Chloroform		0		0	85.0		36.0	96.0

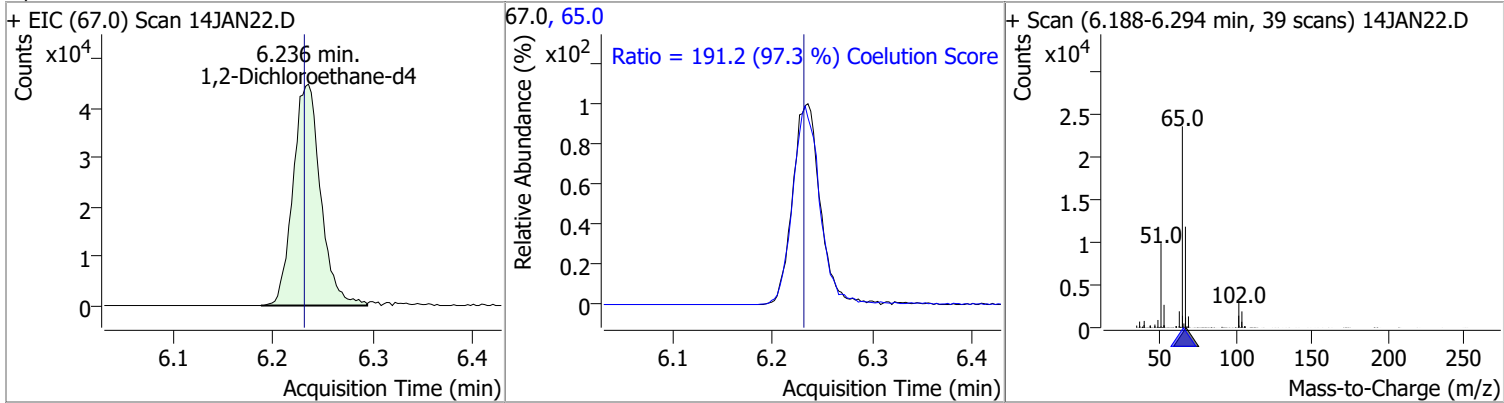


Quantitation Results Report (QT Reviewed)

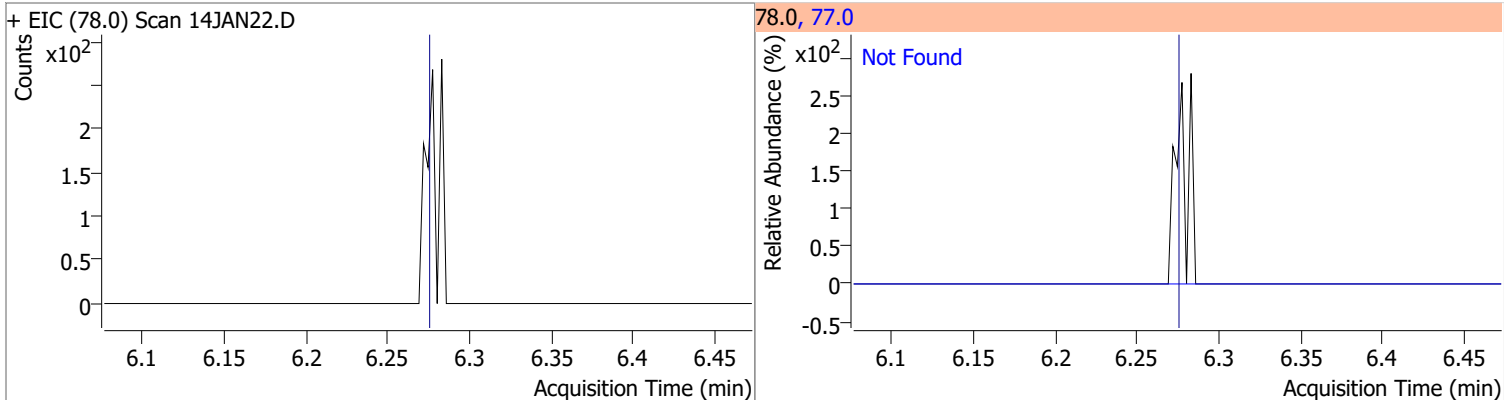


Quantitation Results Report (QT Reviewed)

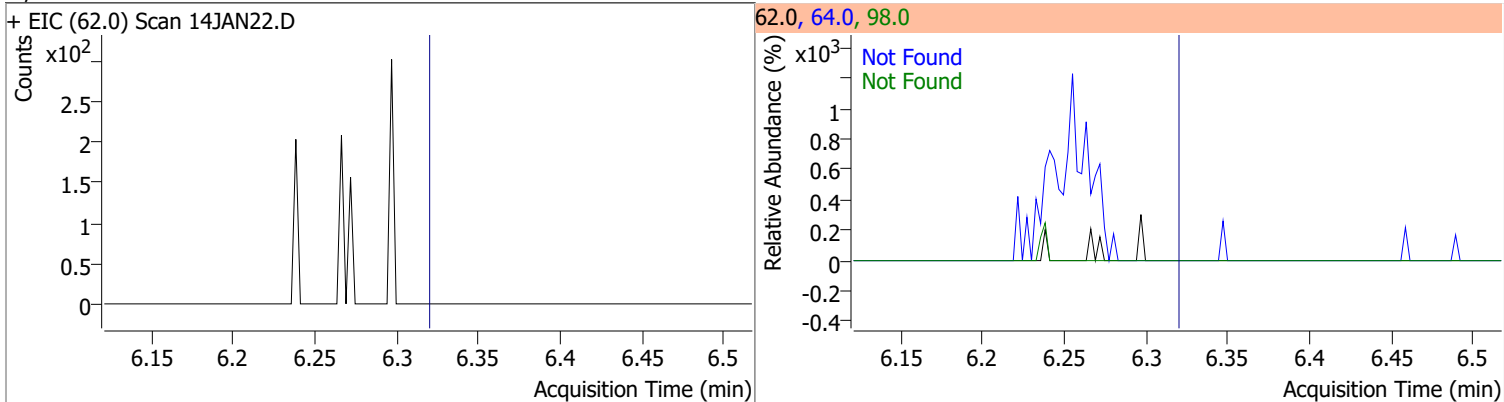
Compound	Conc.	RT	Dev(Min)	Resp.	QIon	QRatio	Lower	Upper
1,2-Dichloroethane-d4	291.0259	6.24	0.00	85584	65.0	191.2	166.5	226.5



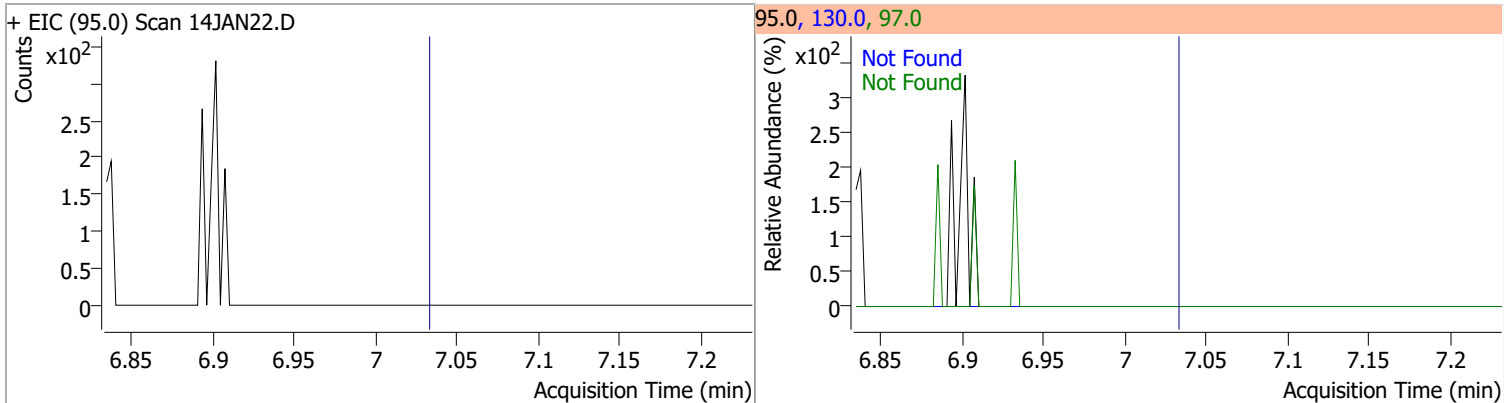
Compound	Conc.	Exp RT	QIon	Exp Ratio
Benzene	N.D.	6.28	77.0	23.5



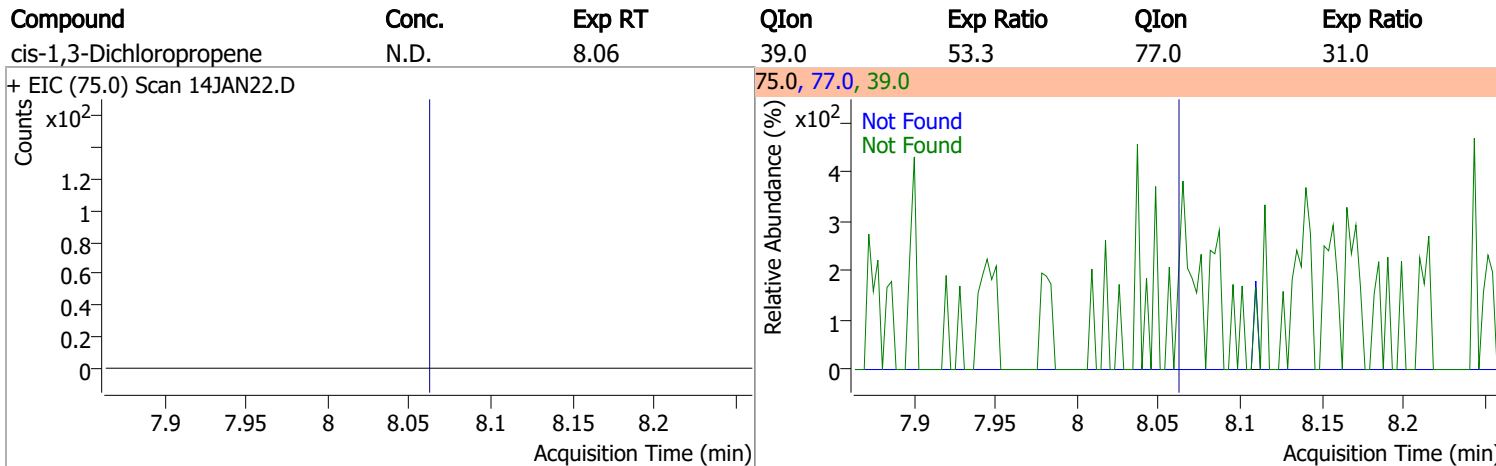
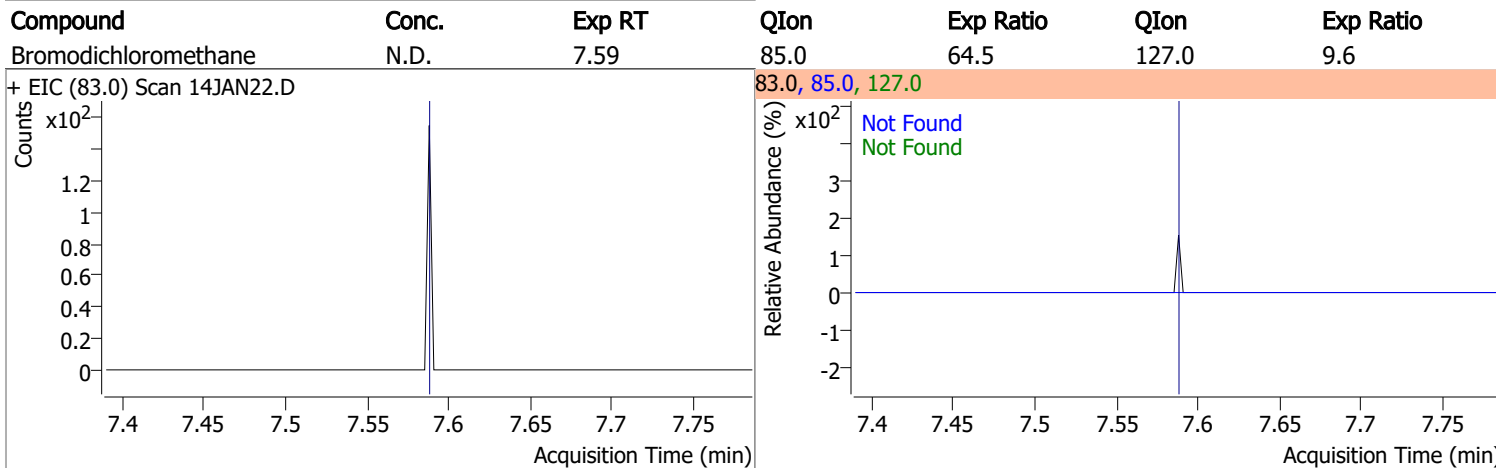
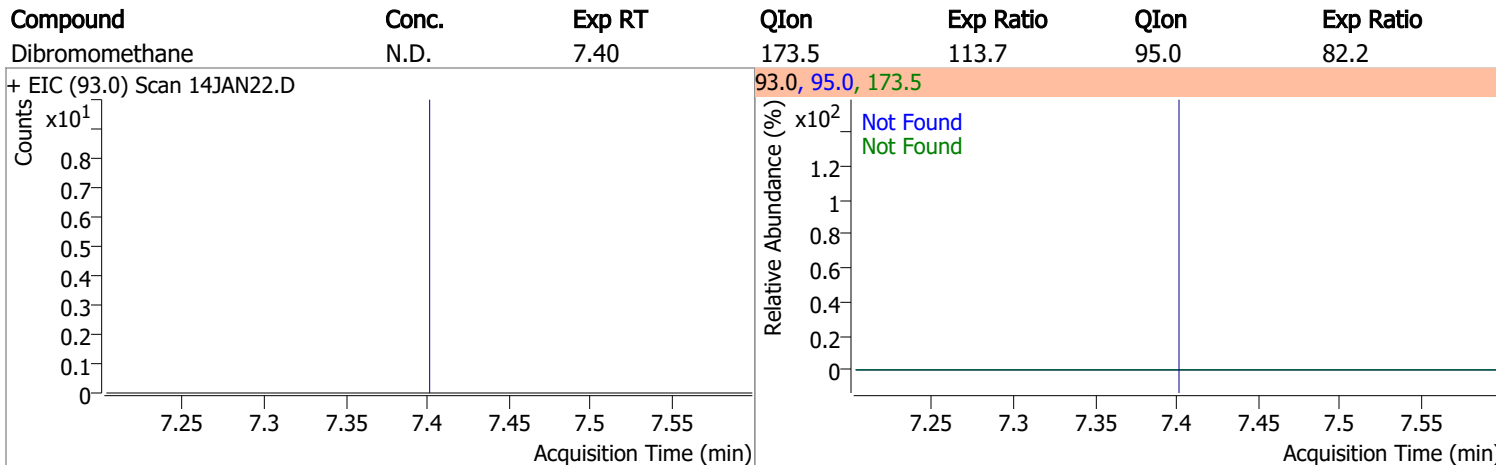
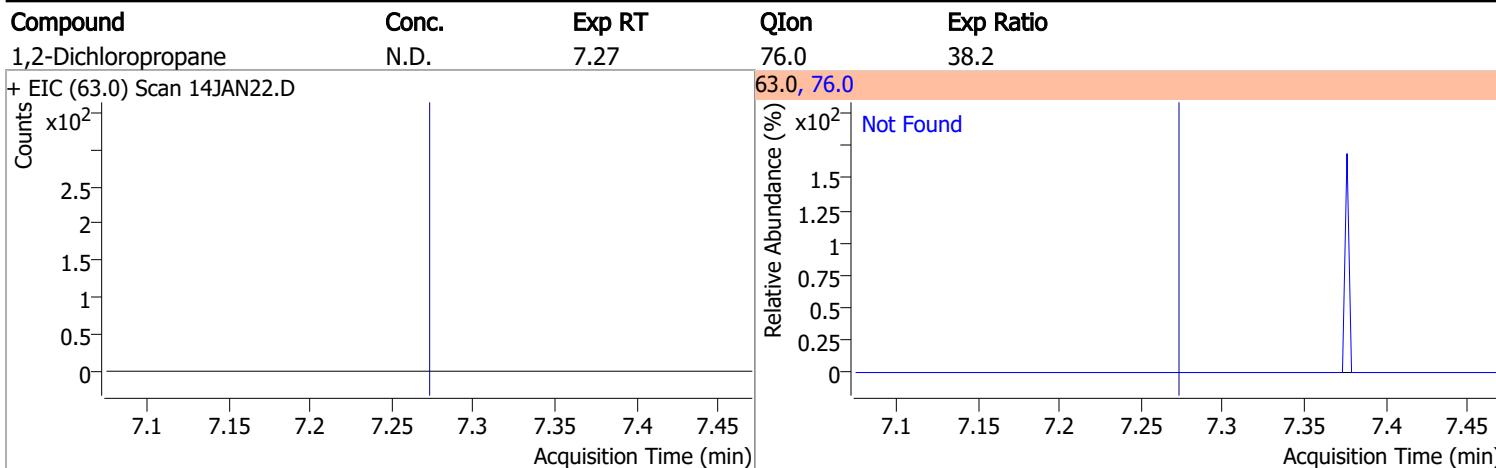
Compound	Conc.	Exp RT	QIon	Exp Ratio	QIon	Exp Ratio
1,2-Dichloroethane	N.D.	6.32	64.0	29.9	98.0	7.6



Compound	Conc.	Exp RT	QIon	Exp Ratio	QIon	Exp Ratio
Trichloroethene	N.D.	7.03	130.0	101.5	97.0	64.1

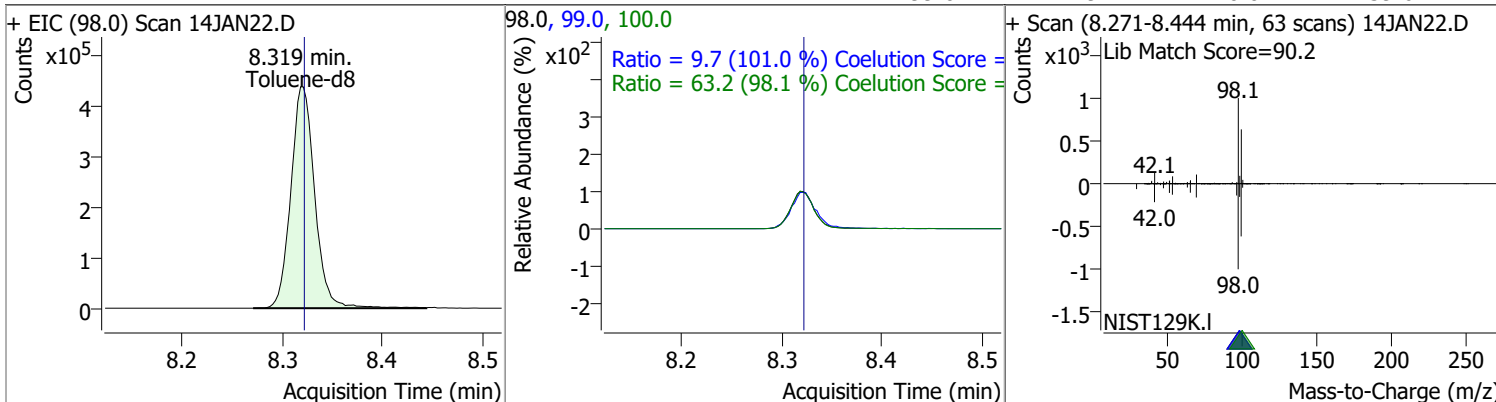


Quantitation Results Report (QT Reviewed)

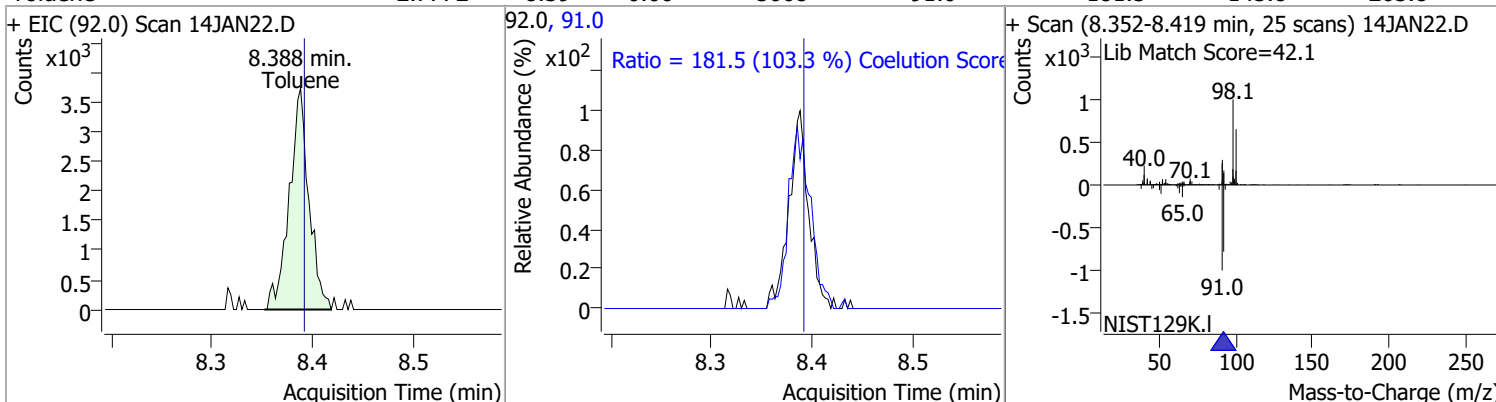


Quantitation Results Report (QT Reviewed)

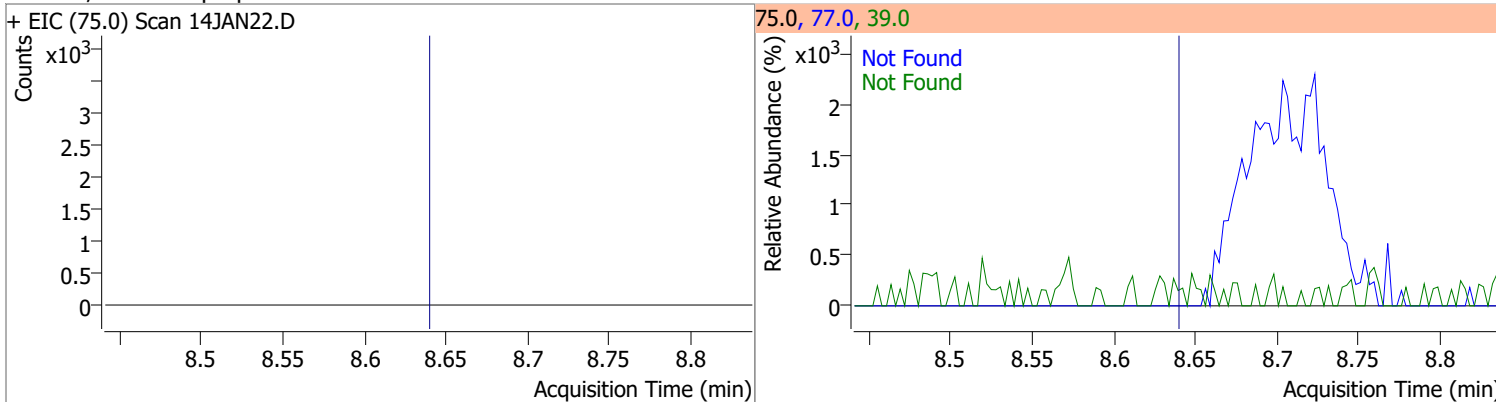
Compound	Conc.	RT	Dev(Min)	Resp.	QIon	QRatio	Lower	Upper
Toluene-d8	269.2798	8.32	0.00	727467	100.0	63.2	34.4	94.4
					99.0	9.7	0.0	39.6



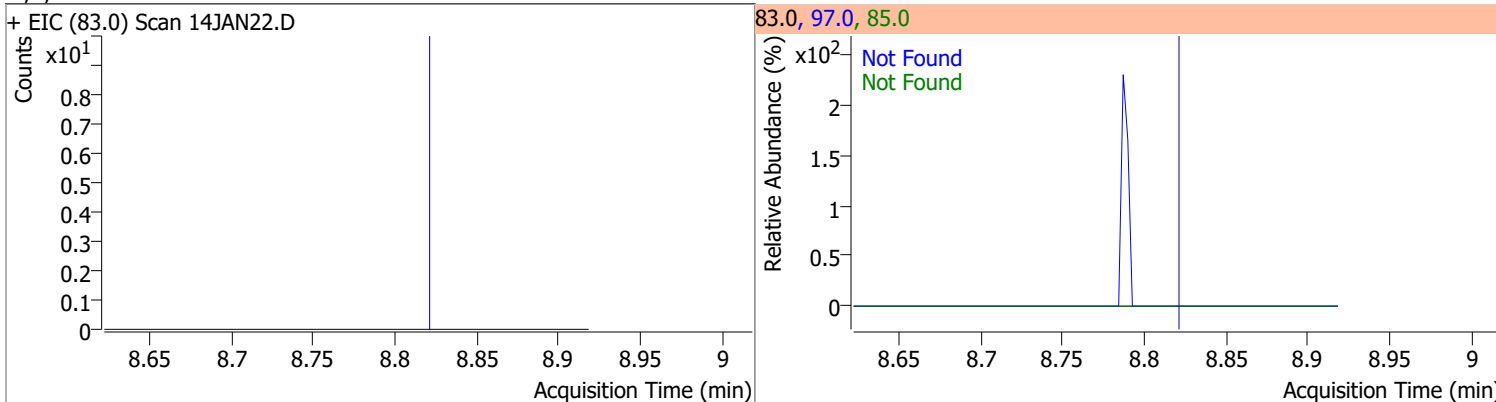
Compound	Conc.	RT	Dev(Min)	Resp.	QIon	QRatio	Lower	Upper
Toluene	2.7772	8.39	0.00	5068	91.0	181.5	145.8	205.8



Compound	Conc.	Exp RT	QIon	Exp Ratio	QIon	Exp Ratio
trans-1,3-Dichloropropene	N.D.	8.64	39.0	53.4	77.0	32.4

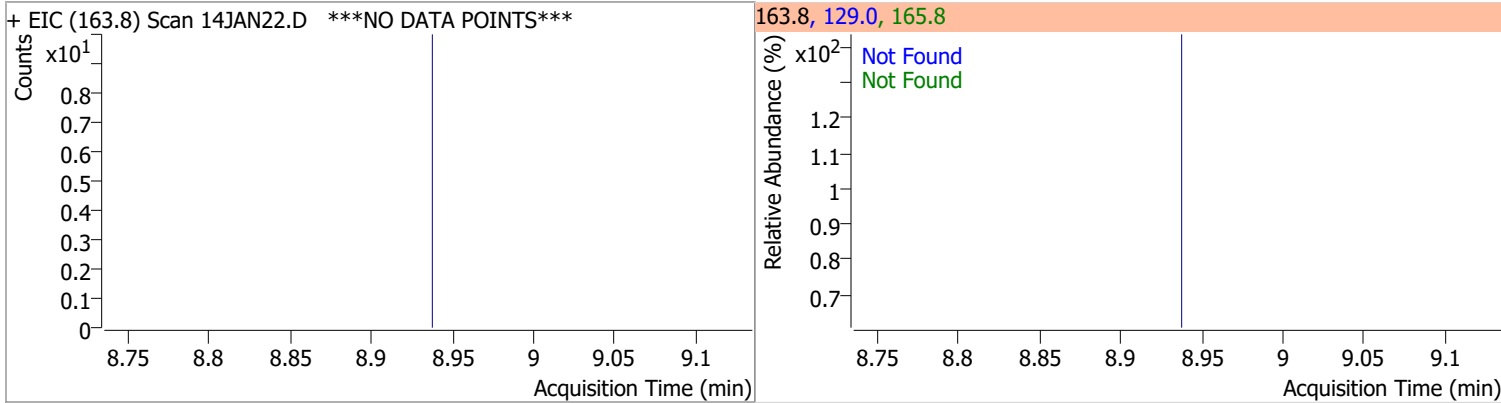


Compound	Conc.	Exp RT	QIon	Exp Ratio	QIon	Exp Ratio
1,1,2-Trichloroethane	N.D.	8.82	97.0	114.6	85.0	67.6

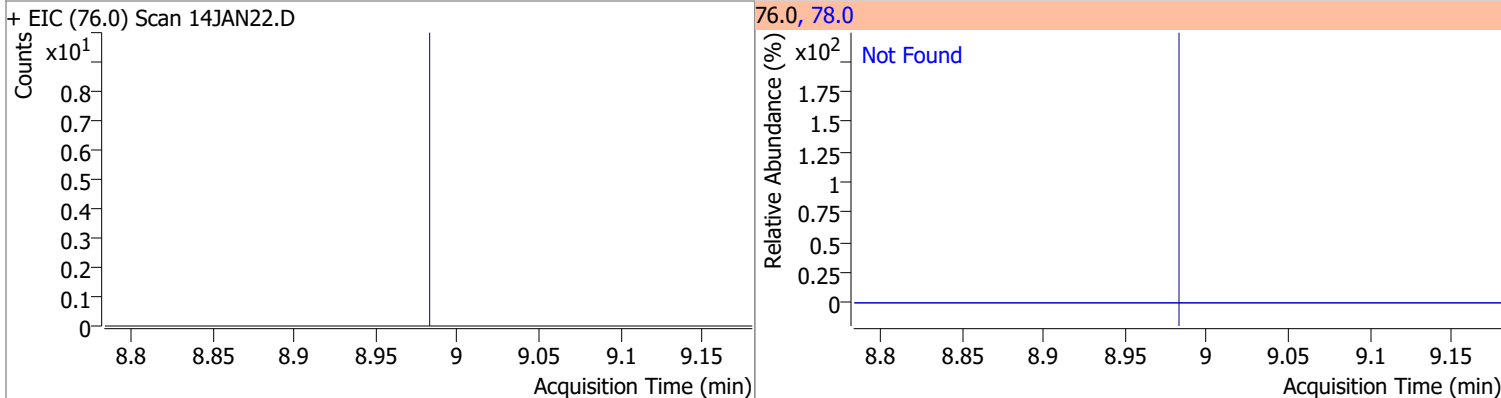


Quantitation Results Report (QT Reviewed)

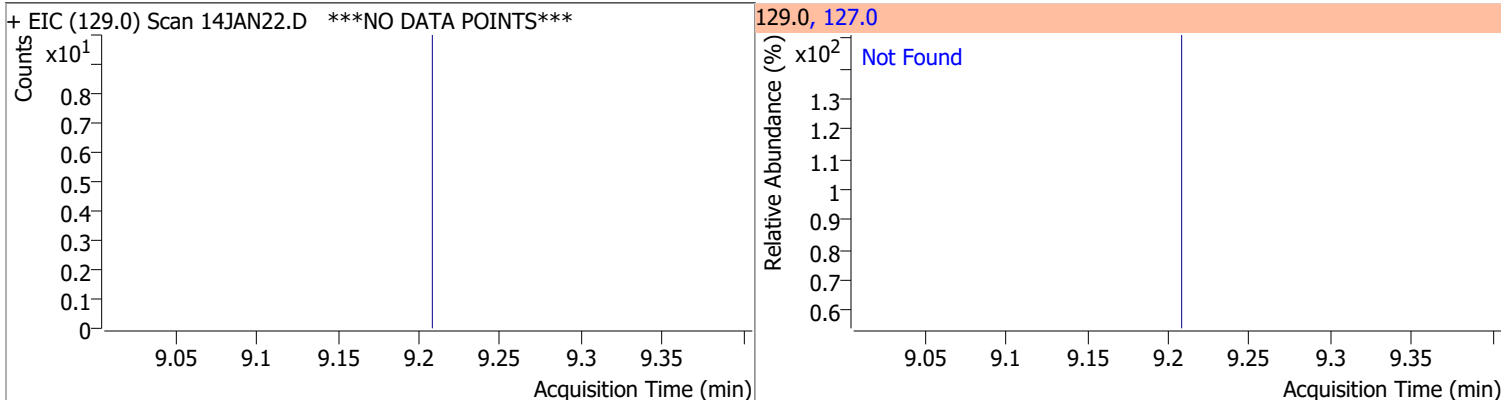
Compound	Conc.	Exp RT	QIon	Exp Ratio	QIon	Exp Ratio
Tetrachloroethene	N.D.	8.94	165.8	128.6	129.0	91.5



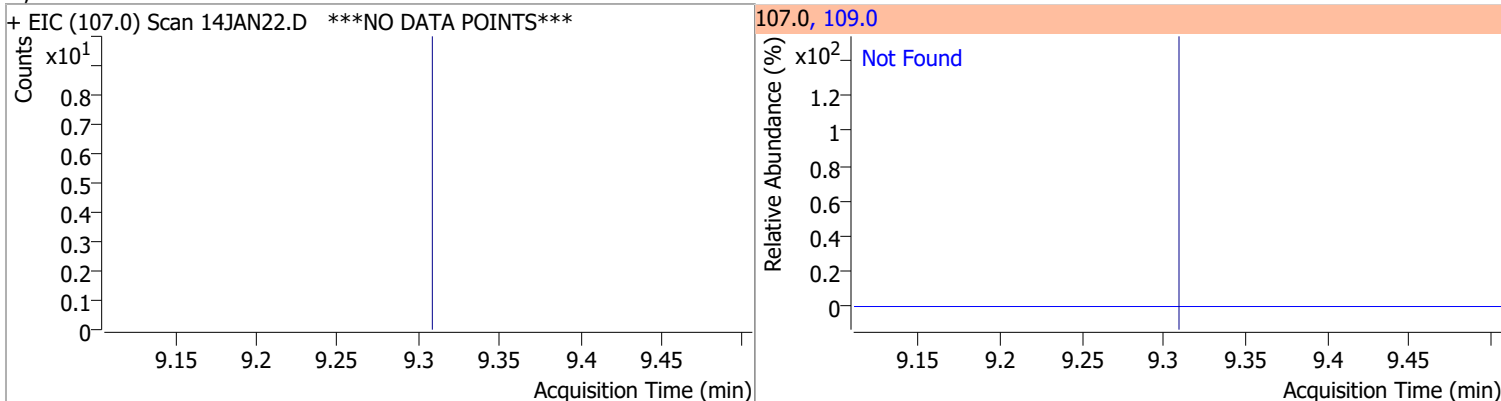
Compound	Conc.	Exp RT	QIon	Exp Ratio
1,3-Dichloropropane	N.D.	8.98	78.0	32.9



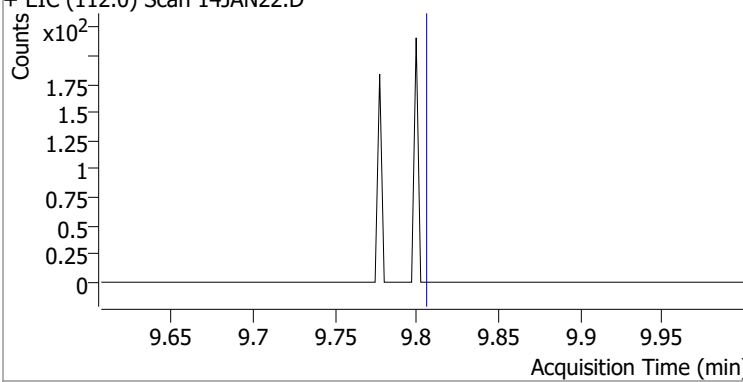
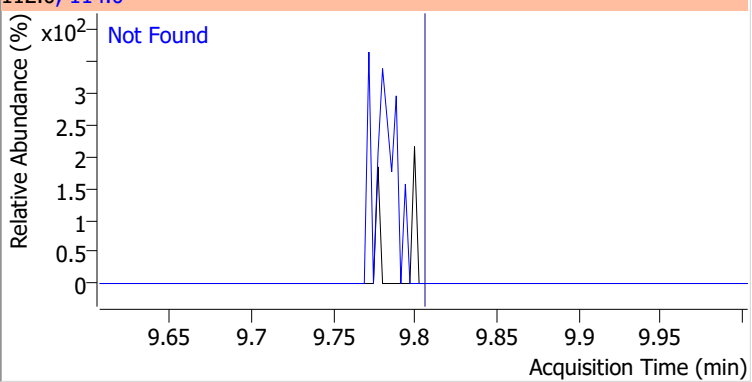
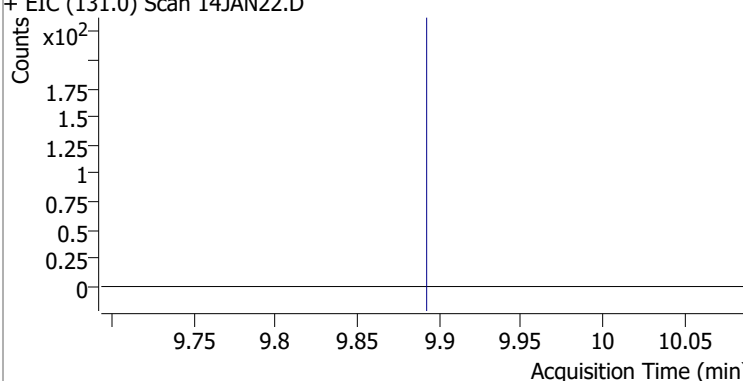
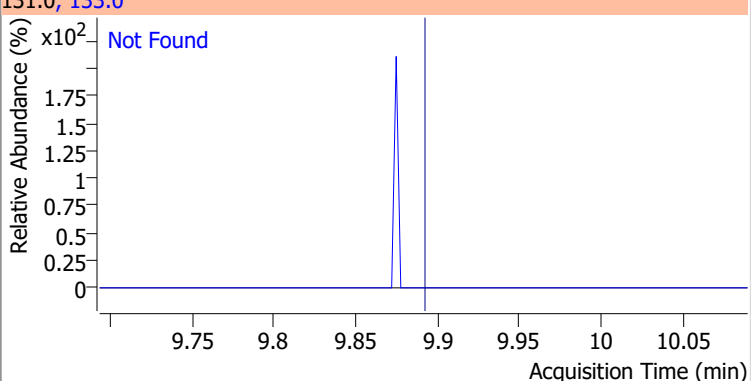
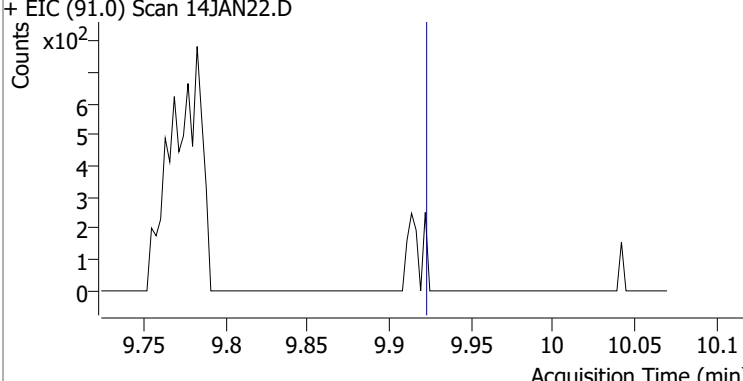
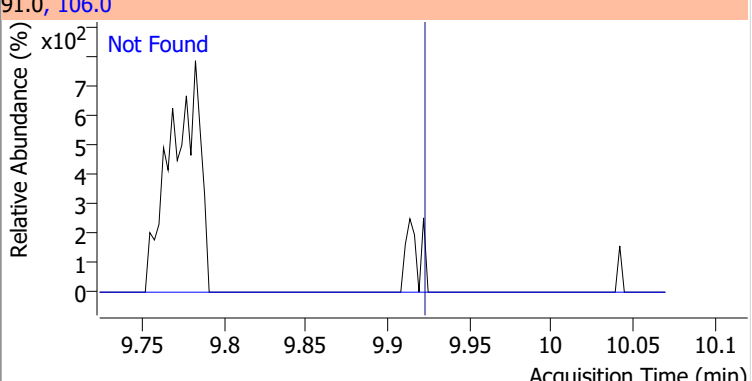
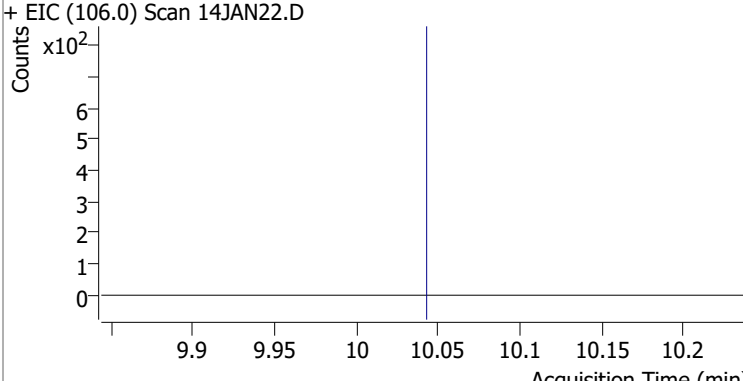
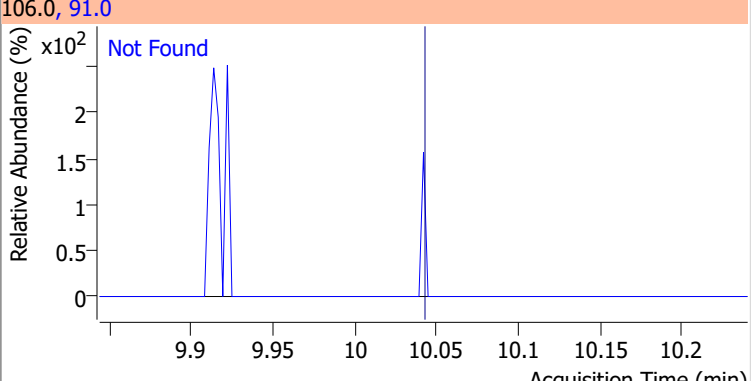
Compound	Conc.	Exp RT	QIon	Exp Ratio
Chlorodibromomethane	N.D.	9.21	127.0	78.0



Compound	Conc.	Exp RT	QIon	Exp Ratio
1,2-Dibromoethane	N.D.	9.31	109.0	94.5

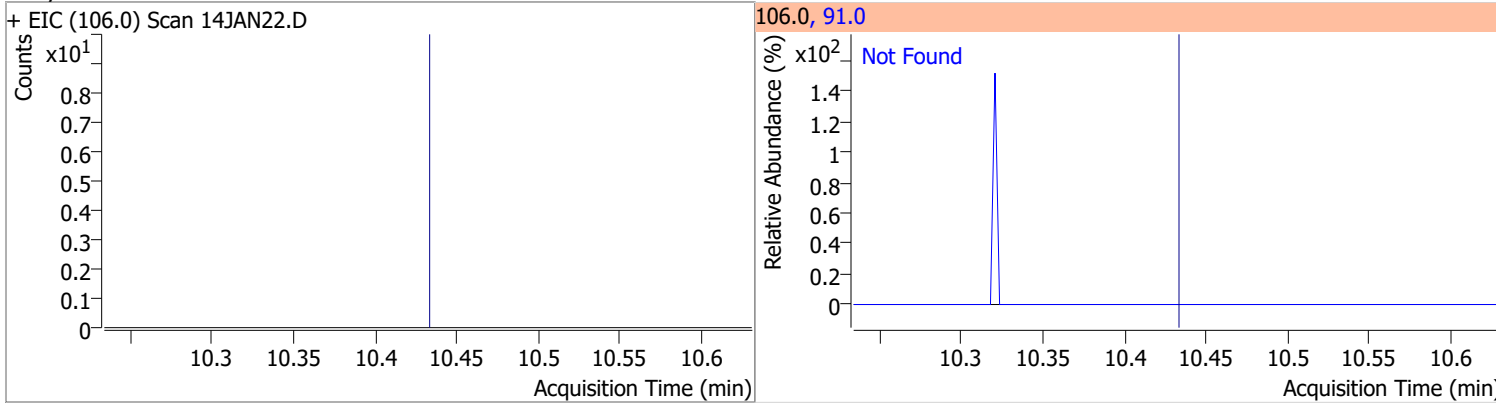


Quantitation Results Report (QT Reviewed)

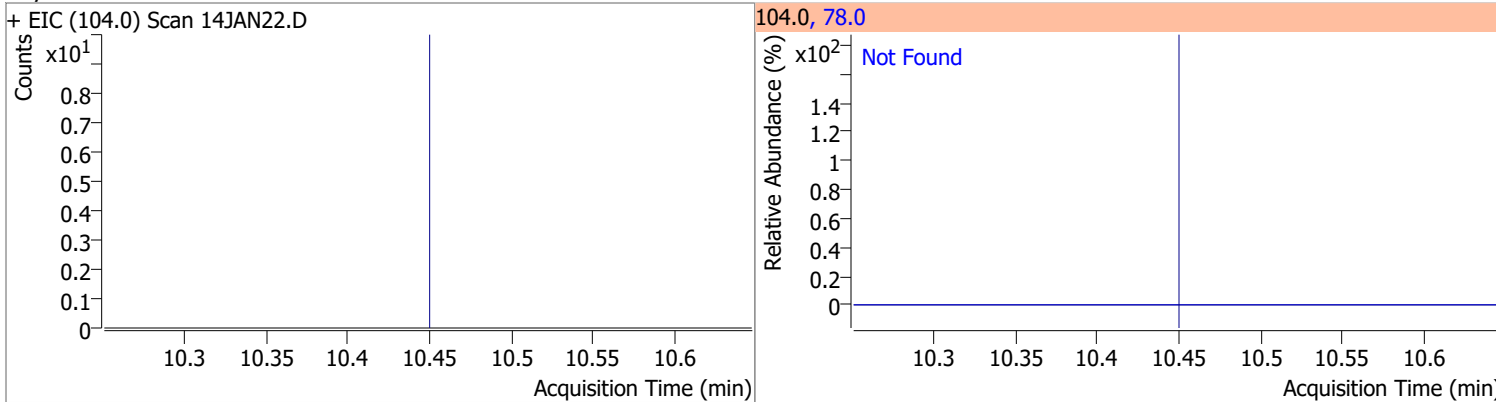
Compound	Conc.	Exp RT	QIon	Exp Ratio
Chlorobenzene	N.D.	9.80	114.0	32.1
+ EIC (112.0) Scan 14JAN22.D			112.0, 114.0	
				
1,1,1,2-Tetrachloroethane	N.D.	9.89	133.0	98.6
+ EIC (131.0) Scan 14JAN22.D			131.0, 133.0	
				
Ethylbenzene	N.D.	9.92	106.0	31.1
+ EIC (91.0) Scan 14JAN22.D			91.0, 106.0	
				
m+p-Xylenes	N.D.	10.04	91.0	201.4
+ EIC (106.0) Scan 14JAN22.D			106.0, 91.0	
				

Quantitation Results Report (QT Reviewed)

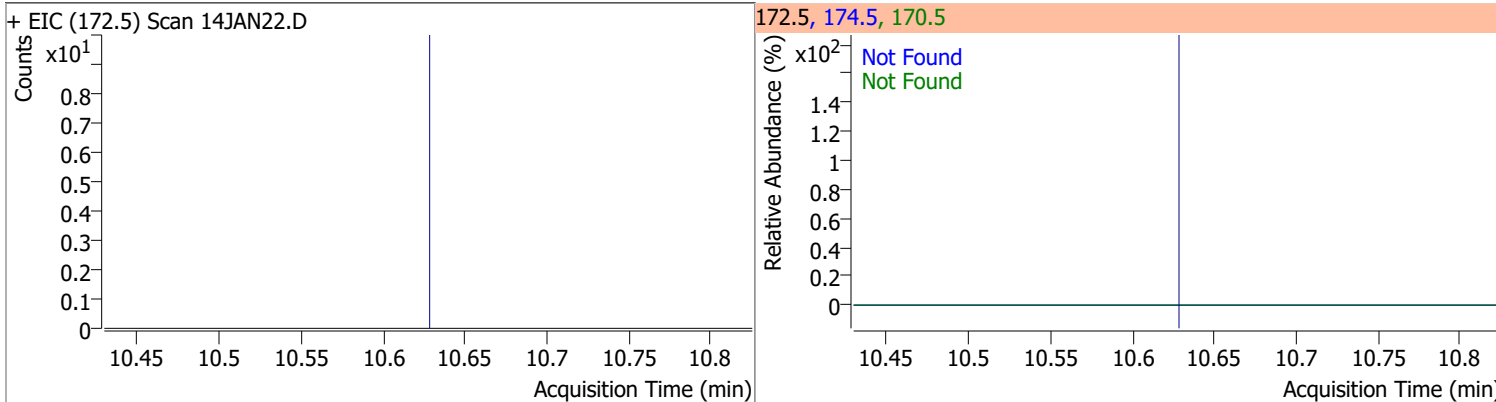
Compound	Conc.	Exp RT	QIon	Exp Ratio
o-Xylene	N.D.	10.43	91.0	213.1



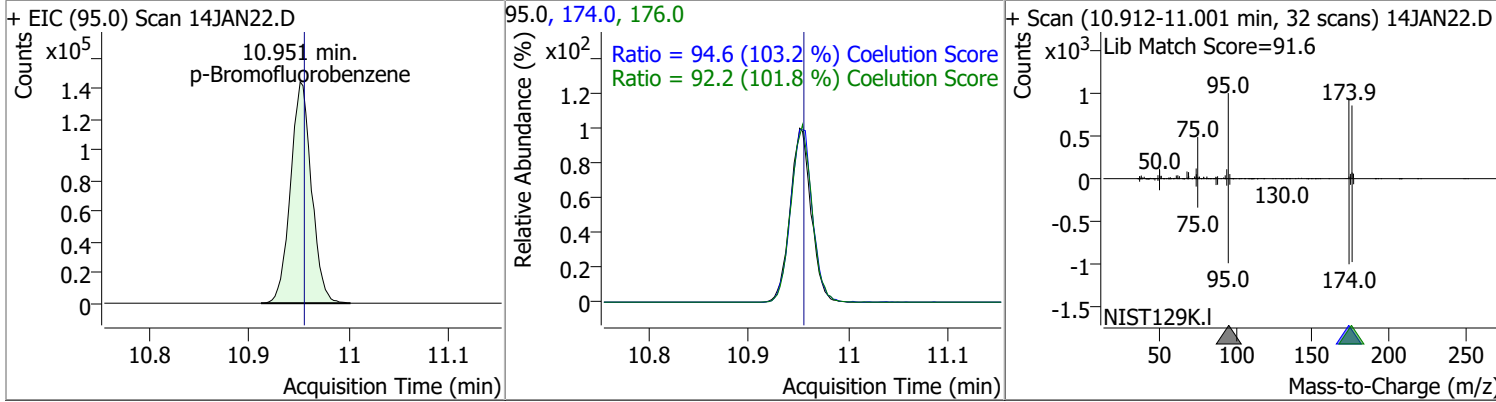
Compound	Conc.	Exp RT	QIon	Exp Ratio
Styrene	N.D.	10.45	78.0	49.6



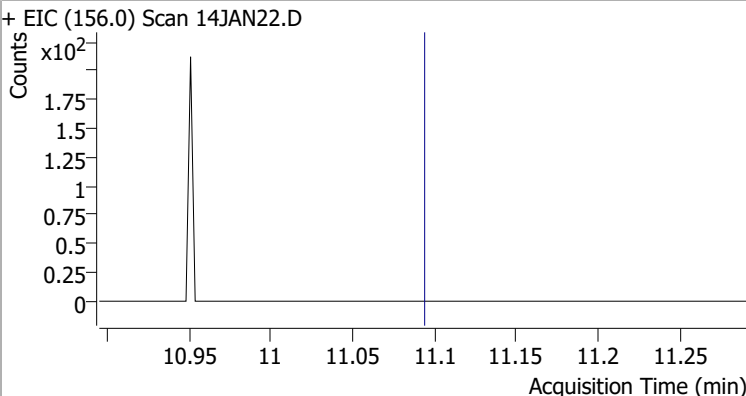
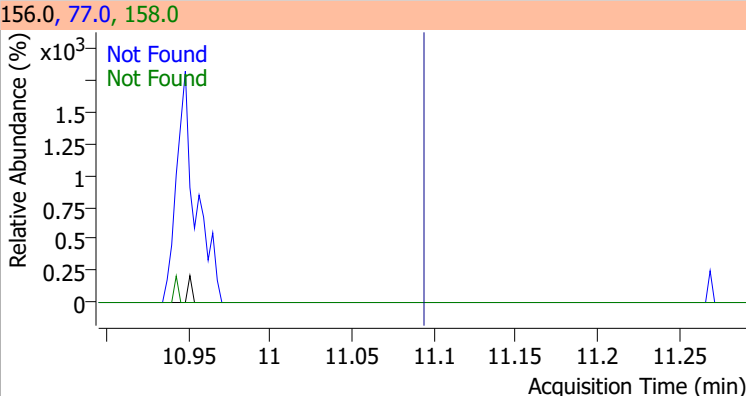
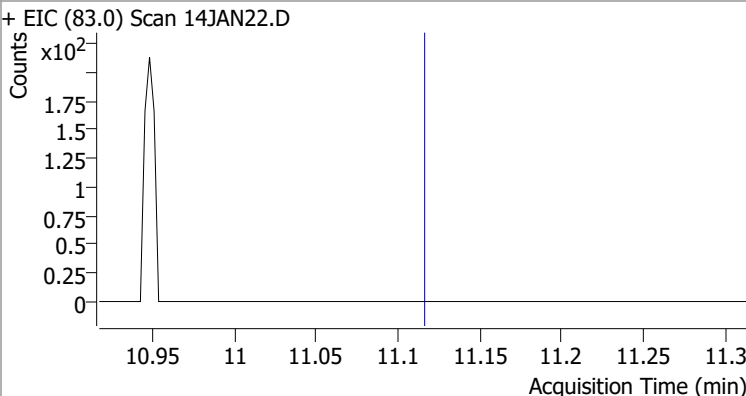
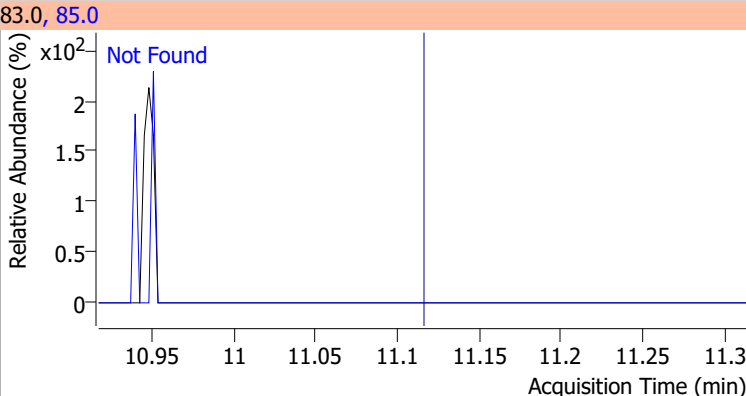
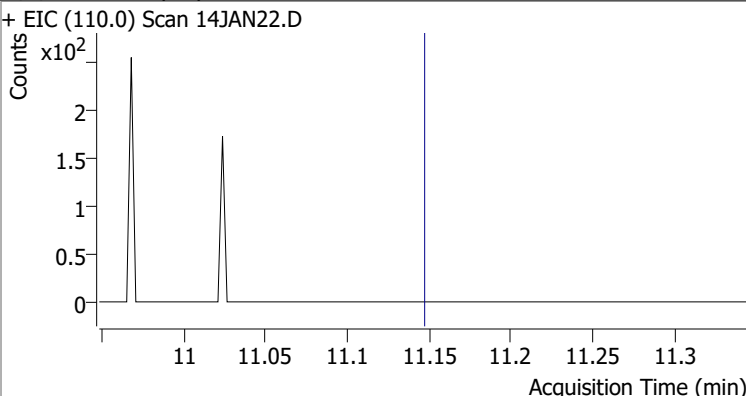
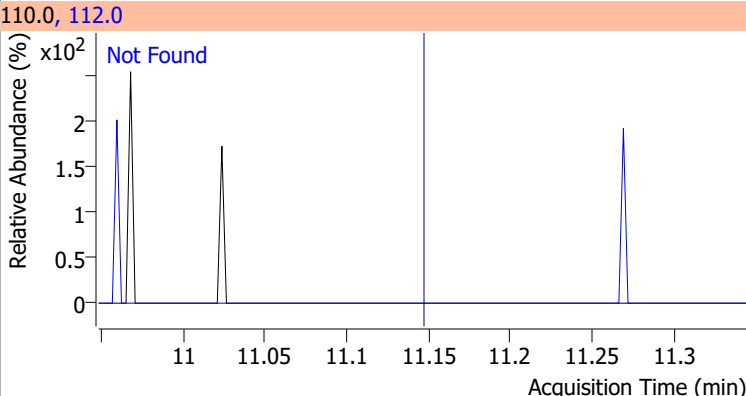
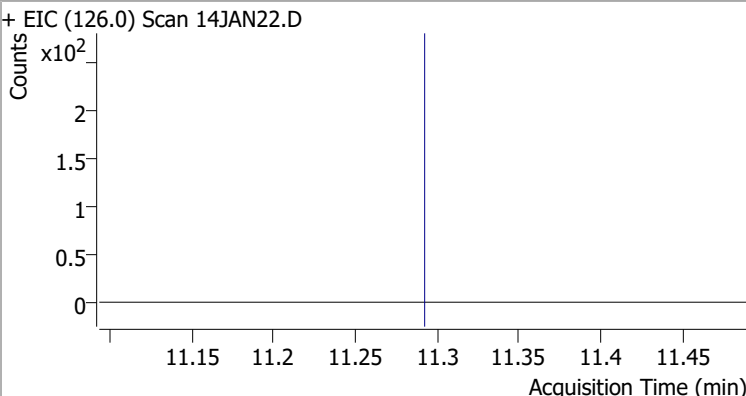
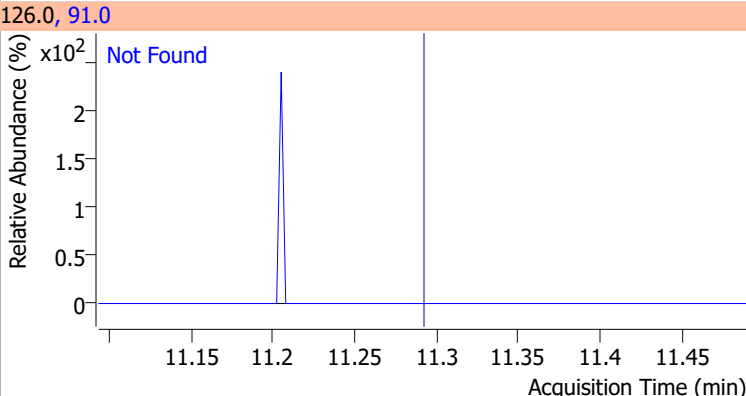
Compound	Conc.	Exp RT	QIon	Exp Ratio	QIon	Exp Ratio
Bromoform	N.D.	10.63	170.5	52.1	174.5	50.1



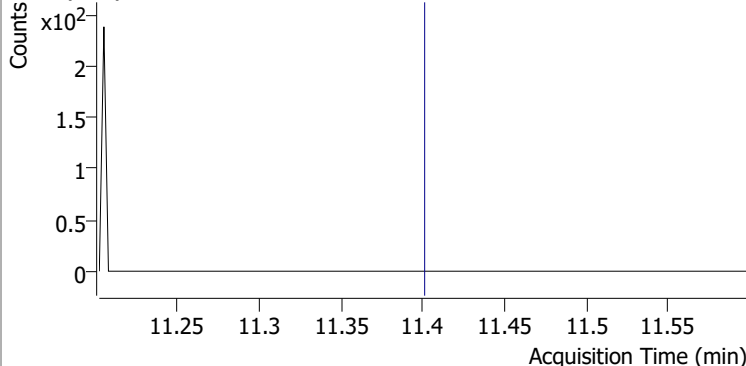
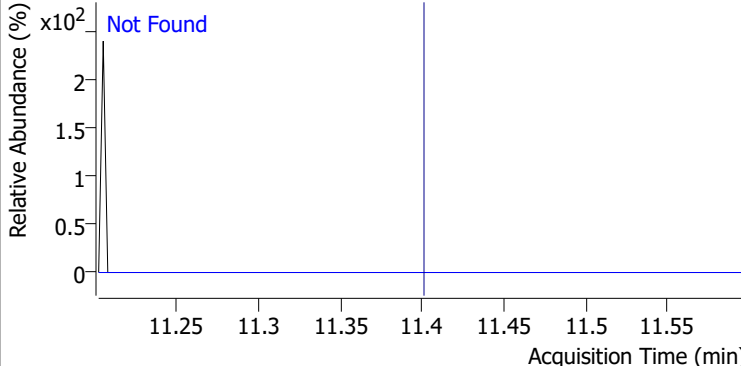
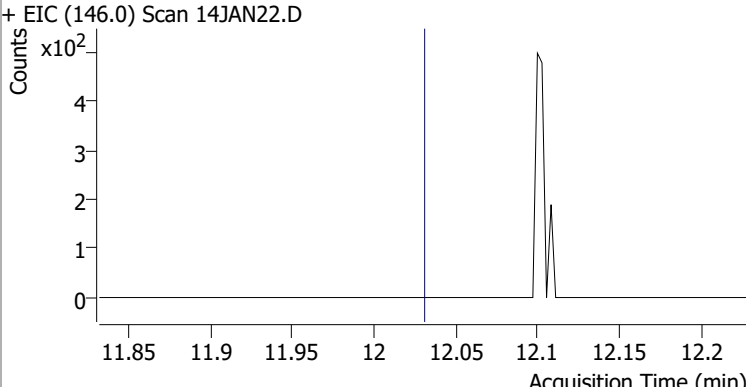
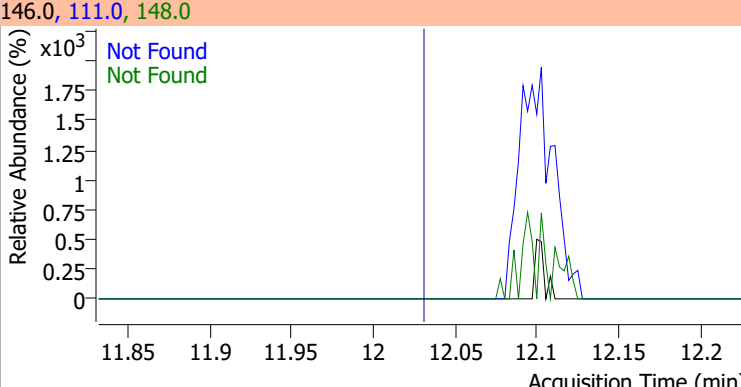
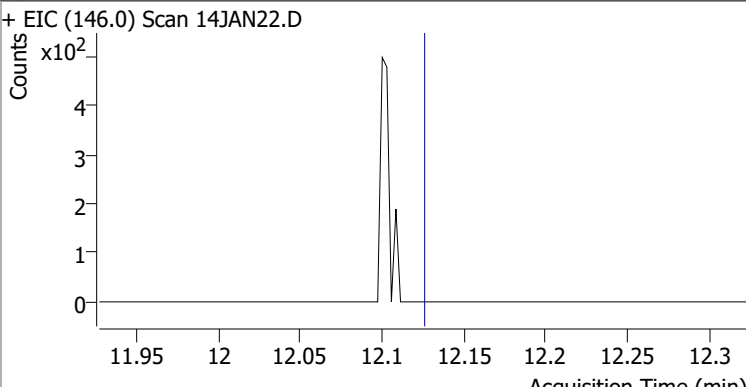
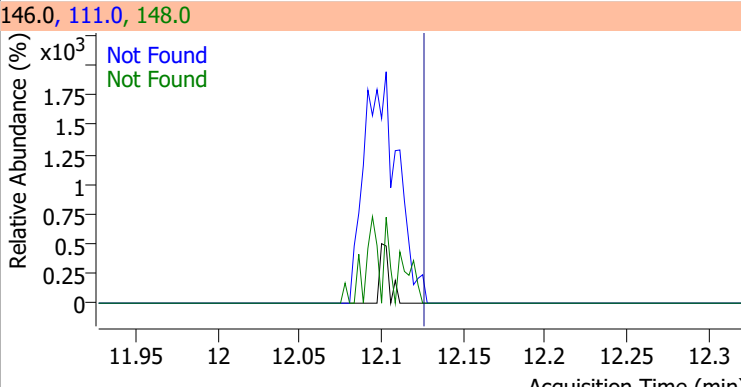
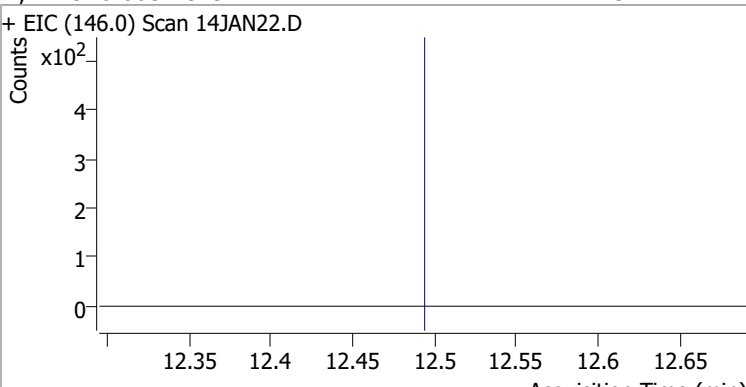
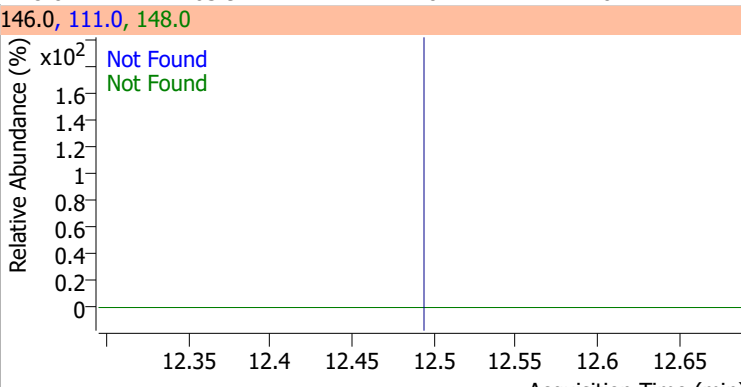
Compound	Conc.	RT	Dev(Min)	Resp.	QIon	QRatio	Lower	Upper
p-Bromofluorobenzene	271.4187	10.95	0.00	209622	174.0	94.6	61.7	121.7
					176.0	92.2	60.6	120.6



Quantitation Results Report (QT Reviewed)

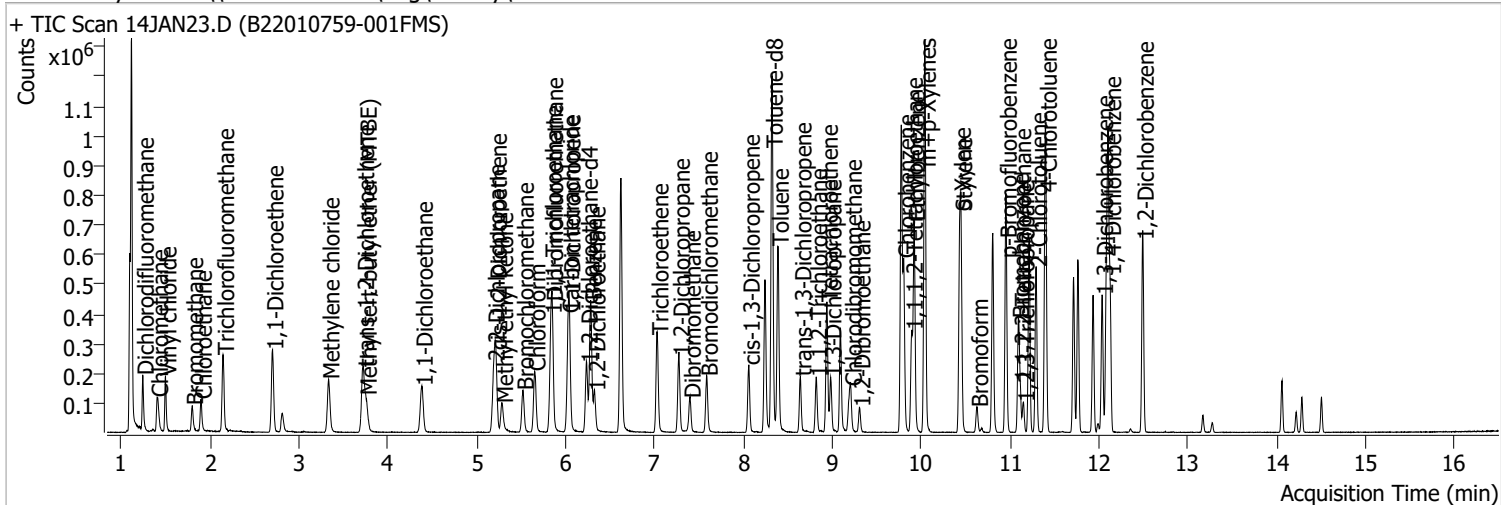
Compound	Conc.	Exp RT	QIon	Exp Ratio	QIon	Exp Ratio
Bromobenzene	N.D.	11.09	77.0	145.7	158.0	96.5
+ EIC (156.0) Scan 14JAN22.D			156.0, 77.0, 158.0			
						
1,1,2,2-Tetrachloroethane	N.D.	11.12	85.0	66.2		
+ EIC (83.0) Scan 14JAN22.D			83.0, 85.0			
						
1,2,3-Trichloropropane	N.D.	11.15	112.0	63.5		
+ EIC (110.0) Scan 14JAN22.D			110.0, 112.0			
						
2-Chlorotoluene	N.D.	11.29	91.0	282.3		
+ EIC (126.0) Scan 14JAN22.D			126.0, 91.0			
						

Quantitation Results Report (QT Reviewed)

Compound	Conc.	Exp RT	QIon	Exp Ratio		
4-Chlorotoluene	N.D.	11.40	126.0	31.7		
+ EIC (91.0) Scan 14JAN22.D			91.0, 126.0			
						
1,3-Dichlorobenzene	N.D.	12.03	148.0	63.6	QIon	Exp Ratio
+ EIC (146.0) Scan 14JAN22.D			146.0, 111.0, 148.0			
						
1,4-Dichlorobenzene	N.D.	12.13	148.0	63.1	QIon	Exp Ratio
+ EIC (146.0) Scan 14JAN22.D			146.0, 111.0, 148.0			
						
1,2-Dichlorobenzene	N.D.	12.49	148.0	63.9	QIon	Exp Ratio
+ EIC (146.0) Scan 14JAN22.D			146.0, 111.0, 148.0			
						

Quantitation Results Report (QT Reviewed)

Data File	14JAN23.D	Operator	MSC
Acq. Method	5975CACQF.M	Acq. Date-Time	1/14/2022 8:03:06 PM
Sample Name	B22010759-001FMS	Instrument	VOA5975C
Vial	23	Multiplier	1.00
DA Method File	VOA5975C_8260B_SHT_DoD_L4_010422.m	Comment	
Tune File	BFB_Atune3.u	Tune Date	10/11/2021 4:02:00 PM
Batch Name	VG011422_8260B.batch.bin	Last Calib Update	3/4/2022 3:27:31 PM
Ref Library	\\MASSHUNTER\Org\Library\NIST129K.l		



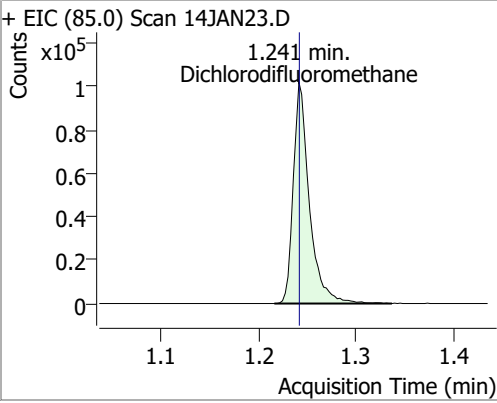
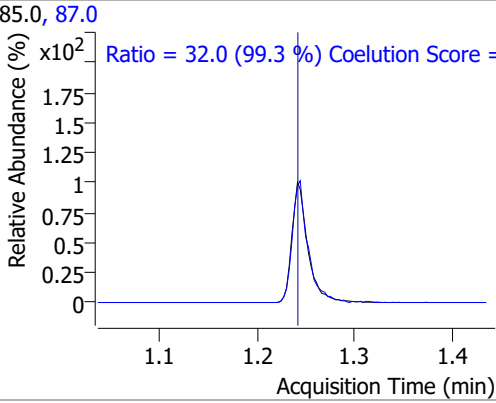
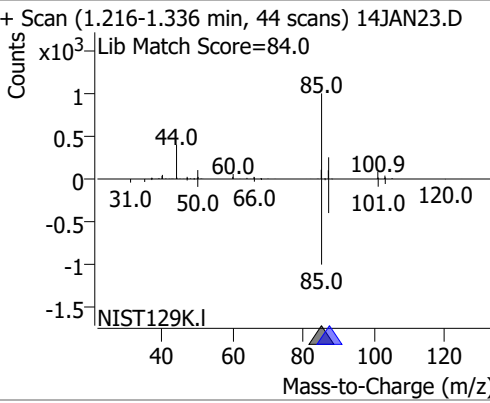
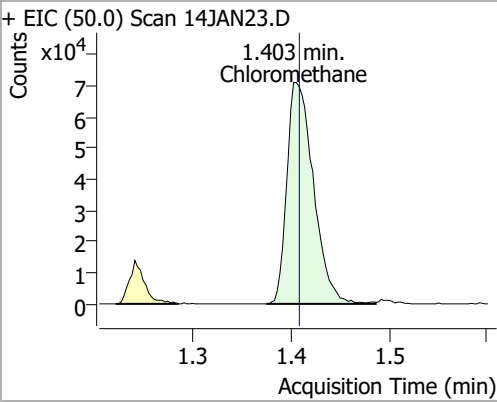
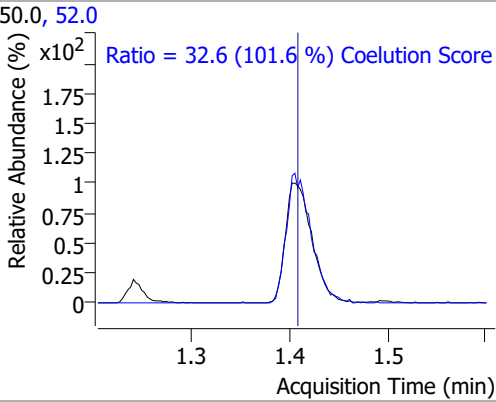
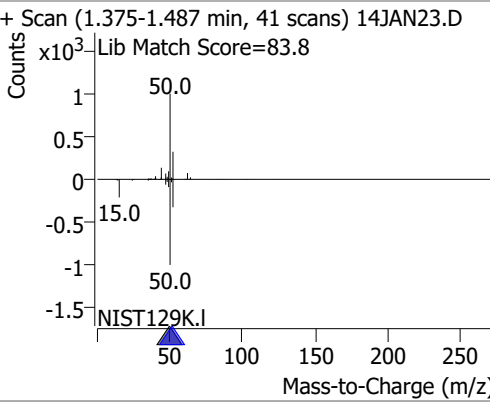
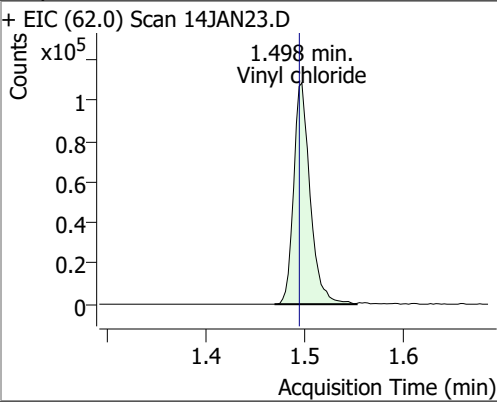
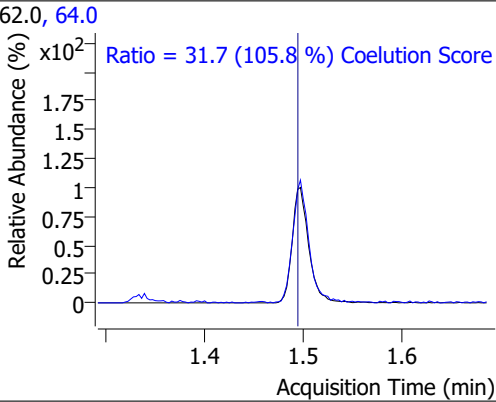
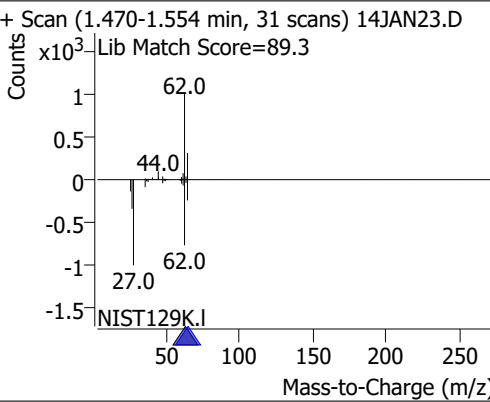
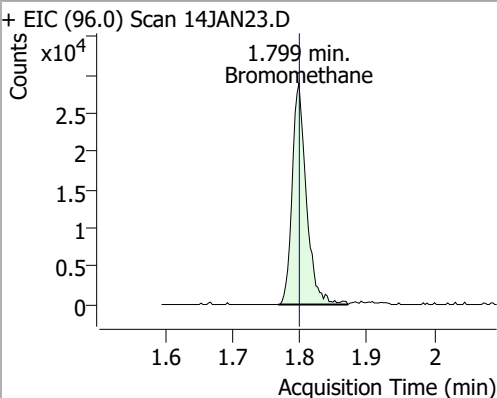
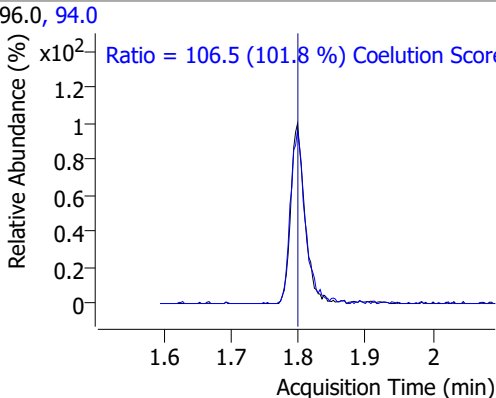
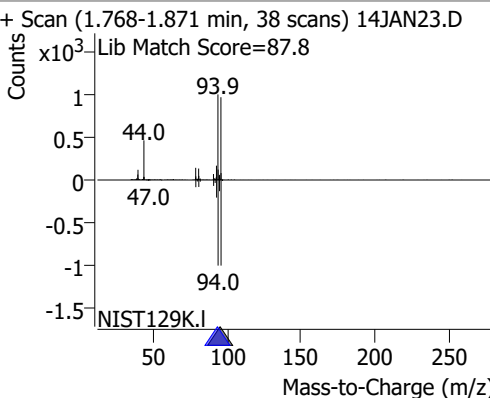
Compound	RT	QIon	Resp.	Conc.	Units	Dev(Min)
Internal Standards						
M Fluorobenzene	6.618	96.0	729273	250.0000	ng	-0.006
M Chlorobenzene-d5	9.774	82.0	277404	250.0000	ng	0.003
M 1,4-Dichlorobenzene-d4	12.100	152.0	225193	250.0000	ng	0.000
System Monitoring Compounds						
S Dibromofluoromethane	5.848	113.0	189012	275.1070	ng	0.003
Spiked Amount: 250.000	Range: 80.0 - 119.0%		Recovery = 110.04%			
S 1,2-Dichloroethane-d4	6.236	67.0	81320	274.0301	ng	0.003
Spiked Amount: 250.000	Range: 81.0 - 118.0%		Recovery = 109.61%			
S Toluene-d8	8.319	98.0	745371	278.8303	ng	0.000
Spiked Amount: 250.000	Range: 89.0 - 112.0%		Recovery = 111.53%			
S p-Bromofluorobenzene	10.951	95.0	222364	269.5330	ng	-0.003
Spiked Amount: 250.000	Range: 85.0 - 114.0%		Recovery = 107.81%			
Target Compounds						
T Dichlorodifluoromethane	1.241	85.0	115982	121.3629	ng	100
T Chloromethane	1.403	50.0	133672	115.2404	ng	99
T Vinyl chloride	1.498	62.0	126828	121.5153	ng	97
T Bromomethane	1.799	96.0	42374	90.7948	ng	98
T Chloroethane	1.897	64.0	70720	136.8678	ng	99
T Trichlorofluoromethane	2.145	101.0	178664	137.9129	ng	98
T 1,1-Dichloroethene	2.702	96.0	99770	135.8190	ng	98
T Methylene chloride	3.333	49.0	128075	118.2714	ng	98
T trans-1,2-Dichloroethene	3.720	96.0	95542	127.4854	ng	98
T Methyl tert-butyl ether (MTBE)	3.751	73.0	115618	119.3545	ng	99
T 1,1-Dichloroethane	4.381	63.0	184704	132.4052	ng	99
T 2,2-Dichloropropane	5.190	77.0	134117	128.3070	ng	99
T cis-1,2-Dichloroethene	5.215	96.0	99300	130.6887	ng	94
T Methyl ethyl ketone	5.285	43.0	136765	1328.8451	ng	97
T Bromochloromethane	5.519	128.0	38714	122.9903	ng	98
T Chloroform	5.650	83.0	166793	120.1415	ng	99

Quantitation Results Report (QT Reviewed)

Compound	RT	QIon	Resp.	Conc.	Units	Dev(Min)
T 1,1,1-Trichloroethane	5.831	97.0	165583	127.2677	ng	99
T Carbon tetrachloride	6.026	117.0	163606	127.6286	ng	99
T 1,1-Dichloropropene	6.043	75.0	134319	121.4194	ng	100
T Benzene	6.280	78.0	366053	126.0668	ng	99
T 1,2-Dichloroethane	6.325	62.0	102188	130.0912	ng	98
T Trichloroethene	7.030	95.0	108340	129.4980	ng	99
T 1,2-Dichloropropane	7.270	63.0	92605	125.8362	ng	98
T Dibromomethane	7.396	93.0	39726	127.7403	ng	97
T Bromodichloromethane	7.585	83.0	111226	129.5936	ng	99
T cis-1,3-Dichloropropene	8.059	75.0	114429	117.9212	ng	100
T Toluene	8.386	92.0	237058	131.2796	ng	99
T trans-1,3-Dichloropropene	8.639	75.0	88397	127.9748	ng	97
T 1,1,2-Trichloroethane	8.818	83.0	44546	123.8124	ng	98
T Tetrachloroethene	8.938	163.8	93018	126.2662	ng	99
T 1,3-Dichloropropane	8.980	76.0	85891	121.3685	ng	98
T Chlorodibromomethane	9.206	129.0	70364	125.1347	ng	99
T 1,2-Dibromoethane	9.303	107.0	48289	122.7487	ng	98
T Chlorobenzene	9.802	112.0	253252	128.1023	ng	100
T 1,1,1,2-Tetrachloroethane	9.892	131.0	89126	128.9679	ng	94
T Ethylbenzene	9.919	91.0	436932	127.4338	ng	100
T m+p-Xylenes	10.039	106.0	337826	253.5400	ng	98
T o-Xylene	10.433	106.0	152515	128.5774	ng	100
T Styrene	10.446	104.0	244194	127.8658	ng	96
T Bromoform	10.628	172.5	37952	131.6997	ng	98
T Bromobenzene	11.091	156.0	98286	134.8631	ng	97
T 1,1,2,2-Tetrachloroethane	11.113	83.0	53757	128.1559	ng	99
T 1,2,3-Trichloropropane	11.149	110.0	14318	127.5689	ng	99
T 2-Chlorotoluene	11.291	126.0	98202	135.4253	ng	97
T 4-Chlorotoluene	11.400	91.0	319335	135.0669	ng	100
T 1,3-Dichlorobenzene	12.033	146.0	175004	131.6657	ng	98
T 1,4-Dichlorobenzene	12.122	146.0	174945	129.0850	ng	98
T 1,2-Dichlorobenzene	12.493	146.0	146434	130.3611	ng	98

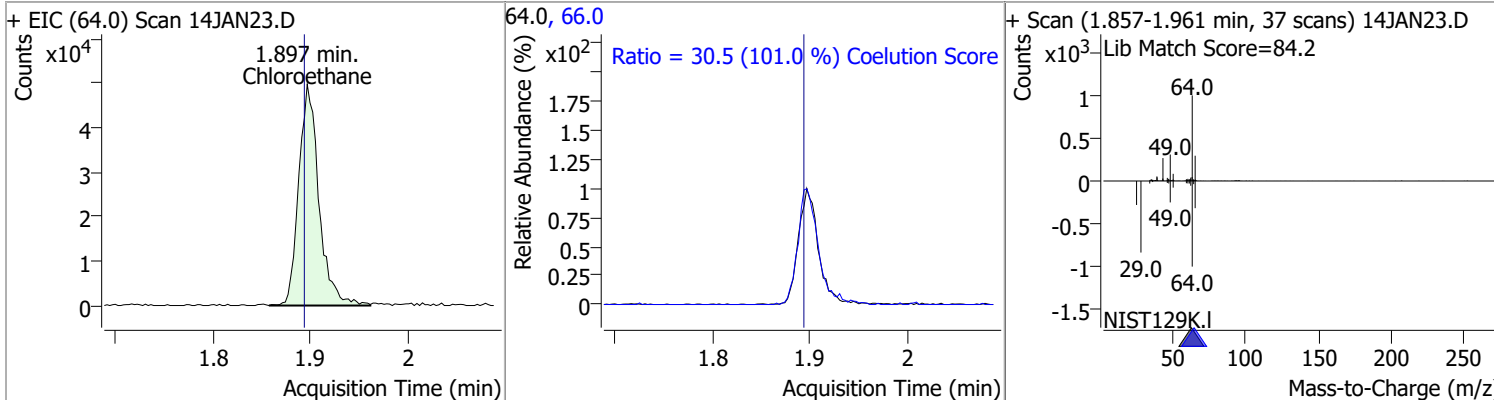
(#) = Qualifier Out of Range; (m) = Manual Integration; (+) = Area Summed; (*) = Surrogate Percent Recovery Out of Range; (d): Zeroed Peak

Quantitation Results Report (QT Reviewed)

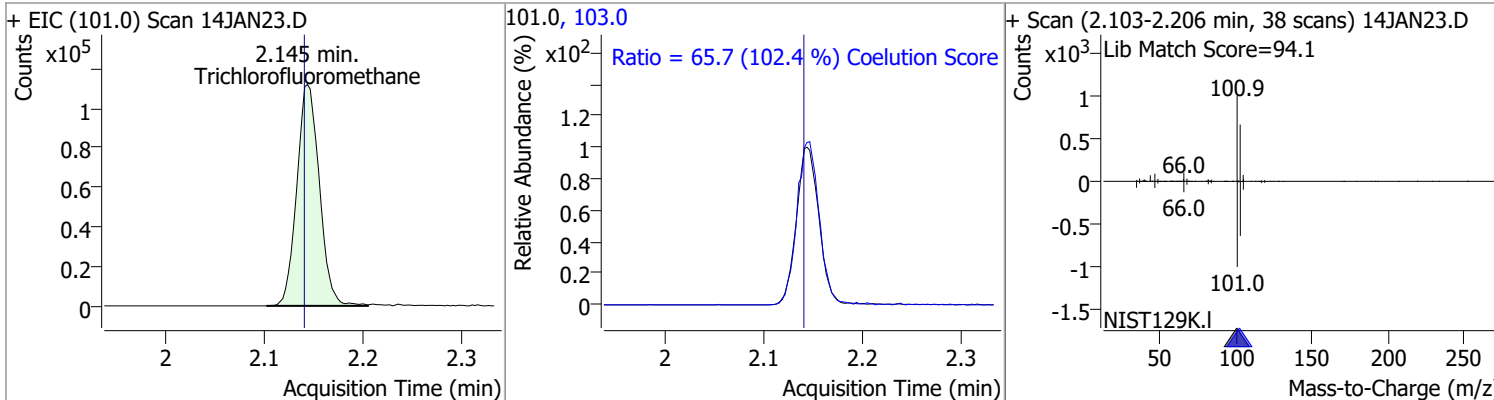
Compound	Conc.	RT	Dev(Min)	Resp.	QIon	QRatio	Lower	Upper
Dichlorodifluoromethane	121.3629	1.24	0.00	115982	87.0	32.0	2.3	62.3
+ EIC (85.0) Scan 14JAN23.D 			85.0, 87.0 			+ Scan (1.216-1.336 min, 44 scans) 14JAN23.D Lib Match Score=84.0 		
Chloromethane	115.2404	1.40	-0.01	133672	52.0	32.6	2.1	62.1
+ EIC (50.0) Scan 14JAN23.D 			50.0, 52.0 			+ Scan (1.375-1.487 min, 41 scans) 14JAN23.D Lib Match Score=83.8 		
Vinyl chloride	121.5153	1.50	0.00	126828	64.0	31.7	0.0	59.9
+ EIC (62.0) Scan 14JAN23.D 			62.0, 64.0 			+ Scan (1.470-1.554 min, 31 scans) 14JAN23.D Lib Match Score=89.3 		
Bromomethane	90.7948	1.80	0.00	42374	94.0	106.5	74.6	134.6
+ EIC (96.0) Scan 14JAN23.D 			96.0, 94.0 			+ Scan (1.768-1.871 min, 38 scans) 14JAN23.D Lib Match Score=87.8 		

Quantitation Results Report (QT Reviewed)

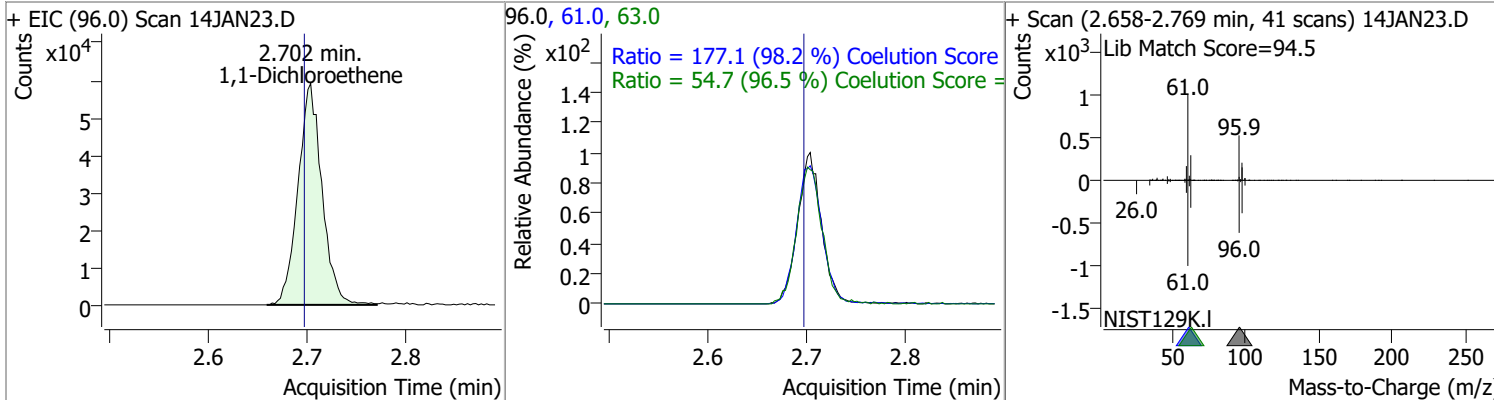
Compound	Conc.	RT	Dev(Min)	Resp.	QIon	QRatio	Lower	Upper
Chloroethane	136.8678	1.90	0.00	70720	66.0	30.5	0.1	60.1



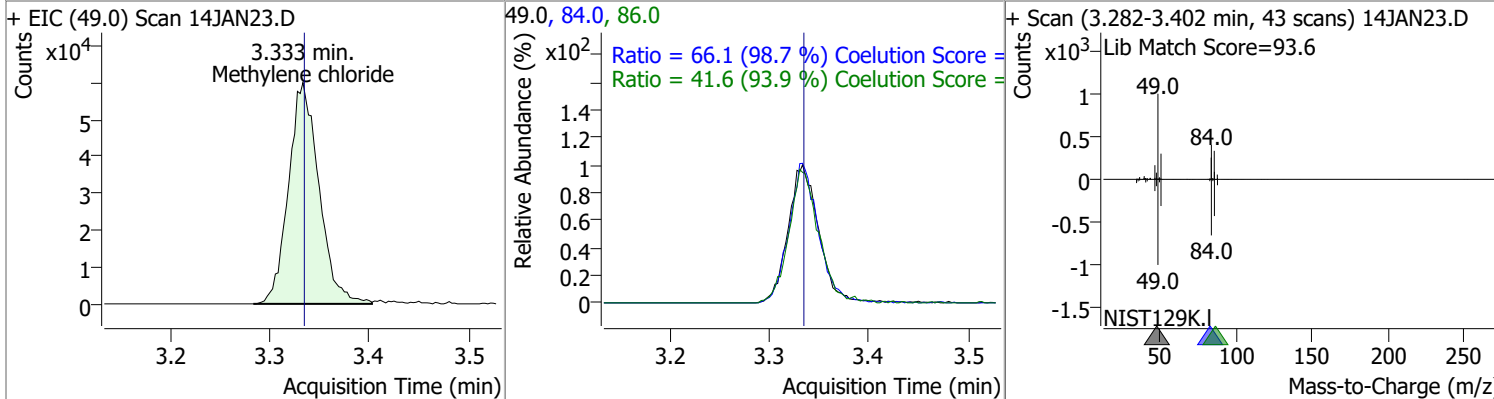
Compound	Conc.	RT	Dev(Min)	Resp.	QIon	QRatio	Lower	Upper
Trichlorofluoromethane	137.9129	2.14	0.00	178664	103.0	65.7	34.2	94.2



Compound	Conc.	RT	Dev(Min)	Resp.	QIon	QRatio	Lower	Upper
1,1-Dichloroethene	135.8190	2.70	0.01	99770	61.0	177.1	150.3	210.3
					63.0	54.7	26.7	86.7

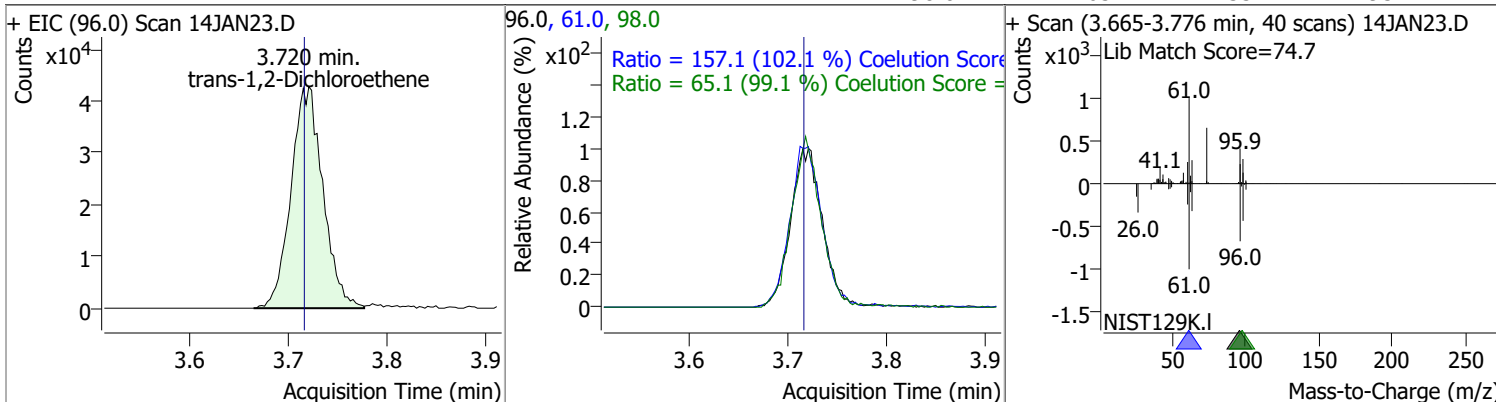


Compound	Conc.	RT	Dev(Min)	Resp.	QIon	QRatio	Lower	Upper
Methylene chloride	118.2714	3.33	0.00	128075	84.0	66.1	36.9	96.9
					86.0	41.6	14.3	74.3

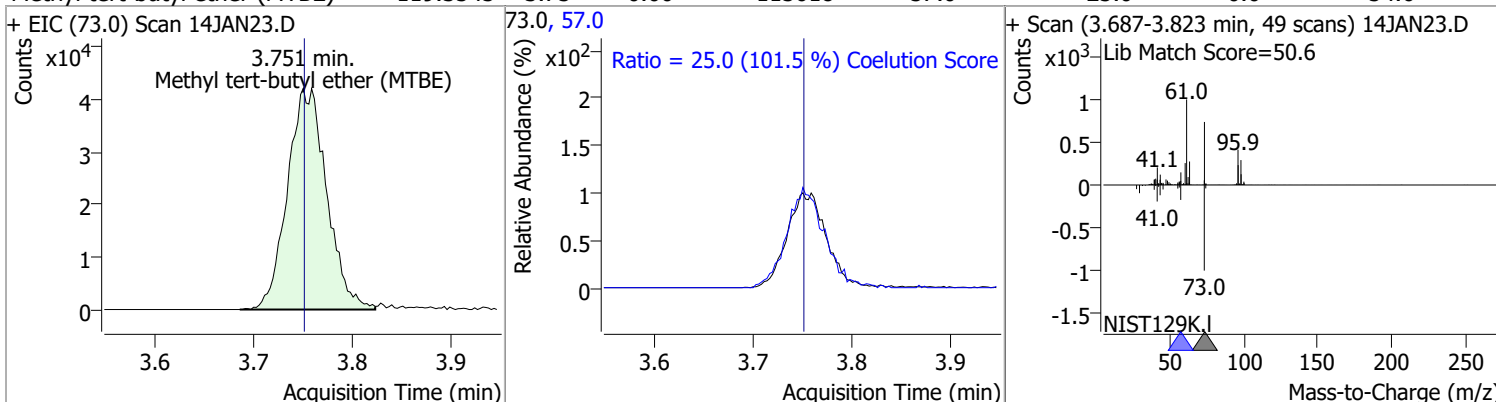


Quantitation Results Report (QT Reviewed)

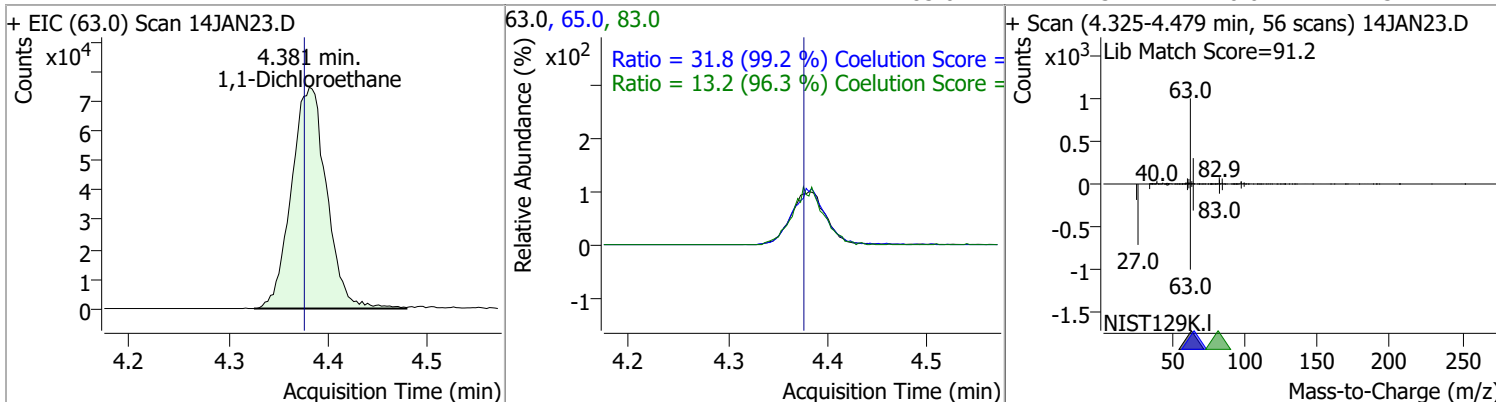
Compound	Conc.	RT	Dev(Min)	Resp.	QIon	QRatio	Lower	Upper
trans-1,2-Dichloroethene	127.4854	3.72	0.00	95542	61.0	157.1	123.9	183.9
					98.0	65.1	35.7	95.7



Compound	Conc.	RT	Dev(Min)	Resp.	QIon	QRatio	Lower	Upper
Methyl tert-butyl ether (MTBE)	119.3545	3.75	0.00	115618	57.0	25.0	0.0	54.6

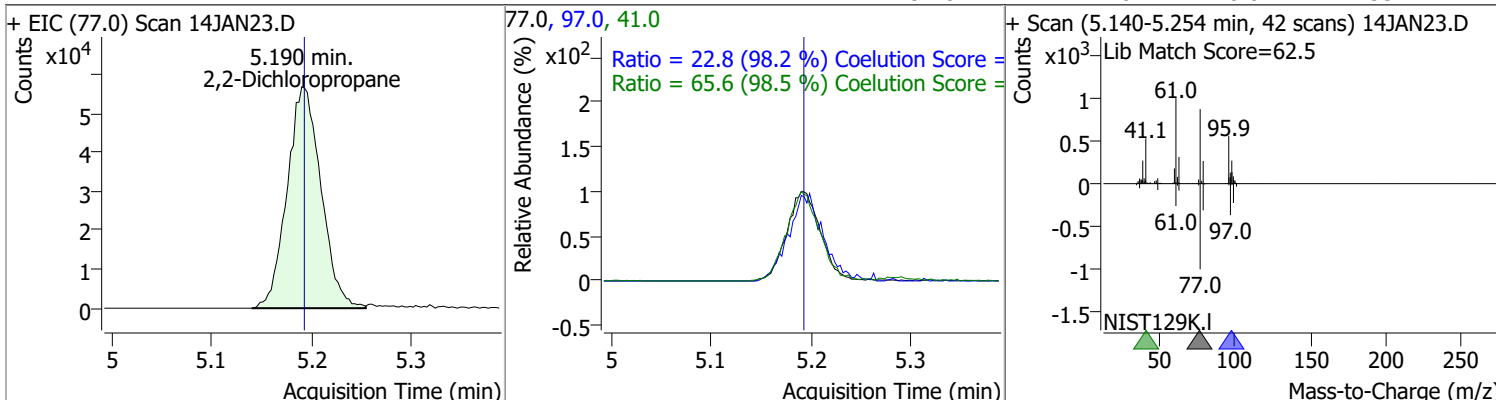


Compound	Conc.	RT	Dev(Min)	Resp.	QIon	QRatio	Lower	Upper
1,1-Dichloroethane	132.4052	4.38	0.00	184704	65.0	31.8	2.1	62.1
					83.0	13.2	0.0	43.7

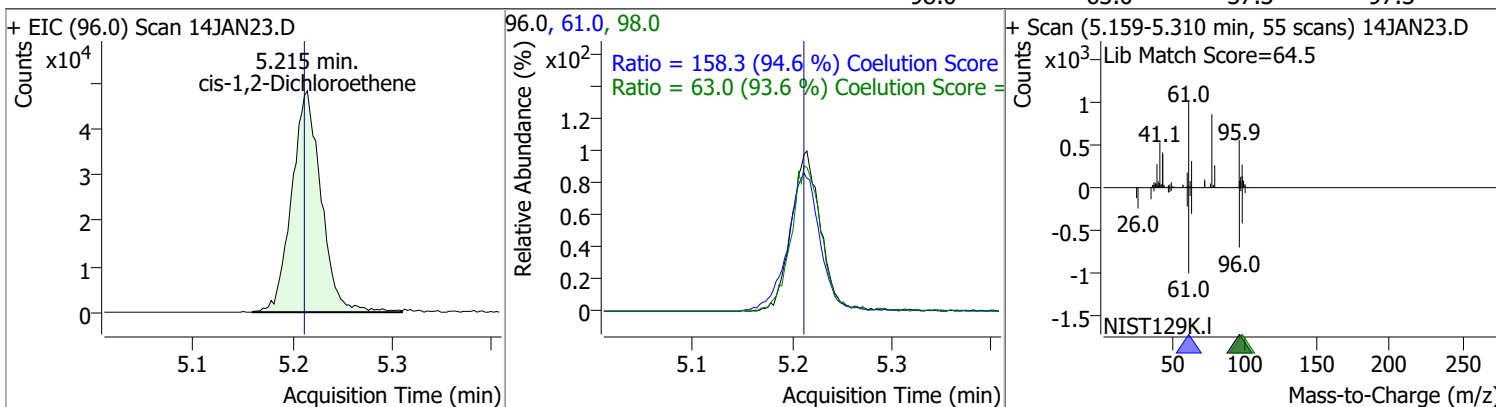


Quantitation Results Report (QT Reviewed)

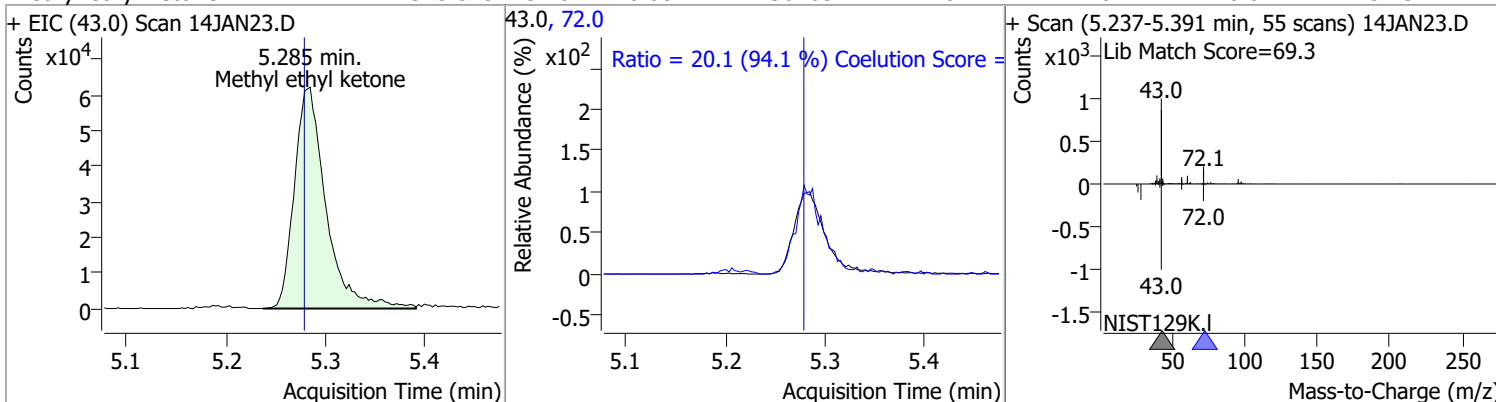
Compound	Conc.	RT	Dev(Min)	Resp.	QIon	QRatio	Lower	Upper
2,2-Dichloropropane	128.3070	5.19	-0.01	134117	41.0	65.6	36.5	96.5
					97.0	22.8	0.0	53.2



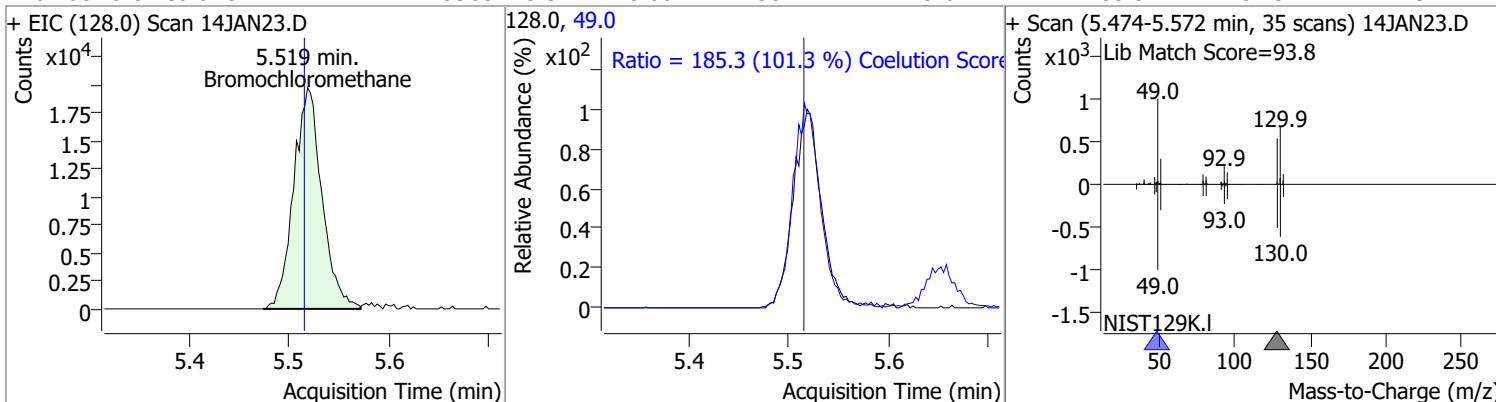
Compound	Conc.	RT	Dev(Min)	Resp.	QIon	QRatio	Lower	Upper
cis-1,2-Dichloroethene	130.6887	5.21	0.00	99300	61.0	158.3	137.2	197.2
					98.0	63.0	37.3	97.3



Compound	Conc.	RT	Dev(Min)	Resp.	QIon	QRatio	Lower	Upper
Methyl ethyl ketone	1328.8451	5.28	0.00	136765	72.0	20.1	0.0	51.3

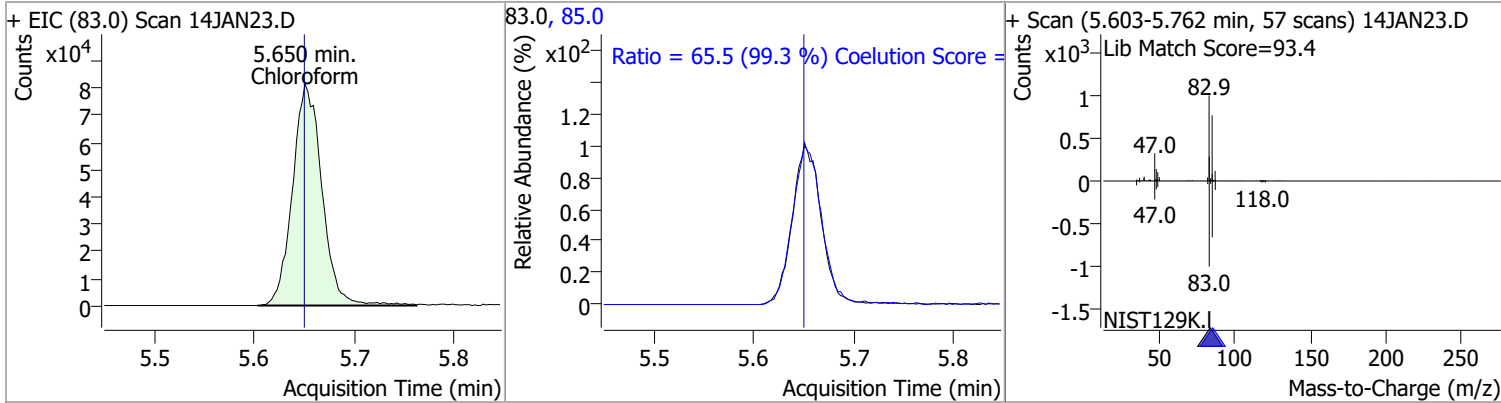


Compound	Conc.	RT	Dev(Min)	Resp.	QIon	QRatio	Lower	Upper
Bromochloromethane	122.9903	5.52	0.00	38714	49.0	185.3	152.9	212.9

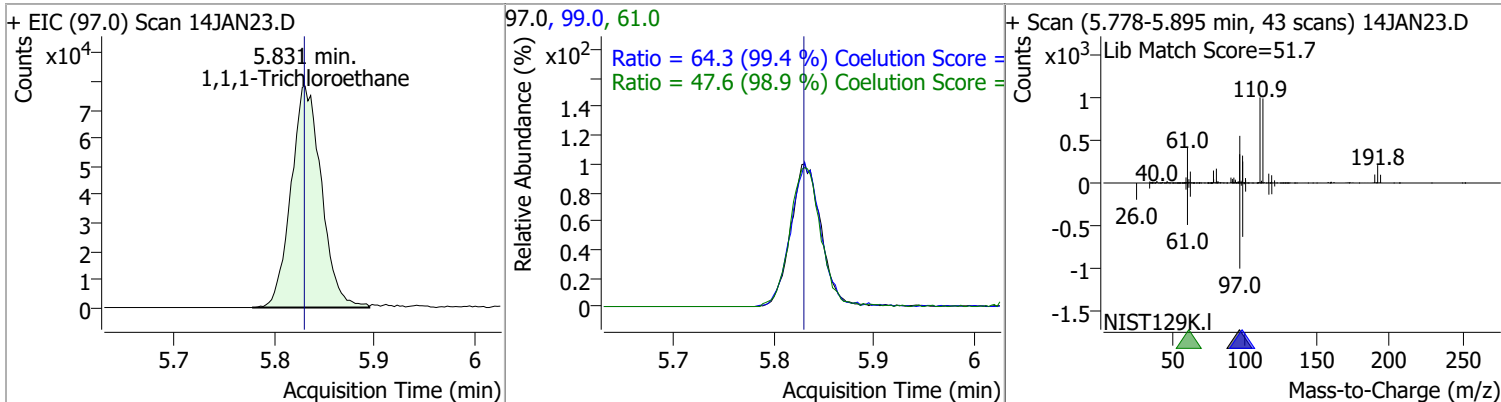


Quantitation Results Report (QT Reviewed)

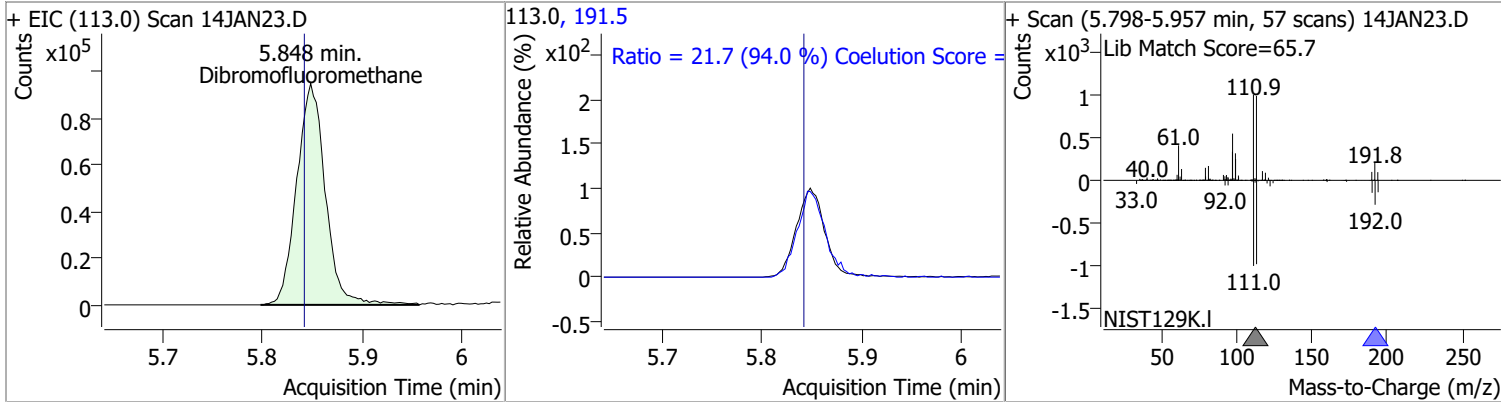
Compound	Conc.	RT	Dev(Min)	Resp.	QIon	QRatio	Lower	Upper
Chloroform	120.1415	5.65	0.00	166793	85.0	65.5	36.0	96.0



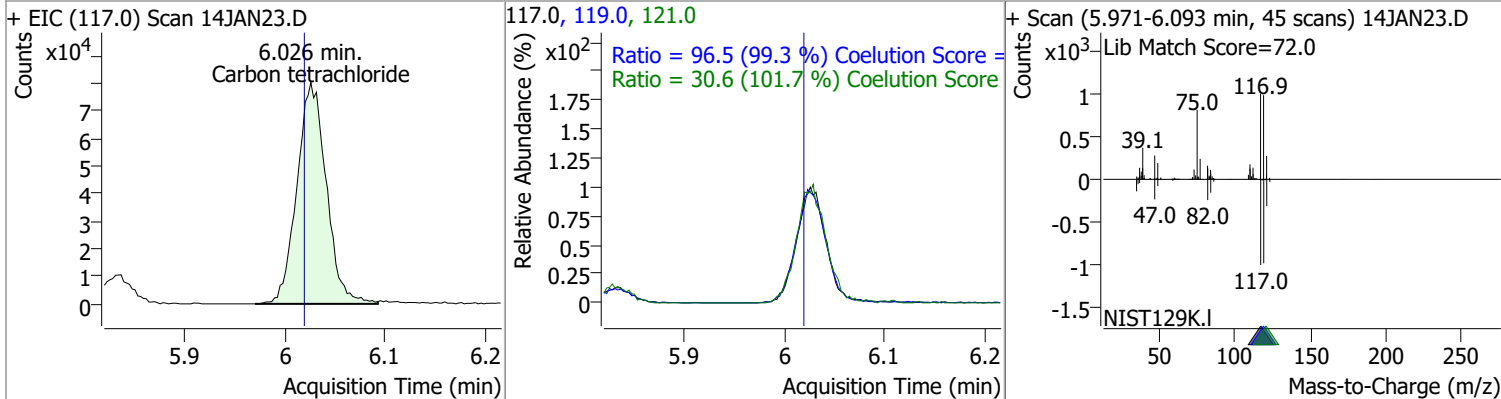
1,1,1-Trichloroethane	127.2677	5.83	0.00	165583	99.0	64.3	34.7	94.7
					61.0	47.6	18.1	78.1



Dibromofluoromethane	275.1070	5.85	0.00	189012	191.5	21.7	0.0	53.1
----------------------	----------	------	------	--------	-------	------	-----	------

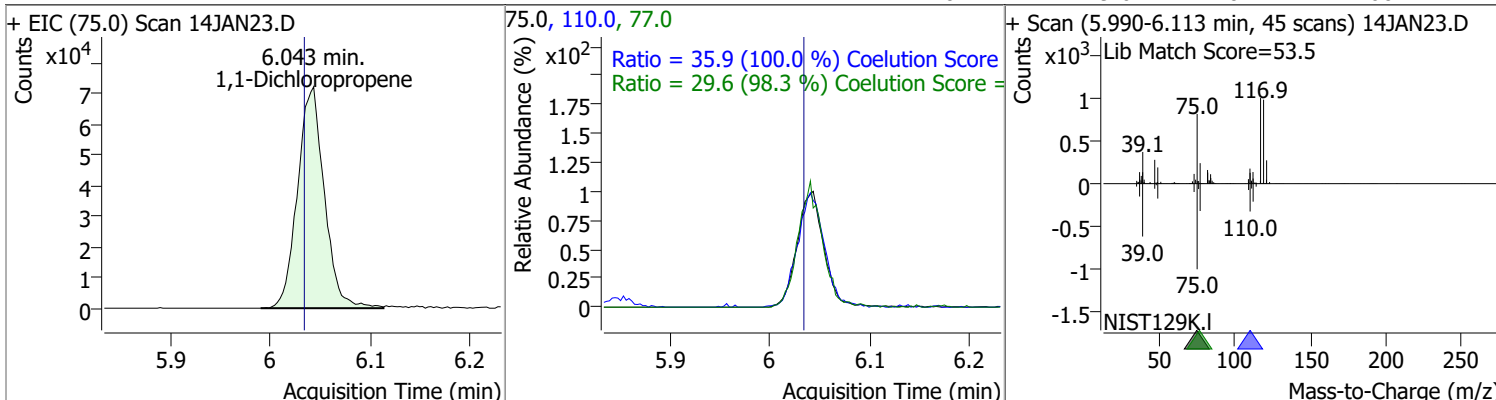


Carbon tetrachloride	127.6286	6.03	0.00	163606	119.0	96.5	67.2	127.2
					121.0	30.6	0.1	60.1

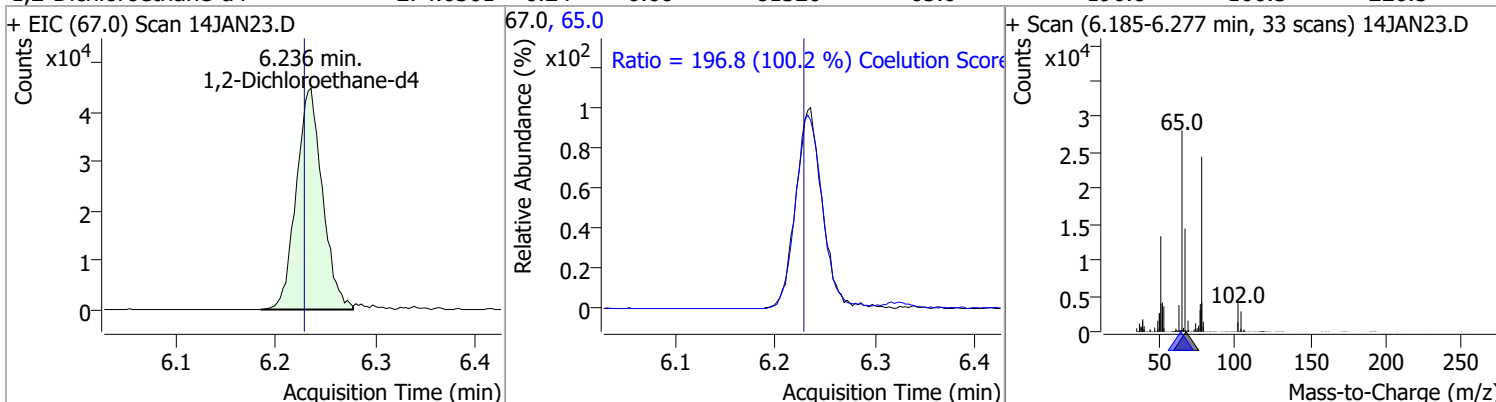


Quantitation Results Report (QT Reviewed)

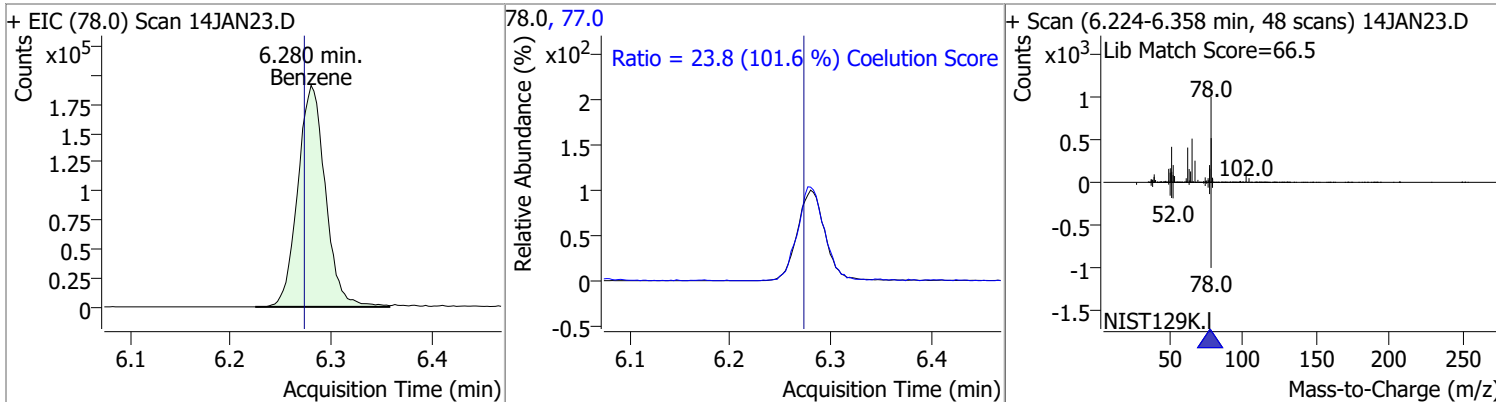
Compound	Conc.	RT	Dev(Min)	Resp.	QIon	QRatio	Lower	Upper
1,1-Dichloropropene	121.4194	6.04	0.01	134319	110.0	35.9	5.9	65.9
					77.0	29.6	0.1	60.1



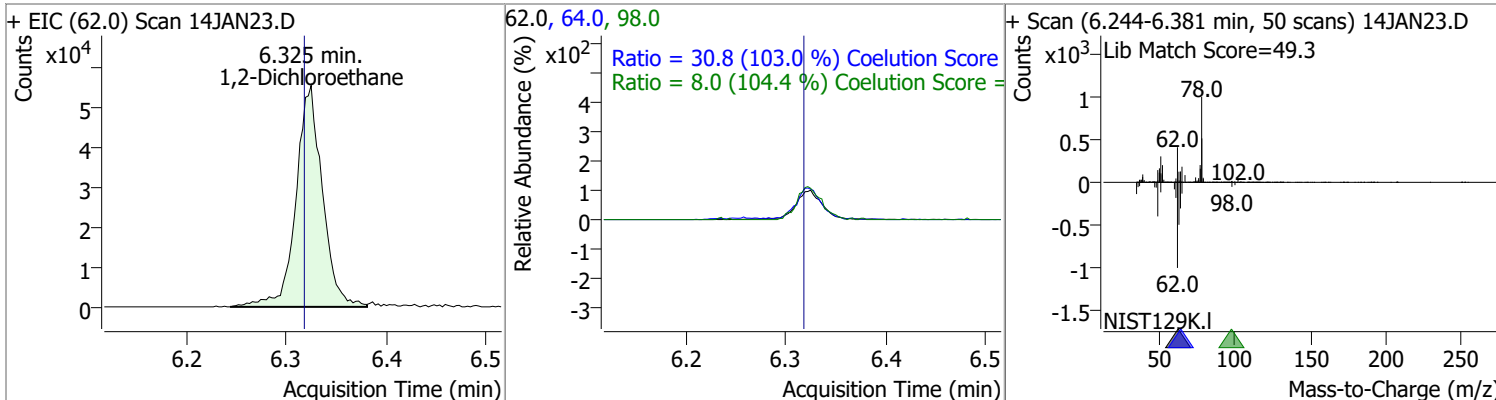
Compound	Conc.	RT	Dev(Min)	Resp.	QIon	QRatio	Lower	Upper
1,2-Dichloroethane-d4	274.0301	6.24	0.00	81320	65.0	196.8	166.5	226.5



Compound	Conc.	RT	Dev(Min)	Resp.	QIon	QRatio	Lower	Upper
Benzene	126.0668	6.28	0.00	366053	77.0	23.8	0.0	53.5

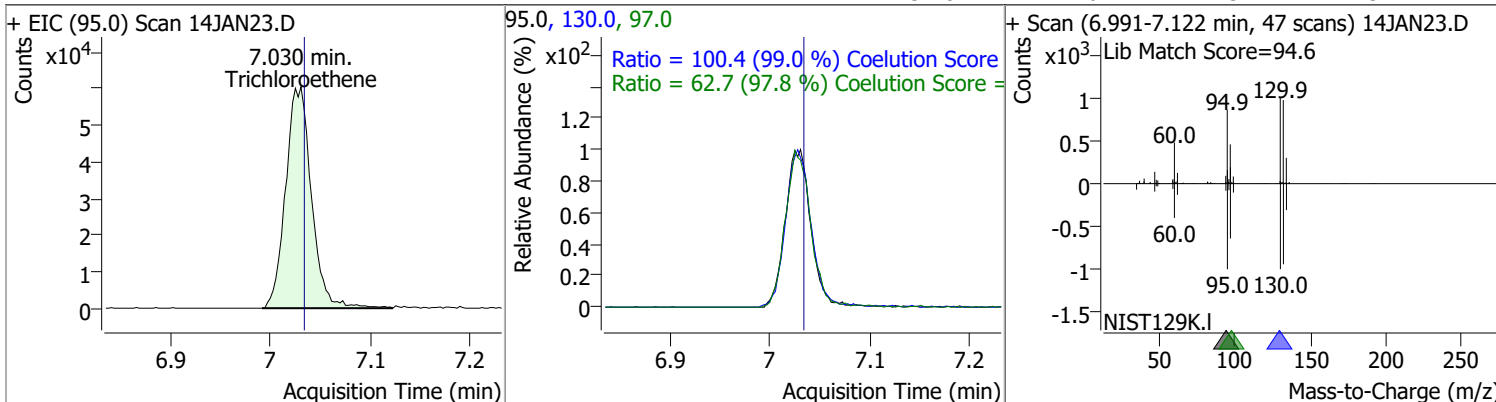


Compound	Conc.	RT	Dev(Min)	Resp.	QIon	QRatio	Lower	Upper
1,2-Dichloroethane	130.0912	6.32	0.00	102188	64.0	30.8	0.0	59.9
					98.0	8.0	0.0	37.6

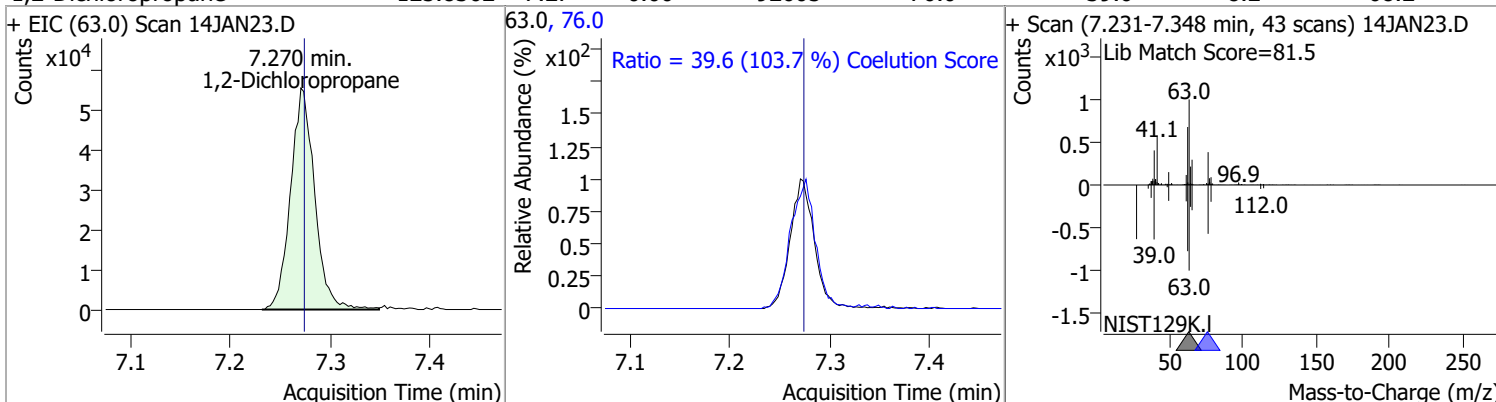


Quantitation Results Report (QT Reviewed)

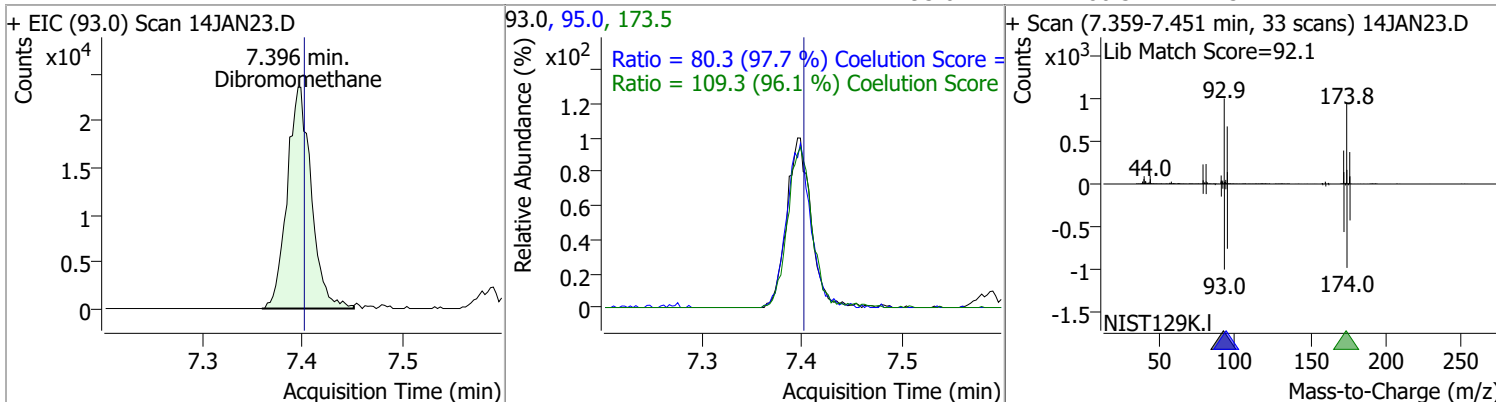
Compound	Conc.	RT	Dev(Min)	Resp.	QIon	QRatio	Lower	Upper
Trichloroethene	129.4980	7.03	0.00	108340	130.0	100.4	71.5	131.5
					97.0	62.7	34.1	94.1



Compound	Conc.	RT	Dev(Min)	Resp.	QIon	QRatio	Lower	Upper
1,2-Dichloropropane	125.8362	7.27	0.00	92605	76.0	39.6	8.2	68.2

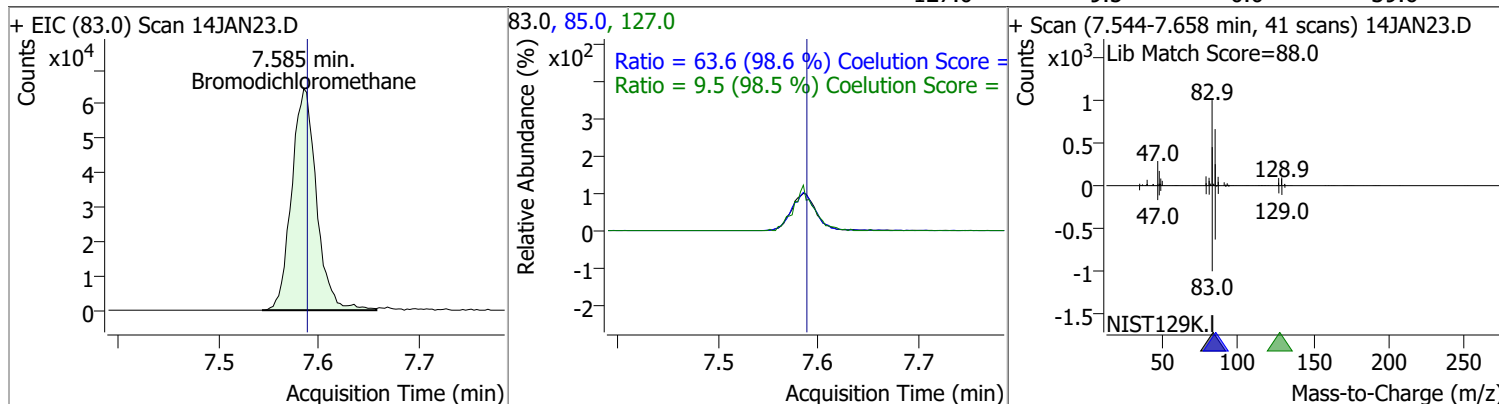


Compound	Conc.	RT	Dev(Min)	Resp.	QIon	QRatio	Lower	Upper
Dibromomethane	127.7403	7.40	0.00	39726	173.5	109.3	83.7	143.7
					95.0	80.3	52.2	112.2

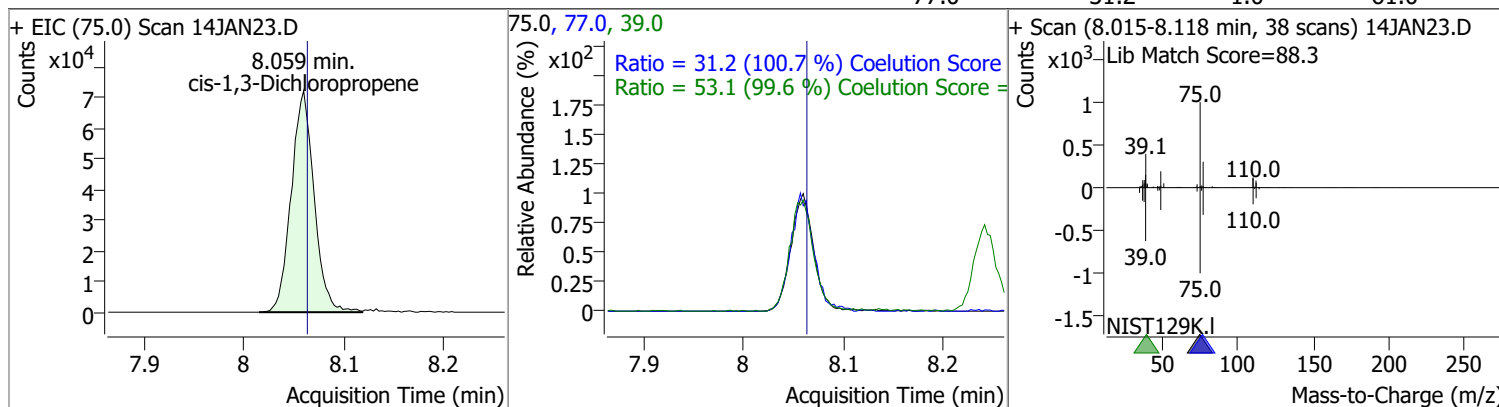


Quantitation Results Report (QT Reviewed)

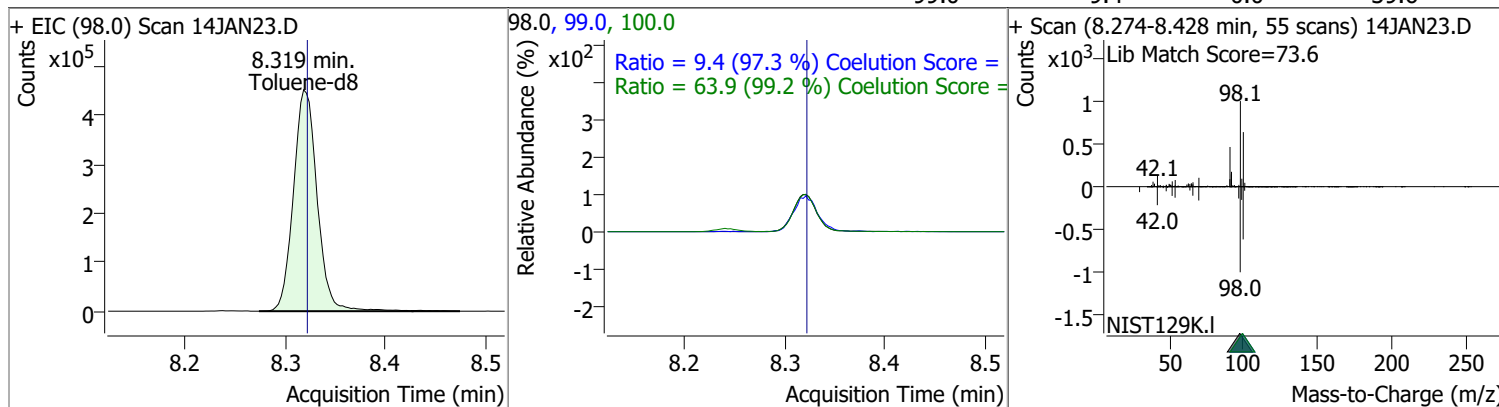
Compound	Conc.	RT	Dev(Min)	Resp.	QIon	QRatio	Lower	Upper
Bromodichloromethane	129.5936	7.59	0.00	111226	85.0	63.6	34.5	94.5
					127.0	9.5	0.0	39.6



Compound	Conc.	RT	Dev(Min)	Resp.	QIon	QRatio	Lower	Upper
cis-1,3-Dichloropropene	117.9212	8.06	0.00	114429	39.0	53.1	23.3	83.3
					77.0	31.2	1.0	61.0

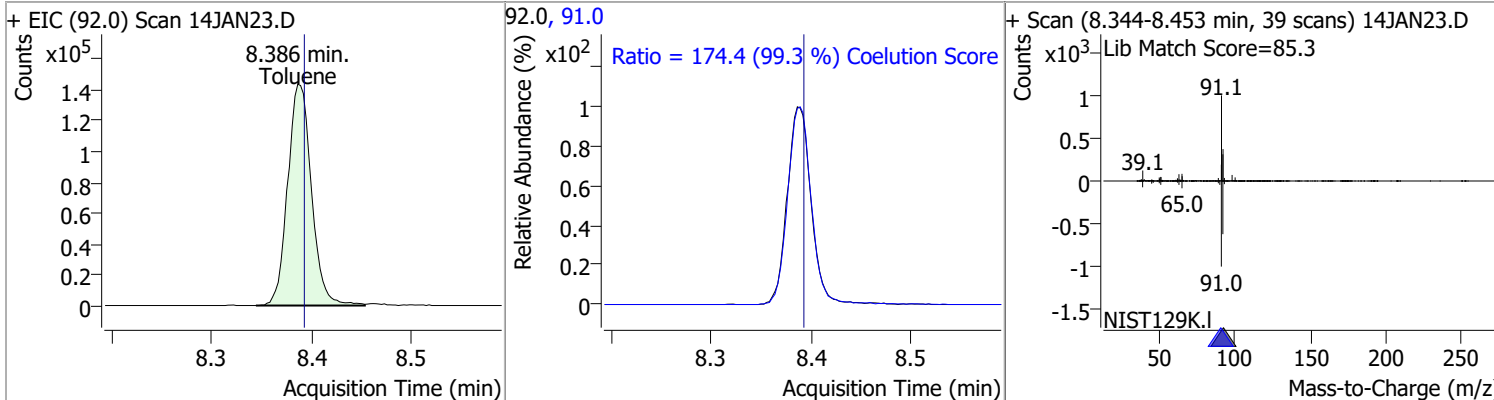


Compound	Conc.	RT	Dev(Min)	Resp.	QIon	QRatio	Lower	Upper
Toluene-d8	278.8303	8.32	0.00	745371	100.0	63.9	34.4	94.4
					99.0	9.4	0.0	39.6

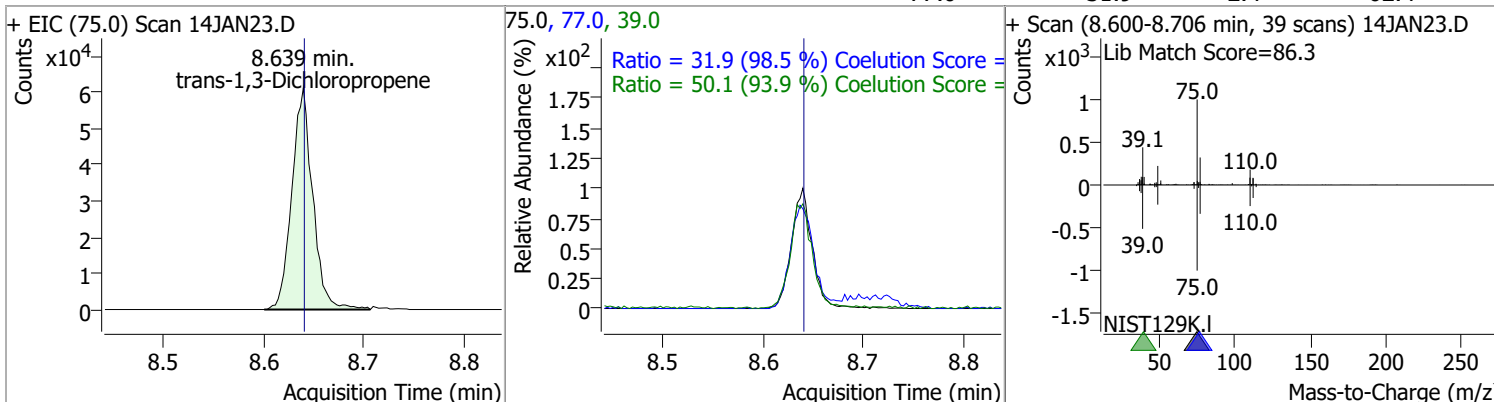


Quantitation Results Report (QT Reviewed)

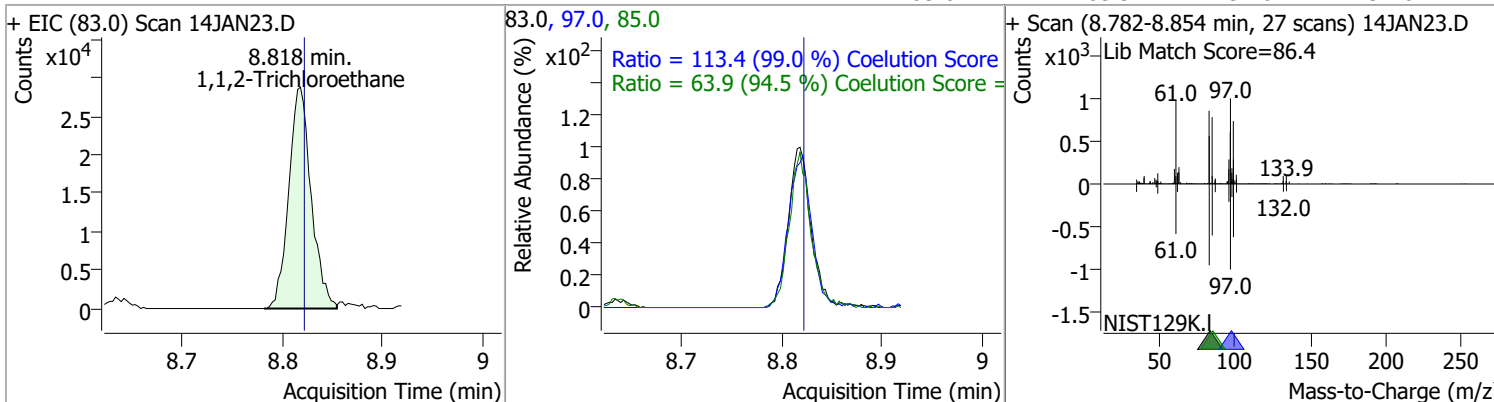
Compound	Conc.	RT	Dev(Min)	Resp.	QIon	QRatio	Lower	Upper
Toluene	131.2796	8.39	0.00	237058	91.0	174.4	145.8	205.8



Compound	Conc.	RT	Dev(Min)	Resp.	QIon	QRatio	Lower	Upper
trans-1,3-Dichloropropene	127.9748	8.64	0.00	88397	39.0	50.1	23.4	83.4
					77.0	31.9	2.4	62.4

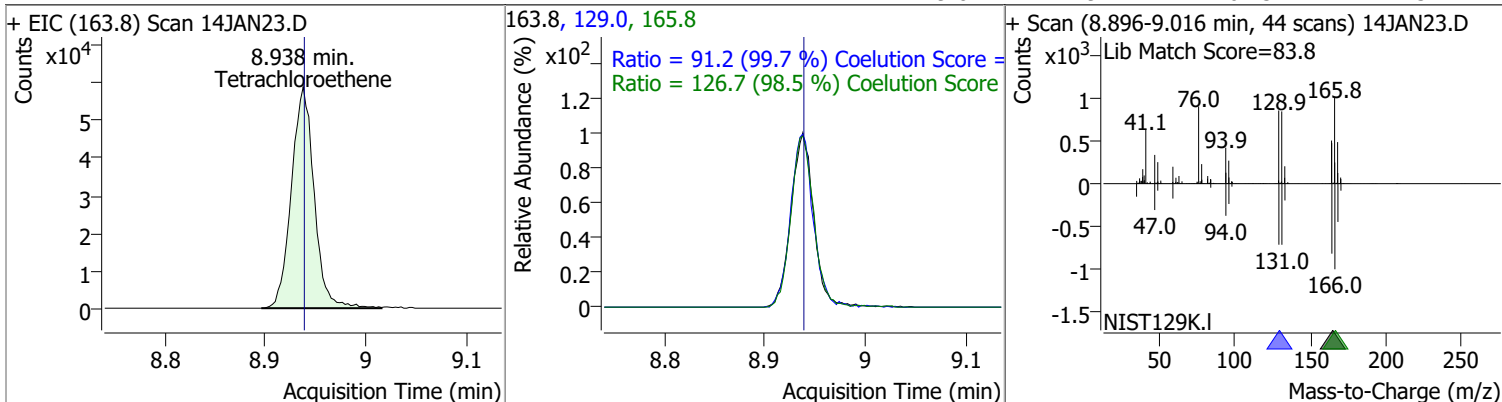


Compound	Conc.	RT	Dev(Min)	Resp.	QIon	QRatio	Lower	Upper
1,1,2-Trichloroethane	123.8124	8.82	0.00	44546	97.0	113.4	84.6	144.6
					85.0	63.9	37.6	97.6

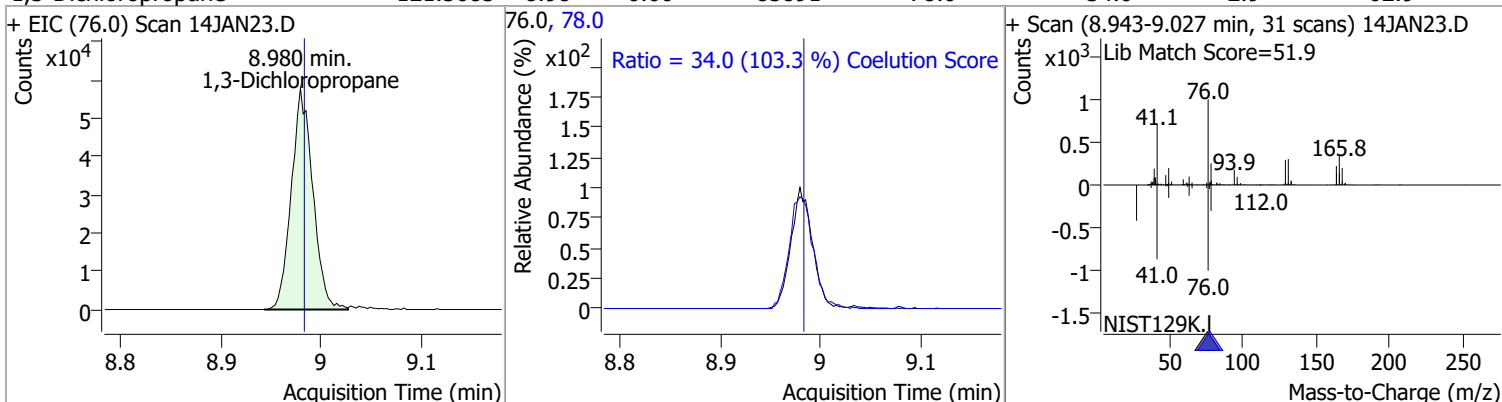


Quantitation Results Report (QT Reviewed)

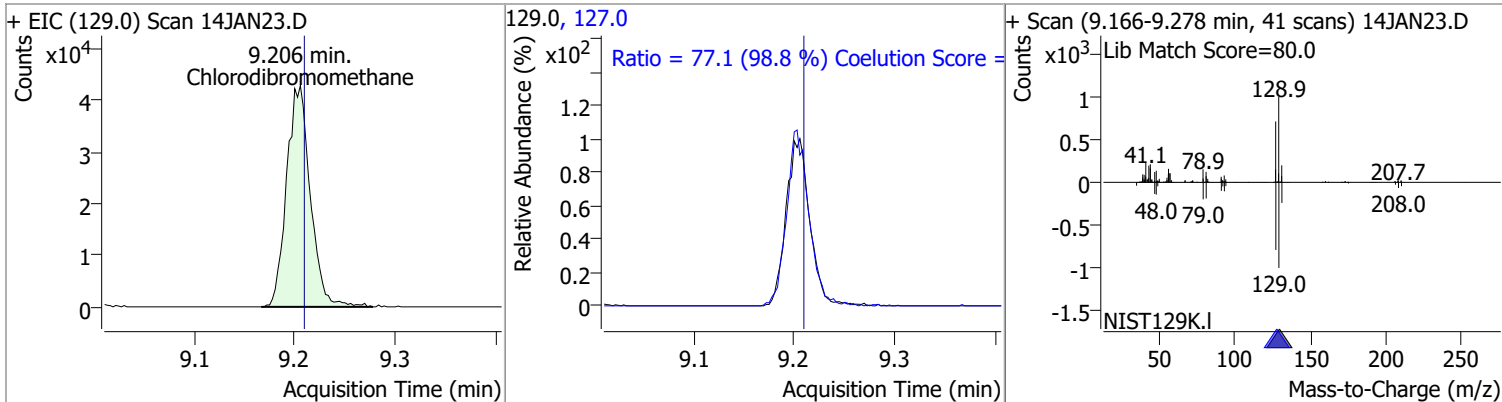
Compound	Conc.	RT	Dev(Min)	Resp.	QIon	QRatio	Lower	Upper
Tetrachloroethene	126.2662	8.94	0.00	93018	165.8	126.7	98.6	158.6
					129.0	91.2	61.5	121.5



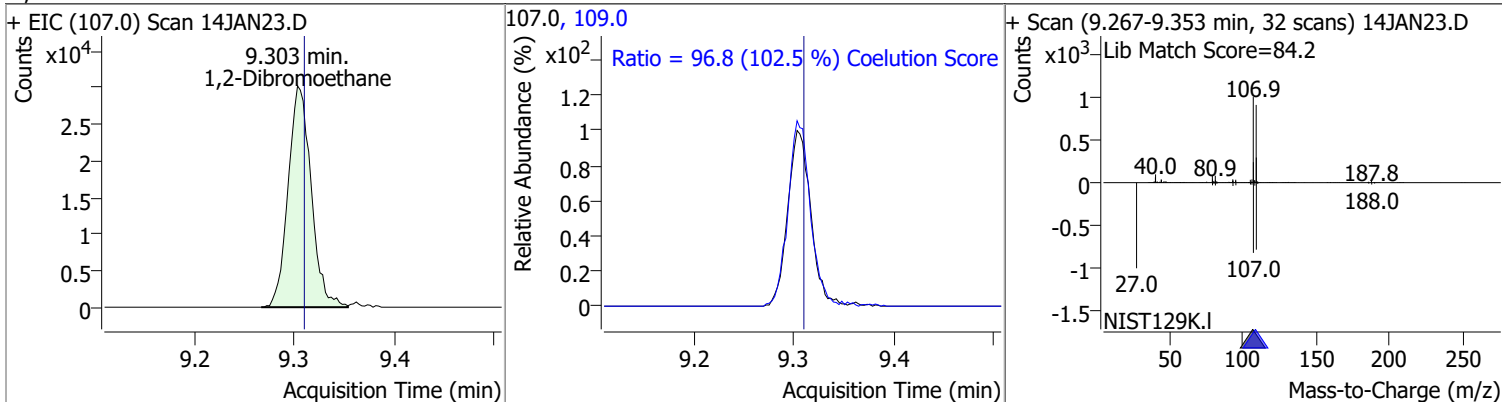
Compound	Conc.	RT	Dev(Min)	Resp.	QIon	QRatio	Lower	Upper
1,3-Dichloropropane	121.3685	8.98	0.00	85891	78.0	34.0	2.9	62.9



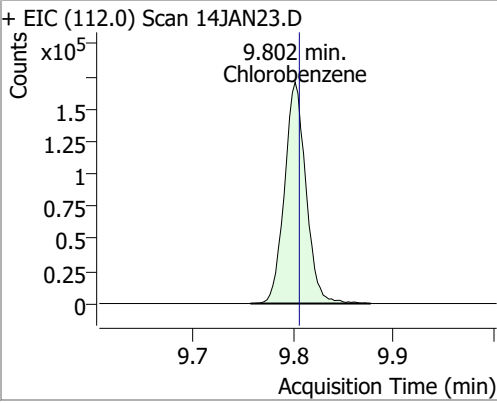
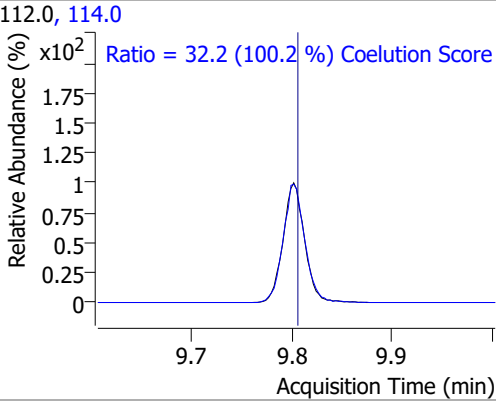
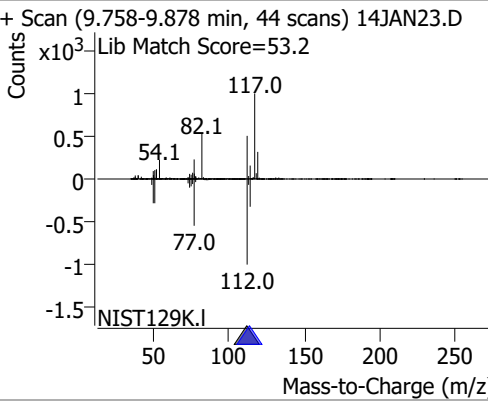
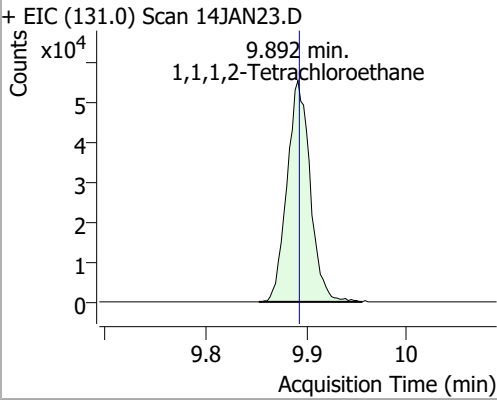
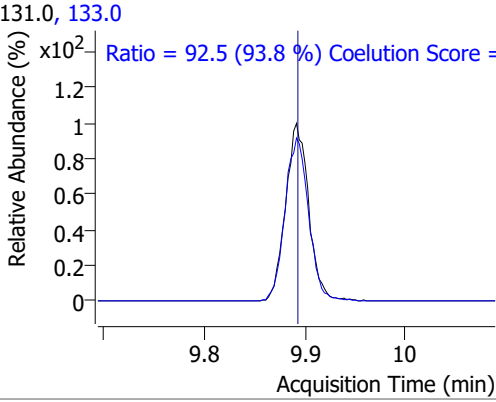
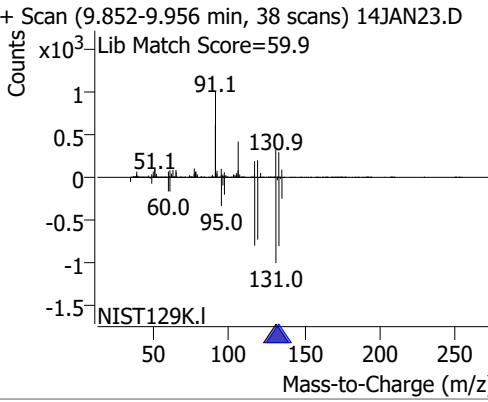
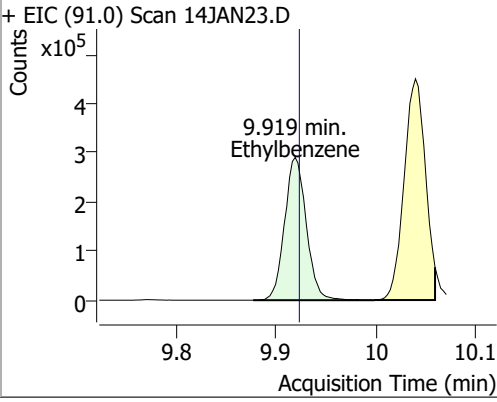
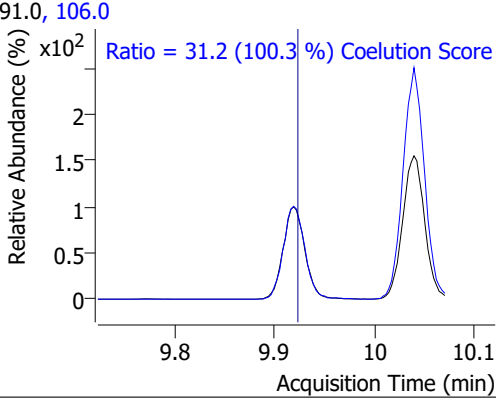
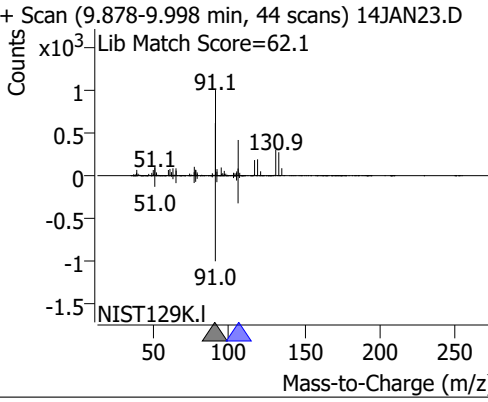
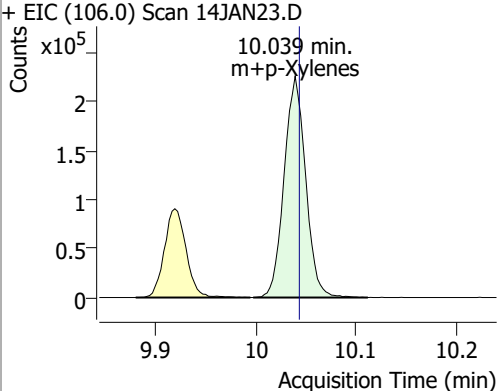
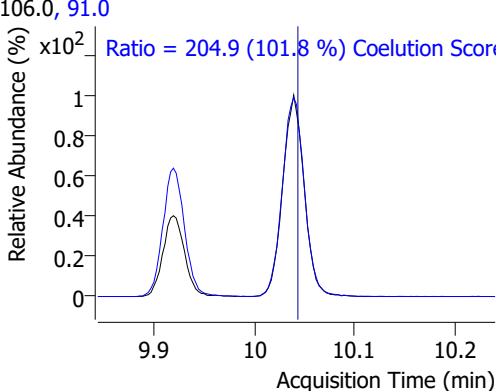
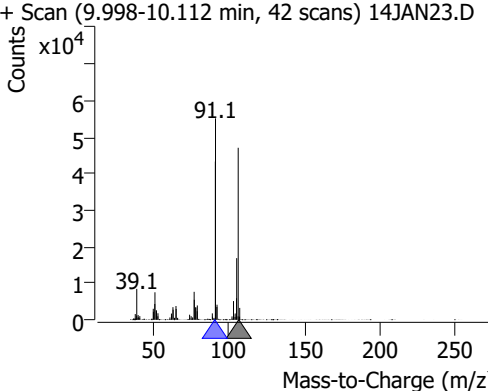
Compound	Conc.	RT	Dev(Min)	Resp.	QIon	QRatio	Lower	Upper
Chlorodibromomethane	125.1347	9.21	0.00	70364	127.0	77.1	48.0	108.0



Compound	Conc.	RT	Dev(Min)	Resp.	QIon	QRatio	Lower	Upper
1,2-Dibromoethane	122.7487	9.30	0.00	48289	109.0	96.8	64.5	124.5

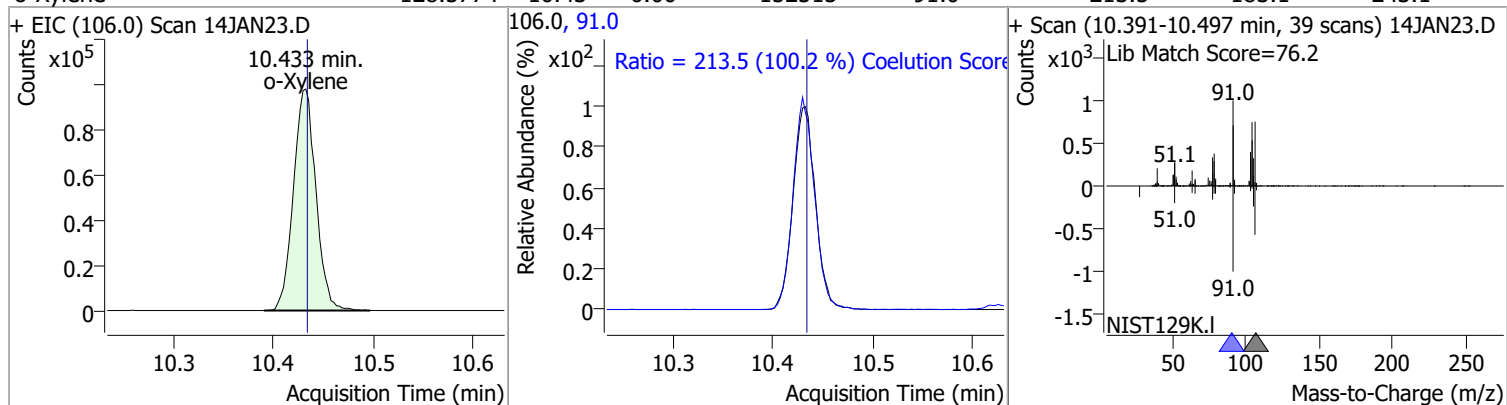


Quantitation Results Report (QT Reviewed)

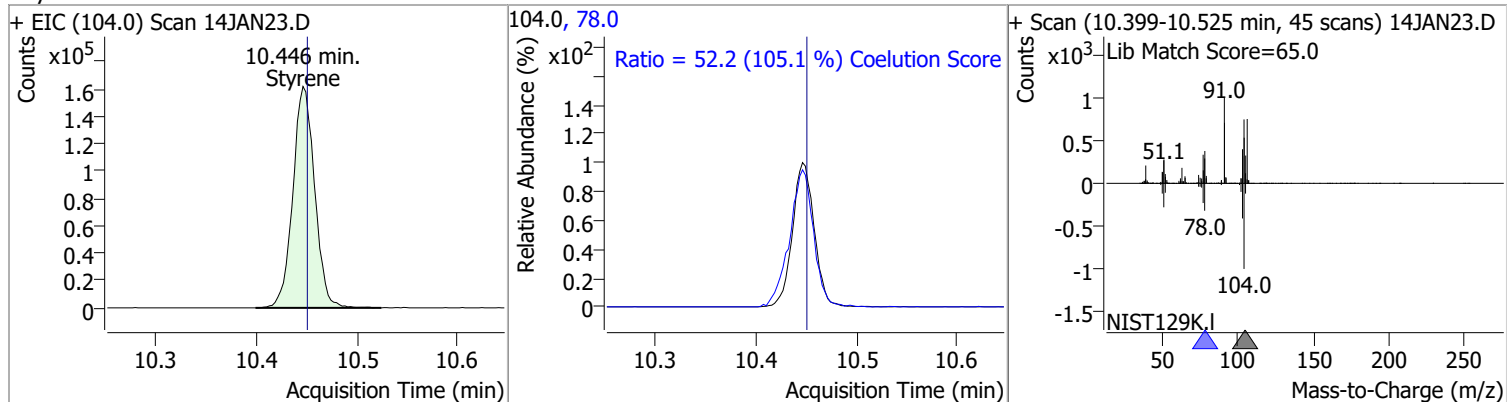
Compound	Conc.	RT	Dev(Min)	Resp.	QIon	QRatio	Lower	Upper
Chlorobenzene	128.1023	9.80	0.00	253252	114.0	32.2	2.1	62.1
+ EIC (112.0) Scan 14JAN23.D 			112.0, 114.0 			+ Scan (9.758-9.878 min, 44 scans) 14JAN23.D Lib Match Score=53.2 		
1,1,1,2-Tetrachloroethane	128.9679	9.89	0.00	89126	133.0	92.5	68.6	128.6
+ EIC (131.0) Scan 14JAN23.D 			131.0, 133.0 			+ Scan (9.852-9.956 min, 38 scans) 14JAN23.D Lib Match Score=59.9 		
Ethylbenzene	127.4338	9.92	0.00	436932	106.0	31.2	1.1	61.1
+ EIC (91.0) Scan 14JAN23.D 			91.0, 106.0 			+ Scan (9.878-9.998 min, 44 scans) 14JAN23.D Lib Match Score=62.1 		
m+p-Xylenes	253.5400	10.04	0.00	337826	91.0	204.9	171.4	231.4
+ EIC (106.0) Scan 14JAN23.D 			106.0, 91.0 			+ Scan (9.998-10.112 min, 42 scans) 14JAN23.D 		

Quantitation Results Report (QT Reviewed)

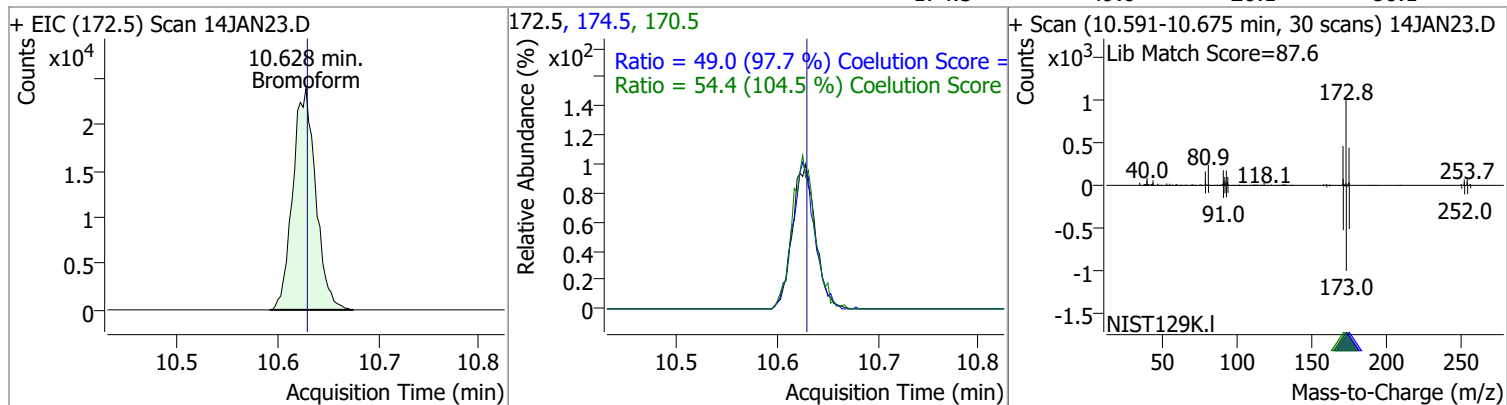
Compound	Conc.	RT	Dev(Min)	Resp.	QIon	QRatio	Lower	Upper
o-Xylene	128.5774	10.43	0.00	152515	91.0	213.5	183.1	243.1



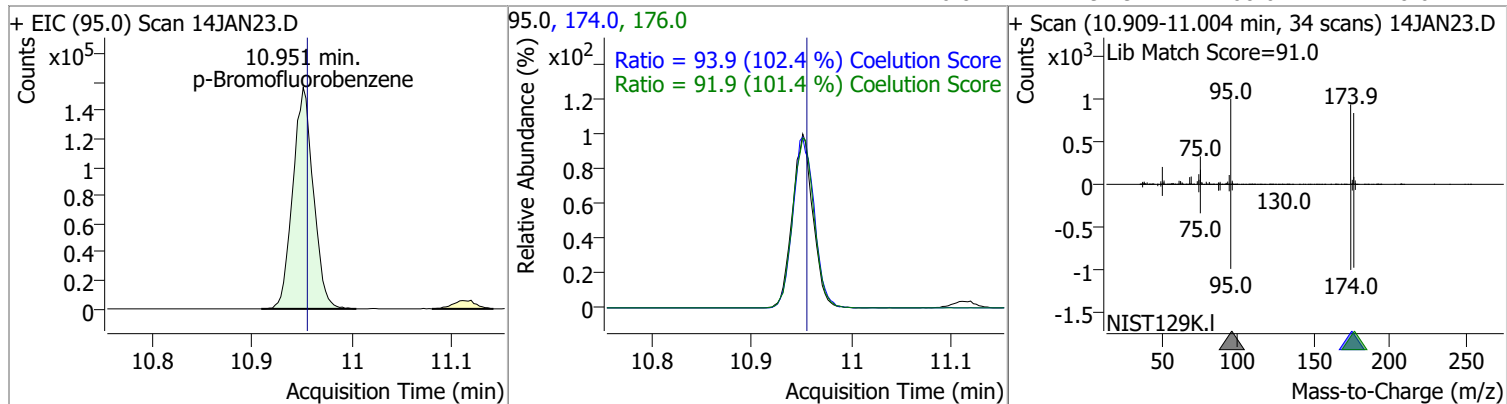
Compound	Conc.	RT	Dev(Min)	Resp.	QIon	QRatio	Lower	Upper
Styrene	127.8658	10.45	0.00	244194	78.0	52.2	19.6	79.6



Compound	Conc.	RT	Dev(Min)	Resp.	QIon	QRatio	Lower	Upper
Bromoform	131.6997	10.63	0.00	37952	170.5	54.4	22.1	82.1
					174.5	49.0	20.1	80.1

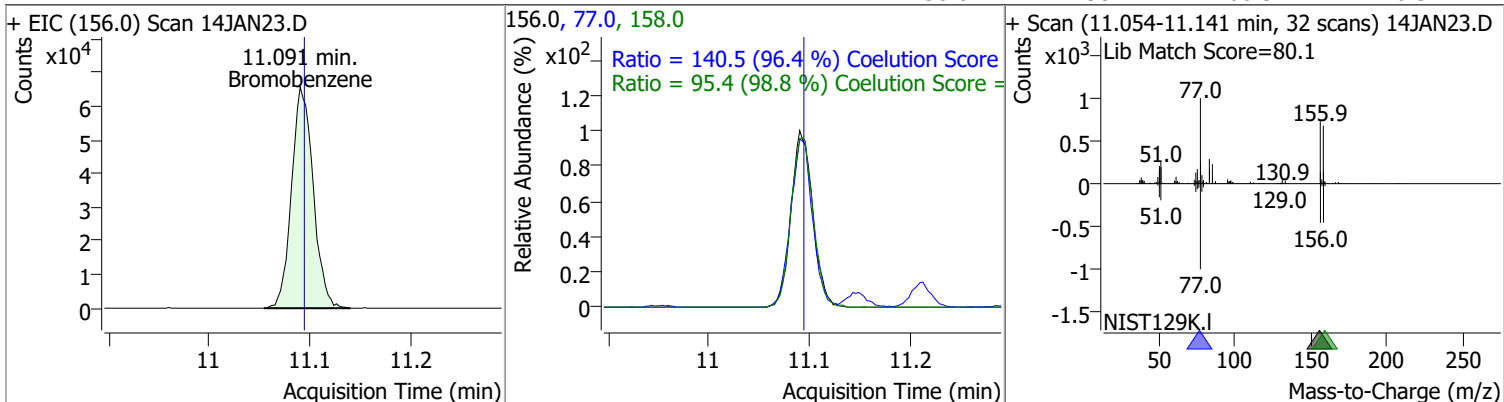


Compound	Conc.	RT	Dev(Min)	Resp.	QIon	QRatio	Lower	Upper
p-Bromofluorobenzene	269.5330	10.95	0.00	222364	174.0	93.9	61.7	121.7
					176.0	91.9	60.6	120.6

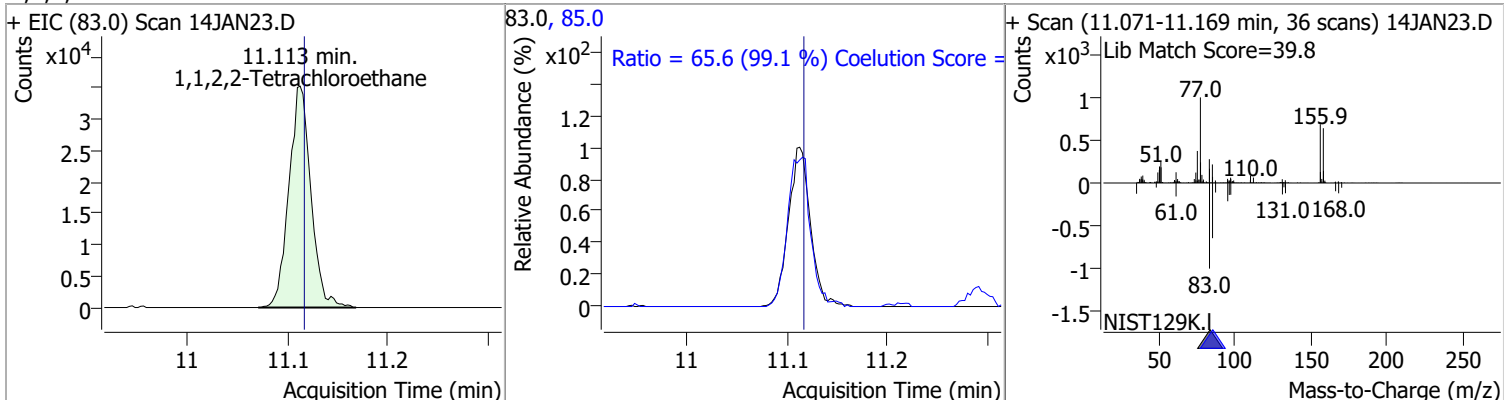


Quantitation Results Report (QT Reviewed)

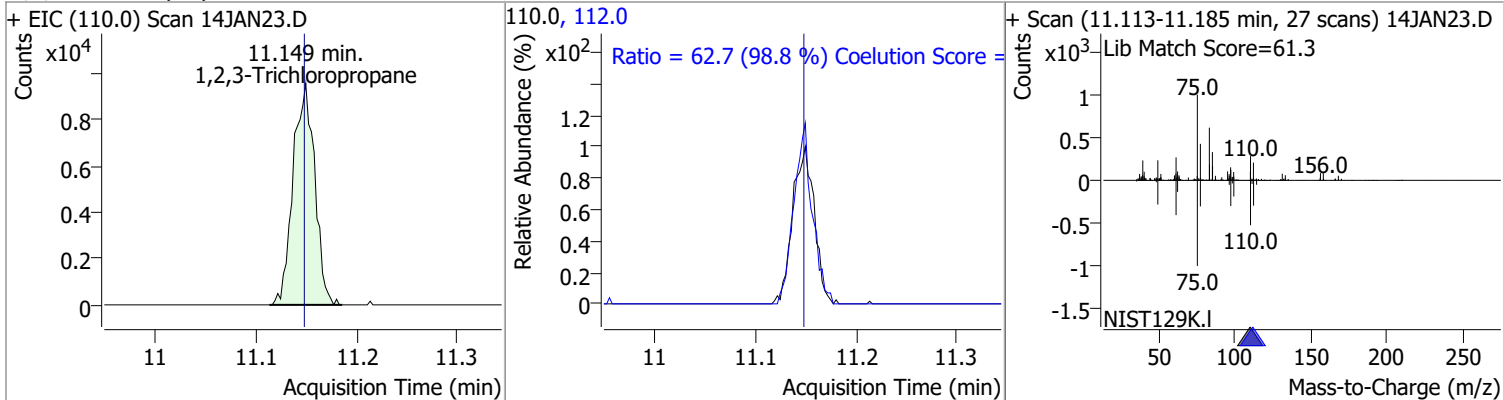
Compound	Conc.	RT	Dev(Min)	Resp.	QIon	QRatio	Lower	Upper
Bromobenzene	134.8631	11.09	0.00	98286	77.0	140.5	115.7	175.7
					158.0	95.4	66.5	126.5



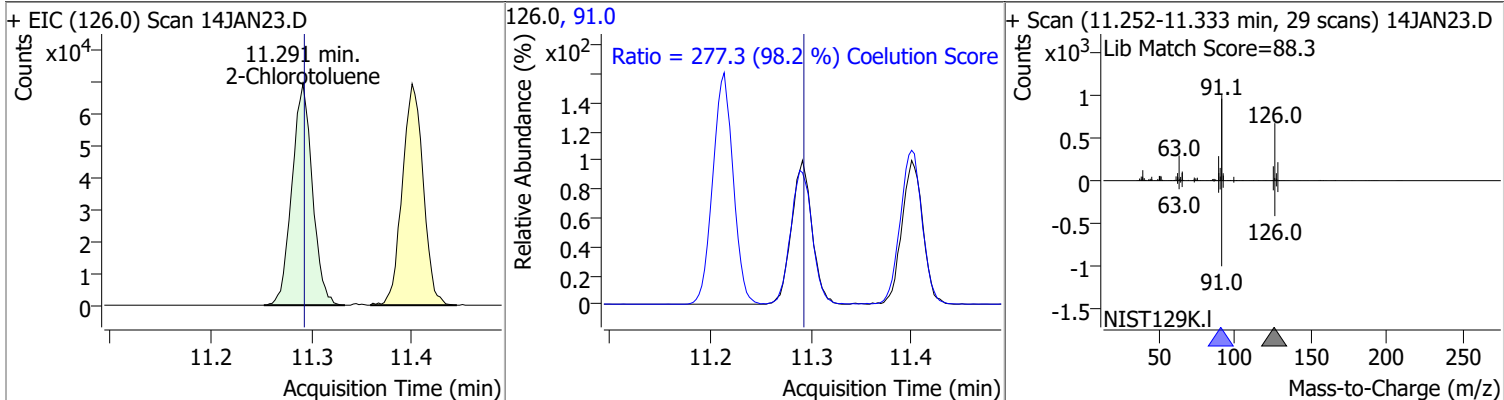
Compound	Conc.	RT	Dev(Min)	Resp.	QIon	QRatio	Lower	Upper
1,1,2,2-Tetrachloroethane	128.1559	11.11	0.00	53757	85.0	65.6	36.2	96.2



Compound	Conc.	RT	Dev(Min)	Resp.	QIon	QRatio	Lower	Upper
1,2,3-Trichloropropane	127.5689	11.15	0.00	14318	112.0	62.7	33.5	93.5

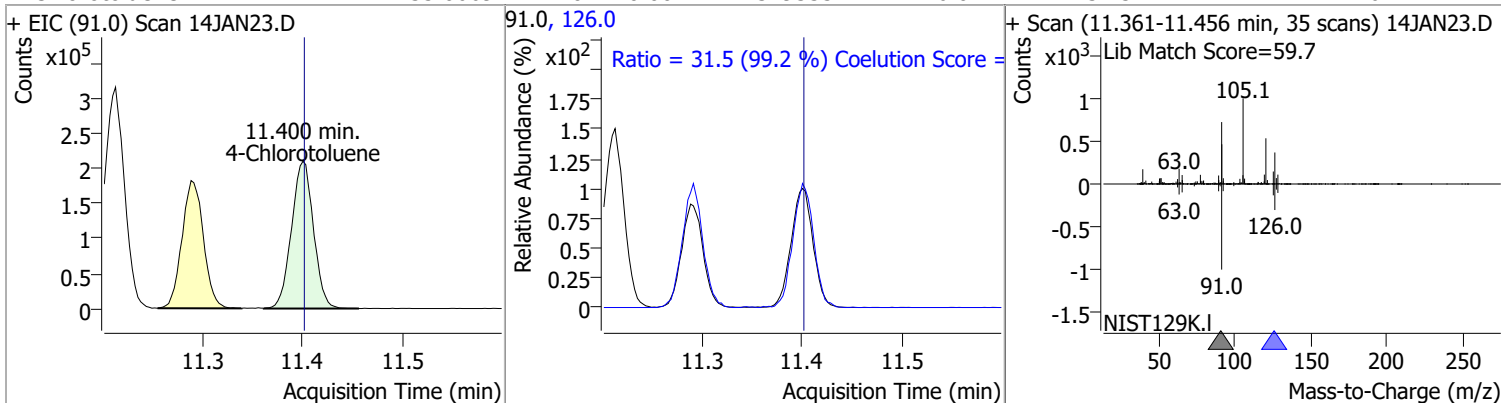


Compound	Conc.	RT	Dev(Min)	Resp.	QIon	QRatio	Lower	Upper
2-Chlorotoluene	135.4253	11.29	0.00	98202	91.0	277.3	252.3	312.3

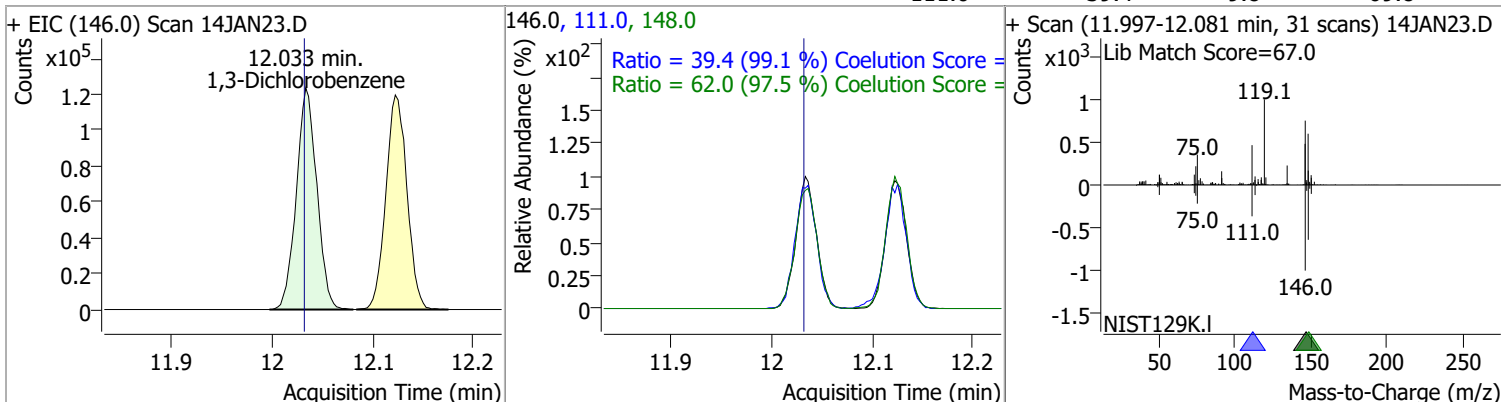


Quantitation Results Report (QT Reviewed)

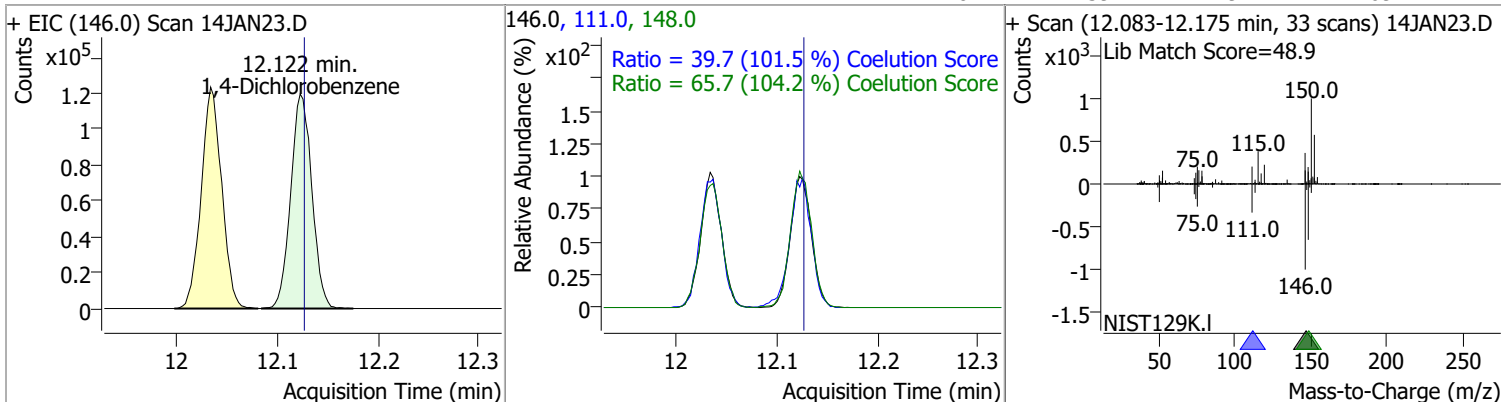
Compound	Conc.	RT	Dev(Min)	Resp.	QIon	QRatio	Lower	Upper
4-Chlorotoluene	135.0669	11.40	0.00	319335	126.0	31.5	1.7	61.7



Compound	Conc.	RT	Dev(Min)	Resp.	QIon	QRatio	Lower	Upper
1,3-Dichlorobenzene	131.6657	12.03	0.00	175004	148.0	62.0	33.6	93.6
					111.0	39.4	9.8	69.8

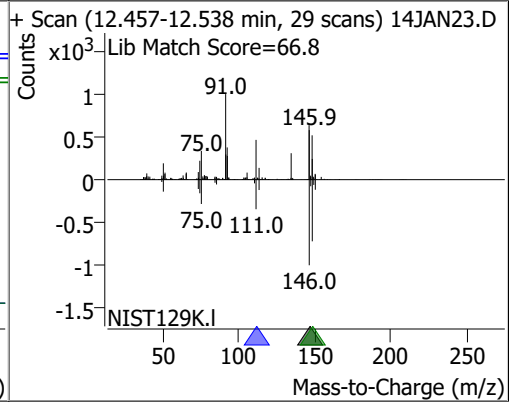
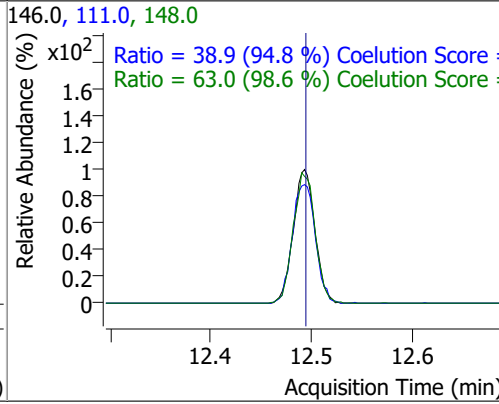
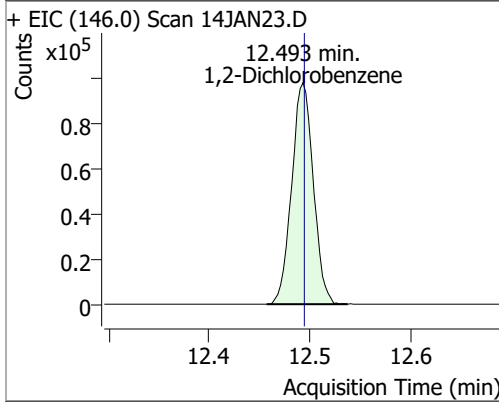


Compound	Conc.	RT	Dev(Min)	Resp.	QIon	QRatio	Lower	Upper
1,4-Dichlorobenzene	129.0850	12.12	0.00	174945	148.0	65.7	33.1	93.1
					111.0	39.7	9.1	69.1



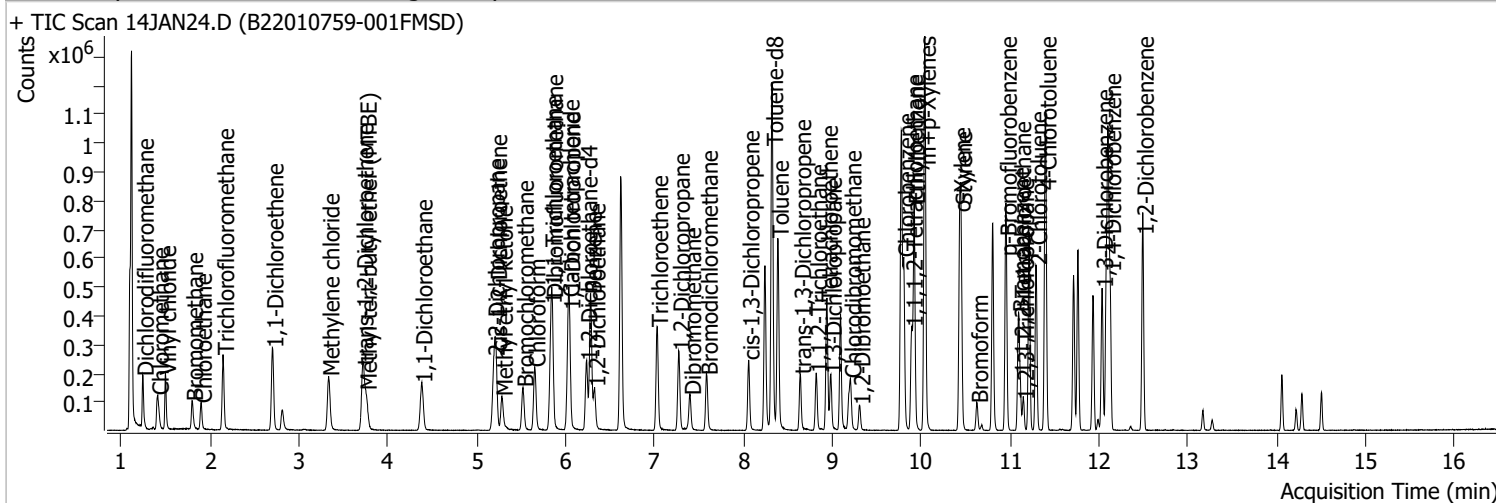
Quantitation Results Report (QT Reviewed)

Compound	Conc.	RT	Dev(Min)	Resp.	QIon	QRatio	Lower	Upper
1,2-Dichlorobenzene	130.3611	12.49	0.00	146434	148.0	63.0	33.9	93.9
					111.0	38.9	11.0	71.0



Quantitation Results Report (QT Reviewed)

Data File	14JAN24.D	Operator	MSC
Acq. Method	5975CACQF.M	Acq. Date-Time	1/14/2022 8:30:26 PM
Sample Name	B22010759-001FMSD	Instrument	VOA5975C
Vial	24	Multiplier	1.00
DA Method File	VOA5975C_8260B_SHT_DoD_L4_010422.m	Comment	
Tune File	BFB_Atune3.u	Tune Date	10/11/2021 4:02:00 PM
Batch Name	VG011422_8260B.batch.bin	Last Calib Update	3/4/2022 3:27:31 PM
Ref Library	\\MASSHUNTER\Org\Library\NIST129K.I		



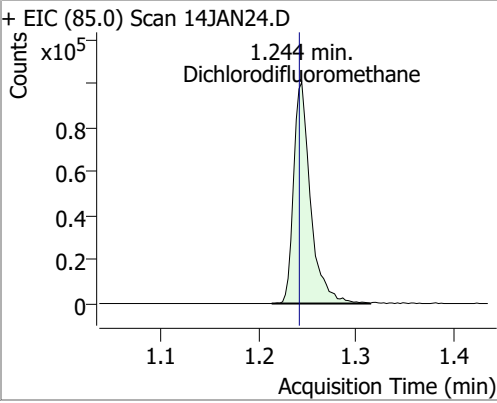
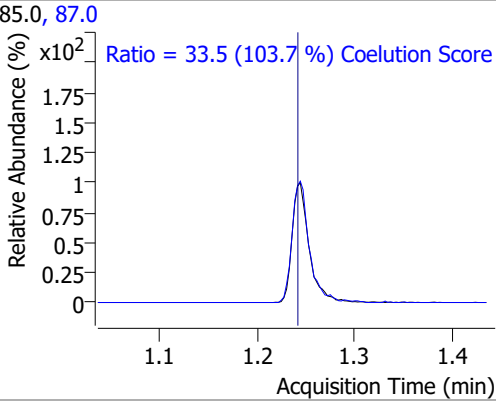
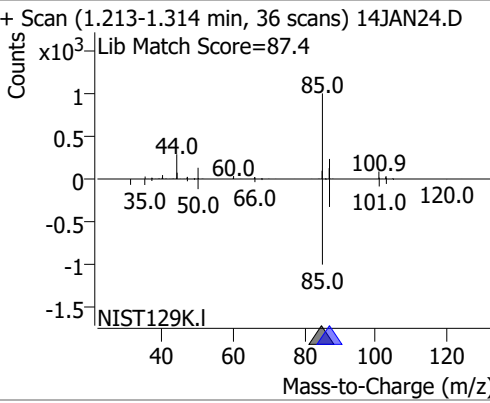
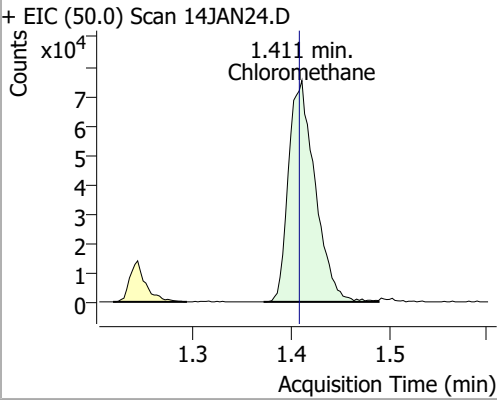
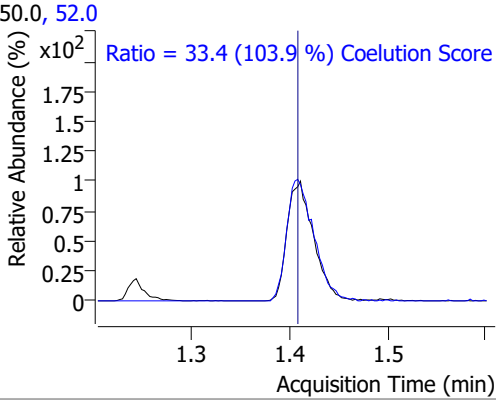
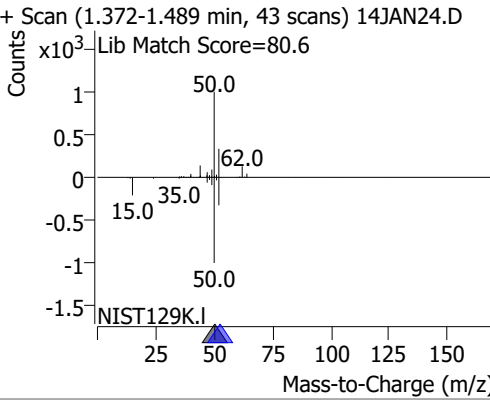
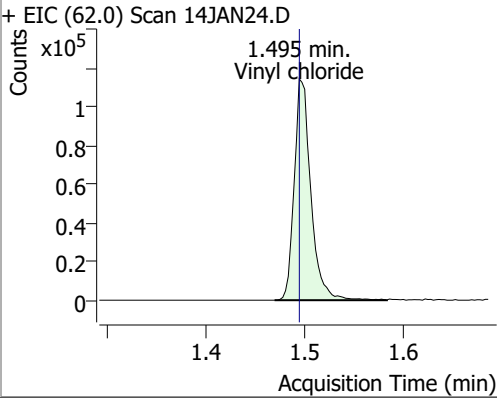
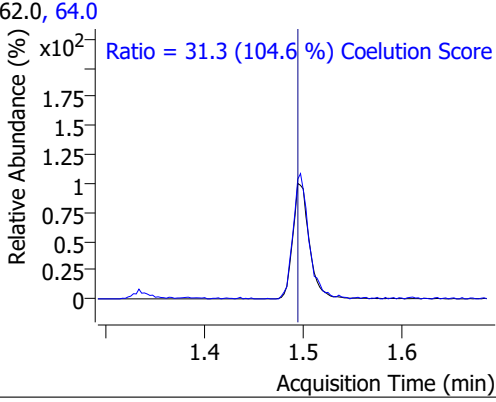
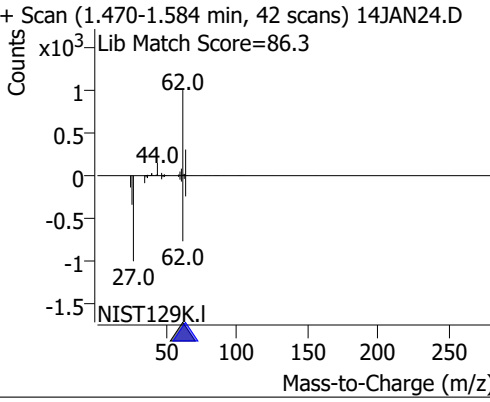
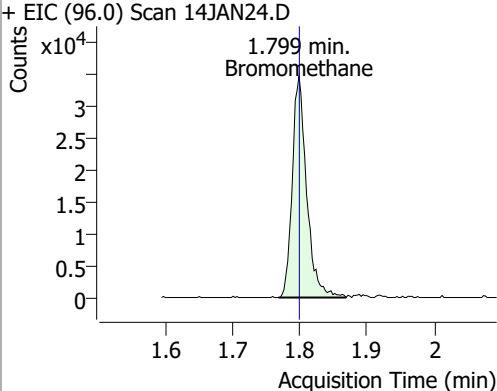
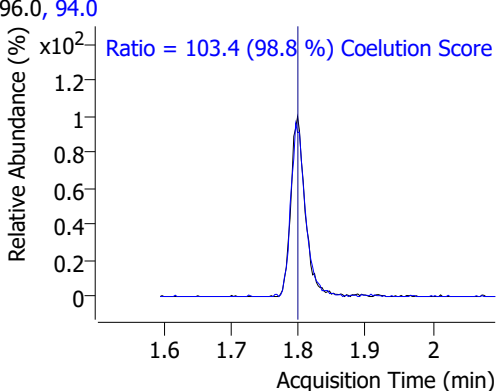
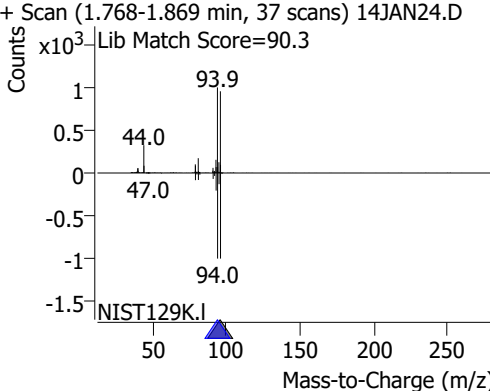
Compound	RT	QIon	Resp.	Conc.	Units	Dev(Min)
Internal Standards						
M Fluorobenzene	6.618	96.0	744381	250.0000	ng	-0.006
M Chlorobenzene-d5	9.775	82.0	284186	250.0000	ng	0.003
M 1,4-Dichlorobenzene-d4	12.100	152.0	235010	250.0000	ng	0.000
System Monitoring Compounds						
S Dibromofluoromethane	5.848	113.0	190530	271.6880	ng	0.003
Spiked Amount: 250.000	Range: 80.0 - 119.0%			Recovery = 108.68%		
S 1,2-Dichloroethane-d4	6.233	67.0	84959	280.4821	ng	0.000
Spiked Amount: 250.000	Range: 81.0 - 118.0%			Recovery = 112.19%		
S Toluene-d8	8.322	98.0	754259	275.4216	ng	0.003
Spiked Amount: 250.000	Range: 89.0 - 112.0%			Recovery = 110.17%		
S p-Bromofluorobenzene	10.951	95.0	231511	268.8980	ng	-0.003
Spiked Amount: 250.000	Range: 85.0 - 114.0%			Recovery = 107.56%		
Target Compounds						
T Dichlorodifluoromethane	1.244	85.0	120756	123.7938	ng	98
T Chloromethane	1.411	50.0	141750	119.7243	ng	98
T Vinyl chloride	1.495	62.0	134734	126.4701	ng	97
T Bromomethane	1.799	96.0	51335	107.7631	ng	99
T Chloroethane	1.897	64.0	61872	117.3135	ng	97
T Trichlorofluoromethane	2.145	101.0	166988	126.2839	ng	99
T 1,1-Dichloroethene	2.700	96.0	103339	137.8224	ng	99
T Methylene chloride	3.333	49.0	134884	122.0311	ng	99
T trans-1,2-Dichloroethene	3.715	96.0	100538	131.4290	ng	98
T Methyl tert-butyl ether (MTBE)	3.751	73.0	131913	133.4123	ng	100
T 1,1-Dichloroethane	4.378	63.0	194546	136.6300	ng	99
T 2,2-Dichloropropane	5.190	77.0	138518	129.8278	ng	98
T cis-1,2-Dichloroethene	5.218	96.0	103446	133.3820	ng	96
T Methyl ethyl ketone	5.282	43.0	154392	1469.6673	ng	97
T Bromochloromethane	5.519	128.0	40637	126.4793	ng	97
T Chloroform	5.650	83.0	171481	121.0114	ng	100

Quantitation Results Report (QT Reviewed)

Compound	RT	QIon	Resp.	Conc.	Units	Dev(Min)
T 1,1,1-Trichloroethane	5.834	97.0	176227	132.6996	ng	99
T Carbon tetrachloride	6.029	117.0	172499	131.8348	ng	98
T 1,1-Dichloropropene	6.043	75.0	141404	125.2297	ng	99
T Benzene	6.280	78.0	387767	130.8345	ng	99
T 1,2-Dichloroethane	6.325	62.0	111716	139.3344	ng	99
T Trichloroethene	7.028	95.0	111114	129.6442	ng	98
T 1,2-Dichloropropane	7.270	63.0	97018	128.6866	ng	98
T Dibromomethane	7.399	93.0	41033	128.7943	ng	96
T Bromodichloromethane	7.585	83.0	118357	134.6112	ng	99
T cis-1,3-Dichloropropene	8.057	75.0	122713	123.4402	ng	99
T Toluene	8.386	92.0	249683	134.9713	ng	99
T trans-1,3-Dichloropropene	8.637	75.0	92692	130.9904	ng	99
T 1,1,2-Trichloroethane	8.818	83.0	48623	131.9189	ng	98
T Tetrachloroethene	8.935	163.8	99295	131.5702	ng	96
T 1,3-Dichloropropane	8.983	76.0	92541	127.6446	ng	99
T Chlorodibromomethane	9.203	129.0	75673	131.3646	ng	100
T 1,2-Dibromoethane	9.306	107.0	54199	134.4838	ng	97
T Chlorobenzene	9.802	112.0	272413	134.5061	ng	99
T 1,1,1,2-Tetrachloroethane	9.892	131.0	91947	129.8748	ng	96
T Ethylbenzene	9.920	91.0	464114	132.1313	ng	100
T m+p-Xylenes	10.039	106.0	359832	263.6108	ng	100
T o-Xylene	10.430	106.0	162314	133.5728	ng	100
T Styrene	10.447	104.0	261111	133.4611	ng	100
T Bromoform	10.628	172.5	42644	141.8001	ng	99
T Bromobenzene	11.094	156.0	104333	137.1803	ng	99
T 1,1,2,2-Tetrachloroethane	11.113	83.0	60374	137.9183	ng	95
T 1,2,3-Trichloropropane	11.144	110.0	15013	128.1736	ng	99
T 2-Chlorotoluene	11.292	126.0	103022	136.1376	ng	99
T 4-Chlorotoluene	11.398	91.0	338739	137.2891	ng	99
T 1,3-Dichlorobenzene	12.033	146.0	186347	134.3432	ng	99
T 1,4-Dichlorobenzene	12.123	146.0	189034	133.6542	ng	99
T 1,2-Dichlorobenzene	12.491	146.0	154250	131.5830	ng	99

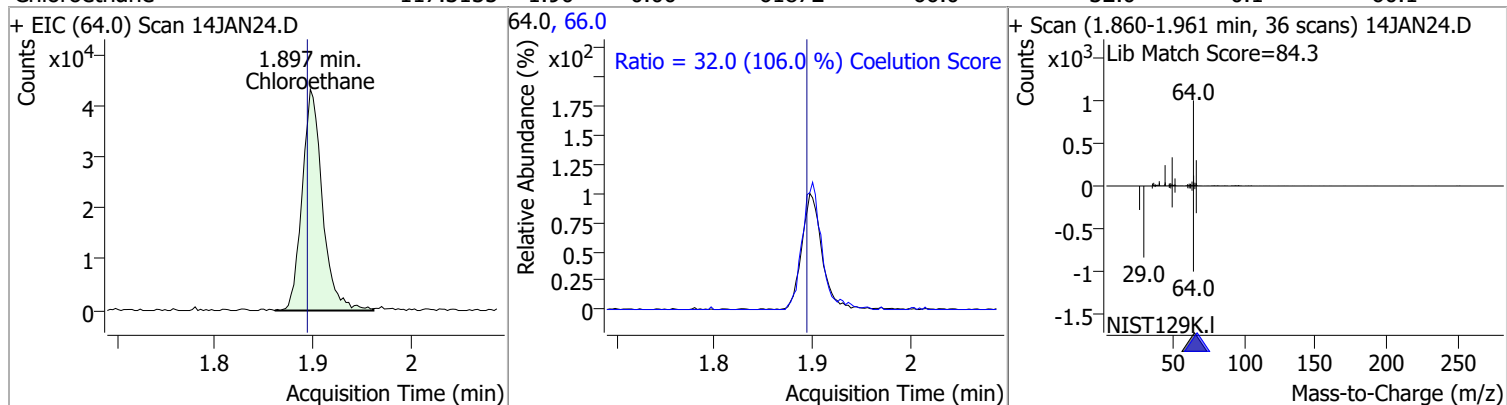
(#) = Qualifier Out of Range; (m) = Manual Integration; (+) = Area Summed; (*) = Surrogate Percent Recovery Out of Range; (d): Zeroed Peak

Quantitation Results Report (QT Reviewed)

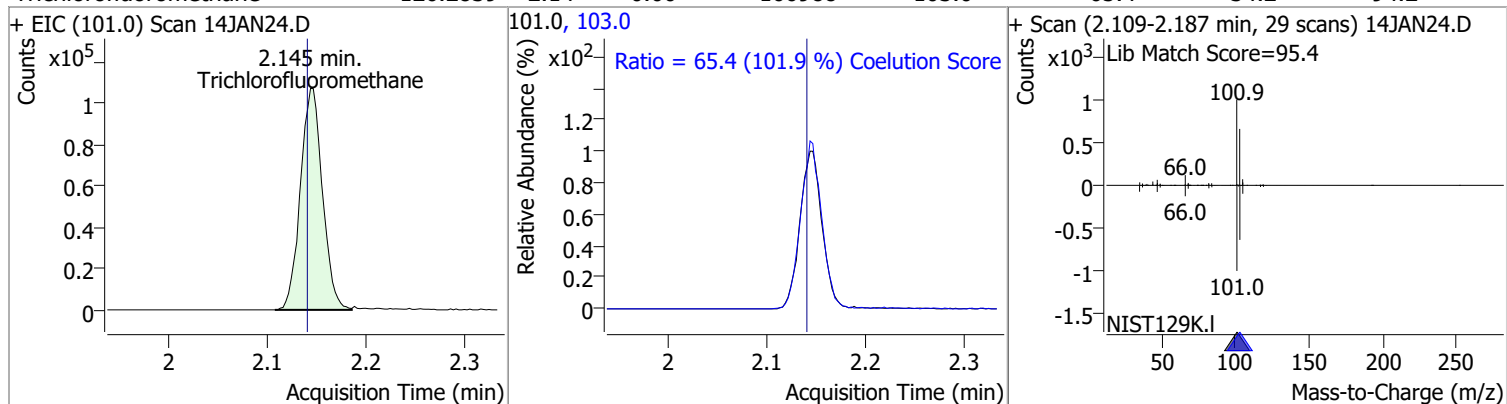
Compound	Conc.	RT	Dev(Min)	Resp.	QIon	QRatio	Lower	Upper
Dichlorodifluoromethane	123.7938	1.24	0.00	120756	87.0	33.5	2.3	62.3
+ EIC (85.0) Scan 14JAN24.D 			85.0, 87.0 			+ Scan (1.213-1.314 min, 36 scans) 14JAN24.D Lib Match Score=87.4 		
Chloromethane	119.7243	1.41	0.00	141750	52.0	33.4	2.1	62.1
+ EIC (50.0) Scan 14JAN24.D 			50.0, 52.0 			+ Scan (1.372-1.489 min, 43 scans) 14JAN24.D Lib Match Score=80.6 		
Vinyl chloride	126.4701	1.50	0.00	134734	64.0	31.3	0.0	59.9
+ EIC (62.0) Scan 14JAN24.D 			62.0, 64.0 			+ Scan (1.470-1.584 min, 42 scans) 14JAN24.D Lib Match Score=86.3 		
Bromomethane	107.7631	1.80	0.00	51335	94.0	103.4	74.6	134.6
+ EIC (96.0) Scan 14JAN24.D 			96.0, 94.0 			+ Scan (1.768-1.869 min, 37 scans) 14JAN24.D Lib Match Score=90.3 		

Quantitation Results Report (QT Reviewed)

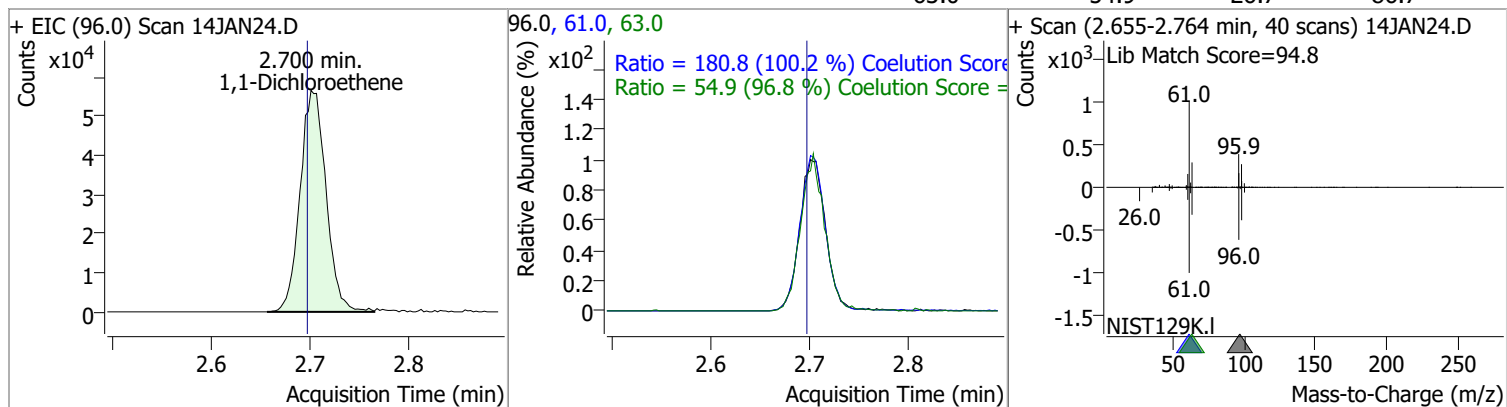
Compound	Conc.	RT	Dev(Min)	Resp.	QIon	QRatio	Lower	Upper
Chloroethane	117.3135	1.90	0.00	61872	66.0	32.0	0.1	60.1



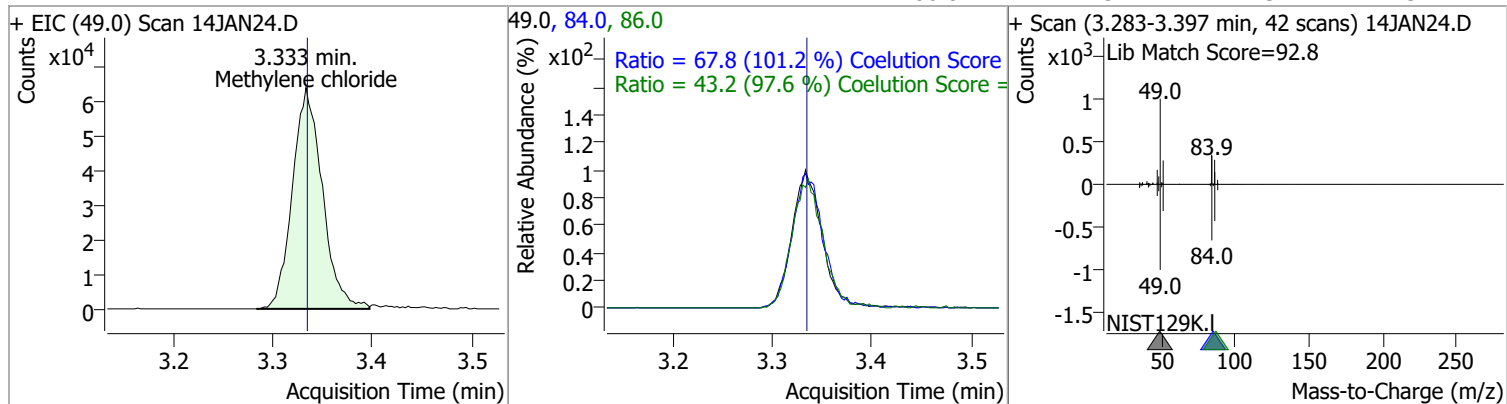
Compound	Conc.	RT	Dev(Min)	Resp.	QIon	QRatio	Lower	Upper
Trichlorofluoromethane	126.2839	2.14	0.00	166988	103.0	65.4	34.2	94.2



Compound	Conc.	RT	Dev(Min)	Resp.	QIon	QRatio	Lower	Upper
1,1-Dichloroethene	137.8224	2.70	0.00	103339	61.0	180.8	150.3	210.3
					63.0	54.9	26.7	86.7

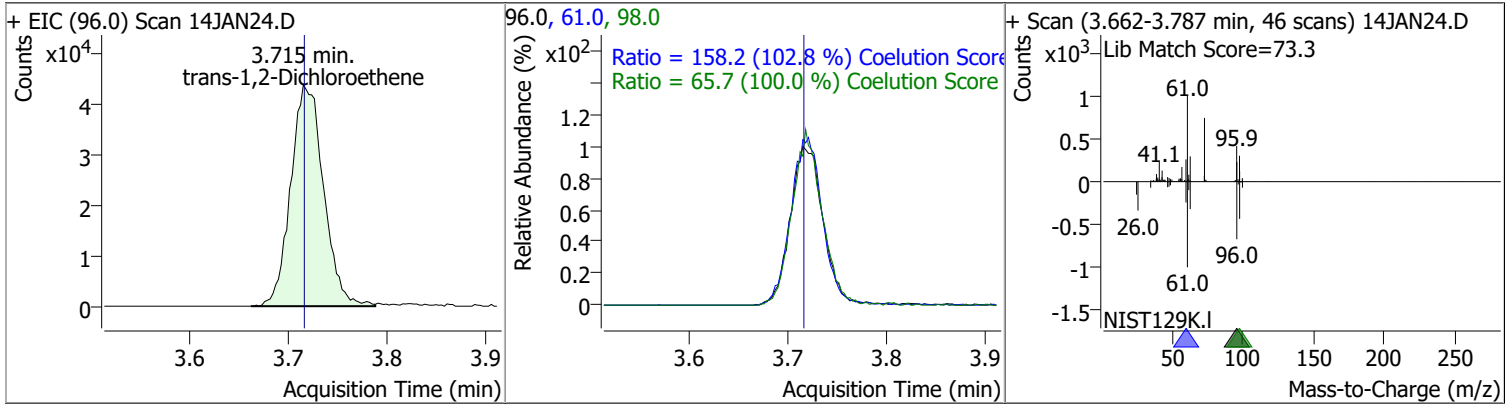


Compound	Conc.	RT	Dev(Min)	Resp.	QIon	QRatio	Lower	Upper
Methylene chloride	122.0311	3.33	0.00	134884	84.0	67.8	36.9	96.9
					86.0	43.2	14.3	74.3

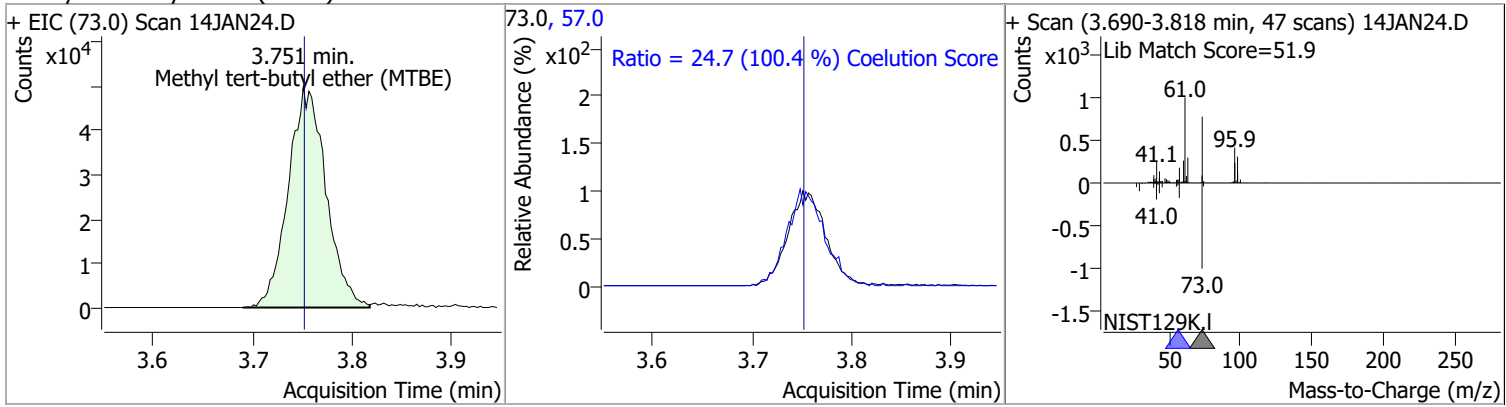


Quantitation Results Report (QT Reviewed)

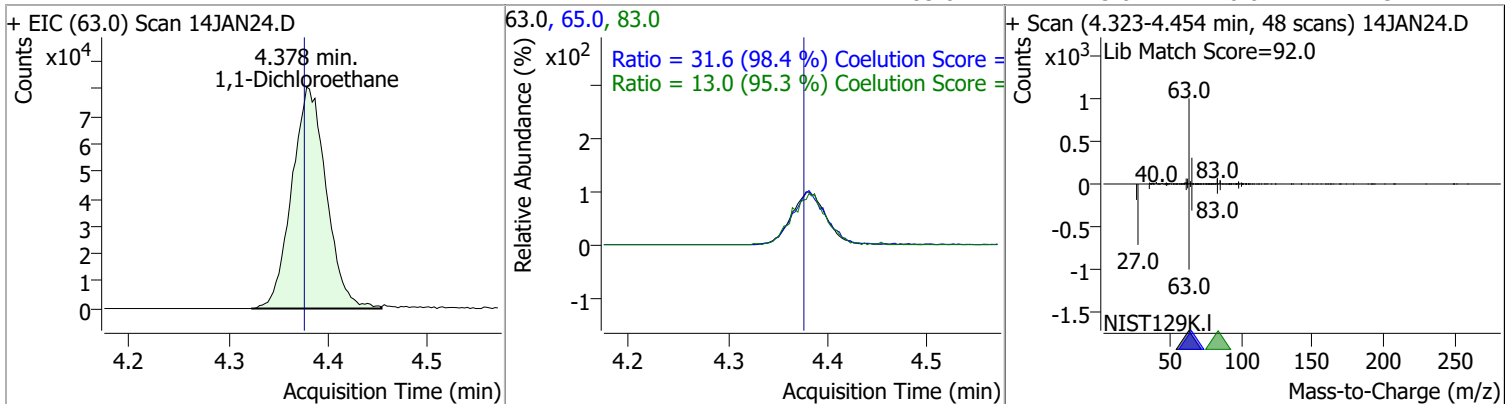
Compound	Conc.	RT	Dev(Min)	Resp.	QIon	QRatio	Lower	Upper
trans-1,2-Dichloroethene	131.4290	3.71	0.00	100538	61.0	158.2	123.9	183.9
					98.0	65.7	35.7	95.7



Compound	Conc.	RT	Dev(Min)	Resp.	QIon	QRatio	Lower	Upper
Methyl tert-butyl ether (MTBE)	133.4123	3.75	0.00	131913	57.0	24.7	0.0	54.6

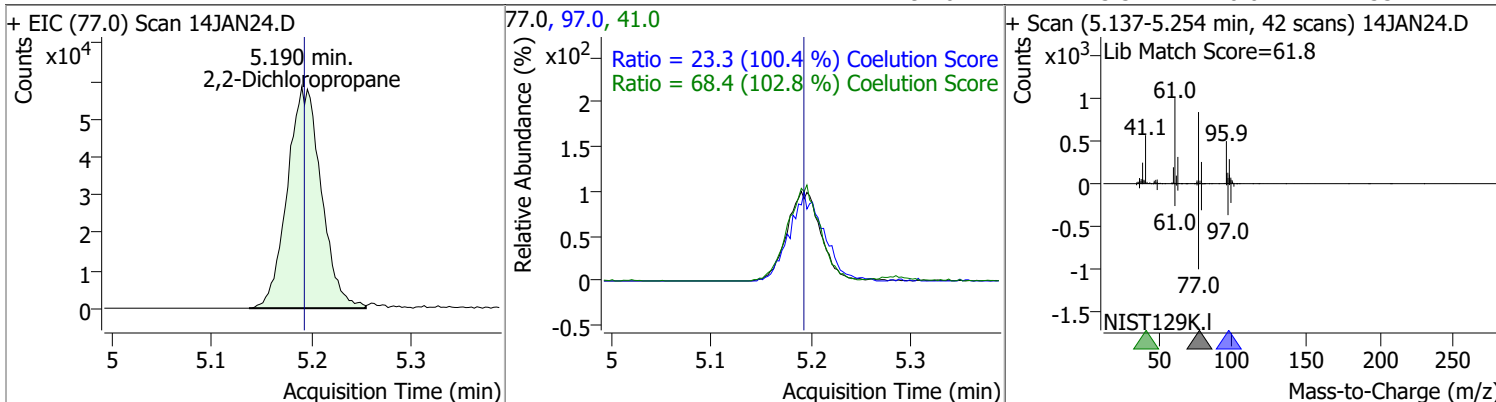


Compound	Conc.	RT	Dev(Min)	Resp.	QIon	QRatio	Lower	Upper
1,1-Dichloroethane	136.6300	4.38	0.00	194546	65.0	31.6	2.1	62.1
					83.0	13.0	0.0	43.7

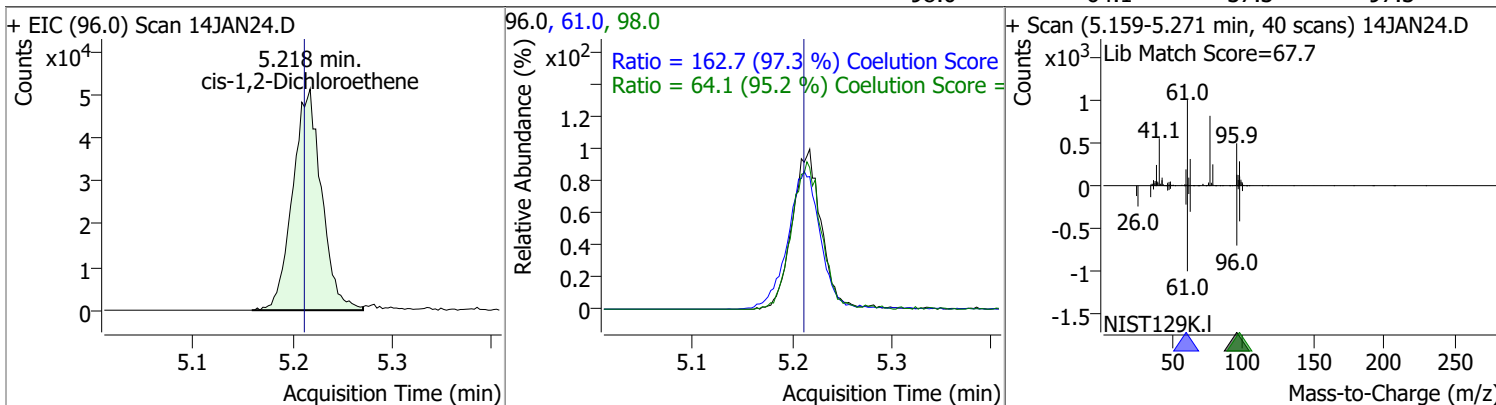


Quantitation Results Report (QT Reviewed)

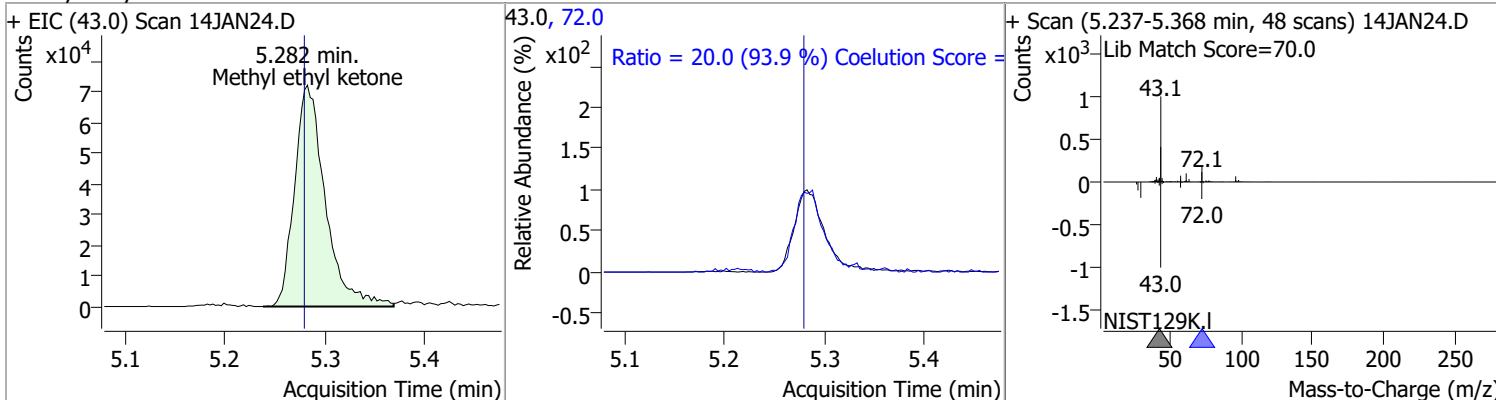
Compound	Conc.	RT	Dev(Min)	Resp.	QIon	QRatio	Lower	Upper
2,2-Dichloropropane	129.8278	5.19	-0.01	138518	41.0	68.4	36.5	96.5
					97.0	23.3	0.0	53.2



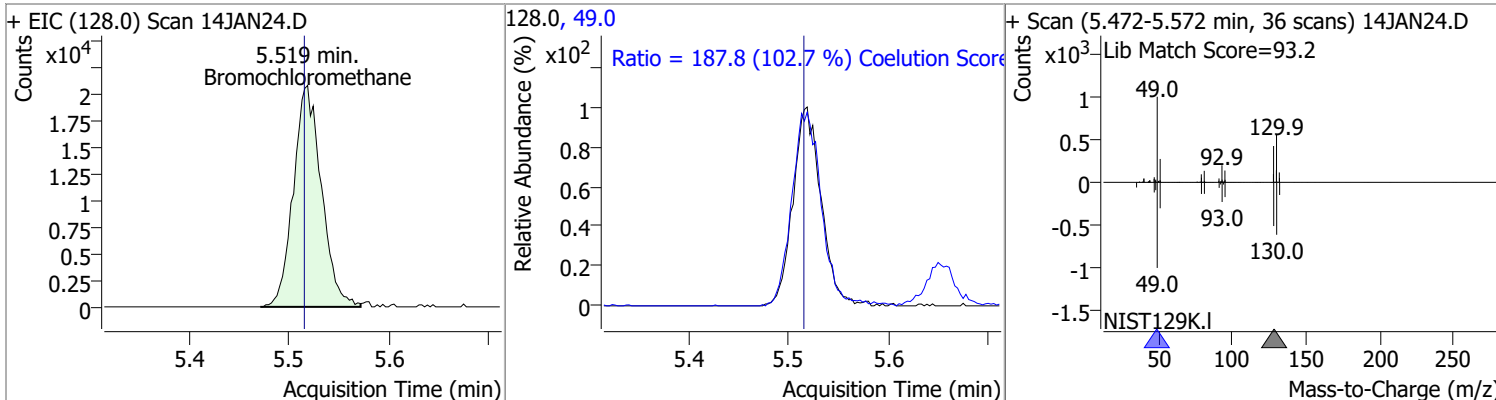
Compound	Conc.	RT	Dev(Min)	Resp.	QIon	QRatio	Lower	Upper
cis-1,2-Dichloroethene	133.3820	5.22	0.00	103446	61.0	162.7	137.2	197.2
					98.0	64.1	37.3	97.3



Compound	Conc.	RT	Dev(Min)	Resp.	QIon	QRatio	Lower	Upper
Methyl ethyl ketone	1469.6673	5.28	0.00	154392	72.0	20.0	0.0	51.3

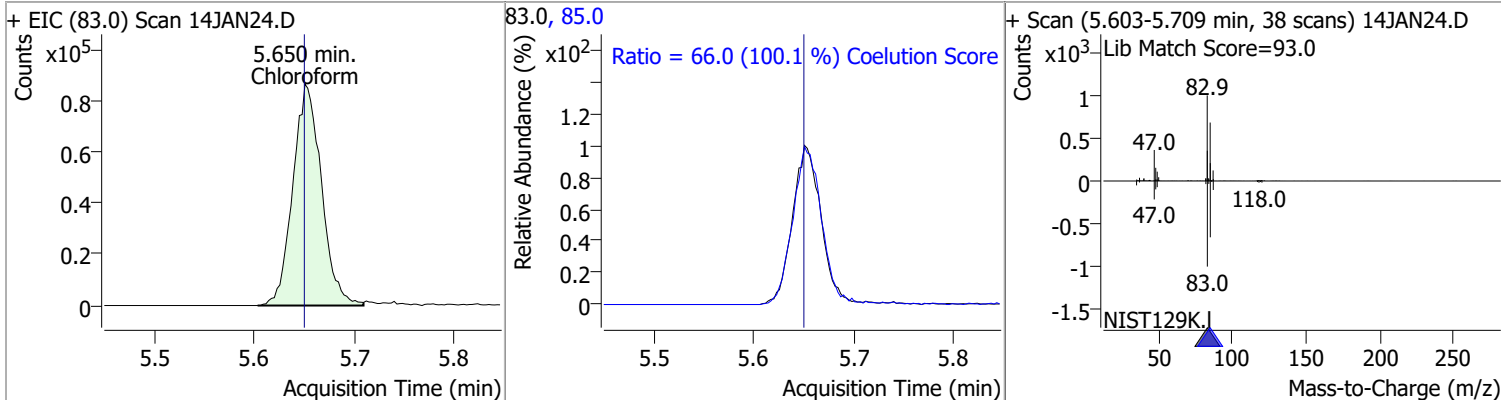


Compound	Conc.	RT	Dev(Min)	Resp.	QIon	QRatio	Lower	Upper
Bromochloromethane	126.4793	5.52	0.00	40637	49.0	187.8	152.9	212.9

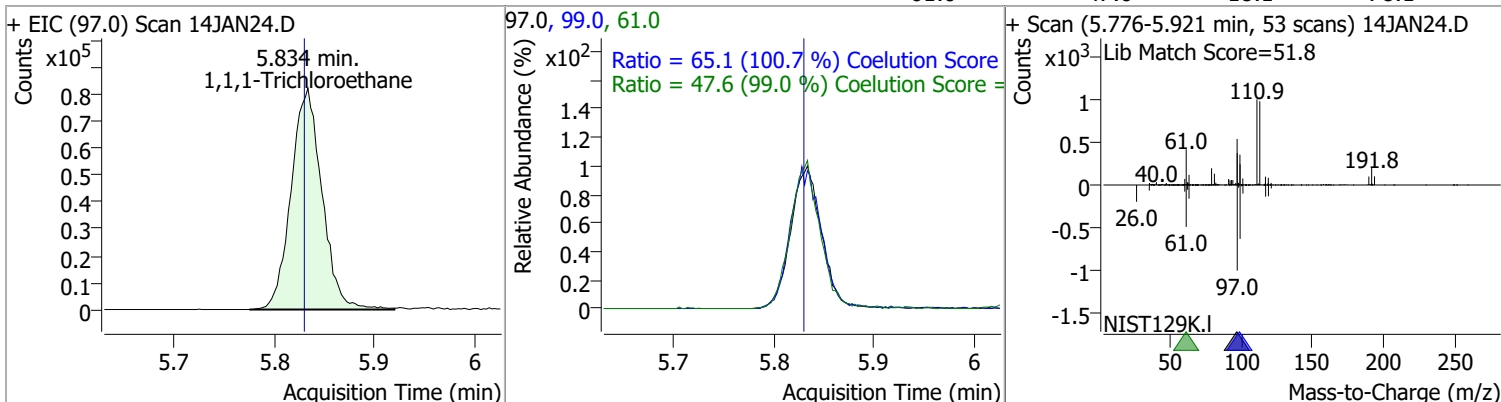


Quantitation Results Report (QT Reviewed)

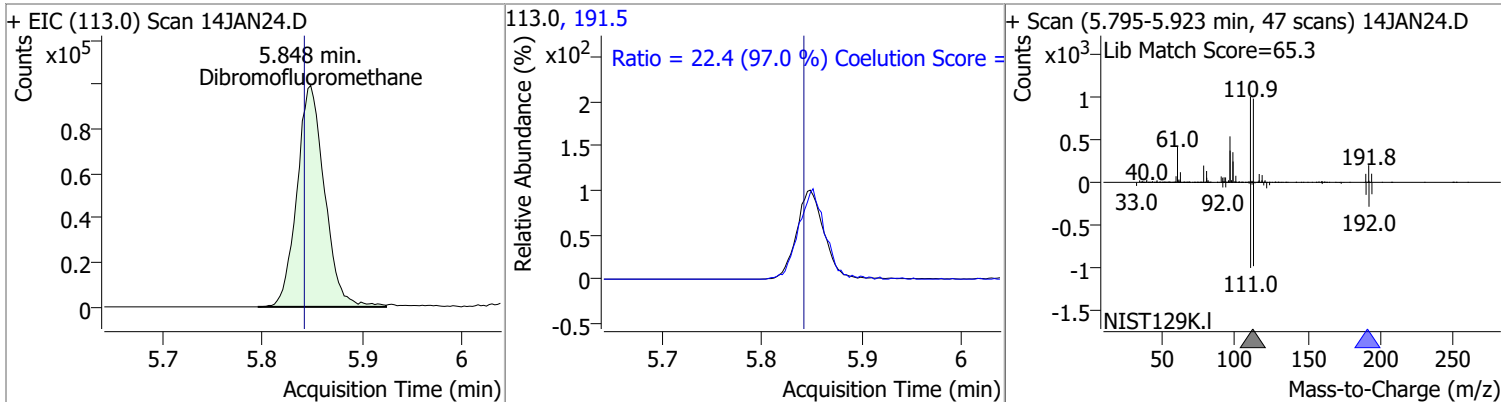
Compound	Conc.	RT	Dev(Min)	Resp.	QIon	QRatio	Lower	Upper
Chloroform	121.0114	5.65	0.00	171481	85.0	66.0	36.0	96.0



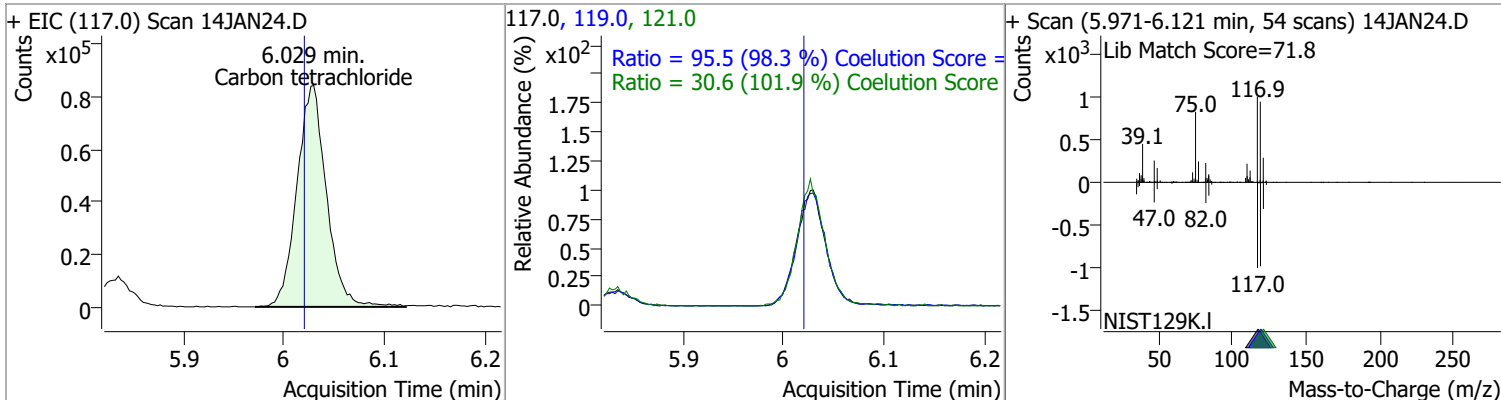
Compound	Conc.	RT	Dev(Min)	Resp.	QIon	QRatio	Lower	Upper
1,1,1-Trichloroethane	132.6996	5.83	0.00	176227	99.0	65.1	34.7	94.7
					61.0	47.6	18.1	78.1



Compound	Conc.	RT	Dev(Min)	Resp.	QIon	QRatio	Lower	Upper
Dibromofluoromethane	271.6880	5.85	0.00	190530	191.5	22.4	0.0	53.1

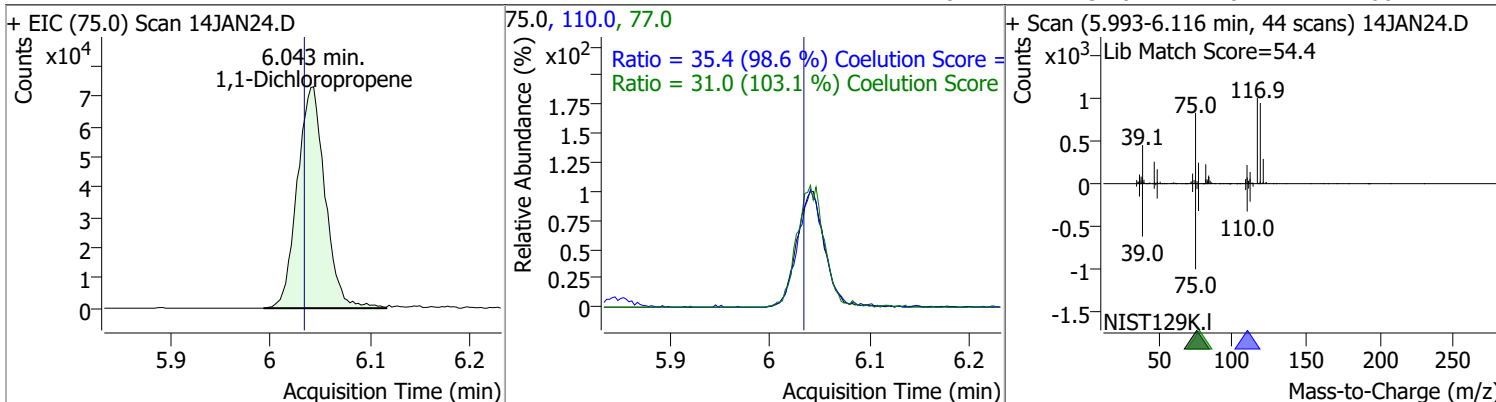


Compound	Conc.	RT	Dev(Min)	Resp.	QIon	QRatio	Lower	Upper
Carbon tetrachloride	131.8348	6.03	0.01	172499	119.0	95.5	67.2	127.2
					121.0	30.6	0.1	60.1

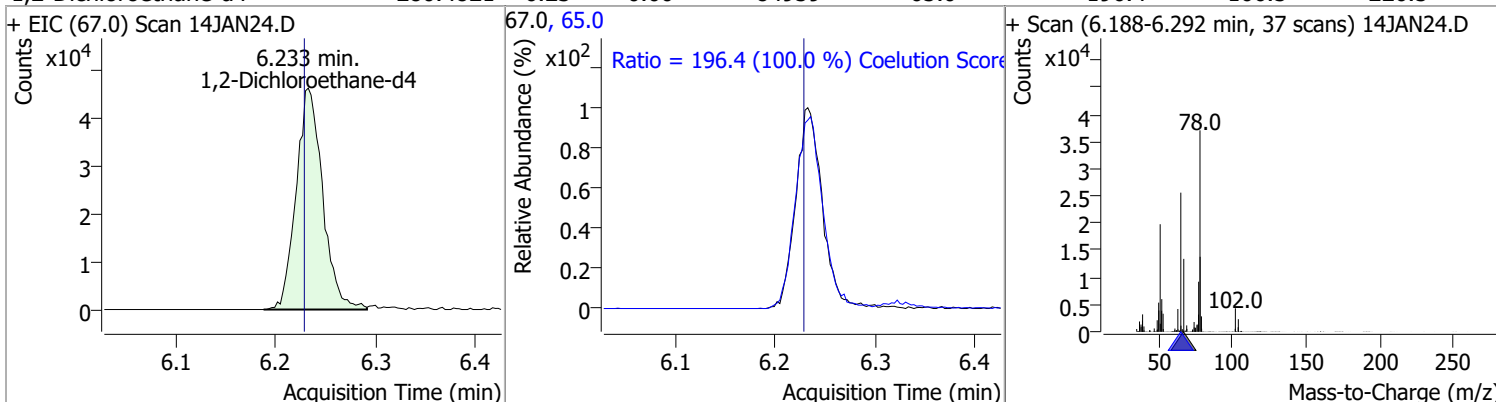


Quantitation Results Report (QT Reviewed)

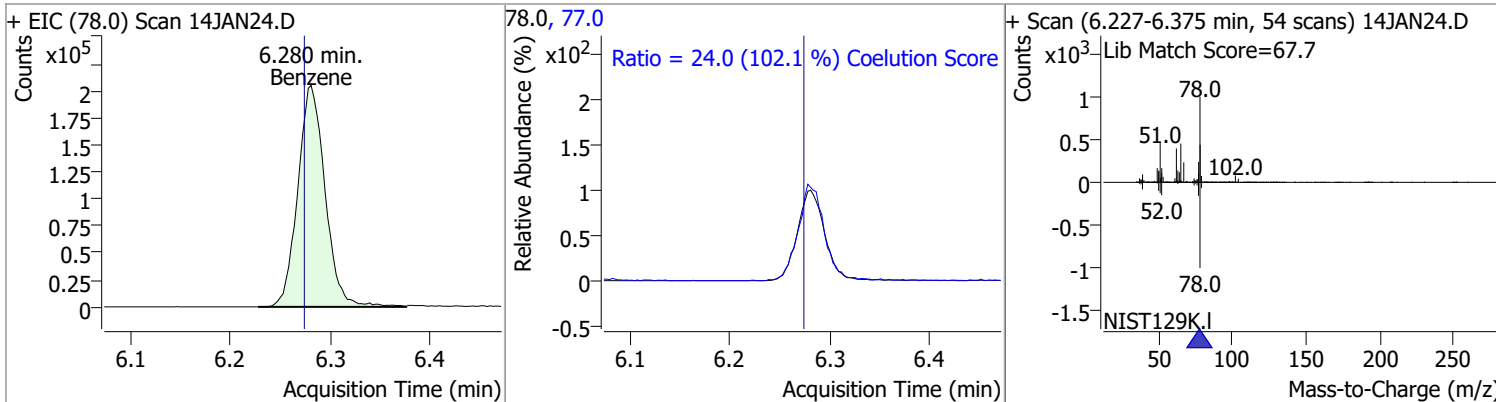
Compound	Conc.	RT	Dev(Min)	Resp.	QIon	QRatio	Lower	Upper
1,1-Dichloropropene	125.2297	6.04	0.01	141404	110.0	35.4	5.9	65.9
					77.0	31.0	0.1	60.1



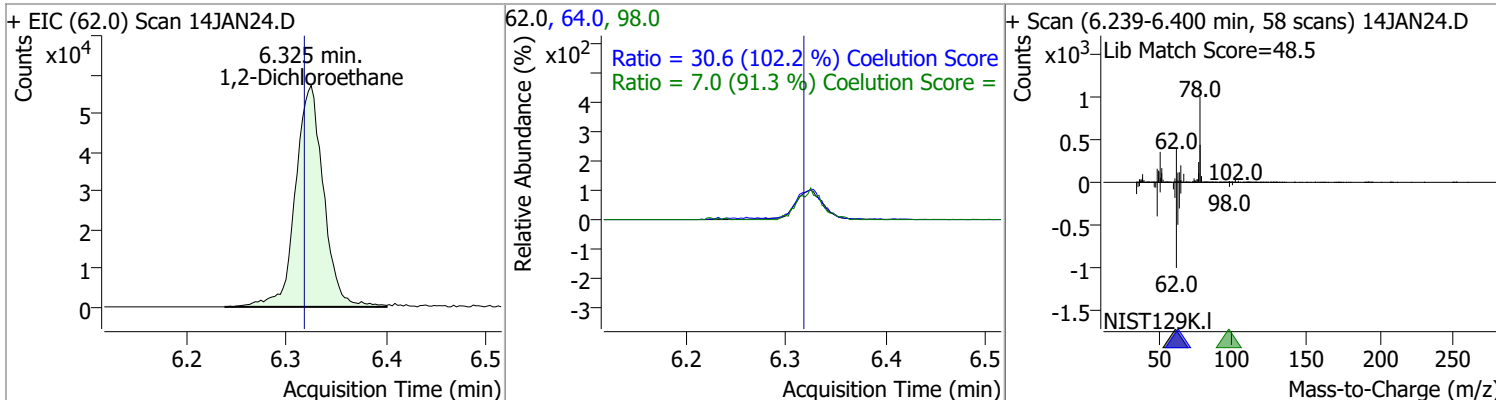
Compound	Conc.	RT	Dev(Min)	Resp.	QIon	QRatio	Lower	Upper
1,2-Dichloroethane-d4	280.4821	6.23	0.00	84959	65.0	196.4	166.5	226.5



Compound	Conc.	RT	Dev(Min)	Resp.	QIon	QRatio	Lower	Upper
Benzene	130.8345	6.28	0.00	387767	77.0	24.0	0.0	53.5

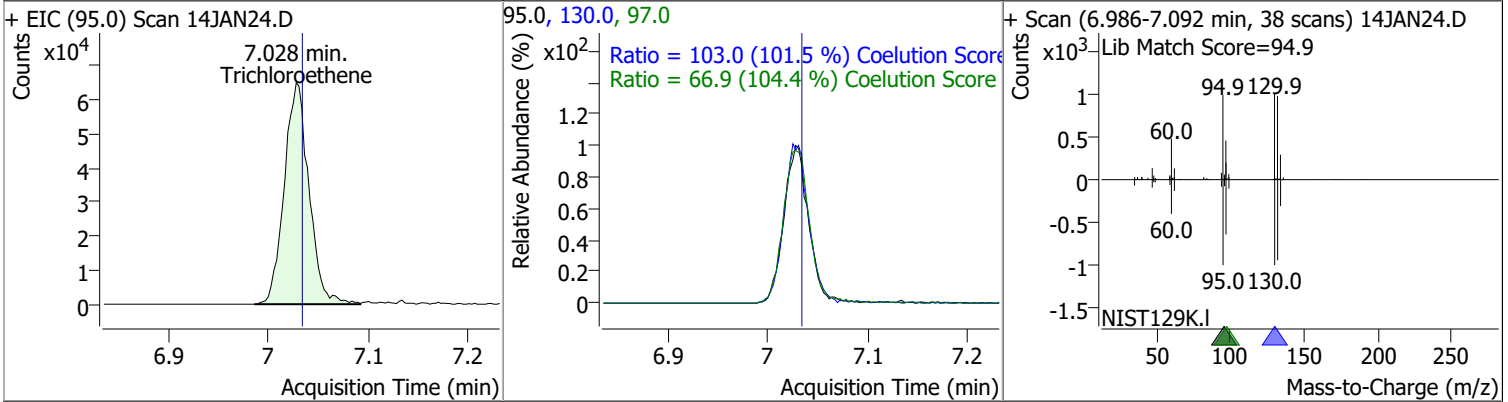


Compound	Conc.	RT	Dev(Min)	Resp.	QIon	QRatio	Lower	Upper
1,2-Dichloroethane	139.3344	6.32	0.00	111716	64.0	30.6	0.0	59.9
					98.0	7.0	0.0	37.6

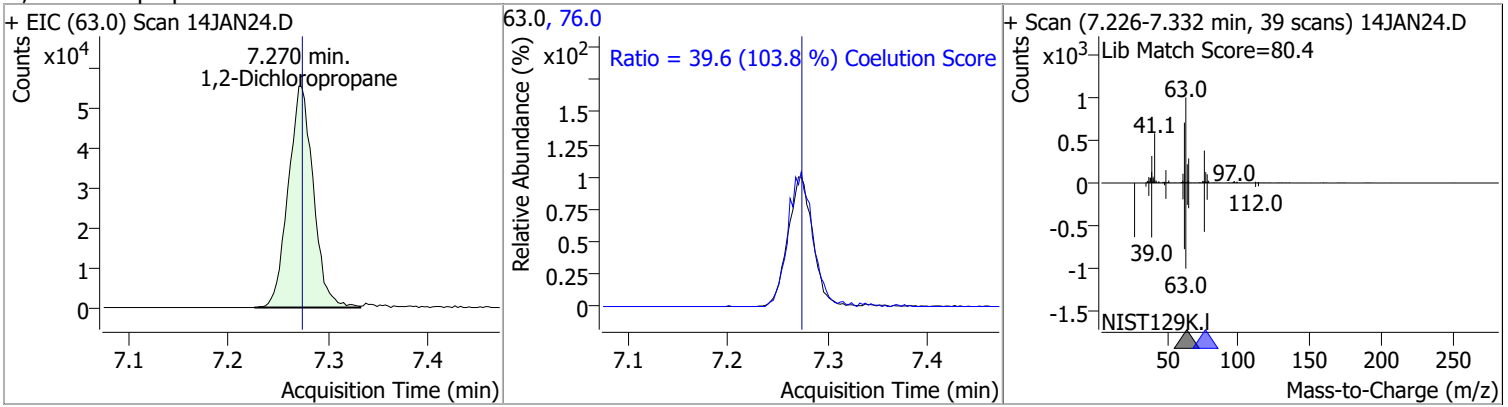


Quantitation Results Report (QT Reviewed)

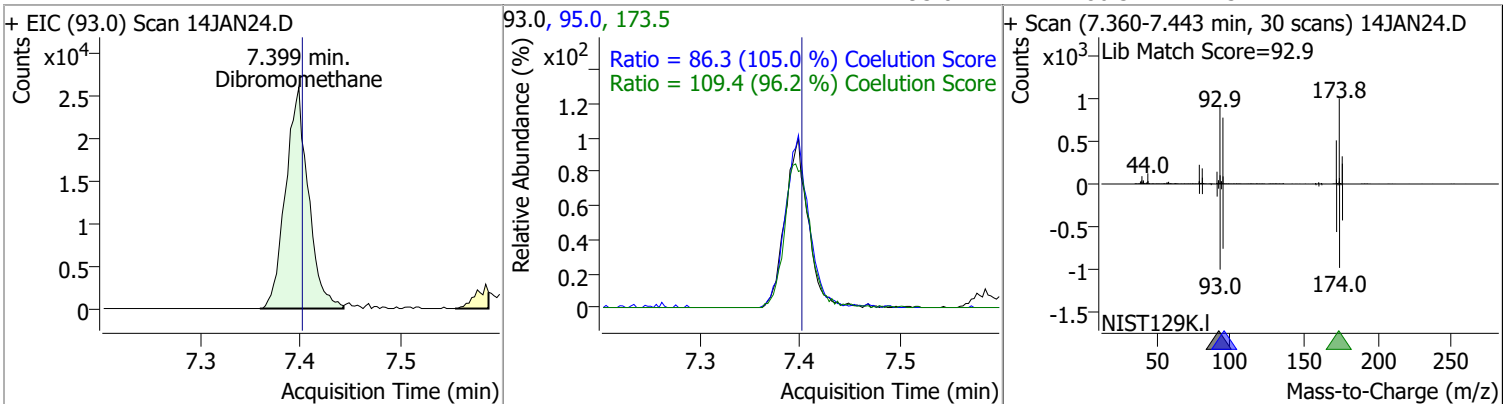
Compound	Conc.	RT	Dev(Min)	Resp.	QIon	QRatio	Lower	Upper
Trichloroethene	129.6442	7.03	0.00	111114	130.0	103.0	71.5	131.5
					97.0	66.9	34.1	94.1



Compound	Conc.	RT	Dev(Min)	Resp.	QIon	QRatio	Lower	Upper
1,2-Dichloropropane	128.6866	7.27	0.00	97018	76.0	39.6	8.2	68.2

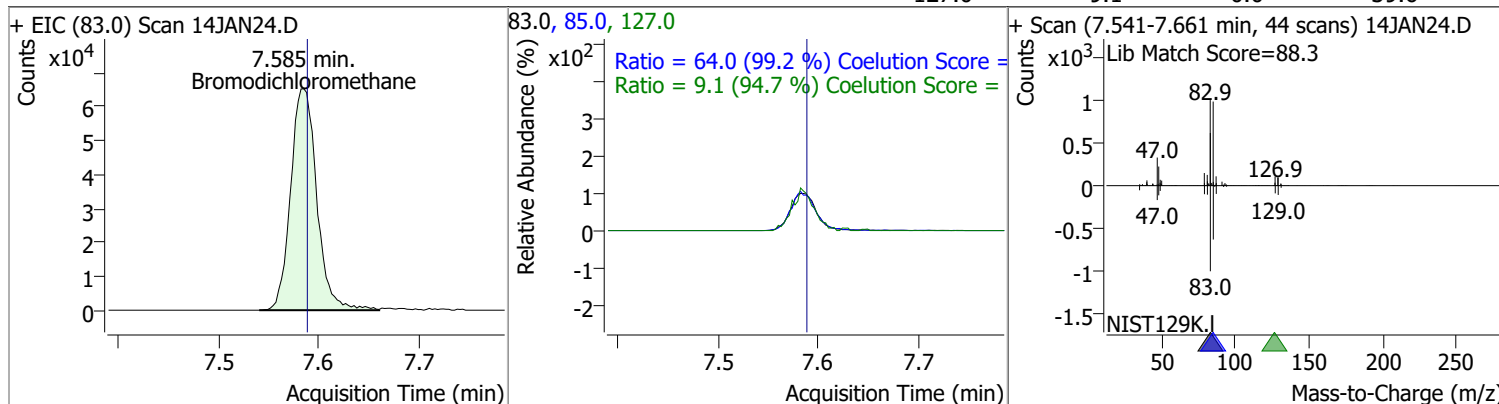


Compound	Conc.	RT	Dev(Min)	Resp.	QIon	QRatio	Lower	Upper
Dibromomethane	128.7943	7.40	0.00	41033	173.5	109.4	83.7	143.7
					95.0	86.3	52.2	112.2

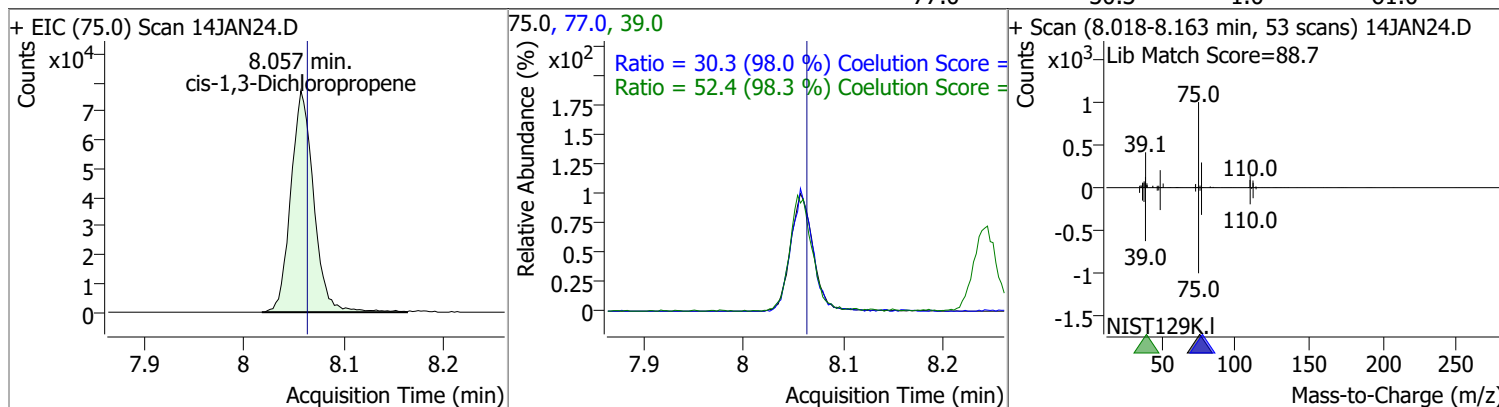


Quantitation Results Report (QT Reviewed)

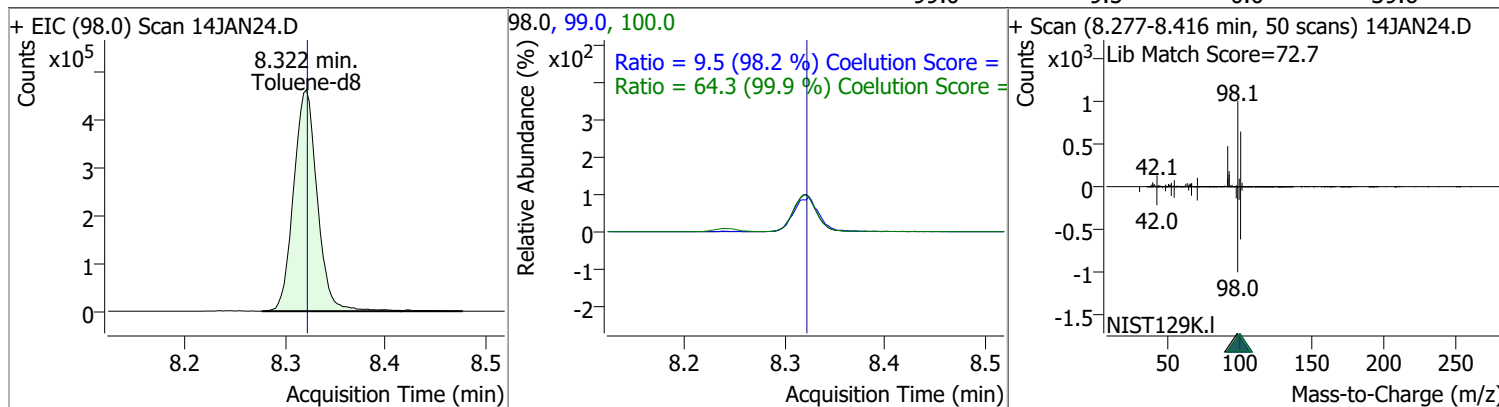
Compound	Conc.	RT	Dev(Min)	Resp.	QIon	QRatio	Lower	Upper
Bromodichloromethane	134.6112	7.59	0.00	118357	85.0	64.0	34.5	94.5
					127.0	9.1	0.0	39.6



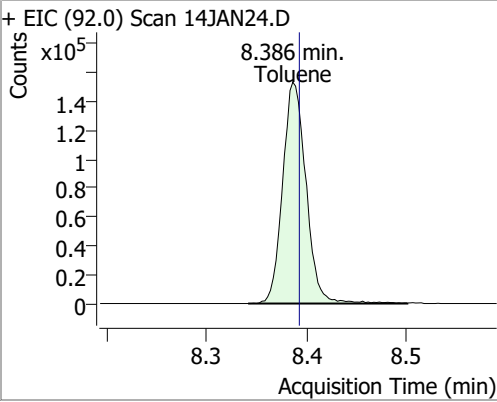
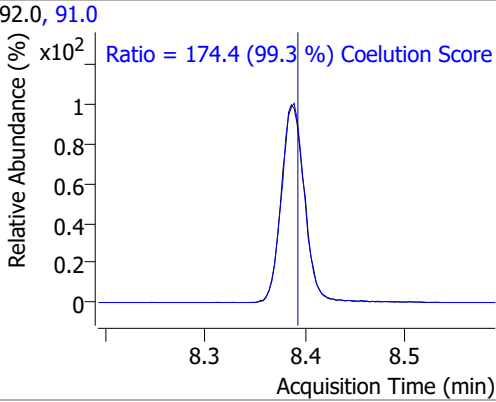
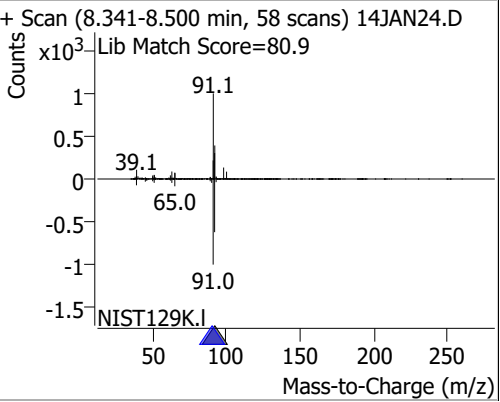
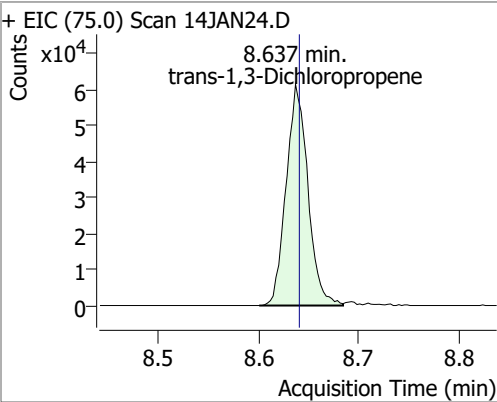
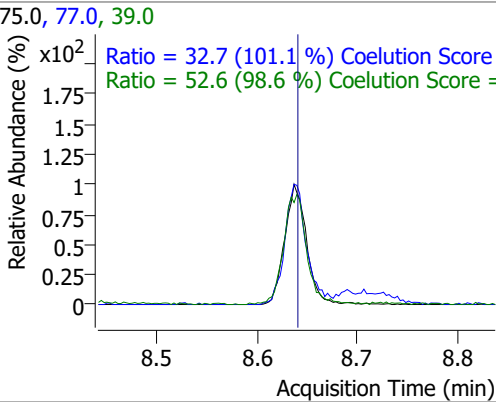
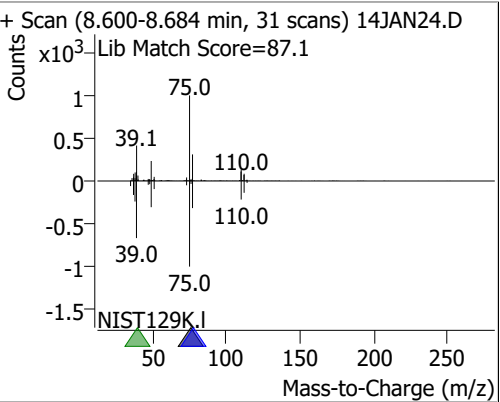
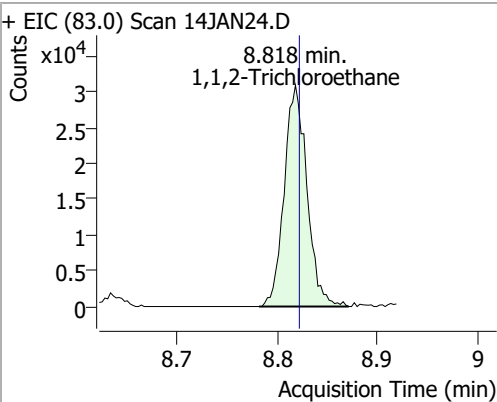
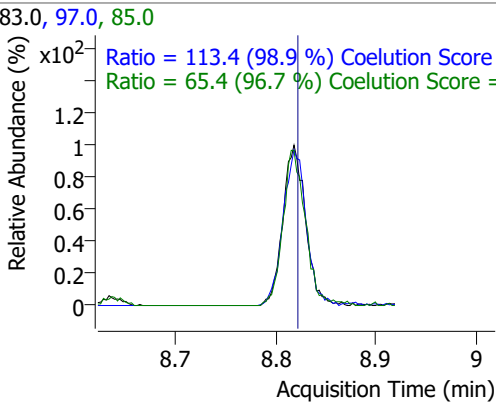
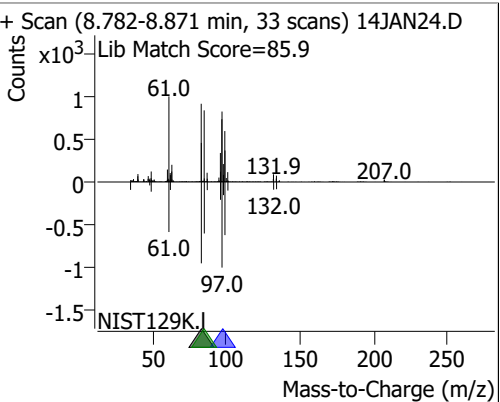
Compound	Conc.	RT	Dev(Min)	Resp.	QIon	QRatio	Lower	Upper
cis-1,3-Dichloropropene	123.4402	8.06	0.00	122713	39.0	52.4	23.3	83.3
					77.0	30.3	1.0	61.0



Compound	Conc.	RT	Dev(Min)	Resp.	QIon	QRatio	Lower	Upper
Toluene-d8	275.4216	8.32	0.00	754259	100.0	64.3	34.4	94.4
					99.0	9.5	0.0	39.6

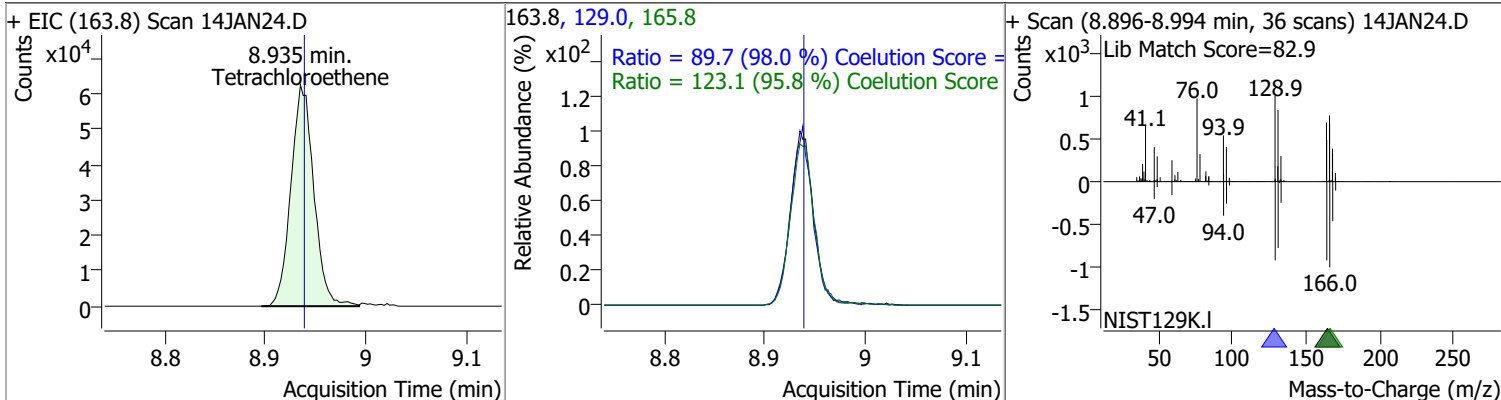


Quantitation Results Report (QT Reviewed)

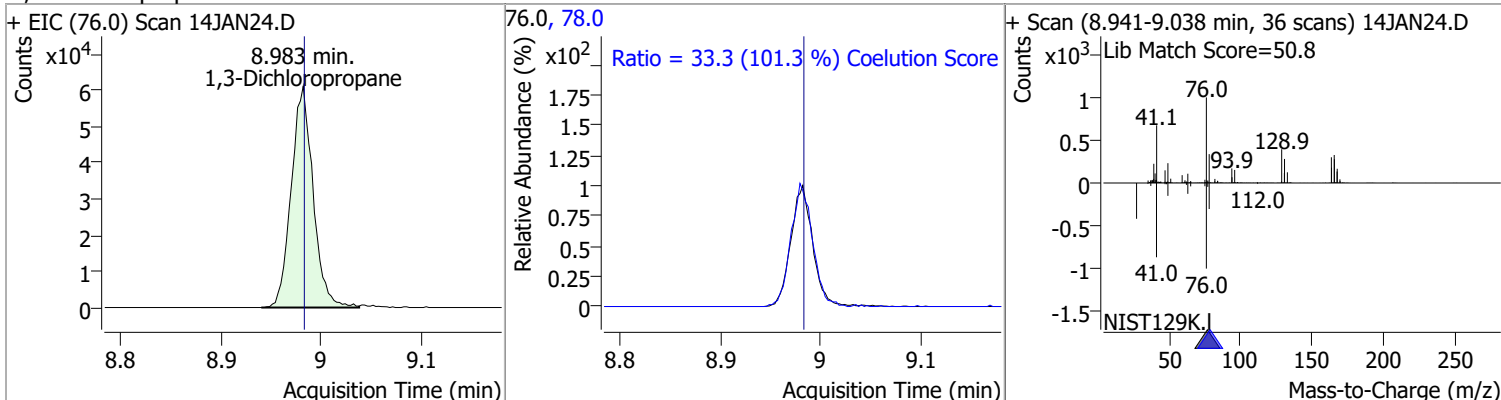
Compound	Conc.	RT	Dev(Min)	Resp.	QIon	QRatio	Lower	Upper
Toluene	134.9713	8.39	0.00	249683	91.0	174.4	145.8	205.8
+ EIC (92.0) Scan 14JAN24.D			92.0, 91.0			+ Scan (8.341-8.500 min, 58 scans) 14JAN24.D		
								
trans-1,3-Dichloropropene	130.9904	8.64	0.00	92692	39.0	52.6	23.4	83.4
+ EIC (75.0) Scan 14JAN24.D			75.0, 77.0, 39.0			+ Scan (8.600-8.684 min, 31 scans) 14JAN24.D		
								
1,1,2-Trichloroethane	131.9189	8.82	0.00	48623	97.0	113.4	84.6	144.6
+ EIC (83.0) Scan 14JAN24.D			83.0, 97.0, 85.0			+ Scan (8.782-8.871 min, 33 scans) 14JAN24.D		
								

Quantitation Results Report (QT Reviewed)

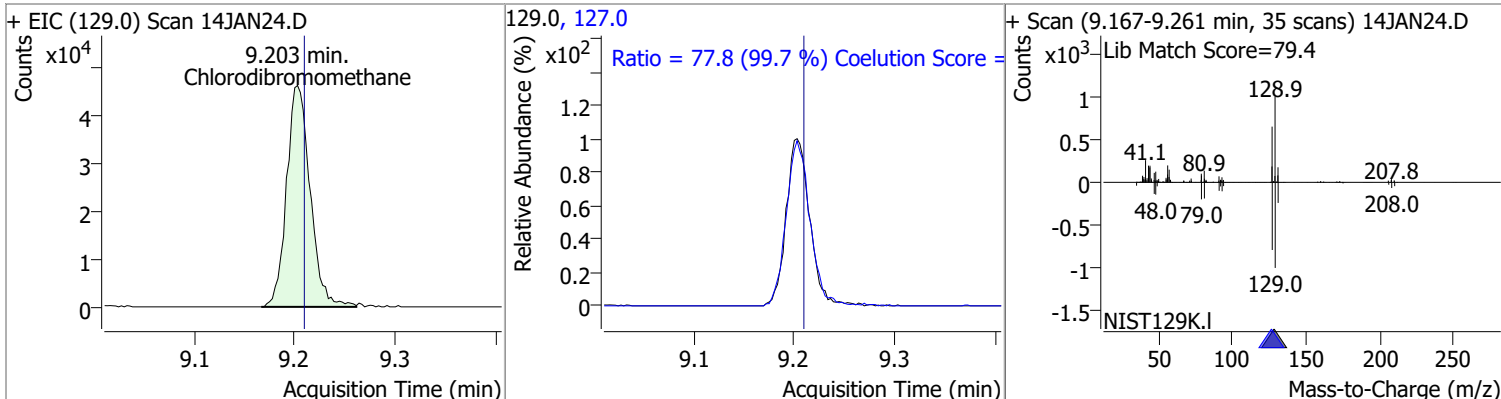
Compound	Conc.	RT	Dev(Min)	Resp.	QIon	QRatio	Lower	Upper
Tetrachloroethene	131.5702	8.94	0.00	99295	165.8	123.1	98.6	158.6
					129.0	89.7	61.5	121.5



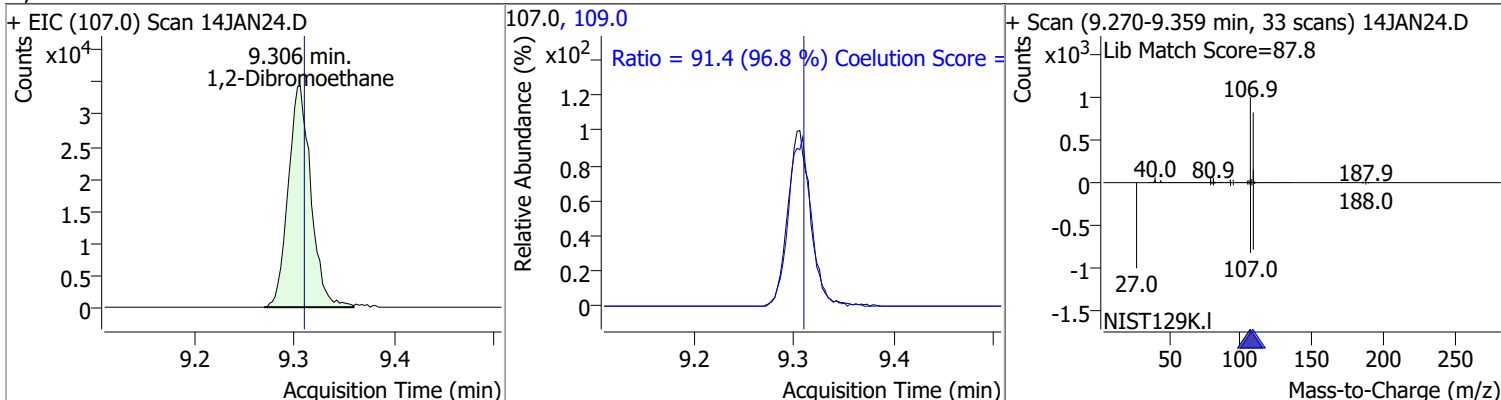
Compound	Conc.	RT	Dev(Min)	Resp.	QIon	QRatio	Lower	Upper
1,3-Dichloropropane	127.6446	8.98	0.00	92541	78.0	33.3	2.9	62.9



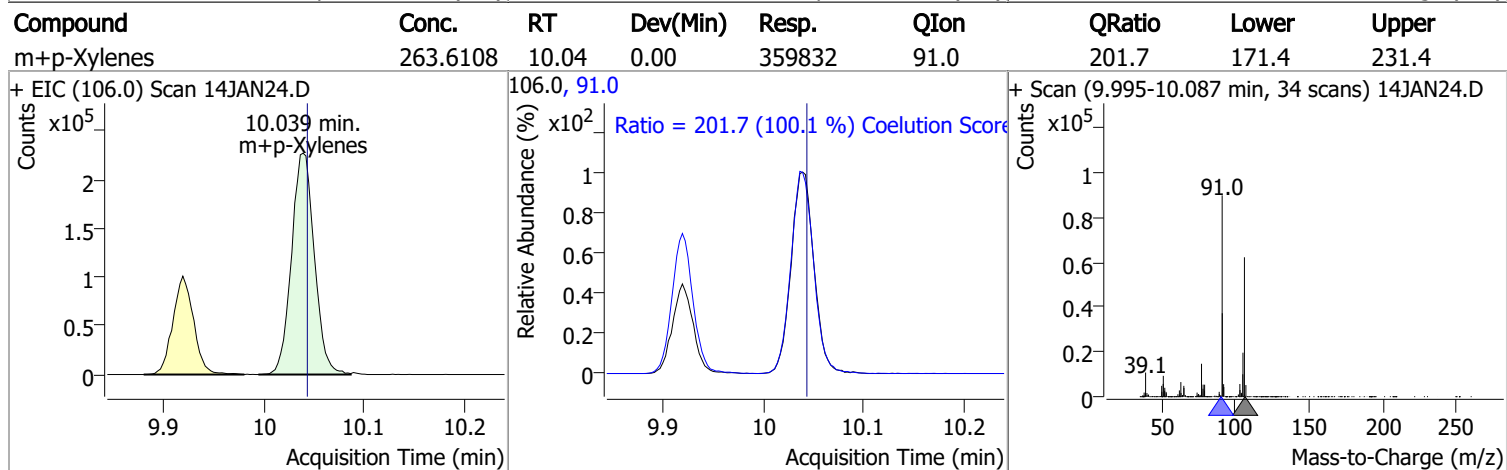
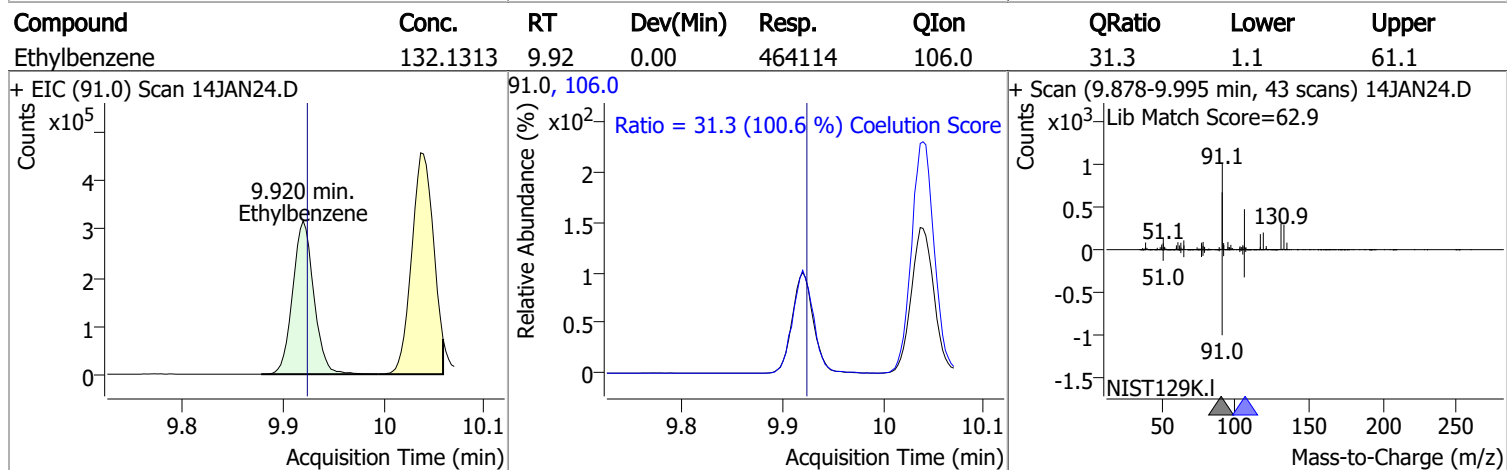
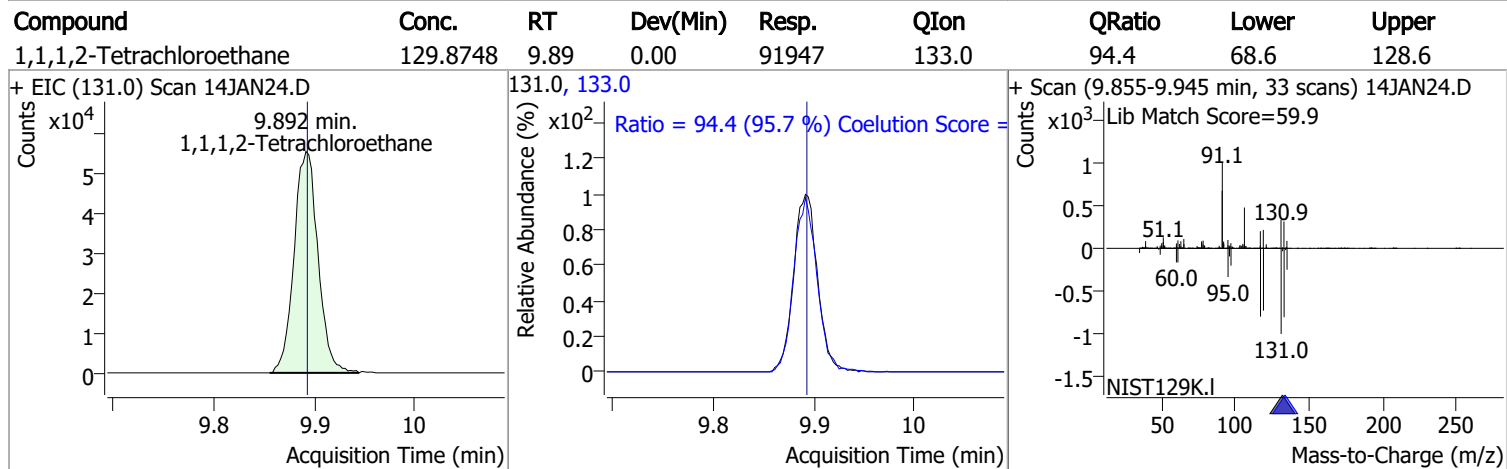
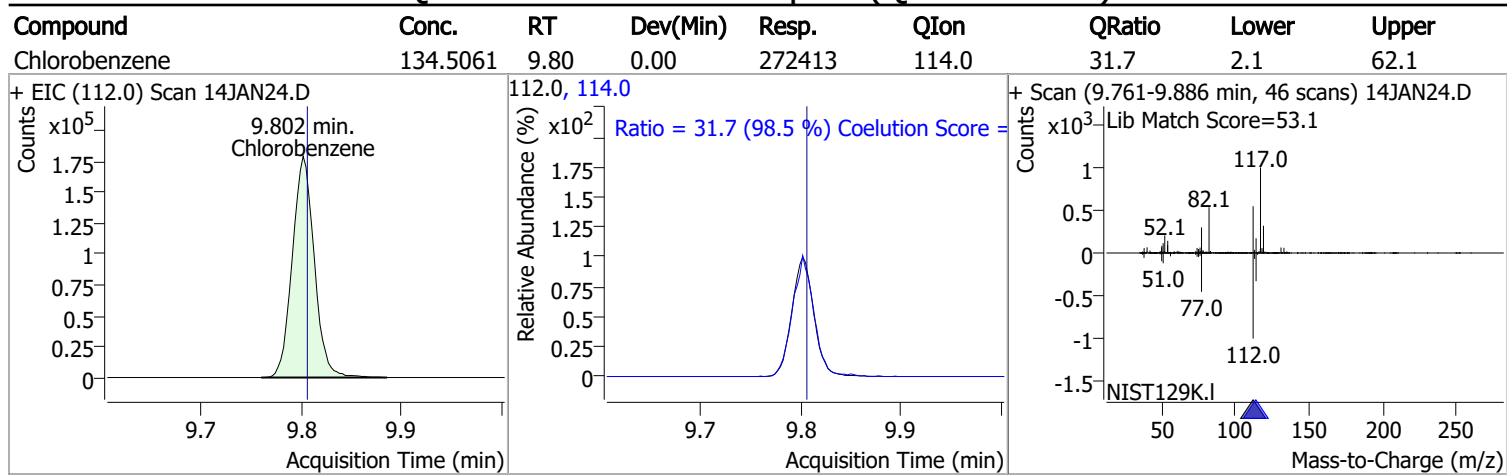
Compound	Conc.	RT	Dev(Min)	Resp.	QIon	QRatio	Lower	Upper
Chlorodibromomethane	131.3646	9.20	0.00	75673	127.0	77.8	48.0	108.0



Compound	Conc.	RT	Dev(Min)	Resp.	QIon	QRatio	Lower	Upper
1,2-Dibromoethane	134.4838	9.31	0.00	54199	109.0	91.4	64.5	124.5

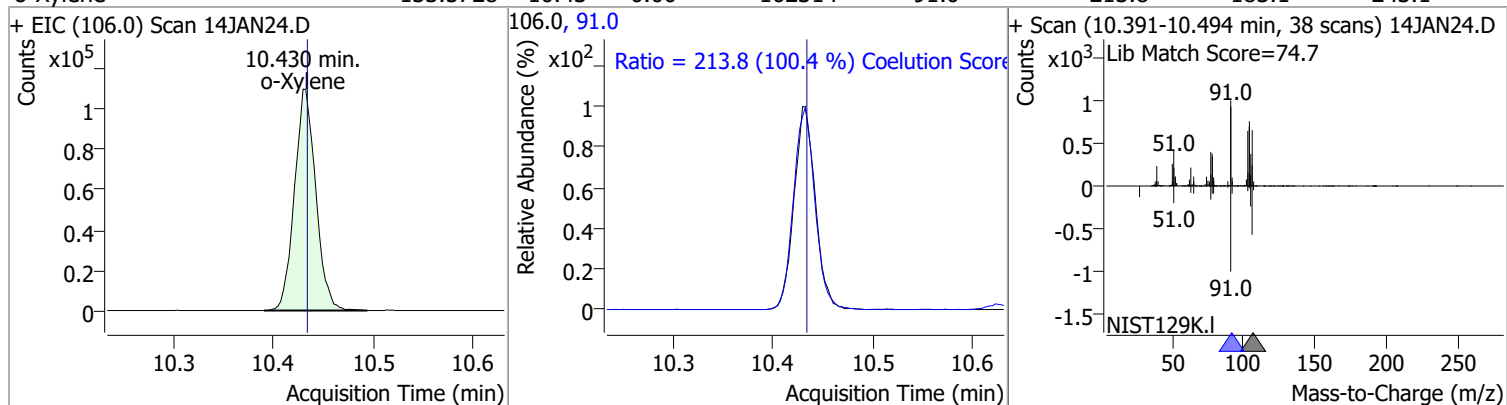


Quantitation Results Report (QT Reviewed)

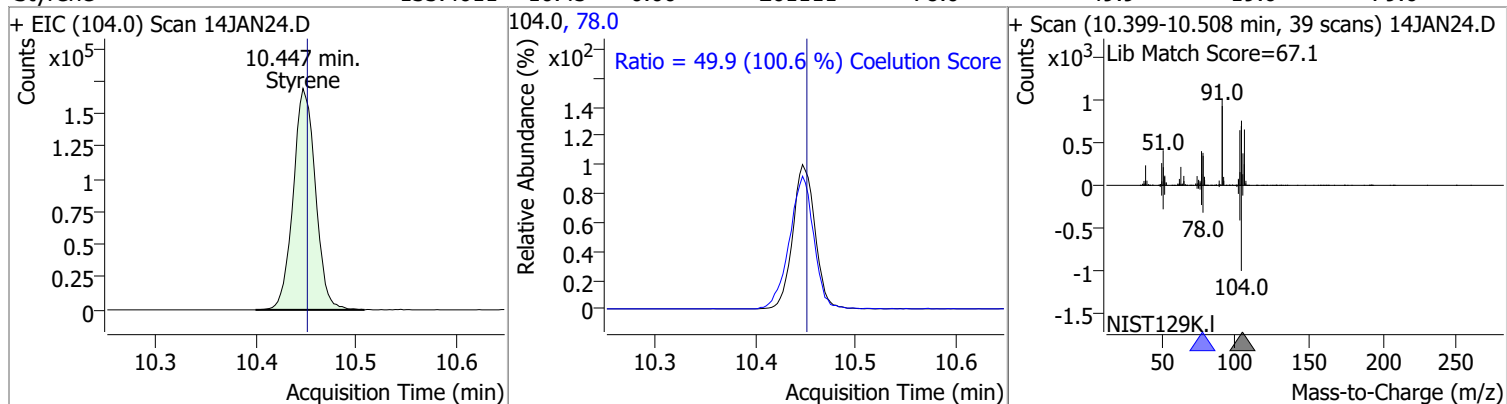


Quantitation Results Report (QT Reviewed)

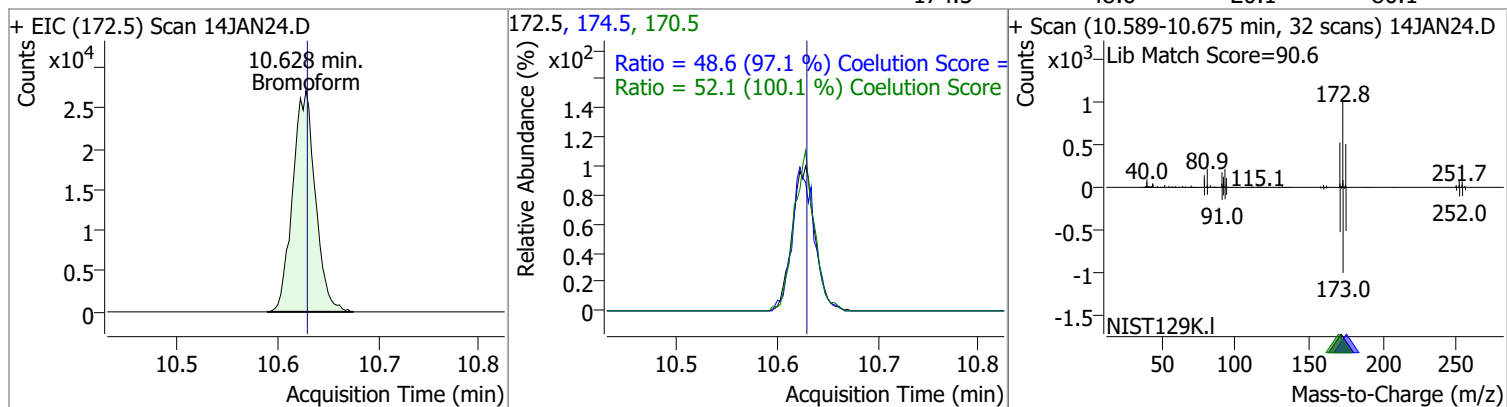
Compound	Conc.	RT	Dev(Min)	Resp.	QIon	QRatio	Lower	Upper
o-Xylene	133.5728	10.43	0.00	162314	91.0	213.8	183.1	243.1



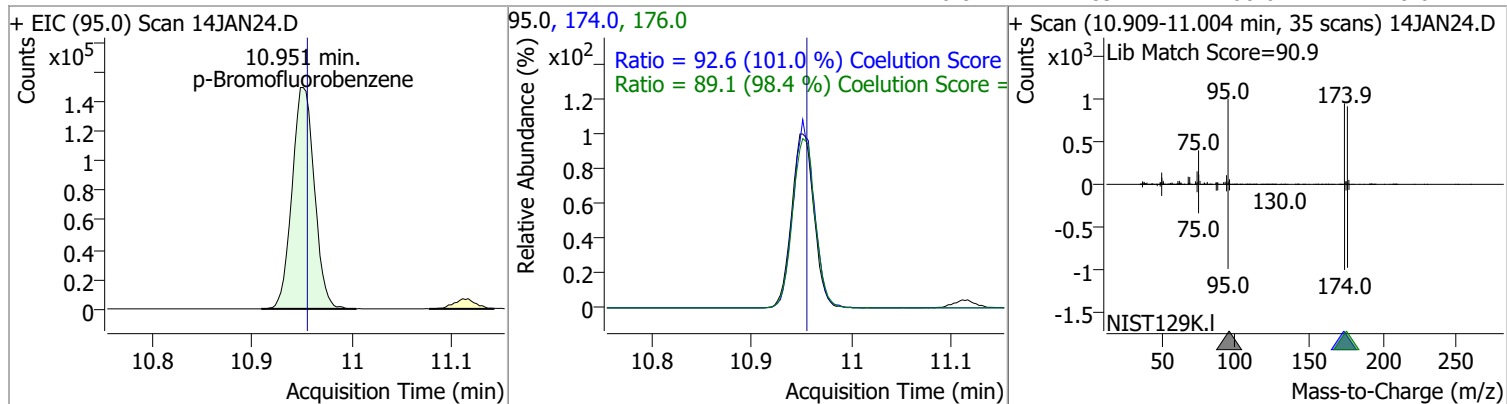
Compound	Conc.	RT	Dev(Min)	Resp.	QIon	QRatio	Lower	Upper
Styrene	133.4611	10.45	0.00	261111	78.0	49.9	19.6	79.6



Compound	Conc.	RT	Dev(Min)	Resp.	QIon	QRatio	Lower	Upper
Bromoform	141.8001	10.63	0.00	42644	170.5	52.1	22.1	82.1
					174.5	48.6	20.1	80.1

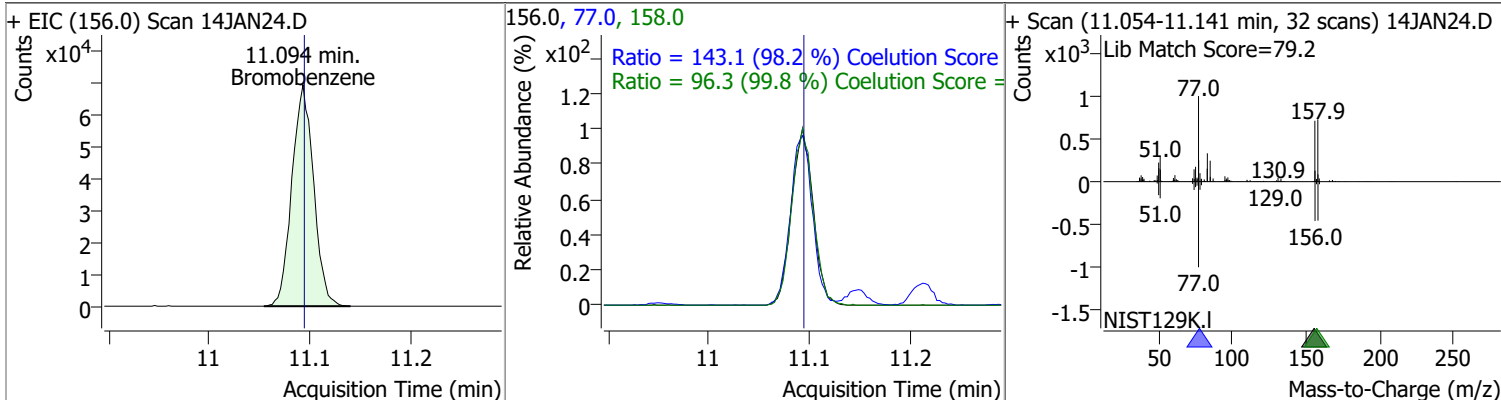


Compound	Conc.	RT	Dev(Min)	Resp.	QIon	QRatio	Lower	Upper
p-Bromofluorobenzene	268.8980	10.95	0.00	231511	174.0	92.6	61.7	121.7
					176.0	89.1	60.6	120.6

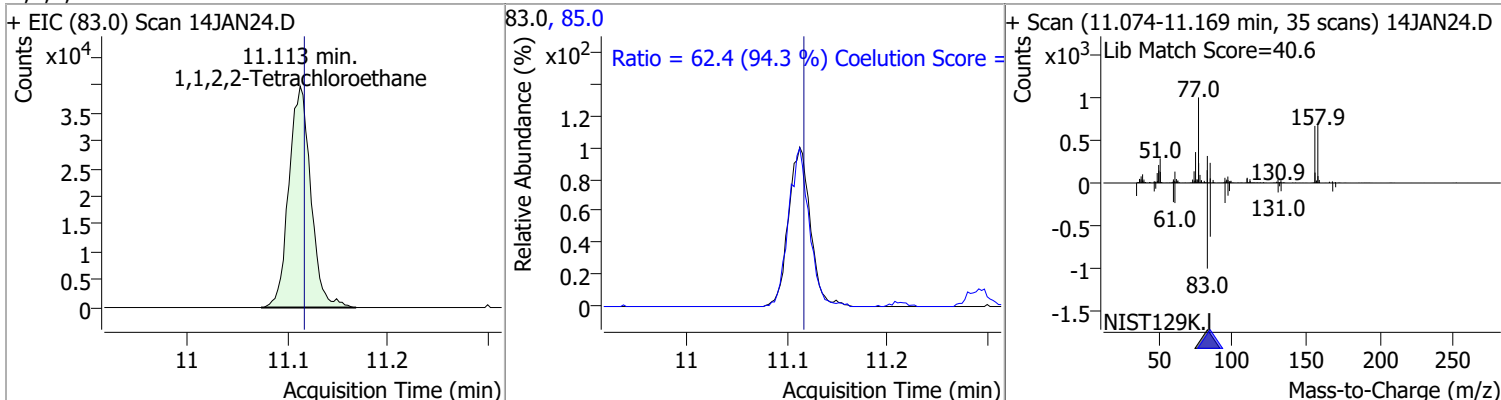


Quantitation Results Report (QT Reviewed)

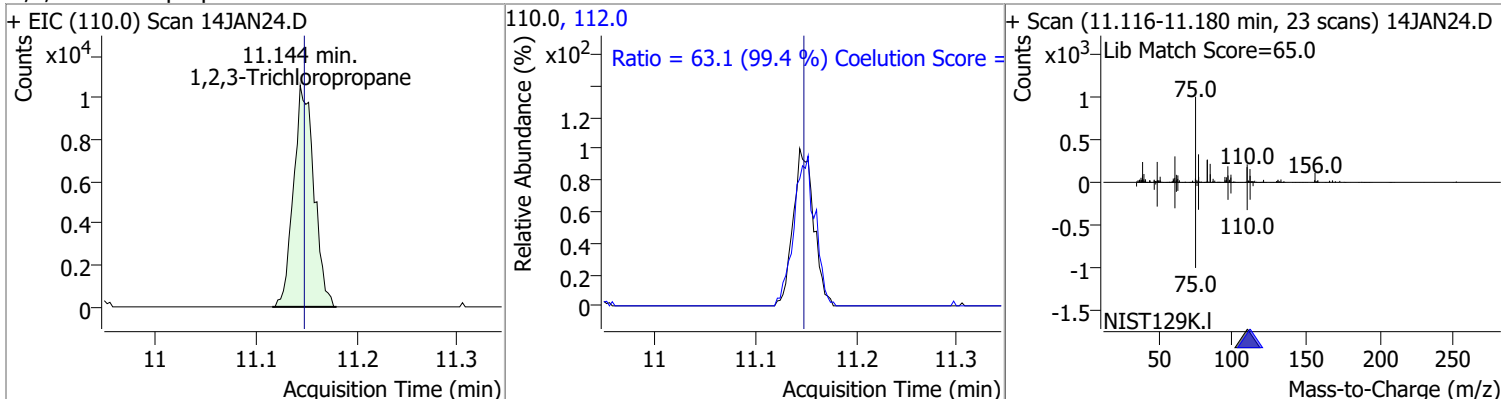
Compound	Conc.	RT	Dev(Min)	Resp.	QIon	QRatio	Lower	Upper
Bromobenzene	137.1803	11.09	0.00	104333	77.0	143.1	115.7	175.7
					158.0	96.3	66.5	126.5



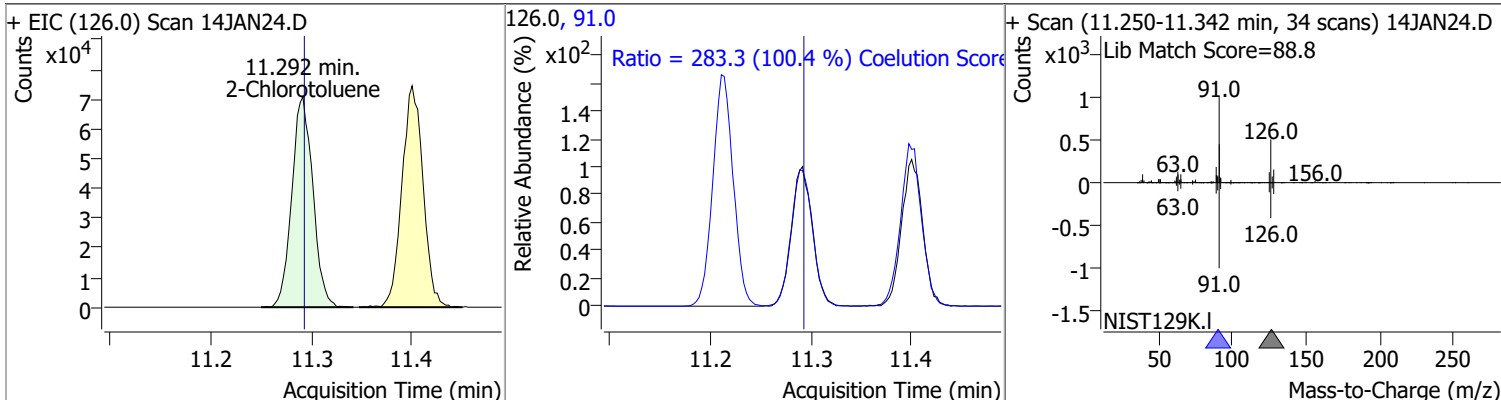
Compound	Conc.	RT	Dev(Min)	Resp.	QIon	QRatio	Lower	Upper
1,1,2,2-Tetrachloroethane	137.9183	11.11	0.00	60374	85.0	62.4	36.2	96.2



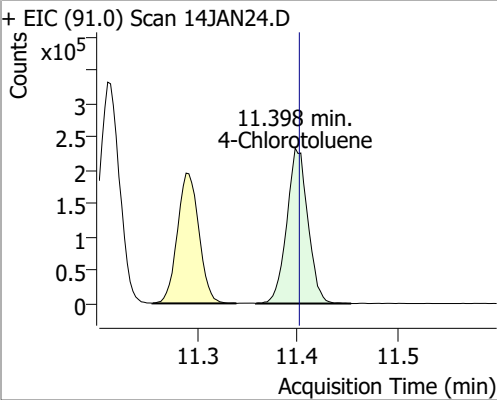
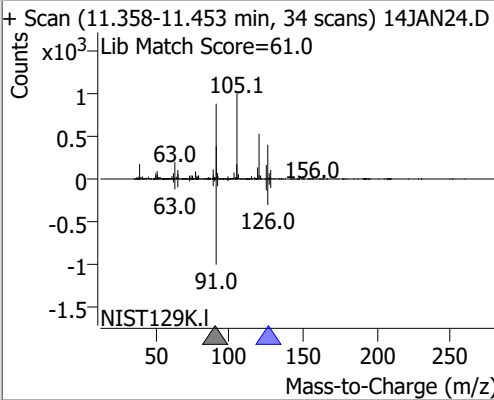
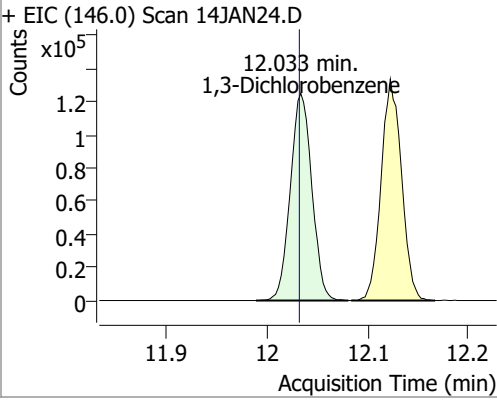
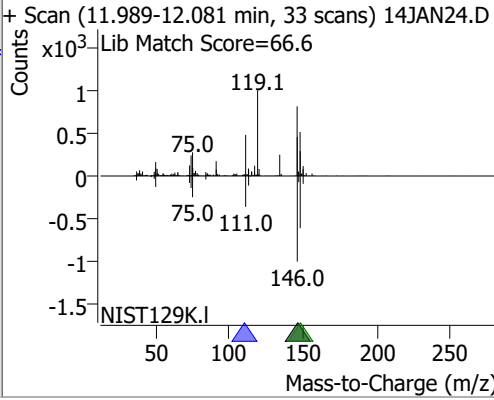
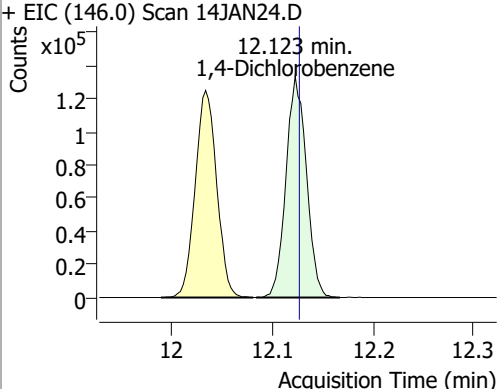
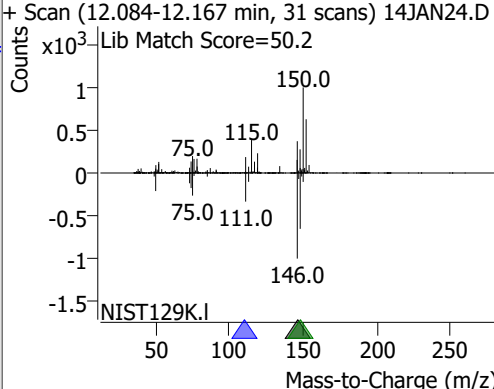
Compound	Conc.	RT	Dev(Min)	Resp.	QIon	QRatio	Lower	Upper
1,2,3-Trichloropropane	128.1736	11.14	0.00	15013	112.0	63.1	33.5	93.5



Compound	Conc.	RT	Dev(Min)	Resp.	QIon	QRatio	Lower	Upper
2-Chlorotoluene	136.1376	11.29	0.00	103022	91.0	283.3	252.3	312.3

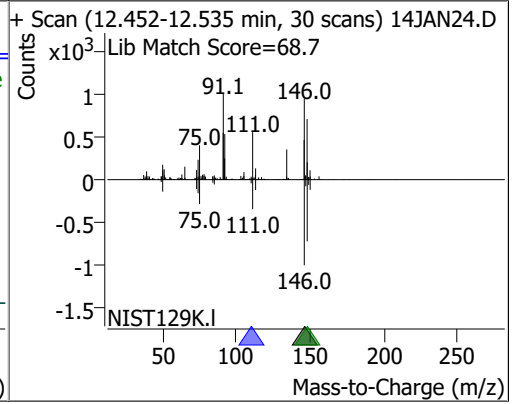
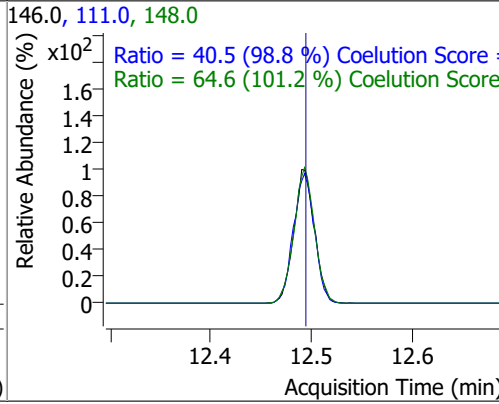
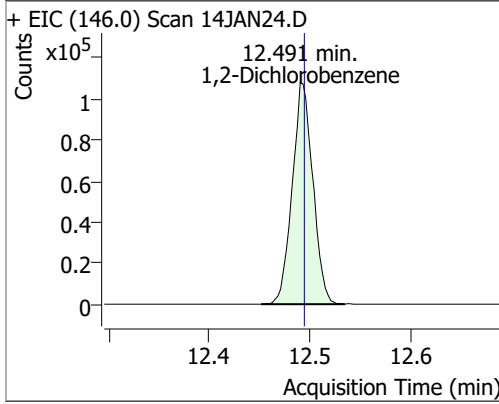


Quantitation Results Report (QT Reviewed)

Compound	Conc.	RT	Dev(Min)	Resp.	QIon	QRatio	Lower	Upper
4-Chlorotoluene	137.2891	11.40	0.00	338739	126.0	32.1	1.7	61.7
+ EIC (91.0) Scan 14JAN24.D 			91.0, 126.0 Ratio = 32.1 (101.3 %) Coelution Score = Blue			+ Scan (11.358-11.453 min, 34 scans) 14JAN24.D Lib Match Score=61.0 		
1,3-Dichlorobenzene	134.3432	12.03	0.00	186347	148.0	63.9	33.6	93.6
+ EIC (146.0) Scan 14JAN24.D 			146.0, 111.0, 148.0 Ratio = 39.3 (98.9 %) Coelution Score = Blue Ratio = 63.9 (100.5 %) Coelution Score = Green			+ Scan (11.989-12.081 min, 33 scans) 14JAN24.D Lib Match Score=66.6 		
1,4-Dichlorobenzene	133.6542	12.12	0.00	189034	148.0	63.9	33.1	93.1
+ EIC (146.0) Scan 14JAN24.D 			146.0, 111.0, 148.0 Ratio = 38.9 (99.5 %) Coelution Score = Blue Ratio = 63.9 (101.3 %) Coelution Score = Green			+ Scan (12.084-12.167 min, 31 scans) 14JAN24.D Lib Match Score=50.2 		

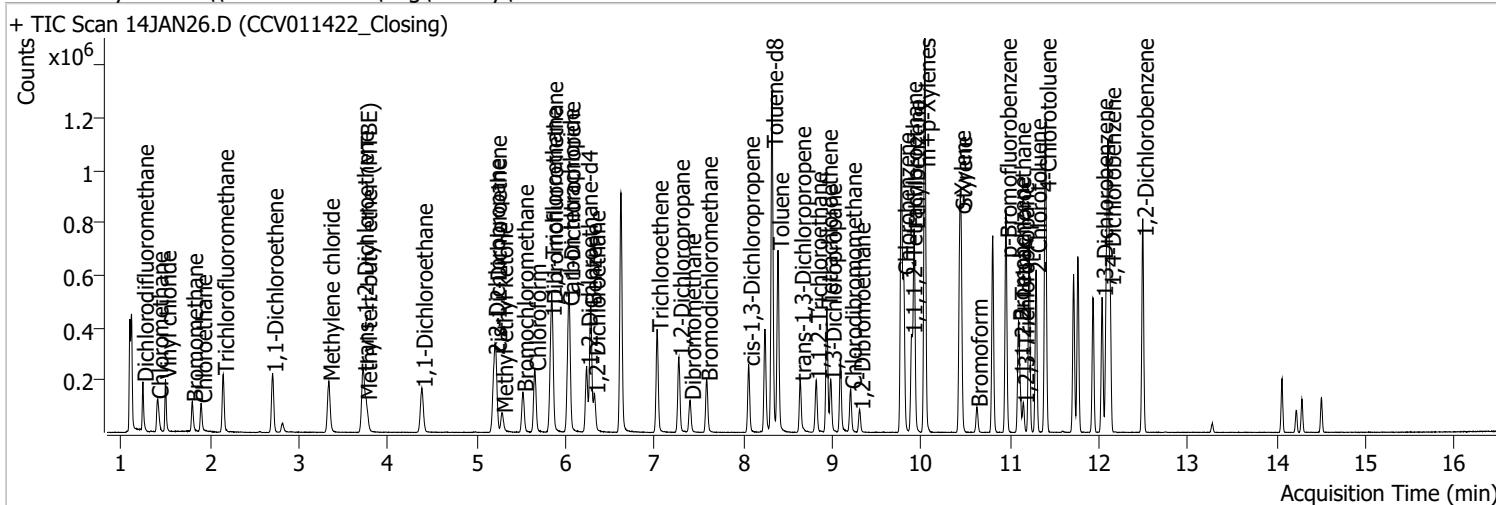
Quantitation Results Report (QT Reviewed)

Compound	Conc.	RT	Dev(Min)	Resp.	QIon	QRatio	Lower	Upper
1,2-Dichlorobenzene	131.5830	12.49	0.00	154250	148.0	64.6	33.9	93.9
					111.0	40.5	11.0	71.0



Quantitation Results Report (QT Reviewed)

Data File	14JAN26.D	Operator	MSC
Acq. Method	5975CACQF.M	Acq. Date-Time	1/14/2022 9:25:12 PM
Sample Name	CCV011422_Closing	Instrument	VOA5975C
Vial	26	Multiplier	1.00
DA Method File	VOA5975C_8260B_SHT_DoD_L4_010422.m	Comment	
Tune File	BFB_Atune3.u	Tune Date	10/11/2021 4:02:00 PM
Batch Name	VG011422_8260B.batch.bin	Last Calib Update	3/4/2022 3:27:31 PM
Ref Library	\\MASSHUNTER\Org\Library\NIST129K.I		



Compound	RT	QIon	Resp.	Conc.	Units	Dev(Min)
Internal Standards						
M Fluorobenzene	6.620	96.0	774996	250.0000	ng	-0.003
M Chlorobenzene-d5	9.774	82.0	298507	250.0000	ng	0.003
M 1,4-Dichlorobenzene-d4	12.100	152.0	253458	250.0000	ng	0.000
System Monitoring Compounds						
S Dibromofluoromethane	5.848	113.0	199299	272.9656	ng	0.003
Spiked Amount: 250.000	Range: 80.0 - 119.0%			Recovery = 109.19%		
S 1,2-Dichloroethane-d4	6.235	67.0	83852	265.8919	ng	0.003
Spiked Amount: 250.000	Range: 81.0 - 118.0%			Recovery = 106.36%		
S Toluene-d8	8.321	98.0	793362	275.8018	ng	0.003
Spiked Amount: 250.000	Range: 89.0 - 112.0%			Recovery = 110.32%		
S p-Bromofluorobenzene	10.951	95.0	242758	261.4387	ng	-0.003
Spiked Amount: 250.000	Range: 85.0 - 114.0%			Recovery = 104.58%		
Target Compounds						
T Dichlorodifluoromethane	1.244	85.0	119355	117.5240	ng	99
T Chloromethane	1.408	50.0	144120	116.9175	ng	99
T Vinyl chloride	1.498	62.0	133573	120.4274	ng	98
T Bromomethane	1.799	96.0	55246	111.3917	ng	98
T Chloroethane	1.899	64.0	72572	132.1657	ng	100
T Trichlorofluoromethane	2.145	101.0	152176	110.5362	ng	97
T 1,1-Dichloroethene	2.702	96.0	78736	100.8613	ng	98
T Methylene chloride	3.335	49.0	139862	121.5362	ng	99
T trans-1,2-Dichloroethene	3.717	96.0	100770	126.5284	ng	97
T Methyl tert-butyl ether (MTBE)	3.756	73.0	121349	117.8801	ng	97
T 1,1-Dichloroethane	4.381	63.0	195965	132.1898	ng	99
T 2,2-Dichloropropane	5.195	77.0	139808	125.8605	ng	97
T cis-1,2-Dichloroethene	5.215	96.0	105740	130.9540	ng	97
T Methyl ethyl ketone	5.285	43.0	101509	928.0997	ng	99
T Bromochloromethane	5.519	128.0	41628	124.4455	ng	92
T Chloroform	5.655	83.0	187624	127.1728	ng	99

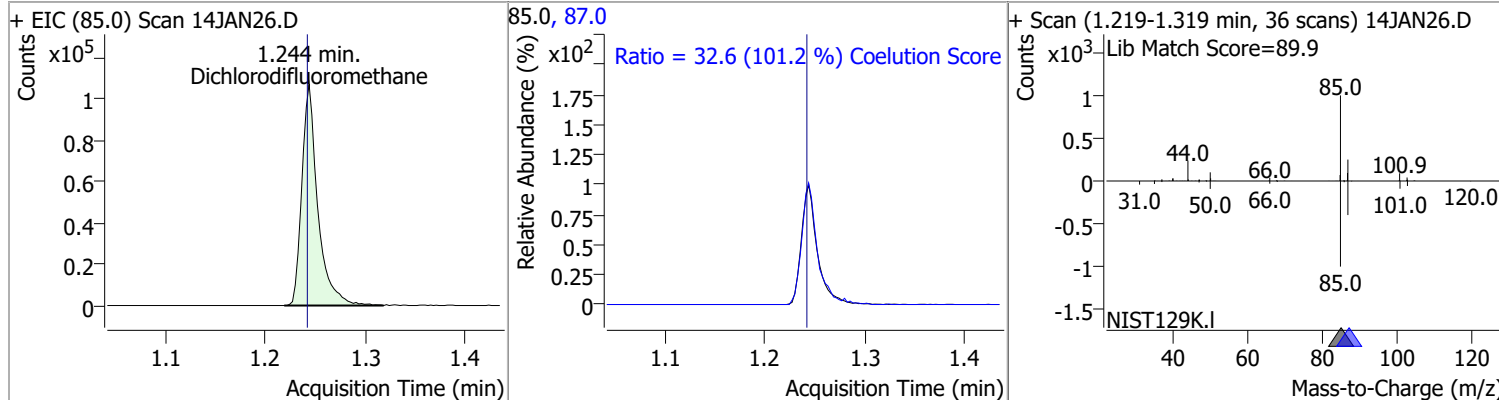
Quantitation Results Report (QT Reviewed)

Compound	RT	QIon	Resp.	Conc.	Units	Dev(Min)
T 1,1,1-Trichloroethane	5.834	97.0	185800	134.3813	ng	98
T Carbon tetrachloride	6.029	117.0	185162	135.9225	ng	97
T 1,1-Dichloropropene	6.040	75.0	155371	132.1634	ng	100
T Benzene	6.283	78.0	402913	130.5746	ng	99
T 1,2-Dichloroethane	6.325	62.0	109551	131.2367	ng	99
T Trichloroethene	7.030	95.0	118331	131.4411	ng	99
T 1,2-Dichloropropane	7.273	63.0	101822	128.5792	ng	100
T Dibromomethane	7.398	93.0	42127	125.8844	ng	98
T Bromodichloromethane	7.588	83.0	120548	130.5255	ng	99
T cis-1,3-Dichloropropene	8.059	75.0	126645	121.2836	ng	99
T Toluene	8.388	92.0	261062	134.3521	ng	98
T trans-1,3-Dichloropropene	8.637	75.0	96309	129.5723	ng	97
T 1,1,2-Trichloroethane	8.818	83.0	48466	125.1845	ng	96
T Tetrachloroethene	8.938	163.8	105337	132.8799	ng	99
T 1,3-Dichloropropane	8.982	76.0	97525	128.0656	ng	99
T Chlorodibromomethane	9.205	129.0	78303	129.4089	ng	96
T 1,2-Dibromoethane	9.303	107.0	53659	126.7563	ng	98
T Chlorobenzene	9.802	112.0	277217	130.3113	ng	99
T 1,1,1,2-Tetrachloroethane	9.889	131.0	95277	128.1219	ng	99
T Ethylbenzene	9.919	91.0	486434	131.8418	ng	100
T m+p-Xylenes	10.036	106.0	389725	271.8127	ng	99
T o-Xylene	10.432	106.0	169825	133.0491	ng	100
T Styrene	10.446	104.0	278688	135.6113	ng	98
T Bromoform	10.625	172.5	41055	126.5800	ng	99
T Bromobenzene	11.093	156.0	103782	126.5239	ng	98
T 1,1,2,2-Tetrachloroethane	11.110	83.0	58662	124.2537	ng	97
T 1,2,3-Trichloropropane	11.149	110.0	15848	125.4544	ng	97
T 2-Chlorotoluene	11.289	126.0	108279	132.6700	ng	98
T 4-Chlorotoluene	11.397	91.0	354373	133.1717	ng	100
T 1,3-Dichlorobenzene	12.033	146.0	191928	128.2957	ng	99
T 1,4-Dichlorobenzene	12.125	146.0	194648	127.6066	ng	99
T 1,2-Dichlorobenzene	12.493	146.0	160520	126.9650	ng	99

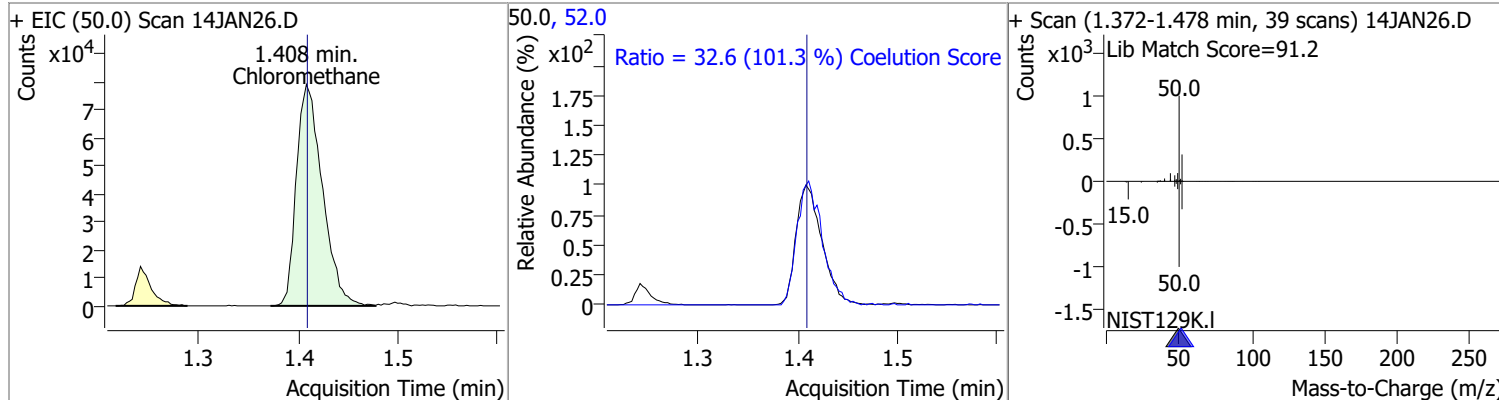
(#) = Qualifier Out of Range; (m) = Manual Integration; (+) = Area Summed; (*) = Surrogate Percent Recovery Out of Range; (d): Zeroed Peak

Quantitation Results Report (QT Reviewed)

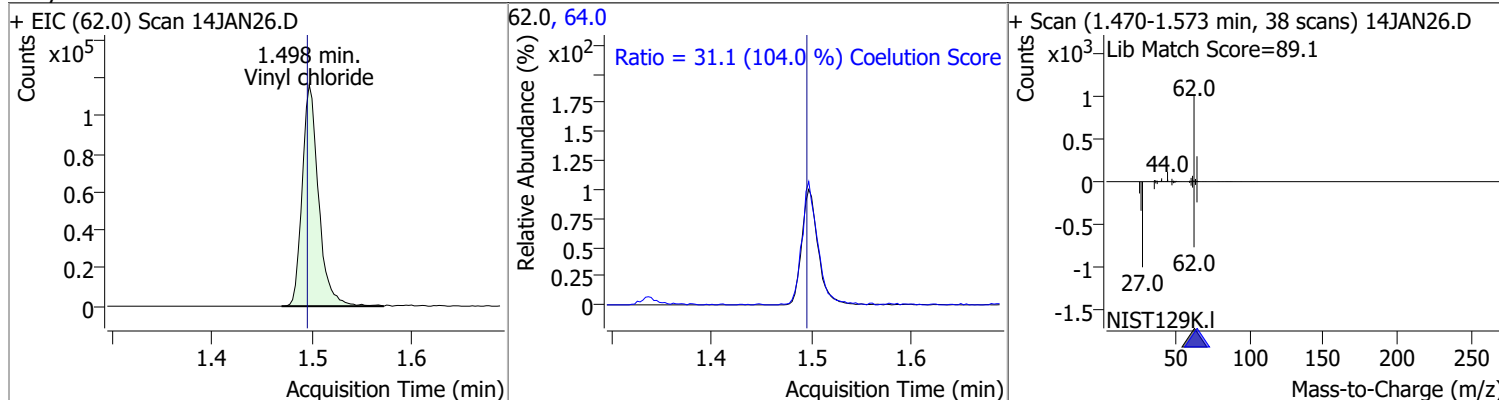
Compound	Conc.	RT	Dev(Min)	Resp.	QIon	QRatio	Lower	Upper
Dichlorodifluoromethane	117.5240	1.24	0.00	119355	87.0	32.6	2.3	62.3



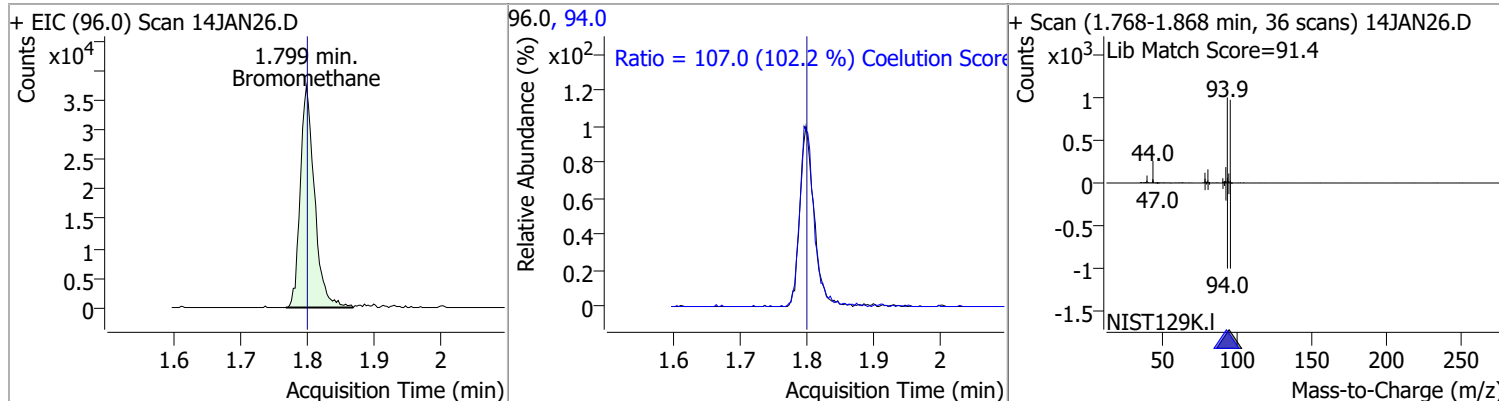
Compound	Conc.	RT	Dev(Min)	Resp.	QIon	QRatio	Lower	Upper
Chloromethane	116.9175	1.41	0.00	144120	52.0	32.6	2.1	62.1



Compound	Conc.	RT	Dev(Min)	Resp.	QIon	QRatio	Lower	Upper
Vinyl chloride	120.4274	1.50	0.00	133573	64.0	31.1	0.0	59.9

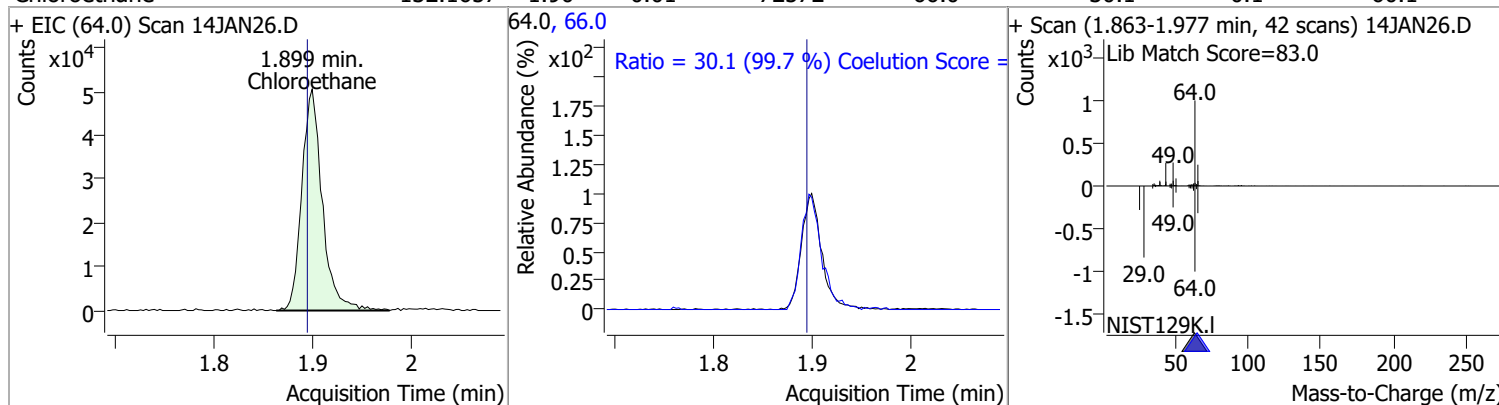


Compound	Conc.	RT	Dev(Min)	Resp.	QIon	QRatio	Lower	Upper
Bromomethane	111.3917	1.80	0.00	55246	94.0	107.0	74.6	134.6

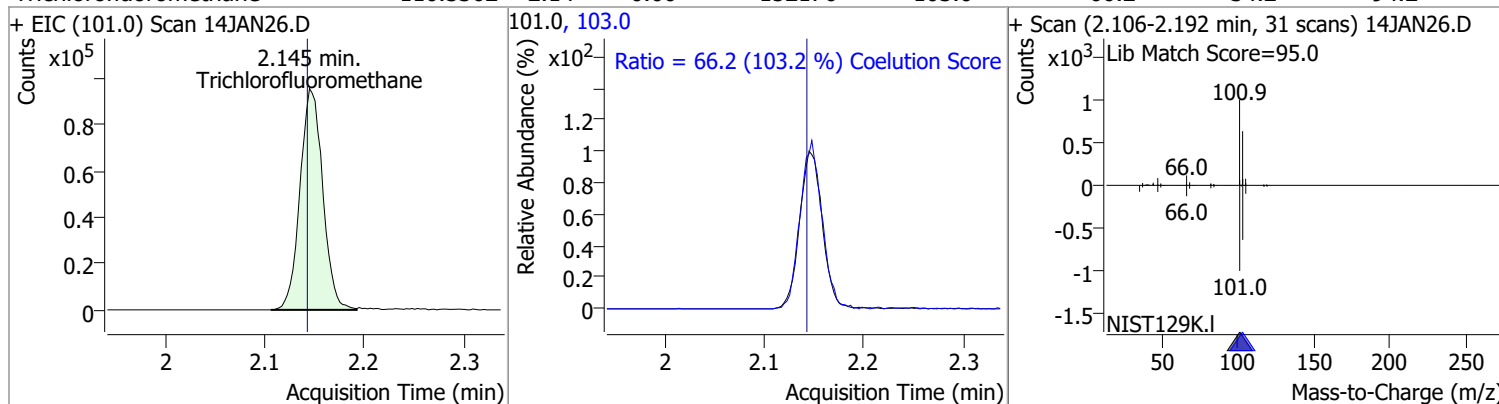


Quantitation Results Report (QT Reviewed)

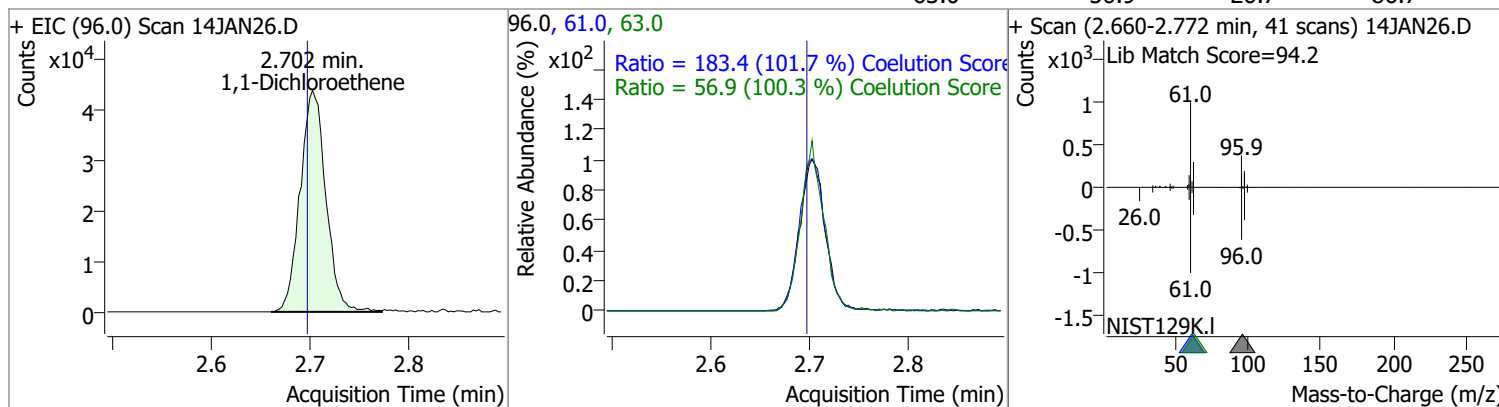
Compound	Conc.	RT	Dev(Min)	Resp.	QIon	QRatio	Lower	Upper
Chloroethane	132.1657	1.90	0.01	72572	66.0	30.1	0.1	60.1



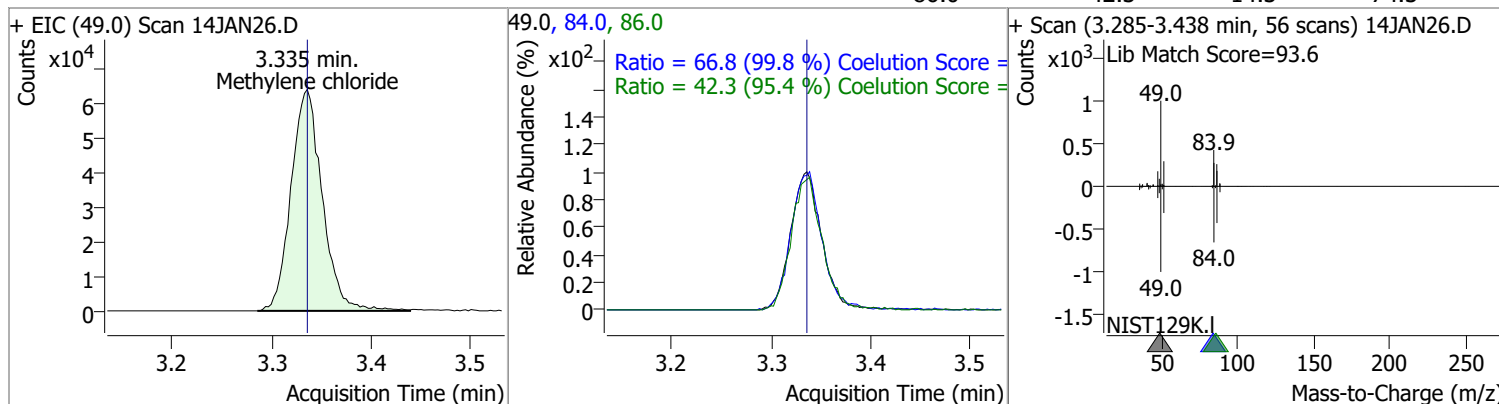
Compound	Conc.	RT	Dev(Min)	Resp.	QIon	QRatio	Lower	Upper
Trichlorofluoromethane	110.5362	2.14	0.00	152176	103.0	66.2	34.2	94.2



Compound	Conc.	RT	Dev(Min)	Resp.	QIon	QRatio	Lower	Upper
1,1-Dichloroethene	100.8613	2.70	0.01	78736	61.0	183.4	150.3	210.3
					63.0	56.9	26.7	86.7

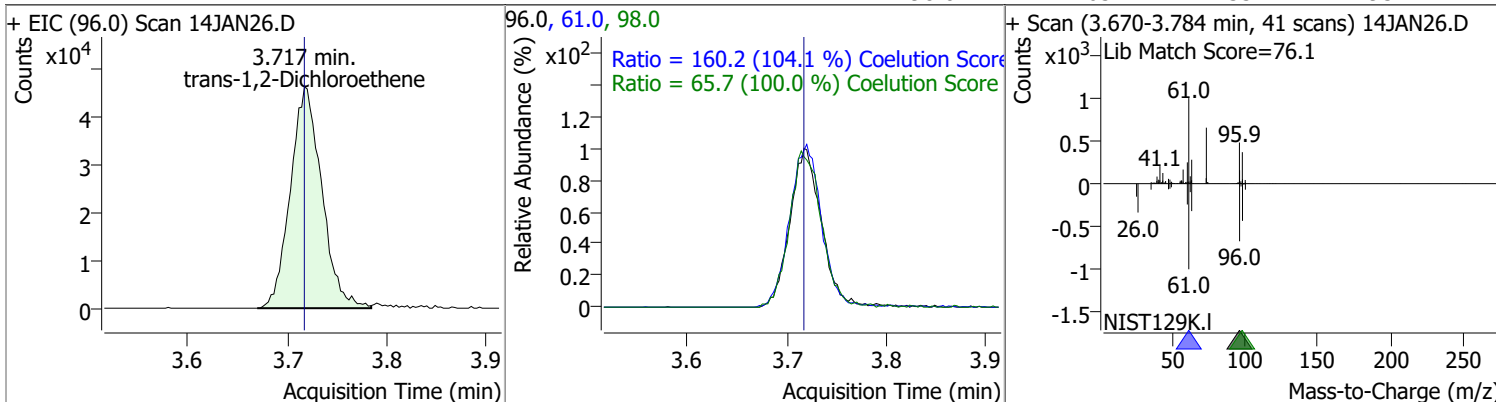


Compound	Conc.	RT	Dev(Min)	Resp.	QIon	QRatio	Lower	Upper
Methylene chloride	121.5362	3.34	0.00	139862	84.0	66.8	36.9	96.9
					86.0	42.3	14.3	74.3

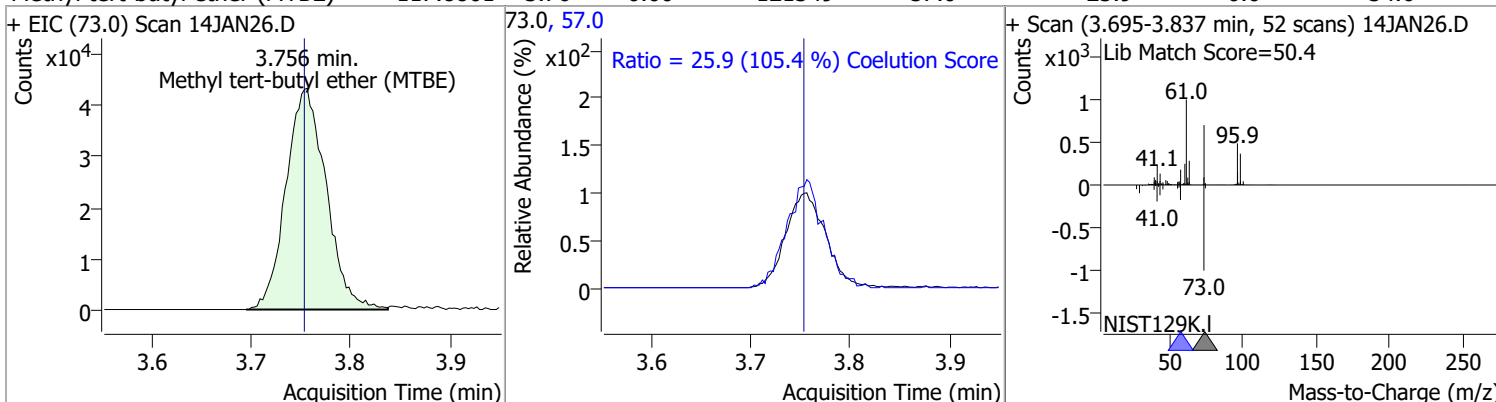


Quantitation Results Report (QT Reviewed)

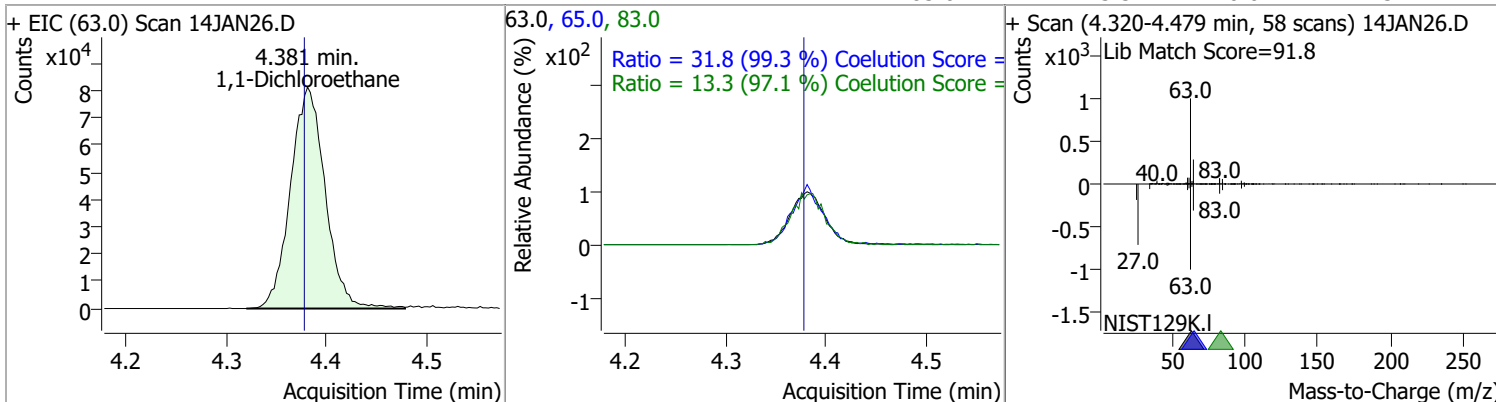
Compound	Conc.	RT	Dev(Min)	Resp.	QIon	QRatio	Lower	Upper
trans-1,2-Dichloroethene	126.5284	3.72	0.00	100770	61.0	160.2	123.9	183.9
					98.0	65.7	35.7	95.7



Compound	Conc.	RT	Dev(Min)	Resp.	QIon	QRatio	Lower	Upper
Methyl tert-butyl ether (MTBE)	117.8801	3.76	0.00	121349	57.0	25.9	0.0	54.6

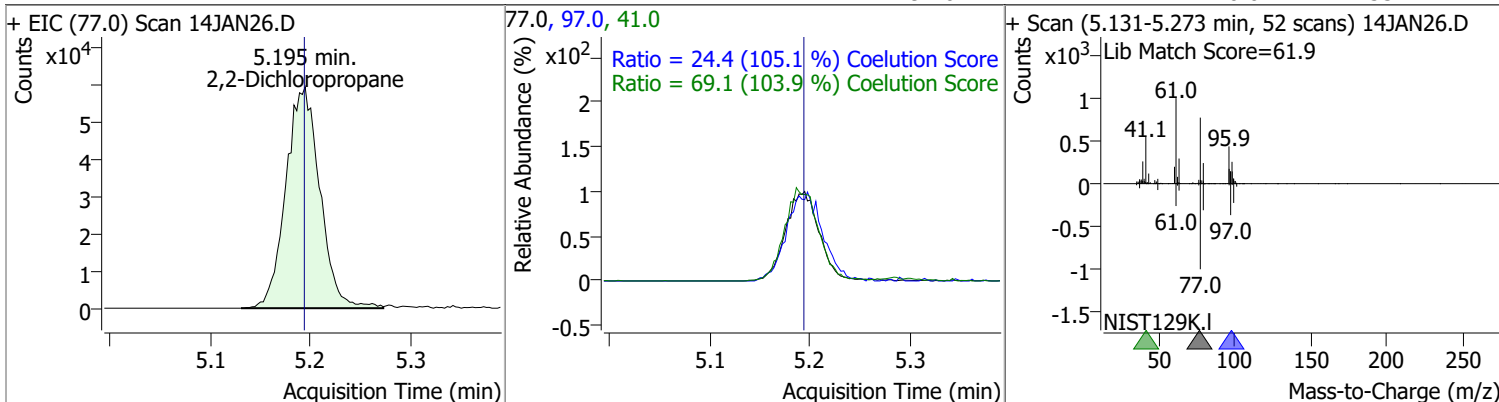


Compound	Conc.	RT	Dev(Min)	Resp.	QIon	QRatio	Lower	Upper
1,1-Dichloroethane	132.1898	4.38	0.00	195965	65.0	31.8	2.1	62.1
					83.0	13.3	0.0	43.7

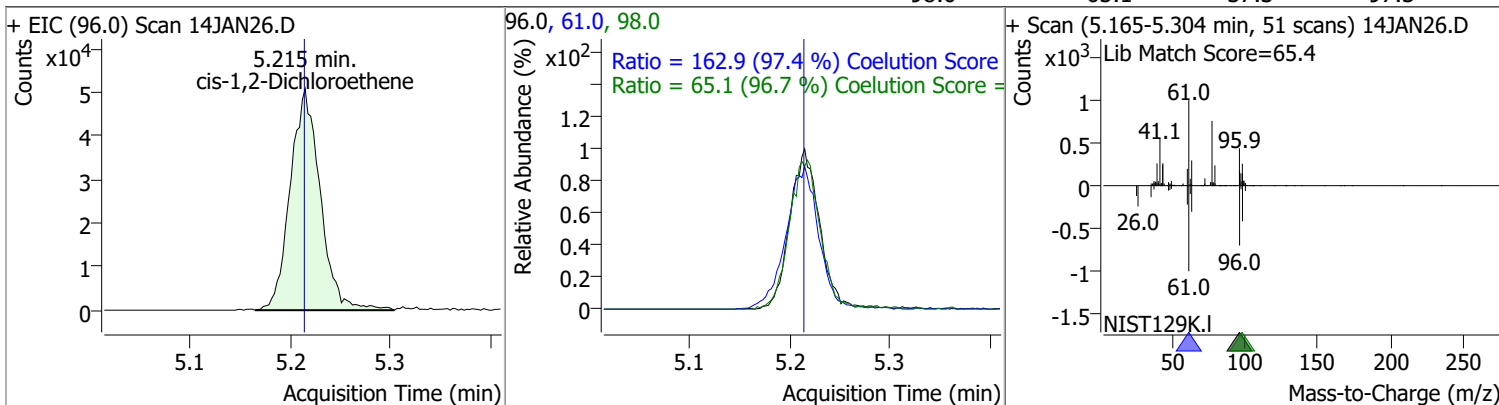


Quantitation Results Report (QT Reviewed)

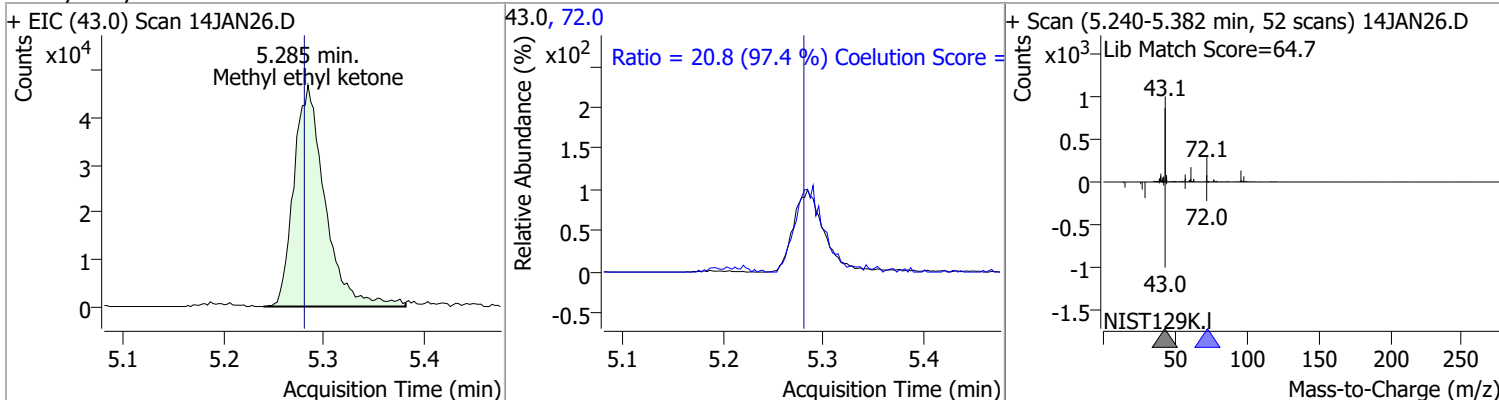
Compound	Conc.	RT	Dev(Min)	Resp.	QIon	QRatio	Lower	Upper
2,2-Dichloropropane	125.8605	5.20	0.00	139808	41.0	69.1	36.5	96.5
					97.0	24.4	0.0	53.2



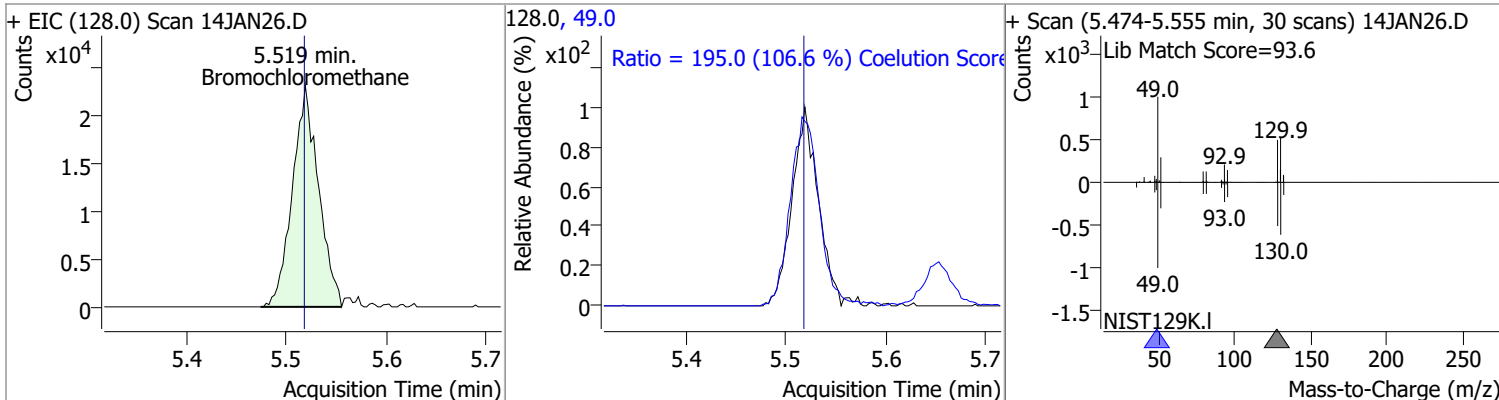
Compound	Conc.	RT	Dev(Min)	Resp.	QIon	QRatio	Lower	Upper
cis-1,2-Dichloroethene	130.9540	5.21	0.00	105740	61.0	162.9	137.2	197.2
					98.0	65.1	37.3	97.3



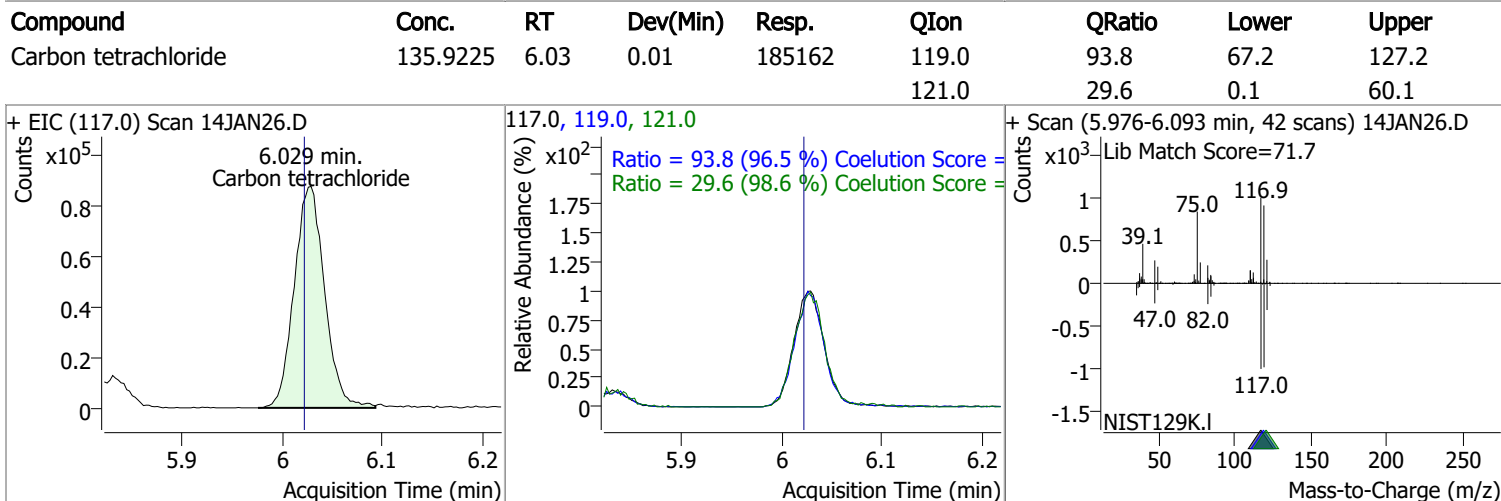
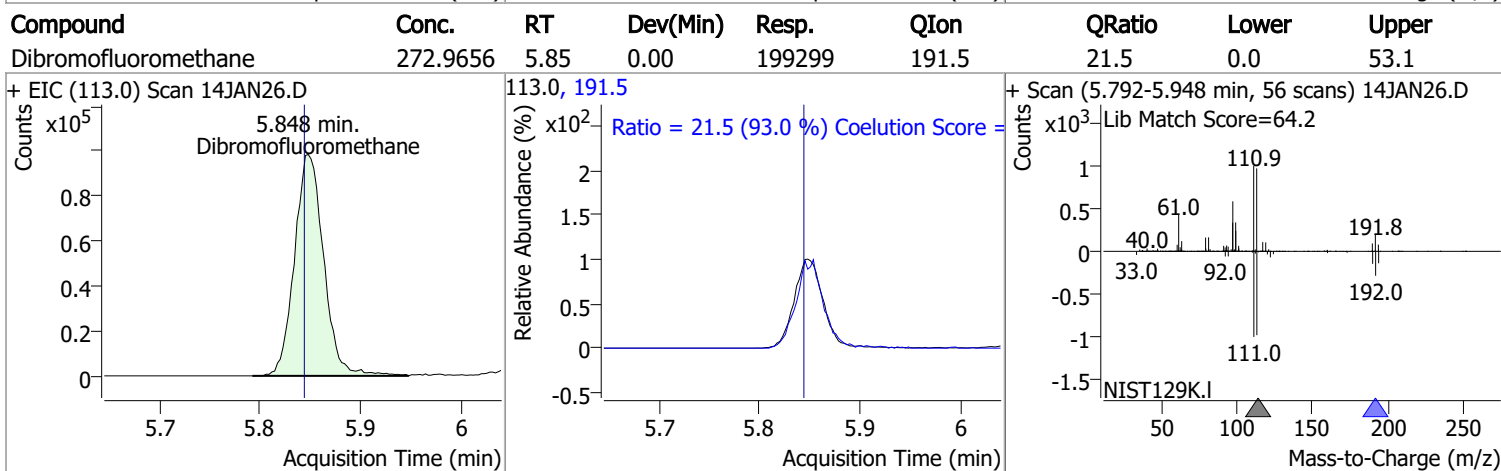
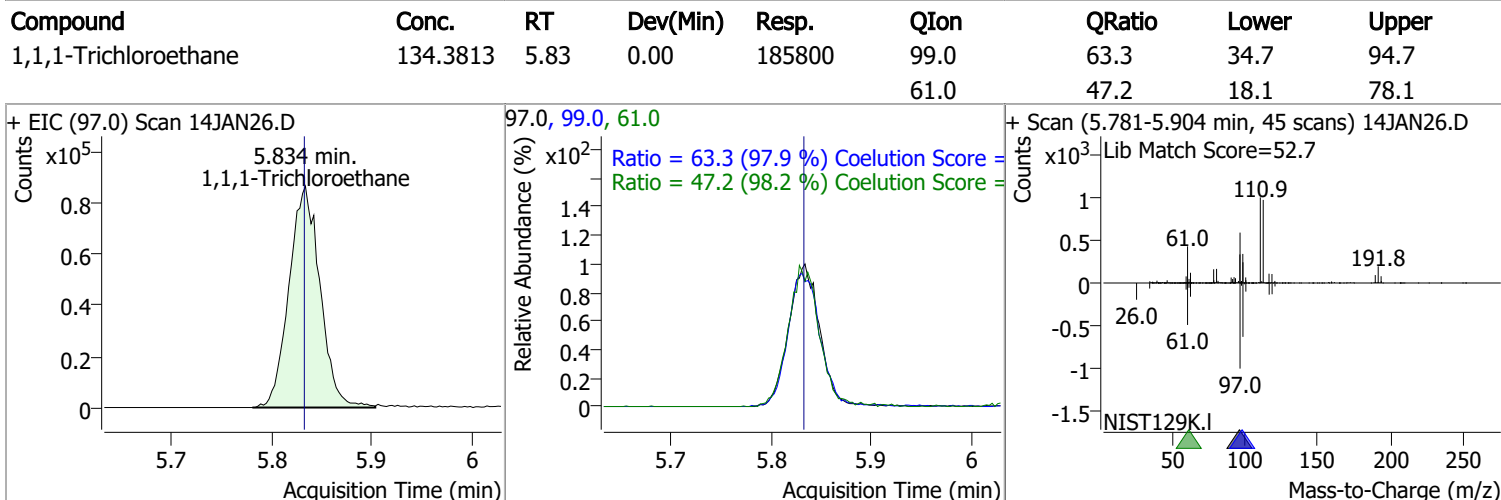
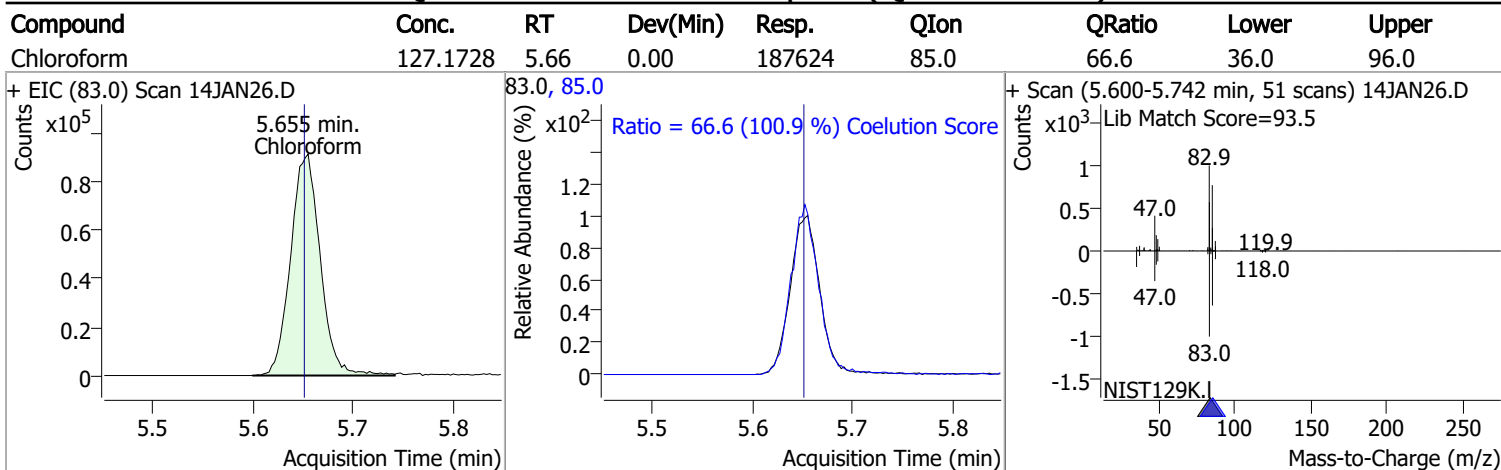
Compound	Conc.	RT	Dev(Min)	Resp.	QIon	QRatio	Lower	Upper
Methyl ethyl ketone	928.0997	5.28	0.00	101509	72.0	20.8	0.0	51.3



Compound	Conc.	RT	Dev(Min)	Resp.	QIon	QRatio	Lower	Upper
Bromochloromethane	124.4455	5.52	0.00	41628	49.0	195.0	152.9	212.9

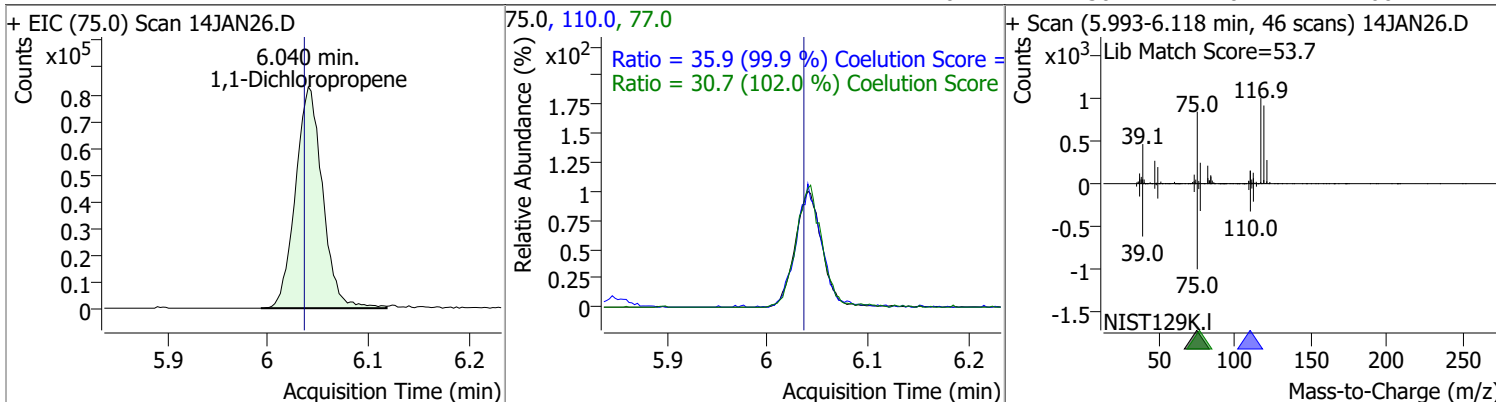


Quantitation Results Report (QT Reviewed)

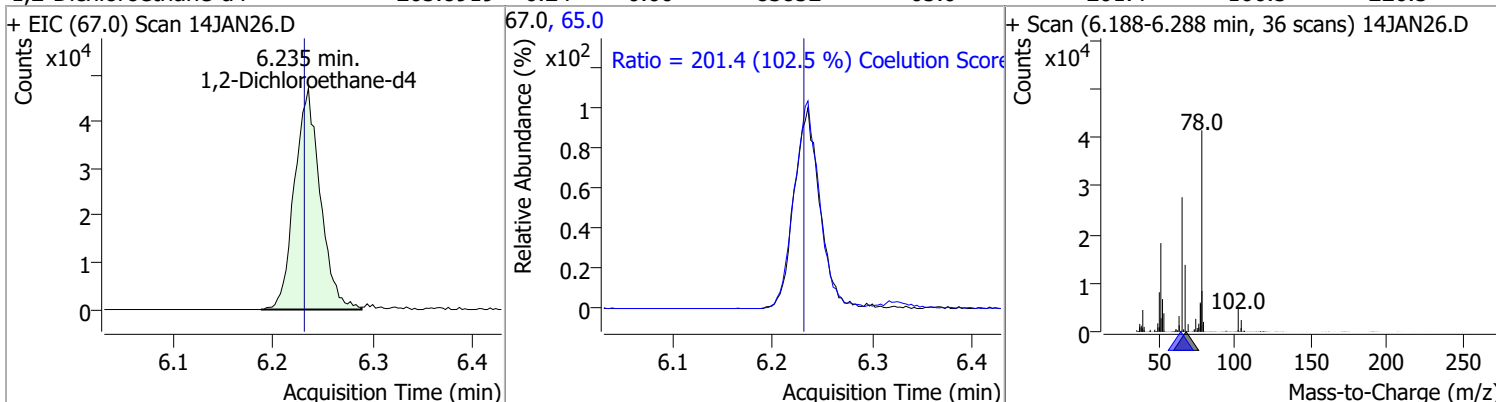


Quantitation Results Report (QT Reviewed)

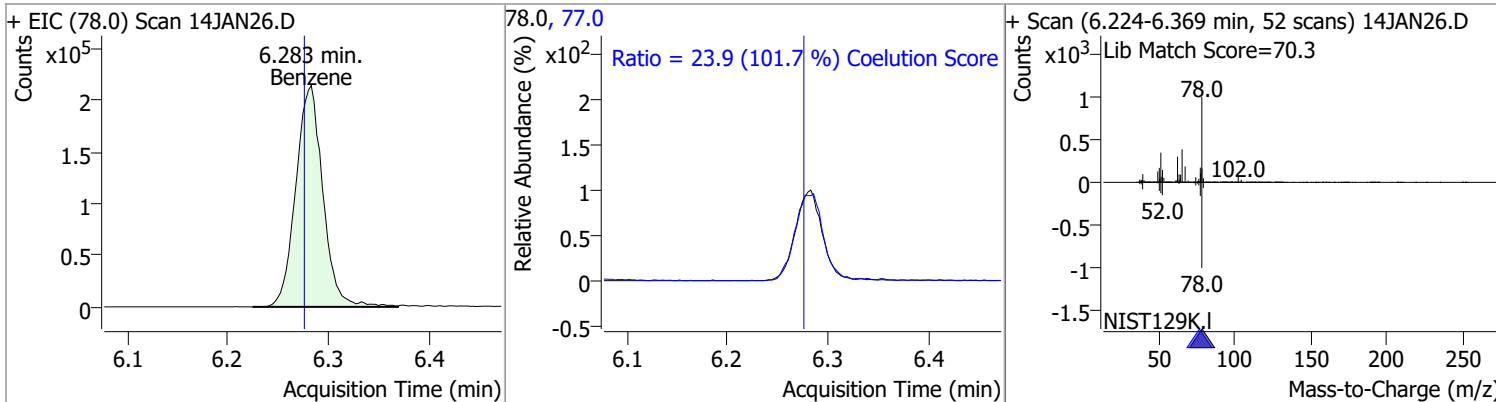
Compound	Conc.	RT	Dev(Min)	Resp.	QIon	QRatio	Lower	Upper
1,1-Dichloropropene	132.1634	6.04	0.00	155371	110.0	35.9	5.9	65.9
					77.0	30.7	0.1	60.1



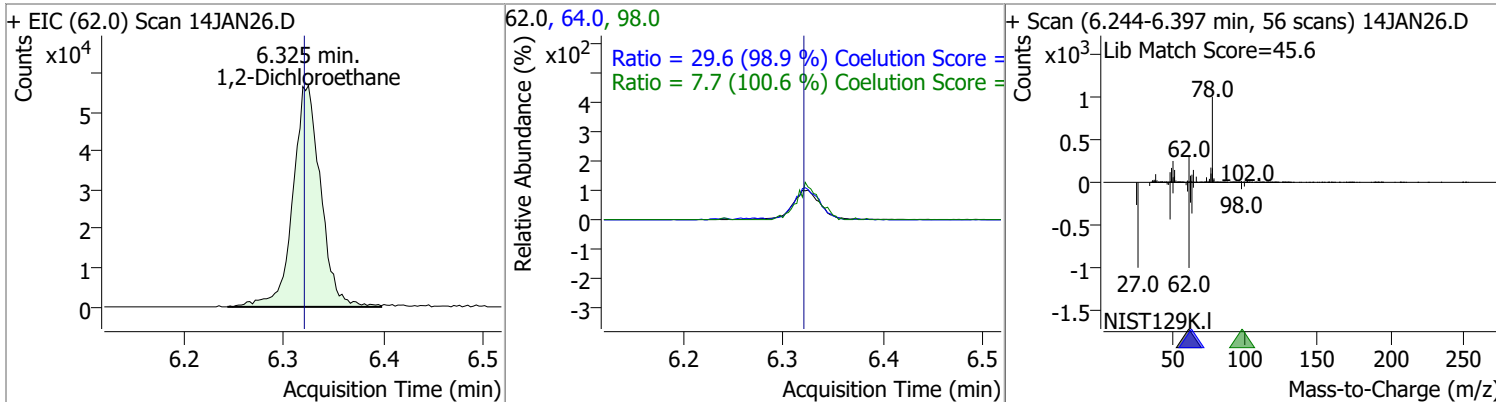
Compound	Conc.	RT	Dev(Min)	Resp.	QIon	QRatio	Lower	Upper
1,2-Dichloroethane-d4	265.8919	6.24	0.00	83852	65.0	201.4	166.5	226.5



Compound	Conc.	RT	Dev(Min)	Resp.	QIon	QRatio	Lower	Upper
Benzene	130.5746	6.28	0.01	402913	77.0	23.9	0.0	53.5

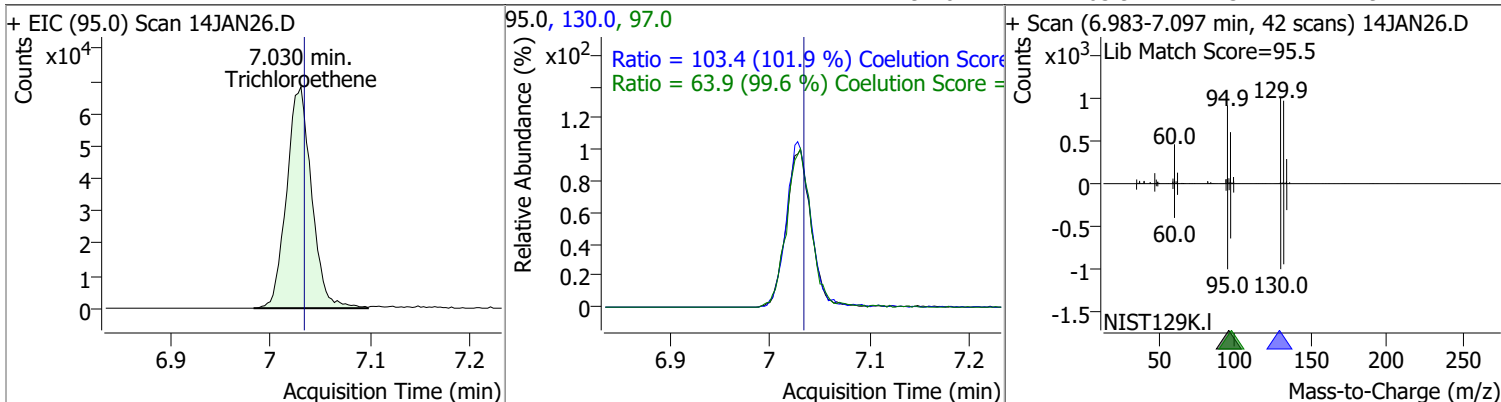


Compound	Conc.	RT	Dev(Min)	Resp.	QIon	QRatio	Lower	Upper
1,2-Dichloroethane	131.2367	6.32	0.00	109551	64.0	29.6	0.0	59.9
					98.0	7.7	0.0	37.6

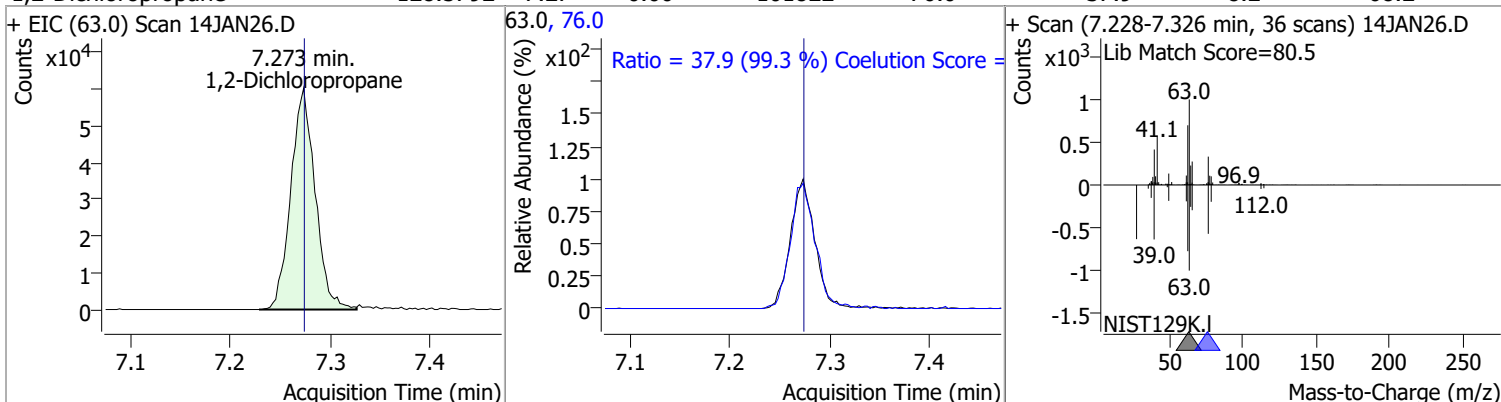


Quantitation Results Report (QT Reviewed)

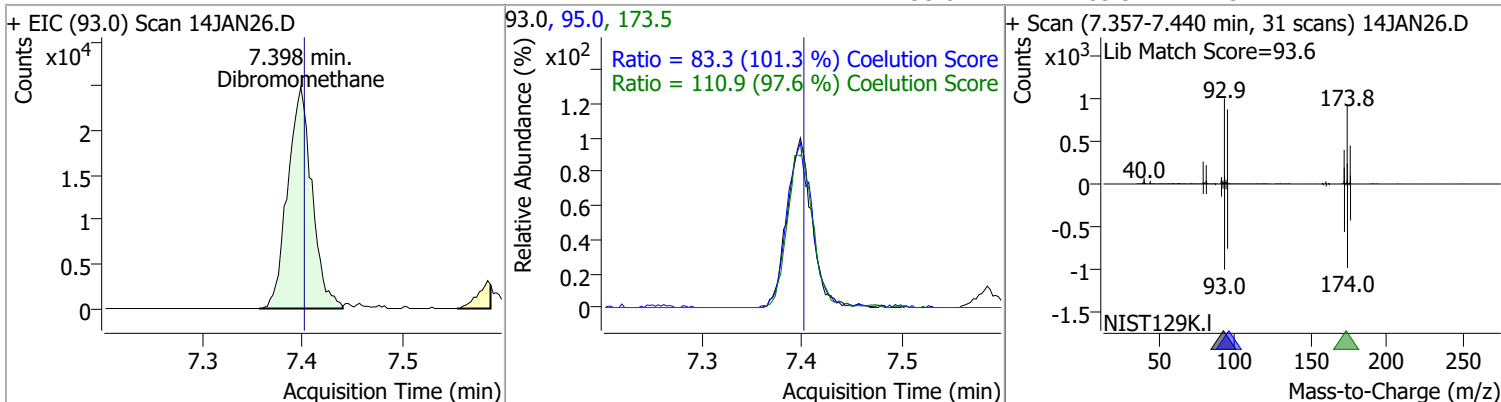
Compound	Conc.	RT	Dev(Min)	Resp.	QIon	QRatio	Lower	Upper
Trichloroethene	131.4411	7.03	0.00	118331	130.0	103.4	71.5	131.5
					97.0	63.9	34.1	94.1



Compound	Conc.	RT	Dev(Min)	Resp.	QIon	QRatio	Lower	Upper
1,2-Dichloropropane	128.5792	7.27	0.00	101822	76.0	37.9	8.2	68.2

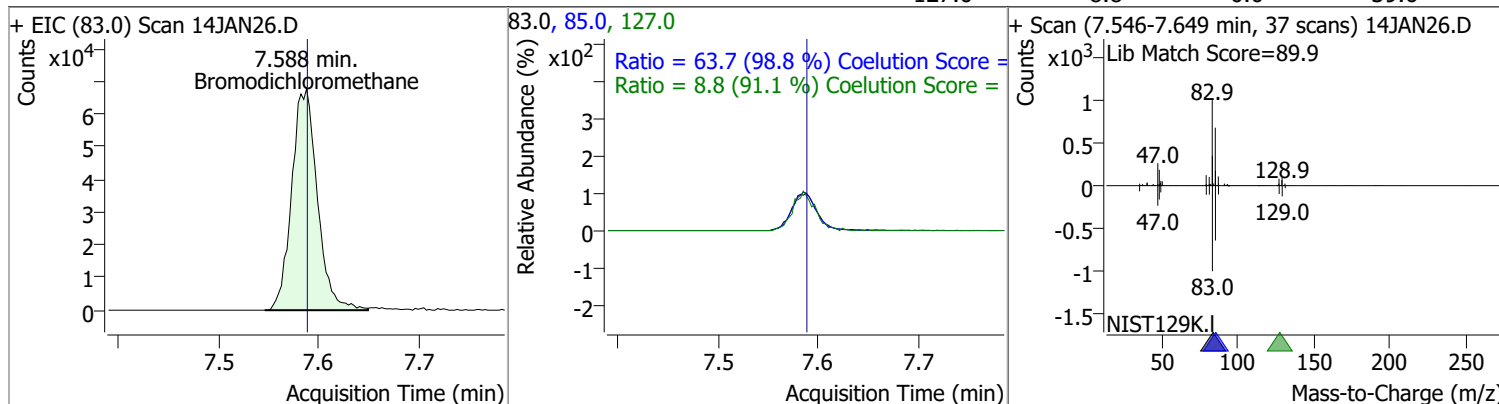


Compound	Conc.	RT	Dev(Min)	Resp.	QIon	QRatio	Lower	Upper
Dibromomethane	125.8844	7.40	0.00	42127	173.5	110.9	83.7	143.7
					95.0	83.3	52.2	112.2

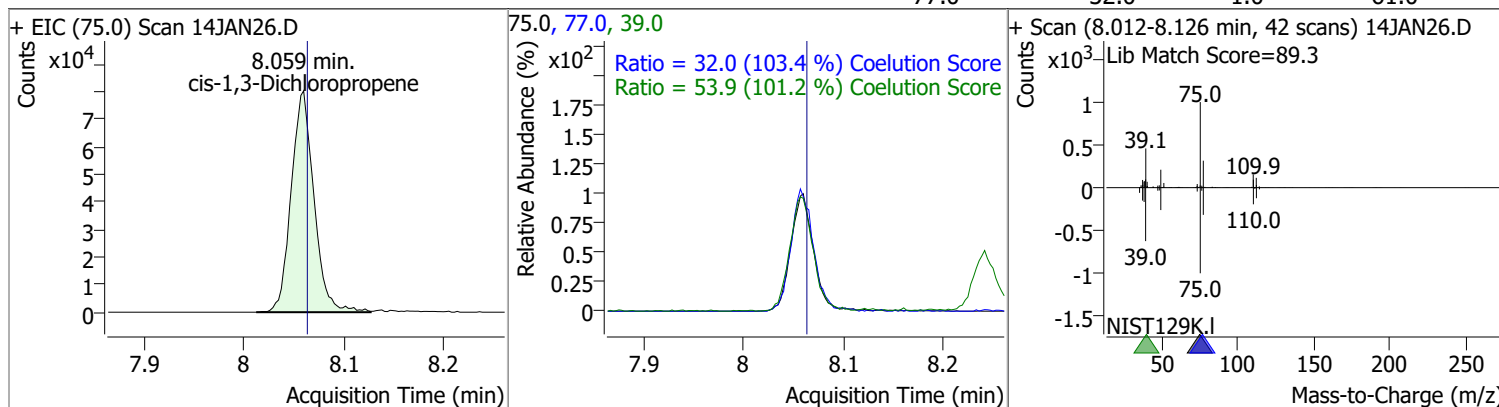


Quantitation Results Report (QT Reviewed)

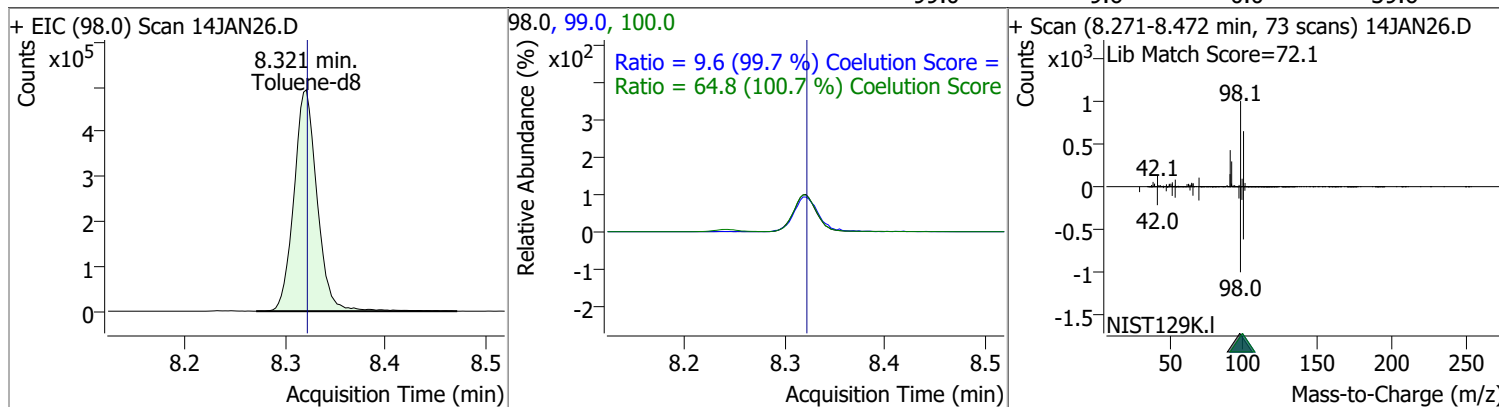
Compound	Conc.	RT	Dev(Min)	Resp.	QIon	QRatio	Lower	Upper
Bromodichloromethane	130.5255	7.59	0.00	120548	85.0	63.7	34.5	94.5
					127.0	8.8	0.0	39.6



Compound	Conc.	RT	Dev(Min)	Resp.	QIon	QRatio	Lower	Upper
cis-1,3-Dichloropropene	121.2836	8.06	0.00	126645	39.0	53.9	23.3	83.3
					77.0	32.0	1.0	61.0

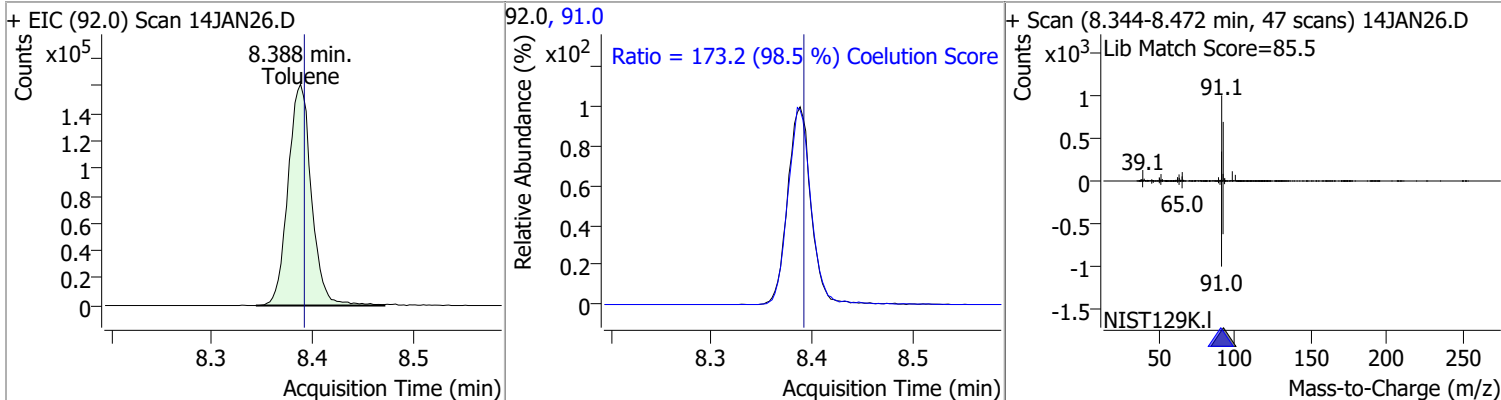


Compound	Conc.	RT	Dev(Min)	Resp.	QIon	QRatio	Lower	Upper
Toluene-d8	275.8018	8.32	0.00	793362	100.0	64.8	34.4	94.4
					99.0	9.6	0.0	39.6

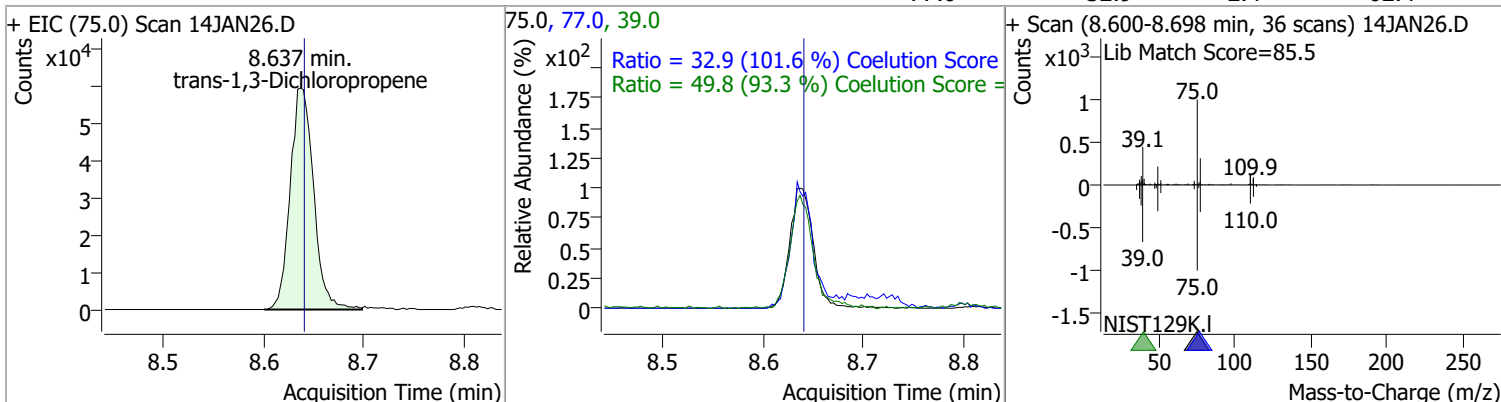


Quantitation Results Report (QT Reviewed)

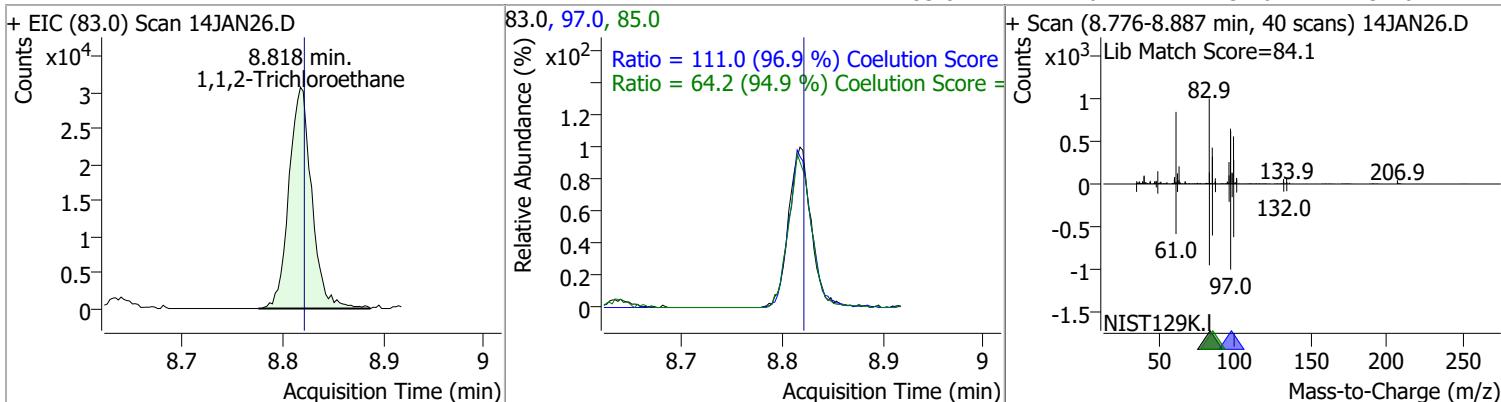
Compound	Conc.	RT	Dev(Min)	Resp.	QIon	QRatio	Lower	Upper
Toluene	134.3521	8.39	0.00	261062	91.0	173.2	145.8	205.8



Compound	Conc.	RT	Dev(Min)	Resp.	QIon	QRatio	Lower	Upper
trans-1,3-Dichloropropene	129.5723	8.64	0.00	96309	39.0	49.8	23.4	83.4
					77.0	32.9	2.4	62.4

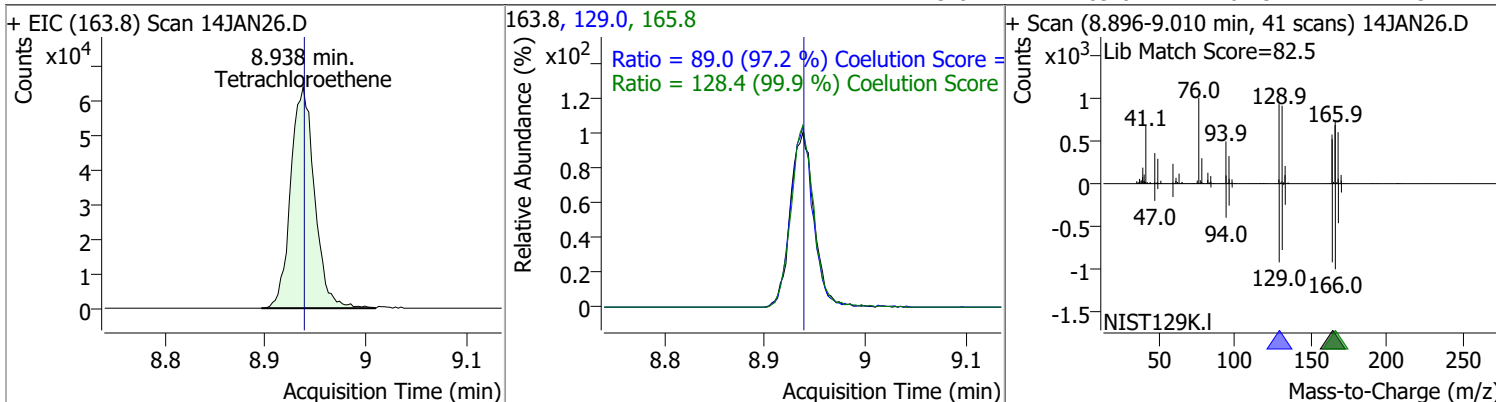


Compound	Conc.	RT	Dev(Min)	Resp.	QIon	QRatio	Lower	Upper
1,1,2-Trichloroethane	125.1845	8.82	0.00	48466	97.0	111.0	84.6	144.6
					85.0	64.2	37.6	97.6

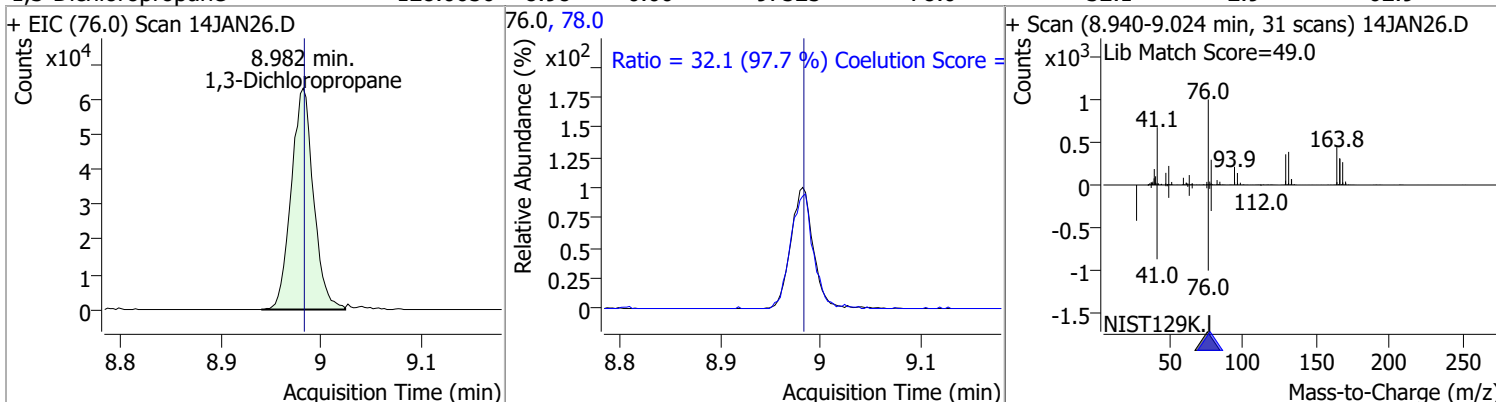


Quantitation Results Report (QT Reviewed)

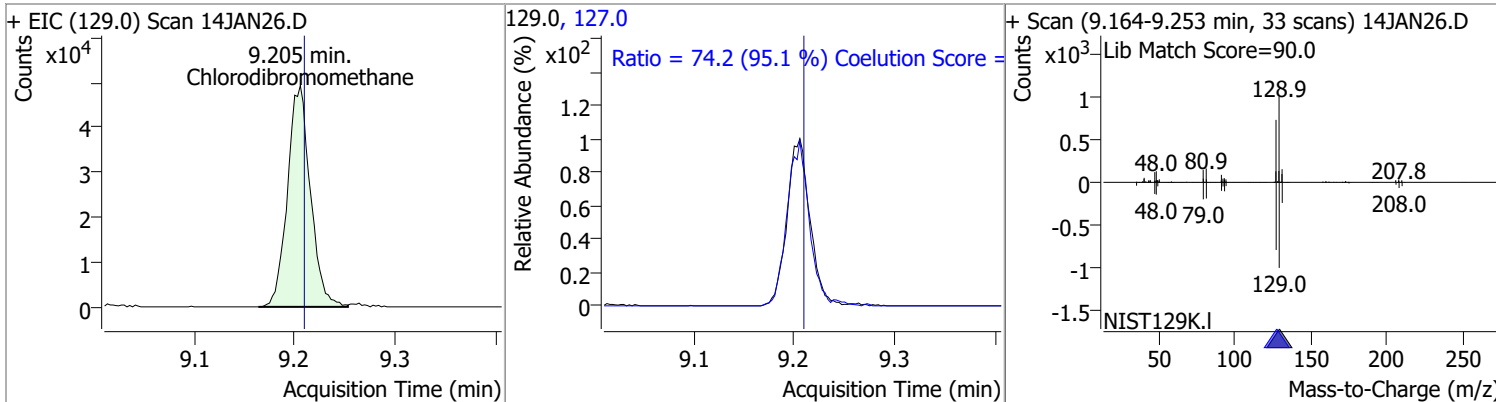
Compound	Conc.	RT	Dev(Min)	Resp.	QIon	QRatio	Lower	Upper
Tetrachloroethene	132.8799	8.94	0.00	105337	165.8	128.4	98.6	158.6
					129.0	89.0	61.5	121.5



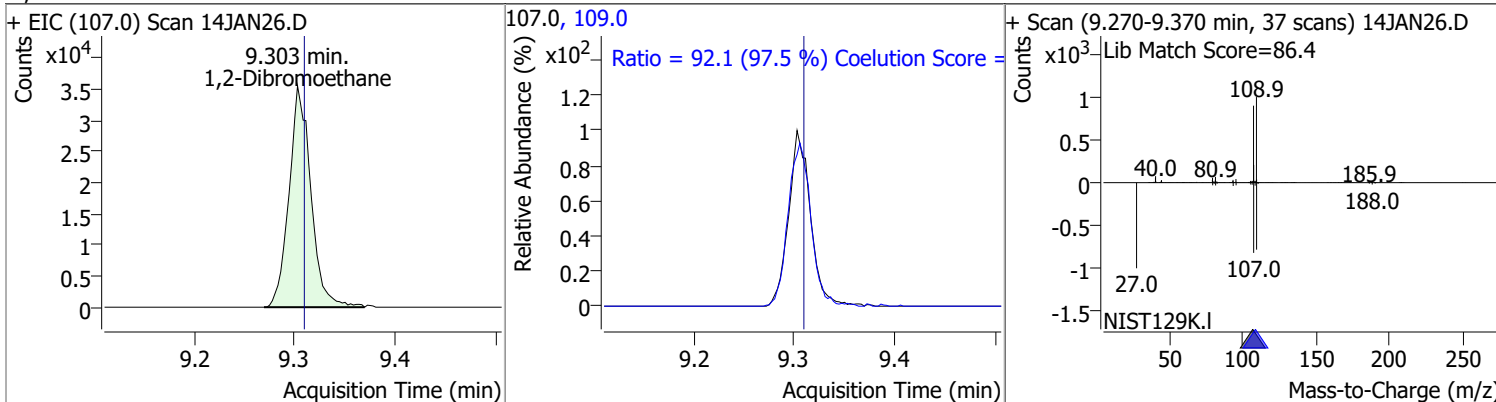
Compound	Conc.	RT	Dev(Min)	Resp.	QIon	QRatio	Lower	Upper
1,3-Dichloropropane	128.0656	8.98	0.00	97525	78.0	32.1	2.9	62.9



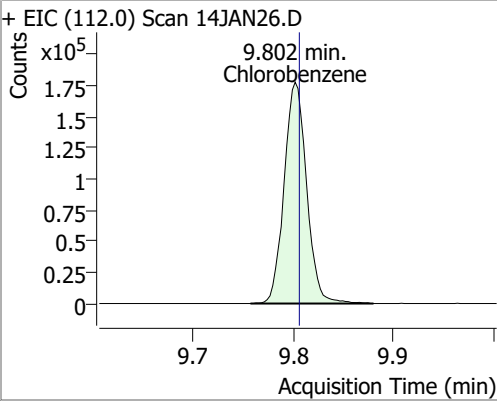
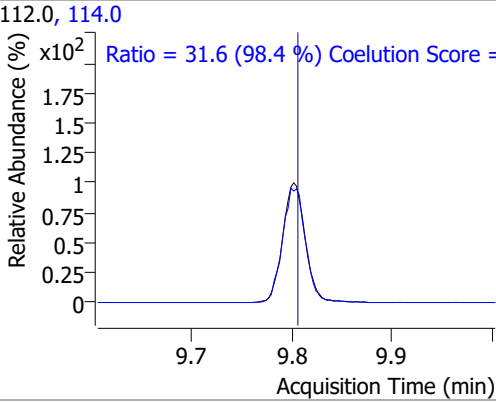
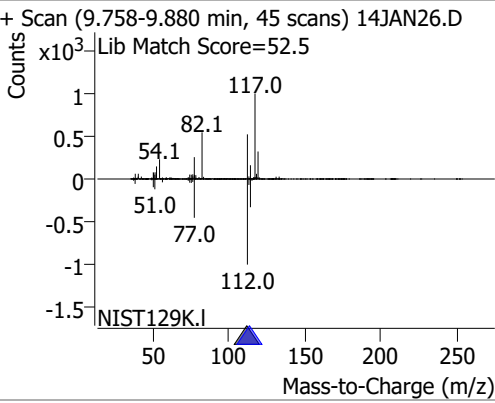
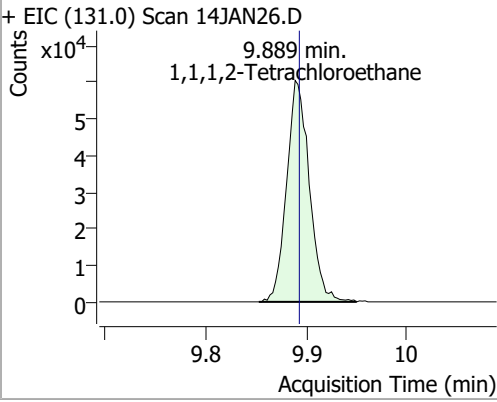
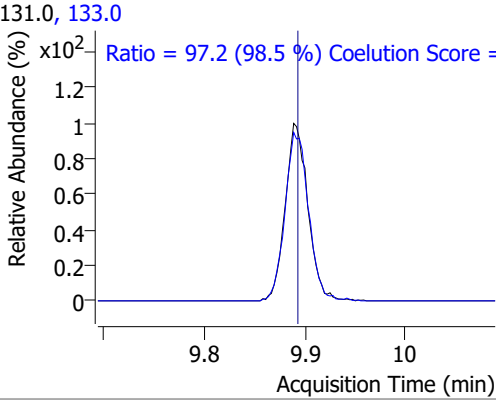
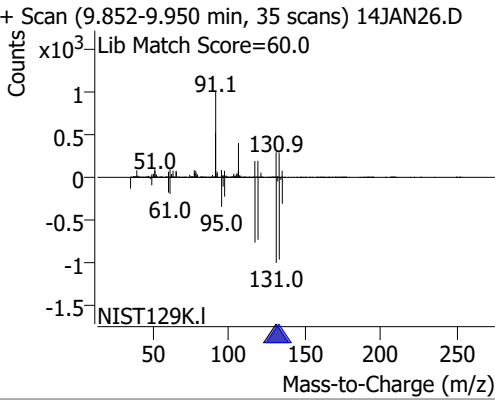
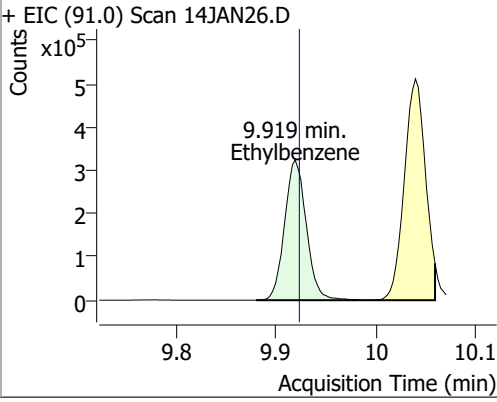
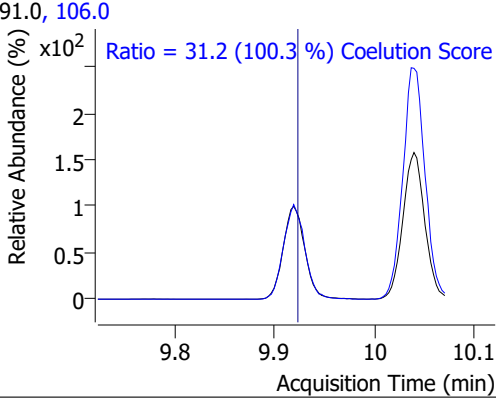
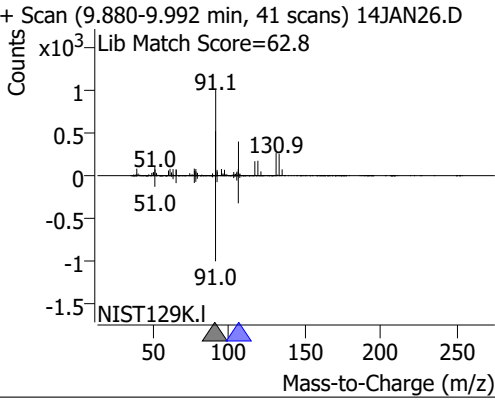
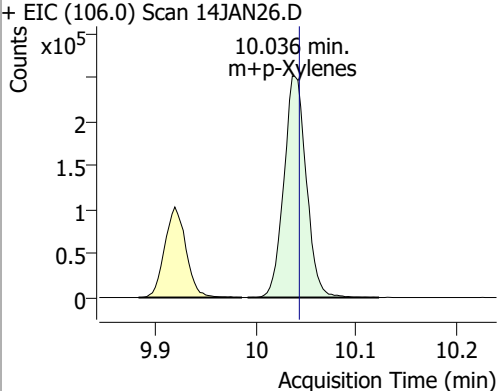
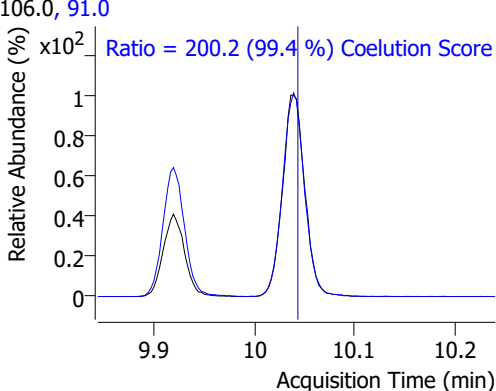
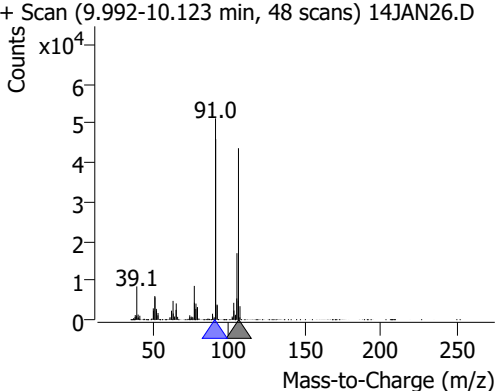
Compound	Conc.	RT	Dev(Min)	Resp.	QIon	QRatio	Lower	Upper
Chlorodibromomethane	129.4089	9.21	0.00	78303	127.0	74.2	48.0	108.0



Compound	Conc.	RT	Dev(Min)	Resp.	QIon	QRatio	Lower	Upper
1,2-Dibromoethane	126.7563	9.30	0.00	53659	109.0	92.1	64.5	124.5

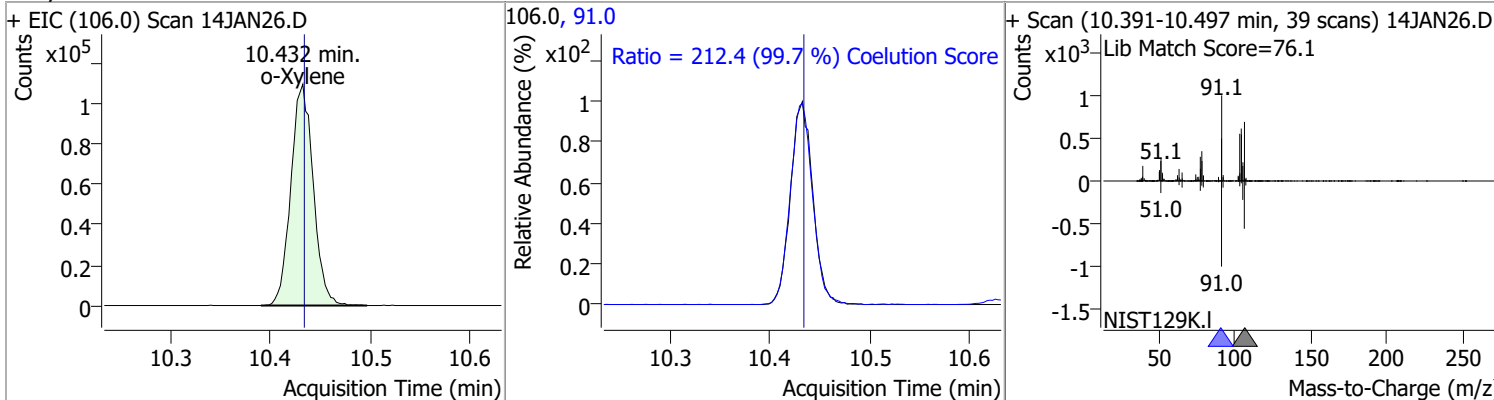


Quantitation Results Report (QT Reviewed)

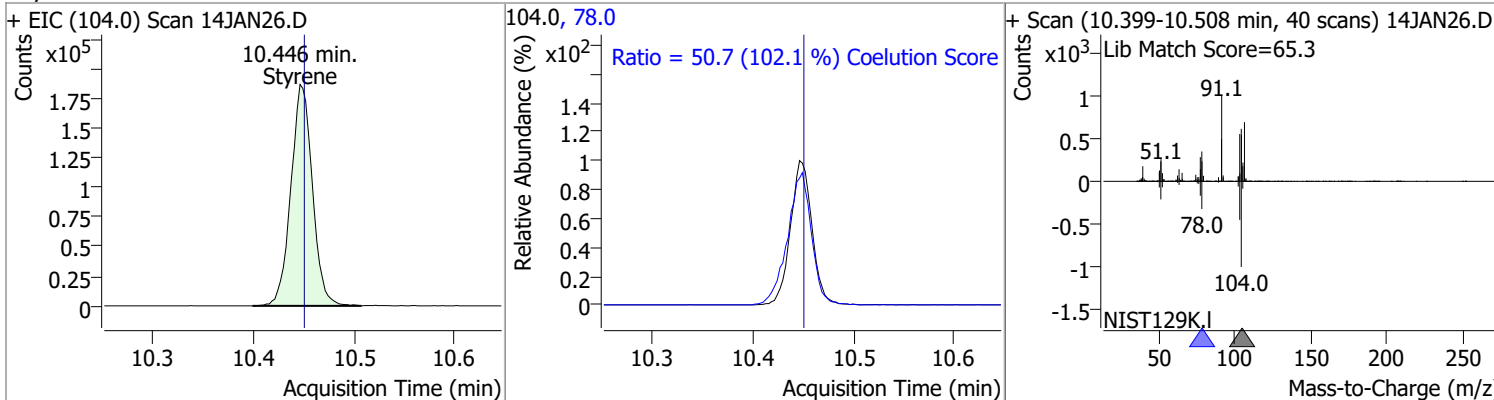
Compound	Conc.	RT	Dev(Min)	Resp.	QIon	QRatio	Lower	Upper
Chlorobenzene	130.3113	9.80	0.00	277217	114.0	31.6	2.1	62.1
+ EIC (112.0) Scan 14JAN26.D			112.0, 114.0			+ Scan (9.758-9.880 min, 45 scans) 14JAN26.D		
		Ratio = 31.6 (98.4 %) Coelution Score =						
1,1,1,2-Tetrachloroethane	128.1219	9.89	0.00	95277	133.0	97.2	68.6	128.6
+ EIC (131.0) Scan 14JAN26.D			131.0, 133.0			+ Scan (9.852-9.950 min, 35 scans) 14JAN26.D		
		Ratio = 97.2 (98.5 %) Coelution Score =						
Ethylbenzene	131.8418	9.92	0.00	486434	106.0	31.2	1.1	61.1
+ EIC (91.0) Scan 14JAN26.D			91.0, 106.0			+ Scan (9.880-9.992 min, 41 scans) 14JAN26.D		
		Ratio = 31.2 (100.3 %) Coelution Score =						
m+p-Xylenes	271.8127	10.04	0.00	389725	91.0	200.2	171.4	231.4
+ EIC (106.0) Scan 14JAN26.D			106.0, 91.0			+ Scan (9.992-10.123 min, 48 scans) 14JAN26.D		
		Ratio = 200.2 (99.4 %) Coelution Score =						

Quantitation Results Report (QT Reviewed)

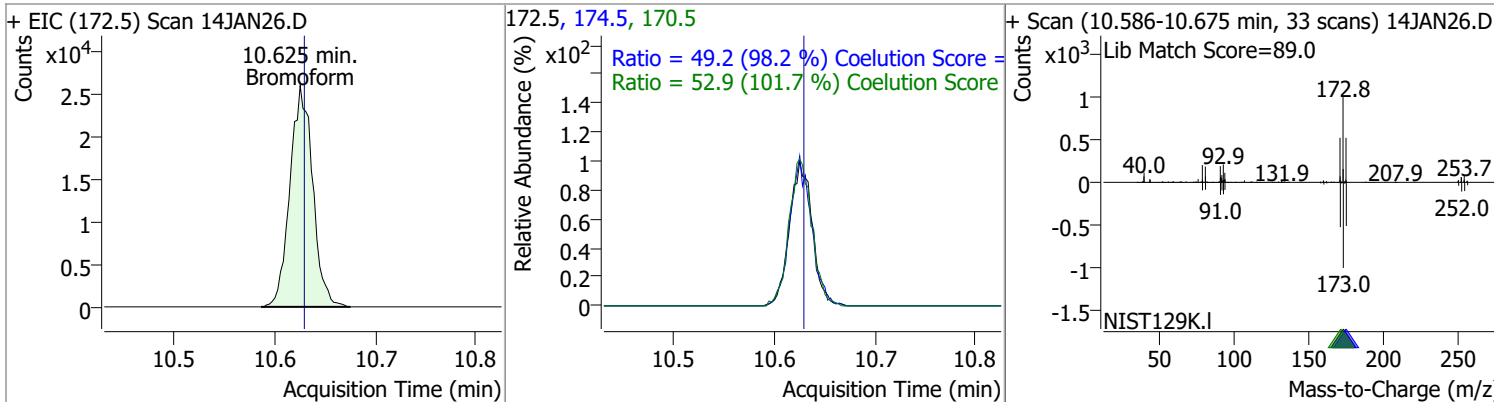
Compound	Conc.	RT	Dev(Min)	Resp.	QIon	QRatio	Lower	Upper
o-Xylene	133.0491	10.43	0.00	169825	91.0	212.4	183.1	243.1



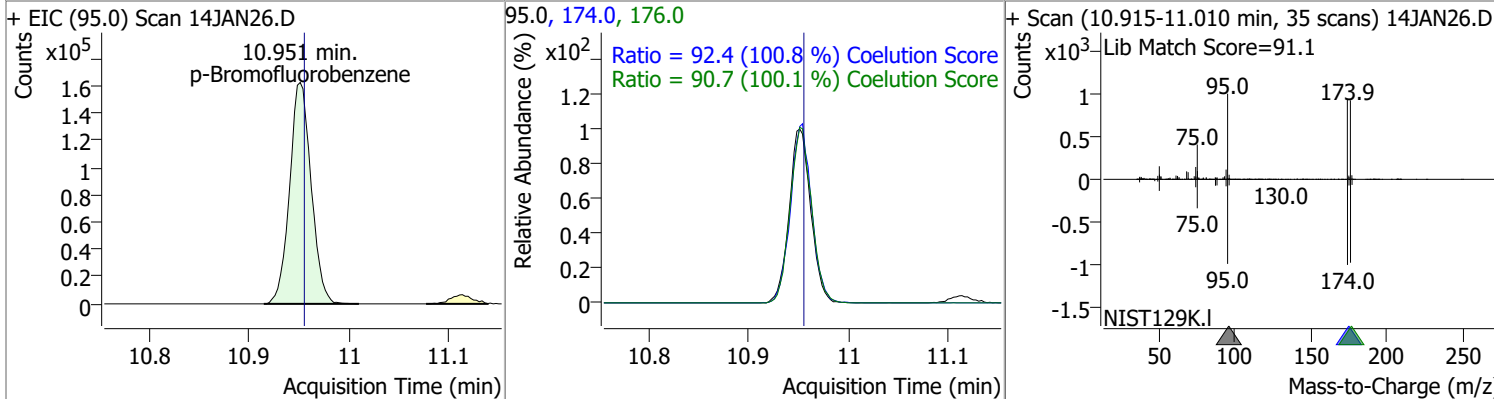
Compound	Conc.	RT	Dev(Min)	Resp.	QIon	QRatio	Lower	Upper
Styrene	135.6113	10.45	0.00	278688	78.0	50.7	19.6	79.6



Compound	Conc.	RT	Dev(Min)	Resp.	QIon	QRatio	Lower	Upper
Bromoform	126.5800	10.62	0.00	41055	170.5	52.9	22.1	82.1
					174.5	49.2	20.1	80.1

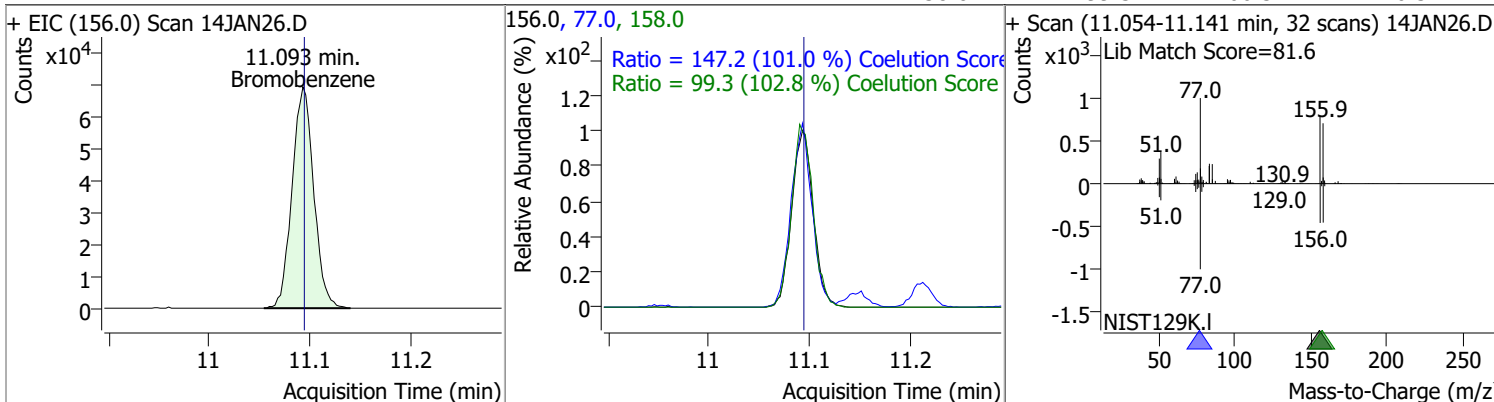


Compound	Conc.	RT	Dev(Min)	Resp.	QIon	QRatio	Lower	Upper
p-Bromofluorobenzene	261.4387	10.95	0.00	242758	174.0	92.4	61.7	121.7
					176.0	90.7	60.6	120.6

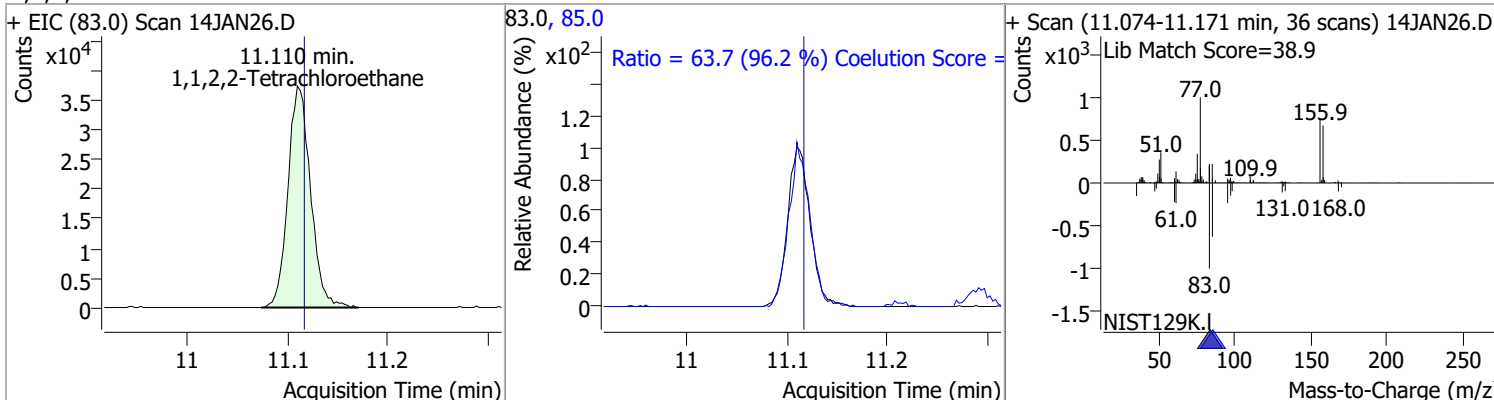


Quantitation Results Report (QT Reviewed)

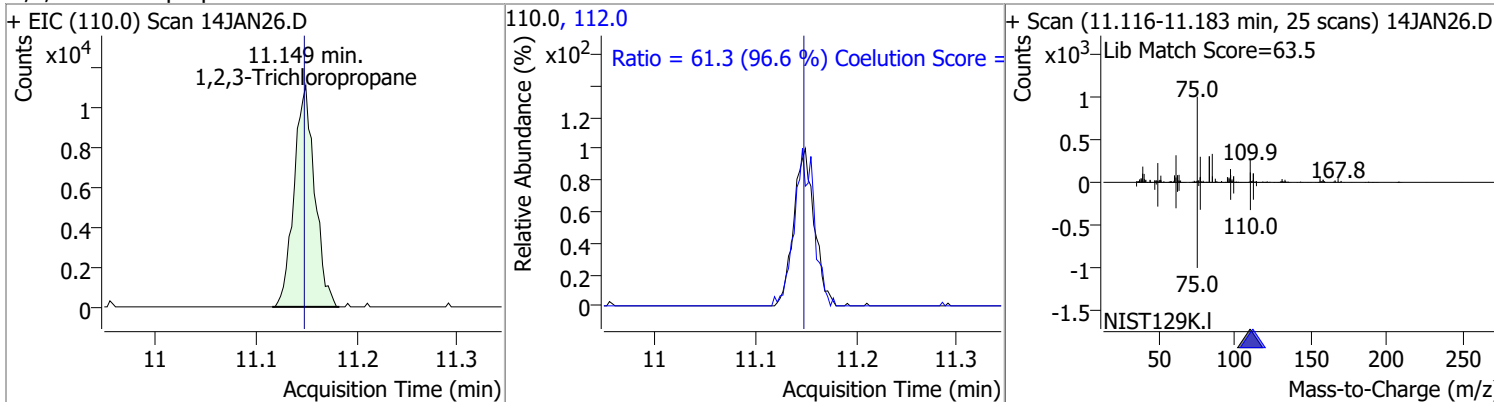
Compound	Conc.	RT	Dev(Min)	Resp.	QIon	QRatio	Lower	Upper
Bromobenzene	126.5239	11.09	0.00	103782	77.0	147.2	115.7	175.7
					158.0	99.3	66.5	126.5



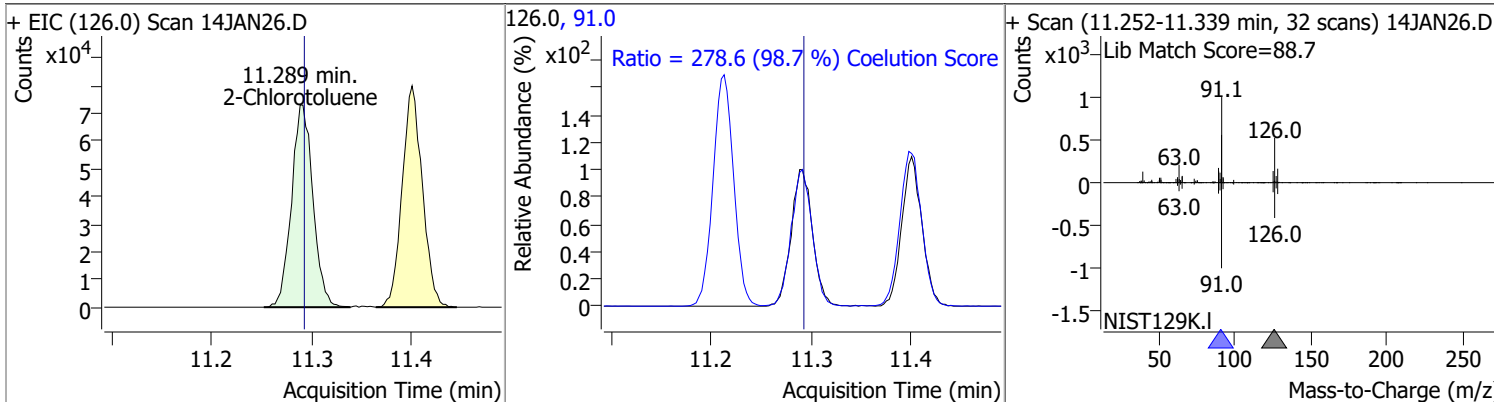
Compound	Conc.	RT	Dev(Min)	Resp.	QIon	QRatio	Lower	Upper
1,1,2,2-Tetrachloroethane	124.2537	11.11	-0.01	58662	85.0	63.7	36.2	96.2



Compound	Conc.	RT	Dev(Min)	Resp.	QIon	QRatio	Lower	Upper
1,2,3-Trichloropropane	125.4544	11.15	0.00	15848	112.0	61.3	33.5	93.5

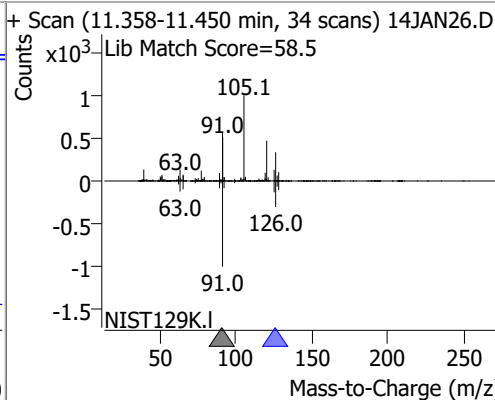
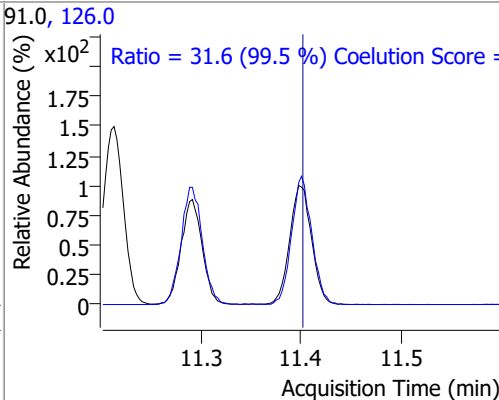
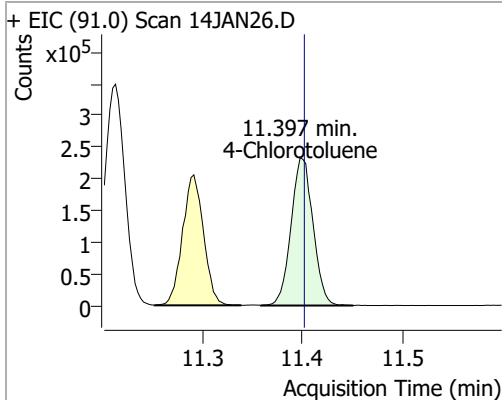


Compound	Conc.	RT	Dev(Min)	Resp.	QIon	QRatio	Lower	Upper
2-Chlorotoluene	132.6700	11.29	0.00	108279	91.0	278.6	252.3	312.3

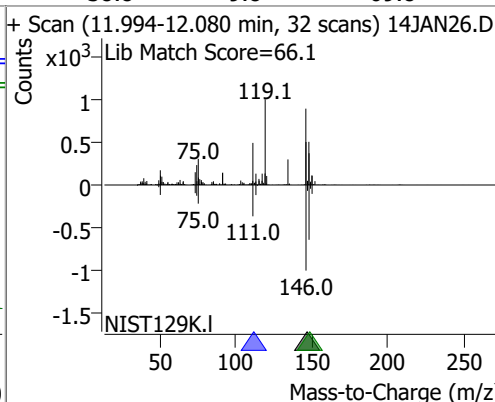
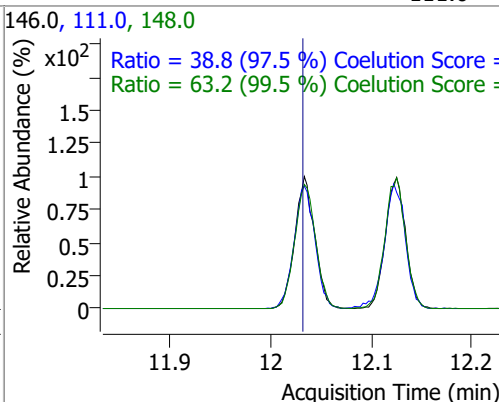
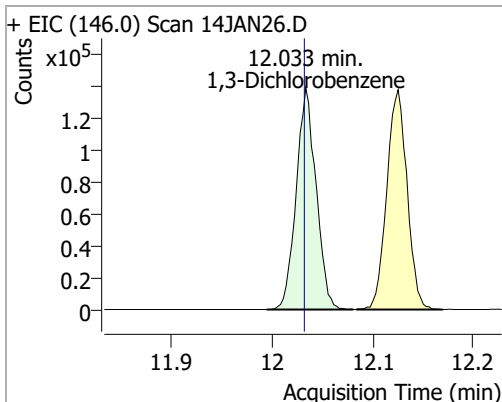


Quantitation Results Report (QT Reviewed)

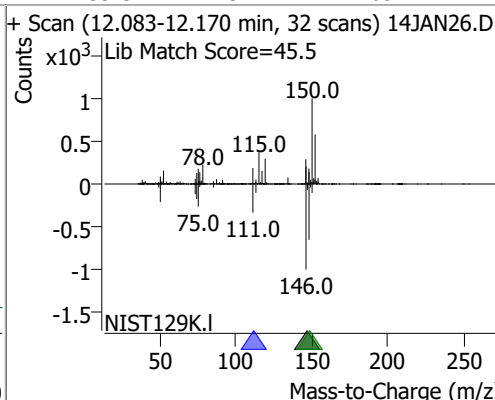
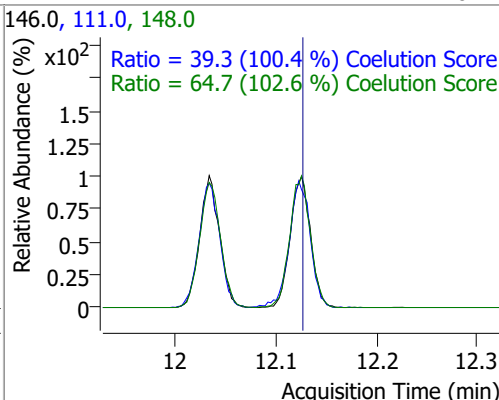
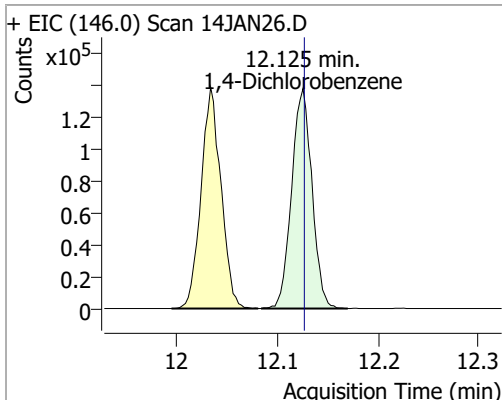
Compound	Conc.	RT	Dev(Min)	Resp.	QIon	QRatio	Lower	Upper
4-Chlorotoluene	133.1717	11.40	0.00	354373	126.0	31.6	1.7	61.7



Compound	Conc.	RT	Dev(Min)	Resp.	QIon	QRatio	Lower	Upper
1,3-Dichlorobenzene	128.2957	12.03	0.00	191928	148.0	63.2	33.6	93.6
					111.0	38.8	9.8	69.8

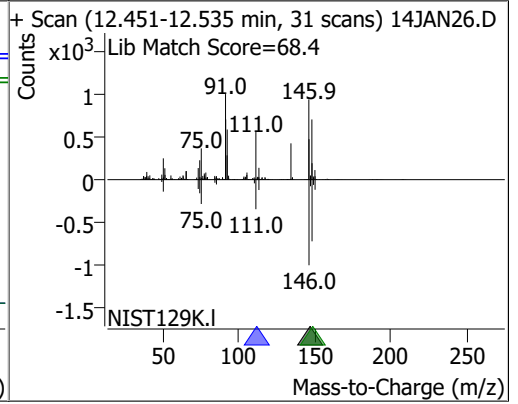
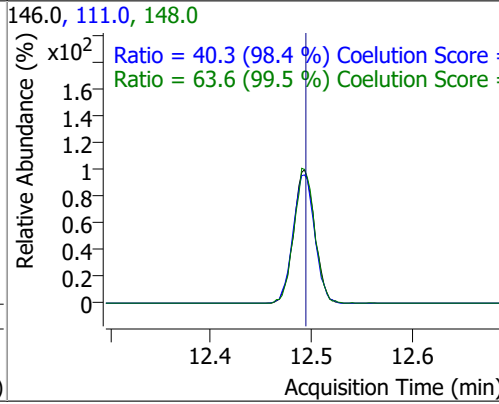
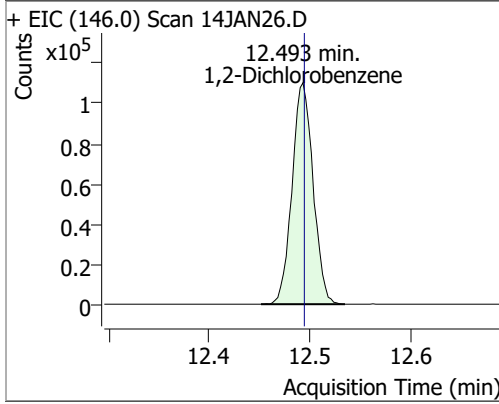


Compound	Conc.	RT	Dev(Min)	Resp.	QIon	QRatio	Lower	Upper
1,4-Dichlorobenzene	127.6066	12.13	0.00	194648	148.0	64.7	33.1	93.1
					111.0	39.3	9.1	69.1



Quantitation Results Report (QT Reviewed)

Compound	Conc.	RT	Dev(Min)	Resp.	QIon	QRatio	Lower	Upper
1,2-Dichlorobenzene	126.9650	12.49	0.00	160520	148.0	63.6	33.9	93.9
					111.0	40.3	11.0	71.0



Audit Trail report

Batch name and path: D:\Org\Data\VOA5975C\VG011422\QuantResults\VG011422_8260B.batch.bin
Quant batch version: 10.0
Quant reporting version: 10.0

Name	User	Time	Action	Reason	Comment	Succeed	Exception
CmdNewBatchTable	BL2000\mchavez	1/14/2022 9:46:13 AM	Create new batch D:\Org\Data\VOA5975C\VG011422\VG011422_8260B.batch.bin			✓	
CmdImportSamplesFromWorklist	BL2000\mchavez	1/14/2022 9:47:13 AM	Add samples from worklist: D:\Org\Data\VOA5975C\VG011422\14JAN01.D			✓	
CmdStartMethodEditing	BL2000\mchavez	1/14/2022 9:47:26 AM	Start method editing			✓	
CmdImportMethodFromFile	BL2000\mchavez	1/14/2022 9:47:27 AM	Import method from file \\MASSHUNTER\Org\Data\Methods\Quant\VOA5975C\VOA5975C_010422_CAL\VOA5975C_8260B_SHT_DoD_L4_010422.m			✓	
CmdApplyMethodToAllSamples	BL2000\mchavez	1/14/2022 9:47:31 AM	Apply method to all samples			✓	
CmdMethodClear	BL2000\mchavez	1/14/2022 9:47:31 AM	Clear method			✓	
CmdEndMethodEditing	BL2000\mchavez	1/14/2022 9:47:31 AM	End method editing			✓	
CmdQuantitate	BL2000\mchavez	1/14/2022 9:47:34 AM	Quantitate all compounds in all samples			✓	
CmdQuantitate	BL2000\mchavez	1/14/2022 9:47:40 AM	Quantitate all compounds in all samples			✓	
CmdSaveBatchTable	BL2000\mchavez	1/14/2022 9:49:32 AM	Save batch D:\Org\Data\VOA5975C\VG011422\QuantResults\VG011422_8260B.batch.bin			✓	
CmdOpenBatchTable	BL2000\mchavez	1/14/2022 10:21:25 AM	Open batch D:\Org\Data\VOA5975C\VG011422\VG011422_8260B.batch.bin			✓	
CmdImportSamplesFromWorklist	BL2000\mchavez	1/14/2022 10:21:40 AM	Add samples from worklist: D:\Org\Data\VOA5975C\VG011422\14JAN02.D			✓	
CmdSetSampleAttribute	BL2000\mchavez	1/14/2022 10:21:43 AM	Set SampleType = TuneCheck for sample 14JAN02.D; previous value = Sample			✓	
CmdSaveBatchTable	BL2000\mchavez	1/14/2022 10:32:01 AM	Save batch D:\Org\Data\VOA5975C\VG011422\QuantResults\VG011422_8260B.batch.bin			✓	
CmdOpenBatchTable	BL2000\mchavez	1/14/2022 11:29:05 AM	Open batch D:\Org\Data\VOA5975C\VG011422\VG011422_8260B.batch.bin			✓	
CmdImportSamplesFromWorklist	BL2000\mchavez	1/14/2022 11:29:24 AM	Add samples from worklist: D:\Org\Data\VOA5975C\VG011422\14JAN04.D, D:\Org\Data\VOA5975C\VG011422\14JAN03.D			✓	
CmdSetSampleAttribute	BL2000\mchavez	1/14/2022 11:29:49 AM	Set SampleType = CC for sample 14JAN03.D; previous value = Sample			✓	

Audit Trail report

Name	User	Time	Action	Reason	Comment	Succeed	Exception
CmdSetSampleAttribute	BL2000\mchavez	1/14/2022 11:29:54 AM	Set LevelName = CC for sample 14JAN03.D; previous value =			✓	
CmdSetSampleAttribute	BL2000\mchavez	1/14/2022 11:29:57 AM	Set SampleType = QC for sample 14JAN04.D; previous value = Sample			✓	
CmdSetSampleAttribute	BL2000\mchavez	1/14/2022 11:29:59 AM	Set LevelName = QC for sample 14JAN04.D; previous value =			✓	
CmdSetSampleAttribute	BL2000\mchavez	1/14/2022 11:30:03 AM	Set SampleInformation = LCSA for sample 14JAN04.D; previous value =			✓	
CmdQuantitate	BL2000\mchavez	1/14/2022 11:30:06 AM	Quantitate all compounds in all samples			✓	
CmdSaveBatchTable	BL2000\mchavez	1/14/2022 11:59:15 AM	Save batch D:\Org\Data\VOA5975C\VG011422\QuantResults\VG011422_8260B.batch.bin			✓	
CmdOpenBatchTable	BL2000\mchavez	1/14/2022 12:25:42 PM	Open batch D:\Org\Data\VOA5975C\VG011422\VG011422_8260B.batch.bin			✓	
CmdImportSamplesFromWorklist	BL2000\mchavez	1/14/2022 12:26:44 PM	Add samples from worklist: D:\Org\Data\VOA5975C\VG011422\14JAN06.D, D:\Org\Data\VOA5975C\VG011422\14JAN05.D			✓	
CmdSetSampleAttribute	BL2000\mchavez	1/14/2022 12:26:48 PM	Set SampleType = Blank for sample 14JAN06.D; previous value = Sample			✓	
CmdQuantitate	BL2000\mchavez	1/14/2022 12:26:55 PM	Quantitate all compounds in all samples			✓	
CmdSaveBatchTable	BL2000\mchavez	1/14/2022 12:37:34 PM	Save batch D:\Org\Data\VOA5975C\VG011422\QuantResults\VG011422_8260B.batch.bin			✓	
CmdOpenBatchTable	BL2000\mchavez	1/14/2022 2:49:50 PM	Open batch D:\Org\Data\VOA5975C\VG011422\VG011422_8260B.batch.bin			✓	
CmdImportSamplesFromWorklist	BL2000\mchavez	1/14/2022 2:50:24 PM	Add samples from worklist: D:\Org\Data\VOA5975C\VG011422\14JAN09.D, D:\Org\Data\VOA5975C\VG011422\14JAN08.D, D:\Org\Data\VOA5975C\VG011422\14JAN07.D			✓	
CmdQuantitate	BL2000\mchavez	1/14/2022 2:50:32 PM	Quantitate all compounds in all samples			✓	
CmdImportSamplesFromWorklist	BL2000\mchavez	1/14/2022 3:45:08 PM	Add samples from worklist: D:\Org\Data\VOA5975C\VG011422\14JAN12.D, D:\Org\Data\VOA5975C\VG011422\14JAN11.D, D:\Org\Data\VOA5975C\VG011422\14JAN10.D			✓	
CmdQuantitate	BL2000\mchavez	1/14/2022 3:45:18 PM	Quantitate all compounds in all samples			✓	
CmdSaveBatchTable	BL2000\mchavez	1/14/2022 3:46:42 PM	Save batch D:\Org\Data\VOA5975C\VG011422\QuantResults\VG011422_8260B.batch.bin			✓	

Audit Trail report

Name	User	Time	Action	Reason	Comment	Succeed	Exception
CmdOpenBatchTable	BL2000\mchavez	1/14/2022 4:34:41 PM	Open batch D:\Org\Data\VOA5975C\VG011422\VG011422_8260B.batch.bin			✓	
CmdImportSamplesFromWorklist	BL2000\mchavez	1/14/2022 4:35:01 PM	Add samples from worklist: D:\Org\Data\VOA5975C\VG011422\14JAN14.D, D:\Org\Data\VOA5975C\VG011422\14JAN13.D			✓	
CmdQuantitate	BL2000\mchavez	1/14/2022 4:35:11 PM	Quantitate all compounds in all samples			✓	
CmdImportSamplesFromWorklist	BL2000\mchavez	1/14/2022 4:48:54 PM	Add samples from worklist: D:\Org\Data\VOA5975C\VG011422\14JAN15.D			✓	
CmdQuantitate	BL2000\mchavez	1/14/2022 4:49:06 PM	Quantitate all compounds in all samples			✓	
CmdSaveBatchTable	BL2000\mchavez	1/14/2022 5:01:56 PM	Save batch D:\Org\Data\VOA5975C\VG011422\QuantResults\VG011422_8260B.batch.bin			✓	
CmdOpenBatchTable	BL2000\mchavez	1/17/2022 8:37:40 AM	Open batch D:\Org\Data\VOA5975C\VG011422\VG011422_8260B.batch.bin			✓	
CmdImportSamplesFromWorklist	BL2000\mchavez	1/17/2022 8:39:21 AM	Add samples from worklist: D:\Org\Data\VOA5975C\VG011422\14JAN27.D, D:\Org\Data\VOA5975C\VG011422\14JAN26.D, D:\Org\Data\VOA5975C\VG011422\14JAN25.D, D:\Org\Data\VOA5975C\VG011422\14JAN24.D, D:\Org\Data\VOA5975C\VG011422\14JAN23.D, D:\Org\Data\VOA5975C\VG011422\14JAN22.D, D:\Org\Data\VOA5975C\VG011422\14JAN21.D, D:\Org\Data\VOA5975C\VG011422\14JAN20.D, D:\Org\Data\VOA5975C\VG011422\14JAN19.D, D:\Org\Data\VOA5975C\VG011422\14JAN18.D, D:\Org\Data\VOA5975C\VG011422\14JAN17.D, D:\Org\Data\VOA5975C\VG011422\14JAN16.D			✓	
CmdSetSampleAttribute	BL2000\mchavez	1/17/2022 8:39:33 AM	Set SampleType = CC for sample 14JAN26.D; previous value = Sample			✓	
CmdSetSampleAttribute	BL2000\mchavez	1/17/2022 8:39:41 AM	Set LevelName = CC for sample 14JAN26.D; previous value =			✓	
CmdSetSampleAttribute	BL2000\mchavez	1/17/2022 8:39:48 AM	Set SampleType = Matrix for sample 14JAN23.D; previous value = Sample			✓	

Audit Trail report

Name	User	Time	Action	Reason	Comment	Succeed	Exception
CmdSetSampleAttribute	BL2000\mchavez	1/17/2022 8:39:55 AM	Set SampleType = MatrixDup for sample 14JAN24.D; previous value = Sample			✓	
CmdSetSampleAttribute	BL2000\mchavez	1/17/2022 8:40:07 AM	Set SampleInformation = MatrixA for sample 14JAN23.D; previous value =			✓	
CmdSetSampleAttribute	BL2000\mchavez	1/17/2022 8:40:10 AM	Set SampleInformation = MatrixA for sample 14JAN24.D; previous value =			✓	
CmdSetSampleAttribute	BL2000\mchavez	1/17/2022 8:40:15 AM	Set MatrixSpikeGroup = 759 for sample 14JAN23.D; previous value =			✓	
CmdSetSampleAttribute	BL2000\mchavez	1/17/2022 8:40:17 AM	Set MatrixSpikeGroup = 759 for sample 14JAN24.D; previous value =			✓	
CmdSetSampleAttribute	BL2000\mchavez	1/17/2022 8:40:30 AM	Set SampleType = MatrixBlank for sample 14JAN08.D; previous value = Sample			✓	
CmdSetSampleAttribute	BL2000\mchavez	1/17/2022 8:40:32 AM	Set MatrixSpikeGroup = 759 for sample 14JAN08.D; previous value =			✓	
CmdQuantitate	BL2000\mchavez	1/17/2022 8:40:57 AM	Quantitate all compounds in all samples			✓	
CmdSaveBatchTable	BL2000\mchavez	1/17/2022 9:52:18 AM	Save batch D:\Org\Data\VOA5975C\VG011422\QuantResults\VG011422_8260B.batch.bin			✓	
CmdOpenBatchTable	BL2000\mchavez	1/18/2022 10:26:31 PM	Open batch D:\Org\Data\VOA5975C\VG011422\VG011422_8260B.batch.bin			✓	
CmdSetSampleAttribute	BL2000\mchavez	1/18/2022 10:46:36 PM	Set SampleApproved = True for sample 14JAN02.D; previous value = False			✓	
CmdSetSampleAttribute	BL2000\mchavez	1/18/2022 10:47:35 PM	Set SampleApproved = True for sample 14JAN03.D; previous value = False			✓	
CmdSetSampleAttribute	BL2000\mchavez	1/18/2022 10:48:30 PM	Set SampleApproved = True for sample 14JAN04.D; previous value = False			✓	
CmdSaveBatchTable	BL2000\mchavez	1/18/2022 10:48:46 PM	Save batch D:\Org\Data\VOA5975C\VG011422\QuantResults\VG011422_8260B.batch.bin			✓	
CmdManuallyIntegratePeak	BL2000\mchavez	1/18/2022 10:49:17 PM	Manually integrate compound Methylene chloride in sample 14JAN06.D from x, y = 3.296, 0 to 3.397, 0; result = 1626			✓	
CmdManuallyIntegrateQualifierPeak	BL2000\mchavez	1/18/2022 10:49:20 PM	Manually integrate qualifier84.0 of compound Methylene chloride in sample 14JAN06.D from x, y = 3.293, 0 to 3.380, 0; result = 1070			✓	
CmdManuallyIntegrateQualifierPeak	BL2000\mchavez	1/18/2022 10:49:23 PM	Manually integrate qualifier86.0 of compound Methylene chloride in sample 14JAN06.D from x, y = 3.291, 0 to 3.394, 0; result = 610			✓	
CmdSetTargetCompoundAttribute	BL2000\mchavez	1/18/2022 10:49:26 PM	Set UserAnnotation = NI for compound Methylene chloride in sample 14JAN06.D; previous value =			✓	

Audit Trail report

Name	User	Time	Action	Reason	Comment	Succeed	Exception
CmdManuallyIntegratePeak	BL2000\mchavez	1/18/2022 10:50:01 PM	Manually integrate compound Benzene in sample 14JAN06.D from x, y = 6.241, 0 to 6.297, 0; result = 208			✓	
CmdManuallyIntegrateQualifierPeak	BL2000\mchavez	1/18/2022 10:50:03 PM	Manually integrate qualifier77.0 of compound Benzene in sample 14JAN06.D from x, y = 6.258, 0 to 6.302, 0; result = 29			✓	
CmdSetTargetCompoundAttribute	BL2000\mchavez	1/18/2022 10:50:08 PM	Set UserAnnotation = NI for compound Benzene in sample 14JAN06.D; previous value =			✓	
CmdSetSampleAttribute	BL2000\mchavez	1/18/2022 10:50:32 PM	Set SampleApproved = True for sample 14JAN06.D; previous value = False			✓	
CmdSaveBatchTable	BL2000\mchavez	1/18/2022 10:50:39 PM	Save batch D:\Org\Data\VOA5975C\VG011422\QuantResults\VG011422_8260B.batch.bin			✓	
CmdManuallyIntegrateQualifierPeak	BL2000\mchavez	1/18/2022 10:52:15 PM	Manually integrate qualifier52.0 of compound Chloromethane in sample 14JAN07.D from x, y = 1.358, 0 to 1.467, 0; result = 720			✓	
CmdManuallyIntegratePeak	BL2000\mchavez	1/18/2022 10:52:25 PM	Manually integrate compound Methylene chloride in sample 14JAN07.D from x, y = 3.282, 0 to 3.391, 0; result = 1774			✓	
CmdSetTargetCompoundAttribute	BL2000\mchavez	1/18/2022 10:52:26 PM	Set UserAnnotation = NI for compound Methylene chloride in sample 14JAN07.D; previous value =			✓	
CmdManuallyIntegrateQualifierPeak	BL2000\mchavez	1/18/2022 10:52:28 PM	Manually integrate qualifier84.0 of compound Methylene chloride in sample 14JAN07.D from x, y = 3.282, 0 to 3.413, 0; result = 1095			✓	
CmdManuallyIntegrateQualifierPeak	BL2000\mchavez	1/18/2022 10:52:31 PM	Manually integrate qualifier86.0 of compound Methylene chloride in sample 14JAN07.D from x, y = 3.296, 0 to 3.383, 0; result = 687			✓	
CmdManuallyIntegratePeak	BL2000\mchavez	1/18/2022 10:53:03 PM	Manually integrate compound m+p-Xylenes in sample 14JAN07.D from x, y = 10.017, 0 to 10.070, 0; result = 174			✓	
CmdManuallyIntegrateQualifierPeak	BL2000\mchavez	1/18/2022 10:53:05 PM	Manually integrate qualifier91.0 of compound m+p-Xylenes in sample 14JAN07.D from x, y = 9.997, 0 to 10.073, 0; result = 351			✓	
CmdSetTargetCompoundAttribute	BL2000\mchavez	1/18/2022 10:53:09 PM	Set UserAnnotation = NI for compound m+p-Xylenes in sample 14JAN07.D; previous value =			✓	
CmdManuallyIntegratePeak	BL2000\mchavez	1/18/2022 10:53:17 PM	Manually integrate compound Bromoform in sample 14JAN07.D from x, y = 10.594, 0 to 10.686, 0; result = 325			✓	

Audit Trail report

Name	User	Time	Action	Reason	Comment	Succeed	Exception
CmdManuallyIntegrateQualifierPeak	BL2000\mchavez	1/18/2022 10:53:20 PM	Manually integrate qualifier174.5 of compound Bromoform in sample 14JAN07.D from x, y = 10.586, 0 to 10.658, 42; result = -21			✓	
CmdManuallyIntegrateDropBaseline	BL2000\mchavez	1/18/2022 10:53:23 PM	Drop baseline for qualifier 174.5 of compound Bromoform in sample 14JAN07.D to y = 0, new integration is from x, y = 10.586, 0 to 10.658, 0 and new response = 71; previous integration is from x, y = 10.586, 0 to 10.658, 42 and previous response = -21.			✓	
CmdManuallyIntegrateQualifierPeak	BL2000\mchavez	1/18/2022 10:53:26 PM	Manually integrate qualifier170.5 of compound Bromoform in sample 14JAN07.D from x, y = 10.594, 0 to 10.667, 0; result = 170			✓	
CmdSetTargetCompoundAttribute	BL2000\mchavez	1/18/2022 10:53:31 PM	Set UserAnnotation = NI for compound Bromoform in sample 14JAN07.D; previous value =			✓	
CmdSetSampleAttribute	BL2000\mchavez	1/18/2022 10:53:42 PM	Set SampleApproved = True for sample 14JAN07.D; previous value = False			✓	
CmdQuantitate	BL2000\mchavez	1/18/2022 10:54:03 PM	Quantitate all compounds in all samples			✓	
CmdSaveBatchTable	BL2000\mchavez	1/18/2022 10:54:08 PM	Save batch D:\Org\Data\VOA5975C\VG011422\QuantResults\VG011422_8260B.batch.bin			✓	
CmdManuallyIntegrateQualifierPeak	BL2000\mchavez	1/18/2022 11:05:06 PM	Manually integrate qualifier64.0 of compound 1,2-Dichloroethane in sample 14JAN08.D from x, y = 6.300, 0 to 6.355, 0; result = 1410			✓	
CmdManuallyIntegrateQualifierPeak	BL2000\mchavez	1/18/2022 11:05:09 PM	Manually integrate qualifier98.0 of compound 1,2-Dichloroethane in sample 14JAN08.D from x, y = 6.300, 0 to 6.347, 0; result = 317			✓	
CmdManuallyIntegratePeak	BL2000\mchavez	1/18/2022 11:05:55 PM	Manually integrate compound Methylene chloride in sample 14JAN08.D from x, y = 3.291, 0 to 3.391, 0; result = 451			✓	
CmdManuallyIntegrateQualifierPeak	BL2000\mchavez	1/18/2022 11:05:58 PM	Manually integrate qualifier84.0 of compound Methylene chloride in sample 14JAN08.D from x, y = 3.302, 0 to 3.391, 0; result = 320			✓	
CmdManuallyIntegrateQualifierPeak	BL2000\mchavez	1/18/2022 11:06:00 PM	Manually integrate qualifier86.0 of compound Methylene chloride in sample 14JAN08.D from x, y = 3.305, 0 to 3.366, 0; result = 70			✓	
CmdSetTargetCompoundAttribute	BL2000\mchavez	1/18/2022 11:06:04 PM	Set UserAnnotation = NI for compound Methylene chloride in sample 14JAN08.D; previous value =			✓	

Audit Trail report

Name	User	Time	Action	Reason	Comment	Succeed	Exception
CmdManuallyIntegratePeak	BL2000\mchavez	1/18/2022 11:06:14 PM	Manually integrate compound Chloromethane in sample 14JAN08.D from x, y = 1.383, 0 to 1.434, 12; result = 459			✓	
CmdManuallyIntegrateQualifierPeak	BL2000\mchavez	1/18/2022 11:06:17 PM	Manually integrate qualifier52.0 of compound Chloromethane in sample 14JAN08.D from x, y = 1.378, 0 to 1.436, 0; result = 75			✓	
CmdSetTargetCompoundAttribute	BL2000\mchavez	1/18/2022 11:06:24 PM	Set UserAnnotation = NI for compound Chloromethane in sample 14JAN08.D; previous value =			✓	
CmdSetSampleAttribute	BL2000\mchavez	1/18/2022 11:06:42 PM	Set SampleApproved = True for sample 14JAN08.D; previous value = False			✓	
CmdManuallyIntegratePeak	BL2000\mchavez	1/18/2022 11:07:14 PM	Manually integrate compound Chloromethane in sample 14JAN09.D from x, y = 1.372, 0 to 1.456, 0; result = 1742			✓	
CmdSetTargetCompoundAttribute	BL2000\mchavez	1/18/2022 11:07:16 PM	Set UserAnnotation = NI for compound Chloromethane in sample 14JAN09.D; previous value =			✓	
CmdManuallyIntegrateQualifierPeak	BL2000\mchavez	1/18/2022 11:07:18 PM	Manually integrate qualifier52.0 of compound Chloromethane in sample 14JAN09.D from x, y = 1.364, 0 to 1.473, 0; result = 583			✓	
CmdManuallyIntegratePeak	BL2000\mchavez	1/18/2022 11:07:30 PM	Manually integrate compound Methylene chloride in sample 14JAN09.D from x, y = 3.313, 0 to 3.372, 0; result = 359			✓	
CmdManuallyIntegrateQualifierPeak	BL2000\mchavez	1/18/2022 11:07:33 PM	Manually integrate qualifier84.0 of compound Methylene chloride in sample 14JAN09.D from x, y = 3.277, 0 to 3.386, 0; result = 459			✓	
CmdManuallyIntegrateQualifierPeak	BL2000\mchavez	1/18/2022 11:07:35 PM	Manually integrate qualifier86.0 of compound Methylene chloride in sample 14JAN09.D from x, y = 3.291, 0 to 3.352, 0; result = 87			✓	
CmdZeroOutPeak	BL2000\mchavez	1/18/2022 11:07:39 PM	Zero out primary peak of compound Methylene chloride in sample 14JAN09.D			✓	
CmdSetSampleAttribute	BL2000\mchavez	1/18/2022 11:08:13 PM	Set UserDefined = Qualifier ratio did not meet method criteria for Methylene chloride for sample 14JAN09.D; previous value =			✓	
CmdManuallyIntegrateQualifierPeak	BL2000\mchavez	1/18/2022 11:08:29 PM	Manually integrate qualifier85.0 of compound Chloroform in sample 14JAN09.D from x, y = 5.611, 0 to 5.711, 0; result = 1375			✓	
CmdManuallyIntegratePeak	BL2000\mchavez	1/18/2022 11:08:48 PM	Manually integrate compound Toluene in sample 14JAN09.D from x, y = 8.358, 0 to 8.422, 0; result = 783			✓	

Audit Trail report

Name	User	Time	Action	Reason	Comment	Succeed	Exception
CmdSetTargetCompoundAttribute	BL2000\mchavez	1/18/2022 11:08:51 PM	Set UserAnnotation = NI for compound Toluene in sample 14JAN09.D; previous value =			✓	
CmdManuallyIntegrateQualifierPeak	BL2000\mchavez	1/18/2022 11:08:56 PM	Manually integrate qualifier 91.0 of compound Toluene in sample 14JAN09.D from x, y = 8.358, 0 to 8.430, 0; result = 1226			✓	
CmdSetSampleAttribute	BL2000\mchavez	1/18/2022 11:10:05 PM	Set SampleApproved = True for sample 14JAN09.D; previous value = False			✓	
CmdQuantitate	BL2000\mchavez	1/18/2022 11:10:27 PM	Quantitate all compounds in all samples			✓	
CmdManuallyIntegratePeak	BL2000\mchavez	1/18/2022 11:11:55 PM	Manually integrate compound Toluene in sample 14JAN10.D from x, y = 8.347, 0 to 8.430, 0; result = 481			✓	

Audit Trail report

Name	User	Time	Action	Reason	Comment	Succeed	Exception
CmdManuallyIntegrate QualifierPeak	BL2000\mchavez	1/18/2022 11:11:58 PM	Manually integrate qualifier 91.0 of compound Toluene in sample 14JAN10.D from x, y = 8.361, 0 to 8.419, 0; result = 0				Agilent.MassSpectrometry.DataAnalysis.Quantitative.ApplicationCommandException: Manual integration failed for qualifier 91.0 of compound Toluene in sample B22010755-001F. ---> Agilent.MassSpectrometry.DataAnalysis.Quantitative.ApplicationCommandException: Manual integration failed for qualifier 91.0 of compound Toluene in sample B22010755-001F. ---> System.IndexOutOfRangeException: Index was outside the bounds of the array. at at Agilent.MassSpectrometry.DataAnalysis.AgileIntegrator.Peak.a(Double[] A_0, Single[] A_1, Int32 A_2, Int32 A_3, Int32 A_4, Double A_5, Double A_6, Double& A_7, Double& A_8, Int32& A_9, Int32& A_10, Int32& A_11, Int32& A_12) at at Agilent.MassSpectrometry.DataAnalysis.AgileIntegrator.Peak.ComputeChromatographicMetrics(Double[] xArray, Single[] yArray, Int32 startIndex, Int32 apexIndex, Int32 endIndex, Double baselineSlope, Double yIntercept, Double& fullWidthHalfMaximum, Double& symmetry) at at Agilent.MassSpectrometry.DataAnalysis.Quantitative.Integrator.a(IChromatogram A_0, IPeakList A_1) at at Agilent.MassSpectrometry.DataAnalysis.Quantitative.Integrator.ManualIntegrate(IChromatogram chromatogram, Double xStart, Double yStart, Double xEnd, Double yEnd, IChromPeakList& peaklist) at at Agilent.MassSpectrometry.DataAnalysis.Quantitative.Analysis.MeasuredIon.ManualIntegrate(Double xStart, Double yStart, Double xEnd, Double yEnd) --- End of inner exception stack trace --- at at Agilent.MassSpectrometry.DataAnalysis.Quantitative.Analysis.QualifierIon.SetManualIntegrationFailureMessage(Exception e) at at Agilent.MassSpectrometry.DataAnalysis.Quantitative.Analysis.MeasuredIon.ManualIntegrate(Double xStart, Double yStart, Double xEnd, Double yEnd)

Audit Trail report

Name	User	Time	Action	Reason	Comment	Succeed	Exception
							at Agilent.MassSpectrometry.DataAnalysis.Quantitative.CmdManuallyIntegrateQualifierPeak.Do() --- End of inner exception stack trace --- at Agilent.MassSpectrometry.DataAnalysis.Quantitative.CmdManuallyIntegrateQualifierPeak.Do() at Agilent.MassSpectrometry.CommandModel.CommandHistory.Invoke(ICommand cmd) at Agilent.MassSpectrometry.DataAnalysis.Quantitative.AppCommandContext.Invoke(ICommand cmd)
CmdManuallyIntegrateQualifierPeak	BL2000\mchavez	1/18/2022 11:12:07 PM	Manually integrate qualifier91.0 of compound Toluene in sample 14JAN10.D from x, y = 8.369, 0 to 8.414, 0; result = 885			✓	
CmdManuallyIntegratePeak	BL2000\mchavez	1/18/2022 11:12:32 PM	Manually integrate compound Methylene chloride in sample 14JAN10.D from x, y = 3.294, 0 to 3.377, 0; result = 404			✓	
CmdManuallyIntegrateQualifierPeak	BL2000\mchavez	1/18/2022 11:12:34 PM	Manually integrate qualifier84.0 of compound Methylene chloride in sample 14JAN10.D from x, y = 3.291, 0 to 3.386, 0; result = 215			✓	
CmdManuallyIntegrateQualifierPeak	BL2000\mchavez	1/18/2022 11:12:36 PM	Manually integrate qualifier86.0 of compound Methylene chloride in sample 14JAN10.D from x, y = 3.308, 0 to 3.363, 0; result = 26			✓	
CmdZeroOutPeak	BL2000\mchavez	1/18/2022 11:12:40 PM	Zero out primary peak of compound Methylene chloride in sample 14JAN10.D			✓	
CmdSetSampleAttribute	BL2000\mchavez	1/18/2022 11:12:51 PM	Set UserDefined = Qualifier ratio did not meet method criteria for Methylene chloride for sample 14JAN10.D; previous value =			✓	
CmdManuallyIntegratePeak	BL2000\mchavez	1/18/2022 11:13:14 PM	Manually integrate compound Chloromethane in sample 14JAN10.D from x, y = 1.372, 0 to 1.456, 0; result = 789			✓	
CmdManuallyIntegrateQualifierPeak	BL2000\mchavez	1/18/2022 11:13:17 PM	Manually integrate qualifier52.0 of compound Chloromethane in sample 14JAN10.D from x, y = 1.355, 0 to 1.442, 0; result = 228			✓	
CmdSetTargetCompoundAttribute	BL2000\mchavez	1/18/2022 11:13:29 PM	Set UserAnnotation = NI for compound Chloromethane in sample 14JAN10.D; previous value =			✓	
CmdSetTargetCompoundAttribute	BL2000\mchavez	1/18/2022 11:13:35 PM	Set UserAnnotation = NI for compound Toluene in sample 14JAN10.D; previous value =			✓	

Audit Trail report

Name	User	Time	Action	Reason	Comment	Succeed	Exception
CmdSetSampleAttribute	BL2000\mchavez	1/18/2022 11:13:40 PM	Set SampleApproved = True for sample 14JAN10.D; previous value = False			✓	
CmdQuantitate	BL2000\mchavez	1/18/2022 11:13:56 PM	Quantitate all compounds in all samples			✓	
CmdQuantitate	BL2000\mchavez	1/18/2022 11:15:44 PM	Quantitate all compounds in all samples			✓	
CmdManuallyIntegratePeak	BL2000\mchavez	1/18/2022 11:16:36 PM	Manually integrate compound Toluene in sample 14JAN08.D from x, y = 8.363, 40 to 8.377, 71; result = -11			✓	
CmdManuallyIntegratePeak	BL2000\mchavez	1/18/2022 11:16:38 PM	Manually integrate compound Toluene in sample 14JAN08.D, from x, y = 8.363, 0 to 8.408, 0, result = 282; previous integration is from x, y = 8.363, 40 to 8.377, 71 and previous response = -11.			✓	
CmdManuallyIntegrateQualifierPeak	BL2000\mchavez	1/18/2022 11:16:43 PM	Manually integrate qualifier 91.0 of compound Toluene in sample 14JAN08.D from x, y = 8.355, 0 to 8.411, 0; result = 390			✓	
CmdZeroOutPeak	BL2000\mchavez	1/18/2022 11:16:47 PM	Zero out primary peak of compound Toluene in sample 14JAN08.D			✓	
CmdSetSampleAttribute	BL2000\mchavez	1/18/2022 11:16:55 PM	Set UserDefined = Qualifier ratio did not meet method criteria for Methylene chloride for sample 14JAN08.D; previous value =			✓	
CmdSetSampleAttribute	BL2000\mchavez	1/18/2022 11:17:07 PM	Set UserDefined = Qualifier ratio did not meet method criteria for Toluene for sample 14JAN08.D; previous value = Qualifier ratio did not meet method criteria for Methylene chloride			✓	
CmdManuallyIntegratePeak	BL2000\mchavez	1/18/2022 11:18:51 PM	Manually integrate compound Toluene in sample 14JAN11.D from x, y = 8.352, 0 to 8.422, 0; result = 728			✓	

Audit Trail report

Name	User	Time	Action	Reason	Comment	Succeed	Exception
CmdManuallyIntegrate QualifierPeak	BL2000\mchavez	1/18/2022 11:18:55 PM	Manually integrate qualifier 91.0 of compound Toluene in sample 14JAN11.D from x, y = 8.344, 0 to 8.416, 0; result = 0				Agilent.MassSpectrometry.DataAnalysis.Quantitative.ApplicationCommandException: Manual integration failed for qualifier 91.0 of compound Toluene in sample B22010756-001F. ---> Agilent.MassSpectrometry.DataAnalysis.Quantitative.ApplicationCommandException: Manual integration failed for qualifier 91.0 of compound Toluene in sample B22010756-001F. ---> System.IndexOutOfRangeException: Index was outside the bounds of the array. at at Agilent.MassSpectrometry.DataAnalysis.AgileIntegrator.Peak.a(Double[] A_0, Single[] A_1, Int32 A_2, Int32 A_3, Int32 A_4, Double A_5, Double A_6, Double& A_7, Double& A_8, Int32& A_9, Int32& A_10, Int32& A_11, Int32& A_12) at at Agilent.MassSpectrometry.DataAnalysis.AgileIntegrator.Peak.ComputeChromatographicMetrics(Double[] xArray, Single[] yArray, Int32 startIndex, Int32 apexIndex, Int32 endIndex, Double baselineSlope, Double yIntercept, Double& fullWidthHalfMaximum, Double& symmetry) at at Agilent.MassSpectrometry.DataAnalysis.Quantitative.Integrator.a(IChromatogram A_0, IPeakList A_1) at at Agilent.MassSpectrometry.DataAnalysis.Quantitative.Integrator.ManualIntegrate(IChromatogram chromatogram, Double xStart, Double yStart, Double xEnd, Double yEnd, IChromPeakList& peaklist) at at Agilent.MassSpectrometry.DataAnalysis.Quantitative.Analysis.MeasuredIon.ManualIntegrate(Double xStart, Double yStart, Double xEnd, Double yEnd) --- End of inner exception stack trace --- at at Agilent.MassSpectrometry.DataAnalysis.Quantitative.Analysis.QualifierIon.SetManualIntegrationFailureMessage(Exception e) at at Agilent.MassSpectrometry.DataAnalysis.Quantitative.Analysis.MeasuredIon.ManualIntegrate(Double xStart, Double yStart, Double xEnd, Double yEnd)

Audit Trail report

Name	User	Time	Action	Reason	Comment	Succeed	Exception
							at Agilent.MassSpectrometry.DataAnalysis.Quantitative.CmdManuallyIntegrateQualifierPeak.Do() --- End of inner exception stack trace --- at Agilent.MassSpectrometry.DataAnalysis.Quantitative.CmdManuallyIntegrateQualifierPeak.Do() at Agilent.MassSpectrometry.CommandModel.CommandHistory.Invoke(ICommand cmd) at Agilent.MassSpectrometry.DataAnalysis.Quantitative.AppCommandContext.Invoke(ICommand cmd)

Audit Trail report

Name	User	Time	Action	Reason	Comment	Succeed	Exception
CmdManuallyIntegrate QualifierPeak	BL2000\mchavez	1/18/2022 11:19:01 PM	Manually integrate qualifier 91.0 of compound Toluene in sample 14JAN11.D from x, y = 8.349, 0 to 8.430, 0; result = 0				Agilent.MassSpectrometry.DataAnalysis.Quantitative.ApplicationCommandException: Manual integration failed for qualifier 91.0 of compound Toluene in sample B22010756-001F. ---> Agilent.MassSpectrometry.DataAnalysis.Quantitative.ApplicationCommandException: Manual integration failed for qualifier 91.0 of compound Toluene in sample B22010756-001F. ---> System.IndexOutOfRangeException: Index was outside the bounds of the array. at at Agilent.MassSpectrometry.DataAnalysis.AgileIntegrator.Peak.a(Double[] A_0, Single[] A_1, Int32 A_2, Int32 A_3, Int32 A_4, Double A_5, Double A_6, Double& A_7, Double& A_8, Int32& A_9, Int32& A_10, Int32& A_11, Int32& A_12) at at Agilent.MassSpectrometry.DataAnalysis.AgileIntegrator.Peak.ComputeChromatographicMetrics(Double[] xArray, Single[] yArray, Int32 startIndex, Int32 apexIndex, Int32 endIndex, Double baselineSlope, Double yIntercept, Double& fullWidthHalfMaximum, Double& symmetry) at at Agilent.MassSpectrometry.DataAnalysis.Quantitative.Integrator.a(IChromatogram A_0, IPeakList A_1) at at Agilent.MassSpectrometry.DataAnalysis.Quantitative.Integrator.ManualIntegrate(IChromatogram chromatogram, Double xStart, Double yStart, Double xEnd, Double yEnd, IChromPeakList& peaklist) at at Agilent.MassSpectrometry.DataAnalysis.Quantitative.Analysis.MeasuredIon.ManualIntegrate(Double xStart, Double yStart, Double xEnd, Double yEnd) --- End of inner exception stack trace --- at at Agilent.MassSpectrometry.DataAnalysis.Quantitative.Analysis.QualifierIon.SetManualIntegrationFailureMessage(Exception e) at at Agilent.MassSpectrometry.DataAnalysis.Quantitative.Analysis.MeasuredIon.ManualIntegrate(Double xStart, Double yStart, Double xEnd, Double yEnd)

Audit Trail report

Name	User	Time	Action	Reason	Comment	Succeed	Exception
							at Agilent.MassSpectrometry.DataAnalysis.Quantitative.CmdManuallyIntegrateQualifierPeak.Do() --- End of inner exception stack trace --- at Agilent.MassSpectrometry.DataAnalysis.Quantitative.CmdManuallyIntegrateQualifierPeak.Do() at Agilent.MassSpectrometry.CommandModel.CommandHistory.Invoke(ICommand cmd) at Agilent.MassSpectrometry.DataAnalysis.Quantitative.AppCommandContext._Invoke(ICommand cmd)
CmdManuallyIntegrateQualifierPeak	BL2000\mchavez	1/18/2022 11:19:08 PM	Manually integrate qualifier91.0 of compound Toluene in sample 14JAN11.D from x, y = 8.352, 0 to 8.441, 0; result = 1485			✓	
CmdSetTargetCompoundAttribute	BL2000\mchavez	1/18/2022 11:19:12 PM	Set UserAnnotation = NI for compound Toluene in sample 14JAN11.D; previous value =			✓	
CmdManuallyIntegratePeak	BL2000\mchavez	1/18/2022 11:20:40 PM	Manually integrate compound Dichlorodifluoromethane in sample 14JAN11.D from x, y = 1.208, 0 to 1.300, 0; result = 979			✓	
CmdManuallyIntegrateQualifierPeak	BL2000\mchavez	1/18/2022 11:20:42 PM	Manually integrate qualifier87.0 of compound Dichlorodifluoromethane in sample 14JAN11.D from x, y = 1.211, 0 to 1.300, 0; result = 129			✓	
CmdSetTargetCompoundAttribute	BL2000\mchavez	1/18/2022 11:20:45 PM	Set UserAnnotation = NI for compound Dichlorodifluoromethane in sample 14JAN11.D; previous value =			✓	
CmdManuallyIntegrateQualifierPeak	BL2000\mchavez	1/18/2022 11:20:51 PM	Manually integrate qualifier52.0 of compound Chloromethane in sample 14JAN11.D from x, y = 1.364, 0 to 1.456, 0; result = 812			✓	
CmdManuallyIntegratePeak	BL2000\mchavez	1/18/2022 11:21:14 PM	Manually integrate compound Methylene chloride in sample 14JAN11.D from x, y = 3.302, 0 to 3.366, 0; result = 688			✓	
CmdManuallyIntegrateQualifierPeak	BL2000\mchavez	1/18/2022 11:21:16 PM	Manually integrate qualifier84.0 of compound Methylene chloride in sample 14JAN11.D from x, y = 3.296, 0 to 3.363, 0; result = 404			✓	
CmdManuallyIntegrateQualifierPeak	BL2000\mchavez	1/18/2022 11:21:19 PM	Manually integrate qualifier86.0 of compound Methylene chloride in sample 14JAN11.D from x, y = 3.282, 0 to 3.394, 0; result = 130			✓	
CmdSetTargetCompoundAttribute	BL2000\mchavez	1/18/2022 11:21:22 PM	Set UserAnnotation = NI for compound Methylene chloride in sample 14JAN11.D; previous value =			✓	

Audit Trail report

Name	User	Time	Action	Reason	Comment	Succeed	Exception
CmdManuallyIntegratePeak	BL2000\mchavez	1/18/2022 11:21:37 PM	Manually integrate compound Chloroform in sample 14JAN11.D from x, y = 5.617, 0 to 5.692, 0; result = 296			✓	
CmdManuallyIntegrateQualifierPeak	BL2000\mchavez	1/18/2022 11:21:39 PM	Manually integrate qualifier 85.0 of compound Chloroform in sample 14JAN11.D from x, y = 5.617, 0 to 5.706, 0; result = 251			✓	
CmdSetTargetCompoundAttribute	BL2000\mchavez	1/18/2022 11:21:43 PM	Set UserAnnotation = NI for compound Chloroform in sample 14JAN11.D; previous value =			✓	
CmdManuallyIntegratePeak	BL2000\mchavez	1/18/2022 11:22:17 PM	Manually integrate compound Benzene in sample 14JAN11.D from x, y = 6.241, 46 to 6.316, 0; result = 337			✓	
CmdManuallyIntegrateDropBaseline	BL2000\mchavez	1/18/2022 11:22:19 PM	Drop baseline for compound Benzene in sample 14JAN11.D to y = 0, new integration is from x, y = 6.241, 0 to 6.316, 0 and new response = 442; previous integration is from x, y = 6.241, 46 to 6.316, 0 and previous response = 337.			✓	
CmdManuallyIntegrateQualifierPeak	BL2000\mchavez	1/18/2022 11:22:22 PM	Manually integrate qualifier 77.0 of compound Benzene in sample 14JAN11.D from x, y = 6.250, 0 to 6.330, 0; result = 56			✓	
CmdSetTargetCompoundAttribute	BL2000\mchavez	1/18/2022 11:22:26 PM	Set UserAnnotation = NI for compound Benzene in sample 14JAN11.D; previous value =			✓	
CmdSetSampleAttribute	BL2000\mchavez	1/18/2022 11:23:07 PM	Set SampleApproved = True for sample 14JAN11.D; previous value = False			✓	
CmdQuantitate	BL2000\mchavez	1/18/2022 11:23:26 PM	Quantitate all compounds in all samples			✓	
CmdZeroOutPeak	BL2000\mchavez	1/18/2022 11:24:15 PM	Zero out primary peak of compound m+p-Xylenes in sample 14JAN12.D			✓	

Audit Trail report

Name	User	Time	Action	Reason	Comment	Succeed	Exception
CmdManuallyIntegratePeak	BL2000\mchavez	1/18/2022 11:24:33 PM	Manually integrate compound Toluene in sample 14JAN12.D from x, y = 8.349, 0 to 8.419, 0; result = 0				Agilent.MassSpectrometry.DataAnalysis.Quantitative.ApplicationCommandException: Manual integration failed for compound Toluene in sample B22010757-001F. ---> Agilent.MassSpectrometry.DataAnalysis.Quantitative.ApplicationCommandException: Manual integration failed for compound Toluene in sample B22010757-001F. ---> System.IndexOutOfRangeException: Index was outside the bounds of the array. at at Agilent.MassSpectrometry.DataAnalysis.AgileIntegrator.Peak.a(Double[] A_0, Single[] A_1, Int32 A_2, Int32 A_3, Int32 A_4, Double A_5, Double A_6, Double& A_7, Double& A_8, Int32& A_9, Int32& A_10, Int32& A_11, Int32& A_12) at at Agilent.MassSpectrometry.DataAnalysis.AgileIntegrator.Peak.ComputeChromatographicMetrics(Double[] xArray, Single[] yArray, Int32 startIndex, Int32 apexIndex, Int32 endIndex, Double baselineSlope, Double yIntercept, Double& fullWidthHalfMaximum, Double& symmetry) at at Agilent.MassSpectrometry.DataAnalysis.Quantitative.Integrator.a(IChromatogram A_0, IPeakList A_1) at at Agilent.MassSpectrometry.DataAnalysis.Quantitative.Integrator.ManualIntegrate(IChromatogram chromatogram, Double xStart, Double yStart, Double xEnd, Double yEnd, IChromPeakList& peaklist) at at Agilent.MassSpectrometry.DataAnalysis.Quantitative.Analysis.MeasuredIon.ManualIntegrate(Double xStart, Double yStart, Double xEnd, Double yEnd) --- End of inner exception stack trace --- at at Agilent.MassSpectrometry.DataAnalysis.Quantitative.Analysis.QuantifierIon.SetManualIntegrationFailureMessage(Exception e) at at Agilent.MassSpectrometry.DataAnalysis.Quantitative.Analysis.MeasuredIon.ManualIntegrate(Double xStart, Double yStart, Double xEnd, Double yEnd)

Audit Trail report

Name	User	Time	Action	Reason	Comment	Succeed	Exception
							at Agilent.MassSpectrometry.DataAnalysis.Quantitative.CmdManuallyIntegratePeak.Do() --- End of inner exception stack trace --- at Agilent.MassSpectrometry.DataAnalysis.Quantitative.CmdManuallyIntegratePeak.Do() at Agilent.MassSpectrometry.CommandModel.CommandHistory.Invoke(ICommand cmd) at Agilent.MassSpectrometry.DataAnalysis.Quantitative.AppCommandContext.Invoke(ICommand cmd)
CmdManuallyIntegratePeak	BL2000\mchavez	1/18/2022 11:24:39 PM	Manually integrate compound Toluene in sample 14JAN12.D from x, y = 8.352, 0 to 8.416, 0; result = 1494			✓	
CmdSetTargetCompoundAttribute	BL2000\mchavez	1/18/2022 11:24:43 PM	Set UserAnnotation = NI for compound Toluene in sample 14JAN12.D; previous value =			✓	
CmdZeroOutPeak	BL2000\mchavez	1/18/2022 11:24:55 PM	Zero out primary peak of compound Toluene in sample 14JAN12.D			✓	
CmdSetTargetCompoundAttribute	BL2000\mchavez	1/18/2022 11:24:58 PM	Set UserAnnotation = for compound Toluene in sample 14JAN12.D; previous value = NI			✓	
CmdManuallyIntegrateQualifierPeak	BL2000\mchavez	1/18/2022 11:25:13 PM	Manually integrate qualifier77.0 of compound Benzene in sample 14JAN12.D from x, y = 6.236, 0 to 6.350, 0; result = 579			✓	
CmdManuallyIntegratePeak	BL2000\mchavez	1/18/2022 11:25:31 PM	Manually integrate compound Methylene chloride in sample 14JAN12.D from x, y = 3.293, 0 to 3.391, 0; result = 744			✓	
CmdManuallyIntegrateQualifierPeak	BL2000\mchavez	1/18/2022 11:25:35 PM	Manually integrate qualifier84.0 of compound Methylene chloride in sample 14JAN12.D from x, y = 3.293, 0 to 3.380, 0; result = 176			✓	
CmdZeroOutPeak	BL2000\mchavez	1/18/2022 11:25:38 PM	Zero out primary peak of compound Methylene chloride in sample 14JAN12.D			✓	
CmdManuallyIntegrateQualifierPeak	BL2000\mchavez	1/18/2022 11:25:51 PM	Manually integrate qualifier52.0 of compound Chloromethane in sample 14JAN12.D from x, y = 1.375, 0 to 1.475, 0; result = 835			✓	
CmdSetSampleAttribute	BL2000\mchavez	1/18/2022 11:26:23 PM	Set UserDefined = Qualifier ratio did not meet method criteria for Methylene chloride for sample 14JAN12.D; previous value =			✓	

Audit Trail report

Name	User	Time	Action	Reason	Comment	Succeed	Exception
CmdSetSampleAttribute	BL2000\mchavez	1/18/2022 11:26:32 PM	Set UserDefined = Qualifier ratio did not meet method criteria for Methylene chloride, Toluene for sample 14JAN12.D; previous value = Qualifier ratio did not meet method criteria for Methylene chloride			✓	
CmdSetSampleAttribute	BL2000\mchavez	1/18/2022 11:26:36 PM	Set SampleApproved = True for sample 14JAN12.D; previous value = False			✓	
CmdQuantitate	BL2000\mchavez	1/18/2022 11:26:50 PM	Quantitate all compounds in all samples			✓	
CmdSaveBatchTable	BL2000\mchavez	1/18/2022 11:26:56 PM	Save batch D:\Org\Data\VOA5975C\VG011422\QuantResults\VG011422_8260B.batch.bin			✓	
CmdOpenBatchTable	BL2000\mchavez	1/19/2022 12:14:27 PM	Open batch D:\Org\Data\VOA5975C\VG011422\VG011422_8260B.batch.bin			✓	
CmdManuallyIntegrateQualifierPeak	BL2000\mchavez	1/19/2022 12:14:44 PM	Manually integrate qualifier52.0 of compound Chloromethane in sample 14JAN13.D from x, y = 1.378, 0 to 1.456, 0; result = 1193			✓	
CmdManuallyIntegratePeak	BL2000\mchavez	1/19/2022 12:14:59 PM	Manually integrate compound Methylene chloride in sample 14JAN13.D from x, y = 3.291, 0 to 3.363, 0; result = 493			✓	
CmdManuallyIntegrateQualifierPeak	BL2000\mchavez	1/19/2022 12:15:01 PM	Manually integrate qualifier84.0 of compound Methylene chloride in sample 14JAN13.D from x, y = 3.282, 0 to 3.383, 0; result = 278			✓	
CmdManuallyIntegrateQualifierPeak	BL2000\mchavez	1/19/2022 12:15:03 PM	Manually integrate qualifier86.0 of compound Methylene chloride in sample 14JAN13.D from x, y = 3.310, 0 to 3.388, 0; result = 83			✓	
CmdSetTargetCompoundAttribute	BL2000\mchavez	1/19/2022 12:15:12 PM	Set UserAnnotation = NI for compound Methylene chloride in sample 14JAN13.D; previous value =			✓	

Audit Trail report

Name	User	Time	Action	Reason	Comment	Succeed	Exception
CmdManuallyIntegratePeak	BL2000\mchavez	1/19/2022 12:15:58 PM	Manually integrate compound Toluene in sample 14JAN13.D from x, y = 8.344, 0 to 8.439, 0; result = 0				Agilent.MassSpectrometry.DataAnalysis.Quantitative.ApplicationCommandException: Manual integration failed for compound Toluene in sample B22010758-001F. ---> Agilent.MassSpectrometry.DataAnalysis.Quantitative.ApplicationCommandException: Manual integration failed for compound Toluene in sample B22010758-001F. ---> System.IndexOutOfRangeException: Index was outside the bounds of the array. at Agilent.MassSpectrometry.DataAnalysis.AgileIntegrator.Peak.a(Double[] A_0, Single[] A_1, Int32 A_2, Int32 A_3, Int32 A_4, Double A_5, Double A_6, Double& A_7, Double& A_8, Int32& A_9, Int32& A_10, Int32& A_11, Int32& A_12) at Agilent.MassSpectrometry.DataAnalysis.AgileIntegrator.Peak.ComputeChromatographicMetrics(Double[] xArray, Single[] yArray, Int32 startIndex, Int32 apexIndex, Int32 endIndex, Double baselineSlope, Double yIntercept, Double& fullWidthHalfMaximum, Double& symmetry) at Agilent.MassSpectrometry.DataAnalysis.Quantitative.Integrator.a(IChromatogram A_0, IPeakList A_1) at Agilent.MassSpectrometry.DataAnalysis.Quantitative.Integrator.ManualIntegrate(IChromatogram chromatogram, Double xStart, Double yStart, Double xEnd, Double yEnd, IChromPeakList& peaklist) at Agilent.MassSpectrometry.DataAnalysis.Quantitative.Analysis.MeasuredIon.ManualIntegrate(Double xStart, Double yStart, Double xEnd, Double yEnd) --- End of inner exception stack trace --- at Agilent.MassSpectrometry.DataAnalysis.Quantitative.Analysis.QuantifierIon.SetManualIntegrationFailureMessage(Exception e) at Agilent.MassSpectrometry.DataAnalysis.Quantitative.Analysis.MeasuredIon.ManualIntegrate(Double xStart, Double yStart, Double xEnd, Double yEnd)

Audit Trail report

Name	User	Time	Action	Reason	Comment	Succeed	Exception
							at Agilent.MassSpectrometry.DataAnalysis.Quantitative.CmdManuallyIntegratePeak.Do() --- End of inner exception stack trace --- at Agilent.MassSpectrometry.DataAnalysis.Quantitative.CmdManuallyIntegratePeak.Do() at Agilent.MassSpectrometry.CommandModel.CommandHistory.Invoke(ICommand cmd) at Agilent.MassSpectrometry.DataAnalysis.Quantitative.AppCommandContext._Invoke(ICommand cmd)
CmdManuallyIntegrateQualifierPeak	BL2000\mchavez	1/19/2022 12:16:03 PM	Manually integrate qualifier 91.0 of compound Toluene in sample 14JAN13.D from x, y = 8.352, 0 to 8.444, 0; result = 0			✓	
CmdManuallyIntegratePeak	BL2000\mchavez	1/19/2022 12:16:07 PM	Manually integrate compound Toluene in sample 14JAN13.D from x, y = 8.355, 0 to 8.408, 0; result = 835			✓	
CmdSetTargetCompoundAttribute	BL2000\mchavez	1/19/2022 12:16:12 PM	Set UserAnnotation = NI for compound Toluene in sample 14JAN13.D; previous value =			✓	
CmdManuallyIntegratePeak	BL2000\mchavez	1/19/2022 12:16:38 PM	Manually integrate compound o-Xylene in sample 14JAN13.D from x, y = 10.413, 0 to 10.455, 0; result = 26			✓	
CmdManuallyIntegrateQualifierPeak	BL2000\mchavez	1/19/2022 12:16:40 PM	Manually integrate qualifier 91.0 of compound o-Xylene in sample 14JAN13.D from x, y = 10.410, 0 to 10.466, 0; result = 216			✓	
CmdZeroOutPeak	BL2000\mchavez	1/19/2022 12:16:43 PM	Zero out primary peak of compound o-Xylene in sample 14JAN13.D			✓	
CmdSetSampleAttribute	BL2000\mchavez	1/19/2022 12:16:53 PM	Set UserDefined = Qualifier ratio did not meet method criteria for Methylene chloride, Toluene for sample 14JAN13.D; previous value =			✓	
CmdSetSampleAttribute	BL2000\mchavez	1/19/2022 12:17:05 PM	Set UserDefined = Qualifier ratio did not meet method criteria for o-Xylene for sample 14JAN13.D; previous value = Qualifier ratio did not meet method criteria for Methylene chloride, Toluene			✓	
CmdSetSampleAttribute	BL2000\mchavez	1/19/2022 12:17:28 PM	Set SampleApproved = True for sample 14JAN13.D; previous value = False			✓	
CmdQuantitate	BL2000\mchavez	1/19/2022 12:17:51 PM	Quantitate all compounds in all samples			✓	

Audit Trail report

Name	User	Time	Action	Reason	Comment	Succeed	Exception
CmdManuallyIntegratePeak	BL2000\mchavez	1/19/2022 12:18:43 PM	Manually integrate compound o-Xylene in sample 14JAN14.D from x, y = 10.416, 0 to 10.449, 0; result = 27			✓	
CmdManuallyIntegrateQualifierPeak	BL2000\mchavez	1/19/2022 12:18:45 PM	Manually integrate qualifier91.0 of compound o-Xylene in sample 14JAN14.D from x, y = 10.396, 0 to 10.472, 0; result = 144			✓	
CmdZeroOutPeak	BL2000\mchavez	1/19/2022 12:18:47 PM	Zero out primary peak of compound o-Xylene in sample 14JAN14.D			✓	
CmdManuallyIntegratePeak	BL2000\mchavez	1/19/2022 12:18:52 PM	Manually integrate compound m+p-Xylenes in sample 14JAN14.D from x, y = 10.031, 0 to 10.067, 0; result = 70			✓	
CmdManuallyIntegrateQualifierPeak	BL2000\mchavez	1/19/2022 12:18:53 PM	Manually integrate qualifier91.0 of compound m+p-Xylenes in sample 14JAN14.D from x, y = 10.017, 0 to 10.059, 0; result = 206			✓	
CmdZeroOutPeak	BL2000\mchavez	1/19/2022 12:18:56 PM	Zero out primary peak of compound m+p-Xylenes in sample 14JAN14.D			✓	
CmdSetSampleAttribute	BL2000\mchavez	1/19/2022 12:19:13 PM	Set UserDefined = Qualifier ratio did not meet method criteria for Methylene chloride, Toluene for sample 14JAN14.D; previous value =			✓	
CmdSetSampleAttribute	BL2000\mchavez	1/19/2022 12:19:32 PM	Set UserDefined = Qualifier ratio did not meet method criteria for m+p Xylenes, o-Xylene for sample 14JAN14.D; previous value = Qualifier ratio did not meet method criteria for Methylene chloride, Toluene			✓	

Audit Trail report

Name	User	Time	Action	Reason	Comment	Succeed	Exception
CmdManuallyIntegratePeak	BL2000\mchavez	1/19/2022 12:19:54 PM	Manually integrate compound Toluene in sample 14JAN14.D from x, y = 8.349, 0 to 8.427, 0; result = 0				<p>Agilent.MassSpectrometry.DataAnalysis.Quantitative.ApplicationCommandException: Manual integration failed for compound Toluene in sample B22010758-002C. ---></p> <p>Agilent.MassSpectrometry.DataAnalysis.Quantitative.ApplicationCommandException: Manual integration failed for compound Toluene in sample B22010758-002C. ---></p> <p>System.IndexOutOfRangeException: Index was outside the bounds of the array. at Agilent.MassSpectrometry.DataAnalysis.AgileIntegrator.Peak.a(Double[] A_0, Single[] A_1, Int32 A_2, Int32 A_3, Int32 A_4, Double A_5, Double A_6, Double& A_7, Double& A_8, Int32& A_9, Int32& A_10, Int32& A_11, Int32& A_12) at Agilent.MassSpectrometry.DataAnalysis.AgileIntegrator.Peak.ComputeChromatographicMetrics(Double[] xArray, Single[] yArray, Int32 startIndex, Int32 apexIndex, Int32 endIndex, Double baselineSlope, Double yIntercept, Double& fullWidthHalfMaximum, Double& symmetry) at Agilent.MassSpectrometry.DataAnalysis.Quantitative.Integrator.a(IChromatogram A_0, IPeakList A_1) at Agilent.MassSpectrometry.DataAnalysis.Quantitative.Integrator.ManualIntegrate(IChromatogram chromatogram, Double xStart, Double yStart, Double xEnd, Double yEnd, IChromPeakList& peaklist) at Agilent.MassSpectrometry.DataAnalysis.Quantitative.Analysis.MeasuredIon.ManualIntegrate(Double xStart, Double yStart, Double xEnd, Double yEnd) --- End of inner exception stack trace --- at Agilent.MassSpectrometry.DataAnalysis.Quantitative.Analysis.QuantifierIon.SetManualIntegrationFailureMessage(Exception e) at Agilent.MassSpectrometry.DataAnalysis.Quantitative.Analysis.MeasuredIon.ManualIntegrate(Double xStart, Double yStart, Double xEnd, Double yEnd)</p>

Audit Trail report

Name	User	Time	Action	Reason	Comment	Succeed	Exception
							at Agilent.MassSpectrometry.DataAnalysis.Quantitative.CmdManuallyIntegratePeak.Do() --- End of inner exception stack trace --- at Agilent.MassSpectrometry.DataAnalysis.Quantitative.CmdManuallyIntegratePeak.Do() at Agilent.MassSpectrometry.CommandModel.CommandHistory.Invoke(ICommand cmd) at Agilent.MassSpectrometry.DataAnalysis.Quantitative.AppCommandContext._Invoke(ICommand cmd)

Audit Trail report

Name	User	Time	Action	Reason	Comment	Succeed	Exception
CmdManuallyIntegrate QualifierPeak	BL2000\mchavez	1/19/2022 12:19:59 PM	Manually integrate qualifier 91.0 of compound Toluene in sample 14JAN14.D from x, y = 8.352, 0 to 8.447, 0; result = 0				<p>Agilent.MassSpectrometry.DataAnalysis.Quantitative.ApplicationCommandException: Manual integration failed for qualifier 91.0 of compound Toluene in sample B22010758-002C. ---></p> <p>Agilent.MassSpectrometry.DataAnalysis.Quantitative.ApplicationCommandException: Manual integration failed for qualifier 91.0 of compound Toluene in sample B22010758-002C. ---></p> <p>System.IndexOutOfRangeException: Index was outside the bounds of the array.</p> <p>at Agilent.MassSpectrometry.DataAnalysis.AgileIntegrator.Peak.a(Double[] A_0, Single[] A_1, Int32 A_2, Int32 A_3, Int32 A_4, Double A_5, Double A_6, Double& A_7, Double& A_8, Int32& A_9, Int32& A_10, Int32& A_11, Int32& A_12)</p> <p>at Agilent.MassSpectrometry.DataAnalysis.AgileIntegrator.Peak.ComputeChromatographicMetrics(Double[] xArray, Single[] yArray, Int32 startIndex, Int32 apexIndex, Int32 endIndex, Double baselineSlope, Double yIntercept, Double& fullWidthHalfMaximum, Double& symmetry)</p> <p>at Agilent.MassSpectrometry.DataAnalysis.Quantitative.Integrator.a(IChromatogram A_0, IPeakList A_1)</p> <p>at Agilent.MassSpectrometry.DataAnalysis.Quantitative.Integrator.ManualIntegrate(IChromatogram chromatogram, Double xStart, Double yStart, Double xEnd, Double yEnd, IChromPeakList& peaklist)</p> <p>at Agilent.MassSpectrometry.DataAnalysis.Quantitative.Analysis.MeasuredIon.ManualIntegrate(Double xStart, Double yStart, Double xEnd, Double yEnd)</p> <p>--- End of inner exception stack trace ---</p> <p>at Agilent.MassSpectrometry.DataAnalysis.Quantitative.Analysis.QualifierIon.SetManualIntegrationFailureMessage(Exception e)</p> <p>at Agilent.MassSpectrometry.DataAnalysis.Quantitative.Analysis.MeasuredIon.ManualIntegrate(Double xStart, Double yStart, Double xEnd, Double yEnd)</p>

Audit Trail report

Name	User	Time	Action	Reason	Comment	Succeed	Exception
							at Agilent.MassSpectrometry.DataAnalysis.Quantitative.CmdManuallyIntegrateQualifierPeak.Do() --- End of inner exception stack trace --- at Agilent.MassSpectrometry.DataAnalysis.Quantitative.CmdManuallyIntegrateQualifierPeak.Do() at Agilent.MassSpectrometry.CommandModel.CommandHistory.Invoke(ICommand cmd) at Agilent.MassSpectrometry.DataAnalysis.Quantitative.AppCommandContext.Invoke(ICommand cmd)
CmdManuallyIntegratePeak	BL2000\mchavez	1/19/2022 12:20:06 PM	Manually integrate compound Toluene in sample 14JAN14.D from x, y = 8.344, 0 to 8.433, 0; result = 1016			✓	
CmdManuallyIntegrateQualifierPeak	BL2000\mchavez	1/19/2022 12:20:09 PM	Manually integrate qualifier91.0 of compound Toluene in sample 14JAN14.D from x, y = 8.361, 0 to 8.447, 0; result = 1771			✓	
CmdSetTargetCompoundAttribute	BL2000\mchavez	1/19/2022 12:20:13 PM	Set UserAnnotation = NI for compound Toluene in sample 14JAN14.D; previous value =			✓	
CmdManuallyIntegratePeak	BL2000\mchavez	1/19/2022 12:20:46 PM	Manually integrate compound Methylene chloride in sample 14JAN14.D from x, y = 3.260, 0 to 3.411, 0; result = 3484			✓	
CmdSetTargetCompoundAttribute	BL2000\mchavez	1/19/2022 12:20:48 PM	Set UserAnnotation = NI for compound Methylene chloride in sample 14JAN14.D; previous value =			✓	
CmdManuallyIntegrateQualifierPeak	BL2000\mchavez	1/19/2022 12:20:50 PM	Manually integrate qualifier84.0 of compound Methylene chloride in sample 14JAN14.D from x, y = 3.277, 0 to 3.419, 0; result = 2229			✓	
CmdManuallyIntegrateQualifierPeak	BL2000\mchavez	1/19/2022 12:20:53 PM	Manually integrate qualifier86.0 of compound Methylene chloride in sample 14JAN14.D from x, y = 3.291, 0 to 3.411, 0; result = 1532			✓	
CmdManuallyIntegratePeak	BL2000\mchavez	1/19/2022 12:21:12 PM	Manually integrate compound Chloromethane in sample 14JAN14.D from x, y = 1.383, 0 to 1.425, -7; result = 998			✓	
CmdManuallyIntegratePeak	BL2000\mchavez	1/19/2022 12:21:16 PM	Manually integrate compound Chloromethane in sample 14JAN14.D, from x, y = 1.383, 0 to 1.453, 0, result = 1226; previous integration is from x, y = 1.383, 0 to 1.425, -7 and previous response = 998.			✓	

Audit Trail report

Name	User	Time	Action	Reason	Comment	Succeed	Exception
CmdManuallyIntegrateQualifierPeak	BL2000\mchavez	1/19/2022 12:21:19 PM	Manually integrate qualifier52.0 of compound Chloromethane in sample 14JAN14.D from x, y = 1.386, 0 to 1.470, 0; result = 261			✓	
CmdSetTargetCompoundAttribute	BL2000\mchavez	1/19/2022 12:21:23 PM	Set UserAnnotation = NI for compound Chloromethane in sample 14JAN14.D; previous value =			✓	
CmdSetSampleAttribute	BL2000\mchavez	1/19/2022 12:21:53 PM	Set SampleApproved = True for sample 14JAN14.D; previous value = False			✓	
CmdQuantitate	BL2000\mchavez	1/19/2022 12:22:12 PM	Quantitate all compounds in all samples			✓	
CmdManuallyIntegrateQualifierPeak	BL2000\mchavez	1/19/2022 12:22:27 PM	Manually integrate qualifier52.0 of compound Chloromethane in sample 14JAN15.D from x, y = 1.353, 0 to 1.445, 0; result = 742			✓	
CmdManuallyIntegratePeak	BL2000\mchavez	1/19/2022 12:22:49 PM	Manually integrate compound Methylene chloride in sample 14JAN15.D from x, y = 3.266, 0 to 3.419, 0; result = 598			✓	
CmdManuallyIntegrateQualifierPeak	BL2000\mchavez	1/19/2022 12:22:51 PM	Manually integrate qualifier84.0 of compound Methylene chloride in sample 14JAN15.D from x, y = 3.280, 0 to 3.388, 0; result = 431			✓	
CmdManuallyIntegrateQualifierPeak	BL2000\mchavez	1/19/2022 12:22:54 PM	Manually integrate qualifier86.0 of compound Methylene chloride in sample 14JAN15.D from x, y = 3.299, 0 to 3.374, 0; result = 222			✓	
CmdManuallyIntegratePeak	BL2000\mchavez	1/19/2022 12:23:43 PM	Manually integrate compound Benzene in sample 14JAN15.D from x, y = 6.250, 0 to 6.308, 0; result = 794			✓	
CmdManuallyIntegrateQualifierPeak	BL2000\mchavez	1/19/2022 12:23:46 PM	Manually integrate qualifier77.0 of compound Benzene in sample 14JAN15.D from x, y = 6.244, 0 to 6.305, 0; result = 204			✓	
CmdManuallyIntegrateMerge	BL2000\mchavez	1/19/2022 12:23:52 PM	Merge peak with right peak for compound 1,2-Dichloroethane in sample 14JAN15.D, new integration is from x, y = 6.289, 0 to 6.356, 0 and new response = 4566; previous integration is from x, y = 6.289, 0 to 6.322, 0 and previous response = 2042.			✓	
CmdManuallyIntegrateQualifierPeak	BL2000\mchavez	1/19/2022 12:23:55 PM	Manually integrate qualifier64.0 of compound 1,2-Dichloroethane in sample 14JAN15.D from x, y = 6.291, 0 to 6.353, 0; result = 1235			✓	
CmdManuallyIntegrateQualifierPeak	BL2000\mchavez	1/19/2022 12:23:58 PM	Manually integrate qualifier98.0 of compound 1,2-Dichloroethane in sample 14JAN15.D from x, y = 6.294, 0 to 6.364, 0; result = 219			✓	

Audit Trail report

Name	User	Time	Action	Reason	Comment	Succeed	Exception
CmdManuallyIntegratePeak	BL2000\mchavez	1/19/2022 12:24:16 PM	Manually integrate compound Toluene in sample 14JAN15.D from x, y = 8.352, 0 to 8.439, 0; result = 0				<p>Agilent.MassSpectrometry.DataAnalysis.Quantitative.ApplicationCommandException: Manual integration failed for compound Toluene in sample B22010753-001F. ---></p> <p>Agilent.MassSpectrometry.DataAnalysis.Quantitative.ApplicationCommandException: Manual integration failed for compound Toluene in sample B22010753-001F. ---></p> <p>System.IndexOutOfRangeException: Index was outside the bounds of the array. at Agilent.MassSpectrometry.DataAnalysis.AgileIntegrator.Peak.a(Double[] A_0, Single[] A_1, Int32 A_2, Int32 A_3, Int32 A_4, Double A_5, Double A_6, Double& A_7, Double& A_8, Int32& A_9, Int32& A_10, Int32& A_11, Int32& A_12) at Agilent.MassSpectrometry.DataAnalysis.AgileIntegrator.Peak.ComputeChromatographicMetrics(Double[] xArray, Single[] yArray, Int32 startIndex, Int32 apexIndex, Int32 endIndex, Double baselineSlope, Double yIntercept, Double& fullWidthHalfMaximum, Double& symmetry) at Agilent.MassSpectrometry.DataAnalysis.Quantitative.Integrator.a(IChromatogram A_0, IPeakList A_1) at Agilent.MassSpectrometry.DataAnalysis.Quantitative.Integrator.ManualIntegrate(IChromatogram chromatogram, Double xStart, Double yStart, Double xEnd, Double yEnd, IChromPeakList& peaklist) at Agilent.MassSpectrometry.DataAnalysis.Quantitative.Analysis.MeasuredIon.ManualIntegrate(Double xStart, Double yStart, Double xEnd, Double yEnd) --- End of inner exception stack trace --- at Agilent.MassSpectrometry.DataAnalysis.Quantitative.Analysis.QuantifierIon.SetManualIntegrationFailureMessage(Exception e) at Agilent.MassSpectrometry.DataAnalysis.Quantitative.Analysis.MeasuredIon.ManualIntegrate(Double xStart, Double yStart, Double xEnd, Double yEnd)</p>

Audit Trail report

Name	User	Time	Action	Reason	Comment	Succeed	Exception
							at Agilent.MassSpectrometry.DataAnalysis.Quantitative.CmdManuallyIntegratePeak.Do() --- End of inner exception stack trace --- at Agilent.MassSpectrometry.DataAnalysis.Quantitative.CmdManuallyIntegratePeak.Do() at Agilent.MassSpectrometry.CommandModel.CommandHistory.Invoke(ICommand cmd) at Agilent.MassSpectrometry.DataAnalysis.Quantitative.AppCommandContext.Invoke(ICommand cmd)

Audit Trail report

Name	User	Time	Action	Reason	Comment	Succeed	Exception
CmdManuallyIntegrate QualifierPeak	BL2000\mchavez	1/19/2022 12:24:25 PM	Manually integrate qualifier 91.0 of compound Toluene in sample 14JAN15.D from x, y = 8.352, 0 to 8.433, 0; result = 0				Agilent.MassSpectrometry.DataAnalysis.Quantitative.ApplicationCommandException: Manual integration failed for qualifier 91.0 of compound Toluene in sample B22010753-001F. ---> Agilent.MassSpectrometry.DataAnalysis.Quantitative.ApplicationCommandException: Manual integration failed for qualifier 91.0 of compound Toluene in sample B22010753-001F. ---> System.IndexOutOfRangeException: Index was outside the bounds of the array. at at Agilent.MassSpectrometry.DataAnalysis.AgileIntegrator.Peak.a(Double[] A_0, Single[] A_1, Int32 A_2, Int32 A_3, Int32 A_4, Double A_5, Double A_6, Double& A_7, Double& A_8, Int32& A_9, Int32& A_10, Int32& A_11, Int32& A_12) at at Agilent.MassSpectrometry.DataAnalysis.AgileIntegrator.Peak.ComputeChromatographicMetrics(Double[] xArray, Single[] yArray, Int32 startIndex, Int32 apexIndex, Int32 endIndex, Double baselineSlope, Double yIntercept, Double& fullWidthHalfMaximum, Double& symmetry) at at Agilent.MassSpectrometry.DataAnalysis.Quantitative.Integrator.a(IChromatogram A_0, IPeakList A_1) at at Agilent.MassSpectrometry.DataAnalysis.Quantitative.Integrator.ManualIntegrate(IChromatogram chromatogram, Double xStart, Double yStart, Double xEnd, Double yEnd, IChromPeakList& peaklist) at at Agilent.MassSpectrometry.DataAnalysis.Quantitative.Analysis.MeasuredIon.ManualIntegrate(Double xStart, Double yStart, Double xEnd, Double yEnd) --- End of inner exception stack trace --- at at Agilent.MassSpectrometry.DataAnalysis.Quantitative.Analysis.QualifierIon.SetManualIntegrationFailureMessage(Exception e) at at Agilent.MassSpectrometry.DataAnalysis.Quantitative.Analysis.MeasuredIon.ManualIntegrate(Double xStart, Double yStart, Double xEnd, Double yEnd)

Audit Trail report

Name	User	Time	Action	Reason	Comment	Succeed	Exception
							at Agilent.MassSpectrometry.DataAnalysis.Quantitative.CmdManuallyIntegrateQualifierPeak.Do() --- End of inner exception stack trace --- at Agilent.MassSpectrometry.DataAnalysis.Quantitative.CmdManuallyIntegrateQualifierPeak.Do() at Agilent.MassSpectrometry.CommandModel.CommandHistory.Invoke(ICommand cmd) at Agilent.MassSpectrometry.DataAnalysis.Quantitative.AppCommandContext.Invoke(ICommand cmd)

Audit Trail report

Name	User	Time	Action	Reason	Comment	Succeed	Exception
CmdManuallyIntegratePeak	BL2000\mchavez	1/19/2022 12:24:31 PM	Manually integrate compound Toluene in sample 14JAN15.D from x, y = 8.355, 0 to 8.430, 0; result = 0				Agilent.MassSpectrometry.DataAnalysis.Quantitative.ApplicationCommandException: Manual integration failed for compound Toluene in sample B22010753-001F. ---> Agilent.MassSpectrometry.DataAnalysis.Quantitative.ApplicationCommandException: Manual integration failed for compound Toluene in sample B22010753-001F. ---> System.IndexOutOfRangeException: Index was outside the bounds of the array. at Agilent.MassSpectrometry.DataAnalysis.AgileIntegrator.Peak.a(Double[] A_0, Single[] A_1, Int32 A_2, Int32 A_3, Int32 A_4, Double A_5, Double A_6, Double& A_7, Double& A_8, Int32& A_9, Int32& A_10, Int32& A_11, Int32& A_12) at Agilent.MassSpectrometry.DataAnalysis.AgileIntegrator.Peak.ComputeChromatographicMetrics(Double[] xArray, Single[] yArray, Int32 startIndex, Int32 apexIndex, Int32 endIndex, Double baselineSlope, Double yIntercept, Double& fullWidthHalfMaximum, Double& symmetry) at Agilent.MassSpectrometry.DataAnalysis.Quantitative.Integrator.a(IChromatogram A_0, IPeakList A_1) at Agilent.MassSpectrometry.DataAnalysis.Quantitative.Integrator.ManualIntegrate(IChromatogram chromatogram, Double xStart, Double yStart, Double xEnd, Double yEnd, IChromPeakList& peaklist) at Agilent.MassSpectrometry.DataAnalysis.Quantitative.Analysis.MeasuredIon.ManualIntegrate(Double xStart, Double yStart, Double xEnd, Double yEnd) --- End of inner exception stack trace --- at Agilent.MassSpectrometry.DataAnalysis.Quantitative.Analysis.QuantifierIon.SetManualIntegrationFailureMessage(Exception e) at Agilent.MassSpectrometry.DataAnalysis.Quantitative.Analysis.MeasuredIon.ManualIntegrate(Double xStart, Double yStart, Double xEnd, Double yEnd)

Audit Trail report

Name	User	Time	Action	Reason	Comment	Succeed	Exception
							at Agilent.MassSpectrometry.DataAnalysis.Quantitative.CmdManuallyIntegratePeak.Do() --- End of inner exception stack trace --- at Agilent.MassSpectrometry.DataAnalysis.Quantitative.CmdManuallyIntegratePeak.Do() at Agilent.MassSpectrometry.CommandModel.CommandHistory.Invoke(ICommand cmd) at Agilent.MassSpectrometry.DataAnalysis.Quantitative.AppCommandContext._Invoke(ICommand cmd)
CmdManuallyIntegrateQualifierPeak	BL2000\mchavez	1/19/2022 12:24:35 PM	Manually integrate qualifier 91.0 of compound Toluene in sample 14JAN15.D from x, y = 8.347, 0 to 8.422, 0; result = 0			✓	

Audit Trail report

Name	User	Time	Action	Reason	Comment	Succeed	Exception
CmdManuallyIntegratePeak	BL2000\mchavez	1/19/2022 12:24:46 PM	Manually integrate compound Toluene in sample 14JAN15.D from x, y = 8.352, 0 to 8.447, 0; result = 0				Agilent.MassSpectrometry.DataAnalysis.Quantitative.ApplicationCommandException: Manual integration failed for compound Toluene in sample B22010753-001F. ---> Agilent.MassSpectrometry.DataAnalysis.Quantitative.ApplicationCommandException: Manual integration failed for compound Toluene in sample B22010753-001F. ---> System.IndexOutOfRangeException: Index was outside the bounds of the array. at at Agilent.MassSpectrometry.DataAnalysis.AgileIntegrator.Peak.a(Double[] A_0, Single[] A_1, Int32 A_2, Int32 A_3, Int32 A_4, Double A_5, Double A_6, Double& A_7, Double& A_8, Int32& A_9, Int32& A_10, Int32& A_11, Int32& A_12) at at Agilent.MassSpectrometry.DataAnalysis.AgileIntegrator.Peak.ComputeChromatographicMetrics(Double[] xArray, Single[] yArray, Int32 startIndex, Int32 apexIndex, Int32 endIndex, Double baselineSlope, Double yIntercept, Double& fullWidthHalfMaximum, Double& symmetry) at at Agilent.MassSpectrometry.DataAnalysis.Quantitative.Integrator.a(IChromatogram A_0, IPeakList A_1) at at Agilent.MassSpectrometry.DataAnalysis.Quantitative.Integrator.ManualIntegrate(IChromatogram chromatogram, Double xStart, Double yStart, Double xEnd, Double yEnd, IChromPeakList& peaklist) at at Agilent.MassSpectrometry.DataAnalysis.Quantitative.Analysis.MeasuredIon.ManualIntegrate(Double xStart, Double yStart, Double xEnd, Double yEnd) --- End of inner exception stack trace --- at at Agilent.MassSpectrometry.DataAnalysis.Quantitative.Analysis.QuantifierIon.SetManualIntegrationFailureMessage(Exception e) at at Agilent.MassSpectrometry.DataAnalysis.Quantitative.Analysis.MeasuredIon.ManualIntegrate(Double xStart, Double yStart, Double xEnd, Double yEnd)

Audit Trail report

Name	User	Time	Action	Reason	Comment	Succeed	Exception
							at Agilent.MassSpectrometry.DataAnalysis.Quantitative.CmdManuallyIntegratePeak.Do() --- End of inner exception stack trace --- at Agilent.MassSpectrometry.DataAnalysis.Quantitative.CmdManuallyIntegratePeak.Do() at Agilent.MassSpectrometry.CommandModel.CommandHistory.Invoke(ICommand cmd) at Agilent.MassSpectrometry.DataAnalysis.Quantitative.AppCommandContext._Invoke(ICommand cmd)
CmdManuallyIntegrateQualifierPeak	BL2000\mchavez	1/19/2022 12:24:51 PM	Manually integrate qualifier91.0 of compound Toluene in sample 14JAN15.D from x, y = 8.358, 0 to 8.433, 0; result = 0			✓	
CmdManuallyIntegratePeak	BL2000\mchavez	1/19/2022 12:24:58 PM	Manually integrate compound Toluene in sample 14JAN15.D from x, y = 8.358, 0 to 8.433, 0; result = 1913			✓	
CmdSetTargetCompoundAttribute	BL2000\mchavez	1/19/2022 12:25:02 PM	Set UserAnnotation = NI for compound Toluene in sample 14JAN15.D; previous value =			✓	
CmdSetTargetCompoundAttribute	BL2000\mchavez	1/19/2022 12:25:05 PM	Set UserAnnotation = NI for compound Benzene in sample 14JAN15.D; previous value =			✓	
CmdSetTargetCompoundAttribute	BL2000\mchavez	1/19/2022 12:25:07 PM	Set UserAnnotation = NI for compound 1,2-Dichloroethane in sample 14JAN15.D; previous value =			✓	
CmdSetSampleAttribute	BL2000\mchavez	1/19/2022 12:25:52 PM	Set SampleApproved = True for sample 14JAN15.D; previous value = False			✓	
CmdManuallyIntegratePeak	BL2000\mchavez	1/19/2022 12:49:57 PM	Manually integrate compound m+p-Xylenes in sample 14JAN16.D from x, y = 10.017, 0 to 10.078, 0; result = 60			✓	
CmdManuallyIntegrateQualifierPeak	BL2000\mchavez	1/19/2022 12:49:59 PM	Manually integrate qualifier91.0 of compound m+p-Xylenes in sample 14JAN16.D from x, y = 10.011, 0 to 10.064, 0; result = 227			✓	
CmdZeroOutPeak	BL2000\mchavez	1/19/2022 12:50:01 PM	Zero out primary peak of compound m+p-Xylenes in sample 14JAN16.D			✓	
CmdManuallyIntegratePeak	BL2000\mchavez	1/19/2022 12:50:51 PM	Manually integrate compound Chloroform in sample 14JAN16.D from x, y = 5.622, 0 to 5.678, 0; result = 276			✓	
CmdManuallyIntegrateQualifierPeak	BL2000\mchavez	1/19/2022 12:50:53 PM	Manually integrate qualifier85.0 of compound Chloroform in sample 14JAN16.D from x, y = 5.636, 0 to 5.706, 0; result = 113			✓	

Audit Trail report

Name	User	Time	Action	Reason	Comment	Succeed	Exception
CmdManuallyIntegratePeak	BL2000\mchavez	1/19/2022 12:51:22 PM	Manually integrate compound Methylene chloride in sample 14JAN16.D from x, y = 3.282, 0 to 3.413, 0; result = 1658			✓	
CmdSetTargetCompoundAttribute	BL2000\mchavez	1/19/2022 12:51:26 PM	Set UserAnnotation = NI for compound Chloroform in sample 14JAN16.D; previous value =			✓	
CmdManuallyIntegrateQualifierPeak	BL2000\mchavez	1/19/2022 12:51:30 PM	Manually integrate qualifier84.0 of compound Methylene chloride in sample 14JAN16.D from x, y = 3.277, 0 to 3.383, 0; result = 1218			✓	
CmdManuallyIntegrateQualifierPeak	BL2000\mchavez	1/19/2022 12:51:32 PM	Manually integrate qualifier86.0 of compound Methylene chloride in sample 14JAN16.D from x, y = 3.302, 0 to 3.386, 0; result = 601			✓	
CmdManuallyIntegratePeak	BL2000\mchavez	1/19/2022 12:51:51 PM	Manually integrate compound Chloromethane in sample 14JAN16.D from x, y = 1.369, 0 to 1.439, 0; result = 1264			✓	
CmdManuallyIntegrateQualifierPeak	BL2000\mchavez	1/19/2022 12:51:53 PM	Manually integrate qualifier52.0 of compound Chloromethane in sample 14JAN16.D from x, y = 1.367, 0 to 1.461, 0; result = 414			✓	
CmdSetSampleAttribute	BL2000\mchavez	1/19/2022 12:51:59 PM	Set SampleApproved = True for sample 14JAN16.D; previous value = False			✓	
CmdSetTargetCompoundAttribute	BL2000\mchavez	1/19/2022 12:52:31 PM	Set UserAnnotation = NI for compound Methylene chloride in sample 14JAN15.D; previous value =			✓	
CmdSetTargetCompoundAttribute	BL2000\mchavez	1/19/2022 12:52:50 PM	Set UserAnnotation = NI for compound Chloromethane in sample 14JAN16.D; previous value =			✓	
CmdSetTargetCompoundAttribute	BL2000\mchavez	1/19/2022 12:52:54 PM	Set UserAnnotation = NI for compound Methylene chloride in sample 14JAN16.D; previous value =			✓	
CmdSetSampleAttribute	BL2000\mchavez	1/19/2022 12:53:21 PM	Set UserDefined = Qualifier ratio did not meet method criteria for m+p Xylenes for sample 14JAN16.D; previous value =			✓	
CmdManuallyIntegratePeak	BL2000\mchavez	1/19/2022 12:53:44 PM	Manually integrate compound Chloromethane in sample 14JAN17.D from x, y = 1.367, 0 to 1.467, 0; result = 1380			✓	
CmdManuallyIntegrateQualifierPeak	BL2000\mchavez	1/19/2022 12:53:47 PM	Manually integrate qualifier52.0 of compound Chloromethane in sample 14JAN17.D from x, y = 1.361, -43 to 1.381, -43; result = 51			✓	

Audit Trail report

Name	User	Time	Action	Reason	Comment	Succeed	Exception
CmdManuallyIntegrateQualifierPeak	BL2000\mchavez	1/19/2022 12:53:51 PM	Manually integrate qualifier 52.0 of compound Chloromethane in sample 14JAN17.D, from x, y = 1.378, 0 to 1.470, 0, result = 667; previous integration is from x, y = 1.361, -43 to 1.381, -43 and previous response = 51.			✓	
CmdManuallyIntegratePeak	BL2000\mchavez	1/19/2022 12:54:14 PM	Manually integrate compound Methylene chloride in sample 14JAN17.D from x, y = 3.296, 0 to 3.430, 0; result = 1173			✓	
CmdManuallyIntegrateQualifierPeak	BL2000\mchavez	1/19/2022 12:54:16 PM	Manually integrate qualifier 84.0 of compound Methylene chloride in sample 14JAN17.D from x, y = 3.296, 0 to 3.386, 0; result = 765			✓	
CmdManuallyIntegrateQualifierPeak	BL2000\mchavez	1/19/2022 12:54:18 PM	Manually integrate qualifier 86.0 of compound Methylene chloride in sample 14JAN17.D from x, y = 3.294, 0 to 3.408, 0; result = 573			✓	
CmdSetSampleAttribute	BL2000\mchavez	1/19/2022 12:55:20 PM	Set SampleApproved = True for sample 14JAN17.D; previous value = False			✓	
CmdSetTargetCompoundAttribute	BL2000\mchavez	1/19/2022 12:55:27 PM	Set UserAnnotation = NI for compound Chloromethane in sample 14JAN17.D; previous value =			✓	
CmdSetTargetCompoundAttribute	BL2000\mchavez	1/19/2022 12:55:29 PM	Set UserAnnotation = NI for compound Methylene chloride in sample 14JAN17.D; previous value =			✓	
CmdManuallyIntegrateQualifierPeak	BL2000\mchavez	1/19/2022 12:56:01 PM	Manually integrate qualifier 86.0 of compound Methylene chloride in sample 14JAN12.D from x, y = 3.305, 0 to 3.363, 0; result = 101			✓	
CmdManuallyIntegratePeak	BL2000\mchavez	1/19/2022 12:56:47 PM	Manually integrate compound m+p-Xylenes in sample 14JAN18.D from x, y = 10.011, 0 to 10.050, 0; result = 110			✓	
CmdManuallyIntegrateQualifierPeak	BL2000\mchavez	1/19/2022 12:56:48 PM	Manually integrate qualifier 91.0 of compound m+p-Xylenes in sample 14JAN18.D from x, y = 10.009, 0 to 10.070, 0; result = 126			✓	
CmdZeroOutPeak	BL2000\mchavez	1/19/2022 12:56:51 PM	Zero out primary peak of compound m+p-Xylenes in sample 14JAN18.D			✓	
CmdSetSampleAttribute	BL2000\mchavez	1/19/2022 12:56:59 PM	Set UserDefined = Qualifier ratio did not meet method criteria for m+p Xylenes for sample 14JAN18.D; previous value =			✓	
CmdManuallyIntegratePeak	BL2000\mchavez	1/19/2022 12:57:56 PM	Manually integrate compound Methylene chloride in sample 14JAN18.D from x, y = 3.266, 0 to 3.399, 0; result = 1197			✓	

Audit Trail report

Name	User	Time	Action	Reason	Comment	Succeed	Exception
CmdManuallyIntegrateQualifierPeak	BL2000\mchavez	1/19/2022 12:57:59 PM	Manually integrate qualifier84.0 of compound Methylene chloride in sample 14JAN18.D from x, y = 3.291, 0 to 3.394, 0; result = 910			✓	
CmdManuallyIntegrateQualifierPeak	BL2000\mchavez	1/19/2022 12:58:01 PM	Manually integrate qualifier86.0 of compound Methylene chloride in sample 14JAN18.D from x, y = 3.282, 0 to 3.394, 0; result = 535			✓	
CmdSetSampleAttribute	BL2000\mchavez	1/19/2022 12:58:15 PM	Set SampleApproved = True for sample 14JAN18.D; previous value = False			✓	
CmdQuantitate	BL2000\mchavez	1/19/2022 12:58:43 PM	Quantitate all compounds in all samples			✓	
CmdManuallyIntegrateQualifierPeak	BL2000\mchavez	1/19/2022 12:59:34 PM	Manually integrate qualifier52.0 of compound Chloromethane in sample 14JAN19.D from x, y = 1.378, 0 to 1.453, 0; result = 614			✓	
CmdManuallyIntegratePeak	BL2000\mchavez	1/19/2022 12:59:48 PM	Manually integrate compound Methylene chloride in sample 14JAN19.D from x, y = 3.291, 0 to 3.391, 0; result = 935			✓	
CmdManuallyIntegrateQualifierPeak	BL2000\mchavez	1/19/2022 12:59:50 PM	Manually integrate qualifier84.0 of compound Methylene chloride in sample 14JAN19.D from x, y = 3.285, 0 to 3.372, 0; result = 424			✓	
CmdManuallyIntegrateQualifierPeak	BL2000\mchavez	1/19/2022 1:00:07 PM	Manually integrate qualifier86.0 of compound Methylene chloride in sample 14JAN19.D from x, y = 3.282, 0 to 3.374, 0; result = 232			✓	
CmdSetTargetCompoundAttribute	BL2000\mchavez	1/19/2022 1:00:23 PM	Set UserAnnotation = NI for compound Methylene chloride in sample 14JAN19.D; previous value =			✓	
CmdManuallyIntegratePeak	BL2000\mchavez	1/19/2022 1:01:19 PM	Manually integrate compound Chlorodibromomethane in sample 14JAN19.D from x, y = 9.161, 0 to 9.242, 0; result = 514			✓	
CmdManuallyIntegrateQualifierPeak	BL2000\mchavez	1/19/2022 1:01:21 PM	Manually integrate qualifier127.0 of compound Chlorodibromomethane in sample 14JAN19.D from x, y = 9.183, 0 to 9.242, 0; result = 554			✓	
CmdSetTargetCompoundAttribute	BL2000\mchavez	1/19/2022 1:01:23 PM	Set UserAnnotation = NI for compound Chlorodibromomethane in sample 14JAN19.D; previous value =			✓	
CmdManuallyIntegratePeak	BL2000\mchavez	1/19/2022 1:01:33 PM	Manually integrate compound Ethylbenzene in sample 14JAN19.D from x, y = 9.897, 0 to 9.939, 0; result = 383			✓	
CmdManuallyIntegrateQualifierPeak	BL2000\mchavez	1/19/2022 1:01:55 PM	Manually integrate qualifier106.0 of compound Ethylbenzene in sample 14JAN19.D from x, y = 9.911, 0 to 9.936, 0; result = 27			✓	

Audit Trail report

Name	User	Time	Action	Reason	Comment	Succeed	Exception
CmdSetTargetCompoundAttribute	BL2000\mchavez	1/19/2022 1:01:58 PM	Set UserAnnotation = NI for compound Ethylbenzene in sample 14JAN19.D; previous value =			✓	
CmdManuallyIntegratePeak	BL2000\mchavez	1/19/2022 1:02:02 PM	Manually integrate compound m+p-Xylenes in sample 14JAN19.D from x, y = 10.014, 0 to 10.056, 0; result = 69			✓	
CmdManuallyIntegrateQualifierPeak	BL2000\mchavez	1/19/2022 1:02:05 PM	Manually integrate qualifier91.0 of compound m+p-Xylenes in sample 14JAN19.D from x, y = 10.003, 0 to 10.078, 0; result = 376			✓	
CmdZeroOutPeak	BL2000\mchavez	1/19/2022 1:02:07 PM	Zero out primary peak of compound m+p-Xylenes in sample 14JAN19.D			✓	
CmdManuallyIntegratePeak	BL2000\mchavez	1/19/2022 1:02:54 PM	Manually integrate compound Bromoform in sample 14JAN19.D from x, y = 10.569, 0 to 10.692, 0; result = 490			✓	
CmdManuallyIntegrateQualifierPeak	BL2000\mchavez	1/19/2022 1:02:57 PM	Manually integrate qualifier78.0 of compound Styrene in sample 14JAN19.D from x, y = 10.424, 0 to 10.597, 0; result = 0			✓	
CmdManuallyIntegrateQualifierPeak	BL2000\mchavez	1/19/2022 1:03:05 PM	Manually integrate qualifier174.5 of compound Bromoform in sample 14JAN19.D from x, y = 10.614, 0 to 10.658, 0; result = 194			✓	
CmdManuallyIntegrateQualifierPeak	BL2000\mchavez	1/19/2022 1:03:07 PM	Manually integrate qualifier170.5 of compound Bromoform in sample 14JAN19.D from x, y = 10.591, 0 to 10.661, 0; result = 249			✓	
CmdSetTargetCompoundAttribute	BL2000\mchavez	1/19/2022 1:03:16 PM	Set UserAnnotation = NI for compound Bromoform in sample 14JAN19.D; previous value =			✓	
CmdSetSampleAttribute	BL2000\mchavez	1/19/2022 1:03:34 PM	Set SampleApproved = True for sample 14JAN19.D; previous value = False			✓	
CmdSetSampleAttribute	BL2000\mchavez	1/19/2022 1:03:47 PM	Set UserDefined = Qualifier ratio did not meet method criteria for m+p Xylenes for sample 14JAN19.D; previous value =			✓	
CmdQuantitate	BL2000\mchavez	1/19/2022 1:04:09 PM	Quantitate all compounds in all samples			✓	
CmdManuallyIntegratePeak	BL2000\mchavez	1/19/2022 1:04:28 PM	Manually integrate compound Chloromethane in sample 14JAN20.D from x, y = 1.364, 0 to 1.461, 0; result = 435			✓	
CmdManuallyIntegrateQualifierPeak	BL2000\mchavez	1/19/2022 1:04:31 PM	Manually integrate qualifier52.0 of compound Chloromethane in sample 14JAN20.D from x, y = 1.364, 0 to 1.453, 0; result = 147			✓	
CmdSetTargetCompoundAttribute	BL2000\mchavez	1/19/2022 1:05:00 PM	Set UserAnnotation = NI for compound Chloromethane in sample 14JAN20.D; previous value =			✓	

Audit Trail report

Name	User	Time	Action	Reason	Comment	Succeed	Exception
CmdManuallyIntegratePeak	BL2000\mchavez	1/19/2022 1:05:14 PM	Manually integrate compound Methylene chloride in sample 14JAN20.D from x, y = 3.294, 0 to 3.419, 0; result = 1449			✓	
CmdManuallyIntegrateQualifierPeak	BL2000\mchavez	1/19/2022 1:05:17 PM	Manually integrate qualifier 84.0 of compound Methylene chloride in sample 14JAN20.D from x, y = 3.291, 0 to 3.391, 0; result = 1003			✓	
CmdManuallyIntegrateQualifierPeak	BL2000\mchavez	1/19/2022 1:05:19 PM	Manually integrate qualifier 86.0 of compound Methylene chloride in sample 14JAN20.D from x, y = 3.294, 0 to 3.383, 0; result = 518			✓	
CmdSetTargetCompoundAttribute	BL2000\mchavez	1/19/2022 1:05:22 PM	Set UserAnnotation = NI for compound Methylene chloride in sample 14JAN20.D; previous value =			✓	
CmdManuallyIntegratePeak	BL2000\mchavez	1/19/2022 1:06:49 PM	Manually integrate compound Ethylbenzene in sample 14JAN20.D from x, y = 9.880, 0 to 9.950, 0; result = 681			✓	
CmdManuallyIntegrateQualifierPeak	BL2000\mchavez	1/19/2022 1:06:51 PM	Manually integrate qualifier 106.0 of compound Ethylbenzene in sample 14JAN20.D from x, y = 9.894, 0 to 9.939, 0; result = 45			✓	
CmdSetTargetCompoundAttribute	BL2000\mchavez	1/19/2022 1:06:58 PM	Set UserAnnotation = NI for compound Ethylbenzene in sample 14JAN20.D; previous value =			✓	
CmdManuallyIntegratePeak	BL2000\mchavez	1/19/2022 1:07:05 PM	Manually integrate compound m+p-Xylenes in sample 14JAN20.D from x, y = 10.003, 0 to 10.089, 0; result = 168			✓	
CmdManuallyIntegrateQualifierPeak	BL2000\mchavez	1/19/2022 1:07:07 PM	Manually integrate qualifier 91.0 of compound m+p-Xylenes in sample 14JAN20.D from x, y = 10.006, 0 to 10.067, 0; result = 379			✓	
CmdSetTargetCompoundAttribute	BL2000\mchavez	1/19/2022 1:07:10 PM	Set UserAnnotation = NI for compound m+p-Xylenes in sample 14JAN20.D; previous value =			✓	
CmdSetSampleAttribute	BL2000\mchavez	1/19/2022 1:07:29 PM	Set SampleApproved = True for sample 14JAN20.D; previous value = False			✓	
CmdQuantitate	BL2000\mchavez	1/19/2022 1:07:58 PM	Quantitate all compounds in all samples			✓	
CmdManuallyIntegrateQualifierPeak	BL2000\mchavez	1/19/2022 1:12:40 PM	Manually integrate qualifier 84.0 of compound Methylene chloride in sample 14JAN21.D, from x, y = 3.260, 0 to 3.386, 0, result = 5227; previous integration is from x, y = 3.333, 0 to 3.361, 0 and previous response = 2365.			✓	

Audit Trail report

Name	User	Time	Action	Reason	Comment	Succeed	Exception
CmdManuallyIntegratePeak	BL2000\mchavez	1/19/2022 1:13:19 PM	Manually integrate compound Methyl tert-butyl ether (MTBE) in sample 14JAN21.D, from x, y = 3.712, 0 to 3.807, 0, result = 7345; previous integration is from x, y = 3.712, 0 to 3.754, 0 and previous response = 3245.			✓	
CmdManuallyIntegrateQualifierPeak	BL2000\mchavez	1/19/2022 1:13:22 PM	Manually integrate qualifier61.0 of compound trans-1,2-Dichloroethene in sample 14JAN21.D from x, y = 3.704, 0 to 3.787, 0; result = 0			✓	
CmdManuallyIntegrateQualifierPeak	BL2000\mchavez	1/19/2022 1:13:29 PM	Manually integrate qualifier61.0 of compound trans-1,2-Dichloroethene in sample 14JAN21.D from x, y = 3.695, 0 to 3.787, 0; result = 0			✓	
CmdManuallyIntegrateQualifierPeak	BL2000\mchavez	1/19/2022 1:13:35 PM	Manually integrate qualifier57.0 of compound Methyl tert-butyl ether (MTBE) in sample 14JAN21.D from x, y = 3.715, 0 to 3.815, 0; result = 1813			✓	
CmdSetTargetCompoundAttribute	BL2000\mchavez	1/19/2022 1:13:38 PM	Set UserAnnotation = LT for compound Methyl tert-butyl ether (MTBE) in sample 14JAN21.D; previous value =			✓	
CmdManuallyIntegrateQualifierPeak	BL2000\mchavez	1/19/2022 1:13:52 PM	Manually integrate qualifier 85.0 of compound Chloroform in sample 14JAN21.D, from x, y = 5.608, 0 to 5.686, 0, result = 3333; previous integration is from x, y = 5.639, 0 to 5.686, 0 and previous response = 2693.			✓	
CmdManuallyIntegratePeak	BL2000\mchavez	1/19/2022 1:14:40 PM	Manually integrate compound m+p-Xylenes in sample 14JAN21.D from x, y = 10.011, 0 to 10.067, 0; result = 314			✓	
CmdManuallyIntegrateQualifierPeak	BL2000\mchavez	1/19/2022 1:14:43 PM	Manually integrate qualifier91.0 of compound m+p-Xylenes in sample 14JAN21.D from x, y = 10.009, 0 to 10.095, 0; result = 1074			✓	
CmdZeroOutPeak	BL2000\mchavez	1/19/2022 1:14:51 PM	Zero out primary peak of compound m+p-Xylenes in sample 14JAN21.D			✓	
CmdSetSampleAttribute	BL2000\mchavez	1/19/2022 1:15:00 PM	Set UserDefined = Qualifier ratio did not meet method criteria for m+p Xylenes for sample 14JAN21.D; previous value =			✓	
CmdManuallyIntegratePeak	BL2000\mchavez	1/19/2022 1:15:27 PM	Manually integrate compound o-Xylene in sample 14JAN21.D from x, y = 10.416, 0 to 10.463, 0; result = 30			✓	
CmdManuallyIntegrateQualifierPeak	BL2000\mchavez	1/19/2022 1:15:30 PM	Manually integrate qualifier91.0 of compound o-Xylene in sample 14JAN21.D from x, y = 10.391, 0 to 10.446, 0; result = 162			✓	
CmdZeroOutPeak	BL2000\mchavez	1/19/2022 1:15:33 PM	Zero out primary peak of compound o-Xylene in sample 14JAN21.D			✓	

Audit Trail report

Name	User	Time	Action	Reason	Comment	Succeed	Exception
CmdManuallyIntegratePeak	BL2000\mchavez	1/19/2022 1:15:37 PM	Manually integrate compound Styrene in sample 14JAN21.D from x, y = 10.427, 0 to 10.469, 0; result = 254			✓	
CmdManuallyIntegrateQualifierPeak	BL2000\mchavez	1/19/2022 1:15:40 PM	Manually integrate qualifier 78.0 of compound Styrene in sample 14JAN21.D from x, y = 10.441, 0 to 10.474, 0; result = 61			✓	
CmdSetSampleAttribute	BL2000\mchavez	1/19/2022 1:15:57 PM	Set UserDefined = Qualifier ratio did not meet method criteria for m+p Xylenes, o-Xylene for sample 14JAN21.D; previous value = Qualifier ratio did not meet method criteria for m+p Xylenes			✓	
CmdSetSampleAttribute	BL2000\mchavez	1/19/2022 1:16:15 PM	Set SampleApproved = True for sample 14JAN21.D; previous value = False			✓	
CmdQuantitate	BL2000\mchavez	1/19/2022 1:16:48 PM	Quantitate all compounds in all samples			✓	
CmdSaveBatchTable	BL2000\mchavez	1/19/2022 1:17:04 PM	Save batch D:\Org\Data\VOA5975C\VG011422\QuantResults\VG011422_8260B.batch.bin			✓	
CmdOpenBatchTable	BL2000\mchavez	1/19/2022 2:56:05 PM	Open batch D:\Org\Data\VOA5975C\VG011422\VG011422_8260B.batch.bin			✓	
CmdManuallyIntegratePeak	BL2000\mchavez	1/19/2022 2:56:23 PM	Manually integrate compound Chloromethane in sample 14JAN22.D from x, y = 1.367, 0 to 1.450, 0; result = 1379			✓	
CmdManuallyIntegrateQualifierPeak	BL2000\mchavez	1/19/2022 2:56:26 PM	Manually integrate qualifier 52.0 of compound Chloromethane in sample 14JAN22.D from x, y = 1.381, 0 to 1.461, 79; result = 231			✓	
CmdManuallyIntegrateQualifierPeak	BL2000\mchavez	1/19/2022 3:05:18 PM	Manually integrate qualifier 52.0 of compound Chloromethane in sample 14JAN22.D, from x, y = 1.381, 0 to 1.453, 0, result = 424; previous integration is from x, y = 1.381, 0 to 1.461, 79 and previous response = 231.			✓	
CmdSetTargetCompoundAttribute	BL2000\mchavez	1/19/2022 3:05:24 PM	Set UserAnnotation = NI for compound Chloromethane in sample 14JAN22.D; previous value =			✓	
CmdManuallyIntegratePeak	BL2000\mchavez	1/19/2022 3:05:36 PM	Manually integrate compound Methylene chloride in sample 14JAN22.D from x, y = 3.268, 0 to 3.391, 0; result = 1389			✓	
CmdManuallyIntegrateQualifierPeak	BL2000\mchavez	1/19/2022 3:05:38 PM	Manually integrate qualifier 84.0 of compound Methylene chloride in sample 14JAN22.D from x, y = 3.294, 0 to 3.394, 0; result = 872			✓	

Audit Trail report

Name	User	Time	Action	Reason	Comment	Succeed	Exception
CmdManuallyIntegrateQualifierPeak	BL2000\mchavez	1/19/2022 3:05:39 PM	Manually integrate qualifier86.0 of compound Methylene chloride in sample 14JAN22.D from x, y = 3.294, 0 to 3.374, 0; result = 459			✓	
CmdManuallyIntegratePeak	BL2000\mchavez	1/19/2022 3:05:53 PM	Manually integrate compound Chloroform in sample 14JAN22.D from x, y = 5.633, 0 to 5.708, 0; result = 244			✓	
CmdManuallyIntegrateQualifierPeak	BL2000\mchavez	1/19/2022 3:05:55 PM	Manually integrate qualifier85.0 of compound Chloroform in sample 14JAN22.D from x, y = 5.614, 0 to 5.700, 0; result = 264			✓	
CmdZeroOutPeak	BL2000\mchavez	1/19/2022 3:06:47 PM	Zero out primary peak of compound Chloroform in sample 14JAN22.D			✓	
CmdSetSampleAttribute	BL2000\mchavez	1/19/2022 3:07:20 PM	Set UserDefined = Qualifier ratio did not meet method criteria for Chloroform for sample 14JAN22.D; previous value =			✓	
CmdSetSampleAttribute	BL2000\mchavez	1/19/2022 3:08:59 PM	Set SampleApproved = True for sample 14JAN22.D; previous value = False			✓	
CmdSaveBatchTable	BL2000\mchavez	1/19/2022 3:11:34 PM	Save batch D:\Org\Data\VOA5975C\VG011422\QuantResults\VG011422_8260B.batch.bin			✓	
CmdOpenBatchTable	BL2000\mchavez	1/19/2022 3:35:51 PM	Open batch D:\Org\Data\VOA5975C\VG011422\VG011422_8260B.batch.bin			✓	
CmdSetSampleAttribute	BL2000\mchavez	1/19/2022 3:37:17 PM	Set SampleApproved = True for sample 14JAN23.D; previous value = False			✓	
CmdSetSampleAttribute	BL2000\mchavez	1/19/2022 3:39:19 PM	Set SampleApproved = True for sample 14JAN24.D; previous value = False			✓	
CmdSetSampleAttribute	BL2000\mchavez	1/19/2022 3:40:52 PM	Set SampleApproved = True for sample 14JAN26.D; previous value = False			✓	
CmdQuantitate	BL2000\mchavez	1/19/2022 3:41:19 PM	Quantitate all compounds in all samples			✓	
CmdSaveBatchTable	BL2000\mchavez	1/19/2022 4:04:50 PM	Save batch D:\Org\Data\VOA5975C\VG011422\QuantResults\VG011422_8260B.batch.bin			✓	
CmdOpenBatchTable	BL2000\steve	1/27/2022 2:38:32 PM	Open batch D:\Org\Data\VOA5975C\VG011422\VG011422_8260B.batch.bin			✓	
CmdSaveBatchTable	BL2000\steve	1/27/2022 3:56:19 PM	Save batch D:\Org\Data\VOA5975C\VG011422\QuantResults\VG011422_8260B.batch.bin			✓	
CmdOpenBatchTable	BL2000\mchavez	3/4/2022 3:14:31 PM	Open batch D:\Org\Data\VOA5975C\VG011422\VG011422_8260B.batch.bin			✓	

Audit Trail report

Name	User	Time	Action	Reason	Comment	Succeed	Exception
CmdCalibrate	BL2000\mchavez	3/4/2022 3:15:43 PM	Replace level QC with QC sample 14JAN04.D for compounds {1,2-Dichlorobenzene, 1,4-Dichlorobenzene, 1,3-Dichlorobenzene, 4-Chlorotoluene, 2-Chlorotoluene, 1,2,3-Trichloropropane, 1,1,2,2-Tetrachloroethane, Bromobenzene, p-Bromofluorobenzene, Bromoform, Styrene, o-Xylene, m+p-Xylenes, Ethylbenzene, 1,1,1,2-Tetrachloroethane, Chlorobenzene, 1,2-Dibromoethane, Chlorodibromomethane, 1,3-Dichloropropane, Tetrachloroethene, 1,1,2-Trichloroethane, trans-1,3-Dichloropropene, Toluene, Toluene-d8, cis-1,3-Dichloropropene, Bromodichloromethane, Dibromomethane, 1,2-Dichloropropane, Trichloroethene, 1,2-Dichloroethane, Benzene, 1,2-Dichloroethane-d4, 1,1-Dichloropropene, Carbon tetrachloride, Dibromofluoromethane, 1,1,1-Trichloroethane, Chloroform, Bromochloromethane, Methyl ethyl ketone, cis-1,2-Dichloroethene, 2,2-Dichloropropane, 1,1-Dichloroethane, Methyl tert-butyl ether (MTBE), trans-1,2-Dichloroethene, Methylene chloride, 1,1-Dichloroethene, Trichlorofluoromethane, Chloroethane, Bromomethane, Vinyl chloride, Chloromethane, Dichlorodifluoromethane}; Replace level CC with CC sample 14JAN03.D for compounds {1,2-Dichlorobenzene, 1,4-Dichlorobenzene, 1,3-Dichlorobenzene, 4-Chlorotoluene, 2-Chlorotoluene, 1,2,3-Trichloropropane, 1,1,2,2-Tetrachloroethane, Bromobenzene, p-Bromofluorobenzene, Bromoform, Styrene, o-Xylene, m+p-Xylenes, Ethylbenzene, 1,1,1,2-Tetrachloroethane, Chlorobenzene, 1,2-Dibromoethane, Chlorodibromomethane, 1,3-Dichloropropane, Tetrachloroethene, 1,1,2-Trichloroethane, trans-1,3-Dichloropropene, Toluene, Toluene-d8, cis-1,3-Dichloropropene, Bromodichloromethane, Dibromomethane, 1,2-Dichloropropane, Trichloroethene, 1,2-Dichloroethane, Benzene, 1,2-Dichloroethane-d4, 1,1-Dichloropropene, Carbon tetrachloride, Dibromofluoromethane, 1,1,1-			✓	

Audit Trail report

Name	User	Time	Action	Reason	Comment	Succeed	Exception
			Trichloroethane, Chloroform, Bromochloromethane, Methyl ethyl ketone, cis-1,2-Dichloroethene, 2,2-Dichloropropane, 1,1-Dichloroethane, Methyl tert-butyl ether (MTBE), trans-1,2-Dichloroethene, Methylene chloride, 1,1-Dichloroethene, Trichlorofluoromethane, Chloroethane, Bromomethane, Vinyl chloride, Chloromethane, Dichlorodifluoromethane};				
CmdQuantitate	BL2000\mchavez	3/4/2022 3:15:57 PM	Quantitate all compounds in all samples			✓	
CmdSaveBatchTable	BL2000\mchavez	3/4/2022 3:18:33 PM	Save batch D:\Org\Data\VOA5975C\VG011422\QuantResults\VG011422_8260B.batch.bin			✓	
GenerateReport	BL2000\mchavez	3/4/2022 3:20:48 PM	Generates report - Method: \\MASSHUNTER\Org\reports\LevelIV_Reports\SampleSequence\CC_mid_rpt.m, Output Path: D:\Org\Data\VOA5975C\VG011422\QuantReports\VG011422_8260B			✓	
CmdSetTargetCompoundAttribute	BL2000\mchavez	3/4/2022 3:24:11 PM	Set UserAnnotation = NI for compound Methylene chloride in sample 14JAN18.D; previous value =			✓	
CmdSetTargetCompoundAttribute	BL2000\mchavez	3/4/2022 3:24:56 PM	Set UserAnnotation = NI for compound Styrene in sample 14JAN21.D; previous value =			✓	
CmdSetTargetCompoundAttribute	BL2000\mchavez	3/4/2022 3:25:09 PM	Set UserAnnotation = NI for compound Methylene chloride in sample 14JAN22.D; previous value =			✓	
CmdSaveBatchTable	BL2000\mchavez	3/4/2022 3:26:46 PM	Save batch D:\Org\Data\VOA5975C\VG011422\QuantResults\VG011422_8260B.batch.bin			✓	

Audit Trail report

Name	User	Time	Action	Reason	Comment	Succeed	Exception
CmdCalibrate	BL2000\mchavez	3/4/2022 3:27:32 PM	Replace level CC with CC sample 14JAN26.D for compounds {1,2-Dichlorobenzene, 1,4-Dichlorobenzene, 1,3-Dichlorobenzene, 4-Chlorotoluene, 2-Chlorotoluene, 1,2,3-Trichloropropane, 1,1,2,2-Tetrachloroethane, Bromobenzene, p-Bromofluorobenzene, Bromoform, Styrene, o-Xylene, m+p-Xylenes, Ethylbenzene, 1,1,1,2-Tetrachloroethane, Chlorobenzene, 1,2-Dibromoethane, Chlorodibromomethane, 1,3-Dichloropropane, Tetrachloroethene, 1,1,2-Trichloroethane, trans-1,3-Dichloropropene, Toluene, Toluene-d8, cis-1,3-Dichloropropene, Bromodichloromethane, Dibromomethane, 1,2-Dichloropropane, Trichloroethene, 1,2-Dichloroethane, Benzene, 1,2-Dichloroethane-d4, 1,1-Dichloropropene, Carbon tetrachloride, Dibromofluoromethane, 1,1,1-Trichloroethane, Chloroform, Bromochloromethane, Methyl ethyl ketone, cis-1,2-Dichloroethene, 2,2-Dichloropropane, 1,1-Dichloroethane, Methyl tert-butyl ether (MTBE), trans-1,2-Dichloroethene, 1,1-Dichloroethene, Trichlorofluoromethane, Chloroethane, Bromomethane, Vinyl chloride, Chloromethane, Dichlorodifluoromethane, Methylene chloride};			✓	
CmdQuantitate	BL2000\mchavez	3/4/2022 3:27:49 PM	Quantitate all compounds in all samples			✓	
CmdSaveBatchTable	BL2000\mchavez	3/4/2022 3:34:55 PM	Save batch D:\Org\Data\VOA5975C\VG011422\QuantResults\VG011422_8260B.batch.bin			✓	
GenerateReport	BL2000\mchavez	3/4/2022 3:35:37 PM	Generates report - Method: \\MASSHUNTER\Org\reports\LevelIV_Reports\SampleSequence\CC_mid_rpt.m, Output Path: D:\Org\Data\VOA5975C\VG011422\QuantReports\VG011422_8260B-1			✓	

Energy Laboratories Inc

ANALYTICAL RUN Summary

05-Mar-22

Run ID VOA5975C.I_220117A

Run Start Date: 1/17/2022
Analyst: Melissa Chavez
Ical:
Column ID:
Comments:

Std ID	Std Name	Std Amount	Std Units	Samp Amount	Samp Units	SampType	Expiration Date
VOCF3517	Internal Standard / Surrogates (INT/SURR)	8.4	ul	42	ml	ALL (TUNE	12/31/2022
VOCF3529B	2nd Source MtBE	1.05	ul	42	ml	LCS, MS, M	1/29/2022
VOCF3546B	Liquids	1.05	ul	42	ml	CCV	2/13/2022
VOCF3558B	2nd Source Liquids	1.05	ul	42	ml	LCS, MS, M	2/27/2022
VOCF3559A	MtBE	1.05	ul	42	ml	CCV	1/27/2022
VOCF3562B	Gases	1.05	ul	42	ml	CCV	1/17/2022
VOCF3566B	2nd Source Gases	1.05	ul	42	ml	LCS, MS, M	1/18/2022
VOCF3567A	2nd Source Ketones	1.05	ul	42	ml	LCS, MS, M	2/12/2022
VOCF3569	Ketones	1.05	ul	42	ml	CCV	2/17/2022

Seq No	Lab ID	Test Code	Sample Typ	File ID	Analysis Date	DF	Batch ID	Prep Date	SPKref	RPDref	pmoist					
14992657	17JAN02_D_TU	VOC-8260-BFB	TUNE	DA5975C\VG011'	1/17/2022 9:42:0	1	R373560		0	0						
Analyte	T	Units	RAW	Final	Text	Spike	SPKref	RPDref	MDL	PQL	UQL	%REC	LOW	HIGH	%RPD	Q
173, % of mass 174	A	%	1.3	1.3		100	0	0	0	0	0	1%	0	1.99	0%	
174, % of mass 95	A	%	94.7	94.7		100	0	0	0	0	0	95%	50	99.99	0%	
175, % of mass 174	A	%	7.4	7.4		100	0	0	0	0	0	7%	5	9	0%	
176, % of mass 174	A	%	95.2	95.2		100	0	0	0	0	0	95%	95	101	0%	
177, % of mass 176	A	%	6.8	6.8		100	0	0	0	0	0	7%	5	9	0%	
50, % of mass 95	A	%	21.9	21.9		100	0	0	0	0	0	22%	15	40	0%	
75, % of mass 95	A	%	50	50		100	0	0	0	0	0	50%	30	60	0%	
95, Base Peak	A	%	100	100		100	0	0	0	0	0	100%	0	100	0%	
96, % of mass 95	A	%	6.7	6.7		100	0	0	0	0	0	7%	5	9	0%	

Seq No	Lab ID	Test Code	Sample Typ	File ID	Analysis Date	DF	Batch ID	Prep Date	SPKref	RPDref	pmoist					
14992658	CCV011722_A	VOC-8260-W-Q	CCV	DA5975CVG011	1/17/2022 11:11:	1	R373560		0	0						
Analyte	T	Units	RAW	Final	Text	Spike	SPKref	RPDref	MDL	PQL	UQL	%REC	LOW	HIGH	%RPD	Q
1,1,1,2-Tetrachloroethane	A	ug/L	124.72464	4.9889856		5	0	0	0.101	0.5	500	100%	80	120	0%	
1,1,1-Trichloroethane	A	ug/L	123.86475	4.95459		5	0	0	0.131	0.5	500	99%	80	120	0%	
1,1,2,2-Tetrachloroethane	A	ug/L	130.92187	5.2368748		5	0	0	0.0872	0.5	500	105%	80	120	0%	
1,1,2-Trichloroethane	A	ug/L	126.86749	5.0746996		5	0	0	0.108	0.5	500	101%	80	120	0%	
1,1-Dichloroethane	A	ug/L	130.11757	5.2047028		5	0	0	0.135	0.5	500	104%	80	120	0%	
1,1-Dichloroethene	A	ug/L	121.78455	4.871382		5	0	0	0.141	0.5	500	97%	80	120	0%	
1,1-Dichloropropene	A	ug/L	120.7003	4.828012		5	0	0	0.083	0.5	500	97%	80	120	0%	
1,2,3-Trichloropropane	A	ug/L	133.03865	5.321546		5	0	0	0.235	0.5	500	106%	80	120	0%	
1,2-Dibromoethane	A	ug/L	130.34049	5.2136196		5	0	0	0.0916	0.5	500	104%	80	120	0%	
1,2-Dichlorobenzene	A	ug/L	122.28489	4.8913956		5	0	0	0.0746	0.5	500	98%	80	120	0%	
1,2-Dichloroethane	A	ug/L	130.524	5.22096		5	0	0	0.116	0.5	500	104%	80	120	0%	
1,2-Dichloropropane	A	ug/L	129.87212	5.1948848		5	0	0	0.0847	0.5	500	104%	80	120	0%	
1,3-Dichlorobenzene	A	ug/L	123.20581	4.9282324		5	0	0	0.0803	0.5	500	99%	80	120	0%	
1,3-Dichloropropane	A	ug/L	133.80725	5.35229		5	0	0	0.0791	0.5	500	107%	80	120	0%	
1,4-Dichlorobenzene	A	ug/L	123.83738	4.9534952		5	0	0	0.0858	0.5	500	99%	80	120	0%	
2,2-Dichloropropane	A	ug/L	131.14974	5.2459896		5	0	0	0.186	0.5	500	105%	80	120	0%	
2-Chlorotoluene	A	ug/L	124.1164	4.964656		5	0	0	0.0876	0.5	500	99%	80	120	0%	
4-Chlorotoluene	A	ug/L	127.78415	5.111366		5	0	0	0.0728	0.5	500	102%	80	120	0%	
Benzene	A	ug/L	125.92208	5.0368832		5	0	0	0.0914	0.5	500	101%	80	120	0%	
Bromobenzene	A	ug/L	130.99529	5.2398116		5	0	0	0.0831	0.5	500	105%	80	120	0%	
Bromochloromethane	A	ug/L	129.58288	5.1833152		5	0	0	0.141	0.5	500	104%	80	120	0%	
Bromodichloromethane	A	ug/L	129.80599	5.1922396		5	0	0	0.12	0.5	500	104%	80	120	0%	
Bromoform	A	ug/L	136.82528	5.4730112		5	0	0	0.119	0.5	500	109%	80	120	0%	
Bromomethane	A	ug/L	124.95808	4.9983232		5	0	0	0.253	0.5	500	100%	80	120	0%	
Carbon tetrachloride	A	ug/L	117.89607	4.7158428		5	0	0	0.143	0.5	500	94%	80	120	0%	
Chlorobenzene	A	ug/L	126.82468	5.0729872		5	0	0	0.0914	0.5	500	101%	80	120	0%	
Chlorodibromomethane	A	ug/L	129.94746	5.1978984		5	0	0	0.0841	0.5	500	104%	80	120	0%	
Chloroethane	A	ug/L	129.32437	5.1729748		5	0	0	0.169	0.5	500	103%	80	120	0%	
Chloroform	A	ug/L	122.10333	4.8841332		5	0	0	0.0789	0.5	500	98%	80	120	0%	
Chloromethane	A	ug/L	113.76975	4.55079		5	0	0	0.162	0.5	500	91%	80	120	0%	
cis-1,2-Dichloroethene	A	ug/L	127.53983	5.1015932		5	0	0	0.108	0.5	500	102%	80	120	0%	
cis-1,3-Dichloropropene	A	ug/L	127.6756	5.107024		5	0	0	0.073	0.5	500	102%	80	120	0%	
Dibromomethane	A	ug/L	128.36863	5.1347452		5	0	0	0.147	0.5	500	103%	80	120	0%	
Dichlorodifluoromethane	A	ug/L	109.00906	4.3603624		5	0	0	0.175	0.5	500	87%	80	120	0%	
Ethylbenzene	A	ug/L	123.55733	4.9422932		5	0	0	0.0836	0.5	500	99%	80	120	0%	

Seq No	Lab ID	Test Code	Sample Typ	File ID	Analysis Date	DF	Batch ID	Prep Date	SPKref	RPDref	pmoist					
14992658	CCV011722_A	VOC-8260-W-Q	CCV	DA5975C\VG011'	1/17/2022 11:11:	1	R373560		0	0						
Analyte	T	Units	RAW	Final	Text	Spike	SPKref	RPDref	MDL	PQL	UQL	%REC	LOW	HIGH	%RPD	Q
m+p-Xylenes	A	ug/L	250.35977	10.0143908		10	0	0	0.15	0.5	1000	100%	80	120	0%	
Methyl ethyl ketone	A	ug/L	1329.35616	53.1742464		50	0	0	1.77	10	5000	106%	80	120	0%	
Methyl tert-butyl ether (MTBE)	A	ug/L	127.85736	5.1142944		5	0	0	0.101	0.5	500	102%	80	120	0%	
Methylene chloride	A	ug/L	120.40765	4.816306		5	0	0	0.338	0.5	500	96%	80	120	0%	
o-Xylene	A	ug/L	124.83757	4.9935028		5	0	0	0.0604	0.5	500	100%	80	120	0%	
Styrene	A	ug/L	130.92981	5.2371924		5	0	0	0.067	0.5	500	105%	80	120	0%	
Tetrachloroethene	A	ug/L	117.39418	4.6957672		5	0	0	0.0671	0.5	500	94%	80	120	0%	
Toluene	A	ug/L	126.74084	5.0696336		5	0	0	0.0679	0.5	500	101%	80	120	0%	
trans-1,2-Dichloroethene	A	ug/L	125.67282	5.0269128		5	0	0	0.125	0.5	500	101%	80	120	0%	
trans-1,3-Dichloropropene	A	ug/L	137.65052	5.5060208		5	0	0	0.0846	0.5	500	110%	80	120	0%	
Trichloroethene	A	ug/L	124.52648	4.9810592		5	0	0	0.0993	0.5	500	100%	80	120	0%	
Trichlorofluoromethane	A	ug/L	126.11022	5.0444088		5	0	0	0.134	0.5	500	101%	80	120	0%	
Vinyl chloride	A	ug/L	117.7544	4.710176		5	0	0	0.153	0.5	500	94%	80	120	0%	
1,4-Dichlorobenzene-d4	I	ug/L	250	10		0	0	0	0	0	500	0%	0	0	0%	
Chlorobenzene-d5	I	ug/L	250	10		0	0	0	0	0	500	0%	0	0	0%	
Fluorobenzene	I	ug/L	250	10		0	0	0	0	0	500	0%	0	0	0%	
Xylenes, Total	M	ug/L	375.19734	15.0078936		15	0	0	0.0604	0.5	1500	100%	80	120	0%	
1,2-Dichloroethane-d4	S	ug/L	285.27849	11.4111396		10	0	0	0.229	0.5	500	114%	80	120	0%	
Dibromofluoromethane	S	ug/L	273.60473	10.9441892		10	0	0	0.129	0.5	500	109%	80	120	0%	
p-Bromofluorobenzene	S	ug/L	270.68113	10.8272452		10	0	0	0.149	0.5	500	108%	80	120	0%	
Toluene-d8	S	ug/L	275.17796	11.0071184		10	0	0	0.23	0.5	500	110%	80	120	0%	

Seq No	Lab ID	Test Code	Sample Typ	File ID	Analysis Date	DF	Batch ID	Prep Date	SPKref	RPDref	pmoist					
14992659	CCV011722_B	VOC-8260-W-Q	CCV	DA5975C\VG011'	1/17/2022 11:39:	1	R373560		0	0						
Analyte	T	Units	RAW	Final	Text	Spike	SPKref	RPDref	MDL	PQL	UQL	%REC	LOW	HIGH	%RPD	Q
1,1,1,2-Tetrachloroethane	A	ug/L	130.91882	5.2367528		5	0	0	0.101	0.5	500	105%	80	120	0%	
1,1,1-Trichloroethane	A	ug/L	130.08182	5.2032728		5	0	0	0.131	0.5	500	104%	80	120	0%	
1,1,2,2-Tetrachloroethane	A	ug/L	132.21905	5.288762		5	0	0	0.0872	0.5	500	106%	80	120	0%	
1,1,2-Trichloroethane	A	ug/L	127.40238	5.0960952		5	0	0	0.108	0.5	500	102%	80	120	0%	
1,1-Dichloroethane	A	ug/L	133.20508	5.3282032		5	0	0	0.135	0.5	500	107%	80	120	0%	
1,1-Dichloroethene	A	ug/L	130.8118	5.232472		5	0	0	0.141	0.5	500	105%	80	120	0%	
1,1-Dichloropropene	A	ug/L	129.7434	5.189736		5	0	0	0.083	0.5	500	104%	80	120	0%	
1,2,3-Trichloropropane	A	ug/L	129.85199	5.1940796		5	0	0	0.235	0.5	500	104%	80	120	0%	
1,2-Dibromoethane	A	ug/L	126.56568	5.0626272		5	0	0	0.0916	0.5	500	101%	80	120	0%	

Seq No	Lab ID	Test Code	Sample Typ	File ID	Analysis Date	DF	Batch ID	Prep Date	SPKref	RPDref	pmoist					
14992659	CCV011722_B	VOC-8260-W-Q	CCV	DA5975CVG011	1/17/2022 11:39:	1	R373560		0	0						
Analyte	T	Units	RAW	Final	Text	Spike	SPKref	RPDref	MDL	PQL	UQL	%REC	LOW	HIGH	%RPD	Q
1,2-Dichlorobenzene	A	ug/L	128.73488	5.1493952		5	0	0	0.0746	0.5	500	103%	80	120	0%	
1,2-Dichloroethane	A	ug/L	125.82937	5.0331748		5	0	0	0.116	0.5	500	101%	80	120	0%	
1,2-Dichloropropane	A	ug/L	132.65555	5.306222		5	0	0	0.0847	0.5	500	106%	80	120	0%	
1,3-Dichlorobenzene	A	ug/L	131.18947	5.2475788		5	0	0	0.0803	0.5	500	105%	80	120	0%	
1,3-Dichloropropane	A	ug/L	132.43666	5.2974664		5	0	0	0.0791	0.5	500	106%	80	120	0%	
1,4-Dichlorobenzene	A	ug/L	129.75654	5.1902616		5	0	0	0.0858	0.5	500	104%	80	120	0%	
2,2-Dichloropropane	A	ug/L	140.74641	5.6298564		5	0	0	0.186	0.5	500	113%	80	120	0%	
2-Chlorotoluene	A	ug/L	134.2652	5.370608		5	0	0	0.0876	0.5	500	107%	80	120	0%	
4-Chlorotoluene	A	ug/L	137.38706	5.4954824		5	0	0	0.0728	0.5	500	110%	80	120	0%	
Benzene	A	ug/L	132.24427	5.2897708		5	0	0	0.0914	0.5	500	106%	80	120	0%	
Bromobenzene	A	ug/L	132.54294	5.3017176		5	0	0	0.0831	0.5	500	106%	80	120	0%	
Bromochloromethane	A	ug/L	126.42439	5.0569756		5	0	0	0.141	0.5	500	101%	80	120	0%	
Bromodichloromethane	A	ug/L	132.49189	5.2996756		5	0	0	0.12	0.5	500	106%	80	120	0%	
Bromoform	A	ug/L	131.87199	5.2748796		5	0	0	0.119	0.5	500	105%	80	120	0%	
Bromomethane	A	ug/L	125.98855	5.039542		5	0	0	0.253	0.5	500	101%	80	120	0%	
Carbon tetrachloride	A	ug/L	130.15045	5.206018		5	0	0	0.143	0.5	500	104%	80	120	0%	
Chlorobenzene	A	ug/L	130.05444	5.2021776		5	0	0	0.0914	0.5	500	104%	80	120	0%	
Chlorodibromomethane	A	ug/L	130.56968	5.2227872		5	0	0	0.0841	0.5	500	104%	80	120	0%	
Chloroethane	A	ug/L	133.20548	5.3282192		5	0	0	0.169	0.5	500	107%	80	120	0%	
Chloroform	A	ug/L	128.5993	5.143972		5	0	0	0.0789	0.5	500	103%	80	120	0%	
Chloromethane	A	ug/L	120.17547	4.8070188		5	0	0	0.162	0.5	500	96%	80	120	0%	
cis-1,2-Dichloroethene	A	ug/L	130.5978	5.223912		5	0	0	0.108	0.5	500	104%	80	120	0%	
cis-1,3-Dichloropropene	A	ug/L	130.06042	5.2024168		5	0	0	0.073	0.5	500	104%	80	120	0%	
Dibromomethane	A	ug/L	127.88191	5.1152764		5	0	0	0.147	0.5	500	102%	80	120	0%	
Dichlorodifluoromethane	A	ug/L	122.16017	4.8864068		5	0	0	0.175	0.5	500	98%	80	120	0%	
Ethylbenzene	A	ug/L	132.72599	5.3090396		5	0	0	0.0836	0.5	500	106%	80	120	0%	
m+p-Xylenes	A	ug/L	271.88647	10.8754588		10	0	0	0.15	0.5	1000	109%	80	120	0%	
Methyl ethyl ketone	A	ug/L	1386.10044	55.4440176		50	0	0	1.77	10	5000	111%	80	120	0%	
Methyl tert-butyl ether (MTBE)	A	ug/L	127.45353	5.0981412		5	0	0	0.101	0.5	500	102%	80	120	0%	
Methylene chloride	A	ug/L	124.76279	4.9905116		5	0	0	0.338	0.5	500	100%	80	120	0%	
o-Xylene	A	ug/L	134.5967	5.383868		5	0	0	0.0604	0.5	500	108%	80	120	0%	
Styrene	A	ug/L	137.06246	5.4824984		5	0	0	0.067	0.5	500	110%	80	120	0%	
Tetrachloroethene	A	ug/L	131.29886	5.2519544		5	0	0	0.0671	0.5	500	105%	80	120	0%	
Toluene	A	ug/L	133.89999	5.3559996		5	0	0	0.0679	0.5	500	107%	80	120	0%	
trans-1,2-Dichloroethene	A	ug/L	130.70401	5.2281604		5	0	0	0.125	0.5	500	105%	80	120	0%	

Seq No	Lab ID	Test Code	Sample Typ	File ID	Analysis Date	DF	Batch ID	Prep Date	SPKref	RPDref	pmoist					
14992659	CCV011722_B	VOC-8260-W-Q	CCV	DA5975C\VG011'	1/17/2022 11:39:	1	R373560		0	0						
Analyte	T	Units	RAW	Final	Text	Spike	SPKref	RPDref	MDL	PQL	UQL	%REC	LOW	HIGH	%RPD	Q
trans-1,3-Dichloropropene	A	ug/L	137.75641	5.5102564		5	0	0	0.0846	0.5	500	110%	80	120	0%	
Trichloroethene	A	ug/L	134.40635	5.376254		5	0	0	0.0993	0.5	500	108%	80	120	0%	
Trichlorofluoromethane	A	ug/L	118.07902	4.7231608		5	0	0	0.134	0.5	500	94%	80	120	0%	
Vinyl chloride	A	ug/L	122.06295	4.882518		5	0	0	0.153	0.5	500	98%	80	120	0%	
1,4-Dichlorobenzene-d4	I	ug/L	250	10		0	0	0	0	0	500	0%	0	0	0%	
Chlorobenzene-d5	I	ug/L	250	10		0	0	0	0	0	500	0%	0	0	0%	
Fluorobenzene	I	ug/L	250	10		0	0	0	0	0	500	0%	0	0	0%	
Xylenes, Total	M	ug/L	406.48317	16.2593268		15	0	0	0.0604	0.5	1500	108%	80	120	0%	
1,2-Dichloroethane-d4	S	ug/L	273.85631	10.9542524		10	0	0	0.229	0.5	500	110%	80	120	0%	
Dibromofluoromethane	S	ug/L	275.48329	11.0193316		10	0	0	0.129	0.5	500	110%	80	120	0%	
p-Bromofluorobenzene	S	ug/L	266.87562	10.6750248		10	0	0	0.149	0.5	500	107%	80	120	0%	
Toluene-d8	S	ug/L	276.51525	11.06061		10	0	0	0.23	0.5	500	111%	80	120	0%	

Seq No	Lab ID	Test Code	Sample Typ	File ID	Analysis Date	DF	Batch ID	Prep Date	SPKref	RPDref	pmoist					
14992660	LCS011722_	VOC-8260-W-Q	LCS-DOD	DA5975C\VG011'	1/17/2022 12:06:	1	R373560		0	0						
Analyte	T	Units	RAW	Final	Text	Spike	SPKref	RPDref	MDL	PQL	UQL	%REC	LOW	HIGH	%RPD	Q
1,1,1,2-Tetrachloroethane	A	ug/L	124.19969	4.9679876		5	0	0	0.101	0.5	500	99%	78	124	0%	
1,1,1-Trichloroethane	A	ug/L	127.12159	5.0848636		5	0	0	0.131	0.5	500	102%	74	131	0%	
1,1,2,2-Tetrachloroethane	A	ug/L	125.12907	5.0051628		5	0	0	0.0872	0.5	500	100%	71	121	0%	
1,1,2-Trichloroethane	A	ug/L	119.7889	4.791556		5	0	0	0.108	0.5	500	96%	80	119	0%	
1,1-Dichloroethane	A	ug/L	132.69972	5.3079888		5	0	0	0.135	0.5	500	106%	77	125	0%	
1,1-Dichloroethene	A	ug/L	128.11087	5.1244348		5	0	0	0.141	0.5	500	102%	71	131	0%	
1,1-Dichloropropene	A	ug/L	121.25313	4.8501252		5	0	0	0.083	0.5	500	97%	79	125	0%	
1,2,3-Trichloropropane	A	ug/L	116.62628	4.6650512		5	0	0	0.235	0.5	500	93%	73	125	0%	
1,2-Dibromoethane	A	ug/L	122.53198	4.9012792		5	0	0	0.0916	0.5	500	98%	78	122	0%	
1,2-Dichlorobenzene	A	ug/L	127.41429	5.0965716		5	0	0	0.0746	0.5	500	102%	80	119	0%	
1,2-Dichloroethane	A	ug/L	122.77039	4.9108156		5	0	0	0.116	0.5	500	98%	73	128	0%	
1,2-Dichloropropane	A	ug/L	126.53982	5.0615928		5	0	0	0.0847	0.5	500	101%	78	122	0%	
1,3-Dichlorobenzene	A	ug/L	131.40666	5.2562664		5	0	0	0.0803	0.5	500	105%	80	119	0%	
1,3-Dichloropropane	A	ug/L	122.64082	4.9056328		5	0	0	0.0791	0.5	500	98%	80	119	0%	
1,4-Dichlorobenzene	A	ug/L	131.36291	5.2545164		5	0	0	0.0858	0.5	500	105%	79	118	0%	
2,2-Dichloropropane	A	ug/L	132.73918	5.3095672		5	0	0	0.186	0.5	500	106%	60	139	0%	
2-Chlorotoluene	A	ug/L	132.47236	5.2988944		5	0	0	0.0876	0.5	500	106%	79	122	0%	
4-Chlorotoluene	A	ug/L	136.17769	5.4471076		5	0	0	0.0728	0.5	500	109%	78	122	0%	

Seq No	Lab ID	Test Code	Sample Typ	File ID	Analysis Date	DF	Batch ID	Prep Date	SPKref	RPDref	pmoist					
14992660	LCS011722_	VOC-8260-W-Q	LCS-DOD	DA5975C\VG011	1/17/2022 12:06:	1	R373560		0	0						
Analyte	T	Units	RAW	Final	Text	Spike	SPKref	RPDref	MDL	PQL	UQL	%REC	LOW	HIGH	%RPD	Q
Benzene	A	ug/L	127.88637	5.1154548		5	0	0	0.0914	0.5	500	102%	79	120	0%	
Bromobenzene	A	ug/L	132.86152	5.3144608		5	0	0	0.0831	0.5	500	106%	80	120	0%	
Bromochloromethane	A	ug/L	119.64356	4.7857424		5	0	0	0.141	0.5	500	96%	78	123	0%	
Bromodichloromethane	A	ug/L	128.20971	5.1283884		5	0	0	0.12	0.5	500	103%	79	125	0%	
Bromoform	A	ug/L	129.00286	5.1601144		5	0	0	0.119	0.5	500	103%	66	130	0%	
Bromomethane	A	ug/L	113.00556	4.5202224		5	0	0	0.253	0.5	500	90%	53	141	0%	
Carbon tetrachloride	A	ug/L	123.3823	4.935292		5	0	0	0.143	0.5	500	99%	72	136	0%	
Chlorobenzene	A	ug/L	130.20716	5.2082864		5	0	0	0.0914	0.5	500	104%	82	118	0%	
Chlorodibromomethane	A	ug/L	123.09469	4.9237876		5	0	0	0.0841	0.5	500	98%	74	126	0%	
Chloroethane	A	ug/L	133.10106	5.3240424		5	0	0	0.169	0.5	500	106%	60	138	0%	
Chloroform	A	ug/L	119.21259	4.7685036		5	0	0	0.0789	0.5	500	95%	79	124	0%	
Chloromethane	A	ug/L	114.29429	4.5717716		5	0	0	0.162	0.5	500	91%	50	139	0%	
cis-1,2-Dichloroethene	A	ug/L	130.90064	5.2360256		5	0	0	0.108	0.5	500	105%	78	123	0%	
cis-1,3-Dichloropropene	A	ug/L	118.62533	4.7450132		5	0	0	0.073	0.5	500	95%	75	124	0%	
Dibromomethane	A	ug/L	123.08703	4.9234812		5	0	0	0.147	0.5	500	98%	79	123	0%	
Dichlorodifluoromethane	A	ug/L	120.44939	4.8179756		5	0	0	0.175	0.5	500	96%	32	152	0%	
Ethylbenzene	A	ug/L	130.08193	5.2032772		5	0	0	0.0836	0.5	500	104%	79	121	0%	
m+p-Xylenes	A	ug/L	258.2725	10.3309		10	0	0	0.15	0.5	1000	103%	80	121	0%	
Methyl ethyl ketone	A	ug/L	1433.1918	57.327672		50	0	0	1.77	10	5000	115%	56	143	0%	
Methyl tert-butyl ether (MTBE)	A	ug/L	128.52934	5.1411736		5	0	0	0.101	0.5	500	103%	71	124	0%	
Methylene chloride	A	ug/L	118.84006	4.7536024		5	0	0	0.338	0.5	500	95%	74	124	0%	
o-Xylene	A	ug/L	127.61243	5.1044972		5	0	0	0.0604	0.5	500	102%	78	122	0%	
Styrene	A	ug/L	134.5193	5.380772		5	0	0	0.067	0.5	500	108%	78	123	0%	
Tetrachloroethene	A	ug/L	123.81686	4.9526744		5	0	0	0.0671	0.5	500	99%	74	129	0%	
Toluene	A	ug/L	130.66403	5.2265612		5	0	0	0.0679	0.5	500	105%	80	121	0%	
trans-1,2-Dichloroethene	A	ug/L	128.0649	5.122596		5	0	0	0.125	0.5	500	102%	75	124	0%	
trans-1,3-Dichloropropene	A	ug/L	130.0413	5.201652		5	0	0	0.0846	0.5	500	104%	73	127	0%	
Trichloroethene	A	ug/L	129.02112	5.1608448		5	0	0	0.0993	0.5	500	103%	79	123	0%	
Trichlorofluoromethane	A	ug/L	138.15775	5.52631		5	0	0	0.134	0.5	500	111%	65	141	0%	
Vinyl chloride	A	ug/L	121.34804	4.8539216		5	0	0	0.153	0.5	500	97%	58	137	0%	
1,4-Dichlorobenzene-d4	I	ug/L	250	10		0	0	0	0	0	500	0%	0	0	0%	
Chlorobenzene-d5	I	ug/L	250	10		0	0	0	0	0	500	0%	0	0	0%	
Fluorobenzene	I	ug/L	250	10		0	0	0	0	0	500	0%	0	0	0%	
Xylenes, Total	M	ug/L	385.88493	15.4353972		15	0	0	0.0604	0.5	1500	103%	79	121	0%	
1,2-Dichloroethane-d4	S	ug/L	277.91978	11.1167912		10	0	0	0.229	0.5	500	111%	81	118	0%	

Seq No	Lab ID	Test Code	Sample Typ	File ID	Analysis Date	DF	Batch ID	Prep Date	SPKref	RPDref	pmoist					
14992660	LCS011722_	VOC-8260-W-Q	LCS-DOD	DA5975C\VG011'	1/17/2022 12:06:	1	R373560		0	0						
Analyte	T	Units	RAW	Final	Text	Spike	SPKref	RPDref	MDL	PQL	UQL	%REC	LOW	HIGH	%RPD	Q
Dibromofluoromethane	S	ug/L	277.15477	11.0861908		10	0	0	0.129	0.5	500	111%	80	119	0%	
p-Bromofluorobenzene	S	ug/L	263.48797	10.5395188		10	0	0	0.149	0.5	500	105%	85	114	0%	
Toluene-d8	S	ug/L	275.44133	11.0176532		10	0	0	0.23	0.5	500	110%	89	112	0%	

Seq No	Lab ID	Test Code	Sample Typ	File ID	Analysis Date	DF	Batch ID	Prep Date	SPKref	RPDref	pmoist					
14992661	MBLK011722_	VOC-8260-W-Q	MBLK	DA5975C\VG011'	1/17/2022 1:01:1	1	R373560		0	0						
Analyte	T	Units	RAW	Final	Text	Spike	SPKref	RPDref	MDL	PQL	UQL	%REC	LOW	HIGH	%RPD	Q
1,1,1,2-Tetrachloroethane	A	ug/L	0	0		0	0	0	0.101	0.5	500	0%	0	0	0%	
1,1,1-Trichloroethane	A	ug/L	0	0		0	0	0	0.131	0.5	500	0%	0	0	0%	
1,1,2,2-Tetrachloroethane	A	ug/L	0	0		0	0	0	0.0872	0.5	500	0%	0	0	0%	
1,1,2-Trichloroethane	A	ug/L	0	0		0	0	0	0.108	0.5	500	0%	0	0	0%	
1,1-Dichloroethane	A	ug/L	0	0		0	0	0	0.135	0.5	500	0%	0	0	0%	
1,1-Dichloroethene	A	ug/L	0	0		0	0	0	0.141	0.5	500	0%	0	0	0%	
1,1-Dichloropropene	A	ug/L	0	0		0	0	0	0.083	0.5	500	0%	0	0	0%	
1,2,3-Trichloropropane	A	ug/L	0	0		0	0	0	0.235	0.5	500	0%	0	0	0%	
1,2-Dibromoethane	A	ug/L	0	0		0	0	0	0.0916	0.5	500	0%	0	0	0%	
1,2-Dichlorobenzene	A	ug/L	0	0		0	0	0	0.0746	0.5	500	0%	0	0	0%	
1,2-Dichloroethane	A	ug/L	0	0		0	0	0	0.116	0.5	500	0%	0	0	0%	
1,2-Dichloropropane	A	ug/L	0	0		0	0	0	0.0847	0.5	500	0%	0	0	0%	
1,3-Dichlorobenzene	A	ug/L	0	0		0	0	0	0.0803	0.5	500	0%	0	0	0%	
1,3-Dichloropropane	A	ug/L	0	0		0	0	0	0.0791	0.5	500	0%	0	0	0%	
1,4-Dichlorobenzene	A	ug/L	0	0		0	0	0	0.0858	0.5	500	0%	0	0	0%	
2,2-Dichloropropane	A	ug/L	0	0		0	0	0	0.186	0.5	500	0%	0	0	0%	
2-Chlorotoluene	A	ug/L	0	0		0	0	0	0.0876	0.5	500	0%	0	0	0%	
4-Chlorotoluene	A	ug/L	0	0		0	0	0	0.0728	0.5	500	0%	0	0	0%	
Benzene	A	ug/L	0	0		0	0	0	0.0914	0.5	500	0%	0	0	0%	
Bromobenzene	A	ug/L	0	0		0	0	0	0.0831	0.5	500	0%	0	0	0%	
Bromochloromethane	A	ug/L	0	0		0	0	0	0.141	0.5	500	0%	0	0	0%	
Bromodichloromethane	A	ug/L	0	0		0	0	0	0.12	0.5	500	0%	0	0	0%	
Bromoform	A	ug/L	0	0		0	0	0	0.119	0.5	500	0%	0	0	0%	
Bromomethane	A	ug/L	0	0		0	0	0	0.253	0.5	500	0%	0	0	0%	
Carbon tetrachloride	A	ug/L	0	0		0	0	0	0.143	0.5	500	0%	0	0	0%	
Chlorobenzene	A	ug/L	0	0		0	0	0	0.0914	0.5	500	0%	0	0	0%	
Chlorodibromomethane	A	ug/L	0	0		0	0	0	0.0841	0.5	500	0%	0	0	0%	

Seq No	Lab ID	Test Code	Sample Typ	File ID	Analysis Date	DF	Batch ID	Prep Date	SPKref	RPDref	pmoist					
14992661	MBLK011722_	VOC-8260-W-Q	MBLK	DA5975C\VG011'	1/17/2022 1:01:1	1	R373560		0	0						
Analyte	T	Units	RAW	Final	Text	Spike	SPKref	RPDref	MDL	PQL	UQL	%REC	LOW	HIGH	%RPD	Q
Chloroethane	A	ug/L	0	0		0	0	0	0.169	0.5	500	0%	0	0	0%	
Chloroform	A	ug/L	0	0		0	0	0	0.0789	0.5	500	0%	0	0	0%	
Chloromethane	A	ug/L	0	0		0	0	0	0.162	0.5	500	0%	0	0	0%	
cis-1,2-Dichloroethene	A	ug/L	0	0		0	0	0	0.108	0.5	500	0%	0	0	0%	
cis-1,3-Dichloropropene	A	ug/L	0	0		0	0	0	0.073	0.5	500	0%	0	0	0%	
Dibromomethane	A	ug/L	0	0		0	0	0	0.147	0.5	500	0%	0	0	0%	
Dichlorodifluoromethane	A	ug/L	0	0		0	0	0	0.175	0.5	500	0%	0	0	0%	
Ethylbenzene	A	ug/L	0	0		0	0	0	0.0836	0.5	500	0%	0	0	0%	
m+p-Xylenes	A	ug/L	0	0		0	0	0	0.15	0.5	1000	0%	0	0	0%	
Methyl ethyl ketone	A	ug/L	0	0		0	0	0	1.77	10	5000	0%	0	0	0%	
Methyl tert-butyl ether (MTBE)	A	ug/L	0	0		0	0	0	0.101	0.5	500	0%	0	0	0%	
Methylene chloride	A	ug/L	1.13275	0		0	0	0	0.338	0.5	500	0%	0	0	0%	
o-Xylene	A	ug/L	0	0		0	0	0	0.0604	0.5	500	0%	0	0	0%	
Styrene	A	ug/L	0	0		0	0	0	0.067	0.5	500	0%	0	0	0%	
Tetrachloroethene	A	ug/L	0	0		0	0	0	0.0671	0.5	500	0%	0	0	0%	
Toluene	A	ug/L	0	0		0	0	0	0.0679	0.5	500	0%	0	0	0%	
trans-1,2-Dichloroethene	A	ug/L	0	0		0	0	0	0.125	0.5	500	0%	0	0	0%	
trans-1,3-Dichloropropene	A	ug/L	0	0		0	0	0	0.0846	0.5	500	0%	0	0	0%	
Trichloroethene	A	ug/L	0	0		0	0	0	0.0993	0.5	500	0%	0	0	0%	
Trichlorofluoromethane	A	ug/L	0	0		0	0	0	0.134	0.5	500	0%	0	0	0%	
Vinyl chloride	A	ug/L	0	0		0	0	0	0.153	0.5	500	0%	0	0	0%	
1,4-Dichlorobenzene-d4	I	ug/L	250	10		0	0	0	0	0	500	0%	0	0	0%	
Chlorobenzene-d5	I	ug/L	250	10		0	0	0	0	0	500	0%	0	0	0%	
Fluorobenzene	I	ug/L	250	10		0	0	0	0	0	500	0%	0	0	0%	
Xylenes, Total	M	ug/L	0	0		0	0	0	0.0604	0.5	1500	0%	0	0	0%	
1,2-Dichloroethane-d4	S	ug/L	279.88526	11.1954104		10	0	0	0.229	0.5	500	112%	81	118	0%	
Dibromofluoromethane	S	ug/L	270.69206	10.8276824		10	0	0	0.129	0.5	500	108%	80	119	0%	
p-Bromofluorobenzene	S	ug/L	259.66439	10.3865756		10	0	0	0.149	0.5	500	104%	85	114	0%	
Toluene-d8	S	ug/L	268.68018	10.7472072		10	0	0	0.23	0.5	500	107%	89	112	0%	

Seq No	Lab ID	Test Code	Sample Typ	File ID	Analysis Date	DF	Batch ID	Prep Date	SPKref	RPDref	pmoist					
14992662	B22010971-001	VOC-8260-W-S	SAMP	DA5975C\VG011'	1/17/2022 2:04:4	1	R373560		0	0						
Analyte	T	Units	RAW	Final	Text	Spike	SPKref	RPDref	MDL	PQL	UQL	%REC	LOW	HIGH	%RPD	Q

Seq No	Lab ID	Test Code	Sample Typ	File ID	Analysis Date	DF	Batch ID	Prep Date	SPKref	RPDref	pmoist					
14992663	B22010972-001	VOC-8260-W-S	SAMP	DA5975CVG011	1/17/2022 2:32:0	1	R373560		0	0						
Analyte	T	Units	RAW	Final	Text	Spike	SPKref	RPDref	MDL	PQL	UQL	%REC	LOW	HIGH	%RPD	Q
1,1,1,2-Tetrachloroethane	A	ug/L	0	0		0	0	0	0.101	1	500	0%	0	0	0%	U
1,1,1-Trichloroethane	A	ug/L	0	0		0	0	0	0.131	1	500	0%	0	0	0%	U
1,1,2,2-Tetrachloroethane	A	ug/L	0	0		0	0	0	0.0872	1	500	0%	0	0	0%	U
1,1,2-Trichloroethane	A	ug/L	0	0		0	0	0	0.108	1	500	0%	0	0	0%	U
1,1-Dichloroethane	A	ug/L	0	0		0	0	0	0.135	1	500	0%	0	0	0%	U
1,1-Dichloroethene	A	ug/L	0	0		0	0	0	0.141	1	500	0%	0	0	0%	U
1,1-Dichloropropene	A	ug/L	0	0		0	0	0	0.083	1	500	0%	0	0	0%	U
1,2,3-Trichloropropane	A	ug/L	0	0		0	0	0	0.235	1	500	0%	0	0	0%	U
1,2-Dibromoethane	A	ug/L	0	0		0	0	0	0.0916	1	500	0%	0	0	0%	U
1,2-Dichlorobenzene	A	ug/L	0	0		0	0	0	0.0746	1	500	0%	0	0	0%	U
1,2-Dichloroethane	A	ug/L	0	0		0	0	0	0.116	1	500	0%	0	0	0%	U
1,2-Dichloropropane	A	ug/L	0	0		0	0	0	0.0847	1	500	0%	0	0	0%	U
1,3-Dichlorobenzene	A	ug/L	0	0		0	0	0	0.0803	1	500	0%	0	0	0%	U
1,3-Dichloropropane	A	ug/L	0	0		0	0	0	0.0791	1	500	0%	0	0	0%	U
1,4-Dichlorobenzene	A	ug/L	0	0		0	0	0	0.0858	1	500	0%	0	0	0%	U
2,2-Dichloropropane	A	ug/L	0	0		0	0	0	0.186	1	500	0%	0	0	0%	U
2-Chlorotoluene	A	ug/L	0	0		0	0	0	0.0876	1	500	0%	0	0	0%	U
4-Chlorotoluene	A	ug/L	0	0		0	0	0	0.0728	1	500	0%	0	0	0%	U
Benzene	A	ug/L	0	0		0	0	0	0.0914	1	500	0%	0	0	0%	U
Bromobenzene	A	ug/L	0	0		0	0	0	0.0831	1	500	0%	0	0	0%	U
Bromochloromethane	A	ug/L	0	0		0	0	0	0.141	1	500	0%	0	0	0%	U
Bromodichloromethane	A	ug/L	0	0		0	0	0	0.12	1	500	0%	0	0	0%	U
Bromoform	A	ug/L	0	0		0	0	0	0.119	1	500	0%	0	0	0%	U
Bromomethane	A	ug/L	0	0		0	0	0	0.253	1	500	0%	0	0	0%	U
Carbon tetrachloride	A	ug/L	0	0		0	0	0	0.143	1	500	0%	0	0	0%	U
Chlorobenzene	A	ug/L	0	0		0	0	0	0.0914	1	500	0%	0	0	0%	U
Chlorodibromomethane	A	ug/L	0	0		0	0	0	0.0841	1	500	0%	0	0	0%	U
Chloroethane	A	ug/L	0	0		0	0	0	0.169	1	500	0%	0	0	0%	U
Chloroform	A	ug/L	0	0		0	0	0	0.0789	1	500	0%	0	0	0%	U
Chloromethane	A	ug/L	0.95258	0		0	0	0	0.162	1	500	0%	0	0	0%	U
cis-1,2-Dichloroethene	A	ug/L	0	0		0	0	0	0.108	1	500	0%	0	0	0%	U
cis-1,3-Dichloropropene	A	ug/L	0	0		0	0	0	0.073	1	500	0%	0	0	0%	U
Dibromomethane	A	ug/L	0	0		0	0	0	0.147	1	500	0%	0	0	0%	U
Dichlorodifluoromethane	A	ug/L	0	0		0	0	0	0.175	1	500	0%	0	0	0%	U
Ethylbenzene	A	ug/L	0	0		0	0	0	0.0836	1	500	0%	0	0	0%	U

Seq No	Lab ID	Test Code	Sample Typ	File ID	Analysis Date	DF	Batch ID	Prep Date	SPKref	RPDref	pmoist					
14992663	B22010972-001	VOC-8260-W-S	SAMP	DA5975C\VG011'	1/17/2022 2:32:0	1	R373560		0	0						
Analyte	T	Units	RAW	Final	Text	Spike	SPKref	RPDref	MDL	PQL	UQL	%REC	LOW	HIGH	%RPD	Q
m+p-Xylenes	A	ug/L	0.04864	0		0	0	0	0.15	1	1000	0%	0	0	0%	U
Methyl ethyl ketone	A	ug/L	0	0		0	0	0	1.77	20	5000	0%	0	0	0%	U
Methyl tert-butyl ether (MTBE)	A	ug/L	0	0		0	0	0	0.101	1	500	0%	0	0	0%	U
Methylene chloride	A	ug/L	0	0		0	0	0	0.338	1	500	0%	0	0	0%	U
o-Xylene	A	ug/L	0	0		0	0	0	0.0604	1	500	0%	0	0	0%	U
Styrene	A	ug/L	0	0		0	0	0	0.067	1	500	0%	0	0	0%	U
Tetrachloroethene	A	ug/L	0	0		0	0	0	0.0671	1	500	0%	0	0	0%	U
Toluene	A	ug/L	0.2287	0		0	0	0	0.0679	1	500	0%	0	0	0%	UT
trans-1,2-Dichloroethene	A	ug/L	0	0		0	0	0	0.125	1	500	0%	0	0	0%	U
trans-1,3-Dichloropropene	A	ug/L	0	0		0	0	0	0.0846	1	500	0%	0	0	0%	U
Trichloroethene	A	ug/L	0	0		0	0	0	0.0993	1	500	0%	0	0	0%	U
Trichlorofluoromethane	A	ug/L	0	0		0	0	0	0.134	1	500	0%	0	0	0%	U
Vinyl chloride	A	ug/L	0	0		0	0	0	0.153	1	500	0%	0	0	0%	U
1,4-Dichlorobenzene-d4	I	ug/L	250	10		0	0	0	0	0	0	0%	0	0	0%	
Chlorobenzene-d5	I	ug/L	250	10		0	0	0	0.1	0	0	0%	0	0	0%	
Fluorobenzene	I	ug/L	250	10		0	0	0	0.1	0	0	0%	0	0	0%	
Xylenes, Total	M	ug/L	0.04864	0		0	0	0	0.0604	1	0	0%	0	0	0%	U
1,2-Dichloroethane-d4	S	ug/L	285.64275	11.42571		10	0	0	0.229	1	500	114%	81	118	0%	
Dibromofluoromethane	S	ug/L	279.71005	11.188402		10	0	0	0.129	1	500	112%	80	119	0%	
p-Bromofluorobenzene	S	ug/L	275.33919	11.0135676		10	0	0	0.149	1	500	110%	85	114	0%	
Toluene-d8	S	ug/L	270.29046	10.8116184		10	0	0	0.23	1	500	108%	89	112	0%	

Seq No	Lab ID	Test Code	Sample Typ	File ID	Analysis Date	DF	Batch ID	Prep Date	SPKref	RPDref	pmoist					
14992664	B22010973-001	VOC-8260-W-S	SAMP	DA5975C\VG011'	1/17/2022 2:59:2	1	R373560		0	0						
Analyte	T	Units	RAW	Final	Text	Spike	SPKref	RPDref	MDL	PQL	UQL	%REC	LOW	HIGH	%RPD	Q
1,1,1,2-Tetrachloroethane	A	ug/L	0	0		0	0	0	0.101	1	500	0%	0	0	0%	U
1,1,1-Trichloroethane	A	ug/L	0	0		0	0	0	0.131	1	500	0%	0	0	0%	U
1,1,2,2-Tetrachloroethane	A	ug/L	0	0		0	0	0	0.0872	1	500	0%	0	0	0%	U
1,1,2-Trichloroethane	A	ug/L	0	0		0	0	0	0.108	1	500	0%	0	0	0%	U
1,1-Dichloroethane	A	ug/L	0	0		0	0	0	0.135	1	500	0%	0	0	0%	U
1,1-Dichloroethene	A	ug/L	0	0		0	0	0	0.141	1	500	0%	0	0	0%	U
1,1-Dichloropropene	A	ug/L	0	0		0	0	0	0.083	1	500	0%	0	0	0%	U
1,2,3-Trichloropropane	A	ug/L	0	0		0	0	0	0.235	1	500	0%	0	0	0%	U
1,2-Dibromoethane	A	ug/L	0	0		0	0	0	0.0916	1	500	0%	0	0	0%	U

Seq No	Lab ID	Test Code	Sample Typ	File ID	Analysis Date	DF	Batch ID	Prep Date	SPKref	RPDref	pmoist					
14992664	B22010973-001	VOC-8260-W-S	SAMP	DA5975C\VG011	1/17/2022 2:59:2	1	R373560		0	0						
Analyte	T	Units	RAW	Final	Text	Spike	SPKref	RPDref	MDL	PQL	UQL	%REC	LOW	HIGH	%RPD	Q
1,2-Dichlorobenzene	A	ug/L	0	0		0	0	0	0.0746	1	500	0%	0	0	0%	U
1,2-Dichloroethane	A	ug/L	0	0		0	0	0	0.116	1	500	0%	0	0	0%	U
1,2-Dichloropropane	A	ug/L	0	0		0	0	0	0.0847	1	500	0%	0	0	0%	U
1,3-Dichlorobenzene	A	ug/L	0	0		0	0	0	0.0803	1	500	0%	0	0	0%	U
1,3-Dichloropropane	A	ug/L	0	0		0	0	0	0.0791	1	500	0%	0	0	0%	U
1,4-Dichlorobenzene	A	ug/L	0	0		0	0	0	0.0858	1	500	0%	0	0	0%	U
2,2-Dichloropropane	A	ug/L	0	0		0	0	0	0.186	1	500	0%	0	0	0%	U
2-Chlorotoluene	A	ug/L	0	0		0	0	0	0.0876	1	500	0%	0	0	0%	U
4-Chlorotoluene	A	ug/L	0	0		0	0	0	0.0728	1	500	0%	0	0	0%	U
Benzene	A	ug/L	0	0		0	0	0	0.0914	1	500	0%	0	0	0%	U
Bromobenzene	A	ug/L	0	0		0	0	0	0.0831	1	500	0%	0	0	0%	U
Bromochloromethane	A	ug/L	0	0		0	0	0	0.141	1	500	0%	0	0	0%	U
Bromodichloromethane	A	ug/L	0	0		0	0	0	0.12	1	500	0%	0	0	0%	U
Bromoform	A	ug/L	0	0		0	0	0	0.119	1	500	0%	0	0	0%	U
Bromomethane	A	ug/L	0	0		0	0	0	0.253	1	500	0%	0	0	0%	U
Carbon tetrachloride	A	ug/L	0	0		0	0	0	0.143	1	500	0%	0	0	0%	U
Chlorobenzene	A	ug/L	0	0		0	0	0	0.0914	1	500	0%	0	0	0%	U
Chlorodibromomethane	A	ug/L	0	0		0	0	0	0.0841	1	500	0%	0	0	0%	U
Chloroethane	A	ug/L	0	0		0	0	0	0.169	1	500	0%	0	0	0%	U
Chloroform	A	ug/L	0	0		0	0	0	0.0789	1	500	0%	0	0	0%	U
Chloromethane	A	ug/L	1.45166	0		0	0	0	0.162	1	500	0%	0	0	0%	U
cis-1,2-Dichloroethene	A	ug/L	0	0		0	0	0	0.108	1	500	0%	0	0	0%	U
cis-1,3-Dichloropropene	A	ug/L	0	0		0	0	0	0.073	1	500	0%	0	0	0%	U
Dibromomethane	A	ug/L	0	0		0	0	0	0.147	1	500	0%	0	0	0%	U
Dichlorodifluoromethane	A	ug/L	0	0		0	0	0	0.175	1	500	0%	0	0	0%	U
Ethylbenzene	A	ug/L	0	0		0	0	0	0.0836	1	500	0%	0	0	0%	U
m+p-Xylenes	A	ug/L	0	0		0	0	0	0.15	1	1000	0%	0	0	0%	U
Methyl ethyl ketone	A	ug/L	0	0		0	0	0	1.77	20	5000	0%	0	0	0%	U
Methyl tert-butyl ether (MTBE)	A	ug/L	0	0		0	0	0	0.101	1	500	0%	0	0	0%	U
Methylene chloride	A	ug/L	0.41316	0		0	0	0	0.338	1	500	0%	0	0	0%	U
o-Xylene	A	ug/L	0	0		0	0	0	0.0604	1	500	0%	0	0	0%	U
Styrene	A	ug/L	0	0		0	0	0	0.067	1	500	0%	0	0	0%	U
Tetrachloroethene	A	ug/L	0	0		0	0	0	0.0671	1	500	0%	0	0	0%	U
Toluene	A	ug/L	0	0		0	0	0	0.0679	1	500	0%	0	0	0%	UT
trans-1,2-Dichloroethene	A	ug/L	0	0		0	0	0	0.125	1	500	0%	0	0	0%	U

Seq No	Lab ID	Test Code	Sample Typ	File ID	Analysis Date	DF	Batch ID	Prep Date	SPKref	RPDref	pmoist					
14992664	B22010973-001	VOC-8260-W-S	SAMP	DA5975C\VG011'	1/17/2022 2:59:2	1	R373560		0	0						
Analyte	T	Units	RAW	Final	Text	Spike	SPKref	RPDref	MDL	PQL	UQL	%REC	LOW	HIGH	%RPD	Q
trans-1,3-Dichloropropene	A	ug/L	0	0		0	0	0	0.0846	1	500	0%	0	0	0%	U
Trichloroethene	A	ug/L	0	0		0	0	0	0.0993	1	500	0%	0	0	0%	U
Trichlorofluoromethane	A	ug/L	0	0		0	0	0	0.134	1	500	0%	0	0	0%	U
Vinyl chloride	A	ug/L	0	0		0	0	0	0.153	1	500	0%	0	0	0%	U
1,4-Dichlorobenzene-d4	I	ug/L	250	10		0	0	0	0	0	0	0%	0	0	0%	
Chlorobenzene-d5	I	ug/L	250	10		0	0	0	0.1	0	0	0%	0	0	0%	
Fluorobenzene	I	ug/L	250	10		0	0	0	0.1	0	0	0%	0	0	0%	
Xylenes, Total	M	ug/L	0	0		0	0	0	0.0604	1	0	0%	0	0	0%	U
1,2-Dichloroethane-d4	S	ug/L	289.6447	11.585788		10	0	0	0.229	1	500	116%	81	118	0%	
Dibromofluoromethane	S	ug/L	285.80228	11.4320912		10	0	0	0.129	1	500	114%	80	119	0%	
p-Bromofluorobenzene	S	ug/L	265.05399	10.6021596		10	0	0	0.149	1	500	106%	85	114	0%	
Toluene-d8	S	ug/L	268.17222	10.7268888		10	0	0	0.23	1	500	107%	89	112	0%	

Seq No	Lab ID	Test Code	Sample Typ	File ID	Analysis Date	DF	Batch ID	Prep Date	SPKref	RPDref	pmoist					
14992665	B22010974-001	VOC-8260-W-S	SAMP	DA5975C\VG011'	1/17/2022 3:26:4	1	R373560		0	0						
Analyte	T	Units	RAW	Final	Text	Spike	SPKref	RPDref	MDL	PQL	UQL	%REC	LOW	HIGH	%RPD	Q
1,1,1,2-Tetrachloroethane	A	ug/L	0	0		0	0	0	0.101	1	500	0%	0	0	0%	U
1,1,1-Trichloroethane	A	ug/L	0	0		0	0	0	0.131	1	500	0%	0	0	0%	U
1,1,2,2-Tetrachloroethane	A	ug/L	0	0		0	0	0	0.0872	1	500	0%	0	0	0%	U
1,1,2-Trichloroethane	A	ug/L	0	0		0	0	0	0.108	1	500	0%	0	0	0%	U
1,1-Dichloroethane	A	ug/L	0	0		0	0	0	0.135	1	500	0%	0	0	0%	U
1,1-Dichloroethene	A	ug/L	0	0		0	0	0	0.141	1	500	0%	0	0	0%	U
1,1-Dichloropropene	A	ug/L	0	0		0	0	0	0.083	1	500	0%	0	0	0%	U
1,2,3-Trichloropropane	A	ug/L	0	0		0	0	0	0.235	1	500	0%	0	0	0%	U
1,2-Dibromoethane	A	ug/L	0	0		0	0	0	0.0916	1	500	0%	0	0	0%	U
1,2-Dichlorobenzene	A	ug/L	0	0		0	0	0	0.0746	1	500	0%	0	0	0%	U
1,2-Dichloroethane	A	ug/L	0	0		0	0	0	0.116	1	500	0%	0	0	0%	U
1,2-Dichloropropane	A	ug/L	0	0		0	0	0	0.0847	1	500	0%	0	0	0%	U
1,3-Dichlorobenzene	A	ug/L	0	0		0	0	0	0.0803	1	500	0%	0	0	0%	U
1,3-Dichloropropane	A	ug/L	0	0		0	0	0	0.0791	1	500	0%	0	0	0%	U
1,4-Dichlorobenzene	A	ug/L	0	0		0	0	0	0.0858	1	500	0%	0	0	0%	U
2,2-Dichloropropane	A	ug/L	0	0		0	0	0	0.186	1	500	0%	0	0	0%	U
2-Chlorotoluene	A	ug/L	0	0		0	0	0	0.0876	1	500	0%	0	0	0%	U
4-Chlorotoluene	A	ug/L	0	0		0	0	0	0.0728	1	500	0%	0	0	0%	U

Seq No	Lab ID	Test Code	Sample Typ	File ID	Analysis Date	DF	Batch ID	Prep Date	SPKref	RPDref	pmoist					
14992665	B22010974-001	VOC-8260-W-S	SAMP	DA5975C\VG011	1/17/2022 3:26:4	1	R373560		0	0						
Analyte	T	Units	RAW	Final	Text	Spike	SPKref	RPDref	MDL	PQL	UQL	%REC	LOW	HIGH	%RPD	Q
Benzene	A	ug/L	0.47301	0		0	0	0	0.0914	1	500	0%	0	0	0%	U
Bromobenzene	A	ug/L	0	0		0	0	0	0.0831	1	500	0%	0	0	0%	U
Bromochloromethane	A	ug/L	0	0		0	0	0	0.141	1	500	0%	0	0	0%	U
Bromodichloromethane	A	ug/L	0	0		0	0	0	0.12	1	500	0%	0	0	0%	U
Bromoform	A	ug/L	0	0		0	0	0	0.119	1	500	0%	0	0	0%	U
Bromomethane	A	ug/L	0	0		0	0	0	0.253	1	500	0%	0	0	0%	U
Carbon tetrachloride	A	ug/L	0	0		0	0	0	0.143	1	500	0%	0	0	0%	U
Chlorobenzene	A	ug/L	0	0		0	0	0	0.0914	1	500	0%	0	0	0%	U
Chlorodibromomethane	A	ug/L	0	0		0	0	0	0.0841	1	500	0%	0	0	0%	U
Chloroethane	A	ug/L	0	0		0	0	0	0.169	1	500	0%	0	0	0%	U
Chloroform	A	ug/L	0	0		0	0	0	0.0789	1	500	0%	0	0	0%	U
Chloromethane	A	ug/L	0.88891	0		0	0	0	0.162	1	500	0%	0	0	0%	U
cis-1,2-Dichloroethene	A	ug/L	0	0		0	0	0	0.108	1	500	0%	0	0	0%	U
cis-1,3-Dichloropropene	A	ug/L	0	0		0	0	0	0.073	1	500	0%	0	0	0%	U
Dibromomethane	A	ug/L	0	0		0	0	0	0.147	1	500	0%	0	0	0%	U
Dichlorodifluoromethane	A	ug/L	0	0		0	0	0	0.175	1	500	0%	0	0	0%	U
Ethylbenzene	A	ug/L	0.29709	0		0	0	0	0.0836	1	500	0%	0	0	0%	U
m+p-Xylenes	A	ug/L	1.19076	0		0	0	0	0.15	1	1000	0%	0	0	0%	U
Methyl ethyl ketone	A	ug/L	0	0		0	0	0	1.77	20	5000	0%	0	0	0%	U
Methyl tert-butyl ether (MTBE)	A	ug/L	0	0		0	0	0	0.101	1	500	0%	0	0	0%	U
Methylene chloride	A	ug/L	0	0		0	0	0	0.338	1	500	0%	0	0	0%	U
o-Xylene	A	ug/L	0.51809	0		0	0	0	0.0604	1	500	0%	0	0	0%	U
Styrene	A	ug/L	0	0		0	0	0	0.067	1	500	0%	0	0	0%	U
Tetrachloroethene	A	ug/L	0	0		0	0	0	0.0671	1	500	0%	0	0	0%	U
Toluene	A	ug/L	3.12624	0.1250496		0	0	0	0.0679	1	500	0%	0	0	0%	JT
trans-1,2-Dichloroethene	A	ug/L	0	0		0	0	0	0.125	1	500	0%	0	0	0%	U
trans-1,3-Dichloropropene	A	ug/L	0	0		0	0	0	0.0846	1	500	0%	0	0	0%	U
Trichloroethene	A	ug/L	0	0		0	0	0	0.0993	1	500	0%	0	0	0%	U
Trichlorofluoromethane	A	ug/L	0	0		0	0	0	0.134	1	500	0%	0	0	0%	U
Vinyl chloride	A	ug/L	0	0		0	0	0	0.153	1	500	0%	0	0	0%	U
1,4-Dichlorobenzene-d4	I	ug/L	250	10		0	0	0	0	0	0	0%	0	0	0%	
Chlorobenzene-d5	I	ug/L	250	10		0	0	0	0.1	0	0	0%	0	0	0%	
Fluorobenzene	I	ug/L	250	10		0	0	0	0.1	0	0	0%	0	0	0%	
Xylenes, Total	M	ug/L	1.70885	0.068354		0	0	0	0.0604	1	0	0%	0	0	0%	J
1,2-Dichloroethane-d4	S	ug/L	288.68957	11.5475828		10	0	0	0.229	1	500	115%	81	118	0%	

Seq No	Lab ID	Test Code	Sample Typ	File ID	Analysis Date	DF	Batch ID	Prep Date	SPKref	RPDref	pmoist					
14992665	B22010974-001	VOC-8260-W-S	SAMP	DA5975C\VG011'	1/17/2022 3:26:4	1	R373560		0	0						
Analyte	T	Units	RAW	Final	Text	Spike	SPKref	RPDref	MDL	PQL	UQL	%REC	LOW	HIGH	%RPD	Q
Dibromofluoromethane	S	ug/L	280.14164	11.2056656		10	0	0	0.129	1	500	112%	80	119	0%	
p-Bromofluorobenzene	S	ug/L	267.82108	10.7128432		10	0	0	0.149	1	500	107%	85	114	0%	
Toluene-d8	S	ug/L	270.48232	10.8192928		10	0	0	0.23	1	500	108%	89	112	0%	

Seq No	Lab ID	Test Code	Sample Typ	File ID	Analysis Date	DF	Batch ID	Prep Date	SPKref	RPDref	pmoist					
14992666	B22010975-001	VOC-8260-W-S	SAMP	DA5975C\VG011'	1/17/2022 3:54:0	1	R373560		0	0						
Analyte	T	Units	RAW	Final	Text	Spike	SPKref	RPDref	MDL	PQL	UQL	%REC	LOW	HIGH	%RPD	Q
1,1,1,2-Tetrachloroethane	A	ug/L	0	0		0	0	0	0.101	1	500	0%	0	0	0%	U
1,1,1-Trichloroethane	A	ug/L	0	0		0	0	0	0.131	1	500	0%	0	0	0%	U
1,1,2,2-Tetrachloroethane	A	ug/L	0	0		0	0	0	0.0872	1	500	0%	0	0	0%	U
1,1,2-Trichloroethane	A	ug/L	0	0		0	0	0	0.108	1	500	0%	0	0	0%	U
1,1-Dichloroethane	A	ug/L	0	0		0	0	0	0.135	1	500	0%	0	0	0%	U
1,1-Dichloroethene	A	ug/L	0	0		0	0	0	0.141	1	500	0%	0	0	0%	U
1,1-Dichloropropene	A	ug/L	0	0		0	0	0	0.083	1	500	0%	0	0	0%	U
1,2,3-Trichloropropane	A	ug/L	0	0		0	0	0	0.235	1	500	0%	0	0	0%	U
1,2-Dibromoethane	A	ug/L	0	0		0	0	0	0.0916	1	500	0%	0	0	0%	U
1,2-Dichlorobenzene	A	ug/L	0	0		0	0	0	0.0746	1	500	0%	0	0	0%	U
1,2-Dichloroethane	A	ug/L	0	0		0	0	0	0.116	1	500	0%	0	0	0%	U
1,2-Dichloropropane	A	ug/L	0	0		0	0	0	0.0847	1	500	0%	0	0	0%	U
1,3-Dichlorobenzene	A	ug/L	0	0		0	0	0	0.0803	1	500	0%	0	0	0%	U
1,3-Dichloropropane	A	ug/L	0	0		0	0	0	0.0791	1	500	0%	0	0	0%	U
1,4-Dichlorobenzene	A	ug/L	0	0		0	0	0	0.0858	1	500	0%	0	0	0%	U
2,2-Dichloropropane	A	ug/L	0	0		0	0	0	0.186	1	500	0%	0	0	0%	U
2-Chlorotoluene	A	ug/L	0	0		0	0	0	0.0876	1	500	0%	0	0	0%	U
4-Chlorotoluene	A	ug/L	0	0		0	0	0	0.0728	1	500	0%	0	0	0%	U
Benzene	A	ug/L	0.16858	0		0	0	0	0.0914	1	500	0%	0	0	0%	U
Bromobenzene	A	ug/L	0	0		0	0	0	0.0831	1	500	0%	0	0	0%	U
Bromochloromethane	A	ug/L	0	0		0	0	0	0.141	1	500	0%	0	0	0%	U
Bromodichloromethane	A	ug/L	0	0		0	0	0	0.12	1	500	0%	0	0	0%	U
Bromoform	A	ug/L	0	0		0	0	0	0.119	1	500	0%	0	0	0%	U
Bromomethane	A	ug/L	0	0		0	0	0	0.253	1	500	0%	0	0	0%	U
Carbon tetrachloride	A	ug/L	0	0		0	0	0	0.143	1	500	0%	0	0	0%	U
Chlorobenzene	A	ug/L	0	0		0	0	0	0.0914	1	500	0%	0	0	0%	U
Chlorodibromomethane	A	ug/L	0	0		0	0	0	0.0841	1	500	0%	0	0	0%	U

Seq No	Lab ID	Test Code	Sample Typ	File ID	Analysis Date	DF	Batch ID	Prep Date	SPKref	RPDref	pmoist					
14992666	B22010975-001	VOC-8260-W-S	SAMP	DA5975C\VG011'	1/17/2022 3:54:0	1	R373560		0	0						
Analyte	T	Units	RAW	Final	Text	Spike	SPKref	RPDref	MDL	PQL	UQL	%REC	LOW	HIGH	%RPD	Q
Chloroethane	A	ug/L	0	0		0	0	0	0.169	1	500	0%	0	0	0%	U
Chloroform	A	ug/L	0.1483	0		0	0	0	0.0789	1	500	0%	0	0	0%	U
Chloromethane	A	ug/L	1.02753	0		0	0	0	0.162	1	500	0%	0	0	0%	U
cis-1,2-Dichloroethene	A	ug/L	0	0		0	0	0	0.108	1	500	0%	0	0	0%	U
cis-1,3-Dichloropropene	A	ug/L	0	0		0	0	0	0.073	1	500	0%	0	0	0%	U
Dibromomethane	A	ug/L	0	0		0	0	0	0.147	1	500	0%	0	0	0%	U
Dichlorodifluoromethane	A	ug/L	0	0		0	0	0	0.175	1	500	0%	0	0	0%	U
Ethylbenzene	A	ug/L	0.1549	0		0	0	0	0.0836	1	500	0%	0	0	0%	U
m+p-Xylenes	A	ug/L	0	0		0	0	0	0.15	1	1000	0%	0	0	0%	U
Methyl ethyl ketone	A	ug/L	0	0		0	0	0	1.77	20	5000	0%	0	0	0%	U
Methyl tert-butyl ether (MTBE)	A	ug/L	0	0		0	0	0	0.101	1	500	0%	0	0	0%	U
Methylene chloride	A	ug/L	0.52934	0		0	0	0	0.338	1	500	0%	0	0	0%	U
o-Xylene	A	ug/L	0	0		0	0	0	0.0604	1	500	0%	0	0	0%	U
Styrene	A	ug/L	0	0		0	0	0	0.067	1	500	0%	0	0	0%	U
Tetrachloroethene	A	ug/L	0	0		0	0	0	0.0671	1	500	0%	0	0	0%	U
Toluene	A	ug/L	1.50406	0		0	0	0	0.0679	1	500	0%	0	0	0%	UT
trans-1,2-Dichloroethene	A	ug/L	0	0		0	0	0	0.125	1	500	0%	0	0	0%	U
trans-1,3-Dichloropropene	A	ug/L	0	0		0	0	0	0.0846	1	500	0%	0	0	0%	U
Trichloroethene	A	ug/L	0	0		0	0	0	0.0993	1	500	0%	0	0	0%	U
Trichlorofluoromethane	A	ug/L	0	0		0	0	0	0.134	1	500	0%	0	0	0%	U
Vinyl chloride	A	ug/L	0	0		0	0	0	0.153	1	500	0%	0	0	0%	U
1,4-Dichlorobenzene-d4	I	ug/L	250	10		0	0	0	0	0	0	0%	0	0	0%	
Chlorobenzene-d5	I	ug/L	250	10		0	0	0	0.1	0	0	0%	0	0	0%	
Fluorobenzene	I	ug/L	250	10		0	0	0	0.1	0	0	0%	0	0	0%	
Xylenes, Total	M	ug/L	0	0		0	0	0	0.0604	1	0	0%	0	0	0%	U
1,2-Dichloroethane-d4	S	ug/L	287.47496	11.4989984		10	0	0	0.229	1	500	115%	81	118	0%	
Dibromofluoromethane	S	ug/L	283.93845	11.357538		10	0	0	0.129	1	500	114%	80	119	0%	
p-Bromofluorobenzene	S	ug/L	265.58338	10.6233352		10	0	0	0.149	1	500	106%	85	114	0%	
Toluene-d8	S	ug/L	266.63067	10.6652268		10	0	0	0.23	1	500	107%	89	112	0%	

Seq No	Lab ID	Test Code	Sample Typ	File ID	Analysis Date	DF	Batch ID	Prep Date	SPKref	RPDref	pmoist					
14992667	B22010756-001	VOC-8260-W-S	SAMP	DA5975C\VG011'	1/17/2022 4:21:2	1	R373560		0	0						
Analyte	T	Units	RAW	Final	Text	Spike	SPKref	RPDref	MDL	PQL	UQL	%REC	LOW	HIGH	%RPD	Q

Seq No	Lab ID	Test Code	Sample Typ	File ID	Analysis Date	DF	Batch ID	Prep Date	SPKref	RPDref	pmoist					
14992667	B22010756-001	VOC-8260-W-S	SAMP	DA5975CVG011	1/17/2022 4:21:2	1	R373560		0	0						
Analyte	T	Units	RAW	Final	Text	Spike	SPKref	RPDref	MDL	PQL	UQL	%REC	LOW	HIGH	%RPD	Q
1,1,1,2-Tetrachloroethane	A	ug/L	0	0		0	0	0	0.101	1	500	0%	0	0	0%	U
1,1,1-Trichloroethane	A	ug/L	0	0		0	0	0	0.131	1	500	0%	0	0	0%	U
1,1,2,2-Tetrachloroethane	A	ug/L	0	0		0	0	0	0.0872	1	500	0%	0	0	0%	U
1,1,2-Trichloroethane	A	ug/L	0	0		0	0	0	0.108	1	500	0%	0	0	0%	U
1,1-Dichloroethane	A	ug/L	0	0		0	0	0	0.135	1	500	0%	0	0	0%	U
1,1-Dichloroethene	A	ug/L	0	0		0	0	0	0.141	1	500	0%	0	0	0%	U
1,1-Dichloropropene	A	ug/L	0	0		0	0	0	0.083	1	500	0%	0	0	0%	U
1,2,3-Trichloropropane	A	ug/L	0	0		0	0	0	0.235	1	500	0%	0	0	0%	U
1,2-Dibromoethane	A	ug/L	0	0		0	0	0	0.0916	1	500	0%	0	0	0%	U
1,2-Dichlorobenzene	A	ug/L	0	0		0	0	0	0.0746	1	500	0%	0	0	0%	U
1,2-Dichloroethane	A	ug/L	0	0		0	0	0	0.116	1	500	0%	0	0	0%	U
1,2-Dichloropropane	A	ug/L	0	0		0	0	0	0.0847	1	500	0%	0	0	0%	U
1,3-Dichlorobenzene	A	ug/L	0	0		0	0	0	0.0803	1	500	0%	0	0	0%	U
1,3-Dichloropropane	A	ug/L	0	0		0	0	0	0.0791	1	500	0%	0	0	0%	U
1,4-Dichlorobenzene	A	ug/L	0	0		0	0	0	0.0858	1	500	0%	0	0	0%	U
2,2-Dichloropropane	A	ug/L	0	0		0	0	0	0.186	1	500	0%	0	0	0%	U
2-Chlorotoluene	A	ug/L	0	0		0	0	0	0.0876	1	500	0%	0	0	0%	U
4-Chlorotoluene	A	ug/L	0	0		0	0	0	0.0728	1	500	0%	0	0	0%	U
Benzene	A	ug/L	0	0		0	0	0	0.0914	1	500	0%	0	0	0%	U
Bromobenzene	A	ug/L	0	0		0	0	0	0.0831	1	500	0%	0	0	0%	U
Bromochloromethane	A	ug/L	0	0		0	0	0	0.141	1	500	0%	0	0	0%	U
Bromodichloromethane	A	ug/L	0	0		0	0	0	0.12	1	500	0%	0	0	0%	U
Bromoform	A	ug/L	0	0		0	0	0	0.119	1	500	0%	0	0	0%	U
Bromomethane	A	ug/L	0	0		0	0	0	0.253	1	500	0%	0	0	0%	U
Carbon tetrachloride	A	ug/L	0	0		0	0	0	0.143	1	500	0%	0	0	0%	U
Chlorobenzene	A	ug/L	0	0		0	0	0	0.0914	1	500	0%	0	0	0%	U
Chlorodibromomethane	A	ug/L	0	0		0	0	0	0.0841	1	500	0%	0	0	0%	U
Chloroethane	A	ug/L	0	0		0	0	0	0.169	1	500	0%	0	0	0%	U
Chloroform	A	ug/L	0.30439	0		0	0	0	0.0789	1	500	0%	0	0	0%	U
Chloromethane	A	ug/L	2.0524	0		0	0	0	0.162	1	500	0%	0	0	0%	U
cis-1,2-Dichloroethene	A	ug/L	0	0		0	0	0	0.108	1	500	0%	0	0	0%	U
cis-1,3-Dichloropropene	A	ug/L	0	0		0	0	0	0.073	1	500	0%	0	0	0%	U
Dibromomethane	A	ug/L	0	0		0	0	0	0.147	1	500	0%	0	0	0%	U
Dichlorodifluoromethane	A	ug/L	0.98204	0		0	0	0	0.175	1	500	0%	0	0	0%	U
Ethylbenzene	A	ug/L	0	0		0	0	0	0.0836	1	500	0%	0	0	0%	U

Seq No	Lab ID	Test Code	Sample Typ	File ID	Analysis Date	DF	Batch ID	Prep Date	SPKref	RPDref	pmoist					
14992667	B22010756-001	VOC-8260-W-S	SAMP	DA5975C\VG011'	1/17/2022 4:21:2	1	R373560		0	0						
Analyte	T	Units	RAW	Final	Text	Spike	SPKref	RPDref	MDL	PQL	UQL	%REC	LOW	HIGH	%RPD	Q
m+p-Xylenes	A	ug/L	0	0		0	0	0	0.15	1	1000	0%	0	0	0%	U
Methyl ethyl ketone	A	ug/L	0	0		0	0	0	1.77	20	5000	0%	0	0	0%	U
Methyl tert-butyl ether (MTBE)	A	ug/L	0	0		0	0	0	0.101	1	500	0%	0	0	0%	U
Methylene chloride	A	ug/L	0	0		0	0	0	0.338	1	500	0%	0	0	0%	U
o-Xylene	A	ug/L	0	0		0	0	0	0.0604	1	500	0%	0	0	0%	U
Styrene	A	ug/L	0	0		0	0	0	0.067	1	500	0%	0	0	0%	U
Tetrachloroethene	A	ug/L	0	0		0	0	0	0.0671	1	500	0%	0	0	0%	U
Toluene	A	ug/L	0	0		0	0	0	0.0679	1	500	0%	0	0	0%	UT
trans-1,2-Dichloroethene	A	ug/L	0	0		0	0	0	0.125	1	500	0%	0	0	0%	U
trans-1,3-Dichloropropene	A	ug/L	0	0		0	0	0	0.0846	1	500	0%	0	0	0%	U
Trichloroethene	A	ug/L	0	0		0	0	0	0.0993	1	500	0%	0	0	0%	U
Trichlorofluoromethane	A	ug/L	0	0		0	0	0	0.134	1	500	0%	0	0	0%	U
Vinyl chloride	A	ug/L	0	0		0	0	0	0.153	1	500	0%	0	0	0%	U
1,4-Dichlorobenzene-d4	I	ug/L	250	10		0	0	0	0	0	0	0%	0	0	0%	
Chlorobenzene-d5	I	ug/L	250	10		0	0	0	0.1	0	0	0%	0	0	0%	
Fluorobenzene	I	ug/L	250	10		0	0	0	0.1	0	0	0%	0	0	0%	
Xylenes, Total	M	ug/L	0	0		0	0	0	0.0604	1	0	0%	0	0	0%	U
1,2-Dichloroethane-d4	S	ug/L	289.64158	11.5856632		10	0	0	0.229	1	500	116%	81	118	0%	
Dibromofluoromethane	S	ug/L	283.76045	11.350418		10	0	0	0.129	1	500	114%	80	119	0%	
p-Bromofluorobenzene	S	ug/L	269.88841	10.7955364		10	0	0	0.149	1	500	108%	85	114	0%	
Toluene-d8	S	ug/L	267.94378	10.7177512		10	0	0	0.23	1	500	107%	89	112	0%	

Seq No	Lab ID	Test Code	Sample Typ	File ID	Analysis Date	DF	Batch ID	Prep Date	SPKref	RPDref	pmoist					
14992668	B22010971-002	VOC-8260-W-S	SAMP	DA5975C\VG011'	1/17/2022 5:16:1	1	R373560		0	0						
Analyte	T	Units	RAW	Final	Text	Spike	SPKref	RPDref	MDL	PQL	UQL	%REC	LOW	HIGH	%RPD	Q
1,1,1,2-Tetrachloroethane	A	ug/L	0	0		0	0	0	0.101	1	500	0%	0	0	0%	U
1,1,1-Trichloroethane	A	ug/L	0	0		0	0	0	0.131	1	500	0%	0	0	0%	U
1,1,2,2-Tetrachloroethane	A	ug/L	0	0		0	0	0	0.0872	1	500	0%	0	0	0%	U
1,1,2-Trichloroethane	A	ug/L	0	0		0	0	0	0.108	1	500	0%	0	0	0%	U
1,1-Dichloroethane	A	ug/L	0	0		0	0	0	0.135	1	500	0%	0	0	0%	U
1,1-Dichloroethene	A	ug/L	0	0		0	0	0	0.141	1	500	0%	0	0	0%	U
1,1-Dichloropropene	A	ug/L	0	0		0	0	0	0.083	1	500	0%	0	0	0%	U
1,2,3-Trichloropropane	A	ug/L	0	0		0	0	0	0.235	1	500	0%	0	0	0%	U
1,2-Dibromoethane	A	ug/L	0	0		0	0	0	0.0916	1	500	0%	0	0	0%	U

Seq No	Lab ID	Test Code	Sample Typ	File ID	Analysis Date	DF	Batch ID	Prep Date	SPKref	RPDref	pmoist					
14992668	B22010971-002	VOC-8260-W-S	SAMP	DA5975CVG011	1/17/2022 5:16:1	1	R373560		0	0						
Analyte	T	Units	RAW	Final	Text	Spike	SPKref	RPDref	MDL	PQL	UQL	%REC	LOW	HIGH	%RPD	Q
1,2-Dichlorobenzene	A	ug/L	0	0		0	0	0	0.0746	1	500	0%	0	0	0%	U
1,2-Dichloroethane	A	ug/L	0	0		0	0	0	0.116	1	500	0%	0	0	0%	U
1,2-Dichloropropane	A	ug/L	0	0		0	0	0	0.0847	1	500	0%	0	0	0%	U
1,3-Dichlorobenzene	A	ug/L	0	0		0	0	0	0.0803	1	500	0%	0	0	0%	U
1,3-Dichloropropane	A	ug/L	0	0		0	0	0	0.0791	1	500	0%	0	0	0%	U
1,4-Dichlorobenzene	A	ug/L	0	0		0	0	0	0.0858	1	500	0%	0	0	0%	U
2,2-Dichloropropane	A	ug/L	0	0		0	0	0	0.186	1	500	0%	0	0	0%	U
2-Chlorotoluene	A	ug/L	0	0		0	0	0	0.0876	1	500	0%	0	0	0%	U
4-Chlorotoluene	A	ug/L	0	0		0	0	0	0.0728	1	500	0%	0	0	0%	U
Benzene	A	ug/L	0	0		0	0	0	0.0914	1	500	0%	0	0	0%	U
Bromobenzene	A	ug/L	0	0		0	0	0	0.0831	1	500	0%	0	0	0%	U
Bromochloromethane	A	ug/L	0	0		0	0	0	0.141	1	500	0%	0	0	0%	U
Bromodichloromethane	A	ug/L	0	0		0	0	0	0.12	1	500	0%	0	0	0%	U
Bromoform	A	ug/L	0	0		0	0	0	0.119	1	500	0%	0	0	0%	U
Bromomethane	A	ug/L	0	0		0	0	0	0.253	1	500	0%	0	0	0%	U
Carbon tetrachloride	A	ug/L	0	0		0	0	0	0.143	1	500	0%	0	0	0%	U
Chlorobenzene	A	ug/L	0	0		0	0	0	0.0914	1	500	0%	0	0	0%	U
Chlorodibromomethane	A	ug/L	0	0		0	0	0	0.0841	1	500	0%	0	0	0%	U
Chloroethane	A	ug/L	0	0		0	0	0	0.169	1	500	0%	0	0	0%	U
Chloroform	A	ug/L	0	0		0	0	0	0.0789	1	500	0%	0	0	0%	U
Chloromethane	A	ug/L	1.25965	0		0	0	0	0.162	1	500	0%	0	0	0%	U
cis-1,2-Dichloroethene	A	ug/L	0	0		0	0	0	0.108	1	500	0%	0	0	0%	U
cis-1,3-Dichloropropene	A	ug/L	0	0		0	0	0	0.073	1	500	0%	0	0	0%	U
Dibromomethane	A	ug/L	0	0		0	0	0	0.147	1	500	0%	0	0	0%	U
Dichlorodifluoromethane	A	ug/L	0	0		0	0	0	0.175	1	500	0%	0	0	0%	U
Ethylbenzene	A	ug/L	0.10932	0		0	0	0	0.0836	1	500	0%	0	0	0%	U
m+p-Xylenes	A	ug/L	0.12924	0		0	0	0	0.15	1	1000	0%	0	0	0%	U
Methyl ethyl ketone	A	ug/L	0	0		0	0	0	1.77	20	5000	0%	0	0	0%	U
Methyl tert-butyl ether (MTBE)	A	ug/L	0	0		0	0	0	0.101	1	500	0%	0	0	0%	U
Methylene chloride	A	ug/L	1.6578	0		0	0	0	0.338	1	500	0%	0	0	0%	U
o-Xylene	A	ug/L	0	0		0	0	0	0.0604	1	500	0%	0	0	0%	U
Styrene	A	ug/L	0	0		0	0	0	0.067	1	500	0%	0	0	0%	U
Tetrachloroethene	A	ug/L	0	0		0	0	0	0.0671	1	500	0%	0	0	0%	U
Toluene	A	ug/L	3.81243	0.1524972		0	0	0	0.0679	1	500	0%	0	0	0%	J
trans-1,2-Dichloroethene	A	ug/L	0	0		0	0	0	0.125	1	500	0%	0	0	0%	U

Seq No	Lab ID	Test Code	Sample Typ	File ID	Analysis Date	DF	Batch ID	Prep Date	SPKref	RPDref	pmoist					
14992668	B22010971-002	VOC-8260-W-S	SAMP	DA5975C\VG011'	1/17/2022 5:16:1	1	R373560		0	0						
Analyte	T	Units	RAW	Final	Text	Spike	SPKref	RPDref	MDL	PQL	UQL	%REC	LOW	HIGH	%RPD	Q
trans-1,3-Dichloropropene	A	ug/L	0	0		0	0	0	0.0846	1	500	0%	0	0	0%	U
Trichloroethene	A	ug/L	0	0		0	0	0	0.0993	1	500	0%	0	0	0%	U
Trichlorofluoromethane	A	ug/L	0	0		0	0	0	0.134	1	500	0%	0	0	0%	U
Vinyl chloride	A	ug/L	0	0		0	0	0	0.153	1	500	0%	0	0	0%	U
1,4-Dichlorobenzene-d4	I	ug/L	250	10		0	0	0	0	0	0	0%	0	0	0%	
Chlorobenzene-d5	I	ug/L	250	10		0	0	0	0.1	0	0	0%	0	0	0%	
Fluorobenzene	I	ug/L	250	10		0	0	0	0.1	0	0	0%	0	0	0%	
Xylenes, Total	M	ug/L	0.12924	0		0	0	0	0.0604	1	0	0%	0	0	0%	U
1,2-Dichloroethane-d4	S	ug/L	289.26944	11.5707776		10	0	0	0.229	1	500	116%	81	118	0%	
Dibromofluoromethane	S	ug/L	285.23618	11.4094472		10	0	0	0.129	1	500	114%	80	119	0%	
p-Bromofluorobenzene	S	ug/L	259.74434	10.3897736		10	0	0	0.149	1	500	104%	85	114	0%	
Toluene-d8	S	ug/L	271.10769	10.8443076		10	0	0	0.23	1	500	108%	89	112	0%	

Seq No	Lab ID	Test Code	Sample Typ	File ID	Analysis Date	DF	Batch ID	Prep Date	SPKref	RPDref	pmoist					
14992669	B22010972-002	VOC-8260-W-S	SAMP	DA5975C\VG011'	1/17/2022 5:43:4	1	R373560		0	0						
Analyte	T	Units	RAW	Final	Text	Spike	SPKref	RPDref	MDL	PQL	UQL	%REC	LOW	HIGH	%RPD	Q
1,1,1,2-Tetrachloroethane	A	ug/L	0	0		0	0	0	0.101	1	500	0%	0	0	0%	U
1,1,1-Trichloroethane	A	ug/L	0	0		0	0	0	0.131	1	500	0%	0	0	0%	U
1,1,2,2-Tetrachloroethane	A	ug/L	0	0		0	0	0	0.0872	1	500	0%	0	0	0%	U
1,1,2-Trichloroethane	A	ug/L	0	0		0	0	0	0.108	1	500	0%	0	0	0%	U
1,1-Dichloroethane	A	ug/L	0	0		0	0	0	0.135	1	500	0%	0	0	0%	U
1,1-Dichloroethene	A	ug/L	0	0		0	0	0	0.141	1	500	0%	0	0	0%	U
1,1-Dichloropropene	A	ug/L	0	0		0	0	0	0.083	1	500	0%	0	0	0%	U
1,2,3-Trichloropropane	A	ug/L	0	0		0	0	0	0.235	1	500	0%	0	0	0%	U
1,2-Dibromoethane	A	ug/L	0	0		0	0	0	0.0916	1	500	0%	0	0	0%	U
1,2-Dichlorobenzene	A	ug/L	0	0		0	0	0	0.0746	1	500	0%	0	0	0%	U
1,2-Dichloroethane	A	ug/L	0	0		0	0	0	0.116	1	500	0%	0	0	0%	U
1,2-Dichloropropane	A	ug/L	0	0		0	0	0	0.0847	1	500	0%	0	0	0%	U
1,3-Dichlorobenzene	A	ug/L	0	0		0	0	0	0.0803	1	500	0%	0	0	0%	U
1,3-Dichloropropane	A	ug/L	0	0		0	0	0	0.0791	1	500	0%	0	0	0%	U
1,4-Dichlorobenzene	A	ug/L	0	0		0	0	0	0.0858	1	500	0%	0	0	0%	U
2,2-Dichloropropane	A	ug/L	0	0		0	0	0	0.186	1	500	0%	0	0	0%	U
2-Chlorotoluene	A	ug/L	0	0		0	0	0	0.0876	1	500	0%	0	0	0%	U
4-Chlorotoluene	A	ug/L	0	0		0	0	0	0.0728	1	500	0%	0	0	0%	U

Seq No	Lab ID	Test Code	Sample Typ	File ID	Analysis Date	DF	Batch ID	Prep Date	SPKref	RPDref	pmoist					
14992669	B22010972-002	VOC-8260-W-S	SAMP	DA5975C\VG011	1/17/2022 5:43:4	1	R373560		0	0						
Analyte	T	Units	RAW	Final	Text	Spike	SPKref	RPDref	MDL	PQL	UQL	%REC	LOW	HIGH	%RPD	Q
Benzene	A	ug/L	0.04817	0		0	0	0	0.0914	1	500	0%	0	0	0%	U
Bromobenzene	A	ug/L	0	0		0	0	0	0.0831	1	500	0%	0	0	0%	U
Bromochloromethane	A	ug/L	0	0		0	0	0	0.141	1	500	0%	0	0	0%	U
Bromodichloromethane	A	ug/L	0	0		0	0	0	0.12	1	500	0%	0	0	0%	U
Bromoform	A	ug/L	0	0		0	0	0	0.119	1	500	0%	0	0	0%	U
Bromomethane	A	ug/L	0	0		0	0	0	0.253	1	500	0%	0	0	0%	U
Carbon tetrachloride	A	ug/L	0	0		0	0	0	0.143	1	500	0%	0	0	0%	U
Chlorobenzene	A	ug/L	0	0		0	0	0	0.0914	1	500	0%	0	0	0%	U
Chlorodibromomethane	A	ug/L	0.49084	0		0	0	0	0.0841	1	500	0%	0	0	0%	U
Chloroethane	A	ug/L	0	0		0	0	0	0.169	1	500	0%	0	0	0%	U
Chloroform	A	ug/L	0	0		0	0	0	0.0789	1	500	0%	0	0	0%	U
Chloromethane	A	ug/L	1.81248	0		0	0	0	0.162	1	500	0%	0	0	0%	U
cis-1,2-Dichloroethene	A	ug/L	0	0		0	0	0	0.108	1	500	0%	0	0	0%	U
cis-1,3-Dichloropropene	A	ug/L	0	0		0	0	0	0.073	1	500	0%	0	0	0%	U
Dibromomethane	A	ug/L	0	0		0	0	0	0.147	1	500	0%	0	0	0%	U
Dichlorodifluoromethane	A	ug/L	0	0		0	0	0	0.175	1	500	0%	0	0	0%	U
Ethylbenzene	A	ug/L	0	0		0	0	0	0.0836	1	500	0%	0	0	0%	U
m+p-Xylenes	A	ug/L	0	0		0	0	0	0.15	1	1000	0%	0	0	0%	U
Methyl ethyl ketone	A	ug/L	0	0		0	0	0	1.77	20	5000	0%	0	0	0%	U
Methyl tert-butyl ether (MTBE)	A	ug/L	0	0		0	0	0	0.101	1	500	0%	0	0	0%	U
Methylene chloride	A	ug/L	1.50619	0		0	0	0	0.338	1	500	0%	0	0	0%	U
o-Xylene	A	ug/L	0	0		0	0	0	0.0604	1	500	0%	0	0	0%	U
Styrene	A	ug/L	0	0		0	0	0	0.067	1	500	0%	0	0	0%	U
Tetrachloroethene	A	ug/L	0	0		0	0	0	0.0671	1	500	0%	0	0	0%	U
Toluene	A	ug/L	5.15449	0.2061796		0	0	0	0.0679	1	500	0%	0	0	0%	J
trans-1,2-Dichloroethene	A	ug/L	0	0		0	0	0	0.125	1	500	0%	0	0	0%	U
trans-1,3-Dichloropropene	A	ug/L	0	0		0	0	0	0.0846	1	500	0%	0	0	0%	U
Trichloroethene	A	ug/L	0	0		0	0	0	0.0993	1	500	0%	0	0	0%	U
Trichlorofluoromethane	A	ug/L	0	0		0	0	0	0.134	1	500	0%	0	0	0%	U
Vinyl chloride	A	ug/L	0	0		0	0	0	0.153	1	500	0%	0	0	0%	U
1,4-Dichlorobenzene-d4	I	ug/L	250	10		0	0	0	0	0	0	0%	0	0	0%	
Chlorobenzene-d5	I	ug/L	250	10		0	0	0	0.1	0	0	0%	0	0	0%	
Fluorobenzene	I	ug/L	250	10		0	0	0	0.1	0	0	0%	0	0	0%	
Xylenes, Total	M	ug/L	0	0		0	0	0	0.0604	1	0	0%	0	0	0%	U
1,2-Dichloroethane-d4	S	ug/L	289.04119	11.5616476		10	0	0	0.229	1	500	116%	81	118	0%	

Seq No	Lab ID	Test Code	Sample Typ	File ID	Analysis Date	DF	Batch ID	Prep Date	SPKref	RPDref	pmoist					
14992669	B22010972-002	VOC-8260-W-S	SAMP	DA5975C\VG011'	1/17/2022 5:43:4	1	R373560		0	0						
Analyte	T	Units	RAW	Final	Text	Spike	SPKref	RPDref	MDL	PQL	UQL	%REC	LOW	HIGH	%RPD	Q
Dibromofluoromethane	S	ug/L	280.70282	11.2281128		10	0	0	0.129	1	500	112%	80	119	0%	
p-Bromofluorobenzene	S	ug/L	267.49634	10.6998536		10	0	0	0.149	1	500	107%	85	114	0%	
Toluene-d8	S	ug/L	268.32514	10.7330056		10	0	0	0.23	1	500	107%	89	112	0%	

Seq No	Lab ID	Test Code	Sample Typ	File ID	Analysis Date	DF	Batch ID	Prep Date	SPKref	RPDref	pmoist					
14992670	B22010973-002	VOC-8260-W-S	SAMP	DA5975C\VG011'	1/17/2022 6:10:5	1	R373560		0	0						
Analyte	T	Units	RAW	Final	Text	Spike	SPKref	RPDref	MDL	PQL	UQL	%REC	LOW	HIGH	%RPD	Q
1,1,1,2-Tetrachloroethane	A	ug/L	0	0		0	0	0	0.101	1	500	0%	0	0	0%	U
1,1,1-Trichloroethane	A	ug/L	0	0		0	0	0	0.131	1	500	0%	0	0	0%	U
1,1,2,2-Tetrachloroethane	A	ug/L	0	0		0	0	0	0.0872	1	500	0%	0	0	0%	U
1,1,2-Trichloroethane	A	ug/L	0	0		0	0	0	0.108	1	500	0%	0	0	0%	U
1,1-Dichloroethane	A	ug/L	0	0		0	0	0	0.135	1	500	0%	0	0	0%	U
1,1-Dichloroethene	A	ug/L	0	0		0	0	0	0.141	1	500	0%	0	0	0%	U
1,1-Dichloropropene	A	ug/L	0	0		0	0	0	0.083	1	500	0%	0	0	0%	U
1,2,3-Trichloropropane	A	ug/L	0	0		0	0	0	0.235	1	500	0%	0	0	0%	U
1,2-Dibromoethane	A	ug/L	0	0		0	0	0	0.0916	1	500	0%	0	0	0%	U
1,2-Dichlorobenzene	A	ug/L	0	0		0	0	0	0.0746	1	500	0%	0	0	0%	U
1,2-Dichloroethane	A	ug/L	0	0		0	0	0	0.116	1	500	0%	0	0	0%	U
1,2-Dichloropropane	A	ug/L	0	0		0	0	0	0.0847	1	500	0%	0	0	0%	U
1,3-Dichlorobenzene	A	ug/L	0	0		0	0	0	0.0803	1	500	0%	0	0	0%	U
1,3-Dichloropropane	A	ug/L	0	0		0	0	0	0.0791	1	500	0%	0	0	0%	U
1,4-Dichlorobenzene	A	ug/L	0	0		0	0	0	0.0858	1	500	0%	0	0	0%	U
2,2-Dichloropropane	A	ug/L	0	0		0	0	0	0.186	1	500	0%	0	0	0%	U
2-Chlorotoluene	A	ug/L	0	0		0	0	0	0.0876	1	500	0%	0	0	0%	U
4-Chlorotoluene	A	ug/L	0	0		0	0	0	0.0728	1	500	0%	0	0	0%	U
Benzene	A	ug/L	0	0		0	0	0	0.0914	1	500	0%	0	0	0%	U
Bromobenzene	A	ug/L	0	0		0	0	0	0.0831	1	500	0%	0	0	0%	U
Bromochloromethane	A	ug/L	0	0		0	0	0	0.141	1	500	0%	0	0	0%	U
Bromodichloromethane	A	ug/L	0	0		0	0	0	0.12	1	500	0%	0	0	0%	U
Bromoform	A	ug/L	0	0		0	0	0	0.119	1	500	0%	0	0	0%	U
Bromomethane	A	ug/L	0	0		0	0	0	0.253	1	500	0%	0	0	0%	U
Carbon tetrachloride	A	ug/L	0	0		0	0	0	0.143	1	500	0%	0	0	0%	U
Chlorobenzene	A	ug/L	0	0		0	0	0	0.0914	1	500	0%	0	0	0%	U
Chlorodibromomethane	A	ug/L	0	0		0	0	0	0.0841	1	500	0%	0	0	0%	U

Seq No	Lab ID	Test Code	Sample Typ	File ID	Analysis Date	DF	Batch ID	Prep Date	SPKref	RPDref	pmoist					
14992670	B22010973-002	VOC-8260-W-S	SAMP	DA5975C\VG011'	1/17/2022 6:10:5	1	R373560		0	0						
Analyte	T	Units	RAW	Final	Text	Spike	SPKref	RPDref	MDL	PQL	UQL	%REC	LOW	HIGH	%RPD	Q
Chloroethane	A	ug/L	0	0		0	0	0	0.169	1	500	0%	0	0	0%	U
Chloroform	A	ug/L	0	0		0	0	0	0.0789	1	500	0%	0	0	0%	U
Chloromethane	A	ug/L	1.63447	0		0	0	0	0.162	1	500	0%	0	0	0%	U
cis-1,2-Dichloroethene	A	ug/L	0	0		0	0	0	0.108	1	500	0%	0	0	0%	U
cis-1,3-Dichloropropene	A	ug/L	0	0		0	0	0	0.073	1	500	0%	0	0	0%	U
Dibromomethane	A	ug/L	0	0		0	0	0	0.147	1	500	0%	0	0	0%	U
Dichlorodifluoromethane	A	ug/L	0	0		0	0	0	0.175	1	500	0%	0	0	0%	U
Ethylbenzene	A	ug/L	0	0		0	0	0	0.0836	1	500	0%	0	0	0%	U
m+p-Xylenes	A	ug/L	0	0		0	0	0	0.15	1	1000	0%	0	0	0%	U
Methyl ethyl ketone	A	ug/L	0	0		0	0	0	1.77	20	5000	0%	0	0	0%	U
Methyl tert-butyl ether (MTBE)	A	ug/L	0	0		0	0	0	0.101	1	500	0%	0	0	0%	U
Methylene chloride	A	ug/L	1.19701	0		0	0	0	0.338	1	500	0%	0	0	0%	U
o-Xylene	A	ug/L	0	0		0	0	0	0.0604	1	500	0%	0	0	0%	U
Styrene	A	ug/L	0	0		0	0	0	0.067	1	500	0%	0	0	0%	U
Tetrachloroethene	A	ug/L	0	0		0	0	0	0.0671	1	500	0%	0	0	0%	U
Toluene	A	ug/L	3.01108	0.1204432		0	0	0	0.0679	1	500	0%	0	0	0%	J
trans-1,2-Dichloroethene	A	ug/L	0	0		0	0	0	0.125	1	500	0%	0	0	0%	U
trans-1,3-Dichloropropene	A	ug/L	0	0		0	0	0	0.0846	1	500	0%	0	0	0%	U
Trichloroethene	A	ug/L	0	0		0	0	0	0.0993	1	500	0%	0	0	0%	U
Trichlorofluoromethane	A	ug/L	0	0		0	0	0	0.134	1	500	0%	0	0	0%	U
Vinyl chloride	A	ug/L	0	0		0	0	0	0.153	1	500	0%	0	0	0%	U
1,4-Dichlorobenzene-d4	I	ug/L	250	10		0	0	0	0	0	0	0%	0	0	0%	
Chlorobenzene-d5	I	ug/L	250	10		0	0	0	0.1	0	0	0%	0	0	0%	
Fluorobenzene	I	ug/L	250	10		0	0	0	0.1	0	0	0%	0	0	0%	
Xylenes, Total	M	ug/L	0	0		0	0	0	0.0604	1	0	0%	0	0	0%	U
1,2-Dichloroethane-d4	S	ug/L	284.43397	11.3773588		10	0	0	0.229	1	500	114%	81	118	0%	
Dibromofluoromethane	S	ug/L	281.77551	11.2710204		10	0	0	0.129	1	500	113%	80	119	0%	
p-Bromofluorobenzene	S	ug/L	261.92138	10.4768552		10	0	0	0.149	1	500	105%	85	114	0%	
Toluene-d8	S	ug/L	269.72725	10.78909		10	0	0	0.23	1	500	108%	89	112	0%	

Seq No	Lab ID	Test Code	Sample Typ	File ID	Analysis Date	DF	Batch ID	Prep Date	SPKref	RPDref	pmoist					
14992671	B22010974-002	VOC-8260-W-S	SAMP	DA5975C\VG011'	1/17/2022 6:38:1	1	R373560		0	0						
Analyte	T	Units	RAW	Final	Text	Spike	SPKref	RPDref	MDL	PQL	UQL	%REC	LOW	HIGH	%RPD	Q

Seq No	Lab ID	Test Code	Sample Typ	File ID	Analysis Date	DF	Batch ID	Prep Date	SPKref	RPDref	pmoist					
14992672	B22010975-002	VOC-8260-W-S	SAMP	DA5975CVG011	1/17/2022 7:05:4	1	R373560		0	0						
Analyte	T	Units	RAW	Final	Text	Spike	SPKref	RPDref	MDL	PQL	UQL	%REC	LOW	HIGH	%RPD	Q
1,1,1,2-Tetrachloroethane	A	ug/L	0	0		0	0	0	0.101	1	500	0%	0	0	0%	U
1,1,1-Trichloroethane	A	ug/L	0	0		0	0	0	0.131	1	500	0%	0	0	0%	U
1,1,2,2-Tetrachloroethane	A	ug/L	0	0		0	0	0	0.0872	1	500	0%	0	0	0%	U
1,1,2-Trichloroethane	A	ug/L	0	0		0	0	0	0.108	1	500	0%	0	0	0%	U
1,1-Dichloroethane	A	ug/L	0	0		0	0	0	0.135	1	500	0%	0	0	0%	U
1,1-Dichloroethene	A	ug/L	0	0		0	0	0	0.141	1	500	0%	0	0	0%	U
1,1-Dichloropropene	A	ug/L	0	0		0	0	0	0.083	1	500	0%	0	0	0%	U
1,2,3-Trichloropropane	A	ug/L	0	0		0	0	0	0.235	1	500	0%	0	0	0%	U
1,2-Dibromoethane	A	ug/L	0	0		0	0	0	0.0916	1	500	0%	0	0	0%	U
1,2-Dichlorobenzene	A	ug/L	0	0		0	0	0	0.0746	1	500	0%	0	0	0%	U
1,2-Dichloroethane	A	ug/L	0	0		0	0	0	0.116	1	500	0%	0	0	0%	U
1,2-Dichloropropane	A	ug/L	0	0		0	0	0	0.0847	1	500	0%	0	0	0%	U
1,3-Dichlorobenzene	A	ug/L	0	0		0	0	0	0.0803	1	500	0%	0	0	0%	U
1,3-Dichloropropane	A	ug/L	0	0		0	0	0	0.0791	1	500	0%	0	0	0%	U
1,4-Dichlorobenzene	A	ug/L	0	0		0	0	0	0.0858	1	500	0%	0	0	0%	U
2,2-Dichloropropane	A	ug/L	0	0		0	0	0	0.186	1	500	0%	0	0	0%	U
2-Chlorotoluene	A	ug/L	0	0		0	0	0	0.0876	1	500	0%	0	0	0%	U
4-Chlorotoluene	A	ug/L	0	0		0	0	0	0.0728	1	500	0%	0	0	0%	U
Benzene	A	ug/L	0	0		0	0	0	0.0914	1	500	0%	0	0	0%	U
Bromobenzene	A	ug/L	0	0		0	0	0	0.0831	1	500	0%	0	0	0%	U
Bromochloromethane	A	ug/L	0	0		0	0	0	0.141	1	500	0%	0	0	0%	U
Bromodichloromethane	A	ug/L	0	0		0	0	0	0.12	1	500	0%	0	0	0%	U
Bromoform	A	ug/L	0	0		0	0	0	0.119	1	500	0%	0	0	0%	U
Bromomethane	A	ug/L	0	0		0	0	0	0.253	1	500	0%	0	0	0%	U
Carbon tetrachloride	A	ug/L	0	0		0	0	0	0.143	1	500	0%	0	0	0%	U
Chlorobenzene	A	ug/L	0	0		0	0	0	0.0914	1	500	0%	0	0	0%	U
Chlorodibromomethane	A	ug/L	0	0		0	0	0	0.0841	1	500	0%	0	0	0%	U
Chloroethane	A	ug/L	0	0		0	0	0	0.169	1	500	0%	0	0	0%	U
Chloroform	A	ug/L	0	0		0	0	0	0.0789	1	500	0%	0	0	0%	U
Chloromethane	A	ug/L	0	0		0	0	0	0.162	1	500	0%	0	0	0%	U
cis-1,2-Dichloroethene	A	ug/L	0	0		0	0	0	0.108	1	500	0%	0	0	0%	U
cis-1,3-Dichloropropene	A	ug/L	0	0		0	0	0	0.073	1	500	0%	0	0	0%	U
Dibromomethane	A	ug/L	0	0		0	0	0	0.147	1	500	0%	0	0	0%	U
Dichlorodifluoromethane	A	ug/L	0	0		0	0	0	0.175	1	500	0%	0	0	0%	U
Ethylbenzene	A	ug/L	0	0		0	0	0	0.0836	1	500	0%	0	0	0%	U

Seq No	Lab ID	Test Code	Sample Typ	File ID	Analysis Date	DF	Batch ID	Prep Date	SPKref	RPDref	pmoist					
14992672	B22010975-002	VOC-8260-W-S	SAMP	DA5975C\VG011	1/17/2022 7:05:4	1	R373560		0	0						
Analyte	T	Units	RAW	Final	Text	Spike	SPKref	RPDref	MDL	PQL	UQL	%REC	LOW	HIGH	%RPD	Q
m+p-Xylenes	A	ug/L	0	0		0	0	0	0.15	1	1000	0%	0	0	0%	U
Methyl ethyl ketone	A	ug/L	0	0		0	0	0	1.77	20	5000	0%	0	0	0%	U
Methyl tert-butyl ether (MTBE)	A	ug/L	0	0		0	0	0	0.101	1	500	0%	0	0	0%	U
Methylene chloride	A	ug/L	1.47061	0		0	0	0	0.338	1	500	0%	0	0	0%	U
o-Xylene	A	ug/L	0	0		0	0	0	0.0604	1	500	0%	0	0	0%	U
Styrene	A	ug/L	0	0		0	0	0	0.067	1	500	0%	0	0	0%	U
Tetrachloroethene	A	ug/L	0	0		0	0	0	0.0671	1	500	0%	0	0	0%	U
Toluene	A	ug/L	5.21247	0.2084988		0	0	0	0.0679	1	500	0%	0	0	0%	J
trans-1,2-Dichloroethene	A	ug/L	0	0		0	0	0	0.125	1	500	0%	0	0	0%	U
trans-1,3-Dichloropropene	A	ug/L	0	0		0	0	0	0.0846	1	500	0%	0	0	0%	U
Trichloroethene	A	ug/L	0	0		0	0	0	0.0993	1	500	0%	0	0	0%	U
Trichlorofluoromethane	A	ug/L	0	0		0	0	0	0.134	1	500	0%	0	0	0%	U
Vinyl chloride	A	ug/L	0	0		0	0	0	0.153	1	500	0%	0	0	0%	U
1,4-Dichlorobenzene-d4	I	ug/L	250	10		0	0	0	0	0	0	0%	0	0	0%	
Chlorobenzene-d5	I	ug/L	250	10		0	0	0	0.1	0	0	0%	0	0	0%	
Fluorobenzene	I	ug/L	250	10		0	0	0	0.1	0	0	0%	0	0	0%	
Xylenes, Total	M	ug/L	0	0		0	0	0	0.0604	1	0	0%	0	0	0%	U
1,2-Dichloroethane-d4	S	ug/L	293.7367	11.749468		10	0	0	0.229	1	500	117%	81	118	0%	
Dibromofluoromethane	S	ug/L	283.74692	11.3498768		10	0	0	0.129	1	500	113%	80	119	0%	
p-Bromofluorobenzene	S	ug/L	258.86415	10.354566		10	0	0	0.149	1	500	104%	85	114	0%	
Toluene-d8	S	ug/L	267.90204	10.7160816		10	0	0	0.23	1	500	107%	89	112	0%	

Seq No	Lab ID	Test Code	Sample Typ	File ID	Analysis Date	DF	Batch ID	Prep Date	SPKref	RPDref	pmoist					
14992673	B22010972-001	VOC-8260-W-Q	SAMP	DA5975C\VG011	1/17/2022 2:32:0	1	R373560		0	0						
Analyte	T	Units	RAW	Final	Text	Spike	SPKref	RPDref	MDL	PQL	UQL	%REC	LOW	HIGH	%RPD	Q
1,1,1,2-Tetrachloroethane	A	ug/L	0	0		0	0	0	0.101	0.5	500	0%	0	0	0%	U
1,1,1-Trichloroethane	A	ug/L	0	0		0	0	0	0.131	0.5	500	0%	0	0	0%	U
1,1,2,2-Tetrachloroethane	A	ug/L	0	0		0	0	0	0.0872	0.5	500	0%	0	0	0%	U
1,1,2-Trichloroethane	A	ug/L	0	0		0	0	0	0.108	0.5	500	0%	0	0	0%	U
1,1-Dichloroethane	A	ug/L	0	0		0	0	0	0.135	0.5	500	0%	0	0	0%	U
1,1-Dichloroethene	A	ug/L	0	0		0	0	0	0.141	0.5	500	0%	0	0	0%	U
1,1-Dichloropropene	A	ug/L	0	0		0	0	0	0.083	0.5	500	0%	0	0	0%	U
1,2,3-Trichloropropane	A	ug/L	0	0		0	0	0	0.235	0.5	500	0%	0	0	0%	U
1,2-Dibromoethane	A	ug/L	0	0		0	0	0	0.0916	0.5	500	0%	0	0	0%	U

Seq No	Lab ID	Test Code	Sample Typ	File ID	Analysis Date	DF	Batch ID	Prep Date	SPKref	RPDref	pmoist					
14992673	B22010972-001	VOC-8260-W-Q	SAMP	DA5975C\VG011	1/17/2022 2:32:0	1	R373560		0	0						
Analyte	T	Units	RAW	Final	Text	Spike	SPKref	RPDref	MDL	PQL	UQL	%REC	LOW	HIGH	%RPD	Q
1,2-Dichlorobenzene	A	ug/L	0	0		0	0	0	0.0746	0.5	500	0%	0	0	0%	U
1,2-Dichloroethane	A	ug/L	0	0		0	0	0	0.116	0.5	500	0%	0	0	0%	U
1,2-Dichloropropane	A	ug/L	0	0		0	0	0	0.0847	0.5	500	0%	0	0	0%	U
1,3-Dichlorobenzene	A	ug/L	0	0		0	0	0	0.0803	0.5	500	0%	0	0	0%	U
1,3-Dichloropropane	A	ug/L	0	0		0	0	0	0.0791	0.5	500	0%	0	0	0%	U
1,4-Dichlorobenzene	A	ug/L	0	0		0	0	0	0.0858	0.5	500	0%	0	0	0%	U
2,2-Dichloropropane	A	ug/L	0	0		0	0	0	0.186	0.5	500	0%	0	0	0%	U
2-Chlorotoluene	A	ug/L	0	0		0	0	0	0.0876	0.5	500	0%	0	0	0%	U
4-Chlorotoluene	A	ug/L	0	0		0	0	0	0.0728	0.5	500	0%	0	0	0%	U
Benzene	A	ug/L	0	0		0	0	0	0.0914	0.5	500	0%	0	0	0%	U
Bromobenzene	A	ug/L	0	0		0	0	0	0.0831	0.5	500	0%	0	0	0%	U
Bromochloromethane	A	ug/L	0	0		0	0	0	0.141	0.5	500	0%	0	0	0%	U
Bromodichloromethane	A	ug/L	0	0		0	0	0	0.12	0.5	500	0%	0	0	0%	U
Bromoform	A	ug/L	0	0		0	0	0	0.119	0.5	500	0%	0	0	0%	U
Bromomethane	A	ug/L	0	0		0	0	0	0.253	0.5	500	0%	0	0	0%	U
Carbon tetrachloride	A	ug/L	0	0		0	0	0	0.143	0.5	500	0%	0	0	0%	U
Chlorobenzene	A	ug/L	0	0		0	0	0	0.0914	0.5	500	0%	0	0	0%	U
Chlorodibromomethane	A	ug/L	0	0		0	0	0	0.0841	0.5	500	0%	0	0	0%	U
Chloroethane	A	ug/L	0	0		0	0	0	0.169	0.5	500	0%	0	0	0%	U
Chloroform	A	ug/L	0	0		0	0	0	0.0789	0.5	500	0%	0	0	0%	U
Chloromethane	A	ug/L	0.95258	0		0	0	0	0.162	0.5	500	0%	0	0	0%	U
cis-1,2-Dichloroethene	A	ug/L	0	0		0	0	0	0.108	0.5	500	0%	0	0	0%	U
cis-1,3-Dichloropropene	A	ug/L	0	0		0	0	0	0.073	0.5	500	0%	0	0	0%	U
Dibromomethane	A	ug/L	0	0		0	0	0	0.147	0.5	500	0%	0	0	0%	U
Dichlorodifluoromethane	A	ug/L	0	0		0	0	0	0.175	0.5	500	0%	0	0	0%	U
Ethylbenzene	A	ug/L	0	0		0	0	0	0.0836	0.5	500	0%	0	0	0%	U
m+p-Xylenes	A	ug/L	0.04864	0		0	0	0	0.15	0.5	1000	0%	0	0	0%	U
Methyl ethyl ketone	A	ug/L	0	0		0	0	0	1.77	10	5000	0%	0	0	0%	U
Methyl tert-butyl ether (MTBE)	A	ug/L	0	0		0	0	0	0.101	0.5	500	0%	0	0	0%	U
Methylene chloride	A	ug/L	0	0		0	0	0	0.338	0.5	500	0%	0	0	0%	U
o-Xylene	A	ug/L	0	0		0	0	0	0.0604	0.5	500	0%	0	0	0%	U
Styrene	A	ug/L	0	0		0	0	0	0.067	0.5	500	0%	0	0	0%	U
Tetrachloroethene	A	ug/L	0	0		0	0	0	0.0671	0.5	500	0%	0	0	0%	U
Toluene	A	ug/L	0.2287	0		0	0	0	0.0679	0.5	500	0%	0	0	0%	U
trans-1,2-Dichloroethene	A	ug/L	0	0		0	0	0	0.125	0.5	500	0%	0	0	0%	U

Seq No	Lab ID	Test Code	Sample Typ	File ID	Analysis Date	DF	Batch ID	Prep Date	SPKref	RPDref	pmoist					
14992673	B22010972-001	VOC-8260-W-Q	SAMP	DA5975C\VG011'	1/17/2022 2:32:0	1	R373560		0	0						
Analyte	T	Units	RAW	Final	Text	Spike	SPKref	RPDref	MDL	PQL	UQL	%REC	LOW	HIGH	%RPD	Q
trans-1,3-Dichloropropene	A	ug/L	0	0		0	0	0	0.0846	0.5	500	0%	0	0	0%	U
Trichloroethene	A	ug/L	0	0		0	0	0	0.0993	0.5	500	0%	0	0	0%	U
Trichlorofluoromethane	A	ug/L	0	0		0	0	0	0.134	0.5	500	0%	0	0	0%	U
Vinyl chloride	A	ug/L	0	0		0	0	0	0.153	0.5	500	0%	0	0	0%	U
1,4-Dichlorobenzene-d4	I	ug/L	250	10		0	0	0	0	0	500	0%	0	0	0%	
Chlorobenzene-d5	I	ug/L	250	10		0	0	0	0	0	500	0%	0	0	0%	
Fluorobenzene	I	ug/L	250	10		0	0	0	0	0	500	0%	0	0	0%	
Xylenes, Total	M	ug/L	0.04864	0		0	0	0	0.0604	0.5	1500	0%	0	0	0%	U
1,2-Dichloroethane-d4	S	ug/L	285.64275	11.42571		10	0	0	0.229	0.5	500	114%	81	118	0%	
Dibromofluoromethane	S	ug/L	279.71005	11.188402		10	0	0	0.129	0.5	500	112%	80	119	0%	
p-Bromofluorobenzene	S	ug/L	275.33919	11.0135676		10	0	0	0.149	0.5	500	110%	85	114	0%	
Toluene-d8	S	ug/L	270.29046	10.8116184		10	0	0	0.23	0.5	500	108%	89	112	0%	

Seq No	Lab ID	Test Code	Sample Typ	File ID	Analysis Date	DF	Batch ID	Prep Date	SPKref	RPDref	pmoist					
14992674	B22010972-001	VOC-8260-W-Q	MS-DOD	DA5975C\VG011'	1/17/2022 7:33:0	1	R373560		1E+07	0						
Analyte	T	Units	RAW	Final	Text	Spike	SPKref	RPDref	MDL	PQL	UQL	%REC	LOW	HIGH	%RPD	Q
1,1,1,2-Tetrachloroethane	A	ug/L	136.35088	5.4540352		5	0	0	0.101	0.5	500	109%	78	124	0%	
1,1,1-Trichloroethane	A	ug/L	145.76947	5.8307788		5	0	0	0.131	0.5	500	117%	74	131	0%	
1,1,2,2-Tetrachloroethane	A	ug/L	114.0637	4.562548		5	0	0	0.0872	0.5	500	91%	71	121	0%	
1,1,2-Trichloroethane	A	ug/L	122.52059	4.9008236		5	0	0	0.108	0.5	500	98%	80	119	0%	
1,1-Dichloroethane	A	ug/L	133.17723	5.3270892		5	0	0	0.135	0.5	500	107%	77	125	0%	
1,1-Dichloroethene	A	ug/L	132.93198	5.3172792		5	0	0	0.141	0.5	500	106%	71	131	0%	
1,1-Dichloropropene	A	ug/L	121.0358	4.841432		5	0	0	0.083	0.5	500	97%	79	125	0%	
1,2,3-Trichloropropane	A	ug/L	124.13569	4.9654276		5	0	0	0.235	0.5	500	99%	73	125	0%	
1,2-Dibromoethane	A	ug/L	128.16295	5.126518		5	0	0	0.0916	0.5	500	103%	78	122	0%	
1,2-Dichlorobenzene	A	ug/L	130.53803	5.2215212		5	0	0	0.0746	0.5	500	104%	80	119	0%	
1,2-Dichloroethane	A	ug/L	136.31182	5.4524728		5	0	0	0.116	0.5	500	109%	73	128	0%	
1,2-Dichloropropane	A	ug/L	121.71846	4.8687384		5	0	0	0.0847	0.5	500	97%	78	122	0%	
1,3-Dichlorobenzene	A	ug/L	139.40439	5.5761756		5	0	0	0.0803	0.5	500	112%	80	119	0%	
1,3-Dichloropropane	A	ug/L	121.83283	4.8733132		5	0	0	0.0791	0.5	500	97%	80	119	0%	
1,4-Dichlorobenzene	A	ug/L	131.73597	5.2694388		5	0	0	0.0858	0.5	500	105%	79	118	0%	
2,2-Dichloropropane	A	ug/L	141.02578	5.6410312		5	0	0	0.186	0.5	500	113%	60	139	0%	
2-Chlorotoluene	A	ug/L	131.20781	5.2483124		5	0	0	0.0876	0.5	500	105%	79	122	0%	
4-Chlorotoluene	A	ug/L	137.13832	5.4855328		5	0	0	0.0728	0.5	500	110%	78	122	0%	

Seq No	Lab ID	Test Code	Sample Typ	File ID	Analysis Date	DF	Batch ID	Prep Date	SPKref	RPDref	pmoist					
14992674	B22010972-001	VOC-8260-W-Q	MS-DOD	DA5975C\VG011	1/17/2022 7:33:0	1	R373560		1E+07	0						
Analyte	T	Units	RAW	Final	Text	Spike	SPKref	RPDref	MDL	PQL	UQL	%REC	LOW	HIGH	%RPD	Q
Benzene	A	ug/L	129.12341	5.1649364		5	0	0	0.0914	0.5	500	103%	79	120	0%	
Bromobenzene	A	ug/L	134.32566	5.3730264		5	0	0	0.0831	0.5	500	107%	80	120	0%	
Bromochloromethane	A	ug/L	131.08739	5.2434956		5	0	0	0.141	0.5	500	105%	78	123	0%	
Bromodichloromethane	A	ug/L	133.95247	5.3580988		5	0	0	0.12	0.5	500	107%	79	125	0%	
Bromoform	A	ug/L	132.34348	5.2937392		5	0	0	0.119	0.5	500	106%	66	130	0%	
Bromomethane	A	ug/L	110.93158	4.4372632		5	0	0	0.253	0.5	500	89%	53	141	0%	
Carbon tetrachloride	A	ug/L	143.89327	5.7557308		5	0	0	0.143	0.5	500	115%	72	136	0%	
Chlorobenzene	A	ug/L	135.9272	5.437088		5	0	0	0.0914	0.5	500	109%	82	118	0%	
Chlorodibromomethane	A	ug/L	133.90479	5.3561916		5	0	0	0.0841	0.5	500	107%	74	126	0%	
Chloroethane	A	ug/L	126.79712	5.0718848		5	0	0	0.169	0.5	500	101%	60	138	0%	
Chloroform	A	ug/L	129.48935	5.179574		5	0	0	0.0789	0.5	500	104%	79	124	0%	
Chloromethane	A	ug/L	108.39479	4.3357916		5	0	0	0.162	0.5	500	87%	50	139	0%	
cis-1,2-Dichloroethene	A	ug/L	131.22061	5.2488244		5	0	0	0.108	0.5	500	105%	78	123	0%	
cis-1,3-Dichloropropene	A	ug/L	118.28796	4.7315184		5	0	0	0.073	0.5	500	95%	75	124	0%	
Dibromomethane	A	ug/L	125.04077	5.0016308		5	0	0	0.147	0.5	500	100%	79	123	0%	
Dichlorodifluoromethane	A	ug/L	128.78228	5.1512912		5	0	0	0.175	0.5	500	103%	32	152	0%	
Ethylbenzene	A	ug/L	133.9604	5.358416		5	0	0	0.0836	0.5	500	107%	79	121	0%	
m+p-Xylenes	A	ug/L	267.86113	10.7144452		10	0	0	0.15	0.5	1000	107%	80	121	0%	
Methyl ethyl ketone	A	ug/L	1293.15688	51.7262752		50	0	0	1.77	10	5000	103%	56	143	0%	
Methyl tert-butyl ether (MTBE)	A	ug/L	131.53602	5.2614408		5	0	0	0.101	0.5	500	105%	71	124	0%	
Methylene chloride	A	ug/L	117.63934	4.7055736		5	0	0	0.338	0.5	500	94%	74	124	0%	
o-Xylene	A	ug/L	134.91783	5.3967132		5	0	0	0.0604	0.5	500	108%	78	122	0%	
Styrene	A	ug/L	141.08362	5.6433448		5	0	0	0.067	0.5	500	113%	78	123	0%	
Tetrachloroethene	A	ug/L	140.29329	5.6117316		5	0	0	0.0671	0.5	500	112%	74	129	0%	
Toluene	A	ug/L	133.7633	5.350532		5	0	0	0.0679	0.5	500	107%	80	121	0%	
trans-1,2-Dichloroethene	A	ug/L	134.86651	5.3946604		5	0	0	0.125	0.5	500	108%	75	124	0%	
trans-1,3-Dichloropropene	A	ug/L	132.87084	5.3148336		5	0	0	0.0846	0.5	500	106%	73	127	0%	
Trichloroethene	A	ug/L	130.18827	5.2075308		5	0	0	0.0993	0.5	500	104%	79	123	0%	
Trichlorofluoromethane	A	ug/L	154.56226	6.1824904		5	0	0	0.134	0.5	500	124%	65	141	0%	
Vinyl chloride	A	ug/L	112.61836	4.5047344		5	0	0	0.153	0.5	500	90%	58	137	0%	
1,4-Dichlorobenzene-d4	I	ug/L	250	10		0	0	0	0	0	500	0%	0	0	0%	
Chlorobenzene-d5	I	ug/L	250	10		0	0	0	0	0	500	0%	0	0	0%	
Fluorobenzene	I	ug/L	250	10		0	0	0	0	0	500	0%	0	0	0%	
Xylenes, Total	M	ug/L	402.77896	16.1111584		15	0	0	0.0604	0.5	1500	107%	79	121	0%	
1,2-Dichloroethane-d4	S	ug/L	293.23365	11.729346		10	0	0	0.229	0.5	500	117%	81	118	0%	

Seq No	Lab ID	Test Code	Sample Typ	File ID	Analysis Date	DF	Batch ID	Prep Date	SPKref	RPDref	pmoist					
14992674	B22010972-001	VOC-8260-W-Q	MS-DOD	DA5975C\VG011'	1/17/2022 7:33:0	1	R373560		1E+07	0						
Analyte	T	Units	RAW	Final	Text	Spike	SPKref	RPDref	MDL	PQL	UQL	%REC	LOW	HIGH	%RPD	Q
Dibromofluoromethane	S	ug/L	276.86181	11.0744724		10	0	0	0.129	0.5	500	111%	80	119	0%	
p-Bromofluorobenzene	S	ug/L	255.06357	10.2025428		10	0	0	0.149	0.5	500	102%	85	114	0%	
Toluene-d8	S	ug/L	277.21672	11.0886688		10	0	0	0.23	0.5	500	111%	89	112	0%	

Seq No	Lab ID	Test Code	Sample Typ	File ID	Analysis Date	DF	Batch ID	Prep Date	SPKref	RPDref	pmoist					
14992675	B22010972-001	VOC-8260-W-Q	MSD-DOD	DA5975C\VG011'	1/17/2022 8:00:1	1	R373560		1E+07	1E+07						
Analyte	T	Units	RAW	Final	Text	Spike	SPKref	RPDref	MDL	PQL	UQL	%REC	LOW	HIGH	%RPD	Q
1,1,1,2-Tetrachloroethane	A	ug/L	140.55165	5.622066		5	0	5.4540352	0.101	0.5	500	112%	78	124	3%	
1,1,1-Trichloroethane	A	ug/L	147.91709	5.9166836		5	0	5.8307788	0.131	0.5	500	118%	74	131	1%	
1,1,2,2-Tetrachloroethane	A	ug/L	122.80626	4.9122504		5	0	4.562548	0.0872	0.5	500	98%	71	121	7%	
1,1,2-Trichloroethane	A	ug/L	127.04668	5.0818672		5	0	4.9008236	0.108	0.5	500	102%	80	119	4%	
1,1-Dichloroethane	A	ug/L	138.31622	5.5326488		5	0	5.3270892	0.135	0.5	500	111%	77	125	4%	
1,1-Dichloroethene	A	ug/L	136.50621	5.4602484		5	0	5.3172792	0.141	0.5	500	109%	71	131	3%	
1,1-Dichloropropene	A	ug/L	126.81305	5.072522		5	0	4.841432	0.083	0.5	500	101%	79	125	5%	
1,2,3-Trichloropropane	A	ug/L	131.07955	5.243182		5	0	4.9654276	0.235	0.5	500	105%	73	125	5%	
1,2-Dibromoethane	A	ug/L	135.16298	5.4065192		5	0	5.126518	0.0916	0.5	500	108%	78	122	5%	
1,2-Dichlorobenzene	A	ug/L	138.43306	5.5373224		5	0	5.2215212	0.0746	0.5	500	111%	80	119	6%	
1,2-Dichloroethane	A	ug/L	135.53198	5.4212792		5	0	5.4524728	0.116	0.5	500	108%	73	128	1%	
1,2-Dichloropropane	A	ug/L	126.71439	5.0685756		5	0	4.8687384	0.0847	0.5	500	101%	78	122	4%	
1,3-Dichlorobenzene	A	ug/L	139.22461	5.5689844		5	0	5.5761756	0.0803	0.5	500	111%	80	119	0%	
1,3-Dichloropropane	A	ug/L	126.43061	5.0572244		5	0	4.8733132	0.0791	0.5	500	101%	80	119	4%	
1,4-Dichlorobenzene	A	ug/L	137.74347	5.5097388		5	0	5.2694388	0.0858	0.5	500	110%	79	118	4%	
2,2-Dichloropropane	A	ug/L	142.91972	5.7167888		5	0	5.6410312	0.186	0.5	500	114%	60	139	1%	
2-Chlorotoluene	A	ug/L	139.99332	5.5997328		5	0	5.2483124	0.0876	0.5	500	112%	79	122	6%	
4-Chlorotoluene	A	ug/L	140.20225	5.60809		5	0	5.4855328	0.0728	0.5	500	112%	78	122	2%	
Benzene	A	ug/L	134.08734	5.3634936		5	0	5.1649364	0.0914	0.5	500	107%	79	120	4%	
Bromobenzene	A	ug/L	145.14696	5.8058784		5	0	5.3730264	0.0831	0.5	500	116%	80	120	8%	
Bromochloromethane	A	ug/L	129.52383	5.1809532		5	0	5.2434956	0.141	0.5	500	104%	78	123	1%	
Bromodichloromethane	A	ug/L	140.96165	5.638466		5	0	5.3580988	0.12	0.5	500	113%	79	125	5%	
Bromoform	A	ug/L	146.76816	5.8707264		5	0	5.2937392	0.119	0.5	500	117%	66	130	10%	
Bromomethane	A	ug/L	117.4436	4.697744		5	0	4.4372632	0.253	0.5	500	94%	53	141	6%	
Carbon tetrachloride	A	ug/L	145.70892	5.8283568		5	0	5.7557308	0.143	0.5	500	117%	72	136	1%	
Chlorobenzene	A	ug/L	140.74791	5.6299164		5	0	5.437088	0.0914	0.5	500	113%	82	118	3%	
Chlorodibromomethane	A	ug/L	138.73685	5.549474		5	0	5.3561916	0.0841	0.5	500	111%	74	126	4%	

Seq No	Lab ID	Test Code	Sample Typ	File ID	Analysis Date	DF	Batch ID	Prep Date	SPKref	RPDref	pmoist					
14992675	B22010972-001	VOC-8260-W-Q	MSD-DOD	DA5975C\VG011'	1/17/2022 8:00:1	1	R373560		1E+07	1E+07						
Analyte	T	Units	RAW	Final	Text	Spike	SPKref	RPDref	MDL	PQL	UQL	%REC	LOW	HIGH	%RPD	Q
Chloroethane	A	ug/L	128.46456	5.1385824		5	0	5.0718848	0.169	0.5	500	103%	60	138	1%	
Chloroform	A	ug/L	131.23669	5.2494676		5	0	5.179574	0.0789	0.5	500	105%	79	124	1%	
Chloromethane	A	ug/L	111.9915	4.47966		5	0	4.3357916	0.162	0.5	500	90%	50	139	3%	
cis-1,2-Dichloroethene	A	ug/L	139.59216	5.5836864		5	0	5.2488244	0.108	0.5	500	112%	78	123	6%	
cis-1,3-Dichloropropene	A	ug/L	126.11797	5.0447188		5	0	4.7315184	0.073	0.5	500	101%	75	124	6%	
Dibromomethane	A	ug/L	129.37668	5.1750672		5	0	5.0016308	0.147	0.5	500	104%	79	123	3%	
Dichlorodifluoromethane	A	ug/L	126.56863	5.0627452		5	0	5.1512912	0.175	0.5	500	101%	32	152	2%	
Ethylbenzene	A	ug/L	140.74316	5.6297264		5	0	5.358416	0.0836	0.5	500	113%	79	121	5%	
m+p-Xylenes	A	ug/L	283.05285	11.322114		10	0	10.714445	0.15	0.5	1000	113%	80	121	6%	
Methyl ethyl ketone	A	ug/L	1331.23215	53.249286		50	0	51.726275	1.77	10	5000	106%	56	143	3%	
Methyl tert-butyl ether (MTBE)	A	ug/L	141.07638	5.6430552		5	0	5.2614408	0.101	0.5	500	113%	71	124	7%	
Methylene chloride	A	ug/L	121.16483	4.8465932		5	0	4.7055736	0.338	0.5	500	97%	74	124	3%	
o-Xylene	A	ug/L	144.56227	5.7824908		5	0	5.3967132	0.0604	0.5	500	116%	78	122	7%	
Styrene	A	ug/L	146.0426	5.841704		5	0	5.6433448	0.067	0.5	500	117%	78	123	3%	
Tetrachloroethene	A	ug/L	137.24757	5.4899028		5	0	5.6117316	0.0671	0.5	500	110%	74	129	2%	
Toluene	A	ug/L	139.16097	5.5664388		5	0	5.350532	0.0679	0.5	500	111%	80	121	4%	
trans-1,2-Dichloroethene	A	ug/L	139.1932	5.567728		5	0	5.3946604	0.125	0.5	500	111%	75	124	3%	
trans-1,3-Dichloropropene	A	ug/L	141.30615	5.652246		5	0	5.3148336	0.0846	0.5	500	113%	73	127	6%	
Trichloroethene	A	ug/L	133.09111	5.3236444		5	0	5.2075308	0.0993	0.5	500	106%	79	123	2%	
Trichlorofluoromethane	A	ug/L	150.97241	6.0388964		5	0	6.1824904	0.134	0.5	500	121%	65	141	2%	
Vinyl chloride	A	ug/L	114.28316	4.5713264		5	0	4.5047344	0.153	0.5	500	91%	58	137	1%	
1,4-Dichlorobenzene-d4	I	ug/L	250	10		0	0	0	0	0	500	0%	0	0	0%	
Chlorobenzene-d5	I	ug/L	250	10		0	0	0	0	0	500	0%	0	0	0%	
Fluorobenzene	I	ug/L	250	10		0	0	0	0	0	500	0%	0	0	0%	
Xylenes, Total	M	ug/L	427.61512	17.1046048		15	0	16.111158	0.0604	0.5	1500	114%	79	121	6%	
1,2-Dichloroethane-d4	S	ug/L	290.19933	11.6079732		10	0	0	0.229	0.5	500	116%	81	118	0%	
Dibromofluoromethane	S	ug/L	280.66164	11.2264656		10	0	0	0.129	0.5	500	112%	80	119	0%	
p-Bromofluorobenzene	S	ug/L	258.63101	10.3452404		10	0	0	0.149	0.5	500	103%	85	114	0%	
Toluene-d8	S	ug/L	274.30106	10.9720424		10	0	0	0.23	0.5	500	110%	89	112	0%	

Seq No	Lab ID	Test Code	Sample Typ	File ID	Analysis Date	DF	Batch ID	Prep Date	SPKref	RPDref	pmoist					
14992676	CCV011722_CI	VOC-8260-W-Q	CCV	DA5975C\VG011'	1/17/2022 8:54:4	1	R373560		0	0						
Analyte	T	Units	RAW	Final	Text	Spike	SPKref	RPDref	MDL	PQL	UQL	%REC	LOW	HIGH	%RPD	Q

Seq No	Lab ID	Test Code	Sample Typ	File ID	Analysis Date	DF	Batch ID	Prep Date	SPKref	RPDref	pmoist					
14992676	CCV011722_CI	VOC-8260-W-Q	CCV	DA5975CVG011	1/17/2022 8:54:4	1	R373560		0	0						
Analyte	T	Units	RAW	Final	Text	Spike	SPKref	RPDref	MDL	PQL	UQL	%REC	LOW	HIGH	%RPD	Q
1,1,1,2-Tetrachloroethane	A	ug/L	138.30083	5.5320332		5	0	0	0.101	0.5	500	111%	50	150	0%	
1,1,1-Trichloroethane	A	ug/L	141.75171	5.6700684		5	0	0	0.131	0.5	500	113%	50	150	0%	
1,1,2,2-Tetrachloroethane	A	ug/L	121.17192	4.8468768		5	0	0	0.0872	0.5	500	97%	50	150	0%	
1,1,2-Trichloroethane	A	ug/L	120.03574	4.8014296		5	0	0	0.108	0.5	500	96%	50	150	0%	
1,1-Dichloroethane	A	ug/L	127.42805	5.097122		5	0	0	0.135	0.5	500	102%	50	150	0%	
1,1-Dichloroethene	A	ug/L	132.68278	5.3073112		5	0	0	0.141	0.5	500	106%	50	150	0%	
1,1-Dichloropropene	A	ug/L	129.73276	5.1893104		5	0	0	0.083	0.5	500	104%	50	150	0%	
1,2,3-Trichloropropane	A	ug/L	128.24977	5.1299908		5	0	0	0.235	0.5	500	103%	50	150	0%	
1,2-Dibromoethane	A	ug/L	125.7676	5.030704		5	0	0	0.0916	0.5	500	101%	50	150	0%	
1,2-Dichlorobenzene	A	ug/L	131.99583	5.2798332		5	0	0	0.0746	0.5	500	106%	50	150	0%	
1,2-Dichloroethane	A	ug/L	138.76979	5.5507916		5	0	0	0.116	0.5	500	111%	50	150	0%	
1,2-Dichloropropane	A	ug/L	122.90501	4.9162004		5	0	0	0.0847	0.5	500	98%	50	150	0%	
1,3-Dichlorobenzene	A	ug/L	133.9019	5.356076		5	0	0	0.0803	0.5	500	107%	50	150	0%	
1,3-Dichloropropane	A	ug/L	124.48698	4.9794792		5	0	0	0.0791	0.5	500	100%	50	150	0%	
1,4-Dichlorobenzene	A	ug/L	134.21618	5.3686472		5	0	0	0.0858	0.5	500	107%	50	150	0%	
2,2-Dichloropropane	A	ug/L	135.67974	5.4271896		5	0	0	0.186	0.5	500	109%	50	150	0%	
2-Chlorotoluene	A	ug/L	136.31992	5.4527968		5	0	0	0.0876	0.5	500	109%	50	150	0%	
4-Chlorotoluene	A	ug/L	135.506	5.42024		5	0	0	0.0728	0.5	500	108%	50	150	0%	
Benzene	A	ug/L	130.12117	5.2048468		5	0	0	0.0914	0.5	500	104%	50	150	0%	
Bromobenzene	A	ug/L	136.62761	5.4651044		5	0	0	0.0831	0.5	500	109%	50	150	0%	
Bromochloromethane	A	ug/L	132.84181	5.3136724		5	0	0	0.141	0.5	500	106%	50	150	0%	
Bromodichloromethane	A	ug/L	135.16357	5.4065428		5	0	0	0.12	0.5	500	108%	50	150	0%	
Bromoform	A	ug/L	137.56313	5.5025252		5	0	0	0.119	0.5	500	110%	50	150	0%	
Bromomethane	A	ug/L	121.69832	4.8679328		5	0	0	0.253	0.5	500	97%	50	150	0%	
Carbon tetrachloride	A	ug/L	142.37788	5.6951152		5	0	0	0.143	0.5	500	114%	50	150	0%	
Chlorobenzene	A	ug/L	131.20534	5.2482136		5	0	0	0.0914	0.5	500	105%	50	150	0%	
Chlorodibromomethane	A	ug/L	136.57642	5.4630568		5	0	0	0.0841	0.5	500	109%	50	150	0%	
Chloroethane	A	ug/L	120.85615	4.834246		5	0	0	0.169	0.5	500	97%	50	150	0%	
Chloroform	A	ug/L	129.12088	5.1648352		5	0	0	0.0789	0.5	500	103%	50	150	0%	
Chloromethane	A	ug/L	110.96818	4.4387272		5	0	0	0.162	0.5	500	89%	50	150	0%	
cis-1,2-Dichloroethene	A	ug/L	132.76347	5.3105388		5	0	0	0.108	0.5	500	106%	50	150	0%	
cis-1,3-Dichloropropene	A	ug/L	124.30995	4.972398		5	0	0	0.073	0.5	500	99%	50	150	0%	
Dibromomethane	A	ug/L	129.01679	5.1606716		5	0	0	0.147	0.5	500	103%	50	150	0%	
Dichlorodifluoromethane	A	ug/L	126.49116	5.0596464		5	0	0	0.175	0.5	500	101%	50	150	0%	
Ethylbenzene	A	ug/L	133.50343	5.3401372		5	0	0	0.0836	0.5	500	107%	50	150	0%	

Seq No	Lab ID	Test Code	Sample Typ	File ID	Analysis Date	DF	Batch ID	Prep Date	SPKref	RPDref	pmoist					
14992676	CCV011722_CI	VOC-8260-W-Q	CCV	DA5975CVG011	1/17/2022 8:54:4	1	R373560		0	0						
Analyte	T	Units	RAW	Final	Text	Spike	SPKref	RPDref	MDL	PQL	UQL	%REC	LOW	HIGH	%RPD	Q
m+p-Xylenes	A	ug/L	271.46684	10.8586736		10	0	0	0.15	0.5	1000	109%	50	150	0%	
Methyl ethyl ketone	A	ug/L	1293.65672	51.7462688		50	0	0	1.77	10	5000	103%	50	150	0%	
Methyl tert-butyl ether (MTBE)	A	ug/L	126.88871	5.0755484		5	0	0	0.101	0.5	500	102%	50	150	0%	
Methylene chloride	A	ug/L	117.70079	4.7080316		5	0	0	0.338	0.5	500	94%	50	150	0%	
o-Xylene	A	ug/L	135.64651	5.4258604		5	0	0	0.0604	0.5	500	109%	50	150	0%	
Styrene	A	ug/L	139.27766	5.5711064		5	0	0	0.067	0.5	500	111%	50	150	0%	
Tetrachloroethene	A	ug/L	135.67299	5.4269196		5	0	0	0.0671	0.5	500	109%	50	150	0%	
Toluene	A	ug/L	132.13881	5.2855524		5	0	0	0.0679	0.5	500	106%	50	150	0%	
trans-1,2-Dichloroethene	A	ug/L	127.14108	5.0856432		5	0	0	0.125	0.5	500	102%	50	150	0%	
trans-1,3-Dichloropropene	A	ug/L	135.3661	5.414644		5	0	0	0.0846	0.5	500	108%	50	150	0%	
Trichloroethene	A	ug/L	129.40164	5.1760656		5	0	0	0.0993	0.5	500	104%	50	150	0%	
Trichlorofluoromethane	A	ug/L	149.76783	5.9907132		5	0	0	0.134	0.5	500	120%	50	150	0%	
Vinyl chloride	A	ug/L	109.31677	4.3726708		5	0	0	0.153	0.5	500	87%	50	150	0%	
1,4-Dichlorobenzene-d4	I	ug/L	250	10		0	0	0	0	0	500	0%	0	0	0%	
Chlorobenzene-d5	I	ug/L	250	10		0	0	0	0	0	500	0%	0	0	0%	
Fluorobenzene	I	ug/L	250	10		0	0	0	0	0	500	0%	0	0	0%	
Xylenes, Total	M	ug/L	407.11335	16.284534		15	0	0	0.0604	0.5	1500	109%	50	150	0%	
1,2-Dichloroethane-d4	S	ug/L	290.37308	11.6149232		10	0	0	0.229	0.5	500	116%	50	150	0%	
Dibromofluoromethane	S	ug/L	274.16255	10.966502		10	0	0	0.129	0.5	500	110%	50	150	0%	
p-Bromofluorobenzene	S	ug/L	258.79041	10.3516164		10	0	0	0.149	0.5	500	104%	50	150	0%	
Toluene-d8	S	ug/L	272.01634	10.8806536		10	0	0	0.23	0.5	500	109%	50	150	0%	

Data file Name : C:\MSDCHEM\1\DATA\VG011722\17JAN01.D
Sample Name : PRIMER
Operator : MSC
Date injected : 17 Jan 2022 9:15 am
Instrument : VOA5975C
Method used : 5975CACQF
No of spectra : 5616
Start Time : 0.840
End Time : 16.498
Vial Number : 1

Data file Name : C:\MSDCHEM\1\DATA\VG011722\17JAN02.D
Sample Name : BFB011722_
Operator : MSC
Date injected : 17 Jan 2022 9:42 am
Instrument : VOA5975C
Method used : 5975CACQF
No of spectra : 5616
Start Time : 0.840
End Time : 16.498
Vial Number : 2

Data file Name : C:\MSDCHEM\1\DATA\VG011722\17JAN03.D
Sample Name : CCV011722_
Operator : MSC
Date injected : 17 Jan 2022 10:27 am
Instrument : VOA5975C
Method used : 5975CACQF
No of spectra : 5616
Start Time : 0.840
End Time : 16.498
Vial Number : 3

Data file Name : C:\MSDCHEM\1\DATA\VG011722\17JAN04.D
Sample Name : CCV011722_A
Operator : MSC
Date injected : 17 Jan 2022 11:11 am
Instrument : VOA5975C
Method used : 5975CACQF
No of spectra : 5616
Start Time : 0.840
End Time : 16.498
Vial Number : 4

Data file Name : C:\MSDCHEM\1\DATA\VG011722\17JAN05.D
Sample Name : CCV011722_B
Operator : MSC

Date injected : 17 Jan 2022 11:39 am
Instrument : VOA5975C
Method used : 5975CACQF
No of spectra : 5616
Start Time : 0.840
End Time : 16.498
Vial Number : 5

Data file Name : C:\MSDCHEM\1\DATA\VG011722\17JAN06.D
Sample Name : LCS011722_
Operator : MSC
Date injected : 17 Jan 2022 12:06 pm
Instrument : VOA5975C
Method used : 5975CACQF
No of spectra : 5616
Start Time : 0.839
End Time : 16.498
Vial Number : 6

Data file Name : C:\MSDCHEM\1\DATA\VG011722\17JAN07.D
Sample Name : BLK
Operator : MSC
Date injected : 17 Jan 2022 12:33 pm
Instrument : VOA5975C
Method used : 5975CACQF
No of spectra : 5616
Start Time : 0.839
End Time : 16.498
Vial Number : 7

Data file Name : C:\MSDCHEM\1\DATA\VG011722\17JAN08.D
Sample Name : MBLK011722_
Operator : MSC
Date injected : 17 Jan 2022 1:01 pm
Instrument : VOA5975C
Method used : 5975CACQF
No of spectra : 5616
Start Time : 0.840
End Time : 16.498
Vial Number : 8

Data file Name : C:\MSDCHEM\1\DATA\VG011722\17JAN09.D
Sample Name : B22010756-001F
Operator : MSC
Date injected : 17 Jan 2022 1:37 pm
Instrument : VOA5975C
Method used : 5975CACQF

No of spectra : 5616
Start Time : 0.839
End Time : 16.498
Vial Number : 9

Data file Name : C:\MSDCHEM\1\DATA\VG011722\17JAN10.D
Sample Name : B22010971-001F
Operator : MSC
Date injected : 17 Jan 2022 2:04 pm
Instrument : VOA5975C
Method used : 5975CACQF
No of spectra : 5616
Start Time : 0.840
End Time : 16.498
Vial Number : 10

Data file Name : C:\MSDCHEM\1\DATA\VG011722\17JAN11.D
Sample Name : B22010972-001F
Operator : MSC
Date injected : 17 Jan 2022 2:32 pm
Instrument : VOA5975C
Method used : 5975CACQF
No of spectra : 5616
Start Time : 0.840
End Time : 16.498
Vial Number : 11

Data file Name : C:\MSDCHEM\1\DATA\VG011722\17JAN12.D
Sample Name : B22010973-001F
Operator : MSC
Date injected : 17 Jan 2022 2:59 pm
Instrument : VOA5975C
Method used : 5975CACQF
No of spectra : 5616
Start Time : 0.840
End Time : 16.498
Vial Number : 12

Data file Name : C:\MSDCHEM\1\DATA\VG011722\17JAN13.D
Sample Name : B22010974-001F
Operator : MSC
Date injected : 17 Jan 2022 3:26 pm
Instrument : VOA5975C
Method used : 5975CACQF
No of spectra : 5616
Start Time : 0.840
End Time : 16.498

Vial Number : 13

Data file Name : C:\MSDCHEM\1\DATA\VG011722\17JAN14.D
Sample Name : B22010975-001F
Operator : MSC
Date injected : 17 Jan 2022 3:54 pm
Instrument : VOA5975C
Method used : 5975CACQF
No of spectra : 5616
Start Time : 0.840
End Time : 16.498
Vial Number : 14

Data file Name : C:\MSDCHEM\1\DATA\VG011722\17JAN15.D
Sample Name : B22010756-001F
Operator : MSC
Date injected : 17 Jan 2022 4:21 pm
Instrument : VOA5975C
Method used : 5975CACQF
No of spectra : 5616
Start Time : 0.840
End Time : 16.498
Vial Number : 15

Data file Name : C:\MSDCHEM\1\DATA\VG011722\17JAN16.D
Sample Name : BLK
Operator : MSC
Date injected : 17 Jan 2022 4:48 pm
Instrument : VOA5975C
Method used : 5975CACQF
No of spectra : 5616
Start Time : 0.840
End Time : 16.498
Vial Number : 16

Data file Name : C:\MSDCHEM\1\DATA\VG011722\17JAN17.D
Sample Name : B22010971-002A
Operator : MSC
Date injected : 17 Jan 2022 5:16 pm
Instrument : VOA5975C
Method used : 5975CACQF
No of spectra : 5616
Start Time : 0.840
End Time : 16.498
Vial Number : 17

Data file Name : C:\MSDCHEM\1\DATA\VG011722\17JAN18.D
Sample Name : B22010972-002A
Operator : MSC
Date injected : 17 Jan 2022 5:43 pm
Instrument : VOA5975C
Method used : 5975CACQF
No of spectra : 5616
Start Time : 0.839
End Time : 16.498
Vial Number : 18

Data file Name : C:\MSDCHEM\1\DATA\VG011722\17JAN19.D
Sample Name : B22010973-002A
Operator : MSC
Date injected : 17 Jan 2022 6:10 pm
Instrument : VOA5975C
Method used : 5975CACQF
No of spectra : 5616
Start Time : 0.840
End Time : 16.498
Vial Number : 19

Data file Name : C:\MSDCHEM\1\DATA\VG011722\17JAN20.D
Sample Name : B22010974-002A
Operator : MSC
Date injected : 17 Jan 2022 6:38 pm
Instrument : VOA5975C
Method used : 5975CACQF
No of spectra : 5616
Start Time : 0.840
End Time : 16.498
Vial Number : 20

Data file Name : C:\MSDCHEM\1\DATA\VG011722\17JAN21.D
Sample Name : B22010975-002A
Operator : MSC
Date injected : 17 Jan 2022 7:05 pm
Instrument : VOA5975C
Method used : 5975CACQF
No of spectra : 5616
Start Time : 0.840
End Time : 16.498
Vial Number : 21

Data file Name : C:\MSDCHEM\1\DATA\VG011722\17JAN22.D
Sample Name : B22010972-001FMS
Operator : MSC

Date injected : 17 Jan 2022 7:33 pm
Instrument : VOA5975C
Method used : 5975CACQF
No of spectra : 5616
Start Time : 0.840
End Time : 16.498
Vial Number : 22

Data file Name : C:\MSDCHEM\1\DATA\VG011722\17JAN23.D
Sample Name : B22010972-001FMSD
Operator : MSC
Date injected : 17 Jan 2022 8:00 pm
Instrument : VOA5975C
Method used : 5975CACQF
No of spectra : 5616
Start Time : 0.839
End Time : 16.498
Vial Number : 23

Data file Name : C:\MSDCHEM\1\DATA\VG011722\17JAN24.D
Sample Name : BLK
Operator : MSC
Date injected : 17 Jan 2022 8:27 pm
Instrument : VOA5975C
Method used : 5975CACQF
No of spectra : 5616
Start Time : 0.840
End Time : 16.498
Vial Number : 24

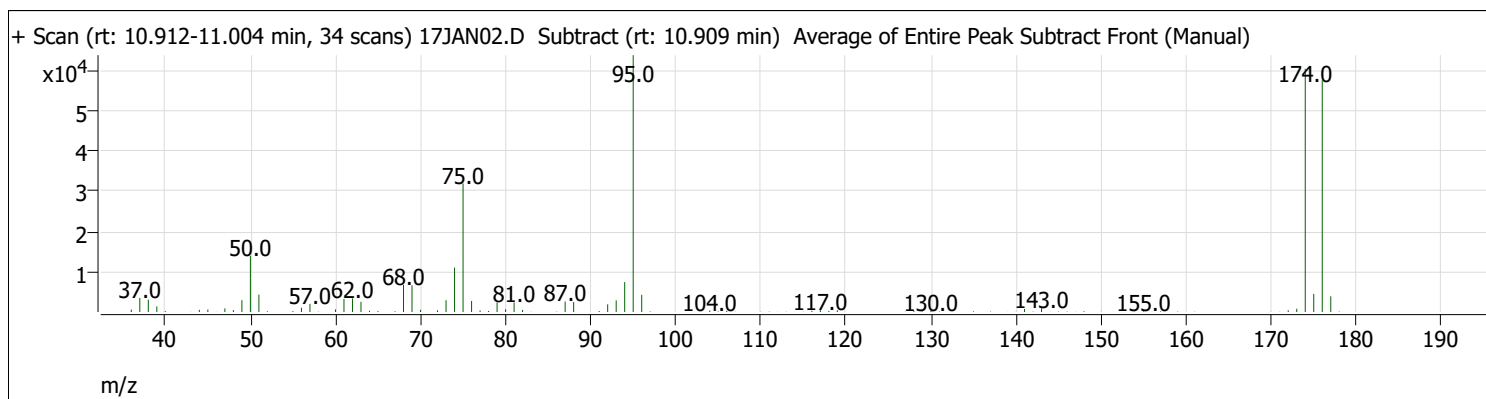
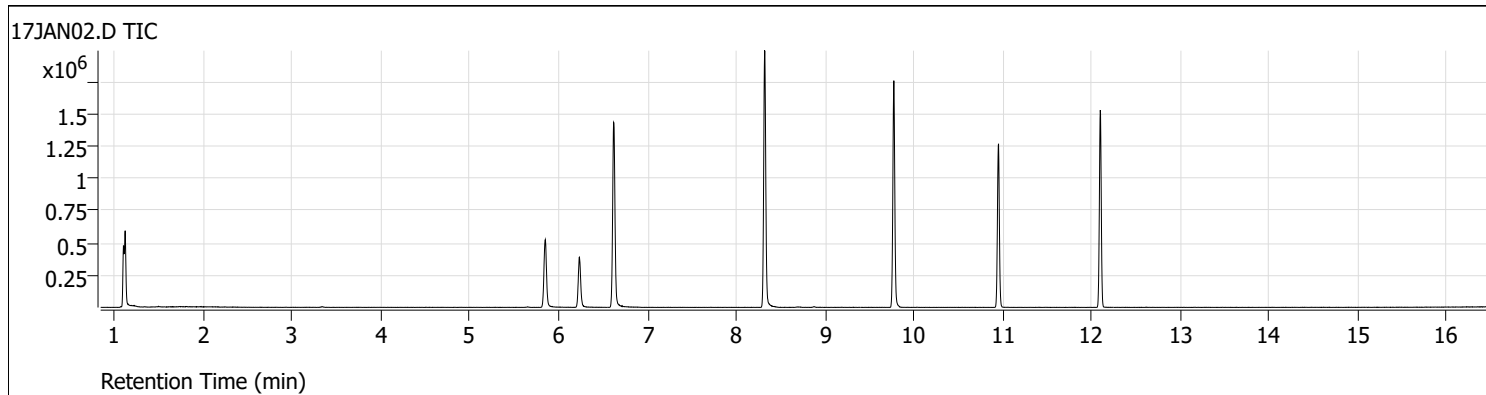
Data file Name : C:\MSDCHEM\1\DATA\VG011722\17JAN25.D
Sample Name : CCV011722_Closing
Operator : MSC
Date injected : 17 Jan 2022 8:54 pm
Instrument : VOA5975C
Method used : 5975CACQF
No of spectra : 5616
Start Time : 0.840
End Time : 16.498
Vial Number : 25

Data file Name : C:\MSDCHEM\1\DATA\VG011722\17JAN26.D
Sample Name : BLK
Operator : MSC
Date injected : 17 Jan 2022 9:22 pm
Instrument : VOA5975C
Method used : 5975CACQF

No of spectra : 5616
Start Time : 0.840
End Time : 16.498
Vial Number : 26

Tune Evaluation Report

Data Path: D:\Org\Data\VOA5975C\VG011722\17JAN02.D
 Acq on: 1/17/2022 9:42:25 AM
 Operator: MSC
 Sample: BFB011722_
 Inst Name: VOA5975C
 ALS Vial: 2
 Method: \\MASSHUNTER\Org\Data\Methods\BFBavg.m



Target Mass	Rel. To Mass	Lower Limit%	Upper Limit%	Rel. Abn%	Raw Abn	Pass/Fail
50	95	15	40	21.9	13965	Pass
75	95	30	60	50.0	31950	Pass
95	95	100	100	100.0	63867	Pass
96	95	5	9	6.7	4258	Pass
173	174	0	2	1.3	815	Pass
174	95	50	100	94.7	60476	Pass
175	174	5	9	7.4	4504	Pass
176	174	95	101	95.2	57602	Pass
177	176	5	9	6.8	3901	Pass

Continuing Calibration Report

Batch Name D:\Org\Data\VOA5975C\VG011722\QuantResults\VG011722_8260B.batch.bin
Method File \\MASSHUNTER\Org\Data\Methods\Quant\VOA5975C\VOA5975C_010422_CAL\VOA5975C_8260B_SHT_DoD_L4_010422.m
Daily CC D:\Org\Data\VOA5975C\VG011722\17JAN04.D

Level name	Injection Time	Calibration Files
1	1/4/2022 3:33:04 PM	D:\Org\Data\VOA5975C\VG010422\04JAN10.D
2	1/4/2022 4:00:35 PM	D:\Org\Data\VOA5975C\VG010422\04JAN11.D
3	1/4/2022 4:28:05 PM	D:\Org\Data\VOA5975C\VG010422\04JAN12.D
4	1/4/2022 4:55:32 PM	D:\Org\Data\VOA5975C\VG010422\04JAN13.D
5	1/4/2022 5:50:25 PM	D:\Org\Data\VOA5975C\VG010422\04JAN15.D
6	1/4/2022 6:45:10 PM	D:\Org\Data\VOA5975C\VG010422\04JAN17.D
7	1/4/2022 7:39:45 PM	D:\Org\Data\VOA5975C\VG010422\04JAN19.D
8	1/4/2022 8:34:31 PM	D:\Org\Data\VOA5975C\VG010422\04JAN21.D
CC	1/17/2022 11:11:49 AM	D:\Org\Data\VOA5975C\VG011722\17JAN04.D <=====

ISTD Compound:	Avg Resp	Mid Resp	CC Resp	Area%	A/M
Fluorobenzene	805964	778120	789022	101.40	M
Chlorobenzene-d5	305684	300356	299950	99.86	M
1,4-Dichlorobenzene-d4	252451	248636	243292	97.85	M

Target Compound	AvgRF/R2	CC RF	Exp. Conc	Calc. Conc	%Dev	Area%	Curve Fit
-----ISTD-----							
Fluorobenzene							
Dichlorodifluoromethane	0.3276	0.2857	125.00	109.01	12.79	81.71	Avg RF
Chloromethane	0.3976	0.3619	125.00	113.77	8.98	88.90	Avg RF
Vinyl chloride	0.3578	0.3371	125.00	117.75	5.80	89.63	Avg RF
Bromomethane	0.1600	0.1599	125.00	124.96	0.03	96.83	Avg RF
Chloroethane	0.1771	0.1833	125.00	129.32	-3.46	101.23	Avg RF
Trichlorofluoromethane	0.4441	0.4480	125.00	126.11	-0.89	93.62	Avg RF
1,1-Dichloroethene	0.2518	0.2453	125.00	121.78	2.57	97.34	Avg RF
Methylene chloride	0.3712	0.3576	125.00	120.41	3.67	104.29	Avg RF
trans-1,2-Dichloroethene	0.2569	0.2583	125.00	125.67	-0.54	101.48	Avg RF
Methyl tert-butyl ether (MTBE)	0.3321	0.3397	125.00	127.86	-2.29	96.36	Avg RF
1,1-Dichloroethane	0.4782	0.4978	125.00	130.12	-4.09	105.55	Avg RF
2,2-Dichloropropane	0.3583	0.3760	125.00	131.15	-4.92	106.20	Avg RF
cis-1,2-Dichloroethene	0.2605	0.2658	125.00	127.54	-2.03	104.79	Avg RF
Methyl ethyl ketone	0.0353	0.0375 #	1250.00	1329.36	-6.35	109.87	Avg RF
Bromochloromethane	0.1079	0.1119	125.00	129.58	-3.67	105.16	Avg RF
Chloroform	0.4759	0.4649	125.00	122.10	2.32	102.10	Avg RF
1,1,1-Trichloroethane	0.4460	0.4420	125.00	123.86	0.91	100.09	Avg RF
Dibromofluoromethane	0.2355	0.2578	250.00	273.60	-9.44	227.73	Avg RF
Carbon tetrachloride	0.4394	0.4145	125.00	117.90	5.68	94.55	Avg RF
1,1-Dichloropropene	0.3792	0.3662	125.00	120.70	3.44	96.53	Avg RF
1,2-Dichloroethane-d4	0.1017	0.1161	250.00	285.28	-14.11	234.34	Avg RF
Benzene	0.9954	1.0027	125.00	125.92	-0.74	103.16	Avg RF
1,2-Dichloroethane	0.2693	0.2812	125.00	130.52	-4.42	105.79	Avg RF
-----ISTD-----							
Chlorobenzene-d5							
Trichloroethene	0.7540	0.7511	125.00	124.53	0.38	98.71	Avg RF
1,2-Dichloropropane	0.6632	0.6891	125.00	129.87	-3.90	104.19	Avg RF
Dibromomethane	0.2803	0.2878	125.00	128.37	-2.69	106.25	Avg RF
Bromodichloromethane	0.7735	0.8032	125.00	129.81	-3.84	104.15	Avg RF
cis-1,3-Dichloropropene	0.8745	0.8932	125.00	127.68	-2.14	103.51	Avg RF
Toluene-d8	2.4091	2.6518	250.00	275.18	-10.07	222.06	Avg RF
Toluene	1.6274	1.6500	125.00	126.74	-1.39	101.12	Avg RF
trans-1,3-Dichloropropene	0.6225	0.6855	125.00	137.65	-10.12	110.88	Avg RF
1,1,2-Trichloroethane	0.3242	0.3291	125.00	126.87	-1.49	105.75	Avg RF
Tetrachloroethene	0.6639	0.6235	125.00	117.39	6.08	95.82	Avg RF

Continuing Calibration Report

Target Compound	AvgRF/R2	CC RF	Exp. Conc	Calc. Conc	%Dev	Area%	Curve Fit
1,3-Dichloropropane	0.6378	0.6827	125.00	133.81	-7.05	106.45	Avg RF
Chlorodibromomethane	0.5068	0.5268	125.00	129.95	-3.96	105.32	Avg RF
1,2-Dibromoethane	0.3545	0.3697	125.00	130.34	-4.27	106.98	Avg RF
Chlorobenzene	1.7817	1.8077	125.00	126.82	-1.46	102.84	Avg RF
1,1,1,2-Tetrachloroethane	0.6228	0.6214	125.00	124.72	0.22	102.53	Avg RF
Ethylbenzene	3.0900	3.0543	125.00	123.56	1.15	98.69	Avg RF
m+p-Xylenes	1.2008	1.2025	250.00	250.36	-0.14	97.91	Avg RF
o-Xylene	1.0690	1.0676	125.00	124.84	0.13	99.14	Avg RF
Styrene	1.7211	1.8028	125.00	130.93	-4.74	100.74	Avg RF
1,4-Dichlorobenzene-d4	-----ISTD-----						
Bromoform	0.3199	0.3502	125.00	136.83	-9.46	108.77	Avg RF
p-Bromofluorobenzene	0.9159	0.9916	250.00	270.68	-8.27	211.13	Avg RF
Bromobenzene	0.8091	0.8479	125.00	131.00	-4.80	100.86	Avg RF
1,1,2,2-Tetrachloroethane	0.4657	0.4877	125.00	130.92	-4.74	104.17	Avg RF
1,2,3-Trichloropropane	0.1246	0.1326	125.00	133.04	-6.43	48.72	Avg RF
2-Chlorotoluene	0.8050	0.7993	125.00	124.12	0.71	94.93	Avg RF
4-Chlorotoluene	2.6247	2.6832	125.00	127.78	-2.23	97.10	Avg RF
1,3-Dichlorobenzene	1.4756	1.4544	125.00	123.21	1.44	96.47	Avg RF
1,4-Dichlorobenzene	1.5046	1.4906	125.00	123.84	0.93	95.91	Avg RF
1,2-Dichlorobenzene	1.2470	1.2199	125.00	122.28	2.17	97.45	Avg RF

A -- against Average; M -- against Mid Point; P -- against Previous CC in the Method;

Continuing Calibration Report

Batch Name D:\Org\Data\VOA5975C\VG011722\QuantResults\VG011722_8260B.batch.bin
Method File \\MASSHUNTER\Org\Data\Methods\Quant\VOA5975C\VOA5975C_010422_CAL\VOA5975C_8260B_SHT_DoD_L4_010422.m
Daily CC D:\Org\Data\VOA5975C\VG011722\17JAN05.D

Level name	Injection Time	Calibration Files
1	1/4/2022 3:33:04 PM	D:\Org\Data\VOA5975C\VG010422\04JAN10.D
2	1/4/2022 4:00:35 PM	D:\Org\Data\VOA5975C\VG010422\04JAN11.D
3	1/4/2022 4:28:05 PM	D:\Org\Data\VOA5975C\VG010422\04JAN12.D
4	1/4/2022 4:55:32 PM	D:\Org\Data\VOA5975C\VG010422\04JAN13.D
5	1/4/2022 5:50:25 PM	D:\Org\Data\VOA5975C\VG010422\04JAN15.D
6	1/4/2022 6:45:10 PM	D:\Org\Data\VOA5975C\VG010422\04JAN17.D
7	1/4/2022 7:39:45 PM	D:\Org\Data\VOA5975C\VG010422\04JAN19.D
8	1/4/2022 8:34:31 PM	D:\Org\Data\VOA5975C\VG010422\04JAN21.D
CC	1/17/2022 11:39:07 AM	D:\Org\Data\VOA5975C\VG011722\17JAN05.D <=====

ISTD Compound:	Avg Resp	Mid Resp	CC Resp	Area%	A/M
Fluorobenzene	805964	778120	793359	101.96	M
Chlorobenzene-d5	305684	300356	302110	100.58	M
1,4-Dichlorobenzene-d4	252451	248636	252940	101.73	M

Target Compound	AvgRF/R2	CC RF	Exp. Conc	Calc. Conc	%Dev	Area%	Curve Fit
-----ISTD-----							
Fluorobenzene							
Dichlorodifluoromethane	0.3276	0.3202	125.00	122.16	2.27	92.08	Avg RF
Chloromethane	0.3976	0.3823	125.00	120.18	3.86	94.42	Avg RF
Vinyl chloride	0.3578	0.3494	125.00	122.06	2.35	93.42	Avg RF
Bromomethane	0.1600	0.1613	125.00	125.99	-0.79	98.16	Avg RF
Chloroethane	0.1771	0.1888	125.00	133.21	-6.56	104.84	Avg RF
Trichlorofluoromethane	0.4441	0.4195	125.00	118.08	5.54	88.14	Avg RF
1,1-Dichloroethene	0.2518	0.2635	125.00	130.81	-4.65	105.13	Avg RF
Methylene chloride	0.3712	0.3705	125.00	124.76	0.19	108.65	Avg RF
trans-1,2-Dichloroethene	0.2569	0.2686	125.00	130.70	-4.56	106.13	Avg RF
Methyl tert-butyl ether (MTBE)	0.3321	0.3386	125.00	127.45	-1.96	96.58	Avg RF
1,1-Dichloroethane	0.4782	0.5096	125.00	133.21	-6.56	108.65	Avg RF
2,2-Dichloropropane	0.3583	0.4035	125.00	140.75	-12.60	114.60	Avg RF
cis-1,2-Dichloroethene	0.2605	0.2721	125.00	130.60	-4.48	107.89	Avg RF
Methyl ethyl ketone	0.0353	0.0391 #	1250.00	1386.10	-10.89	115.19	Avg RF
Bromochloromethane	0.1079	0.1091	125.00	126.42	-1.14	103.16	Avg RF
Chloroform	0.4759	0.4896	125.00	128.60	-2.88	108.12	Avg RF
1,1,1-Trichloroethane	0.4460	0.4641	125.00	130.08	-4.07	105.69	Avg RF
Dibromofluoromethane	0.2355	0.2595	250.00	275.48	-10.19	230.56	Avg RF
Carbon tetrachloride	0.4394	0.4575	125.00	130.15	-4.12	104.96	Avg RF
1,1-Dichloropropene	0.3792	0.3936	125.00	129.74	-3.79	104.34	Avg RF
1,2-Dichloroethane-d4	0.1017	0.1114	250.00	273.86	-9.54	226.19	Avg RF
Benzene	0.9954	1.0531	125.00	132.24	-5.80	108.94	Avg RF
1,2-Dichloroethane	0.2693	0.2711	125.00	125.83	-0.66	102.55	Avg RF
-----ISTD-----							
Chlorobenzene-d5							
Trichloroethene	0.7540	0.8107	125.00	134.41	-7.53	107.31	Avg RF
1,2-Dichloropropane	0.6632	0.7038	125.00	132.66	-6.12	107.19	Avg RF
Dibromomethane	0.2803	0.2867	125.00	127.88	-2.31	106.61	Avg RF
Bromodichloromethane	0.7735	0.8198	125.00	132.49	-5.99	107.07	Avg RF
cis-1,3-Dichloropropene	0.8745	0.9099	125.00	130.06	-4.05	106.20	Avg RF
Toluene-d8	2.4091	2.6646	250.00	276.52	-10.61	224.75	Avg RF
Toluene	1.6274	1.7432	125.00	133.90	-7.12	107.61	Avg RF
trans-1,3-Dichloropropene	0.6225	0.6860	125.00	137.76	-10.21	111.77	Avg RF
1,1,2-Trichloroethane	0.3242	0.3305	125.00	127.40	-1.92	106.96	Avg RF
Tetrachloroethene	0.6639	0.6974	125.00	131.30	-5.04	107.94	Avg RF

Continuing Calibration Report

Target Compound	AvgRF/R2	CC RF	Exp. Conc	Calc. Conc	%Dev	Area%	Curve Fit
1,3-Dichloropropane	0.6378	0.6757	125.00	132.44	-5.95	106.12	Avg RF
Chlorodibromomethane	0.5068	0.5293	125.00	130.57	-4.46	106.59	Avg RF
1,2-Dibromoethane	0.3545	0.3590	125.00	126.57	-1.25	104.63	Avg RF
Chlorobenzene	1.7817	1.8537	125.00	130.05	-4.04	106.22	Avg RF
1,1,1,2-Tetrachloroethane	0.6228	0.6523	125.00	130.92	-4.74	108.40	Avg RF
Ethylbenzene	3.0900	3.2810	125.00	132.73	-6.18	106.78	Avg RF
m+p-Xylenes	1.2008	1.3059	250.00	271.89	-8.75	107.09	Avg RF
o-Xylene	1.0690	1.1511	125.00	134.60	-7.68	107.66	Avg RF
Styrene	1.7211	1.8872	125.00	137.06	-9.65	106.22	Avg RF
1,4-Dichlorobenzene-d4	-----ISTD-----						
Bromoform	0.3199	0.3375	125.00	131.87	-5.50	108.99	Avg RF
p-Bromofluorobenzene	0.9159	0.9777	250.00	266.88	-6.75	216.42	Avg RF
Bromobenzene	0.8091	0.8579	125.00	132.54	-6.03	106.09	Avg RF
1,1,2,2-Tetrachloroethane	0.4657	0.4926	125.00	132.22	-5.78	109.37	Avg RF
1,2,3-Trichloropropane	0.1246	0.1294	125.00	129.85	-3.88	49.43	Avg RF
2-Chlorotoluene	0.8050	0.8647	125.00	134.27	-7.41	106.77	Avg RF
4-Chlorotoluene	2.6247	2.8848	125.00	137.39	-9.91	108.54	Avg RF
1,3-Dichlorobenzene	1.4756	1.5486	125.00	131.19	-4.95	106.79	Avg RF
1,4-Dichlorobenzene	1.5046	1.5618	125.00	129.76	-3.81	104.48	Avg RF
1,2-Dichlorobenzene	1.2470	1.2843	125.00	128.73	-2.99	106.66	Avg RF

A -- against Average; M -- against Mid Point; P -- against Previous CC in the Method;

Continuing Calibration Report

Batch Name D:\Org\Data\VOA5975C\VG011722\QuantResults\VG011722_8260B.batch.bin
Method File \\MASSHUNTER\Org\Data\Methods\Quant\VOA5975C\VOA5975C_010422_CAL\VOA5975C_8260B_SHT_DoD_L4_010422.m
Daily CC D:\Org\Data\VOA5975C\VG011722\17JAN25.D

Level name	Injection Time	Calibration Files
1	1/4/2022 3:33:04 PM	D:\Org\Data\VOA5975C\VG010422\04JAN10.D
2	1/4/2022 4:00:35 PM	D:\Org\Data\VOA5975C\VG010422\04JAN11.D
3	1/4/2022 4:28:05 PM	D:\Org\Data\VOA5975C\VG010422\04JAN12.D
4	1/4/2022 4:55:32 PM	D:\Org\Data\VOA5975C\VG010422\04JAN13.D
5	1/4/2022 5:50:25 PM	D:\Org\Data\VOA5975C\VG010422\04JAN15.D
6	1/4/2022 6:45:10 PM	D:\Org\Data\VOA5975C\VG010422\04JAN17.D
7	1/4/2022 7:39:45 PM	D:\Org\Data\VOA5975C\VG010422\04JAN19.D
8	1/4/2022 8:34:31 PM	D:\Org\Data\VOA5975C\VG010422\04JAN21.D
CC	1/17/2022 8:54:45 PM	D:\Org\Data\VOA5975C\VG011722\17JAN25.D <=====

ISTD Compound:	Avg Resp	Mid Resp	CC Resp	Area%	A/M
Fluorobenzene	805964	778120	583157	74.94	M
Chlorobenzene-d5	305684	300356	227590	75.77	M
1,4-Dichlorobenzene-d4	252451	248636	195462	78.61	M

Target Compound	AvgRF/R2	CC RF	Exp. Conc	Calc. Conc	%Dev	Area%	Curve Fit
Fluorobenzene	-----ISTD-----						
Dichlorodifluoromethane	0.3276	0.3315	125.00	126.49	-1.19	70.08	Avg RF
Chloromethane	0.3976	0.3530	125.00	110.97	11.23	64.09	Avg RF
Vinyl chloride	0.3578	0.3129	125.00	109.32	12.55	61.50	Avg RF
Bromomethane	0.1600	0.1558	125.00	121.70	2.64	69.70	Avg RF
Chloroethane	0.1771	0.1713	125.00	120.86	3.32	69.92	Avg RF
Trichlorofluoromethane	0.4441	0.5321	125.00	149.77	-19.81	82.17	Avg RF
1,1-Dichloroethene	0.2518	0.2673	125.00	132.68	-6.15	78.38	Avg RF
Methylene chloride	0.3712	0.3495	125.00	117.70	5.84	75.35	Avg RF
trans-1,2-Dichloroethene	0.2569	0.2613	125.00	127.14	-1.71	75.88	Avg RF
Methyl tert-butyl ether (MTBE)	0.3321	0.3371	125.00	126.89	-1.51	70.68	Avg RF
1,1-Dichloroethane	0.4782	0.4875	125.00	127.43	-1.94	76.40	Avg RF
2,2-Dichloropropane	0.3583	0.3889	125.00	135.68	-8.54	81.21	Avg RF
cis-1,2-Dichloroethene	0.2605	0.2766	125.00	132.76	-6.21	80.62	Avg RF
Methyl ethyl ketone	0.0353	0.0365 #	1250.00	1293.66	-3.49	79.02	Avg RF
Bromochloromethane	0.1079	0.1147	125.00	132.84	-6.27	79.68	Avg RF
Chloroform	0.4759	0.4916	125.00	129.12	-3.30	79.79	Avg RF
1,1,1-Trichloroethane	0.4460	0.5058	125.00	141.75	-13.40	84.66	Avg RF
Dibromofluoromethane	0.2355	0.2583	250.00	274.16	-9.67	168.66	Avg RF
Carbon tetrachloride	0.4394	0.5005	125.00	142.38	-13.90	84.40	Avg RF
1,1-Dichloropropene	0.3792	0.3936	125.00	129.73	-3.79	76.69	Avg RF
1,2-Dichloroethane-d4	0.1017	0.1182	250.00	290.37	-16.15	176.29	Avg RF
Benzene	0.9954	1.0362	125.00	130.12	-4.10	78.79	Avg RF
1,2-Dichloroethane	0.2693	0.2989	125.00	138.77	-11.02	83.13	Avg RF
Chlorobenzene-d5	-----ISTD-----						
Trichloroethene	0.7540	0.7805	125.00	129.40	-3.52	77.83	Avg RF
1,2-Dichloropropane	0.6632	0.6521	125.00	122.91	1.68	74.81	Avg RF
Dibromomethane	0.2803	0.2893	125.00	129.02	-3.21	81.02	Avg RF
Bromodichloromethane	0.7735	0.8364	125.00	135.16	-8.13	82.29	Avg RF
cis-1,3-Dichloropropene	0.8745	0.8697	125.00	124.31	0.55	76.47	Avg RF
Toluene-d8	2.4091	2.6213	250.00	272.02	-8.81	166.56	Avg RF
Toluene	1.6274	1.7203	125.00	132.14	-5.71	80.00	Avg RF
trans-1,3-Dichloropropene	0.6225	0.6741	125.00	135.37	-8.29	82.74	Avg RF
1,1,2-Trichloroethane	0.3242	0.3114	125.00	120.04	3.97	75.92	Avg RF
Tetrachloroethene	0.6639	0.7206	125.00	135.67	-8.54	84.03	Avg RF

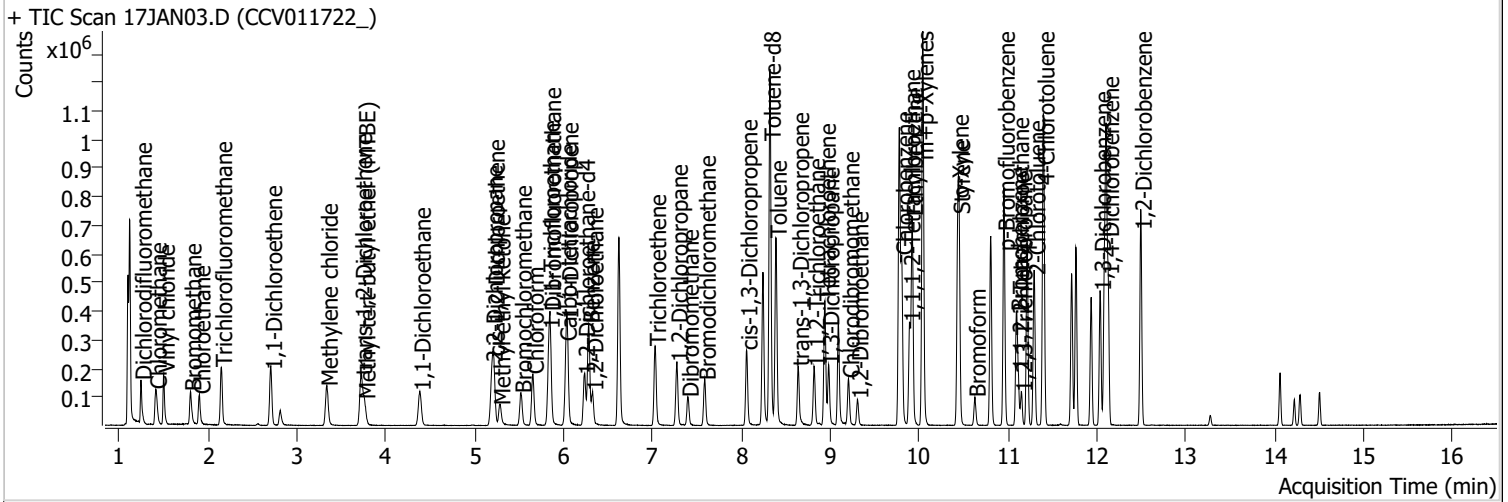
Continuing Calibration Report

Target Compound	AvgRF/R2	CC RF	Exp. Conc	Calc. Conc	%Dev	Area%	Curve Fit
1,3-Dichloropropane	0.6378	0.6352	125.00	124.49	0.41	75.15	Avg RF
Chlorodibromomethane	0.5068	0.5537	125.00	136.58	-9.26	83.99	Avg RF
1,2-Dibromoethane	0.3545	0.3567	125.00	125.77	-0.61	78.32	Avg RF
Chlorobenzene	1.7817	1.8701	125.00	131.21	-4.96	80.73	Avg RF
1,1,1,2-Tetrachloroethane	0.6228	0.6891	125.00	138.30	-10.64	86.26	Avg RF
Ethylbenzene	3.0900	3.3002	125.00	133.50	-6.80	80.91	Avg RF
m+p-Xylenes	1.2008	1.3039	250.00	271.47	-8.59	80.55	Avg RF
o-Xylene	1.0690	1.1600	125.00	135.65	-8.52	81.73	Avg RF
Styrene	1.7211	1.9177	125.00	139.28	-11.42	81.31	Avg RF
1,4-Dichlorobenzene-d4	-----ISTD-----						
Bromoform	0.3199	0.3521	125.00	137.56	-10.05	87.85	Avg RF
p-Bromofluorobenzene	0.9159	0.9481	250.00	258.79	-3.52	162.17	Avg RF
Bromobenzene	0.8091	0.8843	125.00	136.63	-9.30	84.51	Avg RF
1,1,2,2-Tetrachloroethane	0.4657	0.4514	125.00	121.17	3.06	77.46	Avg RF
1,2,3-Trichloropropane	0.1246	0.1278	125.00	128.25	-2.60	37.73	Avg RF
2-Chlorotoluene	0.8050	0.8779	125.00	136.32	-9.06	83.77	Avg RF
4-Chlorotoluene	2.6247	2.8453	125.00	135.51	-8.40	82.72	Avg RF
1,3-Dichlorobenzene	1.4756	1.5807	125.00	133.90	-7.12	84.23	Avg RF
1,4-Dichlorobenzene	1.5046	1.6155	125.00	134.22	-7.37	83.52	Avg RF
1,2-Dichlorobenzene	1.2470	1.3168	125.00	132.00	-5.60	84.51	Avg RF

A -- against Average; M -- against Mid Point; P -- against Previous CC in the Method;

Quantitation Results Report (Not Reviewed)

Data File	17JAN03.D	Operator	MSC
Acq. Method	5975CACQF.M	Acq. Date-Time	1/17/2022 10:27:57 AM
Sample Name	CCV011722_	Instrument	VOA5975C
Vial	3	Multiplier	1.00
DA Method File	VOA5975C_8260B_SHT_DoD_L4_010422.m	Comment	
Tune File	BFB_Atune3.u	Tune Date	10/11/2021 4:02:00 PM
Batch Name	VG011722_8260B.batch.bin	Last Calib Update	3/5/2022 1:16:34 PM
Ref Library	\\MASSHUNTER\Org\Library\NIST129K.l		



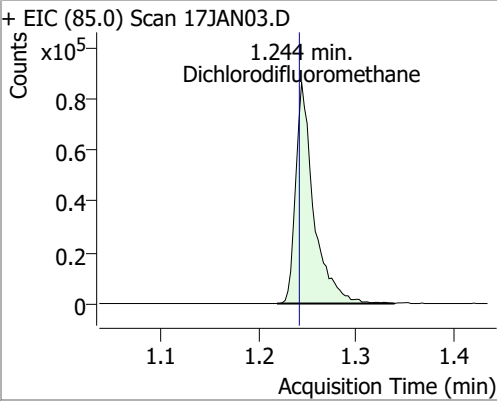
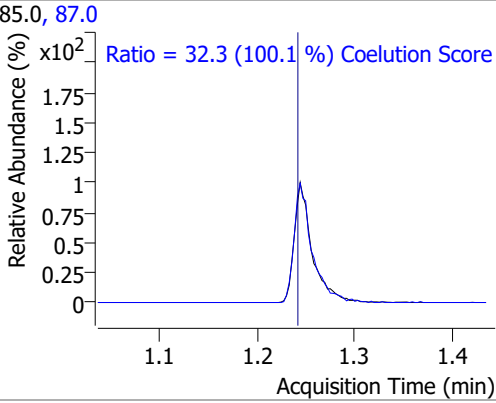
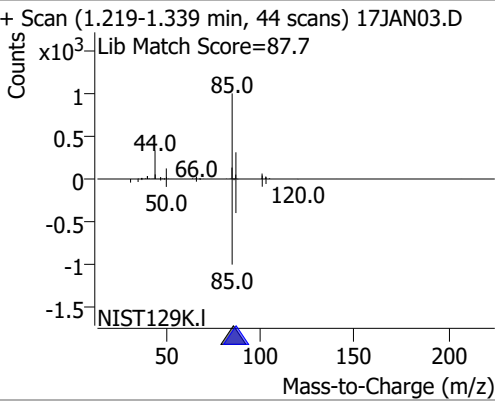
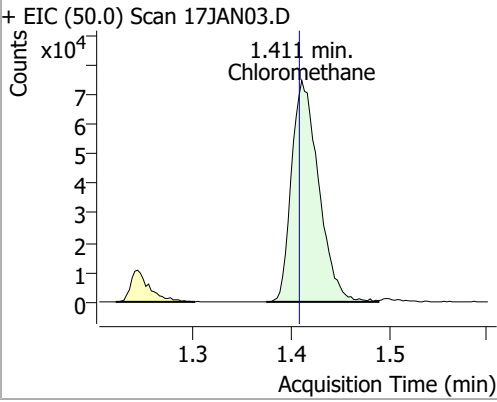
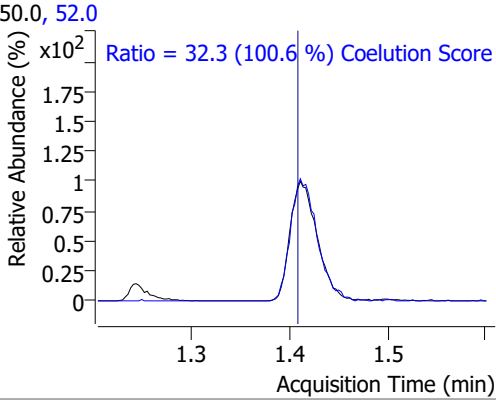
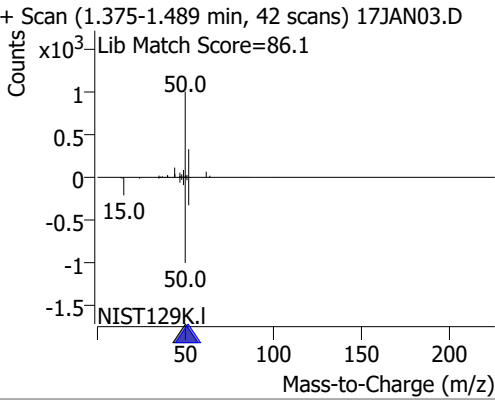
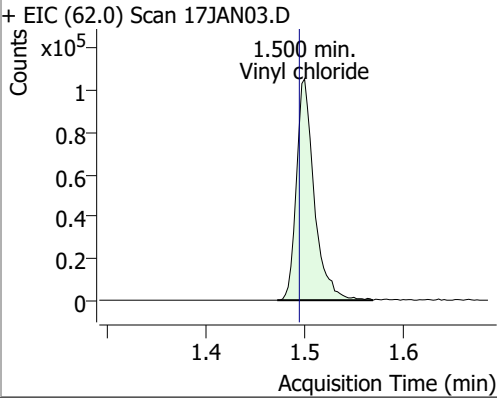
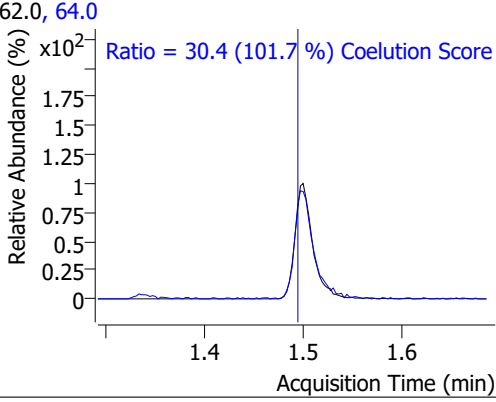
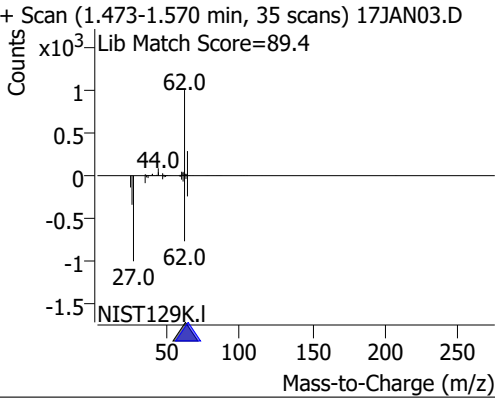
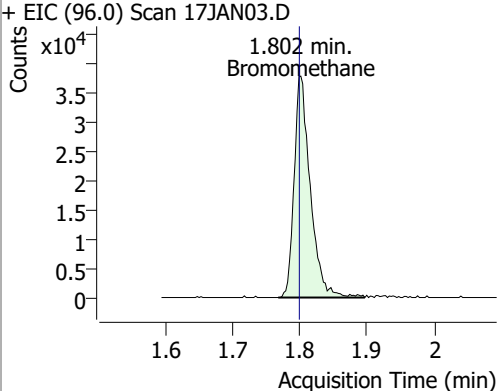
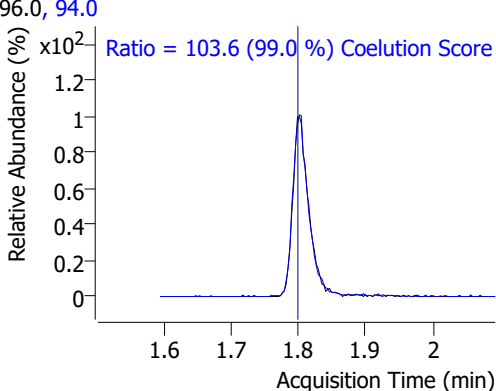
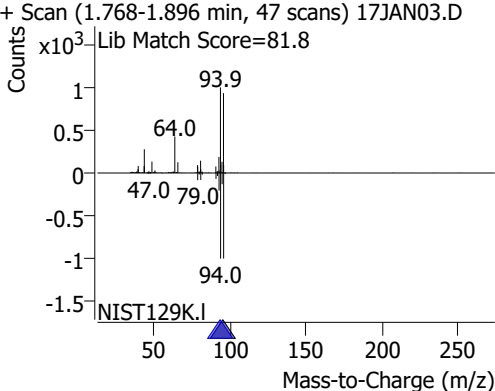
Compound	RT	QIon	Resp.	Conc.	Units	Dev(Min)
Internal Standards						
M Fluorobenzene	6.618	96.0	556436	250.0000	ng	-0.006
M Chlorobenzene-d5	9.772	82.0	285043	250.0000	ng	0.000
M 1,4-Dichlorobenzene-d4	12.100	152.0	231902	250.0000	ng	0.000
System Monitoring Compounds						
S Dibromofluoromethane	5.845	113.0	145960	278.4332	ng	0.000
Spiked Amount: 250.000	Range: 80.0 - 119.0%			Recovery = 111.37%		
S 1,2-Dichloroethane-d4	6.230	67.0	67108	296.3809	ng	-0.003
Spiked Amount: 250.000	Range: 81.0 - 118.0%			Recovery = 118.55% *		
S Toluene-d8	8.319	98.0	750683	273.2917	ng	0.000
Spiked Amount: 250.000	Range: 89.0 - 112.0%			Recovery = 109.32%		
S p-Bromofluorobenzene	10.951	95.0	226224	266.2787	ng	-0.003
Spiked Amount: 250.000	Range: 85.0 - 114.0%			Recovery = 106.51%		
Target Compounds						
T Dichlorodifluoromethane	1.244	85.0	110751	151.8860	ng	100
T Chloromethane	1.411	50.0	144055	162.7675	ng	100
T Vinyl chloride	1.500	62.0	132801	166.7601	ng	99
T Bromomethane	1.802	96.0	62851	176.5016	ng	99
T Chloroethane	1.902	64.0	71646	181.7297	ng	98
T Trichlorofluoromethane	2.147	101.0	144431	146.1178	ng	99
T 1,1-Dichloroethene	2.708	96.0	71190	127.0149	ng	96
T Methylene chloride	3.335	49.0	103190	124.8901	ng	97
T trans-1,2-Dichloroethene	3.720	96.0	73627	128.7592	ng	98
T Methyl tert-butyl ether (MTBE)	3.759	73.0	102865	139.1733	ng	96
T 1,1-Dichloroethane	4.381	63.0	139196	130.7767	ng	100
T 2,2-Dichloropropane	5.193	77.0	117127	146.8583	ng	98
T cis-1,2-Dichloroethene	5.212	96.0	77467	133.6228	ng	99
T Methyl ethyl ketone	5.279	43.0	100890	1284.7612	ng	98
T Bromochloromethane	5.519	128.0	32504	135.3364	ng	97
T Chloroform	5.653	83.0	141708	133.7780	ng	99

Quantitation Results Report (Not Reviewed)

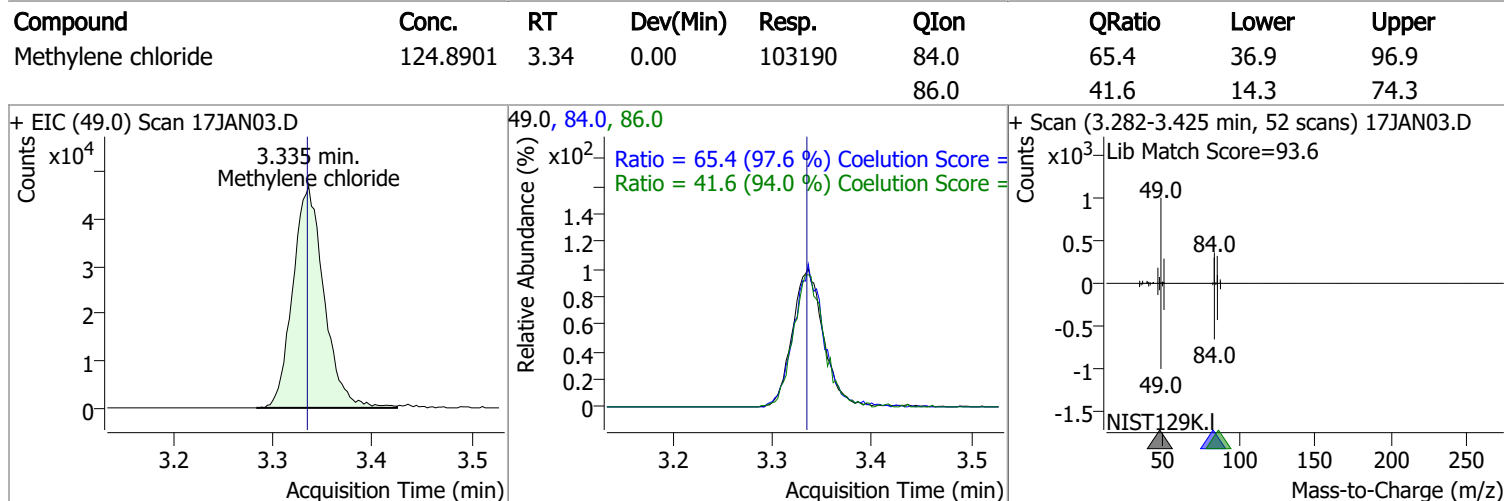
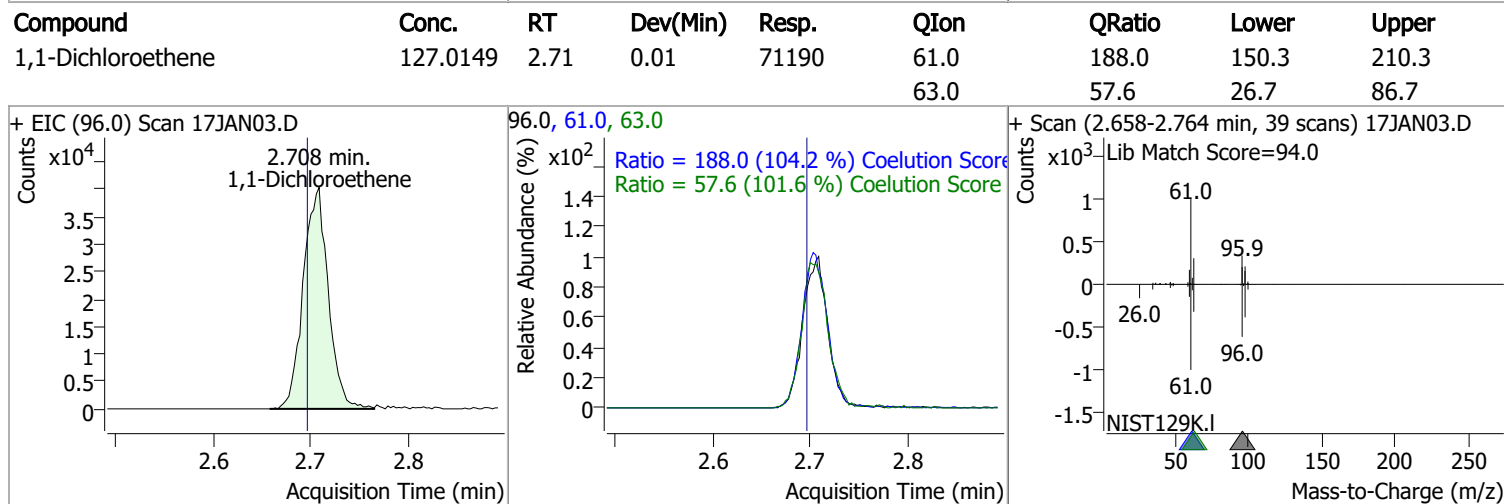
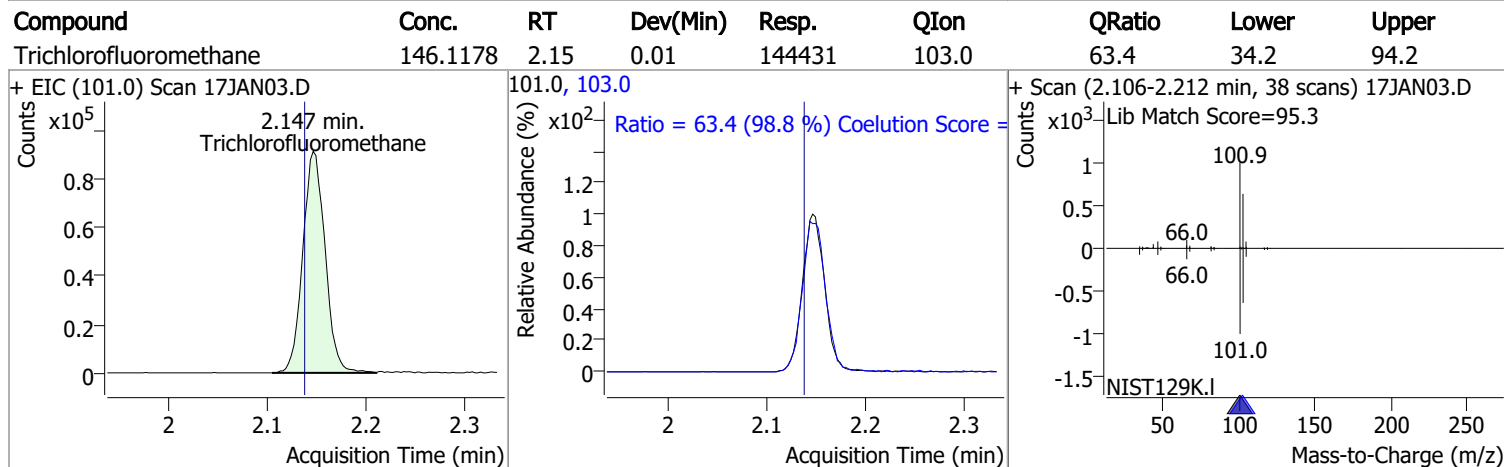
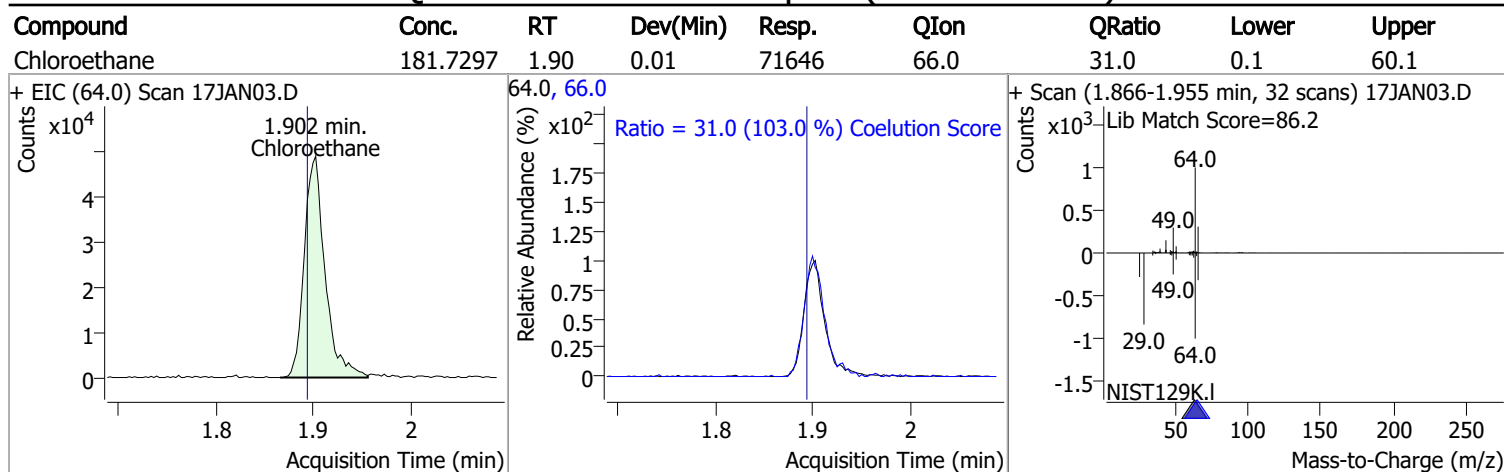
Compound	RT	QIon	Resp.	Conc.	Units	Dev(Min)
T 1,1,1-Trichloroethane	5.834	97.0	139400	140.4236	ng	99
T Carbon tetrachloride	6.024	117.0	139714	142.8445	ng	97
T 1,1-Dichloropropene	6.040	75.0	111394	131.9737	ng	99
T Benzene	6.280	78.0	295651	133.4476	ng	100
T 1,2-Dichloroethane	6.325	62.0	86591	144.4760	ng	99
T Trichloroethene	7.028	95.0	85684	99.6728	ng	97
T 1,2-Dichloropropane	7.273	63.0	73174	96.7676	ng	94
T Dibromomethane	7.396	93.0	33780	105.7098	ng	99
T Bromodichloromethane	7.588	83.0	93095	105.5616	ng	98
T cis-1,3-Dichloropropene	8.057	75.0	133666	134.0538	ng	99
T Toluene	8.386	92.0	246866	133.0473	ng	100
T trans-1,3-Dichloropropene	8.637	75.0	96711	136.2590	ng	97
T 1,1,2-Trichloroethane	8.818	83.0	48186	130.3403	ng	99
T Tetrachloroethene	8.938	163.8	95662	126.3752	ng	98
T 1,3-Dichloropropane	8.980	76.0	99148	136.3467	ng	99
T Chlorodibromomethane	9.203	129.0	78961	136.6603	ng	98
T 1,2-Dibromoethane	9.303	107.0	54248	134.2007	ng	98
T Chlorobenzene	9.802	112.0	265969	130.9295	ng	99
T 1,1,1,2-Tetrachloroethane	9.889	131.0	92901	130.8278	ng	96
T Ethylbenzene	9.919	91.0	455742	129.3577	ng	99
T m+p-Xylenes	10.036	106.0	361566	264.0847	ng	98
T o-Xylene	10.432	106.0	159401	130.7813	ng	99
T Styrene	10.449	104.0	267415	136.2723	ng	100
T Bromoform	10.625	172.5	41163	138.7099	ng	99
T Bromobenzene	11.096	156.0	103397	137.7716	ng	99
T 1,1,2,2-Tetrachloroethane	11.113	83.0	60415	139.8616	ng	100
T 1,2,3-Trichloropropane	11.149	110.0	15518	134.2606	ng	98
T 2-Chlorotoluene	11.294	126.0	101573	136.0217	ng	98
T 4-Chlorotoluene	11.397	91.0	332397	136.5243	ng	100
T 1,3-Dichlorobenzene	12.033	146.0	179650	131.2509	ng	99
T 1,4-Dichlorobenzene	12.125	146.0	182872	131.0303	ng	99
T 1,2-Dichlorobenzene	12.493	146.0	150883	130.4358	ng	99

(#) = Qualifier Out of Range; (m) = Manual Integration; (+) = Area Summed; (*) = Surrogate Percent Recovery Out of Range; (d): Zeroed Peak

Quantitation Results Report (Not Reviewed)

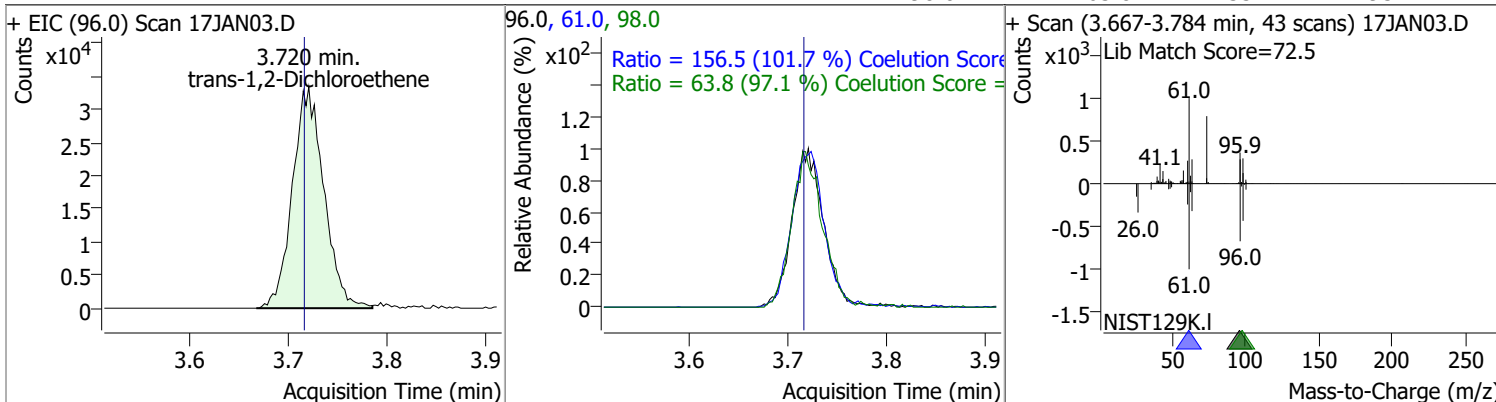
Compound	Conc.	RT	Dev(Min)	Resp.	QIon	QRatio	Lower	Upper
Dichlorodifluoromethane	151.8860	1.24	0.00	110751	87.0	32.3	2.3	62.3
+ EIC (85.0) Scan 17JAN03.D 			85.0, 87.0 			+ Scan (1.219-1.339 min, 44 scans) 17JAN03.D Lib Match Score=87.7 		
Chloromethane	162.7675	1.41	0.00	144055	52.0	32.3	2.1	62.1
+ EIC (50.0) Scan 17JAN03.D 			50.0, 52.0 			+ Scan (1.375-1.489 min, 42 scans) 17JAN03.D Lib Match Score=86.1 		
Vinyl chloride	166.7601	1.50	0.01	132801	64.0	30.4	0.0	59.9
+ EIC (62.0) Scan 17JAN03.D 			62.0, 64.0 			+ Scan (1.473-1.570 min, 35 scans) 17JAN03.D Lib Match Score=89.4 		
Bromomethane	176.5016	1.80	0.00	62851	94.0	103.6	74.6	134.6
+ EIC (96.0) Scan 17JAN03.D 			96.0, 94.0 			+ Scan (1.768-1.896 min, 47 scans) 17JAN03.D Lib Match Score=81.8 		

Quantitation Results Report (Not Reviewed)

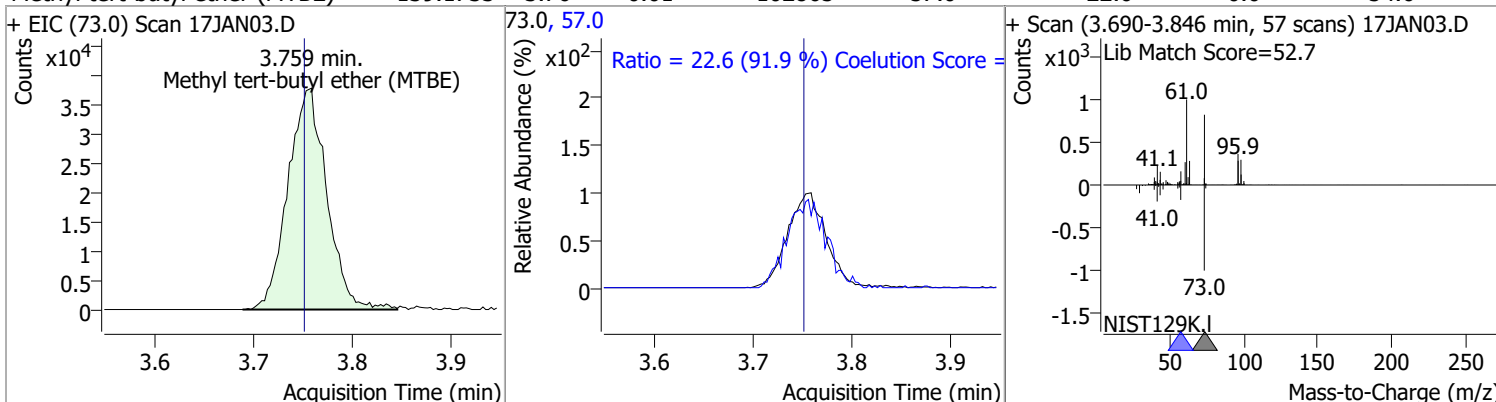


Quantitation Results Report (Not Reviewed)

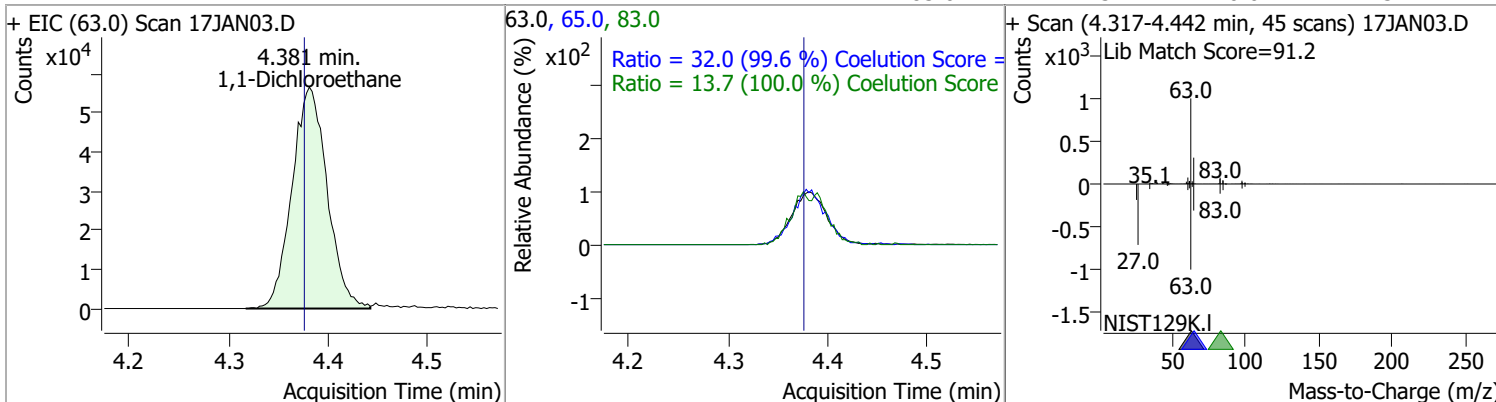
Compound	Conc.	RT	Dev(Min)	Resp.	QIon	QRatio	Lower	Upper
trans-1,2-Dichloroethene	128.7592	3.72	0.00	73627	61.0	156.5	123.9	183.9
					98.0	63.8	35.7	95.7



Compound	Conc.	RT	Dev(Min)	Resp.	QIon	QRatio	Lower	Upper
Methyl tert-butyl ether (MTBE)	139.1733	3.76	0.01	102865	57.0	22.6	0.0	54.6

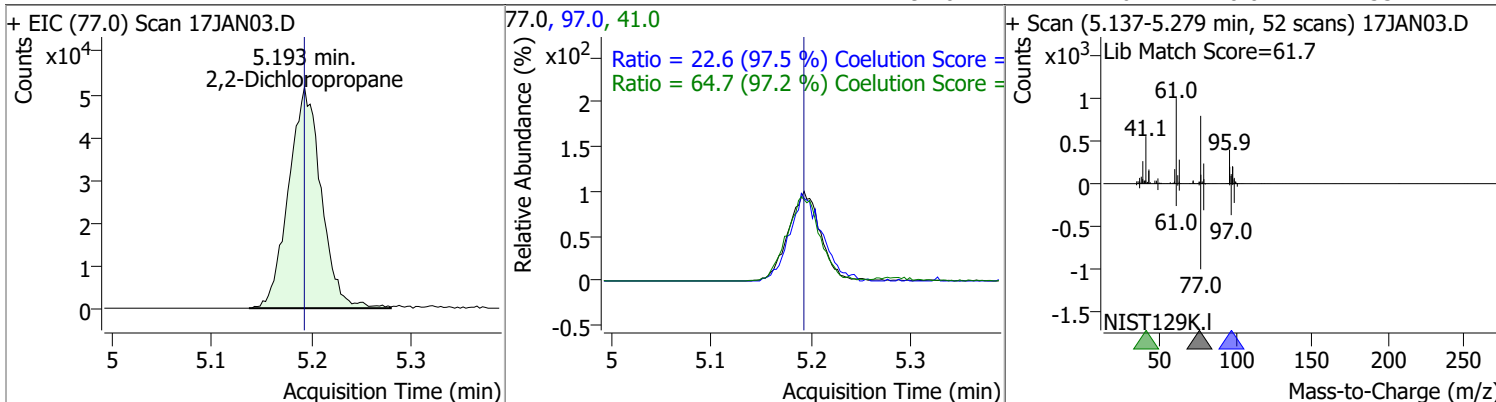


Compound	Conc.	RT	Dev(Min)	Resp.	QIon	QRatio	Lower	Upper
1,1-Dichloroethane	130.7767	4.38	0.00	139196	65.0	32.0	2.1	62.1
					83.0	13.7	0.0	43.7

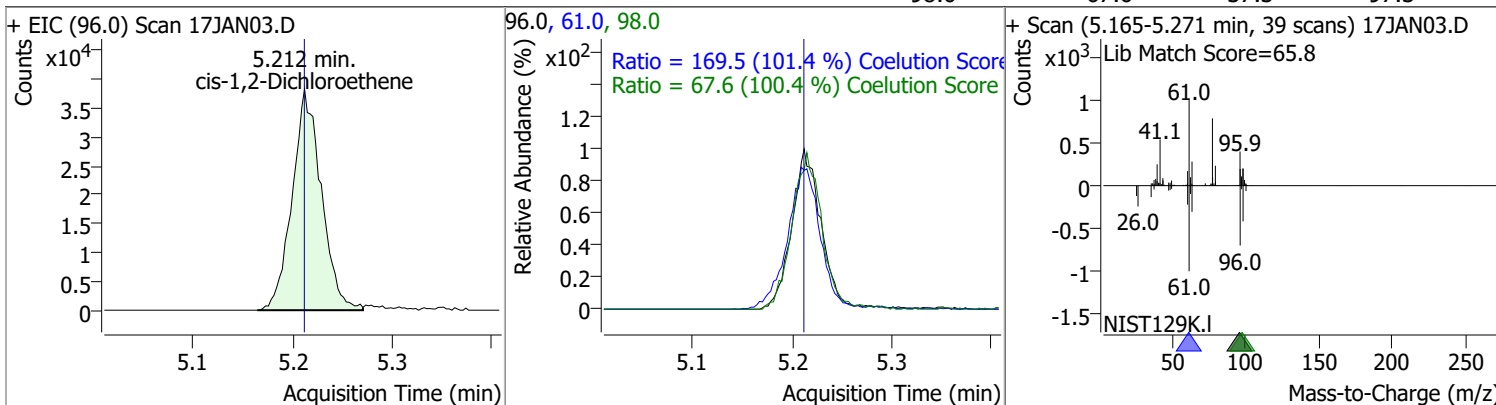


Quantitation Results Report (Not Reviewed)

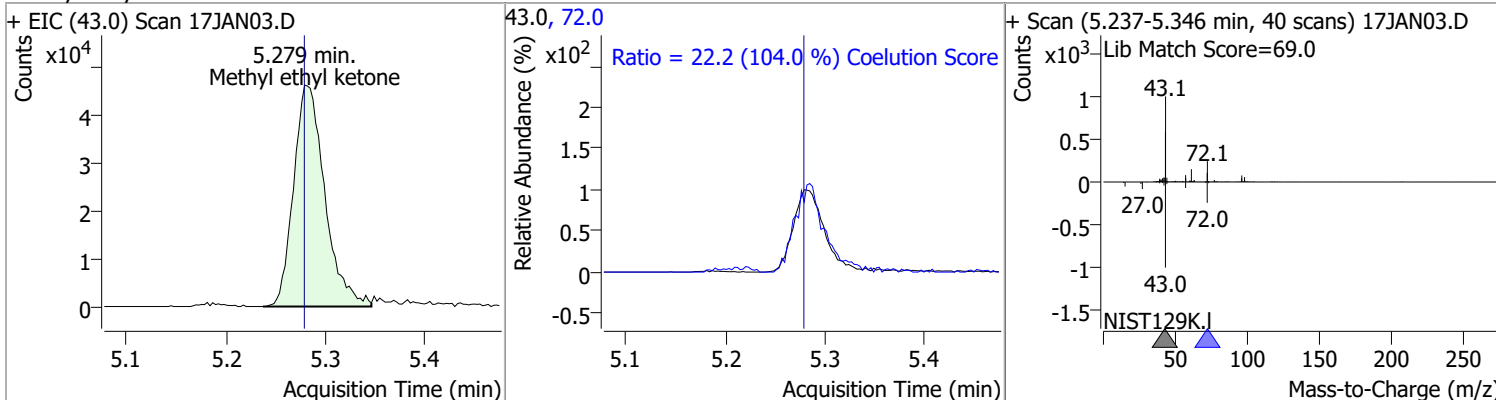
Compound	Conc.	RT	Dev(Min)	Resp.	QIon	QRatio	Lower	Upper
2,2-Dichloropropane	146.8583	5.19	0.00	117127	41.0	64.7	36.5	96.5
					97.0	22.6	0.0	53.2



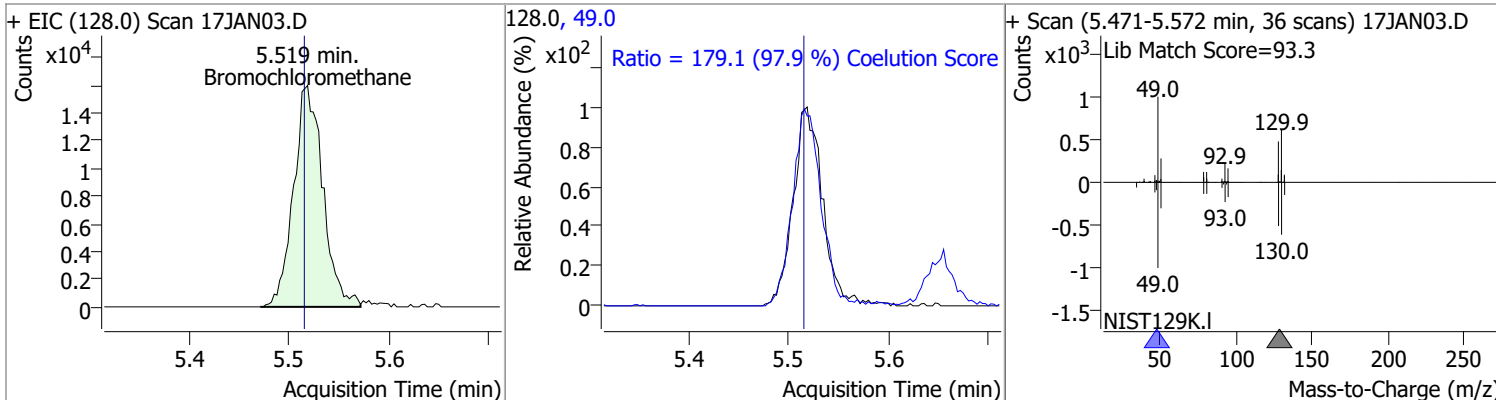
Compound	Conc.	RT	Dev(Min)	Resp.	QIon	QRatio	Lower	Upper
cis-1,2-Dichloroethene	133.6228	5.21	0.00	77467	61.0	169.5	137.2	197.2
					98.0	67.6	37.3	97.3



Compound	Conc.	RT	Dev(Min)	Resp.	QIon	QRatio	Lower	Upper
Methyl ethyl ketone	1284.7612	5.28	0.00	100890	72.0	22.2	0.0	51.3

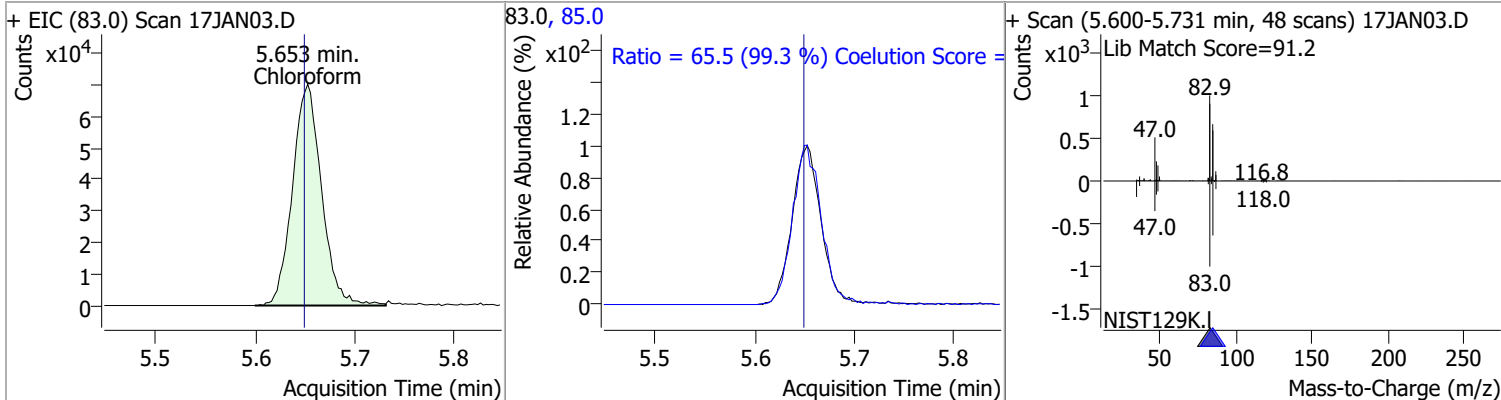


Compound	Conc.	RT	Dev(Min)	Resp.	QIon	QRatio	Lower	Upper
Bromochloromethane	135.3364	5.52	0.00	32504	49.0	179.1	152.9	212.9

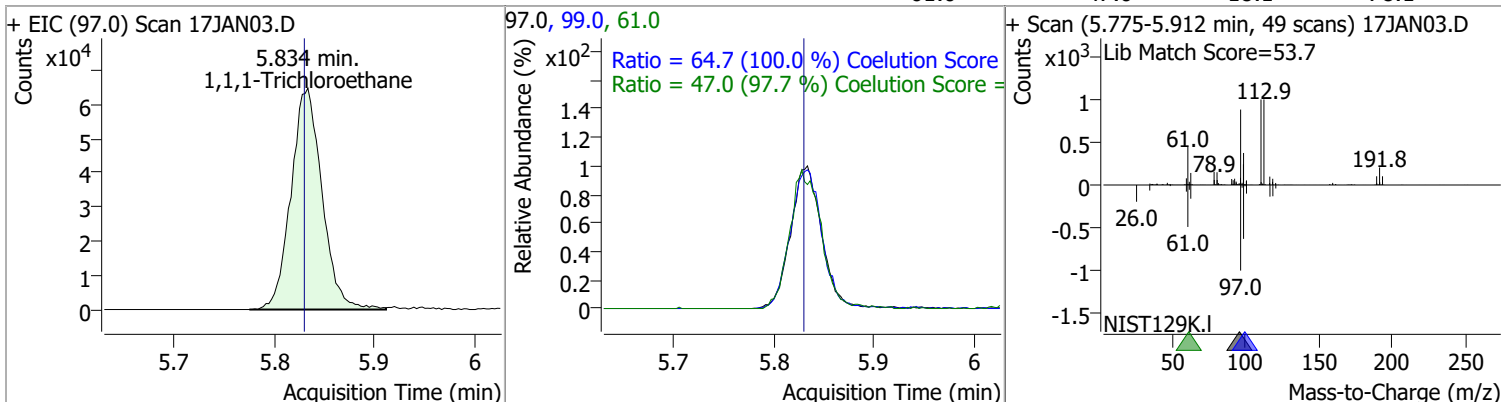


Quantitation Results Report (Not Reviewed)

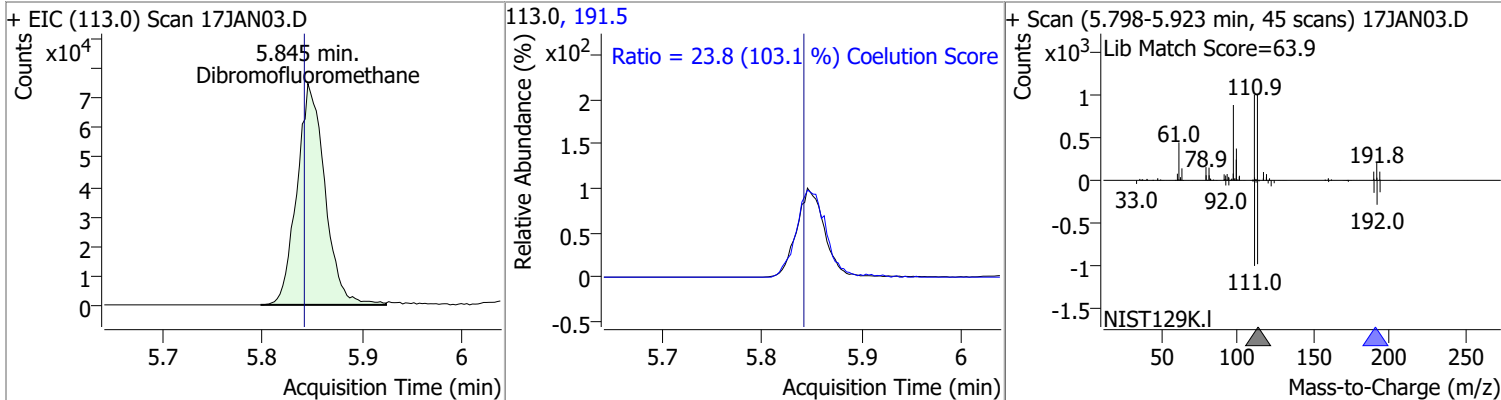
Compound	Conc.	RT	Dev(Min)	Resp.	QIon	QRatio	Lower	Upper
Chloroform	133.7780	5.65	0.00	141708	85.0	65.5	36.0	96.0



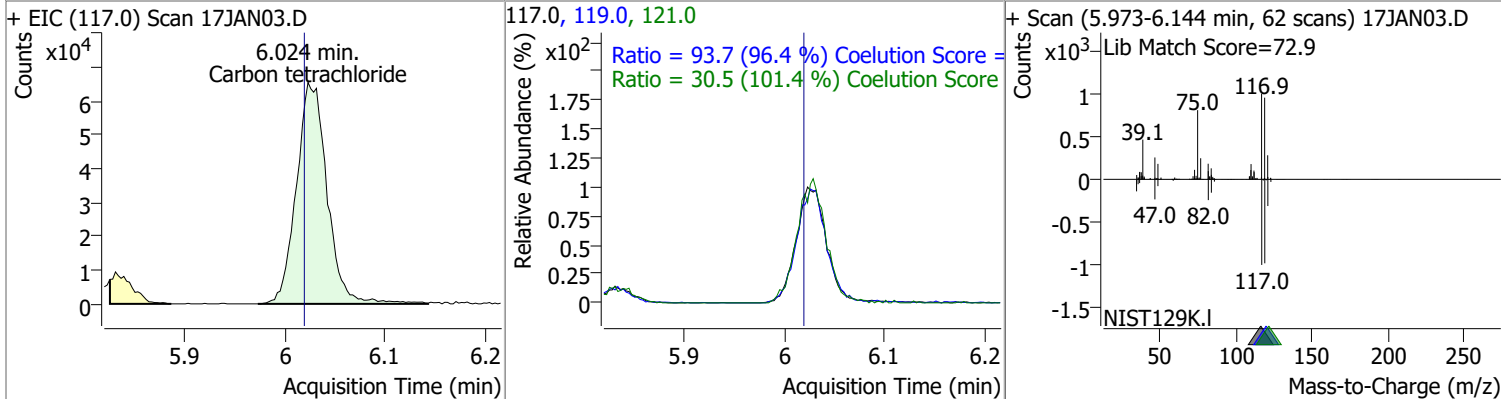
Compound	Conc.	RT	Dev(Min)	Resp.	QIon	QRatio	Lower	Upper
1,1,1-Trichloroethane	140.4236	5.83	0.00	139400	99.0	64.7	34.7	94.7
					61.0	47.0	18.1	78.1



Compound	Conc.	RT	Dev(Min)	Resp.	QIon	QRatio	Lower	Upper
Dibromofluoromethane	278.4332	5.85	0.00	145960	191.5	23.8	0.0	53.1

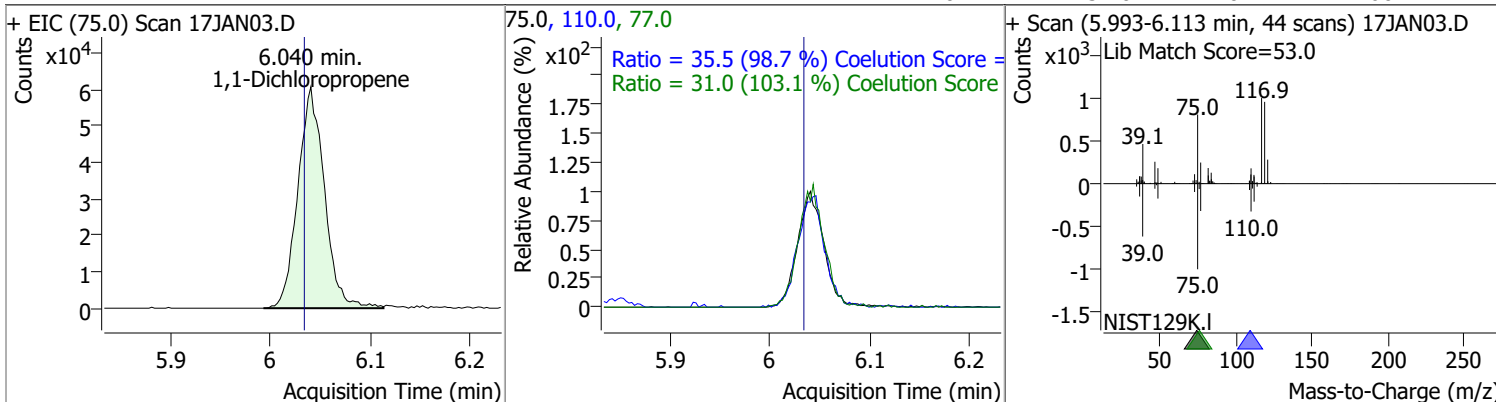


Compound	Conc.	RT	Dev(Min)	Resp.	QIon	QRatio	Lower	Upper
Carbon tetrachloride	142.8445	6.02	0.00	139714	119.0	93.7	67.2	127.2
					121.0	30.5	0.1	60.1

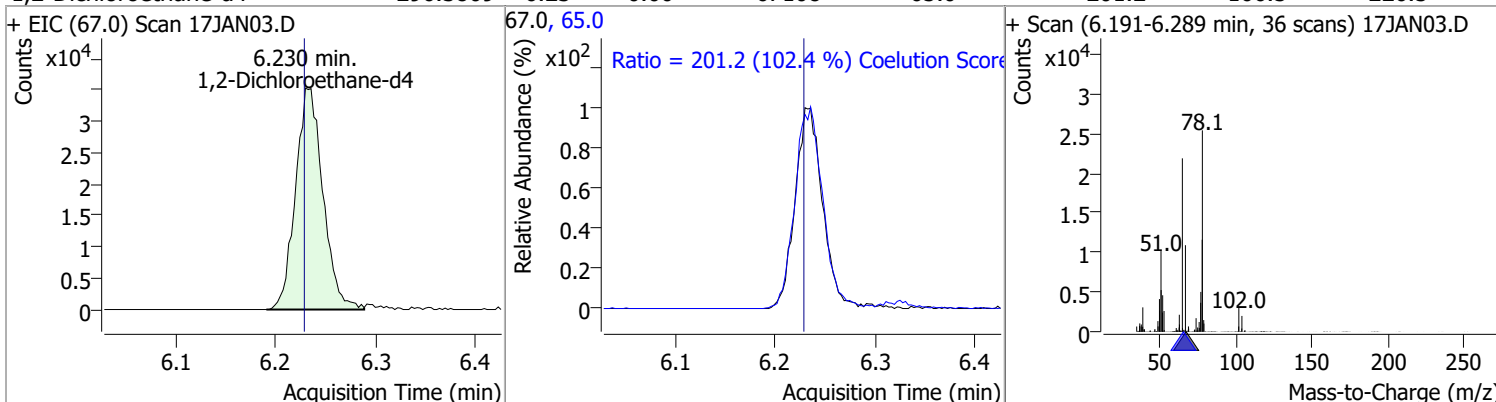


Quantitation Results Report (Not Reviewed)

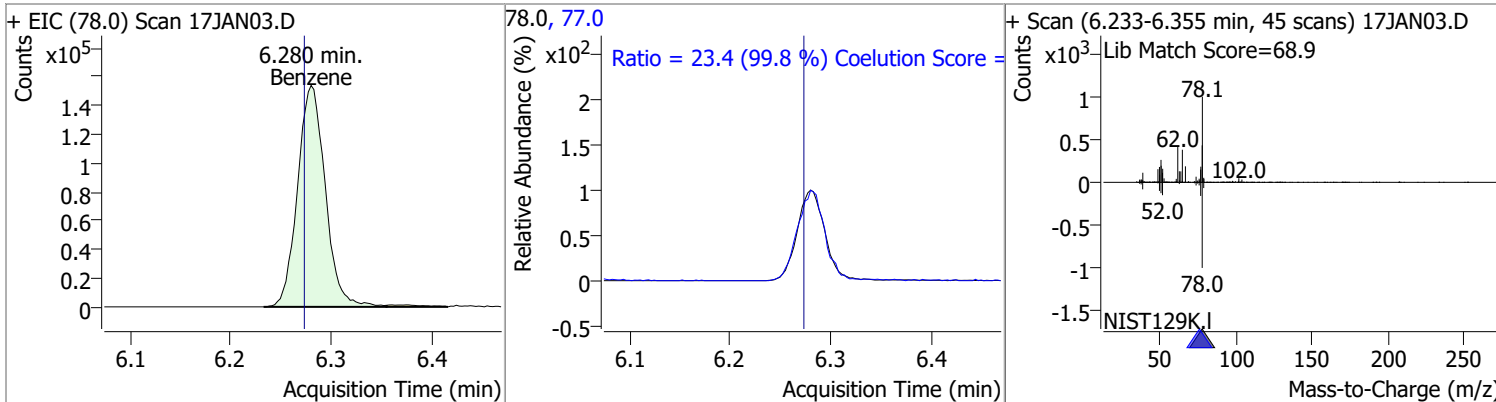
Compound	Conc.	RT	Dev(Min)	Resp.	QIon	QRatio	Lower	Upper
1,1-Dichloropropene	131.9737	6.04	0.00	111394	110.0	35.5	5.9	65.9
					77.0	31.0	0.1	60.1



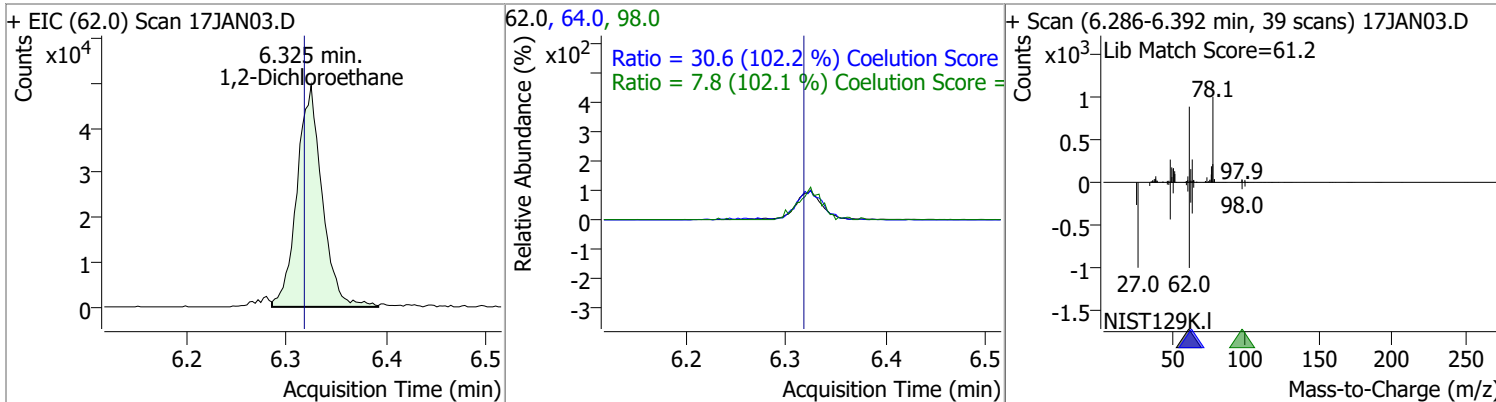
Compound	Conc.	RT	Dev(Min)	Resp.	QIon	QRatio	Lower	Upper
1,2-Dichloroethane-d4	296.3809	6.23	0.00	67108	65.0	201.2	166.5	226.5



Compound	Conc.	RT	Dev(Min)	Resp.	QIon	QRatio	Lower	Upper
Benzene	133.4476	6.28	0.00	295651	77.0	23.4	0.0	53.5

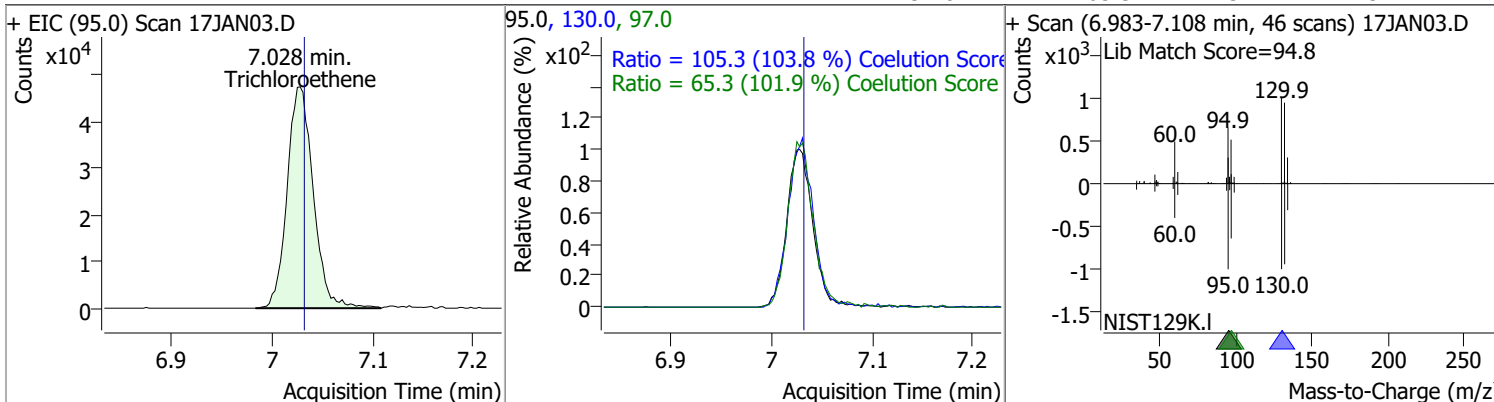


Compound	Conc.	RT	Dev(Min)	Resp.	QIon	QRatio	Lower	Upper
1,2-Dichloroethane	144.4760	6.32	0.00	86591	64.0	30.6	0.0	59.9
					98.0	7.8	0.0	37.6

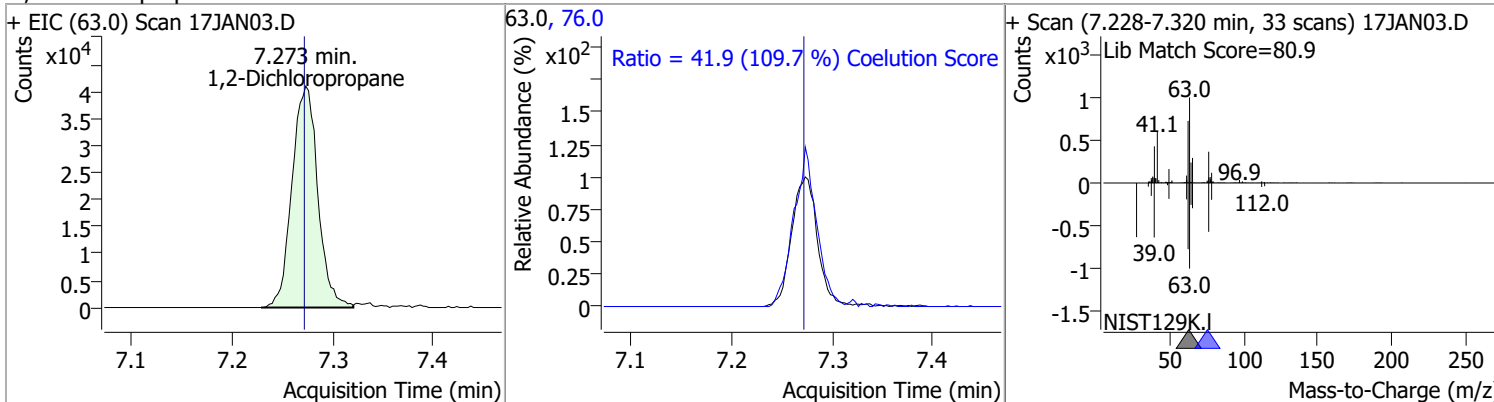


Quantitation Results Report (Not Reviewed)

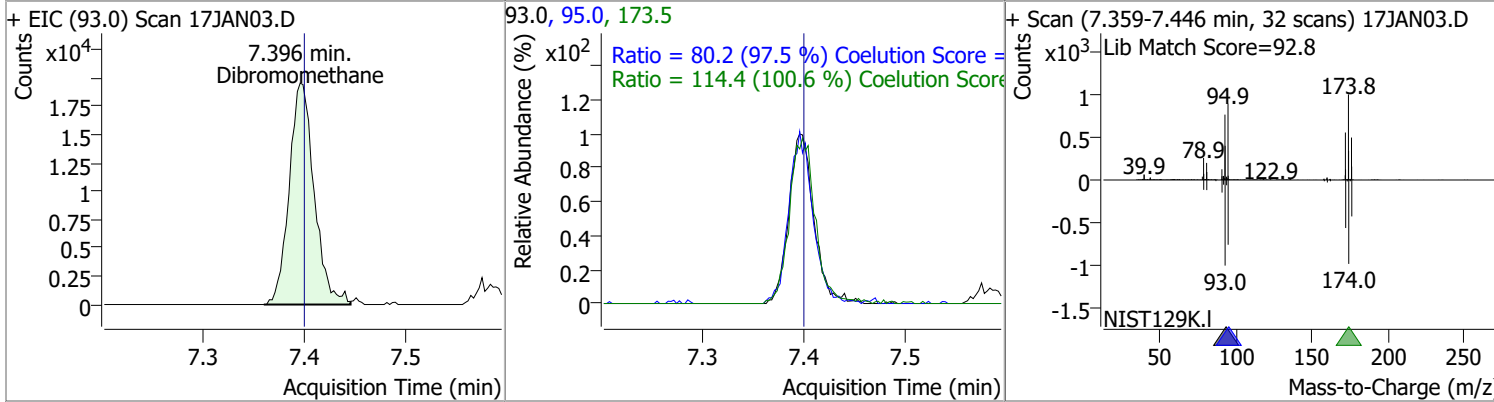
Compound	Conc.	RT	Dev(Min)	Resp.	QIon	QRatio	Lower	Upper
Trichloroethene	99.6728	7.03	0.00	85684	130.0	105.3	71.5	131.5
					97.0	65.3	34.1	94.1



Compound	Conc.	RT	Dev(Min)	Resp.	QIon	QRatio	Lower	Upper
1,2-Dichloropropane	96.7676	7.27	0.00	73174	76.0	41.9	8.2	68.2

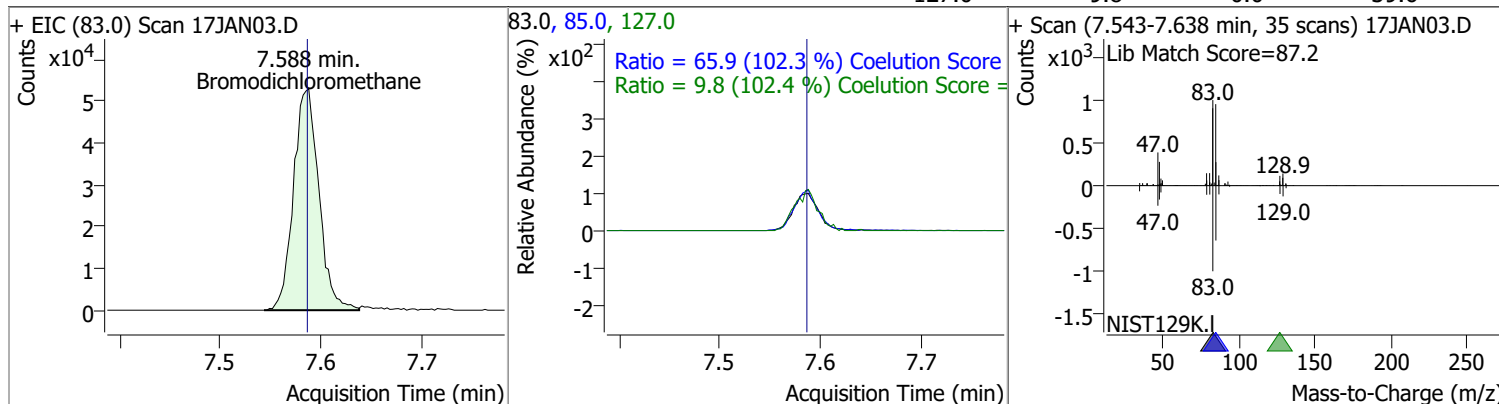


Compound	Conc.	RT	Dev(Min)	Resp.	QIon	QRatio	Lower	Upper
Dibromomethane	105.7098	7.40	0.00	33780	173.5	114.4	83.7	143.7
					95.0	80.2	52.2	112.2

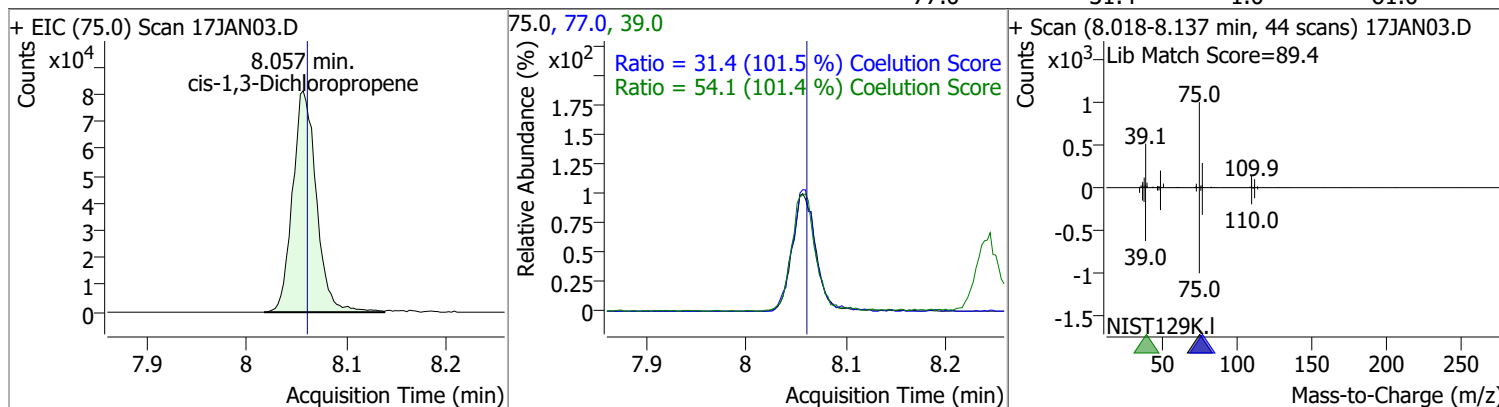


Quantitation Results Report (Not Reviewed)

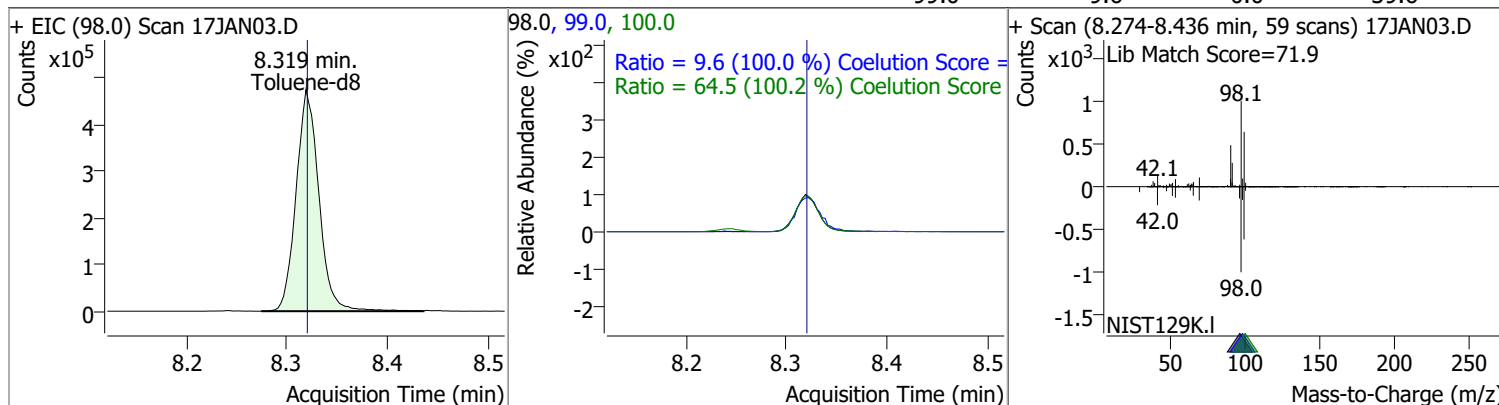
Compound	Conc.	RT	Dev(Min)	Resp.	QIon	QRatio	Lower	Upper
Bromodichloromethane	105.5616	7.59	0.00	93095	85.0	65.9	34.5	94.5
					127.0	9.8	0.0	39.6



Compound	Conc.	RT	Dev(Min)	Resp.	QIon	QRatio	Lower	Upper
cis-1,3-Dichloropropene	134.0538	8.06	0.00	133666	39.0	54.1	23.3	83.3
					77.0	31.4	1.0	61.0

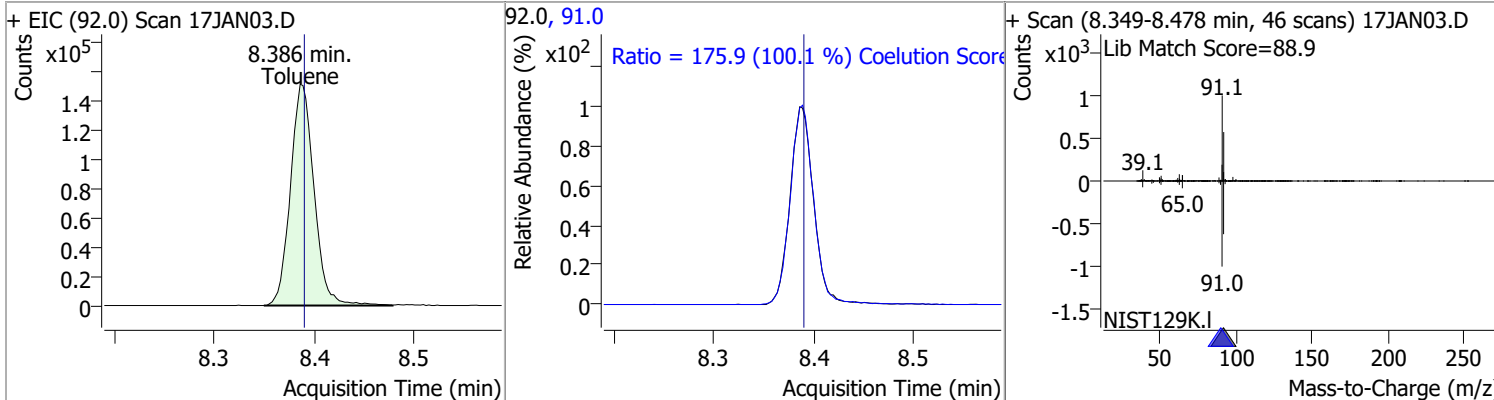


Compound	Conc.	RT	Dev(Min)	Resp.	QIon	QRatio	Lower	Upper
Toluene-d8	273.2917	8.32	0.00	750683	100.0	64.5	34.4	94.4
					99.0	9.6	0.0	39.6

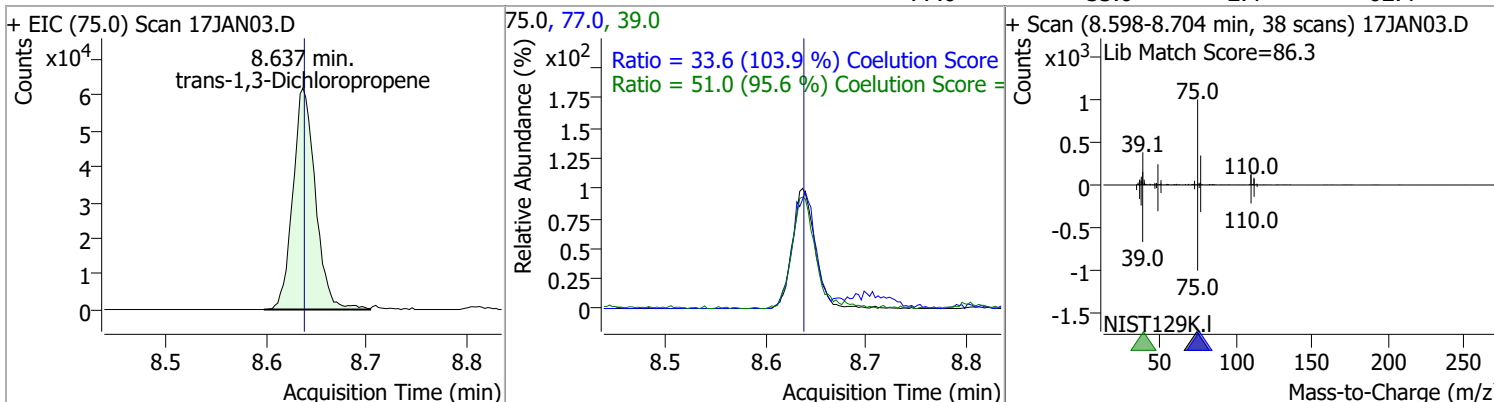


Quantitation Results Report (Not Reviewed)

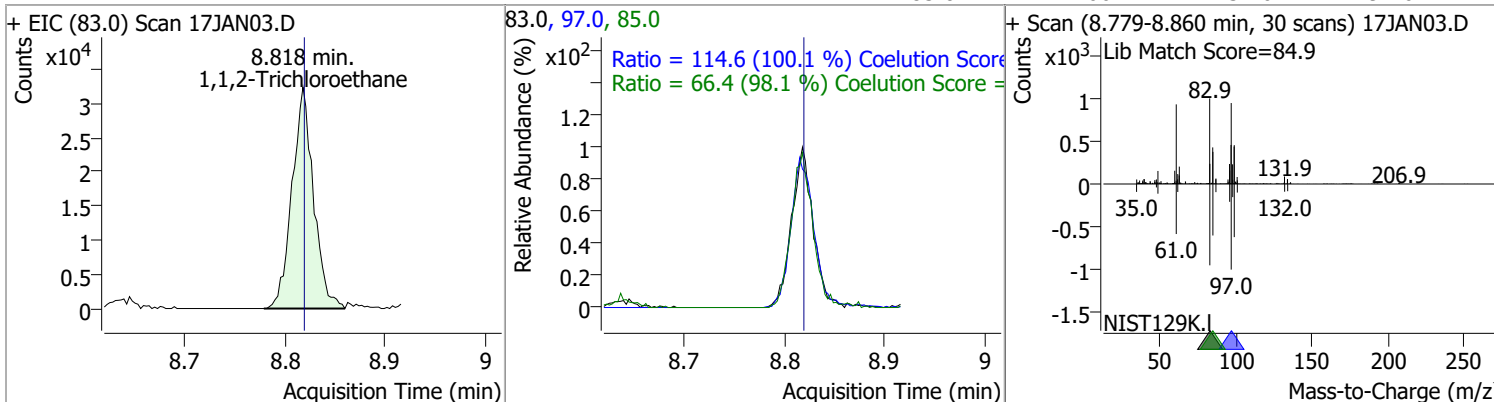
Compound	Conc.	RT	Dev(Min)	Resp.	QIon	QRatio	Lower	Upper
Toluene	133.0473	8.39	0.00	246866	91.0	175.9	145.8	205.8



trans-1,3-Dichloropropene	136.2590	8.64	0.00	96711	39.0 77.0	51.0 33.6	23.4 2.4	83.4 62.4
---------------------------	----------	------	------	-------	--------------	--------------	-------------	--------------

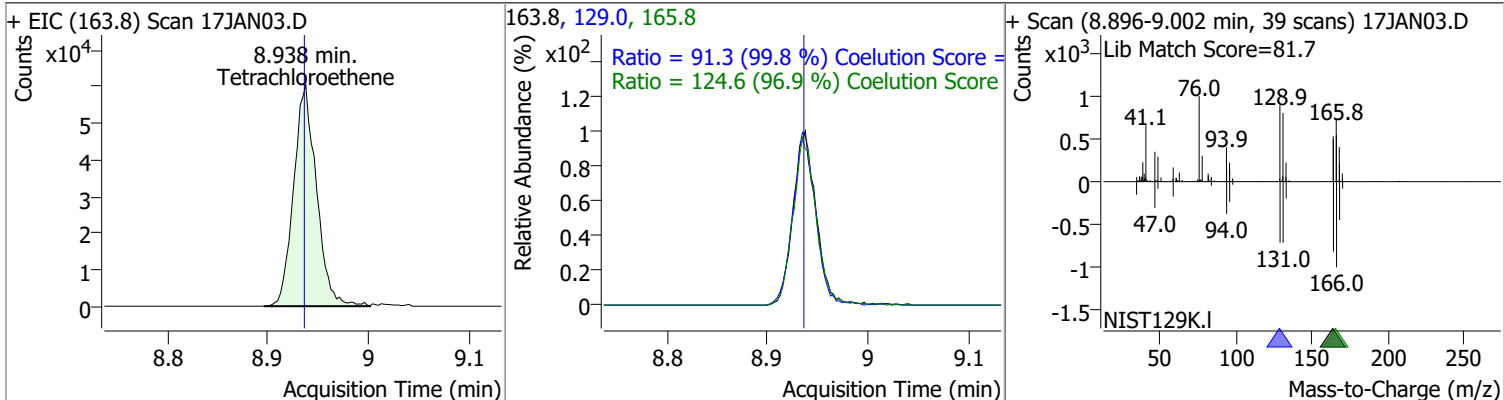


1,1,2-Trichloroethane	130.3403	8.82	0.00	48186	97.0 85.0	114.6 66.4	84.6 37.6	144.6 97.6
-----------------------	----------	------	------	-------	--------------	---------------	--------------	---------------

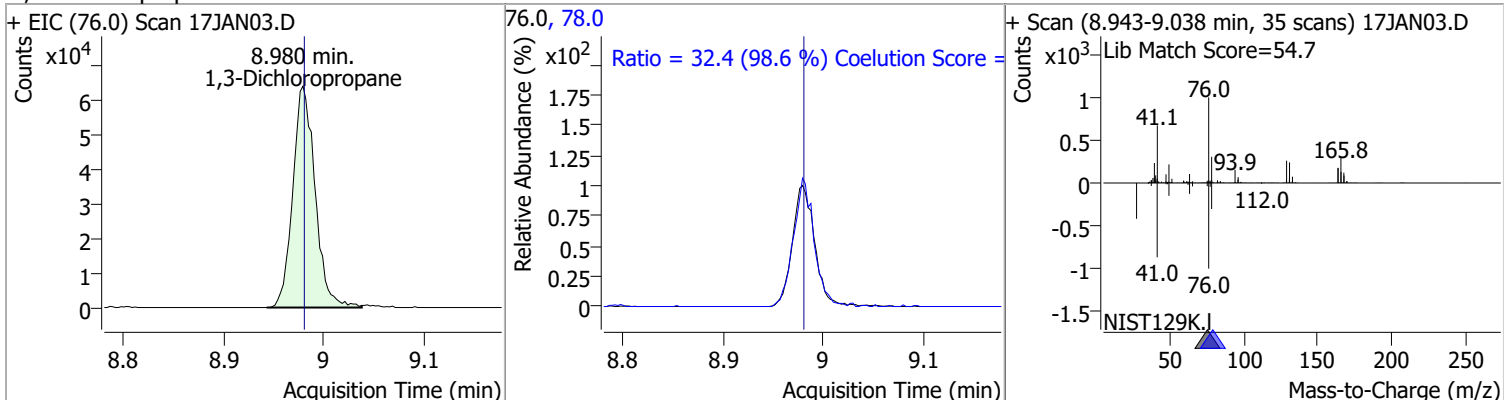


Quantitation Results Report (Not Reviewed)

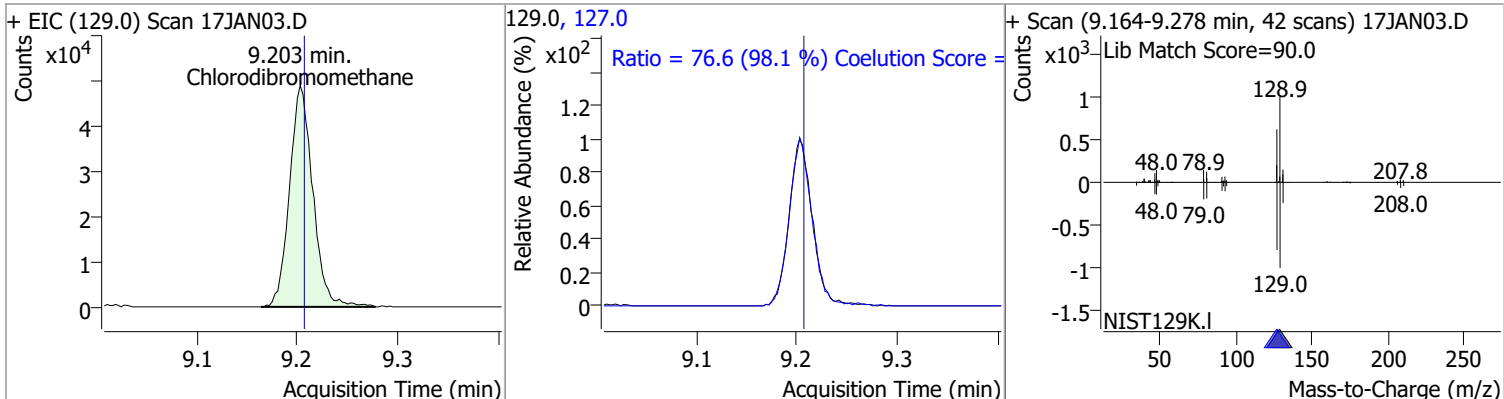
Compound	Conc.	RT	Dev(Min)	Resp.	QIon	QRatio	Lower	Upper
Tetrachloroethene	126.3752	8.94	0.00	95662	165.8	124.6	98.6	158.6
					129.0	91.3	61.5	121.5



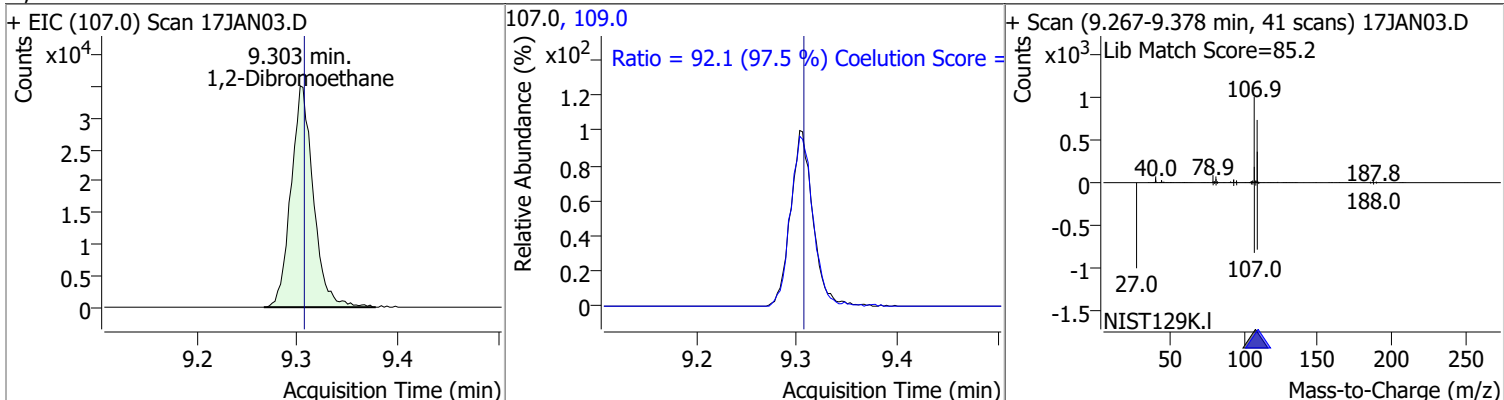
Compound	Conc.	RT	Dev(Min)	Resp.	QIon	QRatio	Lower	Upper
1,3-Dichloropropane	136.3467	8.98	0.00	99148	78.0	32.4	2.9	62.9



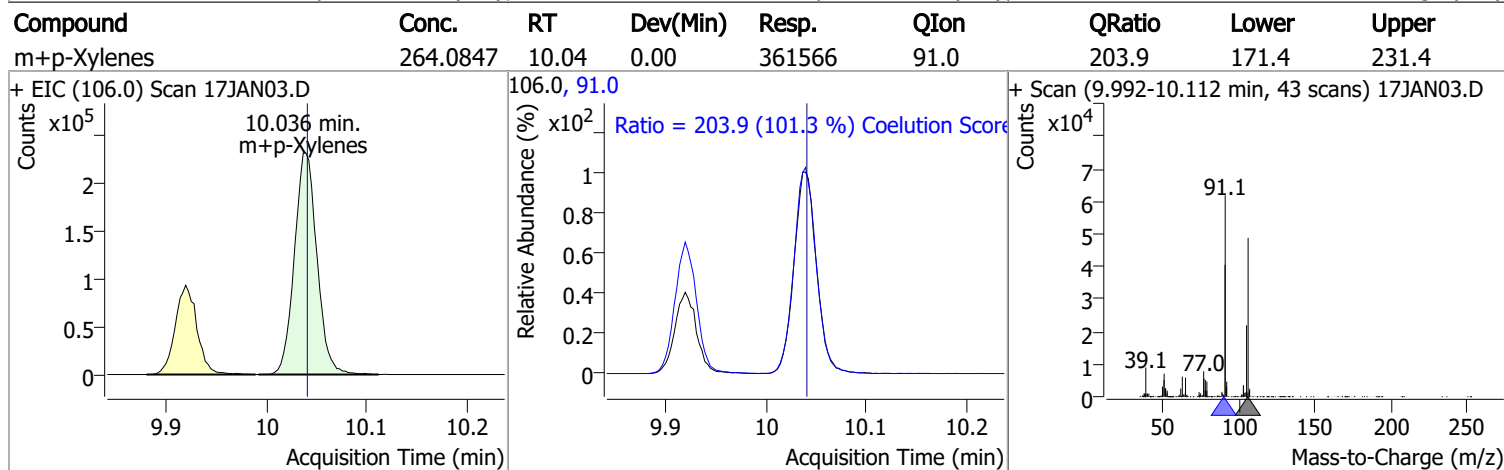
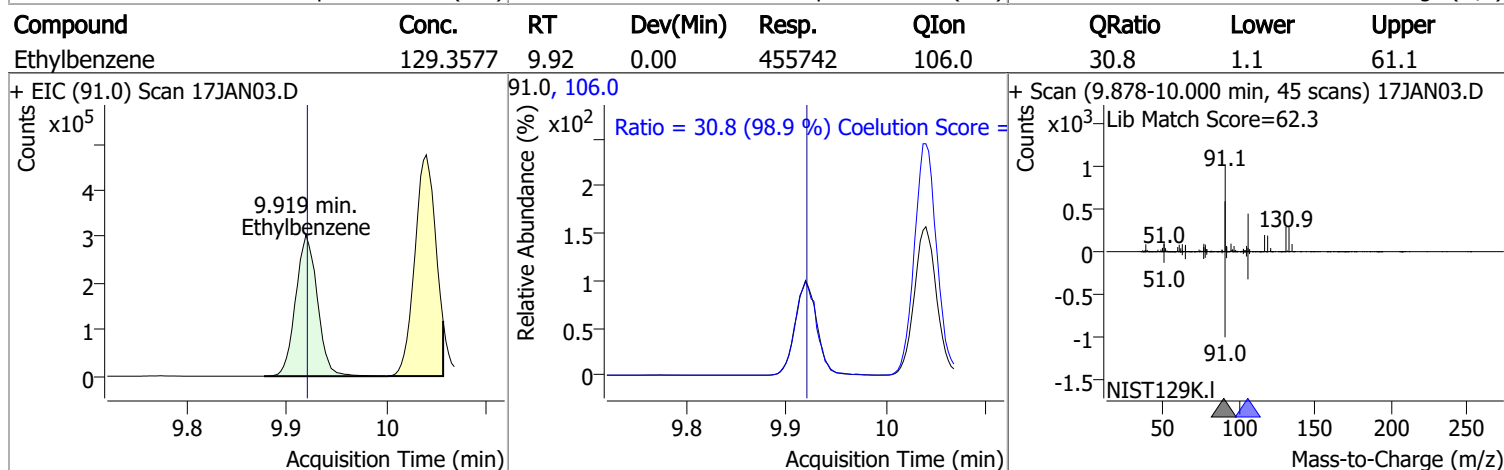
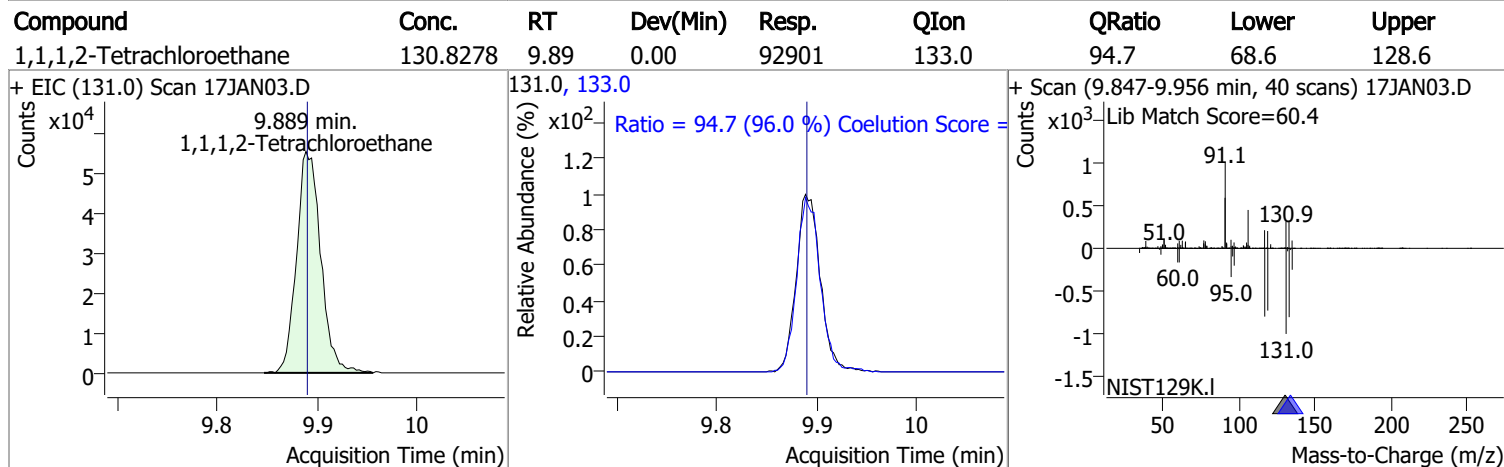
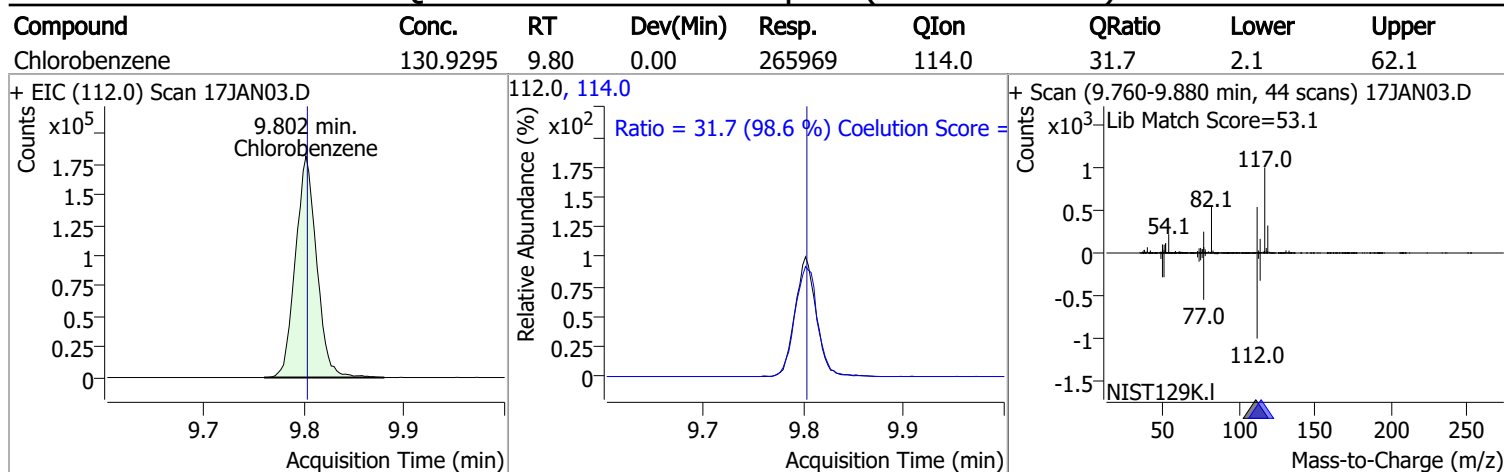
Compound	Conc.	RT	Dev(Min)	Resp.	QIon	QRatio	Lower	Upper
Chlorodibromomethane	136.6603	9.20	0.00	78961	127.0	76.6	48.0	108.0



Compound	Conc.	RT	Dev(Min)	Resp.	QIon	QRatio	Lower	Upper
1,2-Dibromoethane	134.2007	9.30	0.00	54248	109.0	92.1	64.5	124.5

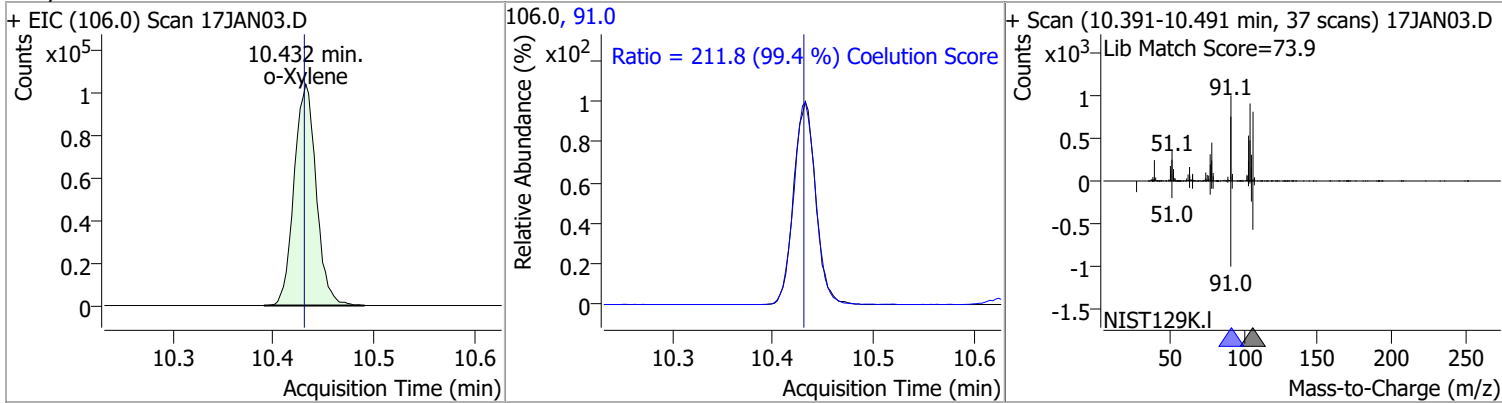


Quantitation Results Report (Not Reviewed)

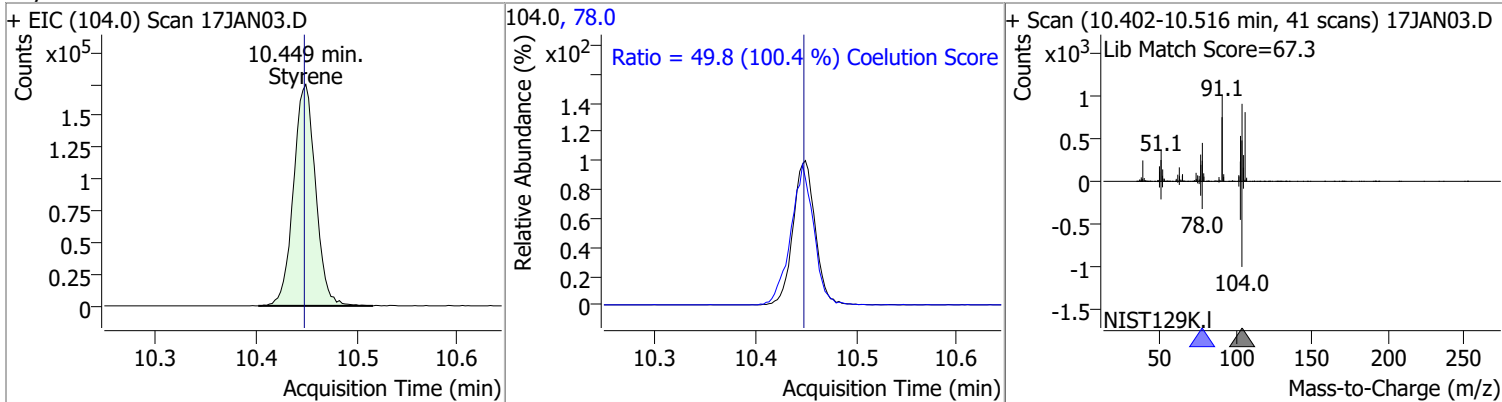


Quantitation Results Report (Not Reviewed)

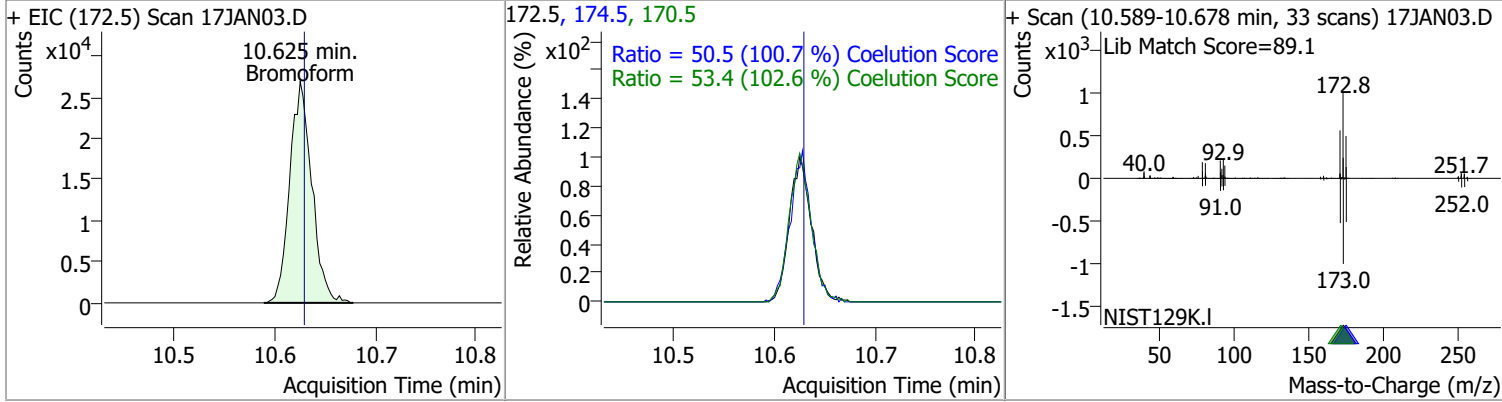
Compound	Conc.	RT	Dev(Min)	Resp.	QIon	QRatio	Lower	Upper
o-Xylene	130.7813	10.43	0.00	159401	91.0	211.8	183.1	243.1



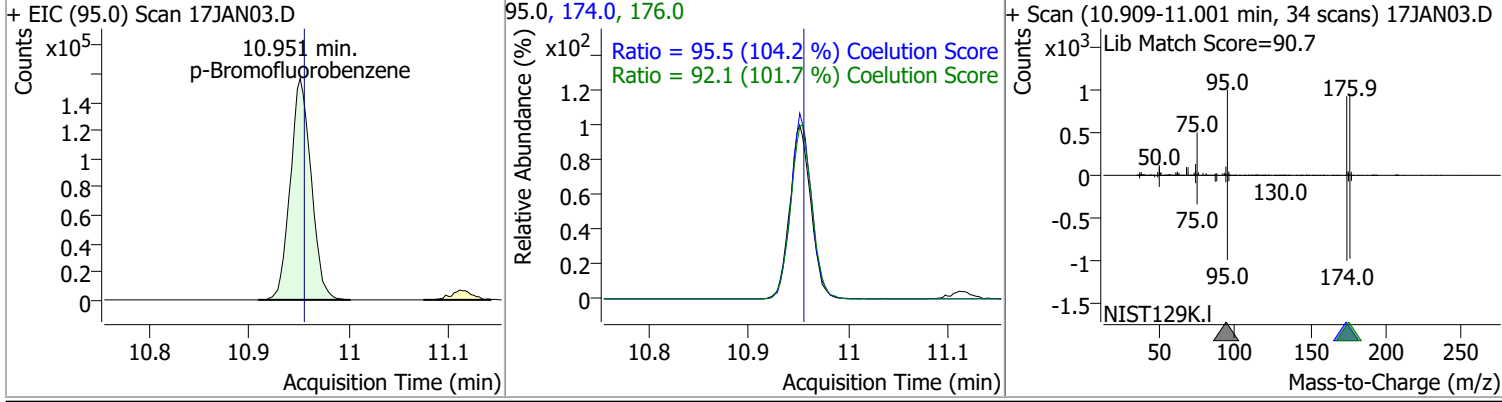
Compound	Conc.	RT	Dev(Min)	Resp.	QIon	QRatio	Lower	Upper
Styrene	136.2723	10.45	0.00	267415	78.0	49.8	19.6	79.6



Compound	Conc.	RT	Dev(Min)	Resp.	QIon	QRatio	Lower	Upper
Bromoform	138.7099	10.62	0.00	41163	170.5	53.4	22.1	82.1
					174.5	50.5	20.1	80.1

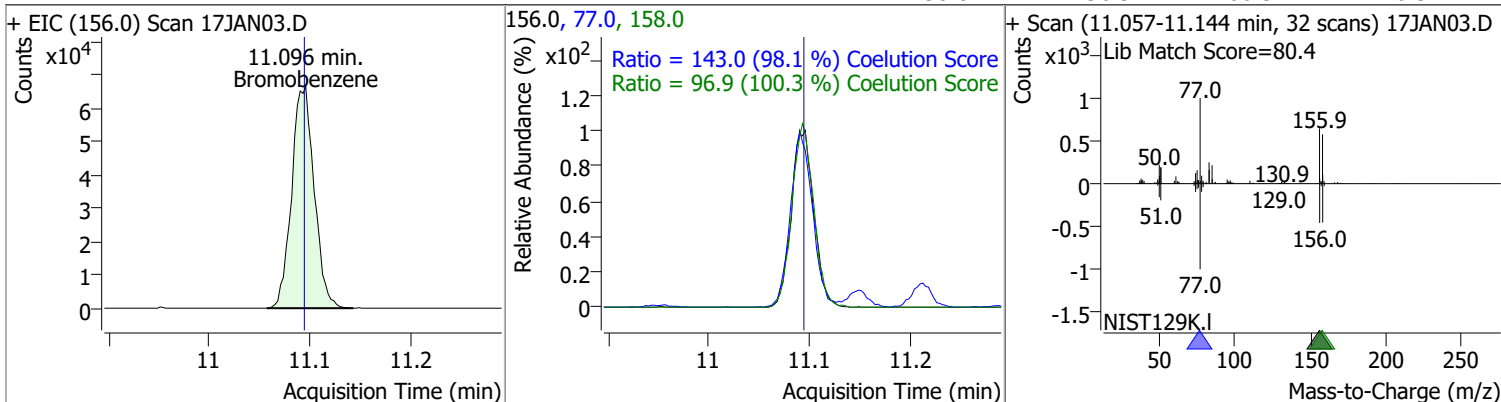


Compound	Conc.	RT	Dev(Min)	Resp.	QIon	QRatio	Lower	Upper
p-Bromofluorobenzene	266.2787	10.95	0.00	226224	174.0	95.5	61.7	121.7
					176.0	92.1	60.6	120.6

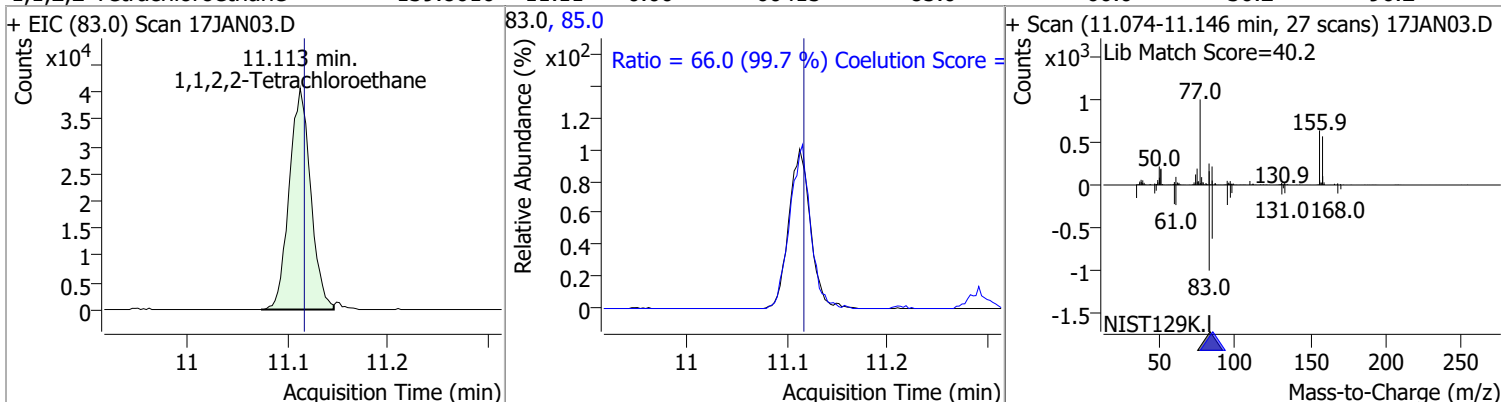


Quantitation Results Report (Not Reviewed)

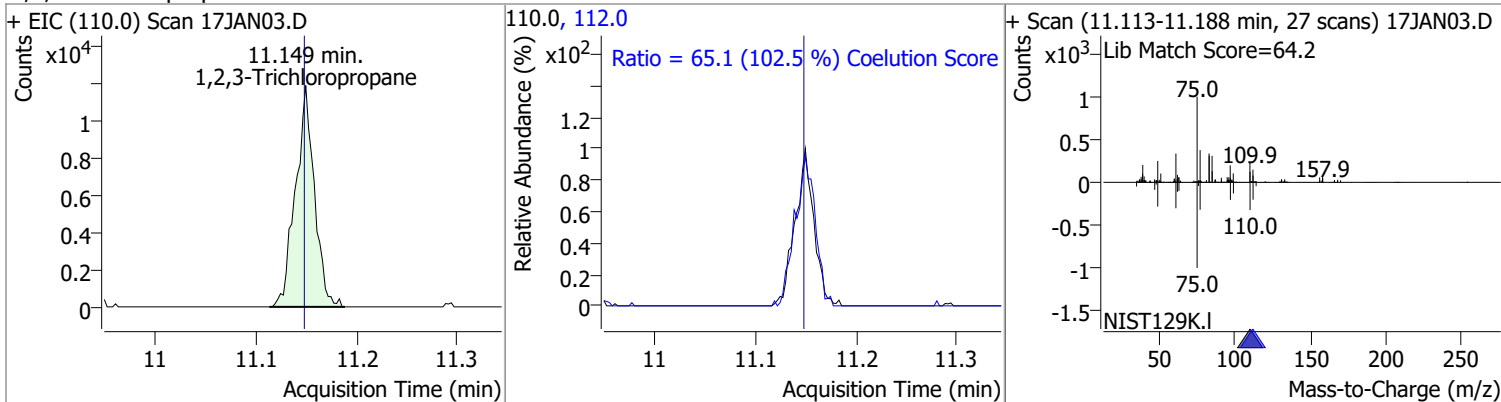
Compound	Conc.	RT	Dev(Min)	Resp.	QIon	QRatio	Lower	Upper
Bromobenzene	137.7716	11.10	0.00	103397	77.0	143.0	115.7	175.7
					158.0	96.9	66.5	126.5



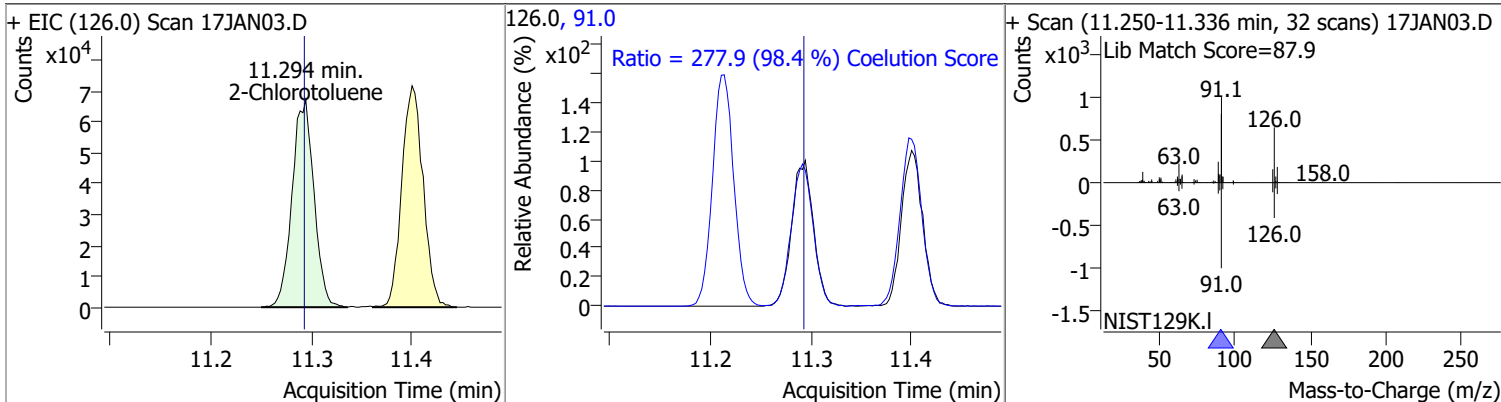
Compound	Conc.	RT	Dev(Min)	Resp.	QIon	QRatio	Lower	Upper
1,1,2,2-Tetrachloroethane	139.8616	11.11	0.00	60415	85.0	66.0	36.2	96.2



Compound	Conc.	RT	Dev(Min)	Resp.	QIon	QRatio	Lower	Upper
1,2,3-Trichloropropane	134.2606	11.15	0.00	15518	112.0	65.1	33.5	93.5

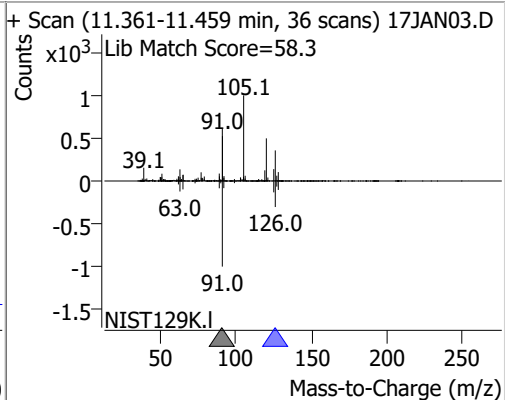
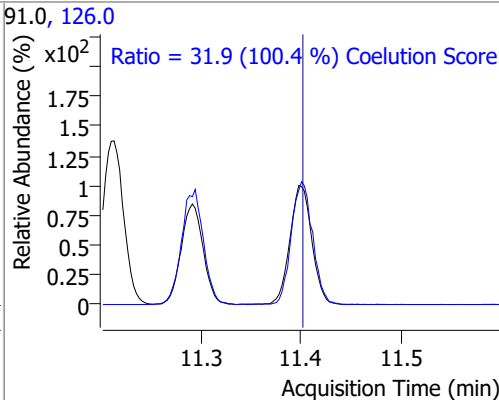
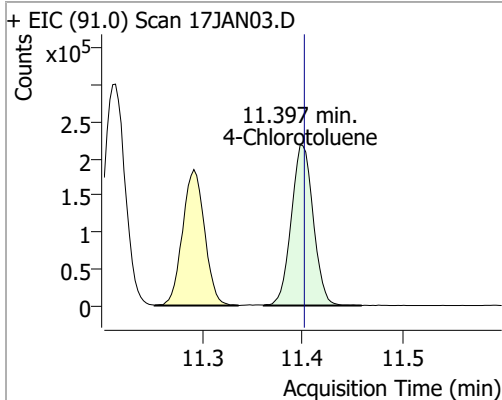


Compound	Conc.	RT	Dev(Min)	Resp.	QIon	QRatio	Lower	Upper
2-Chlorotoluene	136.0217	11.29	0.00	101573	91.0	277.9	252.3	312.3

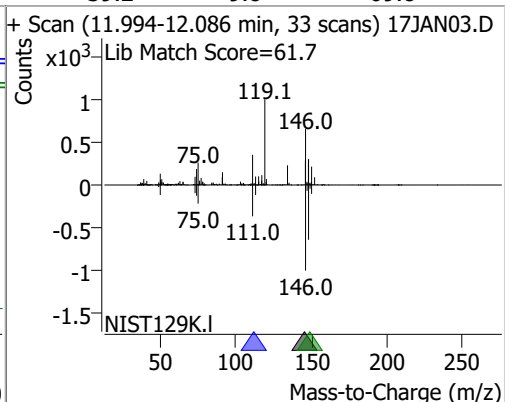
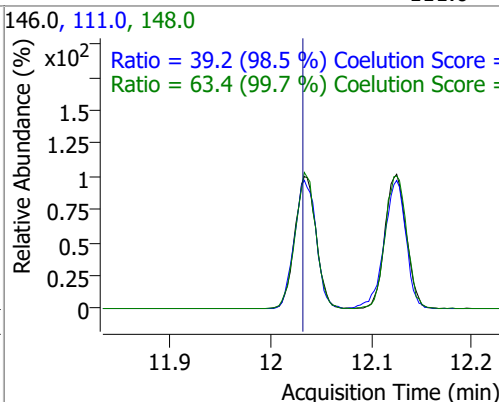
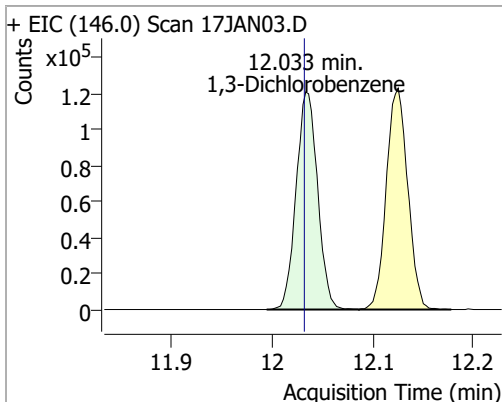


Quantitation Results Report (Not Reviewed)

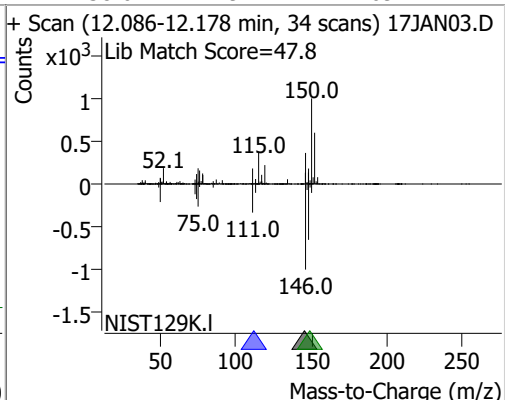
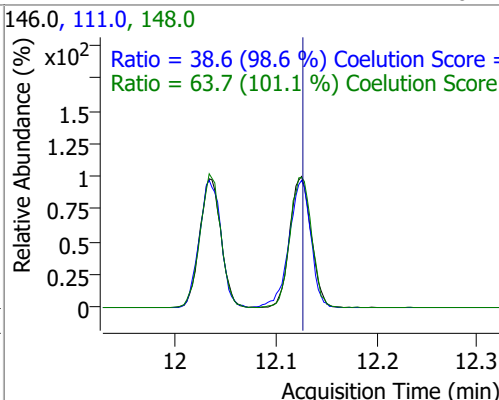
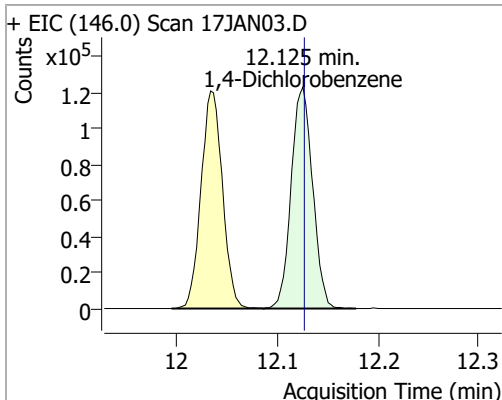
Compound	Conc.	RT	Dev(Min)	Resp.	QIon	QRatio	Lower	Upper
4-Chlorotoluene	136.5243	11.40	0.00	332397	126.0	31.9	1.7	61.7



Compound	Conc.	RT	Dev(Min)	Resp.	QIon	QRatio	Lower	Upper
1,3-Dichlorobenzene	131.2509	12.03	0.00	179650	148.0	63.4	33.6	93.6
					111.0	39.2	9.8	69.8

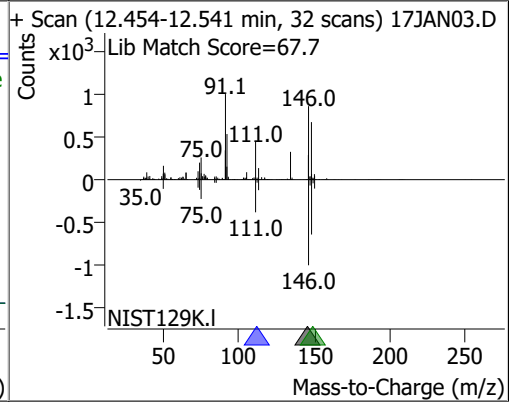
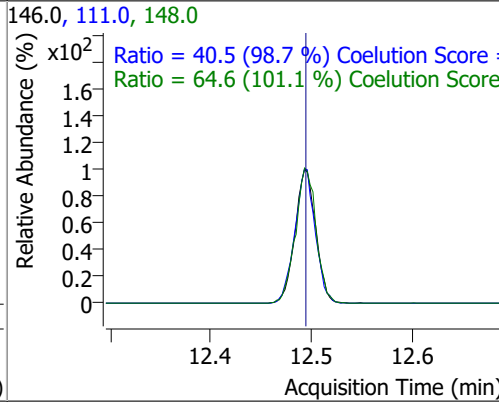
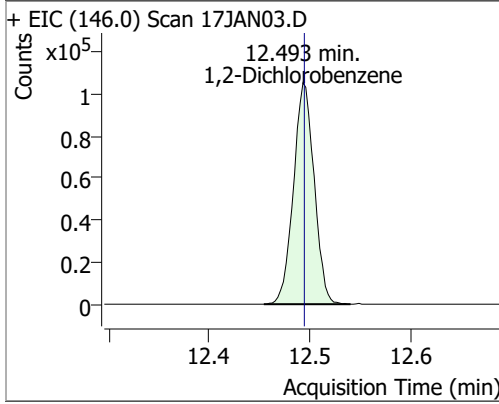


Compound	Conc.	RT	Dev(Min)	Resp.	QIon	QRatio	Lower	Upper
1,4-Dichlorobenzene	131.0303	12.13	0.00	182872	148.0	63.7	33.1	93.1
					111.0	38.6	9.1	69.1



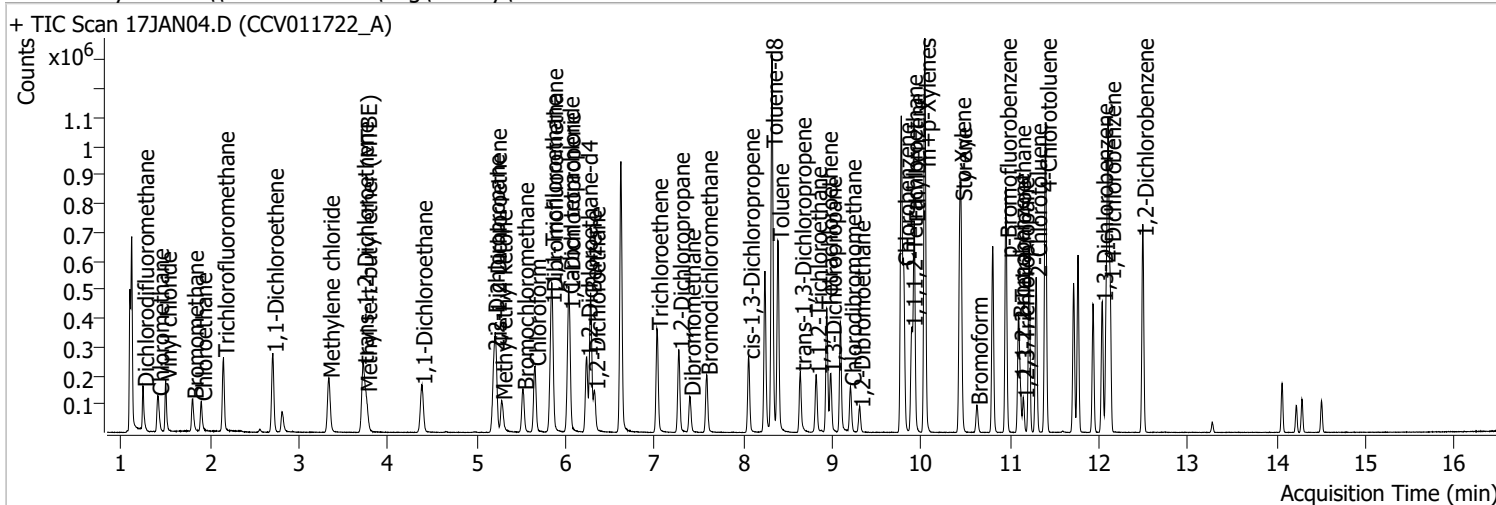
Quantitation Results Report (Not Reviewed)

Compound	Conc.	RT	Dev(Min)	Resp.	QIon	QRatio	Lower	Upper
1,2-Dichlorobenzene	130.4358	12.49	0.00	150883	148.0	64.6	33.9	93.9
					111.0	40.5	11.0	71.0



Quantitation Results Report (QT Reviewed)

Data File	17JAN04.D	Operator	MSC
Acq. Method	5975CACQF.M	Acq. Date-Time	1/17/2022 11:11:49 AM
Sample Name	CCV011722_A	Instrument	VOA5975C
Vial	4	Multiplier	1.00
DA Method File	VOA5975C_8260B_SHT_DoD_L4_010422.m	Comment	
Tune File	BFB_Atune3.u	Tune Date	10/11/2021 4:02:00 PM
Batch Name	VG011722_8260B.batch.bin	Last Calib Update	3/5/2022 1:16:34 PM
Ref Library	\\MASSHUNTER\Org\Library\NIST129K.I		



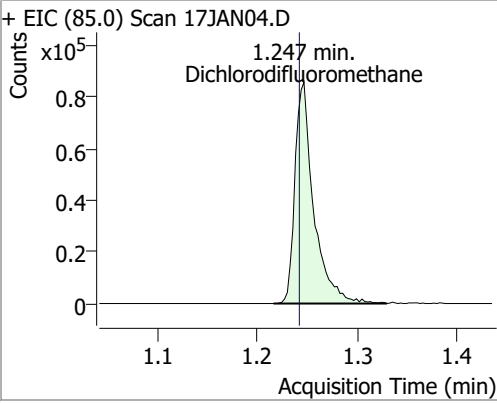
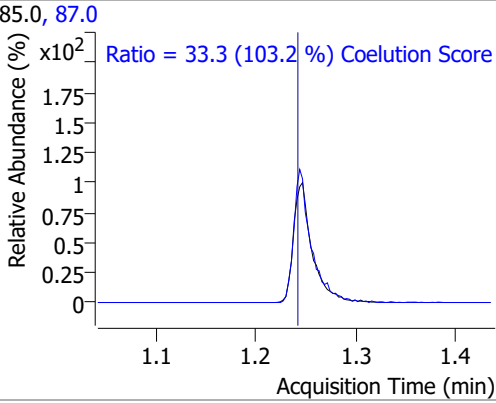
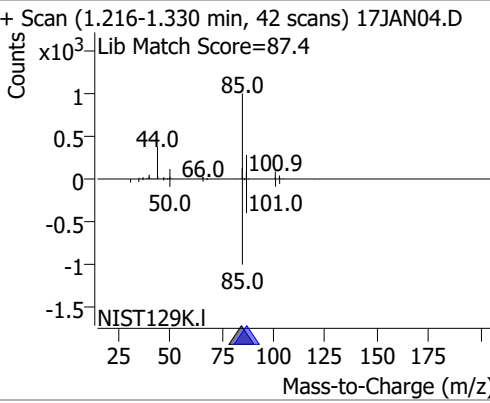
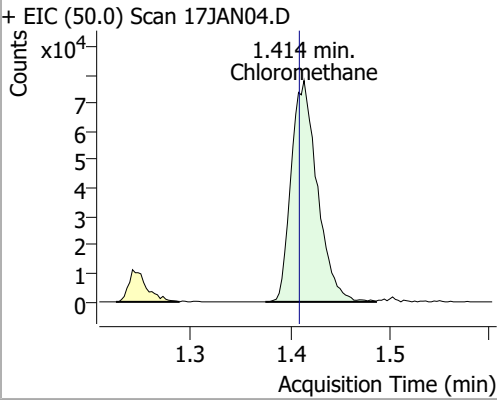
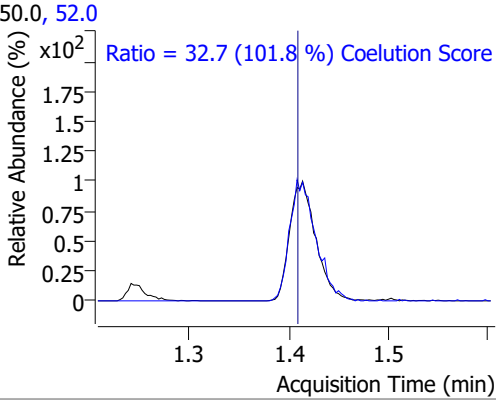
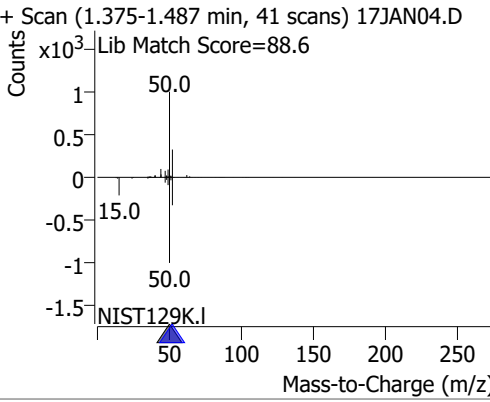
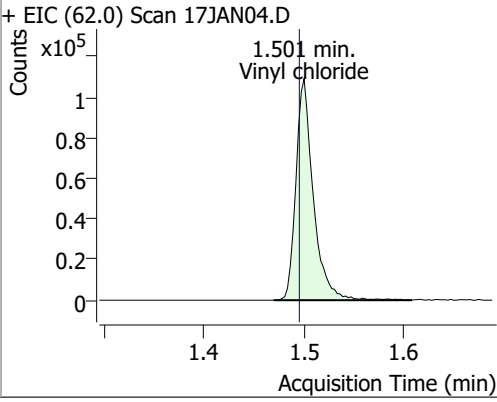
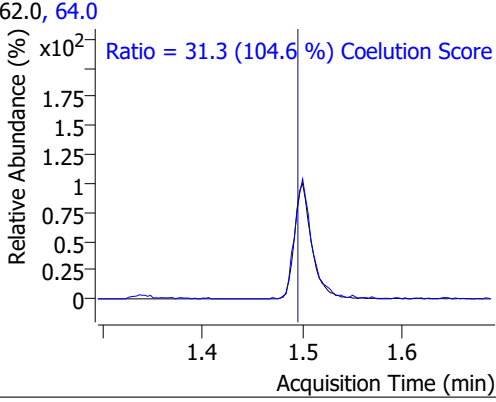
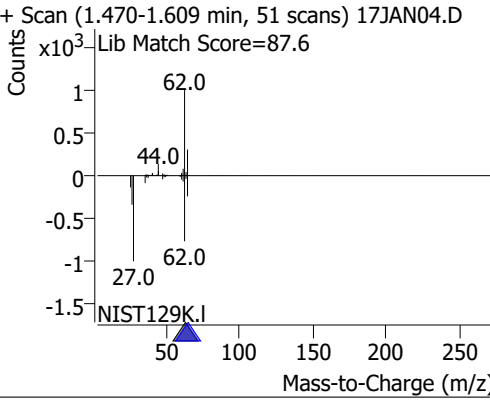
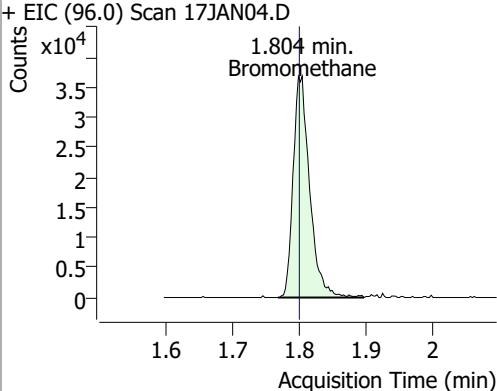
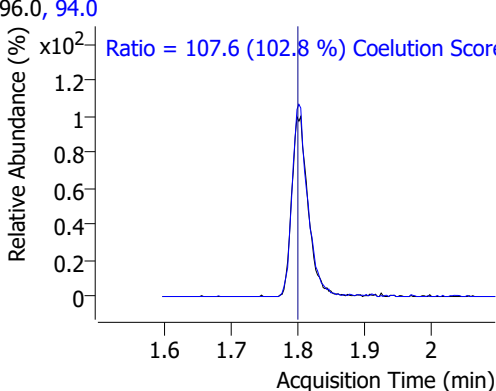
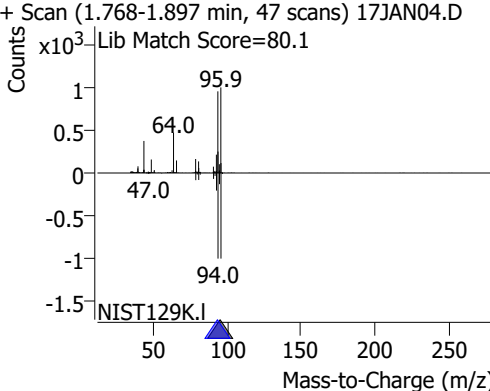
Compound	RT	QIon	Resp.	Conc.	Units	Dev(Min)
Internal Standards						
M Fluorobenzene	6.620	96.0	789022	250.0000	ng	-0.003
M Chlorobenzene-d5	9.774	82.0	299950	250.0000	ng	0.003
M 1,4-Dichlorobenzene-d4	12.103	152.0	243292	250.0000	ng	0.003
System Monitoring Compounds						
S Dibromofluoromethane	5.848	113.0	203381	273.6047	ng	0.003
Spiked Amount: 250.000	Range: 80.0 - 119.0%			Recovery = 109.44%		
S 1,2-Dichloroethane-d4	6.236	67.0	91594	285.2785	ng	0.003
Spiked Amount: 250.000	Range: 81.0 - 118.0%			Recovery = 114.11%		
S Toluene-d8	8.319	98.0	795394	275.1780	ng	0.000
Spiked Amount: 250.000	Range: 89.0 - 112.0%			Recovery = 110.07%		
S p-Bromofluorobenzene	10.951	95.0	241259	270.6811	ng	-0.003
Spiked Amount: 250.000	Range: 85.0 - 114.0%			Recovery = 108.27%		
Target Compounds						
T Dichlorodifluoromethane	1.247	85.0	112711	109.0091	ng	98
T Chloromethane	1.414	50.0	142778	113.7698	ng	99
T Vinyl chloride	1.501	62.0	132972	117.7544	ng	97
T Bromomethane	1.804	96.0	63096	124.9581	ng	97
T Chloroethane	1.899	64.0	72297	129.3244	ng	99
T Trichlorofluoromethane	2.150	101.0	176759	126.1102	ng	99
T 1,1-Dichloroethene	2.705	96.0	96790	121.7845	ng	99
T Methylene chloride	3.335	49.0	141071	120.4077	ng	99
T trans-1,2-Dichloroethene	3.717	96.0	101900	125.6728	ng	98
T Methyl tert-butyl ether (MTBE)	3.754	73.0	134002	127.8574	ng	100
T 1,1-Dichloroethane	4.378	63.0	196384	130.1176	ng	99
T 2,2-Dichloropropane	5.193	77.0	148320	131.1497	ng	99
T cis-1,2-Dichloroethene	5.215	96.0	104847	127.5398	ng	98
T Methyl ethyl ketone	5.279	43.0	148027	1329.3562	ng	98
T Bromochloromethane	5.522	128.0	44131	129.5829	ng	99
T Chloroform	5.656	83.0	183405	122.1033	ng	100

Quantitation Results Report (QT Reviewed)

Compound	RT	QIon	Resp.	Conc.	Units	Dev(Min)
T 1,1,1-Trichloroethane	5.834	97.0	174359	123.8647	ng	99
T Carbon tetrachloride	6.029	117.0	163512	117.8961	ng	98
T 1,1-Dichloropropene	6.043	75.0	144463	120.7003	ng	99
T Benzene	6.280	78.0	395589	125.9221	ng	100
T 1,2-Dichloroethane	6.322	62.0	110928	130.5240	ng	100
T Trichloroethene	7.028	95.0	112648	124.5265	ng	99
T 1,2-Dichloropropane	7.273	63.0	103343	129.8721	ng	100
T Dibromomethane	7.396	93.0	43166	128.3686	ng	97
T Bromodichloromethane	7.585	83.0	120463	129.8060	ng	99
T cis-1,3-Dichloropropene	8.059	75.0	133964	127.6756	ng	99
T Toluene	8.388	92.0	247463	126.7408	ng	100
T trans-1,3-Dichloropropene	8.639	75.0	102808	137.6505	ng	97
T 1,1,2-Trichloroethane	8.815	83.0	49355	126.8675	ng	97
T Tetrachloroethene	8.938	163.8	93511	117.3942	ng	99
T 1,3-Dichloropropane	8.982	76.0	102390	133.8072	ng	99
T Chlorodibromomethane	9.203	129.0	79009	129.9475	ng	98
T 1,2-Dibromoethane	9.303	107.0	55443	130.3405	ng	99
T Chlorobenzene	9.802	112.0	271104	126.8247	ng	99
T 1,1,1,2-Tetrachloroethane	9.894	131.0	93199	124.7246	ng	99
T Ethylbenzene	9.922	91.0	458072	123.5573	ng	99
T m+p-Xylenes	10.039	106.0	360701	250.3598	ng	99
T o-Xylene	10.435	106.0	160114	124.8376	ng	100
T Styrene	10.446	104.0	270368	130.9298	ng	100
T Bromoform	10.625	172.5	42598	136.8253	ng	99
T Bromobenzene	11.096	156.0	103140	130.9953	ng	99
T 1,1,2,2-Tetrachloroethane	11.113	83.0	59331	130.9219	ng	99
T 1,2,3-Trichloropropane	11.149	110.0	16132	133.0387	ng	99
T 2-Chlorotoluene	11.291	126.0	97235	124.1164	ng	100
T 4-Chlorotoluene	11.400	91.0	326398	127.7842	ng	100
T 1,3-Dichlorobenzene	12.033	146.0	176921	123.2058	ng	99
T 1,4-Dichlorobenzene	12.125	146.0	181322	123.8374	ng	99
T 1,2-Dichlorobenzene	12.493	146.0	148402	122.2849	ng	99

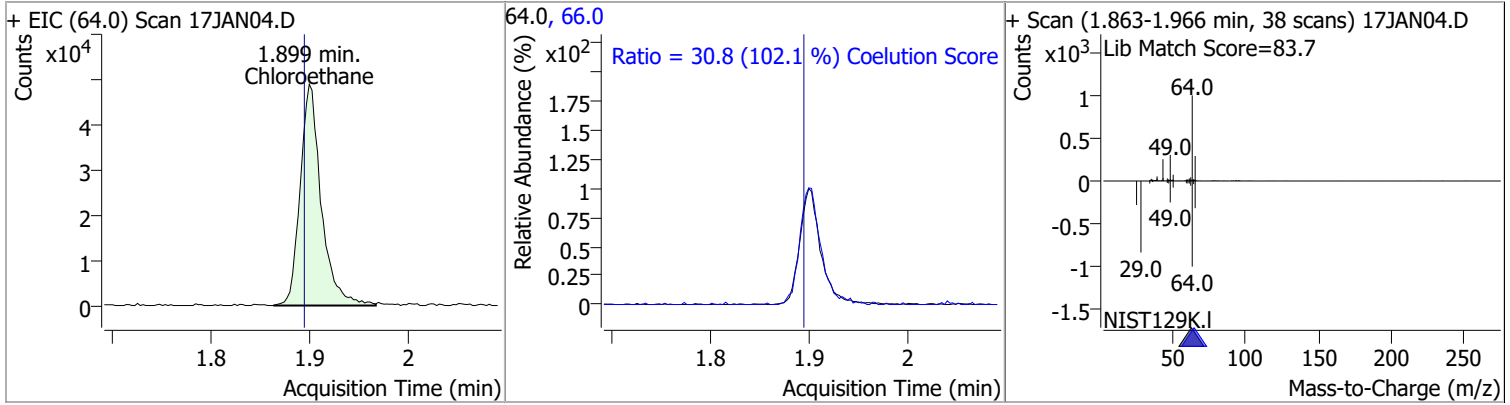
(#) = Qualifier Out of Range; (m) = Manual Integration; (+) = Area Summed; (*) = Surrogate Percent Recovery Out of Range; (d): Zeroed Peak

Quantitation Results Report (QT Reviewed)

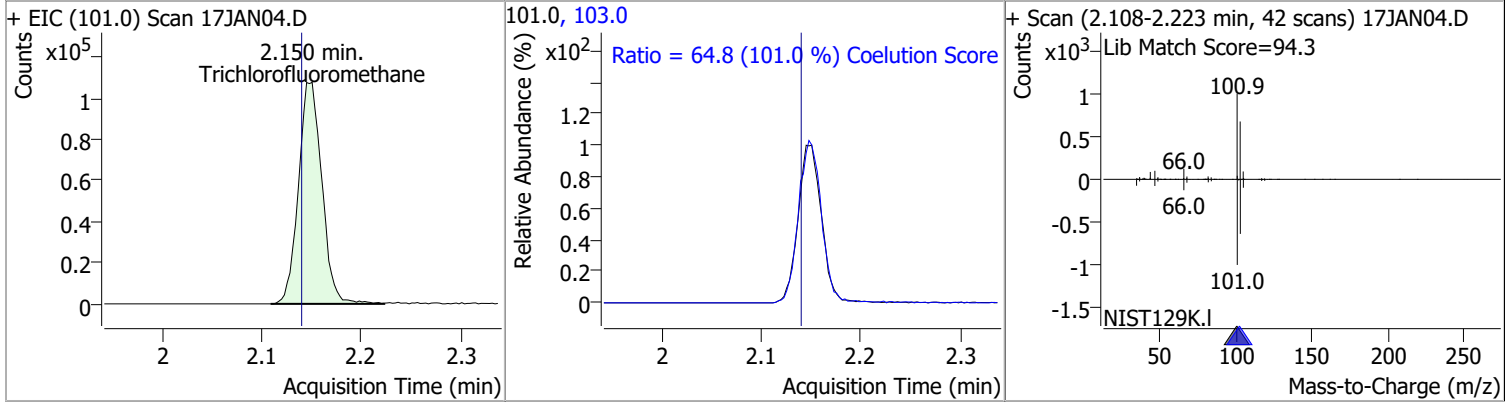
Compound	Conc.	RT	Dev(Min)	Resp.	QIon	QRatio	Lower	Upper
Dichlorodifluoromethane	109.0091	1.25	0.01	112711	87.0	33.3	2.3	62.3
+ EIC (85.0) Scan 17JAN04.D 			85.0, 87.0 			+ Scan (1.216-1.330 min, 42 scans) 17JAN04.D Lib Match Score=87.4 		
Chloromethane	113.7698	1.41	0.01	142778	52.0	32.7	2.1	62.1
+ EIC (50.0) Scan 17JAN04.D 			50.0, 52.0 			+ Scan (1.375-1.487 min, 41 scans) 17JAN04.D Lib Match Score=88.6 		
Vinyl chloride	117.7544	1.50	0.01	132972	64.0	31.3	0.0	59.9
+ EIC (62.0) Scan 17JAN04.D 			62.0, 64.0 			+ Scan (1.470-1.609 min, 51 scans) 17JAN04.D Lib Match Score=87.6 		
Bromomethane	124.9581	1.80	0.01	63096	94.0	107.6	74.6	134.6
+ EIC (96.0) Scan 17JAN04.D 			96.0, 94.0 			+ Scan (1.768-1.897 min, 47 scans) 17JAN04.D Lib Match Score=80.1 		

Quantitation Results Report (QT Reviewed)

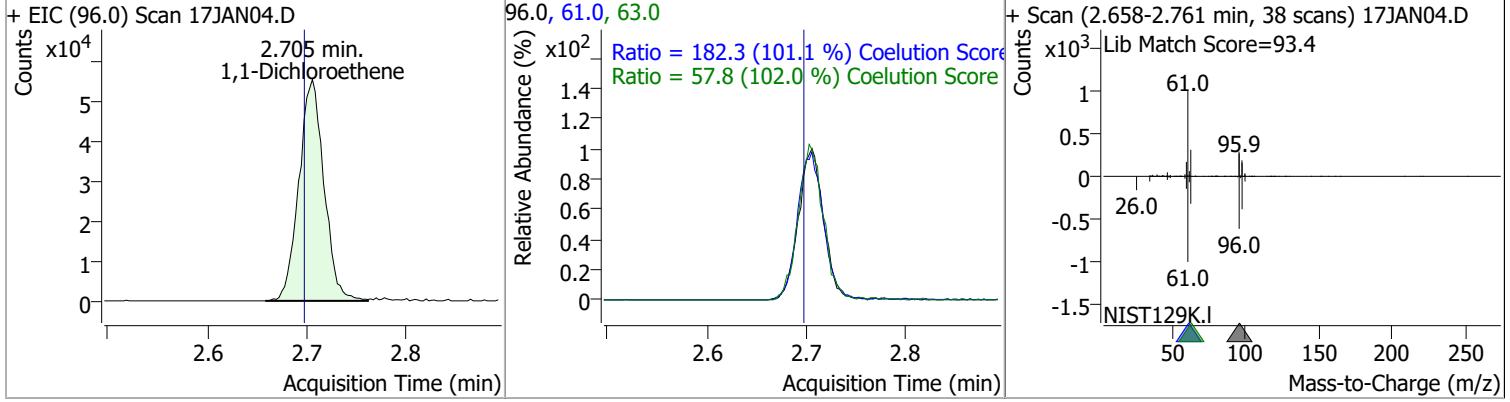
Compound	Conc.	RT	Dev(Min)	Resp.	QIon	QRatio	Lower	Upper
Chloroethane	129.3244	1.90	0.01	72297	66.0	30.8	0.1	60.1



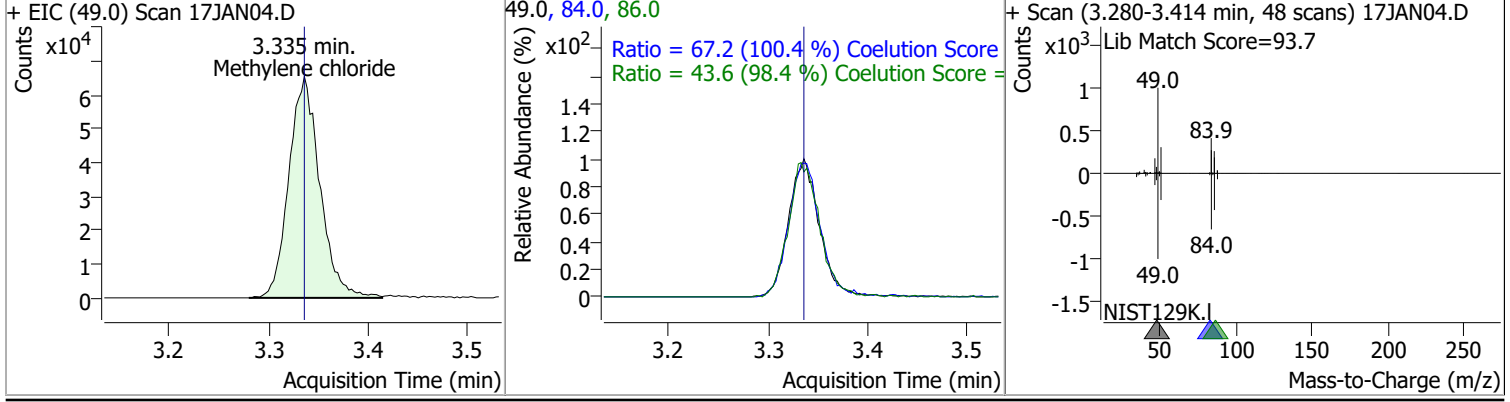
Compound	Conc.	RT	Dev(Min)	Resp.	QIon	QRatio	Lower	Upper
Trichlorofluoromethane	126.1102	2.15	0.01	176759	103.0	64.8	34.2	94.2



Compound	Conc.	RT	Dev(Min)	Resp.	QIon	QRatio	Lower	Upper
1,1-Dichloroethene	121.7845	2.71	0.01	96790	61.0	182.3	150.3	210.3
					63.0	57.8	26.7	86.7

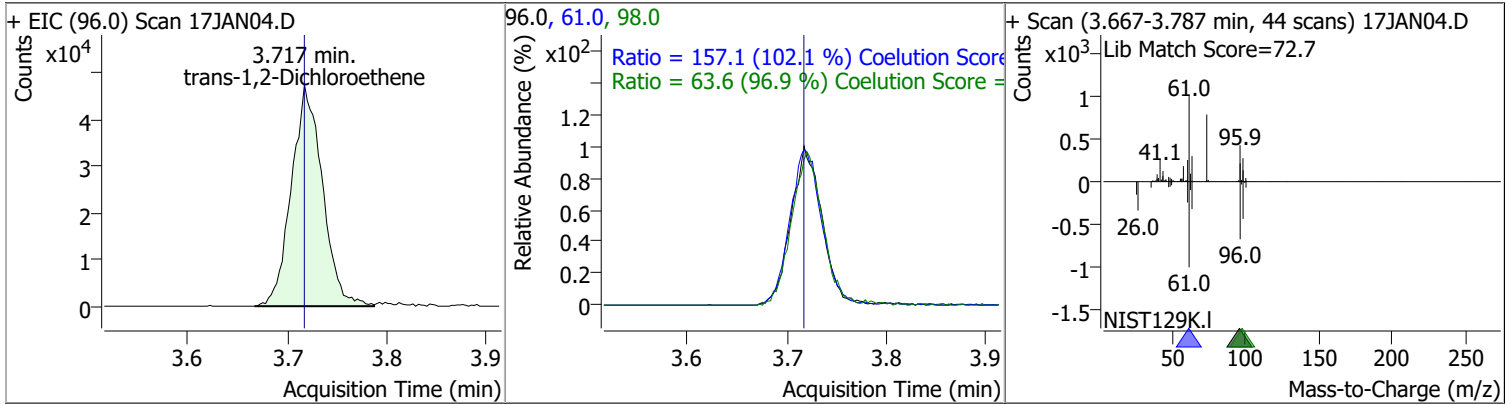


Compound	Conc.	RT	Dev(Min)	Resp.	QIon	QRatio	Lower	Upper
Methylene chloride	120.4077	3.34	0.00	141071	84.0	67.2	36.9	96.9
					86.0	43.6	14.3	74.3

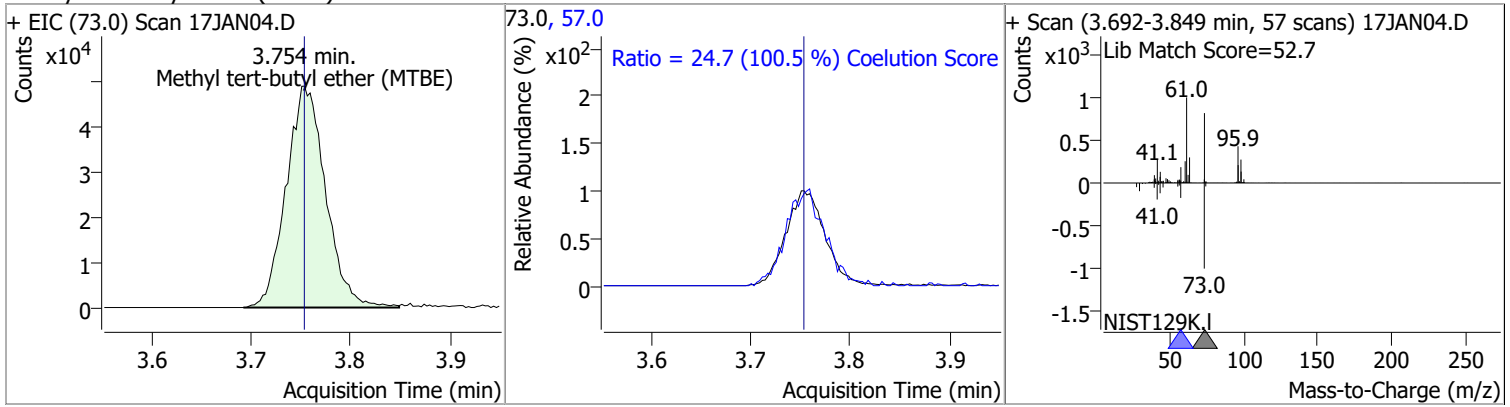


Quantitation Results Report (QT Reviewed)

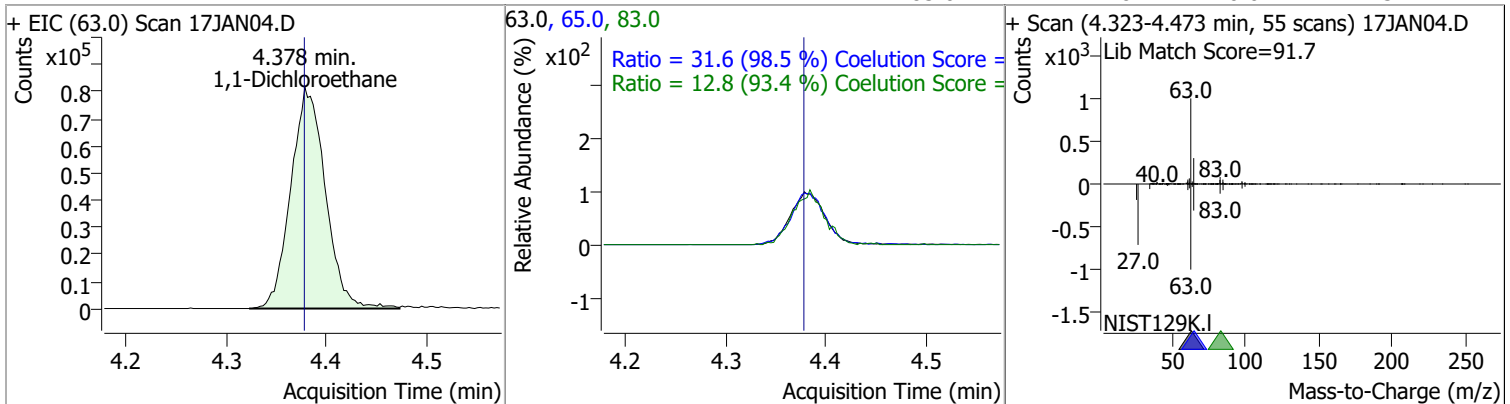
Compound	Conc.	RT	Dev(Min)	Resp.	QIon	QRatio	Lower	Upper
trans-1,2-Dichloroethene	125.6728	3.72	0.00	101900	61.0	157.1	123.9	183.9
					98.0	63.6	35.7	95.7



Compound	Conc.	RT	Dev(Min)	Resp.	QIon	QRatio	Lower	Upper
Methyl tert-butyl ether (MTBE)	127.8574	3.75	0.00	134002	57.0	24.7	0.0	54.6

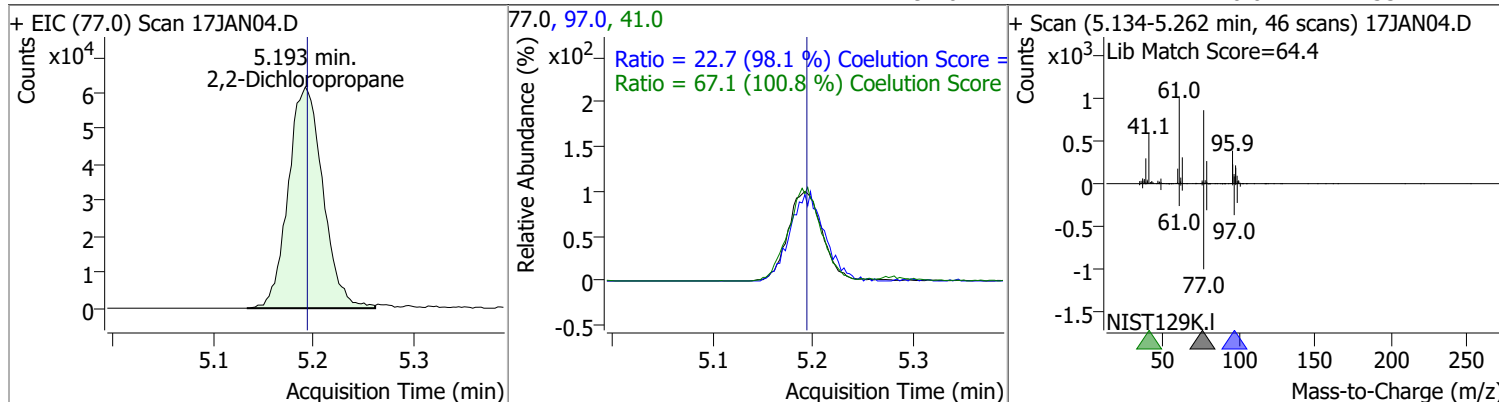


Compound	Conc.	RT	Dev(Min)	Resp.	QIon	QRatio	Lower	Upper
1,1-Dichloroethane	130.1176	4.38	0.00	196384	65.0	31.6	2.1	62.1
					83.0	12.8	0.0	43.7

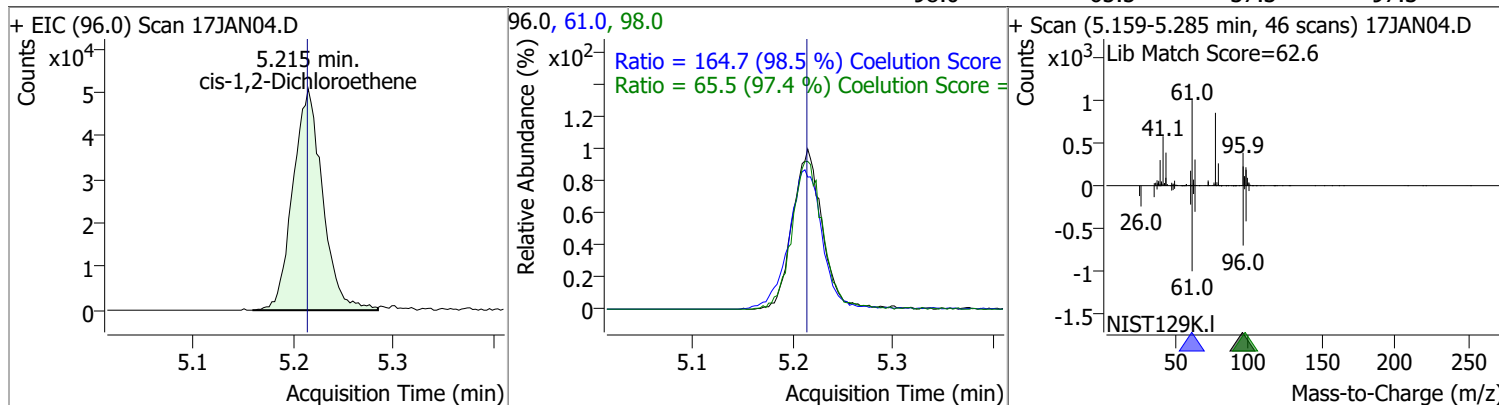


Quantitation Results Report (QT Reviewed)

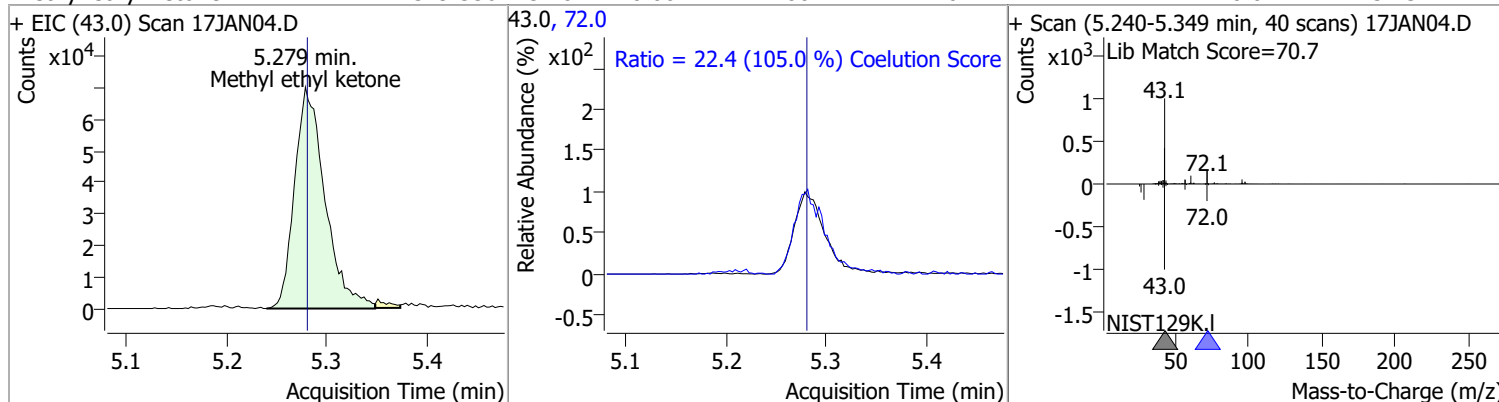
Compound	Conc.	RT	Dev(Min)	Resp.	QIon	QRatio	Lower	Upper
2,2-Dichloropropane	131.1497	5.19	0.00	148320	41.0	67.1	36.5	96.5
					97.0	22.7	0.0	53.2



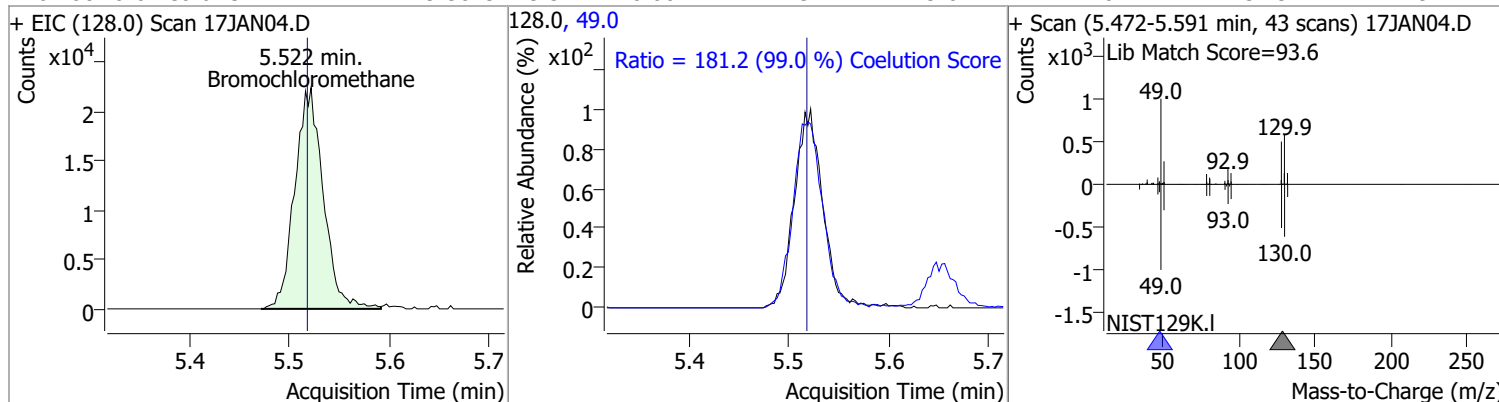
Compound	Conc.	RT	Dev(Min)	Resp.	QIon	QRatio	Lower	Upper
cis-1,2-Dichloroethene	127.5398	5.21	0.00	104847	61.0	164.7	137.2	197.2
					98.0	65.5	37.3	97.3



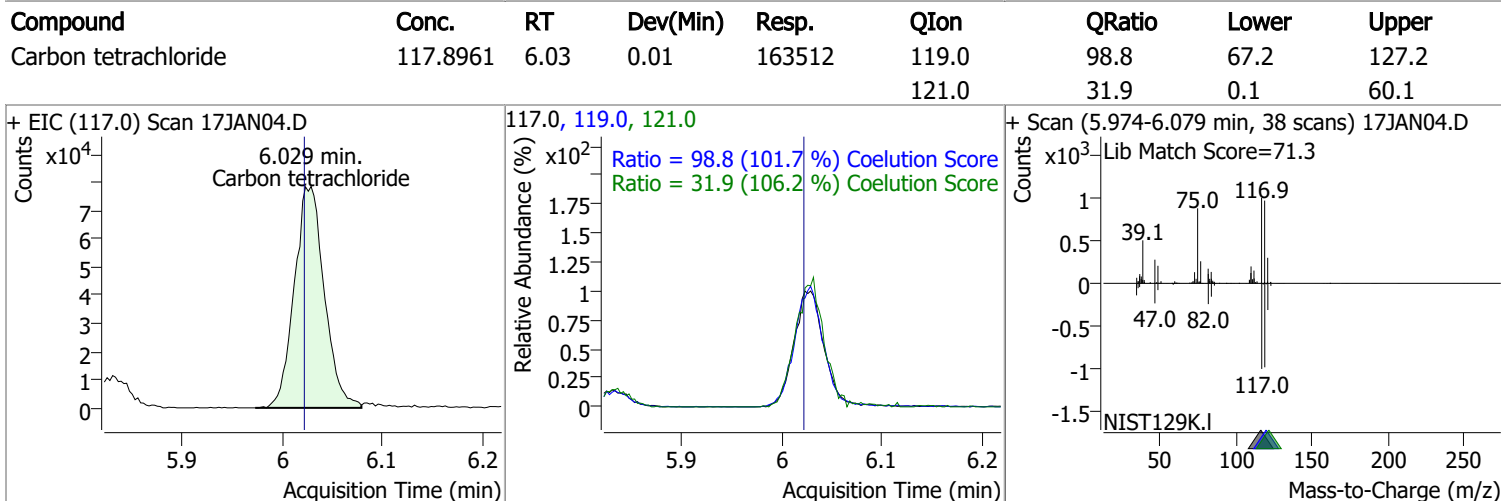
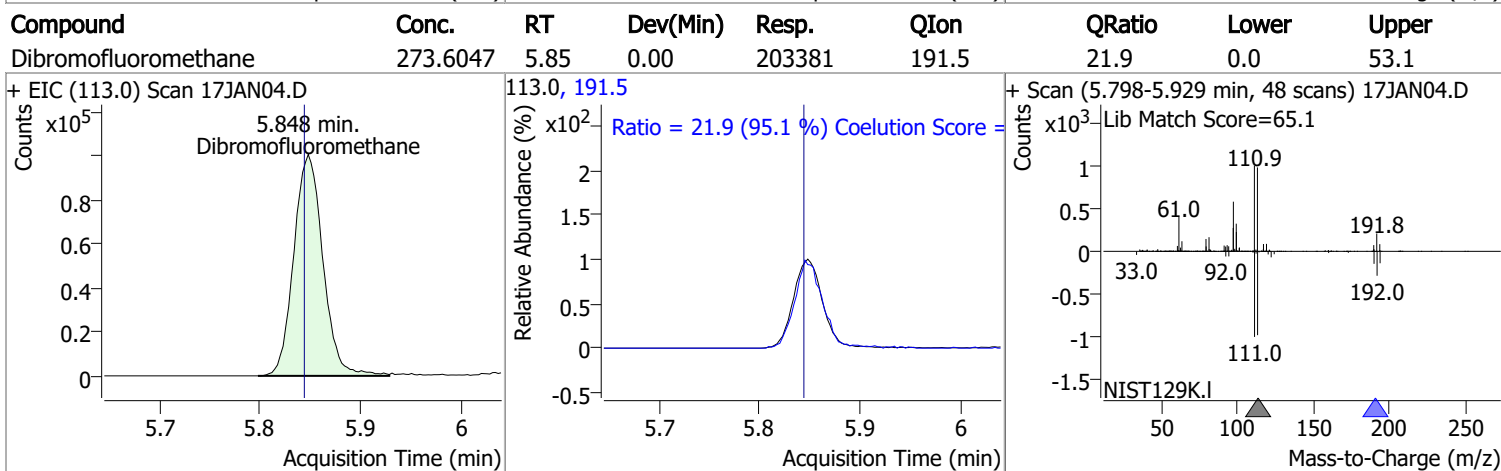
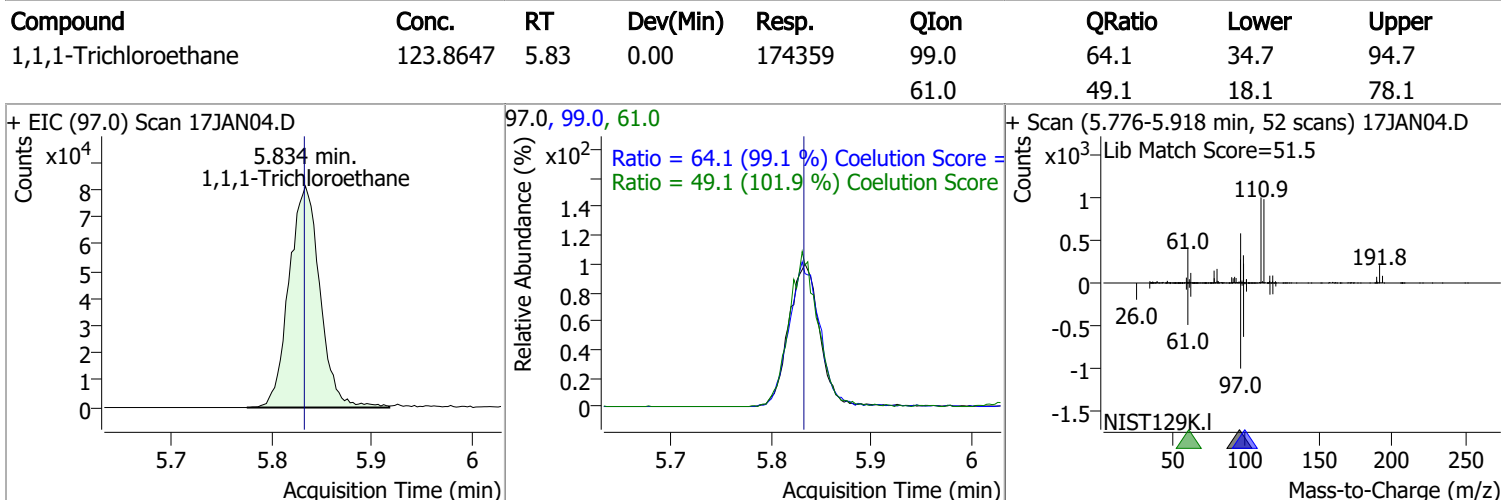
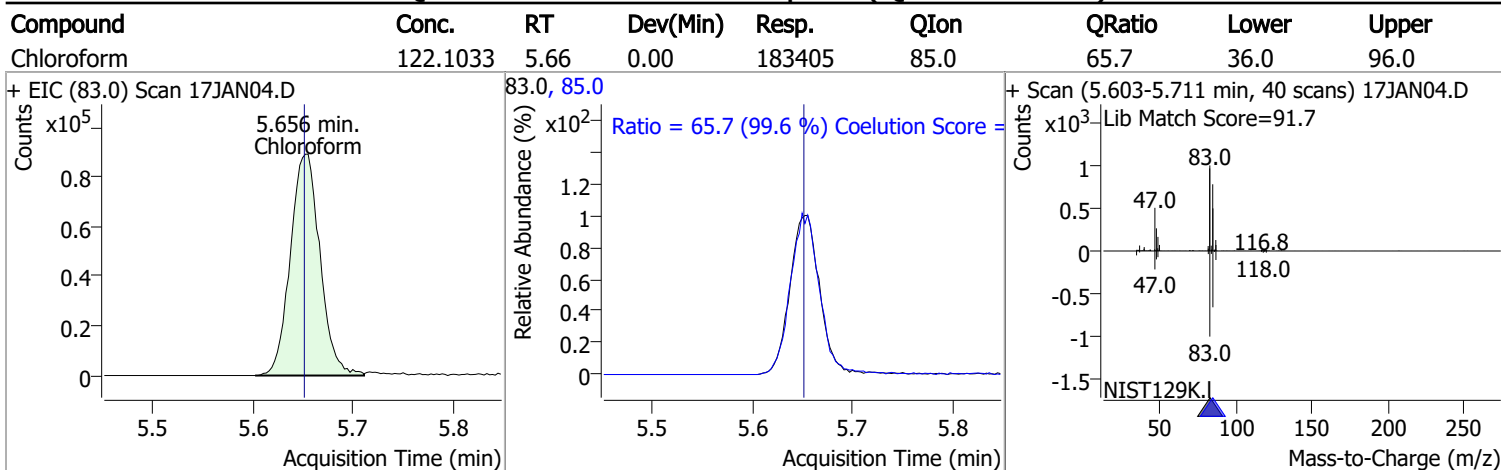
Compound	Conc.	RT	Dev(Min)	Resp.	QIon	QRatio	Lower	Upper
Methyl ethyl ketone	1329.3562	5.28	0.00	148027	72.0	22.4	0.0	51.3



Compound	Conc.	RT	Dev(Min)	Resp.	QIon	QRatio	Lower	Upper
Bromochloromethane	129.5829	5.52	0.00	44131	49.0	181.2	152.9	212.9

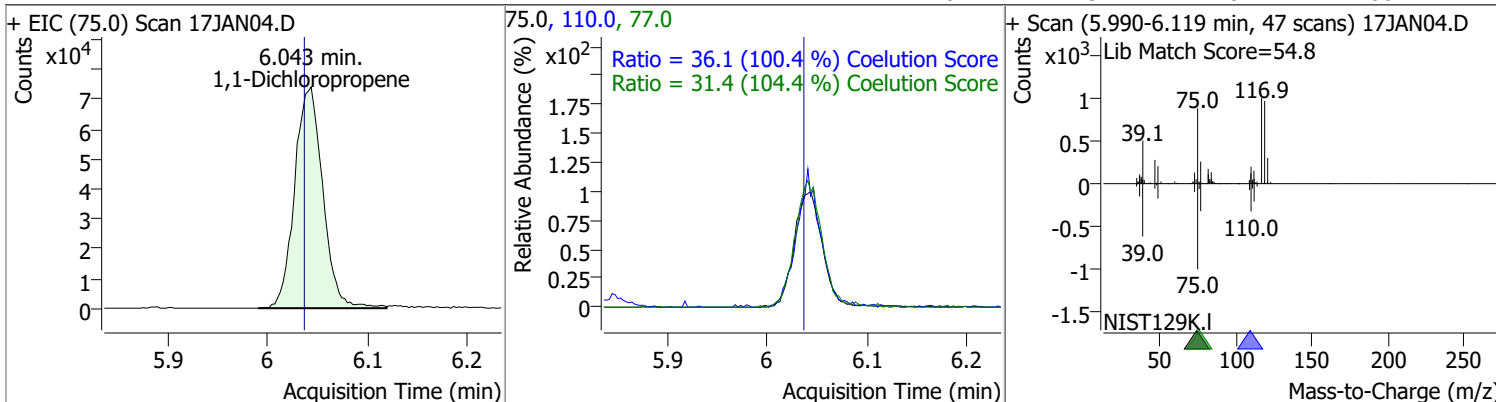


Quantitation Results Report (QT Reviewed)

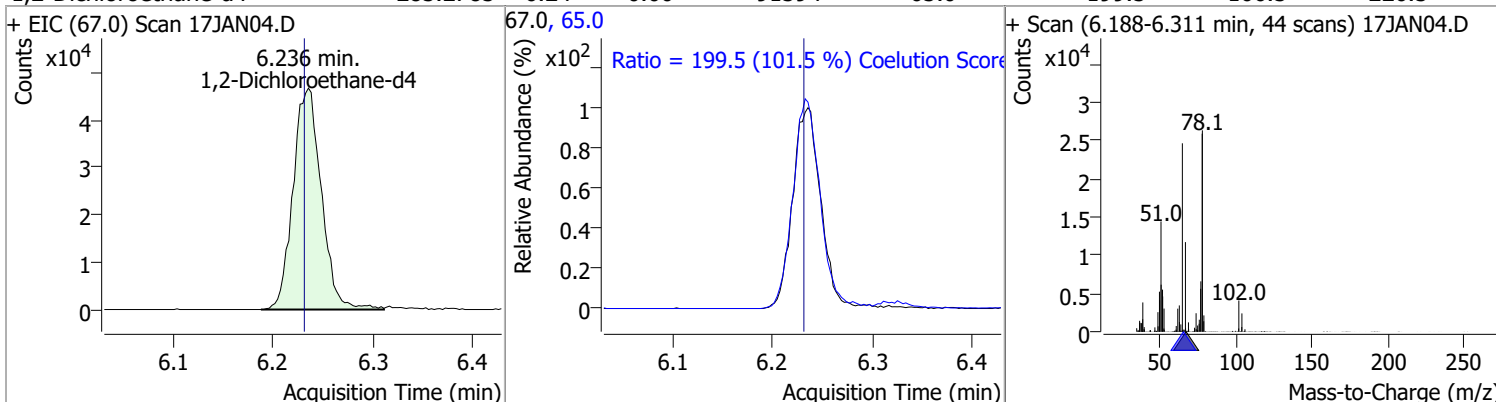


Quantitation Results Report (QT Reviewed)

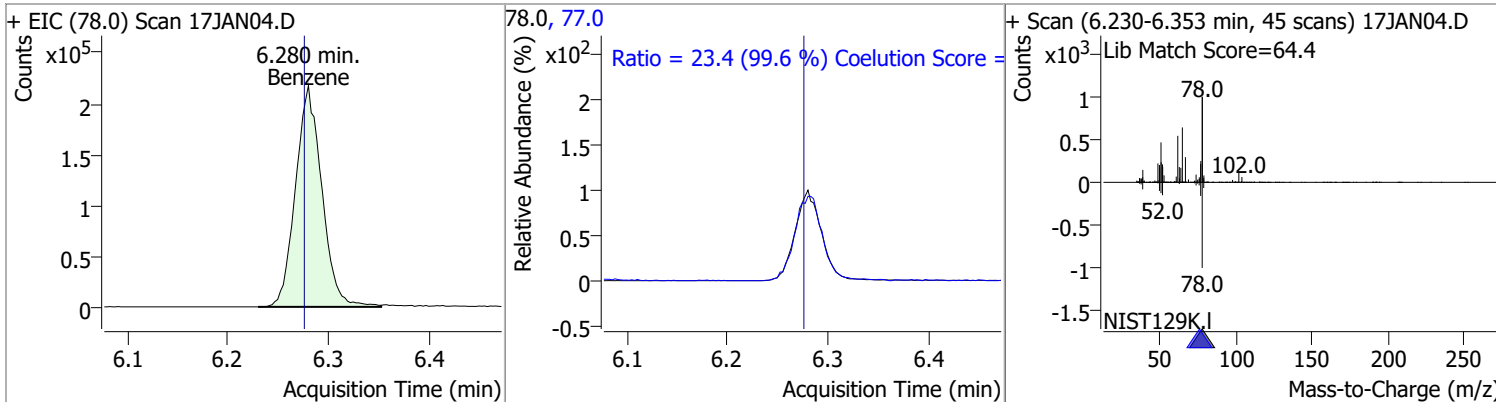
Compound	Conc.	RT	Dev(Min)	Resp.	QIon	QRatio	Lower	Upper
1,1-Dichloropropene	120.7003	6.04	0.01	144463	110.0	36.1	5.9	65.9
					77.0	31.4	0.1	60.1



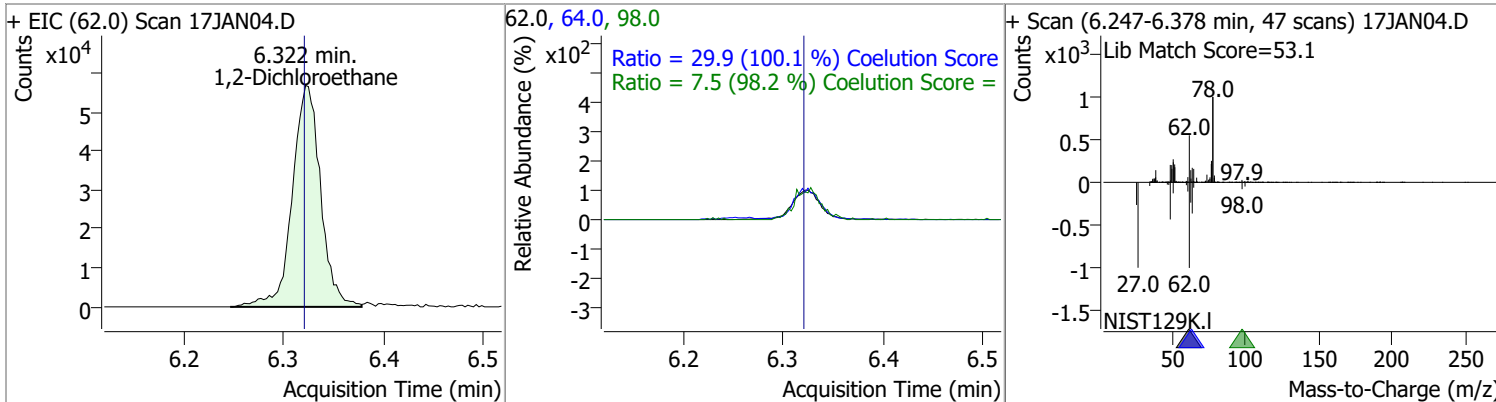
Compound	Conc.	RT	Dev(Min)	Resp.	QIon	QRatio	Lower	Upper
1,2-Dichloroethane-d4	285.2785	6.24	0.00	91594	65.0	199.5	166.5	226.5



Compound	Conc.	RT	Dev(Min)	Resp.	QIon	QRatio	Lower	Upper
Benzene	125.9221	6.28	0.00	395589	77.0	23.4	0.0	53.5

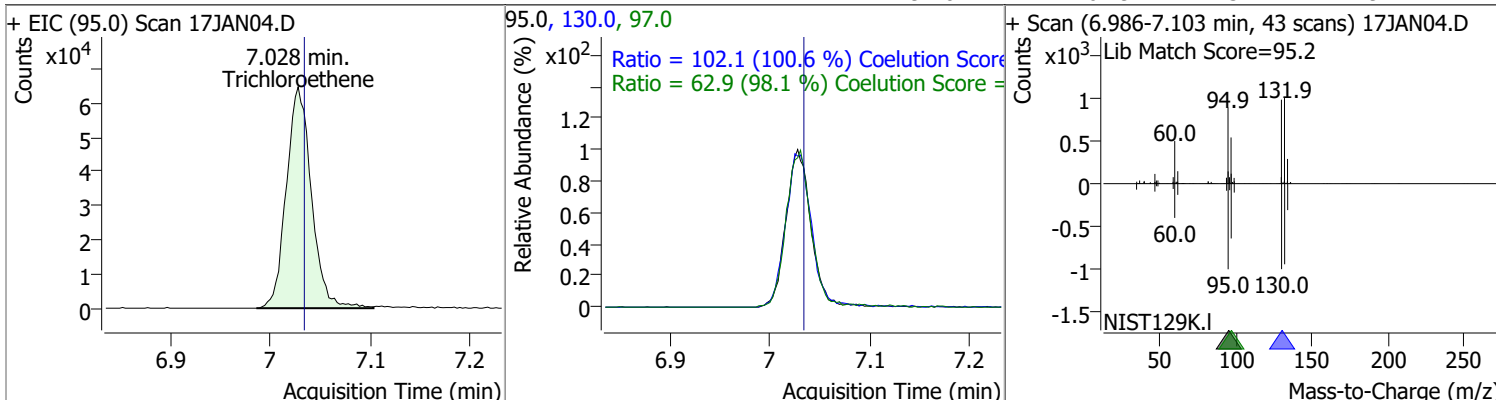


Compound	Conc.	RT	Dev(Min)	Resp.	QIon	QRatio	Lower	Upper
1,2-Dichloroethane	130.5240	6.32	0.00	110928	64.0	29.9	0.0	59.9
					98.0	7.5	0.0	37.6

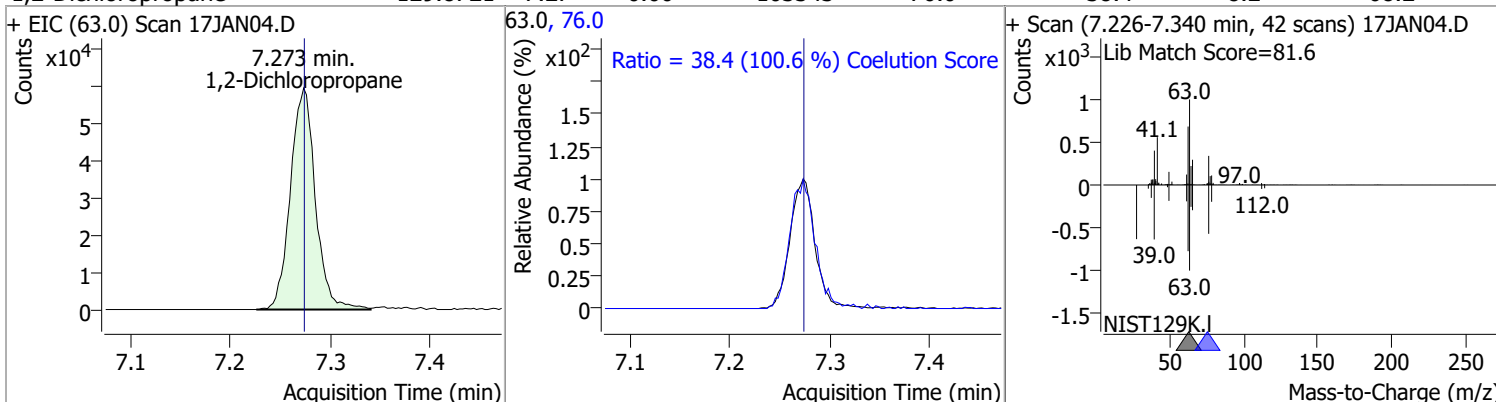


Quantitation Results Report (QT Reviewed)

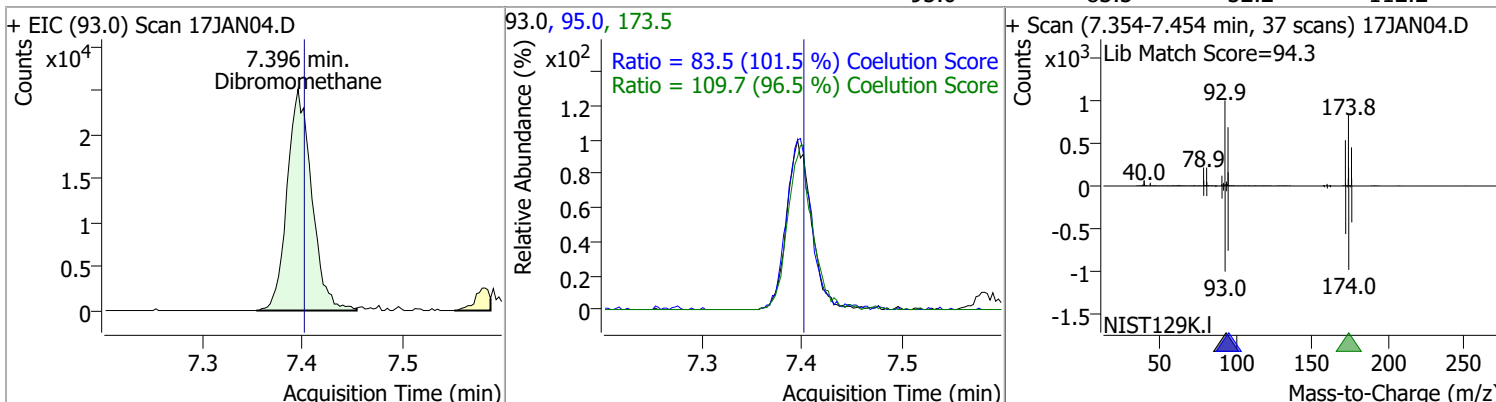
Compound	Conc.	RT	Dev(Min)	Resp.	QIon	QRatio	Lower	Upper
Trichloroethene	124.5265	7.03	0.00	112648	130.0	102.1	71.5	131.5
					97.0	62.9	34.1	94.1



Compound	Conc.	RT	Dev(Min)	Resp.	QIon	QRatio	Lower	Upper
1,2-Dichloropropane	129.8721	7.27	0.00	103343	76.0	38.4	8.2	68.2

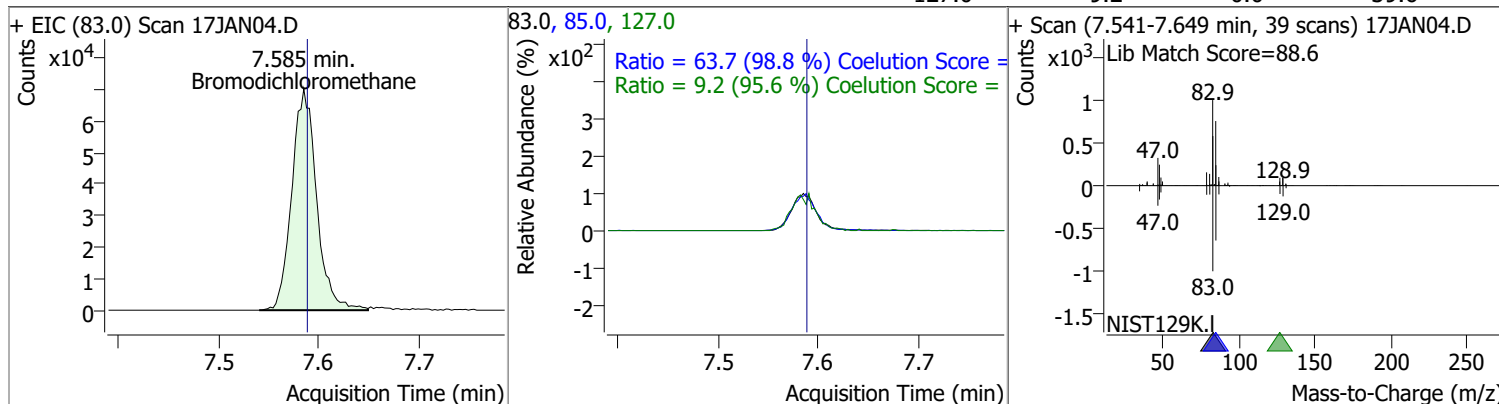


Compound	Conc.	RT	Dev(Min)	Resp.	QIon	QRatio	Lower	Upper
Dibromomethane	128.3686	7.40	0.00	43166	173.5	109.7	83.7	143.7
					95.0	83.5	52.2	112.2

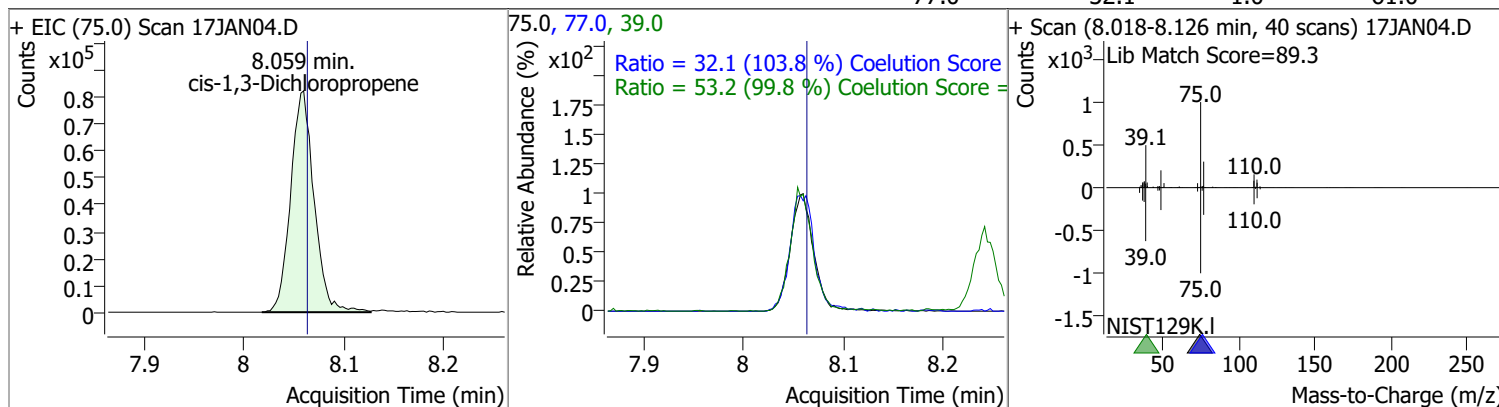


Quantitation Results Report (QT Reviewed)

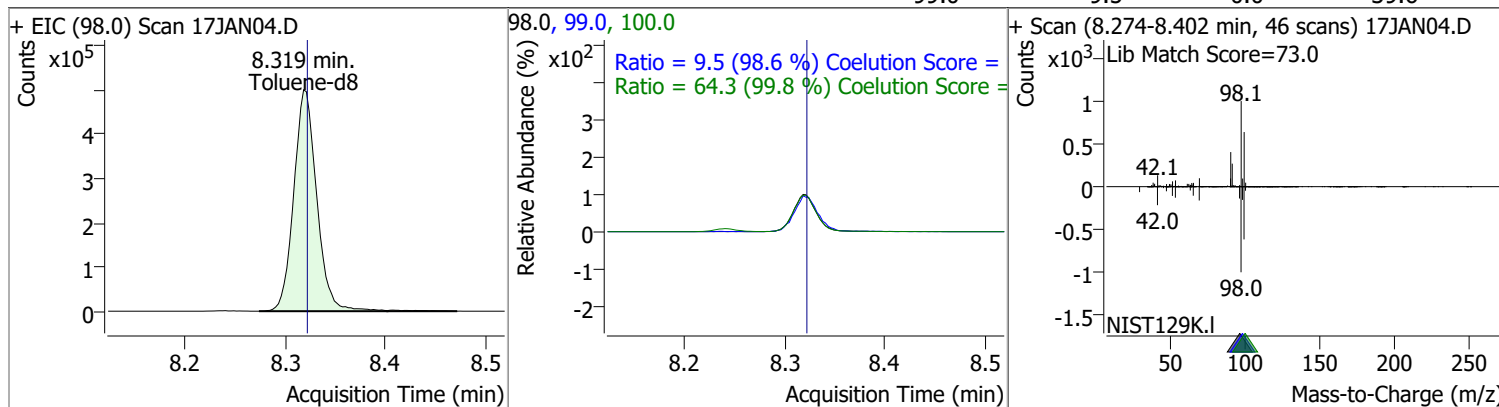
Compound	Conc.	RT	Dev(Min)	Resp.	QIon	QRatio	Lower	Upper
Bromodichloromethane	129.8060	7.59	0.00	120463	85.0	63.7	34.5	94.5
					127.0	9.2	0.0	39.6



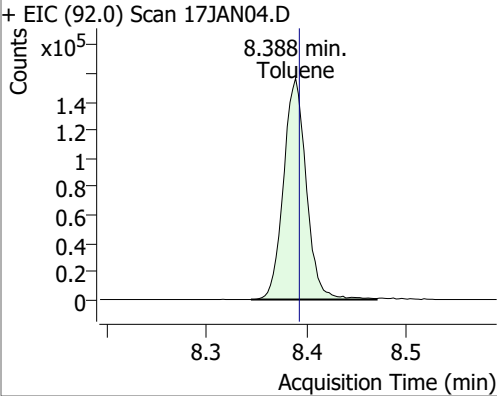
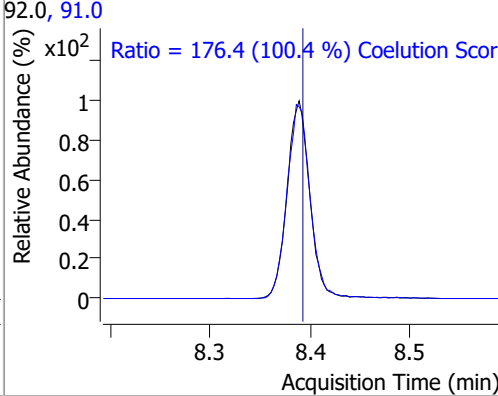
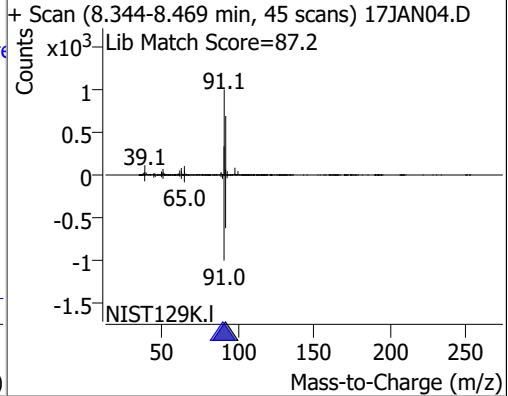
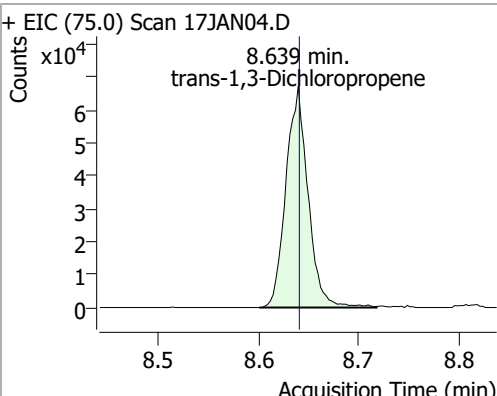
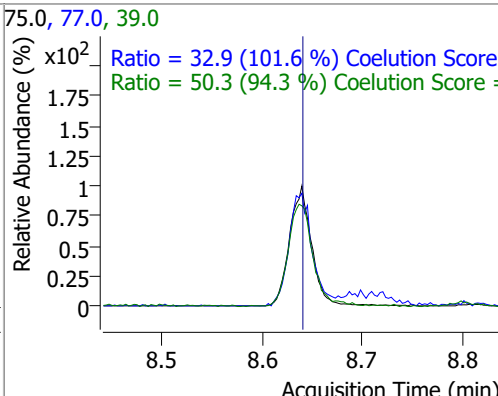
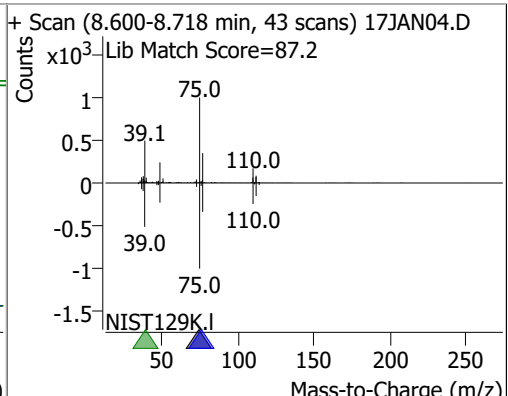
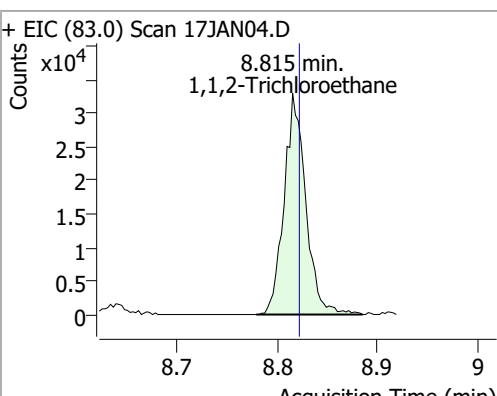
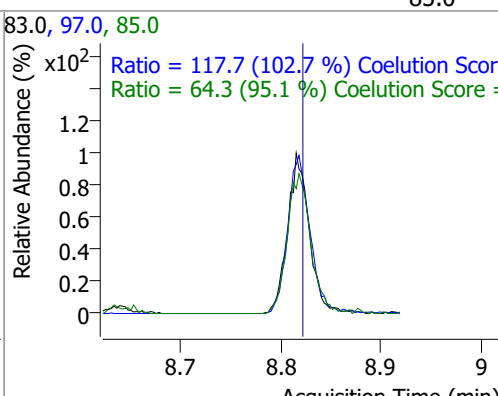
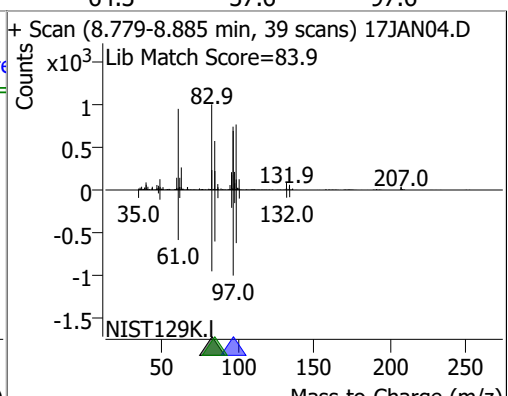
Compound	Conc.	RT	Dev(Min)	Resp.	QIon	QRatio	Lower	Upper
cis-1,3-Dichloropropene	127.6756	8.06	0.00	133964	39.0	53.2	23.3	83.3
					77.0	32.1	1.0	61.0



Compound	Conc.	RT	Dev(Min)	Resp.	QIon	QRatio	Lower	Upper
Toluene-d8	275.1780	8.32	0.00	795394	100.0	64.3	34.4	94.4
					99.0	9.5	0.0	39.6

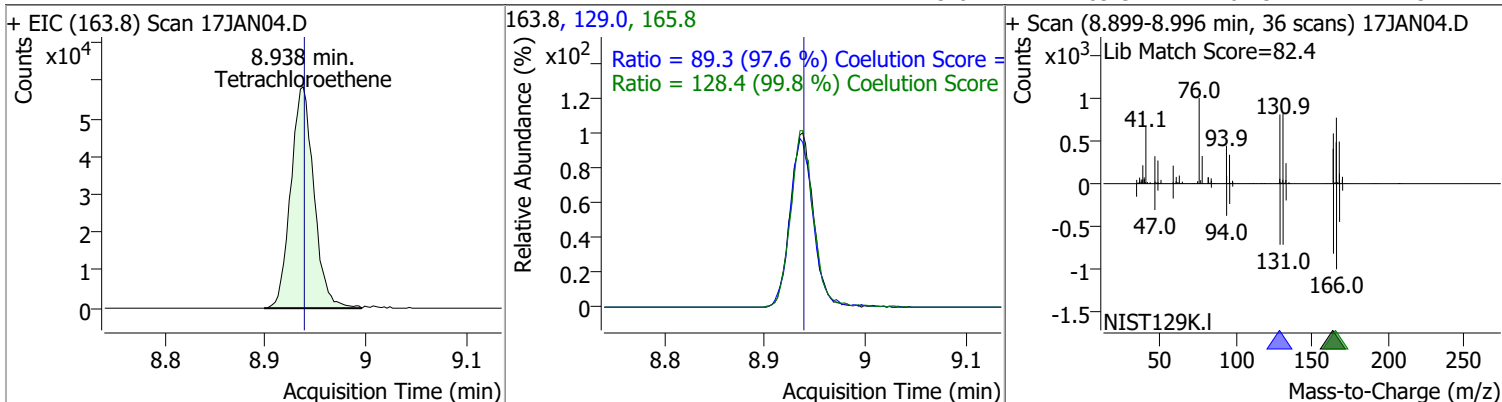


Quantitation Results Report (QT Reviewed)

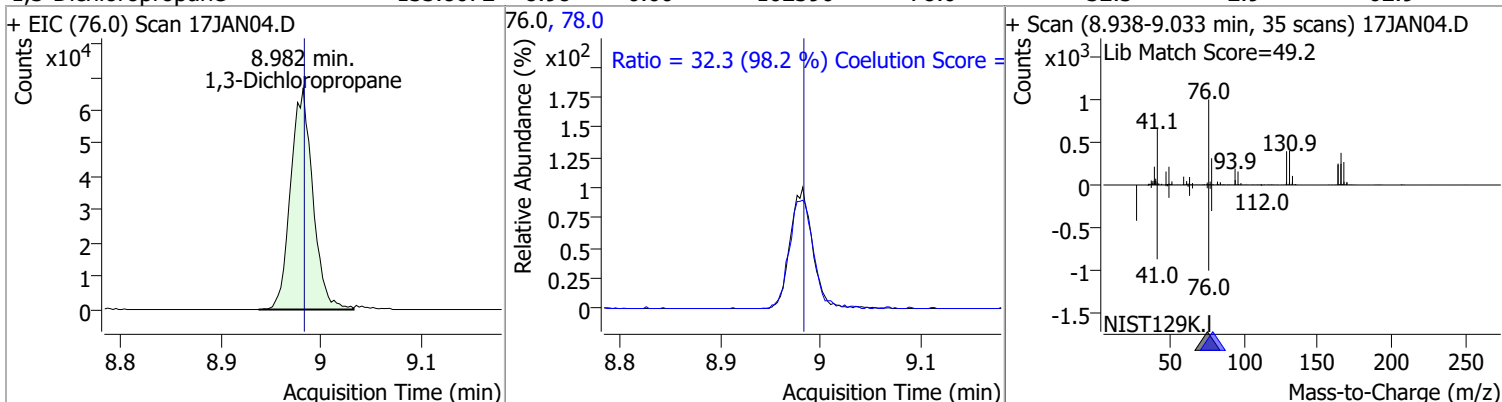
Compound	Conc.	RT	Dev(Min)	Resp.	QIon	QRatio	Lower	Upper
Toluene	126.7408	8.39	0.00	247463	91.0	176.4	145.8	205.8
+ EIC (92.0) Scan 17JAN04.D			92.0, 91.0			+ Scan (8.344-8.469 min, 45 scans) 17JAN04.D		
								
			Ratio = 176.4 (100.4 %) Coelution Score =					
trans-1,3-Dichloropropene	137.6505	8.64	0.00	102808	39.0	50.3	23.4	83.4
+ EIC (75.0) Scan 17JAN04.D			75.0, 77.0, 39.0			+ Scan (8.600-8.718 min, 43 scans) 17JAN04.D		
								
			Ratio = 32.9 (101.6 %) Coelution Score =					
			Ratio = 50.3 (94.3 %) Coelution Score =					
1,1,2-Trichloroethane	126.8675	8.82	0.00	49355	97.0	117.7	84.6	144.6
+ EIC (83.0) Scan 17JAN04.D			83.0, 97.0, 85.0			+ Scan (8.779-8.885 min, 39 scans) 17JAN04.D		
								
			Ratio = 117.7 (102.7 %) Coelution Score =					
			Ratio = 64.3 (95.1 %) Coelution Score =					

Quantitation Results Report (QT Reviewed)

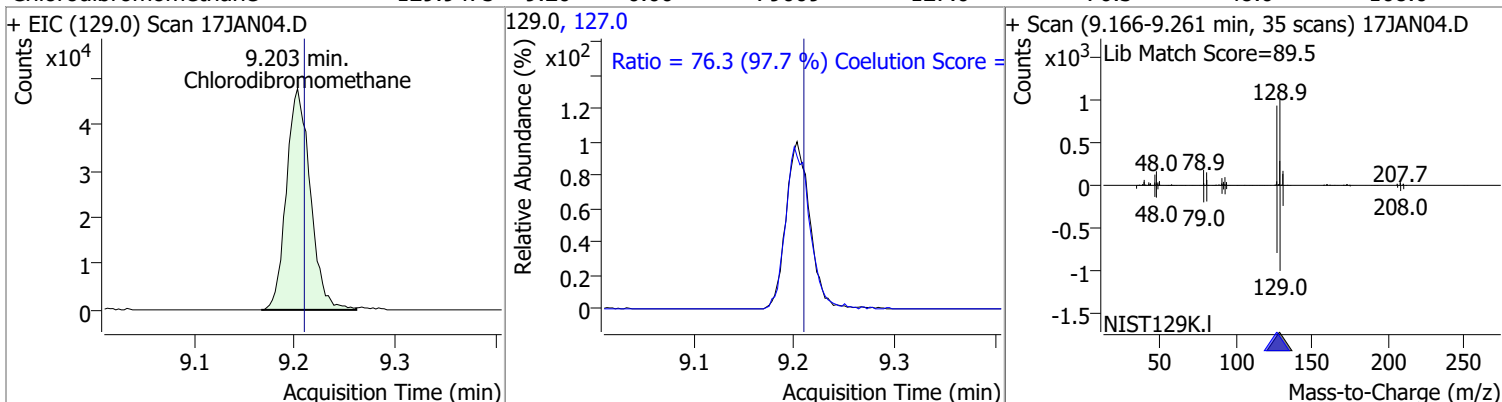
Compound	Conc.	RT	Dev(Min)	Resp.	QIon	QRatio	Lower	Upper
Tetrachloroethene	117.3942	8.94	0.00	93511	165.8	128.4	98.6	158.6
					129.0	89.3	61.5	121.5



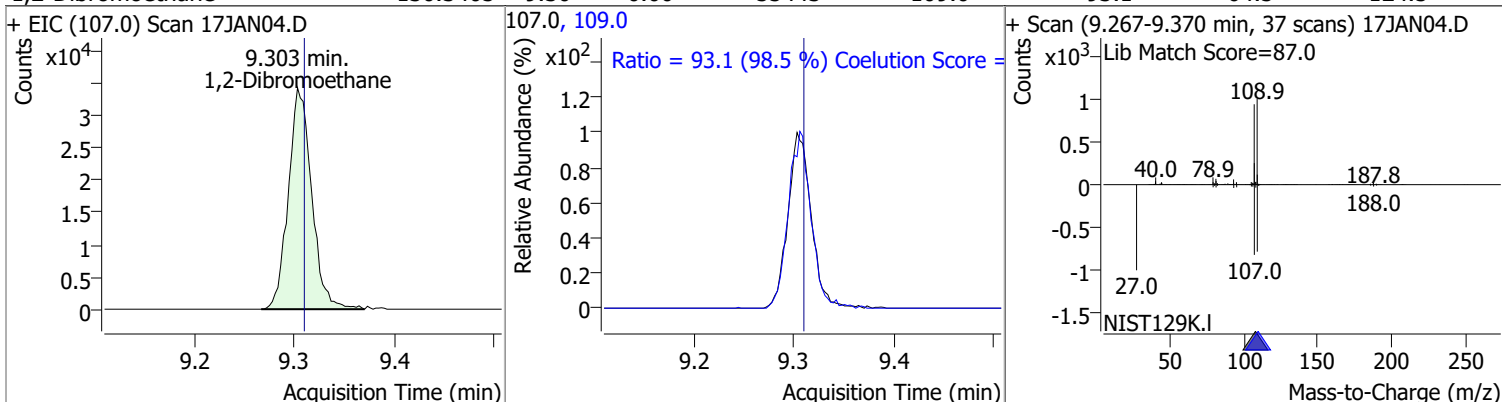
Compound	Conc.	RT	Dev(Min)	Resp.	QIon	QRatio	Lower	Upper
1,3-Dichloropropane	133.8072	8.98	0.00	102390	78.0	32.3	2.9	62.9



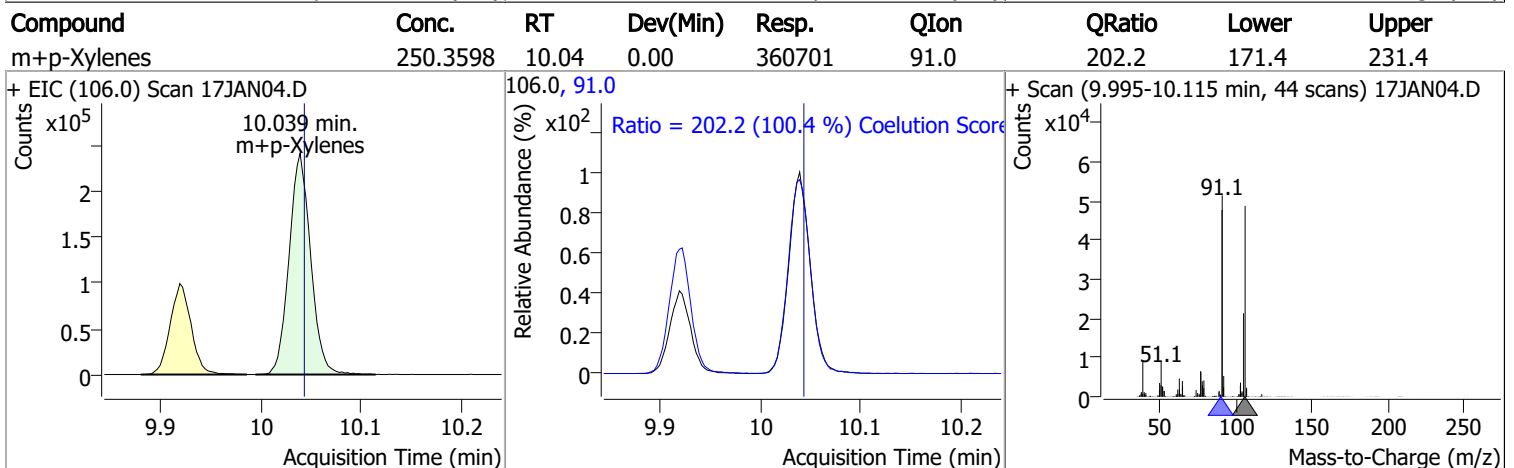
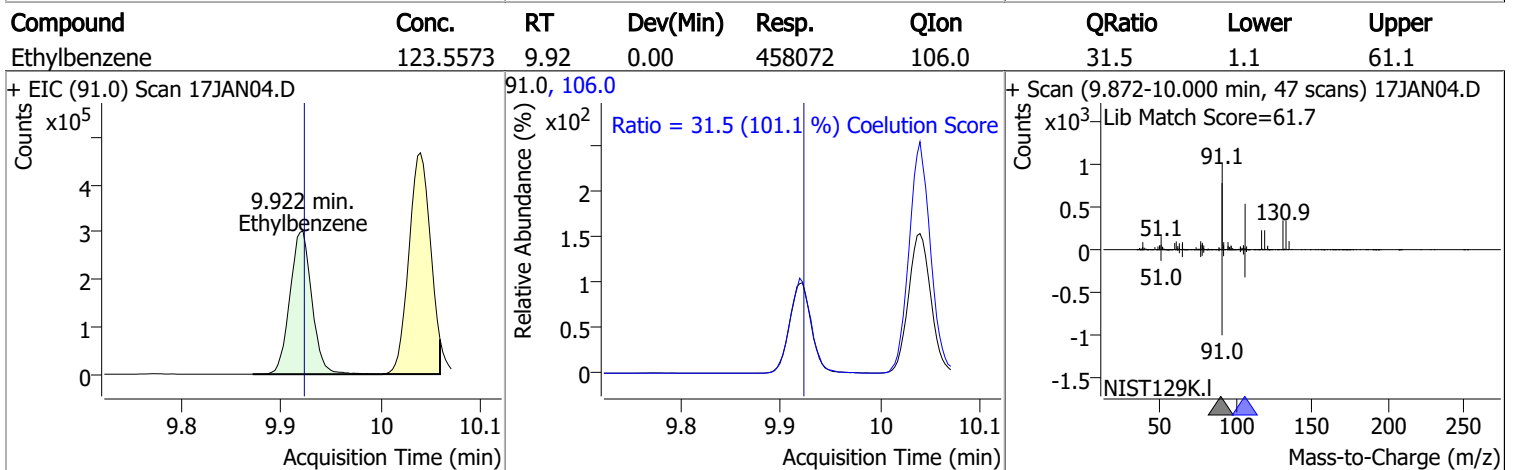
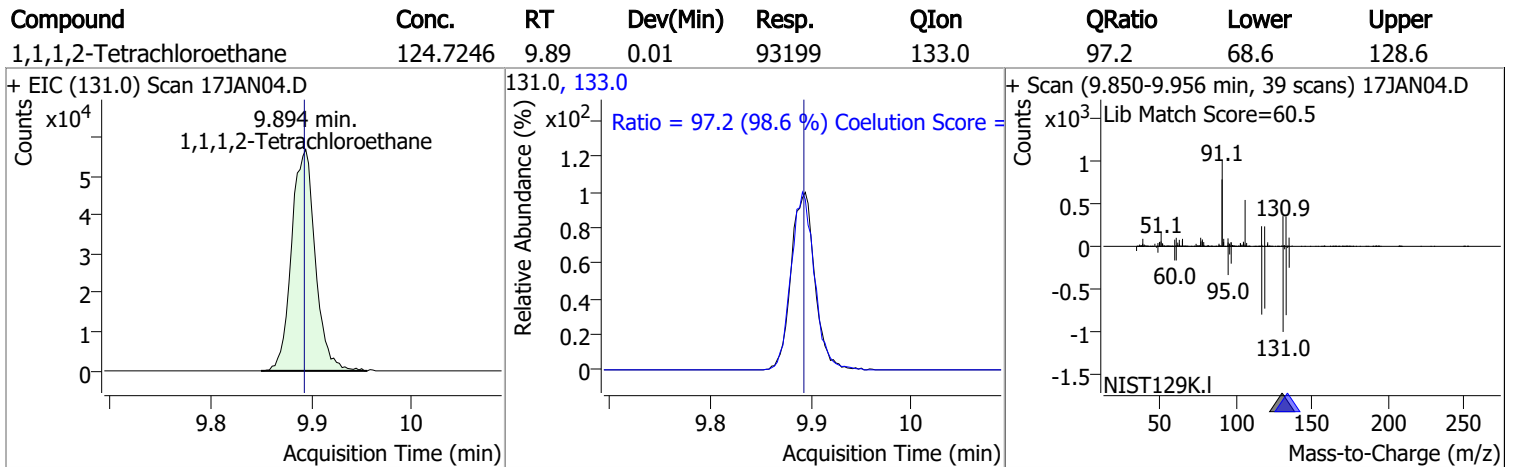
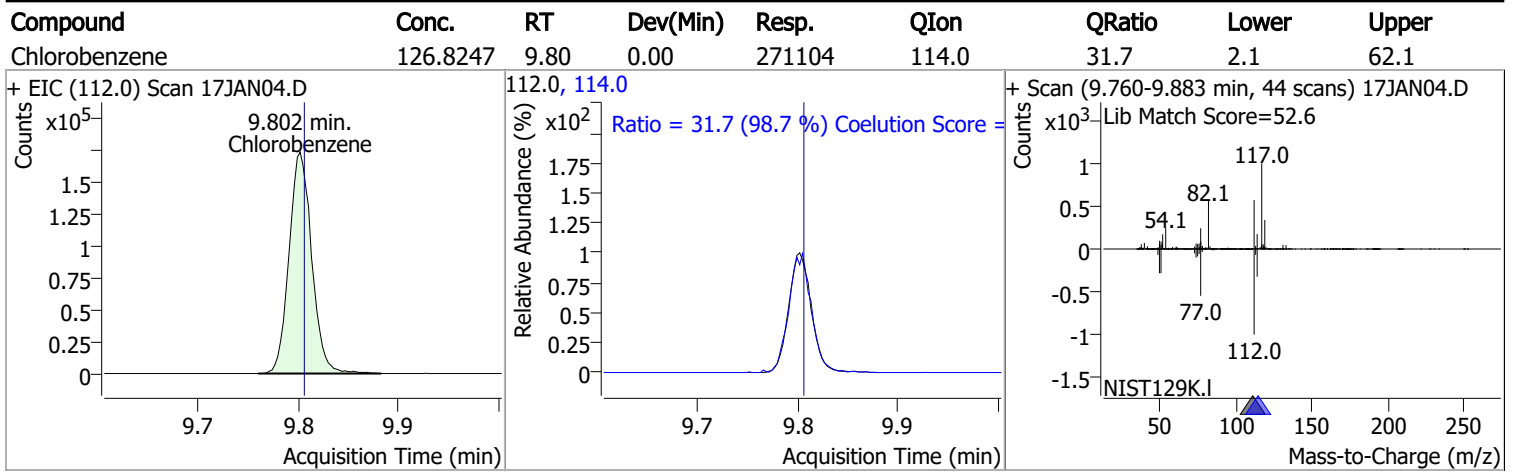
Compound	Conc.	RT	Dev(Min)	Resp.	QIon	QRatio	Lower	Upper
Chlorodibromomethane	129.9475	9.20	0.00	79009	127.0	76.3	48.0	108.0



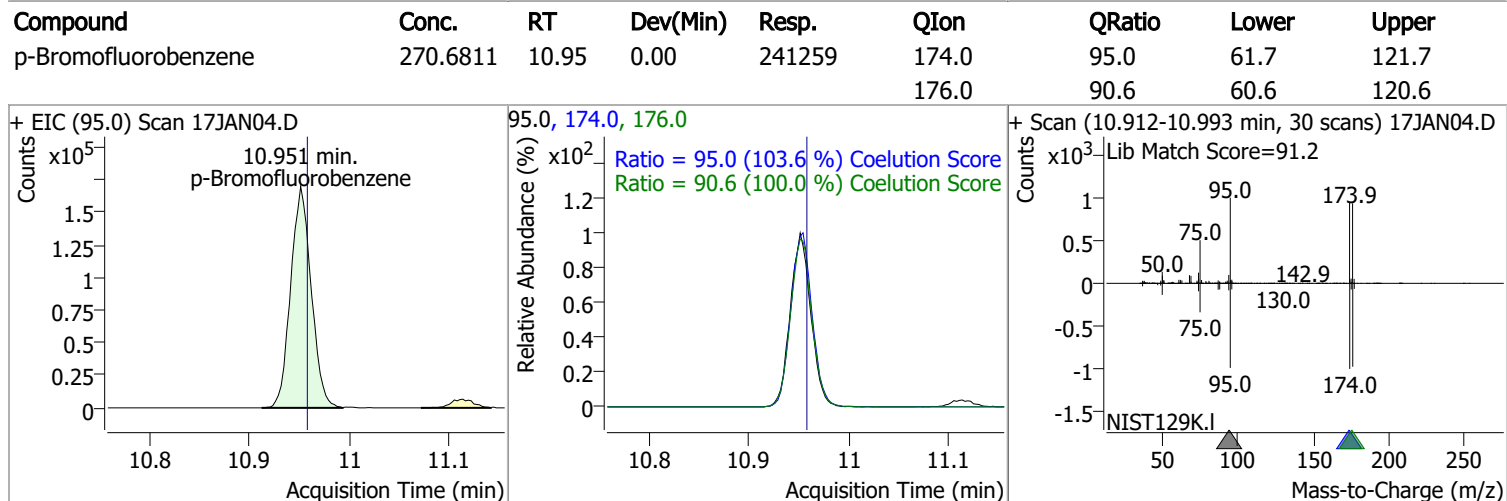
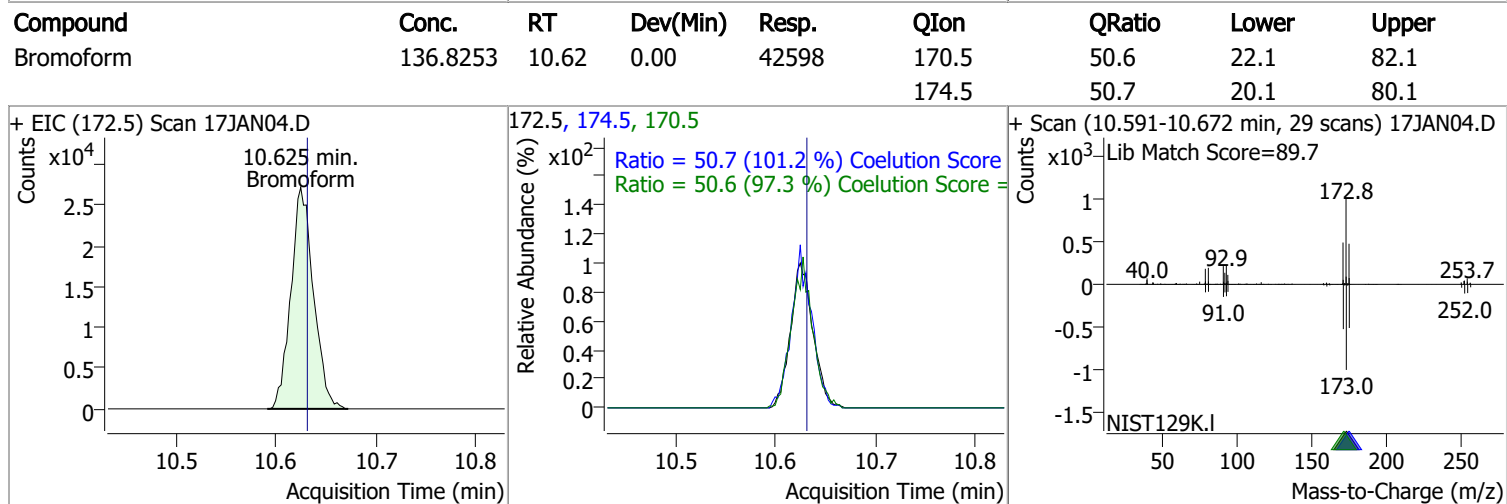
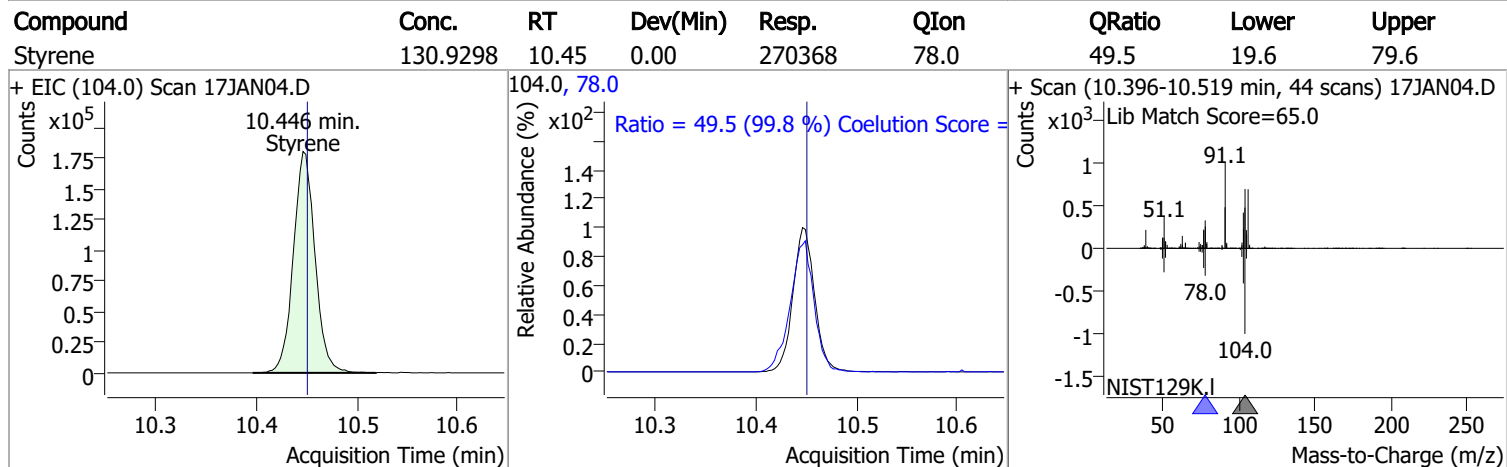
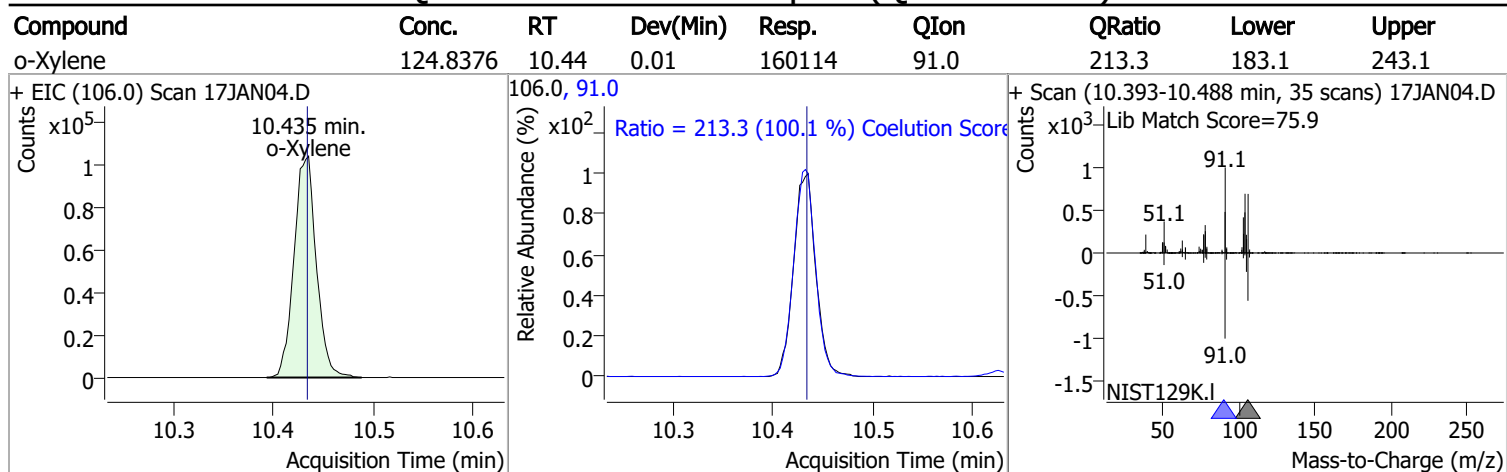
Compound	Conc.	RT	Dev(Min)	Resp.	QIon	QRatio	Lower	Upper
1,2-Dibromoethane	130.3405	9.30	0.00	55443	109.0	93.1	64.5	124.5



Quantitation Results Report (QT Reviewed)

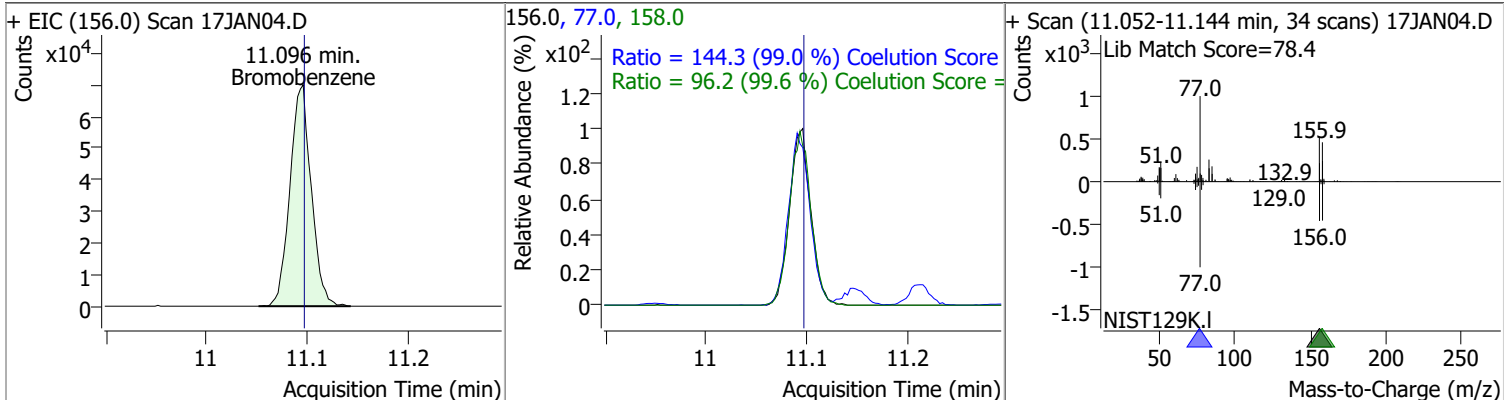


Quantitation Results Report (QT Reviewed)

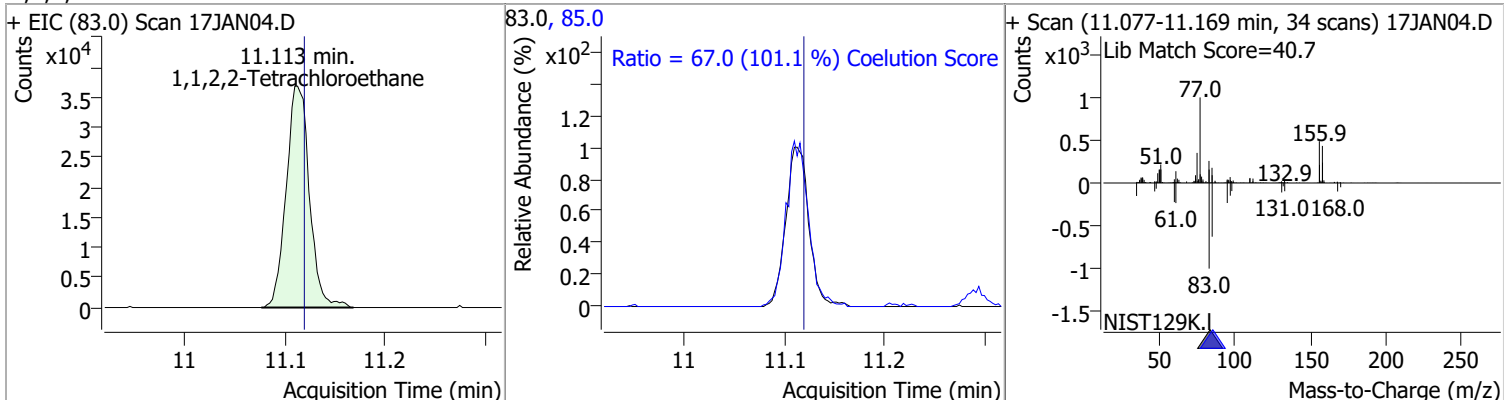


Quantitation Results Report (QT Reviewed)

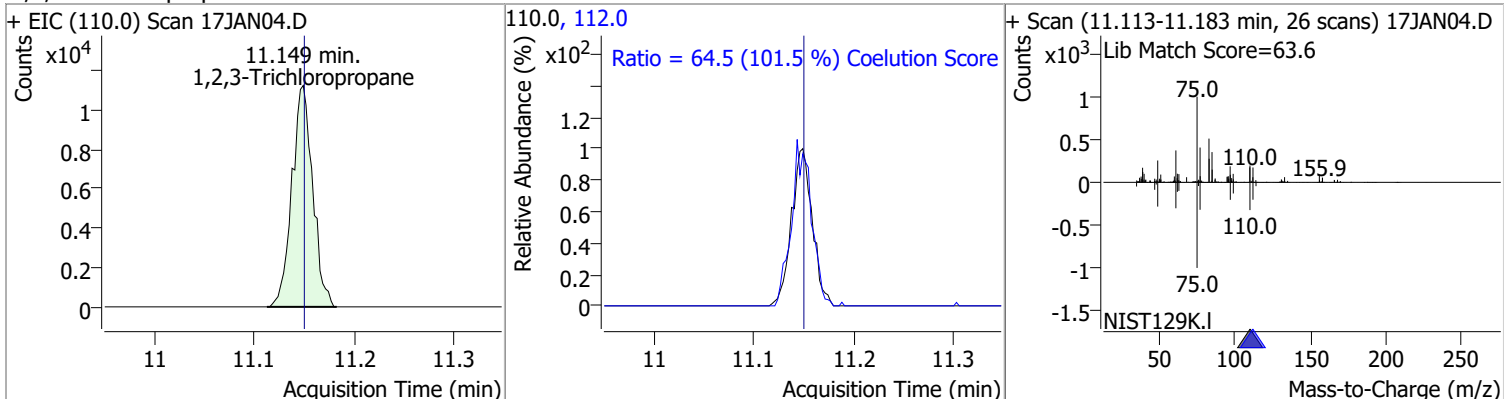
Compound	Conc.	RT	Dev(Min)	Resp.	QIon	QRatio	Lower	Upper
Bromobenzene	130.9953	11.10	0.00	103140	77.0	144.3	115.7	175.7
					158.0	96.2	66.5	126.5



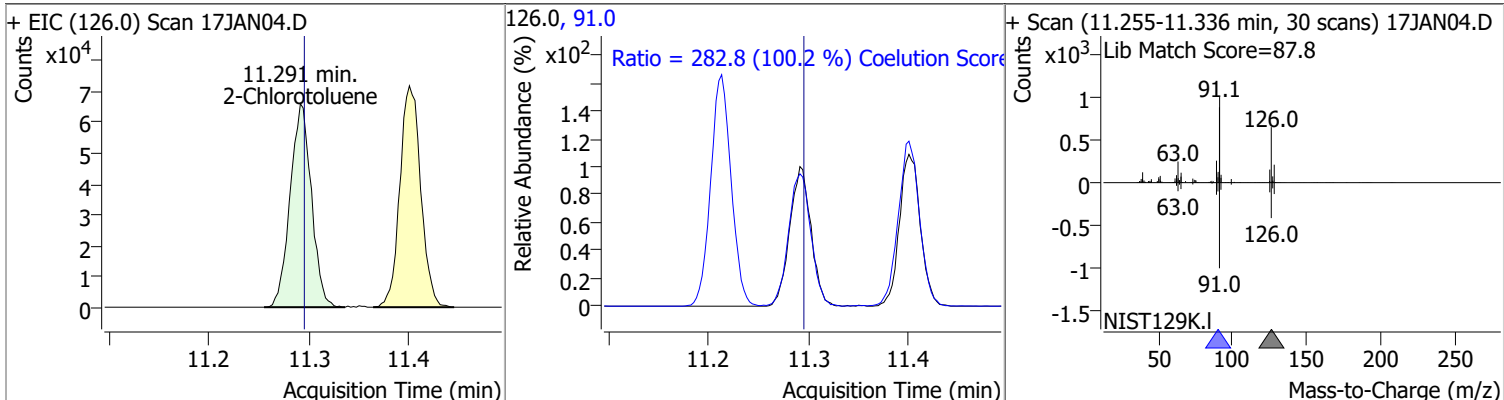
Compound	Conc.	RT	Dev(Min)	Resp.	QIon	QRatio	Lower	Upper
1,1,2,2-Tetrachloroethane	130.9219	11.11	0.00	59331	85.0	67.0	36.2	96.2



Compound	Conc.	RT	Dev(Min)	Resp.	QIon	QRatio	Lower	Upper
1,2,3-Trichloropropane	133.0387	11.15	0.00	16132	112.0	64.5	33.5	93.5

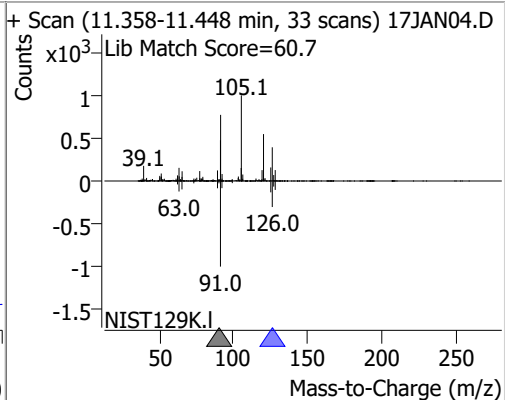
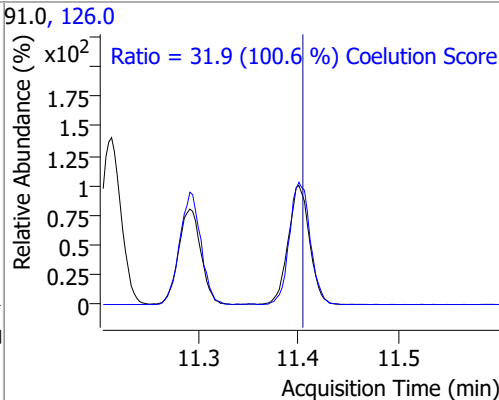
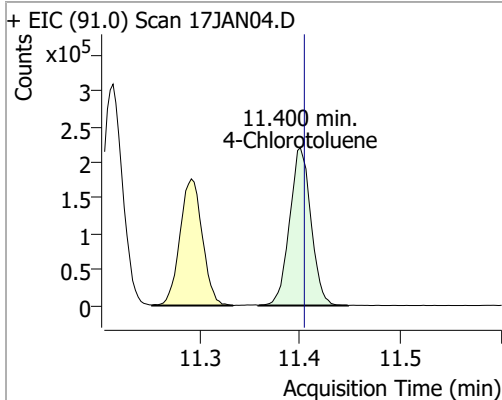


Compound	Conc.	RT	Dev(Min)	Resp.	QIon	QRatio	Lower	Upper
2-Chlorotoluene	124.1164	11.29	0.00	97235	91.0	282.8	252.3	312.3

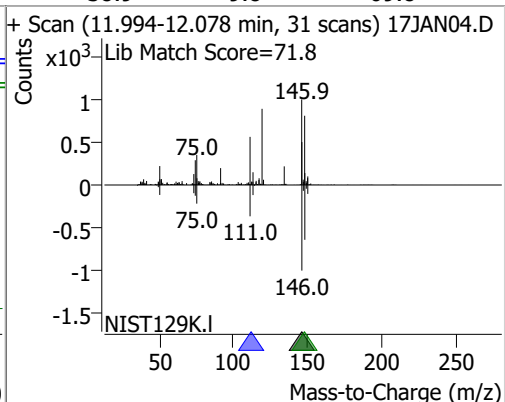
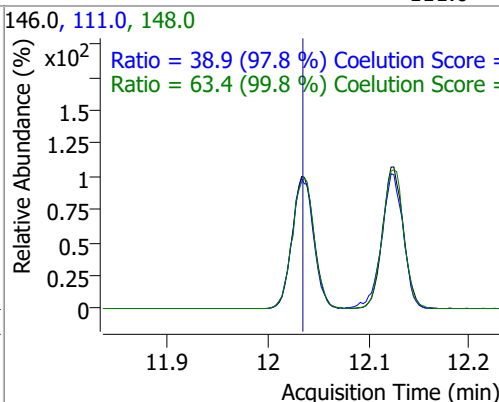
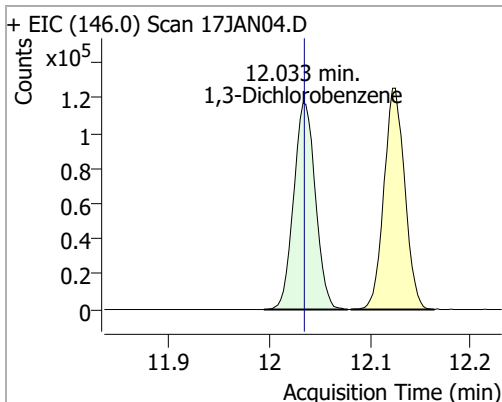


Quantitation Results Report (QT Reviewed)

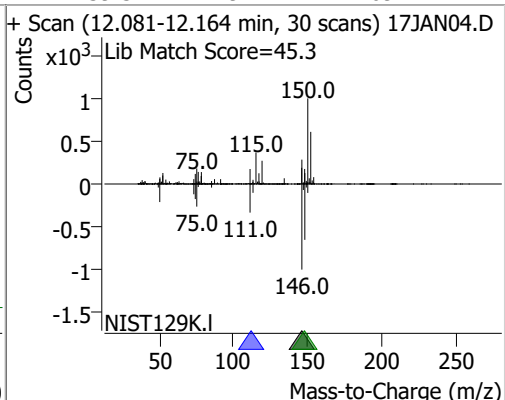
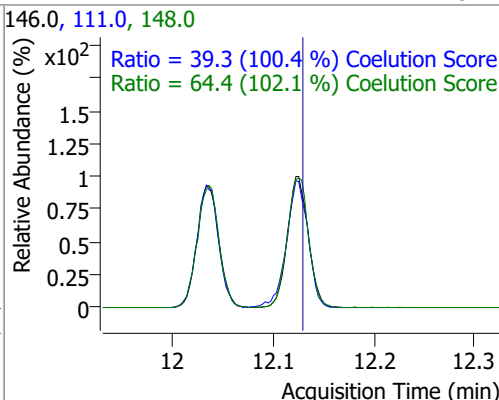
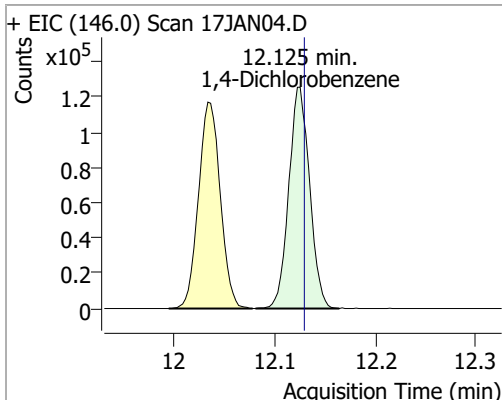
Compound	Conc.	RT	Dev(Min)	Resp.	QIon	QRatio	Lower	Upper
4-Chlorotoluene	127.7842	11.40	0.00	326398	126.0	31.9	1.7	61.7



1,3-Dichlorobenzene	123.2058	12.03	0.00	176921	148.0	63.4	33.6	93.6
					111.0	38.9	9.8	69.8

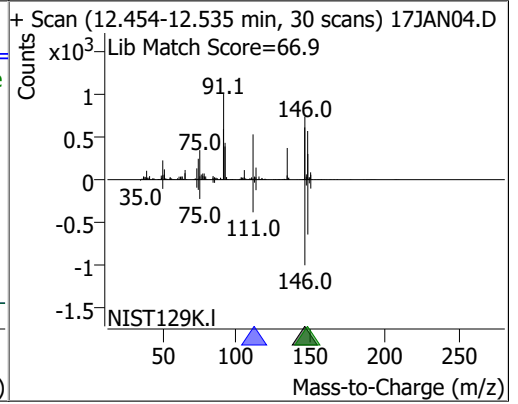
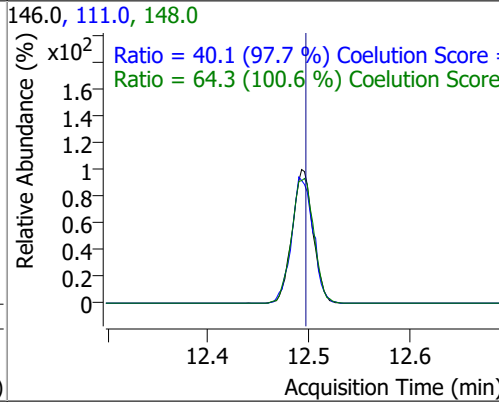
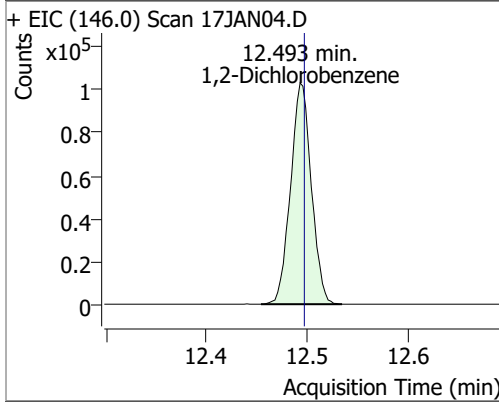


1,4-Dichlorobenzene	123.8374	12.13	0.00	181322	148.0	64.4	33.1	93.1
					111.0	39.3	9.1	69.1



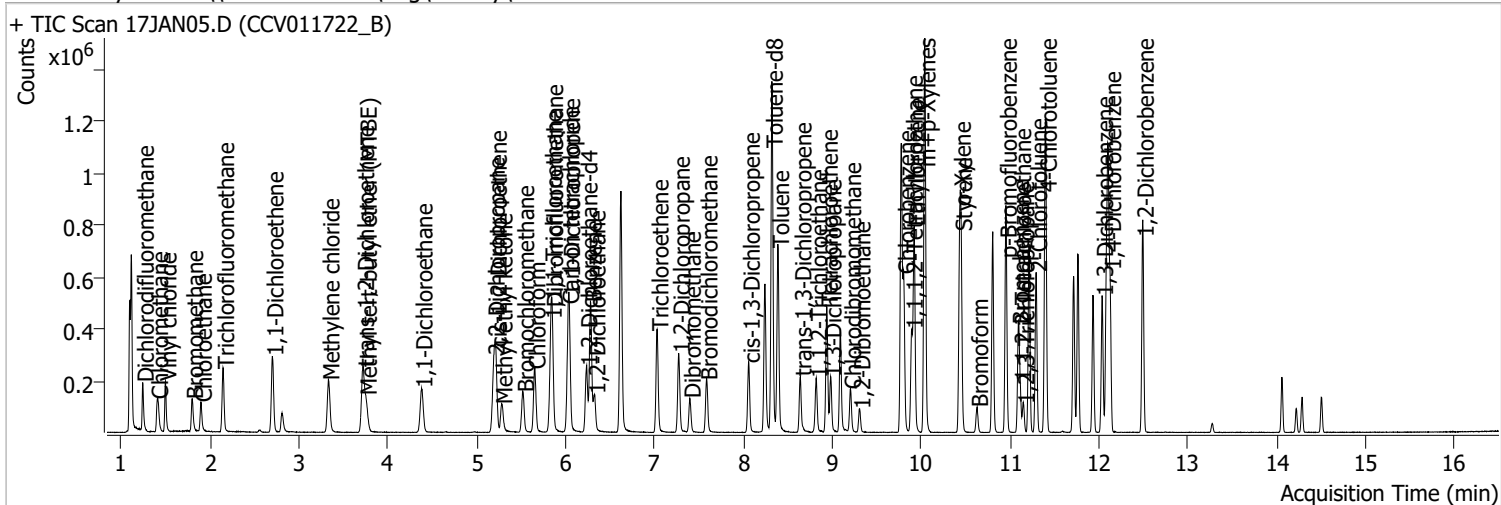
Quantitation Results Report (QT Reviewed)

Compound	Conc.	RT	Dev(Min)	Resp.	QIon	QRatio	Lower	Upper
1,2-Dichlorobenzene	122.2849	12.49	0.00	148402	148.0	64.3	33.9	93.9
					111.0	40.1	11.0	71.0



Quantitation Results Report (QT Reviewed)

Data File	17JAN05.D	Operator	MSC
Acq. Method	5975CACQF.M	Acq. Date-Time	1/17/2022 11:39:07 AM
Sample Name	CCV011722_B	Instrument	VOA5975C
Vial	5	Multiplier	1.00
DA Method File	VOA5975C_8260B_SHT_DoD_L4_010422.m	Comment	
Tune File	BFB_Atune3.u	Tune Date	10/11/2021 4:02:00 PM
Batch Name	VG011722_8260B.batch.bin	Last Calib Update	3/5/2022 1:16:34 PM
Ref Library	\\MASSHUNTER\Org\Library\NIST129K.I		



Compound	RT	QIon	Resp.	Conc.	Units	Dev(Min)	QValue
Internal Standards							
M Fluorobenzene	6.621	96.0	793359	250.0000	ng	-0.003	
M Chlorobenzene-d5	9.774	82.0	302110	250.0000	ng	0.003	
M 1,4-Dichlorobenzene-d4	12.100	152.0	252940	250.0000	ng	0.000	
System Monitoring Compounds							
S Dibromofluoromethane	5.848	113.0	205903	275.4833	ng	0.003	
Spiked Amount: 250.000	Range: 80.0 - 119.0%			Recovery = 110.19%			
S 1,2-Dichloroethane-d4	6.233	67.0	88410	273.8563	ng	0.000	
Spiked Amount: 250.000	Range: 81.0 - 118.0%			Recovery = 109.54%			
S Toluene-d8	8.319	98.0	805015	276.5152	ng	0.000	
Spiked Amount: 250.000	Range: 89.0 - 112.0%			Recovery = 110.61%			
S p-Bromofluorobenzene	10.951	95.0	247300	266.8756	ng	-0.003	
Spiked Amount: 250.000	Range: 85.0 - 114.0%			Recovery = 106.75%			
Target Compounds							
T Dichlorodifluoromethane	1.241	85.0	127003	122.1602	ng		99
T Chloromethane	1.406	50.0	151646	120.1755	ng		99
T Vinyl chloride	1.498	62.0	138595	122.0629	ng		96
T Bromomethane	1.796	96.0	63966	125.9886	ng		96
T Chloroethane	1.897	64.0	74876	133.2055	ng		98
T Trichlorofluoromethane	2.148	101.0	166412	118.0790	ng		98
T 1,1-Dichloroethene	2.700	96.0	104536	130.8118	ng		98
T Methylene chloride	3.333	49.0	146977	124.7628	ng		98
T trans-1,2-Dichloroethene	3.720	96.0	106562	130.7040	ng		96
T Methyl tert-butyl ether (MTBE)	3.751	73.0	134313	127.4535	ng		99
T 1,1-Dichloroethane	4.378	63.0	202149	133.2051	ng		99
T 2,2-Dichloropropane	5.190	77.0	160048	140.7464	ng		99
T cis-1,2-Dichloroethene	5.212	96.0	107951	130.5978	ng		99
T Methyl ethyl ketone	5.279	43.0	155194	1386.1004	ng		97
T Bromochloromethane	5.522	128.0	43292	126.4244	ng		91
T Chloroform	5.650	83.0	194224	128.5993	ng		98

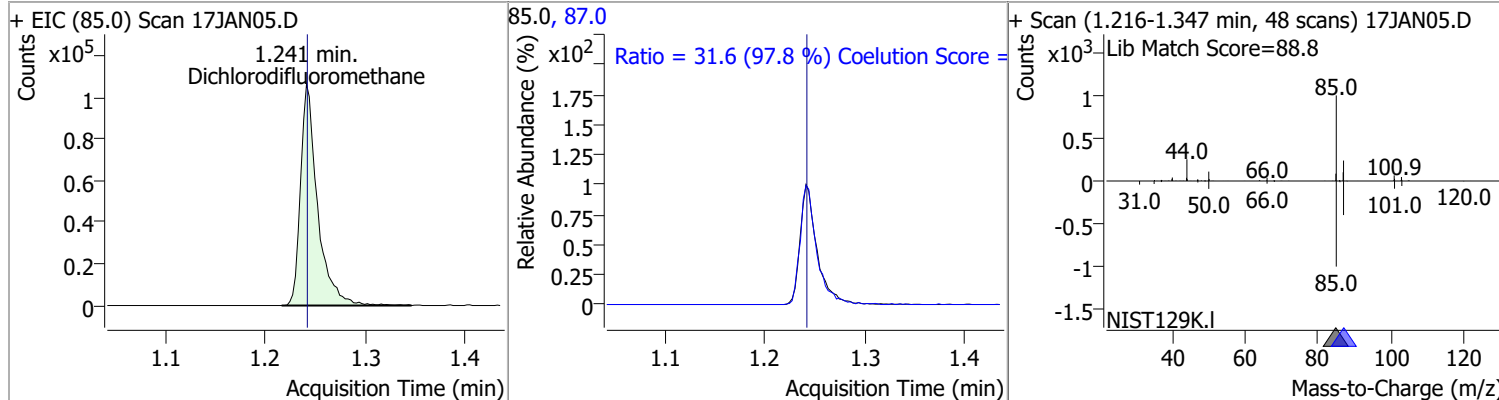
Quantitation Results Report (QT Reviewed)

Compound	RT	QIon	Resp.	Conc.	Units	Dev(Min)
T 1,1,1-Trichloroethane	5.831	97.0	184117	130.0818	ng	99
T Carbon tetrachloride	6.027	117.0	181500	130.1505	ng	99
T 1,1-Dichloropropene	6.038	75.0	156140	129.7434	ng	98
T Benzene	6.280	78.0	417734	132.2443	ng	100
T 1,2-Dichloroethane	6.325	62.0	107526	125.8294	ng	98
T Trichloroethene	7.030	95.0	122461	134.4064	ng	98
T 1,2-Dichloropropane	7.270	63.0	106318	132.6555	ng	100
T Dibromomethane	7.396	93.0	43312	127.8819	ng	96
T Bromodichloromethane	7.583	83.0	123841	132.4919	ng	99
T cis-1,3-Dichloropropene	8.059	75.0	137449	130.0604	ng	98
T Toluene	8.389	92.0	263324	133.9000	ng	99
T trans-1,3-Dichloropropene	8.640	75.0	103628	137.7564	ng	97
T 1,1,2-Trichloroethane	8.818	83.0	49920	127.4024	ng	97
T Tetrachloroethene	8.935	163.8	105340	131.2989	ng	99
T 1,3-Dichloropropane	8.980	76.0	102071	132.4367	ng	98
T Chlorodibromomethane	9.200	129.0	79959	130.5697	ng	99
T 1,2-Dibromoethane	9.306	107.0	54225	126.5657	ng	98
T Chlorobenzene	9.802	112.0	280010	130.0544	ng	98
T 1,1,1,2-Tetrachloroethane	9.894	131.0	98532	130.9188	ng	99
T Ethylbenzene	9.919	91.0	495607	132.7260	ng	99
T m+p-Xylenes	10.037	106.0	394536	271.8865	ng	100
T o-Xylene	10.433	106.0	173874	134.5967	ng	98
T Styrene	10.449	104.0	285070	137.0625	ng	98
T Bromoform	10.628	172.5	42684	131.8720	ng	99
T Bromobenzene	11.091	156.0	108497	132.5429	ng	99
T 1,1,2,2-Tetrachloroethane	11.113	83.0	62295	132.2190	ng	98
T 1,2,3-Trichloropropane	11.149	110.0	16370	129.8520	ng	100
T 2-Chlorotoluene	11.292	126.0	109357	134.2652	ng	98
T 4-Chlorotoluene	11.400	91.0	364843	137.3871	ng	99
T 1,3-Dichlorobenzene	12.033	146.0	195856	131.1895	ng	98
T 1,4-Dichlorobenzene	12.123	146.0	197523	129.7565	ng	97
T 1,2-Dichlorobenzene	12.493	146.0	162425	128.7349	ng	99

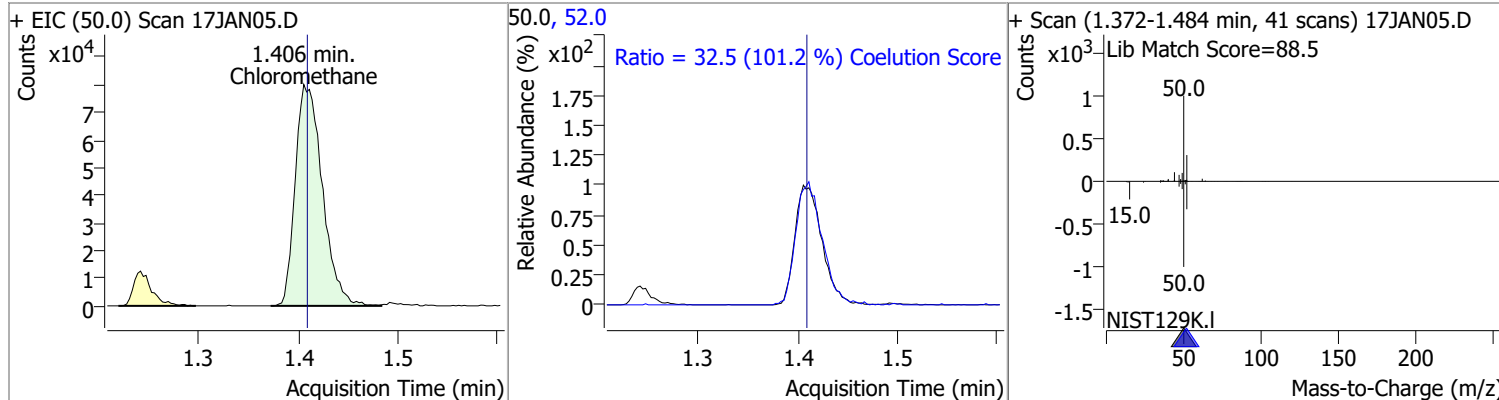
(#) = Qualifier Out of Range; (m) = Manual Integration; (+) = Area Summed; (*) = Surrogate Percent Recovery Out of Range; (d): Zeroed Peak

Quantitation Results Report (QT Reviewed)

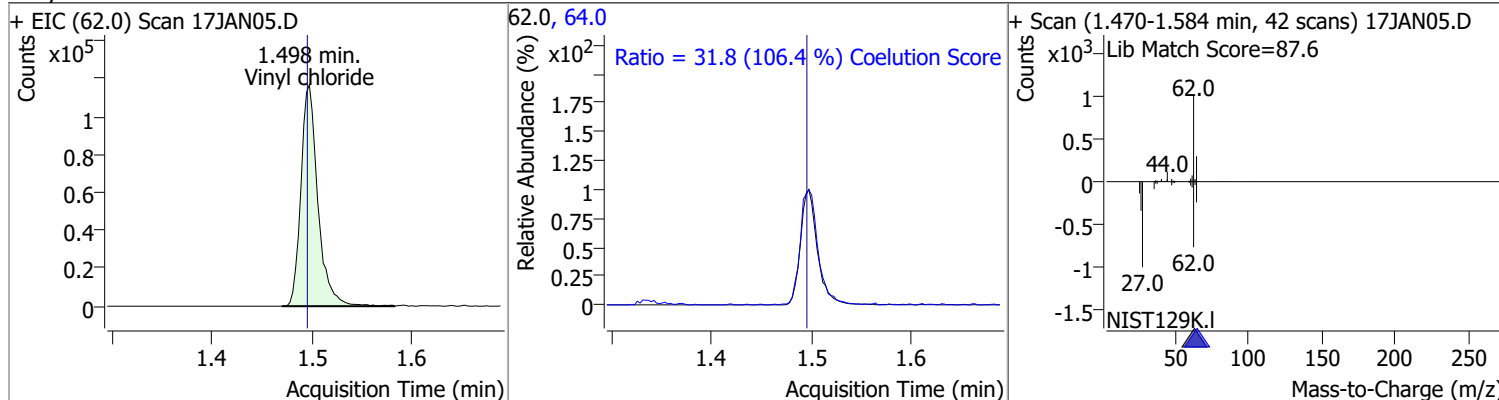
Compound	Conc.	RT	Dev(Min)	Resp.	QIon	QRatio	Lower	Upper
Dichlorodifluoromethane	122.1602	1.24	0.00	127003	87.0	31.6	2.3	62.3



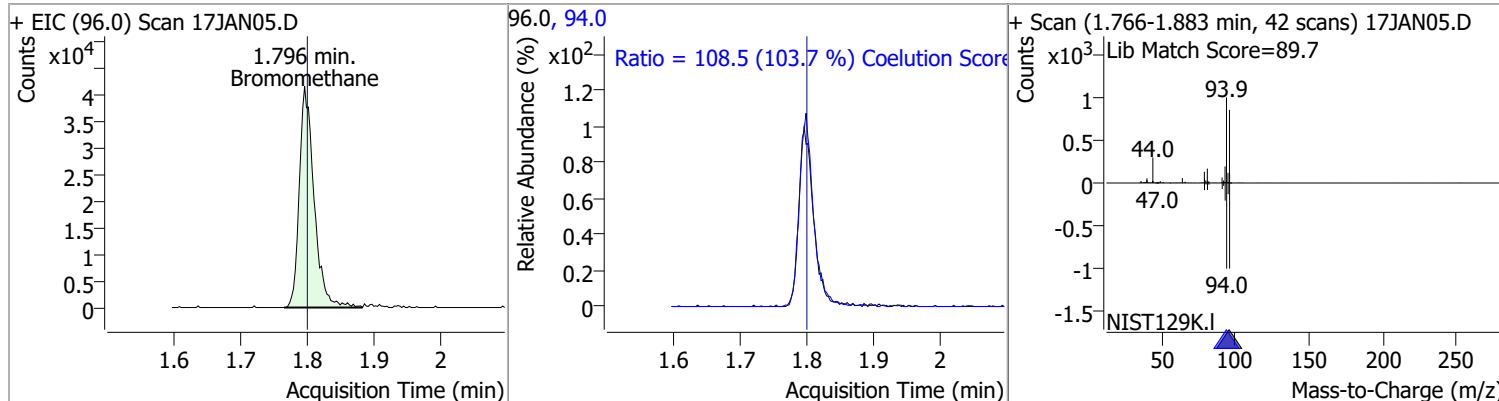
Compound	Conc.	RT	Dev(Min)	Resp.	QIon	QRatio	Lower	Upper
Chloromethane	120.1755	1.41	0.00	151646	52.0	32.5	2.1	62.1



Compound	Conc.	RT	Dev(Min)	Resp.	QIon	QRatio	Lower	Upper
Vinyl chloride	122.0629	1.50	0.00	138595	64.0	31.8	0.0	59.9

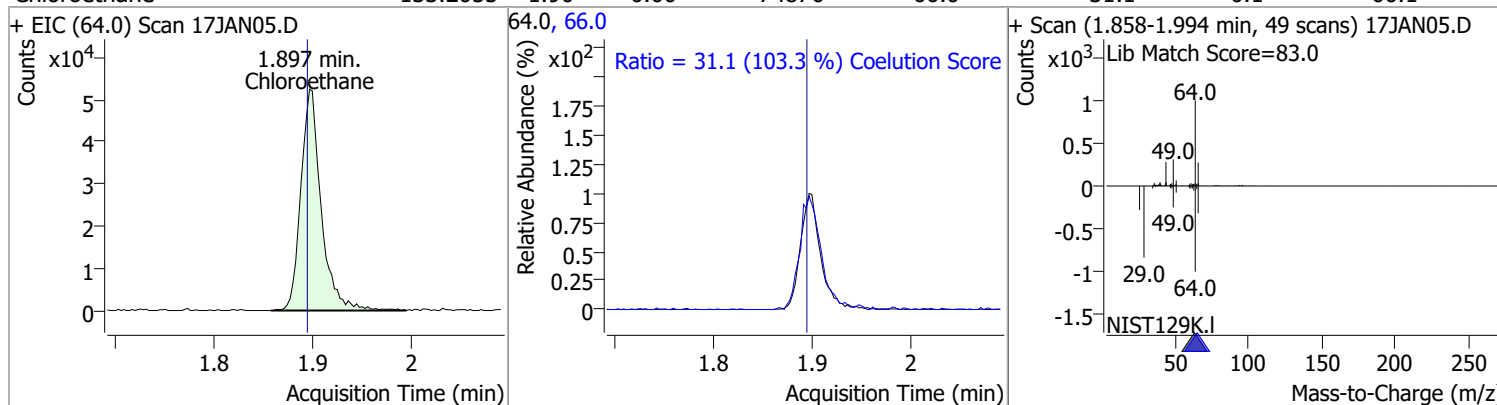


Compound	Conc.	RT	Dev(Min)	Resp.	QIon	QRatio	Lower	Upper
Bromomethane	125.9886	1.80	0.00	63966	94.0	108.5	74.6	134.6

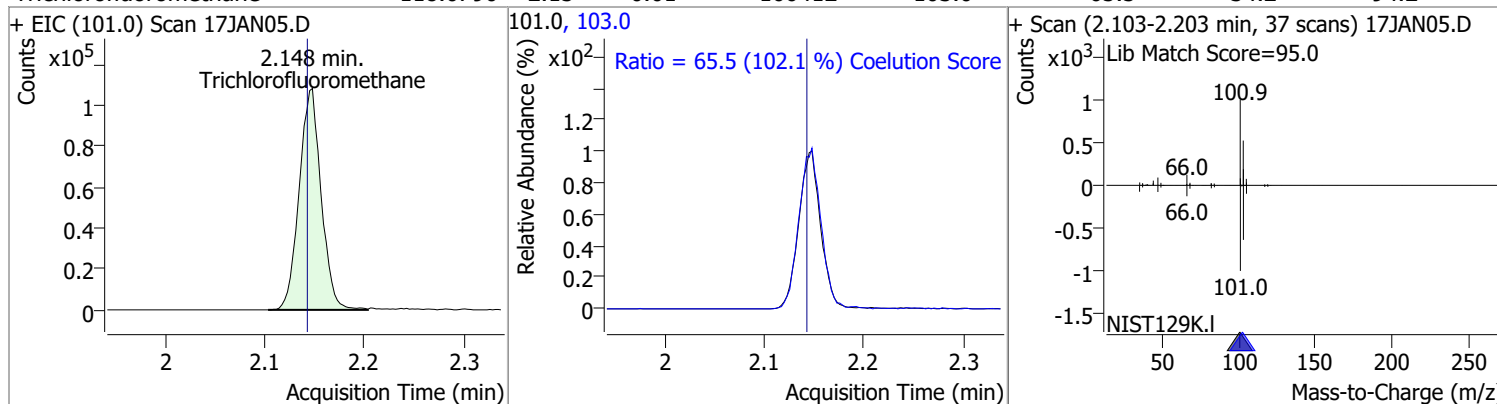


Quantitation Results Report (QT Reviewed)

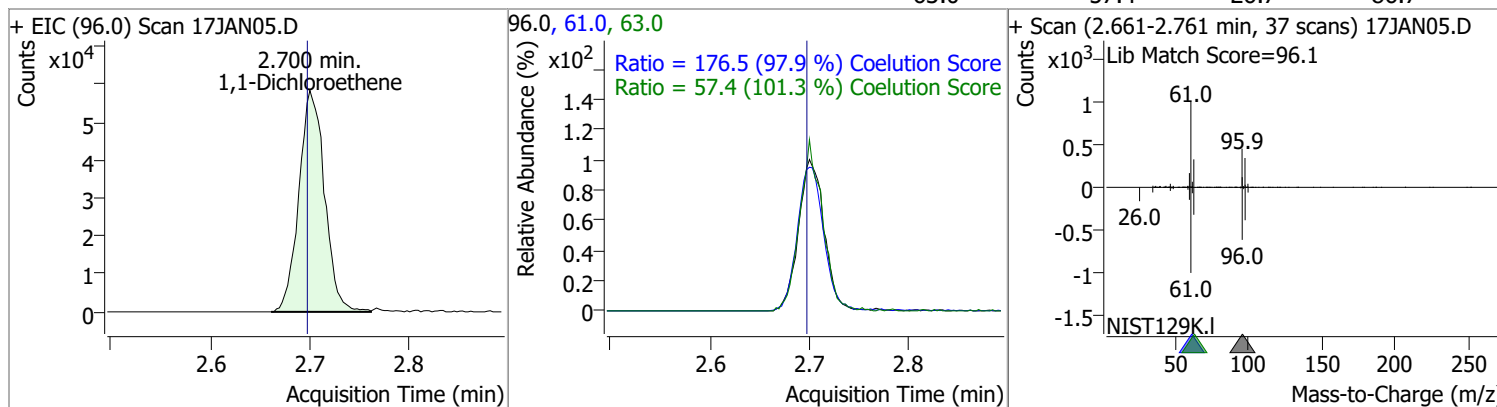
Compound	Conc.	RT	Dev(Min)	Resp.	QIon	QRatio	Lower	Upper
Chloroethane	133.2055	1.90	0.00	74876	66.0	31.1	0.1	60.1



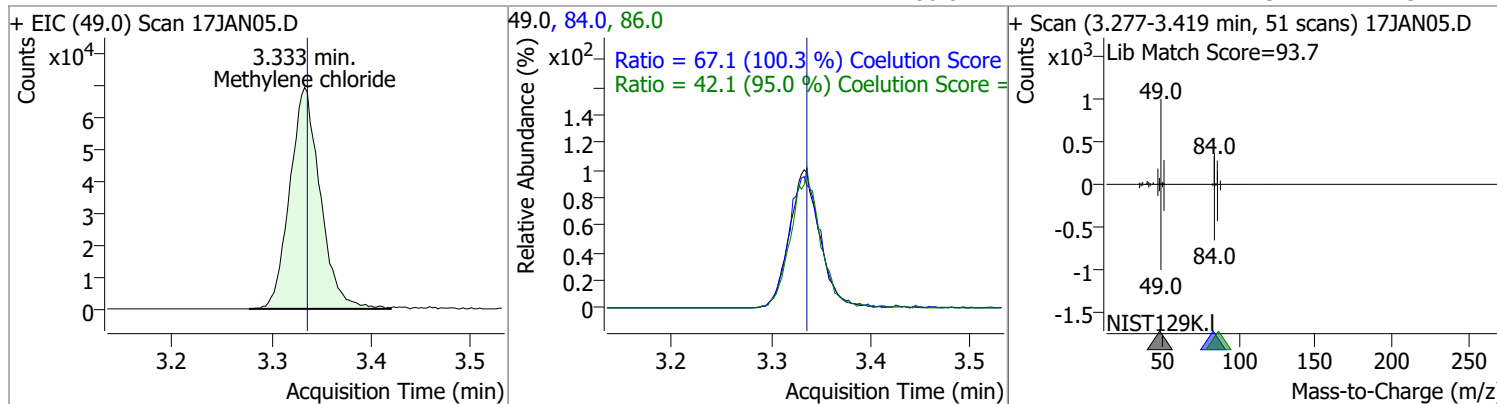
Trichlorofluoromethane	118.0790	2.15	0.01	166412	103.0	65.5	34.2	94.2
------------------------	----------	------	------	--------	-------	------	------	------



1,1-Dichloroethene	130.8118	2.70	0.00	104536	61.0	176.5	150.3	210.3
					63.0	57.4	26.7	86.7

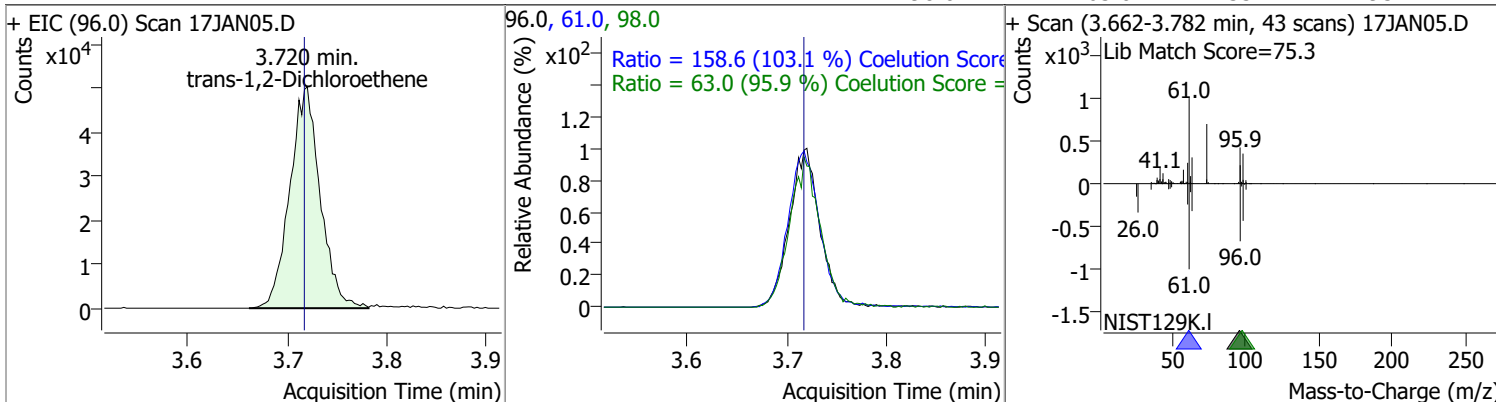


Methylene chloride	124.7628	3.33	0.00	146977	84.0	67.1	36.9	96.9
					86.0	42.1	14.3	74.3

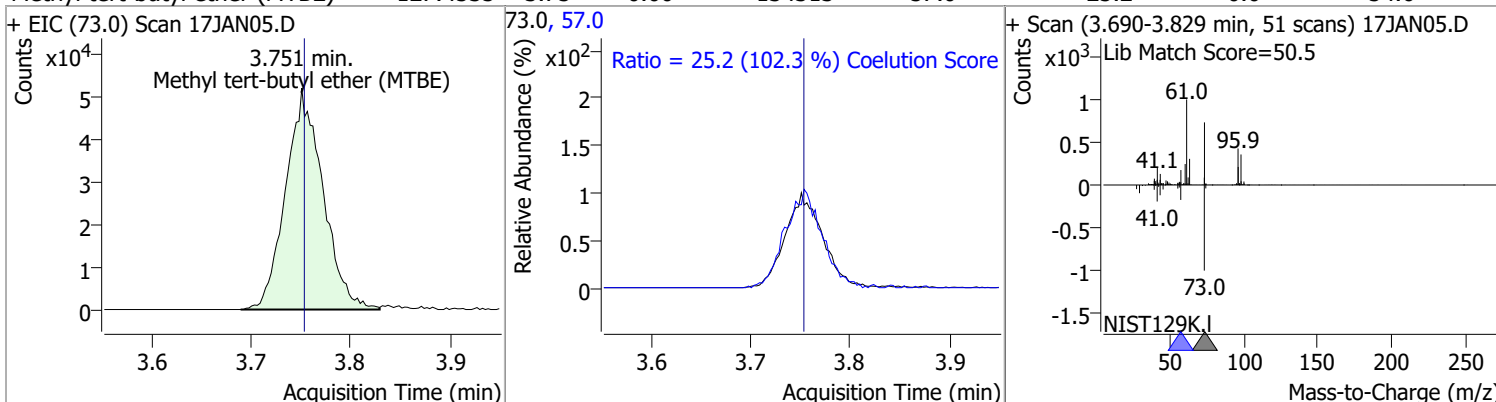


Quantitation Results Report (QT Reviewed)

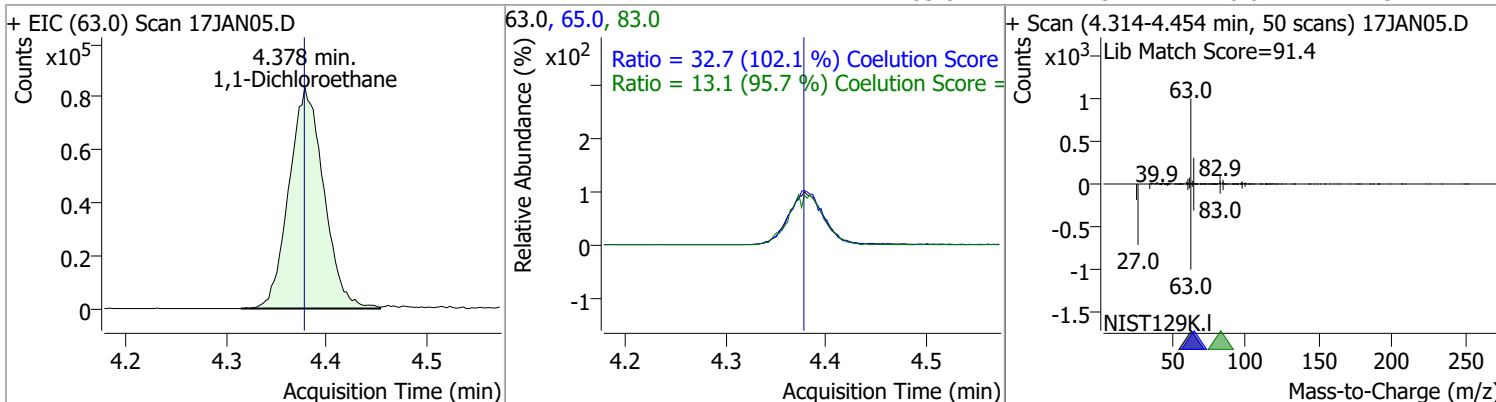
Compound	Conc.	RT	Dev(Min)	Resp.	QIon	QRatio	Lower	Upper
trans-1,2-Dichloroethene	130.7040	3.72	0.00	106562	61.0	158.6	123.9	183.9
					98.0	63.0	35.7	95.7



Compound	Conc.	RT	Dev(Min)	Resp.	QIon	QRatio	Lower	Upper
Methyl tert-butyl ether (MTBE)	127.4535	3.75	0.00	134313	57.0	25.2	0.0	54.6

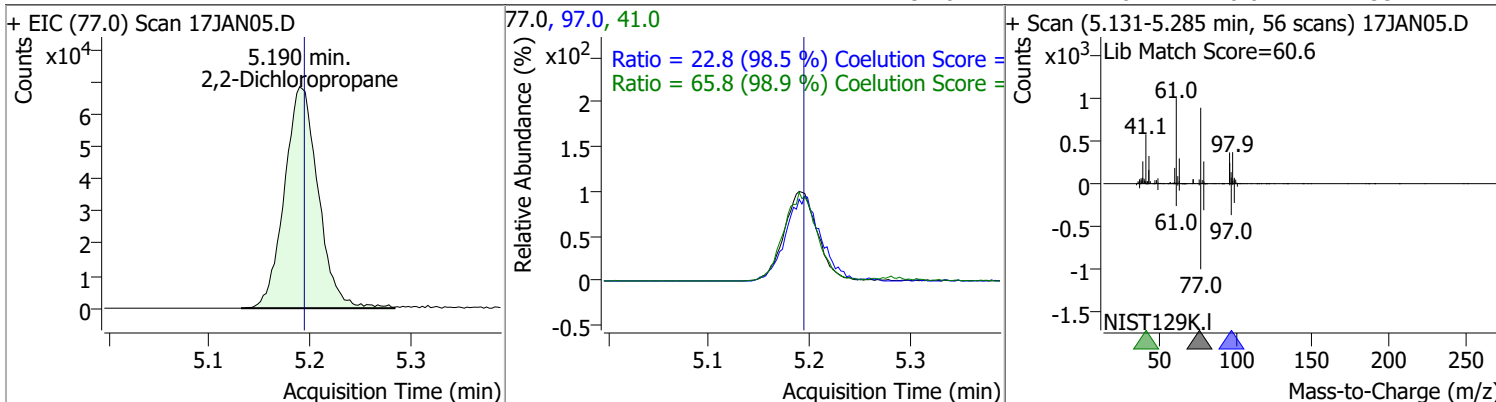


Compound	Conc.	RT	Dev(Min)	Resp.	QIon	QRatio	Lower	Upper
1,1-Dichloroethane	133.2051	4.38	0.00	202149	65.0	32.7	2.1	62.1
					83.0	13.1	0.0	43.7

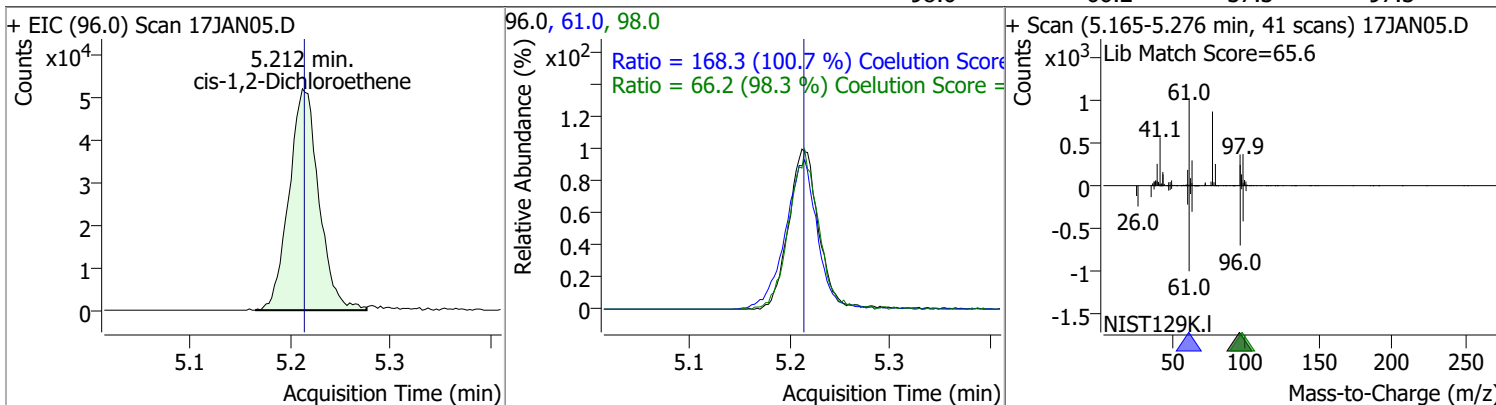


Quantitation Results Report (QT Reviewed)

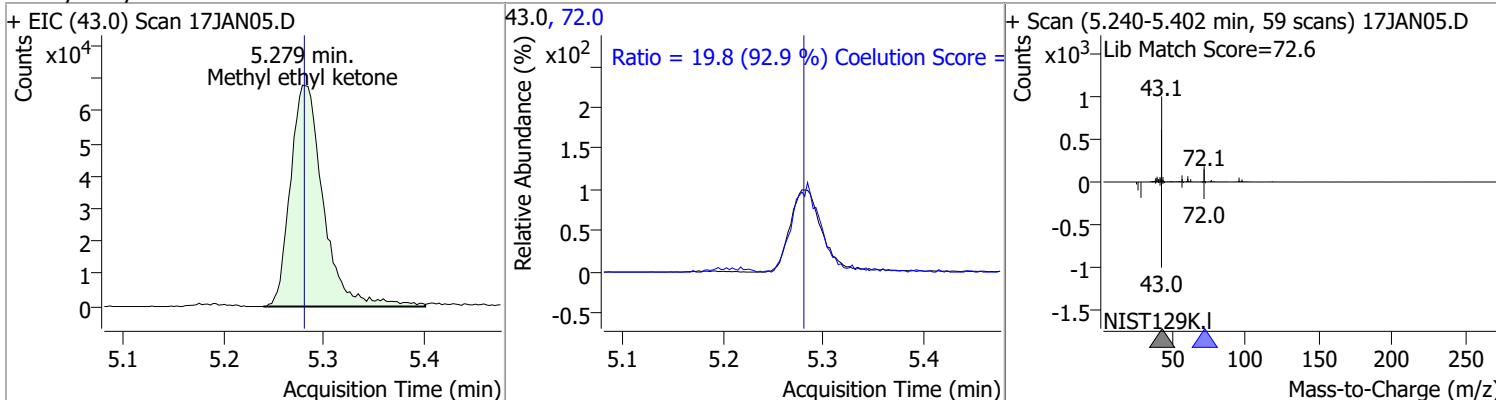
Compound	Conc.	RT	Dev(Min)	Resp.	QIon	QRatio	Lower	Upper
2,2-Dichloropropane	140.7464	5.19	-0.01	160048	41.0	65.8	36.5	96.5
					97.0	22.8	0.0	53.2



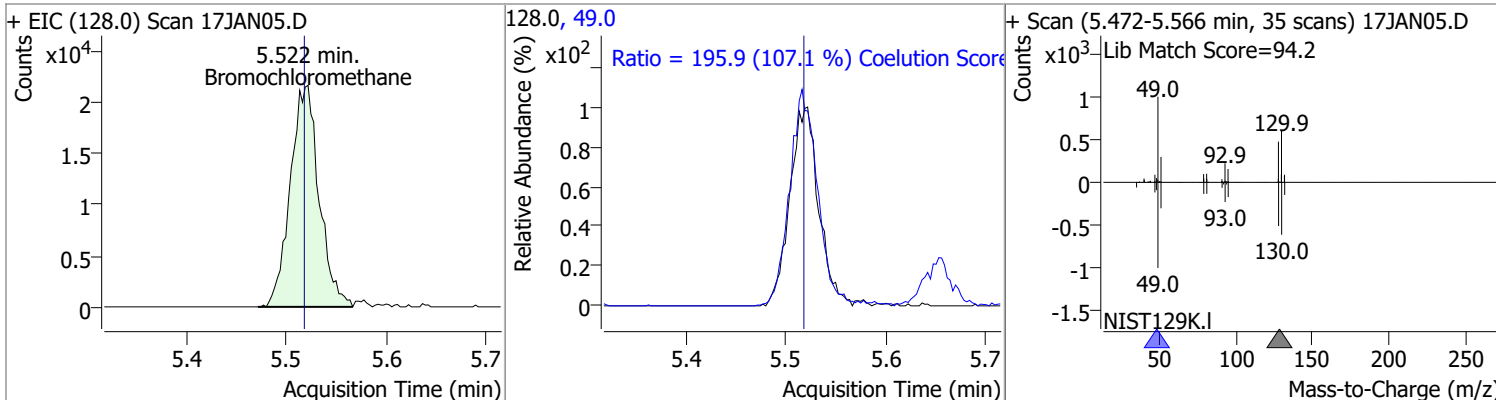
Compound	Conc.	RT	Dev(Min)	Resp.	QIon	QRatio	Lower	Upper
cis-1,2-Dichloroethene	130.5978	5.21	0.00	107951	61.0	168.3	137.2	197.2
					98.0	66.2	37.3	97.3



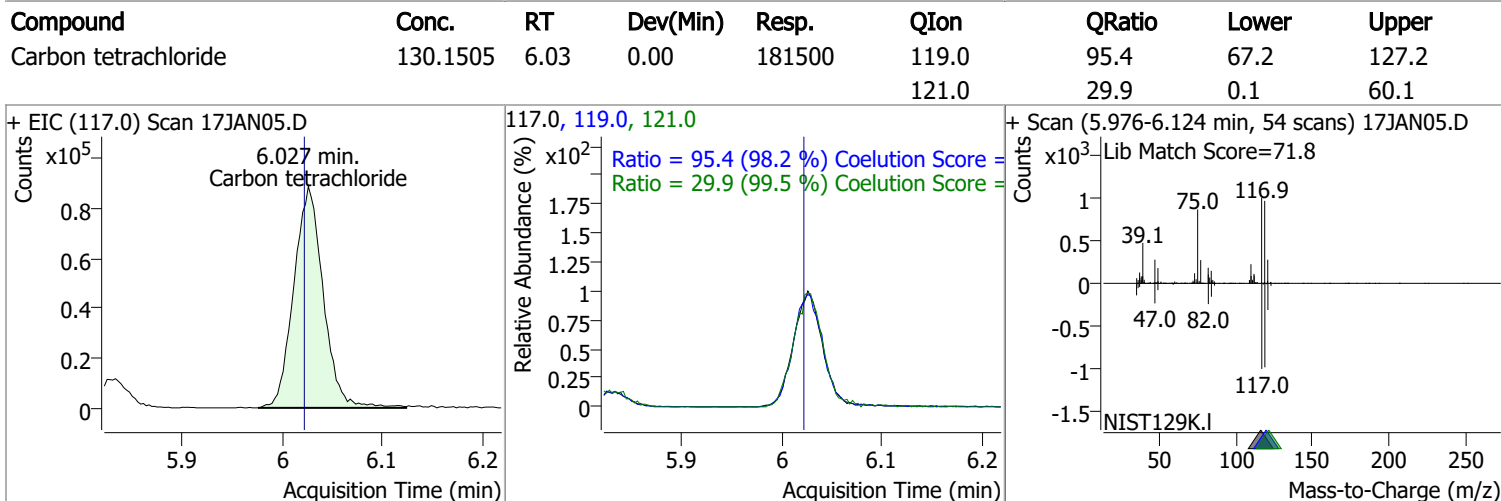
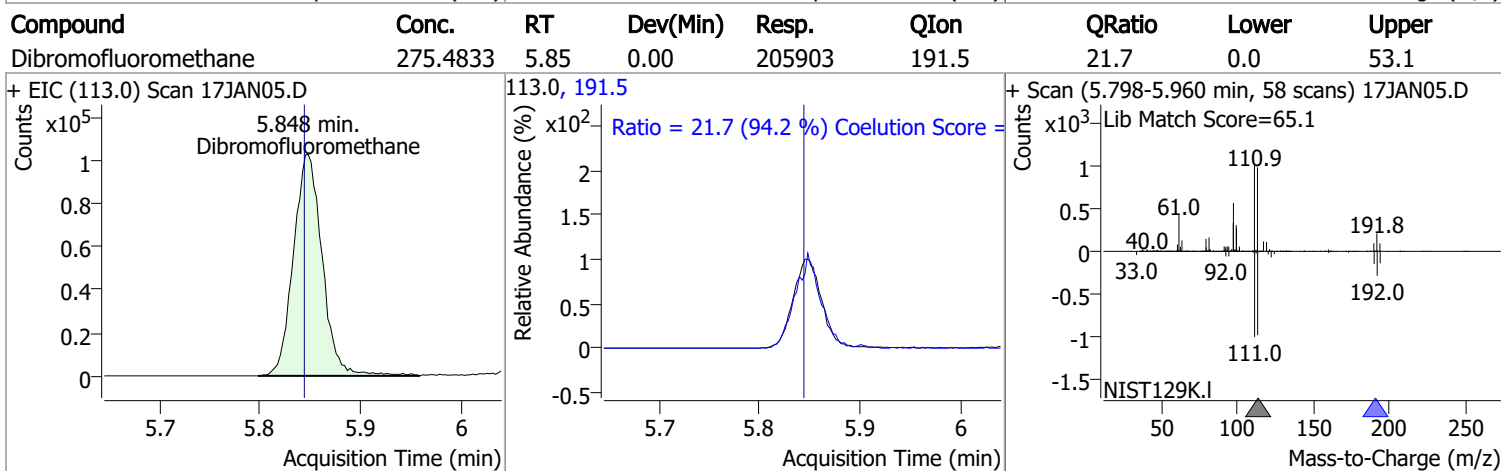
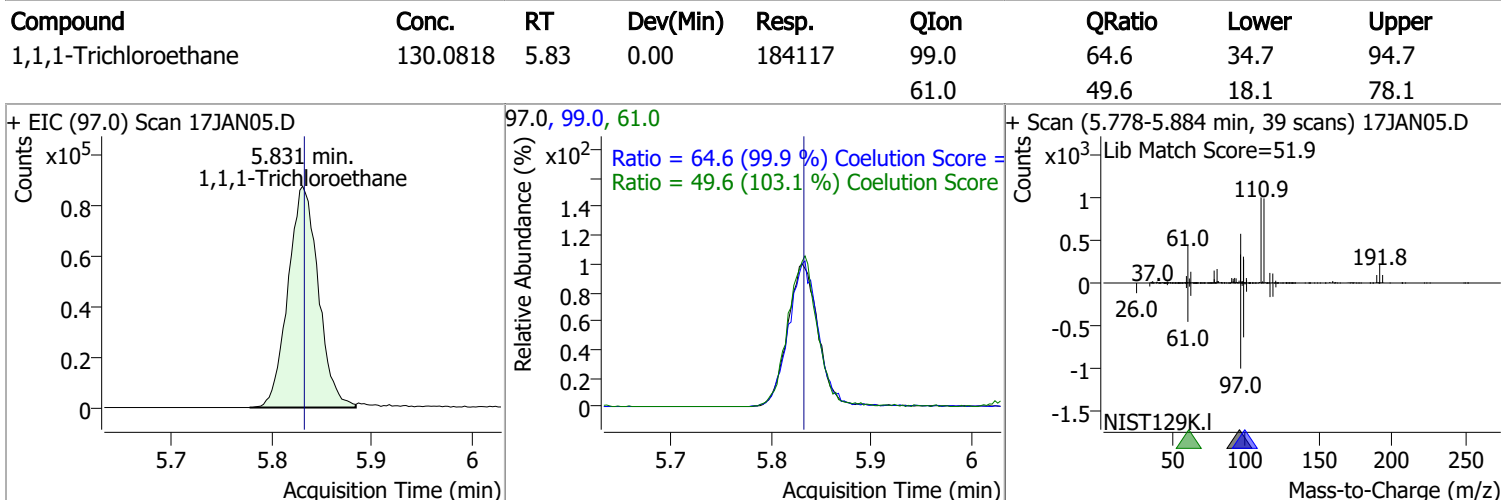
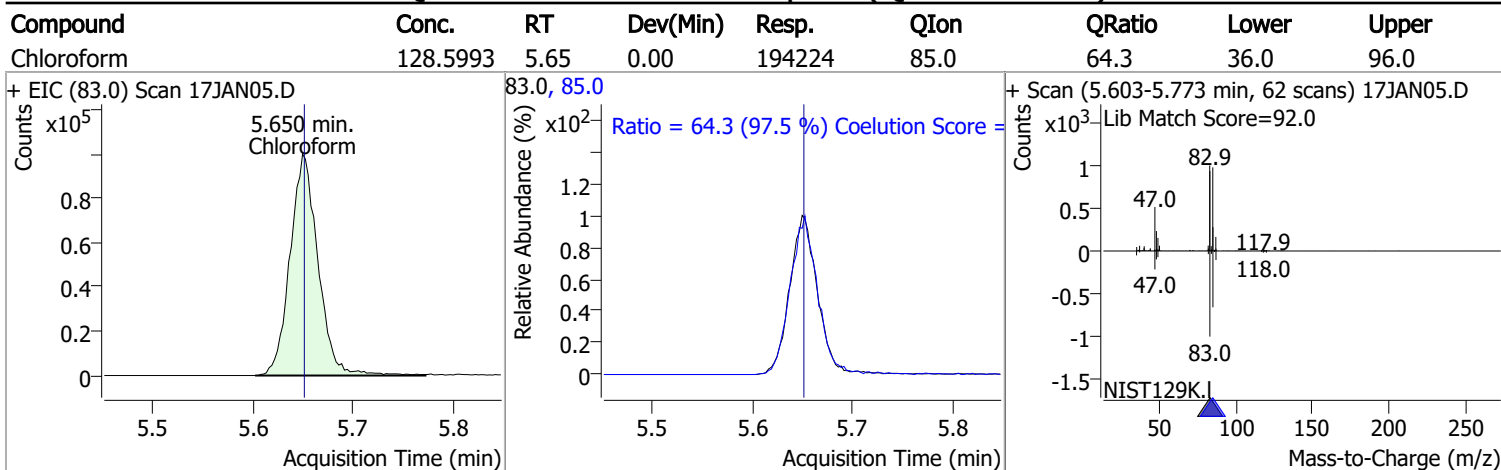
Compound	Conc.	RT	Dev(Min)	Resp.	QIon	QRatio	Lower	Upper
Methyl ethyl ketone	1386.1004	5.28	0.00	155194	72.0	19.8	0.0	51.3



Compound	Conc.	RT	Dev(Min)	Resp.	QIon	QRatio	Lower	Upper
Bromochloromethane	126.4244	5.52	0.00	43292	49.0	195.9	152.9	212.9

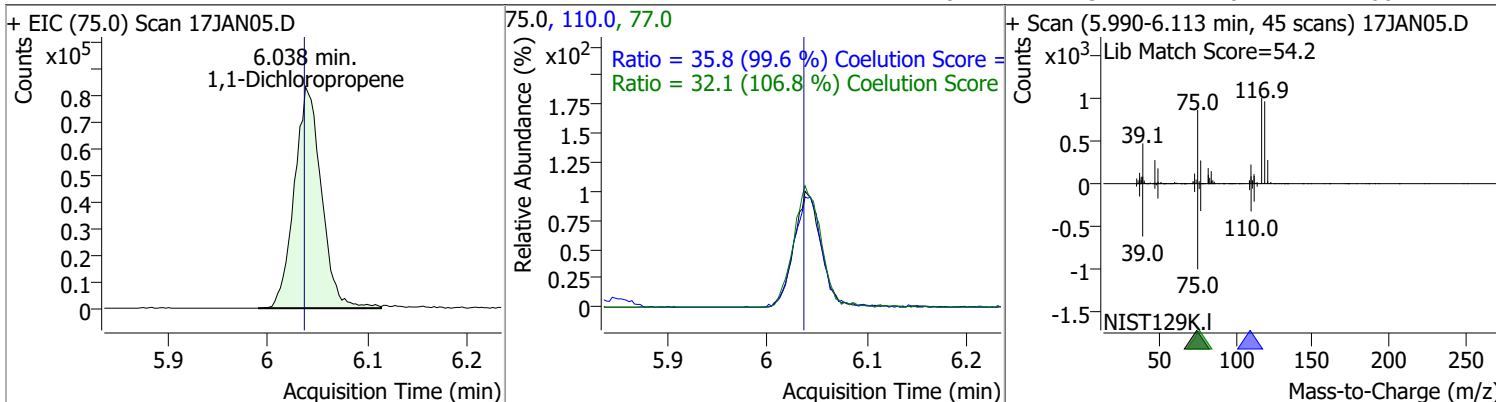


Quantitation Results Report (QT Reviewed)

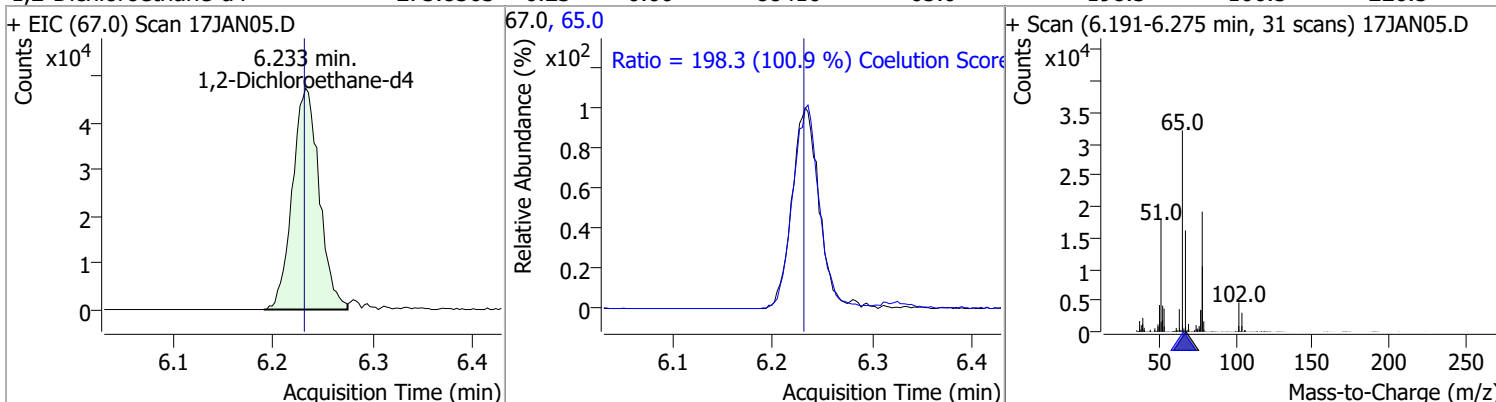


Quantitation Results Report (QT Reviewed)

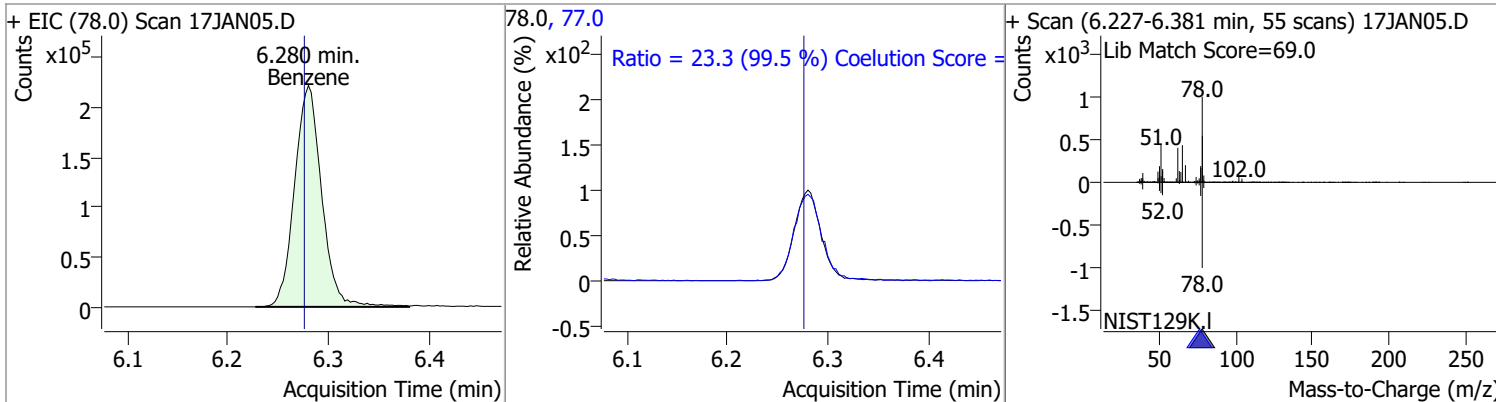
Compound	Conc.	RT	Dev(Min)	Resp.	QIon	QRatio	Lower	Upper
1,1-Dichloropropene	129.7434	6.04	0.00	156140	110.0	35.8	5.9	65.9
					77.0	32.1	0.1	60.1



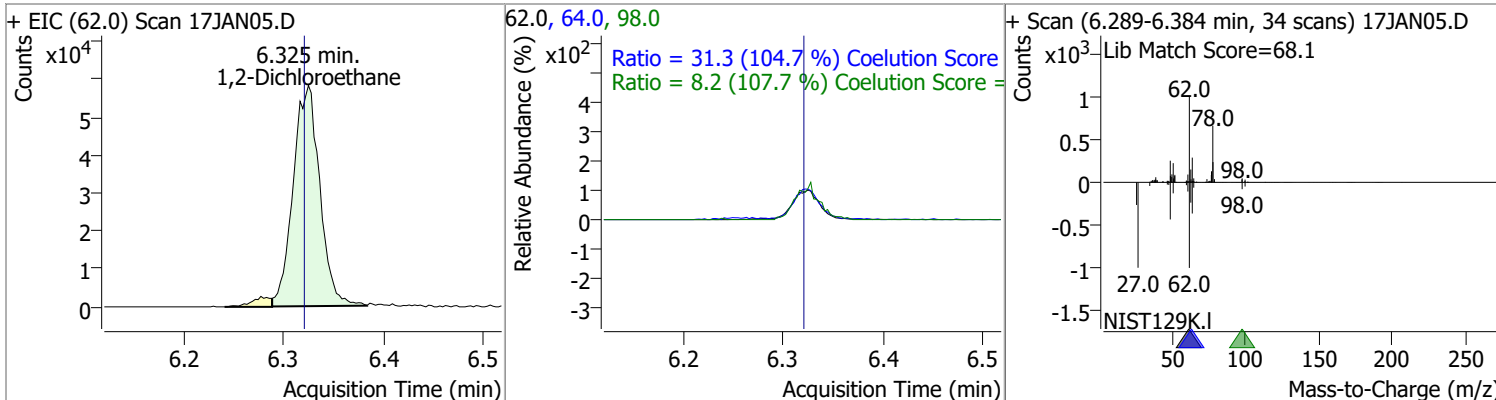
Compound	Conc.	RT	Dev(Min)	Resp.	QIon	QRatio	Lower	Upper
1,2-Dichloroethane-d4	273.8563	6.23	0.00	88410	65.0	198.3	166.5	226.5



Compound	Conc.	RT	Dev(Min)	Resp.	QIon	QRatio	Lower	Upper
Benzene	132.2443	6.28	0.00	417734	77.0	23.3	0.0	53.5

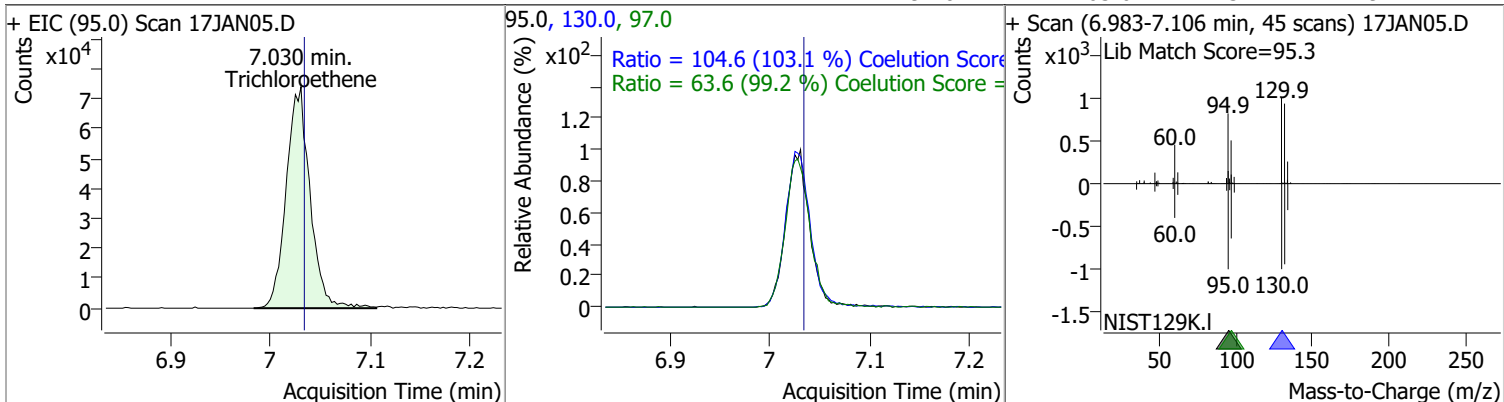


Compound	Conc.	RT	Dev(Min)	Resp.	QIon	QRatio	Lower	Upper
1,2-Dichloroethane	125.8294	6.32	0.00	107526	64.0	31.3	0.0	59.9
					98.0	8.2	0.0	37.6

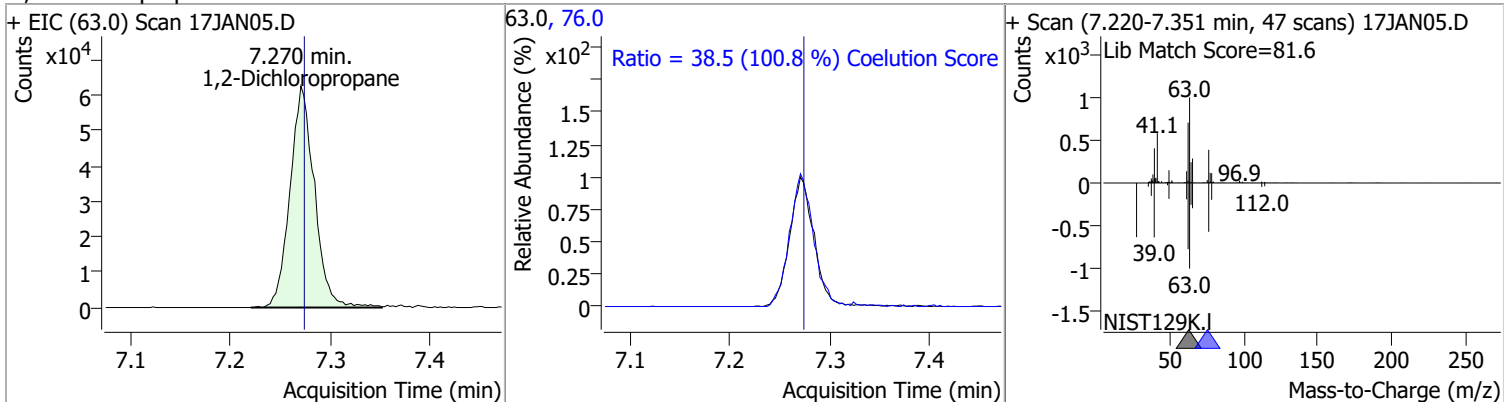


Quantitation Results Report (QT Reviewed)

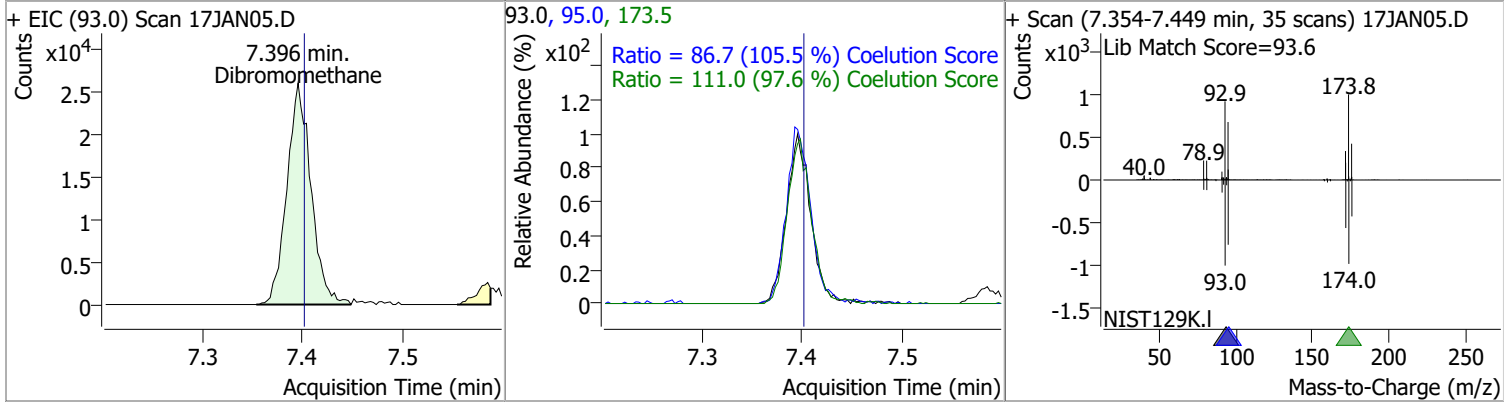
Compound	Conc.	RT	Dev(Min)	Resp.	QIon	QRatio	Lower	Upper
Trichloroethene	134.4064	7.03	0.00	122461	130.0	104.6	71.5	131.5
					97.0	63.6	34.1	94.1



Compound	Conc.	RT	Dev(Min)	Resp.	QIon	QRatio	Lower	Upper
1,2-Dichloropropane	132.6555	7.27	0.00	106318	76.0	38.5	8.2	68.2

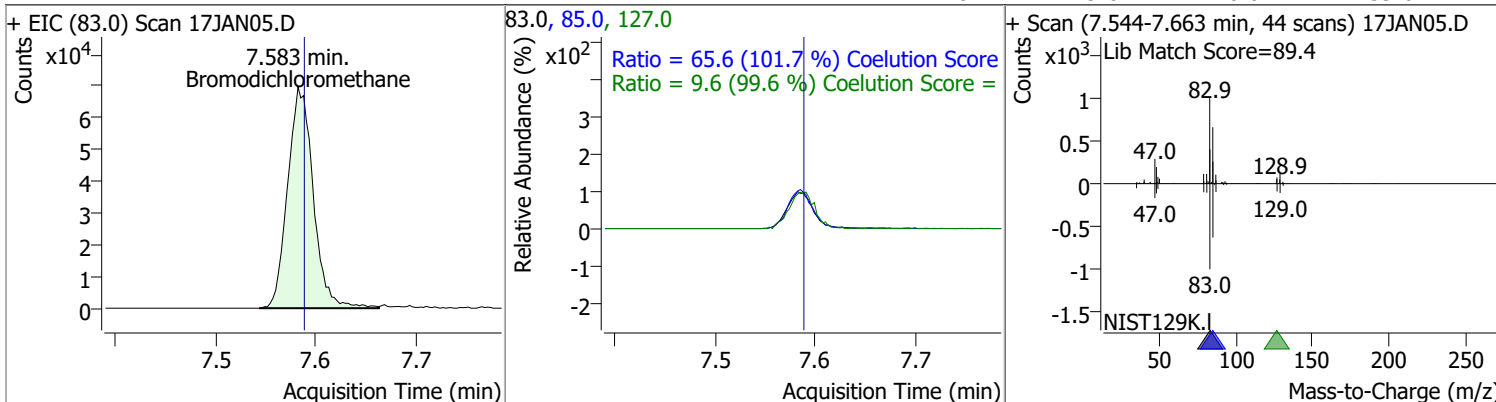


Compound	Conc.	RT	Dev(Min)	Resp.	QIon	QRatio	Lower	Upper
Dibromomethane	127.8819	7.40	0.00	43312	173.5	111.0	83.7	143.7
					95.0	86.7	52.2	112.2

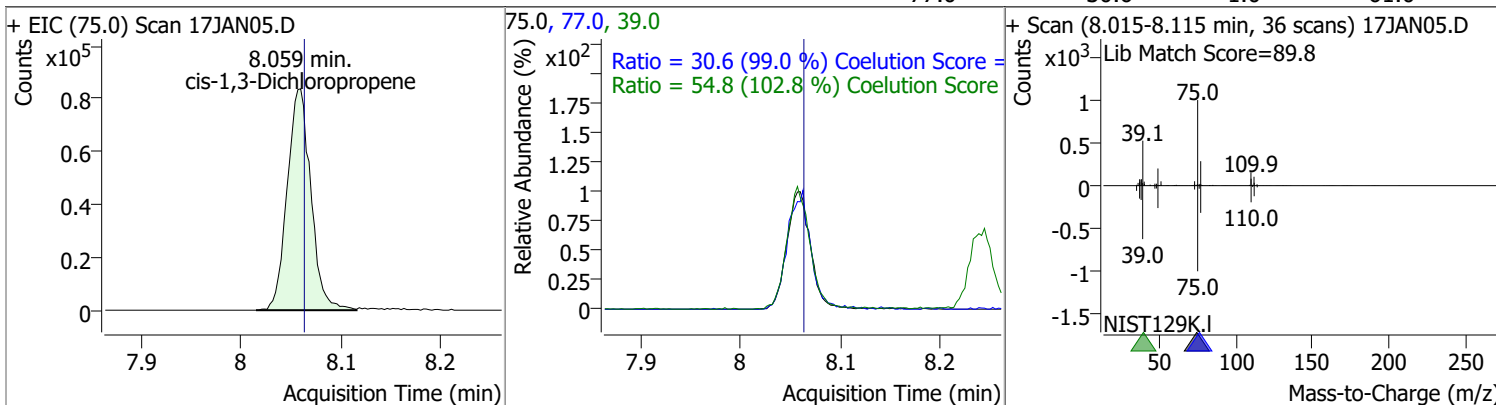


Quantitation Results Report (QT Reviewed)

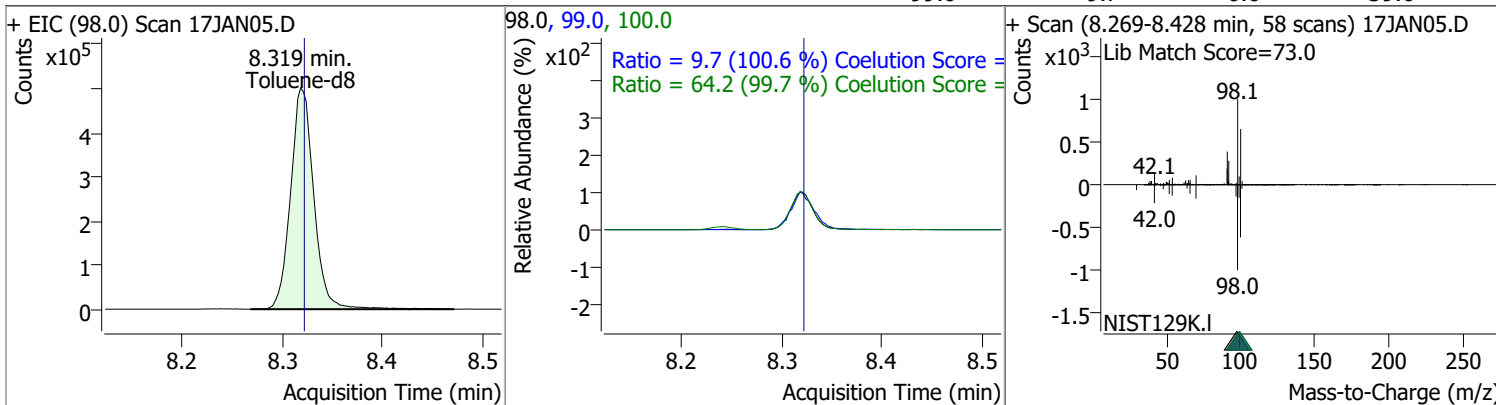
Compound	Conc.	RT	Dev(Min)	Resp.	QIon	QRatio	Lower	Upper
Bromodichloromethane	132.4919	7.58	0.00	123841	85.0	65.6	34.5	94.5
					127.0	9.6	0.0	39.6



Compound	Conc.	RT	Dev(Min)	Resp.	QIon	QRatio	Lower	Upper
cis-1,3-Dichloropropene	130.0604	8.06	0.00	137449	39.0	54.8	23.3	83.3
					77.0	30.6	1.0	61.0

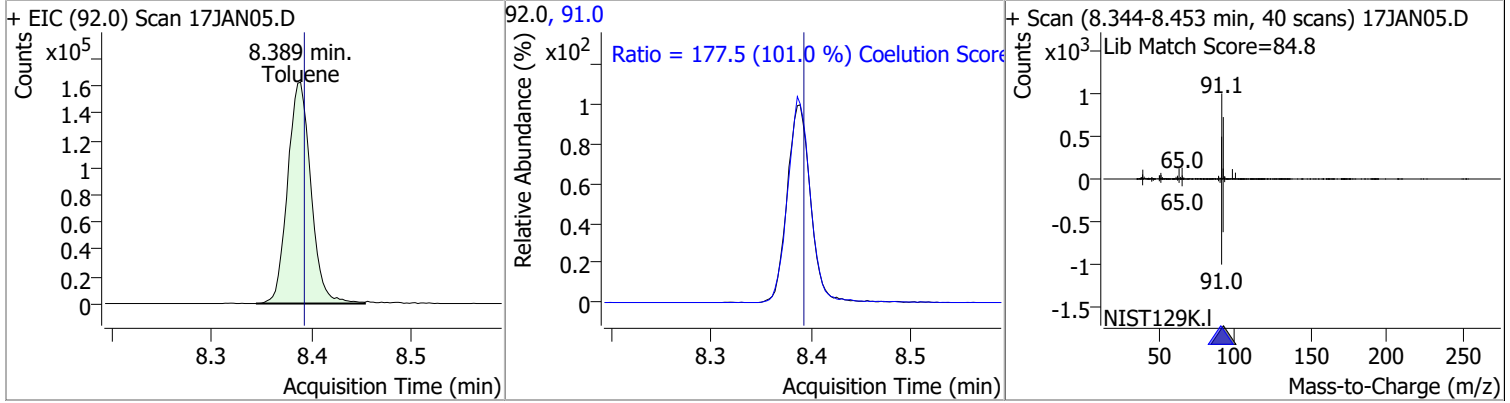


Compound	Conc.	RT	Dev(Min)	Resp.	QIon	QRatio	Lower	Upper
Toluene-d8	276.5152	8.32	0.00	805015	100.0	64.2	34.4	94.4
					99.0	9.7	0.0	39.6

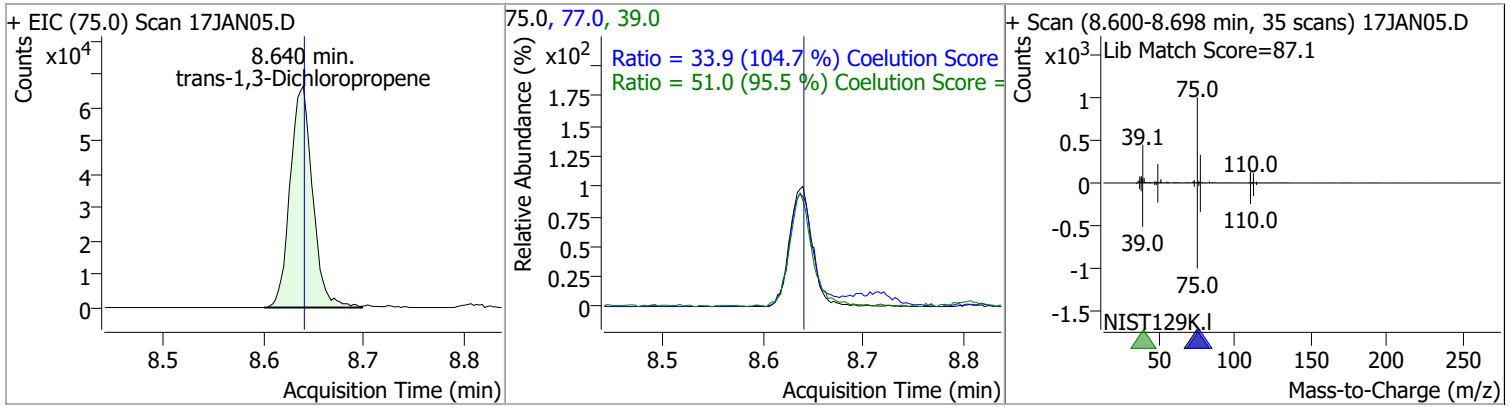


Quantitation Results Report (QT Reviewed)

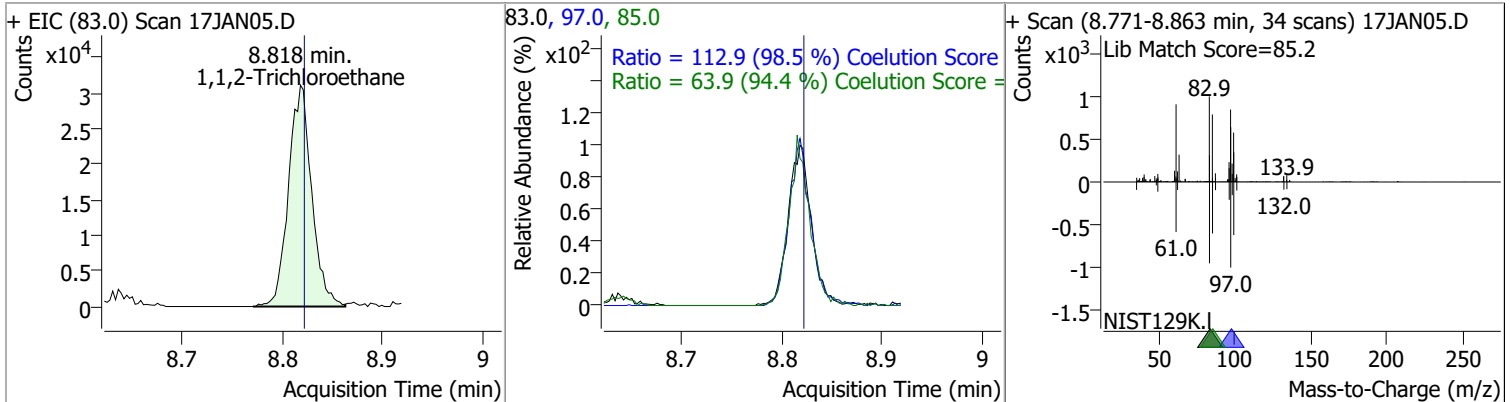
Compound	Conc.	RT	Dev(Min)	Resp.	QIon	QRatio	Lower	Upper
Toluene	133.9000	8.39	0.00	263324	91.0	177.5	145.8	205.8



Compound	Conc.	RT	Dev(Min)	Resp.	QIon	QRatio	Lower	Upper
trans-1,3-Dichloropropene	137.7564	8.64	0.00	103628	39.0	51.0	23.4	83.4
					77.0	33.9	2.4	62.4

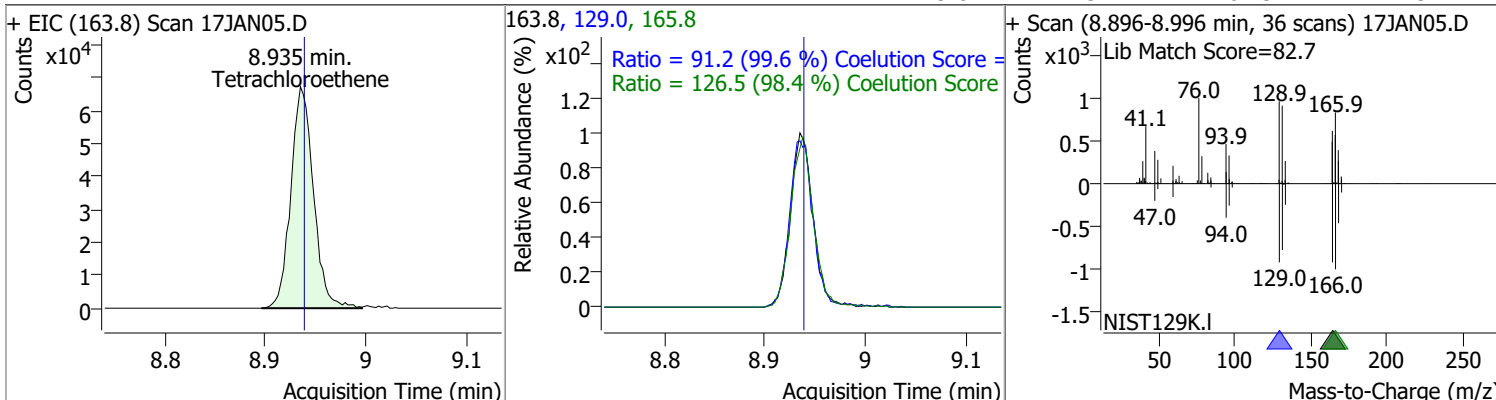


Compound	Conc.	RT	Dev(Min)	Resp.	QIon	QRatio	Lower	Upper
1,1,2-Trichloroethane	127.4024	8.82	0.00	49920	97.0	112.9	84.6	144.6
					85.0	63.9	37.6	97.6

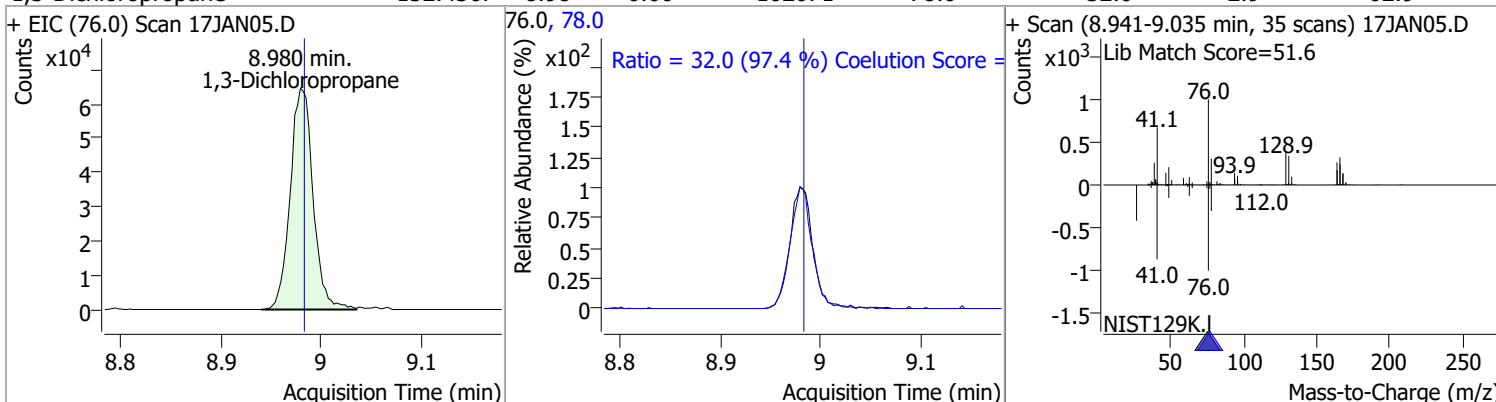


Quantitation Results Report (QT Reviewed)

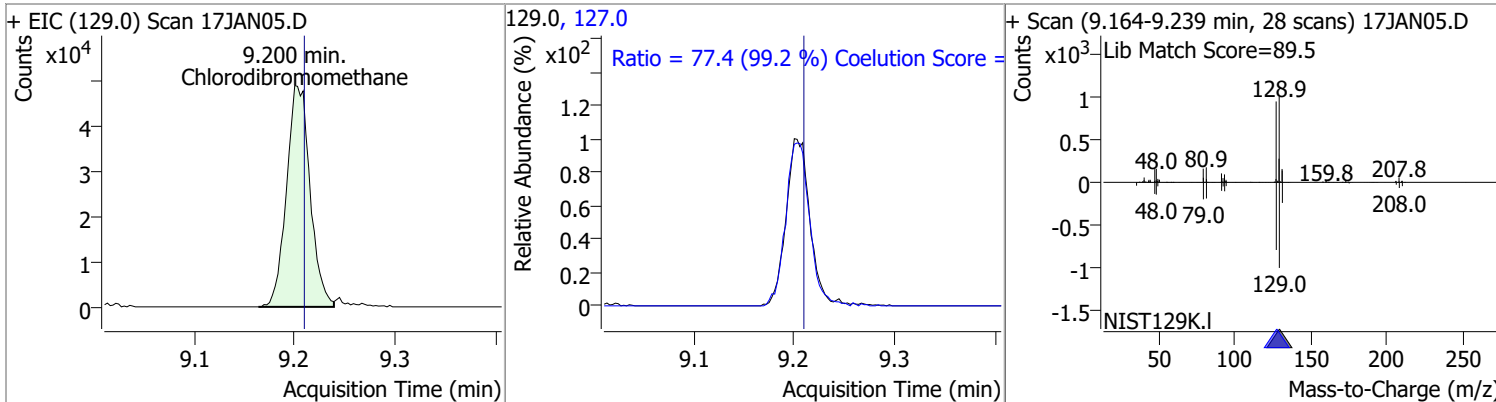
Compound	Conc.	RT	Dev(Min)	Resp.	QIon	QRatio	Lower	Upper
Tetrachloroethene	131.2989	8.94	0.00	105340	165.8	126.5	98.6	158.6
					129.0	91.2	61.5	121.5



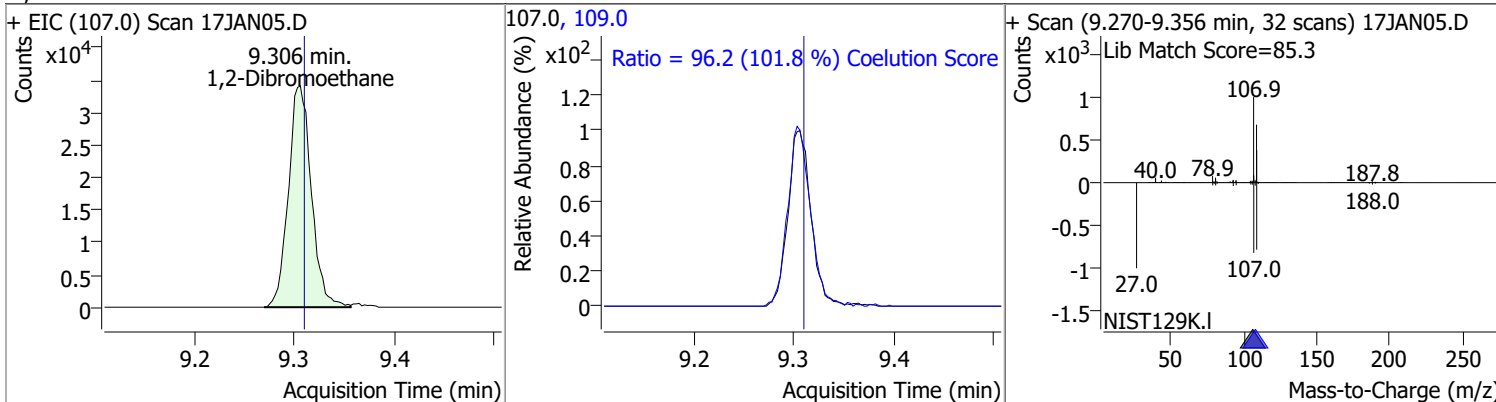
Compound	Conc.	RT	Dev(Min)	Resp.	QIon	QRatio	Lower	Upper
1,3-Dichloropropane	132.4367	8.98	0.00	102071	78.0	32.0	2.9	62.9



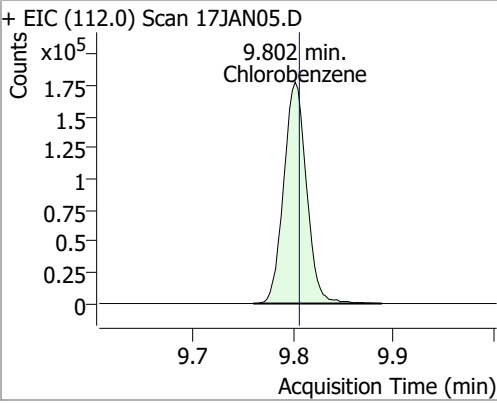
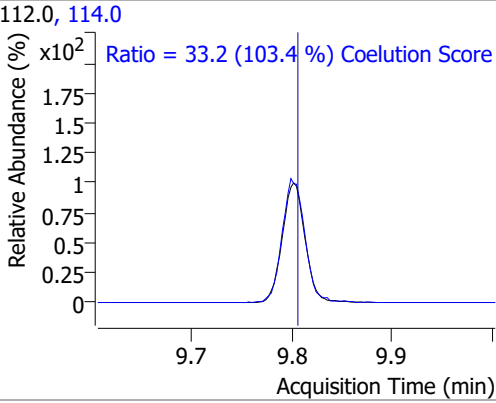
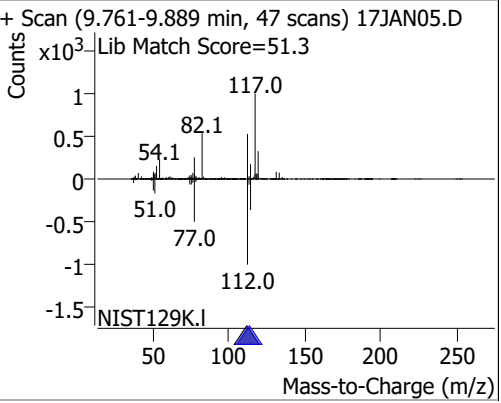
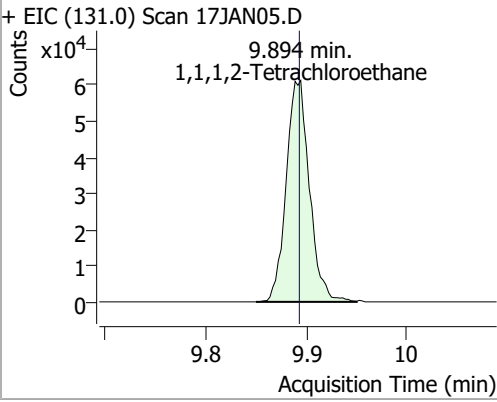
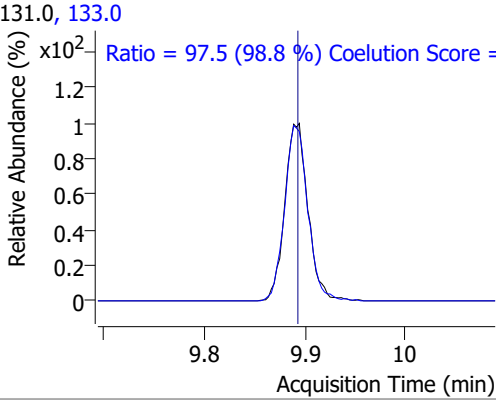
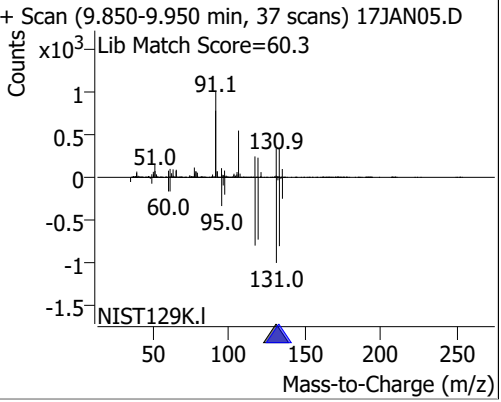
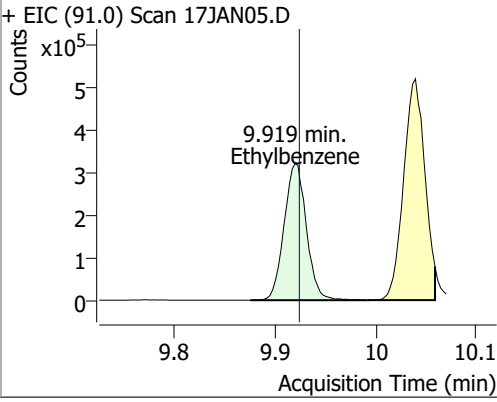
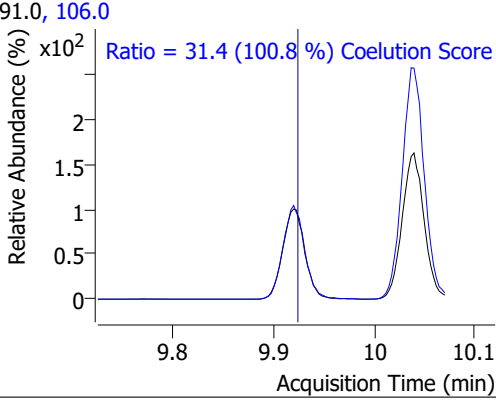
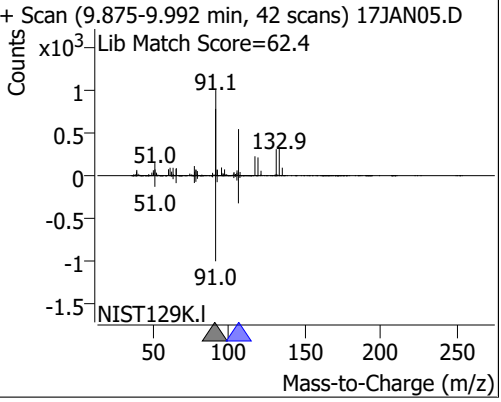
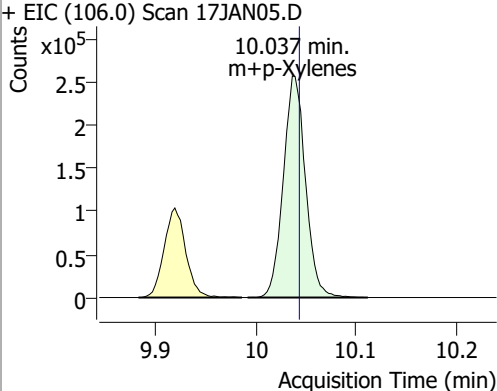
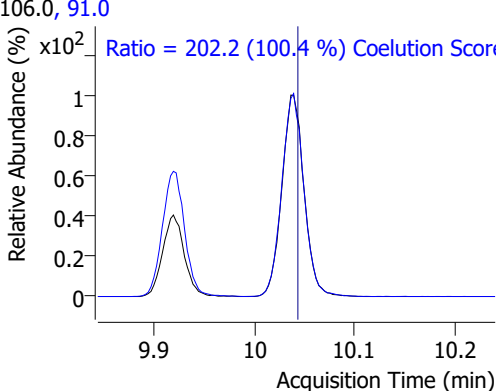
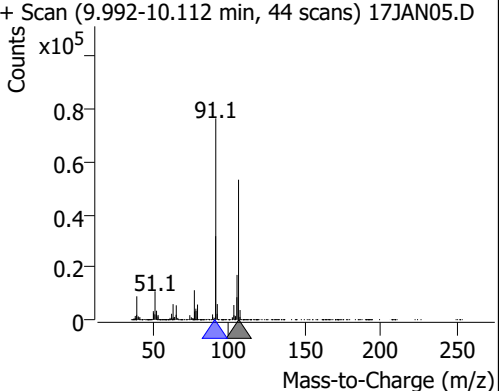
Compound	Conc.	RT	Dev(Min)	Resp.	QIon	QRatio	Lower	Upper
Chlorodibromomethane	130.5697	9.20	-0.01	79959	127.0	77.4	48.0	108.0



Compound	Conc.	RT	Dev(Min)	Resp.	QIon	QRatio	Lower	Upper
1,2-Dibromoethane	126.5657	9.31	0.00	54225	109.0	96.2	64.5	124.5

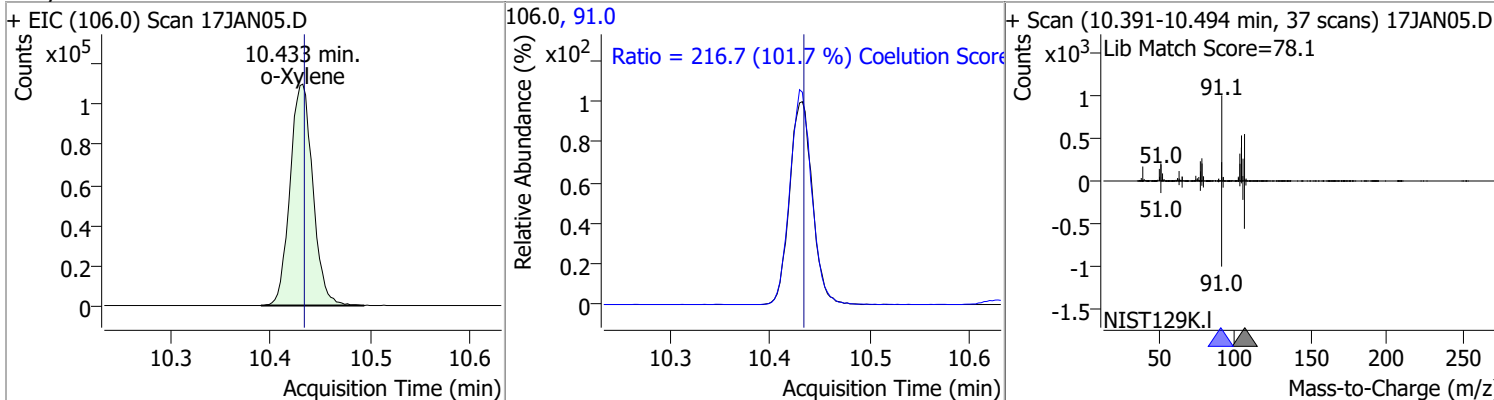


Quantitation Results Report (QT Reviewed)

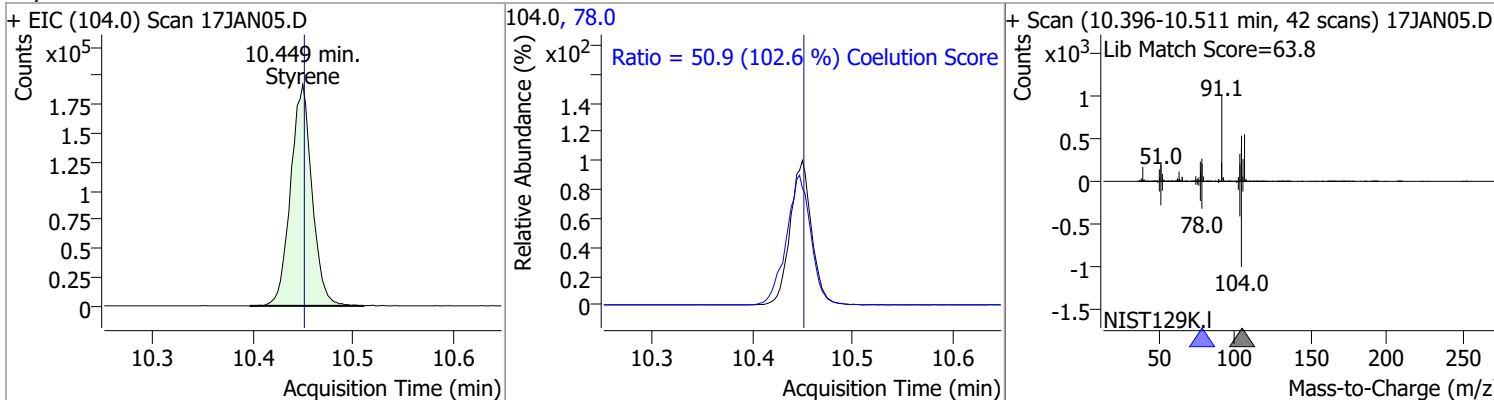
Compound	Conc.	RT	Dev(Min)	Resp.	QIon	QRatio	Lower	Upper
Chlorobenzene	130.0544	9.80	0.00	280010	114.0	33.2	2.1	62.1
+ EIC (112.0) Scan 17JAN05.D			112.0, 114.0			+ Scan (9.761-9.889 min, 47 scans) 17JAN05.D		
								
						Ratio = 33.2 (103.4 %) Coelution Score =		
1,1,1,2-Tetrachloroethane	130.9188	9.89	0.01	98532	133.0	97.5	68.6	128.6
+ EIC (131.0) Scan 17JAN05.D			131.0, 133.0			+ Scan (9.850-9.950 min, 37 scans) 17JAN05.D		
								
						Ratio = 97.5 (98.8 %) Coelution Score =		
Ethylbenzene	132.7260	9.92	0.00	495607	106.0	31.4	1.1	61.1
+ EIC (91.0) Scan 17JAN05.D			91.0, 106.0			+ Scan (9.875-9.992 min, 42 scans) 17JAN05.D		
								
						Ratio = 31.4 (100.8 %) Coelution Score =		
m+p-Xylenes	271.8865	10.04	0.00	394536	91.0	202.2	171.4	231.4
+ EIC (106.0) Scan 17JAN05.D			106.0, 91.0			+ Scan (9.992-10.112 min, 44 scans) 17JAN05.D		
								
						Ratio = 202.2 (100.4 %) Coelution Score =		

Quantitation Results Report (QT Reviewed)

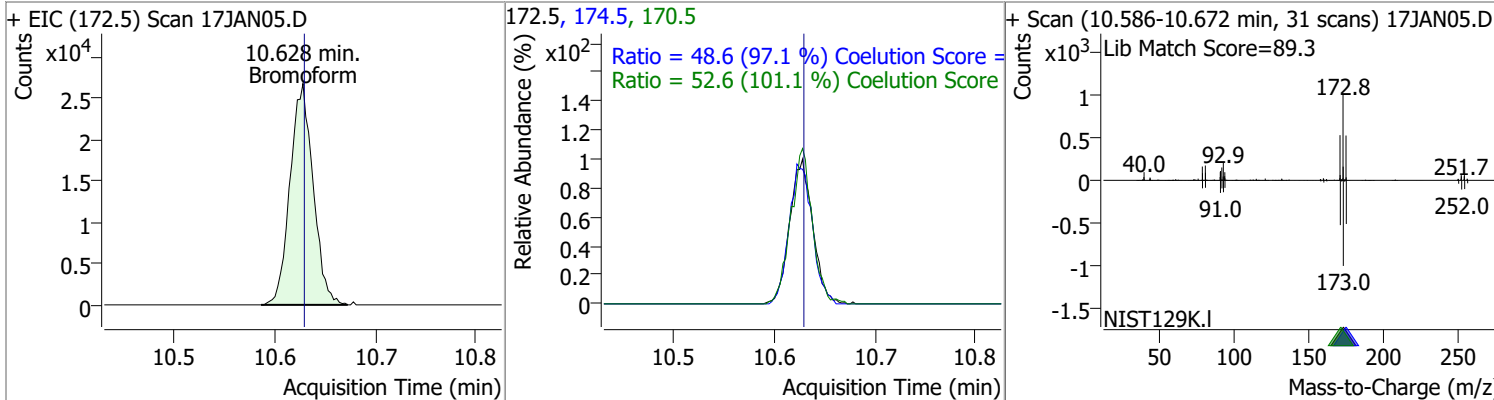
Compound	Conc.	RT	Dev(Min)	Resp.	QIon	QRatio	Lower	Upper
o-Xylene	134.5967	10.43	0.00	173874	91.0	216.7	183.1	243.1



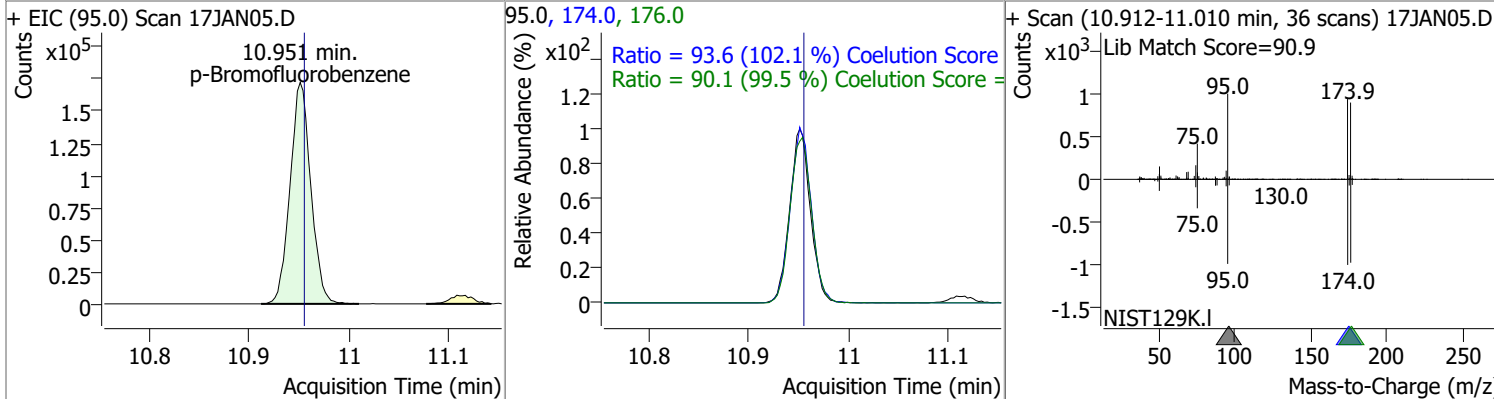
Compound	Conc.	RT	Dev(Min)	Resp.	QIon	QRatio	Lower	Upper
Styrene	137.0625	10.45	0.00	285070	78.0	50.9	19.6	79.6



Compound	Conc.	RT	Dev(Min)	Resp.	QIon	QRatio	Lower	Upper
Bromoform	131.8720	10.63	0.00	42684	170.5	52.6	22.1	82.1
					174.5	48.6	20.1	80.1

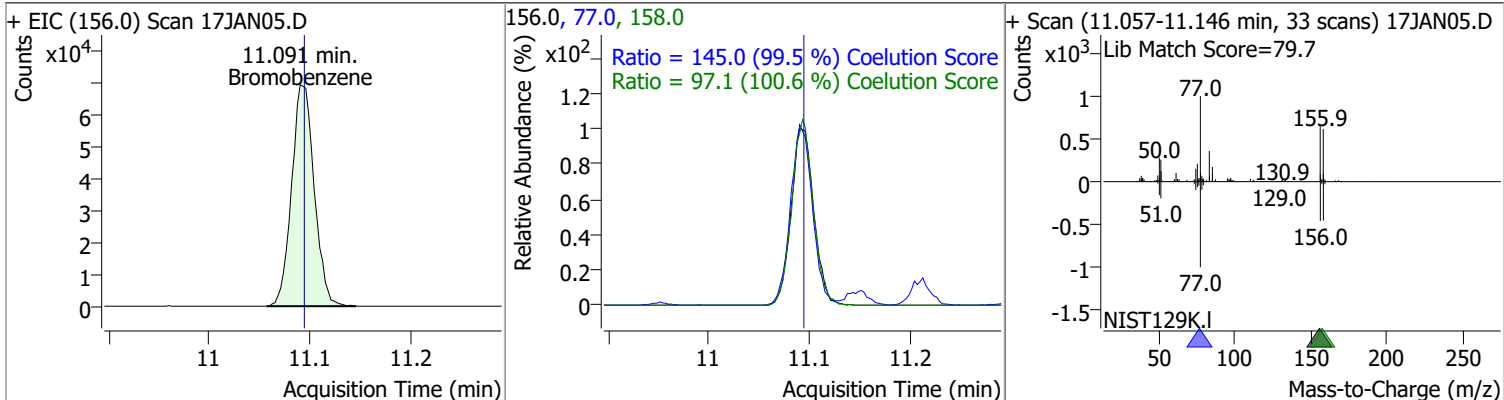


Compound	Conc.	RT	Dev(Min)	Resp.	QIon	QRatio	Lower	Upper
p-Bromofluorobenzene	266.8756	10.95	0.00	247300	174.0	93.6	61.7	121.7
					176.0	90.1	60.6	120.6

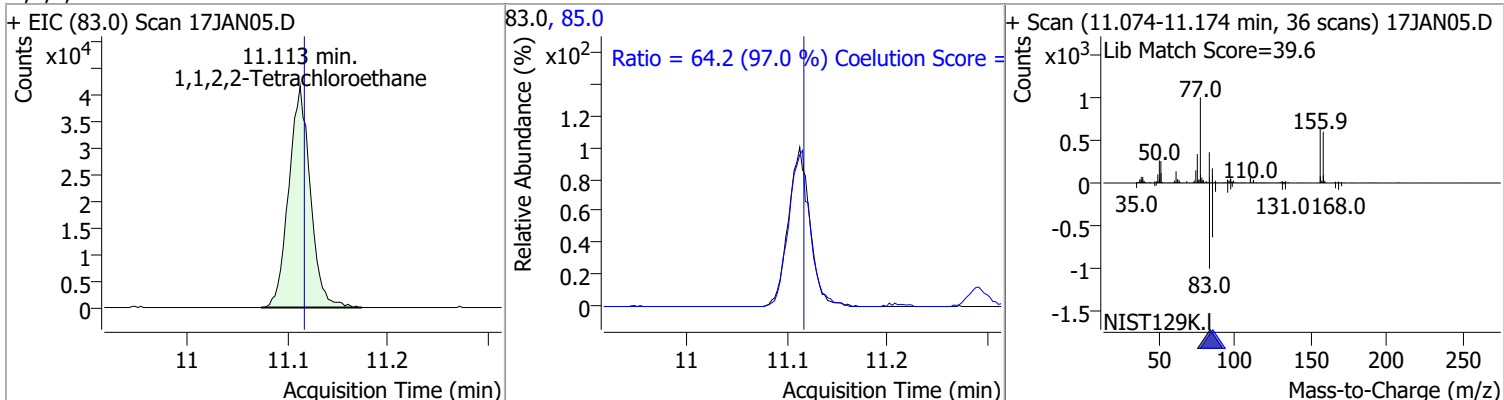


Quantitation Results Report (QT Reviewed)

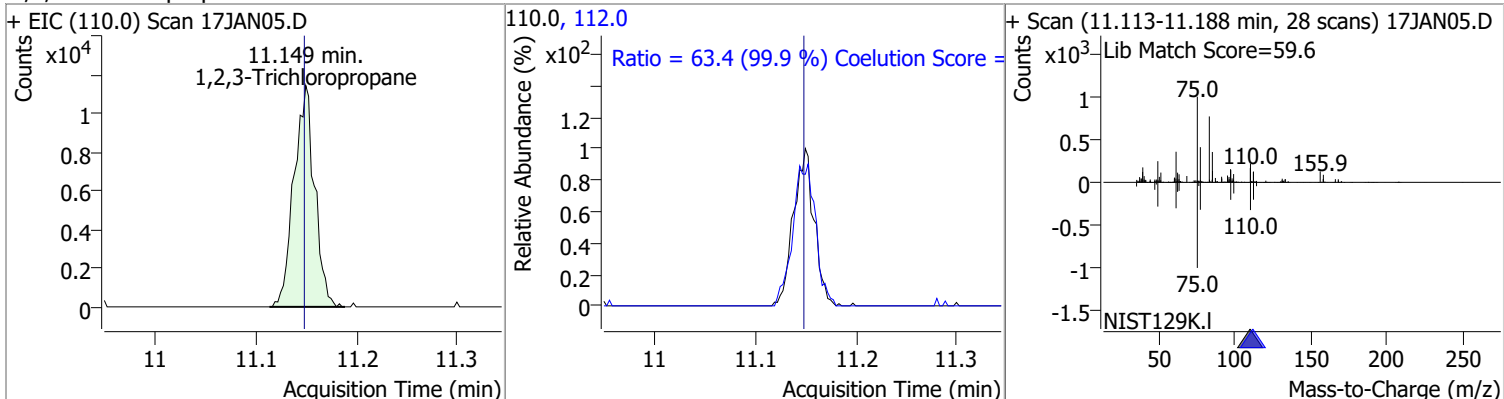
Compound	Conc.	RT	Dev(Min)	Resp.	QIon	QRatio	Lower	Upper
Bromobenzene	132.5429	11.09	0.00	108497	77.0	145.0	115.7	175.7
					158.0	97.1	66.5	126.5



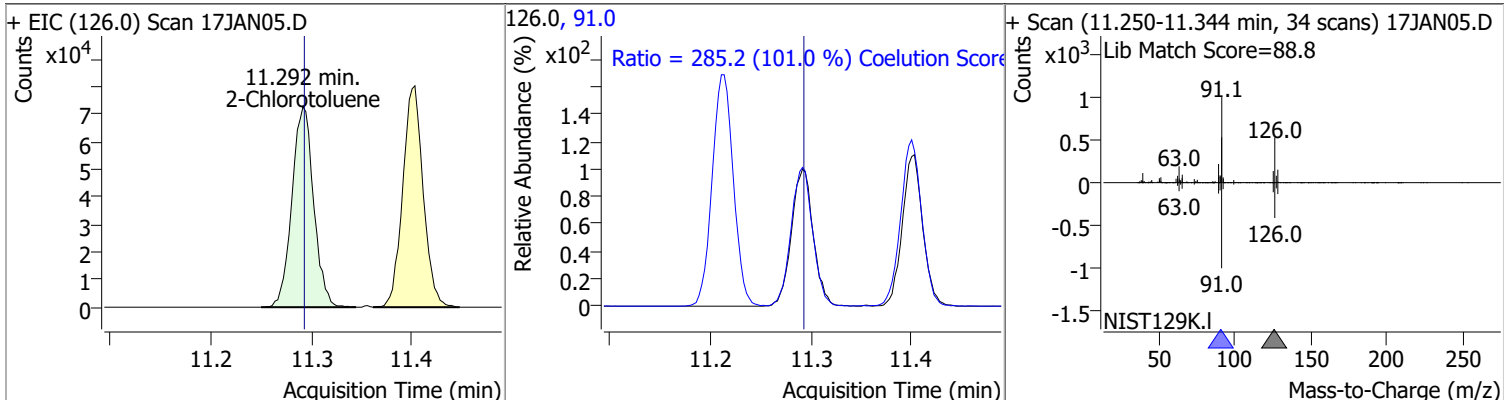
Compound	Conc.	RT	Dev(Min)	Resp.	QIon	QRatio	Lower	Upper
1,1,2,2-Tetrachloroethane	132.2190	11.11	0.00	62295	85.0	64.2	36.2	96.2



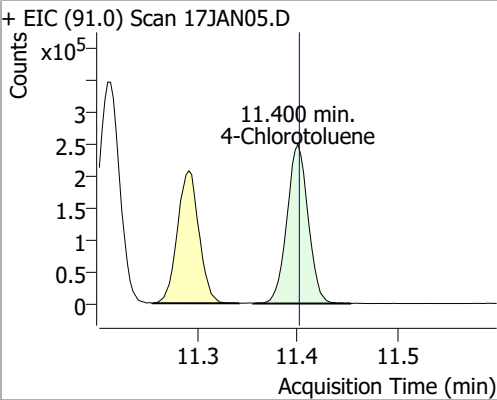
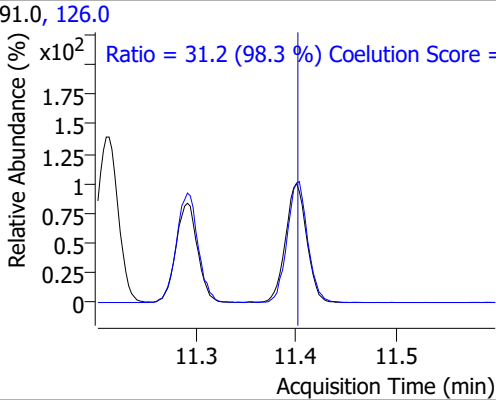
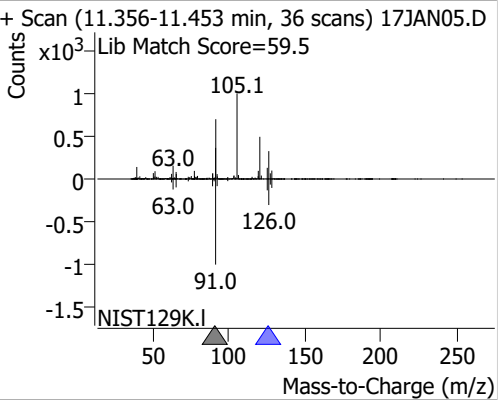
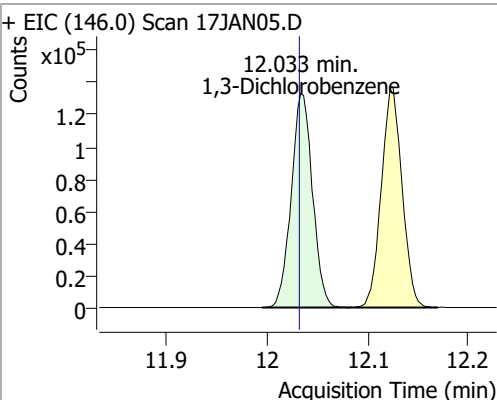
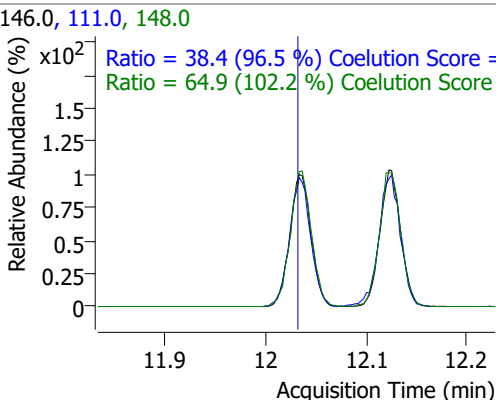
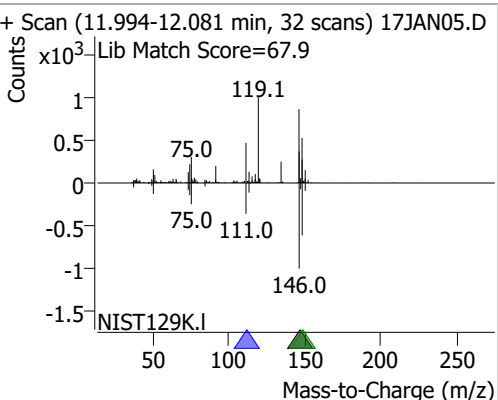
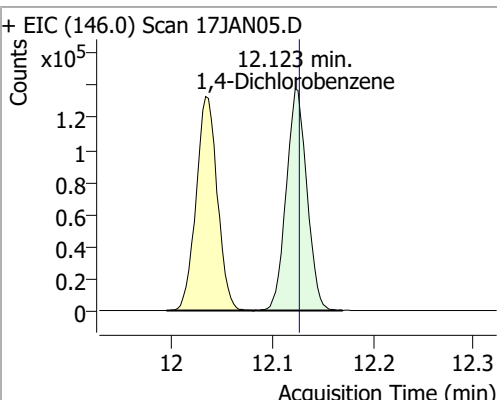
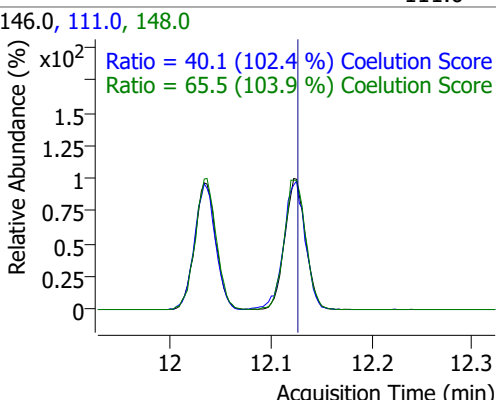
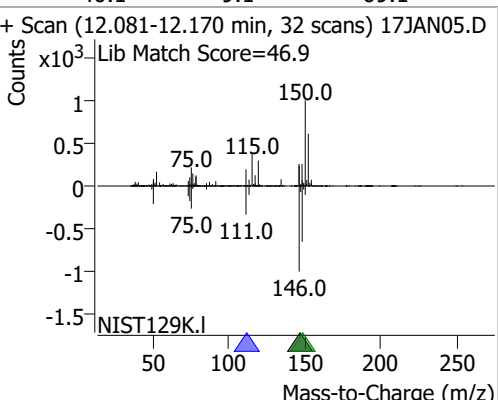
Compound	Conc.	RT	Dev(Min)	Resp.	QIon	QRatio	Lower	Upper
1,2,3-Trichloropropane	129.8520	11.15	0.00	16370	112.0	63.4	33.5	93.5



Compound	Conc.	RT	Dev(Min)	Resp.	QIon	QRatio	Lower	Upper
2-Chlorotoluene	134.2652	11.29	0.00	109357	91.0	285.2	252.3	312.3

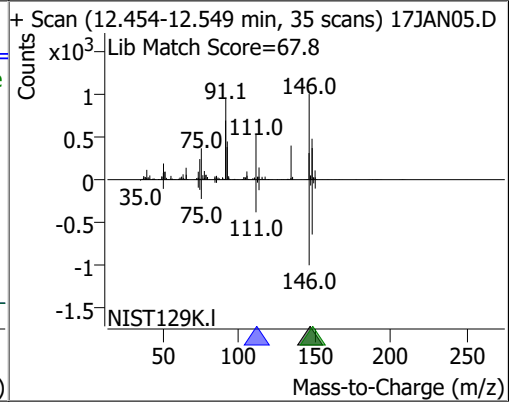
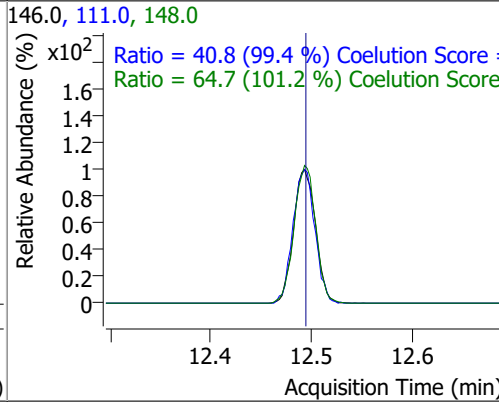
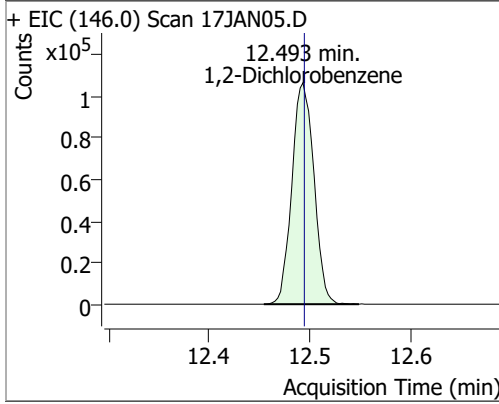


Quantitation Results Report (QT Reviewed)

Compound	Conc.	RT	Dev(Min)	Resp.	QIon	QRatio	Lower	Upper
4-Chlorotoluene	137.3871	11.40	0.00	364843	126.0	31.2	1.7	61.7
+ EIC (91.0) Scan 17JAN05.D 			91.0, 126.0 			+ Scan (11.356-11.453 min, 36 scans) 17JAN05.D Lib Match Score=59.5 		
1,3-Dichlorobenzene	131.1895	12.03	0.00	195856	148.0	64.9	33.6	93.6
+ EIC (146.0) Scan 17JAN05.D 			146.0, 111.0, 148.0 			+ Scan (11.994-12.081 min, 32 scans) 17JAN05.D Lib Match Score=67.9 		
1,4-Dichlorobenzene	129.7565	12.12	0.00	197523	148.0	65.5	33.1	93.1
+ EIC (146.0) Scan 17JAN05.D 			146.0, 111.0, 148.0 			+ Scan (12.081-12.170 min, 32 scans) 17JAN05.D Lib Match Score=46.9 		

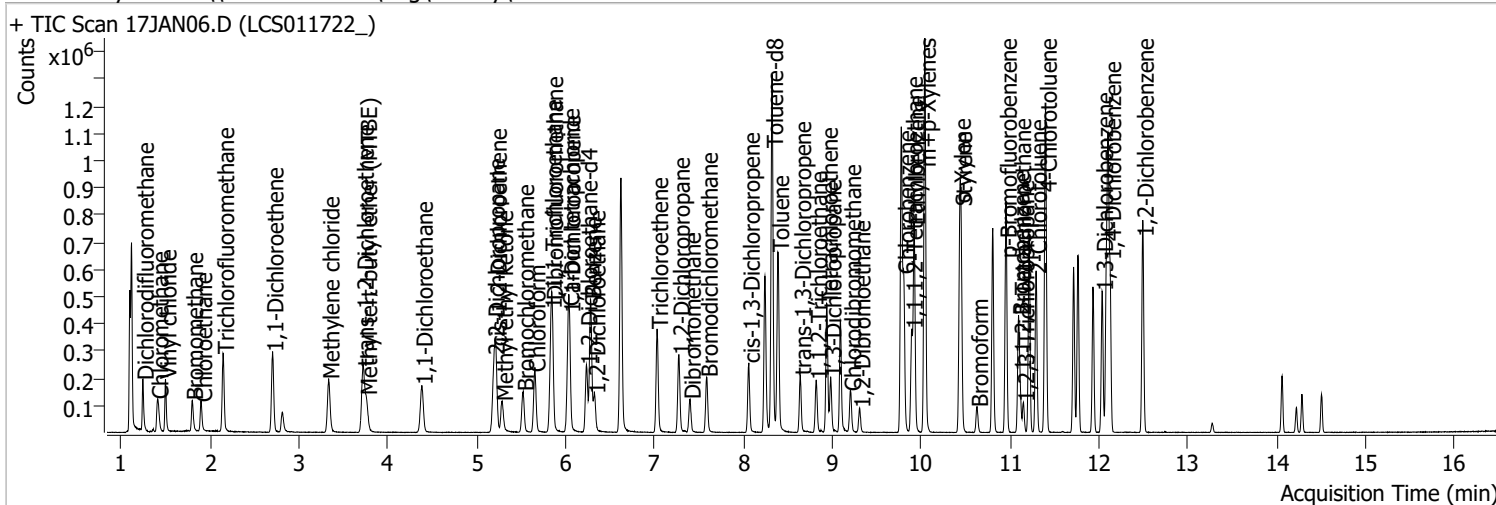
Quantitation Results Report (QT Reviewed)

Compound	Conc.	RT	Dev(Min)	Resp.	QIon	QRatio	Lower	Upper
1,2-Dichlorobenzene	128.7349	12.49	0.00	162425	148.0	64.7	33.9	93.9
					111.0	40.8	11.0	71.0



Quantitation Results Report (QT Reviewed)

Data File	17JAN06.D	Operator	MSC
Acq. Method	5975CACQF.M	Acq. Date-Time	1/17/2022 12:06:30 PM
Sample Name	LCS011722_	Instrument	VOA5975C
Vial	6	Multiplier	1.00
DA Method File	VOA5975C_8260B_SHT_DoD_L4_010422.m	Comment	
Tune File	BFB_Atune3.u	Tune Date	10/11/2021 4:02:00 PM
Batch Name	VG011722_8260B.batch.bin	Last Calib Update	3/5/2022 1:16:34 PM
Ref Library	\\MASSHUNTER\Org\Library\NIST129K.I		



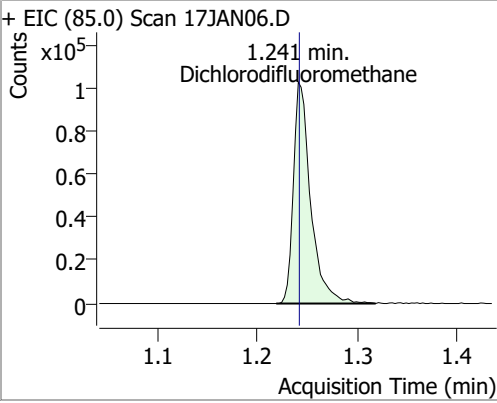
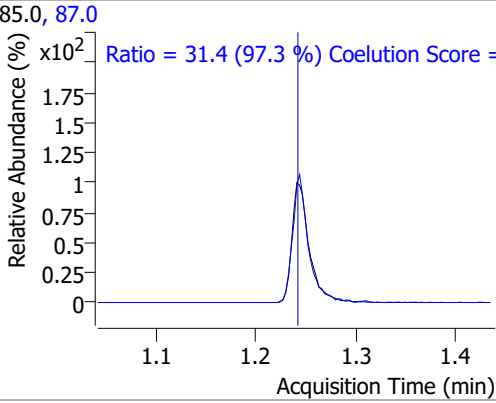
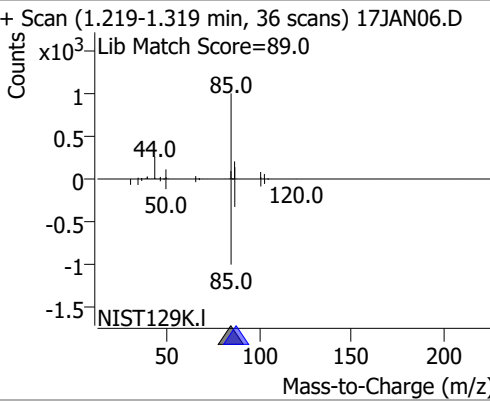
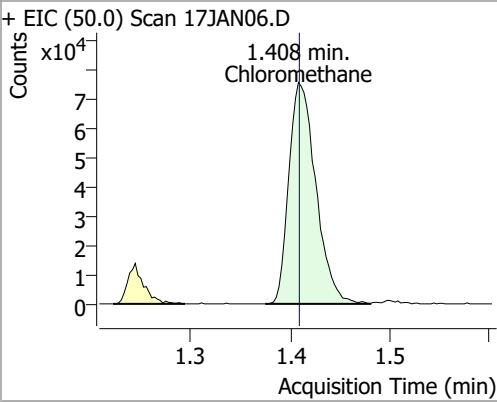
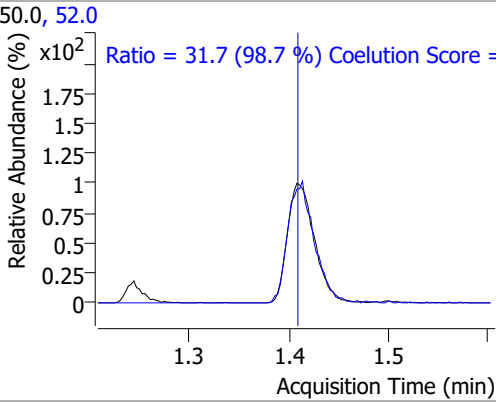
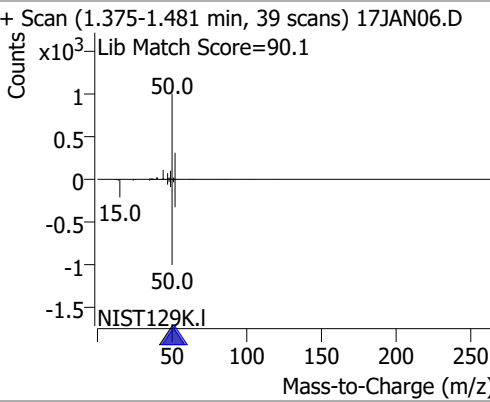
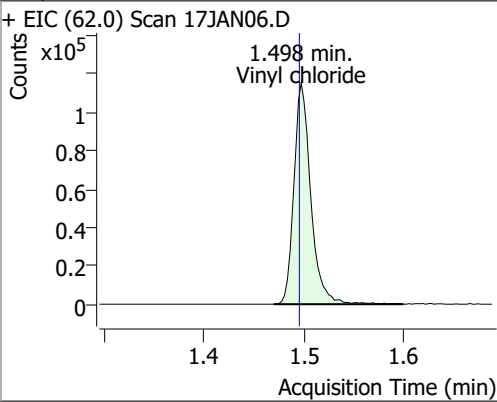
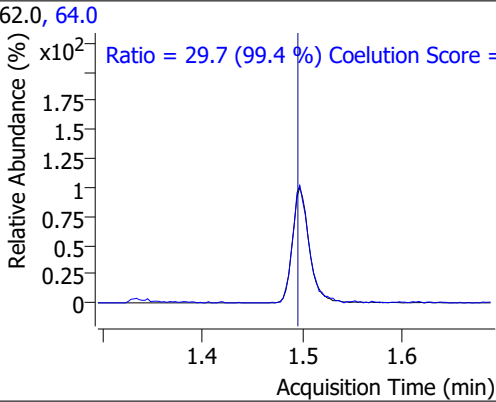
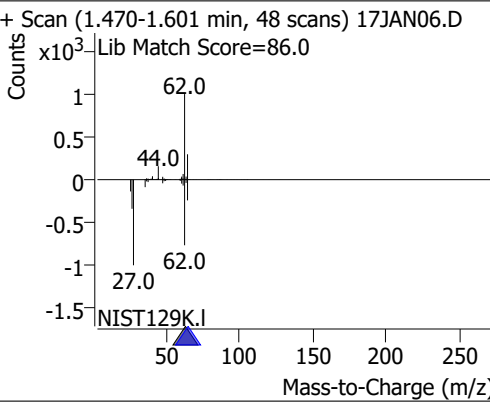
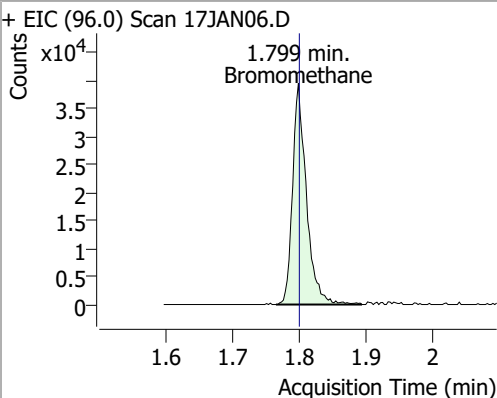
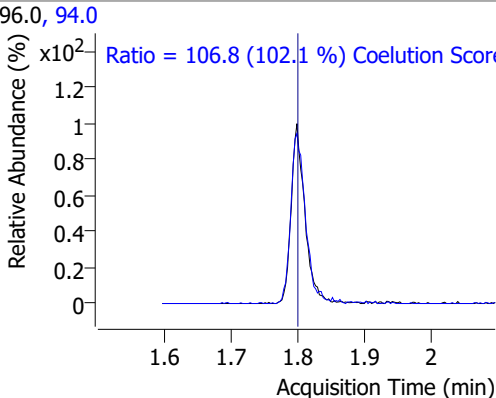
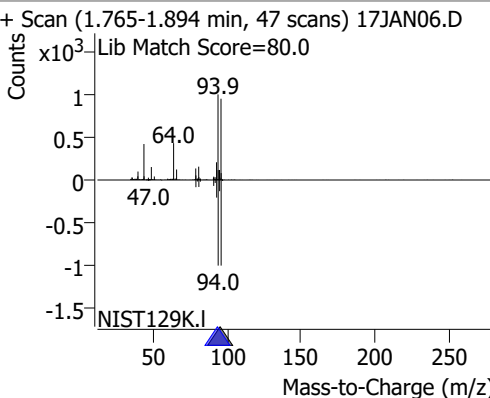
Compound	RT	QIon	Resp.	Conc.	Units	Dev(Min)
Internal Standards						
M Fluorobenzene	6.620	96.0	786039	250.0000	ng	-0.003
M Chlorobenzene-d5	9.774	82.0	300914	250.0000	ng	0.003
M 1,4-Dichlorobenzene-d4	12.103	152.0	251466	250.0000	ng	0.003
System Monitoring Compounds						
S Dibromofluoromethane	5.848	113.0	205241	277.1548	ng	0.003
Spiked Amount: 250.000	Range: 80.0 - 119.0%			Recovery = 110.86%		
S 1,2-Dichloroethane-d4	6.233	67.0	88894	277.9198	ng	0.000
Spiked Amount: 250.000	Range: 81.0 - 118.0%			Recovery = 111.17%		
S Toluene-d8	8.321	98.0	798714	275.4413	ng	0.003
Spiked Amount: 250.000	Range: 89.0 - 112.0%			Recovery = 110.18%		
S p-Bromofluorobenzene	10.951	95.0	242738	263.4880	ng	-0.003
Spiked Amount: 250.000	Range: 85.0 - 114.0%			Recovery = 105.40%		
Target Compounds						
T Dichlorodifluoromethane	1.241	85.0	124069	120.4494	ng	98
T Chloromethane	1.408	50.0	142894	114.2943	ng	99
T Vinyl chloride	1.498	62.0	136512	121.3480	ng	100
T Bromomethane	1.799	96.0	56845	113.0056	ng	98
T Chloroethane	1.899	64.0	74127	133.1011	ng	99
T Trichlorofluoromethane	2.147	101.0	192913	138.1577	ng	98
T 1,1-Dichloroethene	2.702	96.0	101433	128.1109	ng	97
T Methylene chloride	3.333	49.0	138708	118.8401	ng	100
T trans-1,2-Dichloroethene	3.717	96.0	103447	128.0649	ng	98
T Methyl tert-butyl ether (MTBE)	3.754	73.0	134197	128.5293	ng	99
T 1,1-Dichloroethane	4.381	63.0	199524	132.6997	ng	99
T 2,2-Dichloropropane	5.193	77.0	149550	132.7392	ng	99
T cis-1,2-Dichloroethene	5.215	96.0	107203	130.9006	ng	97
T Methyl ethyl ketone	5.285	43.0	158986	1433.1918	ng	99
T Bromochloromethane	5.522	128.0	40592	119.6436	ng	94
T Chloroform	5.650	83.0	178386	119.2126	ng	98

Quantitation Results Report (QT Reviewed)

Compound	RT	QIon	Resp.	Conc.	Units	Dev(Min)
T 1,1,1-Trichloroethane	5.834	97.0	178267	127.1216	ng	99
T Carbon tetrachloride	6.029	117.0	170474	123.3823	ng	100
T 1,1-Dichloropropene	6.043	75.0	144576	121.2531	ng	99
T Benzene	6.277	78.0	400241	127.8864	ng	99
T 1,2-Dichloroethane	6.325	62.0	103944	122.7704	ng	98
T Trichloroethene	7.027	95.0	117089	129.0211	ng	98
T 1,2-Dichloropropane	7.270	63.0	101015	126.5398	ng	98
T Dibromomethane	7.396	93.0	41523	123.0870	ng	97
T Bromodichloromethane	7.585	83.0	119364	128.2097	ng	99
T cis-1,3-Dichloropropene	8.059	75.0	124868	118.6253	ng	98
T Toluene	8.388	92.0	255943	130.6640	ng	100
T trans-1,3-Dichloropropene	8.637	75.0	97437	130.0413	ng	97
T 1,1,2-Trichloroethane	8.818	83.0	46751	119.7889	ng	97
T Tetrachloroethene	8.938	163.8	98944	123.8169	ng	100
T 1,3-Dichloropropane	8.980	76.0	94147	122.6408	ng	98
T Chlorodibromomethane	9.200	129.0	75083	123.0947	ng	99
T 1,2-Dibromoethane	9.306	107.0	52289	122.5320	ng	99
T Chlorobenzene	9.802	112.0	279229	130.2072	ng	99
T 1,1,1,2-Tetrachloroethane	9.894	131.0	93105	124.1997	ng	97
T Ethylbenzene	9.919	91.0	483811	130.0819	ng	99
T m+p-Xylenes	10.039	106.0	373297	258.2725	ng	100
T o-Xylene	10.432	106.0	164199	127.6124	ng	95
T Styrene	10.446	104.0	278673	134.5193	ng	99
T Bromoform	10.628	172.5	41512	129.0029	ng	99
T Bromobenzene	11.093	156.0	108124	132.8615	ng	98
T 1,1,2,2-Tetrachloroethane	11.110	83.0	58611	125.1291	ng	96
T 1,2,3-Trichloropropane	11.149	110.0	14617	116.6263	ng	94
T 2-Chlorotoluene	11.289	126.0	107268	132.4724	ng	99
T 4-Chlorotoluene	11.400	91.0	359524	136.1777	ng	98
T 1,3-Dichlorobenzene	12.033	146.0	195037	131.4067	ng	99
T 1,4-Dichlorobenzene	12.122	146.0	198803	131.3629	ng	99
T 1,2-Dichlorobenzene	12.493	146.0	159822	127.4143	ng	99

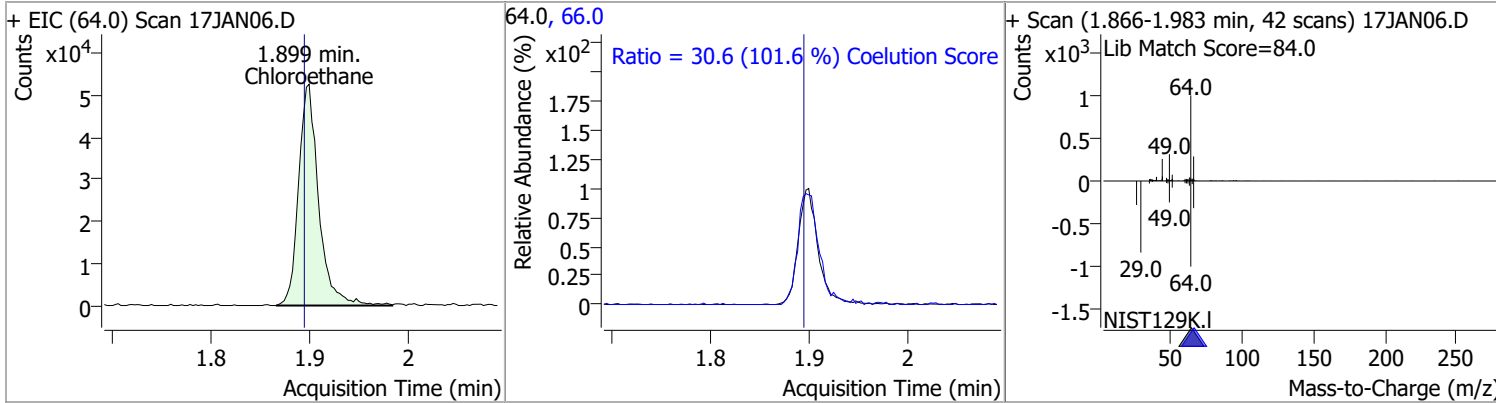
(#) = Qualifier Out of Range; (m) = Manual Integration; (+) = Area Summed; (*) = Surrogate Percent Recovery Out of Range; (d): Zeroed Peak

Quantitation Results Report (QT Reviewed)

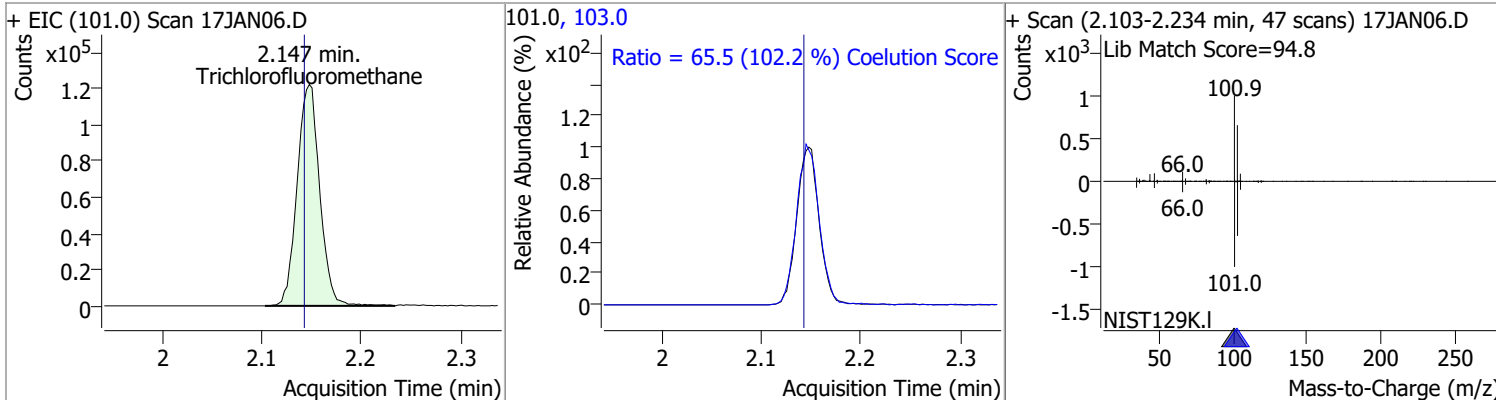
Compound	Conc.	RT	Dev(Min)	Resp.	QIon	QRatio	Lower	Upper
Dichlorodifluoromethane	120.4494	1.24	0.00	124069	87.0	31.4	2.3	62.3
+ EIC (85.0) Scan 17JAN06.D 			85.0, 87.0 			+ Scan (1.219-1.319 min, 36 scans) 17JAN06.D Lib Match Score=89.0 		
Chloromethane	114.2943	1.41	0.00	142894	52.0	31.7	2.1	62.1
+ EIC (50.0) Scan 17JAN06.D 			50.0, 52.0 			+ Scan (1.375-1.481 min, 39 scans) 17JAN06.D Lib Match Score=90.1 		
Vinyl chloride	121.3480	1.50	0.00	136512	64.0	29.7	0.0	59.9
+ EIC (62.0) Scan 17JAN06.D 			62.0, 64.0 			+ Scan (1.470-1.601 min, 48 scans) 17JAN06.D Lib Match Score=86.0 		
Bromomethane	113.0056	1.80	0.00	56845	94.0	106.8	74.6	134.6
+ EIC (96.0) Scan 17JAN06.D 			96.0, 94.0 			+ Scan (1.765-1.894 min, 47 scans) 17JAN06.D Lib Match Score=80.0 		

Quantitation Results Report (QT Reviewed)

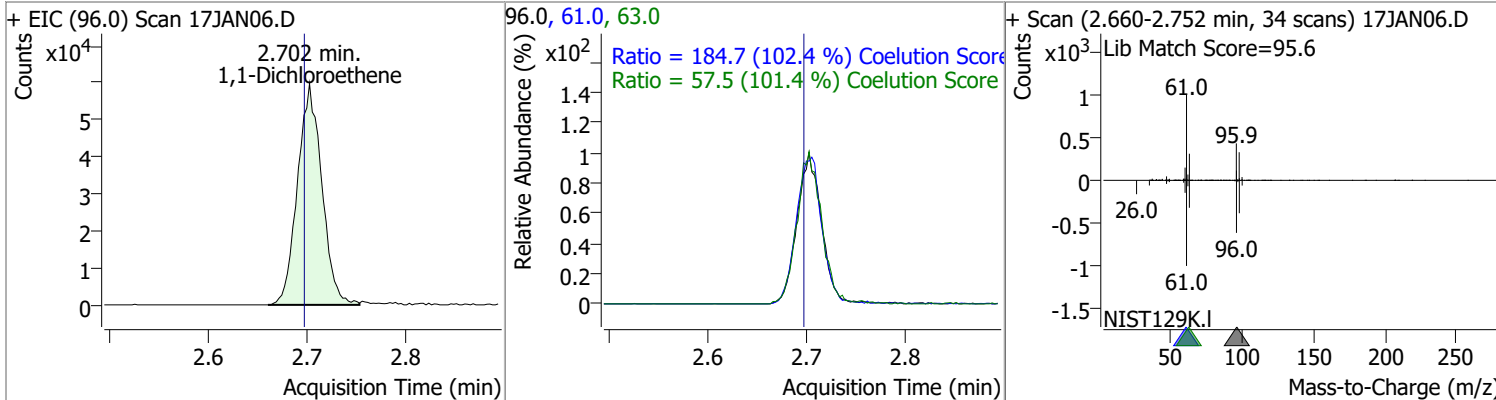
Compound	Conc.	RT	Dev(Min)	Resp.	QIon	QRatio	Lower	Upper
Chloroethane	133.1011	1.90	0.01	74127	66.0	30.6	0.1	60.1



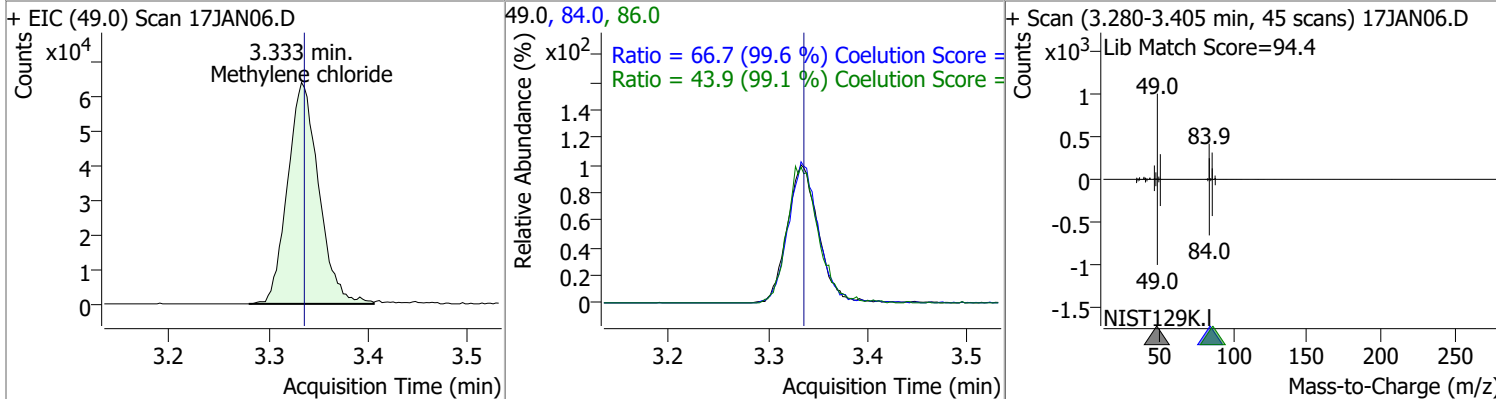
Compound	Conc.	RT	Dev(Min)	Resp.	QIon	QRatio	Lower	Upper
Trichlorofluoromethane	138.1577	2.15	0.01	192913	103.0	65.5	34.2	94.2



Compound	Conc.	RT	Dev(Min)	Resp.	QIon	QRatio	Lower	Upper
1,1-Dichloroethene	128.1109	2.70	0.01	101433	61.0	184.7	150.3	210.3
					63.0	57.5	26.7	86.7

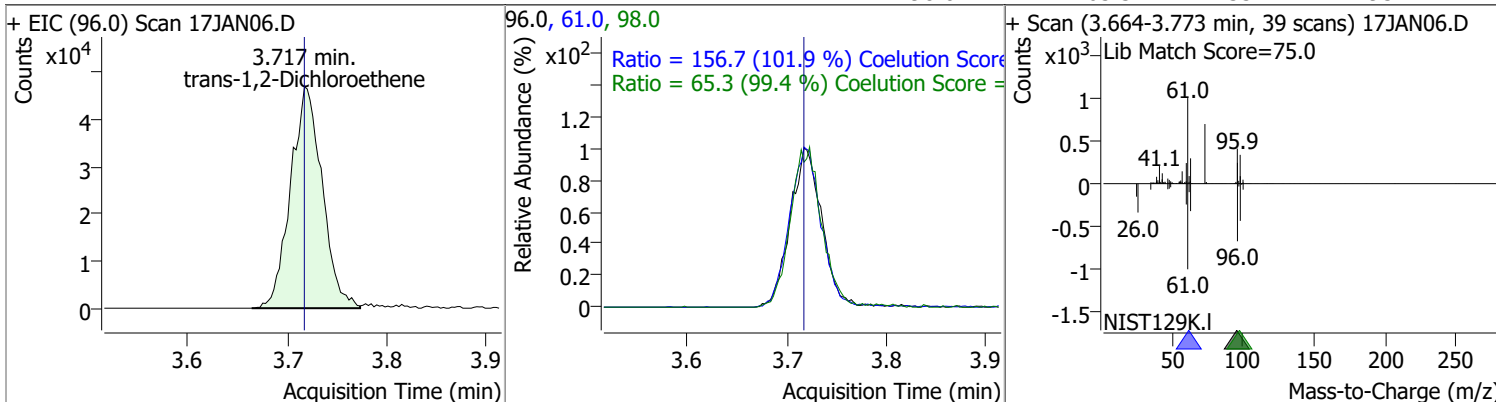


Compound	Conc.	RT	Dev(Min)	Resp.	QIon	QRatio	Lower	Upper
Methylene chloride	118.8401	3.33	0.00	138708	84.0	66.7	36.9	96.9
					86.0	43.9	14.3	74.3

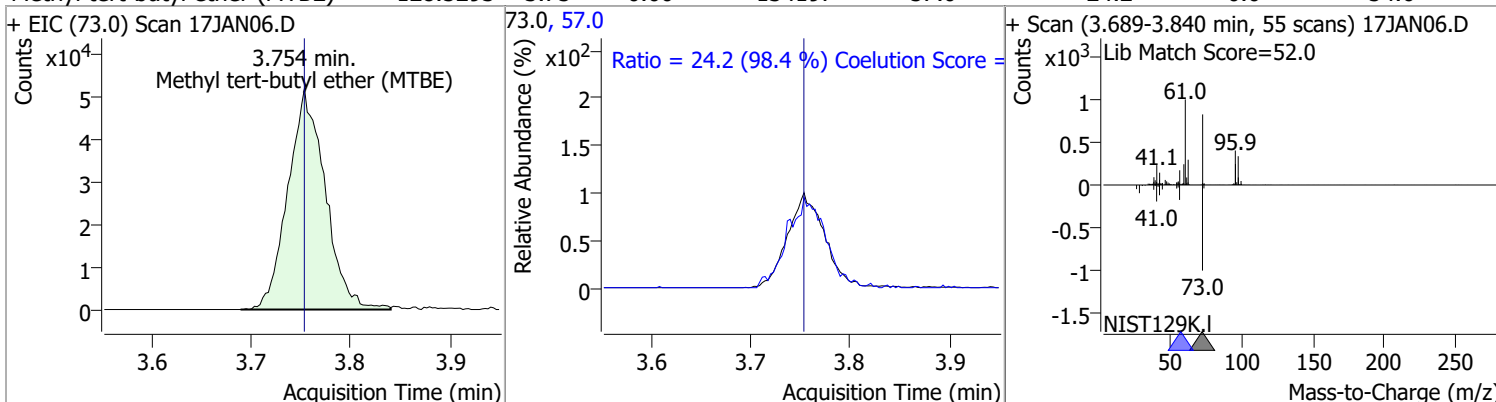


Quantitation Results Report (QT Reviewed)

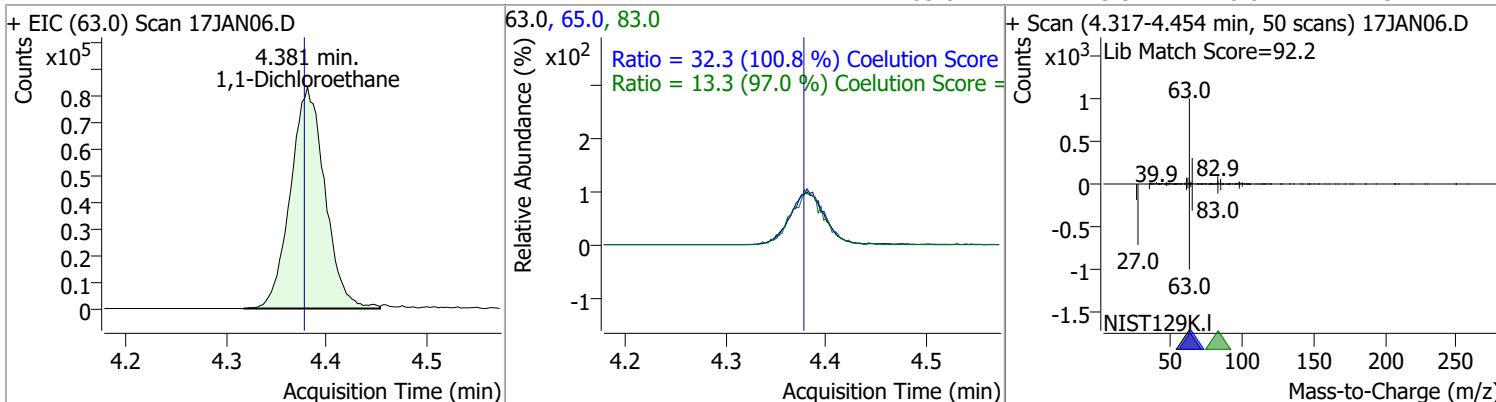
Compound	Conc.	RT	Dev(Min)	Resp.	QIon	QRatio	Lower	Upper
trans-1,2-Dichloroethene	128.0649	3.72	0.00	103447	61.0	156.7	123.9	183.9
					98.0	65.3	35.7	95.7



Compound	Conc.	RT	Dev(Min)	Resp.	QIon	QRatio	Lower	Upper
Methyl tert-butyl ether (MTBE)	128.5293	3.75	0.00	134197	57.0	24.2	0.0	54.6

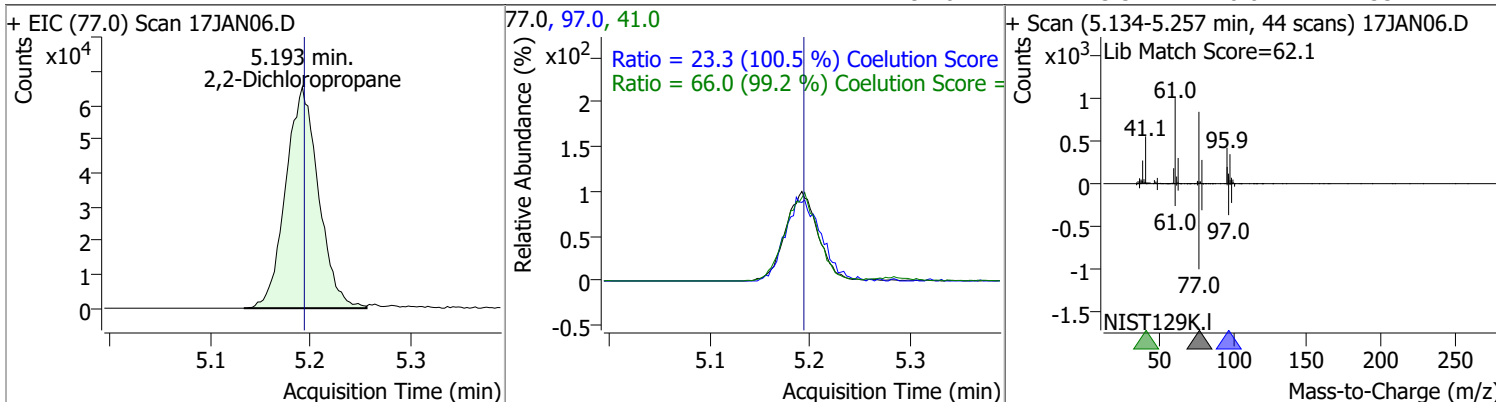


Compound	Conc.	RT	Dev(Min)	Resp.	QIon	QRatio	Lower	Upper
1,1-Dichloroethane	132.6997	4.38	0.00	199524	65.0	32.3	2.1	62.1
					83.0	13.3	0.0	43.7

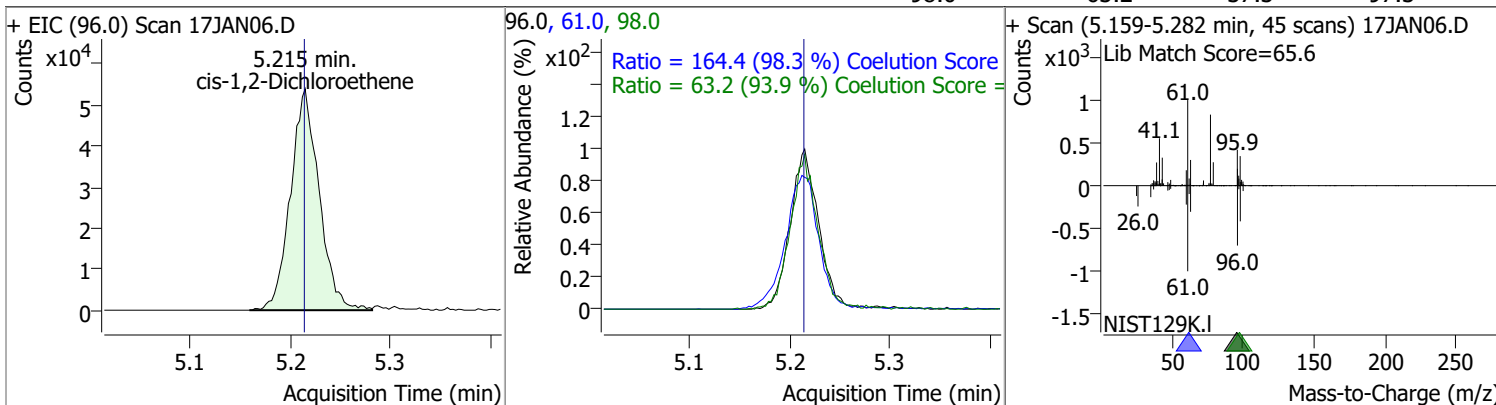


Quantitation Results Report (QT Reviewed)

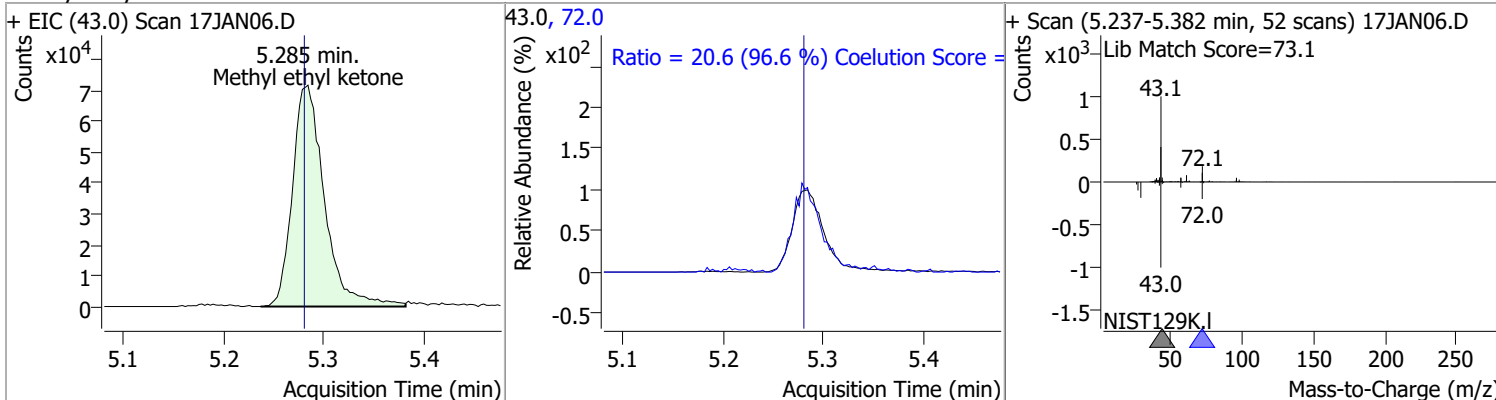
Compound	Conc.	RT	Dev(Min)	Resp.	QIon	QRatio	Lower	Upper
2,2-Dichloropropane	132.7392	5.19	0.00	149550	41.0	66.0	36.5	96.5
					97.0	23.3	0.0	53.2



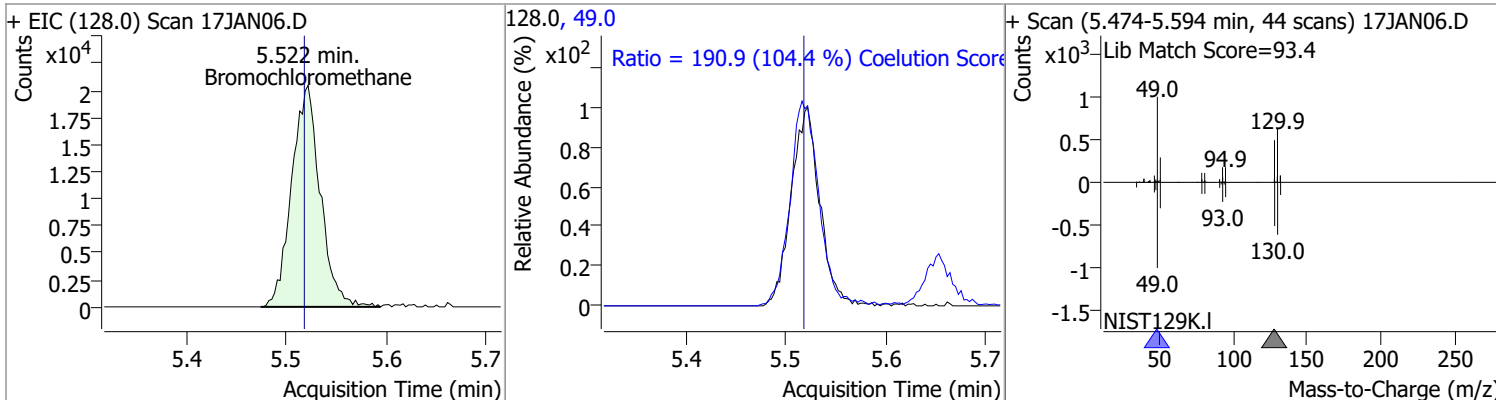
Compound	Conc.	RT	Dev(Min)	Resp.	QIon	QRatio	Lower	Upper
cis-1,2-Dichloroethene	130.9006	5.21	0.00	107203	61.0	164.4	137.2	197.2
					98.0	63.2	37.3	97.3



Compound	Conc.	RT	Dev(Min)	Resp.	QIon	QRatio	Lower	Upper
Methyl ethyl ketone	1433.1918	5.28	0.00	158986	72.0	20.6	0.0	51.3

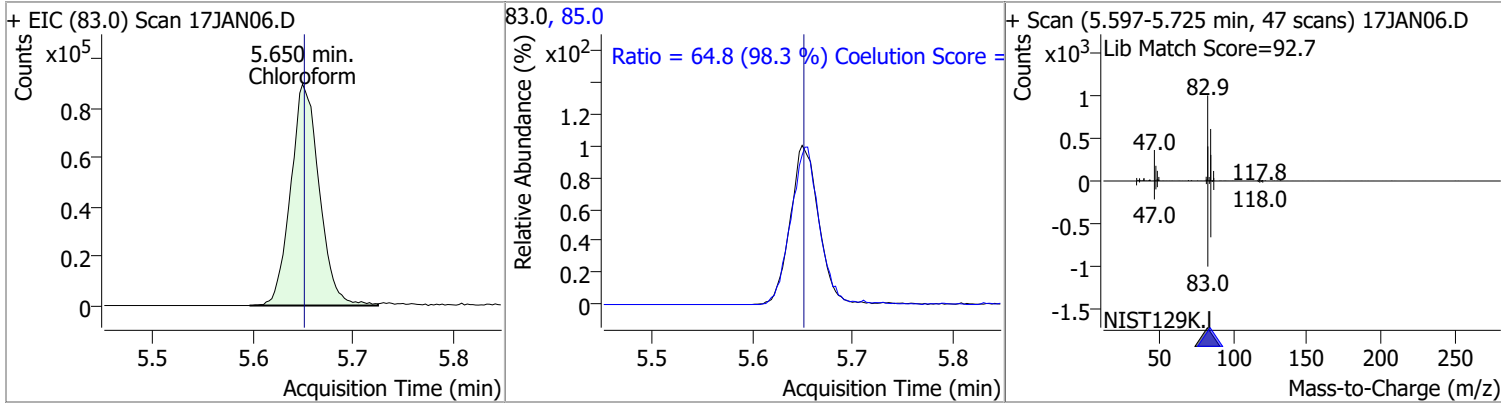


Compound	Conc.	RT	Dev(Min)	Resp.	QIon	QRatio	Lower	Upper
Bromochloromethane	119.6436	5.52	0.00	40592	49.0	190.9	152.9	212.9

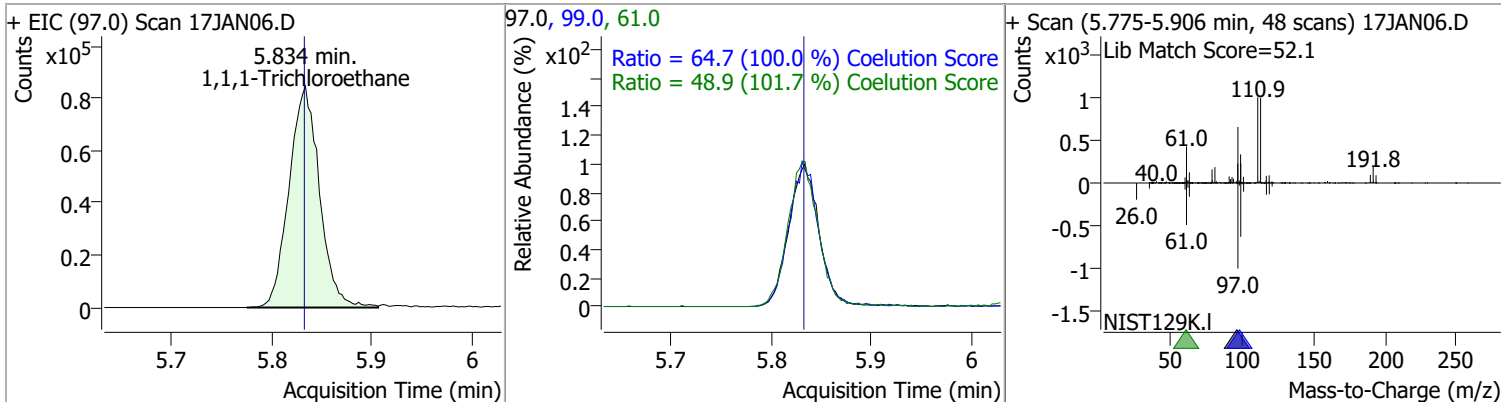


Quantitation Results Report (QT Reviewed)

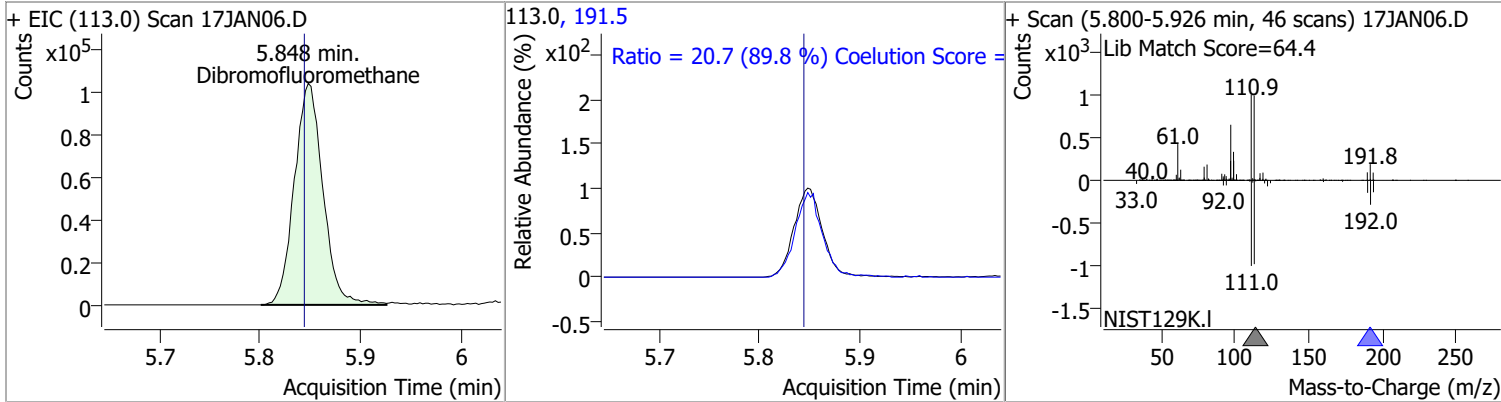
Compound	Conc.	RT	Dev(Min)	Resp.	QIon	QRatio	Lower	Upper
Chloroform	119.2126	5.65	0.00	178386	85.0	64.8	36.0	96.0



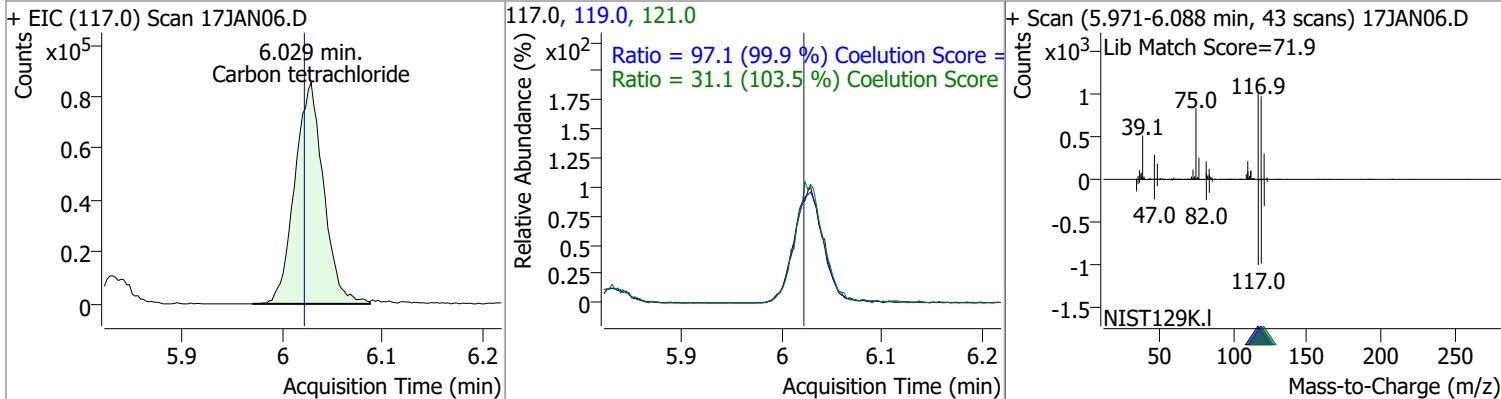
1,1,1-Trichloroethane	127.1216	5.83	0.00	178267	99.0	64.7	34.7	94.7
					61.0	48.9	18.1	78.1



Dibromofluoromethane	277.1548	5.85	0.00	205241	191.5	20.7	0.0	53.1
----------------------	----------	------	------	--------	-------	------	-----	------

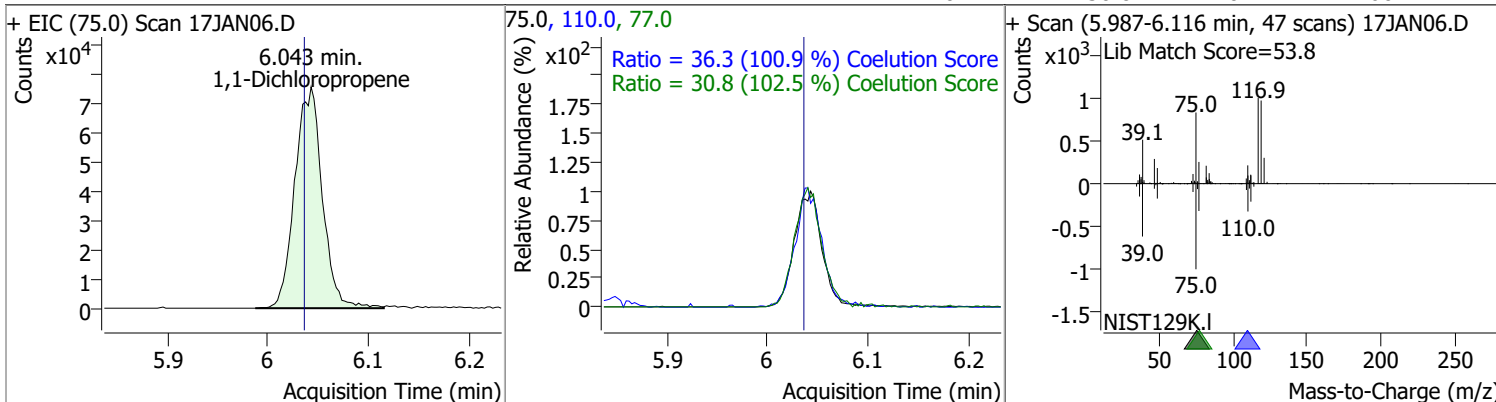


Carbon tetrachloride	123.3823	6.03	0.01	170474	119.0	97.1	67.2	127.2
					121.0	31.1	0.1	60.1

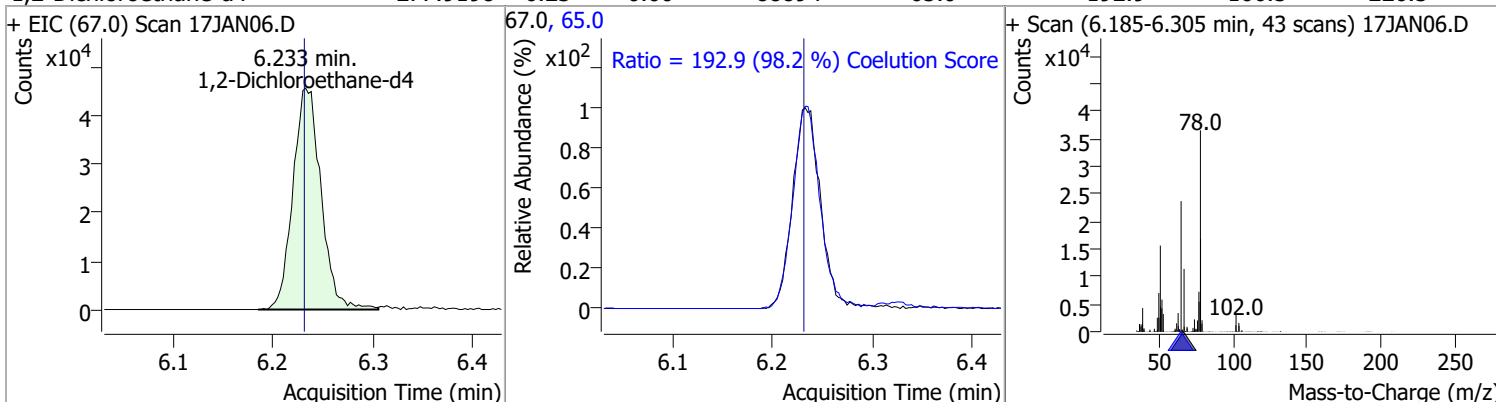


Quantitation Results Report (QT Reviewed)

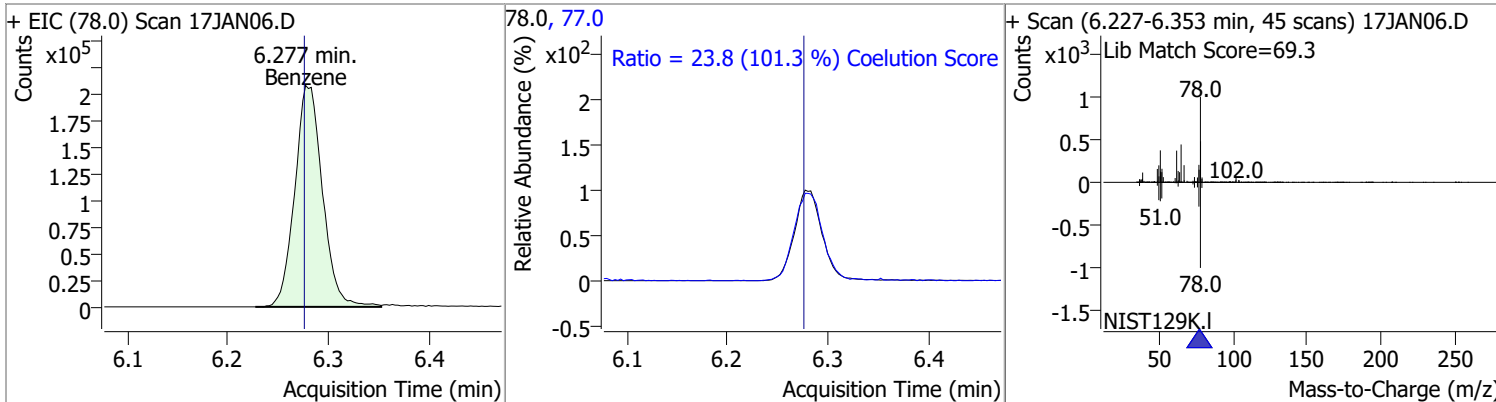
Compound	Conc.	RT	Dev(Min)	Resp.	QIon	QRatio	Lower	Upper
1,1-Dichloropropene	121.2531	6.04	0.01	144576	110.0	36.3	5.9	65.9
					77.0	30.8	0.1	60.1



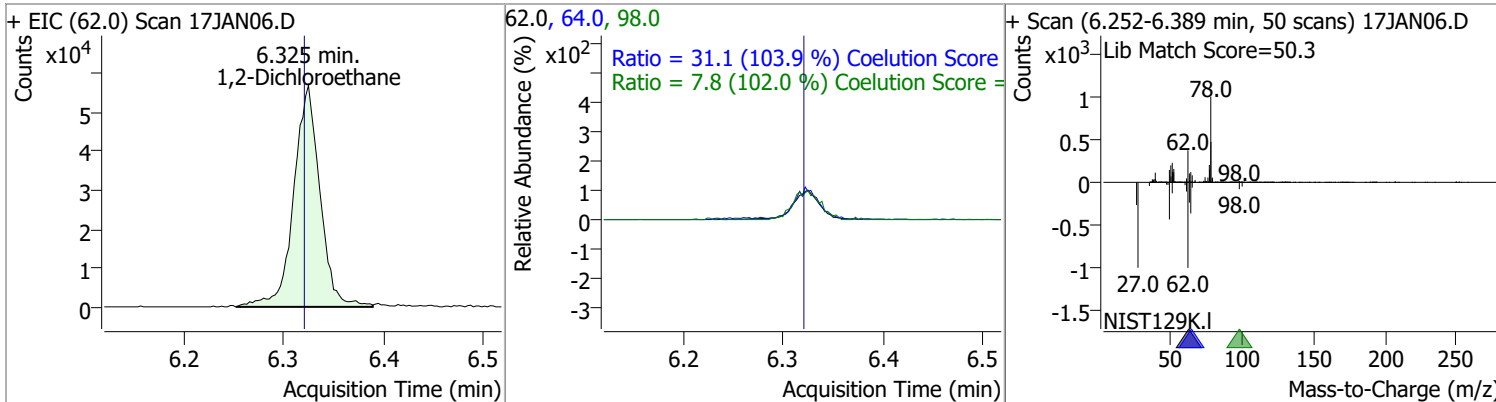
Compound	Conc.	RT	Dev(Min)	Resp.	QIon	QRatio	Lower	Upper
1,2-Dichloroethane-d4	277.9198	6.23	0.00	88894	65.0	192.9	166.5	226.5



Compound	Conc.	RT	Dev(Min)	Resp.	QIon	QRatio	Lower	Upper
Benzene	127.8864	6.28	0.00	400241	77.0	23.8	0.0	53.5

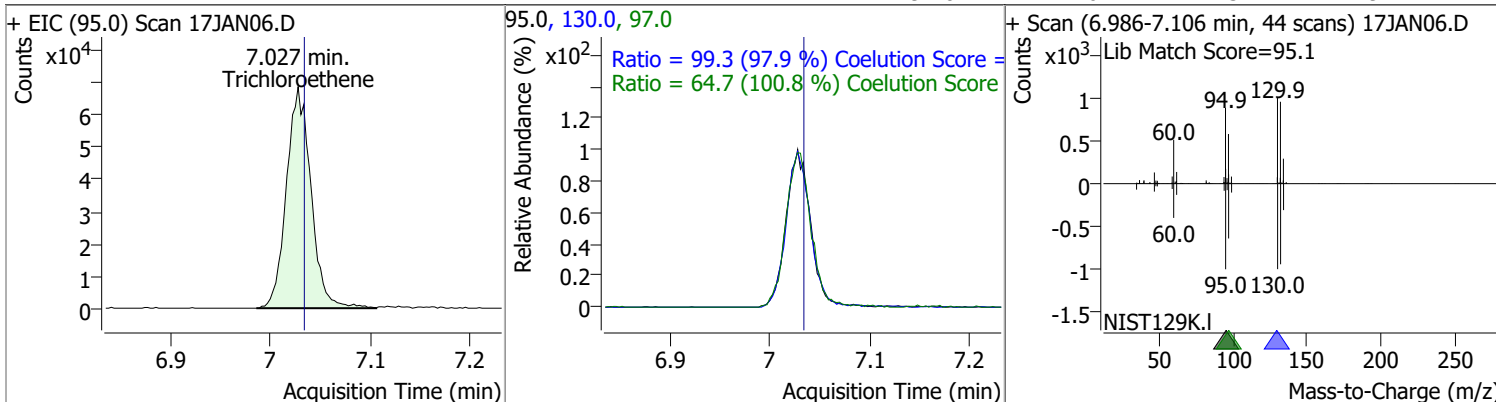


Compound	Conc.	RT	Dev(Min)	Resp.	QIon	QRatio	Lower	Upper
1,2-Dichloroethane	122.7704	6.32	0.00	103944	64.0	31.1	0.0	59.9
					98.0	7.8	0.0	37.6

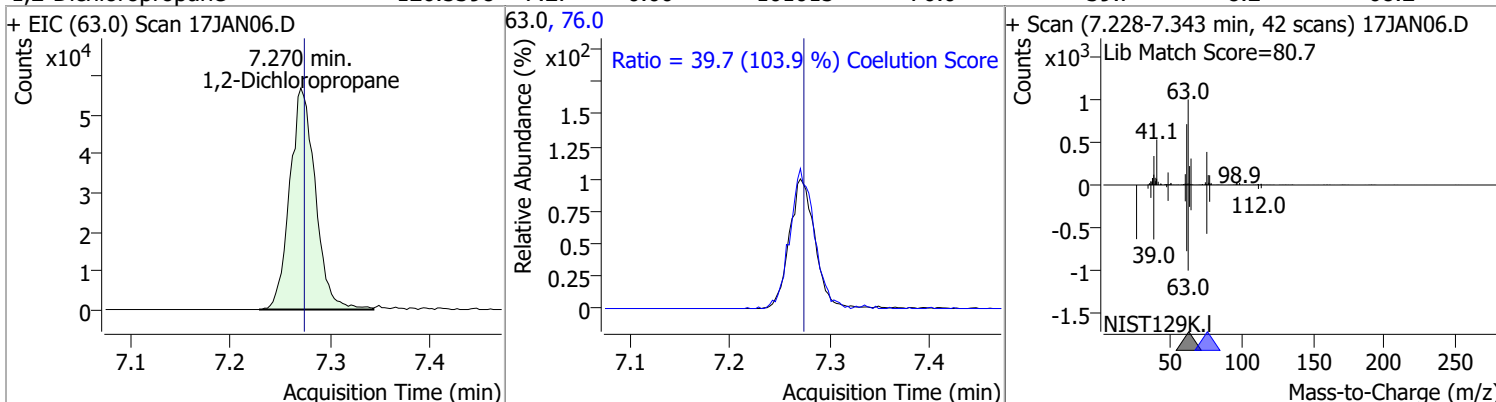


Quantitation Results Report (QT Reviewed)

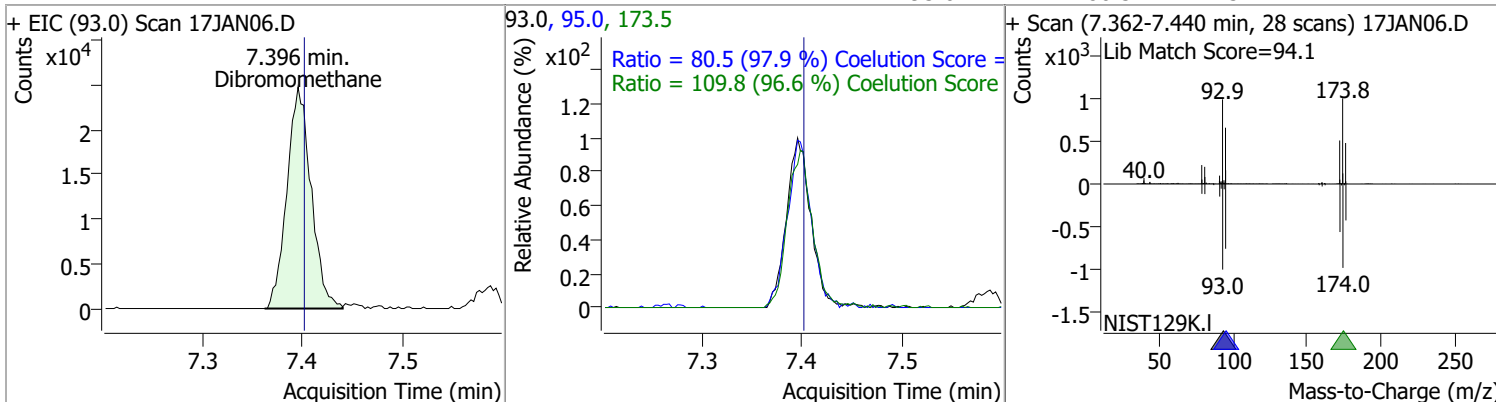
Compound	Conc.	RT	Dev(Min)	Resp.	QIon	QRatio	Lower	Upper
Trichloroethene	129.0211	7.03	0.00	117089	130.0	99.3	71.5	131.5
					97.0	64.7	34.1	94.1



Compound	Conc.	RT	Dev(Min)	Resp.	QIon	QRatio	Lower	Upper
1,2-Dichloropropane	126.5398	7.27	0.00	101015	76.0	39.7	8.2	68.2

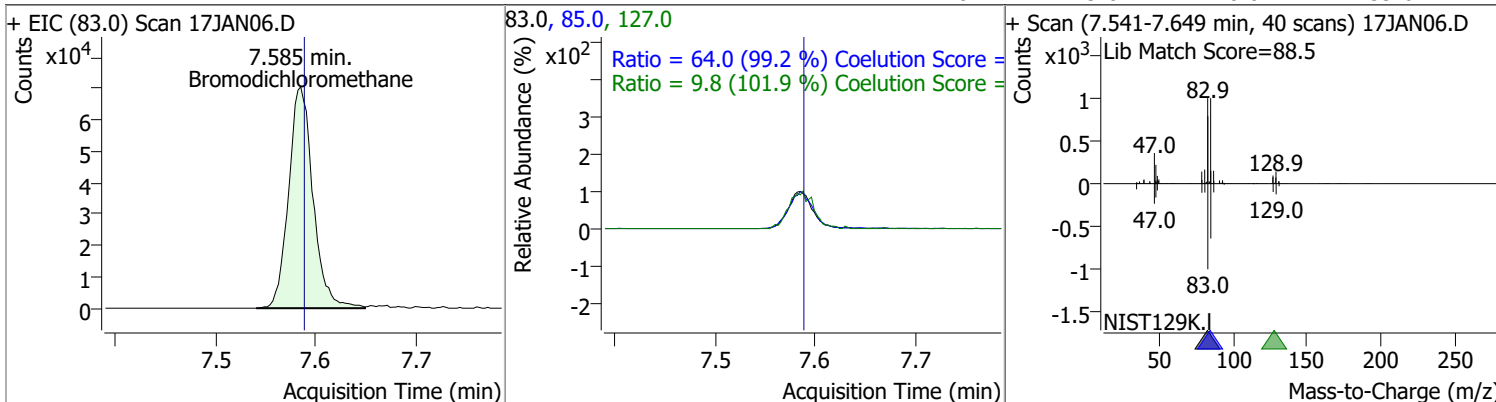


Compound	Conc.	RT	Dev(Min)	Resp.	QIon	QRatio	Lower	Upper
Dibromomethane	123.0870	7.40	0.00	41523	173.5	109.8	83.7	143.7
					95.0	80.5	52.2	112.2

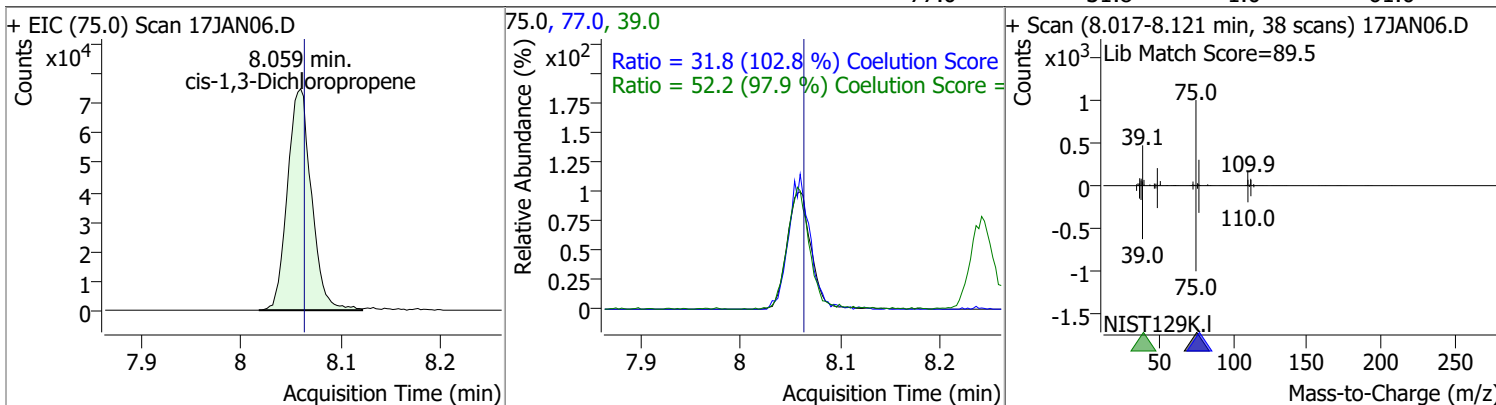


Quantitation Results Report (QT Reviewed)

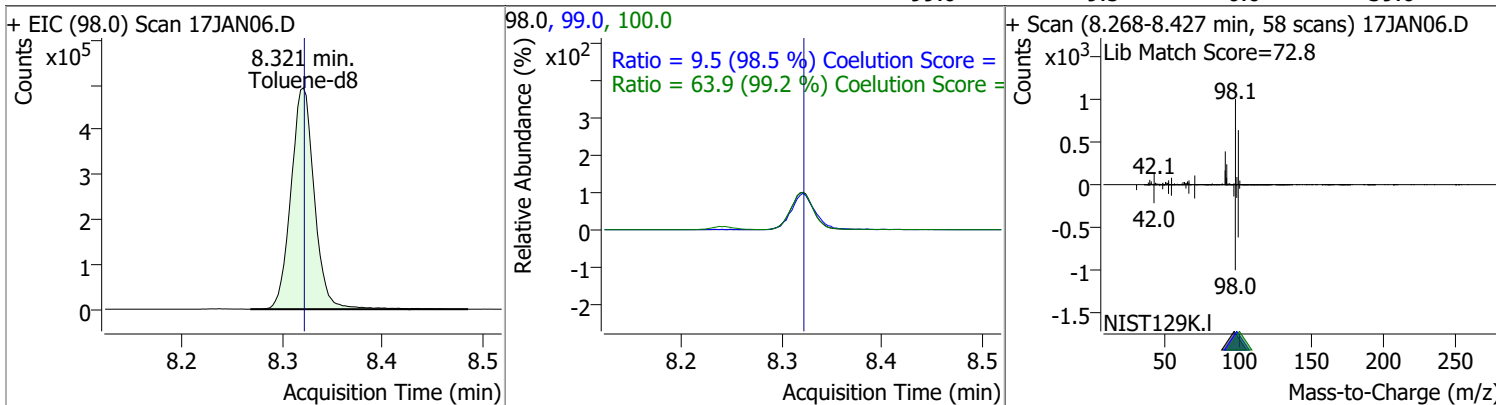
Compound	Conc.	RT	Dev(Min)	Resp.	QIon	QRatio	Lower	Upper
Bromodichloromethane	128.2097	7.59	0.00	119364	85.0	64.0	34.5	94.5
					127.0	9.8	0.0	39.6



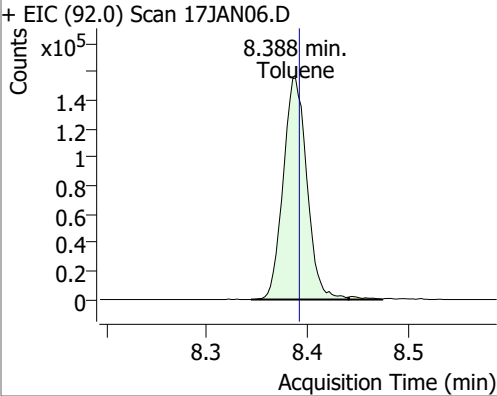
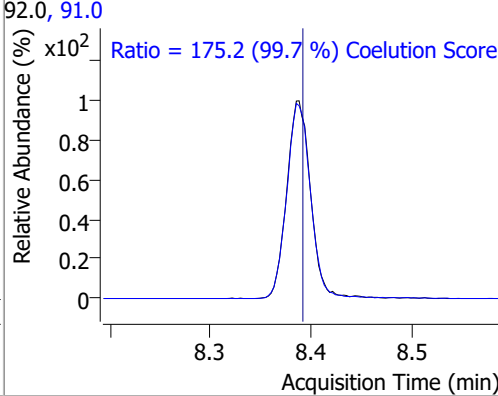
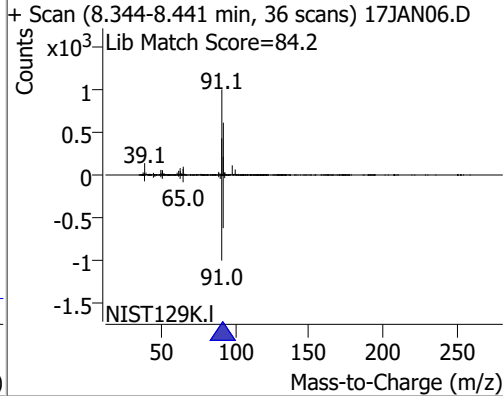
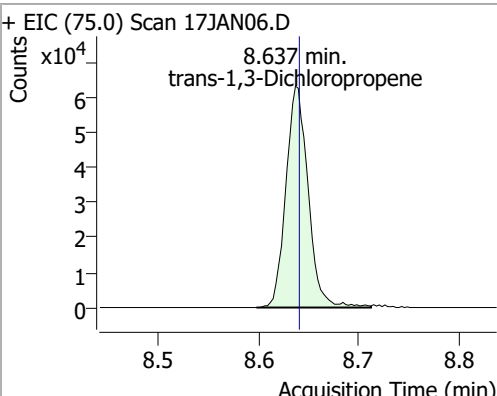
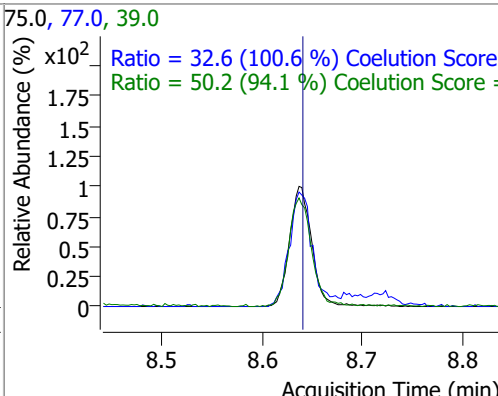
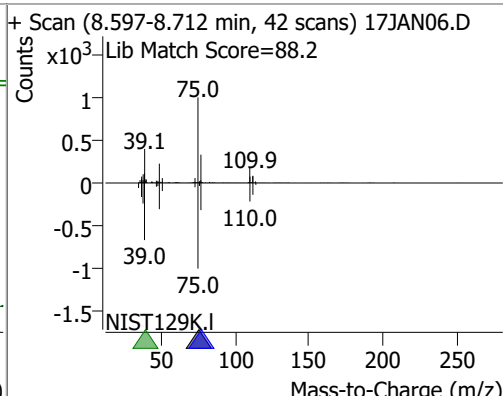
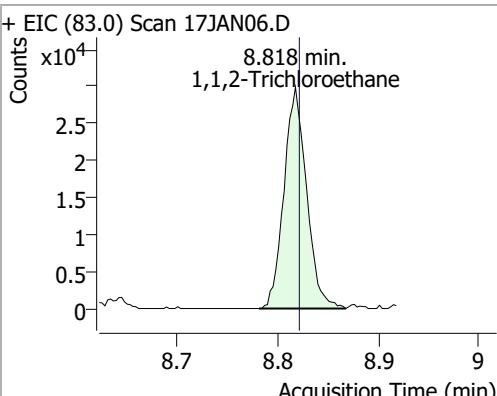
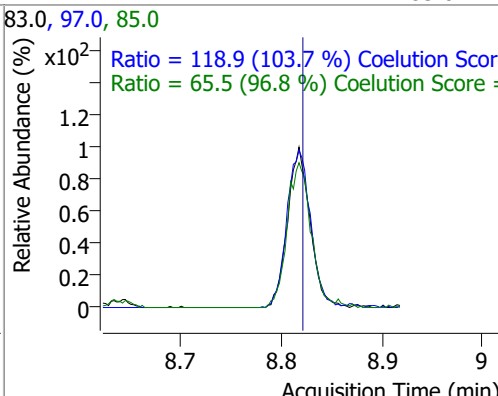
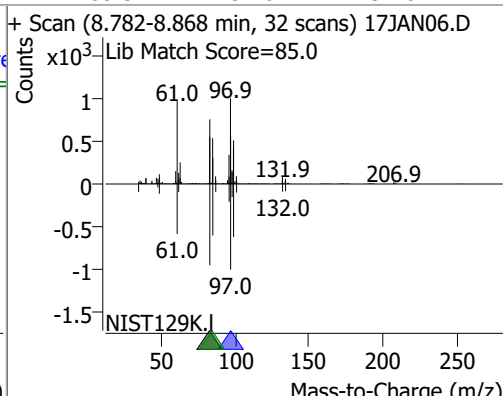
Compound	Conc.	RT	Dev(Min)	Resp.	QIon	QRatio	Lower	Upper
cis-1,3-Dichloropropene	118.6253	8.06	0.00	124868	39.0	52.2	23.3	83.3
					77.0	31.8	1.0	61.0



Compound	Conc.	RT	Dev(Min)	Resp.	QIon	QRatio	Lower	Upper
Toluene-d8	275.4413	8.32	0.00	798714	100.0	63.9	34.4	94.4
					99.0	9.5	0.0	39.6

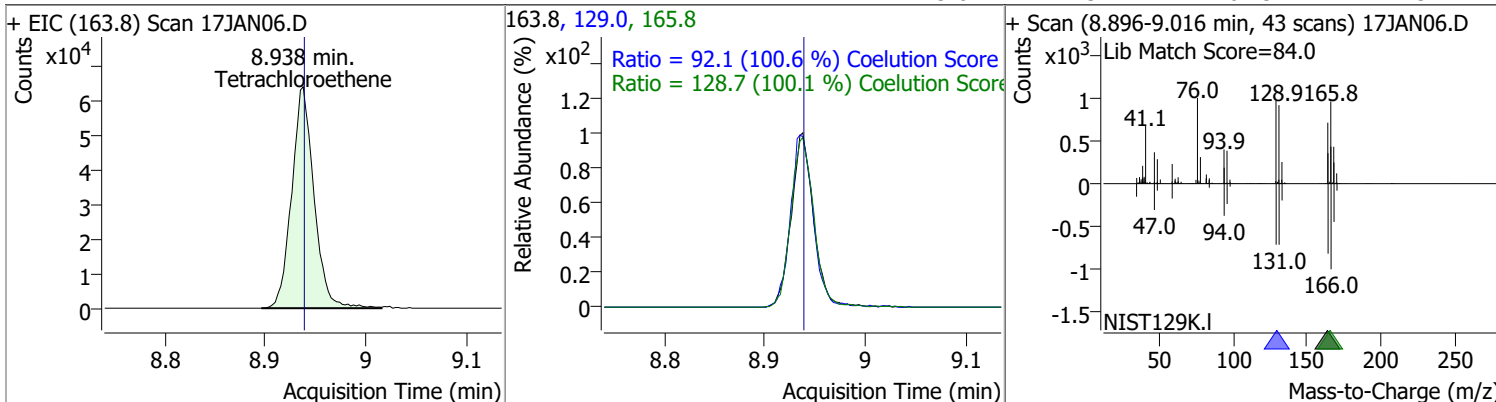


Quantitation Results Report (QT Reviewed)

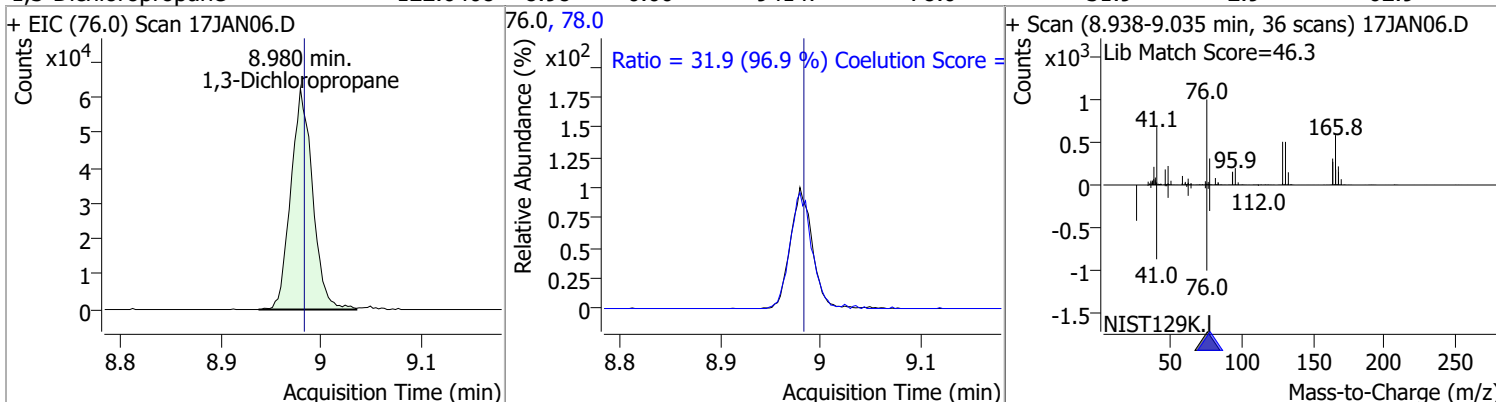
Compound	Conc.	RT	Dev(Min)	Resp.	QIon	QRatio	Lower	Upper
Toluene	130.6640	8.39	0.00	255943	91.0	175.2	145.8	205.8
+ EIC (92.0) Scan 17JAN06.D			92.0, 91.0			+ Scan (8.344-8.441 min, 36 scans) 17JAN06.D		
								
trans-1,3-Dichloropropene	130.0413	8.64	0.00	97437	39.0	50.2	23.4	83.4
					77.0	32.6	2.4	62.4
+ EIC (75.0) Scan 17JAN06.D			75.0, 77.0, 39.0			+ Scan (8.597-8.712 min, 42 scans) 17JAN06.D		
								
1,1,2-Trichloroethane	119.7889	8.82	0.00	46751	97.0	118.9	84.6	144.6
					85.0	65.5	37.6	97.6
+ EIC (83.0) Scan 17JAN06.D			83.0, 97.0, 85.0			+ Scan (8.782-8.868 min, 32 scans) 17JAN06.D		
								

Quantitation Results Report (QT Reviewed)

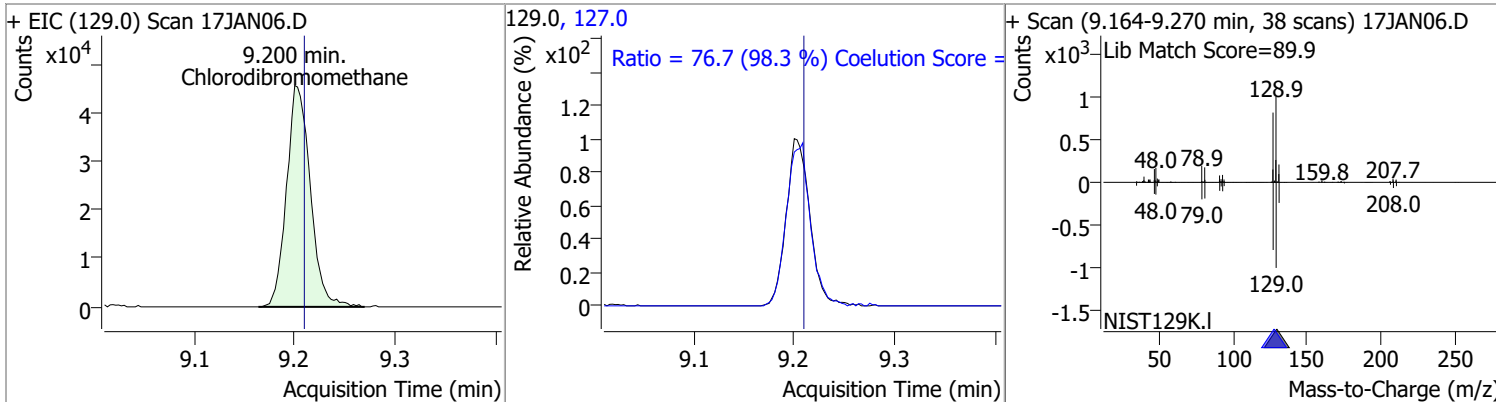
Compound	Conc.	RT	Dev(Min)	Resp.	QIon	QRatio	Lower	Upper
Tetrachloroethene	123.8169	8.94	0.00	98944	165.8	128.7	98.6	158.6
					129.0	92.1	61.5	121.5



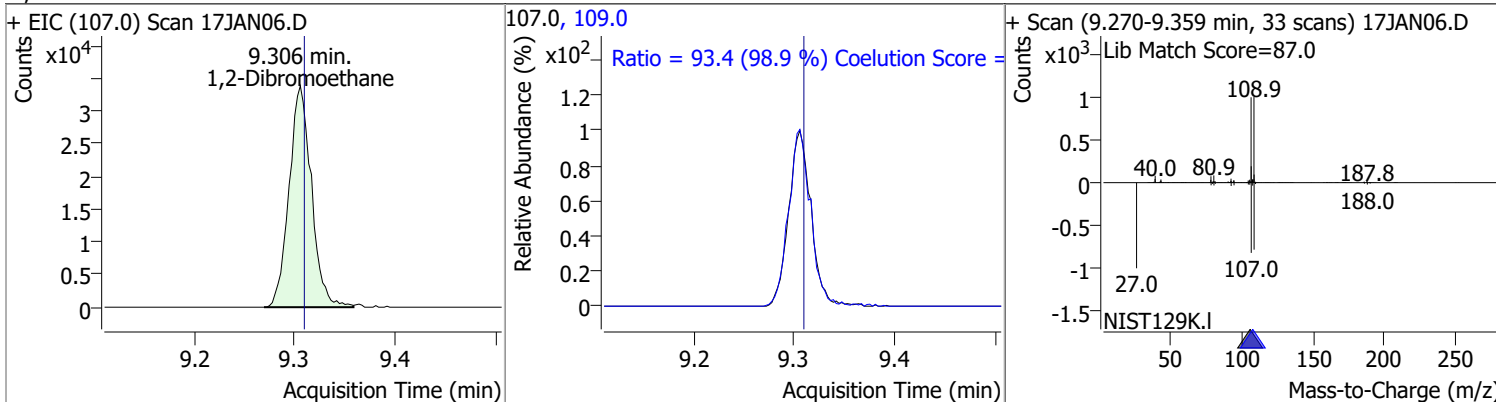
Compound	Conc.	RT	Dev(Min)	Resp.	QIon	QRatio	Lower	Upper
1,3-Dichloropropane	122.6408	8.98	0.00	94147	78.0	31.9	2.9	62.9



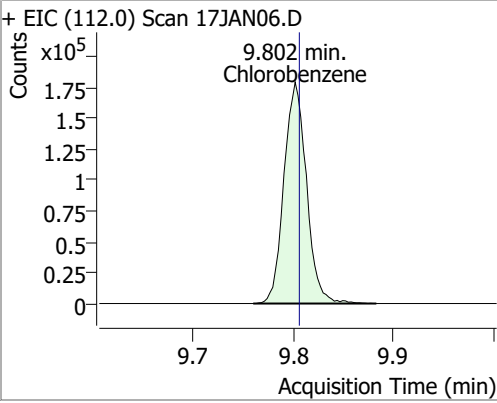
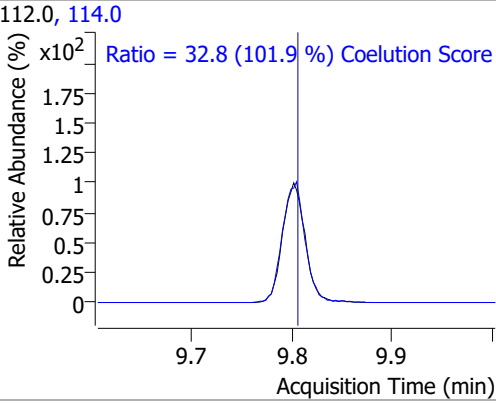
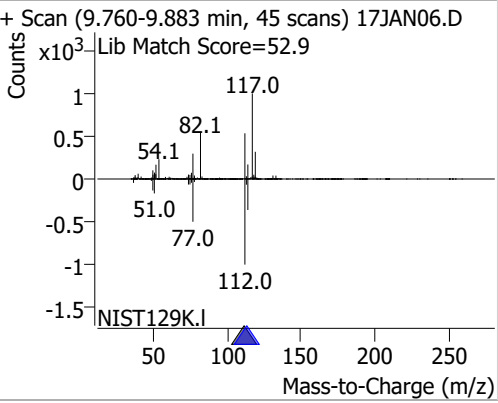
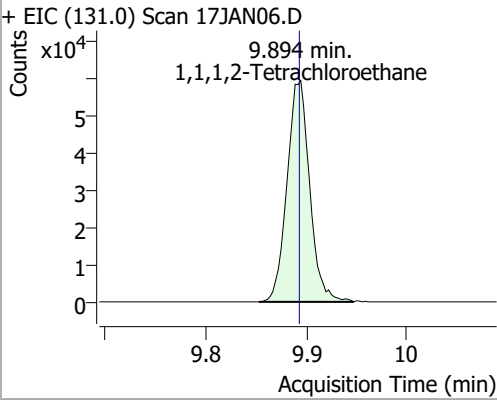
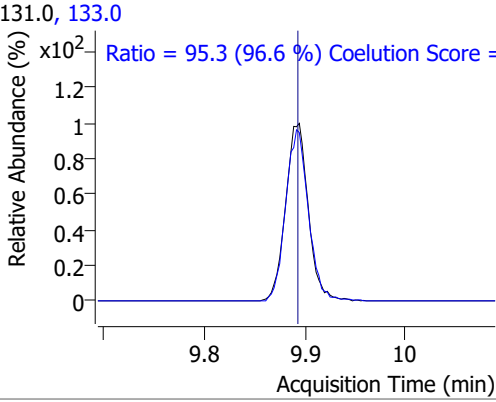
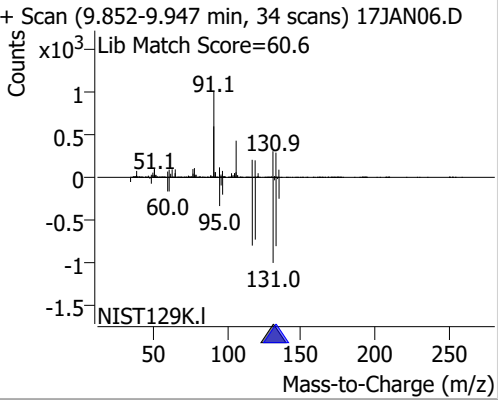
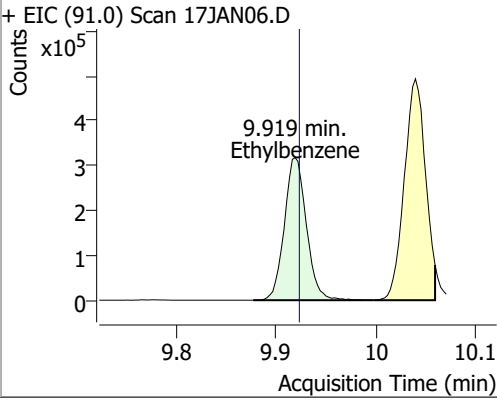
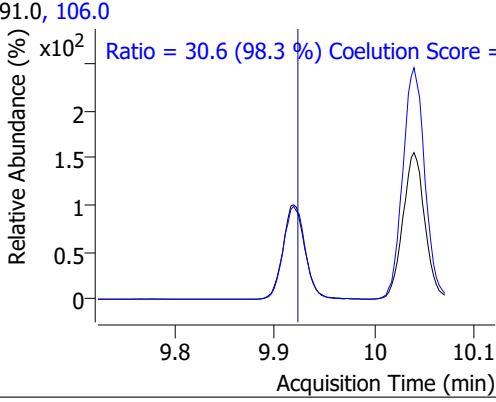
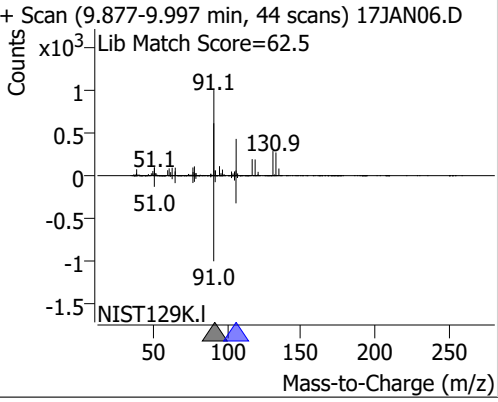
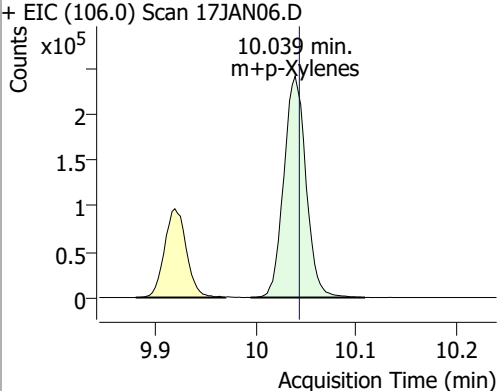
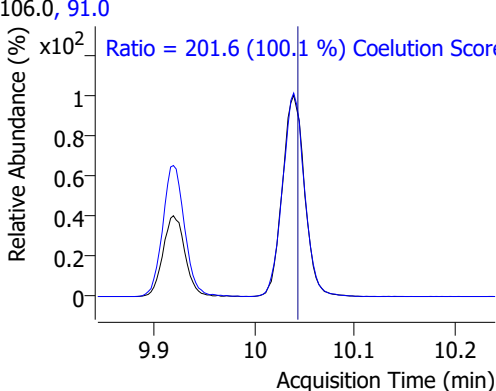
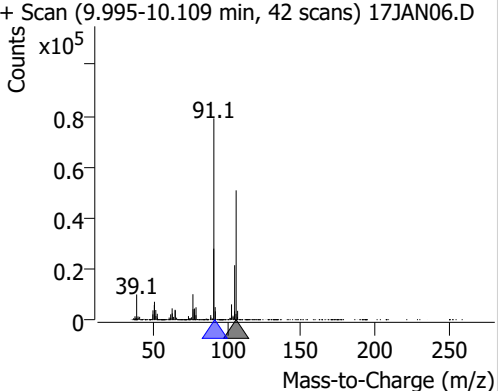
Compound	Conc.	RT	Dev(Min)	Resp.	QIon	QRatio	Lower	Upper
Chlorodibromomethane	123.0947	9.20	-0.01	75083	127.0	76.7	48.0	108.0



Compound	Conc.	RT	Dev(Min)	Resp.	QIon	QRatio	Lower	Upper
1,2-Dibromoethane	122.5320	9.31	0.00	52289	109.0	93.4	64.5	124.5

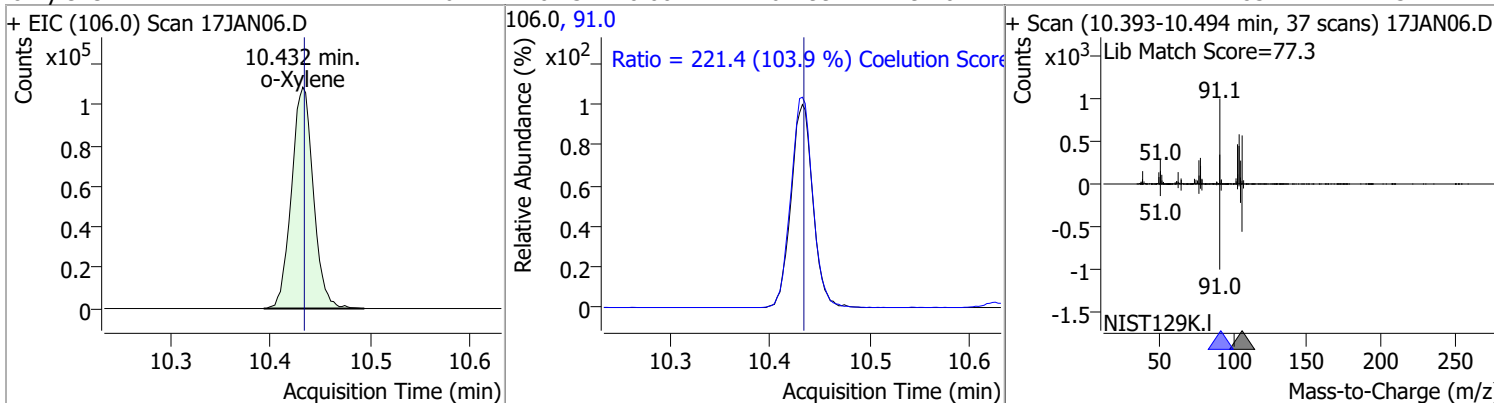


Quantitation Results Report (QT Reviewed)

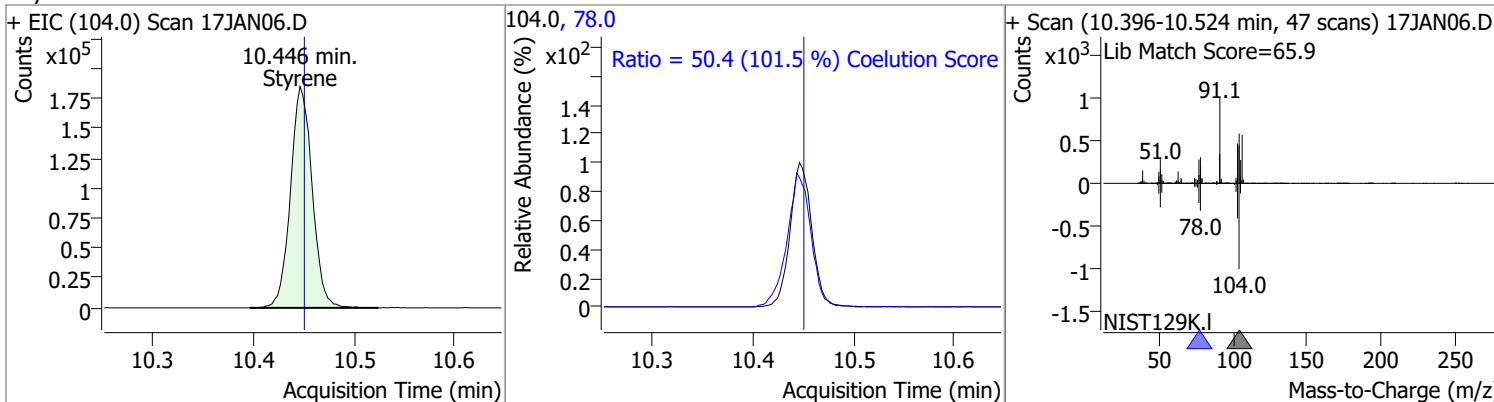
Compound	Conc.	RT	Dev(Min)	Resp.	QIon	QRatio	Lower	Upper
Chlorobenzene	130.2072	9.80	0.00	279229	114.0	32.8	2.1	62.1
+ EIC (112.0) Scan 17JAN06.D			112.0, 114.0			+ Scan (9.760-9.883 min, 45 scans) 17JAN06.D		
								
						Ratio = 32.8 (101.9 %) Coelution Score =		
1,1,1,2-Tetrachloroethane	124.1997	9.89	0.01	93105	133.0	95.3	68.6	128.6
+ EIC (131.0) Scan 17JAN06.D			131.0, 133.0			+ Scan (9.852-9.947 min, 34 scans) 17JAN06.D		
								
						Ratio = 95.3 (96.6 %) Coelution Score =		
Ethylbenzene	130.0819	9.92	0.00	483811	106.0	30.6	1.1	61.1
+ EIC (91.0) Scan 17JAN06.D			91.0, 106.0			+ Scan (9.877-9.997 min, 44 scans) 17JAN06.D		
								
						Ratio = 30.6 (98.3 %) Coelution Score =		
m+p-Xylenes	258.2725	10.04	0.00	373297	91.0	201.6	171.4	231.4
+ EIC (106.0) Scan 17JAN06.D			106.0, 91.0			+ Scan (9.995-10.109 min, 42 scans) 17JAN06.D		
								
						Ratio = 201.6 (100.1 %) Coelution Score =		

Quantitation Results Report (QT Reviewed)

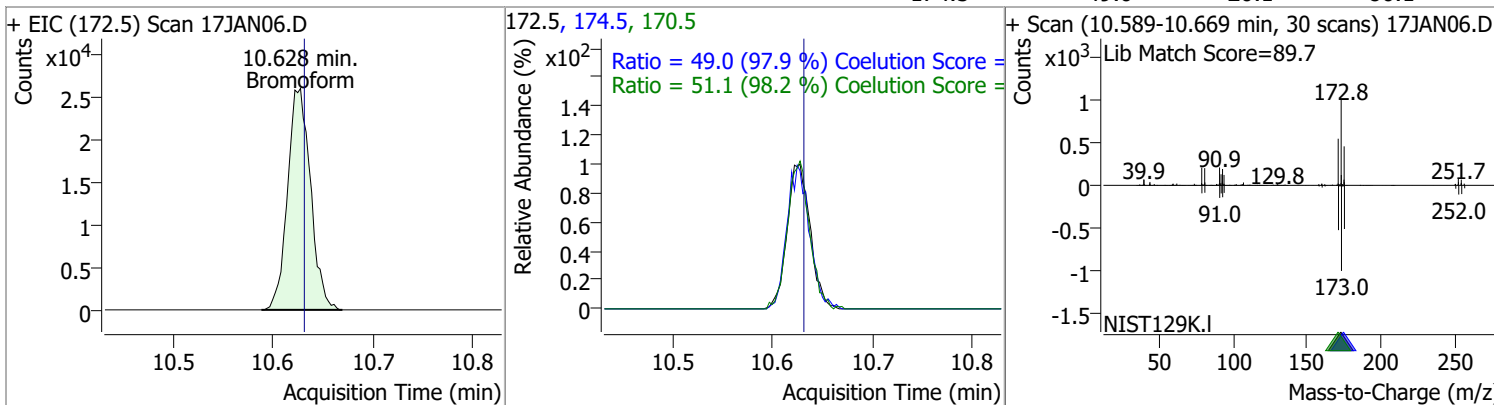
Compound	Conc.	RT	Dev(Min)	Resp.	QIon	QRatio	Lower	Upper
o-Xylene	127.6124	10.43	0.00	164199	91.0	221.4	183.1	243.1



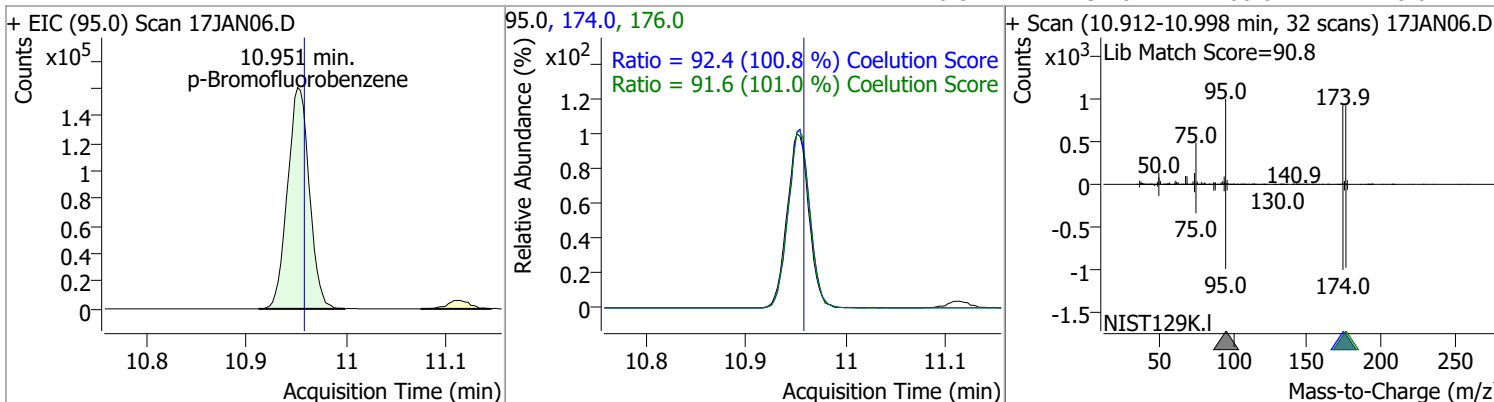
Compound	Conc.	RT	Dev(Min)	Resp.	QIon	QRatio	Lower	Upper
Styrene	134.5193	10.45	0.00	278673	78.0	50.4	19.6	79.6



Compound	Conc.	RT	Dev(Min)	Resp.	QIon	QRatio	Lower	Upper
Bromoform	129.0029	10.63	0.00	41512	170.5 174.5	51.1 49.0	22.1 20.1	82.1 80.1

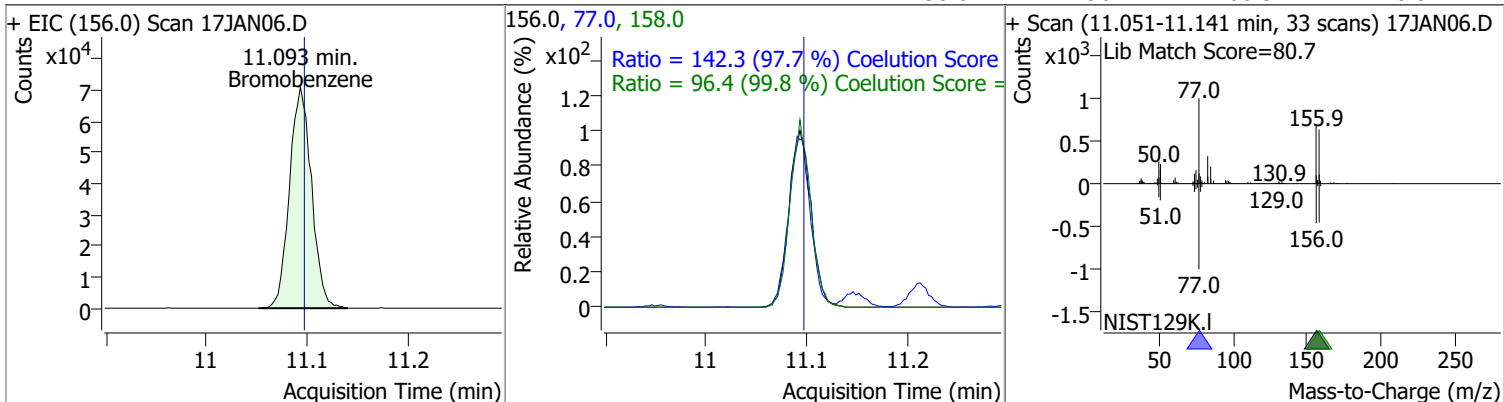


Compound	Conc.	RT	Dev(Min)	Resp.	QIon	QRatio	Lower	Upper
p-Bromofluorobenzene	263.4880	10.95	0.00	242738	174.0 176.0	92.4 91.6	61.7 60.6	121.7 120.6

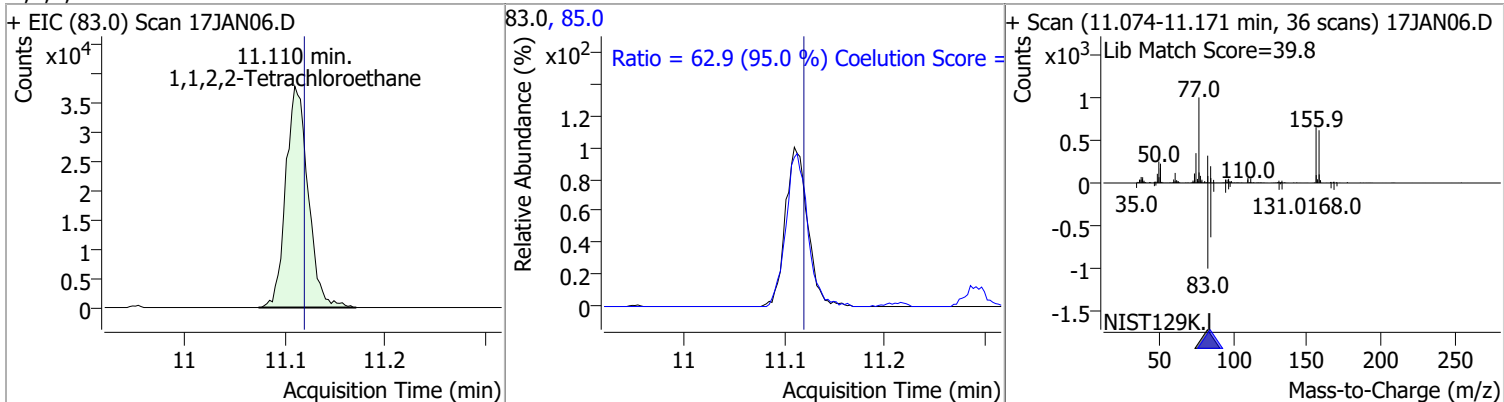


Quantitation Results Report (QT Reviewed)

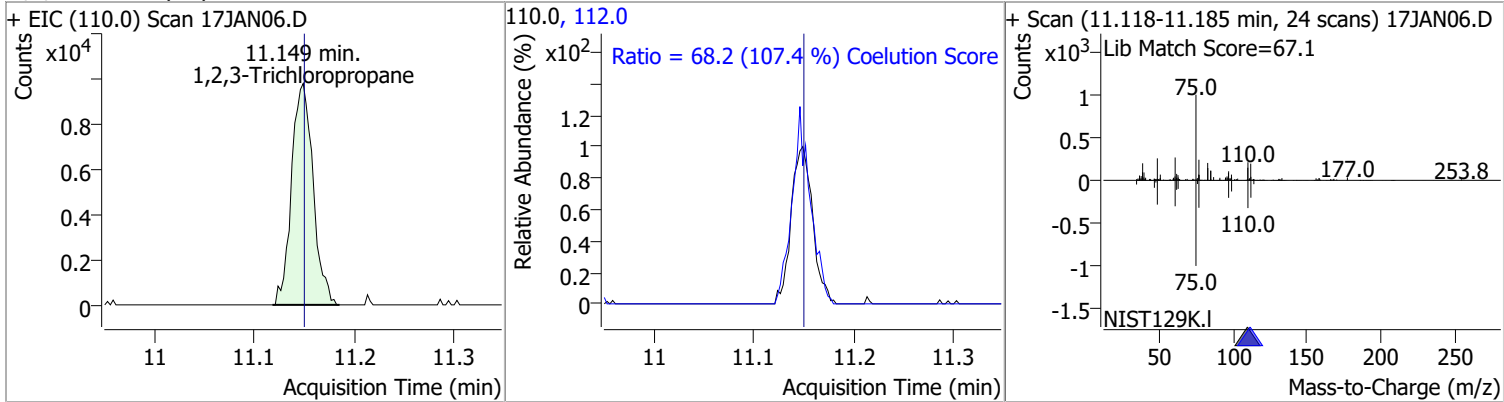
Compound	Conc.	RT	Dev(Min)	Resp.	QIon	QRatio	Lower	Upper
Bromobenzene	132.8615	11.09	0.00	108124	77.0	142.3	115.7	175.7
					158.0	96.4	66.5	126.5



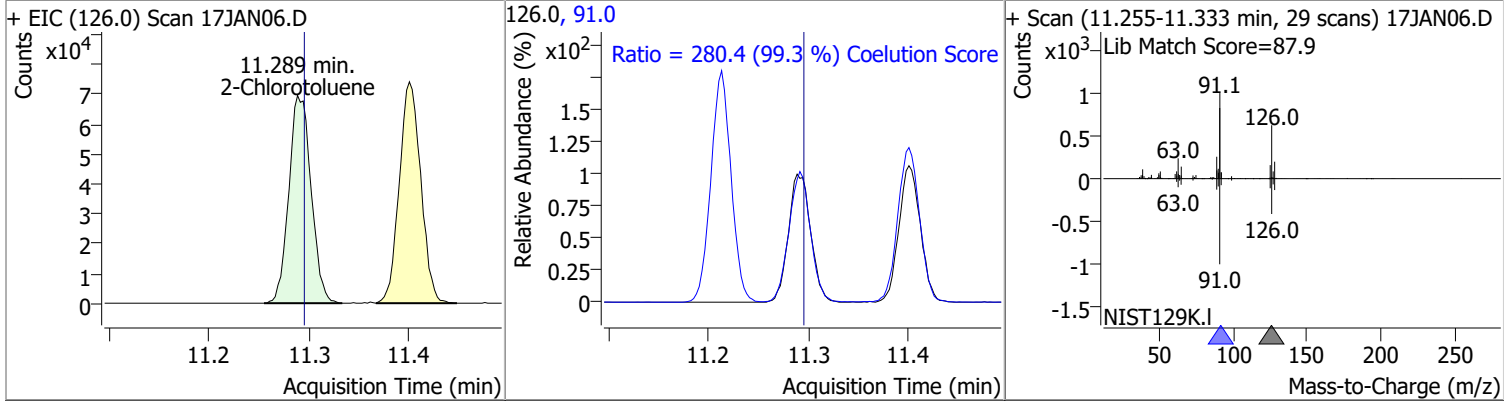
Compound	Conc.	RT	Dev(Min)	Resp.	QIon	QRatio	Lower	Upper
1,1,2,2-Tetrachloroethane	125.1291	11.11	-0.01	58611	85.0	62.9	36.2	96.2



Compound	Conc.	RT	Dev(Min)	Resp.	QIon	QRatio	Lower	Upper
1,2,3-Trichloropropane	116.6263	11.15	0.00	14617	112.0	68.2	33.5	93.5

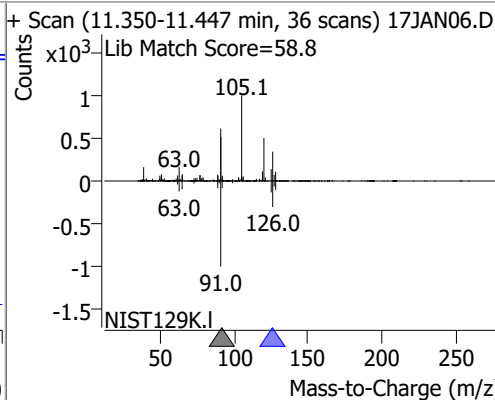
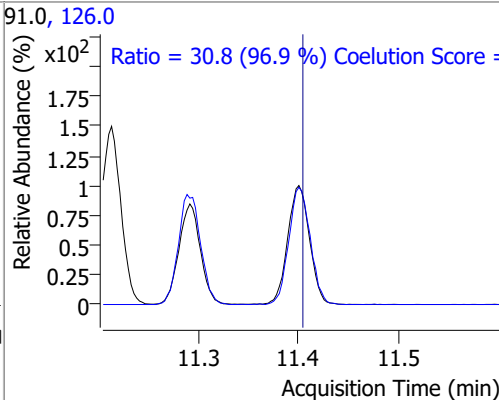
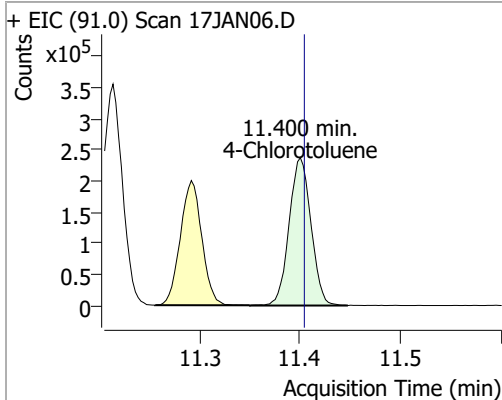


Compound	Conc.	RT	Dev(Min)	Resp.	QIon	QRatio	Lower	Upper
2-Chlorotoluene	132.4724	11.29	0.00	107268	91.0	280.4	252.3	312.3

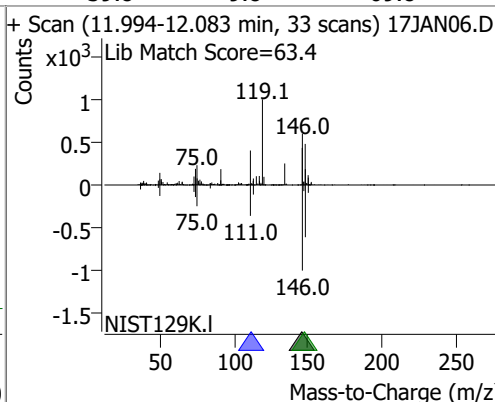
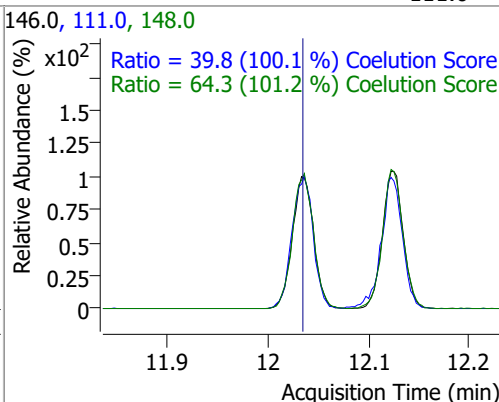
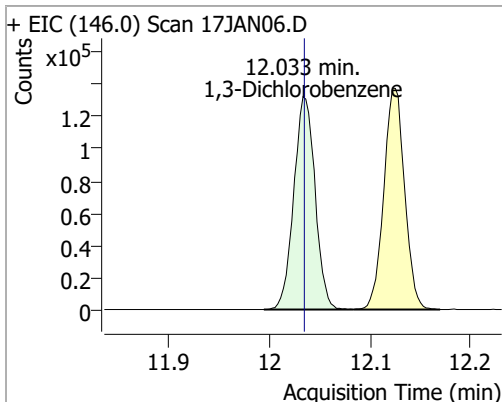


Quantitation Results Report (QT Reviewed)

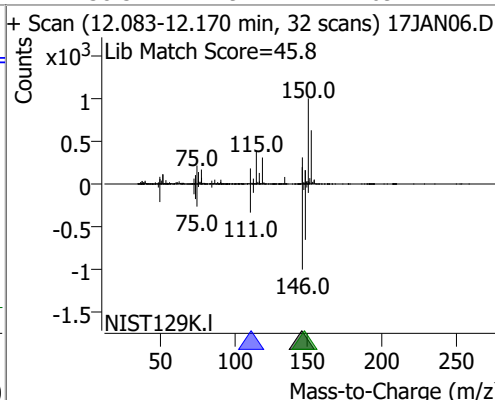
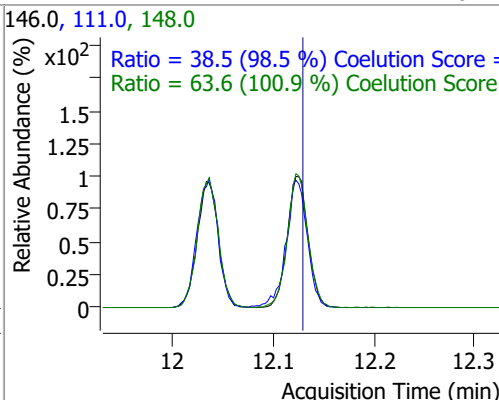
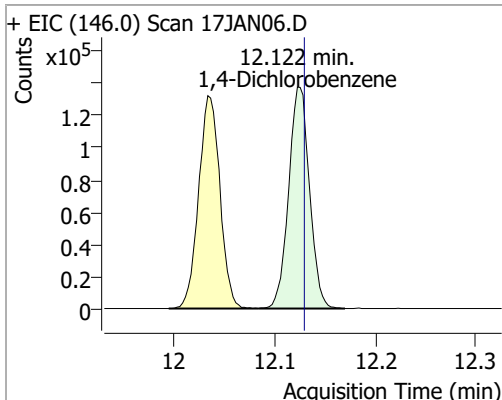
Compound	Conc.	RT	Dev(Min)	Resp.	QIon	QRatio	Lower	Upper
4-Chlorotoluene	136.1777	11.40	0.00	359524	126.0	30.8	1.7	61.7



Compound	Conc.	RT	Dev(Min)	Resp.	QIon	QRatio	Lower	Upper
1,3-Dichlorobenzene	131.4067	12.03	0.00	195037	148.0	64.3	33.6	93.6
					111.0	39.8	9.8	69.8

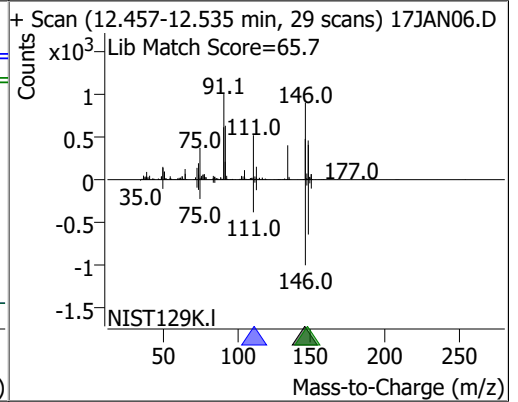
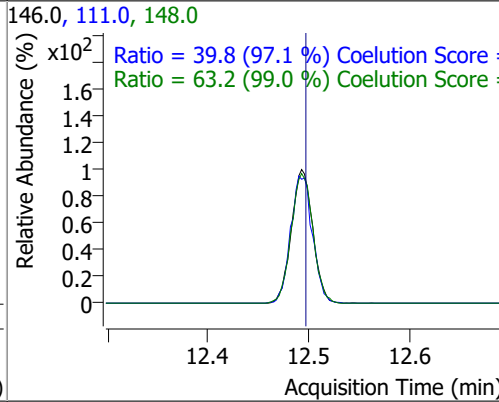
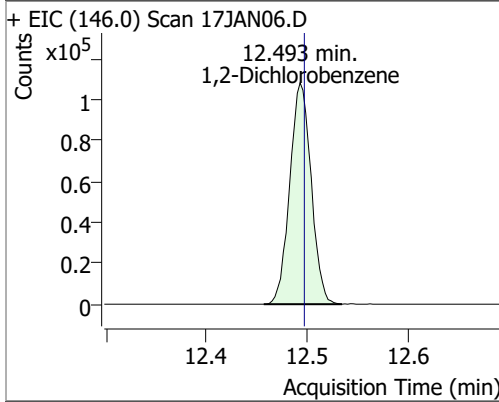


Compound	Conc.	RT	Dev(Min)	Resp.	QIon	QRatio	Lower	Upper
1,4-Dichlorobenzene	131.3629	12.12	0.00	198803	148.0	63.6	33.1	93.1
					111.0	38.5	9.1	69.1



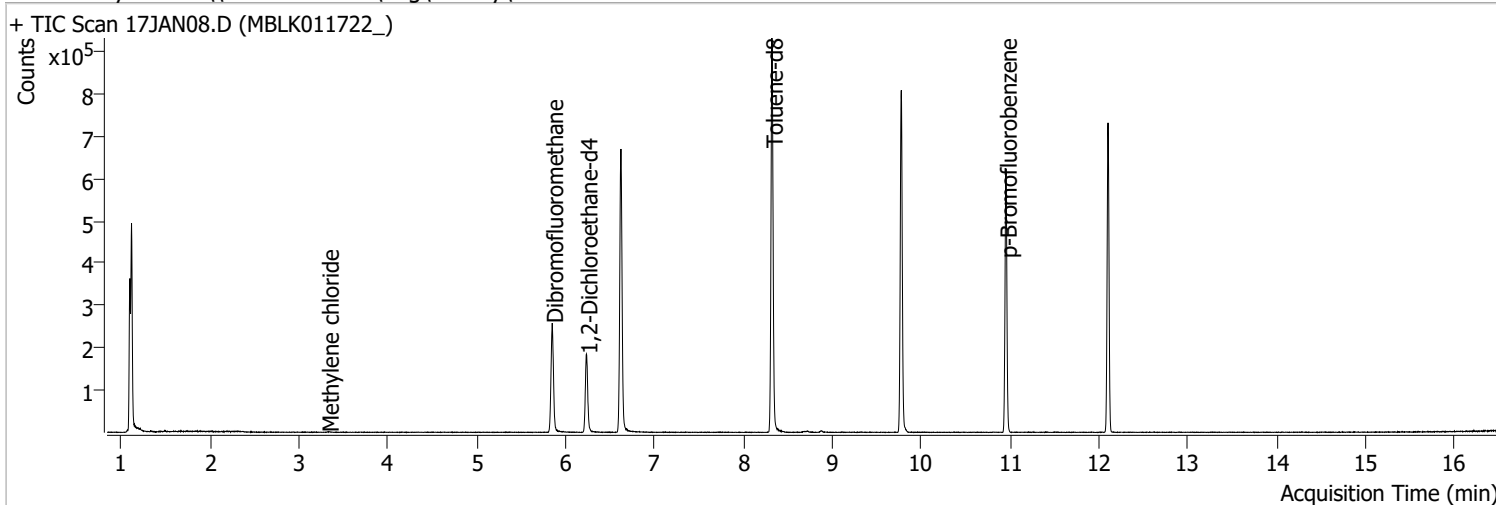
Quantitation Results Report (QT Reviewed)

Compound	Conc.	RT	Dev(Min)	Resp.	QIon	QRatio	Lower	Upper
1,2-Dichlorobenzene	127.4143	12.49	0.00	159822	148.0	63.2	33.9	93.9
					111.0	39.8	11.0	71.0



Quantitation Results Report (QT Reviewed)

Data File	17JAN08.D	Operator	MSC
Acq. Method	5975CACQF.M	Acq. Date-Time	1/17/2022 1:01:13 PM
Sample Name	MBLK011722_	Instrument	VOA5975C
Vial	8	Multiplier	1.00
DA Method File	VOA5975C_8260B_SHT_DoD_L4_010422.m	Comment	
Tune File	BFB_Atune3.u	Tune Date	10/11/2021 4:02:00 PM
Batch Name	VG011722_8260B.batch.bin	Last Calib Update	3/5/2022 1:16:34 PM
Ref Library	\\MASSHUNTER\Org\Library\NIST129K.I		



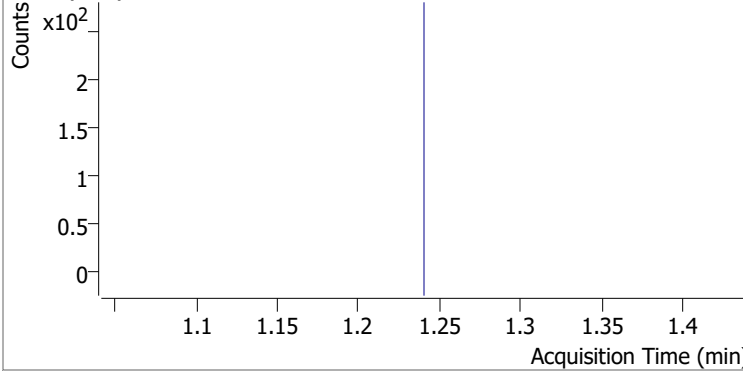
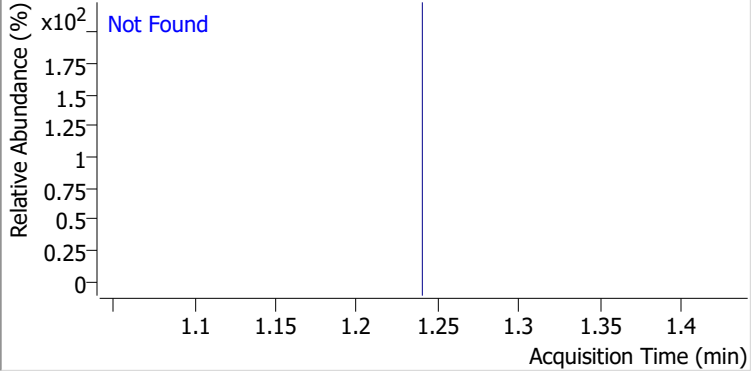
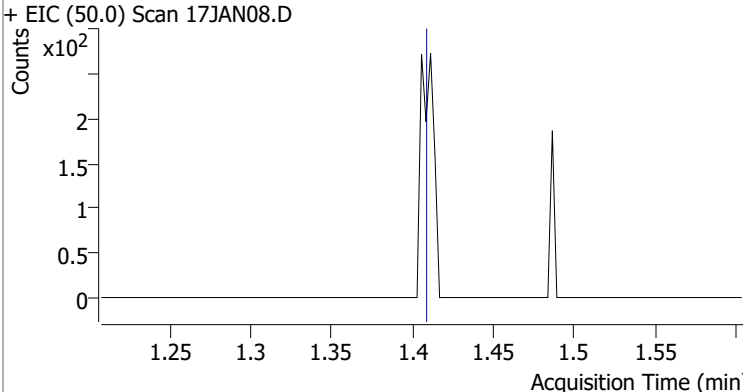
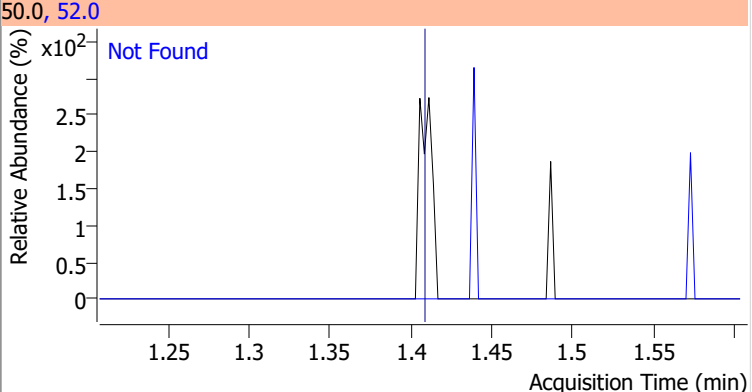
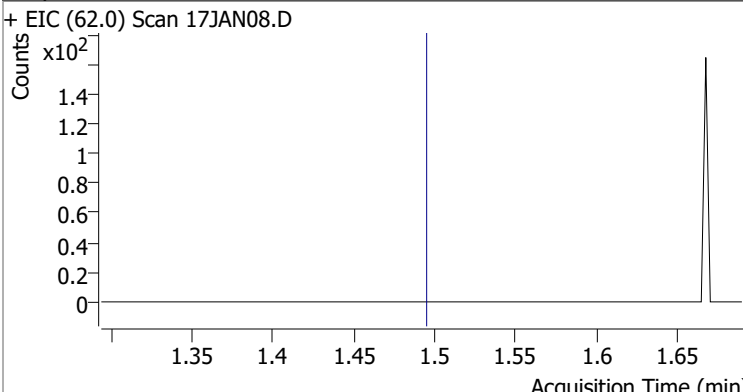
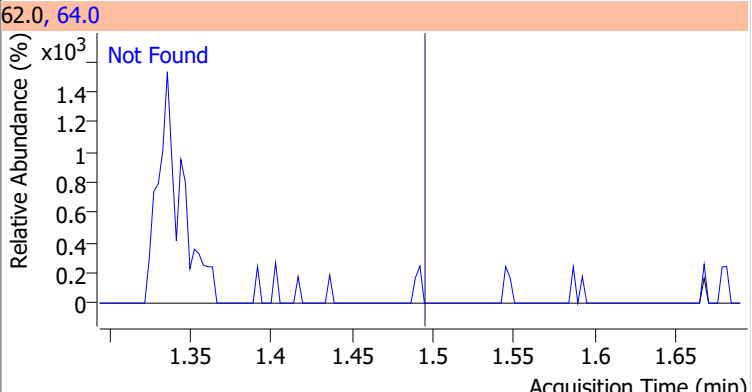
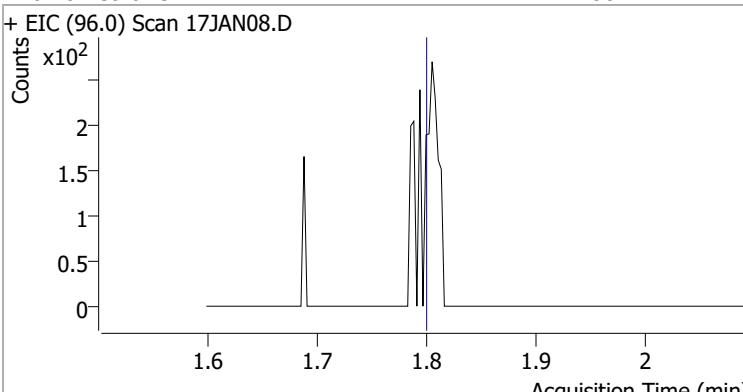
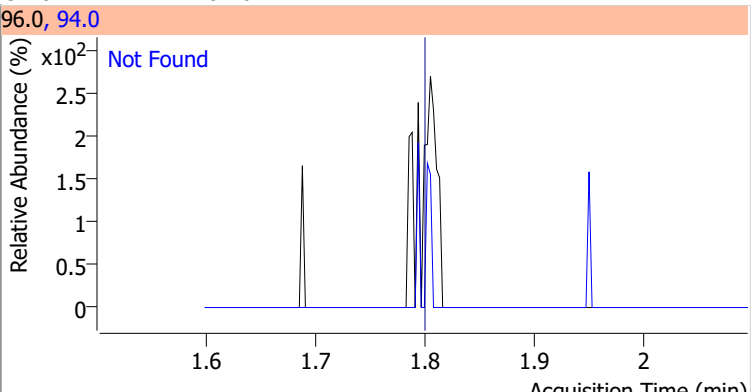
Compound	RT	QIon	Resp.	Conc.	Units	Dev(Min)
Internal Standards						
M Fluorobenzene	6.620	96.0	563118	250.0000	ng	-0.003
M Chlorobenzene-d5	9.772	82.0	220520	250.0000	ng	0.000
M 1,4-Dichlorobenzene-d4	12.100	152.0	179078	250.0000	ng	0.000
System Monitoring Compounds						
S Dibromofluoromethane	5.848	113.0	143606	270.6921	ng	0.003
Spiked Amount: 250.000	Range: 80.0 - 119.0%			Recovery = 108.28%		
S 1,2-Dichloroethane-d4	6.233	67.0	64134	279.8853	ng	0.000
Spiked Amount: 250.000	Range: 81.0 - 118.0%			Recovery = 111.95%		
S Toluene-d8	8.319	98.0	570957	268.6802	ng	0.000
Spiked Amount: 250.000	Range: 89.0 - 112.0%			Recovery = 107.47%		
S p-Bromofluorobenzene	10.951	95.0	170354	259.6644	ng	-0.003
Spiked Amount: 250.000	Range: 85.0 - 114.0%			Recovery = 103.87%		
Target Compounds						
T Dichlorodifluoromethane	0.000		0	N.D.		
T Chloromethane	0.000		0	N.D.		
T Vinyl chloride	0.000		0	N.D.		
T Bromomethane	0.000		0	N.D.		
T Chloroethane	0.000		0	N.D.		
T Trichlorofluoromethane	0.000		0	N.D.		
T 1,1-Dichloroethene	0.000		0	N.D.		
T Methylene chloride	3.324	49.0	947	1.1327	ng m	92
T trans-1,2-Dichloroethene	0.000		0	N.D.		
T Methyl tert-butyl ether (MTBE)	0.000		0	N.D.		
T 1,1-Dichloroethane	0.000		0	N.D.		
T 2,2-Dichloropropane	0.000		0	N.D.		
T cis-1,2-Dichloroethene	0.000		0	N.D.		
T Methyl ethyl ketone	0.000		0	N.D.		
T Bromochloromethane	0.000		0	N.D.		
T Chloroform	5.642	83.0	0		ng md	1

Quantitation Results Report (QT Reviewed)

Compound	RT	QIon	Resp.	Conc.	Units	Dev(Min)
T 1,1,1-Trichloroethane	0.000		0	N.D.		
T Carbon tetrachloride	0.000		0	N.D.		
T 1,1-Dichloropropene	0.000		0	N.D.		
T Benzene	0.000		0	N.D.		
T 1,2-Dichloroethane	0.000		0	N.D.		
T Trichloroethene	0.000		0	N.D.		
T 1,2-Dichloropropane	0.000		0	N.D.		
T Dibromomethane	0.000		0	N.D.		
T Bromodichloromethane	0.000		0	N.D.		
T cis-1,3-Dichloropropene	0.000		0	N.D.		
T Toluene	0.000		0	N.D.		
T trans-1,3-Dichloropropene	0.000		0	N.D.		
T 1,1,2-Trichloroethane	0.000		0	N.D.		
T Tetrachloroethene	0.000		0	N.D.		
T 1,3-Dichloropropane	0.000		0	N.D.		
T Chlorodibromomethane	0.000		0	N.D.		
T 1,2-Dibromoethane	0.000		0	N.D.		
T Chlorobenzene	0.000		0	N.D.		
T 1,1,1,2-Tetrachloroethane	0.000		0	N.D.		
T Ethylbenzene	0.000		0	N.D.		
T m+p-Xylenes	0.000		0	N.D.		
T o-Xylene	0.000		0	N.D.		
T Styrene	0.000		0	N.D.		
T Bromoform	0.000		0	N.D.		
T Bromobenzene	0.000		0	N.D.		
T 1,1,2,2-Tetrachloroethane	0.000		0	N.D.		
T 1,2,3-Trichloropropane	0.000		0	N.D.		
T 2-Chlorotoluene	0.000		0	N.D.		
T 4-Chlorotoluene	0.000		0	N.D.		
T 1,3-Dichlorobenzene	0.000		0	N.D.		
T 1,4-Dichlorobenzene	0.000		0	N.D.		
T 1,2-Dichlorobenzene	0.000		0	N.D.		

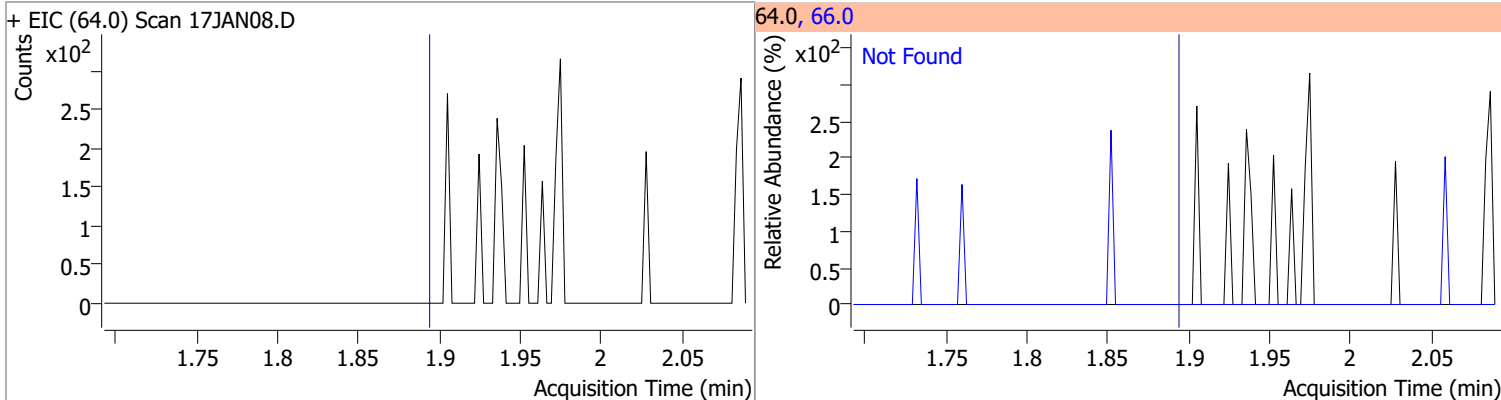
(#) = Qualifier Out of Range; (m) = Manual Integration; (+) = Area Summed; (*) = Surrogate Percent Recovery Out of Range; (d): Zeroed Peak

Quantitation Results Report (QT Reviewed)

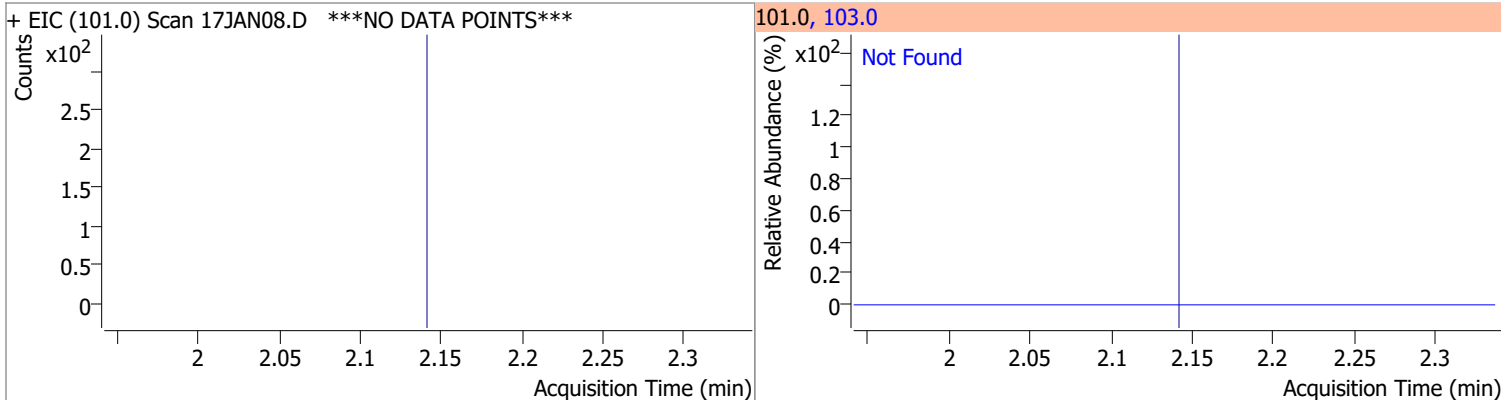
Compound	Conc.	Exp RT	QIon	Exp Ratio
Dichlorodifluoromethane	N.D.	1.24	87.0	32.3
+ EIC (85.0) Scan 17JAN08.D ***NO DATA POINTS***			85.0, 87.0	
				
Chloromethane	N.D.	1.41	52.0	32.1
+ EIC (50.0) Scan 17JAN08.D			50.0, 52.0	
				
Vinyl chloride	N.D.	1.50	64.0	29.9
+ EIC (62.0) Scan 17JAN08.D			62.0, 64.0	
				
Bromomethane	N.D.	1.80	94.0	104.6
+ EIC (96.0) Scan 17JAN08.D			96.0, 94.0	
				

Quantitation Results Report (QT Reviewed)

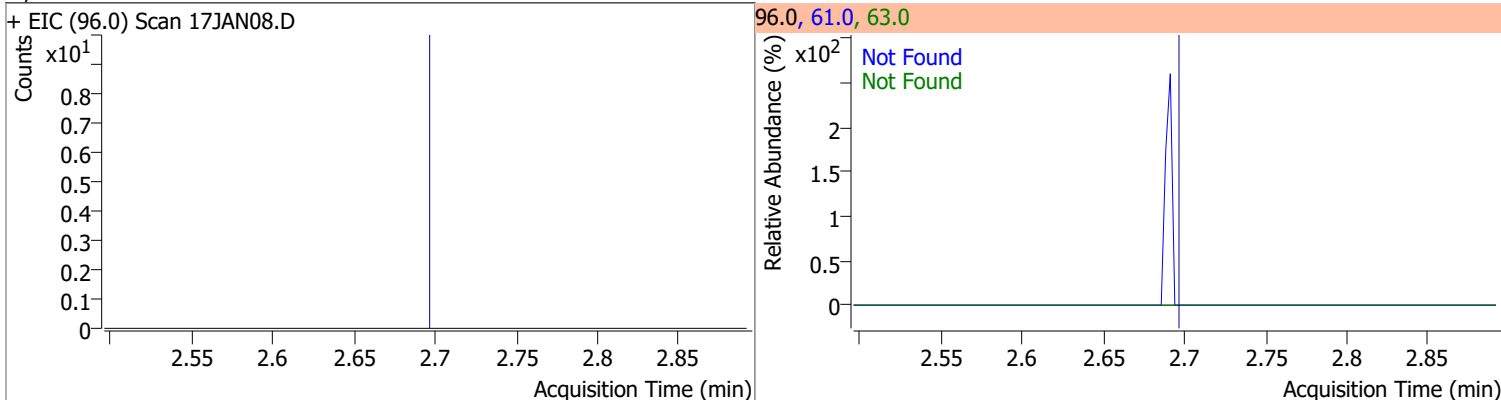
Compound	Conc.	Exp RT	QIon	Exp Ratio
Chloroethane	N.D.	1.89	66.0	30.1



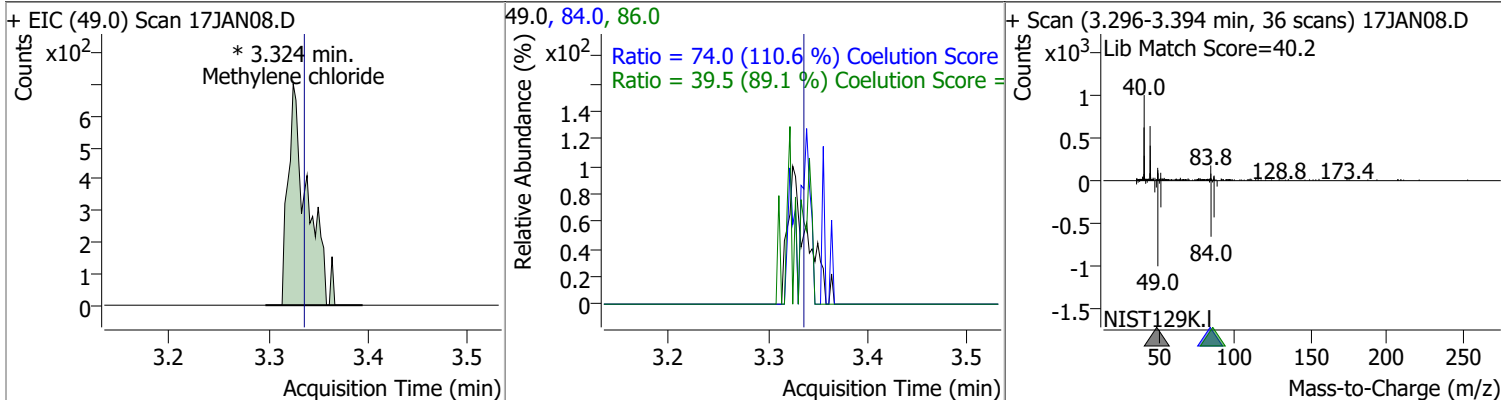
Compound	Conc.	Exp RT	QIon	Exp Ratio
Trichlorofluoromethane	N.D.	2.14	103.0	64.2



Compound	Conc.	Exp RT	QIon	Exp Ratio	QIon	Exp Ratio
1,1-Dichloroethene	N.D.	2.70	61.0	180.3	63.0	56.7

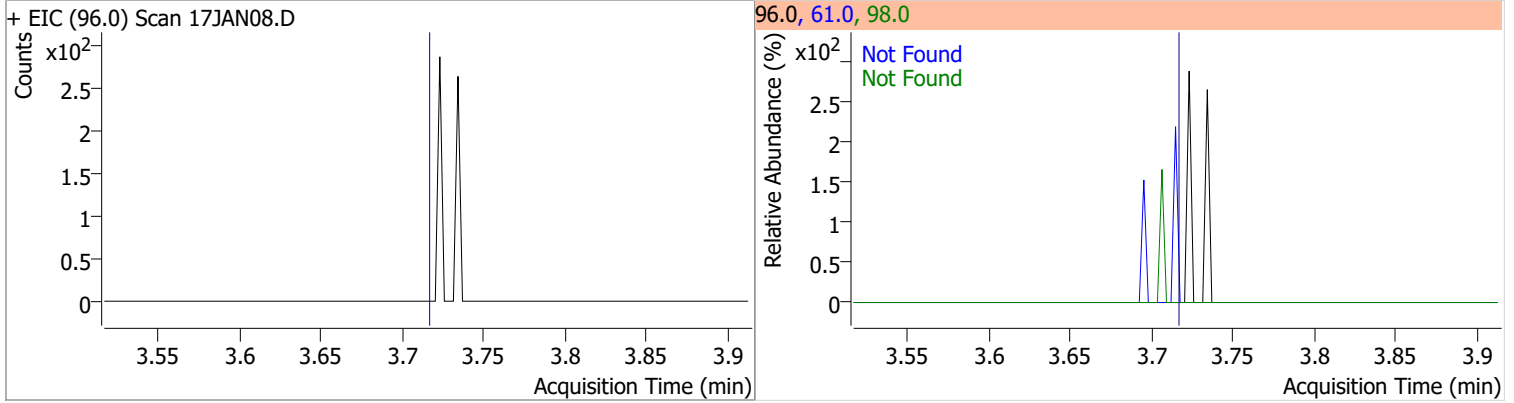


Compound	Conc.	RT	Dev(Min)	Resp.	QIon	QRatio	Lower	Upper
Methylene chloride	1.1327	3.32	-0.01	947 (m)	84.0	74.0	36.9	96.9
					86.0	39.5	14.3	74.3

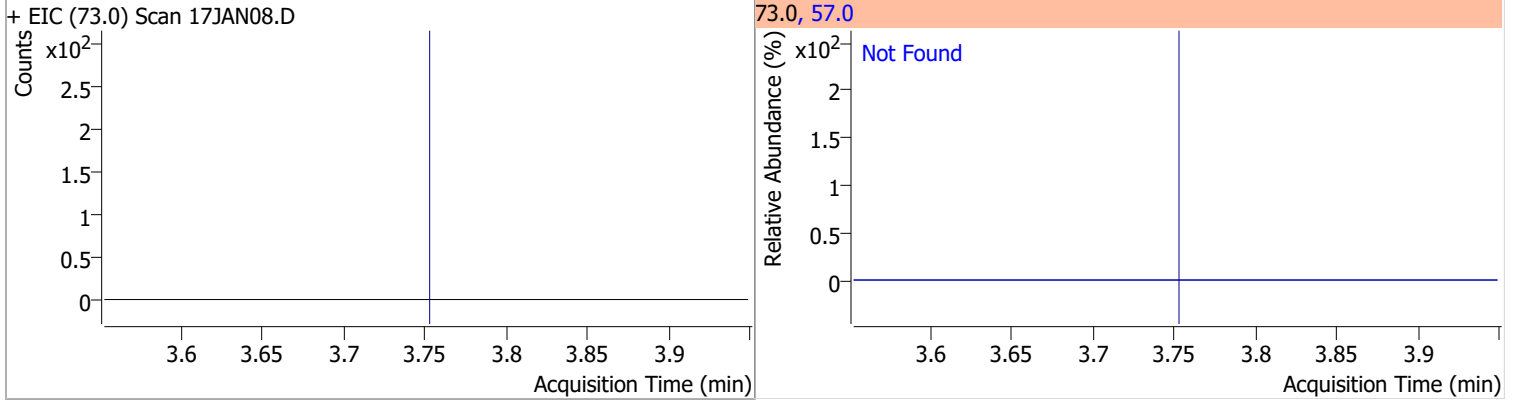


Quantitation Results Report (QT Reviewed)

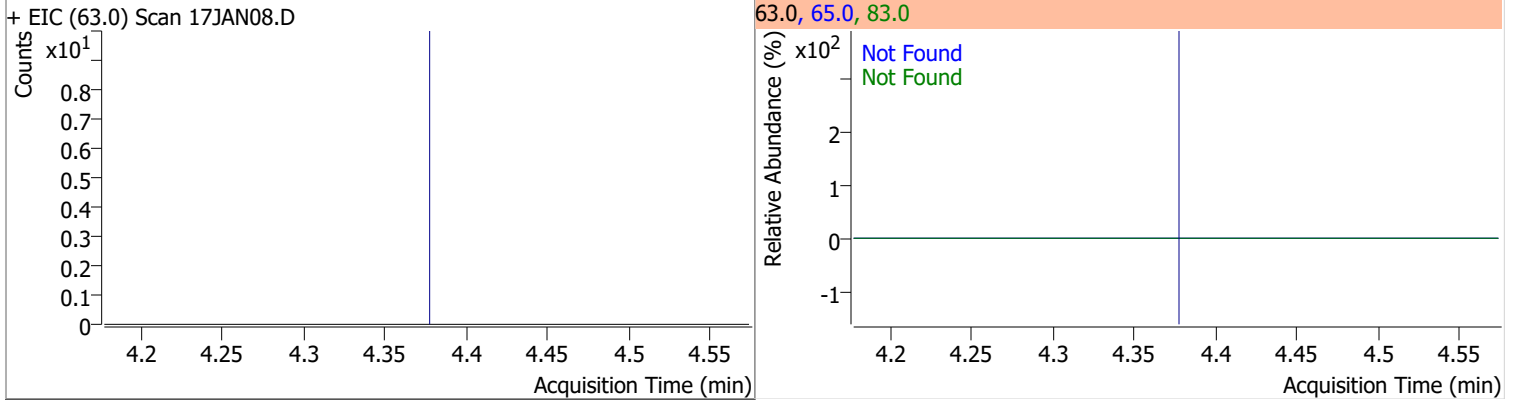
Compound	Conc.	Exp RT	QIon	Exp Ratio	QIon	Exp Ratio
trans-1,2-Dichloroethene	N.D.	3.72	61.0	153.9	98.0	65.7



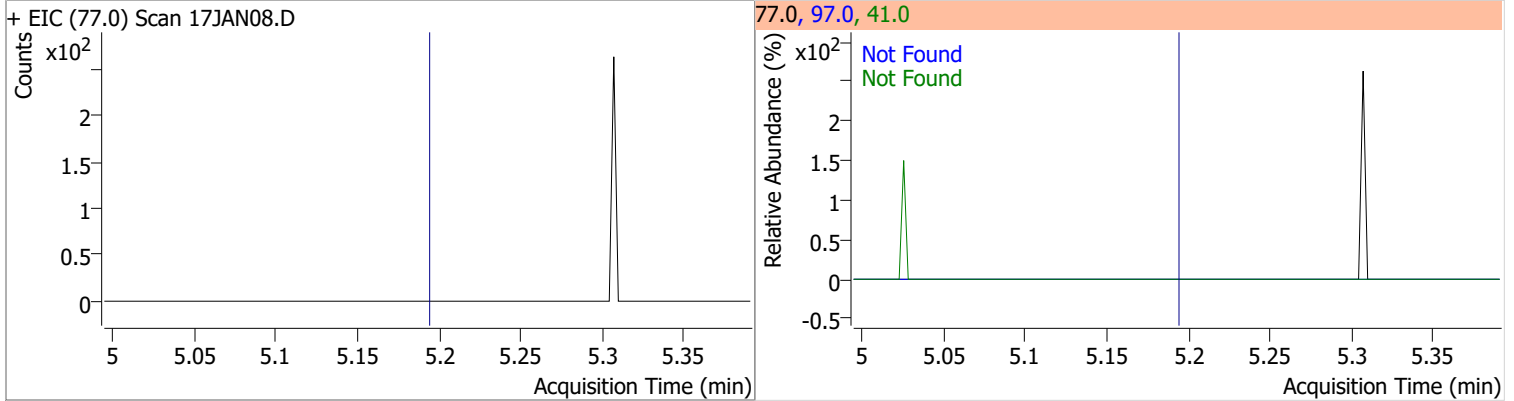
Compound	Conc.	Exp RT	QIon	Exp Ratio
Methyl tert-butyl ether (MTBE)	N.D.	3.75	57.0	24.6



Compound	Conc.	Exp RT	QIon	Exp Ratio	QIon	Exp Ratio
1,1-Dichloroethane	N.D.	4.38	65.0	32.1	83.0	13.7

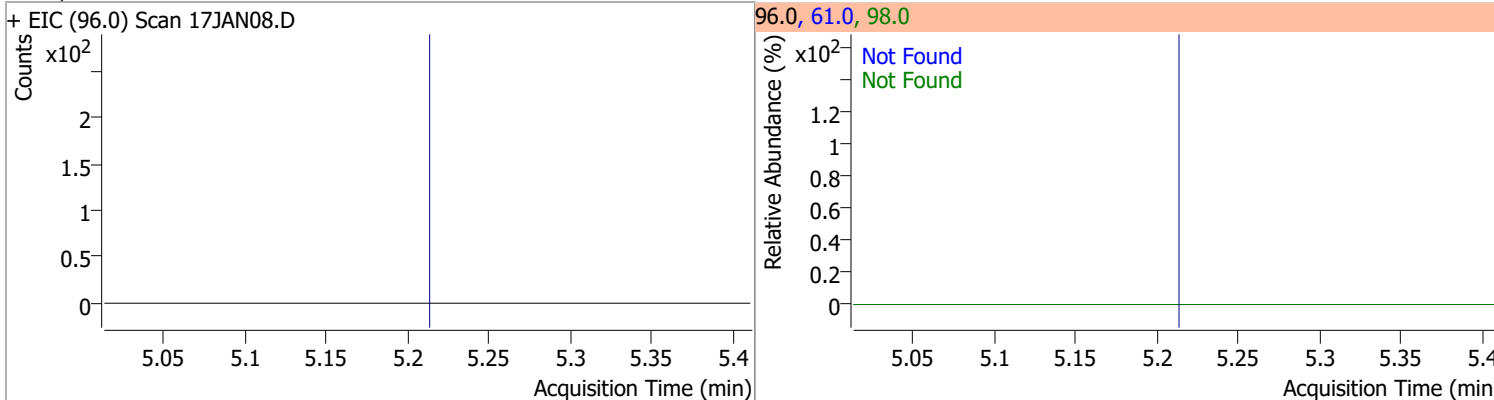


Compound	Conc.	Exp RT	QIon	Exp Ratio	QIon	Exp Ratio
2,2-Dichloropropane	N.D.	5.20	41.0	66.5	97.0	23.2

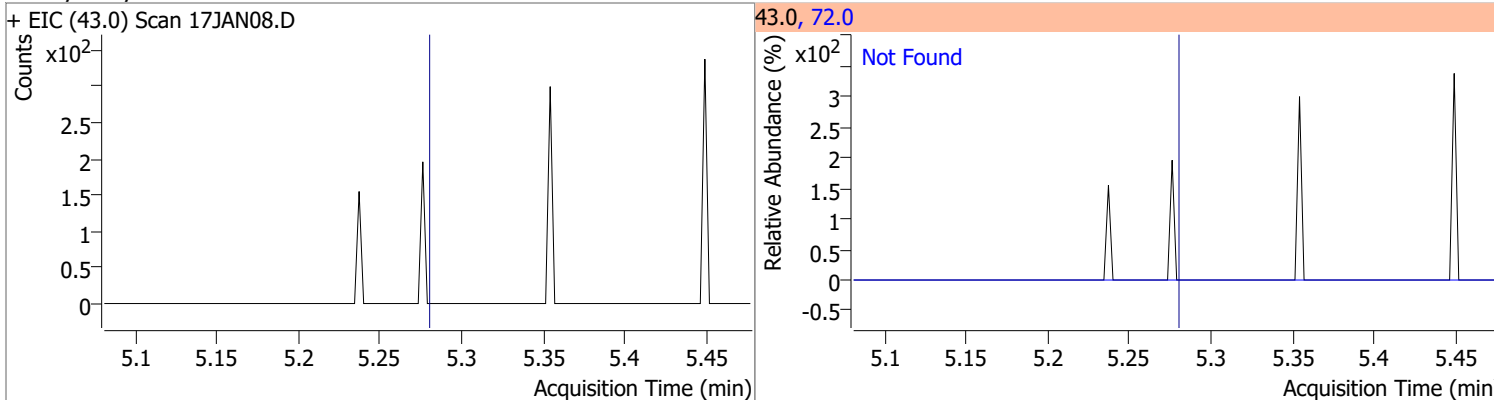


Quantitation Results Report (QT Reviewed)

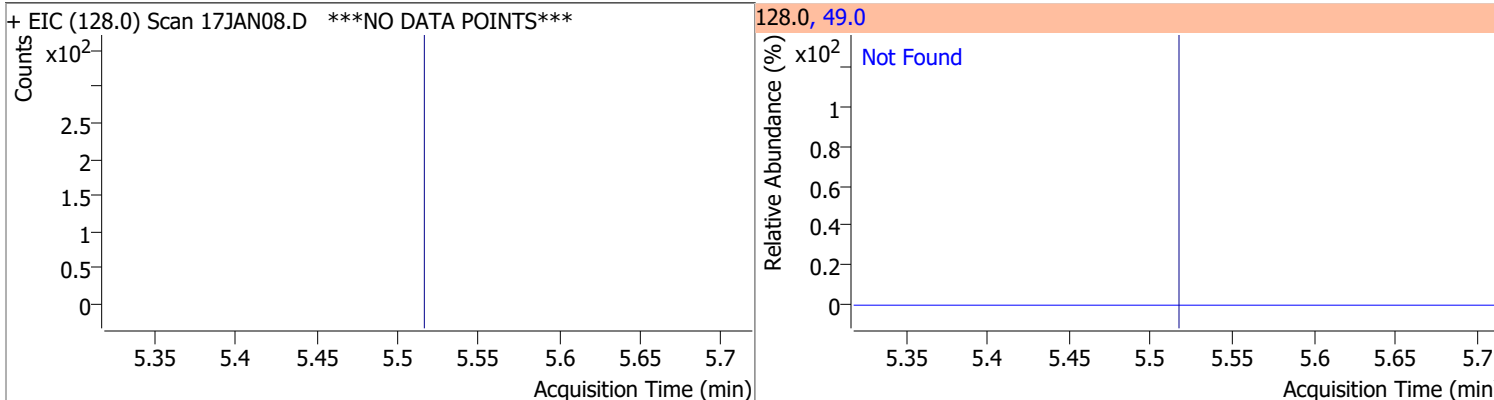
Compound	Conc.	Exp RT	QIon	Exp Ratio	QIon	Exp Ratio
cis-1,2-Dichloroethene	N.D.	5.22	61.0	167.2	98.0	67.3



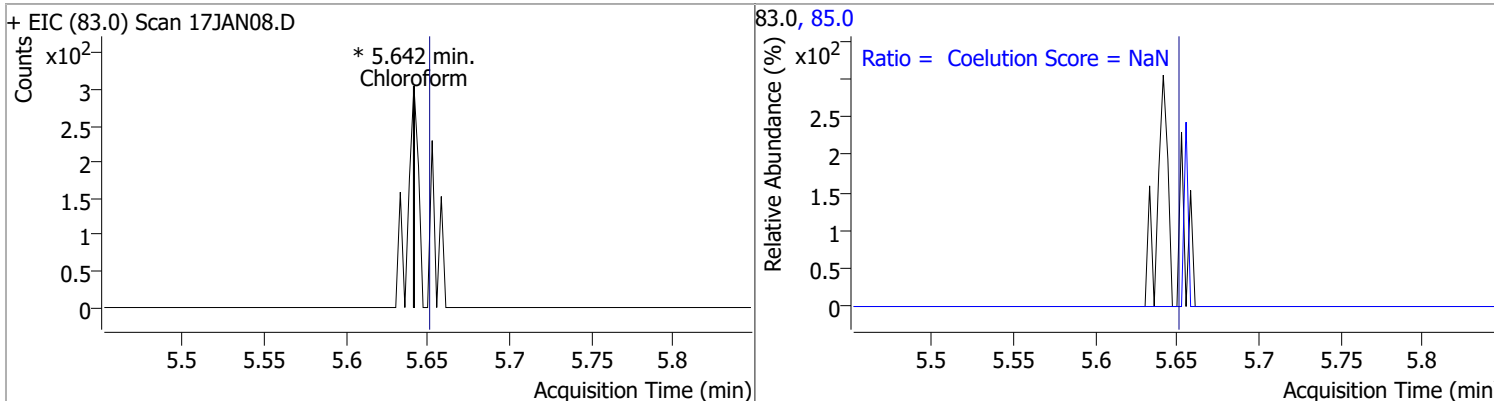
Compound	Conc.	Exp RT	QIon	Exp Ratio
Methyl ethyl ketone	N.D.	5.28	72.0	21.3



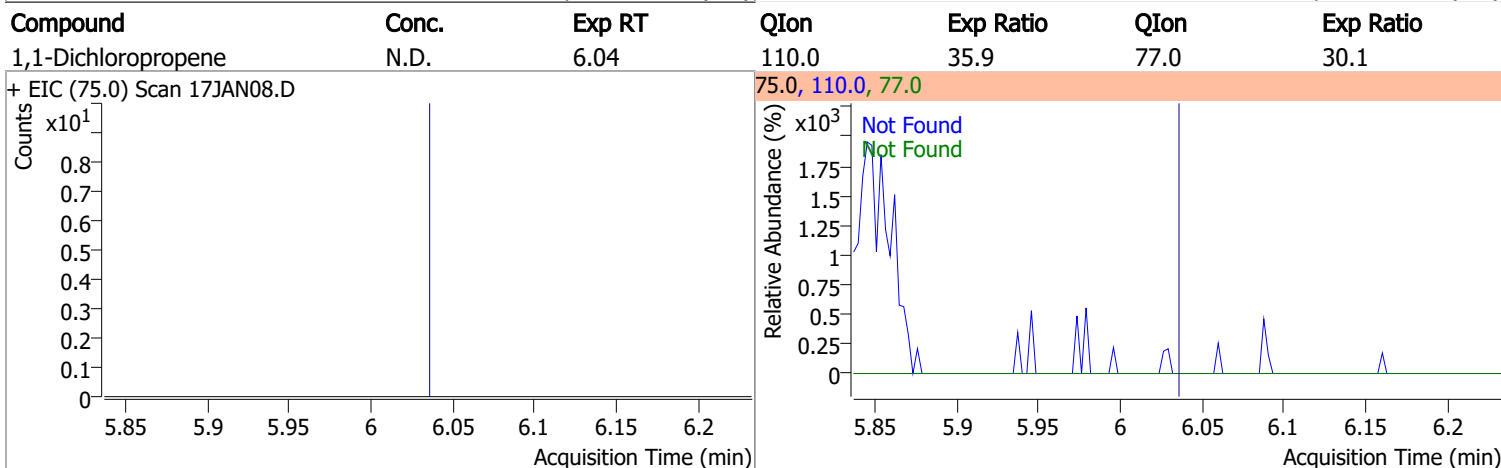
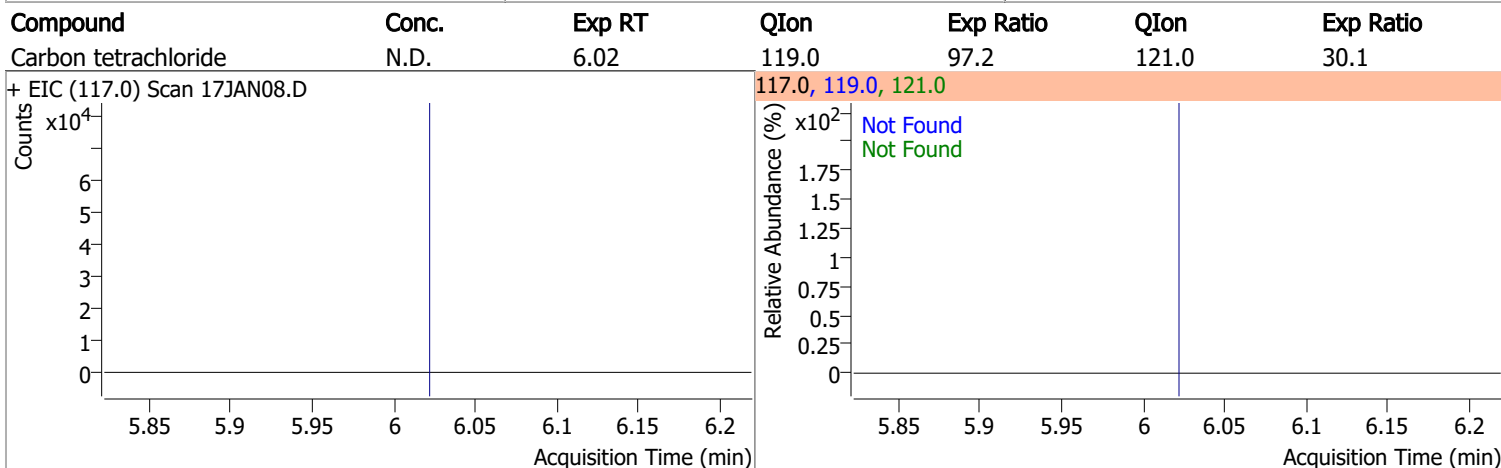
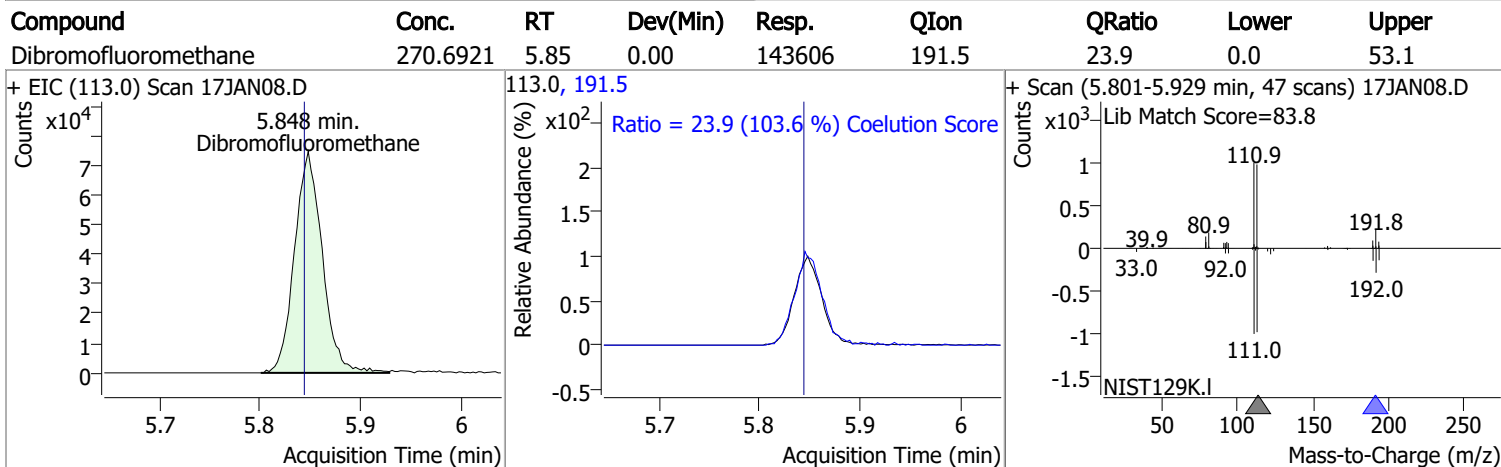
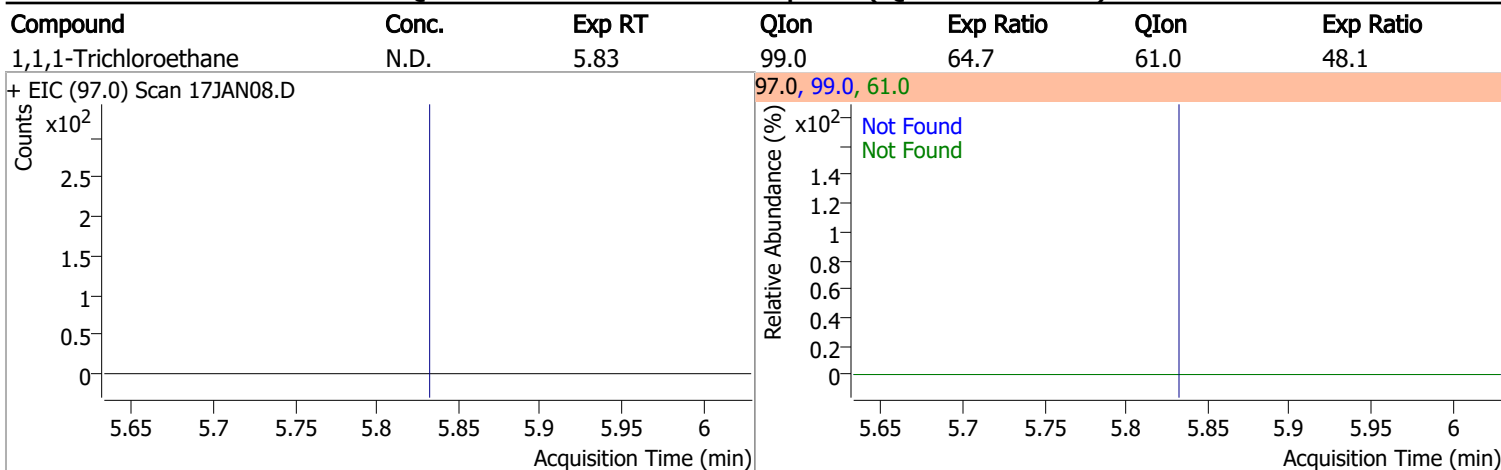
Compound	Conc.	Exp RT	QIon	Exp Ratio
Bromochloromethane	N.D.	5.52	49.0	182.9



Compound	Conc.	RT	Dev(Min)	Resp.	QIon	QRatio	Lower	Upper
Chloroform		0		0	85.0		36.0	96.0

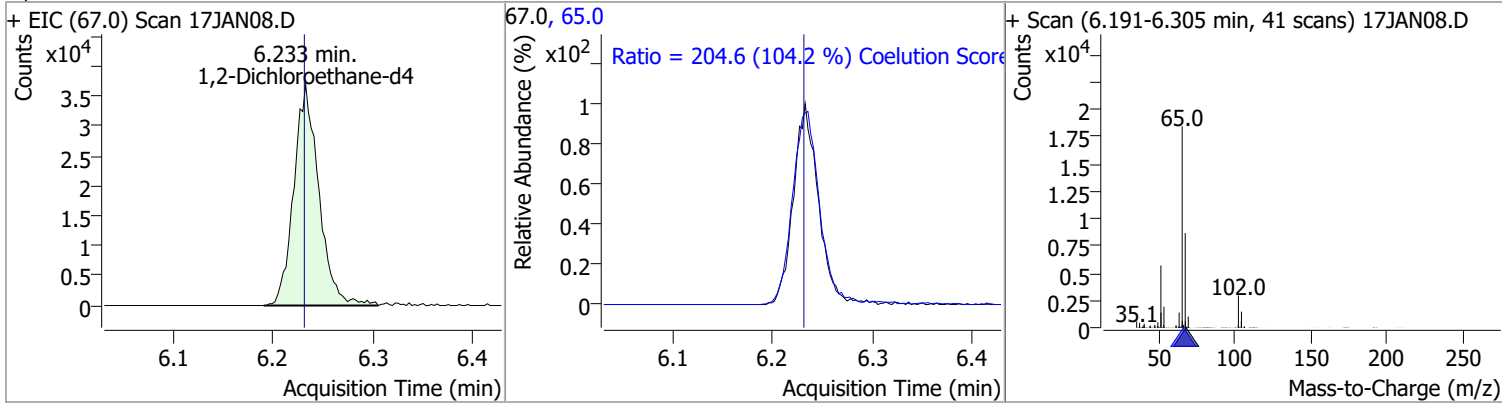


Quantitation Results Report (QT Reviewed)

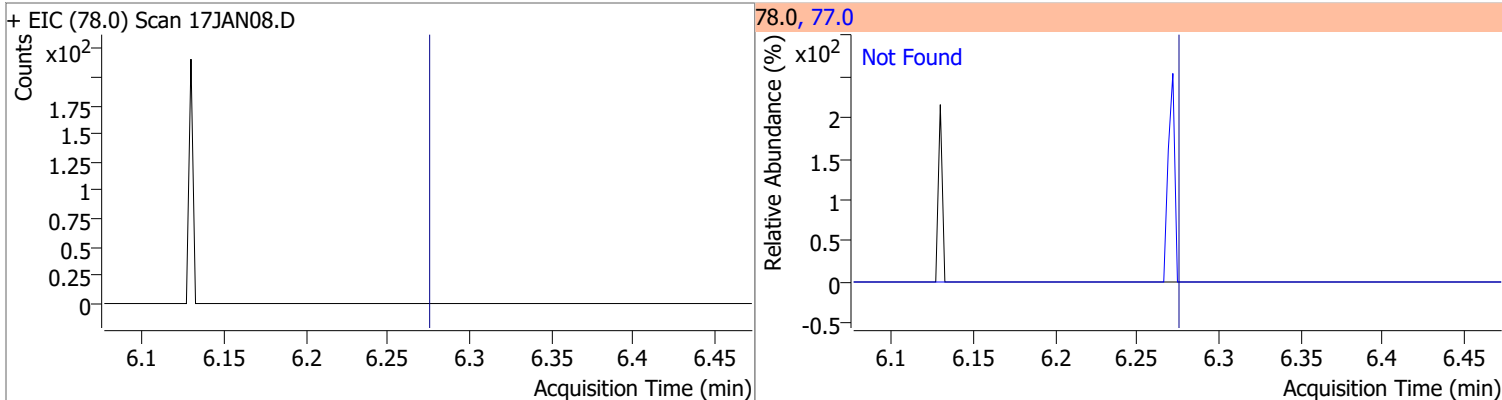


Quantitation Results Report (QT Reviewed)

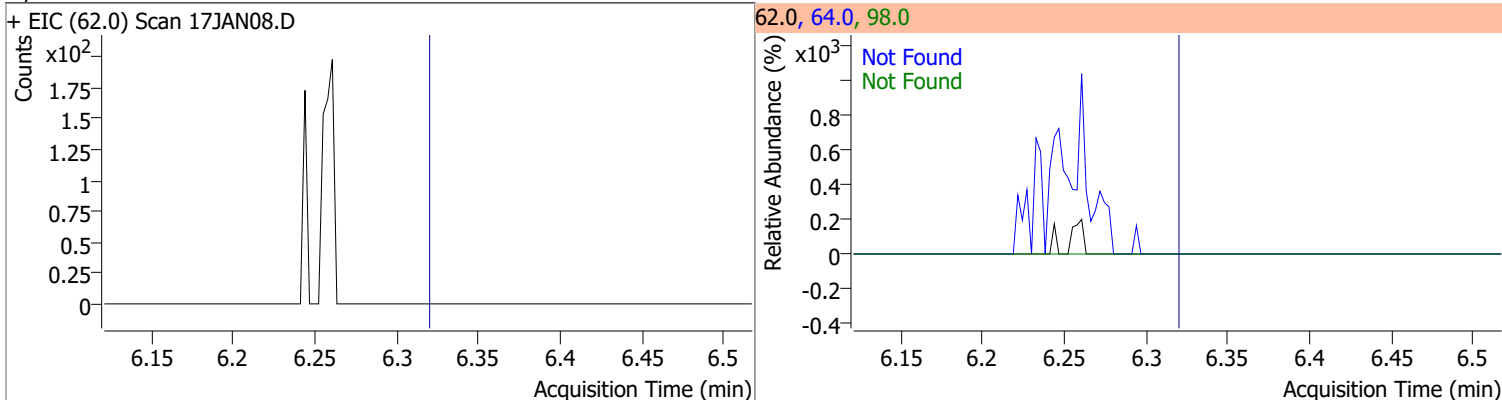
Compound	Conc.	RT	Dev(Min)	Resp.	QIon	QRatio	Lower	Upper
1,2-Dichloroethane-d4	279.8853	6.23	0.00	64134	65.0	204.6	166.5	226.5



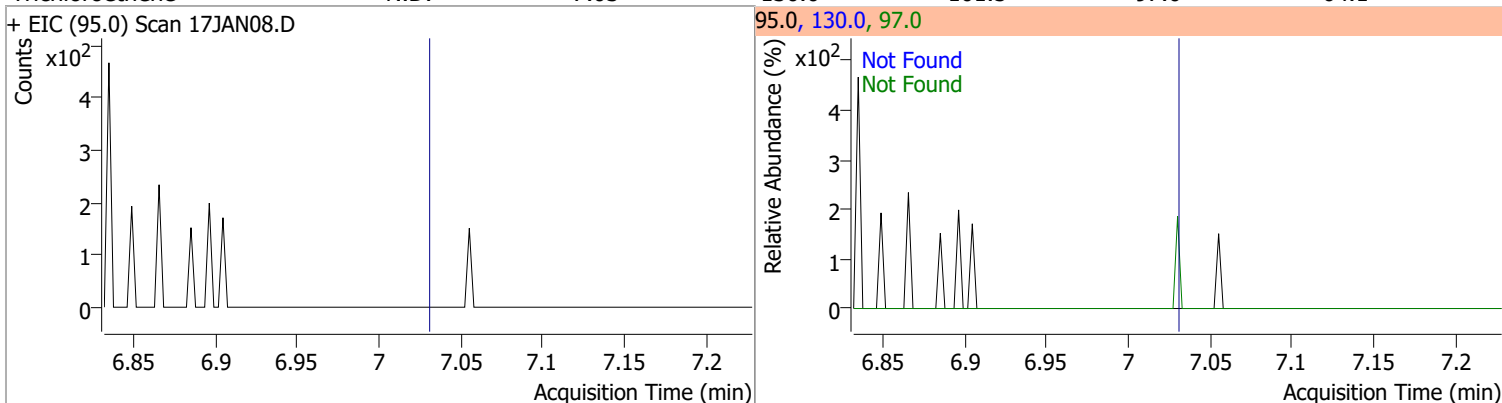
Compound	Conc.	Exp RT	QIon	Exp Ratio
Benzene	N.D.	6.28	77.0	23.5



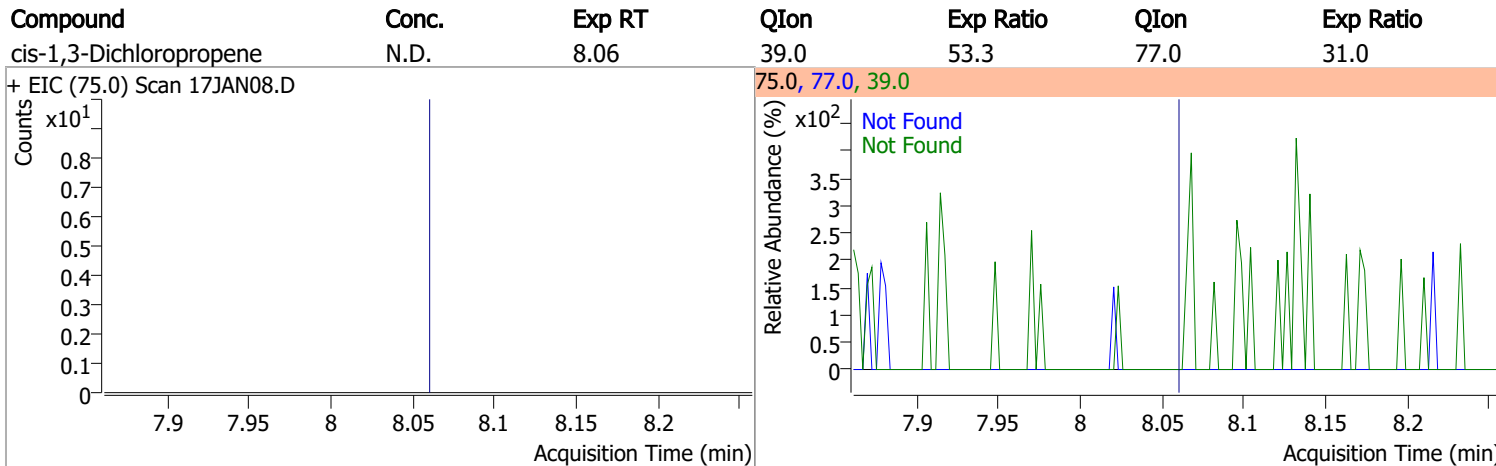
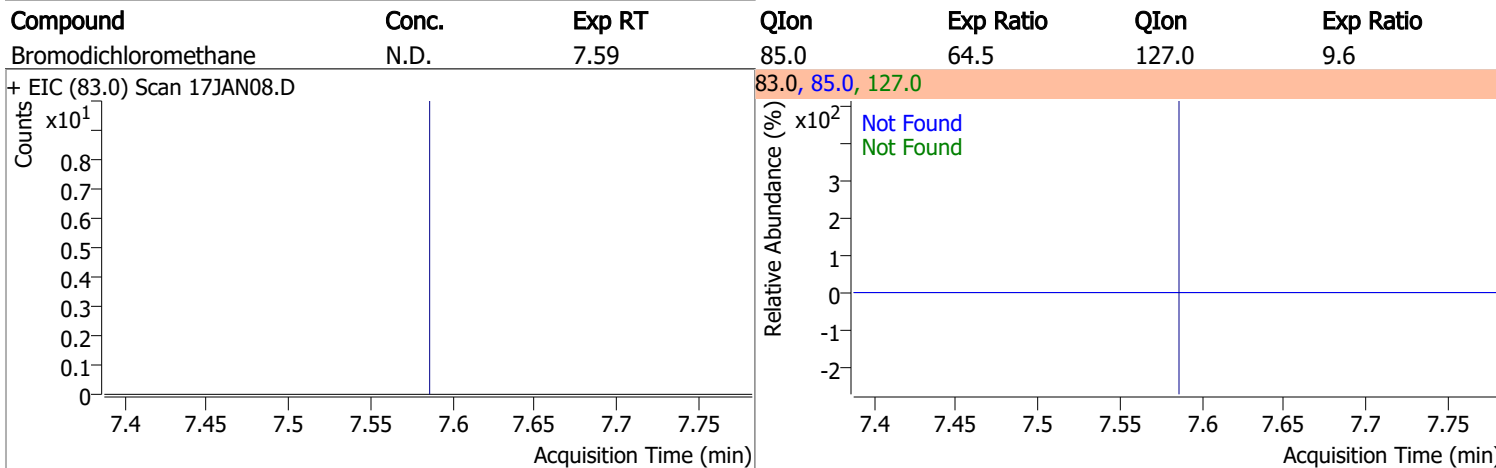
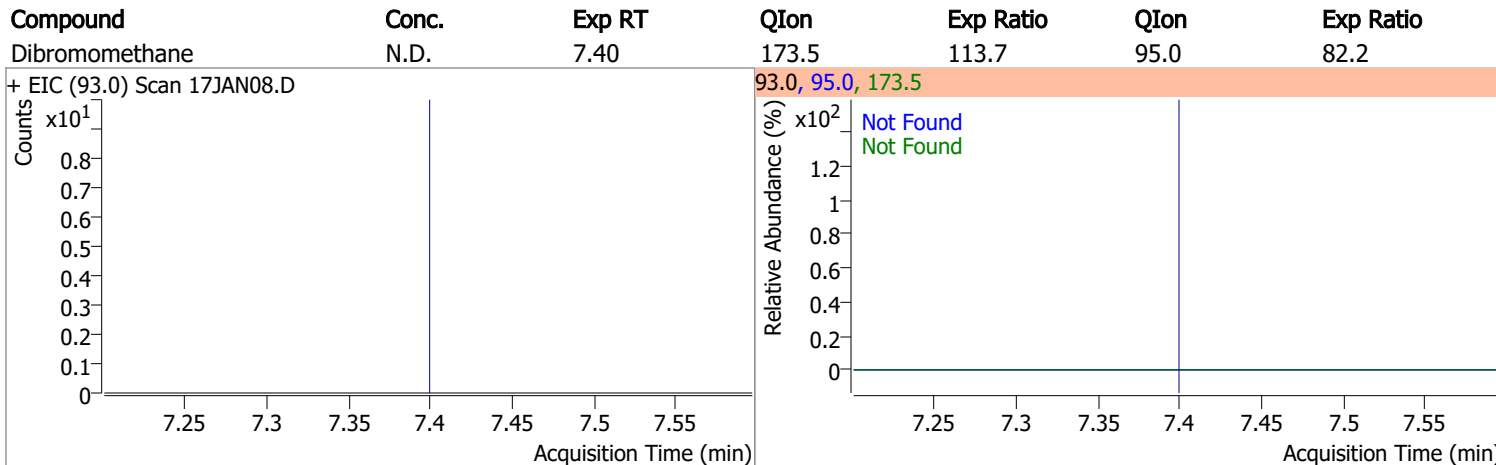
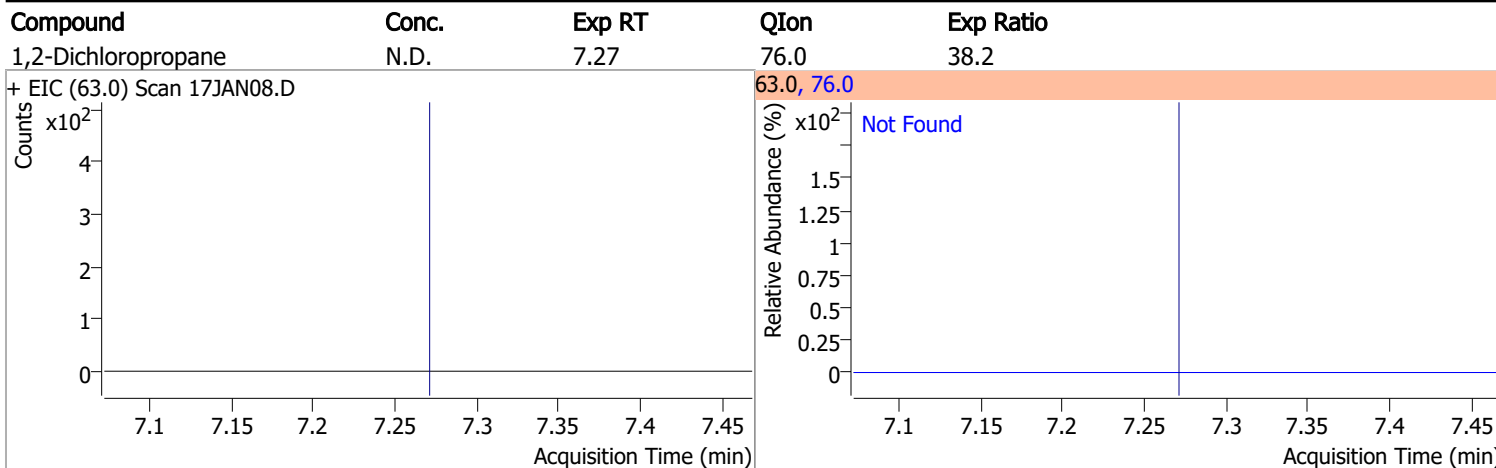
Compound	Conc.	Exp RT	QIon	Exp Ratio	QIon	Exp Ratio
1,2-Dichloroethane	N.D.	6.32	64.0	29.9	98.0	7.6



Compound	Conc.	Exp RT	QIon	Exp Ratio	QIon	Exp Ratio
Trichloroethene	N.D.	7.03	130.0	101.5	97.0	64.1

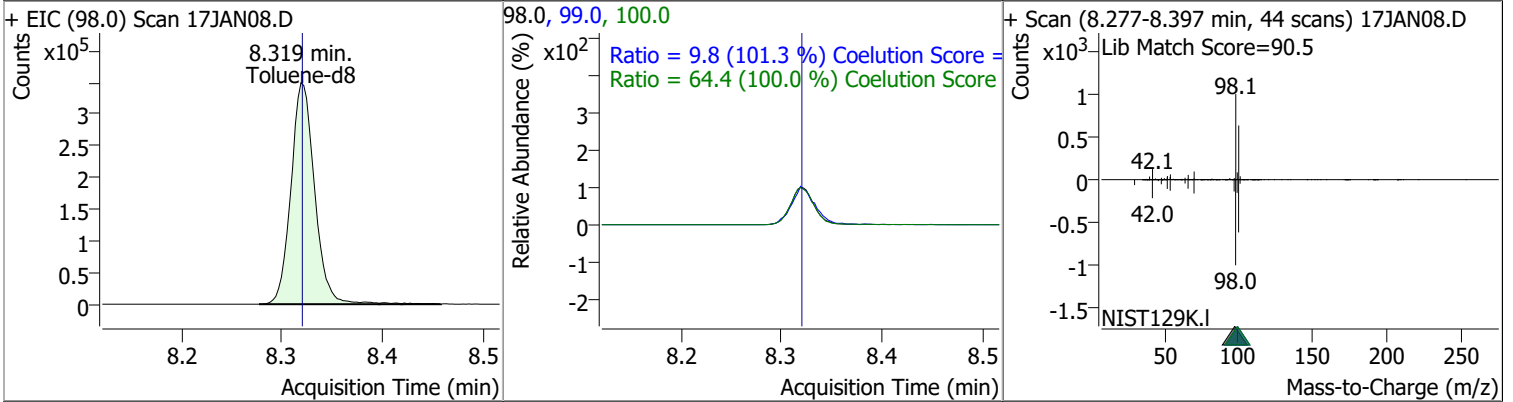


Quantitation Results Report (QT Reviewed)

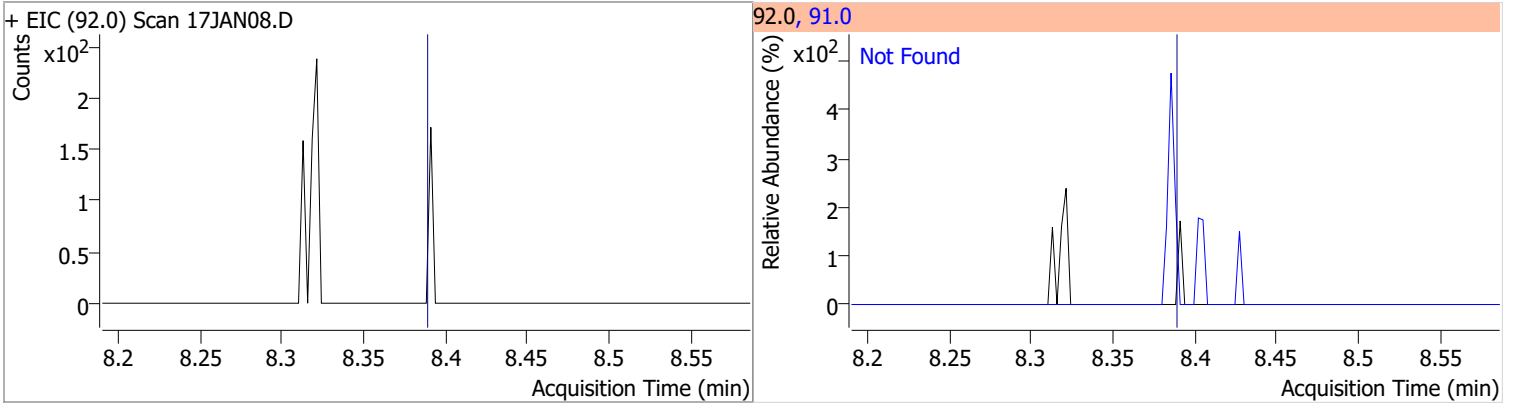


Quantitation Results Report (QT Reviewed)

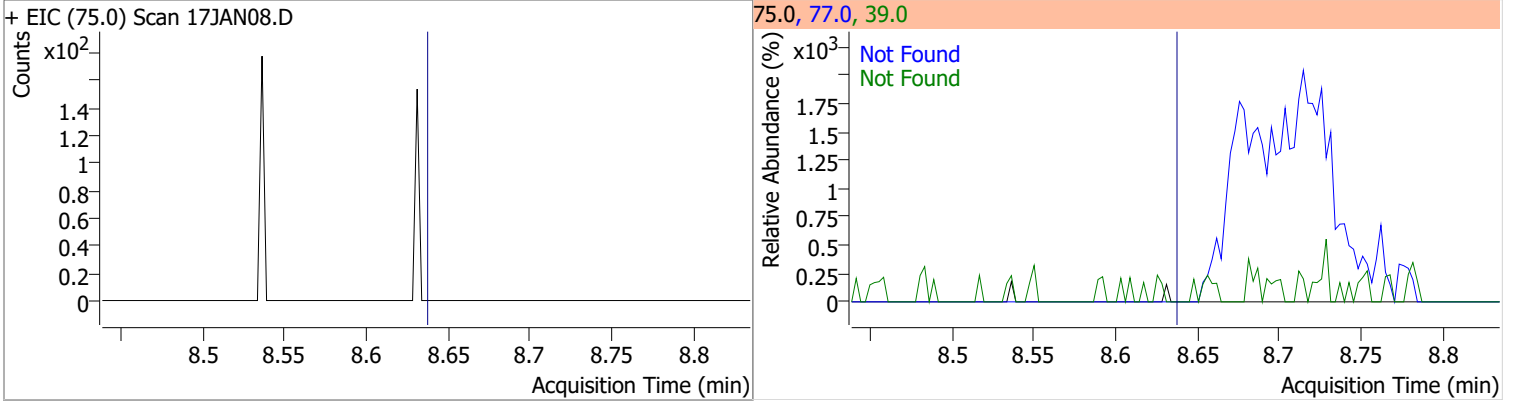
Compound	Conc.	RT	Dev(Min)	Resp.	QIon	QRatio	Lower	Upper
Toluene-d8	268.6802	8.32	0.00	570957	100.0	64.4	34.4	94.4
					99.0	9.8	0.0	39.6



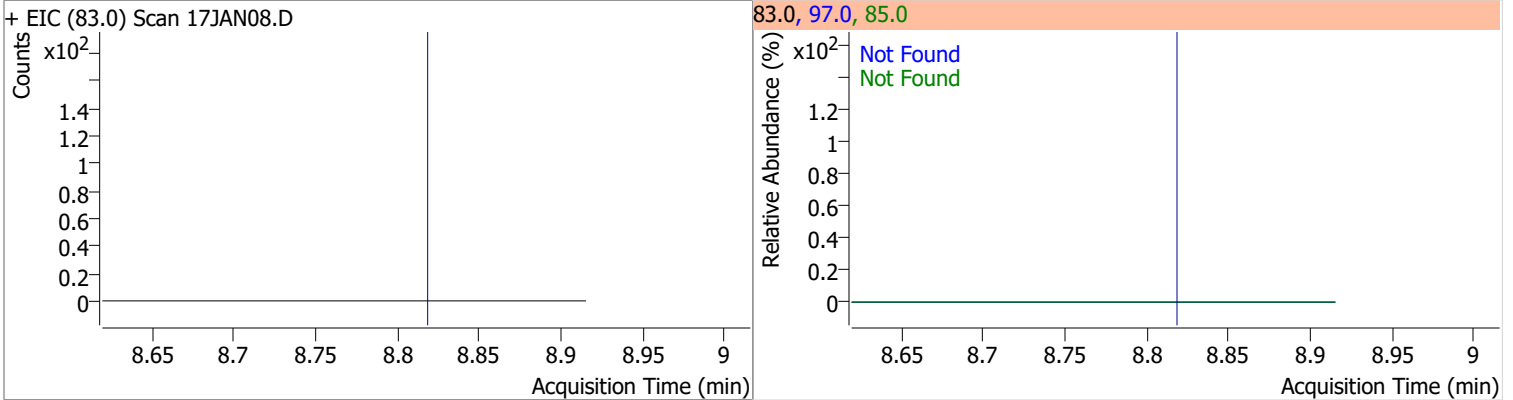
Compound	Conc.	Exp RT	QIon	Exp Ratio
Toluene	N.D.	8.39	91.0	175.8



Compound	Conc.	Exp RT	QIon	Exp Ratio	QIon	Exp Ratio
trans-1,3-Dichloropropene	N.D.	8.64	39.0	53.4	77.0	32.4

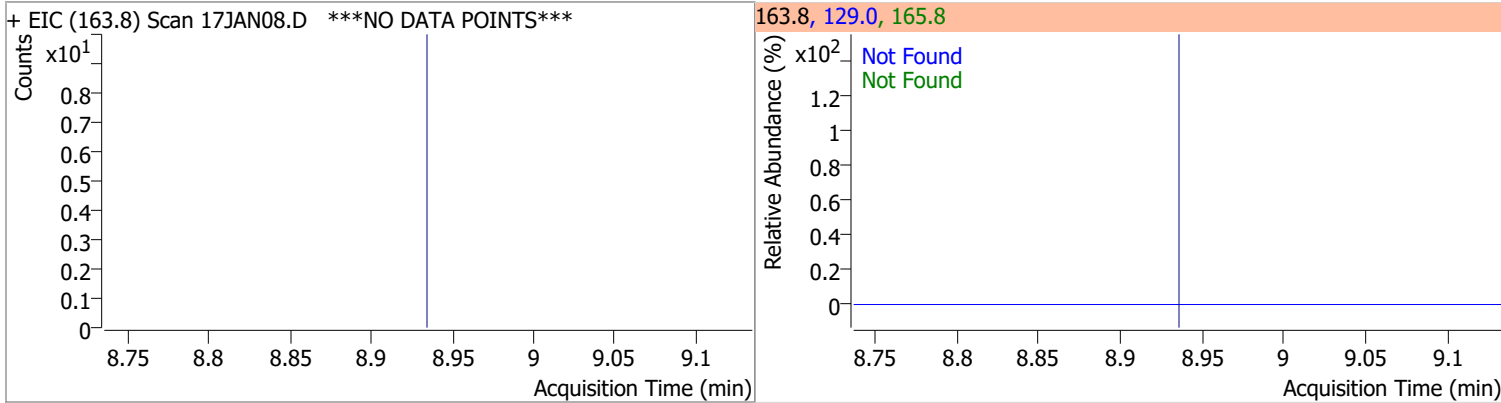


Compound	Conc.	Exp RT	QIon	Exp Ratio	QIon	Exp Ratio
1,1,2-Trichloroethane	N.D.	8.82	97.0	114.6	85.0	67.6

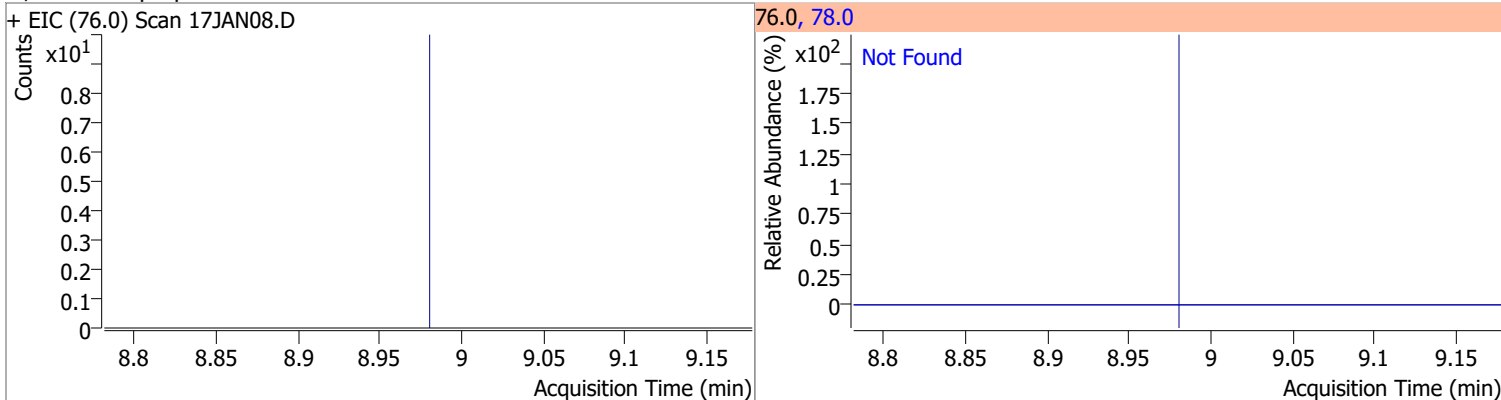


Quantitation Results Report (QT Reviewed)

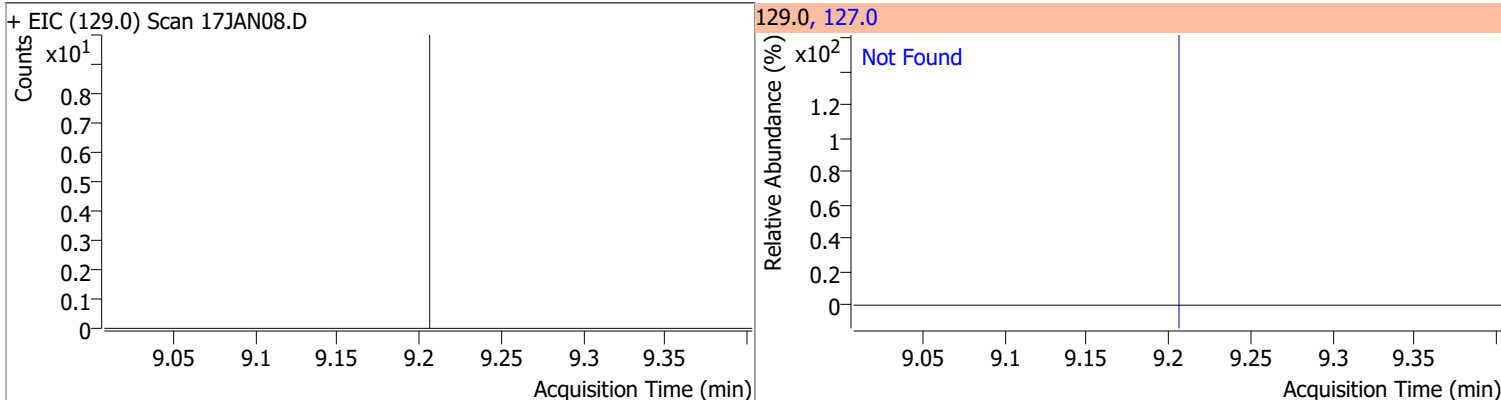
Compound	Conc.	Exp RT	QIon	Exp Ratio	QIon	Exp Ratio
Tetrachloroethene	N.D.	8.94	165.8	128.6	129.0	91.5



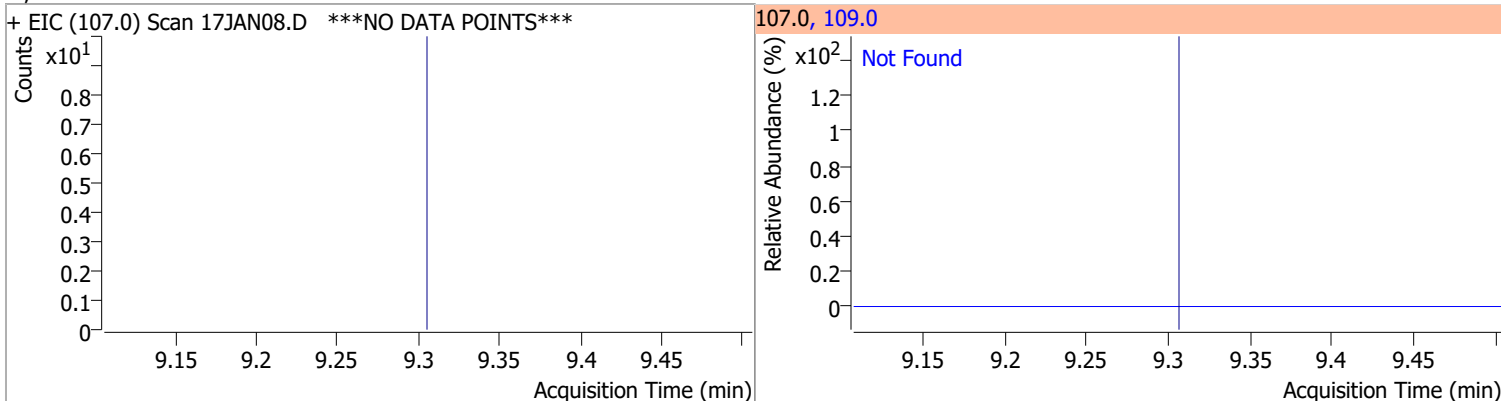
Compound	Conc.	Exp RT	QIon	Exp Ratio
1,3-Dichloropropane	N.D.	8.98	78.0	32.9



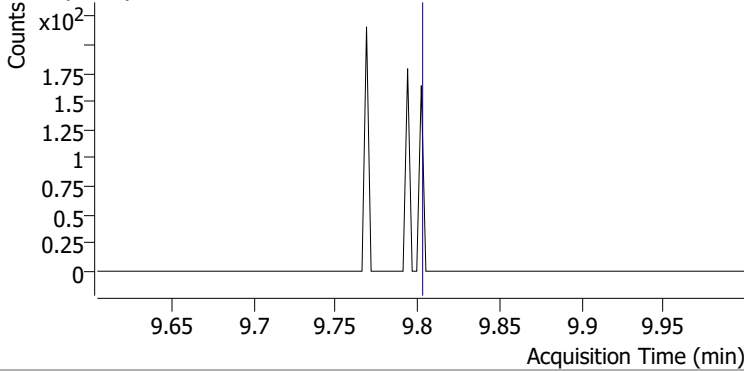
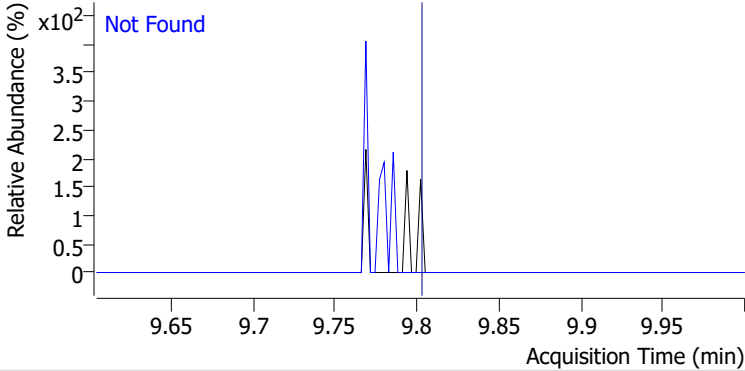
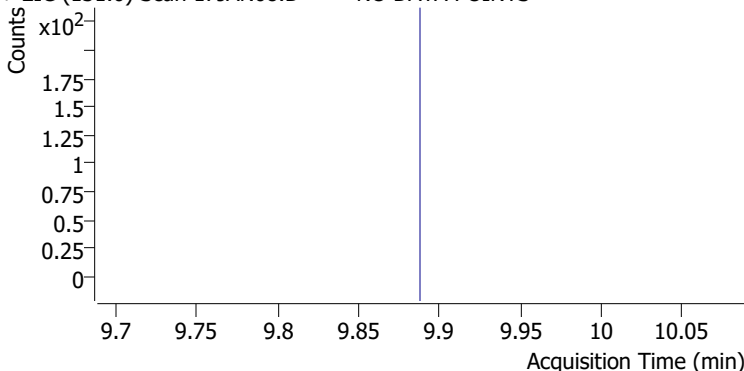
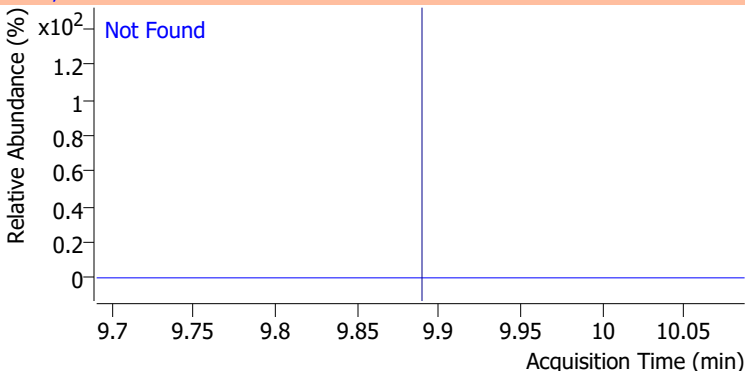
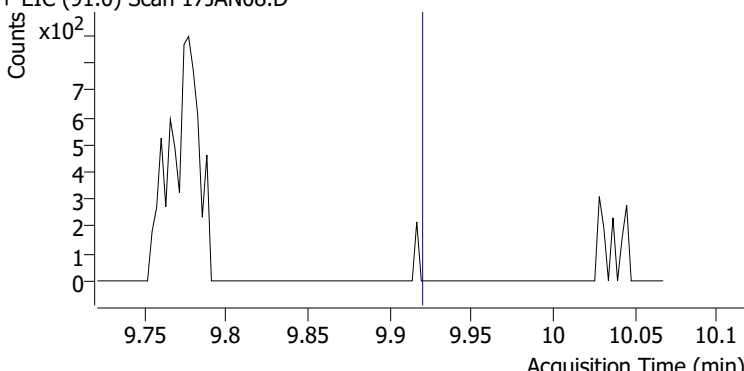
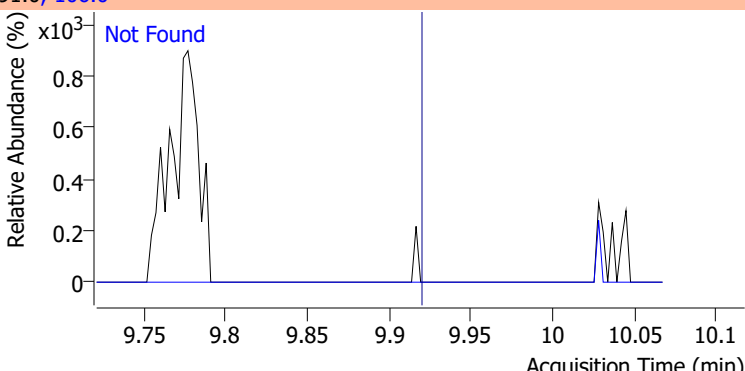
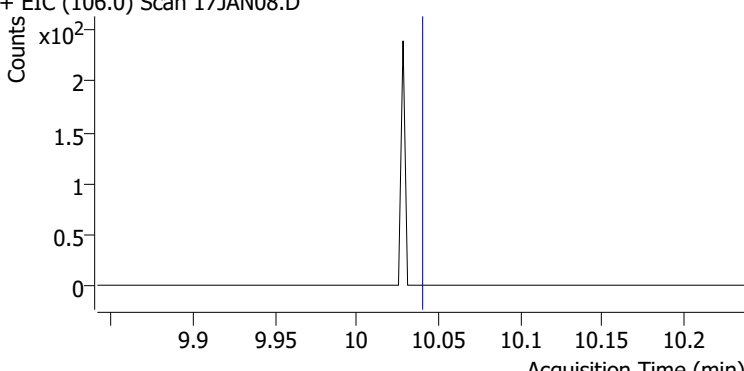
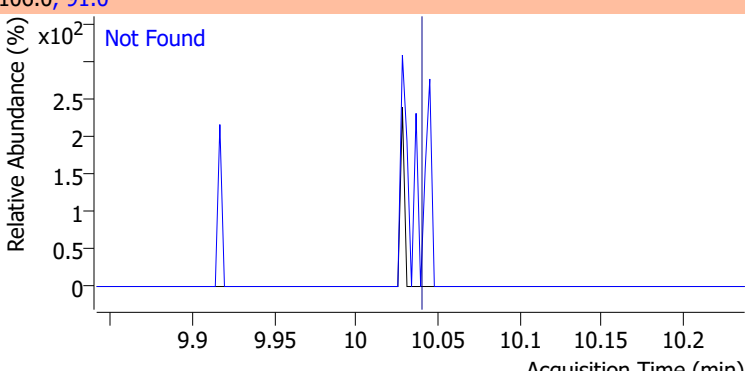
Compound	Conc.	Exp RT	QIon	Exp Ratio
Chlorodibromomethane	N.D.	9.21	127.0	78.0



Compound	Conc.	Exp RT	QIon	Exp Ratio
1,2-Dibromoethane	N.D.	9.31	109.0	94.5

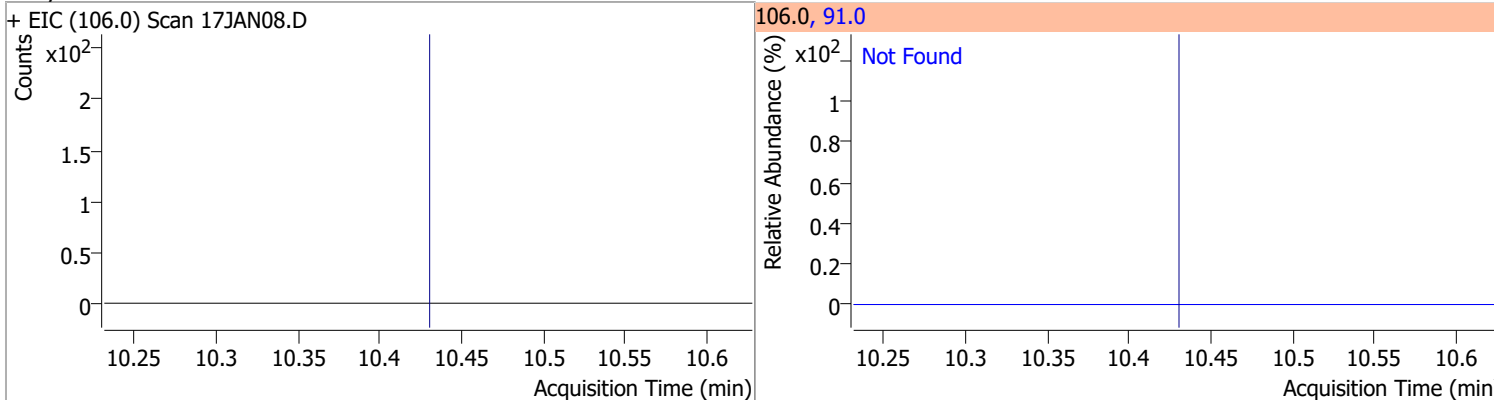


Quantitation Results Report (QT Reviewed)

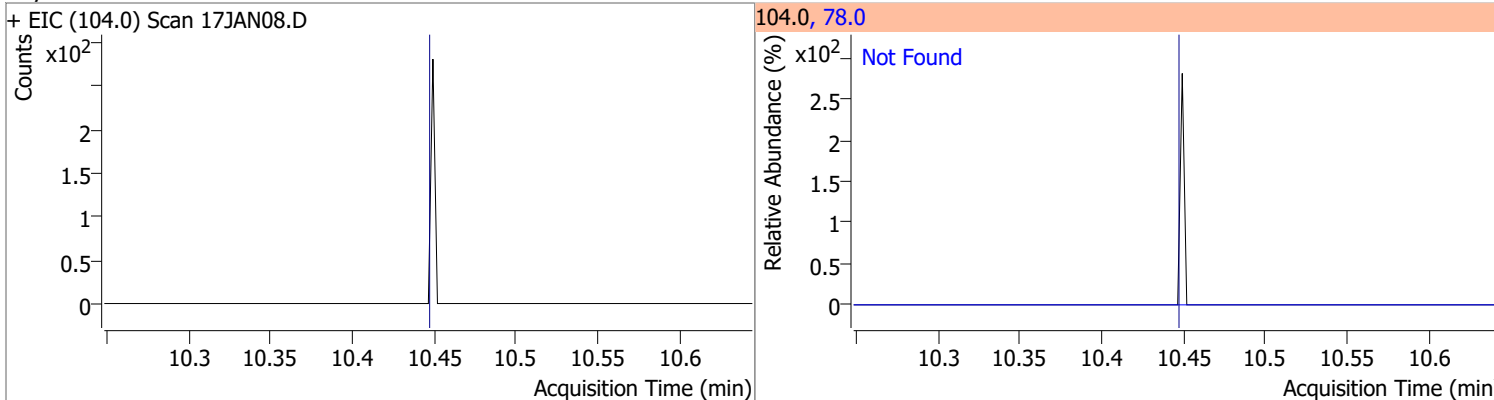
Compound	Conc.	Exp RT	QIon	Exp Ratio
Chlorobenzene	N.D.	9.80	114.0	32.1
+ EIC (112.0) Scan 17JAN08.D			112.0, 114.0	
				
1,1,1,2-Tetrachloroethane	N.D.	9.89	133.0	98.6
+ EIC (131.0) Scan 17JAN08.D ***NO DATA POINTS***			131.0, 133.0	
				
Ethylbenzene	N.D.	9.92	106.0	31.1
+ EIC (91.0) Scan 17JAN08.D			91.0, 106.0	
				
m+p-Xylenes	N.D.	10.04	91.0	201.4
+ EIC (106.0) Scan 17JAN08.D			106.0, 91.0	
				

Quantitation Results Report (QT Reviewed)

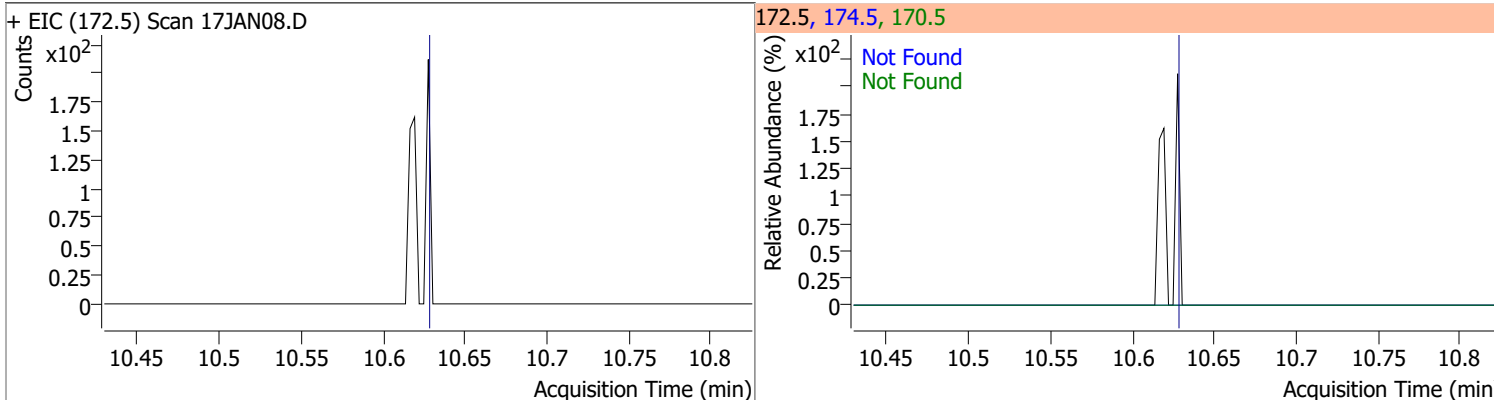
Compound	Conc.	Exp RT	QIon	Exp Ratio
o-Xylene	N.D.	10.43	91.0	213.1



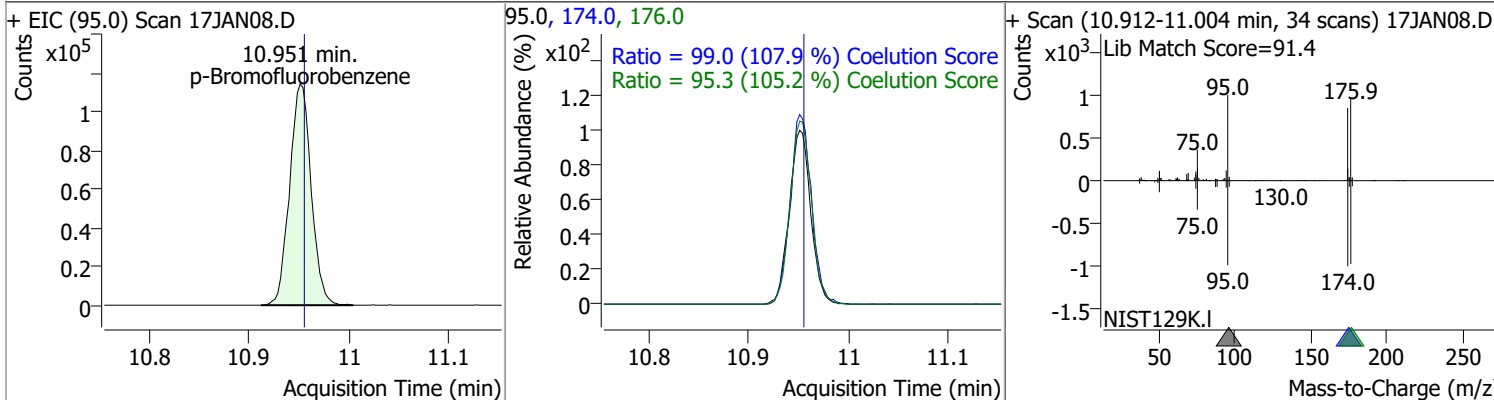
Compound	Conc.	Exp RT	QIon	Exp Ratio
Styrene	N.D.	10.45	78.0	49.6



Compound	Conc.	Exp RT	QIon	Exp Ratio	QIon	Exp Ratio
Bromoform	N.D.	10.63	170.5	52.1	174.5	50.1



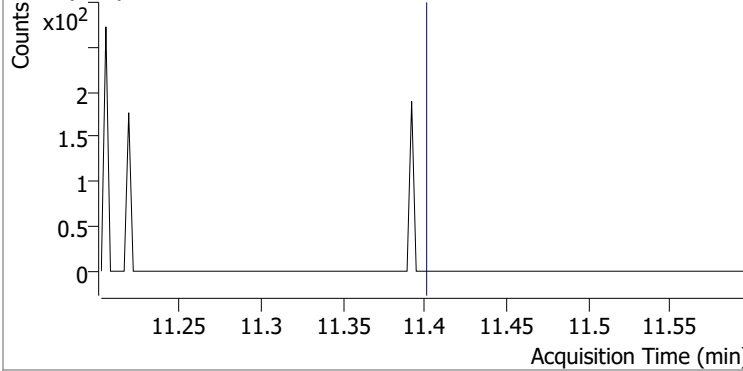
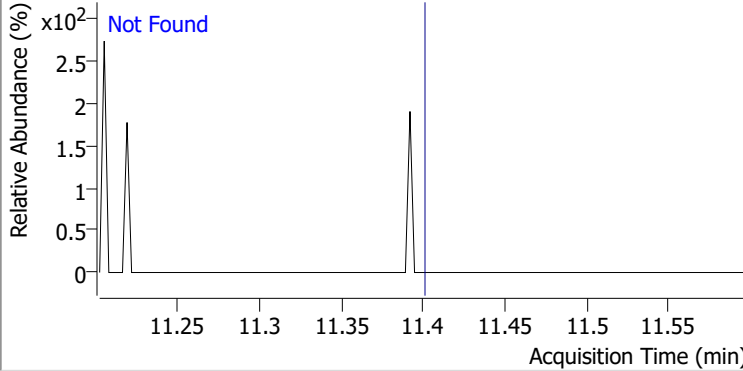
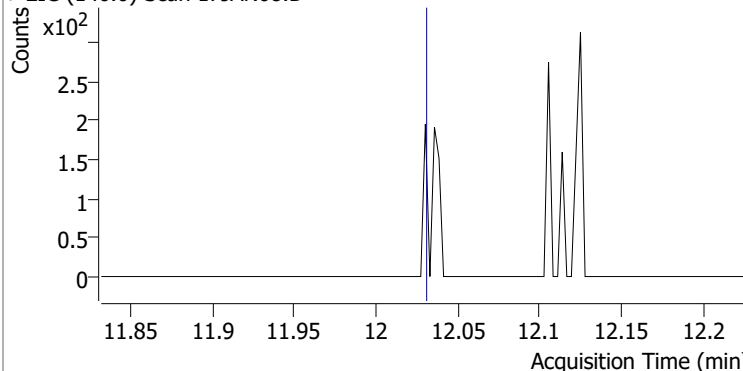
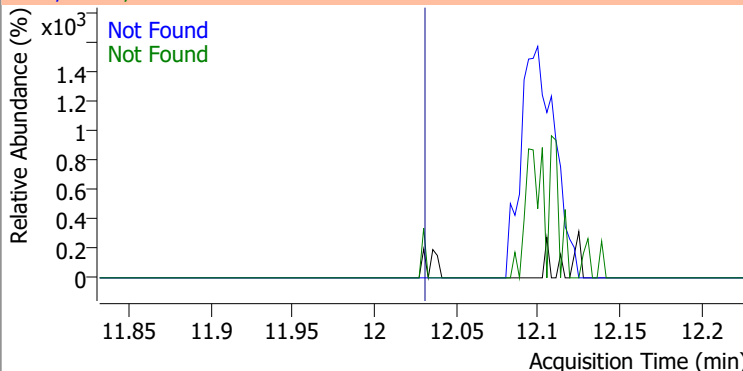
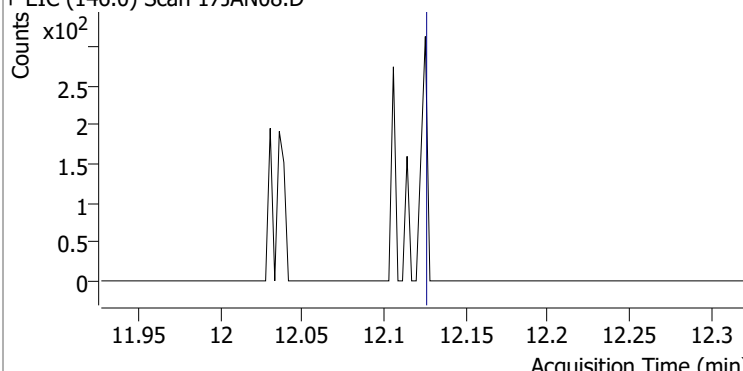
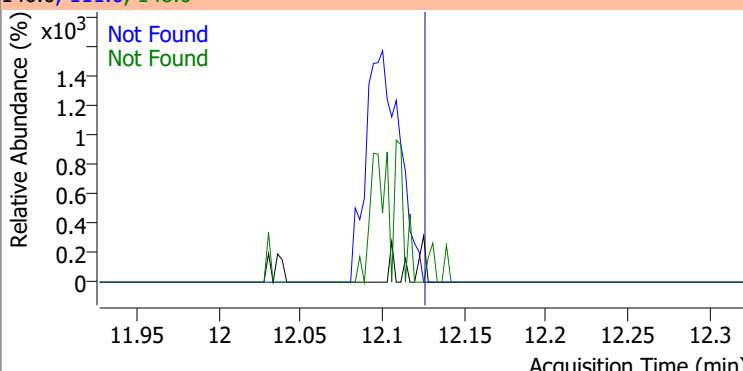
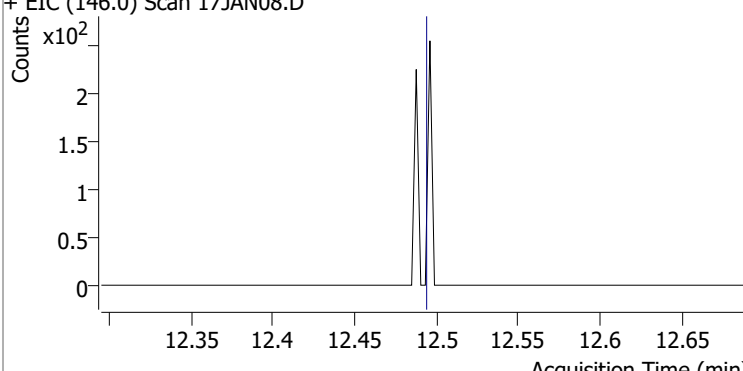
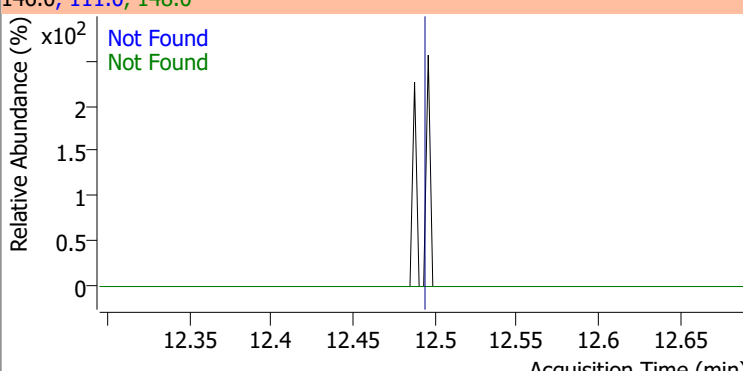
Compound	Conc.	RT	Dev(Min)	Resp.	QIon	QRatio	Lower	Upper
p-Bromofluorobenzene	259.6644	10.95	0.00	170354	174.0	99.0	61.7	121.7
					176.0	95.3	60.6	120.6



Quantitation Results Report (QT Reviewed)

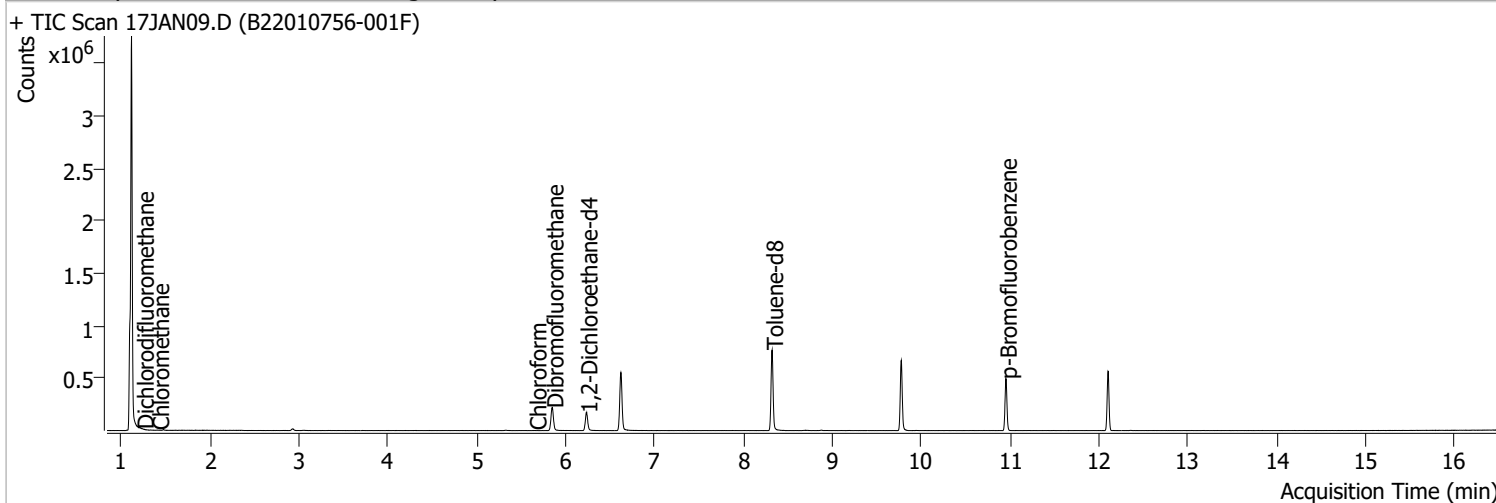
Compound	Conc.	Exp RT	QIon	Exp Ratio	QIon	Exp Ratio
Bromobenzene	N.D.	11.09	77.0	145.7	158.0	96.5
+ EIC (156.0) Scan 17JAN08.D ***NO DATA POINTS***			156.0, 77.0, 158.0			
1,1,2,2-Tetrachloroethane	N.D.	11.12	85.0	66.2		
+ EIC (83.0) Scan 17JAN08.D			83.0, 85.0			
1,2,3-Trichloropropane	N.D.	11.15	112.0	63.5		
+ EIC (110.0) Scan 17JAN08.D			110.0, 112.0			
2-Chlorotoluene	N.D.	11.29	91.0	282.3		
+ EIC (126.0) Scan 17JAN08.D ***NO DATA POINTS***			126.0, 91.0			

Quantitation Results Report (QT Reviewed)

Compound	Conc.	Exp RT	QIon	Exp Ratio		
4-Chlorotoluene	N.D.	11.40	126.0	31.7		
+ EIC (91.0) Scan 17JAN08.D			91.0, 126.0			
						
1,3-Dichlorobenzene	N.D.	12.03	148.0	63.6	QIon	Exp Ratio
+ EIC (146.0) Scan 17JAN08.D			146.0, 111.0, 148.0			
						
1,4-Dichlorobenzene	N.D.	12.13	148.0	63.1	QIon	Exp Ratio
+ EIC (146.0) Scan 17JAN08.D			146.0, 111.0, 148.0			
						
1,2-Dichlorobenzene	N.D.	12.49	148.0	63.9	QIon	Exp Ratio
+ EIC (146.0) Scan 17JAN08.D			146.0, 111.0, 148.0			
						

Quantitation Results Report (Not Reviewed)

Data File	17JAN09.D	Operator	MSC
Acq. Method	5975CACQF.M	Acq. Date-Time	1/17/2022 1:37:35 PM
Sample Name	B22010756-001F	Instrument	VOA5975C
Vial	9	Multiplier	1.00
DA Method File	VOA5975C_8260B_SHT_DoD_L4_010422.m	Comment	
Tune File	BFB_Atune3.u	Tune Date	10/11/2021 4:02:00 PM
Batch Name	VG011722_8260B.batch.bin	Last Calib Update	3/5/2022 1:16:34 PM
Ref Library	\\MASSHUNTER\Org\Library\NIST129K.I		



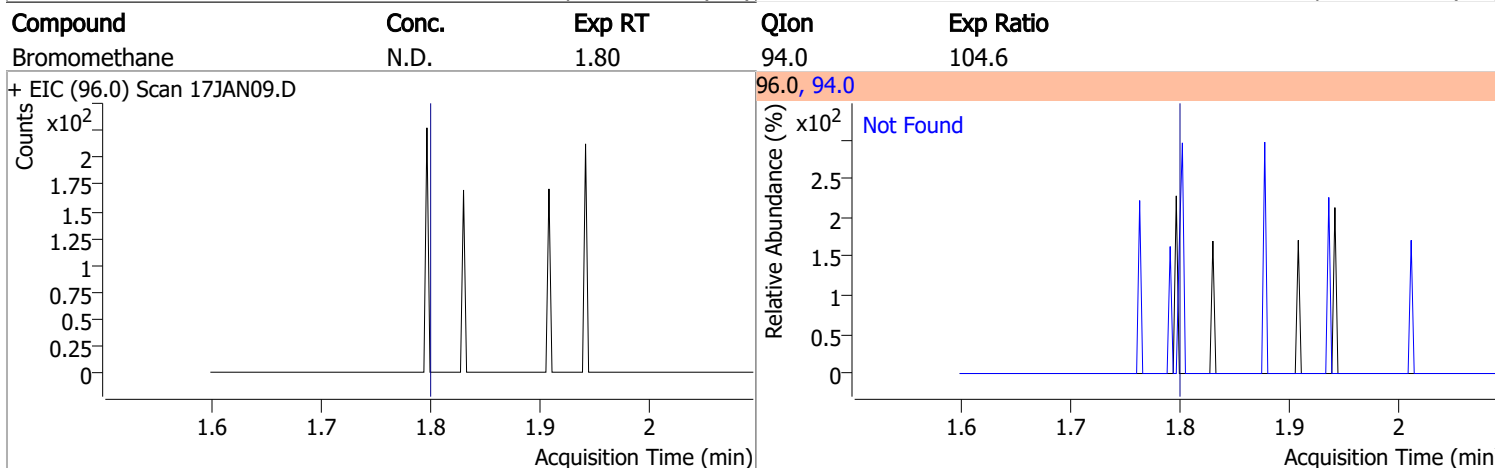
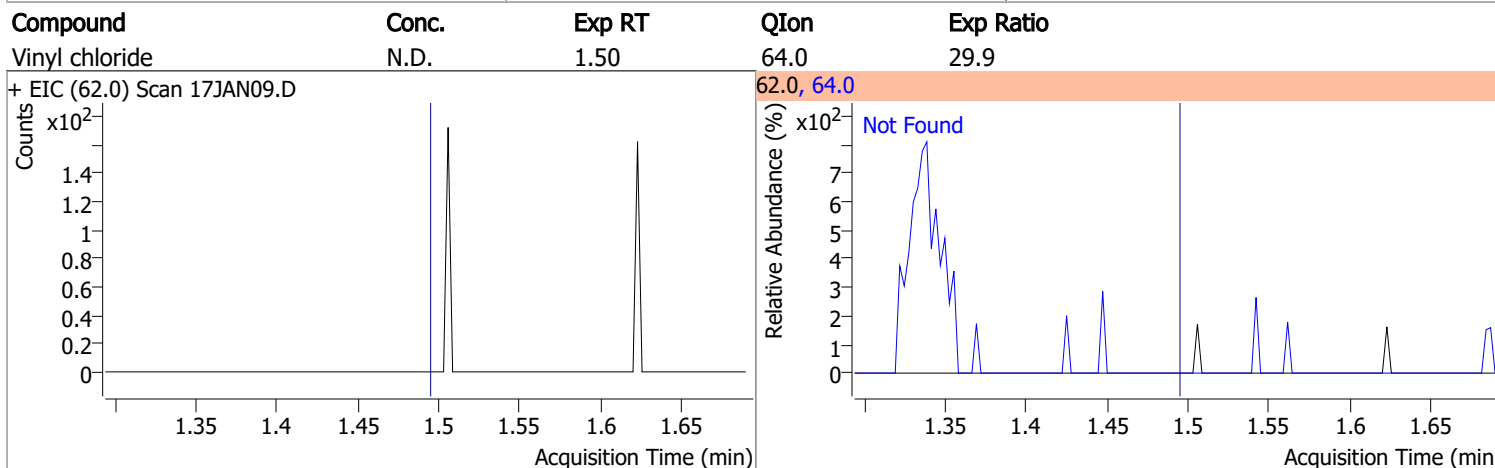
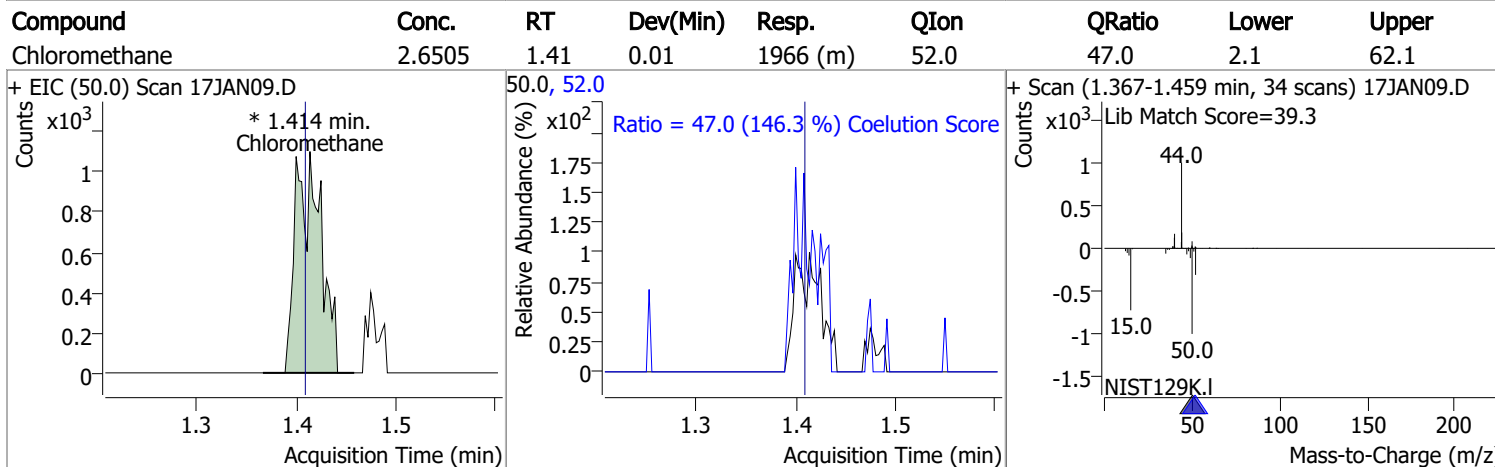
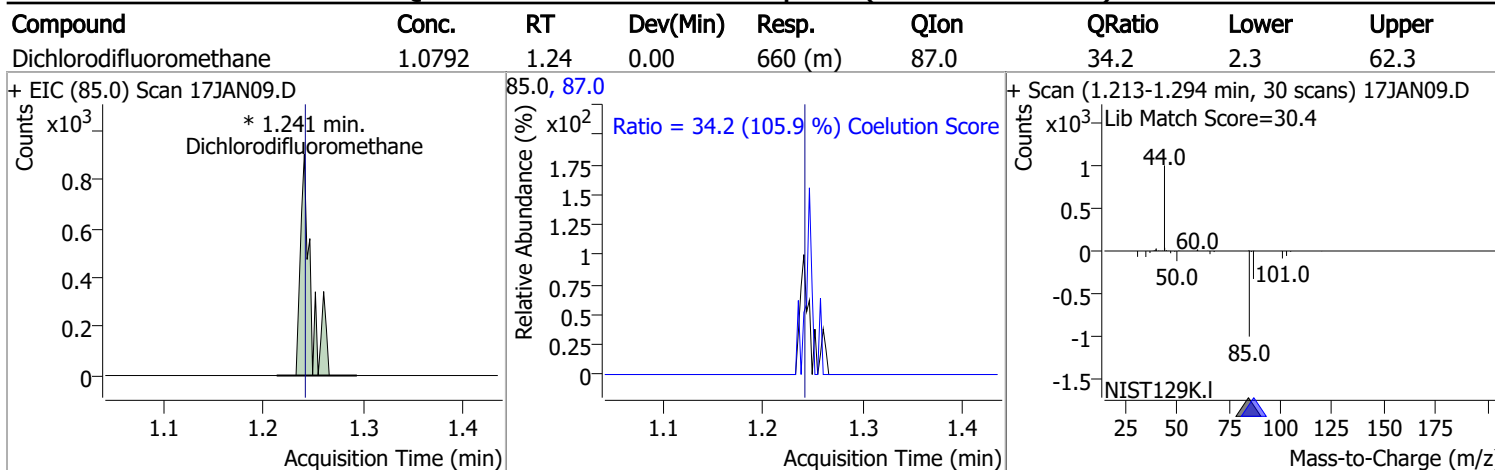
Compound	RT	QIon	Resp.	Conc.	Units	Dev(Min)	
Internal Standards							
M Fluorobenzene	6.620	96.0	466383	250.0000	ng	-0.003	
M Chlorobenzene-d5	9.771	82.0	181435	250.0000	ng	0.000	
M 1,4-Dichlorobenzene-d4	12.103	152.0	137267	250.0000	ng	0.003	
System Monitoring Compounds							
S Dibromofluoromethane	5.851	113.0	129647	295.0680	ng	0.005	
Spiked Amount: 250.000	Range: 80.0 - 119.0%			Recovery = 118.03%			
S 1,2-Dichloroethane-d4	6.233	67.0	61531	324.2219	ng	0.000	
Spiked Amount: 250.000	Range: 81.0 - 118.0%			Recovery = 129.69% *			
S Toluene-d8	8.321	98.0	469562	268.5667	ng	0.003	
Spiked Amount: 250.000	Range: 89.0 - 112.0%			Recovery = 107.43%			
S p-Bromofluorobenzene	10.951	95.0	137176	272.7811	ng	-0.003	
Spiked Amount: 250.000	Range: 85.0 - 114.0%			Recovery = 109.11%			
Target Compounds							
T Dichlorodifluoromethane	1.241	85.0	660	1.0792	ng	m	97
T Chloromethane	1.414	50.0	1966	2.6505	ng	m	73
T Vinyl chloride	0.000		0	N.D.			
T Bromomethane	0.000		0	N.D.			
T Chloroethane	0.000		0	N.D.			
T Trichlorofluoromethane	0.000		0	N.D.			
T 1,1-Dichloroethene	0.000		0	N.D.			
T Methylene chloride	0.000		0	N.D.			
T trans-1,2-Dichloroethene	0.000		0	N.D.			
T Methyl tert-butyl ether (MTBE)	0.000		0	N.D.			
T 1,1-Dichloroethane	0.000		0	N.D.			
T 2,2-Dichloropropane	0.000		0	N.D.			
T cis-1,2-Dichloroethene	0.000		0	N.D.			
T Methyl ethyl ketone	0.000		0	N.D.			
T Bromochloromethane	0.000		0	N.D.			
T Chloroform	5.658	83.0	219	0.2469	ng	m	88

Quantitation Results Report (Not Reviewed)

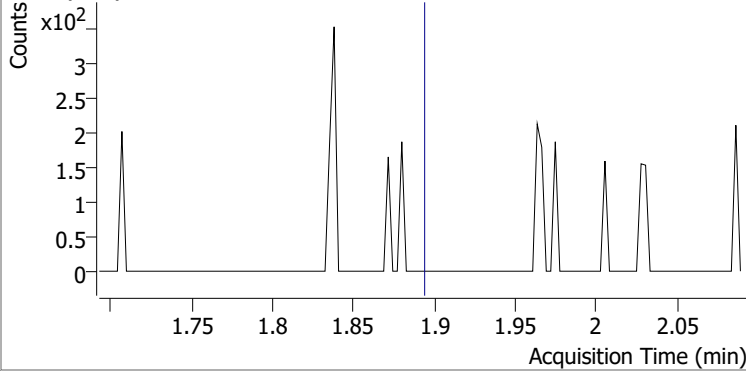
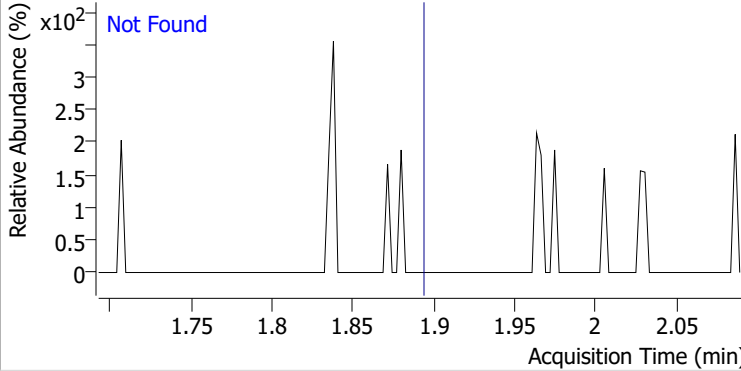
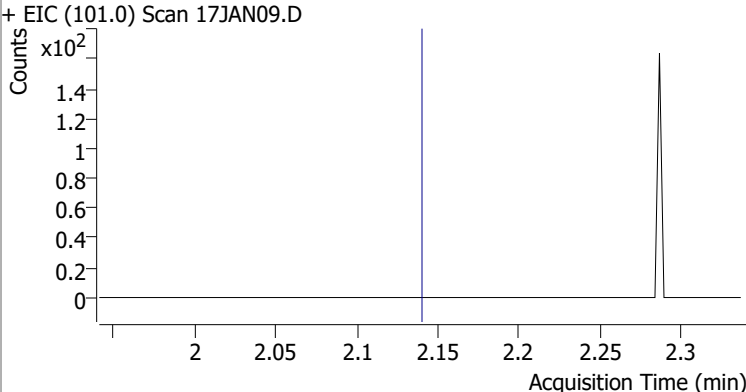
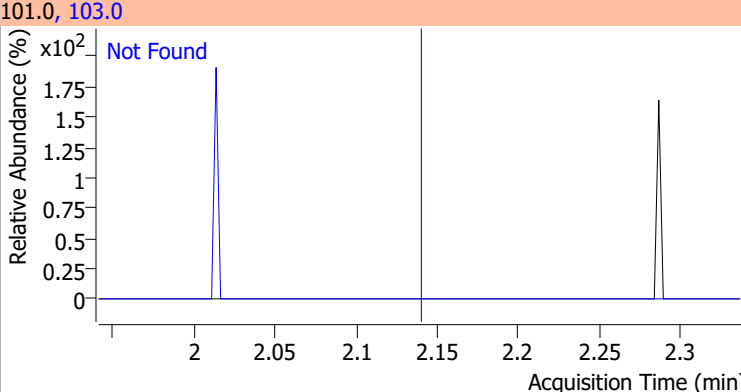
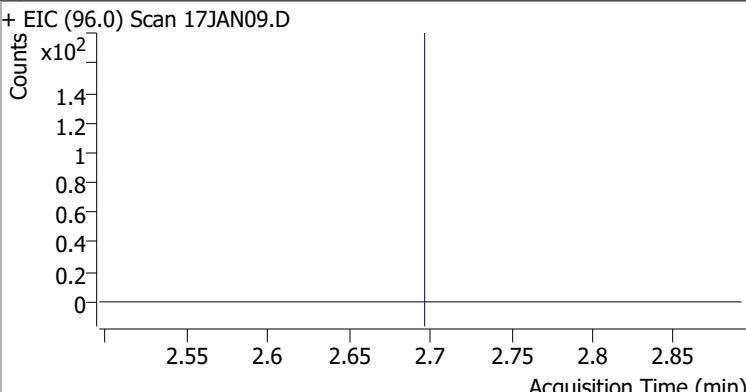
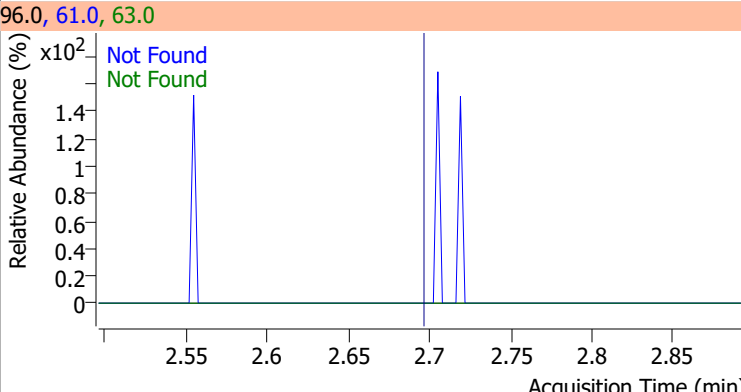
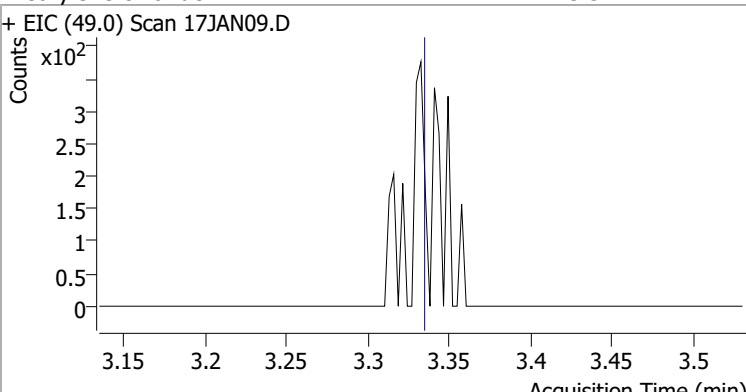
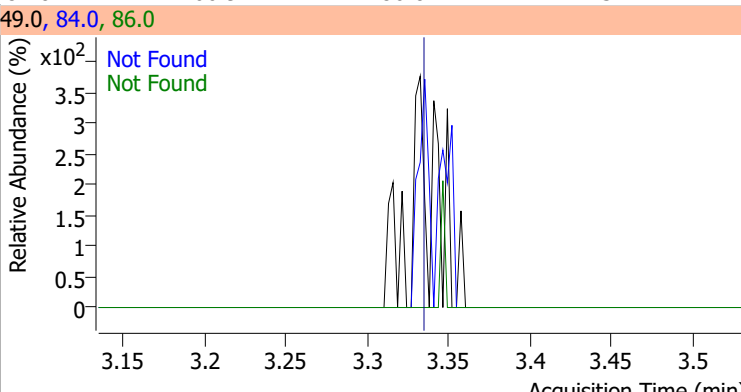
Compound	RT	QIon	Resp.	Conc.	Units	Dev(Min)
T 1,1,1-Trichloroethane	0.000		0	N.D.		
T Carbon tetrachloride	0.000		0	N.D.		
T 1,1-Dichloropropene	0.000		0	N.D.		
T Benzene	0.000		0	N.D.		
T 1,2-Dichloroethane	0.000		0	N.D.		
T Trichloroethene	0.000		0	N.D.		
T 1,2-Dichloropropane	0.000		0	N.D.		
T Dibromomethane	0.000		0	N.D.		
T Bromodichloromethane	0.000		0	N.D.		
T cis-1,3-Dichloropropene	0.000		0	N.D.		
T Toluene	0.000		0	N.D.		
T trans-1,3-Dichloropropene	0.000		0	N.D.		
T 1,1,2-Trichloroethane	0.000		0	N.D.		
T Tetrachloroethene	0.000		0	N.D.		
T 1,3-Dichloropropane	0.000		0	N.D.		
T Chlorodibromomethane	0.000		0	N.D.		
T 1,2-Dibromoethane	0.000		0	N.D.		
T Chlorobenzene	0.000		0	N.D.		
T 1,1,1,2-Tetrachloroethane	0.000		0	N.D.		
T Ethylbenzene	0.000		0	N.D.		
T m+p-Xylenes	0.000		0	N.D.		
T o-Xylene	0.000		0	N.D.		
T Styrene	0.000		0	N.D.		
T Bromoform	0.000		0	N.D.		
T Bromobenzene	0.000		0	N.D.		
T 1,1,2,2-Tetrachloroethane	0.000		0	N.D.		
T 1,2,3-Trichloropropane	0.000		0	N.D.		
T 2-Chlorotoluene	0.000		0	N.D.		
T 4-Chlorotoluene	0.000		0	N.D.		
T 1,3-Dichlorobenzene	0.000		0	N.D.		
T 1,4-Dichlorobenzene	0.000		0	N.D.		
T 1,2-Dichlorobenzene	0.000		0	N.D.		

(#) = Qualifier Out of Range; (m) = Manual Integration; (+) = Area Summed; (*) = Surrogate Percent Recovery Out of Range; (d): Zeroed Peak

Quantitation Results Report (Not Reviewed)

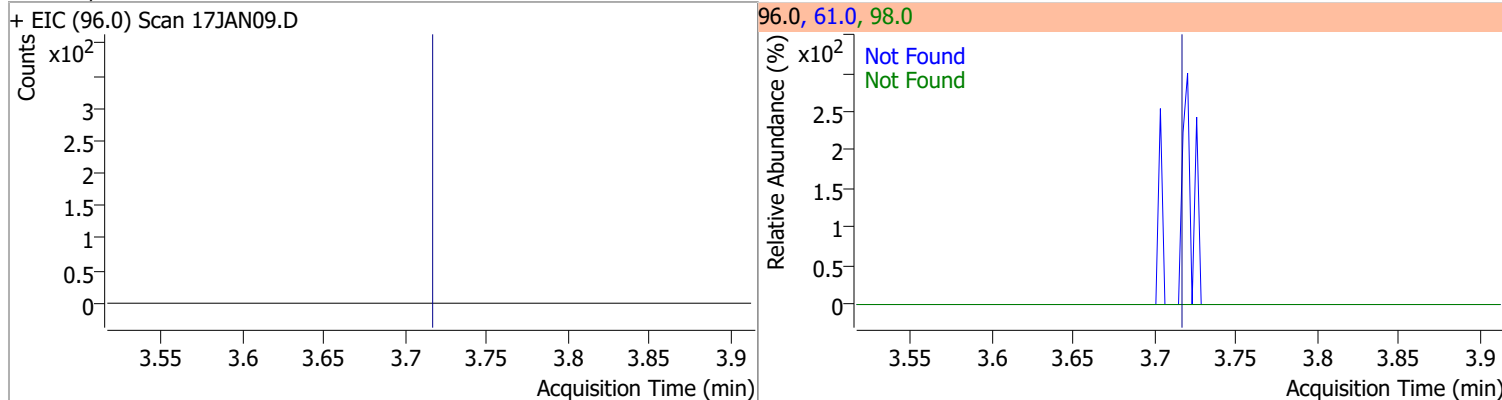


Quantitation Results Report (Not Reviewed)

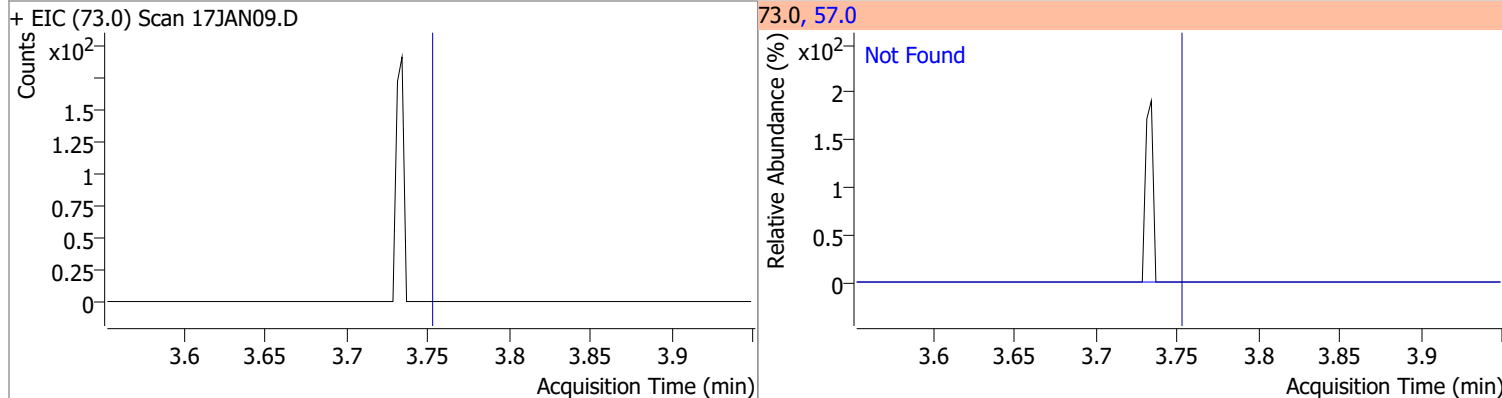
Compound	Conc.	Exp RT	QIon	Exp Ratio		
Chloroethane	N.D.	1.89	66.0	30.1		
+ EIC (64.0) Scan 17JAN09.D			64.0, 66.0			
				Not Found		
Trichlorofluoromethane	N.D.	2.14	103.0	64.2		
+ EIC (101.0) Scan 17JAN09.D			101.0, 103.0			
				Not Found		
1,1-Dichloroethene	N.D.	2.70	61.0	180.3	QIon	Exp Ratio
+ EIC (96.0) Scan 17JAN09.D			96.0, 61.0, 63.0			
				Not Found Not Found		
Methylene chloride	N.D.	3.34	84.0	66.9	QIon	Exp Ratio
+ EIC (49.0) Scan 17JAN09.D			49.0, 84.0, 86.0			
				Not Found Not Found		

Quantitation Results Report (Not Reviewed)

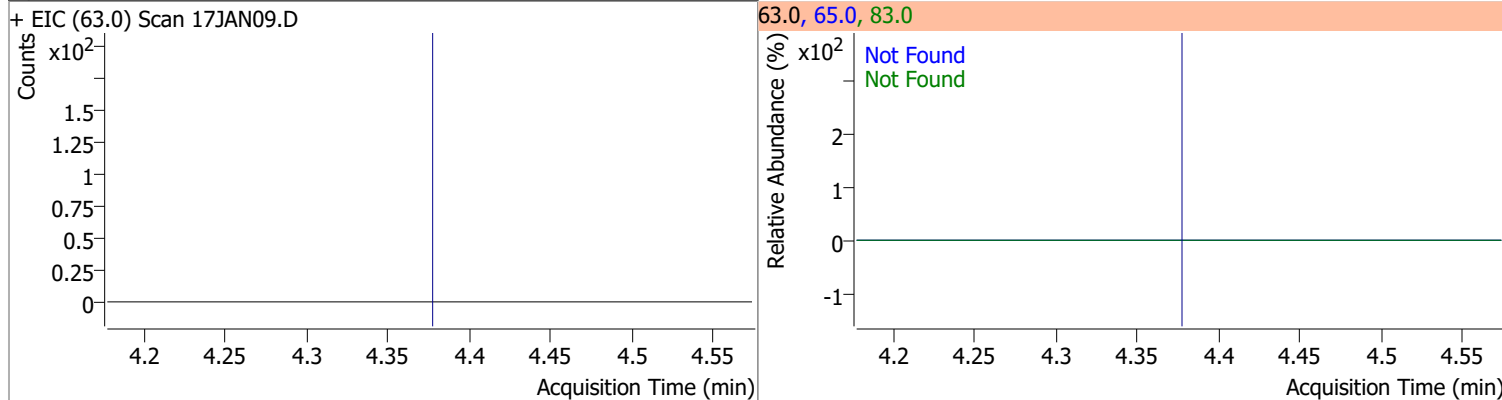
Compound	Conc.	Exp RT	QIon	Exp Ratio	QIon	Exp Ratio
trans-1,2-Dichloroethene	N.D.	3.72	61.0	153.9	98.0	65.7



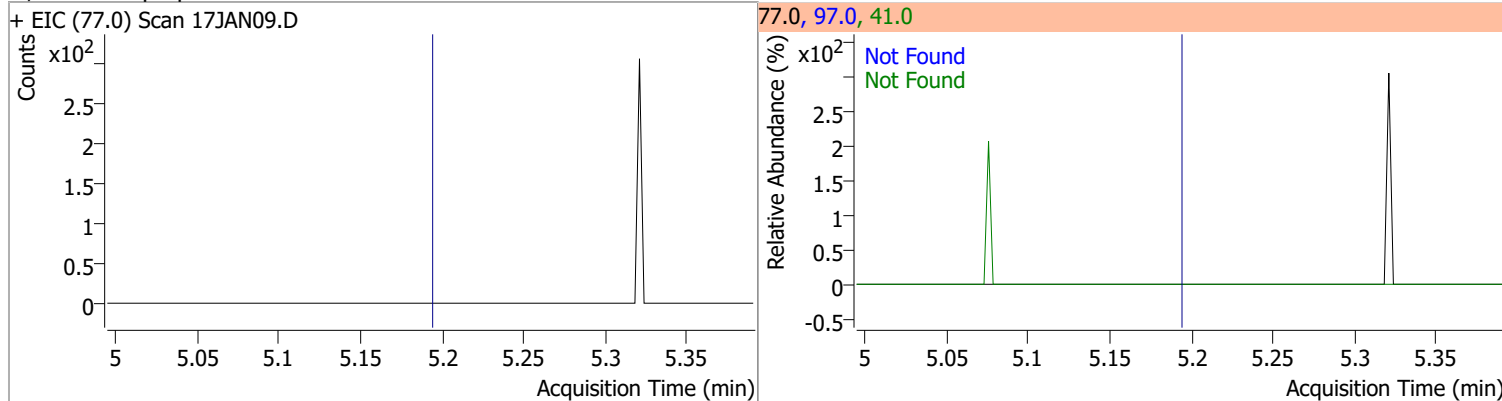
Compound	Conc.	Exp RT	QIon	Exp Ratio
Methyl tert-butyl ether (MTBE)	N.D.	3.75	57.0	24.6



Compound	Conc.	Exp RT	QIon	Exp Ratio	QIon	Exp Ratio
1,1-Dichloroethane	N.D.	4.38	65.0	32.1	83.0	13.7

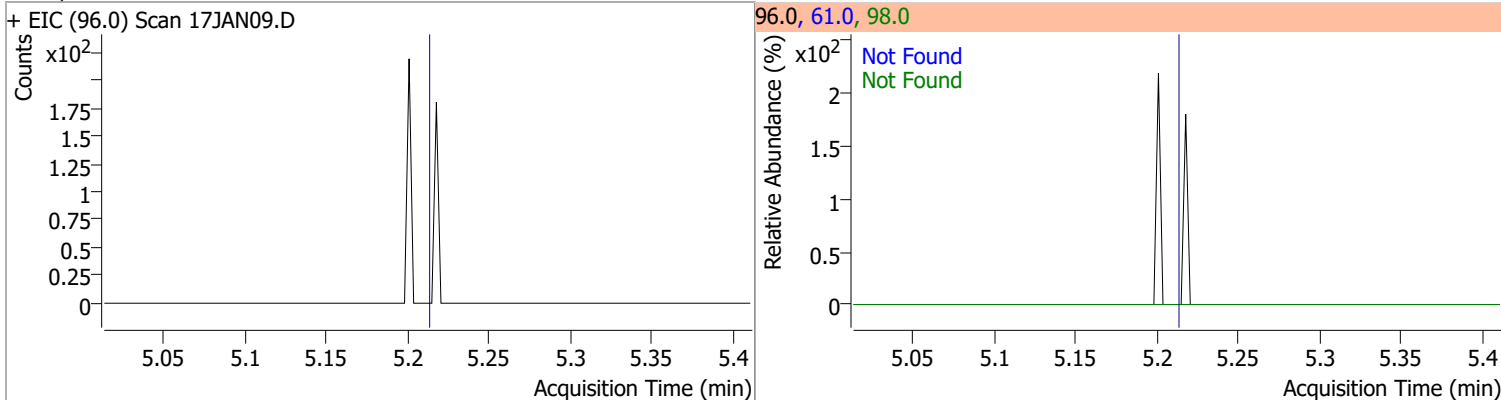


Compound	Conc.	Exp RT	QIon	Exp Ratio	QIon	Exp Ratio
2,2-Dichloropropane	N.D.	5.20	41.0	66.5	97.0	23.2

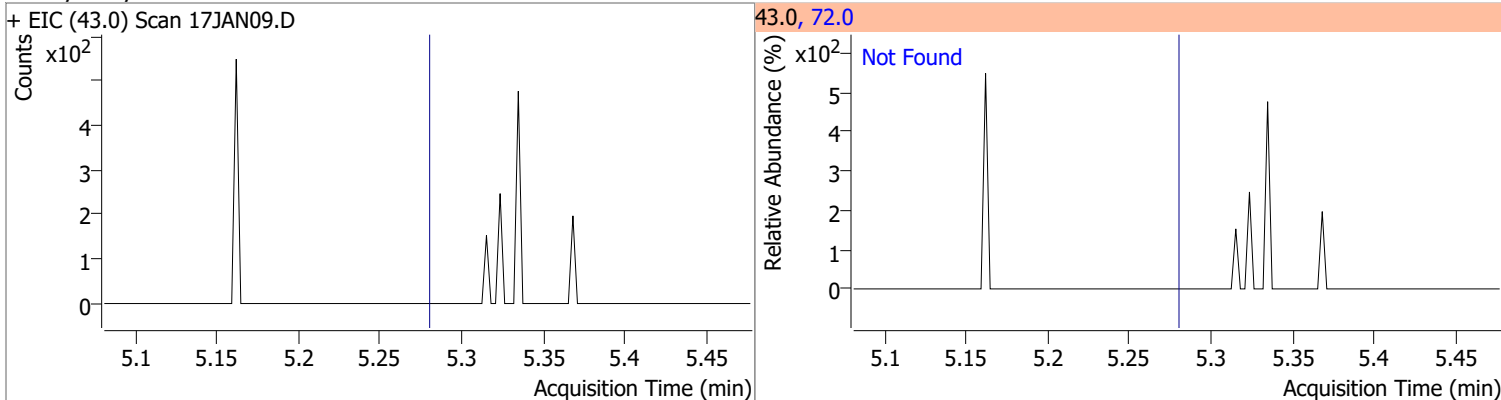


Quantitation Results Report (Not Reviewed)

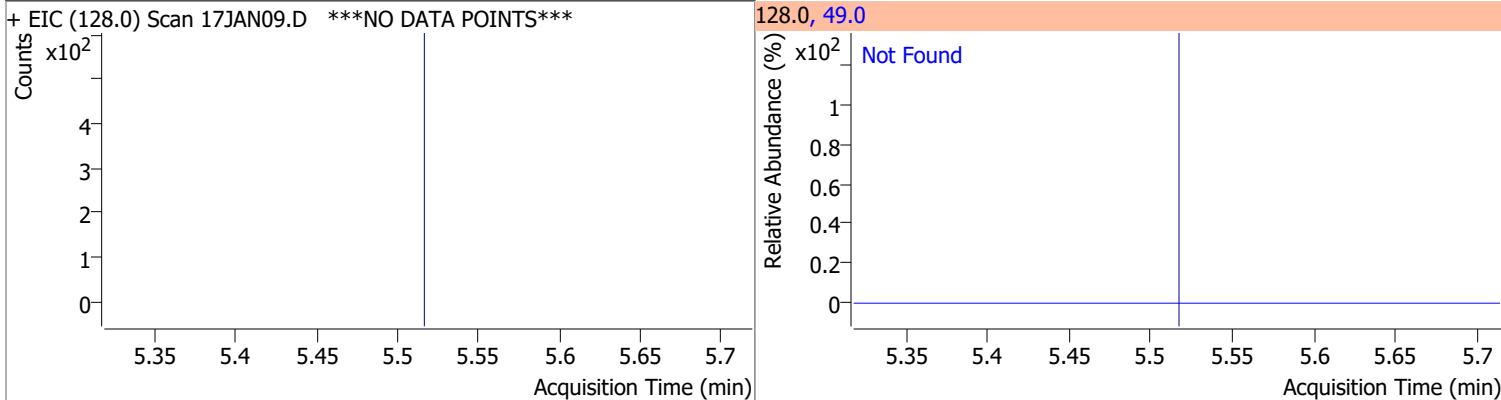
Compound	Conc.	Exp RT	QIon	Exp Ratio	QIon	Exp Ratio
cis-1,2-Dichloroethene	N.D.	5.22	61.0	167.2	98.0	67.3



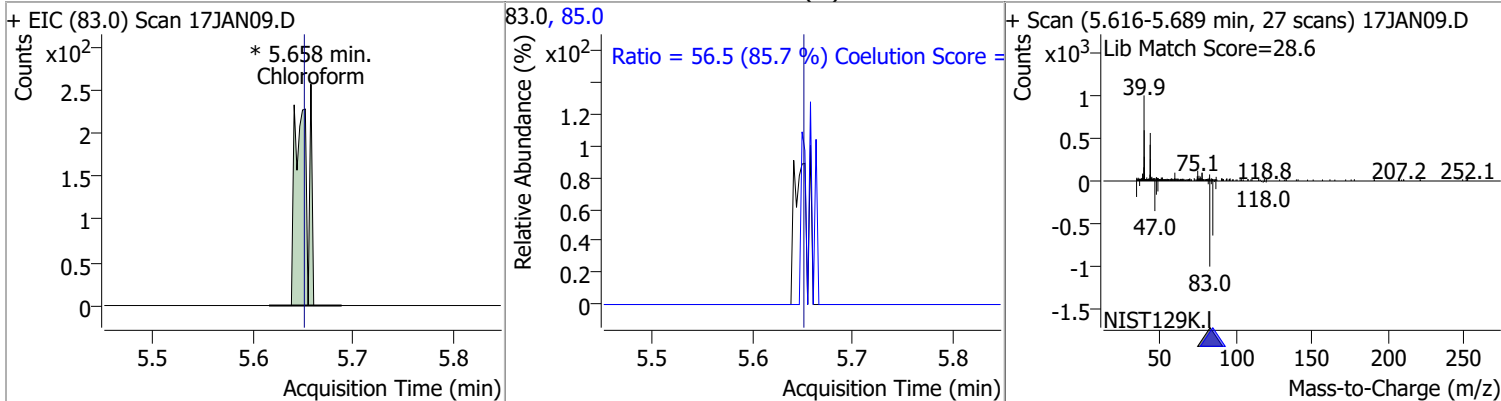
Compound	Conc.	Exp RT	QIon	Exp Ratio
Methyl ethyl ketone	N.D.	5.28	72.0	21.3



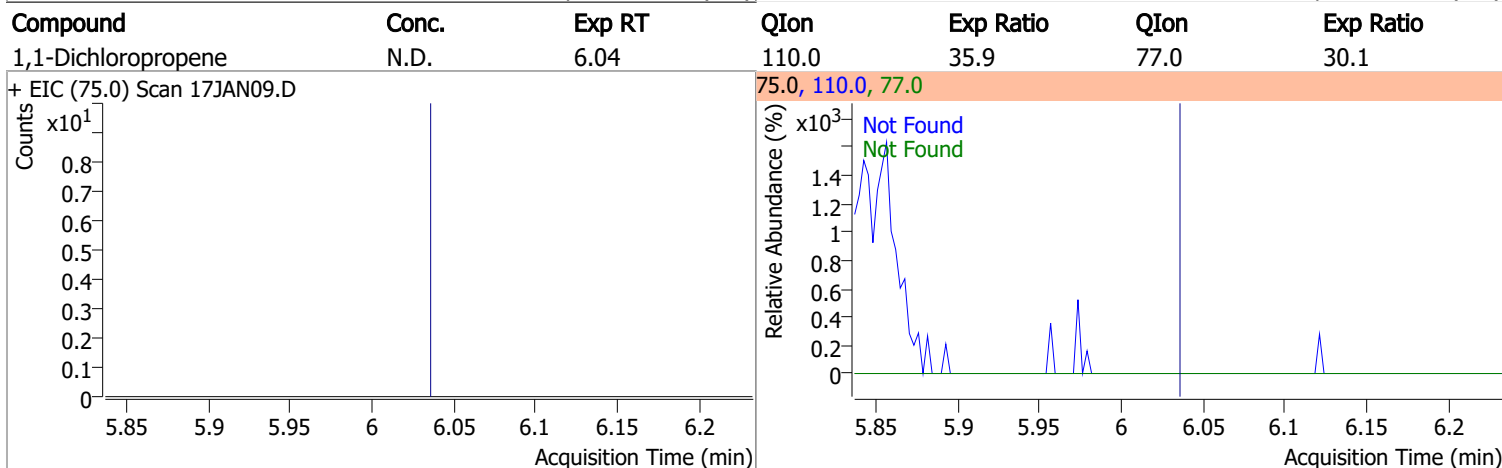
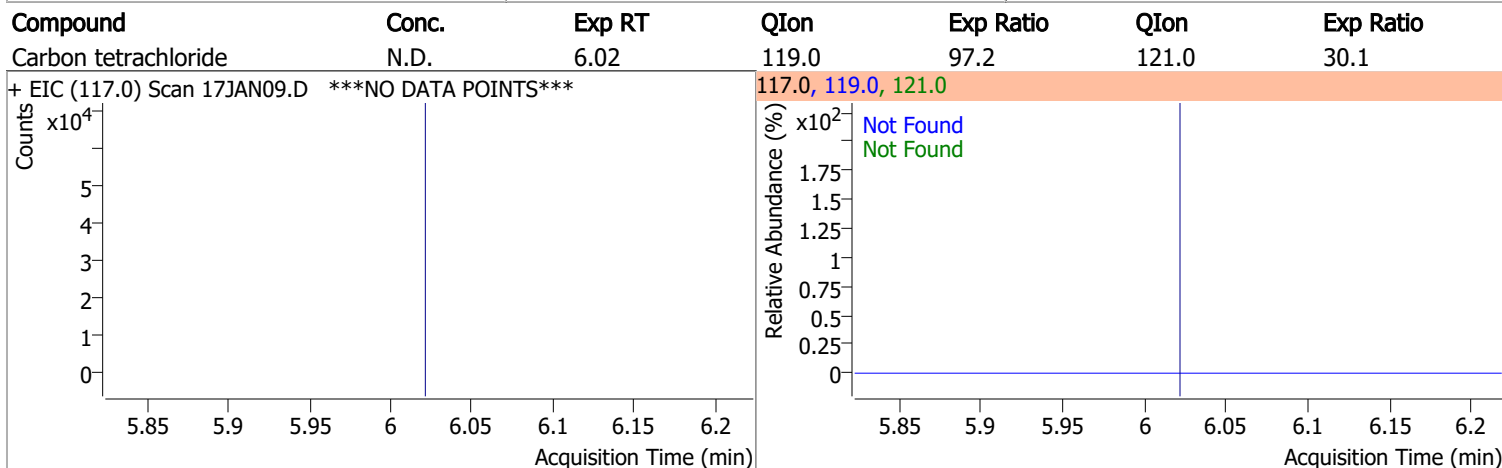
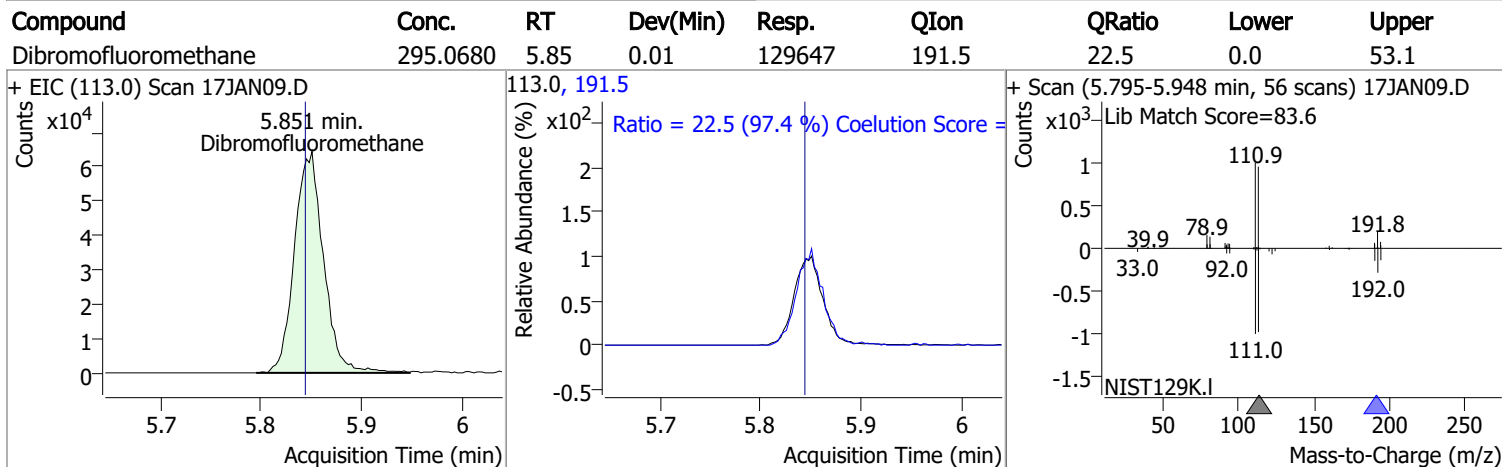
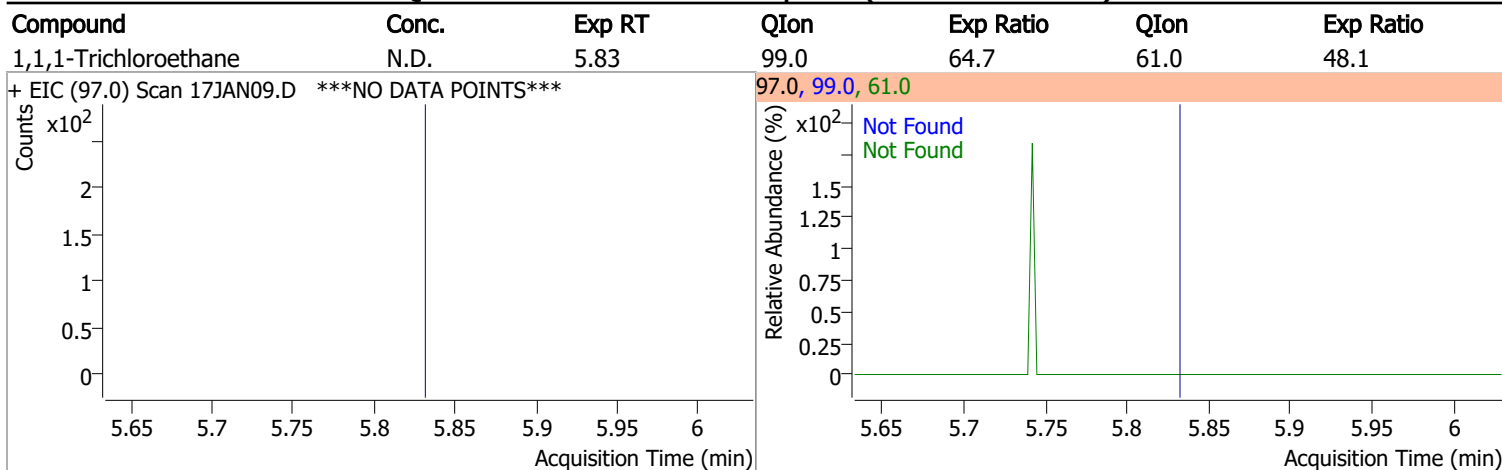
Compound	Conc.	Exp RT	QIon	Exp Ratio
Bromochloromethane	N.D.	5.52	49.0	182.9



Compound	Conc.	RT	Dev(Min)	Resp.	QIon	QRatio	Lower	Upper
Chloroform	0.2469	5.66	0.01	219 (m)	85.0	56.5	36.0	96.0

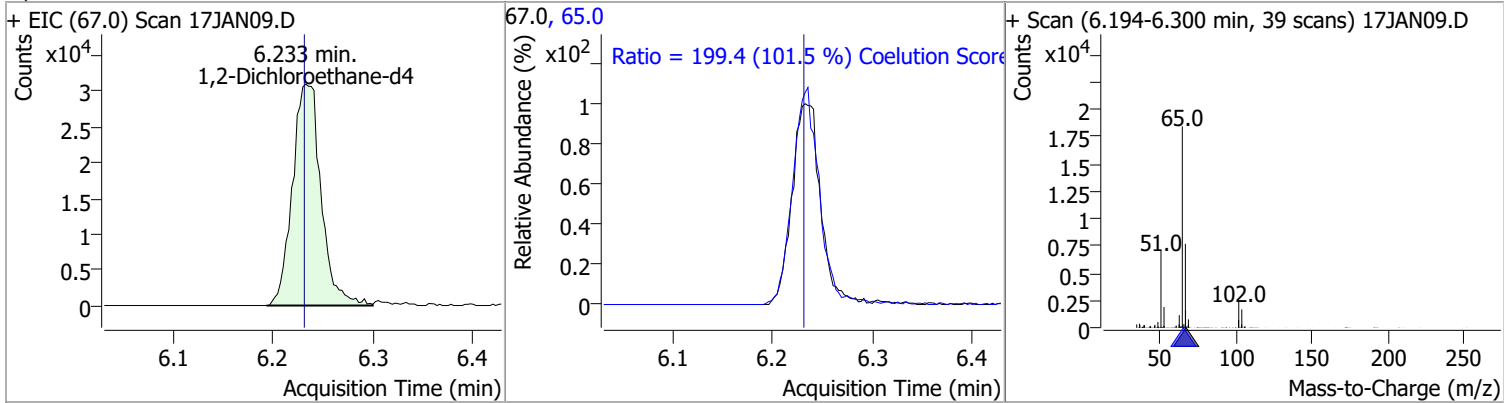


Quantitation Results Report (Not Reviewed)

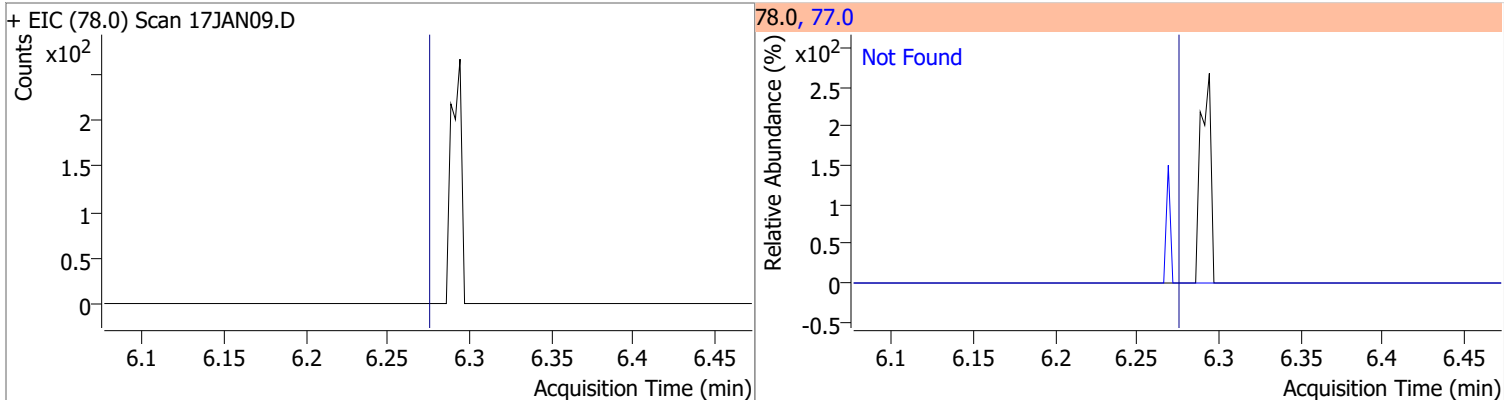


Quantitation Results Report (Not Reviewed)

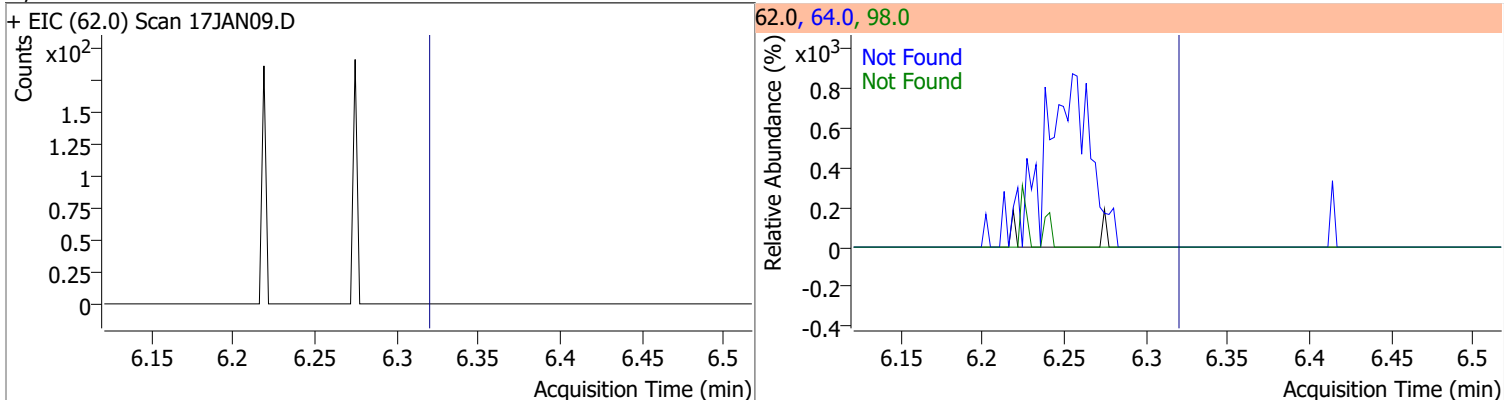
Compound	Conc.	RT	Dev(Min)	Resp.	QIon	QRatio	Lower	Upper
1,2-Dichloroethane-d4	324.2219	6.23	0.00	61531	65.0	199.4	166.5	226.5



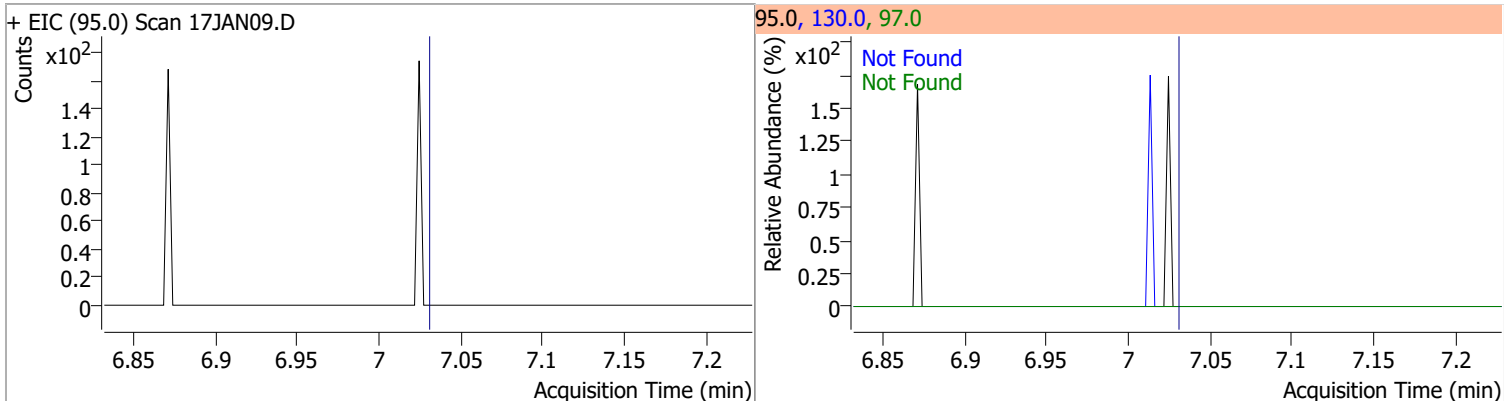
Compound	Conc.	Exp RT	QIon	Exp Ratio
Benzene	N.D.	6.28	77.0	23.5



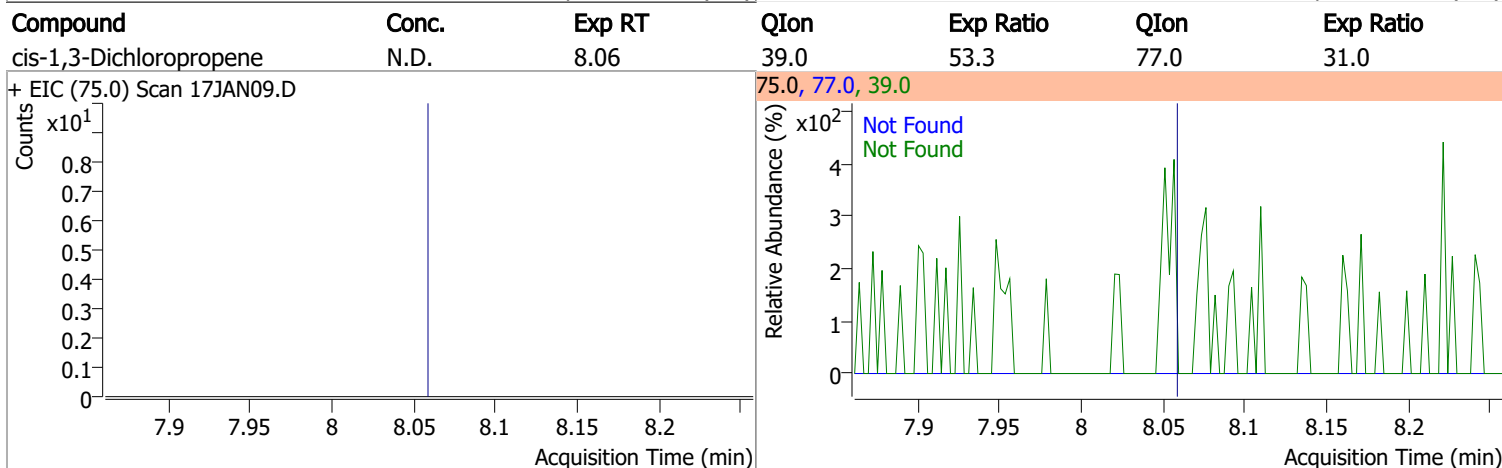
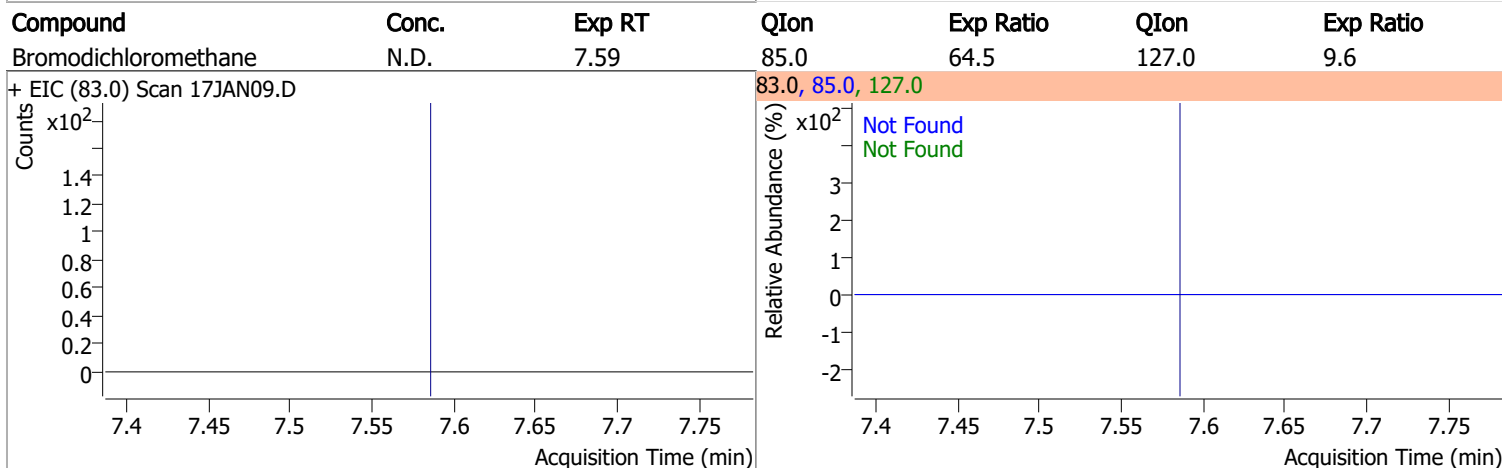
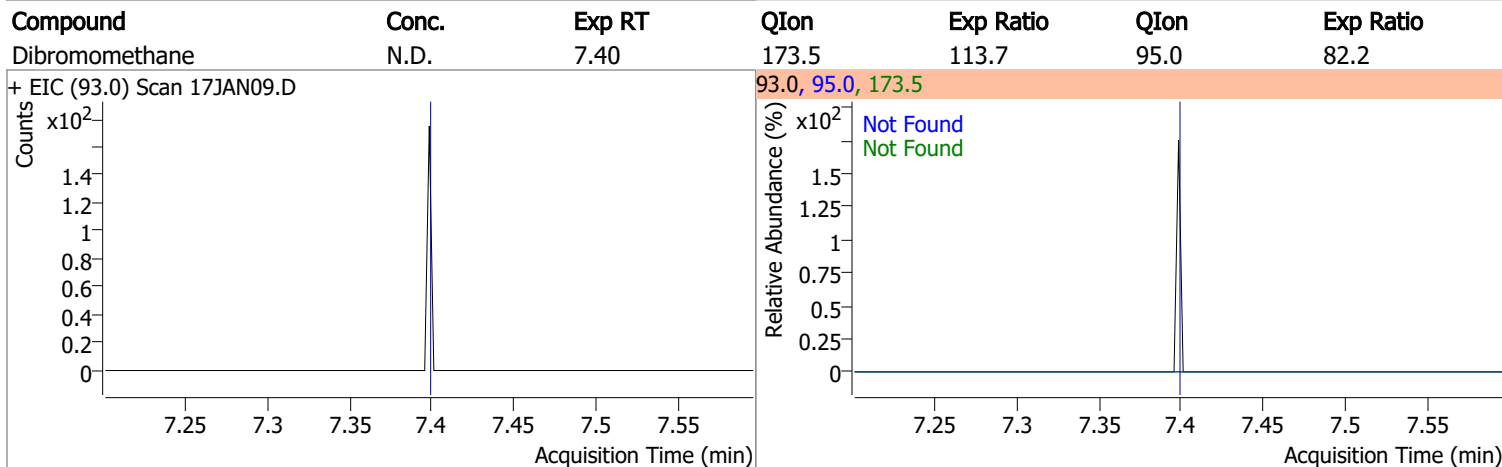
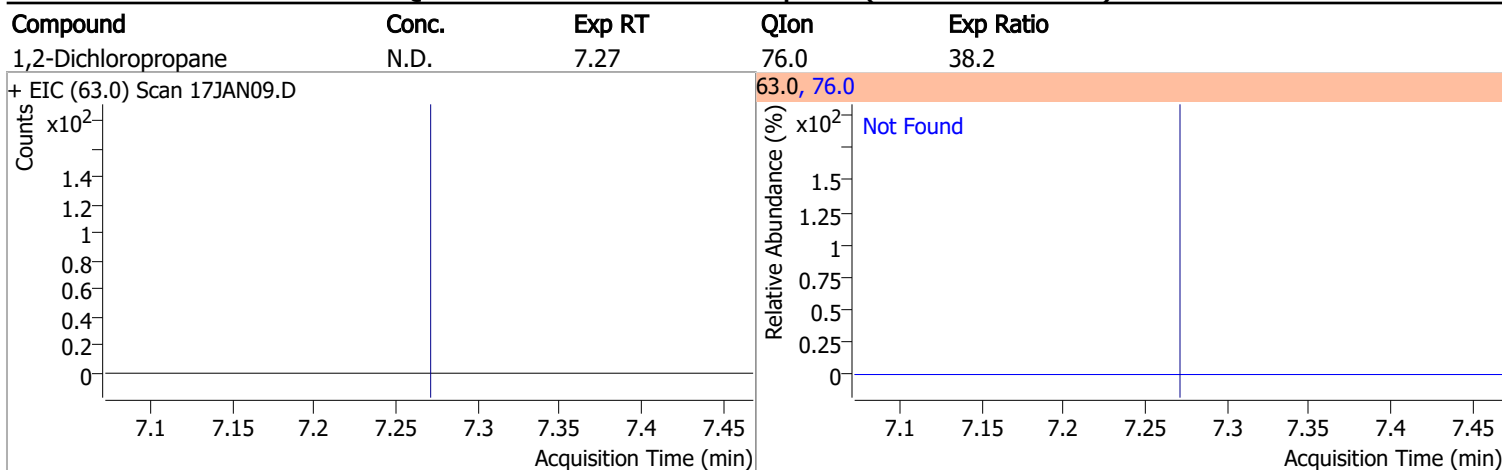
Compound	Conc.	Exp RT	QIon	Exp Ratio	QIon	Exp Ratio
1,2-Dichloroethane	N.D.	6.32	64.0	29.9	98.0	7.6



Compound	Conc.	Exp RT	QIon	Exp Ratio	QIon	Exp Ratio
Trichloroethene	N.D.	7.03	130.0	101.5	97.0	64.1

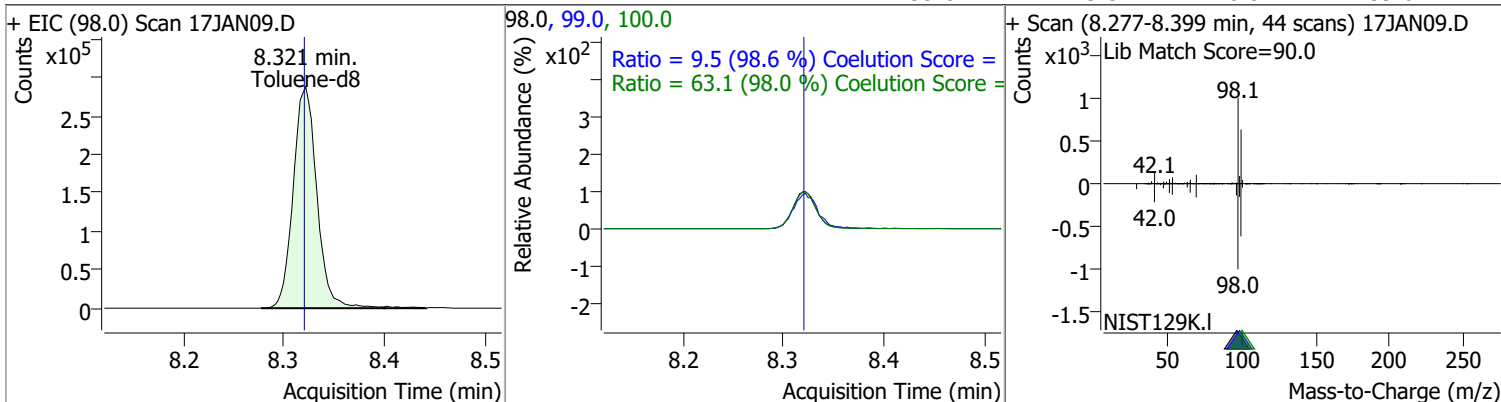


Quantitation Results Report (Not Reviewed)

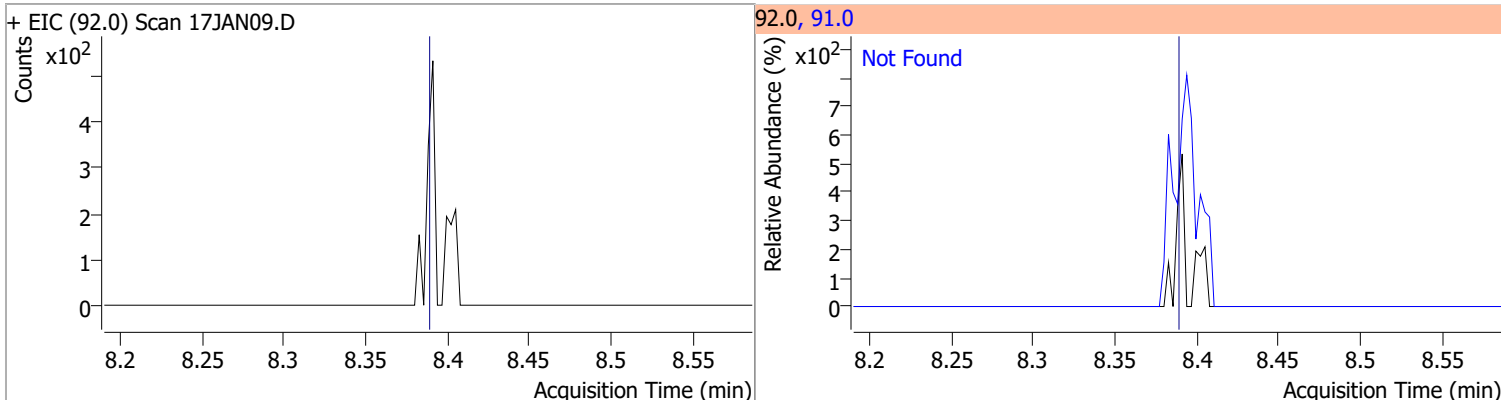


Quantitation Results Report (Not Reviewed)

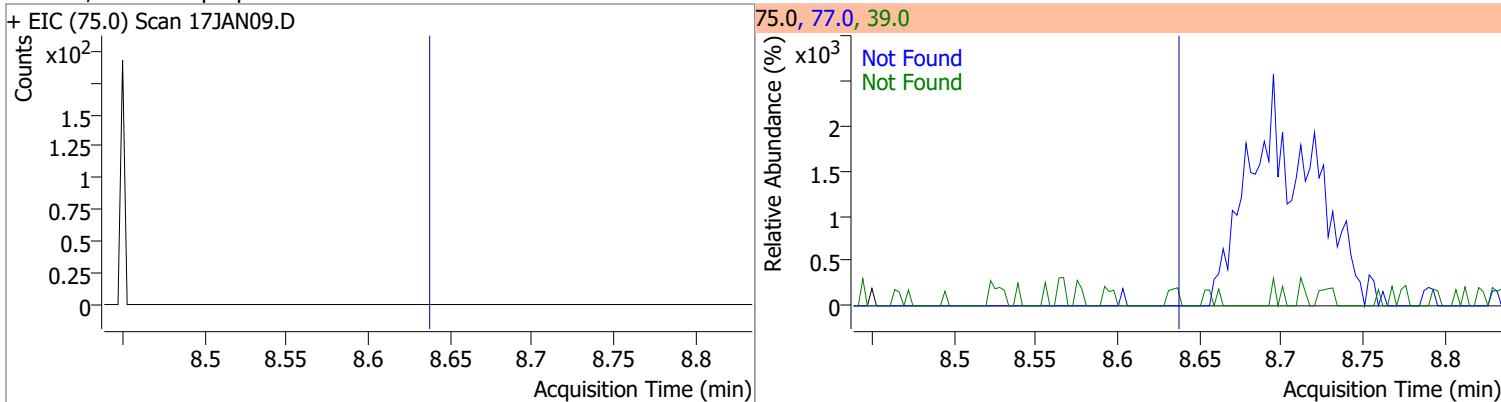
Compound	Conc.	RT	Dev(Min)	Resp.	QIon	QRatio	Lower	Upper
Toluene-d8	268.5667	8.32	0.00	469562	100.0	63.1	34.4	94.4
					99.0	9.5	0.0	39.6



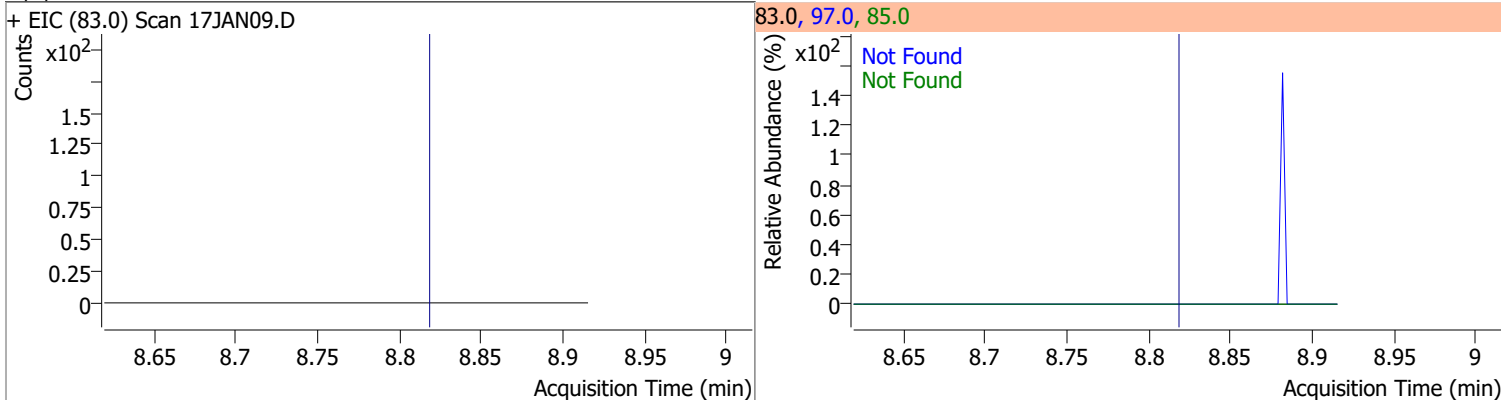
Compound	Conc.	Exp RT	QIon	Exp Ratio
Toluene	N.D.	8.39	91.0	175.8



Compound	Conc.	Exp RT	QIon	Exp Ratio	QIon	Exp Ratio
trans-1,3-Dichloropropene	N.D.	8.64	39.0	53.4	77.0	32.4

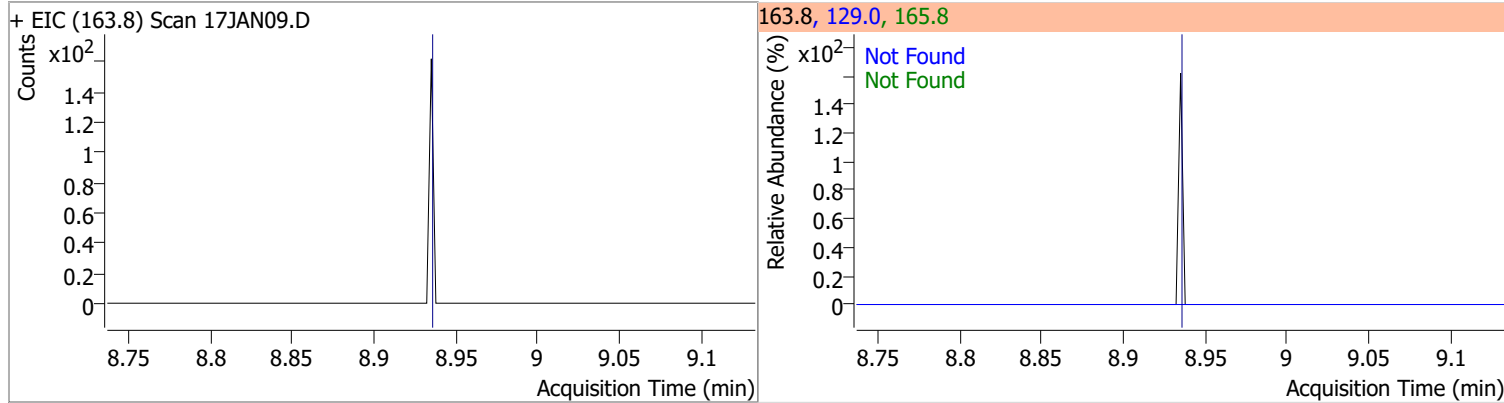


Compound	Conc.	Exp RT	QIon	Exp Ratio	QIon	Exp Ratio
1,1,2-Trichloroethane	N.D.	8.82	97.0	114.6	85.0	67.6

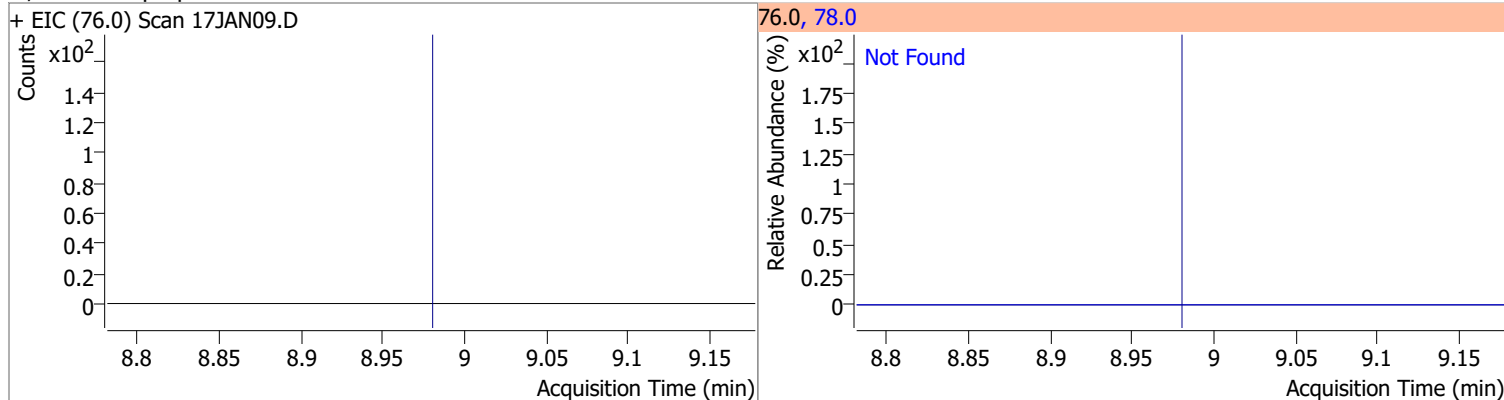


Quantitation Results Report (Not Reviewed)

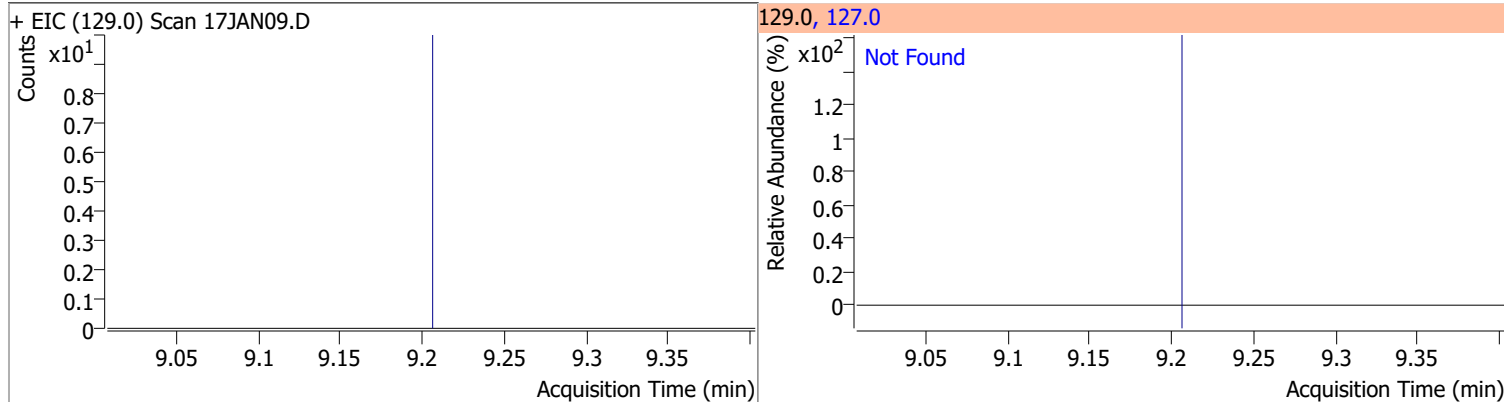
Compound	Conc.	Exp RT	QIon	Exp Ratio	QIon	Exp Ratio
Tetrachloroethene	N.D.	8.94	165.8	128.6	129.0	91.5



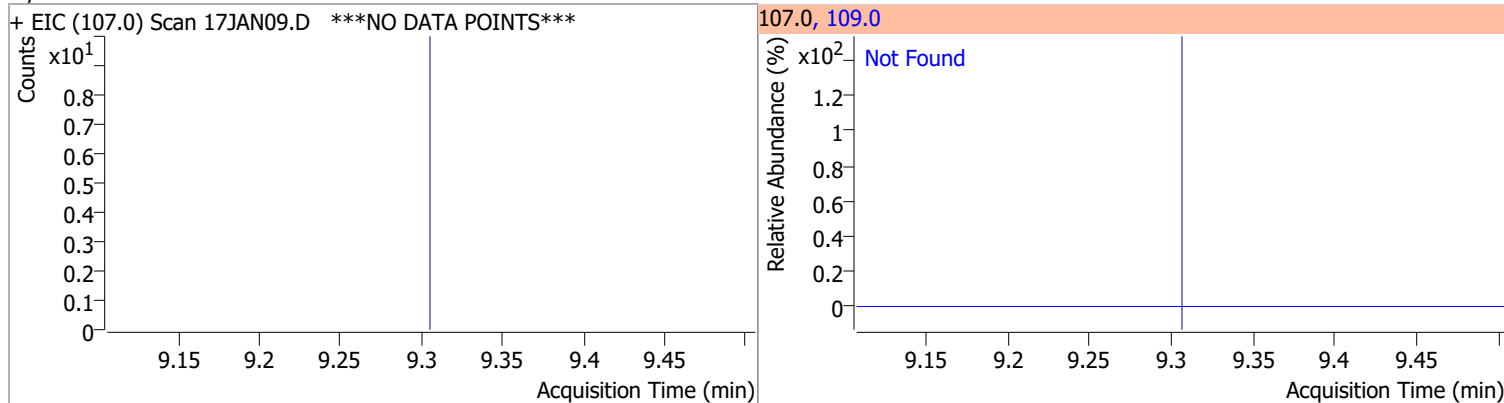
Compound	Conc.	Exp RT	QIon	Exp Ratio
1,3-Dichloropropane	N.D.	8.98	78.0	32.9



Compound	Conc.	Exp RT	QIon	Exp Ratio
Chlorodibromomethane	N.D.	9.21	127.0	78.0

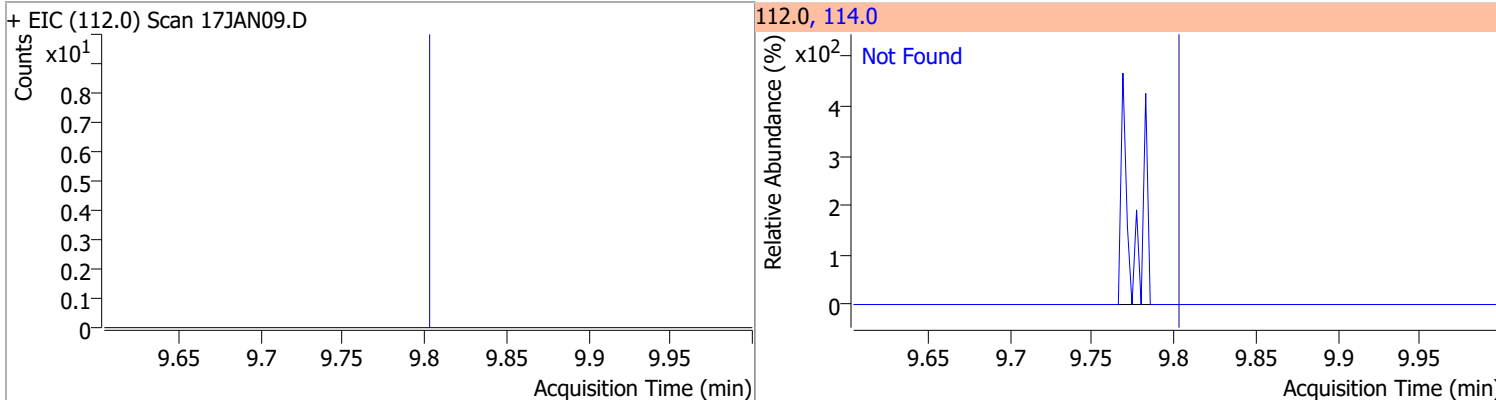


Compound	Conc.	Exp RT	QIon	Exp Ratio
1,2-Dibromoethane	N.D.	9.31	109.0	94.5

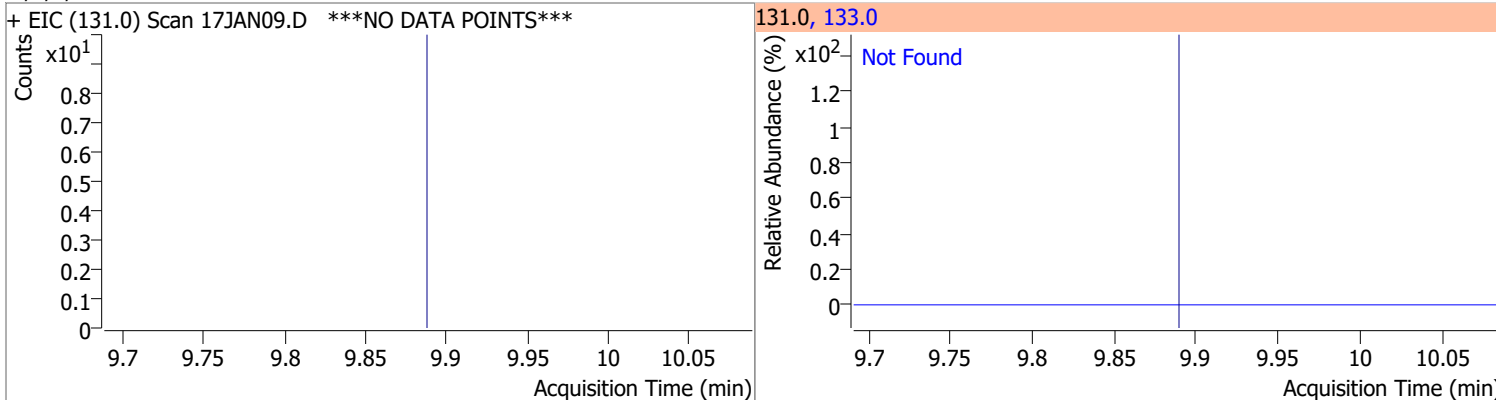


Quantitation Results Report (Not Reviewed)

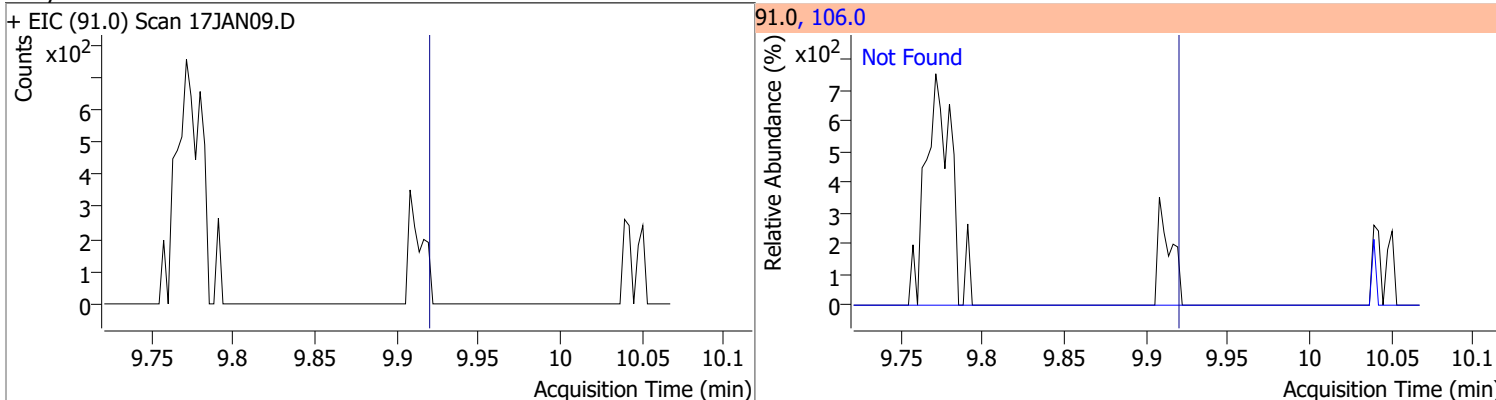
Compound	Conc.	Exp RT	QIon	Exp Ratio
Chlorobenzene	N.D.	9.80	114.0	32.1



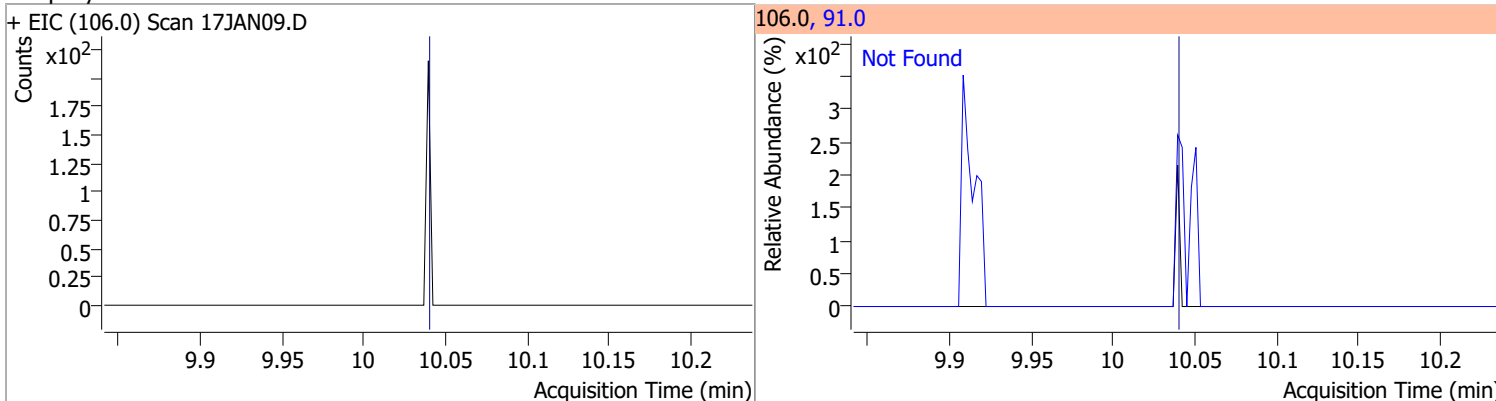
Compound	Conc.	Exp RT	QIon	Exp Ratio
1,1,1,2-Tetrachloroethane	N.D.	9.89	133.0	98.6



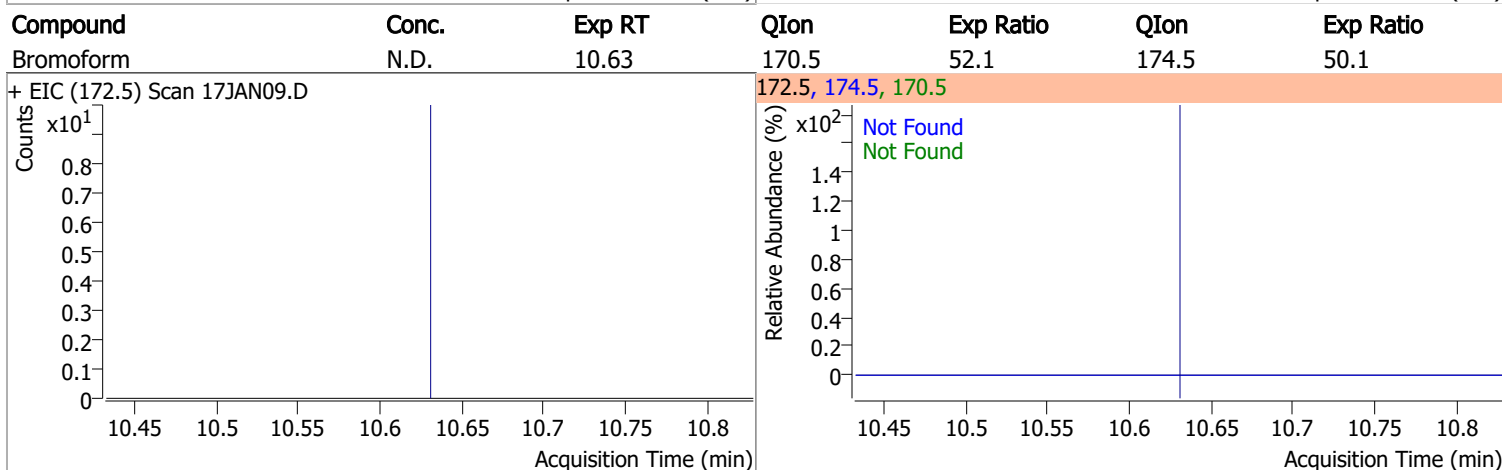
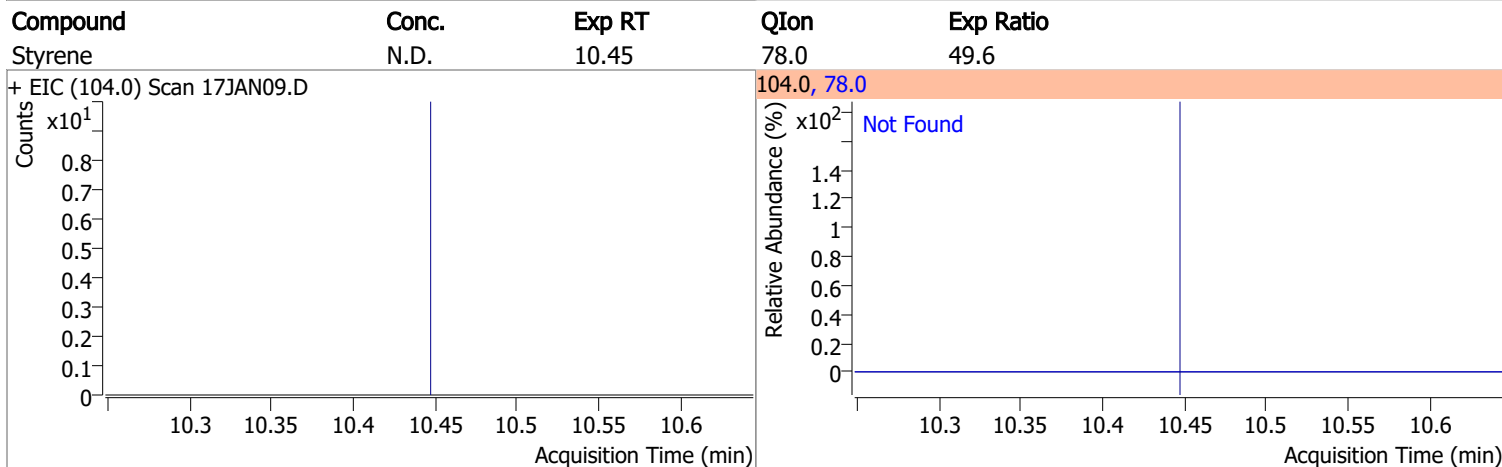
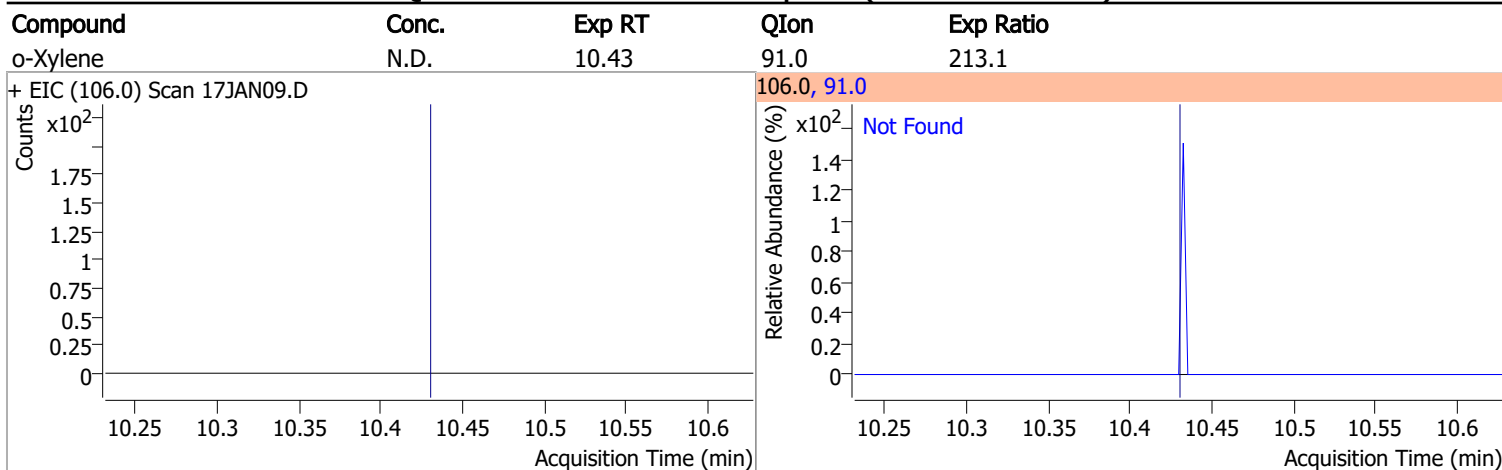
Compound	Conc.	Exp RT	QIon	Exp Ratio
Ethylbenzene	N.D.	9.92	106.0	31.1



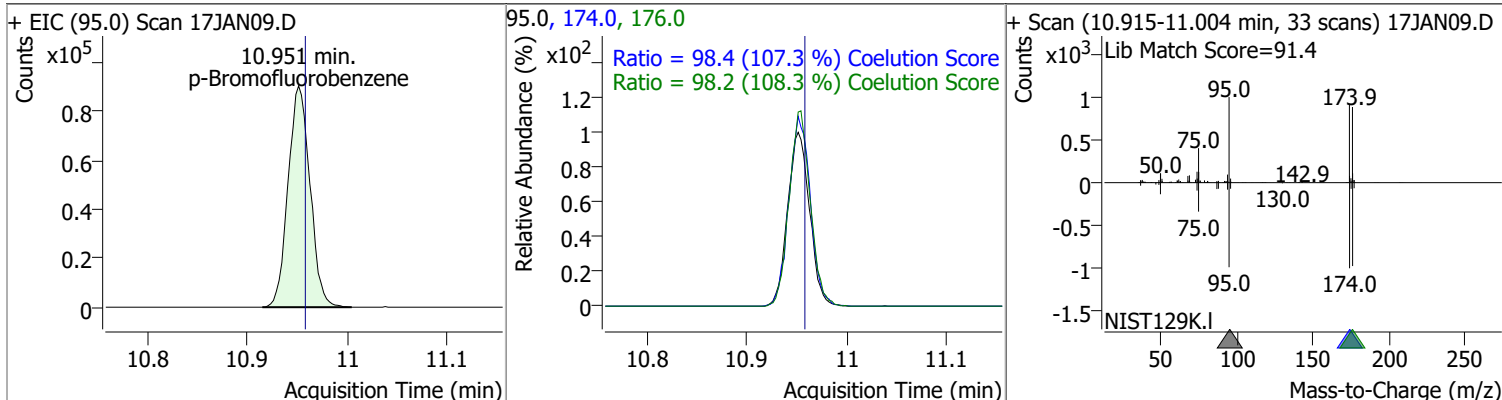
Compound	Conc.	Exp RT	QIon	Exp Ratio
m+p-Xylenes	N.D.	10.04	91.0	201.4



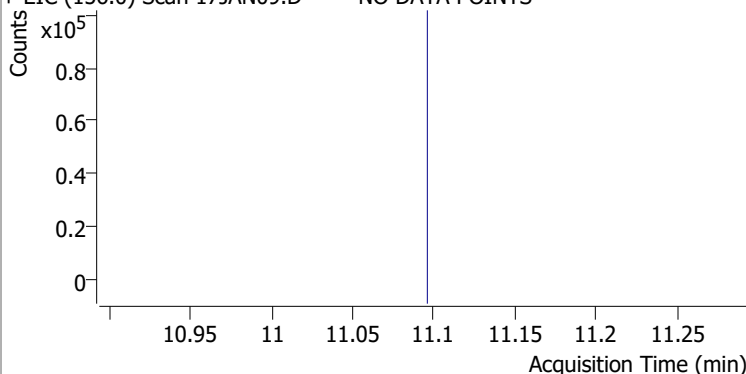
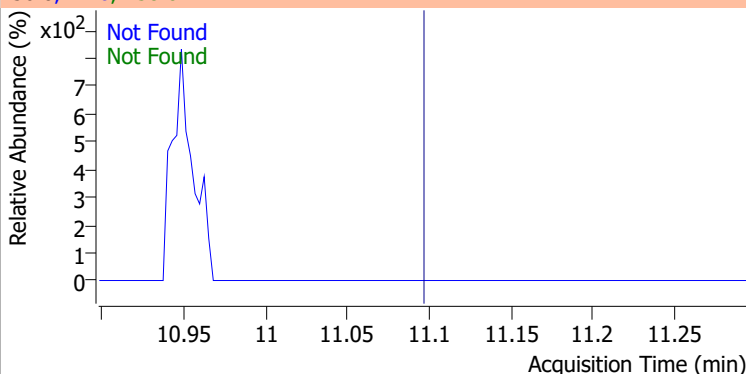
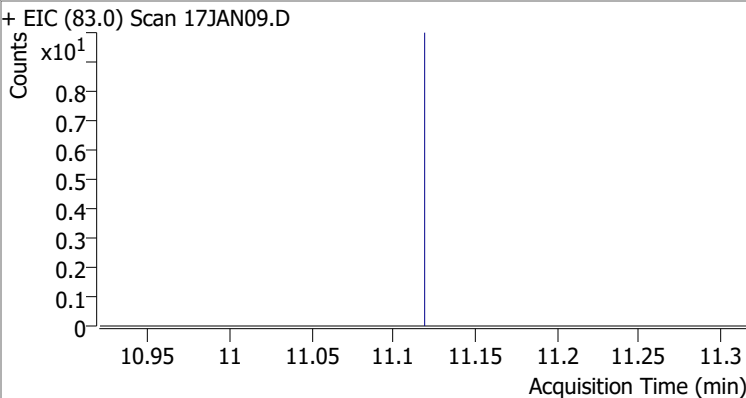
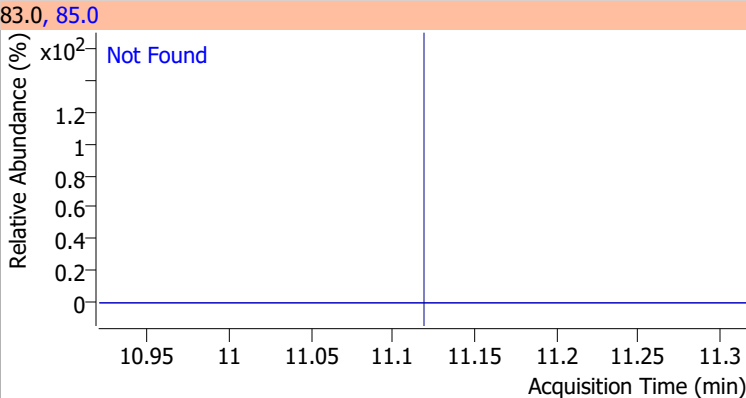
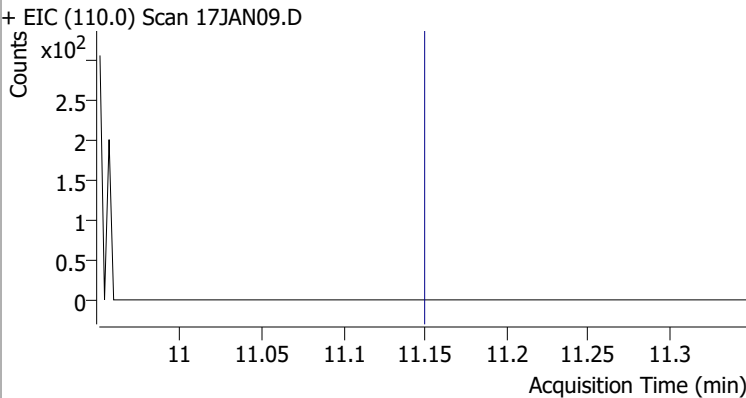
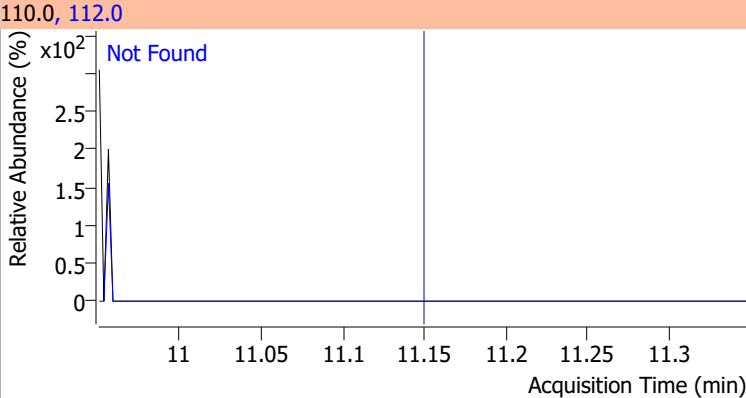
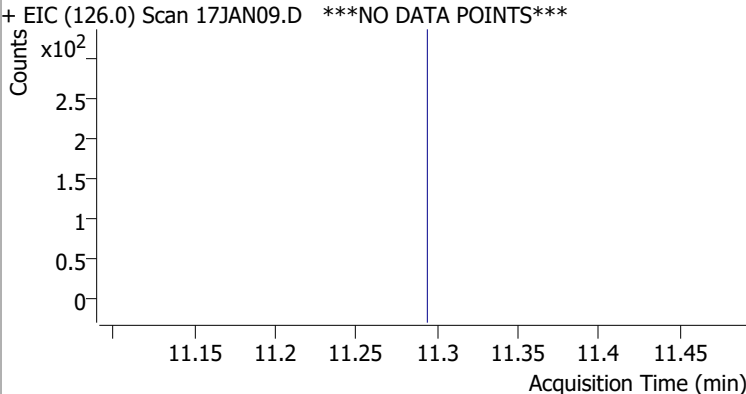
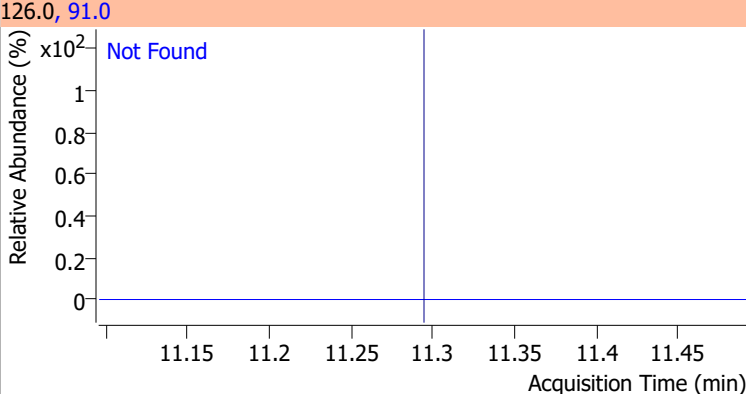
Quantitation Results Report (Not Reviewed)



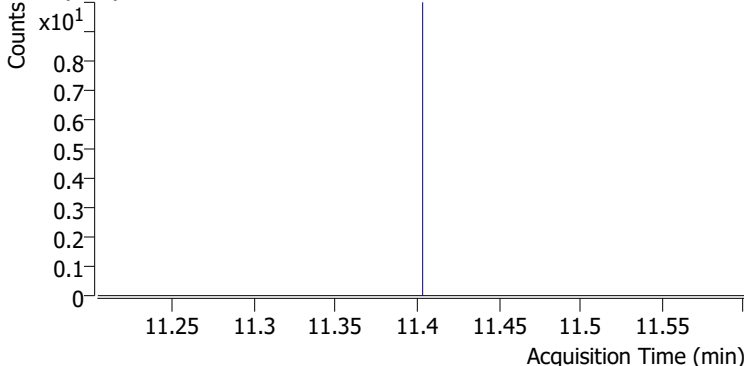
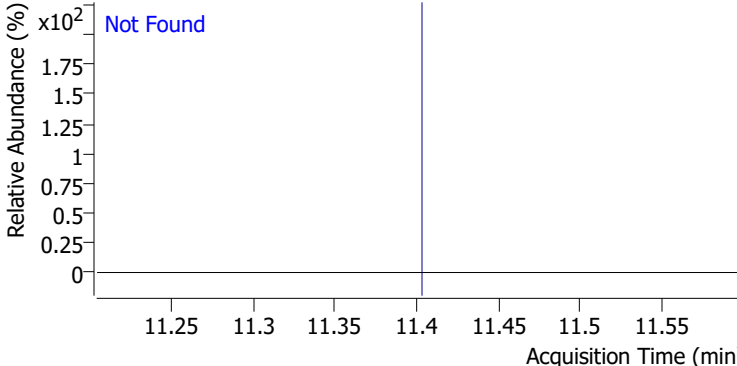
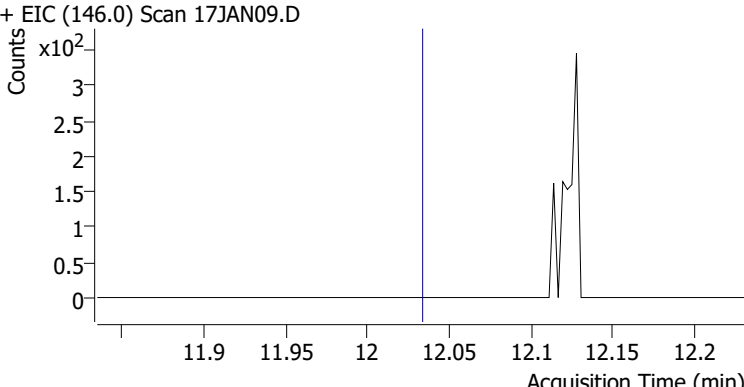
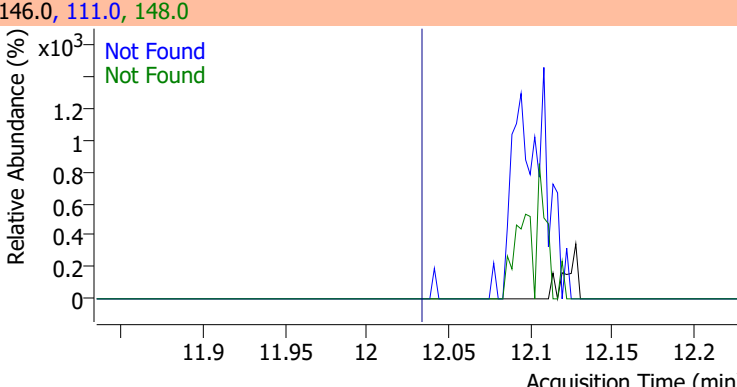
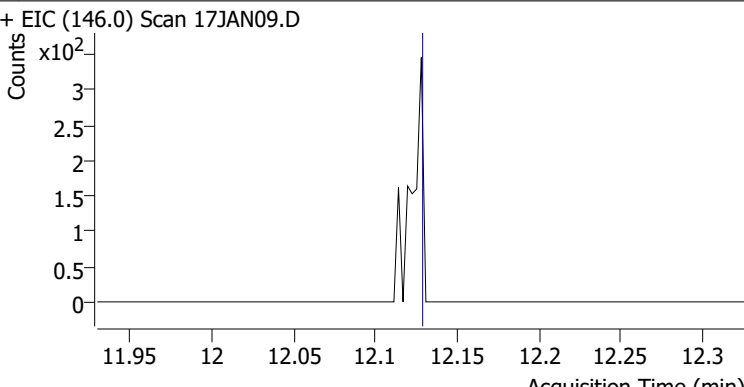
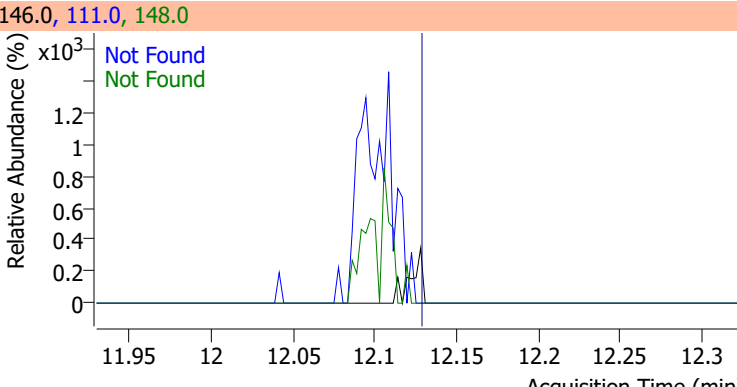
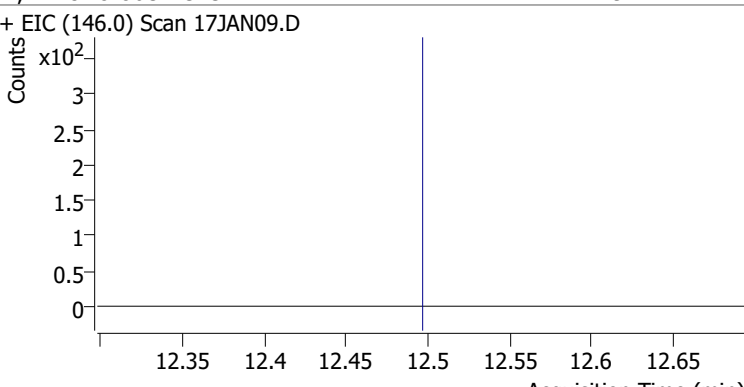
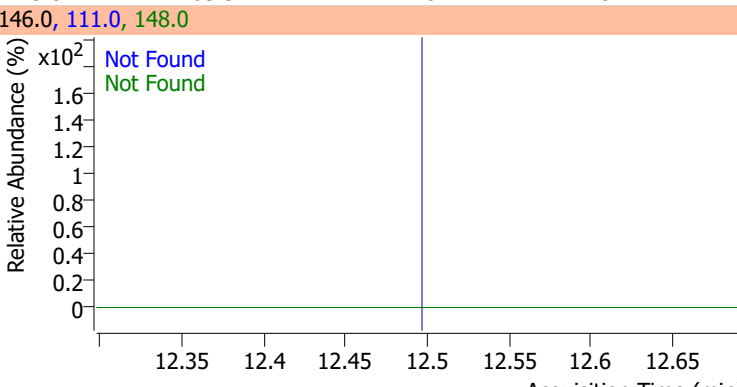
Compound	Conc.	RT	Dev(Min)	Resp.	QIon	QRatio	Lower	Upper
p-Bromofluorobenzene	272.7811	10.95	0.00	137176	174.0	98.4	61.7	121.7
					176.0	98.2	60.6	120.6



Quantitation Results Report (Not Reviewed)

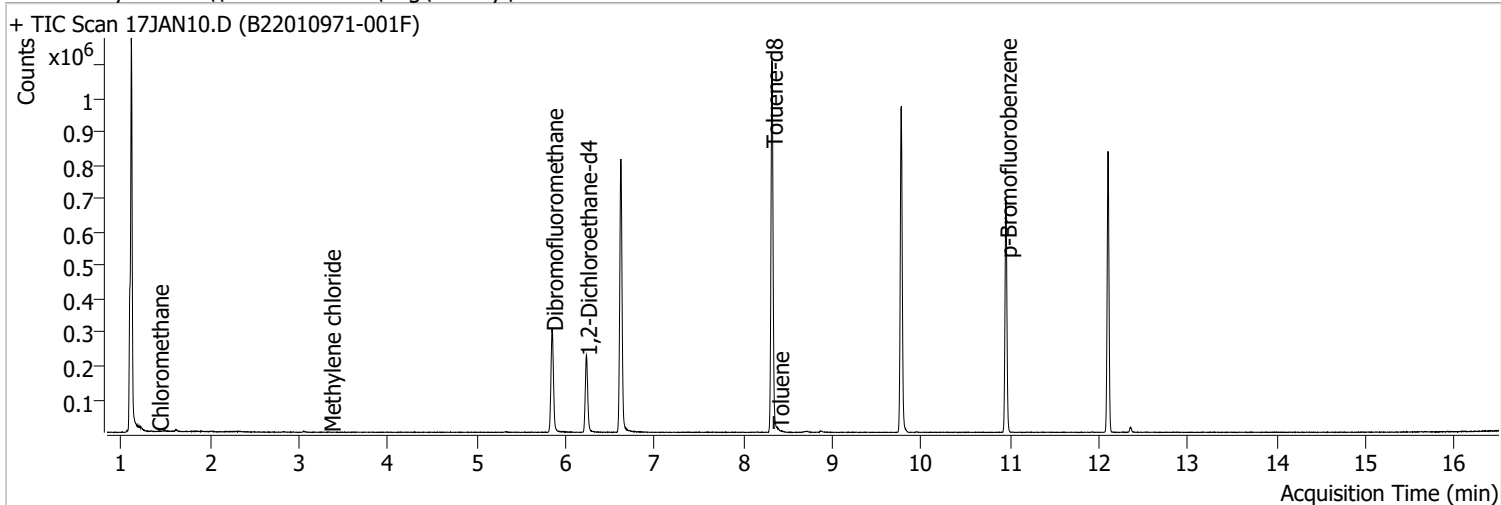
Compound	Conc.	Exp RT	QIon	Exp Ratio	QIon	Exp Ratio
Bromobenzene	N.D.	11.09	77.0	145.7	158.0	96.5
+ EIC (156.0) Scan 17JAN09.D ***NO DATA POINTS***			156.0, 77.0, 158.0			
						
1,1,2,2-Tetrachloroethane	N.D.	11.12	85.0	66.2		
+ EIC (83.0) Scan 17JAN09.D			83.0, 85.0			
						
1,2,3-Trichloropropane	N.D.	11.15	112.0	63.5		
+ EIC (110.0) Scan 17JAN09.D			110.0, 112.0			
						
2-Chlorotoluene	N.D.	11.29	91.0	282.3		
+ EIC (126.0) Scan 17JAN09.D ***NO DATA POINTS***			126.0, 91.0			
						

Quantitation Results Report (Not Reviewed)

Compound	Conc.	Exp RT	QIon	Exp Ratio
4-Chlorotoluene	N.D.	11.40	126.0	31.7
+ EIC (91.0) Scan 17JAN09.D			91.0, 126.0	
				
1,3-Dichlorobenzene	N.D.	12.03	148.0	63.6
+ EIC (146.0) Scan 17JAN09.D			146.0, 111.0, 148.0	
				
1,4-Dichlorobenzene	N.D.	12.13	148.0	63.1
+ EIC (146.0) Scan 17JAN09.D			146.0, 111.0, 148.0	
				
1,2-Dichlorobenzene	N.D.	12.49	148.0	63.9
+ EIC (146.0) Scan 17JAN09.D			146.0, 111.0, 148.0	
				

Quantitation Results Report (QT Reviewed)

Data File	17JAN10.D	Operator	MSC
Acq. Method	5975CACQF.M	Acq. Date-Time	1/17/2022 2:04:49 PM
Sample Name	B22010971-001F	Instrument	VOA5975C
Vial	10	Multiplier	1.00
DA Method File	VOA5975C_8260B_SHT_DoD_L4_010422.m	Comment	
Tune File	BFB_Atune3.u	Tune Date	10/11/2021 4:02:00 PM
Batch Name	VG011722_8260B.batch.bin	Last Calib Update	3/5/2022 1:16:34 PM
Ref Library	\\MASSHUNTER\Org\Library\NIST129K.I		



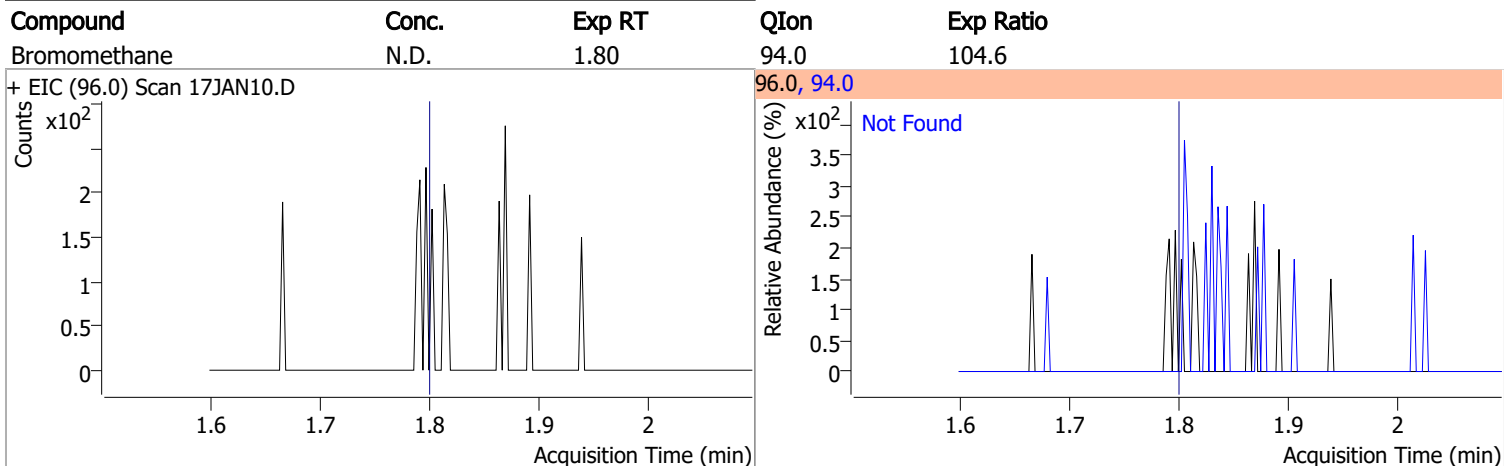
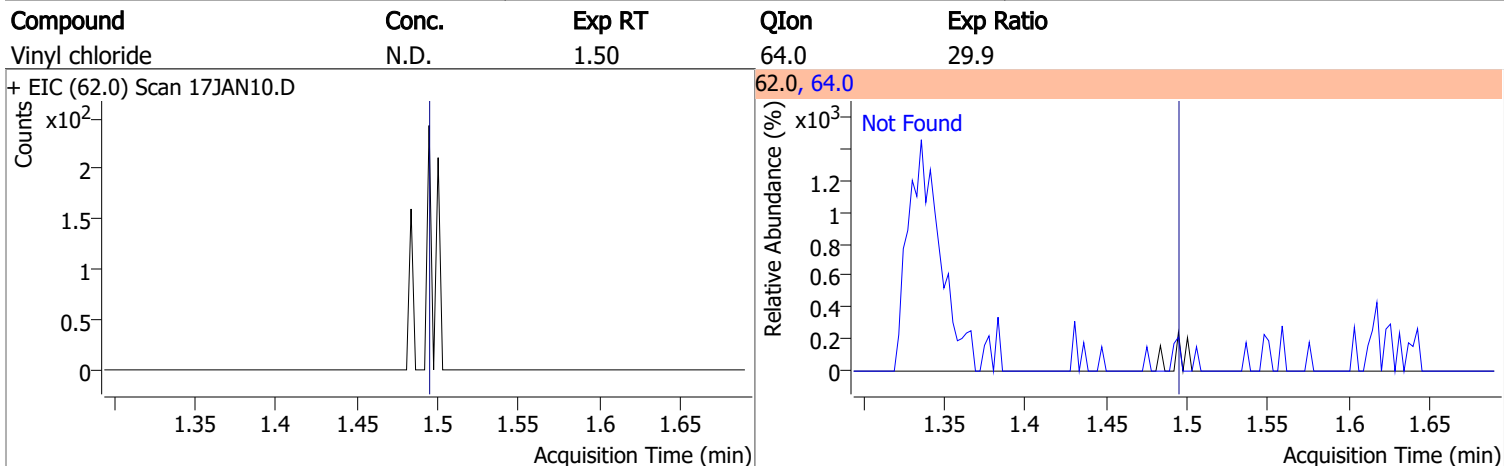
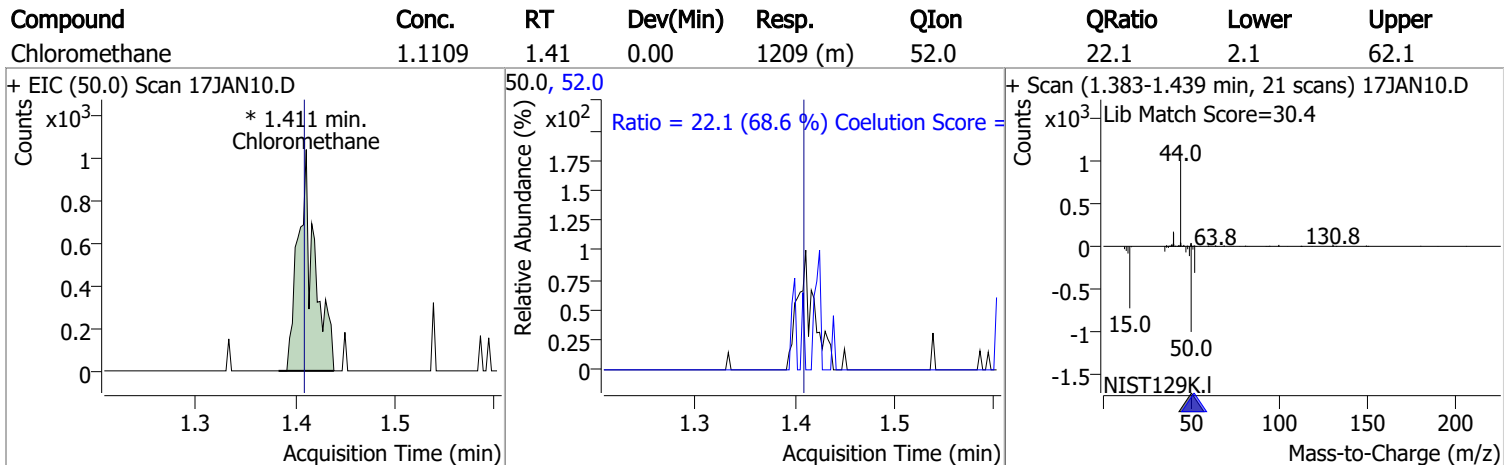
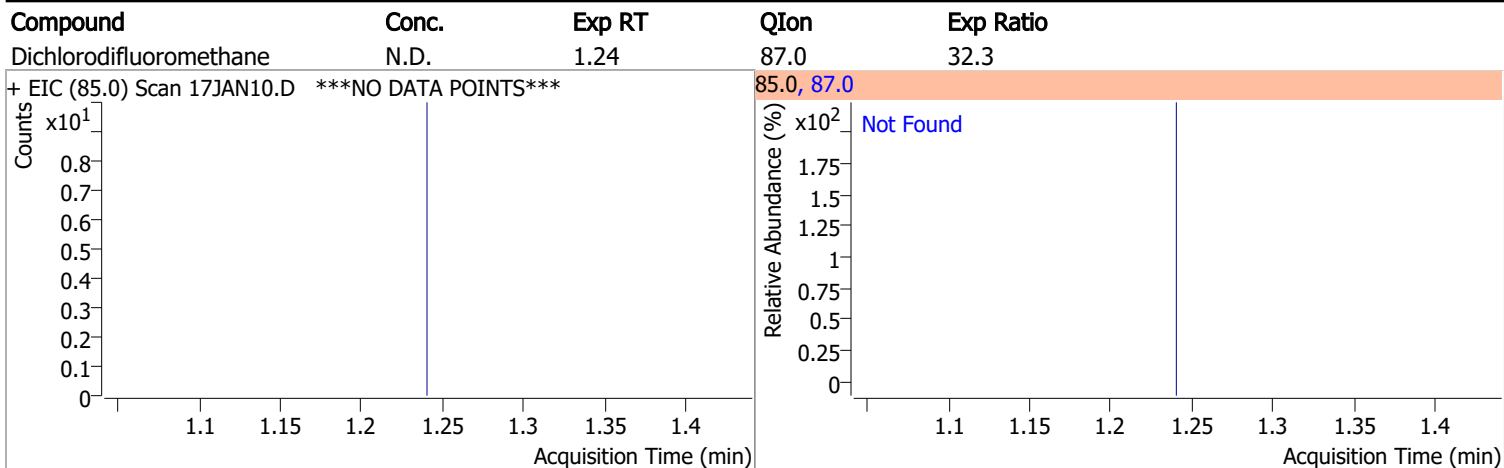
Compound	RT	QIon	Resp.	Conc.	Units	Dev(Min)
Internal Standards						
M Fluorobenzene	6.620	96.0	684387	250.0000	ng	-0.003
M Chlorobenzene-d5	9.774	82.0	265959	250.0000	ng	0.003
M 1,4-Dichlorobenzene-d4	12.103	152.0	197120	250.0000	ng	0.003
System Monitoring Compounds						
S Dibromofluoromethane	5.848	113.0	182061	282.3693	ng	0.003
Spiked Amount: 250.000	Range: 80.0 - 119.0%			Recovery = 112.95%		
S 1,2-Dichloroethane-d4	6.230	67.0	83485	299.7767	ng	-0.003
Spiked Amount: 250.000	Range: 81.0 - 118.0%			Recovery = 119.91% *		
S Toluene-d8	8.319	98.0	689822	269.1551	ng	0.000
Spiked Amount: 250.000	Range: 89.0 - 112.0%			Recovery = 107.66%		
S p-Bromofluorobenzene	10.951	95.0	196532	272.1478	ng	-0.003
Spiked Amount: 250.000	Range: 85.0 - 114.0%			Recovery = 108.86%		
Target Compounds						
T Dichlorodifluoromethane	0.000		0	N.D.		
T Chloromethane	1.411	50.0	1209	1.1109	ng	m 82
T Vinyl chloride	0.000		0	N.D.		
T Bromomethane	0.000		0	N.D.		
T Chloroethane	0.000		0	N.D.		
T Trichlorofluoromethane	0.000		0	N.D.		
T 1,1-Dichloroethene	0.000		0	N.D.		
T Methylene chloride	3.347	49.0	575	0.5660	ng	m 67
T trans-1,2-Dichloroethene	0.000		0	N.D.		
T Methyl tert-butyl ether (MTBE)	0.000		0	N.D.		
T 1,1-Dichloroethane	0.000		0	N.D.		
T 2,2-Dichloropropane	0.000		0	N.D.		
T cis-1,2-Dichloroethene	0.000		0	N.D.		
T Methyl ethyl ketone	0.000		0	N.D.		
T Bromochloromethane	0.000		0	N.D.		
T Chloroform	0.000		0	N.D.		

Quantitation Results Report (QT Reviewed)

Compound	RT	QIon	Resp.	Conc.	Units		Dev(Min)
T 1,1,1-Trichloroethane	0.000		0	N.D.			
T Carbon tetrachloride	0.000		0	N.D.			
T 1,1-Dichloropropene	0.000		0	N.D.			
T Benzene	0.000		0	N.D.			
T 1,2-Dichloroethane	0.000		0	N.D.			
T Trichloroethene	0.000		0	N.D.			
T 1,2-Dichloropropane	0.000		0	N.D.			
T Dibromomethane	0.000		0	N.D.			
T Bromodichloromethane	0.000		0	N.D.			
T cis-1,3-Dichloropropene	0.000		0	N.D.			
T Toluene	8.388	92.0	1079	0.6235	ng	m	88
T trans-1,3-Dichloropropene	0.000		0	N.D.			
T 1,1,2-Trichloroethane	0.000		0	N.D.			
T Tetrachloroethene	0.000		0	N.D.			
T 1,3-Dichloropropane	0.000		0	N.D.			
T Chlorodibromomethane	0.000		0	N.D.			
T 1,2-Dibromoethane	0.000		0	N.D.			
T Chlorobenzene	0.000		0	N.D.			
T 1,1,1,2-Tetrachloroethane	0.000		0	N.D.			
T Ethylbenzene	0.000		0	N.D.			
T m+p-Xylenes	0.000		0	N.D.			
T o-Xylene	0.000		0	N.D.			
T Styrene	0.000		0	N.D.			
T Bromoform	0.000		0	N.D.			
T Bromobenzene	0.000		0	N.D.			
T 1,1,2,2-Tetrachloroethane	0.000		0	N.D.			
T 1,2,3-Trichloropropane	0.000		0	N.D.			
T 2-Chlorotoluene	0.000		0	N.D.			
T 4-Chlorotoluene	0.000		0	N.D.			
T 1,3-Dichlorobenzene	0.000		0	N.D.			
T 1,4-Dichlorobenzene	0.000		0	N.D.			
T 1,2-Dichlorobenzene	0.000		0	N.D.			

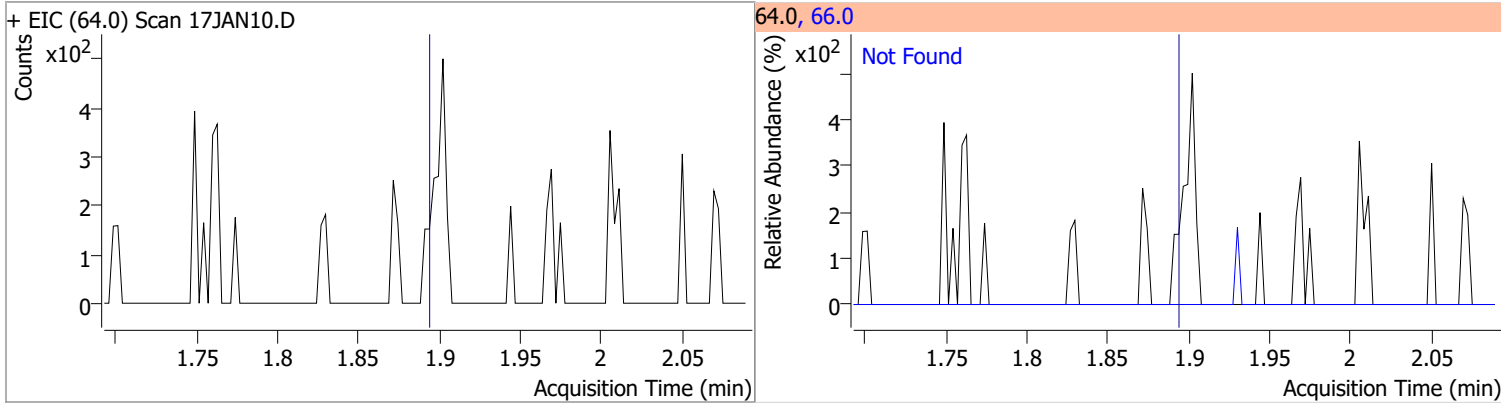
(#) = Qualifier Out of Range; (m) = Manual Integration; (+) = Area Summed; (*) = Surrogate Percent Recovery Out of Range; (d): Zeroed Peak

Quantitation Results Report (QT Reviewed)

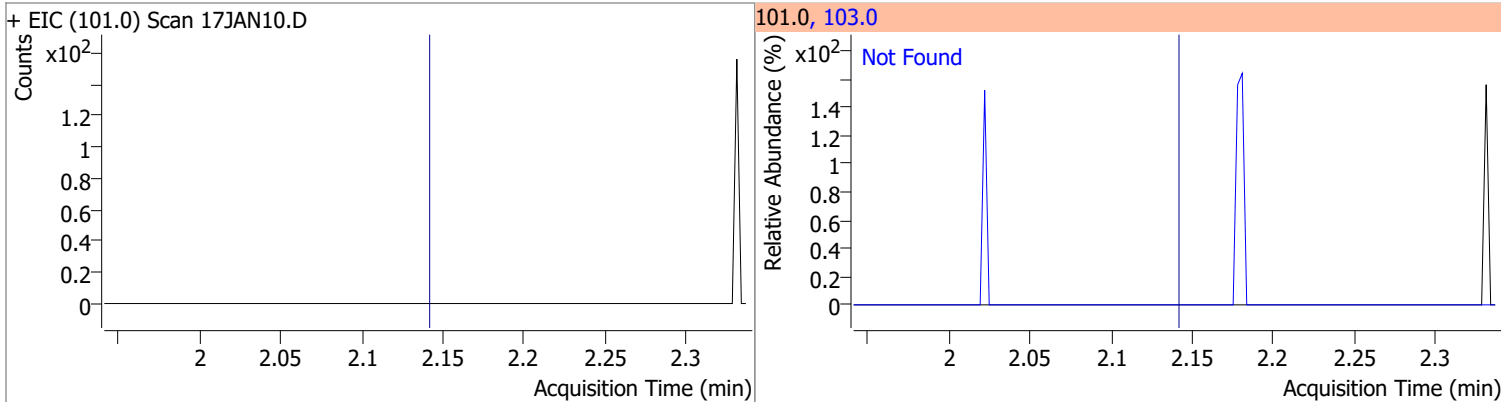


Quantitation Results Report (QT Reviewed)

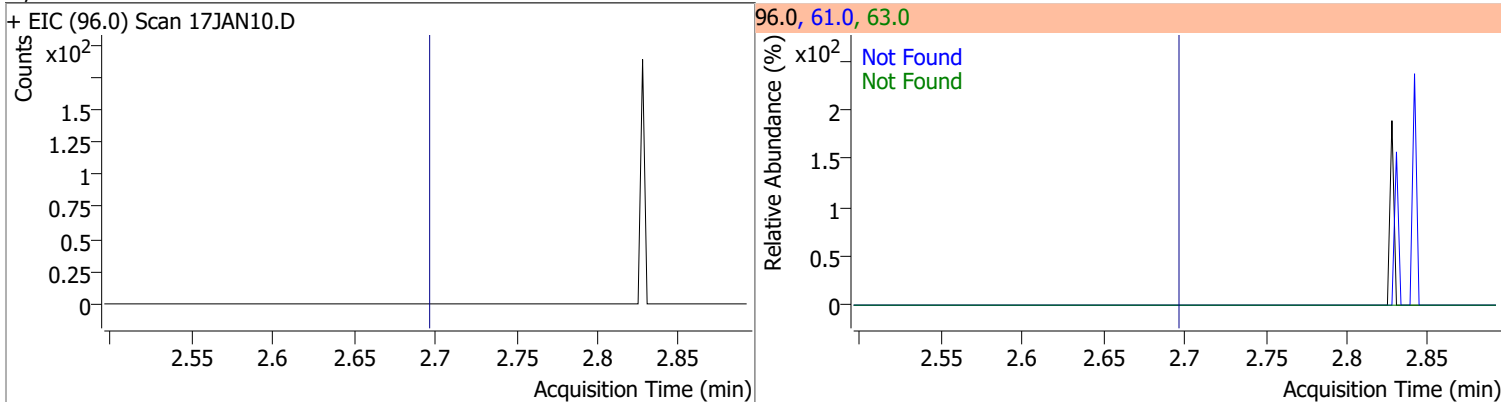
Compound	Conc.	Exp RT	QIon	Exp Ratio
Chloroethane	N.D.	1.89	66.0	30.1



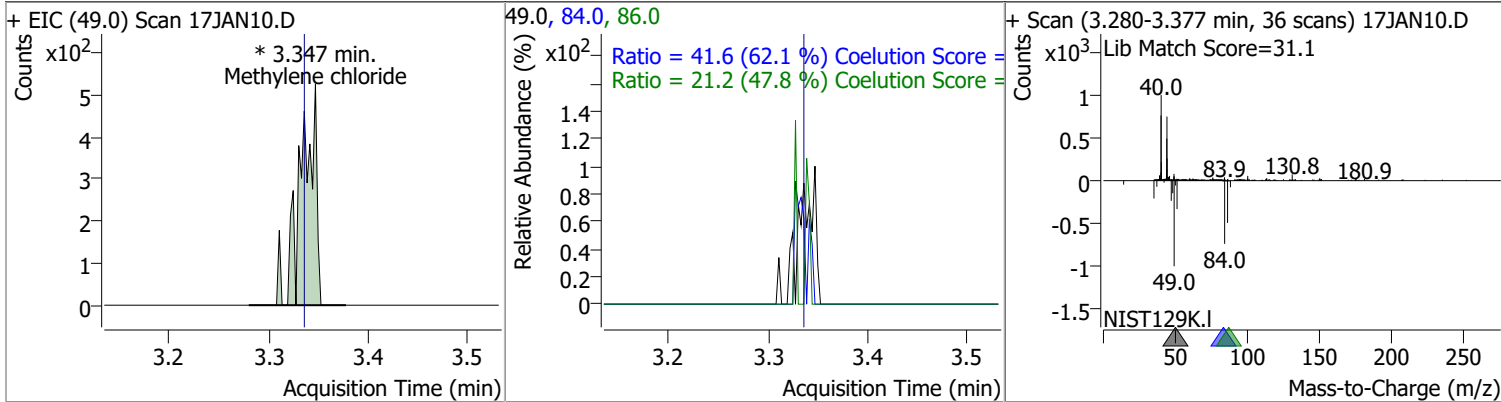
Compound	Conc.	Exp RT	QIon	Exp Ratio
Trichlorofluoromethane	N.D.	2.14	103.0	64.2



Compound	Conc.	Exp RT	QIon	Exp Ratio	QIon	Exp Ratio
1,1-Dichloroethene	N.D.	2.70	61.0	180.3	63.0	56.7

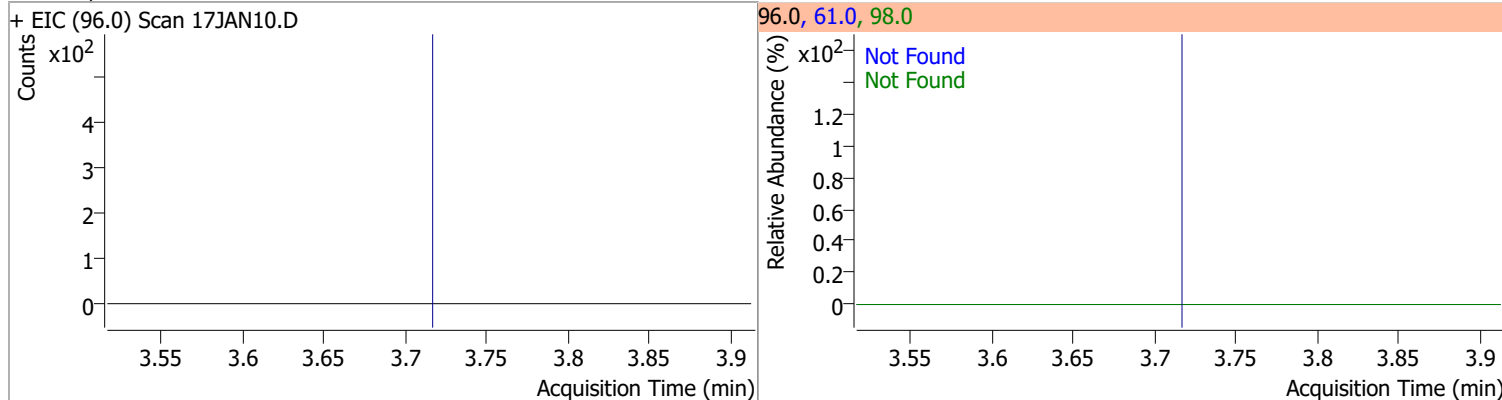


Compound	Conc.	RT	Dev(Min)	Resp.	QIon	QRatio	Lower	Upper
Methylene chloride	0.5660	3.35	0.01	575 (m)	84.0	41.6	36.9	96.9
					86.0	21.2	14.3	74.3

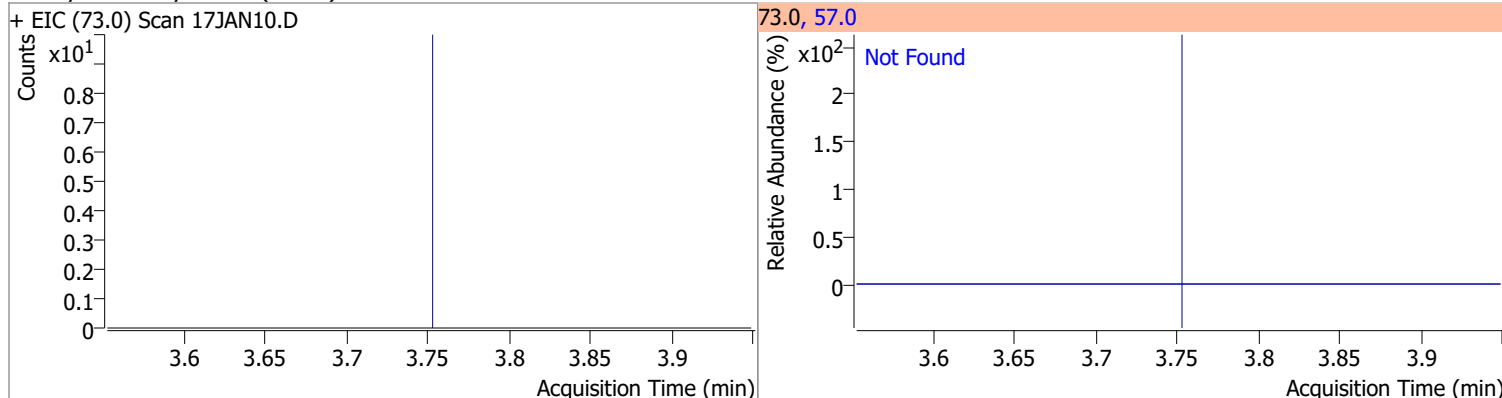


Quantitation Results Report (QT Reviewed)

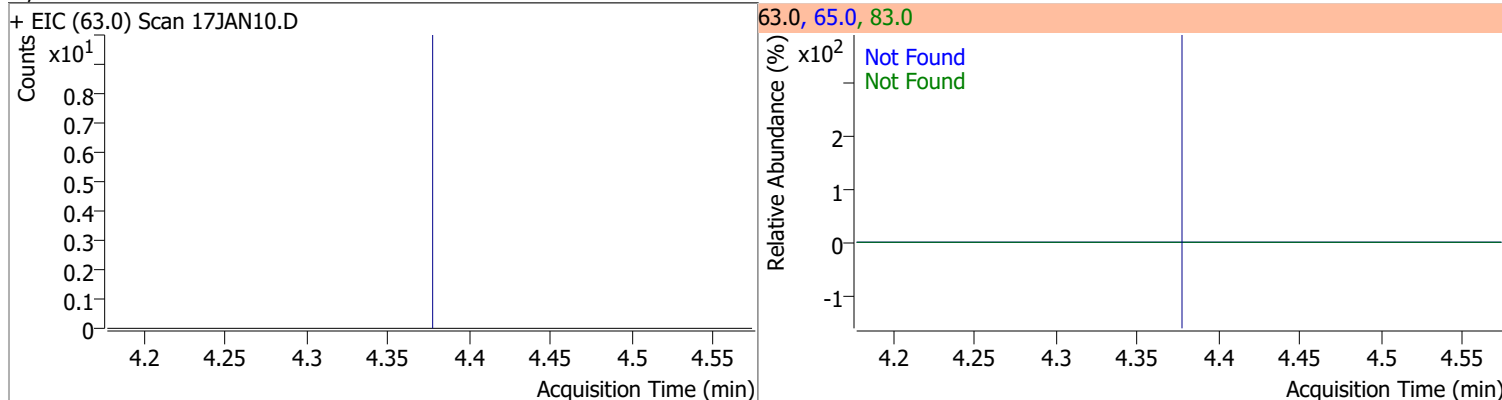
Compound	Conc.	Exp RT	QIon	Exp Ratio	QIon	Exp Ratio
trans-1,2-Dichloroethene	N.D.	3.72	61.0	153.9	98.0	65.7



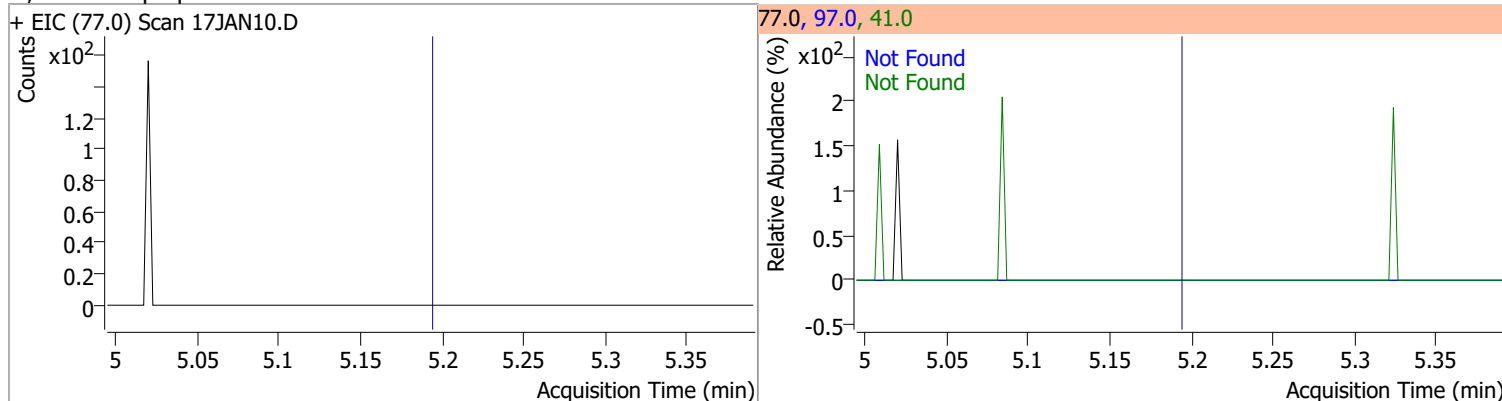
Compound	Conc.	Exp RT	QIon	Exp Ratio
Methyl tert-butyl ether (MTBE)	N.D.	3.75	57.0	24.6



Compound	Conc.	Exp RT	QIon	Exp Ratio	QIon	Exp Ratio
1,1-Dichloroethane	N.D.	4.38	65.0	32.1	83.0	13.7

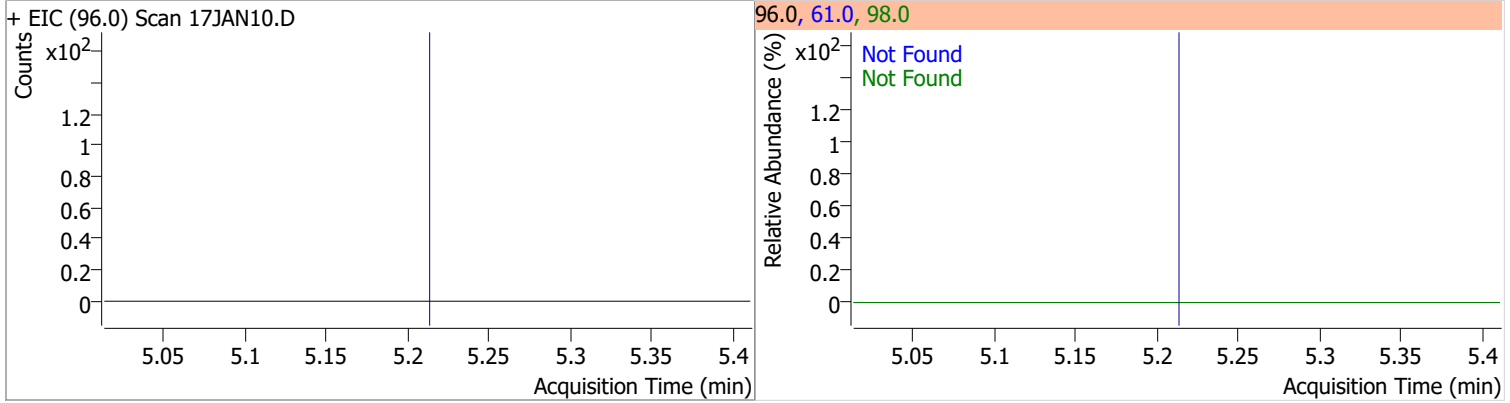


Compound	Conc.	Exp RT	QIon	Exp Ratio	QIon	Exp Ratio
2,2-Dichloropropane	N.D.	5.20	41.0	66.5	97.0	23.2

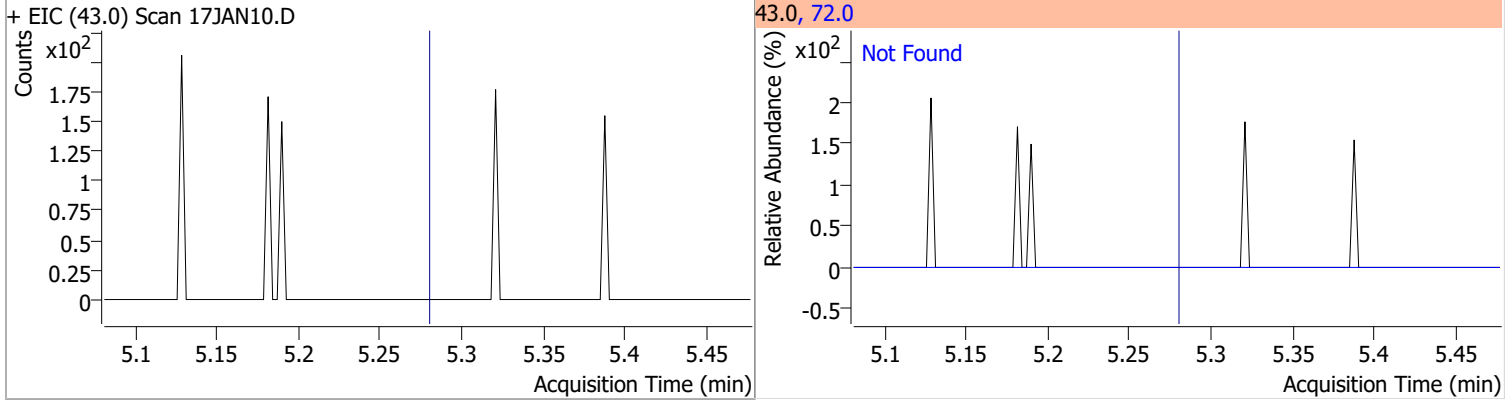


Quantitation Results Report (QT Reviewed)

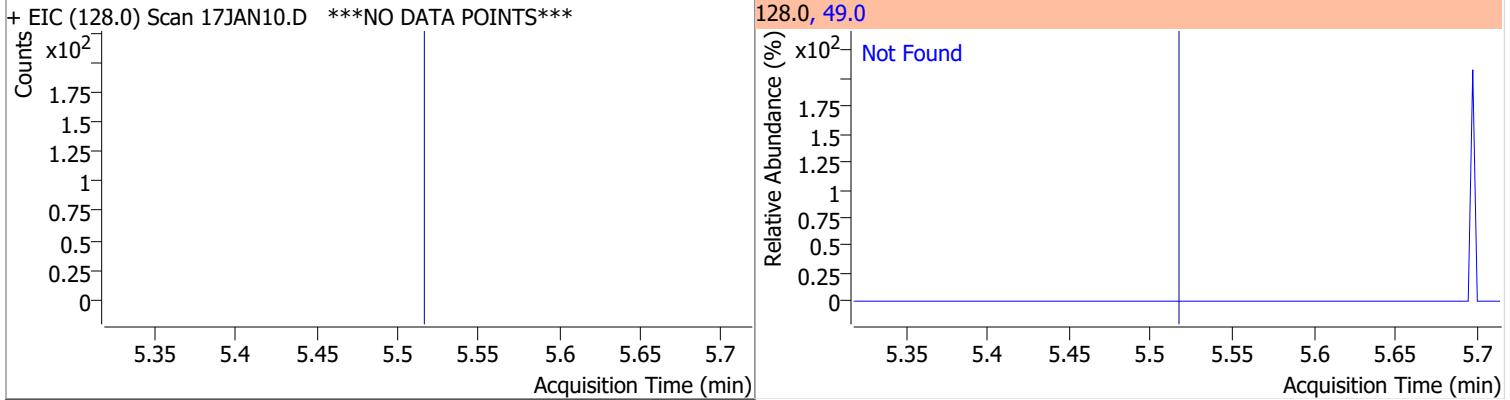
Compound	Conc.	Exp RT	QIon	Exp Ratio	QIon	Exp Ratio
cis-1,2-Dichloroethene	N.D.	5.22	61.0	167.2	98.0	67.3



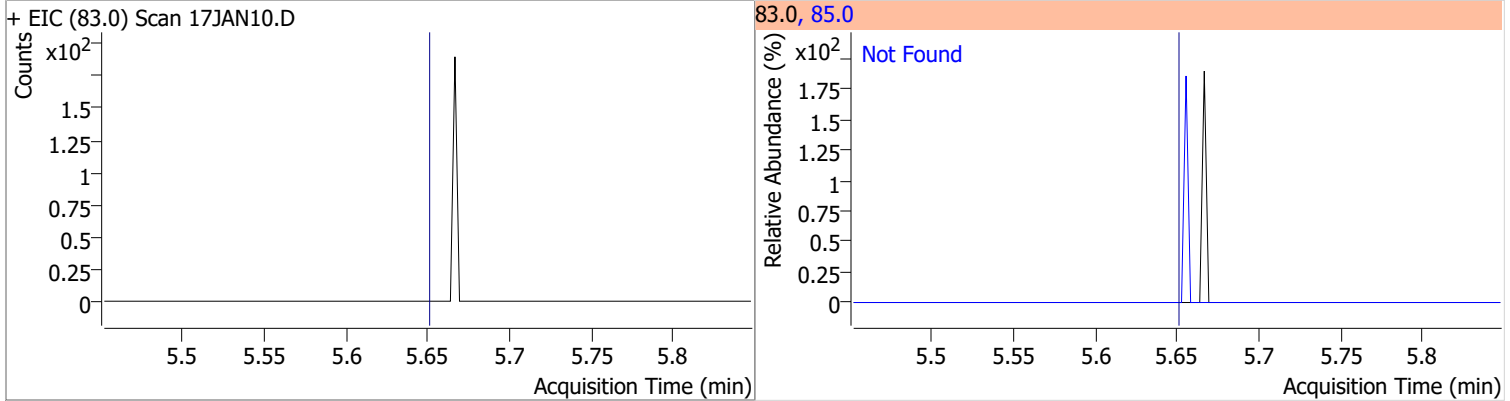
Compound	Conc.	Exp RT	QIon	Exp Ratio
Methyl ethyl ketone	N.D.	5.28	72.0	21.3



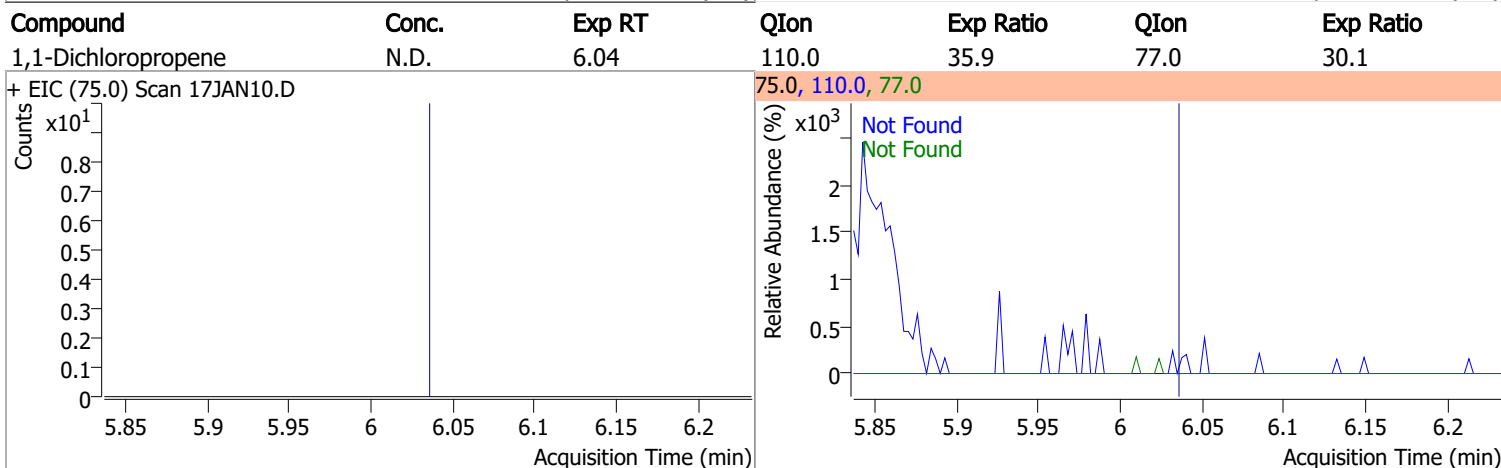
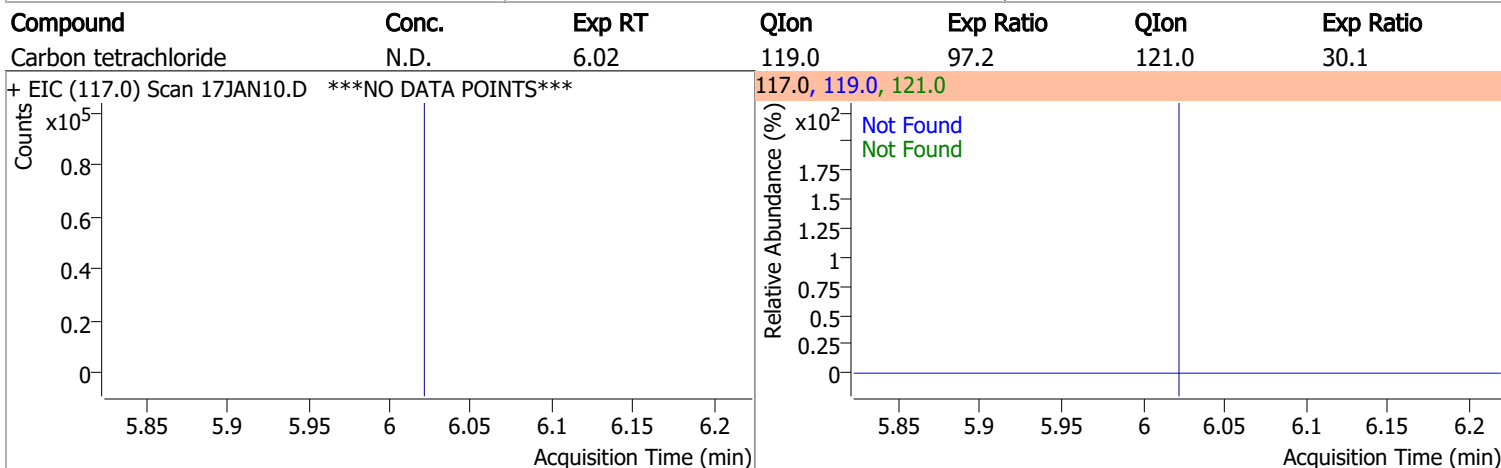
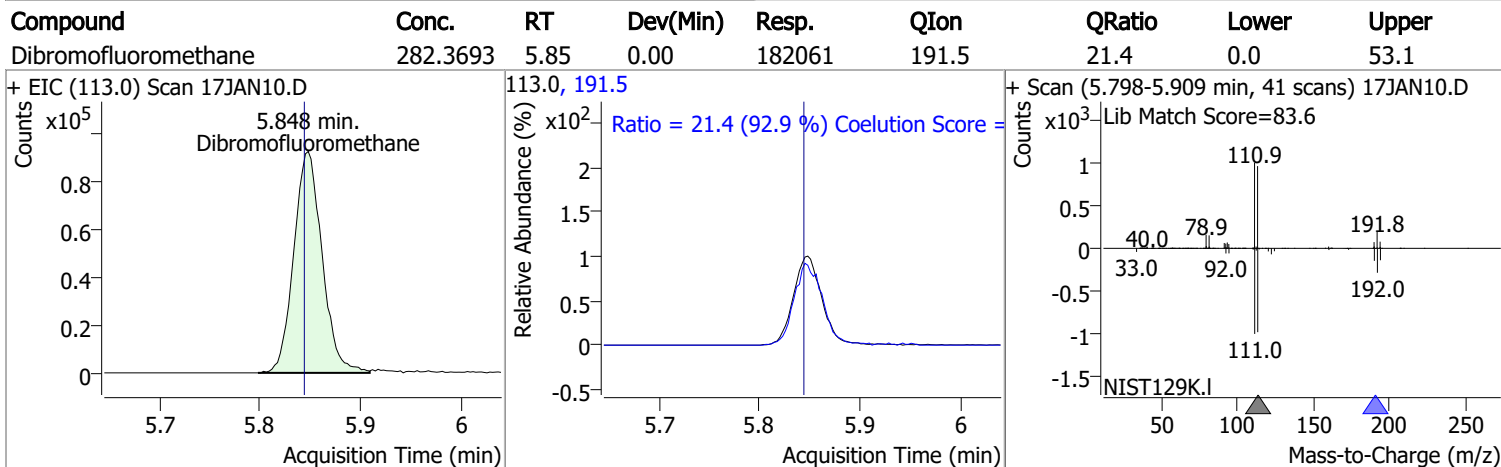
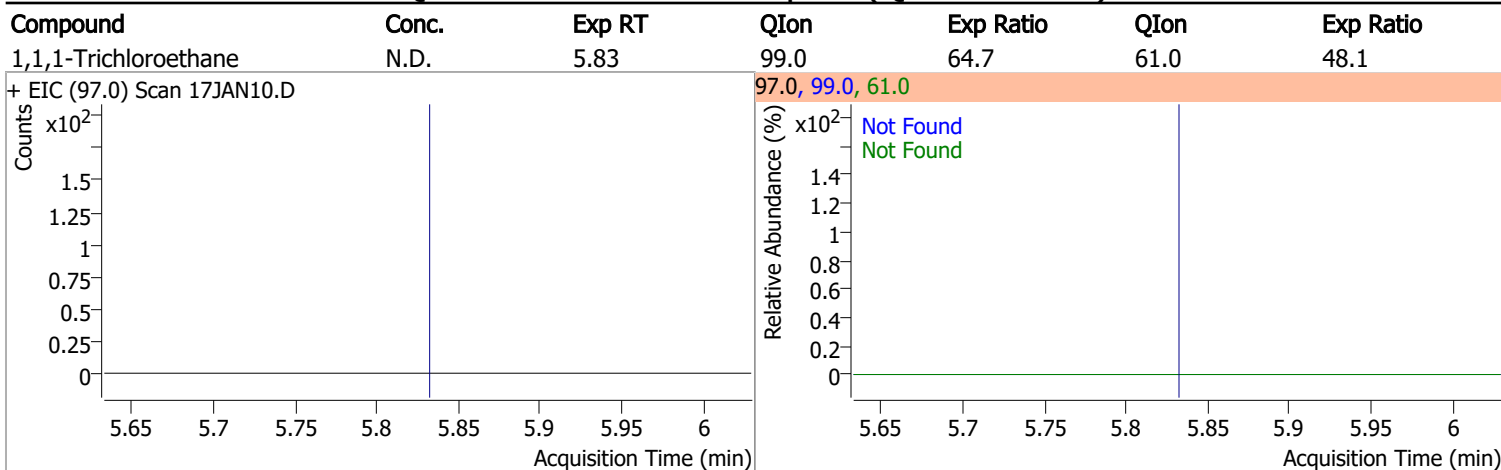
Compound	Conc.	Exp RT	QIon	Exp Ratio
Bromochloromethane	N.D.	5.52	49.0	182.9



Compound	Conc.	Exp RT	QIon	Exp Ratio
Chloroform	N.D.	5.65	85.0	66.0

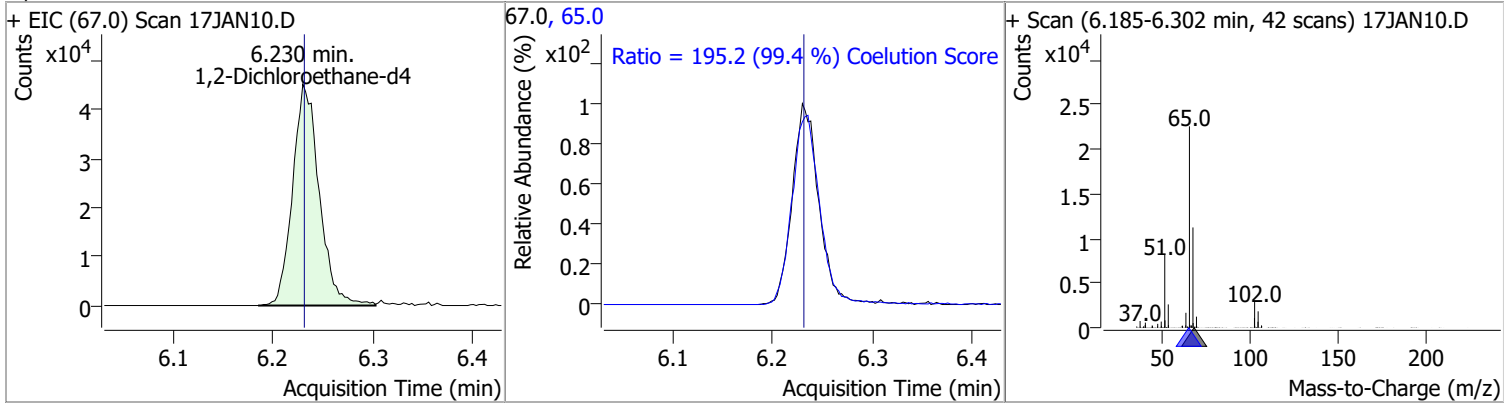


Quantitation Results Report (QT Reviewed)

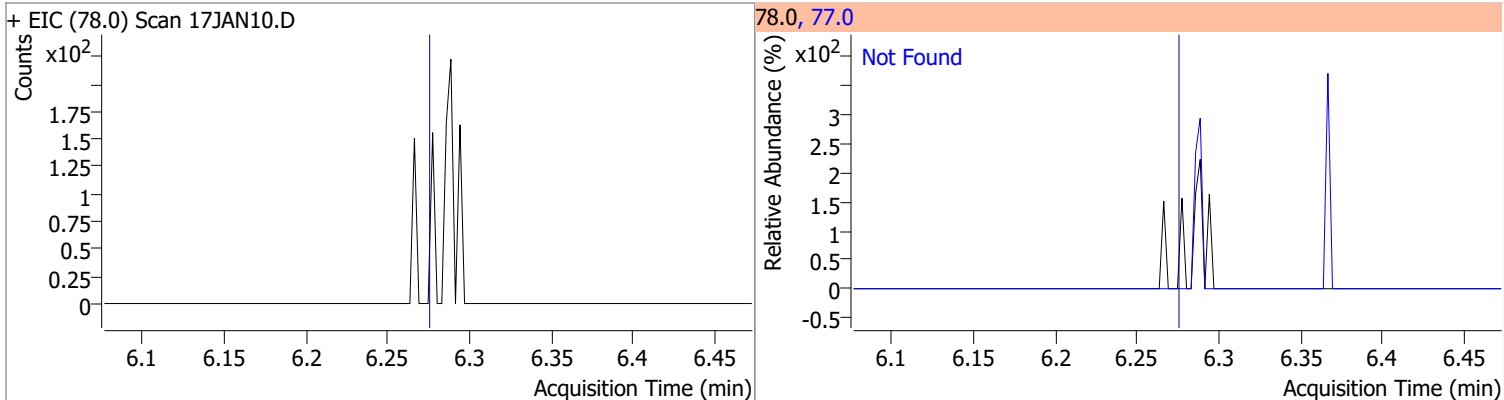


Quantitation Results Report (QT Reviewed)

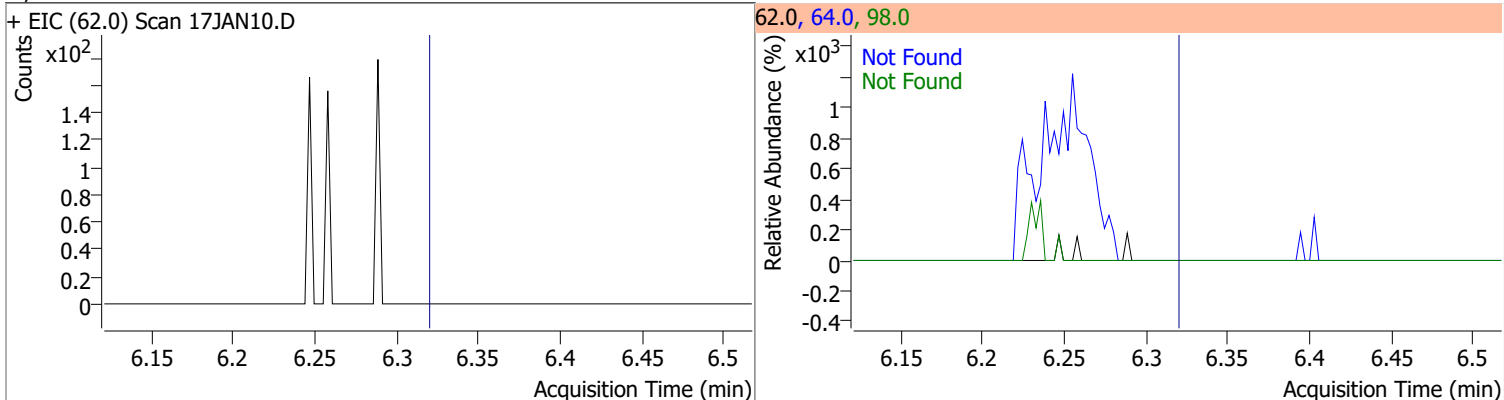
Compound	Conc.	RT	Dev(Min)	Resp.	QIon	QRatio	Lower	Upper
1,2-Dichloroethane-d4	299.7767	6.23	0.00	83485	65.0	195.2	166.5	226.5



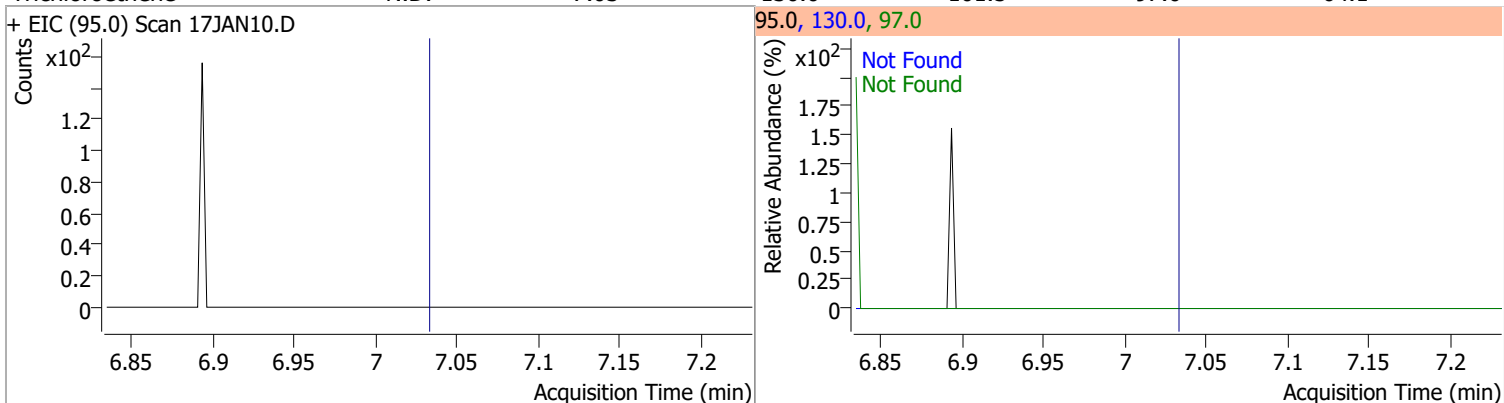
Compound	Conc.	Exp RT	QIon	Exp Ratio
Benzene	N.D.	6.28	77.0	23.5



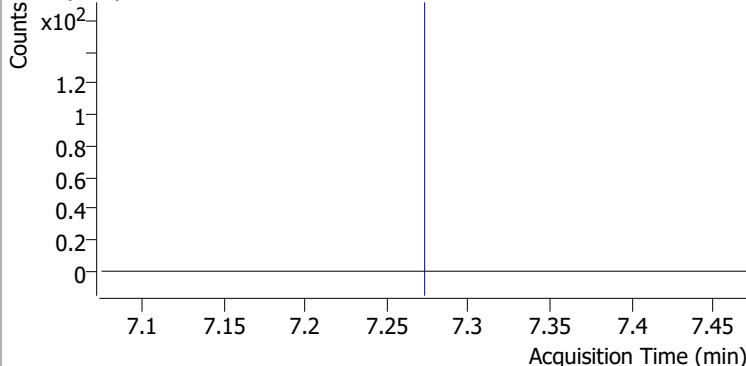
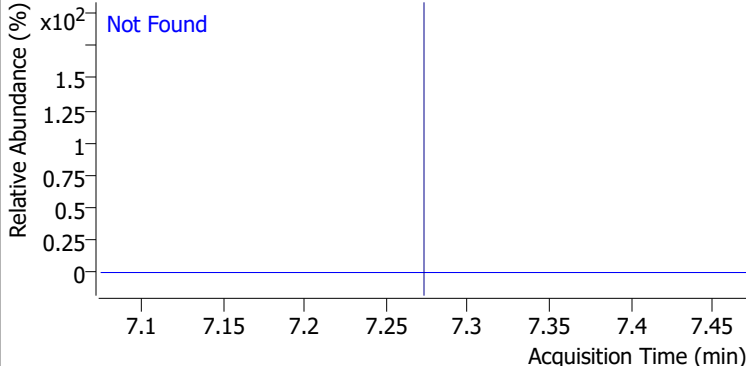
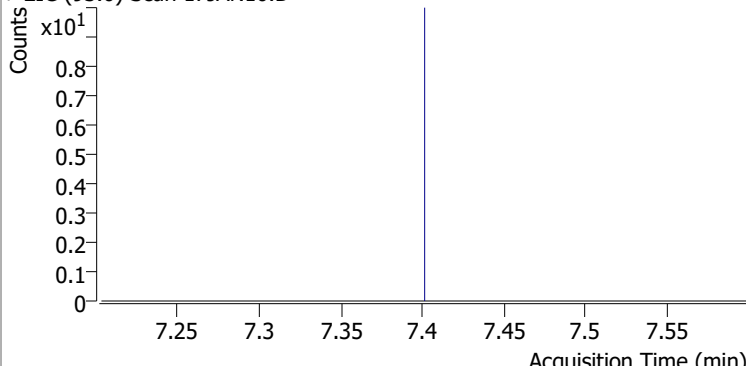
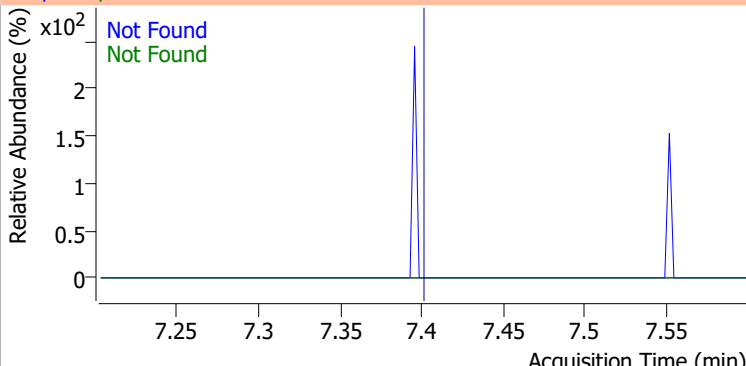
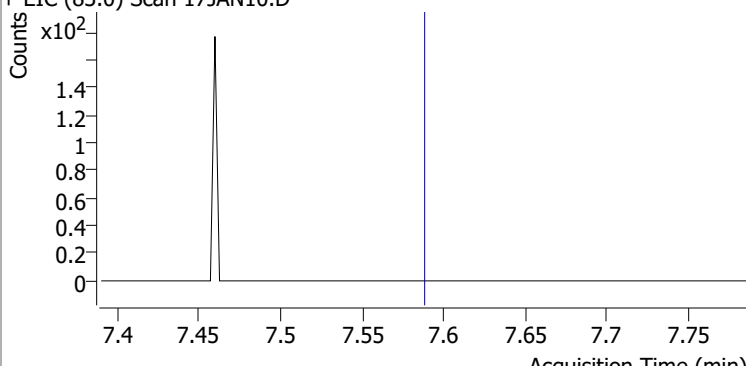
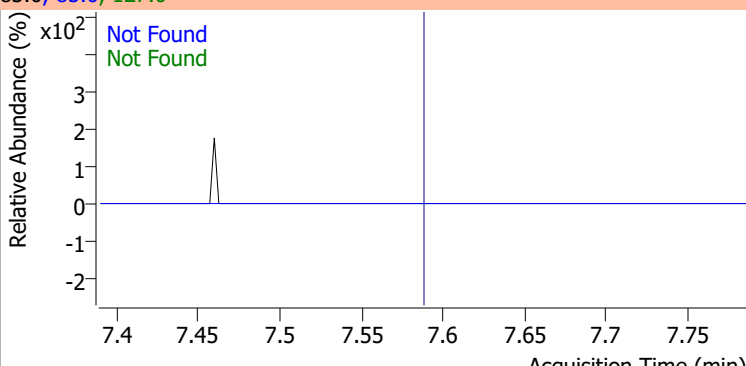
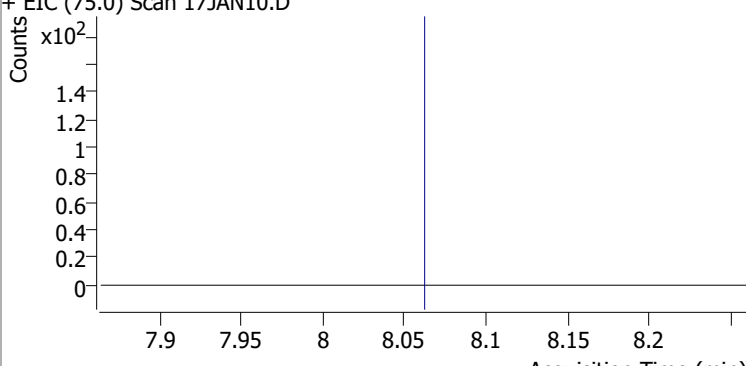
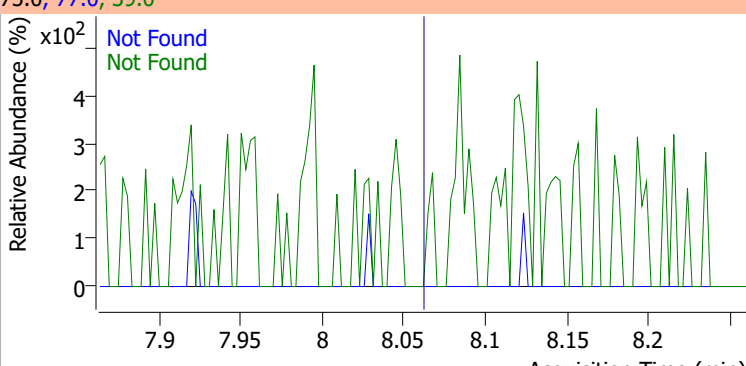
Compound	Conc.	Exp RT	QIon	Exp Ratio	QIon	Exp Ratio
1,2-Dichloroethane	N.D.	6.32	64.0	29.9	98.0	7.6



Compound	Conc.	Exp RT	QIon	Exp Ratio	QIon	Exp Ratio
Trichloroethene	N.D.	7.03	130.0	101.5	97.0	64.1

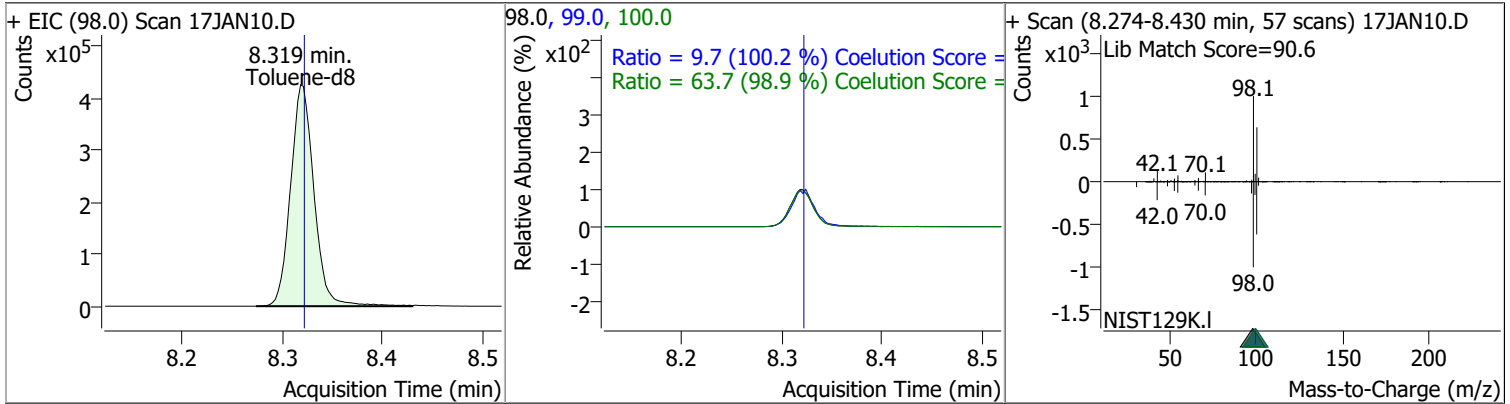


Quantitation Results Report (QT Reviewed)

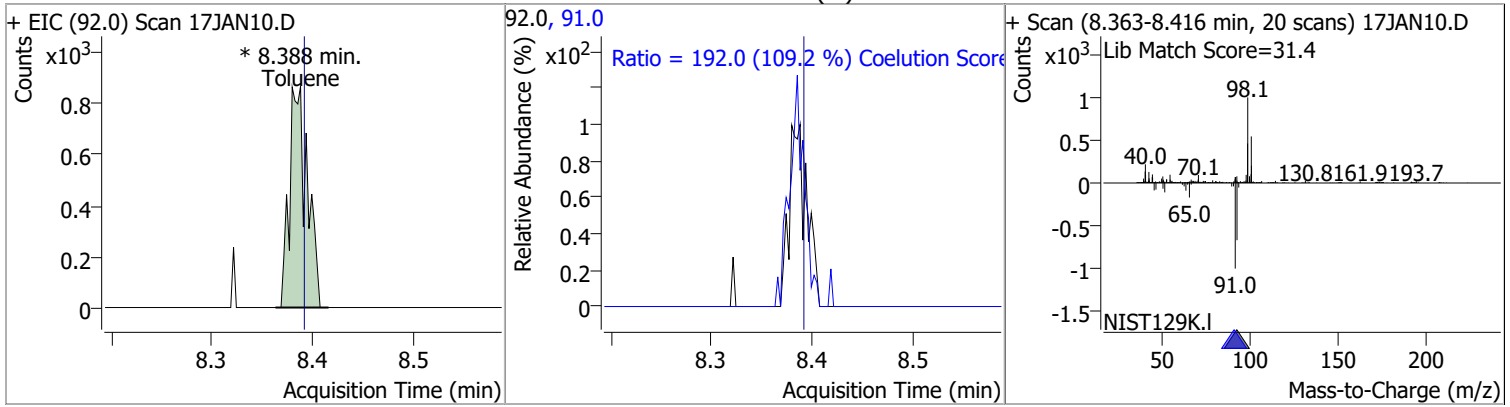
Compound	Conc.	Exp RT	QIon	Exp Ratio		
1,2-Dichloropropane	N.D.	7.27	76.0	38.2		
+ EIC (63.0) Scan 17JAN10.D			63.0, 76.0			
						
Dibromomethane	N.D.	7.40	173.5	113.7	QIon	Exp Ratio
					95.0	82.2
+ EIC (93.0) Scan 17JAN10.D			93.0, 95.0, 173.5			
						
Bromodichloromethane	N.D.	7.59	85.0	64.5	QIon	Exp Ratio
					127.0	9.6
+ EIC (83.0) Scan 17JAN10.D			83.0, 85.0, 127.0			
						
cis-1,3-Dichloropropene	N.D.	8.06	39.0	53.3	QIon	Exp Ratio
					77.0	31.0
+ EIC (75.0) Scan 17JAN10.D			75.0, 77.0, 39.0			
						

Quantitation Results Report (QT Reviewed)

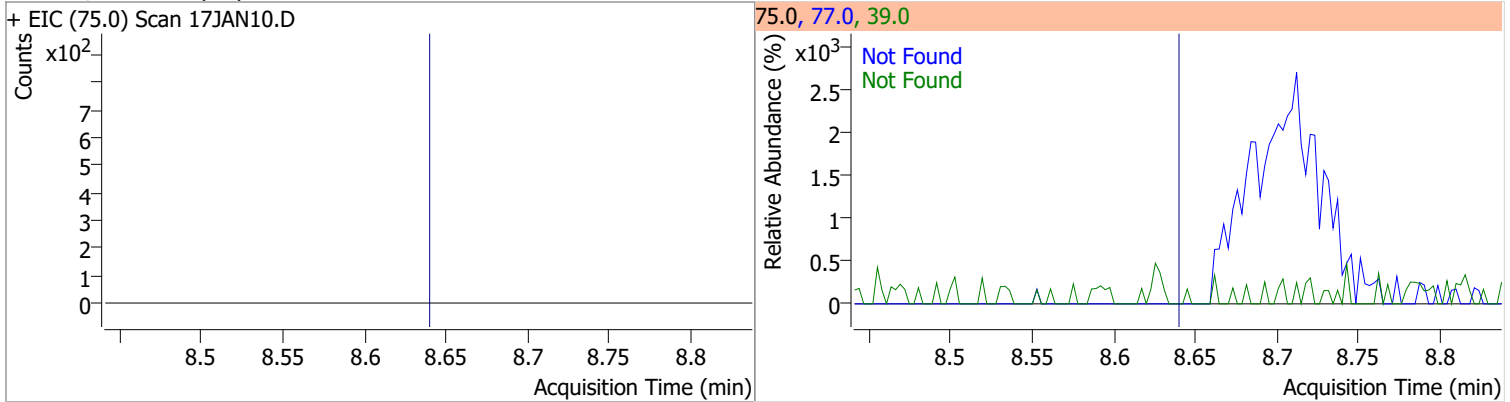
Compound	Conc.	RT	Dev(Min)	Resp.	QIon	QRatio	Lower	Upper
Toluene-d8	269.1551	8.32	0.00	689822	100.0	63.7	34.4	94.4
					99.0	9.7	0.0	39.6



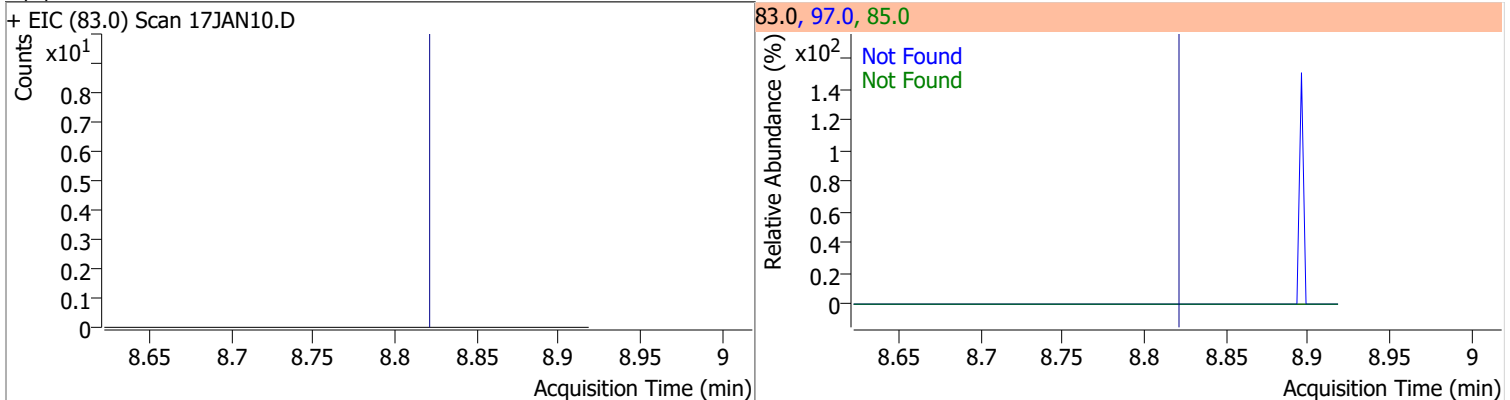
Compound	Conc.	RT	Dev(Min)	Resp.	QIon	QRatio	Lower	Upper
Toluene	0.6235	8.39	0.00	1079 (m)	91.0	192.0	145.8	205.8



Compound	Conc.	Exp RT	QIon	Exp Ratio	QIon	Exp Ratio
trans-1,3-Dichloropropene	N.D.	8.64	39.0	53.4	77.0	32.4

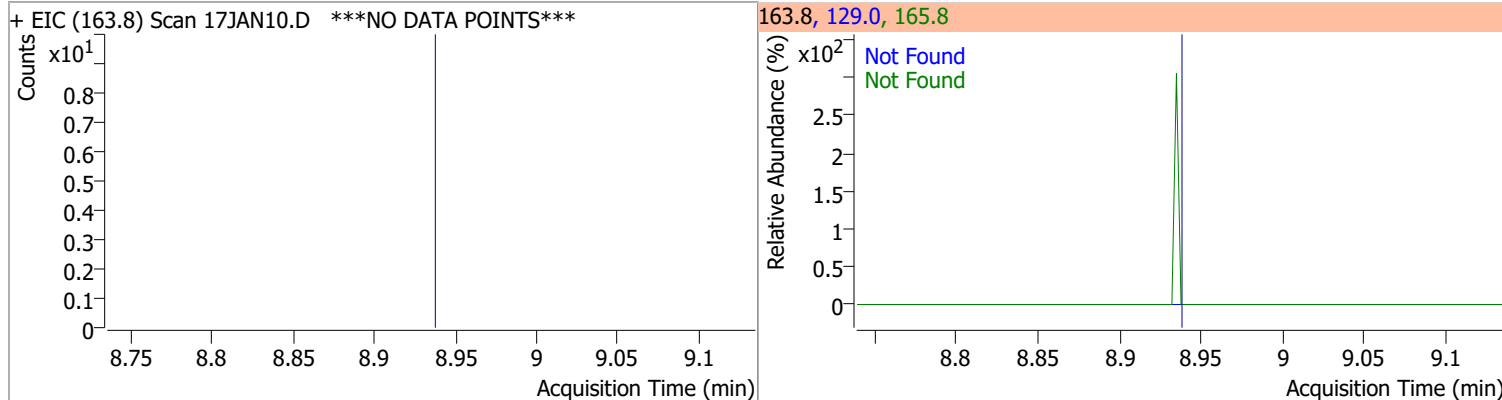


Compound	Conc.	Exp RT	QIon	Exp Ratio	QIon	Exp Ratio
1,1,2-Trichloroethane	N.D.	8.82	97.0	114.6	85.0	67.6

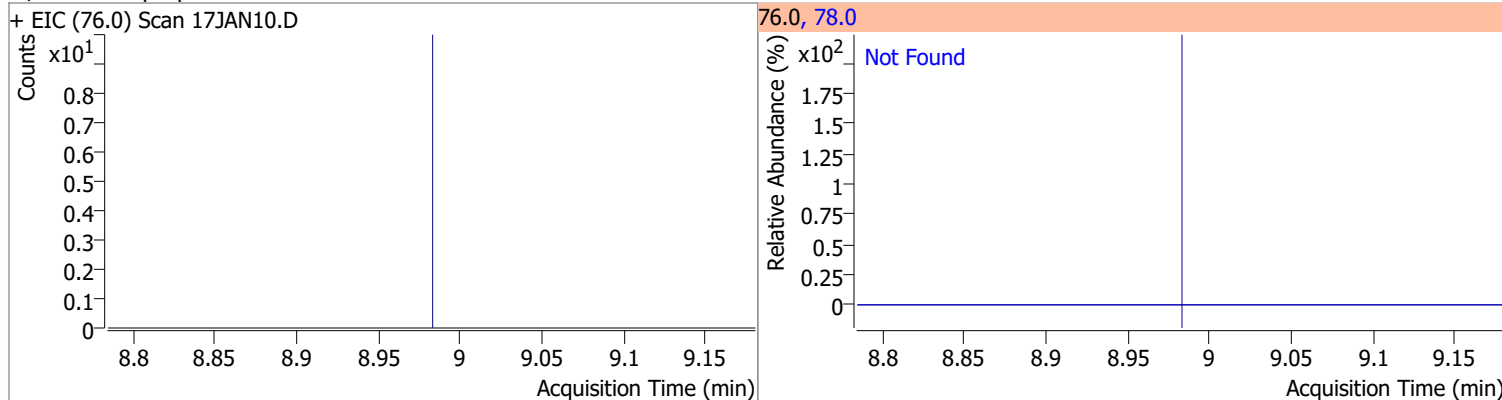


Quantitation Results Report (QT Reviewed)

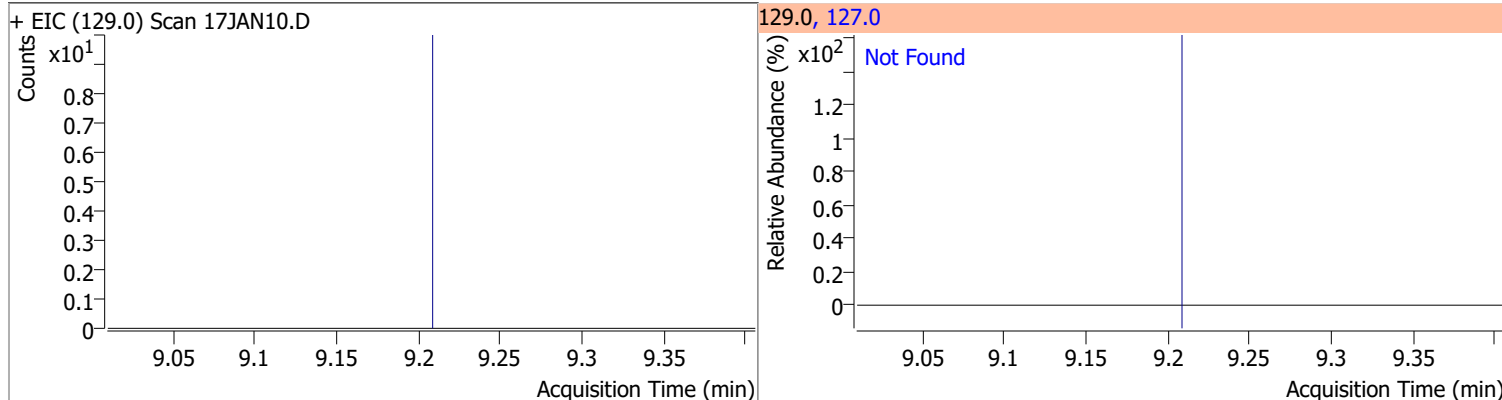
Compound	Conc.	Exp RT	QIon	Exp Ratio	QIon	Exp Ratio
Tetrachloroethene	N.D.	8.94	165.8	128.6	129.0	91.5



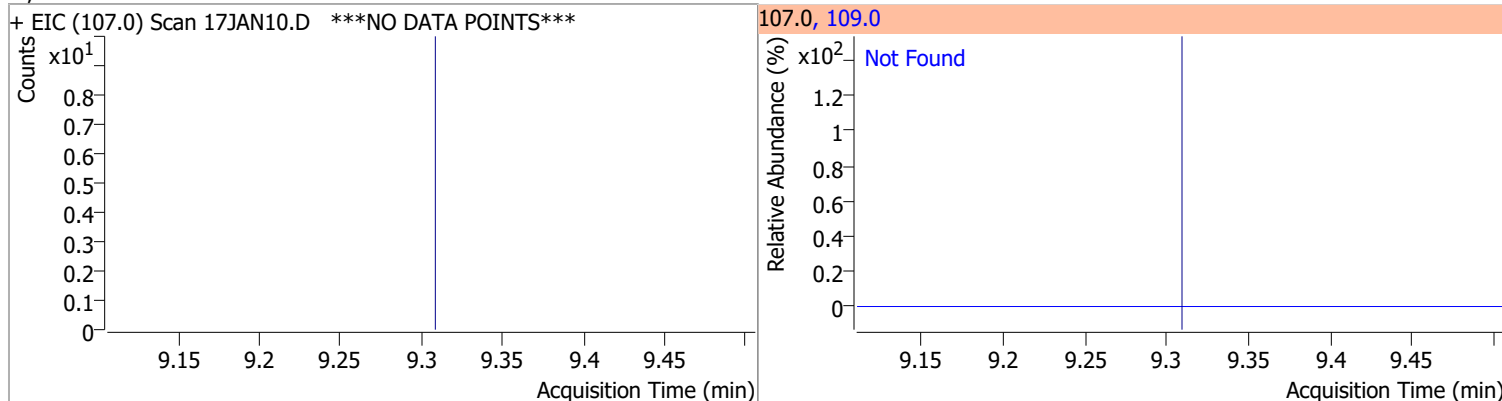
Compound	Conc.	Exp RT	QIon	Exp Ratio
1,3-Dichloropropane	N.D.	8.98	78.0	32.9



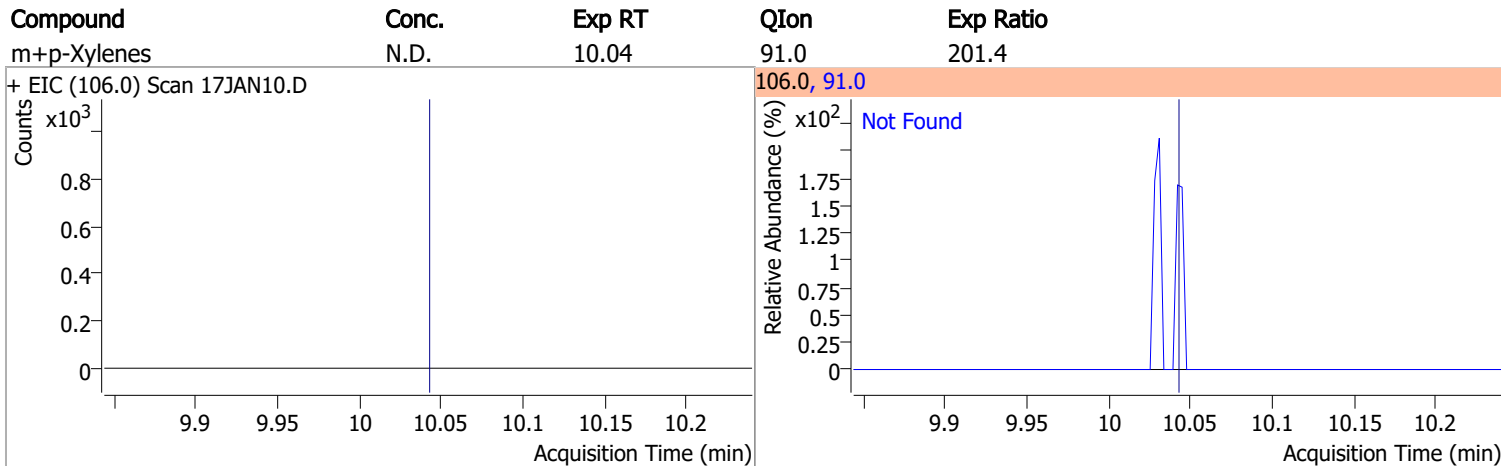
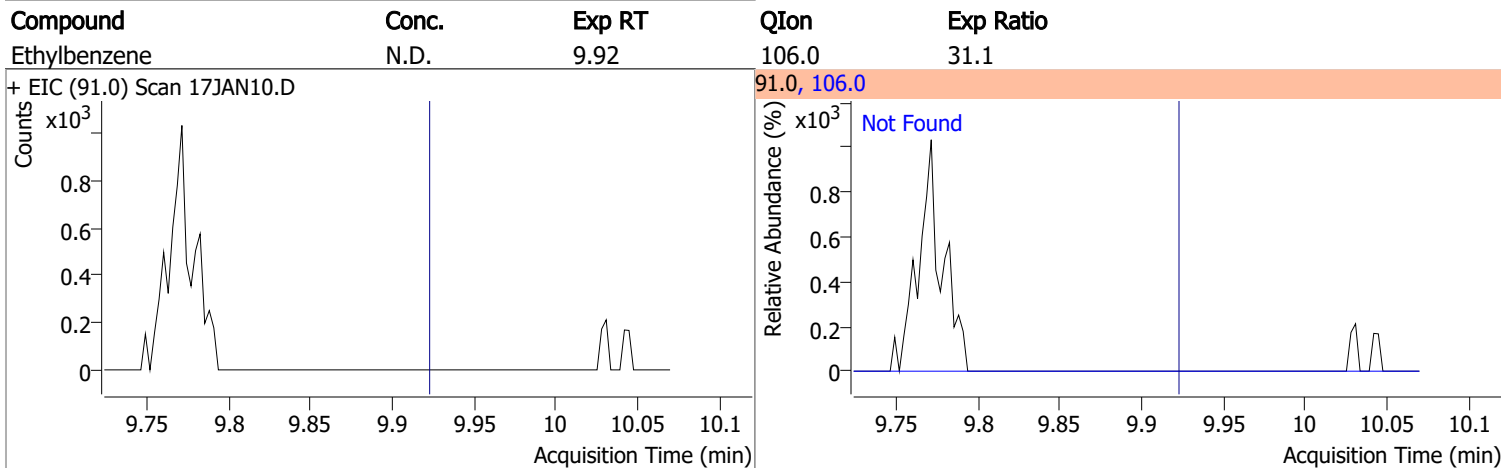
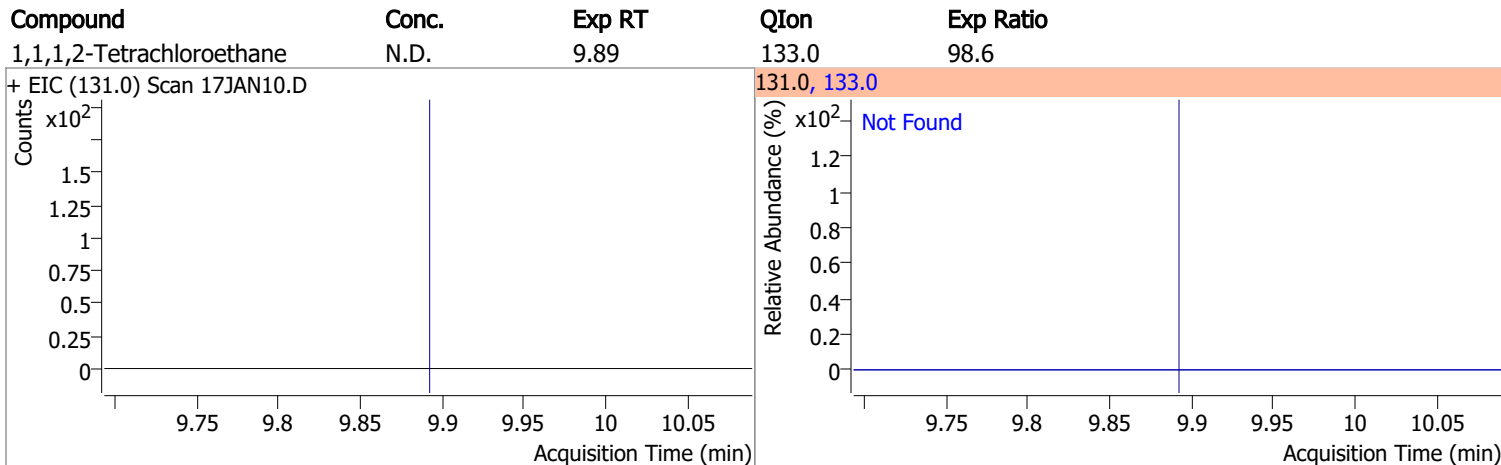
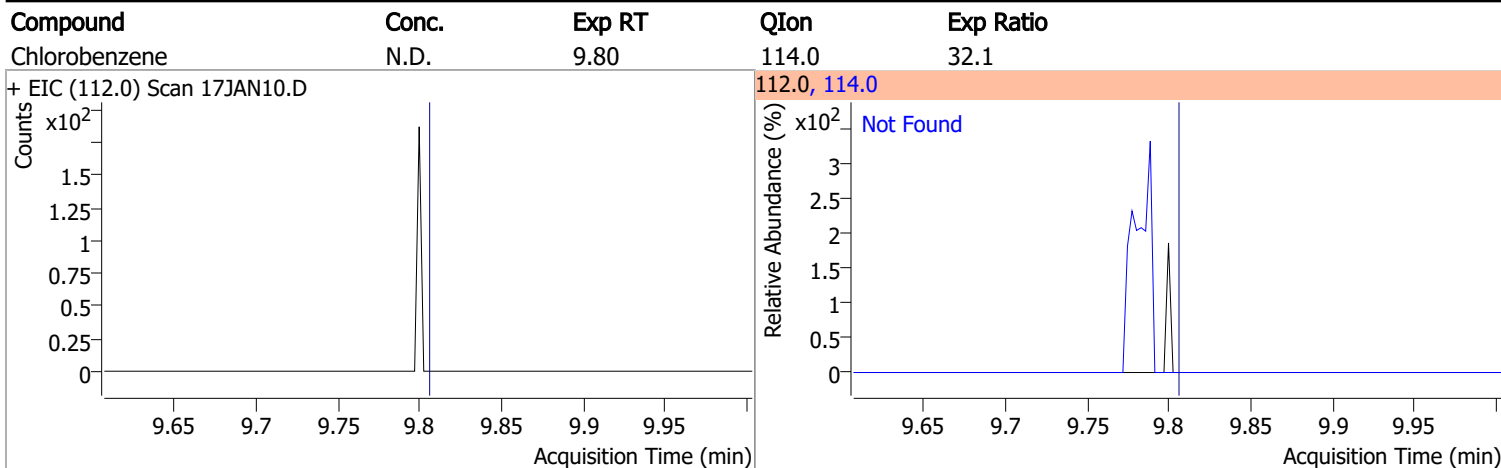
Compound	Conc.	Exp RT	QIon	Exp Ratio
Chlorodibromomethane	N.D.	9.21	127.0	78.0



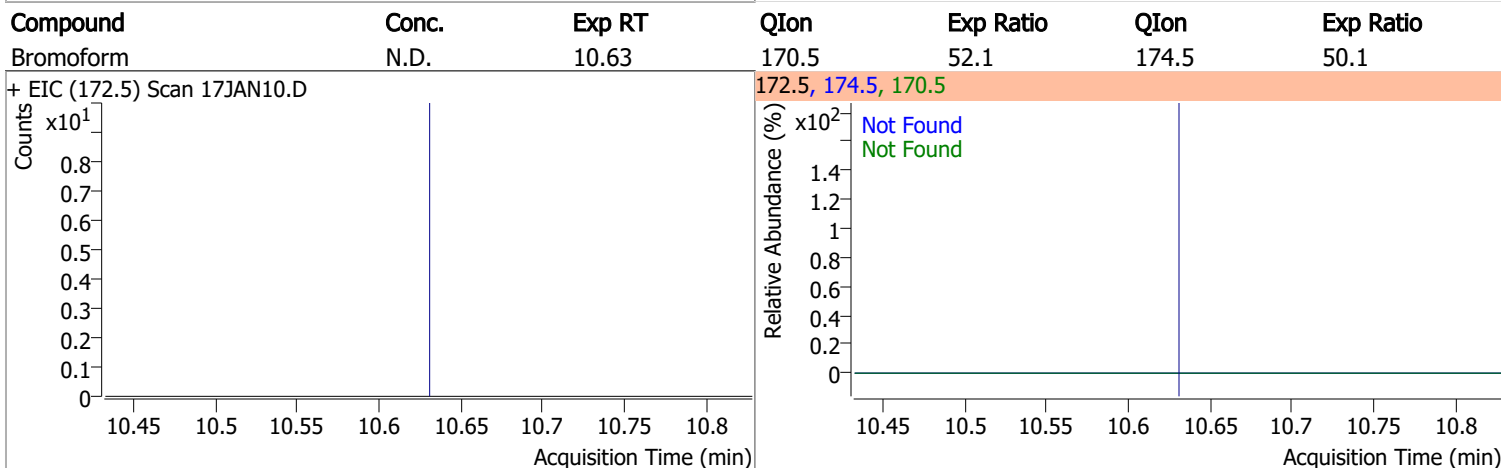
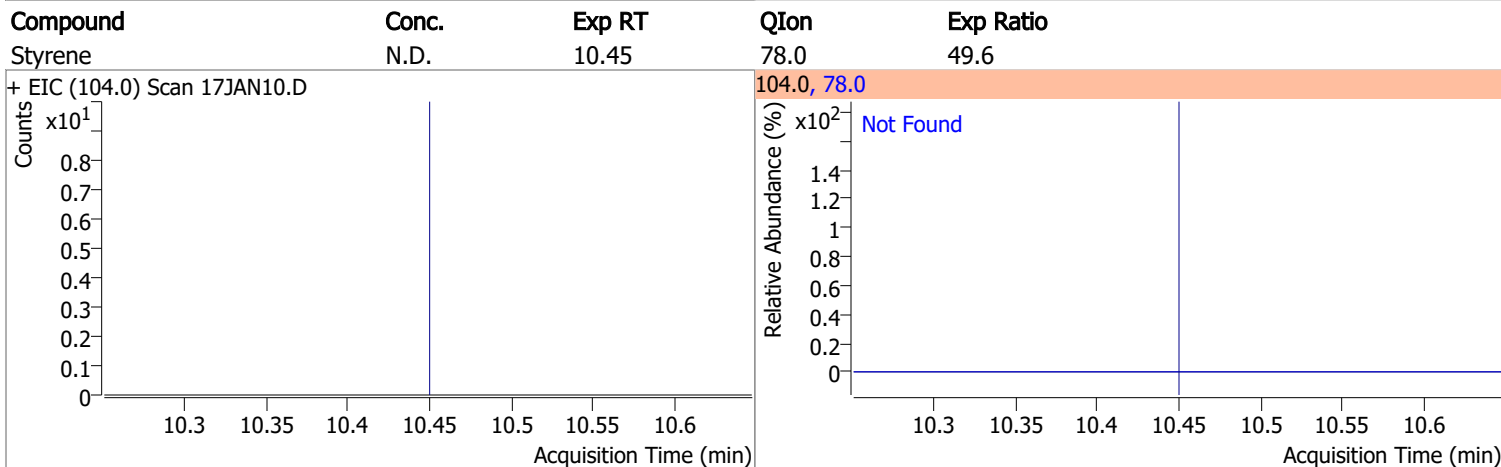
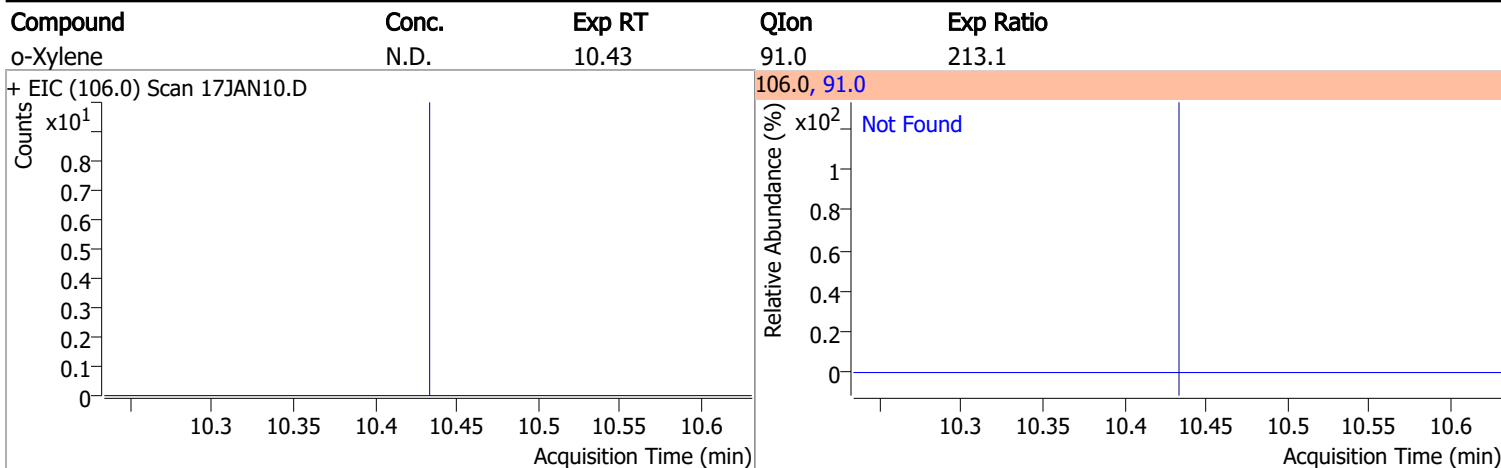
Compound	Conc.	Exp RT	QIon	Exp Ratio
1,2-Dibromoethane	N.D.	9.31	109.0	94.5



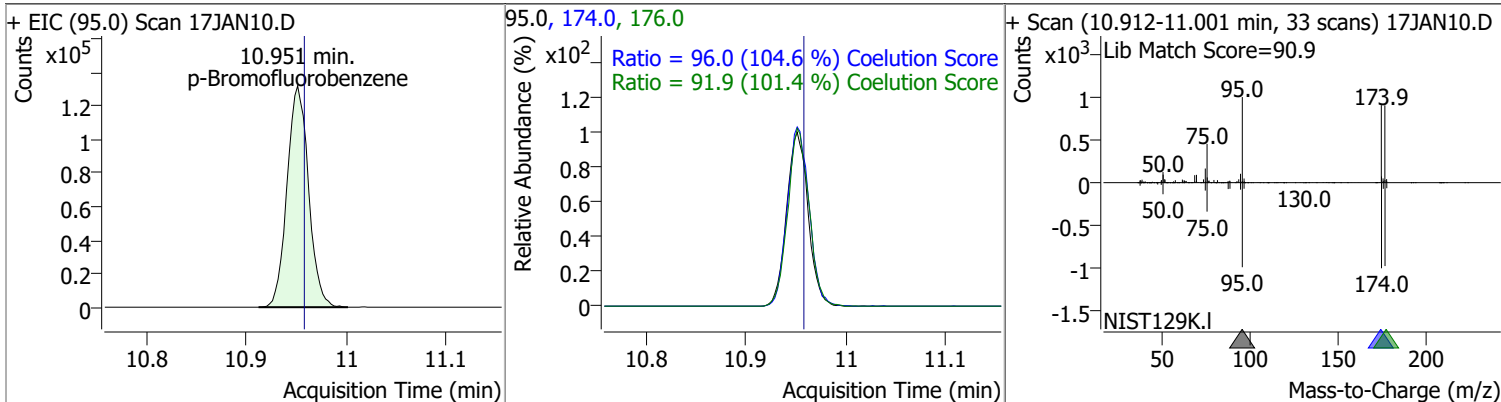
Quantitation Results Report (QT Reviewed)



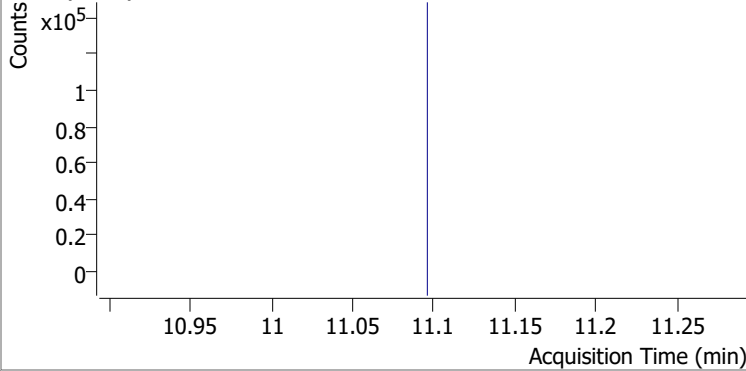
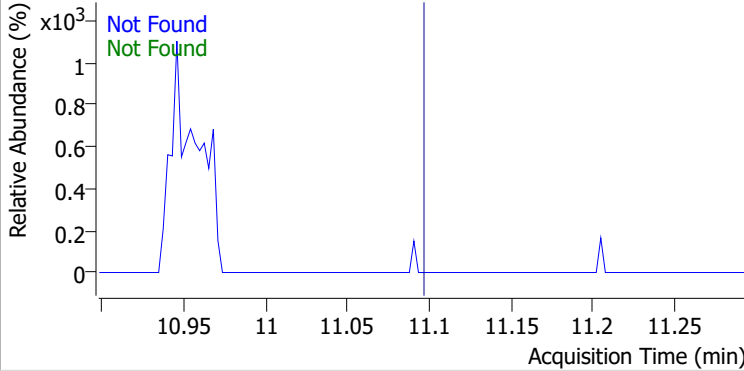
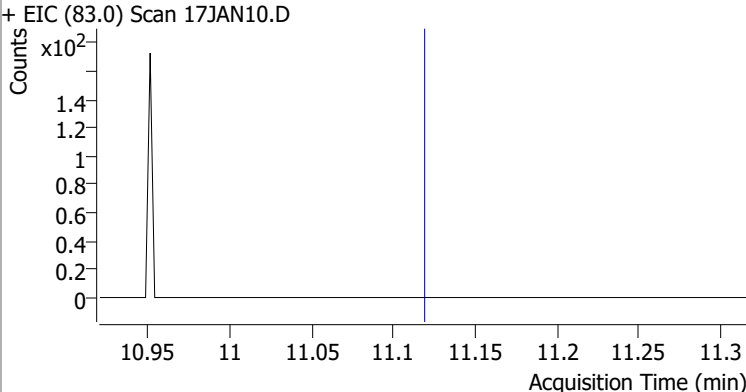
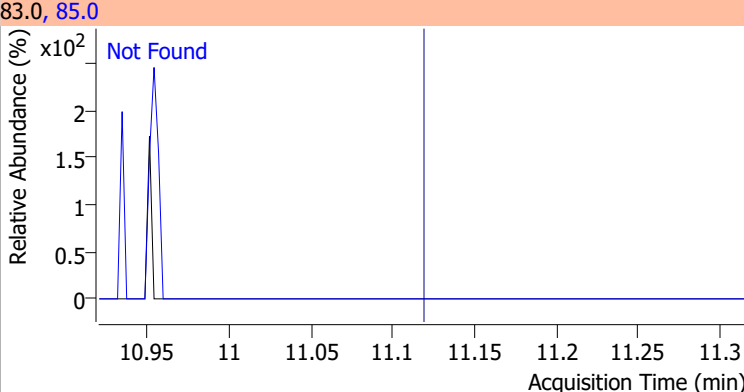
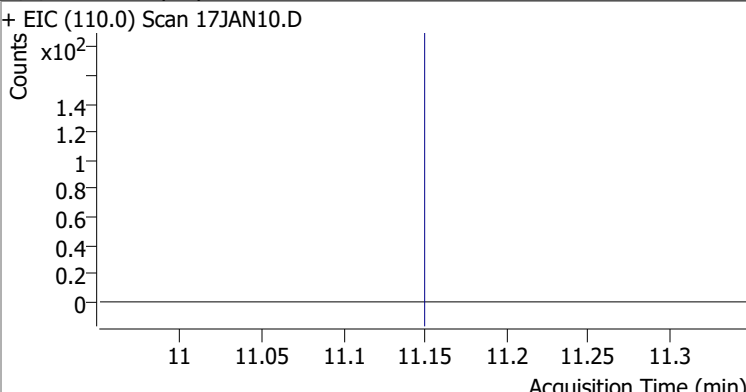
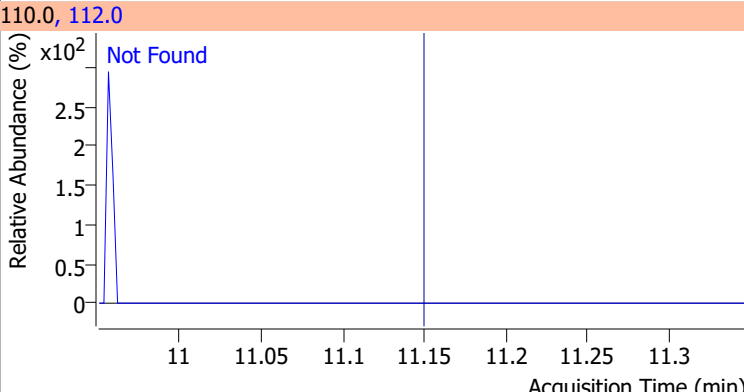
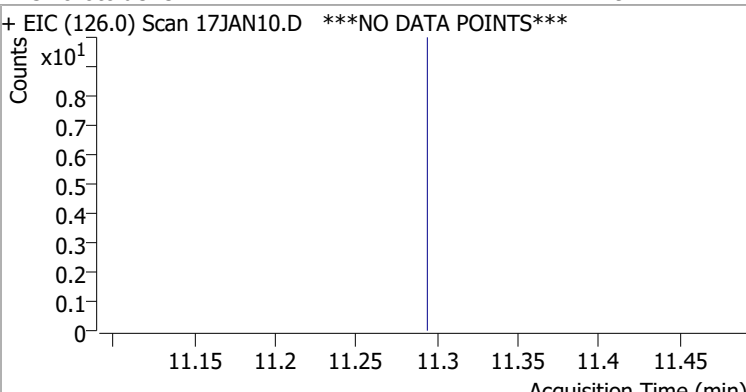
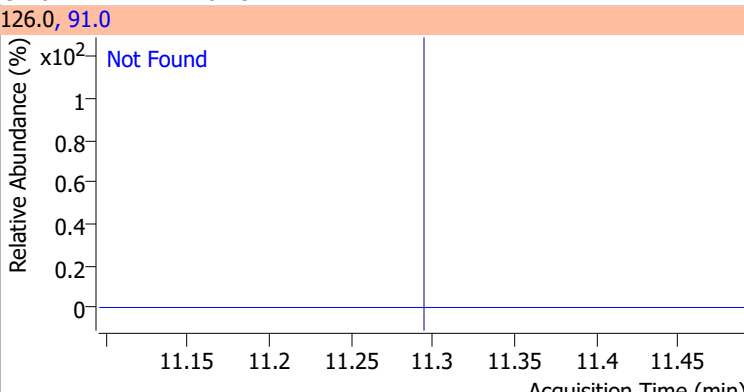
Quantitation Results Report (QT Reviewed)



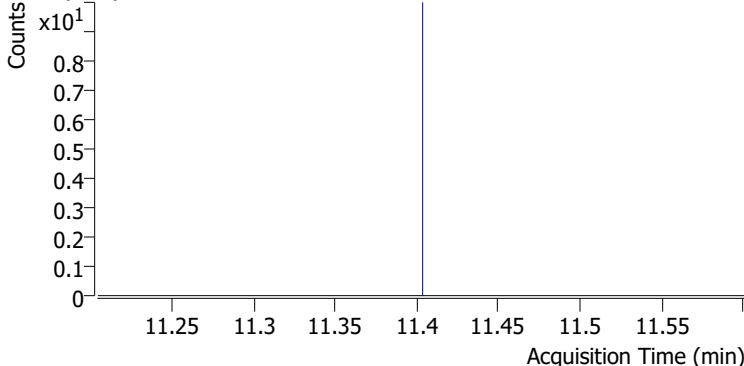
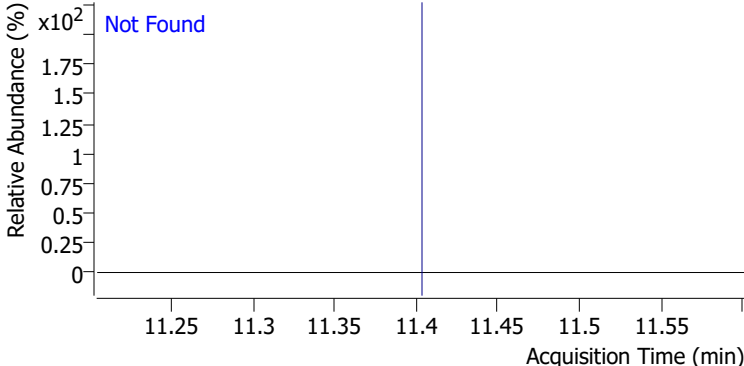
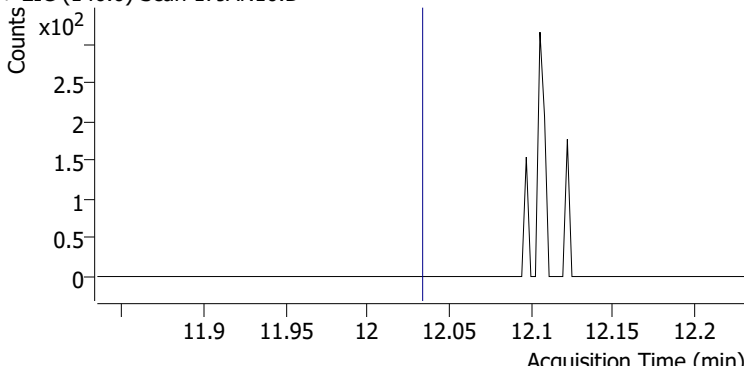
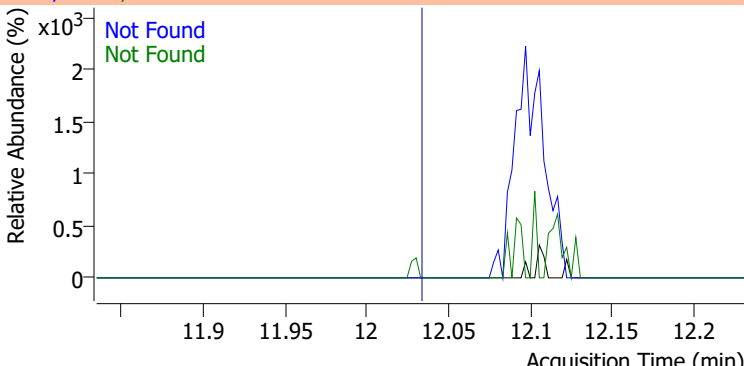
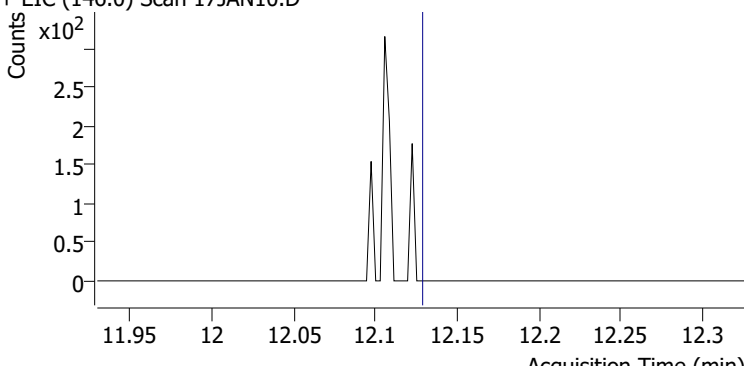
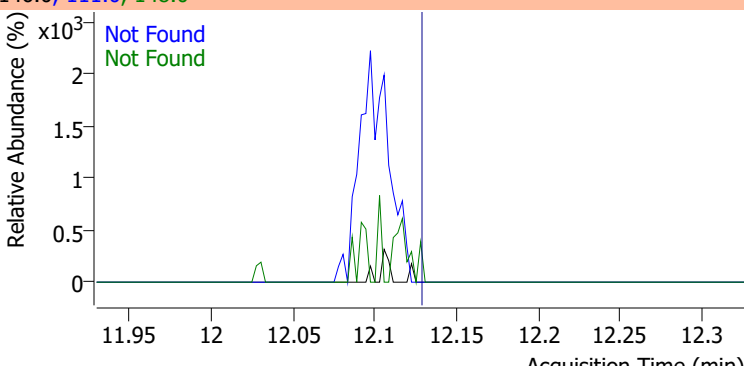
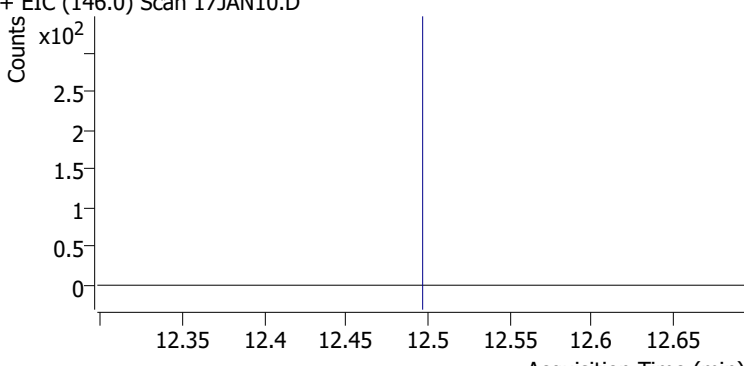
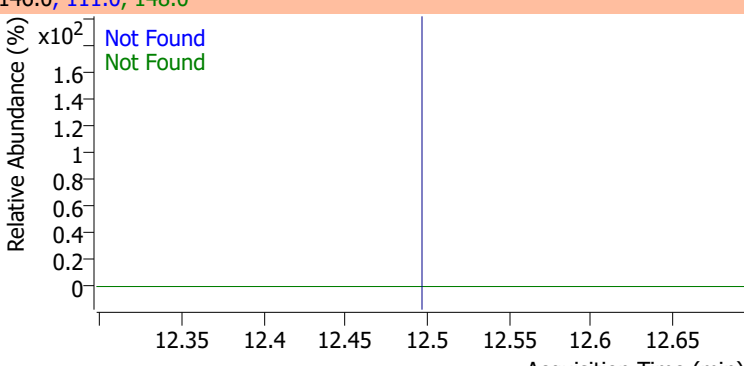
Compound	Conc.	RT	Dev(Min)	Resp.	QIon	QRatio	Lower	Upper
p-Bromofluorobenzene	272.1478	10.95	0.00	196532	174.0	96.0	61.7	121.7
					176.0	91.9	60.6	120.6



Quantitation Results Report (QT Reviewed)

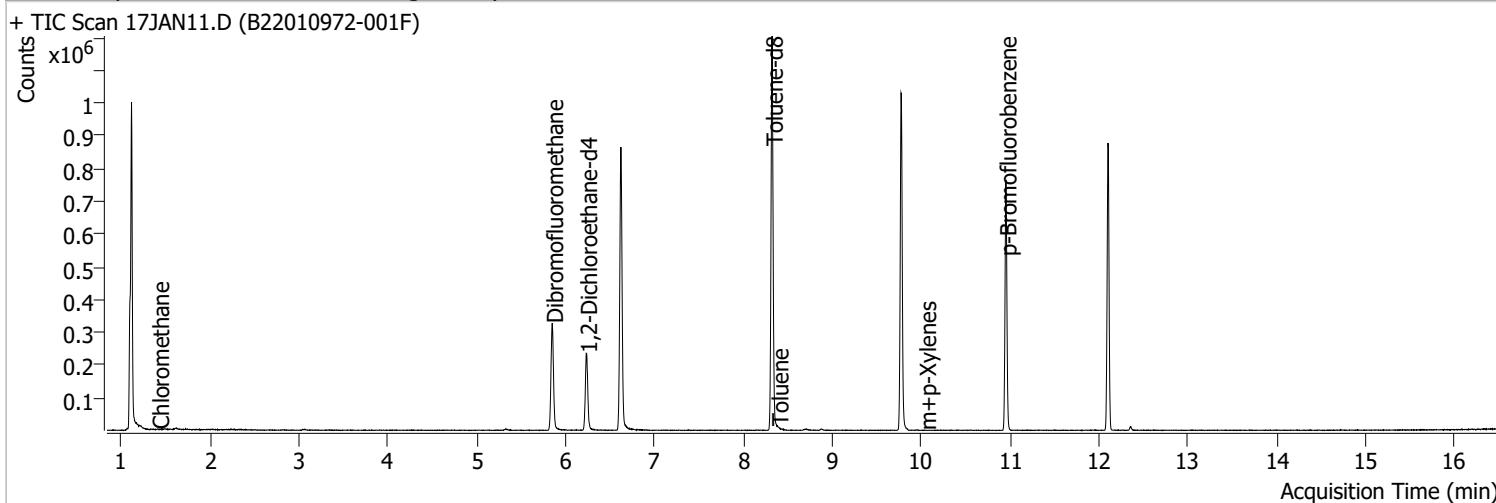
Compound	Conc.	Exp RT	QIon	Exp Ratio	QIon	Exp Ratio
Bromobenzene	N.D.	11.09	77.0	145.7	158.0	96.5
+ EIC (156.0) Scan 17JAN10.D ***NO DATA POINTS***			156.0, 77.0, 158.0			
						
1,1,2,2-Tetrachloroethane	N.D.	11.12	85.0	66.2		
+ EIC (83.0) Scan 17JAN10.D			83.0, 85.0			
						
1,2,3-Trichloropropane	N.D.	11.15	112.0	63.5		
+ EIC (110.0) Scan 17JAN10.D			110.0, 112.0			
						
2-Chlorotoluene	N.D.	11.29	91.0	282.3		
+ EIC (126.0) Scan 17JAN10.D ***NO DATA POINTS***			126.0, 91.0			
						

Quantitation Results Report (QT Reviewed)

Compound	Conc.	Exp RT	QIon	Exp Ratio		
4-Chlorotoluene	N.D.	11.40	126.0	31.7		
+ EIC (91.0) Scan 17JAN10.D			91.0, 126.0			
						
1,3-Dichlorobenzene	N.D.	12.03	148.0	63.6	QIon	Exp Ratio
+ EIC (146.0) Scan 17JAN10.D			146.0, 111.0, 148.0			
						
1,4-Dichlorobenzene	N.D.	12.13	148.0	63.1	QIon	Exp Ratio
+ EIC (146.0) Scan 17JAN10.D			146.0, 111.0, 148.0			
						
1,2-Dichlorobenzene	N.D.	12.49	148.0	63.9	QIon	Exp Ratio
+ EIC (146.0) Scan 17JAN10.D			146.0, 111.0, 148.0			
						

Quantitation Results Report (QT Reviewed)

Data File	17JAN11.D	Operator	MSC
Acq. Method	5975CACQF.M	Acq. Date-Time	1/17/2022 2:32:05 PM
Sample Name	B22010972-001F	Instrument	VOA5975C
Vial	11	Multiplier	1.00
DA Method File	VOA5975C_8260B_SHT_DoD_L4_010422.m	Comment	
Tune File	BFB_Atune3.u	Tune Date	10/11/2021 4:02:00 PM
Batch Name	VG011722_8260B.batch.bin	Last Calib Update	3/5/2022 1:16:34 PM
Ref Library	\\MASSHUNTER\Org\Library\NIST129K.I		



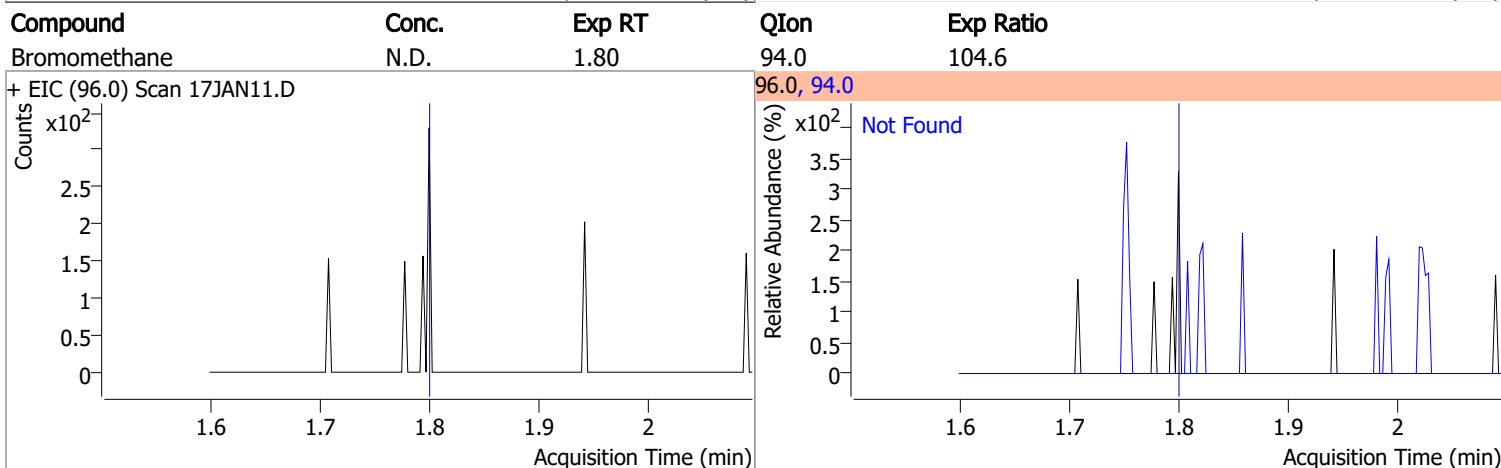
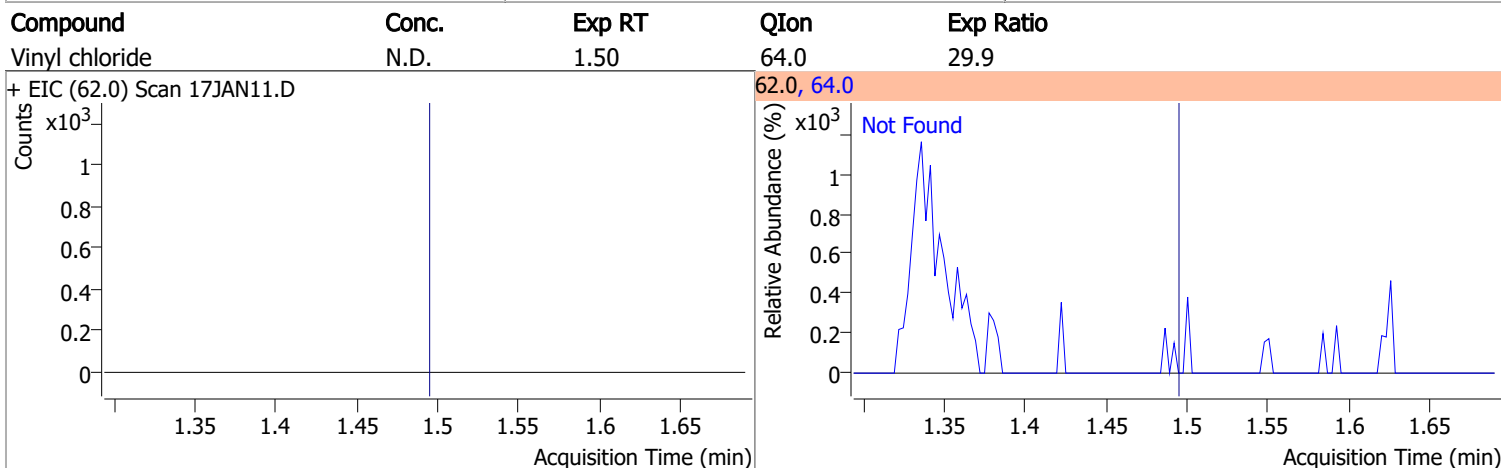
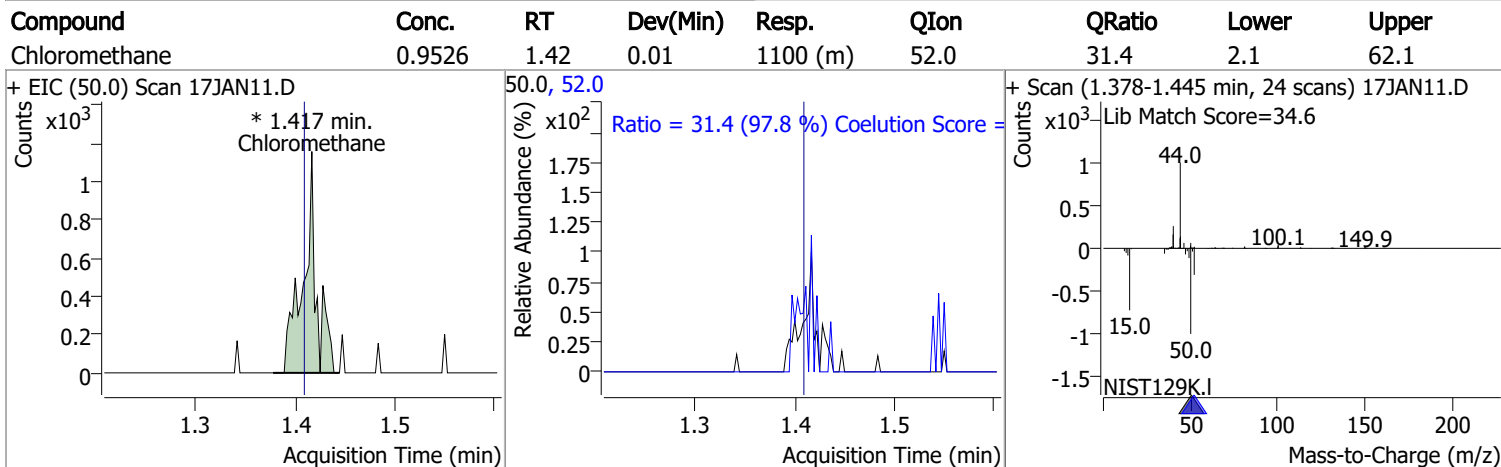
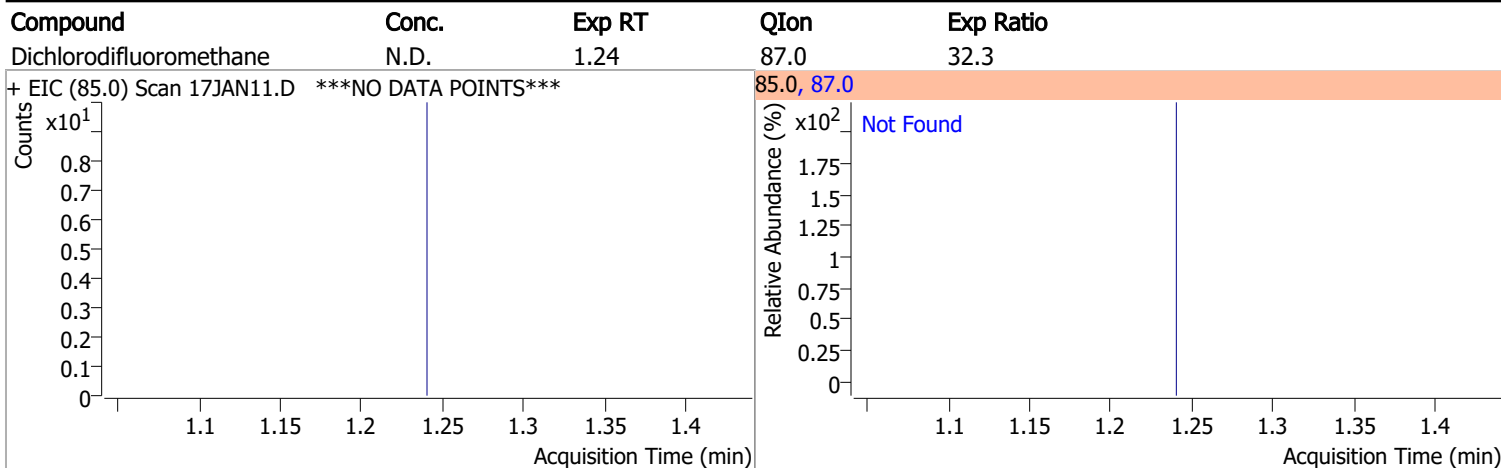
Compound	RT	QIon	Resp.	Conc.	Units	Dev(Min)
Internal Standards						
M Fluorobenzene	6.621	96.0	725977	250.0000	ng	-0.003
M Chlorobenzene-d5	9.774	82.0	281439	250.0000	ng	0.003
M 1,4-Dichlorobenzene-d4	12.097	152.0	211744	250.0000	ng	-0.003
System Monitoring Compounds						
S Dibromofluoromethane	5.848	113.0	191306	279.7100	ng	0.003
Spiked Amount: 250.000	Range: 80.0 - 119.0%			Recovery = 111.88%		
S 1,2-Dichloroethane-d4	6.230	67.0	84383	285.6428	ng	-0.003
Spiked Amount: 250.000	Range: 81.0 - 118.0%			Recovery = 114.26%		
S Toluene-d8	8.319	98.0	733052	270.2905	ng	0.000
Spiked Amount: 250.000	Range: 89.0 - 112.0%			Recovery = 108.12%		
S p-Bromofluorobenzene	10.948	95.0	213588	275.3392	ng	-0.006
Spiked Amount: 250.000	Range: 85.0 - 114.0%			Recovery = 110.14%		
Target Compounds						
T Dichlorodifluoromethane	0.000		0	N.D.		
T Chloromethane	1.417	50.0	1100	0.9526	ng	m 99
T Vinyl chloride	0.000		0	N.D.		
T Bromomethane	0.000		0	N.D.		
T Chloroethane	0.000		0	N.D.		
T Trichlorofluoromethane	0.000		0	N.D.		
T 1,1-Dichloroethene	0.000		0	N.D.		
T Methylene chloride	3.327	49.0	0		ng	md 1
T trans-1,2-Dichloroethene	0.000		0	N.D.		
T Methyl tert-butyl ether (MTBE)	0.000		0	N.D.		
T 1,1-Dichloroethane	0.000		0	N.D.		
T 2,2-Dichloropropane	0.000		0	N.D.		
T cis-1,2-Dichloroethene	0.000		0	N.D.		
T Methyl ethyl ketone	0.000		0	N.D.		
T Bromochloromethane	0.000		0	N.D.		
T Chloroform	0.000		0	N.D.		

Quantitation Results Report (QT Reviewed)

Compound	RT	QIon	Resp.	Conc.	Units		Dev(Min)
T 1,1,1-Trichloroethane	0.000		0	N.D.			
T Carbon tetrachloride	0.000		0	N.D.			
T 1,1-Dichloropropene	0.000		0	N.D.			
T Benzene	0.000		0	N.D.			
T 1,2-Dichloroethane	0.000		0	N.D.			
T Trichloroethene	0.000		0	N.D.			
T 1,2-Dichloropropane	0.000		0	N.D.			
T Dibromomethane	0.000		0	N.D.			
T Bromodichloromethane	0.000		0	N.D.			
T cis-1,3-Dichloropropene	0.000		0	N.D.			
T Toluene	8.383	92.0	419	0.2287	ng	m	94
T trans-1,3-Dichloropropene	0.000		0	N.D.			
T 1,1,2-Trichloroethane	0.000		0	N.D.			
T Tetrachloroethene	0.000		0	N.D.			
T 1,3-Dichloropropane	0.000		0	N.D.			
T Chlorodibromomethane	0.000		0	N.D.			
T 1,2-Dibromoethane	0.000		0	N.D.			
T Chlorobenzene	0.000		0	N.D.			
T 1,1,1,2-Tetrachloroethane	0.000		0	N.D.			
T Ethylbenzene	0.000		0	N.D.			
T m+p-Xylenes	10.042	106.0	66	0.0486	ng	m	93
T o-Xylene	0.000		0	N.D.			
T Styrene	0.000		0	N.D.			
T Bromoform	0.000		0	N.D.			
T Bromobenzene	0.000		0	N.D.			
T 1,1,2,2-Tetrachloroethane	0.000		0	N.D.			
T 1,2,3-Trichloropropane	0.000		0	N.D.			
T 2-Chlorotoluene	0.000		0	N.D.			
T 4-Chlorotoluene	0.000		0	N.D.			
T 1,3-Dichlorobenzene	0.000		0	N.D.			
T 1,4-Dichlorobenzene	0.000		0	N.D.			
T 1,2-Dichlorobenzene	0.000		0	N.D.			

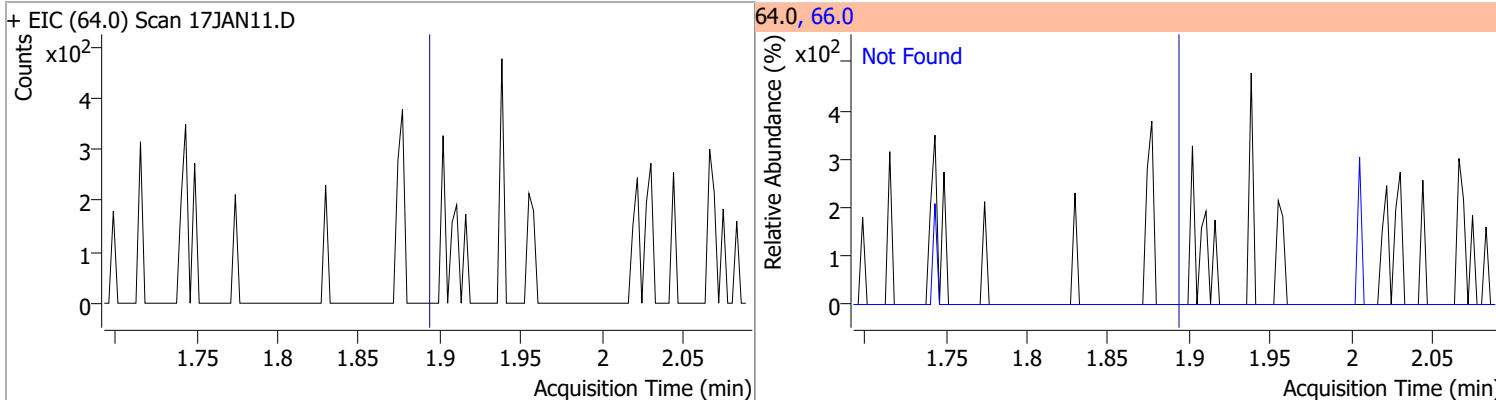
(#) = Qualifier Out of Range; (m) = Manual Integration; (+) = Area Summed; (*) = Surrogate Percent Recovery Out of Range; (d): Zeroed Peak

Quantitation Results Report (QT Reviewed)

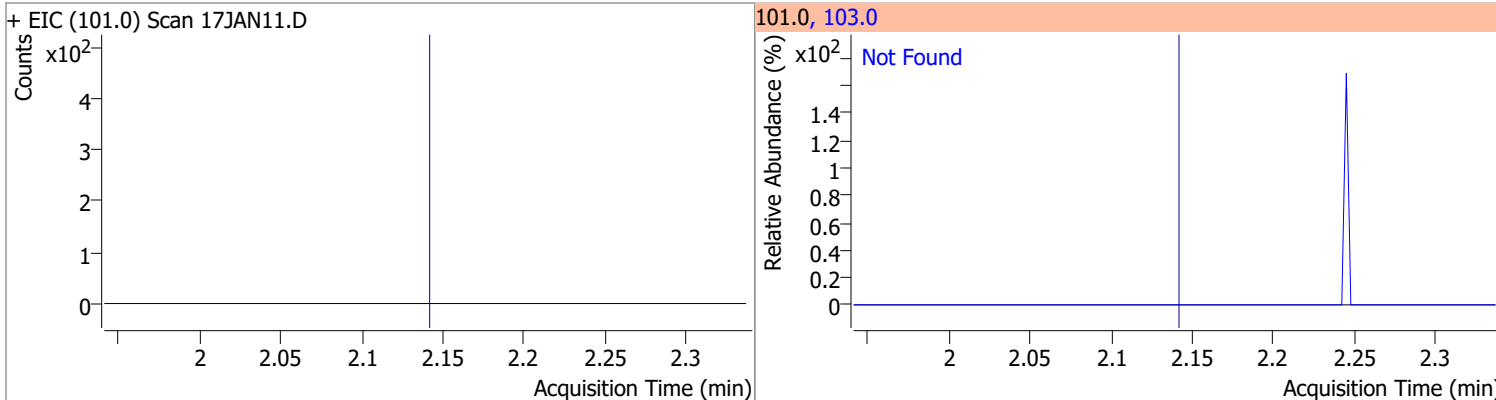


Quantitation Results Report (QT Reviewed)

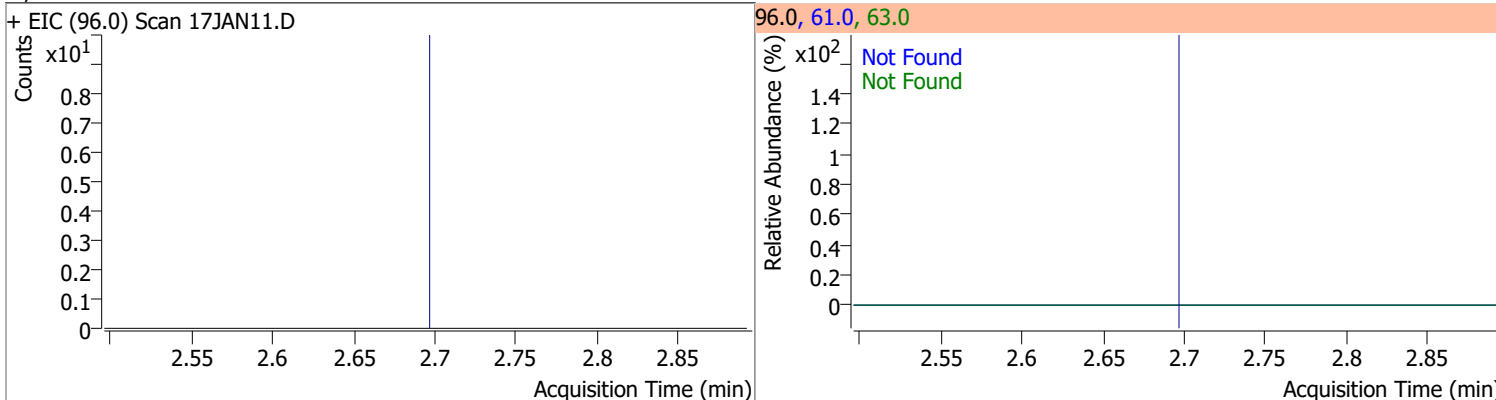
Compound	Conc.	Exp RT	QIon	Exp Ratio
Chloroethane	N.D.	1.89	66.0	30.1



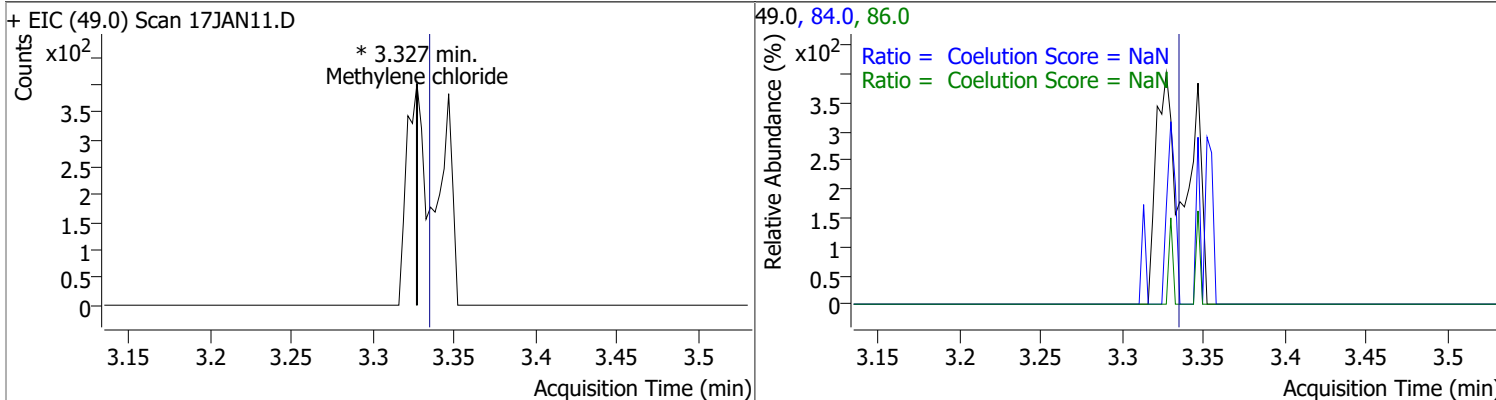
Compound	Conc.	Exp RT	QIon	Exp Ratio
Trichlorofluoromethane	N.D.	2.14	103.0	64.2



Compound	Conc.	Exp RT	QIon	Exp Ratio	QIon	Exp Ratio
1,1-Dichloroethene	N.D.	2.70	61.0	180.3	63.0	56.7

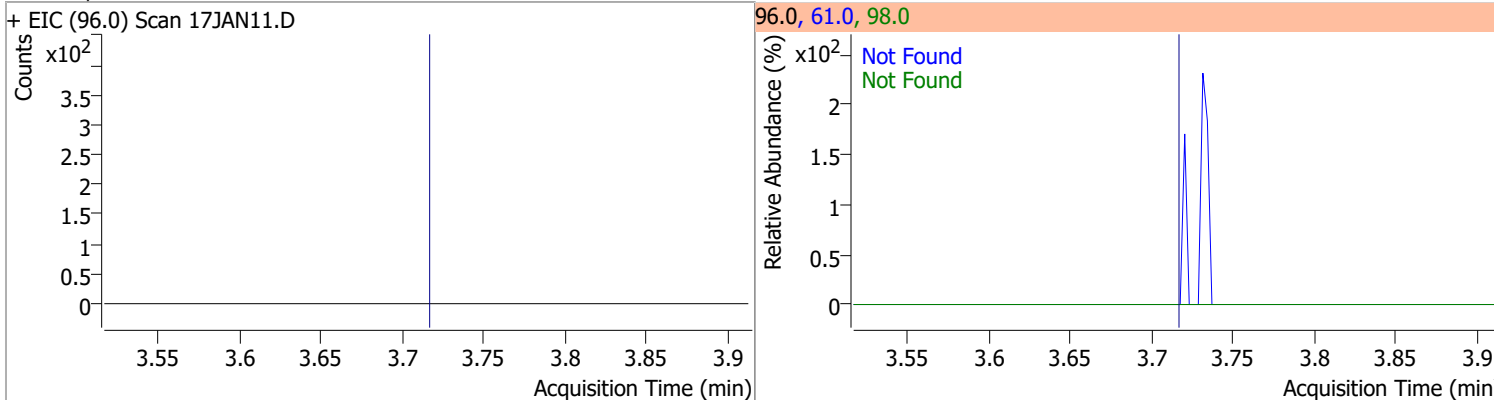


Compound	Conc.	RT	Dev(Min)	Resp.	QIon	QRatio	Lower	Upper
Methylene chloride		0		0	84.0		36.9	96.9
					86.0		14.3	74.3

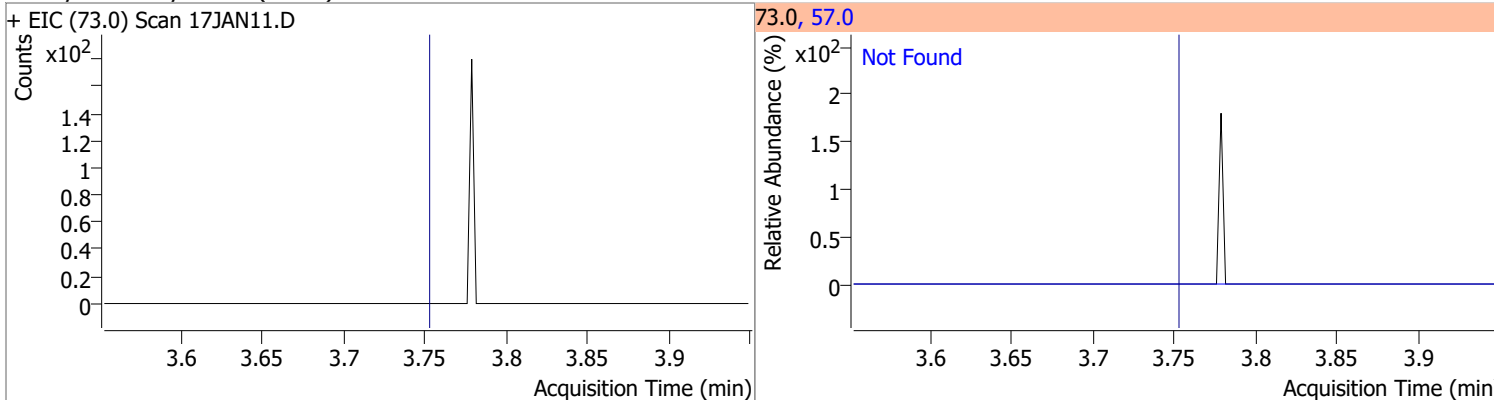


Quantitation Results Report (QT Reviewed)

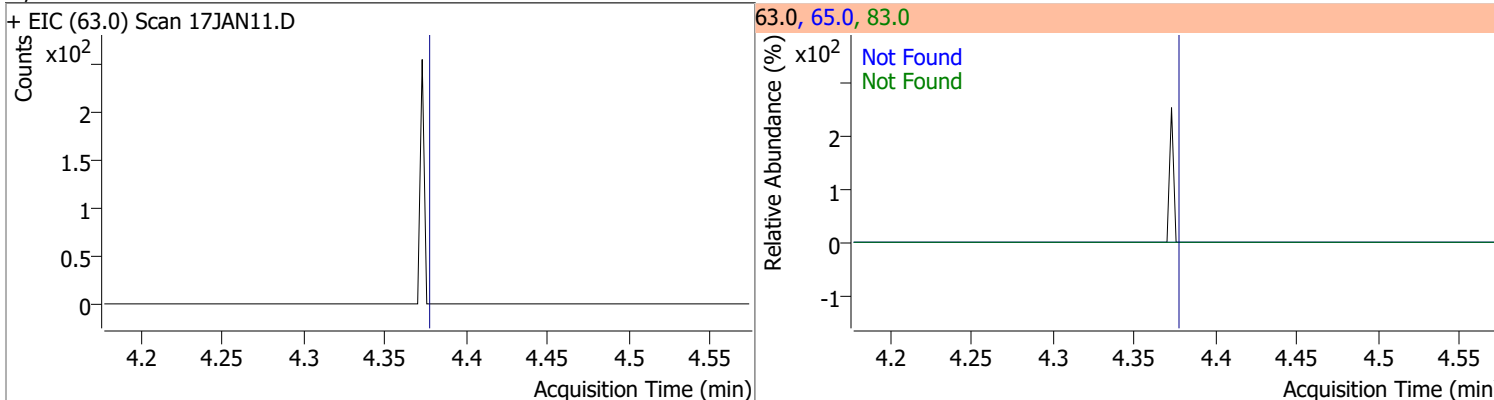
Compound	Conc.	Exp RT	QIon	Exp Ratio	QIon	Exp Ratio
trans-1,2-Dichloroethene	N.D.	3.72	61.0	153.9	98.0	65.7



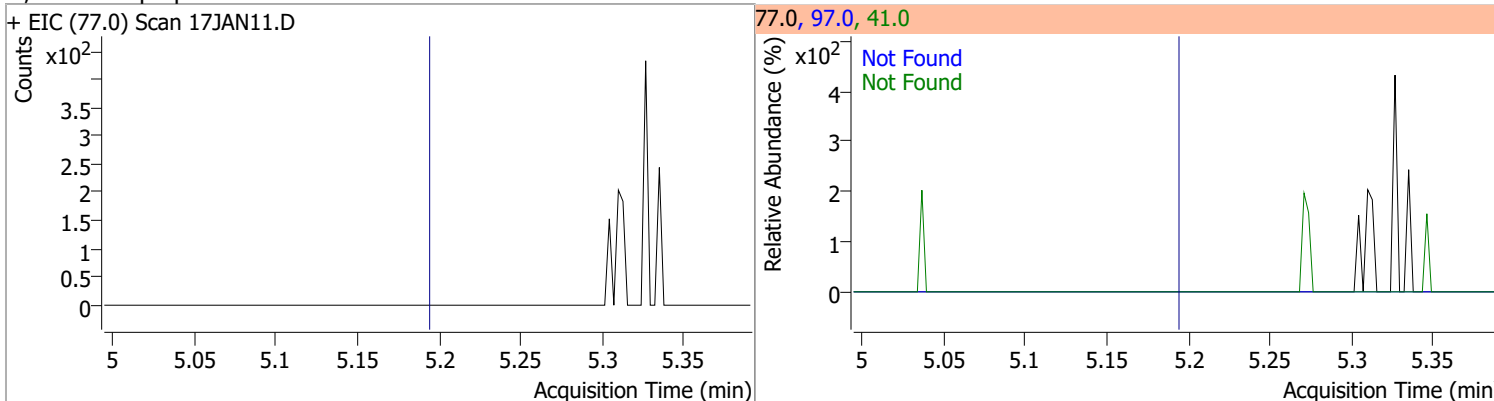
Compound	Conc.	Exp RT	QIon	Exp Ratio
Methyl tert-butyl ether (MTBE)	N.D.	3.75	57.0	24.6



Compound	Conc.	Exp RT	QIon	Exp Ratio	QIon	Exp Ratio
1,1-Dichloroethane	N.D.	4.38	65.0	32.1	83.0	13.7

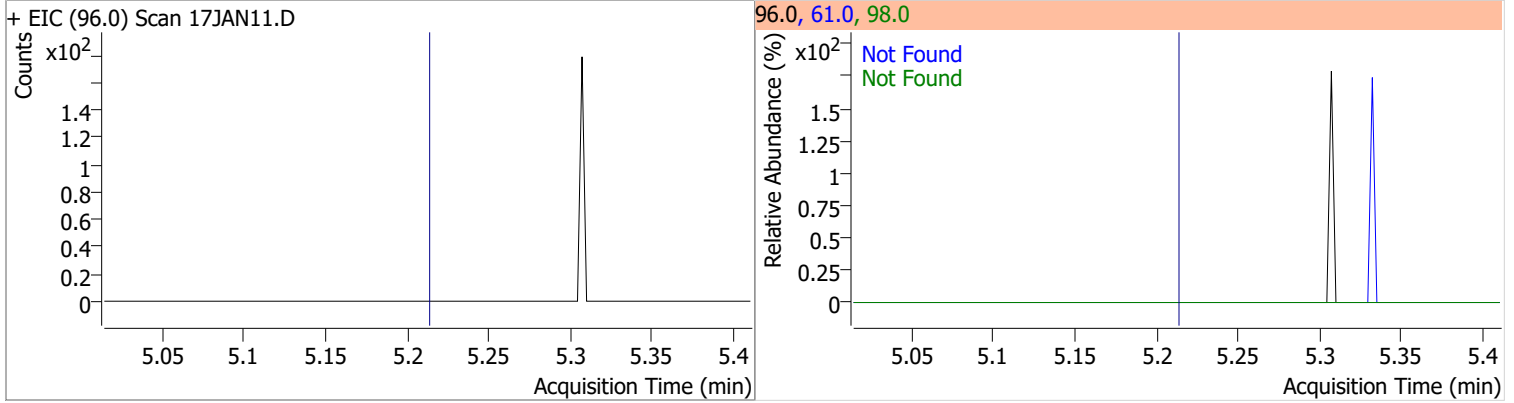


Compound	Conc.	Exp RT	QIon	Exp Ratio	QIon	Exp Ratio
2,2-Dichloropropane	N.D.	5.20	41.0	66.5	97.0	23.2

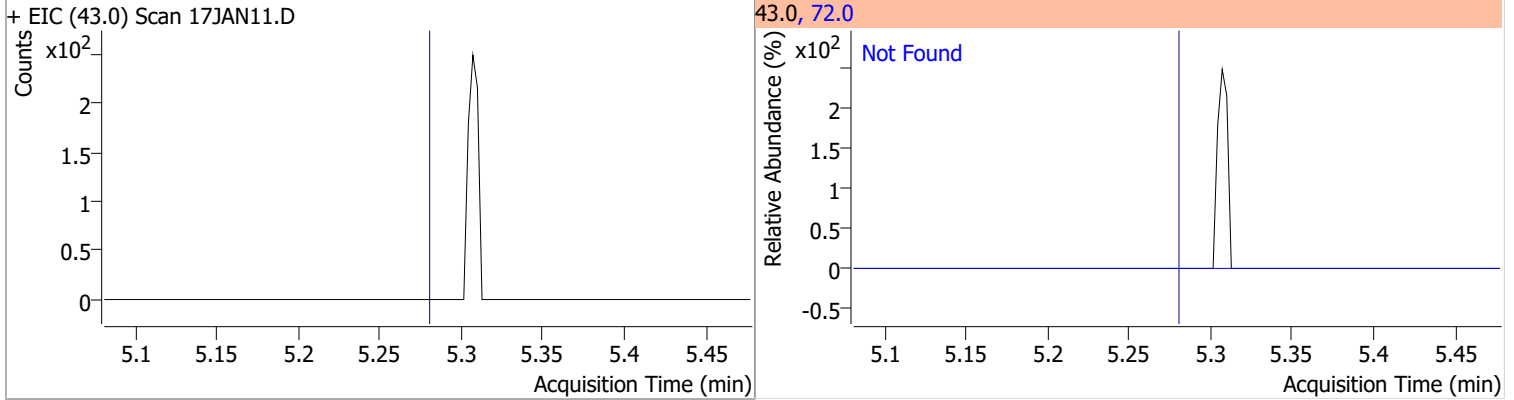


Quantitation Results Report (QT Reviewed)

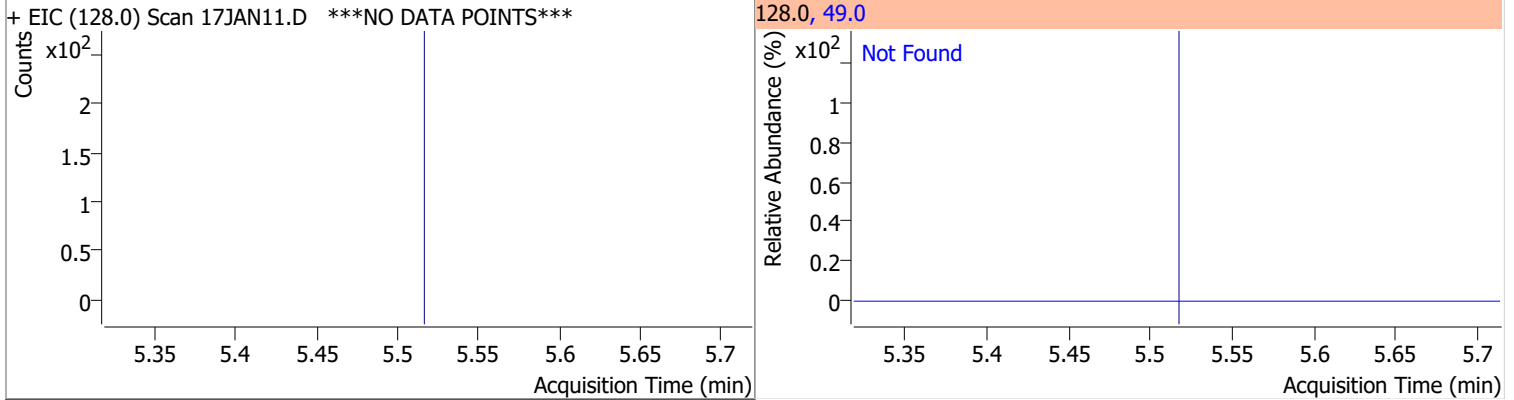
Compound	Conc.	Exp RT	QIon	Exp Ratio	QIon	Exp Ratio
cis-1,2-Dichloroethene	N.D.	5.22	61.0	167.2	98.0	67.3



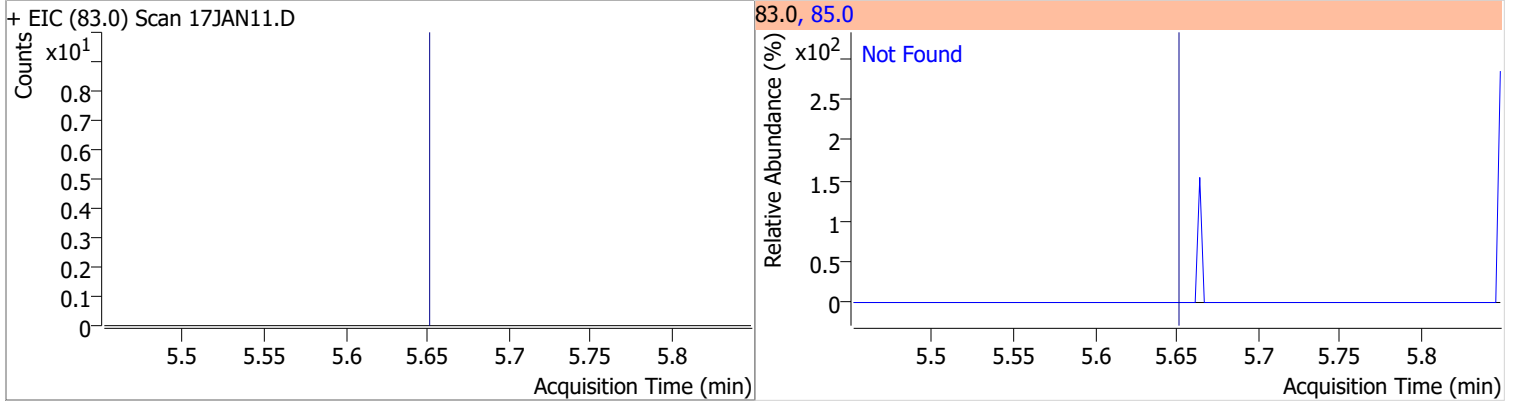
Compound	Conc.	Exp RT	QIon	Exp Ratio
Methyl ethyl ketone	N.D.	5.28	72.0	21.3



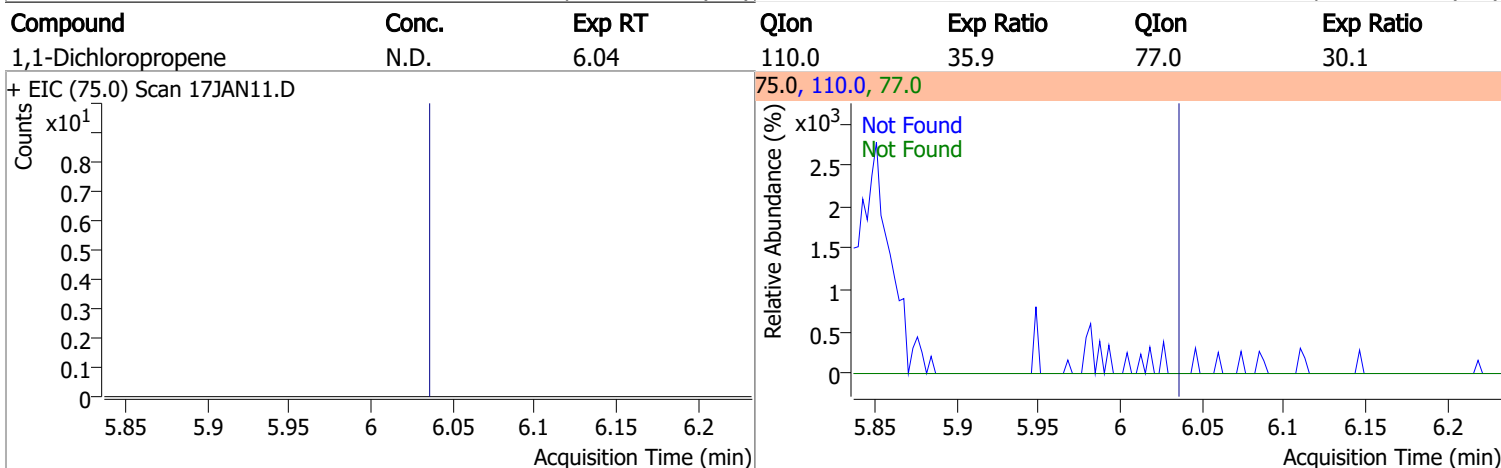
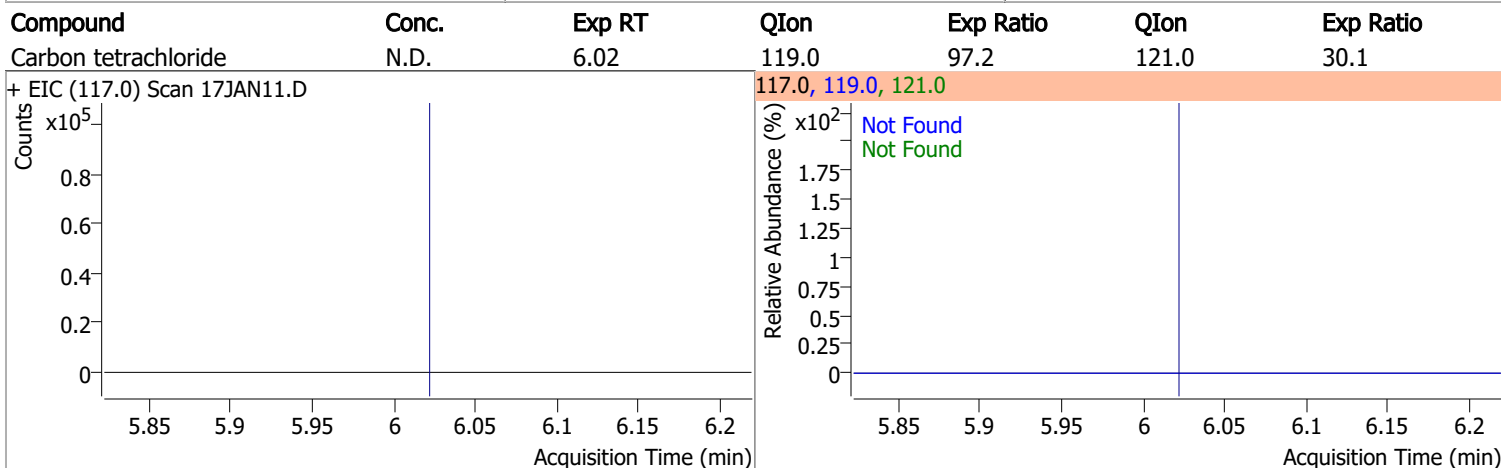
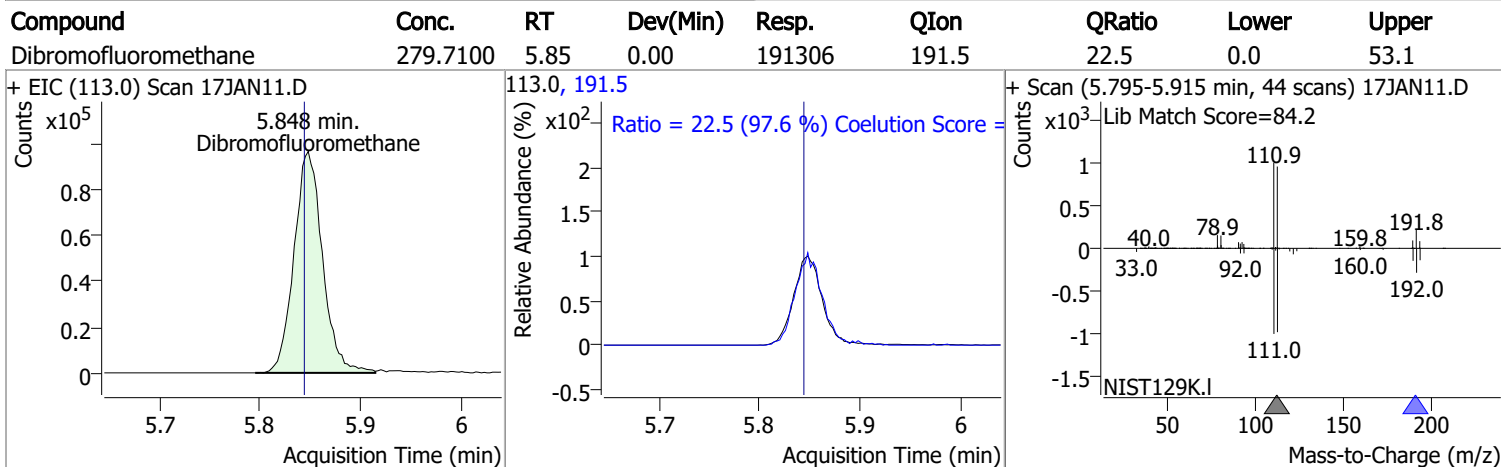
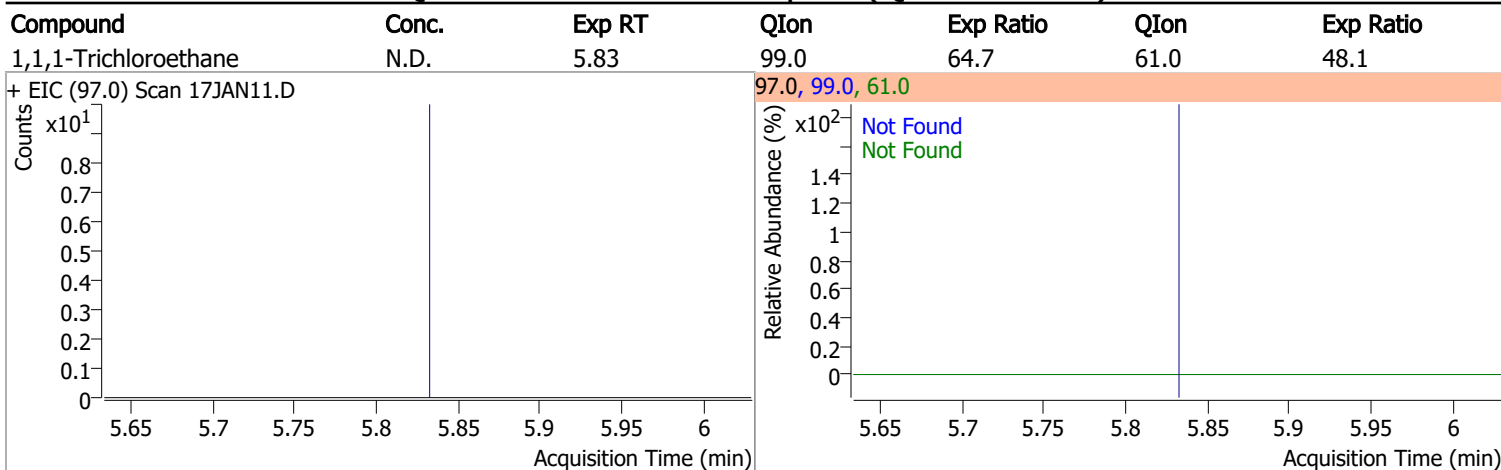
Compound	Conc.	Exp RT	QIon	Exp Ratio
Bromochloromethane	N.D.	5.52	49.0	182.9



Compound	Conc.	Exp RT	QIon	Exp Ratio
Chloroform	N.D.	5.65	85.0	66.0

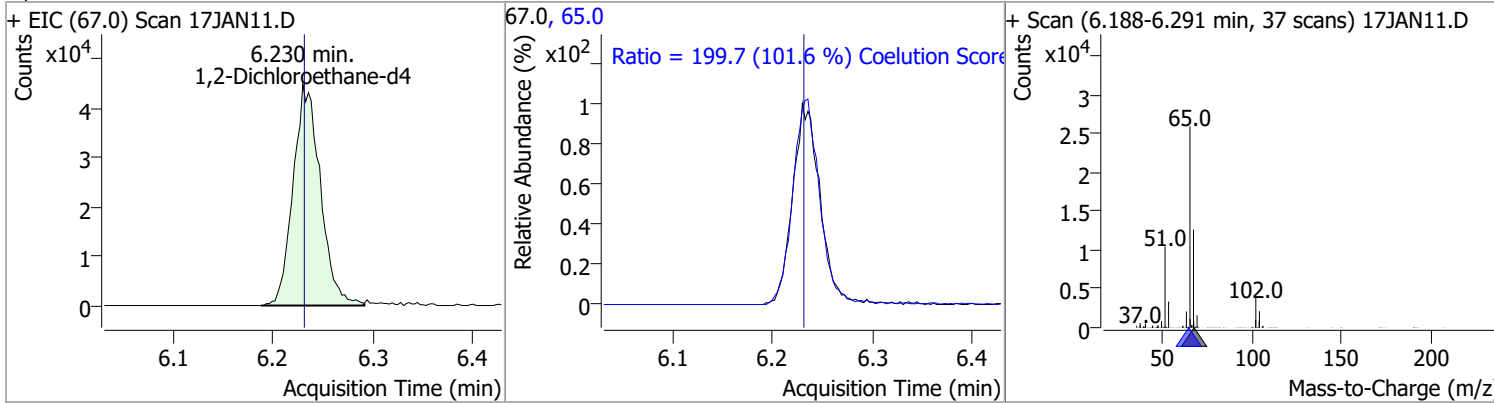


Quantitation Results Report (QT Reviewed)

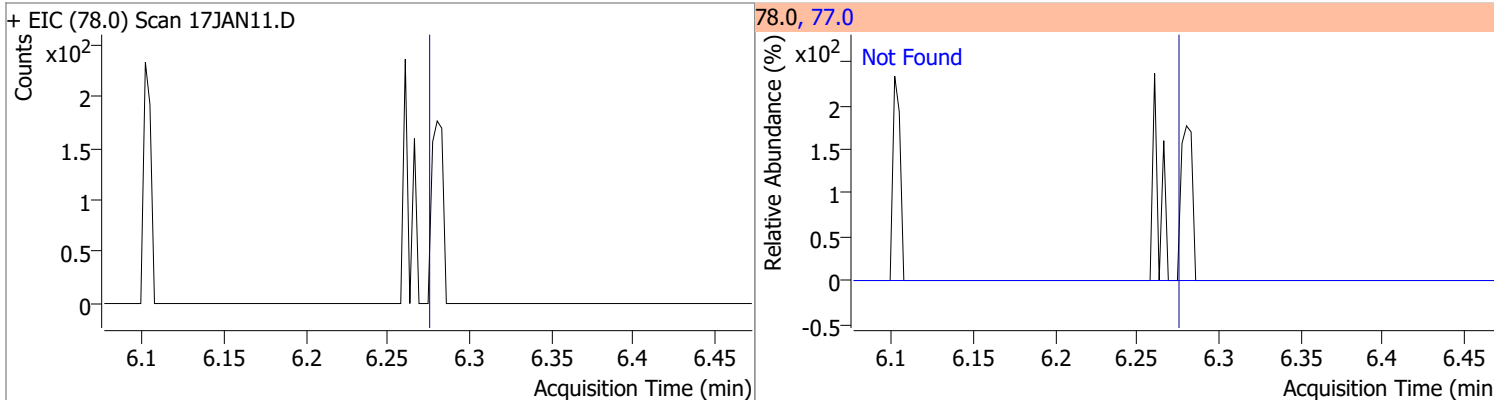


Quantitation Results Report (QT Reviewed)

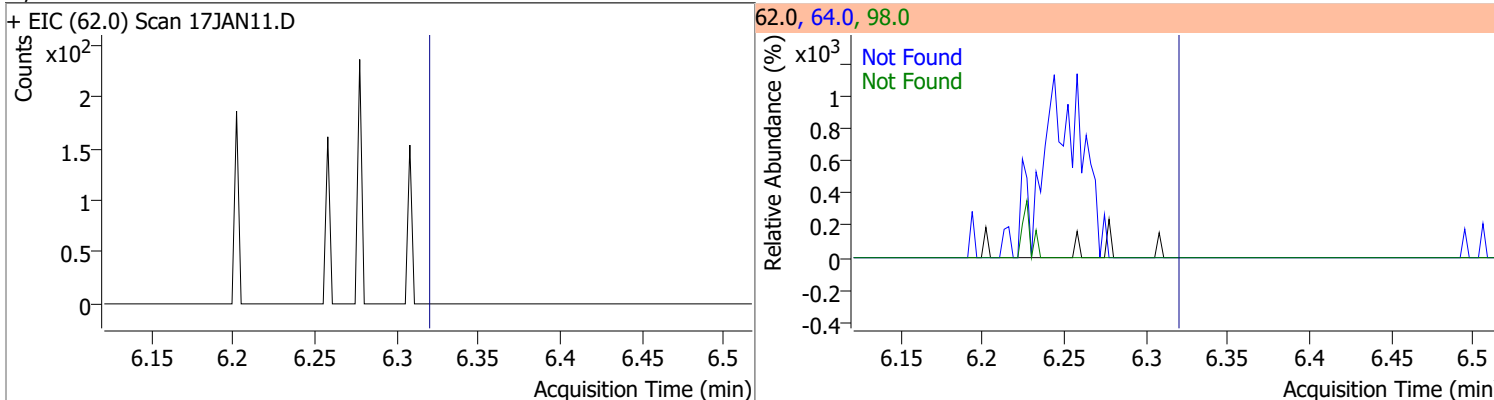
Compound	Conc.	RT	Dev(Min)	Resp.	QIon	QRatio	Lower	Upper
1,2-Dichloroethane-d4	285.6428	6.23	0.00	84383	65.0	199.7	166.5	226.5



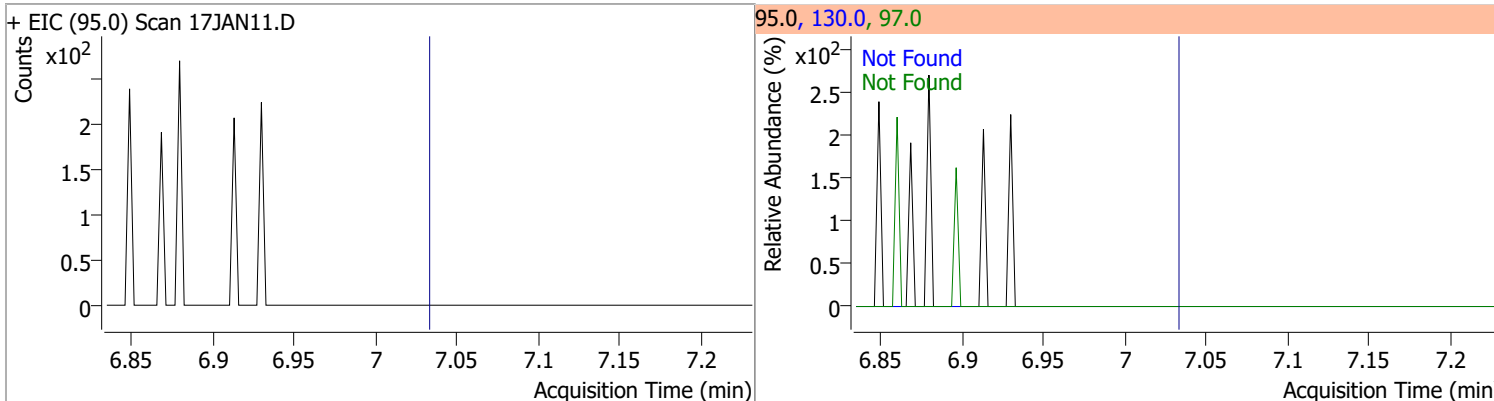
Compound	Conc.	Exp RT	QIon	Exp Ratio
Benzene	N.D.	6.28	77.0	23.5



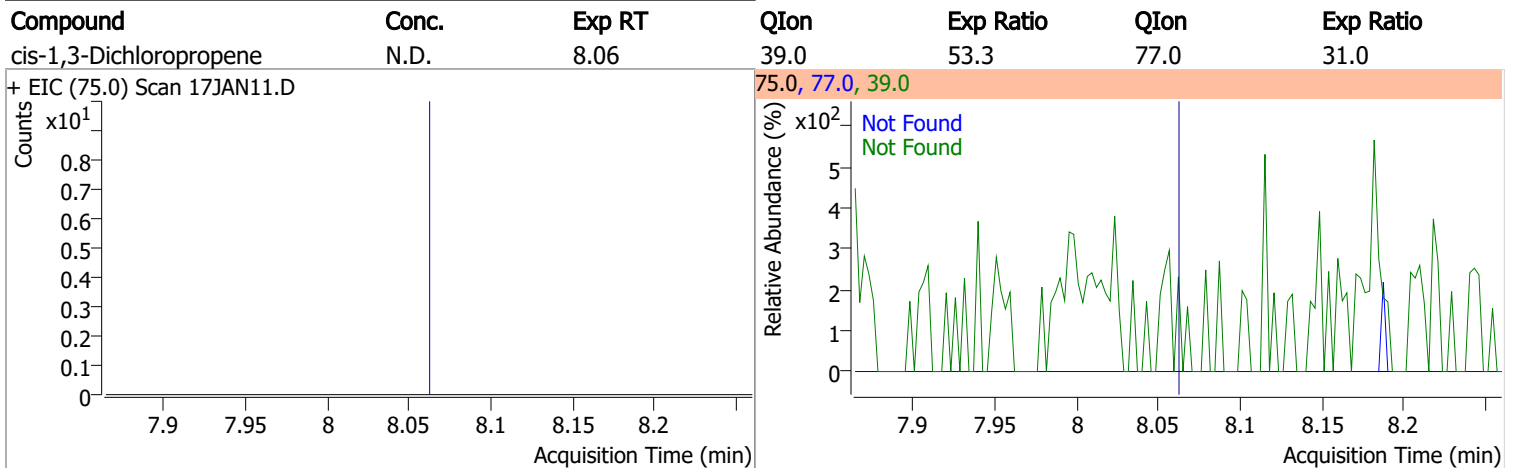
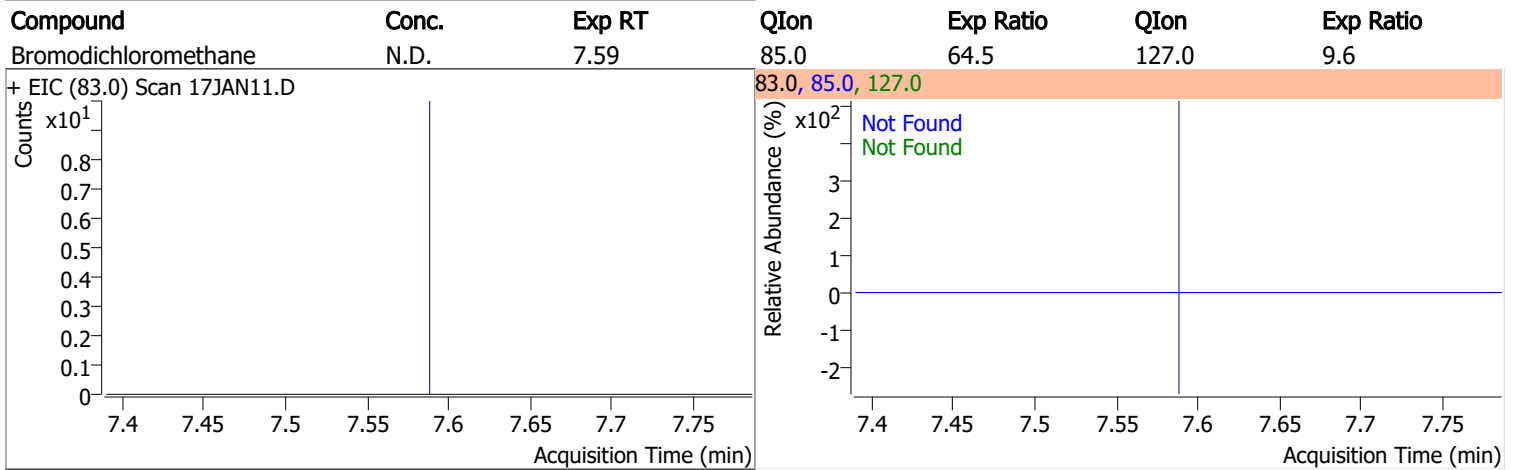
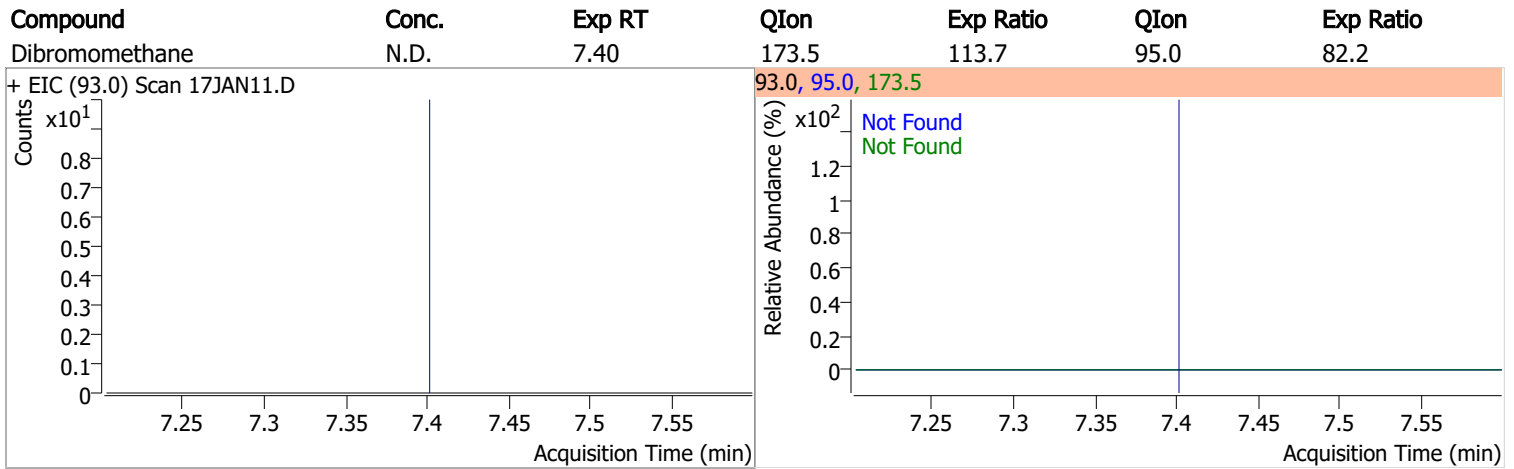
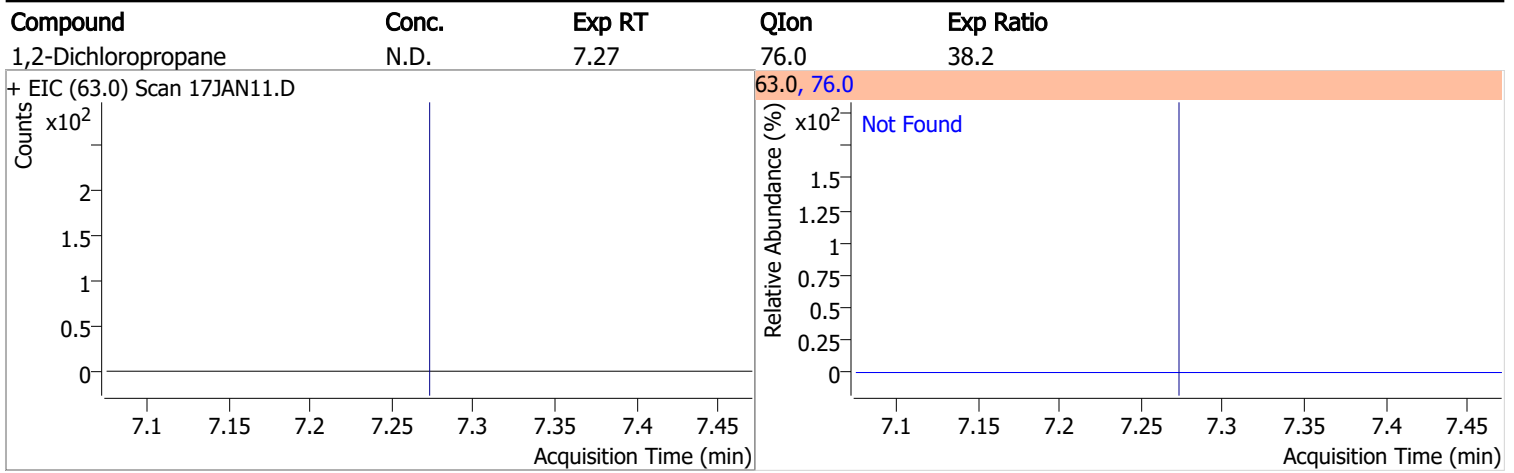
Compound	Conc.	Exp RT	QIon	Exp Ratio	QIon	Exp Ratio
1,2-Dichloroethane	N.D.	6.32	64.0	29.9	98.0	7.6



Compound	Conc.	Exp RT	QIon	Exp Ratio	QIon	Exp Ratio
Trichloroethene	N.D.	7.03	130.0	101.5	97.0	64.1

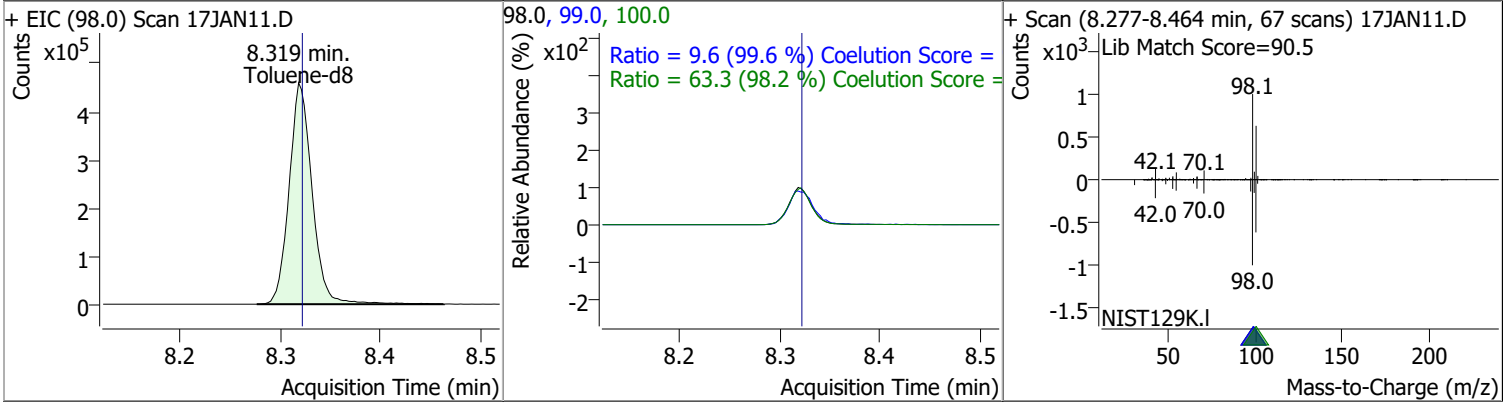


Quantitation Results Report (QT Reviewed)

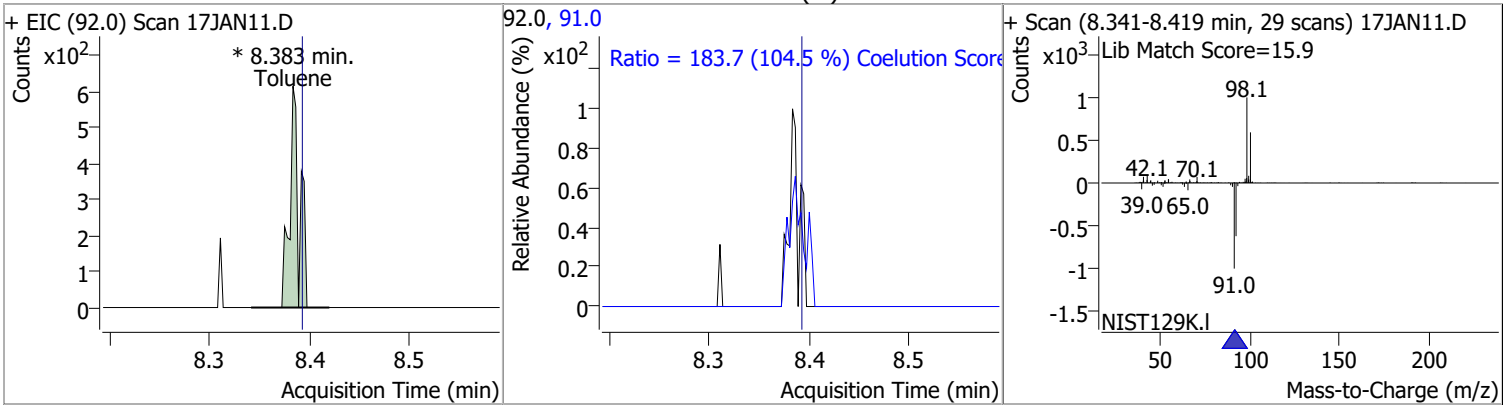


Quantitation Results Report (QT Reviewed)

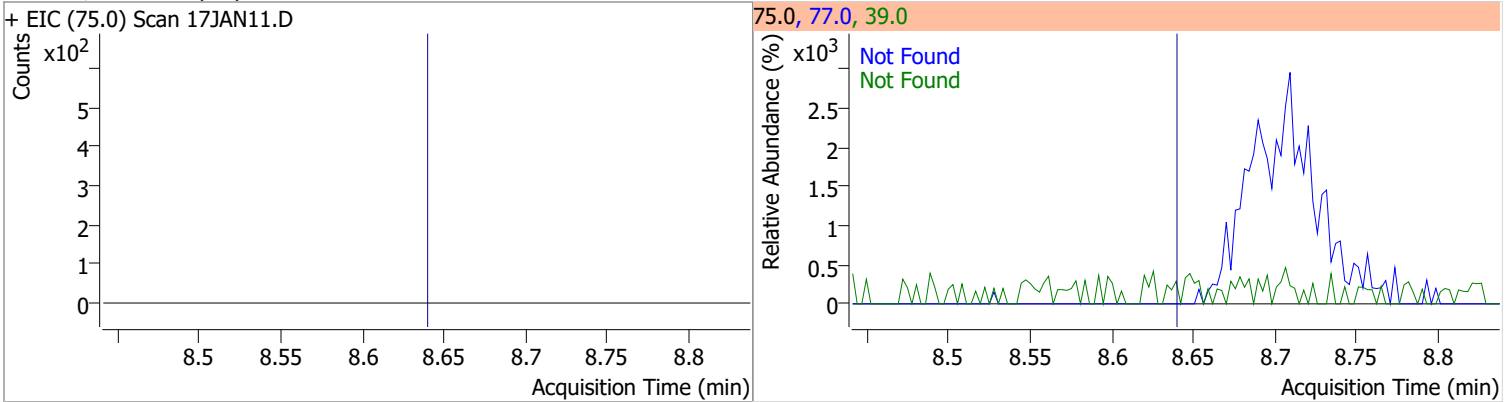
Compound	Conc.	RT	Dev(Min)	Resp.	QIon	QRatio	Lower	Upper
Toluene-d8	270.2905	8.32	0.00	733052	100.0	63.3	34.4	94.4
					99.0	9.6	0.0	39.6



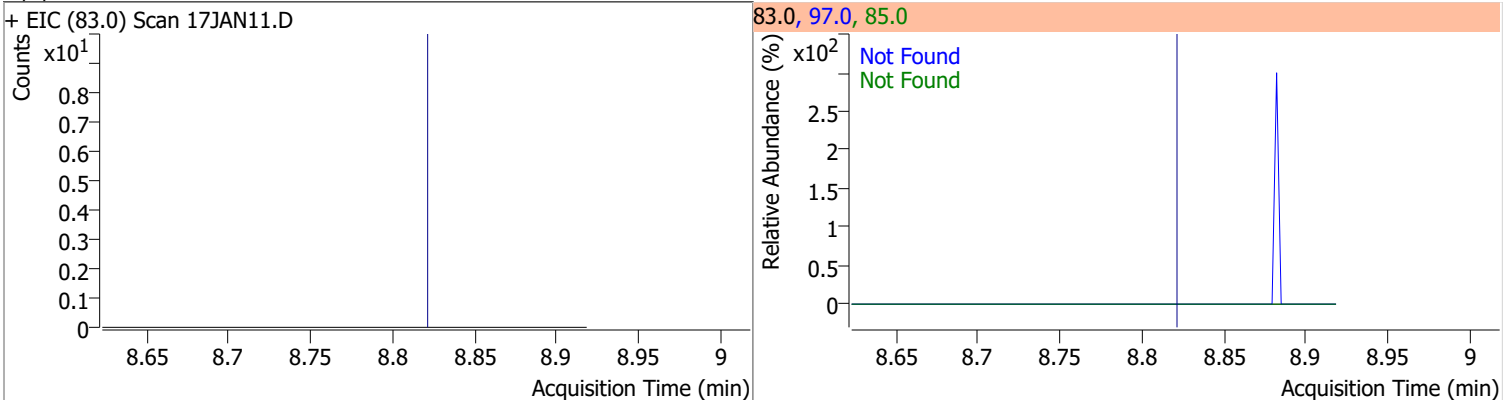
Compound	Conc.	RT	Dev(Min)	Resp.	QIon	QRatio	Lower	Upper
Toluene	0.2287	8.38	-0.01	419 (m)	91.0	183.7	145.8	205.8



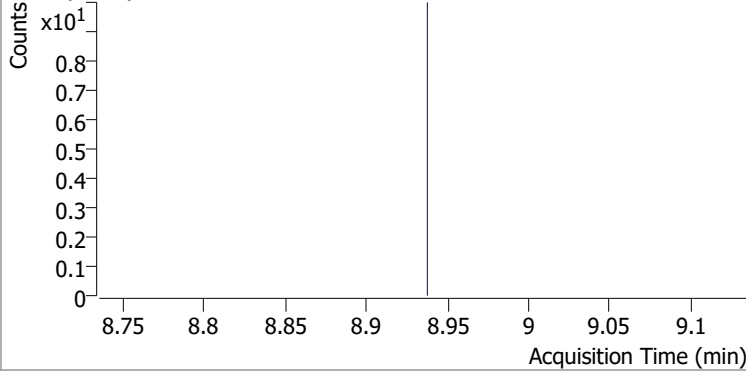
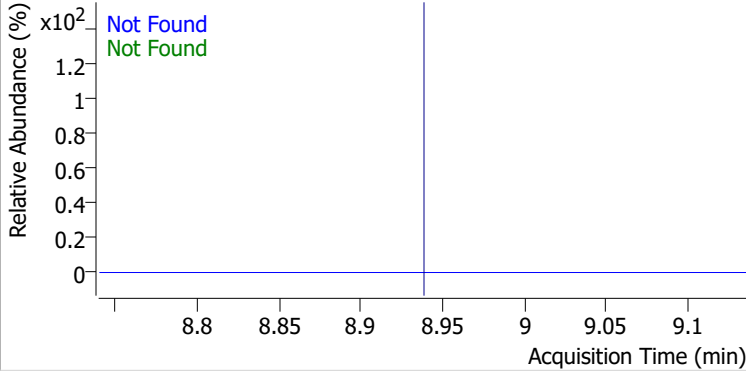
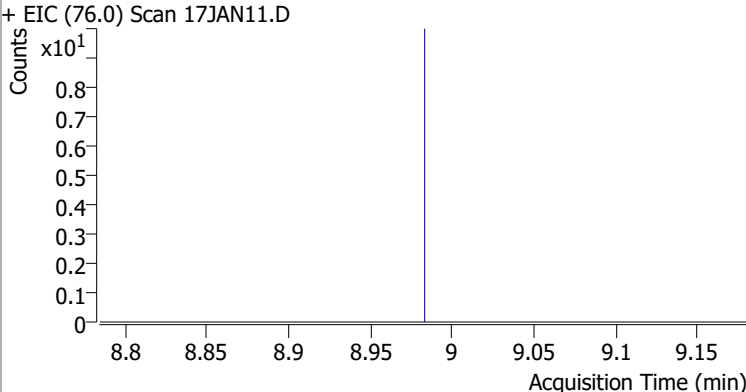
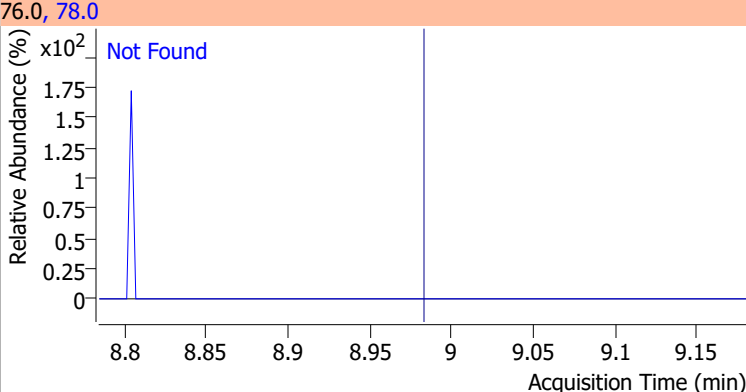
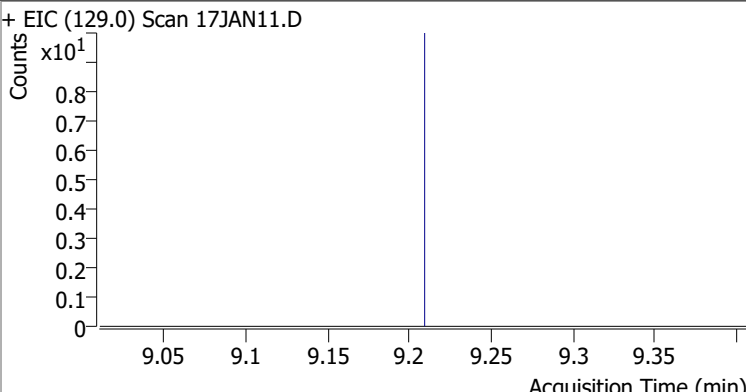
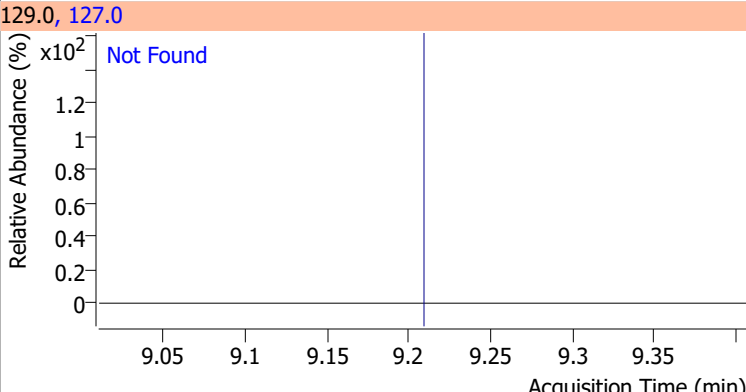
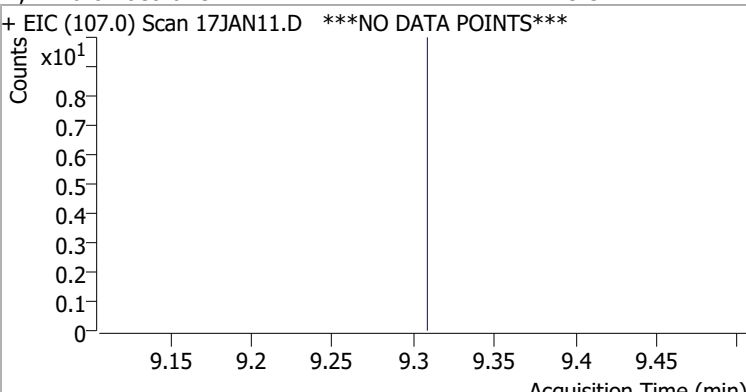
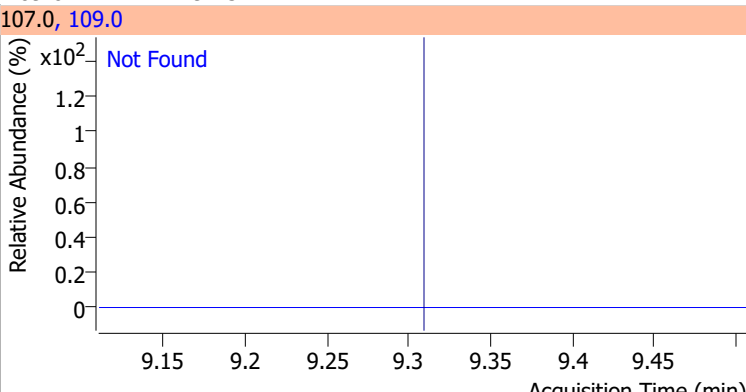
Compound	Conc.	Exp RT	QIon	Exp Ratio	QIon	Exp Ratio
trans-1,3-Dichloropropene	N.D.	8.64	39.0	53.4	77.0	32.4



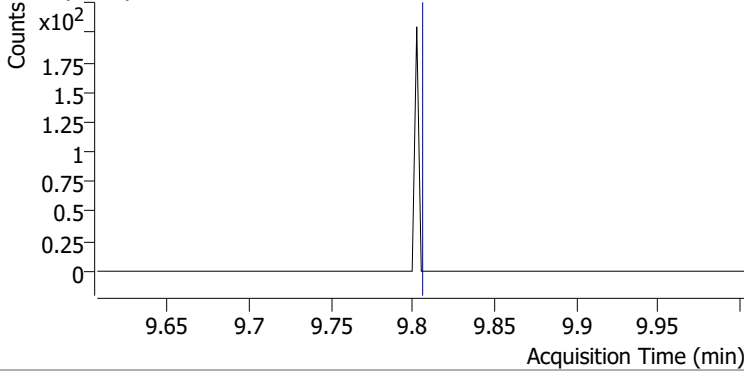
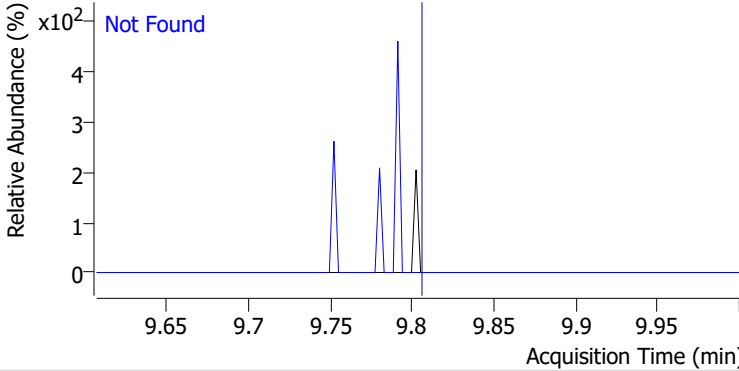
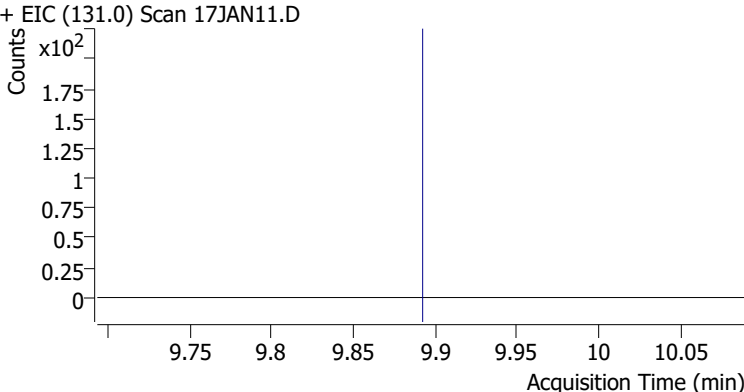
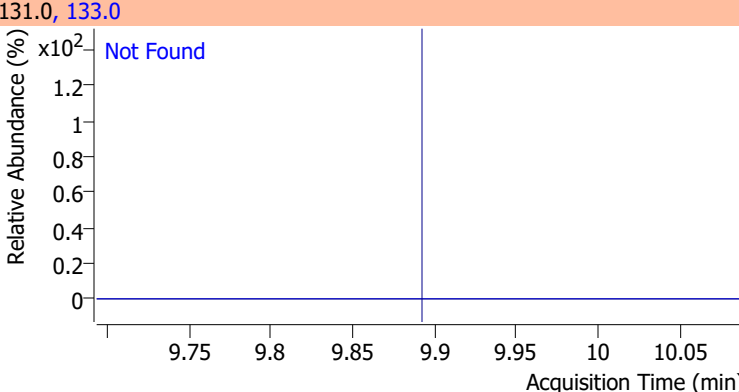
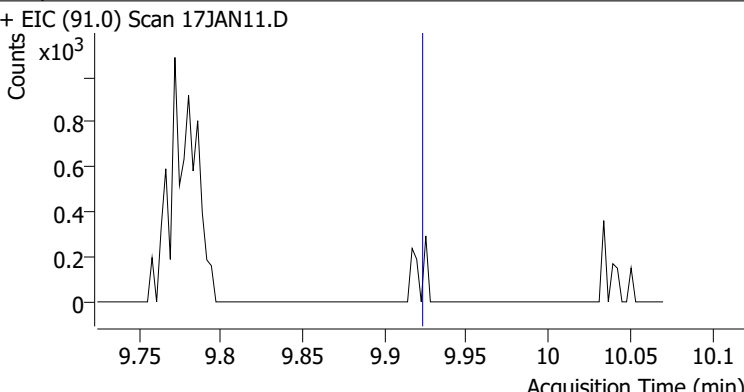
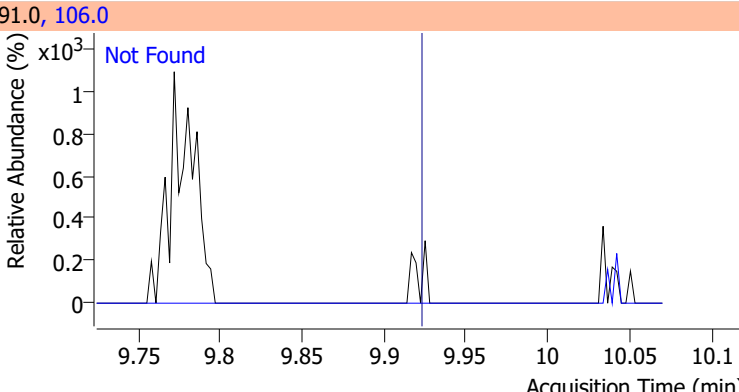
Compound	Conc.	Exp RT	QIon	Exp Ratio	QIon	Exp Ratio
1,1,2-Trichloroethane	N.D.	8.82	97.0	114.6	85.0	67.6

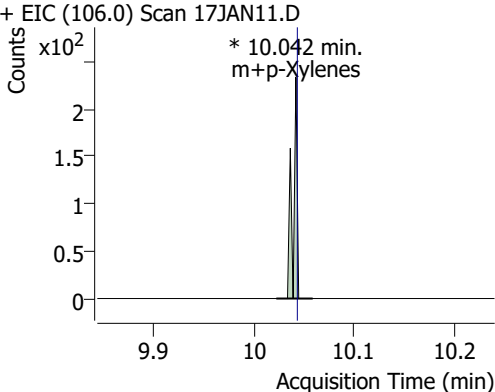
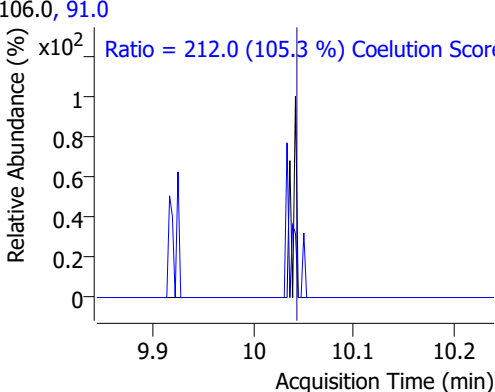
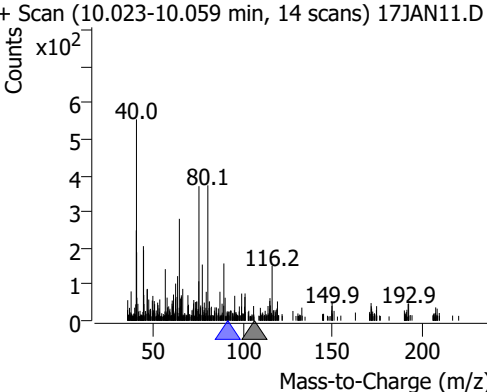


Quantitation Results Report (QT Reviewed)

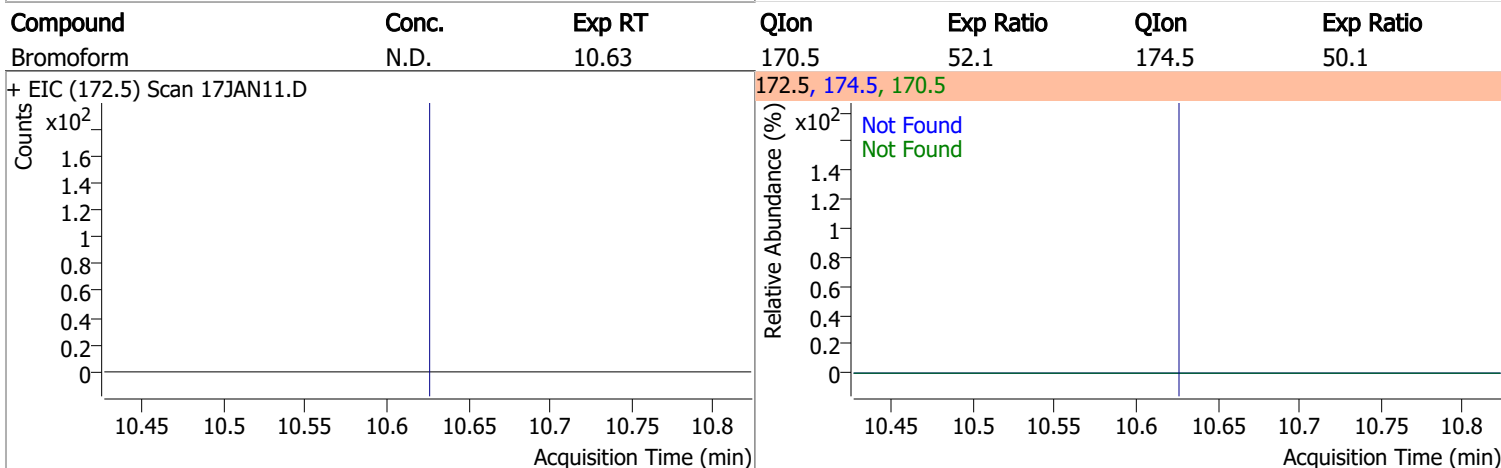
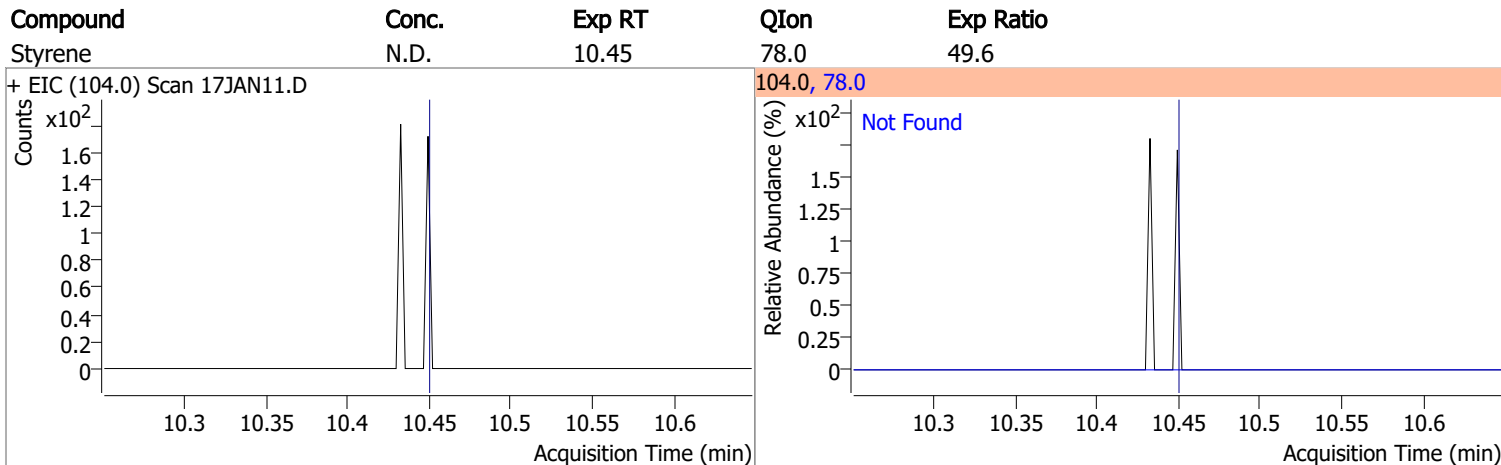
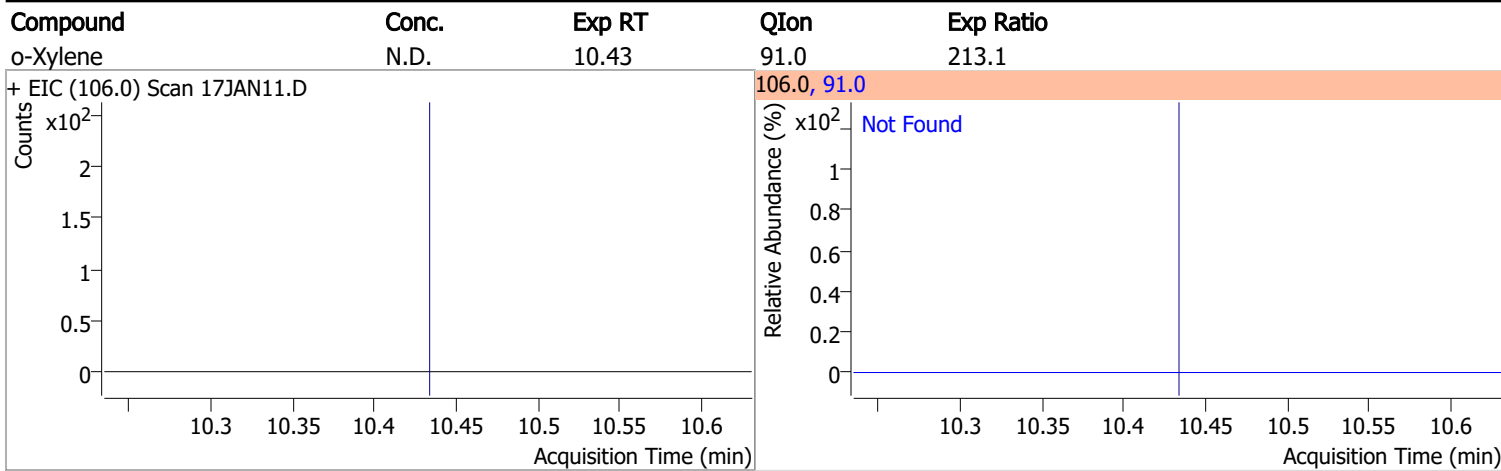
Compound	Conc.	Exp RT	QIon	Exp Ratio	QIon	Exp Ratio
Tetrachloroethene	N.D.	8.94	165.8	128.6	129.0	91.5
+ EIC (163.8) Scan 17JAN11.D ***NO DATA POINTS***			163.8, 129.0, 165.8			
						
1,3-Dichloropropane	N.D.	8.98	78.0	32.9		
+ EIC (76.0) Scan 17JAN11.D			76.0, 78.0			
						
Chlorodibromomethane	N.D.	9.21	127.0	78.0		
+ EIC (129.0) Scan 17JAN11.D			129.0, 127.0			
						
1,2-Dibromoethane	N.D.	9.31	109.0	94.5		
+ EIC (107.0) Scan 17JAN11.D ***NO DATA POINTS***			107.0, 109.0			
						

Quantitation Results Report (QT Reviewed)

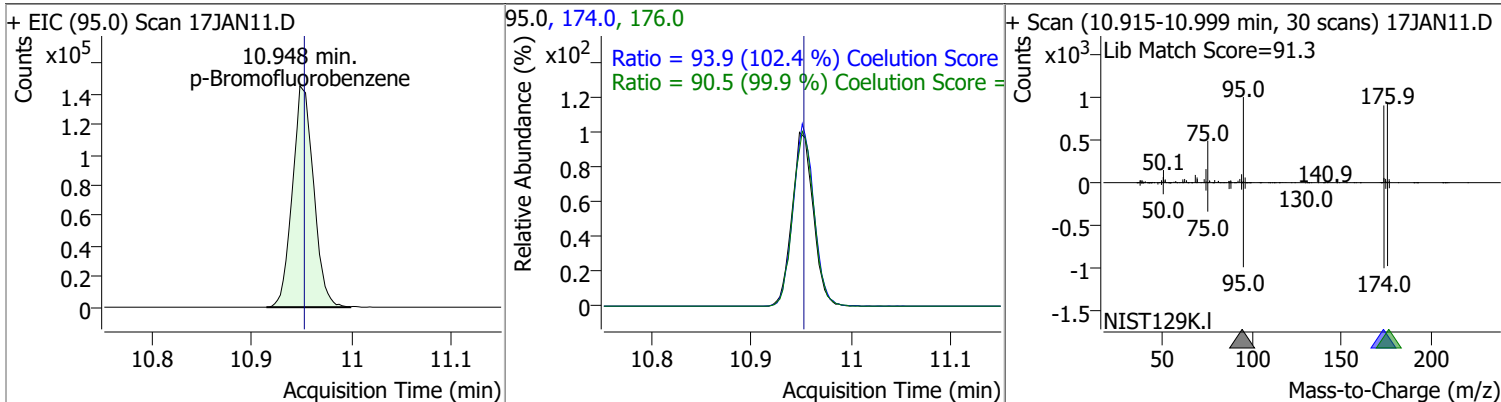
Compound	Conc.	Exp RT	QIon	Exp Ratio
Chlorobenzene	N.D.	9.80	114.0	32.1
+ EIC (112.0) Scan 17JAN11.D				
				
1,1,1,2-Tetrachloroethane	N.D.	9.89	133.0	98.6
+ EIC (131.0) Scan 17JAN11.D				
				
Ethylbenzene	N.D.	9.92	106.0	31.1
+ EIC (91.0) Scan 17JAN11.D				
				

Compound	Conc.	RT	Dev(Min)	Resp.	QIon	QRatio	Lower	Upper
m+p-Xylenes	0.0486	10.04	0.00	66 (m)	91.0	212.0	171.4	231.4
+ EIC (106.0) Scan 17JAN11.D								

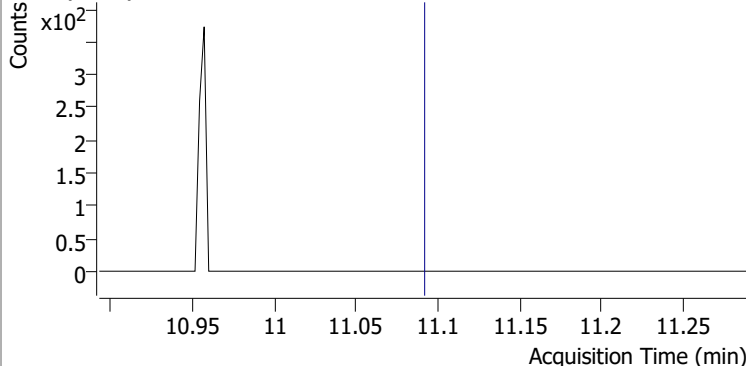
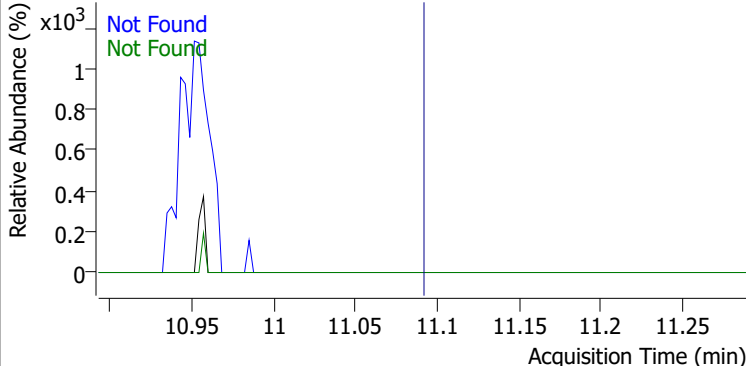
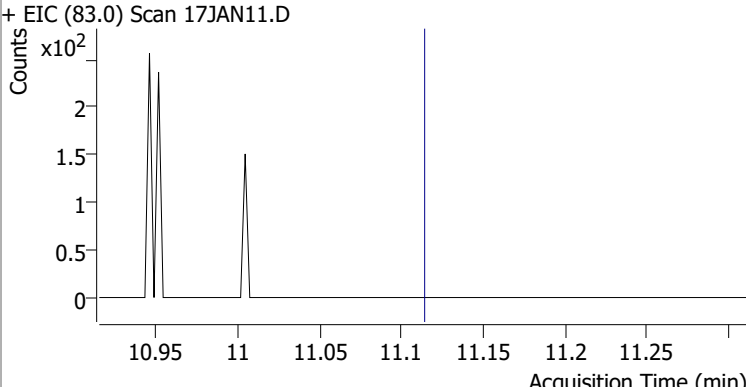
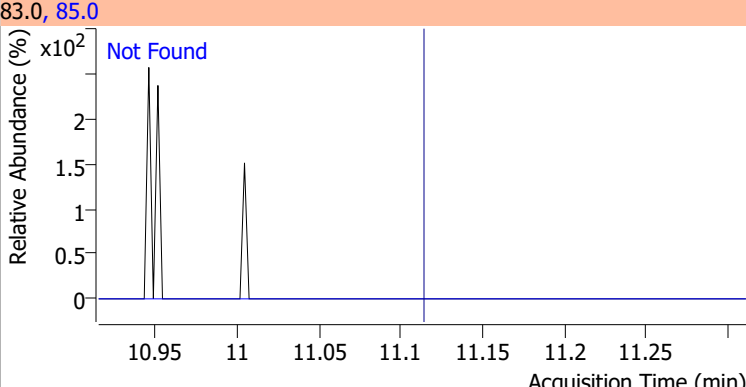
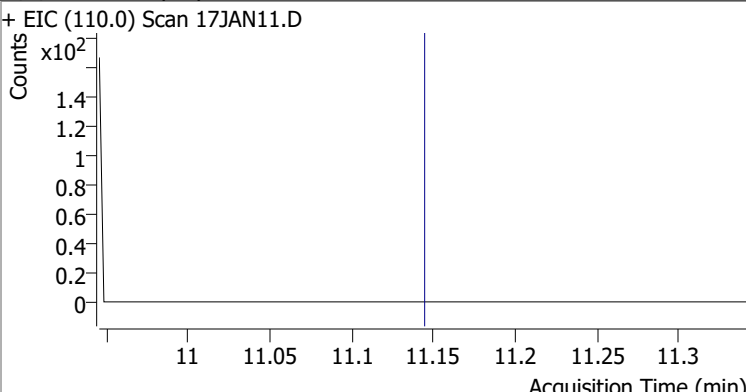
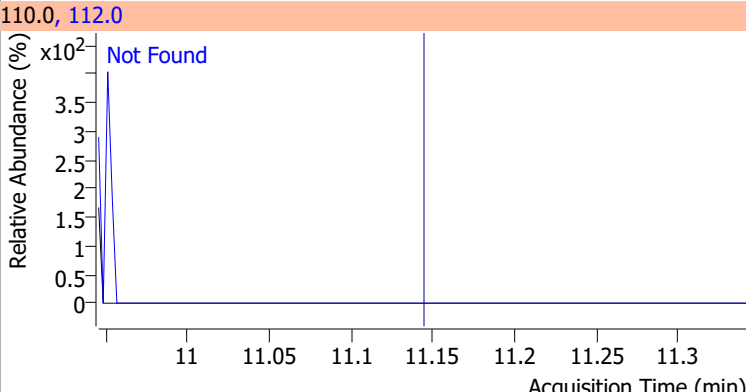
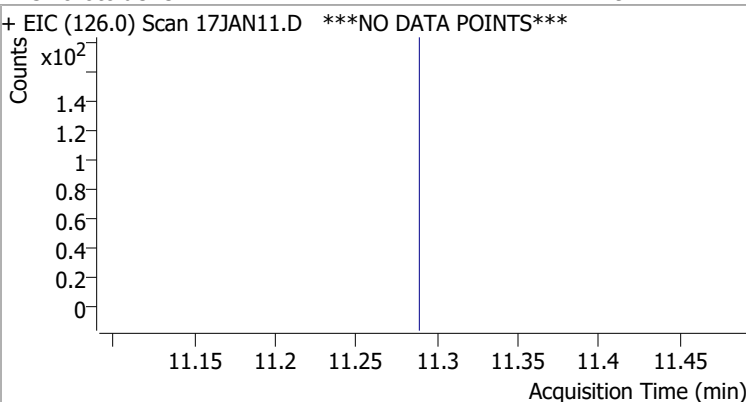
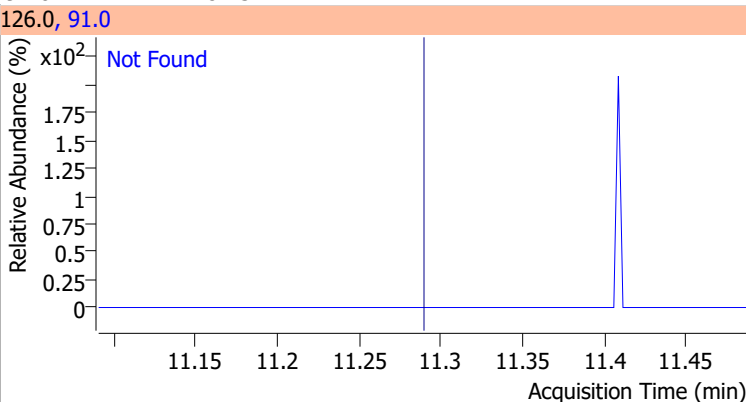
Quantitation Results Report (QT Reviewed)



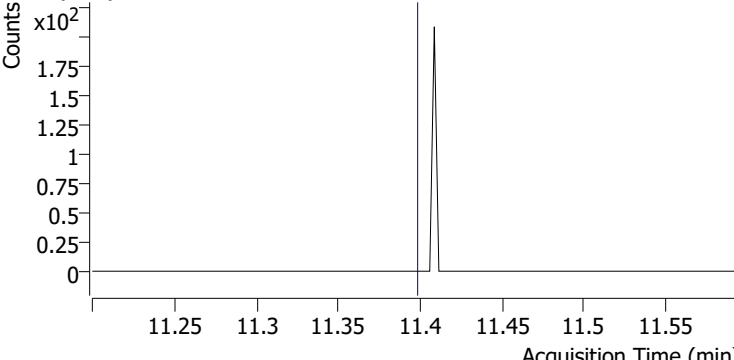
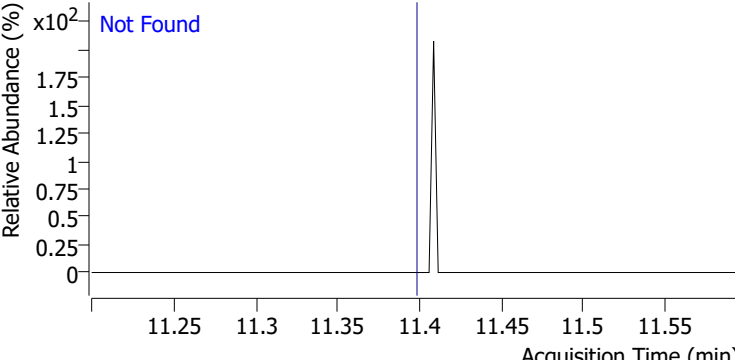
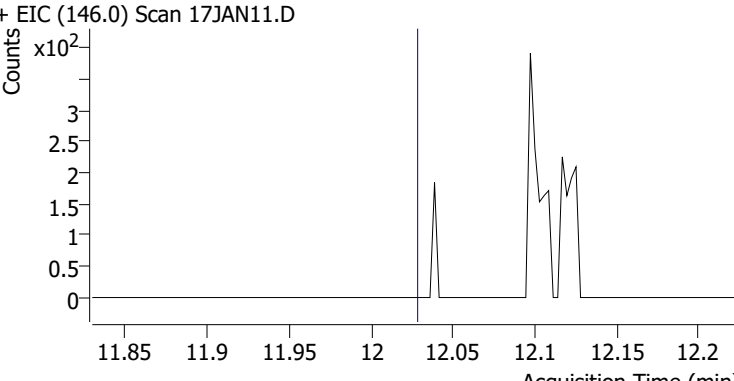
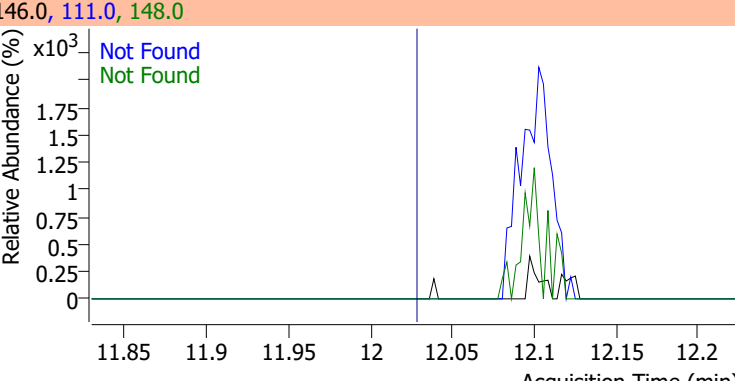
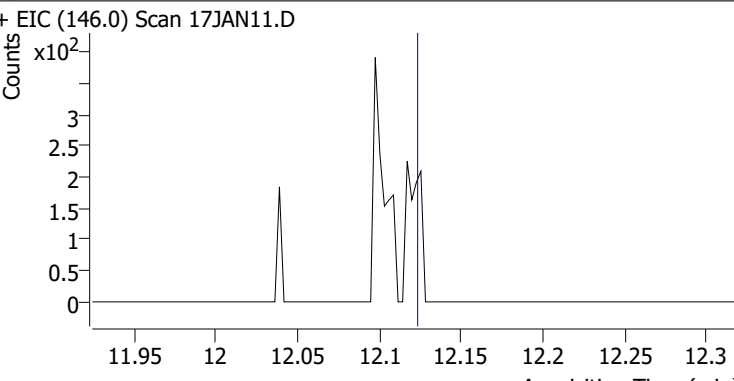
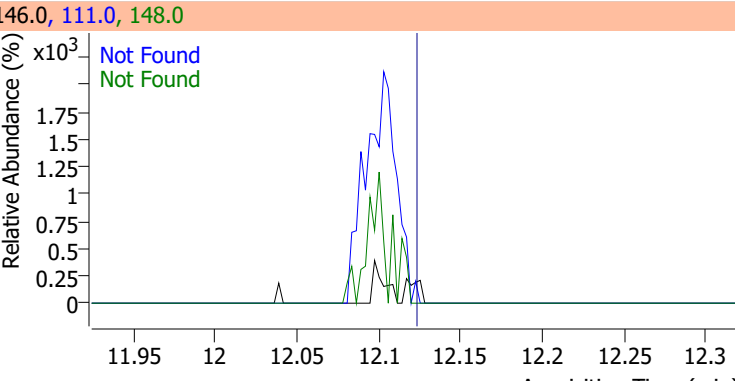
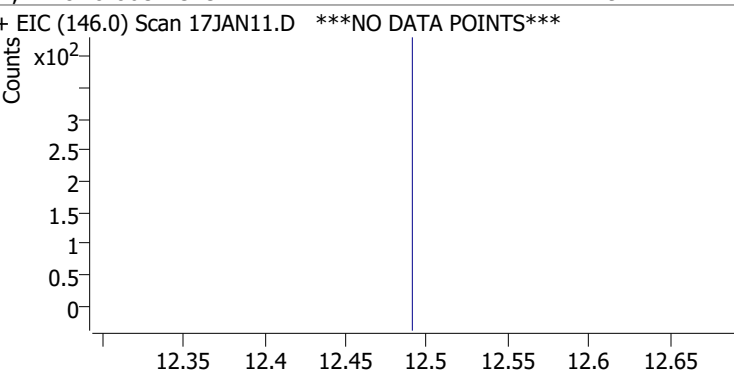
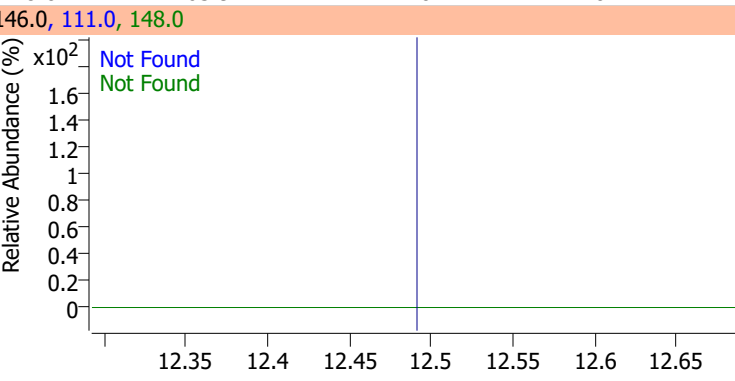
Compound	Conc.	RT	Dev(Min)	Resp.	QIon	QRatio	Lower	Upper
p-Bromofluorobenzene	275.3392	10.95	-0.01	213588	174.0	93.9	61.7	121.7
					176.0	90.5	60.6	120.6



Quantitation Results Report (QT Reviewed)

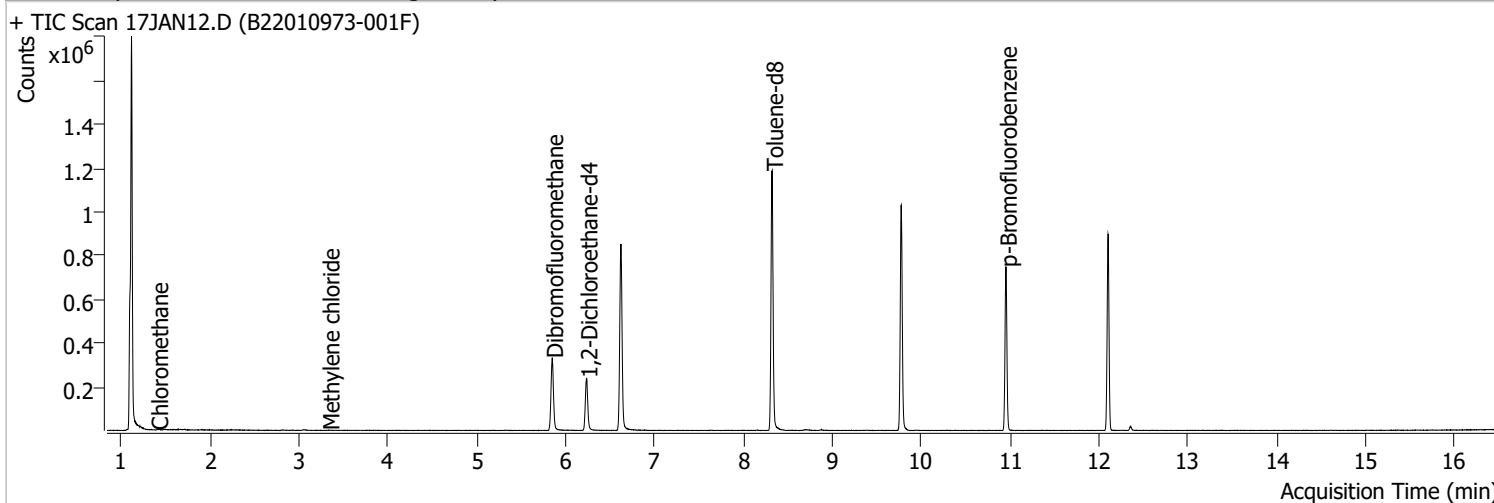
Compound	Conc.	Exp RT	QIon	Exp Ratio	QIon	Exp Ratio
Bromobenzene	N.D.	11.09	77.0	145.7	158.0	96.5
+ EIC (156.0) Scan 17JAN11.D			156.0, 77.0, 158.0			
						
1,1,2,2-Tetrachloroethane	N.D.	11.12	85.0	66.2		
+ EIC (83.0) Scan 17JAN11.D			83.0, 85.0			
						
1,2,3-Trichloropropane	N.D.	11.15	112.0	63.5		
+ EIC (110.0) Scan 17JAN11.D			110.0, 112.0			
						
2-Chlorotoluene	N.D.	11.29	91.0	282.3		
+ EIC (126.0) Scan 17JAN11.D ***NO DATA POINTS***			126.0, 91.0			
						

Quantitation Results Report (QT Reviewed)

Compound	Conc.	Exp RT	QIon	Exp Ratio		
4-Chlorotoluene	N.D.	11.40	126.0	31.7		
+ EIC (91.0) Scan 17JAN11.D			91.0, 126.0			
						
1,3-Dichlorobenzene	N.D.	12.03	148.0	63.6	QIon	Exp Ratio
+ EIC (146.0) Scan 17JAN11.D			146.0, 111.0, 148.0			
						
1,4-Dichlorobenzene	N.D.	12.13	148.0	63.1	QIon	Exp Ratio
+ EIC (146.0) Scan 17JAN11.D			146.0, 111.0, 148.0			
						
1,2-Dichlorobenzene	N.D.	12.49	148.0	63.9	QIon	Exp Ratio
+ EIC (146.0) Scan 17JAN11.D ***NO DATA POINTS***			146.0, 111.0, 148.0			
						

Quantitation Results Report (QT Reviewed)

Data File	17JAN12.D	Operator	MSC
Acq. Method	5975CACQF.M	Acq. Date-Time	1/17/2022 2:59:23 PM
Sample Name	B22010973-001F	Instrument	VOA5975C
Vial	12	Multiplier	1.00
DA Method File	VOA5975C_8260B_SHT_DoD_L4_010422.m	Comment	
Tune File	BFB_Atune3.u	Tune Date	10/11/2021 4:02:00 PM
Batch Name	VG011722_8260B.batch.bin	Last Calib Update	3/5/2022 1:16:34 PM
Ref Library	\\MASSHUNTER\Org\Library\NIST129K.I		



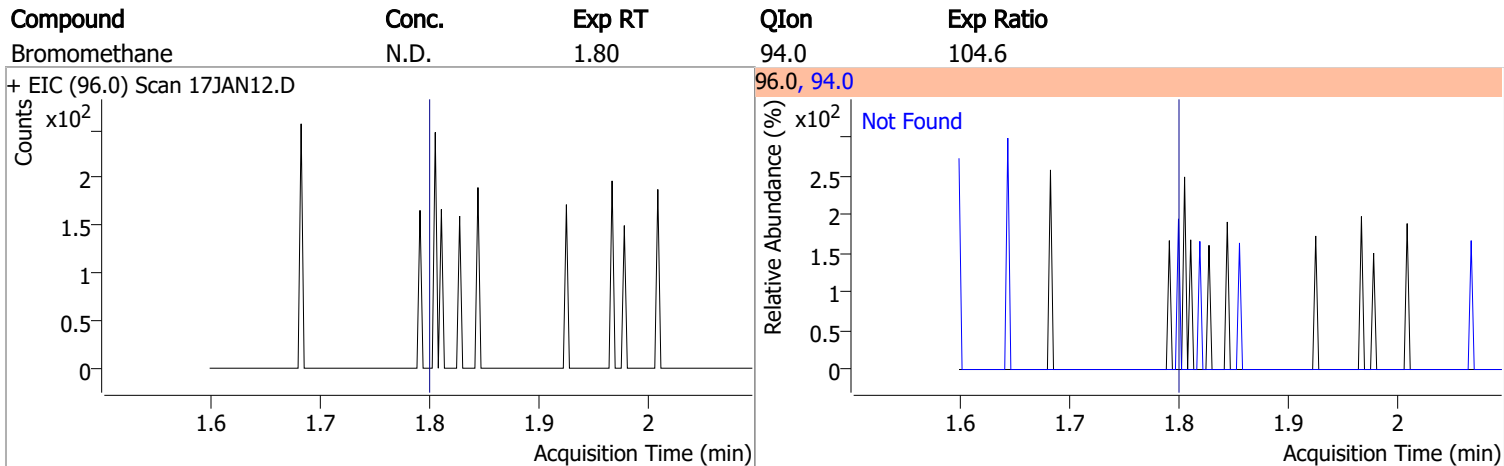
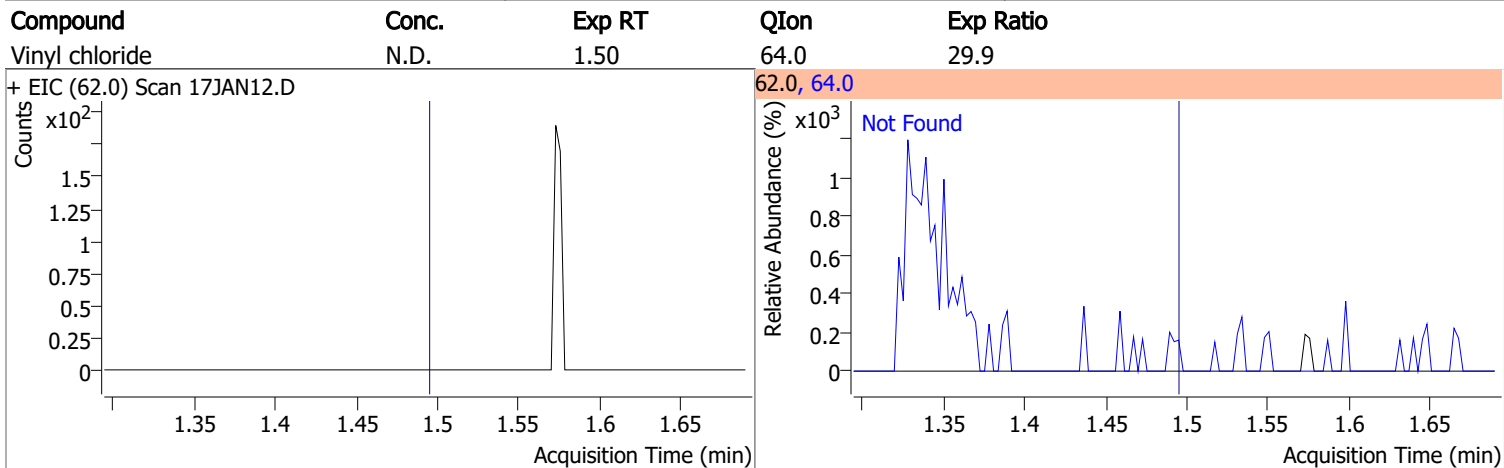
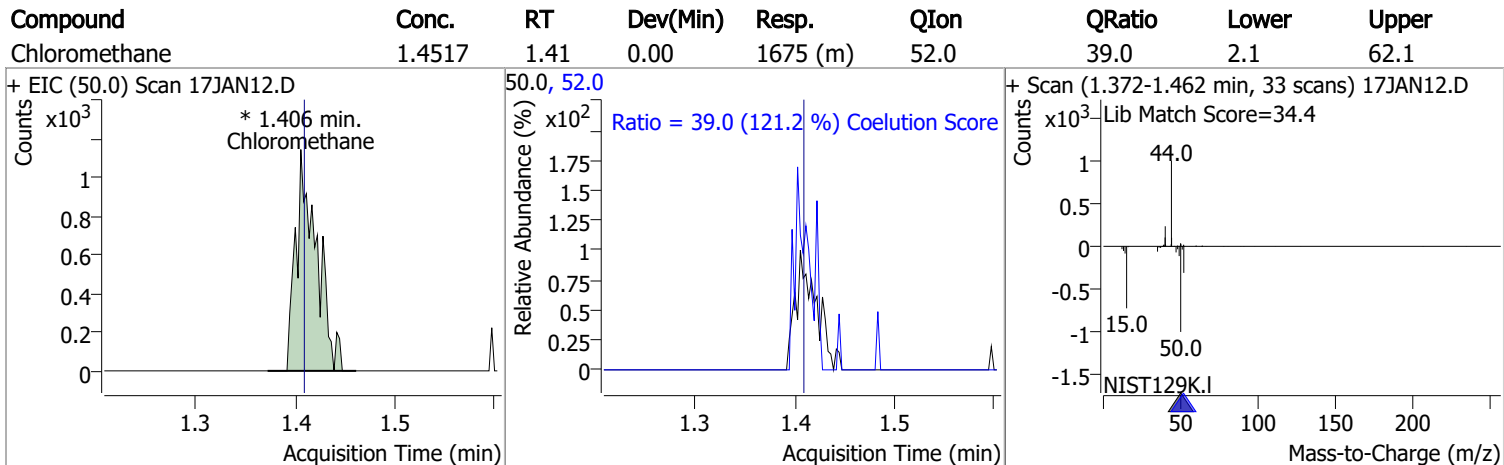
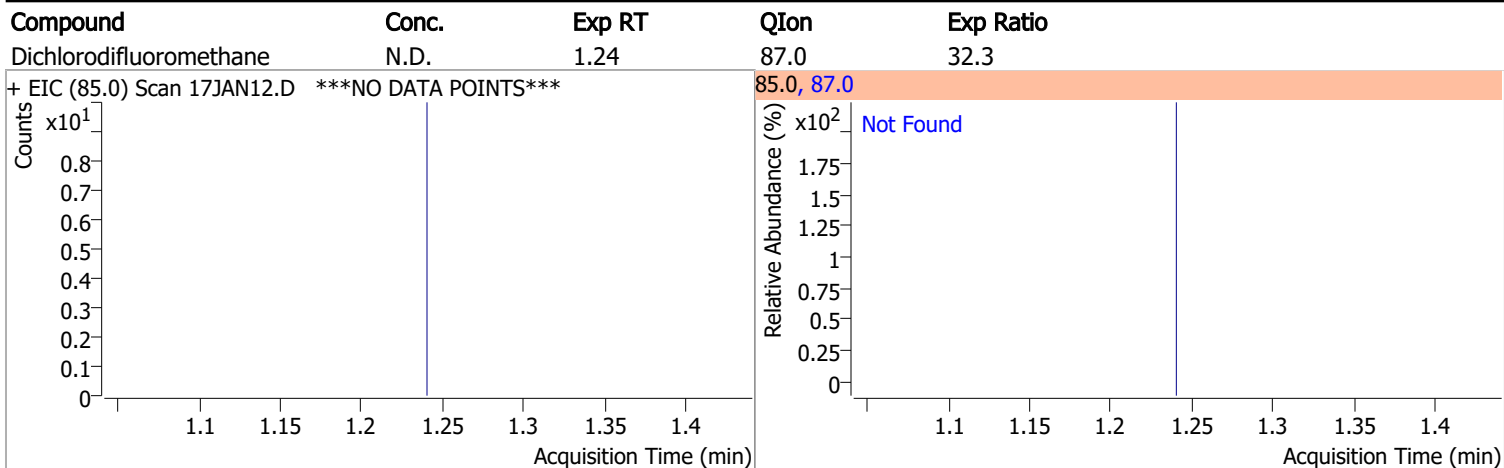
Compound	RT	QIon	Resp.	Conc.	Units	Dev(Min)
Internal Standards						
M Fluorobenzene	6.621	96.0	725432	250.0000	ng	-0.003
M Chlorobenzene-d5	9.775	82.0	283912	250.0000	ng	0.003
M 1,4-Dichlorobenzene-d4	12.103	152.0	217836	250.0000	ng	0.003
System Monitoring Compounds						
S Dibromofluoromethane	5.848	113.0	195326	285.8023	ng	0.003
Spiked Amount: 250.000	Range: 80.0 - 119.0%			Recovery = 114.32%		
S 1,2-Dichloroethane-d4	6.233	67.0	85501	289.6447	ng	0.000
Spiked Amount: 250.000	Range: 81.0 - 118.0%			Recovery = 115.86%		
S Toluene-d8	8.322	98.0	733698	268.1722	ng	0.003
Spiked Amount: 250.000	Range: 89.0 - 112.0%			Recovery = 107.27%		
S p-Bromofluorobenzene	10.951	95.0	211525	265.0540	ng	-0.003
Spiked Amount: 250.000	Range: 85.0 - 114.0%			Recovery = 106.02%		
Target Compounds						
T Dichlorodifluoromethane	0.000		0	N.D.		
T Chloromethane	1.406	50.0	1675	1.4517	ng	m 88
T Vinyl chloride	0.000		0	N.D.		
T Bromomethane	0.000		0	N.D.		
T Chloroethane	0.000		0	N.D.		
T Trichlorofluoromethane	0.000		0	N.D.		
T 1,1-Dichloroethene	0.000		0	N.D.		
T Methylene chloride	3.333	49.0	445	0.4132	ng	m 83
T trans-1,2-Dichloroethene	0.000		0	N.D.		
T Methyl tert-butyl ether (MTBE)	0.000		0	N.D.		
T 1,1-Dichloroethane	0.000		0	N.D.		
T 2,2-Dichloropropane	0.000		0	N.D.		
T cis-1,2-Dichloroethene	0.000		0	N.D.		
T Methyl ethyl ketone	0.000		0	N.D.		
T Bromochloromethane	0.000		0	N.D.		
T Chloroform	0.000		0	N.D.		

Quantitation Results Report (QT Reviewed)

Compound	RT	QIon	Resp.	Conc.	Units	Dev(Min)
T 1,1,1-Trichloroethane	0.000		0	N.D.		
T Carbon tetrachloride	0.000		0	N.D.		
T 1,1-Dichloropropene	0.000		0	N.D.		
T Benzene	0.000		0	N.D.		
T 1,2-Dichloroethane	0.000		0	N.D.		
T Trichloroethene	0.000		0	N.D.		
T 1,2-Dichloropropane	0.000		0	N.D.		
T Dibromomethane	0.000		0	N.D.		
T Bromodichloromethane	0.000		0	N.D.		
T cis-1,3-Dichloropropene	0.000		0	N.D.		
T Toluene	0.000		0	N.D.		
T trans-1,3-Dichloropropene	0.000		0	N.D.		
T 1,1,2-Trichloroethane	0.000		0	N.D.		
T Tetrachloroethene	0.000		0	N.D.		
T 1,3-Dichloropropane	0.000		0	N.D.		
T Chlorodibromomethane	0.000		0	N.D.		
T 1,2-Dibromoethane	0.000		0	N.D.		
T Chlorobenzene	0.000		0	N.D.		
T 1,1,1,2-Tetrachloroethane	0.000		0	N.D.		
T Ethylbenzene	0.000		0	N.D.		
T m+p-Xylenes	0.000		0	N.D.		
T o-Xylene	0.000		0	N.D.		
T Styrene	0.000		0	N.D.		
T Bromoform	0.000		0	N.D.		
T Bromobenzene	0.000		0	N.D.		
T 1,1,2,2-Tetrachloroethane	0.000		0	N.D.		
T 1,2,3-Trichloropropane	0.000		0	N.D.		
T 2-Chlorotoluene	0.000		0	N.D.		
T 4-Chlorotoluene	0.000		0	N.D.		
T 1,3-Dichlorobenzene	0.000		0	N.D.		
T 1,4-Dichlorobenzene	0.000		0	N.D.		
T 1,2-Dichlorobenzene	0.000		0	N.D.		

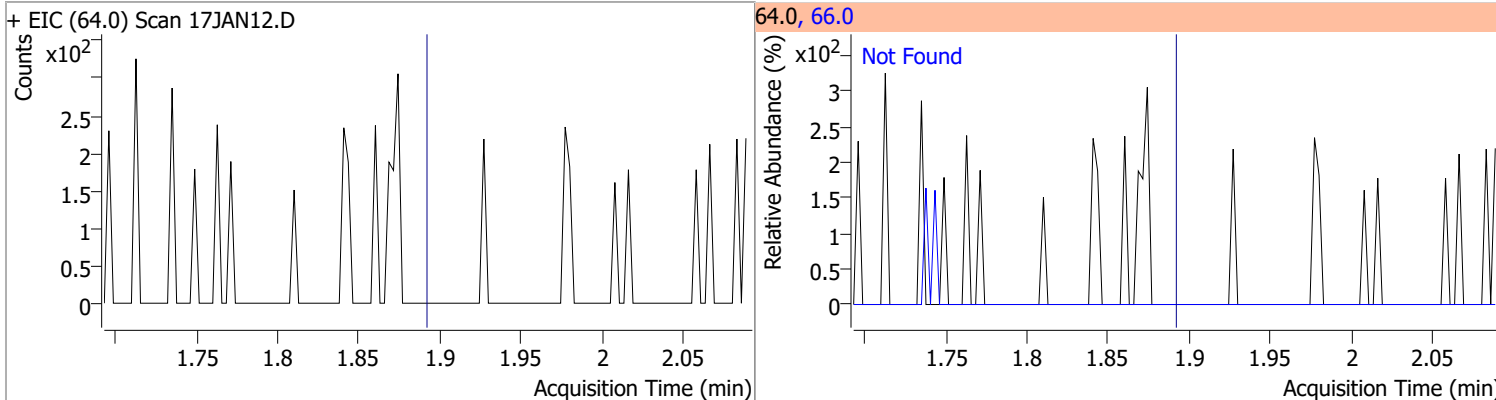
(#) = Qualifier Out of Range; (m) = Manual Integration; (+) = Area Summed; (*) = Surrogate Percent Recovery Out of Range; (d): Zeroed Peak

Quantitation Results Report (QT Reviewed)

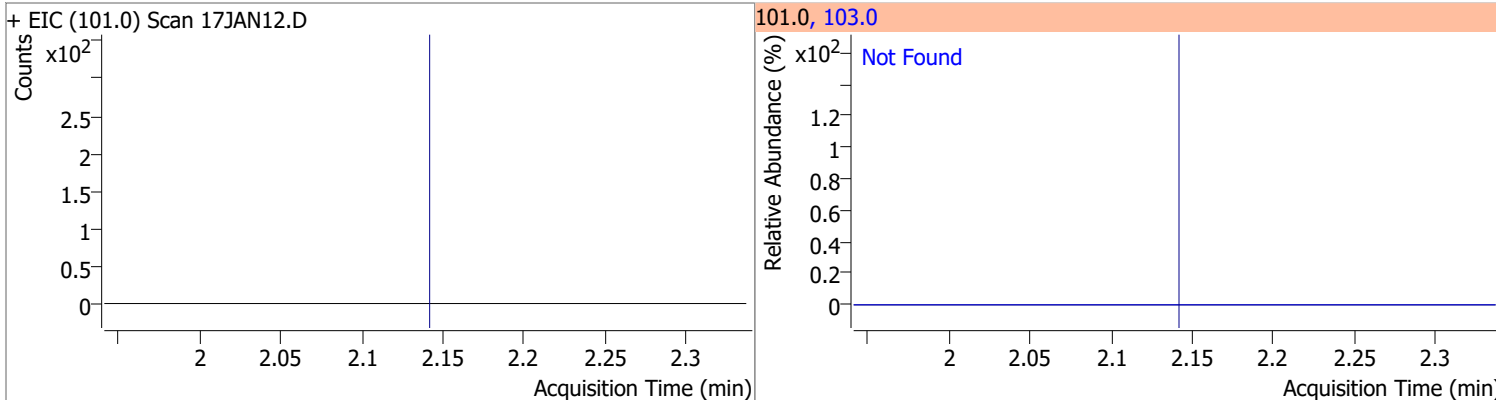


Quantitation Results Report (QT Reviewed)

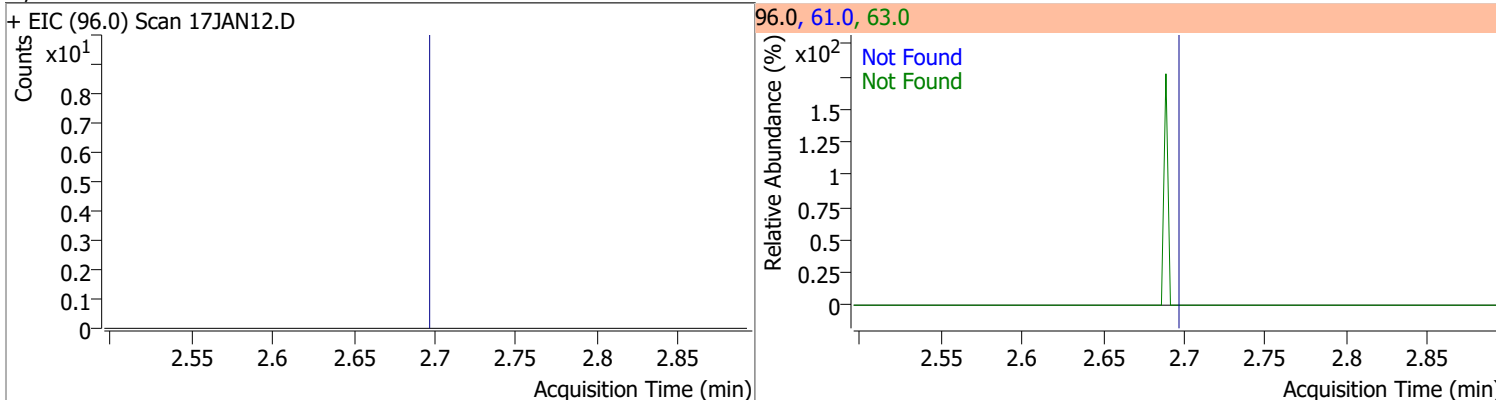
Compound	Conc.	Exp RT	QIon	Exp Ratio
Chloroethane	N.D.	1.89	66.0	30.1



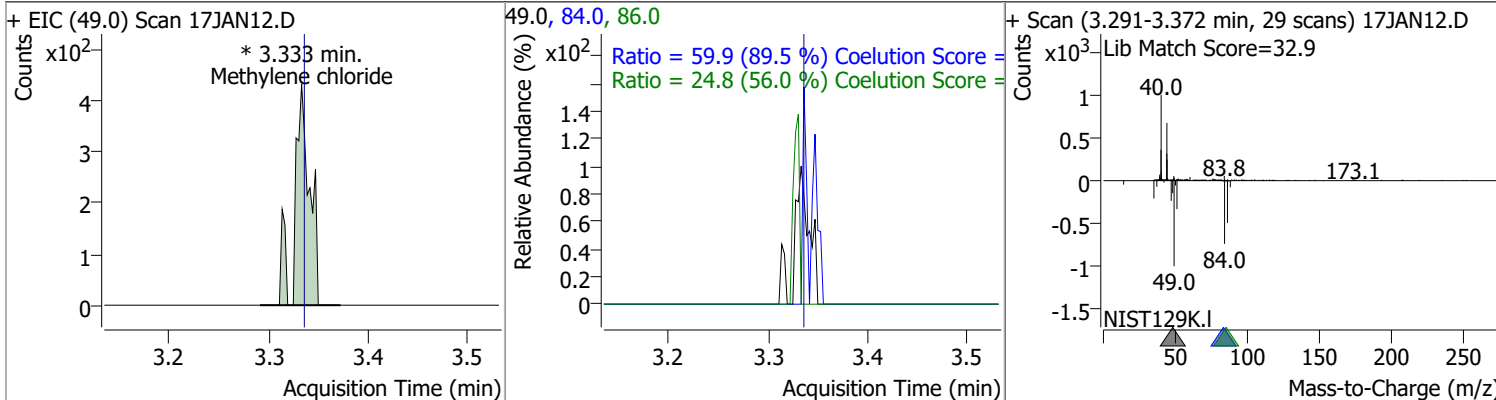
Compound	Conc.	Exp RT	QIon	Exp Ratio
Trichlorofluoromethane	N.D.	2.14	103.0	64.2



Compound	Conc.	Exp RT	QIon	Exp Ratio	QIon	Exp Ratio
1,1-Dichloroethene	N.D.	2.70	61.0	180.3	63.0	56.7

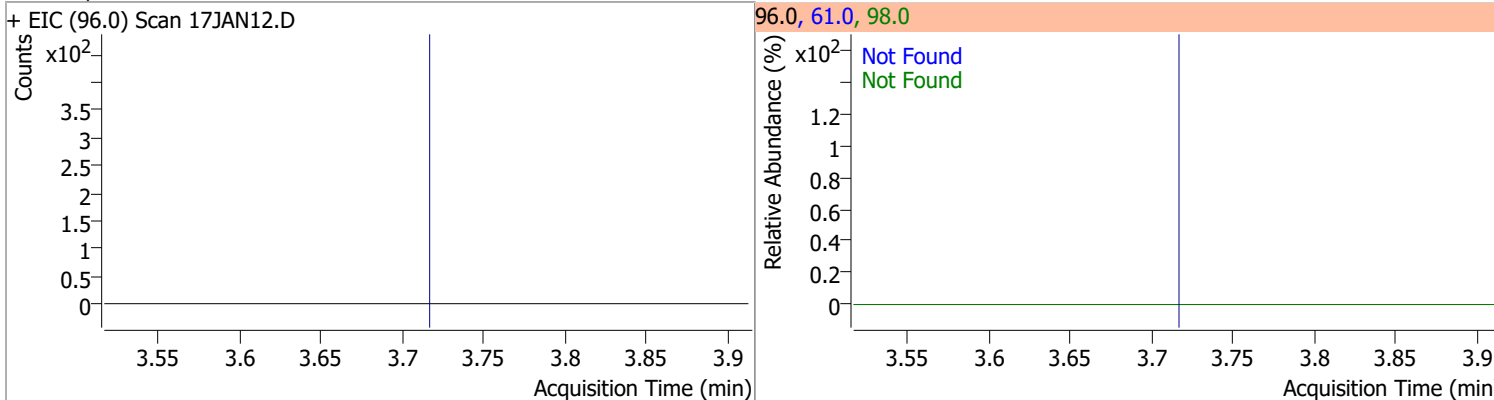


Compound	Conc.	RT	Dev(Min)	Resp.	QIon	QRatio	Lower	Upper
Methylene chloride	0.4132	3.33	0.00	445 (m)	84.0	59.9	36.9	96.9
					86.0	24.8	14.3	74.3

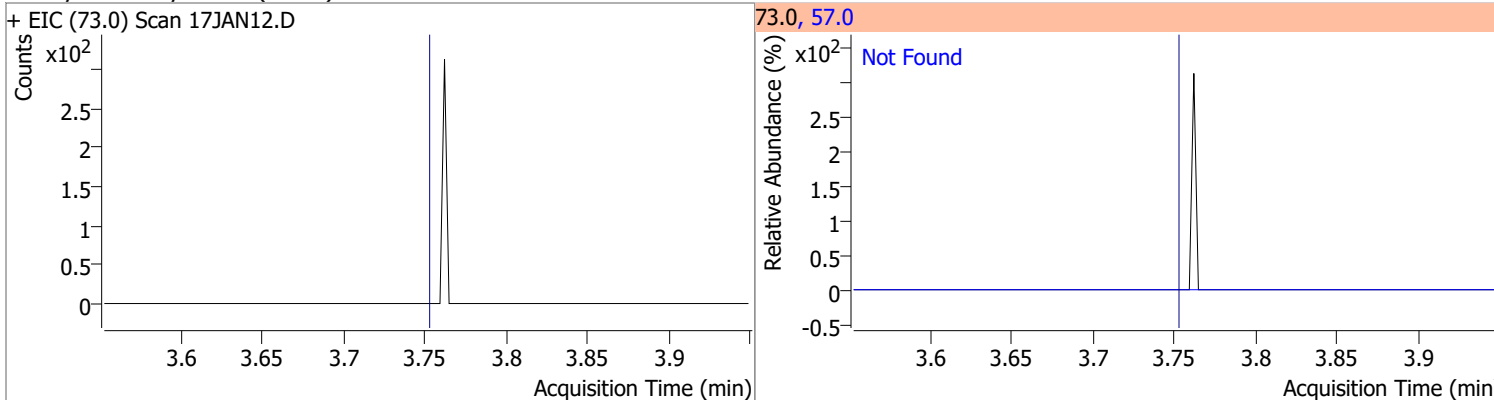


Quantitation Results Report (QT Reviewed)

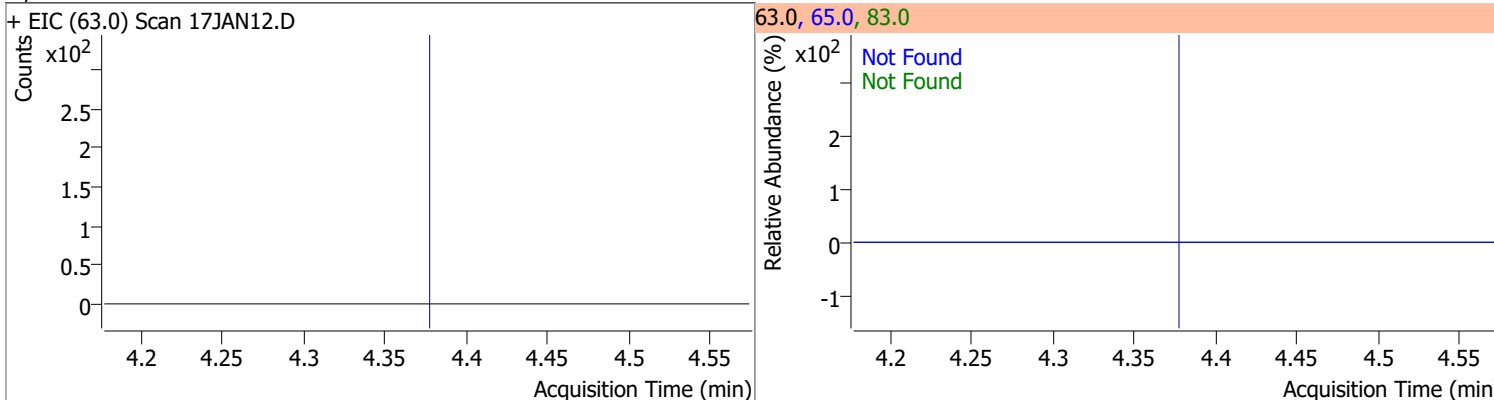
Compound	Conc.	Exp RT	QIon	Exp Ratio	QIon	Exp Ratio
trans-1,2-Dichloroethene	N.D.	3.72	61.0	153.9	98.0	65.7



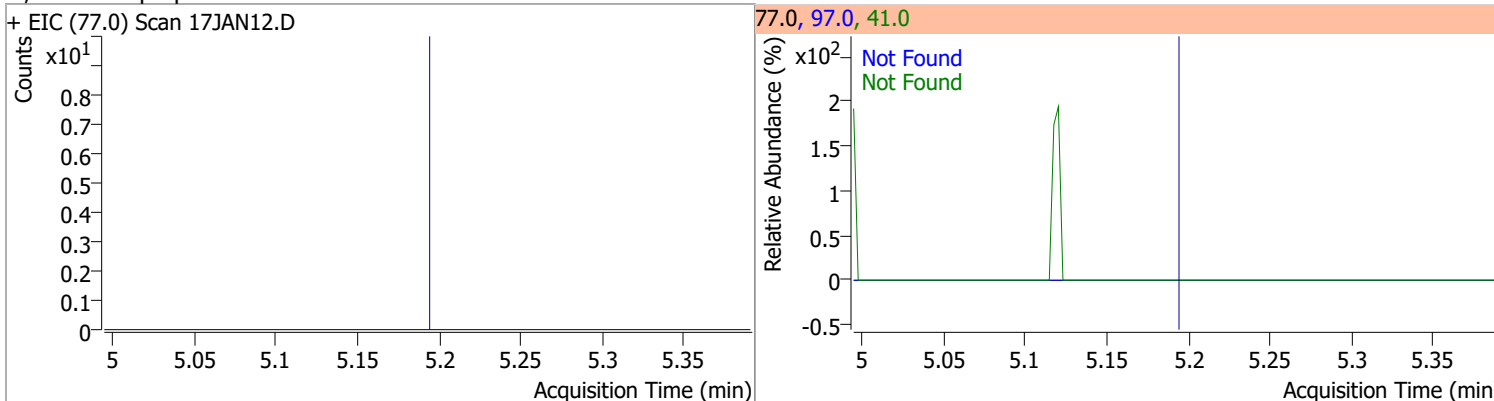
Compound	Conc.	Exp RT	QIon	Exp Ratio
Methyl tert-butyl ether (MTBE)	N.D.	3.75	57.0	24.6



Compound	Conc.	Exp RT	QIon	Exp Ratio	QIon	Exp Ratio
1,1-Dichloroethane	N.D.	4.38	65.0	32.1	83.0	13.7

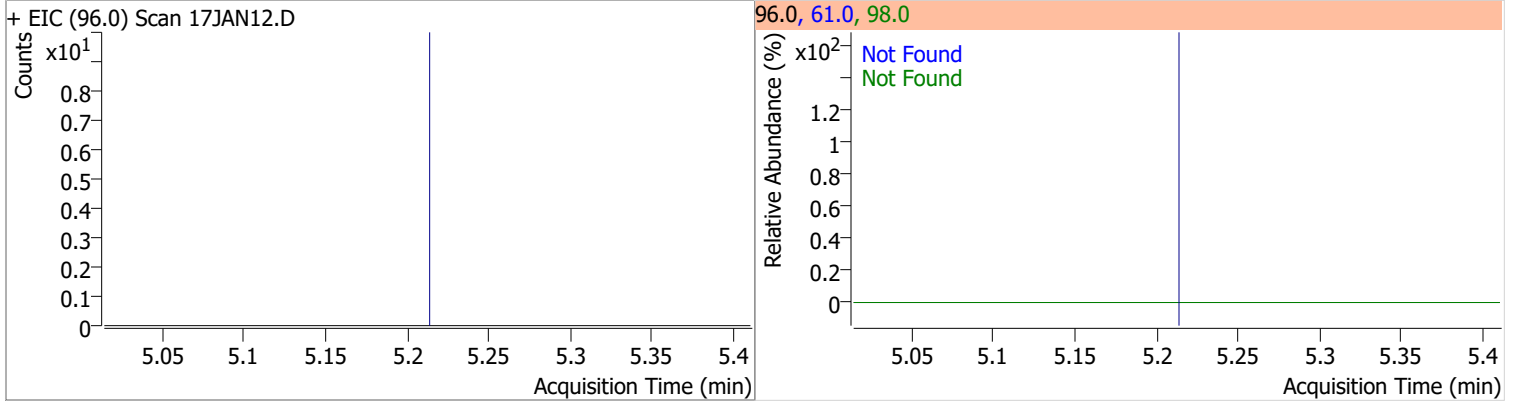


Compound	Conc.	Exp RT	QIon	Exp Ratio	QIon	Exp Ratio
2,2-Dichloropropane	N.D.	5.20	41.0	66.5	97.0	23.2

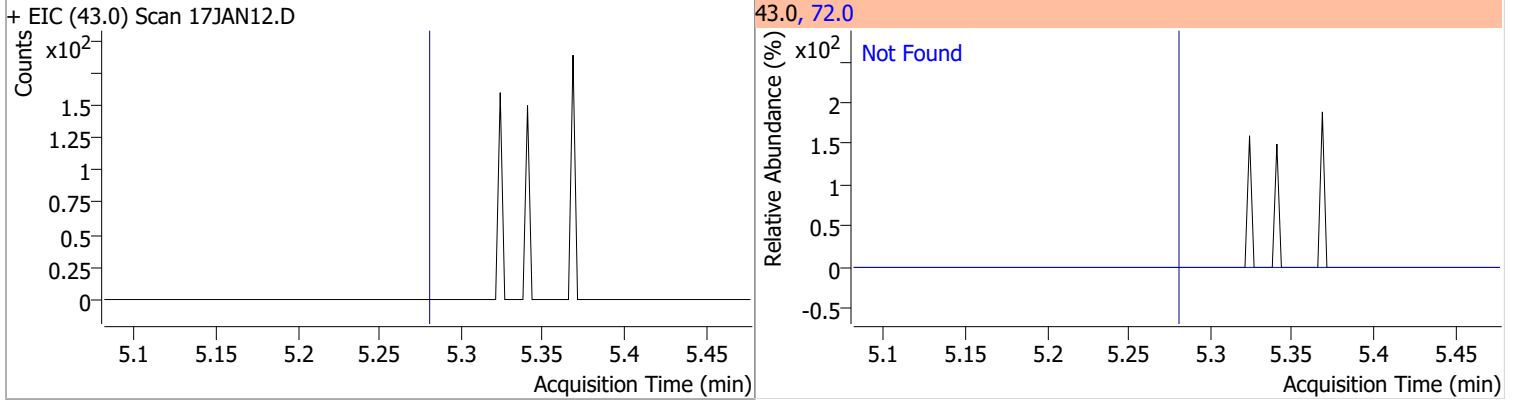


Quantitation Results Report (QT Reviewed)

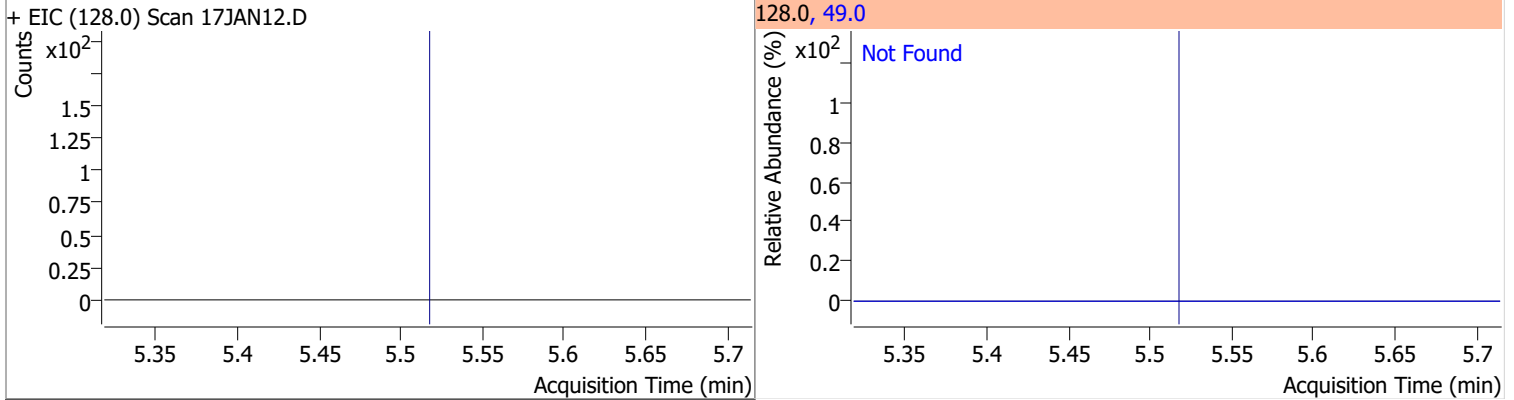
Compound	Conc.	Exp RT	QIon	Exp Ratio	QIon	Exp Ratio
cis-1,2-Dichloroethene	N.D.	5.22	61.0	167.2	98.0	67.3



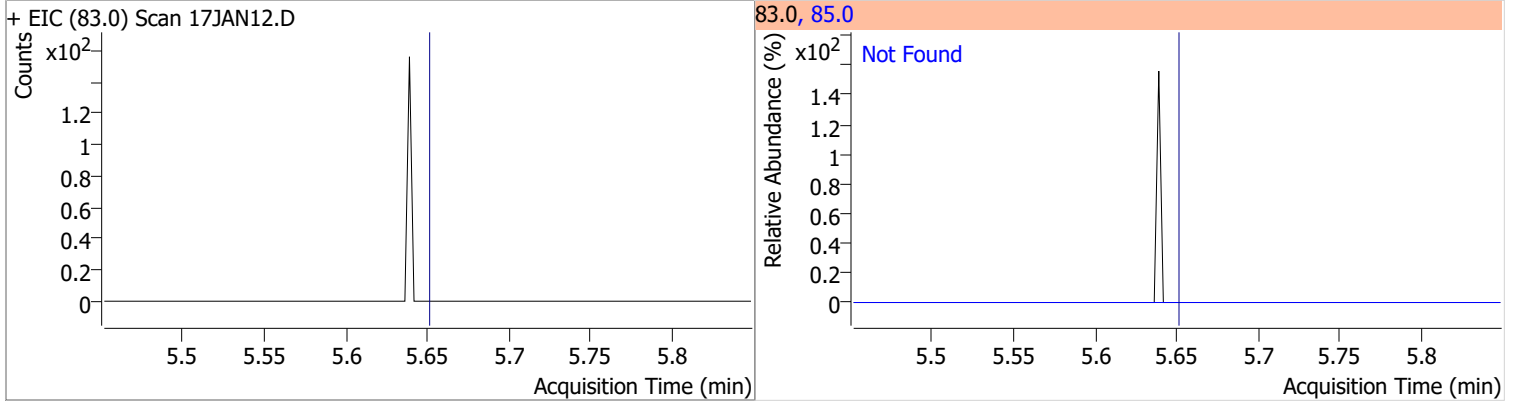
Compound	Conc.	Exp RT	QIon	Exp Ratio
Methyl ethyl ketone	N.D.	5.28	72.0	21.3



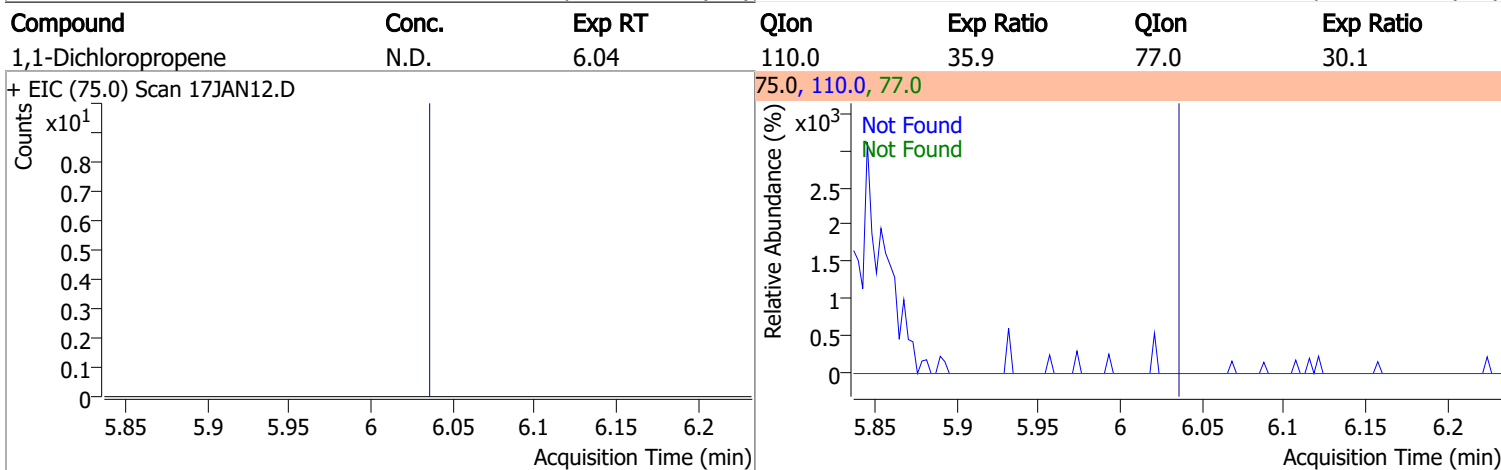
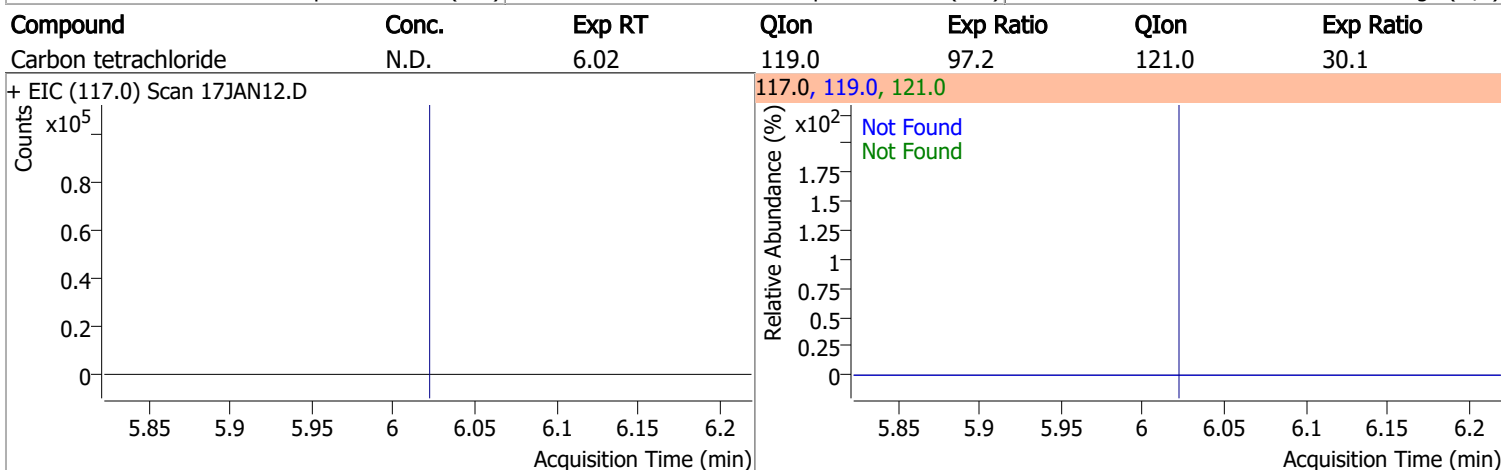
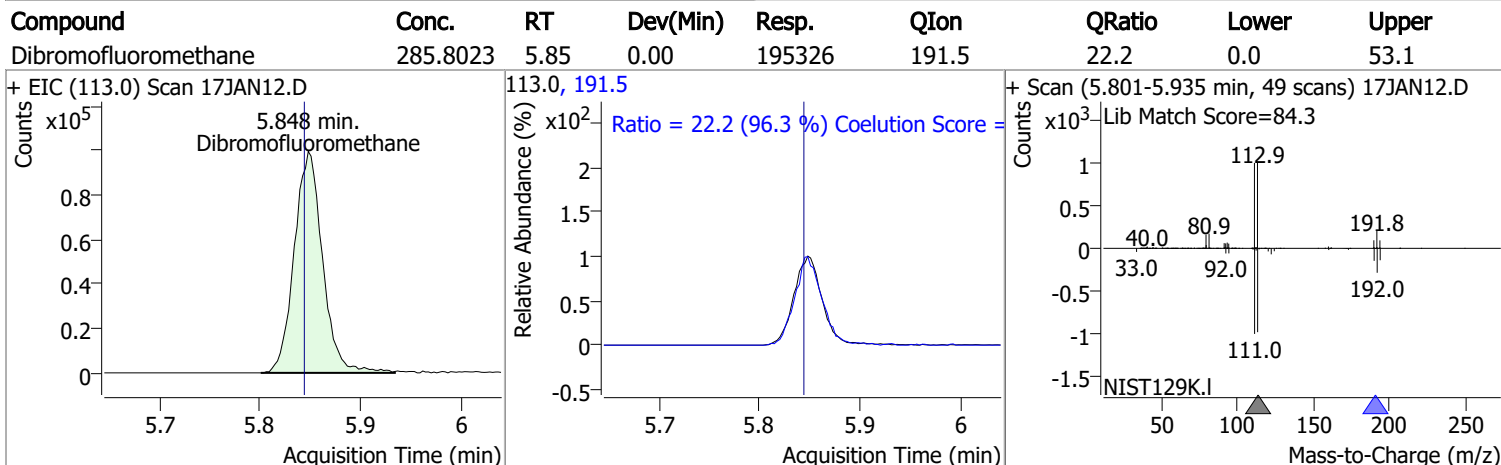
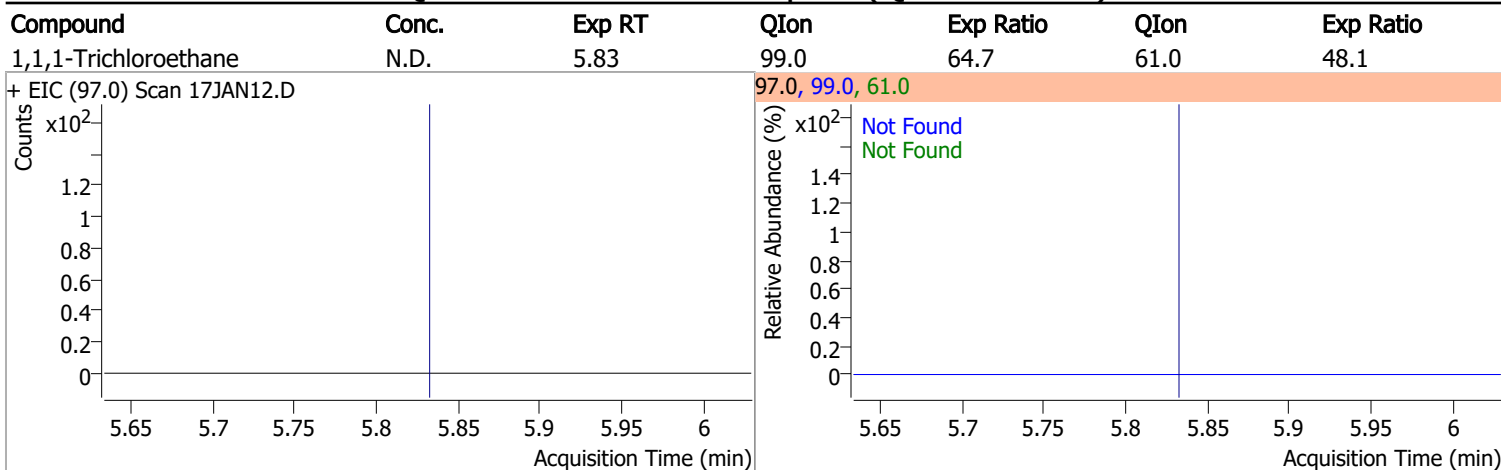
Compound	Conc.	Exp RT	QIon	Exp Ratio
Bromochloromethane	N.D.	5.52	49.0	182.9



Compound	Conc.	Exp RT	QIon	Exp Ratio
Chloroform	N.D.	5.65	85.0	66.0

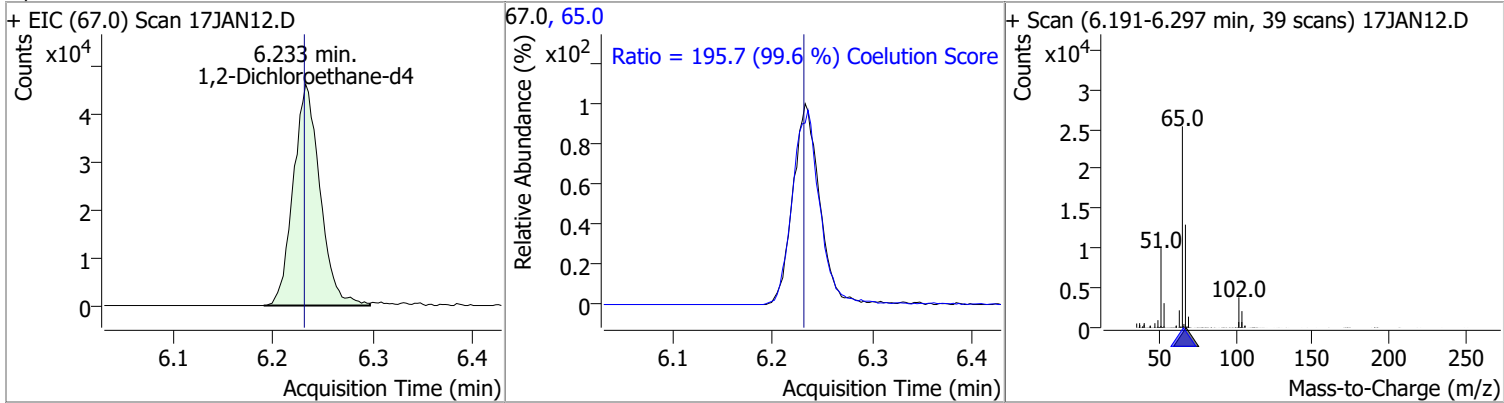


Quantitation Results Report (QT Reviewed)

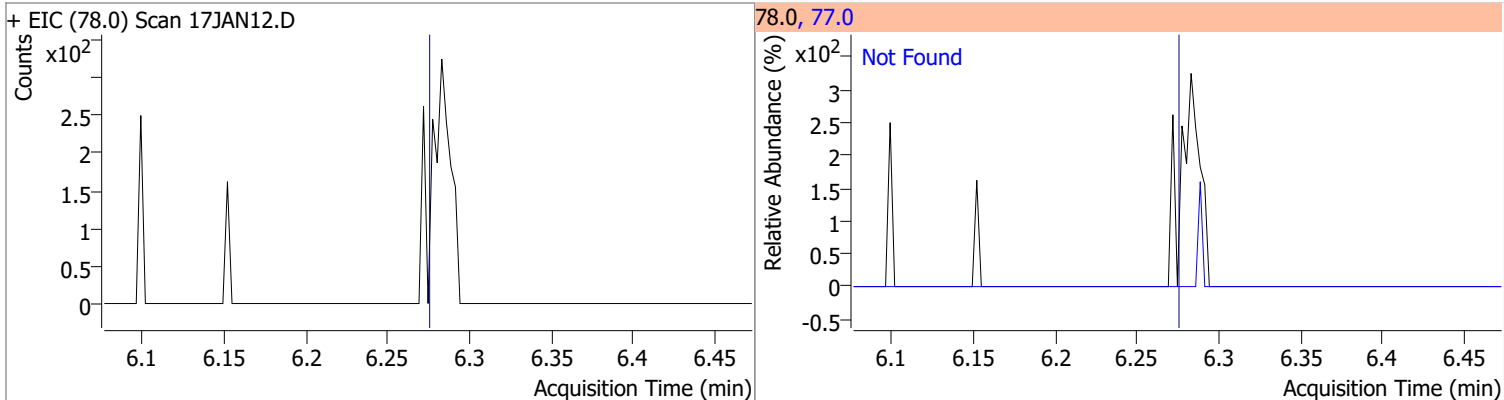


Quantitation Results Report (QT Reviewed)

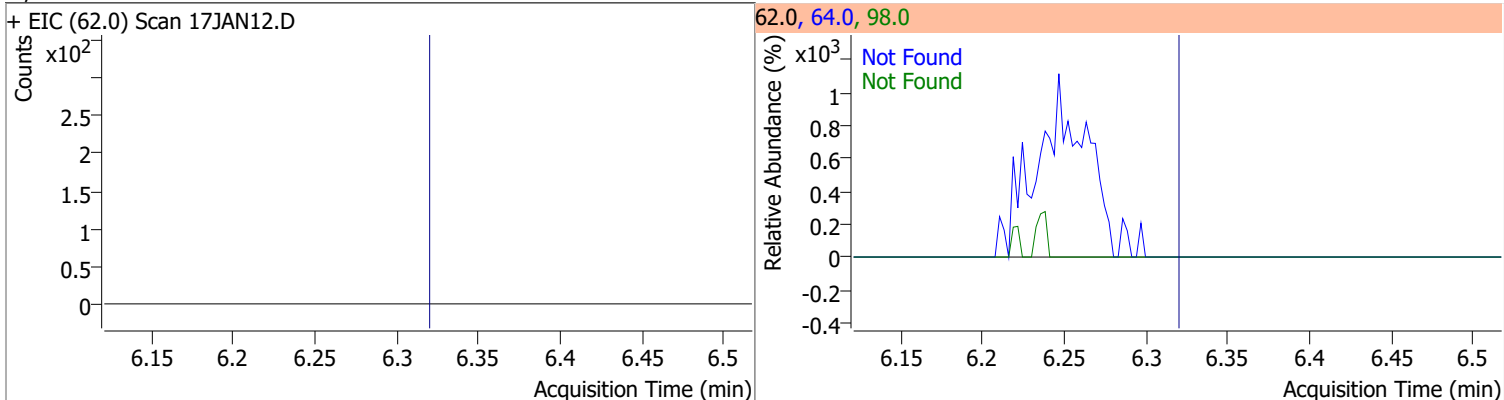
Compound	Conc.	RT	Dev(Min)	Resp.	QIon	QRatio	Lower	Upper
1,2-Dichloroethane-d4	289.6447	6.23	0.00	85501	65.0	195.7	166.5	226.5



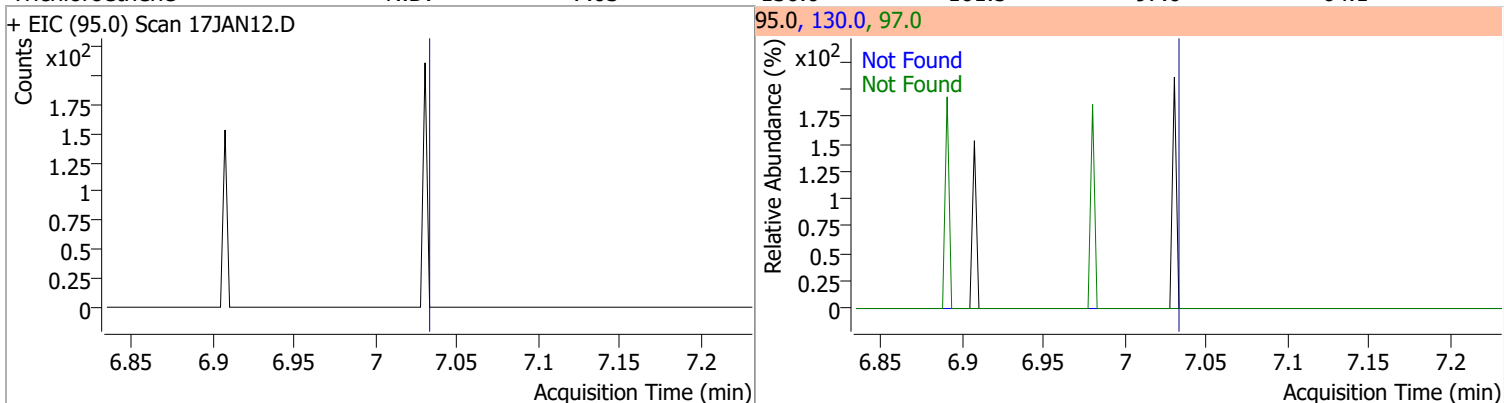
Compound	Conc.	Exp RT	QIon	Exp Ratio
Benzene	N.D.	6.28	77.0	23.5



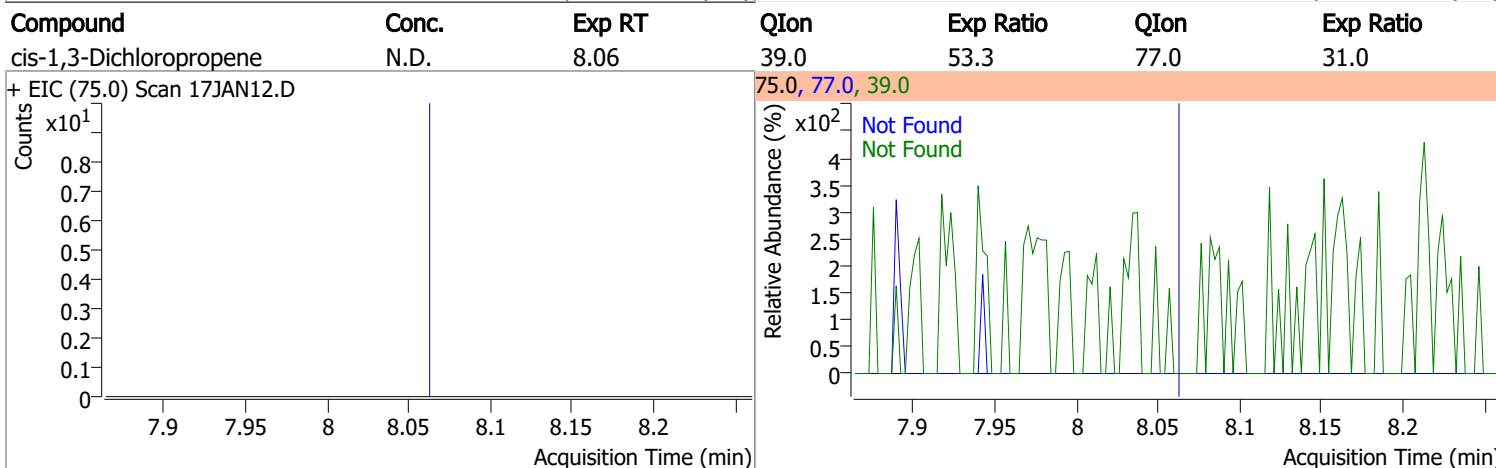
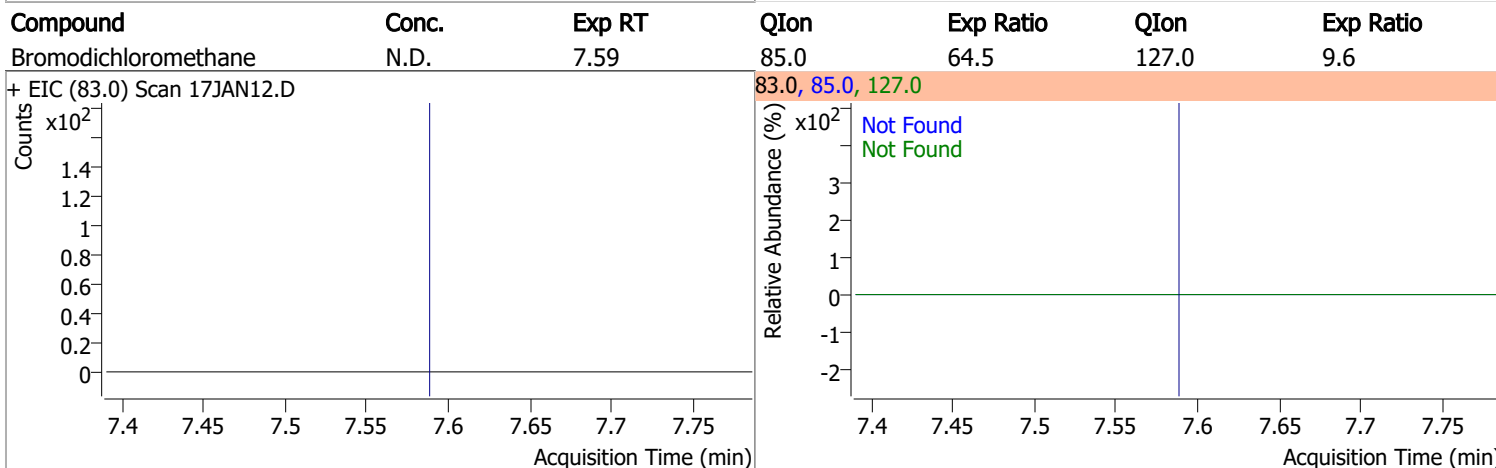
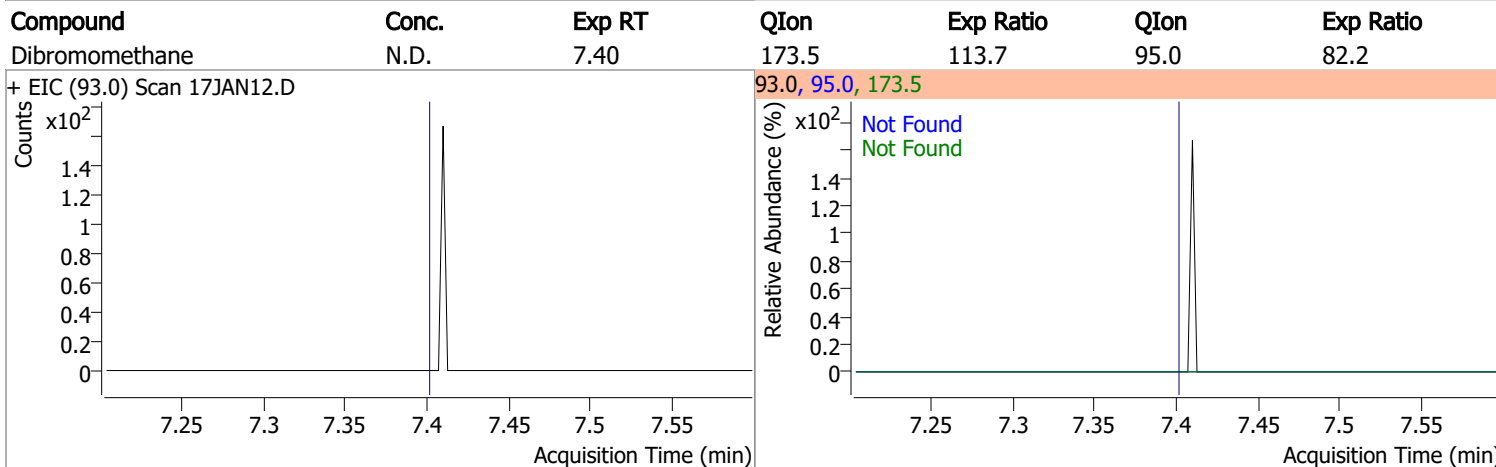
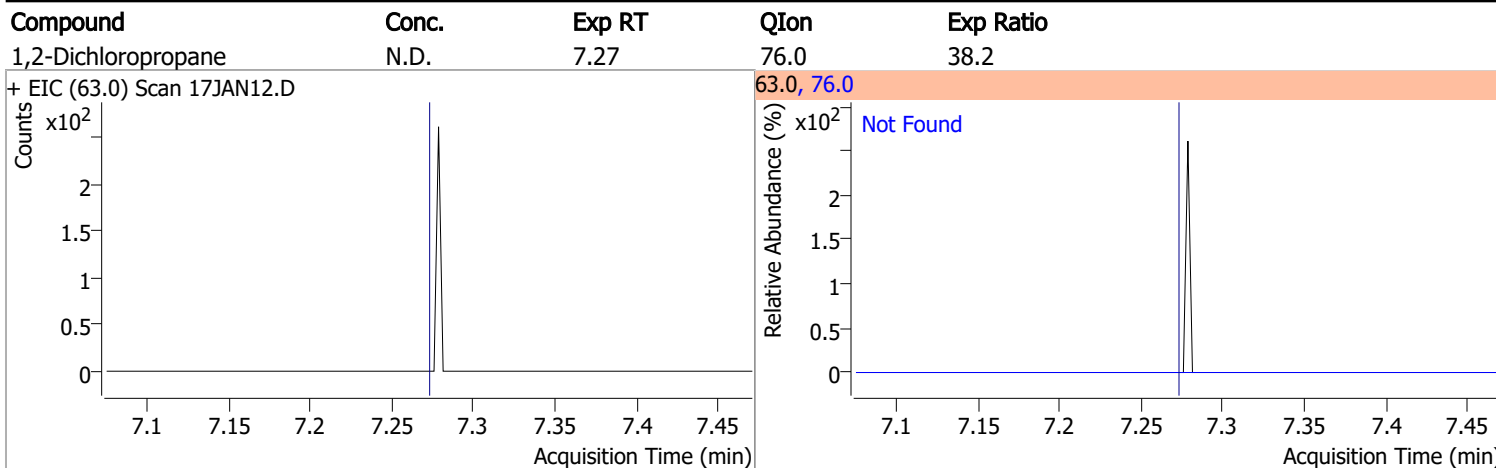
Compound	Conc.	Exp RT	QIon	Exp Ratio	QIon	Exp Ratio
1,2-Dichloroethane	N.D.	6.32	64.0	29.9	98.0	7.6



Compound	Conc.	Exp RT	QIon	Exp Ratio	QIon	Exp Ratio
Trichloroethene	N.D.	7.03	130.0	101.5	97.0	64.1

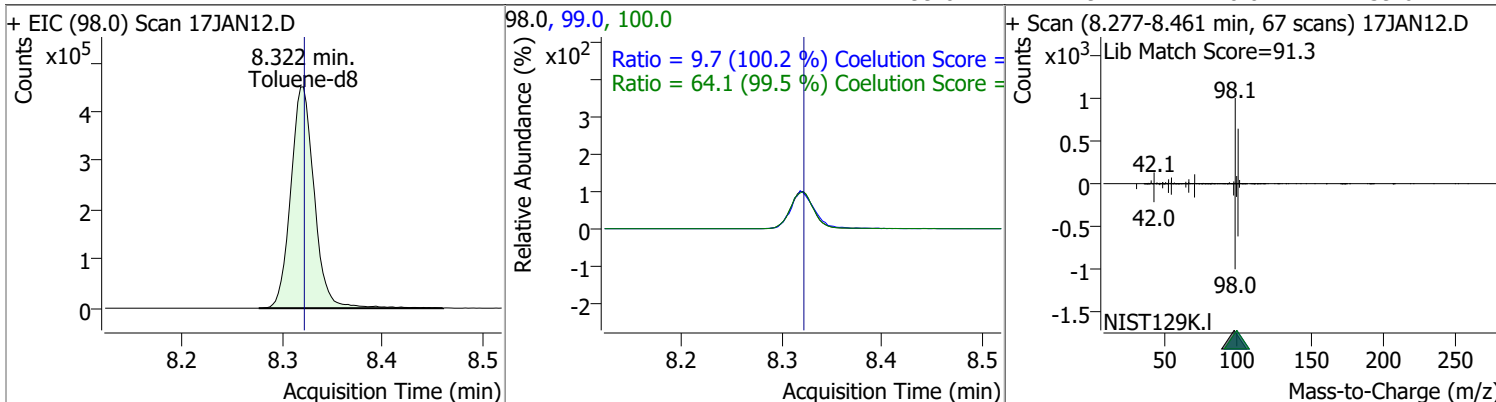


Quantitation Results Report (QT Reviewed)

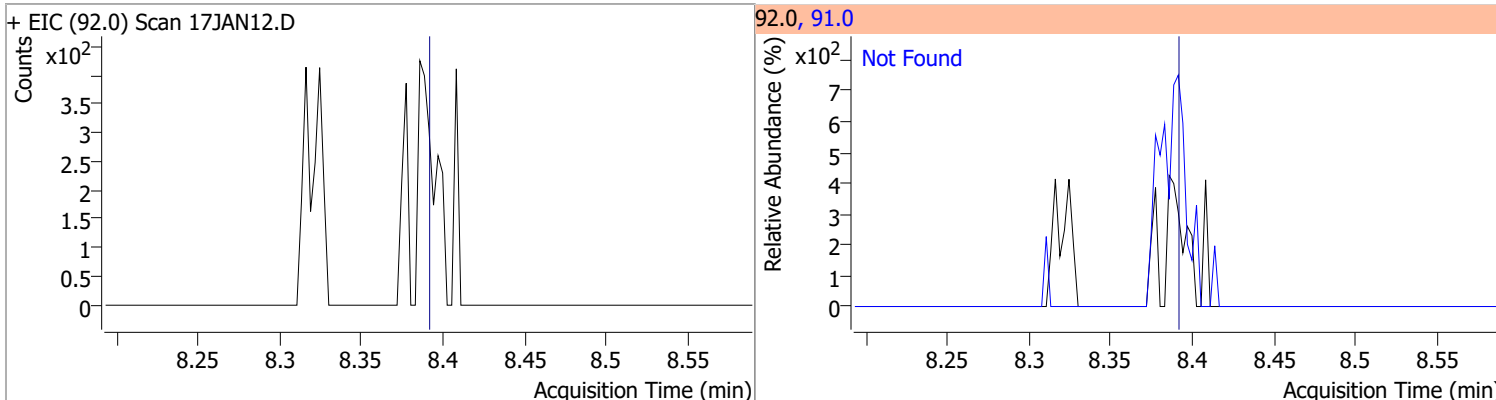


Quantitation Results Report (QT Reviewed)

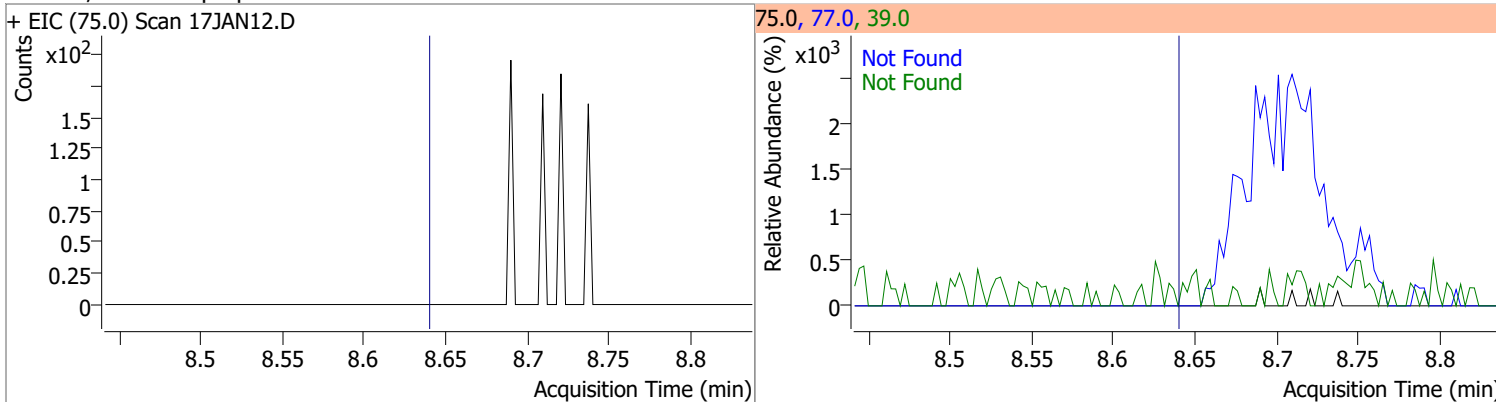
Compound	Conc.	RT	Dev(Min)	Resp.	QIon	QRatio	Lower	Upper
Toluene-d8	268.1722	8.32	0.00	733698	100.0	64.1	34.4	94.4
					99.0	9.7	0.0	39.6



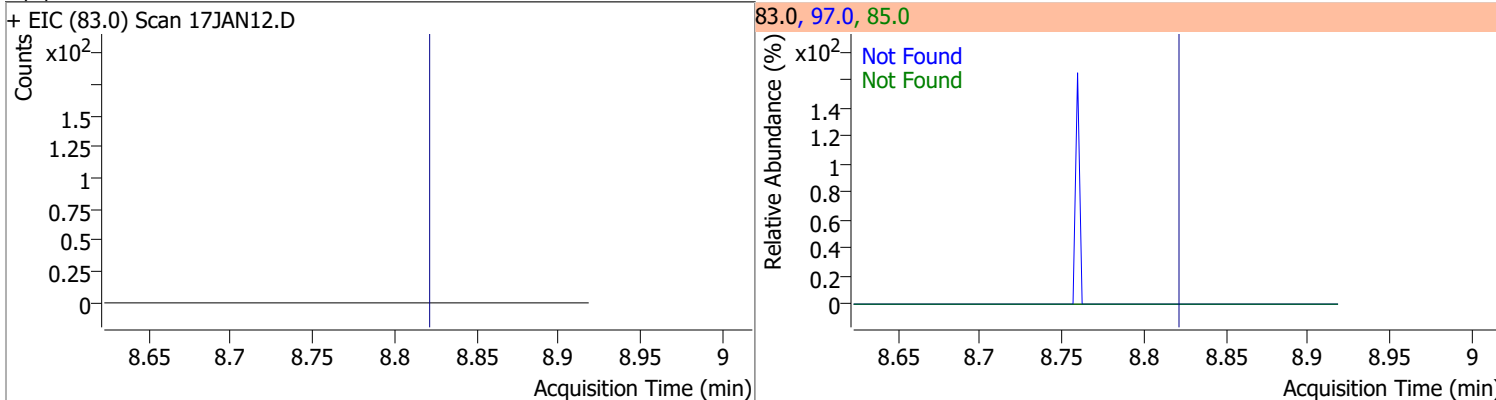
Compound	Conc.	Exp RT	QIon	Exp Ratio
Toluene	N.D.	8.39	91.0	175.8



Compound	Conc.	Exp RT	QIon	Exp Ratio	QIon	Exp Ratio
trans-1,3-Dichloropropene	N.D.	8.64	39.0	53.4	77.0	32.4

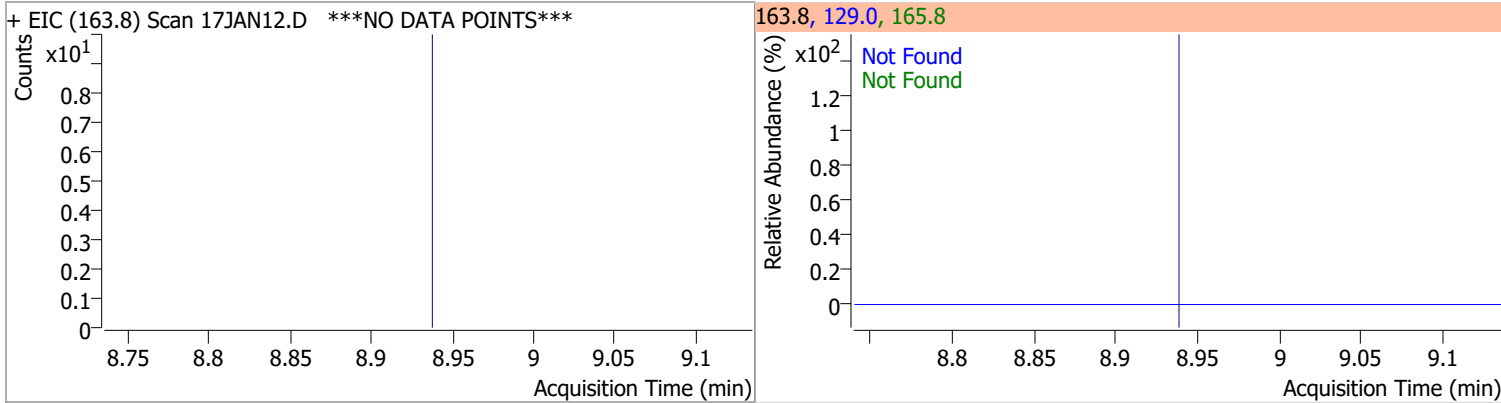


Compound	Conc.	Exp RT	QIon	Exp Ratio	QIon	Exp Ratio
1,1,2-Trichloroethane	N.D.	8.82	97.0	114.6	85.0	67.6

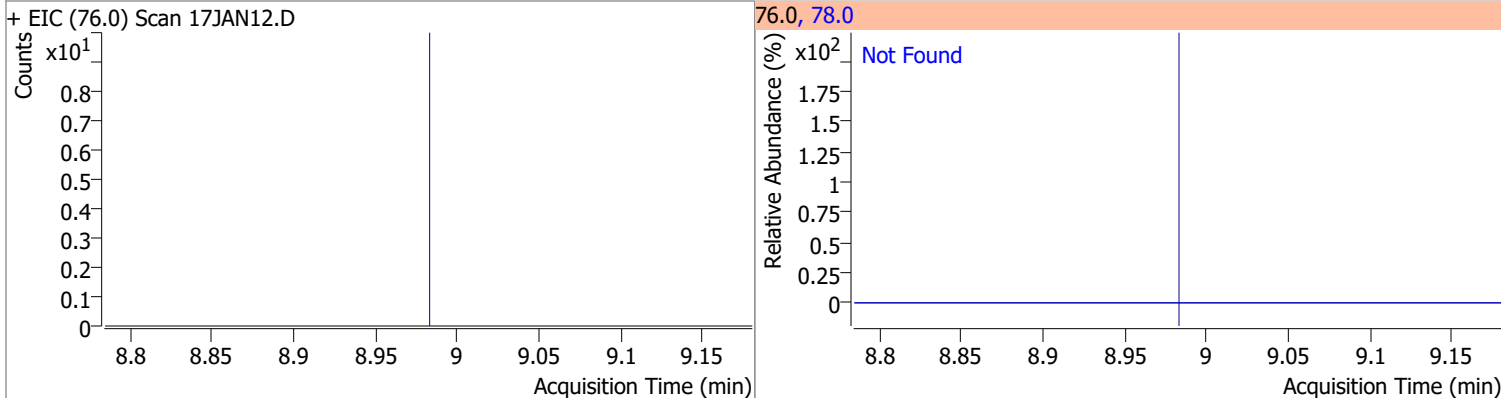


Quantitation Results Report (QT Reviewed)

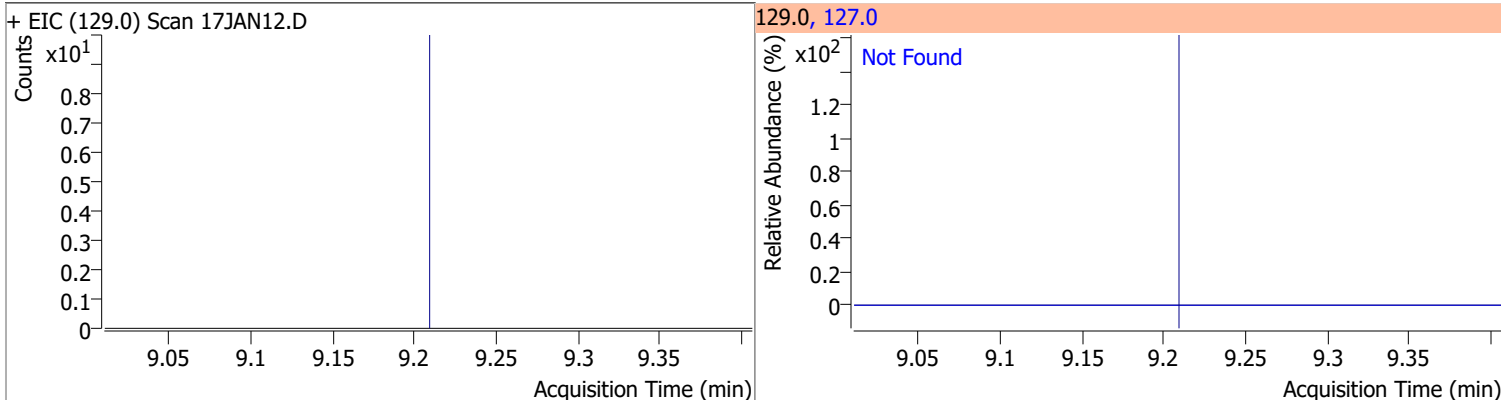
Compound	Conc.	Exp RT	QIon	Exp Ratio	QIon	Exp Ratio
Tetrachloroethene	N.D.	8.94	165.8	128.6	129.0	91.5



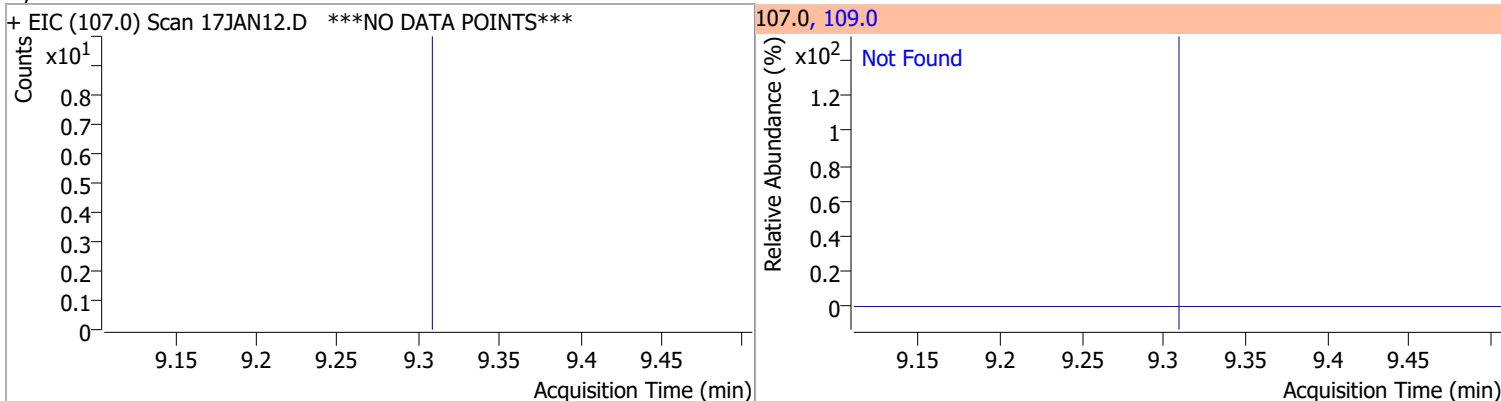
Compound	Conc.	Exp RT	QIon	Exp Ratio
1,3-Dichloropropane	N.D.	8.98	78.0	32.9



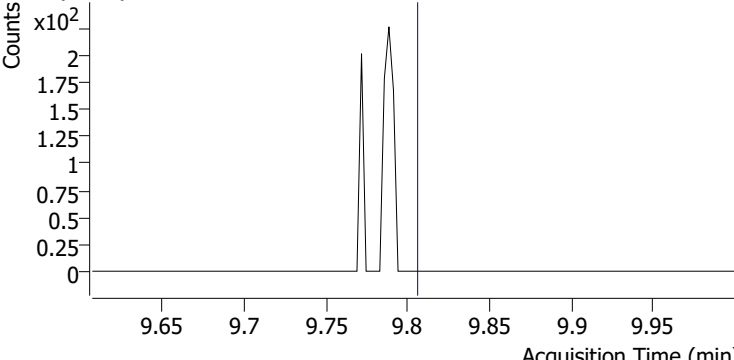
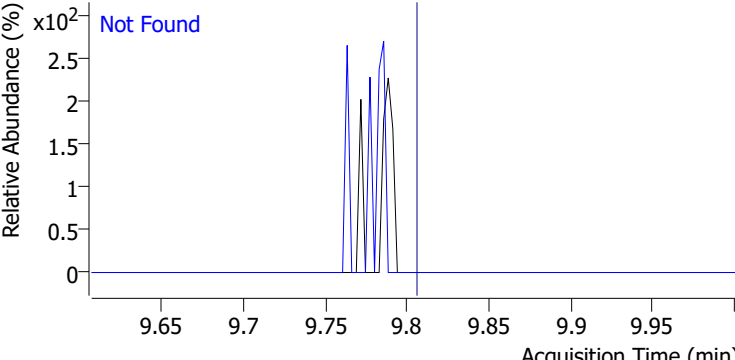
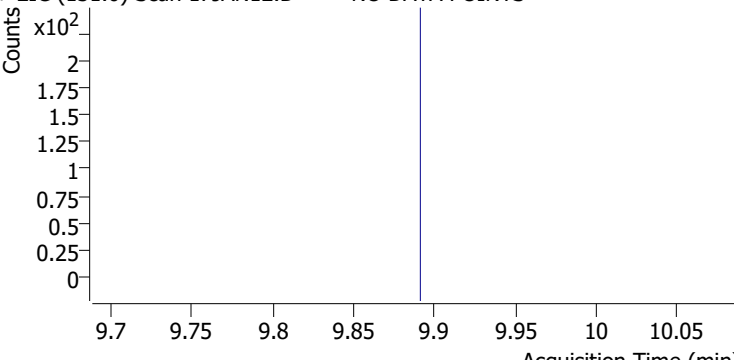
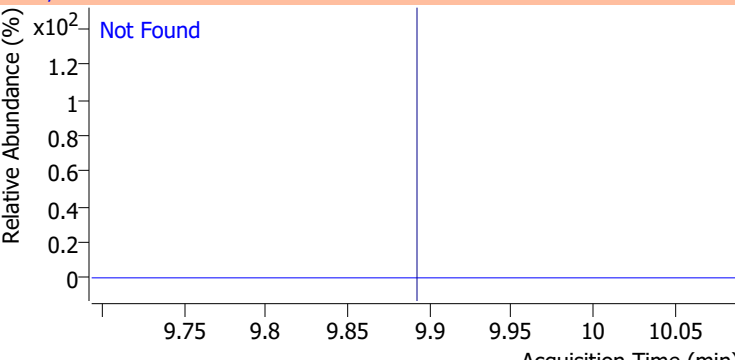
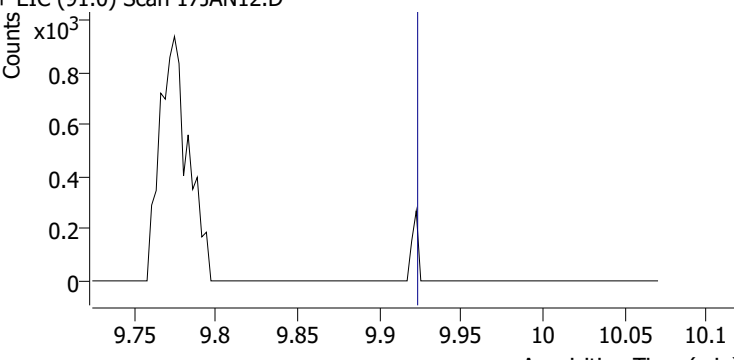
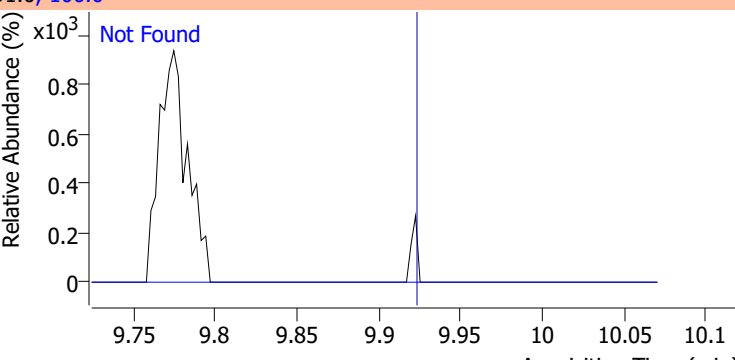
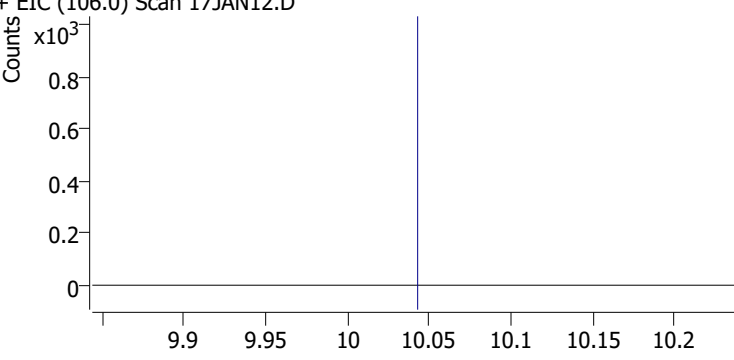
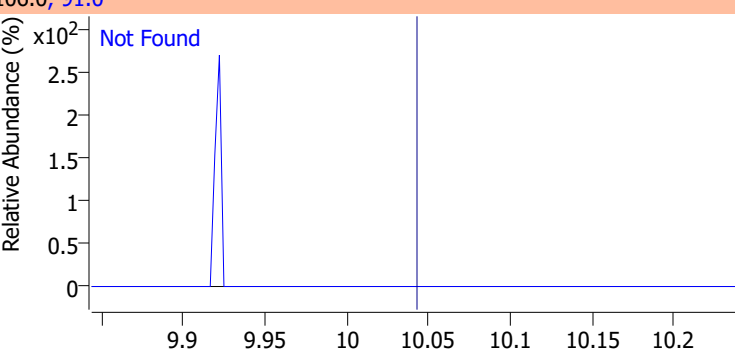
Compound	Conc.	Exp RT	QIon	Exp Ratio
Chlorodibromomethane	N.D.	9.21	127.0	78.0



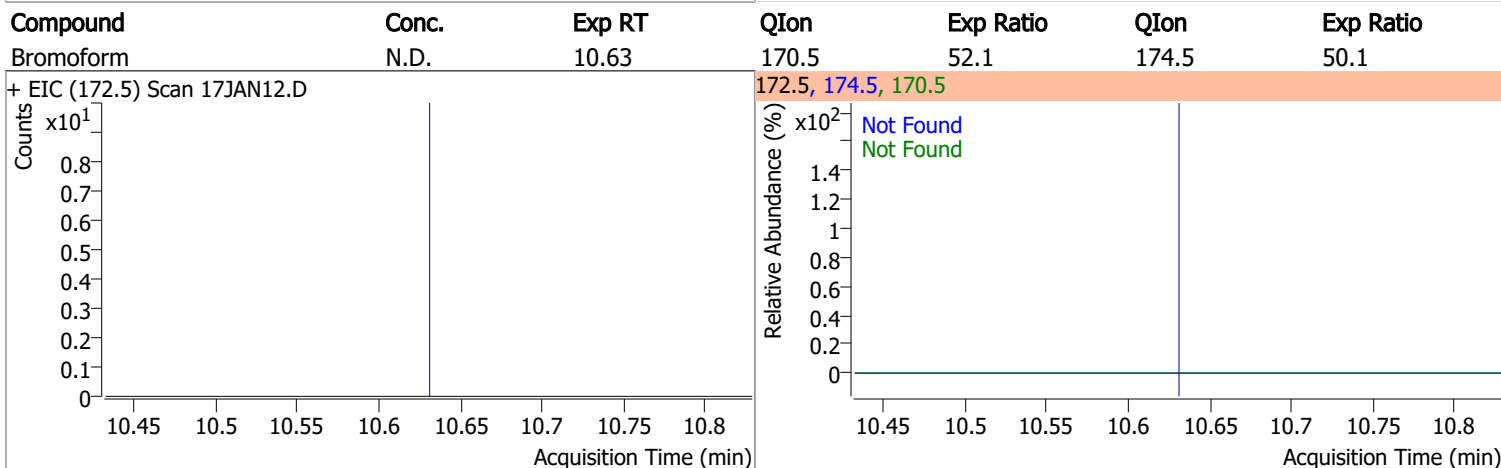
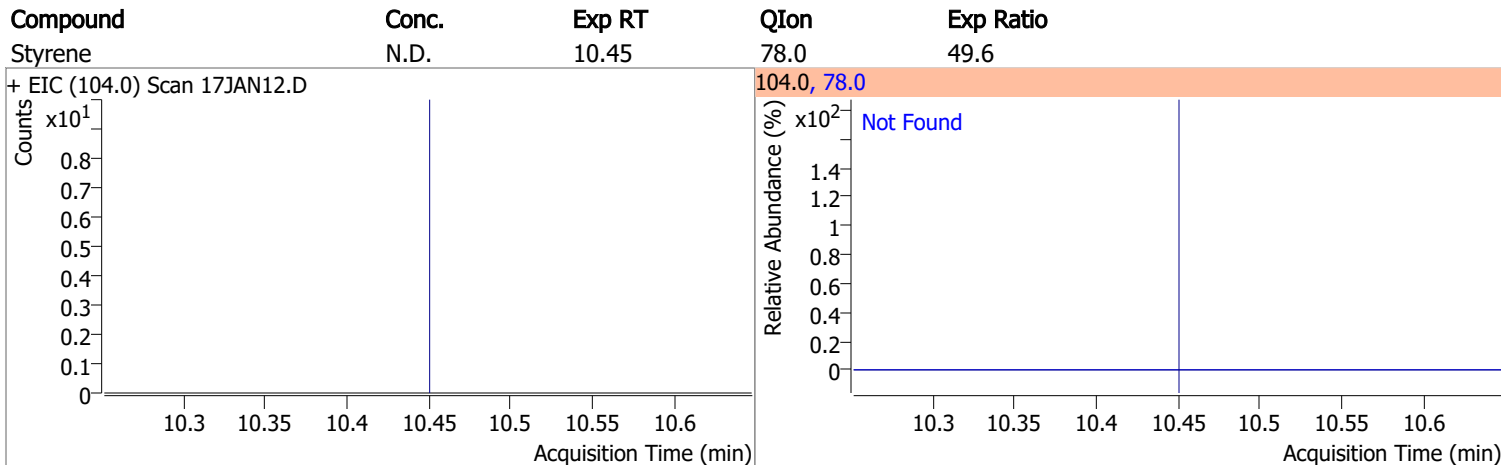
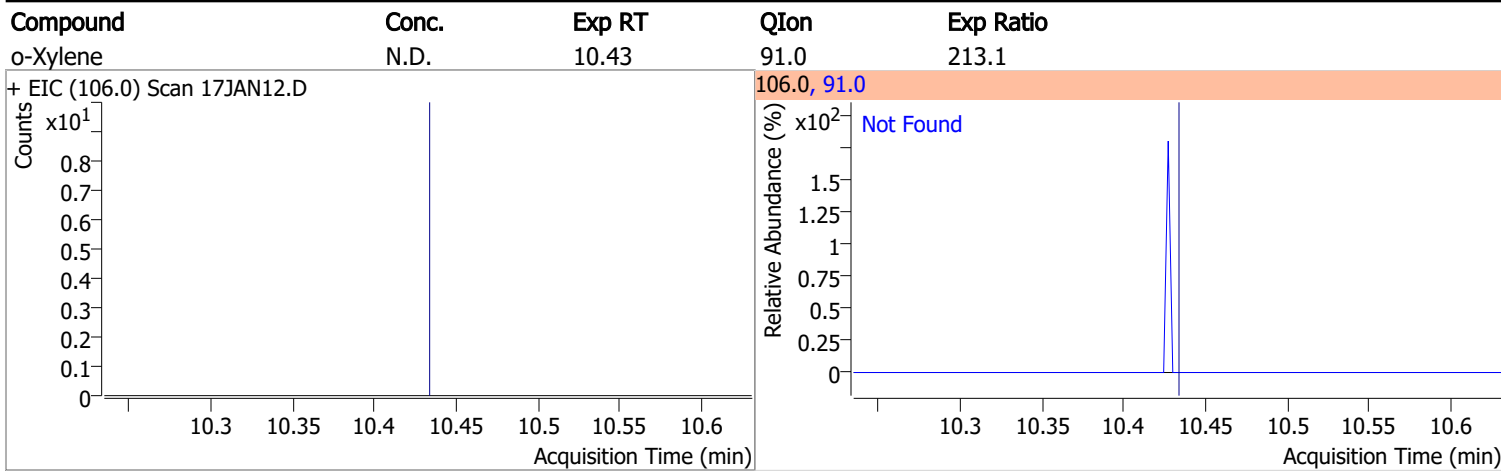
Compound	Conc.	Exp RT	QIon	Exp Ratio
1,2-Dibromoethane	N.D.	9.31	109.0	94.5



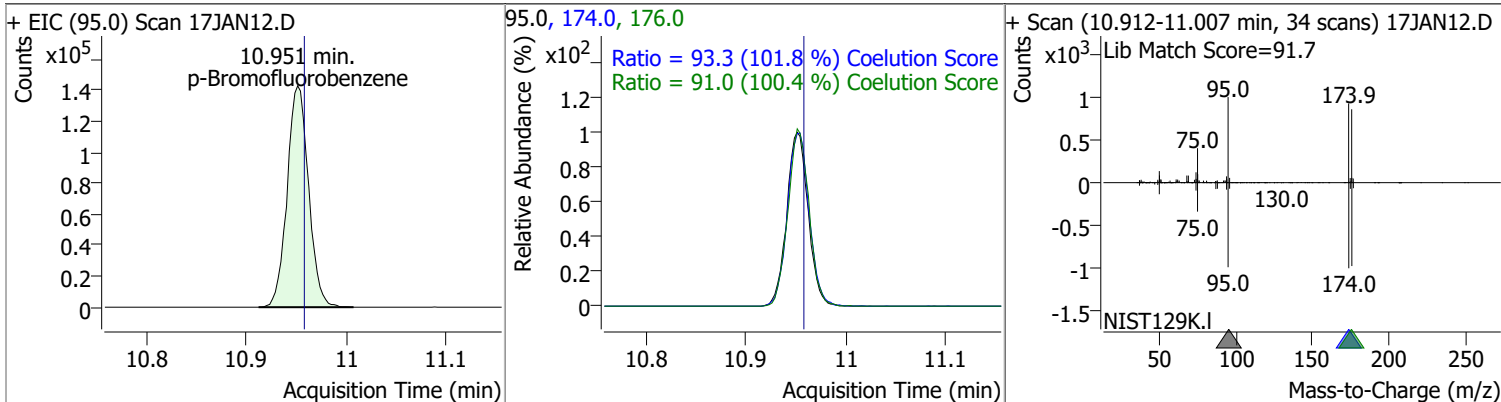
Quantitation Results Report (QT Reviewed)

Compound	Conc.	Exp RT	QIon	Exp Ratio
Chlorobenzene	N.D.	9.80	114.0	32.1
+ EIC (112.0) Scan 17JAN12.D			112.0, 114.0	
				
1,1,1,2-Tetrachloroethane	N.D.	9.89	133.0	98.6
+ EIC (131.0) Scan 17JAN12.D ***NO DATA POINTS***			131.0, 133.0	
				
Ethylbenzene	N.D.	9.92	106.0	31.1
+ EIC (91.0) Scan 17JAN12.D			91.0, 106.0	
				
m+p-Xylenes	N.D.	10.04	91.0	201.4
+ EIC (106.0) Scan 17JAN12.D			106.0, 91.0	
				

Quantitation Results Report (QT Reviewed)



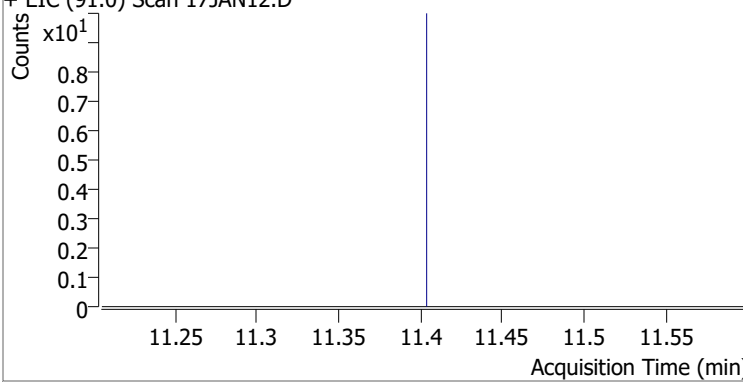
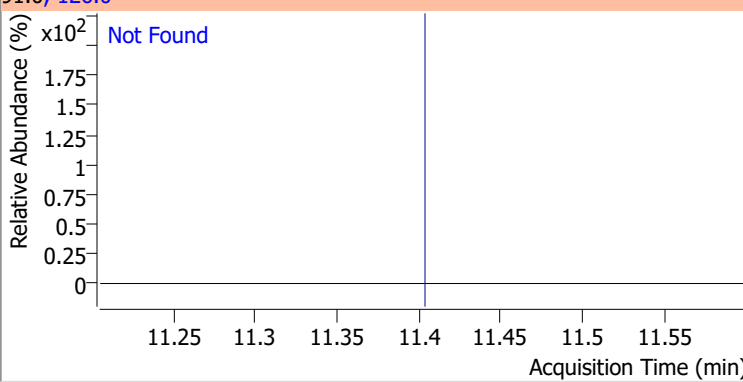
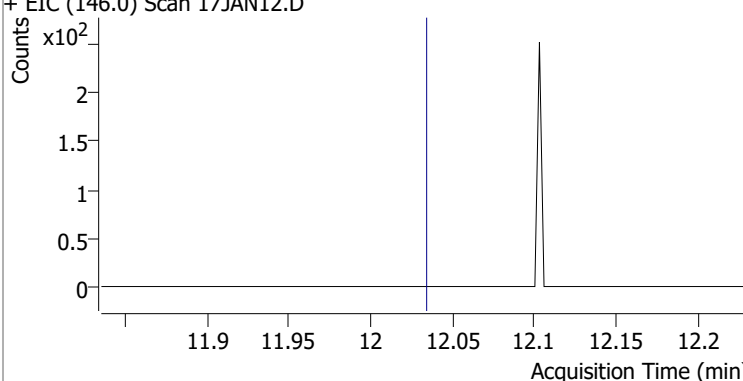
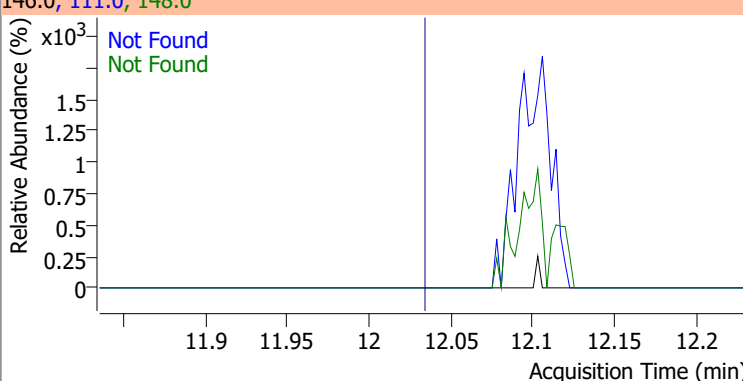
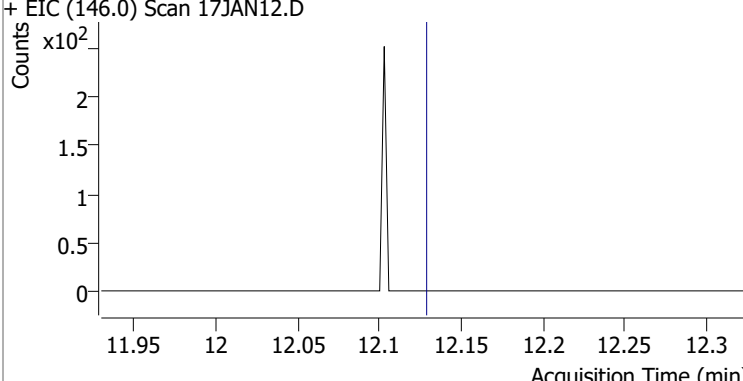
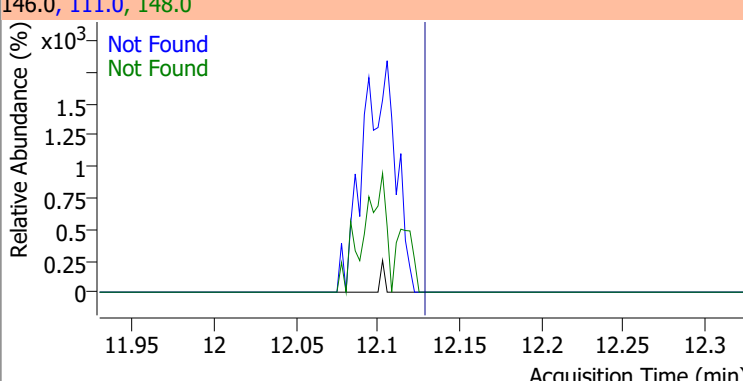
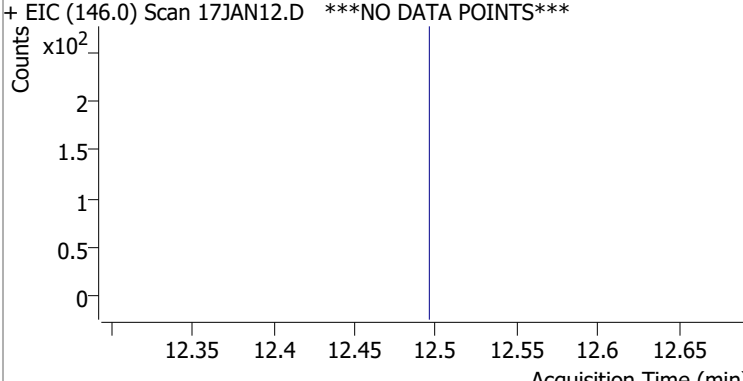
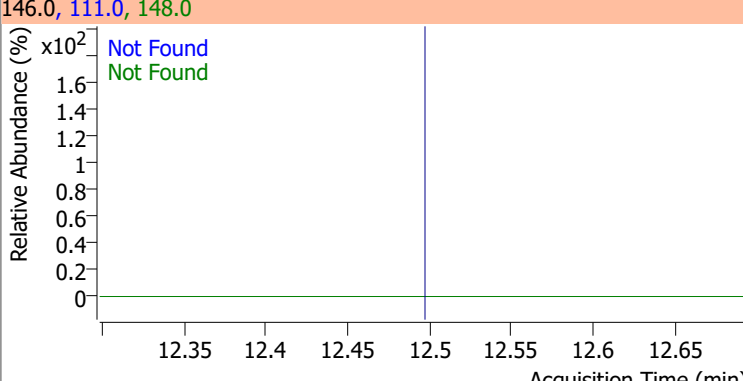
Compound	Conc.	RT	Dev(Min)	Resp.	QIon	QRatio	Lower	Upper
p-Bromofluorobenzene	265.0540	10.95	0.00	211525	174.0	93.3	61.7	121.7
					176.0	91.0	60.6	120.6



Quantitation Results Report (QT Reviewed)

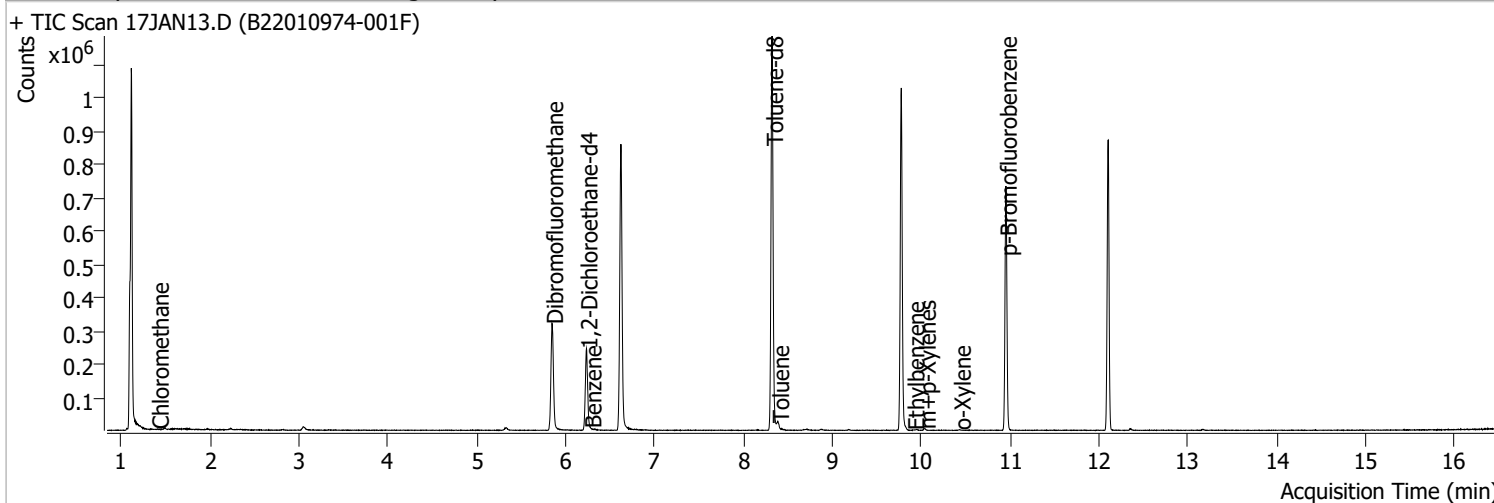
Compound	Conc.	Exp RT	QIon	Exp Ratio	QIon	Exp Ratio
Bromobenzene	N.D.	11.09	77.0	145.7	158.0	96.5
+ EIC (156.0) Scan 17JAN12.D ***NO DATA POINTS***			156.0, 77.0, 158.0			
1,1,2,2-Tetrachloroethane	N.D.	11.12	85.0	66.2		
+ EIC (83.0) Scan 17JAN12.D			83.0, 85.0			
1,2,3-Trichloropropane	N.D.	11.15	112.0	63.5		
+ EIC (110.0) Scan 17JAN12.D			110.0, 112.0			
2-Chlorotoluene	N.D.	11.29	91.0	282.3		
+ EIC (126.0) Scan 17JAN12.D ***NO DATA POINTS***			126.0, 91.0			

Quantitation Results Report (QT Reviewed)

Compound	Conc.	Exp RT	QIon	Exp Ratio		
4-Chlorotoluene	N.D.	11.40	126.0	31.7		
+ EIC (91.0) Scan 17JAN12.D			91.0, 126.0			
						
1,3-Dichlorobenzene	N.D.	12.03	148.0	63.6	QIon	Exp Ratio
+ EIC (146.0) Scan 17JAN12.D			146.0, 111.0, 148.0			
						
1,4-Dichlorobenzene	N.D.	12.13	148.0	63.1	QIon	Exp Ratio
+ EIC (146.0) Scan 17JAN12.D			146.0, 111.0, 148.0			
						
1,2-Dichlorobenzene	N.D.	12.49	148.0	63.9	QIon	Exp Ratio
+ EIC (146.0) Scan 17JAN12.D ***NO DATA POINTS***			146.0, 111.0, 148.0			
						

Quantitation Results Report (QT Reviewed)

Data File	17JAN13.D	Operator	MSC
Acq. Method	5975CACQF.M	Acq. Date-Time	1/17/2022 3:26:40 PM
Sample Name	B22010974-001F	Instrument	VOA5975C
Vial	13	Multiplier	1.00
DA Method File	VOA5975C_8260B_SHT_DoD_L4_010422.m	Comment	
Tune File	BFB_Atune3.u	Tune Date	10/11/2021 4:02:00 PM
Batch Name	VG011722_8260B.batch.bin	Last Calib Update	3/5/2022 1:16:34 PM
Ref Library	\\MASSHUNTER\Org\Library\NIST129K.l		



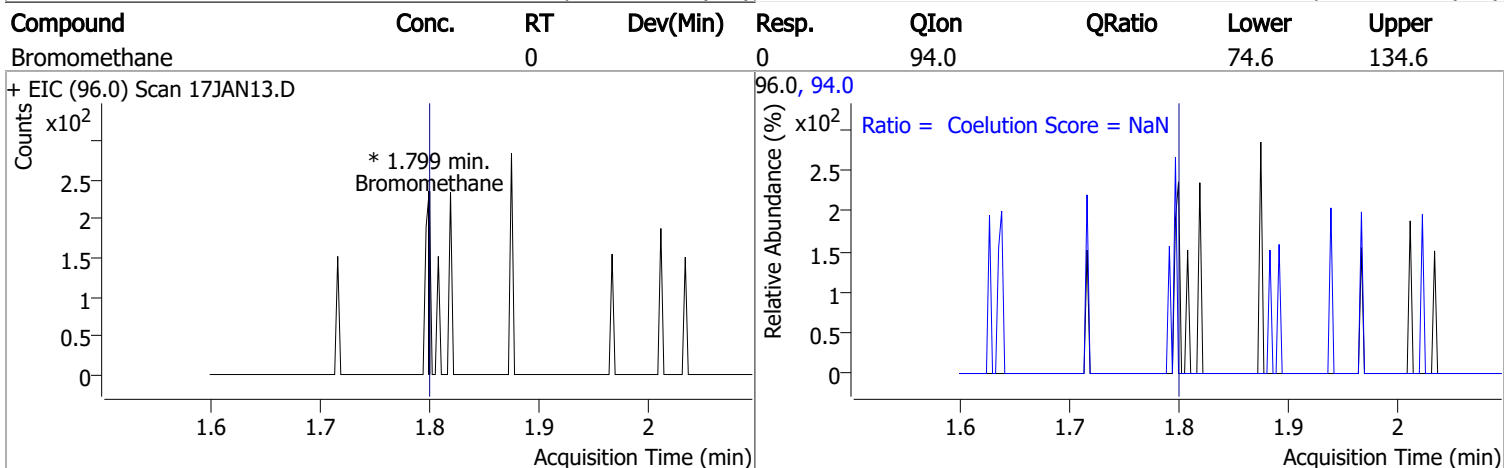
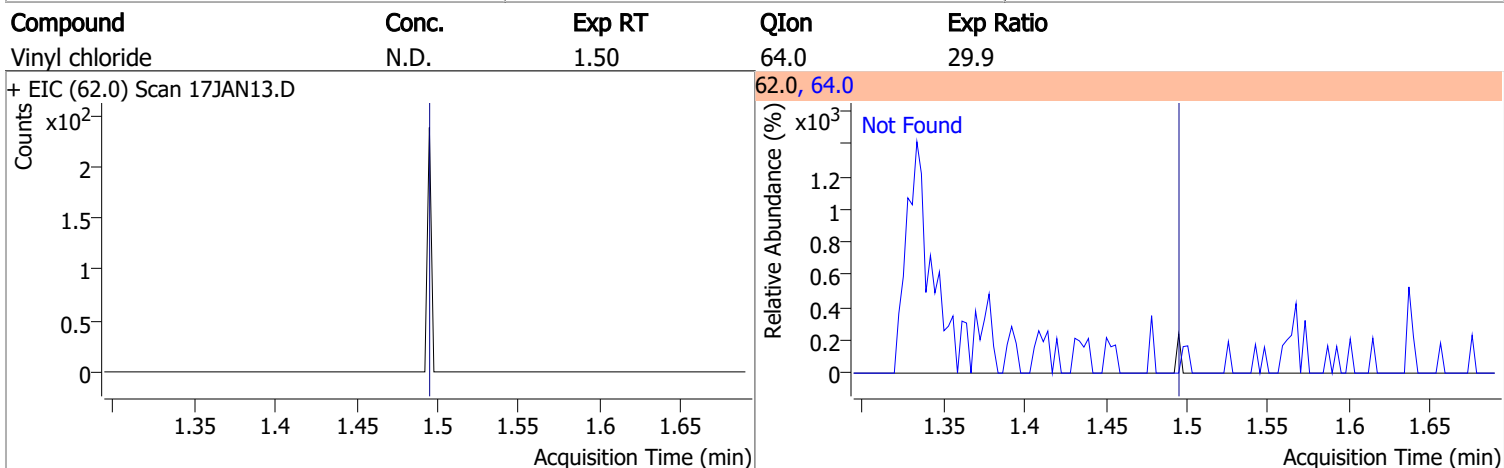
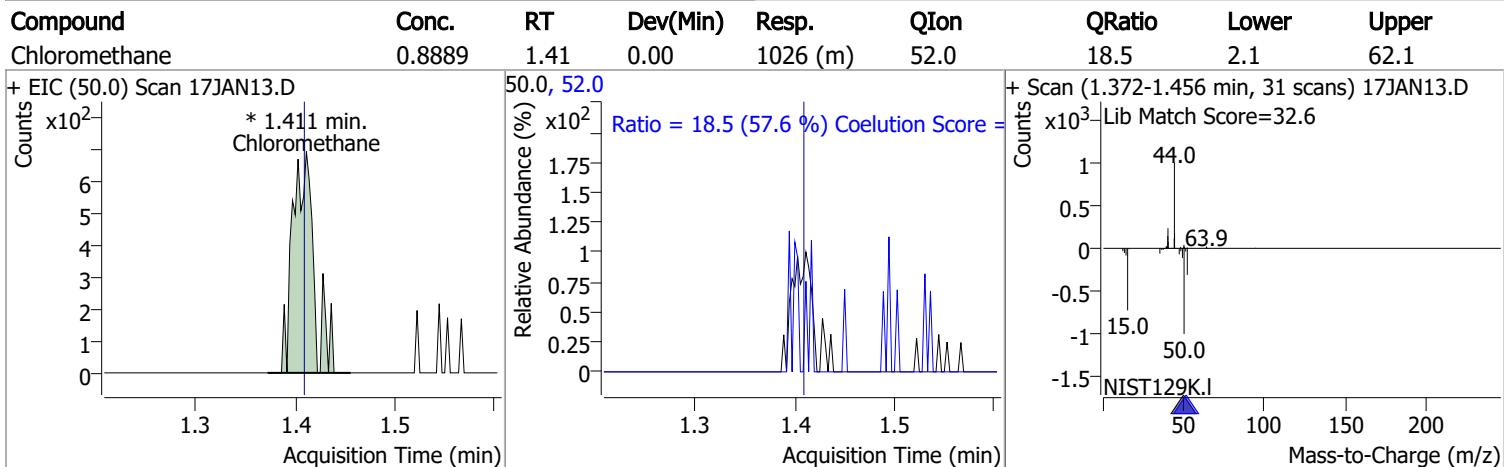
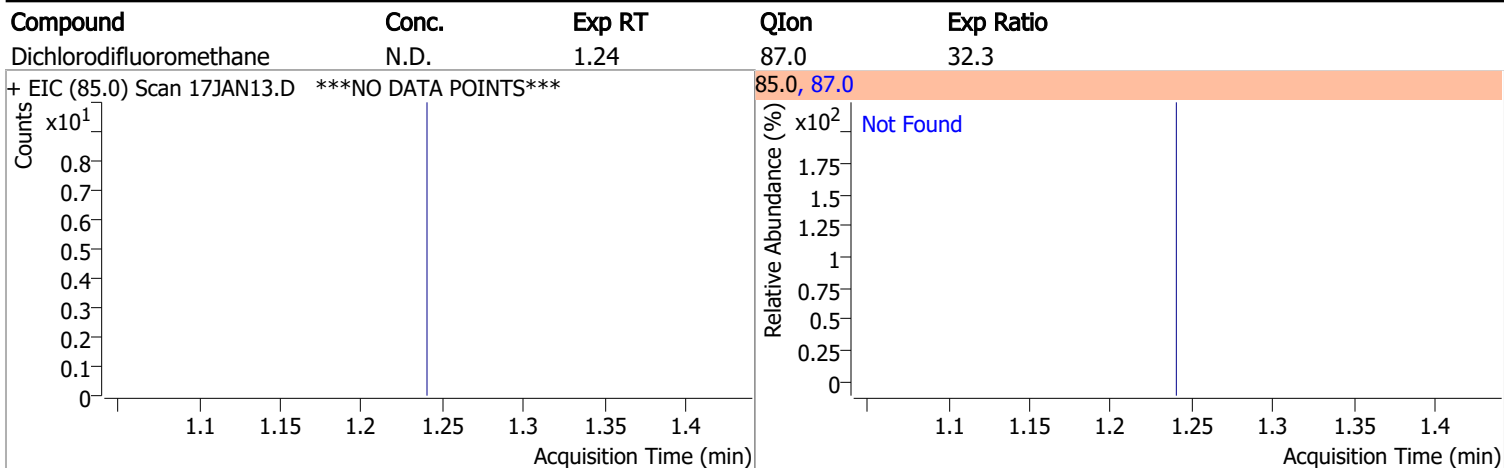
Compound	RT	QIon	Resp.	Conc.	Units	Dev(Min)
Internal Standards						
M Fluorobenzene	6.621	96.0	725389	250.0000	ng	-0.003
M Chlorobenzene-d5	9.772	82.0	280342	250.0000	ng	0.000
M 1,4-Dichlorobenzene-d4	12.100	152.0	210576	250.0000	ng	0.000
System Monitoring Compounds						
S Dibromofluoromethane	5.848	113.0	191446	280.1416	ng	0.003
Spiked Amount: 250.000	Range: 80.0 - 119.0%			Recovery = 112.06%		
S 1,2-Dichloroethane-d4	6.233	67.0	85214	288.6896	ng	0.000
Spiked Amount: 250.000	Range: 81.0 - 118.0%			Recovery = 115.48%		
S Toluene-d8	8.322	98.0	730713	270.4823	ng	0.003
Spiked Amount: 250.000	Range: 89.0 - 112.0%			Recovery = 108.19%		
S p-Bromofluorobenzene	10.951	95.0	206610	267.8211	ng	-0.003
Spiked Amount: 250.000	Range: 85.0 - 114.0%			Recovery = 107.13%		
Target Compounds						
T Dichlorodifluoromethane	0.000		0	N.D.		
T Chloromethane	1.411	50.0	1026	0.8889	ng	m 76
T Vinyl chloride	0.000		0	N.D.		
T Bromomethane	1.799	96.0	0		ng	md 1
T Chloroethane	0.000		0	N.D.		
T Trichlorofluoromethane	0.000		0	N.D.		
T 1,1-Dichloroethene	0.000		0	N.D.		
T Methylene chloride	3.347	49.0	0		ng	md 1
T trans-1,2-Dichloroethene	0.000		0	N.D.		
T Methyl tert-butyl ether (MTBE)	0.000		0	N.D.		
T 1,1-Dichloroethane	0.000		0	N.D.		
T 2,2-Dichloropropane	0.000		0	N.D.		
T cis-1,2-Dichloroethene	0.000		0	N.D.		
T Methyl ethyl ketone	0.000		0	N.D.		
T Bromochloromethane	0.000		0	N.D.		
T Chloroform	0.000		0	N.D.		

Quantitation Results Report (QT Reviewed)

Compound	RT	QIon	Resp.	Conc.	Units		Dev(Min)
T 1,1,1-Trichloroethane	0.000		0	N.D.			
T Carbon tetrachloride	0.000		0	N.D.			
T 1,1-Dichloropropene	0.000		0	N.D.			
T Benzene	6.278	78.0	1366	0.4730	ng	m	97
T 1,2-Dichloroethane	6.317	62.0	0		ng	md	1
T Trichloroethene	0.000		0	N.D.			
T 1,2-Dichloropropane	0.000		0	N.D.			
T Dibromomethane	0.000		0	N.D.			
T Bromodichloromethane	0.000		0	N.D.			
T cis-1,3-Dichloropropene	0.000		0	N.D.			
T Toluene	8.391	92.0	5705	3.1262	ng		94
T trans-1,3-Dichloropropene	0.000		0	N.D.			
T 1,1,2-Trichloroethane	0.000		0	N.D.			
T Tetrachloroethene	0.000		0	N.D.			
T 1,3-Dichloropropane	0.000		0	N.D.			
T Chlorodibromomethane	0.000		0	N.D.			
T 1,2-Dibromoethane	0.000		0	N.D.			
T Chlorobenzene	0.000		0	N.D.			
T 1,1,1,2-Tetrachloroethane	0.000		0	N.D.			
T Ethylbenzene	9.911	91.0	1029	0.2971	ng	m	92
T m+p-Xylenes	10.039	106.0	1603	1.1908	ng	m	89
T o-Xylene	10.433	106.0	621	0.5181	ng	m	93
T Styrene	0.000		0	N.D.			
T Bromoform	0.000		0	N.D.			
T Bromobenzene	0.000		0	N.D.			
T 1,1,2,2-Tetrachloroethane	0.000		0	N.D.			
T 1,2,3-Trichloropropane	0.000		0	N.D.			
T 2-Chlorotoluene	0.000		0	N.D.			
T 4-Chlorotoluene	0.000		0	N.D.			
T 1,3-Dichlorobenzene	0.000		0	N.D.			
T 1,4-Dichlorobenzene	0.000		0	N.D.			
T 1,2-Dichlorobenzene	0.000		0	N.D.			

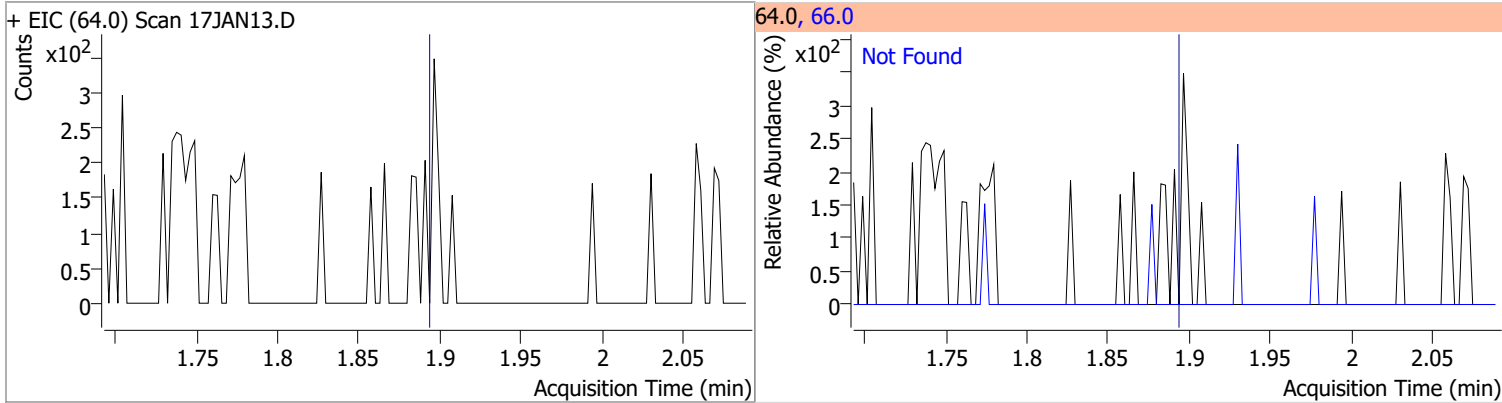
(#) = Qualifier Out of Range; (m) = Manual Integration; (+) = Area Summed; (*) = Surrogate Percent Recovery Out of Range; (d): Zeroed Peak

Quantitation Results Report (QT Reviewed)

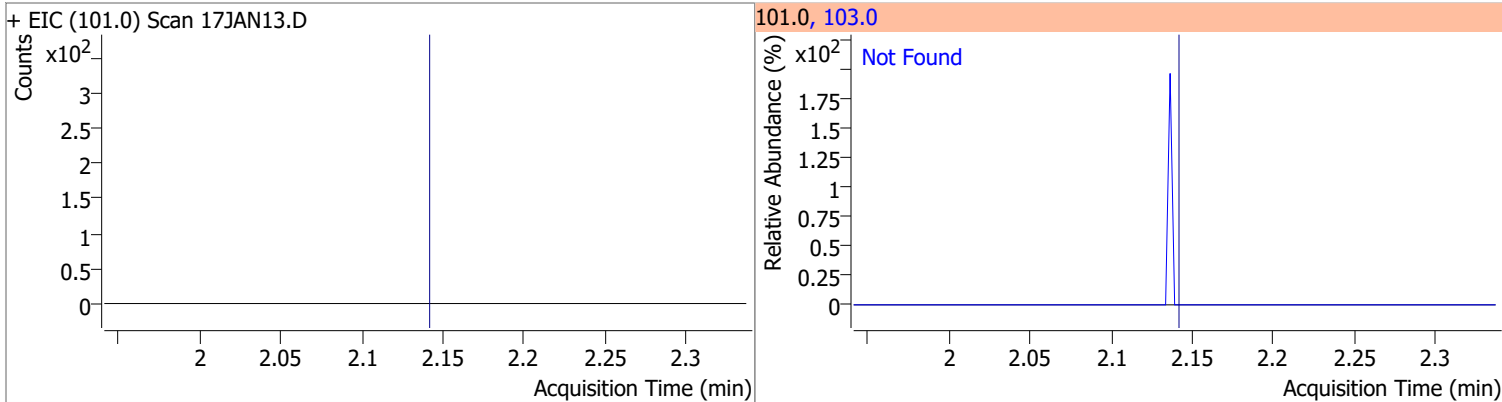


Quantitation Results Report (QT Reviewed)

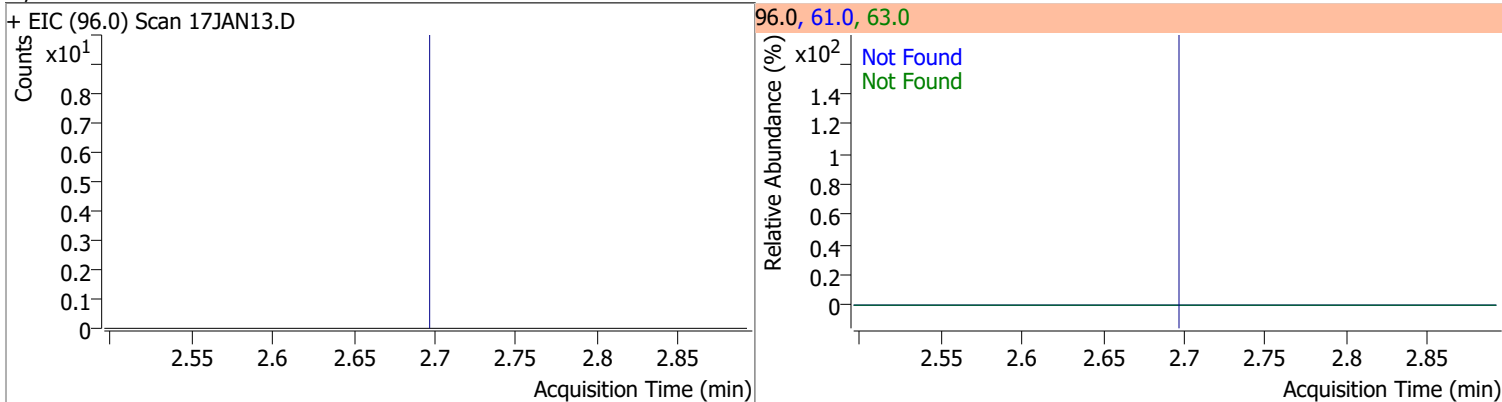
Compound	Conc.	Exp RT	QIon	Exp Ratio
Chloroethane	N.D.	1.89	66.0	30.1



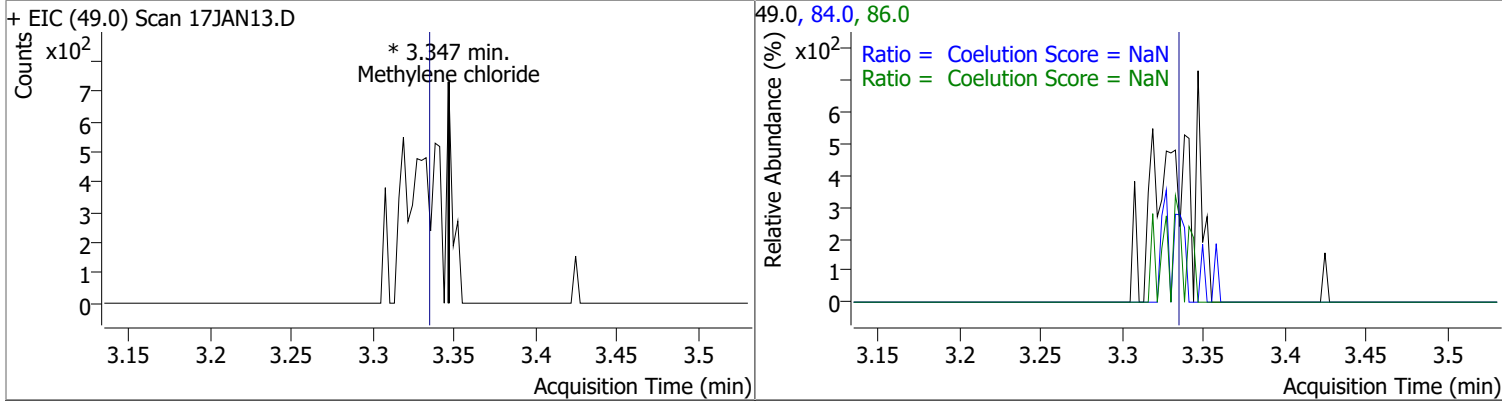
Compound	Conc.	Exp RT	QIon	Exp Ratio
Trichlorofluoromethane	N.D.	2.14	103.0	64.2



Compound	Conc.	Exp RT	QIon	Exp Ratio	QIon	Exp Ratio
1,1-Dichloroethene	N.D.	2.70	61.0	180.3	63.0	56.7

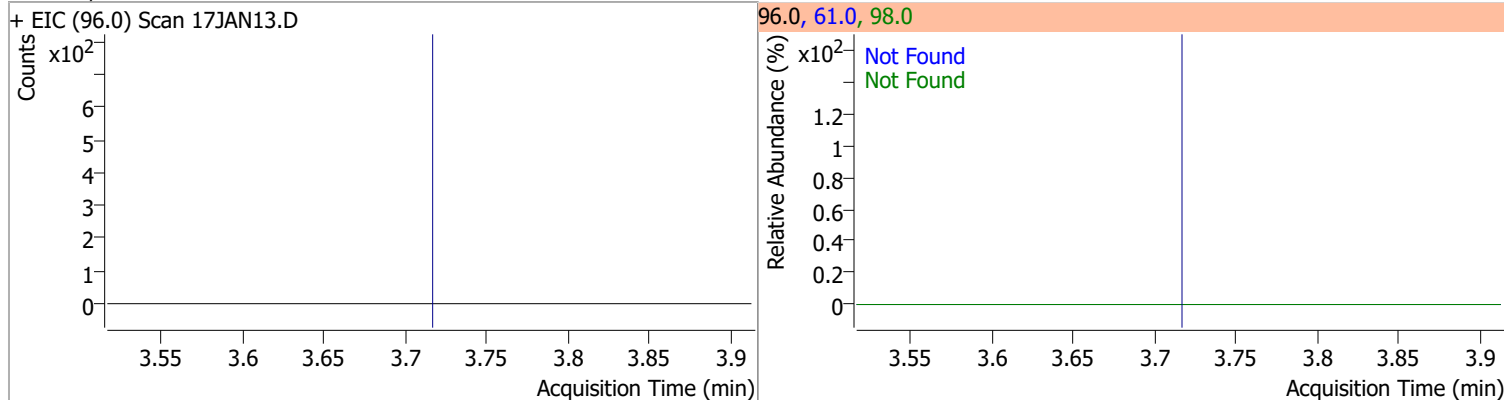


Compound	Conc.	RT	Dev(Min)	Resp.	QIon	QRatio	Lower	Upper
Methylene chloride		0		0	84.0		36.9	96.9
					86.0		14.3	74.3

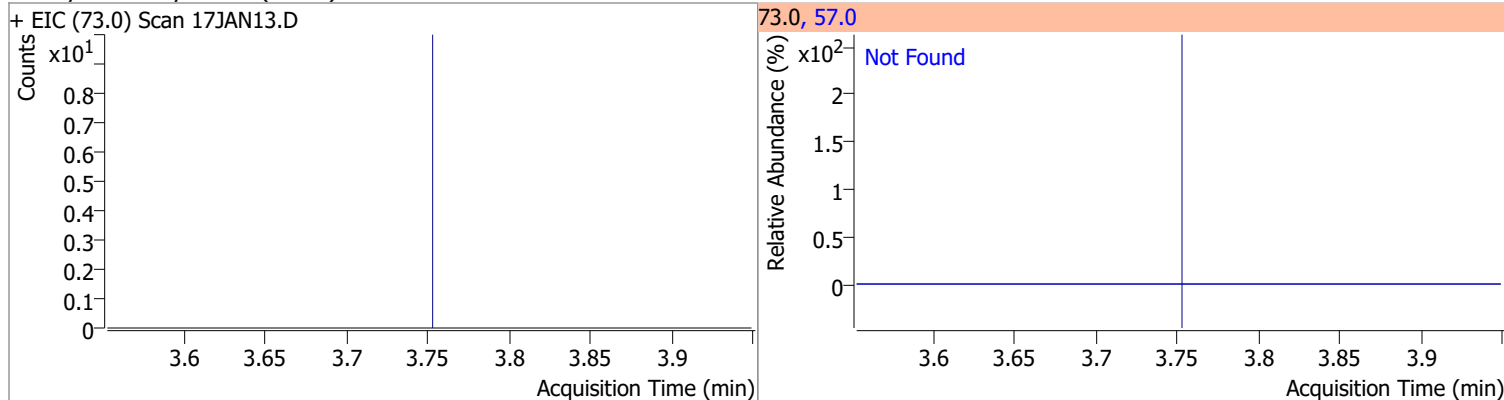


Quantitation Results Report (QT Reviewed)

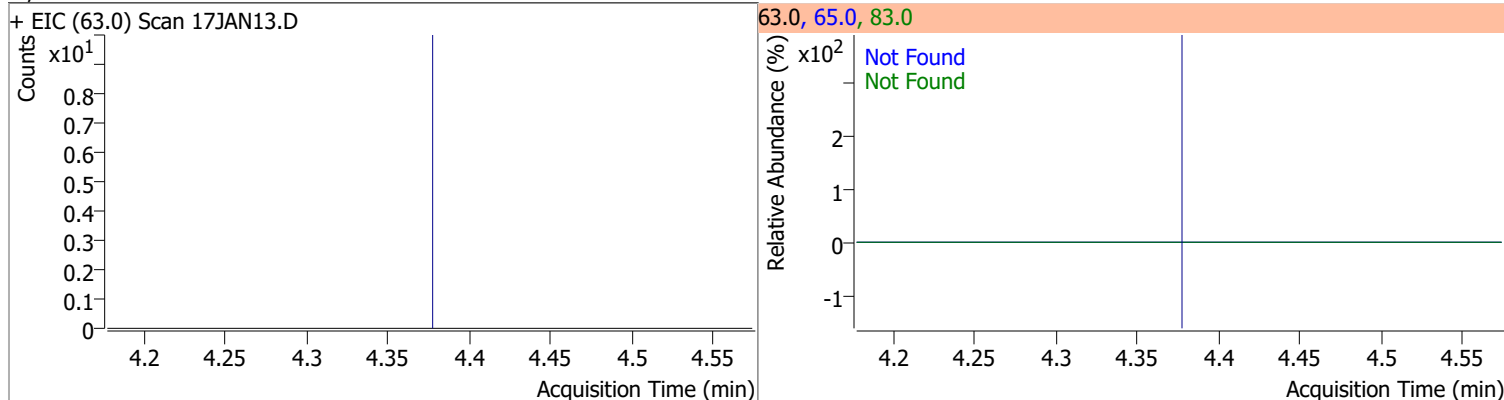
Compound	Conc.	Exp RT	QIon	Exp Ratio	QIon	Exp Ratio
trans-1,2-Dichloroethene	N.D.	3.72	61.0	153.9	98.0	65.7



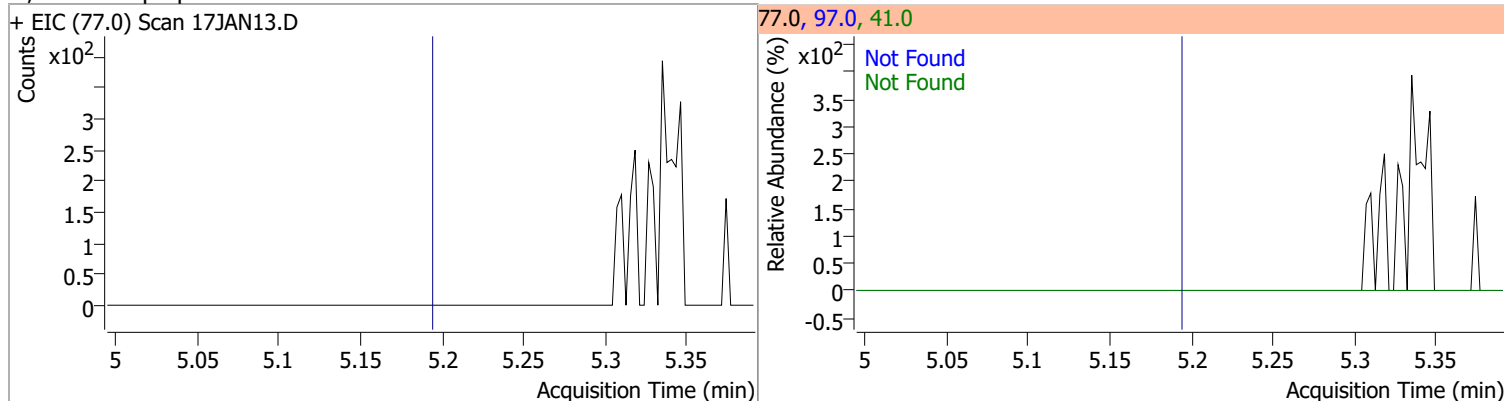
Compound	Conc.	Exp RT	QIon	Exp Ratio
Methyl tert-butyl ether (MTBE)	N.D.	3.75	57.0	24.6



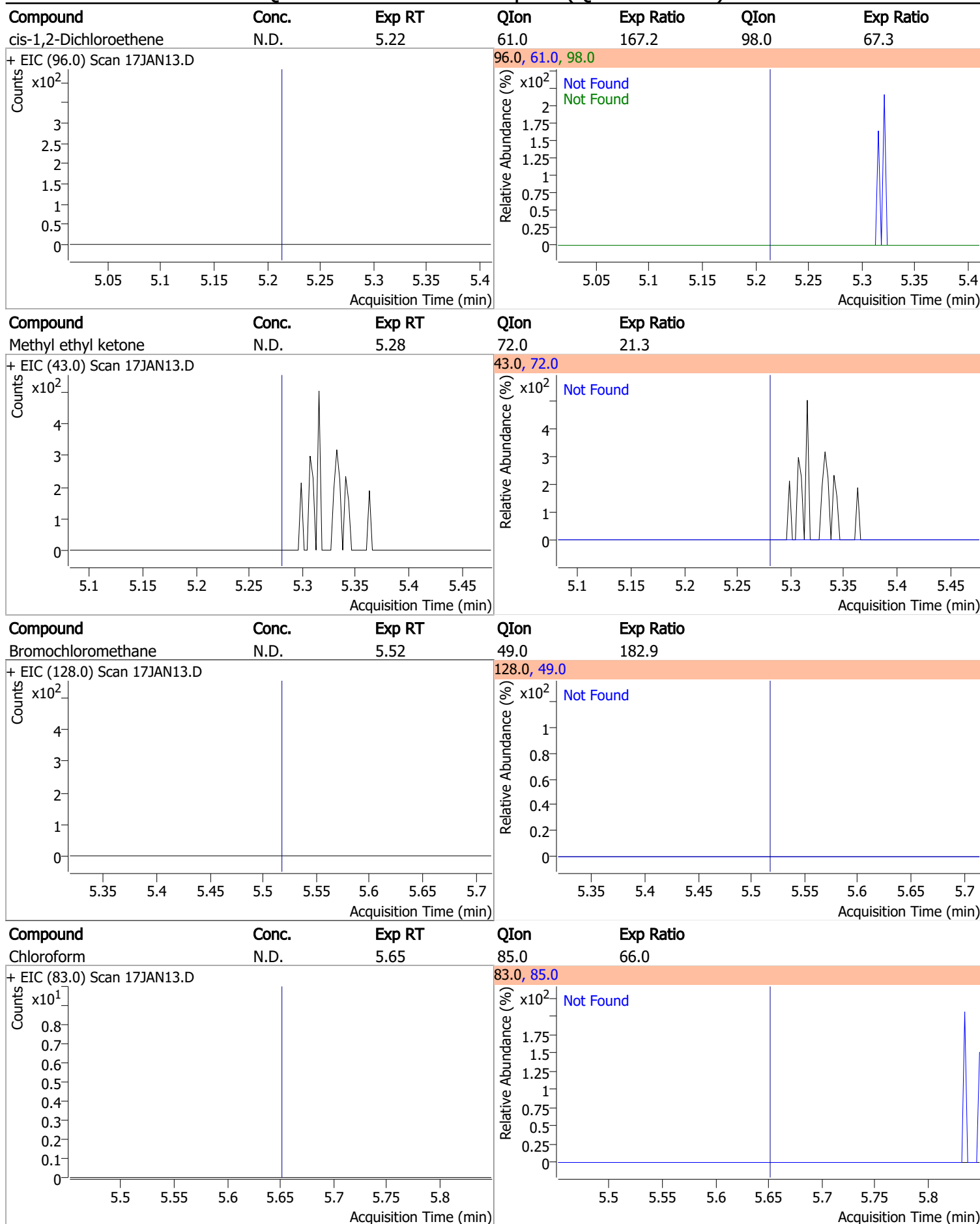
Compound	Conc.	Exp RT	QIon	Exp Ratio	QIon	Exp Ratio
1,1-Dichloroethane	N.D.	4.38	65.0	32.1	83.0	13.7



Compound	Conc.	Exp RT	QIon	Exp Ratio	QIon	Exp Ratio
2,2-Dichloropropane	N.D.	5.20	41.0	66.5	97.0	23.2

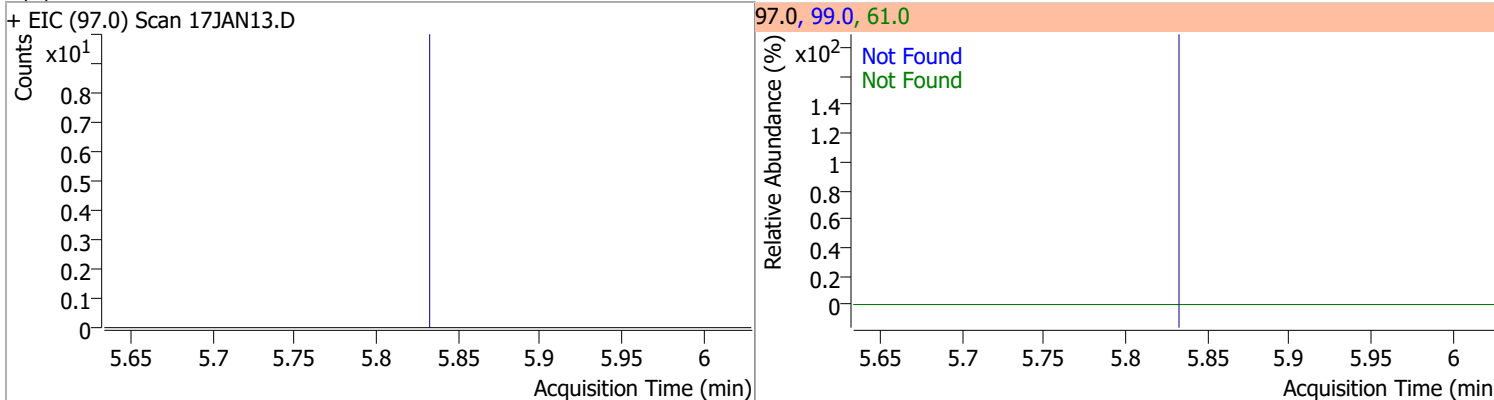


Quantitation Results Report (QT Reviewed)

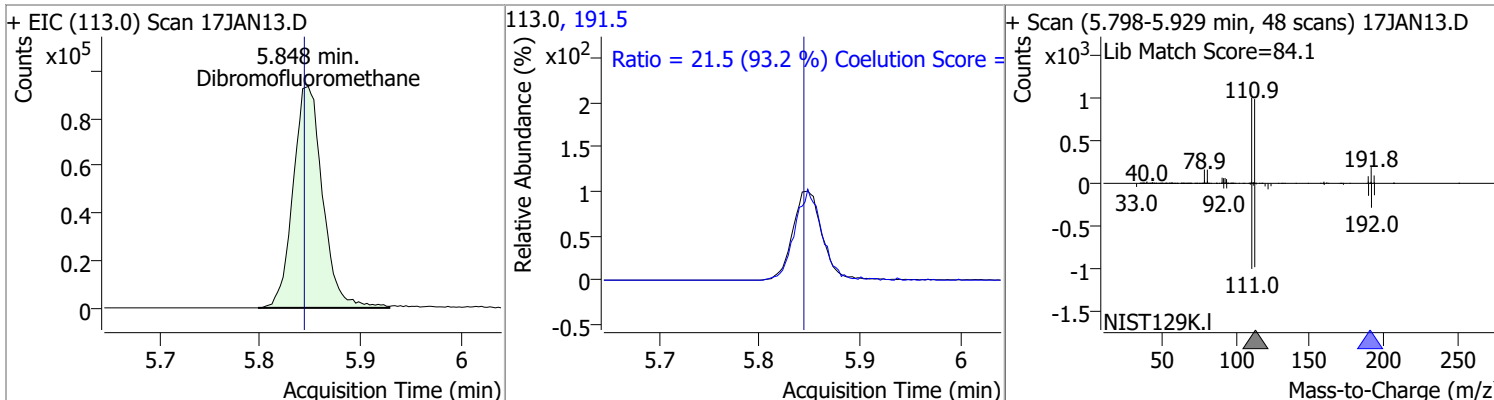


Quantitation Results Report (QT Reviewed)

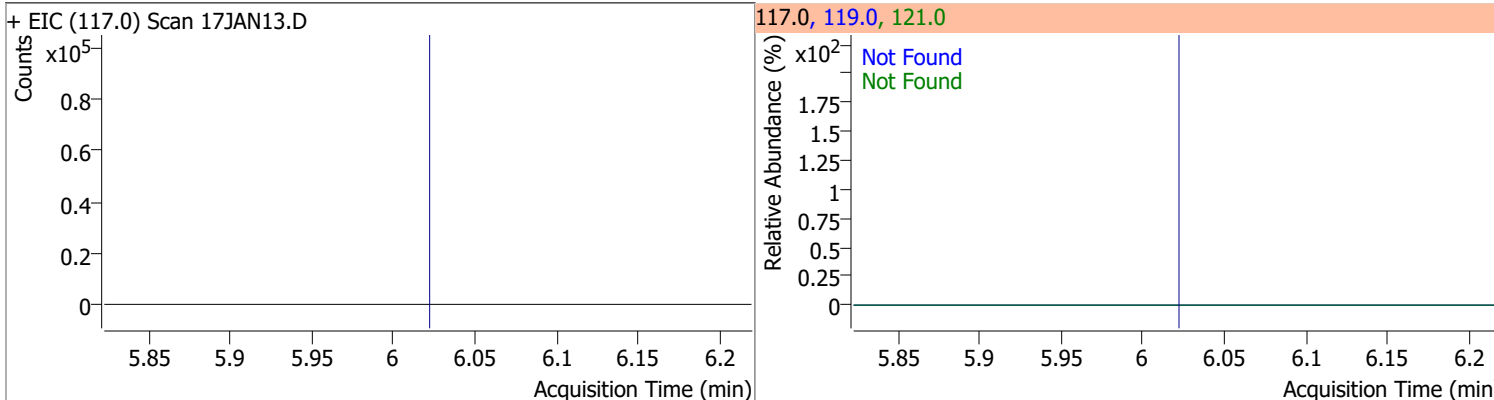
Compound	Conc.	Exp RT	QIon	Exp Ratio	QIon	Exp Ratio
1,1,1-Trichloroethane	N.D.	5.83	99.0	64.7	61.0	48.1



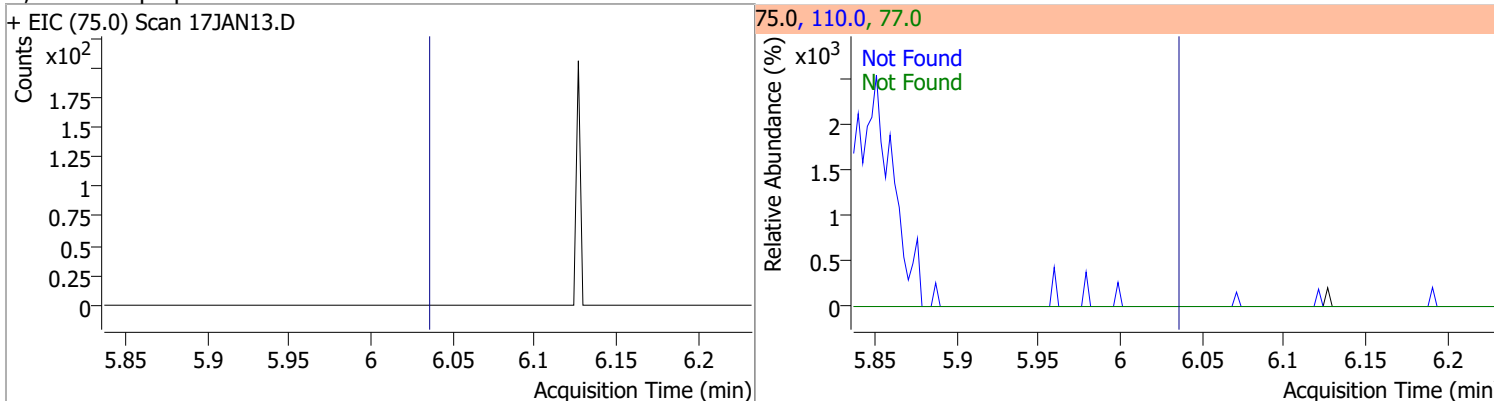
Compound	Conc.	RT	Dev(Min)	Resp.	QIon	QRatio	Lower	Upper
Dibromofluoromethane	280.1416	5.85	0.00	191446	191.5	21.5	0.0	53.1



Compound	Conc.	Exp RT	QIon	Exp Ratio	QIon	Exp Ratio
Carbon tetrachloride	N.D.	6.02	119.0	97.2	121.0	30.1

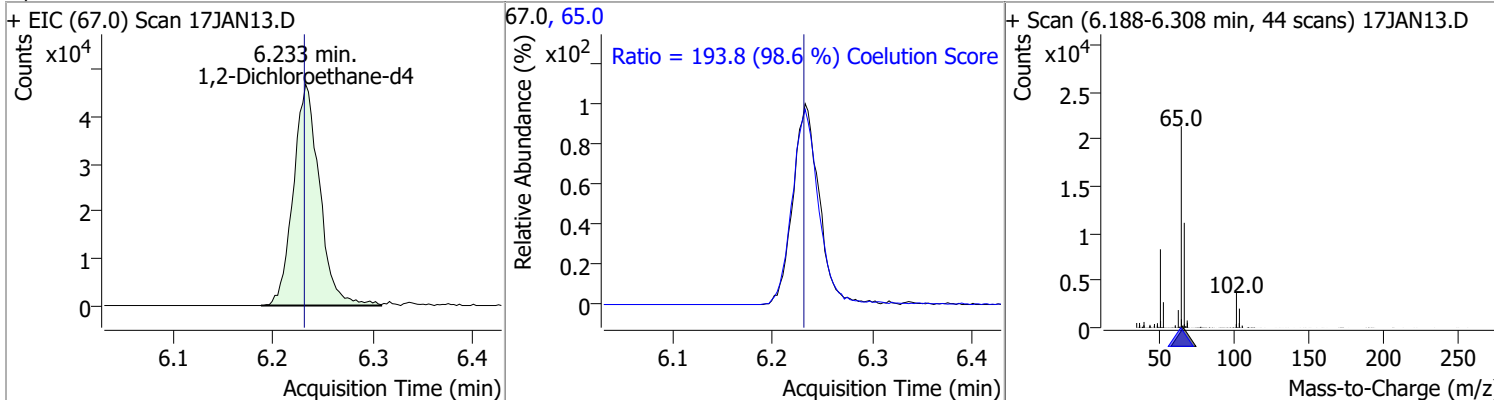


Compound	Conc.	Exp RT	QIon	Exp Ratio	QIon	Exp Ratio
1,1-Dichloropropene	N.D.	6.04	110.0	35.9	77.0	30.1

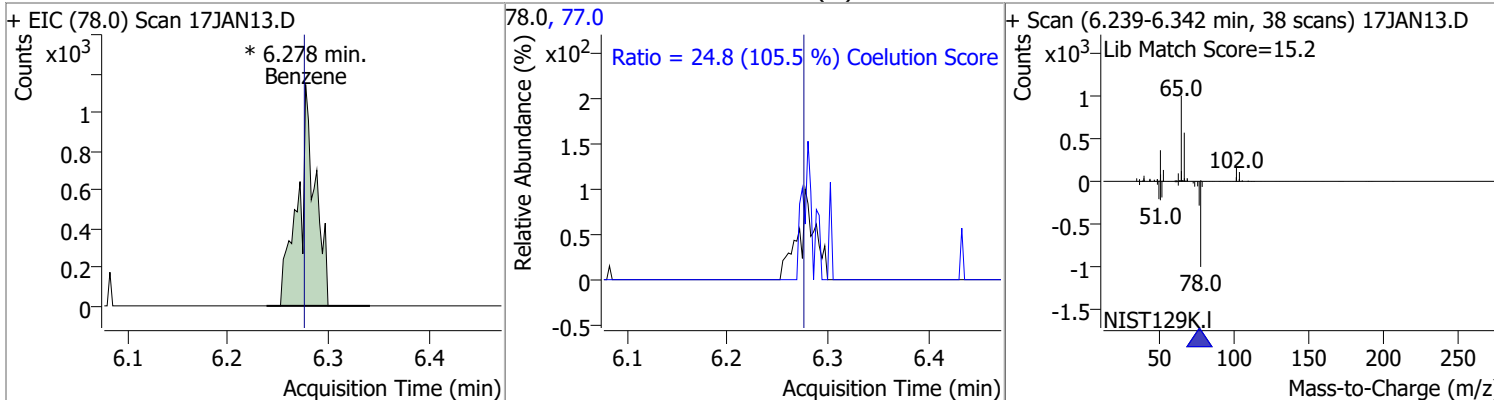


Quantitation Results Report (QT Reviewed)

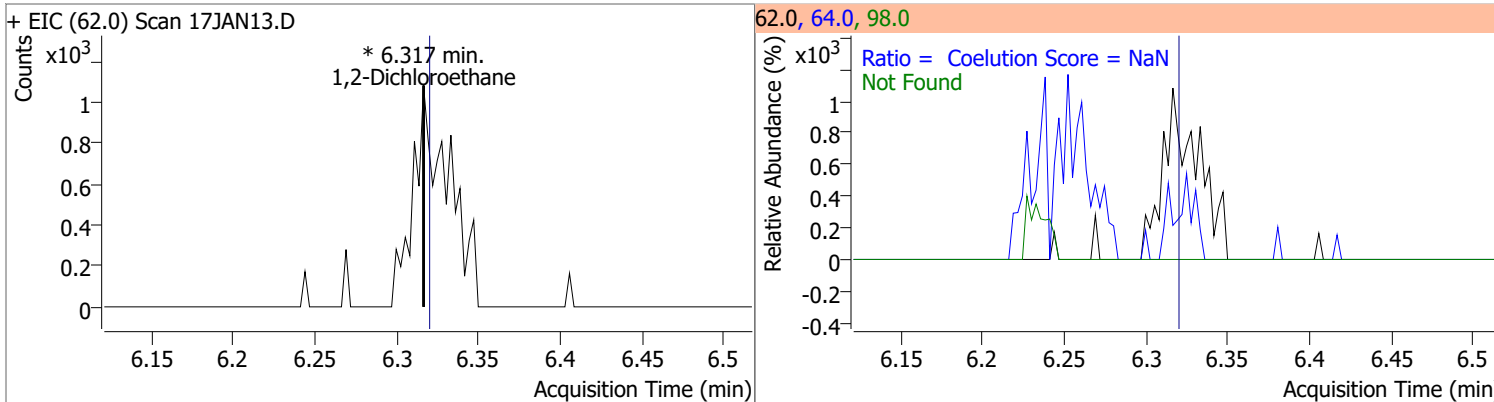
Compound	Conc.	RT	Dev(Min)	Resp.	QIon	QRatio	Lower	Upper
1,2-Dichloroethane-d4	288.6896	6.23	0.00	85214	65.0	193.8	166.5	226.5



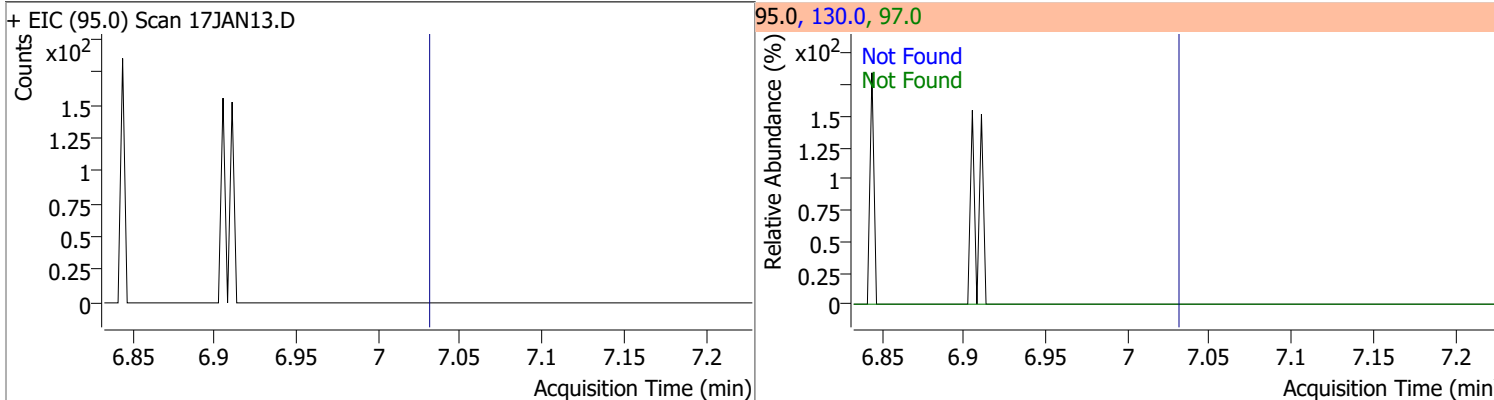
Compound	Conc.	RT	Dev(Min)	Resp.	QIon	QRatio	Lower	Upper
Benzene	0.4730	6.28	0.00	1366 (m)	77.0	24.8	0.0	53.5



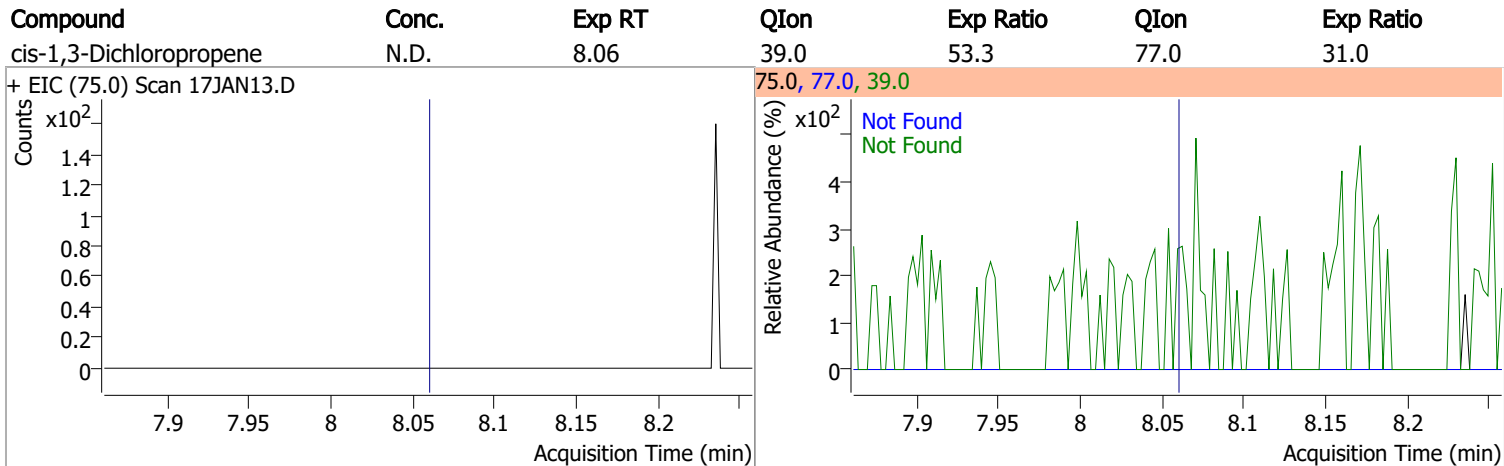
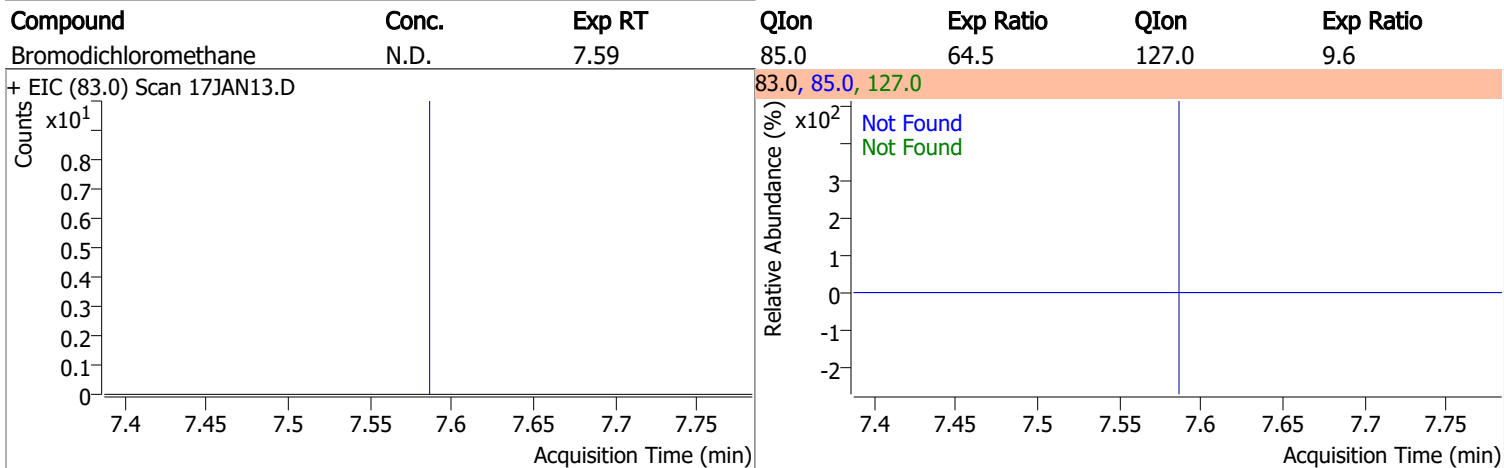
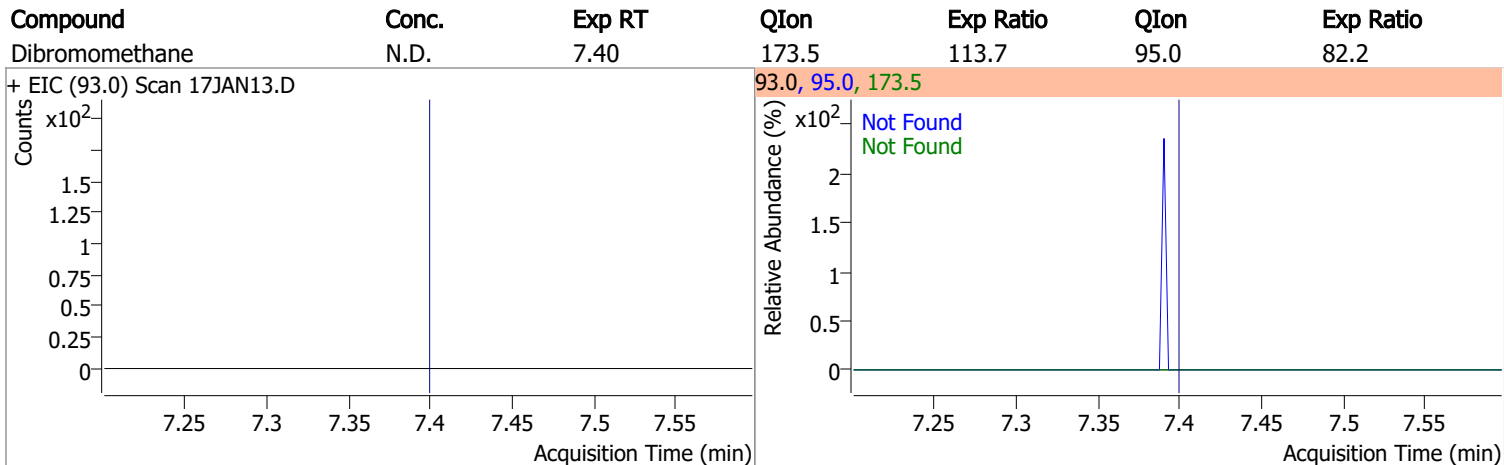
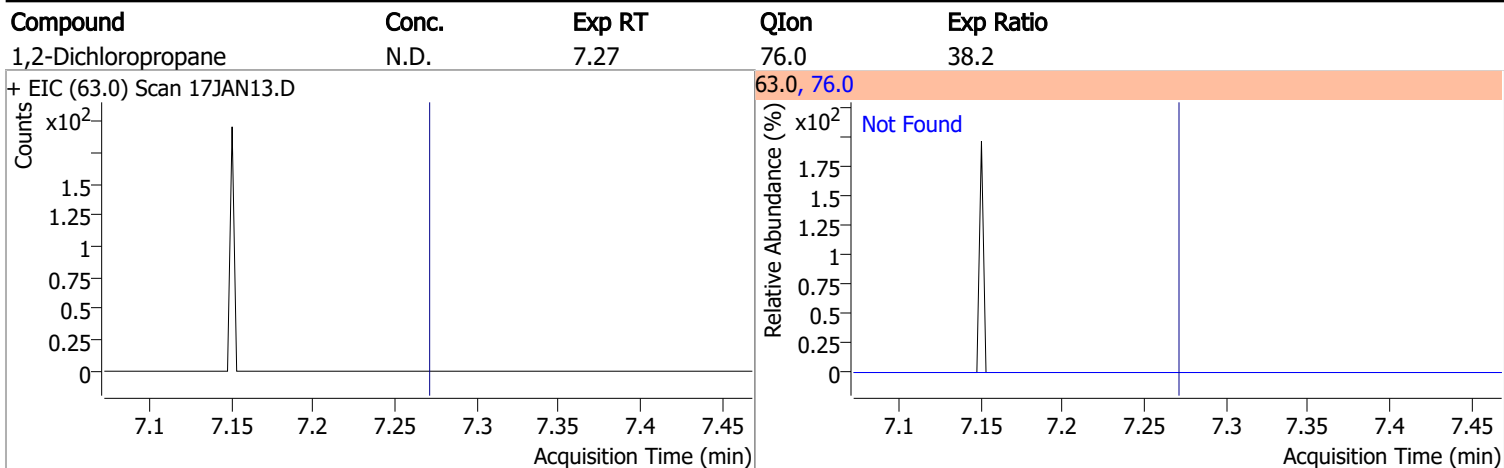
Compound	Conc.	RT	Dev(Min)	Resp.	QIon	QRatio	Lower	Upper
1,2-Dichloroethane	0	0	0	0	64.0 98.0	0.0 0.0	0.0 0.0	59.9 37.6



Compound	Conc.	Exp RT	QIon	Exp Ratio	QIon	Exp Ratio
Trichloroethene	N.D.	7.03	130.0	101.5	97.0	64.1

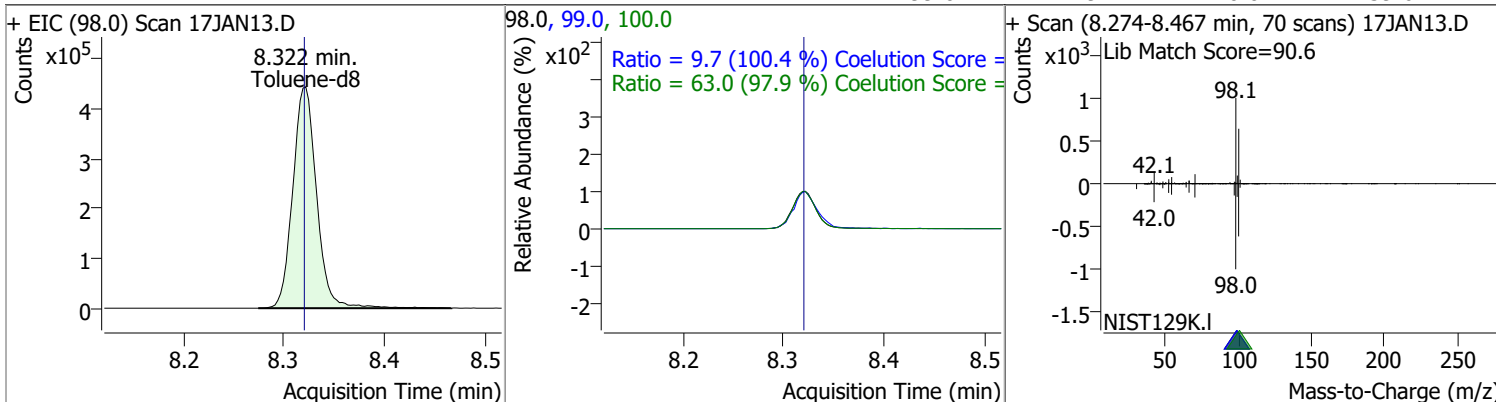


Quantitation Results Report (QT Reviewed)

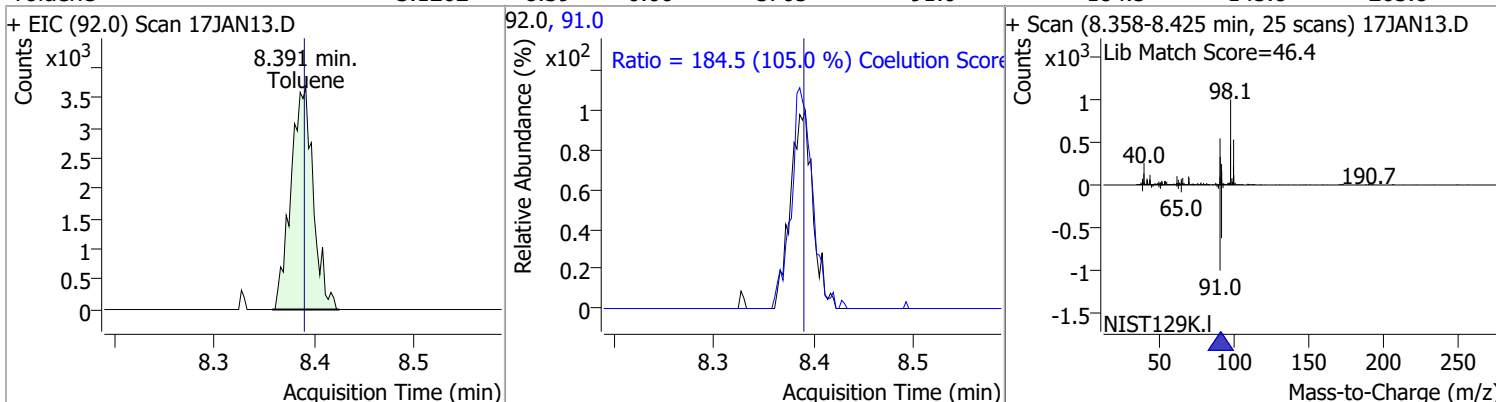


Quantitation Results Report (QT Reviewed)

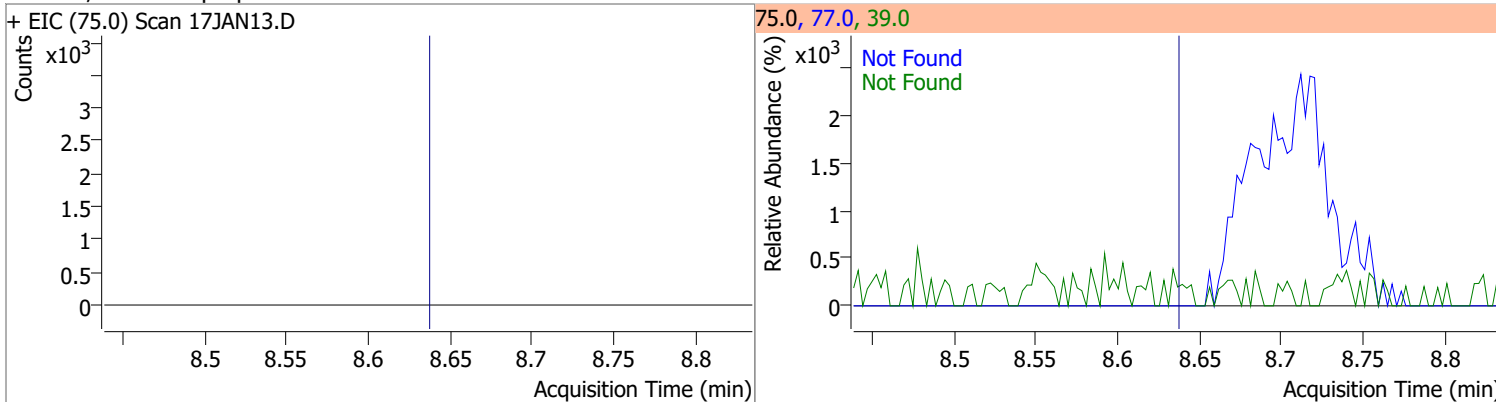
Compound	Conc.	RT	Dev(Min)	Resp.	QIon	QRatio	Lower	Upper
Toluene-d8	270.4823	8.32	0.00	730713	100.0	63.0	34.4	94.4
					99.0	9.7	0.0	39.6



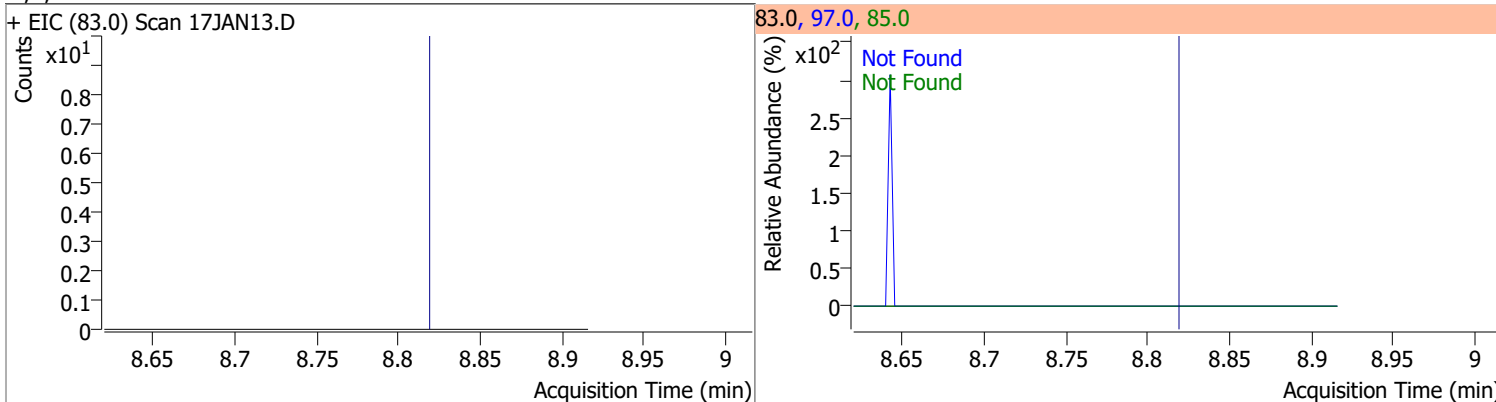
Compound	Conc.	RT	Dev(Min)	Resp.	QIon	QRatio	Lower	Upper
Toluene	3.1262	8.39	0.00	5705	91.0	184.5	145.8	205.8



Compound	Conc.	Exp RT	QIon	Exp Ratio	QIon	Exp Ratio
trans-1,3-Dichloropropene	N.D.	8.64	39.0	53.4	77.0	32.4

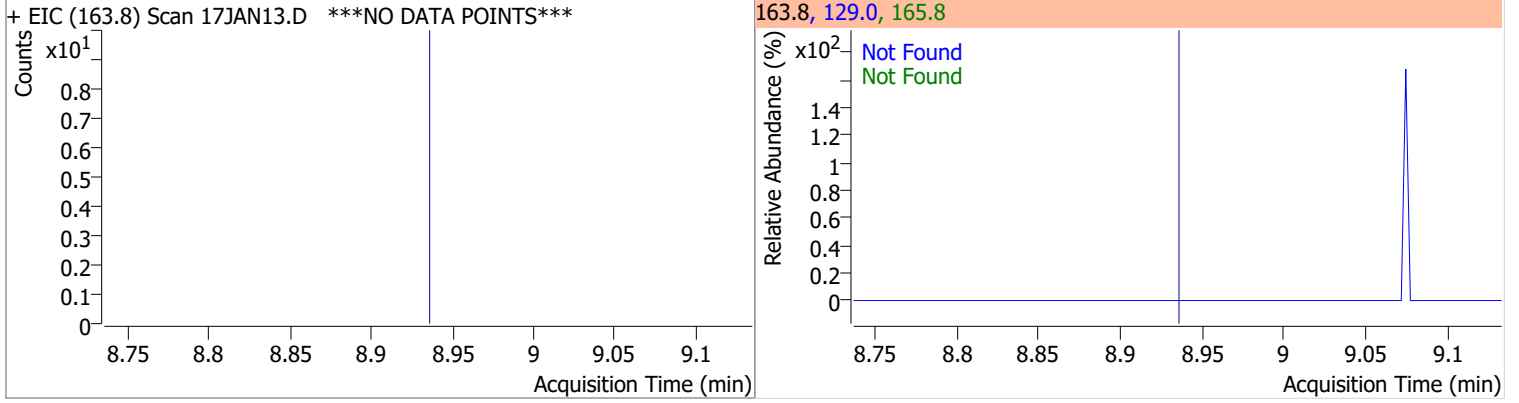


Compound	Conc.	Exp RT	QIon	Exp Ratio	QIon	Exp Ratio
1,1,2-Trichloroethane	N.D.	8.82	97.0	114.6	85.0	67.6

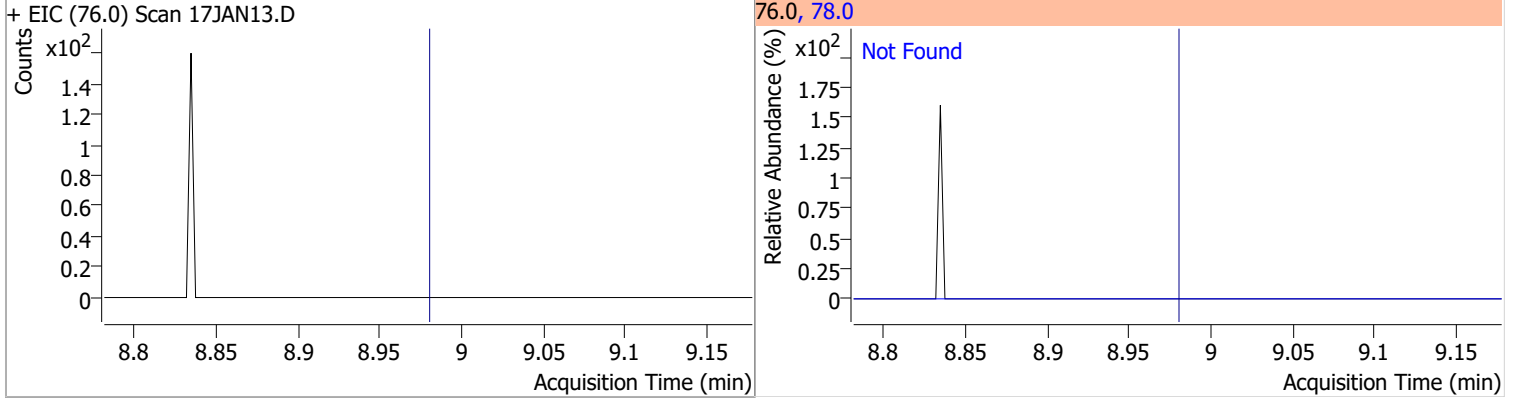


Quantitation Results Report (QT Reviewed)

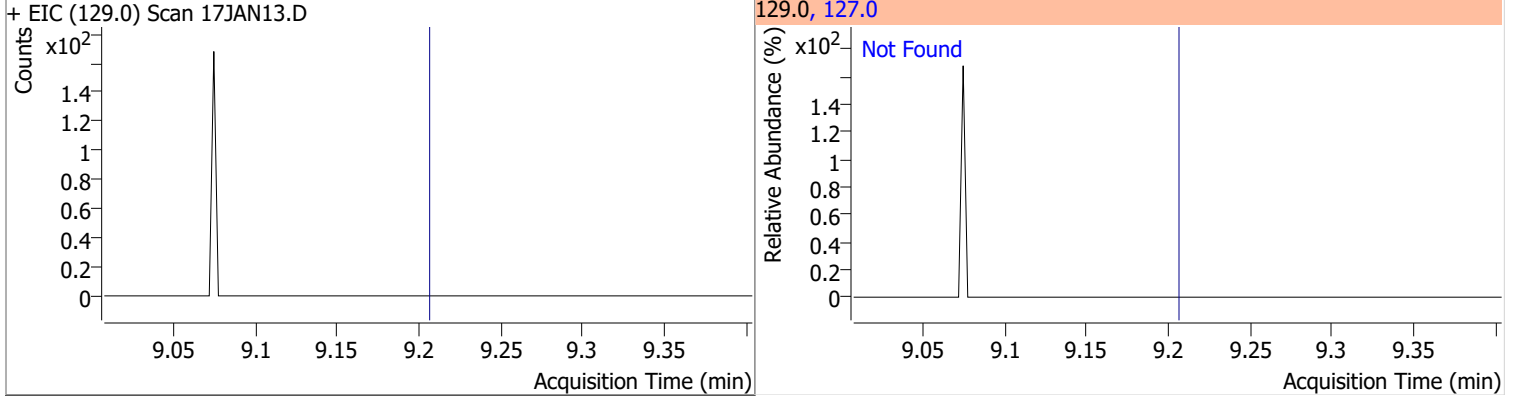
Compound	Conc.	Exp RT	QIon	Exp Ratio	QIon	Exp Ratio
Tetrachloroethene	N.D.	8.94	165.8	128.6	129.0	91.5



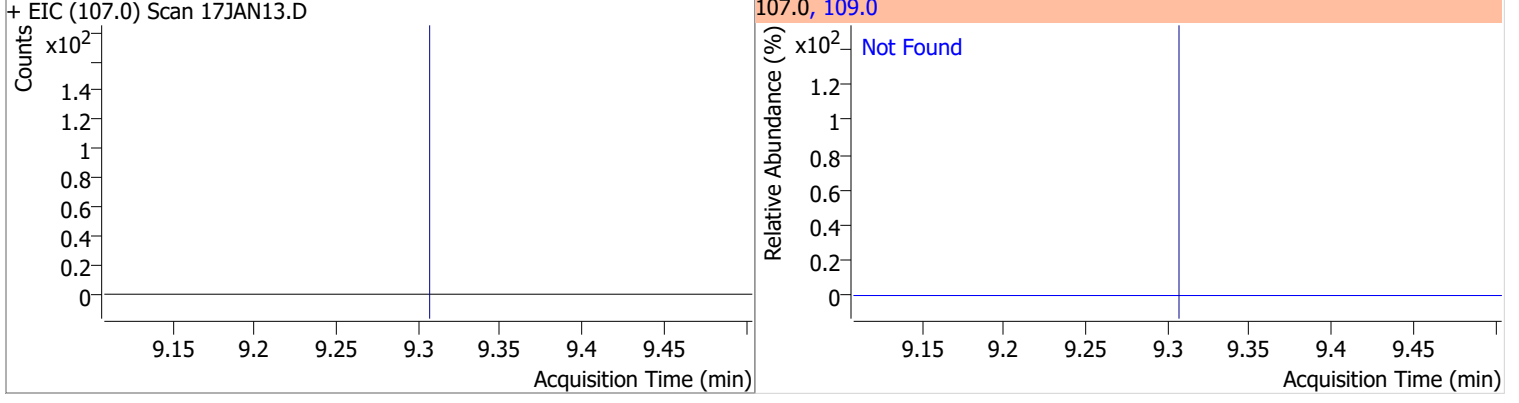
Compound	Conc.	Exp RT	QIon	Exp Ratio
1,3-Dichloropropane	N.D.	8.98	78.0	32.9



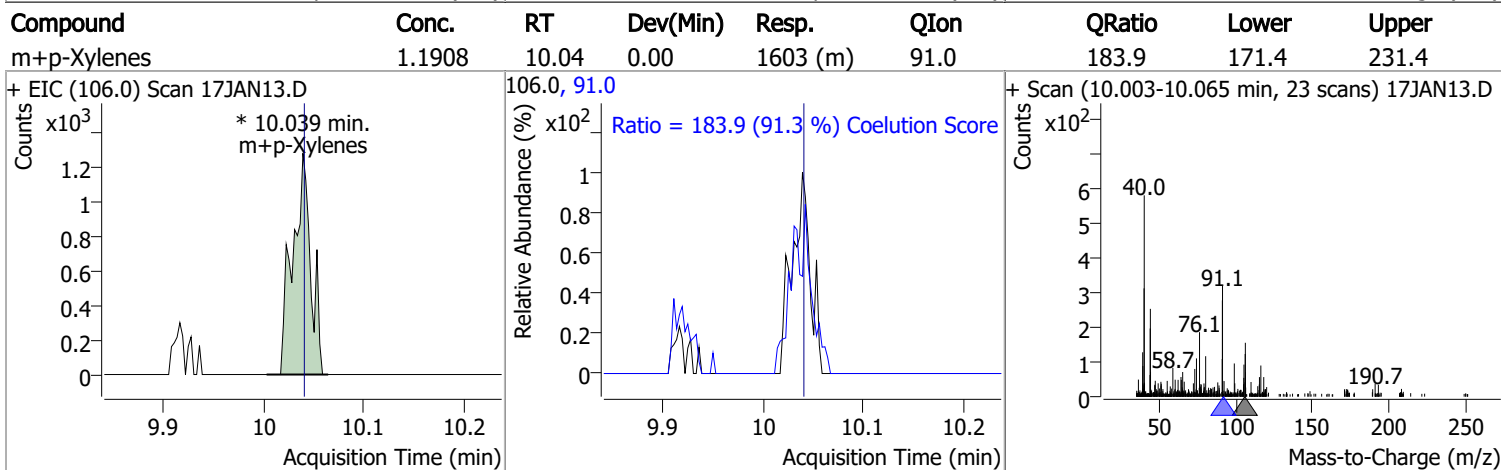
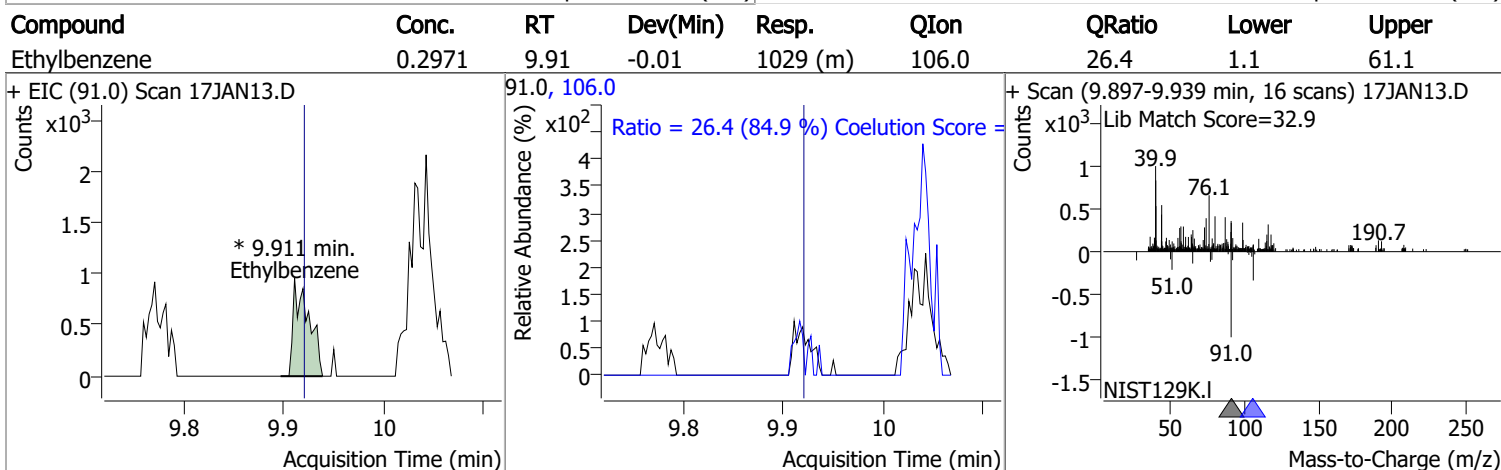
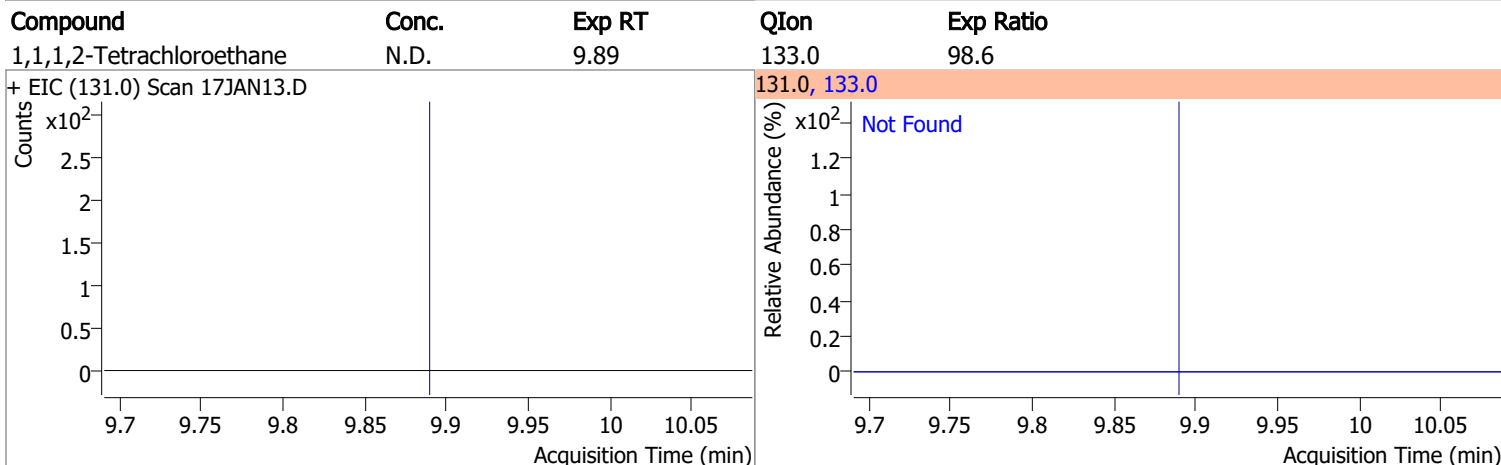
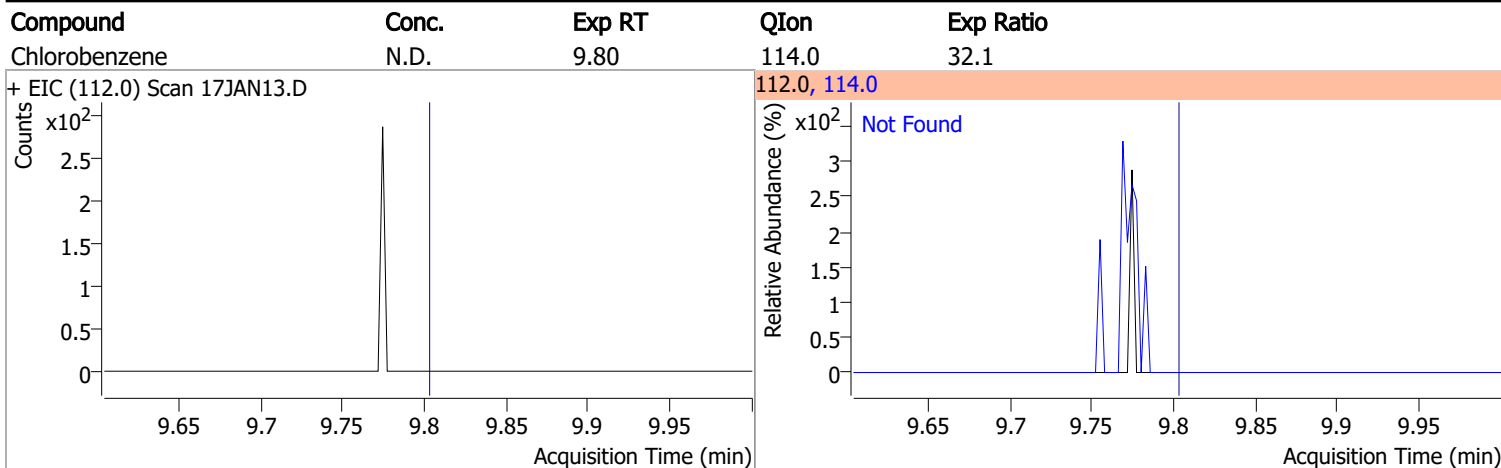
Compound	Conc.	Exp RT	QIon	Exp Ratio
Chlorodibromomethane	N.D.	9.21	127.0	78.0



Compound	Conc.	Exp RT	QIon	Exp Ratio
1,2-Dibromoethane	N.D.	9.31	109.0	94.5

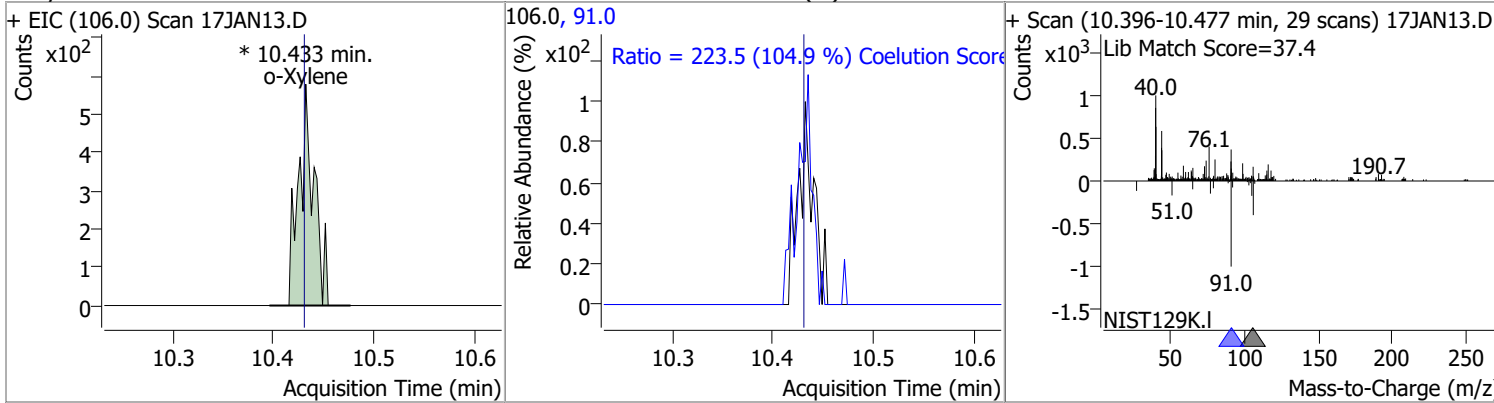


Quantitation Results Report (QT Reviewed)

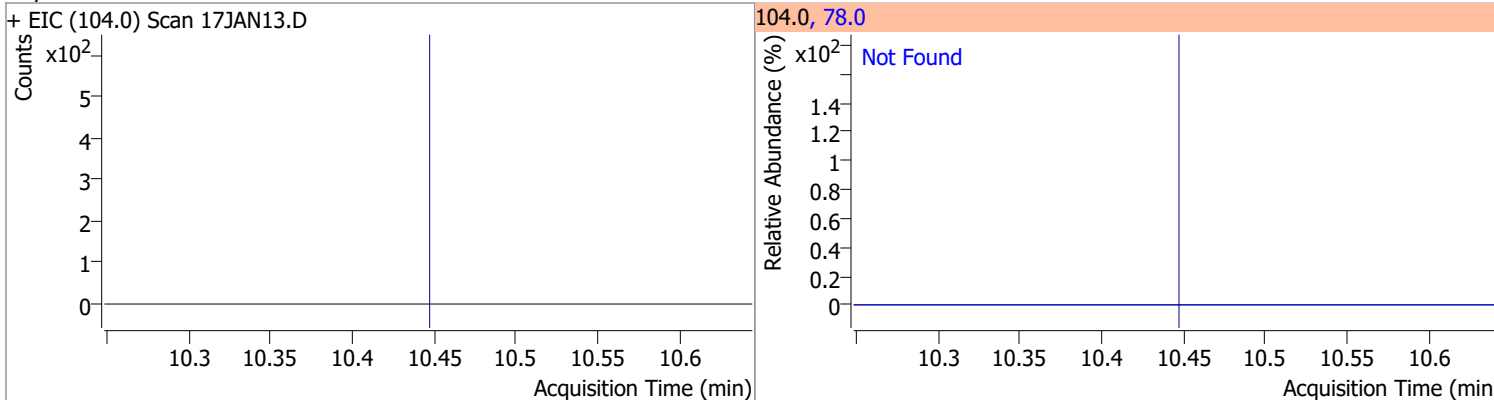


Quantitation Results Report (QT Reviewed)

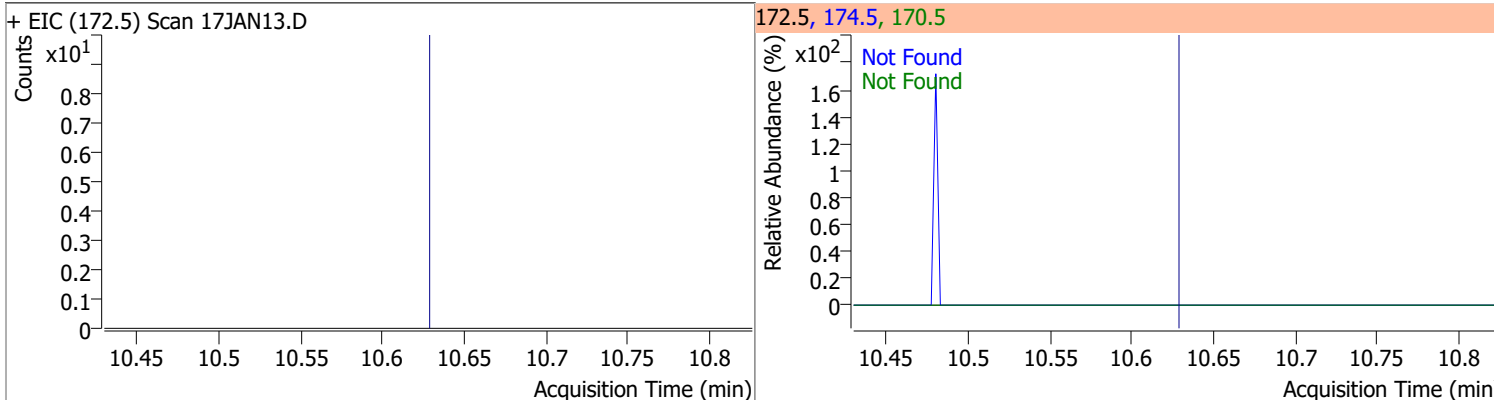
Compound	Conc.	RT	Dev(Min)	Resp.	QIon	QRatio	Lower	Upper
o-Xylene	0.5181	10.43	0.00	621 (m)	91.0	223.5	183.1	243.1



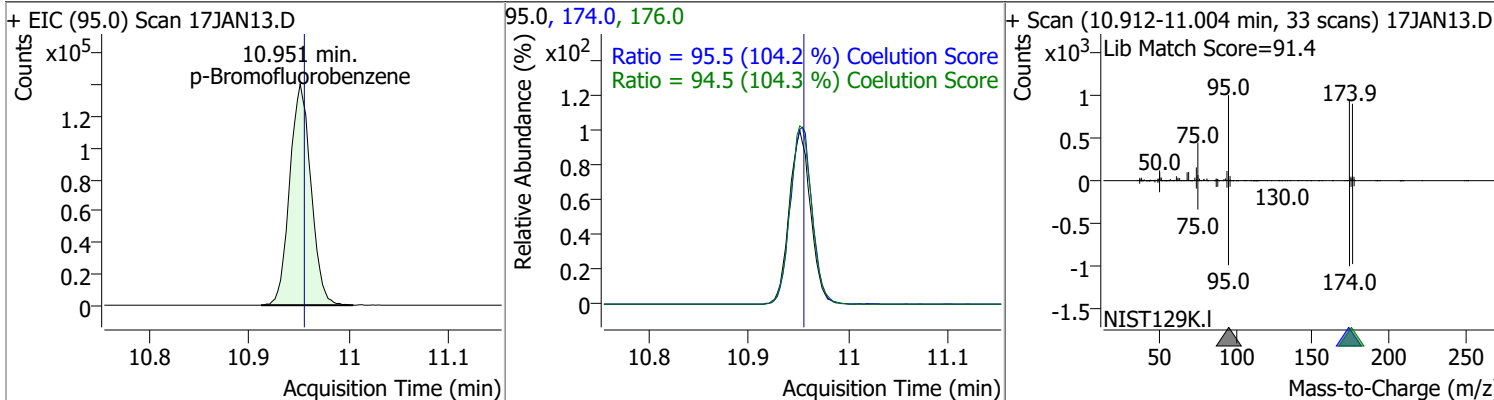
Compound	Conc.	Exp RT	QIon	Exp Ratio
Styrene	N.D.	10.45	78.0	49.6



Compound	Conc.	Exp RT	QIon	Exp Ratio	QIon	Exp Ratio
Bromoform	N.D.	10.63	170.5	52.1	174.5	50.1

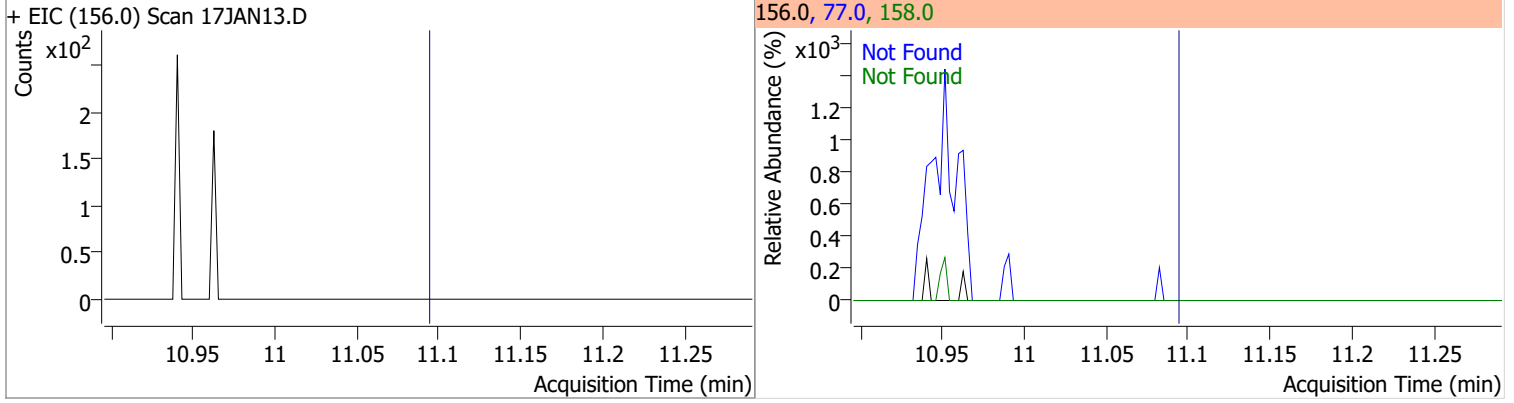


Compound	Conc.	RT	Dev(Min)	Resp.	QIon	QRatio	Lower	Upper
p-Bromofluorobenzene	267.8211	10.95	0.00	206610	174.0	95.5	61.7	121.7
					176.0	94.5	60.6	120.6

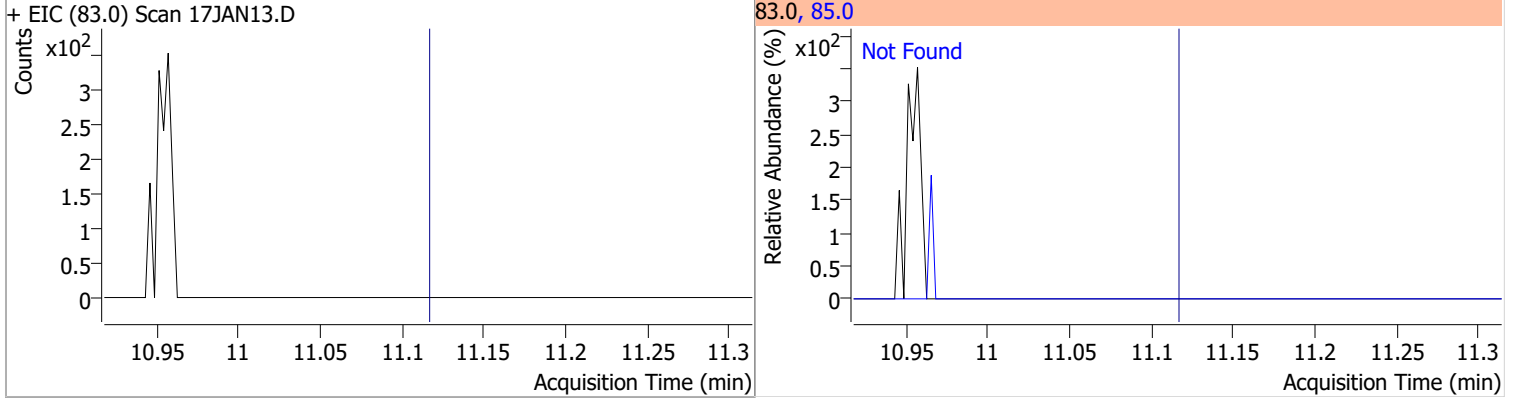


Quantitation Results Report (QT Reviewed)

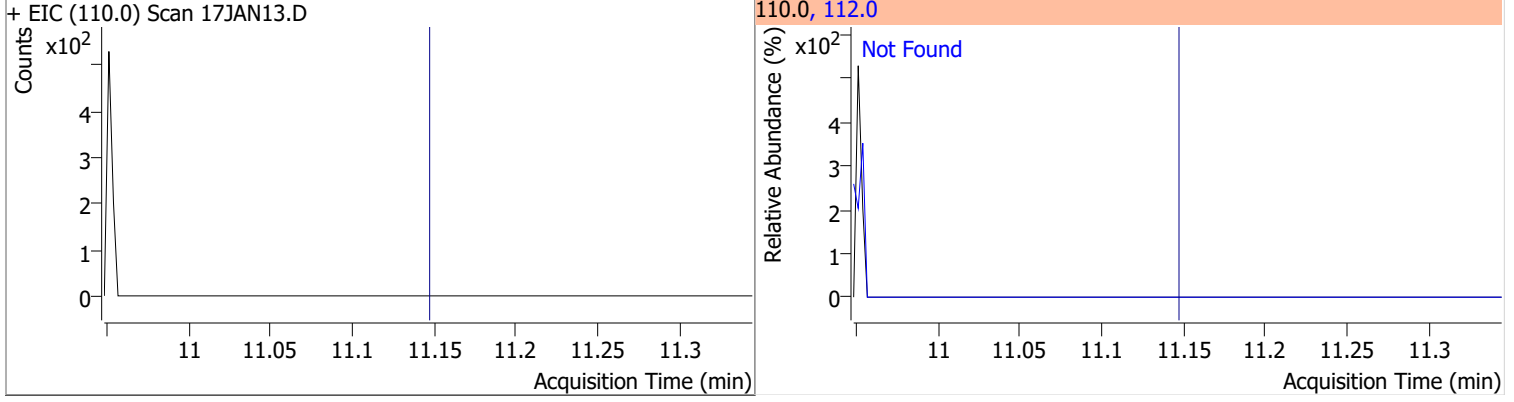
Compound	Conc.	Exp RT	QIon	Exp Ratio	QIon	Exp Ratio
Bromobenzene	N.D.	11.09	77.0	145.7	158.0	96.5



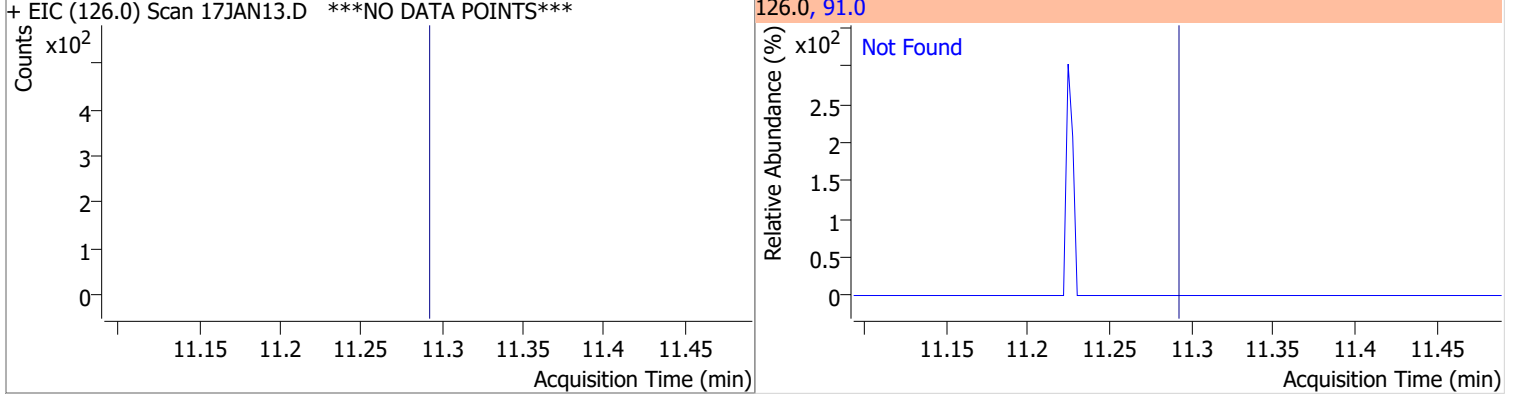
Compound	Conc.	Exp RT	QIon	Exp Ratio
1,1,2,2-Tetrachloroethane	N.D.	11.12	85.0	66.2



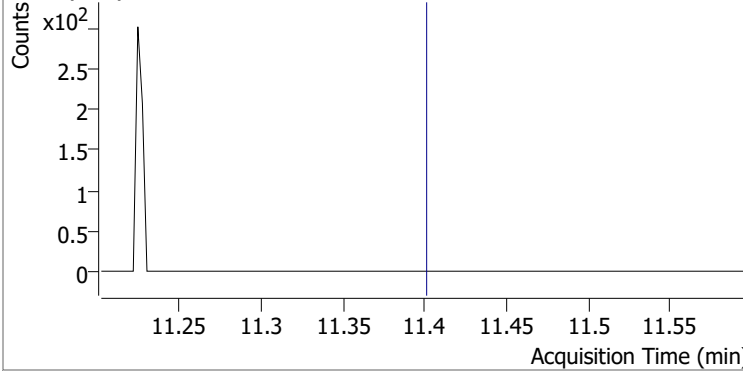
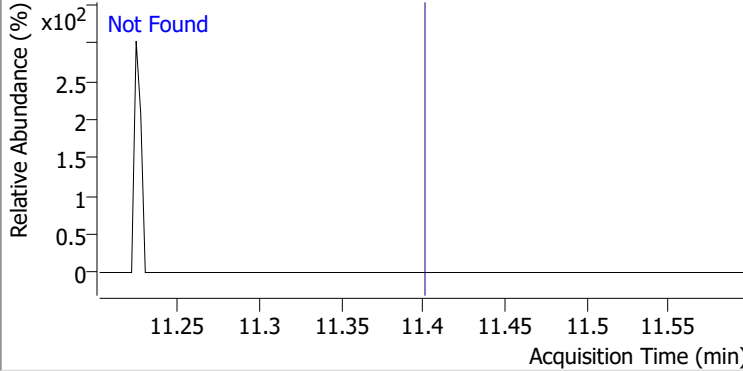
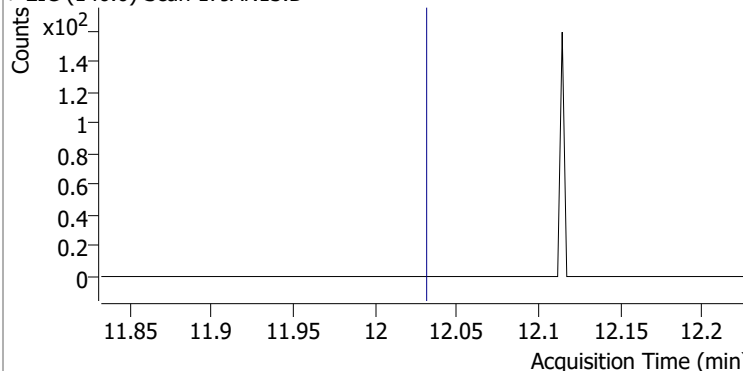
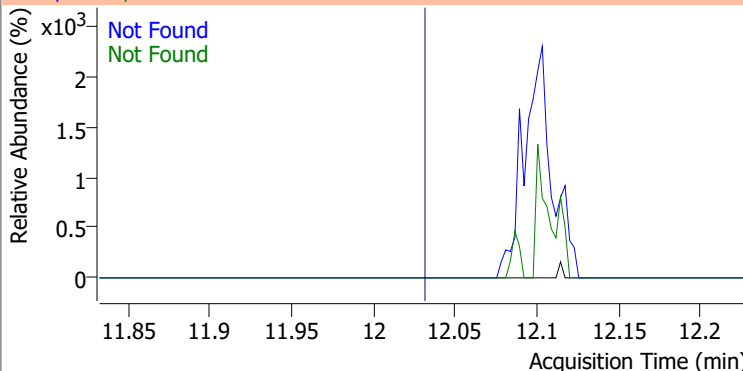
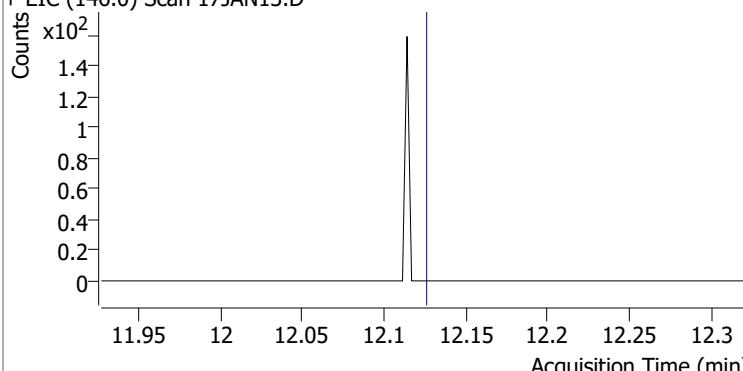
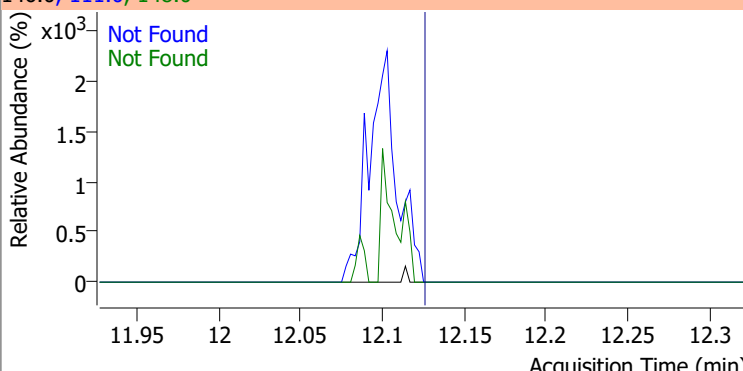
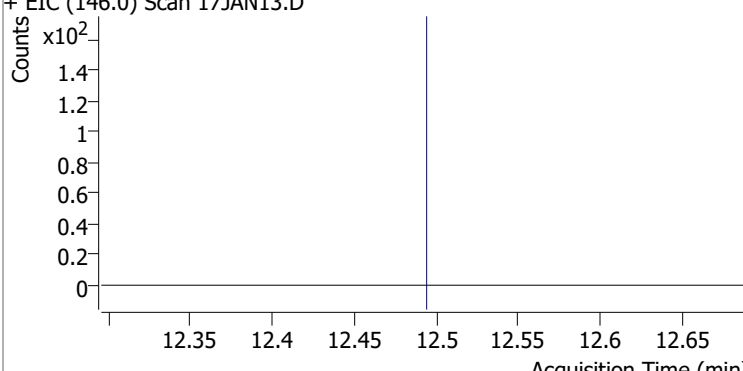
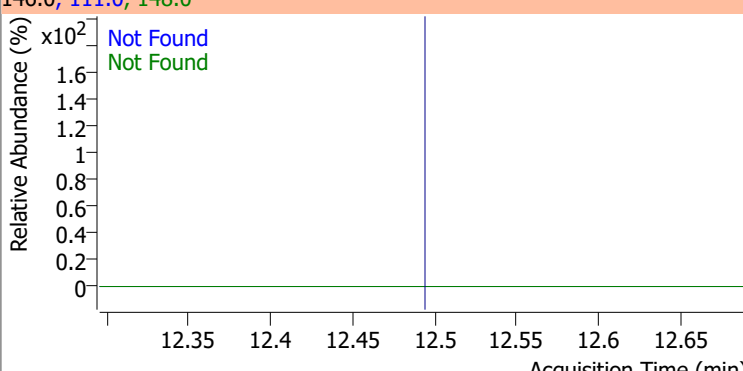
Compound	Conc.	Exp RT	QIon	Exp Ratio
1,2,3-Trichloropropane	N.D.	11.15	112.0	63.5



Compound	Conc.	Exp RT	QIon	Exp Ratio
2-Chlorotoluene	N.D.	11.29	91.0	282.3

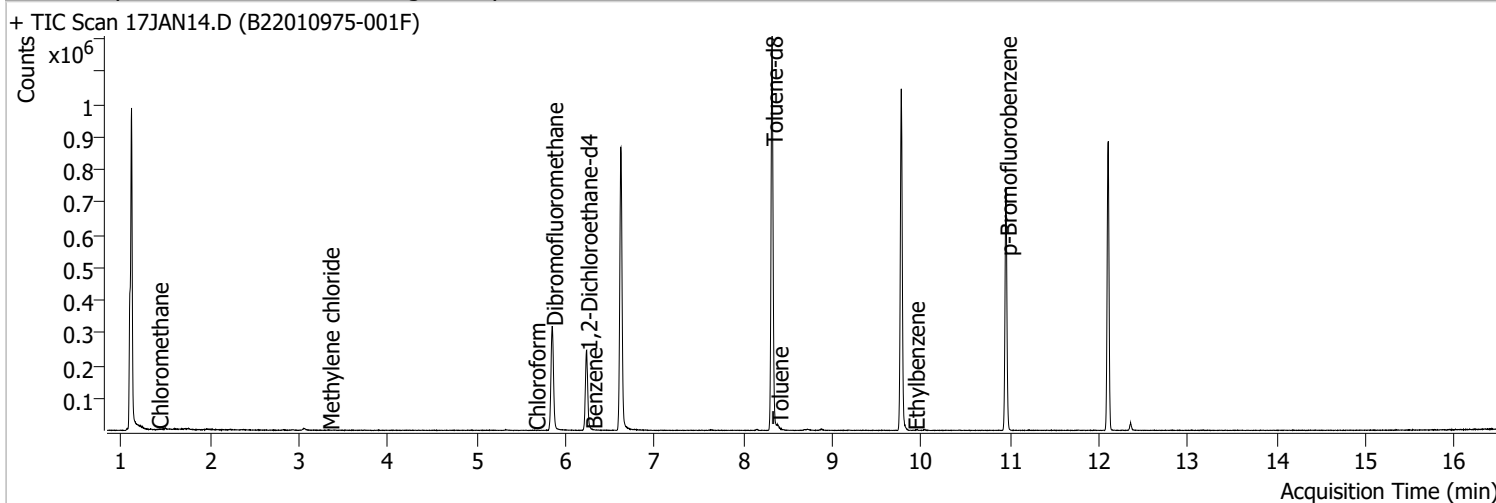


Quantitation Results Report (QT Reviewed)

Compound	Conc.	Exp RT	QIon	Exp Ratio	QIon	Exp Ratio
4-Chlorotoluene	N.D.	11.40	126.0	31.7		
+ EIC (91.0) Scan 17JAN13.D			91.0, 126.0			
						
1,3-Dichlorobenzene	N.D.	12.03	148.0	63.6	111.0	39.8
+ EIC (146.0) Scan 17JAN13.D			146.0, 111.0, 148.0			
						
1,4-Dichlorobenzene	N.D.	12.13	148.0	63.1	111.0	39.1
+ EIC (146.0) Scan 17JAN13.D			146.0, 111.0, 148.0			
						
1,2-Dichlorobenzene	N.D.	12.49	148.0	63.9	111.0	41.0
+ EIC (146.0) Scan 17JAN13.D			146.0, 111.0, 148.0			
						

Quantitation Results Report (QT Reviewed)

Data File	17JAN14.D	Operator	MSC
Acq. Method	5975CACQF.M	Acq. Date-Time	1/17/2022 3:54:03 PM
Sample Name	B22010975-001F	Instrument	VOA5975C
Vial	14	Multiplier	1.00
DA Method File	VOA5975C_8260B_SHT_DoD_L4_010422.m	Comment	
Tune File	BFB_Atune3.u	Tune Date	10/11/2021 4:02:00 PM
Batch Name	VG011722_8260B.batch.bin	Last Calib Update	3/5/2022 1:16:34 PM
Ref Library	\\MASSHUNTER\Org\Library\NIST129K.I		



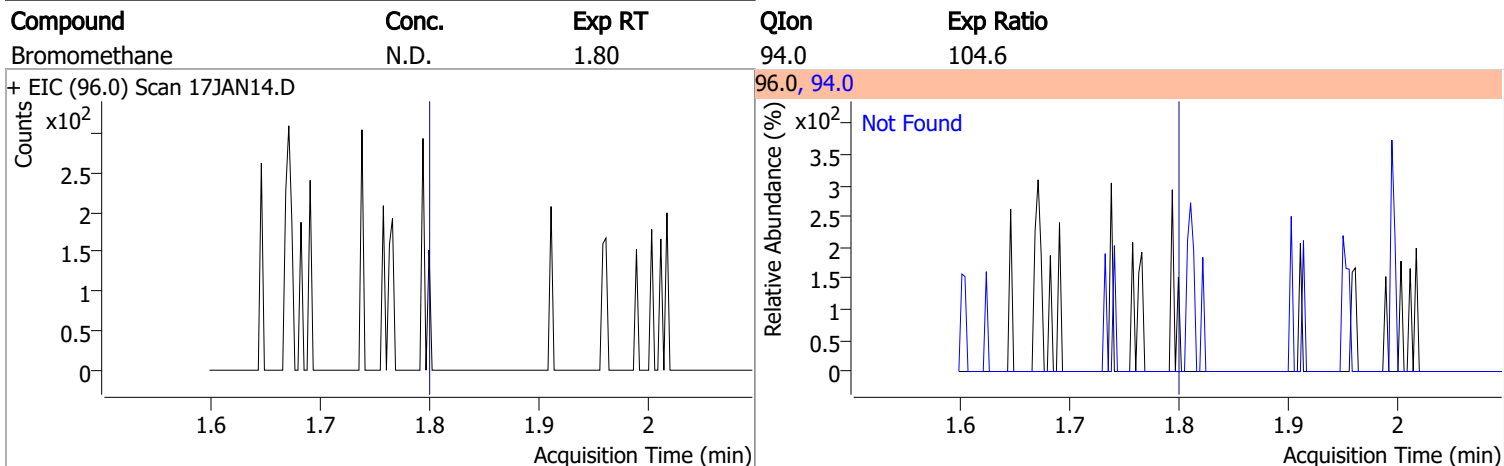
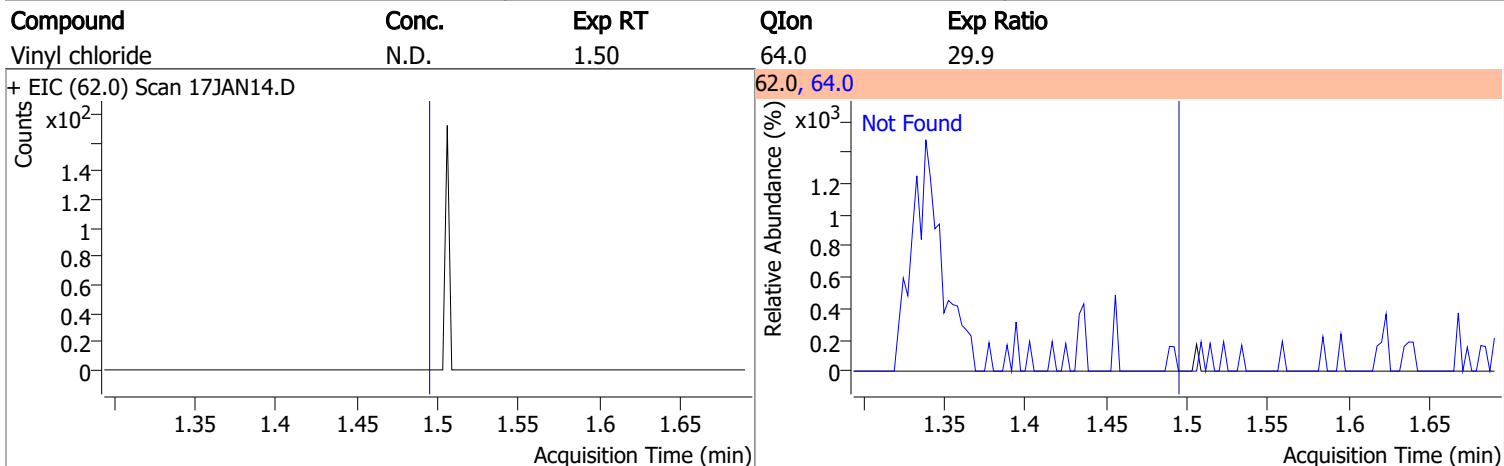
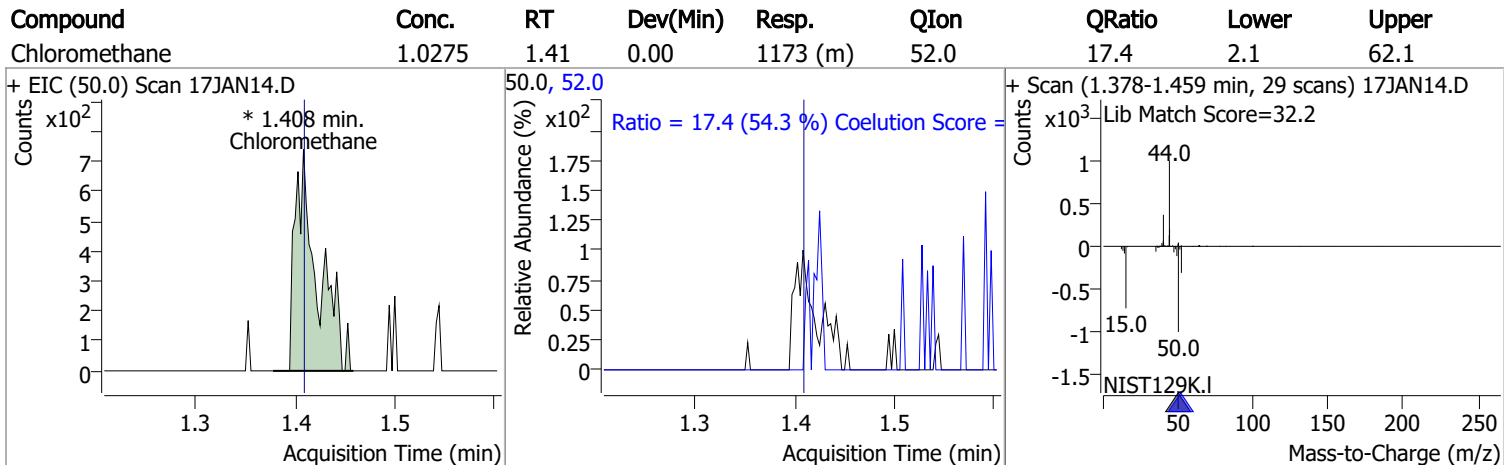
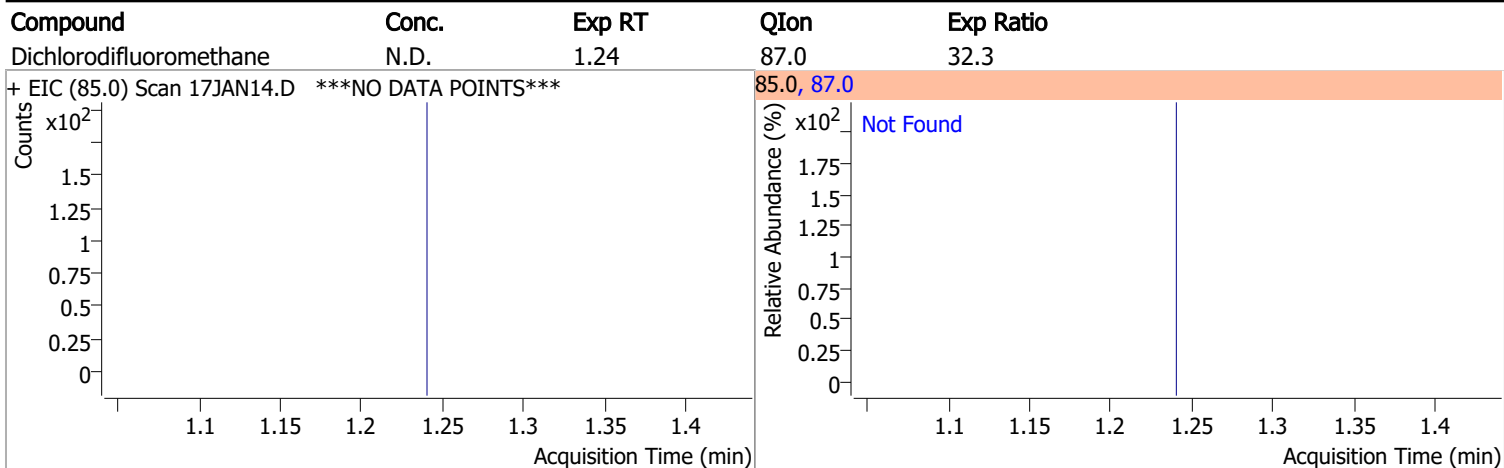
Compound	RT	QIon	Resp.	Conc.	Units	Dev(Min)
Internal Standards						
M Fluorobenzene	6.620	96.0	717734	250.0000	ng	-0.003
M Chlorobenzene-d5	9.774	82.0	281391	250.0000	ng	0.003
M 1,4-Dichlorobenzene-d4	12.100	152.0	216115	250.0000	ng	0.000
System Monitoring Compounds						
S Dibromofluoromethane	5.848	113.0	191993	283.9385	ng	0.003
Spiked Amount: 250.000	Range: 80.0 - 119.0%			Recovery = 113.58%		
S 1,2-Dichloroethane-d4	6.233	67.0	83960	287.4750	ng	0.000
Spiked Amount: 250.000	Range: 81.0 - 118.0%			Recovery = 114.99%		
S Toluene-d8	8.319	98.0	723003	266.6307	ng	0.000
Spiked Amount: 250.000	Range: 89.0 - 112.0%			Recovery = 106.65%		
S p-Bromofluorobenzene	10.951	95.0	210273	265.5834	ng	-0.003
Spiked Amount: 250.000	Range: 85.0 - 114.0%			Recovery = 106.23%		
Target Compounds						
T Dichlorodifluoromethane	0.000		0	N.D.		
T Chloromethane	1.408	50.0	1173	1.0275	ng	m 74
T Vinyl chloride	0.000		0	N.D.		
T Bromomethane	0.000		0	N.D.		
T Chloroethane	0.000		0	N.D.		
T Trichlorofluoromethane	0.000		0	N.D.		
T 1,1-Dichloroethene	0.000		0	N.D.		
T Methylene chloride	3.330	49.0	564	0.5293	ng	m 77
T trans-1,2-Dichloroethene	0.000		0	N.D.		
T Methyl tert-butyl ether (MTBE)	0.000		0	N.D.		
T 1,1-Dichloroethane	0.000		0	N.D.		
T 2,2-Dichloropropane	0.000		0	N.D.		
T cis-1,2-Dichloroethene	0.000		0	N.D.		
T Methyl ethyl ketone	0.000		0	N.D.		
T Bromochloromethane	0.000		0	N.D.		
T Chloroform	5.650	83.0	203	0.1483	ng	m 95

Quantitation Results Report (QT Reviewed)

Compound	RT	QIon	Resp.	Conc.	Units		Dev(Min)
T 1,1,1-Trichloroethane	0.000		0	N.D.			
T Carbon tetrachloride	0.000		0	N.D.			
T 1,1-Dichloropropene	0.000		0	N.D.			
T Benzene	6.289	78.0	482	0.1686	ng	m	90
T 1,2-Dichloroethane	0.000		0	N.D.			
T Trichloroethene	0.000		0	N.D.			
T 1,2-Dichloropropane	0.000		0	N.D.			
T Dibromomethane	0.000		0	N.D.			
T Bromodichloromethane	0.000		0	N.D.			
T cis-1,3-Dichloropropene	0.000		0	N.D.			
T Toluene	8.383	92.0	2755	1.5041	ng		98
T trans-1,3-Dichloropropene	0.000		0	N.D.			
T 1,1,2-Trichloroethane	0.000		0	N.D.			
T Tetrachloroethene	0.000		0	N.D.			
T 1,3-Dichloropropane	0.000		0	N.D.			
T Chlorodibromomethane	0.000		0	N.D.			
T 1,2-Dibromoethane	0.000		0	N.D.			
T Chlorobenzene	0.000		0	N.D.			
T 1,1,1,2-Tetrachloroethane	0.000		0	N.D.			
T Ethylbenzene	9.914	91.0	539	0.1549	ng	m	52
T m+p-Xylenes	10.037	106.0	0		ng	md	1
T o-Xylene	10.430	106.0	0		ng	md	1
T Styrene	0.000		0	N.D.			
T Bromoform	0.000		0	N.D.			
T Bromobenzene	0.000		0	N.D.			
T 1,1,2,2-Tetrachloroethane	0.000		0	N.D.			
T 1,2,3-Trichloropropane	0.000		0	N.D.			
T 2-Chlorotoluene	0.000		0	N.D.			
T 4-Chlorotoluene	0.000		0	N.D.			
T 1,3-Dichlorobenzene	0.000		0	N.D.			
T 1,4-Dichlorobenzene	0.000		0	N.D.			
T 1,2-Dichlorobenzene	0.000		0	N.D.			

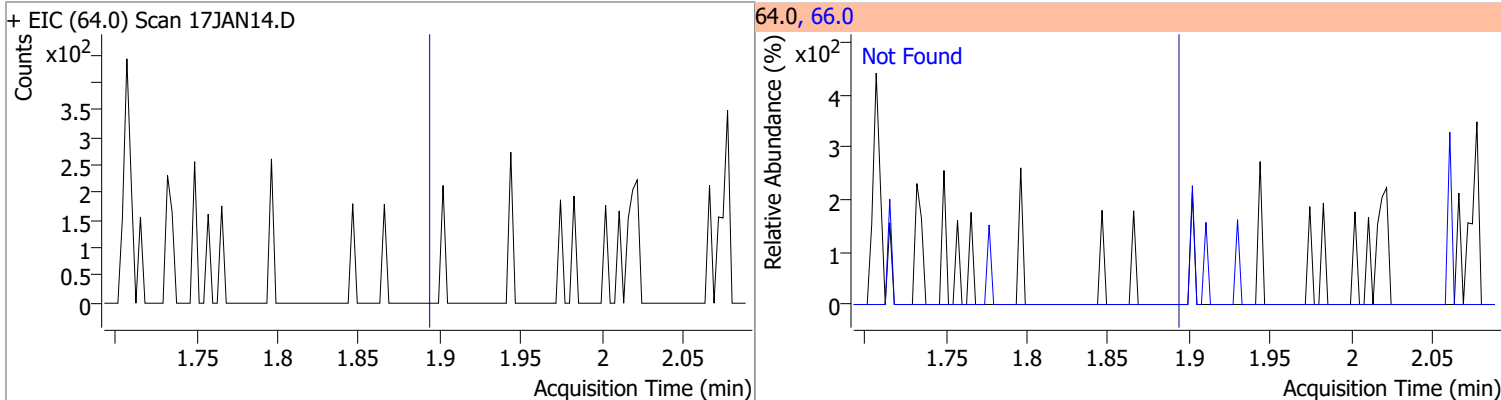
(#) = Qualifier Out of Range; (m) = Manual Integration; (+) = Area Summed; (*) = Surrogate Percent Recovery Out of Range; (d): Zeroed Peak

Quantitation Results Report (QT Reviewed)

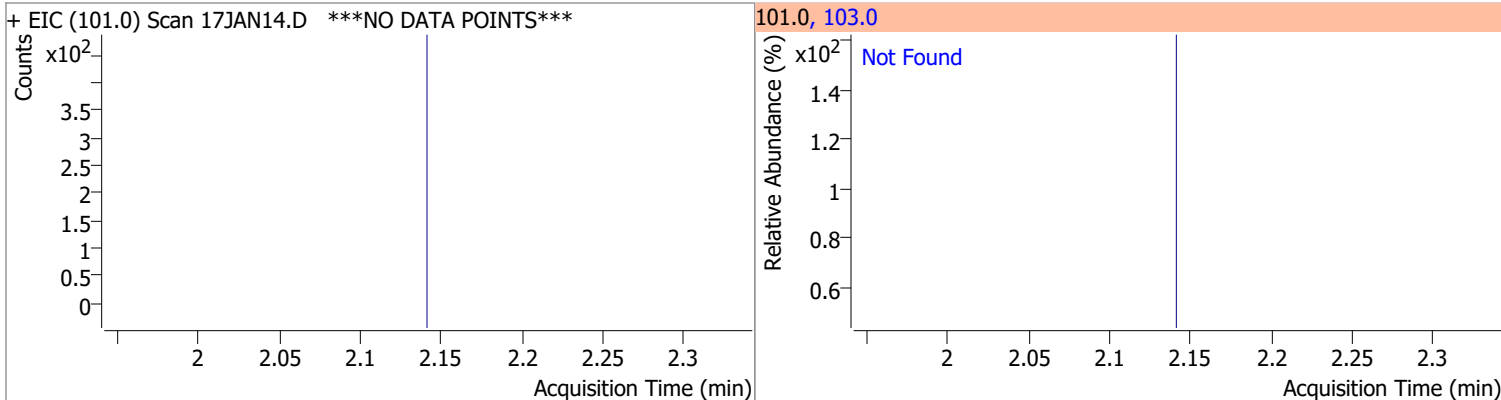


Quantitation Results Report (QT Reviewed)

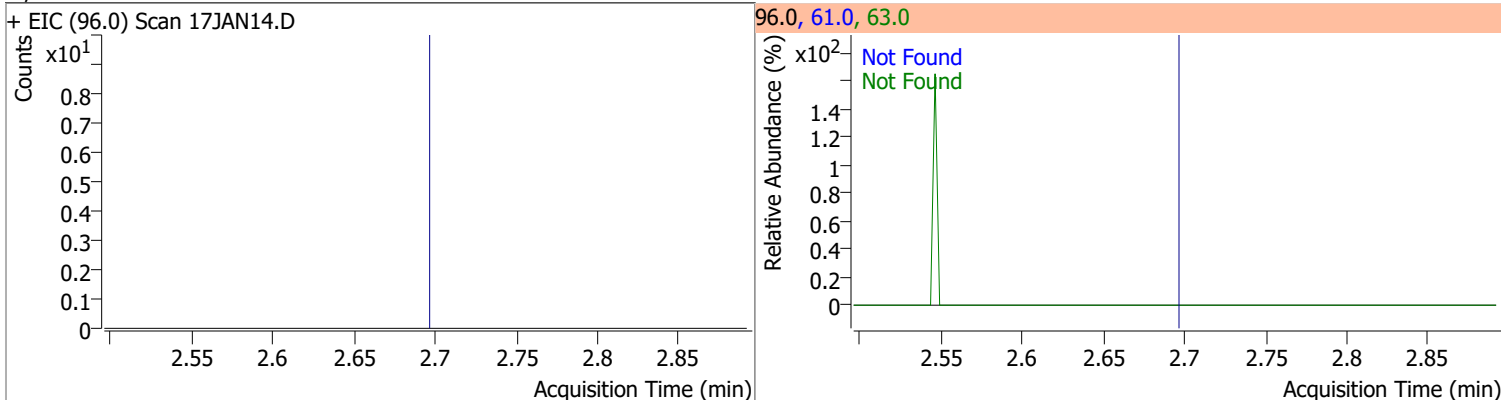
Compound	Conc.	Exp RT	QIon	Exp Ratio
Chloroethane	N.D.	1.89	66.0	30.1



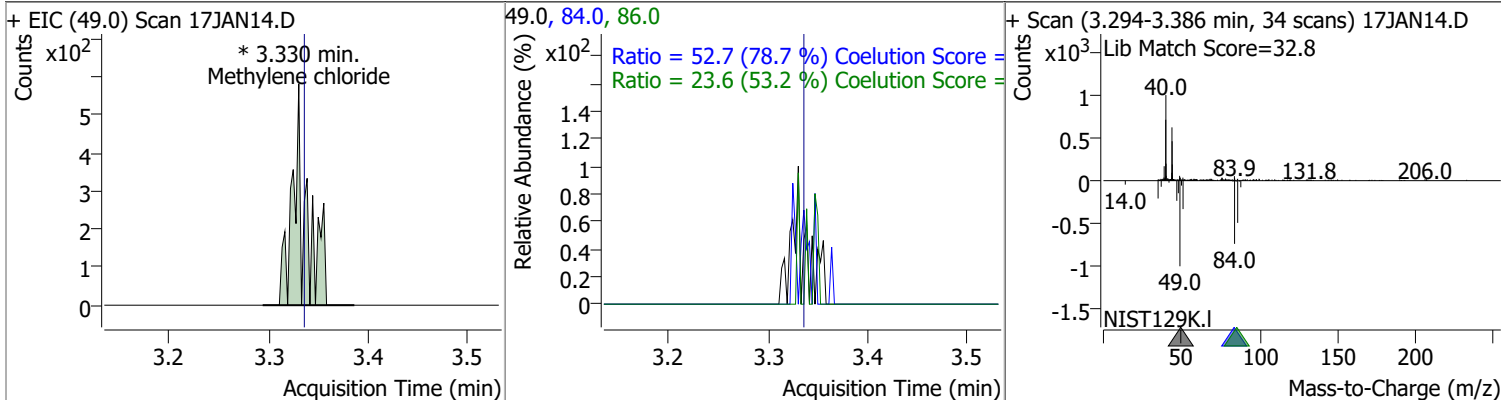
Compound	Conc.	Exp RT	QIon	Exp Ratio
Trichlorofluoromethane	N.D.	2.14	103.0	64.2



Compound	Conc.	Exp RT	QIon	Exp Ratio	QIon	Exp Ratio
1,1-Dichloroethene	N.D.	2.70	61.0	180.3	63.0	56.7

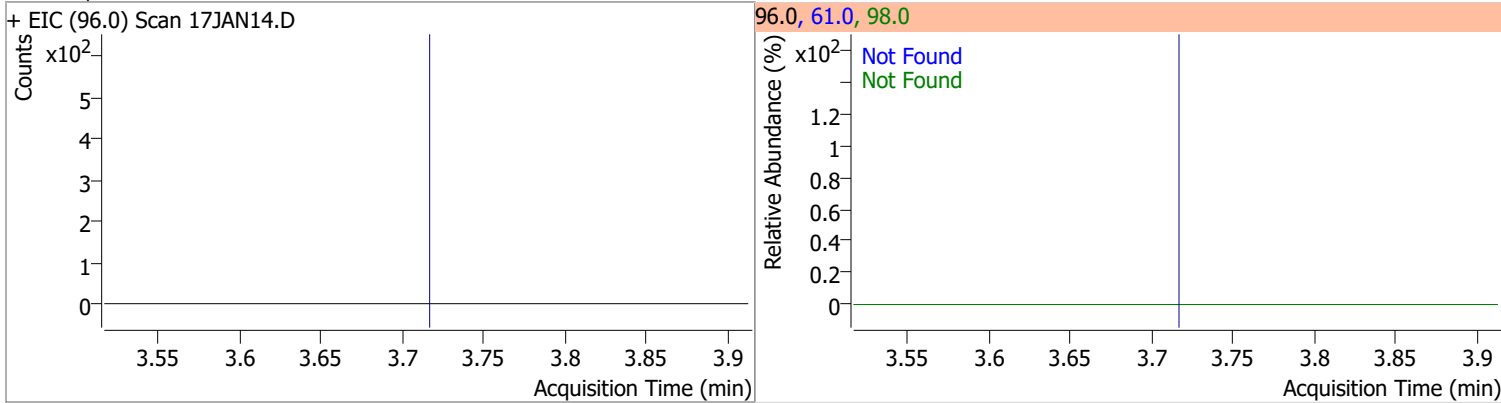


Compound	Conc.	RT	Dev(Min)	Resp.	QIon	QRatio	Lower	Upper
Methylene chloride	0.5293	3.33	-0.01	564 (m)	84.0	52.7	36.9	96.9
					86.0	23.6	14.3	74.3

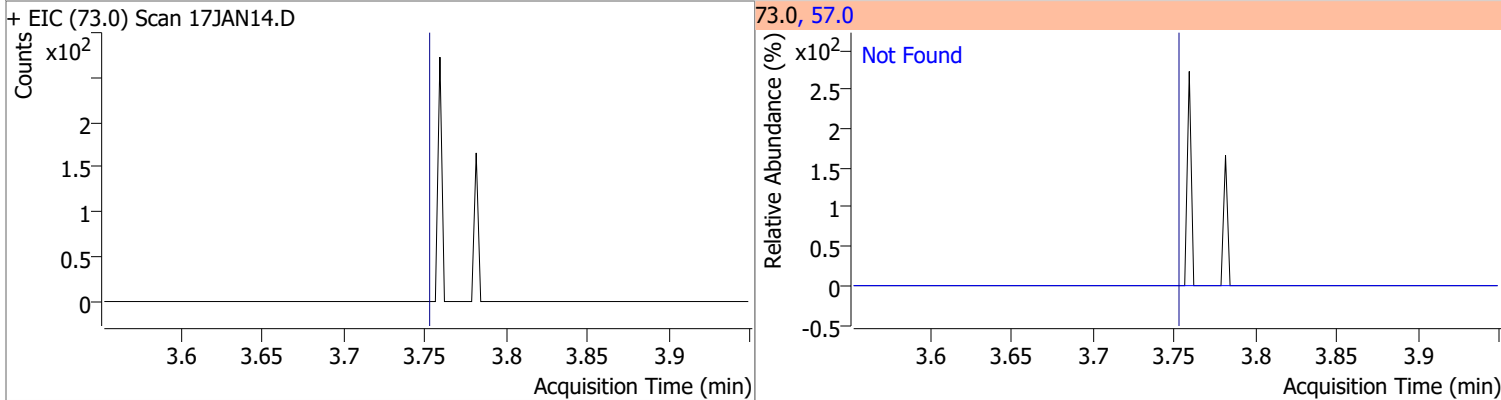


Quantitation Results Report (QT Reviewed)

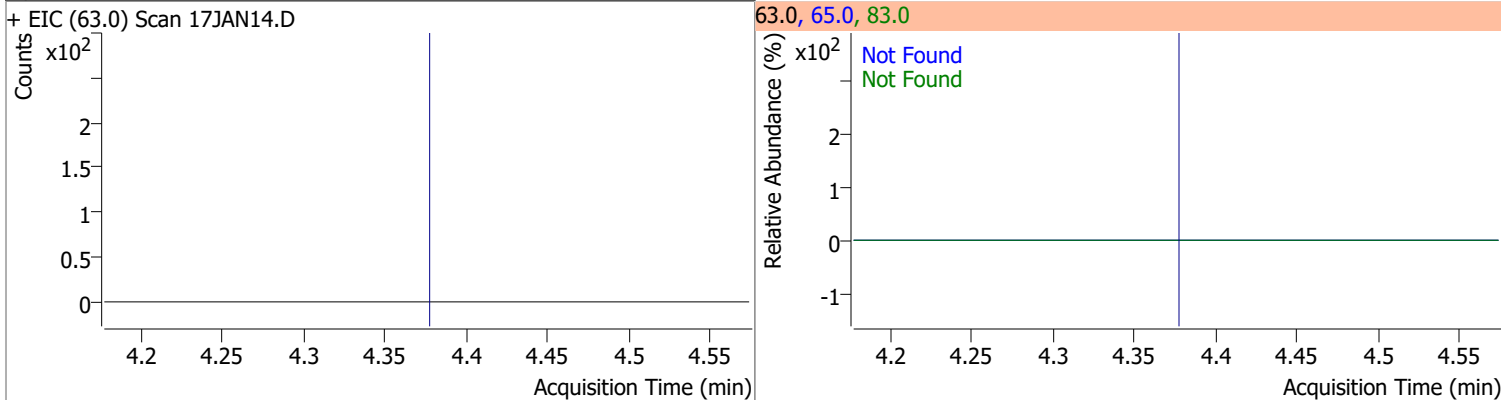
Compound	Conc.	Exp RT	QIon	Exp Ratio	QIon	Exp Ratio
trans-1,2-Dichloroethene	N.D.	3.72	61.0	153.9	98.0	65.7



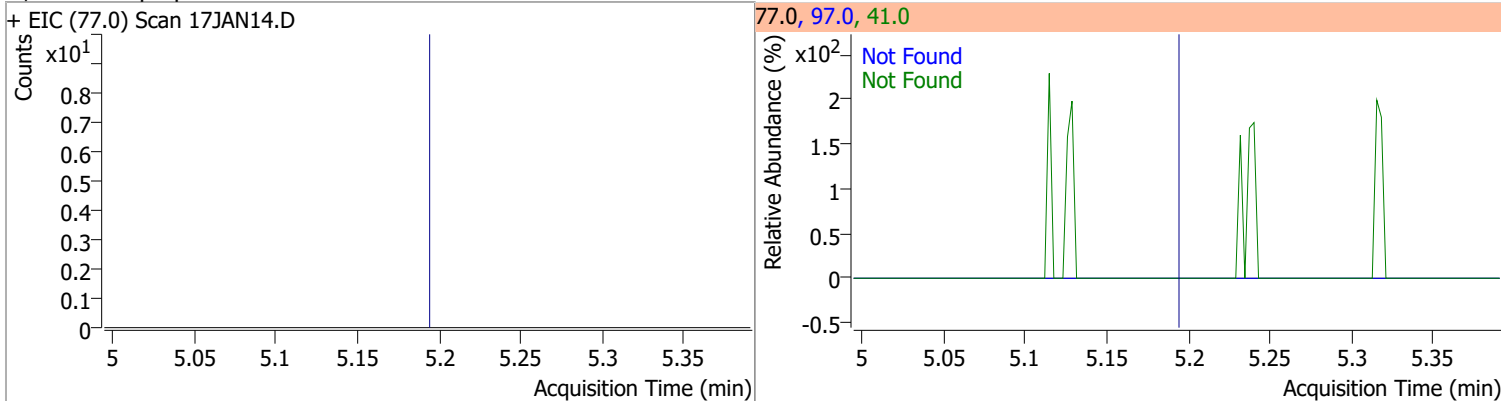
Compound	Conc.	Exp RT	QIon	Exp Ratio
Methyl tert-butyl ether (MTBE)	N.D.	3.75	57.0	24.6



Compound	Conc.	Exp RT	QIon	Exp Ratio	QIon	Exp Ratio
1,1-Dichloroethane	N.D.	4.38	65.0	32.1	83.0	13.7

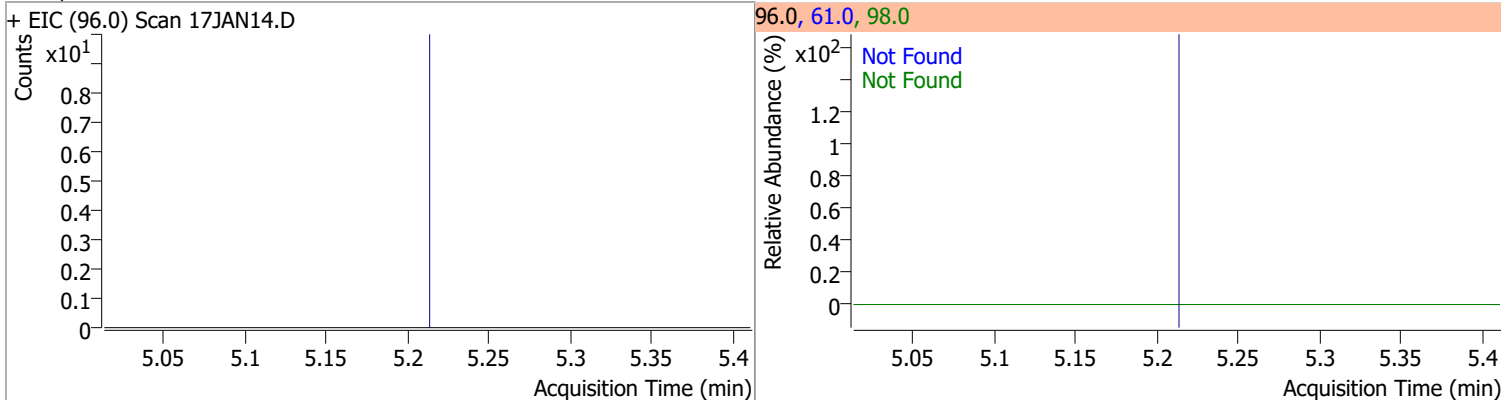


Compound	Conc.	Exp RT	QIon	Exp Ratio	QIon	Exp Ratio
2,2-Dichloropropane	N.D.	5.20	41.0	66.5	97.0	23.2

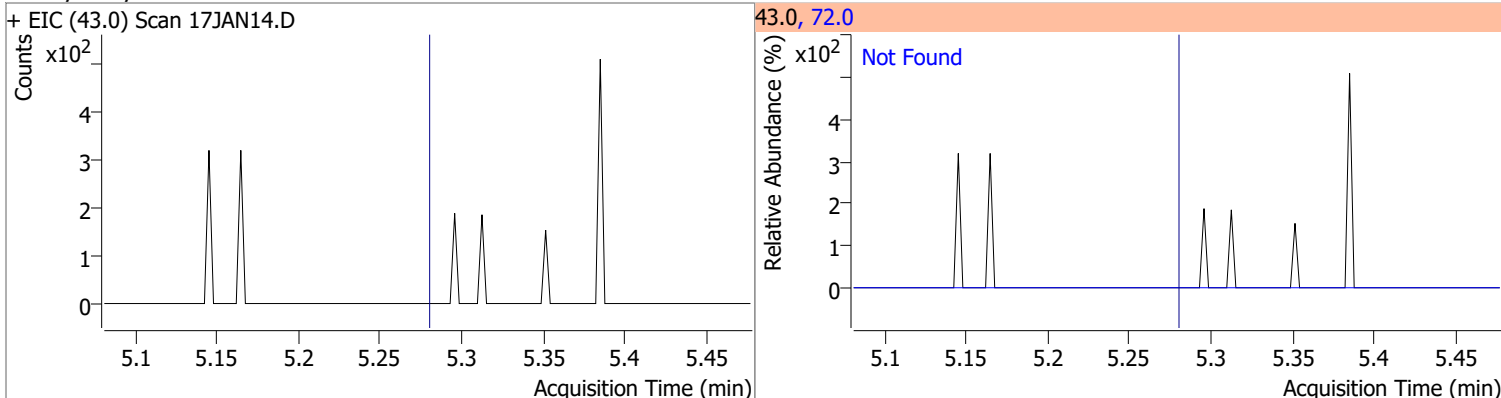


Quantitation Results Report (QT Reviewed)

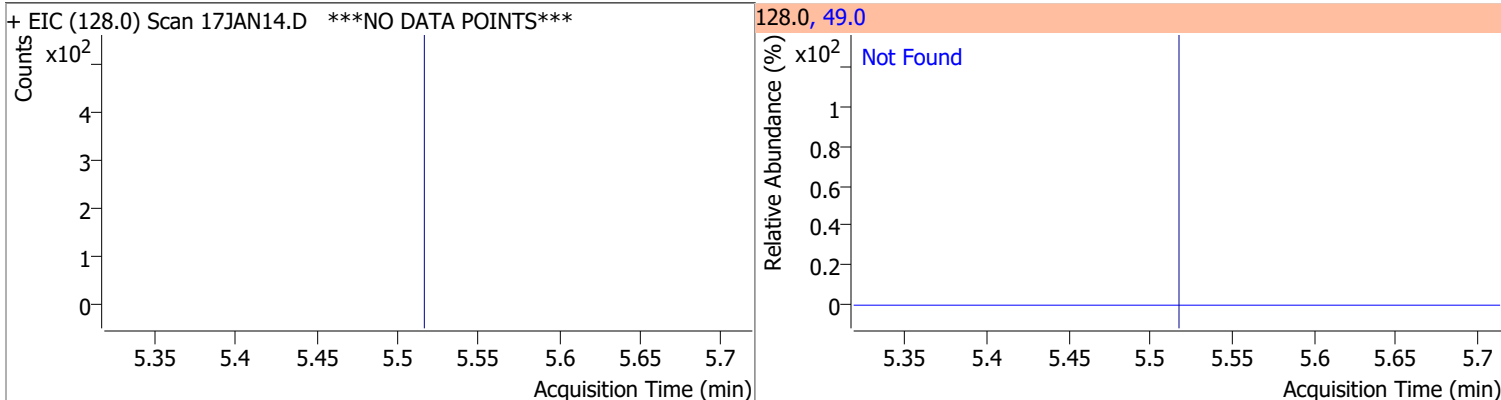
Compound	Conc.	Exp RT	QIon	Exp Ratio	QIon	Exp Ratio
cis-1,2-Dichloroethene	N.D.	5.22	61.0	167.2	98.0	67.3



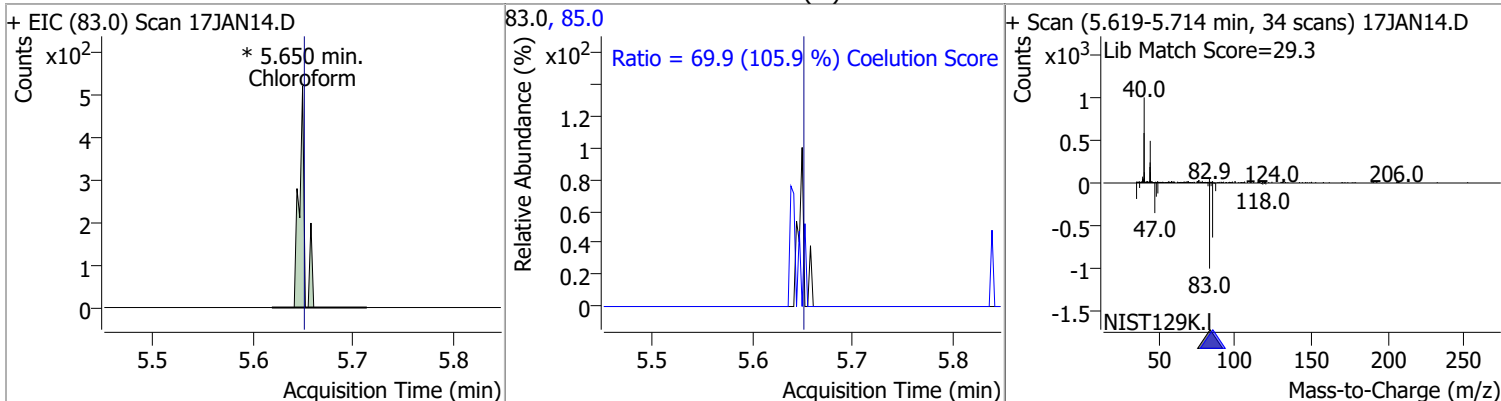
Compound	Conc.	Exp RT	QIon	Exp Ratio
Methyl ethyl ketone	N.D.	5.28	72.0	21.3



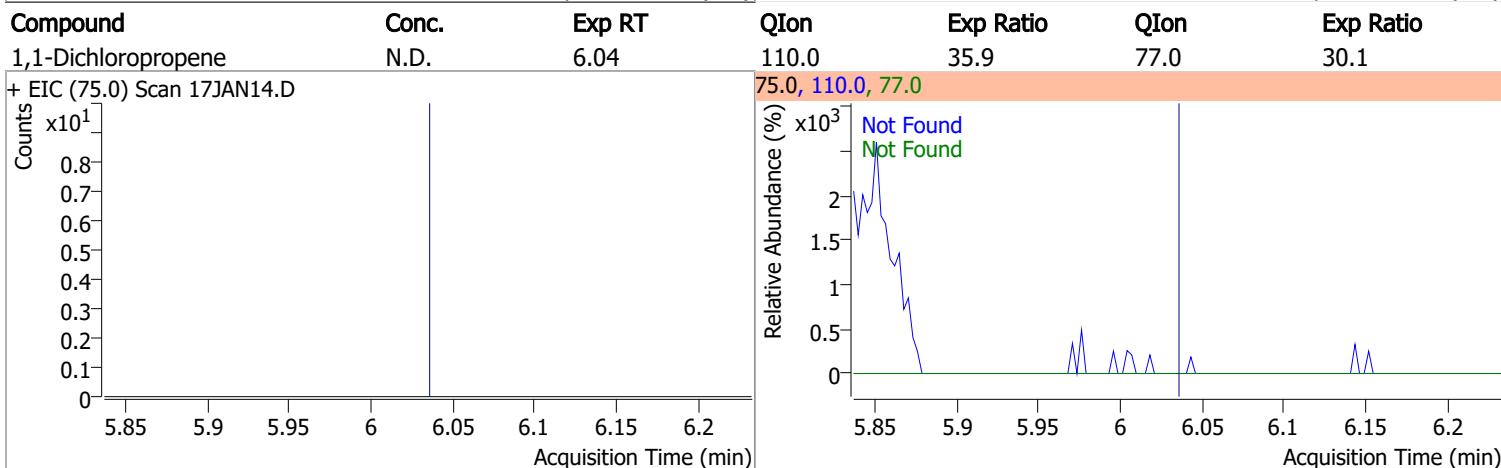
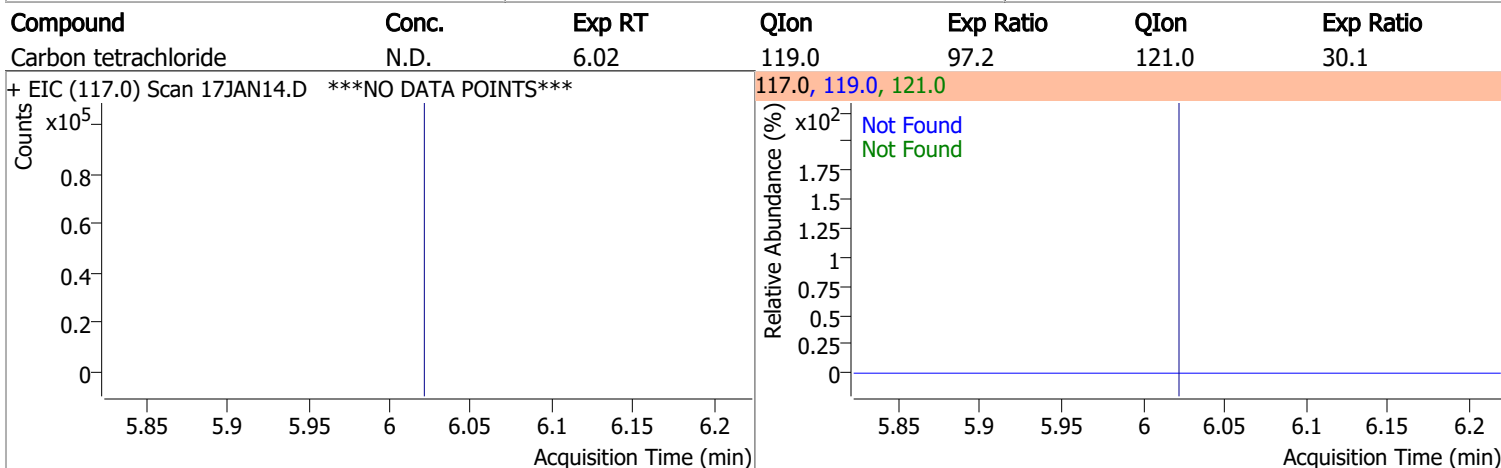
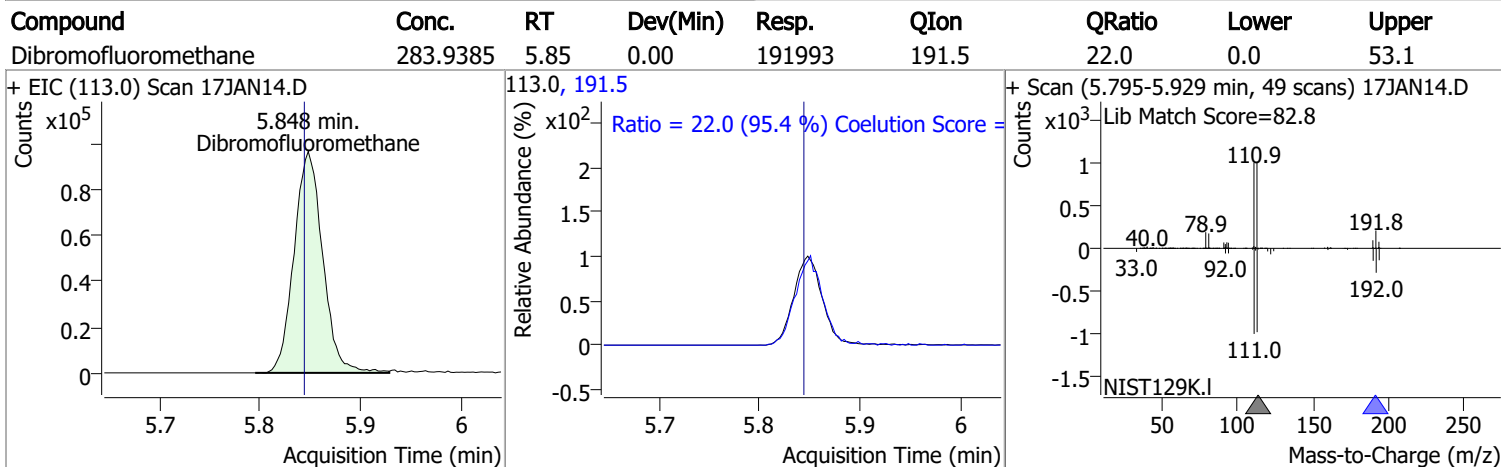
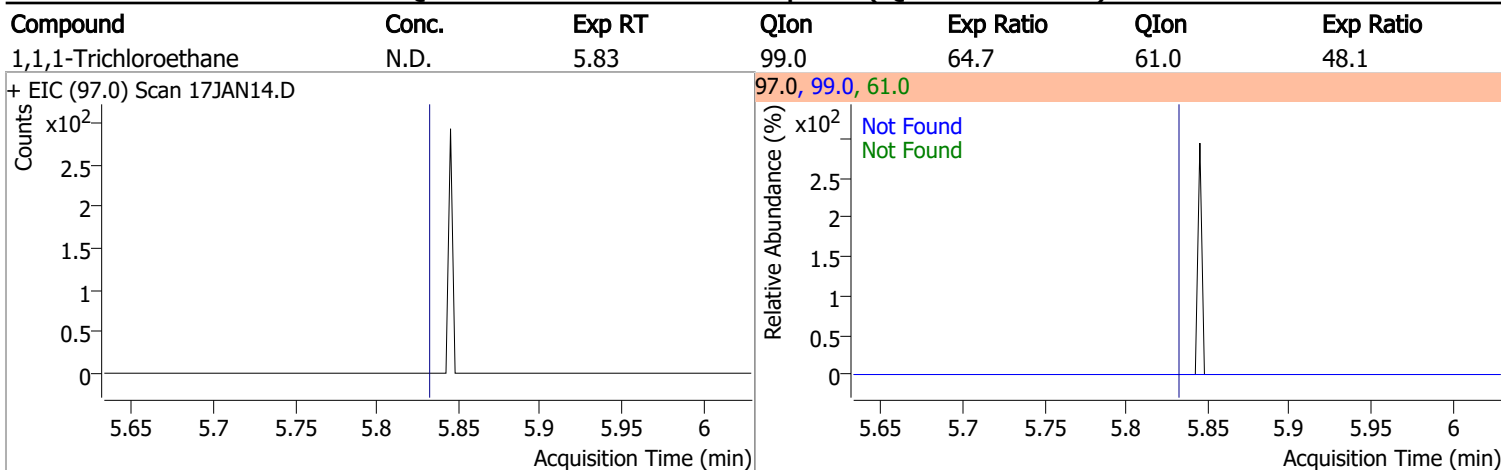
Compound	Conc.	Exp RT	QIon	Exp Ratio
Bromochloromethane	N.D.	5.52	49.0	182.9



Compound	Conc.	RT	Dev(Min)	Resp.	QIon	QRatio	Lower	Upper
Chloroform	0.1483	5.65	0.00	203 (m)	85.0	69.9	36.0	96.0

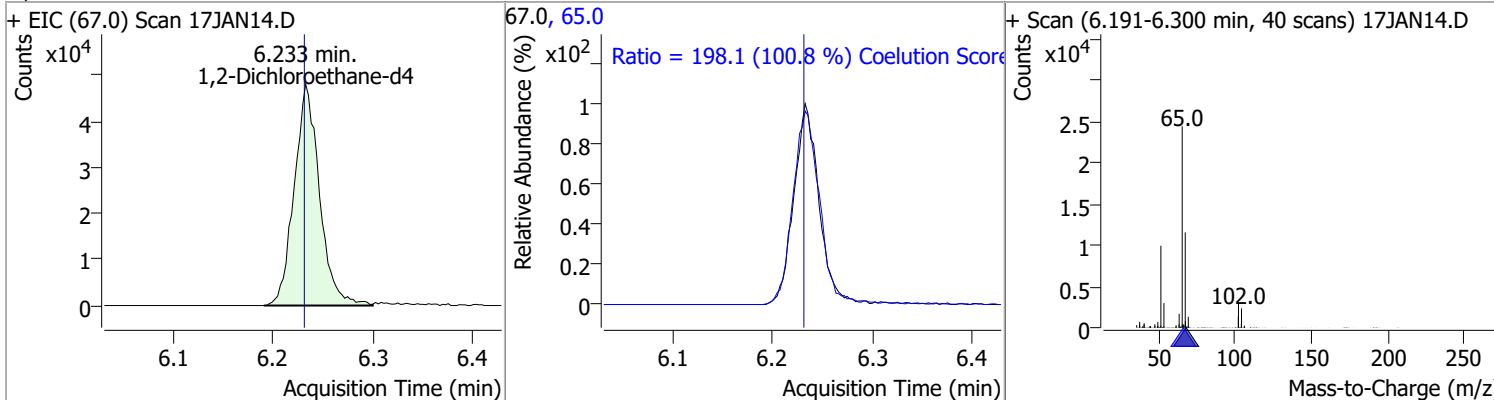


Quantitation Results Report (QT Reviewed)

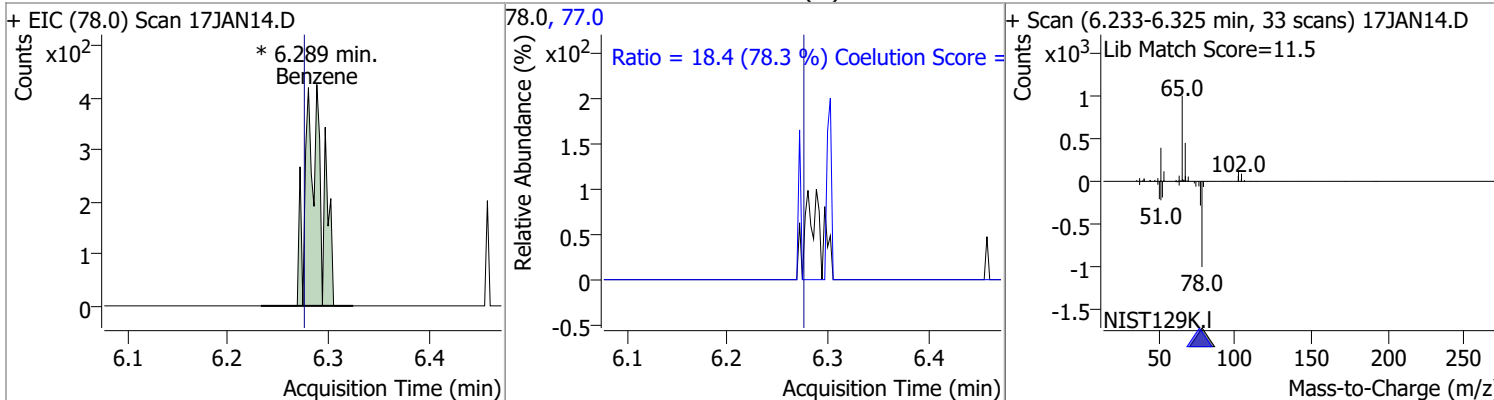


Quantitation Results Report (QT Reviewed)

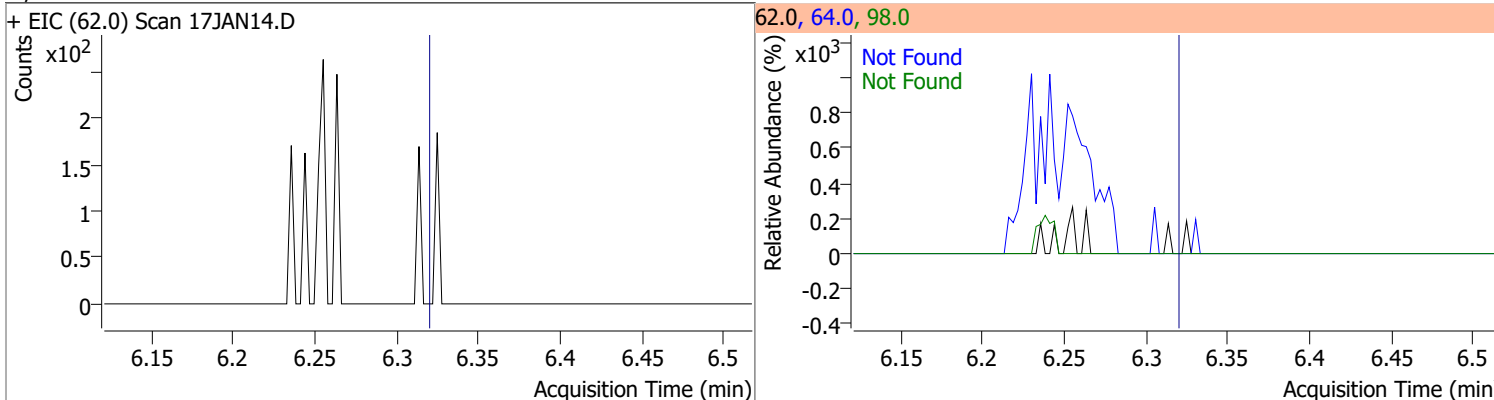
Compound	Conc.	RT	Dev(Min)	Resp.	QIon	QRatio	Lower	Upper
1,2-Dichloroethane-d4	287.4750	6.23	0.00	83960	65.0	198.1	166.5	226.5



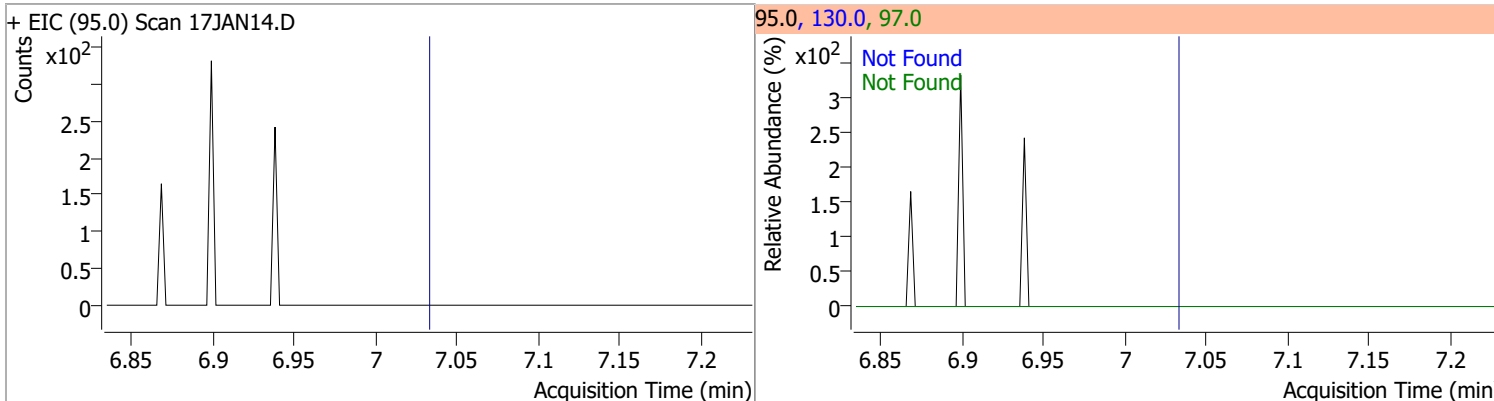
Compound	Conc.	RT	Dev(Min)	Resp.	QIon	QRatio	Lower	Upper
Benzene	0.1686	6.29	0.01	482 (m)	77.0	18.4	0.0	53.5



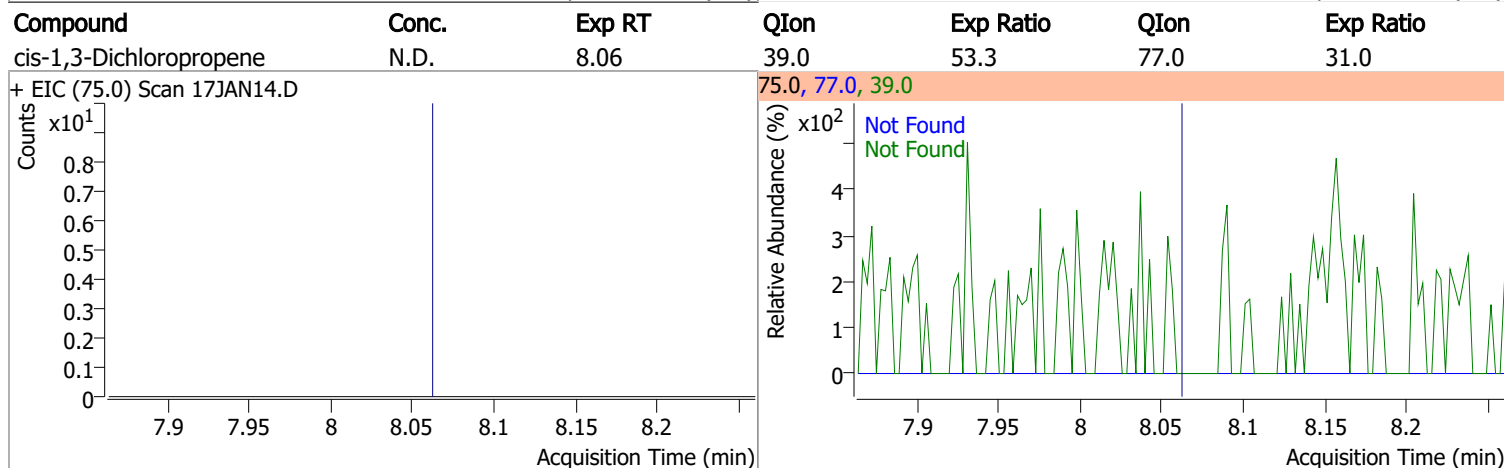
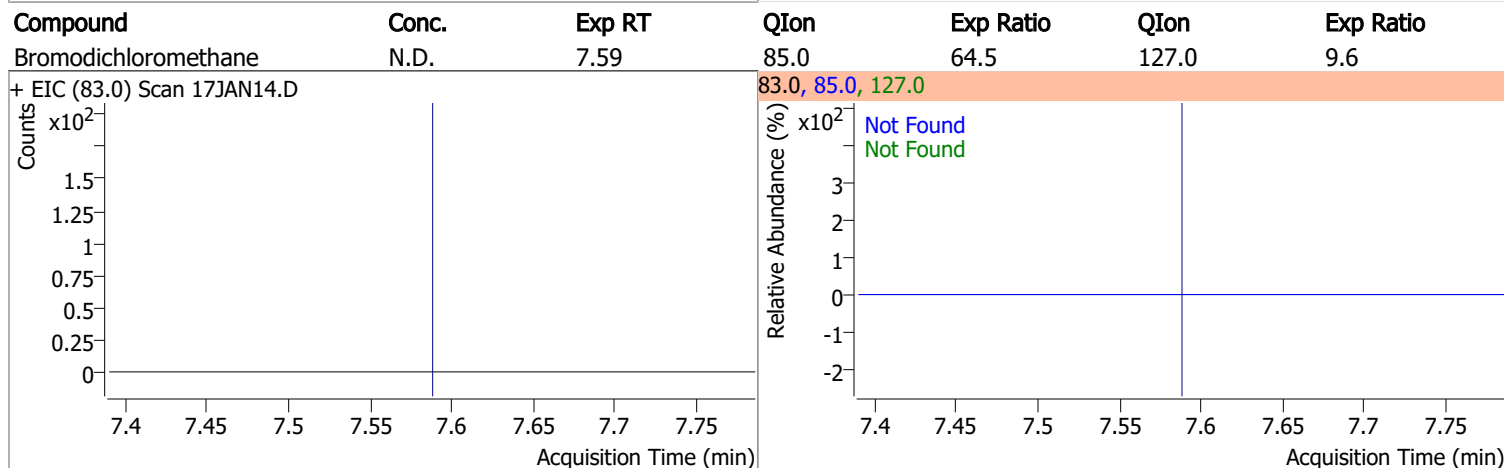
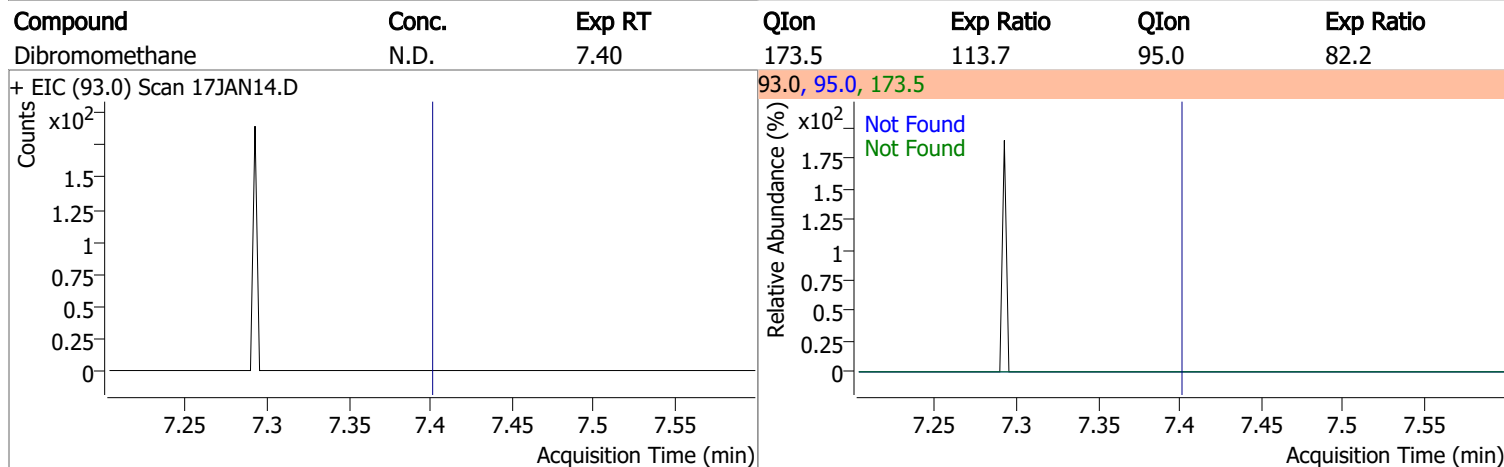
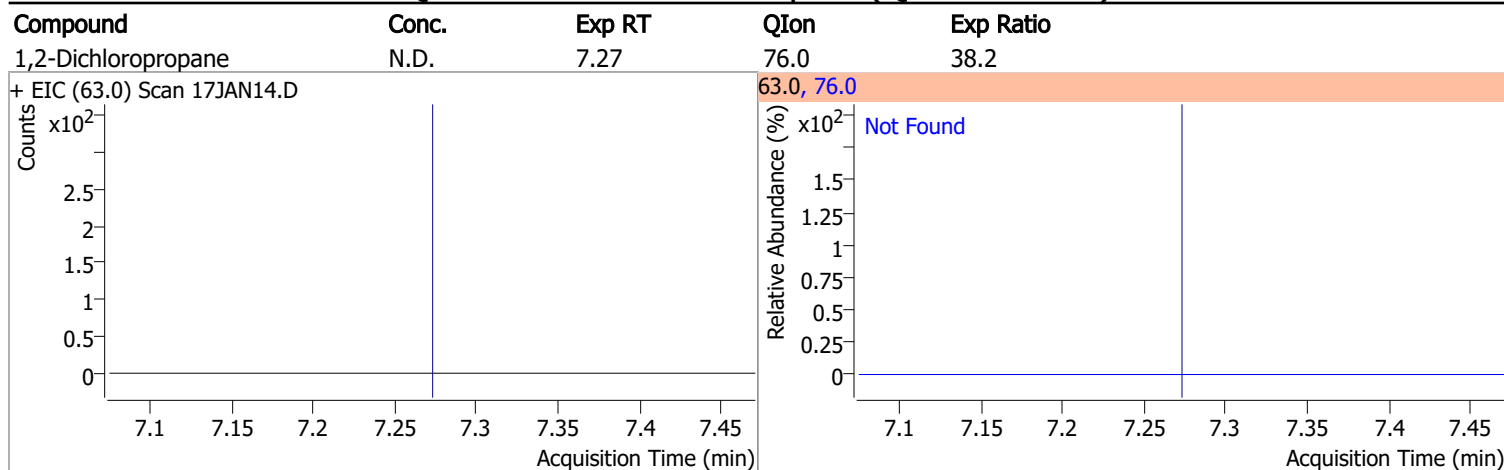
Compound	Conc.	Exp RT	QIon	Exp Ratio	QIon	Exp Ratio
1,2-Dichloroethane	N.D.	6.32	64.0	29.9	98.0	7.6



Compound	Conc.	Exp RT	QIon	Exp Ratio	QIon	Exp Ratio
Trichloroethene	N.D.	7.03	130.0	101.5	97.0	64.1

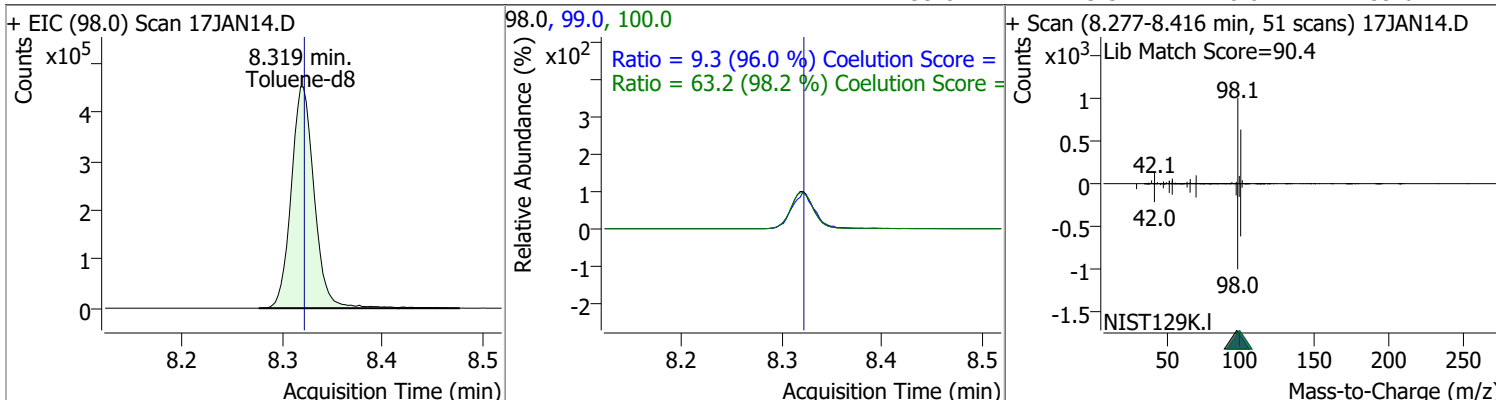


Quantitation Results Report (QT Reviewed)

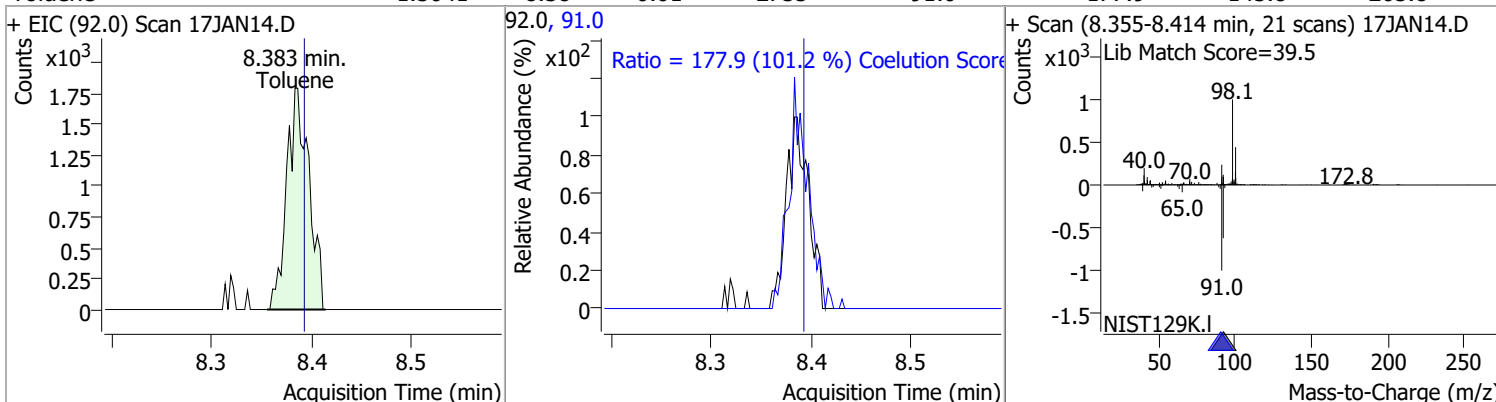


Quantitation Results Report (QT Reviewed)

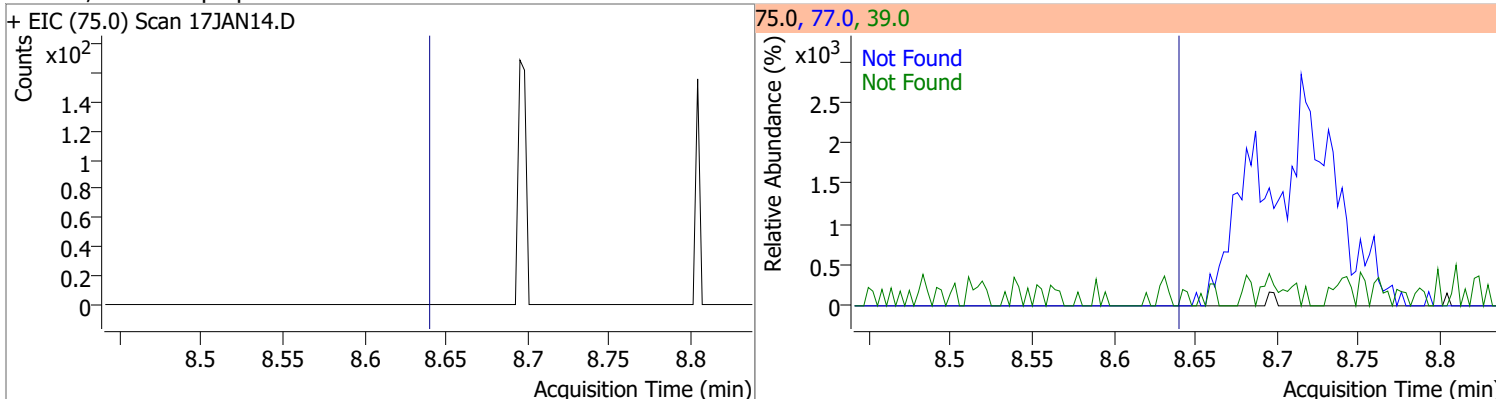
Compound	Conc.	RT	Dev(Min)	Resp.	QIon	QRatio	Lower	Upper
Toluene-d8	266.6307	8.32	0.00	723003	100.0	63.2	34.4	94.4
					99.0	9.3	0.0	39.6



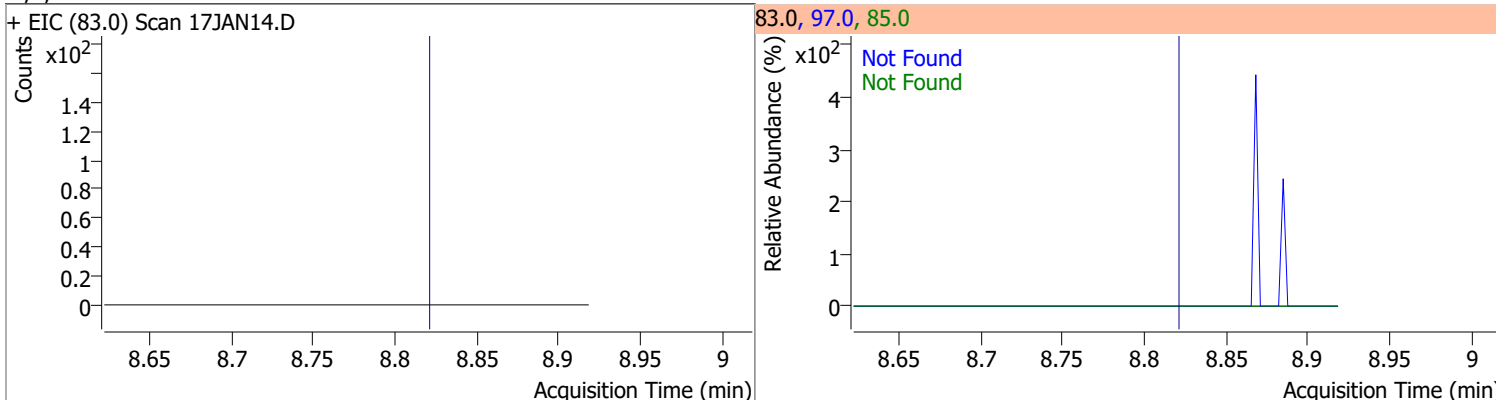
Compound	Conc.	RT	Dev(Min)	Resp.	QIon	QRatio	Lower	Upper
Toluene	1.5041	8.38	-0.01	2755	91.0	177.9	145.8	205.8



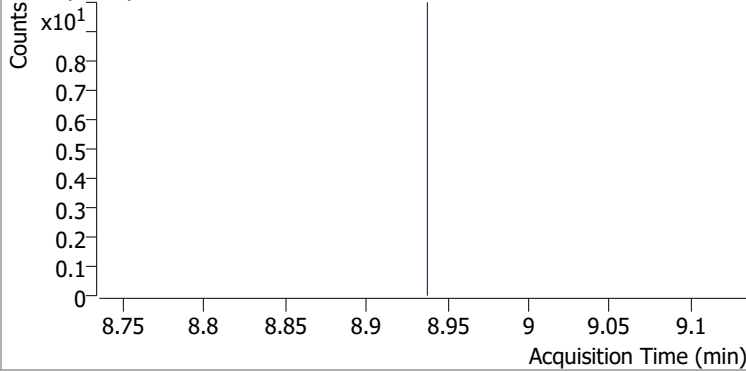
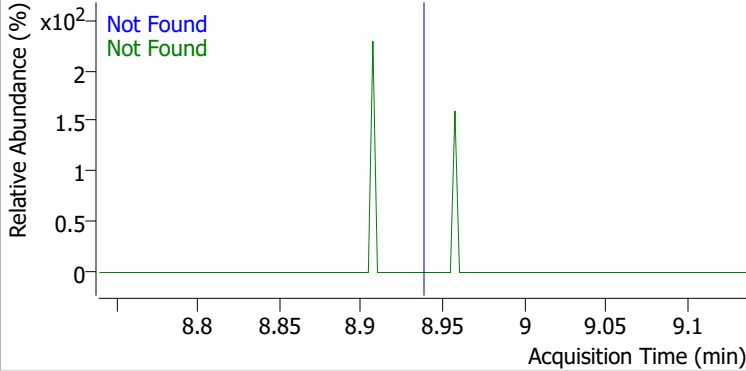
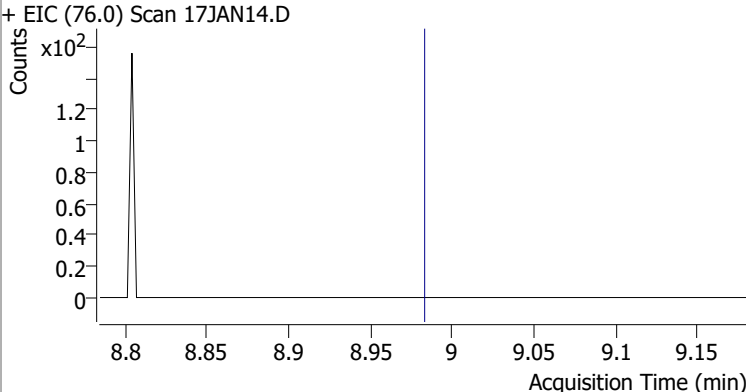
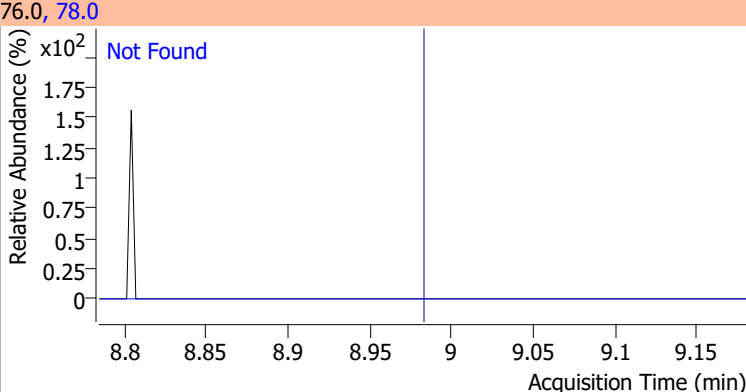
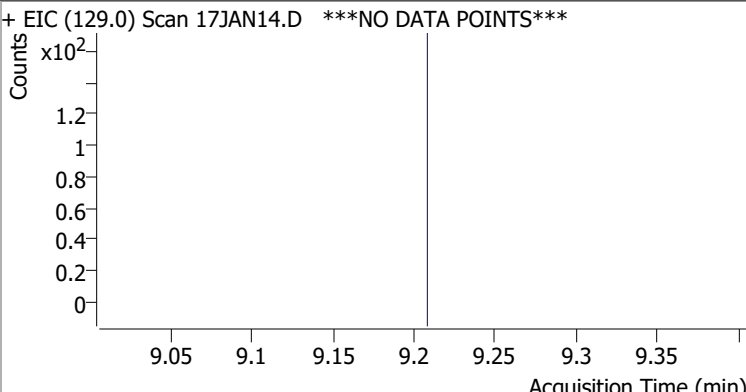
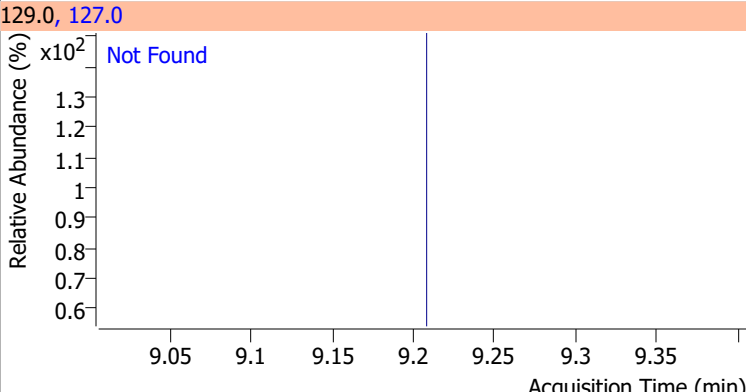
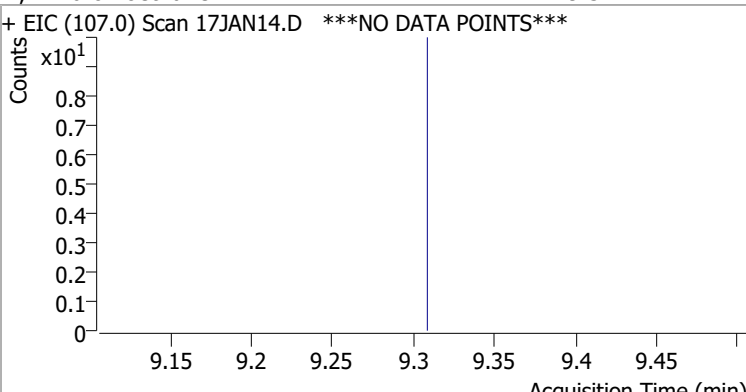
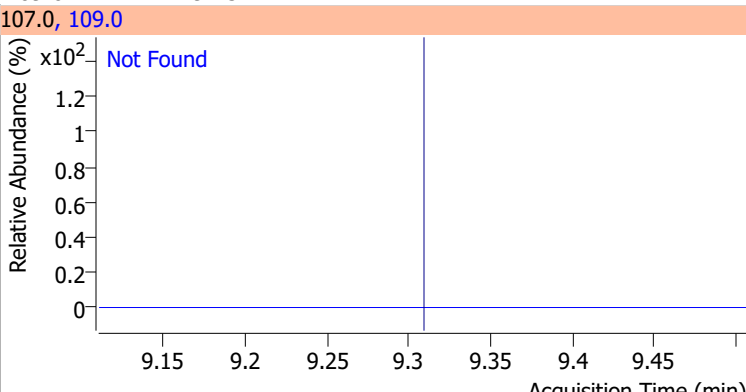
Compound	Conc.	Exp RT	QIon	Exp Ratio	QIon	Exp Ratio
trans-1,3-Dichloropropene	N.D.	8.64	39.0	53.4	77.0	32.4



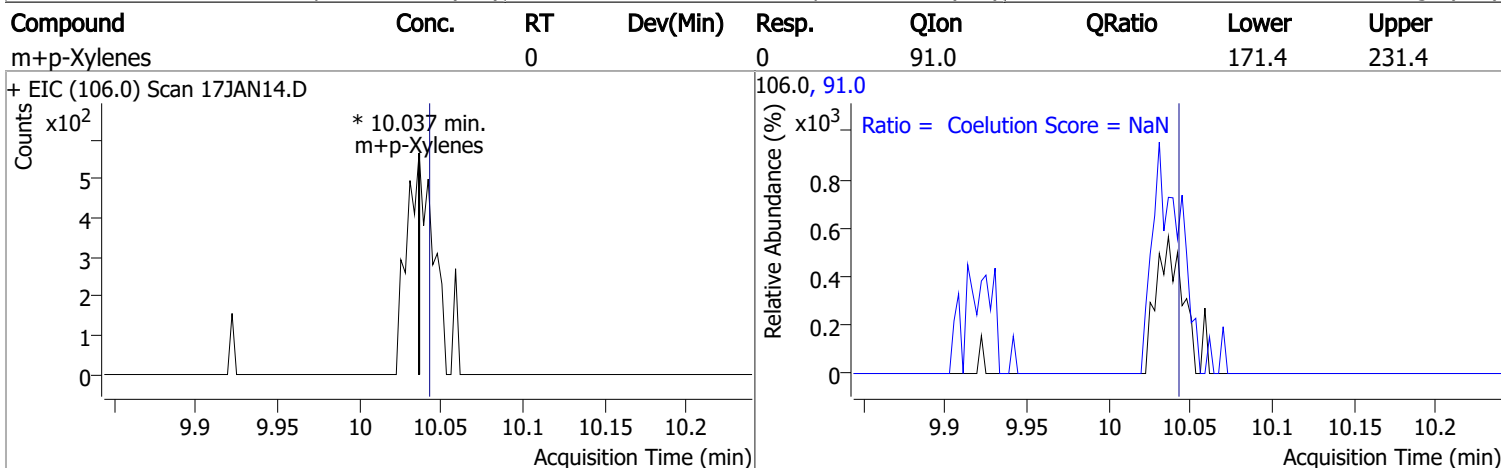
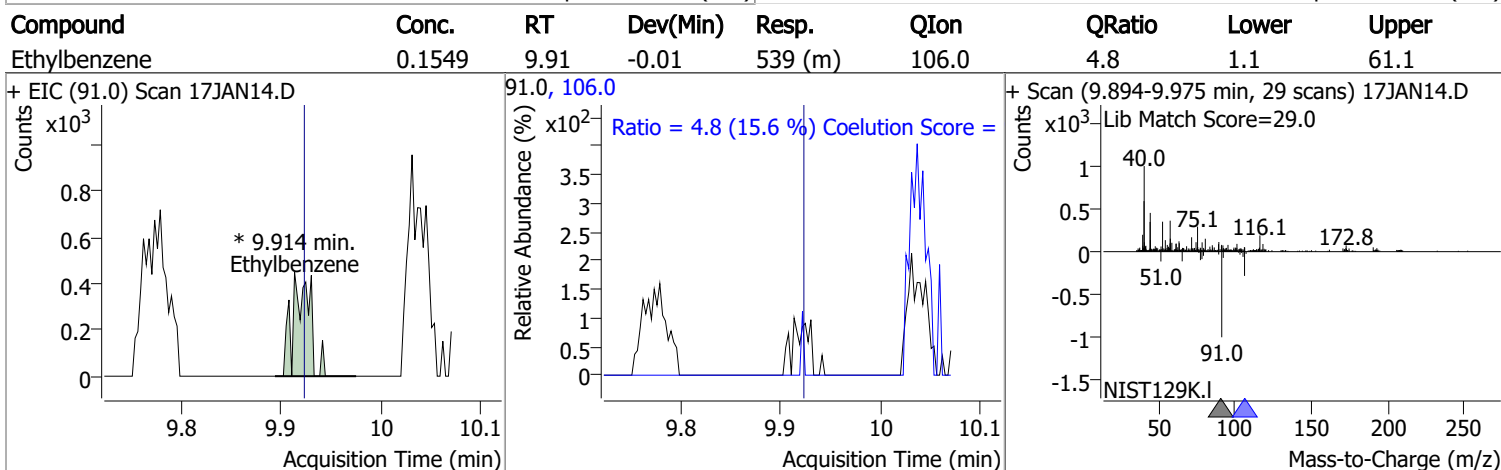
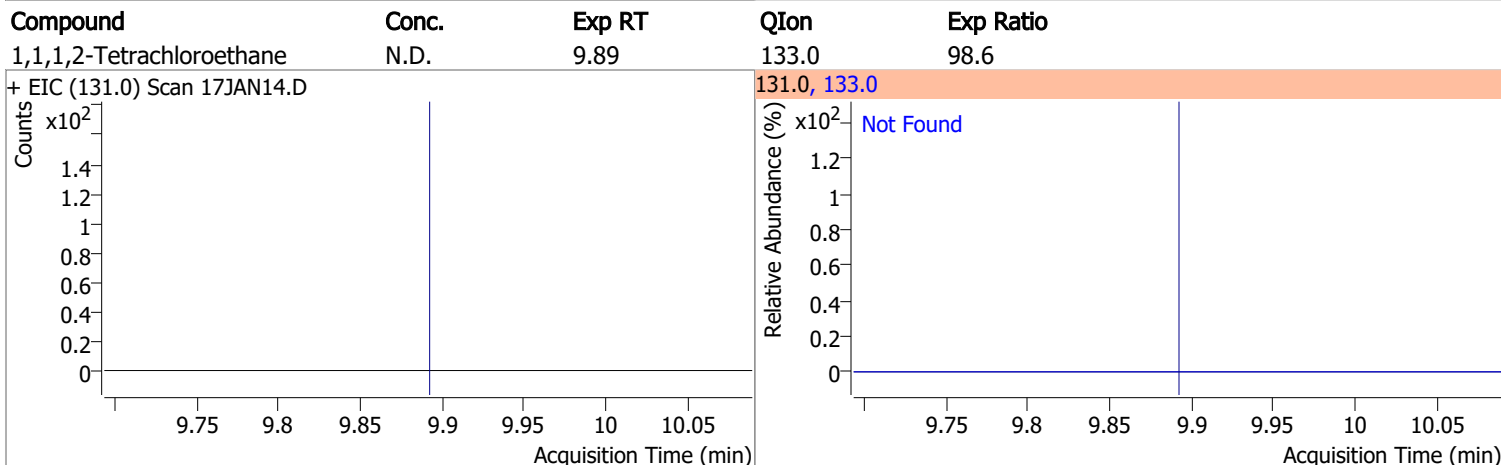
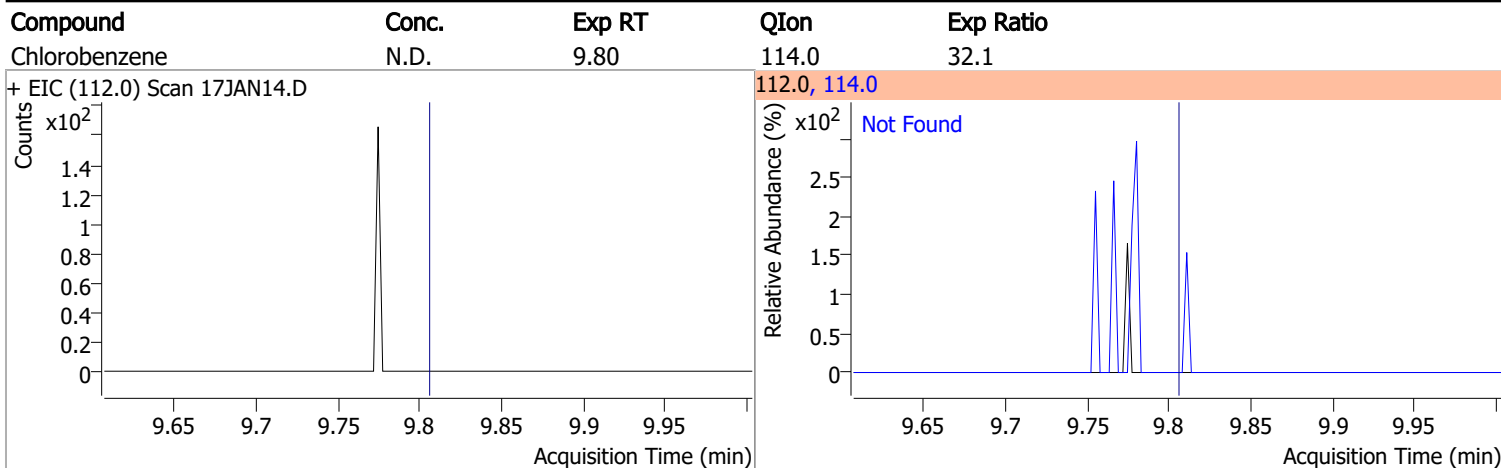
Compound	Conc.	Exp RT	QIon	Exp Ratio	QIon	Exp Ratio
1,1,2-Trichloroethane	N.D.	8.82	97.0	114.6	85.0	67.6



Quantitation Results Report (QT Reviewed)

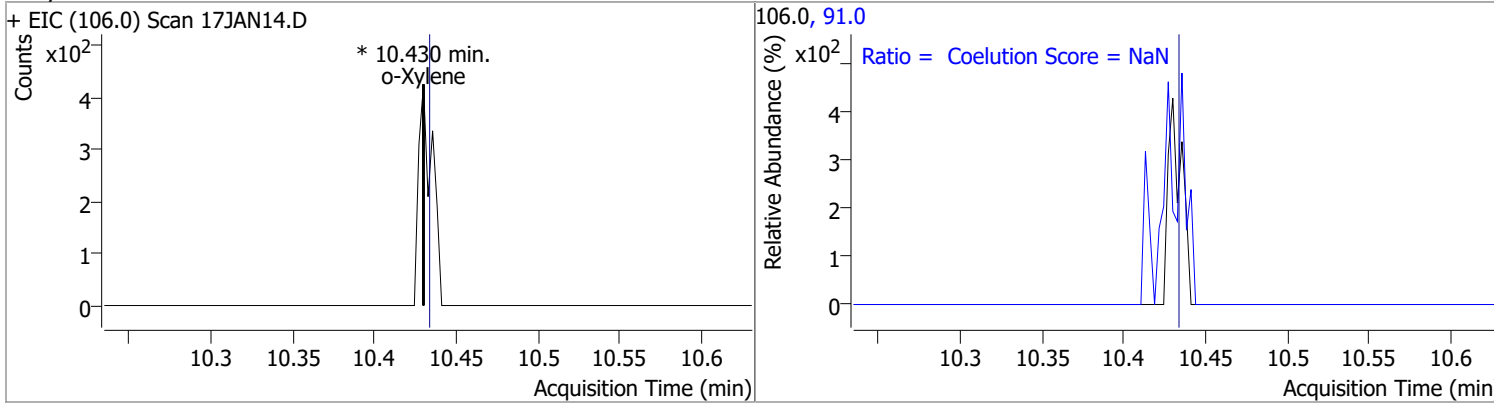
Compound	Conc.	Exp RT	QIon	Exp Ratio	QIon	Exp Ratio
Tetrachloroethene	N.D.	8.94	165.8	128.6	129.0	91.5
+ EIC (163.8) Scan 17JAN14.D ***NO DATA POINTS***			163.8, 129.0, 165.8			
						
1,3-Dichloropropane	N.D.	8.98	78.0	32.9		
+ EIC (76.0) Scan 17JAN14.D			76.0, 78.0			
						
Chlorodibromomethane	N.D.	9.21	127.0	78.0		
+ EIC (129.0) Scan 17JAN14.D ***NO DATA POINTS***			129.0, 127.0			
						
1,2-Dibromoethane	N.D.	9.31	109.0	94.5		
+ EIC (107.0) Scan 17JAN14.D ***NO DATA POINTS***			107.0, 109.0			
						

Quantitation Results Report (QT Reviewed)

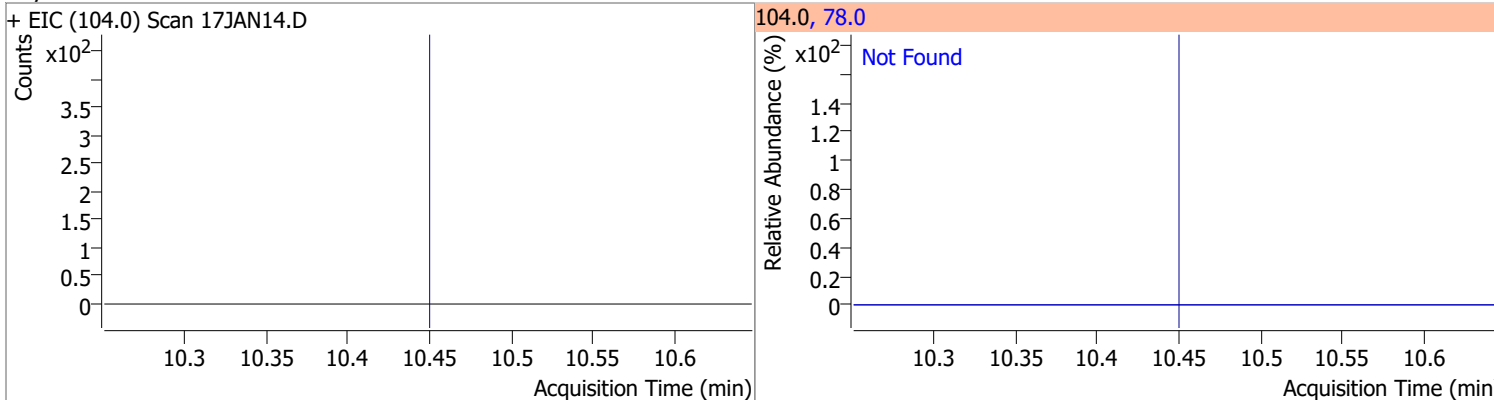


Quantitation Results Report (QT Reviewed)

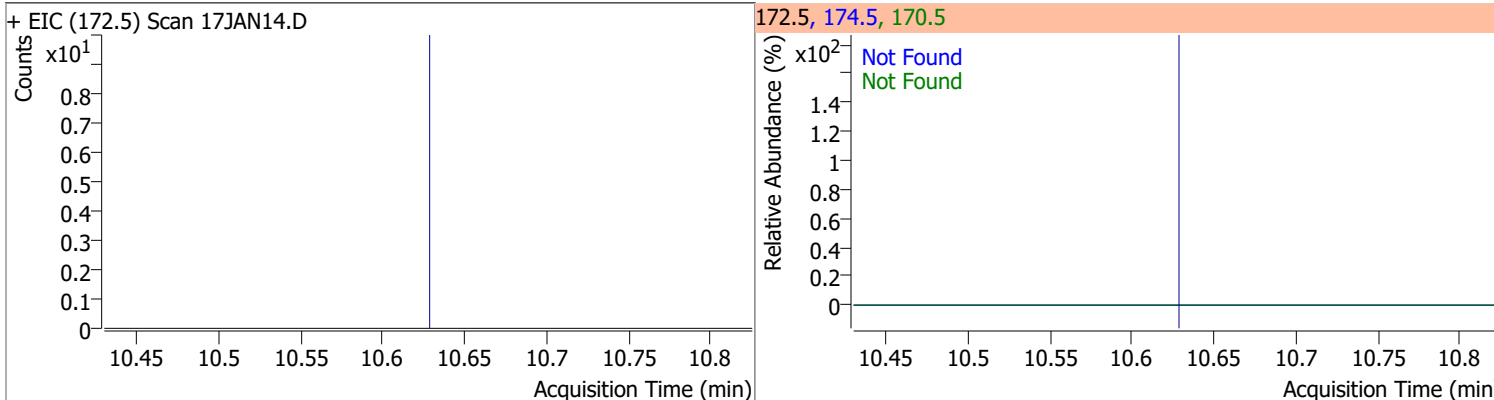
Compound	Conc.	RT	Dev(Min)	Resp.	QIon	QRatio	Lower	Upper
o-Xylene		0		0	91.0		183.1	243.1



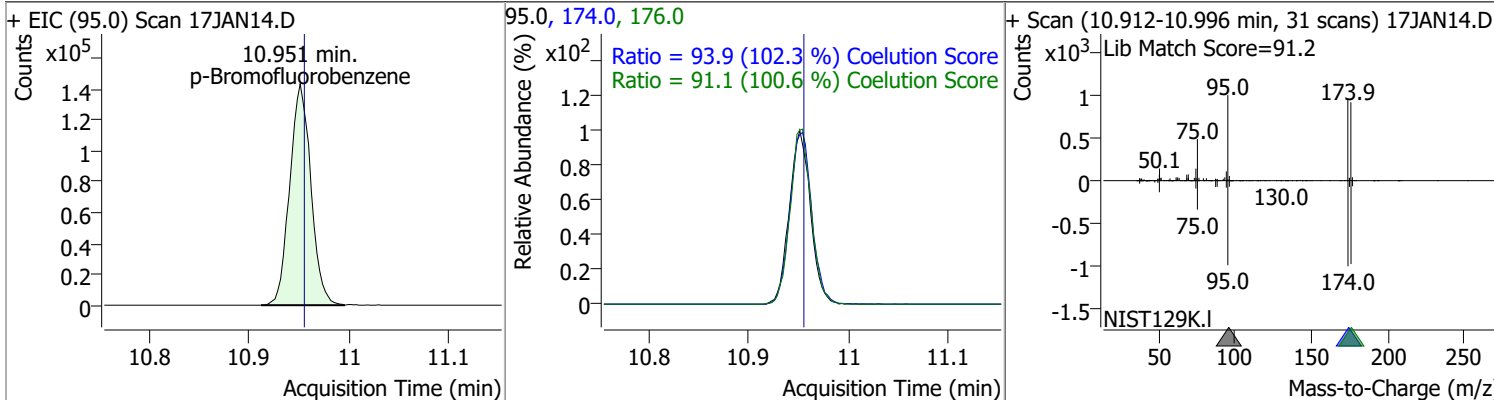
Compound	Conc.	Exp RT	QIon	Exp Ratio
Styrene	N.D.	10.45	78.0	49.6



Compound	Conc.	Exp RT	QIon	Exp Ratio	QIon	Exp Ratio
Bromoform	N.D.	10.63	170.5	52.1	174.5	50.1

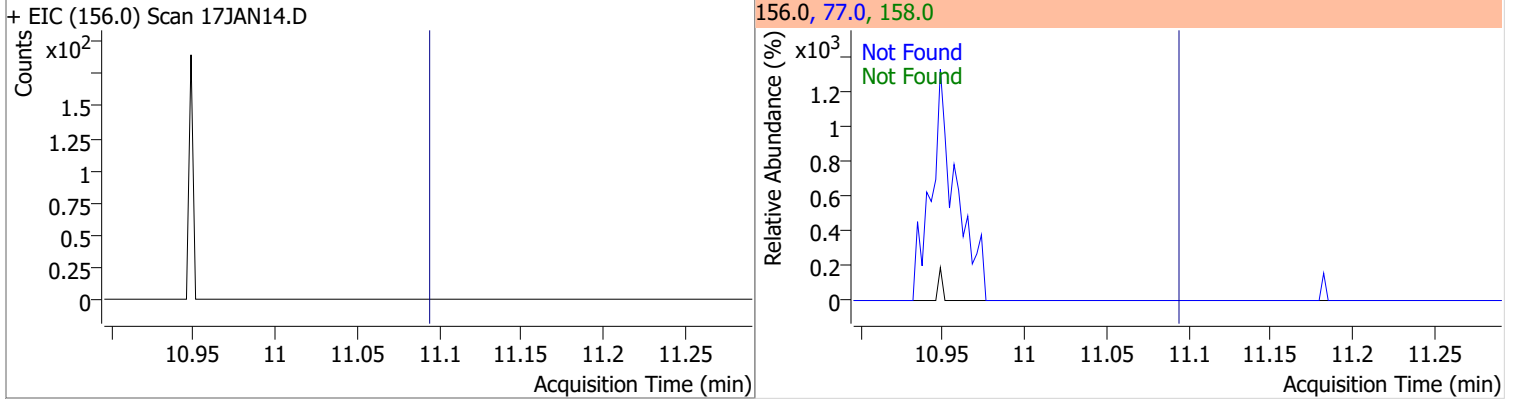


Compound	Conc.	RT	Dev(Min)	Resp.	QIon	QRatio	Lower	Upper
p-Bromofluorobenzene	265.5834	10.95	0.00	210273	174.0	93.9	61.7	121.7
					176.0	91.1	60.6	120.6

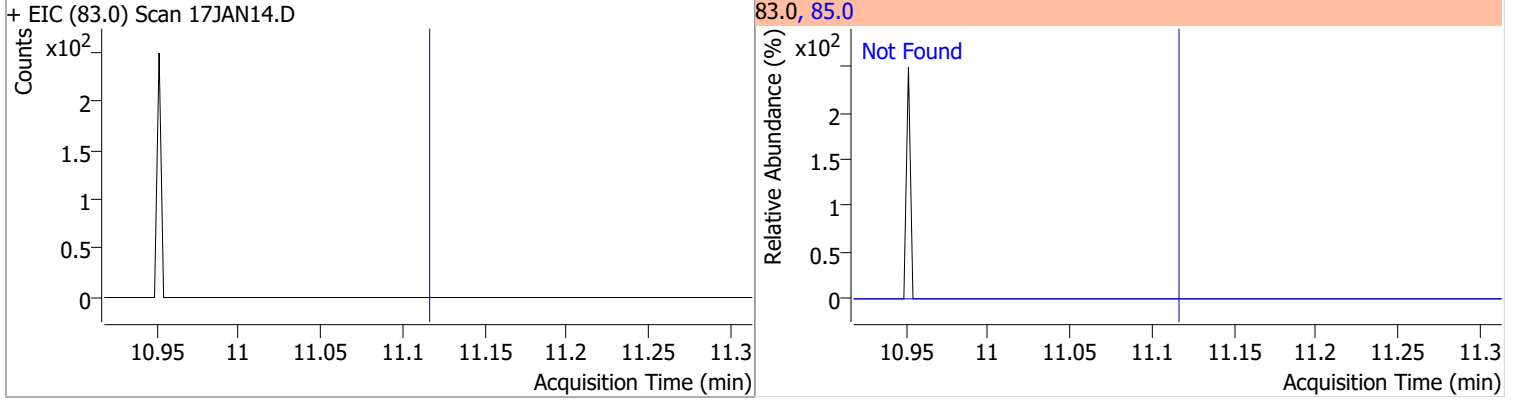


Quantitation Results Report (QT Reviewed)

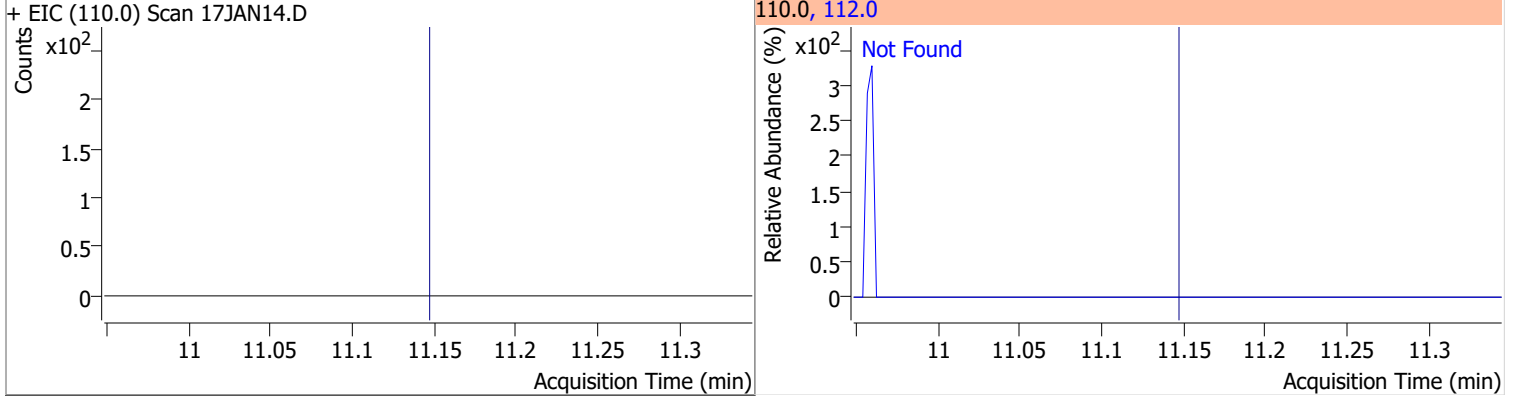
Compound	Conc.	Exp RT	QIon	Exp Ratio	QIon	Exp Ratio
Bromobenzene	N.D.	11.09	77.0	145.7	158.0	96.5



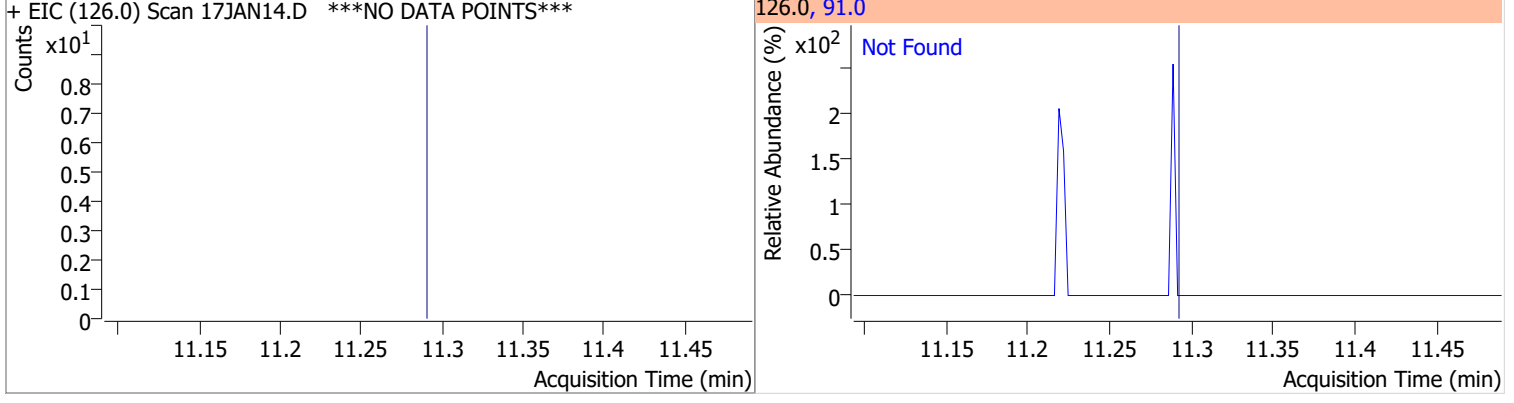
Compound	Conc.	Exp RT	QIon	Exp Ratio
1,1,2,2-Tetrachloroethane	N.D.	11.12	85.0	66.2



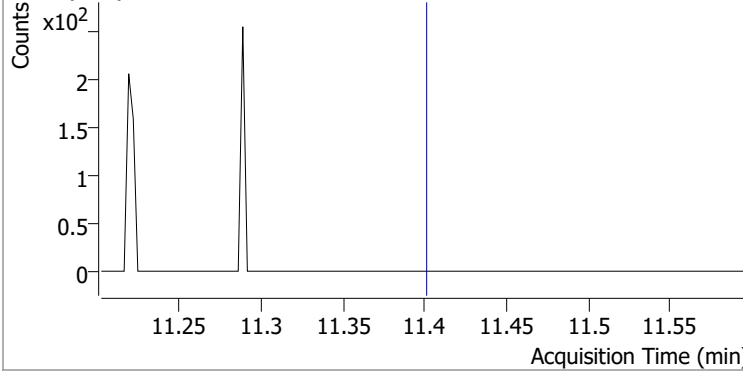
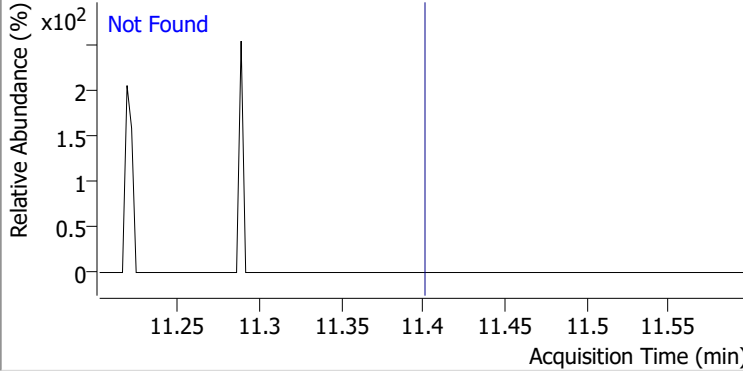
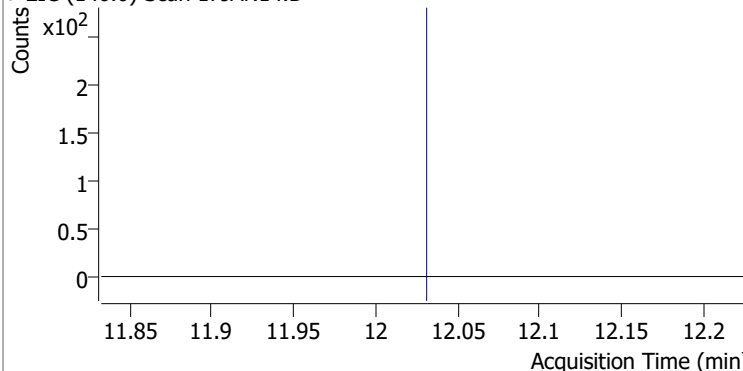
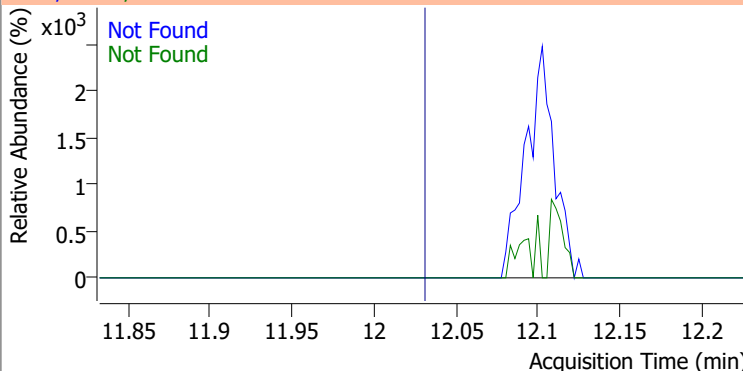
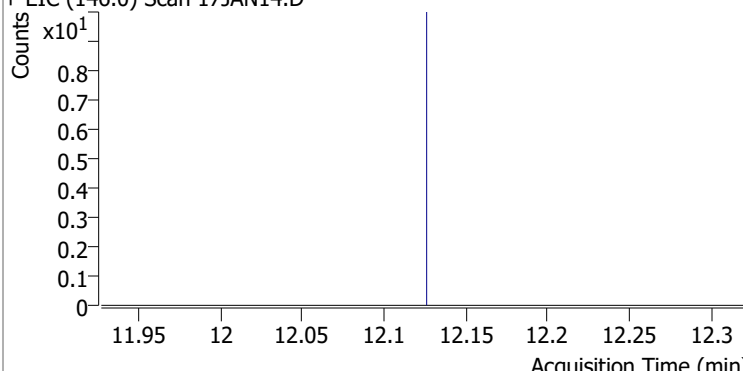
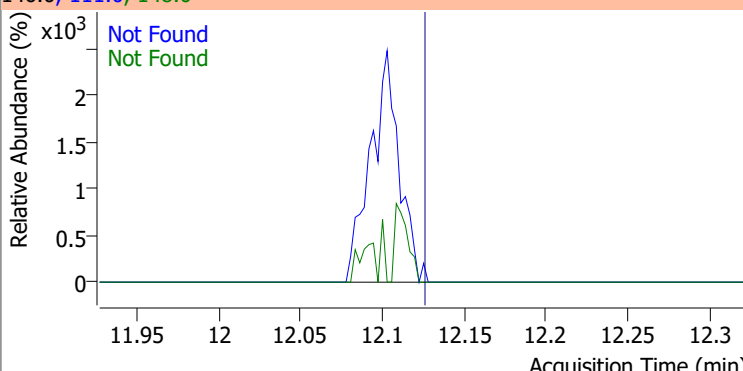
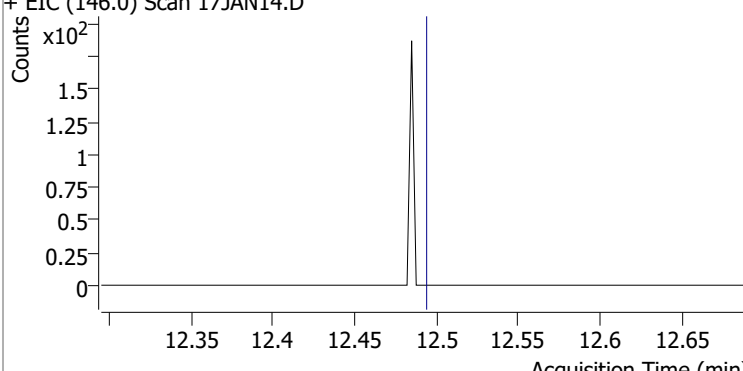
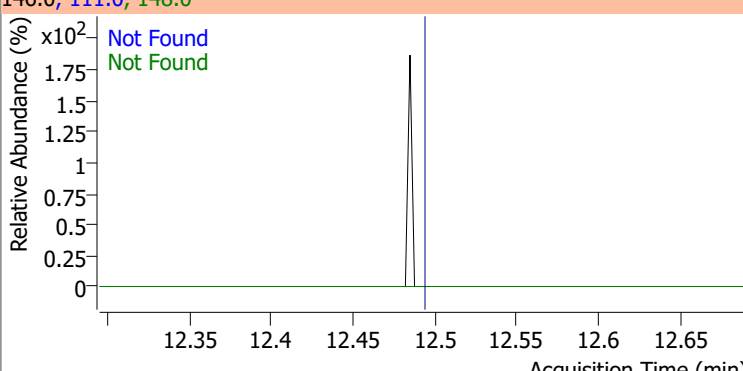
Compound	Conc.	Exp RT	QIon	Exp Ratio
1,2,3-Trichloropropane	N.D.	11.15	112.0	63.5



Compound	Conc.	Exp RT	QIon	Exp Ratio
2-Chlorotoluene	N.D.	11.29	91.0	282.3

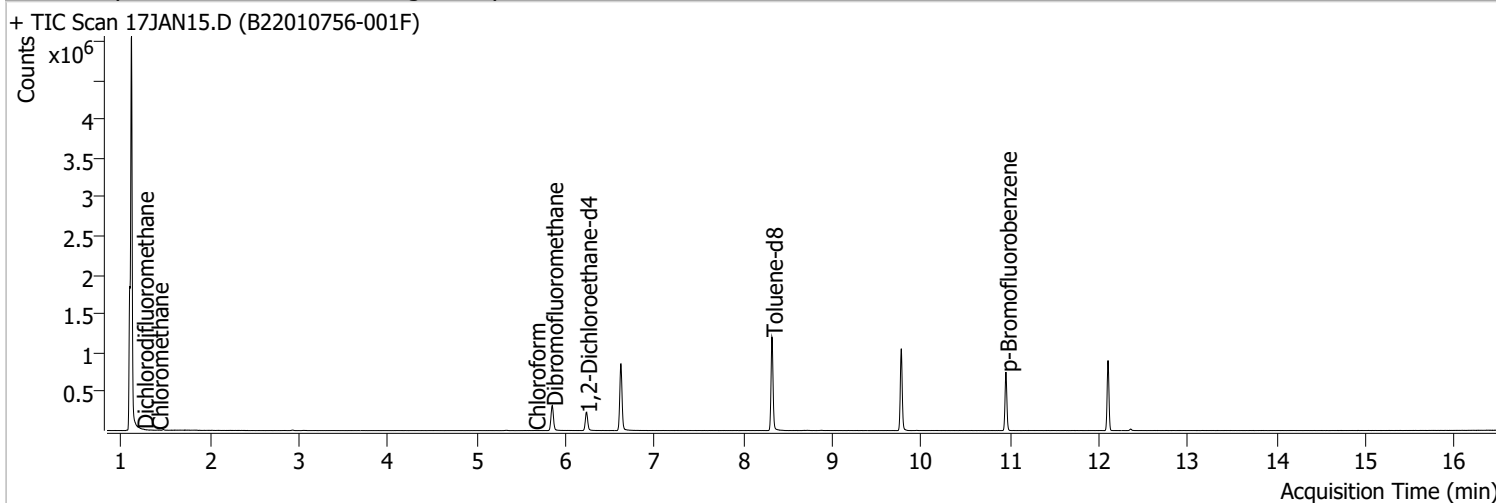


Quantitation Results Report (QT Reviewed)

Compound	Conc.	Exp RT	QIon	Exp Ratio		
4-Chlorotoluene	N.D.	11.40	126.0	31.7		
+ EIC (91.0) Scan 17JAN14.D			91.0, 126.0			
						
1,3-Dichlorobenzene	N.D.	12.03	148.0	63.6	QIon	Exp Ratio
+ EIC (146.0) Scan 17JAN14.D			146.0, 111.0, 148.0			
						
1,4-Dichlorobenzene	N.D.	12.13	148.0	63.1	QIon	Exp Ratio
+ EIC (146.0) Scan 17JAN14.D			146.0, 111.0, 148.0			
						
1,2-Dichlorobenzene	N.D.	12.49	148.0	63.9	QIon	Exp Ratio
+ EIC (146.0) Scan 17JAN14.D			146.0, 111.0, 148.0			
						

Quantitation Results Report (QT Reviewed)

Data File	17JAN15.D	Operator	MSC
Acq. Method	5975CACQF.M	Acq. Date-Time	1/17/2022 4:21:27 PM
Sample Name	B22010756-001F	Instrument	VOA5975C
Vial	15	Multiplier	1.00
DA Method File	VOA5975C_8260B_SHT_DoD_L4_010422.m	Comment	
Tune File	BFB_Atune3.u	Tune Date	10/11/2021 4:02:00 PM
Batch Name	VG011722_8260B.batch.bin	Last Calib Update	3/5/2022 1:16:34 PM
Ref Library	\\MASSHUNTER\Org\Library\NIST129K.I		



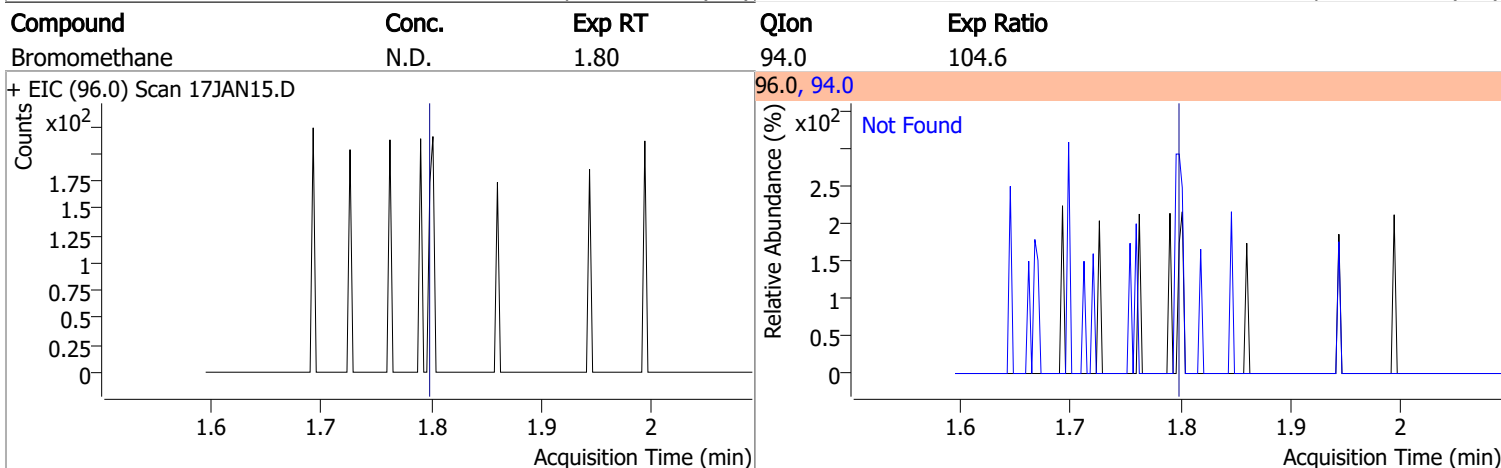
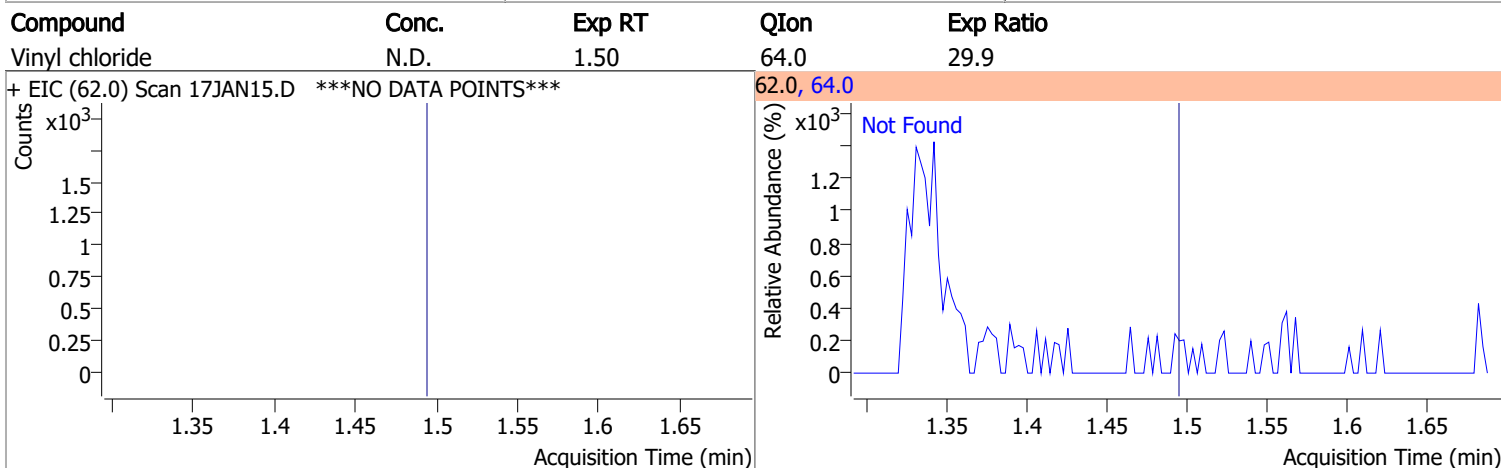
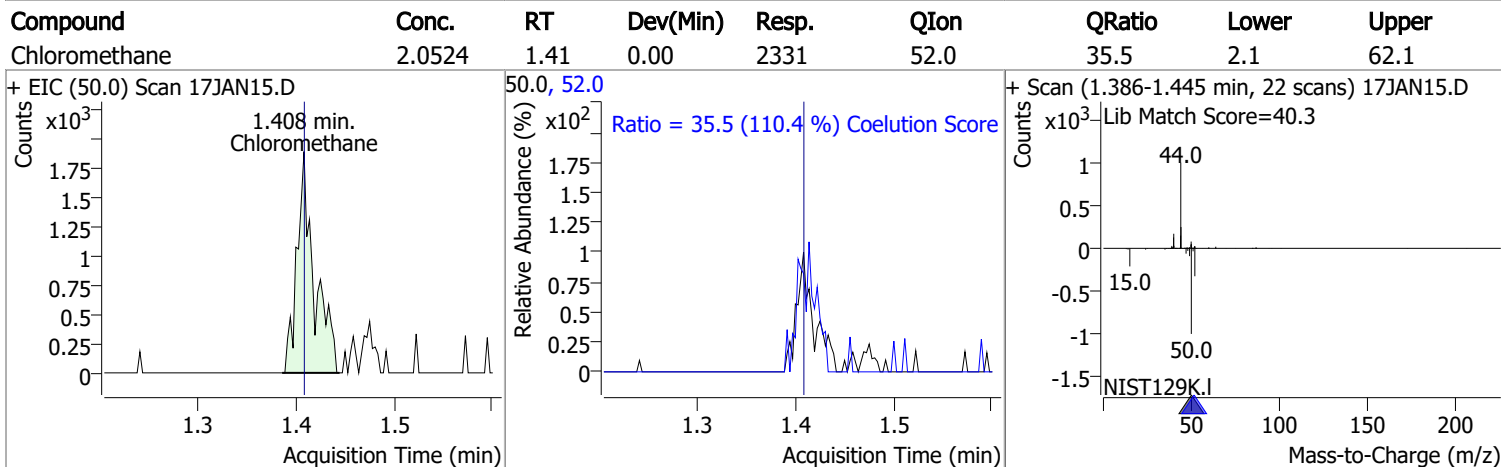
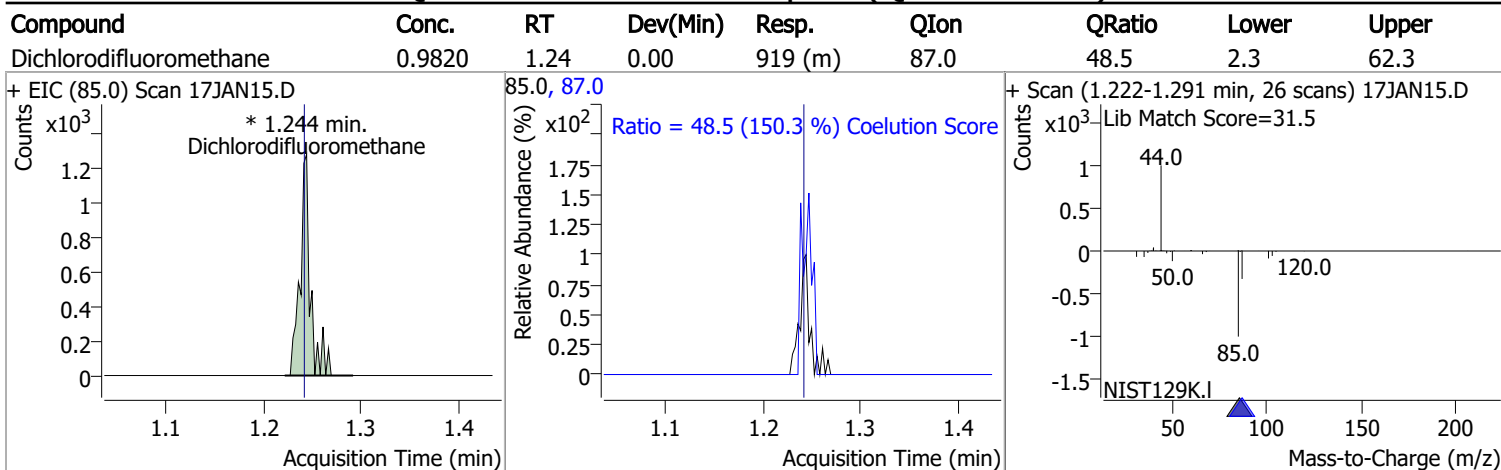
Compound	RT	QIon	Resp.	Conc.	Units	Dev(Min)	
Internal Standards							
M Fluorobenzene	6.618	96.0	714062	250.0000	ng	-0.006	
M Chlorobenzene-d5	9.774	82.0	278677	250.0000	ng	0.003	
M 1,4-Dichlorobenzene-d4	12.100	152.0	208874	250.0000	ng	0.000	
System Monitoring Compounds							
S Dibromofluoromethane	5.848	113.0	190891	283.7605	ng	0.003	
Spiked Amount: 250.000	Range: 80.0 - 119.0%			Recovery = 113.50%			
S 1,2-Dichloroethane-d4	6.230	67.0	84160	289.6416	ng	-0.003	
Spiked Amount: 250.000	Range: 81.0 - 118.0%			Recovery = 115.86%			
S Toluene-d8	8.319	98.0	719556	267.9438	ng	0.000	
Spiked Amount: 250.000	Range: 89.0 - 112.0%			Recovery = 107.18%			
S p-Bromofluorobenzene	10.951	95.0	206522	269.8884	ng	-0.003	
Spiked Amount: 250.000	Range: 85.0 - 114.0%			Recovery = 107.96%			
Target Compounds							
T Dichlorodifluoromethane	1.244	85.0	919	0.9820	ng	m	71
T Chloromethane	1.408	50.0	2331	2.0524	ng		94
T Vinyl chloride	0.000		0	N.D.			
T Bromomethane	0.000		0	N.D.			
T Chloroethane	0.000		0	N.D.			
T Trichlorofluoromethane	0.000		0	N.D.			
T 1,1-Dichloroethene	0.000		0	N.D.			
T Methylene chloride	3.338	49.0	0		ng	md	1
T trans-1,2-Dichloroethene	0.000		0	N.D.			
T Methyl tert-butyl ether (MTBE)	0.000		0	N.D.			
T 1,1-Dichloroethane	0.000		0	N.D.			
T 2,2-Dichloropropane	0.000		0	N.D.			
T cis-1,2-Dichloroethene	0.000		0	N.D.			
T Methyl ethyl ketone	0.000		0	N.D.			
T Bromochloromethane	0.000		0	N.D.			
T Chloroform	5.647	83.0	414	0.3044	ng	m	67

Quantitation Results Report (QT Reviewed)

Compound	RT	QIon	Resp.	Conc.	Units	Dev(Min)
T 1,1,1-Trichloroethane	0.000		0	N.D.		
T Carbon tetrachloride	0.000		0	N.D.		
T 1,1-Dichloropropene	0.000		0	N.D.		
T Benzene	0.000		0	N.D.		
T 1,2-Dichloroethane	0.000		0	N.D.		
T Trichloroethene	0.000		0	N.D.		
T 1,2-Dichloropropane	0.000		0	N.D.		
T Dibromomethane	0.000		0	N.D.		
T Bromodichloromethane	0.000		0	N.D.		
T cis-1,3-Dichloropropene	0.000		0	N.D.		
T Toluene	8.388	92.0	0		ng md	1
T trans-1,3-Dichloropropene	0.000		0	N.D.		
T 1,1,2-Trichloroethane	0.000		0	N.D.		
T Tetrachloroethene	0.000		0	N.D.		
T 1,3-Dichloropropane	0.000		0	N.D.		
T Chlorodibromomethane	0.000		0	N.D.		
T 1,2-Dibromoethane	0.000		0	N.D.		
T Chlorobenzene	0.000		0	N.D.		
T 1,1,1,2-Tetrachloroethane	0.000		0	N.D.		
T Ethylbenzene	0.000		0	N.D.		
T m+p-Xylenes	0.000		0	N.D.		
T o-Xylene	0.000		0	N.D.		
T Styrene	0.000		0	N.D.		
T Bromoform	0.000		0	N.D.		
T Bromobenzene	0.000		0	N.D.		
T 1,1,2,2-Tetrachloroethane	0.000		0	N.D.		
T 1,2,3-Trichloropropane	0.000		0	N.D.		
T 2-Chlorotoluene	0.000		0	N.D.		
T 4-Chlorotoluene	0.000		0	N.D.		
T 1,3-Dichlorobenzene	0.000		0	N.D.		
T 1,4-Dichlorobenzene	0.000		0	N.D.		
T 1,2-Dichlorobenzene	0.000		0	N.D.		

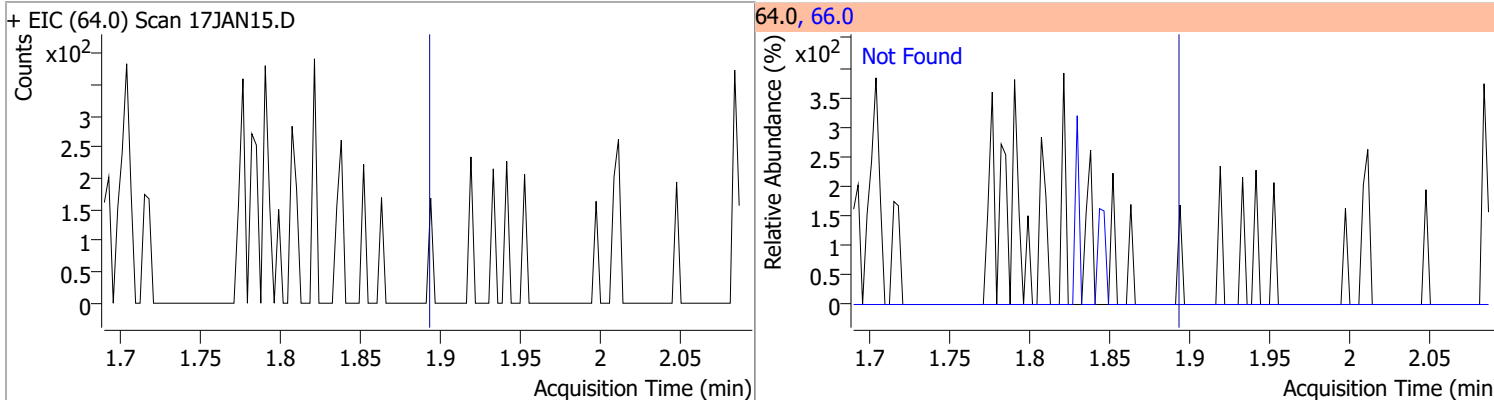
(#) = Qualifier Out of Range; (m) = Manual Integration; (+) = Area Summed; (*) = Surrogate Percent Recovery Out of Range; (d): Zeroed Peak

Quantitation Results Report (QT Reviewed)

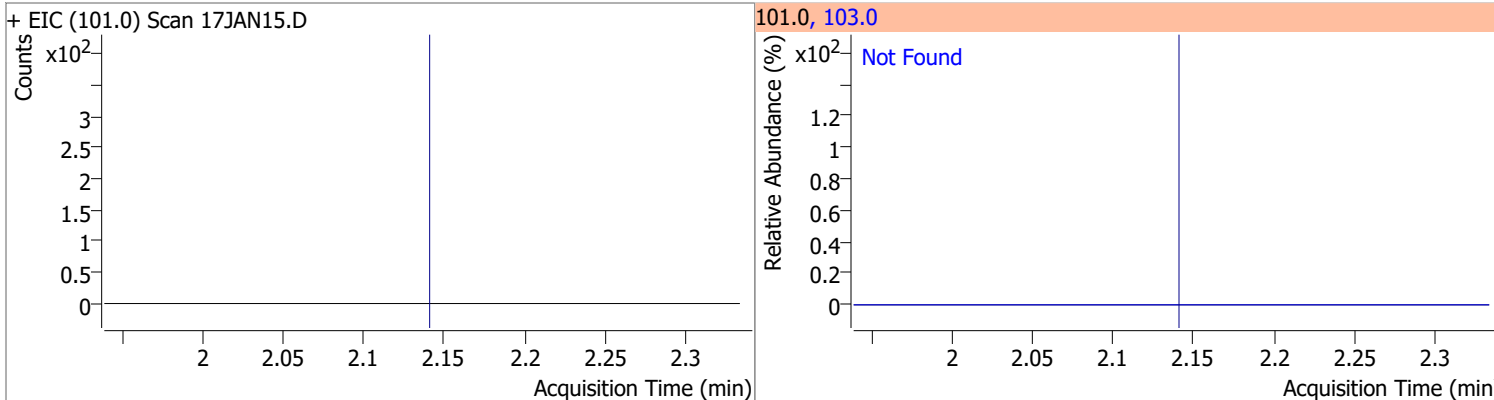


Quantitation Results Report (QT Reviewed)

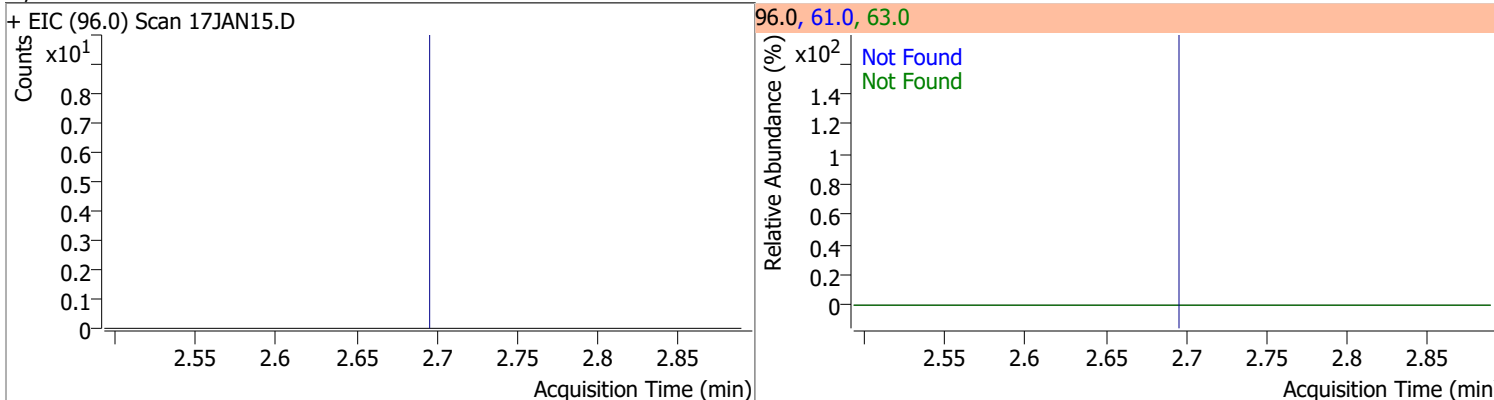
Compound	Conc.	Exp RT	QIon	Exp Ratio
Chloroethane	N.D.	1.89	66.0	30.1



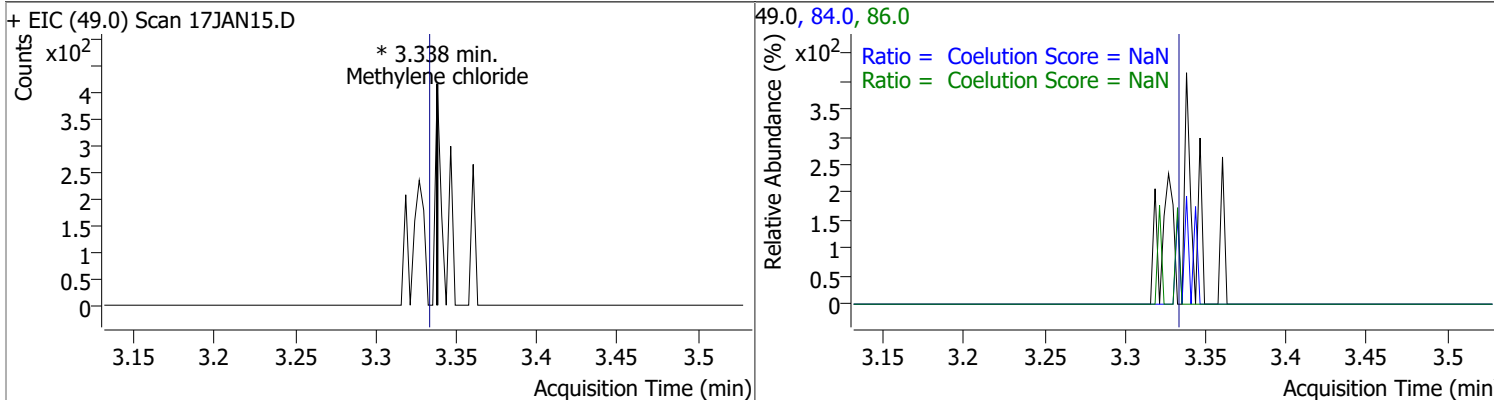
Compound	Conc.	Exp RT	QIon	Exp Ratio
Trichlorofluoromethane	N.D.	2.14	103.0	64.2



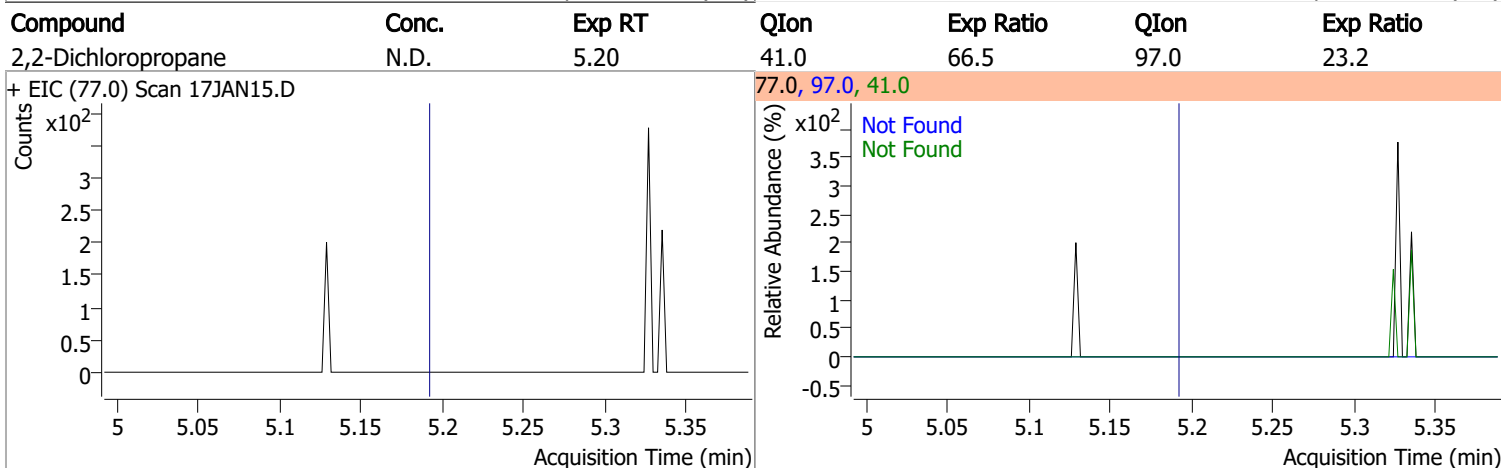
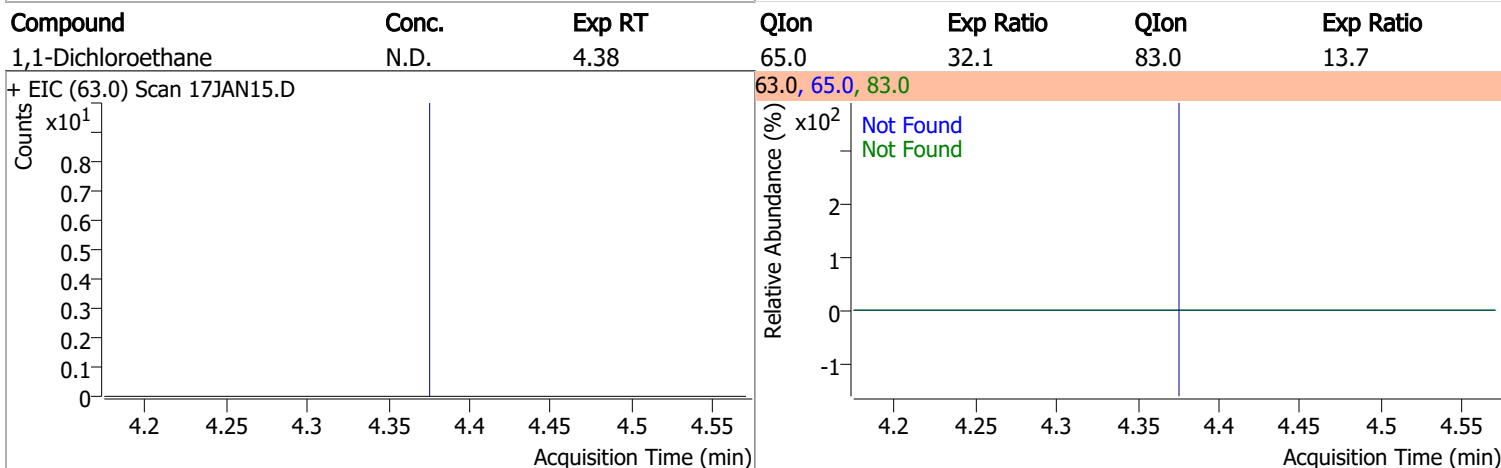
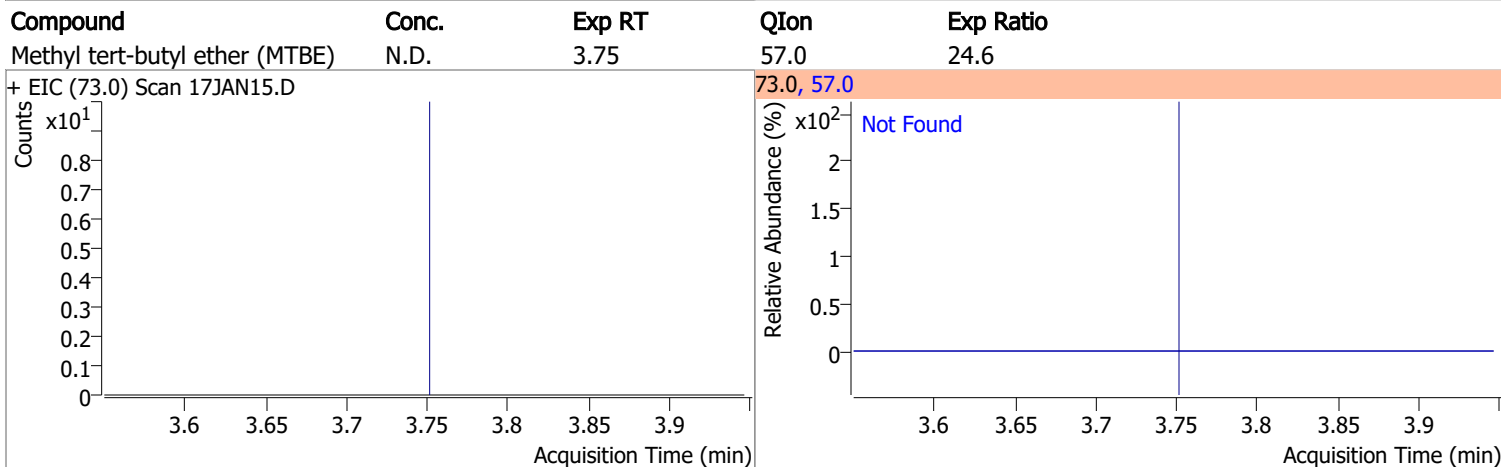
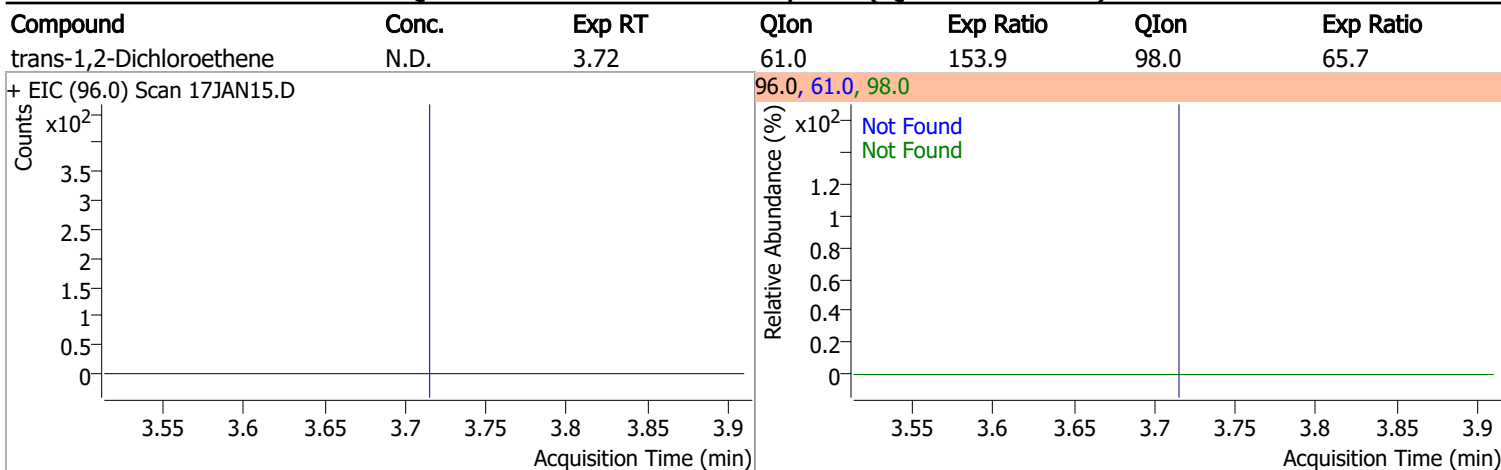
Compound	Conc.	Exp RT	QIon	Exp Ratio	QIon	Exp Ratio
1,1-Dichloroethene	N.D.	2.70	61.0	180.3	63.0	56.7



Compound	Conc.	RT	Dev(Min)	Resp.	QIon	QRatio	Lower	Upper
Methylene chloride		0		0	84.0		36.9	96.9
					86.0		14.3	74.3

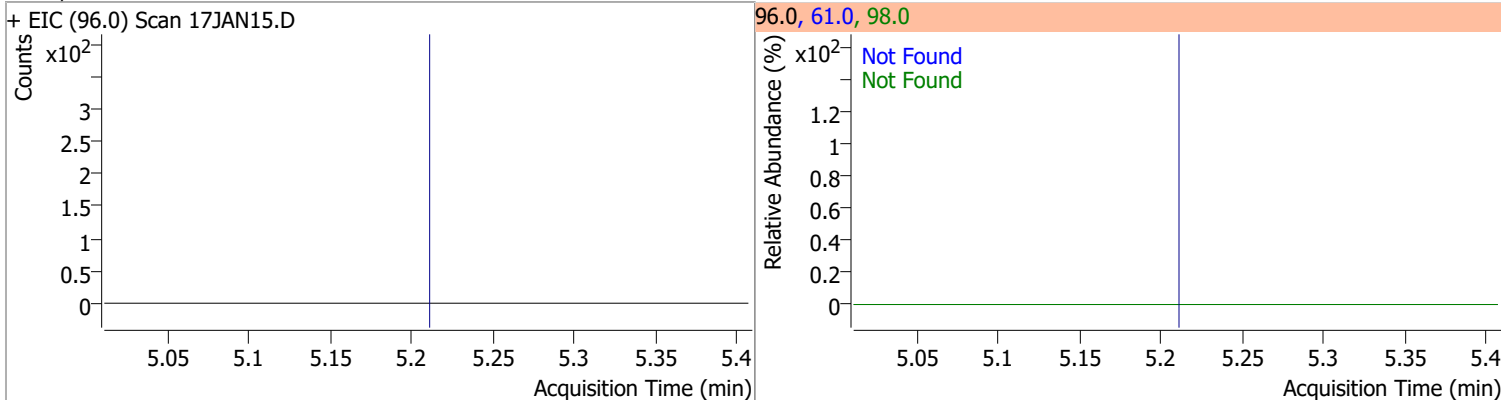


Quantitation Results Report (QT Reviewed)

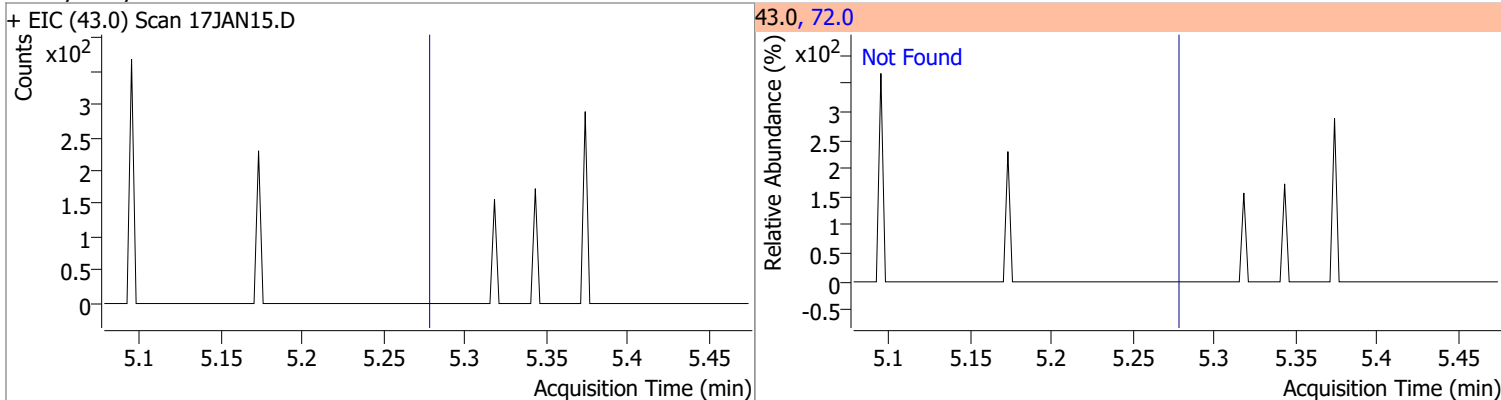


Quantitation Results Report (QT Reviewed)

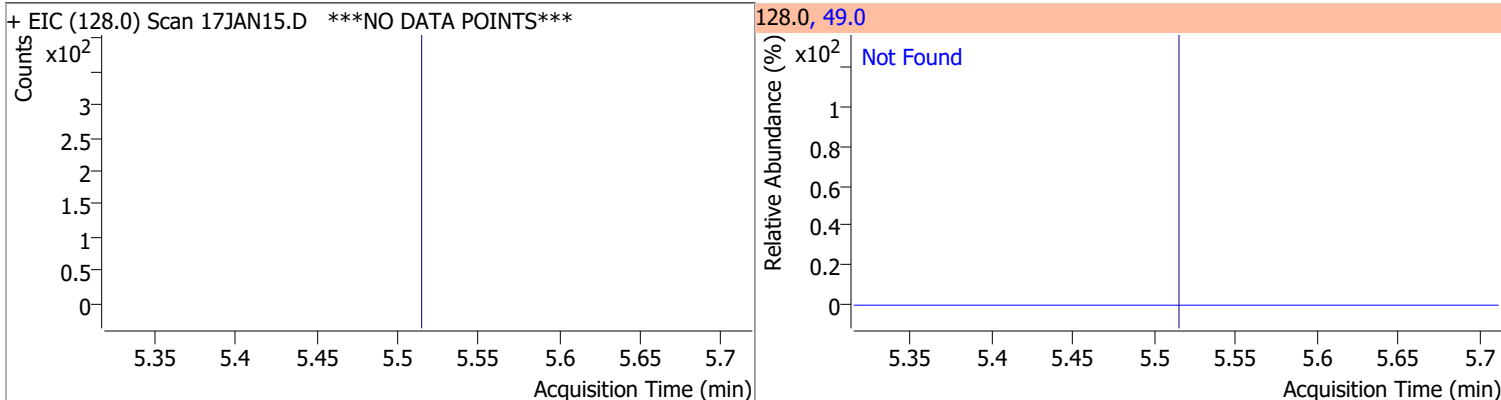
Compound	Conc.	Exp RT	QIon	Exp Ratio	QIon	Exp Ratio
cis-1,2-Dichloroethene	N.D.	5.22	61.0	167.2	98.0	67.3



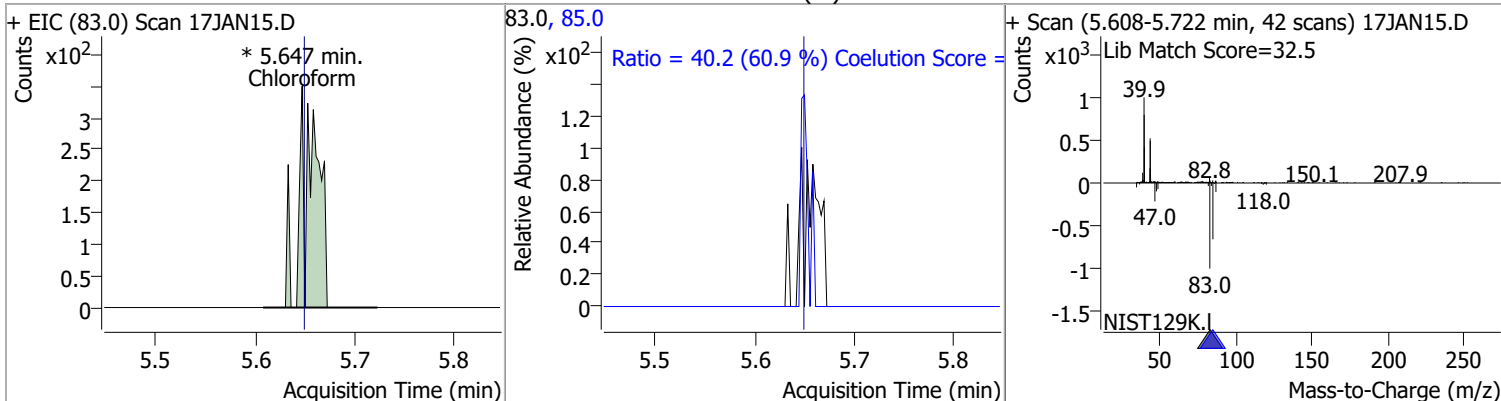
Compound	Conc.	Exp RT	QIon	Exp Ratio
Methyl ethyl ketone	N.D.	5.28	72.0	21.3



Compound	Conc.	Exp RT	QIon	Exp Ratio
Bromochloromethane	N.D.	5.52	49.0	182.9

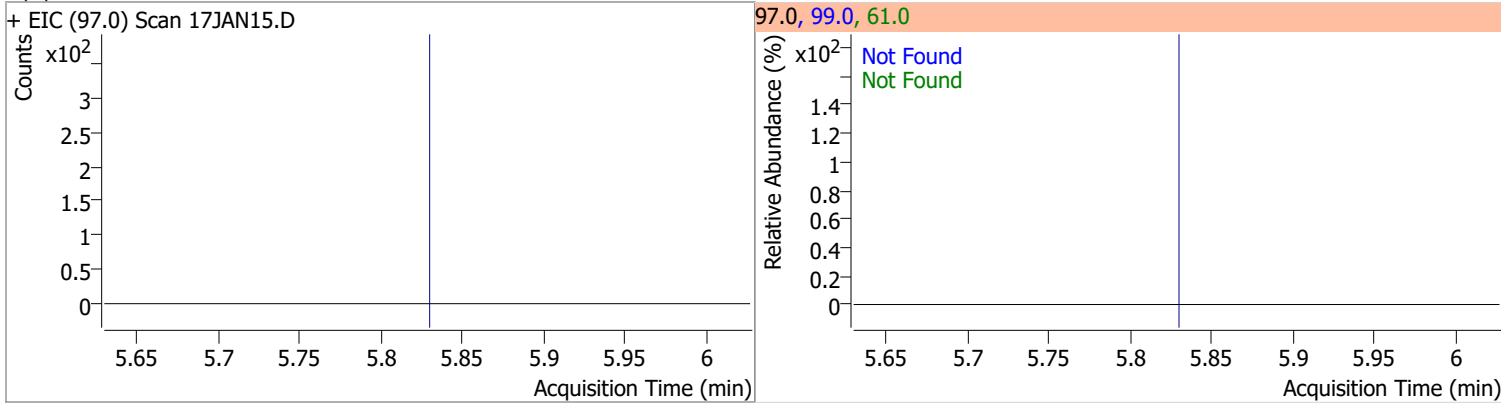


Compound	Conc.	RT	Dev(Min)	Resp.	QIon	QRatio	Lower	Upper
Chloroform	0.3044	5.65	-0.01	414 (m)	85.0	40.2	36.0	96.0

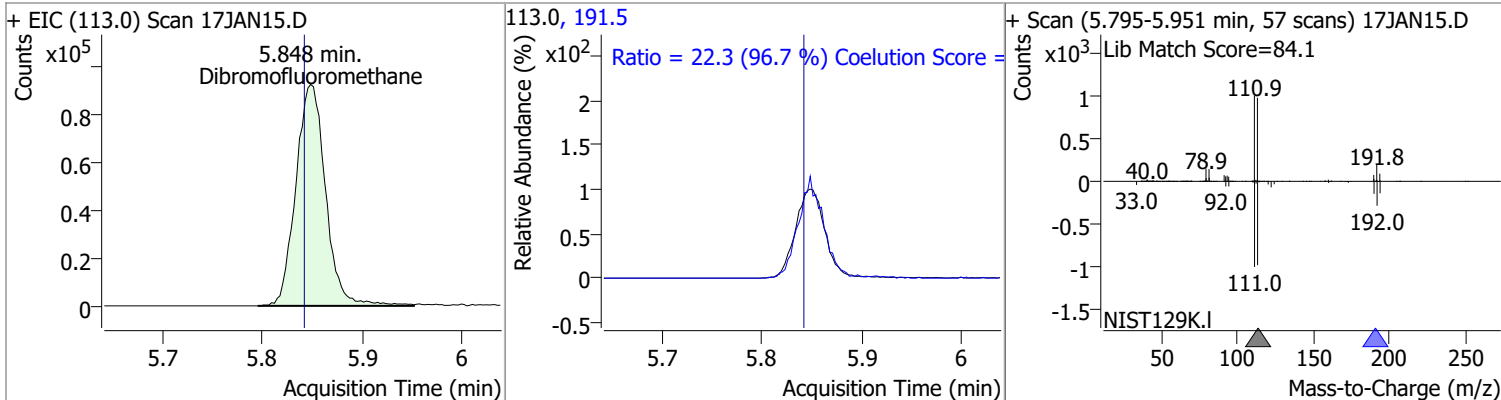


Quantitation Results Report (QT Reviewed)

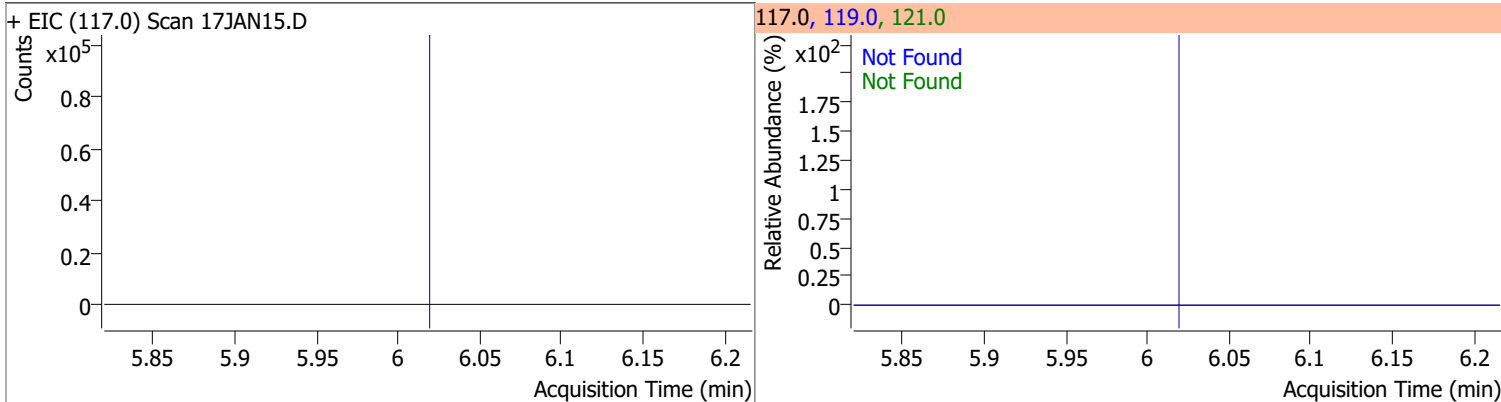
Compound	Conc.	Exp RT	QIon	Exp Ratio	QIon	Exp Ratio
1,1,1-Trichloroethane	N.D.	5.83	99.0	64.7	61.0	48.1



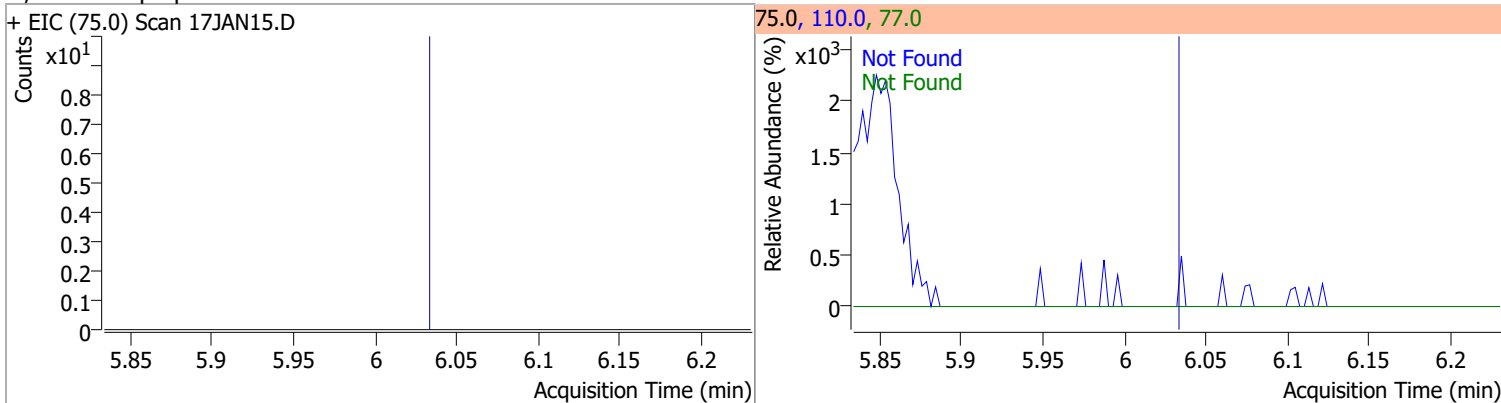
Compound	Conc.	RT	Dev(Min)	Resp.	QIon	QRatio	Lower	Upper
Dibromofluoromethane	283.7605	5.85	0.00	190891	191.5	22.3	0.0	53.1



Compound	Conc.	Exp RT	QIon	Exp Ratio	QIon	Exp Ratio
Carbon tetrachloride	N.D.	6.02	119.0	97.2	121.0	30.1

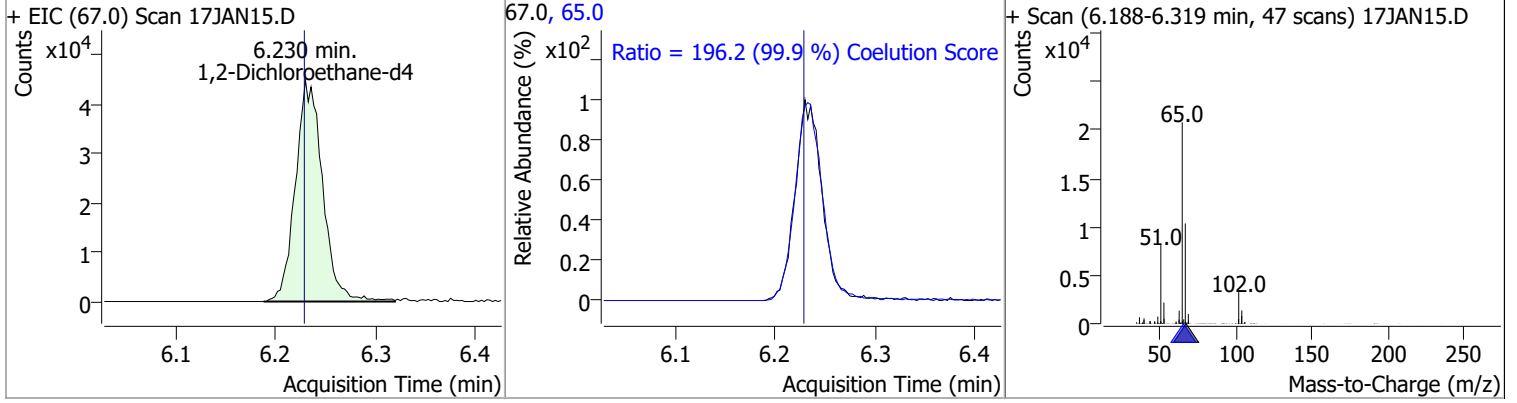


Compound	Conc.	Exp RT	QIon	Exp Ratio	QIon	Exp Ratio
1,1-Dichloropropene	N.D.	6.04	110.0	35.9	77.0	30.1

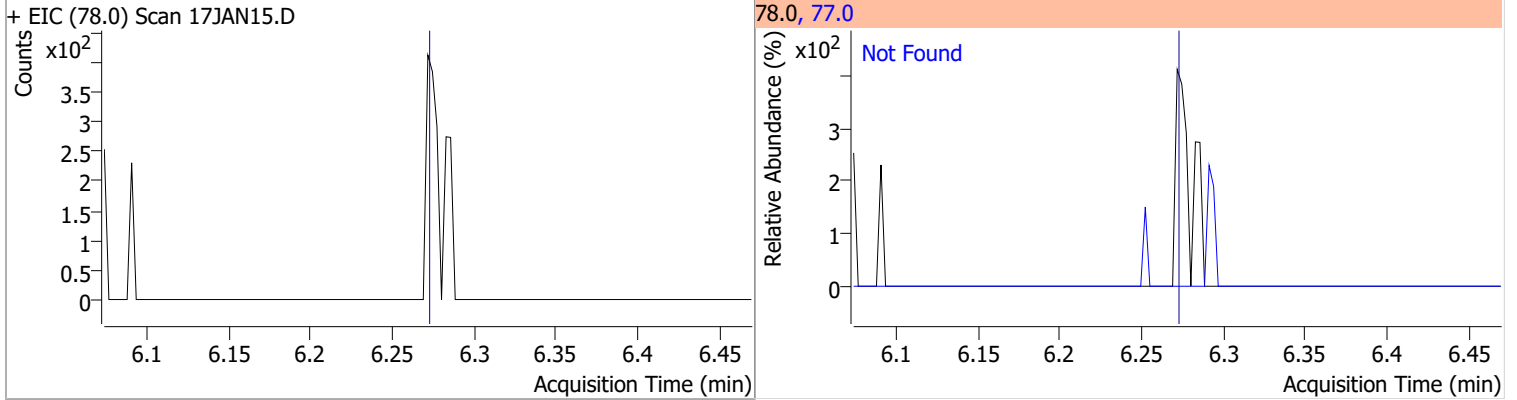


Quantitation Results Report (QT Reviewed)

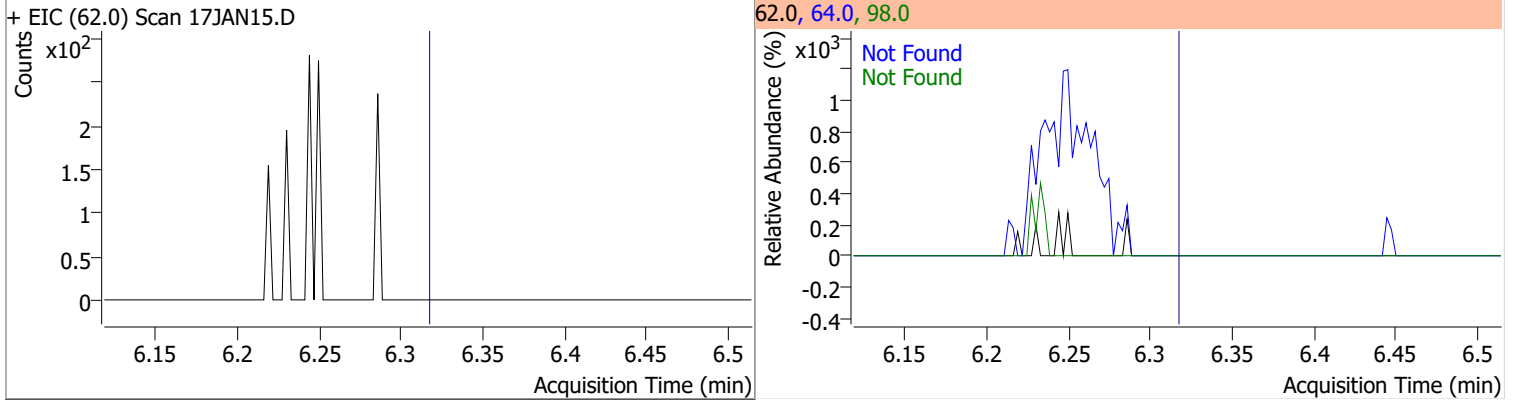
Compound	Conc.	RT	Dev(Min)	Resp.	QIon	QRatio	Lower	Upper
1,2-Dichloroethane-d4	289.6416	6.23	0.00	84160	65.0	196.2	166.5	226.5



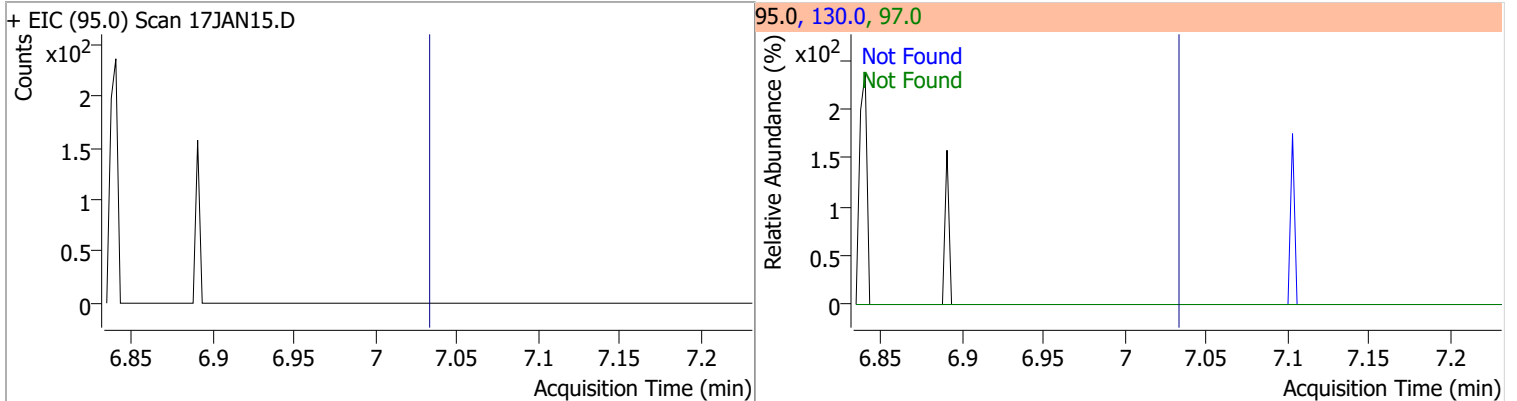
Compound	Conc.	Exp RT	QIon	Exp Ratio
Benzene	N.D.	6.28	77.0	23.5



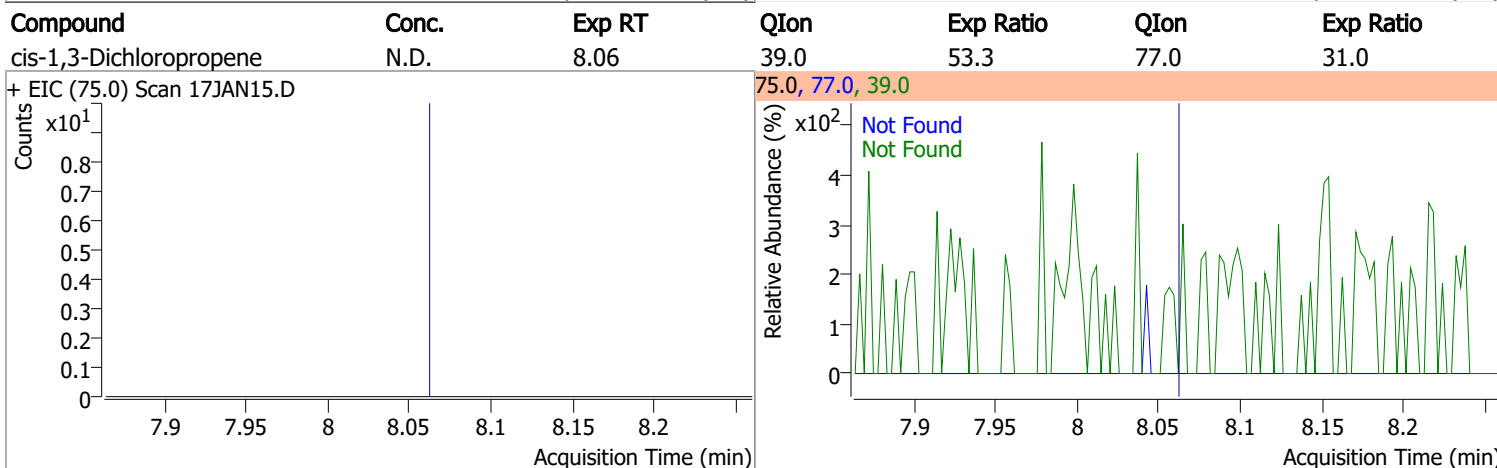
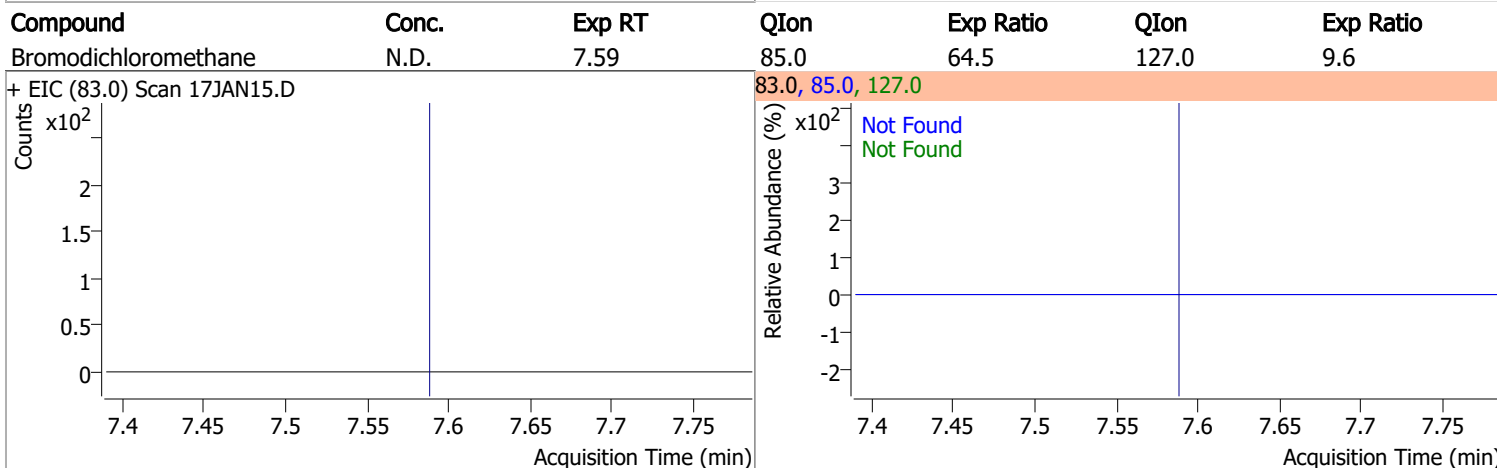
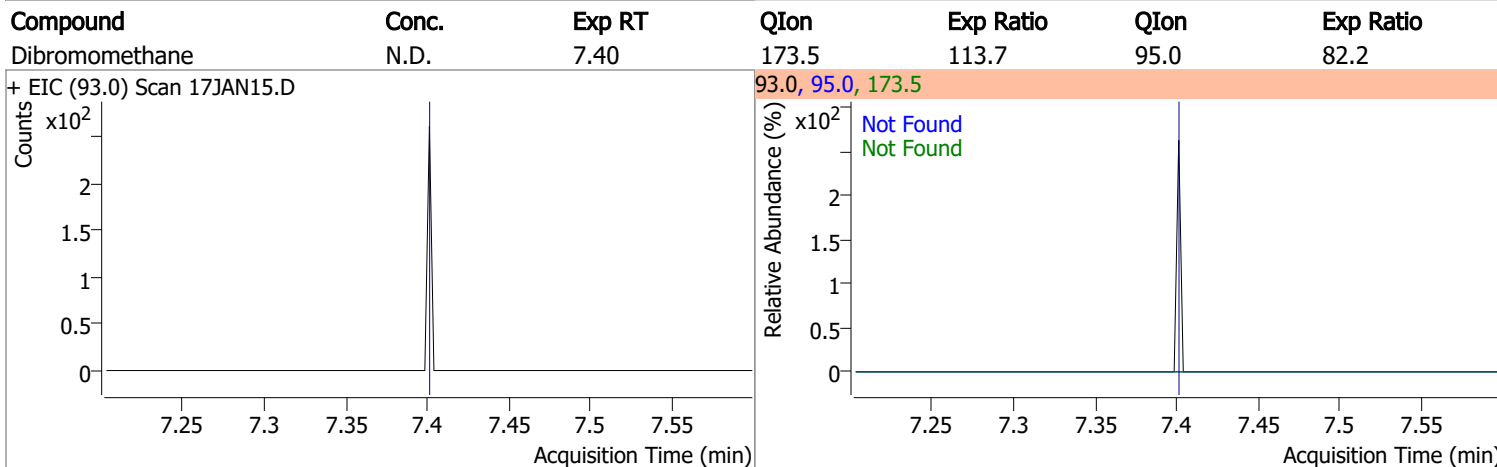
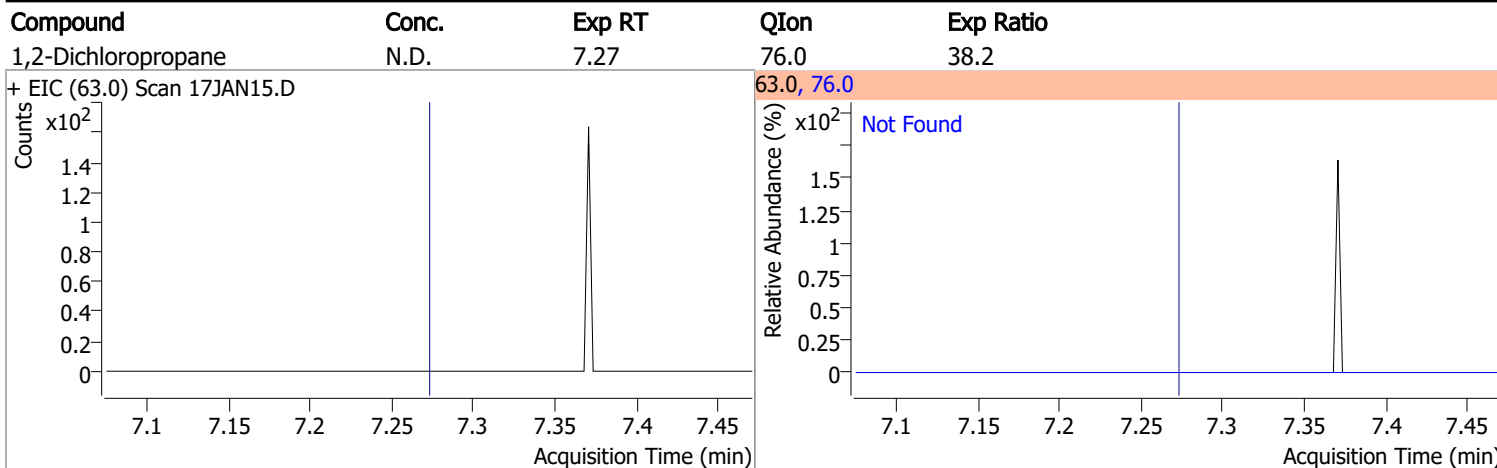
Compound	Conc.	Exp RT	QIon	Exp Ratio	QIon	Exp Ratio
1,2-Dichloroethane	N.D.	6.32	64.0	29.9	98.0	7.6



Compound	Conc.	Exp RT	QIon	Exp Ratio	QIon	Exp Ratio
Trichloroethene	N.D.	7.03	130.0	101.5	97.0	64.1

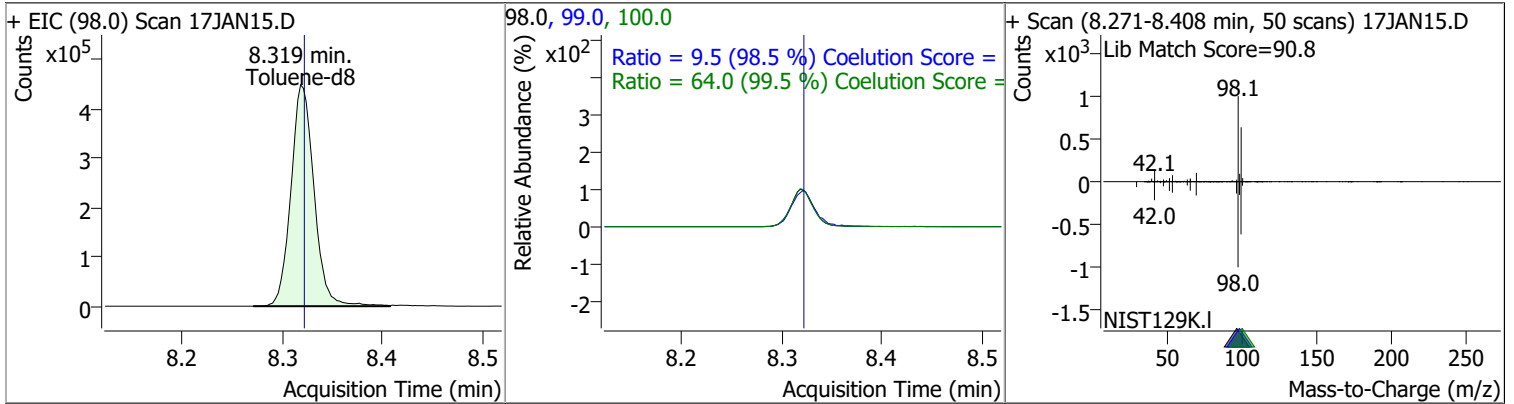


Quantitation Results Report (QT Reviewed)

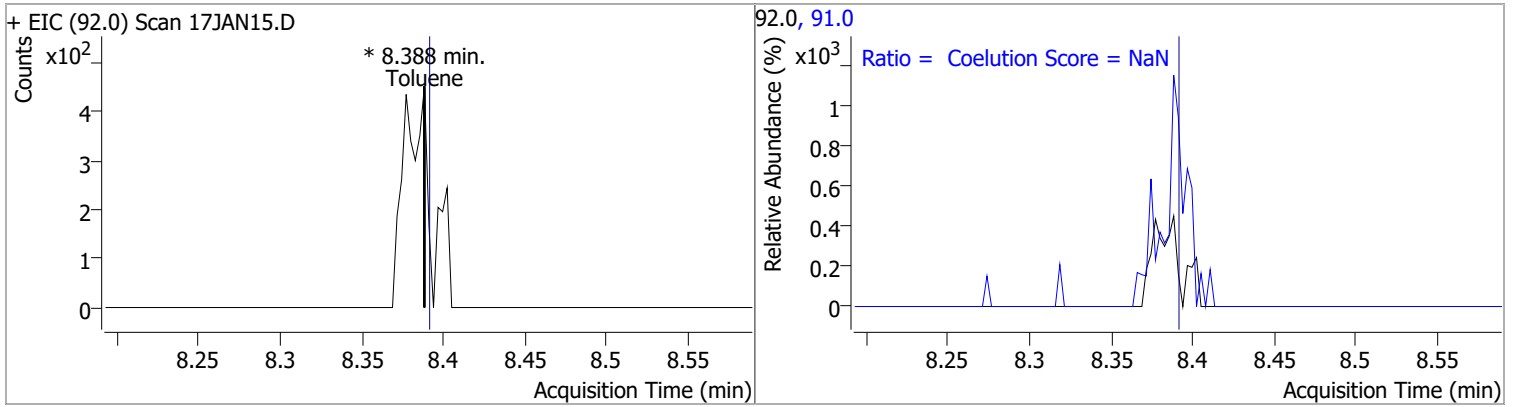


Quantitation Results Report (QT Reviewed)

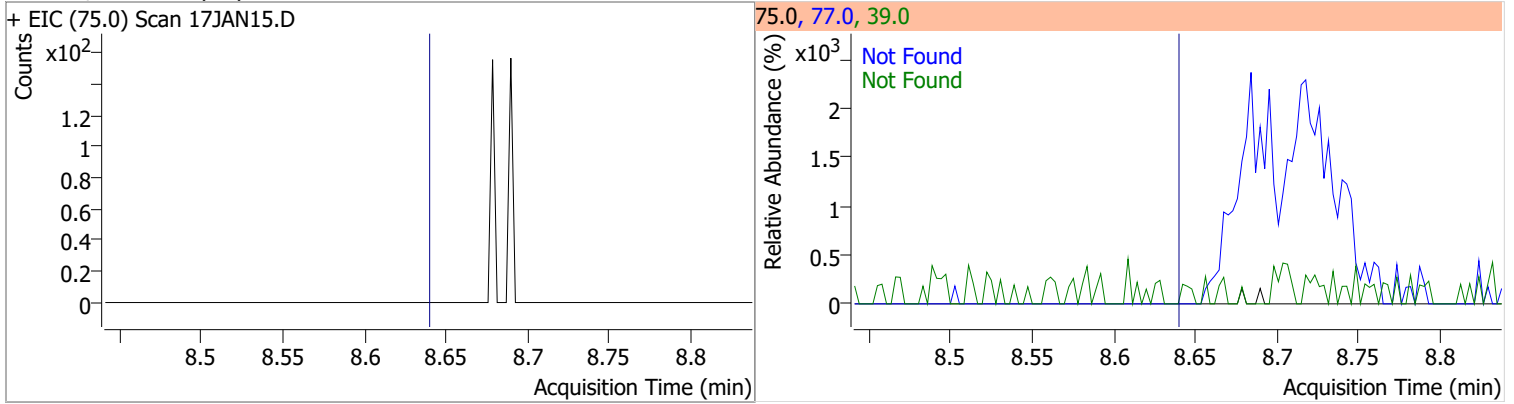
Compound	Conc.	RT	Dev(Min)	Resp.	QIon	QRatio	Lower	Upper
Toluene-d8	267.9438	8.32	0.00	719556	100.0	64.0	34.4	94.4
					99.0	9.5	0.0	39.6



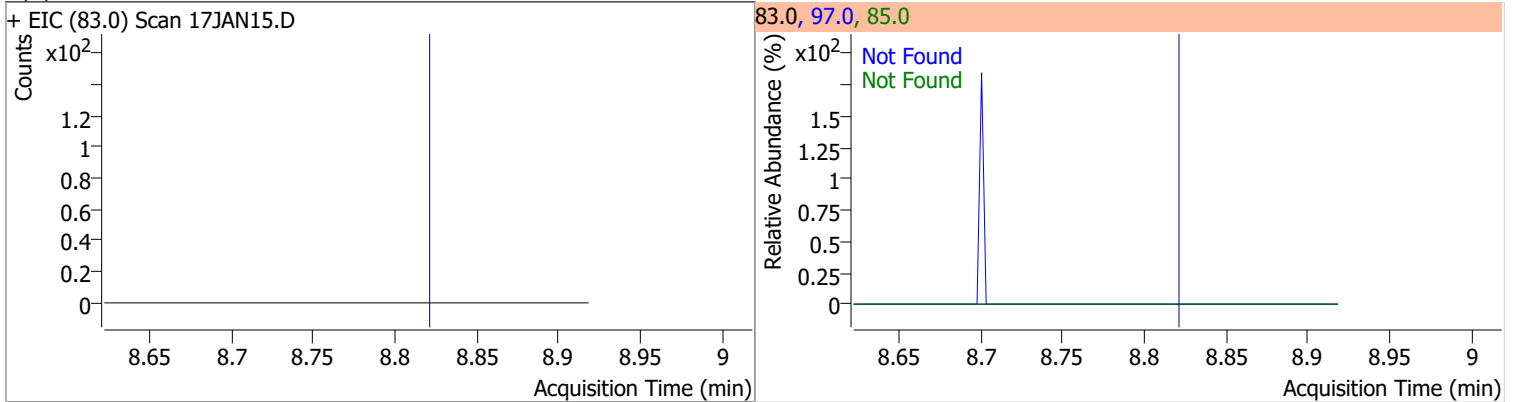
Compound	Conc.	RT	Dev(Min)	Resp.	QIon	QRatio	Lower	Upper
Toluene	0	0	0	0	91.0		145.8	205.8



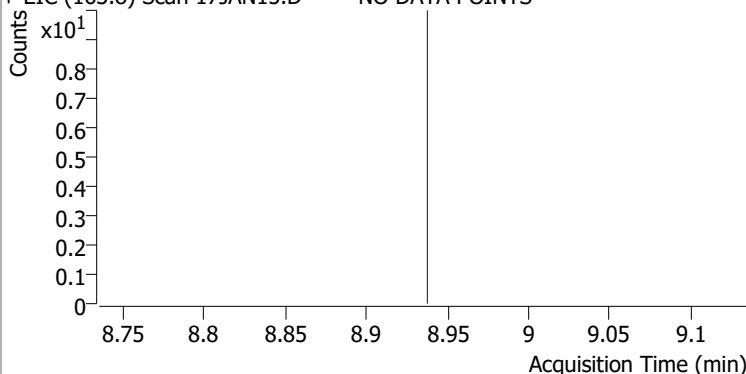
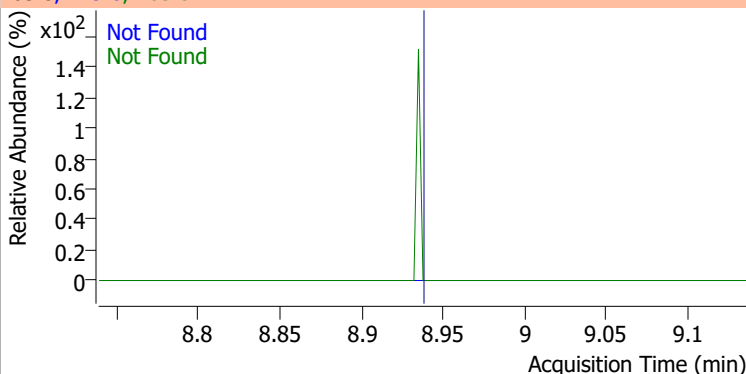
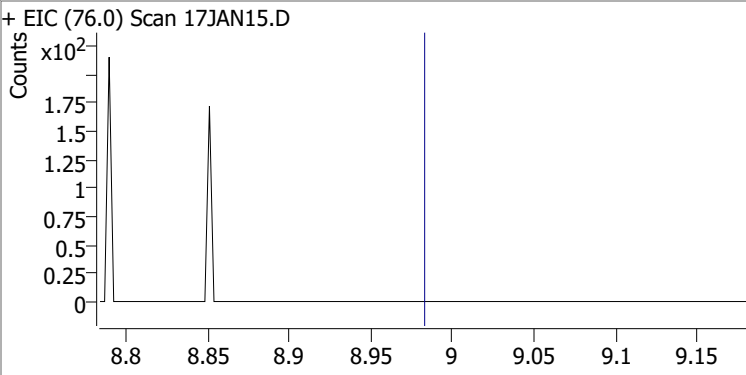
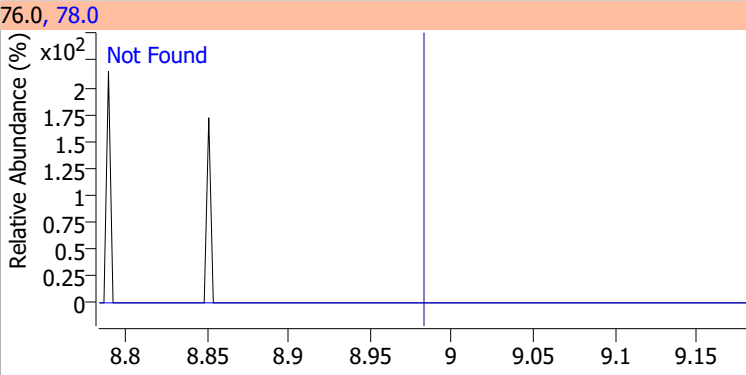
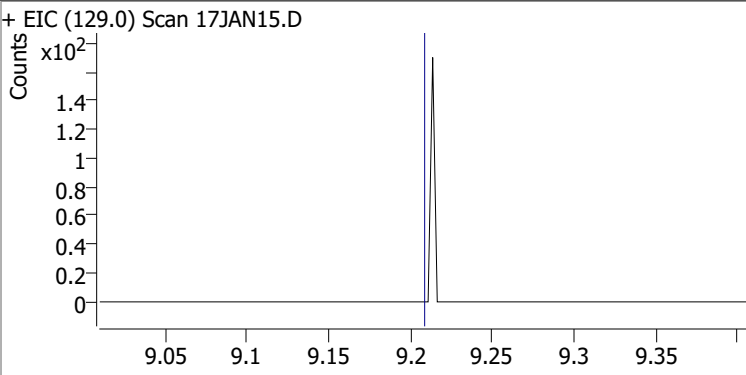
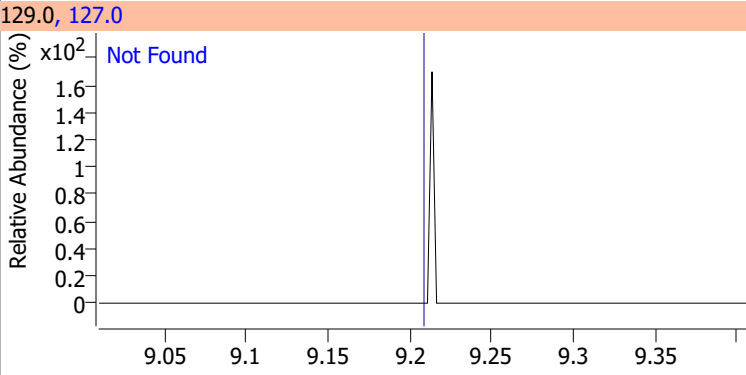
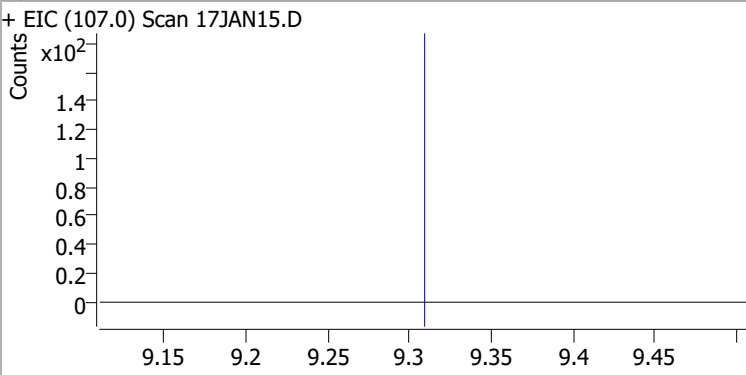
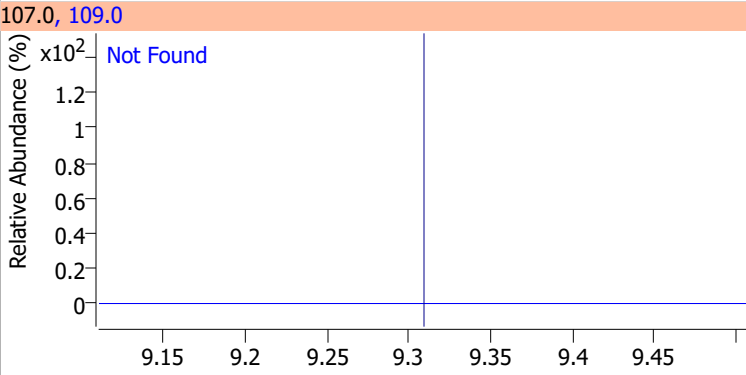
Compound	Conc.	Exp RT	QIon	Exp Ratio	QIon	Exp Ratio
trans-1,3-Dichloropropene	N.D.	8.64	39.0	53.4	77.0	32.4



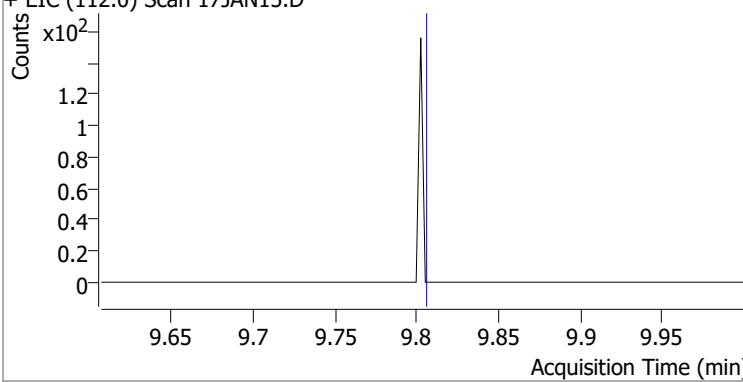
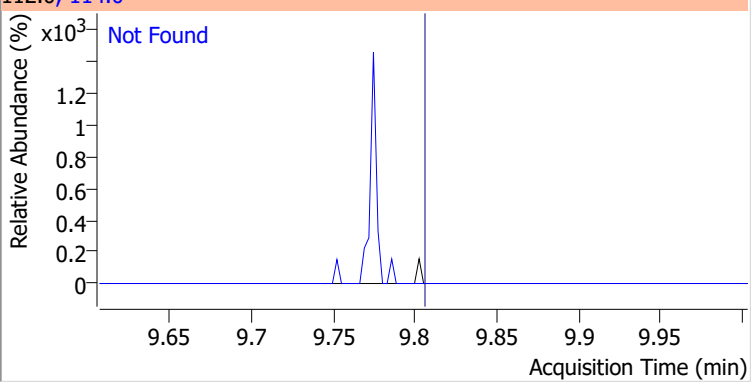
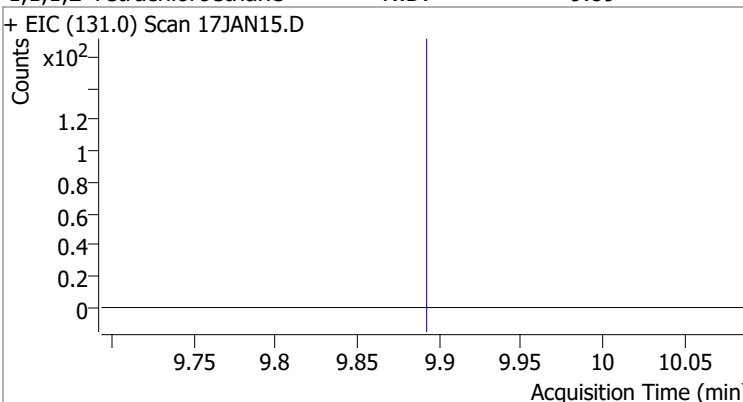
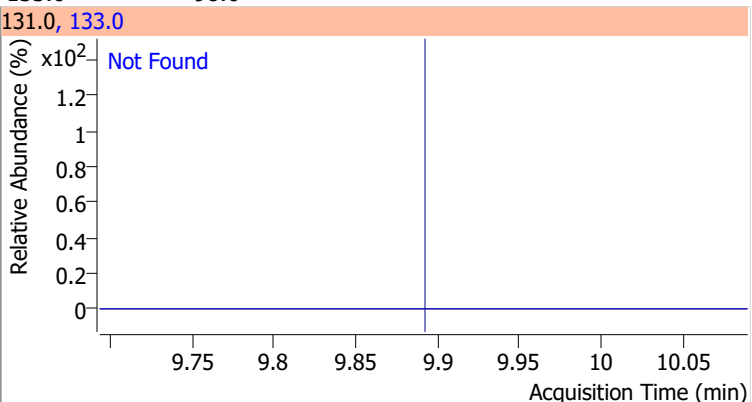
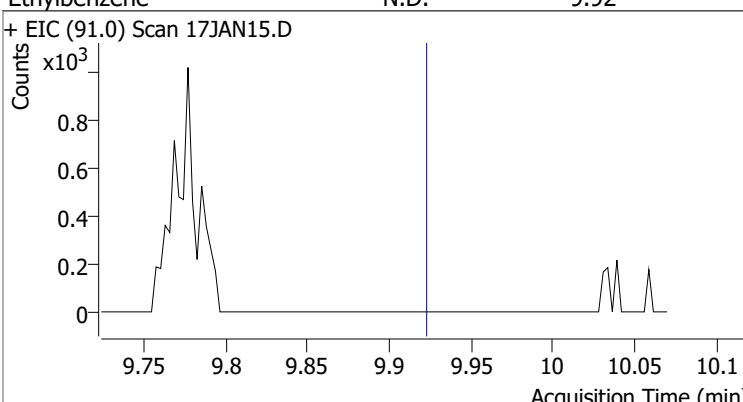
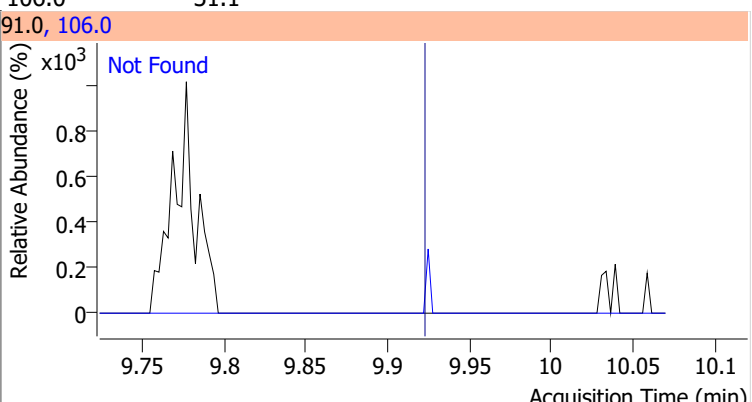
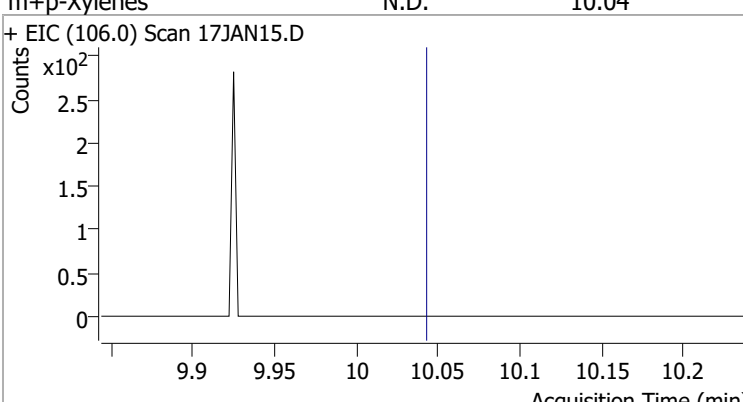
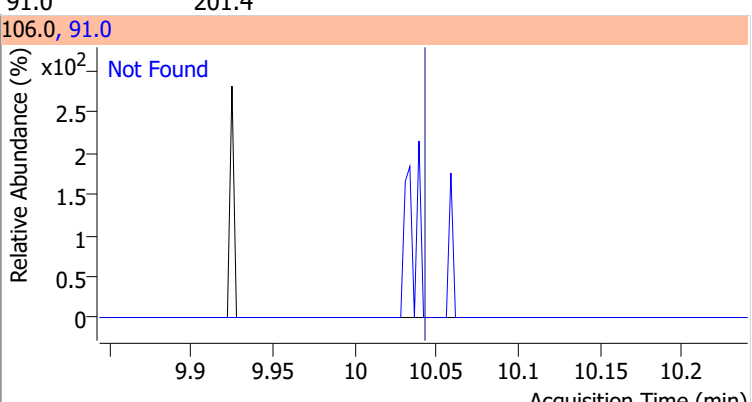
Compound	Conc.	Exp RT	QIon	Exp Ratio	QIon	Exp Ratio
1,1,2-Trichloroethane	N.D.	8.82	97.0	114.6	85.0	67.6



Quantitation Results Report (QT Reviewed)

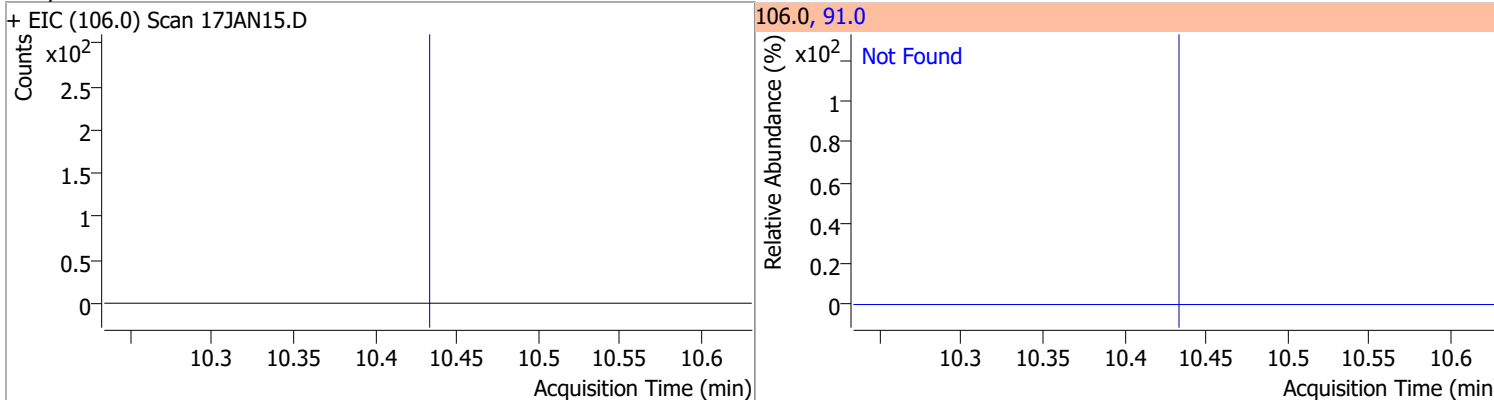
Compound	Conc.	Exp RT	QIon	Exp Ratio	QIon	Exp Ratio
Tetrachloroethene	N.D.	8.94	165.8	128.6	129.0	91.5
+ EIC (163.8) Scan 17JAN15.D ***NO DATA POINTS***			163.8, 129.0, 165.8			
						
1,3-Dichloropropane	N.D.	8.98	78.0	32.9		
+ EIC (76.0) Scan 17JAN15.D			76.0, 78.0			
						
Chlorodibromomethane	N.D.	9.21	127.0	78.0		
+ EIC (129.0) Scan 17JAN15.D			129.0, 127.0			
						
1,2-Dibromoethane	N.D.	9.31	109.0	94.5		
+ EIC (107.0) Scan 17JAN15.D			107.0, 109.0			
						

Quantitation Results Report (QT Reviewed)

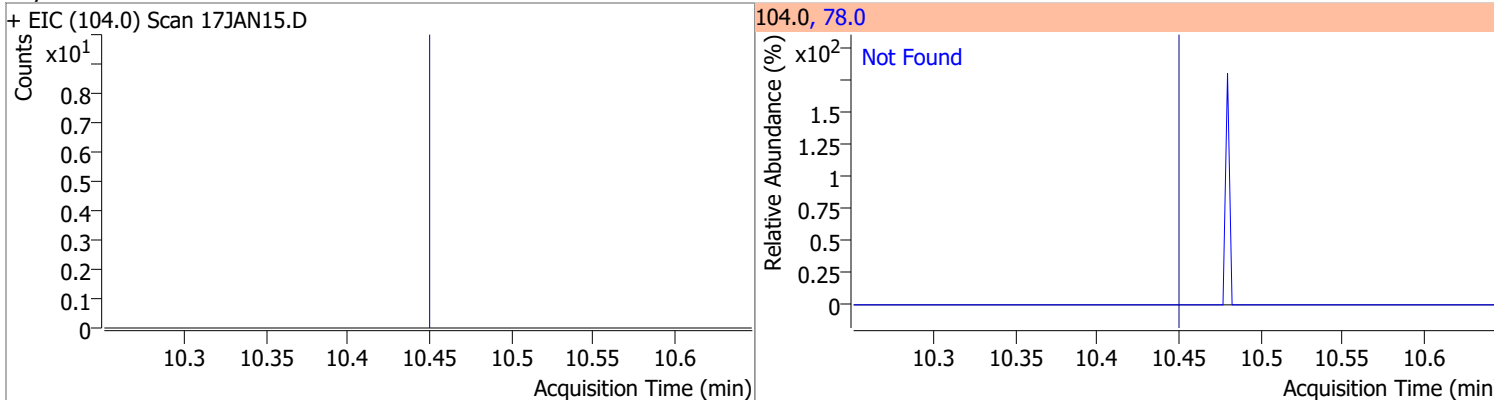
Compound	Conc.	Exp RT	QIon	Exp Ratio
Chlorobenzene	N.D.	9.80	114.0	32.1
+ EIC (112.0) Scan 17JAN15.D			112.0, 114.0	
				
1,1,1,2-Tetrachloroethane	N.D.	9.89	133.0	98.6
+ EIC (131.0) Scan 17JAN15.D			131.0, 133.0	
				
Ethylbenzene	N.D.	9.92	106.0	31.1
+ EIC (91.0) Scan 17JAN15.D			91.0, 106.0	
				
m+p-Xylenes	N.D.	10.04	91.0	201.4
+ EIC (106.0) Scan 17JAN15.D			106.0, 91.0	
				

Quantitation Results Report (QT Reviewed)

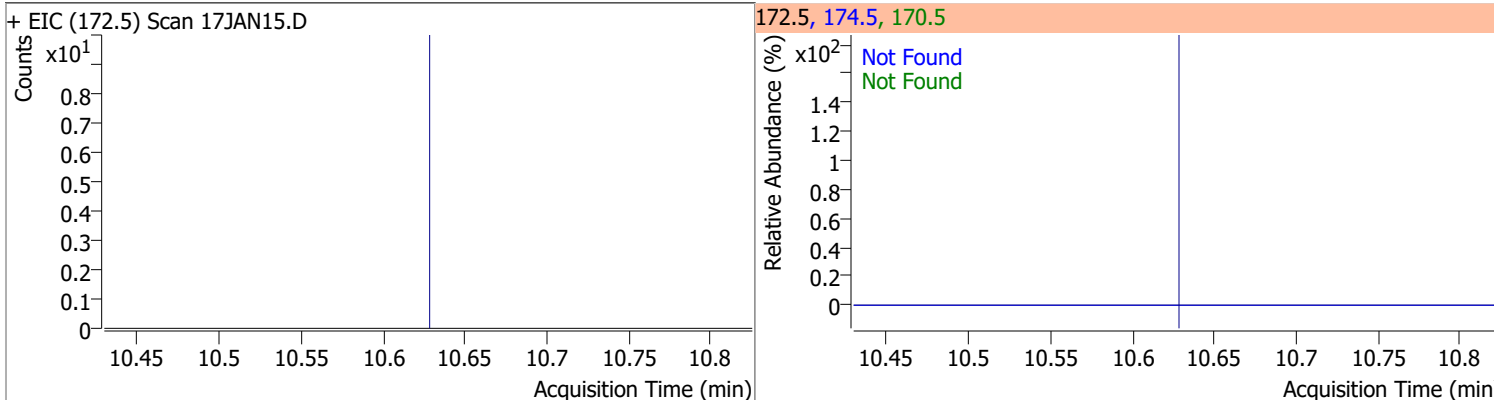
Compound	Conc.	Exp RT	QIon	Exp Ratio
o-Xylene	N.D.	10.43	91.0	213.1



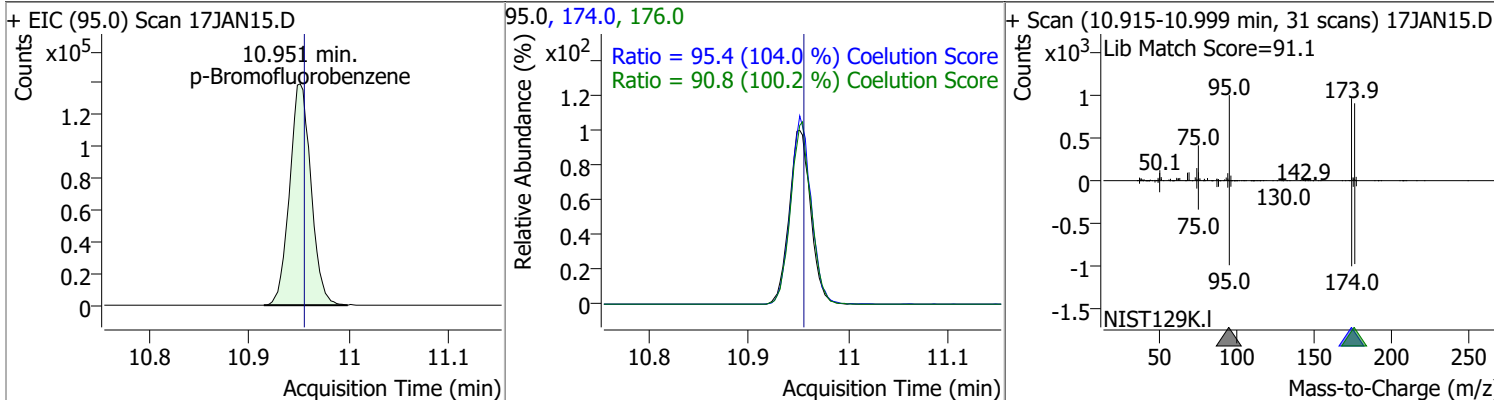
Compound	Conc.	Exp RT	QIon	Exp Ratio
Styrene	N.D.	10.45	78.0	49.6



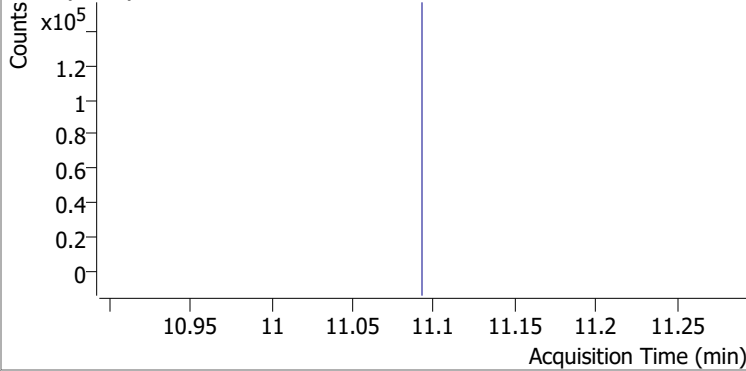
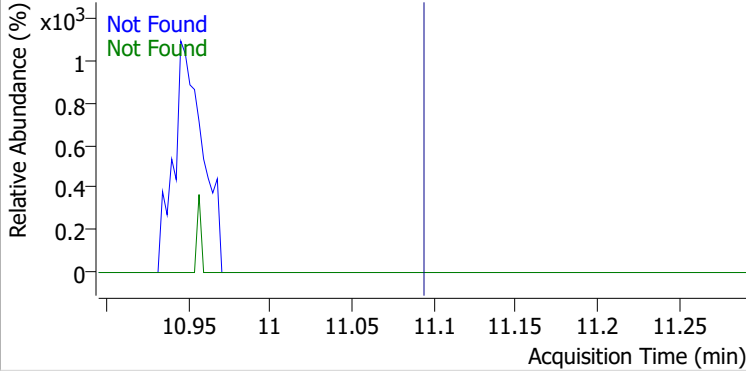
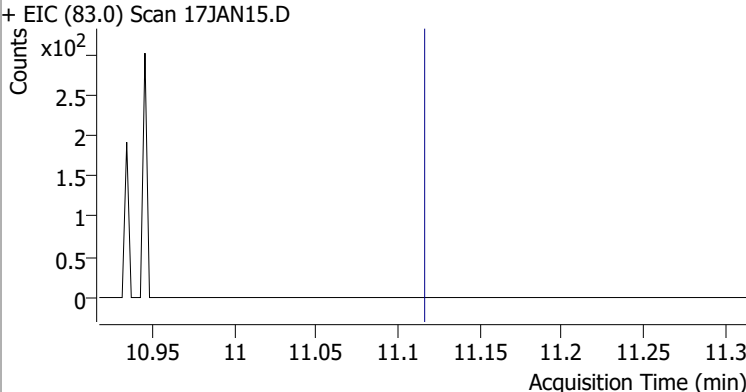
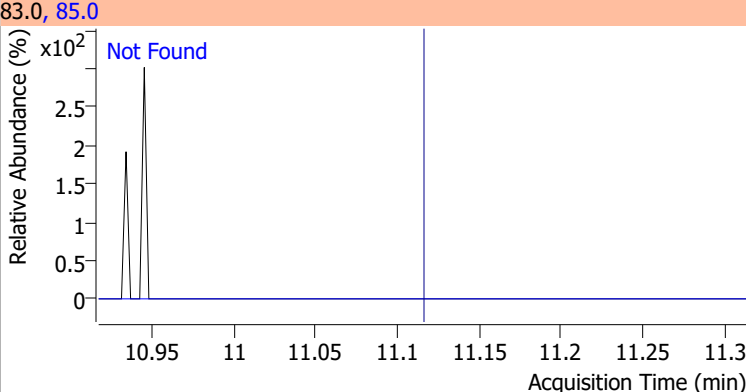
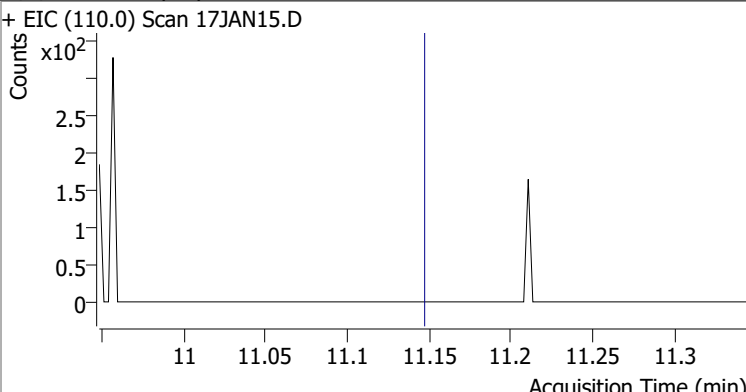
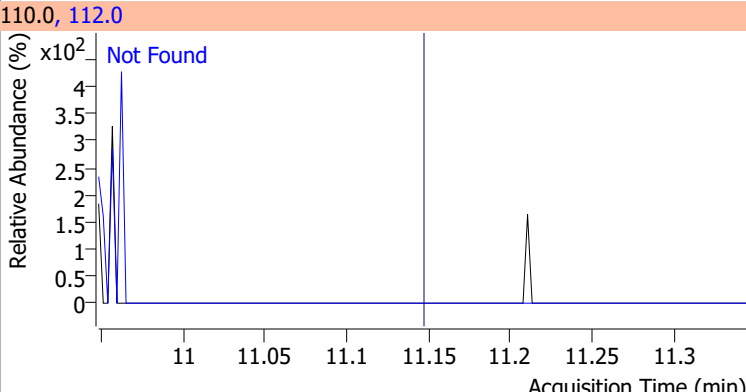
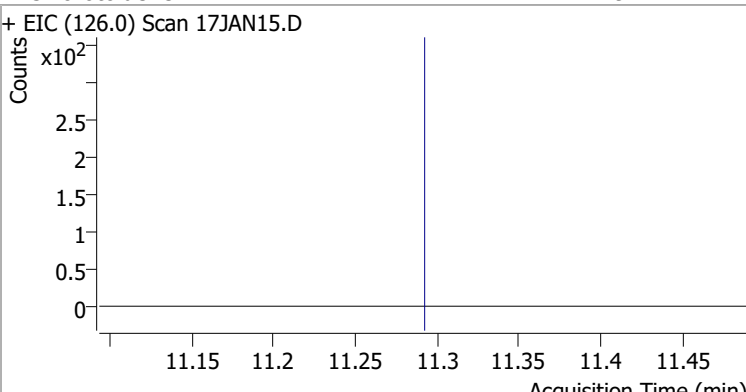
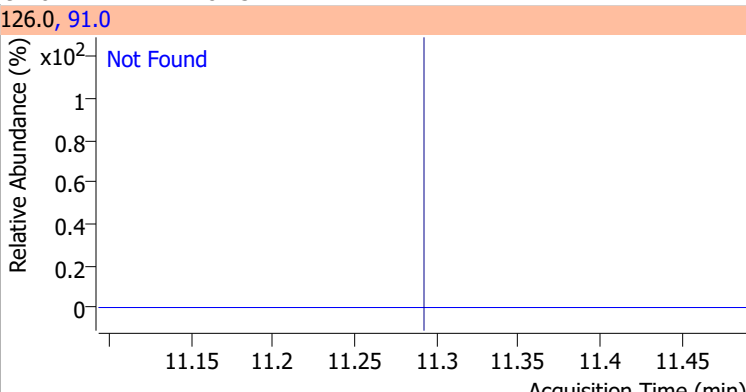
Compound	Conc.	Exp RT	QIon	Exp Ratio	QIon	Exp Ratio
Bromoform	N.D.	10.63	170.5	52.1	174.5	50.1



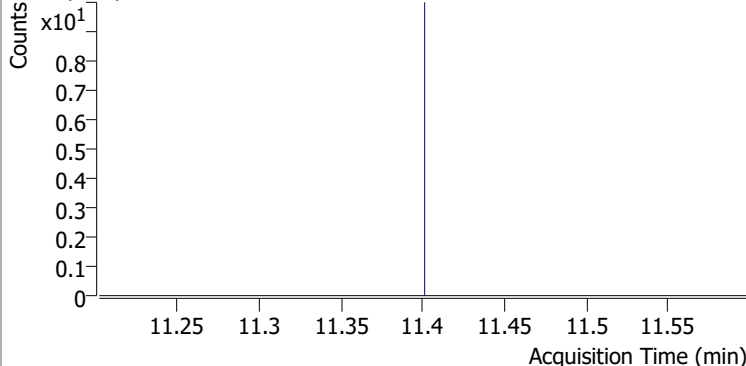
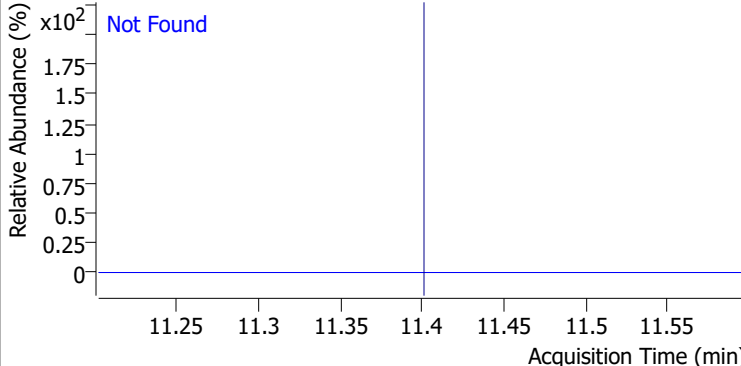
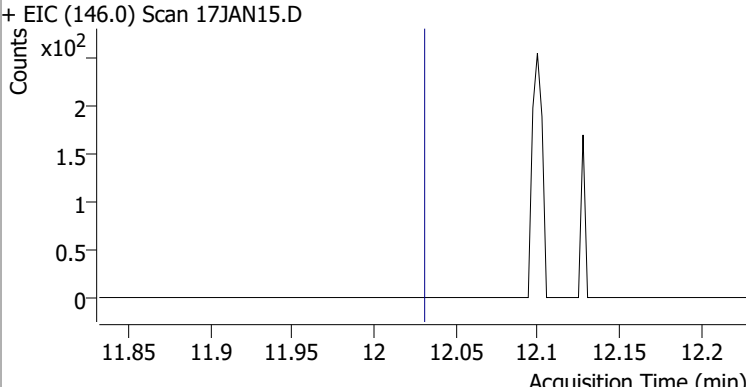
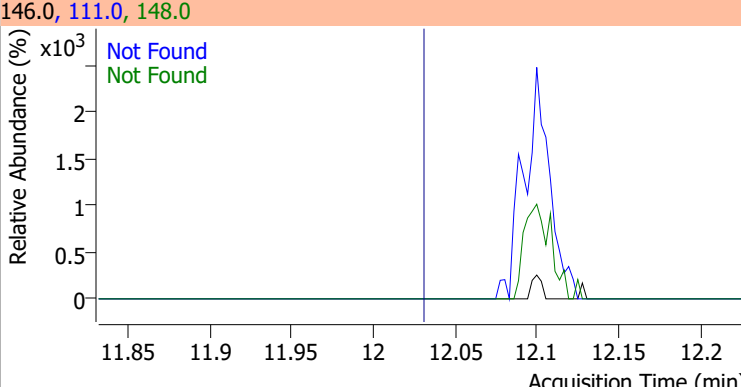
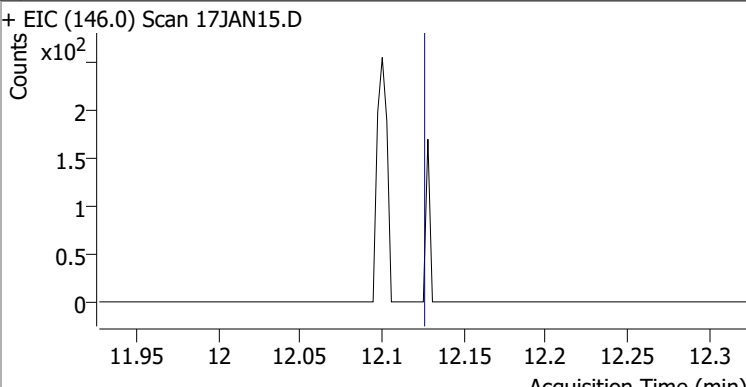
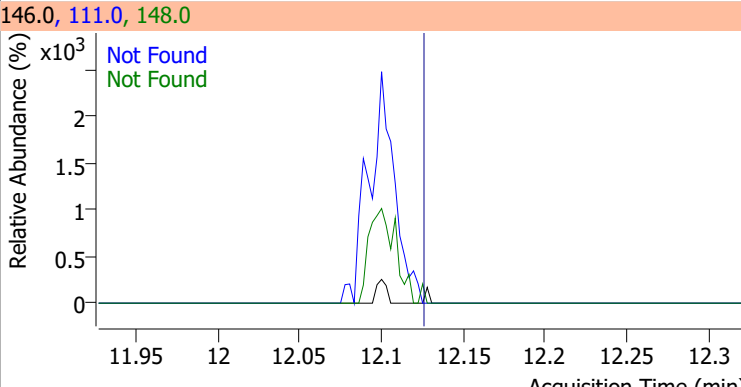
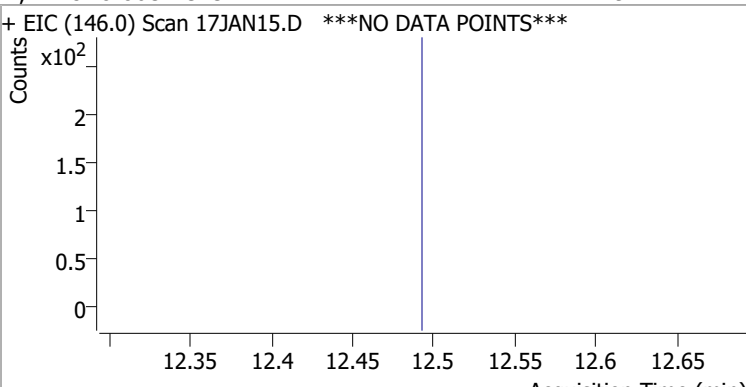
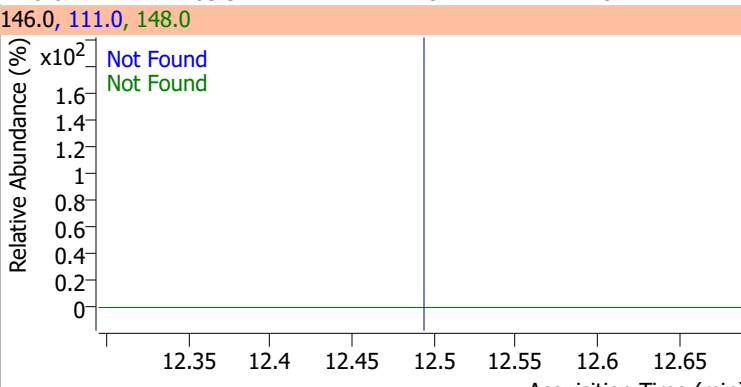
Compound	Conc.	RT	Dev(Min)	Resp.	QIon	QRatio	Lower	Upper
p-Bromofluorobenzene	269.8884	10.95	0.00	206522	174.0	95.4	61.7	121.7
					176.0	90.8	60.6	120.6



Quantitation Results Report (QT Reviewed)

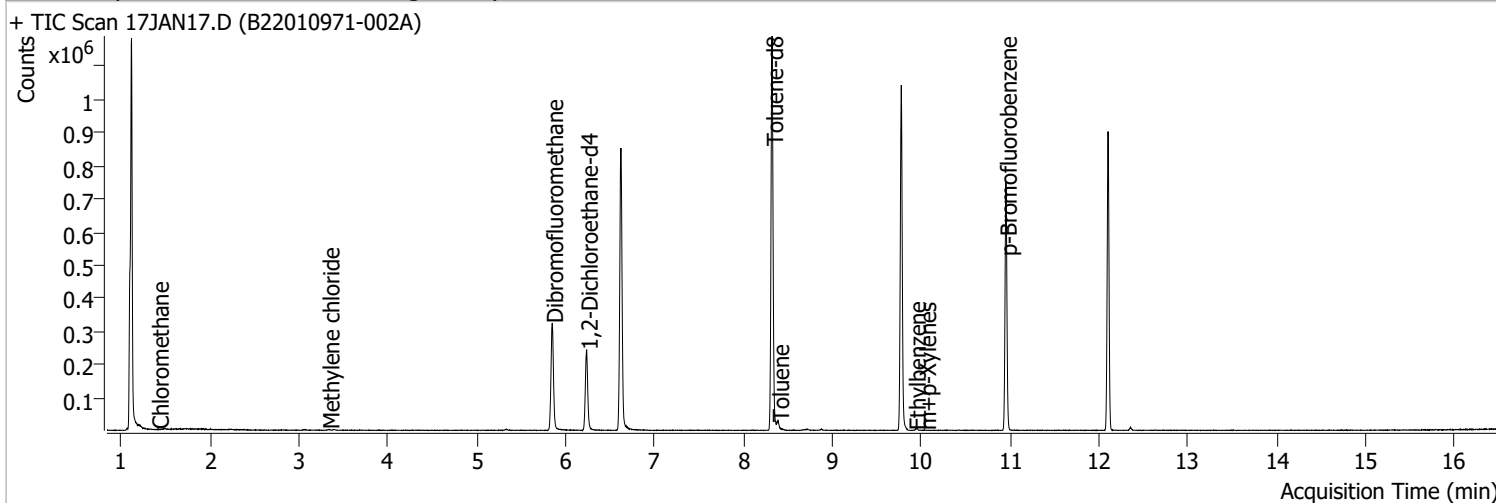
Compound	Conc.	Exp RT	QIon	Exp Ratio	QIon	Exp Ratio
Bromobenzene	N.D.	11.09	77.0	145.7	158.0	96.5
+ EIC (156.0) Scan 17JAN15.D ***NO DATA POINTS***			156.0, 77.0, 158.0			
						
1,1,2,2-Tetrachloroethane	N.D.	11.12	85.0	66.2		
+ EIC (83.0) Scan 17JAN15.D			83.0, 85.0			
						
1,2,3-Trichloropropane	N.D.	11.15	112.0	63.5		
+ EIC (110.0) Scan 17JAN15.D			110.0, 112.0			
						
2-Chlorotoluene	N.D.	11.29	91.0	282.3		
+ EIC (126.0) Scan 17JAN15.D			126.0, 91.0			
						

Quantitation Results Report (QT Reviewed)

Compound	Conc.	Exp RT	QIon	Exp Ratio		
4-Chlorotoluene	N.D.	11.40	126.0	31.7		
+ EIC (91.0) Scan 17JAN15.D			91.0, 126.0			
				Not Found		
1,3-Dichlorobenzene	N.D.	12.03	148.0	63.6	QIon	Exp Ratio
+ EIC (146.0) Scan 17JAN15.D			146.0, 111.0, 148.0			
				Not Found Not Found		
1,4-Dichlorobenzene	N.D.	12.13	148.0	63.1	QIon	Exp Ratio
+ EIC (146.0) Scan 17JAN15.D			146.0, 111.0, 148.0			
				Not Found Not Found		
1,2-Dichlorobenzene	N.D.	12.49	148.0	63.9	QIon	Exp Ratio
+ EIC (146.0) Scan 17JAN15.D ***NO DATA POINTS***			146.0, 111.0, 148.0			
				Not Found Not Found		

Quantitation Results Report (QT Reviewed)

Data File	17JAN17.D	Operator	MSC
Acq. Method	5975CACQF.M	Acq. Date-Time	1/17/2022 5:16:18 PM
Sample Name	B22010971-002A	Instrument	VOA5975C
Vial	17	Multiplier	1.00
DA Method File	VOA5975C_8260B_SHT_DoD_L4_010422.m	Comment	
Tune File	BFB_Atune3.u	Tune Date	10/11/2021 4:02:00 PM
Batch Name	VG011722_8260B.batch.bin	Last Calib Update	3/5/2022 1:16:34 PM
Ref Library	\\MASSHUNTER\Org\Library\NIST129K.I		



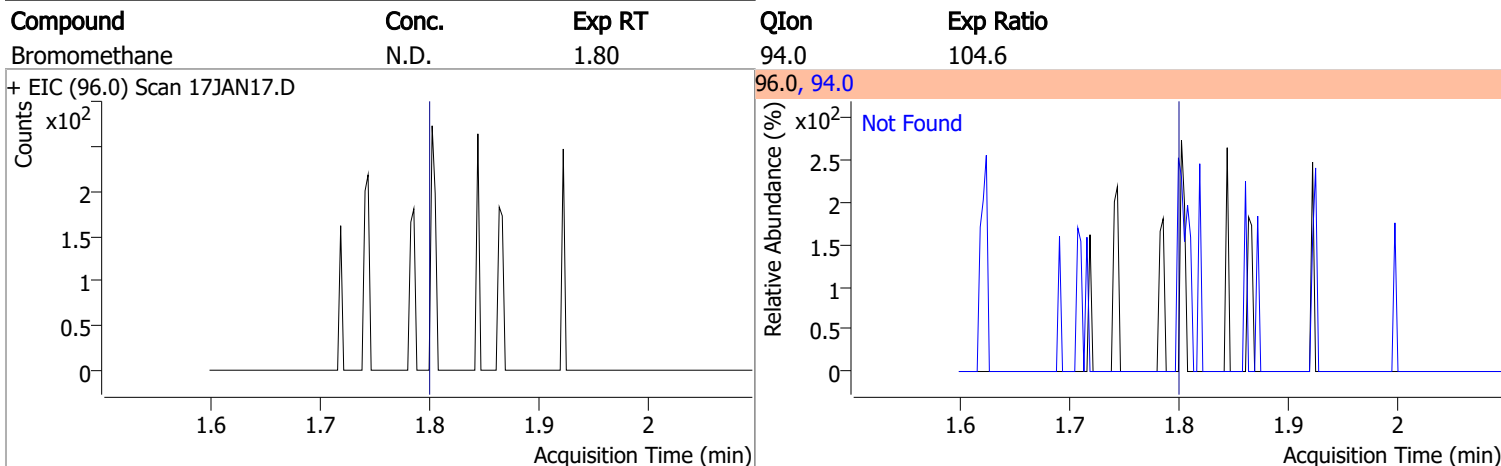
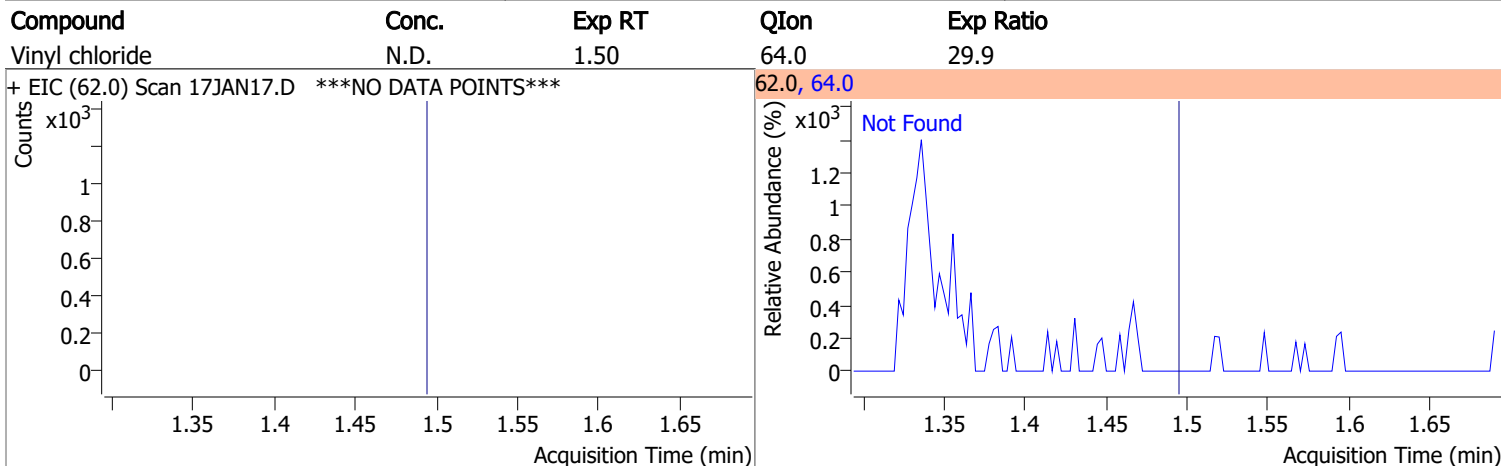
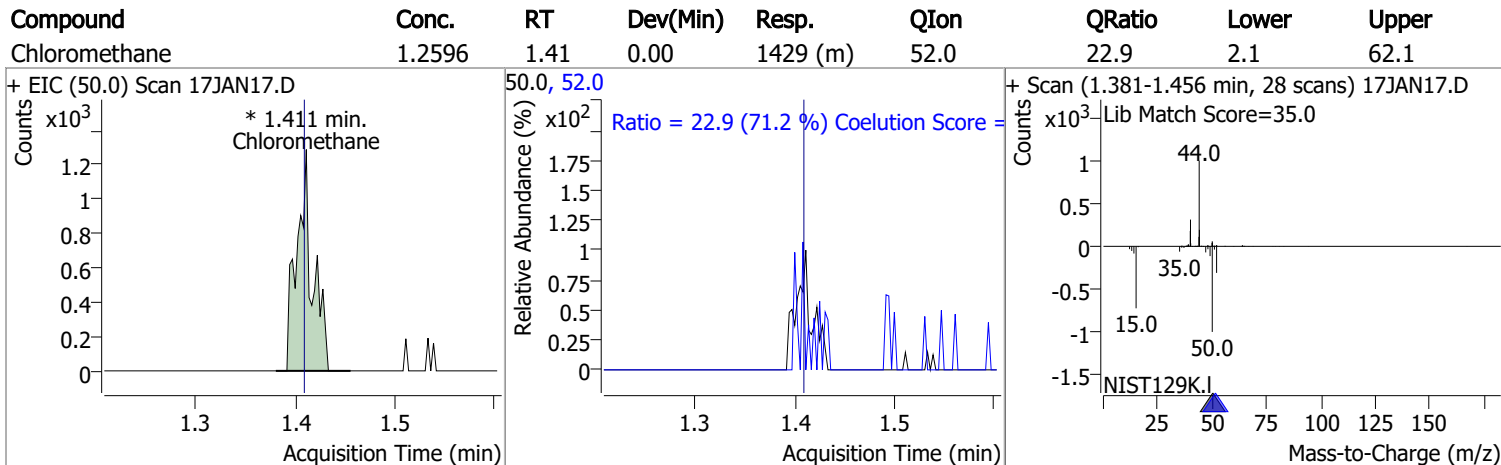
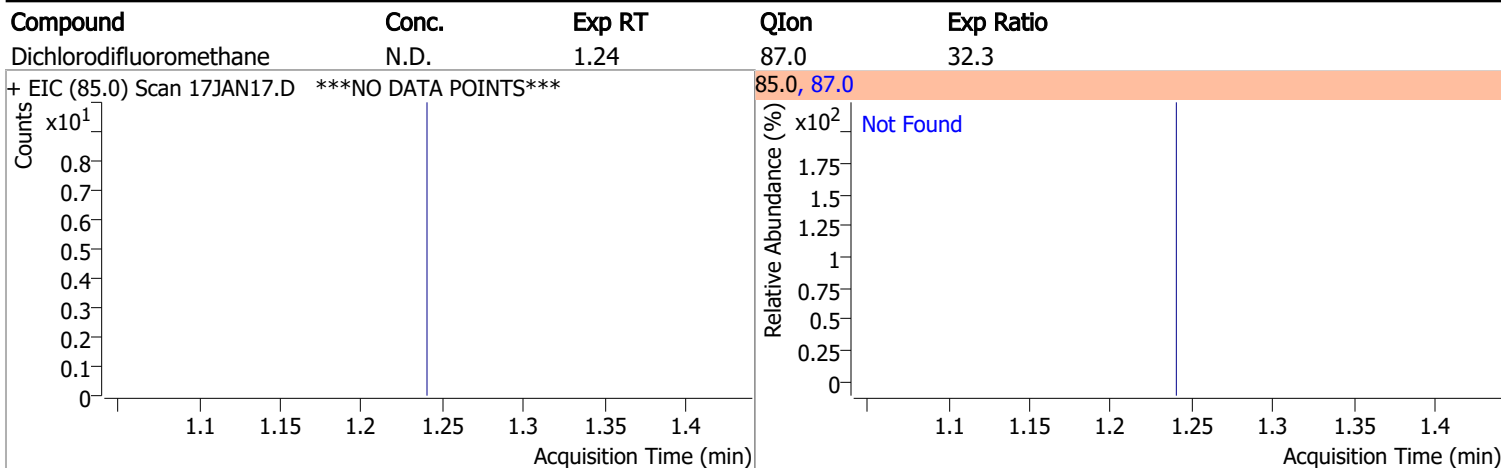
Compound	RT	QIon	Resp.	Conc.	Units	Dev(Min)
Internal Standards						
M Fluorobenzene	6.620	96.0	713341	250.0000	ng	-0.003
M Chlorobenzene-d5	9.774	82.0	277352	250.0000	ng	0.003
M 1,4-Dichlorobenzene-d4	12.100	152.0	214215	250.0000	ng	0.000
System Monitoring Compounds						
S Dibromofluoromethane	5.848	113.0	191690	285.2362	ng	0.003
Spiked Amount: 250.000	Range: 80.0 - 119.0%			Recovery = 114.09%		
S 1,2-Dichloroethane-d4	6.236	67.0	83967	289.2694	ng	0.003
Spiked Amount: 250.000	Range: 81.0 - 118.0%			Recovery = 115.71%		
S Toluene-d8	8.322	98.0	724591	271.1077	ng	0.003
Spiked Amount: 250.000	Range: 89.0 - 112.0%			Recovery = 108.44%		
S p-Bromofluorobenzene	10.951	95.0	203842	259.7443	ng	-0.003
Spiked Amount: 250.000	Range: 85.0 - 114.0%			Recovery = 103.90%		
Target Compounds						
T Dichlorodifluoromethane	0.000		0	N.D.		
T Chloromethane	1.411	50.0	1429	1.2596	ng	m 84
T Vinyl chloride	0.000		0	N.D.		
T Bromomethane	0.000		0	N.D.		
T Chloroethane	0.000		0	N.D.		
T Trichlorofluoromethane	0.000		0	N.D.		
T 1,1-Dichloroethene	0.000		0	N.D.		
T Methylene chloride	3.333	49.0	1756	1.6578	ng	m 99
T trans-1,2-Dichloroethene	0.000		0	N.D.		
T Methyl tert-butyl ether (MTBE)	0.000		0	N.D.		
T 1,1-Dichloroethane	0.000		0	N.D.		
T 2,2-Dichloropropane	0.000		0	N.D.		
T cis-1,2-Dichloroethene	0.000		0	N.D.		
T Methyl ethyl ketone	0.000		0	N.D.		
T Bromochloromethane	0.000		0	N.D.		
T Chloroform	5.653	83.0	0		ng	md 1

Quantitation Results Report (QT Reviewed)

Compound	RT	QIon	Resp.	Conc.	Units	Dev(Min)
T 1,1,1-Trichloroethane	0.000		0	N.D.		
T Carbon tetrachloride	0.000		0	N.D.		
T 1,1-Dichloropropene	0.000		0	N.D.		
T Benzene	0.000		0	N.D.		
T 1,2-Dichloroethane	0.000		0	N.D.		
T Trichloroethene	0.000		0	N.D.		
T 1,2-Dichloropropane	0.000		0	N.D.		
T Dibromomethane	0.000		0	N.D.		
T Bromodichloromethane	0.000		0	N.D.		
T cis-1,3-Dichloropropene	0.000		0	N.D.		
T Toluene	8.388	92.0	6883	3.8124	ng	92
T trans-1,3-Dichloropropene	0.000		0	N.D.		
T 1,1,2-Trichloroethane	0.000		0	N.D.		
T Tetrachloroethene	0.000		0	N.D.		
T 1,3-Dichloropropane	0.000		0	N.D.		
T Chlorodibromomethane	0.000		0	N.D.		
T 1,2-Dibromoethane	0.000		0	N.D.		
T Chlorobenzene	0.000		0	N.D.		
T 1,1,1,2-Tetrachloroethane	0.000		0	N.D.		
T Ethylbenzene	9.925	91.0	375	0.1093	ng m	59
T m+p-Xylenes	10.042	106.0	172	0.1292	ng m	85
T o-Xylene	0.000		0	N.D.		
T Styrene	0.000		0	N.D.		
T Bromoform	0.000		0	N.D.		
T Bromobenzene	0.000		0	N.D.		
T 1,1,2,2-Tetrachloroethane	0.000		0	N.D.		
T 1,2,3-Trichloropropane	0.000		0	N.D.		
T 2-Chlorotoluene	0.000		0	N.D.		
T 4-Chlorotoluene	0.000		0	N.D.		
T 1,3-Dichlorobenzene	0.000		0	N.D.		
T 1,4-Dichlorobenzene	0.000		0	N.D.		
T 1,2-Dichlorobenzene	0.000		0	N.D.		

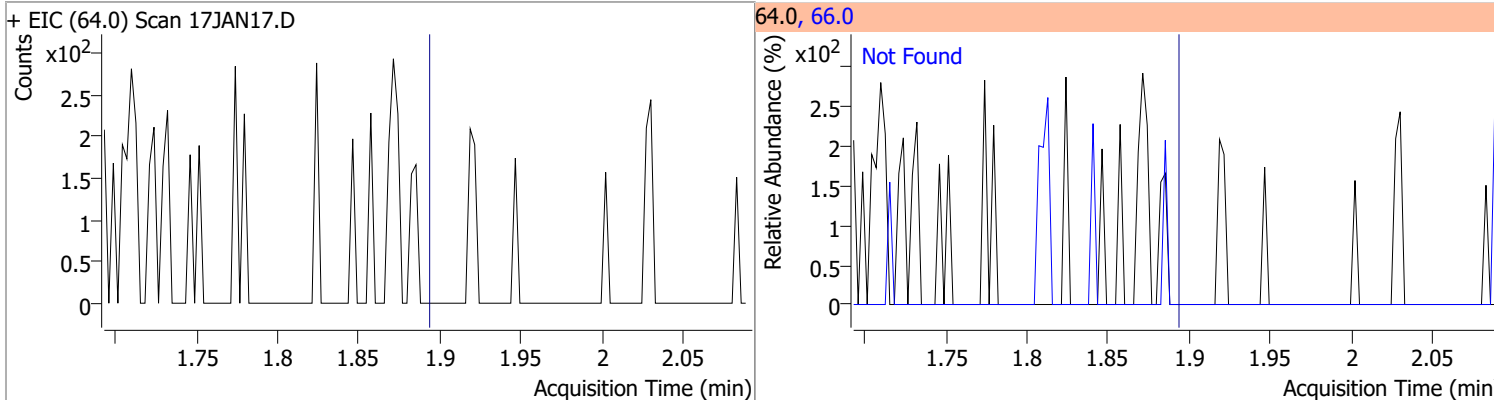
(#) = Qualifier Out of Range; (m) = Manual Integration; (+) = Area Summed; (*) = Surrogate Percent Recovery Out of Range; (d): Zeroed Peak

Quantitation Results Report (QT Reviewed)

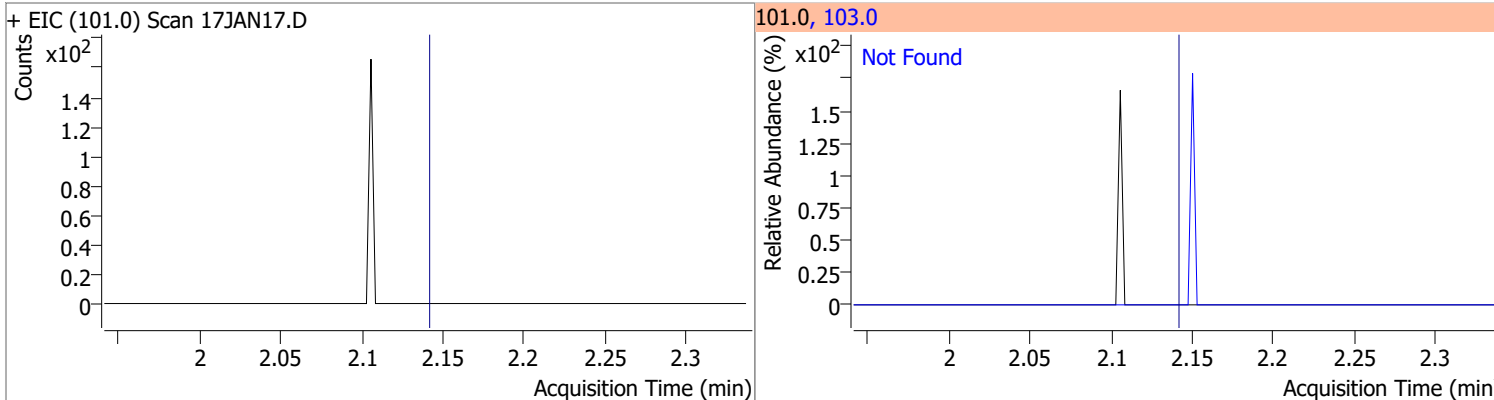


Quantitation Results Report (QT Reviewed)

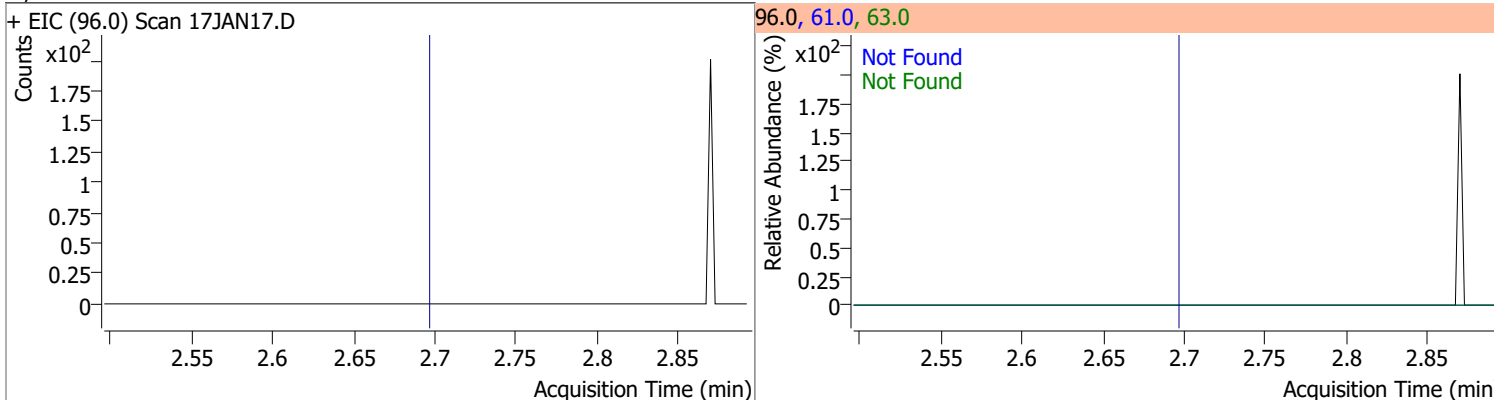
Compound	Conc.	Exp RT	QIon	Exp Ratio
Chloroethane	N.D.	1.89	66.0	30.1



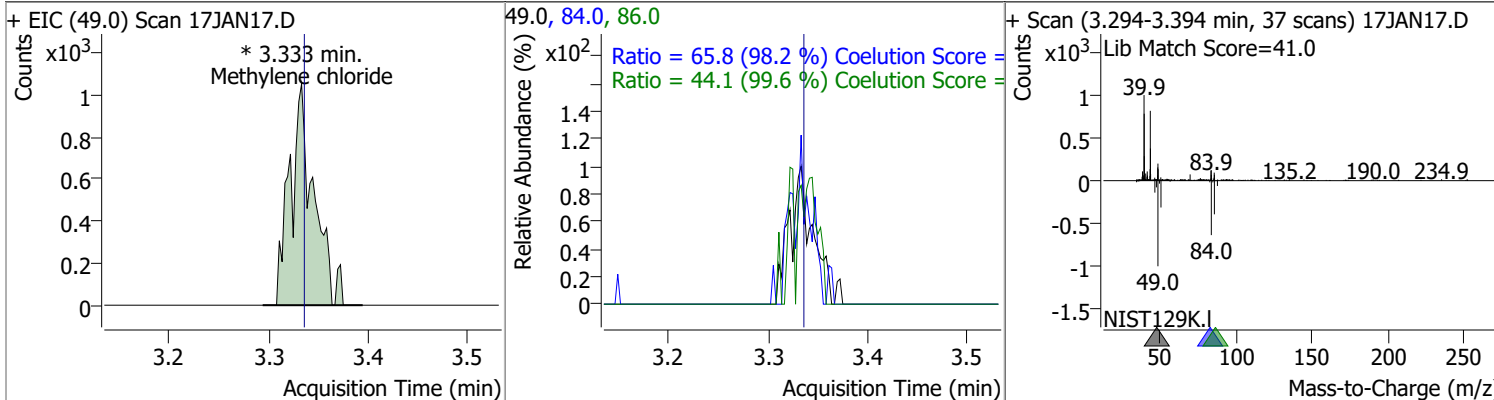
Compound	Conc.	Exp RT	QIon	Exp Ratio
Trichlorofluoromethane	N.D.	2.14	103.0	64.2



Compound	Conc.	Exp RT	QIon	Exp Ratio	QIon	Exp Ratio
1,1-Dichloroethene	N.D.	2.70	61.0	180.3	63.0	56.7

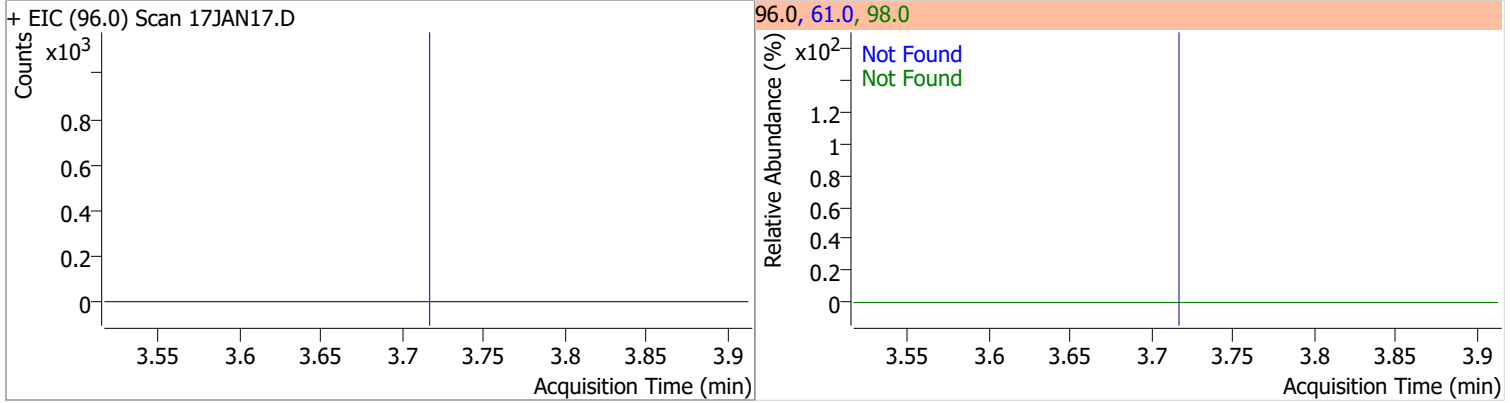


Compound	Conc.	RT	Dev(Min)	Resp.	QIon	QRatio	Lower	Upper
Methylene chloride	1.6578	3.33	0.00	1756 (m)	84.0	65.8	36.9	96.9
					86.0	44.1	14.3	74.3

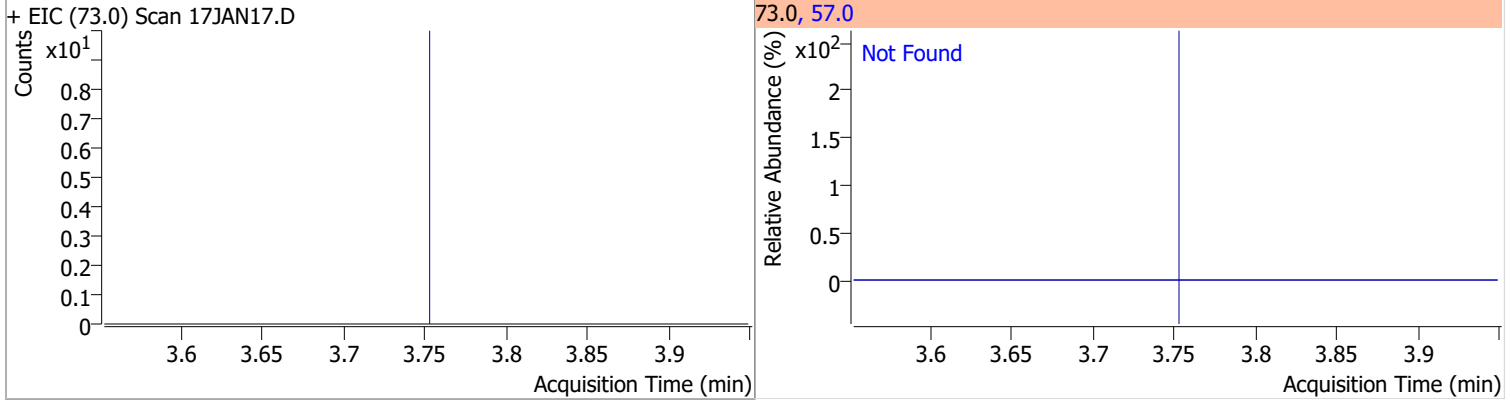


Quantitation Results Report (QT Reviewed)

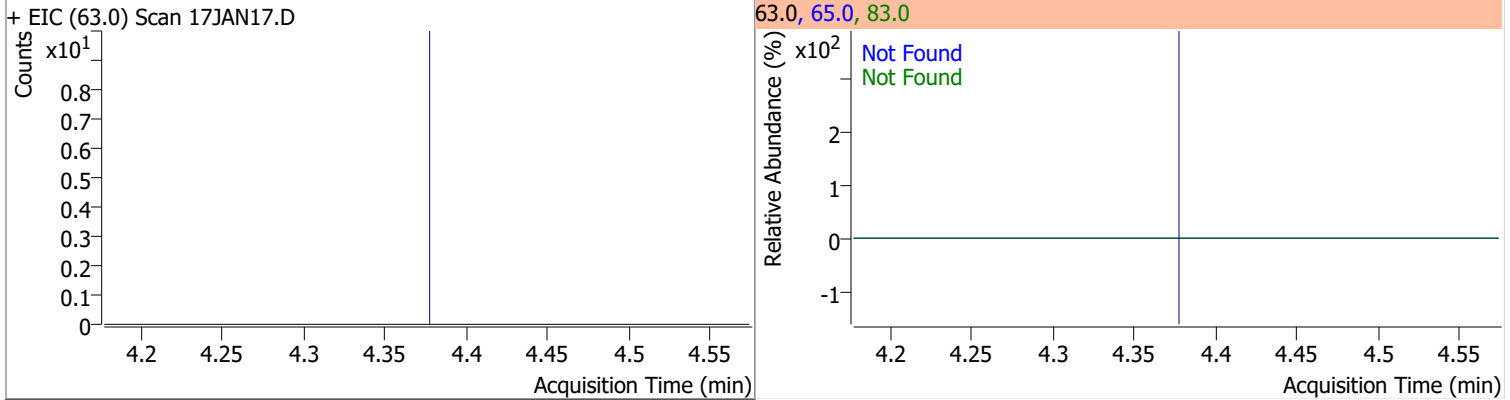
Compound	Conc.	Exp RT	QIon	Exp Ratio	QIon	Exp Ratio
trans-1,2-Dichloroethene	N.D.	3.72	61.0	153.9	98.0	65.7



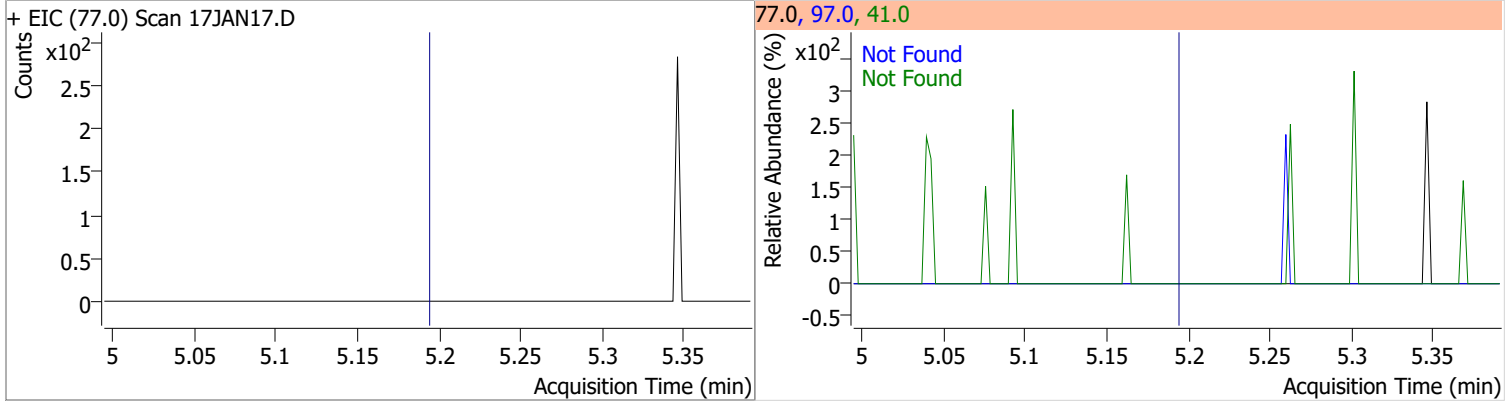
Compound	Conc.	Exp RT	QIon	Exp Ratio
Methyl tert-butyl ether (MTBE)	N.D.	3.75	57.0	24.6



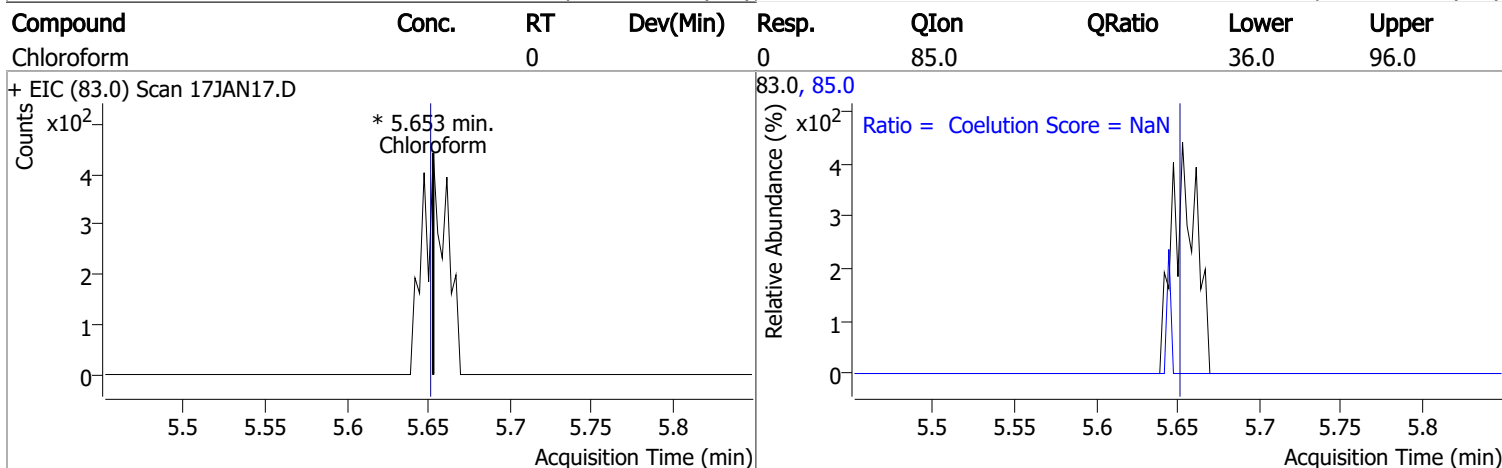
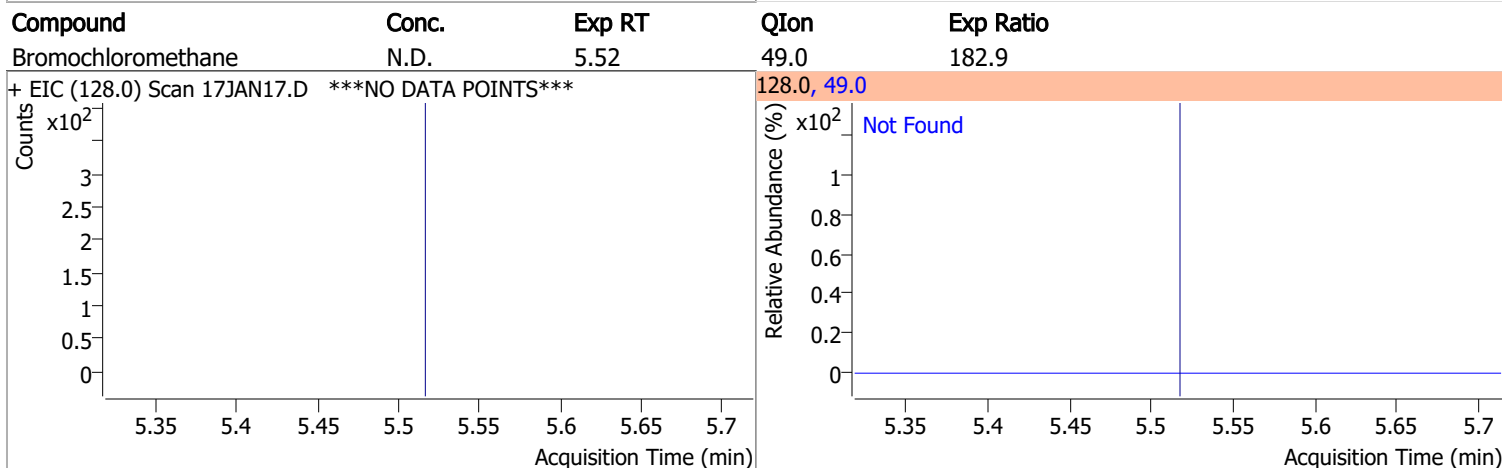
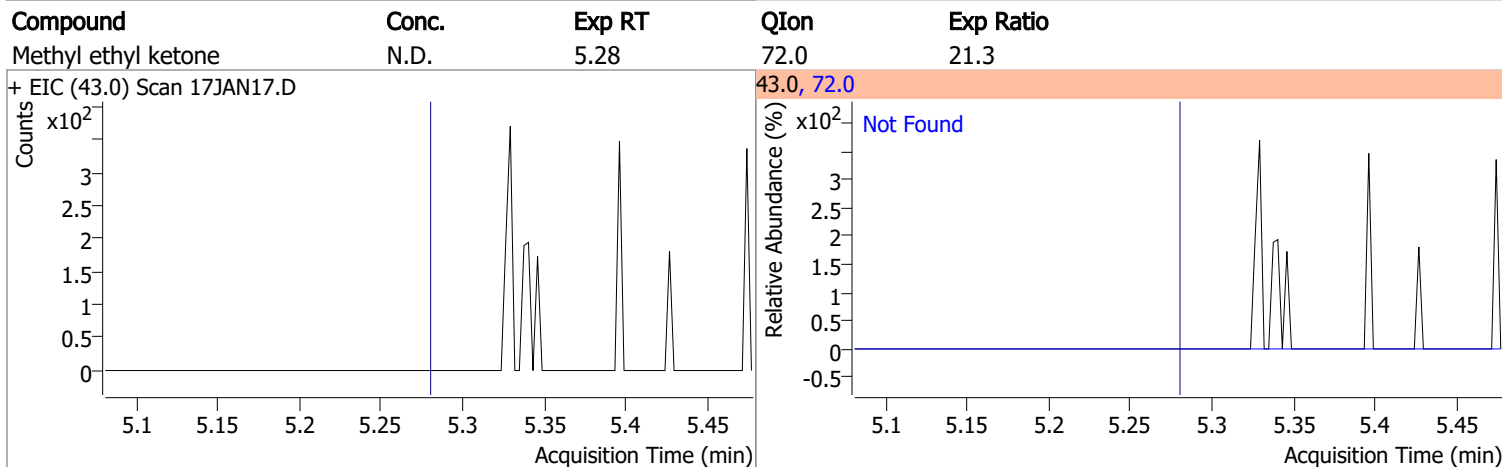
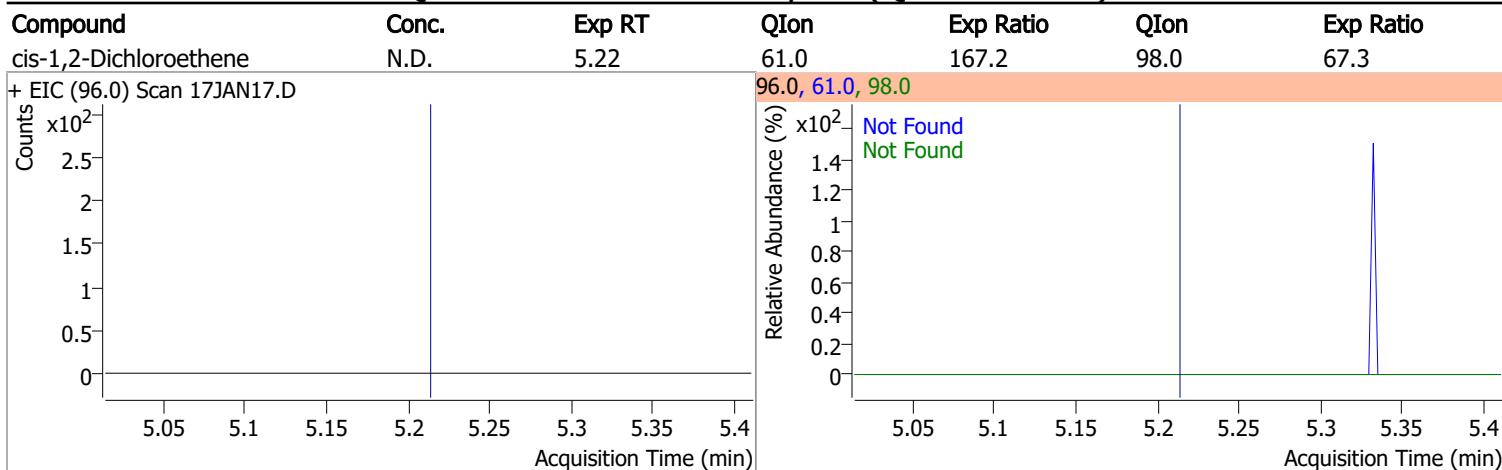
Compound	Conc.	Exp RT	QIon	Exp Ratio	QIon	Exp Ratio
1,1-Dichloroethane	N.D.	4.38	65.0	32.1	83.0	13.7



Compound	Conc.	Exp RT	QIon	Exp Ratio	QIon	Exp Ratio
2,2-Dichloropropane	N.D.	5.20	41.0	66.5	97.0	23.2

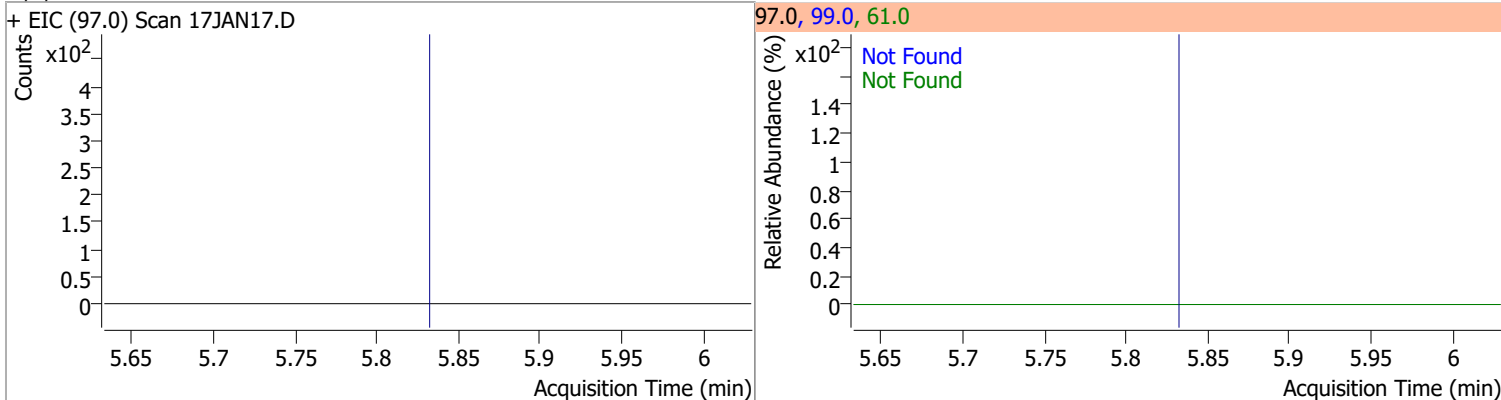


Quantitation Results Report (QT Reviewed)

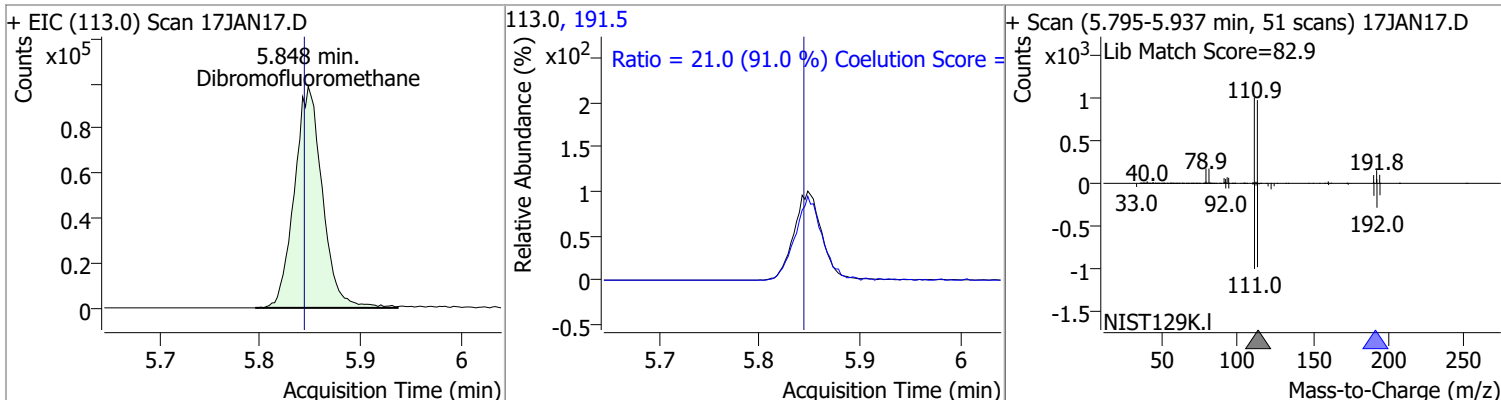


Quantitation Results Report (QT Reviewed)

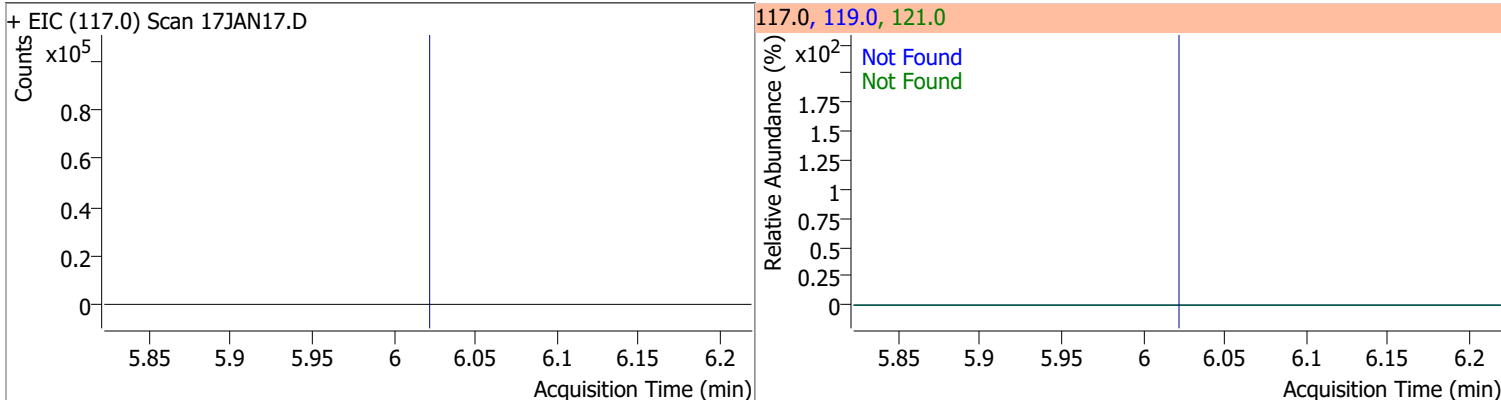
Compound	Conc.	Exp RT	QIon	Exp Ratio	QIon	Exp Ratio
1,1,1-Trichloroethane	N.D.	5.83	99.0	64.7	61.0	48.1



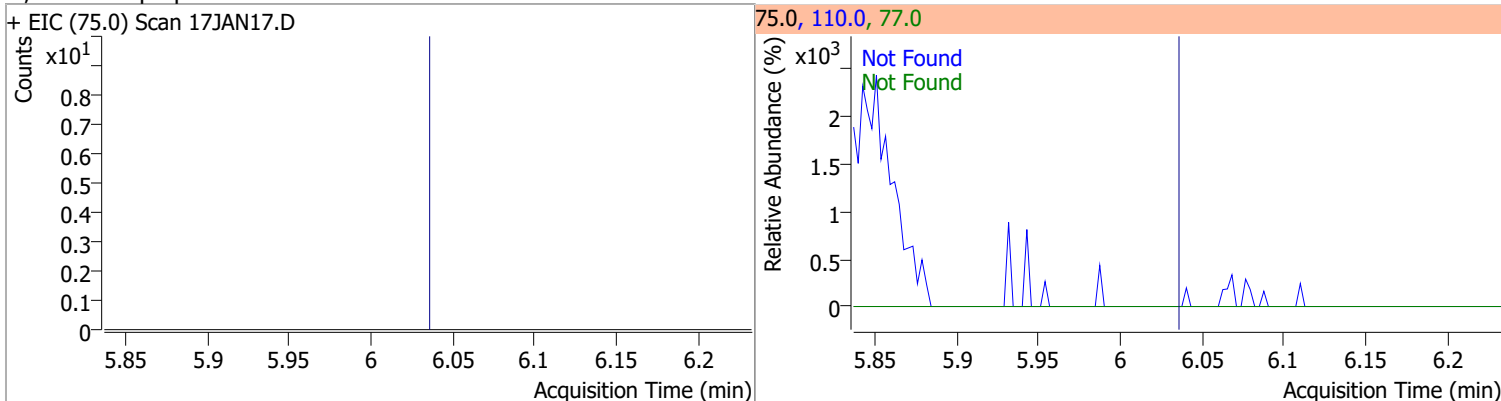
Compound	Conc.	RT	Dev(Min)	Resp.	QIon	QRatio	Lower	Upper
Dibromofluoromethane	285.2362	5.85	0.00	191690	191.5	21.0	0.0	53.1



Compound	Conc.	Exp RT	QIon	Exp Ratio	QIon	Exp Ratio
Carbon tetrachloride	N.D.	6.02	119.0	97.2	121.0	30.1

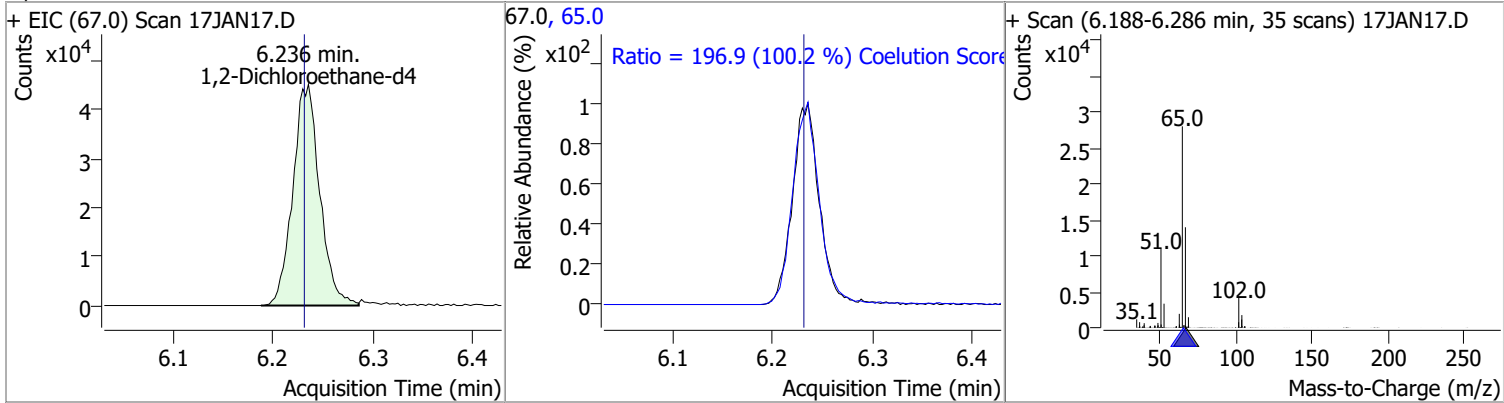


Compound	Conc.	Exp RT	QIon	Exp Ratio	QIon	Exp Ratio
1,1-Dichloropropene	N.D.	6.04	110.0	35.9	77.0	30.1

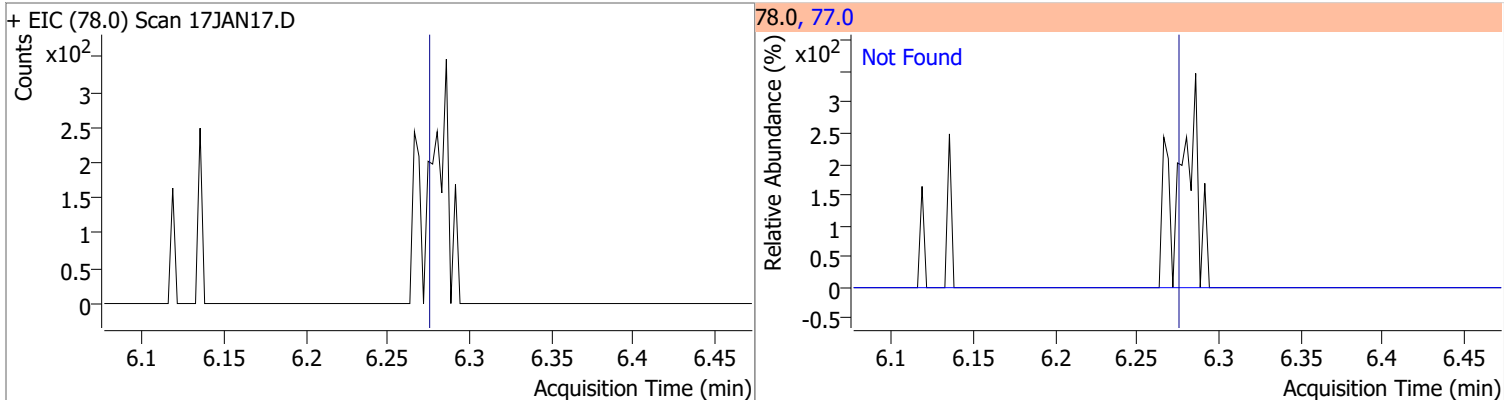


Quantitation Results Report (QT Reviewed)

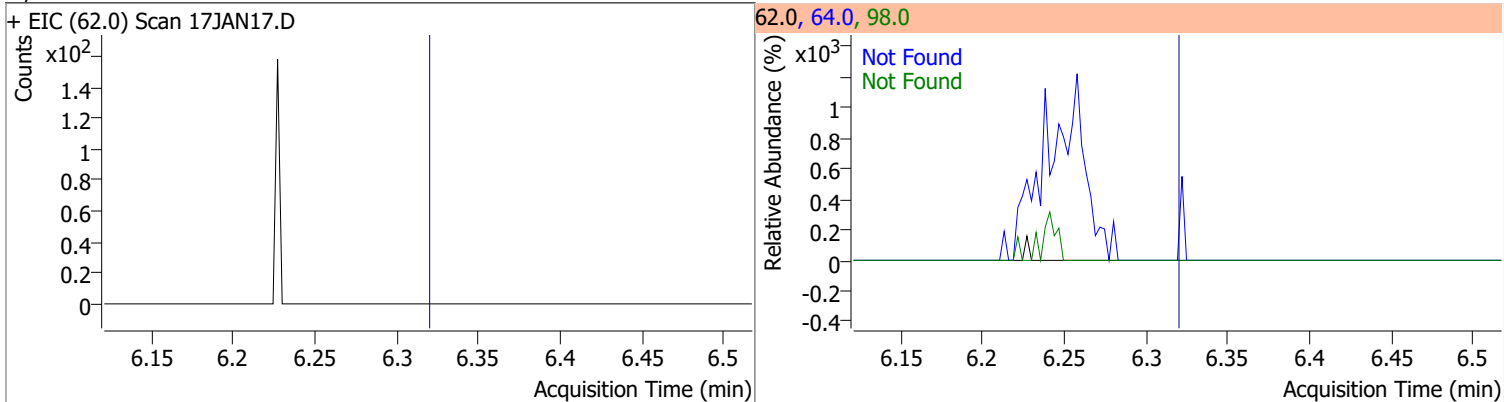
Compound	Conc.	RT	Dev(Min)	Resp.	QIon	QRatio	Lower	Upper
1,2-Dichloroethane-d4	289.2694	6.24	0.00	83967	65.0	196.9	166.5	226.5



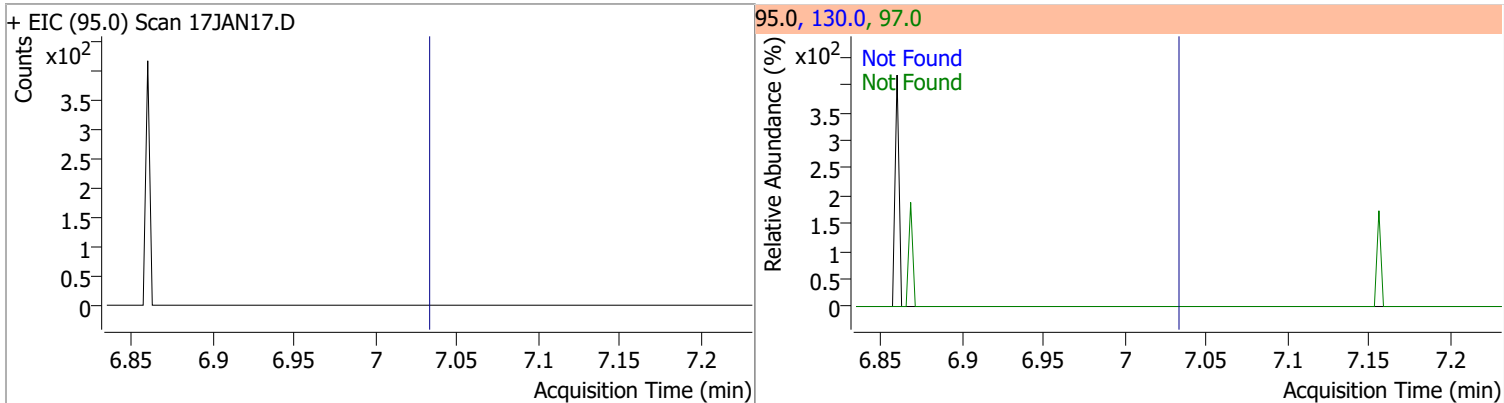
Compound	Conc.	Exp RT	QIon	Exp Ratio
Benzene	N.D.	6.28	77.0	23.5



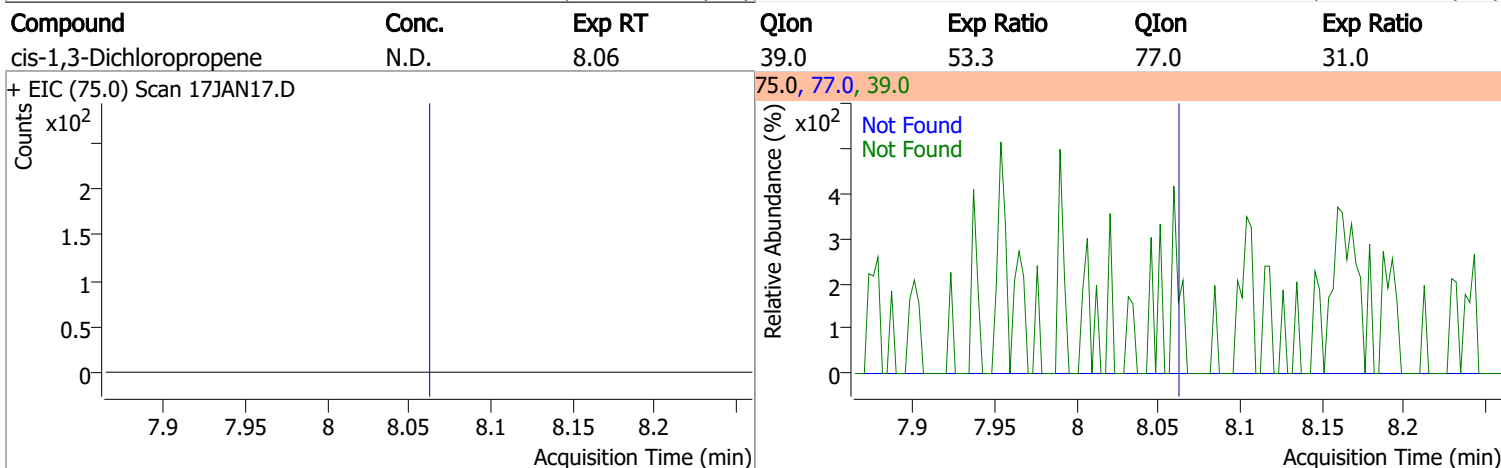
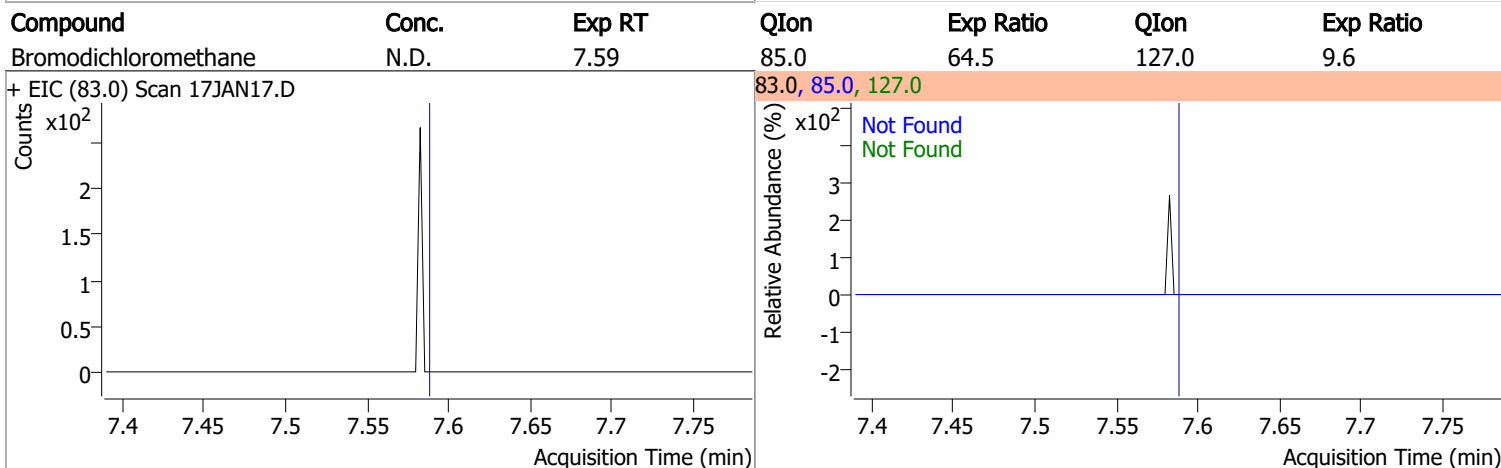
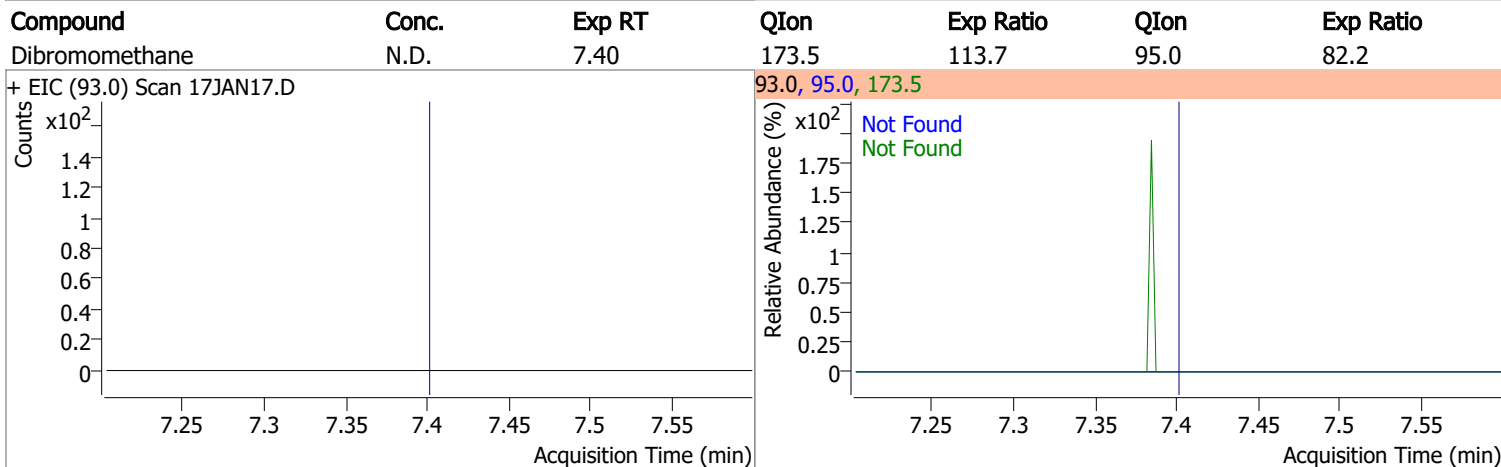
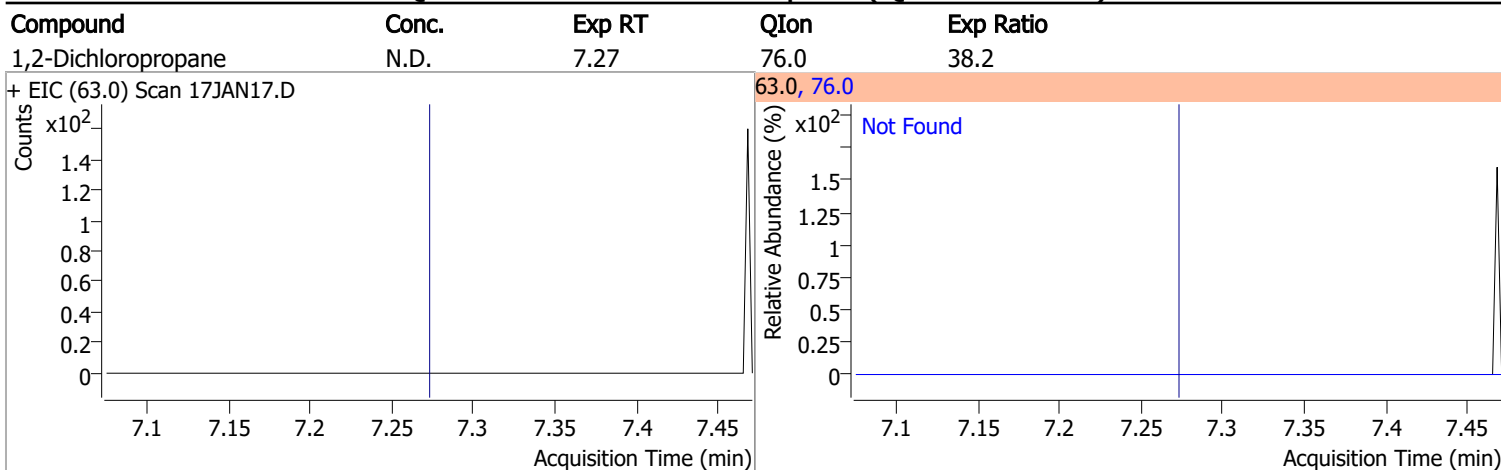
Compound	Conc.	Exp RT	QIon	Exp Ratio	QIon	Exp Ratio
1,2-Dichloroethane	N.D.	6.32	64.0	29.9	98.0	7.6



Compound	Conc.	Exp RT	QIon	Exp Ratio	QIon	Exp Ratio
Trichloroethene	N.D.	7.03	130.0	101.5	97.0	64.1

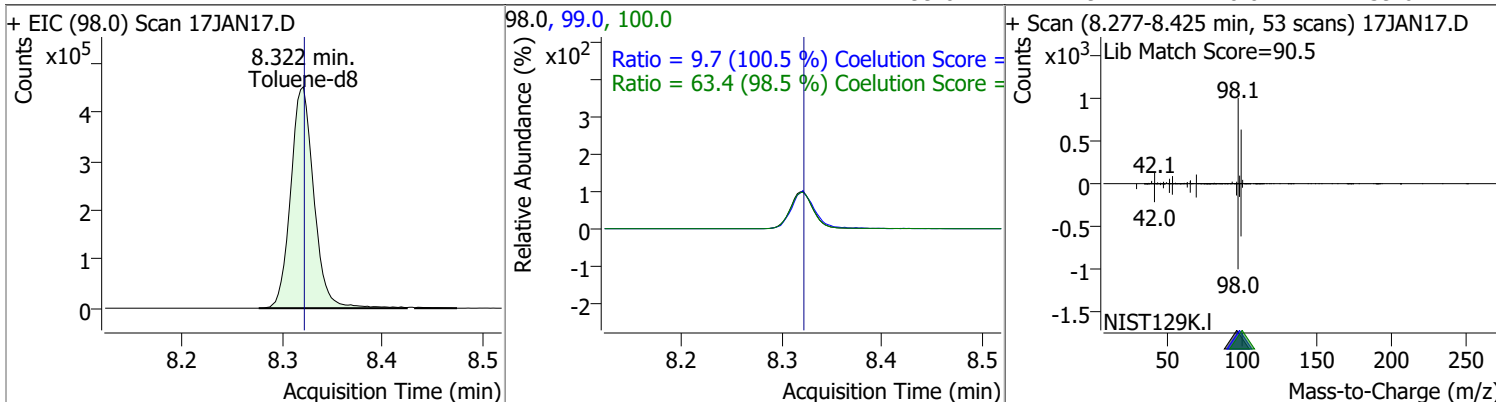


Quantitation Results Report (QT Reviewed)

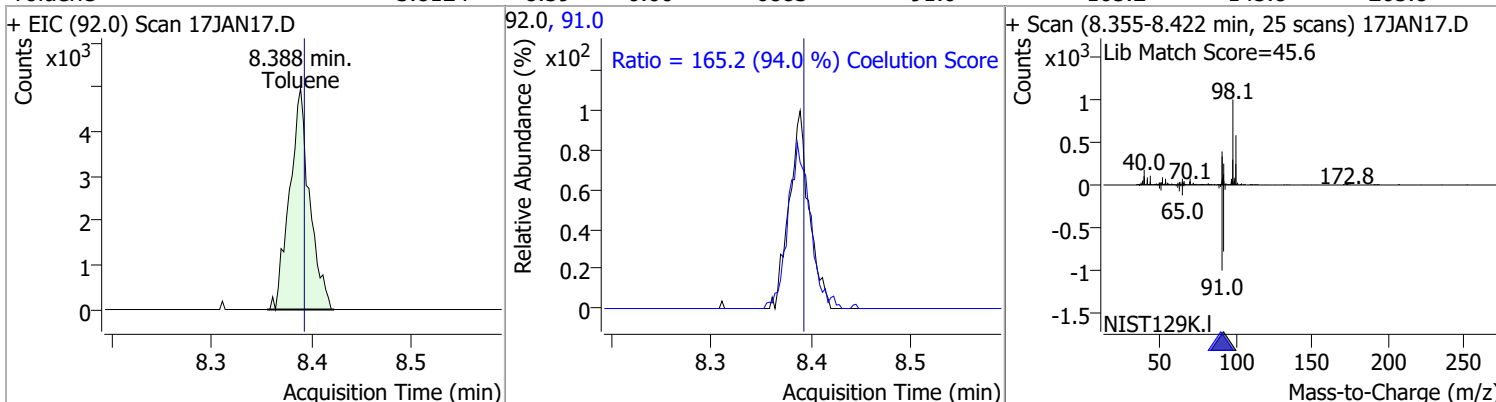


Quantitation Results Report (QT Reviewed)

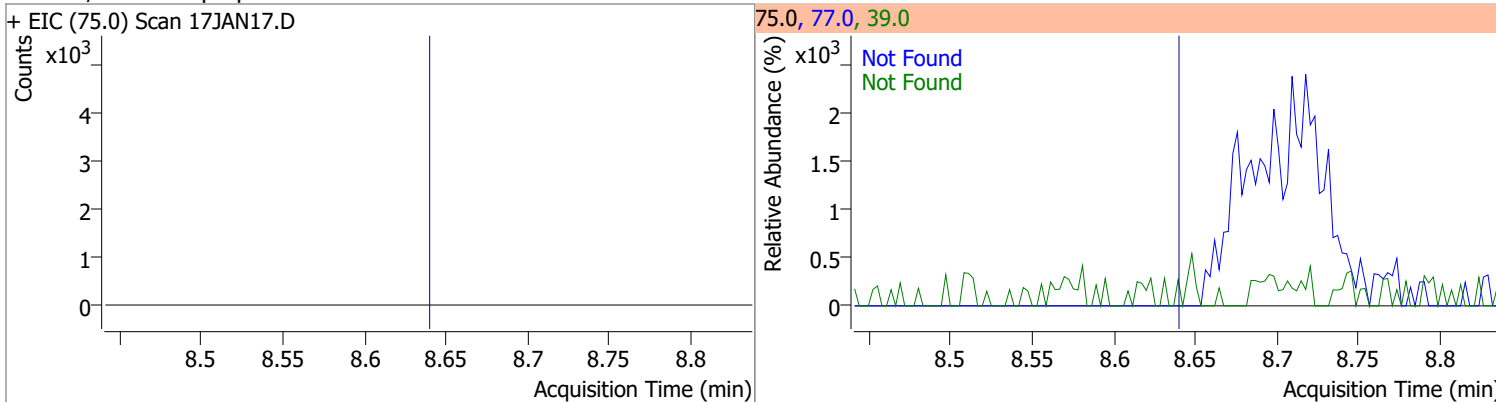
Compound	Conc.	RT	Dev(Min)	Resp.	QIon	QRatio	Lower	Upper
Toluene-d8	271.1077	8.32	0.00	724591	100.0	63.4	34.4	94.4
					99.0	9.7	0.0	39.6



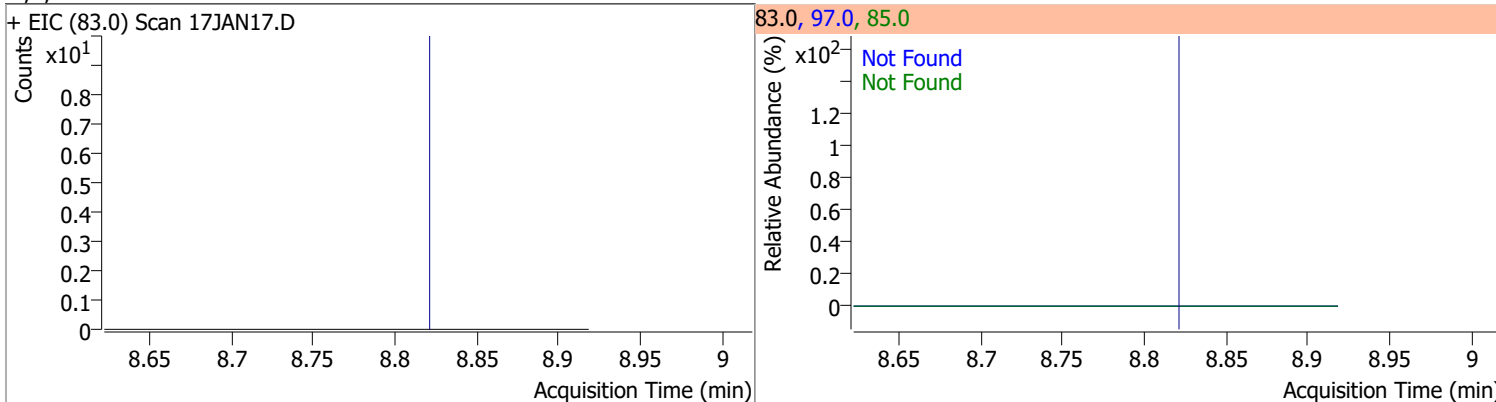
Compound	Conc.	RT	Dev(Min)	Resp.	QIon	QRatio	Lower	Upper
Toluene	3.8124	8.39	0.00	6883	91.0	165.2	145.8	205.8



Compound	Conc.	Exp RT	QIon	Exp Ratio	QIon	Exp Ratio
trans-1,3-Dichloropropene	N.D.	8.64	39.0	53.4	77.0	32.4

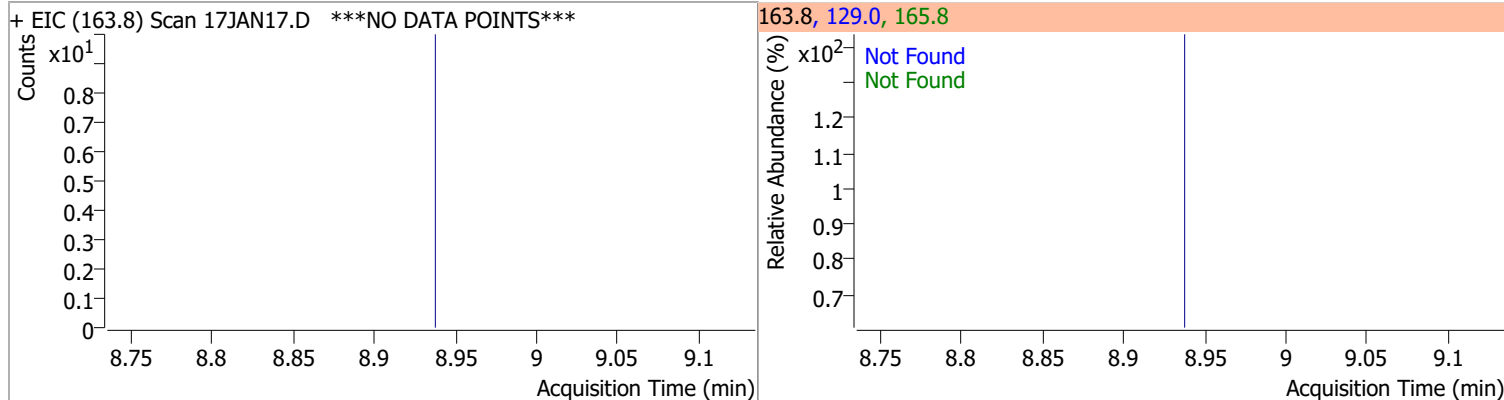


Compound	Conc.	Exp RT	QIon	Exp Ratio	QIon	Exp Ratio
1,1,2-Trichloroethane	N.D.	8.82	97.0	114.6	85.0	67.6

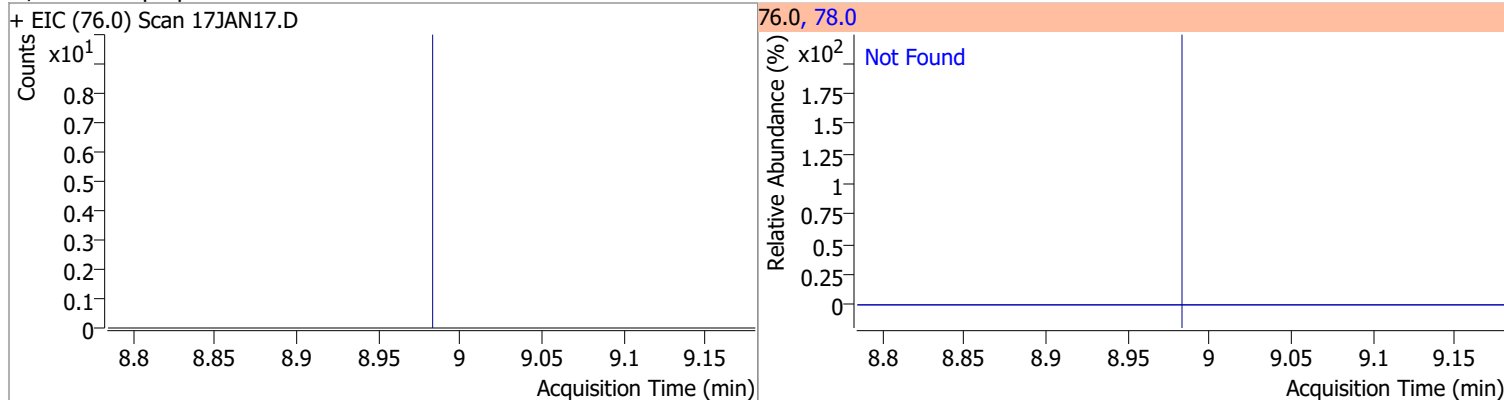


Quantitation Results Report (QT Reviewed)

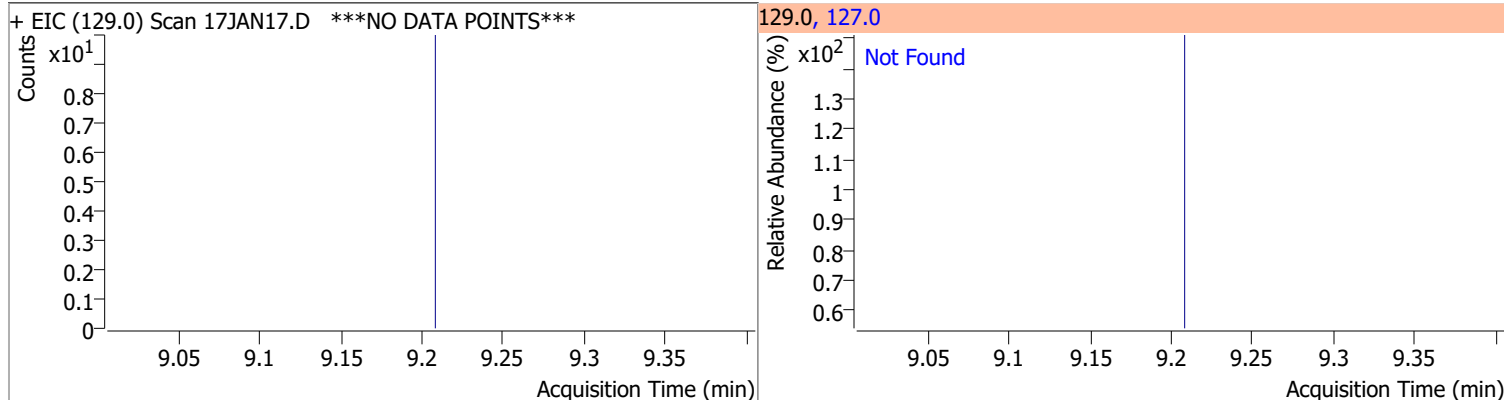
Compound	Conc.	Exp RT	QIon	Exp Ratio	QIon	Exp Ratio
Tetrachloroethene	N.D.	8.94	165.8	128.6	129.0	91.5



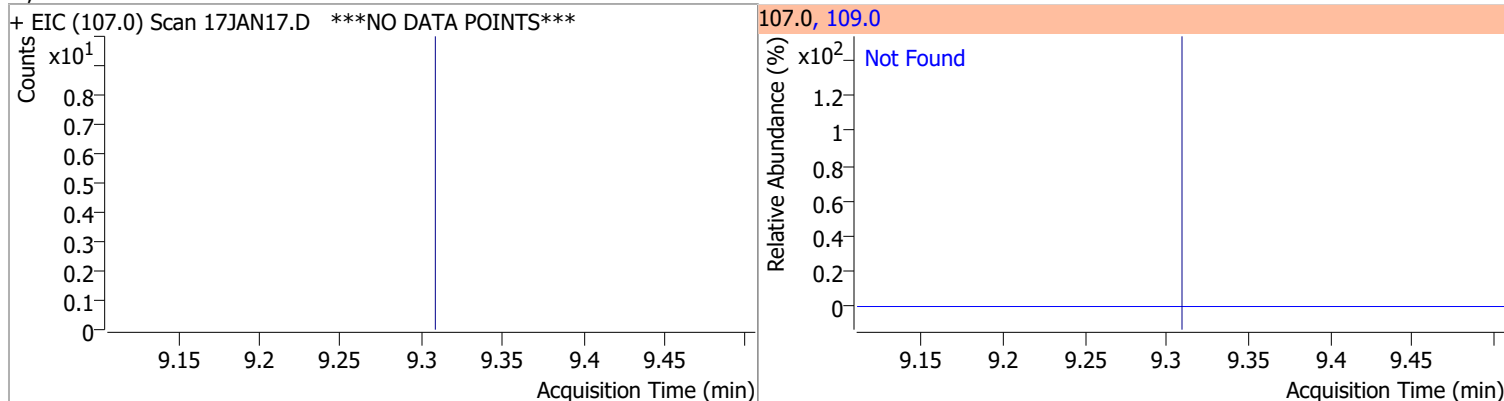
Compound	Conc.	Exp RT	QIon	Exp Ratio
1,3-Dichloropropane	N.D.	8.98	78.0	32.9



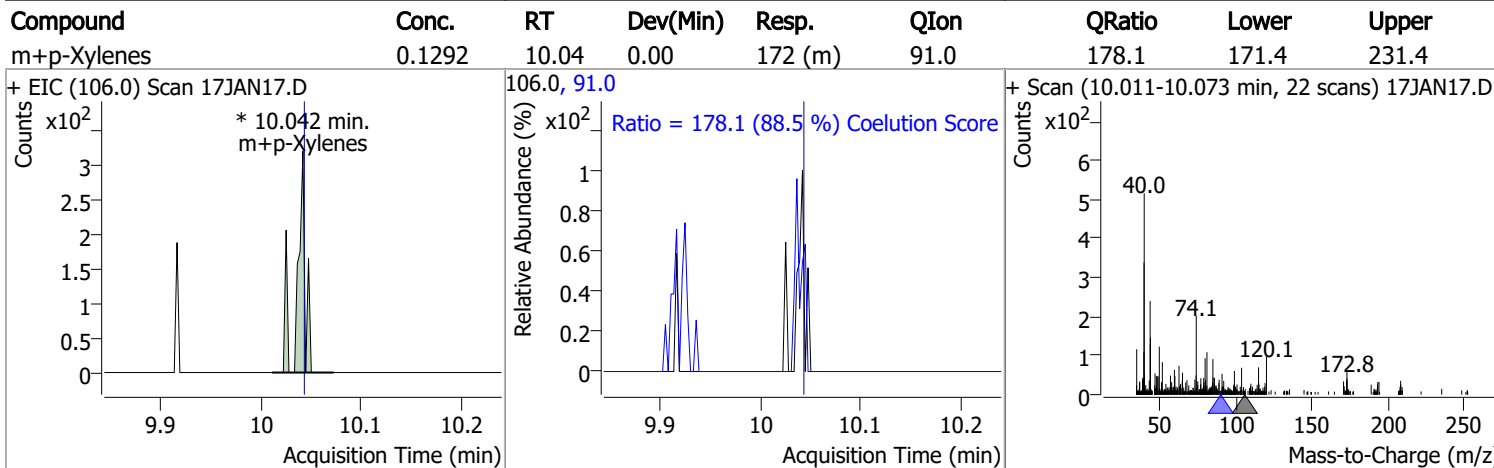
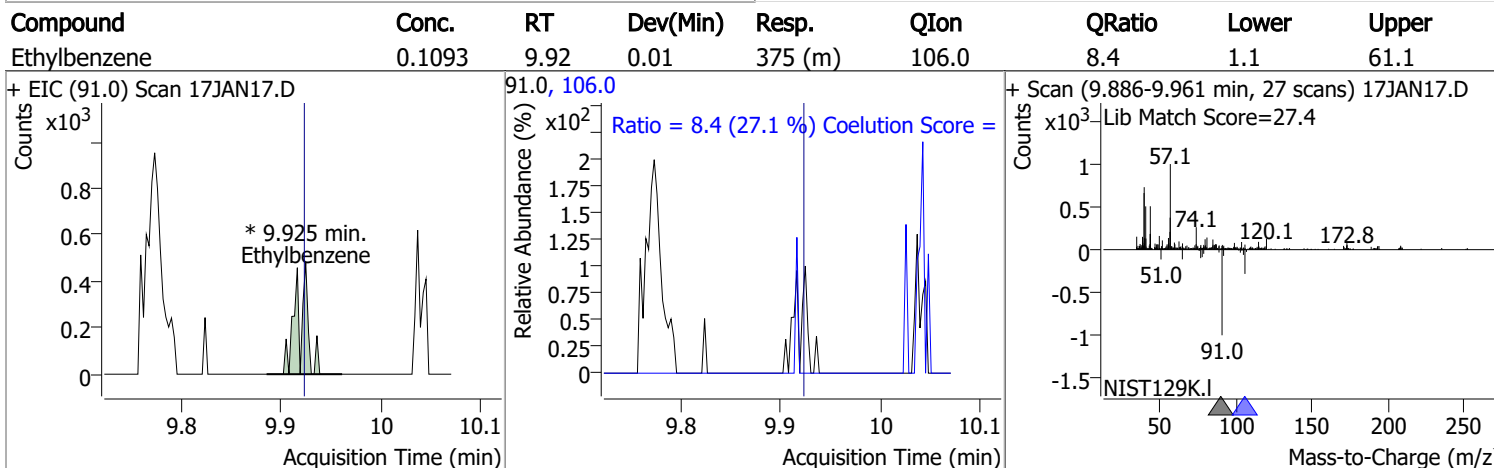
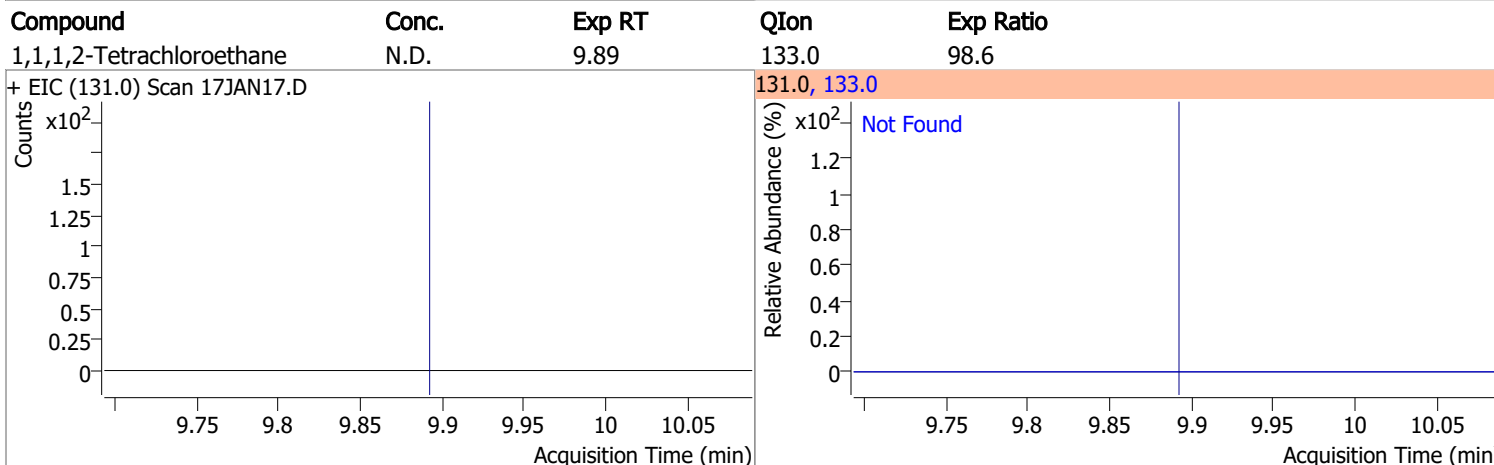
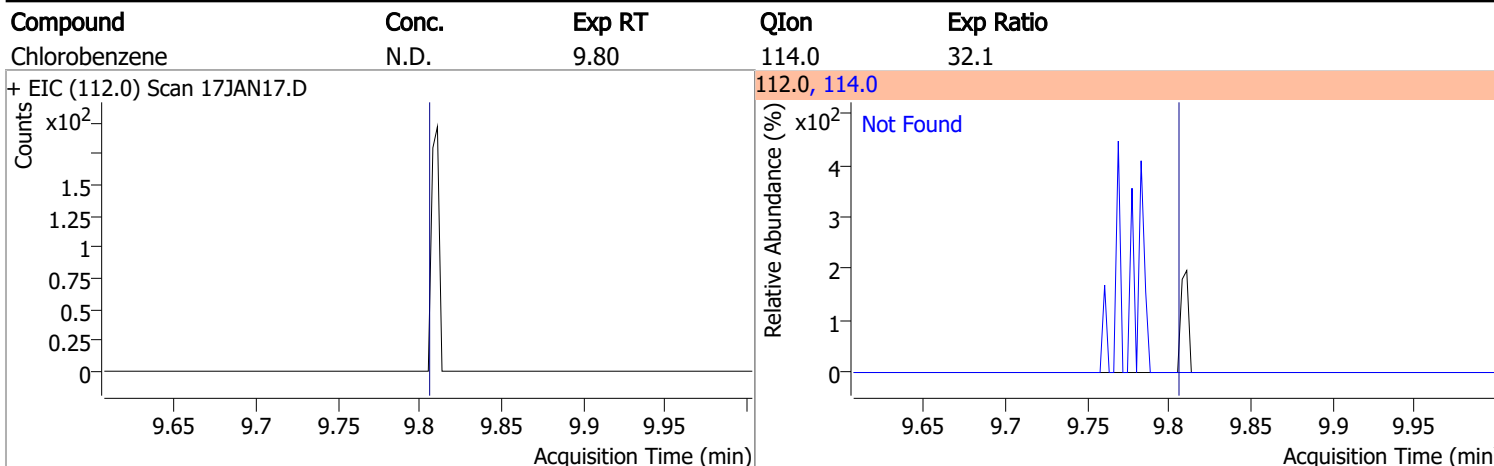
Compound	Conc.	Exp RT	QIon	Exp Ratio
Chlorodibromomethane	N.D.	9.21	127.0	78.0



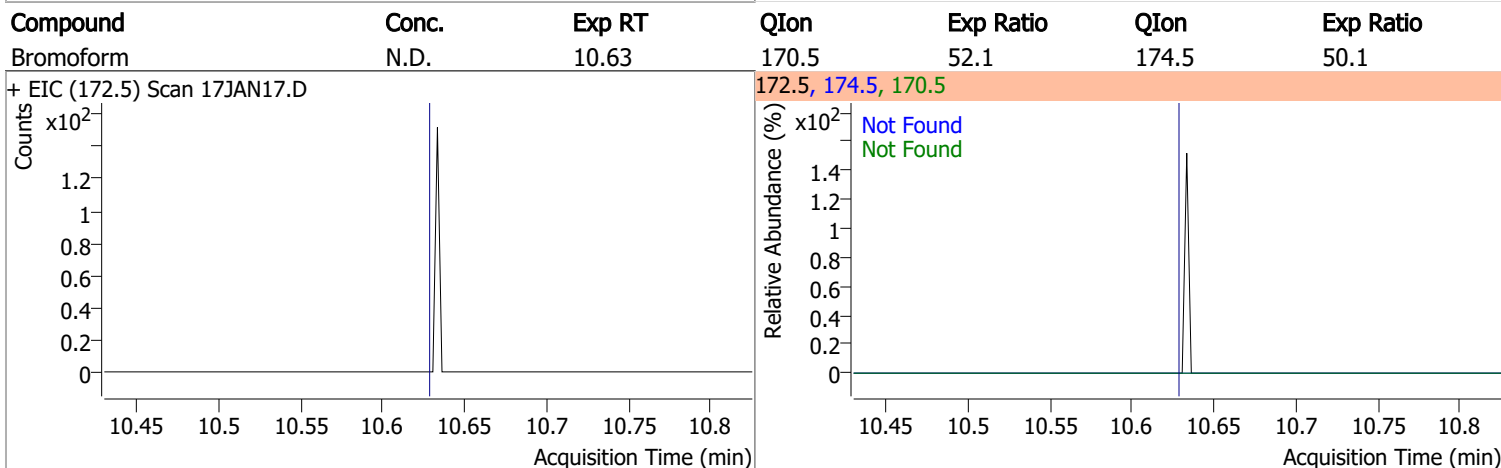
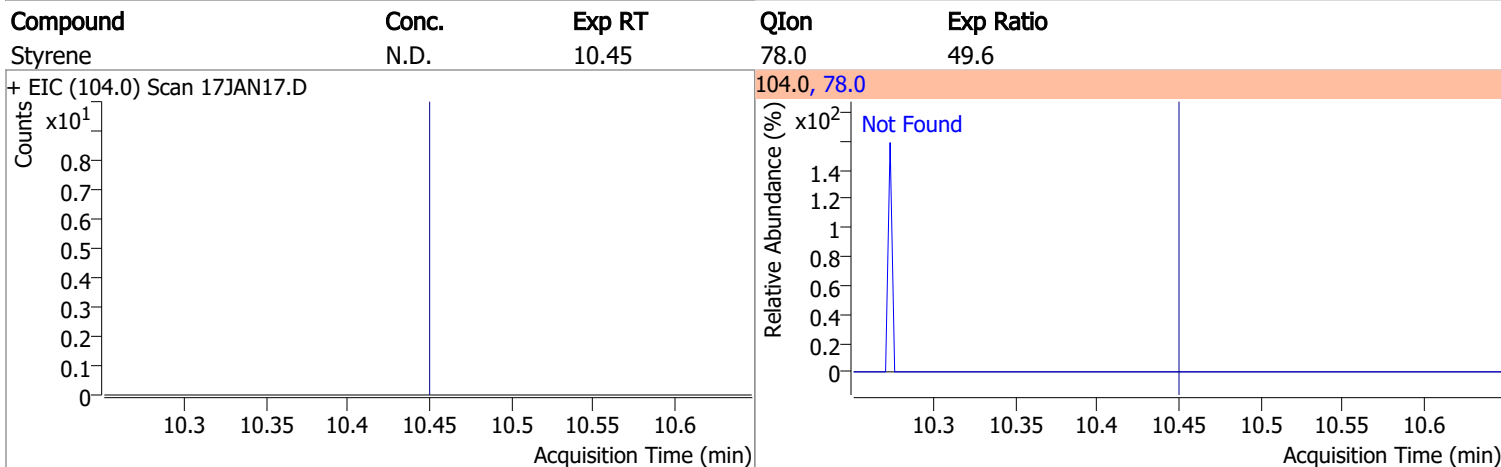
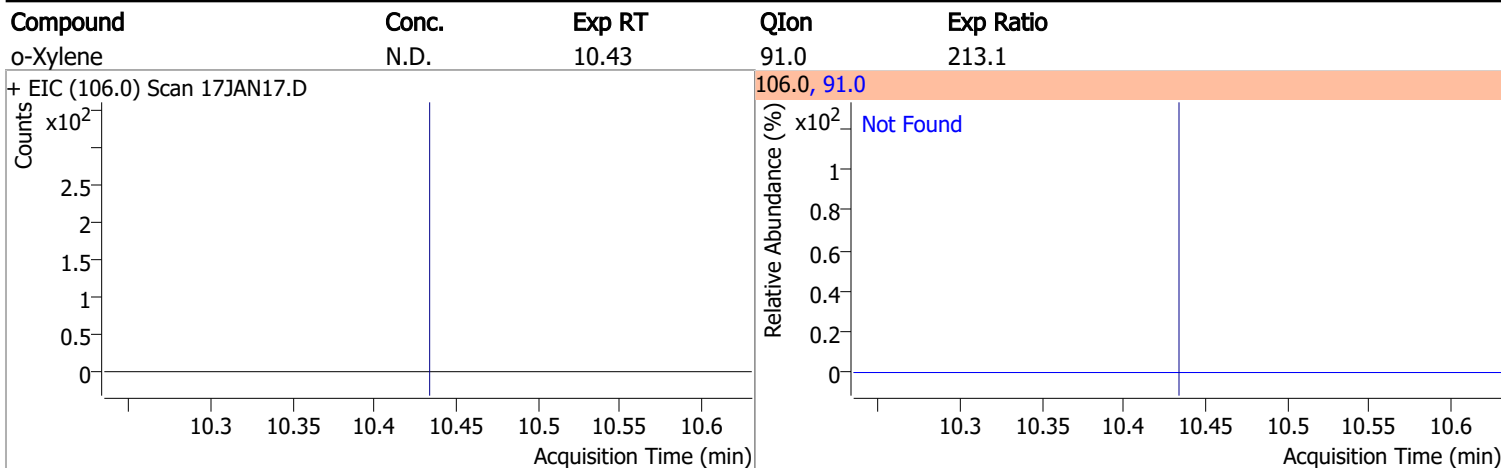
Compound	Conc.	Exp RT	QIon	Exp Ratio
1,2-Dibromoethane	N.D.	9.31	109.0	94.5



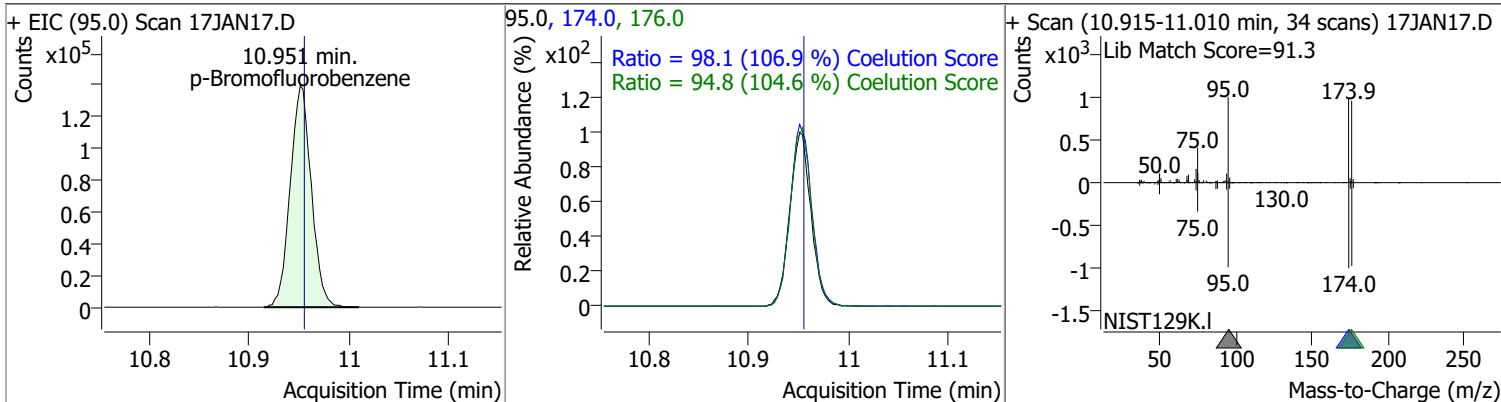
Quantitation Results Report (QT Reviewed)



Quantitation Results Report (QT Reviewed)

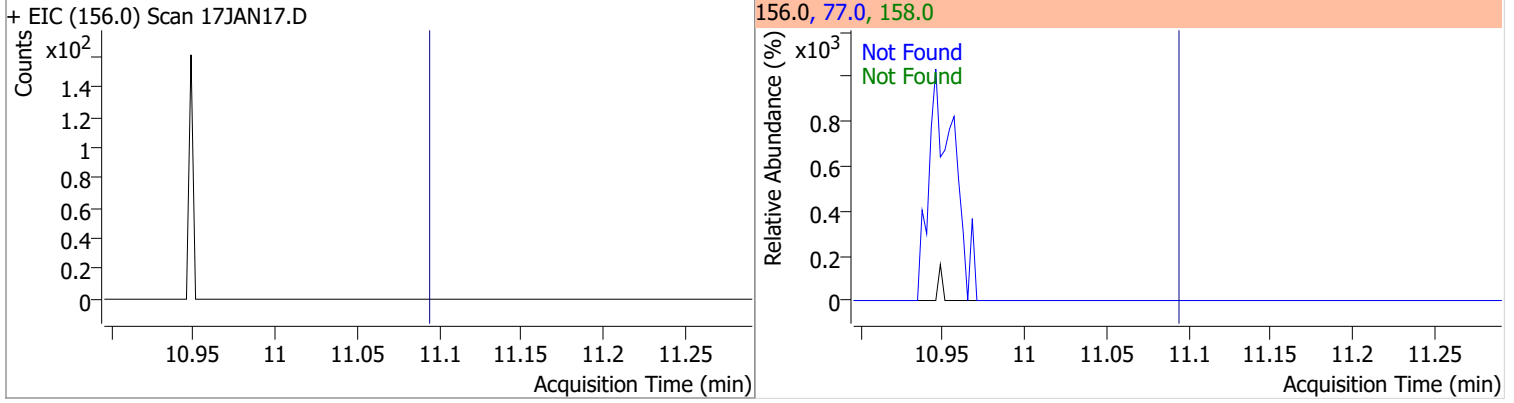


Compound	Conc.	RT	Dev(Min)	Resp.	QIon	QRatio	Lower	Upper
p-Bromofluorobenzene	259.7443	10.95	0.00	203842	174.0	98.1	61.7	121.7
					176.0	94.8	60.6	120.6

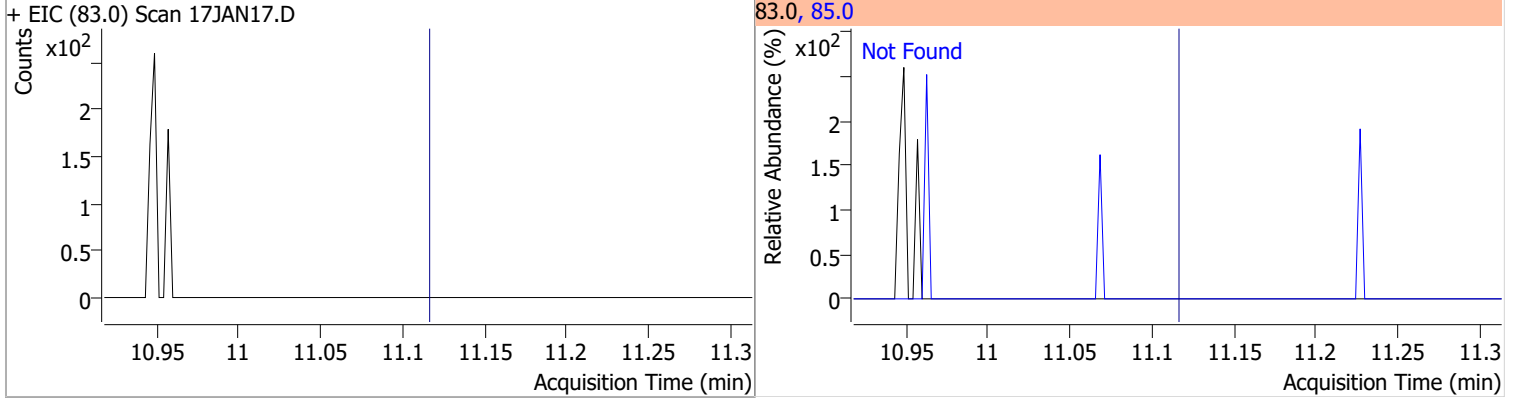


Quantitation Results Report (QT Reviewed)

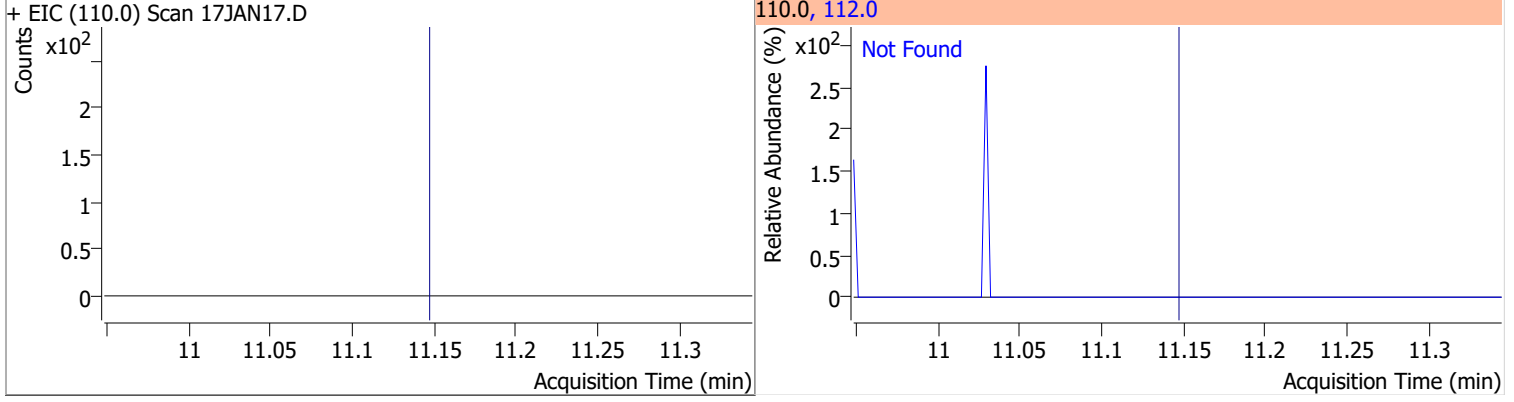
Compound	Conc.	Exp RT	QIon	Exp Ratio	QIon	Exp Ratio
Bromobenzene	N.D.	11.09	77.0	145.7	158.0	96.5



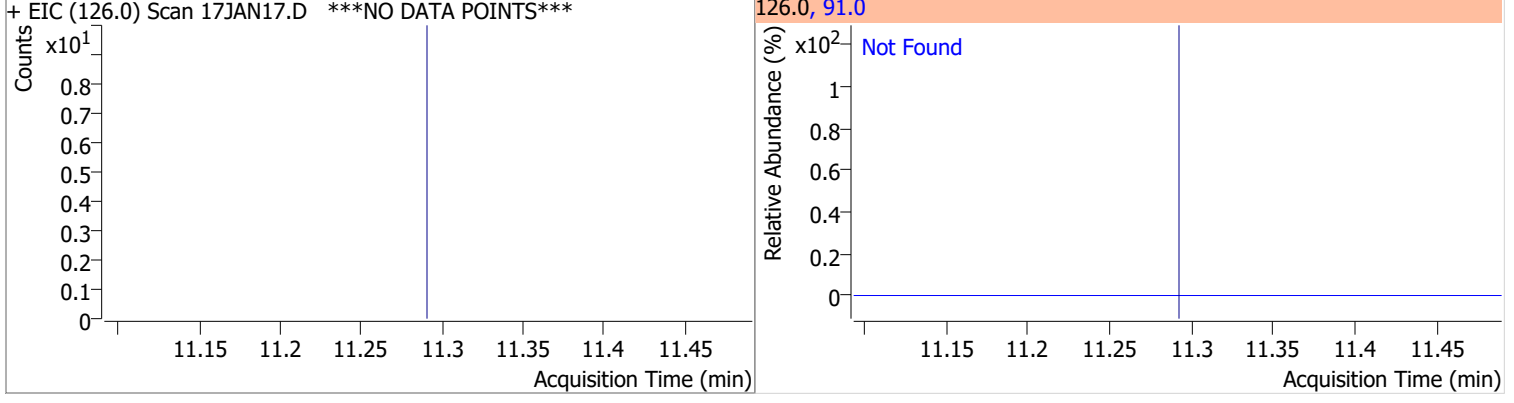
Compound	Conc.	Exp RT	QIon	Exp Ratio
1,1,2,2-Tetrachloroethane	N.D.	11.12	85.0	66.2



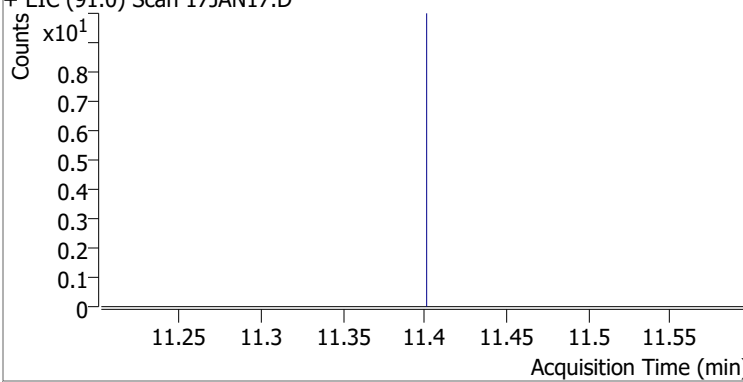
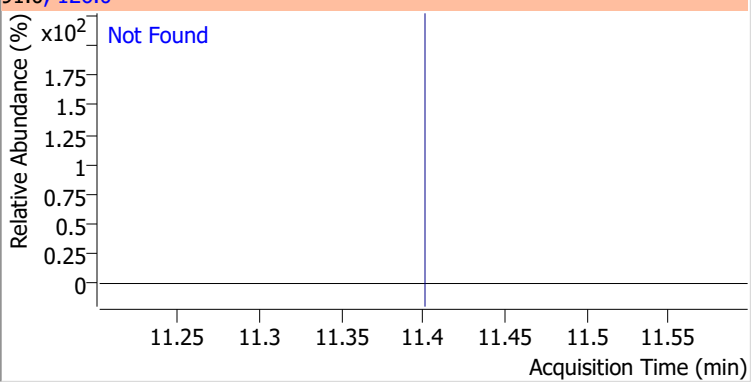
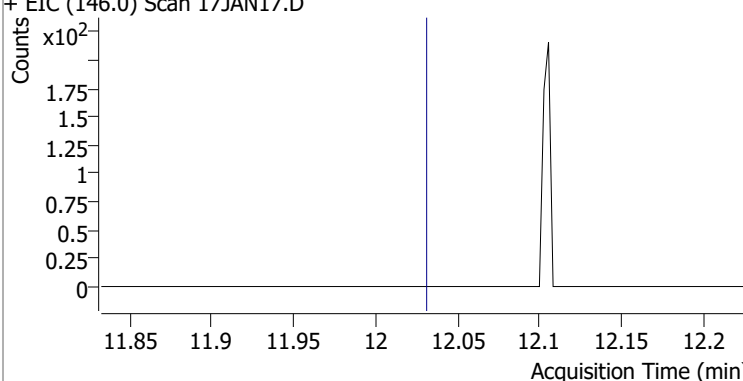
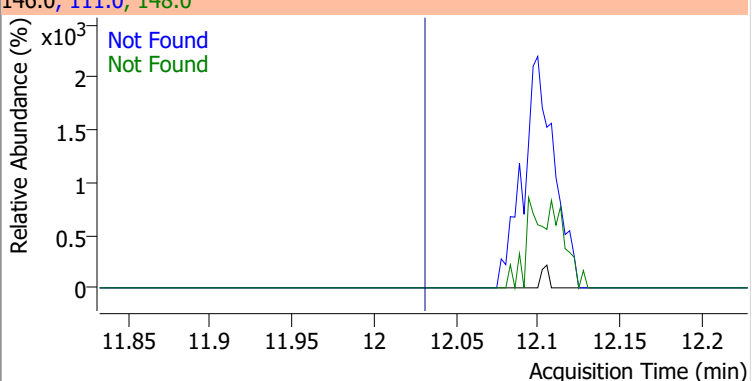
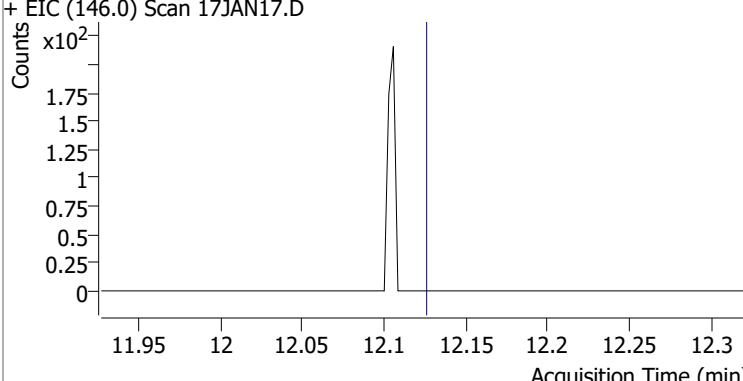
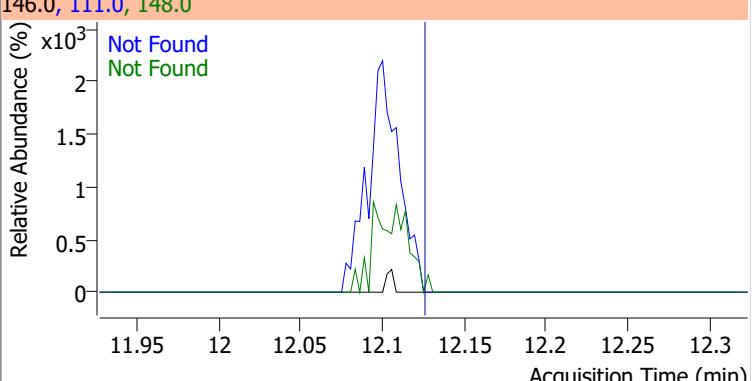
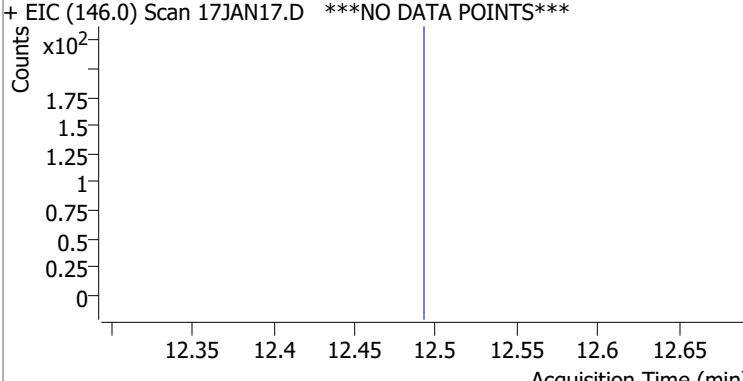
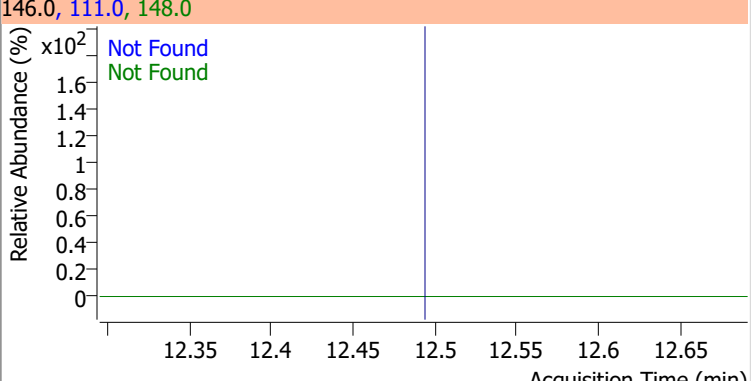
Compound	Conc.	Exp RT	QIon	Exp Ratio
1,2,3-Trichloropropane	N.D.	11.15	112.0	63.5



Compound	Conc.	Exp RT	QIon	Exp Ratio
2-Chlorotoluene	N.D.	11.29	91.0	282.3

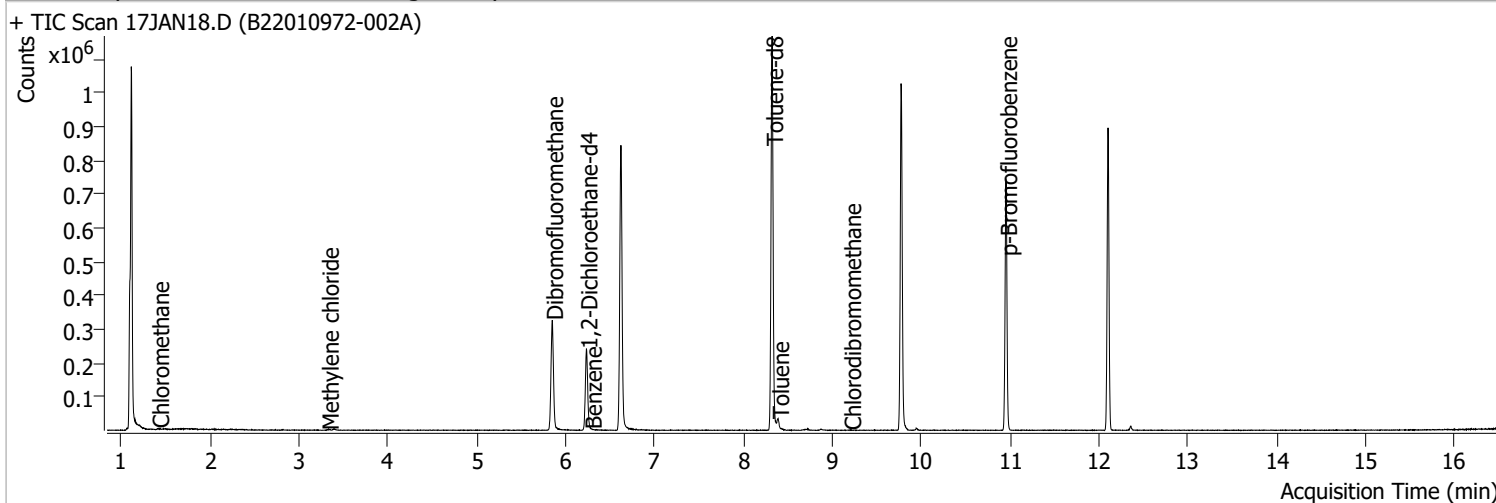


Quantitation Results Report (QT Reviewed)

Compound	Conc.	Exp RT	QIon	Exp Ratio		
4-Chlorotoluene	N.D.	11.40	126.0	31.7		
+ EIC (91.0) Scan 17JAN17.D			91.0, 126.0			
						
1,3-Dichlorobenzene	N.D.	12.03	148.0	63.6	QIon	Exp Ratio
+ EIC (146.0) Scan 17JAN17.D			146.0, 111.0, 148.0			
						
1,4-Dichlorobenzene	N.D.	12.13	148.0	63.1	QIon	Exp Ratio
+ EIC (146.0) Scan 17JAN17.D			146.0, 111.0, 148.0			
						
1,2-Dichlorobenzene	N.D.	12.49	148.0	63.9	QIon	Exp Ratio
+ EIC (146.0) Scan 17JAN17.D ***NO DATA POINTS***			146.0, 111.0, 148.0			
						

Quantitation Results Report (QT Reviewed)

Data File	17JAN18.D	Operator	MSC
Acq. Method	5975CACQF.M	Acq. Date-Time	1/17/2022 5:43:40 PM
Sample Name	B22010972-002A	Instrument	VOA5975C
Vial	18	Multiplier	1.00
DA Method File	VOA5975C_8260B_SHT_DoD_L4_010422.m	Comment	
Tune File	BFB_Atune3.u	Tune Date	10/11/2021 4:02:00 PM
Batch Name	VG011722_8260B.batch.bin	Last Calib Update	3/5/2022 1:16:34 PM
Ref Library	\\MASSHUNTER\Org\Library\NIST129K.I		



Compound	RT	QIon	Resp.	Conc.	Units	Dev(Min)
Internal Standards						
M Fluorobenzene	6.623	96.0	714576	250.0000	ng	0.000
M Chlorobenzene-d5	9.774	82.0	278098	250.0000	ng	0.003
M 1,4-Dichlorobenzene-d4	12.100	152.0	213047	250.0000	ng	0.000
System Monitoring Compounds						
S Dibromofluoromethane	5.848	113.0	188970	280.7028	ng	0.003
Spiked Amount: 250.000	Range: 80.0 - 119.0%			Recovery = 112.28%		
S 1,2-Dichloroethane-d4	6.233	67.0	84046	289.0412	ng	0.000
Spiked Amount: 250.000	Range: 81.0 - 118.0%			Recovery = 115.62%		
S Toluene-d8	8.321	98.0	719083	268.3251	ng	0.003
Spiked Amount: 250.000	Range: 89.0 - 112.0%			Recovery = 107.33%		
S p-Bromofluorobenzene	10.954	95.0	208781	267.4963	ng	0.000
Spiked Amount: 250.000	Range: 85.0 - 114.0%			Recovery = 107.00%		
Target Compounds						
T Dichlorodifluoromethane	0.000		0	N.D.		
T Chloromethane	1.414	50.0	2060	1.8125	ng	98
T Vinyl chloride	0.000		0	N.D.		
T Bromomethane	0.000		0	N.D.		
T Chloroethane	0.000		0	N.D.		
T Trichlorofluoromethane	0.000		0	N.D.		
T 1,1-Dichloroethene	0.000		0	N.D.		
T Methylene chloride	3.324	49.0	1598	1.5062	ng	m 94
T trans-1,2-Dichloroethene	0.000		0	N.D.		
T Methyl tert-butyl ether (MTBE)	0.000		0	N.D.		
T 1,1-Dichloroethane	0.000		0	N.D.		
T 2,2-Dichloropropane	0.000		0	N.D.		
T cis-1,2-Dichloroethene	0.000		0	N.D.		
T Methyl ethyl ketone	0.000		0	N.D.		
T Bromochloromethane	0.000		0	N.D.		
T Chloroform	0.000		0	N.D.		

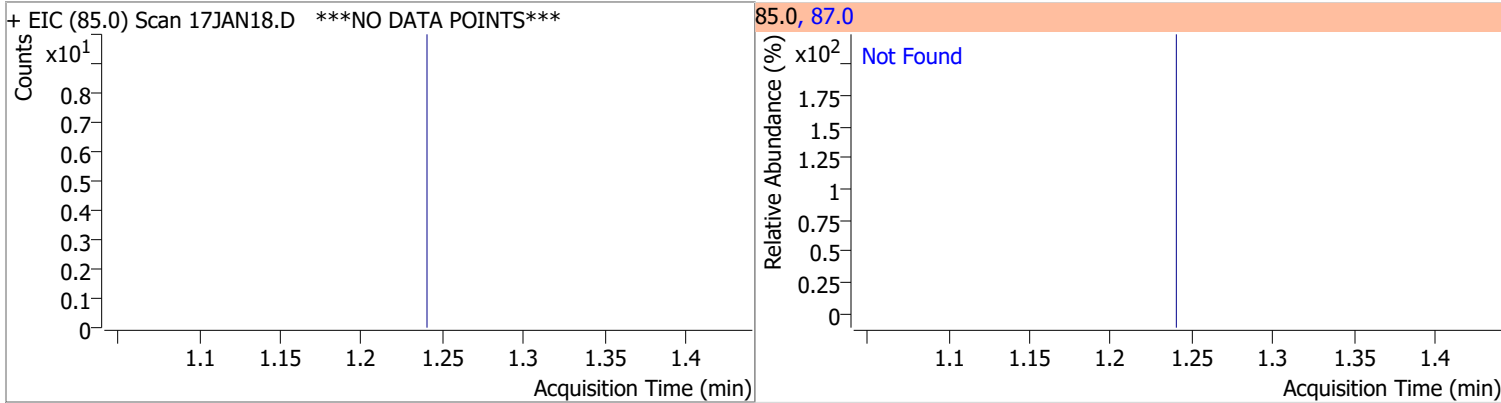
Quantitation Results Report (QT Reviewed)

Compound	RT	QIon	Resp.	Conc.	Units		Dev(Min)
T 1,1,1-Trichloroethane	0.000		0	N.D.			
T Carbon tetrachloride	0.000		0	N.D.			
T 1,1-Dichloropropene	0.000		0	N.D.			
T Benzene	6.283	78.0	137	0.0482	ng	m	100
T 1,2-Dichloroethane	0.000		0	N.D.			
T Trichloroethene	0.000		0	N.D.			
T 1,2-Dichloropropane	0.000		0	N.D.			
T Dibromomethane	0.000		0	N.D.			
T Bromodichloromethane	0.000		0	N.D.			
T cis-1,3-Dichloropropene	0.000		0	N.D.			
T Toluene	8.388	92.0	9331	5.1545	ng		99
T trans-1,3-Dichloropropene	0.000		0	N.D.			
T 1,1,2-Trichloroethane	0.000		0	N.D.			
T Tetrachloroethene	0.000		0	N.D.			
T 1,3-Dichloropropane	0.000		0	N.D.			
T Chlorodibromomethane	9.200	129.0	277	0.4908	ng	m	88
T 1,2-Dibromoethane	0.000		0	N.D.			
T Chlorobenzene	0.000		0	N.D.			
T 1,1,1,2-Tetrachloroethane	0.000		0	N.D.			
T Ethylbenzene	0.000		0	N.D.			
T m+p-Xylenes	0.000		0	N.D.			
T o-Xylene	0.000		0	N.D.			
T Styrene	0.000		0	N.D.			
T Bromoform	0.000		0	N.D.			
T Bromobenzene	0.000		0	N.D.			
T 1,1,2,2-Tetrachloroethane	0.000		0	N.D.			
T 1,2,3-Trichloropropane	0.000		0	N.D.			
T 2-Chlorotoluene	0.000		0	N.D.			
T 4-Chlorotoluene	0.000		0	N.D.			
T 1,3-Dichlorobenzene	0.000		0	N.D.			
T 1,4-Dichlorobenzene	0.000		0	N.D.			
T 1,2-Dichlorobenzene	0.000		0	N.D.			

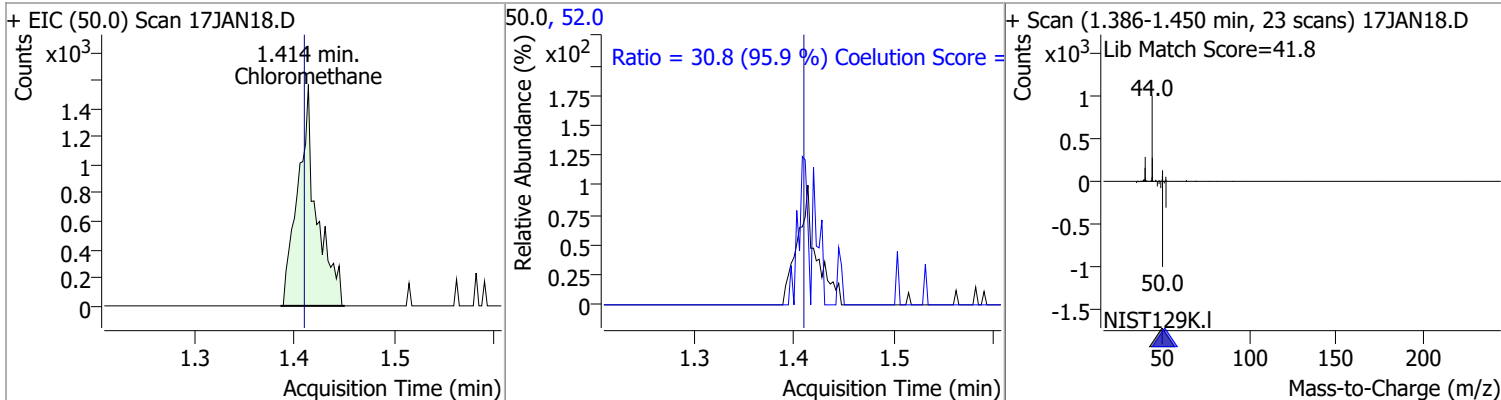
(#) = Qualifier Out of Range; (m) = Manual Integration; (+) = Area Summed; (*) = Surrogate Percent Recovery Out of Range; (d): Zeroed Peak

Quantitation Results Report (QT Reviewed)

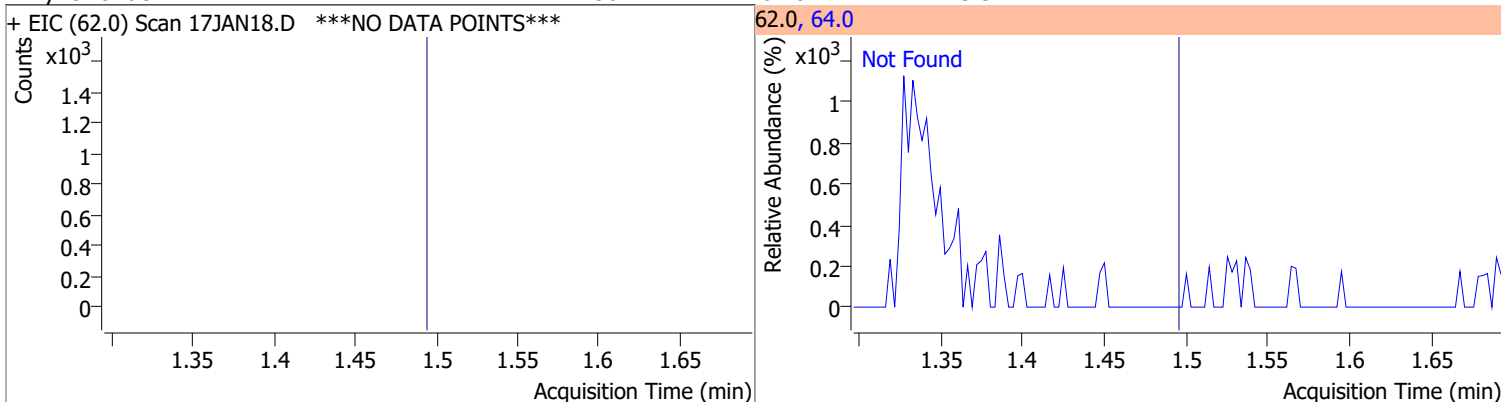
Compound	Conc.	Exp RT	QIon	Exp Ratio
Dichlorodifluoromethane	N.D.	1.24	87.0	32.3



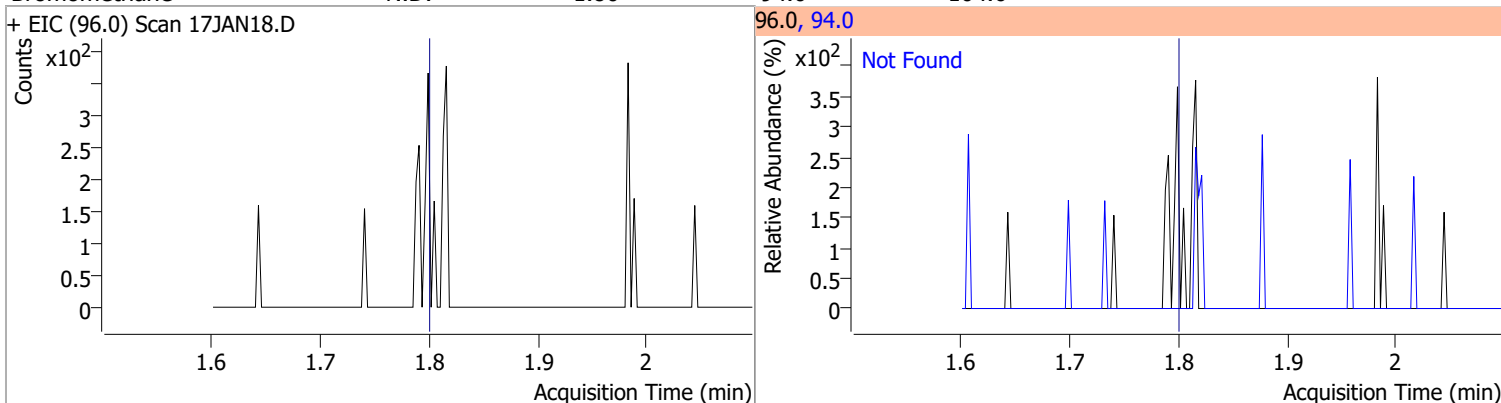
Compound	Conc.	RT	Dev(Min)	Resp.	QIon	QRatio	Lower	Upper
Chloromethane	1.8125	1.41	0.01	2060	52.0	30.8	2.1	62.1



Compound	Conc.	Exp RT	QIon	Exp Ratio
Vinyl chloride	N.D.	1.50	64.0	29.9

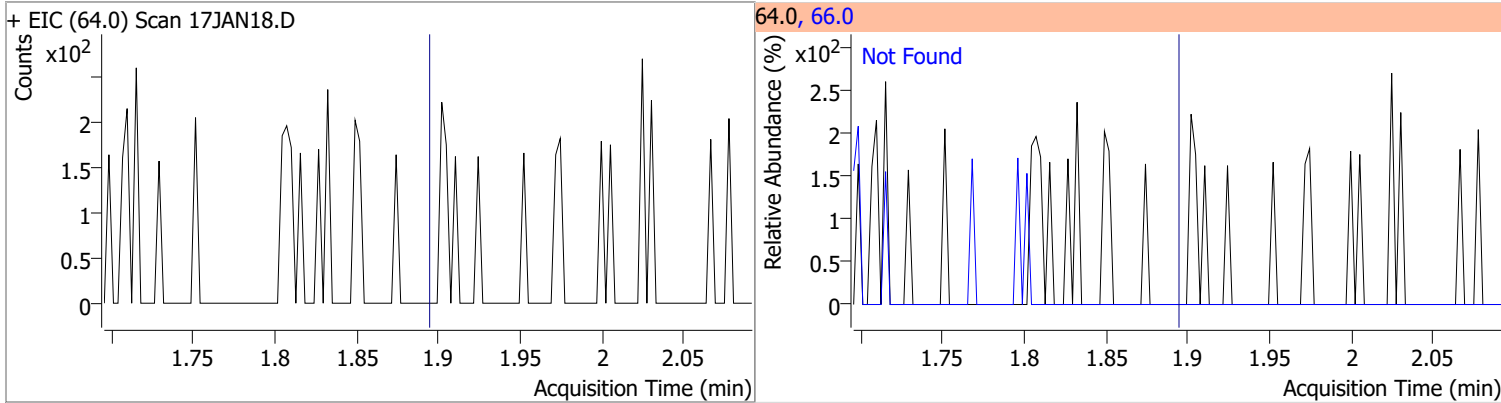


Compound	Conc.	Exp RT	QIon	Exp Ratio
Bromomethane	N.D.	1.80	94.0	104.6

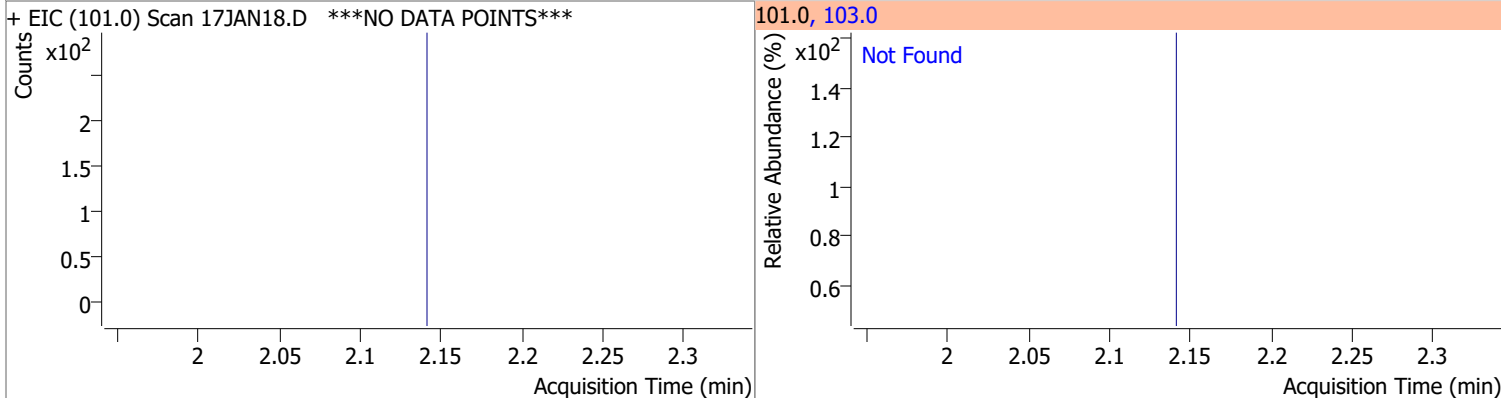


Quantitation Results Report (QT Reviewed)

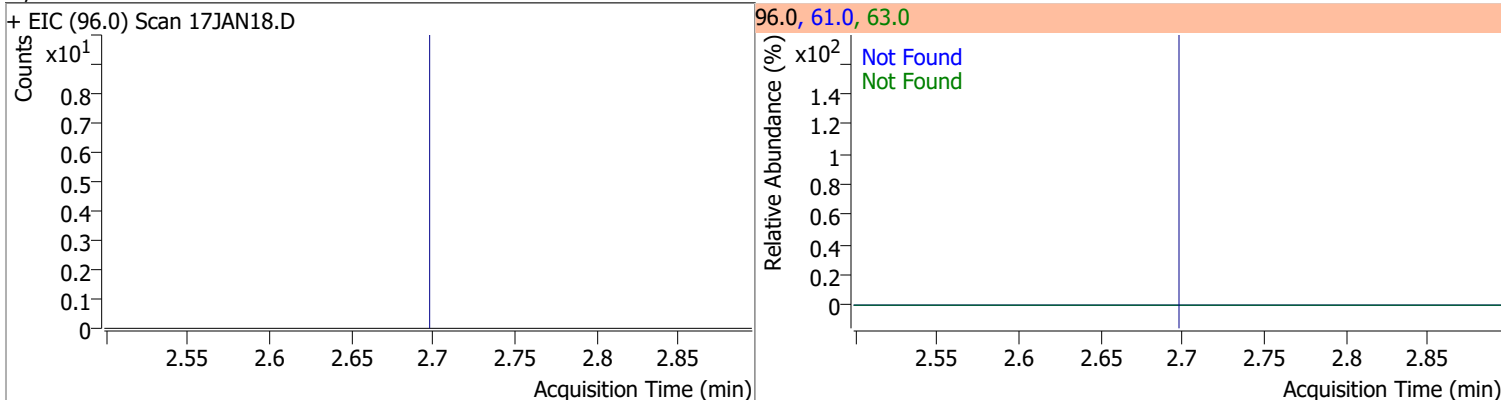
Compound	Conc.	Exp RT	QIon	Exp Ratio
Chloroethane	N.D.	1.89	66.0	30.1



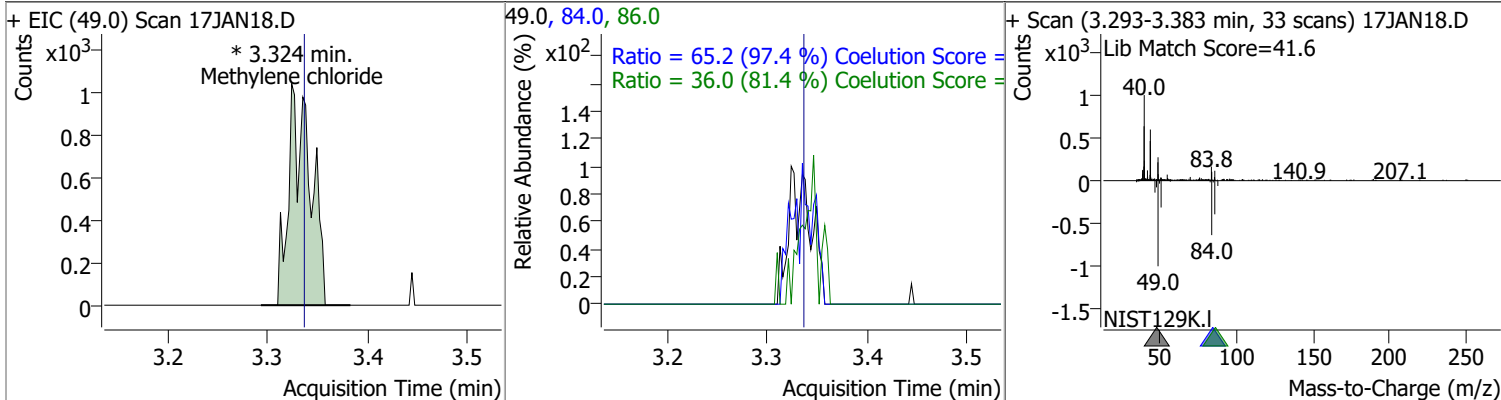
Compound	Conc.	Exp RT	QIon	Exp Ratio
Trichlorofluoromethane	N.D.	2.14	103.0	64.2



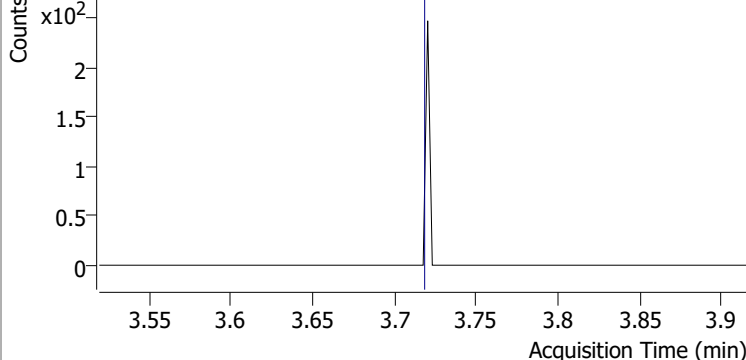
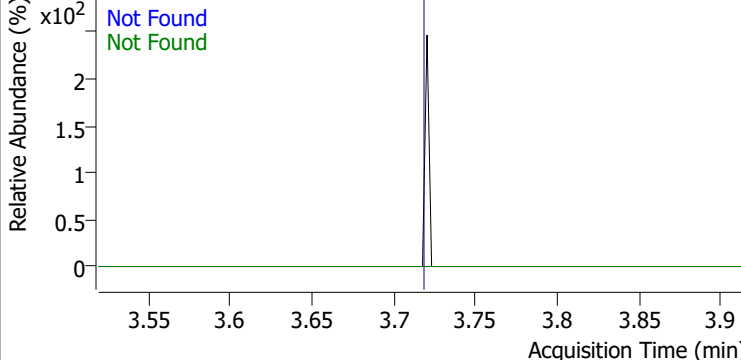
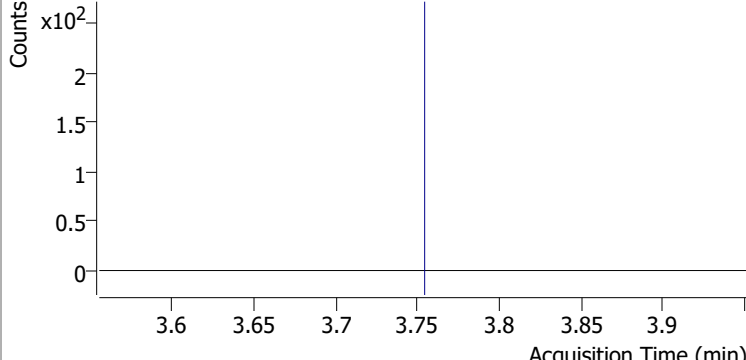
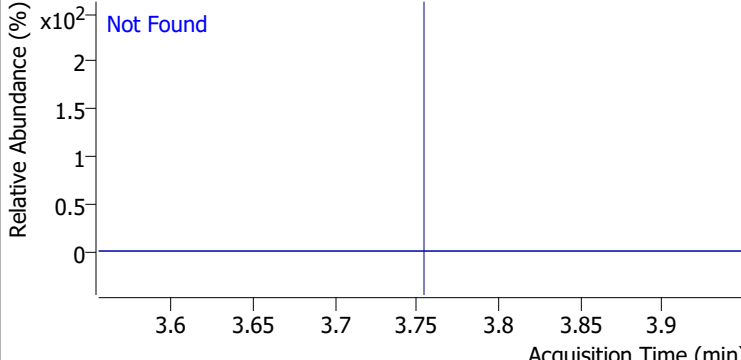
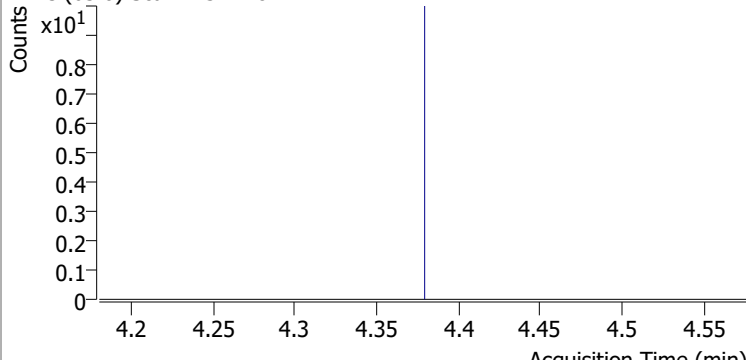
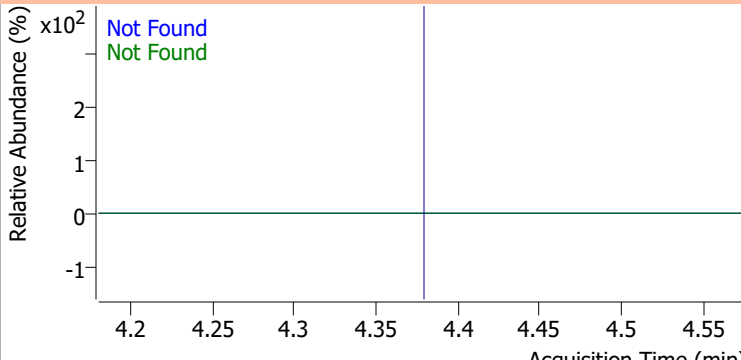
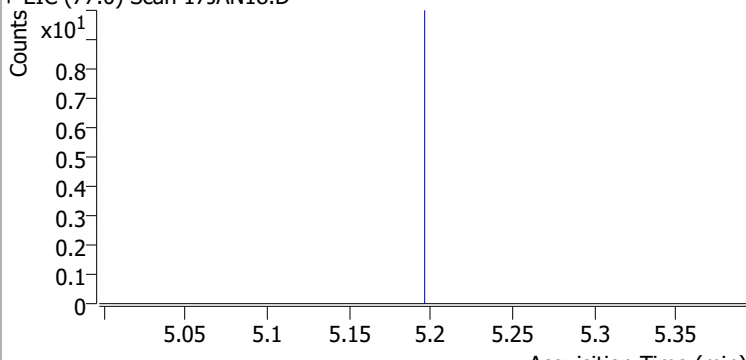
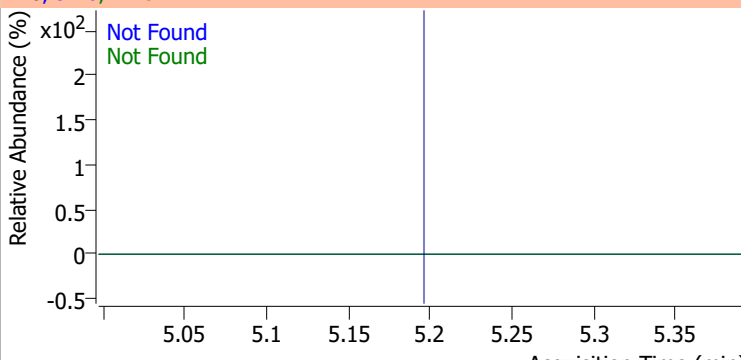
Compound	Conc.	Exp RT	QIon	Exp Ratio	QIon	Exp Ratio
1,1-Dichloroethene	N.D.	2.70	61.0	180.3	63.0	56.7



Compound	Conc.	RT	Dev(Min)	Resp.	QIon	QRatio	Lower	Upper
Methylene chloride	1.5062	3.32	-0.01	1598 (m)	84.0	65.2	36.9	96.9
					86.0	36.0	14.3	74.3

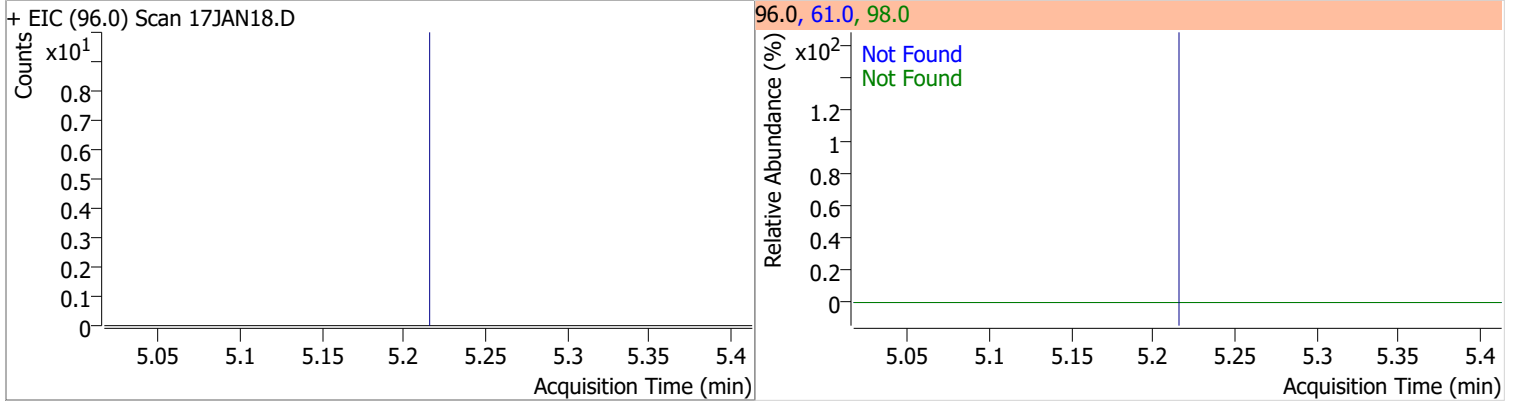


Quantitation Results Report (QT Reviewed)

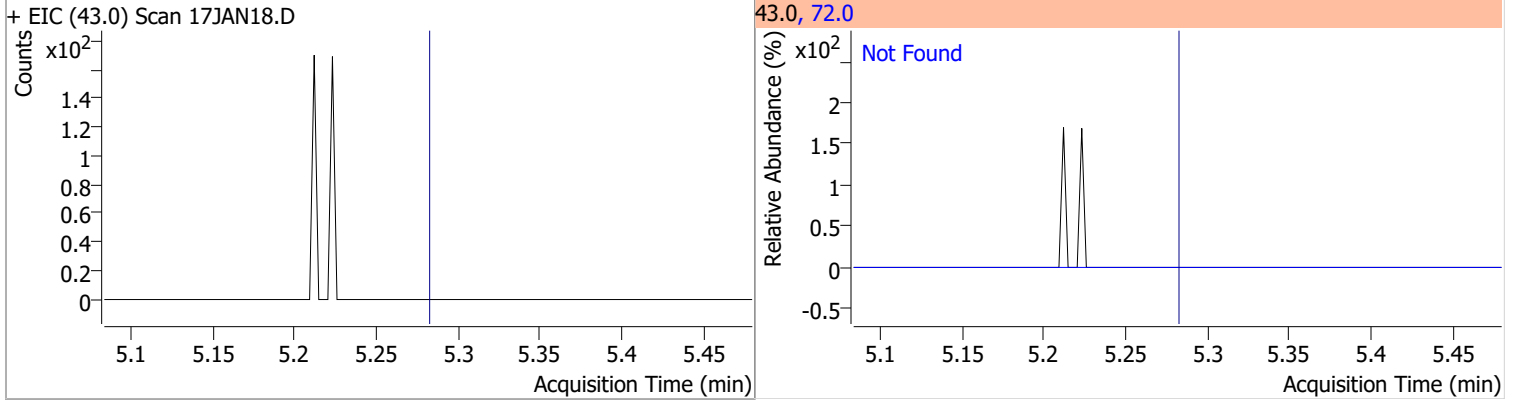
Compound	Conc.	Exp RT	QIon	Exp Ratio	QIon	Exp Ratio
trans-1,2-Dichloroethene	N.D.	3.72	61.0	153.9	98.0	65.7
+ EIC (96.0) Scan 17JAN18.D			96.0, 61.0, 98.0			
						
Methyl tert-butyl ether (MTBE)	N.D.	3.75	57.0	24.6		
+ EIC (73.0) Scan 17JAN18.D			73.0, 57.0			
						
1,1-Dichloroethane	N.D.	4.38	65.0	32.1	83.0	13.7
+ EIC (63.0) Scan 17JAN18.D			63.0, 65.0, 83.0			
						
2,2-Dichloropropane	N.D.	5.20	41.0	66.5	97.0	23.2
+ EIC (77.0) Scan 17JAN18.D			77.0, 97.0, 41.0			
						

Quantitation Results Report (QT Reviewed)

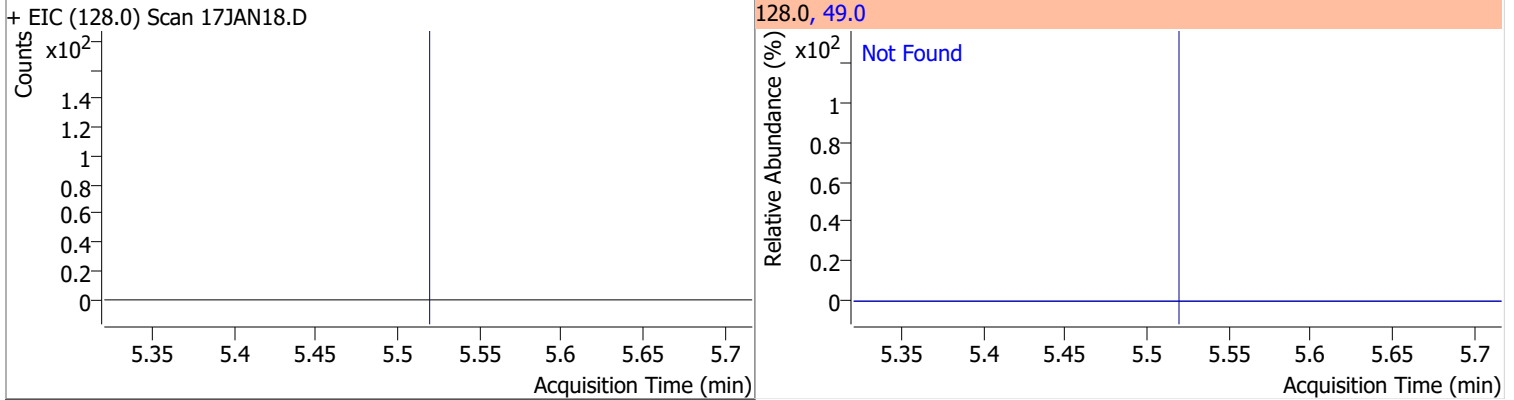
Compound	Conc.	Exp RT	QIon	Exp Ratio	QIon	Exp Ratio
cis-1,2-Dichloroethene	N.D.	5.22	61.0	167.2	98.0	67.3



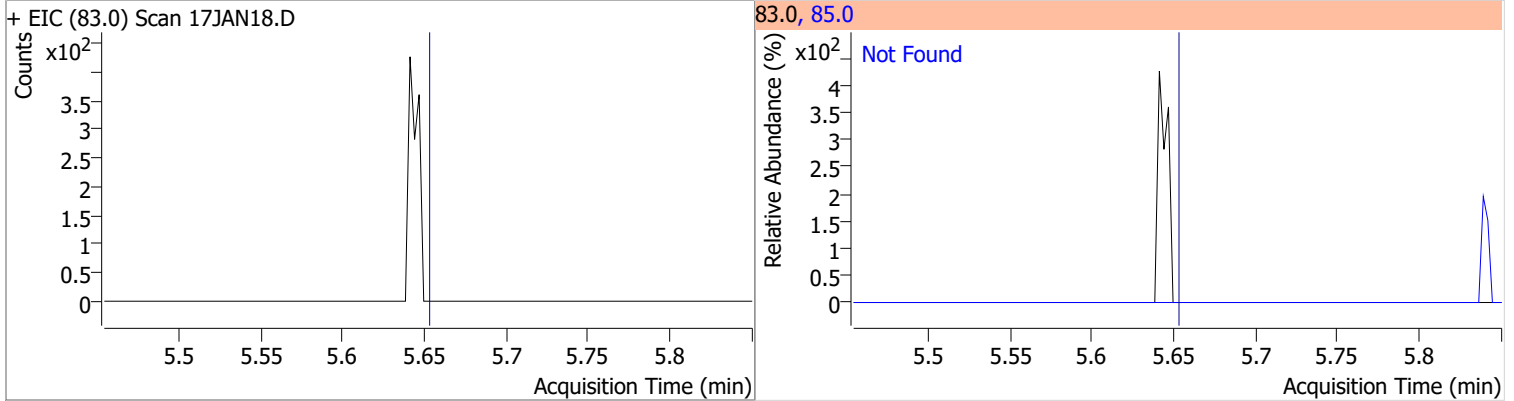
Compound	Conc.	Exp RT	QIon	Exp Ratio
Methyl ethyl ketone	N.D.	5.28	72.0	21.3



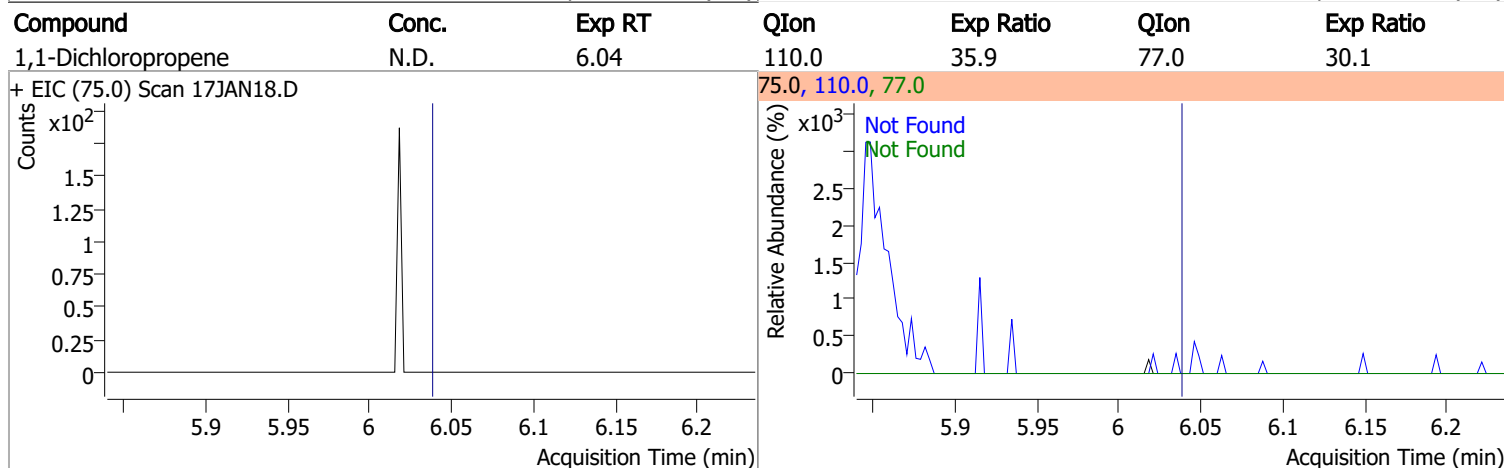
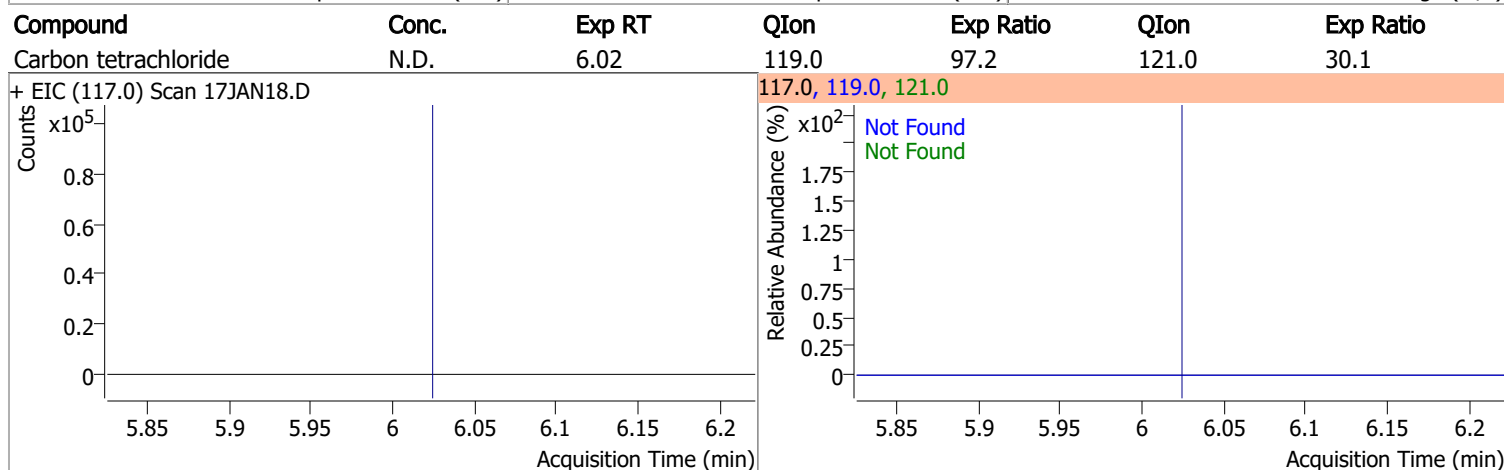
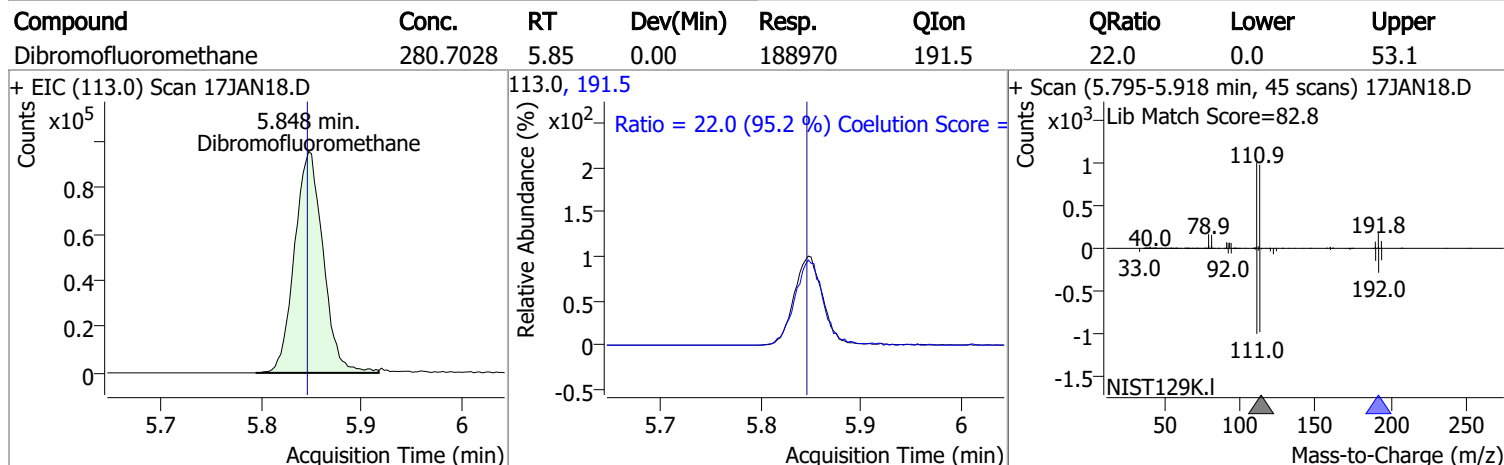
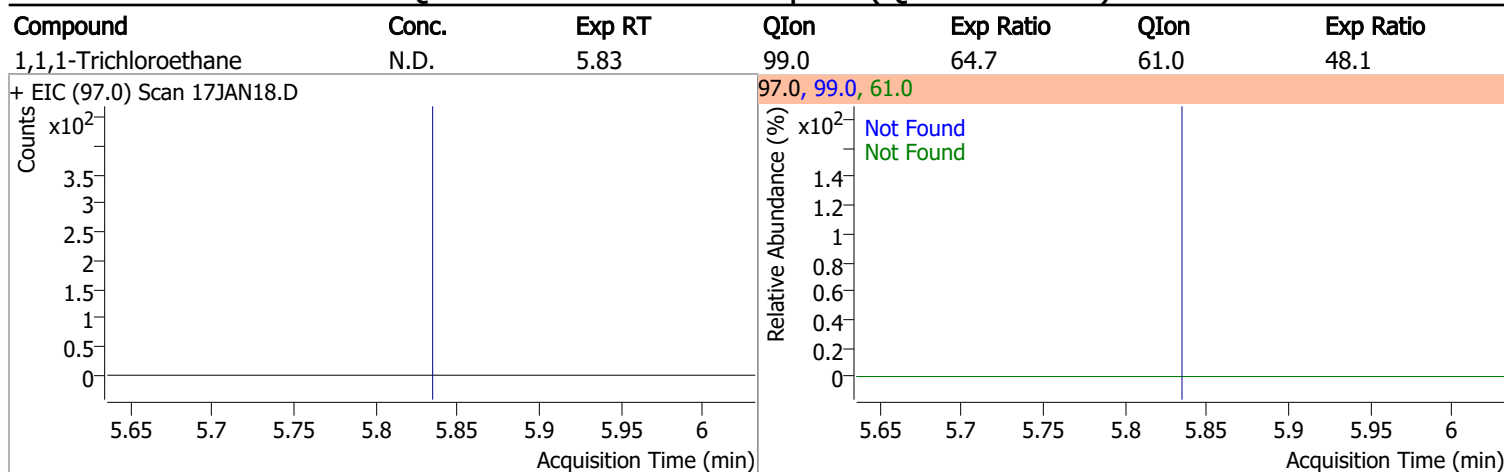
Compound	Conc.	Exp RT	QIon	Exp Ratio
Bromochloromethane	N.D.	5.52	49.0	182.9



Compound	Conc.	Exp RT	QIon	Exp Ratio
Chloroform	N.D.	5.65	85.0	66.0

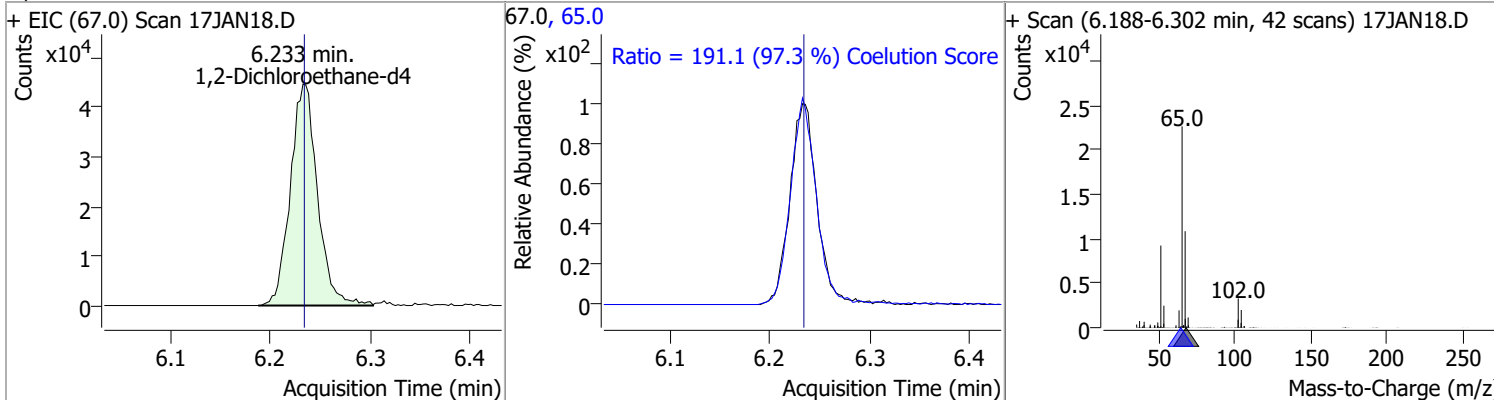


Quantitation Results Report (QT Reviewed)

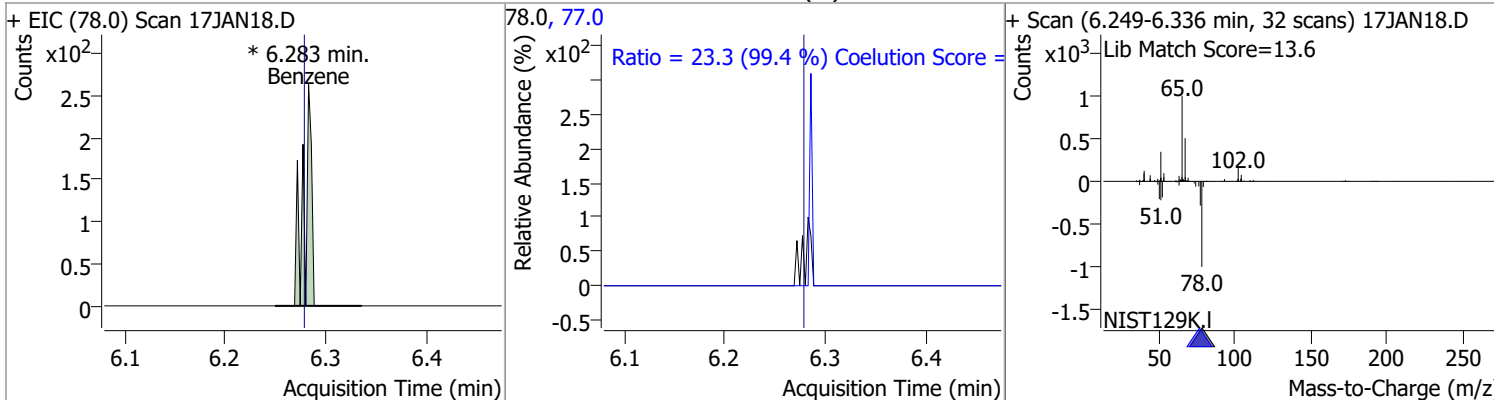


Quantitation Results Report (QT Reviewed)

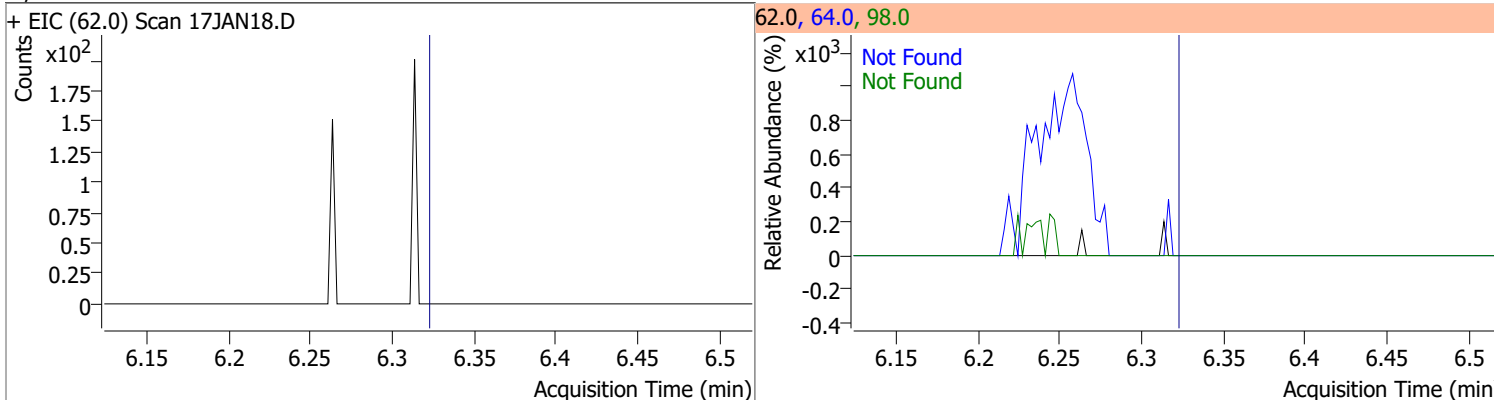
Compound	Conc.	RT	Dev(Min)	Resp.	QIon	QRatio	Lower	Upper
1,2-Dichloroethane-d4	289.0412	6.23	0.00	84046	65.0	191.1	166.5	226.5



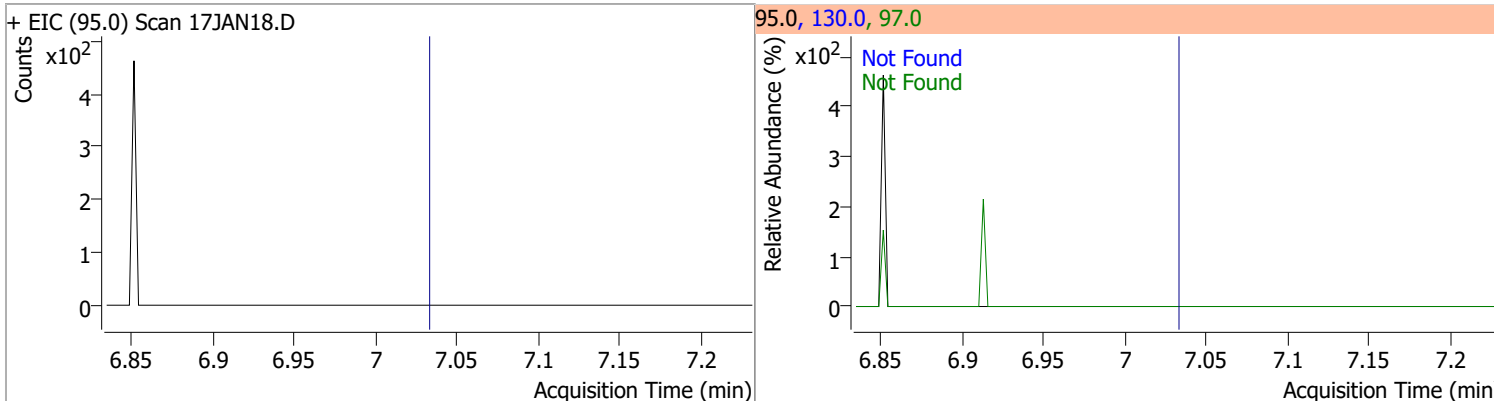
Compound	Conc.	RT	Dev(Min)	Resp.	QIon	QRatio	Lower	Upper
Benzene	0.0482	6.28	0.01	137 (m)	77.0	23.3	0.0	53.5



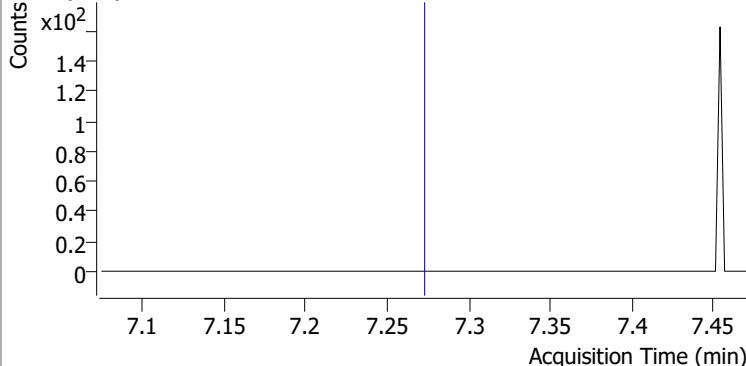
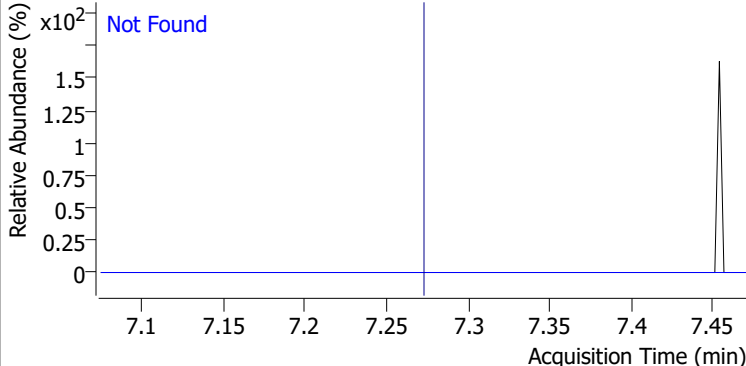
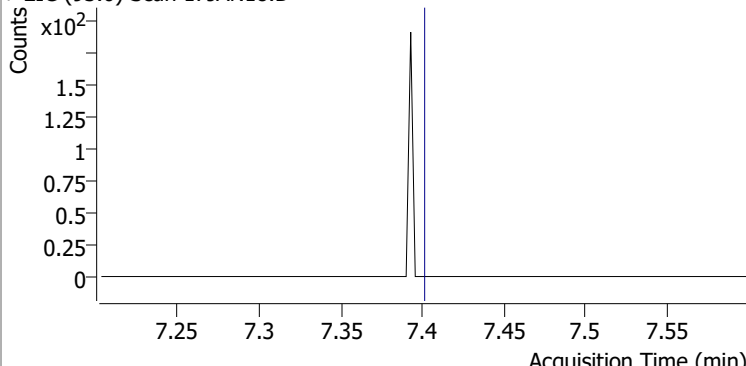
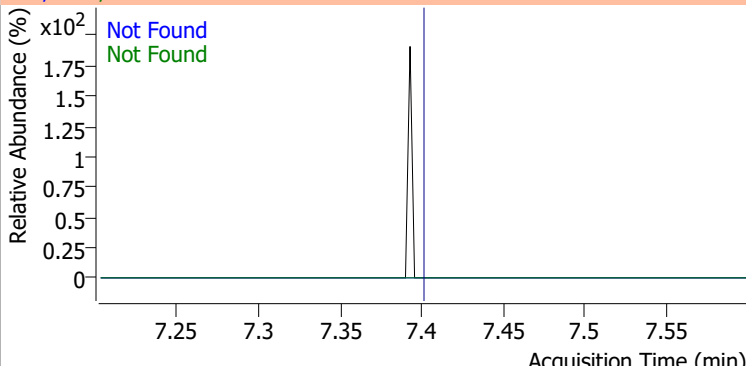
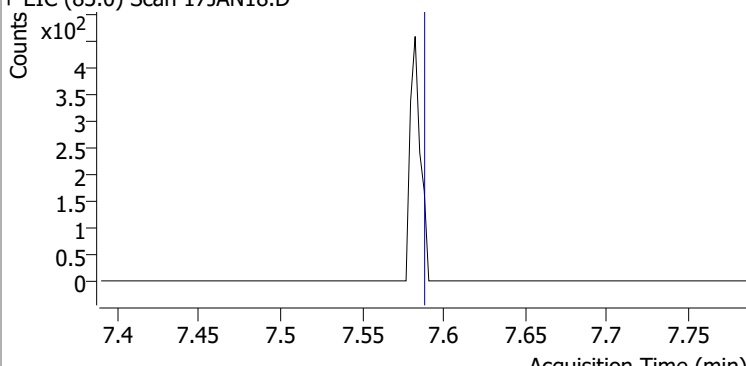
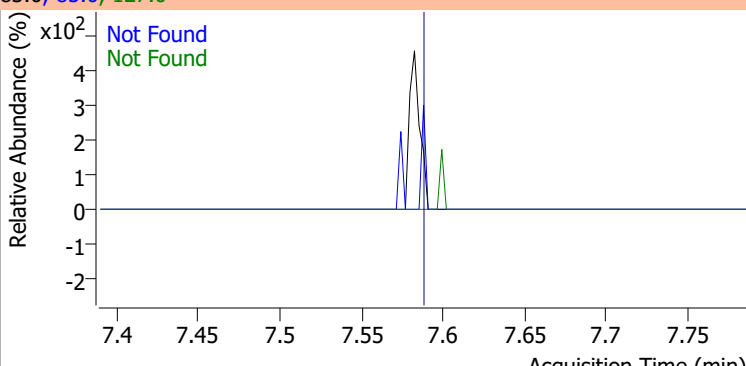
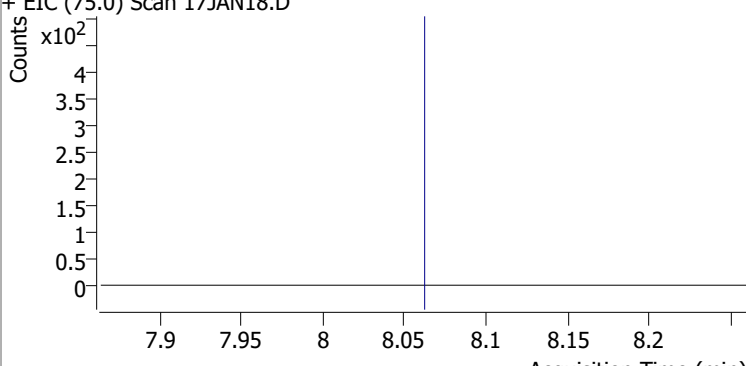
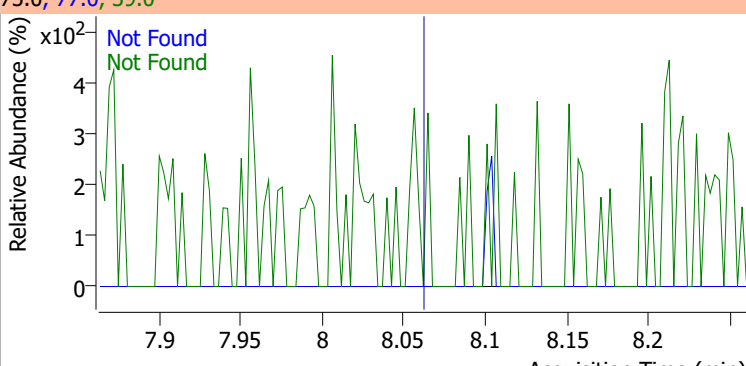
Compound	Conc.	Exp RT	QIon	Exp Ratio	QIon	Exp Ratio
1,2-Dichloroethane	N.D.	6.32	64.0	29.9	98.0	7.6



Compound	Conc.	Exp RT	QIon	Exp Ratio	QIon	Exp Ratio
Trichloroethene	N.D.	7.03	130.0	101.5	97.0	64.1

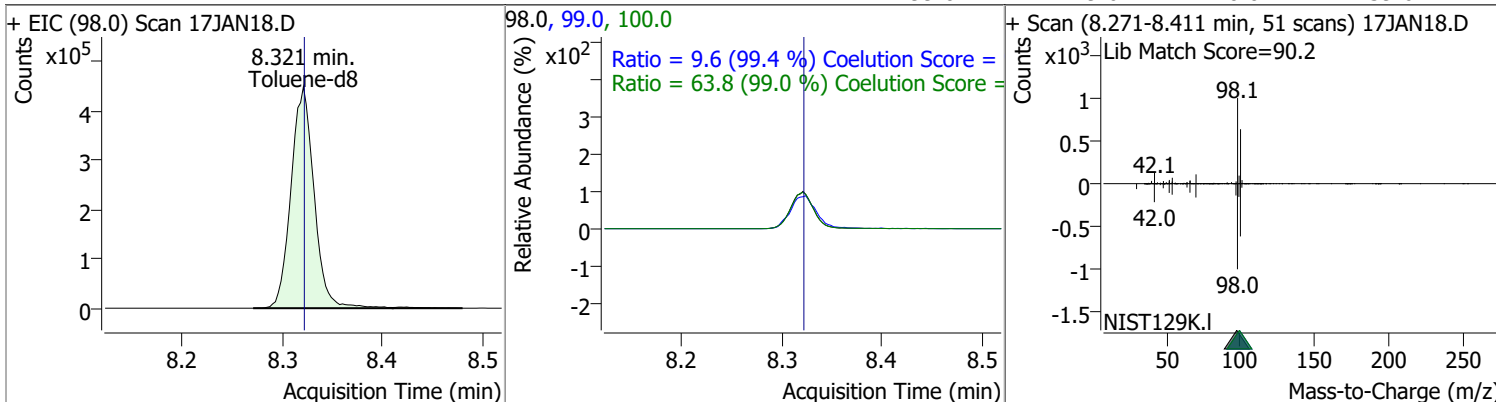


Quantitation Results Report (QT Reviewed)

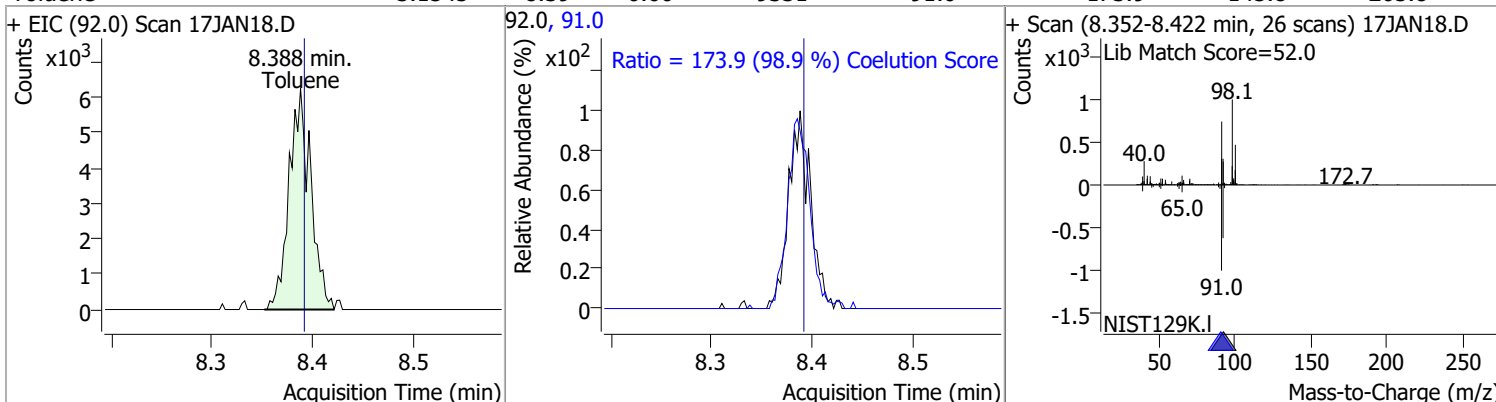
Compound	Conc.	Exp RT	QIon	Exp Ratio		
1,2-Dichloropropane	N.D.	7.27	76.0	38.2		
+ EIC (63.0) Scan 17JAN18.D			63.0, 76.0			
						
Dibromomethane	N.D.	7.40	173.5	113.7	QIon	Exp Ratio
+ EIC (93.0) Scan 17JAN18.D			93.0, 95.0, 173.5			
						
Bromodichloromethane	N.D.	7.59	85.0	64.5	QIon	Exp Ratio
+ EIC (83.0) Scan 17JAN18.D			83.0, 85.0, 127.0			
						
cis-1,3-Dichloropropene	N.D.	8.06	39.0	53.3	QIon	Exp Ratio
+ EIC (75.0) Scan 17JAN18.D			75.0, 77.0, 39.0			
						

Quantitation Results Report (QT Reviewed)

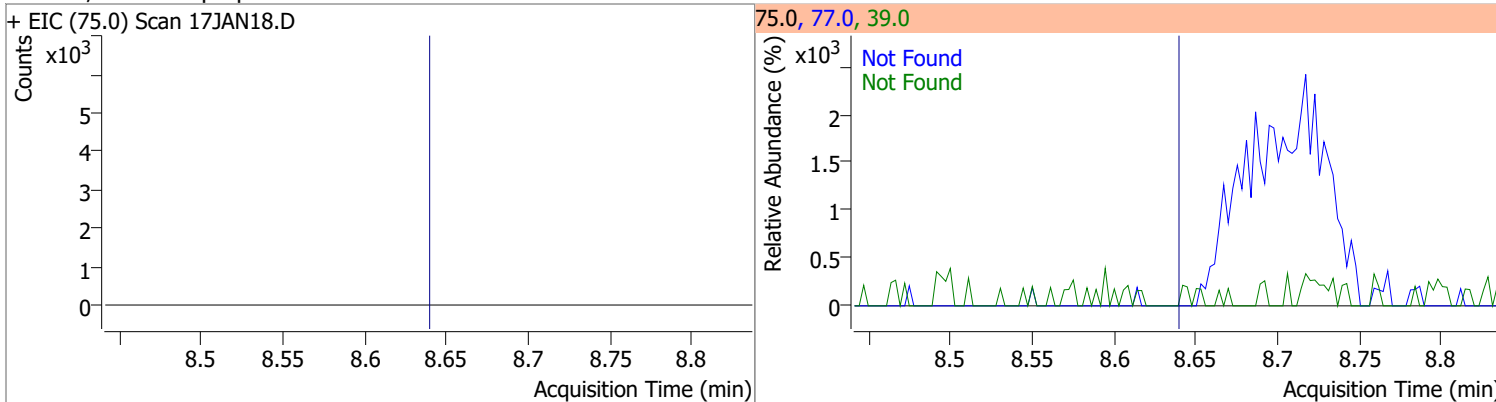
Compound	Conc.	RT	Dev(Min)	Resp.	QIon	QRatio	Lower	Upper
Toluene-d8	268.3251	8.32	0.00	719083	100.0	63.8	34.4	94.4
					99.0	9.6	0.0	39.6



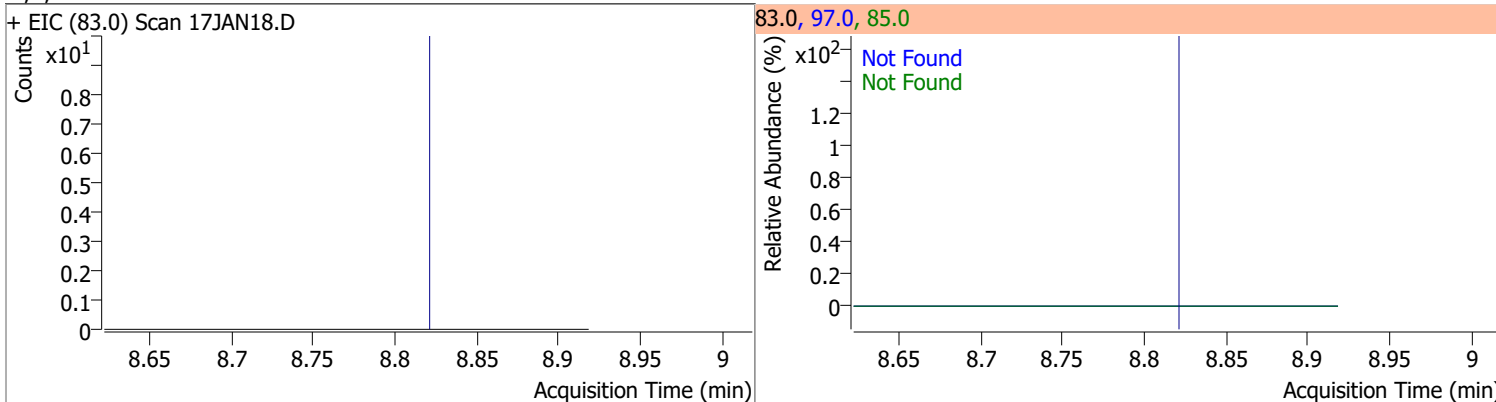
Compound	Conc.	RT	Dev(Min)	Resp.	QIon	QRatio	Lower	Upper
Toluene	5.1545	8.39	0.00	9331	91.0	173.9	145.8	205.8



Compound	Conc.	Exp RT	QIon	Exp Ratio	QIon	Exp Ratio
trans-1,3-Dichloropropene	N.D.	8.64	39.0	53.4	77.0	32.4

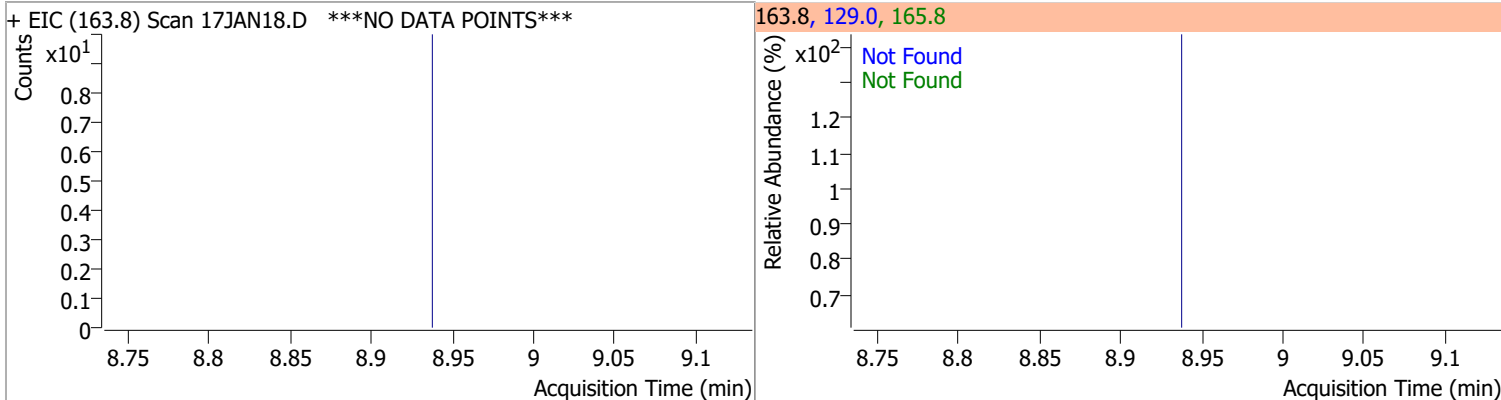


Compound	Conc.	Exp RT	QIon	Exp Ratio	QIon	Exp Ratio
1,1,2-Trichloroethane	N.D.	8.82	97.0	114.6	85.0	67.6

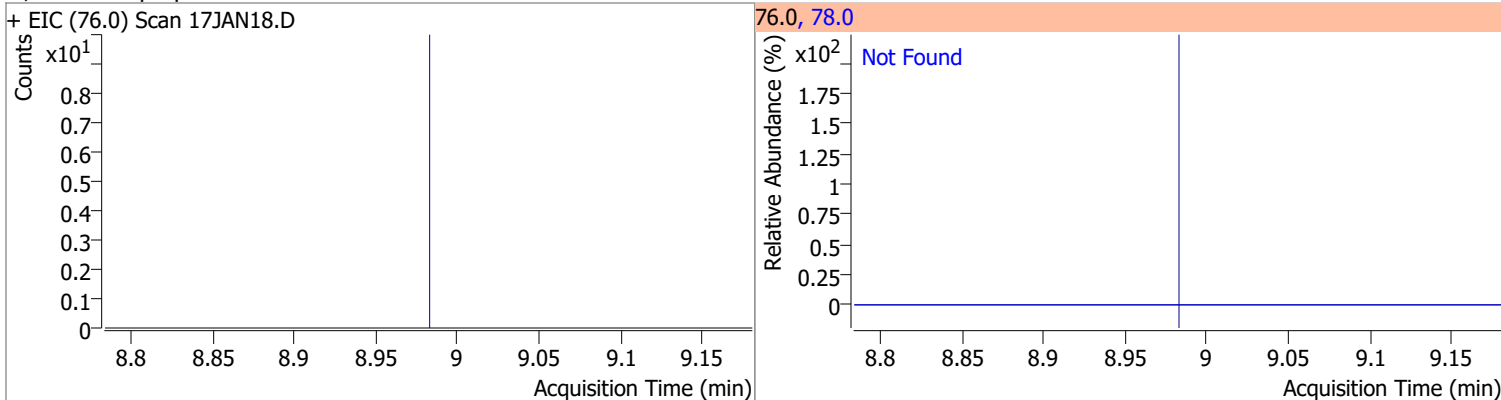


Quantitation Results Report (QT Reviewed)

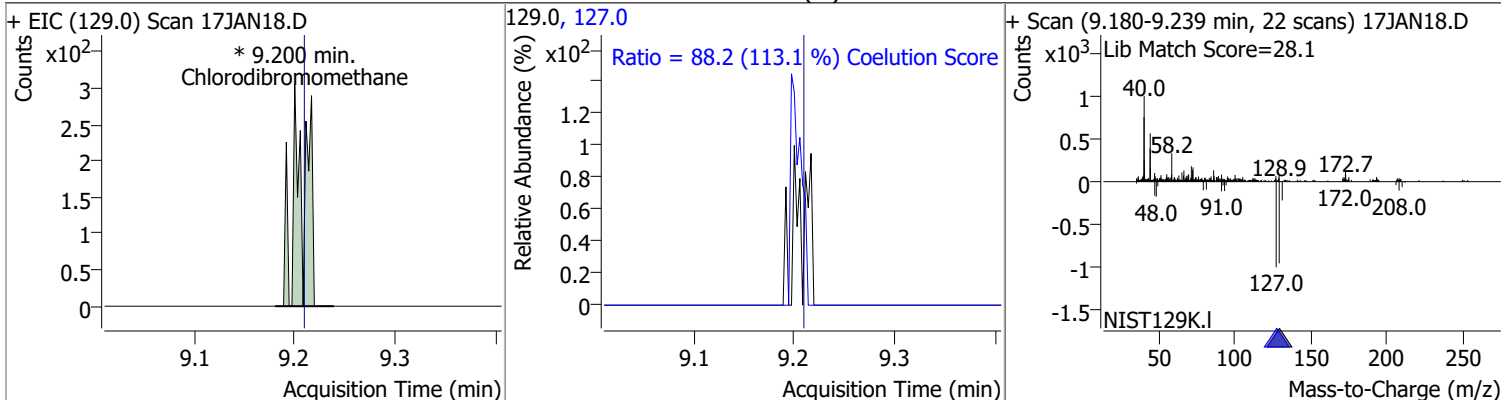
Compound	Conc.	Exp RT	QIon	Exp Ratio	QIon	Exp Ratio
Tetrachloroethene	N.D.	8.94	165.8	128.6	129.0	91.5



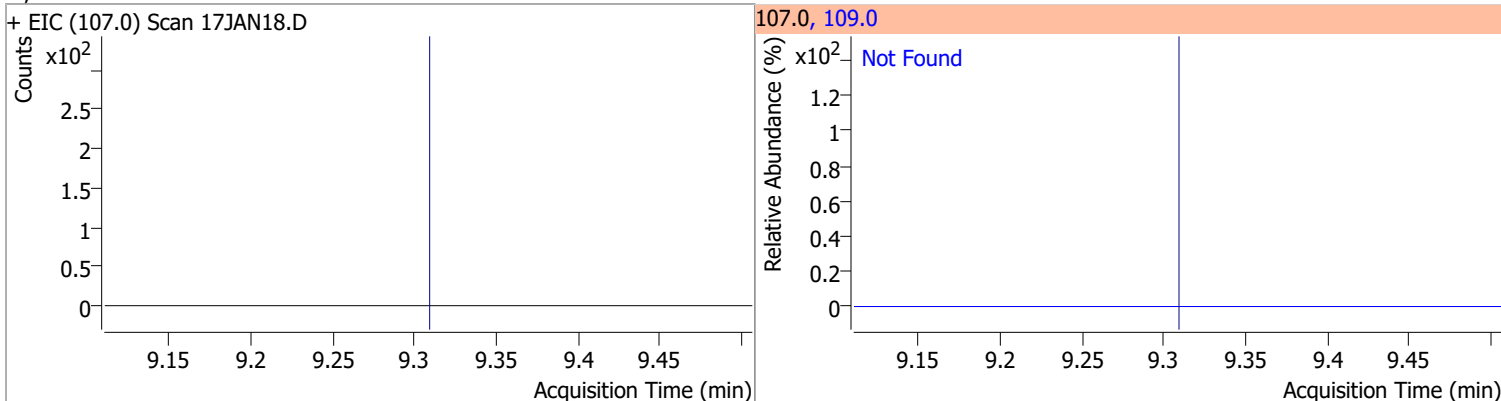
Compound	Conc.	Exp RT	QIon	Exp Ratio
1,3-Dichloropropane	N.D.	8.98	78.0	32.9



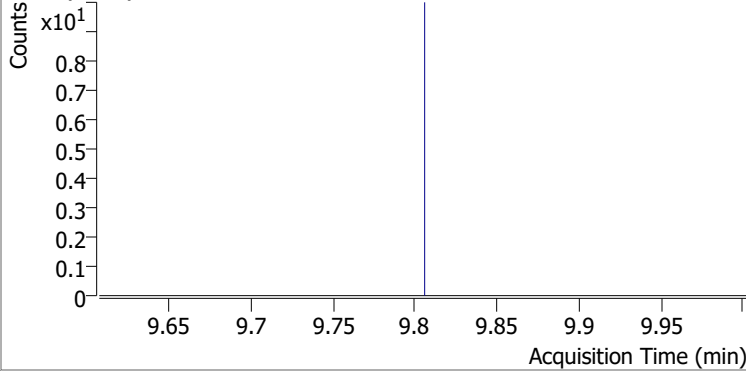
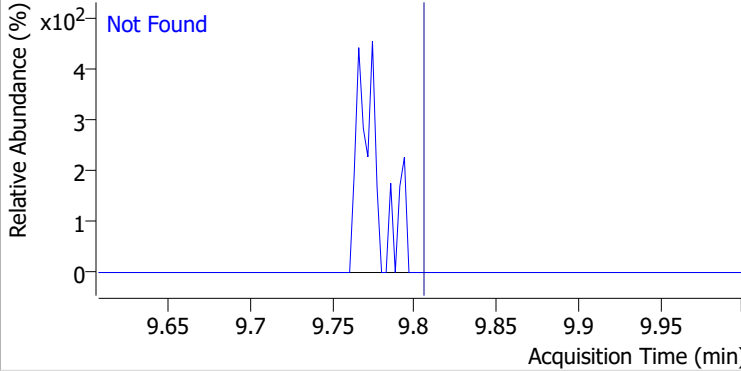
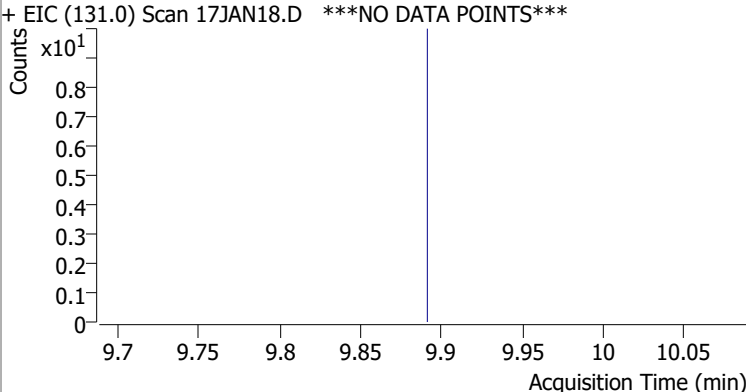
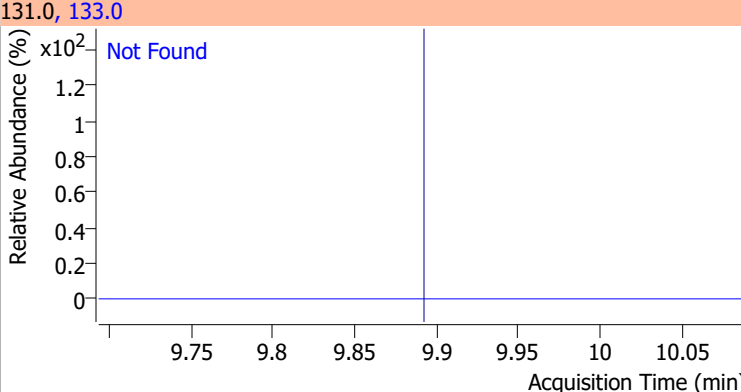
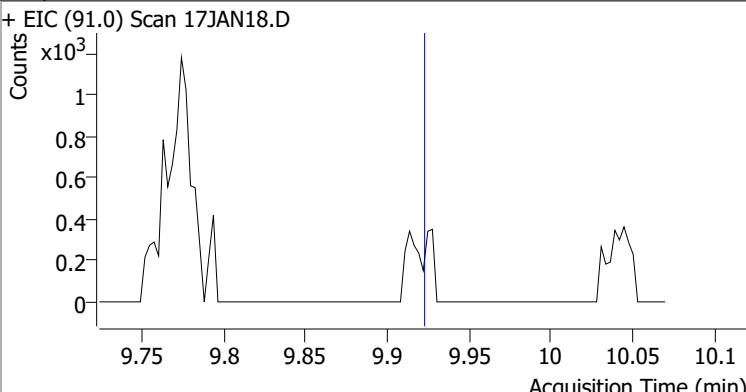
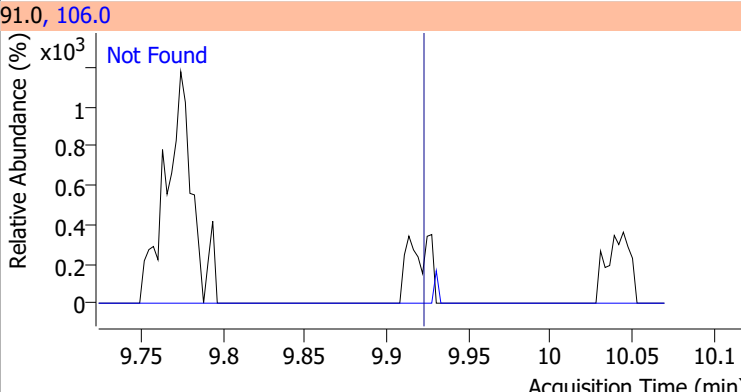
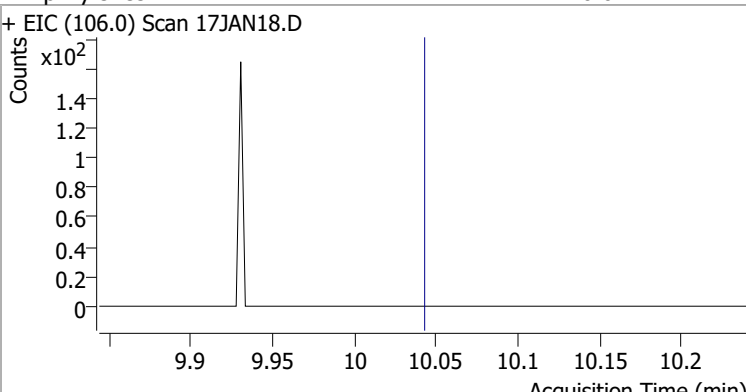
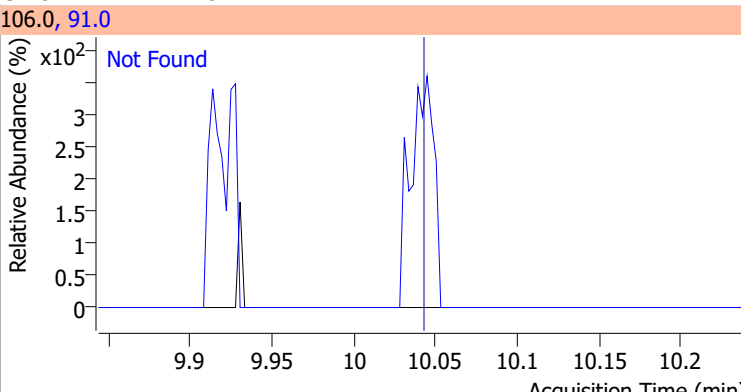
Compound	Conc.	RT	Dev(Min)	Resp.	QIon	QRatio	Lower	Upper
Chlorodibromomethane	0.4908	9.20	-0.01	277 (m)	127.0	88.2	48.0	108.0



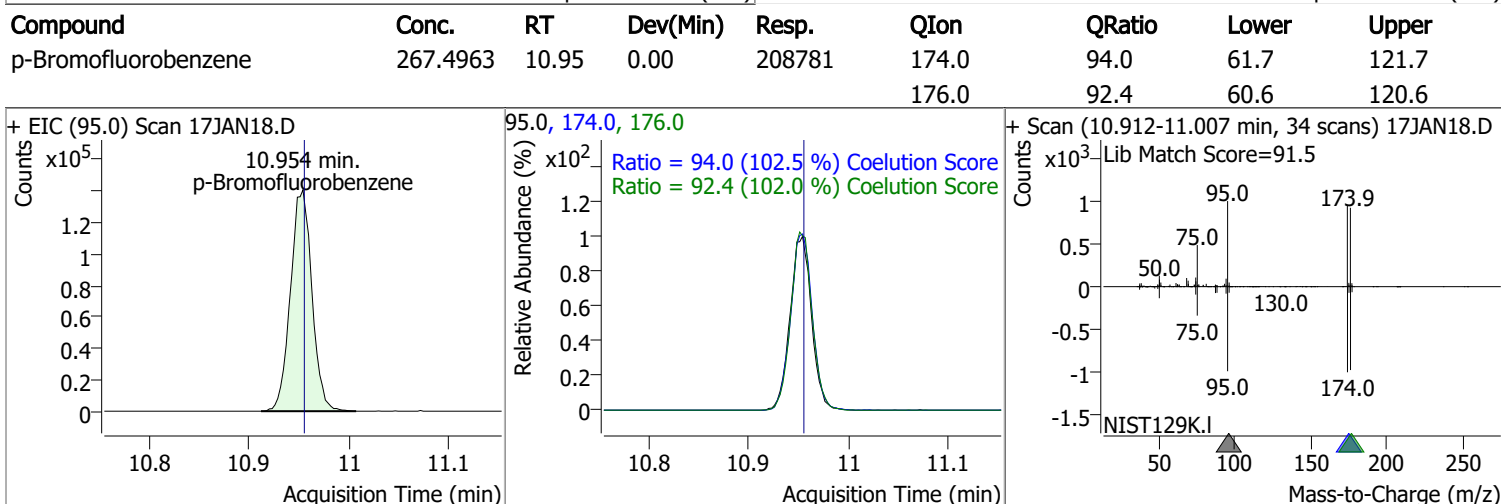
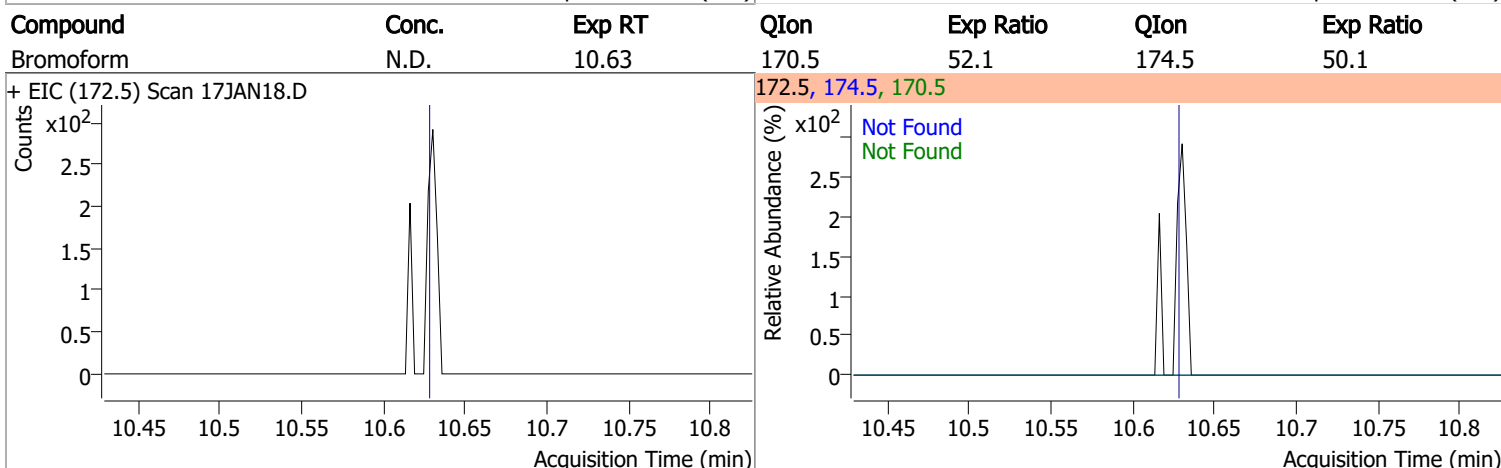
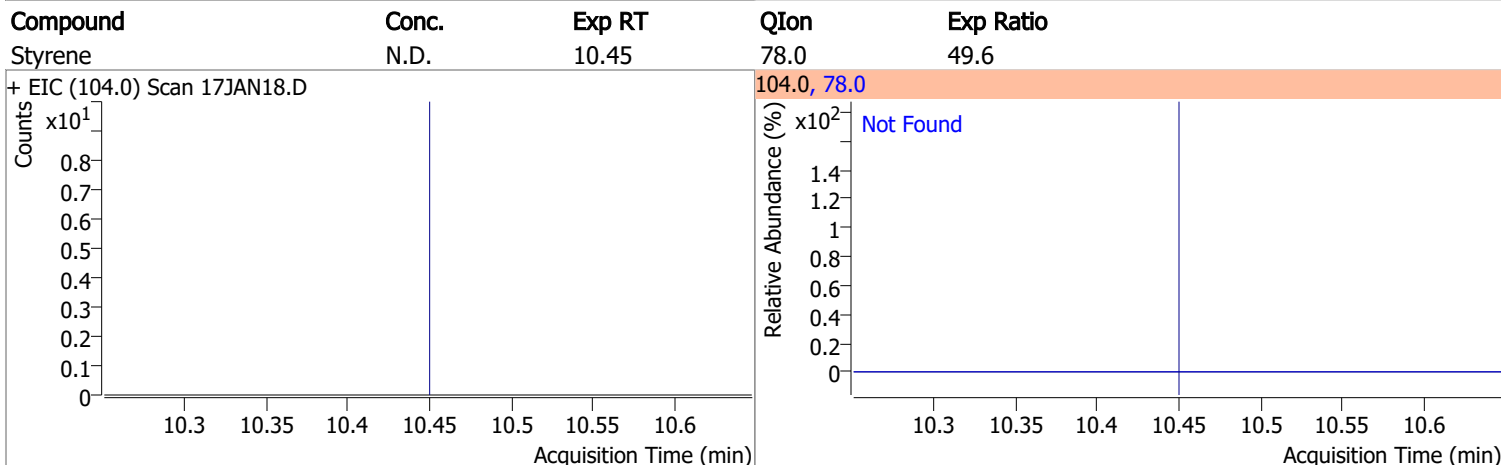
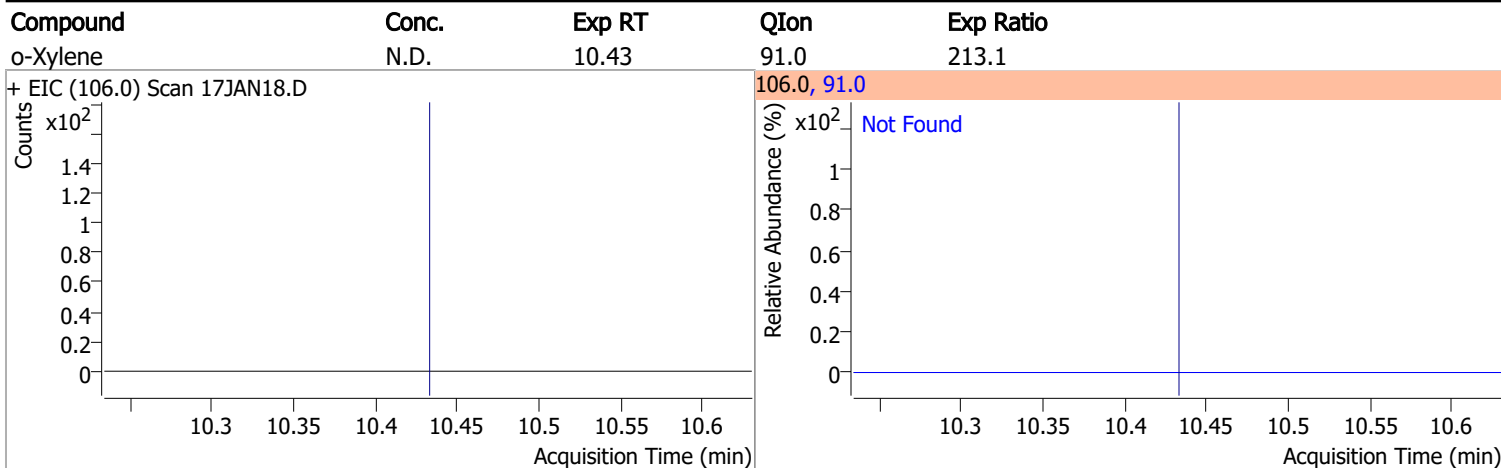
Compound	Conc.	Exp RT	QIon	Exp Ratio
1,2-Dibromoethane	N.D.	9.31	109.0	94.5



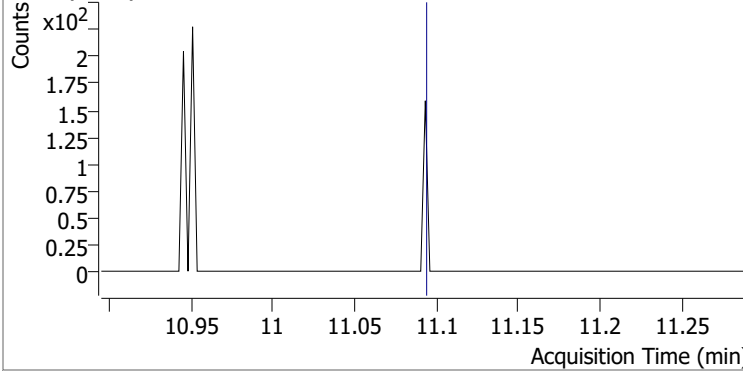
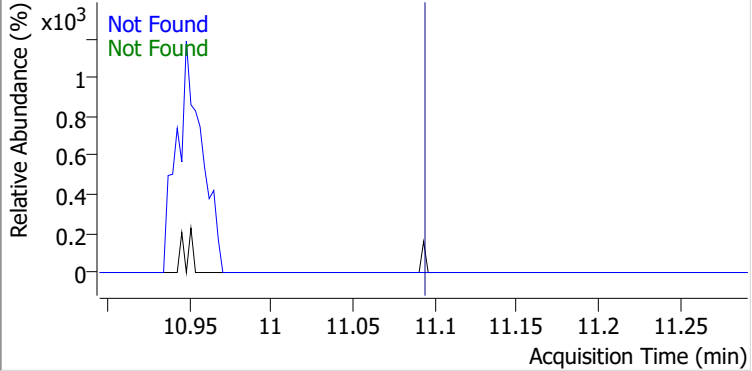
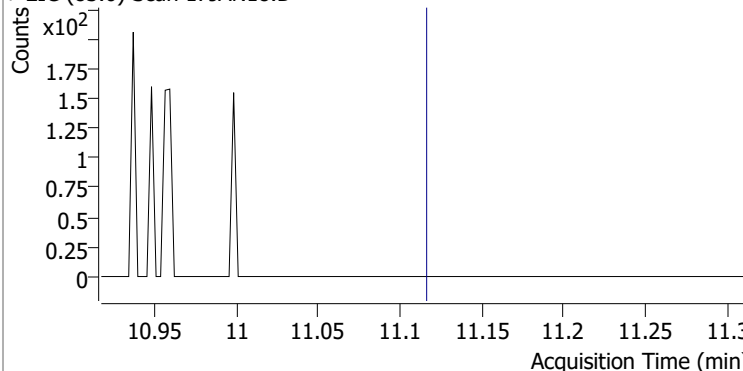
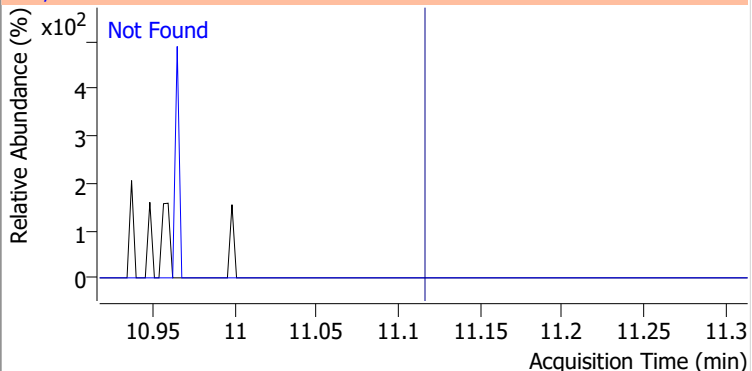
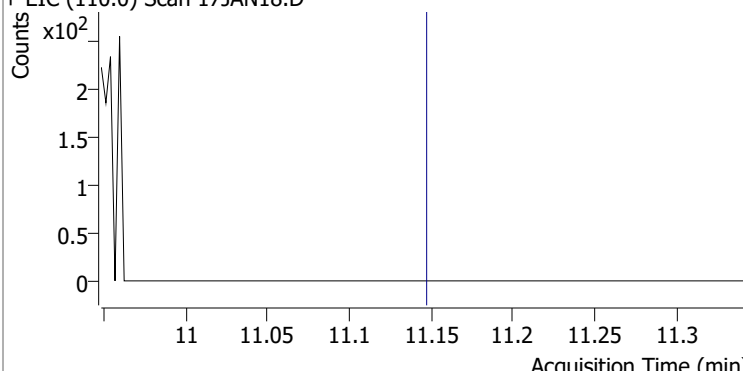
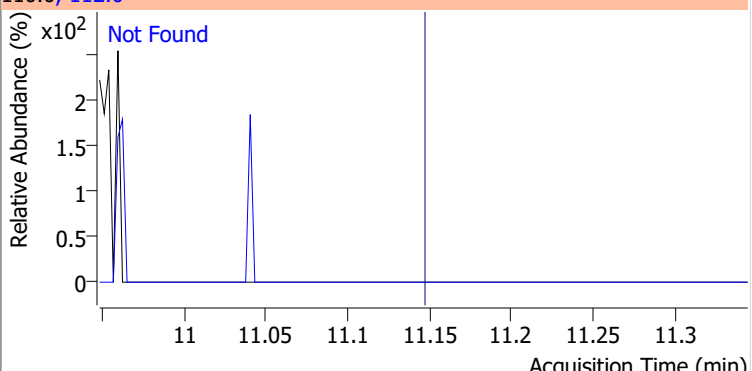
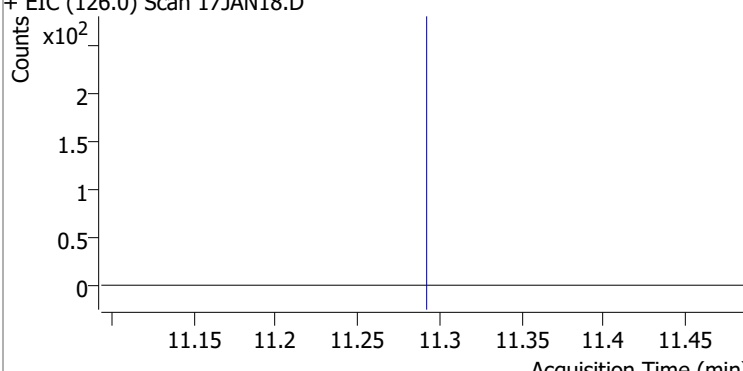
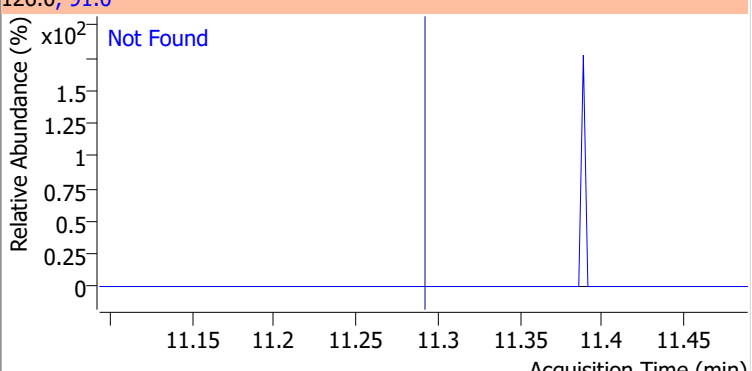
Quantitation Results Report (QT Reviewed)

Compound	Conc.	Exp RT	QIon	Exp Ratio
Chlorobenzene	N.D.	9.80	114.0	32.1
+ EIC (112.0) Scan 17JAN18.D			112.0, 114.0	
				
1,1,1,2-Tetrachloroethane	N.D.	9.89	133.0	98.6
+ EIC (131.0) Scan 17JAN18.D ***NO DATA POINTS***			131.0, 133.0	
				
Ethylbenzene	N.D.	9.92	106.0	31.1
+ EIC (91.0) Scan 17JAN18.D			91.0, 106.0	
				
m+p-Xylenes	N.D.	10.04	91.0	201.4
+ EIC (106.0) Scan 17JAN18.D			106.0, 91.0	
				

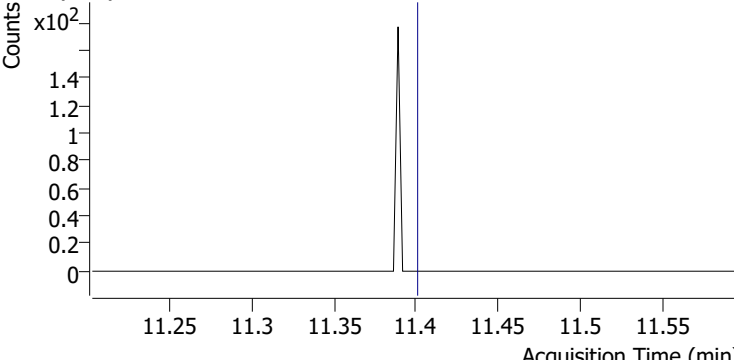
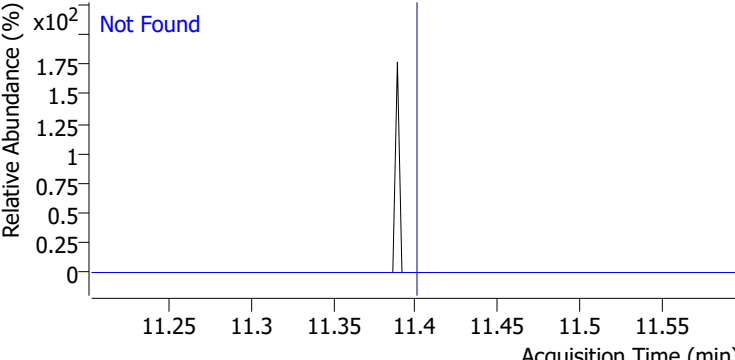
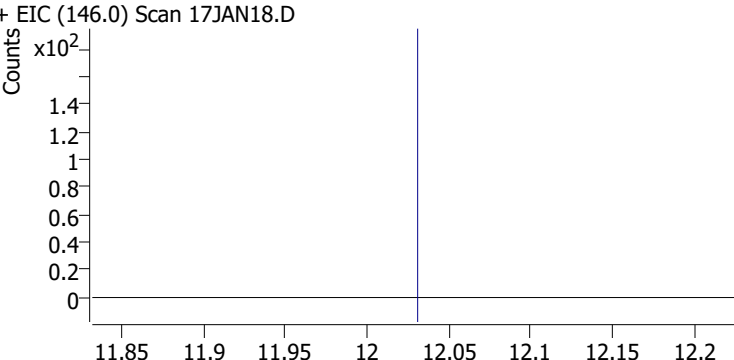
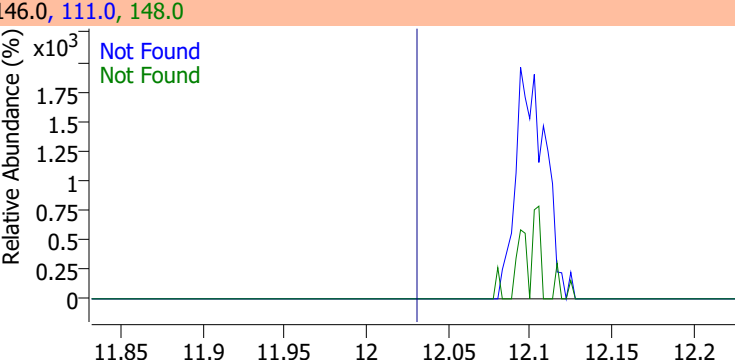
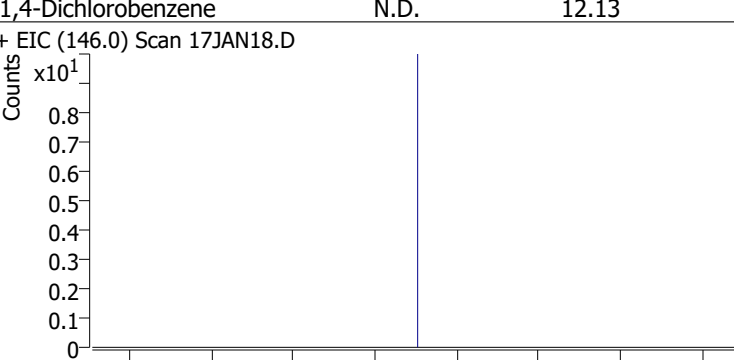
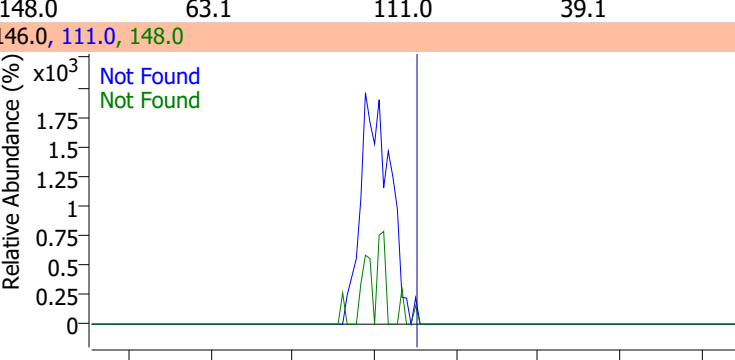

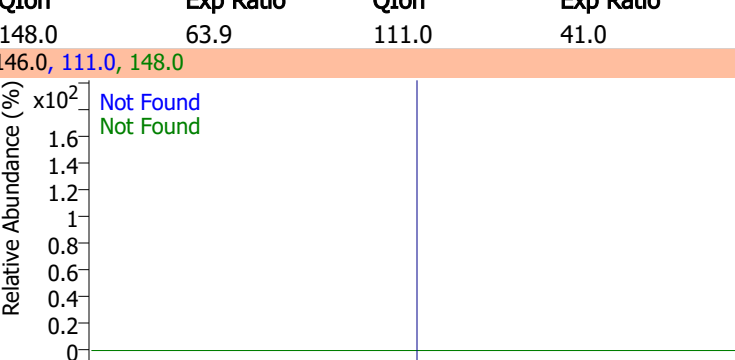
Quantitation Results Report (QT Reviewed)



Quantitation Results Report (QT Reviewed)

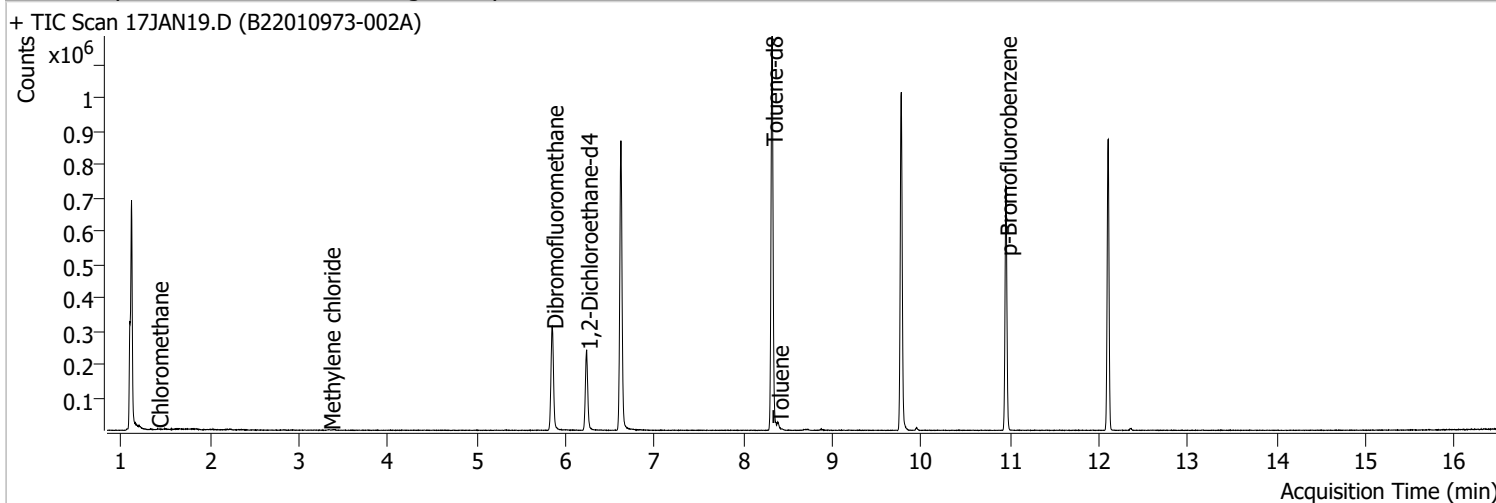
Compound	Conc.	Exp RT	QIon	Exp Ratio	QIon	Exp Ratio
Bromobenzene	N.D.	11.09	77.0	145.7	158.0	96.5
+ EIC (156.0) Scan 17JAN18.D			156.0, 77.0, 158.0			
						
1,1,2,2-Tetrachloroethane	N.D.	11.12	85.0	66.2		
+ EIC (83.0) Scan 17JAN18.D			83.0, 85.0			
						
1,2,3-Trichloropropane	N.D.	11.15	112.0	63.5		
+ EIC (110.0) Scan 17JAN18.D			110.0, 112.0			
						
2-Chlorotoluene	N.D.	11.29	91.0	282.3		
+ EIC (126.0) Scan 17JAN18.D			126.0, 91.0			
						

Quantitation Results Report (QT Reviewed)

Compound	Conc.	Exp RT	QIon	Exp Ratio		
4-Chlorotoluene	N.D.	11.40	126.0	31.7		
+ EIC (91.0) Scan 17JAN18.D			91.0, 126.0			
						
1,3-Dichlorobenzene	N.D.	12.03	148.0	63.6	QIon	Exp Ratio
+ EIC (146.0) Scan 17JAN18.D			146.0, 111.0, 148.0			
						
1,4-Dichlorobenzene	N.D.	12.13	148.0	63.1	QIon	Exp Ratio
+ EIC (146.0) Scan 17JAN18.D			146.0, 111.0, 148.0			
						
1,2-Dichlorobenzene	N.D.	12.49	148.0	63.9	QIon	Exp Ratio
+ EIC (146.0) Scan 17JAN18.D			146.0, 111.0, 148.0			
						

Quantitation Results Report (QT Reviewed)

Data File	17JAN19.D	Operator	MSC
Acq. Method	5975CACQF.M	Acq. Date-Time	1/17/2022 6:10:58 PM
Sample Name	B22010973-002A	Instrument	VOA5975C
Vial	19	Multiplier	1.00
DA Method File	VOA5975C_8260B_SHT_DoD_L4_010422.m	Comment	
Tune File	BFB_Atune3.u	Tune Date	10/11/2021 4:02:00 PM
Batch Name	VG011722_8260B.batch.bin	Last Calib Update	3/5/2022 1:16:34 PM
Ref Library	\\MASSHUNTER\Org\Library\NIST129K.I		



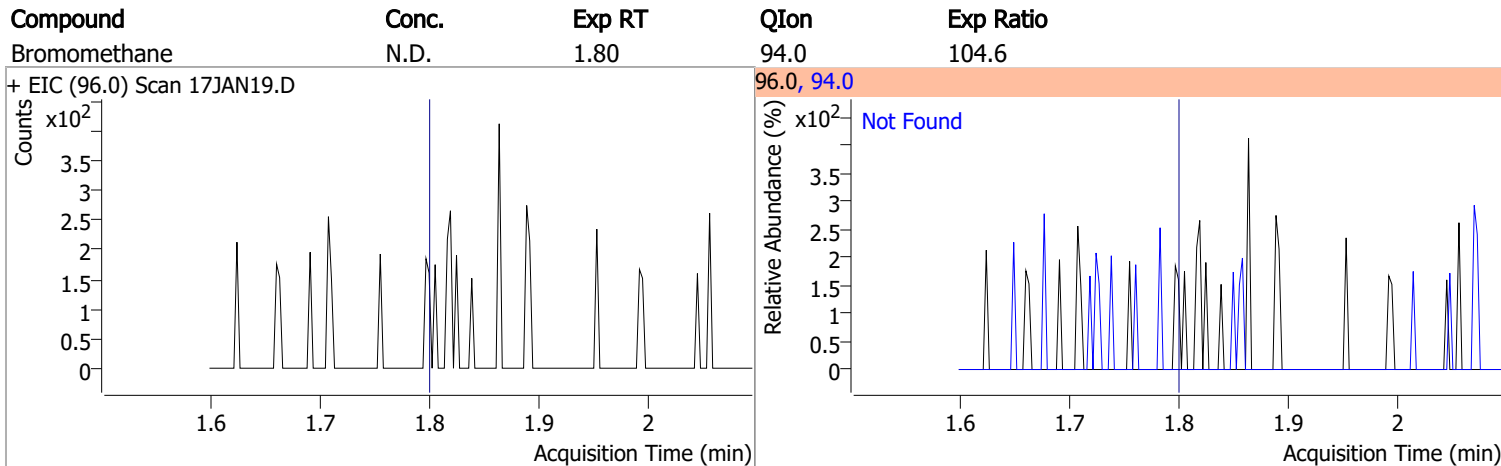
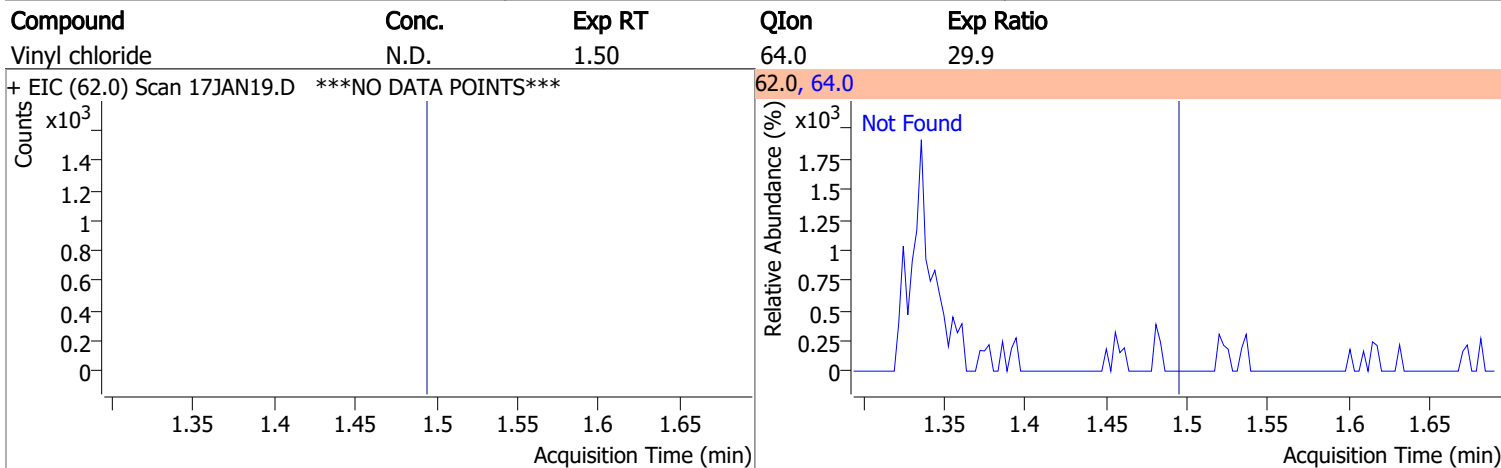
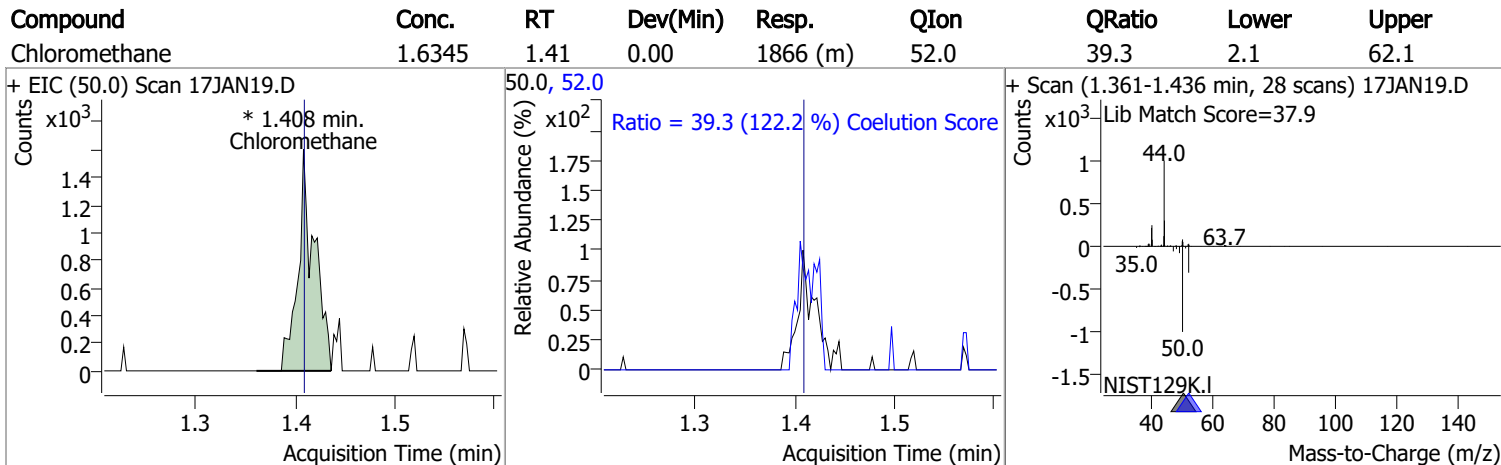
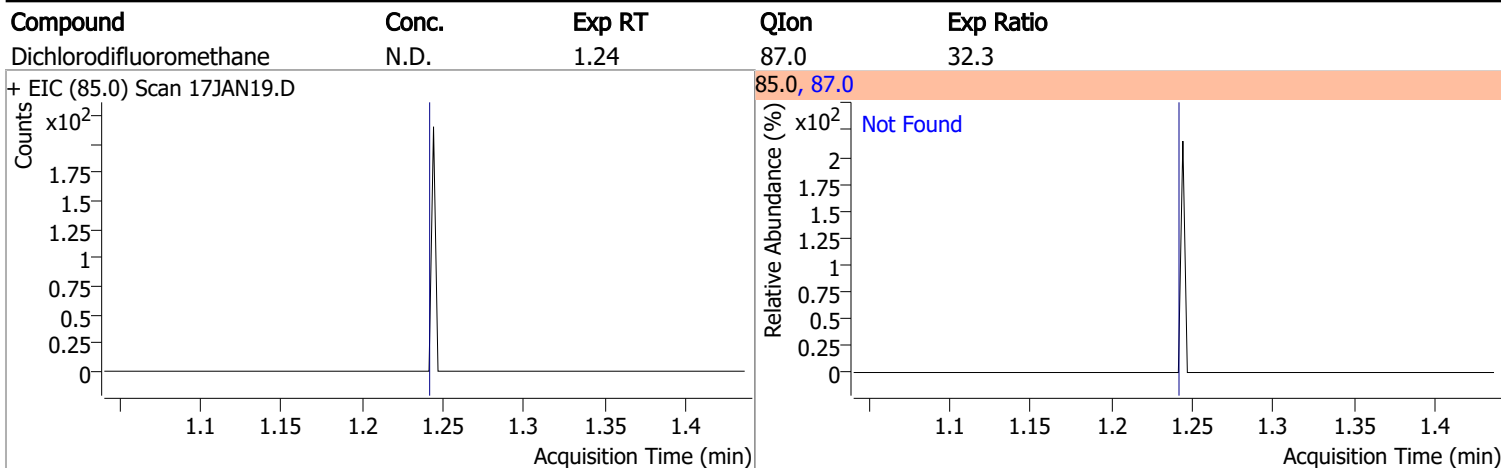
Compound	RT	QIon	Resp.	Conc.	Units	Dev(Min)
Internal Standards						
M Fluorobenzene	6.620	96.0	717623	250.0000	ng	-0.003
M Chlorobenzene-d5	9.774	82.0	278768	250.0000	ng	0.003
M 1,4-Dichlorobenzene-d4	12.103	152.0	210692	250.0000	ng	0.003
System Monitoring Compounds						
S Dibromofluoromethane	5.851	113.0	190501	281.7755	ng	0.005
Spiked Amount: 250.000	Range: 80.0 - 119.0%			Recovery = 112.71%		
S 1,2-Dichloroethane-d4	6.236	67.0	83059	284.4340	ng	0.003
Spiked Amount: 250.000	Range: 81.0 - 118.0%			Recovery = 113.77%		
S Toluene-d8	8.319	98.0	724582	269.7273	ng	0.000
Spiked Amount: 250.000	Range: 89.0 - 112.0%			Recovery = 107.89%		
S p-Bromofluorobenzene	10.951	95.0	202170	261.9214	ng	-0.003
Spiked Amount: 250.000	Range: 85.0 - 114.0%			Recovery = 104.77%		
Target Compounds						
T Dichlorodifluoromethane	0.000		0	N.D.		
T Chloromethane	1.408	50.0	1866	1.6345	ng	m 87
T Vinyl chloride	0.000		0	N.D.		
T Bromomethane	0.000		0	N.D.		
T Chloroethane	0.000		0	N.D.		
T Trichlorofluoromethane	0.000		0	N.D.		
T 1,1-Dichloroethene	0.000		0	N.D.		
T Methylene chloride	3.344	49.0	1276	1.1970	ng	m 88
T trans-1,2-Dichloroethene	0.000		0	N.D.		
T Methyl tert-butyl ether (MTBE)	0.000		0	N.D.		
T 1,1-Dichloroethane	0.000		0	N.D.		
T 2,2-Dichloropropane	0.000		0	N.D.		
T cis-1,2-Dichloroethene	0.000		0	N.D.		
T Methyl ethyl ketone	0.000		0	N.D.		
T Bromochloromethane	0.000		0	N.D.		
T Chloroform	5.647	83.0	0		ng	md 1

Quantitation Results Report (QT Reviewed)

Compound	RT	QIon	Resp.	Conc.	Units	Dev(Min)
T 1,1,1-Trichloroethane	0.000		0	N.D.		
T Carbon tetrachloride	0.000		0	N.D.		
T 1,1-Dichloropropene	0.000		0	N.D.		
T Benzene	0.000		0	N.D.		
T 1,2-Dichloroethane	0.000		0	N.D.		
T Trichloroethene	0.000		0	N.D.		
T 1,2-Dichloropropane	0.000		0	N.D.		
T Dibromomethane	0.000		0	N.D.		
T Bromodichloromethane	0.000		0	N.D.		
T cis-1,3-Dichloropropene	0.000		0	N.D.		
T Toluene	8.386	92.0	5464	3.0111	ng	93
T trans-1,3-Dichloropropene	0.000		0	N.D.		
T 1,1,2-Trichloroethane	0.000		0	N.D.		
T Tetrachloroethene	0.000		0	N.D.		
T 1,3-Dichloropropane	0.000		0	N.D.		
T Chlorodibromomethane	0.000		0	N.D.		
T 1,2-Dibromoethane	0.000		0	N.D.		
T Chlorobenzene	0.000		0	N.D.		
T 1,1,1,2-Tetrachloroethane	0.000		0	N.D.		
T Ethylbenzene	0.000		0	N.D.		
T m+p-Xylenes	10.037	106.0	0		ng	md 1
T o-Xylene	0.000		0	N.D.		
T Styrene	0.000		0	N.D.		
T Bromoform	0.000		0	N.D.		
T Bromobenzene	0.000		0	N.D.		
T 1,1,2,2-Tetrachloroethane	0.000		0	N.D.		
T 1,2,3-Trichloropropane	0.000		0	N.D.		
T 2-Chlorotoluene	0.000		0	N.D.		
T 4-Chlorotoluene	0.000		0	N.D.		
T 1,3-Dichlorobenzene	0.000		0	N.D.		
T 1,4-Dichlorobenzene	0.000		0	N.D.		
T 1,2-Dichlorobenzene	0.000		0	N.D.		

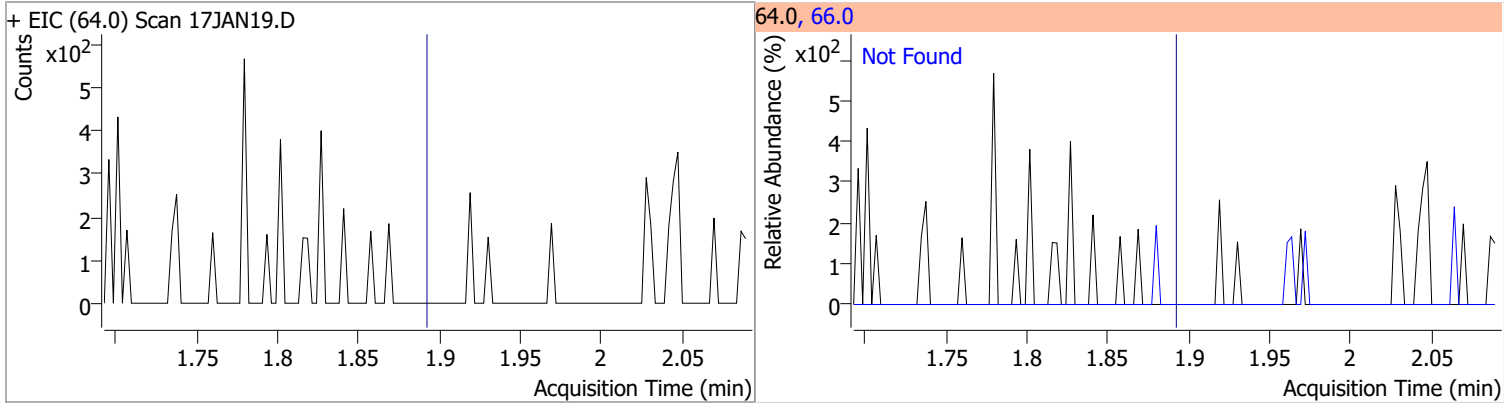
(#) = Qualifier Out of Range; (m) = Manual Integration; (+) = Area Summed; (*) = Surrogate Percent Recovery Out of Range; (d): Zeroed Peak

Quantitation Results Report (QT Reviewed)

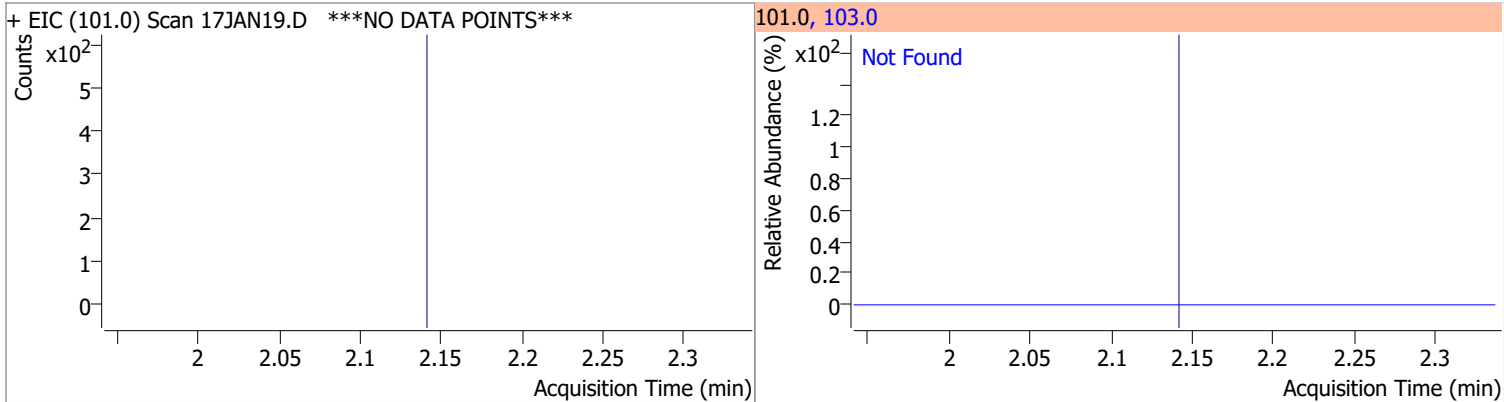


Quantitation Results Report (QT Reviewed)

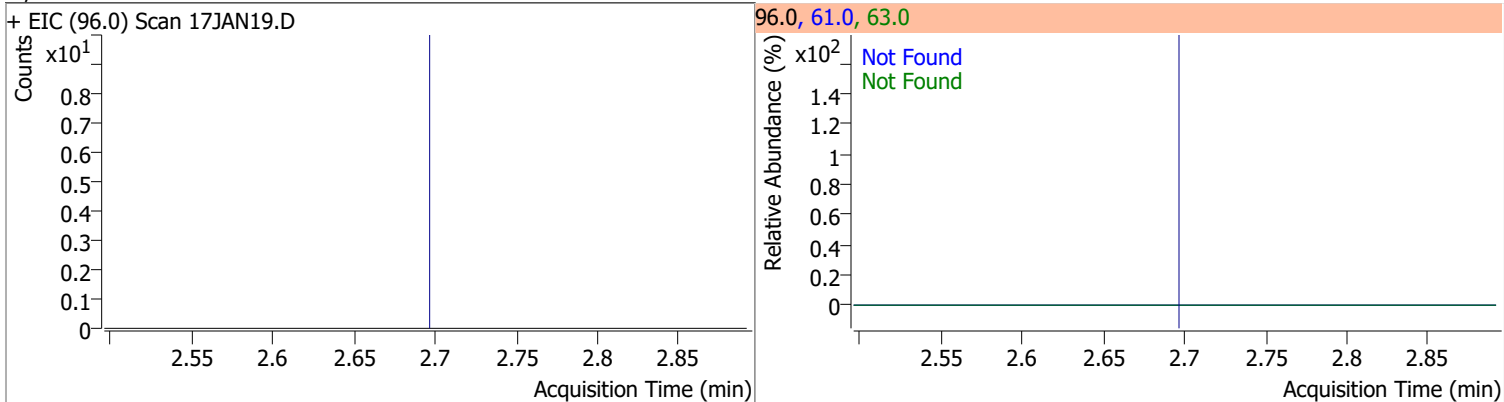
Compound	Conc.	Exp RT	QIon	Exp Ratio
Chloroethane	N.D.	1.89	66.0	30.1



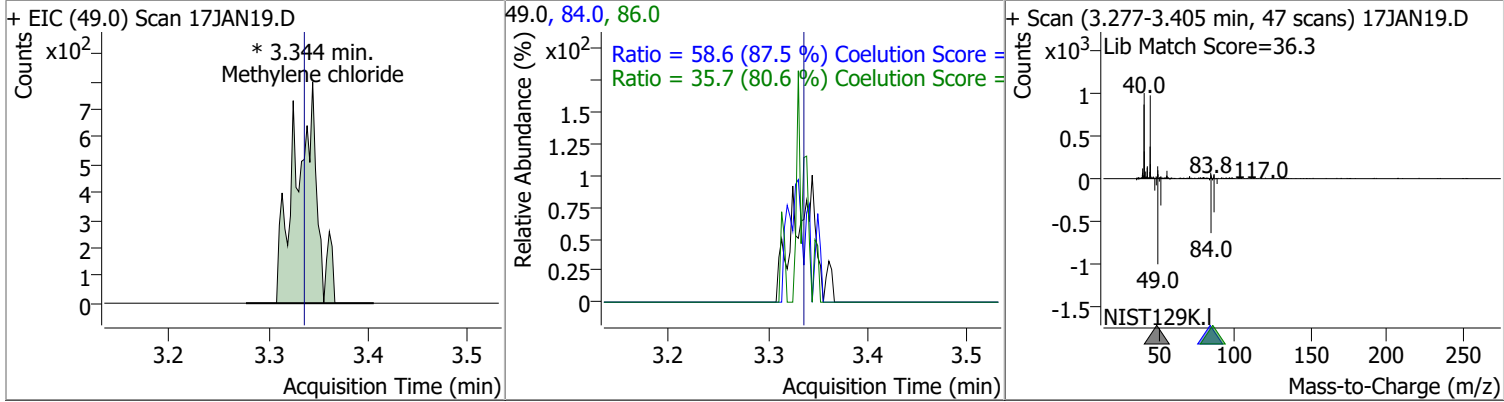
Compound	Conc.	Exp RT	QIon	Exp Ratio
Trichlorofluoromethane	N.D.	2.14	103.0	64.2



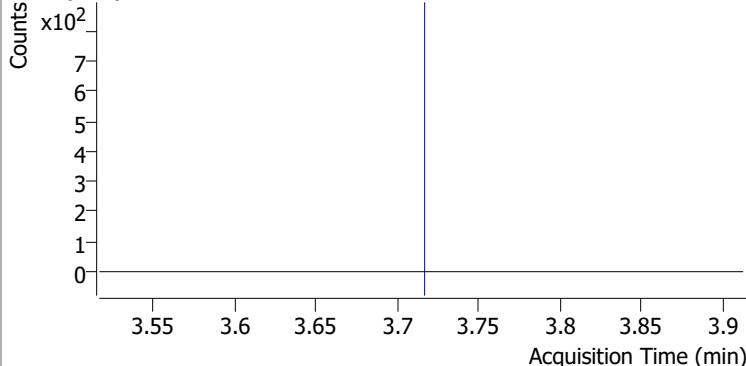
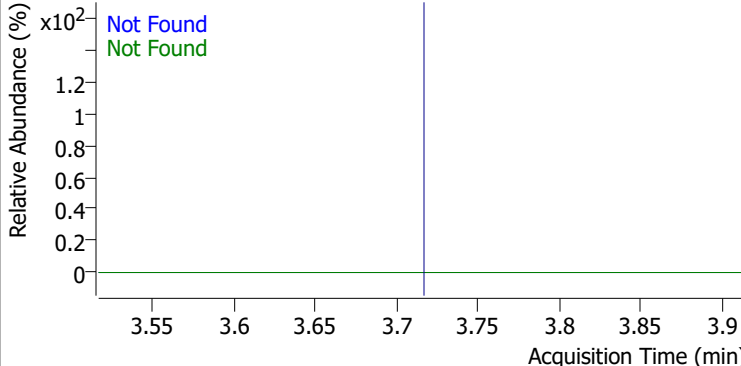
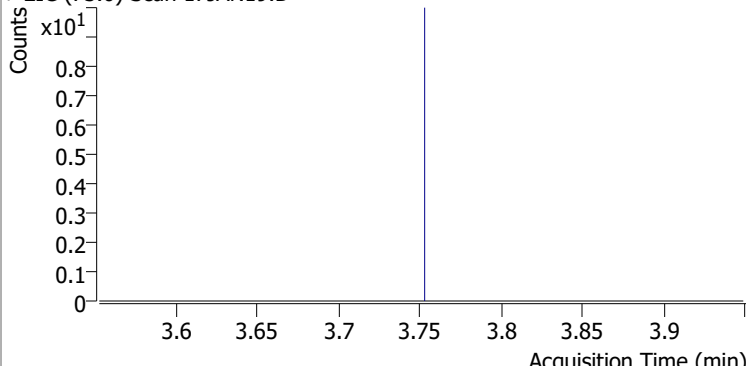
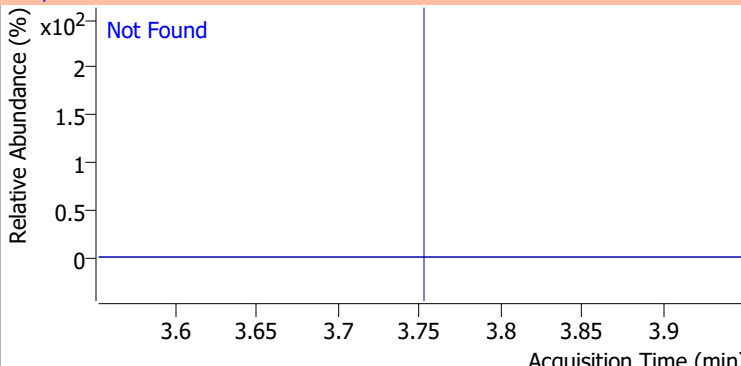
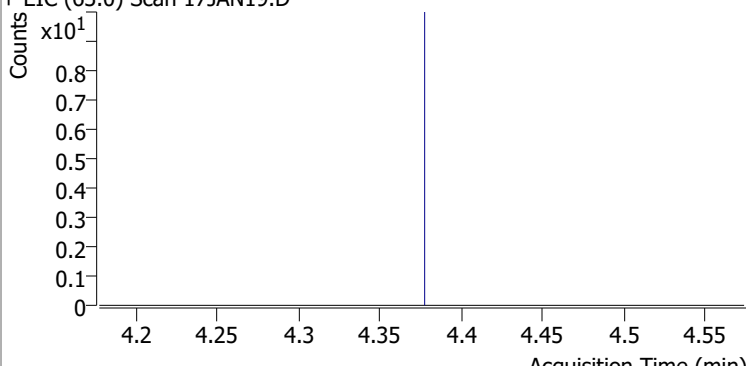
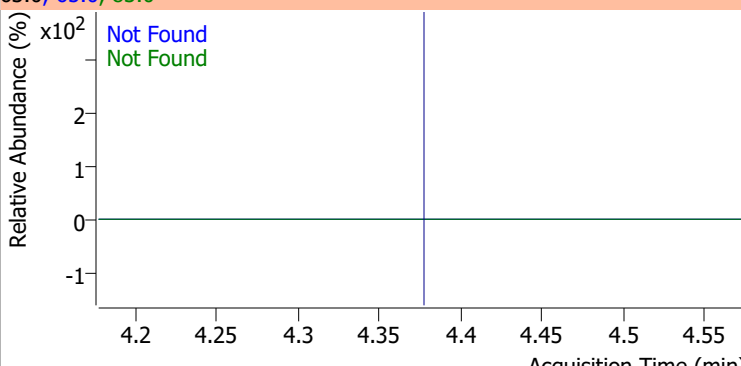
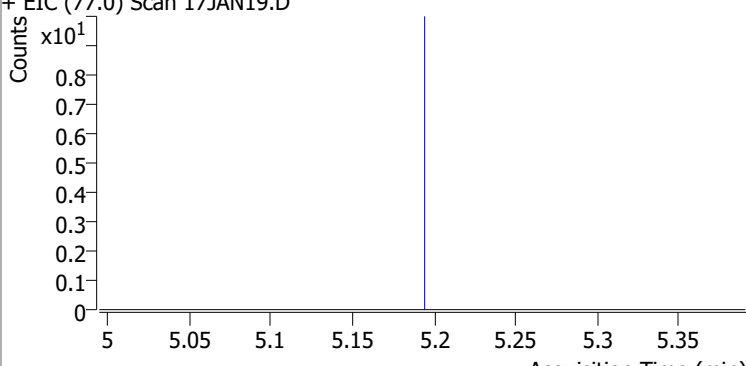
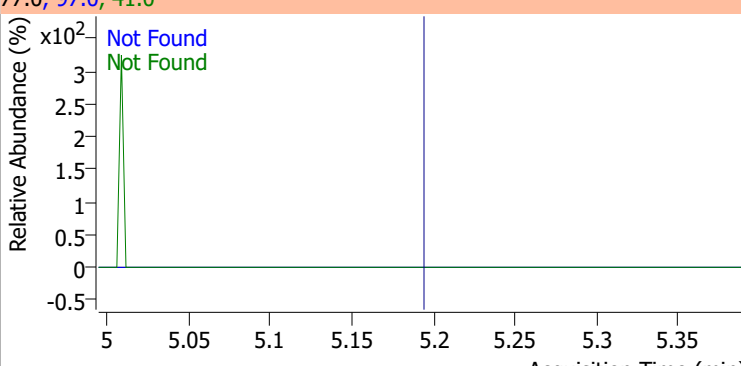
Compound	Conc.	Exp RT	QIon	Exp Ratio	QIon	Exp Ratio
1,1-Dichloroethene	N.D.	2.70	61.0	180.3	63.0	56.7



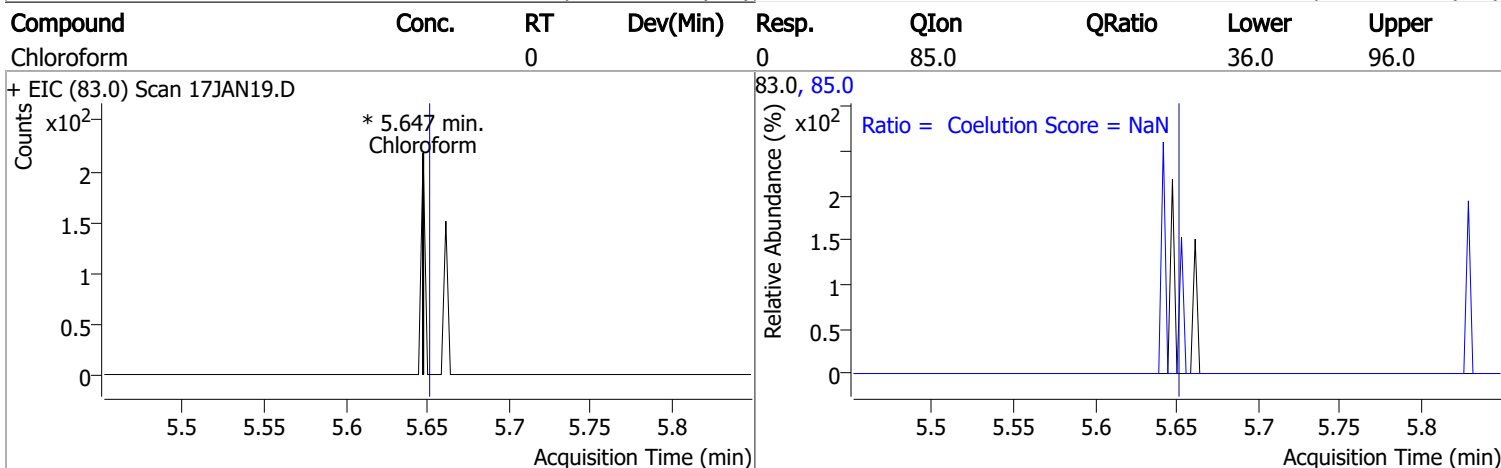
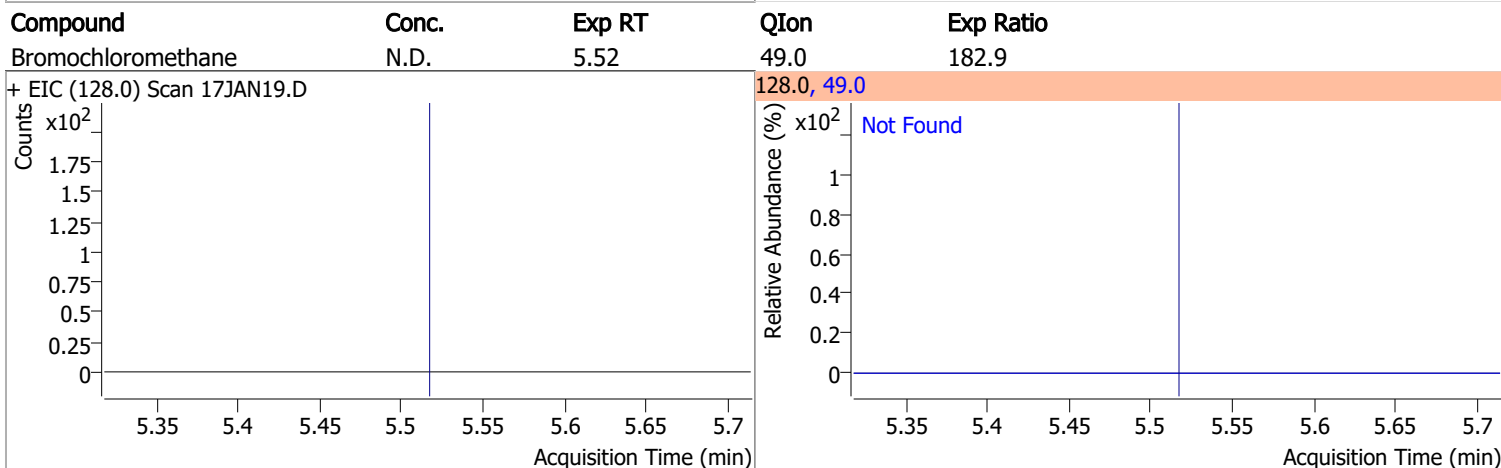
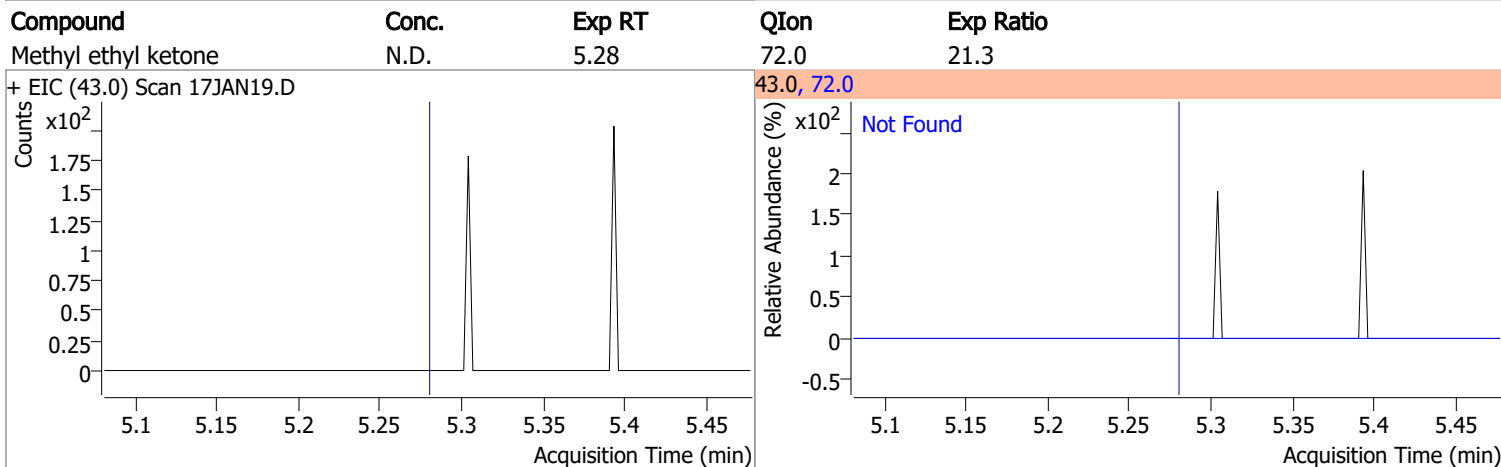
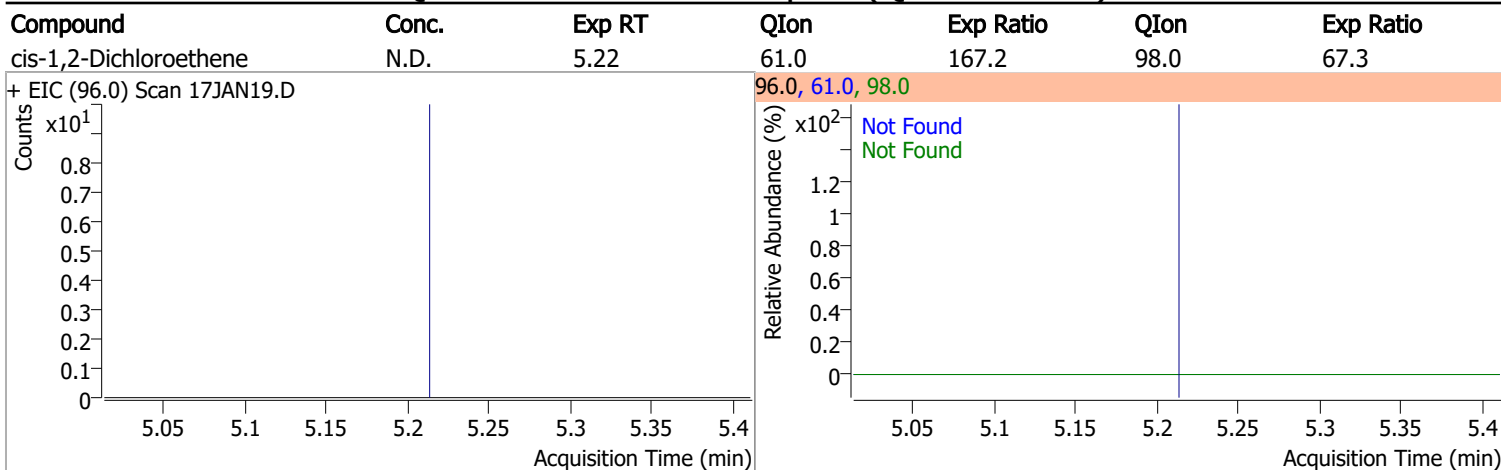
Compound	Conc.	RT	Dev(Min)	Resp.	QIon	QRatio	Lower	Upper
Methylene chloride	1.1970	3.34	0.01	1276 (m)	84.0	58.6	36.9	96.9
					86.0	35.7	14.3	74.3



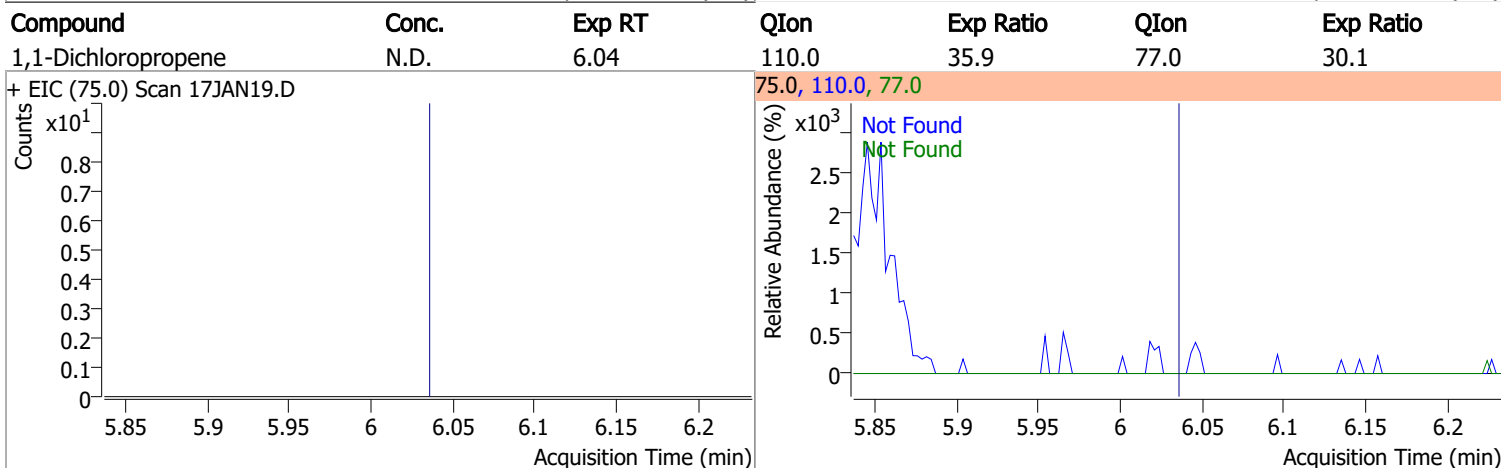
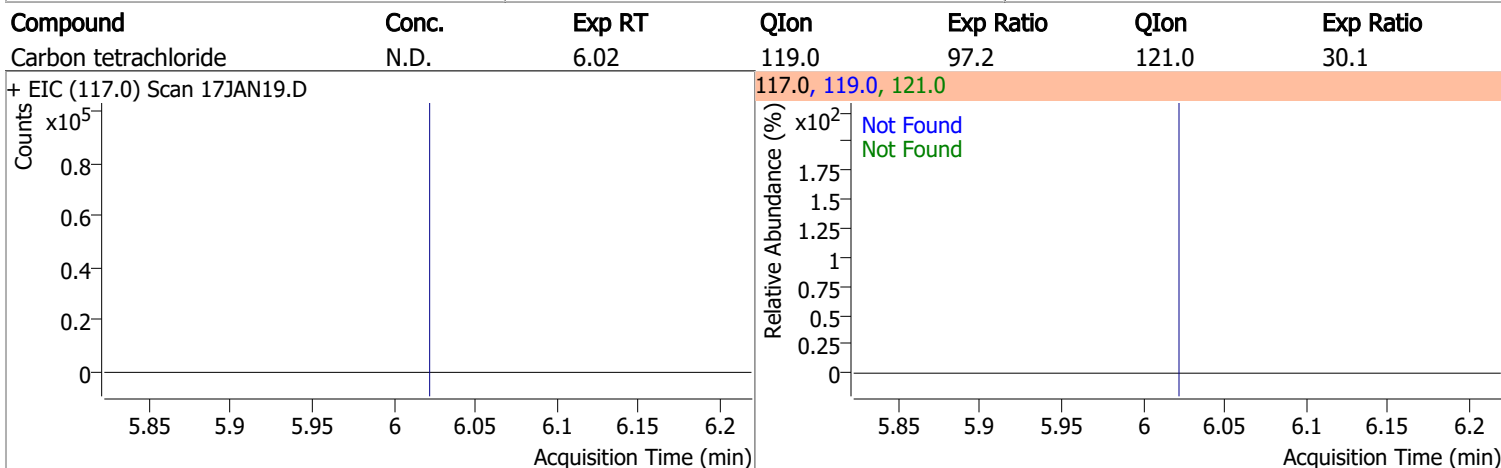
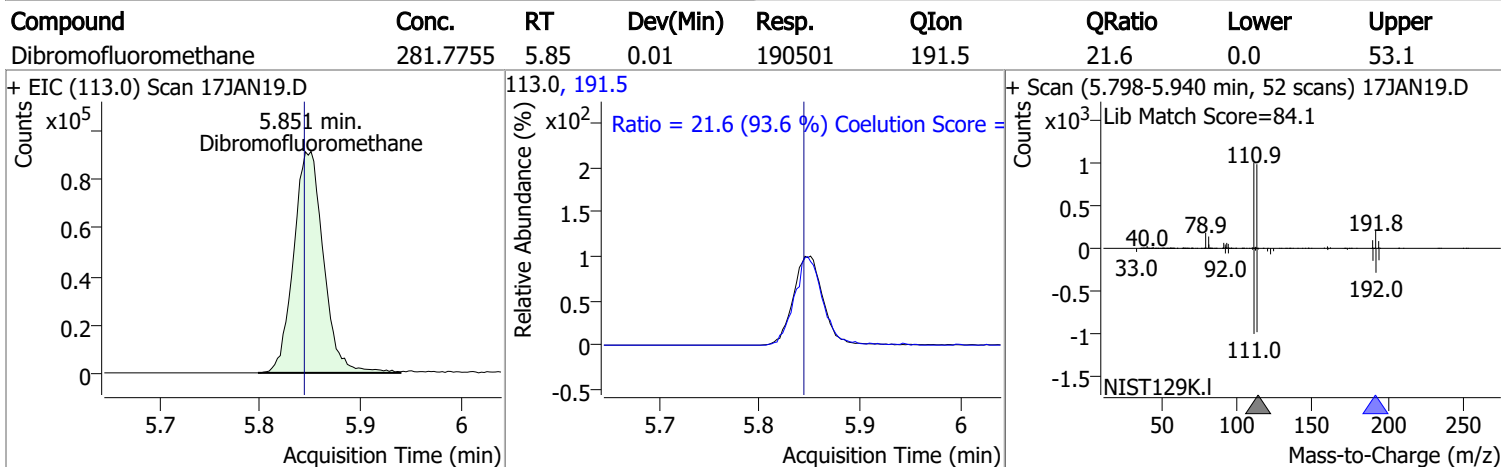
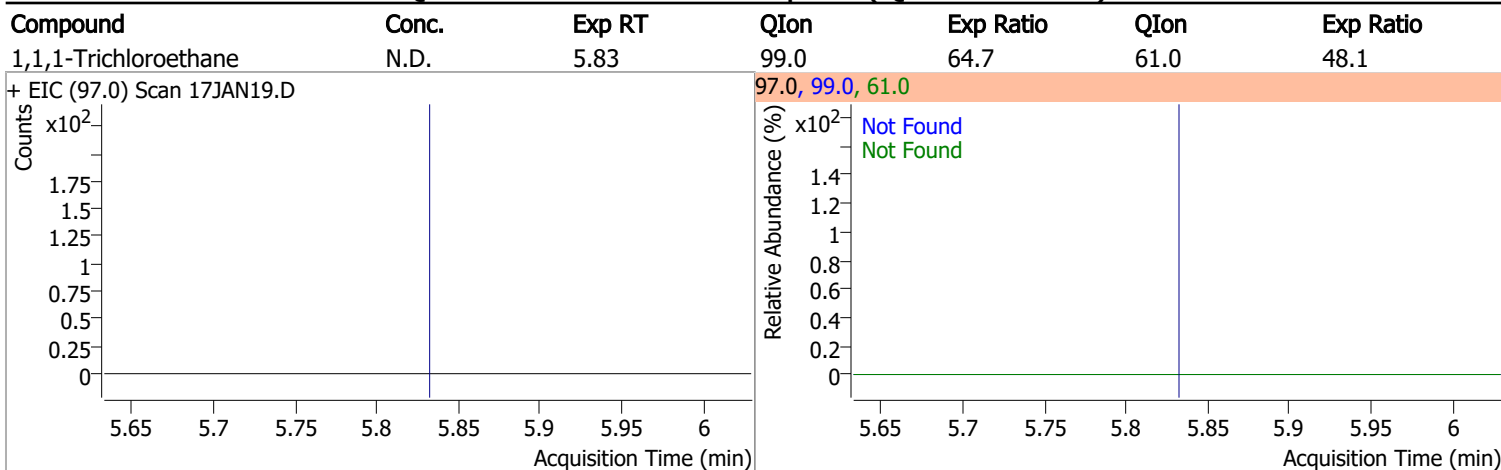
Quantitation Results Report (QT Reviewed)

Compound	Conc.	Exp RT	QIon	Exp Ratio	QIon	Exp Ratio
trans-1,2-Dichloroethene	N.D.	3.72	61.0	153.9	98.0	65.7
+ EIC (96.0) Scan 17JAN19.D			96.0, 61.0, 98.0			
						
Methyl tert-butyl ether (MTBE)	N.D.	3.75	57.0	24.6		
+ EIC (73.0) Scan 17JAN19.D			73.0, 57.0			
						
1,1-Dichloroethane	N.D.	4.38	65.0	32.1	83.0	13.7
+ EIC (63.0) Scan 17JAN19.D			63.0, 65.0, 83.0			
						
2,2-Dichloropropane	N.D.	5.20	41.0	66.5	97.0	23.2
+ EIC (77.0) Scan 17JAN19.D			77.0, 97.0, 41.0			
						

Quantitation Results Report (QT Reviewed)

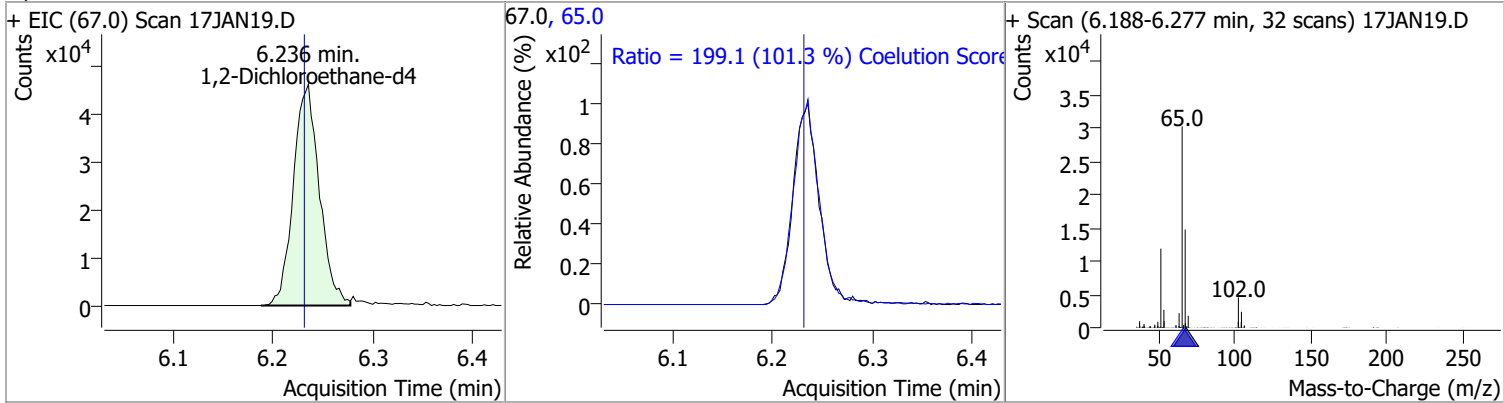


Quantitation Results Report (QT Reviewed)

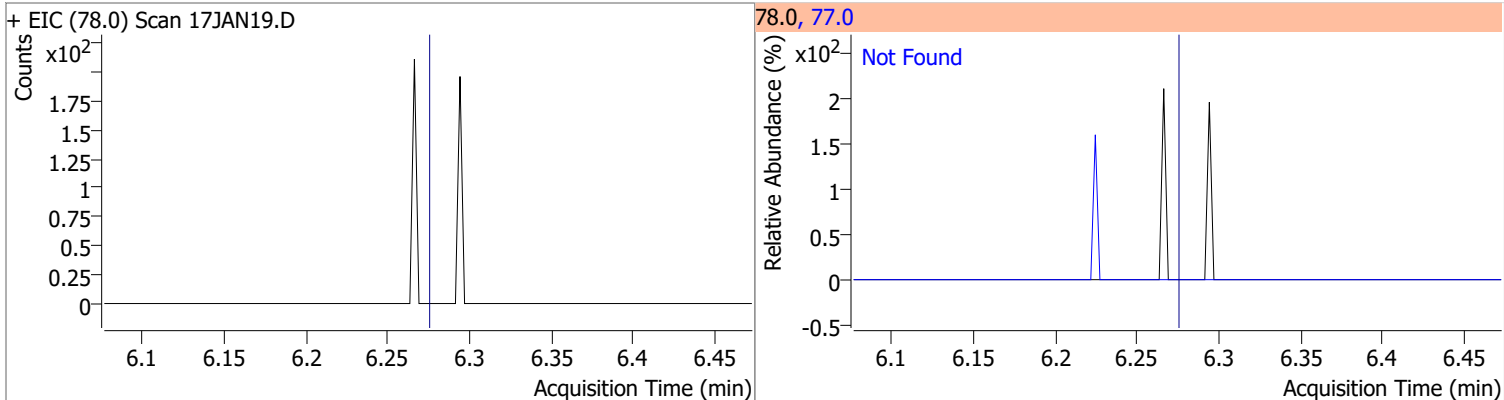


Quantitation Results Report (QT Reviewed)

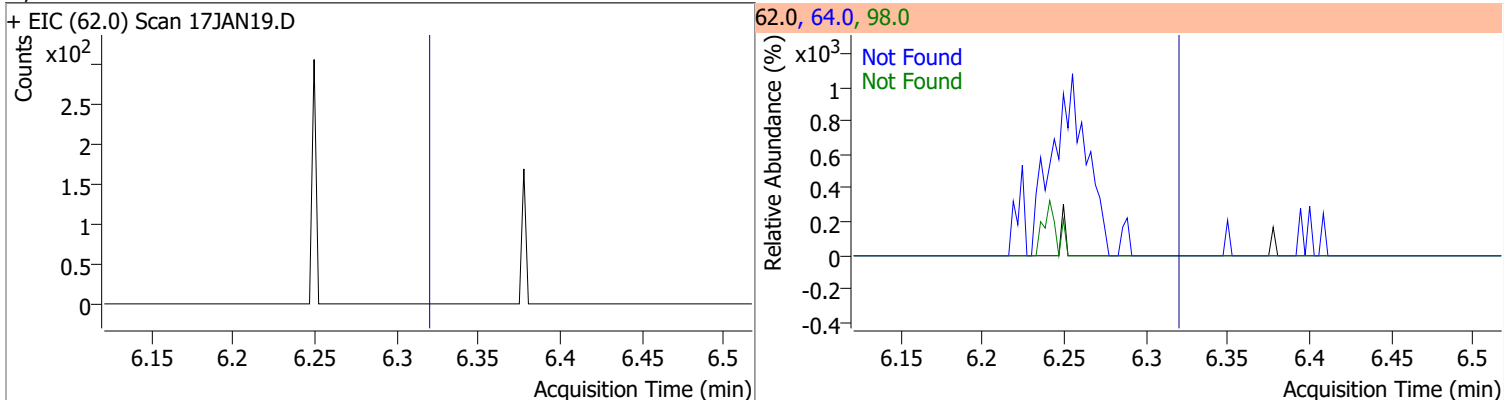
Compound	Conc.	RT	Dev(Min)	Resp.	QIon	QRatio	Lower	Upper
1,2-Dichloroethane-d4	284.4340	6.24	0.00	83059	65.0	199.1	166.5	226.5



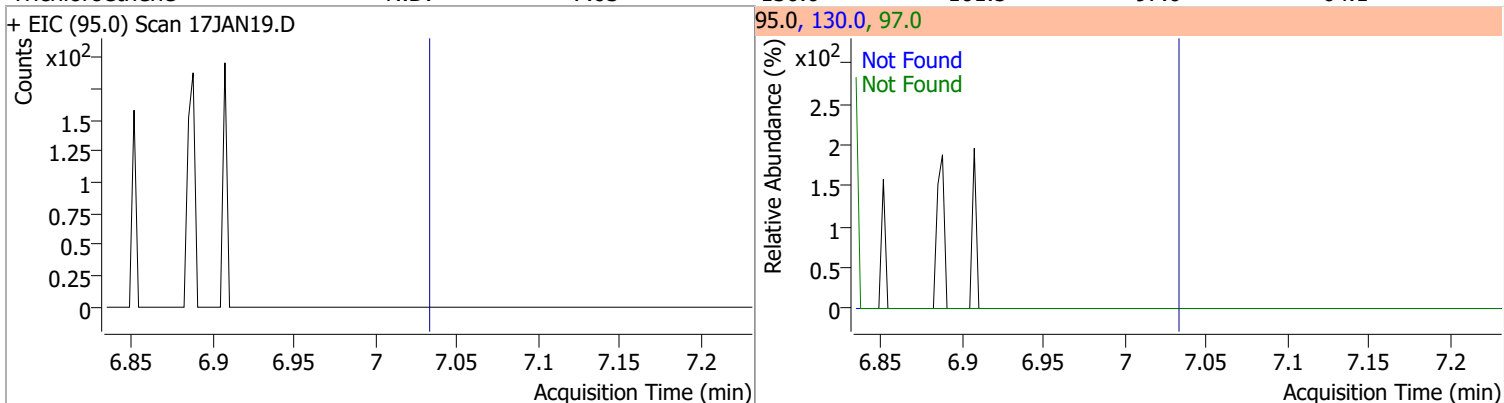
Compound	Conc.	Exp RT	QIon	Exp Ratio
Benzene	N.D.	6.28	77.0	23.5



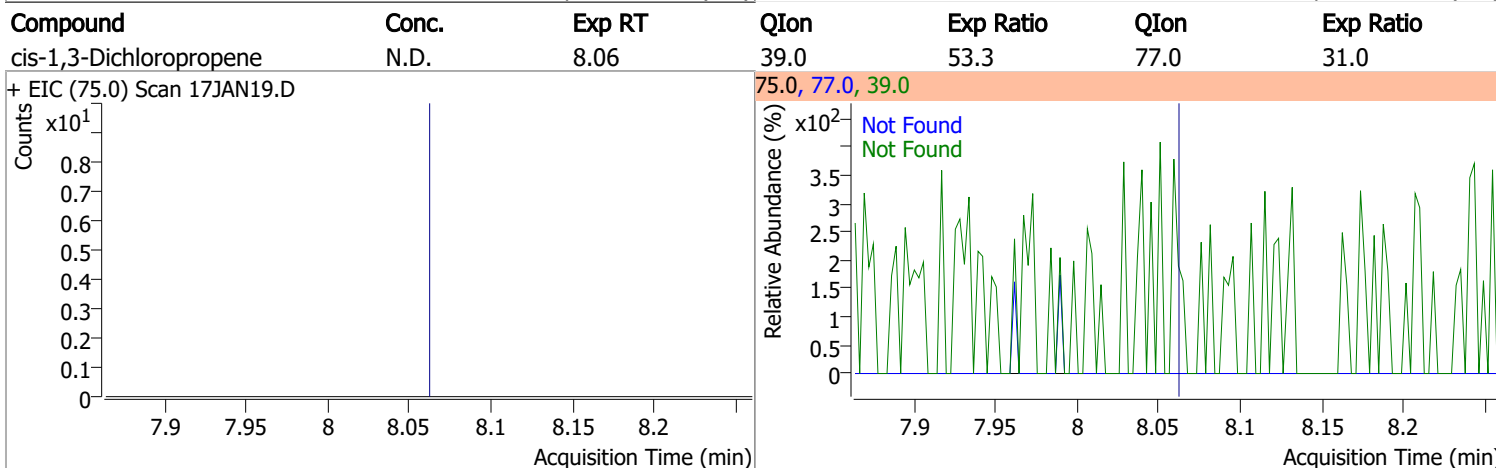
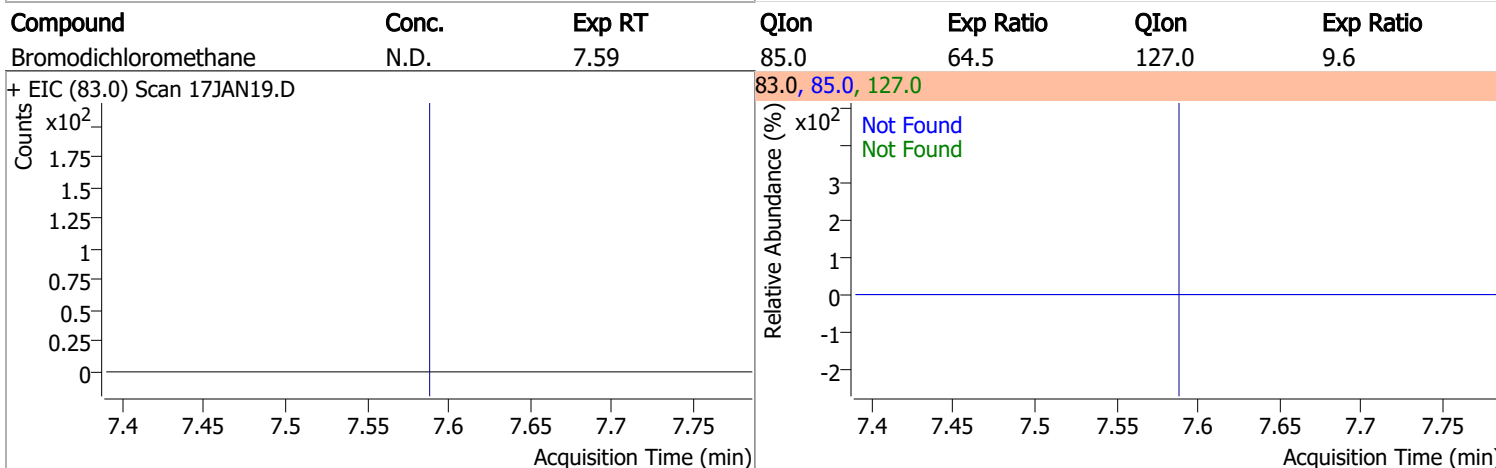
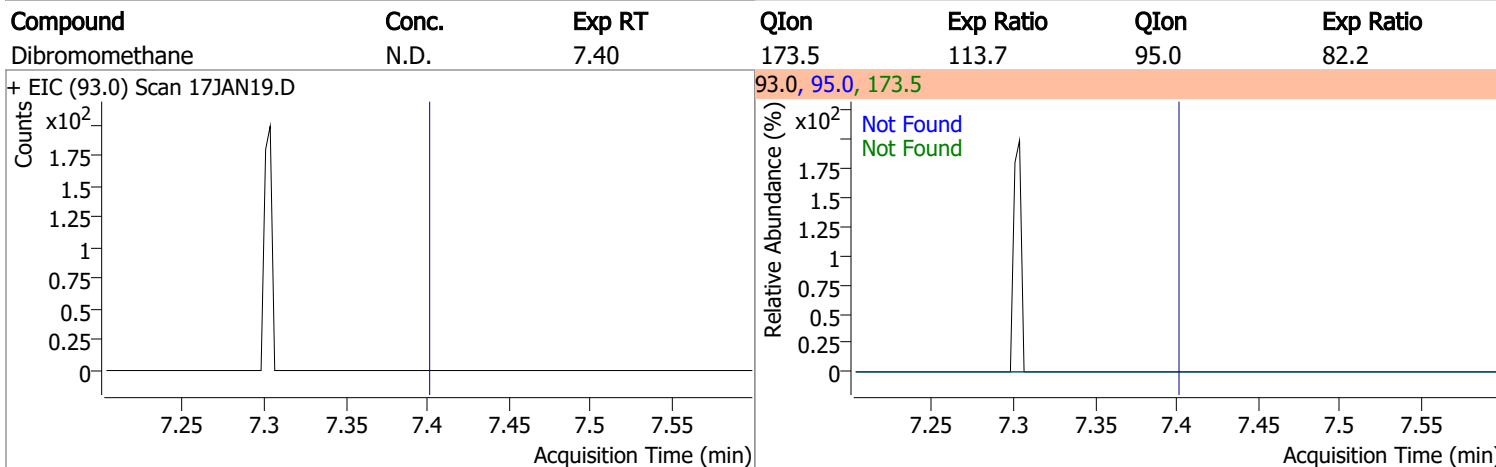
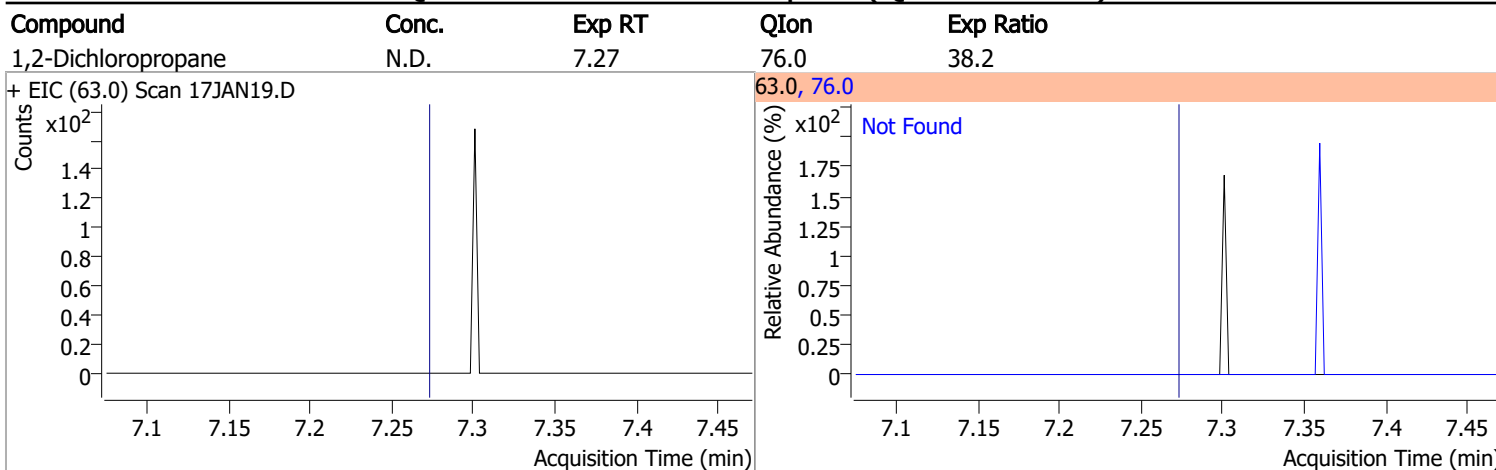
Compound	Conc.	Exp RT	QIon	Exp Ratio	QIon	Exp Ratio
1,2-Dichloroethane	N.D.	6.32	64.0	29.9	98.0	7.6



Compound	Conc.	Exp RT	QIon	Exp Ratio	QIon	Exp Ratio
Trichloroethene	N.D.	7.03	130.0	101.5	97.0	64.1

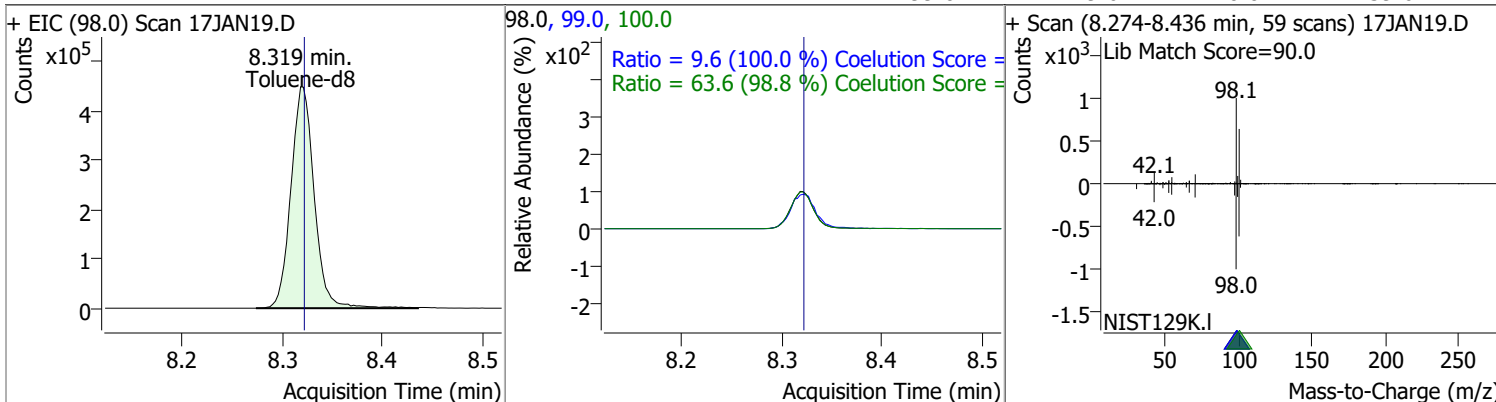


Quantitation Results Report (QT Reviewed)

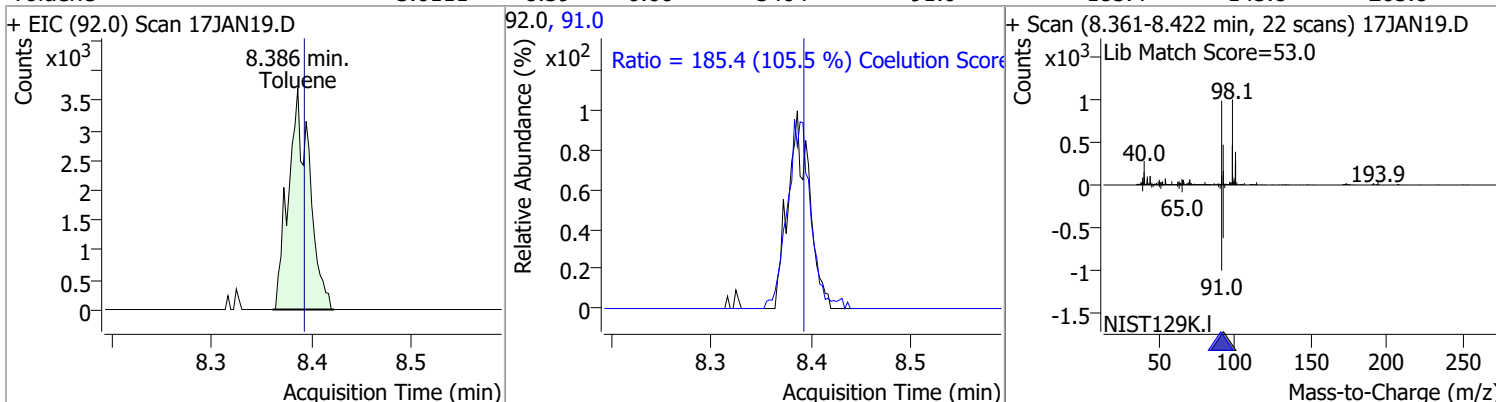


Quantitation Results Report (QT Reviewed)

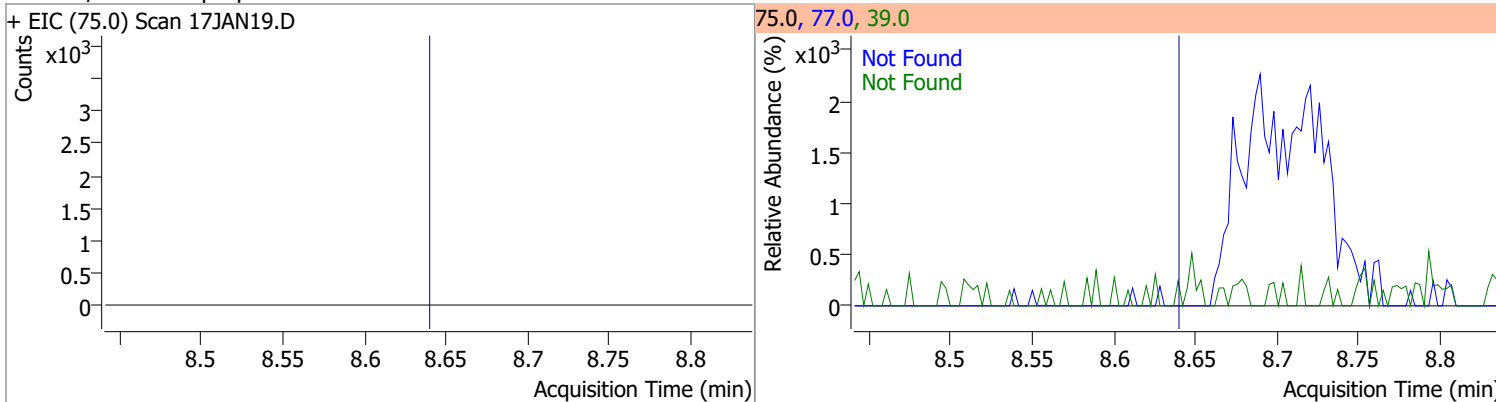
Compound	Conc.	RT	Dev(Min)	Resp.	QIon	QRatio	Lower	Upper
Toluene-d8	269.7273	8.32	0.00	724582	100.0	63.6	34.4	94.4
					99.0	9.6	0.0	39.6



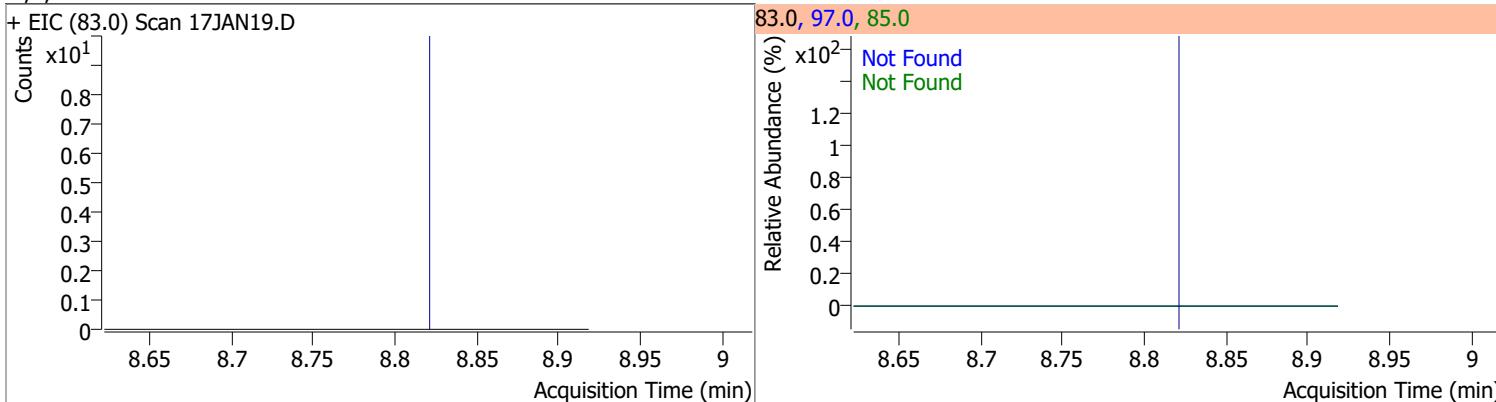
Compound	Conc.	RT	Dev(Min)	Resp.	QIon	QRatio	Lower	Upper
Toluene	3.0111	8.39	0.00	5464	91.0	185.4	145.8	205.8



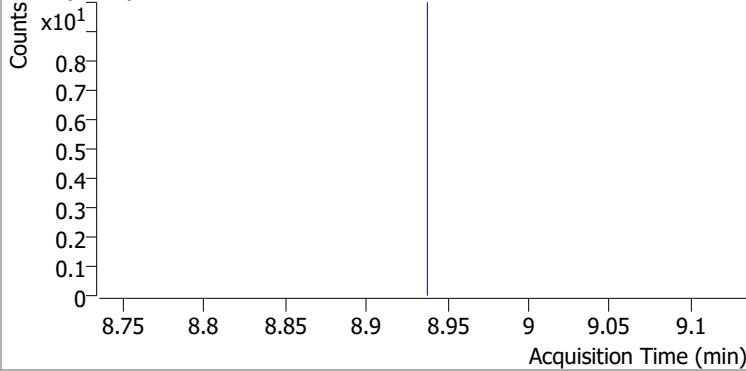
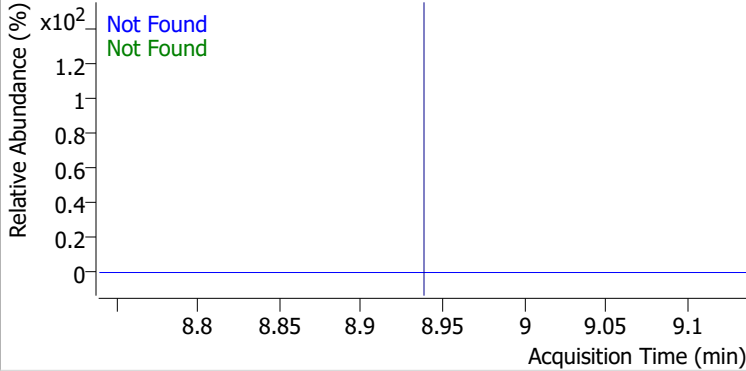
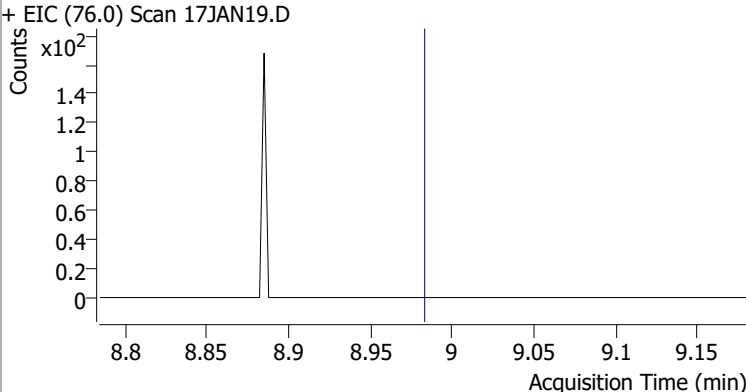
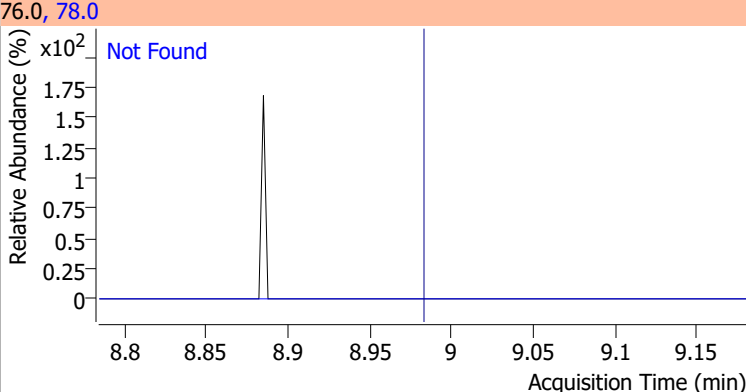
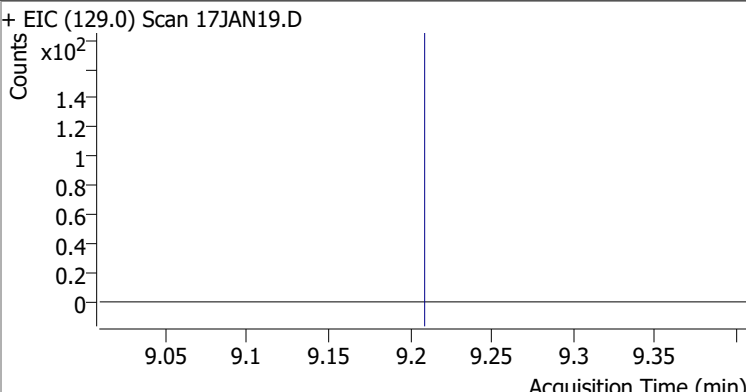
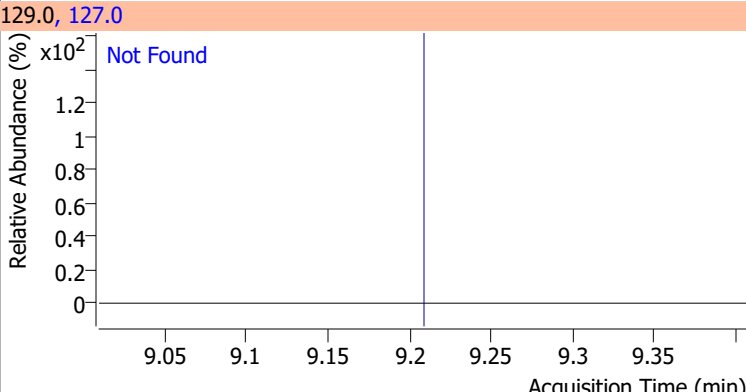
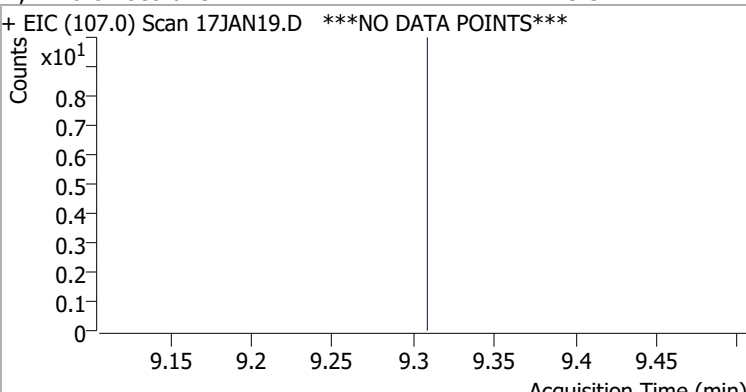
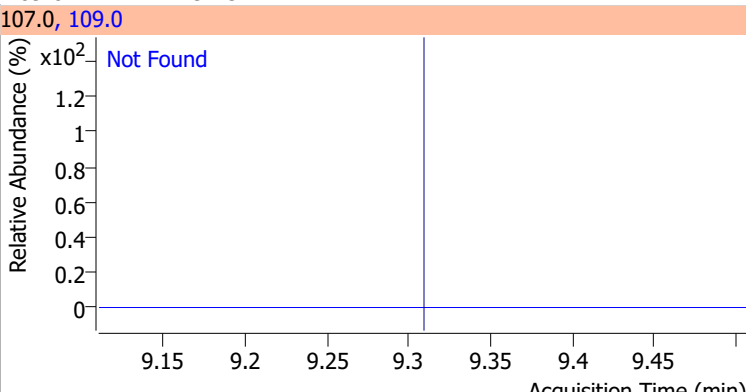
Compound	Conc.	Exp RT	QIon	Exp Ratio	QIon	Exp Ratio
trans-1,3-Dichloropropene	N.D.	8.64	39.0	53.4	77.0	32.4



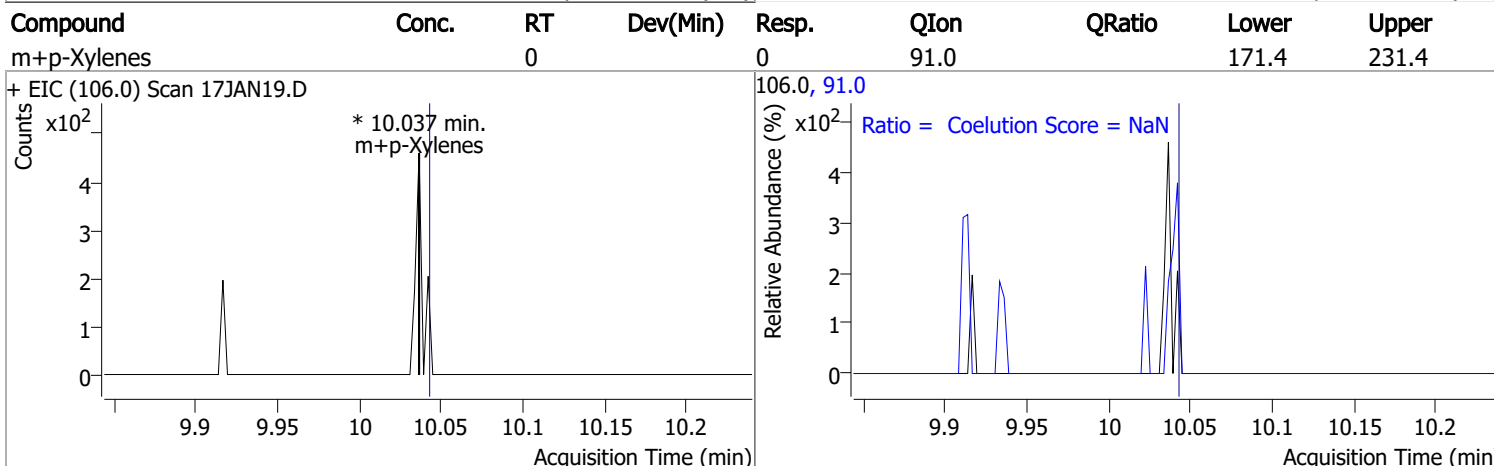
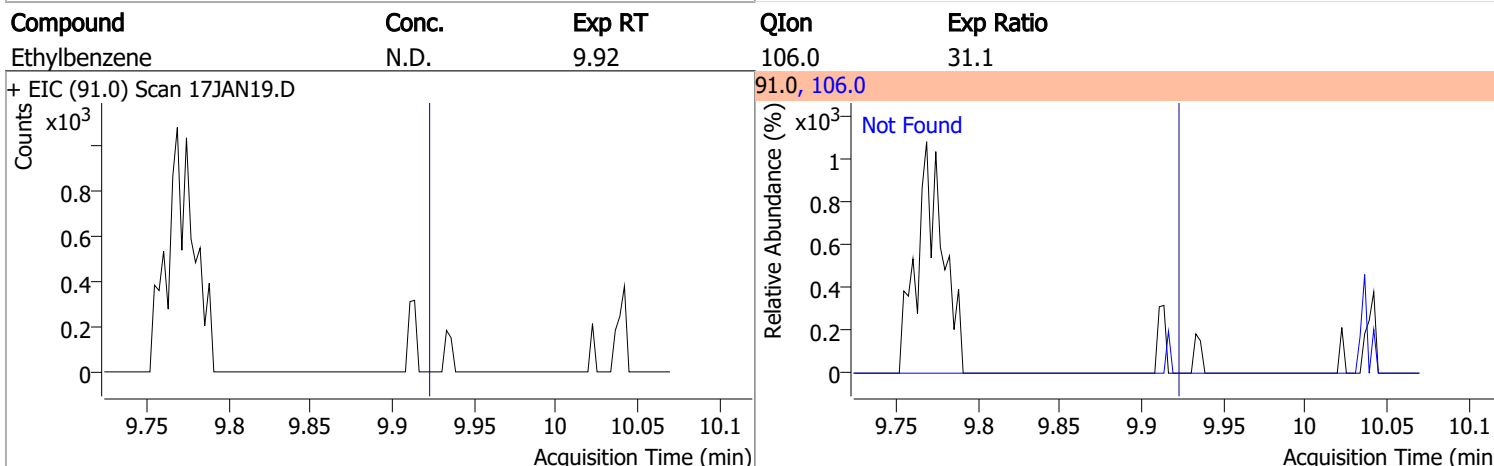
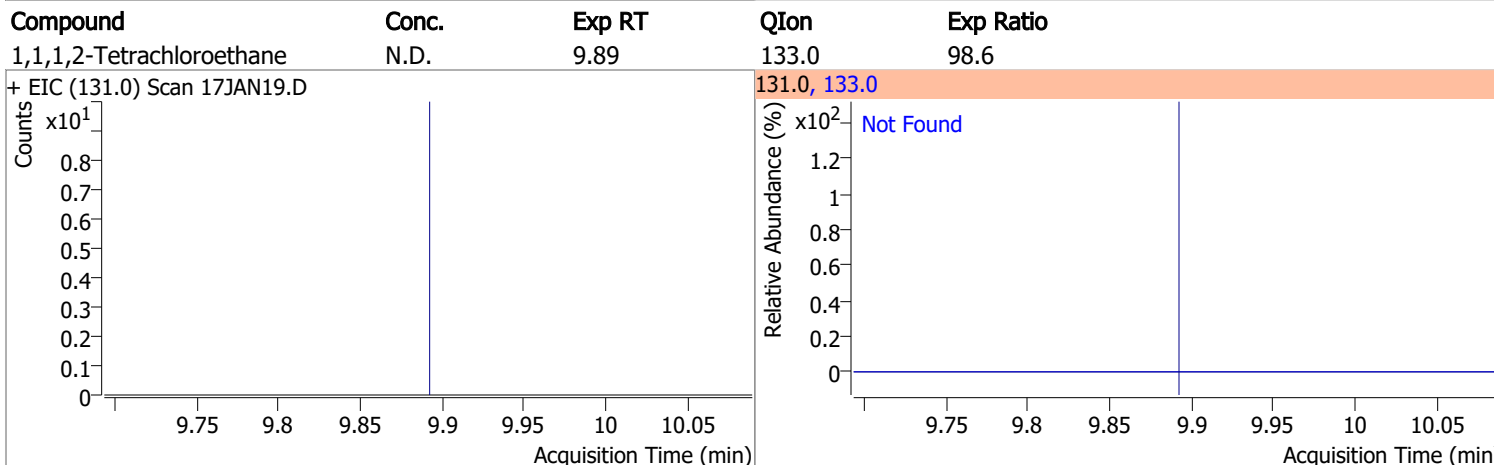
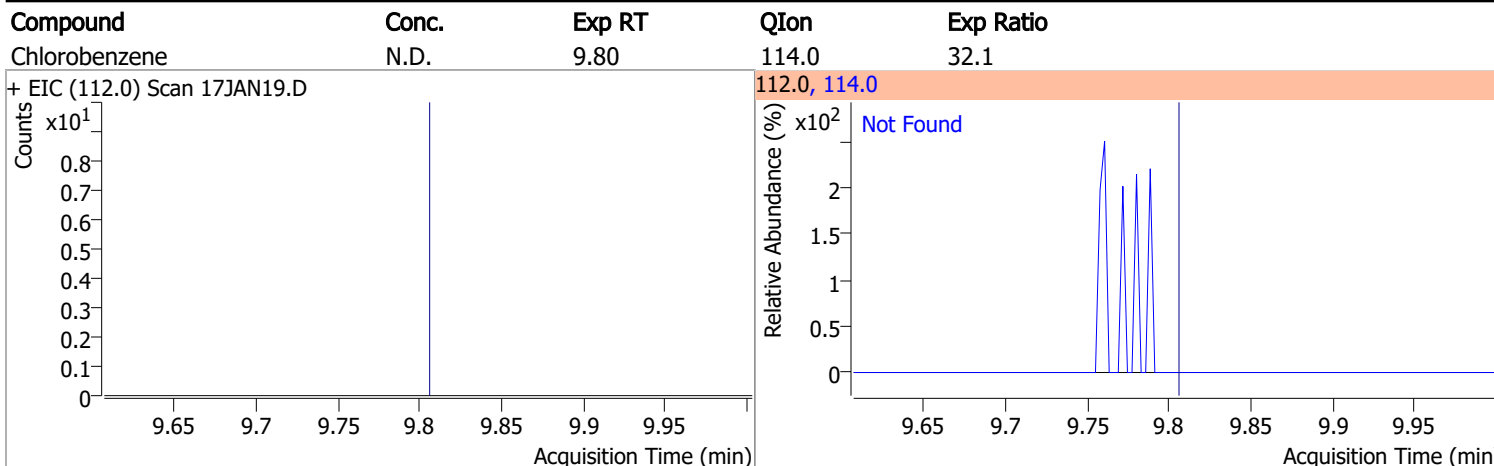
Compound	Conc.	Exp RT	QIon	Exp Ratio	QIon	Exp Ratio
1,1,2-Trichloroethane	N.D.	8.82	97.0	114.6	85.0	67.6



Quantitation Results Report (QT Reviewed)

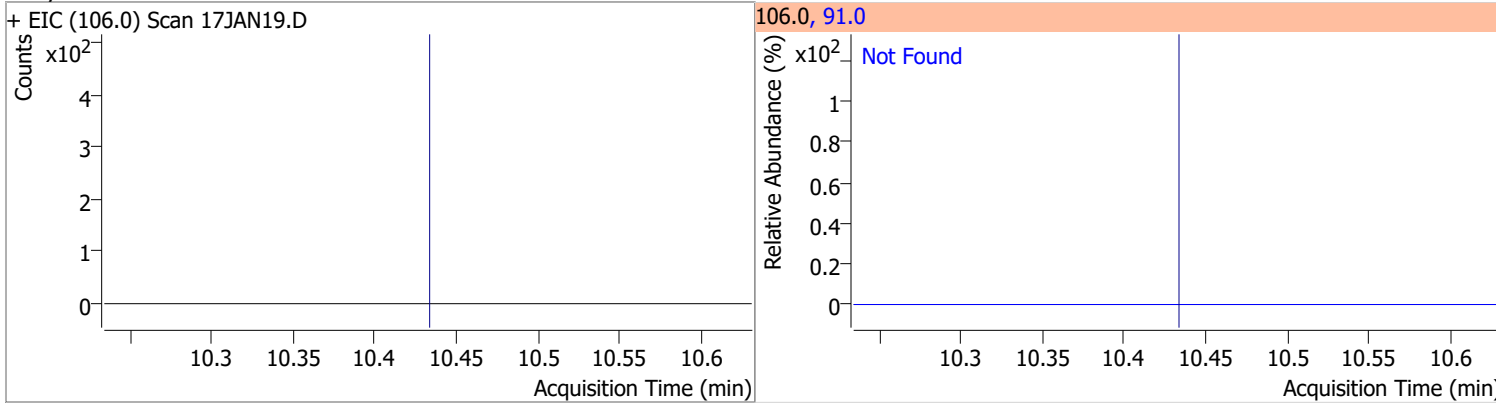
Compound	Conc.	Exp RT	QIon	Exp Ratio	QIon	Exp Ratio
Tetrachloroethene	N.D.	8.94	165.8	128.6	129.0	91.5
+ EIC (163.8) Scan 17JAN19.D ***NO DATA POINTS***			163.8, 129.0, 165.8			
						
1,3-Dichloropropane	N.D.	8.98	78.0	32.9		
+ EIC (76.0) Scan 17JAN19.D			76.0, 78.0			
						
Chlorodibromomethane	N.D.	9.21	127.0	78.0		
+ EIC (129.0) Scan 17JAN19.D			129.0, 127.0			
						
1,2-Dibromoethane	N.D.	9.31	109.0	94.5		
+ EIC (107.0) Scan 17JAN19.D ***NO DATA POINTS***			107.0, 109.0			
						

Quantitation Results Report (QT Reviewed)

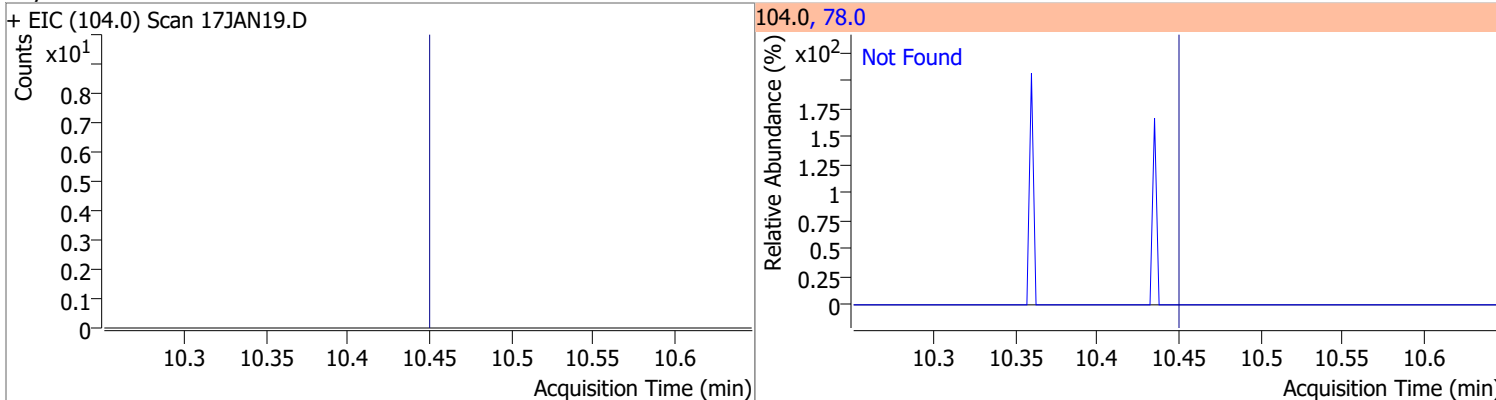


Quantitation Results Report (QT Reviewed)

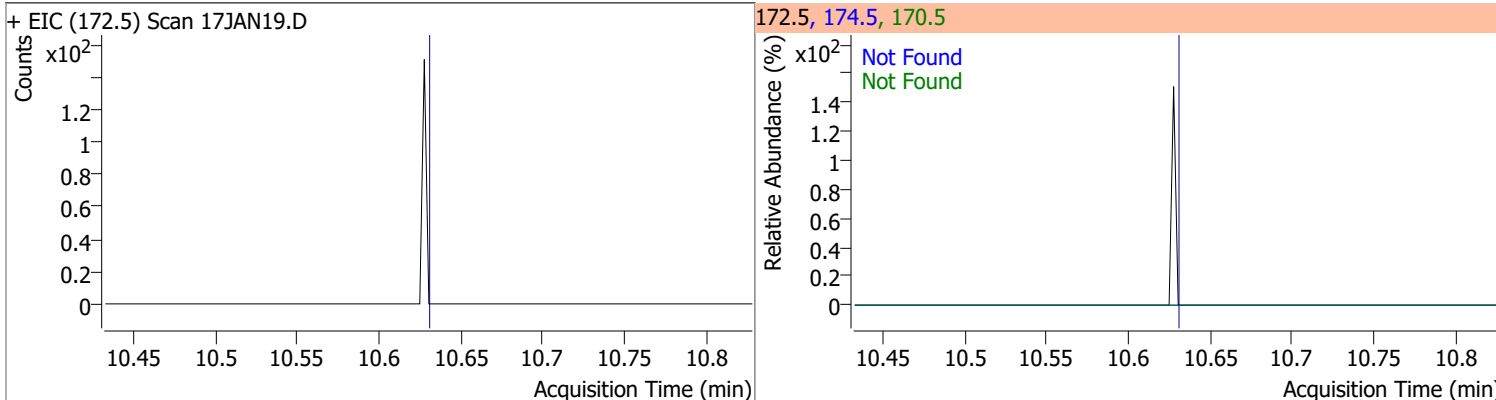
Compound	Conc.	Exp RT	QIon	Exp Ratio
o-Xylene	N.D.	10.43	91.0	213.1



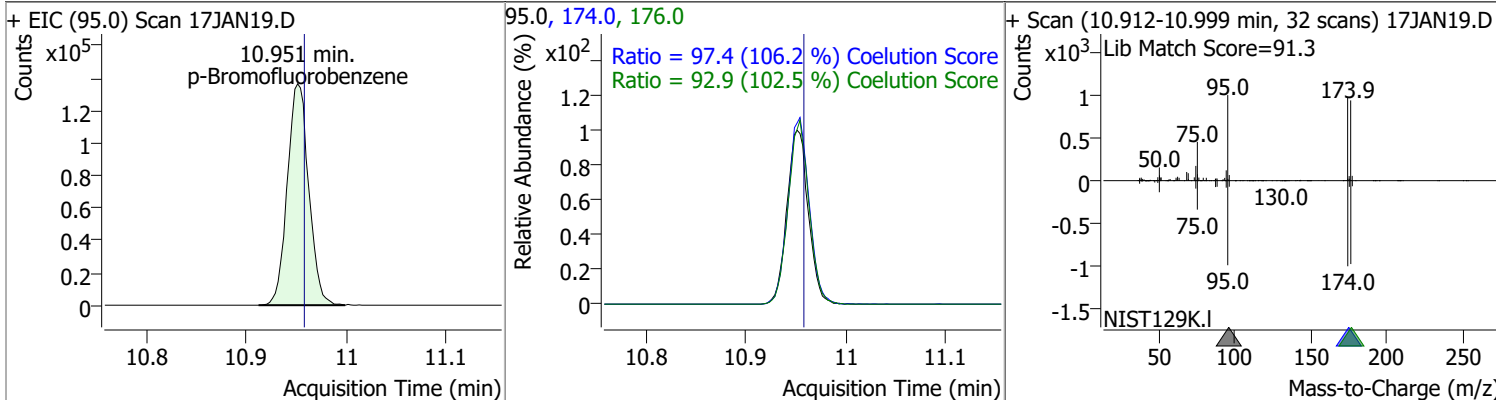
Compound	Conc.	Exp RT	QIon	Exp Ratio
Styrene	N.D.	10.45	78.0	49.6



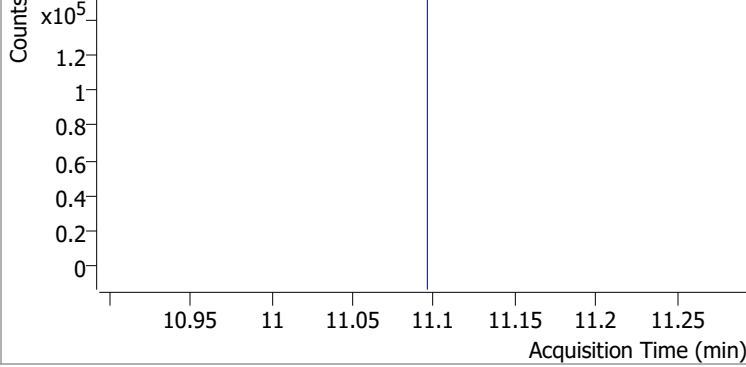
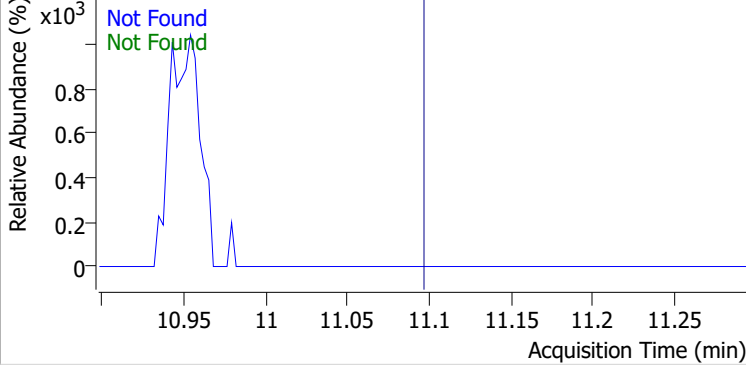
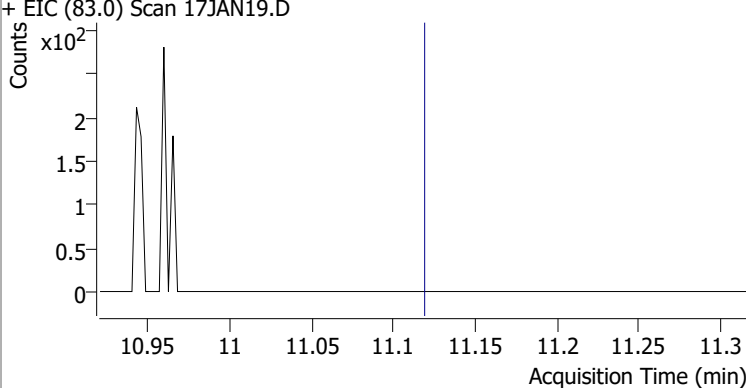
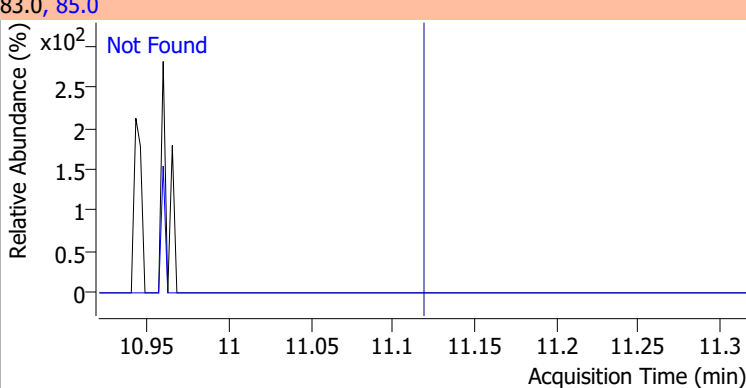
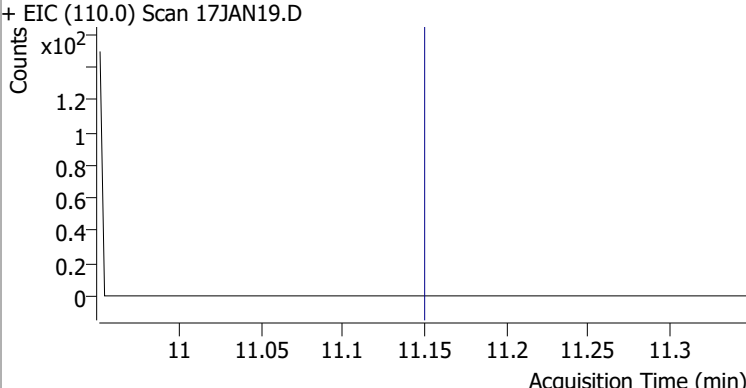
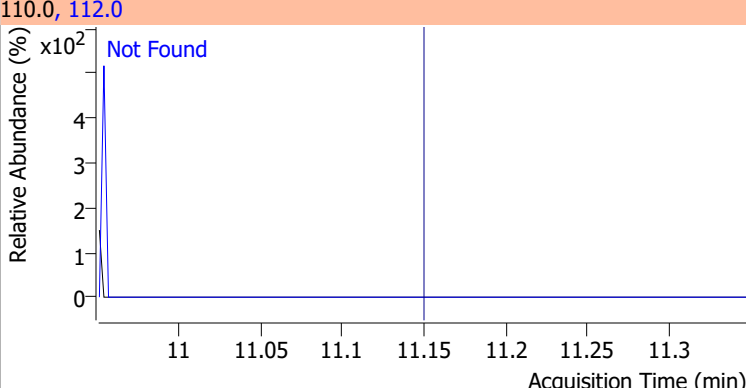
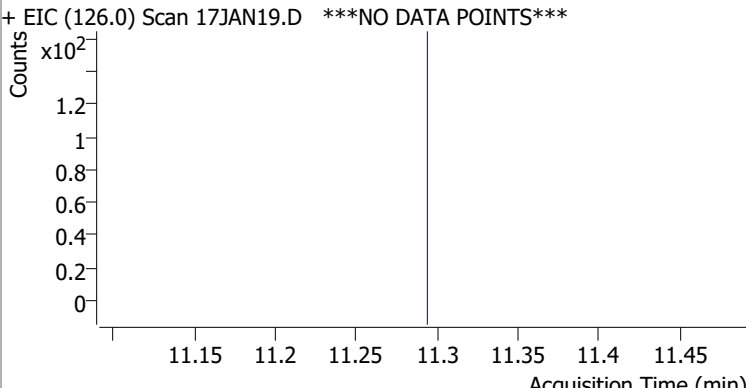
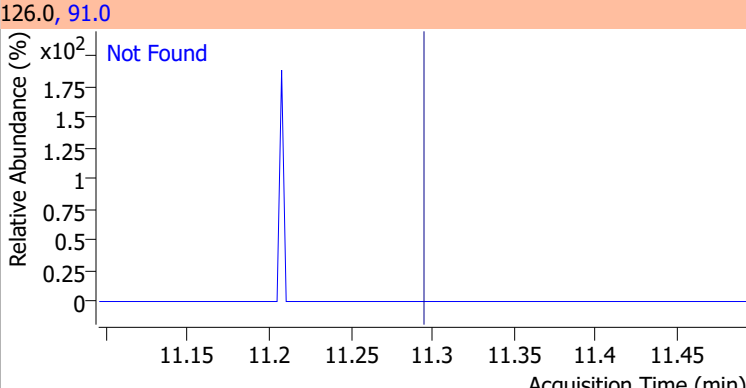
Compound	Conc.	Exp RT	QIon	Exp Ratio	QIon	Exp Ratio
Bromoform	N.D.	10.63	170.5	52.1	174.5	50.1



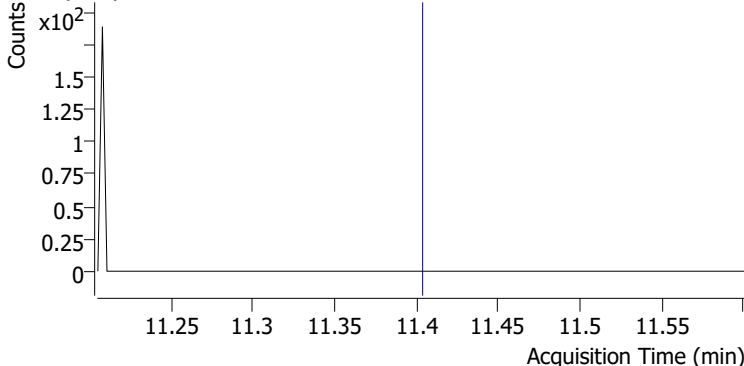
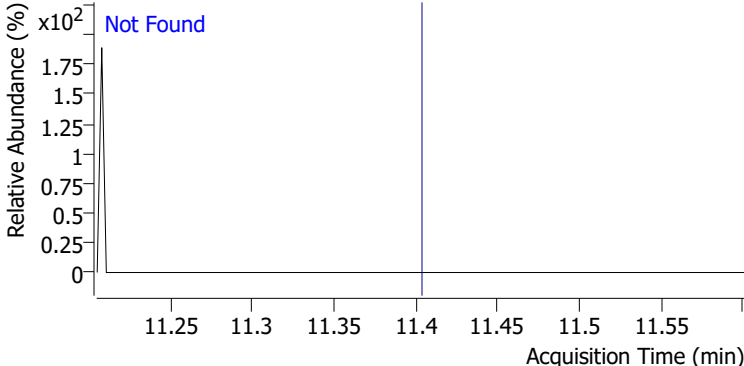
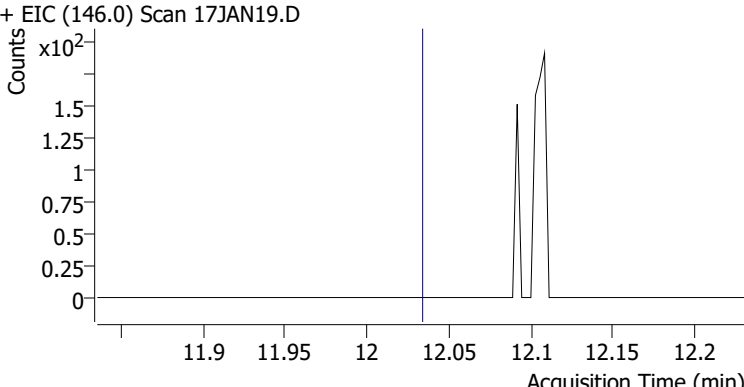
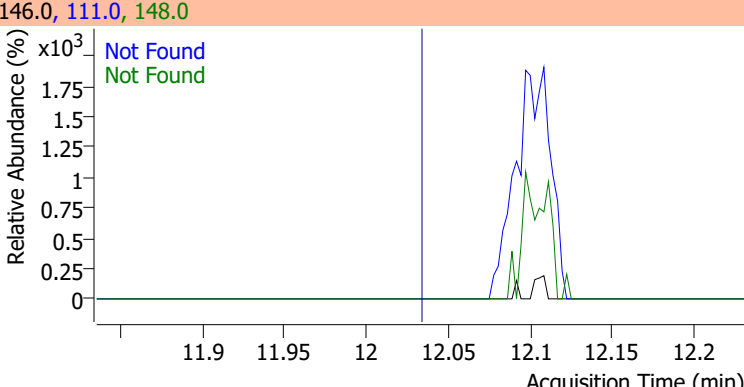
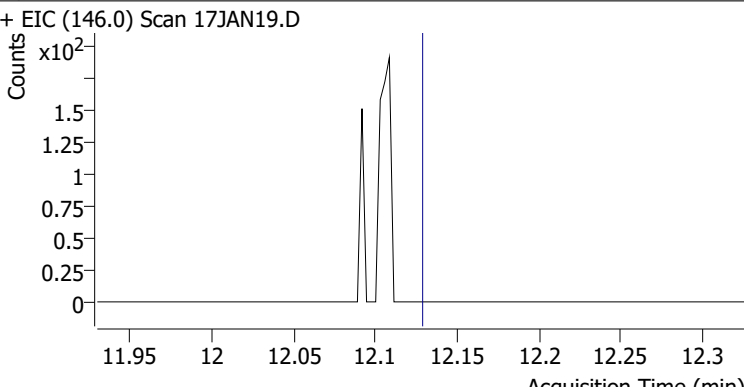
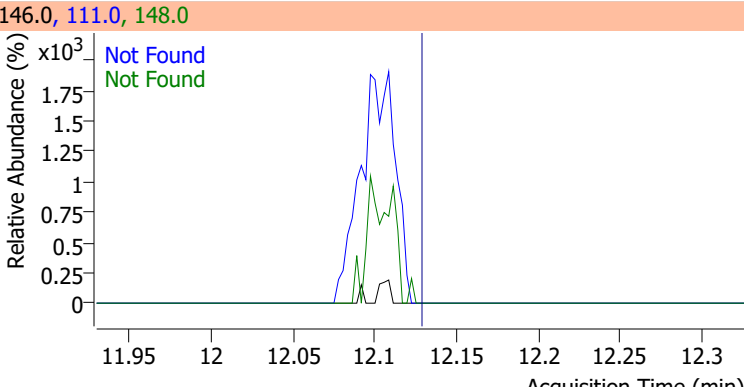
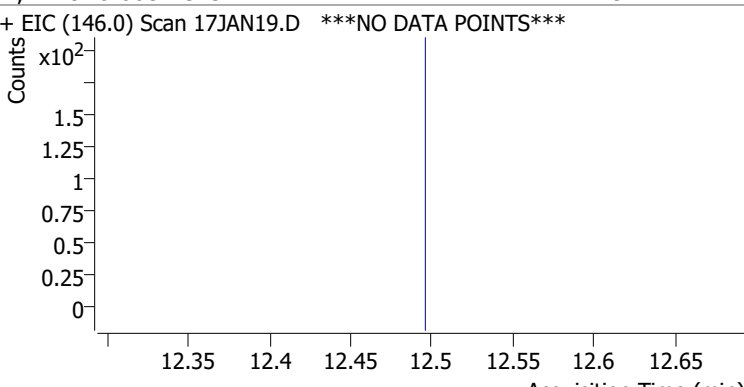
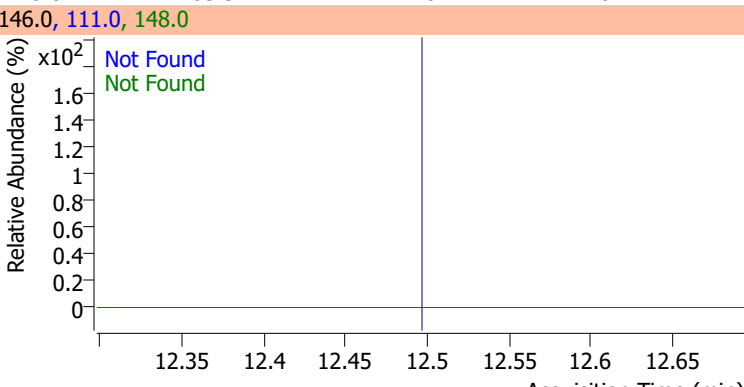
Compound	Conc.	RT	Dev(Min)	Resp.	QIon	QRatio	Lower	Upper
p-Bromofluorobenzene	261.9214	10.95	0.00	202170	174.0	97.4	61.7	121.7
					176.0	92.9	60.6	120.6



Quantitation Results Report (QT Reviewed)

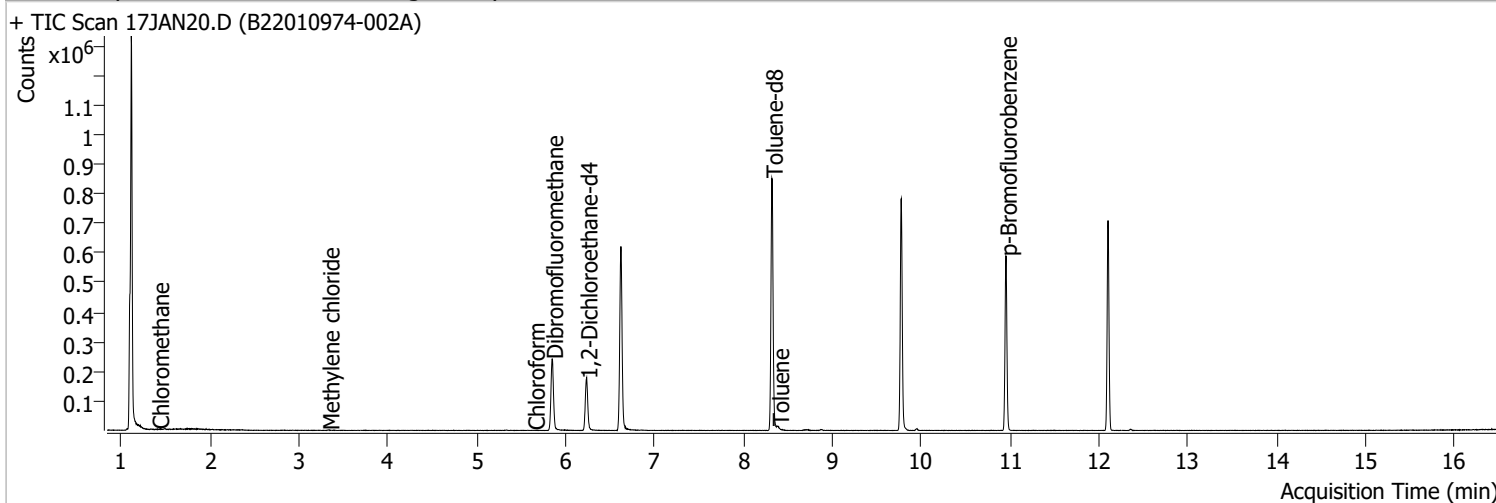
Compound	Conc.	Exp RT	QIon	Exp Ratio	QIon	Exp Ratio
Bromobenzene	N.D.	11.09	77.0	145.7	158.0	96.5
+ EIC (156.0) Scan 17JAN19.D ***NO DATA POINTS***			156.0, 77.0, 158.0			
						
1,1,2,2-Tetrachloroethane	N.D.	11.12	85.0	66.2		
+ EIC (83.0) Scan 17JAN19.D			83.0, 85.0			
						
1,2,3-Trichloropropane	N.D.	11.15	112.0	63.5		
+ EIC (110.0) Scan 17JAN19.D			110.0, 112.0			
						
2-Chlorotoluene	N.D.	11.29	91.0	282.3		
+ EIC (126.0) Scan 17JAN19.D ***NO DATA POINTS***			126.0, 91.0			
						

Quantitation Results Report (QT Reviewed)

Compound	Conc.	Exp RT	QIon	Exp Ratio		
4-Chlorotoluene	N.D.	11.40	126.0	31.7		
+ EIC (91.0) Scan 17JAN19.D			91.0, 126.0			
						
1,3-Dichlorobenzene	N.D.	12.03	148.0	63.6	QIon	Exp Ratio
+ EIC (146.0) Scan 17JAN19.D			146.0, 111.0, 148.0			
						
1,4-Dichlorobenzene	N.D.	12.13	148.0	63.1	QIon	Exp Ratio
+ EIC (146.0) Scan 17JAN19.D			146.0, 111.0, 148.0			
						
1,2-Dichlorobenzene	N.D.	12.49	148.0	63.9	QIon	Exp Ratio
+ EIC (146.0) Scan 17JAN19.D ***NO DATA POINTS***			146.0, 111.0, 148.0			
						

Quantitation Results Report (QT Reviewed)

Data File	17JAN20.D	Operator	MSC
Acq. Method	5975CACQF.M	Acq. Date-Time	1/17/2022 6:38:17 PM
Sample Name	B22010974-002A	Instrument	VOA5975C
Vial	20	Multiplier	1.00
DA Method File	VOA5975C_8260B_SHT_DoD_L4_010422.m	Comment	
Tune File	BFB_Atune3.u	Tune Date	10/11/2021 4:02:00 PM
Batch Name	VG011722_8260B.batch.bin	Last Calib Update	3/5/2022 1:16:34 PM
Ref Library	\\MASSHUNTER\Org\Library\NIST129K.I		



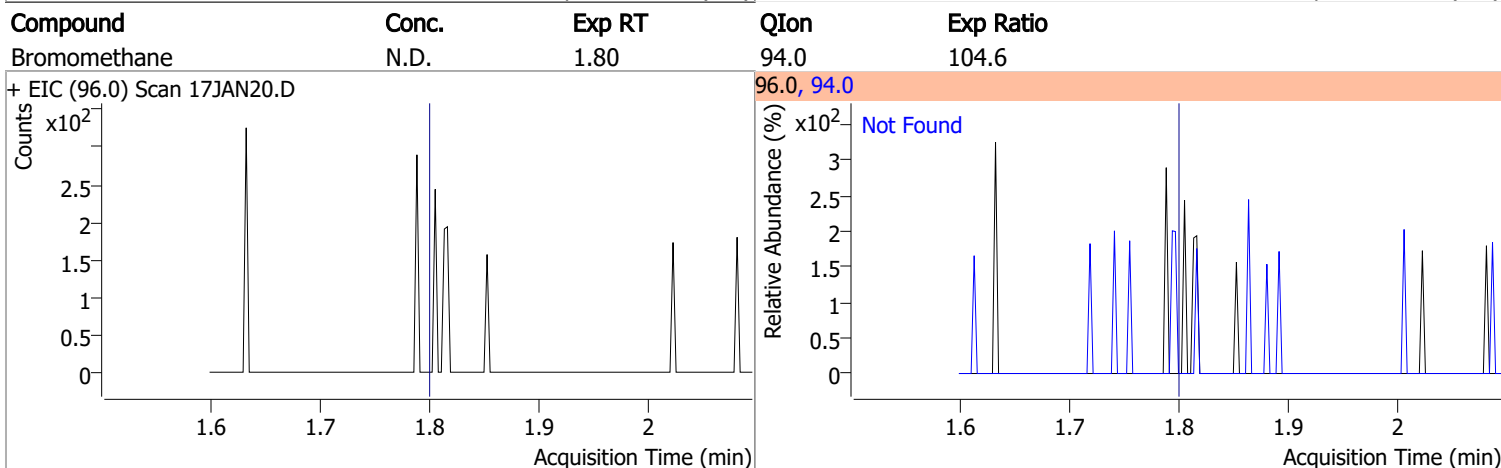
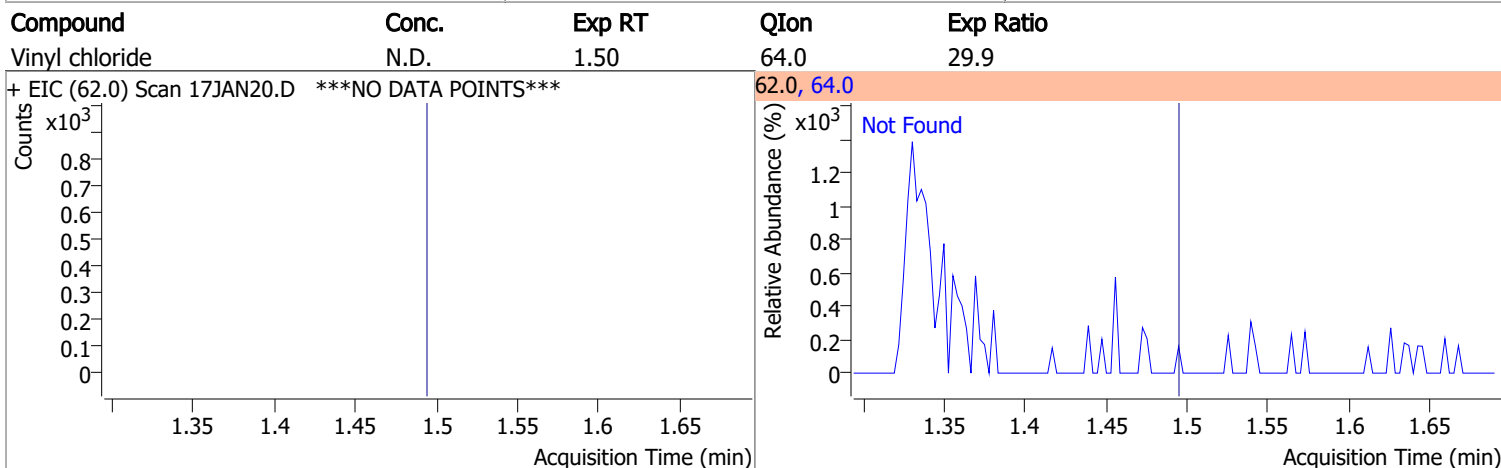
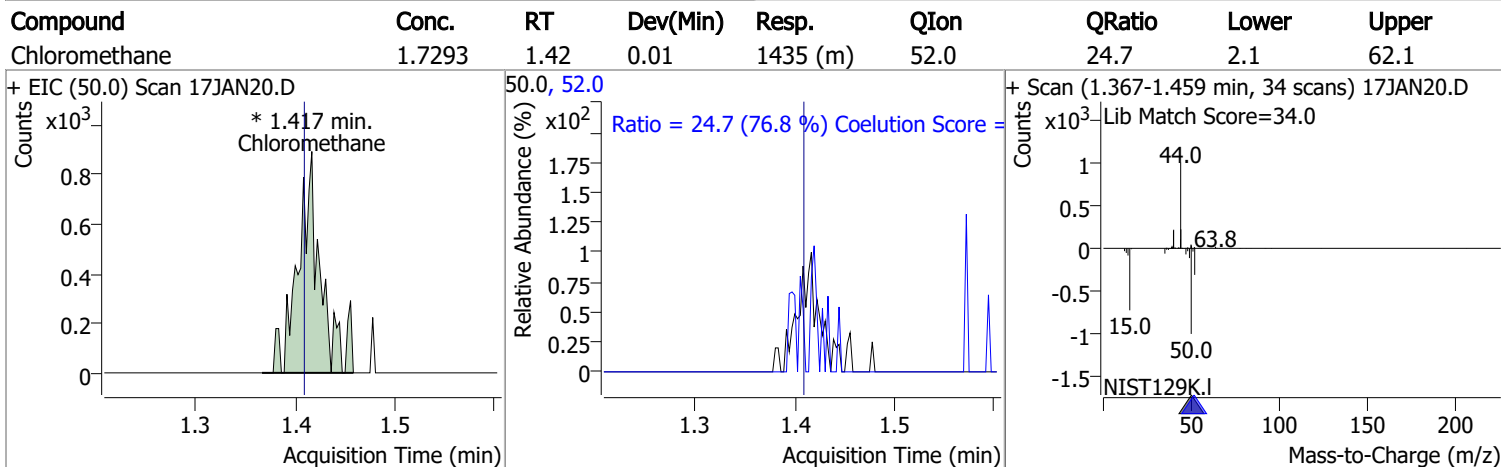
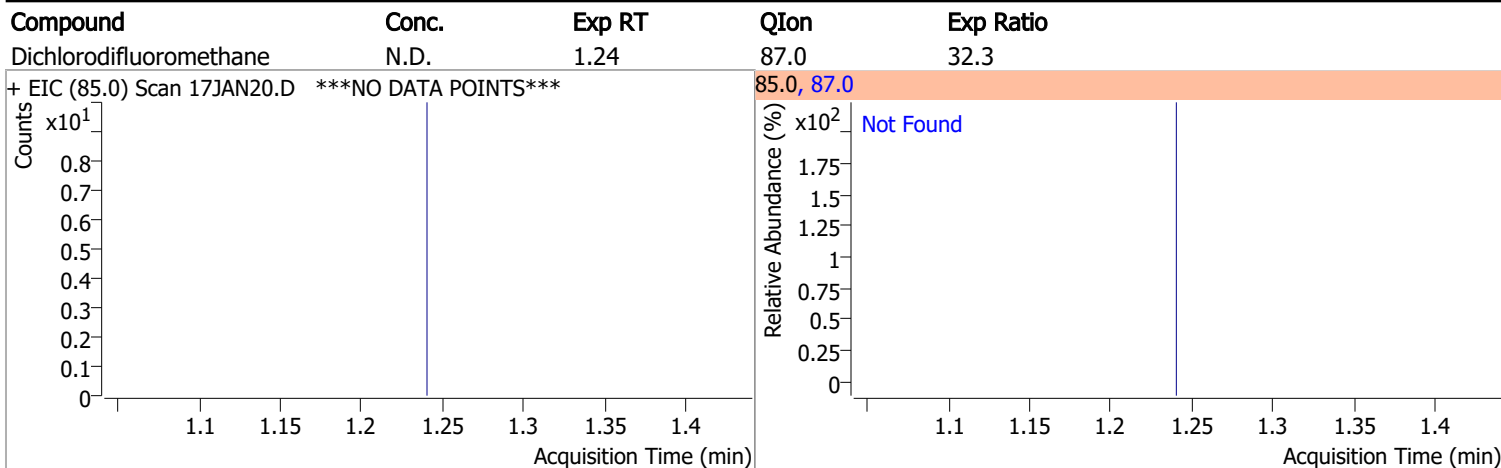
Compound	RT	QIon	Resp.	Conc.	Units	Dev(Min)
Internal Standards						
M Fluorobenzene	6.621	96.0	521723	250.0000	ng	-0.003
M Chlorobenzene-d5	9.774	82.0	213668	250.0000	ng	0.003
M 1,4-Dichlorobenzene-d4	12.100	152.0	171704	250.0000	ng	0.000
System Monitoring Compounds						
S Dibromofluoromethane	5.848	113.0	139424	283.6612	ng	0.003
Spiked Amount: 250.000	Range: 80.0 - 119.0%			Recovery = 113.46%		
S 1,2-Dichloroethane-d4	6.233	67.0	64115	302.0027	ng	0.000
Spiked Amount: 250.000	Range: 81.0 - 118.0%			Recovery = 120.80% *		
S Toluene-d8	8.319	98.0	530057	257.4325	ng	0.000
Spiked Amount: 250.000	Range: 89.0 - 112.0%			Recovery = 102.97%		
S p-Bromofluorobenzene	10.951	95.0	160908	255.7994	ng	-0.003
Spiked Amount: 250.000	Range: 85.0 - 114.0%			Recovery = 102.32%		
Target Compounds						
T Dichlorodifluoromethane	0.000		0	N.D.		
T Chloromethane	1.417	50.0	1435	1.7293	ng	m 87
T Vinyl chloride	0.000		0	N.D.		
T Bromomethane	0.000		0	N.D.		
T Chloroethane	0.000		0	N.D.		
T Trichlorofluoromethane	0.000		0	N.D.		
T 1,1-Dichloroethene	0.000		0	N.D.		
T Methylene chloride	3.333	49.0	1025	1.3235	ng	m 92
T trans-1,2-Dichloroethene	0.000		0	N.D.		
T Methyl tert-butyl ether (MTBE)	0.000		0	N.D.		
T 1,1-Dichloroethane	0.000		0	N.D.		
T 2,2-Dichloropropane	0.000		0	N.D.		
T cis-1,2-Dichloroethene	0.000		0	N.D.		
T Methyl ethyl ketone	0.000		0	N.D.		
T Bromochloromethane	0.000		0	N.D.		
T Chloroform	5.642	83.0	224	0.2254	ng	m 92

Quantitation Results Report (QT Reviewed)

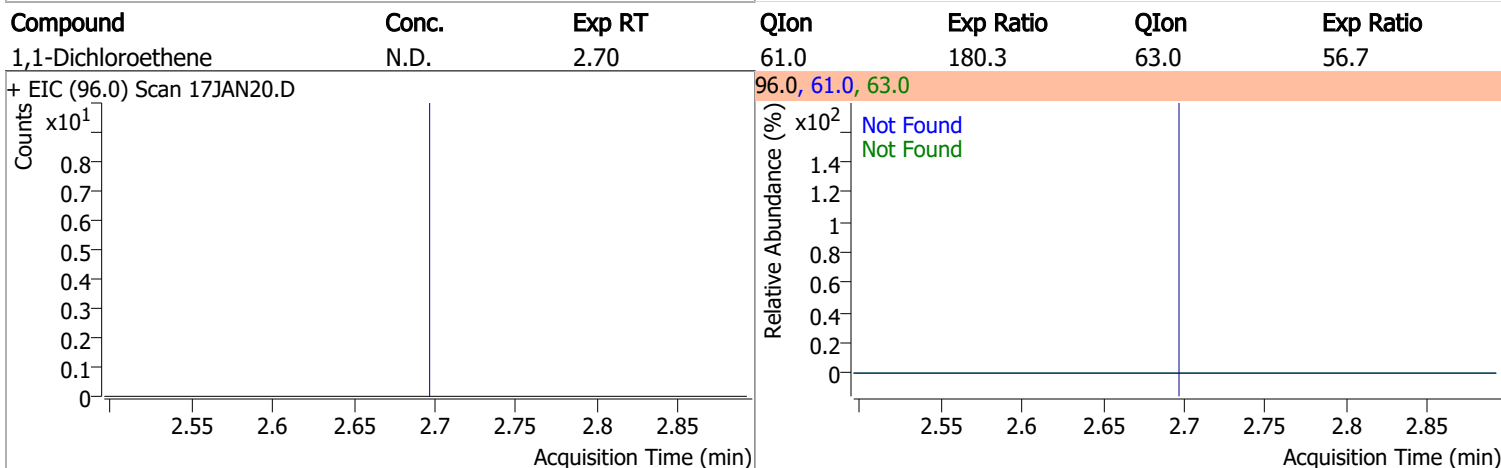
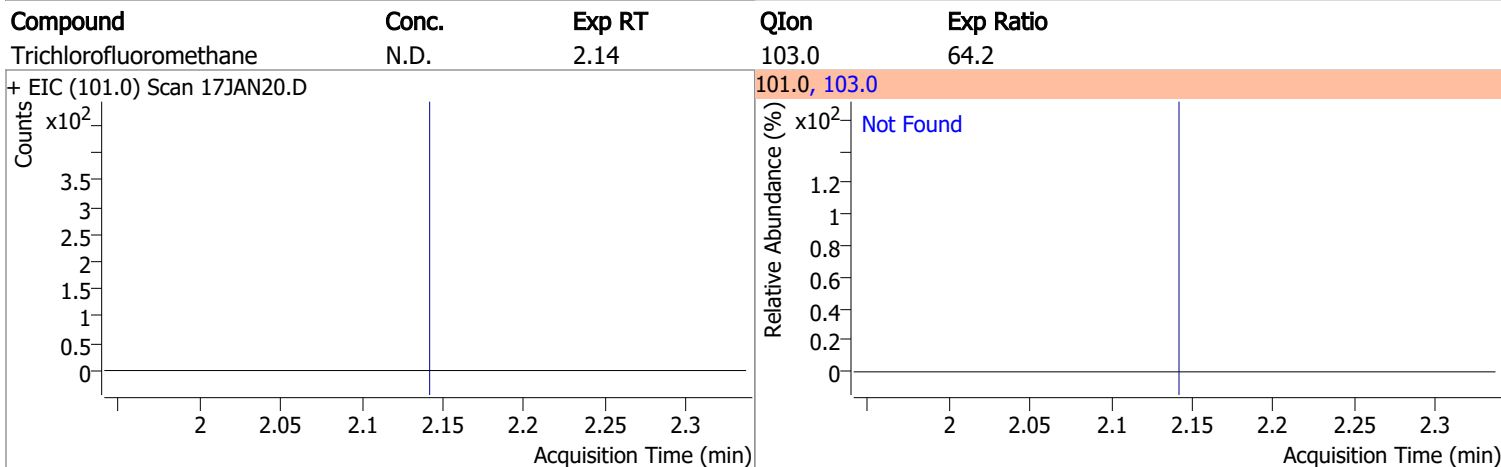
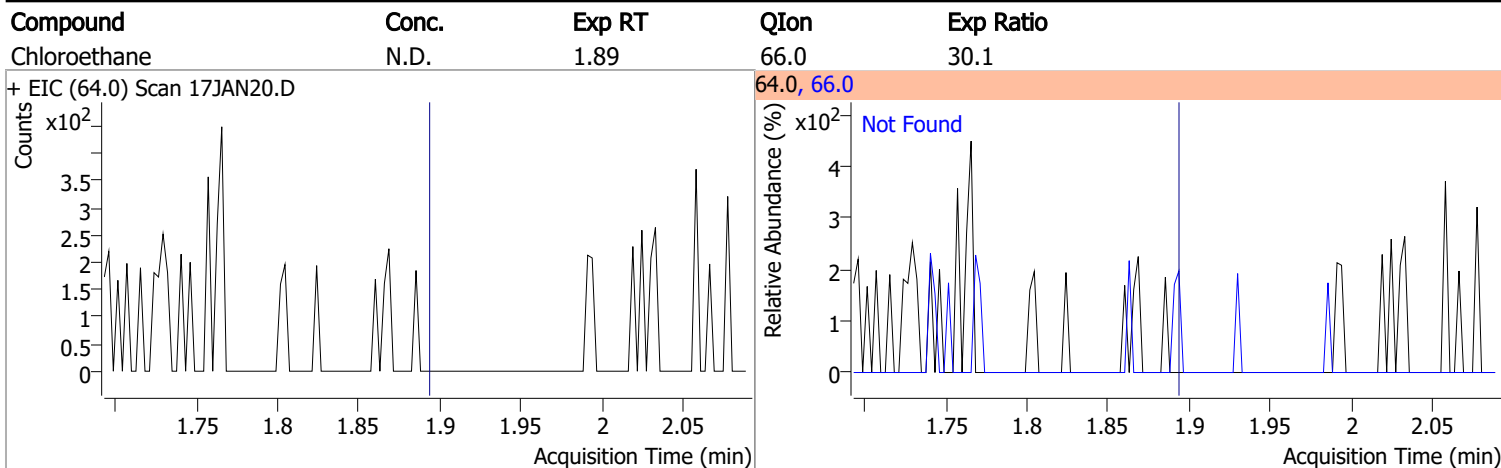
Compound	RT	QIon	Resp.	Conc.	Units	Dev(Min)
T 1,1,1-Trichloroethane	0.000		0	N.D.		
T Carbon tetrachloride	0.000		0	N.D.		
T 1,1-Dichloropropene	0.000		0	N.D.		
T Benzene	0.000		0	N.D.		
T 1,2-Dichloroethane	0.000		0	N.D.		
T Trichloroethene	0.000		0	N.D.		
T 1,2-Dichloropropane	0.000		0	N.D.		
T Dibromomethane	0.000		0	N.D.		
T Bromodichloromethane	0.000		0	N.D.		
T cis-1,3-Dichloropropene	0.000		0	N.D.		
T Toluene	8.389	92.0	3035	2.1821	ng	96
T trans-1,3-Dichloropropene	0.000		0	N.D.		
T 1,1,2-Trichloroethane	0.000		0	N.D.		
T Tetrachloroethene	0.000		0	N.D.		
T 1,3-Dichloropropane	0.000		0	N.D.		
T Chlorodibromomethane	0.000		0	N.D.		
T 1,2-Dibromoethane	0.000		0	N.D.		
T Chlorobenzene	0.000		0	N.D.		
T 1,1,1,2-Tetrachloroethane	0.000		0	N.D.		
T Ethylbenzene	0.000		0	N.D.		
T m+p-Xylenes	10.039	106.0	0		ng	md 1
T o-Xylene	0.000		0	N.D.		
T Styrene	0.000		0	N.D.		
T Bromoform	0.000		0	N.D.		
T Bromobenzene	0.000		0	N.D.		
T 1,1,2,2-Tetrachloroethane	0.000		0	N.D.		
T 1,2,3-Trichloropropane	0.000		0	N.D.		
T 2-Chlorotoluene	0.000		0	N.D.		
T 4-Chlorotoluene	0.000		0	N.D.		
T 1,3-Dichlorobenzene	0.000		0	N.D.		
T 1,4-Dichlorobenzene	0.000		0	N.D.		
T 1,2-Dichlorobenzene	0.000		0	N.D.		

(#) = Qualifier Out of Range; (m) = Manual Integration; (+) = Area Summed; (*) = Surrogate Percent Recovery Out of Range; (d): Zeroed Peak

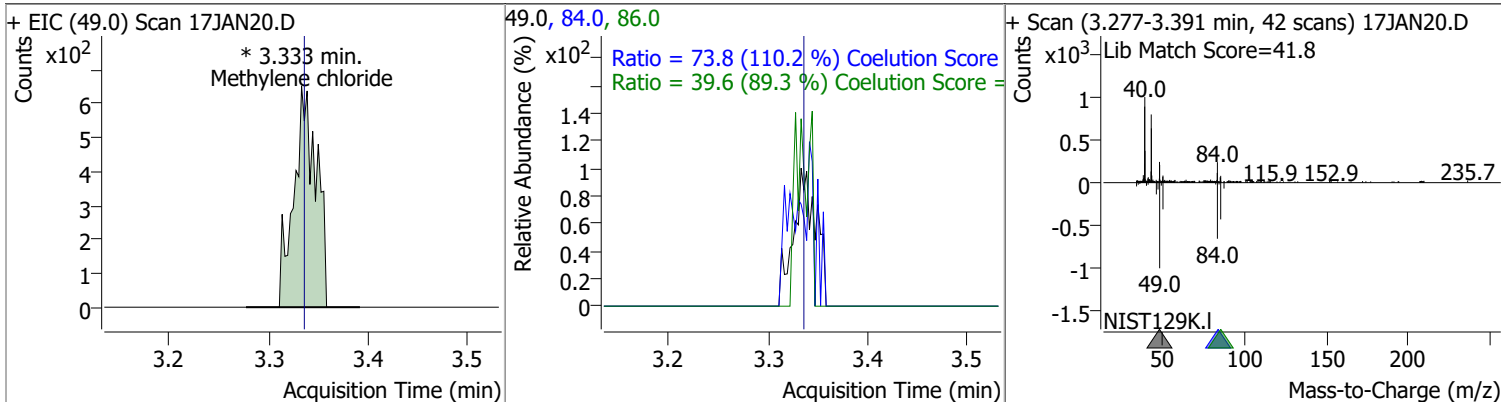
Quantitation Results Report (QT Reviewed)



Quantitation Results Report (QT Reviewed)

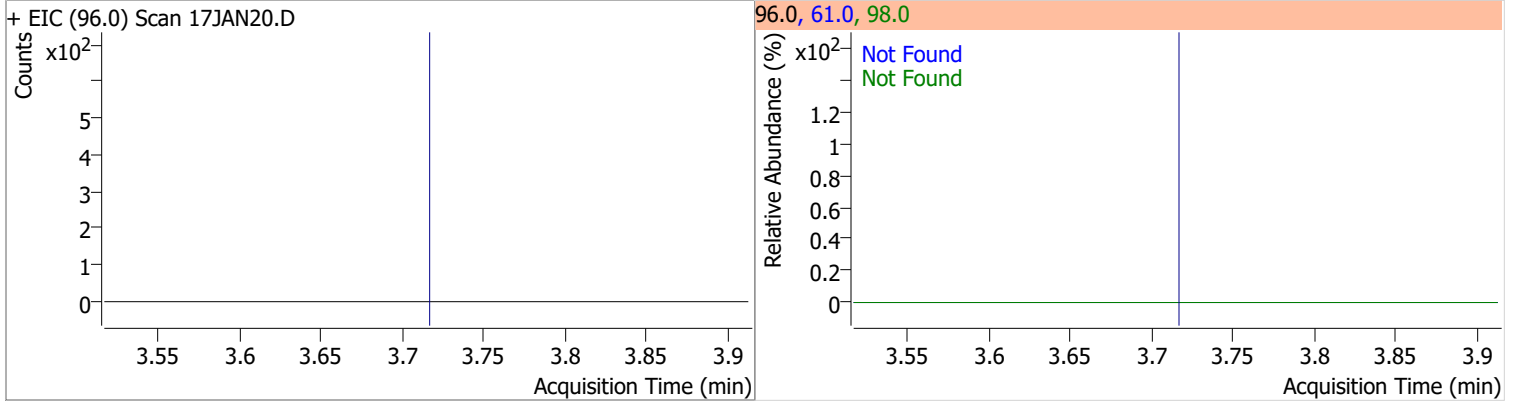


Compound	Conc.	RT	Dev(Min)	Resp.	QIon	QRatio	Lower	Upper
Methylene chloride	1.3235	3.33	0.00	1025 (m)	84.0	73.8	36.9	96.9
					86.0	39.6	14.3	74.3

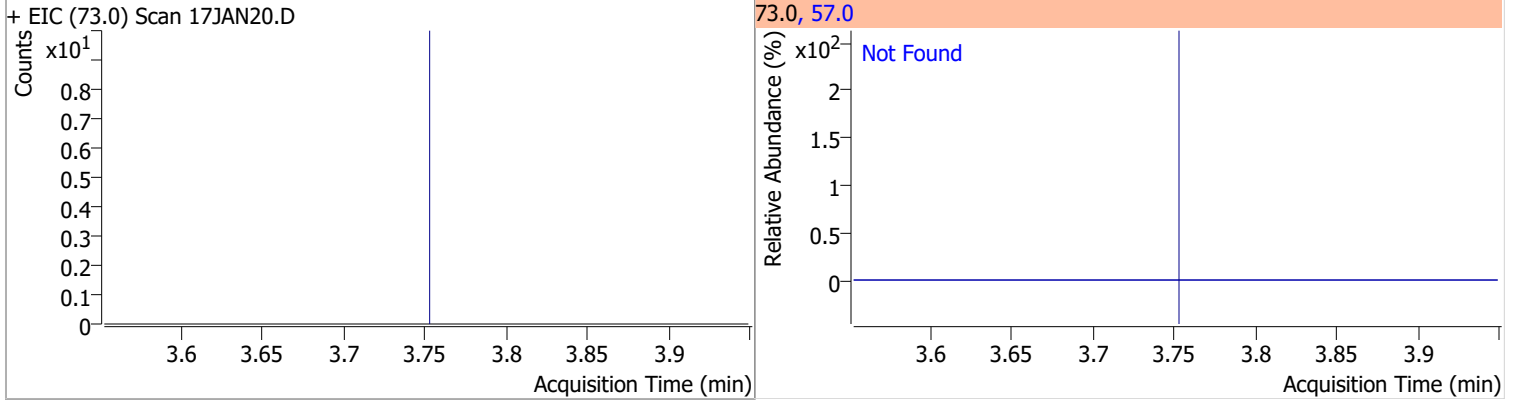


Quantitation Results Report (QT Reviewed)

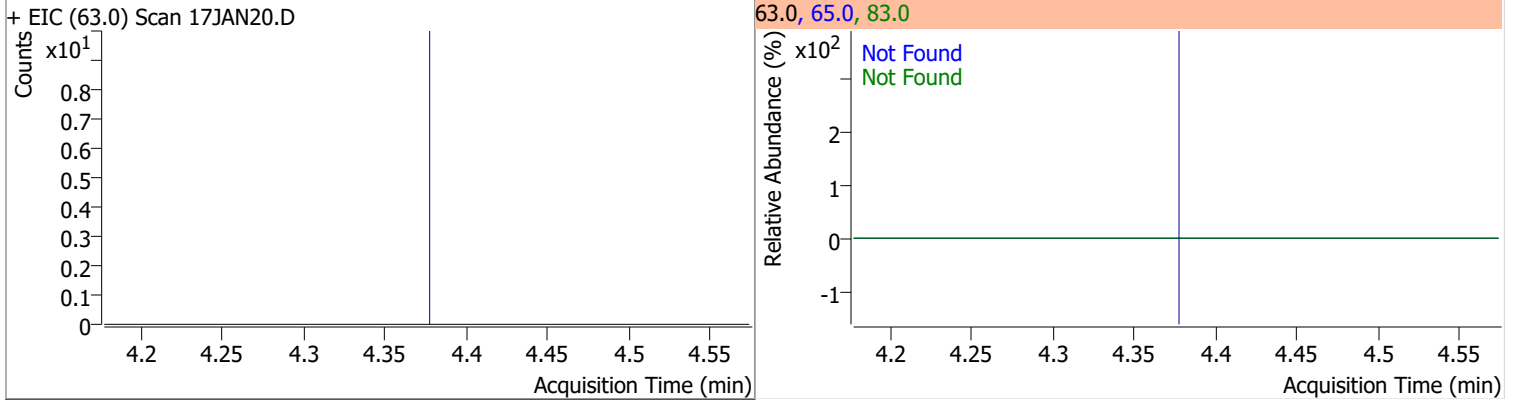
Compound	Conc.	Exp RT	QIon	Exp Ratio	QIon	Exp Ratio
trans-1,2-Dichloroethene	N.D.	3.72	61.0	153.9	98.0	65.7



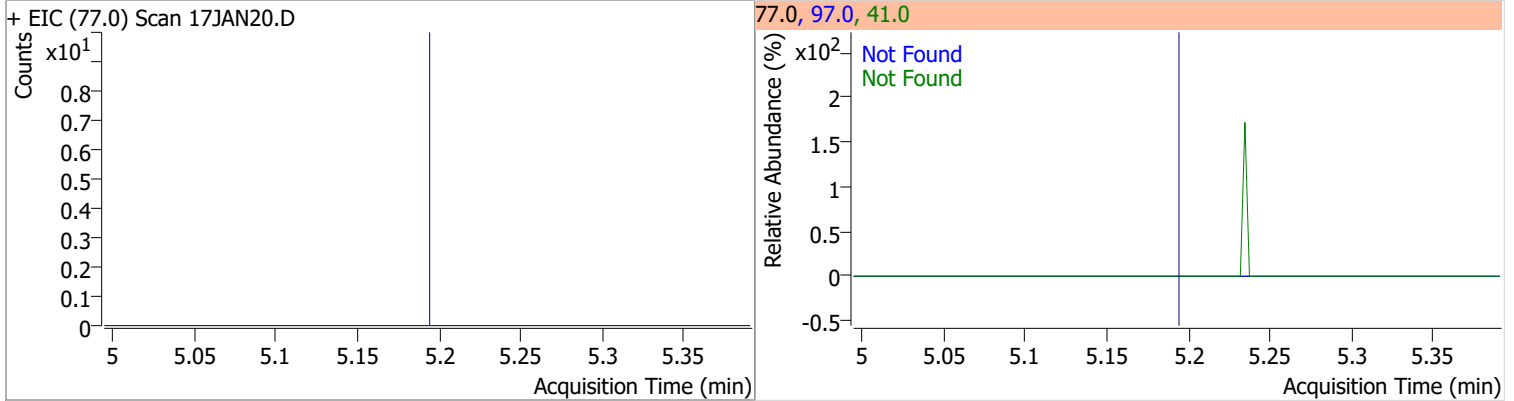
Compound	Conc.	Exp RT	QIon	Exp Ratio
Methyl tert-butyl ether (MTBE)	N.D.	3.75	57.0	24.6



Compound	Conc.	Exp RT	QIon	Exp Ratio	QIon	Exp Ratio
1,1-Dichloroethane	N.D.	4.38	65.0	32.1	83.0	13.7

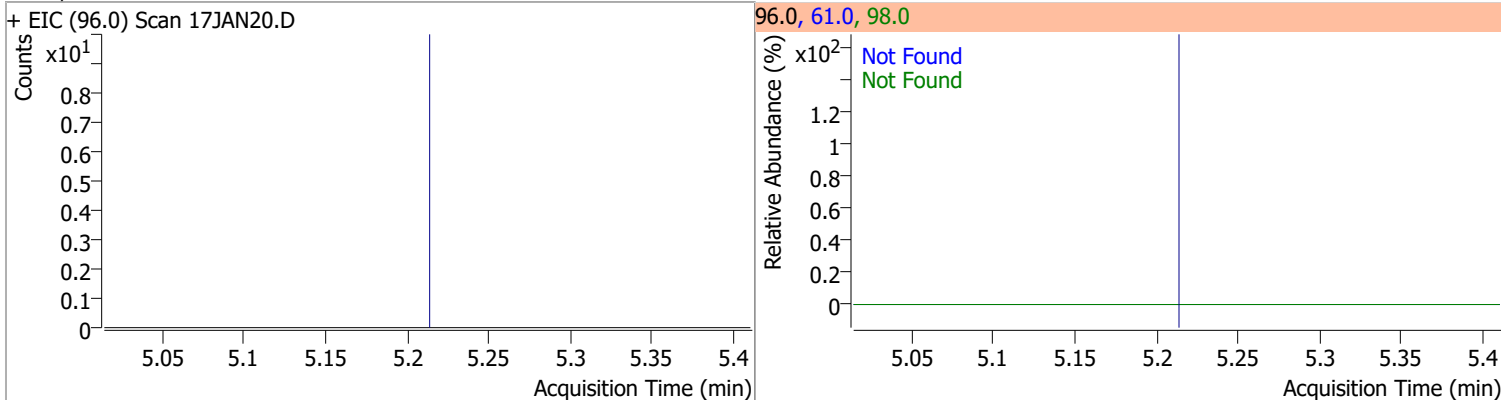


Compound	Conc.	Exp RT	QIon	Exp Ratio	QIon	Exp Ratio
2,2-Dichloropropane	N.D.	5.20	41.0	66.5	97.0	23.2

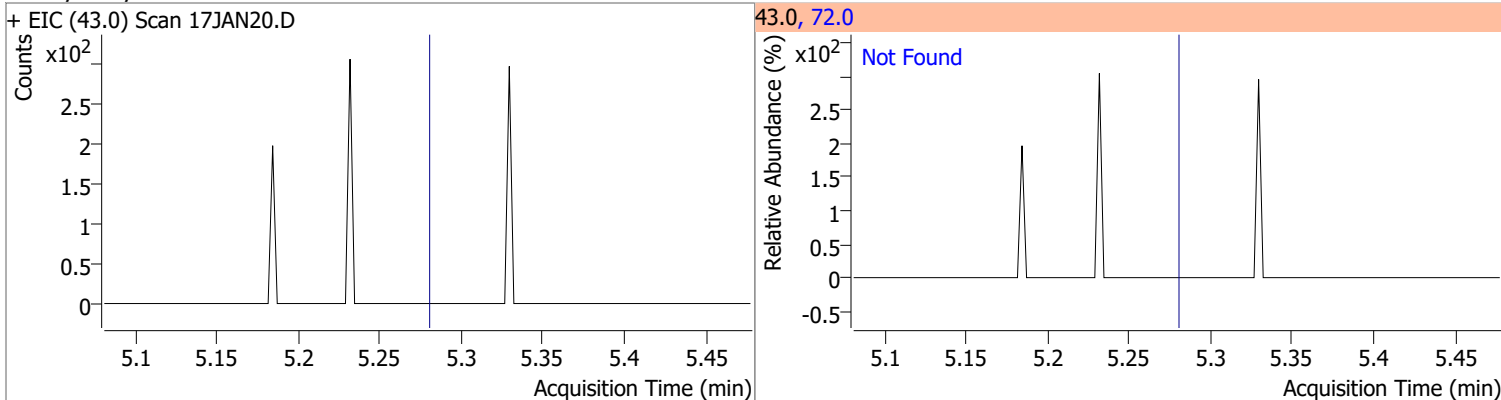


Quantitation Results Report (QT Reviewed)

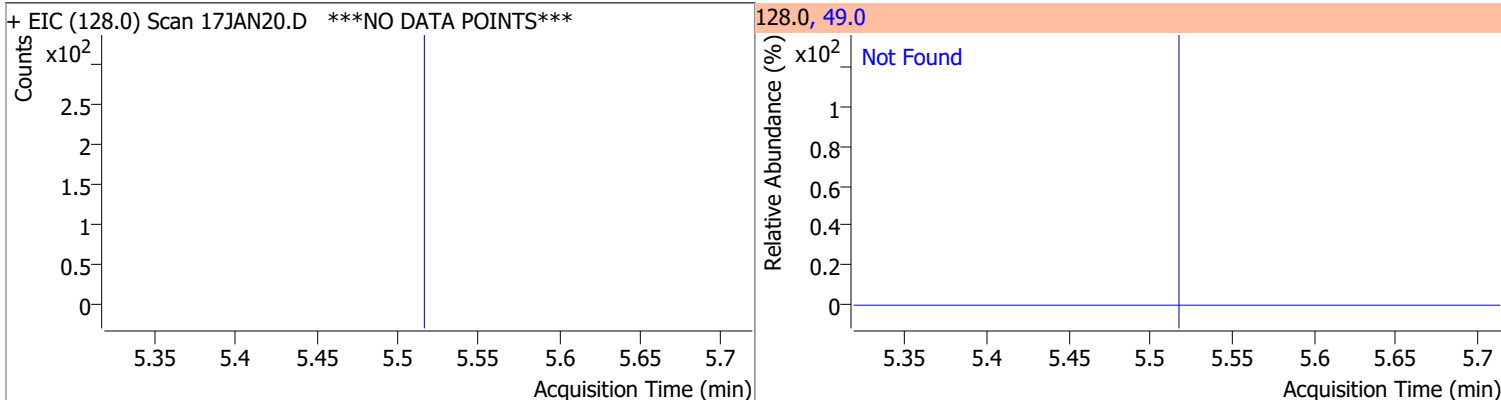
Compound	Conc.	Exp RT	QIon	Exp Ratio	QIon	Exp Ratio
cis-1,2-Dichloroethene	N.D.	5.22	61.0	167.2	98.0	67.3



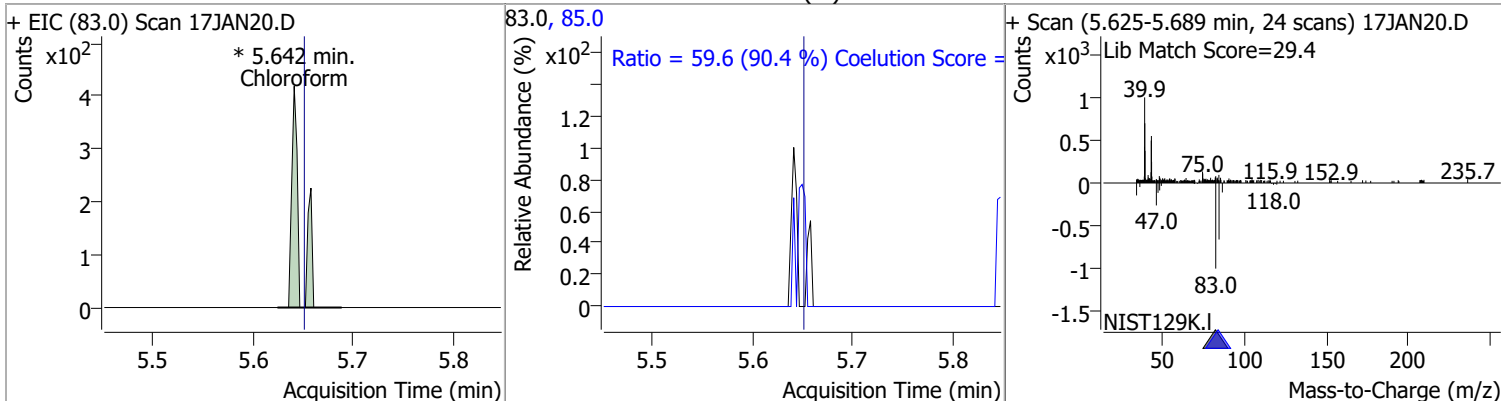
Compound	Conc.	Exp RT	QIon	Exp Ratio
Methyl ethyl ketone	N.D.	5.28	72.0	21.3



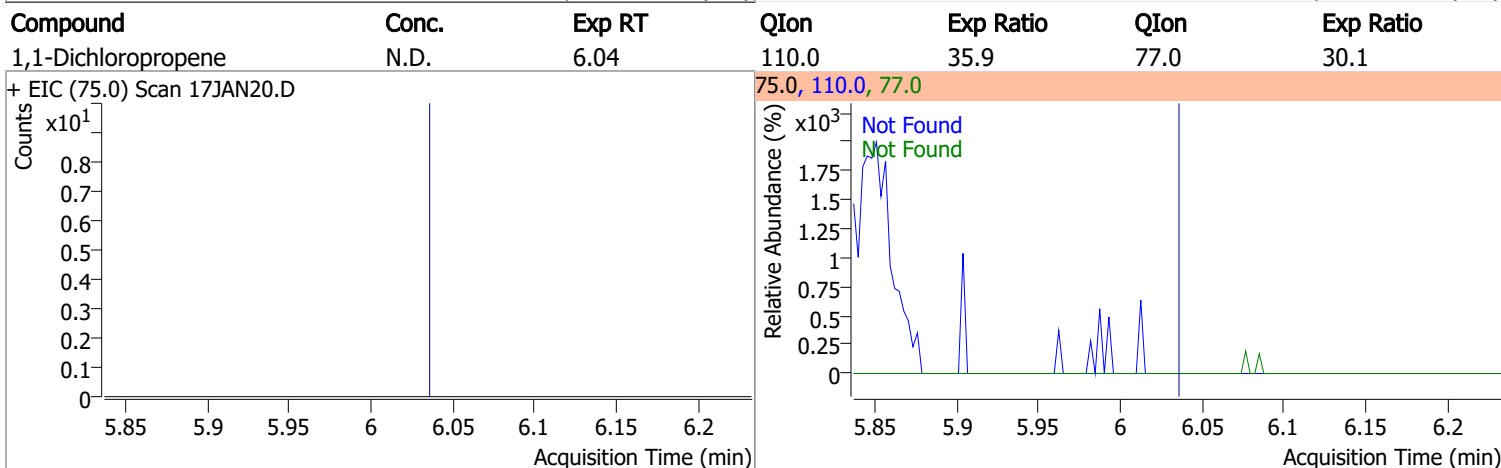
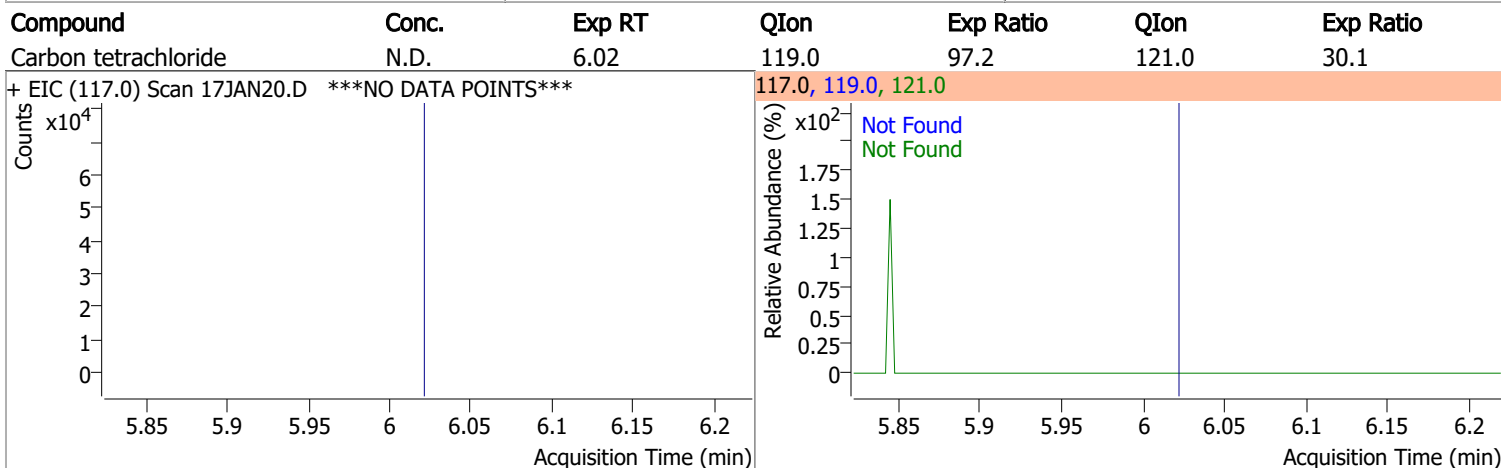
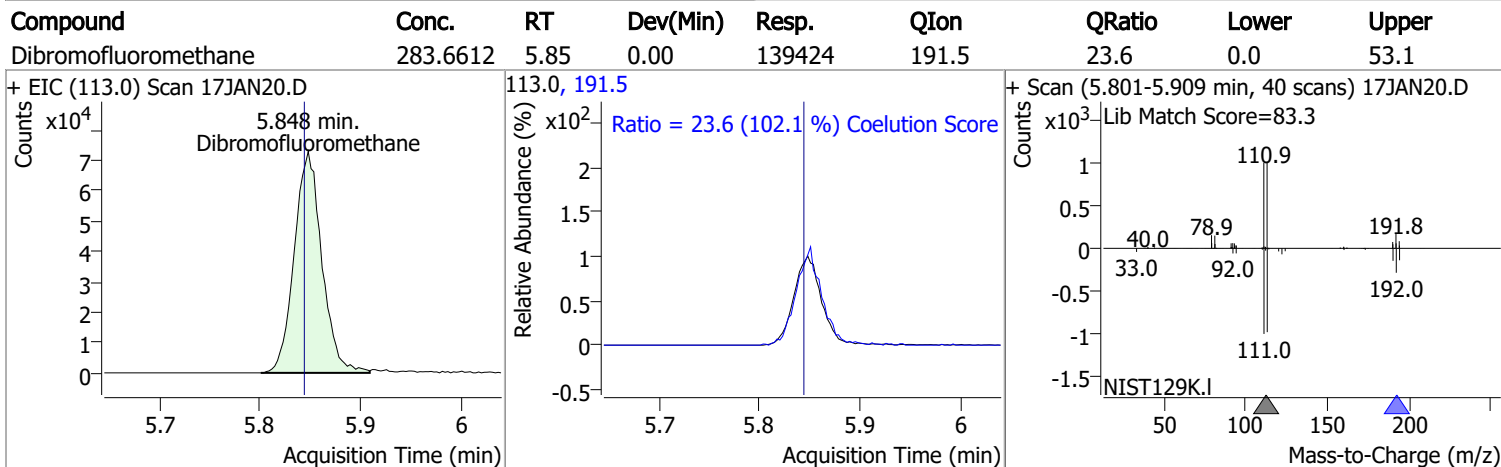
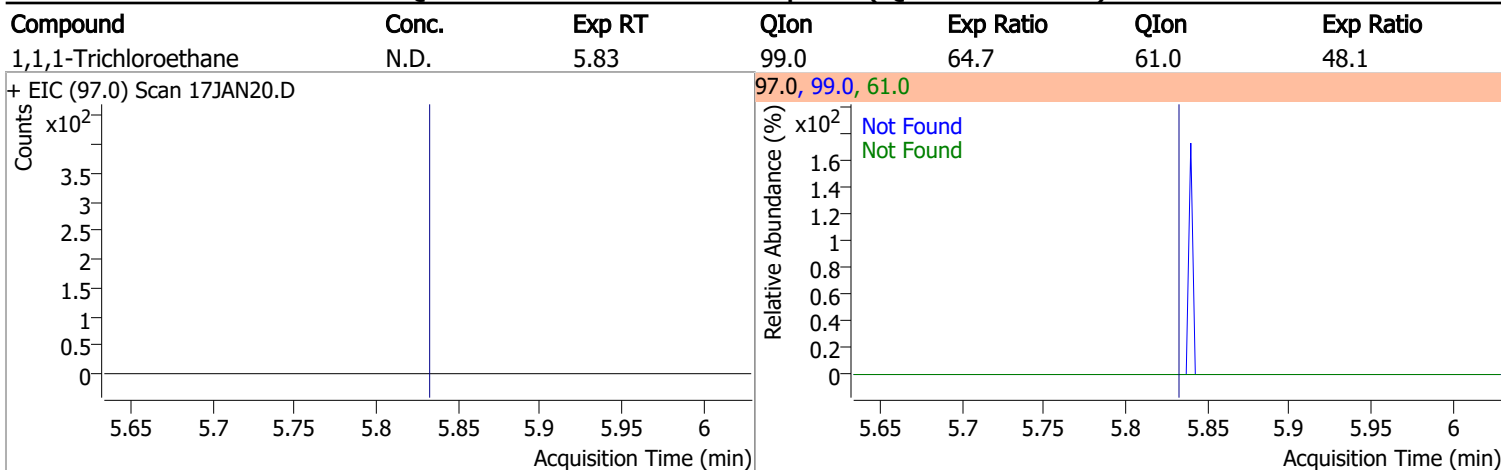
Compound	Conc.	Exp RT	QIon	Exp Ratio
Bromochloromethane	N.D.	5.52	49.0	182.9



Compound	Conc.	RT	Dev(Min)	Resp.	QIon	QRatio	Lower	Upper
Chloroform	0.2254	5.64	-0.01	224 (m)	85.0	59.6	36.0	96.0

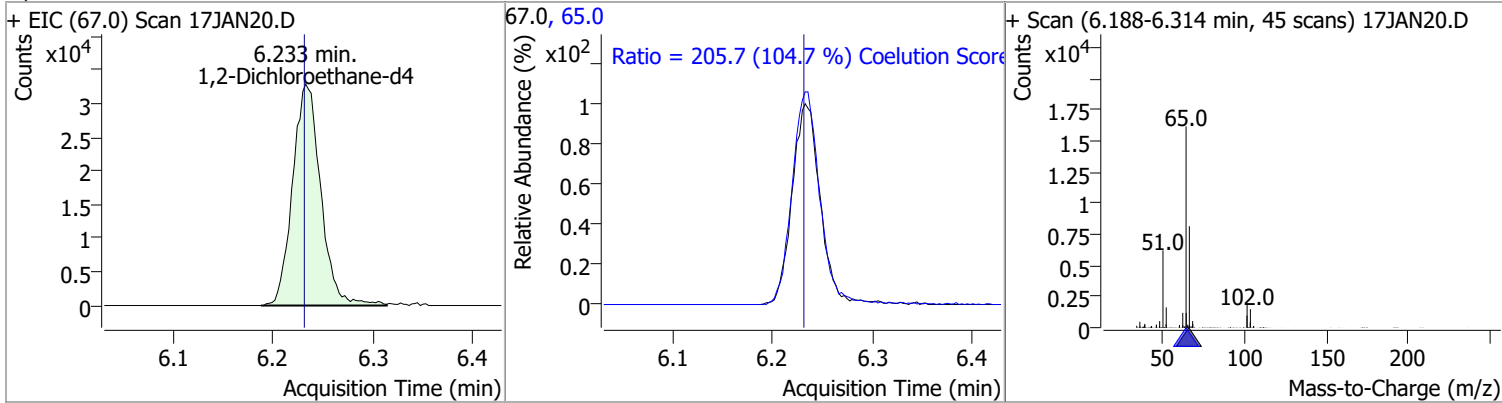


Quantitation Results Report (QT Reviewed)

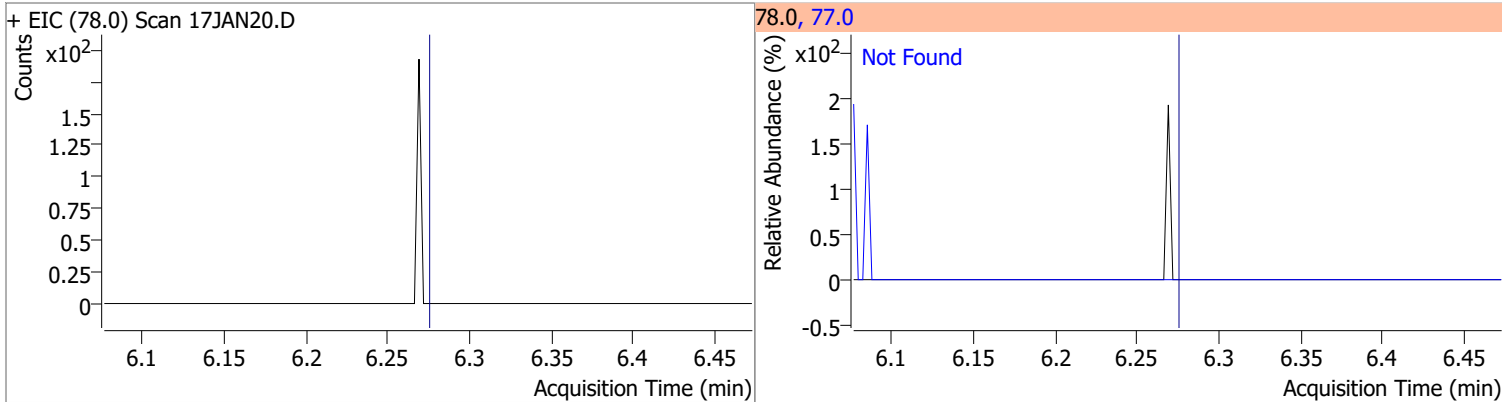


Quantitation Results Report (QT Reviewed)

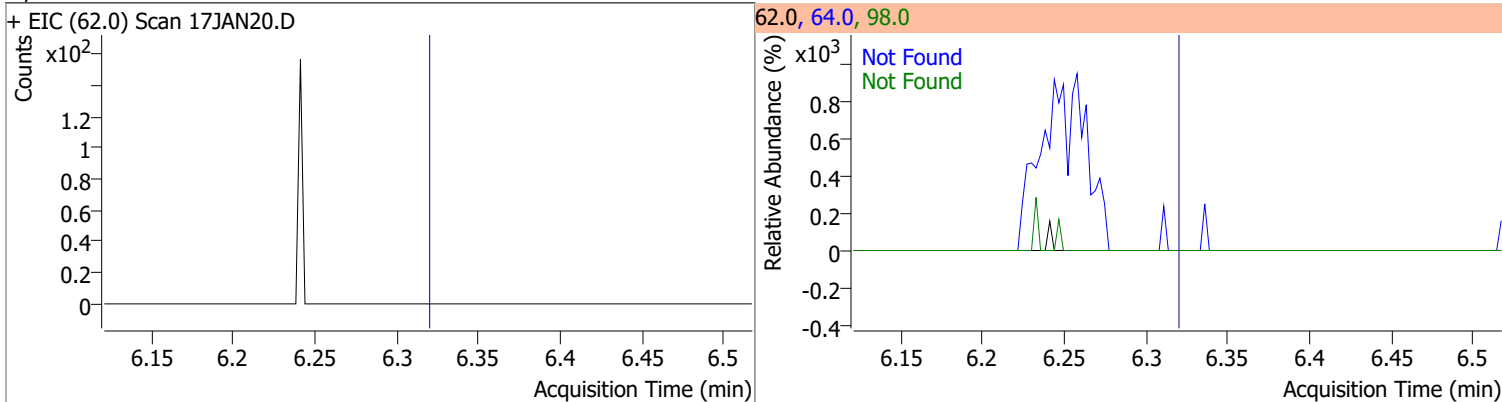
Compound	Conc.	RT	Dev(Min)	Resp.	QIon	QRatio	Lower	Upper
1,2-Dichloroethane-d4	302.0027	6.23	0.00	64115	65.0	205.7	166.5	226.5



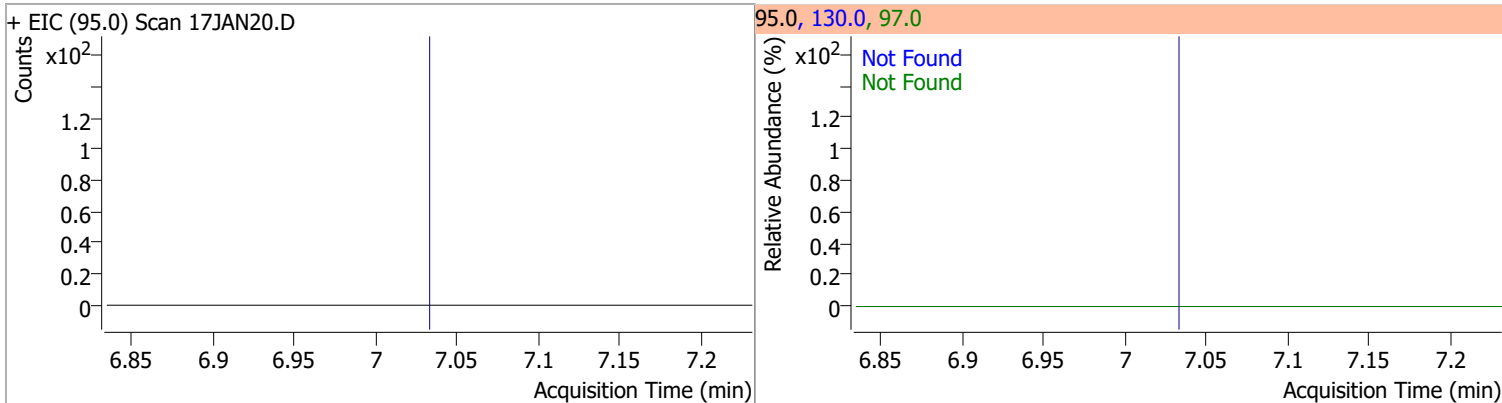
Compound	Conc.	Exp RT	QIon	Exp Ratio
Benzene	N.D.	6.28	77.0	23.5



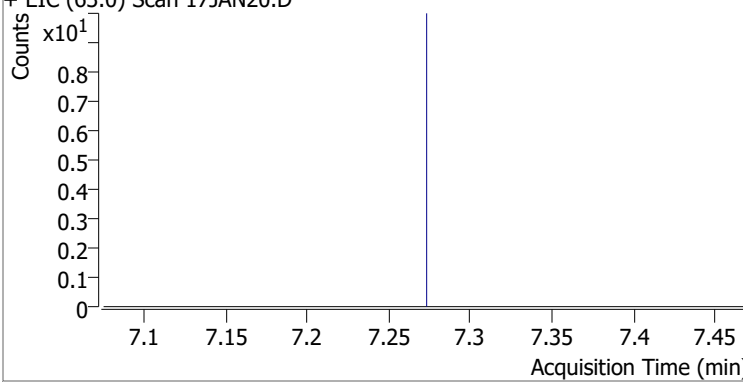
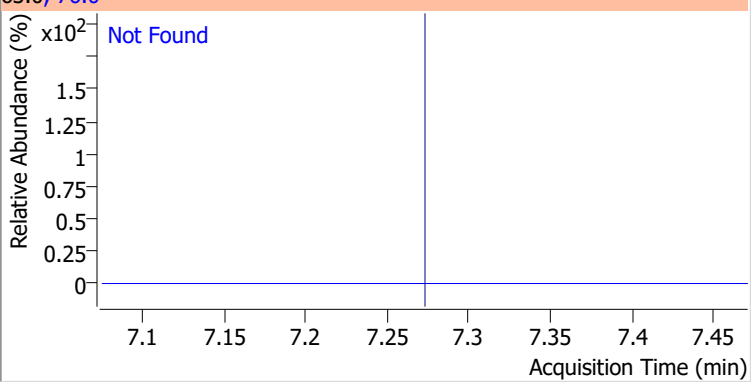
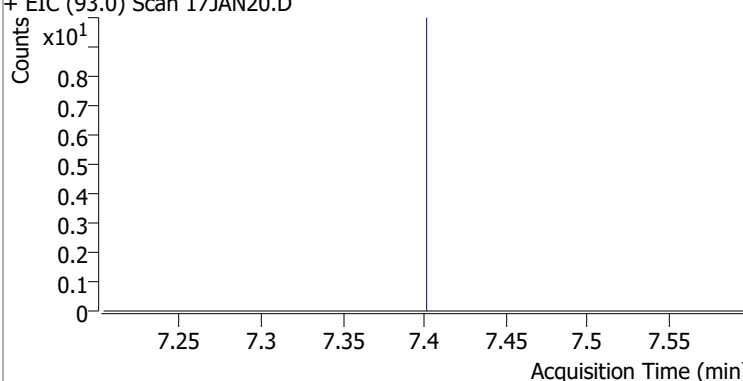
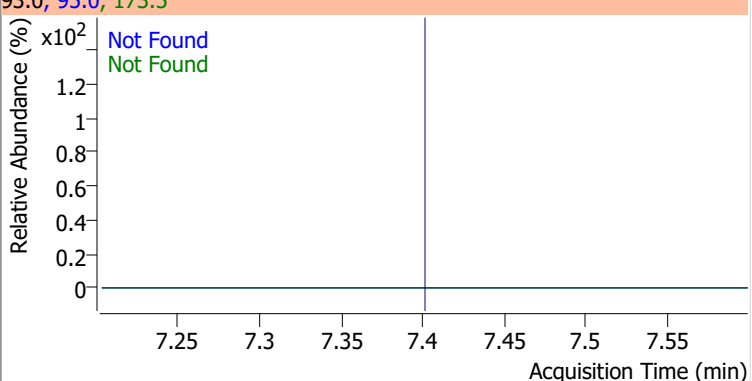
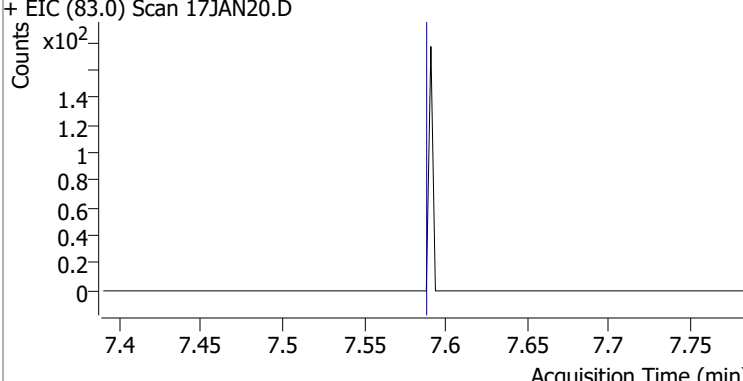
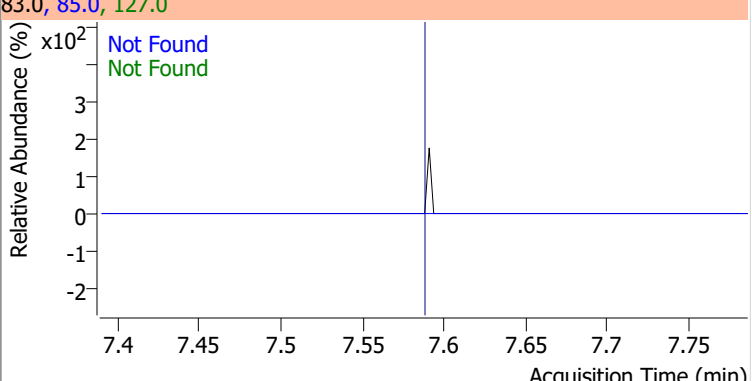
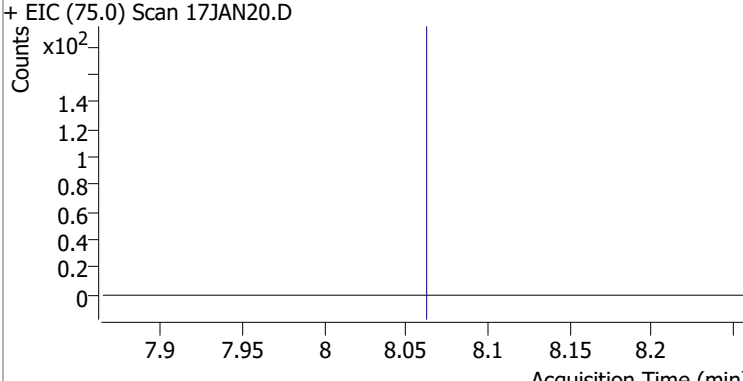
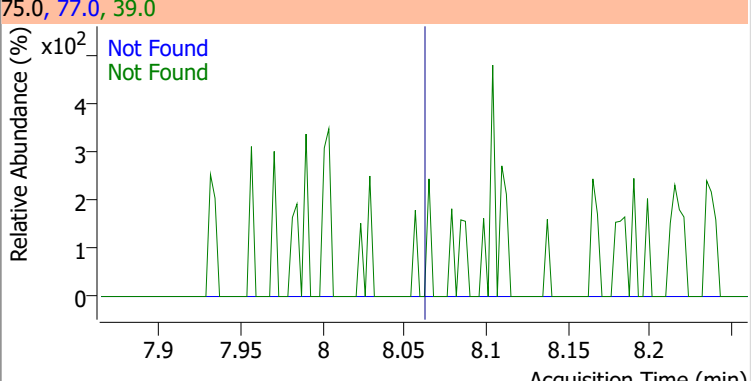
Compound	Conc.	Exp RT	QIon	Exp Ratio	QIon	Exp Ratio
1,2-Dichloroethane	N.D.	6.32	64.0	29.9	98.0	7.6



Compound	Conc.	Exp RT	QIon	Exp Ratio	QIon	Exp Ratio
Trichloroethene	N.D.	7.03	130.0	101.5	97.0	64.1

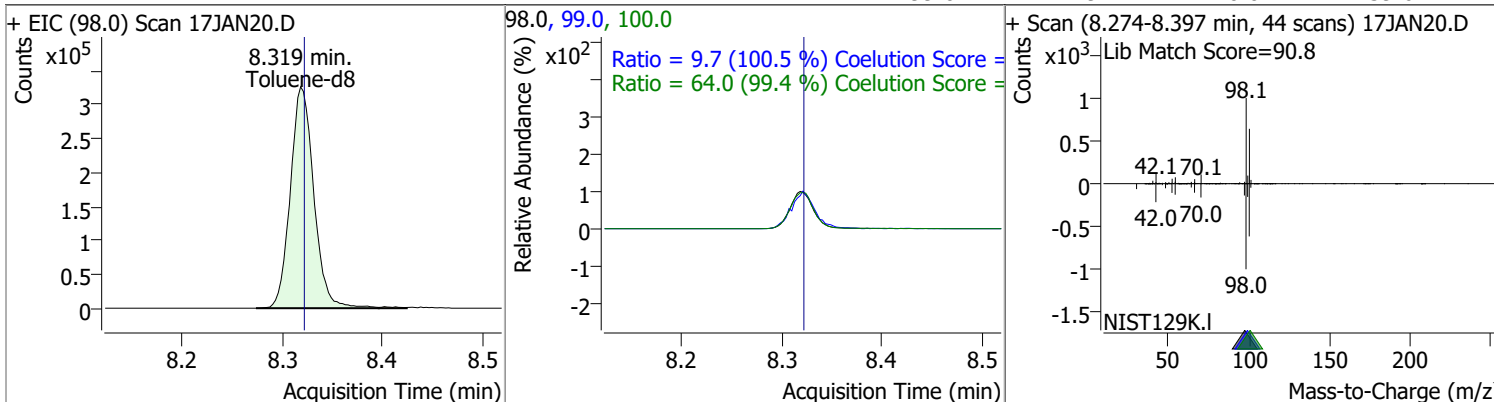


Quantitation Results Report (QT Reviewed)

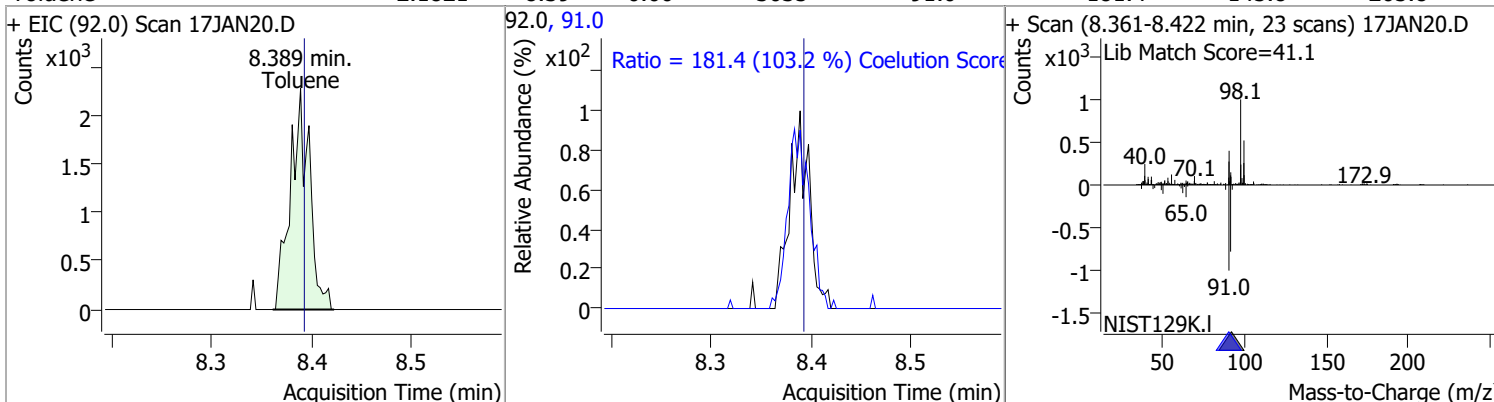
Compound	Conc.	Exp RT	QIon	Exp Ratio		
1,2-Dichloropropane	N.D.	7.27	76.0	38.2		
+ EIC (63.0) Scan 17JAN20.D			63.0, 76.0			
						
Dibromomethane	N.D.	7.40	173.5	113.7	QIon	Exp Ratio
					95.0	82.2
+ EIC (93.0) Scan 17JAN20.D			93.0, 95.0, 173.5			
						
Bromodichloromethane	N.D.	7.59	85.0	64.5	QIon	Exp Ratio
					127.0	9.6
+ EIC (83.0) Scan 17JAN20.D			83.0, 85.0, 127.0			
						
cis-1,3-Dichloropropene	N.D.	8.06	39.0	53.3	QIon	Exp Ratio
					77.0	31.0
+ EIC (75.0) Scan 17JAN20.D			75.0, 77.0, 39.0			
						

Quantitation Results Report (QT Reviewed)

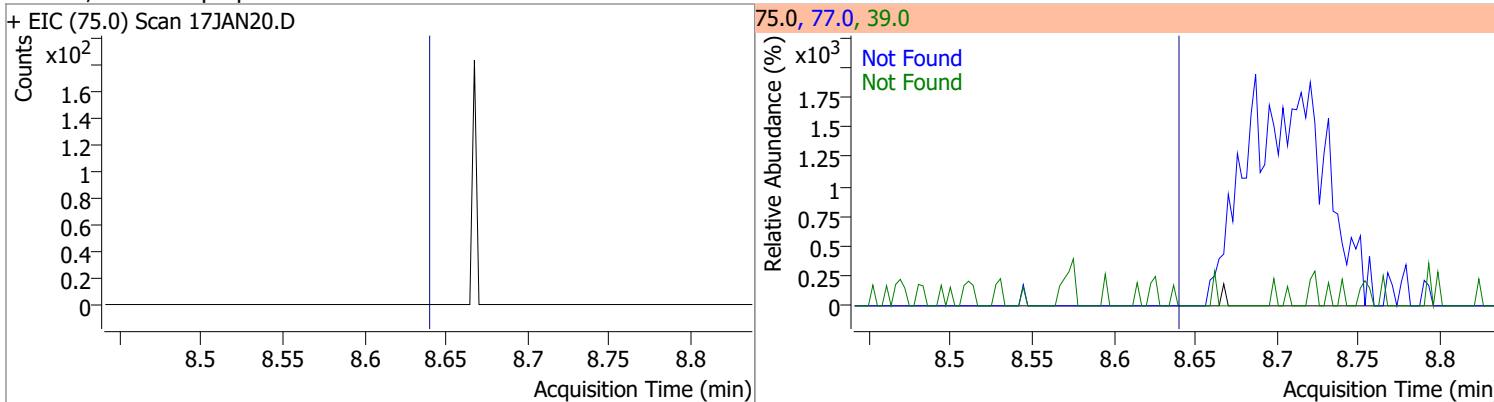
Compound	Conc.	RT	Dev(Min)	Resp.	QIon	QRatio	Lower	Upper
Toluene-d8	257.4325	8.32	0.00	530057	100.0	64.0	34.4	94.4
					99.0	9.7	0.0	39.6



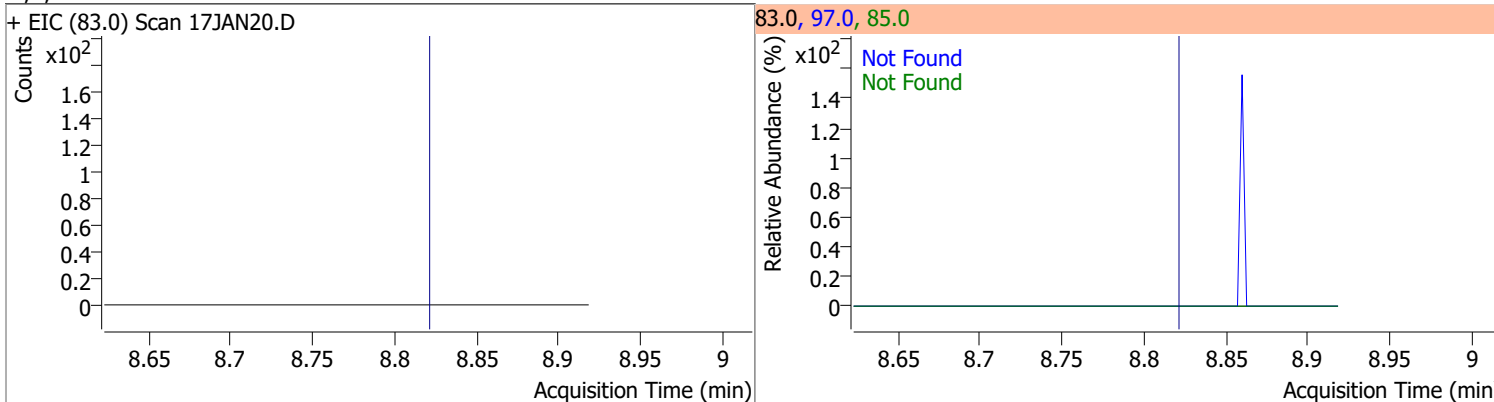
Compound	Conc.	RT	Dev(Min)	Resp.	QIon	QRatio	Lower	Upper
Toluene	2.1821	8.39	0.00	3035	91.0	181.4	145.8	205.8



Compound	Conc.	Exp RT	QIon	Exp Ratio	QIon	Exp Ratio
trans-1,3-Dichloropropene	N.D.	8.64	39.0	53.4	77.0	32.4

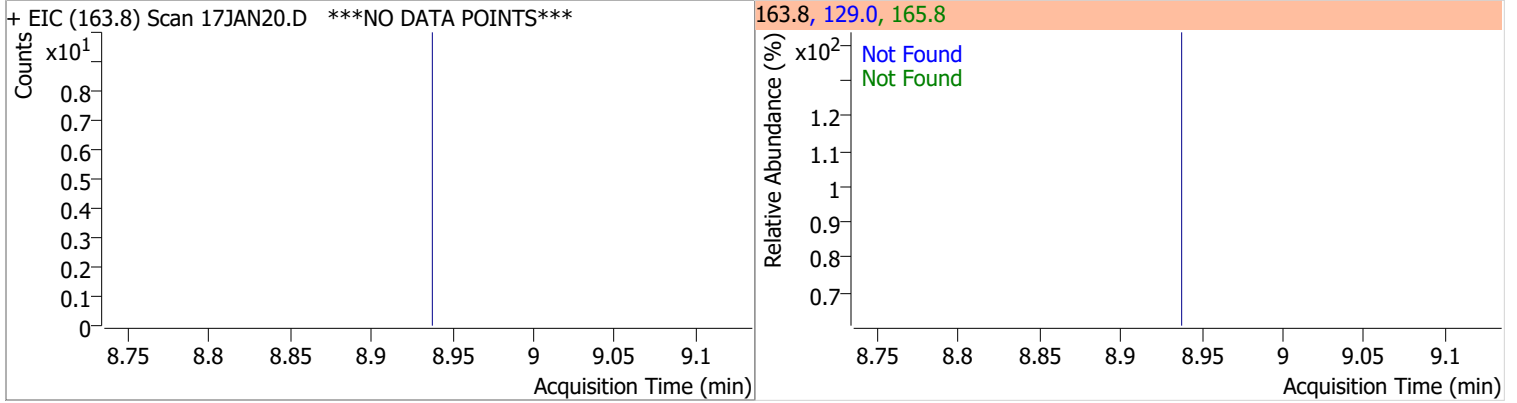


Compound	Conc.	Exp RT	QIon	Exp Ratio	QIon	Exp Ratio
1,1,2-Trichloroethane	N.D.	8.82	97.0	114.6	85.0	67.6

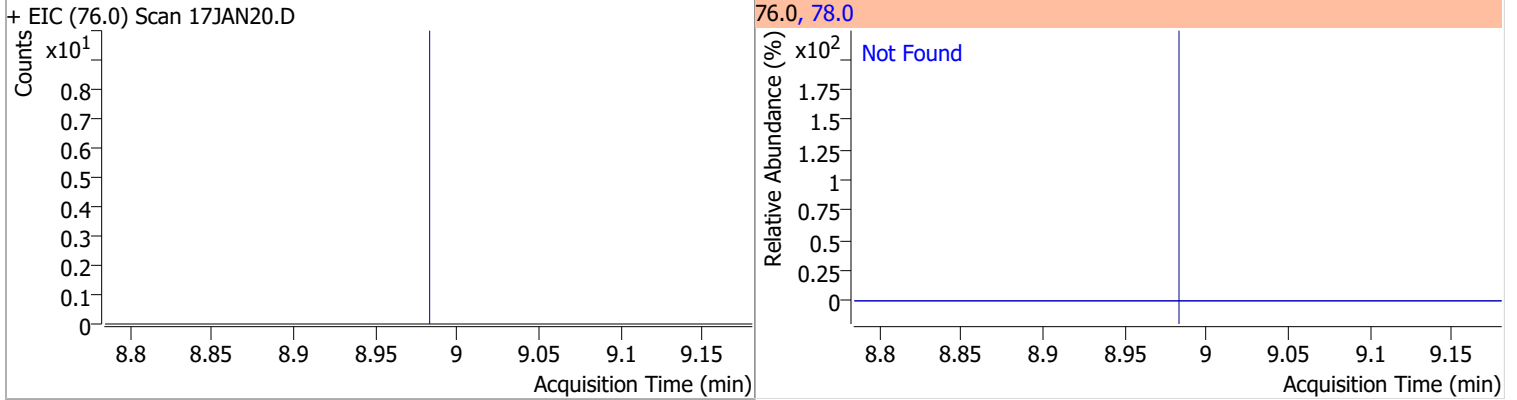


Quantitation Results Report (QT Reviewed)

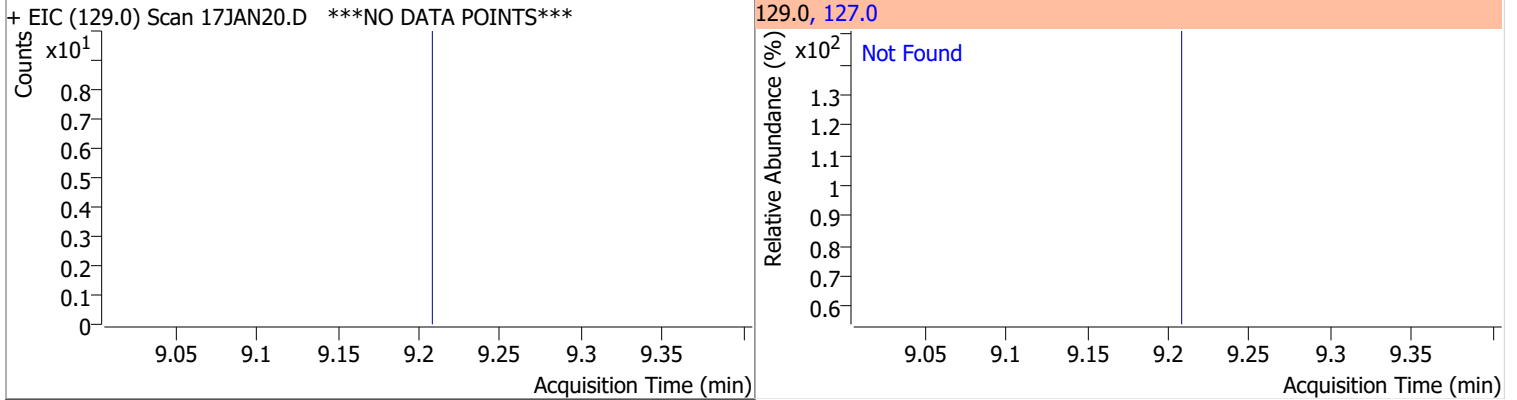
Compound	Conc.	Exp RT	QIon	Exp Ratio	QIon	Exp Ratio
Tetrachloroethene	N.D.	8.94	165.8	128.6	129.0	91.5



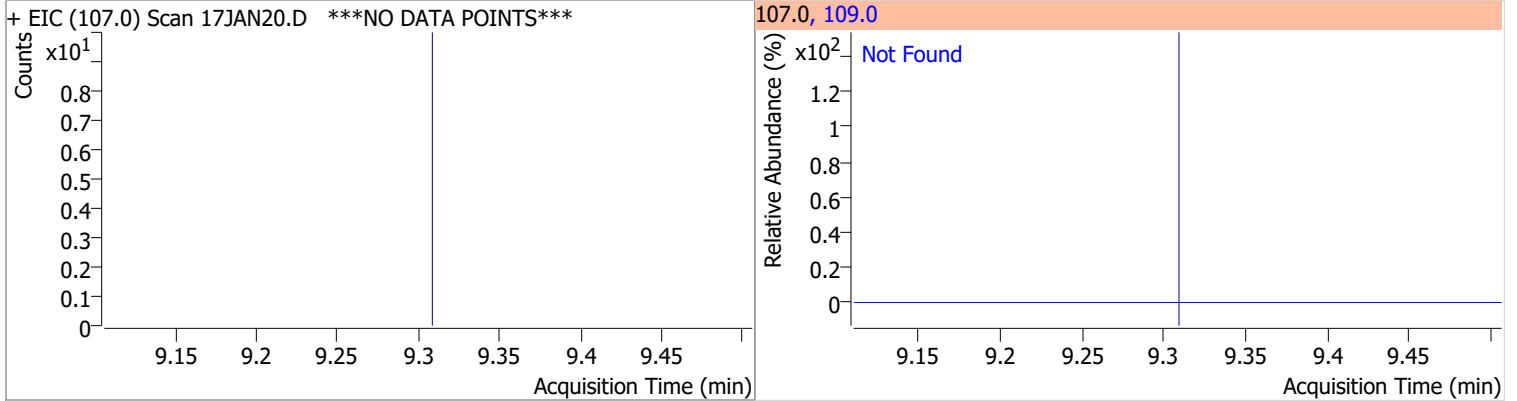
Compound	Conc.	Exp RT	QIon	Exp Ratio
1,3-Dichloropropane	N.D.	8.98	78.0	32.9



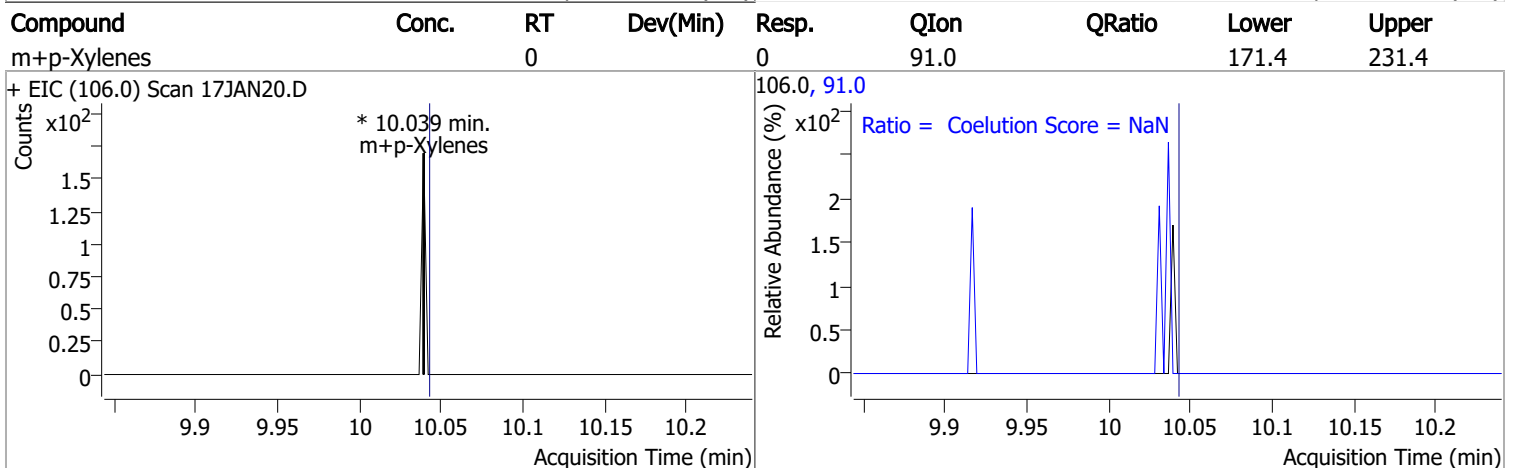
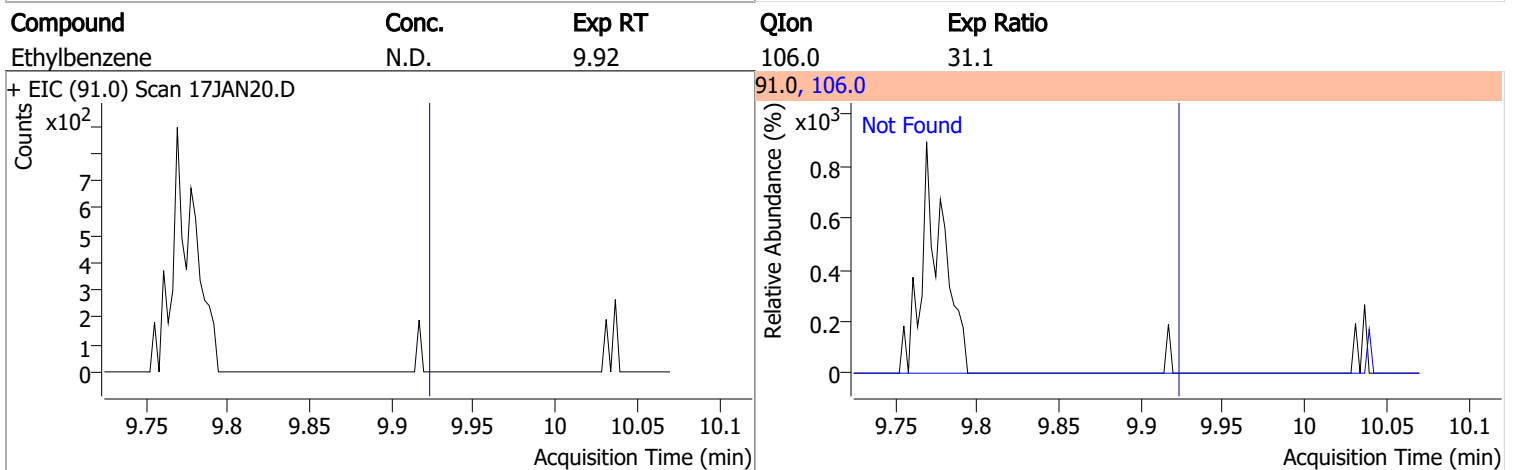
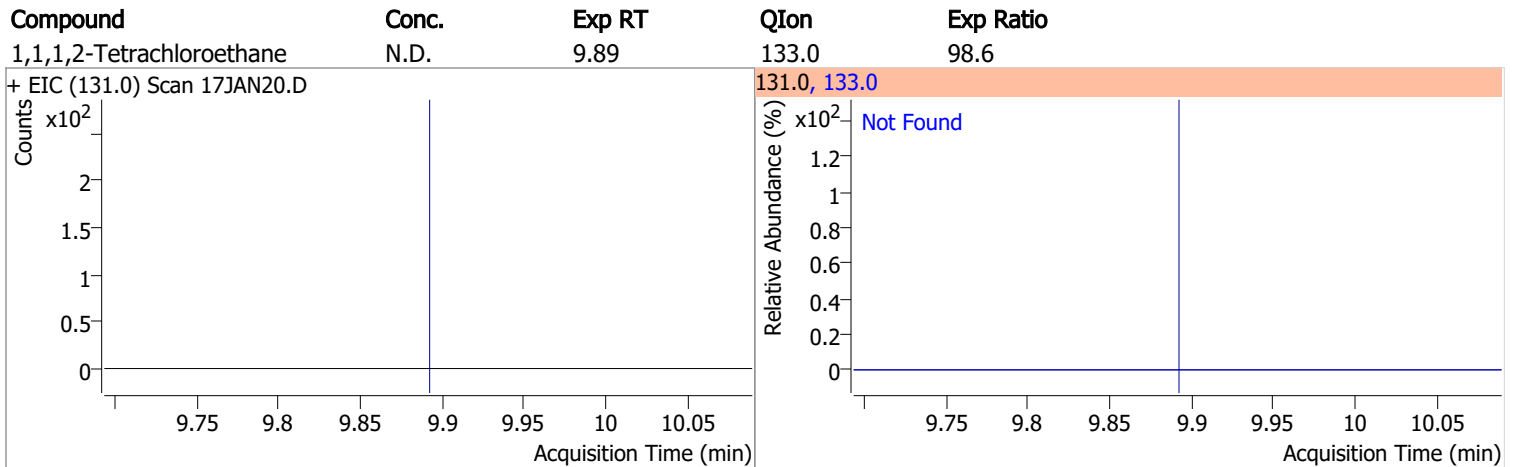
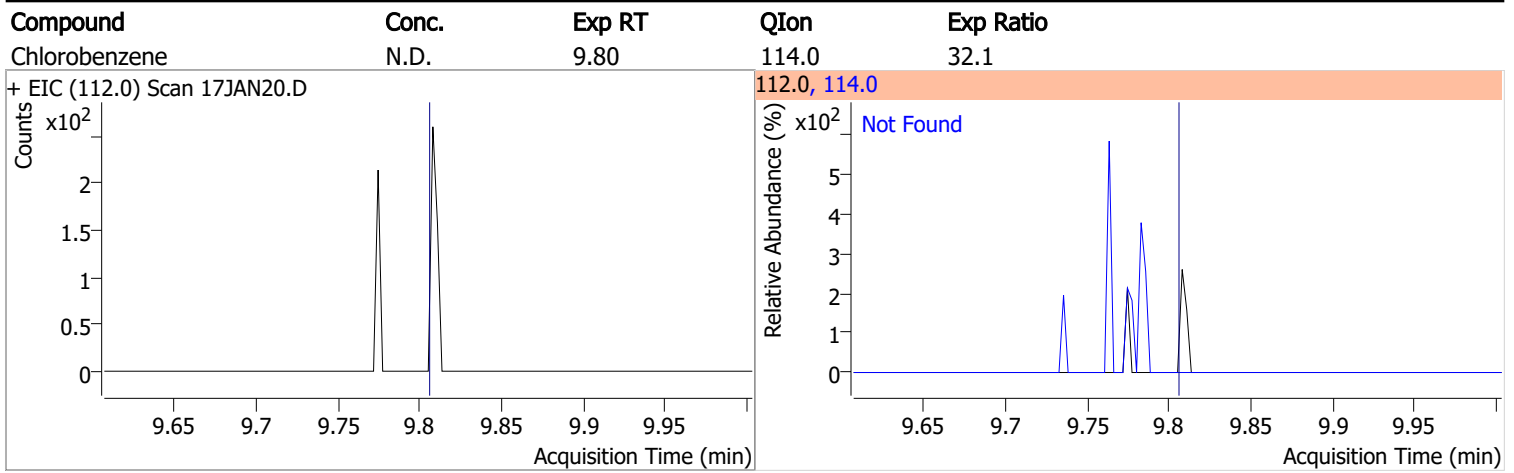
Compound	Conc.	Exp RT	QIon	Exp Ratio
Chlorodibromomethane	N.D.	9.21	127.0	78.0



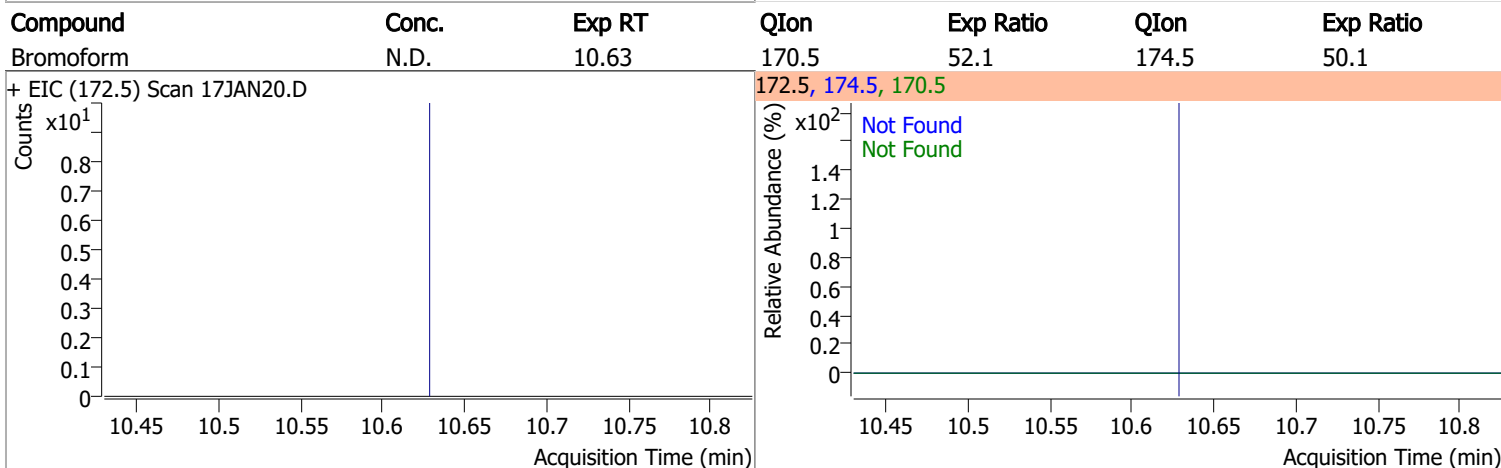
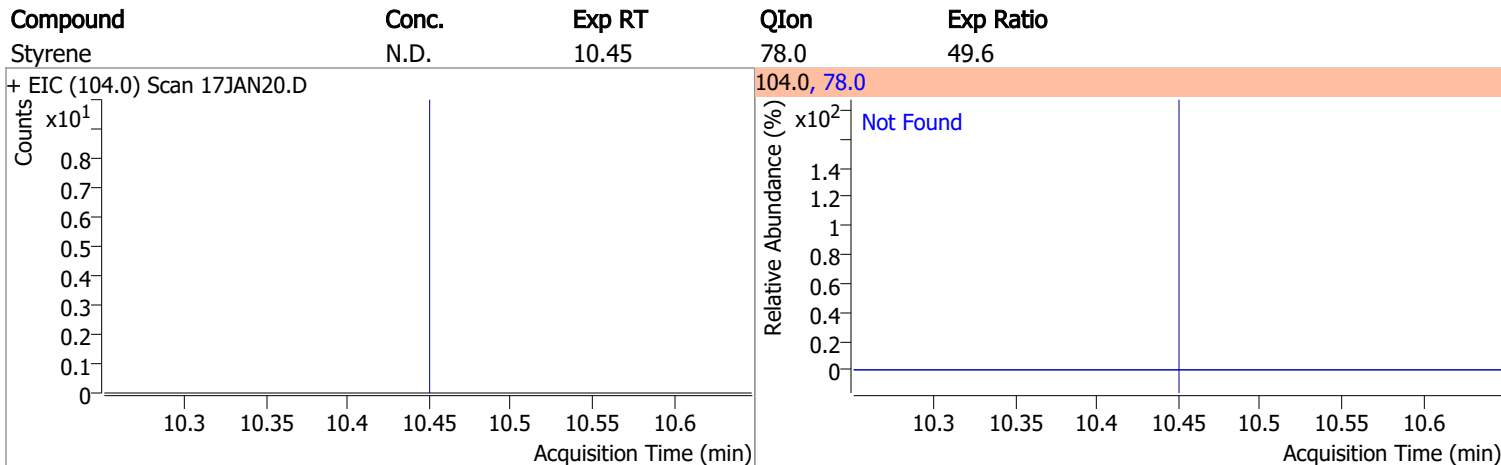
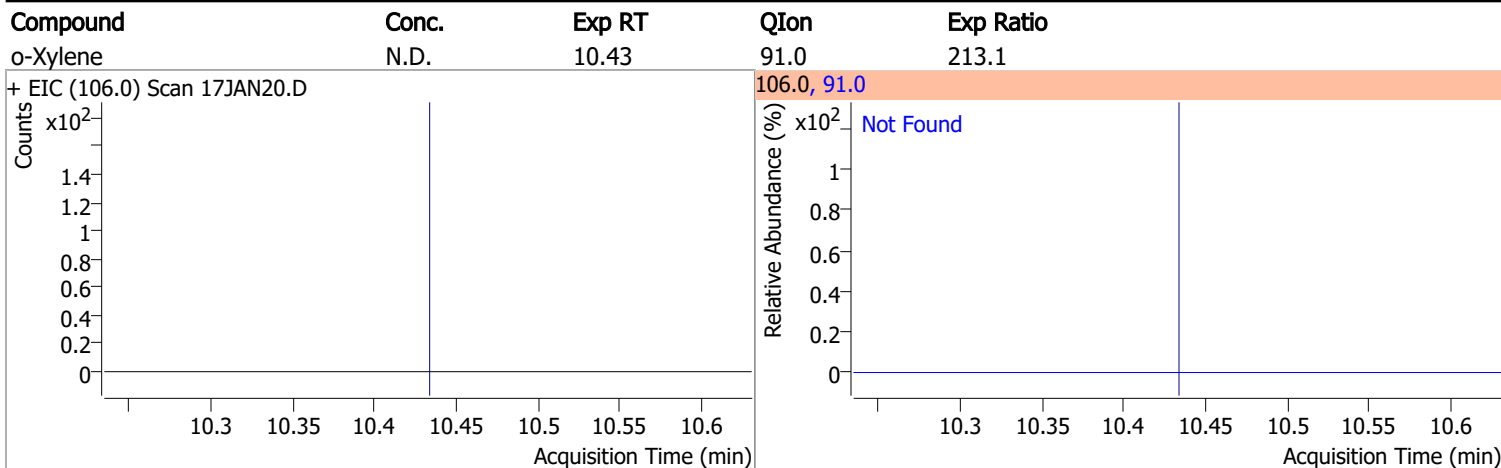
Compound	Conc.	Exp RT	QIon	Exp Ratio
1,2-Dibromoethane	N.D.	9.31	109.0	94.5



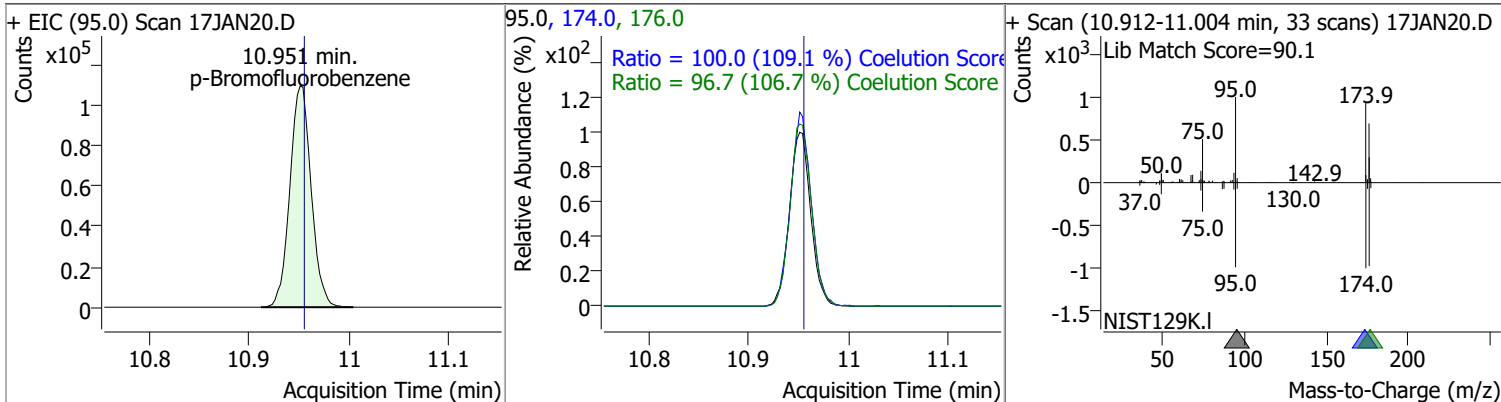
Quantitation Results Report (QT Reviewed)



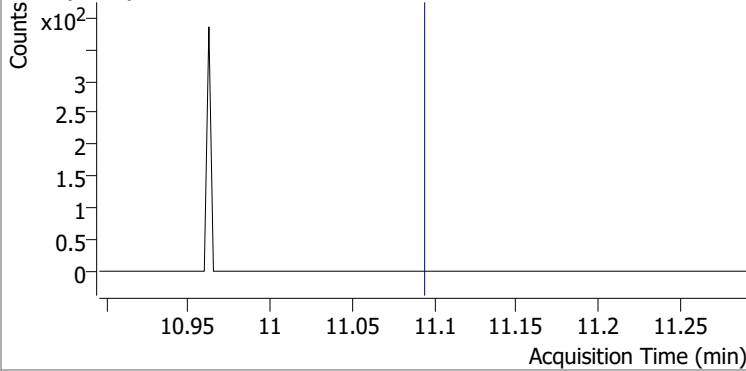
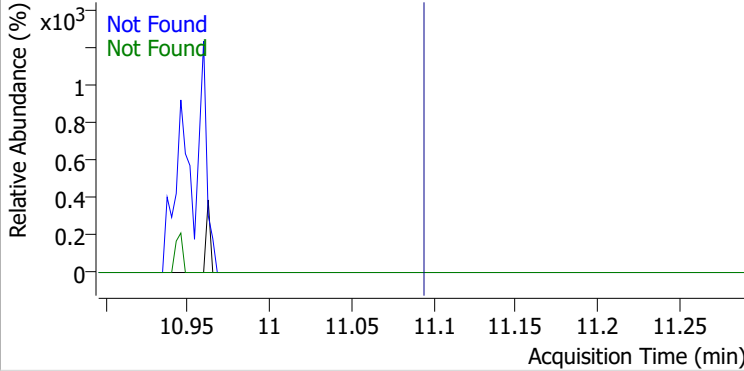
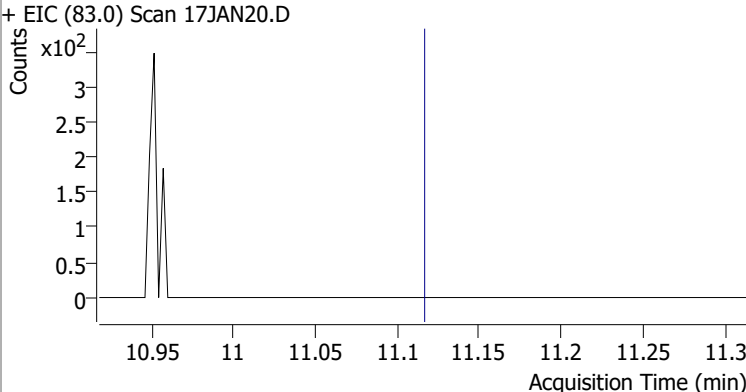
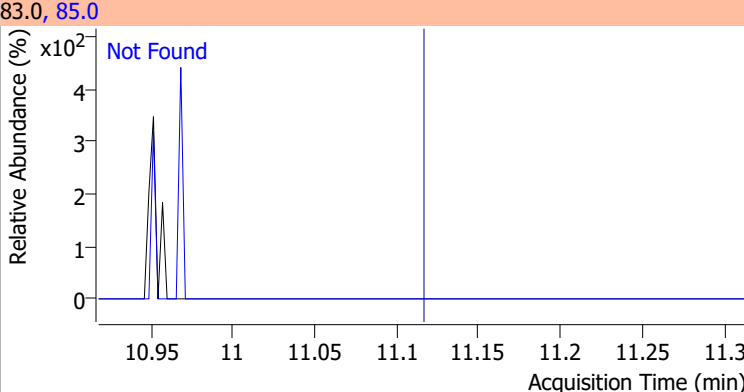
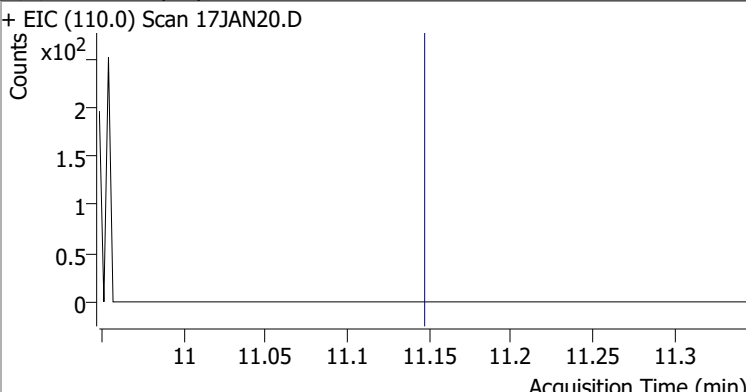
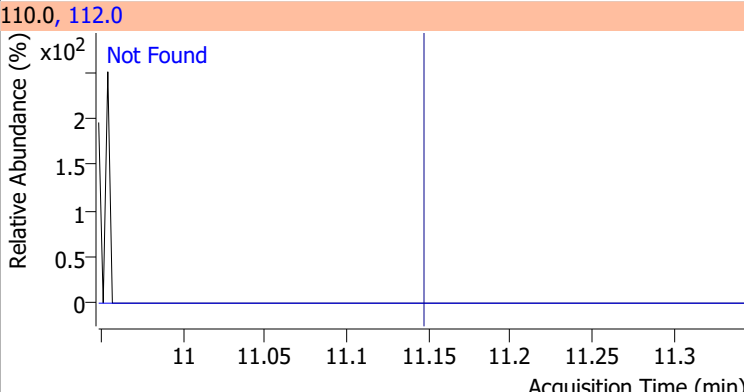
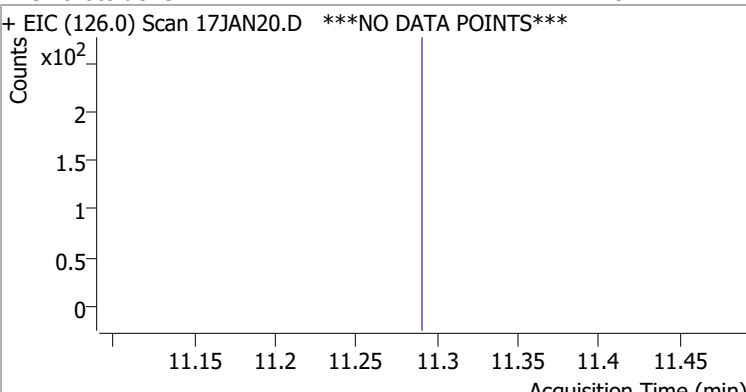
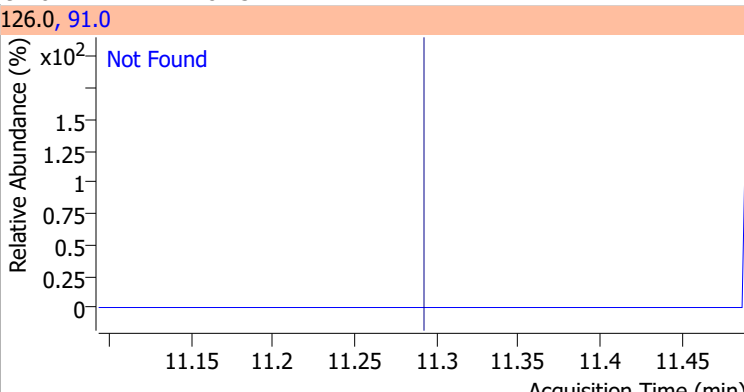
Quantitation Results Report (QT Reviewed)



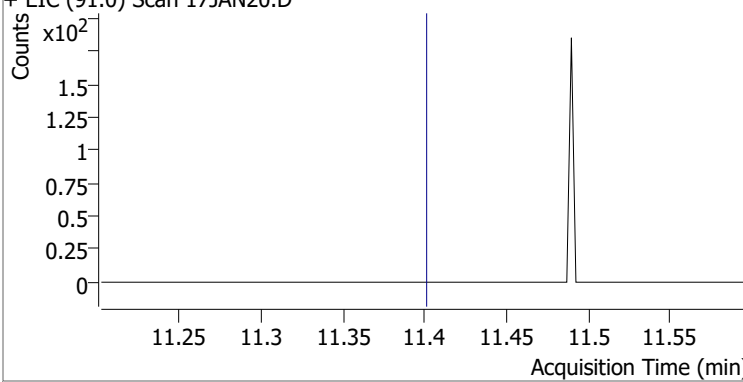
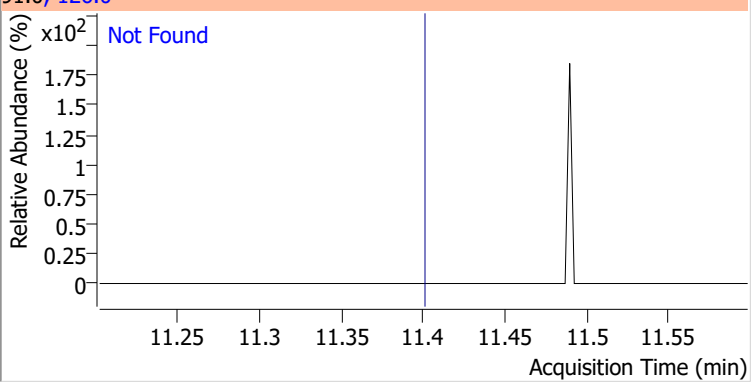
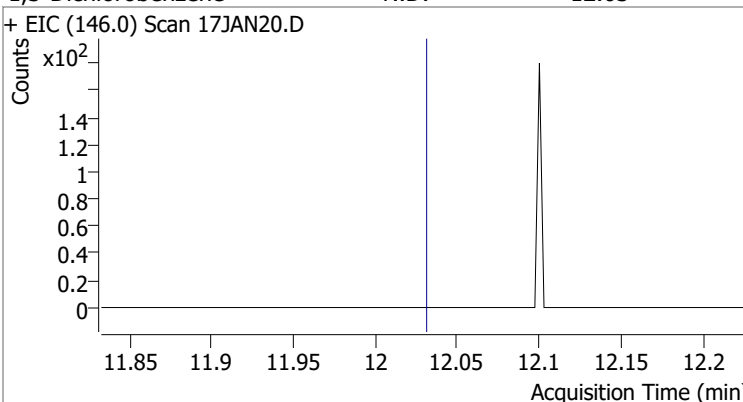
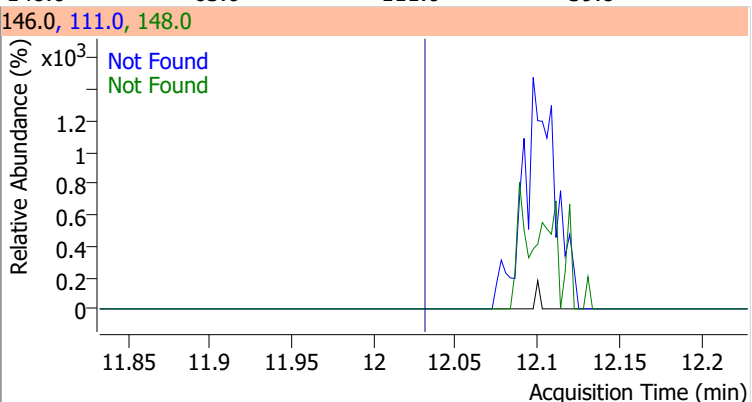
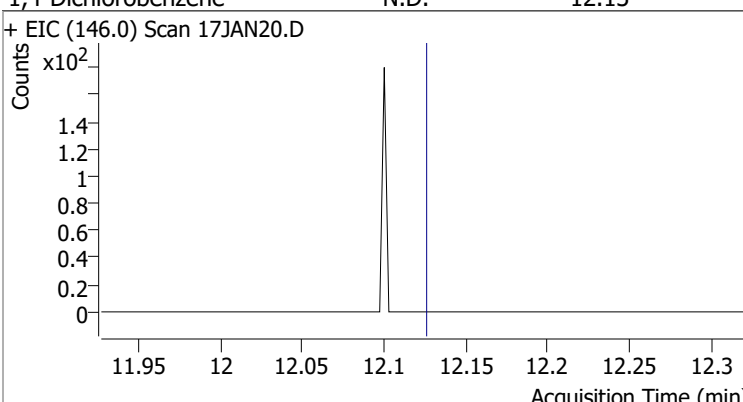
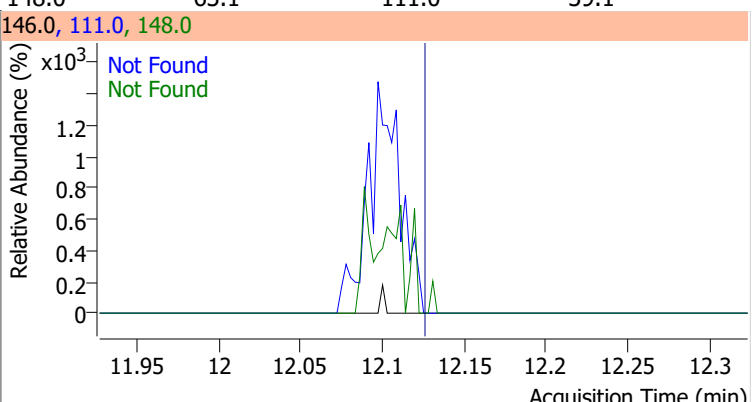
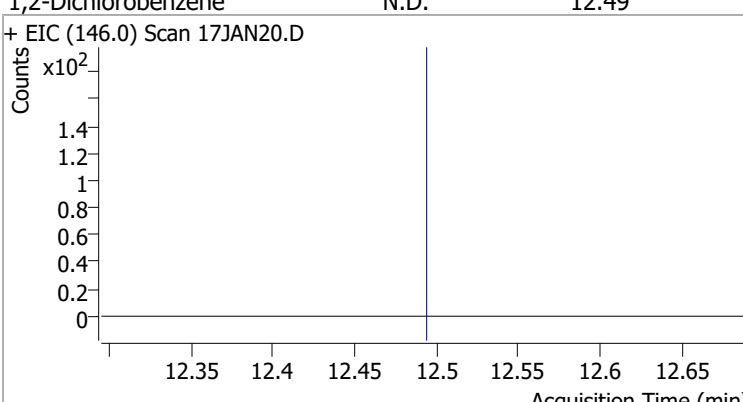
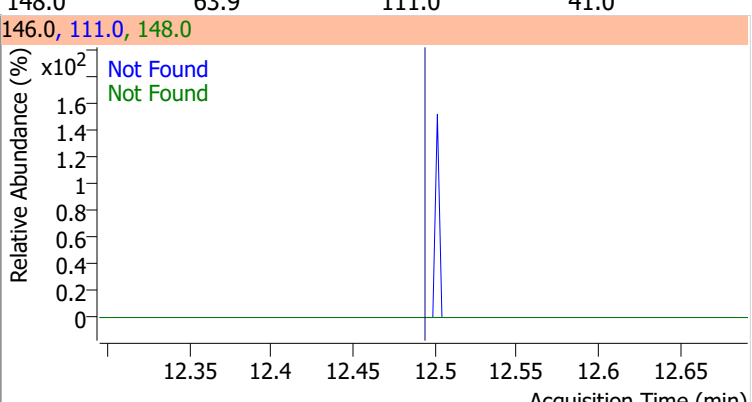
Compound	Conc.	RT	Dev(Min)	Resp.	QIon	QRatio	Lower	Upper
p-Bromofluorobenzene	255.7994	10.95	0.00	160908	174.0	100.0	61.7	121.7
					176.0	96.7	60.6	120.6



Quantitation Results Report (QT Reviewed)

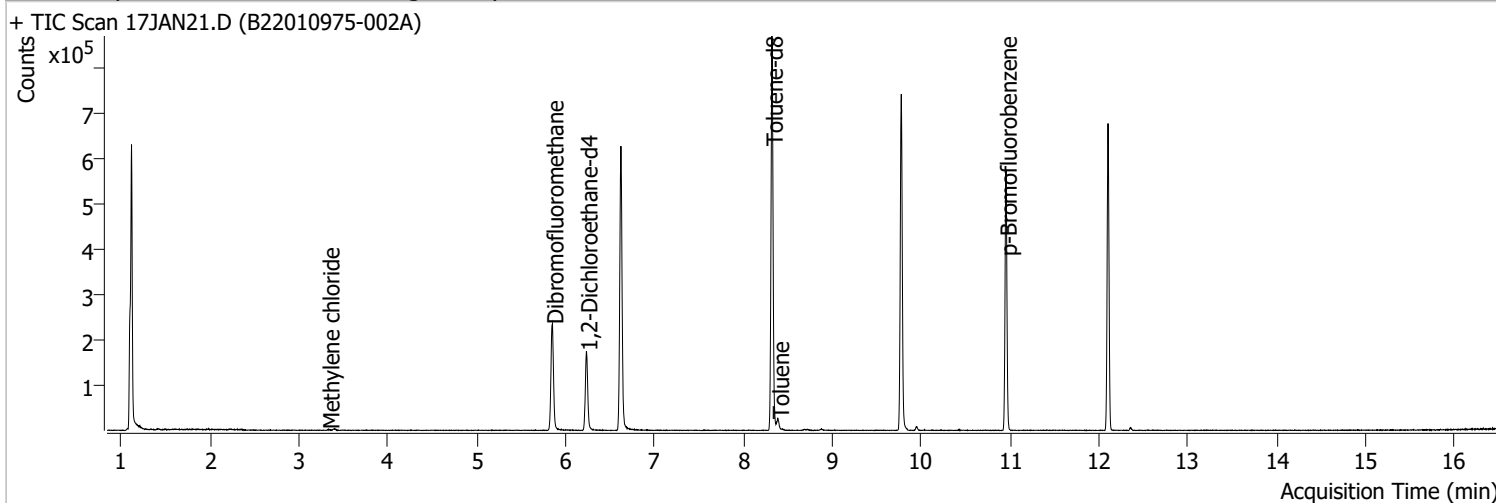
Compound	Conc.	Exp RT	QIon	Exp Ratio	QIon	Exp Ratio
Bromobenzene	N.D.	11.09	77.0	145.7	158.0	96.5
+ EIC (156.0) Scan 17JAN20.D			156.0, 77.0, 158.0			
						
1,1,2,2-Tetrachloroethane	N.D.	11.12	85.0	66.2		
+ EIC (83.0) Scan 17JAN20.D			83.0, 85.0			
						
1,2,3-Trichloropropane	N.D.	11.15	112.0	63.5		
+ EIC (110.0) Scan 17JAN20.D			110.0, 112.0			
						
2-Chlorotoluene	N.D.	11.29	91.0	282.3		
+ EIC (126.0) Scan 17JAN20.D ***NO DATA POINTS***			126.0, 91.0			
						

Quantitation Results Report (QT Reviewed)

Compound	Conc.	Exp RT	QIon	Exp Ratio		
4-Chlorotoluene	N.D.	11.40	126.0	31.7		
+ EIC (91.0) Scan 17JAN20.D			91.0, 126.0			
						
1,3-Dichlorobenzene	N.D.	12.03	148.0	63.6	QIon	Exp Ratio
+ EIC (146.0) Scan 17JAN20.D			146.0, 111.0, 148.0			
						
1,4-Dichlorobenzene	N.D.	12.13	148.0	63.1	QIon	Exp Ratio
+ EIC (146.0) Scan 17JAN20.D			146.0, 111.0, 148.0			
						
1,2-Dichlorobenzene	N.D.	12.49	148.0	63.9	QIon	Exp Ratio
+ EIC (146.0) Scan 17JAN20.D			146.0, 111.0, 148.0			
						

Quantitation Results Report (QT Reviewed)

Data File	17JAN21.D	Operator	MSC
Acq. Method	5975CACQF.M	Acq. Date-Time	1/17/2022 7:05:42 PM
Sample Name	B22010975-002A	Instrument	VOA5975C
Vial	21	Multiplier	1.00
DA Method File	VOA5975C_8260B_SHT_DoD_L4_010422.m	Comment	
Tune File	BFB_Atune3.u	Tune Date	10/11/2021 4:02:00 PM
Batch Name	VG011722_8260B.batch.bin	Last Calib Update	3/5/2022 1:16:34 PM
Ref Library	\\MASSHUNTER\Org\Library\NIST129K.I		



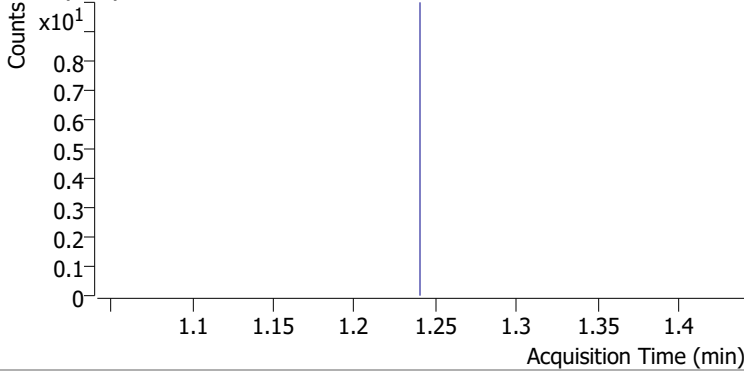
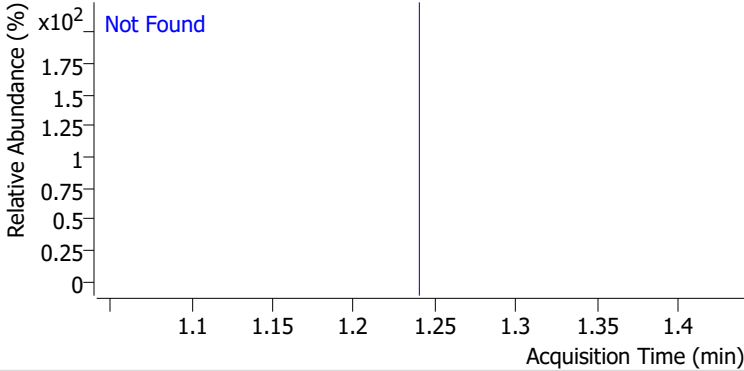
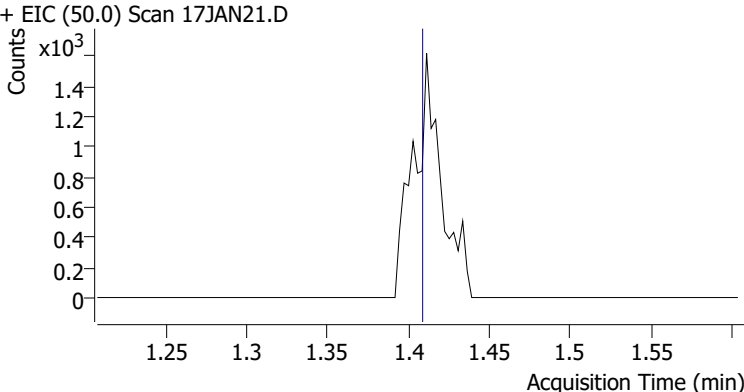
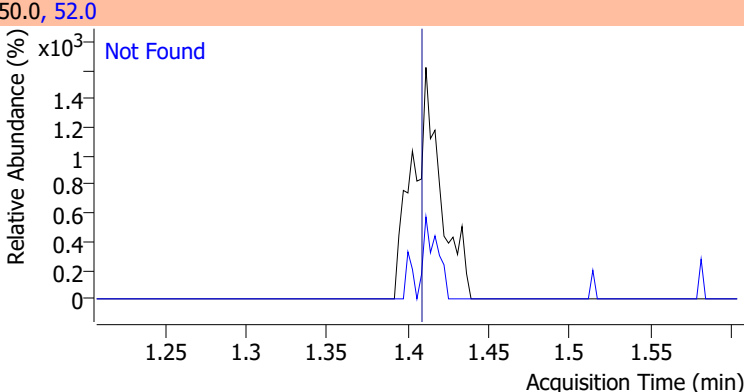
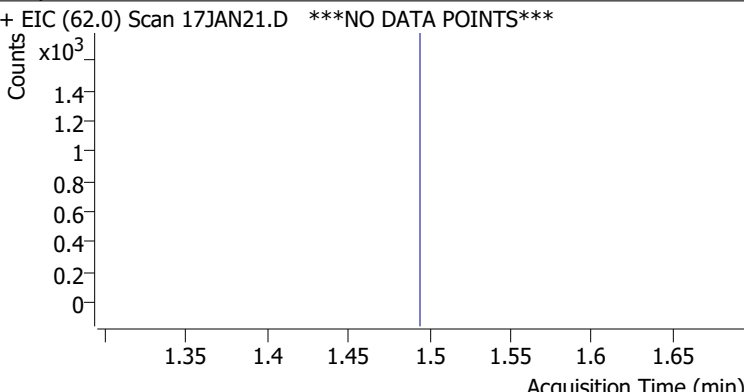
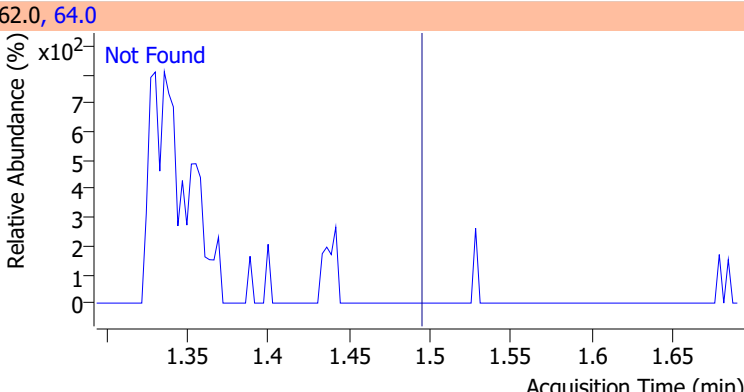
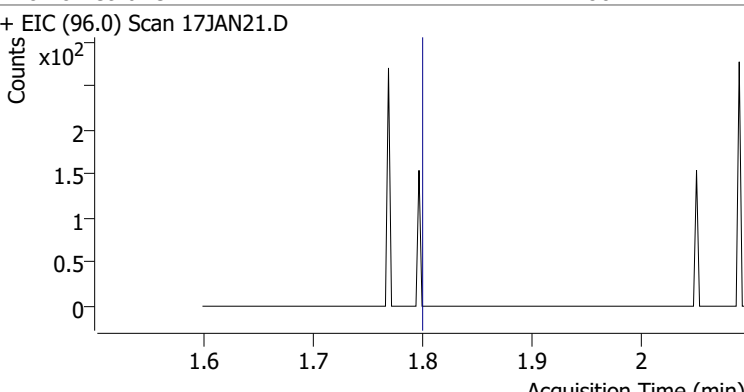
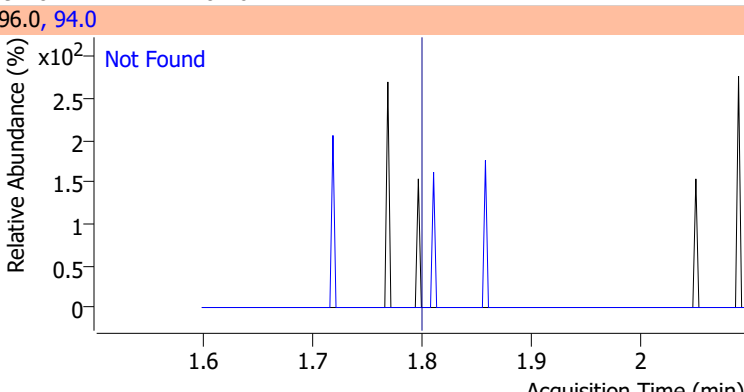
Compound	RT	QIon	Resp.	Conc.	Units	Dev(Min)
Internal Standards						
M Fluorobenzene	6.620	96.0	519145	250.0000	ng	-0.003
M Chlorobenzene-d5	9.774	82.0	202503	250.0000	ng	0.003
M 1,4-Dichlorobenzene-d4	12.100	152.0	162330	250.0000	ng	0.000
System Monitoring Compounds						
S Dibromofluoromethane	5.851	113.0	138777	283.7469	ng	0.005
Spiked Amount: 250.000	Range: 80.0 - 119.0%			Recovery = 113.50%		
S 1,2-Dichloroethane-d4	6.233	67.0	62052	293.7367	ng	0.000
Spiked Amount: 250.000	Range: 81.0 - 118.0%			Recovery = 117.49%		
S Toluene-d8	8.319	98.0	522790	267.9020	ng	0.000
Spiked Amount: 250.000	Range: 89.0 - 112.0%			Recovery = 107.16%		
S p-Bromofluorobenzene	10.951	95.0	153946	258.8642	ng	-0.003
Spiked Amount: 250.000	Range: 85.0 - 114.0%			Recovery = 103.55%		
Target Compounds						
T Dichlorodifluoromethane	0.000		0	N.D.		
T Chloromethane	0.000		0	N.D.		
T Vinyl chloride	0.000		0	N.D.		
T Bromomethane	0.000		0	N.D.		
T Chloroethane	0.000		0	N.D.		
T Trichlorofluoromethane	0.000		0	N.D.		
T 1,1-Dichloroethene	0.000		0	N.D.		
T Methylene chloride	3.333	49.0	1134	1.4706	ng m	84
T trans-1,2-Dichloroethene	0.000		0	N.D.		
T Methyl tert-butyl ether (MTBE)	0.000		0	N.D.		
T 1,1-Dichloroethane	0.000		0	N.D.		
T 2,2-Dichloropropane	0.000		0	N.D.		
T cis-1,2-Dichloroethene	0.000		0	N.D.		
T Methyl ethyl ketone	0.000		0	N.D.		
T Bromochloromethane	0.000		0	N.D.		
T Chloroform	5.644	83.0	0		ng md	1

Quantitation Results Report (QT Reviewed)

Compound	RT	QIon	Resp.	Conc.	Units	Dev(Min)
T 1,1,1-Trichloroethane	0.000		0	N.D.		
T Carbon tetrachloride	0.000		0	N.D.		
T 1,1-Dichloropropene	0.000		0	N.D.		
T Benzene	0.000		0	N.D.		
T 1,2-Dichloroethane	0.000		0	N.D.		
T Trichloroethene	0.000		0	N.D.		
T 1,2-Dichloropropane	0.000		0	N.D.		
T Dibromomethane	0.000		0	N.D.		
T Bromodichloromethane	0.000		0	N.D.		
T cis-1,3-Dichloropropene	0.000		0	N.D.		
T Toluene	8.388	92.0	6871	5.2125	ng	93
T trans-1,3-Dichloropropene	0.000		0	N.D.		
T 1,1,2-Trichloroethane	0.000		0	N.D.		
T Tetrachloroethene	0.000		0	N.D.		
T 1,3-Dichloropropane	0.000		0	N.D.		
T Chlorodibromomethane	0.000		0	N.D.		
T 1,2-Dibromoethane	0.000		0	N.D.		
T Chlorobenzene	0.000		0	N.D.		
T 1,1,1,2-Tetrachloroethane	0.000		0	N.D.		
T Ethylbenzene	0.000		0	N.D.		
T m+p-Xylenes	10.045	106.0	0		ng	md 1
T o-Xylene	0.000		0	N.D.		
T Styrene	0.000		0	N.D.		
T Bromoform	0.000		0	N.D.		
T Bromobenzene	0.000		0	N.D.		
T 1,1,2,2-Tetrachloroethane	0.000		0	N.D.		
T 1,2,3-Trichloropropane	0.000		0	N.D.		
T 2-Chlorotoluene	0.000		0	N.D.		
T 4-Chlorotoluene	0.000		0	N.D.		
T 1,3-Dichlorobenzene	0.000		0	N.D.		
T 1,4-Dichlorobenzene	0.000		0	N.D.		
T 1,2-Dichlorobenzene	0.000		0	N.D.		

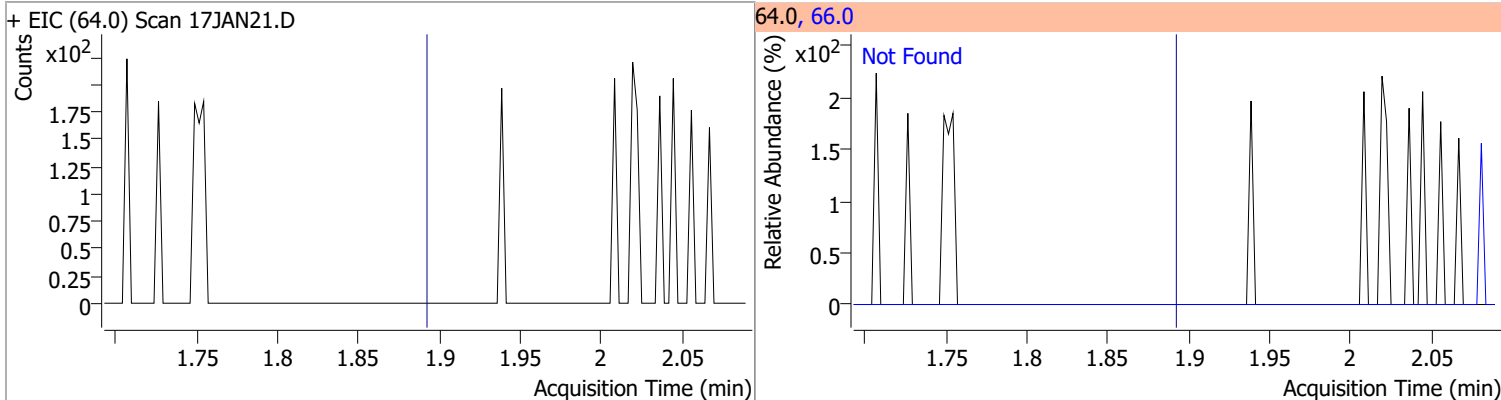
(#) = Qualifier Out of Range; (m) = Manual Integration; (+) = Area Summed; (*) = Surrogate Percent Recovery Out of Range; (d): Zeroed Peak

Quantitation Results Report (QT Reviewed)

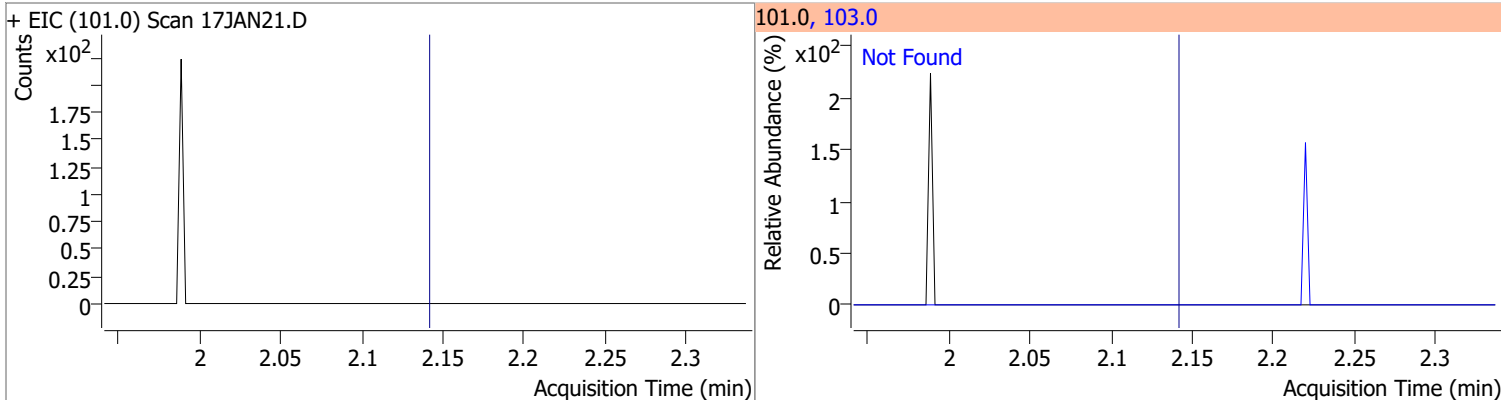
Compound	Conc.	Exp RT	QIon	Exp Ratio
Dichlorodifluoromethane	N.D.	1.24	87.0	32.3
+ EIC (85.0) Scan 17JAN21.D ***NO DATA POINTS***			85.0, 87.0	
				
Chloromethane	N.D.	1.41	52.0	32.1
+ EIC (50.0) Scan 17JAN21.D			50.0, 52.0	
				
Vinyl chloride	N.D.	1.50	64.0	29.9
+ EIC (62.0) Scan 17JAN21.D ***NO DATA POINTS***			62.0, 64.0	
				
Bromomethane	N.D.	1.80	94.0	104.6
+ EIC (96.0) Scan 17JAN21.D			96.0, 94.0	
				

Quantitation Results Report (QT Reviewed)

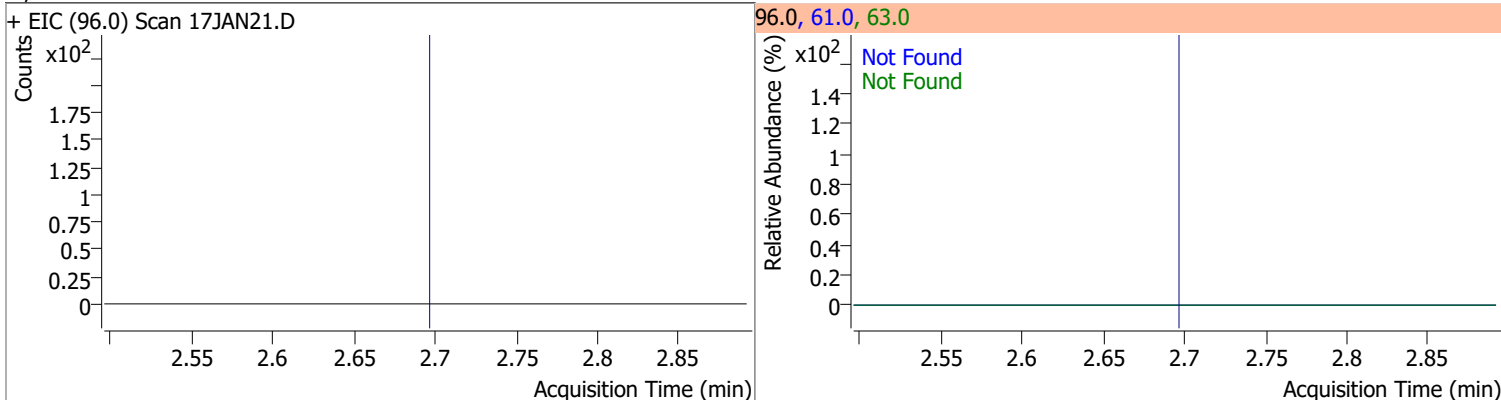
Compound	Conc.	Exp RT	QIon	Exp Ratio
Chloroethane	N.D.	1.89	66.0	30.1



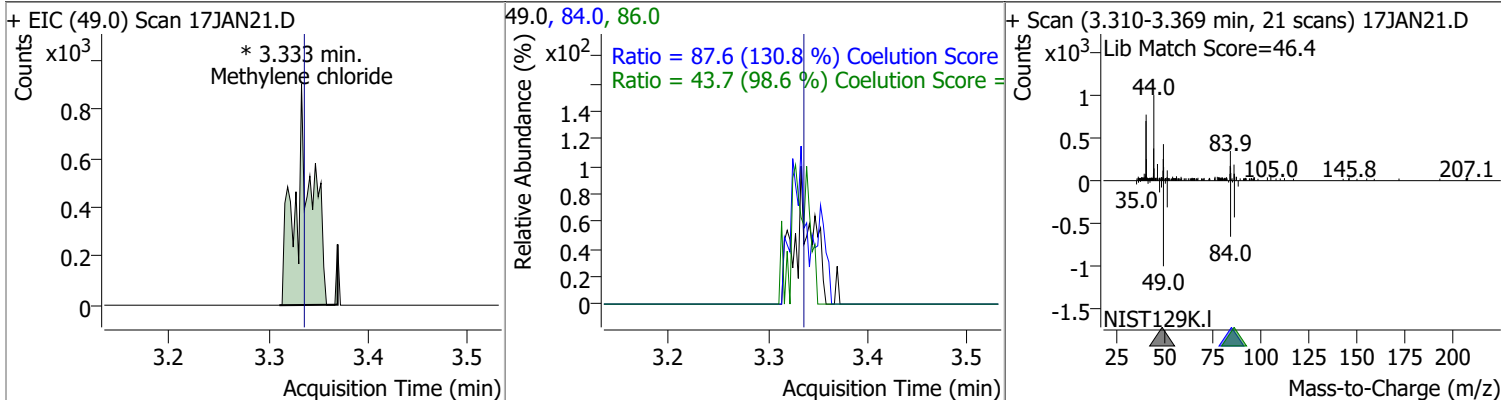
Compound	Conc.	Exp RT	QIon	Exp Ratio
Trichlorofluoromethane	N.D.	2.14	103.0	64.2



Compound	Conc.	Exp RT	QIon	Exp Ratio	QIon	Exp Ratio
1,1-Dichloroethene	N.D.	2.70	61.0	180.3	63.0	56.7

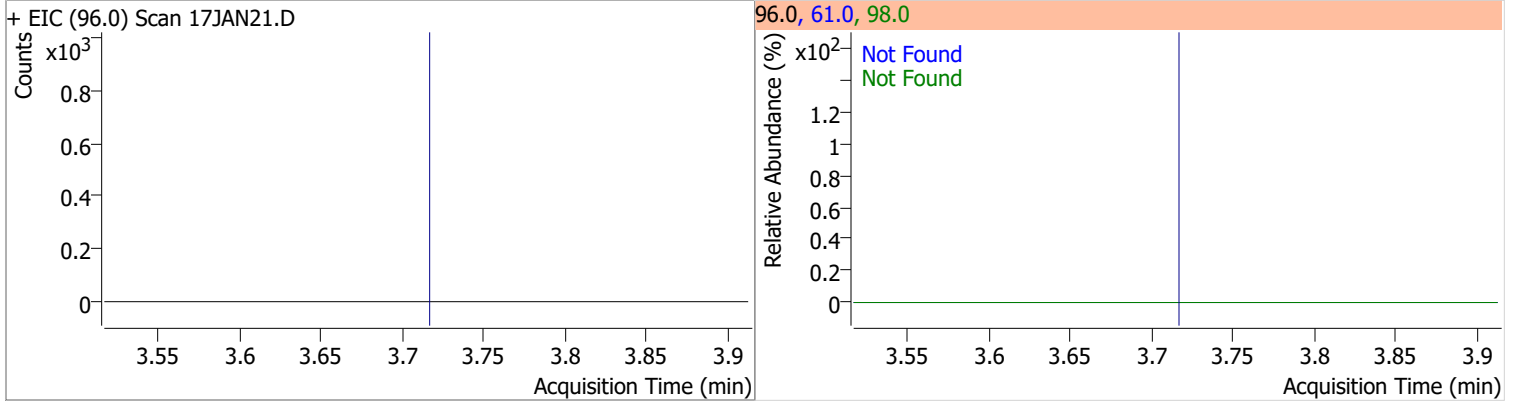


Compound	Conc.	RT	Dev(Min)	Resp.	QIon	QRatio	Lower	Upper
Methylene chloride	1.4706	3.33	0.00	1134 (m)	84.0	87.6	36.9	96.9
					86.0	43.7	14.3	74.3

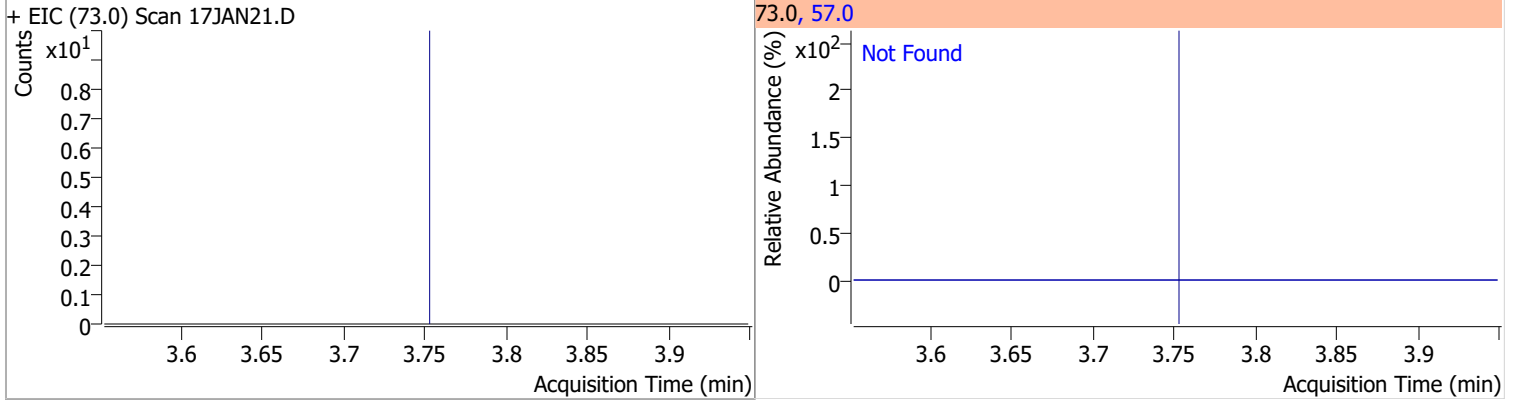


Quantitation Results Report (QT Reviewed)

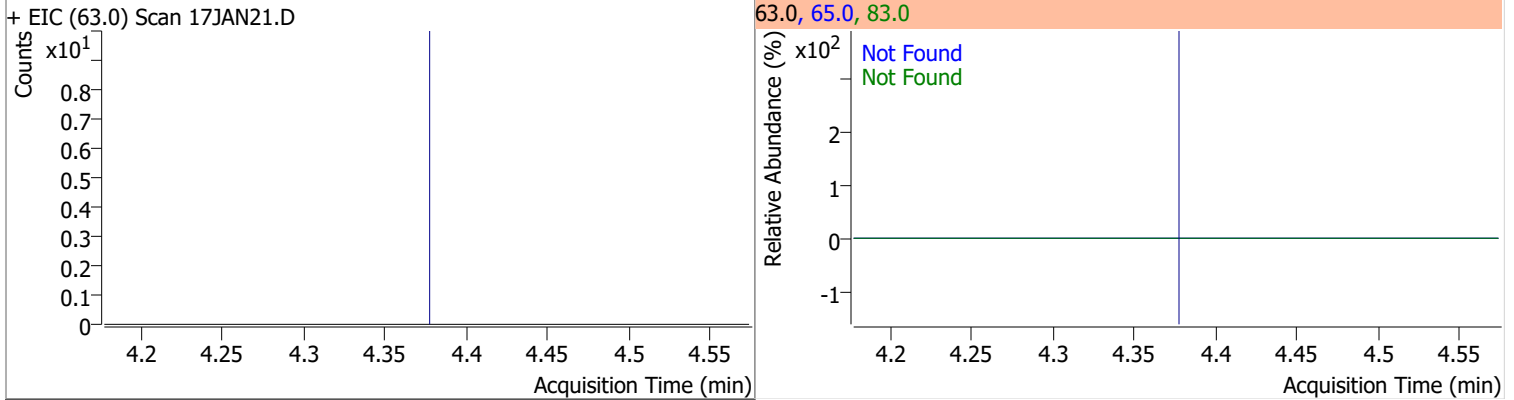
Compound	Conc.	Exp RT	QIon	Exp Ratio	QIon	Exp Ratio
trans-1,2-Dichloroethene	N.D.	3.72	61.0	153.9	98.0	65.7



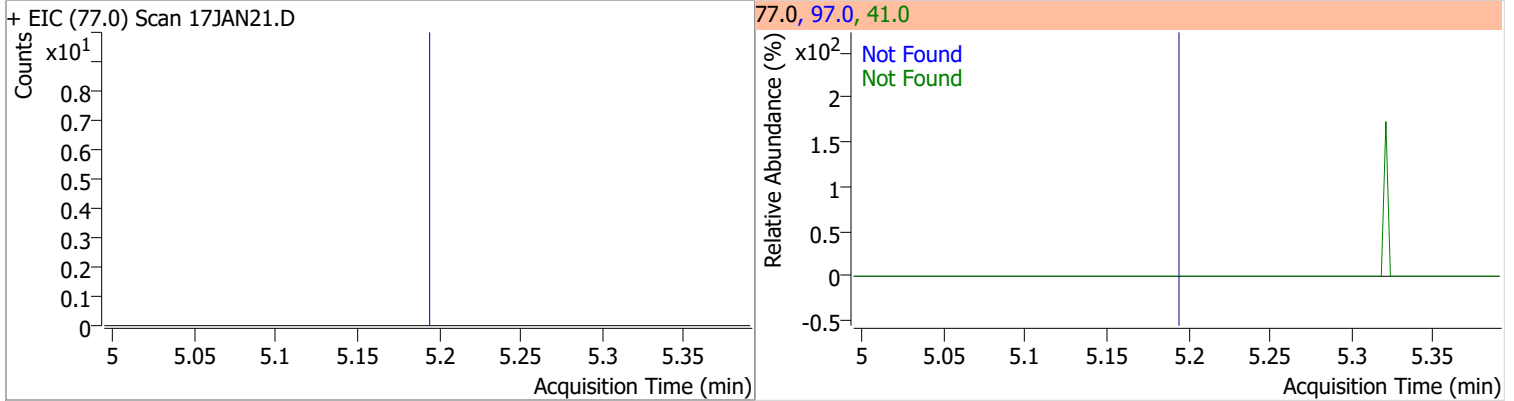
Compound	Conc.	Exp RT	QIon	Exp Ratio
Methyl tert-butyl ether (MTBE)	N.D.	3.75	57.0	24.6



Compound	Conc.	Exp RT	QIon	Exp Ratio	QIon	Exp Ratio
1,1-Dichloroethane	N.D.	4.38	65.0	32.1	83.0	13.7

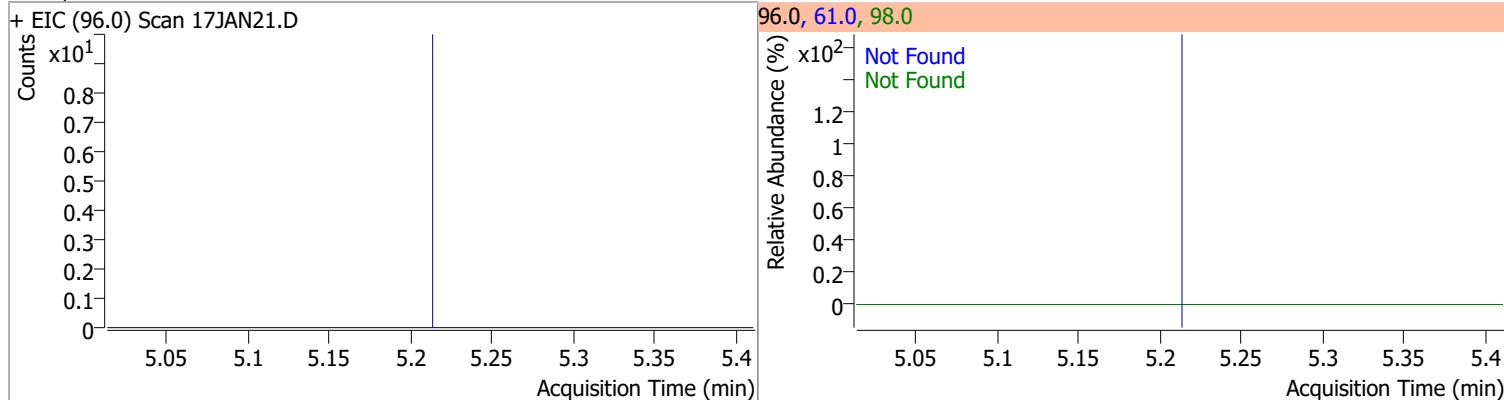


Compound	Conc.	Exp RT	QIon	Exp Ratio	QIon	Exp Ratio
2,2-Dichloropropane	N.D.	5.20	41.0	66.5	97.0	23.2

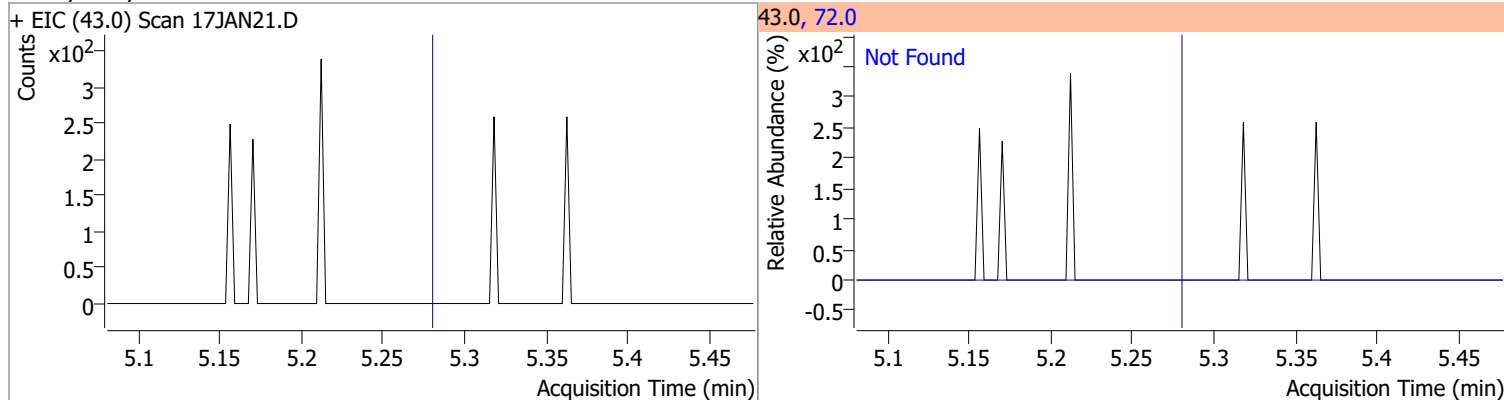


Quantitation Results Report (QT Reviewed)

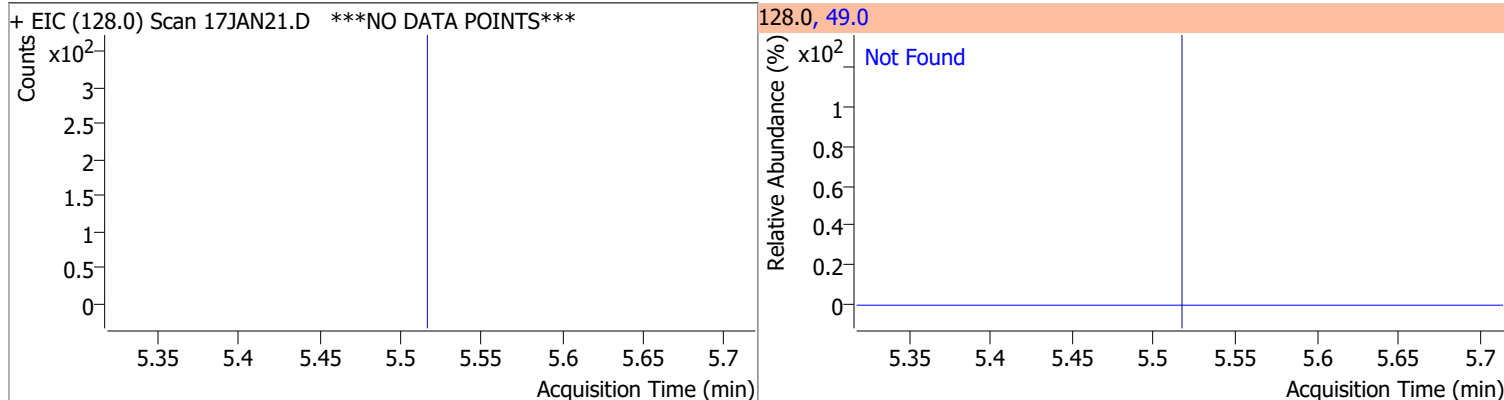
Compound	Conc.	Exp RT	QIon	Exp Ratio	QIon	Exp Ratio
cis-1,2-Dichloroethene	N.D.	5.22	61.0	167.2	98.0	67.3



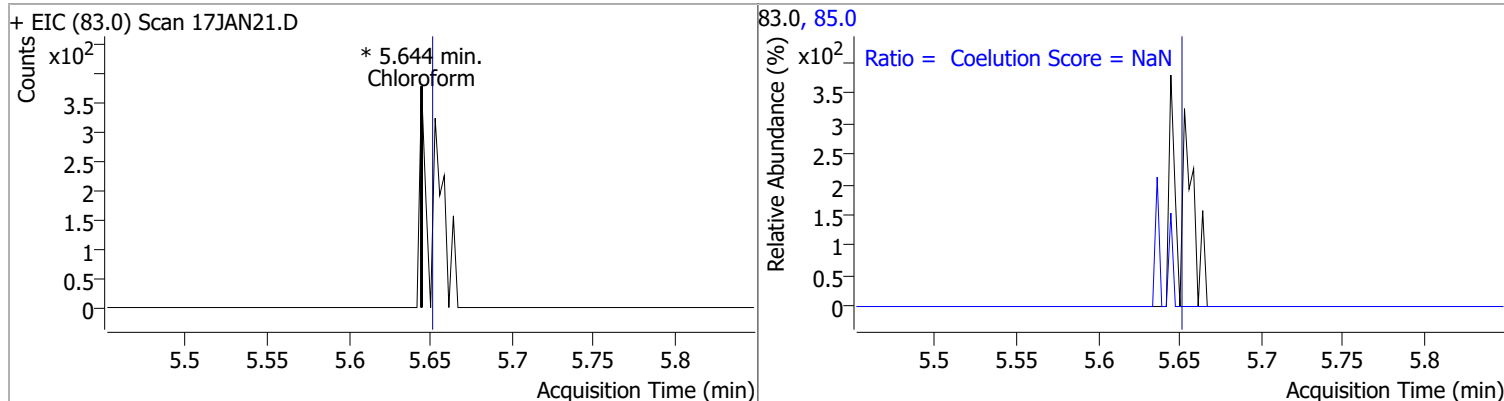
Compound	Conc.	Exp RT	QIon	Exp Ratio
Methyl ethyl ketone	N.D.	5.28	72.0	21.3



Compound	Conc.	Exp RT	QIon	Exp Ratio
Bromochloromethane	N.D.	5.52	49.0	182.9

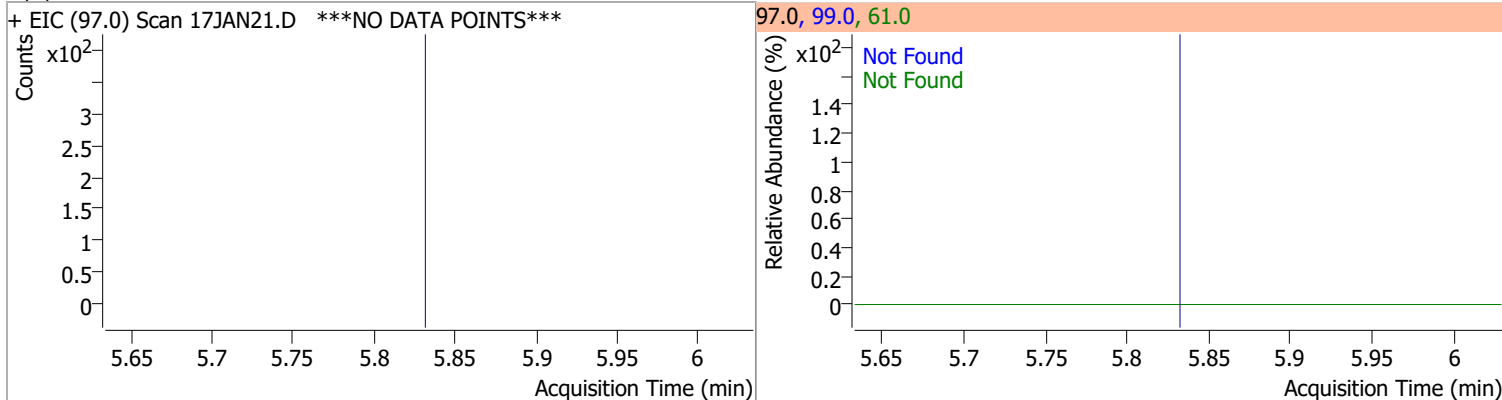


Compound	Conc.	RT	Dev(Min)	Resp.	QIon	QRatio	Lower	Upper
Chloroform		0		0	85.0		36.0	96.0

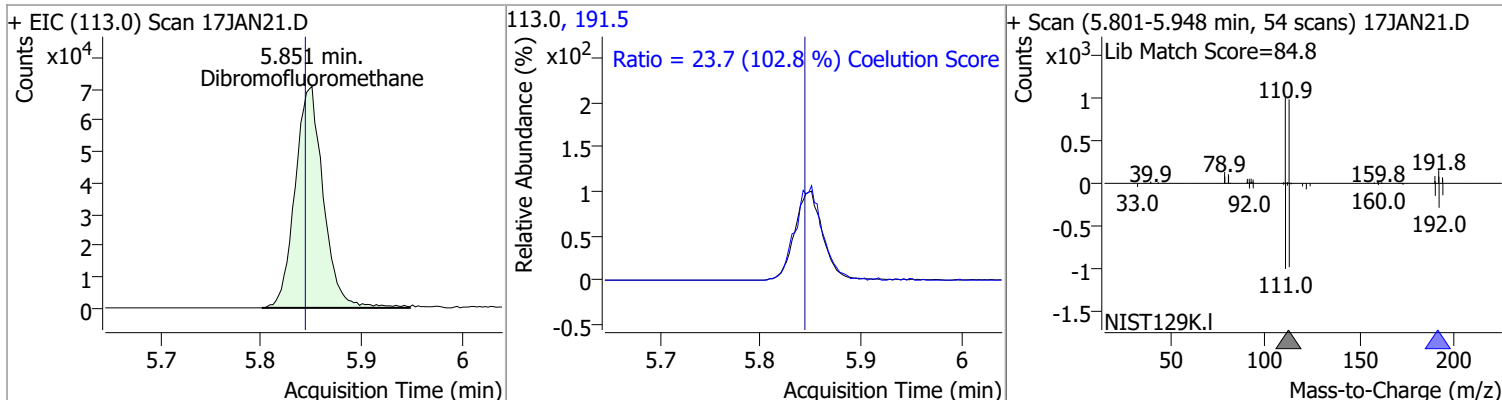


Quantitation Results Report (QT Reviewed)

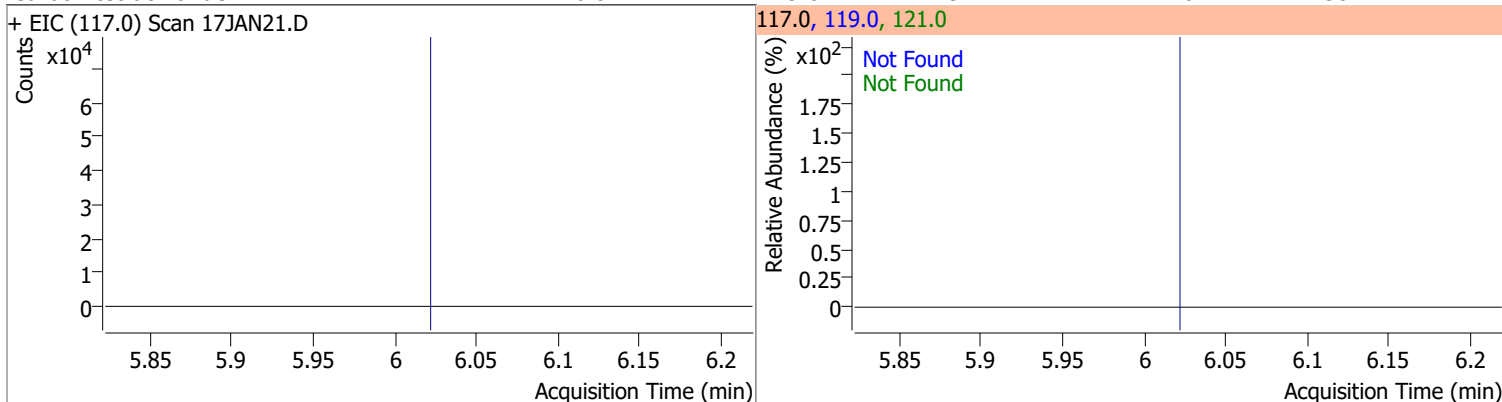
Compound	Conc.	Exp RT	QIon	Exp Ratio	QIon	Exp Ratio
1,1,1-Trichloroethane	N.D.	5.83	99.0	64.7	61.0	48.1



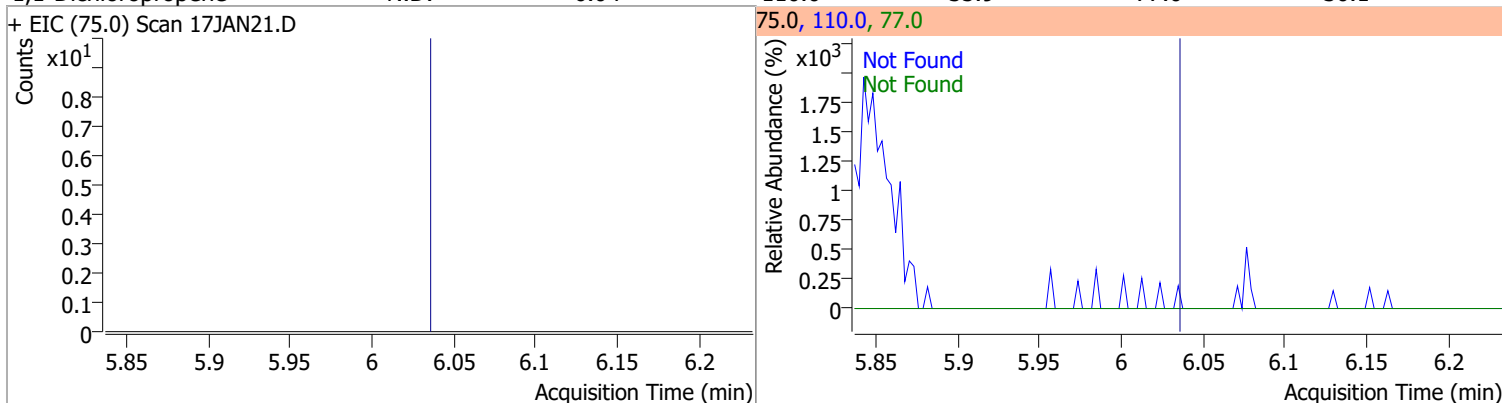
Compound	Conc.	RT	Dev(Min)	Resp.	QIon	QRatio	Lower	Upper
Dibromofluoromethane	283.7469	5.85	0.01	138777	191.5	23.7	0.0	53.1



Compound	Conc.	Exp RT	QIon	Exp Ratio	QIon	Exp Ratio
Carbon tetrachloride	N.D.	6.02	119.0	97.2	121.0	30.1

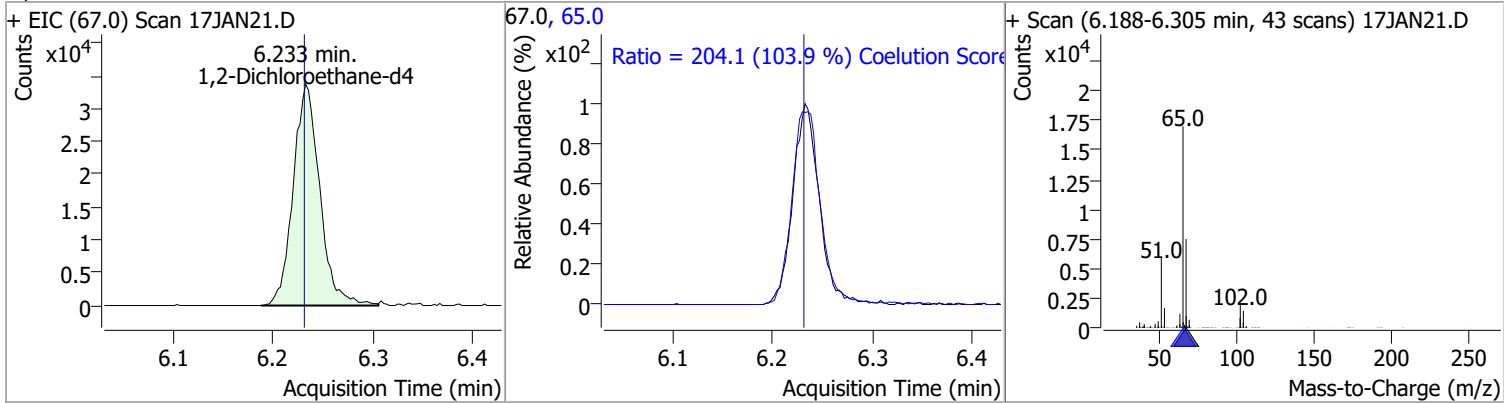


Compound	Conc.	Exp RT	QIon	Exp Ratio	QIon	Exp Ratio
1,1-Dichloropropene	N.D.	6.04	110.0	35.9	77.0	30.1

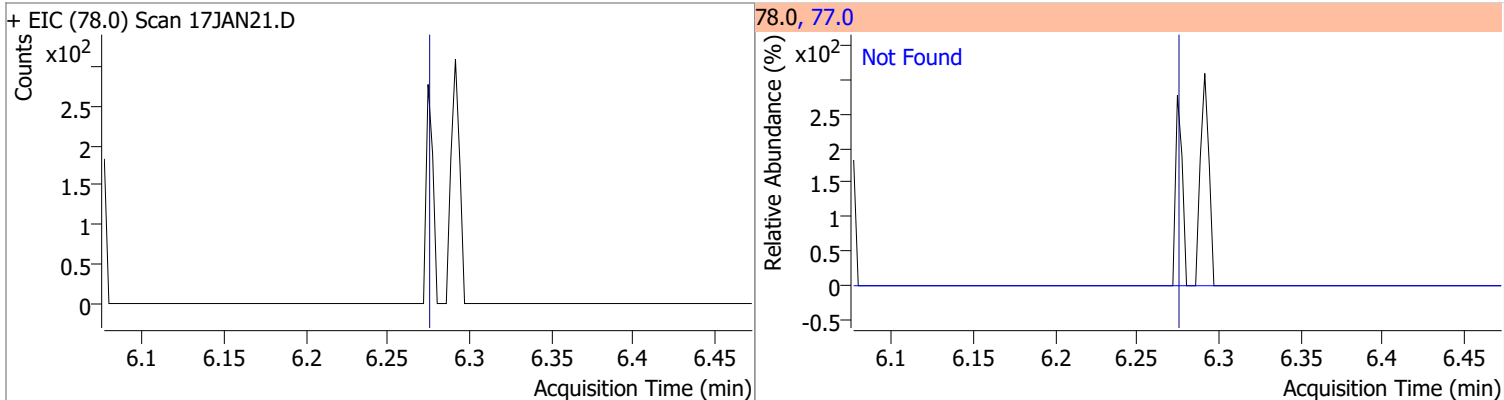


Quantitation Results Report (QT Reviewed)

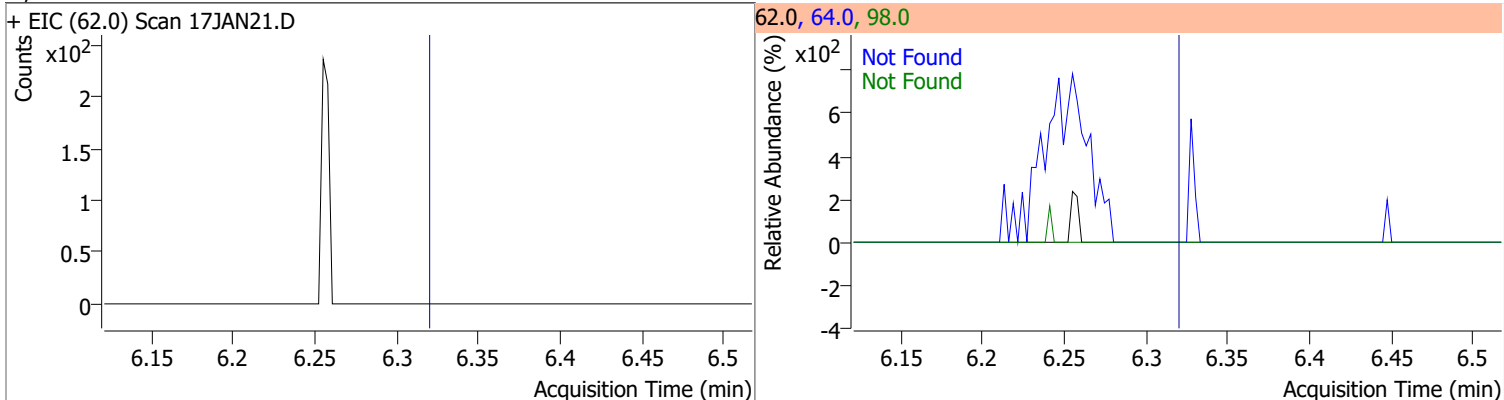
Compound	Conc.	RT	Dev(Min)	Resp.	QIon	QRatio	Lower	Upper
1,2-Dichloroethane-d4	293.7367	6.23	0.00	62052	65.0	204.1	166.5	226.5



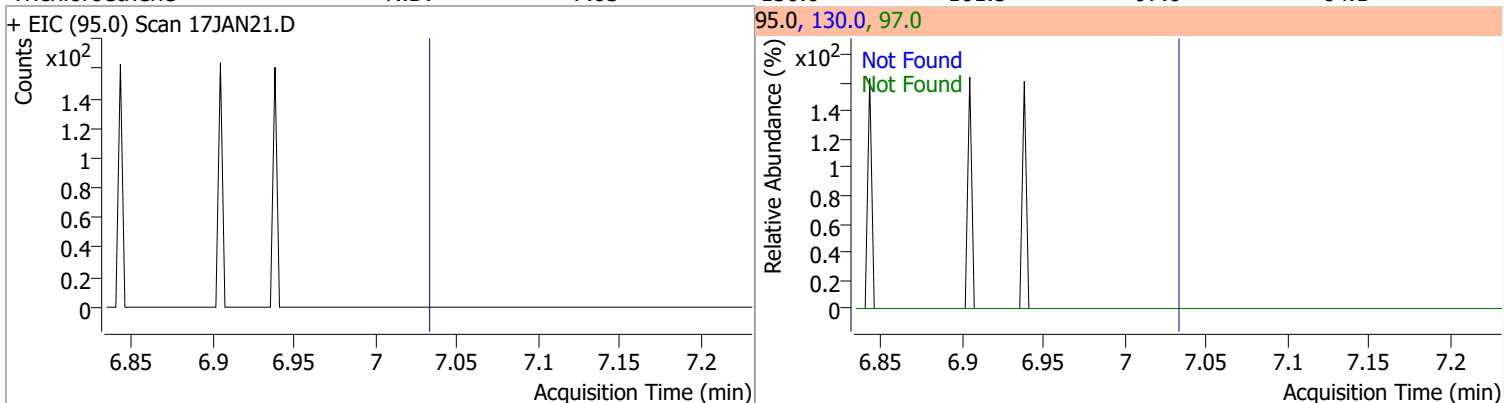
Compound	Conc.	Exp RT	QIon	Exp Ratio
Benzene	N.D.	6.28	77.0	23.5



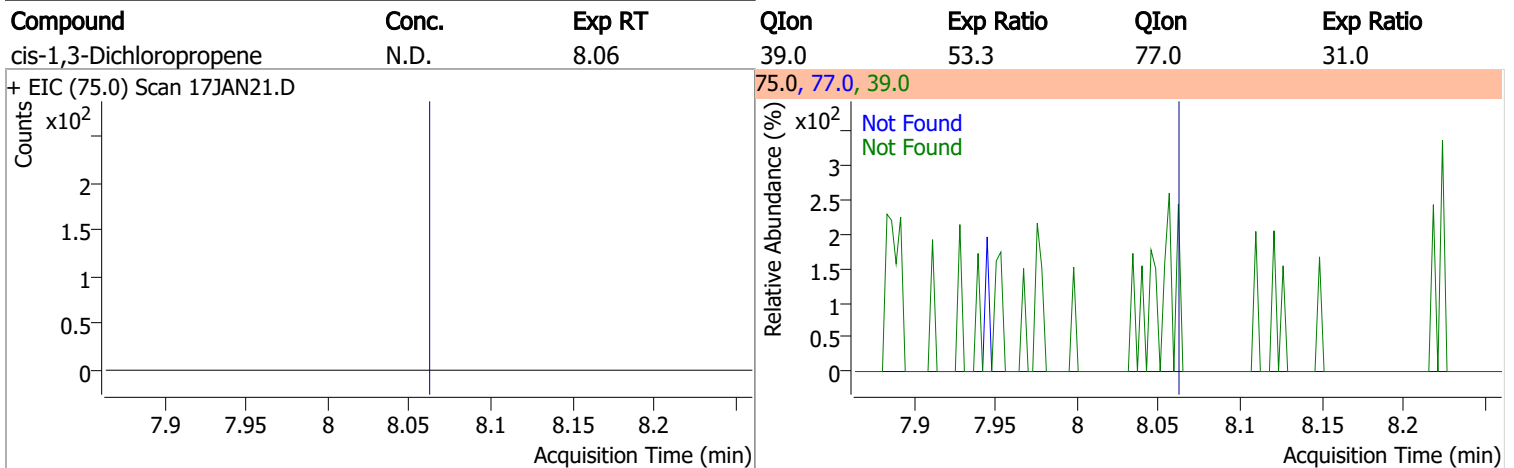
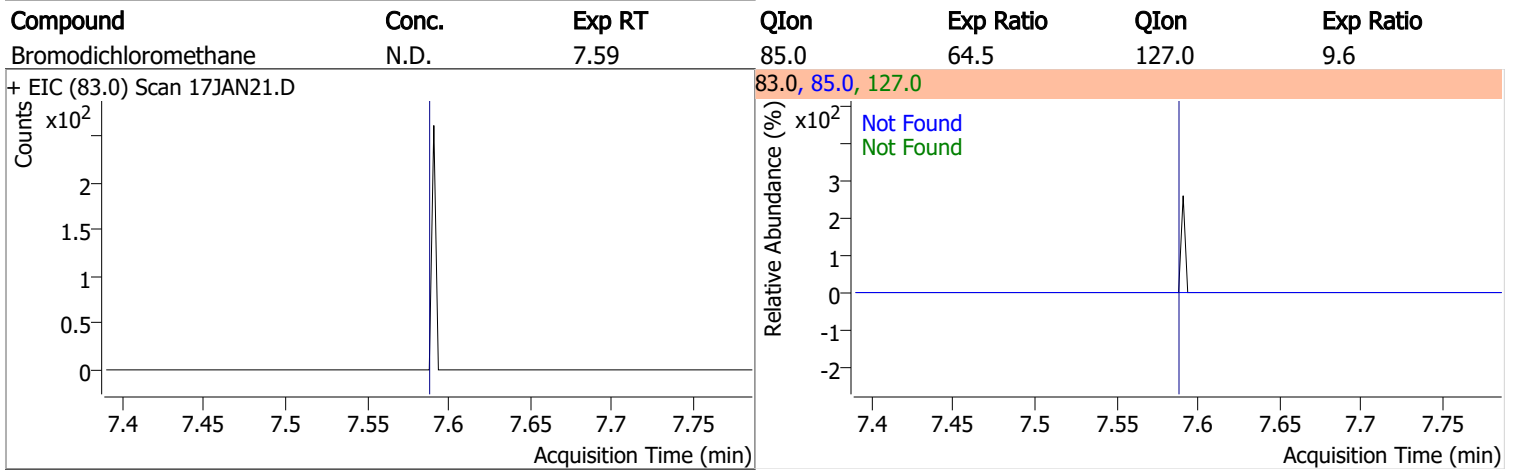
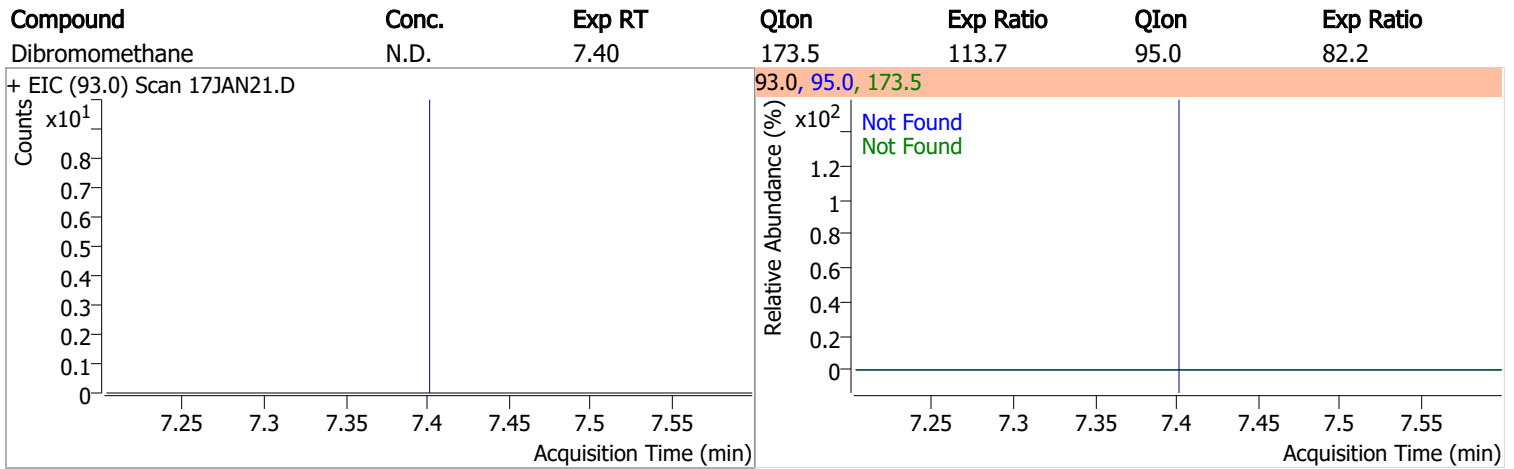
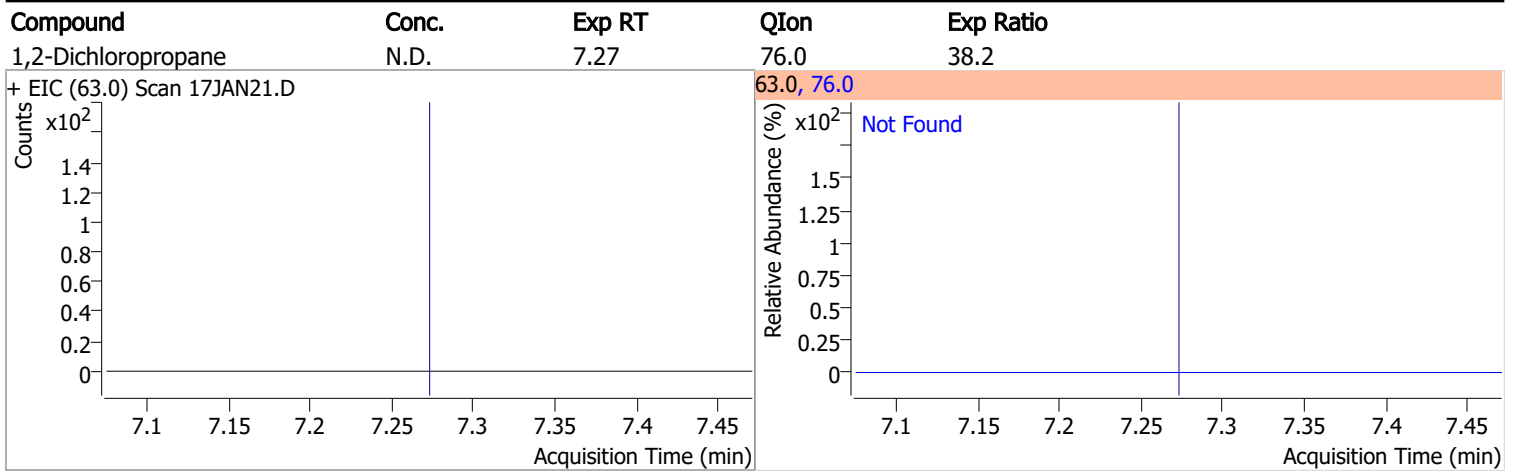
Compound	Conc.	Exp RT	QIon	Exp Ratio	QIon	Exp Ratio
1,2-Dichloroethane	N.D.	6.32	64.0	29.9	98.0	7.6



Compound	Conc.	Exp RT	QIon	Exp Ratio	QIon	Exp Ratio
Trichloroethene	N.D.	7.03	130.0	101.5	97.0	64.1

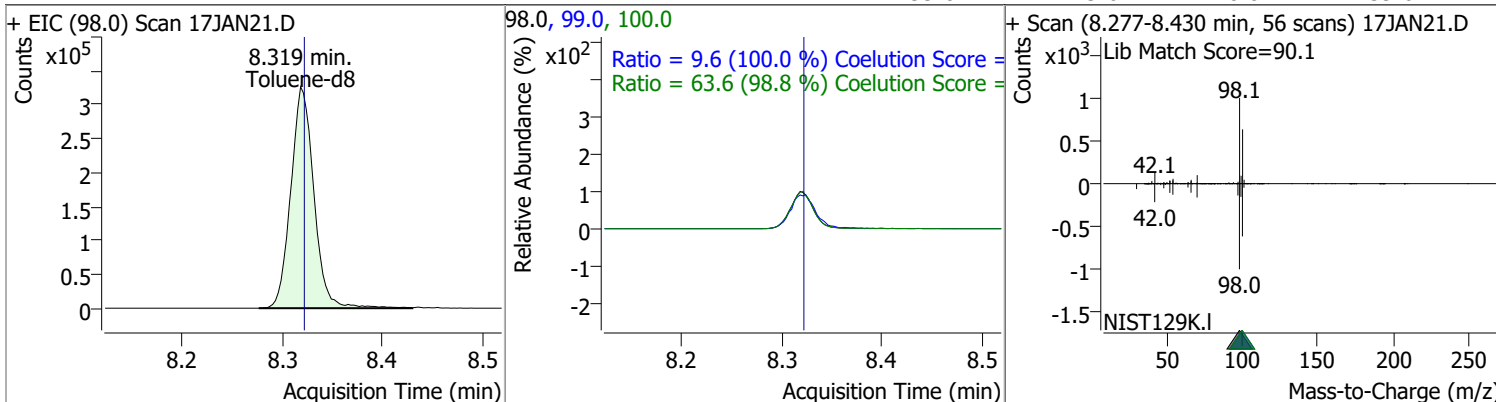


Quantitation Results Report (QT Reviewed)

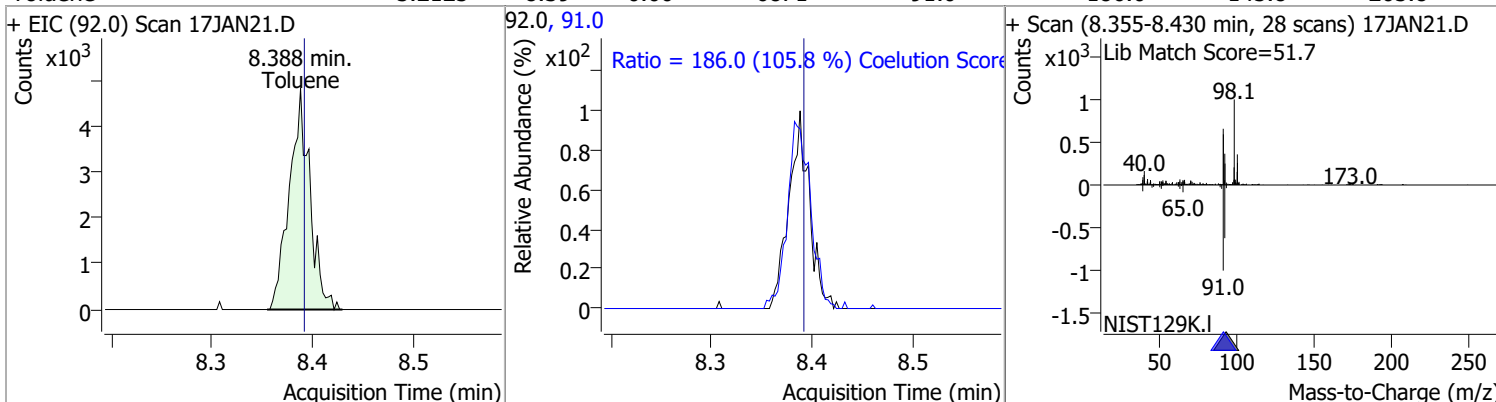


Quantitation Results Report (QT Reviewed)

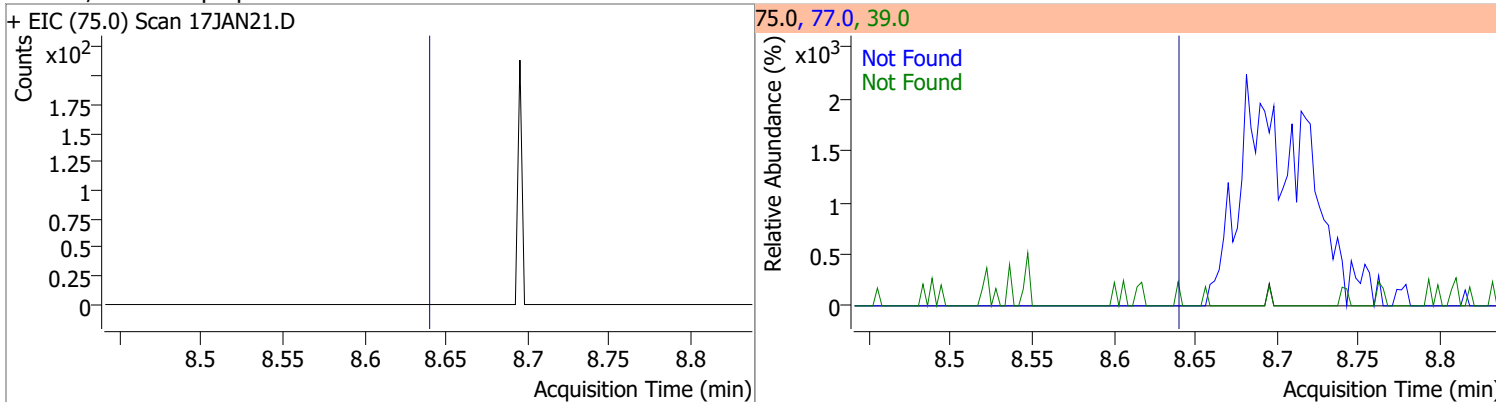
Compound	Conc.	RT	Dev(Min)	Resp.	QIon	QRatio	Lower	Upper
Toluene-d8	267.9020	8.32	0.00	522790	100.0	63.6	34.4	94.4
					99.0	9.6	0.0	39.6



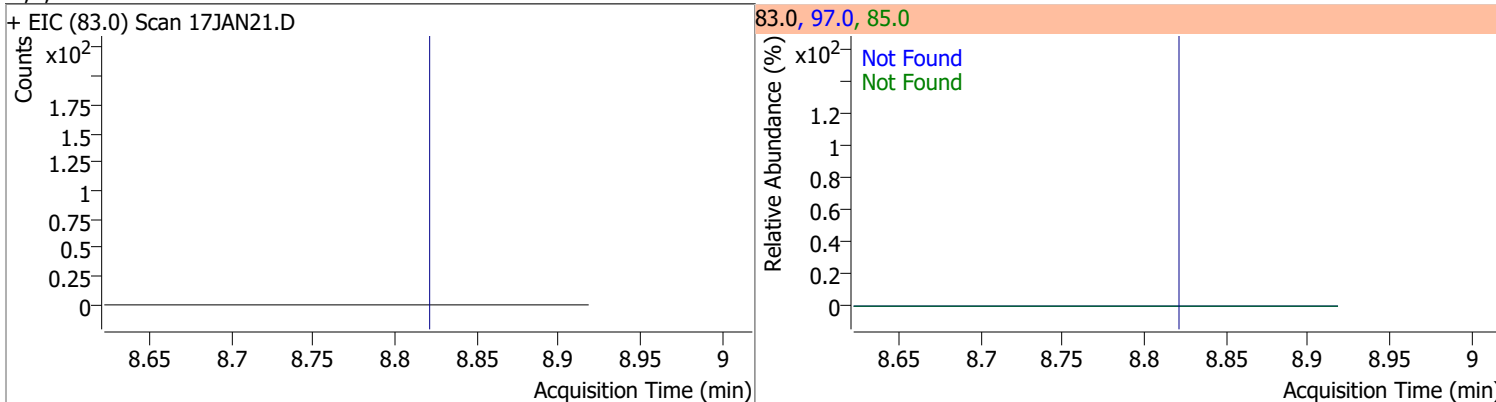
Compound	Conc.	RT	Dev(Min)	Resp.	QIon	QRatio	Lower	Upper
Toluene	5.2125	8.39	0.00	6871	91.0	186.0	145.8	205.8



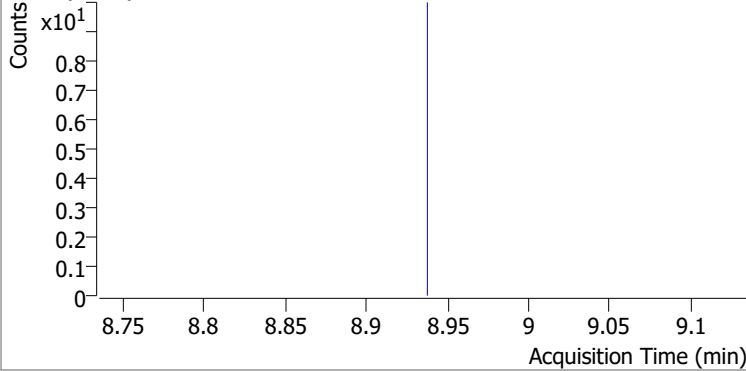
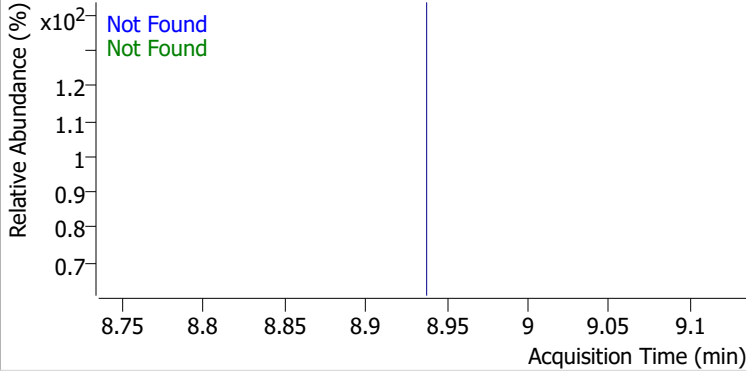
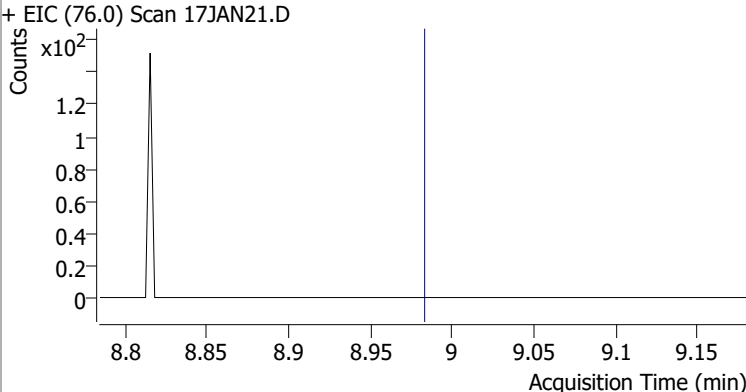
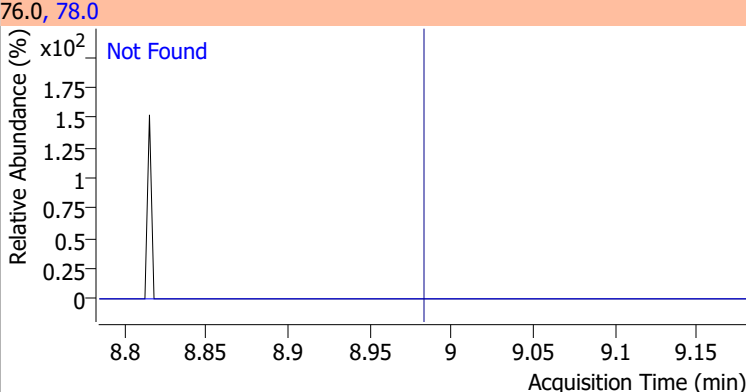
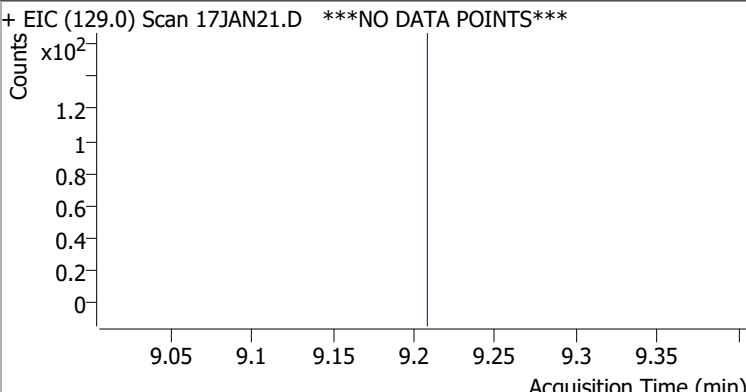
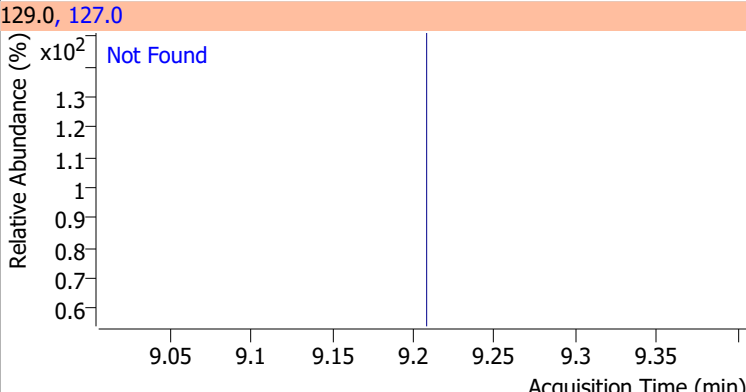
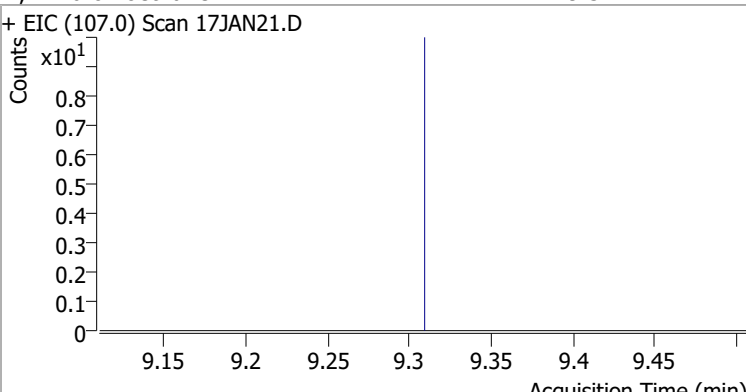
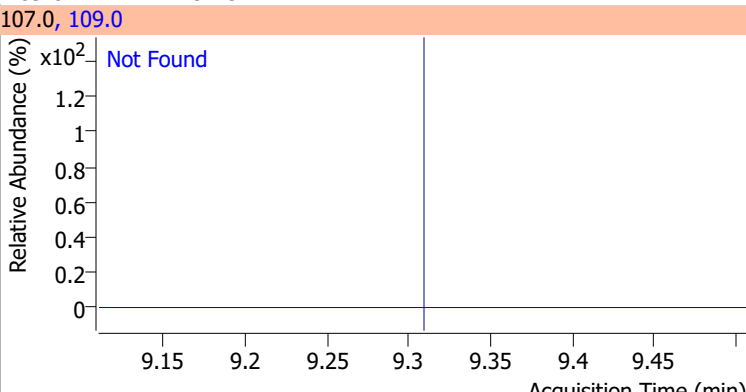
Compound	Conc.	Exp RT	QIon	Exp Ratio	QIon	Exp Ratio
trans-1,3-Dichloropropene	N.D.	8.64	39.0	53.4	77.0	32.4



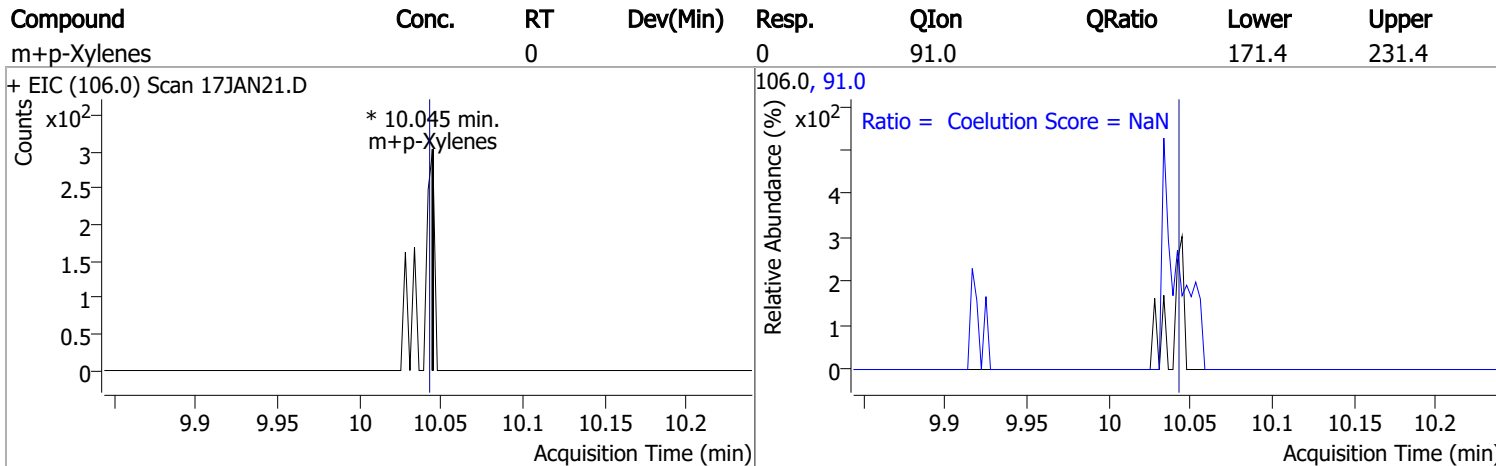
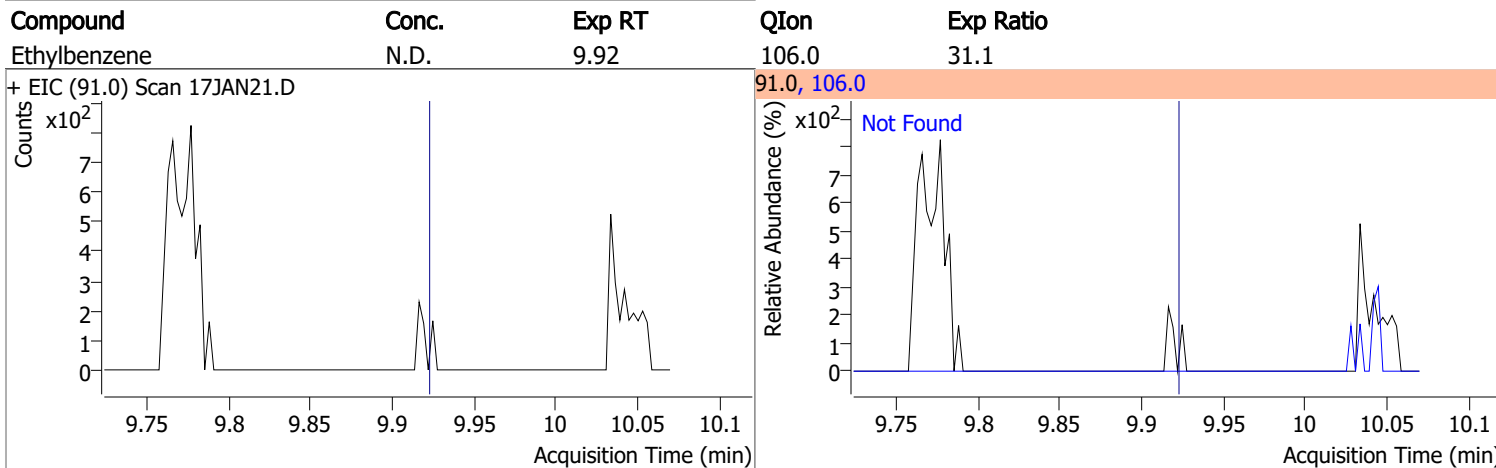
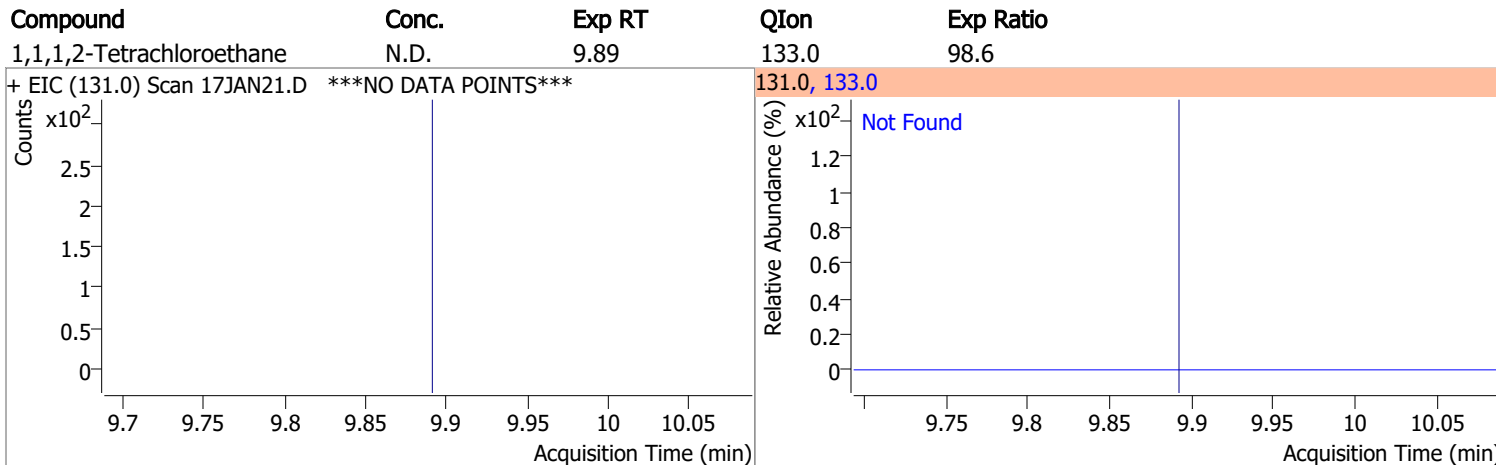
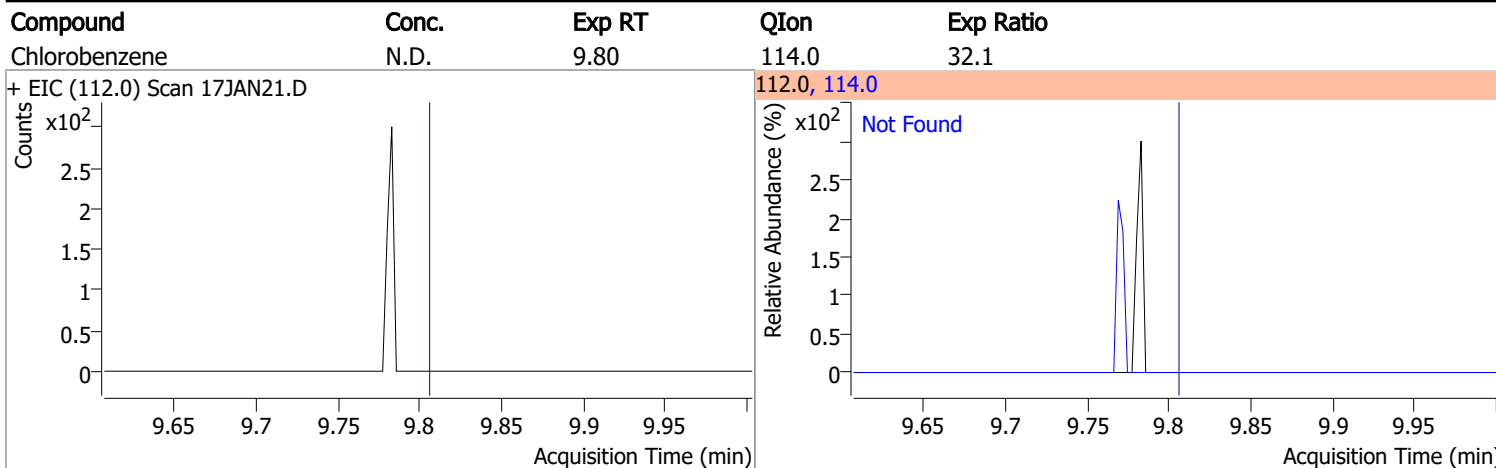
Compound	Conc.	Exp RT	QIon	Exp Ratio	QIon	Exp Ratio
1,1,2-Trichloroethane	N.D.	8.82	97.0	114.6	85.0	67.6



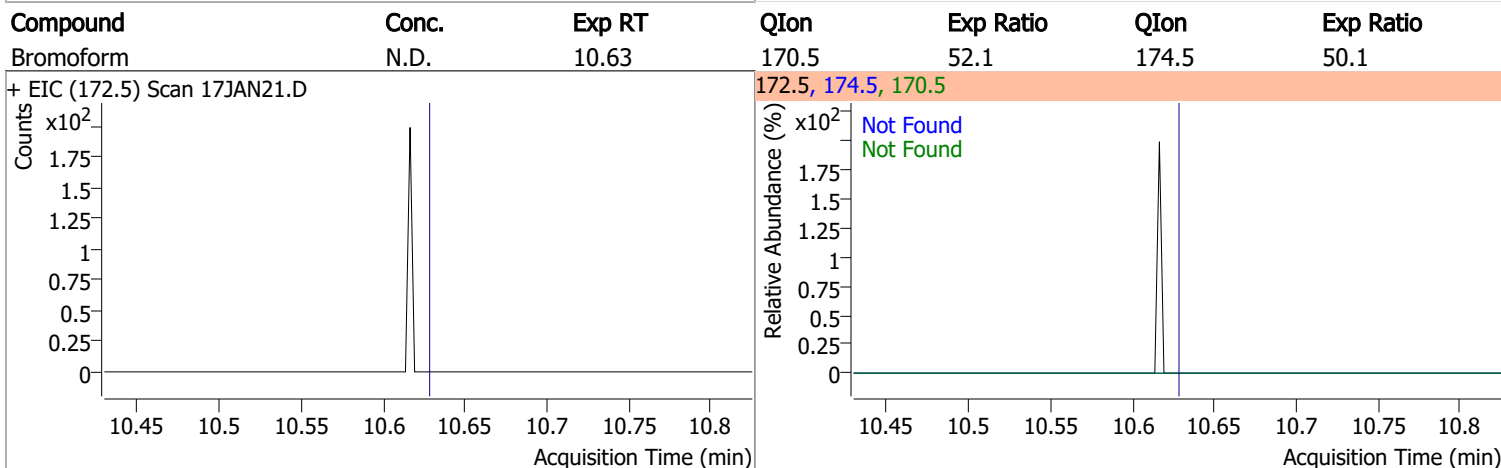
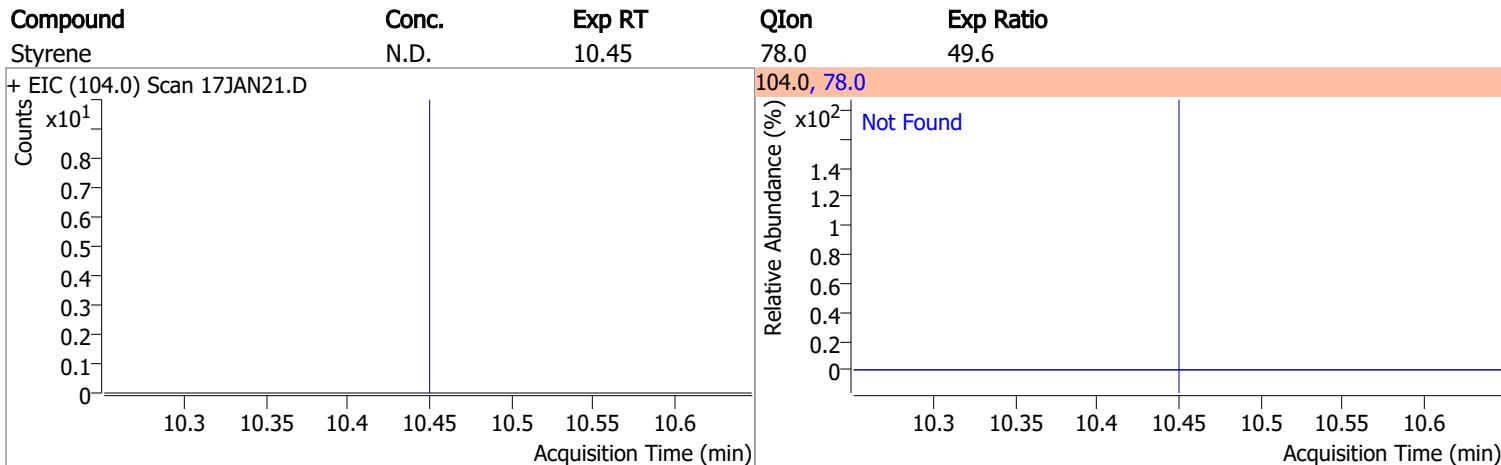
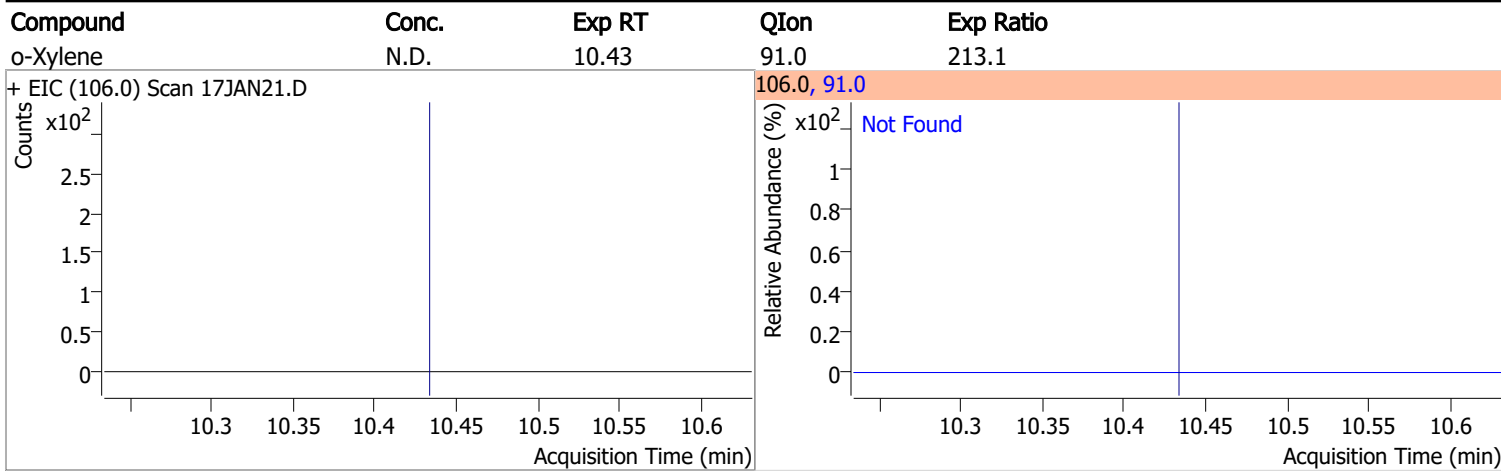
Quantitation Results Report (QT Reviewed)

Compound	Conc.	Exp RT	QIon	Exp Ratio	QIon	Exp Ratio
Tetrachloroethene	N.D.	8.94	165.8	128.6	129.0	91.5
+ EIC (163.8) Scan 17JAN21.D ***NO DATA POINTS***			163.8, 129.0, 165.8			
						
1,3-Dichloropropane	N.D.	8.98	78.0	32.9		
+ EIC (76.0) Scan 17JAN21.D			76.0, 78.0			
						
Chlorodibromomethane	N.D.	9.21	127.0	78.0		
+ EIC (129.0) Scan 17JAN21.D ***NO DATA POINTS***			129.0, 127.0			
						
1,2-Dibromoethane	N.D.	9.31	109.0	94.5		
+ EIC (107.0) Scan 17JAN21.D			107.0, 109.0			
						

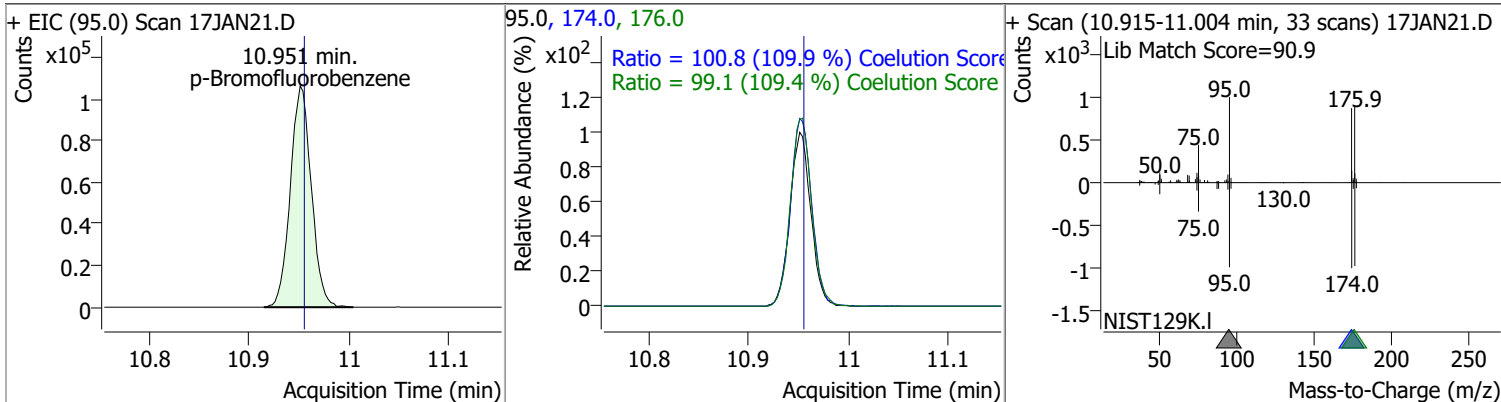
Quantitation Results Report (QT Reviewed)



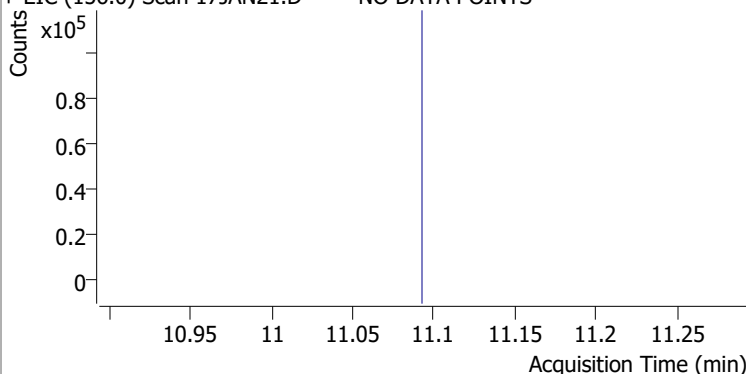
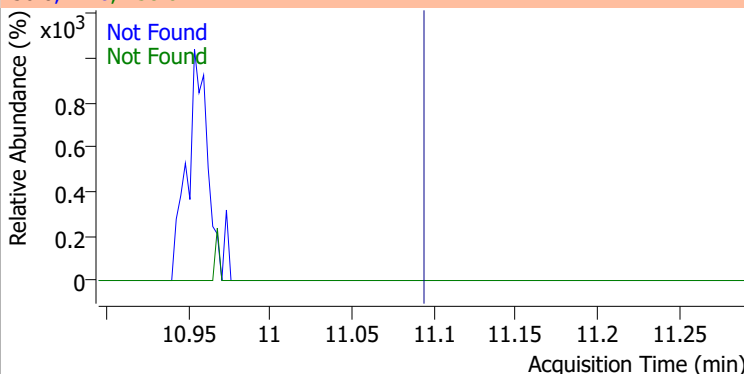
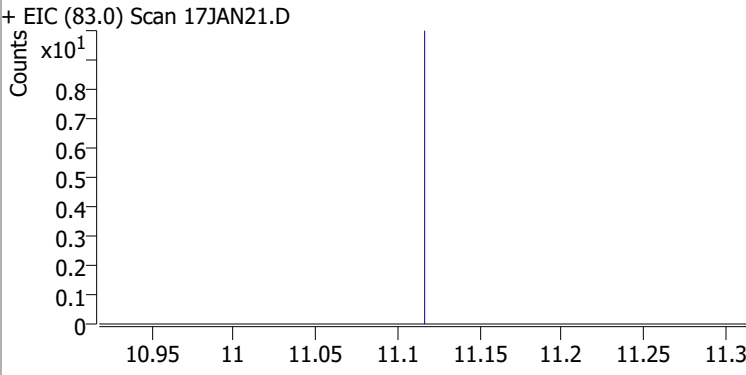
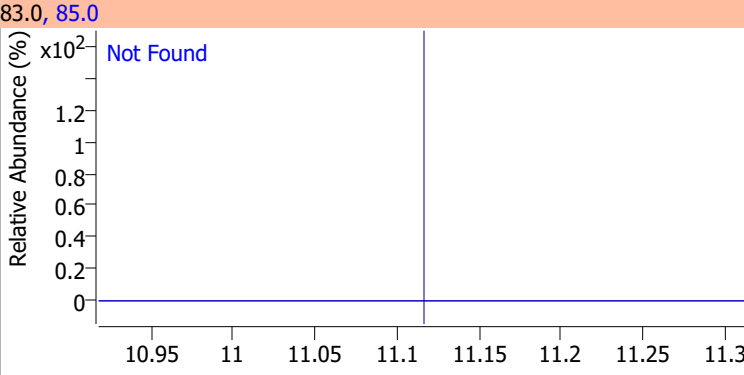
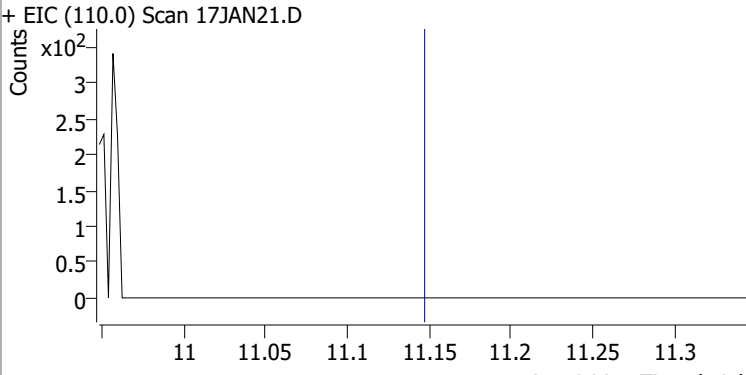
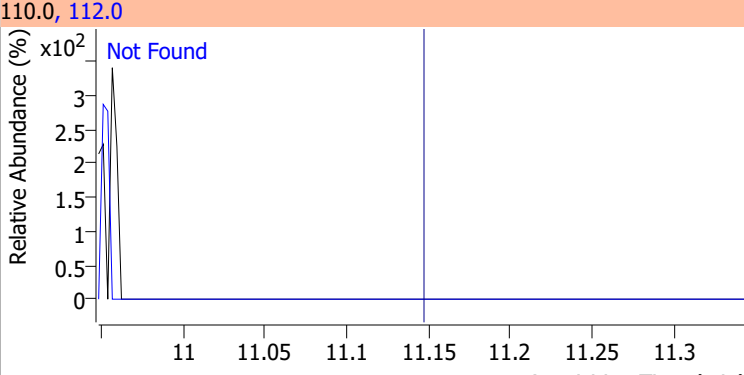
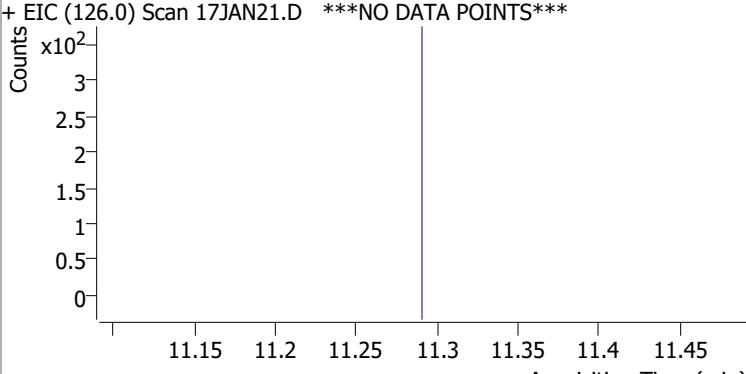
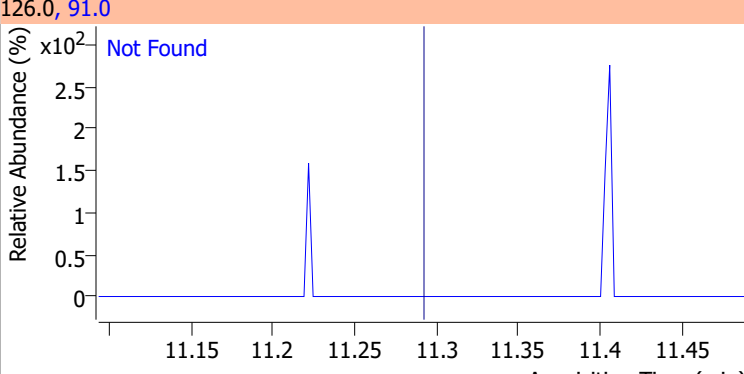
Quantitation Results Report (QT Reviewed)



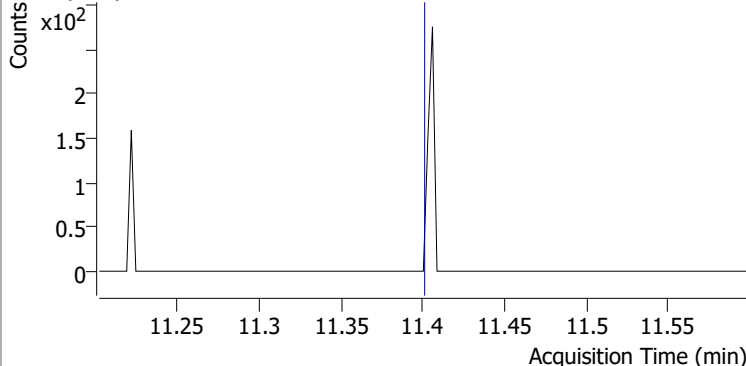
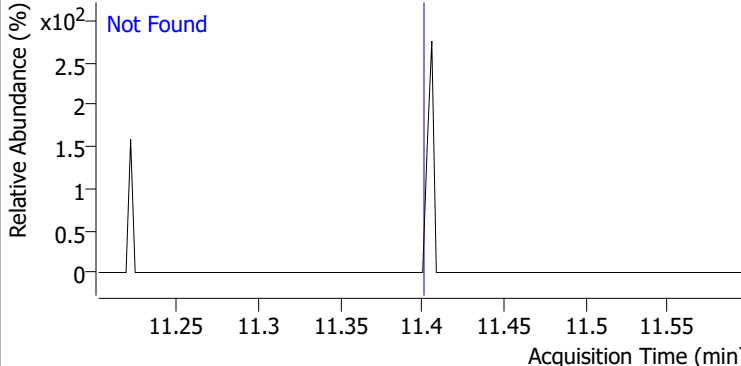
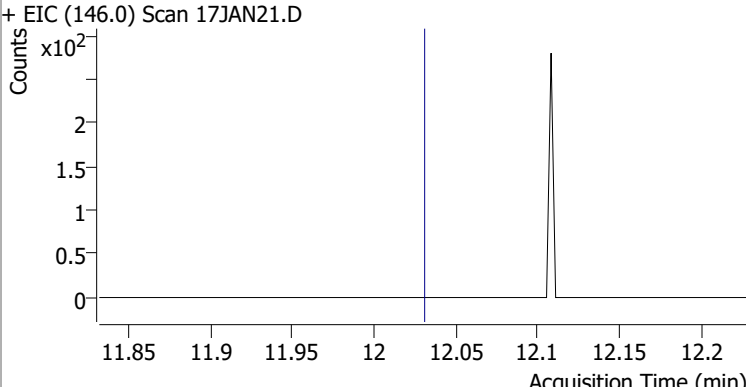
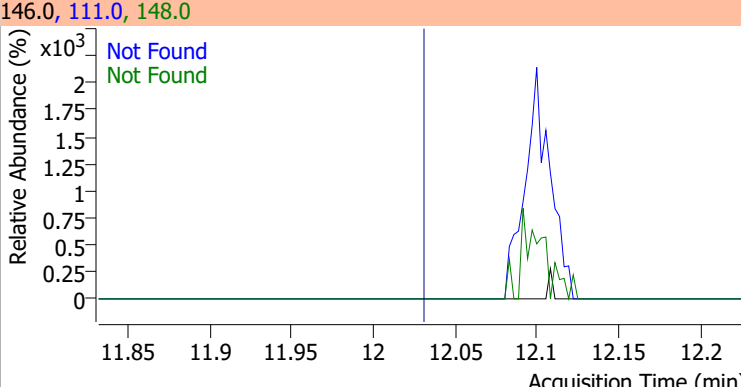
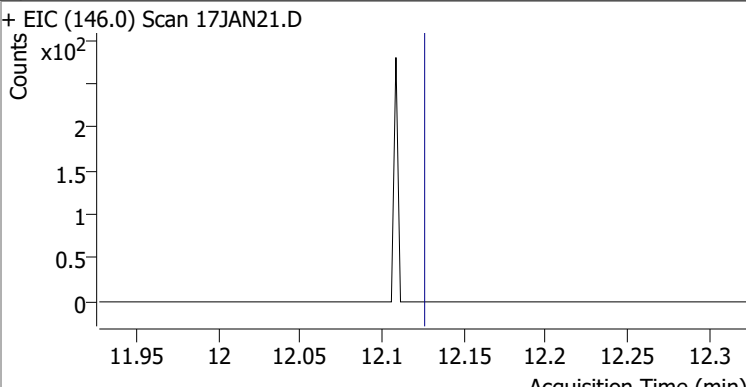
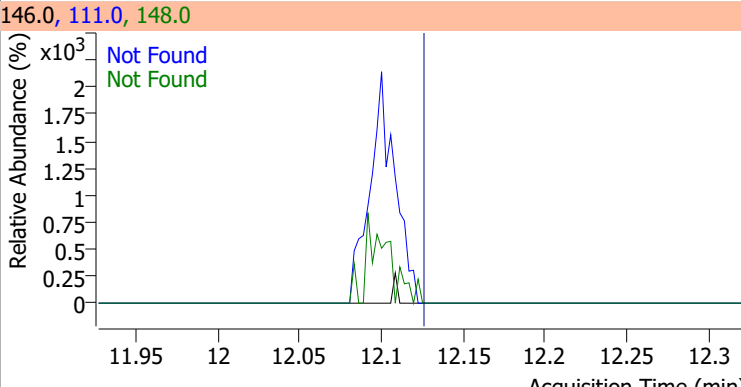
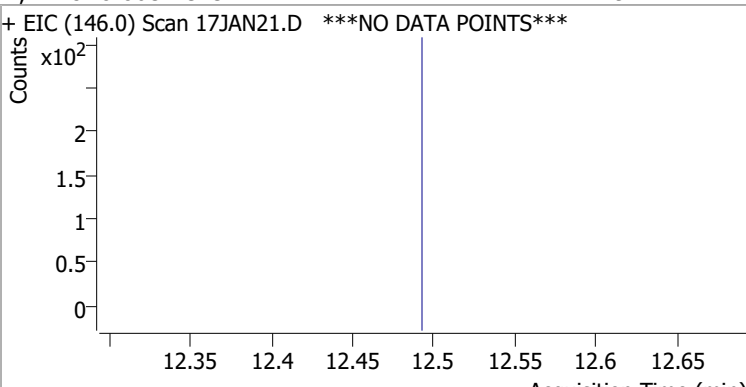
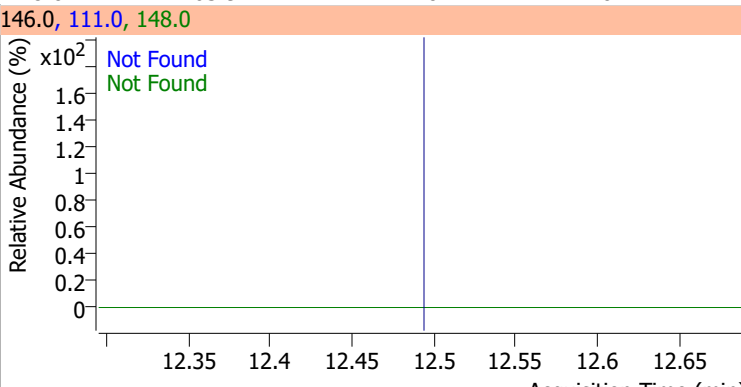
Compound	Conc.	RT	Dev(Min)	Resp.	QIon	QRatio	Lower	Upper
p-Bromofluorobenzene	258.8642	10.95	0.00	153946	174.0	100.8	61.7	121.7
					176.0	99.1	60.6	120.6



Quantitation Results Report (QT Reviewed)

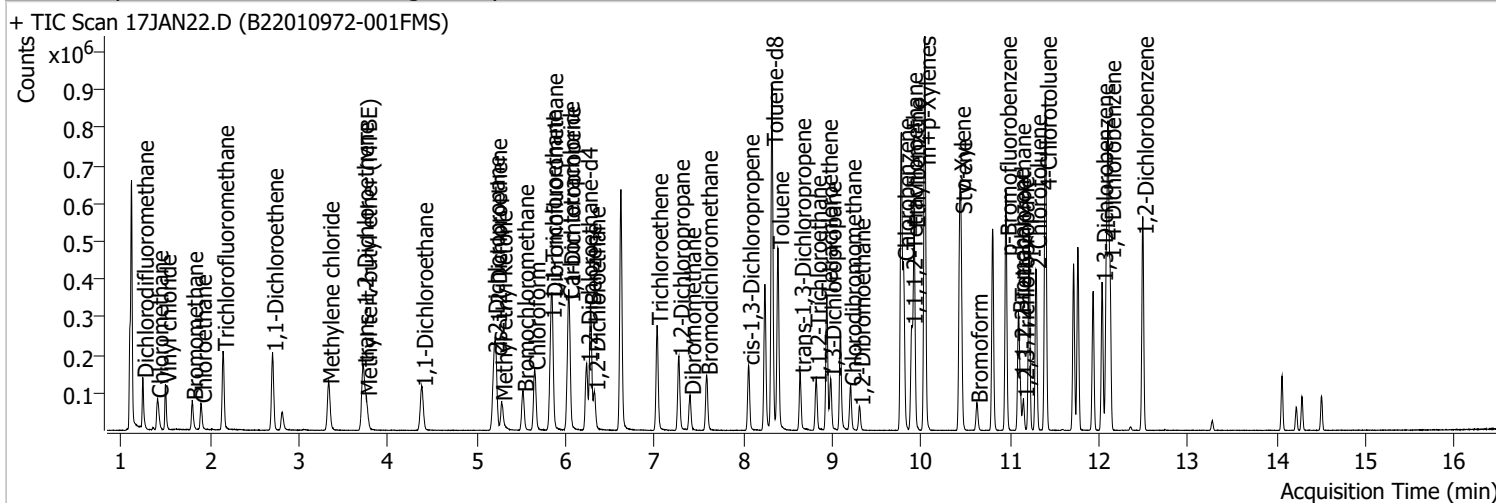
Compound	Conc.	Exp RT	QIon	Exp Ratio	QIon	Exp Ratio
Bromobenzene	N.D.	11.09	77.0	145.7	158.0	96.5
+ EIC (156.0) Scan 17JAN21.D ***NO DATA POINTS***			156.0, 77.0, 158.0			
						
1,1,2,2-Tetrachloroethane	N.D.	11.12	85.0	66.2		
+ EIC (83.0) Scan 17JAN21.D			83.0, 85.0			
						
1,2,3-Trichloropropane	N.D.	11.15	112.0	63.5		
+ EIC (110.0) Scan 17JAN21.D			110.0, 112.0			
						
2-Chlorotoluene	N.D.	11.29	91.0	282.3		
+ EIC (126.0) Scan 17JAN21.D ***NO DATA POINTS***			126.0, 91.0			
						

Quantitation Results Report (QT Reviewed)

Compound	Conc.	Exp RT	QIon	Exp Ratio		
4-Chlorotoluene	N.D.	11.40	126.0	31.7		
+ EIC (91.0) Scan 17JAN21.D			91.0, 126.0			
						
1,3-Dichlorobenzene	N.D.	12.03	148.0	63.6	111.0	39.8
+ EIC (146.0) Scan 17JAN21.D			146.0, 111.0, 148.0			
						
1,4-Dichlorobenzene	N.D.	12.13	148.0	63.1	111.0	39.1
+ EIC (146.0) Scan 17JAN21.D			146.0, 111.0, 148.0			
						
1,2-Dichlorobenzene	N.D.	12.49	148.0	63.9	111.0	41.0
+ EIC (146.0) Scan 17JAN21.D ***NO DATA POINTS***			146.0, 111.0, 148.0			
						

Quantitation Results Report (QT Reviewed)

Data File	17JAN22.D	Operator	MSC
Acq. Method	5975CACQF.M	Acq. Date-Time	1/17/2022 7:33:00 PM
Sample Name	B22010972-001FMS	Instrument	VOA5975C
Vial	22	Multiplier	1.00
DA Method File	VOA5975C_8260B_SHT_DoD_L4_010422.m	Comment	
Tune File	BFB_Atune3.u	Tune Date	10/11/2021 4:02:00 PM
Batch Name	VG011722_8260B.batch.bin	Last Calib Update	3/5/2022 1:16:34 PM
Ref Library	\\MASSHUNTER\Org\Library\NIST129K.I		



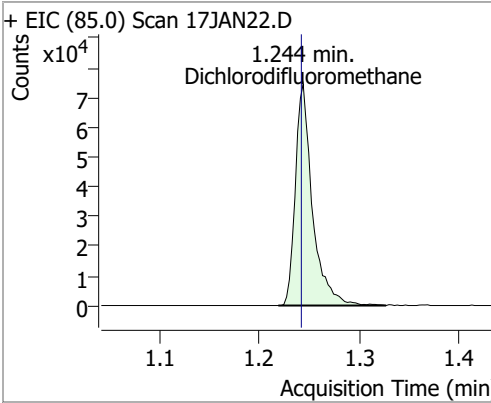
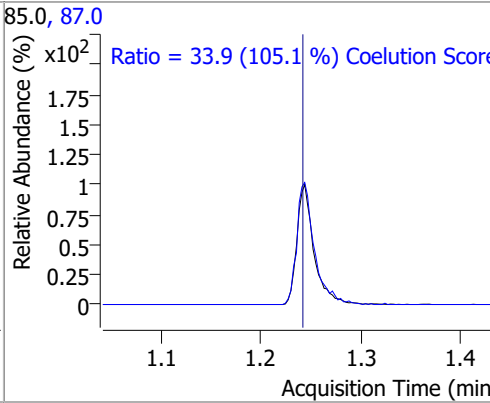
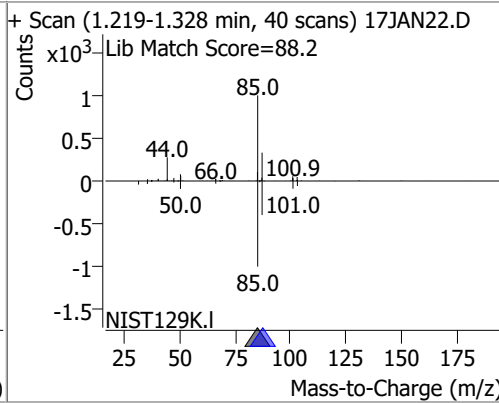
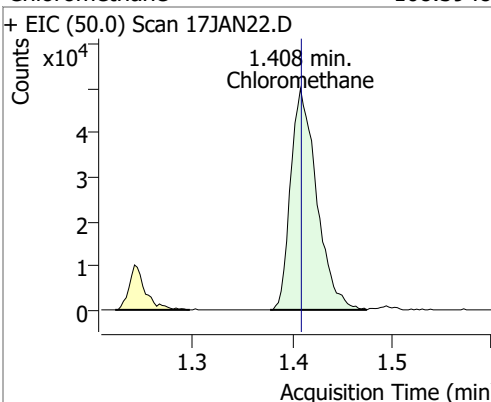
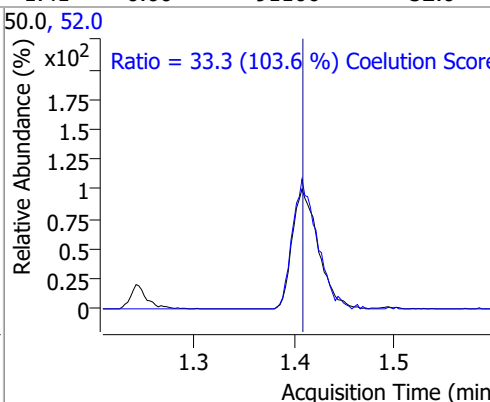
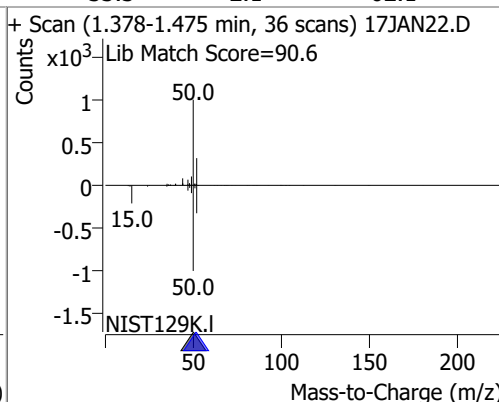
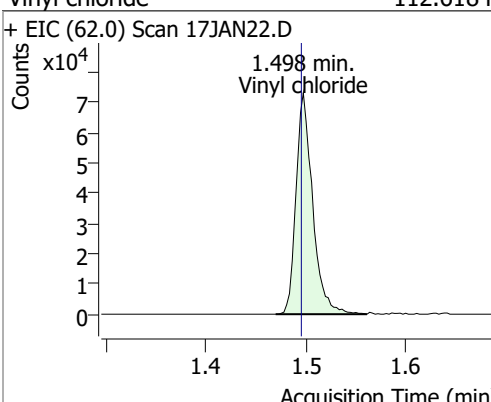
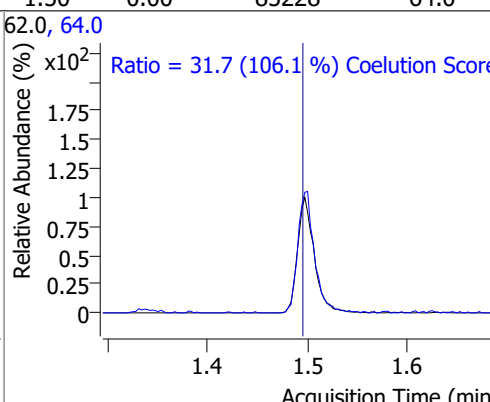
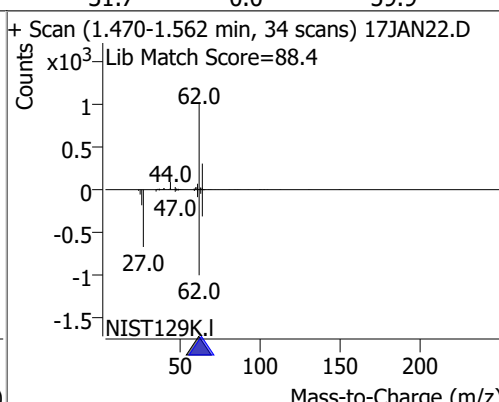
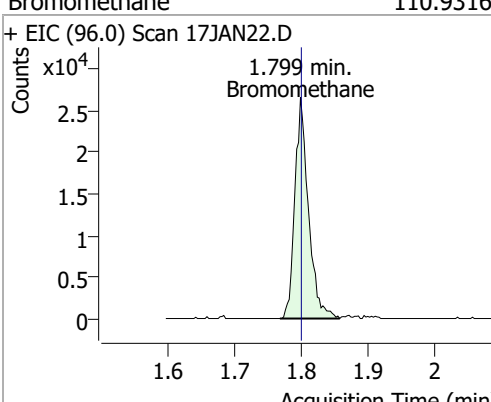
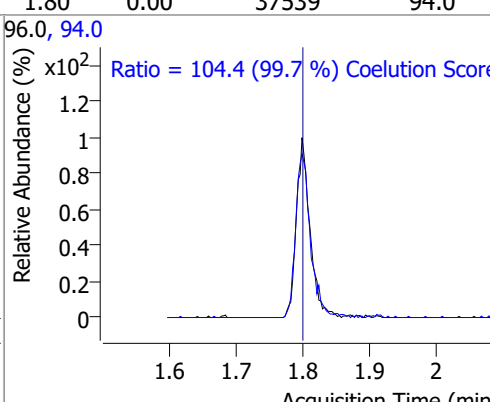
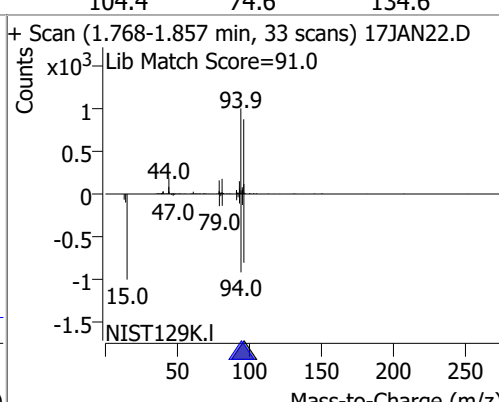
Compound	RT	QIon	Resp.	Conc.	Units	Dev(Min)
Internal Standards						
M Fluorobenzene	6.620	96.0	528785	250.0000	ng	-0.003
M Chlorobenzene-d5	9.774	82.0	207034	250.0000	ng	0.003
M 1,4-Dichlorobenzene-d4	12.100	152.0	182900	250.0000	ng	0.000
System Monitoring Compounds						
S Dibromofluoromethane	5.848	113.0	137924	276.8618	ng	0.003
Spiked Amount: 250.000	Range: 80.0 - 119.0%		Recovery = 110.74%			
S 1,2-Dichloroethane-d4	6.236	67.0	63096	293.2337	ng	0.003
Spiked Amount: 250.000	Range: 81.0 - 118.0%		Recovery = 117.29%			
S Toluene-d8	8.322	98.0	553071	277.2167	ng	0.003
Spiked Amount: 250.000	Range: 89.0 - 112.0%		Recovery = 110.89%			
S p-Bromofluorobenzene	10.951	95.0	170907	255.0636	ng	-0.003
Spiked Amount: 250.000	Range: 85.0 - 114.0%		Recovery = 102.03%			
Target Compounds						
T Dichlorodifluoromethane	1.244	85.0	89238	128.7823	ng	97
T Chloromethane	1.408	50.0	91166	108.3948	ng	98
T Vinyl chloride	1.498	62.0	85228	112.6184	ng	97
T Bromomethane	1.799	96.0	37539	110.9316	ng	100
T Chloroethane	1.897	64.0	47505	126.7971	ng	99
T Trichlorofluoromethane	2.145	101.0	145186	154.5623	ng	98
T 1,1-Dichloroethene	2.702	96.0	70804	132.9320	ng	99
T Methylene chloride	3.330	49.0	92369	117.6393	ng	99
T trans-1,2-Dichloroethene	3.717	96.0	73287	134.8665	ng	99
T Methyl tert-butyl ether (MTBE)	3.754	73.0	92389	131.5360	ng	99
T 1,1-Dichloroethane	4.384	63.0	134707	133.1772	ng	99
T 2,2-Dichloropropane	5.193	77.0	106886	141.0258	ng	97
T cis-1,2-Dichloroethene	5.218	96.0	72294	131.2206	ng	99
T Methyl ethyl ketone	5.279	43.0	96503	1293.1569	ng	99
T Bromochloromethane	5.522	128.0	29919	131.0874	ng	89
T Chloroform	5.650	83.0	130349	129.4893	ng	97

Quantitation Results Report (QT Reviewed)

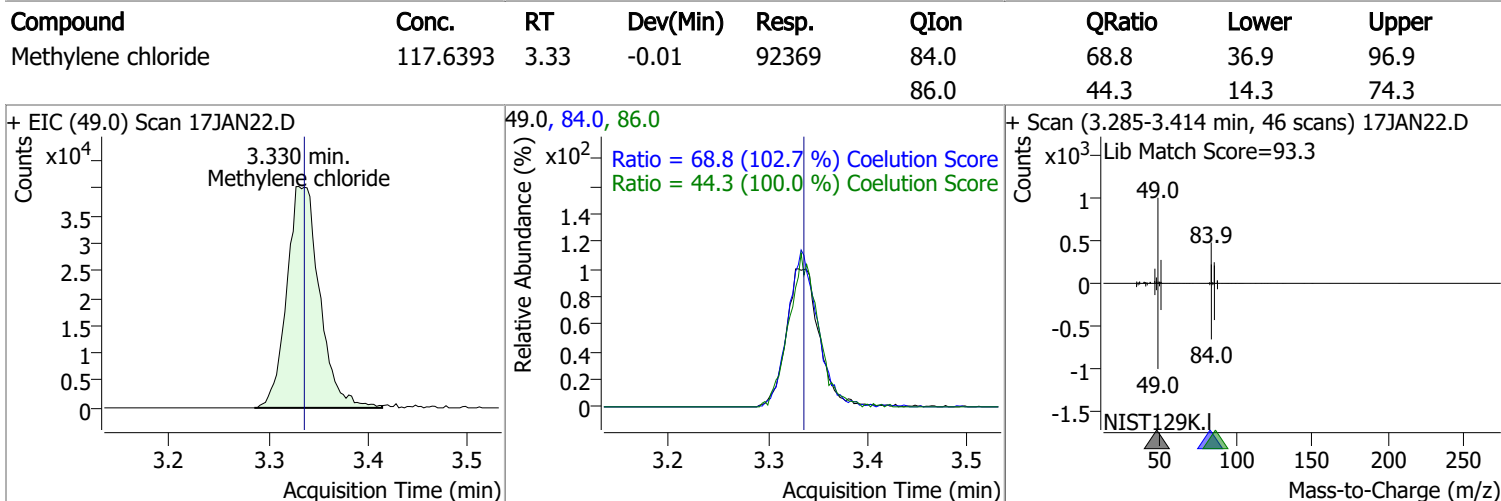
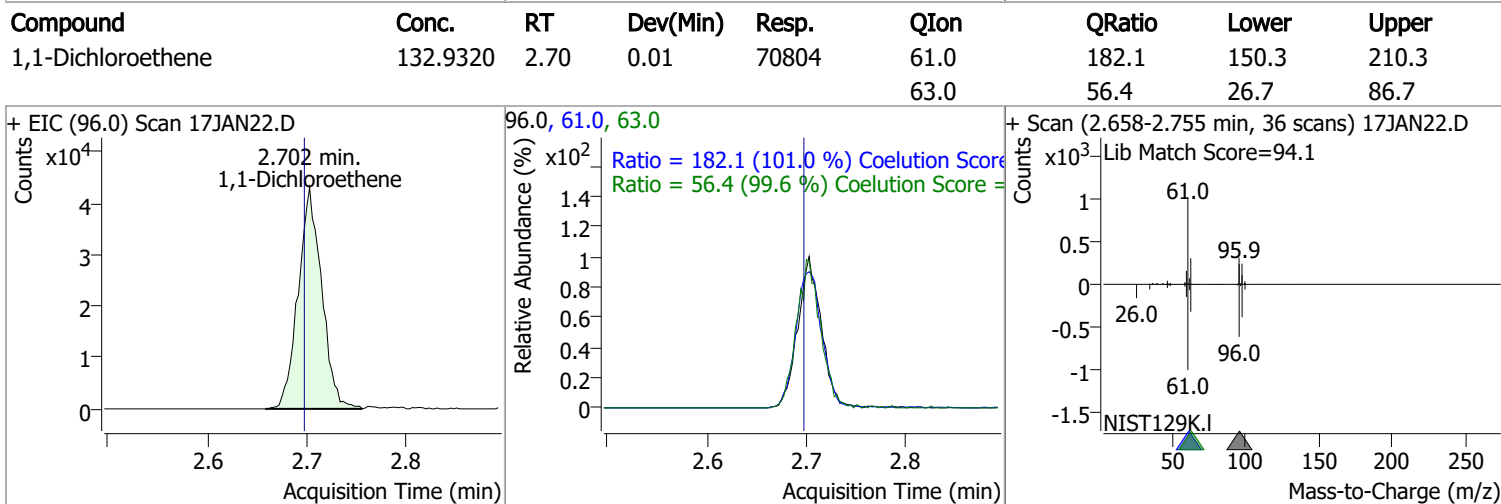
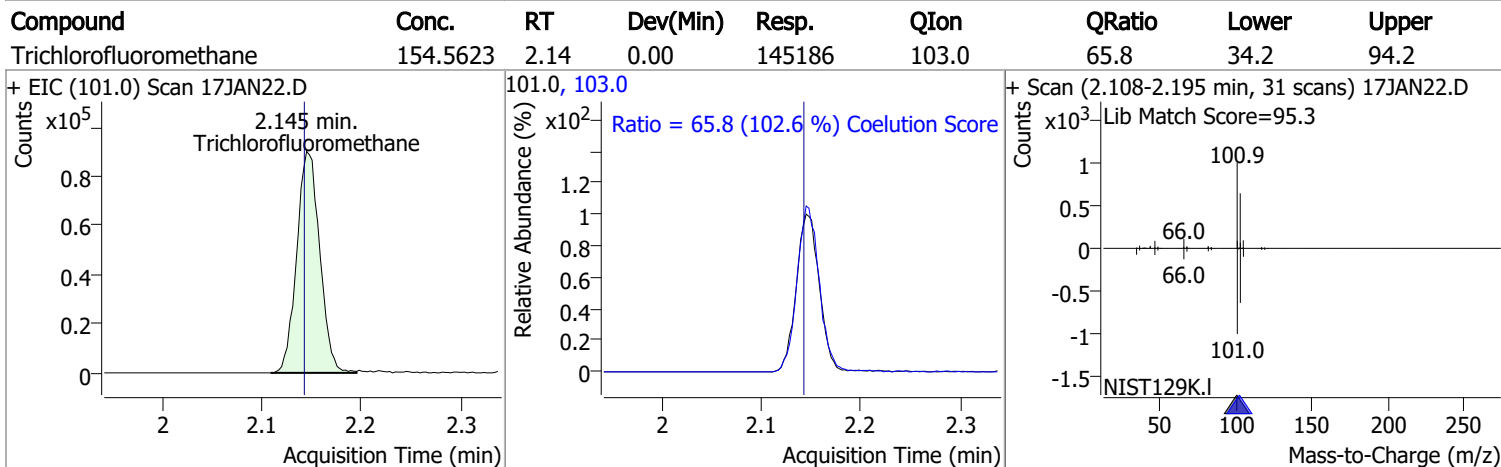
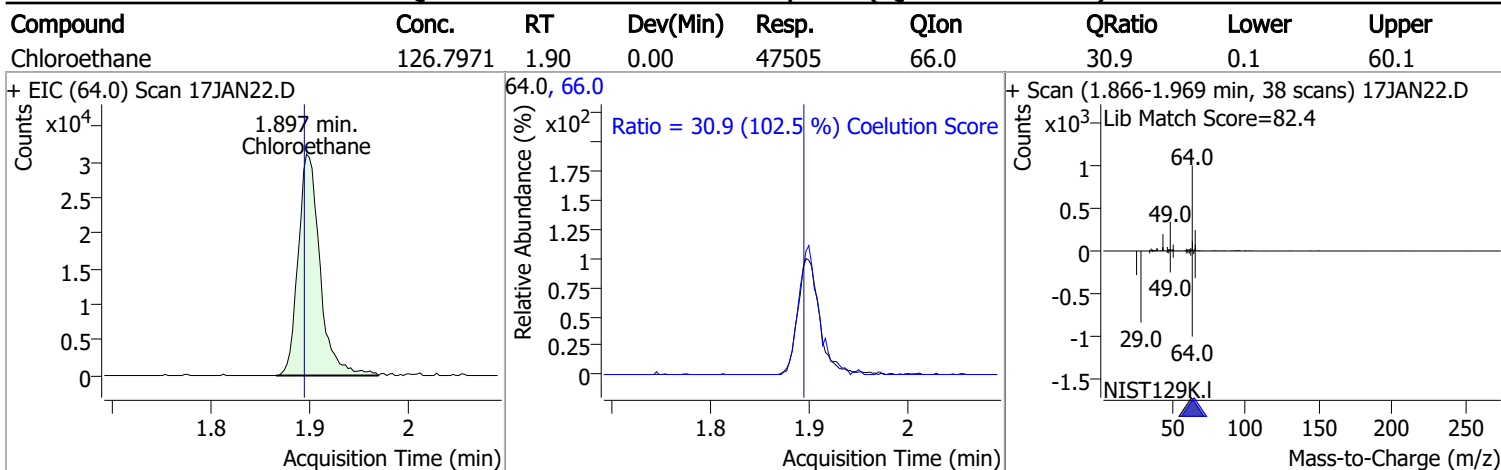
Compound	RT	QIon	Resp.	Conc.	Units	Dev(Min)
T 1,1,1-Trichloroethane	5.831	97.0	137516	145.7695	ng	97
T Carbon tetrachloride	6.029	117.0	133746	143.8933	ng	99
T 1,1-Dichloropropene	6.040	75.0	97085	121.0358	ng	98
T Benzene	6.277	78.0	271855	129.1234	ng	100
T 1,2-Dichloroethane	6.322	62.0	77638	136.3118	ng	98
T Trichloroethene	7.028	95.0	81288	130.1883	ng	99
T 1,2-Dichloropropane	7.270	63.0	66852	121.7185	ng	93
T Dibromomethane	7.398	93.0	29022	125.0408	ng	95
T Bromodichloromethane	7.585	83.0	85803	133.9525	ng	98
T cis-1,3-Dichloropropene	8.057	75.0	85667	118.2880	ng	98
T Toluene	8.388	92.0	180270	133.7633	ng	99
T trans-1,3-Dichloropropene	8.637	75.0	68497	132.8708	ng	98
T 1,1,2-Trichloroethane	8.812	83.0	32899	122.5206	ng	97
T Tetrachloroethene	8.938	163.8	77134	140.2933	ng	96
T 1,3-Dichloropropane	8.980	76.0	64348	121.8328	ng	99
T Chlorodibromomethane	9.203	129.0	56195	133.9048	ng	99
T 1,2-Dibromoethane	9.303	107.0	37629	128.1630	ng	98
T Chlorobenzene	9.800	112.0	200554	135.9272	ng	98
T 1,1,1,2-Tetrachloroethane	9.892	131.0	70325	136.3509	ng	98
T Ethylbenzene	9.922	91.0	342795	133.9604	ng	99
T m+p-Xylenes	10.039	106.0	266370	267.8611	ng	98
T o-Xylene	10.433	106.0	119439	134.9178	ng	94
T Styrene	10.446	104.0	201088	141.0836	ng	98
T Bromoform	10.625	172.5	30975	132.3435	ng	96
T Bromobenzene	11.093	156.0	79509	134.3257	ng	94
T 1,1,2,2-Tetrachloroethane	11.113	83.0	38860	114.0637	ng	95
T 1,2,3-Trichloropropane	11.149	110.0	11316	124.1357	ng	97
T 2-Chlorotoluene	11.289	126.0	77275	131.2078	ng	98
T 4-Chlorotoluene	11.400	91.0	263339	137.1383	ng	99
T 1,3-Dichlorobenzene	12.033	146.0	150491	139.4044	ng	95
T 1,4-Dichlorobenzene	12.122	146.0	145007	131.7360	ng	98
T 1,2-Dichlorobenzene	12.493	146.0	119094	130.5380	ng	98

(#) = Qualifier Out of Range; (m) = Manual Integration; (+) = Area Summed; (*) = Surrogate Percent Recovery Out of Range; (d): Zeroed Peak

Quantitation Results Report (QT Reviewed)

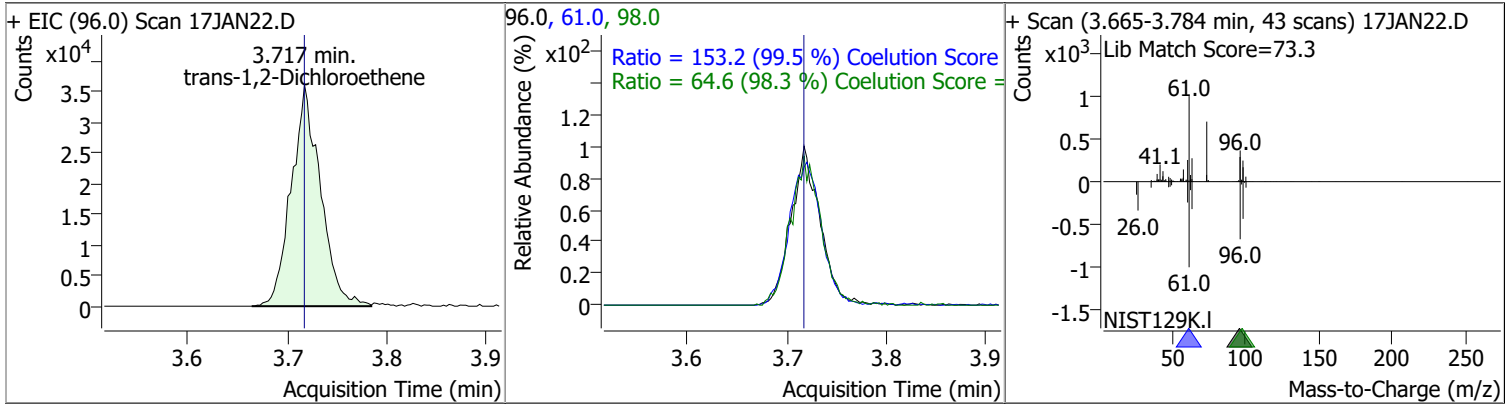
Compound	Conc.	RT	Dev(Min)	Resp.	QIon	QRatio	Lower	Upper
Dichlorodifluoromethane	128.7823	1.24	0.00	89238	87.0	33.9	2.3	62.3
+ EIC (85.0) Scan 17JAN22.D 			85.0, 87.0 			+ Scan (1.219-1.328 min, 40 scans) 17JAN22.D Lib Match Score=88.2 		
Chloromethane	108.3948	1.41	0.00	91166	52.0	33.3	2.1	62.1
+ EIC (50.0) Scan 17JAN22.D 			50.0, 52.0 			+ Scan (1.378-1.475 min, 36 scans) 17JAN22.D Lib Match Score=90.6 		
Vinyl chloride	112.6184	1.50	0.00	85228	64.0	31.7	0.0	59.9
+ EIC (62.0) Scan 17JAN22.D 			62.0, 64.0 			+ Scan (1.470-1.562 min, 34 scans) 17JAN22.D Lib Match Score=88.4 		
Bromomethane	110.9316	1.80	0.00	37539	94.0	104.4	74.6	134.6
+ EIC (96.0) Scan 17JAN22.D 			96.0, 94.0 			+ Scan (1.768-1.857 min, 33 scans) 17JAN22.D Lib Match Score=91.0 		

Quantitation Results Report (QT Reviewed)

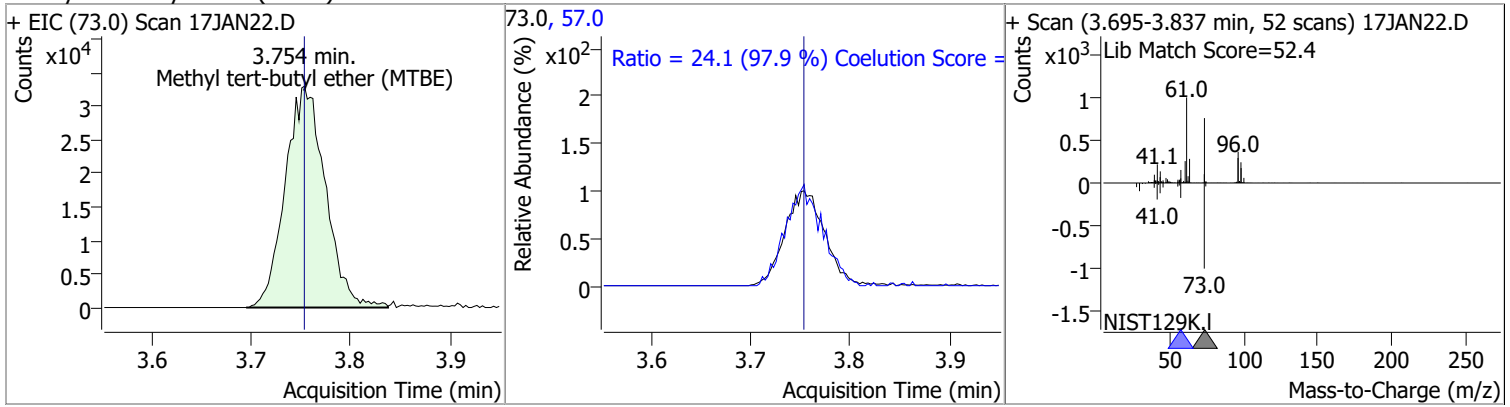


Quantitation Results Report (QT Reviewed)

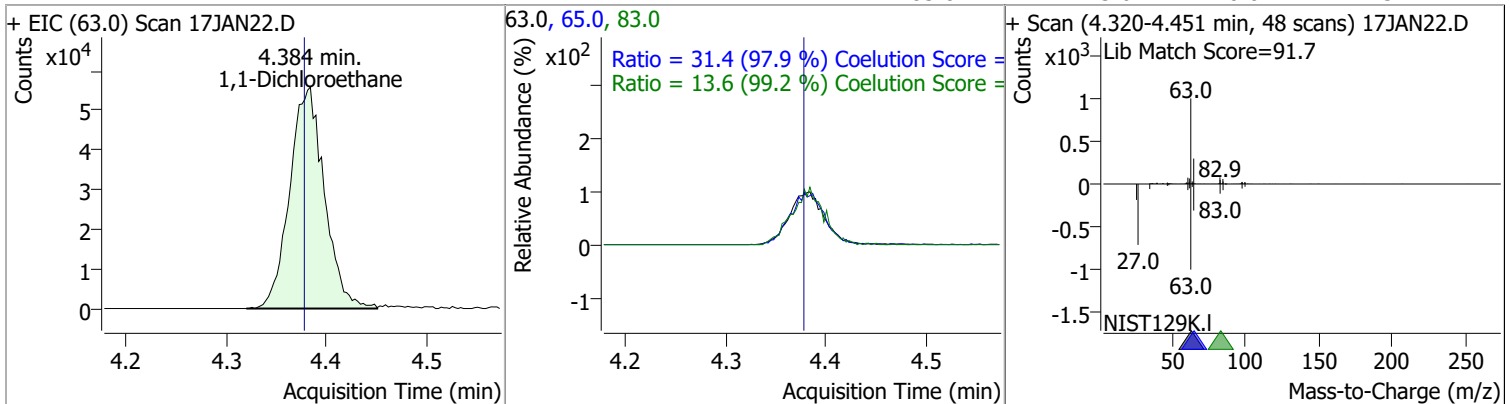
Compound	Conc.	RT	Dev(Min)	Resp.	QIon	QRatio	Lower	Upper
trans-1,2-Dichloroethene	134.8665	3.72	0.00	73287	61.0	153.2	123.9	183.9
					98.0	64.6	35.7	95.7



Compound	Conc.	RT	Dev(Min)	Resp.	QIon	QRatio	Lower	Upper
Methyl tert-butyl ether (MTBE)	131.5360	3.75	0.00	92389	57.0	24.1	0.0	54.6

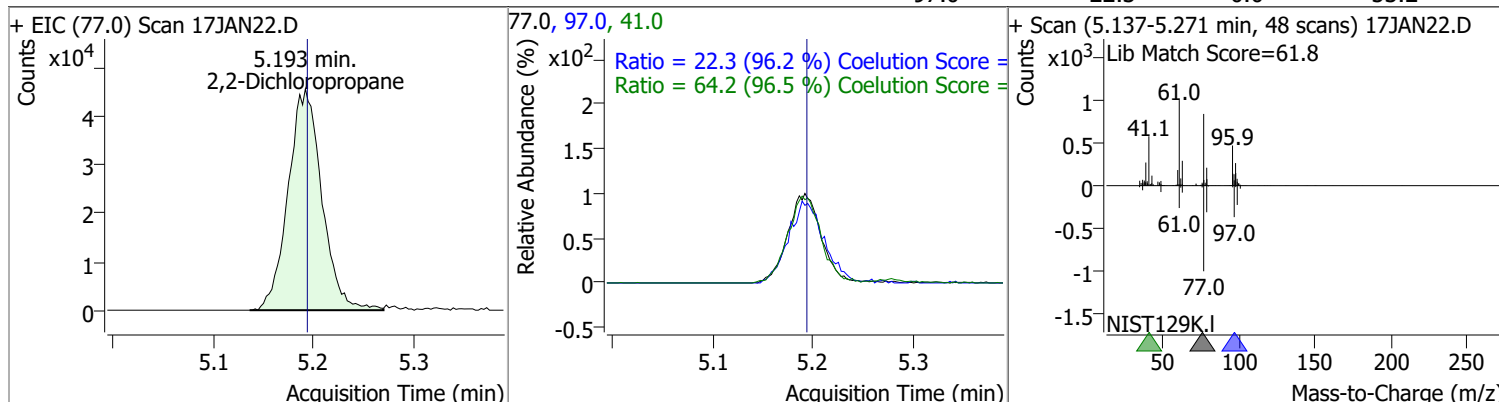


Compound	Conc.	RT	Dev(Min)	Resp.	QIon	QRatio	Lower	Upper
1,1-Dichloroethane	133.1772	4.38	0.01	134707	65.0	31.4	2.1	62.1
					83.0	13.6	0.0	43.7

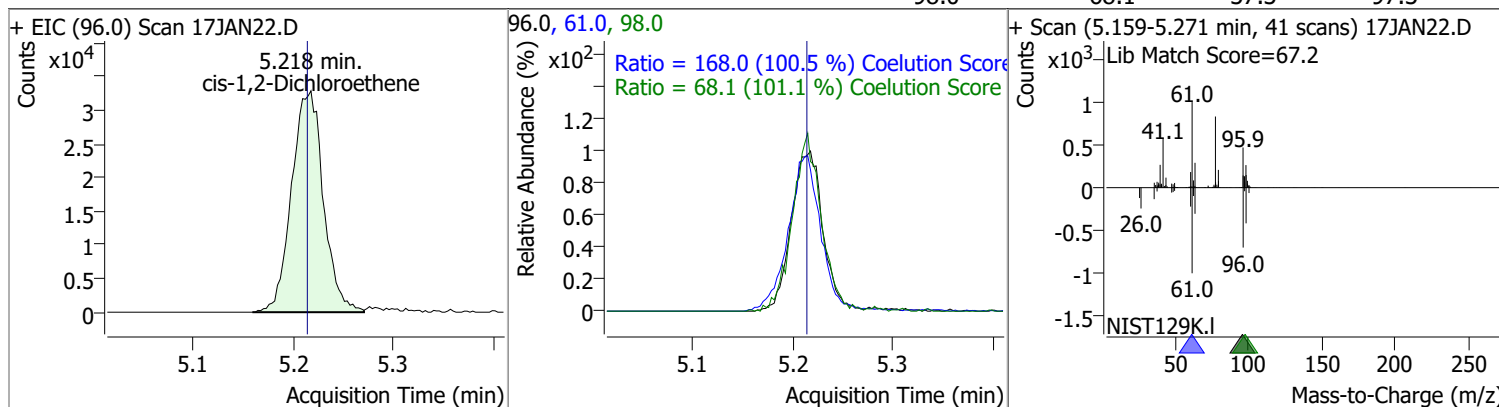


Quantitation Results Report (QT Reviewed)

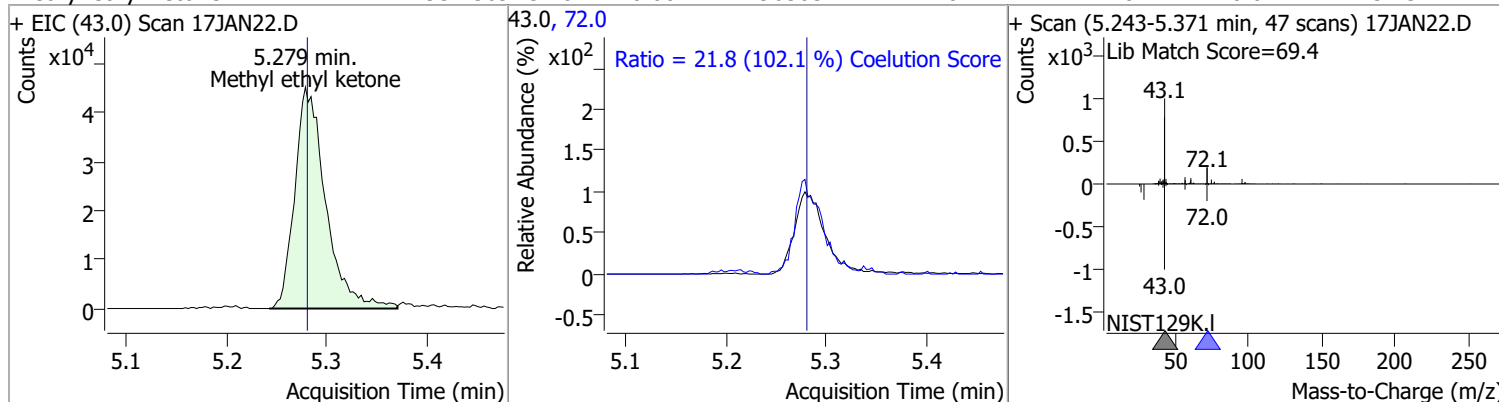
Compound	Conc.	RT	Dev(Min)	Resp.	QIon	QRatio	Lower	Upper
2,2-Dichloropropane	141.0258	5.19	0.00	106886	41.0	64.2	36.5	96.5
					97.0	22.3	0.0	53.2



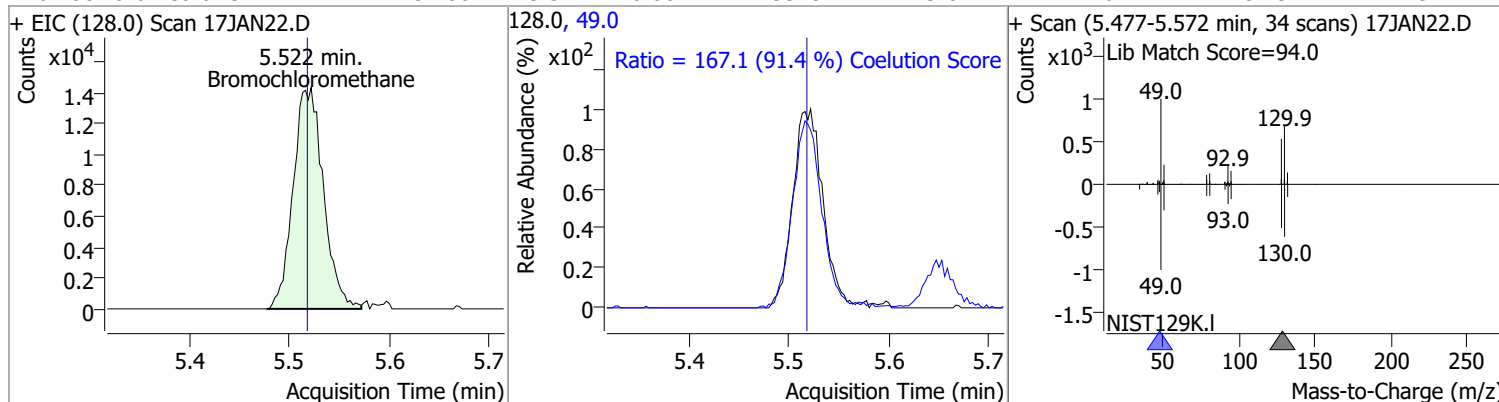
Compound	Conc.	RT	Dev(Min)	Resp.	QIon	QRatio	Lower	Upper
cis-1,2-Dichloroethene	131.2206	5.22	0.00	72294	61.0	168.0	137.2	197.2
					98.0	68.1	37.3	97.3



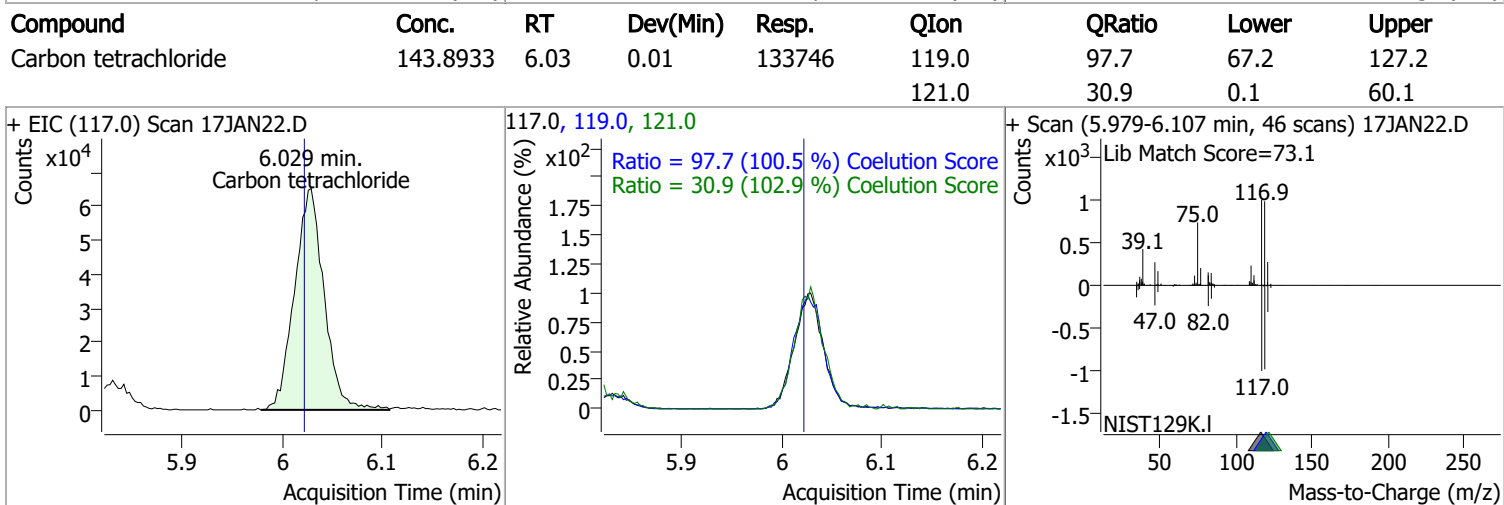
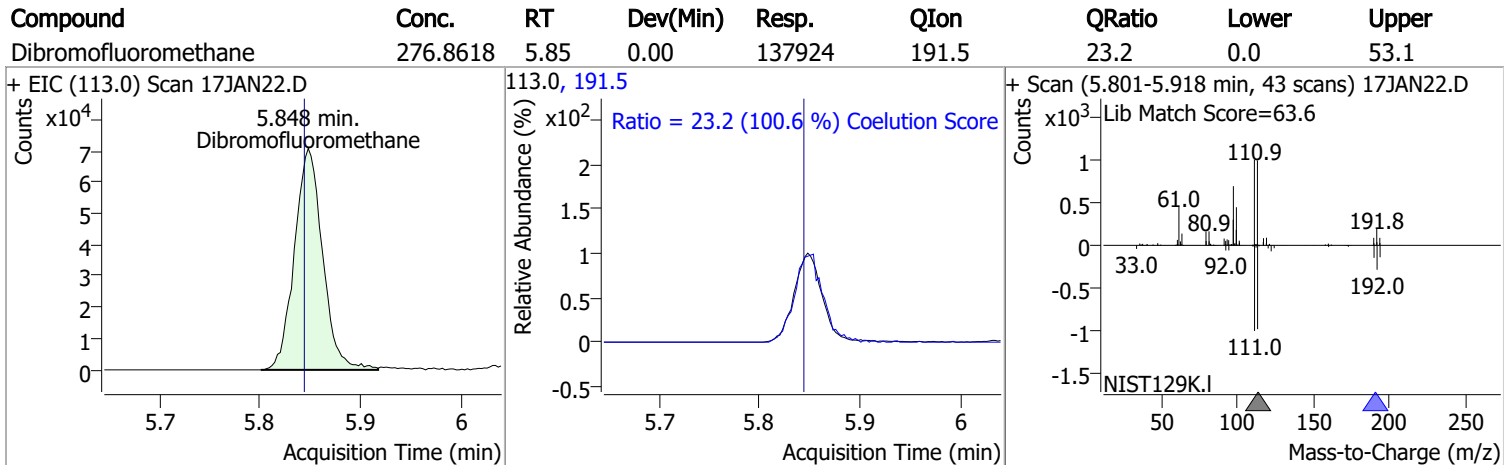
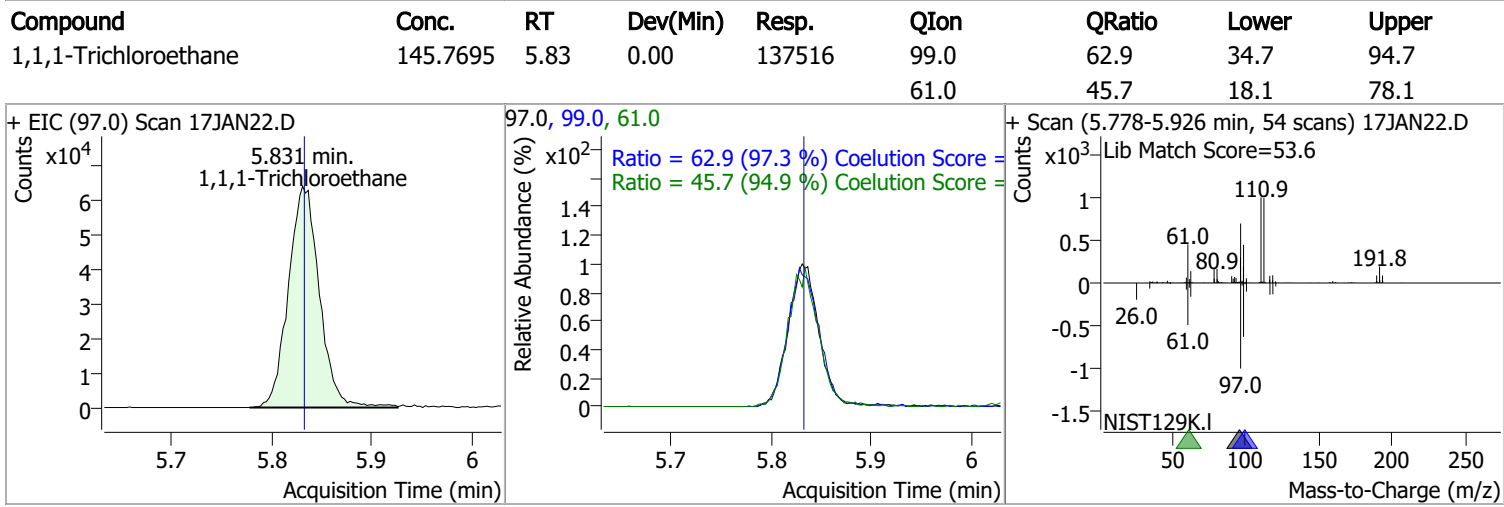
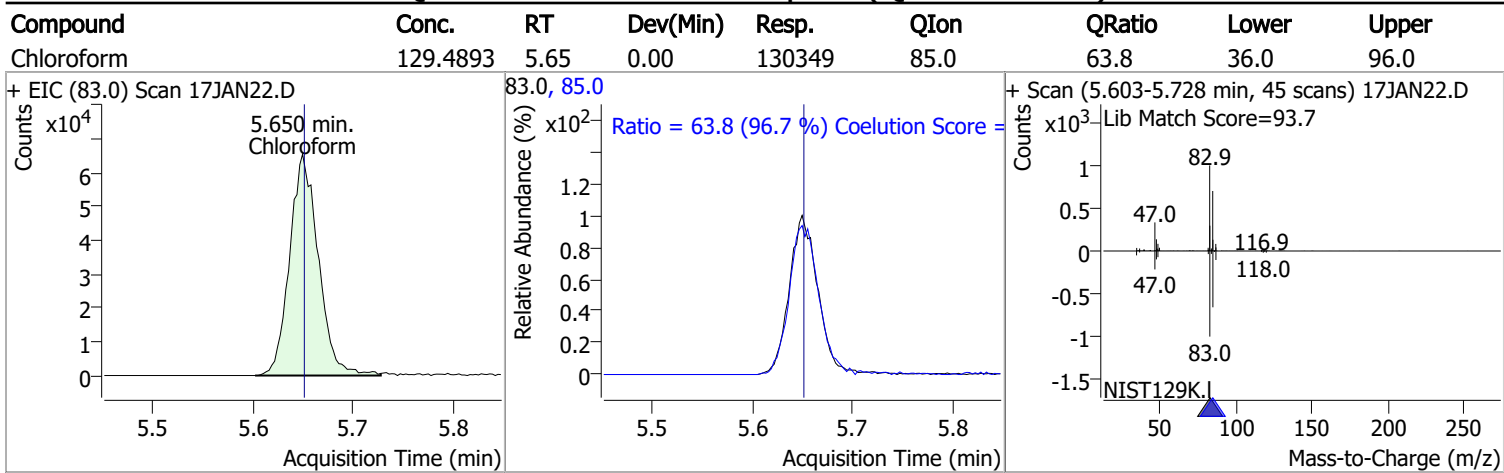
Compound	Conc.	RT	Dev(Min)	Resp.	QIon	QRatio	Lower	Upper
Methyl ethyl ketone	1293.1569	5.28	0.00	96503	72.0	21.8	0.0	51.3



Compound	Conc.	RT	Dev(Min)	Resp.	QIon	QRatio	Lower	Upper
Bromochloromethane	131.0874	5.52	0.00	29919	49.0	167.1	152.9	212.9

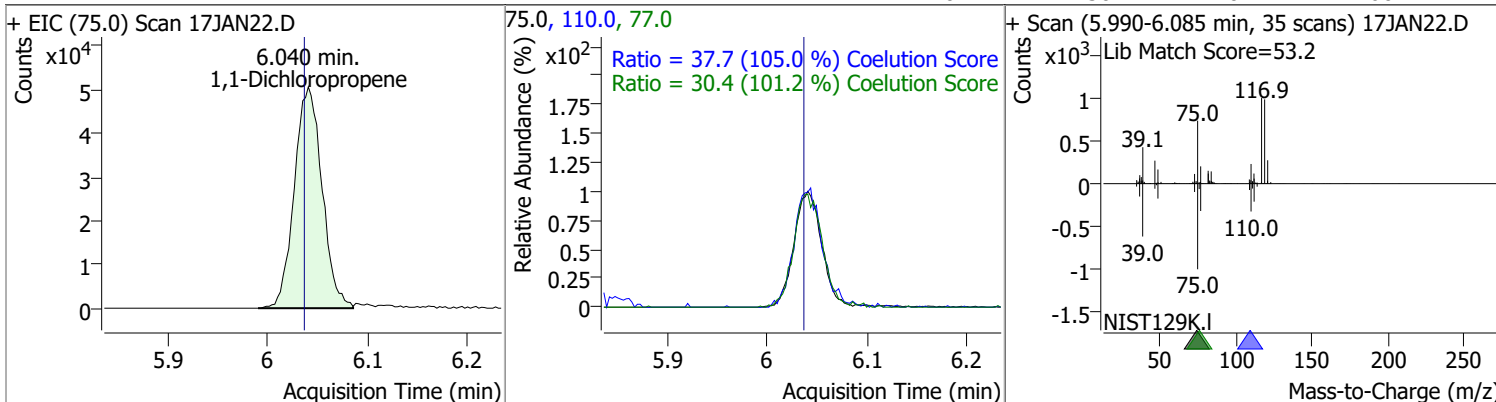


Quantitation Results Report (QT Reviewed)

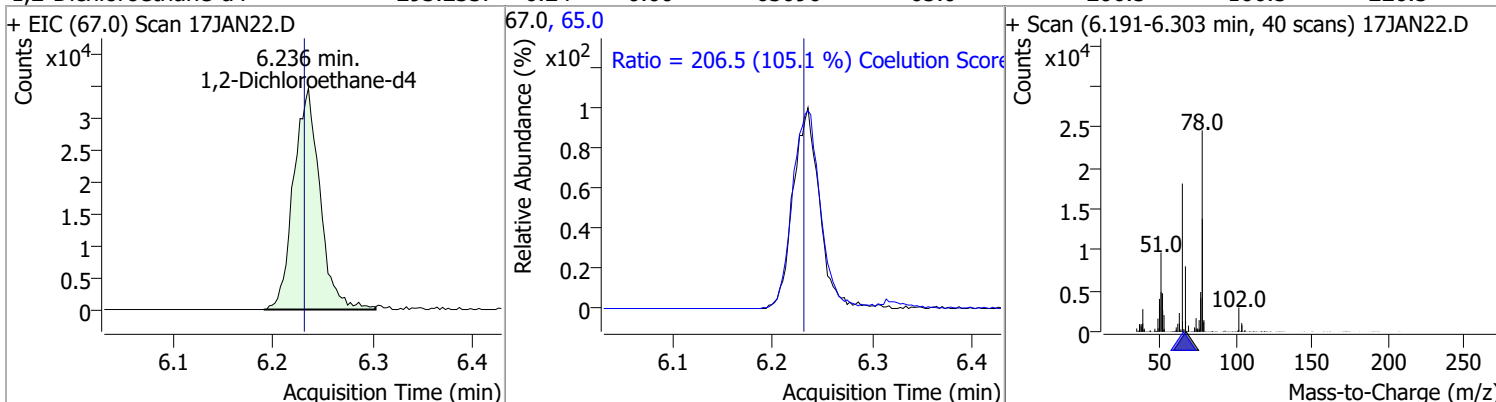


Quantitation Results Report (QT Reviewed)

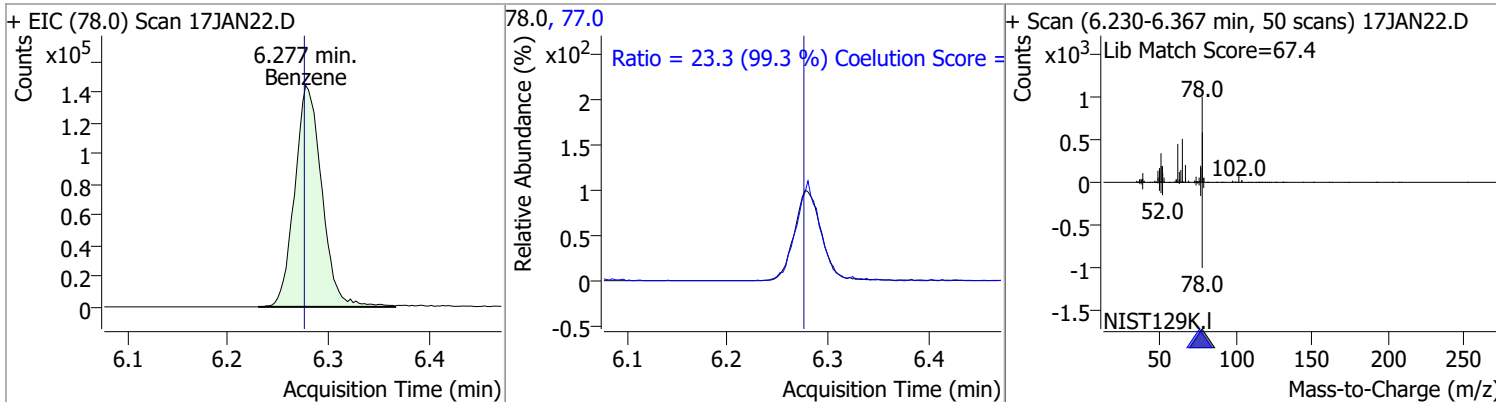
Compound	Conc.	RT	Dev(Min)	Resp.	QIon	QRatio	Lower	Upper
1,1-Dichloropropene	121.0358	6.04	0.00	97085	110.0	37.7	5.9	65.9
					77.0	30.4	0.1	60.1



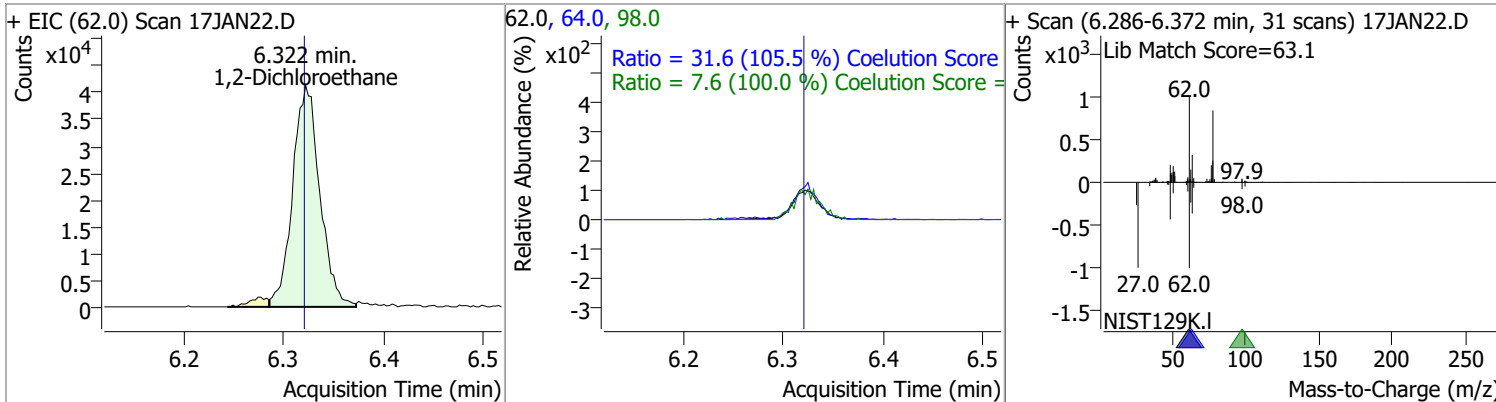
Compound	Conc.	RT	Dev(Min)	Resp.	QIon	QRatio	Lower	Upper
1,2-Dichloroethane-d4	293.2337	6.24	0.00	63096	65.0	206.5	166.5	226.5



Compound	Conc.	RT	Dev(Min)	Resp.	QIon	QRatio	Lower	Upper
Benzene	129.1234	6.28	0.00	271855	77.0	23.3	0.0	53.5

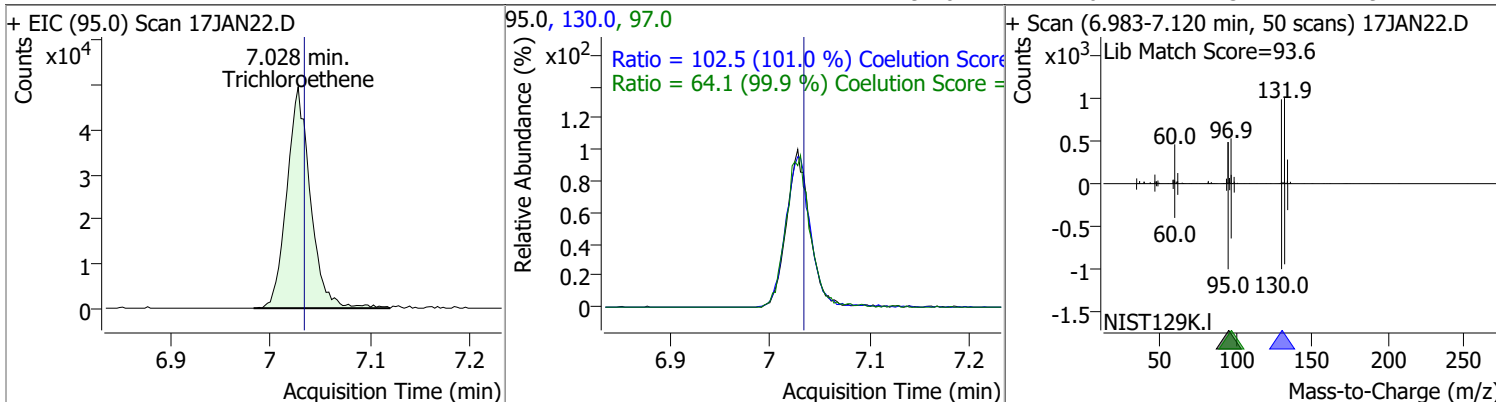


Compound	Conc.	RT	Dev(Min)	Resp.	QIon	QRatio	Lower	Upper
1,2-Dichloroethane	136.3118	6.32	0.00	77638	64.0	31.6	0.0	59.9
					98.0	7.6	0.0	37.6

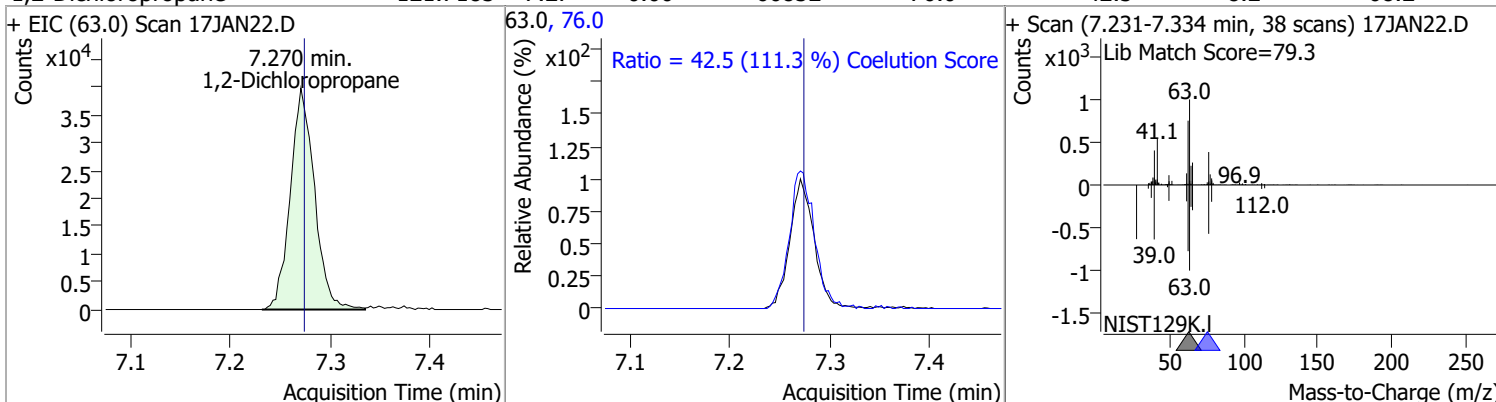


Quantitation Results Report (QT Reviewed)

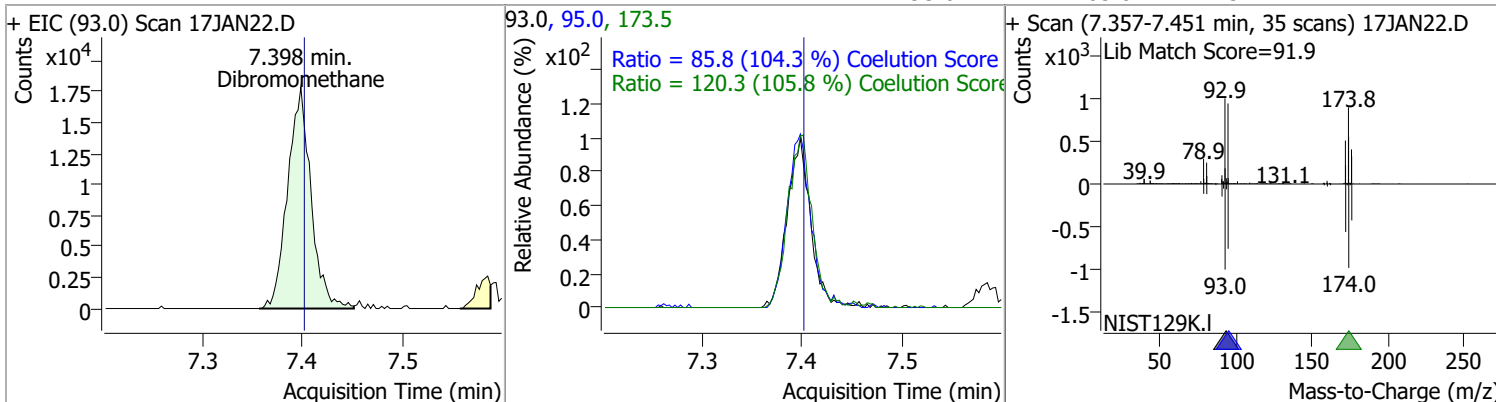
Compound	Conc.	RT	Dev(Min)	Resp.	QIon	QRatio	Lower	Upper
Trichloroethene	130.1883	7.03	0.00	81288	130.0	102.5	71.5	131.5
					97.0	64.1	34.1	94.1



Compound	Conc.	RT	Dev(Min)	Resp.	QIon	QRatio	Lower	Upper
1,2-Dichloropropane	121.7185	7.27	0.00	66852	76.0	42.5	8.2	68.2

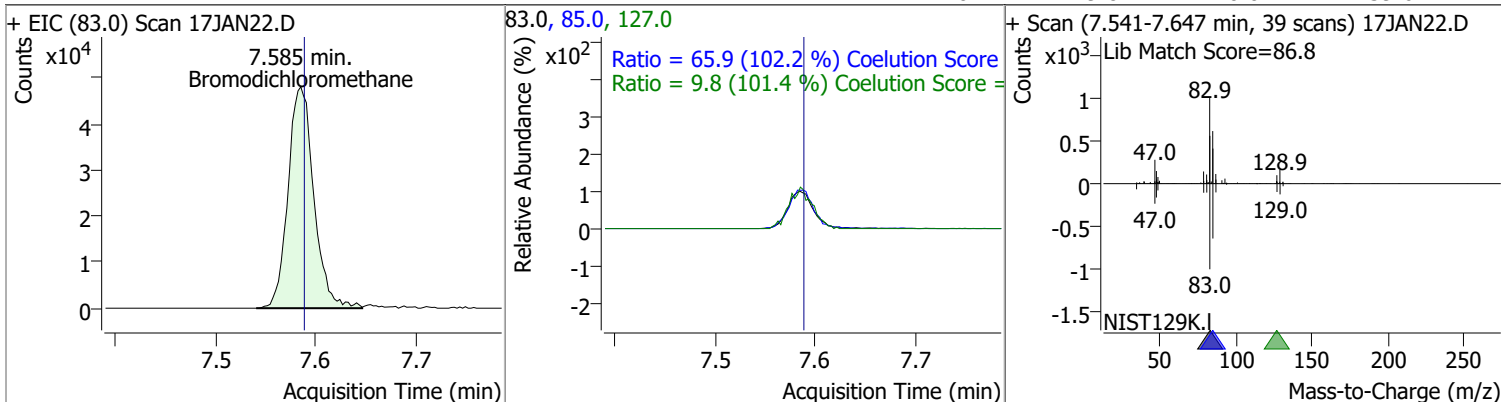


Compound	Conc.	RT	Dev(Min)	Resp.	QIon	QRatio	Lower	Upper
Dibromomethane	125.0408	7.40	0.00	29022	173.5	120.3	83.7	143.7
					95.0	85.8	52.2	112.2

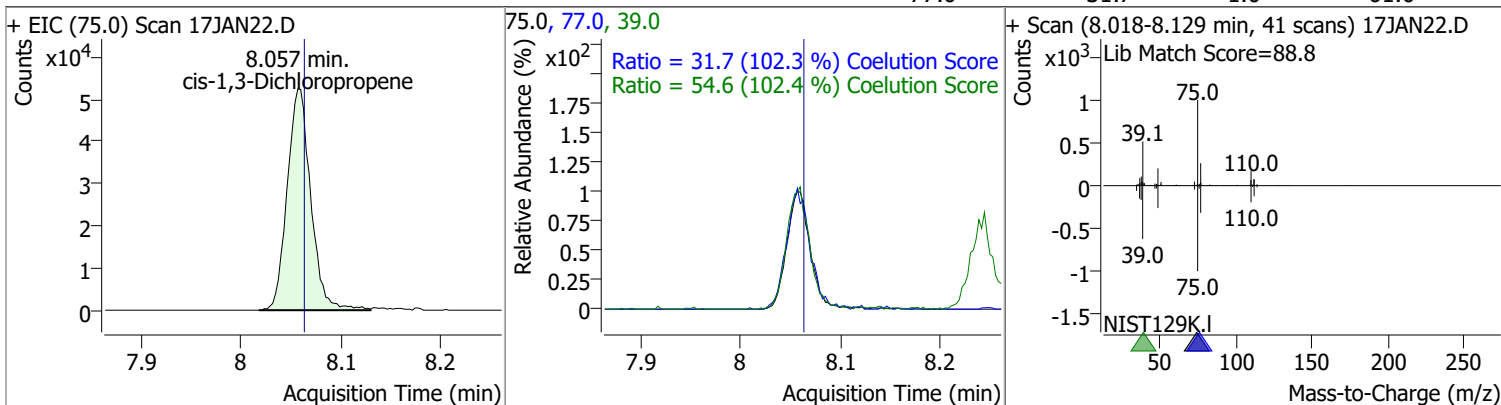


Quantitation Results Report (QT Reviewed)

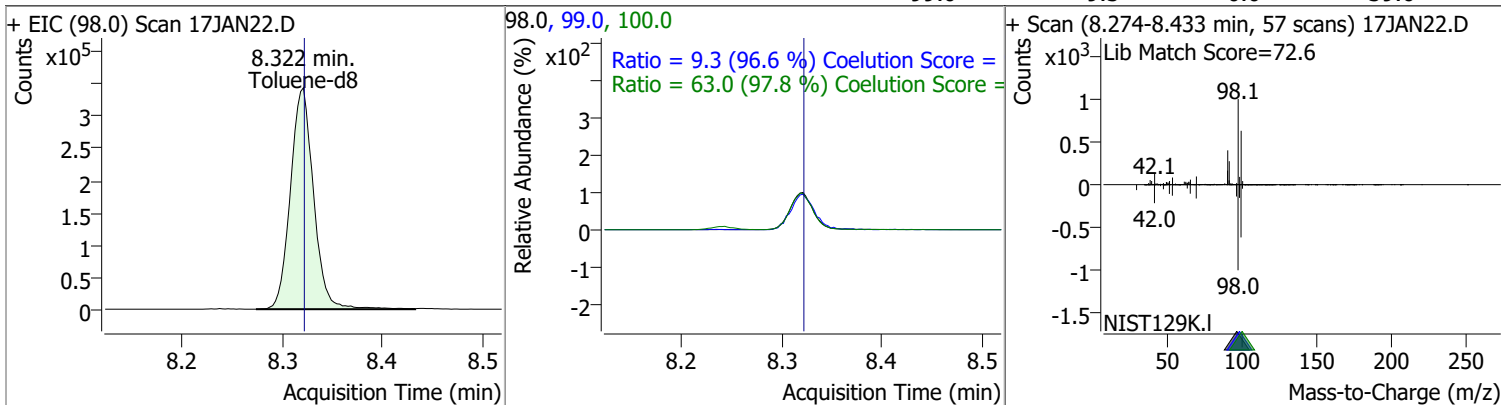
Compound	Conc.	RT	Dev(Min)	Resp.	QIon	QRatio	Lower	Upper
Bromodichloromethane	133.9525	7.59	0.00	85803	85.0	65.9	34.5	94.5
					127.0	9.8	0.0	39.6



Compound	Conc.	RT	Dev(Min)	Resp.	QIon	QRatio	Lower	Upper
cis-1,3-Dichloropropene	118.2880	8.06	0.00	85667	39.0	54.6	23.3	83.3
					77.0	31.7	1.0	61.0

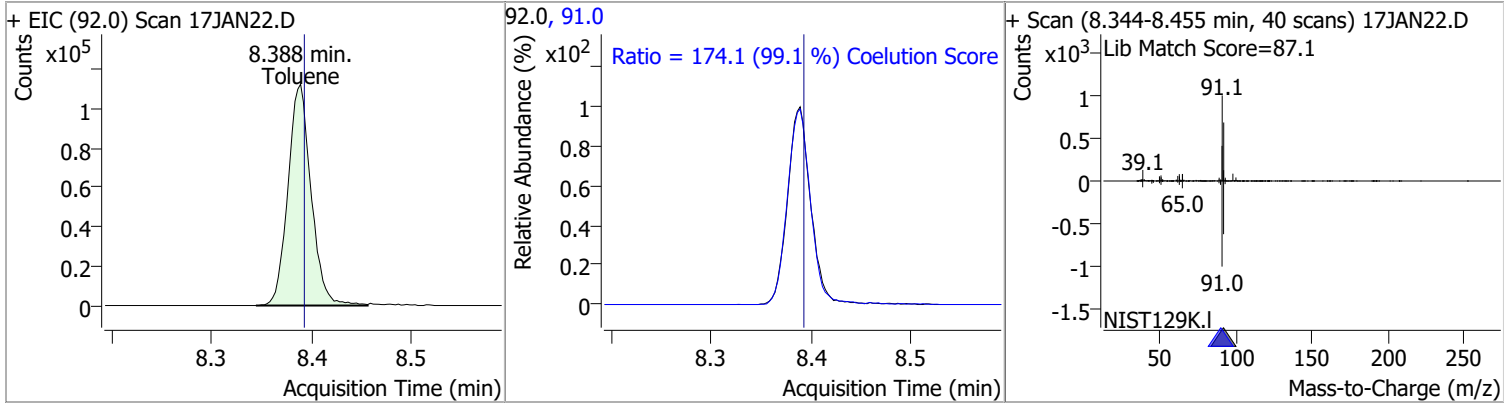


Compound	Conc.	RT	Dev(Min)	Resp.	QIon	QRatio	Lower	Upper
Toluene-d8	277.2167	8.32	0.00	553071	100.0	63.0	34.4	94.4
					99.0	9.3	0.0	39.6

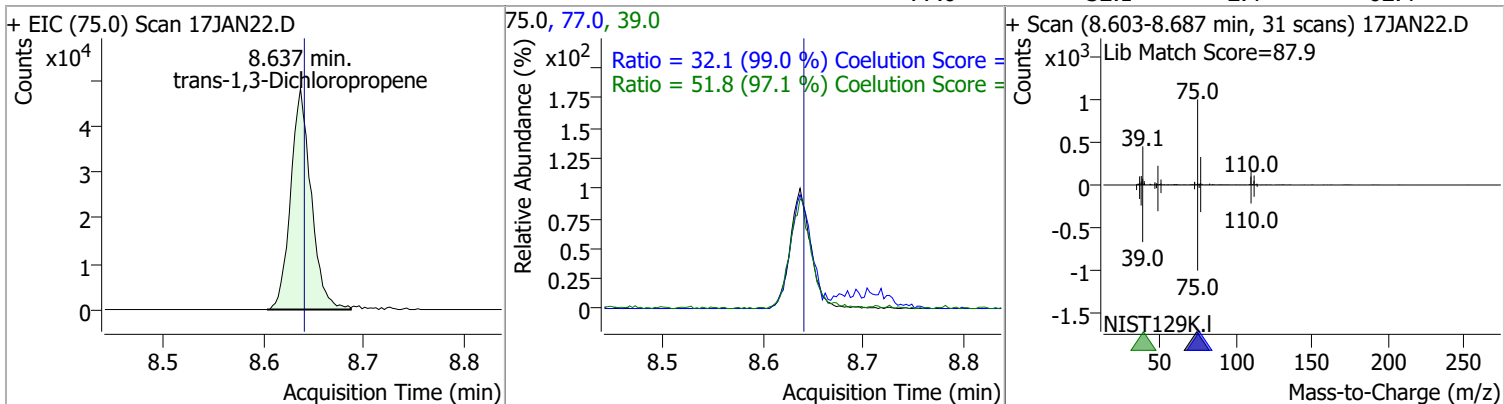


Quantitation Results Report (QT Reviewed)

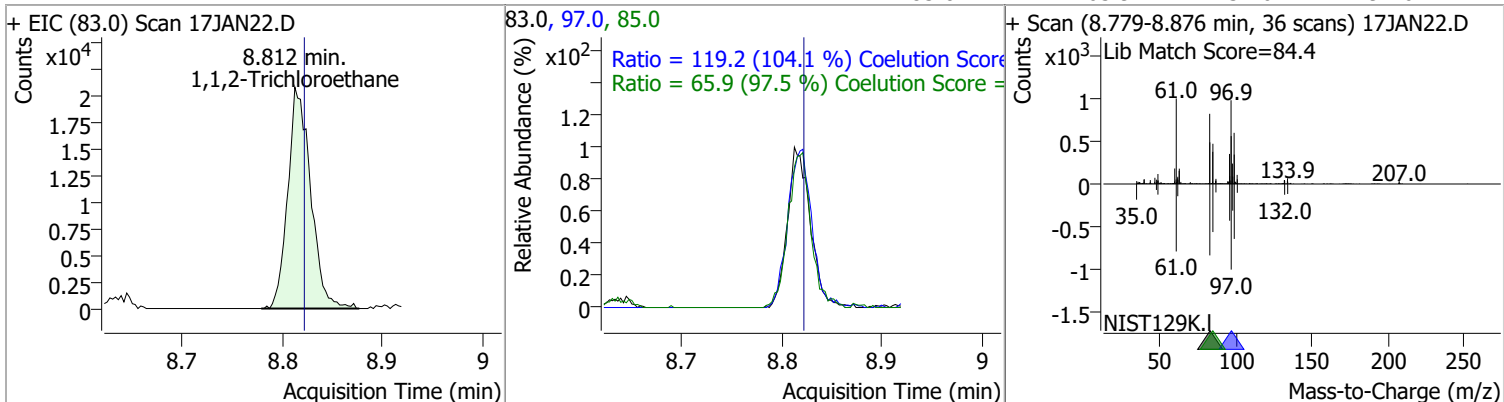
Compound	Conc.	RT	Dev(Min)	Resp.	QIon	QRatio	Lower	Upper
Toluene	133.7633	8.39	0.00	180270	91.0	174.1	145.8	205.8



Compound	Conc.	RT	Dev(Min)	Resp.	QIon	QRatio	Lower	Upper
trans-1,3-Dichloropropene	132.8708	8.64	0.00	68497	39.0	51.8	23.4	83.4
					77.0	32.1	2.4	62.4

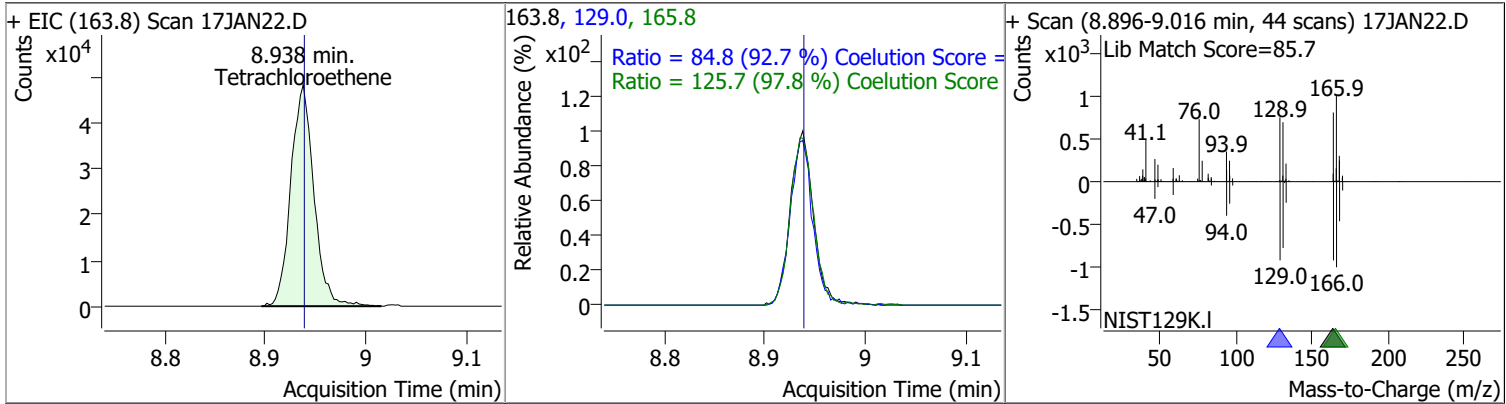


Compound	Conc.	RT	Dev(Min)	Resp.	QIon	QRatio	Lower	Upper
1,1,2-Trichloroethane	122.5206	8.81	-0.01	32899	97.0	119.2	84.6	144.6
					85.0	65.9	37.6	97.6

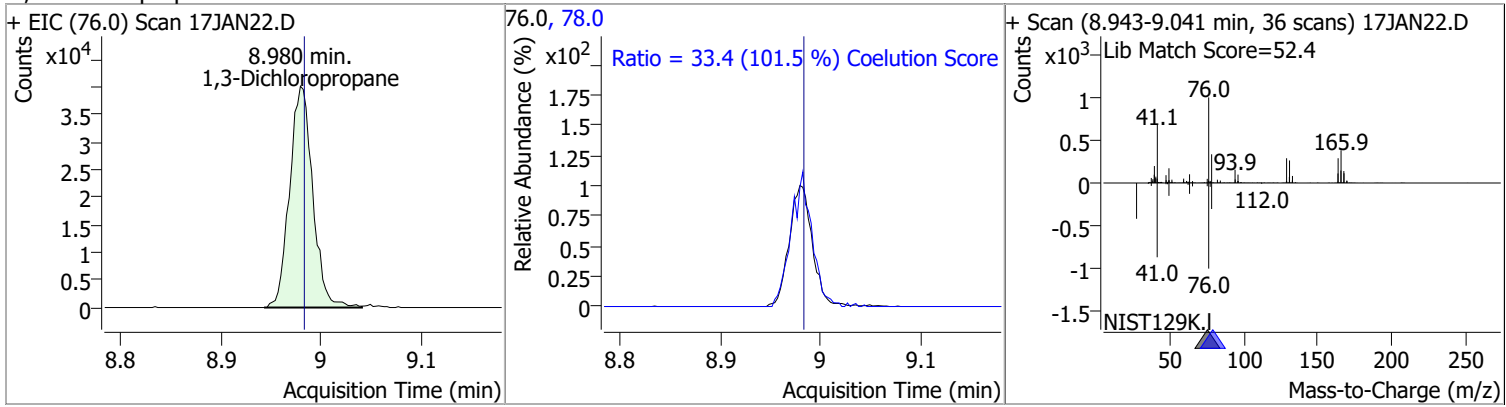


Quantitation Results Report (QT Reviewed)

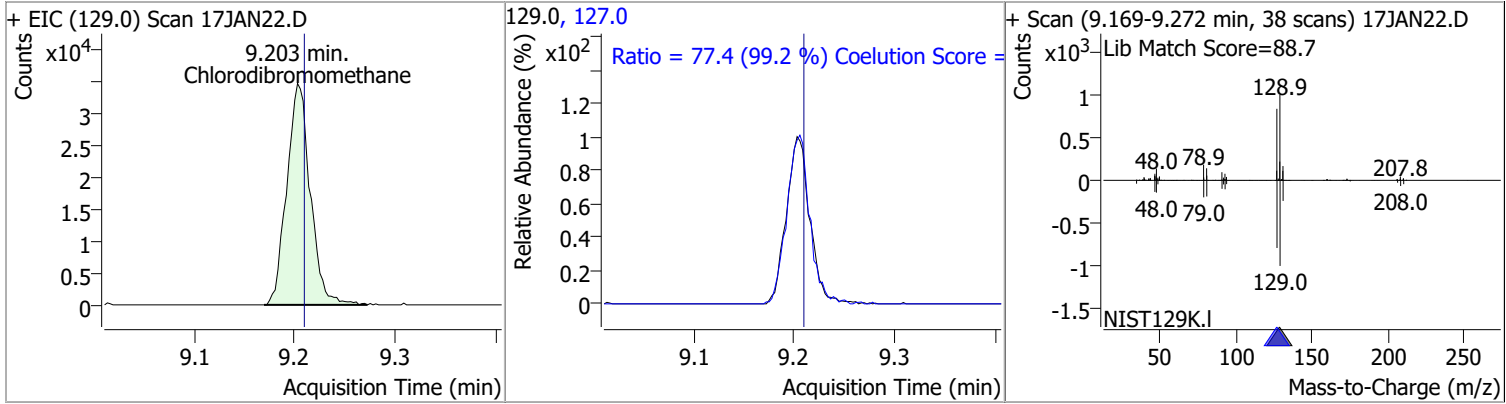
Compound	Conc.	RT	Dev(Min)	Resp.	QIon	QRatio	Lower	Upper
Tetrachloroethene	140.2933	8.94	0.00	77134	165.8	125.7	98.6	158.6
					129.0	84.8	61.5	121.5



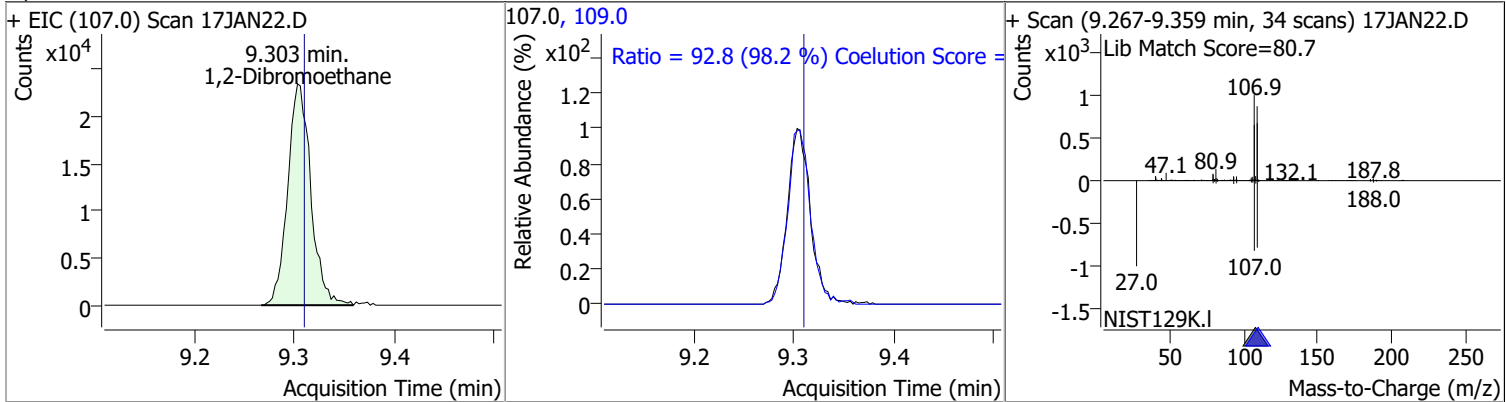
Compound	Conc.	RT	Dev(Min)	Resp.	QIon	QRatio	Lower	Upper
1,3-Dichloropropane	121.8328	8.98	0.00	64348	78.0	33.4	2.9	62.9



Compound	Conc.	RT	Dev(Min)	Resp.	QIon	QRatio	Lower	Upper
Chlorodibromomethane	133.9048	9.20	0.00	56195	127.0	77.4	48.0	108.0

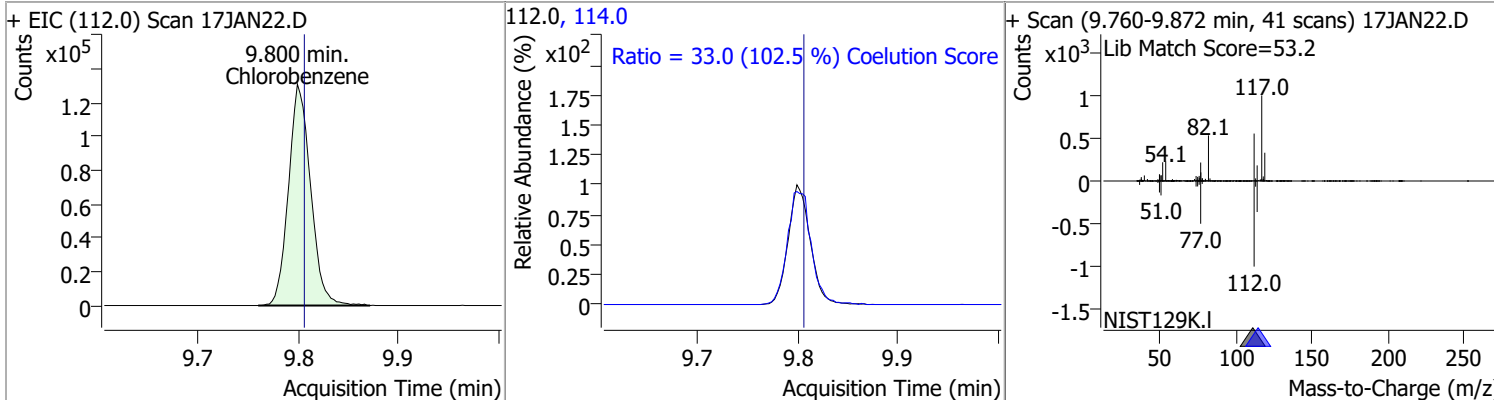


Compound	Conc.	RT	Dev(Min)	Resp.	QIon	QRatio	Lower	Upper
1,2-Dibromoethane	128.1630	9.30	0.00	37629	109.0	92.8	64.5	124.5

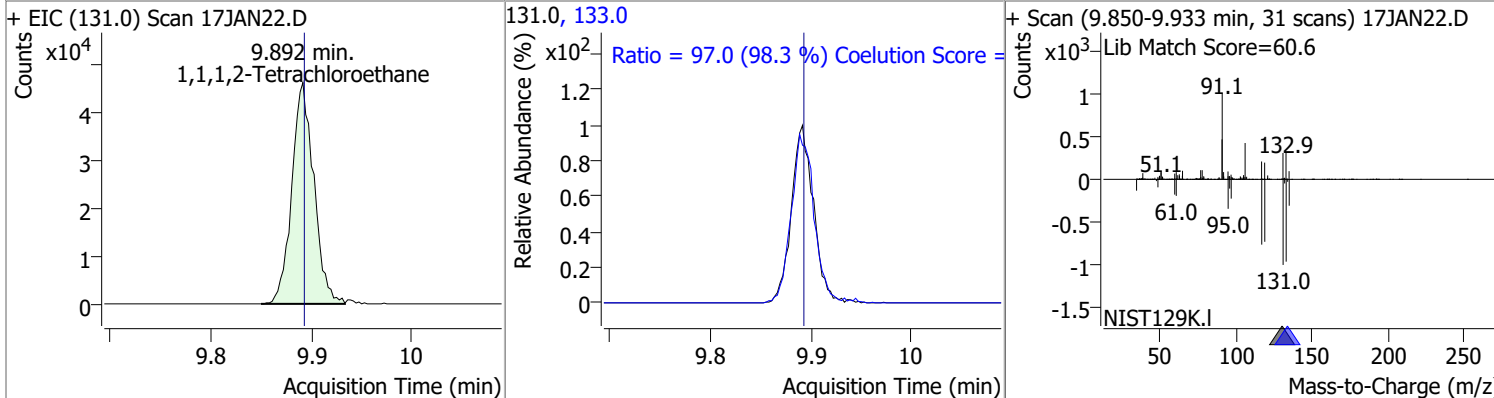


Quantitation Results Report (QT Reviewed)

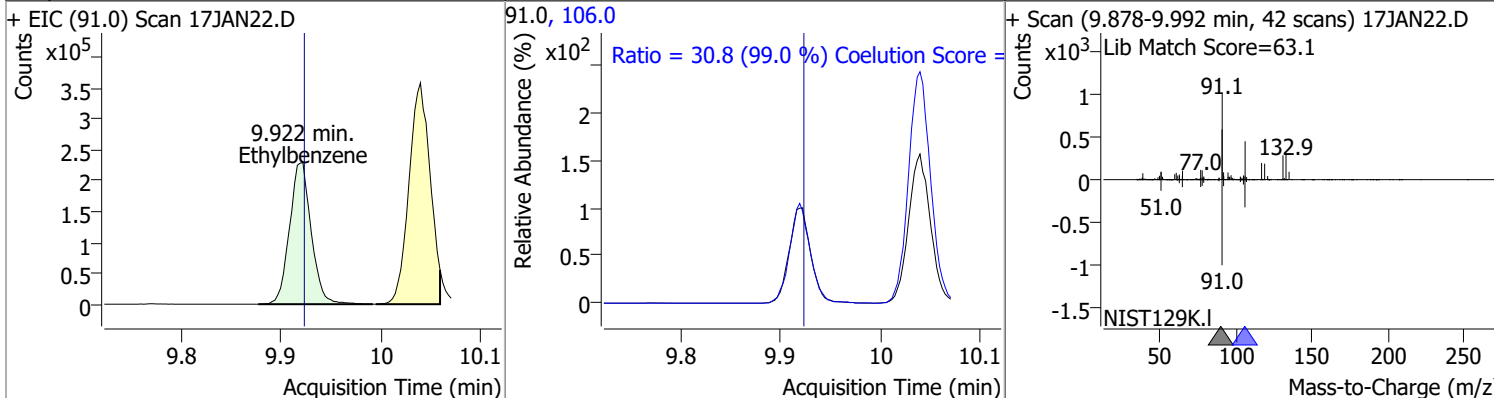
Compound	Conc.	RT	Dev(Min)	Resp.	QIon	QRatio	Lower	Upper
Chlorobenzene	135.9272	9.80	0.00	200554	114.0	33.0	2.1	62.1



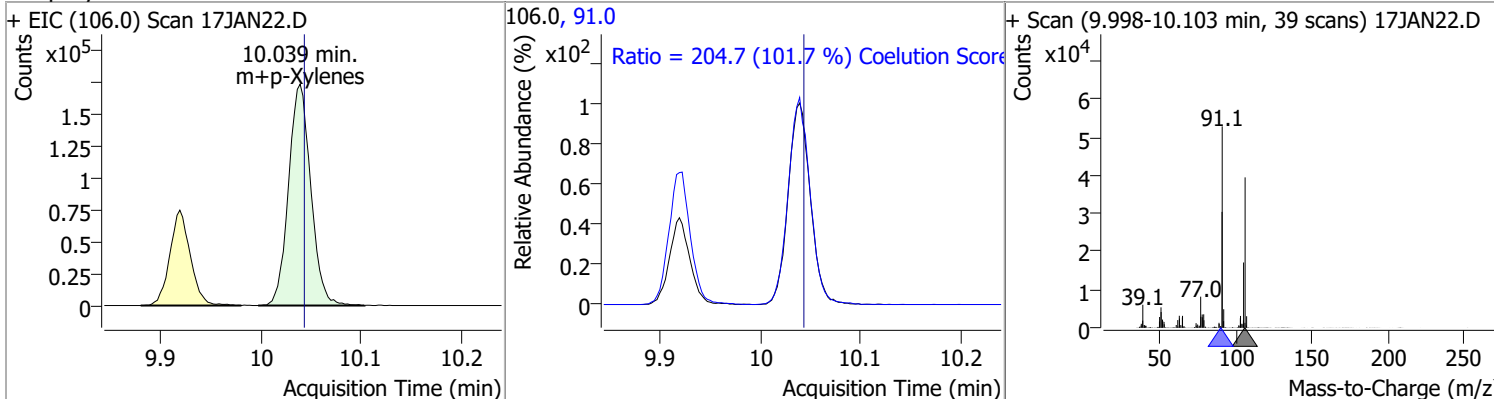
Compound	Conc.	RT	Dev(Min)	Resp.	QIon	QRatio	Lower	Upper
1,1,1,2-Tetrachloroethane	136.3509	9.89	0.00	70325	133.0	97.0	68.6	128.6



Compound	Conc.	RT	Dev(Min)	Resp.	QIon	QRatio	Lower	Upper
Ethylbenzene	133.9604	9.92	0.00	342795	106.0	30.8	1.1	61.1

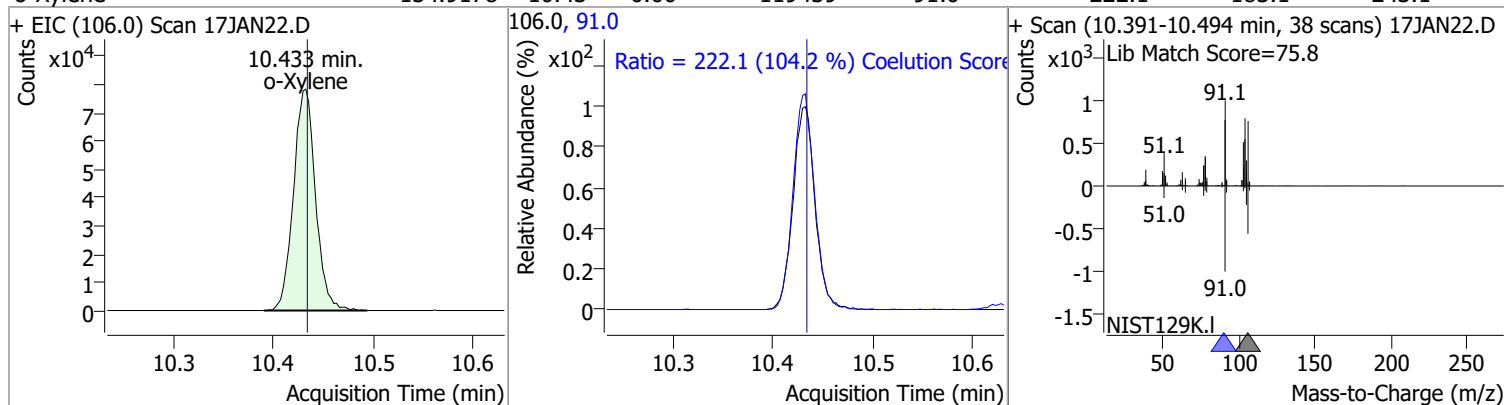


Compound	Conc.	RT	Dev(Min)	Resp.	QIon	QRatio	Lower	Upper
m+p-Xylenes	267.8611	10.04	0.00	266370	91.0	204.7	171.4	231.4

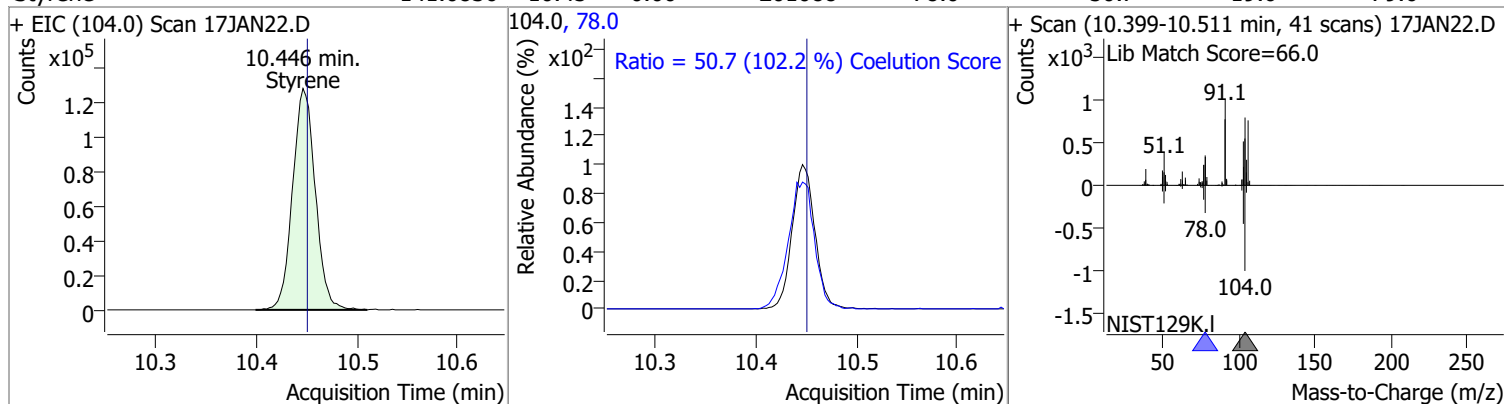


Quantitation Results Report (QT Reviewed)

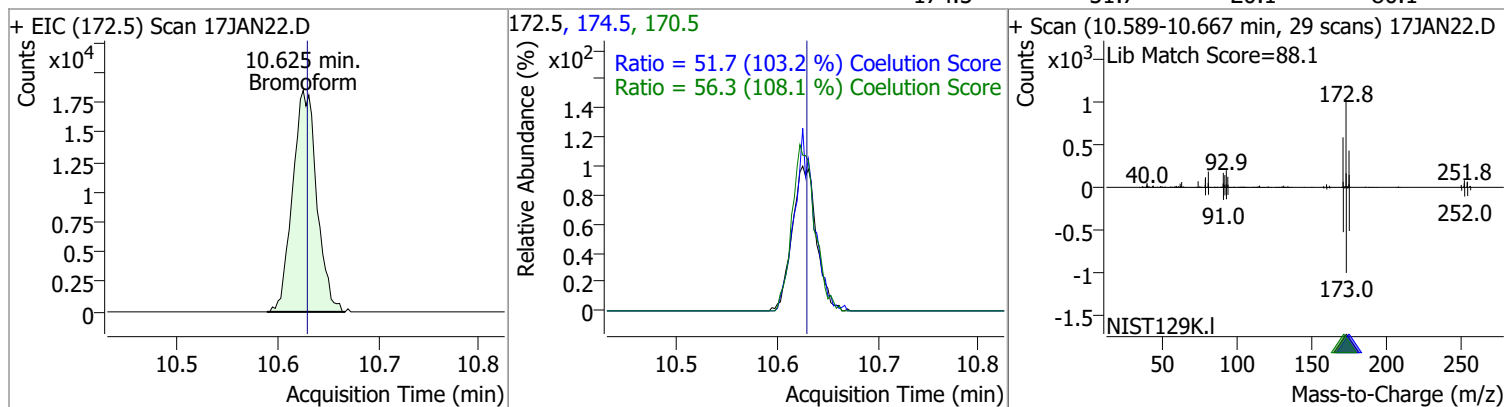
Compound	Conc.	RT	Dev(Min)	Resp.	QIon	QRatio	Lower	Upper
o-Xylene	134.9178	10.43	0.00	119439	91.0	222.1	183.1	243.1



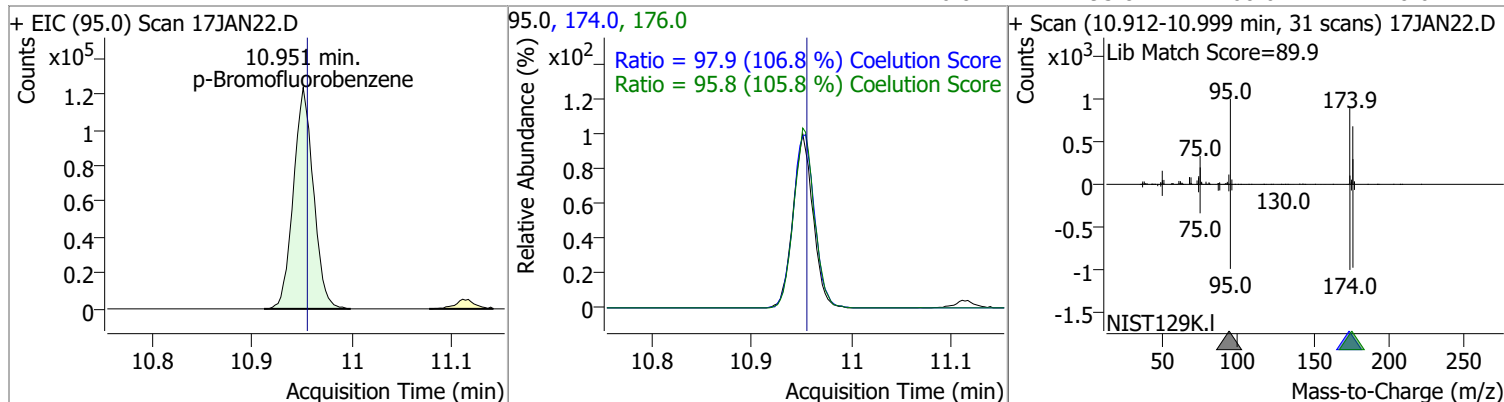
Compound	Conc.	RT	Dev(Min)	Resp.	QIon	QRatio	Lower	Upper
Styrene	141.0836	10.45	0.00	201088	78.0	50.7	19.6	79.6



Compound	Conc.	RT	Dev(Min)	Resp.	QIon	QRatio	Lower	Upper
Bromoform	132.3435	10.62	0.00	30975	170.5	56.3	22.1	82.1
					174.5	51.7	20.1	80.1

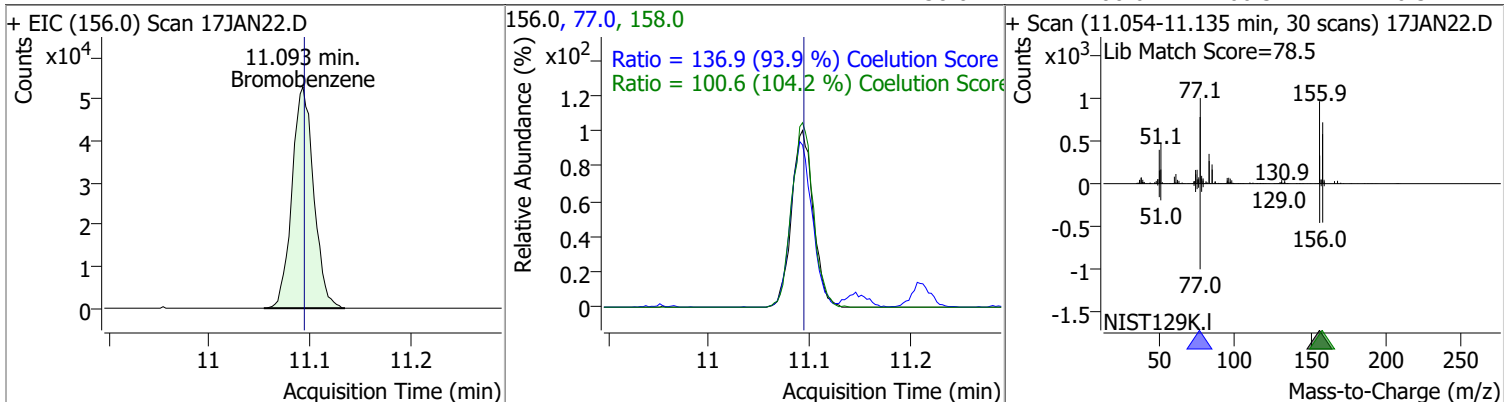


Compound	Conc.	RT	Dev(Min)	Resp.	QIon	QRatio	Lower	Upper
p-Bromofluorobenzene	255.0636	10.95	0.00	170907	174.0	97.9	61.7	121.7
					176.0	95.8	60.6	120.6

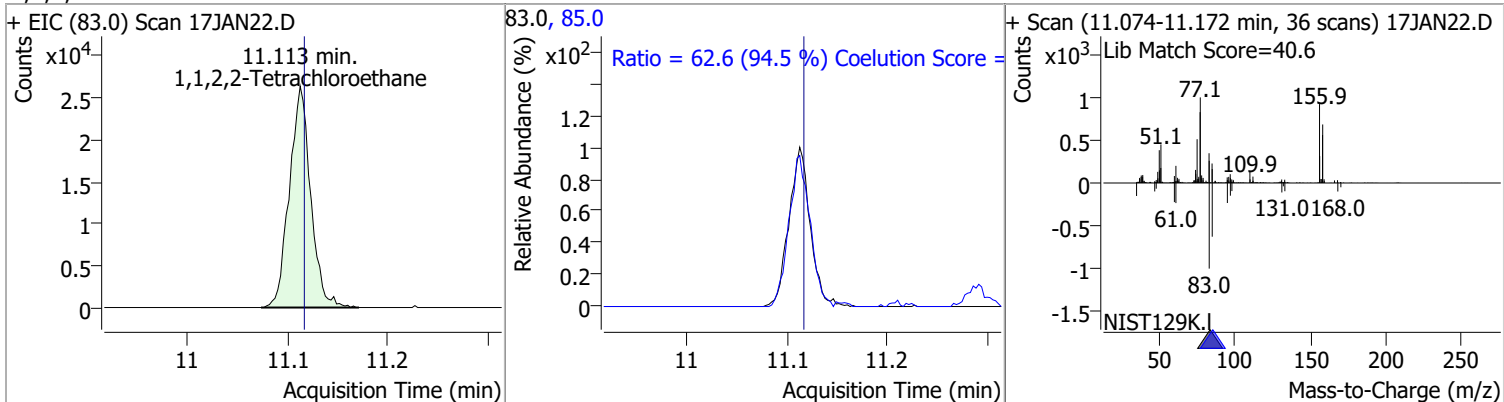


Quantitation Results Report (QT Reviewed)

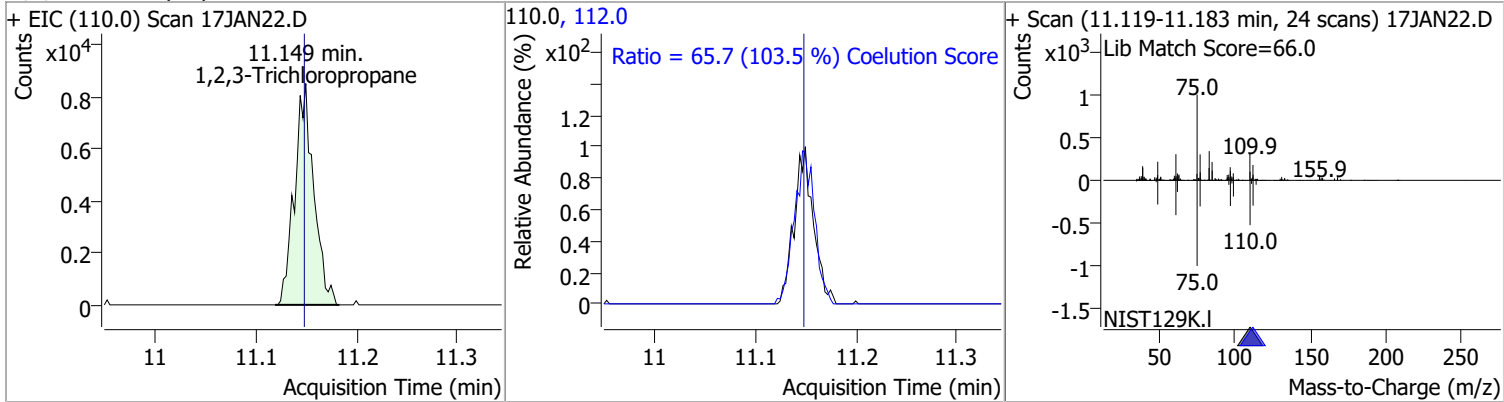
Compound	Conc.	RT	Dev(Min)	Resp.	QIon	QRatio	Lower	Upper
Bromobenzene	134.3257	11.09	0.00	79509	77.0	136.9	115.7	175.7
					158.0	100.6	66.5	126.5



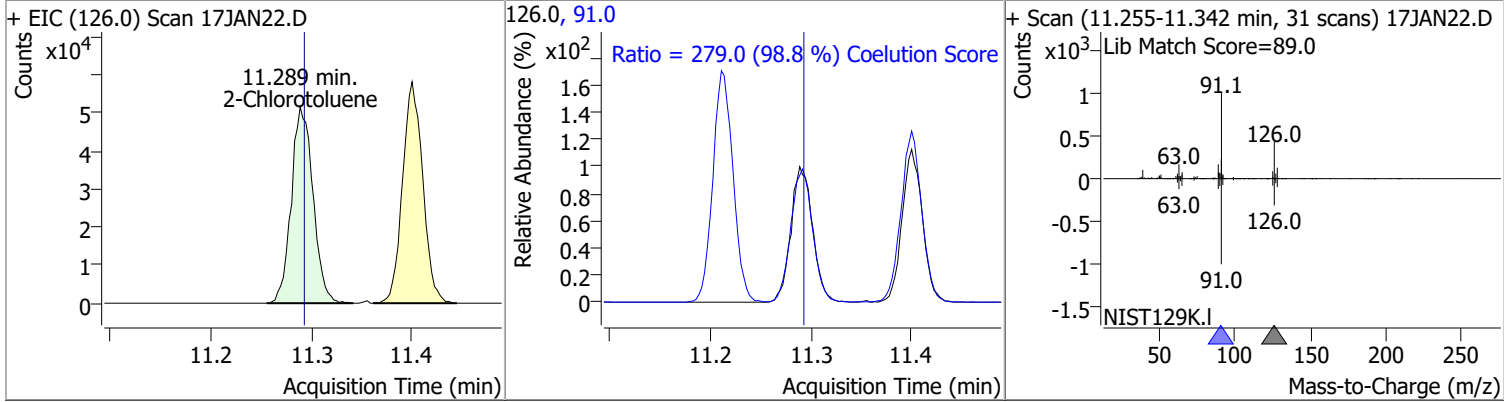
Compound	Conc.	RT	Dev(Min)	Resp.	QIon	QRatio	Lower	Upper
1,1,2,2-Tetrachloroethane	114.0637	11.11	0.00	38860	85.0	62.6	36.2	96.2



Compound	Conc.	RT	Dev(Min)	Resp.	QIon	QRatio	Lower	Upper
1,2,3-Trichloropropane	124.1357	11.15	0.00	11316	112.0	65.7	33.5	93.5

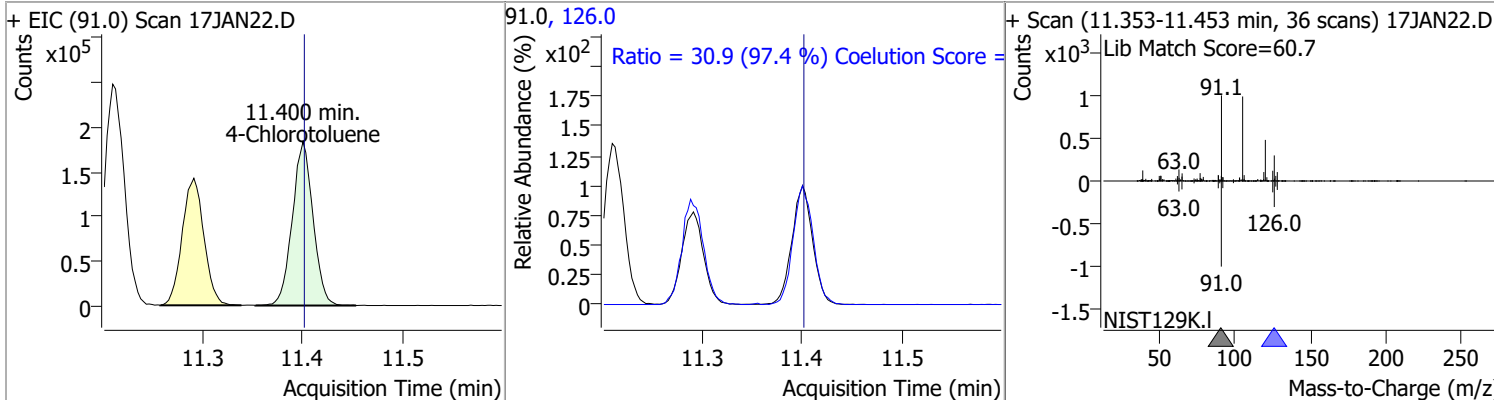


Compound	Conc.	RT	Dev(Min)	Resp.	QIon	QRatio	Lower	Upper
2-Chlorotoluene	131.2078	11.29	0.00	77275	91.0	279.0	252.3	312.3

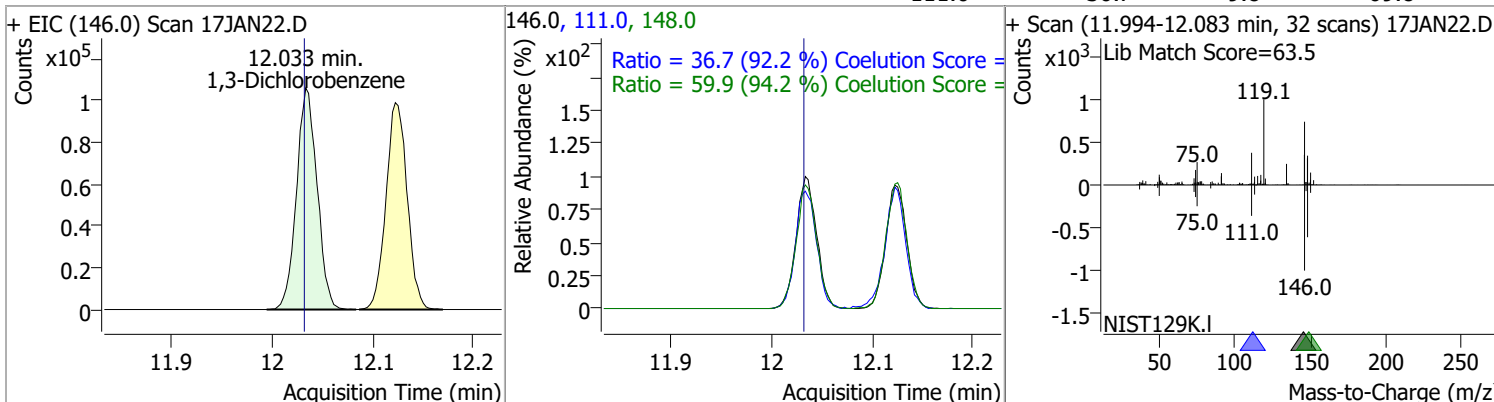


Quantitation Results Report (QT Reviewed)

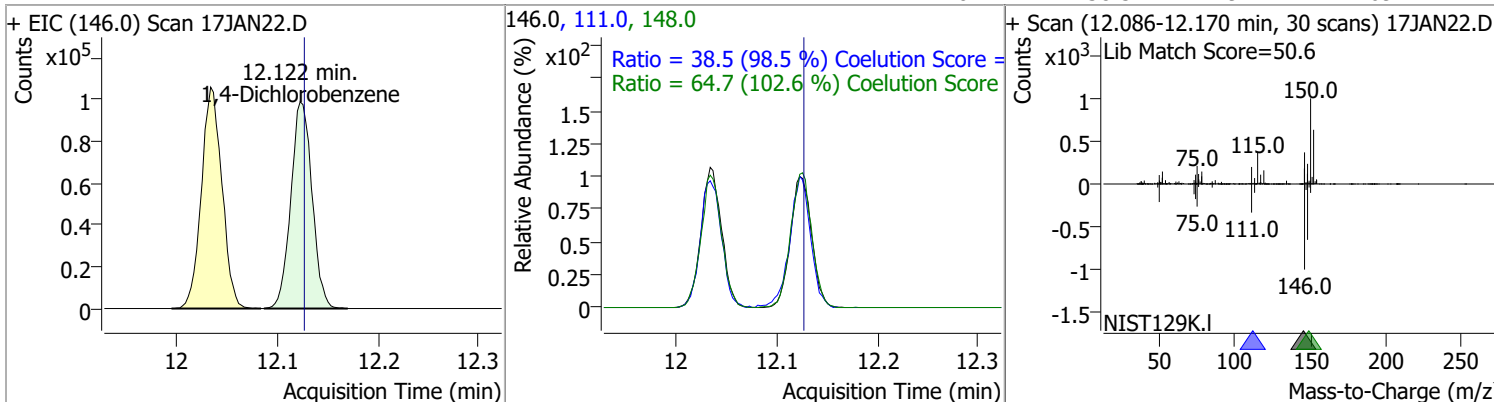
Compound	Conc.	RT	Dev(Min)	Resp.	QIon	QRatio	Lower	Upper
4-Chlorotoluene	137.1383	11.40	0.00	263339	126.0	30.9	1.7	61.7



Compound	Conc.	RT	Dev(Min)	Resp.	QIon	QRatio	Lower	Upper
1,3-Dichlorobenzene	139.4044	12.03	0.00	150491	148.0	59.9	33.6	93.6
					111.0	36.7	9.8	69.8

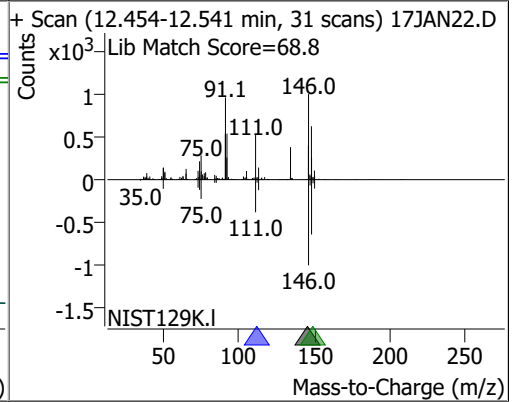
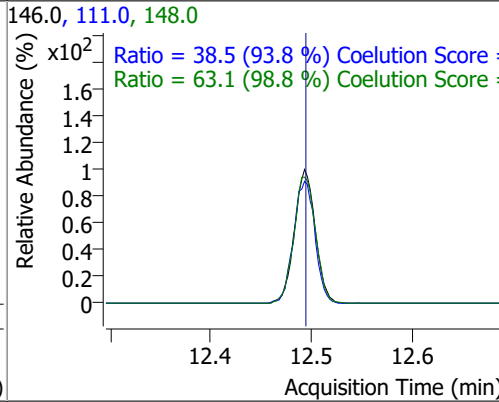
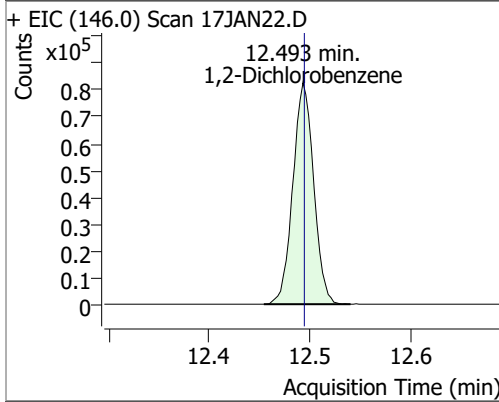


Compound	Conc.	RT	Dev(Min)	Resp.	QIon	QRatio	Lower	Upper
1,4-Dichlorobenzene	131.7360	12.12	0.00	145007	148.0	64.7	33.1	93.1
					111.0	38.5	9.1	69.1



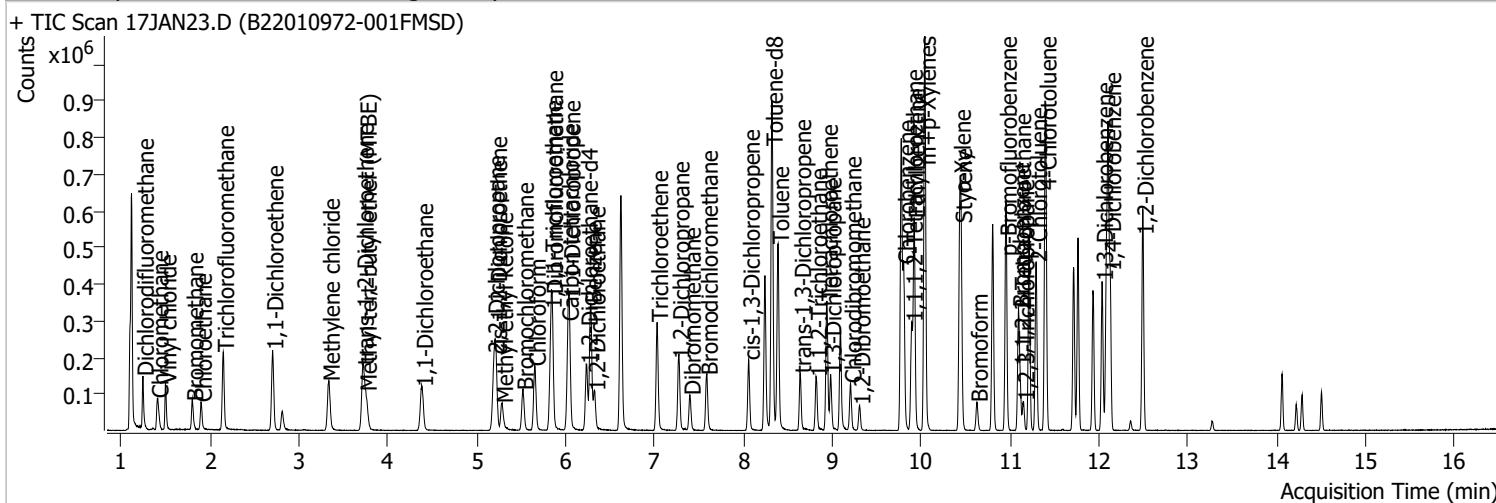
Quantitation Results Report (QT Reviewed)

Compound	Conc.	RT	Dev(Min)	Resp.	QIon	QRatio	Lower	Upper
1,2-Dichlorobenzene	130.5380	12.49	0.00	119094	148.0	63.1	33.9	93.9
					111.0	38.5	11.0	71.0



Quantitation Results Report (QT Reviewed)

Data File	17JAN23.D	Operator	MSC
Acq. Method	5975CACQF.M	Acq. Date-Time	1/17/2022 8:00:15 PM
Sample Name	B22010972-001FMSD	Instrument	VOA5975C
Vial	23	Multiplier	1.00
DA Method File	VOA5975C_8260B_SHT_DoD_L4_010422.m	Comment	
Tune File	BFB_Atune3.u	Tune Date	10/11/2021 4:02:00 PM
Batch Name	VG011722_8260B.batch.bin	Last Calib Update	3/5/2022 1:16:34 PM
Ref Library	\\MASSHUNTER\Org\Library\NIST129K.I		



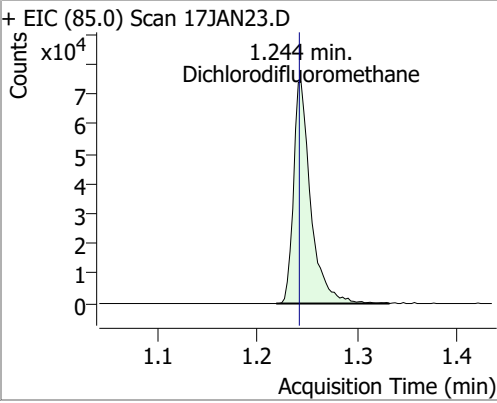
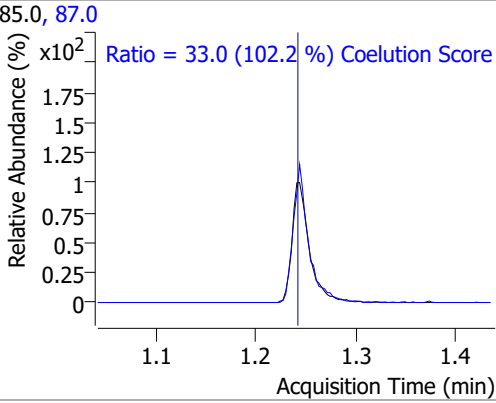
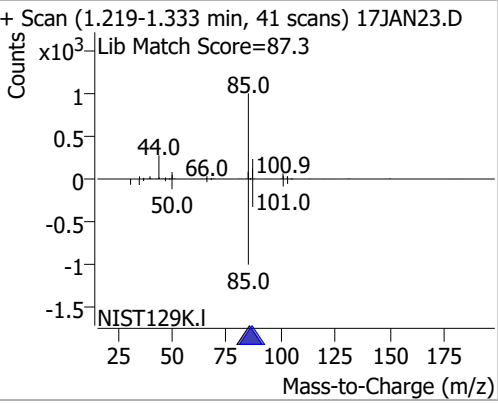
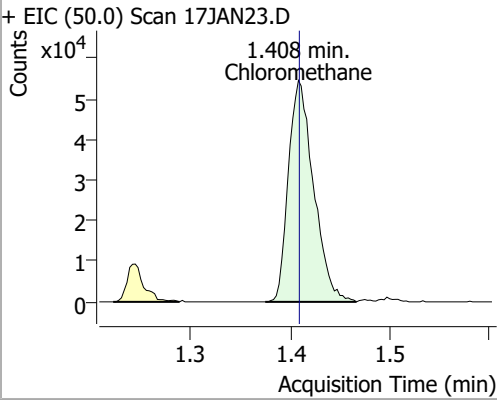
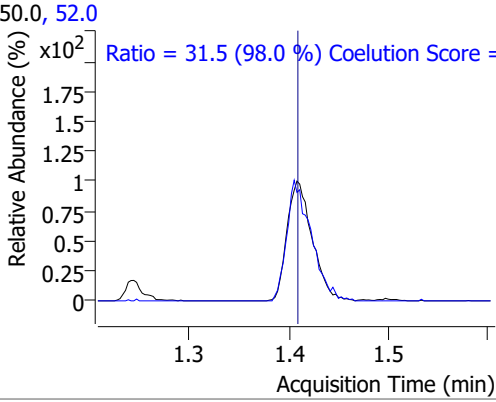
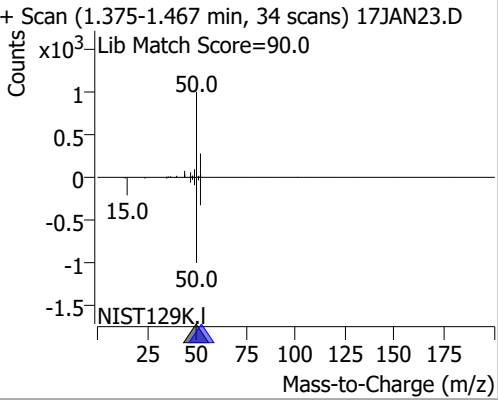
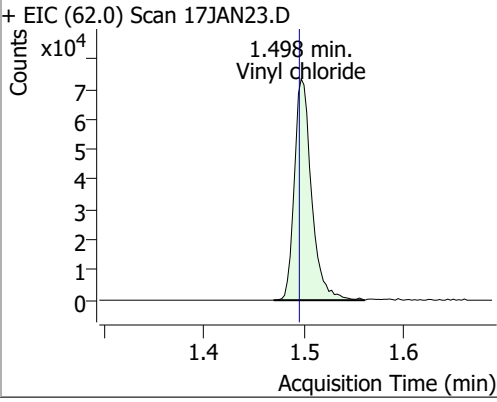
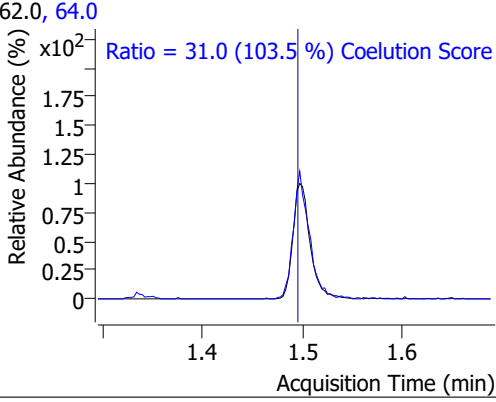
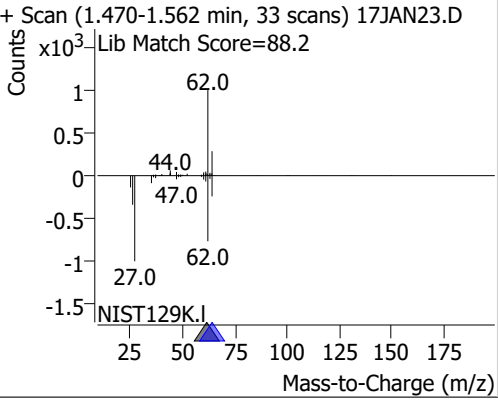
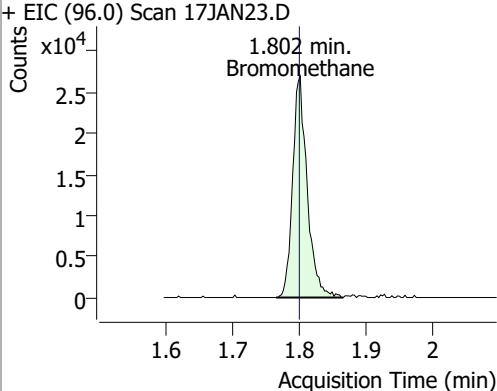
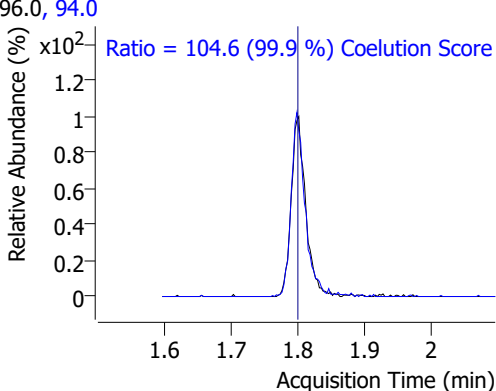
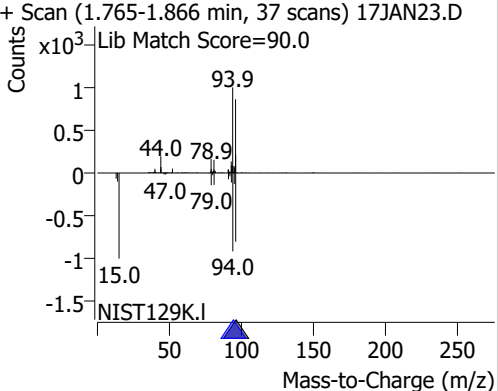
Compound	RT	QIon	Resp.	Conc.	Units	Dev(Min)
Internal Standards						
M Fluorobenzene	6.620	96.0	540445	250.0000	ng	-0.003
M Chlorobenzene-d5	9.774	82.0	209417	250.0000	ng	0.003
M 1,4-Dichlorobenzene-d4	12.100	152.0	182793	250.0000	ng	0.000
System Monitoring Compounds						
S Dibromofluoromethane	5.848	113.0	142900	280.6616	ng	0.003
Spiked Amount: 250.000	Range: 80.0 - 119.0%			Recovery = 112.26%		
S 1,2-Dichloroethane-d4	6.236	67.0	63820	290.1993	ng	0.003
Spiked Amount: 250.000	Range: 81.0 - 118.0%			Recovery = 116.08%		
S Toluene-d8	8.319	98.0	553553	274.3011	ng	0.000
Spiked Amount: 250.000	Range: 89.0 - 112.0%			Recovery = 109.72%		
S p-Bromofluorobenzene	10.951	95.0	173196	258.6310	ng	-0.003
Spiked Amount: 250.000	Range: 85.0 - 114.0%			Recovery = 103.45%		
Target Compounds						
T Dichlorodifluoromethane	1.244	85.0	89638	126.5686	ng	99
T Chloromethane	1.408	50.0	96268	111.9915	ng	99
T Vinyl chloride	1.498	62.0	88395	114.2832	ng	98
T Bromomethane	1.802	96.0	40619	117.4436	ng	100
T Chloroethane	1.896	64.0	49191	128.4646	ng	96
T Trichlorofluoromethane	2.147	101.0	144941	150.9724	ng	100
T 1,1-Dichloroethene	2.702	96.0	74311	136.5062	ng	97
T Methylene chloride	3.335	49.0	97235	121.1648	ng	97
T trans-1,2-Dichloroethene	3.717	96.0	77306	139.1932	ng	98
T Methyl tert-butyl ether (MTBE)	3.751	73.0	101275	141.0764	ng	97
T 1,1-Dichloroethane	4.387	63.0	142990	138.3162	ng	100
T 2,2-Dichloropropane	5.193	77.0	110710	142.9197	ng	96
T cis-1,2-Dichloroethene	5.218	96.0	78602	139.5922	ng	95
T Methyl ethyl ketone	5.285	43.0	101535	1331.2321	ng	100
T Bromochloromethane	5.516	128.0	30214	129.5238	ng	95
T Chloroform	5.653	83.0	135021	131.2367	ng	98

Quantitation Results Report (QT Reviewed)

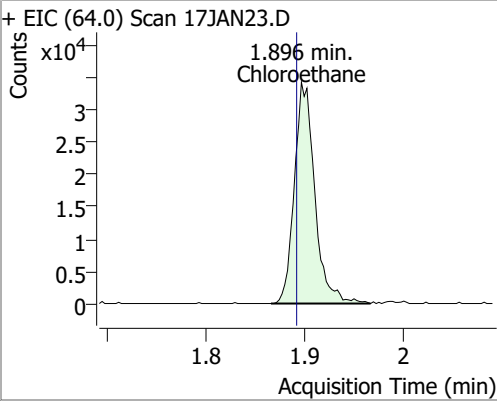
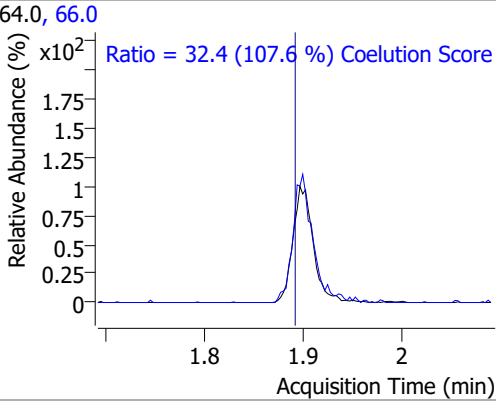
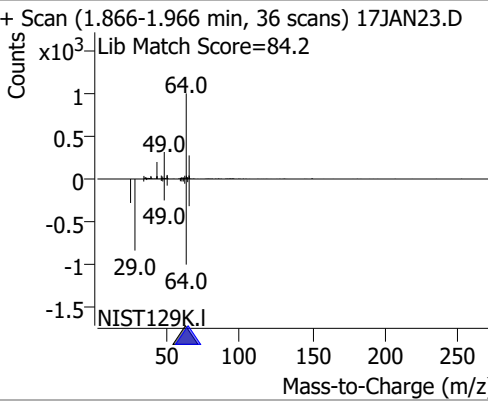
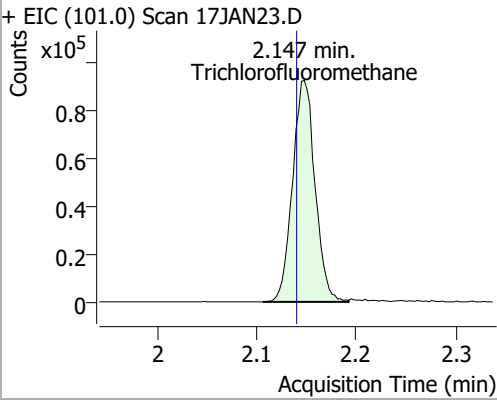
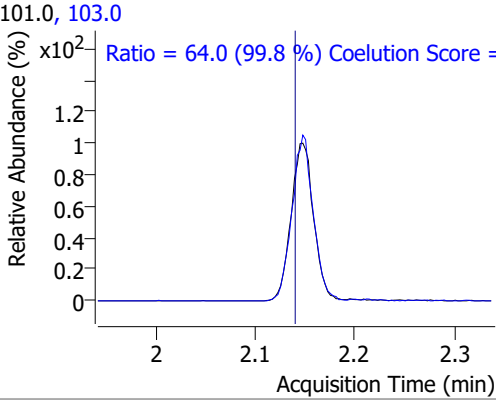
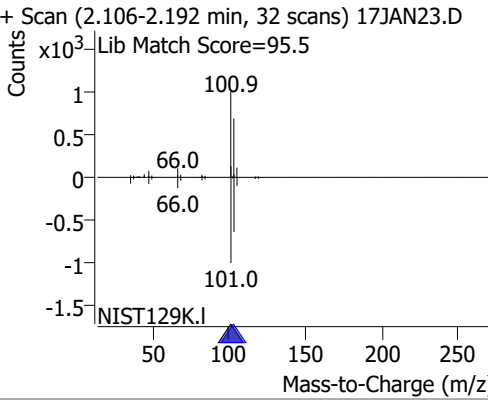
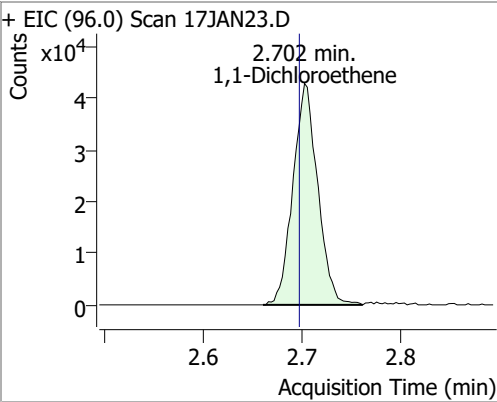
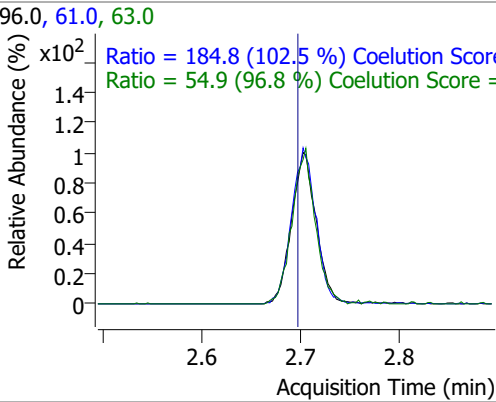
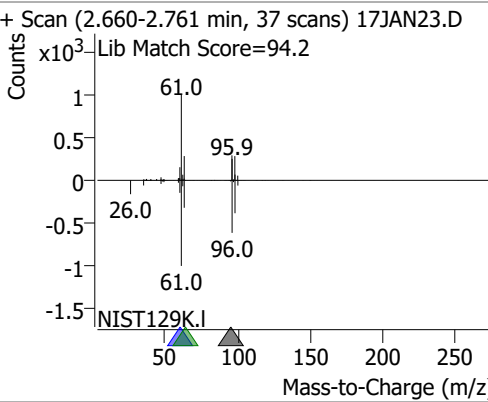
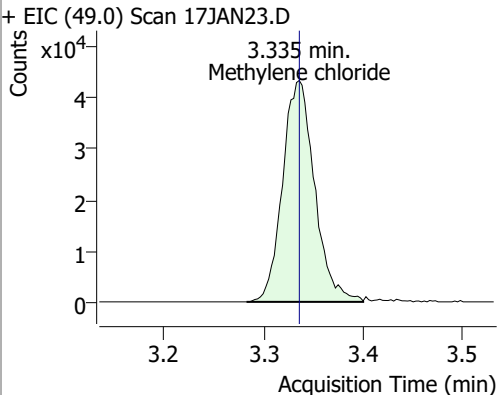
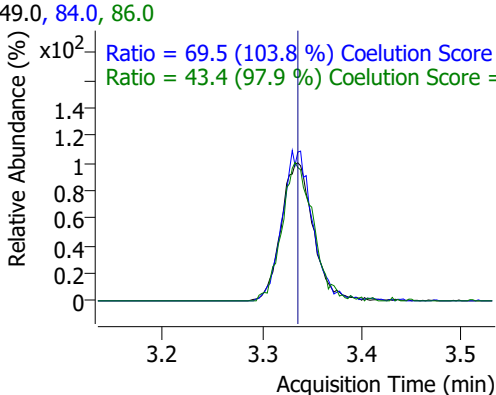
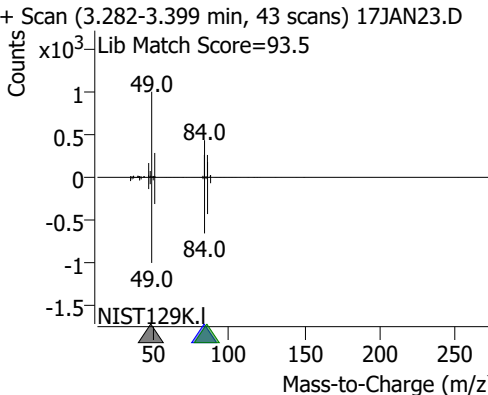
Compound	RT	QIon	Resp.	Conc.	Units	Dev(Min)
T 1,1,1-Trichloroethane	5.834	97.0	142619	147.9171	ng	99
T Carbon tetrachloride	6.024	117.0	138420	145.7089	ng	100
T 1,1-Dichloropropene	6.040	75.0	103962	126.8131	ng	100
T Benzene	6.280	78.0	288531	134.0873	ng	99
T 1,2-Dichloroethane	6.325	62.0	78896	135.5320	ng	97
T Trichloroethene	7.027	95.0	84057	133.0911	ng	94
T 1,2-Dichloropropane	7.267	63.0	70397	126.7144	ng	93
T Dibromomethane	7.396	93.0	30374	129.3767	ng	94
T Bromodichloromethane	7.585	83.0	91332	140.9616	ng	100
T cis-1,3-Dichloropropene	8.059	75.0	92389	126.1180	ng	100
T Toluene	8.388	92.0	189703	139.1610	ng	98
T trans-1,3-Dichloropropene	8.637	75.0	73684	141.3061	ng	97
T 1,1,2-Trichloroethane	8.818	83.0	34507	127.0467	ng	95
T Tetrachloroethene	8.938	163.8	76328	137.2476	ng	99
T 1,3-Dichloropropane	8.980	76.0	67545	126.4306	ng	98
T Chlorodibromomethane	9.203	129.0	58893	138.7369	ng	100
T 1,2-Dibromoethane	9.306	107.0	40141	135.1630	ng	98
T Chlorobenzene	9.802	112.0	210057	140.7479	ng	99
T 1,1,1,2-Tetrachloroethane	9.891	131.0	73326	140.5516	ng	99
T Ethylbenzene	9.919	91.0	364297	140.7432	ng	100
T m+p-Xylenes	10.039	106.0	284717	283.0528	ng	100
T o-Xylene	10.432	106.0	129450	144.5623	ng	99
T Styrene	10.449	104.0	210552	146.0426	ng	98
T Bromoform	10.625	172.5	34331	146.7682	ng	98
T Bromobenzene	11.093	156.0	85864	145.1470	ng	92
T 1,1,2,2-Tetrachloroethane	11.110	83.0	41814	122.8063	ng	100
T 1,2,3-Trichloropropane	11.149	110.0	11942	131.0796	ng	97
T 2-Chlorotoluene	11.291	126.0	82401	139.9933	ng	96
T 4-Chlorotoluene	11.397	91.0	269065	140.2023	ng	99
T 1,3-Dichlorobenzene	12.033	146.0	150209	139.2246	ng	99
T 1,4-Dichlorobenzene	12.125	146.0	151531	137.7435	ng	99
T 1,2-Dichlorobenzene	12.493	146.0	126223	138.4331	ng	98

(#) = Qualifier Out of Range; (m) = Manual Integration; (+) = Area Summed; (*) = Surrogate Percent Recovery Out of Range; (d): Zeroed Peak

Quantitation Results Report (QT Reviewed)

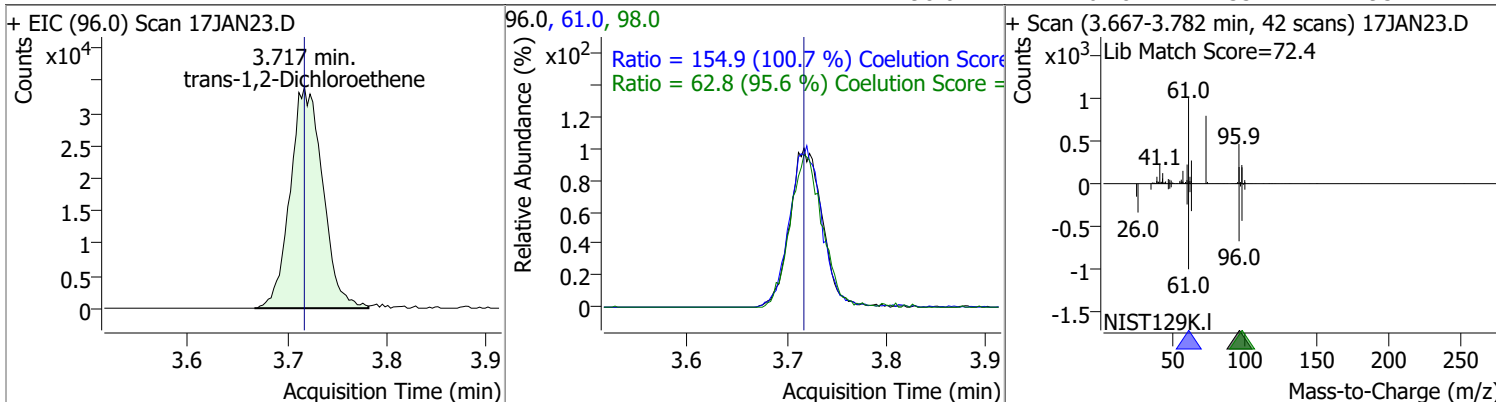
Compound	Conc.	RT	Dev(Min)	Resp.	QIon	QRatio	Lower	Upper
Dichlorodifluoromethane	126.5686	1.24	0.00	89638	87.0	33.0	2.3	62.3
+ EIC (85.0) Scan 17JAN23.D 			85.0, 87.0 			+ Scan (1.219-1.333 min, 41 scans) 17JAN23.D Lib Match Score=87.3 		
Chloromethane	111.9915	1.41	0.00	96268	52.0	31.5	2.1	62.1
+ EIC (50.0) Scan 17JAN23.D 			50.0, 52.0 			+ Scan (1.375-1.467 min, 34 scans) 17JAN23.D Lib Match Score=90.0 		
Vinyl chloride	114.2832	1.50	0.00	88395	64.0	31.0	0.0	59.9
+ EIC (62.0) Scan 17JAN23.D 			62.0, 64.0 			+ Scan (1.470-1.562 min, 33 scans) 17JAN23.D Lib Match Score=88.2 		
Bromomethane	117.4436	1.80	0.00	40619	94.0	104.6	74.6	134.6
+ EIC (96.0) Scan 17JAN23.D 			96.0, 94.0 			+ Scan (1.765-1.866 min, 37 scans) 17JAN23.D Lib Match Score=90.0 		

Quantitation Results Report (QT Reviewed)

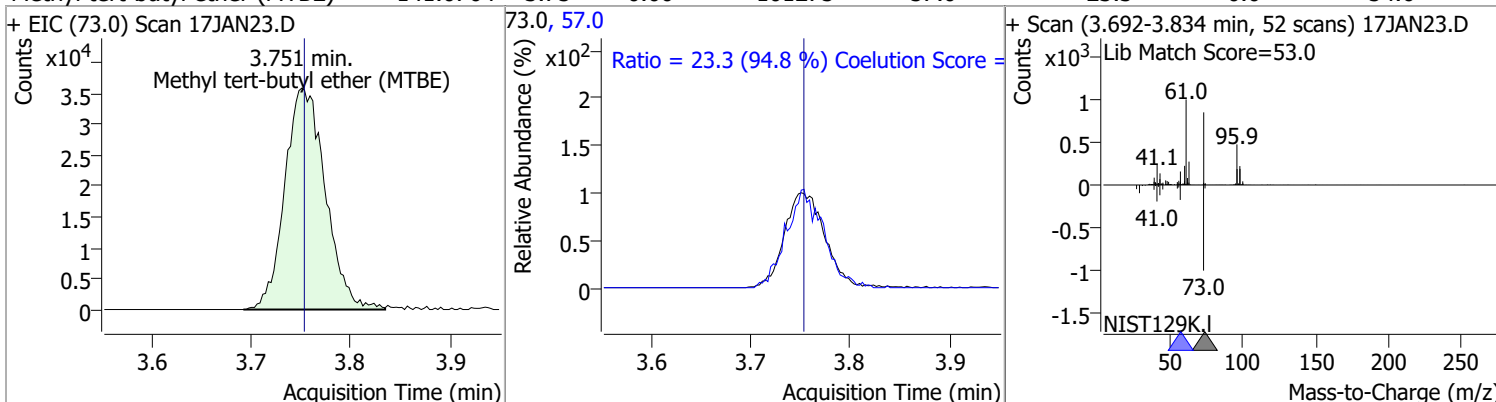
Compound	Conc.	RT	Dev(Min)	Resp.	QIon	QRatio	Lower	Upper
Chloroethane	128.4646	1.90	0.00	49191	66.0	32.4	0.1	60.1
+ EIC (64.0) Scan 17JAN23.D 			64.0, 66.0 			+ Scan (1.866-1.966 min, 36 scans) 17JAN23.D Lib Match Score=84.2 		
Trichlorofluoromethane	150.9724	2.15	0.01	144941	103.0	64.0	34.2	94.2
+ EIC (101.0) Scan 17JAN23.D 			101.0, 103.0 			+ Scan (2.106-2.192 min, 32 scans) 17JAN23.D Lib Match Score=95.5 		
1,1-Dichloroethene	136.5062	2.70	0.01	74311	61.0	184.8	150.3	210.3
+ EIC (96.0) Scan 17JAN23.D 			96.0, 61.0, 63.0 			+ Scan (2.660-2.761 min, 37 scans) 17JAN23.D Lib Match Score=94.2 		
Methylene chloride	121.1648	3.34	0.00	97235	84.0	69.5	36.9	96.9
+ EIC (49.0) Scan 17JAN23.D 			49.0, 84.0, 86.0 			+ Scan (3.282-3.399 min, 43 scans) 17JAN23.D Lib Match Score=93.5 		

Quantitation Results Report (QT Reviewed)

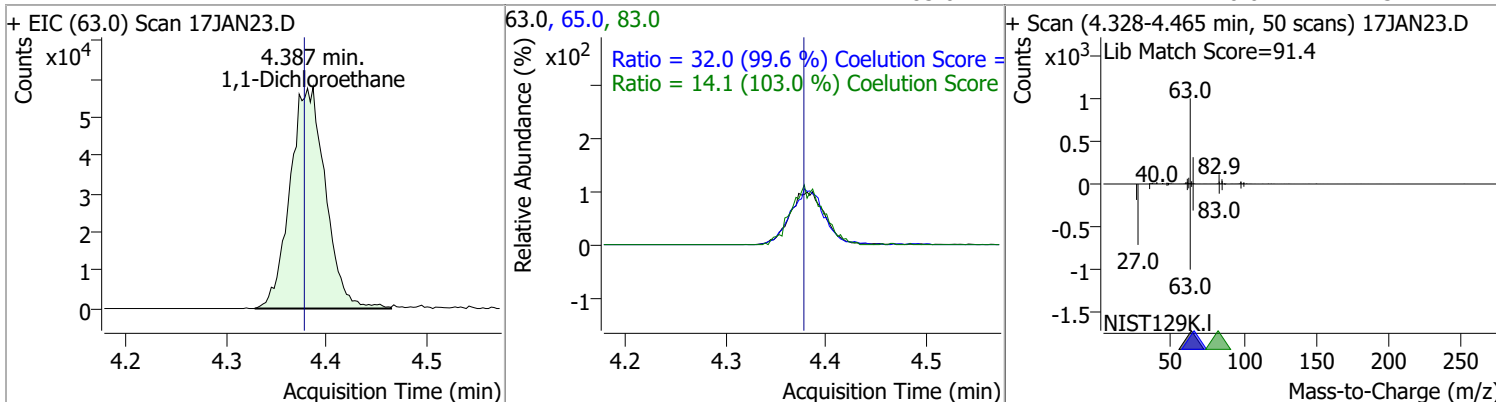
Compound	Conc.	RT	Dev(Min)	Resp.	QIon	QRatio	Lower	Upper
trans-1,2-Dichloroethene	139.1932	3.72	0.00	77306	61.0	154.9	123.9	183.9
					98.0	62.8	35.7	95.7



Compound	Conc.	RT	Dev(Min)	Resp.	QIon	QRatio	Lower	Upper
Methyl tert-butyl ether (MTBE)	141.0764	3.75	0.00	101275	57.0	23.3	0.0	54.6

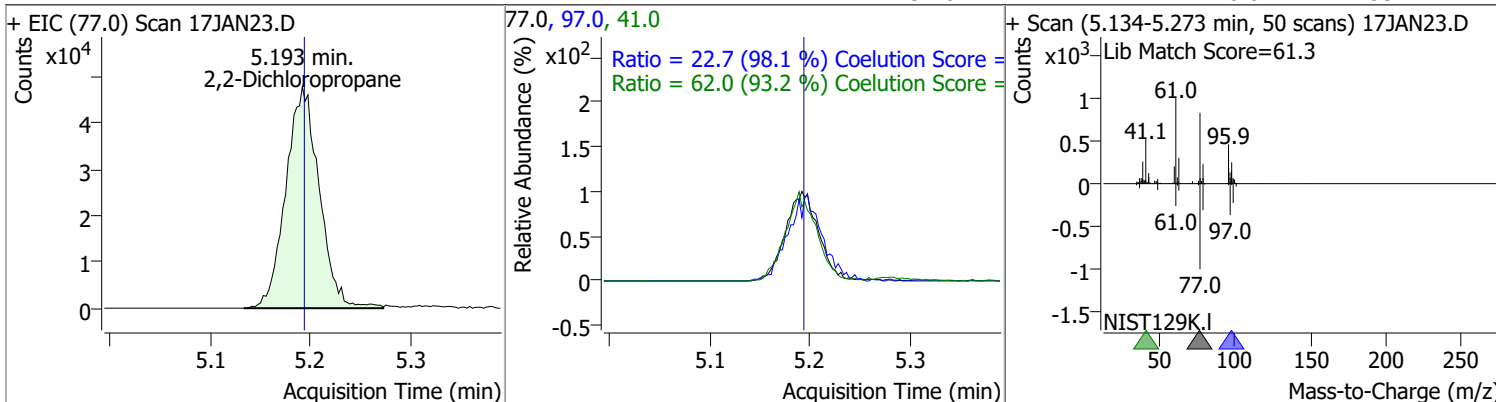


Compound	Conc.	RT	Dev(Min)	Resp.	QIon	QRatio	Lower	Upper
1,1-Dichloroethane	138.3162	4.39	0.01	142990	65.0	32.0	2.1	62.1
					83.0	14.1	0.0	43.7

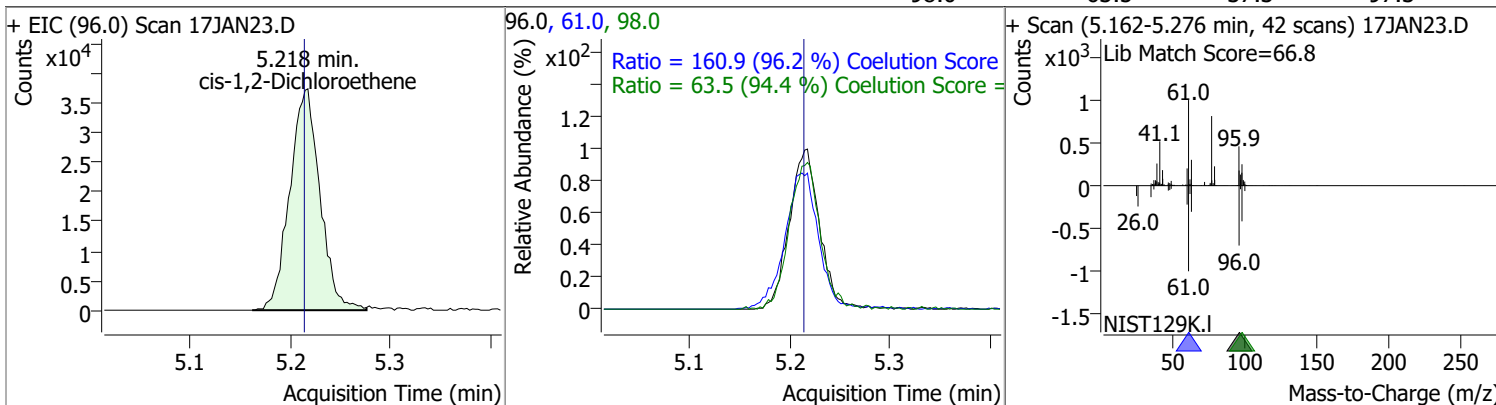


Quantitation Results Report (QT Reviewed)

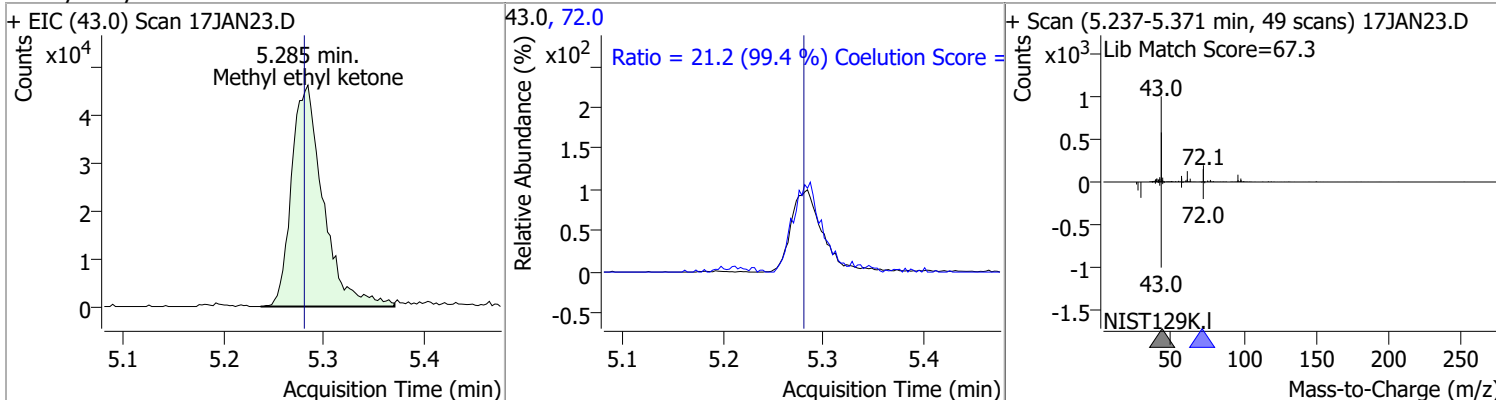
Compound	Conc.	RT	Dev(Min)	Resp.	QIon	QRatio	Lower	Upper
2,2-Dichloropropane	142.9197	5.19	0.00	110710	41.0	62.0	36.5	96.5
					97.0	22.7	0.0	53.2



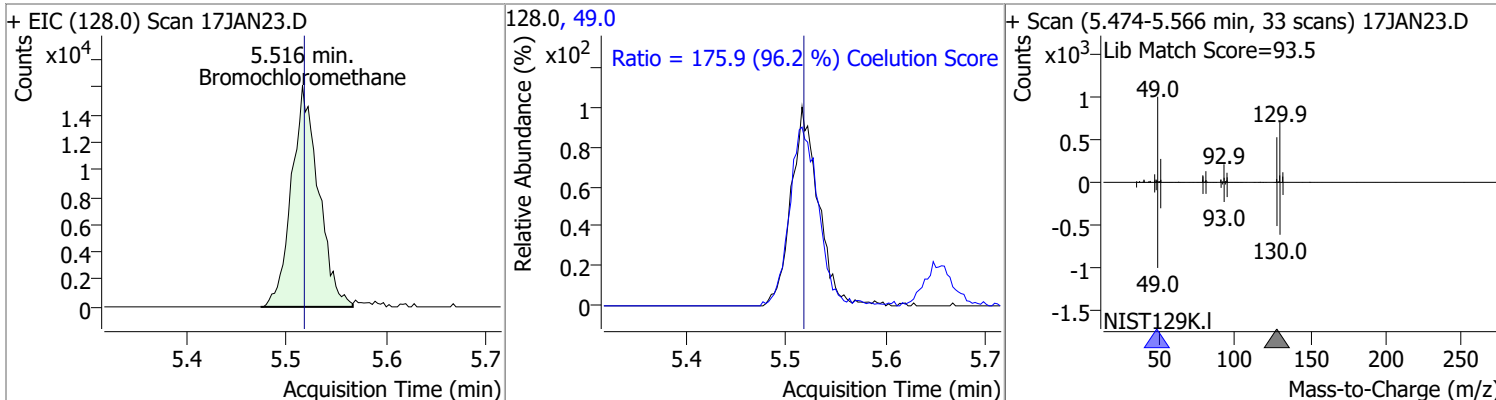
Compound	Conc.	RT	Dev(Min)	Resp.	QIon	QRatio	Lower	Upper
cis-1,2-Dichloroethene	139.5922	5.22	0.00	78602	61.0	160.9	137.2	197.2
					98.0	63.5	37.3	97.3



Compound	Conc.	RT	Dev(Min)	Resp.	QIon	QRatio	Lower	Upper
Methyl ethyl ketone	1331.2321	5.28	0.00	101535	72.0	21.2	0.0	51.3

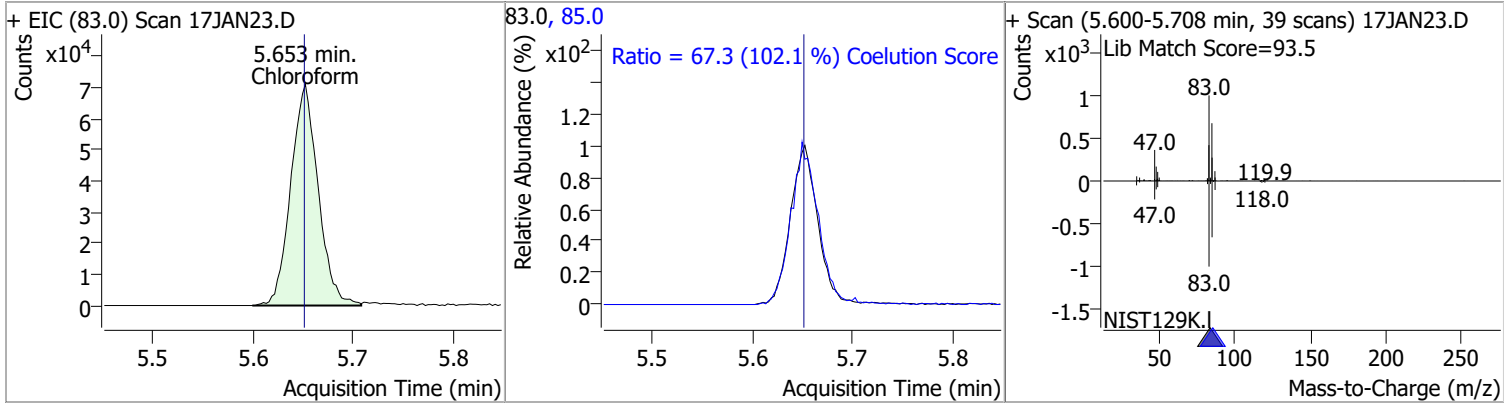


Compound	Conc.	RT	Dev(Min)	Resp.	QIon	QRatio	Lower	Upper
Bromochloromethane	129.5238	5.52	0.00	30214	49.0	175.9	152.9	212.9

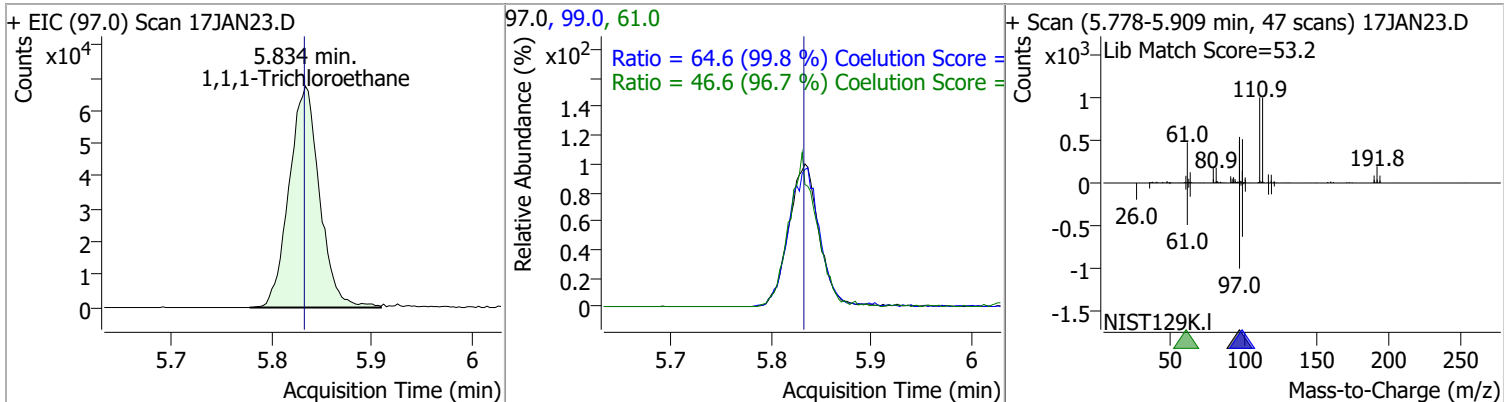


Quantitation Results Report (QT Reviewed)

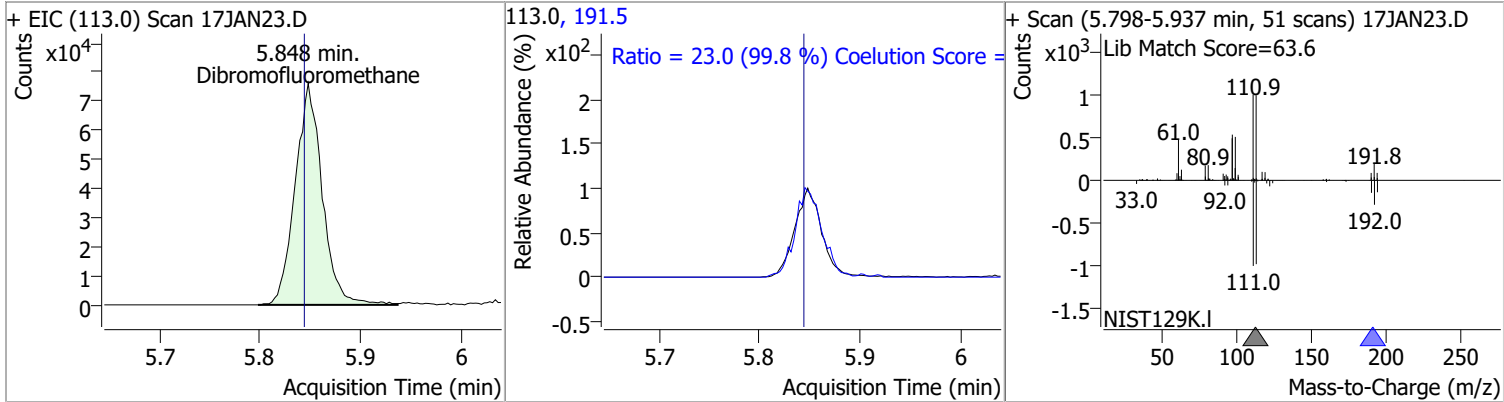
Compound	Conc.	RT	Dev(Min)	Resp.	QIon	QRatio	Lower	Upper
Chloroform	131.2367	5.65	0.00	135021	85.0	67.3	36.0	96.0



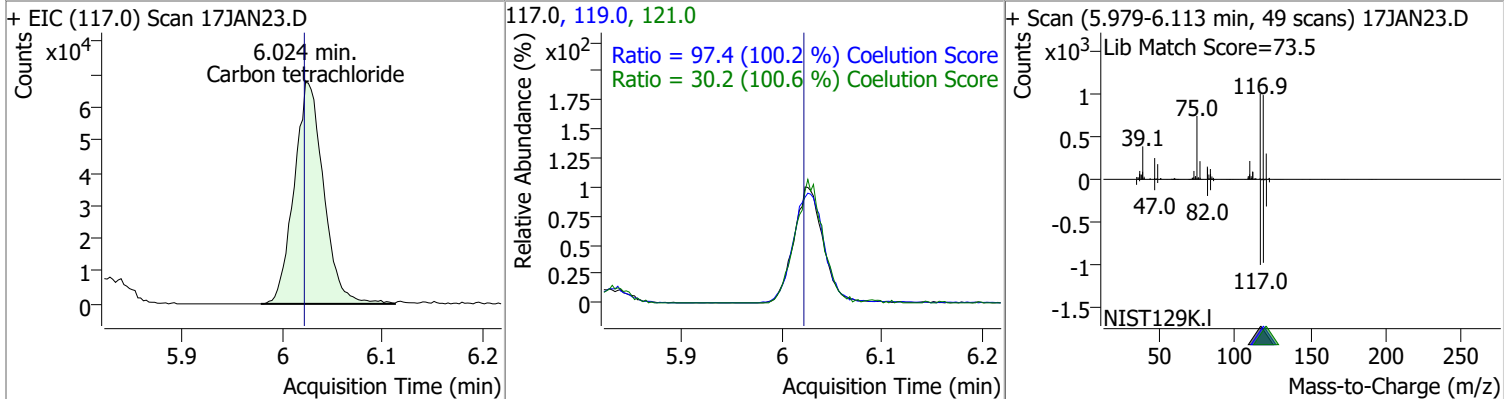
1,1,1-Trichloroethane	147.9171	5.83	0.00	142619	99.0	64.6	34.7	94.7
					61.0	46.6	18.1	78.1



Dibromofluoromethane	280.6616	5.85	0.00	142900	191.5	23.0	0.0	53.1
----------------------	----------	------	------	--------	-------	------	-----	------

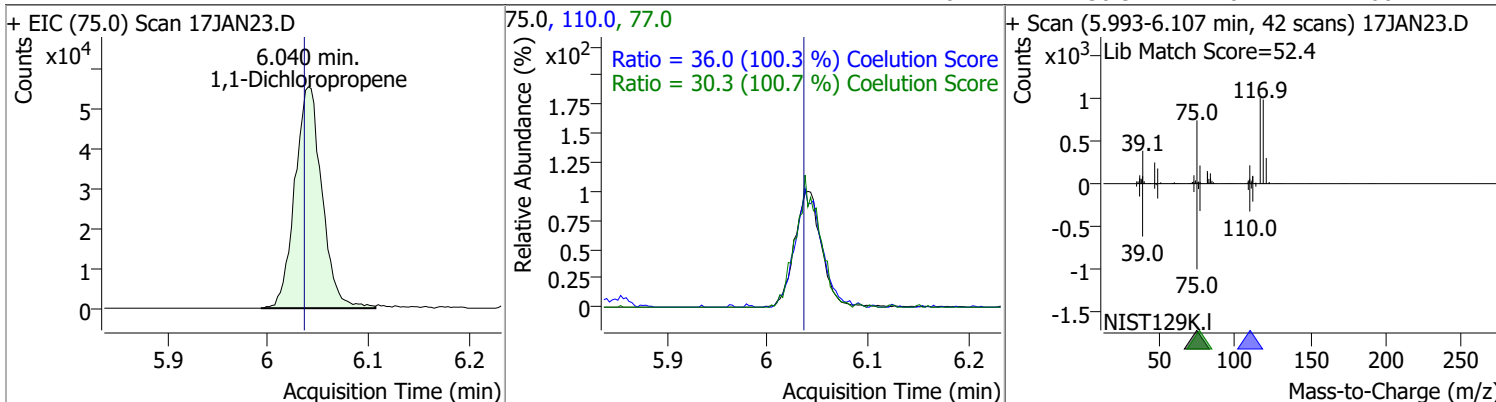


Carbon tetrachloride	145.7089	6.02	0.00	138420	119.0	97.4	67.2	127.2
					121.0	30.2	0.1	60.1

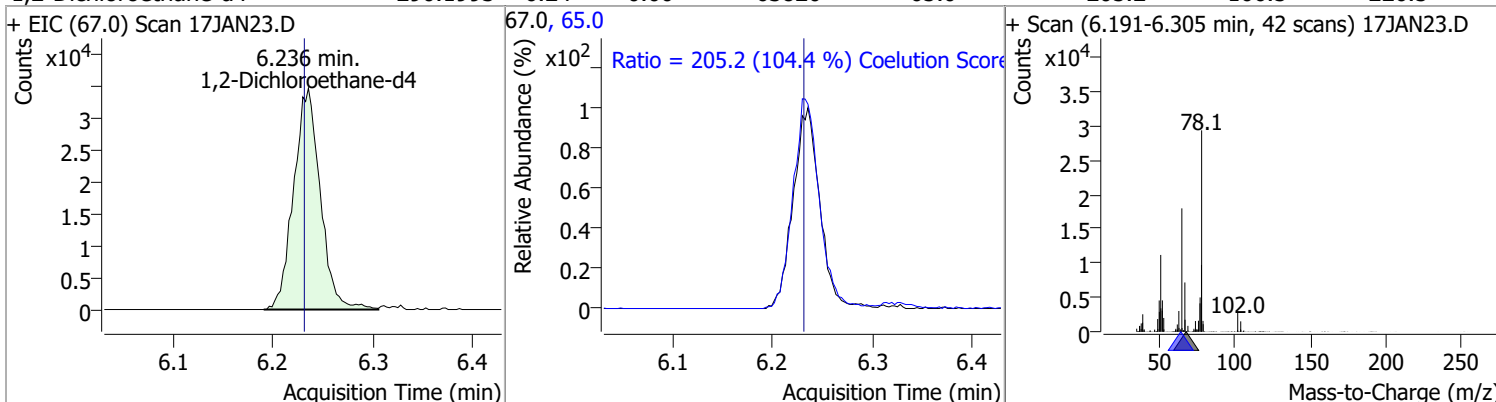


Quantitation Results Report (QT Reviewed)

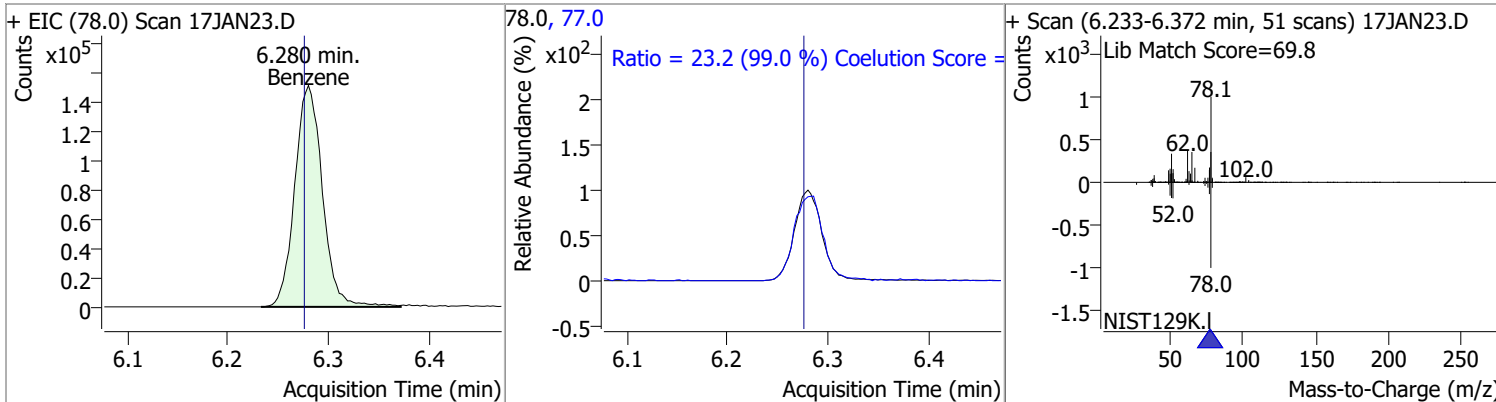
Compound	Conc.	RT	Dev(Min)	Resp.	QIon	QRatio	Lower	Upper
1,1-Dichloropropene	126.8131	6.04	0.00	103962	110.0	36.0	5.9	65.9
					77.0	30.3	0.1	60.1



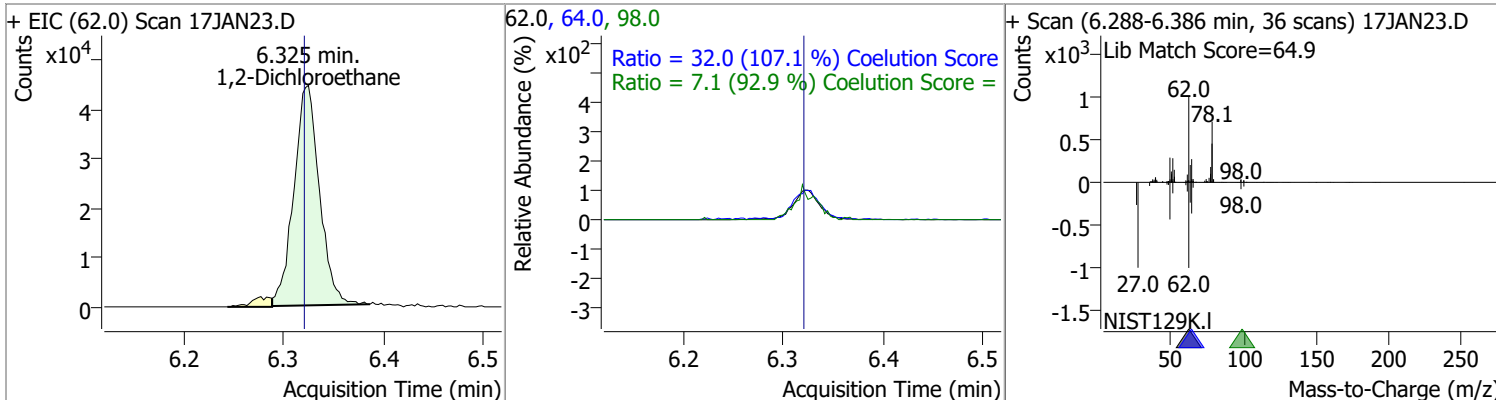
Compound	Conc.	RT	Dev(Min)	Resp.	QIon	QRatio	Lower	Upper
1,2-Dichloroethane-d4	290.1993	6.24	0.00	63820	65.0	205.2	166.5	226.5



Compound	Conc.	RT	Dev(Min)	Resp.	QIon	QRatio	Lower	Upper
Benzene	134.0873	6.28	0.00	288531	77.0	23.2	0.0	53.5

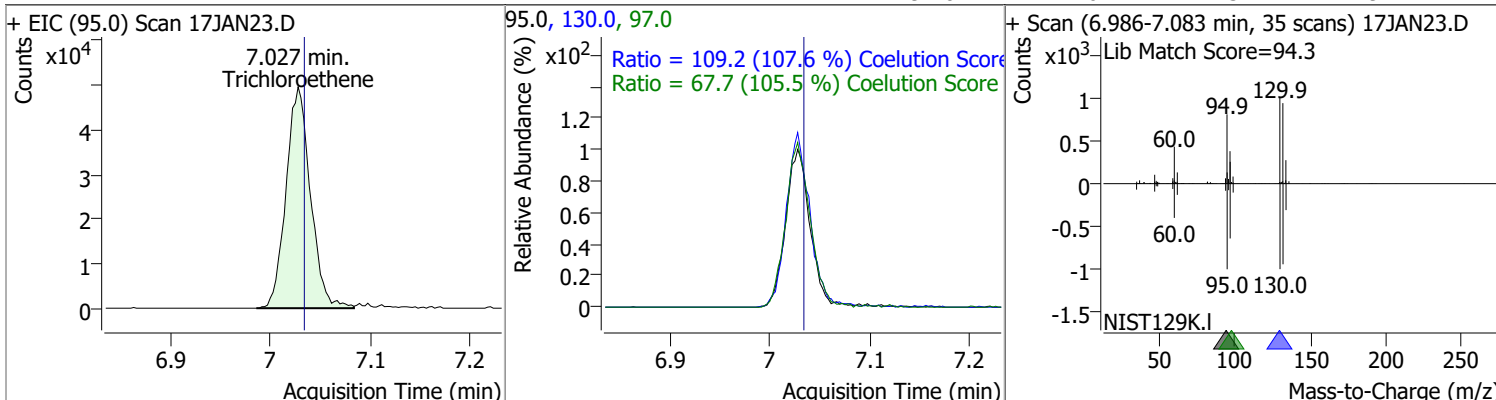


Compound	Conc.	RT	Dev(Min)	Resp.	QIon	QRatio	Lower	Upper
1,2-Dichloroethane	135.5320	6.32	0.00	78896	64.0	32.0	0.0	59.9
					98.0	7.1	0.0	37.6

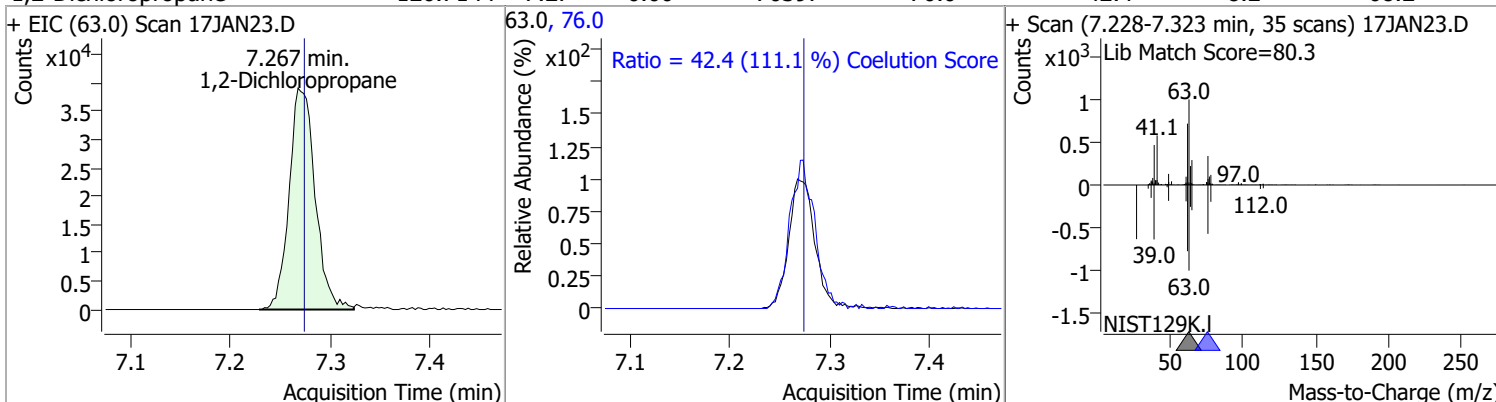


Quantitation Results Report (QT Reviewed)

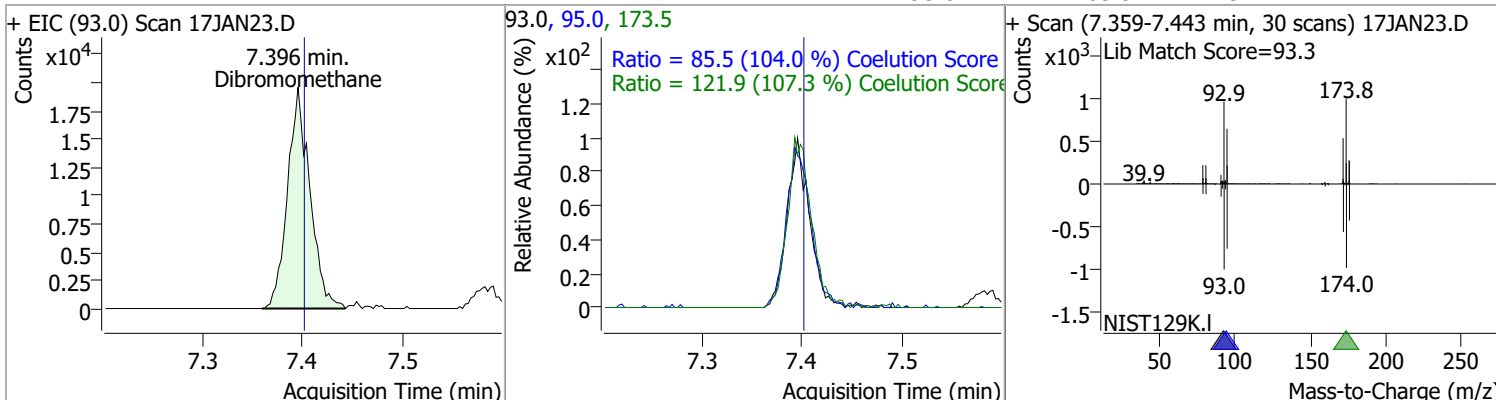
Compound	Conc.	RT	Dev(Min)	Resp.	QIon	QRatio	Lower	Upper
Trichloroethene	133.0911	7.03	0.00	84057	130.0	109.2	71.5	131.5
					97.0	67.7	34.1	94.1



Compound	Conc.	RT	Dev(Min)	Resp.	QIon	QRatio	Lower	Upper
1,2-Dichloropropane	126.7144	7.27	0.00	70397	76.0	42.4	8.2	68.2

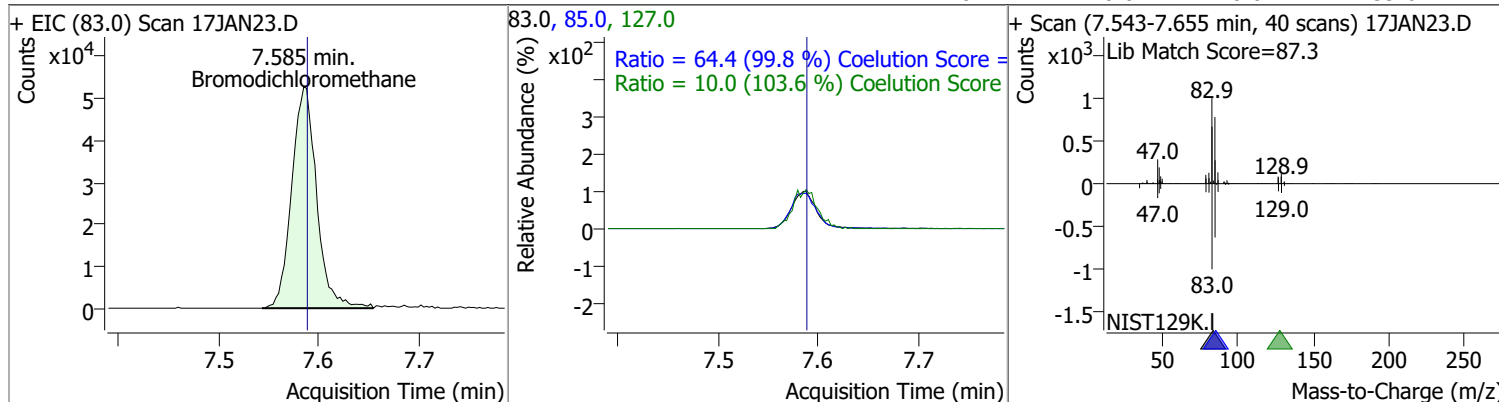


Compound	Conc.	RT	Dev(Min)	Resp.	QIon	QRatio	Lower	Upper
Dibromomethane	129.3767	7.40	0.00	30374	173.5	121.9	83.7	143.7
					95.0	85.5	52.2	112.2

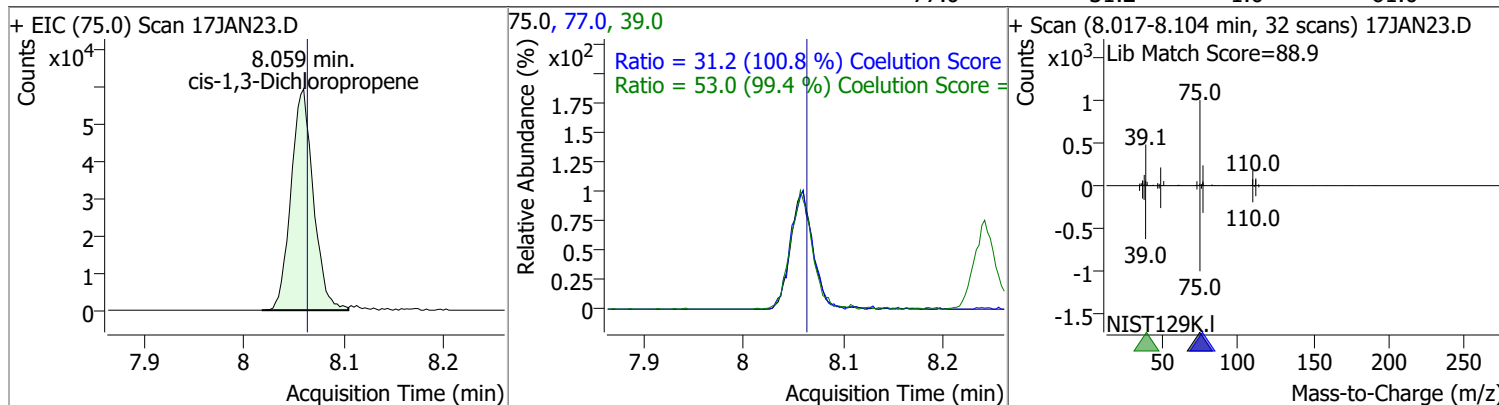


Quantitation Results Report (QT Reviewed)

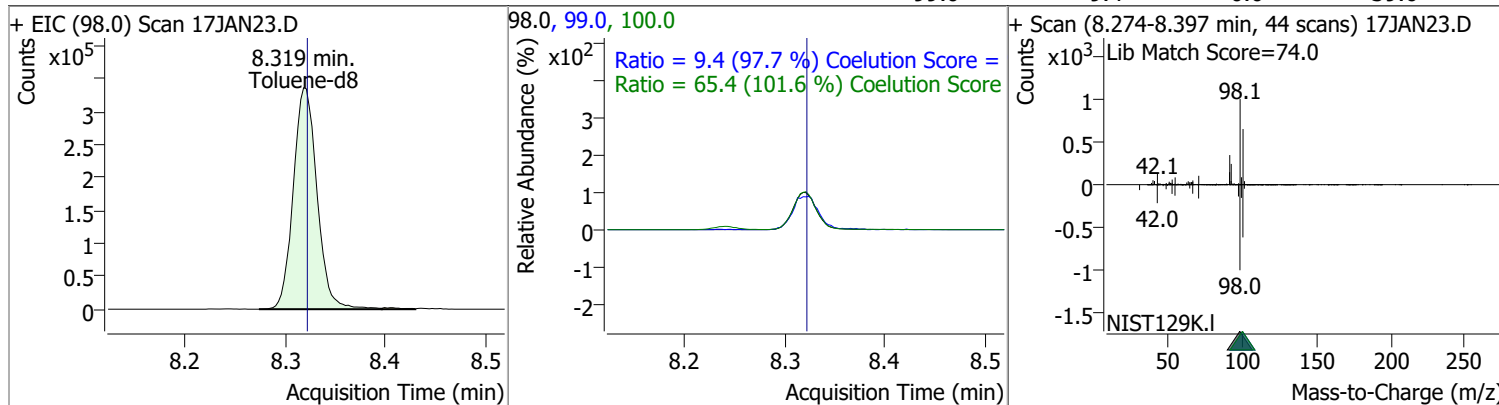
Compound	Conc.	RT	Dev(Min)	Resp.	QIon	QRatio	Lower	Upper
Bromodichloromethane	140.9616	7.59	0.00	91332	85.0	64.4	34.5	94.5
					127.0	10.0	0.0	39.6



Compound	Conc.	RT	Dev(Min)	Resp.	QIon	QRatio	Lower	Upper
cis-1,3-Dichloropropene	126.1180	8.06	0.00	92389	39.0	53.0	23.3	83.3
					77.0	31.2	1.0	61.0

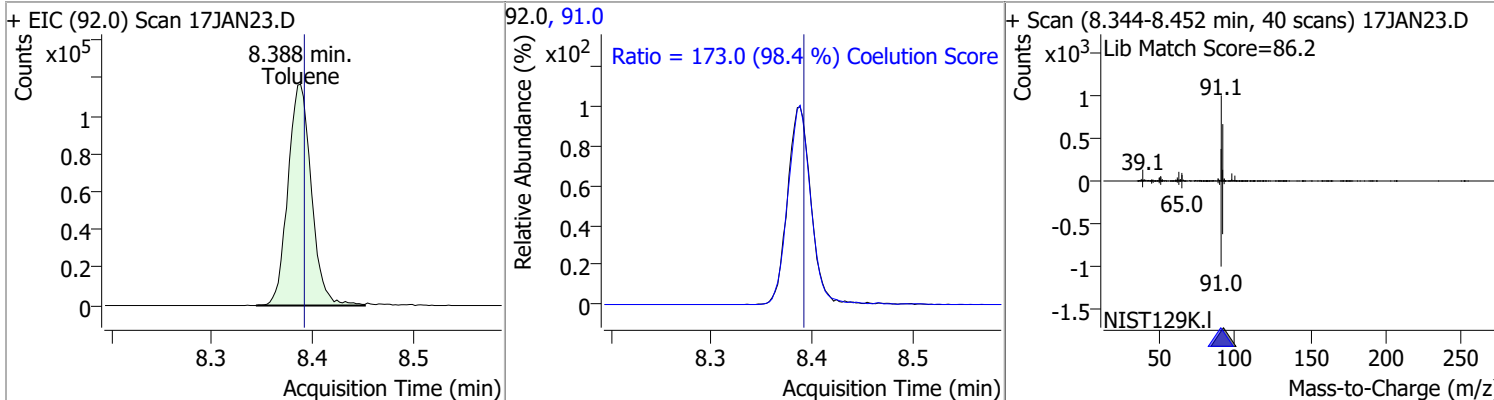


Compound	Conc.	RT	Dev(Min)	Resp.	QIon	QRatio	Lower	Upper
Toluene-d8	274.3011	8.32	0.00	553553	100.0	65.4	34.4	94.4
					99.0	9.4	0.0	39.6

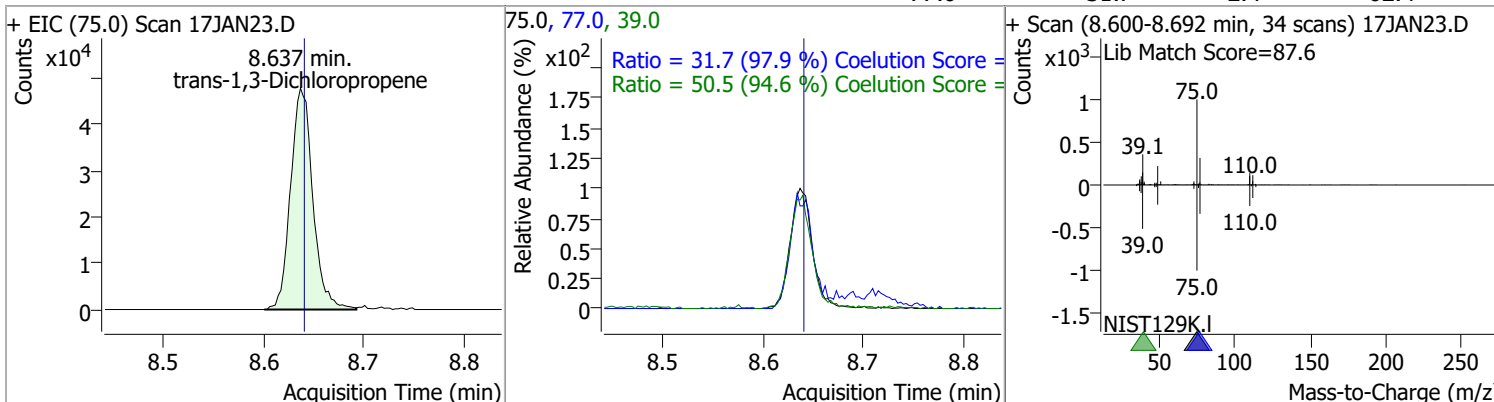


Quantitation Results Report (QT Reviewed)

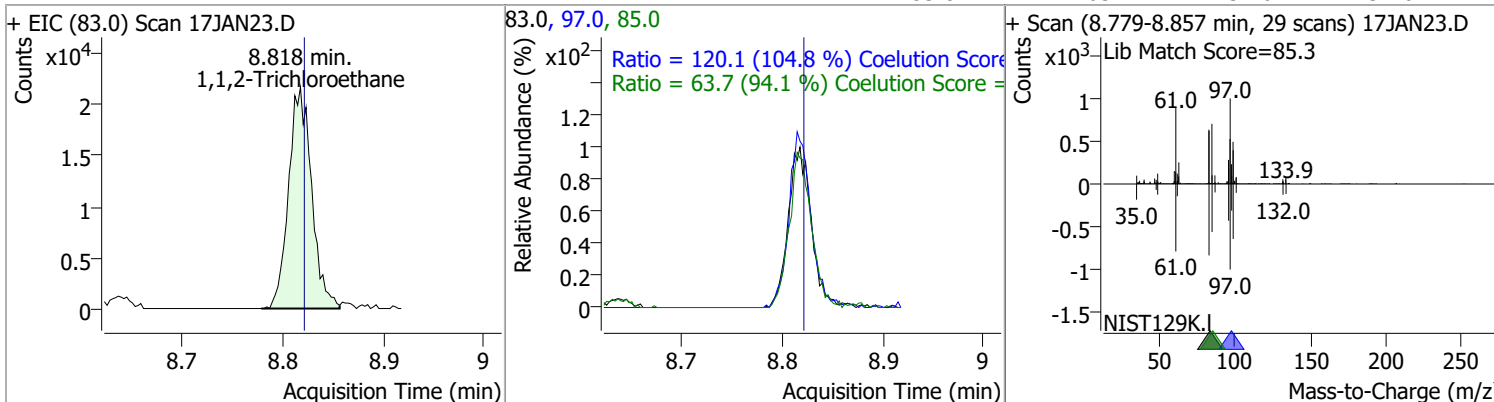
Compound	Conc.	RT	Dev(Min)	Resp.	QIon	QRatio	Lower	Upper
Toluene	139.1610	8.39	0.00	189703	91.0	173.0	145.8	205.8



Compound	Conc.	RT	Dev(Min)	Resp.	QIon	QRatio	Lower	Upper
trans-1,3-Dichloropropene	141.3061	8.64	0.00	73684	39.0	50.5	23.4	83.4
					77.0	31.7	2.4	62.4

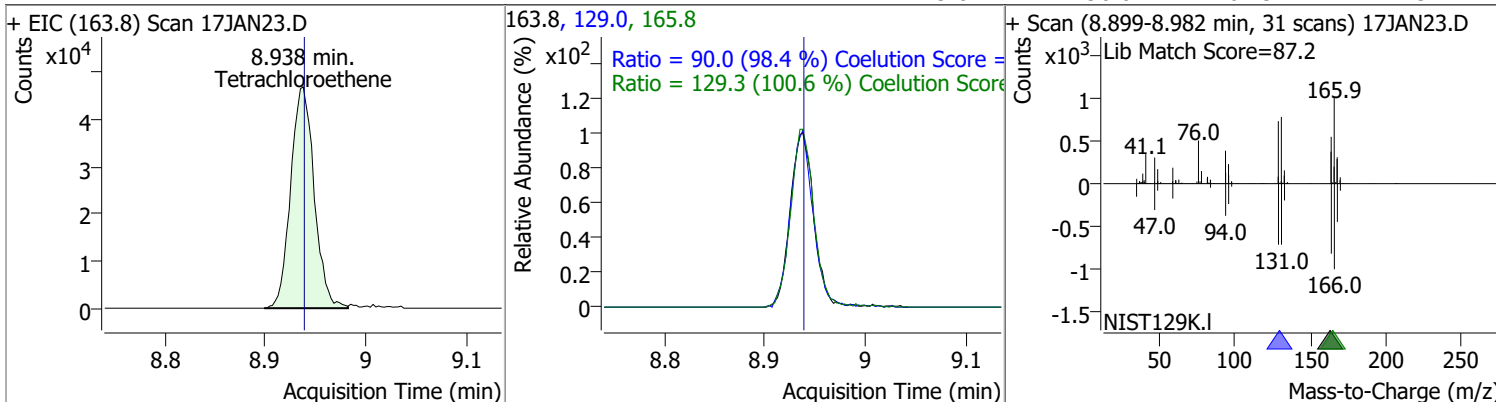


Compound	Conc.	RT	Dev(Min)	Resp.	QIon	QRatio	Lower	Upper
1,1,2-Trichloroethane	127.0467	8.82	0.00	34507	97.0	120.1	84.6	144.6
					85.0	63.7	37.6	97.6

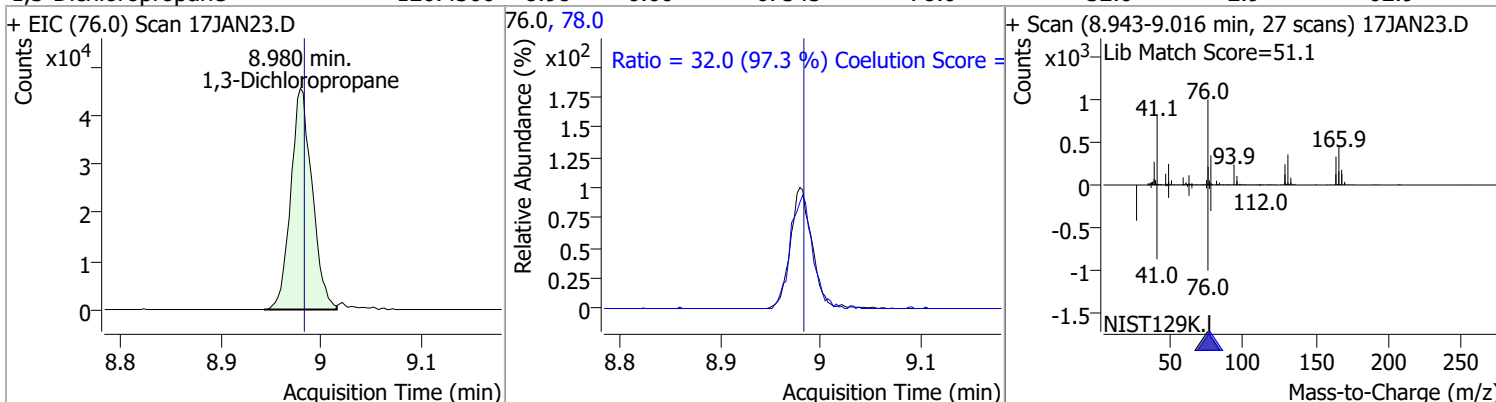


Quantitation Results Report (QT Reviewed)

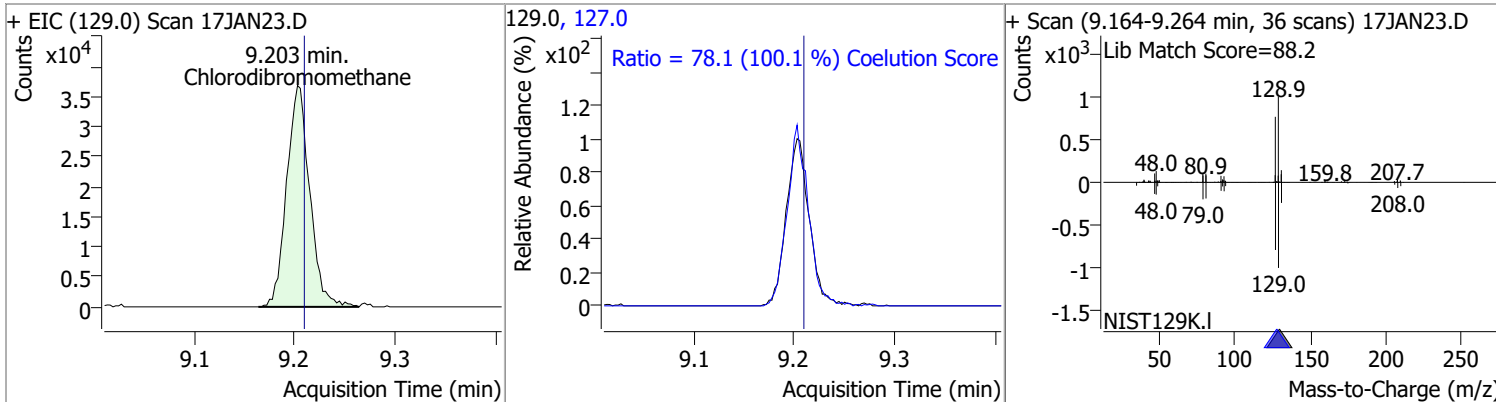
Compound	Conc.	RT	Dev(Min)	Resp.	QIon	QRatio	Lower	Upper
Tetrachloroethene	137.2476	8.94	0.00	76328	165.8	129.3	98.6	158.6
					129.0	90.0	61.5	121.5



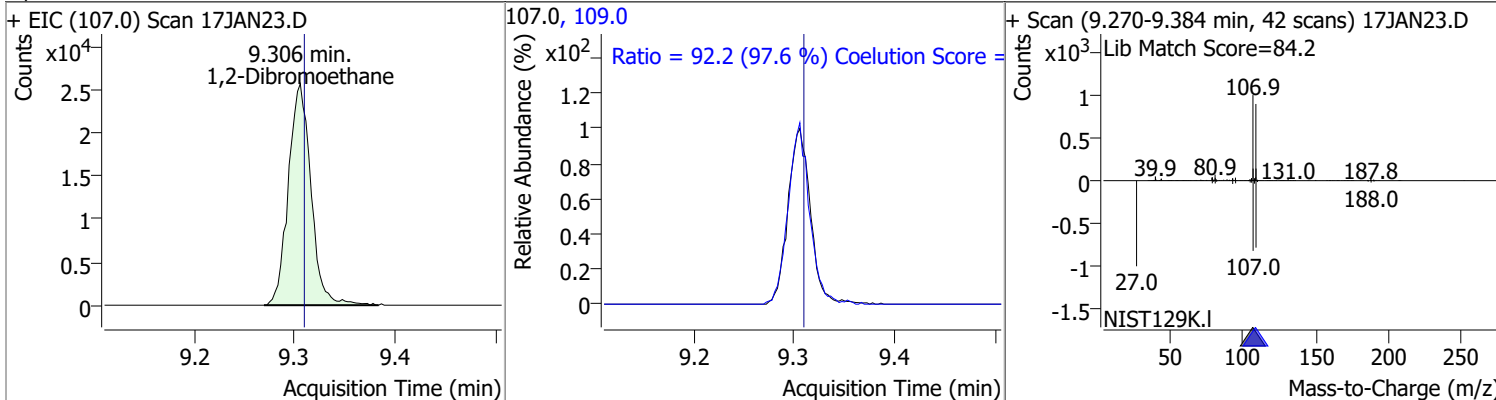
Compound	Conc.	RT	Dev(Min)	Resp.	QIon	QRatio	Lower	Upper
1,3-Dichloropropane	126.4306	8.98	0.00	67545	78.0	32.0	2.9	62.9



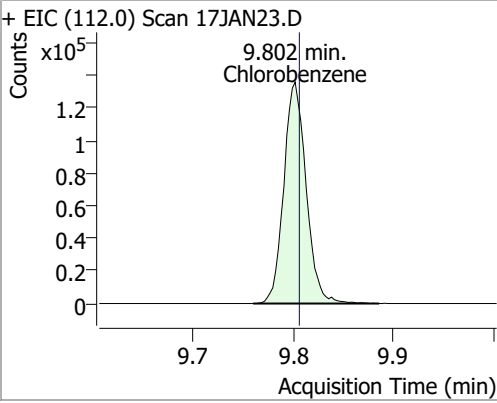
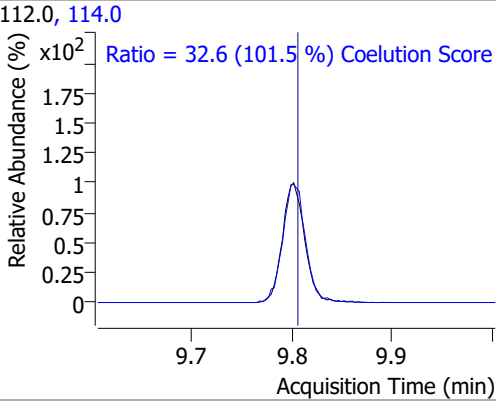
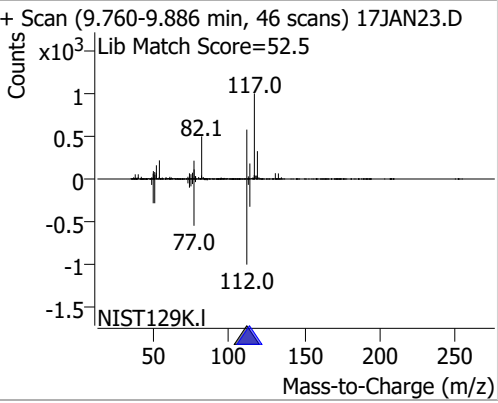
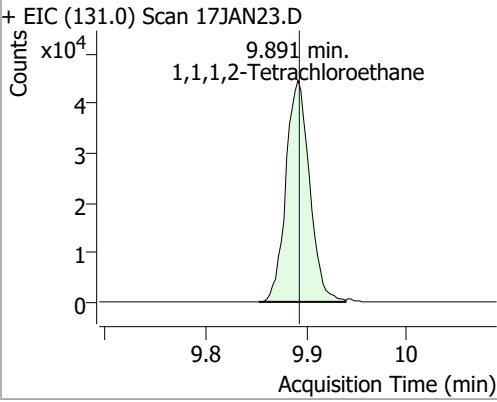
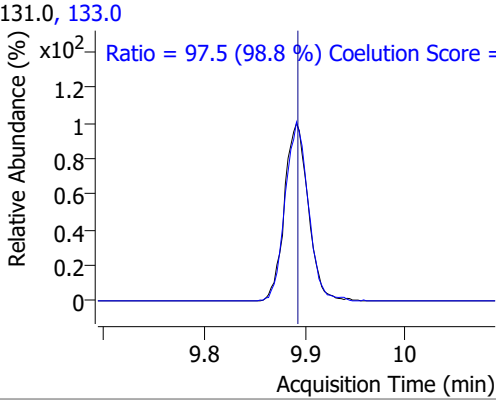
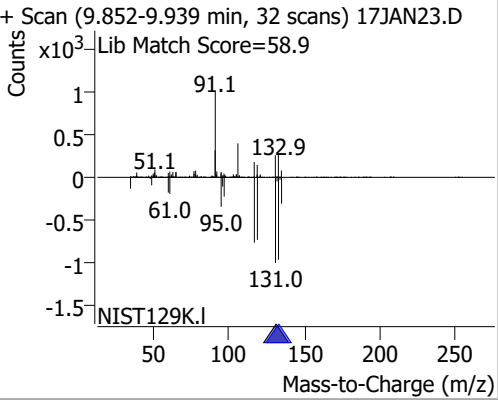
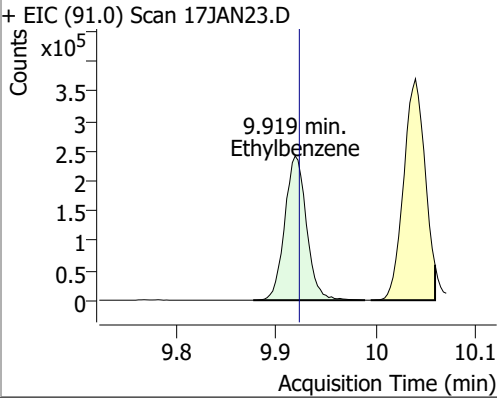
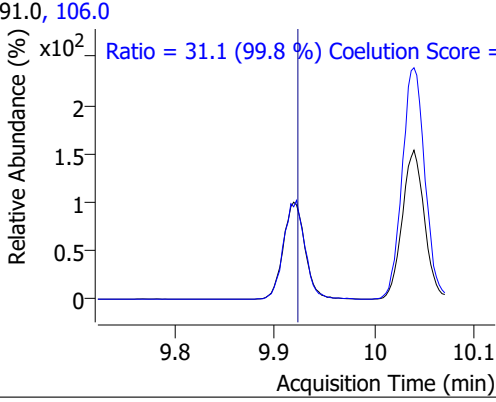
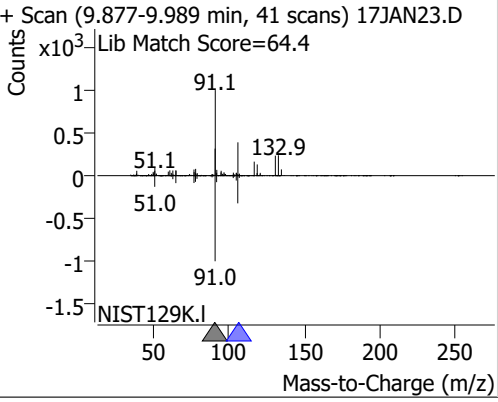
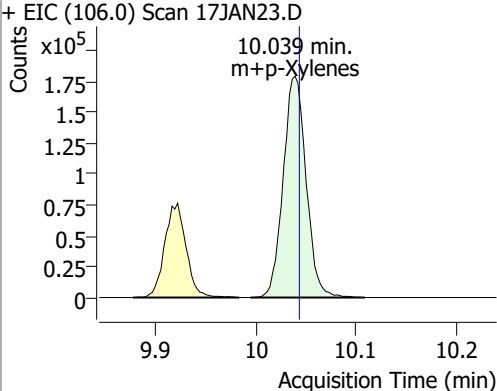
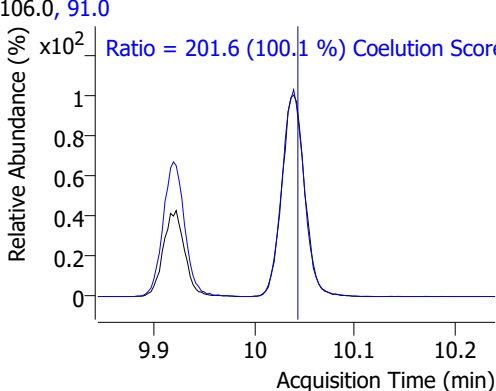
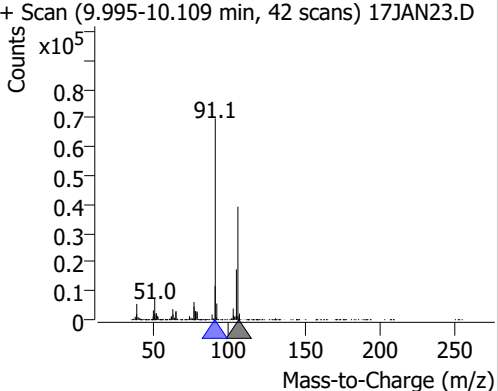
Compound	Conc.	RT	Dev(Min)	Resp.	QIon	QRatio	Lower	Upper
Chlorodibromomethane	138.7369	9.20	0.00	58893	127.0	78.1	48.0	108.0



Compound	Conc.	RT	Dev(Min)	Resp.	QIon	QRatio	Lower	Upper
1,2-Dibromoethane	135.1630	9.31	0.00	40141	109.0	92.2	64.5	124.5

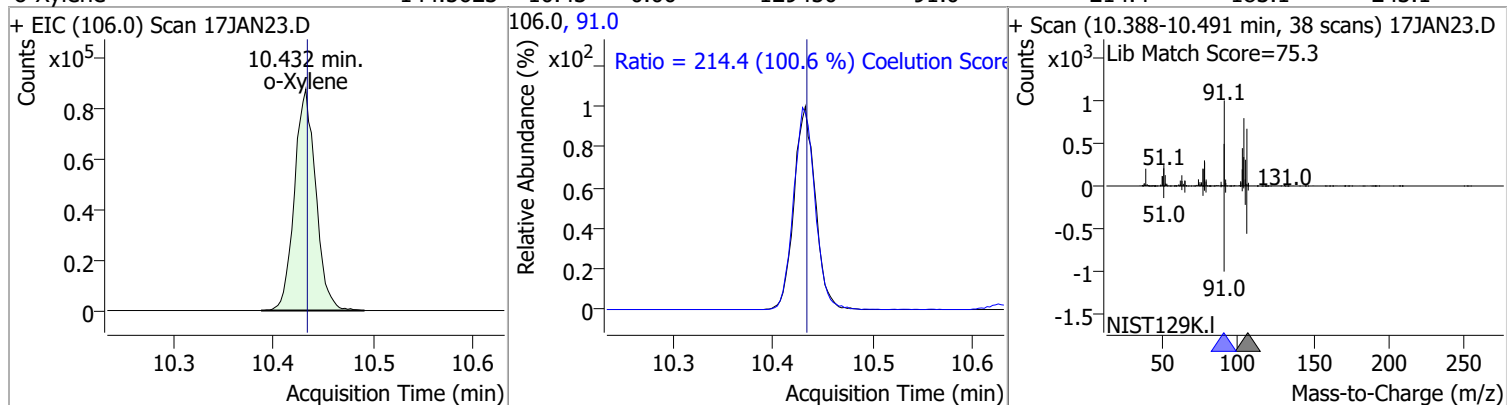


Quantitation Results Report (QT Reviewed)

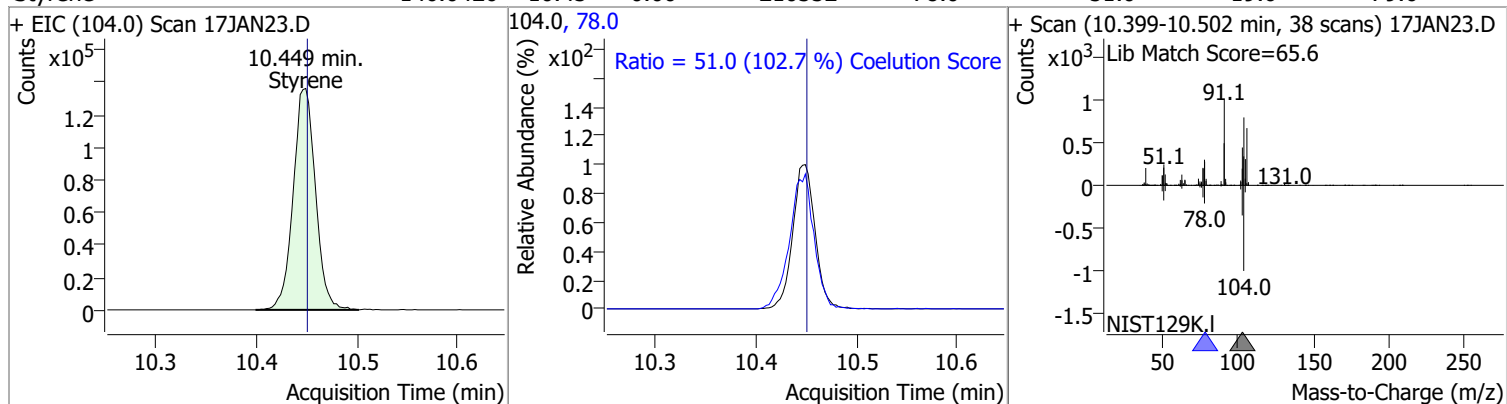
Compound	Conc.	RT	Dev(Min)	Resp.	QIon	QRatio	Lower	Upper
Chlorobenzene	140.7479	9.80	0.00	210057	114.0	32.6	2.1	62.1
+ EIC (112.0) Scan 17JAN23.D			112.0, 114.0			+ Scan (9.760-9.886 min, 46 scans) 17JAN23.D		
								
						Ratio = 32.6 (101.5 %) Coelution Score =		
1,1,1,2-Tetrachloroethane	140.5516	9.89	0.00	73326	133.0	97.5	68.6	128.6
+ EIC (131.0) Scan 17JAN23.D			131.0, 133.0			+ Scan (9.852-9.939 min, 32 scans) 17JAN23.D		
								
						Ratio = 97.5 (98.8 %) Coelution Score =		
Ethylbenzene	140.7432	9.92	0.00	364297	106.0	31.1	1.1	61.1
+ EIC (91.0) Scan 17JAN23.D			91.0, 106.0			+ Scan (9.877-9.989 min, 41 scans) 17JAN23.D		
								
						Ratio = 31.1 (99.8 %) Coelution Score =		
m+p-Xylenes	283.0528	10.04	0.00	284717	91.0	201.6	171.4	231.4
+ EIC (106.0) Scan 17JAN23.D			106.0, 91.0			+ Scan (9.995-10.109 min, 42 scans) 17JAN23.D		
								
						Ratio = 201.6 (100.1 %) Coelution Score =		

Quantitation Results Report (QT Reviewed)

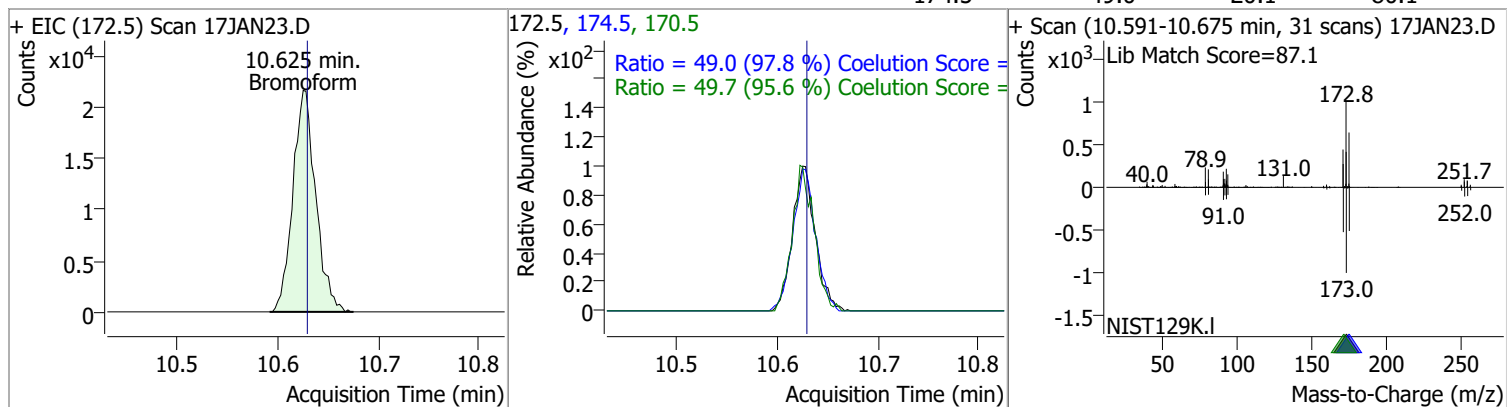
Compound	Conc.	RT	Dev(Min)	Resp.	QIon	QRatio	Lower	Upper
o-Xylene	144.5623	10.43	0.00	129450	91.0	214.4	183.1	243.1



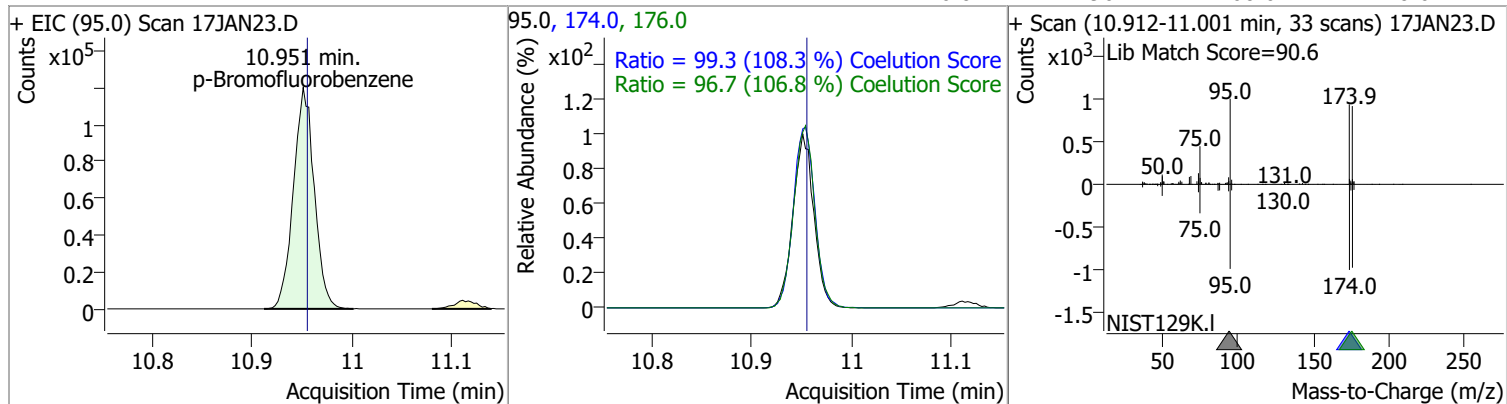
Compound	Conc.	RT	Dev(Min)	Resp.	QIon	QRatio	Lower	Upper
Styrene	146.0426	10.45	0.00	210552	78.0	51.0	19.6	79.6



Compound	Conc.	RT	Dev(Min)	Resp.	QIon	QRatio	Lower	Upper
Bromoform	146.7682	10.62	0.00	34331	170.5	49.7	22.1	82.1
					174.5	49.0	20.1	80.1

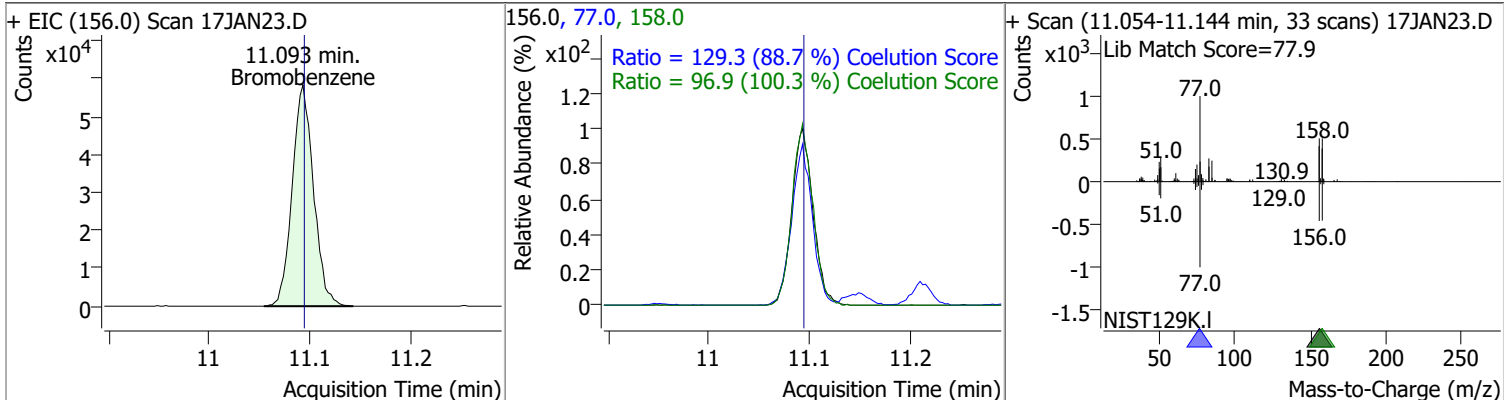


Compound	Conc.	RT	Dev(Min)	Resp.	QIon	QRatio	Lower	Upper
p-Bromofluorobenzene	258.6310	10.95	0.00	173196	174.0	99.3	61.7	121.7
					176.0	96.7	60.6	120.6

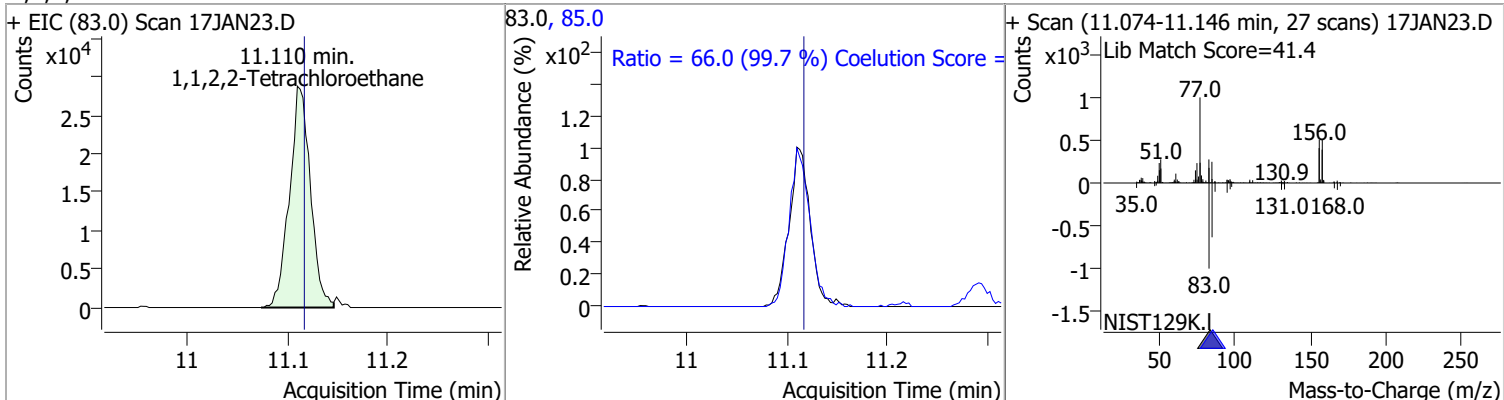


Quantitation Results Report (QT Reviewed)

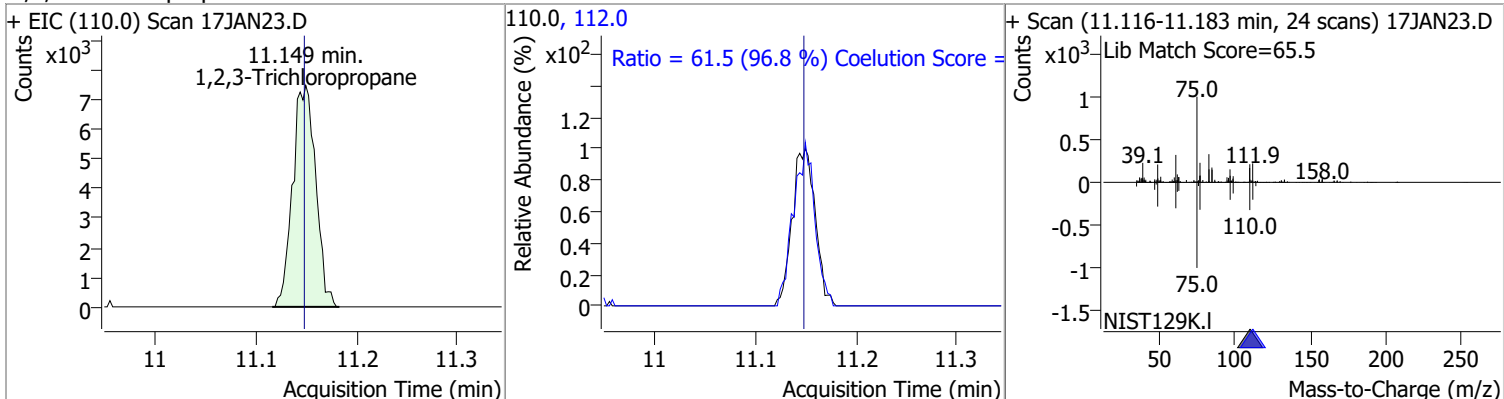
Compound	Conc.	RT	Dev(Min)	Resp.	QIon	QRatio	Lower	Upper
Bromobenzene	145.1470	11.09	0.00	85864	77.0	129.3	115.7	175.7
					158.0	96.9	66.5	126.5



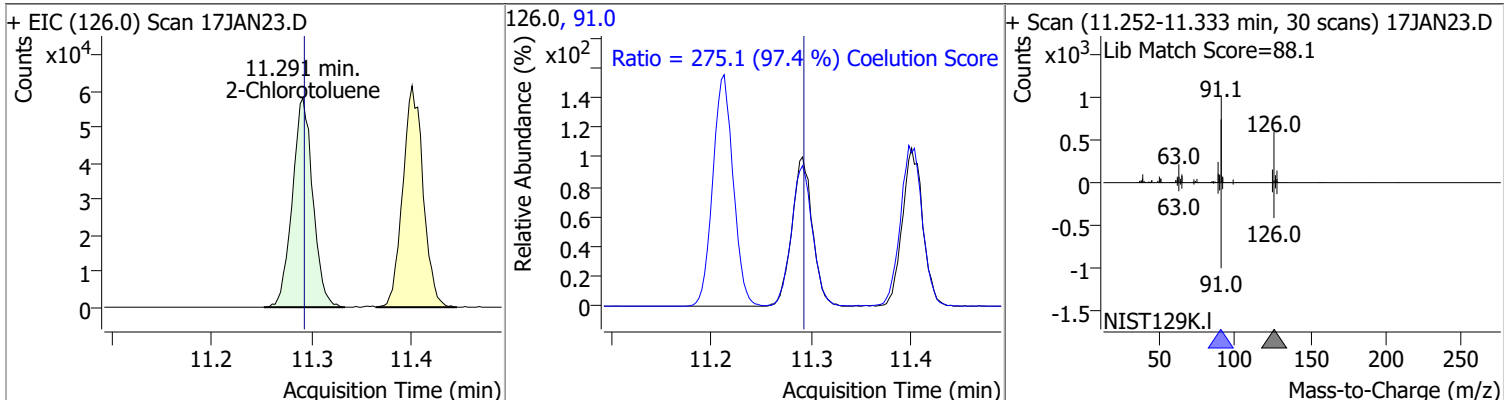
Compound	Conc.	RT	Dev(Min)	Resp.	QIon	QRatio	Lower	Upper
1,1,2,2-Tetrachloroethane	122.8063	11.11	-0.01	41814	85.0	66.0	36.2	96.2



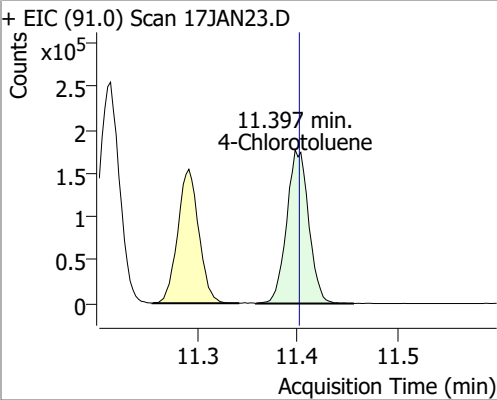
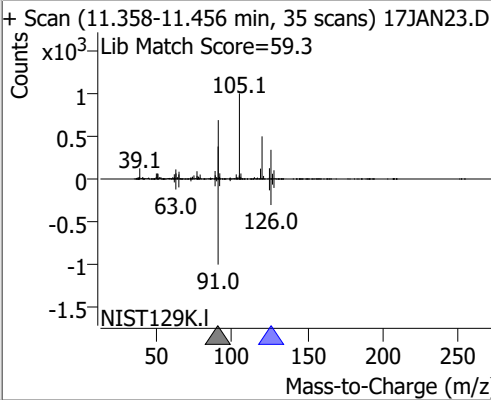
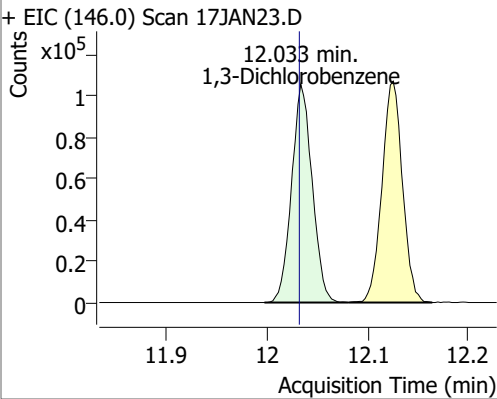
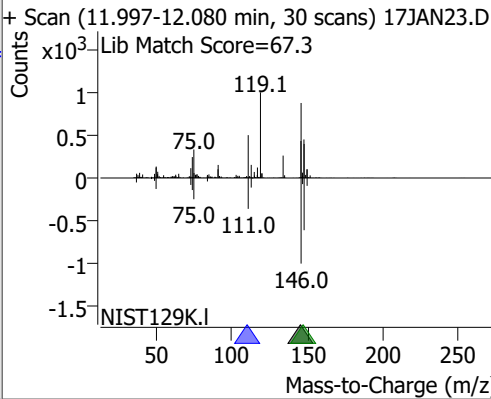
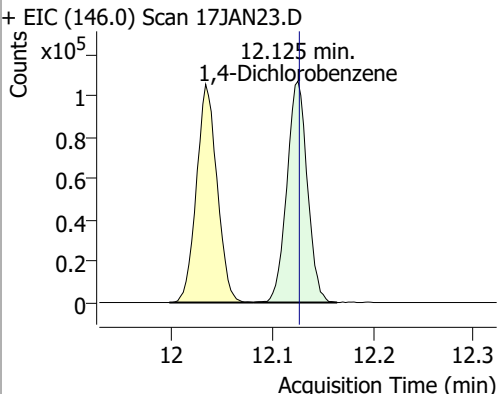
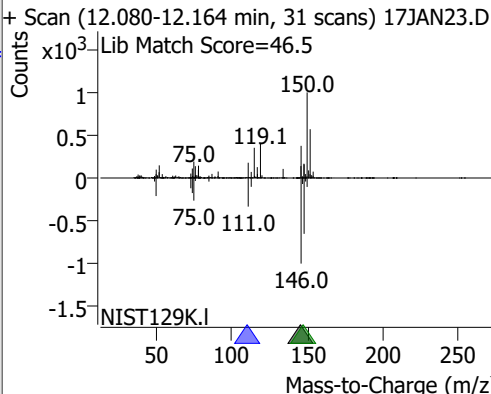
Compound	Conc.	RT	Dev(Min)	Resp.	QIon	QRatio	Lower	Upper
1,2,3-Trichloropropane	131.0796	11.15	0.00	11942	112.0	61.5	33.5	93.5



Compound	Conc.	RT	Dev(Min)	Resp.	QIon	QRatio	Lower	Upper
2-Chlorotoluene	139.9933	11.29	0.00	82401	91.0	275.1	252.3	312.3

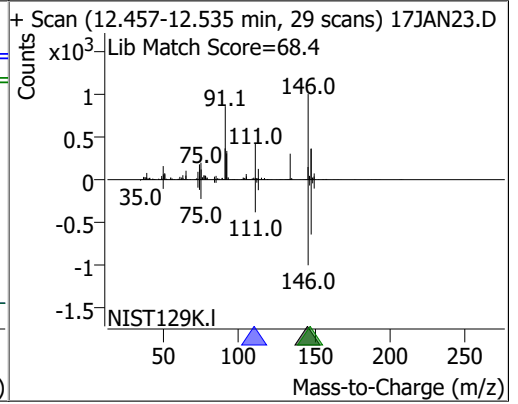
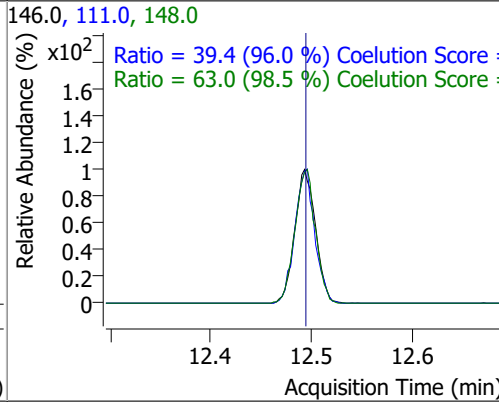
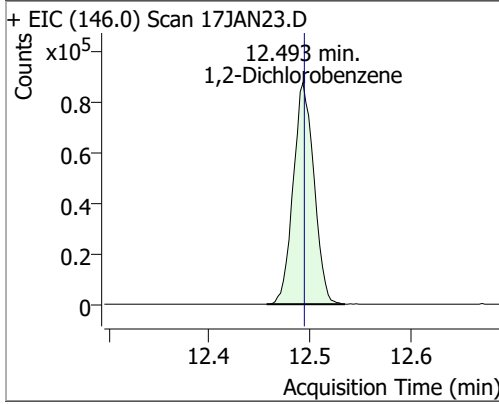


Quantitation Results Report (QT Reviewed)

Compound	Conc.	RT	Dev(Min)	Resp.	QIon	QRatio	Lower	Upper
4-Chlorotoluene	140.2023	11.40	0.00	269065	126.0	32.3	1.7	61.7
+ EIC (91.0) Scan 17JAN23.D 			91.0, 126.0 Ratio = 32.3 (101.7 %) Coelution Score			+ Scan (11.358-11.456 min, 35 scans) 17JAN23.D Lib Match Score=59.3 		
1,3-Dichlorobenzene	139.2246	12.03	0.00	150209	148.0	64.5	33.6	93.6
+ EIC (146.0) Scan 17JAN23.D 			146.0, 111.0, 148.0 Ratio = 38.8 (97.6 %) Coelution Score = Ratio = 64.5 (101.5 %) Coelution Score			+ Scan (11.997-12.080 min, 30 scans) 17JAN23.D Lib Match Score=67.3 		
1,4-Dichlorobenzene	137.7435	12.13	0.00	151531	148.0	63.5	33.1	93.1
+ EIC (146.0) Scan 17JAN23.D 			146.0, 111.0, 148.0 Ratio = 38.8 (99.1 %) Coelution Score = Ratio = 63.5 (100.7 %) Coelution Score			+ Scan (12.080-12.164 min, 31 scans) 17JAN23.D Lib Match Score=46.5 		

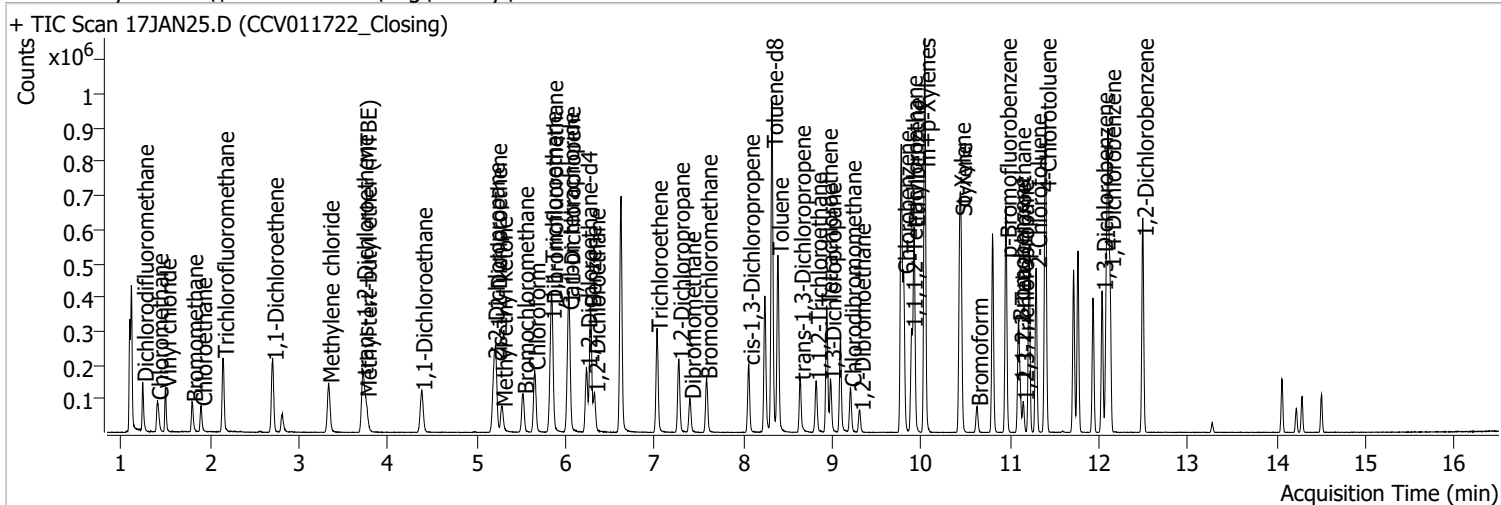
Quantitation Results Report (QT Reviewed)

Compound	Conc.	RT	Dev(Min)	Resp.	QIon	QRatio	Lower	Upper
1,2-Dichlorobenzene	138.4331	12.49	0.00	126223	148.0	63.0	33.9	93.9
					111.0	39.4	11.0	71.0



Quantitation Results Report (QT Reviewed)

Data File	17JAN25.D	Operator	MSC
Acq. Method	5975CACQF.M	Acq. Date-Time	1/17/2022 8:54:45 PM
Sample Name	CCV011722_Closing	Instrument	VOA5975C
Vial	25	Multiplier	1.00
DA Method File	VOA5975C_8260B_SHT_DoD_L4_010422.m	Comment	
Tune File	BFB_Atune3.u	Tune Date	10/11/2021 4:02:00 PM
Batch Name	VG011722_8260B.batch.bin	Last Calib Update	3/5/2022 1:16:34 PM
Ref Library	\\MASSHUNTER\Org\Library\NIST129K.I		



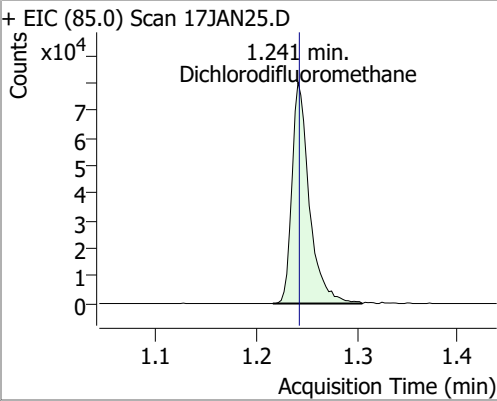
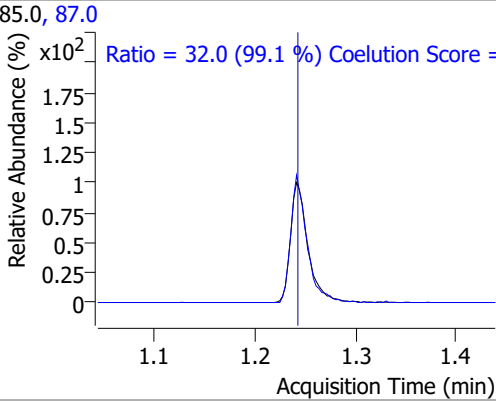
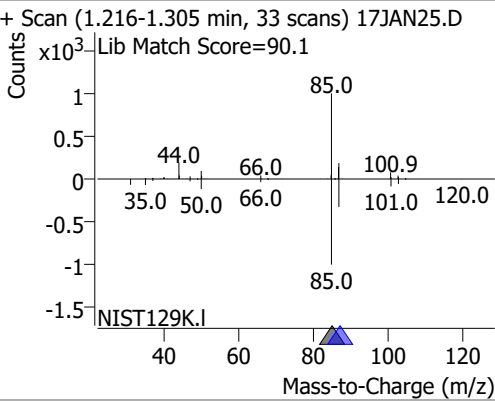
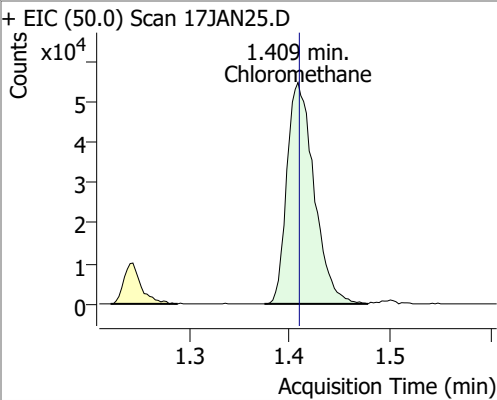
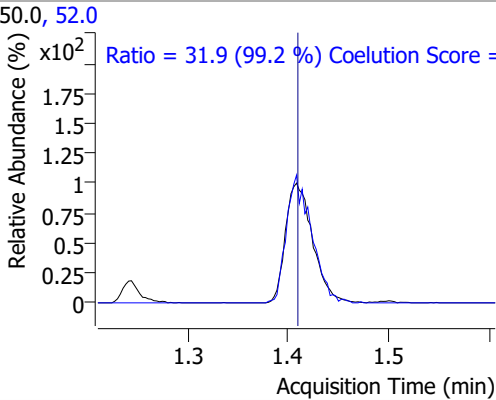
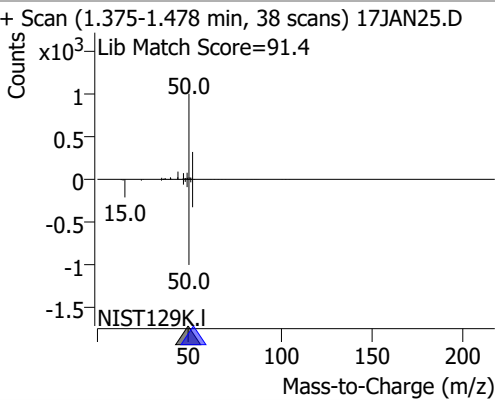
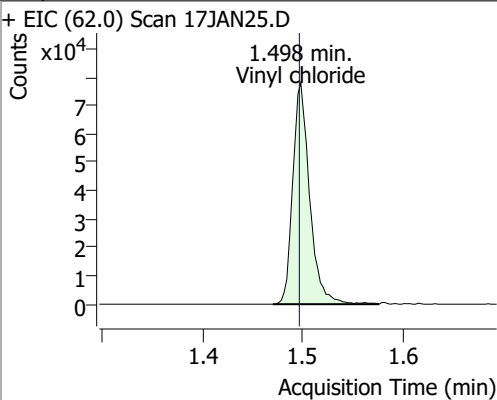
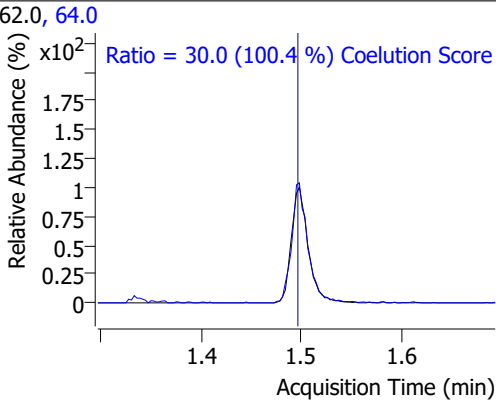
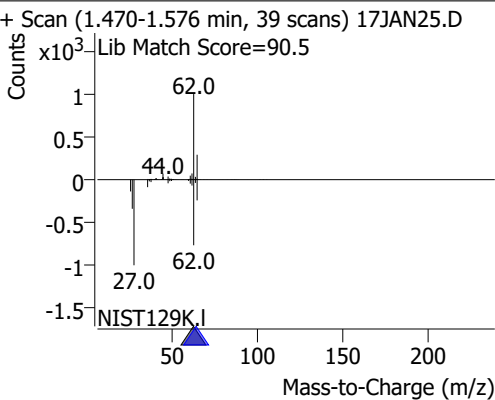
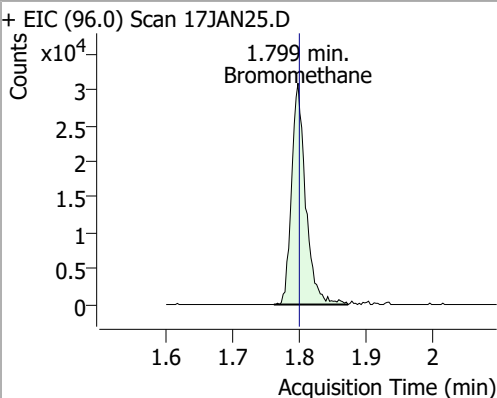
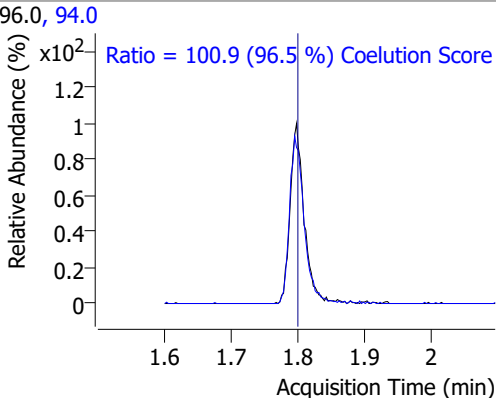
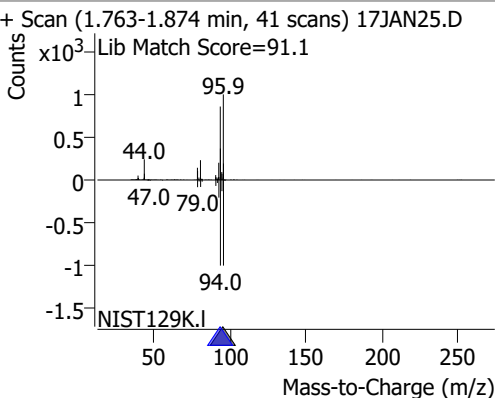
Compound	RT	QIon	Resp.	Conc.	Units	Dev(Min)
Internal Standards						
M Fluorobenzene	6.623	96.0	583157	250.0000	ng	0.000
M Chlorobenzene-d5	9.775	82.0	227590	250.0000	ng	0.003
M 1,4-Dichlorobenzene-d4	12.100	152.0	195462	250.0000	ng	0.000
System Monitoring Compounds						
S Dibromofluoromethane	5.848	113.0	150623	274.1626	ng	0.003
Spiked Amount: 250.000				Range: 80.0 - 119.0% Recovery = 109.67%		
S 1,2-Dichloroethane-d4	6.233	67.0	68905	290.3731	ng	0.000
Spiked Amount: 250.000				Range: 81.0 - 118.0% Recovery = 116.15%		
S Toluene-d8	8.322	98.0	596579	272.0163	ng	0.003
Spiked Amount: 250.000				Range: 89.0 - 112.0% Recovery = 108.81%		
S p-Bromofluorobenzene	10.951	95.0	185314	258.7904	ng	-0.003
Spiked Amount: 250.000				Range: 85.0 - 114.0% Recovery = 103.52%		
Target Compounds						
T Dichlorodifluoromethane	1.241	85.0	96663	126.4912	ng	99
T Chloromethane	1.409	50.0	102927	110.9682	ng	100
T Vinyl chloride	1.498	62.0	91236	109.3168	ng	100
T Bromomethane	1.799	96.0	45417	121.6983	ng	96
T Chloroethane	1.899	64.0	49935	120.8562	ng	98
T Trichlorofluoromethane	2.145	101.0	155148	149.7678	ng	100
T 1,1-Dichloroethene	2.705	96.0	77938	132.6828	ng	98
T Methylene chloride	3.333	49.0	101920	117.7008	ng	99
T trans-1,2-Dichloroethene	3.715	96.0	76193	127.1411	ng	98
T Methyl tert-butyl ether (MTBE)	3.751	73.0	98289	126.8887	ng	100
T 1,1-Dichloroethane	4.379	63.0	142145	127.4281	ng	99
T 2,2-Dichloropropane	5.193	77.0	113408	135.6797	ng	96
T cis-1,2-Dichloroethene	5.218	96.0	80665	132.7635	ng	94
T Methyl ethyl ketone	5.282	43.0	106467	1293.6567	ng	98
T Bromochloromethane	5.522	128.0	33437	132.8418	ng	93
T Chloroform	5.650	83.0	143343	129.1209	ng	100

Quantitation Results Report (QT Reviewed)

Compound	RT	QIon	Resp.	Conc.	Units	Dev(Min)
T 1,1,1-Trichloroethane	5.831	97.0	147476	141.7517	ng	98
T Carbon tetrachloride	6.027	117.0	145945	142.3779	ng	99
T 1,1-Dichloropropene	6.041	75.0	114761	129.7328	ng	99
T Benzene	6.278	78.0	302125	130.1212	ng	100
T 1,2-Dichloroethane	6.322	62.0	87165	138.7698	ng	98
T Trichloroethene	7.025	95.0	88819	129.4016	ng	96
T 1,2-Dichloropropane	7.270	63.0	74206	122.9050	ng	91
T Dibromomethane	7.399	93.0	32918	129.0168	ng	98
T Bromodichloromethane	7.583	83.0	95175	135.1636	ng	99
T cis-1,3-Dichloropropene	8.060	75.0	98967	124.3099	ng	99
T Toluene	8.386	92.0	195762	132.1388	ng	99
T trans-1,3-Dichloropropene	8.634	75.0	76712	135.3661	ng	97
T 1,1,2-Trichloroethane	8.818	83.0	35432	120.0357	ng	96
T Tetrachloroethene	8.935	163.8	82000	135.6730	ng	97
T 1,3-Dichloropropane	8.980	76.0	72278	124.4870	ng	99
T Chlorodibromomethane	9.203	129.0	63007	136.5764	ng	100
T 1,2-Dibromoethane	9.309	107.0	40592	125.7676	ng	98
T Chlorobenzene	9.802	112.0	212808	131.2053	ng	99
T 1,1,1,2-Tetrachloroethane	9.892	131.0	78413	138.3008	ng	97
T Ethylbenzene	9.920	91.0	375545	133.5034	ng	100
T m+p-Xylenes	10.037	106.0	296759	271.4668	ng	98
T o-Xylene	10.433	106.0	132007	135.6465	ng	100
T Styrene	10.447	104.0	218224	139.2777	ng	97
T Bromoform	10.628	172.5	34408	137.5631	ng	97
T Bromobenzene	11.094	156.0	86426	136.6276	ng	94
T 1,1,2,2-Tetrachloroethane	11.113	83.0	44117	121.1719	ng	100
T 1,2,3-Trichloropropane	11.147	110.0	12494	128.2498	ng	97
T 2-Chlorotoluene	11.292	126.0	85800	136.3199	ng	95
T 4-Chlorotoluene	11.398	91.0	278076	135.5060	ng	99
T 1,3-Dichlorobenzene	12.033	146.0	154479	133.9019	ng	99
T 1,4-Dichlorobenzene	12.123	146.0	157884	134.2162	ng	99
T 1,2-Dichlorobenzene	12.493	146.0	128695	131.9958	ng	99

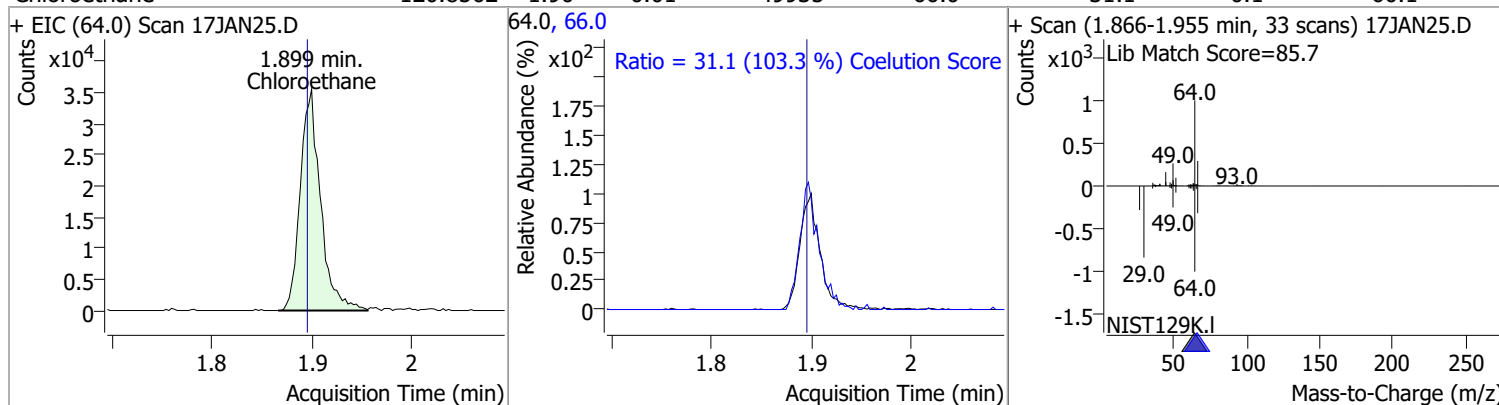
(#) = Qualifier Out of Range; (m) = Manual Integration; (+) = Area Summed; (*) = Surrogate Percent Recovery Out of Range; (d): Zeroed Peak

Quantitation Results Report (QT Reviewed)

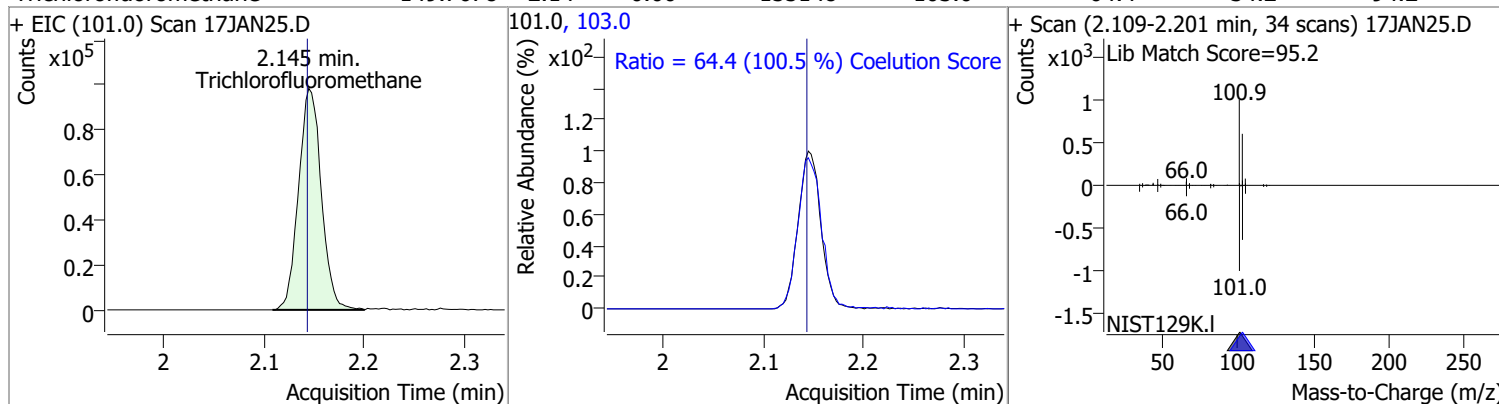
Compound	Conc.	RT	Dev(Min)	Resp.	QIon	QRatio	Lower	Upper
Dichlorodifluoromethane	126.4912	1.24	0.00	96663	87.0	32.0	2.3	62.3
+ EIC (85.0) Scan 17JAN25.D 			85.0, 87.0 			+ Scan (1.216-1.305 min, 33 scans) 17JAN25.D Lib Match Score=90.1 		
Chloromethane	110.9682	1.41	0.00	102927	52.0	31.9	2.1	62.1
+ EIC (50.0) Scan 17JAN25.D 			50.0, 52.0 			+ Scan (1.375-1.478 min, 38 scans) 17JAN25.D Lib Match Score=91.4 		
Vinyl chloride	109.3168	1.50	0.00	91236	64.0	30.0	0.0	59.9
+ EIC (62.0) Scan 17JAN25.D 			62.0, 64.0 			+ Scan (1.470-1.576 min, 39 scans) 17JAN25.D Lib Match Score=90.5 		
Bromomethane	121.6983	1.80	0.00	45417	94.0	100.9	74.6	134.6
+ EIC (96.0) Scan 17JAN25.D 			96.0, 94.0 			+ Scan (1.763-1.874 min, 41 scans) 17JAN25.D Lib Match Score=91.1 		

Quantitation Results Report (QT Reviewed)

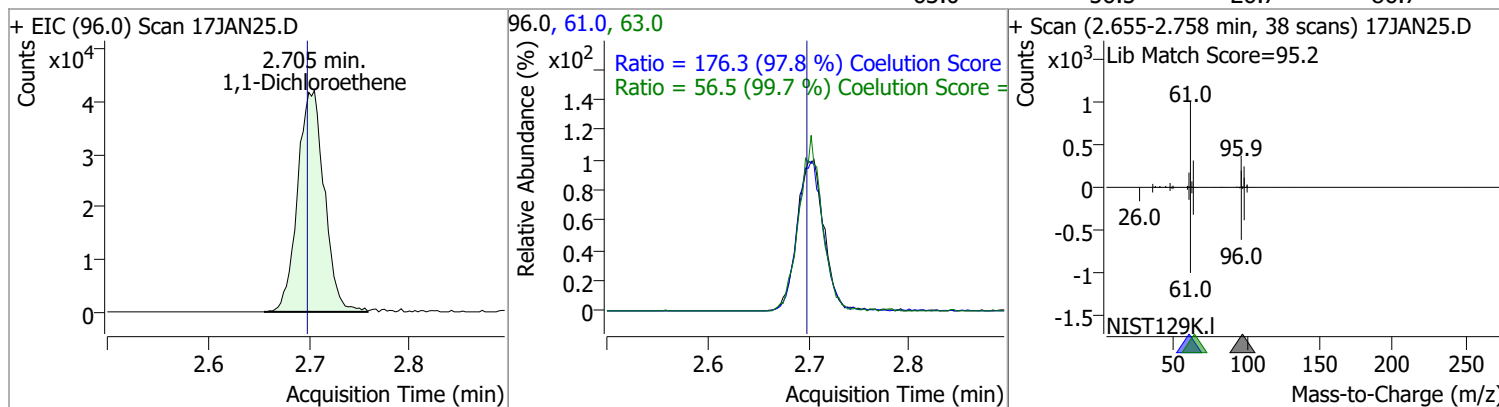
Compound	Conc.	RT	Dev(Min)	Resp.	QIon	QRatio	Lower	Upper
Chloroethane	120.8562	1.90	0.01	49935	66.0	31.1	0.1	60.1



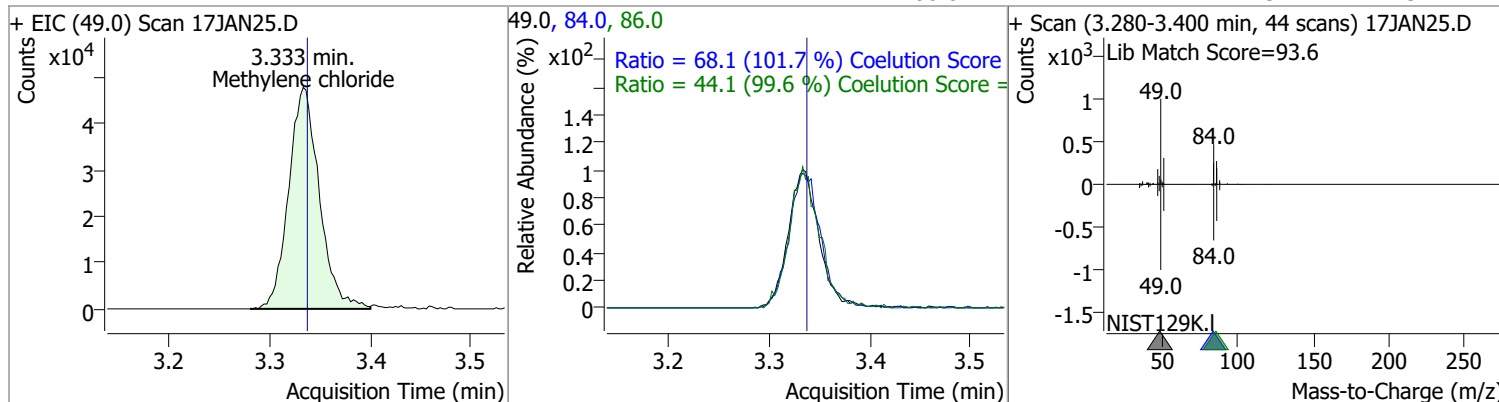
Compound	Conc.	RT	Dev(Min)	Resp.	QIon	QRatio	Lower	Upper
Trichlorofluoromethane	149.7678	2.14	0.00	155148	103.0	64.4	34.2	94.2



Compound	Conc.	RT	Dev(Min)	Resp.	QIon	QRatio	Lower	Upper
1,1-Dichloroethene	132.6828	2.71	0.01	77938	61.0	176.3	150.3	210.3
					63.0	56.5	26.7	86.7

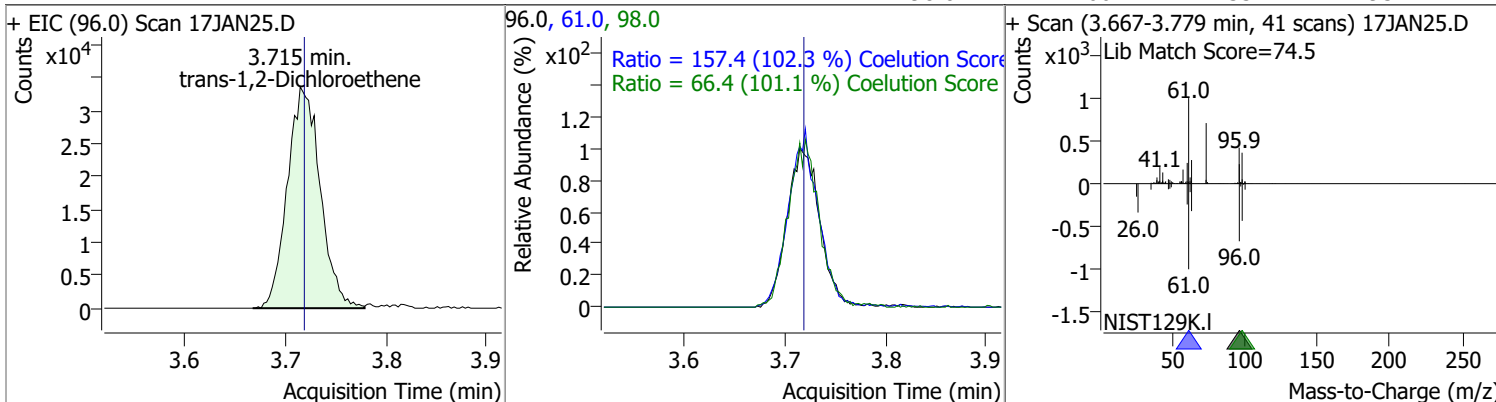


Compound	Conc.	RT	Dev(Min)	Resp.	QIon	QRatio	Lower	Upper
Methylene chloride	117.7008	3.33	0.00	101920	84.0	68.1	36.9	96.9
					86.0	44.1	14.3	74.3

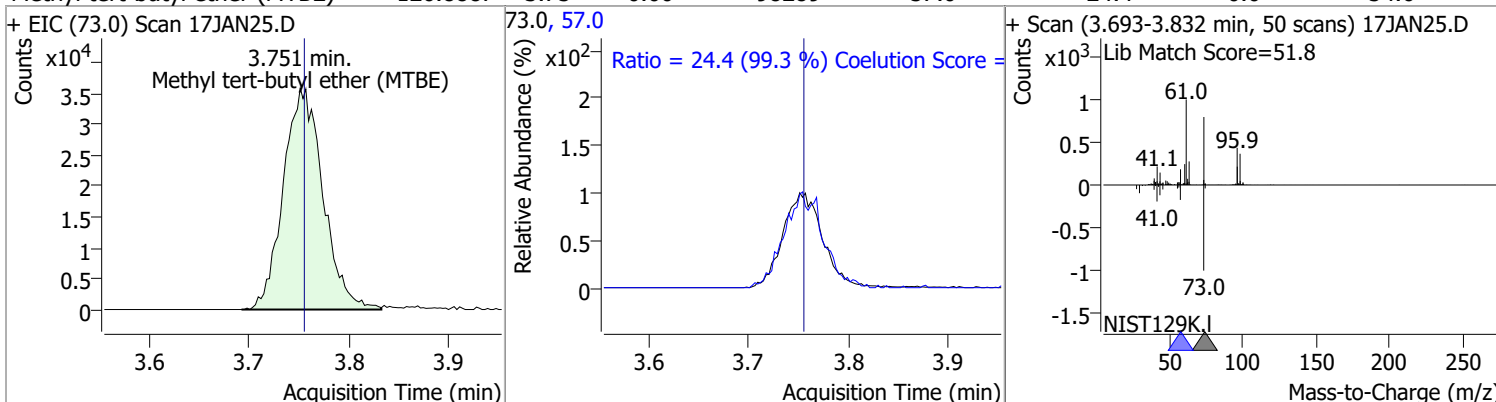


Quantitation Results Report (QT Reviewed)

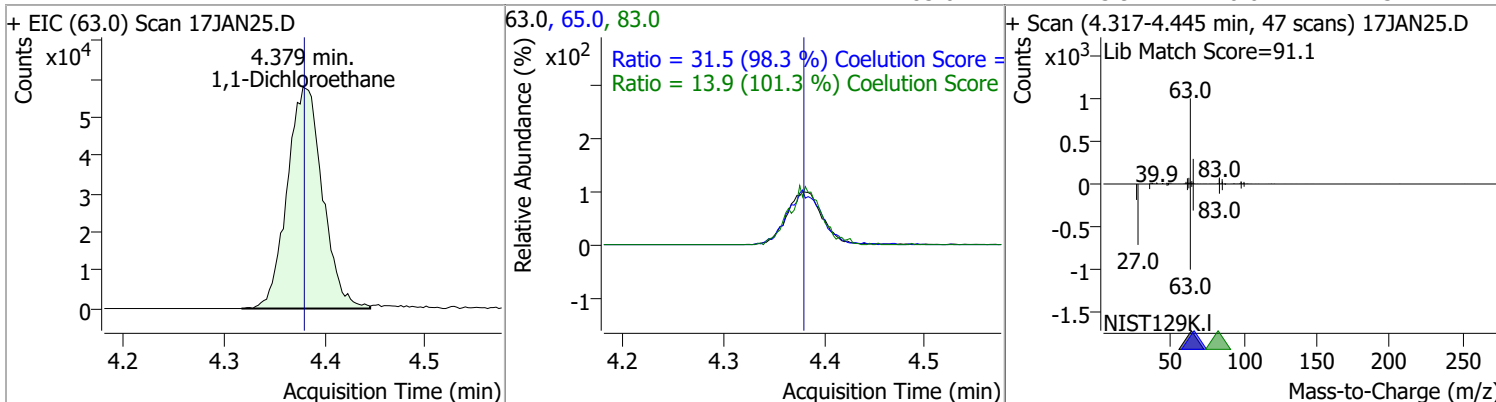
Compound	Conc.	RT	Dev(Min)	Resp.	QIon	QRatio	Lower	Upper
trans-1,2-Dichloroethene	127.1411	3.71	0.00	76193	61.0	157.4	123.9	183.9
					98.0	66.4	35.7	95.7



Compound	Conc.	RT	Dev(Min)	Resp.	QIon	QRatio	Lower	Upper
Methyl tert-butyl ether (MTBE)	126.8887	3.75	0.00	98289	57.0	24.4	0.0	54.6

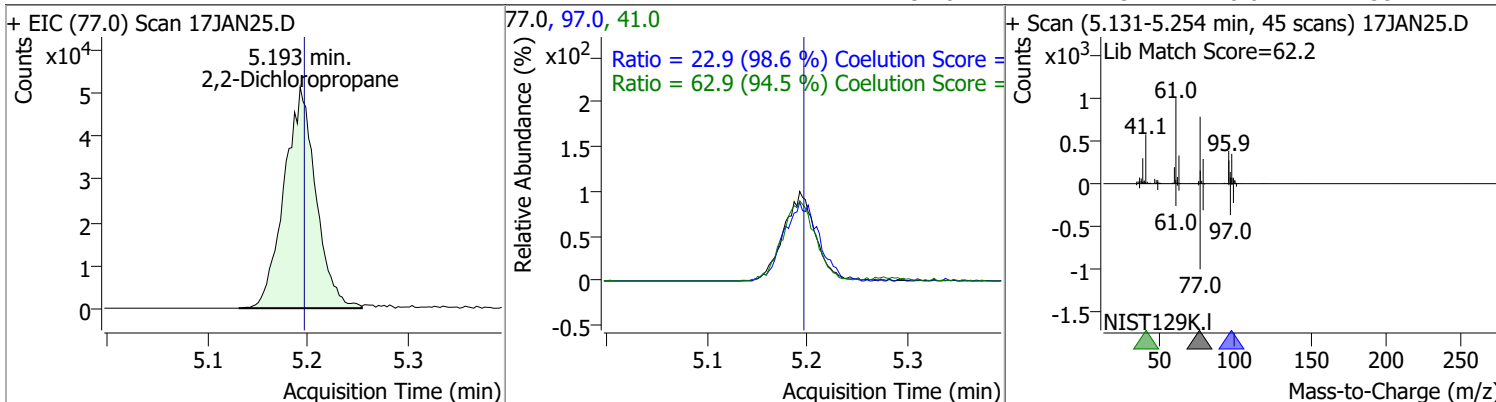


Compound	Conc.	RT	Dev(Min)	Resp.	QIon	QRatio	Lower	Upper
1,1-Dichloroethane	127.4281	4.38	0.00	142145	65.0	31.5	2.1	62.1
					83.0	13.9	0.0	43.7

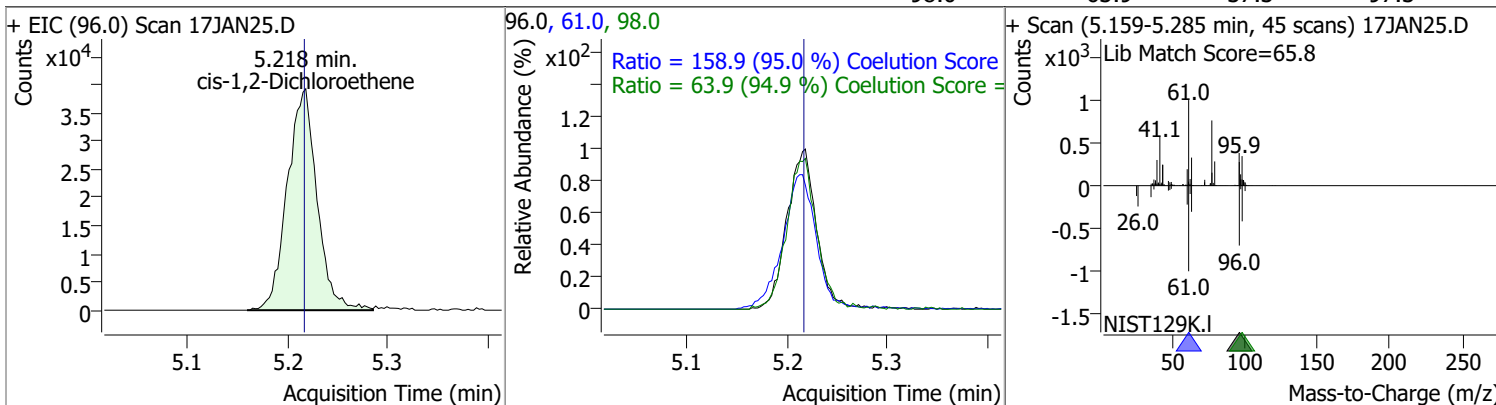


Quantitation Results Report (QT Reviewed)

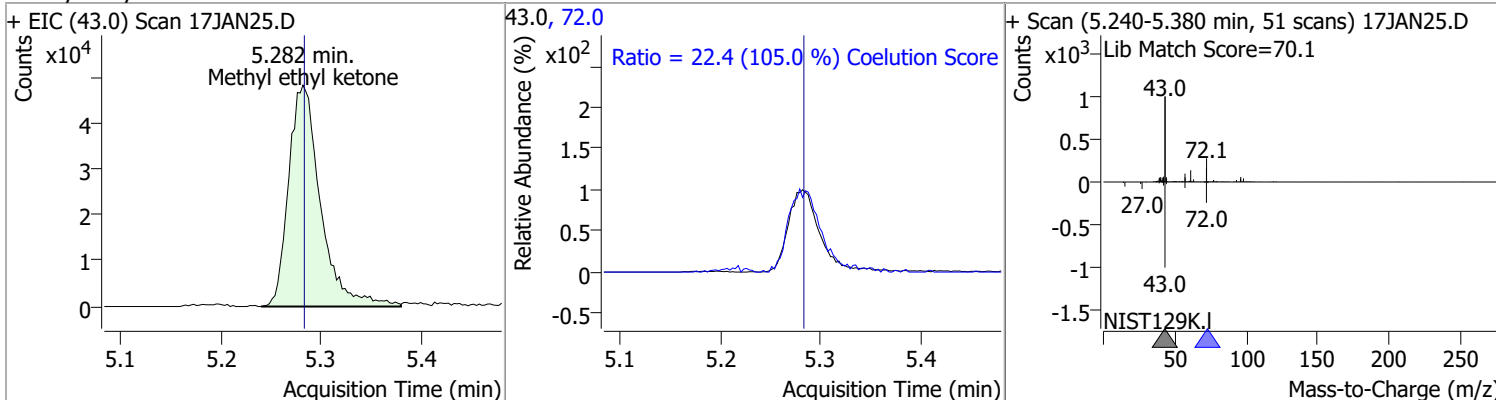
Compound	Conc.	RT	Dev(Min)	Resp.	QIon	QRatio	Lower	Upper
2,2-Dichloropropane	135.6797	5.19	0.00	113408	41.0	62.9	36.5	96.5
					97.0	22.9	0.0	53.2



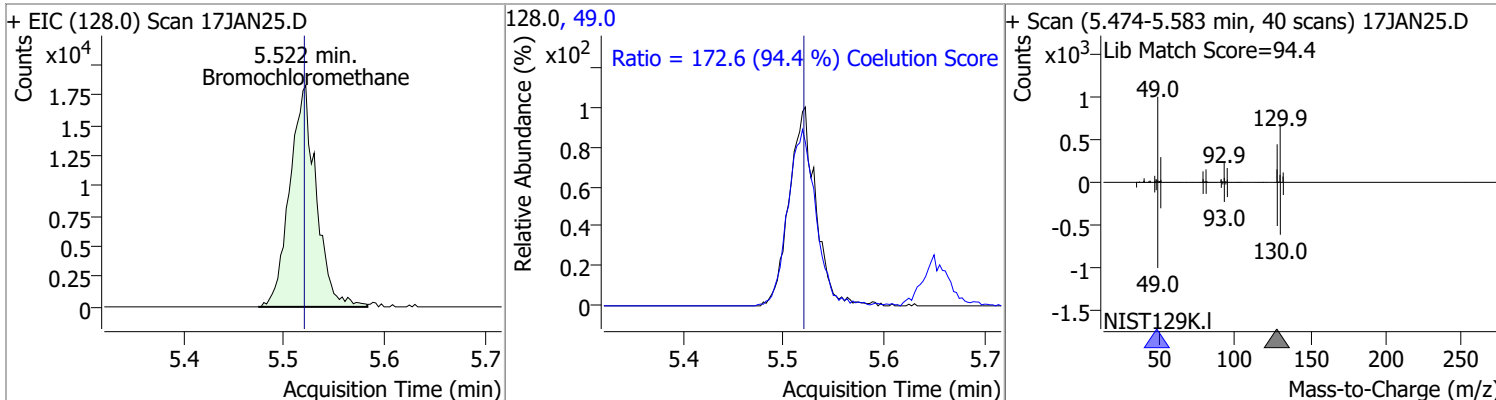
Compound	Conc.	RT	Dev(Min)	Resp.	QIon	QRatio	Lower	Upper
cis-1,2-Dichloroethene	132.7635	5.22	0.00	80665	61.0	158.9	137.2	197.2
					98.0	63.9	37.3	97.3



Compound	Conc.	RT	Dev(Min)	Resp.	QIon	QRatio	Lower	Upper
Methyl ethyl ketone	1293.6567	5.28	0.00	106467	72.0	22.4	0.0	51.3

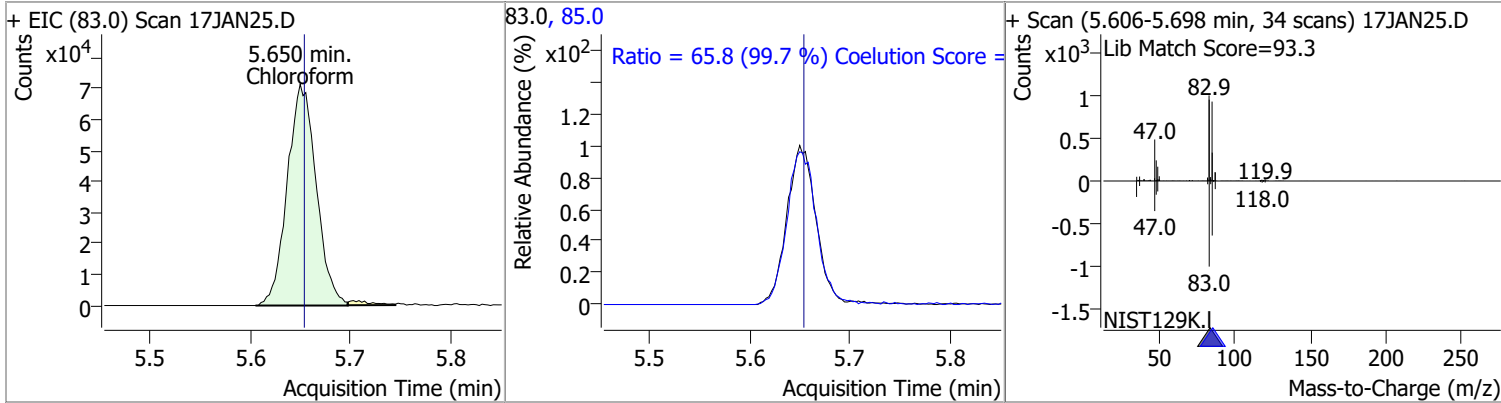


Compound	Conc.	RT	Dev(Min)	Resp.	QIon	QRatio	Lower	Upper
Bromochloromethane	132.8418	5.52	0.00	33437	49.0	172.6	152.9	212.9

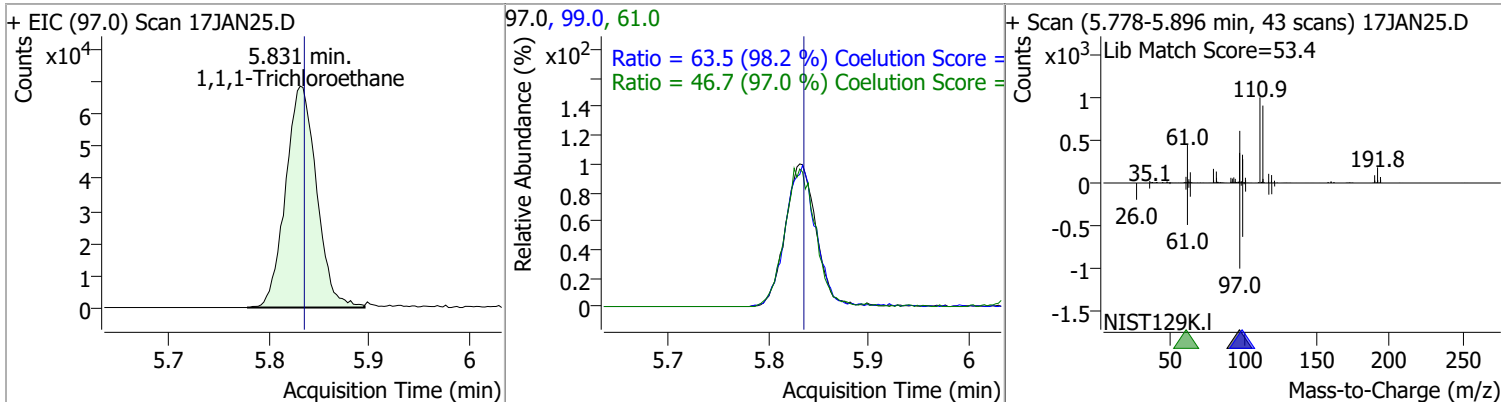


Quantitation Results Report (QT Reviewed)

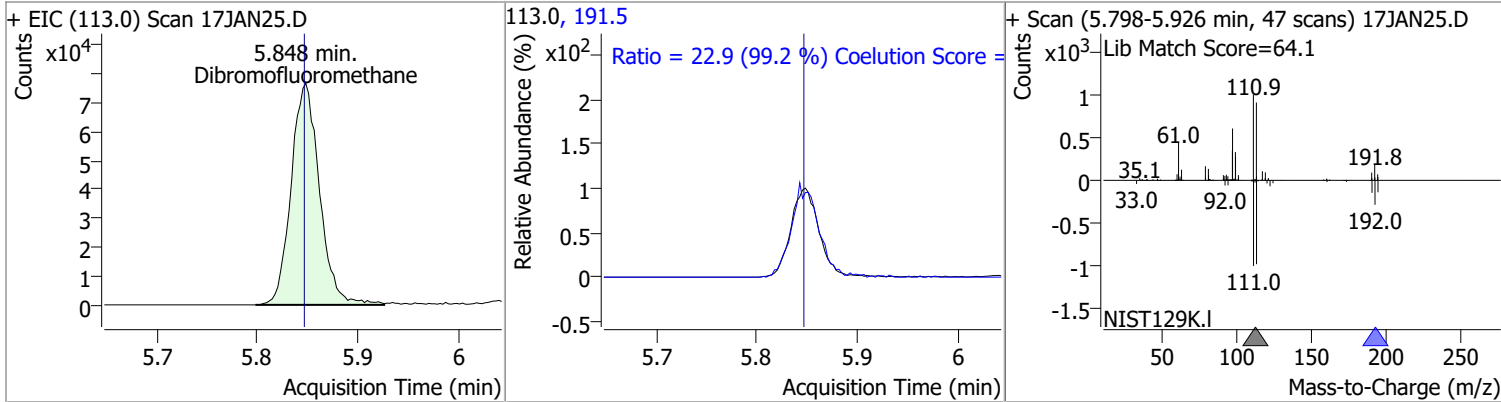
Compound	Conc.	RT	Dev(Min)	Resp.	QIon	QRatio	Lower	Upper
Chloroform	129.1209	5.65	0.00	143343	85.0	65.8	36.0	96.0



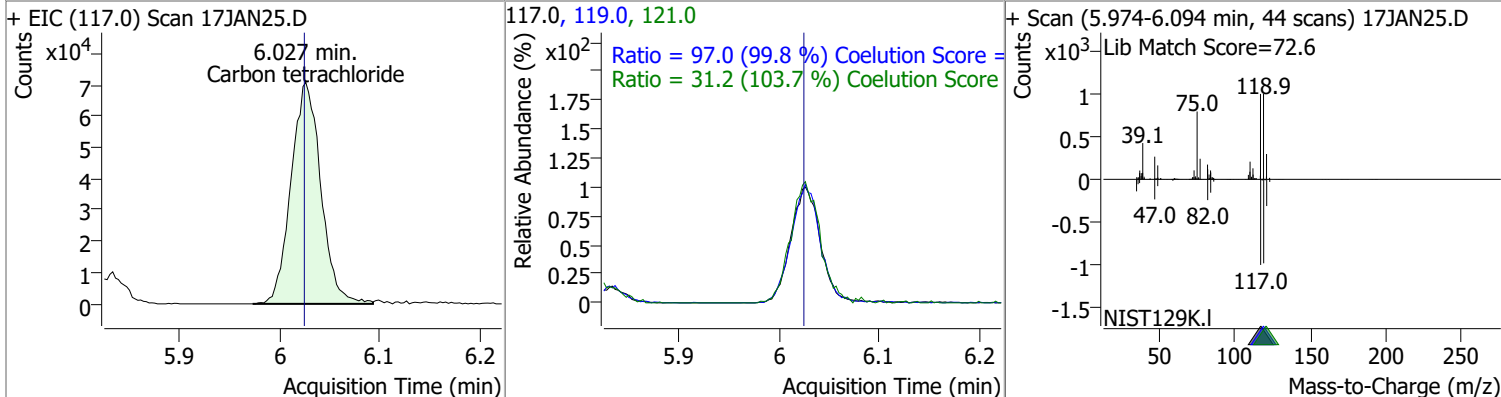
1,1,1-Trichloroethane	141.7517	5.83	0.00	147476	99.0	63.5	34.7	94.7
					61.0	46.7	18.1	78.1



Dibromofluoromethane	274.1626	5.85	0.00	150623	191.5	22.9	0.0	53.1
----------------------	----------	------	------	--------	-------	------	-----	------

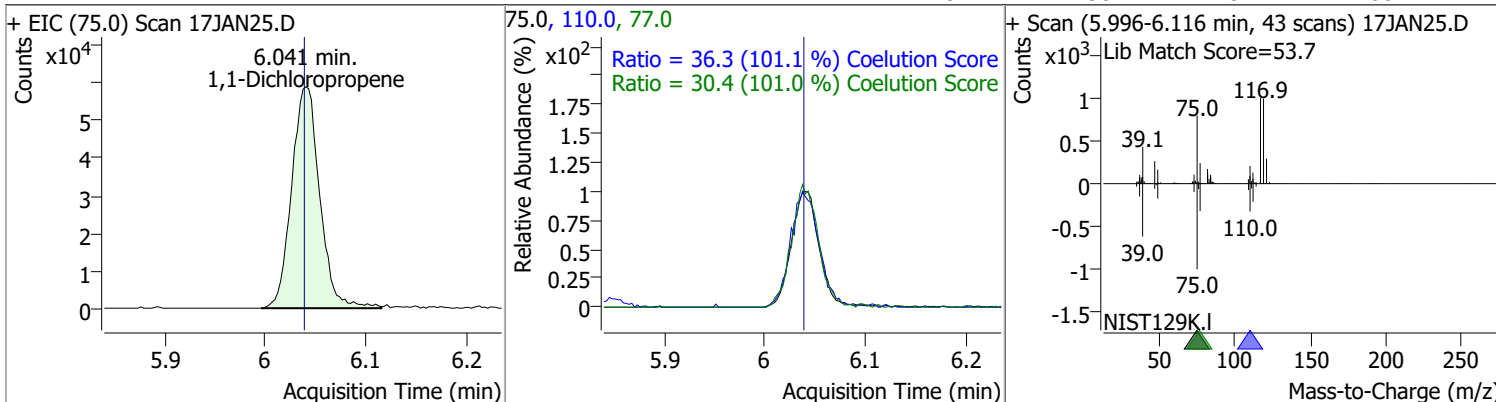


Carbon tetrachloride	142.3779	6.03	0.00	145945	119.0	97.0	67.2	127.2
					121.0	31.2	0.1	60.1

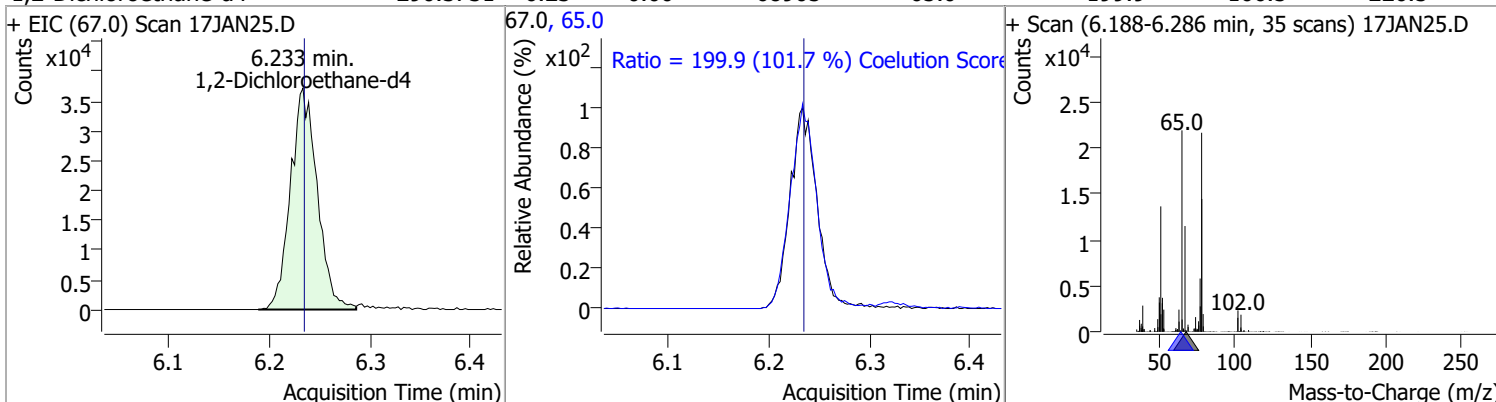


Quantitation Results Report (QT Reviewed)

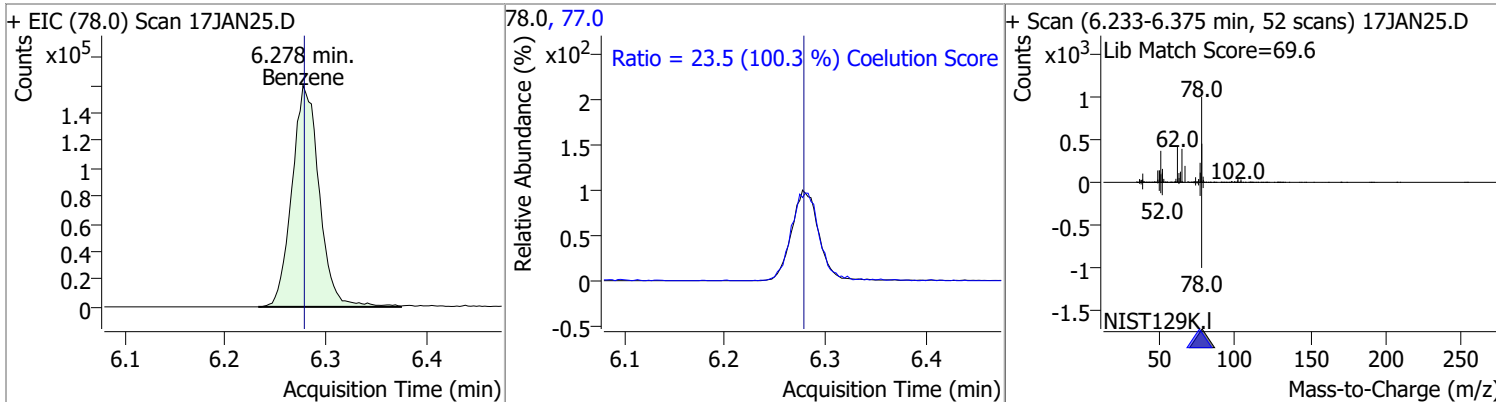
Compound	Conc.	RT	Dev(Min)	Resp.	QIon	QRatio	Lower	Upper
1,1-Dichloropropene	129.7328	6.04	0.00	114761	110.0	36.3	5.9	65.9
					77.0	30.4	0.1	60.1



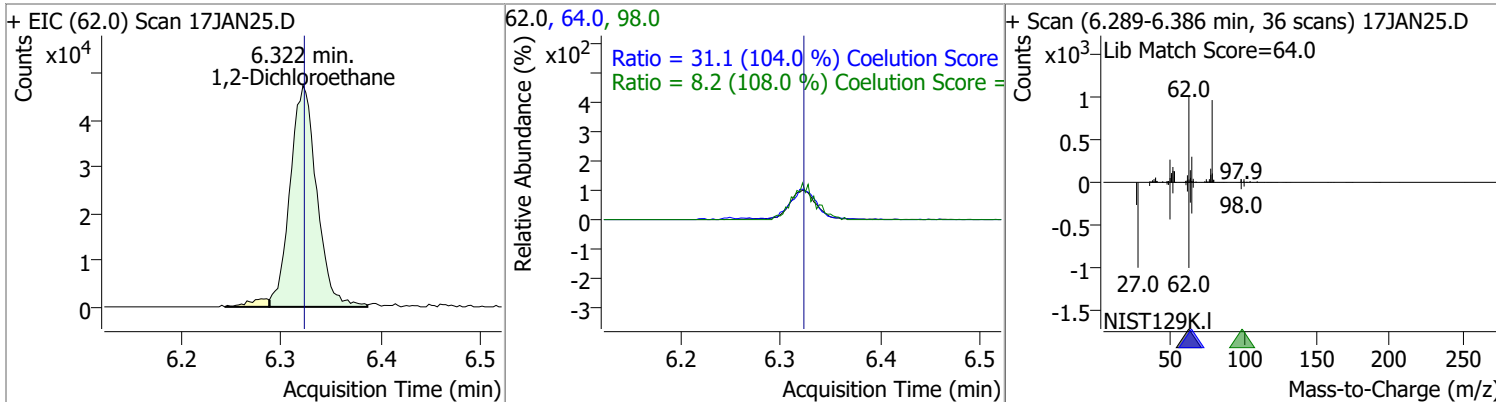
Compound	Conc.	RT	Dev(Min)	Resp.	QIon	QRatio	Lower	Upper
1,2-Dichloroethane-d4	290.3731	6.23	0.00	68905	65.0	199.9	166.5	226.5



Compound	Conc.	RT	Dev(Min)	Resp.	QIon	QRatio	Lower	Upper
Benzene	130.1212	6.28	0.00	302125	77.0	23.5	0.0	53.5

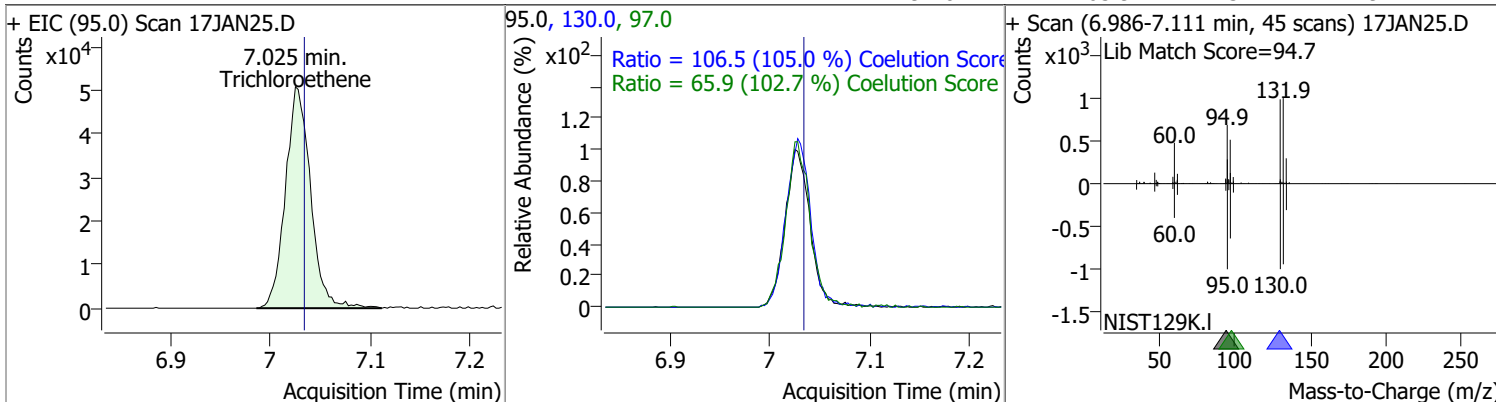


Compound	Conc.	RT	Dev(Min)	Resp.	QIon	QRatio	Lower	Upper
1,2-Dichloroethane	138.7698	6.32	0.00	87165	64.0	31.1	0.0	59.9
					98.0	8.2	0.0	37.6

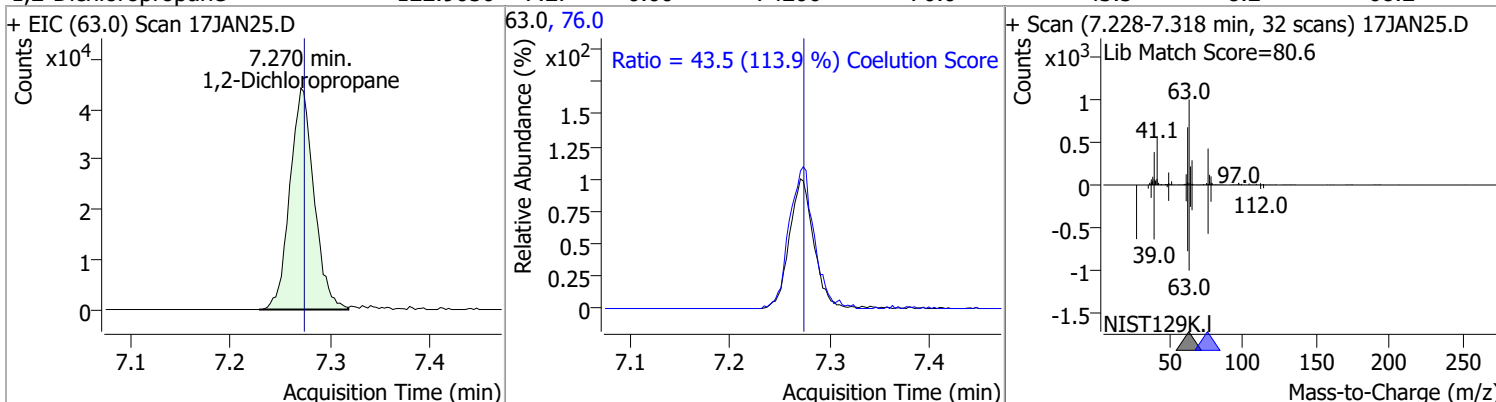


Quantitation Results Report (QT Reviewed)

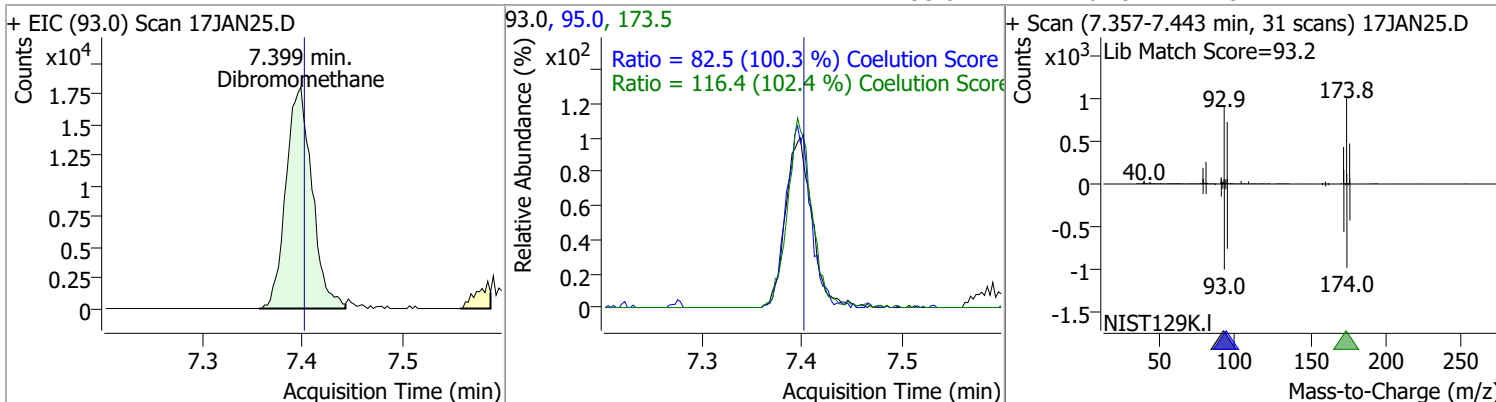
Compound	Conc.	RT	Dev(Min)	Resp.	QIon	QRatio	Lower	Upper
Trichloroethene	129.4016	7.02	-0.01	88819	130.0	106.5	71.5	131.5
					97.0	65.9	34.1	94.1



Compound	Conc.	RT	Dev(Min)	Resp.	QIon	QRatio	Lower	Upper
1,2-Dichloropropane	122.9050	7.27	0.00	74206	76.0	43.5	8.2	68.2

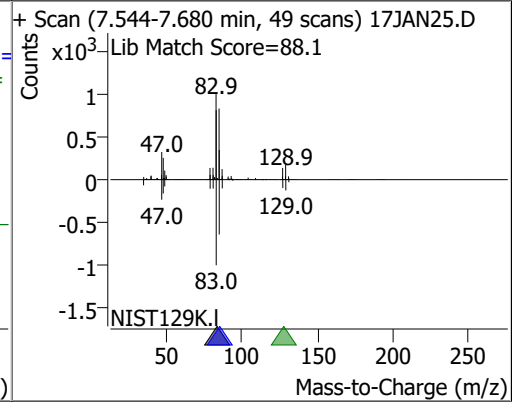
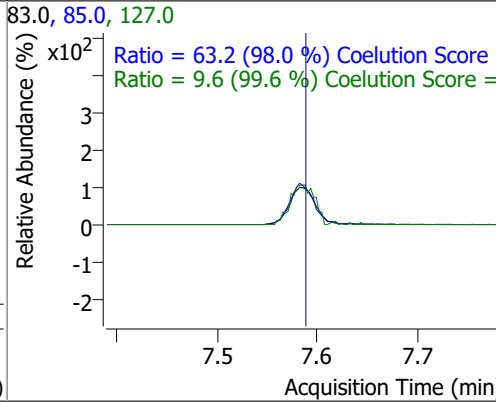
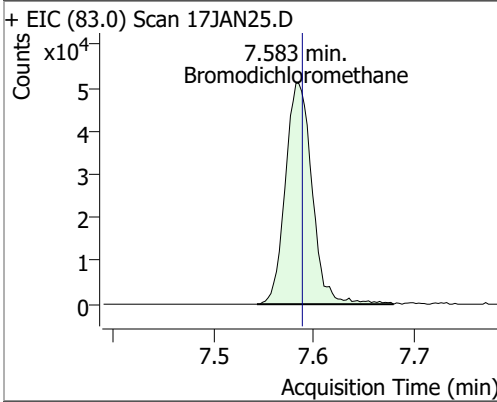


Compound	Conc.	RT	Dev(Min)	Resp.	QIon	QRatio	Lower	Upper
Dibromomethane	129.0168	7.40	0.00	32918	173.5	116.4	83.7	143.7
					95.0	82.5	52.2	112.2

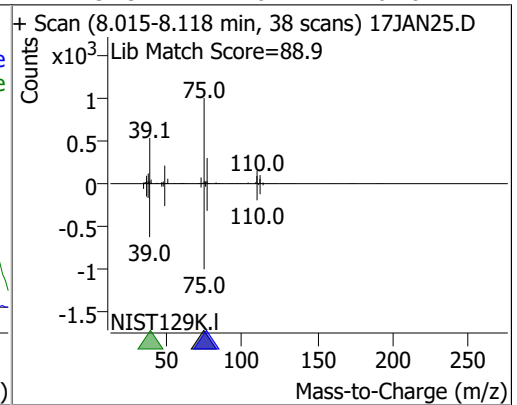
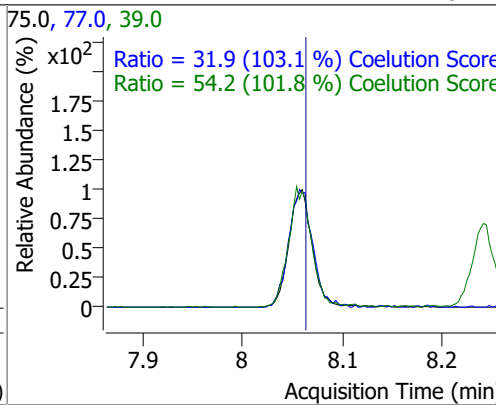
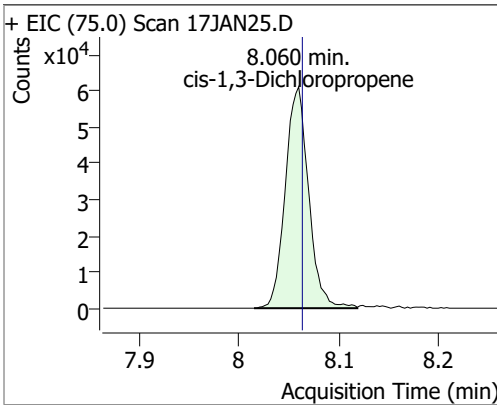


Quantitation Results Report (QT Reviewed)

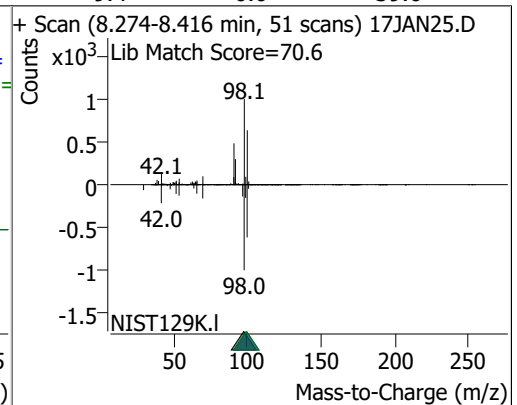
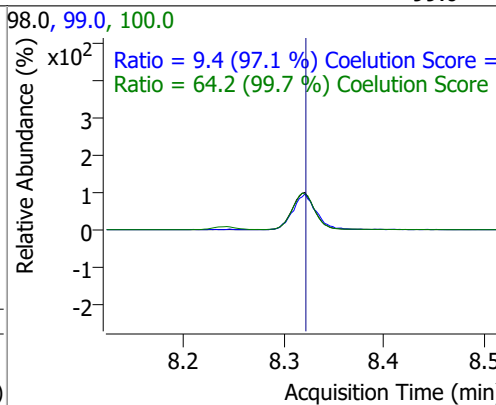
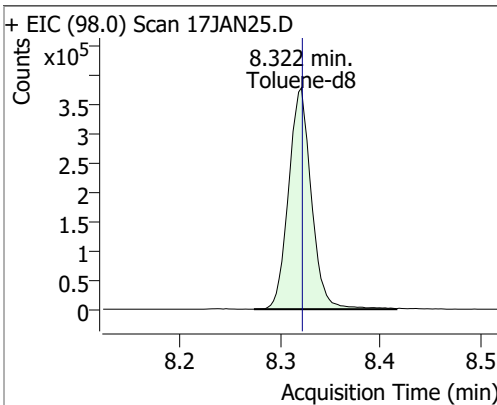
Compound	Conc.	RT	Dev(Min)	Resp.	QIon	QRatio	Lower	Upper
Bromodichloromethane	135.1636	7.58	0.00	95175	85.0	63.2	34.5	94.5
					127.0	9.6	0.0	39.6



Compound	Conc.	RT	Dev(Min)	Resp.	QIon	QRatio	Lower	Upper
cis-1,3-Dichloropropene	124.3099	8.06	0.00	98967	39.0	54.2	23.3	83.3
					77.0	31.9	1.0	61.0

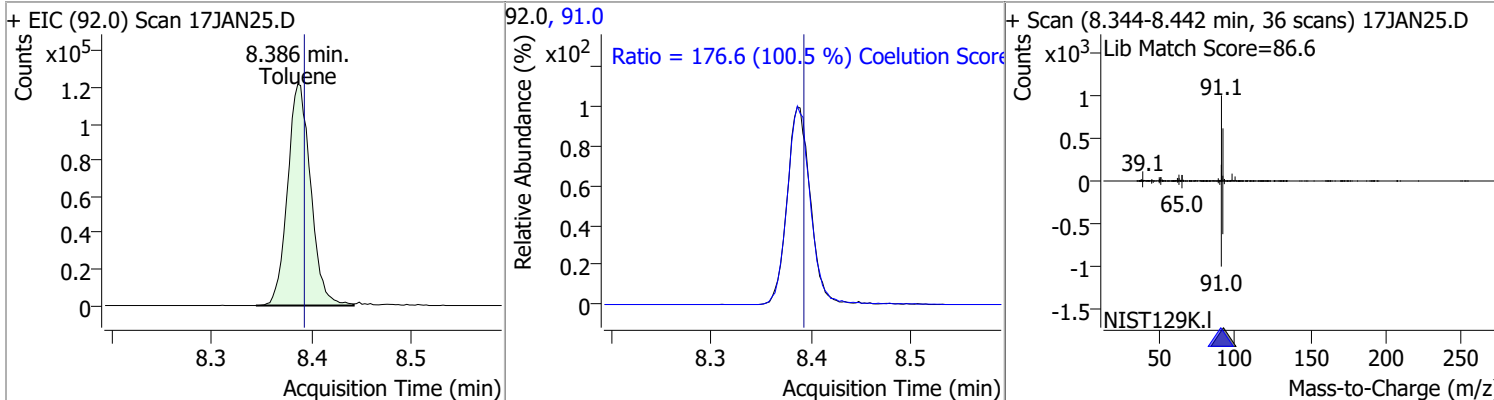


Compound	Conc.	RT	Dev(Min)	Resp.	QIon	QRatio	Lower	Upper
Toluene-d8	272.0163	8.32	0.00	596579	100.0	64.2	34.4	94.4
					99.0	9.4	0.0	39.6

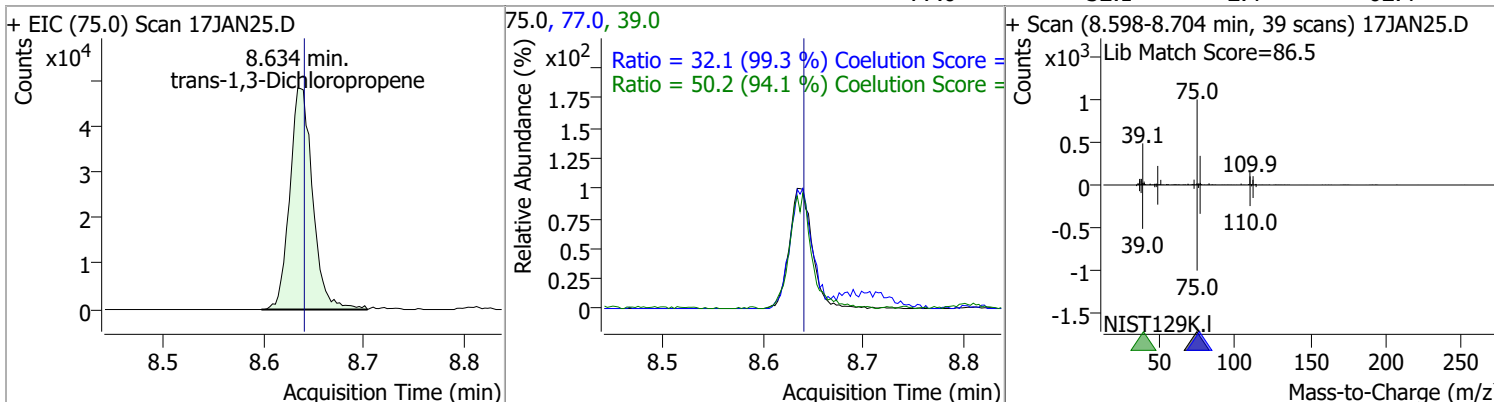


Quantitation Results Report (QT Reviewed)

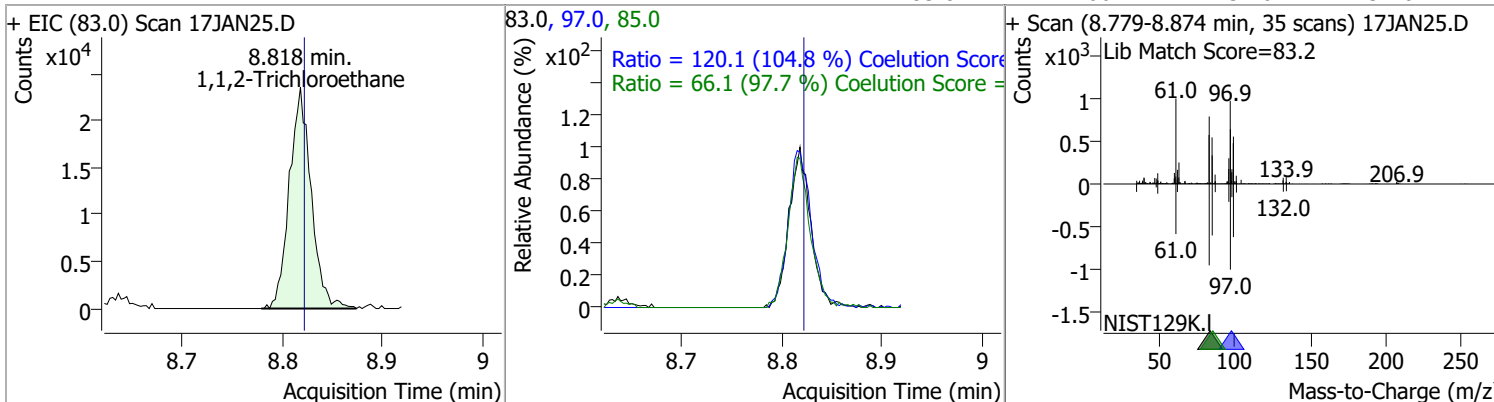
Compound	Conc.	RT	Dev(Min)	Resp.	QIon	QRatio	Lower	Upper
Toluene	132.1388	8.39	0.00	195762	91.0	176.6	145.8	205.8



Compound	Conc.	RT	Dev(Min)	Resp.	QIon	QRatio	Lower	Upper
trans-1,3-Dichloropropene	135.3661	8.63	0.00	76712	39.0	50.2	23.4	83.4
					77.0	32.1	2.4	62.4

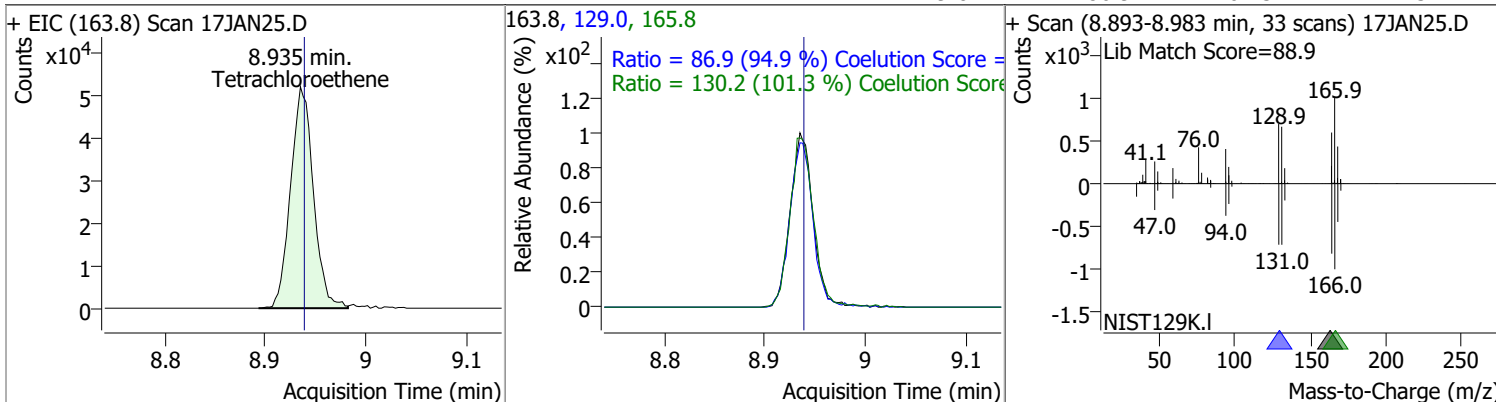


Compound	Conc.	RT	Dev(Min)	Resp.	QIon	QRatio	Lower	Upper
1,1,2-Trichloroethane	120.0357	8.82	0.00	35432	97.0	120.1	84.6	144.6
					85.0	66.1	37.6	97.6

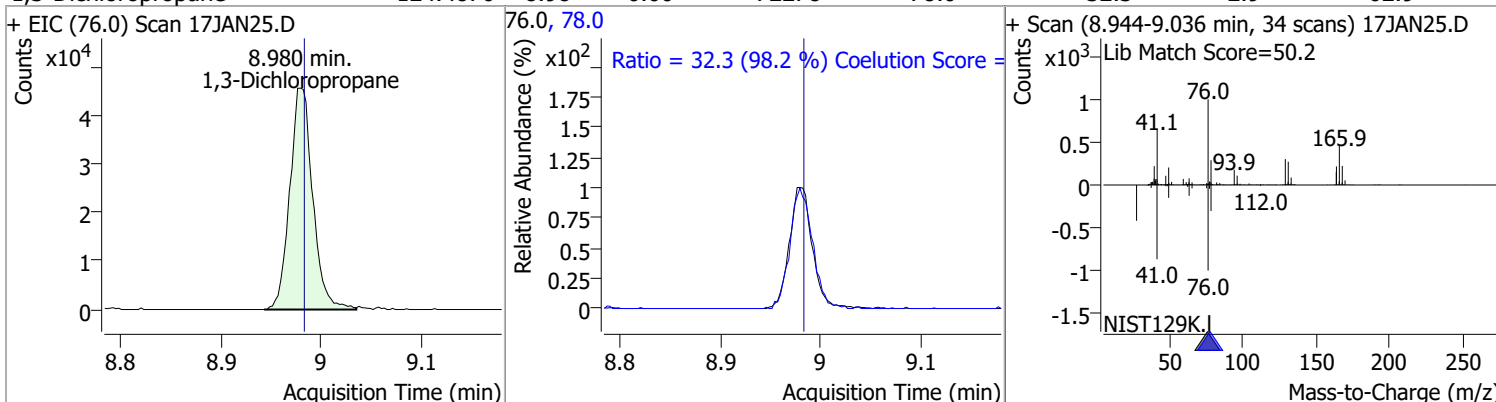


Quantitation Results Report (QT Reviewed)

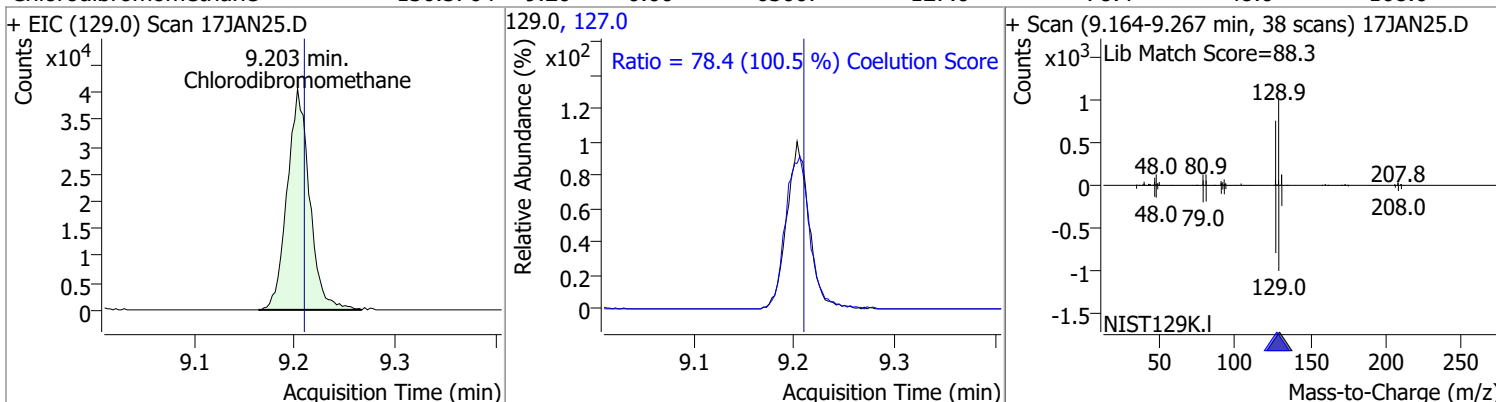
Compound	Conc.	RT	Dev(Min)	Resp.	QIon	QRatio	Lower	Upper
Tetrachloroethene	135.6730	8.94	0.00	82000	165.8	130.2	98.6	158.6
					129.0	86.9	61.5	121.5



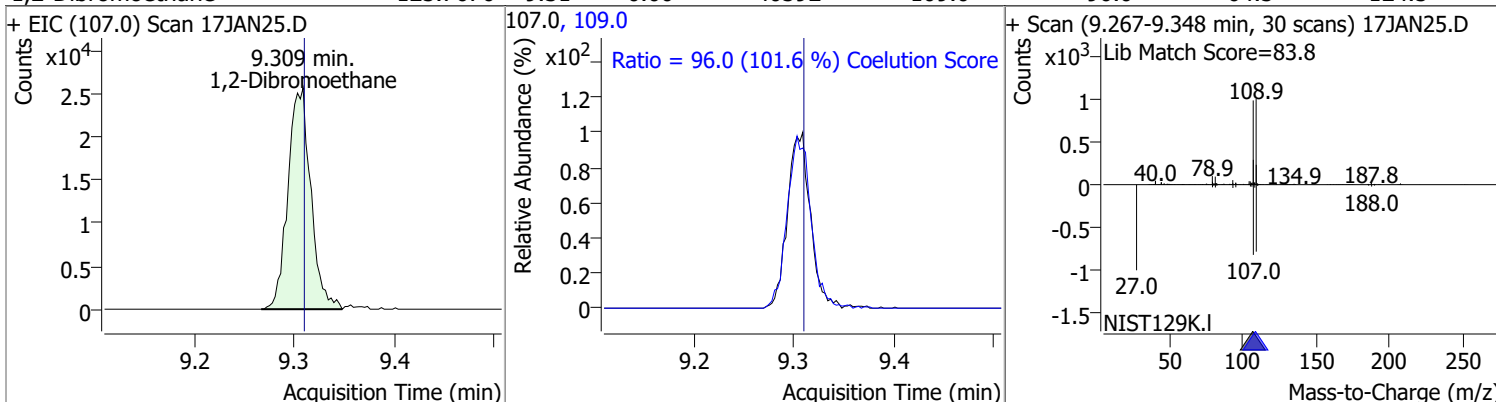
Compound	Conc.	RT	Dev(Min)	Resp.	QIon	QRatio	Lower	Upper
1,3-Dichloropropane	124.4870	8.98	0.00	72278	78.0	32.3	2.9	62.9



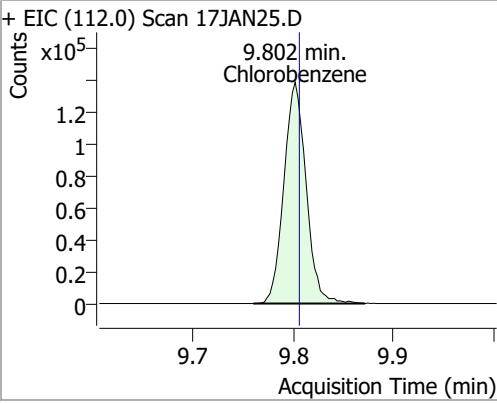
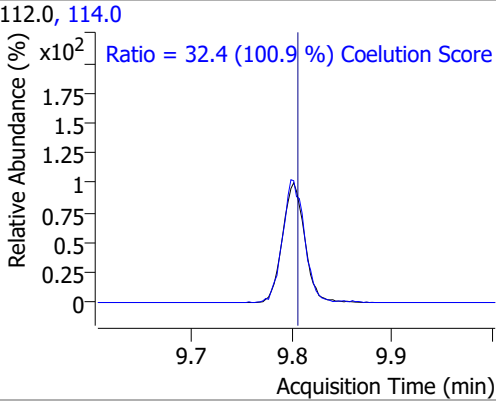
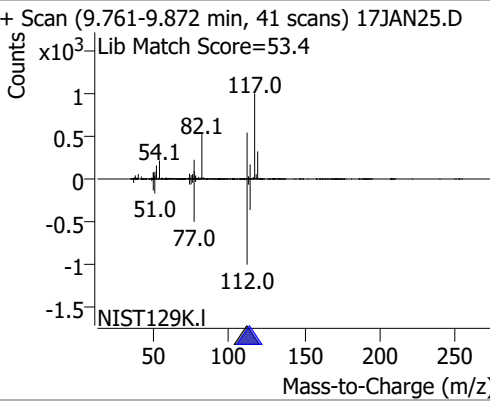
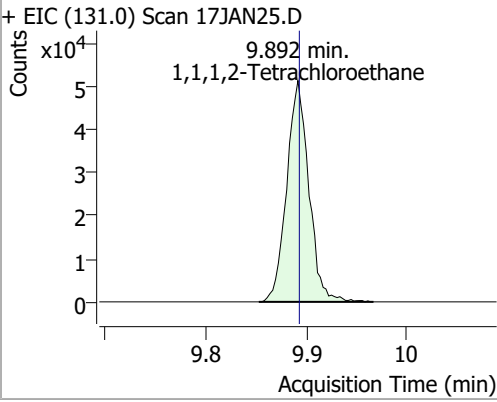
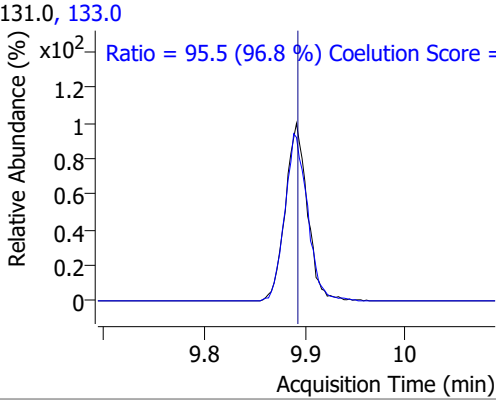
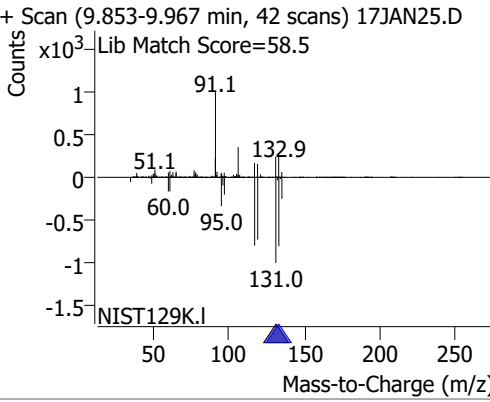
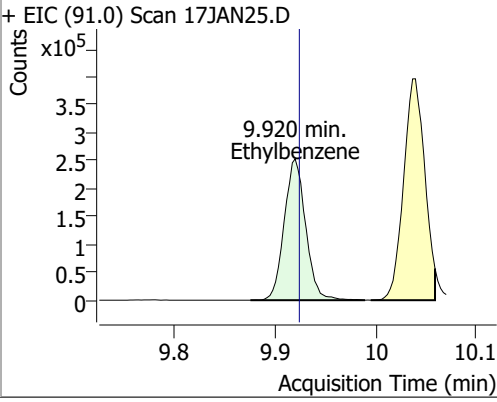
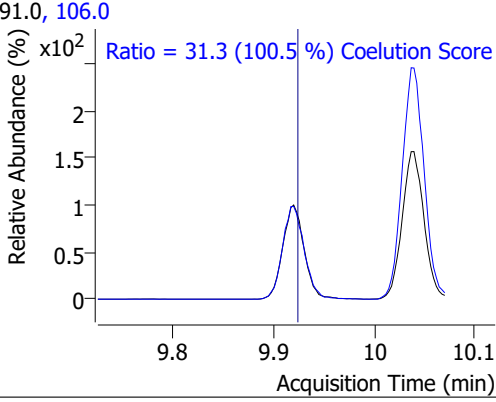
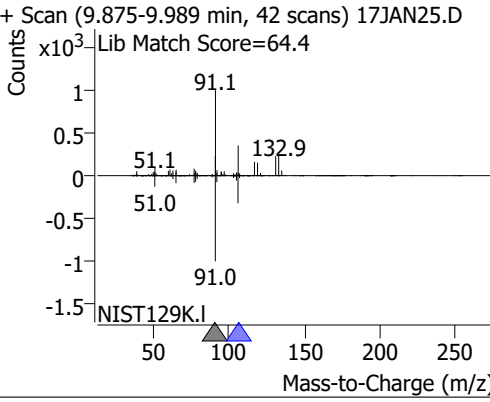
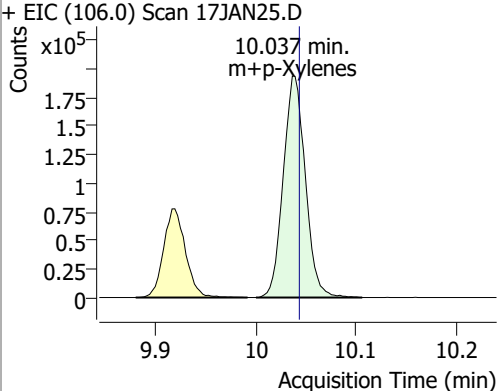
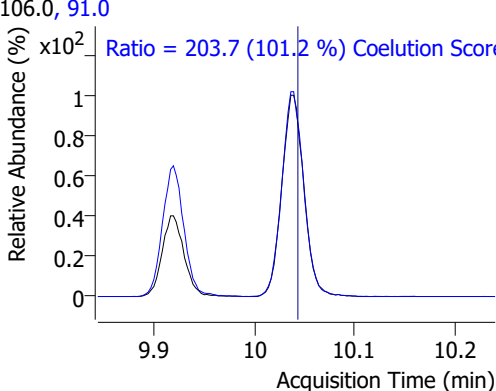
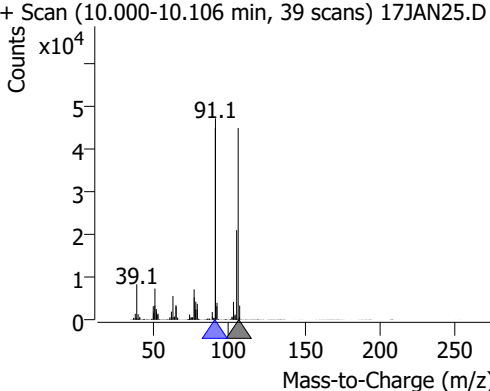
Compound	Conc.	RT	Dev(Min)	Resp.	QIon	QRatio	Lower	Upper
Chlorodibromomethane	136.5764	9.20	0.00	63007	127.0	78.4	48.0	108.0



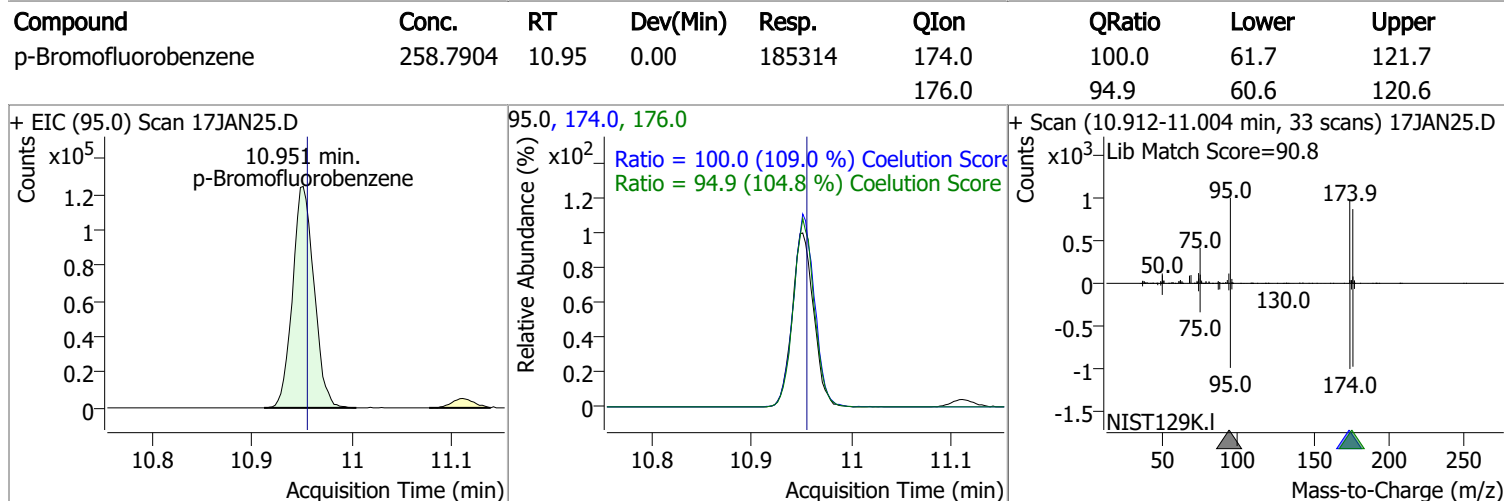
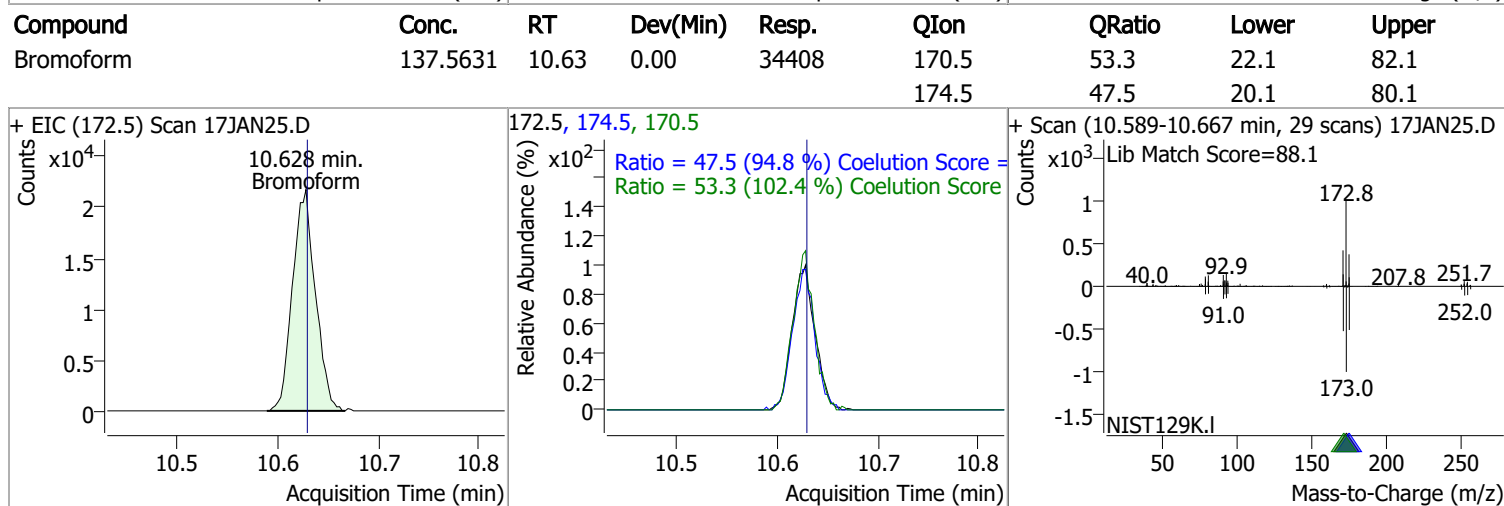
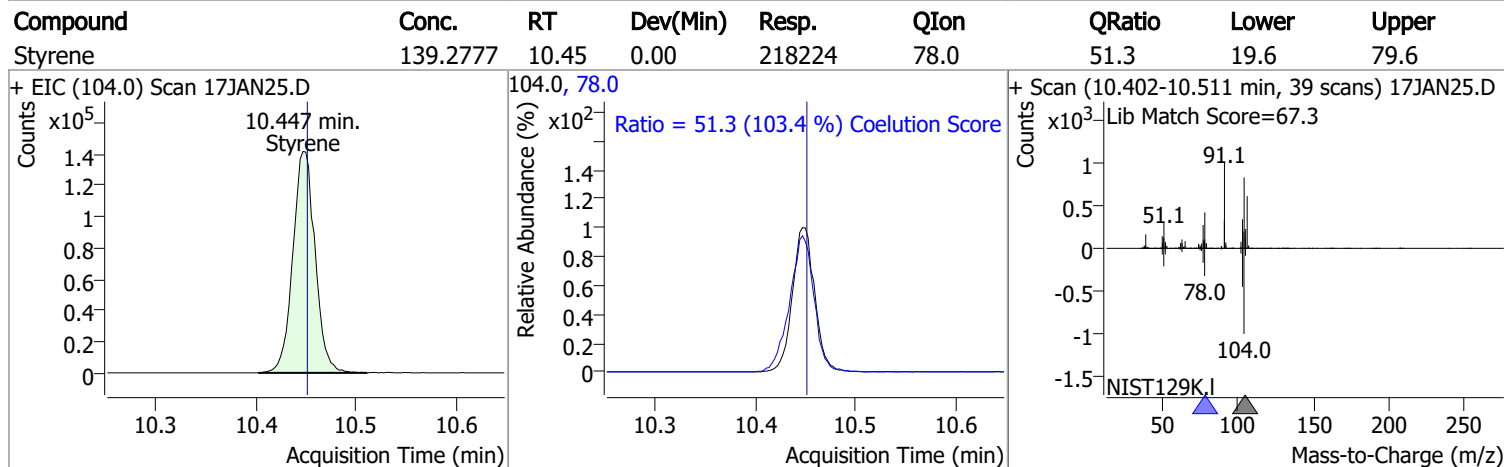
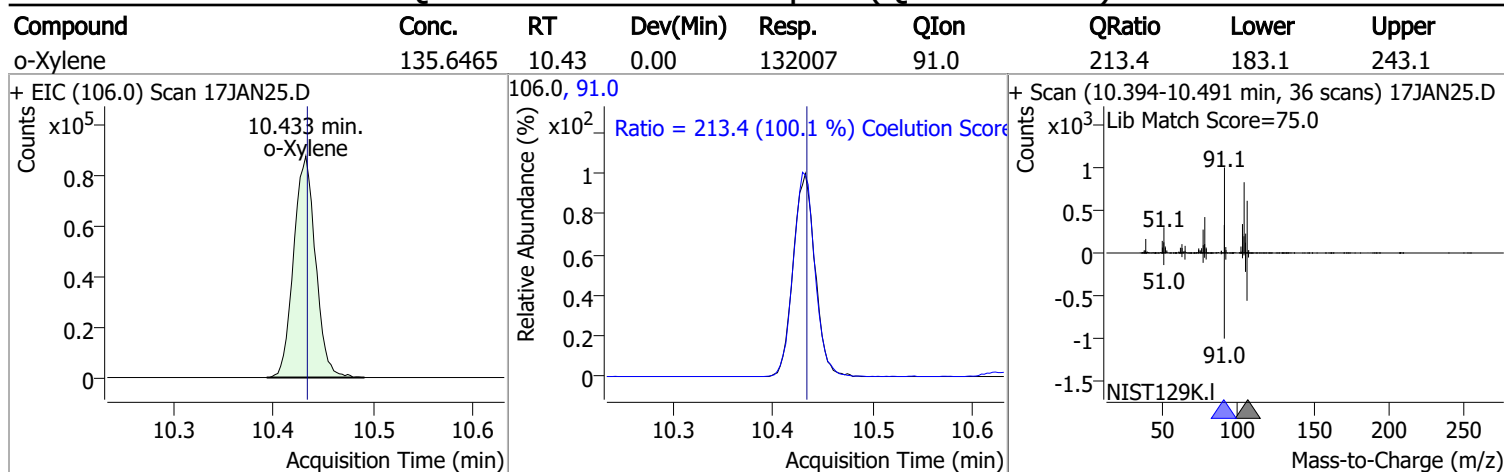
Compound	Conc.	RT	Dev(Min)	Resp.	QIon	QRatio	Lower	Upper
1,2-Dibromoethane	125.7676	9.31	0.00	40592	109.0	96.0	64.5	124.5



Quantitation Results Report (QT Reviewed)

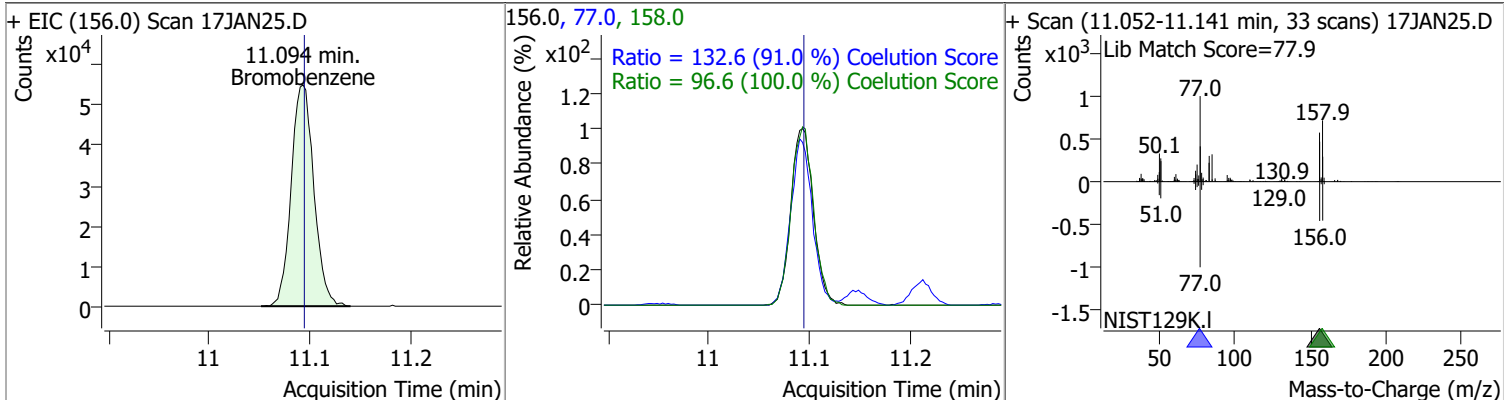
Compound	Conc.	RT	Dev(Min)	Resp.	QIon	QRatio	Lower	Upper
Chlorobenzene	131.2053	9.80	0.00	212808	114.0	32.4	2.1	62.1
+ EIC (112.0) Scan 17JAN25.D			112.0, 114.0			+ Scan (9.761-9.872 min, 41 scans) 17JAN25.D		
								
						Ratio = 32.4 (100.9 %) Coelution Score		
1,1,1,2-Tetrachloroethane	138.3008	9.89	0.00	78413	133.0	95.5	68.6	128.6
+ EIC (131.0) Scan 17JAN25.D			131.0, 133.0			+ Scan (9.853-9.967 min, 42 scans) 17JAN25.D		
								
						Ratio = 95.5 (96.8 %) Coelution Score		
Ethylbenzene	133.5034	9.92	0.00	375545	106.0	31.3	1.1	61.1
+ EIC (91.0) Scan 17JAN25.D			91.0, 106.0			+ Scan (9.875-9.989 min, 42 scans) 17JAN25.D		
								
						Ratio = 31.3 (100.5 %) Coelution Score		
m+p-Xylenes	271.4668	10.04	0.00	296759	91.0	203.7	171.4	231.4
+ EIC (106.0) Scan 17JAN25.D			106.0, 91.0			+ Scan (10.000-10.106 min, 39 scans) 17JAN25.D		
								
						Ratio = 203.7 (101.2 %) Coelution Score		

Quantitation Results Report (QT Reviewed)

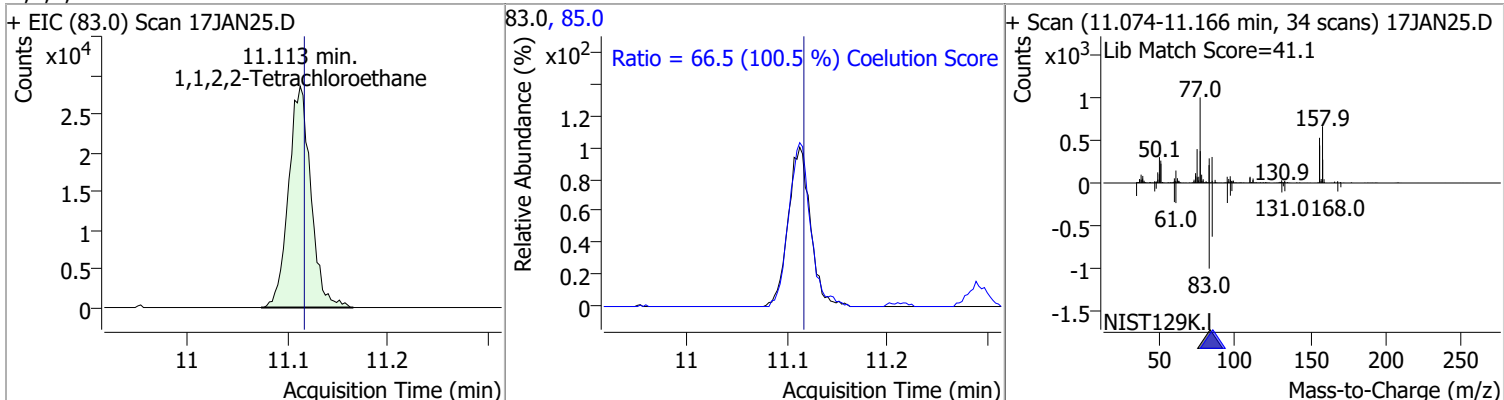


Quantitation Results Report (QT Reviewed)

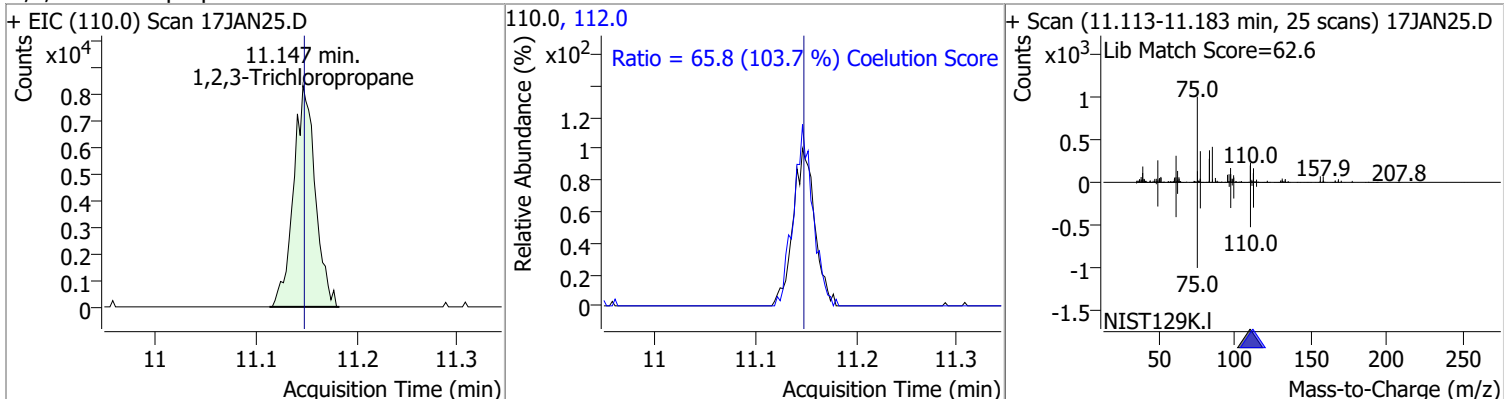
Compound	Conc.	RT	Dev(Min)	Resp.	QIon	QRatio	Lower	Upper
Bromobenzene	136.6276	11.09	0.00	86426	77.0	132.6	115.7	175.7
					158.0	96.6	66.5	126.5



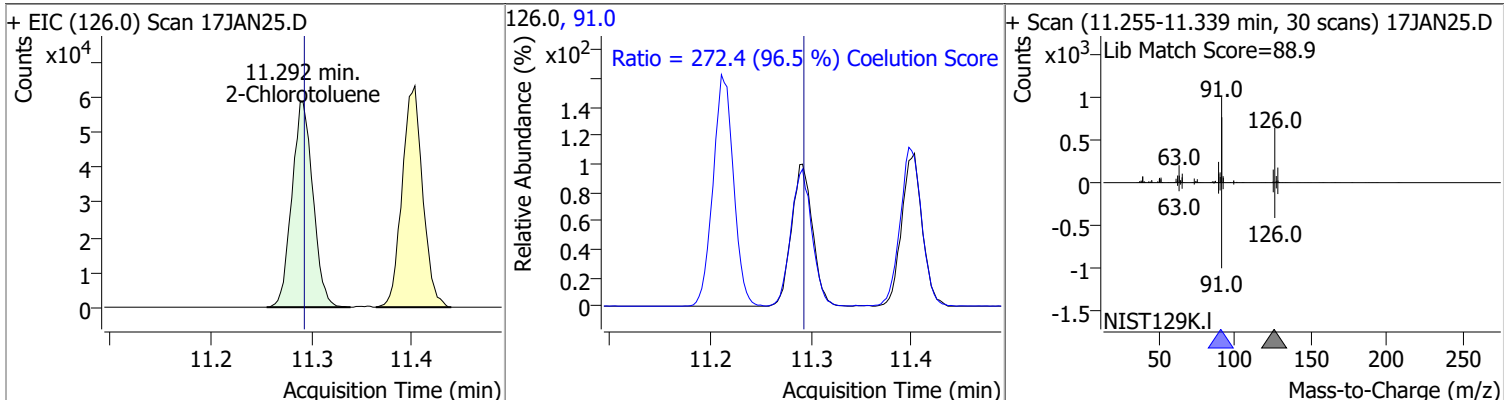
Compound	Conc.	RT	Dev(Min)	Resp.	QIon	QRatio	Lower	Upper
1,1,2,2-Tetrachloroethane	121.1719	11.11	0.00	44117	85.0	66.5	36.2	96.2



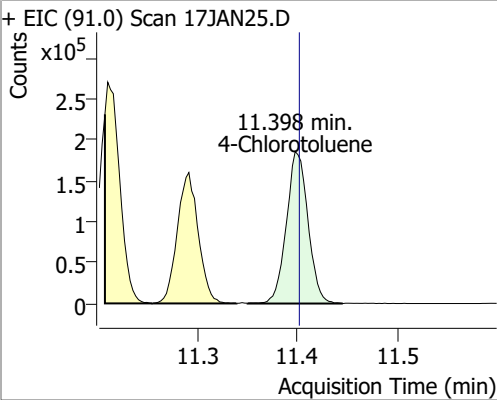
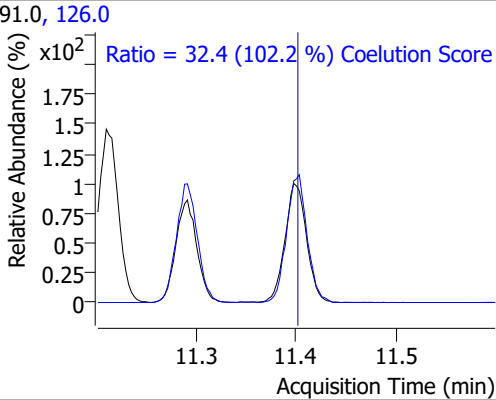
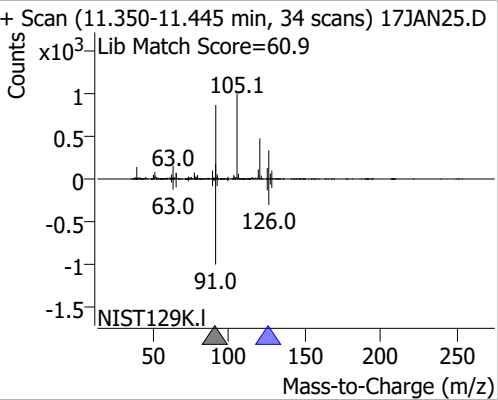
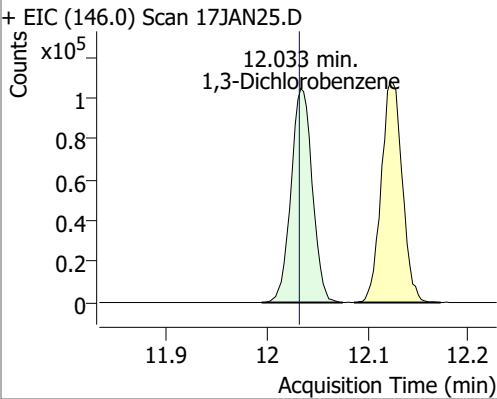
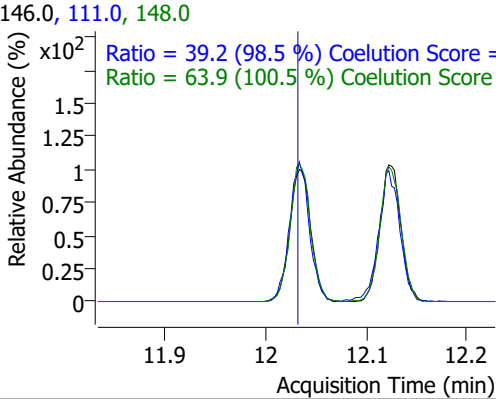
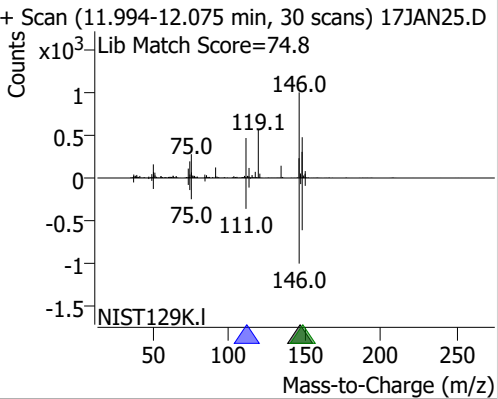
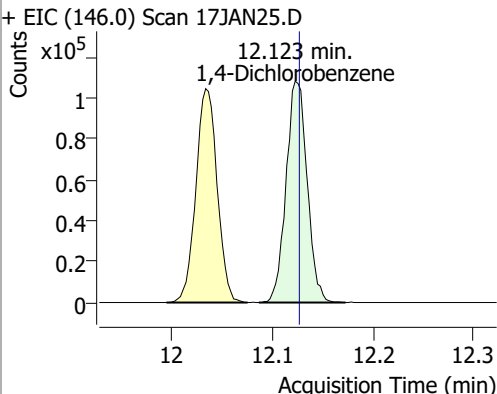
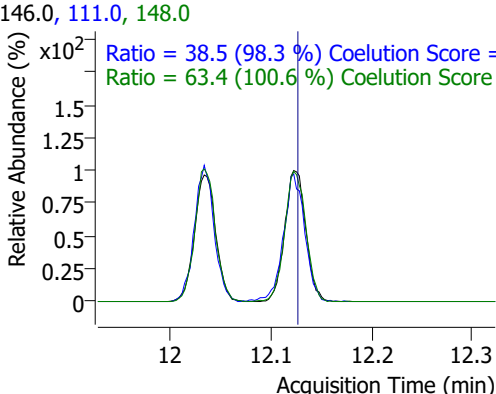
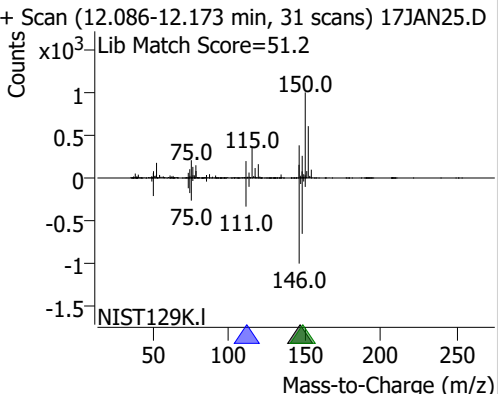
Compound	Conc.	RT	Dev(Min)	Resp.	QIon	QRatio	Lower	Upper
1,2,3-Trichloropropane	128.2498	11.15	0.00	12494	112.0	65.8	33.5	93.5



Compound	Conc.	RT	Dev(Min)	Resp.	QIon	QRatio	Lower	Upper
2-Chlorotoluene	136.3199	11.29	0.00	85800	91.0	272.4	252.3	312.3

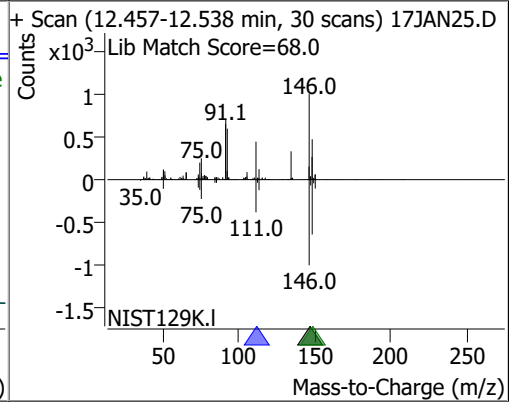
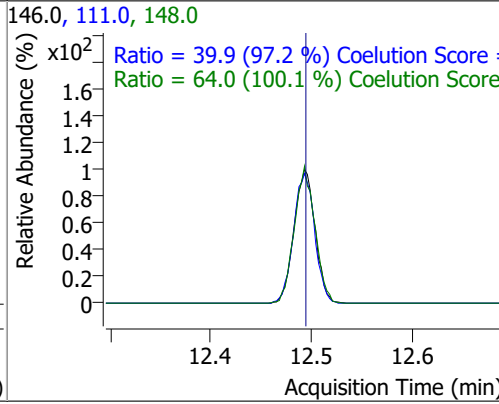
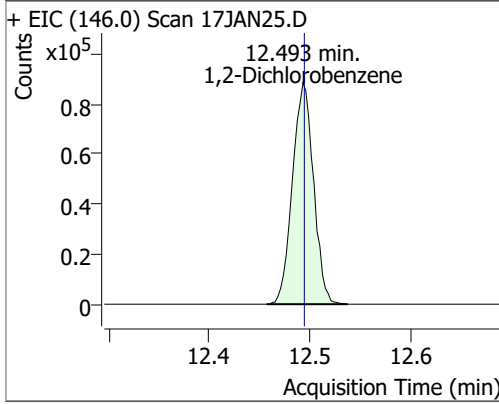


Quantitation Results Report (QT Reviewed)

Compound	Conc.	RT	Dev(Min)	Resp.	QIon	QRatio	Lower	Upper
4-Chlorotoluene	135.5060	11.40	0.00	278076	126.0	32.4	1.7	61.7
+ EIC (91.0) Scan 17JAN25.D			91.0, 126.0			+ Scan (11.350-11.445 min, 34 scans) 17JAN25.D		
								
						Ratio = 32.4 (102.2 %) Coelution Score		
1,3-Dichlorobenzene	133.9019	12.03	0.00	154479	148.0	63.9	33.6	93.6
+ EIC (146.0) Scan 17JAN25.D			146.0, 111.0, 148.0			+ Scan (11.994-12.075 min, 30 scans) 17JAN25.D		
								
						Ratio = 39.2 (98.5 %) Coelution Score =		
						Ratio = 63.9 (100.5 %) Coelution Score		
1,4-Dichlorobenzene	134.2162	12.12	0.00	157884	148.0	63.4	33.1	93.1
+ EIC (146.0) Scan 17JAN25.D			146.0, 111.0, 148.0			+ Scan (12.086-12.173 min, 31 scans) 17JAN25.D		
								
						Ratio = 38.5 (98.3 %) Coelution Score =		
						Ratio = 63.4 (100.6 %) Coelution Score		

Quantitation Results Report (QT Reviewed)

Compound	Conc.	RT	Dev(Min)	Resp.	QIon	QRatio	Lower	Upper
1,2-Dichlorobenzene	131.9958	12.49	0.00	128695	148.0	64.0	33.9	93.9
					111.0	39.9	11.0	71.0



Audit Trail report

Batch name and path: D:\Org\Data\VOA5975C\VG011722\QuantResults\VG011722_8260B.batch.bin
Quant batch version: 10.0
Quant reporting version: 10.0

Name	User	Time	Action	Reason	Comment	Succeed	Exception
CmdNewBatchTable	BL2000\mchavez	1/17/2022 9:52:49 AM	Create new batch D:\Org\Data\VOA5975C\VG011722\VG011722_8260B.batch.bin			✓	
CmdImportSamplesFromWorklist	BL2000\mchavez	1/17/2022 9:52:57 AM	Add samples from worklist: D:\Org\Data\VOA5975C\VG011722\17JAN01.D			✓	
CmdStartMethodEditing	BL2000\mchavez	1/17/2022 9:53:24 AM	Start method editing			✓	
CmdImportMethodFromFile	BL2000\mchavez	1/17/2022 9:53:24 AM	Import method from file \\MASSHUNTER\Org\Data\Methods\Quant\VOA5975C\VOA5975C_010422_CAL\VOA5975C_8260B_SHT_DoD_L4_010422.m			✓	
CmdApplyMethodToAllSamples	BL2000\mchavez	1/17/2022 9:53:30 AM	Apply method to all samples			✓	
CmdMethodClear	BL2000\mchavez	1/17/2022 9:53:30 AM	Clear method			✓	
CmdEndMethodEditing	BL2000\mchavez	1/17/2022 9:53:31 AM	End method editing			✓	
CmdQuantitate	BL2000\mchavez	1/17/2022 9:53:33 AM	Quantitate all compounds in all samples			✓	
CmdSaveBatchTable	BL2000\mchavez	1/17/2022 9:56:47 AM	Save batch D:\Org\Data\VOA5975C\VG011722\QuantResults\VG011722_8260B.batch.bin			✓	
CmdOpenBatchTable	BL2000\mchavez	1/17/2022 10:09:30 AM	Open batch D:\Org\Data\VOA5975C\VG011722\VG011722_8260B.batch.bin			✓	
CmdImportSamplesFromWorklist	BL2000\mchavez	1/17/2022 10:09:46 AM	Add samples from worklist: D:\Org\Data\VOA5975C\VG011722\17JAN02.D			✓	
CmdSetSampleAttribute	BL2000\mchavez	1/17/2022 10:09:50 AM	Set SampleType = TuneCheck for sample 17JAN02.D; previous value = Sample			✓	
CmdSaveBatchTable	BL2000\mchavez	1/17/2022 10:11:12 AM	Save batch D:\Org\Data\VOA5975C\VG011722\QuantResults\VG011722_8260B.batch.bin			✓	
CmdOpenBatchTable	BL2000\mchavez	1/17/2022 10:46:19 AM	Open batch D:\Org\Data\VOA5975C\VG011722\VG011722_8260B.batch.bin			✓	
CmdImportSamplesFromWorklist	BL2000\mchavez	1/17/2022 10:46:44 AM	Add samples from worklist: D:\Org\Data\VOA5975C\VG011722\17JAN03.D			✓	
CmdSetSampleAttribute	BL2000\mchavez	1/17/2022 10:46:48 AM	Set SampleType = CC for sample 17JAN03.D; previous value = Sample			✓	
CmdSetSampleAttribute	BL2000\mchavez	1/17/2022 10:46:54 AM	Set LevelName = CC for sample 17JAN03.D; previous value =			✓	
CmdQuantitate	BL2000\mchavez	1/17/2022 10:46:59 AM	Quantitate all compounds in all samples			✓	

Audit Trail report

Name	User	Time	Action	Reason	Comment	Succeed	Exception
CmdSaveBatchTable	BL2000\mchavez	1/17/2022 11:14:31 AM	Save batch D:\Org\Data\VOA5975C\VG011722\QuantResults\VG011722_8260B.batch.bin			✓	
CmdOpenBatchTable	BL2000\mchavez	1/17/2022 11:28:46 AM	Open batch D:\Org\Data\VOA5975C\VG011722\VG011722_8260B.batch.bin			✓	
CmdImportSamplesFromWorklist	BL2000\mchavez	1/17/2022 11:29:31 AM	Add samples from worklist: D:\Org\Data\VOA5975C\VG011722\17JAN04.D			✓	
CmdSetSampleAttribute	BL2000\mchavez	1/17/2022 11:29:36 AM	Set SampleType = CC for sample 17JAN04.D; previous value = Sample			✓	
CmdSetSampleAttribute	BL2000\mchavez	1/17/2022 11:29:42 AM	Set LevelName = CC for sample 17JAN04.D; previous value =			✓	
CmdQuantitate	BL2000\mchavez	1/17/2022 11:29:46 AM	Quantitate all compounds in all samples			✓	
CmdImportSamplesFromWorklist	BL2000\mchavez	1/17/2022 12:00:34 PM	Add samples from worklist: D:\Org\Data\VOA5975C\VG011722\17JAN05.D			✓	
CmdSetSampleAttribute	BL2000\mchavez	1/17/2022 12:00:38 PM	Set SampleType = CC for sample 17JAN05.D; previous value = Sample			✓	
CmdSetSampleAttribute	BL2000\mchavez	1/17/2022 12:00:43 PM	Set LevelName = CC for sample 17JAN05.D; previous value =			✓	
CmdQuantitate	BL2000\mchavez	1/17/2022 12:00:49 PM	Quantitate all compounds in all samples			✓	
CmdImportSamplesFromWorklist	BL2000\mchavez	1/17/2022 12:42:36 PM	Add samples from worklist: D:\Org\Data\VOA5975C\VG011722\17JAN06.D			✓	
CmdSetSampleAttribute	BL2000\mchavez	1/17/2022 12:42:42 PM	Set SampleType = QC for sample 17JAN06.D; previous value = Sample			✓	
CmdSetSampleAttribute	BL2000\mchavez	1/17/2022 12:42:45 PM	Set LevelName = QC for sample 17JAN06.D; previous value =			✓	
CmdSetSampleAttribute	BL2000\mchavez	1/17/2022 12:42:51 PM	Set SampleInformation = LCSA for sample 17JAN06.D; previous value =			✓	
CmdQuantitate	BL2000\mchavez	1/17/2022 12:42:59 PM	Quantitate all compounds in all samples			✓	
CmdSaveBatchTable	BL2000\mchavez	1/17/2022 12:50:40 PM	Save batch D:\Org\Data\VOA5975C\VG011722\QuantResults\VG011722_8260B.batch.bin			✓	
CmdOpenBatchTable	BL2000\mchavez	1/17/2022 1:18:13 PM	Open batch D:\Org\Data\VOA5975C\VG011722\VG011722_8260B.batch.bin			✓	
CmdImportSamplesFromWorklist	BL2000\mchavez	1/17/2022 1:18:42 PM	Add samples from worklist: D:\Org\Data\VOA5975C\VG011722\17JAN08.D, D:\Org\Data\VOA5975C\VG011722\17JAN07.D			✓	
CmdSetSampleAttribute	BL2000\mchavez	1/17/2022 1:18:53 PM	Set SampleType = Blank for sample 17JAN08.D; previous value = Sample			✓	
CmdQuantitate	BL2000\mchavez	1/17/2022 1:19:01 PM	Quantitate all compounds in all samples			✓	

Audit Trail report

Name	User	Time	Action	Reason	Comment	Succeed	Exception
CmdSaveBatchTable	BL2000\mchavez	1/17/2022 1:35:27 PM	Save batch D:\Org\Data\VOA5975C\VG011722\QuantResults\VG011722_8260B.batch.bin			✓	
CmdOpenBatchTable	BL2000\mchavez	1/17/2022 1:58:39 PM	Open batch D:\Org\Data\VOA5975C\VG011722\VG011722_8260B.batch.bin			✓	
CmdImportSamplesFromWorklist	BL2000\mchavez	1/17/2022 1:58:59 PM	Add samples from worklist: D:\Org\Data\VOA5975C\VG011722\17JAN09.D			✓	
CmdQuantitate	BL2000\mchavez	1/17/2022 1:59:10 PM	Quantitate all compounds in all samples			✓	
CmdImportSamplesFromWorklist	BL2000\mchavez	1/17/2022 2:44:28 PM	Add samples from worklist: D:\Org\Data\VOA5975C\VG011722\17JAN10.D			✓	
CmdQuantitate	BL2000\mchavez	1/17/2022 2:48:17 PM	Quantitate all compounds in all samples			✓	
CmdImportSamplesFromWorklist	BL2000\mchavez	1/17/2022 2:50:08 PM	Add samples from worklist: D:\Org\Data\VOA5975C\VG011722\17JAN11.D			✓	
CmdQuantitate	BL2000\mchavez	1/17/2022 2:50:17 PM	Quantitate all compounds in all samples			✓	
CmdSaveBatchTable	BL2000\mchavez	1/17/2022 2:58:05 PM	Save batch D:\Org\Data\VOA5975C\VG011722\QuantResults\VG011722_8260B.batch.bin			✓	
CmdOpenBatchTable	BL2000\mchavez	1/17/2022 3:28:17 PM	Open batch D:\Org\Data\VOA5975C\VG011722\VG011722_8260B.batch.bin			✓	
CmdImportSamplesFromWorklist	BL2000\mchavez	1/17/2022 3:28:33 PM	Add samples from worklist: D:\Org\Data\VOA5975C\VG011722\17JAN12.D			✓	
CmdQuantitate	BL2000\mchavez	1/17/2022 3:28:54 PM	Quantitate all compounds in all samples			✓	
CmdSaveBatchTable	BL2000\mchavez	1/17/2022 3:40:47 PM	Save batch D:\Org\Data\VOA5975C\VG011722\QuantResults\VG011722_8260B.batch.bin			✓	
CmdOpenBatchTable	BL2000\mchavez	1/17/2022 4:44:22 PM	Open batch D:\Org\Data\VOA5975C\VG011722\VG011722_8260B.batch.bin			✓	
CmdImportSamplesFromWorklist	BL2000\mchavez	1/17/2022 4:44:44 PM	Add samples from worklist: D:\Org\Data\VOA5975C\VG011722\17JAN14.D, D:\Org\Data\VOA5975C\VG011722\17JAN13.D			✓	
CmdQuantitate	BL2000\mchavez	1/17/2022 4:44:56 PM	Quantitate all compounds in all samples			✓	
CmdSaveBatchTable	BL2000\mchavez	1/17/2022 4:45:29 PM	Save batch D:\Org\Data\VOA5975C\VG011722\QuantResults\VG011722_8260B.batch.bin			✓	
CmdOpenBatchTable	BL2000\mchavez	1/18/2022 8:33:50 AM	Open batch D:\Org\Data\VOA5975C\VG011722\VG011722_8260B.batch.bin			✓	

Audit Trail report

Name	User	Time	Action	Reason	Comment	Succeed	Exception
CmdImportSamplesFromWorklist	BL2000\mchavez	1/18/2022 8:35:30 AM	Add samples from worklist: D:\Org\Data\VOA5975C\VG011722\17JAN26.D, D:\Org\Data\VOA5975C\VG011722\17JAN25.D, D:\Org\Data\VOA5975C\VG011722\17JAN24.D, D:\Org\Data\VOA5975C\VG011722\17JAN23.D, D:\Org\Data\VOA5975C\VG011722\17JAN22.D, D:\Org\Data\VOA5975C\VG011722\17JAN21.D, D:\Org\Data\VOA5975C\VG011722\17JAN20.D, D:\Org\Data\VOA5975C\VG011722\17JAN19.D, D:\Org\Data\VOA5975C\VG011722\17JAN18.D, D:\Org\Data\VOA5975C\VG011722\17JAN17.D, D:\Org\Data\VOA5975C\VG011722\17JAN16.D, D:\Org\Data\VOA5975C\VG011722\17JAN15.D			✓	
CmdSetSampleAttribute	BL2000\mchavez	1/18/2022 8:35:40 AM	Set SampleType = CC for sample 17JAN25.D; previous value = Sample			✓	
CmdSetSampleAttribute	BL2000\mchavez	1/18/2022 8:35:51 AM	Set LevelName = CC for sample 17JAN25.D; previous value =			✓	
CmdSetSampleAttribute	BL2000\mchavez	1/18/2022 8:35:56 AM	Set SampleType = Matrix for sample 17JAN22.D; previous value = Sample			✓	
CmdSetSampleAttribute	BL2000\mchavez	1/18/2022 8:36:02 AM	Set SampleType = MatrixDup for sample 17JAN23.D; previous value = Sample			✓	
CmdQuantitate	BL2000\mchavez	1/18/2022 8:36:19 AM	Quantitate all compounds in all samples			✓	
CmdSetSampleAttribute	BL2000\mchavez	1/18/2022 8:36:32 AM	Set MatrixSpikeGroup = MatrixA for sample 17JAN22.D; previous value =			✓	
CmdSetSampleAttribute	BL2000\mchavez	1/18/2022 8:36:35 AM	Set MatrixSpikeGroup = MatrixA for sample 17JAN23.D; previous value =			✓	
CmdSetSampleAttribute	BL2000\mchavez	1/18/2022 8:36:46 AM	Set SampleInformation = MatrixA for sample 17JAN22.D; previous value =			✓	
CmdSetSampleAttribute	BL2000\mchavez	1/18/2022 8:37:18 AM	Set SampleInformation = MatrixA for sample 17JAN23.D; previous value =			✓	
CmdSetSampleAttribute	BL2000\mchavez	1/18/2022 8:37:24 AM	Set MatrixSpikeGroup = 972 for sample 17JAN22.D; previous value = MatrixA			✓	
CmdSetSampleAttribute	BL2000\mchavez	1/18/2022 8:37:26 AM	Set MatrixSpikeGroup = 972 for sample 17JAN23.D; previous value = MatrixA			✓	
CmdQuantitate	BL2000\mchavez	1/18/2022 8:37:44 AM	Quantitate all compounds in all samples			✓	

Audit Trail report

Name	User	Time	Action	Reason	Comment	Succeed	Exception
CmdSetSampleAttribute	BL2000\mchavez	1/18/2022 9:36:29 AM	Set MatrixSpikeGroup = 972 for sample 17JAN11.D; previous value =			✓	
CmdSaveBatchTable	BL2000\mchavez	1/18/2022 9:40:44 AM	Save batch D:\Org\Data\VOA5975C\VG011722\QuantResults\VG011722_8260B.batch.bin			✓	
CmdOpenBatchTable	BL2000\mchavez	1/20/2022 2:52:57 PM	Open batch D:\Org\Data\VOA5975C\VG011722\VG011722_8260B.batch.bin			✓	
CmdSetSampleAttribute	BL2000\mchavez	1/20/2022 2:58:51 PM	Set SampleApproved = True for sample 17JAN04.D; previous value = False			✓	
CmdSetSampleAttribute	BL2000\mchavez	1/20/2022 3:06:50 PM	Set SampleApproved = True for sample 17JAN05.D; previous value = False			✓	
CmdSetSampleAttribute	BL2000\mchavez	1/20/2022 3:10:28 PM	Set SampleApproved = True for sample 17JAN06.D; previous value = False			✓	
CmdSetSampleAttribute	BL2000\mchavez	1/20/2022 3:11:34 PM	Set UserDefined = Reran due to low internals/high surrogate for sample 17JAN09.D; previous value =			✓	
CmdManuallyIntegratePeak	BL2000\mchavez	1/20/2022 3:12:34 PM	Manually integrate compound Chloroform in sample 17JAN08.D from x, y = 5.600, 0 to 5.700, 0; result = 204			✓	
CmdManuallyIntegrateQualifierPeak	BL2000\mchavez	1/20/2022 3:12:36 PM	Manually integrate qualifier 85.0 of compound Chloroform in sample 17JAN08.D from x, y = 5.639, 0 to 5.697, 0; result = 41			✓	
CmdZeroOutPeak	BL2000\mchavez	1/20/2022 3:12:39 PM	Zero out primary peak of compound Chloroform in sample 17JAN08.D			✓	
CmdSetSampleAttribute	BL2000\mchavez	1/20/2022 3:13:08 PM	Set UserDefined = Qualifier ratio did not meet method requirements for Chloroform for sample 17JAN08.D; previous value =			✓	
CmdManuallyIntegratePeak	BL2000\mchavez	1/20/2022 3:13:27 PM	Manually integrate compound Methylene chloride in sample 17JAN08.D from x, y = 3.296, 0 to 3.394, 0; result = 947			✓	
CmdManuallyIntegrateQualifierPeak	BL2000\mchavez	1/20/2022 3:13:30 PM	Manually integrate qualifier 84.0 of compound Methylene chloride in sample 17JAN08.D from x, y = 3.274, 0 to 3.399, 0; result = 701			✓	
CmdManuallyIntegrateQualifierPeak	BL2000\mchavez	1/20/2022 3:13:32 PM	Manually integrate qualifier 86.0 of compound Methylene chloride in sample 17JAN08.D from x, y = 3.274, 0 to 3.383, 0; result = 374			✓	
CmdSetTargetCompoundAttribute	BL2000\mchavez	1/20/2022 3:13:35 PM	Set UserAnnotation = NI for compound Methylene chloride in sample 17JAN08.D; previous value =			✓	
CmdSetSampleAttribute	BL2000\mchavez	1/20/2022 3:13:46 PM	Set SampleApproved = True for sample 17JAN08.D; previous value = False			✓	

Audit Trail report

Name	User	Time	Action	Reason	Comment	Succeed	Exception
CmdManuallyIntegratePeak	BL2000\mchavez	1/20/2022 3:14:40 PM	Manually integrate compound Chloromethane in sample 17JAN10.D from x, y = 1.383, 0 to 1.439, 0; result = 1209			✓	
CmdManuallyIntegrateQualifierPeak	BL2000\mchavez	1/20/2022 3:14:42 PM	Manually integrate qualifier52.0 of compound Chloromethane in sample 17JAN10.D from x, y = 1.378, 0 to 1.467, 0; result = 267			✓	
CmdManuallyIntegratePeak	BL2000\mchavez	1/20/2022 3:14:54 PM	Manually integrate compound Methylene chloride in sample 17JAN10.D from x, y = 3.280, 0 to 3.377, 0; result = 575			✓	
CmdManuallyIntegrateQualifierPeak	BL2000\mchavez	1/20/2022 3:14:57 PM	Manually integrate qualifier84.0 of compound Methylene chloride in sample 17JAN10.D from x, y = 3.310, 0 to 3.377, 0; result = 239			✓	
CmdManuallyIntegrateQualifierPeak	BL2000\mchavez	1/20/2022 3:14:59 PM	Manually integrate qualifier86.0 of compound Methylene chloride in sample 17JAN10.D from x, y = 3.296, 0 to 3.388, 0; result = 122			✓	
CmdSetTargetCompoundAttribute	BL2000\mchavez	1/20/2022 3:15:03 PM	Set UserAnnotation = NI for compound Methylene chloride in sample 17JAN10.D; previous value =			✓	
CmdSetTargetCompoundAttribute	BL2000\mchavez	1/20/2022 3:15:05 PM	Set UserAnnotation = NI for compound Chloromethane in sample 17JAN10.D; previous value =			✓	

Audit Trail report

Name	User	Time	Action	Reason	Comment	Succeed	Exception
CmdManuallyIntegratePeak	BL2000\mchavez	1/20/2022 3:15:38 PM	Manually integrate compound Toluene in sample 17JAN10.D from x, y = 8.360, 0 to 8.430, 0; result = 0				<p>Agilent.MassSpectrometry.DataAnalysis.Quantitative.ApplicationCommandException: Manual integration failed for compound Toluene in sample B22010971-001F. ---></p> <p>Agilent.MassSpectrometry.DataAnalysis.Quantitative.ApplicationCommandException: Manual integration failed for compound Toluene in sample B22010971-001F. ---></p> <p>System.IndexOutOfRangeException: Index was outside the bounds of the array. at Agilent.MassSpectrometry.DataAnalysis.AgileIntegrator.Peak.a(Double[] A_0, Single[] A_1, Int32 A_2, Int32 A_3, Int32 A_4, Double A_5, Double A_6, Double& A_7, Double& A_8, Int32& A_9, Int32& A_10, Int32& A_11, Int32& A_12) at Agilent.MassSpectrometry.DataAnalysis.AgileIntegrator.Peak.ComputeChromatographicMetrics(Double[] xArray, Single[] yArray, Int32 startIndex, Int32 apexIndex, Int32 endIndex, Double baselineSlope, Double yIntercept, Double& fullWidthHalfMaximum, Double& symmetry) at Agilent.MassSpectrometry.DataAnalysis.Quantitative.Integrator.a(IChromatogram A_0, IPeakList A_1) at Agilent.MassSpectrometry.DataAnalysis.Quantitative.Integrator.ManualIntegrate(IChromatogram chromatogram, Double xStart, Double yStart, Double xEnd, Double yEnd, IChromPeakList& peaklist) at Agilent.MassSpectrometry.DataAnalysis.Quantitative.Analysis.MeasuredIon.ManualIntegrate(Double xStart, Double yStart, Double xEnd, Double yEnd) --- End of inner exception stack trace --- at Agilent.MassSpectrometry.DataAnalysis.Quantitative.Analysis.QuantifierIon.SetManualIntegrationFailureMessage(Exception e) at Agilent.MassSpectrometry.DataAnalysis.Quantitative.Analysis.MeasuredIon.ManualIntegrate(Double xStart, Double yStart, Double xEnd, Double yEnd)</p>

Audit Trail report

Name	User	Time	Action	Reason	Comment	Succeed	Exception
							at Agilent.MassSpectrometry.DataAnalysis.Quantitative.CmdManuallyIntegratePeak.Do() --- End of inner exception stack trace --- at Agilent.MassSpectrometry.DataAnalysis.Quantitative.CmdManuallyIntegratePeak.Do() at Agilent.MassSpectrometry.CommandModel.CommandHistory.Invoke(ICommand cmd) at Agilent.MassSpectrometry.DataAnalysis.Quantitative.AppCommandContext._Invoke(ICommand cmd)
CmdManuallyIntegrateQualifierPeak	BL2000\mchavez	1/20/2022 3:15:44 PM	Manually integrate qualifier91.0 of compound Toluene in sample 17JAN10.D from x, y = 8.352, 0 to 8.422, 0; result = 0			✓	
CmdManuallyIntegratePeak	BL2000\mchavez	1/20/2022 3:15:48 PM	Manually integrate compound Toluene in sample 17JAN10.D from x, y = 8.363, 0 to 8.416, 0; result = 1079			✓	
CmdSetTargetCompoundAttribute	BL2000\mchavez	1/20/2022 3:15:52 PM	Set UserAnnotation = NI for compound Toluene in sample 17JAN10.D; previous value =			✓	
CmdSetSampleAttribute	BL2000\mchavez	1/20/2022 3:16:24 PM	Set SampleApproved = True for sample 17JAN10.D; previous value = False			✓	
CmdManuallyIntegratePeak	BL2000\mchavez	1/20/2022 3:16:53 PM	Manually integrate compound m+p-Xylenes in sample 17JAN11.D from x, y = 10.023, 0 to 10.059, 0; result = 66			✓	
CmdManuallyIntegrateQualifierPeak	BL2000\mchavez	1/20/2022 3:16:57 PM	Manually integrate qualifier91.0 of compound m+p-Xylenes in sample 17JAN11.D from x, y = 10.017, 0 to 10.090, 0; result = 139			✓	
CmdSetTargetCompoundAttribute	BL2000\mchavez	1/20/2022 3:16:59 PM	Set UserAnnotation = NI for compound m+p-Xylenes in sample 17JAN11.D; previous value =			✓	
CmdManuallyIntegratePeak	BL2000\mchavez	1/20/2022 3:17:17 PM	Manually integrate compound Toluene in sample 17JAN11.D from x, y = 8.341, 0 to 8.380, 25; result = 72			✓	
CmdManuallyIntegratePeak	BL2000\mchavez	1/20/2022 3:17:18 PM	Manually integrate compound Toluene in sample 17JAN11.D, from x, y = 8.391, 25 to 8.419, 0, result = 38; previous integration is from x, y = 8.341, 0 to 8.380, 25 and previous response = 72.			✓	

Audit Trail report

Name	User	Time	Action	Reason	Comment	Succeed	Exception
CmdManuallyIntegratePeak	BL2000\mchavez	1/20/2022 3:17:20 PM	Manually integrate compound Toluene in sample 17JAN11.D, from x, y = 8.341, 0 to 8.419, 0, result = 419; previous integration is from x, y = 8.391, 25 to 8.419, 0 and previous response = 38.			✓	
CmdManuallyIntegrateQualifierPeak	BL2000\mchavez	1/20/2022 3:17:23 PM	Manually integrate qualifier91.0 of compound Toluene in sample 17JAN11.D from x, y = 8.355, 0 to 8.436, 0; result = 769			✓	
CmdSetTargetCompoundAttribute	BL2000\mchavez	1/20/2022 3:17:25 PM	Set UserAnnotation = NI for compound Toluene in sample 17JAN11.D; previous value =			✓	
CmdManuallyIntegratePeak	BL2000\mchavez	1/20/2022 3:18:00 PM	Manually integrate compound Methylene chloride in sample 17JAN11.D from x, y = 3.305, 0 to 3.386, 0; result = 516			✓	
CmdManuallyIntegrateQualifierPeak	BL2000\mchavez	1/20/2022 3:18:01 PM	Manually integrate qualifier84.0 of compound Methylene chloride in sample 17JAN11.D from x, y = 3.291, 0 to 3.386, 0; result = 286			✓	
CmdManuallyIntegrateQualifierPeak	BL2000\mchavez	1/20/2022 3:18:03 PM	Manually integrate qualifier86.0 of compound Methylene chloride in sample 17JAN11.D from x, y = 3.310, 0 to 3.372, 0; result = 52			✓	
CmdZeroOutPeak	BL2000\mchavez	1/20/2022 3:18:12 PM	Zero out primary peak of compound Methylene chloride in sample 17JAN11.D			✓	
CmdSetSampleAttribute	BL2000\mchavez	1/20/2022 3:18:34 PM	Set UserDefined = Qualifier ratio did not meet method requirements for Methylene chloride for sample 17JAN11.D; previous value =			✓	
CmdManuallyIntegratePeak	BL2000\mchavez	1/20/2022 3:18:56 PM	Manually integrate compound Chloromethane in sample 17JAN11.D from x, y = 1.378, 0 to 1.445, 0; result = 1100			✓	
CmdManuallyIntegrateQualifierPeak	BL2000\mchavez	1/20/2022 3:18:59 PM	Manually integrate qualifier52.0 of compound Chloromethane in sample 17JAN11.D from x, y = 1.383, 0 to 1.467, 0; result = 346			✓	
CmdSetTargetCompoundAttribute	BL2000\mchavez	1/20/2022 3:19:04 PM	Set UserAnnotation = NI for compound Chloromethane in sample 17JAN11.D; previous value =			✓	
CmdSetSampleAttribute	BL2000\mchavez	1/20/2022 3:19:12 PM	Set SampleApproved = True for sample 17JAN11.D; previous value = False			✓	
CmdManuallyIntegratePeak	BL2000\mchavez	1/20/2022 3:19:50 PM	Manually integrate compound Chloromethane in sample 17JAN12.D from x, y = 1.372, 0 to 1.462, 0; result = 1675			✓	

Audit Trail report

Name	User	Time	Action	Reason	Comment	Succeed	Exception
CmdManuallyIntegrateQualifierPeak	BL2000\mchavez	1/20/2022 3:19:53 PM	Manually integrate qualifier52.0 of compound Chloromethane in sample 17JAN12.D from x, y = 1.381, 0 to 1.436, 0; result = 653			✓	
CmdSetTargetCompoundAttribute	BL2000\mchavez	1/20/2022 3:19:57 PM	Set UserAnnotation = NI for compound Chloromethane in sample 17JAN12.D; previous value =			✓	
CmdManuallyIntegratePeak	BL2000\mchavez	1/20/2022 3:20:24 PM	Manually integrate compound Methylene chloride in sample 17JAN12.D from x, y = 3.291, 0 to 3.372, 0; result = 445			✓	
CmdManuallyIntegrateQualifierPeak	BL2000\mchavez	1/20/2022 3:20:27 PM	Manually integrate qualifier84.0 of compound Methylene chloride in sample 17JAN12.D from x, y = 3.291, 0 to 3.386, 0; result = 267			✓	
CmdManuallyIntegrateQualifierPeak	BL2000\mchavez	1/20/2022 3:20:29 PM	Manually integrate qualifier86.0 of compound Methylene chloride in sample 17JAN12.D from x, y = 3.305, 0 to 3.352, 0; result = 110			✓	
CmdSetTargetCompoundAttribute	BL2000\mchavez	1/20/2022 3:20:33 PM	Set UserAnnotation = NI for compound Methylene chloride in sample 17JAN12.D; previous value =			✓	
CmdSaveBatchTable	BL2000\mchavez	1/20/2022 4:22:30 PM	Save batch D:\Org\Data\VOA5975C\VG011722\QuantResults\VG011722_8260B.batch.bin			✓	
CmdOpenBatchTable	BL2000\mchavez	1/21/2022 1:28:28 PM	Open batch D:\Org\Data\VOA5975C\VG011722\VG011722_8260B.batch.bin			✓	
CmdSetSampleAttribute	BL2000\mchavez	1/21/2022 1:29:57 PM	Set SampleApproved = True for sample 17JAN12.D; previous value = False			✓	
CmdManuallyIntegratePeak	BL2000\mchavez	1/21/2022 1:30:32 PM	Manually integrate compound o-Xylene in sample 17JAN13.D from x, y = 10.396, 0 to 10.477, 0; result = 621			✓	
CmdManuallyIntegrateQualifierPeak	BL2000\mchavez	1/21/2022 1:30:34 PM	Manually integrate qualifier91.0 of compound o-Xylene in sample 17JAN13.D from x, y = 10.396, 0 to 10.466, 0; result = 1388			✓	
CmdSetTargetCompoundAttribute	BL2000\mchavez	1/21/2022 1:30:40 PM	Set UserAnnotation = NI for compound o-Xylene in sample 17JAN13.D; previous value =			✓	
CmdManuallyIntegratePeak	BL2000\mchavez	1/21/2022 1:30:44 PM	Manually integrate compound m+p-Xylenes in sample 17JAN13.D from x, y = 10.003, 0 to 10.065, 0; result = 1603			✓	
CmdManuallyIntegrateQualifierPeak	BL2000\mchavez	1/21/2022 1:30:46 PM	Manually integrate qualifier91.0 of compound m+p-Xylenes in sample 17JAN13.D from x, y = 10.003, 0 to 10.081, 0; result = 2949			✓	
CmdManuallyIntegratePeak	BL2000\mchavez	1/21/2022 1:30:52 PM	Manually integrate compound Ethylbenzene in sample 17JAN13.D from x, y = 9.897, 0 to 9.939, 0; result = 1029			✓	

Audit Trail report

Name	User	Time	Action	Reason	Comment	Succeed	Exception
CmdManuallyIntegrateQualifierPeak	BL2000\mchavez	1/21/2022 1:30:54 PM	Manually integrate qualifier106.0 of compound Ethylbenzene in sample 17JAN13.D from x, y = 9.892, 0 to 9.950, 0; result = 272			✓	
CmdSetTargetCompoundAttribute	BL2000\mchavez	1/21/2022 1:30:59 PM	Set UserAnnotation = NI for compound Ethylbenzene in sample 17JAN13.D; previous value =			✓	
CmdSetTargetCompoundAttribute	BL2000\mchavez	1/21/2022 1:31:02 PM	Set UserAnnotation = NI for compound m+p-Xylenes in sample 17JAN13.D; previous value =			✓	
CmdManuallyIntegratePeak	BL2000\mchavez	1/21/2022 1:31:30 PM	Manually integrate compound 1,2-Dichloroethane in sample 17JAN13.D from x, y = 6.283, 0 to 6.372, 0; result = 1633			✓	
CmdManuallyIntegrateQualifierPeak	BL2000\mchavez	1/21/2022 1:31:35 PM	Manually integrate qualifier64.0 of compound 1,2-Dichloroethane in sample 17JAN13.D from x, y = 6.292, 0 to 6.342, 0; result = 504			✓	
CmdZeroOutPeak	BL2000\mchavez	1/21/2022 1:31:39 PM	Zero out primary peak of compound 1,2-Dichloroethane in sample 17JAN13.D			✓	
CmdSetSampleAttribute	BL2000\mchavez	1/21/2022 1:31:50 PM	Set UserDefined = Qualifier ratio did not meet method requirements for Methylene chloride for sample 17JAN13.D; previous value =			✓	
CmdSetSampleAttribute	BL2000\mchavez	1/21/2022 1:32:04 PM	Set UserDefined = Qualifier ratio did not meet method requirements for 1,2-Dichloroethane for sample 17JAN13.D; previous value = Qualifier ratio did not meet method requirements for Methylene chloride			✓	
CmdManuallyIntegratePeak	BL2000\mchavez	1/21/2022 1:32:18 PM	Manually integrate compound Benzene in sample 17JAN13.D from x, y = 6.239, 0 to 6.342, 0; result = 1366			✓	
CmdManuallyIntegrateQualifierPeak	BL2000\mchavez	1/21/2022 1:32:20 PM	Manually integrate qualifier77.0 of compound Benzene in sample 17JAN13.D from x, y = 6.247, 0 to 6.333, 0; result = 338			✓	
CmdSetTargetCompoundAttribute	BL2000\mchavez	1/21/2022 1:32:25 PM	Set UserAnnotation = NI for compound Benzene in sample 17JAN13.D; previous value =			✓	
CmdManuallyIntegratePeak	BL2000\mchavez	1/21/2022 1:34:53 PM	Manually integrate compound Methylene chloride in sample 17JAN13.D from x, y = 3.294, 0 to 3.386, 0; result = 967			✓	
CmdManuallyIntegrateQualifierPeak	BL2000\mchavez	1/21/2022 1:34:55 PM	Manually integrate qualifier84.0 of compound Methylene chloride in sample 17JAN13.D from x, y = 3.299, 0 to 3.377, 0; result = 299			✓	
CmdManuallyIntegrateQualifierPeak	BL2000\mchavez	1/21/2022 1:34:57 PM	Manually integrate qualifier86.0 of compound Methylene chloride in sample 17JAN13.D from x, y = 3.305, 0 to 3.369, 0; result = 295			✓	

Audit Trail report

Name	User	Time	Action	Reason	Comment	Succeed	Exception
CmdZeroOutPeak	BL2000\mchavez	1/21/2022 1:35:02 PM	Zero out primary peak of compound Methylene chloride in sample 17JAN13.D			✓	
CmdSetSampleAttribute	BL2000\mchavez	1/21/2022 1:35:22 PM	Set UserDefined = Qualifier ratio did not meet method requirements for 1,2-Dichloroethane, Methylene chloride for sample 17JAN13.D; previous value = Qualifier ratio did not meet method requirements for 1,2-Dichloroethane			✓	
CmdQuantitate	BL2000\mchavez	1/21/2022 1:35:45 PM	Quantitate all compounds in all samples			✓	
CmdManuallyIntegratePeak	BL2000\mchavez	1/21/2022 1:44:23 PM	Manually integrate compound Bromomethane in sample 17JAN13.D from x, y = 1.766, 0 to 1.824, 0; result = 136			✓	
CmdManuallyIntegrateQualifierPeak	BL2000\mchavez	1/21/2022 1:44:25 PM	Manually integrate qualifier94.0 of compound Bromomethane in sample 17JAN13.D from x, y = 1.757, 0 to 1.821, 0; result = 71			✓	
CmdZeroOutPeak	BL2000\mchavez	1/21/2022 1:44:27 PM	Zero out primary peak of compound Bromomethane in sample 17JAN13.D			✓	
CmdSetSampleAttribute	BL2000\mchavez	1/21/2022 1:46:16 PM	Set UserDefined = Qualifier ratio did not meet method requirements for 1,2-Dichloroethane, Methylene chloride, Bromomethane for sample 17JAN13.D; previous value = Qualifier ratio did not meet method requirements for 1,2-Dichloroethane, Methylene chloride			✓	
CmdManuallyIntegratePeak	BL2000\mchavez	1/21/2022 1:46:29 PM	Manually integrate compound Chloromethane in sample 17JAN13.D from x, y = 1.372, 0 to 1.456, 0; result = 1026			✓	
CmdManuallyIntegrateQualifierPeak	BL2000\mchavez	1/21/2022 1:46:31 PM	Manually integrate qualifier52.0 of compound Chloromethane in sample 17JAN13.D from x, y = 1.389, 0 to 1.439, 0; result = 190			✓	
CmdSetTargetCompoundAttribute	BL2000\mchavez	1/21/2022 1:46:34 PM	Set UserAnnotation = NI for compound Chloromethane in sample 17JAN13.D; previous value =			✓	
CmdSetSampleAttribute	BL2000\mchavez	1/21/2022 1:46:41 PM	Set SampleApproved = True for sample 17JAN13.D; previous value = False			✓	
CmdManuallyIntegratePeak	BL2000\mchavez	1/21/2022 1:48:41 PM	Manually integrate compound Chloromethane in sample 17JAN14.D from x, y = 1.378, 0 to 1.459, 0; result = 1173			✓	
CmdManuallyIntegrateQualifierPeak	BL2000\mchavez	1/21/2022 1:48:43 PM	Manually integrate qualifier52.0 of compound Chloromethane in sample 17JAN14.D from x, y = 1.400, 0 to 1.456, 0; result = 205			✓	

Audit Trail report

Name	User	Time	Action	Reason	Comment	Succeed	Exception
CmdSetTargetCompoundAttribute	BL2000\mchavez	1/21/2022 1:48:47 PM	Set UserAnnotation = NI for compound Chloromethane in sample 17JAN14.D; previous value =			✓	
CmdManuallyIntegratePeak	BL2000\mchavez	1/21/2022 1:48:58 PM	Manually integrate compound Methylene chloride in sample 17JAN14.D from x, y = 3.294, 0 to 3.386, 0; result = 564			✓	
CmdSetTargetCompoundAttribute	BL2000\mchavez	1/21/2022 1:48:59 PM	Set UserAnnotation = NI for compound Methylene chloride in sample 17JAN14.D; previous value =			✓	
CmdManuallyIntegrateQualifierPeak	BL2000\mchavez	1/21/2022 1:49:01 PM	Manually integrate qualifier84.0 of compound Methylene chloride in sample 17JAN14.D from x, y = 3.310, 0 to 3.402, 0; result = 297			✓	
CmdManuallyIntegrateQualifierPeak	BL2000\mchavez	1/21/2022 1:49:03 PM	Manually integrate qualifier86.0 of compound Methylene chloride in sample 17JAN14.D from x, y = 3.291, 0 to 3.377, 0; result = 133			✓	
CmdManuallyIntegratePeak	BL2000\mchavez	1/21/2022 1:49:16 PM	Manually integrate compound Chloroform in sample 17JAN14.D from x, y = 5.619, 0 to 5.714, 0; result = 203			✓	
CmdManuallyIntegrateQualifierPeak	BL2000\mchavez	1/21/2022 1:49:18 PM	Manually integrate qualifier85.0 of compound Chloroform in sample 17JAN14.D from x, y = 5.608, 0 to 5.681, 0; result = 142			✓	
CmdSetTargetCompoundAttribute	BL2000\mchavez	1/21/2022 1:49:21 PM	Set UserAnnotation = NI for compound Chloroform in sample 17JAN14.D; previous value =			✓	
CmdSaveBatchTable	BL2000\mchavez	1/21/2022 1:50:12 PM	Save batch D:\Org\Data\VOA5975C\VG011722\QuantResults\VG011722_8260B.batch.bin			✓	
CmdOpenBatchTable	BL2000\mchavez	1/21/2022 1:59:46 PM	Open batch D:\Org\Data\VOA5975C\VG011722\VG011722_8260B.batch.bin			✓	
CmdManuallyIntegratePeak	BL2000\mchavez	1/21/2022 2:00:22 PM	Manually integrate compound Benzene in sample 17JAN14.D from x, y = 6.233, 0 to 6.325, 0; result = 482			✓	
CmdManuallyIntegrateQualifierPeak	BL2000\mchavez	1/21/2022 2:00:24 PM	Manually integrate qualifier77.0 of compound Benzene in sample 17JAN14.D from x, y = 6.244, 0 to 6.328, 0; result = 89			✓	
CmdSetTargetCompoundAttribute	BL2000\mchavez	1/21/2022 2:00:28 PM	Set UserAnnotation = NI for compound Benzene in sample 17JAN14.D; previous value =			✓	
CmdManuallyIntegratePeak	BL2000\mchavez	1/21/2022 2:00:59 PM	Manually integrate compound Ethylbenzene in sample 17JAN14.D from x, y = 9.894, 0 to 9.975, 0; result = 539			✓	
CmdManuallyIntegrateQualifierPeak	BL2000\mchavez	1/21/2022 2:01:01 PM	Manually integrate qualifier106.0 of compound Ethylbenzene in sample 17JAN14.D from x, y = 9.917, 0 to 9.939, 0; result = 26			✓	

Audit Trail report

Name	User	Time	Action	Reason	Comment	Succeed	Exception
CmdManuallyIntegratePeak	BL2000\mchavez	1/21/2022 2:01:12 PM	Manually integrate compound m+p-Xylenes in sample 17JAN14.D from x, y = 10.006, 0 to 10.073, 0; result = 667			✓	
CmdManuallyIntegrateQualifierPeak	BL2000\mchavez	1/21/2022 2:01:14 PM	Manually integrate qualifier91.0 of compound m+p-Xylenes in sample 17JAN14.D from x, y = 10.006, 0 to 10.067, 0; result = 1134			✓	
CmdZeroOutPeak	BL2000\mchavez	1/21/2022 2:01:17 PM	Zero out primary peak of compound m+p-Xylenes in sample 17JAN14.D			✓	
CmdManuallyIntegratePeak	BL2000\mchavez	1/21/2022 2:01:23 PM	Manually integrate compound o-Xylene in sample 17JAN14.D from x, y = 10.407, 0 to 10.488, 0; result = 247			✓	
CmdManuallyIntegrateQualifierPeak	BL2000\mchavez	1/21/2022 2:01:25 PM	Manually integrate qualifier91.0 of compound o-Xylene in sample 17JAN14.D from x, y = 10.396, 0 to 10.463, 0; result = 423			✓	
CmdZeroOutPeak	BL2000\mchavez	1/21/2022 2:01:33 PM	Zero out primary peak of compound o-Xylene in sample 17JAN14.D			✓	
CmdSetSampleAttribute	BL2000\mchavez	1/21/2022 2:02:09 PM	Set SampleApproved = True for sample 17JAN14.D; previous value = False			✓	
CmdQuantitate	BL2000\mchavez	1/21/2022 2:02:43 PM	Quantitate all compounds in all samples			✓	
CmdSetTargetCompoundAttribute	BL2000\mchavez	1/21/2022 2:03:26 PM	Set UserAnnotation = NI for compound Ethylbenzene in sample 17JAN14.D; previous value =			✓	
CmdSaveBatchTable	BL2000\mchavez	1/21/2022 2:16:31 PM	Save batch D:\Org\Data\VOA5975C\VG011722\QuantResults\VG011722_8260B.batch.bin			✓	
CmdOpenBatchTable	BL2000\mchavez	1/21/2022 3:53:48 PM	Open batch D:\Org\Data\VOA5975C\VG011722\VG011722_8260B.batch.bin			✓	
CmdManuallyIntegratePeak	BL2000\mchavez	1/21/2022 3:54:04 PM	Manually integrate compound Dichlorodifluoromethane in sample 17JAN15.D from x, y = 1.222, 0 to 1.291, 0; result = 919			✓	
CmdManuallyIntegrateQualifierPeak	BL2000\mchavez	1/21/2022 3:54:06 PM	Manually integrate qualifier87.0 of compound Dichlorodifluoromethane in sample 17JAN15.D from x, y = 1.222, 0 to 1.305, 0; result = 446			✓	
CmdManuallyIntegrateQualifierPeak	BL2000\mchavez	1/21/2022 3:54:12 PM	Manually integrate qualifier52.0 of compound Chloromethane in sample 17JAN15.D from x, y = 1.383, 0 to 1.456, 7; result = 842			✓	
CmdManuallyIntegrateQualifierPeak	BL2000\mchavez	1/21/2022 3:54:13 PM	Manually integrate qualifier 52.0 of compound Chloromethane in sample 17JAN15.D, from x, y = 1.383, 0 to 1.436, 0, result = 827; previous integration is from x, y = 1.383, 0 to 1.456, 7 and previous response = 842.			✓	

Audit Trail report

Name	User	Time	Action	Reason	Comment	Succeed	Exception
CmdSetTargetCompoundAttribute	BL2000\mchavez	1/21/2022 3:54:24 PM	Set UserAnnotation = NI for compound Dichlorodifluoromethane in sample 17JAN15.D; previous value =			✓	
CmdManuallyIntegratePeak	BL2000\mchavez	1/21/2022 3:54:37 PM	Manually integrate compound Methylene chloride in sample 17JAN15.D from x, y = 3.307, 0 to 3.391, 0; result = 322			✓	
CmdManuallyIntegrateQualifierPeak	BL2000\mchavez	1/21/2022 3:54:39 PM	Manually integrate qualifier84.0 of compound Methylene chloride in sample 17JAN15.D from x, y = 3.305, 0 to 3.360, 0; result = 88			✓	
CmdManuallyIntegrateQualifierPeak	BL2000\mchavez	1/21/2022 3:54:41 PM	Manually integrate qualifier86.0 of compound Methylene chloride in sample 17JAN15.D from x, y = 3.305, 0 to 3.388, 0; result = 59			✓	
CmdZeroOutPeak	BL2000\mchavez	1/21/2022 3:54:44 PM	Zero out primary peak of compound Methylene chloride in sample 17JAN15.D			✓	
CmdSetSampleAttribute	BL2000\mchavez	1/21/2022 3:54:57 PM	Set UserDefined = Qualifier ratio did not meet method requirements for Methylene chloride for sample 17JAN15.D; previous value =			✓	
CmdManuallyIntegratePeak	BL2000\mchavez	1/21/2022 3:55:14 PM	Manually integrate compound Chloroform in sample 17JAN15.D from x, y = 5.608, 0 to 5.722, 0; result = 414			✓	
CmdManuallyIntegrateQualifierPeak	BL2000\mchavez	1/21/2022 3:55:16 PM	Manually integrate qualifier85.0 of compound Chloroform in sample 17JAN15.D from x, y = 5.614, 0 to 5.683, 0; result = 166			✓	

Audit Trail report

Name	User	Time	Action	Reason	Comment	Succeed	Exception
CmdManuallyIntegratePeak	BL2000\mchavez	1/21/2022 3:55:42 PM	Manually integrate compound Toluene in sample 17JAN15.D from x, y = 8.360, 0 to 8.427, 0; result = 0				Agilent.MassSpectrometry.DataAnalysis.Quantitative.ApplicationCommandException: Manual integration failed for compound Toluene in sample B22010756-001F. ---> Agilent.MassSpectrometry.DataAnalysis.Quantitative.ApplicationCommandException: Manual integration failed for compound Toluene in sample B22010756-001F. ---> System.IndexOutOfRangeException: Index was outside the bounds of the array. at Agilent.MassSpectrometry.DataAnalysis.AgileIntegrator.Peak.a(Double[] A_0, Single[] A_1, Int32 A_2, Int32 A_3, Int32 A_4, Double A_5, Double A_6, Double& A_7, Double& A_8, Int32& A_9, Int32& A_10, Int32& A_11, Int32& A_12) at Agilent.MassSpectrometry.DataAnalysis.AgileIntegrator.Peak.ComputeChromatographicMetrics(Double[] xArray, Single[] yArray, Int32 startIndex, Int32 apexIndex, Int32 endIndex, Double baselineSlope, Double yIntercept, Double& fullWidthHalfMaximum, Double& symmetry) at Agilent.MassSpectrometry.DataAnalysis.Quantitative.Integrator.a(IChromatogram A_0, IPeakList A_1) at Agilent.MassSpectrometry.DataAnalysis.Quantitative.Integrator.ManualIntegrate(IChromatogram chromatogram, Double xStart, Double yStart, Double xEnd, Double yEnd, IChromPeakList& peaklist) at Agilent.MassSpectrometry.DataAnalysis.Quantitative.Analysis.MeasuredIon.ManualIntegrate(Double xStart, Double yStart, Double xEnd, Double yEnd) --- End of inner exception stack trace --- at Agilent.MassSpectrometry.DataAnalysis.Quantitative.Analysis.QuantifierIon.SetManualIntegrationFailureMessage(Exception e) at Agilent.MassSpectrometry.DataAnalysis.Quantitative.Analysis.MeasuredIon.ManualIntegrate(Double xStart, Double yStart, Double xEnd, Double yEnd)

Audit Trail report

Name	User	Time	Action	Reason	Comment	Succeed	Exception
							at Agilent.MassSpectrometry.DataAnalysis.Quantitative.CmdManuallyIntegratePeak.Do() --- End of inner exception stack trace --- at Agilent.MassSpectrometry.DataAnalysis.Quantitative.CmdManuallyIntegratePeak.Do() at Agilent.MassSpectrometry.CommandModel.CommandHistory.Invoke(ICommand cmd) at Agilent.MassSpectrometry.DataAnalysis.Quantitative.AppCommandContext._Invoke(ICommand cmd)

Audit Trail report

Name	User	Time	Action	Reason	Comment	Succeed	Exception
CmdManuallyIntegrate QualifierPeak	BL2000\mchavez	1/21/2022 3:55:47 PM	Manually integrate qualifier 91.0 of compound Toluene in sample 17JAN15.D from x, y = 8.360, 0 to 8.447, 0; result = 0				Agilent.MassSpectrometry.DataAnalysis.Quantitative.ApplicationCommandException: Manual integration failed for qualifier 91.0 of compound Toluene in sample B22010756-001F. ---> Agilent.MassSpectrometry.DataAnalysis.Quantitative.ApplicationCommandException: Manual integration failed for qualifier 91.0 of compound Toluene in sample B22010756-001F. ---> System.IndexOutOfRangeException: Index was outside the bounds of the array. at at Agilent.MassSpectrometry.DataAnalysis.AgileIntegrator.Peak.a(Double[] A_0, Single[] A_1, Int32 A_2, Int32 A_3, Int32 A_4, Double A_5, Double A_6, Double& A_7, Double& A_8, Int32& A_9, Int32& A_10, Int32& A_11, Int32& A_12) at at Agilent.MassSpectrometry.DataAnalysis.AgileIntegrator.Peak.ComputeChromatographicMetrics(Double[] xArray, Single[] yArray, Int32 startIndex, Int32 apexIndex, Int32 endIndex, Double baselineSlope, Double yIntercept, Double& fullWidthHalfMaximum, Double& symmetry) at at Agilent.MassSpectrometry.DataAnalysis.Quantitative.Integrator.a(IChromatogram A_0, IPeakList A_1) at at Agilent.MassSpectrometry.DataAnalysis.Quantitative.Integrator.ManualIntegrate(IChromatogram chromatogram, Double xStart, Double yStart, Double xEnd, Double yEnd, IChromPeakList& peaklist) at at Agilent.MassSpectrometry.DataAnalysis.Quantitative.Analysis.MeasuredIon.ManualIntegrate(Double xStart, Double yStart, Double xEnd, Double yEnd) --- End of inner exception stack trace --- at at Agilent.MassSpectrometry.DataAnalysis.Quantitative.Analysis.QualifierIon.SetManualIntegrationFailureMessage(Exception e) at at Agilent.MassSpectrometry.DataAnalysis.Quantitative.Analysis.MeasuredIon.ManualIntegrate(Double xStart, Double yStart, Double xEnd, Double yEnd)

Audit Trail report

Name	User	Time	Action	Reason	Comment	Succeed	Exception
							at Agilent.MassSpectrometry.DataAnalysis.Quantitative.CmdManuallyIntegrateQualifierPeak.Do() --- End of inner exception stack trace --- at Agilent.MassSpectrometry.DataAnalysis.Quantitative.CmdManuallyIntegrateQualifierPeak.Do() at Agilent.MassSpectrometry.CommandModel.CommandHistory.Invoke(ICommand cmd) at Agilent.MassSpectrometry.DataAnalysis.Quantitative.AppCommandContext._Invoke(ICommand cmd)
CmdManuallyIntegrateQualifierPeak	BL2000\mchavez	1/21/2022 3:55:51 PM	Manually integrate qualifier91.0 of compound Toluene in sample 17JAN15.D from x, y = 8.349, 0 to 8.444, 0; result = 0			✓	
CmdManuallyIntegratePeak	BL2000\mchavez	1/21/2022 3:55:54 PM	Manually integrate compound Toluene in sample 17JAN15.D from x, y = 8.352, 0 to 8.433, 0; result = 526			✓	
CmdZeroOutPeak	BL2000\mchavez	1/21/2022 3:55:58 PM	Zero out primary peak of compound Toluene in sample 17JAN15.D			✓	
CmdSetSampleAttribute	BL2000\mchavez	1/21/2022 3:56:30 PM	Set SampleApproved = True for sample 17JAN15.D; previous value = False			✓	
CmdSetTargetCompoundAttribute	BL2000\mchavez	1/21/2022 3:56:38 PM	Set UserAnnotation = NI for compound Chloroform in sample 17JAN15.D; previous value =			✓	
CmdSetSampleAttribute	BL2000\mchavez	1/21/2022 3:56:47 PM	Set UserDefined = Qualifier ratio did not meet method requirements for Methylene chloride, Toluene for sample 17JAN15.D; previous value = Qualifier ratio did not meet method requirements for Methylene chloride			✓	
CmdQuantitate	BL2000\mchavez	1/21/2022 3:57:12 PM	Quantitate all compounds in all samples			✓	
CmdManuallyIntegratePeak	BL2000\mchavez	1/21/2022 3:57:52 PM	Manually integrate compound m+p-Xylenes in sample 17JAN17.D from x, y = 10.011, 0 to 10.073, 0; result = 172			✓	
CmdManuallyIntegrateQualifierPeak	BL2000\mchavez	1/21/2022 3:57:55 PM	Manually integrate qualifier91.0 of compound m+p-Xylenes in sample 17JAN17.D from x, y = 10.011, 0 to 10.064, 0; result = 307			✓	
CmdSetTargetCompoundAttribute	BL2000\mchavez	1/21/2022 3:57:58 PM	Set UserAnnotation = NI for compound m+p-Xylenes in sample 17JAN17.D; previous value =			✓	

Audit Trail report

Name	User	Time	Action	Reason	Comment	Succeed	Exception
CmdManuallyIntegratePeak	BL2000\mchavez	1/21/2022 3:58:02 PM	Manually integrate compound Ethylbenzene in sample 17JAN17.D from x, y = 9.886, 0 to 9.961, 0; result = 375			✓	
CmdManuallyIntegrateQualifierPeak	BL2000\mchavez	1/21/2022 3:58:04 PM	Manually integrate qualifier106.0 of compound Ethylbenzene in sample 17JAN17.D from x, y = 9.903, 0 to 9.942, 0; result = 32			✓	
CmdManuallyIntegratePeak	BL2000\mchavez	1/21/2022 3:58:31 PM	Manually integrate compound Chloroform in sample 17JAN17.D from x, y = 5.636, 0 to 5.692, 0; result = 444			✓	
CmdManuallyIntegrateQualifierPeak	BL2000\mchavez	1/21/2022 3:58:33 PM	Manually integrate qualifier85.0 of compound Chloroform in sample 17JAN17.D from x, y = 5.625, 0 to 5.672, 0; result = 40			✓	
CmdZeroOutPeak	BL2000\mchavez	1/21/2022 3:58:36 PM	Zero out primary peak of compound Chloroform in sample 17JAN17.D			✓	
CmdSetSampleAttribute	BL2000\mchavez	1/21/2022 3:58:51 PM	Set UserDefined = Qualifier ratio did not meet method requirements for Chloroform for sample 17JAN17.D; previous value =			✓	
CmdManuallyIntegratePeak	BL2000\mchavez	1/21/2022 3:59:09 PM	Manually integrate compound Methylene chloride in sample 17JAN17.D from x, y = 3.294, 0 to 3.394, 0; result = 1756			✓	
CmdManuallyIntegrateQualifierPeak	BL2000\mchavez	1/21/2022 3:59:11 PM	Manually integrate qualifier84.0 of compound Methylene chloride in sample 17JAN17.D from x, y = 3.277, 0 to 3.388, 0; result = 1155			✓	
CmdManuallyIntegrateQualifierPeak	BL2000\mchavez	1/21/2022 3:59:14 PM	Manually integrate qualifier86.0 of compound Methylene chloride in sample 17JAN17.D from x, y = 3.291, 0 to 3.394, 0; result = 775			✓	
CmdSetTargetCompoundAttribute	BL2000\mchavez	1/21/2022 3:59:17 PM	Set UserAnnotation = NI for compound Methylene chloride in sample 17JAN17.D; previous value =			✓	
CmdManuallyIntegratePeak	BL2000\mchavez	1/21/2022 3:59:29 PM	Manually integrate compound Chloromethane in sample 17JAN17.D from x, y = 1.381, 0 to 1.456, 0; result = 1429			✓	
CmdManuallyIntegrateQualifierPeak	BL2000\mchavez	1/21/2022 3:59:31 PM	Manually integrate qualifier52.0 of compound Chloromethane in sample 17JAN17.D from x, y = 1.372, 0 to 1.450, 0; result = 327			✓	
CmdSetTargetCompoundAttribute	BL2000\mchavez	1/21/2022 3:59:34 PM	Set UserAnnotation = NI for compound Chloromethane in sample 17JAN17.D; previous value =			✓	
CmdSetSampleAttribute	BL2000\mchavez	1/21/2022 3:59:38 PM	Set SampleApproved = True for sample 17JAN17.D; previous value = False			✓	

Audit Trail report

Name	User	Time	Action	Reason	Comment	Succeed	Exception
CmdSetTargetCompoundAttribute	BL2000\mchavez	1/21/2022 3:59:46 PM	Set UserAnnotation = NI for compound Ethylbenzene in sample 17JAN17.D; previous value =			✓	
CmdQuantitate	BL2000\mchavez	1/21/2022 4:00:06 PM	Quantitate all compounds in all samples			✓	
CmdSaveBatchTable	BL2000\mchavez	1/21/2022 4:09:51 PM	Save batch D:\Org\Data\VOA5975C\VG011722\QuantResults\VG011722_8260B.batch.bin			✓	
CmdOpenBatchTable	BL2000\mchavez	1/21/2022 4:38:34 PM	Open batch D:\Org\Data\VOA5975C\VG011722\VG011722_8260B.batch.bin			✓	
CmdManuallyIntegrateQualifierPeak	BL2000\mchavez	1/21/2022 4:38:58 PM	Manually integrate qualifier52.0 of compound Chloromethane in sample 17JAN18.D from x, y = 1.375, 0 to 1.436, 0; result = 635			✓	
CmdManuallyIntegratePeak	BL2000\mchavez	1/21/2022 4:39:16 PM	Manually integrate compound Methylene chloride in sample 17JAN18.D from x, y = 3.293, 0 to 3.383, 0; result = 1598			✓	
CmdManuallyIntegrateQualifierPeak	BL2000\mchavez	1/21/2022 4:39:19 PM	Manually integrate qualifier84.0 of compound Methylene chloride in sample 17JAN18.D from x, y = 3.310, 0 to 3.385, 0; result = 1042			✓	
CmdManuallyIntegrateQualifierPeak	BL2000\mchavez	1/21/2022 4:39:21 PM	Manually integrate qualifier86.0 of compound Methylene chloride in sample 17JAN18.D from x, y = 3.291, 0 to 3.388, 0; result = 576			✓	
CmdSetTargetCompoundAttribute	BL2000\mchavez	1/21/2022 4:39:29 PM	Set UserAnnotation = NI for compound Methylene chloride in sample 17JAN18.D; previous value =			✓	
CmdManuallyIntegratePeak	BL2000\mchavez	1/21/2022 4:39:52 PM	Manually integrate compound Benzene in sample 17JAN18.D from x, y = 6.249, 0 to 6.336, 0; result = 137			✓	
CmdManuallyIntegrateQualifierPeak	BL2000\mchavez	1/21/2022 4:39:55 PM	Manually integrate qualifier77.0 of compound Benzene in sample 17JAN18.D from x, y = 6.241, 0 to 6.300, 0; result = 32			✓	
CmdSetTargetCompoundAttribute	BL2000\mchavez	1/21/2022 4:39:58 PM	Set UserAnnotation = NI for compound Benzene in sample 17JAN18.D; previous value =			✓	
CmdManuallyIntegratePeak	BL2000\mchavez	1/21/2022 4:40:23 PM	Manually integrate compound Chlorodibromomethane in sample 17JAN18.D from x, y = 9.180, 0 to 9.239, 0; result = 277			✓	
CmdManuallyIntegrateQualifierPeak	BL2000\mchavez	1/21/2022 4:40:30 PM	Manually integrate qualifier127.0 of compound Chlorodibromomethane in sample 17JAN18.D from x, y = 9.191, 0 to 9.225, 0; result = 244			✓	
CmdSetSampleAttribute	BL2000\mchavez	1/21/2022 4:41:44 PM	Set SampleApproved = True for sample 17JAN18.D; previous value = False			✓	

Audit Trail report

Name	User	Time	Action	Reason	Comment	Succeed	Exception
CmdManuallyIntegratePeak	BL2000\mchavez	1/21/2022 4:42:09 PM	Manually integrate compound m+p-Xylenes in sample 17JAN19.D from x, y = 10.025, 0 to 10.067, 0; result = 140			✓	
CmdManuallyIntegrateQualifierPeak	BL2000\mchavez	1/21/2022 4:42:11 PM	Manually integrate qualifier91.0 of compound m+p-Xylenes in sample 17JAN19.D from x, y = 10.034, 0 to 10.059, 0; result = 135			✓	
CmdZeroOutPeak	BL2000\mchavez	1/21/2022 4:42:13 PM	Zero out primary peak of compound m+p-Xylenes in sample 17JAN19.D			✓	
CmdSetSampleAttribute	BL2000\mchavez	1/21/2022 4:42:28 PM	Set UserDefined = Qualifier ratio did not meet method requirements for Chloroform for sample 17JAN19.D; previous value =			✓	
CmdSetSampleAttribute	BL2000\mchavez	1/21/2022 4:42:37 PM	Set UserDefined = Qualifier ratio did not meet method requirements for m+p Xylenes for sample 17JAN19.D; previous value = Qualifier ratio did not meet method requirements for Chloroform			✓	
CmdManuallyIntegratePeak	BL2000\mchavez	1/21/2022 4:43:34 PM	Manually integrate compound Chloroform in sample 17JAN19.D from x, y = 5.625, 0 to 5.709, 0; result = 62			✓	
CmdManuallyIntegrateQualifierPeak	BL2000\mchavez	1/21/2022 4:43:35 PM	Manually integrate qualifier85.0 of compound Chloroform in sample 17JAN19.D from x, y = 5.622, 0 to 5.670, 0; result = 69			✓	
CmdZeroOutPeak	BL2000\mchavez	1/21/2022 4:43:38 PM	Zero out primary peak of compound Chloroform in sample 17JAN19.D			✓	
CmdSetSampleAttribute	BL2000\mchavez	1/21/2022 4:43:45 PM	Set UserDefined = Qualifier ratio did not meet method requirements for m+p Xylenes, Chloroform for sample 17JAN19.D; previous value = Qualifier ratio did not meet method requirements for m+p Xylenes			✓	
CmdManuallyIntegratePeak	BL2000\mchavez	1/21/2022 4:44:02 PM	Manually integrate compound Methylene chloride in sample 17JAN19.D from x, y = 3.277, 0 to 3.405, 0; result = 1276			✓	
CmdManuallyIntegrateQualifierPeak	BL2000\mchavez	1/21/2022 4:44:04 PM	Manually integrate qualifier84.0 of compound Methylene chloride in sample 17JAN19.D from x, y = 3.291, 0 to 3.388, 0; result = 747			✓	
CmdManuallyIntegrateQualifierPeak	BL2000\mchavez	1/21/2022 4:44:06 PM	Manually integrate qualifier86.0 of compound Methylene chloride in sample 17JAN19.D from x, y = 3.291, 0 to 3.400, 0; result = 455			✓	
CmdManuallyIntegratePeak	BL2000\mchavez	1/21/2022 4:44:23 PM	Manually integrate compound Chloromethane in sample 17JAN19.D from x, y = 1.361, 0 to 1.436, 0; result = 1866			✓	

Audit Trail report

Name	User	Time	Action	Reason	Comment	Succeed	Exception
CmdManuallyIntegrateQualifierPeak	BL2000\mchavez	1/21/2022 4:44:26 PM	Manually integrate qualifier52.0 of compound Chloromethane in sample 17JAN19.D from x, y = 1.383, 0 to 1.450, 0; result = 733			✓	
CmdSetTargetCompoundAttribute	BL2000\mchavez	1/21/2022 4:44:28 PM	Set UserAnnotation = NI for compound Chloromethane in sample 17JAN19.D; previous value =			✓	
CmdSetTargetCompoundAttribute	BL2000\mchavez	1/21/2022 4:44:30 PM	Set UserAnnotation = NI for compound Methylene chloride in sample 17JAN19.D; previous value =			✓	
CmdQuantitate	BL2000\mchavez	1/21/2022 4:44:58 PM	Quantitate all compounds in all samples			✓	
CmdSetSampleAttribute	BL2000\mchavez	1/21/2022 4:45:07 PM	Set SampleApproved = True for sample 17JAN19.D; previous value = False			✓	
CmdSetTargetCompoundAttribute	BL2000\mchavez	1/21/2022 4:45:23 PM	Set UserAnnotation = NI for compound Chlorodibromomethane in sample 17JAN18.D; previous value =			✓	
CmdManuallyIntegratePeak	BL2000\mchavez	1/21/2022 4:45:57 PM	Manually integrate compound Chloromethane in sample 17JAN20.D from x, y = 1.367, 0 to 1.459, 0; result = 1435			✓	
CmdManuallyIntegrateQualifierPeak	BL2000\mchavez	1/21/2022 4:45:59 PM	Manually integrate qualifier52.0 of compound Chloromethane in sample 17JAN20.D from x, y = 1.381, 0 to 1.478, 0; result = 354			✓	
CmdManuallyIntegratePeak	BL2000\mchavez	1/21/2022 4:46:48 PM	Manually integrate compound Methylene chloride in sample 17JAN20.D from x, y = 3.277, 0 to 3.391, 0; result = 1025			✓	
CmdManuallyIntegrateQualifierPeak	BL2000\mchavez	1/21/2022 4:46:50 PM	Manually integrate qualifier84.0 of compound Methylene chloride in sample 17JAN20.D from x, y = 3.294, 0 to 3.386, 0; result = 757			✓	
CmdManuallyIntegrateQualifierPeak	BL2000\mchavez	1/21/2022 4:46:52 PM	Manually integrate qualifier86.0 of compound Methylene chloride in sample 17JAN20.D from x, y = 3.294, 0 to 3.383, 0; result = 406			✓	
CmdManuallyIntegratePeak	BL2000\mchavez	1/21/2022 4:47:04 PM	Manually integrate compound Chloroform in sample 17JAN20.D from x, y = 5.625, 0 to 5.689, 0; result = 224			✓	
CmdManuallyIntegrateQualifierPeak	BL2000\mchavez	1/21/2022 4:47:06 PM	Manually integrate qualifier85.0 of compound Chloroform in sample 17JAN20.D from x, y = 5.605, 0 to 5.672, 0; result = 134			✓	
CmdSetTargetCompoundAttribute	BL2000\mchavez	1/21/2022 4:47:37 PM	Set UserAnnotation = NI for compound Chloroform in sample 17JAN20.D; previous value =			✓	
CmdManuallyIntegratePeak	BL2000\mchavez	1/21/2022 4:48:06 PM	Manually integrate compound m+p-Xylenes in sample 17JAN20.D from x, y = 10.017, 0 to 10.070, 0; result = 28			✓	

Audit Trail report

Name	User	Time	Action	Reason	Comment	Succeed	Exception
CmdManuallyIntegrateQualifierPeak	BL2000\mchavez	1/21/2022 4:48:08 PM	Manually integrate qualifier91.0 of compound m+p-Xylenes in sample 17JAN20.D from x, y = 10.017, 0 to 10.059, 0; result = 76			✓	
CmdZeroOutPeak	BL2000\mchavez	1/21/2022 4:48:11 PM	Zero out primary peak of compound m+p-Xylenes in sample 17JAN20.D			✓	
CmdSetSampleAttribute	BL2000\mchavez	1/21/2022 4:48:52 PM	Set UserDefined = Qualifier ratio did not meet method requirements for m+p Xylenes, Chloroform for sample 17JAN20.D; previous value =			✓	
CmdSetSampleAttribute	BL2000\mchavez	1/21/2022 4:48:57 PM	Set UserDefined = Qualifier ratio did not meet method requirements for m+p Xylenes for sample 17JAN20.D; previous value = Qualifier ratio did not meet method requirements for m+p Xylenes, Chloroform			✓	
CmdSetSampleAttribute	BL2000\mchavez	1/21/2022 4:49:18 PM	Set SampleApproved = True for sample 17JAN20.D; previous value = False			✓	
CmdQuantitate	BL2000\mchavez	1/21/2022 4:49:35 PM	Quantitate all compounds in all samples			✓	
CmdManuallyIntegratePeak	BL2000\mchavez	1/21/2022 4:50:45 PM	Manually integrate compound m+p-Xylenes in sample 17JAN21.D from x, y = 10.011, 0 to 10.089, 0; result = 148			✓	
CmdManuallyIntegrateQualifierPeak	BL2000\mchavez	1/21/2022 4:50:51 PM	Manually integrate qualifier91.0 of compound m+p-Xylenes in sample 17JAN21.D from x, y = 10.006, 0 to 10.084, 0; result = 359			✓	
CmdZeroOutPeak	BL2000\mchavez	1/21/2022 4:50:53 PM	Zero out primary peak of compound m+p-Xylenes in sample 17JAN21.D			✓	
CmdSetSampleAttribute	BL2000\mchavez	1/21/2022 4:51:07 PM	Set UserDefined = Qualifier ratio did not meet method requirements for m+p Xylenes for sample 17JAN21.D; previous value =			✓	
CmdManuallyIntegratePeak	BL2000\mchavez	1/21/2022 4:51:52 PM	Manually integrate compound Chloroform in sample 17JAN21.D from x, y = 5.622, 0 to 5.725, 0; result = 244			✓	
CmdManuallyIntegrateQualifierPeak	BL2000\mchavez	1/21/2022 4:51:55 PM	Manually integrate qualifier85.0 of compound Chloroform in sample 17JAN21.D from x, y = 5.608, 0 to 5.669, 0; result = 61			✓	
CmdZeroOutPeak	BL2000\mchavez	1/21/2022 4:51:57 PM	Zero out primary peak of compound Chloroform in sample 17JAN21.D			✓	
CmdSetSampleAttribute	BL2000\mchavez	1/21/2022 4:52:05 PM	Set UserDefined = Qualifier ratio did not meet method requirements for m+p Xylenes, Chloroform for sample 17JAN21.D; previous value = Qualifier ratio did not meet method requirements for m+p Xylenes			✓	

Audit Trail report

Name	User	Time	Action	Reason	Comment	Succeed	Exception
CmdManuallyIntegratePeak	BL2000\mchavez	1/21/2022 4:52:20 PM	Manually integrate compound Methylene chloride in sample 17JAN21.D from x, y = 3.310, 0 to 3.369, 2; result = 1134			✓	
CmdManuallyIntegrateQualifierPeak	BL2000\mchavez	1/21/2022 4:52:22 PM	Manually integrate qualifier84.0 of compound Methylene chloride in sample 17JAN21.D from x, y = 3.296, 0 to 3.383, 0; result = 993			✓	
CmdManuallyIntegrateQualifierPeak	BL2000\mchavez	1/21/2022 4:52:23 PM	Manually integrate qualifier86.0 of compound Methylene chloride in sample 17JAN21.D from x, y = 3.285, 0 to 3.366, 0; result = 495			✓	
CmdSetTargetCompoundAttribute	BL2000\mchavez	1/21/2022 4:52:26 PM	Set UserAnnotation = NI for compound Methylene chloride in sample 17JAN21.D; previous value =			✓	
CmdSetSampleAttribute	BL2000\mchavez	1/21/2022 4:52:35 PM	Set SampleApproved = True for sample 17JAN21.D; previous value = False			✓	
CmdSetSampleAttribute	BL2000\mchavez	1/21/2022 4:53:42 PM	Set SampleApproved = True for sample 17JAN22.D; previous value = False			✓	
CmdSetSampleAttribute	BL2000\mchavez	1/21/2022 4:54:36 PM	Set SampleApproved = True for sample 17JAN23.D; previous value = False			✓	
CmdQuantitate	BL2000\mchavez	1/21/2022 4:54:53 PM	Quantitate all compounds in all samples			✓	
CmdSetSampleAttribute	BL2000\mchavez	1/21/2022 4:56:56 PM	Set SampleApproved = True for sample 17JAN25.D; previous value = False			✓	
CmdSaveBatchTable	BL2000\mchavez	1/21/2022 5:13:31 PM	Save batch D:\Org\Data\VOA5975C\VG011722\QuantResults\VG011722_8260B.batch.bin			✓	
CmdOpenBatchTable	BL2000\mchavez	3/5/2022 12:53:29 PM	Open batch D:\Org\Data\VOA5975C\VG011722\VG011722_8260B.batch.bin			✓	
CmdSetTargetCompoundAttribute	BL2000\mchavez	3/5/2022 12:59:46 PM	Set UserAnnotation = NI for compound Methylene chloride in sample 17JAN20.D; previous value =			✓	
CmdSetTargetCompoundAttribute	BL2000\mchavez	3/5/2022 12:59:50 PM	Set UserAnnotation = NI for compound Chloromethane in sample 17JAN20.D; previous value =			✓	

Audit Trail report

Name	User	Time	Action	Reason	Comment	Succeed	Exception
CmdCalibrate	BL2000\mchavez	3/5/2022 1:09:03 PM	Replace level CC with CC sample 17JAN04.D for compounds {1,2-Dichlorobenzene, 1,4-Dichlorobenzene, 4-Chlorotoluene, 2-Chlorotoluene, 1,2,3-Trichloropropane, 1,1,2,2-Tetrachloroethane, Bromobenzene, p-Bromofluorobenzene, Bromoform, Styrene, o-Xylene, m+p-Xylenes, Ethylbenzene, 1,1,1,2-Tetrachloroethane, Chlorobenzene, 1,2-Dibromoethane, Chlorodibromomethane, 1,3-Dichloropropane, Tetrachloroethene, 1,1,2-Trichloroethane, trans-1,3-Dichloropropene, Toluene, Toluene-d8, cis-1,3-Dichloropropene, Bromodichloromethane, Dibromomethane, 1,2-Dichloropropane, Trichloroethene, 1,2-Dichloroethane, Benzene, 1,2-Dichloroethane-d4, 1,1-Dichloropropene, Carbon tetrachloride, Dibromofluoromethane, 1,1,1-Trichloroethane, Chloroform, Bromochloromethane, Methyl ethyl ketone, cis-1,2-Dichloroethene, 2,2-Dichloropropane, 1,1-Dichloroethane, Methyl tert-butyl ether (MTBE), trans-1,2-Dichloroethene, Methylene chloride, 1,1-Dichloroethene, Trichlorofluoromethane, Chloroethane, Bromomethane, Vinyl chloride, Chloromethane, Dichlorodifluoromethane, 1,3-Dichlorobenzene};			✓	
CmdQuantitate	BL2000\mchavez	3/5/2022 1:09:22 PM	Quantitate all compounds in all samples			✓	
CmdQuantitate	BL2000\mchavez	3/5/2022 1:12:00 PM	Quantitate all compounds in all samples			✓	
CmdSetSampleAttribute	BL2000\mchavez	3/5/2022 1:12:28 PM	Set SampleApproved = True for sample 17JAN02.D; previous value = False			✓	
CmdSaveBatchTable	BL2000\mchavez	3/5/2022 1:12:38 PM	Save batch D:\Org\Data\VOA5975C\VG011722\QuantResults\VG011722_8260B.batch.bin			✓	
GenerateReport	BL2000\mchavez	3/5/2022 1:13:29 PM	Generates report - Method: \\MASSHUNTER\Org\reports\LevelIV_Reports\SampleSequence\CC_mid_rpt.m, Output Path: D:\Org\Data\VOA5975C\VG011722\QuantReports\VG011722_8260B			✓	

Audit Trail report

Name	User	Time	Action	Reason	Comment	Succeed	Exception
CmdCalibrate	BL2000\mchavez	3/5/2022 1:14:21 PM	Replace level CC with CC sample 17JAN05.D for compounds {1,2-Dichlorobenzene, 1,4-Dichlorobenzene, 4-Chlorotoluene, 2-Chlorotoluene, 1,2,3-Trichloropropane, 1,1,2,2-Tetrachloroethane, Bromobenzene, p-Bromofluorobenzene, Bromoform, Styrene, o-Xylene, m+p-Xylenes, Ethylbenzene, 1,1,1,2-Tetrachloroethane, Chlorobenzene, 1,2-Dibromoethane, Chlorodibromomethane, 1,3-Dichloropropane, Tetrachloroethene, 1,1,2-Trichloroethane, trans-1,3-Dichloropropene, Toluene, Toluene-d8, cis-1,3-Dichloropropene, Bromodichloromethane, Dibromomethane, 1,2-Dichloropropane, Trichloroethene, 1,2-Dichloroethane, Benzene, 1,2-Dichloroethane-d4, 1,1-Dichloropropene, Carbon tetrachloride, Dibromofluoromethane, 1,1,1-Trichloroethane, Chloroform, Bromochloromethane, Methyl ethyl ketone, cis-1,2-Dichloroethene, 2,2-Dichloropropane, 1,1-Dichloroethane, Methyl tert-butyl ether (MTBE), trans-1,2-Dichloroethene, Methylene chloride, 1,1-Dichloroethene, Trichlorofluoromethane, Chloroethane, Bromomethane, Vinyl chloride, Chloromethane, Dichlorodifluoromethane, 1,3-Dichlorobenzene};			✓	
CmdQuantitate	BL2000\mchavez	3/5/2022 1:14:38 PM	Quantitate all compounds in all samples			✓	
CmdSaveBatchTable	BL2000\mchavez	3/5/2022 1:15:38 PM	Save batch D:\Org\Data\VOA5975C\VG011722\QuantResults\VG011722_8260B.batch.bin			✓	
GenerateReport	BL2000\mchavez	3/5/2022 1:16:12 PM	Generates report - Method: \\MASSHUNTER\Org\reports\LevelIV_Reports\SampleSequence\CC_mid_rpt.m, Output Path: D:\Org\Data\VOA5975C\VG011722\QuantReports\VG011722_8260B-1			✓	

Audit Trail report

Name	User	Time	Action	Reason	Comment	Succeed	Exception
CmdCalibrate	BL2000\mchavez	3/5/2022 1:16:35 PM	Replace level CC with CC sample 17JAN25.D for compounds {1,2-Dichlorobenzene, 1,4-Dichlorobenzene, 4-Chlorotoluene, 2-Chlorotoluene, 1,2,3-Trichloropropane, 1,1,2,2-Tetrachloroethane, Bromobenzene, p-Bromofluorobenzene, Bromoform, Styrene, o-Xylene, m+p-Xylenes, Ethylbenzene, 1,1,1,2-Tetrachloroethane, Chlorobenzene, 1,2-Dibromoethane, Chlorodibromomethane, 1,3-Dichloropropane, Tetrachloroethene, 1,1,2-Trichloroethane, trans-1,3-Dichloropropene, Toluene, Toluene-d8, cis-1,3-Dichloropropene, Bromodichloromethane, Dibromomethane, 1,2-Dichloropropane, Trichloroethene, 1,2-Dichloroethane, Benzene, 1,2-Dichloroethane-d4, 1,1-Dichloropropene, Carbon tetrachloride, Dibromofluoromethane, 1,1,1-Trichloroethane, Chloroform, Bromochloromethane, Methyl ethyl ketone, cis-1,2-Dichloroethene, 2,2-Dichloropropane, 1,1-Dichloroethane, Methyl tert-butyl ether (MTBE), trans-1,2-Dichloroethene, Methylene chloride, 1,1-Dichloroethene, Trichlorofluoromethane, Chloroethane, Bromomethane, Vinyl chloride, Chloromethane, Dichlorodifluoromethane, 1,3-Dichlorobenzene}; Replace level QC with QC sample 17JAN06.D for compounds {1,2-Dichlorobenzene, 1,4-Dichlorobenzene, 4-Chlorotoluene, 2-Chlorotoluene, 1,2,3-Trichloropropane, 1,1,2,2-Tetrachloroethane, Bromobenzene, p-Bromofluorobenzene, Bromoform, Styrene, o-Xylene, m+p-Xylenes, Ethylbenzene, 1,1,1,2-Tetrachloroethane, Chlorobenzene, 1,2-Dibromoethane, Chlorodibromomethane, 1,3-Dichloropropane, Tetrachloroethene, 1,1,2-Trichloroethane, trans-1,3-Dichloropropene, Toluene, Toluene-d8, cis-1,3-Dichloropropene, Bromodichloromethane, Dibromomethane, 1,2-Dichloropropane, Trichloroethene, 1,2-Dichloroethane, Benzene, 1,2-Dichloroethane-d4, 1,1-Dichloropropene, Carbon tetrachloride, Dibromofluoromethane, 1,1,1-Trichloroethane, Chloroform,			✓	

Audit Trail report

Name	User	Time	Action	Reason	Comment	Succeed	Exception
			Bromochloromethane, Methyl ethyl ketone, cis-1,2-Dichloroethene, 2,2-Dichloropropane, 1,1-Dichloroethane, Methyl tert-butyl ether (MTBE), trans-1,2-Dichloroethene, Methylene chloride, 1,1-Dichloroethene, Trichlorofluoromethane, Chloroethane, Bromomethane, Vinyl chloride, Chloromethane, Dichlorodifluoromethane, 1,3-Dichlorobenzene};				
CmdQuantitate	BL2000\mchavez	3/5/2022 1:16:51 PM	Quantitate all compounds in all samples			✓	
CmdSaveBatchTable	BL2000\mchavez	3/5/2022 1:17:25 PM	Save batch D:\Org\Data\VOA5975C\VG011722\QuantResults\VG011722_8260B.batch.bin			✓	
GenerateReport	BL2000\mchavez	3/5/2022 1:18:01 PM	Generates report - Method: \\MASSHUNTER\Org\reports\LevelIV_Reports\SampleSequence\CC_mid_rpt.m, Output Path: D:\Org\Data\VOA5975C\VG011722\QuantReports\VG011722_8260B-2			✓	
GenerateReport	BL2000\mchavez	3/5/2022 1:25:30 PM	Generates report - Method: \\MASSHUNTER\Org\reports\LevelIV_Reports\SampleSequence\02_Env_QntRslts_wGrphcs+Chrmtgrm+AuditTrail.m, Output Path: D:\Org\Data\VOA5975C\VG011722\QuantReports\VG011722_8260B-3			✓	
CmdManuallyIntegratePeak	BL2000\mchavez	3/5/2022 1:32:42 PM	Manually integrate compound Chloromethane in sample 17JAN09.D from x, y = 1.367, 0 to 1.459, 0; result = 1966			✓	
CmdSetTargetCompoundAttribute	BL2000\mchavez	3/5/2022 1:32:43 PM	Set UserAnnotation = NI for compound Chloromethane in sample 17JAN09.D; previous value =			✓	
CmdManuallyIntegrateQualifierPeak	BL2000\mchavez	3/5/2022 1:32:46 PM	Manually integrate qualifier 52.0 of compound Chloromethane in sample 17JAN09.D from x, y = 1.378, 0 to 1.450, 0; result = 925			✓	
CmdManuallyIntegratePeak	BL2000\mchavez	3/5/2022 1:33:20 PM	Manually integrate compound Dichlorodifluoromethane in sample 17JAN09.D from x, y = 1.213, 0 to 1.294, 0; result = 660			✓	
CmdSetTargetCompoundAttribute	BL2000\mchavez	3/5/2022 1:33:24 PM	Set UserAnnotation = NI for compound Dichlorodifluoromethane in sample 17JAN09.D; previous value =			✓	
CmdManuallyIntegrateQualifierPeak	BL2000\mchavez	3/5/2022 1:33:26 PM	Manually integrate qualifier 87.0 of compound Dichlorodifluoromethane in sample 17JAN09.D from x, y = 1.210, 0 to 1.286, 0; result = 225			✓	

Audit Trail report

Name	User	Time	Action	Reason	Comment	Succeed	Exception
CmdManuallyIntegratePeak	BL2000\mchavez	3/5/2022 1:33:32 PM	Manually integrate compound Chloroform in sample 17JAN09.D from x, y = 5.616, 0 to 5.689, 0; result = 219			✓	
CmdSetTargetCompoundAttribute	BL2000\mchavez	3/5/2022 1:33:36 PM	Set UserAnnotation = NI for compound Chloroform in sample 17JAN09.D; previous value =			✓	
CmdManuallyIntegrateQualifierPeak	BL2000\mchavez	3/5/2022 1:33:38 PM	Manually integrate qualifier 85.0 of compound Chloroform in sample 17JAN09.D from x, y = 5.614, 0 to 5.681, 0; result = 124			✓	
CmdQuantitate	BL2000\mchavez	3/5/2022 1:34:34 PM	Quantitate all compounds in all samples			✓	
CmdSaveBatchTable	BL2000\mchavez	3/5/2022 1:34:45 PM	Save batch D:\Org\Data\VOA5975C\VG011722\QuantResults\VG011722_8260B.batch.bin			✓	



Analytical RunID VOA5975C.I_220104A Standards Traceability Report

Standard ID: VOCF0313

Standard Name: Liquids

Prep Date: 6/23/2020

Exp Date: 4/13/2023

Department: gcmsvoa

Vendor: AccuStd

Lot Number: 220041126

Balance ID:

Comments: Date Prepared is same as Date Received. 2,000 ug/mL. Catalog # M502A-R-10X. Corrected lot number to match Cl. MSC 01/14/2022

Type: Primary

Prep By: Alethea M. Shaules

Status: New

Final Volume: 10 mL

Chemical/Solvent Used	Bottle No	Amt	Units	Expires
Volatile Organic Compounds - Liquids	<u>12797</u>	1	mL	4/13/2023

Stock Source	Base Units	Amount Added
VOCF0313	ug/mL	



Analytical RunID VOA5975C.I_220104A Standards Traceability Report

Spike ID: VOCF0352

Spike Name: 2nd Source Liquids

Prep Date: 11/23/2020

Exp Date: 12/31/2023

Department: gcmsvoa

Vendor: Agilent

Lot Number: 0006570990

Balance ID:

Comments: Date Prepared is same as Date Received. 2000 ug/mL in MeOH. Catalog # DWM-589N-1.

Type: Primary

Prep By: Steve Dilts

Status: New

Final Volume: 10 mL

Chemical/Solvent Used	Bottle No	Amt	Units	Expires
VOC Standard	<u>13292</u>	1	mL	12/31/2023

Stock Source	Base Units	Amount Added
VOCF0352	ug/mL	



Analytical RunID VOA5975C.I_220104A Standards Traceability Report

Spike ID: VOCF0364

Spike Name: Surrogates 2.0 mg/mL

Prep Date: 1/6/2021

Exp Date: 4/18/2029

Department: gcmsvoa

Vendor: AccuStandard

Lot Number: 219041458

Balance ID:

Comments: Date Received 01/04/2021. 2.0 mg/mL. Catalog # M-8260A-B-SS-10X

Type: Primary

Prep By: Jerran D. Brenden

Status: New

Final Volume: 10 mL

Chemical/Solvent Used	Bottle No	Amt	Units	Expires
Surrogate Standard Mix	<u>13385</u>	1	mL	4/18/2029

Stock Source	Base Units	Amount Added
VOCF0364	ug/mL	



Analytical RunID VOA5975C.I_220104A Standards Traceability Report

Standard ID: VOCF0373

Standard Name: MtBE (Methy tert-Butyl Ether)

Prep Date: 2/26/2021

Exp Date: 8/31/2022

Department: gcmsvoa

Vendor: Agilent

Lot Number: 0006555762

Balance ID:

Comments: Date Prepared is same as Date Received. 2000 ug/mL in MeOH. Catalog # STS-440

Type: Primary

Prep By: Steve Dilts

Status: New

Final Volume: 5 mL

Chemical/Solvent Used	Bottle No	Amt	Units	Expires
Methyl tert-Butyl Ether Standard	13578	1	mL	8/31/2022

Stock Source	Base Units	Amount Added
VOCF0373	ug/mL	



Analytical RunID VOA5975C.I_220104A Standards Traceability Report

Spike ID: VOCF0401

Spike Name: 2nd Source MtBE

Prep Date: 6/7/2021

Exp Date: 12/11/2029

Department: gcmsvoa

Vendor: AccuStandard

Lot Number: 220051182

Balance ID:

Comments: Date Prepared is same as Date Receive. 2,000 ug/mL in MeOH. Catalog # S-078-10X.

Type: Primary

Prep By: Alethea M. Shaules

Status: New

Final Volume: 5 mL

Chemical/Solvent Used	Bottle No	Amt	Units	Expires
MTBE	13920	1	mL	12/11/2029

Stock Source	Base Units	Amount Added
VOCF0401	ug/mL	



Analytical RunID VOA5975C.I_220104A Standards Traceability Report

Spike ID: VOCF0417

Spike Name: Chem Service Gases

Prep Date: 8/3/2021

Exp Date: 2/28/2022

Department: gcmsvoa

Vendor: Chemservice

Lot Number: 11882100

Balance ID:

Comments: Date Prepared is same as Date Received. 2000 ug/mL in MeOH. Catalog # M-VOHC6M5-1ML

Type: Primary

Prep By: Steve Dilts

Status: New

Final Volume: 5 mL

Chemical/Solvent Used	Bottle No	Amt	Units	Expires
Volatile Organics High Concentration Mixture #6	<u>14142</u>	5	mL	2/28/2022

Stock Source	Base Units	Amount Added
VOCF0417	ug/mL	



Analytical RunID VOA5975C.I_220104A Standards Traceability Report

Standard ID: VOCF0425

Standard Name: Internals

Prep Date: 9/8/2021

Exp Date: 12/31/2022

Department: gcmsvoa

Vendor: Agilent

Lot Number: 0006582580

Balance ID:

Comments: Date Prepared is same as Date Received. 2,500 ug/mL in MeOH. Catalog # STM-520-1.

Type: Primary

Prep By: Jerran D. Brenden

Status: New

Final Volume: 10 mL

Chemical/Solvent Used	Bottle No	Amt	Units	Expires
Internal Standard	<u>14251</u>	1	mL	12/31/2022
Stock Source	Base Units	Amount Added		
VOCF0425	ug/mL			



Analytical RunID VOA5975C.I_220104A Standards Traceability Report

Spike ID: VOCF0426

Spike Name: Surrogates 2.0 mg/mL

Prep Date: 9/14/2021

Exp Date: 4/18/2029

Department: gcmsvoa

Vendor: AccuStandard

Lot Number: 219041458

Balance ID:

Comments: Date Received 01/04/2021. 2.0 mg/mL. Catalog # M-8260A-B-SS-10X

Type: Primary

Prep By: Jerran D. Brenden

Status: New

Final Volume: 10 mL

Chemical/Solvent Used	Bottle No	Amt	Units	Expires
Surrogate Standard Mix	<u>14269</u>	1	mL	4/18/2029

Stock Source	Base Units	Amount Added
VOCF0426	ug/mL	



Analytical RunID VOA5975C.I_220104A Standards Traceability Report

Standard ID: VOCF0427

Standard Name: Gases

Prep Date: 9/17/2021

Exp Date: 8/3/2024

Department: gcmsvoa

Vendor: Absolute

Lot Number: 080321

Balance ID:

Comments: Date Prepared is same as Date Received. 2,000 ug/mL in MeOH. Catalog # 30058.

Type: Primary

Prep By: Alethea M. Shaules

Status: New

Final Volume: 10 mL

Chemical/Solvent Used	Bottle No	Amt	Units	Expires
EPA Method 502-524 - Volatile Gases Mix #1	<u>14285</u>	1	mL	8/3/2024

Stock Source	Base Units	Amount Added
VOCF0427	ug/mL	



Analytical RunID VOA5975C.I_220104A Standards Traceability Report

Standard ID: VOCF0434

Standard Name: Ketones

Prep Date: 10/26/2021

Exp Date: 6/30/2023

Department: gcmsvoa

Vendor: Chem Service

Lot Number: 10251200

Balance ID:

Comments: Date Prepared is same as Date Received. 2,000 ug/mL in 90:10 MeOH:H2O. Catalog # M-TCL-1AN5-5ML.

Type: Primary

Prep By: Steve Dilts

Status: New

Final Volume: 5 mL

Chemical/Solvent Used	Bottle No	Amt	Units	Expires
TCL Ketone Mix	<u>14443</u>	1	mL	6/30/2023

Stock Source	Base Units	Amount Added
VOCF0434	ug/mL	



Analytical RunID VOA5975C.I_220104A Standards Traceability Report

Standard ID: VOCF0439

Standard Name: 2nd Source Ketones

Prep Date: 11/30/2021

Exp Date: 11/26/2022

Department: gcmsvoa

Vendor: AccuStandard

Lot Number: 221101480

Balance ID:

Comments: Date Prepared is same as Date Received. 2,000 ug/mL in Methanol. Catalog # CLP-022K-10X.

Type: Primary

Prep By: Melissa Chavez

Status: New

Final Volume: 1 mL

Chemical/Solvent Used	Bottle No	Amt	Units	Expires
TCL Ketones Mixture	<u>14567</u>	2	mL	11/26/2022

Stock Source	Base Units	Amount Added
VOCF0439	ug/mL	



Analytical RunID VOA5975C.I_220104A Standards Traceability Report

Standard ID: VOFC3473

Standard Name: Calibration Surrogates

Prep Date: 9/14/2021

Exp Date: 3/14/2022

Department: gcmsvoa

Vendor:

Lot Number:

Balance ID:

Comments: Final Concentration 0.2 ug/uL in MeOH

Type: Secondary

Prep By: Jerran D. Brenden

Status: New

Final Volume: 5 mL

Chemical/Solvent Used	Bottle No	Amt	Units	Expires
Methanol, Purge and Trap EA226	<u>13754</u>	4.5	mL	3/14/2022
Stock Source	Base Units	Amount Added		
VOCF0364	ug/mL	0.5 mL		



Analytical RunID VOA5975C.I_220104A Standards Traceability Report

Spike ID: VOCF3517

Spike Name: Internal Standard / Surrogates (INT/SURR)

Type: Secondary

Prep Date: 11/10/2021

Prep By: Alethea M. Shaules

Exp Date: 12/31/2022

Status: New

Department: gcmsvoa

Vendor:

Final Volume: 100 mL

Lot Number:

Balance ID:

Comments: Final Concentration 0.05 ug/uL in MeOH.

Chemical/Solvent Used	Bottle No	Amt	Units	Expires
Methanol, Purge and Trap - EB199-US	<u>14334</u>	95.5	mL	12/31/2022

Stock Source	Base Units	Amount Added
VOCF0425	ug/mL	2 mL
VOCF0426	ug/mL	2.5 mL



Analytical RunID VOA5975C.I_220104A Standards Traceability Report

Spike ID: VOCF3529B

Spike Name: 2nd Source MtBE

Prep Date: 11/29/2021

Exp Date: 1/29/2022

Department: gcmsvoa

Vendor:

Lot Number:

Balance ID:

Comments: Final Concentration 0.2 ug/uL

Type: Secondary

Prep By: Alethea M. Shaules

Status:

Final Volume: 10 mL

Chemical/Solvent Used	Bottle No	Amt	Units	Expires
Methanol, Purge and Trap - EB199-US	<u>14334</u>	9	mL	1/29/2022

Stock Source	Base Units	Amount Added
VOCF0401	ug/mL	1 mL



Analytical RunID VOA5975C.I_220104A Standards Traceability Report

Standard ID: VO CF3546A

Standard Name: Liquids

Prep Date: 12/13/2021

Exp Date: 1/13/2022

Department: GCMSVOA

Vendor:

Lot Number:

Balance ID:

Comments: 1.0 ml/10 ml final volume. Final Concentration 0.2 ug/uL. Corrected comment and analyte list 11/9/2021 sbd

Type: Secondary

Prep By: Alethea M. Shaules

Status:

Final Volume: 10 mL

Chemical/Solvent Used	Bottle No	Amt	Units	Expires
Methanol, Purge and Trap EA899	<u>13926</u>	9	mL	1/13/2022

Stock Source	Base Units	Amount Added
VOCF0313	ug/mL	1 mL



Analytical RunID VOA5975C.I_220104A Standards Traceability Report

Spike ID: VOCF3549

Spike Name: 2nd Source Ketones

Prep Date: 12/15/2021

Exp Date: 1/15/2022

Department: gcmsvoa

Vendor: AccuStandard

Lot Number: 221101480

Balance ID:

Comments: Vial opened for use. 2.0 µg/µL

Type: Primary

Prep By: Melissa Chavez

Status:

Final Volume: 1 mL

Chemical/Solvent Used	Bottle No	Amt	Units	Expires
TCL Ketones Mixture	<u>14567</u>	1	mL	1/15/2022

Stock Source	Base Units	Amount Added
VOCF0439	ug/mL	1 mL



Analytical RunID VOA5975C.I_220104A Standards Traceability Report

Standard ID: VOFC3550

Standard Name: Ketones

Prep Date: 12/16/2021

Exp Date: 1/16/2022

Department: gcmsvoa

Vendor: Chem Service

Lot Number: 10251200

Balance ID:

Comments: Vial Opened For Use . 2.0 ug/uL in 90:10 MeOH:H2O.

Type: Primary

Prep By: Melissa Chavez

Status:

Final Volume: 1 mL

Chemical/Solvent Used	Bottle No	Amt	Units	Expires
TCL Ketone Mix	<u>14443</u>	1	mL	1/16/2022

Stock Source	Base Units	Amount Added
VOCF0434	ug/mL	1 mL



Analytical RunID VOA5975C.I_220104A Standards Traceability Report

Spike ID: VOCF3558B

Spike Name: 2nd Source Liquids

Type: Secondary

Prep Date: 12/27/2021

Prep By: Steve Dilts

Exp Date: 2/27/2022

Status: Open

Department: gcmsvoa

Vendor:

Final Volume: 10 mL

Lot Number:

Balance ID:

Comments: Final Concentration 0.2ug/uL.

Chemical/Solvent Used	Bottle No	Amt	Units	Expires
Methanol, Purge and Trap - EB199-US	<u>14334</u>	9	mL	2/27/2022

Stock Source	Base Units	Amount Added
VOCF0352	ug/mL	1 mL



Analytical RunID VOA5975C.I_220104A Standards Traceability Report

Standard ID: VOCF3559A

Standard Name: MtBE

Prep Date: 12/27/2021

Exp Date: 1/27/2022

Department: gcmsvoa

Vendor:

Lot Number:

Balance ID:

Comments: Final Concentration 0.2 ug/uL.

Type: Secondary

Prep By: Melissa Chavez

Status:

Final Volume: 10 mL

Chemical/Solvent Used	Bottle No	Amt	Units	Expires
Methanol, Purge and Trap - EB199-US	<u>14334</u>	9	mL	1/27/2022

Stock Source	Base Units	Amount Added
VOCF0373	ug/mL	1 mL



Analytical RunID VOA5975C.I_220104A Standards Traceability Report

Standard ID: VOCF3562A

Standard Name: Gases

Prep Date: 1/3/2022

Exp Date: 1/10/2022

Department: GCMSVOA

Vendor:

Lot Number:

Balance ID:

Comments: 1.0 ml/10 ml final volume. Final Concentration 0.2 ug/uL

Type: Secondary

Prep By: Alethea M. Shaules

Status:

Final Volume: 10 mL

Chemical/Solvent Used	Bottle No	Amt	Units	Expires
Methanol, Purge and Trap EB373	<u>14519</u>	9	mL	1/10/2022

Stock Source	Base Units	Amount Added
VOCF0427	ug/mL	1 mL



Analytical RunID VOA5975C.I_220104A Standards Traceability Report

Standard ID: VOCF3563

Standard Name: Internals

Prep Date: 1/3/2022

Exp Date: 7/3/2022

Department: gcmsvoa

Vendor:

Lot Number:

Balance ID:

Comments: Final Concentration 0.05 ug/uL.

Type: Secondary

Prep By: Alethea M. Shaules

Status: New

Final Volume: 50 mL

Chemical/Solvent Used	Bottle No	Amt	Units	Expires
Methanol, Purge and Trap EB373	<u>14519</u>	49	mL	7/3/2022

Stock Source	Base Units	Amount Added
VOCF0425	ug/mL	1 mL



Analytical RunID VOA5975C.I_220104A Standards Traceability Report

Spike ID: VOCF3566A

Spike Name: 2nd Source Gases

Prep Date: 1/4/2022

Exp Date: 1/11/2022

Department: gcmsvoa

Vendor:

Lot Number:

Balance ID:

Comments: 1.0 ml/10 ml final volume. Final Concentration 0.2 ug/uL. Corrected final volume column to match comments and added final concentrations of analytes. MSC 01/14/2021

Type: Secondary

Prep By: Melissa Chavez

Status:

Final Volume: 10 mL

Chemical/Solvent Used	Bottle No	Amt	Units	Expires
Methanol, Purge and Trap EB373	<u>14519</u>	9	mL	1/11/2022

Stock Source	Base Units	Amount Added
VOCF0417	ug/mL	1 mL

CERTIFICATE OF ANALYSIS

Catalog No: M-502A-R-10X
Description: Volatile Organic Compounds - Liquids
Lot: 220041126
Solvent: Methanol
Hazards: Refer to SDS for complete safety information

Date Certified: Apr 13, 2020
Expiration: Apr 13, 2023
Sample Size: 1 mL
Components: 54
Storage Condition: Refrig (0-5 °C)



Signal Word: Danger

Certified Reference Material



Component	CAS #	Purity % (GC/MS)	Prepared Concentration ² (µg/mL)	Certified Analyte Concentration ¹ (µg/mL)
Benzene	71-43-2	100.0	2002	2002
Bromobenzene	108-86-1	100.0	2003	2003
Bromochloromethane	74-97-5	99.1	2001	1983
Bromodichloromethane	75-27-4	99.0	2002	1982
Bromoform	75-25-2	99.2	2001	1985
n-Butylbenzene	104-51-8	100.0	2002	2002
sec-Butylbenzene	135-98-8	100.0	2001	2001
tert-Butylbenzene	98-06-6	99.0	2003	1983
Carbon tetrachloride	56-23-5	100.0	2003	2003
Chlorobenzene	108-90-7	99.6	2001	1993
Chloroform	67-66-3	99.2	2004	1988
2-Chlorotoluene	95-49-8	99.0	2003	1983
4-Chlorotoluene	106-43-4	99.8	2002	1998
Dibromochloromethane	124-48-1	97.8	2049*	2004
1,2-Dibromo-3-chloropropane	96-12-8	99.2	2001	1985
1,2-Dibromoethane	106-93-4	100.0	2006	2006
Dibromomethane	74-95-3	99.0	2002	1982
1,2-Dichlorobenzene	95-50-1	98.2	2003	1967
1,3-Dichlorobenzene	541-73-1	100.0	2000	2000
1,4-Dichlorobenzene	106-46-7	100.0	2002	2002
1,1-Dichloroethane	75-34-3	98.6	2001	1973
1,2-Dichloroethane	107-06-2	99.8	2010	2006
1,1-Dichloroethene	75-35-4	99.0	2000	1980
cis-1,2-Dichloroethene	156-59-2	99.0	2002	1982
trans-1,2-Dichloroethene	156-60-5	99.5	2001	1991
1,2-Dichloropropane	78-87-5	99.5	2003	1993
1,3-Dichloropropane	142-28-9	96.7	2073*	2005
2,2-Dichloropropane	594-20-7	99.9	2012	2010
1,1-Dichloropropene	563-58-6	98.9	2001	1979
cis-1,3-Dichloropropene **	10061-01-5	93.9	2041*	1916
trans-1,3-Dichloropropene **	10061-02-6	93.9	1968*	1848
Ethylbenzene	100-41-4	99.7	2000	1994
Hexachlorobutadiene	87-68-3	98.0	2003	1963
Isopropylbenzene	98-82-8	100.0	2002	2002
p-Isopropyltoluene	99-87-6	99.4	2000	1988
Methylene chloride	75-09-2	99.9	2001	1999
Naphthalene	91-20-3	100.0	2002	2002
n-Propylbenzene	103-65-1	100.0	2001	2001
Styrene	100-42-5	100.0	2003	2003
1,1,1,2-Tetrachloroethane	630-20-6	98.9	2005	1983
1,1,2,2-Tetrachloroethane	79-34-5	96.0	2087*	2004
Tetrachloroethene	127-18-4	99.4	2017	2005
Toluene	108-88-3	100.0	2001	2001
1,2,3-Trichlorobenzene	87-61-6	100.0	2002	2002

CERTIFICATE OF ANALYSIS

Catalog No: M-502A-R-10X
Description: Volatile Organic Compounds - Liquids
Lot: 220041126
Solvent: Methanol

Date Certified: Apr 13, 2020
Expiration: Apr 13, 2023
Sample Size: 1 mL
Components: 54

Component - <i>continued</i>	CAS #	Purity %	Prepared Concentration ²	Certified Analyte Concentration ¹
		(GC/MS)	(µg/mL)	(µg/mL)
1,2,4-Trichlorobenzene	120-82-1	99.6	2001	1993
1,1,1-Trichloroethane	71-55-6	100.0	2002	2002
1,1,2-Trichloroethane	79-00-5	98.6	2000	1972
Trichloroethene	79-01-6	100.0	2003	2003
1,2,3-Trichloropropane	96-18-4	97.5	2055*	2004
1,2,4-Trimethylbenzene	95-63-6	98.2	2001	1965
1,3,5-Trimethylbenzene	108-67-8	98.8	2001	1977
o-Xylene	95-47-6	99.0	2000	1980
m-Xylene	108-38-3	99.2	2002	1986
p-Xylene	106-42-3	95.4	2097*	2001

* Weight compensated to 100% purity.

** 47.8% cis isomer, 46.1% trans isomer

A product with a suffix (-1A, -2B, etc. or -01, -02, etc.) on its lot number has had its expiration date extended and is identical to the same lot number without the suffix.

² All weights are traceable through NIST, Test No. 684/289871-17

¹ Certified Analyte Concentration = Purity x Prepared Concentration.

The Uncertainty associated with the certified concentration reported on this certificate is $\pm 2.4\%$. This value is the combined expanded uncertainty and represents an estimated standard deviation equal to the positive square root of the total variation of the uncertainty of components. A normal distribution is assumed and a coverage factor of K=2 is chosen using approximately a 95% confidence level.

Labels and certificates follow U.S. Conventions in reporting numerical values: A comma (,) is used to separate units of one-thousand or greater. A period (.) is used as a decimal place marker.

The information on this certificate may not be reproduced without the express permission of the manufacturer. See reverse side for additional information

Certified By: 

Larry Decker, Organic QC Manager

ID #: 12797

Opened: _____

Volatile Organic Compounds - Liquids

Expires: 4/13/2023

Rec'd: 6/23/2020

Energy Laboratories Inc 1120 So. 27th Street
Billings MT 59107

Certificate of Analysis

Product Name: VOC Standard

Product Number: DWM-589N-1

Lot Number: 0006570990

Lot Issue Date: 17-Nov-2020

Expiration Date: 31-Dec-2023

Description:

This analytical reference material (RM) was manufactured and verified in accordance with an ISO 9001 registered quality system and analyte concentrations were verified by an ISO 17025 accredited laboratory. The concentration and uncertainty value at the 95% confidence level for each analyte, determined gravimetrically, is listed below.

Analyte	CAS#	Analyte Lot	Concentration ± Uncertainty
bromochloromethane	000074-97-5	RM00009	2010 ± 10 µg/mL
bromodichloromethane	000075-27-4	RM12585	2009 ± 10 µg/mL
bromoform	000075-25-2	RM13987	2010 ± 10 µg/mL
carbon tetrachloride	000056-23-5	RM07576	2010 ± 10 µg/mL
chloroform	000067-66-3	RM13988	2009 ± 10 µg/mL
dibromochloromethane	000124-48-1	RM14843	2009 ± 10 µg/mL
dibromomethane	000074-95-3	RM12878	2009 ± 10 µg/mL
methylene chloride	000075-09-2	RM11650	2009 ± 10 µg/mL
1,2-dibromoethane	000106-93-4	RM00018	2010 ± 10 µg/mL
1,1-dichloroethane	000075-34-3	RM16217	2006 ± 10 µg/mL
1,2-dichloroethane	000107-06-2	RM04655	2005 ± 10 µg/mL
1,1-dichloroethene	000075-35-4	RM14486	2010 ± 10 µg/mL
cis-1,2-dichloroethene	000156-59-2	RM15008	2007 ± 10 µg/mL
trans-1,2-dichloroethene	000156-60-5	RM07565	2008 ± 10 µg/mL
1,1,1,2-tetrachloroethane	000630-20-6	RM12632	2005 ± 10 µg/mL
1,1,2,2-tetrachloroethane	000079-34-5	RM02540	2009 ± 10 µg/mL
tetrachloroethene	000127-18-4	RM06491	2008 ± 10 µg/mL

Certificate of Analysis

Product Number:	DWM-589N-1	Lot Number:	0006570990
1,1,1-trichloroethane	000071-55-6	RM16539	2004 ± 10 µg/mL
1,1,2-trichloroethane	000079-00-5	RM01175	2009 ± 10 µg/mL
trichloroethene	000079-01-6	RM14232	2009 ± 10 µg/mL
1,2-dibromo-3-chloropropane	000096-12-8	RM13666	2009 ± 10 µg/mL
1,2-dichloropropane	000078-87-5	RM12821	2008 ± 10 µg/mL
1,3-dichloropropane	000142-28-9	RM02080	2008 ± 10 µg/mL
2,2-dichloropropane	000594-20-7	RM12927	2005 ± 10 µg/mL
1,1-dichloropropene	000563-58-6	RM16190	2010 ± 10 µg/mL
cis-1,3-dichloropropene	010061-01-5	RM12891	2007 ± 10 µg/mL
trans-1,3-dichloropropene	010061-02-6	RM12254	2006 ± 10 µg/mL
hexachlorobutadiene	000087-68-3	RM09157	2005 ± 10 µg/mL
1,2,3-trichloropropane	000096-18-4	RM13082	2004 ± 10 µg/mL
benzene	000071-43-2	RM12931	2009 ± 10 µg/mL
n-butylbenzene	000104-51-8	RM03651	2008 ± 10 µg/mL
sec-butylbenzene	000135-98-8	RM10905	2005 ± 10 µg/mL
tert-butylbenzene	000098-06-6	RM14040	2007 ± 10 µg/mL
ethylbenzene	000100-41-4	RM12195	2006 ± 10 µg/mL
isopropylbenzene	000098-82-8	RM00835	2009 ± 10 µg/mL
4-isopropyltoluene	000099-87-6	RM09747	2009 ± 10 µg/mL
naphthalene	000091-20-3	NT00970	2006 ± 10 µg/mL
n-propylbenzene	000103-65-1	RM12785	2010 ± 10 µg/mL
styrene	000100-42-5	RM13393	2010 ± 10 µg/mL



ISO 17034 Cert
No. AR-1936

RM was produced in accordance with TUV USA Inc registered ISO 9001 Quality Management System. Cert # 56 100 18560026

Page: 2 of 4

www.agilent.com/quality/
CSD-QA-015.1



ISO 17025 Cert
No. AT-1937



Certificate of Analysis

Product Number: DWM-589N-1

Lot Number: 0006570990

toluene	000108-88-3	RM06650	2008 ± 10 µg/mL
1,2,4-trimethylbenzene	000095-63-6	RM06731	2002 ± 10 µg/mL
1,3,5-trimethylbenzene	000108-67-8	RM12905	2009 ± 10 µg/mL
o-xylene	000095-47-6	RM15639	2005 ± 10 µg/mL
m-xylene	000108-38-3	RM15919	2006 ± 10 µg/mL
p-xylene	000106-42-3	RM02647	2009 ± 10 µg/mL
bromobenzene	000108-86-1	RM10227	2008 ± 10 µg/mL
chlorobenzene	000108-90-7	RM01874	2008 ± 10 µg/mL
2-chlorotoluene	000095-49-8	RM13774	2007 ± 10 µg/mL
4-chlorotoluene	000106-43-4	RM11750	2009 ± 10 µg/mL
1,2-dichlorobenzene	000095-50-1	RM13636	2005 ± 10 µg/mL
1,3-dichlorobenzene	000541-73-1	NT00356	2009 ± 10 µg/mL
1,4-dichlorobenzene	000106-46-7	RM12826	2009 ± 10 µg/mL
1,2,3-trichlorobenzene	000087-61-6	RM10193	2007 ± 10 µg/mL
1,2,4-trichlorobenzene	000120-82-1	RM09454	2009 ± 10 µg/mL

Matrix: methanol (methyl alcohol)

Storage Conditions: Store Frozen (-25° to -10°C).

Traceability:

The balances used for these measurements are calibrated with weights traceable to NIST in compliance with ANSI/NCSL Z540.3, ISO 9001, ISO 17025, and ISO 17034. Calibrated Class A glassware is used for volumetric measurements. Thermometers are calibrated against a NIST traceable thermometer in accordance with NIST Special Publication 1088.

Homogeneity:

This RM was unitized according to an in-house procedure and is guaranteed to be homogeneous. There is no minimum sub-sample size required.



ISO 17034 Cert
No. AR-1936

RM was produced in accordance with TUV USA Inc registered ISO 9001 Quality Management System. Cert # 56 100 18560026

Page: 3 of 4

www.agilent.com/quality/
CSD-QA-015.1



ISO 17025 Cert
No. AT-1937

Certificate of Analysis

Product Number: DWM-589N-1

Lot Number: 0006570990

Intended Use:

This RM is intended for the preparation of working reference samples for use in routine laboratory analyses, calibration of instruments, validation of analytical methods, assessments of measurement methods, and continuing calibration verification.

Instructions for Use:

Sample aliquots for analysis should be withdrawn at 20°C to 25°C immediately after opening the container and should be processed without delay for the certified values to be valid within the stated uncertainties.

Hazards:

Refer to the Safety Data Sheet on www.agilent.com for information regarding this RM.

Expiration of Certification:

The certification of this RM is valid until the expiration date specified above, provided the RM is handled and stored in accordance with the instructions given in this certificate. This certification is nullified if the RM is damaged, contaminated, or otherwise modified.

Maintenance of Certification:

If substantive changes are noted that affect the certification before the expiration of this certificate, Agilent will notify the purchaser.

Sample lot approver:



Monica Bourgeois
QMS Representative



ISO 17034 Cert
No. AR-1936

RM was produced in accordance with TUV USA Inc registered ISO 9001 Quality Management System. Cert # 56 100 18560026

Page: 4 of 4

www.agilent.com/quality/
CSD-QA-015.1



ISO 17025 Cert
No. AT-1937

Jewar

CERTIFICATE OF ANALYSIS

Catalog No: M-8260A-B-SS-10X
Description: Surrogate Standard Mix
Lot: 219041458

Solvent: Methanol

Hazards: Refer to SDS for complete safety information

Date Certified: Apr 18, 2019
Expiration: Apr 18, 2029
Sample Size: 1 mL
Components: 4
Storage Condition: Ambient (>5 °C)



Signal Word: Danger

Certified Reference Material



Component	CAS #	Purity % (GC/MS)	Prepared Concentration ² (µg/mL)	Certified Analyte Concentration ¹ (µg/mL)
p-Bromofluorobenzene	460-00-4	99.9	2004	2002
Dibromofluoromethane	1868-53-7	99.8	2005	2001
1,2-Dichloroethane-d4	17060-07-0	100.0	2001	2001
Toluene-d8	2037-26-5	100.0	2000	2000

ID #: 13385
Opened: _____
Surrogate Standard Mix
Expires: 4/18/2029
Rec'd: 1/4/2021
Energy Laboratories Inc 1120 So. 27th Street
Billings MT 59107

A product with a suffix (-1A, -2B, etc. or -01, -02, etc.) on its lot number has had its expiration date extended and is identical to the same lot number without the suffix.
² All weights are traceable through NIST, Test No. 684/289871-17


¹ Certified Analyte Concentration = Purity x Prepared Concentration.

The Uncertainty associated with the certified concentration reported on this certificate is ±2.4%. This value is the combined expanded uncertainty and represents an estimated standard deviation equal to the positive square root of the total variation of the uncertainty of components. A normal distribution is assumed and a coverage factor of K=2 is chosen using approximately a 95% confidence level.

Labels and certificates follow U.S. Conventions in reporting numerical values: A comma (,) is used to separate units of one-thousand or greater. A period (.) is used as a decimal place marker.

The information on this certificate may not be reproduced without the express permission of the manufacturer. See reverse side for additional information
Hazard Information: Please refer to the SDS for information regarding the hazards associated with using this material.

This product was prepared according to in-house procedures and is guaranteed to be homogeneous.

Certified By: 
Larry Decker, Organic QC Manager



ID #: 13578

Opened: _____

Methyl tert-Butyl Ether Standard

Expires: 8/31/2022

Rec'd: 2/26/2021

Energy Laboratories Inc 1120 So. 27th Street
Billings MT 59107

Certificate of Analysis

Product Name: Methyl tert-Butyl Ether Standard

Product Number: STS-440-1

Lot Number: 0006555762

Lot Issue Date: 19-Aug-2020

Expiration Date: 31-Aug-2022

Description:

This analytical reference material (RM) was manufactured and verified in accordance with an ISO 9001 registered quality system, and analyte concentrations were verified by an ISO 17025 accredited laboratory. The concentration and uncertainty value at the 95% confidence level for each analyte, determined gravimetrically, is listed below.

Analyte

CAS#

Analyte Lot

Concentration ± Uncertainty

tert-butylmethyl ether

001634-04-4

RM06568

2006 ± 10 µg/mL

Matrix: methanol (methyl alcohol)

Storage Conditions: Store Frozen (-25° to -10°C).

Traceability:

The balances used for these measurements are calibrated with weights traceable to NIST in compliance with ANSI/NCSL Z540.3, ISO 9001, ISO 17025, and ISO 17034. Calibrated Class A glassware is used for volumetric measurements. Thermometers are calibrated against a NIST traceable thermometer in accordance with NIST Special Publication 1088.

Homogeneity:

This RM was unitized according to an in-house procedure and is guaranteed to be homogeneous. There is no minimum sub-sample size required.

Intended Use:

This RM is intended for the preparation of working reference samples for use in routine laboratory analyses, calibration of instruments, validation of analytical methods, assessments of measurement methods, and continuing calibration verification.

Instructions for Use:

Sample aliquots for analysis should be withdrawn at 20°C to 25°C immediately after opening the container and should be processed without delay for the certified values to be valid within the stated uncertainties.

Hazards:

Refer to the Safety Data Sheet on www.agilent.com for information regarding this RM.

Expiration of Certification:

The certification of this RM is valid until the expiration date specified above, provided the RM is handled and stored in accordance with the instructions given in this certificate. This certification is nullified if the RM is damaged, contaminated, or otherwise modified.

Maintenance of Certification:

If substantive changes are noted that affect the certification before the expiration of this certificate, Agilent will notify the purchaser.

Sample lot approver:

Monica Bourgeois

QMS Representative



ISO 17034 Cert
No. AR-1936

RM was produced in accordance with TUV USA Inc registered ISO 9001 Quality Management System. Cert # 56 100 18560026

Page: 1 of 1

www.agilent.com/quality/
CSD-QA-015.1



ISO 17025 Cert
No. AT-1937

CERTIFICATE OF ANALYSIS

Catalog No: S-078-10X
Description: MtBE
Lot: 220051182
Solvent: Methanol
Hazards: Refer to SDS for complete safety information

Date Certified: May 18, 2020
Expiration: May 18, 2030
Sample Size: 1 mL
Components: 1
Storage Condition: Ambient (>5 °C)



Signal Word: **Danger**

Certified Reference Material



Component	CAS #	Purity % (GC/MS)	Prepared Concentration ² (µg/mL)	Certified Analyte Concentration ¹ (µg/mL)
MTBE	1634-04-4	100.0	2002	2002

ID #: 13920

Opened: _____

MTBE

Expires: 5/18/2030

Rec'd: 6/7/2021

Eneray Laboratories Inc 1120 So. 27th Street
Billings MT 59107

A product with a suffix (-1A, -2B, etc. or -01, -02, etc.) on its lot number has had its expiration date extended and is identical to the same lot number without the suffix.

² All weights are traceable through NIST, Test No. 684/289871-17

¹ Certified Analyte Concentration = Purity x Prepared Concentration.

The Uncertainty associated with the certified concentration reported on this certificate is $\pm 2.4\%$. This value is the combined expanded uncertainty and represents an estimated standard deviation equal to the positive square root of the total variation of the uncertainty of components. A normal distribution is assumed and a coverage factor of K=2 is chosen using approximately a 95% confidence level.

Labels and certificates follow U.S. Conventions in reporting numerical values: A comma (,) is used to separate units of one-thousand or greater. A period (.) is used as a decimal place marker.

The information on this certificate may not be reproduced without the express permission of the manufacturer. See reverse side for additional information

Hazard Information: Please refer to the SDS for information regarding the hazards associated with using this material.

This product was prepared according to in-house procedures and is guaranteed to be homogeneous.

Certified By: _____

Larry Decker, Organic QC Manager

CERTIFICATE OF ANALYSIS

CONCENTRATION 2000ug/ml in Methanol
CATALOG NUMBER M-VOHC6M5-1ML
LOT NUMBER 11882100
DATE CERTIFIED 05/25/21
EXPIRATION DATE 02/28/22
STORAGE Store at room temperature (20 - 25 °C).
HANDLING See Safety Data Sheet
INTENDED USE For laboratory use only.
ISO 17034:2016 CERTIFIED []

ID #: 14142

Opened:

Volatile Organics High Concentration Mixture

Expires: 2/28/2022

Rec'd: 8/3/2021

Energy Laboratories Inc 1120 So. 27th Street
Billings MT 59107

ID	Analyte	CAS	Weight Analyte (mg)	Lot	Purity	Certified Concentration (ug/mL)
N-11446	Chloroethane	75-00-3	96.300	00001728	100.0	2006.3
N-11665	Dichlorodifluoromethane	75-71-8	96.610	00001729	100.0	2012.7
N-12417	Methyl bromide	74-83-9	96.910	00024694	100.0	2019.0
N-12421	Methyl chloride	74-87-3	96.150	00001731	100.0	2003.1
N-13655	Trichlorofluoromethane	75-69-4	96.300	00027239	99.4	1994.2
N-13748	Vinyl chloride	75-01-4	96.150	00019298	100.0	2003.1

Analytical Test

Value

CONCENTRATION (GC/MSD)

VERIFIED

CHEM SERVICE INC

660 Tower Lane • P.O. Box 599 • West Chester, PA 19381-0599
1-800-452-9994 • 1-610-692-3026 • Fax 1-610-692-8729
info@chemservice.com • www.chemservice.com

Instructions for Use:

Shake mixture prior to use. If particles are present, sonicate for homogeneity. If sample is diluted to lower concentrations, Class A volumetric glassware must be used.

Minimum Sample Size- 0.2 uL for Direct Injection.

Chem Service Inc. guarantees the expanded uncertainty of the above analytes to be +/- 2.0% of the certified concentrations based on gravimetric preparation. The test results published in this report were obtained using equipment capable of producing results that are traceable to NIST and through NIST to the International System of Units (SI). The reported expanded uncertainty of measurement is stated as the combined standard uncertainty of measurement multiplied by the coverage factor k (k=2) such that the coverage probability corresponds to approximately 95%. For certified reference materials, homogeneity and thermal stability testing are available upon request.

Certified By:

Mary Beth O'Donnell


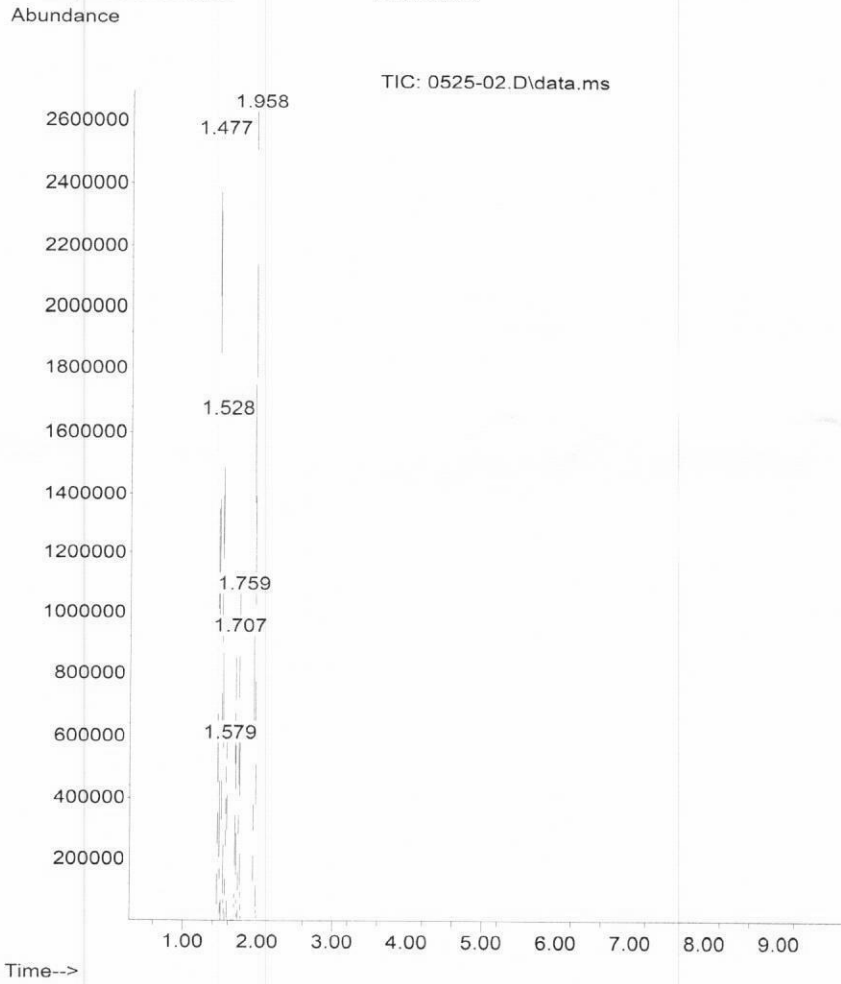
Mary Beth O'Donnell
CSM/TC



CERTIFICATE OF ANALYSIS

Analysis Method:

Catalog Number: M-VOHC6M5-1ML
Description: Volatile Organics High Concentration Mixture #6
Lot Number: 11882100
Expiration Date: 02/28/22





Certificate of Analysis

ID #: 14251

Opened: _____

Internal Standard

Expires: 12/31/2022

Rec'd: 9/8/2021

Energy Laboratories Inc 1120 So. 27th Street
Billings MT 59107

Product Name: Internal Standard

Product Number: STM-520-1

Lot Issue Date: 05-Jan-2021

Lot Number: 0006582580

Expiration Date: 31-Dec-2022

Description:

This analytical reference material (RM) was manufactured and verified in accordance with an ISO 9001 registered quality system and analyte concentrations were verified by an ISO 17025 accredited laboratory. The concentration and uncertainty value at the 95% confidence level for each analyte, determined gravimetrically, is listed below.

Analyte	CAS#	Analyte Lot	Concentration ± Uncertainty
chlorobenzene-d5	003114-55-4	RM12274	2501 ± 13 µg/mL
1,4-dichlorobenzene-d4	003855-82-1	RM12517	2501 ± 13 µg/mL
fluorobenzene	000462-06-6	RM13378	2512 ± 13 µg/mL

Matrix: methanol (methyl alcohol)

Storage Conditions: Store Frozen (-25° to -10°C).

Traceability:

The balances used for these measurements are calibrated with weights traceable to NIST in compliance with ANSI/NCCL Z540.3, ISO 9001, ISO 17025 and ISO 17034. Calibrated Class A glassware is used for volumetric measurements. Thermometers are calibrated against a NIST traceable thermometer in accordance with NIST Special Publication 1088.

Homogeneity:

This RM was unitized according to an in-house procedure and is guaranteed to be homogeneous. There is no minimum sub-sample size required.

Intended Use:

This RM is intended for the preparation of working reference samples for use in routine laboratory analyses, calibration of instruments, validation of analytical methods, assessments of measurement methods, and continuing calibration verification.

Instructions for Use:

Sample aliquots for analysis should be withdrawn at 20°C to 25°C immediately after opening the container and should be processed without delay for the certified values to be valid within the stated uncertainties.

Hazards:

Refer to the Safety Data Sheet on www.agilent.com for information regarding this RM.



ISO 17034
REFERENCE MATERIAL
PRODUCER
ISO 17034 Cert
No. AR-1936

RM was produced in accordance with TUV USA Inc registered ISO 9001 Quality Management System. Cert # 56 100 18560026

Page: 1 of 2

www.agilent.com/quality/
CSD-QA-015.1



ISO 17025 Cert
No. AT-1937



Certificate of Analysis

Product Number: STM-520-1

Lot Number: 0006582580

Expiration of Certification:

The certification of this RM is valid until the expiration date specified above, provided the RM is handled and stored in accordance with the instructions given in this certificate. This certification is nullified if the RM is damaged, contaminated, or otherwise modified.

Maintenance of Certification:

If substantive changes are noted that affect the certification before the expiration of this certificate, Agilent will notify the purchaser.

Sample lot approver:

Monica Bourgeois
QMS Representative



ISO 17034 Cert
No. AR-1936

RM was produced in accordance with TUV USA Inc registered ISO 9001 Quality Management System. Cert # 56 100 18560026

Page: 2 of 2

www.agilent.com/quality/
CSD-QA-015.1



ISO 17025 Cert
No. AT-1937

CERTIFICATE OF ANALYSIS

Catalog No: M-8260A-B-SS-10X
Description: Surrogate Standard Mix
Lot: 219041458

Solvent: Methanol

Hazards: Refer to SDS for complete safety information

Date Certified: Apr 18, 2019

Expiration: Apr 18, 2029

Sample Size: 1 mL

Components: 4

Storage Condition: Ambient (>5 °C)



Signal Word: Danger

Certified Reference Material



Component	CAS #	Purity %	Prepared Concentration ²	Certified Analyte Concentration ¹
		(GC/MS)	(µg/mL)	(µg/mL)
p-Bromofluorobenzene	460-00-4	99.9	2004	2002
Dibromofluoromethane	1868-53-7	99.8	2005	2001
1,2-Dichloroethane-d4	17060-07-0	100.0	2001	2001
Toluene-d8	2037-26-5	100.0	2000	2000

ID #: 14269

Opened: _____

Surrogate Standard Mix

Expires: 4/18/2029

Rec'd: 9/14/2021

Energy Laboratories Inc 1120 So. 27th Street
Billings MT 59107

A product with a suffix (-1A, -2B, etc. or -01, -02, etc.) on its lot number has had its expiration date extended and is identical to the same lot number without the suffix.

² All weights are traceable through NIST, Test No. 684/289871-17

¹ Certified Analyte Concentration = Purity x Prepared Concentration.

The Uncertainty associated with the certified concentration reported on this certificate is $\pm 2.4\%$. This value is the combined expanded uncertainty and represents an estimated standard deviation equal to the positive square root of the total variation of the uncertainty of components. A normal distribution is assumed and a coverage factor of K=2 is chosen using approximately a 95% confidence level.

Labels and certificates follow U.S. Conventions in reporting numerical values: A comma (,) is used to separate units of one-thousand or greater. A period (.) is used as a decimal place marker.

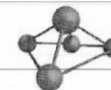
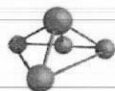
The information on this certificate may not be reproduced without the express permission of the manufacturer. See reverse side for additional information

Hazard Information: Please refer to the SDS for information regarding the hazards associated with using this material.

This product was prepared according to in-house procedures and is guaranteed to be homogeneous.

Certified By: _____

Larry Decker, Organic QC Manager



CERTIFIED WEIGHT REPORT

Part Number: 30058
Lot Number: 080321
Description: EPA Method 502/524 - Volatile Gases Mix #1

Expiration Date: 080324

Recommended Storage: Freezer (0 °C)

Nominal Concentration (µg/mL): 2000

NIST Test ID#: 6UTB

Solvent: Methanol
Lot#: EA783-US

Weight(s) shown below were combined and diluted to (mL):
500.0 0.058 Balance Uncertainty
0.058 Flask Uncertainty

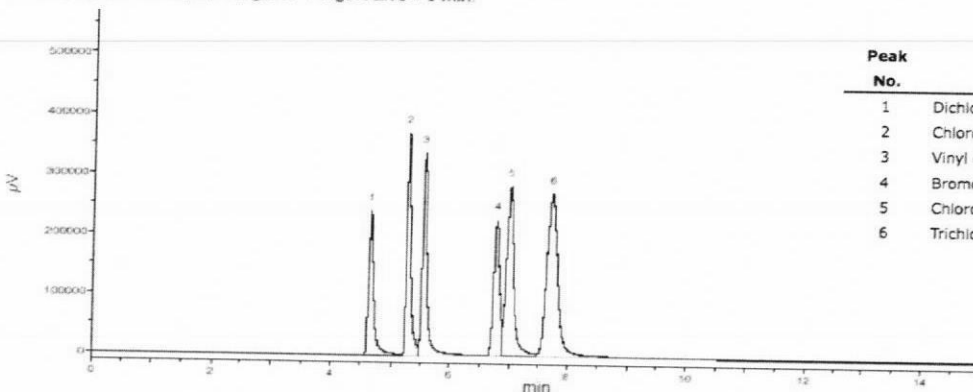
		080321
Formulated By:	Mario Luis	DATE
		080321
Reviewed By:	Pedro L. Rentas	DATE

Compound	RM#	Lot Number	Nominal Conc (µg/mL)	Purity (%)	Uncertainty Purity (%)	Target Weight (g)	Actual Weight (g)	Actual Conc(µg/mL)	Expanded Uncertainty (+/-) (µg/mL)	SDS Information (Solvent Safety Info. On Attached pg.)		
										CAS#	OSHA PEL (TWA)	LD50
1. Bromomethane	50	01611JX	2000	99.5	0.2	1.00508	1.0098	2009.4	8.1	74-83-9	5 ppm (20mg/m3/8H) (skin)	ori-rat 214mg/kg
2. Chloroethane	72	062617	2000	99	0.2	1.01016	1.0146	2008.8	8.1	75-00-3	1000 ppm (2600mg/m3/8H)	N/A
3. Chloromethane	79	06908MS	2000	99.5	0.2	1.00508	1.0154	2020.5	8.1	74-87-3	100 ppm	ori-rat 1800mg/kg
4. Dichlorodifluoromethane	134	92-0487	2000	99	0.2	1.01016	1.0224	2024.2	8.2	75-71-8	1000 ppm (4950mg/m3/8H)	N/A
5. Trichlorofluoromethane	294	01823MW	2000	99	0.2	1.01016	1.0110	2001.7	8.1	75-69-4	1000 ppm (5600mg/m3/8H)	ipr-mus 1743mg/kg
6. Vinyl chloride	305	04854EA	2000	99.5	0.2	1.00508	1.0071	2004.0	8.1	75-01-4	N/A	N/A

- The certified value is the concentration calculated from gravimetric and volumetric measurements unless otherwise stated.
- Standards are prepared gravimetrically using balances that are calibrated with weights traceable to NIST (see above).
- Standards are certified (+/-) 0.5% of the stated value, unless otherwise stated.
- All Standards, after opening ampule, should be stored with caps tight and under appropriate laboratory conditions.
- Uncertainty Reference: Taylor, B.N. and Kuyat, C.E., "Guidelines for Evaluating and Expressing the Uncertainty of NIST Measurement Result," NIST Technical Note 1297, U.S. Government Printing Office, Washington, DC, (1994).

Comments

GC15-M9 Analysis by Melissa Stonier
Column ID SPB-Vocool 105 meter X 0.53mm X 3.0µm film thickness
Flow rates: Total flow=150mL/min., Helium (carrier)=10mL/min., Helium(make-up)=40mL/min., Hydrogen(make-up)=100mL/min.
Oven Profile: Temp. 1=35°C (Time 1=9 min.), Temp 2=200°C (Time 2=1 min.), Rate = 33°C/min., Total run time=15 min. Injector temp.=200°C, FID Temp.=200°C.
ELCD Signal = Edaq Channel 1 PID Signal = Edaq Channel 2
Standard injection = 0.5µL, Range=3 Purge Valve = 0 min.



Peak No.	Analyte	ELCD RT (min.)
1	Dichlorodifluoromethane	4.67
2	Chloromethane	5.28
3	Vinyl chloride	5.56
4	Bromomethane	6.75
5	Chloroethane	6.99
6	Trichlorofluoromethane	7.72

ID #: 14285

Opened: _____

EPA Method 502-524 - Volatile Gases Mix #1

Expires: 8/3/2024

Rec'd: 9/17/2021

Energy Laboratories Inc 1120 So. 27th Street
Billings MT 59107

660 Tower Lane • P.O. Box 599 • West Chester, PA 19381-0599
1-800-452-9994 • 1-610-692-3026 • Fax 1-610-692-8729
info@chemservice.com • www.chemservice.com

ID #: 14443

Opened: _____

TCL Ketone Mix

Expires: 6/30/2023

Rec'd: 10/26/2021

Energy Laboratories Inc 1120 So. 27th Street
Billings MT 59107

CERTIFICATE OF ANALYSIS

TCL Ketones Mixture

CONCENTRATION 2000ug/ml in Methanol:Water (90:10)
CATALOG NUMBER M-TCL1AN5-1ML
LOT NUMBER 10251200
DATE CERTIFIED 06/16/20
EXPIRATION DATE 06/30/23
STORAGE Freezer storage (-20 - -25 °C)
HANDLING See Safety Data Sheet
INTENDED USE For laboratory use only.
ISO 17034:2016 CERTIFIED []

ID	Analyte	CAS	Weight Analyte (mg)	Lot	Purity	Certified Concentration (ug/mL)
N-11014	Acetone	67-64-1	203.300	00026182	98.7	2006.6
N-10297	2-Butanone	78-93-3	202.800	00027454	99.5	2017.9
N-10369	2-Hexanone	591-78-6	202.600	00025720	99.5	2015.9
N-10844	4-Methyl-2-pentanone	108-10-1	204.700	6403300	99.5	2036.8

Analytical Test	Value
CONCENTRATION (GC/FID)	VERIFIED

Chem Service, Inc. is accredited to ISO 17034:2016, ISO/IEC 17025:2017 and certified to ISO 9001:2015.



COA Form
Revision 3 (3/2015)

Print Date: 10/22/21

660 Tower Lane • P.O. Box 599 • West Chester, PA 19381-0599
1-800-452-9994 • 1-610-692-3026 • Fax 1-610-692-8729
info@chemservice.com • www.chemservice.com

Instructions for Use:

Shake mixture prior to use. If particles are present, sonicate for homogeneity. If sample is diluted to lower concentrations, Class A volumetric glassware must be used.

Minimum Sample Size- 0.2 uL for Direct Injection.

Chem Service Inc. guarantees the expanded uncertainty of the above analytes to be +/- 2.0% of the certified concentrations based on gravimetric preparation. The test results published in this report were obtained using equipment capable of producing results that are traceable to NIST and through NIST to the International System of Units (SI). The reported expanded uncertainty of measurement is stated as the combined standard uncertainty of measurement multiplied by the coverage factor k (k=2) such that the coverage probability corresponds to approximately 95%. For certified reference materials, homogeneity and thermal stability testing are available upon request.

Certified By:

Mary Beth O'Donnell

Mary Beth O'Donnell
CSM/TC

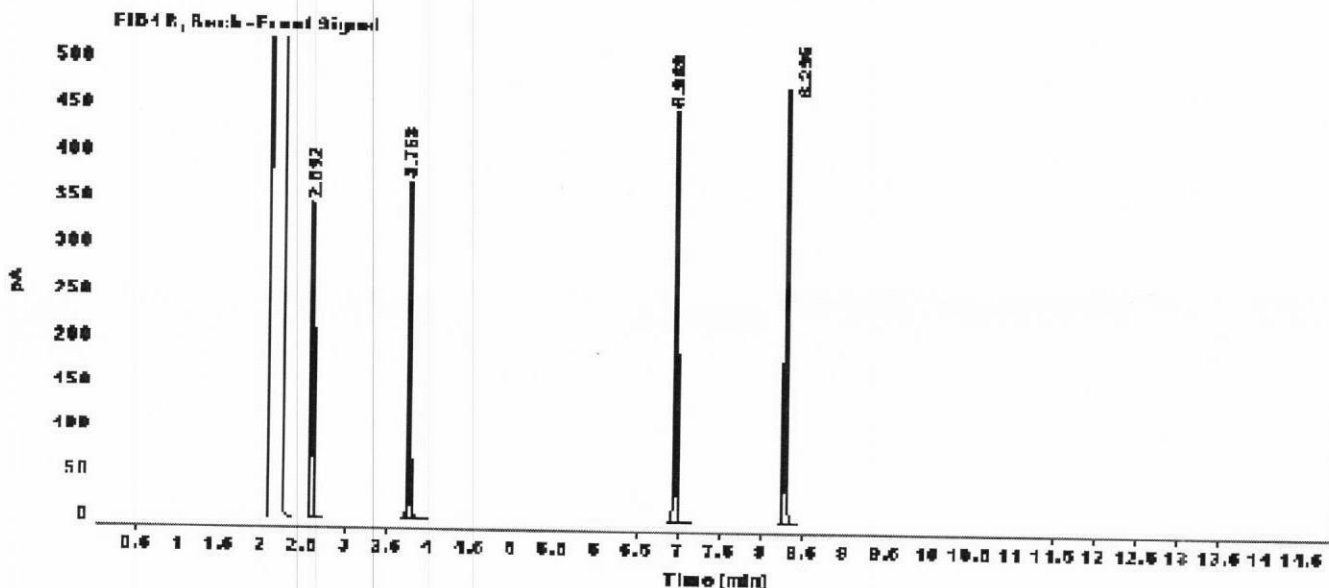
Chem Service, Inc. is accredited to ISO 17034:2016, ISO/IEC 17025:2017 and certified to ISO 9001:2015.



CERTIFICATE OF ANALYSIS

Gas Chromatography / Flame Ionization Detector (GC/FID)

Data file: C:\CHEM32\1\DATA\2020 DATA\0620\M-TCL1AN5.D
 Sample name: M-TCL1AN5
 Acq. method: N-14278.M
 Instrument: GC3
 Injection date: 6/16/2020 2:52:35 PM
 Column name: RTX-5MS (30m x 0.25mm x 0.5µm)
 Location: 202
 Injection Vol: 1.000
 # Of Injections: 1



Signal: FID1 B, Back - Front Signal

RT [min]	Type	Width [min]	Area	Height	Area%
2.592	BB	0.0277	580.2505	343.4966	18.4655
3.763	BB	0.0323	735.4804	387.8491	23.4054
6.989	BB	0.0326	904.3389	447.8770	28.7791
8.295	BB	0.0307	822.2798	474.3798	29.3500
Sum			3142.3497		

Chem Service, Inc. is accredited to ISO 17034:2016, ISO/IEC 17025:2017 and certified to ISO 9001:2015.



CERTIFICATE OF ANALYSIS

Catalog No: CLP-022K-10X
Description: TCL Ketone Mix
Lot: 221101480
Solvent: Methanol
Hazards: Refer to SDS for complete safety information

Date Certified: Oct 26, 2021
Expiration: Nov 26, 2022
Sample Size: 1 mL
Components: 4
Storage Condition: Freeze (<-10 °C)



Certified Reference Material



Component	CAS #	Purity %	Prepared Concentration ²	Certified Analyte Concentration ¹
		(GC/MS)	(µg/mL)	(µg/mL)
Acetone	67-64-1	100.0	2004	2004
2-Butanone	78-93-3	100.0	2004	2004
2-Hexanone	591-78-6	98.7	2004	1978
4-Methyl-2-pentanone	108-10-1	100.0	2004	2004

ID #: 14567

Opened: _____

TCL Ketones Mixture

Expires: 11/26/2022

Rec'd: 11/30/2021

Energy Laboratories Inc 1120 So. 27th Street
Billings MT 59107

This Certified Reference Material was verified in accordance with ISO/IEC 17025

A product with a suffix (-1A, -2B, etc. or -01, -02, etc.) on its lot number has had its expiration date extended and is identical to the same lot number without the suffix.

² All weights are traceable through NIST, Test No. 684/289871-17

¹ Certified Analyte Concentration = Purity x Prepared Concentration.

The Uncertainty associated with the certified concentration reported on this certificate is $\pm 2.4\%$. This value is the combined expanded uncertainty and represents an estimated standard deviation equal to the positive square root of the total variation of the uncertainty of components. A normal distribution is assumed and a coverage factor of $K=2$ is chosen using approximately a 95% confidence level.

Labels and certificates follow U.S. Conventions in reporting numerical values: A comma (,) is used to separate units of one-thousand or greater. A period (.) is used as a decimal place marker.

The information on this certificate may not be reproduced without the express permission of the manufacturer. See reverse side for additional information

Hazard Information: Please refer to the SDS for information regarding the hazards associated with using this material.

This product was prepared according to in-house procedures and is guaranteed to be homogeneous.

Certified By: _____

Larry Decker, Organic QC Manager

Page 1 of 3

For use in routine laboratory analysis.

CERTIFICATE OF ANALYSIS

Catalog No: CLP-022K-10X
Description: TCL Ketone Mix
Lot: 221101480
Solvent: Methanol

Date Certified: Oct 26, 2021
Expiration: Nov 26, 2022
Sample Size: 1 mL
Components: 4

T-Test

AccuStandard, Inc.
Statistical Report for CLP (SOW 1391)
26-Oct-2021

QR-QC-003 rev. 1/16

RT Component	CLP-022K-10X 221101480							CLP-022K-10X 221041075							NOTES:						
	Run #1	Run #2	Run #3	Run #4	Mean	Std Dev	% RSD	Run #1	Run #2	Run #3	Run #4	Mean	Std Dev	% RSD	t.025 test	CI	Component	CI	# of Runs	10 % error check of Conc. means	
3.74 Acetone (67-64-1)	1925	1881	1854	1803	1866	51.05	2.74%	1751	1712	1730	1764	1764	22.43	1.29%	4.36	119.2	Acetone (67-64-1)	56	4	2000	7 %
5.77 2-Butanone (78-93-3)	2275	2223	2237	2149	2221	52.79	2.38%	2157	2103	2145	2177	2146	31.26	1.45%	2.46	58.5	2-Butanone (78-93-3)	35.9	4	2000	9 %
8.34 4-Methyl-2-pentanone (108-10-1)	3373	3302	3408	3225	3327	81.05	2.44%	3349	3240	3296	3415	3325	74.70	2.25%	0.04	0.9	4-Methyl-2-pentanone (108-10-1)	0.8	4	2000	0 %
9.13 2-Hexanone (99-178-6)	3260	3199	3332	3118	3227	90.88	2.62%	3186	3072	3120	3239	3154	73.32	2.32%	1.25	35.2	2-Hexanone (99-178-6)	29.1	4	2000	2 %


CERTIFICATE OF ANALYSIS

Catalog No: CLP-022K-10X
Description: TCL Ketone Mix
Lot: 221101480
Solvent: Methanol

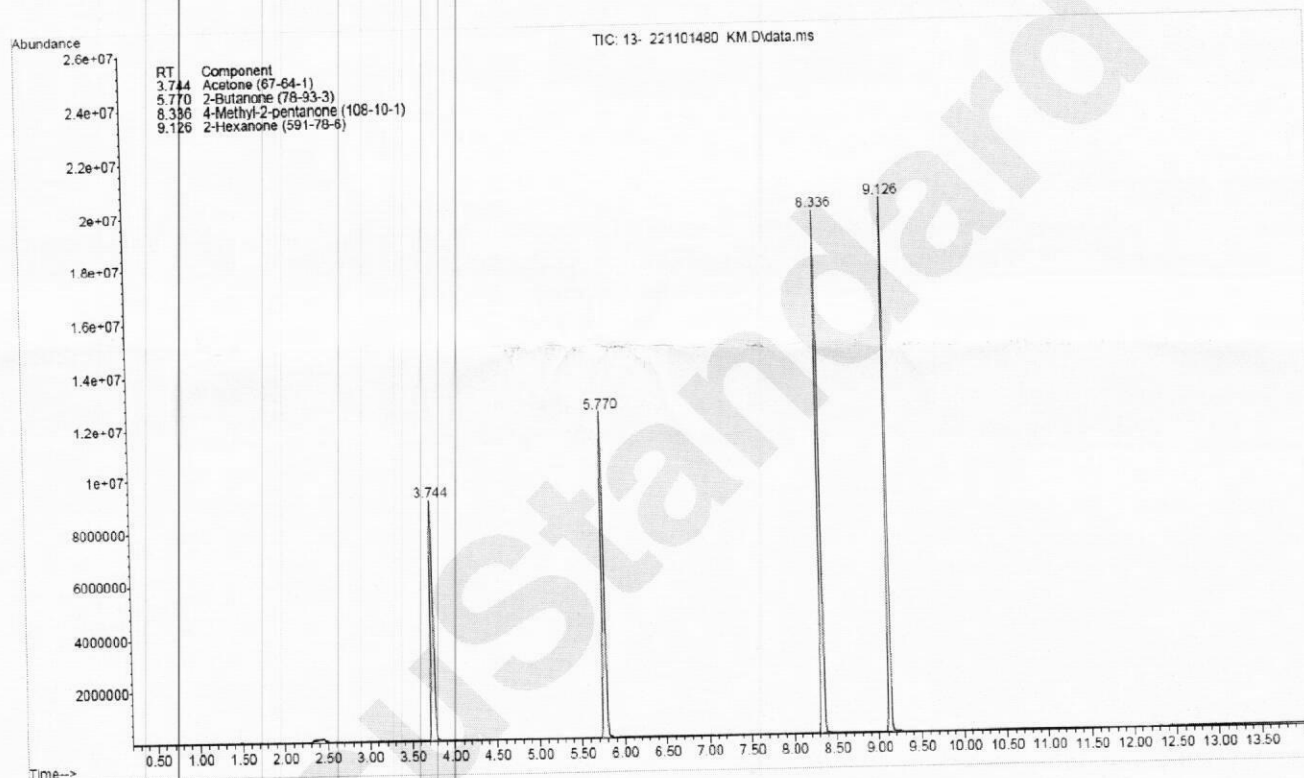
Date Certified: Oct 26, 2021
Expiration: Nov 26, 2022
Sample Size: 1 mL
Components: 4

Chromatogram

File : Q:\GCMS-06 Minimal\DATA\102521\13- 221101480 KM.D
Operator : Organic QC Lab
Acquired : 25 Oct 2021 21:00 using AcqMethod VOC-Split100.M
Instrument : GCMS 6
Sample Name : CLP-022K-10X (221101480)
Misc Info : TCL Ketone Mix @ 2000 ug/mL in MeOH
Vial Number : 34



Column: DB-624 UI, 30m x 0.25mm ID x 1.4µm
Oven Program: 35°C (hold 5min), 11°C/min to 60°C, 22°C/min to 230°C (hold 4min)
GC Parameters: Split 100:1, 1µl inj.; GC/MS; injector temp 240°C





Analytical RunID VOA5975C.I_220114A Standards Traceability Report

Standard ID: VOCF0313

Standard Name: Liquids

Prep Date: 6/23/2020

Exp Date: 4/13/2023

Department: gcmsvoa

Vendor: AccuStd

Lot Number: 220041126

Balance ID:

Comments: Date Prepared is same as Date Received. 2,000 ug/mL. Catalog # M502A-R-10X. Corrected lot number to match Cl. MSC 01/14/2022

Type: Primary

Prep By: Alethea M. Shaules

Status: New

Final Volume: 10 mL

Chemical/Solvent Used	Bottle No	Amt	Units	Expires
Volatile Organic Compounds - Liquids	<u>12797</u>	1	mL	4/13/2023

Stock Source	Base Units	Amount Added
VOCF0313	ug/mL	



Analytical RunID VOA5975C.I_220114A Standards Traceability Report

Spike ID: VOCF0352

Spike Name: 2nd Source Liquids

Prep Date: 11/23/2020

Exp Date: 12/31/2023

Department: gcmsvoa

Vendor: Agilent

Lot Number: 0006570990

Balance ID:

Comments: Date Prepared is same as Date Received. 2000 ug/mL in MeOH. Catalog # DWM-589N-1.

Type: Primary

Prep By: Steve Dilts

Status: New

Final Volume: 10 mL

Chemical/Solvent Used	Bottle No	Amt	Units	Expires
VOC Standard	<u>13292</u>	1	mL	12/31/2023

Stock Source	Base Units	Amount Added
VOCF0352	ug/mL	



Analytical RunID VOA5975C.I_220114A Standards Traceability Report

Standard ID: VOCF0373

Standard Name: MtBE (Methy tert-Butyl Ether)

Prep Date: 2/26/2021

Exp Date: 8/31/2022

Department: gcmsvoa

Vendor: Agilent

Lot Number: 0006555762

Balance ID:

Comments: Date Prepared is same as Date Received. 2000 ug/mL in MeOH. Catalog # STS-440

Type: Primary

Prep By: Steve Dilts

Status: New

Final Volume: 5 mL

Chemical/Solvent Used	Bottle No	Amt	Units	Expires
Methyl tert-Butyl Ether Standard	13578	1	mL	8/31/2022

Stock Source	Base Units	Amount Added
VOCF0373	ug/mL	



Analytical RunID VOA5975C.I_220114A Standards Traceability Report

Spike ID: VOCF0401

Spike Name: 2nd Source MtBE

Prep Date: 6/7/2021

Exp Date: 12/11/2029

Department: gcmsvoa

Vendor: AccuStandard

Lot Number: 220051182

Balance ID:

Comments: Date Prepared is same as Date Receive. 2,000 ug/mL in MeOH. Catalog # S-078-10X.

Type: Primary

Prep By: Alethea M. Shaules

Status: New

Final Volume: 5 mL

Chemical/Solvent Used	Bottle No	Amt	Units	Expires
MTBE	13920	1	mL	12/11/2029

Stock Source	Base Units	Amount Added
VOCF0401	ug/mL	



Analytical RunID VOA5975C.I_220114A Standards Traceability Report

Spike ID: VOCF0417

Spike Name: Chem Service Gases

Type: Primary

Prep Date: 8/3/2021

Prep By: Steve Dilts

Exp Date: 2/28/2022

Status:

Department: gcmsvoa

Vendor: Chemservice

Final Volume: 5 mL

Lot Number: 11882100

Balance ID:

Comments: Date Prepared is same as Date Received. 2000 ug/mL in MeOH. Catalog # M-VOHC6M5-1ML

Chemical/Solvent Used	Bottle No	Amt	Units	Expires
Volatile Organics High Concentration Mixture #6	<u>14142</u>	5	mL	2/28/2022

Stock Source	Base Units	Amount Added
VOCF0417	ug/mL	



Analytical RunID VOA5975C.I_220114A Standards Traceability Report

Standard ID: VOCF0425

Standard Name: Internals

Prep Date: 9/8/2021

Exp Date: 12/31/2022

Department: gcmsvoa

Vendor: Agilent

Lot Number: 0006582580

Balance ID:

Comments: Date Prepared is same as Date Received. 2,500 ug/mL in MeOH. Catalog # STM-520-1.

Type: Primary

Prep By: Jerran D. Brenden

Status: New

Final Volume: 10 mL

Chemical/Solvent Used	Bottle No	Amt	Units	Expires
Internal Standard	<u>14251</u>	1	mL	12/31/2022

Stock Source	Base Units	Amount Added
VOCF0425	ug/mL	



Analytical RunID VOA5975C.I_220114A Standards Traceability Report

Spike ID: VOCF0426

Spike Name: Surrogates 2.0 mg/mL

Type: Primary

Prep Date: 9/14/2021

Prep By: Jerran D. Brenden

Exp Date: 4/18/2029

Status: New

Department: gcmsvoa

Vendor: AccuStandard

Final Volume: 10 mL

Lot Number: 219041458

Balance ID:

Comments: Date Received 01/04/2021. 2.0 mg/mL. Catalog # M-8260A-B-SS-10X

Chemical/Solvent Used	Bottle No	Amt	Units	Expires
Surrogate Standard Mix	<u>14269</u>	1	mL	4/18/2029

Stock Source	Base Units	Amount Added
VOCF0426	ug/mL	



Analytical RunID VOA5975C.I_220114A Standards Traceability Report

Standard ID: VOCF0427

Standard Name: Gases

Prep Date: 9/17/2021

Exp Date: 8/3/2024

Department: gcmsvoa

Vendor: Absolute

Lot Number: 080321

Balance ID:

Comments: Date Prepared is same as Date Received. 2,000 ug/mL in MeOH. Catalog # 30058.

Type: Primary

Prep By: Alethea M. Shaules

Status: New

Final Volume: 10 mL

Chemical/Solvent Used	Bottle No	Amt	Units	Expires
EPA Method 502-524 - Volatile Gases Mix #1	<u>14285</u>	1	mL	8/3/2024

Stock Source	Base Units	Amount Added
VOCF0427	ug/mL	



Analytical RunID VOA5975C.I_220114A Standards Traceability Report

Standard ID: VOCF0434

Standard Name: Ketones

Prep Date: 10/26/2021

Exp Date: 6/30/2023

Department: gcmsvoa

Vendor: Chem Service

Lot Number: 10251200

Balance ID:

Comments: Date Prepared is same as Date Received. 2,000 ug/mL in 90:10 MeOH:H2O. Catalog # M-TCL-1AN5-5ML.

Type: Primary

Prep By: Steve Dilts

Status: New

Final Volume: 5 mL

Chemical/Solvent Used	Bottle No	Amt	Units	Expires
TCL Ketone Mix	<u>14443</u>	1	mL	6/30/2023

Stock Source	Base Units	Amount Added
VOCF0434	ug/mL	



Analytical RunID VOA5975C.I_220114A Standards Traceability Report

Standard ID: VOCF0440

Standard Name: 2nd Source High Concentration Ketones

Prep Date: 12/3/2021

Exp Date: 1/1/2023

Department: gcmsvoa

Vendor: AccuStandard

Lot Number: 221111486

Balance ID:

Comments: Date Prepared is same as Date Received. 20,000 ug/mL in Methanol. Catalog # CLP-022K-100X.

Type: Primary

Prep By: Melissa Chavez

Status: New

Final Volume: 5 mL

Chemical/Solvent Used	Bottle No	Amt	Units	Expires
TCL Ketone Mix	<u>14585</u>	1	mL	1/1/2023

Stock Source	Base Units	Amount Added
VOCF0440	ug/mL	



Analytical RunID VOA5975C.I_220114A Standards Traceability Report

Spike ID: VOCF3517

Spike Name: Internal Standard / Surrogates (INT/SURR)

Type: Secondary

Prep Date: 11/10/2021

Prep By: Alethea M. Shaules

Exp Date: 12/31/2022

Status: New

Department: gcmsvoa

Vendor:

Final Volume: 100 mL

Lot Number:

Balance ID:

Comments: Final Concentration 0.05 ug/uL in MeOH.

Chemical/Solvent Used	Bottle No	Amt	Units	Expires
Methanol, Purge and Trap - EB199-US	<u>14334</u>	95.5	mL	12/31/2022

Stock Source	Base Units	Amount Added
VOCF0425	ug/mL	2 mL
VOCF0426	ug/mL	2.5 mL



Analytical RunID VOA5975C.I_220114A Standards Traceability Report

Spike ID: VOCF3529B

Spike Name: 2nd Source MtBE

Prep Date: 11/29/2021

Exp Date: 1/29/2022

Department: gcmsvoa

Vendor:

Lot Number:

Balance ID:

Comments: Final Concentration 0.2 ug/uL

Type: Secondary

Prep By: Alethea M. Shaules

Status:

Final Volume: 10 mL

Chemical/Solvent Used	Bottle No	Amt	Units	Expires
Methanol, Purge and Trap - EB199-US	<u>14334</u>	9	mL	1/29/2022

Stock Source	Base Units	Amount Added
VOCF0401	ug/mL	1 mL



Analytical RunID VOA5975C.I_220114A Standards Traceability Report

Standard ID: VOCF3546B

Standard Name: Liquids

Prep Date: 12/13/2021

Exp Date: 2/13/2022

Department: GCMSVOA

Vendor:

Lot Number:

Balance ID:

Comments: 1.0 ml/10 ml final volume. Final Concentration 0.2 ug/uL. Corrected comment and analyte list 11/9/2021 sbd

Type: Secondary

Prep By: Alethea M. Shaules

Status:

Final Volume: 10 mL

Chemical/Solvent Used	Bottle No	Amt	Units	Expires
Methanol, Purge and Trap EA899	<u>13926</u>	9	mL	2/13/2022

Stock Source	Base Units	Amount Added
VOCF0313	ug/mL	1 mL



Analytical RunID VOA5975C.I_220114A Standards Traceability Report

Standard ID: VOCF3550

Standard Name: Ketones

Prep Date: 12/16/2021

Exp Date: 1/16/2022

Department: gcmsvoa

Vendor: Chem Service

Lot Number: 10251200

Balance ID:

Comments: Vial Opened For Use . 2.0 ug/uL in 90:10 MeOH:H2O.

Type: Primary

Prep By: Melissa Chavez

Status:

Final Volume: 1 mL

Chemical/Solvent Used	Bottle No	Amt	Units	Expires
TCL Ketone Mix	<u>14443</u>	1	mL	1/16/2022

Stock Source	Base Units	Amount Added
VOCF0434	ug/mL	1 mL



Analytical RunID VOA5975C.I_220114A Standards Traceability Report

Spike ID: VOCF3558B

Spike Name: 2nd Source Liquids

Type: Secondary

Prep Date: 12/27/2021

Prep By: Steve Dilts

Exp Date: 2/27/2022

Status: Open

Department: gcmsvoa

Vendor:

Final Volume: 10 mL

Lot Number:

Balance ID:

Comments: Final Concentration 0.2ug/uL.

Chemical/Solvent Used	Bottle No	Amt	Units	Expires
Methanol, Purge and Trap - EB199-US	<u>14334</u>	9	mL	2/27/2022

Stock Source	Base Units	Amount Added
VOCF0352	ug/mL	1 mL



Analytical RunID VOA5975C.I_220114A Standards Traceability Report

Standard ID: VOCF3559A

Standard Name: MtBE

Prep Date: 12/27/2021

Exp Date: 1/27/2022

Department: gcmsvoa

Vendor:

Lot Number:

Balance ID:

Comments: Final Concentration 0.2 ug/uL.

Type: Secondary

Prep By: Melissa Chavez

Status:

Final Volume: 10 mL

Chemical/Solvent Used	Bottle No	Amt	Units	Expires
Methanol, Purge and Trap - EB199-US	<u>14334</u>	9	mL	1/27/2022

Stock Source	Base Units	Amount Added
VOCF0373	ug/mL	1 mL



Analytical RunID VOA5975C.I_220114A Standards Traceability Report

Standard ID: VOFC3562B

Standard Name: Gases

Prep Date: 1/3/2022

Exp Date: 1/17/2022

Department: GCMSVOA

Vendor:

Lot Number:

Balance ID:

Comments: 1.0 ml/10 ml final volume. Final Concentration 0.2 ug/uL

Type: Secondary

Prep By: Alethea M. Shaules

Status:

Final Volume: 10 mL

Chemical/Solvent Used	Bottle No	Amt	Units	Expires
Methanol, Purge and Trap EB373	<u>14519</u>	9	mL	1/17/2022

Stock Source	Base Units	Amount Added
VOCF0427	ug/mL	1 mL



Analytical RunID VOA5975C.I_220114A Standards Traceability Report

Spike ID: VOCF3566B

Spike Name: 2nd Source Gases

Prep Date: 1/4/2022

Exp Date: 1/18/2022

Department: gcmsvoa

Vendor:

Lot Number:

Balance ID:

Comments: 1.0 ml/10 ml final volume. Final Concentration 0.2 ug/uL.

Type: Secondary

Prep By: Melissa Chavez

Status:

Final Volume: 10 mL

Chemical/Solvent Used	Bottle No	Amt	Units	Expires
Methanol, Purge and Trap EB373	<u>14519</u>	9	mL	1/18/2022

Stock Source	Base Units	Amount Added
VOCF0417	ug/mL	1 mL



Analytical RunID VOA5975C.I_220114A Standards Traceability Report

Spike ID: VOCF3567A

Spike Name: 2nd Source Ketones

Prep Date: 1/12/2022

Exp Date: 2/12/2022

Department: gcmsvoa

Vendor: AccuStandard

Lot Number: 221111486

Balance ID:

Comments: 2.0 ug/uL in 90:10 MeOH:H2O

Type: Secondary

Prep By: Melissa Chavez

Status:

Final Volume: 10 mL

Chemical/Solvent Used	Bottle No	Amt	Units	Expires
Methanol, Purge and Trap EB373	<u>14519</u>	9	mL	2/12/2022

Stock Source	Base Units	Amount Added
VOCF0440	ug/mL	1 mL



Analytical RunID VOA5975C.I_220117A Standards Traceability Report

Standard ID: VOCF0313

Standard Name: Liquids

Prep Date: 6/23/2020

Exp Date: 4/13/2023

Department: gcmsvoa

Vendor: AccuStd

Lot Number: 220041126

Balance ID:

Comments: Date Prepared is same as Date Received. 2,000 ug/mL. Catalog # M502A-R-10X. Corrected lot number to match Cl. MSC 01/14/2022

Type: Primary

Prep By: Alethea M. Shaules

Status: New

Final Volume: 10 mL

Chemical/Solvent Used	Bottle No	Amt	Units	Expires
Volatile Organic Compounds - Liquids	<u>12797</u>	1	mL	4/13/2023

Stock Source	Base Units	Amount Added
VOCF0313	ug/mL	



Analytical RunID VOA5975C.I_220117A Standards Traceability Report

Spike ID: VOCF0352

Spike Name: 2nd Source Liquids

Prep Date: 11/23/2020

Exp Date: 12/31/2023

Department: gcmsvoa

Vendor: Agilent

Lot Number: 0006570990

Balance ID:

Comments: Date Prepared is same as Date Received. 2000 ug/mL in MeOH. Catalog # DWM-589N-1.

Type: Primary

Prep By: Steve Dilts

Status: New

Final Volume: 10 mL

Chemical/Solvent Used	Bottle No	Amt	Units	Expires
VOC Standard	<u>13292</u>	1	mL	12/31/2023

Stock Source	Base Units	Amount Added
VOCF0352	ug/mL	



Analytical RunID VOA5975C.I_220117A Standards Traceability Report

Standard ID: VOCF0373

Standard Name: MtBE (Methy tert-Butyl Ether)

Prep Date: 2/26/2021

Exp Date: 8/31/2022

Department: gcmsvoa

Vendor: Agilent

Lot Number: 0006555762

Balance ID:

Comments: Date Prepared is same as Date Received. 2000 ug/mL in MeOH. Catalog # STS-440

Type: Primary

Prep By: Steve Dilts

Status: New

Final Volume: 5 mL

Chemical/Solvent Used	Bottle No	Amt	Units	Expires
Methyl tert-Butyl Ether Standard	13578	1	mL	8/31/2022

Stock Source	Base Units	Amount Added
VOCF0373	ug/mL	



Analytical RunID VOA5975C.I_220117A Standards Traceability Report

Spike ID: VOCF0401

Spike Name: 2nd Source MtBE

Prep Date: 6/7/2021

Exp Date: 12/11/2029

Department: gcmsvoa

Vendor: AccuStandard

Lot Number: 220051182

Balance ID:

Comments: Date Prepared is same as Date Receive. 2,000 ug/mL in MeOH. Catalog # S-078-10X.

Type: Primary

Prep By: Alethea M. Shaules

Status: New

Final Volume: 5 mL

Chemical/Solvent Used	Bottle No	Amt	Units	Expires
MTBE	13920	1	mL	12/11/2029

Stock Source	Base Units	Amount Added
VOCF0401	ug/mL	



Analytical RunID VOA5975C.I_220117A Standards Traceability Report

Spike ID: VOCF0417

Spike Name: Chem Service Gases

Type: Primary

Prep Date: 8/3/2021

Prep By: Steve Dilts

Exp Date: 2/28/2022

Status:

Department: gcmsvoa

Vendor: Chemservice

Final Volume: 5 mL

Lot Number: 11882100

Balance ID:

Comments: Date Prepared is same as Date Received. 2000 ug/mL in MeOH. Catalog # M-VOHC6M5-1ML

Chemical/Solvent Used	Bottle No	Amt	Units	Expires
Volatile Organics High Concentration Mixture #6	<u>14142</u>	5	mL	2/28/2022

Stock Source	Base Units	Amount Added
VOCF0417	ug/mL	



Analytical RunID VOA5975C.I_220117A Standards Traceability Report

Standard ID: VOCF0425

Standard Name: Internals

Prep Date: 9/8/2021

Exp Date: 12/31/2022

Department: gcmsvoa

Vendor: Agilent

Lot Number: 0006582580

Balance ID:

Comments: Date Prepared is same as Date Received. 2,500 ug/mL in MeOH. Catalog # STM-520-1.

Type: Primary

Prep By: Jerran D. Brenden

Status: New

Final Volume: 10 mL

Chemical/Solvent Used	Bottle No	Amt	Units	Expires
Internal Standard	<u>14251</u>	1	mL	12/31/2022

Stock Source	Base Units	Amount Added
VOCF0425	ug/mL	



Analytical RunID VOA5975C.I_220117A Standards Traceability Report

Spike ID: VOCF0426

Spike Name: Surrogates 2.0 mg/mL

Prep Date: 9/14/2021

Exp Date: 4/18/2029

Department: gcmsvoa

Vendor: AccuStandard

Lot Number: 219041458

Balance ID:

Comments: Date Received 01/04/2021. 2.0 mg/mL. Catalog # M-8260A-B-SS-10X

Type: Primary

Prep By: Jerran D. Brenden

Status: New

Final Volume: 10 mL

Chemical/Solvent Used	Bottle No	Amt	Units	Expires
Surrogate Standard Mix	<u>14269</u>	1	mL	4/18/2029

Stock Source	Base Units	Amount Added
VOCF0426	ug/mL	



Analytical RunID VOA5975C.I_220117A Standards Traceability Report

Standard ID: VOCF0427

Standard Name: Gases

Prep Date: 9/17/2021

Exp Date: 8/3/2024

Department: gcmsvoa

Vendor: Absolute

Lot Number: 080321

Balance ID:

Comments: Date Prepared is same as Date Received. 2,000 ug/mL in MeOH. Catalog # 30058.

Type: Primary

Prep By: Alethea M. Shaules

Status: New

Final Volume: 10 mL

Chemical/Solvent Used	Bottle No	Amt	Units	Expires
EPA Method 502-524 - Volatile Gases Mix #1	<u>14285</u>	1	mL	8/3/2024

Stock Source	Base Units	Amount Added
VOCF0427	ug/mL	



Analytical RunID VOA5975C.I_220117A Standards Traceability Report

Standard ID: VOCF0434

Standard Name: Ketones

Prep Date: 10/26/2021

Exp Date: 6/30/2023

Department: gcmsvoa

Vendor: Chem Service

Lot Number: 10251200

Balance ID:

Comments: Date Prepared is same as Date Received. 2,000 ug/mL in 90:10 MeOH:H2O. Catalog # M-TCL-1AN5-5ML.

Type: Primary

Prep By: Steve Dilts

Status: New

Final Volume: 5 mL

Chemical/Solvent Used	Bottle No	Amt	Units	Expires
TCL Ketone Mix	<u>14443</u>	1	mL	6/30/2023

Stock Source	Base Units	Amount Added
VOCF0434	ug/mL	



Analytical RunID VOA5975C.I_220117A Standards Traceability Report

Standard ID: VOCF0440

Standard Name: 2nd Source High Concentration Ketones

Prep Date: 12/3/2021

Exp Date: 1/1/2023

Department: gcmsvoa

Vendor: AccuStandard

Lot Number: 221111486

Balance ID:

Comments: Date Prepared is same as Date Received. 20,000 ug/mL in Methanol. Catalog # CLP-022K-100X.

Type: Primary

Prep By: Melissa Chavez

Status: New

Final Volume: 5 mL

Chemical/Solvent Used	Bottle No	Amt	Units	Expires
TCL Ketone Mix	<u>14585</u>	1	mL	1/1/2023

Stock Source	Base Units	Amount Added
VOCF0440	ug/mL	



Analytical RunID VOA5975C.I_220117A Standards Traceability Report

Spike ID: VOCF3517

Spike Name: Internal Standard / Surrogates (INT/SURR)

Type: Secondary

Prep Date: 11/10/2021

Prep By: Alethea M. Shaules

Exp Date: 12/31/2022

Status: New

Department: gcmsvoa

Vendor:

Final Volume: 100 mL

Lot Number:

Balance ID:

Comments: Final Concentration 0.05 ug/uL in MeOH.

Chemical/Solvent Used	Bottle No	Amt	Units	Expires
Methanol, Purge and Trap - EB199-US	<u>14334</u>	95.5	mL	12/31/2022

Stock Source	Base Units	Amount Added
VOCF0425	ug/mL	2 mL
VOCF0426	ug/mL	2.5 mL



Analytical RunID VOA5975C.I_220117A Standards Traceability Report

Spike ID: VOCF3529B

Spike Name: 2nd Source MtBE

Prep Date: 11/29/2021

Exp Date: 1/29/2022

Department: gcmsvoa

Vendor:

Lot Number:

Balance ID:

Comments: Final Concentration 0.2 ug/uL

Type: Secondary

Prep By: Alethea M. Shaules

Status:

Final Volume: 10 mL

Chemical/Solvent Used	Bottle No	Amt	Units	Expires
Methanol, Purge and Trap - EB199-US	<u>14334</u>	9	mL	1/29/2022

Stock Source	Base Units	Amount Added
VOCF0401	ug/mL	1 mL



Analytical RunID VOA5975C.I_220117A Standards Traceability Report

Standard ID: VOCF3546B

Standard Name: Liquids

Prep Date: 12/13/2021

Exp Date: 2/13/2022

Department: GCMSVOA

Vendor:

Lot Number:

Balance ID:

Comments: 1.0 ml/10 ml final volume. Final Concentration 0.2 ug/uL. Corrected comment and analyte list 11/9/2021 sbd

Type: Secondary

Prep By: Alethea M. Shaules

Status:

Final Volume: 10 mL

Chemical/Solvent Used	Bottle No	Amt	Units	Expires
Methanol, Purge and Trap EA899	<u>13926</u>	9	mL	2/13/2022

Stock Source	Base Units	Amount Added
VOCF0313	ug/mL	1 mL



Analytical RunID VOA5975C.I_220117A Standards Traceability Report

Spike ID: VOCF3558B

Spike Name: 2nd Source Liquids

Type: Secondary

Prep Date: 12/27/2021

Prep By: Steve Dilts

Exp Date: 2/27/2022

Status: Open

Department: gcmsvoa

Vendor:

Final Volume: 10 mL

Lot Number:

Balance ID:

Comments: Final Concentration 0.2ug/uL.

Chemical/Solvent Used	Bottle No	Amt	Units	Expires
Methanol, Purge and Trap - EB199-US	<u>14334</u>	9	mL	2/27/2022

Stock Source	Base Units	Amount Added
VOCF0352	ug/mL	1 mL



Analytical RunID VOA5975C.I_220117A Standards Traceability Report

Standard ID: VOCF3559A

Standard Name: MtBE

Prep Date: 12/27/2021

Exp Date: 1/27/2022

Department: gcmsvoa

Vendor:

Lot Number:

Balance ID:

Comments: Final Concentration 0.2 ug/uL.

Type: Secondary

Prep By: Melissa Chavez

Status:

Final Volume: 10 mL

Chemical/Solvent Used	Bottle No	Amt	Units	Expires
Methanol, Purge and Trap - EB199-US	<u>14334</u>	9	mL	1/27/2022

Stock Source	Base Units	Amount Added
VOCF0373	ug/mL	1 mL



Analytical RunID VOA5975C.I_220117A Standards Traceability Report

Standard ID: VOFC3562B

Standard Name: Gases

Prep Date: 1/3/2022

Exp Date: 1/17/2022

Department: GCMSVOA

Vendor:

Lot Number:

Balance ID:

Comments: 1.0 ml/10 ml final volume. Final Concentration 0.2 ug/uL

Type: Secondary

Prep By: Alethea M. Shaules

Status:

Final Volume: 10 mL

Chemical/Solvent Used	Bottle No	Amt	Units	Expires
Methanol, Purge and Trap EB373	<u>14519</u>	9	mL	1/17/2022

Stock Source	Base Units	Amount Added
VOCF0427	ug/mL	1 mL



Analytical RunID VOA5975C.I_220117A Standards Traceability Report

Spike ID: VOCF3566B

Spike Name: 2nd Source Gases

Prep Date: 1/4/2022

Exp Date: 1/18/2022

Department: gcmsvoa

Vendor:

Lot Number:

Balance ID:

Comments: 1.0 ml/10 ml final volume. Final Concentration 0.2 ug/uL.

Type: Secondary

Prep By: Melissa Chavez

Status:

Final Volume: 10 mL

Chemical/Solvent Used	Bottle No	Amt	Units	Expires
Methanol, Purge and Trap EB373	<u>14519</u>	9	mL	1/18/2022

Stock Source	Base Units	Amount Added
VOCF0417	ug/mL	1 mL



Analytical RunID VOA5975C.I_220117A Standards Traceability Report

Spike ID: VOCF3567A

Spike Name: 2nd Source Ketones

Prep Date: 1/12/2022

Exp Date: 2/12/2022

Department: gcmsvoa

Vendor: AccuStandard

Lot Number: 221111486

Balance ID:

Comments: 2.0 ug/uL in 90:10 MeOH:H2O

Type: Secondary

Prep By: Melissa Chavez

Status:

Final Volume: 10 mL

Chemical/Solvent Used	Bottle No	Amt	Units	Expires
Methanol, Purge and Trap EB373	<u>14519</u>	9	mL	2/12/2022

Stock Source	Base Units	Amount Added
VOCF0440	ug/mL	1 mL



Analytical RunID VOA5975C.I_220117A Standards Traceability Report

Standard ID: VOFC3569

Standard Name: Ketones

Prep Date: 1/17/2022

Exp Date: 2/17/2022

Department: gcmsvoa

Vendor: Chem Service

Lot Number: 10251200

Balance ID:

Comments: Vial Opened For Use . 2.0 ug/uL in 90:10 MeOH:H2O.

Type: Primary

Prep By: Melissa Chavez

Status: Open

Final Volume: 1 mL

Chemical/Solvent Used	Bottle No	Amt	Units	Expires
TCL Ketone Mix	<u>14443</u>	1	mL	2/17/2022

Stock Source	Base Units	Amount Added
VOCF0434	ug/mL	1 mL

CERTIFICATE OF ANALYSIS

Catalog No: M-502A-R-10X
Description: Volatile Organic Compounds - Liquids
Lot: 220041126
Solvent: Methanol
Hazards: Refer to SDS for complete safety information

Date Certified: Apr 13, 2020
Expiration: Apr 13, 2023
Sample Size: 1 mL
Components: 54
Storage Condition: Refrig (0-5 °C)



Signal Word: Danger

Certified Reference Material



Component	CAS #	Purity %	Prepared Concentration ²	Certified Analyte Concentration ¹
		(GC/MS)	(µg/mL)	(µg/mL)
Benzene	71-43-2	100.0	2002	2002
Bromobenzene	108-86-1	100.0	2003	2003
Bromochloromethane	74-97-5	99.1	2001	1983
Bromodichloromethane	75-27-4	99.0	2002	1982
Bromoform	75-25-2	99.2	2001	1985
n-Butylbenzene	104-51-8	100.0	2002	2002
sec-Butylbenzene	135-98-8	100.0	2001	2001
tert-Butylbenzene	98-06-6	99.0	2003	1983
Carbon tetrachloride	56-23-5	100.0	2003	2003
Chlorobenzene	108-90-7	99.6	2001	1993
Chloroform	67-66-3	99.2	2004	1988
2-Chlorotoluene	95-49-8	99.0	2003	1983
4-Chlorotoluene	106-43-4	99.8	2002	1998
Dibromochloromethane	124-48-1	97.8	2049*	2004
1,2-Dibromo-3-chloropropane	96-12-8	99.2	2001	1985
1,2-Dibromoethane	106-93-4	100.0	2006	2006
Dibromomethane	74-95-3	99.0	2002	1982
1,2-Dichlorobenzene	95-50-1	98.2	2003	1967
1,3-Dichlorobenzene	541-73-1	100.0	2000	2000
1,4-Dichlorobenzene	106-46-7	100.0	2002	2002
1,1-Dichloroethane	75-34-3	98.6	2001	1973
1,2-Dichloroethane	107-06-2	99.8	2010	2006
1,1-Dichloroethene	75-35-4	99.0	2000	1980
cis-1,2-Dichloroethene	156-59-2	99.0	2002	1982
trans-1,2-Dichloroethene	156-60-5	99.5	2001	1991
1,2-Dichloropropane	78-87-5	99.5	2003	1993
1,3-Dichloropropane	142-28-9	96.7	2073*	2005
2,2-Dichloropropane	594-20-7	99.9	2012	2010
1,1-Dichloropropene	563-58-6	98.9	2001	1979
cis-1,3-Dichloropropene **	10061-01-5	93.9	2041*	1916
trans-1,3-Dichloropropene **	10061-02-6	93.9	1968*	1848
Ethylbenzene	100-41-4	99.7	2000	1994
Hexachlorobutadiene	87-68-3	98.0	2003	1963
Isopropylbenzene	98-82-8	100.0	2002	2002
p-Isopropyltoluene	99-87-6	99.4	2000	1988
Methylene chloride	75-09-2	99.9	2001	1999
Naphthalene	91-20-3	100.0	2002	2002
n-Propylbenzene	103-65-1	100.0	2001	2001
Styrene	100-42-5	100.0	2003	2003
1,1,1,2-Tetrachloroethane	630-20-6	98.9	2005	1983
1,1,2,2-Tetrachloroethane	79-34-5	96.0	2087*	2004
Tetrachloroethene	127-18-4	99.4	2017	2005
Toluene	108-88-3	100.0	2001	2001
1,2,3-Trichlorobenzene	87-61-6	100.0	2002	2002

CERTIFICATE OF ANALYSIS

Catalog No: M-502A-R-10X
Description: Volatile Organic Compounds - Liquids
Lot: 220041126
Solvent: Methanol

Date Certified: Apr 13, 2020
Expiration: Apr 13, 2023
Sample Size: 1 mL
Components: 54

Component - <i>continued</i>	CAS #	Purity %	Prepared Concentration ²	Certified Analyte Concentration ¹
		(GC/MS)	(µg/mL)	(µg/mL)
1,2,4-Trichlorobenzene	120-82-1	99.6	2001	1993
1,1,1-Trichloroethane	71-55-6	100.0	2002	2002
1,1,2-Trichloroethane	79-00-5	98.6	2000	1972
Trichloroethene	79-01-6	100.0	2003	2003
1,2,3-Trichloropropane	96-18-4	97.5	2055*	2004
1,2,4-Trimethylbenzene	95-63-6	98.2	2001	1965
1,3,5-Trimethylbenzene	108-67-8	98.8	2001	1977
o-Xylene	95-47-6	99.0	2000	1980
m-Xylene	108-38-3	99.2	2002	1986
p-Xylene	106-42-3	95.4	2097*	2001

* Weight compensated to 100% purity.

** 47.8% cis isomer, 46.1% trans isomer

A product with a suffix (-1A, -2B, etc. or -01, -02, etc.) on its lot number has had its expiration date extended and is identical to the same lot number without the suffix.

² All weights are traceable through NIST, Test No. 684/289871-17

¹ Certified Analyte Concentration = Purity x Prepared Concentration.

The Uncertainty associated with the certified concentration reported on this certificate is $\pm 2.4\%$. This value is the combined expanded uncertainty and represents an estimated standard deviation equal to the positive square root of the total variation of the uncertainty of components. A normal distribution is assumed and a coverage factor of K=2 is chosen using approximately a 95% confidence level.

Labels and certificates follow U.S. Conventions in reporting numerical values: A comma (,) is used to separate units of one-thousand or greater. A period (.) is used as a decimal place marker.

The information on this certificate may not be reproduced without the express permission of the manufacturer. See reverse side for additional information

Certified By: 

Larry Decker, Organic QC Manager

ID #: 12797

Opened: _____

Volatile Organic Compounds - Liquids

Expires: 4/13/2023

Rec'd: 6/23/2020

Energy Laboratories Inc 1120 So. 27th Street
Billings MT 59107

Certificate of Analysis

Product Name: VOC Standard

Product Number: DWM-589N-1

Lot Number: 0006570990

Lot Issue Date: 17-Nov-2020

Expiration Date: 31-Dec-2023

Description:

This analytical reference material (RM) was manufactured and verified in accordance with an ISO 9001 registered quality system and analyte concentrations were verified by an ISO 17025 accredited laboratory. The concentration and uncertainty value at the 95% confidence level for each analyte, determined gravimetrically, is listed below.

Analyte	CAS#	Analyte Lot	Concentration ± Uncertainty
bromochloromethane	000074-97-5	RM00009	2010 ± 10 µg/mL
bromodichloromethane	000075-27-4	RM12585	2009 ± 10 µg/mL
bromoform	000075-25-2	RM13987	2010 ± 10 µg/mL
carbon tetrachloride	000056-23-5	RM07576	2010 ± 10 µg/mL
chloroform	000067-66-3	RM13988	2009 ± 10 µg/mL
dibromochloromethane	000124-48-1	RM14843	2009 ± 10 µg/mL
dibromomethane	000074-95-3	RM12878	2009 ± 10 µg/mL
methylene chloride	000075-09-2	RM11650	2009 ± 10 µg/mL
1,2-dibromoethane	000106-93-4	RM00018	2010 ± 10 µg/mL
1,1-dichloroethane	000075-34-3	RM16217	2006 ± 10 µg/mL
1,2-dichloroethane	000107-06-2	RM04655	2005 ± 10 µg/mL
1,1-dichloroethene	000075-35-4	RM14486	2010 ± 10 µg/mL
cis-1,2-dichloroethene	000156-59-2	RM15008	2007 ± 10 µg/mL
trans-1,2-dichloroethene	000156-60-5	RM07565	2008 ± 10 µg/mL
1,1,1,2-tetrachloroethane	000630-20-6	RM12632	2005 ± 10 µg/mL
1,1,2,2-tetrachloroethane	000079-34-5	RM02540	2009 ± 10 µg/mL
tetrachloroethene	000127-18-4	RM06491	2008 ± 10 µg/mL

Certificate of Analysis

Product Number:	DWM-589N-1	Lot Number:	0006570990
1,1,1-trichloroethane	000071-55-6	RM16539	2004 ± 10 µg/mL
1,1,2-trichloroethane	000079-00-5	RM01175	2009 ± 10 µg/mL
trichloroethene	000079-01-6	RM14232	2009 ± 10 µg/mL
1,2-dibromo-3-chloropropane	000096-12-8	RM13666	2009 ± 10 µg/mL
1,2-dichloropropane	000078-87-5	RM12821	2008 ± 10 µg/mL
1,3-dichloropropane	000142-28-9	RM02080	2008 ± 10 µg/mL
2,2-dichloropropane	000594-20-7	RM12927	2005 ± 10 µg/mL
1,1-dichloropropene	000563-58-6	RM16190	2010 ± 10 µg/mL
cis-1,3-dichloropropene	010061-01-5	RM12891	2007 ± 10 µg/mL
trans-1,3-dichloropropene	010061-02-6	RM12254	2006 ± 10 µg/mL
hexachlorobutadiene	000087-68-3	RM09157	2005 ± 10 µg/mL
1,2,3-trichloropropane	000096-18-4	RM13082	2004 ± 10 µg/mL
benzene	000071-43-2	RM12931	2009 ± 10 µg/mL
n-butylbenzene	000104-51-8	RM03651	2008 ± 10 µg/mL
sec-butylbenzene	000135-98-8	RM10905	2005 ± 10 µg/mL
tert-butylbenzene	000098-06-6	RM14040	2007 ± 10 µg/mL
ethylbenzene	000100-41-4	RM12195	2006 ± 10 µg/mL
isopropylbenzene	000098-82-8	RM00835	2009 ± 10 µg/mL
4-isopropyltoluene	000099-87-6	RM09747	2009 ± 10 µg/mL
naphthalene	000091-20-3	NT00970	2006 ± 10 µg/mL
n-propylbenzene	000103-65-1	RM12785	2010 ± 10 µg/mL
styrene	000100-42-5	RM13393	2010 ± 10 µg/mL



ISO 17034 Cert
No. AR-1936

RM was produced in accordance with TUV USA Inc registered ISO 9001 Quality Management System. Cert # 56 100 18560026

Page: 2 of 4

www.agilent.com/quality/
CSD-QA-015.1



ISO 17025 Cert
No. AT-1937



Certificate of Analysis

Product Number: DWM-589N-1

Lot Number: 0006570990

toluene	000108-88-3	RM06650	2008 ± 10 µg/mL
1,2,4-trimethylbenzene	000095-63-6	RM06731	2002 ± 10 µg/mL
1,3,5-trimethylbenzene	000108-67-8	RM12905	2009 ± 10 µg/mL
o-xylene	000095-47-6	RM15639	2005 ± 10 µg/mL
m-xylene	000108-38-3	RM15919	2006 ± 10 µg/mL
p-xylene	000106-42-3	RM02647	2009 ± 10 µg/mL
bromobenzene	000108-86-1	RM10227	2008 ± 10 µg/mL
chlorobenzene	000108-90-7	RM01874	2008 ± 10 µg/mL
2-chlorotoluene	000095-49-8	RM13774	2007 ± 10 µg/mL
4-chlorotoluene	000106-43-4	RM11750	2009 ± 10 µg/mL
1,2-dichlorobenzene	000095-50-1	RM13636	2005 ± 10 µg/mL
1,3-dichlorobenzene	000541-73-1	NT00356	2009 ± 10 µg/mL
1,4-dichlorobenzene	000106-46-7	RM12826	2009 ± 10 µg/mL
1,2,3-trichlorobenzene	000087-61-6	RM10193	2007 ± 10 µg/mL
1,2,4-trichlorobenzene	000120-82-1	RM09454	2009 ± 10 µg/mL

Matrix: methanol (methyl alcohol)

Storage Conditions: Store Frozen (-25° to -10°C).

Traceability:

The balances used for these measurements are calibrated with weights traceable to NIST in compliance with ANSI/NCCL Z540.3, ISO 9001, ISO 17025, and ISO 17034. Calibrated Class A glassware is used for volumetric measurements. Thermometers are calibrated against a NIST traceable thermometer in accordance with NIST Special Publication 1088.

Homogeneity:

This RM was unitized according to an in-house procedure and is guaranteed to be homogeneous. There is no minimum sub-sample size required.



ISO 17034 Cert
No. AR-1936

RM was produced in accordance with TUV USA Inc registered ISO 9001 Quality Management System. Cert # 56 100 18560026

Page: 3 of 4

www.agilent.com/quality/
CSD-QA-015.1



ISO 17025 Cert
No. AT-1937

Certificate of Analysis

Product Number: DWM-589N-1

Lot Number: 0006570990

Intended Use:

This RM is intended for the preparation of working reference samples for use in routine laboratory analyses, calibration of instruments, validation of analytical methods, assessments of measurement methods, and continuing calibration verification.

Instructions for Use:

Sample aliquots for analysis should be withdrawn at 20°C to 25°C immediately after opening the container and should be processed without delay for the certified values to be valid within the stated uncertainties.

Hazards:

Refer to the Safety Data Sheet on www.agilent.com for information regarding this RM.

Expiration of Certification:

The certification of this RM is valid until the expiration date specified above, provided the RM is handled and stored in accordance with the instructions given in this certificate. This certification is nullified if the RM is damaged, contaminated, or otherwise modified.

Maintenance of Certification:

If substantive changes are noted that affect the certification before the expiration of this certificate, Agilent will notify the purchaser.

Sample lot approver:



Monica Bourgeois
QMS Representative



ISO 17034 Cert
No. AR-1936

RM was produced in accordance with TUV USA Inc registered ISO 9001 Quality Management System. Cert # 56 100 18560026

Page: 4 of 4

www.agilent.com/quality/
CSD-QA-015.1



ISO 17025 Cert
No. AT-1937

Certificate of Analysis

Product Name: Methyl tert-Butyl Ether Standard**Product Number:** STS-440-1**Lot Number:** 0006555762**Lot Issue Date:** 19-Aug-2020**Expiration Date:** 31-Aug-2022**Description:**

This analytical reference material (RM) was manufactured and verified in accordance with an ISO 9001 registered quality system, and analyte concentrations were verified by an ISO 17025 accredited laboratory. The concentration and uncertainty value at the 95% confidence level for each analyte, determined gravimetrically, is listed below.

Analyte**CAS#****Analyte Lot****Concentration ± Uncertainty**

tert-butylmethyl ether

001634-04-4

RM06568

2006 ± 10 µg/mL

Matrix: methanol (methyl alcohol)**Storage Conditions:** Store Frozen (-25° to -10°C).**Traceability:**

The balances used for these measurements are calibrated with weights traceable to NIST in compliance with ANSI/NCSL Z540.3, ISO 9001, ISO 17025, and ISO 17034. Calibrated Class A glassware is used for volumetric measurements. Thermometers are calibrated against a NIST traceable thermometer in accordance with NIST Special Publication 1088.

Homogeneity:

This RM was unitized according to an in-house procedure and is guaranteed to be homogeneous. There is no minimum sub-sample size required.

Intended Use:

This RM is intended for the preparation of working reference samples for use in routine laboratory analyses, calibration of instruments, validation of analytical methods, assessments of measurement methods, and continuing calibration verification.

Instructions for Use:

Sample aliquots for analysis should be withdrawn at 20°C to 25°C immediately after opening the container and should be processed without delay for the certified values to be valid within the stated uncertainties.

Hazards:

Refer to the Safety Data Sheet on www.agilent.com for information regarding this RM.

Expiration of Certification:

The certification of this RM is valid until the expiration date specified above, provided the RM is handled and stored in accordance with the instructions given in this certificate. This certification is nullified if the RM is damaged, contaminated, or otherwise modified.

Maintenance of Certification:

If substantive changes are noted that affect the certification before the expiration of this certificate, Agilent will notify the purchaser.

Sample lot approver:

Monica Bourgeois

QMS Representative

ISO 17034 Cert
No. AR-1936RM was produced in accordance with TUV USA Inc registered ISO 9001 Quality
Management System. Cert # 56 100 18560026

Page: 1 of 1

www.agilent.com/quality/
CSD-QA-015.1ISO 17025 Cert
No. AT-1937

CERTIFICATE OF ANALYSIS

Catalog No: S-078-10X
Description: MtBE
Lot: 220051182
Solvent: Methanol
Hazards: Refer to SDS for complete safety information

Date Certified: May 18, 2020
Expiration: May 18, 2030
Sample Size: 1 mL
Components: 1
Storage Condition: Ambient (>5 °C)



Signal Word: **Danger**

Certified Reference Material



Component	CAS #	Purity % (GC/MS)	Prepared Concentration ² (µg/mL)	Certified Analyte Concentration ¹ (µg/mL)
MTBE	1634-04-4	100.0	2002	2002

ID #: 13920

Opened: _____

MTBE

Expires: 5/18/2030

Rec'd: 6/7/2021

Eneray Laboratories Inc 1120 So. 27th Street
Billings MT 59107

A product with a suffix (-1A, -2B, etc. or -01, -02, etc.) on its lot number has had its expiration date extended and is identical to the same lot number without the suffix.

² All weights are traceable through NIST, Test No. 684/289871-17

¹ Certified Analyte Concentration = Purity x Prepared Concentration.

The Uncertainty associated with the certified concentration reported on this certificate is $\pm 2.4\%$. This value is the combined expanded uncertainty and represents an estimated standard deviation equal to the positive square root of the total variation of the uncertainty of components. A normal distribution is assumed and a coverage factor of K=2 is chosen using approximately a 95% confidence level.

Labels and certificates follow U.S. Conventions in reporting numerical values: A comma (,) is used to separate units of one-thousand or greater. A period (.) is used as a decimal place marker.

The information on this certificate may not be reproduced without the express permission of the manufacturer. See reverse side for additional information

Hazard Information: Please refer to the SDS for information regarding the hazards associated with using this material.

This product was prepared according to in-house procedures and is guaranteed to be homogeneous.

Certified By: _____

Larry Decker, Organic QC Manager

CERTIFICATE OF ANALYSIS

Volatile Organics High Concentration Mixture #6

CONCENTRATION 2000ug/ml in Methanol
CATALOG NUMBER M-VOHC6M5-1ML
LOT NUMBER 11882100
DATE CERTIFIED 05/25/21
EXPIRATION DATE 02/28/22
STORAGE Store at room temperature (20 - 25 °C).
HANDLING See Safety Data Sheet
INTENDED USE For laboratory use only.
ISO 17034:2016 CERTIFIED []

ID #: 14142

Opened:

Volatile Organics High Concentration Mixture

Expires: 2/28/2022

Rec'd: 8/3/2021

Energx Laboratories Inc 1120 So. 27th Street
Billings MT 59107

ID	Analyte	CAS	Weight Analyte (mg)	Lot	Purity	Certified Concentration (ug/mL)
N-11446	Chloroethane	75-00-3	96.300	00001728	100.0	2006.3
N-11665	Dichlorodifluoromethane	75-71-8	96.610	00001729	100.0	2012.7
N-12417	Methyl bromide	74-83-9	96.910	00024694	100.0	2019.0
N-12421	Methyl chloride	74-87-3	96.150	00001731	100.0	2003.1
N-13655	Trichlorofluoromethane	75-69-4	96.300	00027239	99.4	1994.2
N-13748	Vinyl chloride	75-01-4	96.150	00019298	100.0	2003.1

Analytical Test


Value

CONCENTRATION (GC/MSD)

VERIFIED

COA Form
Revision 3 (3/2015)

Print Date: 07/28/21



CHEM SERVICE INC

660 Tower Lane • P.O. Box 599 • West Chester, PA 19381-0599
1-800-452-9994 • 1-610-692-3026 • Fax 1-610-692-8729
info@chemservice.com • www.chemservice.com

Instructions for Use:

Shake mixture prior to use. If particles are present, sonicate for homogeneity. If sample is diluted to lower concentrations, Class A volumetric glassware must be used.

Minimum Sample Size- 0.2 uL for Direct Injection.

Chem Service Inc. guarantees the expanded uncertainty of the above analytes to be +/- 2.0% of the certified concentrations based on gravimetric preparation. The test results published in this report were obtained using equipment capable of producing results that are traceable to NIST and through NIST to the International System of Units (SI). The reported expanded uncertainty of measurement is stated as the combined standard uncertainty of measurement multiplied by the coverage factor k (k=2) such that the coverage probability corresponds to approximately 95%. For certified reference materials, homogeneity and thermal stability testing are available upon request.

Certified By:

Mary Beth O'Donnell


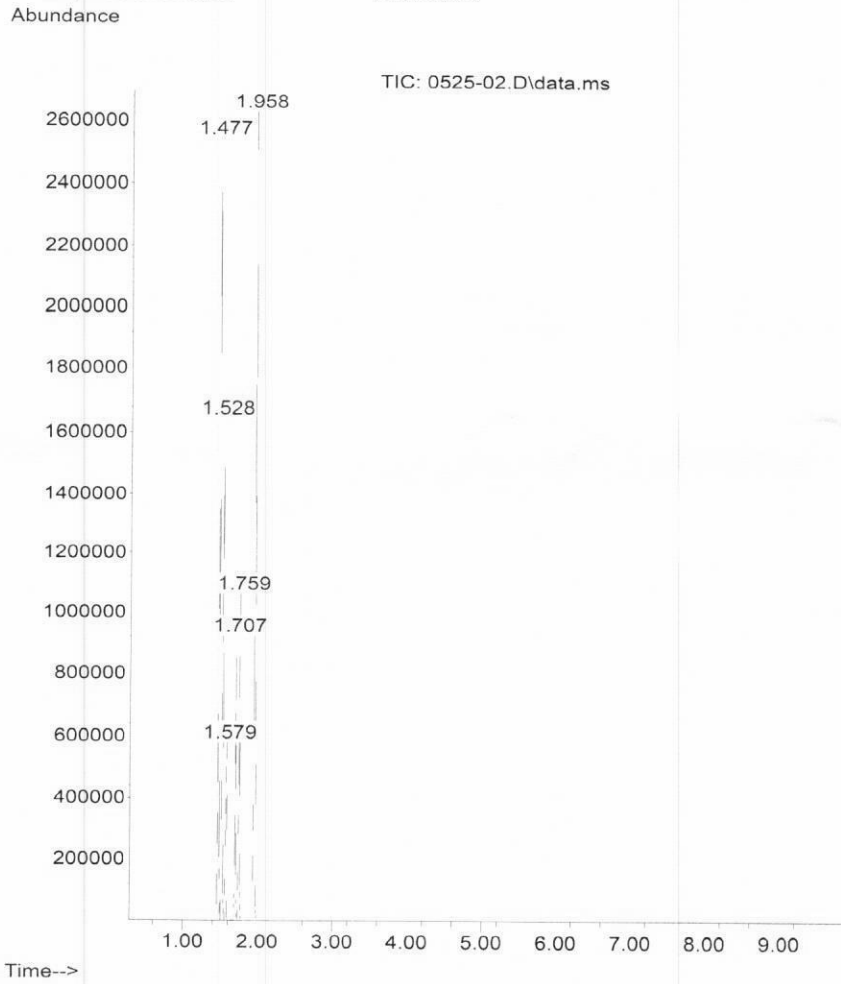
Mary Beth O'Donnell
CSM/TC



CERTIFICATE OF ANALYSIS

Analysis Method:

Catalog Number: M-VOHC6M5-1ML
Description: Volatile Organics High Concentration Mixture #6
Lot Number: 11882100
Expiration Date: 02/28/22





Certificate of Analysis

ID #: 14251

Opened: _____

Internal Standard

Expires: 12/31/2022

Rec'd: 9/8/2021

Energy Laboratories Inc 1120 So. 27th Street
Billings MT 59107

Product Name: Internal Standard

Product Number: STM-520-1

Lot Issue Date: 05-Jan-2021

Lot Number: 0006582580

Expiration Date: 31-Dec-2022

Description:

This analytical reference material (RM) was manufactured and verified in accordance with an ISO 9001 registered quality system and analyte concentrations were verified by an ISO 17025 accredited laboratory. The concentration and uncertainty value at the 95% confidence level for each analyte, determined gravimetrically, is listed below.

Analyte	CAS#	Analyte Lot	Concentration ± Uncertainty
chlorobenzene-d5	003114-55-4	RM12274	2501 ± 13 µg/mL
1,4-dichlorobenzene-d4	003855-82-1	RM12517	2501 ± 13 µg/mL
fluorobenzene	000462-06-6	RM13378	2512 ± 13 µg/mL

Matrix: methanol (methyl alcohol)

Storage Conditions: Store Frozen (-25° to -10°C).

Traceability:

The balances used for these measurements are calibrated with weights traceable to NIST in compliance with ANSI/NCCL Z540.3, ISO 9001, ISO 17025 and ISO 17034. Calibrated Class A glassware is used for volumetric measurements. Thermometers are calibrated against a NIST traceable thermometer in accordance with NIST Special Publication 1088.

Homogeneity:

This RM was unitized according to an in-house procedure and is guaranteed to be homogeneous. There is no minimum sub-sample size required.

Intended Use:

This RM is intended for the preparation of working reference samples for use in routine laboratory analyses, calibration of instruments, validation of analytical methods, assessments of measurement methods, and continuing calibration verification.

Instructions for Use:

Sample aliquots for analysis should be withdrawn at 20°C to 25°C immediately after opening the container and should be processed without delay for the certified values to be valid within the stated uncertainties.

Hazards:

Refer to the Safety Data Sheet on www.agilent.com for information regarding this RM.



ISO 17034
REFERENCE MATERIAL
PRODUCER
ISO 17034 Cert
No. AR-1936

RM was produced in accordance with TUV USA Inc registered ISO 9001 Quality Management System. Cert # 56 100 18560026

Page: 1 of 2

www.agilent.com/quality/
CSD-QA-015.1



ISO 17025 Cert
No. AT-1937



Certificate of Analysis

Product Number: STM-520-1

Lot Number: 0006582580

Expiration of Certification:

The certification of this RM is valid until the expiration date specified above, provided the RM is handled and stored in accordance with the instructions given in this certificate. This certification is nullified if the RM is damaged, contaminated, or otherwise modified.

Maintenance of Certification:

If substantive changes are noted that affect the certification before the expiration of this certificate, Agilent will notify the purchaser.

Sample lot approver:

Monica Bourgeois
QMS Representative



ISO 17034 Cert
No. AR-1936

RM was produced in accordance with TUV USA Inc registered ISO 9001 Quality Management System. Cert # 56 100 18560026

Page: 2 of 2

www.agilent.com/quality/
CSD-QA-015.1



ISO 17025 Cert
No. AT-1937

CERTIFICATE OF ANALYSIS

Catalog No: M-8260A-B-SS-10X
Description: Surrogate Standard Mix
Lot: 219041458

Solvent: Methanol

Hazards: Refer to SDS for complete safety information

Date Certified: Apr 18, 2019

Expiration: Apr 18, 2029

Sample Size: 1 mL

Components: 4

Storage Condition: Ambient (>5 °C)



Signal Word: Danger

Certified Reference Material



Component	CAS #	Purity %	Prepared Concentration ²	Certified Analyte Concentration ¹
		(GC/MS)	(µg/mL)	(µg/mL)
p-Bromofluorobenzene	460-00-4	99.9	2004	2002
Dibromofluoromethane	1868-53-7	99.8	2005	2001
1,2-Dichloroethane-d4	17060-07-0	100.0	2001	2001
Toluene-d8	2037-26-5	100.0	2000	2000

ID #: 14269

Opened: _____

Surrogate Standard Mix

Expires: 4/18/2029

Rec'd: 9/14/2021

Energy Laboratories Inc 1120 So. 27th Street
Billings MT 59107

A product with a suffix (-1A, -2B, etc. or -01, -02, etc.) on its lot number has had its expiration date extended and is identical to the same lot number without the suffix.

² All weights are traceable through NIST, Test No. 684/289871-17

¹ Certified Analyte Concentration = Purity x Prepared Concentration.

The Uncertainty associated with the certified concentration reported on this certificate is $\pm 2.4\%$. This value is the combined expanded uncertainty and represents an estimated standard deviation equal to the positive square root of the total variation of the uncertainty of components. A normal distribution is assumed and a coverage factor of K=2 is chosen using approximately a 95% confidence level.

Labels and certificates follow U.S. Conventions in reporting numerical values: A comma (,) is used to separate units of one-thousand or greater. A period (.) is used as a decimal place marker.

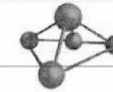
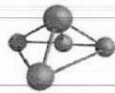
The information on this certificate may not be reproduced without the express permission of the manufacturer. See reverse side for additional information

Hazard Information: Please refer to the SDS for information regarding the hazards associated with using this material.

This product was prepared according to in-house procedures and is guaranteed to be homogeneous.

Certified By: _____

Larry Decker, Organic QC Manager



CERTIFIED WEIGHT REPORT

Part Number: 30058
Lot Number: 080321
Description: EPA Method 502/524 - Volatile Gases Mix #1

Expiration Date: 080324
Recommended Storage: Freezer (0 °C)

Solvent: Methanol
Lot#: EA783-US

Nominal Concentration (µg/mL): 2000
NIST Test ID#: 6UTB

Weight(s) shown below were combined and diluted to (mL): 500.0
0.058 Balance Uncertainty
0.058 Flask Uncertainty

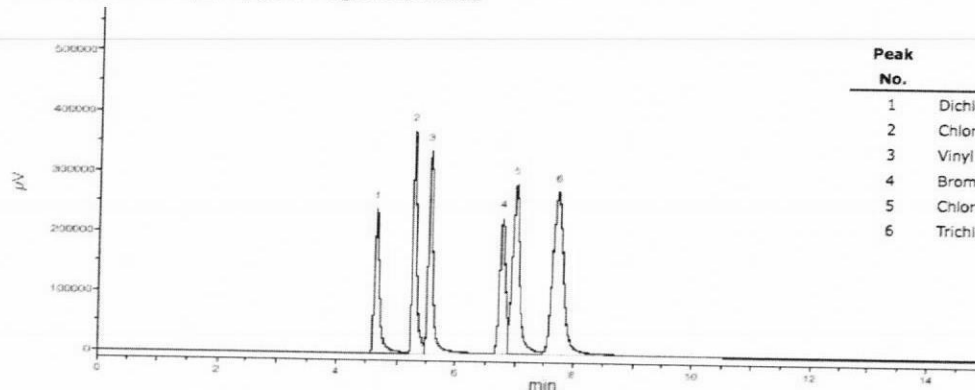
		080321
Formulated By:	Mario Luis	DATE
		080321
Reviewed By:	Pedro L. Rentas	DATE

Compound	RM#	Lot Number	Nominal Conc (µg/mL)	Purity (%)	Uncertainty Purity (%)	Target Weight (g)	Actual Weight (g)	Actual Conc(µg/mL)	Expanded Uncertainty (+/-) (µg/mL)	SDS Information (Solvent Safety Info. On Attached pg.)		
										CAS#	OSHA PEL (TWA)	LD50
1. Bromomethane	50	01611JX	2000	99.5	0.2	1.00508	1.0098	2009.4	8.1	74-83-9	5 ppm (20mg/m3/8H) (skin)	ori-rat 214mg/kg
2. Chloroethane	72	062617	2000	99	0.2	1.01016	1.0146	2008.8	8.1	75-00-3	1000 ppm (2600mg/m3/8H)	N/A
3. Chloromethane	79	06908MS	2000	99.5	0.2	1.00508	1.0154	2020.5	8.1	74-87-3	100 ppm	ori-rat 1800mg/kg
4. Dichlorodifluoromethane	134	92-0487	2000	99	0.2	1.01016	1.0224	2024.2	8.2	75-71-8	1000 ppm (4950mg/m3/8H)	N/A
5. Trichlorofluoromethane	294	01823MW	2000	99	0.2	1.01016	1.0110	2001.7	8.1	75-69-4	1000 ppm (5600mg/m3/8H)	ipr-mus 1743mg/kg
6. Vinyl chloride	305	04854EA	2000	99.5	0.2	1.00508	1.0071	2004.0	8.1	75-01-4	N/A	N/A

- The certified value is the concentration calculated from gravimetric and volumetric measurements unless otherwise stated.
- Standards are prepared gravimetrically using balances that are calibrated with weights traceable to NIST (see above).
- Standards are certified (+/-) 0.5% of the stated value, unless otherwise stated.
- All Standards, after opening ampule, should be stored with caps tight and under appropriate laboratory conditions.
- Uncertainty Reference: Taylor, B.N. and Kuyat, C.E., "Guidelines for Evaluating and Expressing the Uncertainty of NIST Measurement Result," NIST Technical Note 1297, U.S. Government Printing Office, Washington, DC, (1994).

Comments

GC15-M9 Analysis by Melissa Stonier
Column ID SPB-Vocool 105 meter X 0.53mm X 3.0µm film thickness
Flow rates: Total flow=150mL/min., Helium (carrier)=10mL/min., Helium(make-up)=40mL/min., Hydrogen(make-up)=100mL/min.
Oven Profile: Temp. 1=35°C (Time 1=9 min.), Temp 2=200°C (Time 2=1 min.), Rate = 33°C/min., Total run time=15 min., Injector temp.=200°C, FID Temp.=200°C.
ELCD Signal = Edaq Channel 1 PID Signal = Edaq Channel 2
Standard injection = 0.5µL, Range=3 Purge Valve = 0 min.



Peak No.	Analyte	ELCD RT (min.)
1	Dichlorodifluoromethane	4.67
2	Chloromethane	5.28
3	Vinyl chloride	5.56
4	Bromomethane	6.75
5	Chloroethane	6.99
6	Trichlorofluoromethane	7.72

ID #: 14285

Opened: _____
EPA Method 502-524 - Volatile Gases Mix #1
Expires: 8/3/2024
Rec'd: 9/17/2021
Energy Laboratories Inc 1120 So. 27th Street
Billings MT 59107

660 Tower Lane • P.O. Box 599 • West Chester, PA 19381-0599
1-800-452-9994 • 1-610-692-3026 • Fax 1-610-692-8729
info@chemservice.com • www.chemservice.com

ID #: 14443

Opened: _____

TCL Ketone Mix

Expires: 6/30/2023

Rec'd: 10/26/2021

Energy Laboratories Inc 1120 So. 27th Street
Billings MT 59107

CERTIFICATE OF ANALYSIS

TCL Ketones Mixture

CONCENTRATION 2000ug/ml in Methanol:Water (90:10)
CATALOG NUMBER M-TCL1AN5-1ML
LOT NUMBER 10251200
DATE CERTIFIED 06/16/20
EXPIRATION DATE 06/30/23
STORAGE Freezer storage (-20 - -25 °C)
HANDLING See Safety Data Sheet
INTENDED USE For laboratory use only.
ISO 17034:2016 CERTIFIED []

ID	Analyte	CAS	Weight Analyte (mg)	Lot	Purity	Certified Concentration (ug/mL)
N-11014	Acetone	67-64-1	203.300	00026182	98.7	2006.6
N-10297	2-Butanone	78-93-3	202.800	00027454	99.5	2017.9
N-10369	2-Hexanone	591-78-6	202.600	00025720	99.5	2015.9
N-10844	4-Methyl-2-pentanone	108-10-1	204.700	6403300	99.5	2036.8

Analytical Test	Value
CONCENTRATION (GC/FID)	VERIFIED

Chem Service, Inc. is accredited to ISO 17034:2016, ISO/IEC 17025:2017 and certified to ISO 9001:2015.



COA Form
Revision 3 (3/2015)

Print Date: 10/22/21

660 Tower Lane • P.O. Box 599 • West Chester, PA 19381-0599
1-800-452-9994 • 1-610-692-3026 • Fax 1-610-692-8729
info@chemservice.com • www.chemservice.com

Instructions for Use:

Shake mixture prior to use. If particles are present, sonicate for homogeneity. If sample is diluted to lower concentrations, Class A volumetric glassware must be used.

Minimum Sample Size- 0.2 uL for Direct Injection.

Chem Service Inc. guarantees the expanded uncertainty of the above analytes to be +/- 2.0% of the certified concentrations based on gravimetric preparation. The test results published in this report were obtained using equipment capable of producing results that are traceable to NIST and through NIST to the International System of Units (SI). The reported expanded uncertainty of measurement is stated as the combined standard uncertainty of measurement multiplied by the coverage factor k ($k=2$) such that the coverage probability corresponds to approximately 95%. For certified reference materials, homogeneity and thermal stability testing are available upon request.

Certified By:

Mary Beth O'Donnell

Mary Beth O'Donnell
CSM/TC

Chem Service, Inc. is accredited to ISO 17034:2016, ISO/IEC 17025:2017 and certified to ISO 9001:2015.

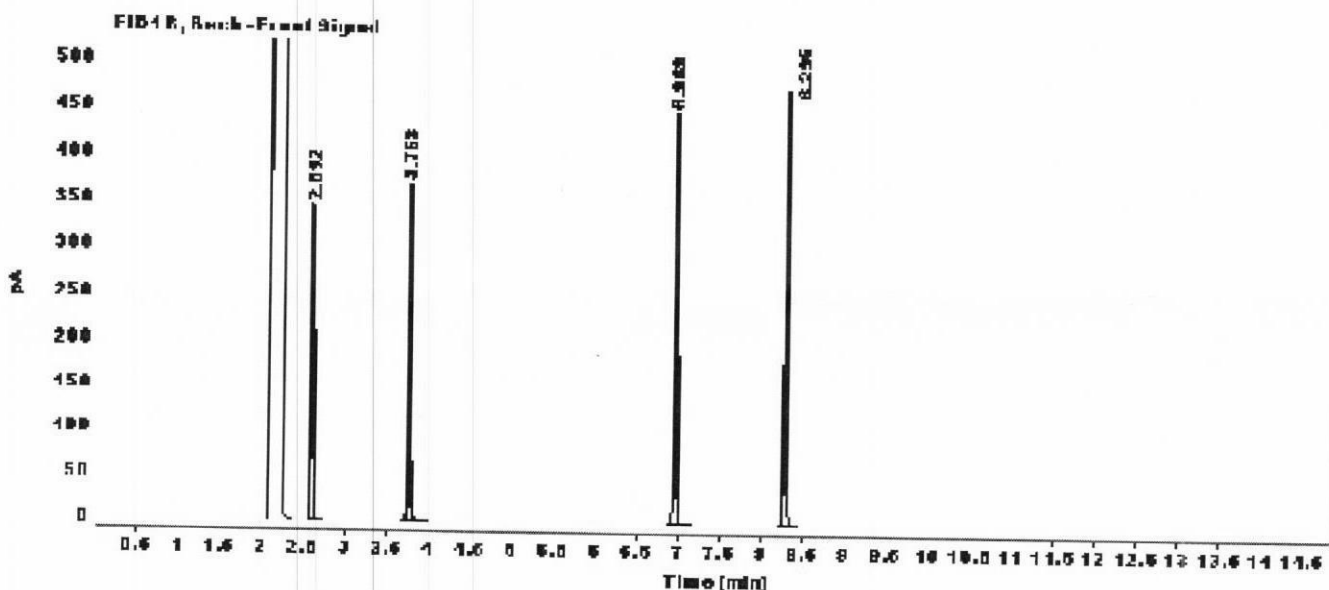


CERTIFICATE OF ANALYSIS

Gas Chromatography / Flame Ionization Detector (GC/FID)

Data file: C:\CHEM321\DATA\2020 DATA\0620\M-TCL1AN5.D
 Sample name: M-TCL1AN5
 Acq. method: N-14278.M
 Instrument: GC3
 Injection date: 6/16/2020 2:52:35 PM
 Column name: RTX-5MS (30m x 0.25mm x 0.5µm)

Location: 202
 Injection Vol: 1.000
 # Of Injections: 1



Signal: FID1 B, Back - Front Signal

RT [min]	Type	Width [min]	Area	Height	Area%
2.592	BB	0.0277	580.2505	343.4966	18.4655
3.763	BB	0.0323	735.4804	387.8491	23.4054
6.989	BB	0.0326	904.3389	447.8770	28.7791
8.295	BB	0.0307	922.2798	474.3798	29.3500
Sum			3142.3497		

Chem Service, Inc. is accredited to ISO 17034:2016, ISO/IEC 17025:2017 and certified to ISO 9001:2015.



CERTIFICATE OF ANALYSIS

Catalog No: CLP-022K-100X
Description: TCL Ketone Mix
Lot: 221111486

Solvent: Methanol

Hazards: Refer to SDS for complete safety information

Date Certified: Dec 1, 2021
Expiration: Jan 1, 2023
Sample Size: 1 mL
Components: 4
Storage Condition: Freeze (<-10 °C)



Signal Word: Danger

Certified Reference Material



Component	CAS #	Purity %	Prepared Concentration ²	Certified Analyte Concentration ¹
		(GC/MS)	(mg/mL)	(mg/mL)
Acetone	67-64-1	100.0	20.01	20.01
Methyl ethyl ketone	78-93-3	100.0	20.01	20.01
2-Hexanone	591-78-6	98.7	20.01	19.75
4-Methyl-2-pentanone	108-10-1	100.0	20.01	20.01

ID #: 14585

Opened: _____

TCL Ketone Mix

Expires: 1/1/2023

Rec'd: 12/3/2021

Energv Laboratories Inc 1120 So. 27th Street
Billings MT 59107

This Certified Reference Material was verified in accordance with ISO/IEC 17025

A product with a suffix (-1A, -2B, etc. or -01, -02, etc.) on its lot number has had its expiration date extended and is identical to the same lot number without the suffix.

² All weights are traceable through NIST, Test No. 684/289871-17

¹ Certified Analyte Concentration = Purity x Prepared Concentration.

The Uncertainty associated with the certified concentration reported on this certificate is $\pm 2.4\%$. This value is the combined expanded uncertainty and represents an estimated standard deviation equal to the positive square root of the total variation of the uncertainty of components. A normal distribution is assumed and a coverage factor of K=2 is chosen using approximately a 95% confidence level.

Labels and certificates follow U.S. Conventions in reporting numerical values: A comma (,) is used to separate units of one-thousand or greater. A period (.) is used as a decimal place marker.

The information on this certificate may not be reproduced without the express permission of the manufacturer. See reverse side for additional information

Hazard Information: Please refer to the SDS for information regarding the hazards associated with using this material.

This product was prepared according to in-house procedures and is guaranteed to be homogeneous.

Certified By: _____

Larry Decker, Organic QC Manager