PREP BATCH REPORT

Prep Code: **SVOC-3510C-8270** Technician: **Zachary B. Zaccardi** Prep Start Date: **1/12/2022 2:16:26 PM**

Prep Batch **162889** Prep Temp **NA °C** Batch Units: **ML** Prep End Date: **1/17/2022 2:11:00 PM**

Sample ID	Matrix	pH	Initial Samp Amt	Sol Added	Sol Recovered	Final Vol (mL)	Factor	Balance	Prep Start Date	Prep End Date
MB-162889			1000	0	0	1.00	0.001		1/12/2022	1/17/2022
Supervised by RJB										
LCS-162889			1000	0	0	1.00	0.001		1/12/2022	1/17/2022
LCSD-162889			1000	0	0	1.00	0.001		1/12/2022	1/17/2022
LLCS-162889			1000	0	0	1.00	0.001		1/12/2022	1/17/2022
LLCSD-162889		6	1000	0	0	1.00	0.001		1/12/2022	1/17/2022
B22010507-001C	Ground Water	6	1050	0	0	1.00	0.000952		1/12/2022	1/17/2022
Sample was clear (1/2)										
B22010625-001C	Ground Water	6	1010	0	0	1.00	0.00099		1/12/2022	1/17/2022
Sample was clear (1/2)										
B22010626-001C	Ground Water	6	1040	0	0	1.00	0.000962		1/12/2022	1/17/2022
Sample was clear (1/2)										
B22010628-001C	Ground Water	6	1050	0	0	1.00	0.000952		1/12/2022	1/17/2022
Sample was clear (1/2)										
B22010629-001C	Ground Water	6	960	0	0	1.00	0.00104		1/12/2022	1/17/2022
Sample was clear (1/2)										
B22010633-001C	Ground Water	6	1020	0	0	1.00	0.00098		1/12/2022	1/17/2022
Sample was clear (1/2)										
B22010637-001C	Ground Water	6	1000	0	0	1.00	0.001		1/12/2022	1/17/2022
Sample was clear (1/2)										
B22010641-001C	Drinking Water	6	1030	0	0	1.00	0.000971		1/12/2022	1/17/2022
Sample was clear (1/2)										
B22010643-001C	Ground Water	6	1030	0	0	1.00	0.000971		1/12/2022	1/17/2022
Sample was clear (1/2)										
B22010643-002A	Ground Water	6	1020	0	0	1.00	0.00098		1/12/2022	1/17/2022
Sample was clear (1/2)										

Number	Reagent Name	Exp Date	
13124	Sulfuric Acid 2020070739	7/2/2022	2mL
13273	pH-indicator Strips 0-14 HC025486	9/30/2024	
14196	Dichloromethane EB867	6/18/2023	100,50
14647	Dichloromethane EC832	10/28/2023	

Spk ID	Spike Name	SampType	AmtAdd	Exp Date
FP220105 14446	DCM RINSED FILTER PAPER	ALL		4/6/2026
Sulfate 01/3/22 (1	Baked Sodium Sulfate	ALL	varies	11/29/2026
sv83418	Benzidines	LCS, MS	50 uL	3/17/2024
sv92715	LCS/Add Extractions	LCS, MS; LLCS/D	1.0 mL; 5	9/24/2022
SVOC NaOH 122	10 N NaOH	MB, LCS, SAMP,	5 drops	7/31/2023
sv92712	LL BNA Surr	SAMP, LMS, LLC	100 uL	1/30/2022
sv92706	BNA Surr	SAMP, MB, LCS,	100 uL	3/31/2022

PREP BATCH REPORT

Prep Code: **SVOC-3510C-8270** Technician: **Zachary B. Zaccardi** Prep Start Date: **1/12/2022 2:16:26 PM**

Prep Batch **162889** Prep Temp **NA °C** Batch Units: **ML** Prep End Date: **1/17/2022 2:11:00 PM**

Sample ID	Matrix	pH	Initial Samp Amt	Sol Added	Sol Recovered	Final Vol (mL)	Factor	Balance	Prep Start Date	Prep End Date
B22010654-001D	Aqueous	6	1050	0	0	1.00	0.000952		1/12/2022	1/17/2022
Sample had a yellow tint, No Cl present										
B22010626-001CMS	Ground Water	6	990	0	0	1.00	0.00101		1/12/2022	1/17/2022
Sample was clear (2/2)										
B22010628-001CLMS	Ground Water	6	1050	0	0	1.00	0.000952		1/12/2022	1/17/2022
Sample was clear (2/2)										
B22010629-001CMS	Ground Water	6	1050	0	0	1.00	0.000952		1/12/2022	1/17/2022
Sample was clear (2/2)										
B22010633-001CLMS	Ground Water	6	1010	0	0	1.00	0.00099		1/12/2022	1/17/2022
Sample was clear (2/2)										
B22010751-001C	Ground Water	6	990	0	0	1.00	0.00101		1/13/2022	1/17/2022
Sample was clear (1/2)										
B22010753-001C	Ground Water	6	990	0	0	1.00	0.00101		1/13/2022	1/17/2022
Sample was clear (1/2)										
B22010754-001C	Ground Water	6	970	0	0	1.00	0.00103		1/13/2022	1/17/2022
Sample was clear (1/2)										

Number	Reagent Name	Exp Date	
13124	Sulfuric Acid 2020070739	7/2/2022	2mL
13273	pH-indicator Strips 0-14 HC025486	9/30/2024	
14196	Dichloromethane EB867	6/18/2023	100,50
14647	Dichloromethane EC832	10/28/2023	

Spk ID	Spike Name	SampType	AmtAdd	Exp Date
FP220105 14446	DCM RINSED FILTER PAPER	ALL		4/6/2026
Sulfate 01/3/22 (1	Baked Sodium Sulfate	ALL	varies	11/29/2026
sv83418	Benzidines	LCS, MS	50 uL	3/17/2024
sv92715	LCS/Add Extractions	LCS, MS; LLCS/D	1.0 mL; 5	9/24/2022
SVOC NaOH 122	10 N NaOH	MB, LCS, SAMP,	5 drops	7/31/2023
sv92712	LL BNA Surr	SAMP, LMS, LLC	100 uL	1/30/2022
sv92706	BNA Surr	SAMP, MB, LCS,	100 uL	3/31/2022

Energy Laboratories Inc

ANALYTICAL RUN Summary

04-Feb-22

Run ID SV5975.I_220114A

Run Start Date:	1/14/2022
Analyst:	John P. Heine
Ical:	
Column ID:	ZB-SemiVolatiles
Comments:	

Std ID	Std Name	Std Amount	Std Units	Samp Amount	Samp Units	SampType	Expiration Date
dcmsvoc13	DCM						11/17/2022
sv100210	BNA 2nd source 200ug/mL	2	ul	198	ul	ICV	1/15/2022
sv100506	BNA low 50 ug/mL	8	ul	192	ul	CCV	3/31/2022
sv100703	BNA Internals 2000 ug/mL	2	ul	100	ul	SAMP	5/31/2022
sv83311	DFTPP 1000 ug/mL	50	ul	50	ul	TUNE	10/31/2022

Seq No	Lab ID	Test Code	Sample Typ	File ID	Analysis Date	DF	Batch ID	Prep Date	SPKref	RPDref	pmoist
14980592	Jan1410_D_TU	SVOC-8270-DF	TUNE	V5975.I\sh0114221	1/14/2022 4:18:0	1	R373230		0	0	

Analyte	T	Units	RAW	Final	Text	Spike	SPKref	RPDref	MDL	PQL	UQL	%REC	LOW	HIGH	%RPD	Q
127, % of mass 198	A	%	58.8	58.8		100	0	0	0	0.01	0	59%	40	60	0%	
197, % of mass 198	A	%	0	0		100	0	0	0	0.01	0	0%	0	0.99	0%	
198, Base Peak	A	%	100	100		100	0	0	0	0.01	0	100%	100	100	0%	
199, % of mass 198	A	%	6.8	6.8		100	0	0	0	0.01	0	7%	5	9	0%	
275, % of mass 198	A	%	27.6	27.6		100	0	0	0	0.01	0	28%	10	30	0%	
365, % of mass 198	A	%	3.2	3.2		100	0	0	0	0.01	0	3%	1	99.99	0%	
441, % of mass 443	A	%	94.3	94.3		100	0	0	0	0.01	0	94%	0.01	150	0%	
442, % of mass 198	A	%	64.8	64.8		100	0	0	0	0.01	0	65%	40	100	0%	
443, % of mass 442	A	%	19.2	19.2		100	0	0	0	0.01	0	19%	17	23	0%	
51, % of mass 198	A	%	48.4	48.4		100	0	0	0	0.01	0	48%	30	60	0%	
68, % of mass 69	A	%	0	0		100	0	0	0	0.01	0	0%	0	1.99	0%	
70, % of mass 69	A	%	0.4	0.4		100	0	0	0	0.01	0	0%	0	1.99	0%	

Seq No	Lab ID	Test Code	Sample Typ	File ID	Analysis Date	DF	Batch ID	Prep Date	SPKref	RPDref	pmoist
14980593	14-Jan-22_CAL_	SVOC-8270-W-	ICAL	√5975.I\sh0114221/14/2022 4:42:2		1	R373230		0	0	

Analyte	T	Units	RAW	Final	Text	Spike	SPKref	RPDref	MDL	PQL	UQL	%REC	LOW	HIGH	%RPD	Q
1-Methylnaphthalene	A	ug/L	9.50102	9.50102		10	0	0	0.0206	0.1	10	95%	20	120	0%	
2-Methylnaphthalene	A	ug/L	9.7276	9.7276		10	0	0	0.0176	0.1	10	97%	20	120	0%	
Acenaphthene	A	ug/L	9.5126	9.5126		10	0	0	0.0317	0.1	10	95%	20	120	0%	
Acenaphthylene	A	ug/L	10.69239	10.69239		10	0	0	0.025	0.1	10	107%	20	120	0%	
Anthracene	A	ug/L	10.01775	10.01775		10	0	0	0.0283	0.1	10	100%	20	120	0%	
Benzo(a)anthracene	A	ug/L	10.02184	10.02184		10	0	0	0.0272	0.1	10	100%	20	120	0%	
Benzo(a)pyrene	A	ug/L	10.0209	10.0209		10	0	0	0.0347	0.1	10	100%	20	120	0%	
Benzo(b)fluoranthene	A	ug/L	11.07554	11.07554		10	0	0	0.0226	0.1	10	111%	20	120	0%	
Benzo(g,h,i)perylene	A	ug/L	10.02903	10.02903		10	0	0	0.0267	0.1	10	100%	20	120	0%	
Benzo(k)fluoranthene	A	ug/L	9.97888	9.97888		10	0	0	0.0295	0.1	10	100%	20	120	0%	
Chrysene	A	ug/L	9.53889	9.53889		10	0	0	0.0458	0.1	10	95%	20	120	0%	
Dibenzo(a,h)anthracene	A	ug/L	10.94419	10.94419		10	0	0	0.0367	0.1	10	109%	20	120	0%	
Fluoranthene	A	ug/L	10.18625	10.18625		10	0	0	0.0233	0.1	10	102%	20	120	0%	
Fluorene	A	ug/L	9.68209	9.68209		10	0	0	0.0225	0.1	10	97%	20	120	0%	
Indeno(1,2,3-cd)pyrene	A	ug/L	10.00516	10.00516		10	0	0	0.0491	0.1	10	100%	20	120	0%	
Naphthalene	A	ug/L	10.1018	10.1018		10	0	0	0.029	0.1	10	101%	20	120	0%	
Phenanthrene	A	ug/L	10.01682	10.01682		10	0	0	0.0295	0.1	10	100%	20	120	0%	
Pyrene	A	ug/L	10.17961	10.17961		10	0	0	0.0239	0.1	10	102%	20	120	0%	
1,4-Dichlorobenzene-d4	I	ug/L	40	40		0	0	0	0.1	0.1		0%			0%	
Acenaphthene-d10	I	ug/L	40	40		0	0	0	0.1	0.1		0%			0%	
Chrysene-d12	I	ug/L	40	40		0	0	0	0.1	0.1		0%			0%	
Naphthalene-d8	I	ug/L	40	40		0	0	0	0.1	0.1		0%			0%	
Perylene-d12	I	ug/L	40	40		0	0	0	0.1	0.1		0%			0%	
Phenanthrene-d10	I	ug/L	40	40		0	0	0	0.1	0.1		0%			0%	
2-Fluorobiphenyl	S	ug/L	10.12421	10.12421		10	0	0	0.0444	0.1	10	101%	20	120	0%	
Nitrobenzene-d5	S	ug/L	9.99758	9.99758		10	0	0	0.0523	0.1	10	100%	20	120	0%	
Terphenyl-d14	S	ug/L	10.0104	10.0104		10	0	0	0.0563	0.1	10	100%	20	120	0%	
o-Terphenyl	X	ug/L	9.52874	9.52874		10	0	0	0.0654	0.1	10	95%	20	120	0%	

Seq No	Lab ID	Test Code	Sample Typ	File ID	Analysis Date	DF	Batch ID	Prep Date	SPKref	RPDref	pmoist
14980594	14-Jan-22_CAL_	SVOC-8270-W-	ICAL	√5975.I\sh0114221/14/2022 5:14:4		1	R373230		0	0	

Analyte	T	Units	RAW	Final	Text	Spike	SPKref	RPDref	MDL	PQL	UQL	%REC	LOW	HIGH	%RPD	Q

Seq No	Lab ID	Test Code	Sample Typ	File ID	Analysis Date	DF	Batch ID	Prep Date	SPKref	RPDref	pmoist
14980594	14-Jan-22_CAL_	SVOC-8270-W-	ICAL	V5975.I\sh0114221/14/2022 5:14:4		1	R373230		0	0	

Analyte	T	Units	RAW	Final	Text	Spike	SPKref	RPDref	MDL	PQL	UQL	%REC	LOW	HIGH	%RPD	Q
1-Methylnaphthalene	A	ug/L	4.58115	4.58115		5	0	0	0.0206	0.1	10	92%	20	120	0%	
2-Methylnaphthalene	A	ug/L	4.65936	4.65936		5	0	0	0.0176	0.1	10	93%	20	120	0%	
Acenaphthene	A	ug/L	4.70812	4.70812		5	0	0	0.0317	0.1	10	94%	20	120	0%	
Acenaphthylene	A	ug/L	4.93138	4.93138		5	0	0	0.025	0.1	10	99%	20	120	0%	
Anthracene	A	ug/L	4.94657	4.94657		5	0	0	0.0283	0.1	10	99%	20	120	0%	
Benzo(a)anthracene	A	ug/L	4.93171	4.93171		5	0	0	0.0272	0.1	10	99%	20	120	0%	
Benzo(a)pyrene	A	ug/L	4.93889	4.93889		5	0	0	0.0347	0.1	10	99%	20	120	0%	
Benzo(b)fluoranthene	A	ug/L	5.0532	5.0532		5	0	0	0.0226	0.1	10	101%	20	120	0%	
Benzo(g,h,i)perylene	A	ug/L	4.91764	4.91764		5	0	0	0.0267	0.1	10	98%	20	120	0%	
Benzo(k)fluoranthene	A	ug/L	5.05302	5.05302		5	0	0	0.0295	0.1	10	101%	20	120	0%	
Chrysene	A	ug/L	4.61514	4.61514		5	0	0	0.0458	0.1	10	92%	20	120	0%	
Dibenzo(a,h)anthracene	A	ug/L	5.03779	5.03779		5	0	0	0.0367	0.1	10	101%	20	120	0%	
Fluoranthene	A	ug/L	4.87191	4.87191		5	0	0	0.0233	0.1	10	97%	20	120	0%	
Fluorene	A	ug/L	4.68279	4.68279		5	0	0	0.0225	0.1	10	94%	20	120	0%	
Indeno(1,2,3-cd)pyrene	A	ug/L	4.97155	4.97155		5	0	0	0.0491	0.1	10	99%	20	120	0%	
Naphthalene	A	ug/L	4.80463	4.80463		5	0	0	0.029	0.1	10	96%	20	120	0%	
Phenanthrene	A	ug/L	4.94768	4.94768		5	0	0	0.0295	0.1	10	99%	20	120	0%	
Pyrene	A	ug/L	4.6369	4.6369		5	0	0	0.0239	0.1	10	93%	20	120	0%	
1,4-Dichlorobenzene-d4	I	ug/L	40	40		0	0	0	0.1	0.1		0%			0%	
Acenaphthene-d10	I	ug/L	40	40		0	0	0	0.1	0.1		0%			0%	
Chrysene-d12	I	ug/L	40	40		0	0	0	0.1	0.1		0%			0%	
Naphthalene-d8	I	ug/L	40	40		0	0	0	0.1	0.1		0%			0%	
Perylene-d12	I	ug/L	40	40		0	0	0	0.1	0.1		0%			0%	
Phenanthrene-d10	I	ug/L	40	40		0	0	0	0.1	0.1		0%			0%	
2-Fluorobiphenyl	S	ug/L	4.81281	4.81281		5	0	0	0.0444	0.1	10	96%	20	120	0%	
Nitrobenzene-d5	S	ug/L	5.00273	5.00273		5	0	0	0.0523	0.1	10	100%	20	120	0%	
Terphenyl-d14	S	ug/L	4.96273	4.96273		5	0	0	0.0563	0.1	10	99%	20	120	0%	
o-Terphenyl	X	ug/L	4.62338	4.62338		5	0	0	0.0654	0.1	10	92%	20	120	0%	

Seq No	Lab ID	Test Code	Sample Typ	File ID	Analysis Date	DF	Batch ID	Prep Date	SPKref	RPDref	pmoist
14980595	14-Jan-22_CAL_	SVOC-8270-W-	ICAL	V5975.I\sh0114221/14/2022 5:47:1		1	R373230		0	0	

Analyte	T	Units	RAW	Final	Text	Spike	SPKref	RPDref	MDL	PQL	UQL	%REC	LOW	HIGH	%RPD	Q

Seq No	Lab ID	Test Code	Sample Typ	File ID	Analysis Date	DF	Batch ID	Prep Date	SPKref	RPDref	pmoist
14980595	14-Jan-22_CAL_	SVOC-8270-W-	ICAL	V5975.I\sh0114221/14/2022 5:47:1		1	R373230		0	0	

Analyte	T	Units	RAW	Final	Text	Spike	SPKref	RPDref	MDL	PQL	UQL	%REC	LOW	HIGH	%RPD	Q
1-Methylnaphthalene	A	ug/L	1.85144	1.85144		2	0	0	0.0206	0.1	10	93%	20	120	0%	
2-Methylnaphthalene	A	ug/L	1.98647	1.98647		2	0	0	0.0176	0.1	10	99%	20	120	0%	
Acenaphthene	A	ug/L	1.91541	1.91541		2	0	0	0.0317	0.1	10	96%	20	120	0%	
Acenaphthylene	A	ug/L	1.8998	1.8998		2	0	0	0.025	0.1	10	95%	20	120	0%	
Anthracene	A	ug/L	2.03964	2.03964		2	0	0	0.0283	0.1	10	102%	20	120	0%	
Benzo(a)anthracene	A	ug/L	2.0469	2.0469		2	0	0	0.0272	0.1	10	102%	20	120	0%	
Benzo(a)pyrene	A	ug/L	2.01732	2.01732		2	0	0	0.0347	0.1	10	101%	20	120	0%	
Benzo(b)fluoranthene	A	ug/L	2.02203	2.02203		2	0	0	0.0226	0.1	10	101%	20	120	0%	
Benzo(g,h,i)perylene	A	ug/L	2.02675	2.02675		2	0	0	0.0267	0.1	10	101%	20	120	0%	
Benzo(k)fluoranthene	A	ug/L	2.00453	2.00453		2	0	0	0.0295	0.1	10	100%	20	120	0%	
Chrysene	A	ug/L	1.90834	1.90834		2	0	0	0.0458	0.1	10	95%	20	120	0%	
Dibenzo(a,h)anthracene	A	ug/L	1.82121	1.82121		2	0	0	0.0367	0.1	10	91%	20	120	0%	
Fluoranthene	A	ug/L	1.9135	1.9135		2	0	0	0.0233	0.1	10	96%	20	120	0%	
Fluorene	A	ug/L	1.92587	1.92587		2	0	0	0.0225	0.1	10	96%	20	120	0%	
Indeno(1,2,3-cd)pyrene	A	ug/L	2.05636	2.05636		2	0	0	0.0491	0.1	10	103%	20	120	0%	
Naphthalene	A	ug/L	1.89994	1.89994		2	0	0	0.029	0.1	10	95%	20	120	0%	
Phenanthrene	A	ug/L	2.05092	2.05092		2	0	0	0.0295	0.1	10	103%	20	120	0%	
Pyrene	A	ug/L	1.98327	1.98327		2	0	0	0.0239	0.1	10	99%	20	120	0%	
1,4-Dichlorobenzene-d4	I	ug/L	40	40		0	0	0	0.1	0.1		0%			0%	
Acenaphthene-d10	I	ug/L	40	40		0	0	0	0.1	0.1		0%			0%	
Chrysene-d12	I	ug/L	40	40		0	0	0	0.1	0.1		0%			0%	
Naphthalene-d8	I	ug/L	40	40		0	0	0	0.1	0.1		0%			0%	
Perylene-d12	I	ug/L	40	40		0	0	0	0.1	0.1		0%			0%	
Phenanthrene-d10	I	ug/L	40	40		0	0	0	0.1	0.1		0%			0%	
2-Fluorobiphenyl	S	ug/L	1.91595	1.91595		2	0	0	0.0444	0.1	10	96%	20	120	0%	
Nitrobenzene-d5	S	ug/L	2.01735	2.01735		2	0	0	0.0523	0.1	10	101%	20	120	0%	
Terphenyl-d14	S	ug/L	2.05065	2.05065		2	0	0	0.0563	0.1	10	103%	20	120	0%	
o-Terphenyl	X	ug/L	1.95744	1.95744		2	0	0	0.0654	0.1	10	98%	20	120	0%	

Seq No	Lab ID	Test Code	Sample Typ	File ID	Analysis Date	DF	Batch ID	Prep Date	SPKref	RPDref	pmoist
14980596	14-Jan-22_CAL_	SVOC-8270-W-	ICAL	V5975.I\sh0114221/14/2022 6:19:4		1	R373230		0	0	

Analyte	T	Units	RAW	Final	Text	Spike	SPKref	RPDref	MDL	PQL	UQL	%REC	LOW	HIGH	%RPD	Q

Seq No	Lab ID	Test Code	Sample Typ	File ID	Analysis Date	DF	Batch ID	Prep Date	SPKref	RPDref	pmoist
14980596	14-Jan-22_CAL_	SVOC-8270-W-	ICAL	V5975.I\sh0114221/14/2022 6:19:4		1	R373230		0	0	

Analyte	T	Units	RAW	Final	Text	Spike	SPKref	RPDref	MDL	PQL	UQL	%REC	LOW	HIGH	%RPD	Q
1-Methylnaphthalene	A	ug/L	0.94538	0.94538		1	0	0	0.0206	0.1	10	95%	20	120	0%	
2-Methylnaphthalene	A	ug/L	0.97552	0.97552		1	0	0	0.0176	0.1	10	98%	20	120	0%	
Acenaphthene	A	ug/L	0.95606	0.95606		1	0	0	0.0317	0.1	10	96%	20	120	0%	
Acenaphthylene	A	ug/L	0.91149	0.91149		1	0	0	0.025	0.1	10	91%	20	120	0%	
Anthracene	A	ug/L	0.9893	0.9893		1	0	0	0.0283	0.1	10	99%	20	120	0%	
Benzo(a)anthracene	A	ug/L	1.0017	1.0017		1	0	0	0.0272	0.1	10	100%	20	120	0%	
Benzo(a)pyrene	A	ug/L	1.02157	1.02157		1	0	0	0.0347	0.1	10	102%	20	120	0%	
Benzo(b)fluoranthene	A	ug/L	0.93601	0.93601		1	0	0	0.0226	0.1	10	94%	20	120	0%	
Benzo(g,h,i)perylene	A	ug/L	1.02674	1.02674		1	0	0	0.0267	0.1	10	103%	20	120	0%	
Benzo(k)fluoranthene	A	ug/L	0.95303	0.95303		1	0	0	0.0295	0.1	10	95%	20	120	0%	
Chrysene	A	ug/L	0.96628	0.96628		1	0	0	0.0458	0.1	10	97%	20	120	0%	
Dibenzo(a,h)anthracene	A	ug/L	0.93988	0.93988		1	0	0	0.0367	0.1	10	94%	20	120	0%	
Fluoranthene	A	ug/L	0.94418	0.94418		1	0	0	0.0233	0.1	10	94%	20	120	0%	
Fluorene	A	ug/L	0.95818	0.95818		1	0	0	0.0225	0.1	10	96%	20	120	0%	
Indeno(1,2,3-cd)pyrene	A	ug/L	0.98883	0.98883		1	0	0	0.0491	0.1	10	99%	20	120	0%	
Naphthalene	A	ug/L	0.97384	0.97384		1	0	0	0.029	0.1	10	97%	20	120	0%	
Phenanthrene	A	ug/L	0.98235	0.98235		1	0	0	0.0295	0.1	10	98%	20	120	0%	
Pyrene	A	ug/L	0.97339	0.97339		1	0	0	0.0239	0.1	10	97%	20	120	0%	
1,4-Dichlorobenzene-d4	I	ug/L	40	40		0	0	0	0.1	0.1		0%			0%	
Acenaphthene-d10	I	ug/L	40	40		0	0	0	0.1	0.1		0%			0%	
Chrysene-d12	I	ug/L	40	40		0	0	0	0.1	0.1		0%			0%	
Naphthalene-d8	I	ug/L	40	40		0	0	0	0.1	0.1		0%			0%	
Perylene-d12	I	ug/L	40	40		0	0	0	0.1	0.1		0%			0%	
Phenanthrene-d10	I	ug/L	40	40		0	0	0	0.1	0.1		0%			0%	
2-Fluorobiphenyl	S	ug/L	0.9422	0.9422		1	0	0	0.0444	0.1	10	94%	20	120	0%	
Nitrobenzene-d5	S	ug/L	0.99567	0.99567		1	0	0	0.0523	0.1	10	100%	20	120	0%	
Terphenyl-d14	S	ug/L	0.97722	0.97722		1	0	0	0.0563	0.1	10	98%	20	120	0%	
o-Terphenyl	X	ug/L	0.9433	0.9433		1	0	0	0.0654	0.1	10	94%	20	120	0%	

Seq No	Lab ID	Test Code	Sample Typ	File ID	Analysis Date	DF	Batch ID	Prep Date	SPKref	RPDref	pmoist
14980597	14-Jan-22_CAL_	SVOC-8270-W-	ICAL	V5975.I\sh0114221/14/2022 6:52:1		1	R373230		0	0	

Analyte	T	Units	RAW	Final	Text	Spike	SPKref	RPDref	MDL	PQL	UQL	%REC	LOW	HIGH	%RPD	Q

Seq No	Lab ID	Test Code	Sample Typ	File ID	Analysis Date	DF	Batch ID	Prep Date	SPKref	RPDref	pmoist
14980597	14-Jan-22_CAL_	SVOC-8270-W-	ICAL	V5975.I\sh0114221/14/2022 6:52:1		1	R373230		0	0	

Analyte	T	Units	RAW	Final	Text	Spike	SPKref	RPDref	MDL	PQL	UQL	%REC	LOW	HIGH	%RPD	Q
1-Methylnaphthalene	A	ug/L	0.51073	0.51073		0.5	0	0	0.0206	0.1	10	102%	20	120	0%	
2-Methylnaphthalene	A	ug/L	0.50435	0.50435		0.5	0	0	0.0176	0.1	10	101%	20	120	0%	
Acenaphthene	A	ug/L	0.47743	0.47743		0.5	0	0	0.0317	0.1	10	95%	20	120	0%	
Acenaphthylene	A	ug/L	0.488	0.488		0.5	0	0	0.025	0.1	10	98%	20	120	0%	
Anthracene	A	ug/L	0.5092	0.5092		0.5	0	0	0.0283	0.1	10	102%	20	120	0%	
Benzo(a)anthracene	A	ug/L	0.50701	0.50701		0.5	0	0	0.0272	0.1	10	101%	20	120	0%	
Benzo(a)pyrene	A	ug/L	0.5068	0.5068		0.5	0	0	0.0347	0.1	10	101%	20	120	0%	
Benzo(b)fluoranthene	A	ug/L	0.45703	0.45703		0.5	0	0	0.0226	0.1	10	91%	20	120	0%	
Benzo(g,h,i)perylene	A	ug/L	0.49816	0.49816		0.5	0	0	0.0267	0.1	10	100%	20	120	0%	
Benzo(k)fluoranthene	A	ug/L	0.48829	0.48829		0.5	0	0	0.0295	0.1	10	98%	20	120	0%	
Chrysene	A	ug/L	0.4993	0.4993		0.5	0	0	0.0458	0.1	10	100%	20	120	0%	
Dibenzo(a,h)anthracene	A	ug/L	0.46522	0.46522		0.5	0	0	0.0367	0.1	10	93%	20	120	0%	
Fluoranthene	A	ug/L	0.48488	0.48488		0.5	0	0	0.0233	0.1	10	97%	20	120	0%	
Fluorene	A	ug/L	0.49977	0.49977		0.5	0	0	0.0225	0.1	10	100%	20	120	0%	
Indeno(1,2,3-cd)pyrene	A	ug/L	0.47636	0.47636		0.5	0	0	0.0491	0.1	10	95%	20	120	0%	
Naphthalene	A	ug/L	0.5004	0.5004		0.5	0	0	0.029	0.1	10	100%	20	120	0%	
Phenanthrene	A	ug/L	0.50591	0.50591		0.5	0	0	0.0295	0.1	10	101%	20	120	0%	
Pyrene	A	ug/L	0.49726	0.49726		0.5	0	0	0.0239	0.1	10	99%	20	120	0%	
1,4-Dichlorobenzene-d4	I	ug/L	40	40		0	0	0	0.1	0.1		0%			0%	
Acenaphthene-d10	I	ug/L	40	40		0	0	0	0.1	0.1		0%			0%	
Chrysene-d12	I	ug/L	40	40		0	0	0	0.1	0.1		0%			0%	
Naphthalene-d8	I	ug/L	40	40		0	0	0	0.1	0.1		0%			0%	
Perylene-d12	I	ug/L	40	40		0	0	0	0.1	0.1		0%			0%	
Phenanthrene-d10	I	ug/L	40	40		0	0	0	0.1	0.1		0%			0%	
2-Fluorobiphenyl	S	ug/L	0.47818	0.47818		0.5	0	0	0.0444	0.1	10	96%	20	120	0%	
Nitrobenzene-d5	S	ug/L	0.48956	0.48956		0.5	0	0	0.0523	0.1	10	98%	20	120	0%	
Terphenyl-d14	S	ug/L	0.50103	0.50103		0.5	0	0	0.0563	0.1	10	100%	20	120	0%	
o-Terphenyl	X	ug/L	0.49604	0.49604		0.5	0	0	0.0654	0.1	10	99%	20	120	0%	

Seq No	Lab ID	Test Code	Sample Typ	File ID	Analysis Date	DF	Batch ID	Prep Date	SPKref	RPDref	pmoist
14980598	14-Jan-22_CAL_	SVOC-8270-W-	ICAL	V5975.I\sh0114221/14/2022 7:24:3		1	R373230		0	0	

Analyte	T	Units	RAW	Final	Text	Spike	SPKref	RPDref	MDL	PQL	UQL	%REC	LOW	HIGH	%RPD	Q

Seq No	Lab ID	Test Code	Sample Typ	File ID	Analysis Date	DF	Batch ID	Prep Date	SPKref	RPDref	pmoist
14980598	14-Jan-22_CAL_	SVOC-8270-W-	ICAL	V5975.I\sh0114221/14/2022 7:24:3		1	R373230		0	0	

Analyte	T	Units	RAW	Final	Text	Spike	SPKref	RPDref	MDL	PQL	UQL	%REC	LOW	HIGH	%RPD	Q
1-Methylnaphthalene	A	ug/L	0.21178	0.21178		0.2	0	0	0.0206	0.1	10	106%	20	120	0%	
2-Methylnaphthalene	A	ug/L	0.20359	0.20359		0.2	0	0	0.0176	0.1	10	102%	20	120	0%	
Acenaphthene	A	ug/L	0.2086	0.2086		0.2	0	0	0.0317	0.1	10	104%	20	120	0%	
Acenaphthylene	A	ug/L	0.20134	0.20134		0.2	0	0	0.025	0.1	10	101%	20	120	0%	
Anthracene	A	ug/L	0.19961	0.19961		0.2	0	0	0.0283	0.1	10	100%	20	120	0%	
Benzo(a)anthracene	A	ug/L	0.18894	0.18894		0.2	0	0	0.0272	0.1	10	94%	20	120	0%	
Benzo(a)pyrene	A	ug/L	0.19971	0.19971		0.2	0	0	0.0347	0.1	10	100%	20	120	0%	
Benzo(b)fluoranthene	A	ug/L	0.18252	0.18252		0.2	0	0	0.0226	0.1	10	91%	20	120	0%	
Benzo(g,h,i)perylene	A	ug/L	0.21092	0.21092		0.2	0	0	0.0267	0.1	10	105%	20	120	0%	
Benzo(k)fluoranthene	A	ug/L	0.23186	0.23186		0.2	0	0	0.0295	0.1	10	116%	20	120	0%	
Chrysene	A	ug/L	0.22675	0.22675		0.2	0	0	0.0458	0.1	10	113%	20	120	0%	
Dibenzo(a,h)anthracene	A	ug/L	0.20746	0.20746		0.2	0	0	0.0367	0.1	10	104%	20	120	0%	
Fluoranthene	A	ug/L	0.20335	0.20335		0.2	0	0	0.0233	0.1	10	102%	20	120	0%	
Fluorene	A	ug/L	0.20495	0.20495		0.2	0	0	0.0225	0.1	10	102%	20	120	0%	
Indeno(1,2,3-cd)pyrene	A	ug/L	0.19626	0.19626		0.2	0	0	0.0491	0.1	10	98%	20	120	0%	
Naphthalene	A	ug/L	0.19966	0.19966		0.2	0	0	0.029	0.1	10	100%	20	120	0%	
Phenanthrene	A	ug/L	0.19492	0.19492		0.2	0	0	0.0295	0.1	10	97%	20	120	0%	
Pyrene	A	ug/L	0.20164	0.20164		0.2	0	0	0.0239	0.1	10	101%	20	120	0%	
1,4-Dichlorobenzene-d4	I	ug/L	40	40		0	0	0	0.1	0.1		0%			0%	
Acenaphthene-d10	I	ug/L	40	40		0	0	0	0.1	0.1		0%			0%	
Chrysene-d12	I	ug/L	40	40		0	0	0	0.1	0.1		0%			0%	
Naphthalene-d8	I	ug/L	40	40		0	0	0	0.1	0.1		0%			0%	
Perylene-d12	I	ug/L	40	40		0	0	0	0.1	0.1		0%			0%	
Phenanthrene-d10	I	ug/L	40	40		0	0	0	0.1	0.1		0%			0%	
2-Fluorobiphenyl	S	ug/L	0.20887	0.20887		0.2	0	0	0.0444	0.1	10	104%	20	120	0%	
Nitrobenzene-d5	S	ug/L	0.18791	0.18791		0.2	0	0	0.0523	0.1	10	94%	20	120	0%	
Terphenyl-d14	S	ug/L	0.19562	0.19562		0.2	0	0	0.0563	0.1	10	98%	20	120	0%	
o-Terphenyl	X	ug/L	0.20674	0.20674		0.2	0	0	0.0654	0.1	10	103%	20	120	0%	

Seq No	Lab ID	Test Code	Sample Typ	File ID	Analysis Date	DF	Batch ID	Prep Date	SPKref	RPDref	pmoist
14980599	14-Jan-22_CAL_	SVOC-8270-W-	ICAL	V5975.I\sh0114221/14/2022 7:57:0		1	R373230		0	0	

Analyte	T	Units	RAW	Final	Text	Spike	SPKref	RPDref	MDL	PQL	UQL	%REC	LOW	HIGH	%RPD	Q

7

Seq No	Lab ID	Test Code	Sample Typ	File ID	Analysis Date	DF	Batch ID	Prep Date	SPKref	RPDref	pmoist
14980599	14-Jan-22_CAL_	SVOC-8270-W-	ICAL	V5975.I\sh0114221/14/2022 7:57:0		1	R373230		0	0	

Analyte	T	Units	RAW	Final	Text	Spike	SPKref	RPDref	MDL	PQL	UQL	%REC	LOW	HIGH	%RPD	Q
1-Methylnaphthalene	A	ug/L	0.11822	0.11822		0.1	0	0	0.0206	0.1	10	118%	20	120	0%	
2-Methylnaphthalene	A	ug/L	0.11	0.11		0.1	0	0	0.0176	0.1	10	110%	20	120	0%	
Acenaphthene	A	ug/L	0.11955	0.11955		0.1	0	0	0.0317	0.1	10	120%	20	120	0%	
Acenaphthylene	A	ug/L	0.11004	0.11004		0.1	0	0	0.025	0.1	10	110%	20	120	0%	
Anthracene	A	ug/L	0.09833	0.09833		0.1	0	0	0.0283	0.1	10	98%	20	120	0%	
Benzo(a)anthracene	A	ug/L	0.10275	0.10275		0.1	0	0	0.0272	0.1	10	103%	20	120	0%	
Benzo(a)pyrene	A	ug/L	0.09676	0.09676		0.1	0	0	0.0347	0.1	10	97%	20	120	0%	
Benzo(b)fluoranthene	A	ug/L	0.11081	0.11081		0.1	0	0	0.0226	0.1	10	111%	20	120	0%	
Benzo(g,h,i)perylene	A	ug/L	0.09224	0.09224		0.1	0	0	0.0267	0.1	10	92%	20	120	0%	
Benzo(k)fluoranthene	A	ug/L	0.09003	0.09003		0.1	0	0	0.0295	0.1	10	90%	20	120	0%	
Chrysene	A	ug/L	0.10703	0.10703		0.1	0	0	0.0458	0.1	10	107%	20	120	0%	
Dibenzo(a,h)anthracene	A	ug/L	0.10798	0.10798		0.1	0	0	0.0367	0.1	10	108%	20	120	0%	
Fluoranthene	A	ug/L	0.11196	0.11196		0.1	0	0	0.0233	0.1	10	112%	20	120	0%	
Fluorene	A	ug/L	0.11498	0.11498		0.1	0	0	0.0225	0.1	10	115%	20	120	0%	
Indeno(1,2,3-cd)pyrene	A	ug/L	0.10541	0.10541		0.1	0	0	0.0491	0.1	10	105%	20	120	0%	
Naphthalene	A	ug/L	0.1106	0.1106		0.1	0	0	0.029	0.1	10	111%	20	120	0%	
Phenanthrene	A	ug/L	0.10145	0.10145		0.1	0	0	0.0295	0.1	10	101%	20	120	0%	
Pyrene	A	ug/L	0.10869	0.10869		0.1	0	0	0.0239	0.1	10	109%	20	120	0%	
1,4-Dichlorobenzene-d4	I	ug/L	40	40		0	0	0	0.1	0.1		0%			0%	
Acenaphthene-d10	I	ug/L	40	40		0	0	0	0.1	0.1		0%			0%	
Chrysene-d12	I	ug/L	40	40		0	0	0	0.1	0.1		0%			0%	
Naphthalene-d8	I	ug/L	40	40		0	0	0	0.1	0.1		0%			0%	
Perylene-d12	I	ug/L	40	40		0	0	0	0.1	0.1		0%			0%	
Phenanthrene-d10	I	ug/L	40	40		0	0	0	0.1	0.1		0%			0%	
2-Fluorobiphenyl	S	ug/L	0.11241	0.11241		0.1	0	0	0.0444	0.1	10	112%	20	120	0%	
Nitrobenzene-d5	S	ug/L	0.10768	0.10768		0.1	0	0	0.0523	0.1	10	108%	20	120	0%	
Terphenyl-d14	S	ug/L	0.10237	0.10237		0.1	0	0	0.0563	0.1	10	102%	20	120	0%	
o-Terphenyl	X	ug/L	0.11747	0.11747		0.1	0	0	0.0654	0.1	10	117%	20	120	0%	

Seq No	Lab ID	Test Code	Sample Typ	File ID	Analysis Date	DF	Batch ID	Prep Date	SPKref	RPDref	pmoist
14980600	14-Jan-22_CCV	SVOC-8270-W-	ICV	V5975.I\sh0114221/14/2022 8:29:2		1	R373230		0	0	

Analyte	T	Units	RAW	Final	Text	Spike	SPKref	RPDref	MDL	PQL	UQL	%REC	LOW	HIGH	%RPD	Q

Seq No	Lab ID	Test Code	Sample Typ	File ID	Analysis Date	DF	Batch ID	Prep Date	SPKref	RPDref	pmoist
14980600	14-Jan-22_CCV	SVOC-8270-W-	ICV	V5975.I\sh0114221/14/2022 8:29:2		1	R373230		0	0	

Analyte	T	Units	RAW	Final	Text	Spike	SPKref	RPDref	MDL	PQL	UQL	%REC	LOW	HIGH	%RPD	Q
1-Methylnaphthalene	A	ug/L	2.04721	2.04721		2	0	0	0.0206	0.1	10	102%	80	120	0%	
2-Methylnaphthalene	A	ug/L	2.36322	2.36322		2	0	0	0.0176	0.1	10	118%	80	120	0%	
Acenaphthene	A	ug/L	2.26243	2.26243		2	0	0	0.0317	0.1	10	113%	80	120	0%	
Acenaphthylene	A	ug/L	2.05883	2.05883		2	0	0	0.025	0.1	10	103%	80	120	0%	
Anthracene	A	ug/L	2.20817	2.20817		2	0	0	0.0283	0.1	10	110%	80	120	0%	
Benzo(a)anthracene	A	ug/L	2.33474	2.33474		2	0	0	0.0272	0.1	10	117%	80	120	0%	
Benzo(a)pyrene	A	ug/L	2.14743	2.14743		2	0	0	0.0347	0.1	10	107%	80	120	0%	
Benzo(b)fluoranthene	A	ug/L	2.28767	2.28767		2	0	0	0.0226	0.1	10	114%	80	120	0%	
Benzo(g,h,i)perylene	A	ug/L	2.32809	2.32809		2	0	0	0.0267	0.1	10	116%	80	120	0%	
Benzo(k)fluoranthene	A	ug/L	2.1338	2.1338		2	0	0	0.0295	0.1	10	107%	80	120	0%	
Chrysene	A	ug/L	2.16915	2.16915		2	0	0	0.0458	0.1	10	108%	80	120	0%	
Dibenzo(a,h)anthracene	A	ug/L	2.05215	2.05215		2	0	0	0.0367	0.1	10	103%	80	120	0%	
Fluoranthene	A	ug/L	2.10934	2.10934		2	0	0	0.0233	0.1	10	105%	80	120	0%	
Fluorene	A	ug/L	2.18671	2.18671		2	0	0	0.0225	0.1	10	109%	80	120	0%	
Indeno(1,2,3-cd)pyrene	A	ug/L	2.1963	2.1963		2	0	0	0.0491	0.1	10	110%	80	120	0%	
Naphthalene	A	ug/L	2.19434	2.19434		2	0	0	0.029	0.1	10	110%	80	120	0%	
Phenanthrene	A	ug/L	2.25334	2.25334		2	0	0	0.0295	0.1	10	113%	80	120	0%	
Pyrene	A	ug/L	2.12371	2.12371		2	0	0	0.0239	0.1	10	106%	80	120	0%	
1,4-Dichlorobenzene-d4	I	ug/L	40	40		0	0	0	0.1	0.1		0%			0%	
Acenaphthene-d10	I	ug/L	40	40		0	0	0	0.1	0.1		0%			0%	
Chrysene-d12	I	ug/L	40	40		0	0	0	0.1	0.1		0%			0%	
Naphthalene-d8	I	ug/L	40	40		0	0	0	0.1	0.1		0%			0%	
Perylene-d12	I	ug/L	40	40		0	0	0	0.1	0.1		0%			0%	
Phenanthrene-d10	I	ug/L	40	40		0	0	0	0.1	0.1		0%			0%	
2-Fluorobiphenyl	S	ug/L	1.98767	1.98767		2	0	0	0.0444	0.1	10	99%	80	120	0%	
Nitrobenzene-d5	S	ug/L	2.05804	2.05804		2	0	0	0.0523	0.1	10	103%	80	120	0%	
o-Terphenyl	S	ug/L	2.09304	2.09304		2	0	0	0.0654	0.1	10	105%	80	120	0%	
Terphenyl-d14	S	ug/L	1.929	1.929		2	0	0	0.0563	0.1	10	96%	80	120	0%	

Seq No	Lab ID	Test Code	Sample Typ	File ID	Analysis Date	DF	Batch ID	Prep Date	SPKref	RPDref	pmoist
14980601	14-Jan-22_ISTB	SVOC-8270-W-	SAMP	V5975.I\sh0114221/14/2022 9:01:5		1	R373230		0	0	

Analyte	T	Units	RAW	Final	Text	Spike	SPKref	RPDref	MDL	PQL	UQL	%REC	LOW	HIGH	%RPD	Q

Seq No	Lab ID	Test Code	Sample Typ	File ID	Analysis Date	DF	Batch ID	Prep Date	SPKref	RPDref	pmoist
14980601	14-Jan-22_ISTB	SVOC-8270-W-	SAMP	V5975.I\sh0114221/14/2022 9:01:5		1	R373230		0	0	

Analyte	T	Units	RAW	Final	Text	Spike	SPKref	RPDref	MDL	PQL	UQL	%REC	LOW	HIGH	%RPD	Q
1-Methylnaphthalene	A	ug/L	0	0		0	0	0	0.0206	0.1	10	0%	0	0	0%	
2-Methylnaphthalene	A	ug/L	0	0		0	0	0	0.0176	0.1	10	0%	0	0	0%	
Acenaphthene	A	ug/L	0	0		0	0	0	0.0317	0.1	10	0%	0	0	0%	
Acenaphthylene	A	ug/L	0	0		0	0	0	0.025	0.1	10	0%	0	0	0%	
Anthracene	A	ug/L	0	0		0	0	0	0.0283	0.1	10	0%	0	0	0%	
Benzo(a)anthracene	A	ug/L	0	0		0	0	0	0.0272	0.1	10	0%	0	0	0%	
Benzo(a)pyrene	A	ug/L	0	0		0	0	0	0.0347	0.1	10	0%	0	0	0%	
Benzo(b)fluoranthene	A	ug/L	0	0		0	0	0	0.0226	0.1	10	0%	0	0	0%	
Benzo(g,h,i)perylene	A	ug/L	0	0		0	0	0	0.0267	0.1	10	0%	0	0	0%	
Benzo(k)fluoranthene	A	ug/L	0	0		0	0	0	0.0295	0.1	10	0%	0	0	0%	
Chrysene	A	ug/L	0	0		0	0	0	0.0458	0.1	10	0%	0	0	0%	
Dibenzo(a,h)anthracene	A	ug/L	0	0		0	0	0	0.0367	0.1	10	0%	0	0	0%	
Fluoranthene	A	ug/L	0	0		0	0	0	0.0233	0.1	10	0%	0	0	0%	
Fluorene	A	ug/L	0	0		0	0	0	0.0225	0.1	10	0%	0	0	0%	
Indeno(1,2,3-cd)pyrene	A	ug/L	0	0		0	0	0	0.0491	0.1	10	0%	0	0	0%	
Naphthalene	A	ug/L	0	0		0	0	0	0.029	0.1	10	0%	0	0	0%	
Phenanthrene	A	ug/L	0	0		0	0	0	0.0295	0.1	10	0%	0	0	0%	
Pyrene	A	ug/L	0	0		0	0	0	0.0239	0.1	10	0%	0	0	0%	
1,4-Dichlorobenzene-d4	I	ug/L	40	40		0	0	0	0.1	0.1		0%	0	0	0%	
Acenaphthene-d10	I	ug/L	40	40		0	0	0	0.1	0.1		0%	0	0	0%	
Chrysene-d12	I	ug/L	40	40		0	0	0	0.1	0.1		0%	0	0	0%	
Naphthalene-d8	I	ug/L	40	40		0	0	0	0.1	0.1		0%	0	0	0%	
Perylene-d12	I	ug/L	40	40		0	0	0	0.1	0.1		0%	0	0	0%	
Phenanthrene-d10	I	ug/L	40	40		0	0	0	0.1	0.1		0%	0	0	0%	
2-Fluorobiphenyl	S	ug/L	0	0		5	0	0	0.0444	0.1	10	0%	25	94	0%	S
Nitrobenzene-d5	S	ug/L	0	0		5	0	0	0.0523	0.1	10	0%	19	102	0%	S
Terphenyl-d14	S	ug/L	0	0		5	0	0	0.0563	0.1	10	0%	39	106	0%	S
o-Terphenyl	X	ug/L	0	0		200	0	0	0.0654	0.1	10	0%	40	140	0%	S

Seq No	Lab ID	Test Code	Sample Typ	File ID	Analysis Date	DF	Batch ID	Prep Date	SPKref	RPDref	pmoist
14980602	MB-162910-162	SVOC-8270-W-	MBLK	V5975.I\sh0114221/14/2022 9:34:1		1	162910	12/14/2021	0	0	

Analyte	T	Units	RAW	Final	Text	Spike	SPKref	RPDref	MDL	PQL	UQL	%REC	LOW	HIGH	%RPD	Q

Write Sequence | Insert Entries(Have the first cell for entries selected)

File Name	Sample Name	Line No.	Test Code	Multiplier	Divisor	Method Name
Jan1401.d	14-Jan-22_TUNE_1	1		1	1	548Tune.M
Jan1402.d	ICAL-4-162632	2	SVOC-548-W-DW	1	1	5975Endothall.M
Jan1403.d	14-Jan-22_ISTBLK_3	3	SVOC-548-W-DW	1	1	5975Endothall.M
Jan1404.d	MB-162839	4	SVOC-548-W-DW	1	1	5975Endothall.M
Jan1405.d	LCS-162839	5	SVOC-548-W-DW	1	1	5975Endothall.M
Jan1406.d	B22010259-001B	6	SVOC-548-W-DW	1	1	5975Endothall.M
Jan1407.d	B22010259-001BMS	7	SVOC-548-W-DW	1	1	5975Endothall.M
Jan1408.d	B22010259-001BMSD	8	SVOC-548-W-DW	1	1	5975Endothall.M
Jan1409.d	B22010309-002C	9	SVOC-548-W-DW	1	1	5975Endothall.M
Jan1410.d	14-Jan-22_TUNE_10	10		1	1	5975Tune.M
Jan1411.d	14-Jan-22_CAL_7	11	SVOC-8270-W-LLPAH	1	1	5975BNASIM.M
Jan1412.d	14-Jan-22_CAL_6	12	SVOC-8270-W-LLPAH	1	1	5975BNASIM.M
Jan1413.d	14-Jan-22_CAL_5	13	SVOC-8270-W-LLPAH	1	1	5975BNASIM.M
Jan1414.d	14-Jan-22_CAL_4	14	SVOC-8270-W-LLPAH	1	1	5975BNASIM.M
Jan1415.d	14-Jan-22_CAL_3	15	SVOC-8270-W-LLPAH	1	1	5975BNASIM.M
Jan1416.d	14-Jan-22_CAL_2	16	SVOC-8270-W-LLPAH	1	1	5975BNASIM.M
Jan1417.d	14-Jan-22_CAL_1	17	SVOC-8270-W-LLPAH	1	1	5975BNASIM.M
Jan1418.d	14-Jan-22_CCV_18	18	SVOC-8270-W-LLPAH	1	1	5975BNASIM.M
Jan1419.d	14-Jan-22_ISTBLK_19	19	SVOC-8270-W-LLPAH	1	1	5975BNASIM.M
Jan1420.d	MB-162910-162494-162167	20	SVOC-8270-W-LLPAH	1	1	5975BNASIM.M
Jan1421.d	MB-162910-162494-162167	21	SVOC-8270-W-LLPAH	20	1	5975BNASIM.M
Jan1422.d	LCS-162910-162494-162167	22	SVOC-8270-W-LLPAH	20	1	5975BNASIM.M
Jan1423.d	B21120800-003D	23	SVOC-8270-W-LLPAH	20	1	5975BNASIM.M
Jan1424.d	B21120800-003DMS	24	SVOC-8270-W-LLPAH	20	1	5975BNASIM.M
Jan1425.d	B21120800-003DMSD	25	SVOC-8270-W-LLPAH	20	1	5975BNASIM.M
Jan1426.d	B21120838-006D	26	SVOC-8270-W-LLPAH	1	1	5975BNASIM.M
Jan1427.d	B21120838-006D	27	SVOC-8270-W-LLPAH	20	1	5975BNASIM.M
Jan1428.d	B21120838-007D	28	SVOC-8270-W-LLPAH	1	1	5975BNASIM.M
Jan1429.d	B21120838-007D	29	SVOC-8270-W-LLPAH	20	1	5975BNASIM.M

Tune Evaluation Report

Data Path:	\\MASSHUNTER\Org\Data\SV5975.I\sh011422\2 e8270c bna SIM\Jan1410.D
Acq on:	1/14/2022 4:18:41 PM
Operator:	LIMS import
Sample:	14-Jan-22_TUNE_10
Inst Name:	GCMS
ALS Vial:	1
Method:	\\MASSHUNTER\Org\Data\SV5975.I\Methods\DFTPP5975625.m

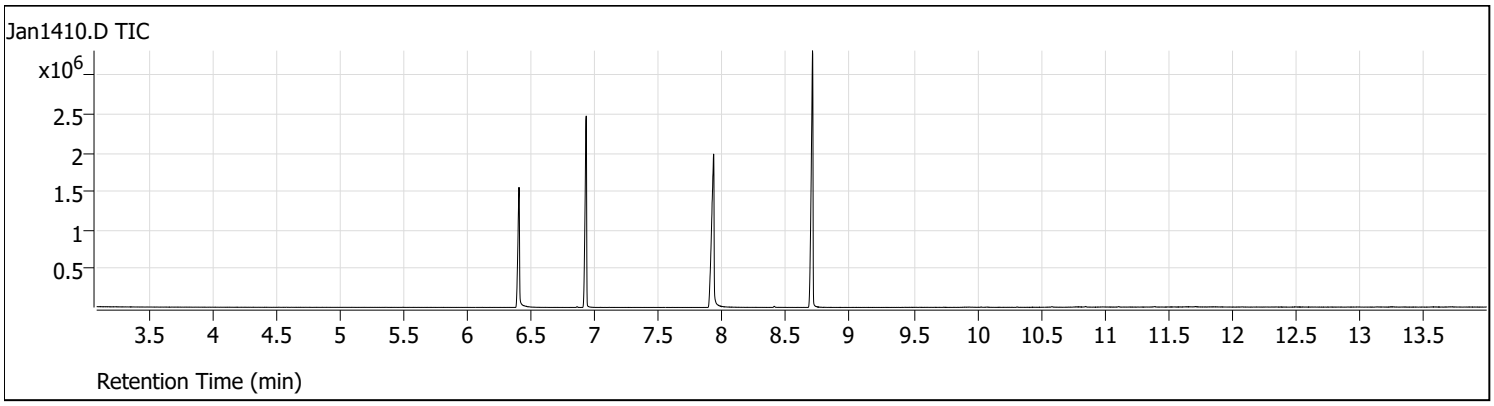

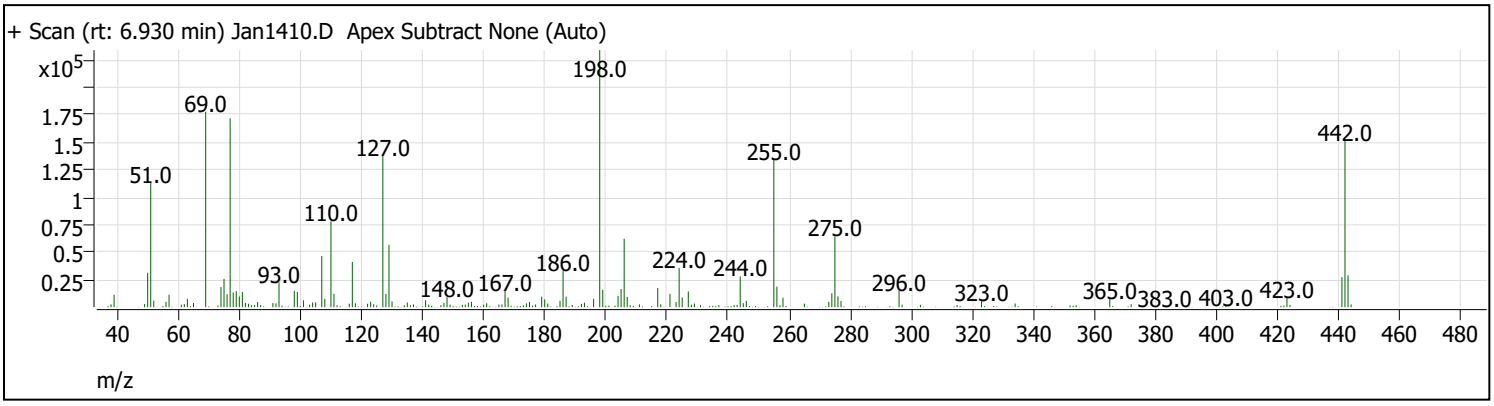

Target Mass	Rel. To Mass	Lower Limit%	Upper Limit%	Rel. Abn%	Raw Abn	Pass/Fail
51	198	30	60	48.4	113144	Pass
68	69	0	2	0.0	0	Pass
70	69	0	2	0.4	742	Pass
127	198	40	60	58.8	137600	Pass
197	198	0	1	0.0	0	Pass
198	198	100	100	100.0	233856	Pass
199	198	5	9	6.8	15867	Pass
275	198	10	30	27.6	64440	Pass
365	198	1	100	3.2	7575	Pass
441	443	1E-10	150	94.3	27376	Pass
442	198	40	100	64.8	151424	Pass
443	442	17	23	19.2	29024	Pass
69	69	100	100	100.0	177856	Pass

Tune Evaluation Report

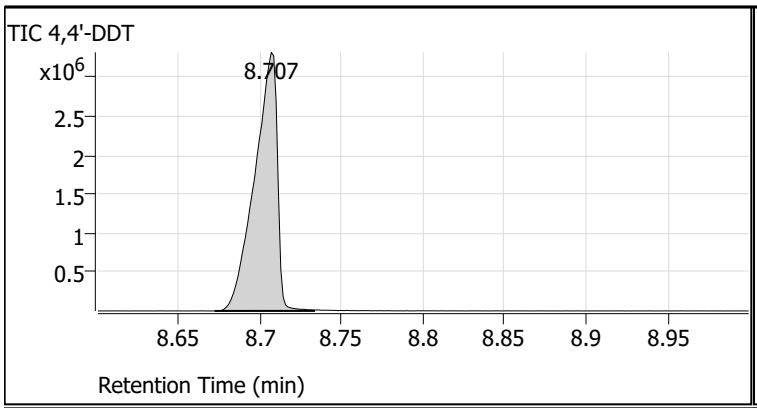

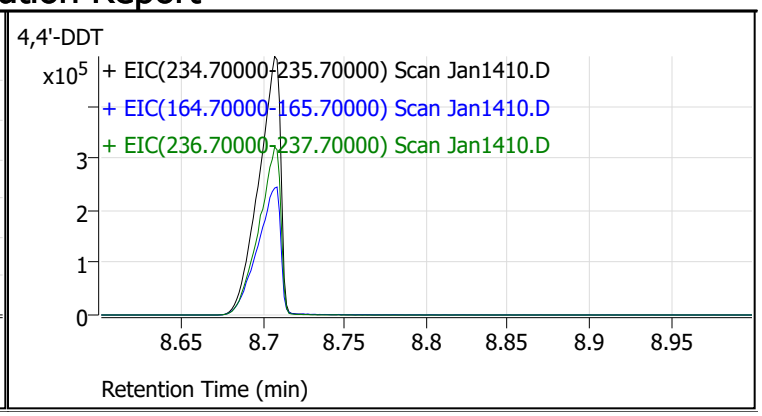

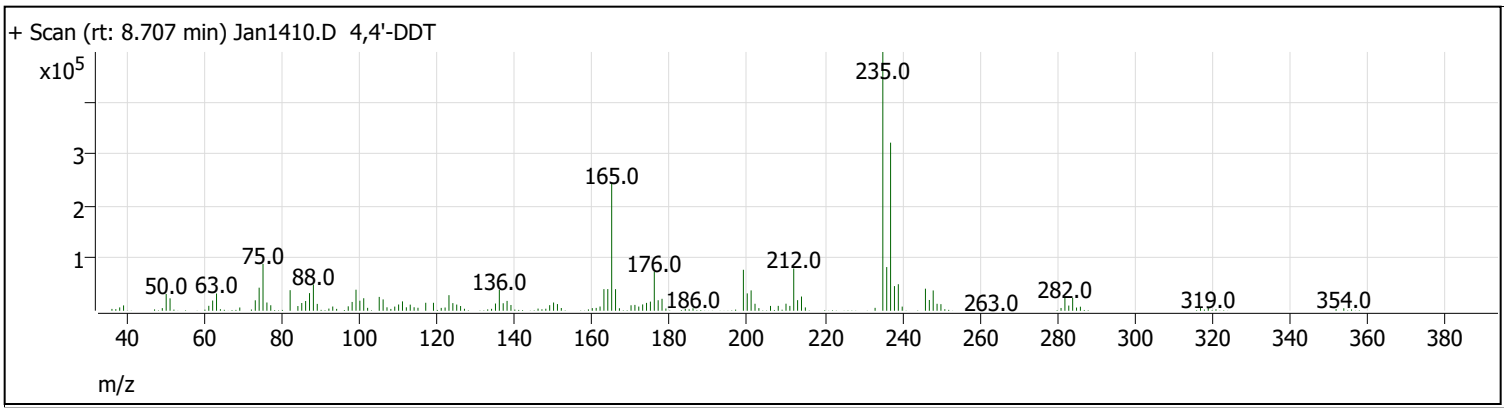

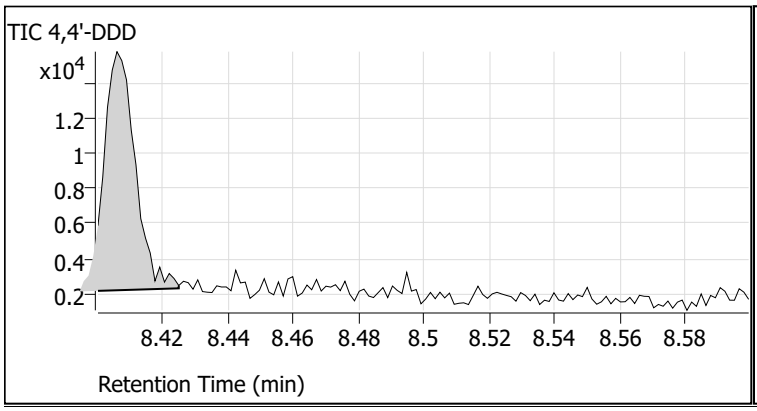

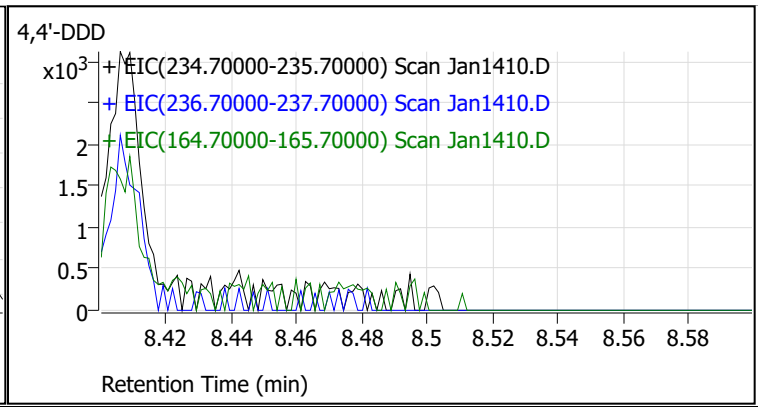

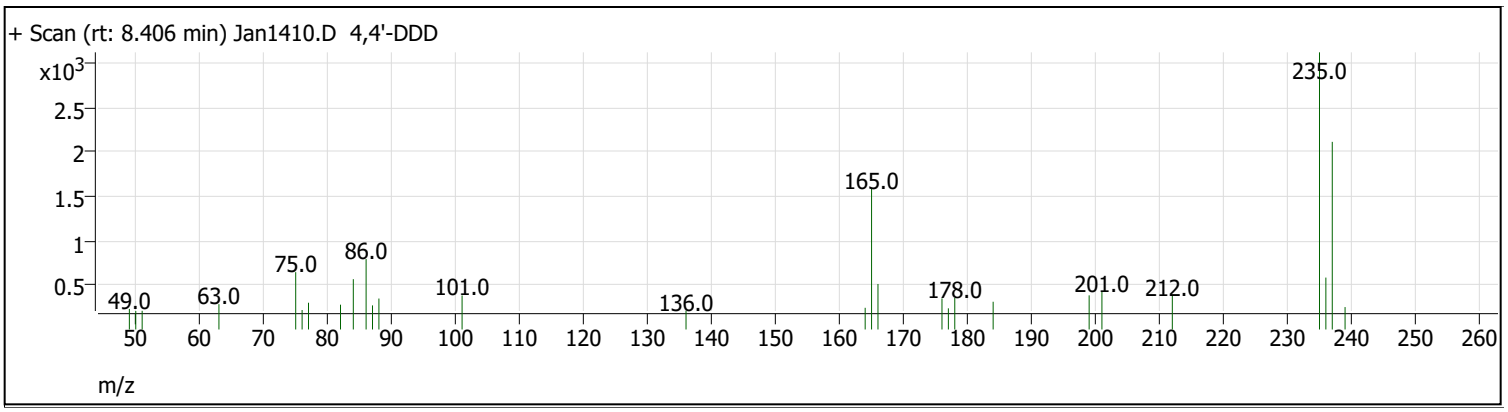



Tune Evaluation Report

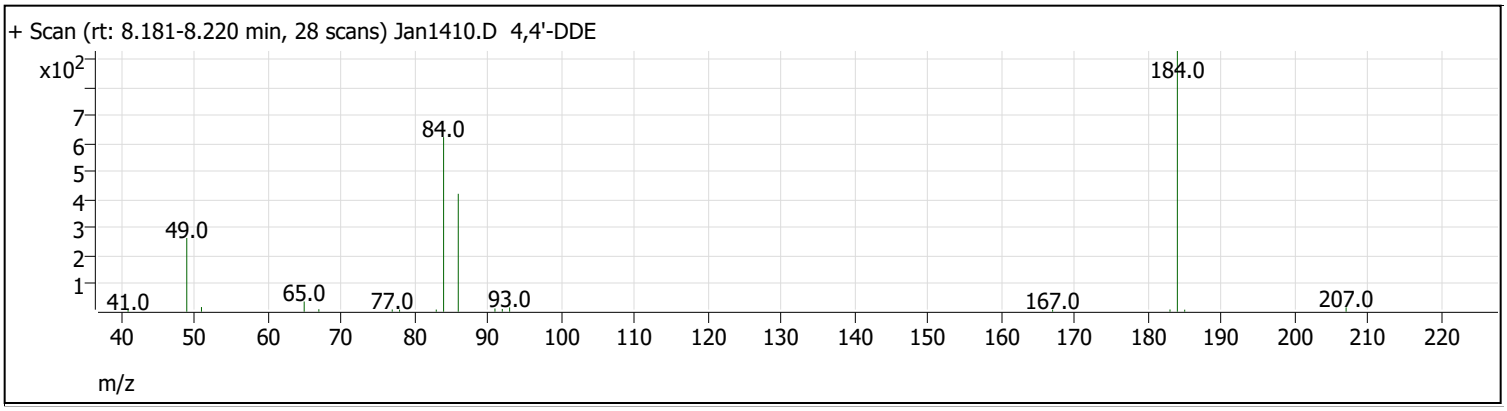

Compound Name	Expected RT	Observed RT	TIC Area	Breakdown %	Pass/Fail
4,4'-DDT	8.800	8.707	3193264	0.3	Pass
4,4'-DDD	8.500	8.406	9082		
4,4'-DDE	8.200	0.000	0		

Tune Evaluation Report

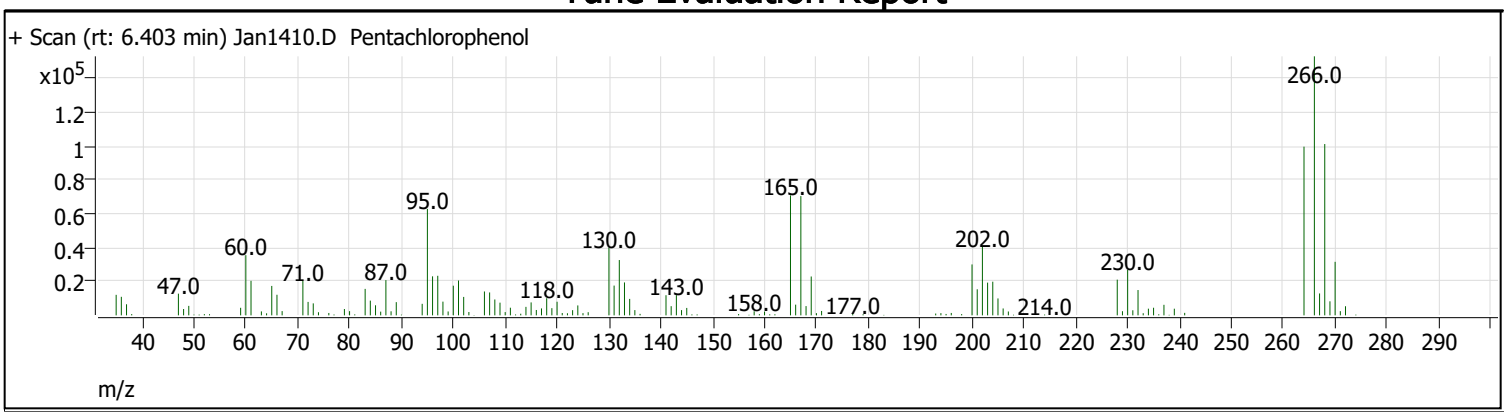

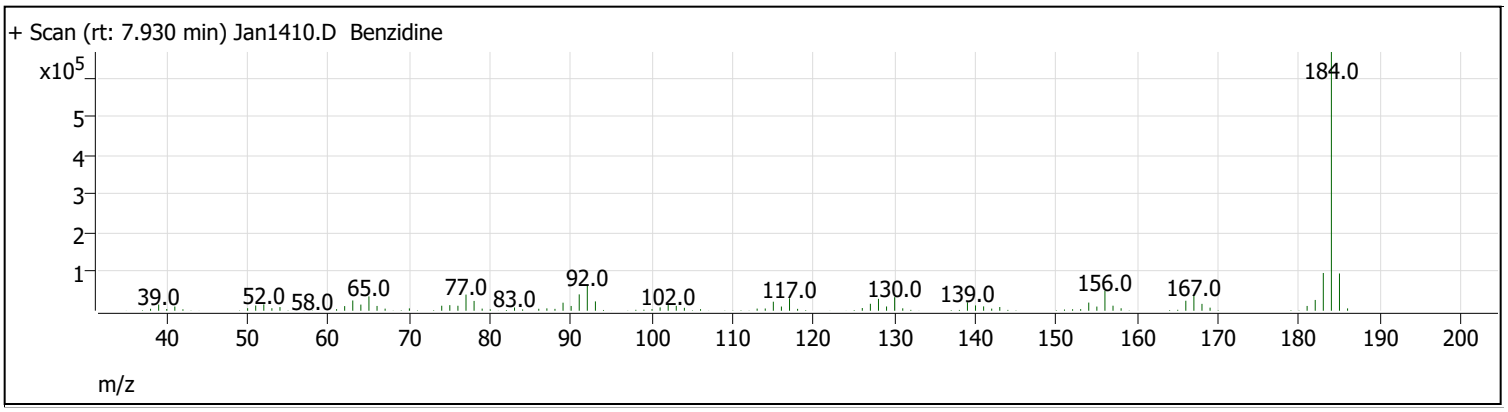

Compound Name	Expected RT	Observed RT	Tailing Factor	PGF	Pass/Fail
Pentachlorophenol	6.800	6.403	0.4	4.1	Pass
Benzidine	8.400	7.930	0.2	2.7	Pass

Calibration Report

Batch Path	\\MASSHUNTER\Org\Data\SV5975.I\sh011422\2 e8270c bna SIM\QuantResults\011422 bna SIM 2.batch.bin		
Analysis Time	2/4/2022 3:29 PM	**Analyst Name**	BL2000\jheine
Report Time	2/4/2022 3:30:35 PM	**Reporter Name**	BL2000\jheine
Last Calib Update	1/17/2022 8:49 AM	**Batch State**	Processed
Quant Batch Version	10.0	**Quant Report Version**	10.0

Nitrobenzene-d5 %RSE =

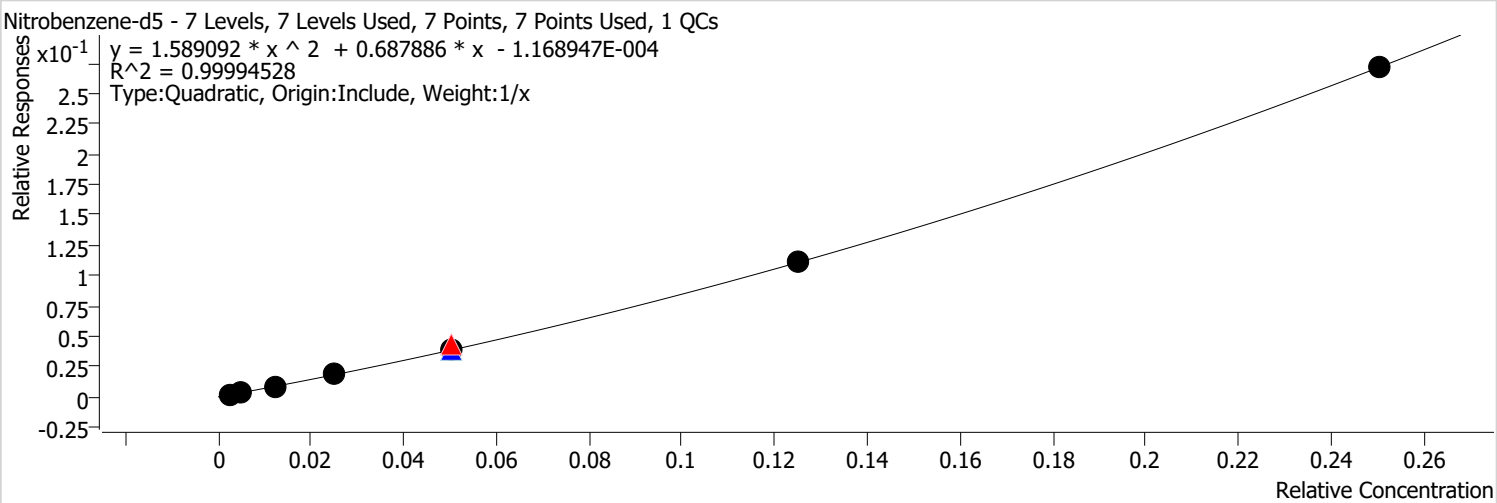

Calibration STD Path	Cal Type	Level	Enabled	Resp.	Exp. Conc	Resp. Factor	Level RSD
\\MASSHUNTER\Org\Data\SV5975.I\sh011422\2 e8270c bna SIM\Jan1417.D	Calibration	1	x	285	0.1000	0.6985	
\\MASSHUNTER\Org\Data\SV5975.I\sh011422\2 e8270c bna SIM\Jan1416.D	Calibration	2	x	517	0.2000	0.6299	
\\MASSHUNTER\Org\Data\SV5975.I\sh011422\2 e8270c bna SIM\Jan1415.D	Calibration	3	x	1431	0.5000	0.6832	
\\MASSHUNTER\Org\Data\SV5975.I\sh011422\2 e8270c bna SIM\Jan1414.D	Calibration	4	x	3242	1.0000	0.7196	
\\MASSHUNTER\Org\Data\SV5975.I\sh010421\1 e8270c bna SIM\Jan0402.D	CC	CCV	x	16927	2.0000	0.8426	
\\MASSHUNTER\Org\Data\SV5975.I\sh011422\2 e8270c bna SIM\Jan1418.D	QC	ICV	x	7442	2.0000	0.7896	
\\MASSHUNTER\Org\Data\SV5975.I\sh011422\2 e8270c bna SIM\Jan1413.D	Calibration	5	x	6699	2.0000	0.7724	
\\MASSHUNTER\Org\Data\SV5975.I\sh011422\2 e8270c bna SIM\Jan1412.D	Calibration	6	x	20380	5.0000	0.8862	
\\MASSHUNTER\Org\Data\SV5975.I\sh011422\2 e8270c bna SIM\Jan1411.D	Calibration	7	x	49501	10.0000	1.0843	

Batch Path	\\MASSHUNTER\Org\Data\SV5975.I\sh011422\2 e8270c bna SIM\QuantResults\011422 bna SIM 2.batch.bin		
Analysis Time	2/4/2022 3:29 PM	**Analyst Name**	BL2000\jheine
Report Time	2/4/2022 3:30:40 PM	**Reporter Name**	BL2000\jheine
Last Calib Update	1/17/2022 8:49 AM	**Batch State**	Processed
Quant Batch Version	10.0	**Quant Report Version**	10.0

Naphthalene %RSE = 5.2

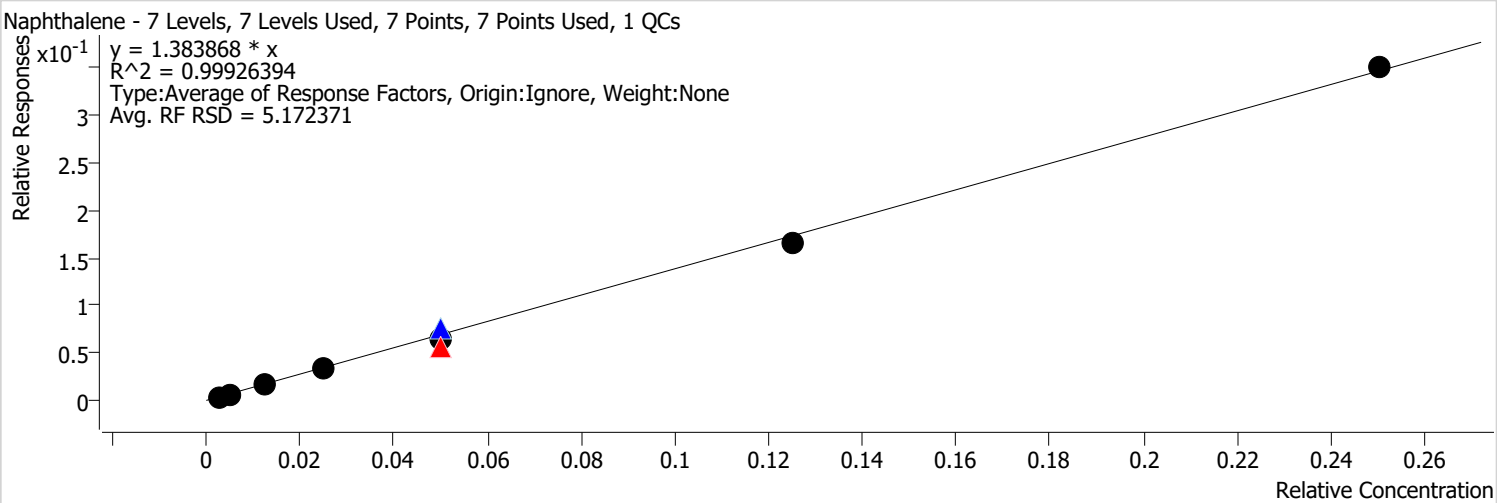

Calibration STD Path	Cal Type	Level	Enabled	Resp.	Exp. Conc	Resp. Factor	Level RSD
\\MASSHUNTER\Org\Data\SV5975.I\sh011422\2 e8270c bna SIM\Jan1417.D	Calibration	1	x	1112	0.1000	1.5305	
\\MASSHUNTER\Org\Data\SV5975.I\sh011422\2 e8270c bna SIM\Jan1416.D	Calibration	2	x	2073	0.2000	1.3815	
\\MASSHUNTER\Org\Data\SV5975.I\sh011422\2 e8270c bna SIM\Jan1415.D	Calibration	3	x	5189	0.5000	1.3850	
\\MASSHUNTER\Org\Data\SV5975.I\sh011422\2 e8270c bna SIM\Jan1414.D	Calibration	4	x	11085	1.0000	1.3477	
\\MASSHUNTER\Org\Data\SV5975.I\sh010421\1 e8270c bna SIM\Jan0402.D	CC	CCV	x	43467	2.0000	1.1266	
\\MASSHUNTER\Org\Data\SV5975.I\sh011422\2 e8270c bna SIM\Jan1418.D	QC	ICV	x	25149	2.0000	1.5183	
\\MASSHUNTER\Org\Data\SV5975.I\sh011422\2 e8270c bna SIM\Jan1413.D	Calibration	5	x	21057	2.0000	1.3146	
\\MASSHUNTER\Org\Data\SV5975.I\sh011422\2 e8270c bna SIM\Jan1412.D	Calibration	6	x	54816	5.0000	1.3298	
\\MASSHUNTER\Org\Data\SV5975.I\sh011422\2 e8270c bna SIM\Jan1411.D	Calibration	7	x	113952	10.0000	1.3980	

Batch Path	\\MASSHUNTER\Org\Data\SV5975.I\sh011422\2 e8270c bna SIM\QuantResults\011422 bna SIM 2.batch.bin		
Analysis Time	2/4/2022 3:29 PM	**Analyst Name**	BL2000\jheine
Report Time	2/4/2022 3:30:41 PM	**Reporter Name**	BL2000\jheine
Last Calib Update	1/17/2022 8:49 AM	**Batch State**	Processed
Quant Batch Version	10.0	**Quant Report Version**	10.0

2-Methylnaphthalene %RSE = 5.2

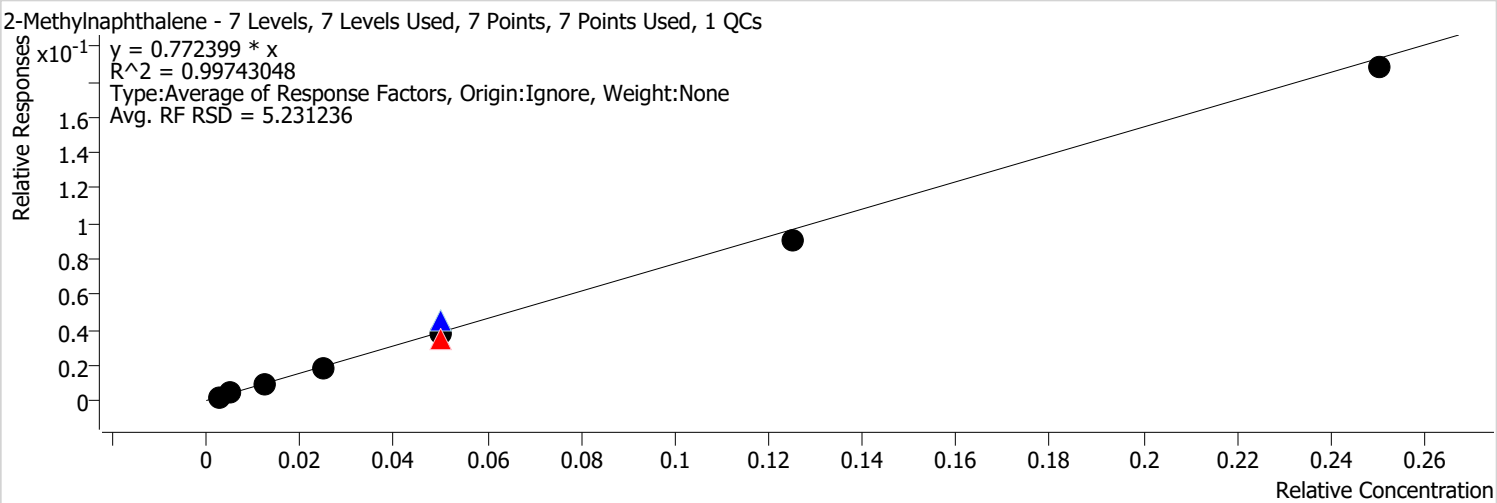

Calibration STD Path	Cal Type	Level	Enabled	Resp.	Exp. Conc	Resp. Factor	Level RSD
\\MASSHUNTER\Org\Data\SV5975.I\sh011422\2 e8270c bna SIM\Jan1417.D	Calibration	1	x	617	0.1000	0.8496	
\\MASSHUNTER\Org\Data\SV5975.I\sh011422\2 e8270c bna SIM\Jan1416.D	Calibration	2	x	1180	0.2000	0.7863	
\\MASSHUNTER\Org\Data\SV5975.I\sh011422\2 e8270c bna SIM\Jan1415.D	Calibration	3	x	2919	0.5000	0.7791	
\\MASSHUNTER\Org\Data\SV5975.I\sh011422\2 e8270c bna SIM\Jan1414.D	Calibration	4	x	6198	1.0000	0.7535	
\\MASSHUNTER\Org\Data\SV5975.I\sh010421\1 e8270c bna SIM\Jan0402.D	CC	CCV	x	26546	2.0000	0.6880	
\\MASSHUNTER\Org\Data\SV5975.I\sh011422\2 e8270c bna SIM\Jan1418.D	QC	ICV	x	15117	2.0000	0.9127	
\\MASSHUNTER\Org\Data\SV5975.I\sh011422\2 e8270c bna SIM\Jan1413.D	Calibration	5	x	12288	2.0000	0.7672	
\\MASSHUNTER\Org\Data\SV5975.I\sh011422\2 e8270c bna SIM\Jan1412.D	Calibration	6	x	29670	5.0000	0.7198	
\\MASSHUNTER\Org\Data\SV5975.I\sh011422\2 e8270c bna SIM\Jan1411.D	Calibration	7	x	61246	10.0000	0.7514	

Batch Path	\\MASSHUNTER\Org\Data\SV5975.I\sh011422\2 e8270c bna SIM\QuantResults\011422 bna SIM 2.batch.bin		
Analysis Time	2/4/2022 3:29 PM	**Analyst Name**	BL2000\jheine
Report Time	2/4/2022 3:30:41 PM	**Reporter Name**	BL2000\jheine
Last Calib Update	1/17/2022 8:49 AM	**Batch State**	Processed
Quant Batch Version	10.0	**Quant Report Version**	10.0

1-Methylnaphthalene %RSE = 9.6

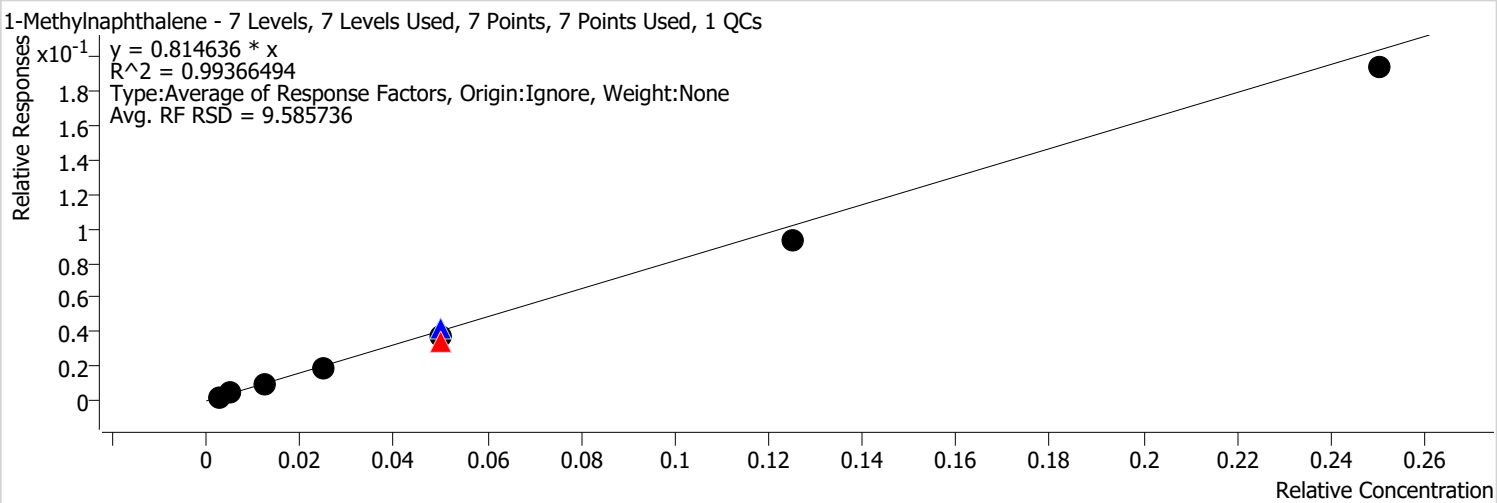

Calibration STD Path	Cal Type	Level	Enabled	Resp.	Exp. Conc	Resp. Factor	Level RSD
\\MASSHUNTER\Org\Data\SV5975.I\sh011422\2 e8270c bna SIM\Jan1417.D	Calibration	1	x	700	0.1000	0.9631	
\\MASSHUNTER\Org\Data\SV5975.I\sh011422\2 e8270c bna SIM\Jan1416.D	Calibration	2	x	1294	0.2000	0.8626	
\\MASSHUNTER\Org\Data\SV5975.I\sh011422\2 e8270c bna SIM\Jan1415.D	Calibration	3	x	3118	0.5000	0.8321	
\\MASSHUNTER\Org\Data\SV5975.I\sh011422\2 e8270c bna SIM\Jan1414.D	Calibration	4	x	6335	1.0000	0.7701	
\\MASSHUNTER\Org\Data\SV5975.I\sh010421\1 e8270c bna SIM\Jan0402.D	CC	CCV	x	26180	2.0000	0.6786	
\\MASSHUNTER\Org\Data\SV5975.I\sh011422\2 e8270c bna SIM\Jan1418.D	QC	ICV	x	13812	2.0000	0.8339	
\\MASSHUNTER\Org\Data\SV5975.I\sh011422\2 e8270c bna SIM\Jan1413.D	Calibration	5	x	12079	2.0000	0.7541	
\\MASSHUNTER\Org\Data\SV5975.I\sh011422\2 e8270c bna SIM\Jan1412.D	Calibration	6	x	30767	5.0000	0.7464	
\\MASSHUNTER\Org\Data\SV5975.I\sh011422\2 e8270c bna SIM\Jan1411.D	Calibration	7	x	63090	10.0000	0.7740	

Batch Path	\\MASSHUNTER\Org\Data\SV5975.I\sh011422\2 e8270c bna SIM\QuantResults\011422 bna SIM 2.batch.bin		
Analysis Time	2/4/2022 3:29 PM	**Analyst Name**	BL2000\jheine
Report Time	2/4/2022 3:30:41 PM	**Reporter Name**	BL2000\jheine
Last Calib Update	1/17/2022 8:49 AM	**Batch State**	Processed
Quant Batch Version	10.0	**Quant Report Version**	10.0

2-Fluorobiphenyl %RSE =

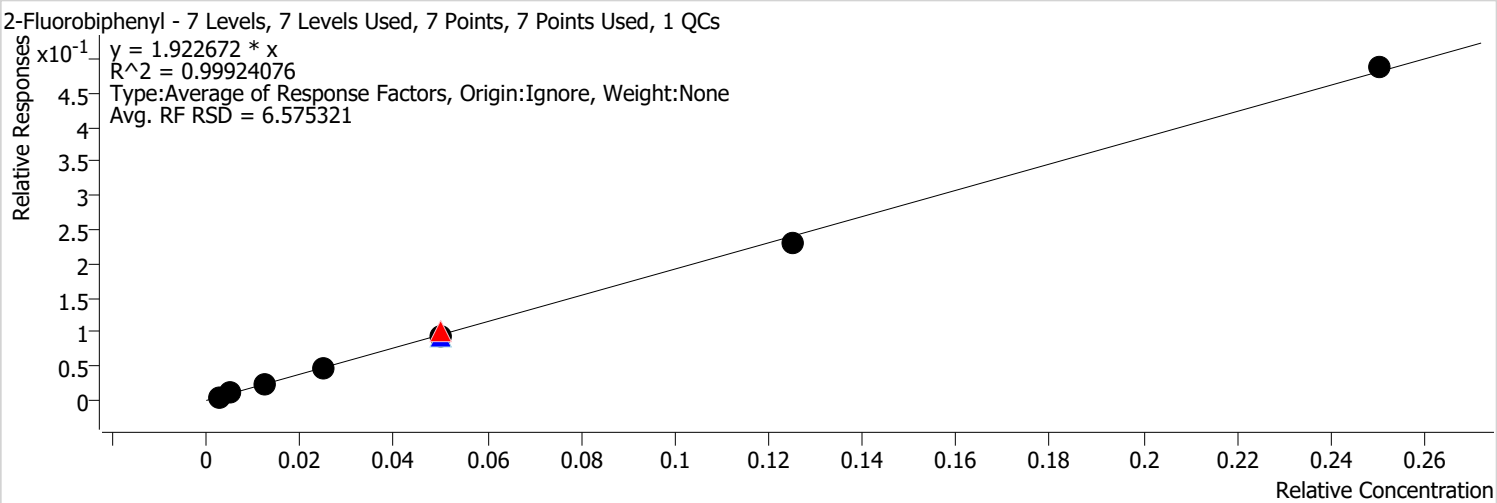

Calibration STD Path	Cal Type	Level	Enabled	Resp.	Exp. Conc	Resp. Factor	Level RSD
\\MASSHUNTER\Org\Data\SV5975.I\sh011422\2 e8270c bna SIM\Jan1417.D	Calibration	1	x	861	0.1000	2.1613	
\\MASSHUNTER\Org\Data\SV5975.I\sh011422\2 e8270c bna SIM\Jan1416.D	Calibration	2	x	1673	0.2000	2.0080	
\\MASSHUNTER\Org\Data\SV5975.I\sh011422\2 e8270c bna SIM\Jan1415.D	Calibration	3	x	3783	0.5000	1.8388	
\\MASSHUNTER\Org\Data\SV5975.I\sh011422\2 e8270c bna SIM\Jan1414.D	Calibration	4	x	8063	1.0000	1.8115	
\\MASSHUNTER\Org\Data\SV5975.I\sh010421\1 e8270c bna SIM\Jan0402.D	CC	CCV	x	41814	2.0000	2.0259	
\\MASSHUNTER\Org\Data\SV5975.I\sh011422\2 e8270c bna SIM\Jan1418.D	QC	ICV	x	17342	2.0000	1.9108	
\\MASSHUNTER\Org\Data\SV5975.I\sh011422\2 e8270c bna SIM\Jan1413.D	Calibration	5	x	15824	2.0000	1.8419	
\\MASSHUNTER\Org\Data\SV5975.I\sh011422\2 e8270c bna SIM\Jan1412.D	Calibration	6	x	40190	5.0000	1.8507	
\\MASSHUNTER\Org\Data\SV5975.I\sh011422\2 e8270c bna SIM\Jan1411.D	Calibration	7	x	85326	10.0000	1.9466	

Batch Path	\\MASSHUNTER\Org\Data\SV5975.I\sh011422\2 e8270c bna SIM\QuantResults\011422 bna SIM 2.batch.bin		
Analysis Time	2/4/2022 3:29 PM	**Analyst Name**	BL2000\jheine
Report Time	2/4/2022 3:30:41 PM	**Reporter Name**	BL2000\jheine
Last Calib Update	1/17/2022 8:49 AM	**Batch State**	Processed
Quant Batch Version	10.0	**Quant Report Version**	10.0

Acenaphthylene %RSE = 6.6

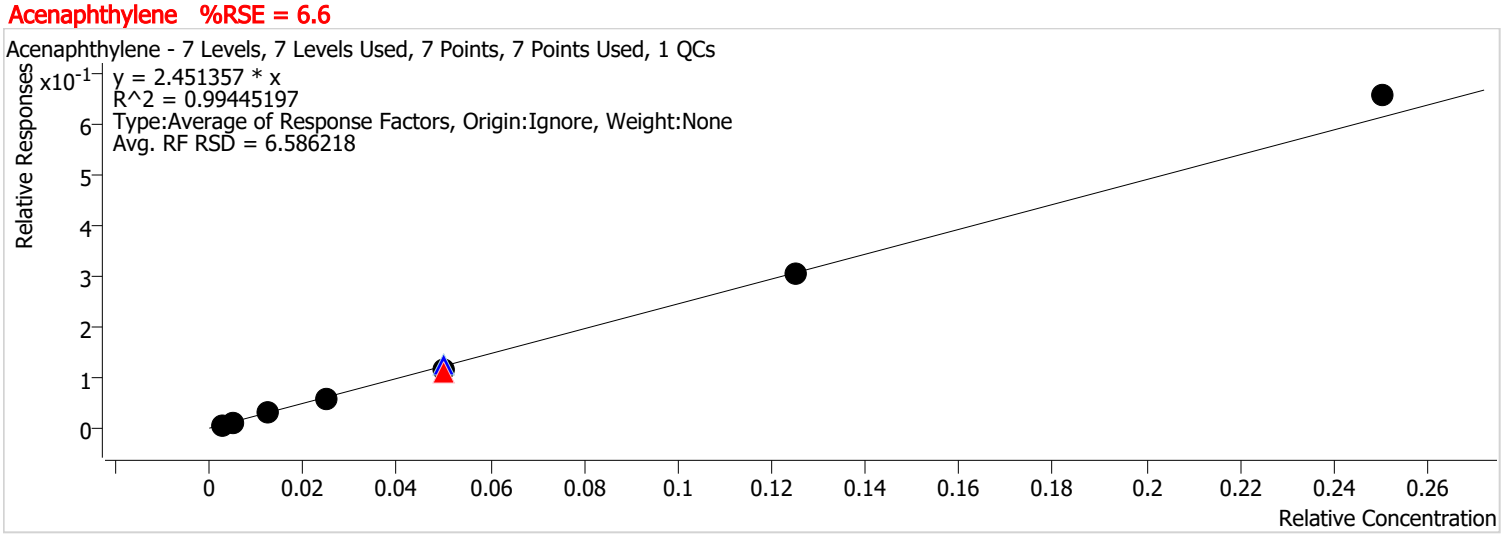

Calibration STD Path	Cal Type	Level	Enabled	Resp.	Exp. Conc	Resp. Factor	Level RSD
\\MASSHUNTER\Org\Data\SV5975.I\sh011422\2 e8270c bna SIM\Jan1417.D	Calibration	1	x	1074	0.1000	2.6975	
\\MASSHUNTER\Org\Data\SV5975.I\sh011422\2 e8270c bna SIM\Jan1416.D	Calibration	2	x	2056	0.2000	2.4678	
\\MASSHUNTER\Org\Data\SV5975.I\sh011422\2 e8270c bna SIM\Jan1415.D	Calibration	3	x	4922	0.5000	2.3925	
\\MASSHUNTER\Org\Data\SV5975.I\sh011422\2 e8270c bna SIM\Jan1414.D	Calibration	4	x	9945	1.0000	2.2344	
\\MASSHUNTER\Org\Data\SV5975.I\sh010421\1 e8270c bna SIM\Jan0402.D	CC	CCV	x	45154	2.0000	2.1877	
\\MASSHUNTER\Org\Data\SV5975.I\sh011422\2 e8270c bna SIM\Jan1418.D	QC	ICV	x	22902	2.0000	2.5235	
\\MASSHUNTER\Org\Data\SV5975.I\sh011422\2 e8270c bna SIM\Jan1413.D	Calibration	5	x	20005	2.0000	2.3285	
\\MASSHUNTER\Org\Data\SV5975.I\sh011422\2 e8270c bna SIM\Jan1412.D	Calibration	6	x	52503	5.0000	2.4177	
\\MASSHUNTER\Org\Data\SV5975.I\sh011422\2 e8270c bna SIM\Jan1411.D	Calibration	7	x	114894	10.0000	2.6211	

Calibration Report

Batch Path	\\MASSHUNTER\Org\Data\SV5975.I\sh011422\2 e8270c bna SIM\QuantResults\011422 bna SIM 2.batch.bin		
Analysis Time	2/4/2022 3:29 PM	**Analyst Name**	BL2000\jheine
Report Time	2/4/2022 3:30:41 PM	**Reporter Name**	BL2000\jheine
Last Calib Update	1/17/2022 8:49 AM	**Batch State**	Processed
Quant Batch Version	10.0	**Quant Report Version**	10.0

Acenaphthene %RSE = 9.3

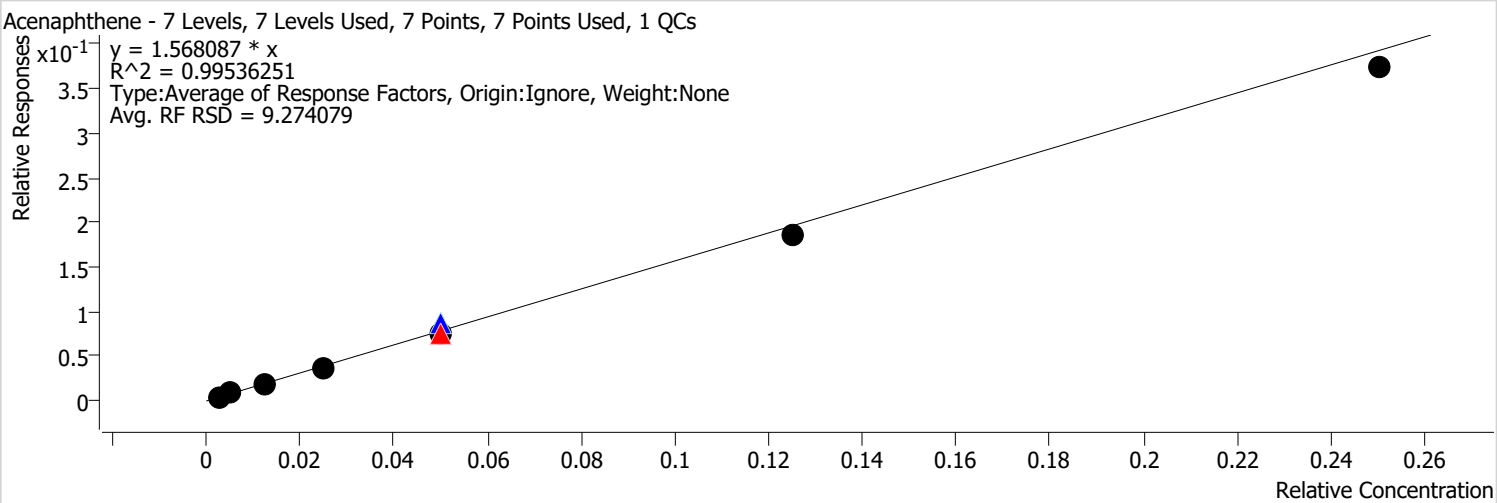

Calibration STD Path	Cal Type	Level	Enabled	Resp.	Exp. Conc	Resp. Factor	Level RSD
\\MASSHUNTER\Org\Data\SV5975.I\sh011422\2 e8270c bna SIM\Jan1417.D	Calibration	1	x	747	0.1000	1.8746	
\\MASSHUNTER\Org\Data\SV5975.I\sh011422\2 e8270c bna SIM\Jan1416.D	Calibration	2	x	1362	0.2000	1.6355	
\\MASSHUNTER\Org\Data\SV5975.I\sh011422\2 e8270c bna SIM\Jan1415.D	Calibration	3	x	3080	0.5000	1.4973	
\\MASSHUNTER\Org\Data\SV5975.I\sh011422\2 e8270c bna SIM\Jan1414.D	Calibration	4	x	6673	1.0000	1.4992	
\\MASSHUNTER\Org\Data\SV5975.I\sh010421\1 e8270c bna SIM\Jan0402.D	CC	CCV	x	30942	2.0000	1.4992	
\\MASSHUNTER\Org\Data\SV5975.I\sh011422\2 e8270c bna SIM\Jan1418.D	QC	ICV	x	16099	2.0000	1.7738	
\\MASSHUNTER\Org\Data\SV5975.I\sh011422\2 e8270c bna SIM\Jan1413.D	Calibration	5	x	12902	2.0000	1.5018	
\\MASSHUNTER\Org\Data\SV5975.I\sh011422\2 e8270c bna SIM\Jan1412.D	Calibration	6	x	32065	5.0000	1.4765	
\\MASSHUNTER\Org\Data\SV5975.I\sh011422\2 e8270c bna SIM\Jan1411.D	Calibration	7	x	65386	10.0000	1.4917	

Batch Path	\\MASSHUNTER\Org\Data\SV5975.I\sh011422\2 e8270c bna SIM\QuantResults\011422 bna SIM 2.batch.bin		
Analysis Time	2/4/2022 3:29 PM	**Analyst Name**	BL2000\jheine
Report Time	2/4/2022 3:30:41 PM	**Reporter Name**	BL2000\jheine
Last Calib Update	1/17/2022 8:49 AM	**Batch State**	Processed
Quant Batch Version	10.0	**Quant Report Version**	10.0

Fluorene %RSE = 7.2

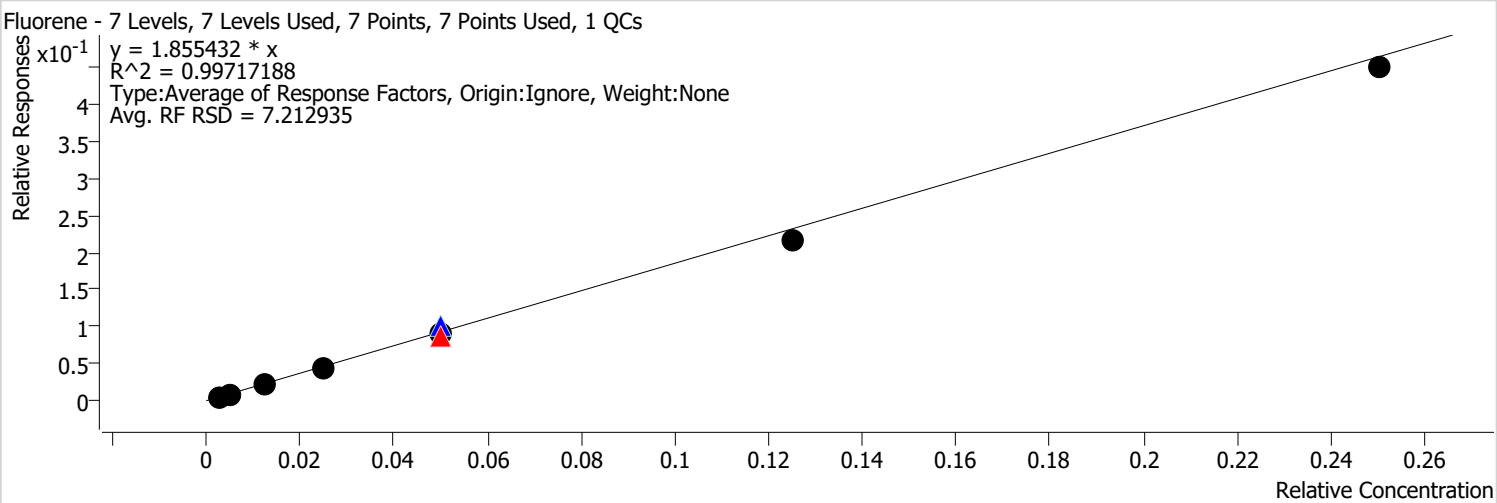

Calibration STD Path	Cal Type	Level	Enabled	Resp.	Exp. Conc	Resp. Factor	Level RSD
\\MASSHUNTER\Org\Data\SV5975.I\sh011422\2 e8270c bna SIM\Jan1417.D	Calibration	1	x	850	0.1000	2.1334	
\\MASSHUNTER\Org\Data\SV5975.I\sh011422\2 e8270c bna SIM\Jan1416.D	Calibration	2	x	1584	0.2000	1.9014	
\\MASSHUNTER\Org\Data\SV5975.I\sh011422\2 e8270c bna SIM\Jan1415.D	Calibration	3	x	3815	0.5000	1.8546	
\\MASSHUNTER\Org\Data\SV5975.I\sh011422\2 e8270c bna SIM\Jan1414.D	Calibration	4	x	7913	1.0000	1.7778	
\\MASSHUNTER\Org\Data\SV5975.I\sh010421\1 e8270c bna SIM\Jan0402.D	CC	CCV	x	35790	2.0000	1.7340	
\\MASSHUNTER\Org\Data\SV5975.I\sh011422\2 e8270c bna SIM\Jan1418.D	QC	ICV	x	18411	2.0000	2.0286	
\\MASSHUNTER\Org\Data\SV5975.I\sh011422\2 e8270c bna SIM\Jan1413.D	Calibration	5	x	15350	2.0000	1.7867	
\\MASSHUNTER\Org\Data\SV5975.I\sh011422\2 e8270c bna SIM\Jan1412.D	Calibration	6	x	37736	5.0000	1.7377	
\\MASSHUNTER\Org\Data\SV5975.I\sh011422\2 e8270c bna SIM\Jan1411.D	Calibration	7	x	78747	10.0000	1.7964	

Batch Path	\\MASSHUNTER\Org\Data\SV5975.I\sh011422\2 e8270c bna SIM\QuantResults\011422 bna SIM 2.batch.bin		
Analysis Time	2/4/2022 3:29 PM	**Analyst Name**	BL2000\jheine
Report Time	2/4/2022 3:30:41 PM	**Reporter Name**	BL2000\jheine
Last Calib Update	1/17/2022 8:49 AM	**Batch State**	Processed
Quant Batch Version	10.0	**Quant Report Version**	10.0

Phenanthrene %RSE = 2.3

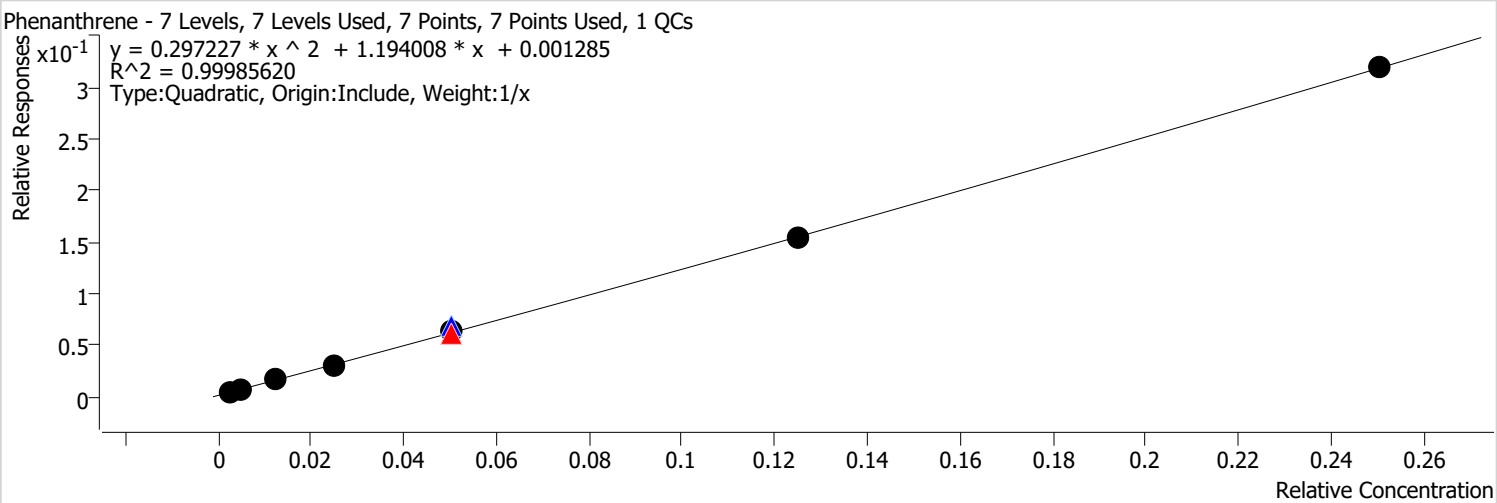

Calibration STD Path	Cal Type	Level	Enabled	Resp.	Exp. Conc	Resp. Factor	Level RSD
\\MASSHUNTER\Org\Data\SV5975.I\sh011422\2 e8270c bna SIM\Jan1417.D	Calibration	1	x	1388	0.1000	1.7261	
\\MASSHUNTER\Org\Data\SV5975.I\sh011422\2 e8270c bna SIM\Jan1416.D	Calibration	2	x	2407	0.2000	1.4221	
\\MASSHUNTER\Org\Data\SV5975.I\sh011422\2 e8270c bna SIM\Jan1415.D	Calibration	3	x	5535	0.5000	1.3147	
\\MASSHUNTER\Org\Data\SV5975.I\sh011422\2 e8270c bna SIM\Jan1414.D	Calibration	4	x	11285	1.0000	1.2315	
\\MASSHUNTER\Org\Data\SV5975.I\sh010421\1 e8270c bna SIM\Jan0402.D	CC	CCV	x	54393	2.0000	1.2205	
\\MASSHUNTER\Org\Data\SV5975.I\sh011422\2 e8270c bna SIM\Jan1418.D	QC	ICV	x	26680	2.0000	1.3898	
\\MASSHUNTER\Org\Data\SV5975.I\sh011422\2 e8270c bna SIM\Jan1413.D	Calibration	5	x	22214	2.0000	1.2657	
\\MASSHUNTER\Org\Data\SV5975.I\sh011422\2 e8270c bna SIM\Jan1412.D	Calibration	6	x	54828	5.0000	1.2282	
\\MASSHUNTER\Org\Data\SV5975.I\sh011422\2 e8270c bna SIM\Jan1411.D	Calibration	7	x	114135	10.0000	1.2757	

Batch Path	\\MASSHUNTER\Org\Data\SV5975.I\sh011422\2 e8270c bna SIM\QuantResults\011422 bna SIM 2.batch.bin		
Analysis Time	2/4/2022 3:29 PM	**Analyst Name**	BL2000\jheine
Report Time	2/4/2022 3:30:41 PM	**Reporter Name**	BL2000\jheine
Last Calib Update	1/17/2022 8:49 AM	**Batch State**	Processed
Quant Batch Version	10.0	**Quant Report Version**	10.0

Anthracene %RSE = 1.8

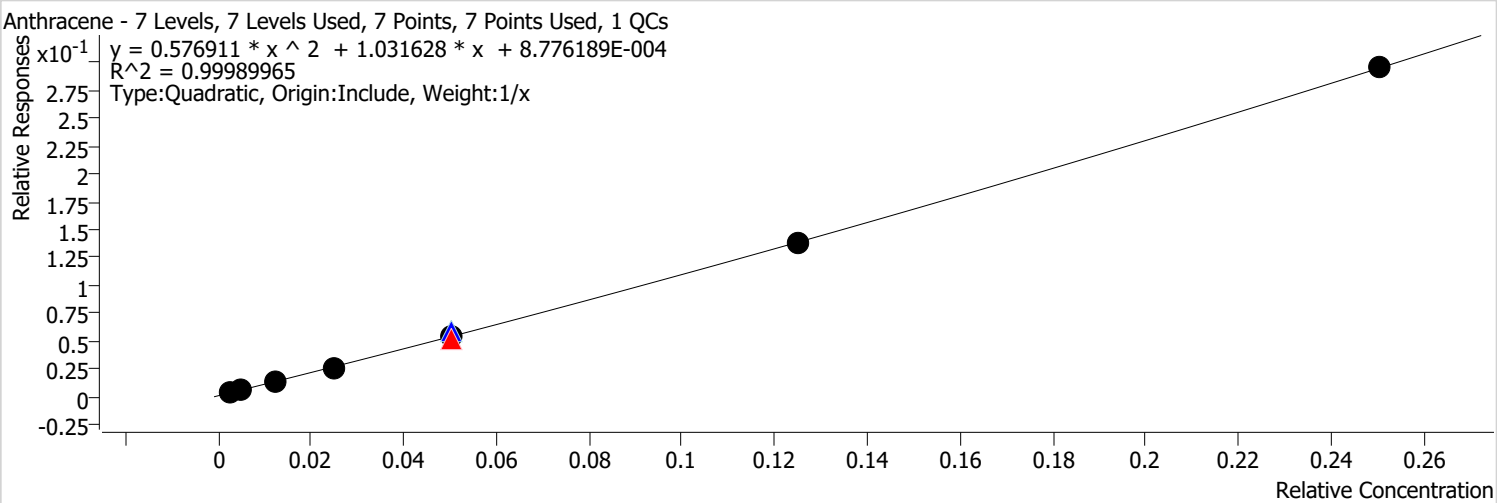

Calibration STD Path	Cal Type	Level	Enabled	Resp.	Exp. Conc	Resp. Factor	Level RSD
\\MASSHUNTER\Org\Data\SV5975.I\sh011422\2 e8270c bna SIM\Jan1417.D	Calibration	1	x	1099	0.1000	1.3669	
\\MASSHUNTER\Org\Data\SV5975.I\sh011422\2 e8270c bna SIM\Jan1416.D	Calibration	2	x	2045	0.2000	1.2080	
\\MASSHUNTER\Org\Data\SV5975.I\sh011422\2 e8270c bna SIM\Jan1415.D	Calibration	3	x	4750	0.5000	1.1283	
\\MASSHUNTER\Org\Data\SV5975.I\sh011422\2 e8270c bna SIM\Jan1414.D	Calibration	4	x	9804	1.0000	1.0698	
\\MASSHUNTER\Org\Data\SV5975.I\sh010421\1 e8270c bna SIM\Jan0402.D	CC	CCV	x	45714	2.0000	1.0258	
\\MASSHUNTER\Org\Data\SV5975.I\sh011422\2 e8270c bna SIM\Jan1418.D	QC	ICV	x	22877	2.0000	1.1917	
\\MASSHUNTER\Org\Data\SV5975.I\sh011422\2 e8270c bna SIM\Jan1413.D	Calibration	5	x	19299	2.0000	1.0996	
\\MASSHUNTER\Org\Data\SV5975.I\sh011422\2 e8270c bna SIM\Jan1412.D	Calibration	6	x	49026	5.0000	1.0982	
\\MASSHUNTER\Org\Data\SV5975.I\sh011422\2 e8270c bna SIM\Jan1411.D	Calibration	7	x	105724	10.0000	1.1817	

Batch Path	\\MASSHUNTER\Org\Data\SV5975.I\sh011422\2 e8270c bna SIM\QuantResults\011422 bna SIM 2.batch.bin		
Analysis Time	2/4/2022 3:29 PM	**Analyst Name**	BL2000\jheine
Report Time	2/4/2022 3:30:41 PM	**Reporter Name**	BL2000\jheine
Last Calib Update	1/17/2022 8:49 AM	**Batch State**	Processed
Quant Batch Version	10.0	**Quant Report Version**	10.0

o-Terphenyl %RSE =

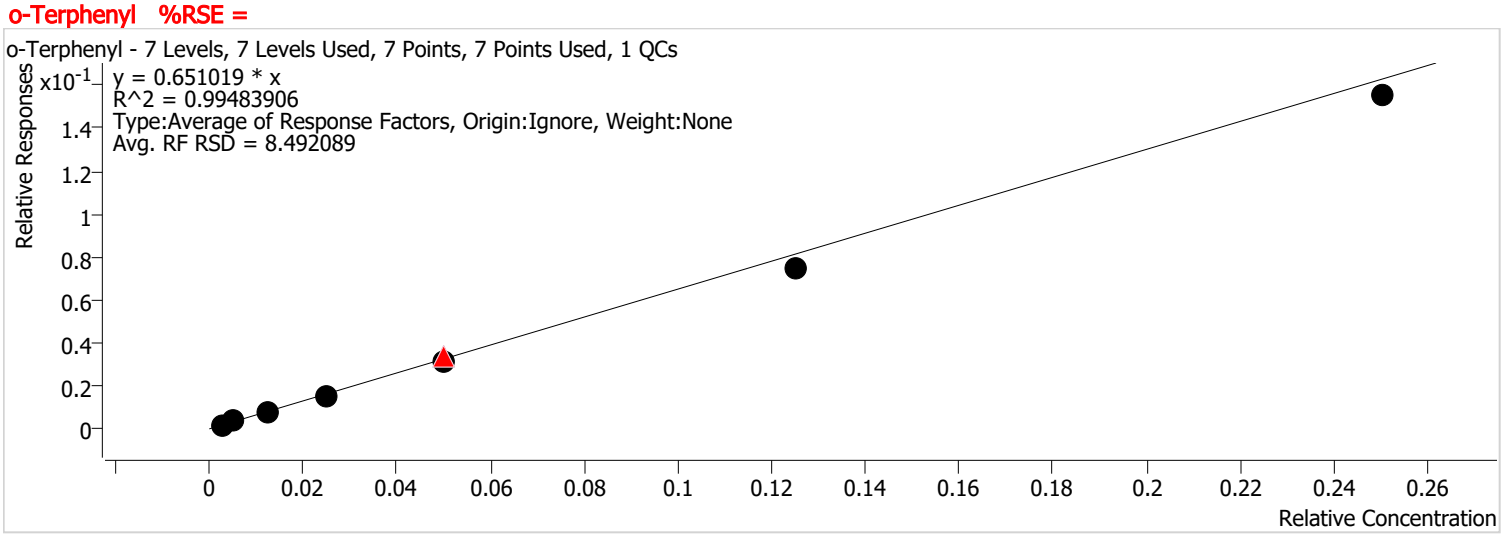

Calibration STD Path	Cal Type	Level	Enabled	Resp.	Exp. Conc	Resp. Factor	Level RSD
\\MASSHUNTER\Org\Data\SV5975.I\sh011422\2 e8270c bna SIM\Jan1417.D	Calibration	1	x	615	0.1000	0.7647	
\\MASSHUNTER\Org\Data\SV5975.I\sh011422\2 e8270c bna SIM\Jan1416.D	Calibration	2	x	1139	0.2000	0.6729	
\\MASSHUNTER\Org\Data\SV5975.I\sh011422\2 e8270c bna SIM\Jan1415.D	Calibration	3	x	2719	0.5000	0.6459	
\\MASSHUNTER\Org\Data\SV5975.I\sh011422\2 e8270c bna SIM\Jan1414.D	Calibration	4	x	5628	1.0000	0.6141	
\\MASSHUNTER\Org\Data\SV5975.I\sh010421\1 e8270c bna SIM\Jan0402.D	CC	CCV	x	30546	2.0000	0.6854	
\\MASSHUNTER\Org\Data\SV5975.I\sh011422\2 e8270c bna SIM\Jan1418.D	QC	ICV	x	13079	2.0000	0.6813	
\\MASSHUNTER\Org\Data\SV5975.I\sh011422\2 e8270c bna SIM\Jan1413.D	Calibration	5	x	11182	2.0000	0.6372	
\\MASSHUNTER\Org\Data\SV5975.I\sh011422\2 e8270c bna SIM\Jan1412.D	Calibration	6	x	26874	5.0000	0.6020	
\\MASSHUNTER\Org\Data\SV5975.I\sh011422\2 e8270c bna SIM\Jan1411.D	Calibration	7	x	55500	10.0000	0.6203	

Batch Path	\\MASSHUNTER\Org\Data\SV5975.I\sh011422\2 e8270c bna SIM\QuantResults\011422 bna SIM 2.batch.bin		
Analysis Time	2/4/2022 3:29 PM	**Analyst Name**	BL2000\jheine
Report Time	2/4/2022 3:30:41 PM	**Reporter Name**	BL2000\jheine
Last Calib Update	1/17/2022 8:49 AM	**Batch State**	Processed
Quant Batch Version	10.0	**Quant Report Version**	10.0

Fluoranthene %RSE = 6.0

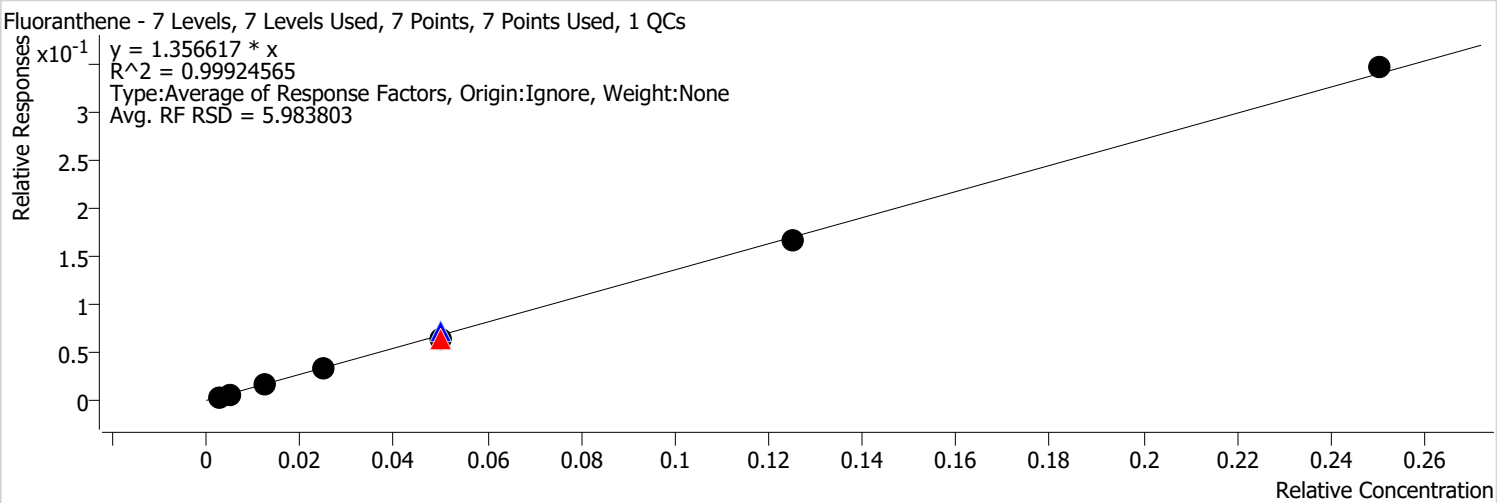

Calibration STD Path	Cal Type	Level	Enabled	Resp.	Exp. Conc	Resp. Factor	Level RSD
\\MASSHUNTER\Org\Data\SV5975.I\sh011422\2 e8270c bna SIM\Jan1417.D	Calibration	1	x	1222	0.1000	1.5188	
\\MASSHUNTER\Org\Data\SV5975.I\sh011422\2 e8270c bna SIM\Jan1416.D	Calibration	2	x	2335	0.2000	1.3793	
\\MASSHUNTER\Org\Data\SV5975.I\sh011422\2 e8270c bna SIM\Jan1415.D	Calibration	3	x	5538	0.5000	1.3156	
\\MASSHUNTER\Org\Data\SV5975.I\sh011422\2 e8270c bna SIM\Jan1414.D	Calibration	4	x	11738	1.0000	1.2809	
\\MASSHUNTER\Org\Data\SV5975.I\sh010421\1 e8270c bna SIM\Jan0402.D	CC	CCV	x	57037	2.0000	1.2799	
\\MASSHUNTER\Org\Data\SV5975.I\sh011422\2 e8270c bna SIM\Jan1418.D	QC	ICV	x	27466	2.0000	1.4308	
\\MASSHUNTER\Org\Data\SV5975.I\sh011422\2 e8270c bna SIM\Jan1413.D	Calibration	5	x	22779	2.0000	1.2979	
\\MASSHUNTER\Org\Data\SV5975.I\sh011422\2 e8270c bna SIM\Jan1412.D	Calibration	6	x	59011	5.0000	1.3219	
\\MASSHUNTER\Org\Data\SV5975.I\sh011422\2 e8270c bna SIM\Jan1411.D	Calibration	7	x	123634	10.0000	1.3819	

Batch Path	\\MASSHUNTER\Org\Data\SV5975.I\sh011422\2 e8270c bna SIM\QuantResults\011422 bna SIM 2.batch.bin		
Analysis Time	2/4/2022 3:29 PM	**Analyst Name**	BL2000\jheine
Report Time	2/4/2022 3:30:42 PM	**Reporter Name**	BL2000\jheine
Last Calib Update	1/17/2022 8:49 AM	**Batch State**	Processed
Quant Batch Version	10.0	**Quant Report Version**	10.0

Pyrene %RSE = 4.8

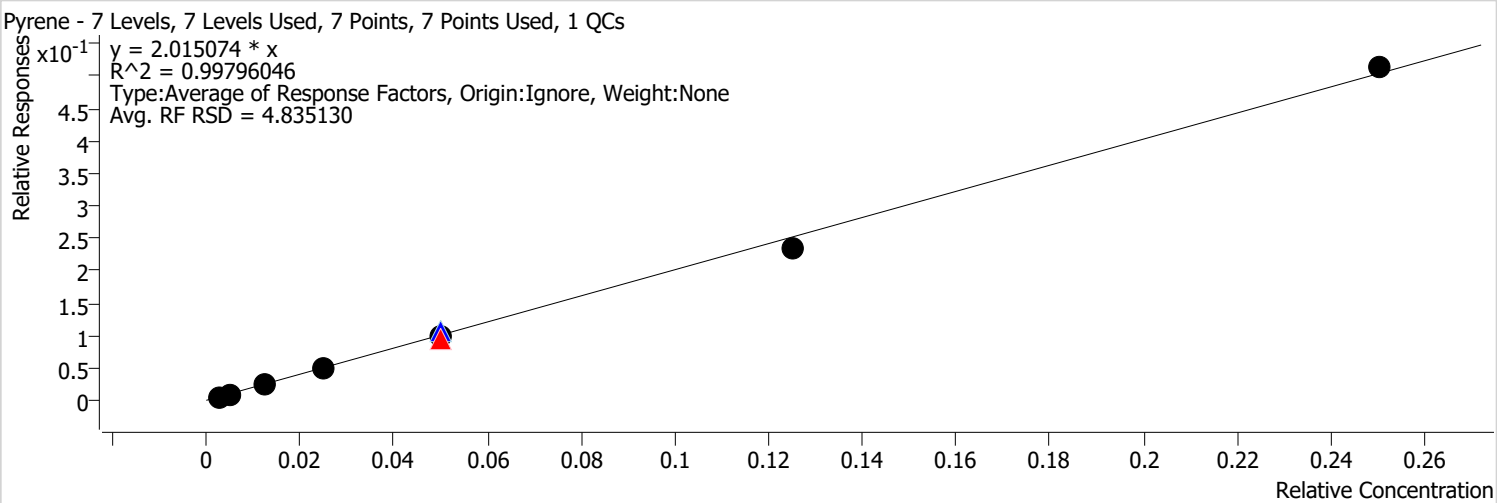

Calibration STD Path	Cal Type	Level	Enabled	Resp.	Exp. Conc	Resp. Factor	Level RSD
\\MASSHUNTER\Org\Data\SV5975.I\sh011422\2 e8270c bna SIM\Jan1417.D	Calibration	1	x	1310	0.1000	2.1902	
\\MASSHUNTER\Org\Data\SV5975.I\sh011422\2 e8270c bna SIM\Jan1416.D	Calibration	2	x	2532	0.2000	2.0316	
\\MASSHUNTER\Org\Data\SV5975.I\sh011422\2 e8270c bna SIM\Jan1415.D	Calibration	3	x	6254	0.5000	2.0040	
\\MASSHUNTER\Org\Data\SV5975.I\sh011422\2 e8270c bna SIM\Jan1414.D	Calibration	4	x	13080	1.0000	1.9615	
\\MASSHUNTER\Org\Data\SV5975.I\sh010421\1 e8270c bna SIM\Jan0402.D	CC	CCV	x	62808	2.0000	1.9194	
\\MASSHUNTER\Org\Data\SV5975.I\sh011422\2 e8270c bna SIM\Jan1418.D	QC	ICV	x	30117	2.0000	2.1397	
\\MASSHUNTER\Org\Data\SV5975.I\sh011422\2 e8270c bna SIM\Jan1413.D	Calibration	5	x	26098	2.0000	1.9982	
\\MASSHUNTER\Org\Data\SV5975.I\sh011422\2 e8270c bna SIM\Jan1412.D	Calibration	6	x	61779	5.0000	1.8687	
\\MASSHUNTER\Org\Data\SV5975.I\sh011422\2 e8270c bna SIM\Jan1411.D	Calibration	7	x	135457	10.0000	2.0513	

Batch Path	\\MASSHUNTER\Org\Data\SV5975.I\sh011422\2 e8270c bna SIM\QuantResults\011422 bna SIM 2.batch.bin		
Analysis Time	2/4/2022 3:29 PM	**Analyst Name**	BL2000\jheine
Report Time	2/4/2022 3:30:42 PM	**Reporter Name**	BL2000\jheine
Last Calib Update	1/17/2022 8:49 AM	**Batch State**	Processed
Quant Batch Version	10.0	**Quant Report Version**	10.0

Terphenyl-d14 %RSE =

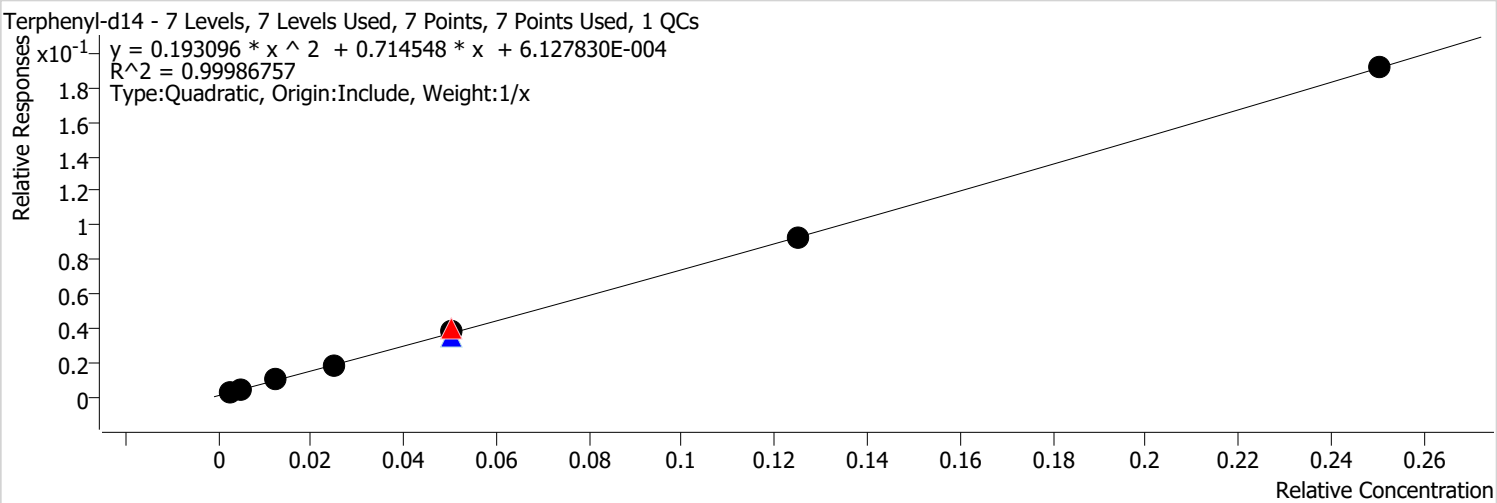

Calibration STD Path	Cal Type	Level	Enabled	Resp.	Exp. Conc	Resp. Factor	Level RSD
\\MASSHUNTER\Org\Data\SV5975.I\sh011422\2 e8270c bna SIM\Jan1417.D	Calibration	1	x	584	0.1000	0.9771	
\\MASSHUNTER\Org\Data\SV5975.I\sh011422\2 e8270c bna SIM\Jan1416.D	Calibration	2	x	1025	0.2000	0.8224	
\\MASSHUNTER\Org\Data\SV5975.I\sh011422\2 e8270c bna SIM\Jan1415.D	Calibration	3	x	2395	0.5000	0.7675	
\\MASSHUNTER\Org\Data\SV5975.I\sh011422\2 e8270c bna SIM\Jan1414.D	Calibration	4	x	4851	1.0000	0.7274	
\\MASSHUNTER\Org\Data\SV5975.I\sh010421\1 e8270c bna SIM\Jan0402.D	CC	CCV	x	26408	2.0000	0.8070	
\\MASSHUNTER\Org\Data\SV5975.I\sh011422\2 e8270c bna SIM\Jan1418.D	QC	ICV	x	9999	2.0000	0.7104	
\\MASSHUNTER\Org\Data\SV5975.I\sh011422\2 e8270c bna SIM\Jan1413.D	Calibration	5	x	9861	2.0000	0.7551	
\\MASSHUNTER\Org\Data\SV5975.I\sh011422\2 e8270c bna SIM\Jan1412.D	Calibration	6	x	24394	5.0000	0.7379	
\\MASSHUNTER\Org\Data\SV5975.I\sh011422\2 e8270c bna SIM\Jan1411.D	Calibration	7	x	50591	10.0000	0.7661	

Batch Path	\\MASSHUNTER\Org\Data\SV5975.I\sh011422\2 e8270c bna SIM\QuantResults\011422 bna SIM 2.batch.bin		
Analysis Time	2/4/2022 3:29 PM	**Analyst Name**	BL2000\jheine
Report Time	2/4/2022 3:30:42 PM	**Reporter Name**	BL2000\jheine
Last Calib Update	1/17/2022 8:49 AM	**Batch State**	Processed
Quant Batch Version	10.0	**Quant Report Version**	10.0

Benzo(a)Anthracene %RSE = 3.4

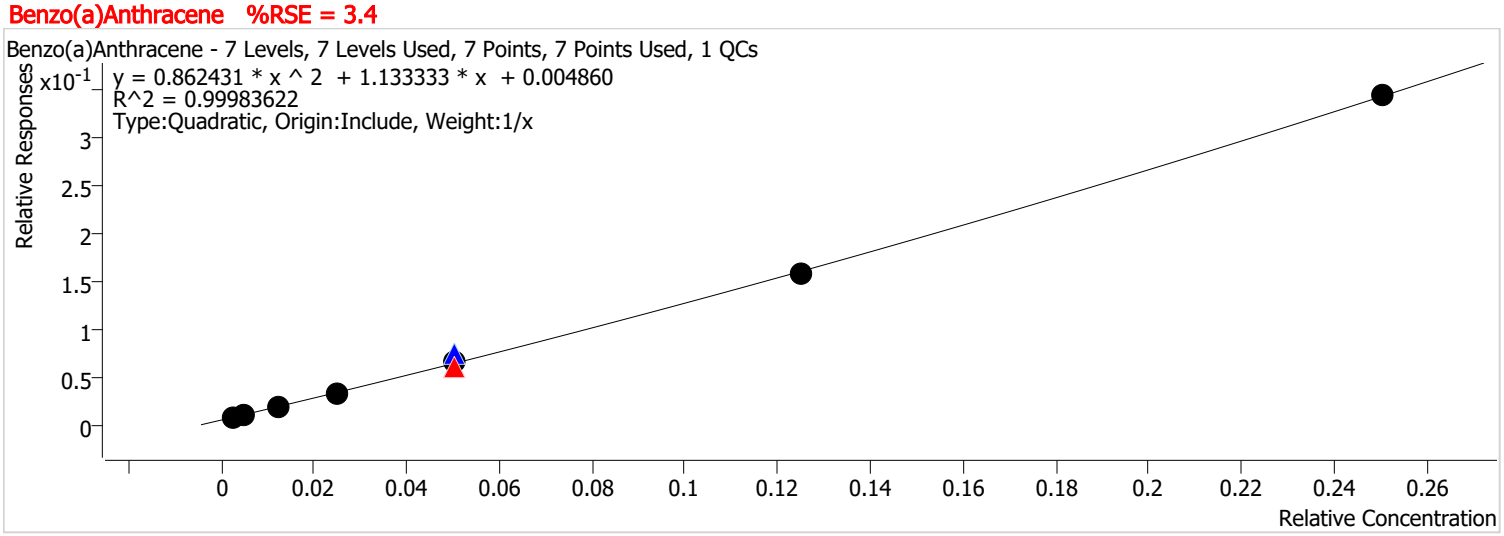

Calibration STD Path	Cal Type	Level	Enabled	Resp.	Exp. Conc	Resp. Factor	Level RSD
\\MASSHUNTER\Org\Data\SV5975.I\sh011422\2 e8270c bna SIM\Jan1417.D	Calibration	1	x	1860	0.1000	3.1109	
\\MASSHUNTER\Org\Data\SV5975.I\sh011422\2 e8270c bna SIM\Jan1416.D	Calibration	2	x	2551	0.2000	2.0466	
\\MASSHUNTER\Org\Data\SV5975.I\sh011422\2 e8270c bna SIM\Jan1415.D	Calibration	3	x	4835	0.5000	1.5491	
\\MASSHUNTER\Org\Data\SV5975.I\sh011422\2 e8270c bna SIM\Jan1414.D	Calibration	4	x	9011	1.0000	1.3513	
\\MASSHUNTER\Org\Data\SV5975.I\sh010421\1 e8270c bna SIM\Jan0402.D	CC	CCV	x	40166	2.0000	1.2275	
\\MASSHUNTER\Org\Data\SV5975.I\sh011422\2 e8270c bna SIM\Jan1418.D	QC	ICV	x	20817	2.0000	1.4790	
\\MASSHUNTER\Org\Data\SV5975.I\sh011422\2 e8270c bna SIM\Jan1413.D	Calibration	5	x	17008	2.0000	1.3023	
\\MASSHUNTER\Org\Data\SV5975.I\sh011422\2 e8270c bna SIM\Jan1412.D	Calibration	6	x	41708	5.0000	1.2616	
\\MASSHUNTER\Org\Data\SV5975.I\sh011422\2 e8270c bna SIM\Jan1411.D	Calibration	7	x	90588	10.0000	1.3718	

Batch Path	\\MASSHUNTER\Org\Data\SV5975.I\sh011422\2 e8270c bna SIM\QuantResults\011422 bna SIM 2.batch.bin		
Analysis Time	2/4/2022 3:29 PM	**Analyst Name**	BL2000\jheine
Report Time	2/4/2022 3:30:42 PM	**Reporter Name**	BL2000\jheine
Last Calib Update	1/17/2022 8:49 AM	**Batch State**	Processed
Quant Batch Version	10.0	**Quant Report Version**	10.0

Chrysene %RSE = 7.5

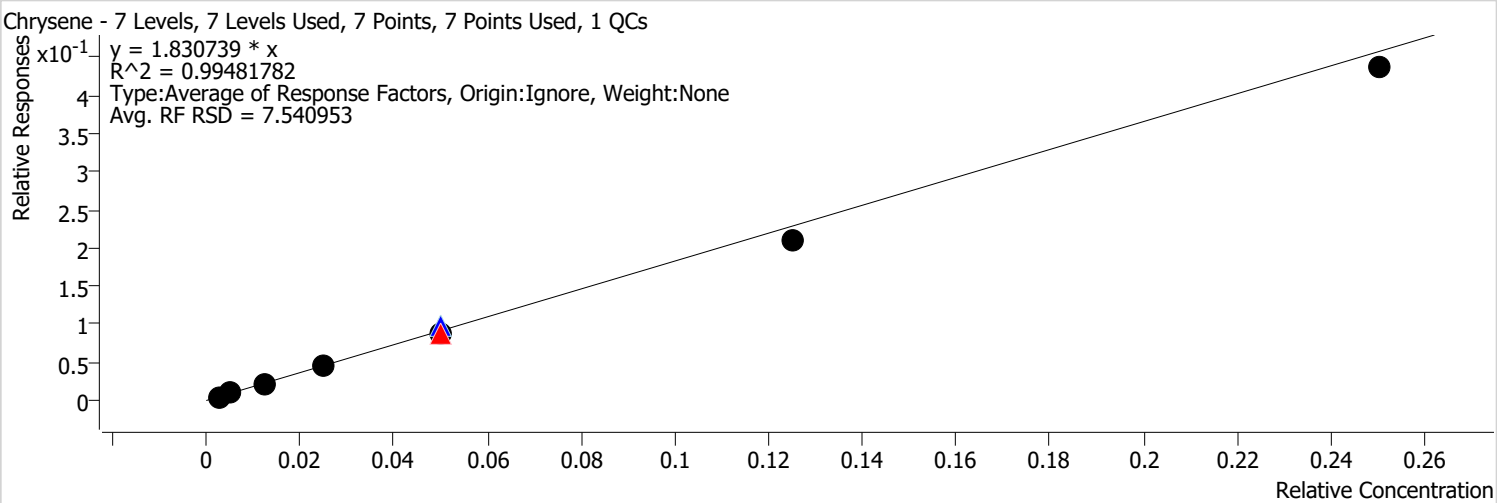

Calibration STD Path	Cal Type	Level	Enabled	Resp.	Exp. Conc	Resp. Factor	Level RSD
\\MASSHUNTER\Org\Data\SV5975.I\sh011422\2 e8270c bna SIM\Jan1417.D	Calibration	1	x	1172	0.1000	1.9594	
\\MASSHUNTER\Org\Data\SV5975.I\sh011422\2 e8270c bna SIM\Jan1416.D	Calibration	2	x	2587	0.2000	2.0756	
\\MASSHUNTER\Org\Data\SV5975.I\sh011422\2 e8270c bna SIM\Jan1415.D	Calibration	3	x	5705	0.5000	1.8282	
\\MASSHUNTER\Org\Data\SV5975.I\sh011422\2 e8270c bna SIM\Jan1414.D	Calibration	4	x	11797	1.0000	1.7690	
\\MASSHUNTER\Org\Data\SV5975.I\sh010421\1 e8270c bna SIM\Jan0402.D	CC	CCV	x	56647	2.0000	1.7311	
\\MASSHUNTER\Org\Data\SV5975.I\sh011422\2 e8270c bna SIM\Jan1418.D	QC	ICV	x	27947	2.0000	1.9856	
\\MASSHUNTER\Org\Data\SV5975.I\sh011422\2 e8270c bna SIM\Jan1413.D	Calibration	5	x	22814	2.0000	1.7468	
\\MASSHUNTER\Org\Data\SV5975.I\sh011422\2 e8270c bna SIM\Jan1412.D	Calibration	6	x	55864	5.0000	1.6898	
\\MASSHUNTER\Org\Data\SV5975.I\sh011422\2 e8270c bna SIM\Jan1411.D	Calibration	7	x	115319	10.0000	1.7463	

Batch Path	\\MASSHUNTER\Org\Data\SV5975.I\sh011422\2 e8270c bna SIM\QuantResults\011422 bna SIM 2.batch.bin		
Analysis Time	2/4/2022 3:29 PM	**Analyst Name**	BL2000\jheine
Report Time	2/4/2022 3:30:42 PM	**Reporter Name**	BL2000\jheine
Last Calib Update	1/17/2022 8:49 AM	**Batch State**	Processed
Quant Batch Version	10.0	**Quant Report Version**	10.0

Benzo(b)fluoranthene %RSE = 8.4

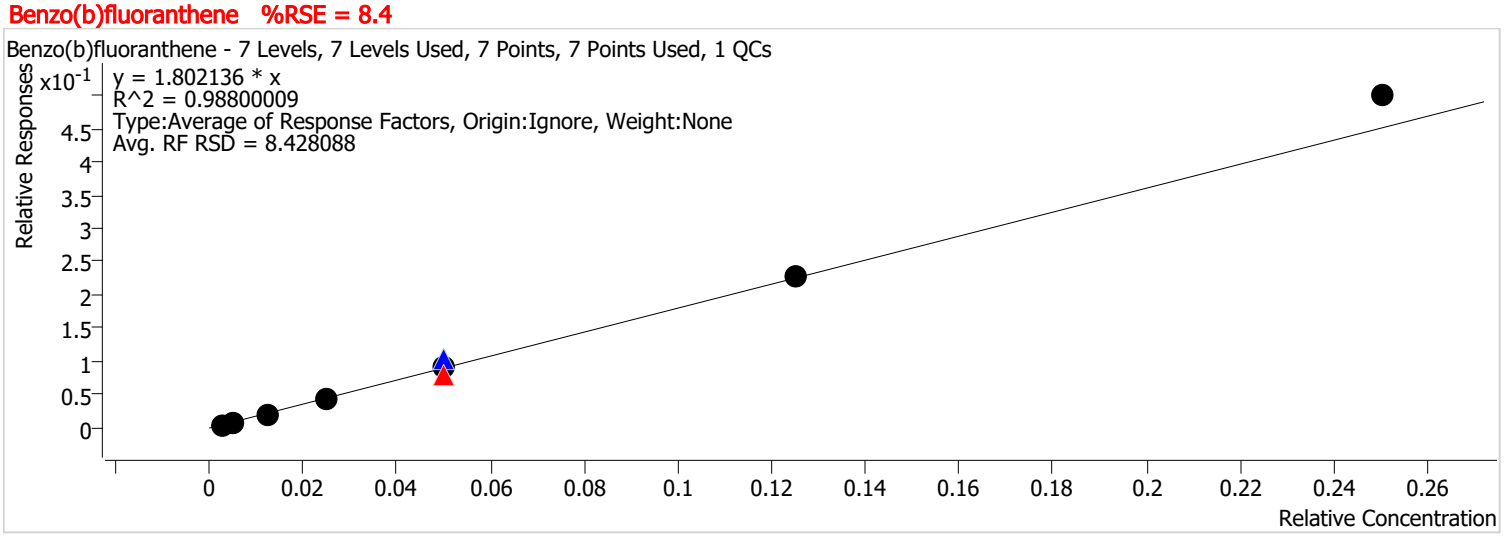

Calibration STD Path	Cal Type	Level	Enabled	Resp.	Exp. Conc	Resp. Factor	Level RSD
\\MASSHUNTER\Org\Data\SV5975.I\sh011422\2 e8270c bna SIM\Jan1417.D	Calibration	1	x	754	0.1000	1.9970	
\\MASSHUNTER\Org\Data\SV5975.I\sh011422\2 e8270c bna SIM\Jan1416.D	Calibration	2	x	1292	0.2000	1.6446	
\\MASSHUNTER\Org\Data\SV5975.I\sh011422\2 e8270c bna SIM\Jan1415.D	Calibration	3	x	3340	0.5000	1.6473	
\\MASSHUNTER\Org\Data\SV5975.I\sh011422\2 e8270c bna SIM\Jan1414.D	Calibration	4	x	7329	1.0000	1.6868	
\\MASSHUNTER\Org\Data\SV5975.I\sh010421\1 e8270c bna SIM\Jan0402.D	CC	CCV	x	34226	2.0000	1.6168	
\\MASSHUNTER\Org\Data\SV5975.I\sh011422\2 e8270c bna SIM\Jan1418.D	QC	ICV	x	19328	2.0000	2.0613	
\\MASSHUNTER\Org\Data\SV5975.I\sh011422\2 e8270c bna SIM\Jan1413.D	Calibration	5	x	15738	2.0000	1.8220	
\\MASSHUNTER\Org\Data\SV5975.I\sh011422\2 e8270c bna SIM\Jan1412.D	Calibration	6	x	39707	5.0000	1.8213	
\\MASSHUNTER\Org\Data\SV5975.I\sh011422\2 e8270c bna SIM\Jan1411.D	Calibration	7	x	88874	10.0000	1.9960	

Batch Path	\\MASSHUNTER\Org\Data\SV5975.I\sh011422\2 e8270c bna SIM\QuantResults\011422 bna SIM 2.batch.bin		
Analysis Time	2/4/2022 3:29 PM	**Analyst Name**	BL2000\jheine
Report Time	2/4/2022 3:30:42 PM	**Reporter Name**	BL2000\jheine
Last Calib Update	1/17/2022 8:49 AM	**Batch State**	Processed
Quant Batch Version	10.0	**Quant Report Version**	10.0

Benzo(k)fluoranthene %RSE = 9.8

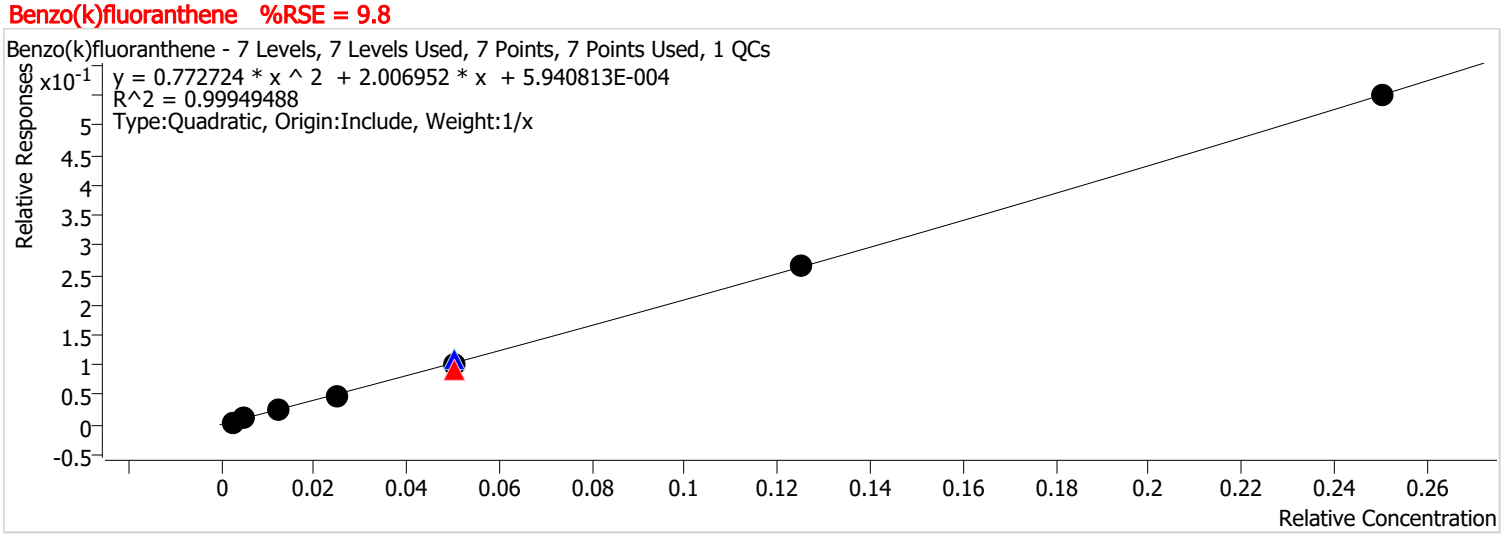

Calibration STD Path	Cal Type	Level	Enabled	Resp.	Exp. Conc	Resp. Factor	Level RSD
\\MASSHUNTER\Org\Data\SV5975.I\sh011422\2 e8270c bna SIM\Jan1417.D	Calibration	1	x	773	0.1000	2.0460	
\\MASSHUNTER\Org\Data\SV5975.I\sh011422\2 e8270c bna SIM\Jan1416.D	Calibration	2	x	1925	0.2000	2.4507	
\\MASSHUNTER\Org\Data\SV5975.I\sh011422\2 e8270c bna SIM\Jan1415.D	Calibration	3	x	4090	0.5000	2.0167	
\\MASSHUNTER\Org\Data\SV5975.I\sh011422\2 e8270c bna SIM\Jan1414.D	Calibration	4	x	8490	1.0000	1.9540	
\\MASSHUNTER\Org\Data\SV5975.I\sh010421\1 e8270c bna SIM\Jan0402.D	CC	CCV	x	39503	2.0000	1.8661	
\\MASSHUNTER\Org\Data\SV5975.I\sh011422\2 e8270c bna SIM\Jan1418.D	QC	ICV	x	20600	2.0000	2.1971	
\\MASSHUNTER\Org\Data\SV5975.I\sh011422\2 e8270c bna SIM\Jan1413.D	Calibration	5	x	17813	2.0000	2.0622	
\\MASSHUNTER\Org\Data\SV5975.I\sh011422\2 e8270c bna SIM\Jan1412.D	Calibration	6	x	46472	5.0000	2.1316	
\\MASSHUNTER\Org\Data\SV5975.I\sh011422\2 e8270c bna SIM\Jan1411.D	Calibration	7	x	97846	10.0000	2.1975	

Batch Path	\\MASSHUNTER\Org\Data\SV5975.I\sh011422\2 e8270c bna SIM\QuantResults\011422 bna SIM 2.batch.bin		
Analysis Time	2/4/2022 3:29 PM	**Analyst Name**	BL2000\jheine
Report Time	2/4/2022 3:30:42 PM	**Reporter Name**	BL2000\jheine
Last Calib Update	1/17/2022 8:49 AM	**Batch State**	Processed
Quant Batch Version	10.0	**Quant Report Version**	10.0

Benzo(a)pyrene %RSE = 2.2

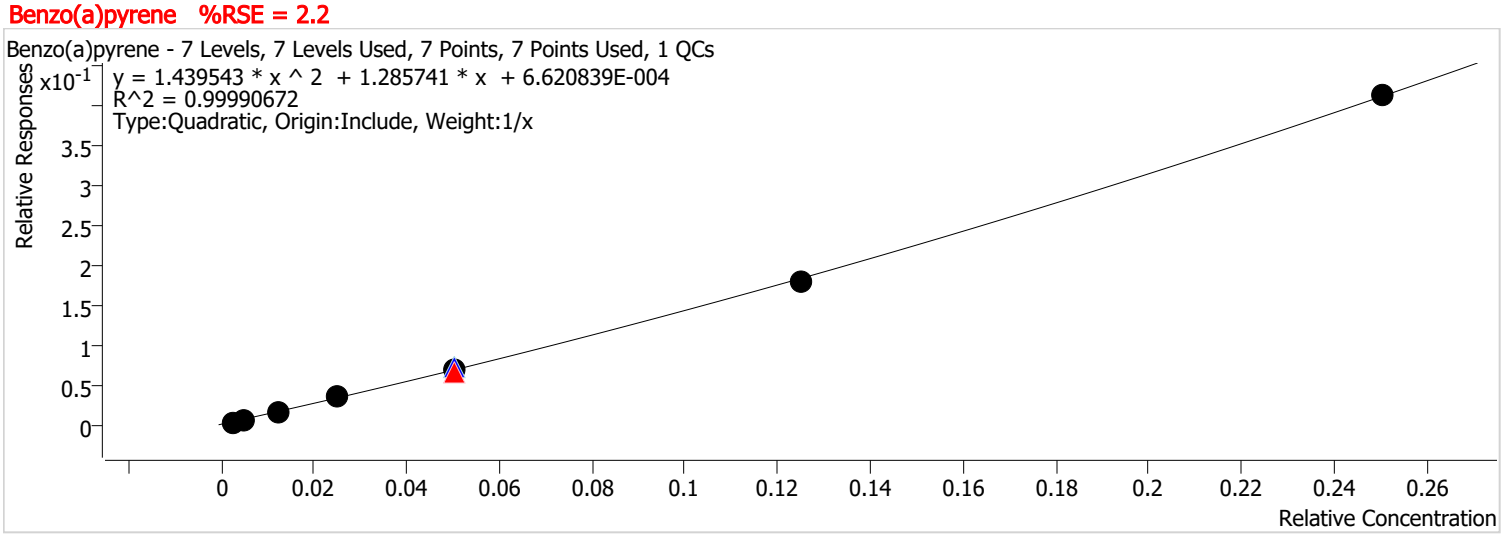

Calibration STD Path	Cal Type	Level	Enabled	Resp.	Exp. Conc	Resp. Factor	Level RSD
\\MASSHUNTER\Org\Data\SV5975.I\sh011422\2 e8270c bna SIM\Jan1417.D	Calibration	1	x	571	0.1000	1.5123	
\\MASSHUNTER\Org\Data\SV5975.I\sh011422\2 e8270c bna SIM\Jan1416.D	Calibration	2	x	1118	0.2000	1.4235	
\\MASSHUNTER\Org\Data\SV5975.I\sh011422\2 e8270c bna SIM\Jan1415.D	Calibration	3	x	2788	0.5000	1.3747	
\\MASSHUNTER\Org\Data\SV5975.I\sh011422\2 e8270c bna SIM\Jan1414.D	Calibration	4	x	5985	1.0000	1.3775	
\\MASSHUNTER\Org\Data\SV5975.I\sh010421\1 e8270c bna SIM\Jan0402.D	CC	CCV	x	27265	2.0000	1.2880	
\\MASSHUNTER\Org\Data\SV5975.I\sh011422\2 e8270c bna SIM\Jan1418.D	QC	ICV	x	13846	2.0000	1.4767	
\\MASSHUNTER\Org\Data\SV5975.I\sh011422\2 e8270c bna SIM\Jan1413.D	Calibration	5	x	11949	2.0000	1.3833	
\\MASSHUNTER\Org\Data\SV5975.I\sh011422\2 e8270c bna SIM\Jan1412.D	Calibration	6	x	31631	5.0000	1.4509	
\\MASSHUNTER\Org\Data\SV5975.I\sh011422\2 e8270c bna SIM\Jan1411.D	Calibration	7	x	73579	10.0000	1.6525	

Batch Path	\\MASSHUNTER\Org\Data\SV5975.I\sh011422\2 e8270c bna SIM\QuantResults\011422 bna SIM 2.batch.bin		
Analysis Time	2/4/2022 3:29 PM	**Analyst Name**	BL2000\jheine
Report Time	2/4/2022 3:30:42 PM	**Reporter Name**	BL2000\jheine
Last Calib Update	1/17/2022 8:49 AM	**Batch State**	Processed
Quant Batch Version	10.0	**Quant Report Version**	10.0

Indeno(1,2,3-cd)pyrene %RSE = 4.0

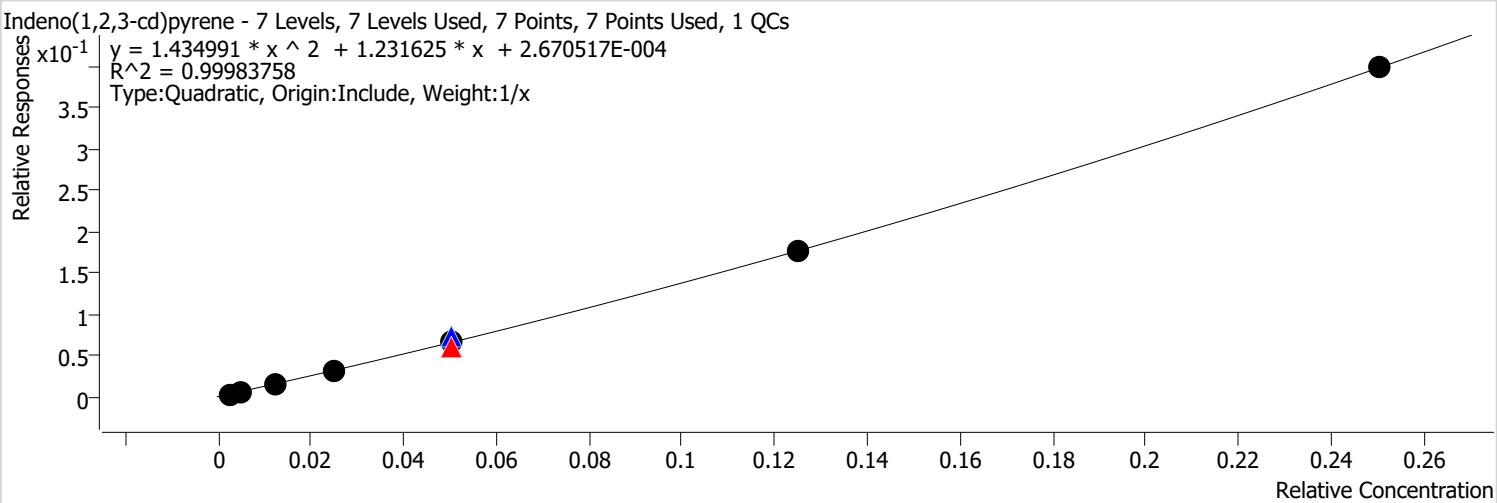

Calibration STD Path	Cal Type	Level	Enabled	Resp.	Exp. Conc	Resp. Factor	Level RSD
\\MASSHUNTER\Org\Data\SV5975.I\sh011422\2 e8270c bna SIM\Jan1417.D	Calibration	1	x	532	0.1000	1.4090	
\\MASSHUNTER\Org\Data\SV5975.I\sh011422\2 e8270c bna SIM\Jan1416.D	Calibration	2	x	997	0.2000	1.2689	
\\MASSHUNTER\Org\Data\SV5975.I\sh011422\2 e8270c bna SIM\Jan1415.D	Calibration	3	x	2456	0.5000	1.2110	
\\MASSHUNTER\Org\Data\SV5975.I\sh011422\2 e8270c bna SIM\Jan1414.D	Calibration	4	x	5490	1.0000	1.2636	
\\MASSHUNTER\Org\Data\SV5975.I\sh010421\1 e8270c bna SIM\Jan0402.D	CC	CCV	x	26047	2.0000	1.2305	
\\MASSHUNTER\Org\Data\SV5975.I\sh011422\2 e8270c bna SIM\Jan1418.D	QC	ICV	x	13543	2.0000	1.4444	
\\MASSHUNTER\Org\Data\SV5975.I\sh011422\2 e8270c bna SIM\Jan1413.D	Calibration	5	x	11640	2.0000	1.3475	
\\MASSHUNTER\Org\Data\SV5975.I\sh011422\2 e8270c bna SIM\Jan1412.D	Calibration	6	x	30611	5.0000	1.4041	
\\MASSHUNTER\Org\Data\SV5975.I\sh011422\2 e8270c bna SIM\Jan1411.D	Calibration	7	x	70907	10.0000	1.5924	

Batch Path	\\MASSHUNTER\Org\Data\SV5975.I\sh011422\2 e8270c bna SIM\QuantResults\011422 bna SIM 2.batch.bin		
Analysis Time	2/4/2022 3:29 PM	**Analyst Name**	BL2000\jheine
Report Time	2/4/2022 3:30:42 PM	**Reporter Name**	BL2000\jheine
Last Calib Update	1/17/2022 8:49 AM	**Batch State**	Processed
Quant Batch Version	10.0	**Quant Report Version**	10.0

Dibenzo(a,h)anthracene %RSE = 7.4

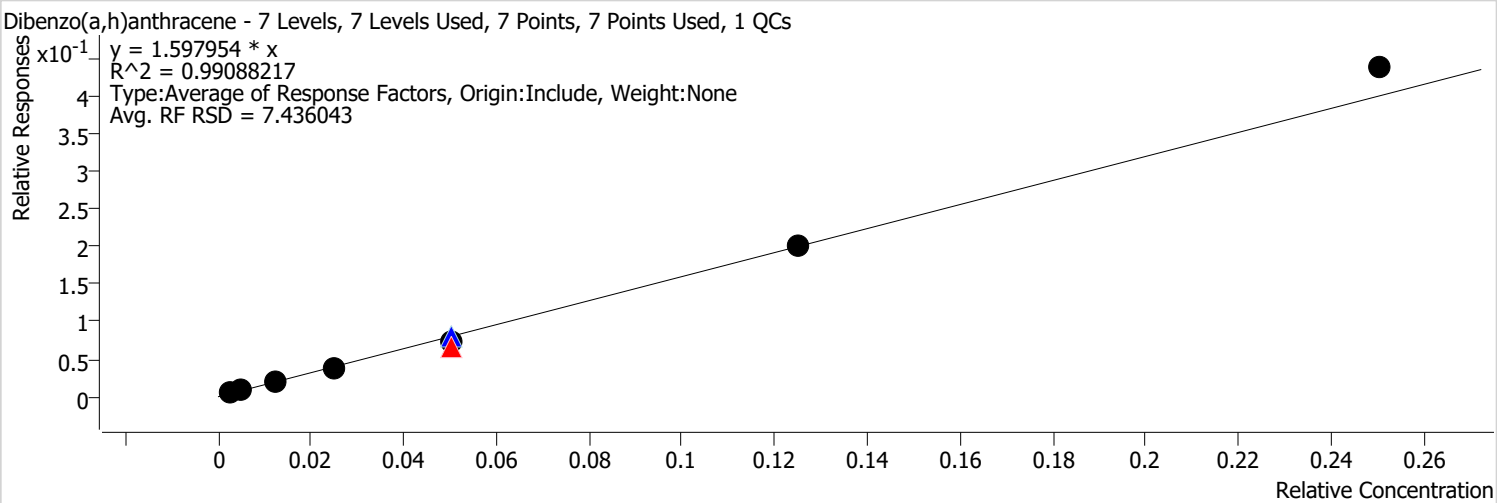

Calibration STD Path	Cal Type	Level	Enabled	Resp.	Exp. Conc	Resp. Factor	Level RSD
\\MASSHUNTER\Org\Data\SV5975.I\sh011422\2 e8270c bna SIM\Jan1417.D	Calibration	1	x	652	0.1000	1.7255	
\\MASSHUNTER\Org\Data\SV5975.I\sh011422\2 e8270c bna SIM\Jan1416.D	Calibration	2	x	1302	0.2000	1.6575	
\\MASSHUNTER\Org\Data\SV5975.I\sh011422\2 e8270c bna SIM\Jan1415.D	Calibration	3	x	3015	0.5000	1.4868	
\\MASSHUNTER\Org\Data\SV5975.I\sh011422\2 e8270c bna SIM\Jan1414.D	Calibration	4	x	6525	1.0000	1.5019	
\\MASSHUNTER\Org\Data\SV5975.I\sh010421\1 e8270c bna SIM\Jan0402.D	CC	CCV	x	28600	2.0000	1.3510	
\\MASSHUNTER\Org\Data\SV5975.I\sh011422\2 e8270c bna SIM\Jan1418.D	QC	ICV	x	15374	2.0000	1.6396	
\\MASSHUNTER\Org\Data\SV5975.I\sh011422\2 e8270c bna SIM\Jan1413.D	Calibration	5	x	12569	2.0000	1.4551	
\\MASSHUNTER\Org\Data\SV5975.I\sh011422\2 e8270c bna SIM\Jan1412.D	Calibration	6	x	35101	5.0000	1.6100	
\\MASSHUNTER\Org\Data\SV5975.I\sh011422\2 e8270c bna SIM\Jan1411.D	Calibration	7	x	77870	10.0000	1.7488	

Calibration Report

Batch Path	\\MASSHUNTER\Org\Data\SV5975.I\sh011422\2 e8270c bna SIM\QuantResults\011422 bna SIM 2.batch.bin		
Analysis Time	2/4/2022 3:29 PM	**Analyst Name**	BL2000\jheine
Report Time	2/4/2022 3:30:42 PM	**Reporter Name**	BL2000\jheine
Last Calib Update	1/17/2022 8:49 AM	**Batch State**	Processed
Quant Batch Version	10.0	**Quant Report Version**	10.0

Benzo(g,h,i)perylene %RSE = 5.0

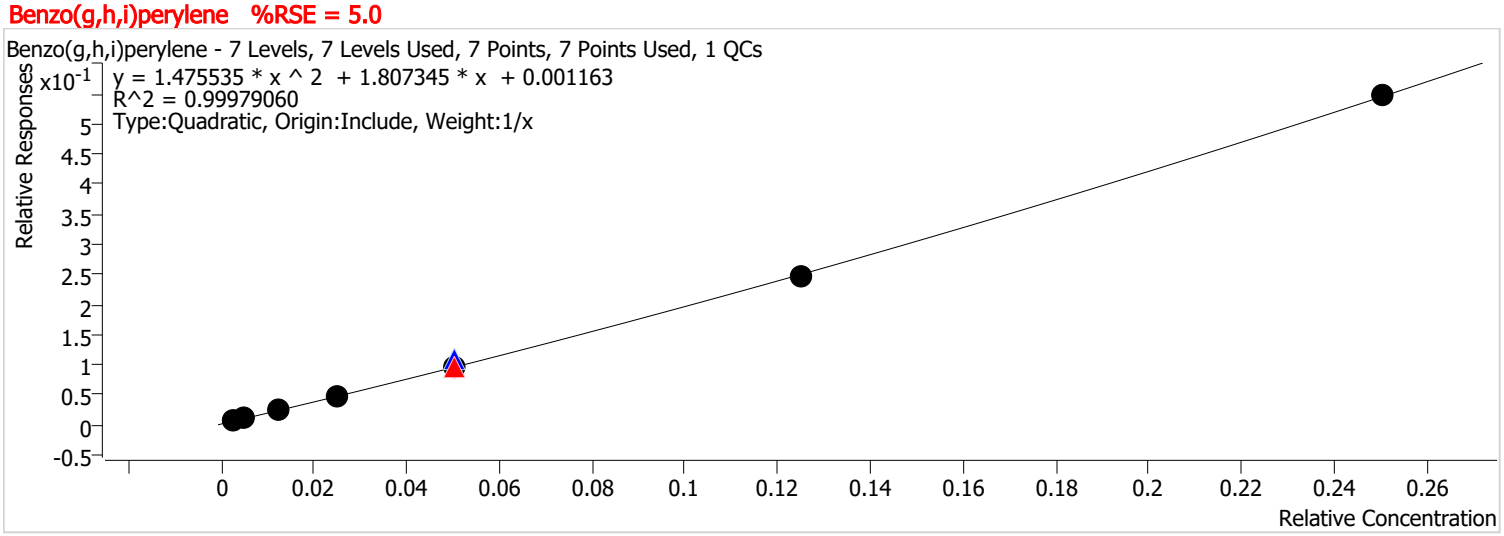

Calibration STD Path	Cal Type	Level	Enabled	Resp.	Exp. Conc	Resp. Factor	Level RSD
\\MASSHUNTER\Org\Data\SV5975.I\sh011422\2 e8270c bna SIM\Jan1417.D	Calibration	1	x	807	0.1000	2.1353	
\\MASSHUNTER\Org\Data\SV5975.I\sh011422\2 e8270c bna SIM\Jan1416.D	Calibration	2	x	1687	0.2000	2.1468	
\\MASSHUNTER\Org\Data\SV5975.I\sh011422\2 e8270c bna SIM\Jan1415.D	Calibration	3	x	3877	0.5000	1.9120	
\\MASSHUNTER\Org\Data\SV5975.I\sh011422\2 e8270c bna SIM\Jan1414.D	Calibration	4	x	8433	1.0000	1.9411	
\\MASSHUNTER\Org\Data\SV5975.I\sh010421\1 e8270c bna SIM\Jan0402.D	CC	CCV	x	40497	2.0000	1.9131	
\\MASSHUNTER\Org\Data\SV5975.I\sh011422\2 e8270c bna SIM\Jan1418.D	QC	ICV	x	20882	2.0000	2.2271	
\\MASSHUNTER\Org\Data\SV5975.I\sh011422\2 e8270c bna SIM\Jan1413.D	Calibration	5	x	16676	2.0000	1.9305	
\\MASSHUNTER\Org\Data\SV5975.I\sh011422\2 e8270c bna SIM\Jan1412.D	Calibration	6	x	42846	5.0000	1.9653	
\\MASSHUNTER\Org\Data\SV5975.I\sh011422\2 e8270c bna SIM\Jan1411.D	Calibration	7	x	97437	10.0000	2.1883	

Initial Calibration Report - GCMS

Agilent | Trusted Answers

Method Path
Method File
Batch Name \\MASSHUNTER\Org\Data\SV5975.I\sh011422\2 e8270c bna SIM\QuantResults\011422 bna SIM 2.batch.bin
Last Calib Update 1/17/2022 8:49:06 AM

Level Name	Calibration Files	Acq. Date-Time	Level Last Update Time
7	\\MASSHUNTER\Org\Data\SV5975.I\sh011422\2 e8270c bna SIM\Jan1411.D	1/14/2022 4:42:22 PM	1/17/2022 8:49:06 AM
6	\\MASSHUNTER\Org\Data\SV5975.I\sh011422\2 e8270c bna SIM\Jan1412.D	1/14/2022 5:14:49 PM	1/17/2022 8:49:06 AM
5	\\MASSHUNTER\Org\Data\SV5975.I\sh011422\2 e8270c bna SIM\Jan1413.D	1/14/2022 5:47:16 PM	1/17/2022 8:49:06 AM
4	\\MASSHUNTER\Org\Data\SV5975.I\sh011422\2 e8270c bna SIM\Jan1414.D	1/14/2022 6:19:44 PM	1/17/2022 8:49:06 AM
3	\\MASSHUNTER\Org\Data\SV5975.I\sh011422\2 e8270c bna SIM\Jan1415.D	1/14/2022 6:52:13 PM	1/17/2022 8:49:06 AM
2	\\MASSHUNTER\Org\Data\SV5975.I\sh011422\2 e8270c bna SIM\Jan1416.D	1/14/2022 7:24:38 PM	1/17/2022 8:49:06 AM
1	\\MASSHUNTER\Org\Data\SV5975.I\sh011422\2 e8270c bna SIM\Jan1417.D	1/14/2022 7:57:03 PM	1/17/2022 8:49:06 AM

Compound	Curve Fit	7	6	5	4	3	2	1	Avg RF	%RSD
I 1,4-Dichlorobenzene-d4				---------- ISTD ----------						
S Nitrobenzene-d5	Quadratic	1.0843	0.8862	0.7724	0.7196	0.6832	0.6299	0.6985	0.7820	19.953
I Naphthalene-d8				---------- ISTD ----------						
T Naphthalene	Avg RF	1.3980	1.3298	1.3146	1.3477	1.3850	1.3815	1.5305	1.3839	5.172
T 2-Methylnaphthalene	Avg RF	0.7514	0.7198	0.7672	0.7535	0.7791	0.7863	0.8496	0.7724	5.231
T 1-Methylnaphthalene	Avg RF	0.7740	0.7464	0.7541	0.7701	0.8321	0.8626	0.9631	0.8146	9.586
I Acenaphthene-d10				---------- ISTD ----------						
S 2-Fluorobiphenyl	Avg RF	1.9466	1.8507	1.8419	1.8115	1.8388	2.0080	2.1613	1.9227	6.575
T Acenaphthylene	Avg RF	2.6211	2.4177	2.3285	2.2344	2.3925	2.4678	2.6975	2.4514	6.586
T Acenaphthene	Avg RF	1.4917	1.4765	1.5018	1.4992	1.4973	1.6355	1.8746	1.5681	9.274
T Fluorene	Avg RF	1.7964	1.7377	1.7867	1.7778	1.8546	1.9014	2.1334	1.8554	7.213
I Phenanthrene-d10				---------- ISTD ----------						
T Phenanthrene	Quadratic	1.2757	1.2282	1.2657	1.2315	1.3147	1.4221	1.7261	1.3520	13.139
T Anthracene	Quadratic	1.1817	1.0982	1.0996	1.0698	1.1283	1.2080	1.3669	1.1646	8.729
S o-Terphenyl	Avg RF	0.6203	0.6020	0.6372	0.6141	0.6459	0.6729	0.7647	0.6510	8.492
T Fluoranthene	Avg RF	1.3819	1.3219	1.2979	1.2809	1.3156	1.3793	1.5188	1.3566	5.984
I Chrysene-d12				---------- ISTD ----------						
T Pyrene	Avg RF	2.0513	1.8687	1.9982	1.9615	2.0040	2.0316	2.1902	2.0151	4.835
S Terphenyl-d14	Quadratic	0.7661	0.7379	0.7551	0.7274	0.7675	0.8224	0.9771	0.7933	10.905
T Benzo(a)Anthracene	Quadratic	1.3718	1.2616	1.3023	1.3513	1.5491	2.0466	3.1109	1.7134	39.239
T Chrysene	Avg RF	1.7463	1.6898	1.7468	1.7690	1.8282	2.0756	1.9594	1.8307	7.541
I Perylene-d12				---------- ISTD ----------						
T Benzo(b)fluoranthene	Avg RF	1.9960	1.8213	1.8220	1.6868	1.6473	1.6446	1.9970	1.8021	8.428
T Benzo(k)fluoranthene	Quadratic	2.1975	2.1316	2.0622	1.9540	2.0167	2.4507	2.0460	2.1227	7.752
T Benzo(a)pyrene	Quadratic	1.6525	1.4509	1.3833	1.3775	1.3747	1.4235	1.5123	1.4535	6.929
T Indeno(1,2,3-cd)pyrene	Quadratic	1.5924	1.4041	1.3475	1.2636	1.2110	1.2689	1.4090	1.3567	9.431
T Dibenzo(a,h)anthracene	Avg RF	1.7488	1.6100	1.4551	1.5019	1.4868	1.6575	1.7255	1.5980	7.436

Compound	Curve Fit	7	6	5	4	3	2	1	Avg RF	%RSD
T Benzo(g,h,i)perylene	Quadratic	2.1883	1.9653	1.9305	1.9411	1.9120	2.1468	2.1353	2.0313	5.883

(RedFont and #) = Outlier Flag; (I) = Internal Standard; (T) = Target; (S) = Surrogate; (M) = Matrix Spike

Compounds with Curve fitting not using Avg Response Factor:

Compound	Curve Fit	Curve Fit Formula	Curve Fit R2
S Nitrobenzene-d5	Quadratic	y = 1.589092 * x ^ 2 + 0.687886 * x - 1.168947E-004	0.999945
T Phenanthrene	Quadratic	y = 0.297227 * x ^ 2 + 1.194008 * x + 0.001285	0.999856
T Anthracene	Quadratic	y = 0.576911 * x ^ 2 + 1.031628 * x + 8.776189E-004	0.999900
S Terphenyl-d14	Quadratic	y = 0.193096 * x ^ 2 + 0.714548 * x + 6.127830E-004	0.999868
T Benzo(a)Anthracene	Quadratic	y = 0.862431 * x ^ 2 + 1.133333 * x + 0.004860	0.999836
T Benzo(k)fluoranthene	Quadratic	y = 0.772724 * x ^ 2 + 2.006952 * x + 5.940813E-004	0.999495
T Benzo(a)pyrene	Quadratic	y = 1.439543 * x ^ 2 + 1.285741 * x + 6.620839E-004	0.999907
T Indeno(1,2,3-cd)pyrene	Quadratic	y = 1.434991 * x ^ 2 + 1.231625 * x + 2.670517E-004	0.999838
T Benzo(g,h,i)perylene	Quadratic	y = 1.475535 * x ^ 2 + 1.807345 * x + 0.001163	0.999791

(RedFont and #) = Outlier Flag; (I) = Internal Standard; (T) = Target; (S) = Surrogate; (M) = Matrix Spike

Quantitative Analysis Results Summary Report

Agilent | Trusted Answers

Batch Path	\\MASSHUNTER\Org\Data\SV5975.I\sh011422\2 e8270c bna SIM\QuantResults\011422 bna SIM 2.batch.bin		
Analysis Time	2/4/2022 3:29 PM	**Analyst Name**	BL2000\jheine
Report Time	2/4/2022 3:46:10 PM	**Reporter Name**	BL2000\jheine
Last Calib Update	1/17/2022 8:49 AM	**Batch State**	Processed
Quant Batch Version	10.0	**Quant Report Version**	10.0

Sequence Table

Data File	sample Name	Sample Type	Vial Position	Inj Vol	Level	Acq Method File
Jan1411.D	14-Jan-22_CAL_7	Cal	2	0.1	7	5975BNASIM
Jan1412.D	14-Jan-22_CAL_6	Cal	3	0.1	6	5975BNASIM
Jan1413.D	14-Jan-22_CAL_5	Cal	4	0.1	5	5975BNASIM
Jan1414.D	14-Jan-22_CAL_4	Cal	5	0.1	4	5975BNASIM
Jan1415.D	14-Jan-22_CAL_3	Cal	6	0.1	3	5975BNASIM
Jan1416.D	14-Jan-22_CAL_2	Cal	7	0.1	2	5975BNASIM
Jan1417.D	14-Jan-22_CAL_1	Cal	8	0.1	1	5975BNASIM
Jan1418.D	14-Jan-22_CCV_18	QC	9	0.1	ICV	5975BNASIM

Quantitation Results

Compound: Nitrobenzene-d5

Data File	Sample Type	ISTD	RT	Resp	ISTD Resp	Resp Ratio	Final Conc	Exp. Conc	Accuracy
Jan1411.D	Calibration	1,4-Dichlorobenzene-d4	5.131	49501	182604	0.2711	9.9976	10.0000	100.0
Jan1412.D	Calibration	1,4-Dichlorobenzene-d4	5.131	20380	183982	0.1108	5.0027	5.0000	100.1
Jan1413.D	Calibration	1,4-Dichlorobenzene-d4	5.143	6699	173466	0.0386	2.0174	2.0000	100.9
Jan1414.D	Calibration	1,4-Dichlorobenzene-d4	5.143	3242	180220	0.0180	0.9957	1.0000	99.6
Jan1415.D	Calibration	1,4-Dichlorobenzene-d4	5.143	1431	167513	0.0085	0.4896	0.5000	97.9
Jan1416.D	Calibration	1,4-Dichlorobenzene-d4	5.156	517	164224	0.0031	0.1879	0.2000	94.0
Jan1417.D	Calibration	1,4-Dichlorobenzene-d4	5.156	285	163131	0.0017	0.1077	0.1000	107.7
Jan1418.D	QC	1,4-Dichlorobenzene-d4	5.143	7442	188496	0.0395	2.0580	2.0000	102.9

Compound: Naphthalene

Data File	Sample Type	ISTD	RT	Resp	ISTD Resp	Resp Ratio	Final Conc	Exp. Conc	Accuracy
Jan1411.D	Calibration	Naphthalene-d8	5.953	113952	326053	0.3495	10.1018	10.0000	101.0
Jan1412.D	Calibration	Naphthalene-d8	5.953	54816	329771	0.1662	4.8046	5.0000	96.1
Jan1413.D	Calibration	Naphthalene-d8	5.953	21057	320346	0.0657	1.8999	2.0000	95.0
Jan1414.D	Calibration	Naphthalene-d8	5.953	11085	329021	0.0337	0.9738	1.0000	97.4
Jan1415.D	Calibration	Naphthalene-d8	5.953	5189	299756	0.0173	0.5004	0.5000	100.1
Jan1416.D	Calibration	Naphthalene-d8	5.953	2073	300080	0.0069	0.1997	0.2000	99.8
Jan1417.D	Calibration	Naphthalene-d8	5.953	1112	290643	0.0038	0.1106	0.1000	110.6
Jan1418.D	QC	Naphthalene-d8	5.953	25149	331274	0.0759	2.1943	2.0000	109.7

Compound: 2-Methylnaphthalene

Data File	Sample Type	ISTD	RT	Resp	ISTD Resp	Resp Ratio	Final Conc	Exp. Conc	Accuracy
Jan1411.D	Calibration	Naphthalene-d8	6.790	61246	326053	0.1878	9.7276	10.0000	97.3
Jan1412.D	Calibration	Naphthalene-d8	6.790	29670	329771	0.0900	4.6594	5.0000	93.2
Jan1413.D	Calibration	Naphthalene-d8	6.790	12288	320346	0.0384	1.9865	2.0000	99.3

Compound: 2-Methylnaphthalene

Data File	Sample Type	ISTD	RT	Resp	ISTD Resp	Resp Ratio	Final Conc	Exp. Conc	Accuracy
Jan1414.D	Calibration	Naphthalene-d8	6.790	6198	329021	0.0188	0.9755	1.0000	97.6
Jan1415.D	Calibration	Naphthalene-d8	6.790	2919	299756	0.0097	0.5044	0.5000	100.9
Jan1416.D	Calibration	Naphthalene-d8	6.790	1180	300080	0.0039	0.2036	0.2000	101.8
Jan1417.D	Calibration	Naphthalene-d8	6.790	617	290643	0.0021	0.1100	0.1000	110.0
Jan1418.D	QC	Naphthalene-d8	6.790	15117	331274	0.0456	2.3632	2.0000	118.2

Compound: 1-Methylnaphthalene

Data File	Sample Type	ISTD	RT	Resp	ISTD Resp	Resp Ratio	Final Conc	Exp. Conc	Accuracy
Jan1411.D	Calibration	Naphthalene-d8	6.890	63090	326053	0.1935	9.5010	10.0000	95.0
Jan1412.D	Calibration	Naphthalene-d8	6.890	30767	329771	0.0933	4.5812	5.0000	91.6
Jan1413.D	Calibration	Naphthalene-d8	6.902	12079	320346	0.0377	1.8514	2.0000	92.6
Jan1414.D	Calibration	Naphthalene-d8	6.902	6335	329021	0.0193	0.9454	1.0000	94.5
Jan1415.D	Calibration	Naphthalene-d8	6.902	3118	299756	0.0104	0.5107	0.5000	102.1
Jan1416.D	Calibration	Naphthalene-d8	6.902	1294	300080	0.0043	0.2118	0.2000	105.9
Jan1417.D	Calibration	Naphthalene-d8	6.902	700	290643	0.0024	0.1182	0.1000	118.2
Jan1418.D	QC	Naphthalene-d8	6.890	13812	331274	0.0417	2.0472	2.0000	102.4

Compound: 2-Fluorobiphenyl

Data File	Sample Type	ISTD	RT	Resp	ISTD Resp	Resp Ratio	Final Conc	Exp. Conc	Accuracy
Jan1411.D	Calibration	Acenaphthene-d10	7.252	85326	175338	0.4866	10.1242	10.0000	101.2
Jan1412.D	Calibration	Acenaphthene-d10	7.252	40190	173728	0.2313	4.8128	5.0000	96.3
Jan1413.D	Calibration	Acenaphthene-d10	7.264	15824	171827	0.0921	1.9159	2.0000	95.8
Jan1414.D	Calibration	Acenaphthene-d10	7.264	8063	178036	0.0453	0.9422	1.0000	94.2
Jan1415.D	Calibration	Acenaphthene-d10	7.265	3783	164569	0.0230	0.4782	0.5000	95.6
Jan1416.D	Calibration	Acenaphthene-d10	7.265	1673	166596	0.0100	0.2089	0.2000	104.4
Jan1417.D	Calibration	Acenaphthene-d10	7.264	861	159286	0.0054	0.1124	0.1000	112.4
Jan1418.D	QC	Acenaphthene-d10	7.252	17342	181512	0.0955	1.9877	2.0000	99.4

Compound: Acenaphthylene

Data File	Sample Type	ISTD	RT	Resp	ISTD Resp	Resp Ratio	Final Conc	Exp. Conc	Accuracy
Jan1411.D	Calibration	Acenaphthene-d10	7.826	114894	175338	0.6553	10.6924	10.0000	106.9
Jan1412.D	Calibration	Acenaphthene-d10	7.826	52503	173728	0.3022	4.9314	5.0000	98.6
Jan1413.D	Calibration	Acenaphthene-d10	7.826	20005	171827	0.1164	1.8998	2.0000	95.0
Jan1414.D	Calibration	Acenaphthene-d10	7.826	9945	178036	0.0559	0.9115	1.0000	91.1
Jan1415.D	Calibration	Acenaphthene-d10	7.826	4922	164569	0.0299	0.4880	0.5000	97.6
Jan1416.D	Calibration	Acenaphthene-d10	7.826	2056	166596	0.0123	0.2013	0.2000	100.7
Jan1417.D	Calibration	Acenaphthene-d10	7.826	1074	159286	0.0067	0.1100	0.1000	110.0
Jan1418.D	QC	Acenaphthene-d10	7.826	22902	181512	0.1262	2.0588	2.0000	102.9

Compound: Acenaphthene

Data File	Sample Type	ISTD	RT	Resp	ISTD Resp	Resp Ratio	Final Conc	Exp. Conc	Accuracy
Jan1411.D	Calibration	Acenaphthene-d10	8.038	65386	175338	0.3729	9.5126	10.0000	95.1

Compound: Acenaphthene

Data File	Sample Type	ISTD	RT	Resp	ISTD Resp	Resp Ratio	Final Conc	Exp. Conc	Accuracy
Jan1412.D	Calibration	Acenaphthene-d10	8.038	32065	173728	0.1846	4.7081	5.0000	94.2
Jan1413.D	Calibration	Acenaphthene-d10	8.038	12902	171827	0.0751	1.9154	2.0000	95.8
Jan1414.D	Calibration	Acenaphthene-d10	8.038	6673	178036	0.0375	0.9561	1.0000	95.6
Jan1415.D	Calibration	Acenaphthene-d10	8.038	3080	164569	0.0187	0.4774	0.5000	95.5
Jan1416.D	Calibration	Acenaphthene-d10	8.038	1362	166596	0.0082	0.2086	0.2000	104.3
Jan1417.D	Calibration	Acenaphthene-d10	8.038	747	159286	0.0047	0.1195	0.1000	119.5
Jan1418.D	QC	Acenaphthene-d10	8.038	16099	181512	0.0887	2.2624	2.0000	113.1

Compound: Fluorene

Data File	Sample Type	ISTD	RT	Resp	ISTD Resp	Resp Ratio	Final Conc	Exp. Conc	Accuracy
Jan1411.D	Calibration	Acenaphthene-d10	8.661	78747	175338	0.4491	9.6821	10.0000	96.8
Jan1412.D	Calibration	Acenaphthene-d10	8.674	37736	173728	0.2172	4.6828	5.0000	93.7
Jan1413.D	Calibration	Acenaphthene-d10	8.673	15350	171827	0.0893	1.9259	2.0000	96.3
Jan1414.D	Calibration	Acenaphthene-d10	8.673	7913	178036	0.0444	0.9582	1.0000	95.8
Jan1415.D	Calibration	Acenaphthene-d10	8.674	3815	164569	0.0232	0.4998	0.5000	100.0
Jan1416.D	Calibration	Acenaphthene-d10	8.674	1584	166596	0.0095	0.2050	0.2000	102.5
Jan1417.D	Calibration	Acenaphthene-d10	8.673	850	159286	0.0053	0.1150	0.1000	115.0
Jan1418.D	QC	Acenaphthene-d10	8.674	18411	181512	0.1014	2.1867	2.0000	109.3

Compound: Phenanthrene

Data File	Sample Type	ISTD	RT	Resp	ISTD Resp	Resp Ratio	Final Conc	Exp. Conc	Accuracy
Jan1411.D	Calibration	Phenanthrene-d10	9.805	114135	357869	0.3189	10.0168	10.0000	100.2
Jan1412.D	Calibration	Phenanthrene-d10	9.805	54828	357137	0.1535	4.9477	5.0000	99.0
Jan1413.D	Calibration	Phenanthrene-d10	9.805	22214	351005	0.0633	2.0509	2.0000	102.5
Jan1414.D	Calibration	Phenanthrene-d10	9.805	11285	366553	0.0308	0.9824	1.0000	98.2
Jan1415.D	Calibration	Phenanthrene-d10	9.805	5535	336790	0.0164	0.5059	0.5000	101.2
Jan1416.D	Calibration	Phenanthrene-d10	9.805	2407	338512	0.0071	0.1949	0.2000	97.5
Jan1417.D	Calibration	Phenanthrene-d10	9.805	1388	321717	0.0043	0.1015	0.1000	101.5
Jan1418.D	QC	Phenanthrene-d10	9.805	26680	383934	0.0695	2.2533	2.0000	112.7

Compound: Anthracene

Data File	Sample Type	ISTD	RT	Resp	ISTD Resp	Resp Ratio	Final Conc	Exp. Conc	Accuracy
Jan1411.D	Calibration	Phenanthrene-d10	9.867	105724	357869	0.2954	10.0177	10.0000	100.2
Jan1412.D	Calibration	Phenanthrene-d10	9.867	49026	357137	0.1373	4.9466	5.0000	98.9
Jan1413.D	Calibration	Phenanthrene-d10	9.867	19299	351005	0.0550	2.0396	2.0000	102.0
Jan1414.D	Calibration	Phenanthrene-d10	9.867	9804	366553	0.0267	0.9893	1.0000	98.9
Jan1415.D	Calibration	Phenanthrene-d10	9.867	4750	336790	0.0141	0.5092	0.5000	101.8
Jan1416.D	Calibration	Phenanthrene-d10	9.867	2045	338512	0.0060	0.1996	0.2000	99.8
Jan1417.D	Calibration	Phenanthrene-d10	9.867	1099	321717	0.0034	0.0983	0.1000	98.3
Jan1418.D	QC	Phenanthrene-d10	9.867	22877	383934	0.0596	2.2082	2.0000	110.4

Compound: o-Terphenyl

Data File	Sample Type	ISTD	RT	Resp	ISTD Resp	Resp Ratio	Final Conc	Exp. Conc	Accuracy
Jan1411.D	Calibration	Phenanthrene-d10	10.299	55500	357869	0.1551	9.5287	10.0000	95.3
Jan1412.D	Calibration	Phenanthrene-d10	10.299	26874	357137	0.0752	4.6234	5.0000	92.5
Jan1413.D	Calibration	Phenanthrene-d10	10.299	11182	351005	0.0319	1.9574	2.0000	97.9
Jan1414.D	Calibration	Phenanthrene-d10	10.311	5628	366553	0.0154	0.9433	1.0000	94.3
Jan1415.D	Calibration	Phenanthrene-d10	10.311	2719	336790	0.0081	0.4960	0.5000	99.2
Jan1416.D	Calibration	Phenanthrene-d10	10.311	1139	338512	0.0034	0.2067	0.2000	103.4
Jan1417.D	Calibration	Phenanthrene-d10	10.311	615	321717	0.0019	0.1175	0.1000	117.5
Jan1418.D	QC	Phenanthrene-d10	10.312	13079	383934	0.0341	2.0930	2.0000	104.7

Compound: Fluoranthene

Data File	Sample Type	ISTD	RT	Resp	ISTD Resp	Resp Ratio	Final Conc	Exp. Conc	Accuracy
Jan1411.D	Calibration	Phenanthrene-d10	11.411	123634	357869	0.3455	10.1863	10.0000	101.9
Jan1412.D	Calibration	Phenanthrene-d10	11.411	59011	357137	0.1652	4.8719	5.0000	97.4
Jan1413.D	Calibration	Phenanthrene-d10	11.411	22779	351005	0.0649	1.9135	2.0000	95.7
Jan1414.D	Calibration	Phenanthrene-d10	11.423	11738	366553	0.0320	0.9442	1.0000	94.4
Jan1415.D	Calibration	Phenanthrene-d10	11.423	5538	336790	0.0164	0.4849	0.5000	97.0
Jan1416.D	Calibration	Phenanthrene-d10	11.435	2335	338512	0.0069	0.2033	0.2000	101.7
Jan1417.D	Calibration	Phenanthrene-d10	11.435	1222	321717	0.0038	0.1120	0.1000	112.0
Jan1418.D	QC	Phenanthrene-d10	11.423	27466	383934	0.0715	2.1093	2.0000	105.5

Compound: Pyrene

Data File	Sample Type	ISTD	RT	Resp	ISTD Resp	Resp Ratio	Final Conc	Exp. Conc	Accuracy
Jan1411.D	Calibration	Chrysene-d12	11.794	135457	264142	0.5128	10.1796	10.0000	101.8
Jan1412.D	Calibration	Chrysene-d12	11.794	61779	264474	0.2336	4.6369	5.0000	92.7
Jan1413.D	Calibration	Chrysene-d12	11.794	26098	261208	0.0999	1.9833	2.0000	99.2
Jan1414.D	Calibration	Chrysene-d12	11.794	13080	266746	0.0490	0.9734	1.0000	97.3
Jan1415.D	Calibration	Chrysene-d12	11.794	6254	249663	0.0251	0.4973	0.5000	99.5
Jan1416.D	Calibration	Chrysene-d12	11.806	2532	249293	0.0102	0.2016	0.2000	100.8
Jan1417.D	Calibration	Chrysene-d12	11.806	1310	239183	0.0055	0.1087	0.1000	108.7
Jan1418.D	QC	Chrysene-d12	11.794	30117	281501	0.1070	2.1237	2.0000	106.2

Compound: Terphenyl-d14

Data File	Sample Type	ISTD	RT	Resp	ISTD Resp	Resp Ratio	Final Conc	Exp. Conc	Accuracy
Jan1411.D	Calibration	Chrysene-d12	12.263	50591	264142	0.1915	10.0104	10.0000	100.1
Jan1412.D	Calibration	Chrysene-d12	12.263	24394	264474	0.0922	4.9627	5.0000	99.3
Jan1413.D	Calibration	Chrysene-d12	12.263	9861	261208	0.0378	2.0507	2.0000	102.5
Jan1414.D	Calibration	Chrysene-d12	12.263	4851	266746	0.0182	0.9772	1.0000	97.7
Jan1415.D	Calibration	Chrysene-d12	12.263	2395	249663	0.0096	0.5010	0.5000	100.2
Jan1416.D	Calibration	Chrysene-d12	12.275	1025	249293	0.0041	0.1956	0.2000	97.8
Jan1417.D	Calibration	Chrysene-d12	12.275	584	239183	0.0024	0.1024	0.1000	102.4
Jan1418.D	QC	Chrysene-d12	12.263	9999	281501	0.0355	1.9290	2.0000	96.5

Compound: Benzo(a)Anthracene

Data File	Sample Type	ISTD	RT	Resp	ISTD Resp	Resp Ratio	Final Conc	Exp. Conc	Accuracy
Jan1411.D	Calibration	Chrysene-d12	14.702	90588	264142	0.3430	10.0218	10.0000	100.2
Jan1412.D	Calibration	Chrysene-d12	14.702	41708	264474	0.1577	4.9317	5.0000	98.6
Jan1413.D	Calibration	Chrysene-d12	14.701	17008	261208	0.0651	2.0469	2.0000	102.3
Jan1414.D	Calibration	Chrysene-d12	14.701	9011	266746	0.0338	1.0017	1.0000	100.2
Jan1415.D	Calibration	Chrysene-d12	14.702	4835	249663	0.0194	0.5070	0.5000	101.4
Jan1416.D	Calibration	Chrysene-d12	14.714	2551	249293	0.0102	0.1889	0.2000	94.5
Jan1417.D	Calibration	Chrysene-d12	14.714	1860	239183	0.0078	0.1028	0.1000	102.8
Jan1418.D	QC	Chrysene-d12	14.702	20817	281501	0.0739	2.3347	2.0000	116.7

Compound: Chrysene

Data File	Sample Type	ISTD	RT	Resp	ISTD Resp	Resp Ratio	Final Conc	Exp. Conc	Accuracy
Jan1411.D	Calibration	Chrysene-d12	14.789	115319	264142	0.4366	9.5389	10.0000	95.4
Jan1412.D	Calibration	Chrysene-d12	14.789	55864	264474	0.2112	4.6151	5.0000	92.3
Jan1413.D	Calibration	Chrysene-d12	14.789	22814	261208	0.0873	1.9083	2.0000	95.4
Jan1414.D	Calibration	Chrysene-d12	14.789	11797	266746	0.0442	0.9663	1.0000	96.6
Jan1415.D	Calibration	Chrysene-d12	14.789	5705	249663	0.0229	0.4993	0.5000	99.9
Jan1416.D	Calibration	Chrysene-d12	14.789	2587	249293	0.0104	0.2267	0.2000	113.4
Jan1417.D	Calibration	Chrysene-d12	14.789	1172	239183	0.0049	0.1070	0.1000	107.0
Jan1418.D	QC	Chrysene-d12	14.789	27947	281501	0.0993	2.1692	2.0000	108.5

Compound: Benzo(b)fluoranthene

Data File	Sample Type	ISTD	RT	Resp	ISTD Resp	Resp Ratio	Final Conc	Exp. Conc	Accuracy
Jan1411.D	Calibration	Perylene-d12	17.733	88874	178107	0.4990	11.0755	10.0000	110.8
Jan1412.D	Calibration	Perylene-d12	17.733	39707	174410	0.2277	5.0532	5.0000	101.1
Jan1413.D	Calibration	Perylene-d12	17.733	15738	172756	0.0911	2.0220	2.0000	101.1
Jan1414.D	Calibration	Perylene-d12	17.733	7329	173788	0.0422	0.9360	1.0000	93.6
Jan1415.D	Calibration	Perylene-d12	17.733	3340	162226	0.0206	0.4570	0.5000	91.4
Jan1416.D	Calibration	Perylene-d12	17.733	1292	157130	0.0082	0.1825	0.2000	91.3
Jan1417.D	Calibration	Perylene-d12	17.746	754	151093	0.0050	0.1108	0.1000	110.8
Jan1418.D	QC	Perylene-d12	17.733	19328	187526	0.1031	2.2877	2.0000	114.4

Compound: Benzo(k)fluoranthene

Data File	Sample Type	ISTD	RT	Resp	ISTD Resp	Resp Ratio	Final Conc	Exp. Conc	Accuracy
Jan1411.D	Calibration	Perylene-d12	17.795	97846	178107	0.5494	9.9789	10.0000	99.8
Jan1412.D	Calibration	Perylene-d12	17.795	46472	174410	0.2665	5.0530	5.0000	101.1
Jan1413.D	Calibration	Perylene-d12	17.795	17813	172756	0.1031	2.0045	2.0000	100.2
Jan1414.D	Calibration	Perylene-d12	17.795	8490	173788	0.0488	0.9530	1.0000	95.3
Jan1415.D	Calibration	Perylene-d12	17.795	4090	162226	0.0252	0.4883	0.5000	97.7
Jan1416.D	Calibration	Perylene-d12	17.807	1925	157130	0.0123	0.2319	0.2000	115.9
Jan1417.D	Calibration	Perylene-d12	17.807	773	151093	0.0051	0.0900	0.1000	90.0
Jan1418.D	QC	Perylene-d12	17.795	20600	187526	0.1099	2.1338	2.0000	106.7

Compound: Benzo(a)pyrene

Data File	Sample Type	ISTD	RT	Resp	ISTD Resp	Resp Ratio	Final Conc	Exp. Conc	Accuracy
Jan1411.D	Calibration	Perylene-d12	18.376	73579	178107	0.4131	10.0209	10.0000	100.2
Jan1412.D	Calibration	Perylene-d12	18.376	31631	174410	0.1814	4.9389	5.0000	98.8
Jan1413.D	Calibration	Perylene-d12	18.376	11949	172756	0.0692	2.0173	2.0000	100.9
Jan1414.D	Calibration	Perylene-d12	18.376	5985	173788	0.0344	1.0216	1.0000	102.2
Jan1415.D	Calibration	Perylene-d12	18.376	2788	162226	0.0172	0.5068	0.5000	101.4
Jan1416.D	Calibration	Perylene-d12	18.388	1118	157130	0.0071	0.1997	0.2000	99.9
Jan1417.D	Calibration	Perylene-d12	18.388	571	151093	0.0038	0.0968	0.1000	96.8
Jan1418.D	QC	Perylene-d12	18.376	13846	187526	0.0738	2.1474	2.0000	107.4

Compound: Indeno(1,2,3-cd)pyrene

Data File	Sample Type	ISTD	RT	Resp	ISTD Resp	Resp Ratio	Final Conc	Exp. Conc	Accuracy
Jan1411.D	Calibration	Perylene-d12	20.229	70907	178107	0.3981	10.0052	10.0000	100.1
Jan1412.D	Calibration	Perylene-d12	20.229	30611	174410	0.1755	4.9716	5.0000	99.4
Jan1413.D	Calibration	Perylene-d12	20.229	11640	172756	0.0674	2.0564	2.0000	102.8
Jan1414.D	Calibration	Perylene-d12	20.229	5490	173788	0.0316	0.9888	1.0000	98.9
Jan1415.D	Calibration	Perylene-d12	20.229	2456	162226	0.0151	0.4764	0.5000	95.3
Jan1416.D	Calibration	Perylene-d12	20.242	997	157130	0.0063	0.1963	0.2000	98.1
Jan1417.D	Calibration	Perylene-d12	20.241	532	151093	0.0035	0.1054	0.1000	105.4
Jan1418.D	QC	Perylene-d12	20.229	13543	187526	0.0722	2.1963	2.0000	109.8

Compound: Dibenzo(a,h)anthracene

Data File	Sample Type	ISTD	RT	Resp	ISTD Resp	Resp Ratio	Final Conc	Exp. Conc	Accuracy
Jan1411.D	Calibration	Perylene-d12	20.291	77870	178107	0.4372	10.9442	10.0000	109.4
Jan1412.D	Calibration	Perylene-d12	20.291	35101	174410	0.2013	5.0378	5.0000	100.8
Jan1413.D	Calibration	Perylene-d12	20.303	12569	172756	0.0728	1.8212	2.0000	91.1
Jan1414.D	Calibration	Perylene-d12	20.303	6525	173788	0.0375	0.9399	1.0000	94.0
Jan1415.D	Calibration	Perylene-d12	20.303	3015	162226	0.0186	0.4652	0.5000	93.0
Jan1416.D	Calibration	Perylene-d12	20.316	1302	157130	0.0083	0.2075	0.2000	103.7
Jan1417.D	Calibration	Perylene-d12	20.316	652	151093	0.0043	0.1080	0.1000	108.0
Jan1418.D	QC	Perylene-d12	20.303	15374	187526	0.0820	2.0521	2.0000	102.6

Compound: Benzo(g,h,i)perylene

Data File	Sample Type	ISTD	RT	Resp	ISTD Resp	Resp Ratio	Final Conc	Exp. Conc	Accuracy
Jan1411.D	Calibration	Perylene-d12	20.550	97437	178107	0.5471	10.0290	10.0000	100.3
Jan1412.D	Calibration	Perylene-d12	20.563	42846	174410	0.2457	4.9176	5.0000	98.4
Jan1413.D	Calibration	Perylene-d12	20.563	16676	172756	0.0965	2.0267	2.0000	101.3
Jan1414.D	Calibration	Perylene-d12	20.563	8433	173788	0.0485	1.0267	1.0000	102.7
Jan1415.D	Calibration	Perylene-d12	20.563	3877	162226	0.0239	0.4982	0.5000	99.6
Jan1416.D	Calibration	Perylene-d12	20.575	1687	157130	0.0107	0.2109	0.2000	105.5
Jan1417.D	Calibration	Perylene-d12	20.575	807	151093	0.0053	0.0922	0.1000	92.2
Jan1418.D	QC	Perylene-d12	20.563	20882	187526	0.1114	2.3281	2.0000	116.4

Quantitation Results Report (QT Reviewed)

Agilent | Trusted Answers

Data File	Jan1411.D	Operator	LIMS import
Acq. Method	5975BNASIM	Acq. Date-Time	1/14/2022 4:42:22 PM
Sample Name	14-Jan-22_CAL_7	Instrument	GCMS
Vial	2	Multiplier	1.00
DA Method File		Comment	SVOC-8270-W-LLPAH
Tune File	dftppjph.u	Tune Date	
Batch Name	011422 bna SIM 2.batch.bin	Last Calib Update	1/17/2022 8:49:06 AM
Ref Library			

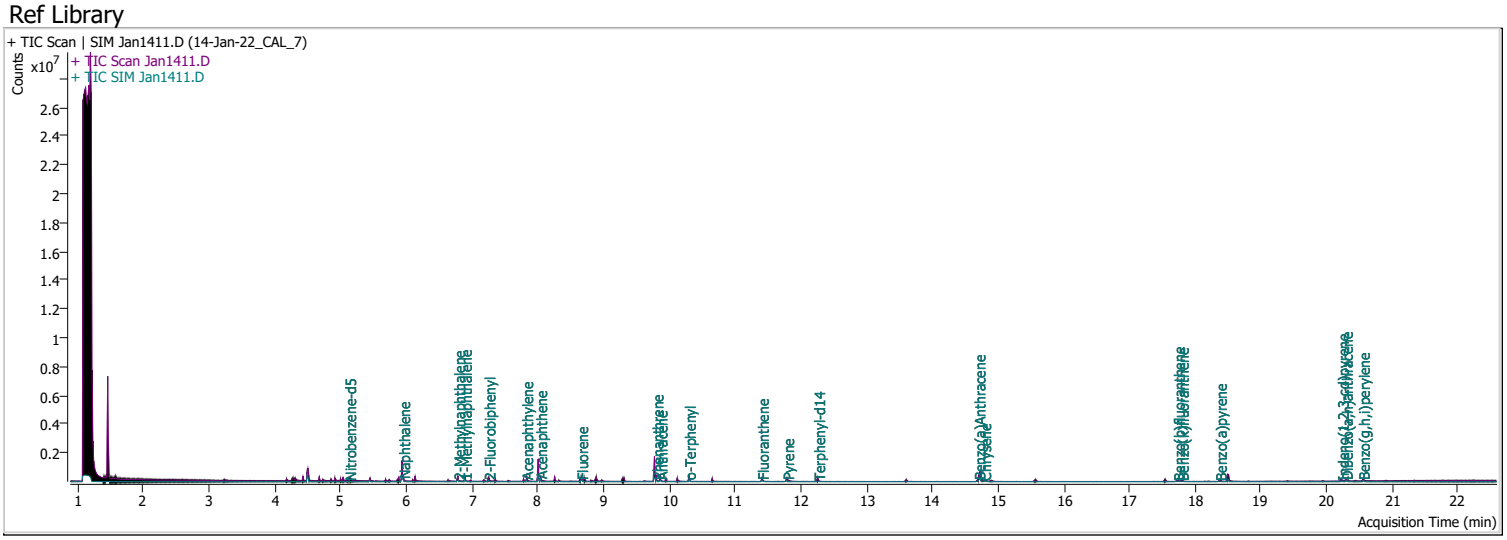

Compound	RT	QIon	Resp.	Conc.	Units		Dev(Min)
Internal Standards							
M 1,4-Dichlorobenzene-d4	4.497	152.0	182604	40.0000	ng/ml		0.000
M Naphthalene-d8	5.941	136.0	326053	40.0000	ng/ml		0.000
M Acenaphthene-d10	8.001	164.0	175338	40.0000	ng/ml		0.000
M Phenanthrene-d10	9.780	188.0	357869	40.0000	ng/ml		0.000
M Chrysene-d12	14.727	240.0	264142	40.0000	ng/ml		0.000
M Perylene-d12	18.499	264.0	178107	40.0000	ng/ml		0.000
System Monitoring Compounds							
S Nitrobenzene-d5	5.131	82.0	49501	9.9976	ng/ml		-0.012
Spiked Amount: 5.000	Range: 19.0 - 102.0%			Recovery = 199.95%		*	
S 2-Fluorobiphenyl	7.252	172.0	85326	10.1242	ng/ml		-0.012
Spiked Amount: 5.000	Range: 25.0 - 94.0%			Recovery = 202.48%		*	
S o-Terphenyl	10.299	230.0	55500	9.5287	ng/ml		0.000
Spiked Amount: 5.000	Range: 40.0 - 140.0%			Recovery = 190.57%		*	
S Terphenyl-d14	12.263	244.0	50591	10.0104	ng/ml		0.000
Spiked Amount: 5.000	Range: 39.0 - 106.0%			Recovery = 200.21%		*	
Target Compounds							**QValue**
T Naphthalene	5.953	128.0	113952	10.1018	ng/ml		95
T 2-Methylnaphthalene	6.790	141.0	61246	9.7276	ng/ml		93
T 1-Methylnaphthalene	6.890	141.0	63090	9.5010	ng/ml		98
T Acenaphthylene	7.826	152.0	114894	10.6924	ng/ml		97
T Acenaphthene	8.038	154.0	65386	9.5126	ng/ml		99
T Fluorene	8.661	166.0	78747	9.6821	ng/ml		99
T Phenanthrene	9.805	178.0	114135	10.0168	ng/ml		92
T Anthracene	9.867	178.0	105724	10.0177	ng/ml		100
T Fluoranthene	11.411	202.0	123634	10.1863	ng/ml		99
T Pyrene	11.794	202.0	135457	10.1796	ng/ml		98
T Benzo(a)Anthracene	14.702	228.0	90588	10.0218	ng/ml		98
T Chrysene	14.789	228.0	115319	9.5389	ng/ml		99
T Benzo(b)fluoranthene	17.733	252.0	88874	11.0755	ng/ml		99

Compound	RT	QIon	Resp.	Conc.	Units	Dev(Min)
T Benzo(k)fluoranthene	17.795	252.0	97846	9.9789	ng/ml	98
T Benzo(a)pyrene	18.376	252.0	73579	10.0209	ng/ml	100
T Indeno(1,2,3-cd)pyrene	20.229	276.0	70907	10.0052	ng/ml	94
T Dibenzo(a,h)anthracene	20.291	278.0	77870	10.9442	ng/ml	96
T Benzo(g,h,i)perylene	20.550	276.0	97437	10.0290	ng/ml	96

(#) = Qualifier Out of Range; (m) = Manual Integration; (+) = Area Summed; (*) = Surrogate Percent Recovery Out of Range; (d): Zeroed Peak

Compound	Conc.	RT	Dev(Min)	Resp.	QIon	QRatio	Lower	Upper
Nitrobenzene-d5	9.9976	5.13	-0.01	49501	54.0	35.4	25.9	48.1
					128.0	33.3	25.6	47.6

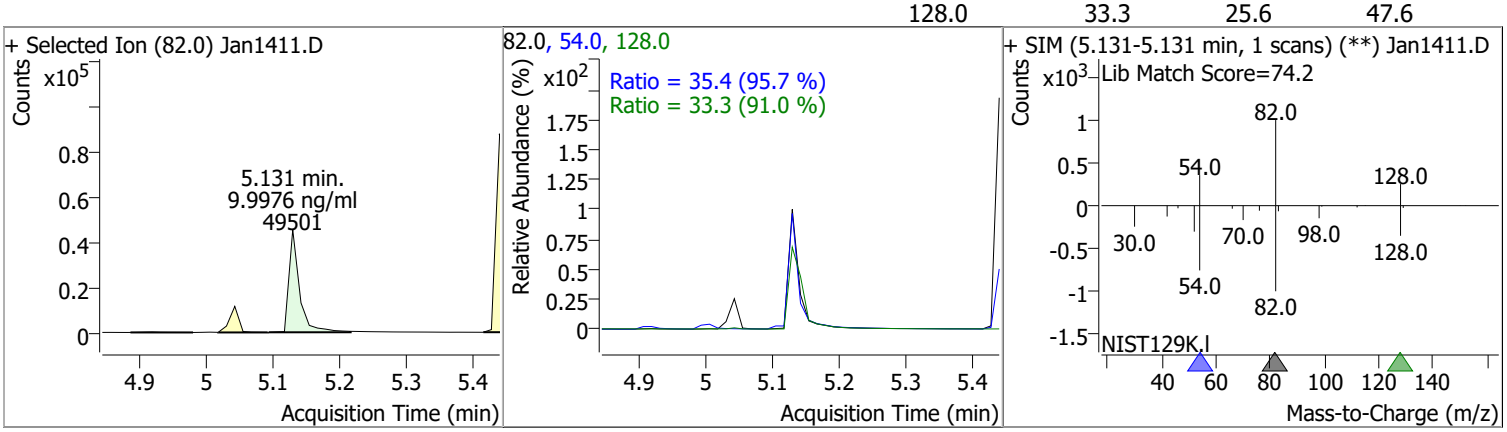

Compound	Conc.	RT	Dev(Min)	Resp.	QIon	QRatio	Lower	Upper
Naphthalene	10.1018	5.95	0.00	113952	102.0	16.8	0.0	59.6
					129.0	10.8	7.7	14.3

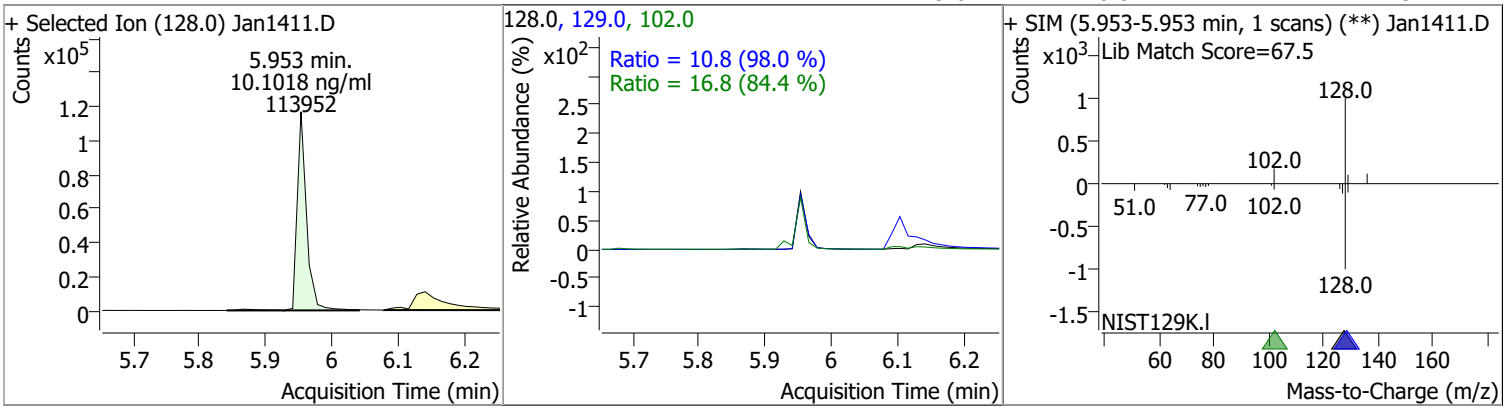

Compound	Conc.	RT	Dev(Min)	Resp.	QIon	QRatio	Lower	Upper
2-Methylnaphthalene	9.7276	6.79	0.00	61246	142.0	149.8	98.5	183.0
					115.0	65.4	41.8	77.6

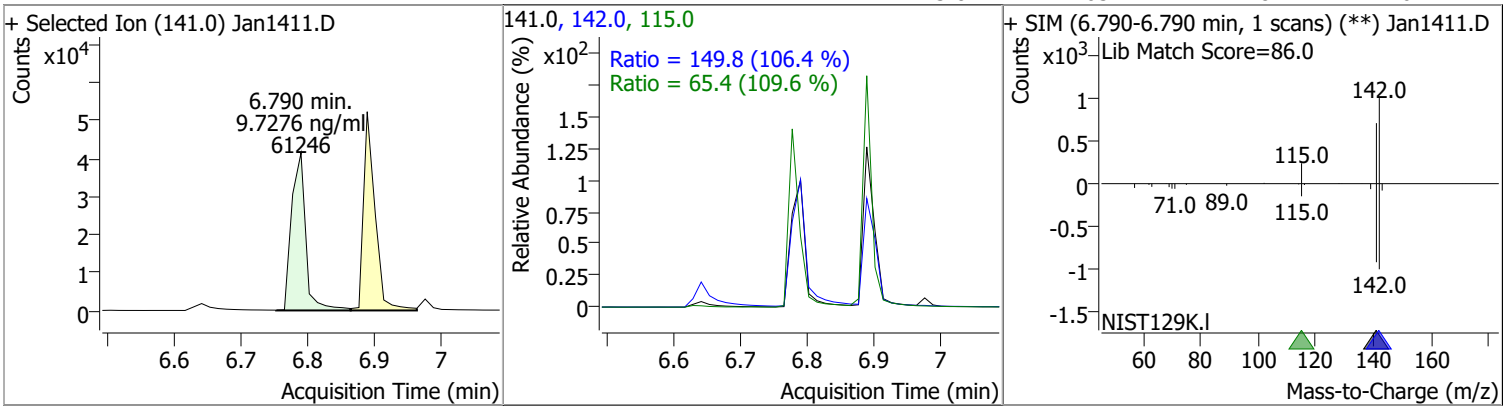

Compound	Conc.	RT	Dev(Min)	Resp.	QIon	QRatio	Lower	Upper
1-Methylnaphthalene	9.5010	6.89	-0.01	63090	142.0	110.1	79.2	147.1
					115.0	68.8	47.5	88.2

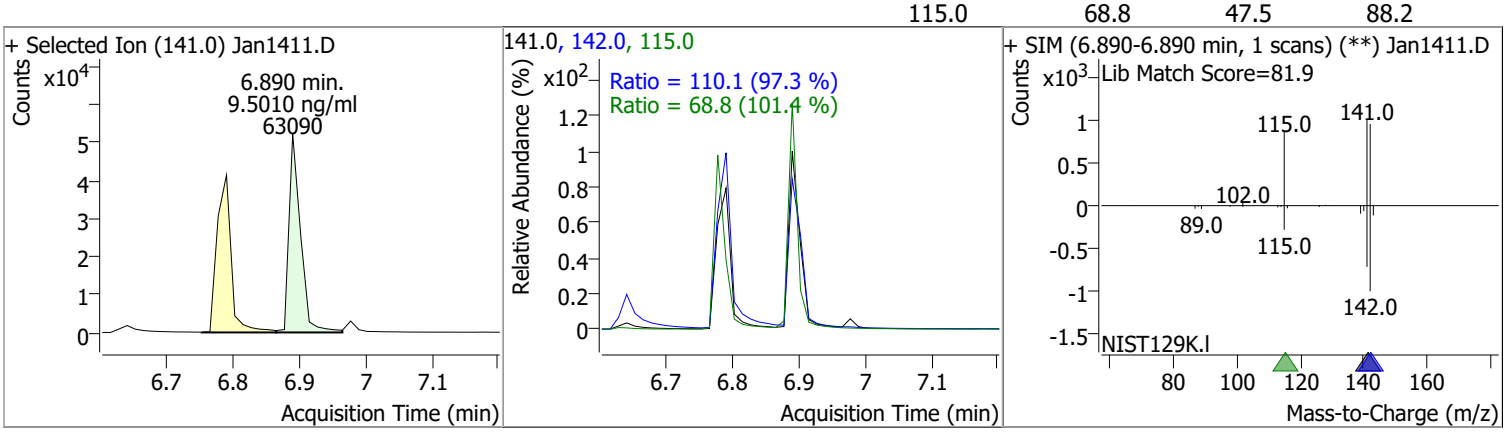

Compound	Conc.	RT	Dev(Min)	Resp.	QIon	QRatio	Lower	Upper
2-Fluorobiphenyl	10.1242	7.25	-0.01	85326	171.0	37.5	26.6	49.5

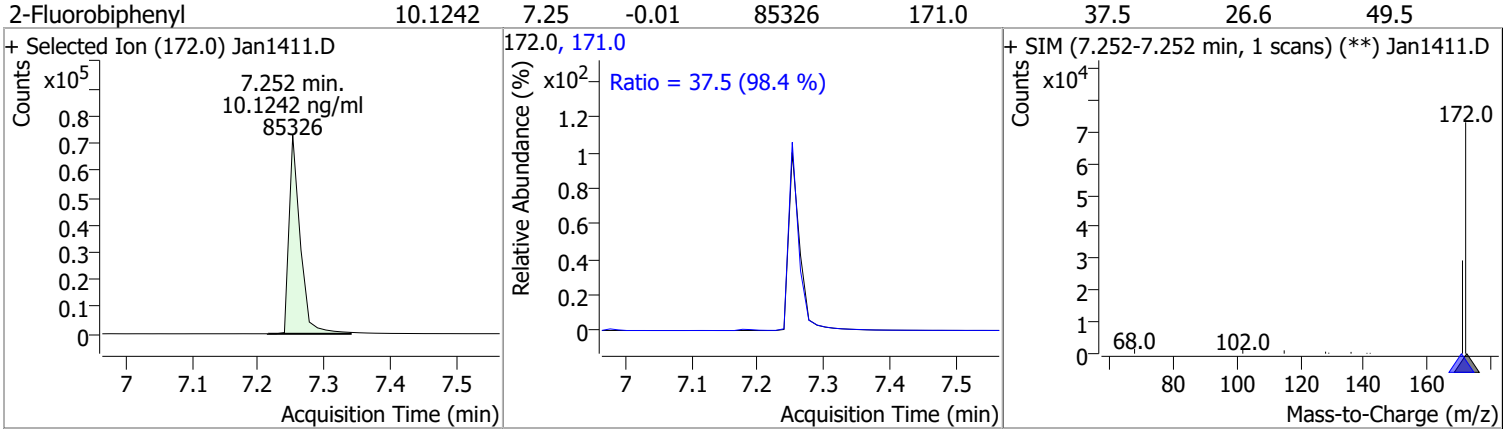

Compound	Conc.	RT	Dev(Min)	Resp.	QIon	QRatio	Lower	Upper
Acenaphthylene	10.6924	7.83	0.00	114894	153.0	14.1	9.0	16.6

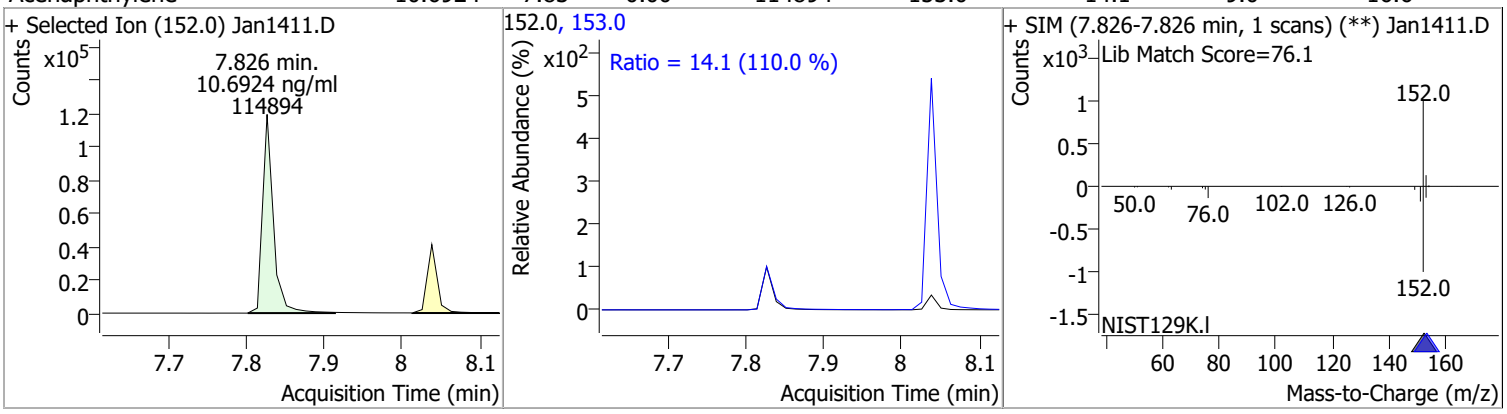

Compound	Conc.	RT	Dev(Min)	Resp.	QIon	QRatio	Lower	Upper
Acenaphthene	9.5126	8.04	0.00	65386	153.0	116.3	82.1	152.6
					152.0	57.4	41.0	76.1

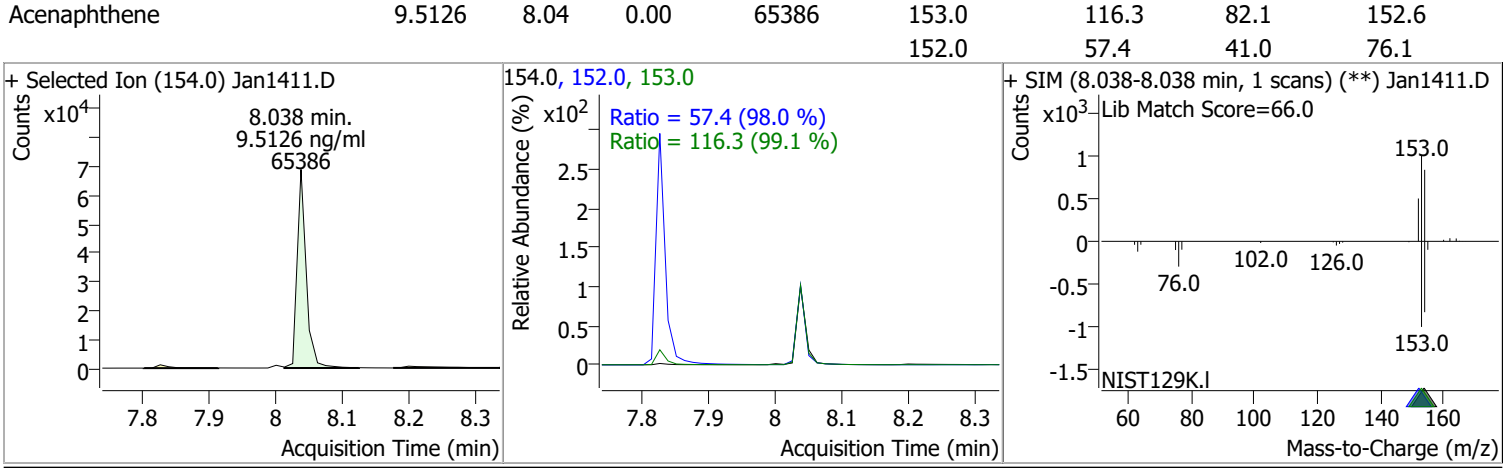

Compound	Conc.	RT	Dev(Min)	Resp.	QIon	QRatio	Lower	Upper
Fluorene	9.6821	8.66	-0.01	78747	165.0	100.0	69.1	128.3
					167.0	13.4	9.7	18.0

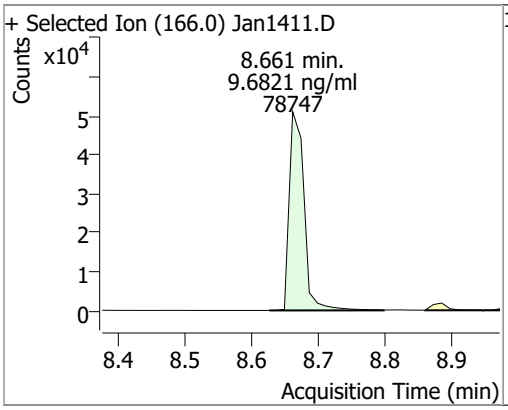

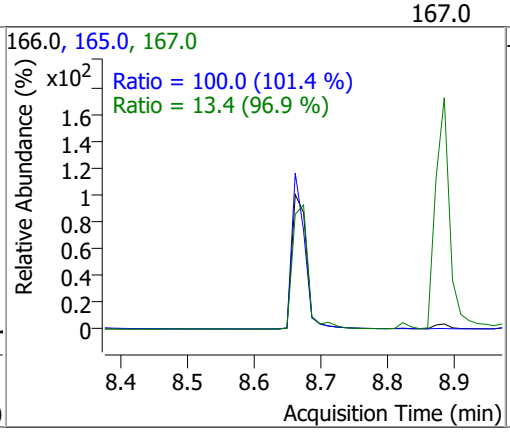

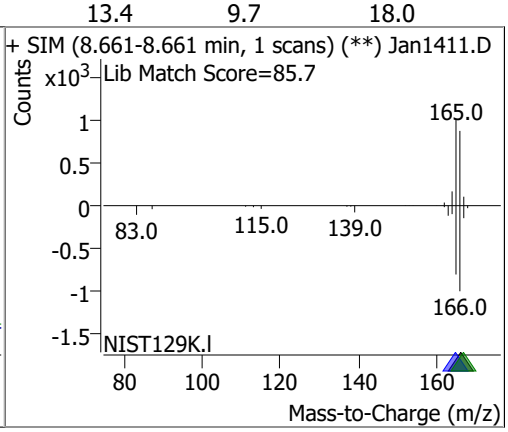

Compound	Conc.	RT	Dev(Min)	Resp.	QIon	QRatio	Lower	Upper
Phenanthrene	10.0168	9.81	0.00	114135	176.0	19.0	10.8	20.1

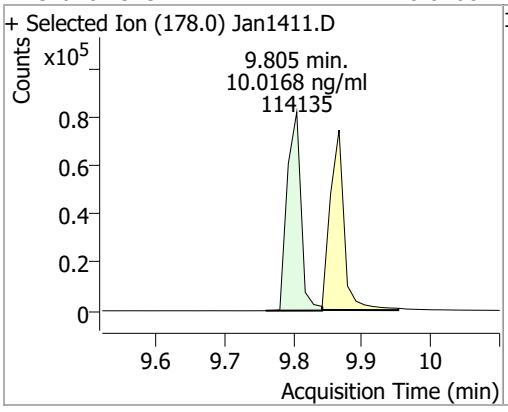

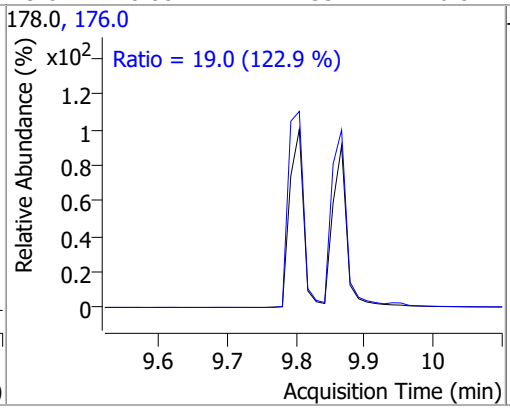

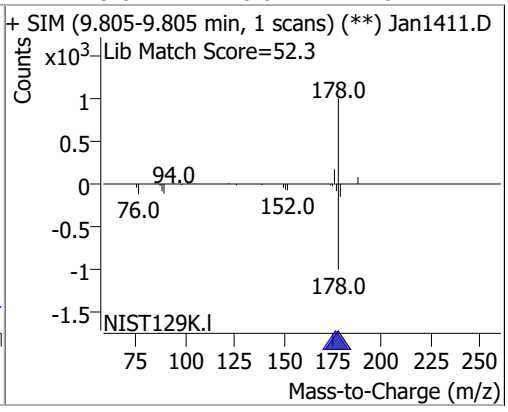

Compound	Conc.	RT	Dev(Min)	Resp.	QIon	QRatio	Lower	Upper
Anthracene	10.0177	9.87	0.00	105724	176.0	18.3	12.7	23.5

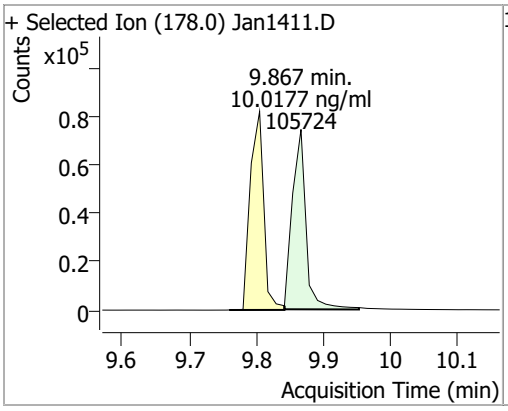

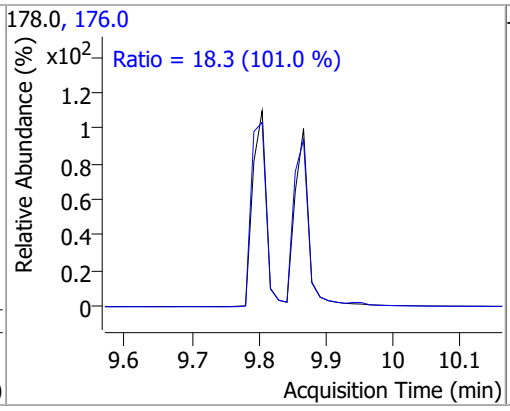

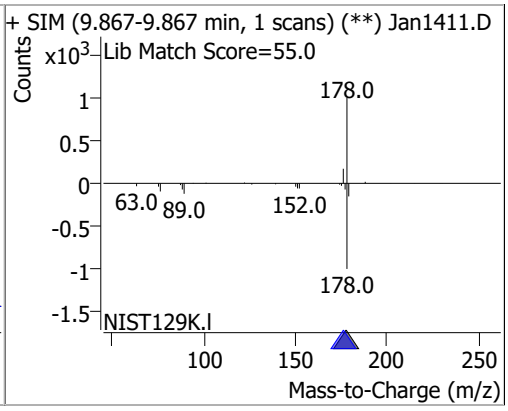

Compound	Conc.	RT	Dev(Min)	Resp.	QIon	QRatio	Lower	Upper
o-Terphenyl	9.5287	10.30	0.00	55500	229.0	70.5	49.2	91.3
					215.0	48.0	32.7	60.7

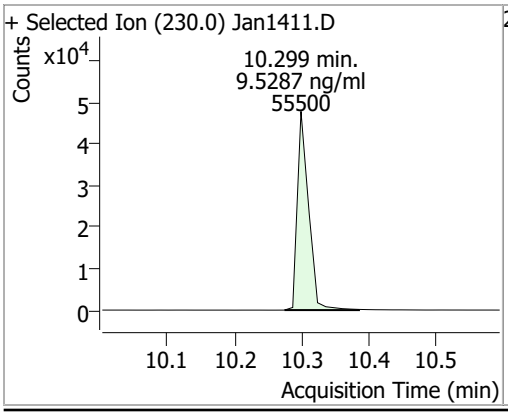

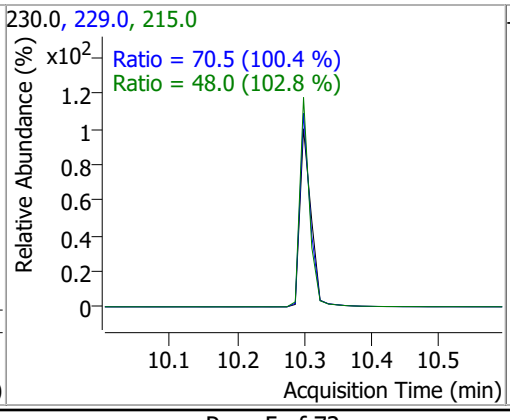

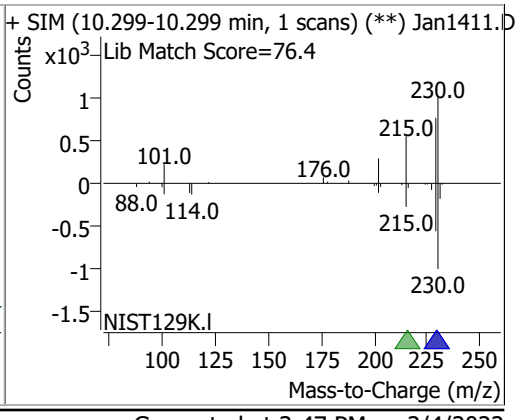

Compound	Conc.	RT	Dev(Min)	Resp.	QIon	QRatio	Lower	Upper
Fluoranthene	10.1863	11.41	0.00	123634	101.0	13.3	9.6	17.9

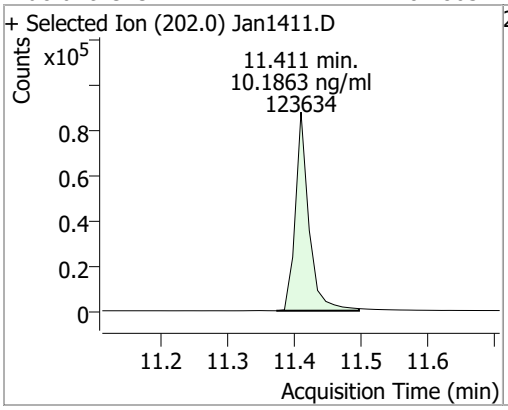

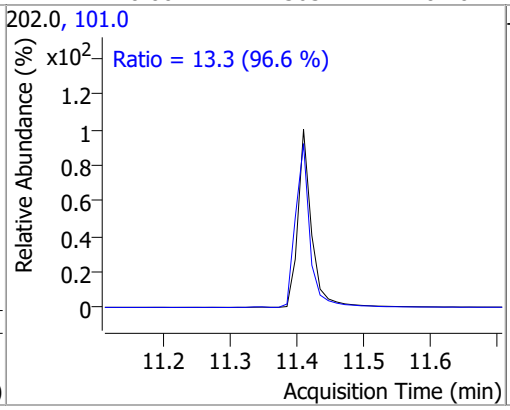

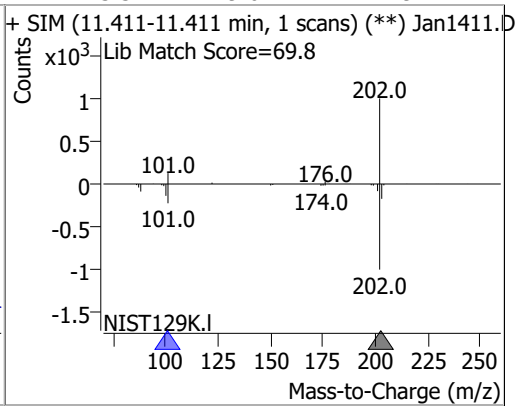

Compound	Conc.	RT	Dev(Min)	Resp.	QIon	QRatio	Lower	Upper
Pyrene	10.1796	11.79	0.00	135457	101.0	16.1	10.7	20.0

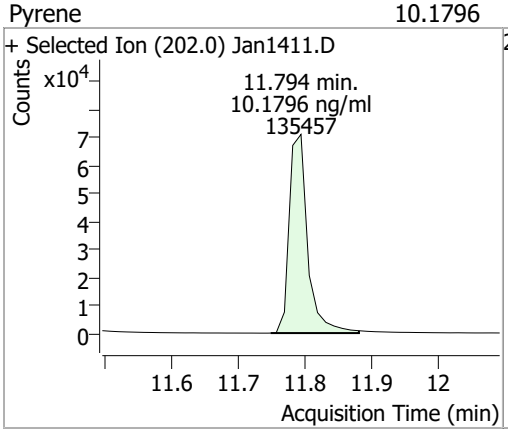

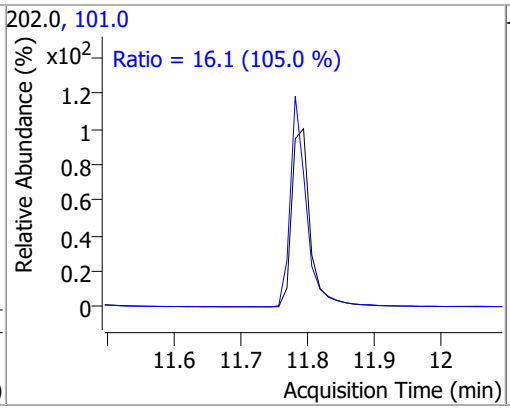

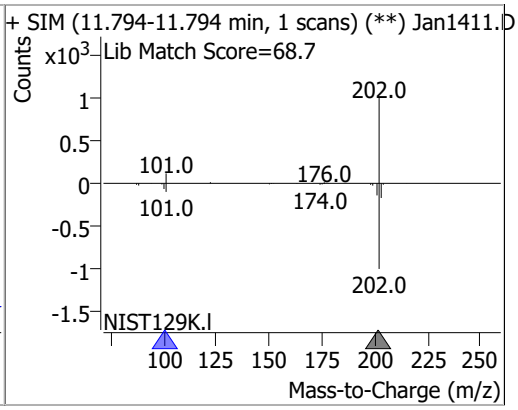

Compound	Conc.	RT	Dev(Min)	Resp.	QIon	QRatio	Lower	Upper
Terphenyl-d14	10.0104	12.26	0.00	50591	122.0	20.1	13.4	25.0

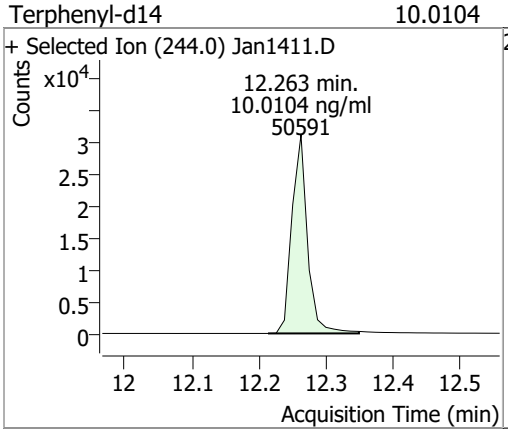

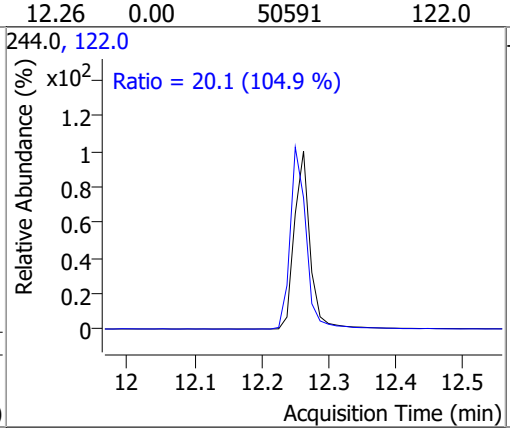

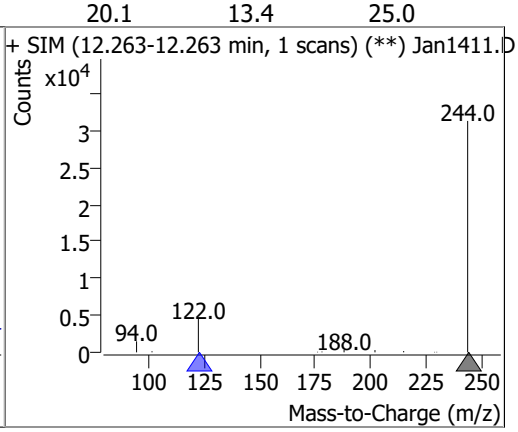

Compound	Conc.	RT	Dev(Min)	Resp.	QIon	QRatio	Lower	Upper
Benzo(a)Anthracene	10.0218	14.70	0.00	90588	226.0	27.5	18.9	35.1
					229.0	21.5	16.1	29.9

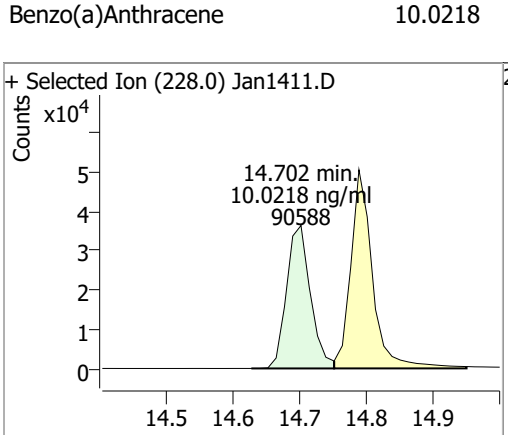

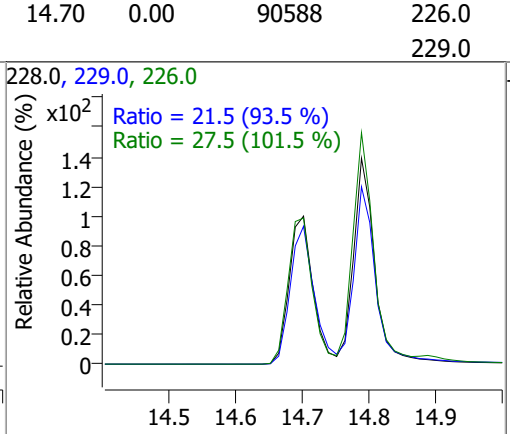

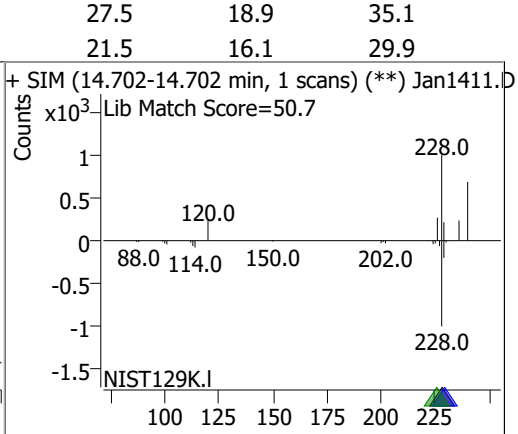

Compound	Conc.	RT	Dev(Min)	Resp.	QIon	QRatio	Lower	Upper
Chrysene	9.5389	14.79	0.00	115319	226.0	30.8	21.2	39.4
					229.0	20.6	15.0	27.8

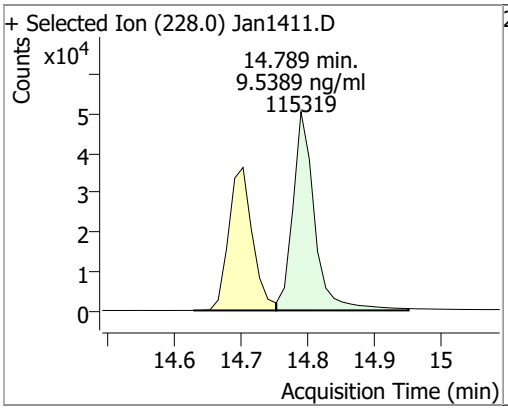

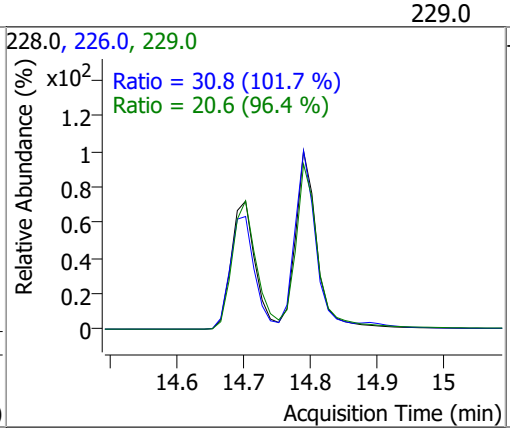

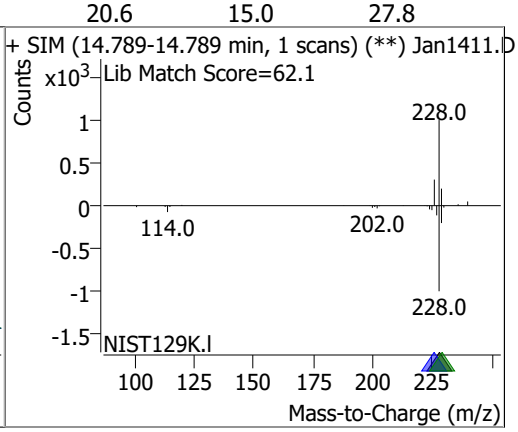

Compound	Conc.	RT	Dev(Min)	Resp.	QIon	QRatio	Lower	Upper
Benzo(b)fluoranthene	11.0755	17.73	0.00	88874	253.0	22.1	15.8	29.4

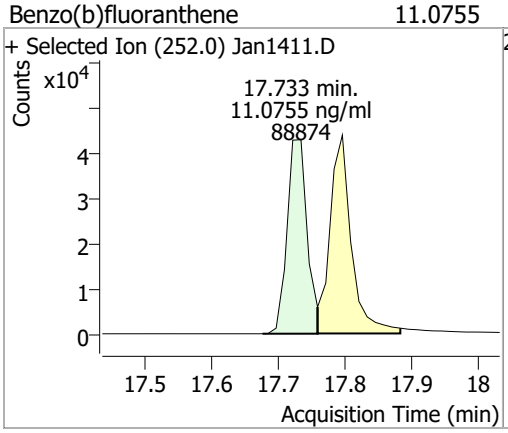

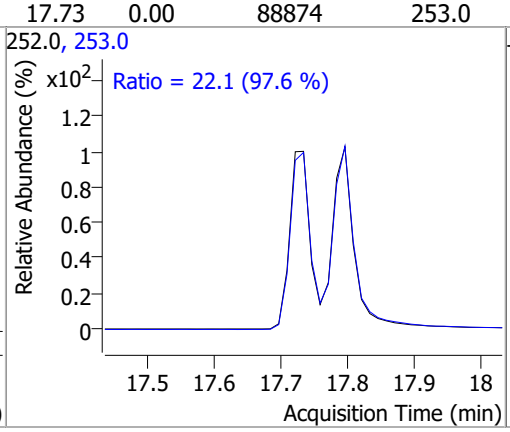

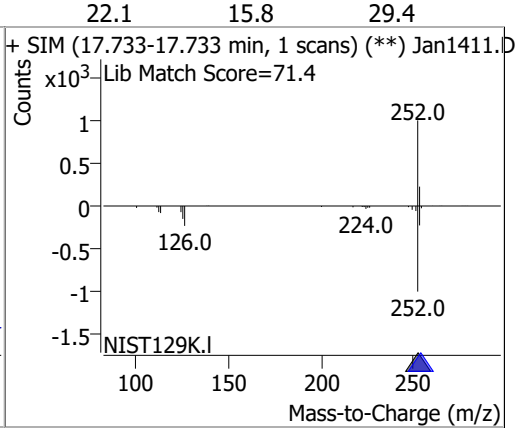

Compound	Conc.	RT	Dev(Min)	Resp.	QIon	QRatio	Lower	Upper
Benzo(k)fluoranthene	9.9789	17.80	0.00	97846	253.0	22.2	16.1	29.9

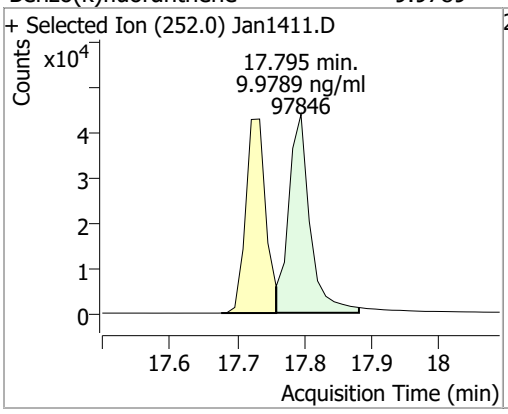

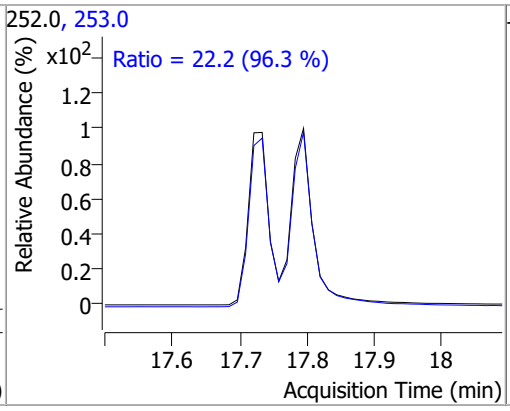

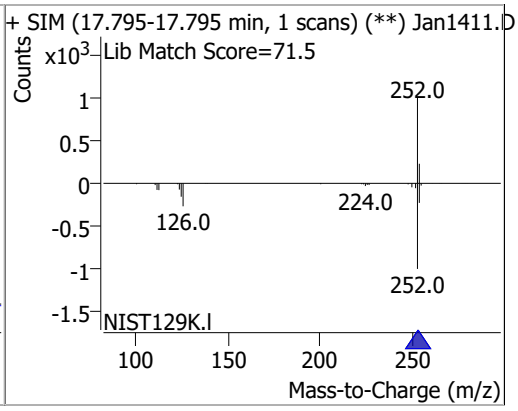

Compound	Conc.	RT	Dev(Min)	Resp.	QIon	QRatio	Lower	Upper
Benzo(a)pyrene	10.0209	18.38	0.00	73579	253.0	23.6	16.5	30.6

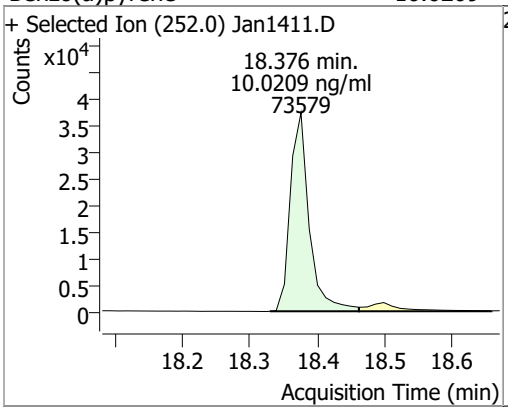

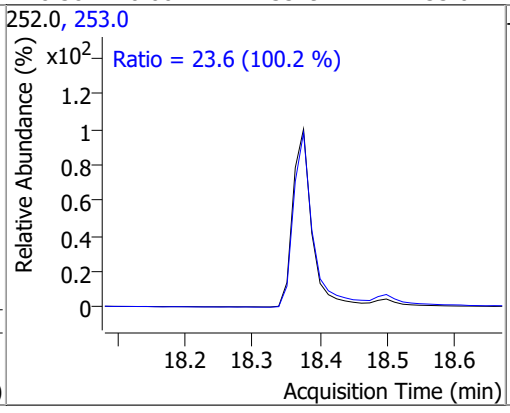

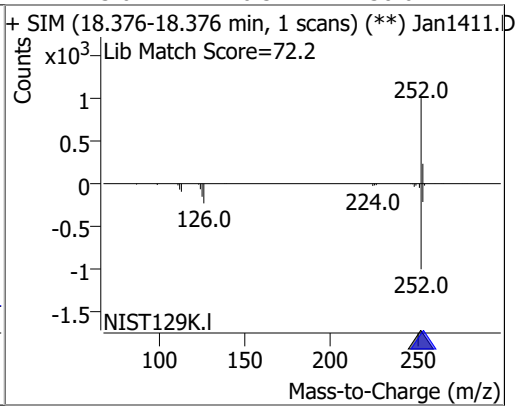

Compound	Conc.	RT	Dev(Min)	Resp.	QIon	QRatio	Lower	Upper
Indeno(1,2,3-cd)pyrene	10.0052	20.23	0.00	70907	138.0	25.7	20.3	37.6

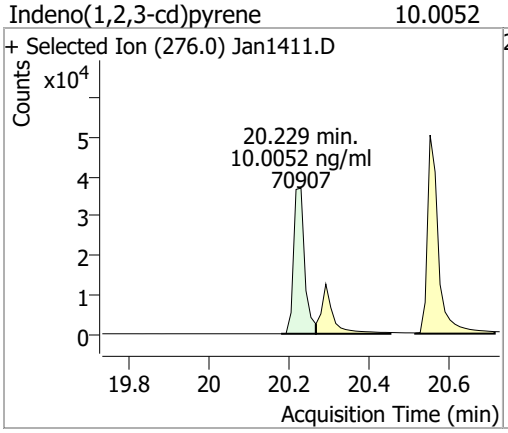

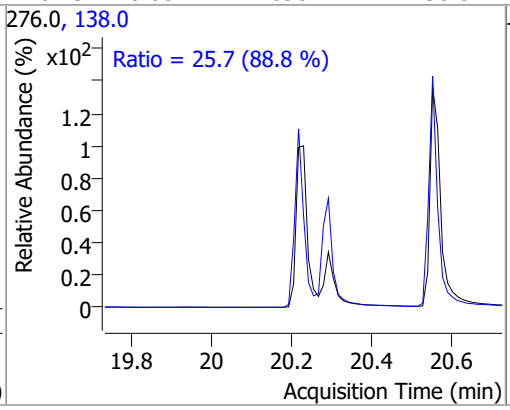

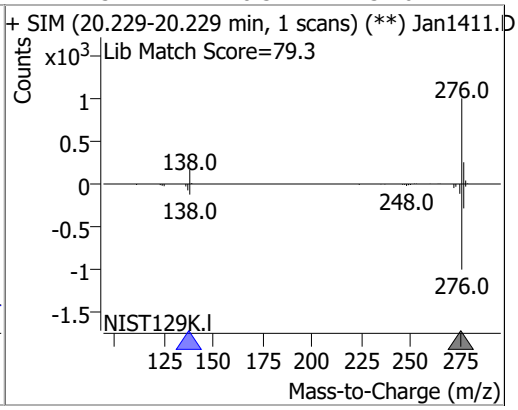

Compound	Conc.	RT	Dev(Min)	Resp.	QIon	QRatio	Lower	Upper
Dibenzo(a,h)anthracene	10.9442	20.29	-0.01	77870	279.0	24.7	17.6	32.7
					139.0	20.9	16.9	31.3

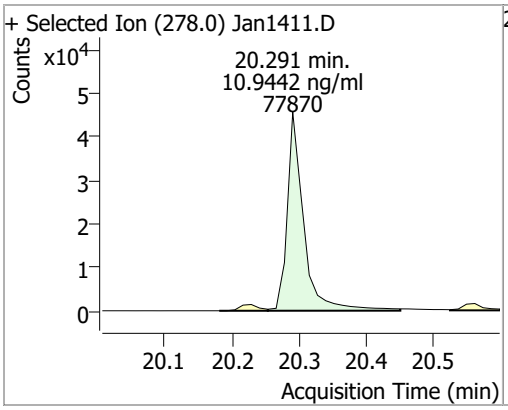

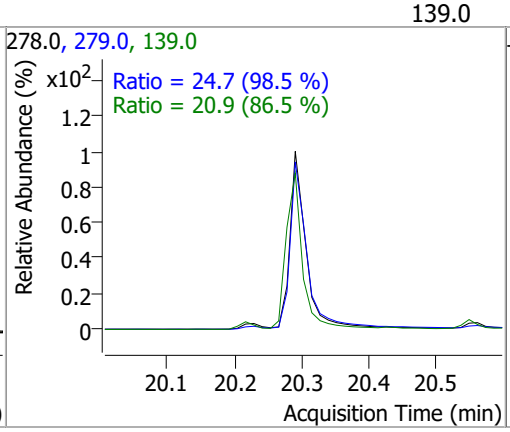

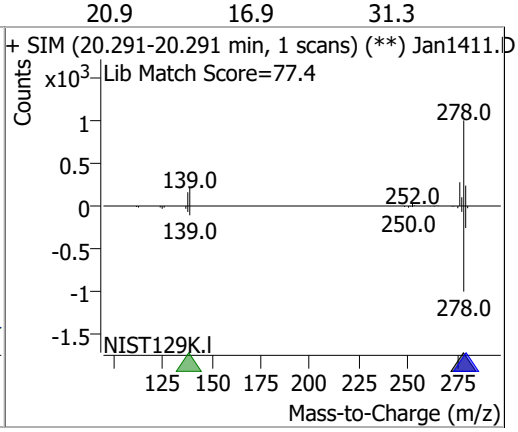

Compound	Conc.	RT	Dev(Min)	Resp.	QIon	QRatio	Lower	Upper
Benzo(g,h,i)perylene	10.0290	20.55	-0.01	97437	138.0	24.4	19.6	36.5
					277.0	22.7	16.3	30.2

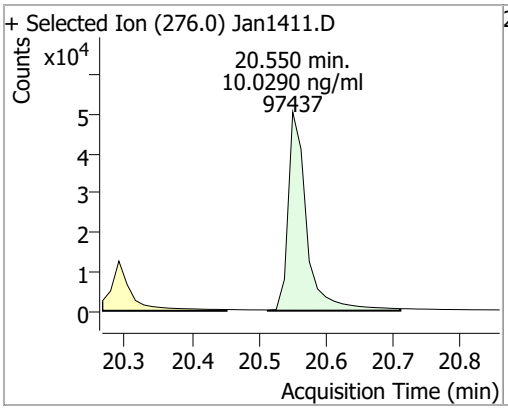

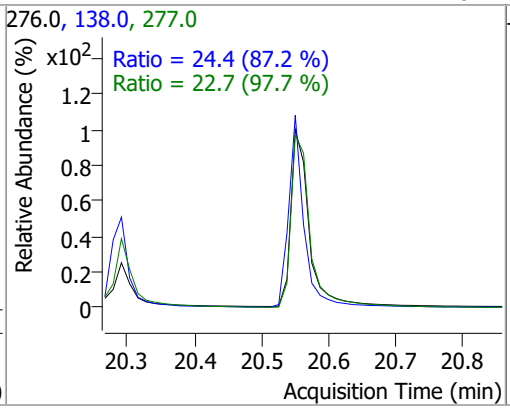

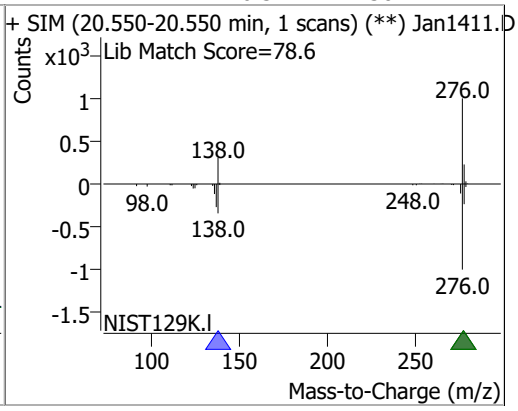

Quantitation Results Report (QT Reviewed)

Data File	Jan1412.D	Operator	LIMS import
Acq. Method	5975BNASIM	Acq. Date-Time	1/14/2022 5:14:49 PM
Sample Name	14-Jan-22_CAL_6	Instrument	GCMS
Vial	3	Multiplier	1.00
DA Method File		Comment	SVOC-8270-W-LLPAH
Tune File	dftppjph.u	Tune Date	
Batch Name	011422 bna SIM 2.batch.bin	Last Calib Update	1/17/2022 8:49:06 AM
Ref Library			

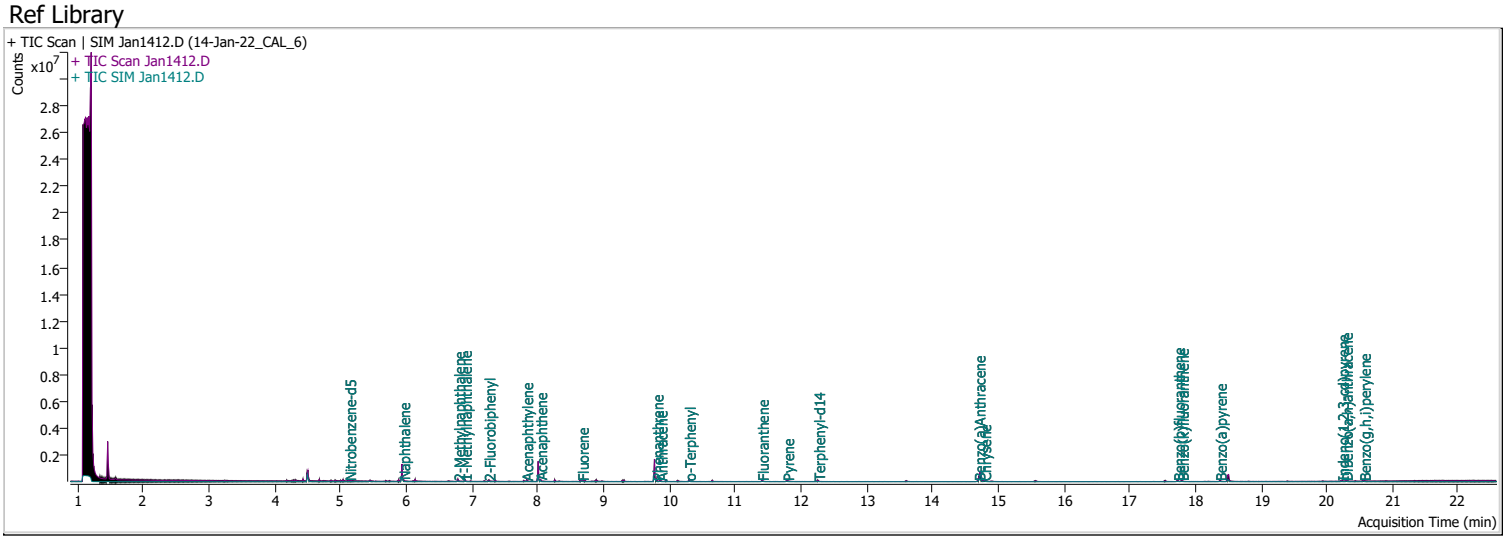

Compound	RT	QIon	Resp.	Conc.	Units		Dev(Min)
Internal Standards							
M 1,4-Dichlorobenzene-d4	4.497	152.0	183982	40.0000	ng/ml		0.000
M Naphthalene-d8	5.928	136.0	329771	40.0000	ng/ml		-0.012
M Acenaphthene-d10	8.001	164.0	173728	40.0000	ng/ml		0.000
M Phenanthrene-d10	9.780	188.0	357137	40.0000	ng/ml		0.000
M Chrysene-d12	14.726	240.0	264474	40.0000	ng/ml		0.000
M Perylene-d12	18.499	264.0	174410	40.0000	ng/ml		0.000
System Monitoring Compounds							
S Nitrobenzene-d5	5.131	82.0	20380	5.0027	ng/ml		-0.012
Spiked Amount: 5.000	Range: 19.0 - 102.0%			Recovery = 100.05%			
S 2-Fluorobiphenyl	7.252	172.0	40190	4.8128	ng/ml		-0.012
Spiked Amount: 5.000	Range: 25.0 - 94.0%			Recovery = 96.26%		*	
S o-Terphenyl	10.299	230.0	26874	4.6234	ng/ml		0.000
Spiked Amount: 5.000	Range: 40.0 - 140.0%			Recovery = 92.47%			
S Terphenyl-d14	12.263	244.0	24394	4.9627	ng/ml		0.000
Spiked Amount: 5.000	Range: 39.0 - 106.0%			Recovery = 99.25%			
Target Compounds							**QValue**
T Naphthalene	5.953	128.0	54816	4.8046	ng/ml		95
T 2-Methylnaphthalene	6.790	141.0	29670	4.6594	ng/ml		95
T 1-Methylnaphthalene	6.890	141.0	30767	4.5812	ng/ml		99
T Acenaphthylene	7.826	152.0	52503	4.9314	ng/ml		98
T Acenaphthene	8.038	154.0	32065	4.7081	ng/ml		98
T Fluorene	8.674	166.0	37736	4.6828	ng/ml		99
T Phenanthrene	9.805	178.0	54828	4.9477	ng/ml		92
T Anthracene	9.867	178.0	49026	4.9466	ng/ml		100
T Fluoranthene	11.411	202.0	59011	4.8719	ng/ml		98
T Pyrene	11.794	202.0	61779	4.6369	ng/ml		96
T Benzo(a)Anthracene	14.702	228.0	41708	4.9317	ng/ml		99
T Chrysene	14.789	228.0	55864	4.6151	ng/ml		100
T Benzo(b)fluoranthene	17.733	252.0	39707	5.0532	ng/ml		99

Compound	RT	QIon	Resp.	Conc.	Units	Dev(Min)
T Benzo(k)fluoranthene	17.795	252.0	46472	5.0530	ng/ml	99
T Benzo(a)pyrene	18.376	252.0	31631	4.9389	ng/ml	98
T Indeno(1,2,3-cd)pyrene	20.229	276.0	30611	4.9716	ng/ml	99
T Dibenzo(a,h)anthracene	20.291	278.0	35101	5.0378	ng/ml	97
T Benzo(g,h,i)perylene	20.563	276.0	42846	4.9176	ng/ml	98

(#) = Qualifier Out of Range; (m) = Manual Integration; (+) = Area Summed; (*) = Surrogate Percent Recovery Out of Range; (d): Zeroed Peak

Compound	Conc.	RT	Dev(Min)	Resp.	QIon	QRatio	Lower	Upper
Nitrobenzene-d5	5.0027	5.13	-0.01	20380	54.0	36.3	25.9	48.1
					128.0	27.3	25.6	47.6

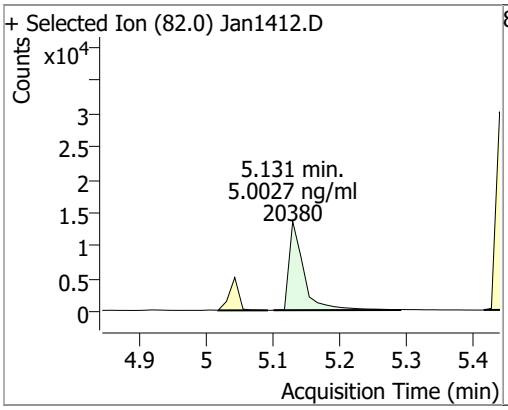

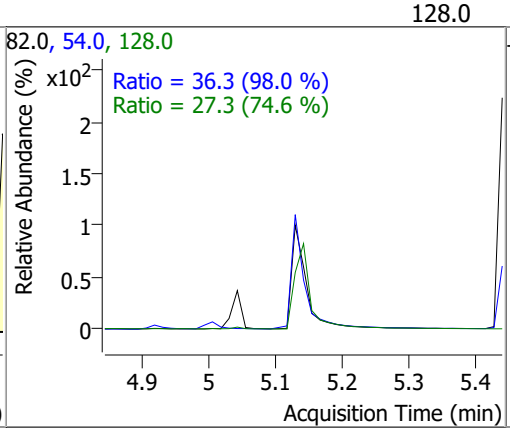

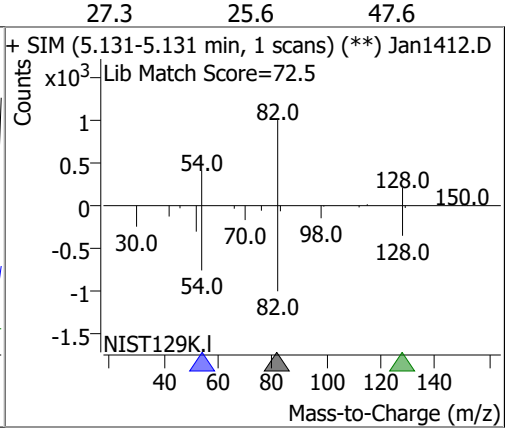

Compound	Conc.	RT	Dev(Min)	Resp.	QIon	QRatio	Lower	Upper
Naphthalene	4.8046	5.95	0.00	54816	102.0	16.5	0.0	59.6
					129.0	10.8	7.7	14.3

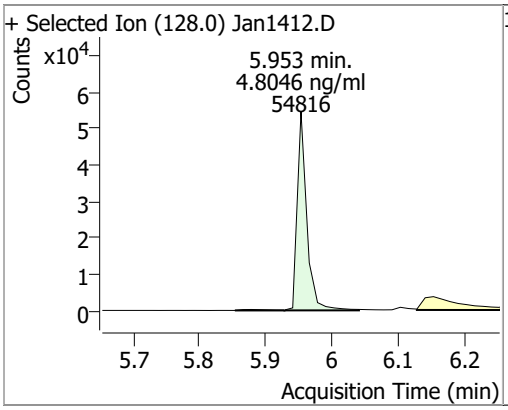

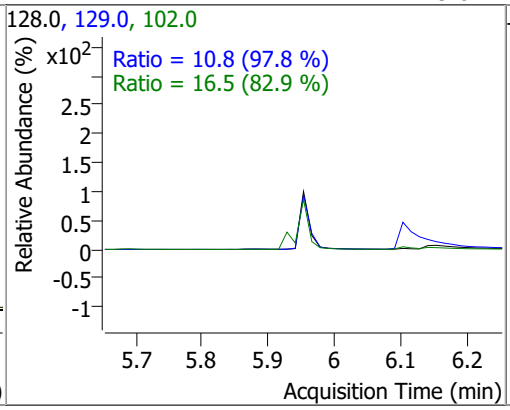

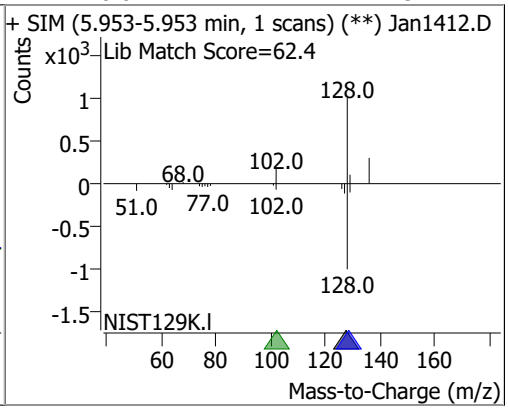

Compound	Conc.	RT	Dev(Min)	Resp.	QIon	QRatio	Lower	Upper
2-Methylnaphthalene	4.6594	6.79	0.00	29670	142.0	147.4	98.5	183.0
					115.0	63.7	41.8	77.6

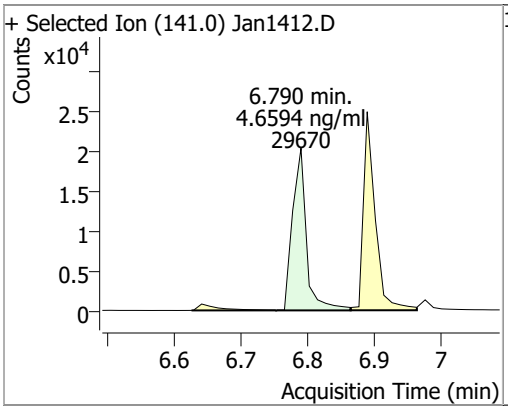

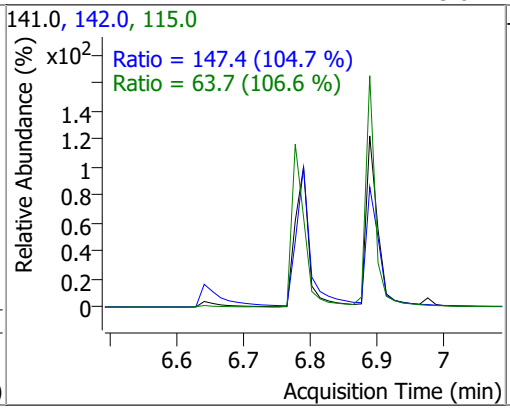

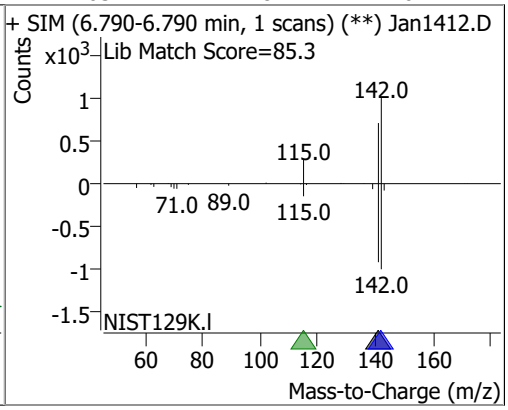

Compound	Conc.	RT	Dev(Min)	Resp.	QIon	QRatio	Lower	Upper
1-Methylnaphthalene	4.5812	6.89	-0.01	30767	142.0	113.7	79.2	147.1
					115.0	66.6	47.5	88.2

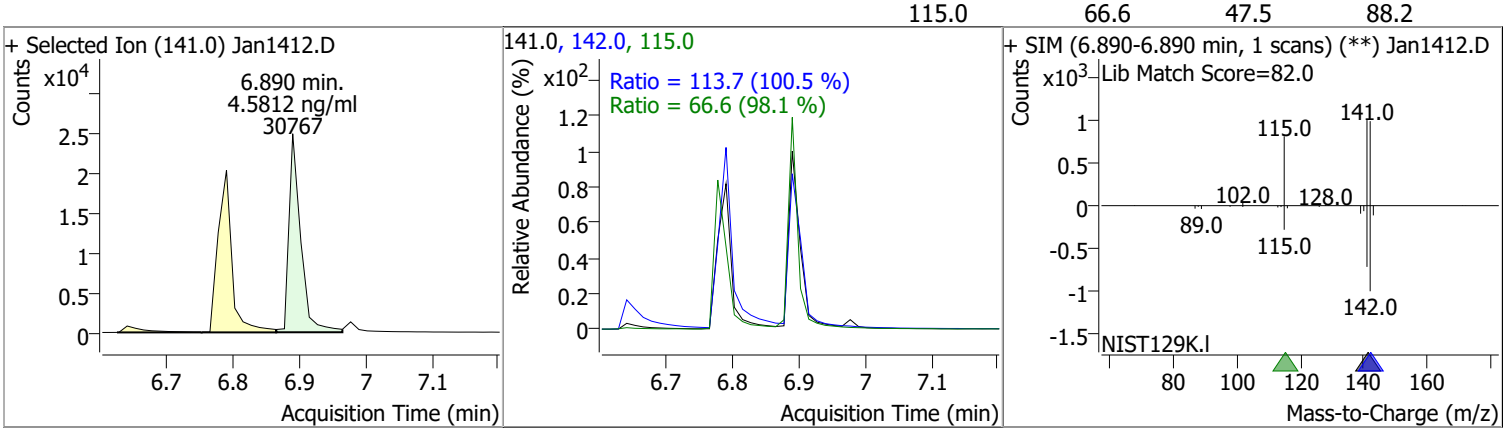

Compound	Conc.	RT	Dev(Min)	Resp.	QIon	QRatio	Lower	Upper
2-Fluorobiphenyl	4.8128	7.25	-0.01	40190	171.0	37.0	26.6	49.5

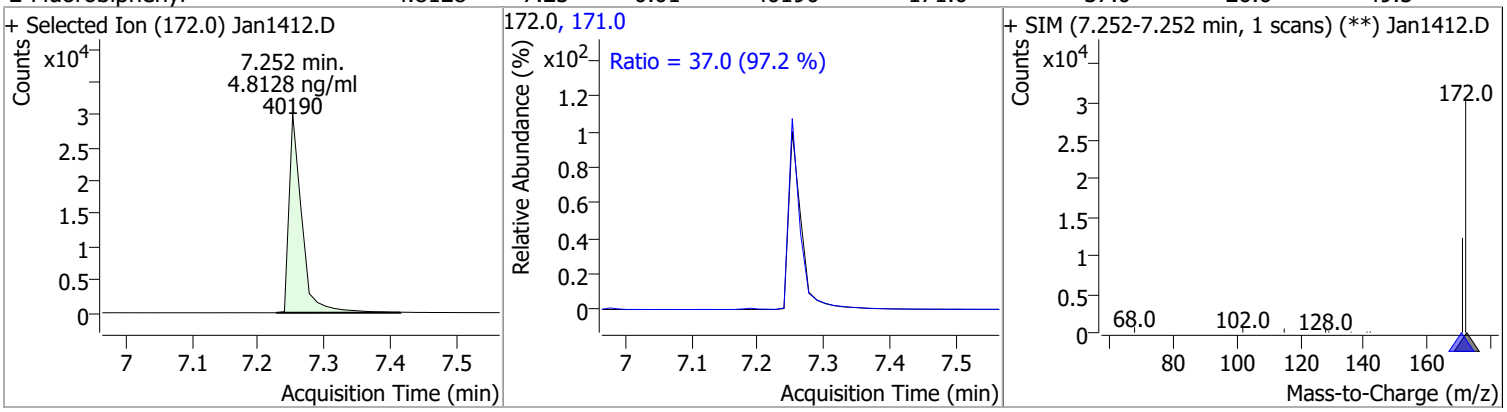

Compound	Conc.	RT	Dev(Min)	Resp.	QIon	QRatio	Lower	Upper
Acenaphthylene	4.9314	7.83	0.00	52503	153.0	13.8	9.0	16.6

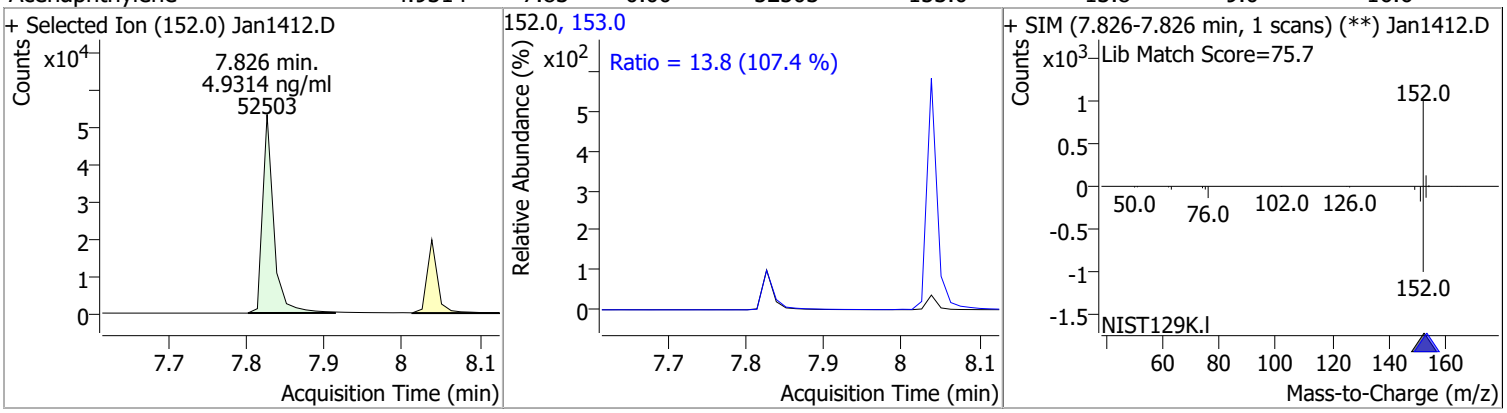

Compound	Conc.	RT	Dev(Min)	Resp.	QIon	QRatio	Lower	Upper
Acenaphthene	4.7081	8.04	0.00	32065	153.0	115.6	82.1	152.6
					152.0	57.5	41.0	76.1

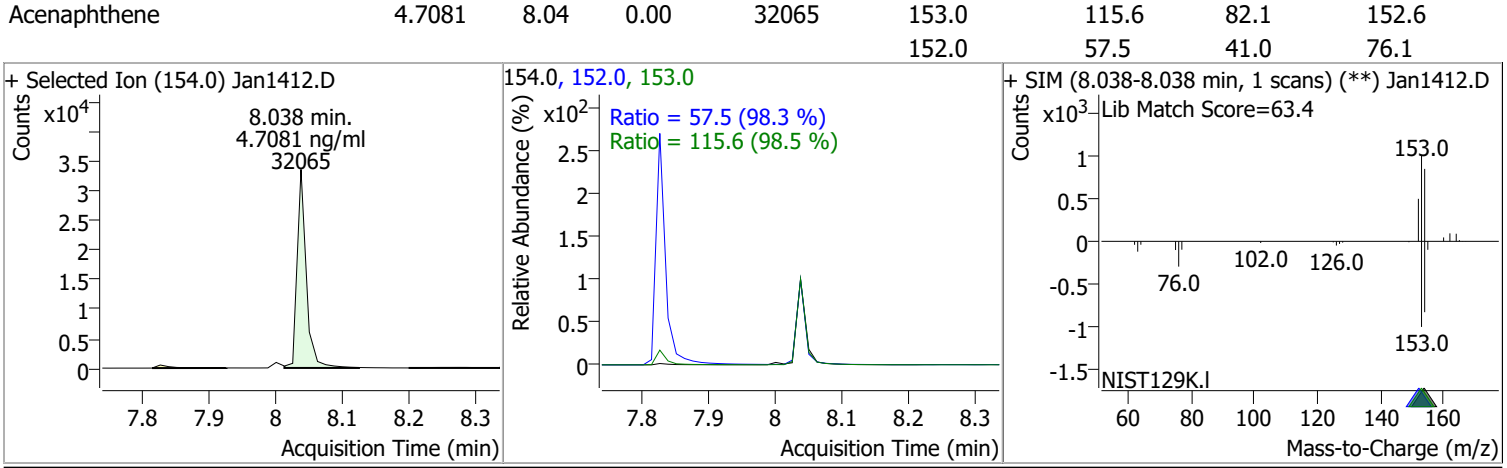

Compound	Conc.	RT	Dev(Min)	Resp.	QIon	QRatio	Lower	Upper
Fluorene	4.6828	8.67	0.00	37736	165.0	99.5	69.1	128.3
					167.0	13.7	9.7	18.0

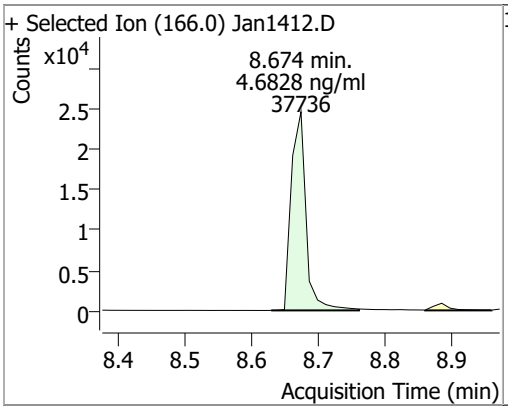

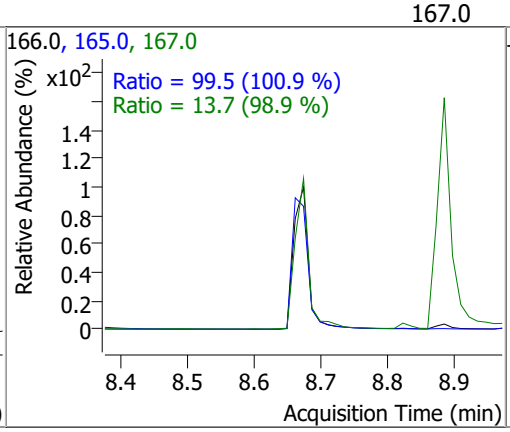

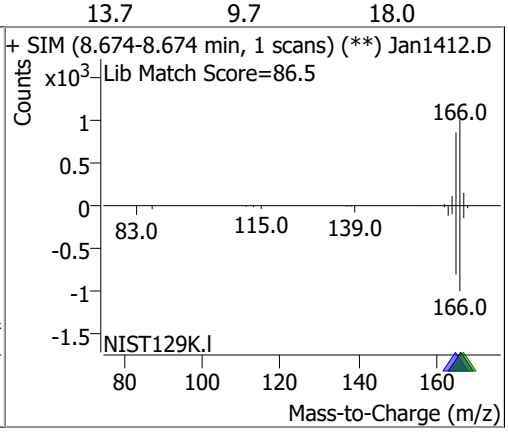

Compound	Conc.	RT	Dev(Min)	Resp.	QIon	QRatio	Lower	Upper
Phenanthrene	4.9477	9.81	0.00	54828	176.0	19.0	10.8	20.1

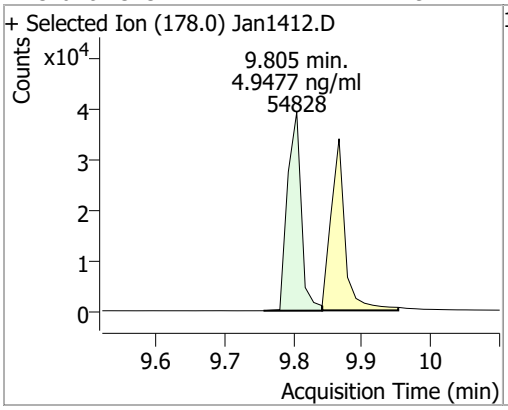

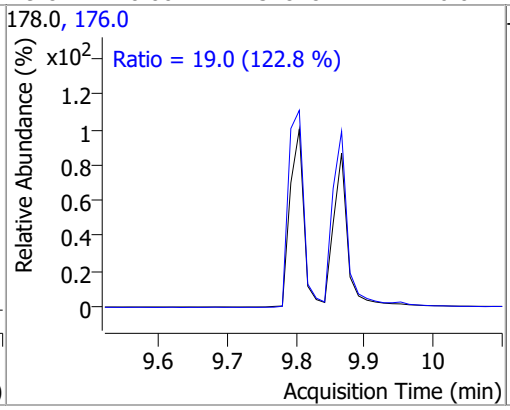

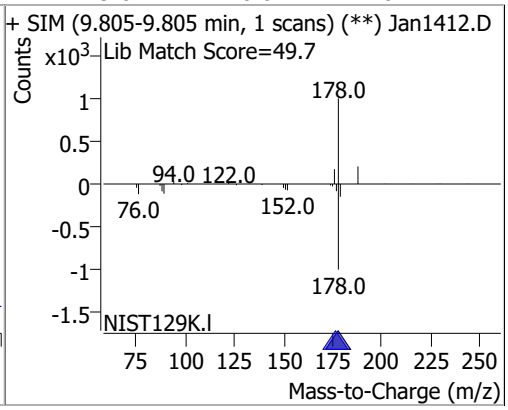

Compound	Conc.	RT	Dev(Min)	Resp.	QIon	QRatio	Lower	Upper
Anthracene	4.9466	9.87	0.00	49026	176.0	18.1	12.7	23.5

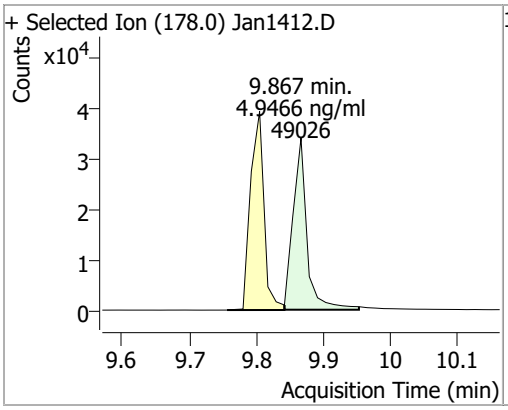

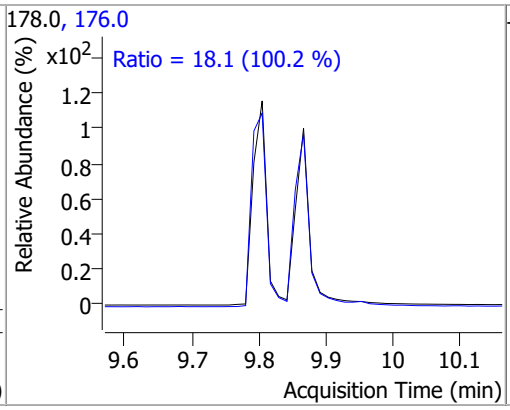

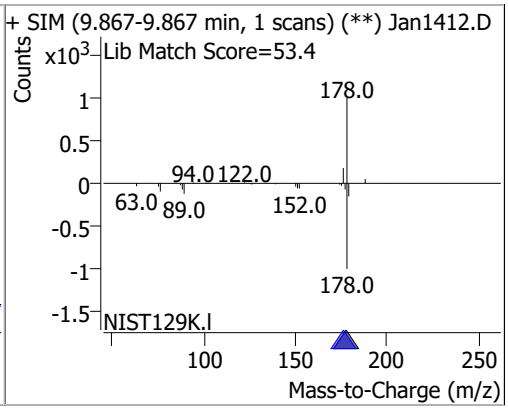

Compound	Conc.	RT	Dev(Min)	Resp.	QIon	QRatio	Lower	Upper
o-Terphenyl	4.6234	10.30	0.00	26874	229.0	70.9	49.2	91.3
					215.0	47.5	32.7	60.7

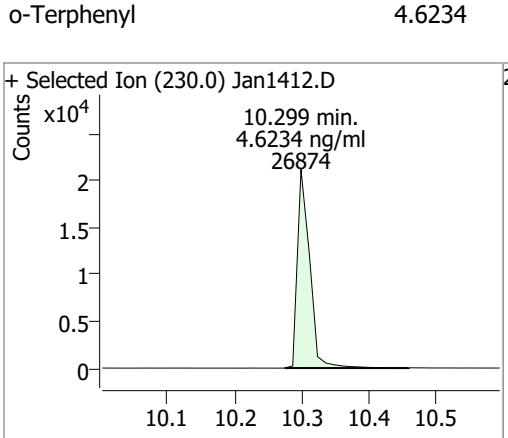

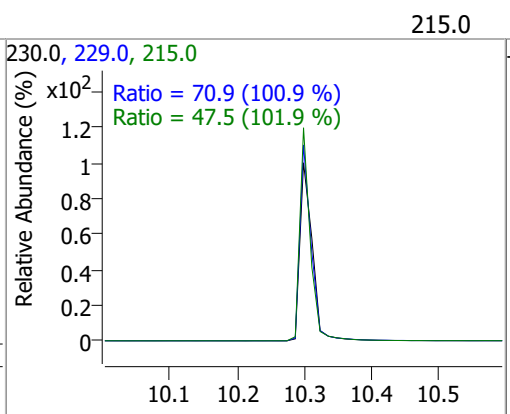

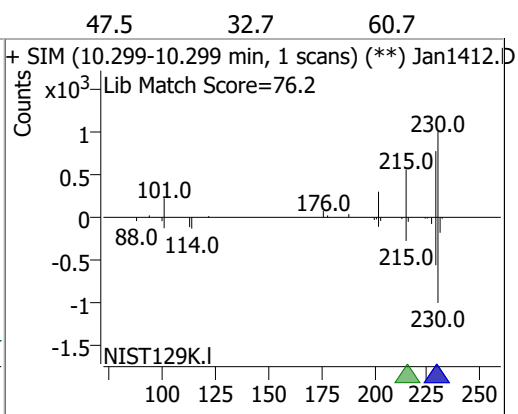

Compound	Conc.	RT	Dev(Min)	Resp.	QIon	QRatio	Lower	Upper
Fluoranthene	4.8719	11.41	0.00	59011	101.0	13.1	9.6	17.9

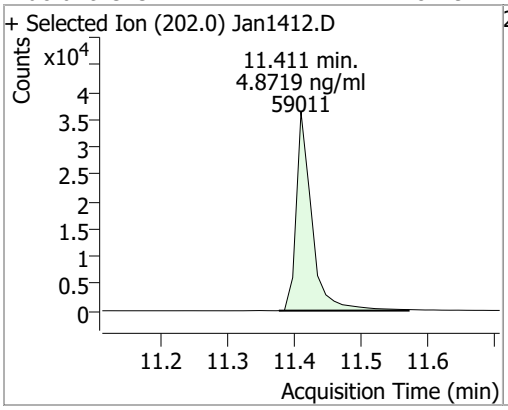

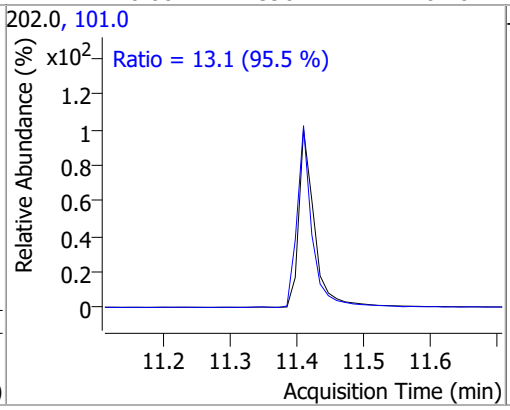

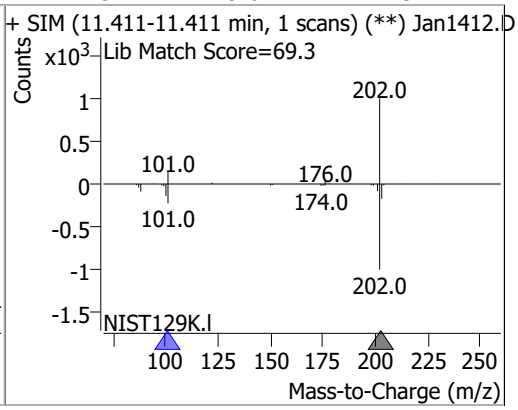

Compound	Conc.	RT	Dev(Min)	Resp.	QIon	QRatio	Lower	Upper
Pyrene	4.6369	11.79	0.00	61779	101.0	16.9	10.7	20.0

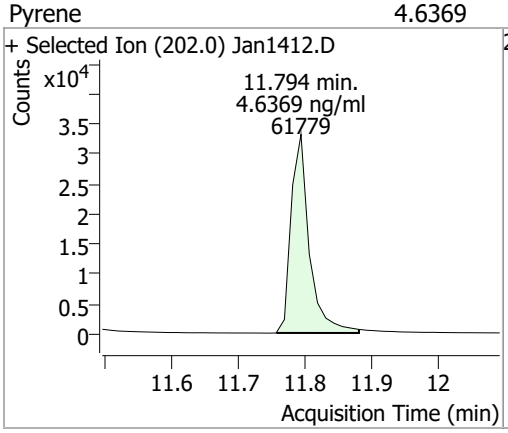

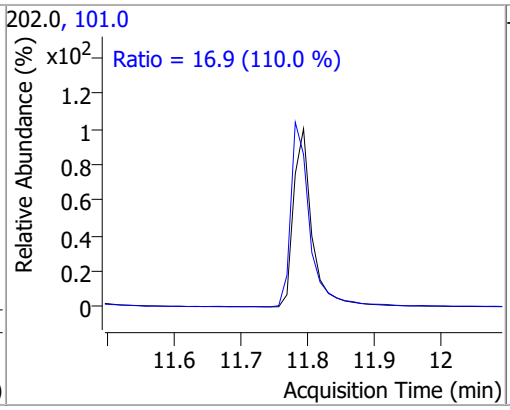

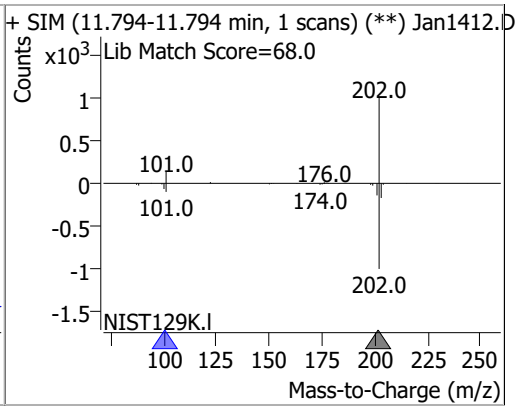

Compound	Conc.	RT	Dev(Min)	Resp.	QIon	QRatio	Lower	Upper
Terphenyl-d14	4.9627	12.26	0.00	24394	122.0	19.8	13.4	25.0

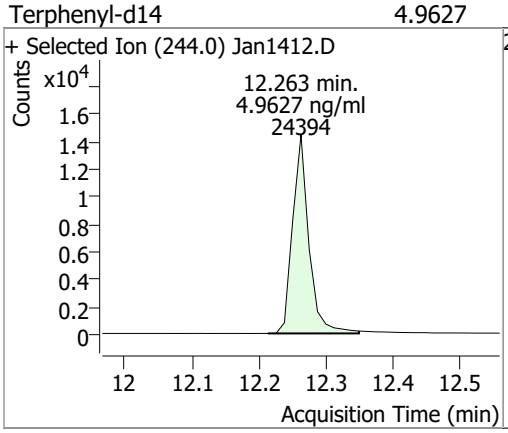

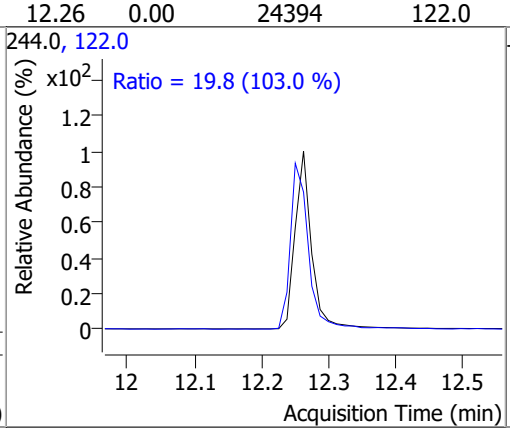

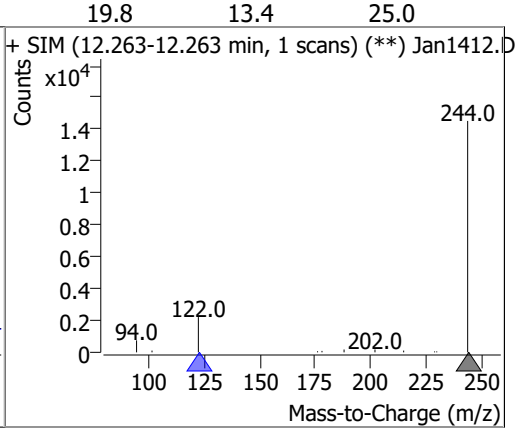

Compound	Conc.	RT	Dev(Min)	Resp.	QIon	QRatio	Lower	Upper
Benzo(a)Anthracene	4.9317	14.70	0.00	41708	226.0	27.4	18.9	35.1
					229.0	22.1	16.1	29.9

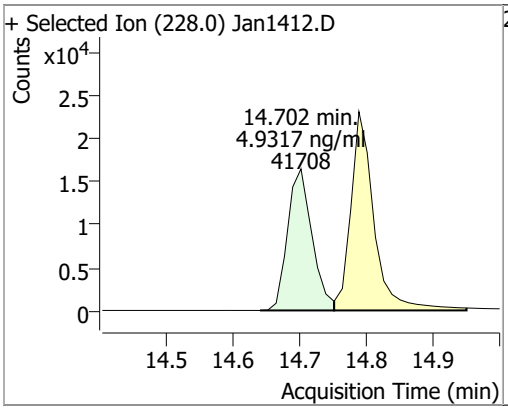

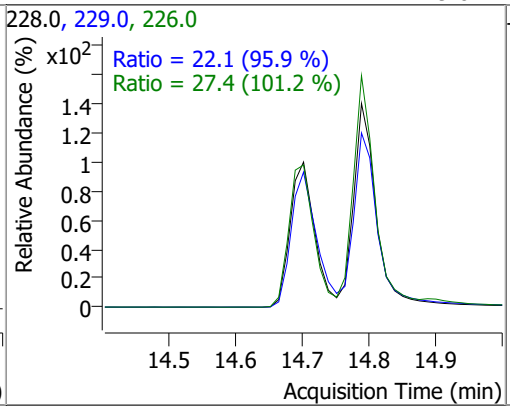

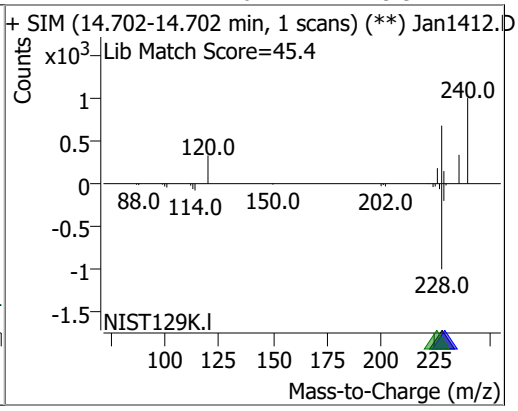

Compound	Conc.	RT	Dev(Min)	Resp.	QIon	QRatio	Lower	Upper
Chrysene	4.6151	14.79	0.00	55864	226.0	30.4	21.2	39.4
					229.0	21.2	15.0	27.8

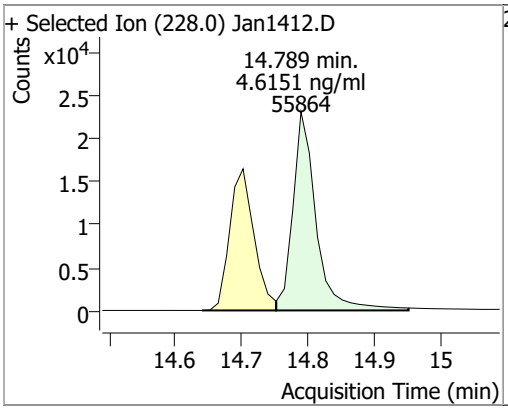

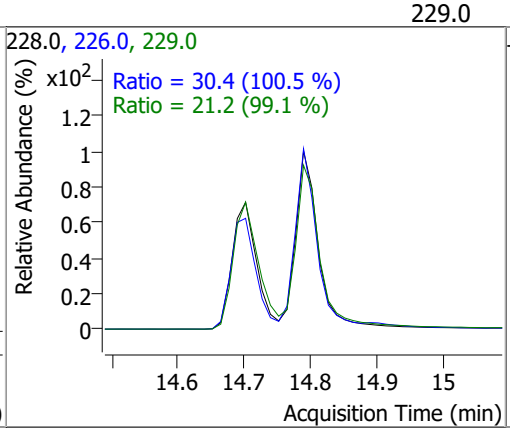

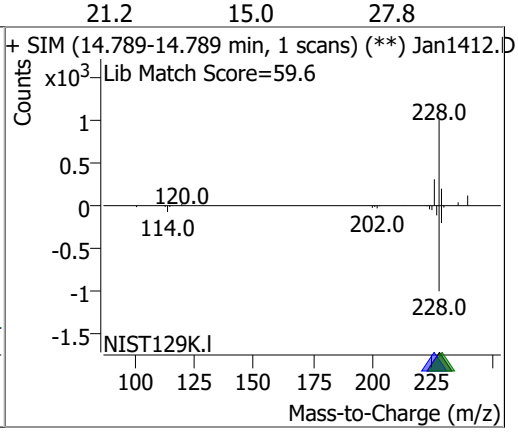

Compound	Conc.	RT	Dev(Min)	Resp.	QIon	QRatio	Lower	Upper
Benzo(b)fluoranthene	5.0532	17.73	0.00	39707	253.0	22.3	15.8	29.4

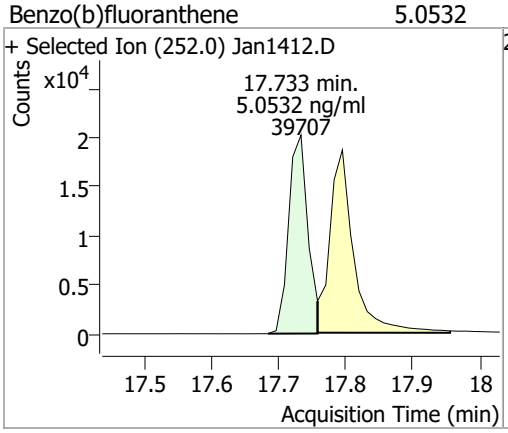

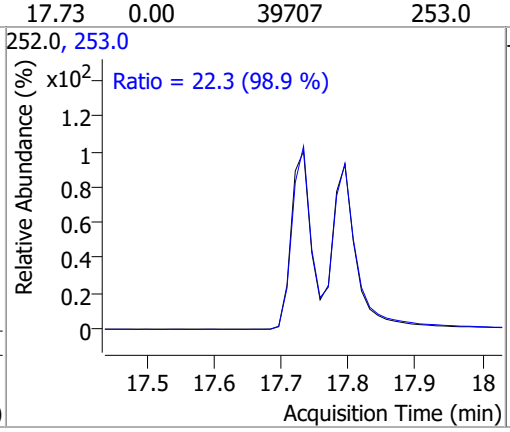

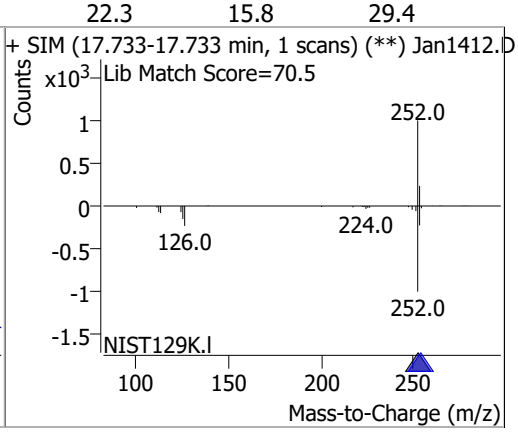

Compound	Conc.	RT	Dev(Min)	Resp.	QIon	QRatio	Lower	Upper
Benzo(k)fluoranthene	5.0530	17.80	0.00	46472	253.0	22.3	16.1	29.9

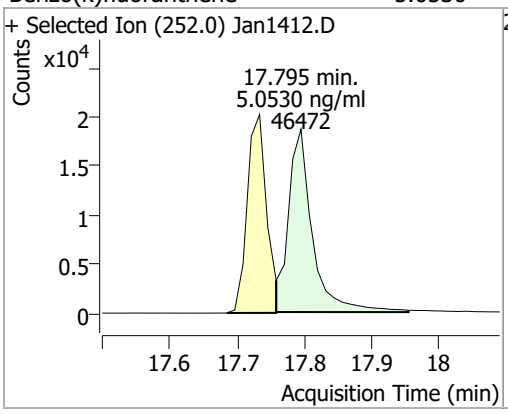

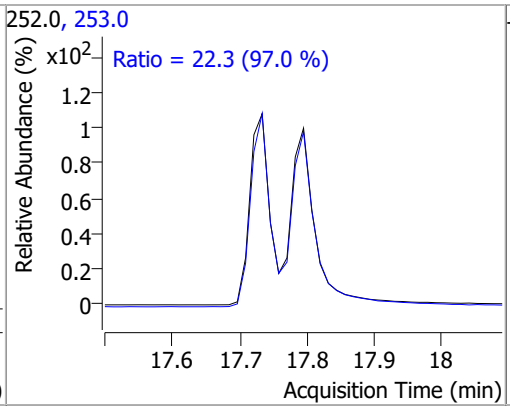

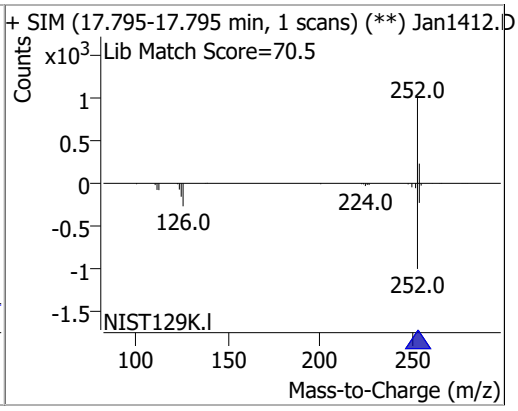

Compound	Conc.	RT	Dev(Min)	Resp.	QIon	QRatio	Lower	Upper
Benzo(a)pyrene	4.9389	18.38	0.00	31631	253.0	24.4	16.5	30.6

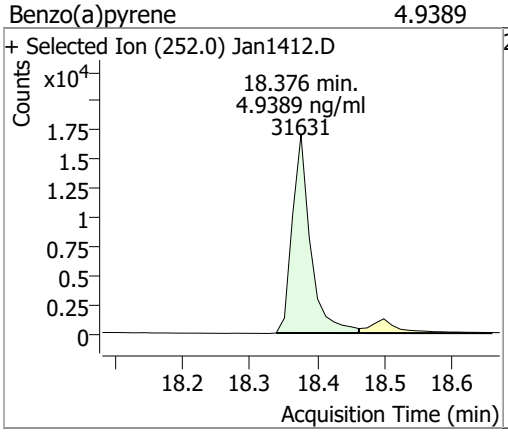

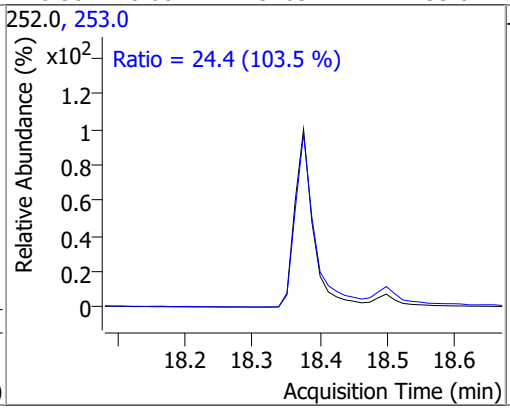

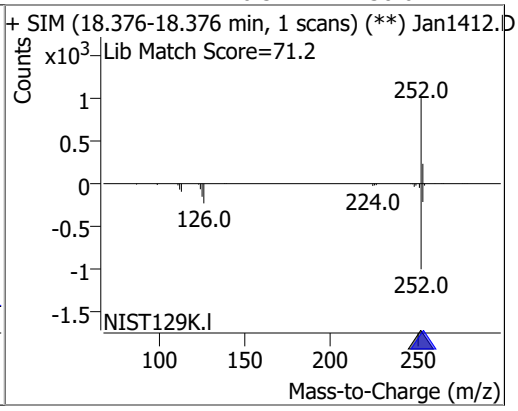

Compound	Conc.	RT	Dev(Min)	Resp.	QIon	QRatio	Lower	Upper
Indeno(1,2,3-cd)pyrene	4.9716	20.23	0.00	30611	138.0	28.5	20.3	37.6

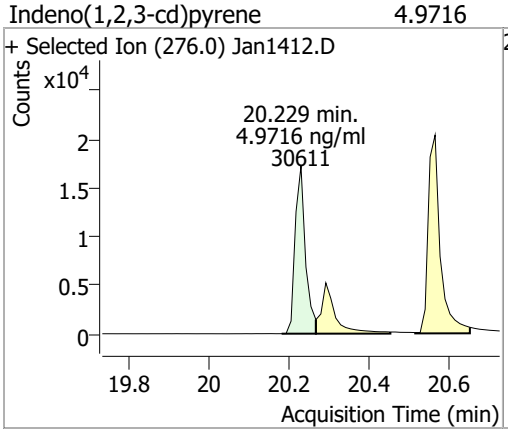

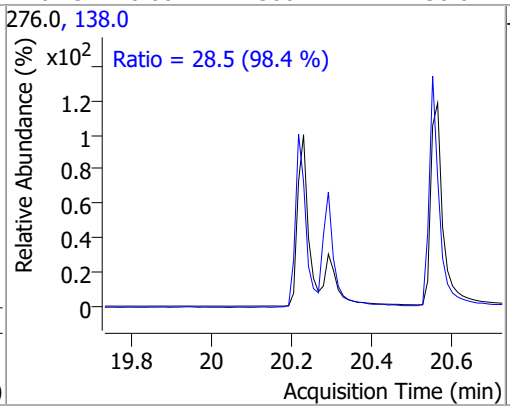

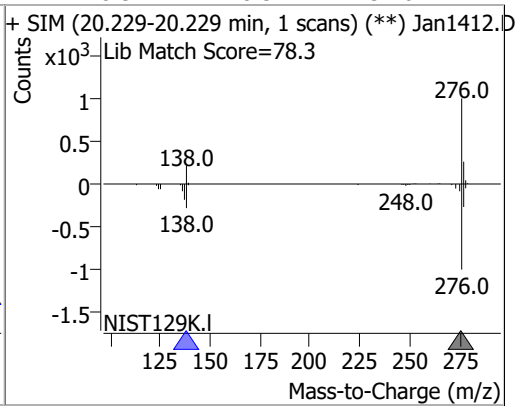

Compound	Conc.	RT	Dev(Min)	Resp.	QIon	QRatio	Lower	Upper
Dibenzo(a,h)anthracene	5.0378	20.29	-0.01	35101	279.0	24.9	17.6	32.7
					139.0	20.9	16.9	31.3

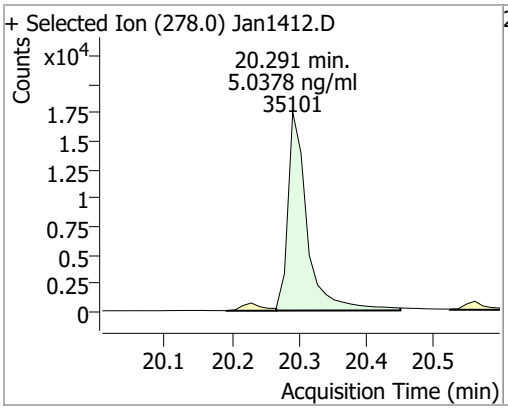

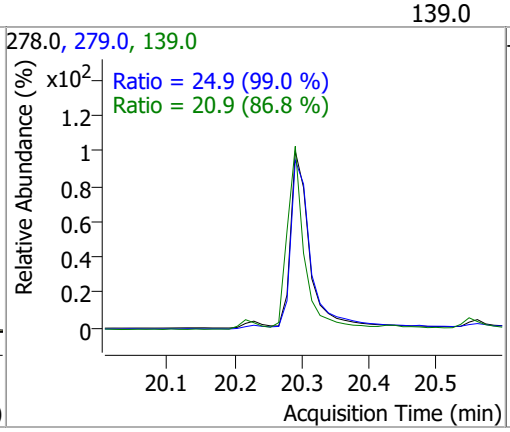

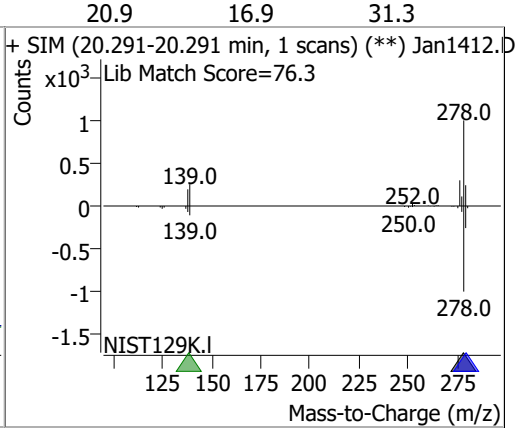

Compound	Conc.	RT	Dev(Min)	Resp.	QIon	QRatio	Lower	Upper
Benzo(g,h,i)perylene	4.9176	20.56	0.00	42846	138.0	27.0	19.6	36.5
					277.0	24.3	16.3	30.2

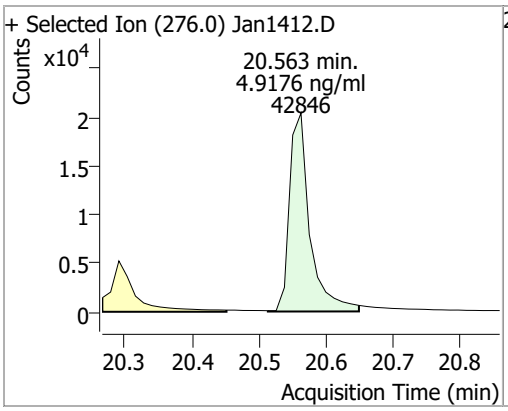

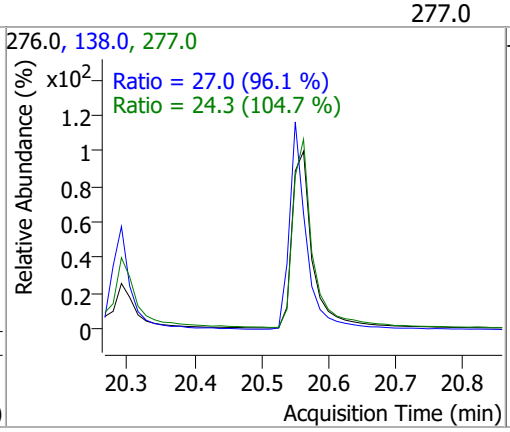

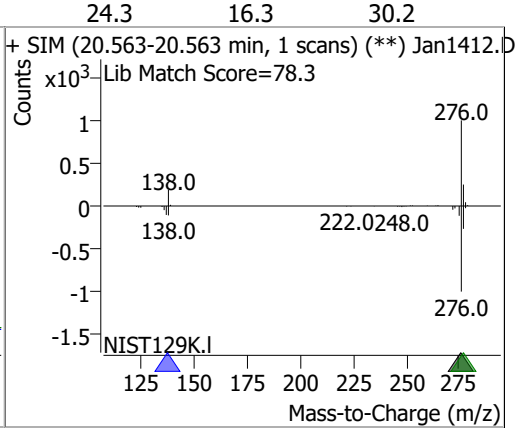

Quantitation Results Report (QT Reviewed)

Agilent | Trusted Answers

Data File	Jan1413.D	Operator	LIMS import
Acq. Method	5975BNASIM	Acq. Date-Time	1/14/2022 5:47:16 PM
Sample Name	14-Jan-22_CAL_5	Instrument	GCMS
Vial	4	Multiplier	1.00
DA Method File		Comment	SVOC-8270-W-LLPAH
Tune File	dftppjph.u	Tune Date	
Batch Name	011422 bna SIM 2.batch.bin	Last Calib Update	1/17/2022 8:49:06 AM
Ref Library			

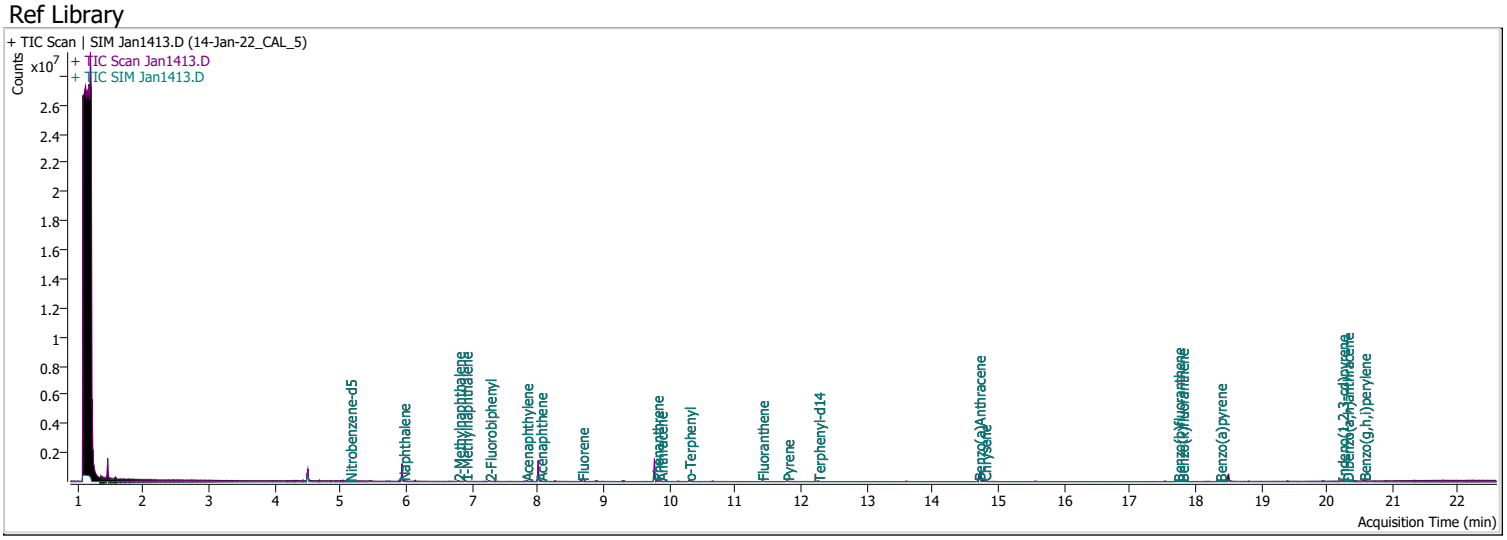

Compound	RT	QIon	Resp.	Conc.	Units		Dev(Min)
Internal Standards							
M 1,4-Dichlorobenzene-d4	4.497	152.0	173466	40.0000	ng/ml		0.000
M Naphthalene-d8	5.941	136.0	320346	40.0000	ng/ml		0.000
M Acenaphthene-d10	8.000	164.0	171827	40.0000	ng/ml		0.000
M Phenanthrene-d10	9.780	188.0	351005	40.0000	ng/ml		0.000
M Chrysene-d12	14.726	240.0	261208	40.0000	ng/ml		0.000
M Perylene-d12	18.499	264.0	172756	40.0000	ng/ml		0.000
System Monitoring Compounds							
S Nitrobenzene-d5	5.143	82.0	6699	2.0174	ng/ml		0.000
Spiked Amount: 5.000	Range: 19.0 - 102.0%			Recovery = 40.35%			
S 2-Fluorobiphenyl	7.264	172.0	15824	1.9159	ng/ml		0.000
Spiked Amount: 5.000	Range: 25.0 - 94.0%			Recovery = 38.32%			
S o-Terphenyl	10.299	230.0	11182	1.9574	ng/ml		0.000
Spiked Amount: 5.000	Range: 40.0 - 140.0%			Recovery = 39.15%		*	
S Terphenyl-d14	12.263	244.0	9861	2.0507	ng/ml		0.000
Spiked Amount: 5.000	Range: 39.0 - 106.0%			Recovery = 41.01%			
Target Compounds							**QValue**
T Naphthalene	5.953	128.0	21057	1.8999	ng/ml		100
T 2-Methylnaphthalene	6.790	141.0	12288	1.9865	ng/ml		100
T 1-Methylnaphthalene	6.902	141.0	12079	1.8514	ng/ml		100
T Acenaphthylene	7.826	152.0	20005	1.8998	ng/ml		100
T Acenaphthene	8.038	154.0	12902	1.9154	ng/ml		100
T Fluorene	8.673	166.0	15350	1.9259	ng/ml		100
T Phenanthrene	9.805	178.0	22214	2.0509	ng/ml		100
T Anthracene	9.867	178.0	19299	2.0396	ng/ml		100
T Fluoranthene	11.411	202.0	22779	1.9135	ng/ml		100
T Pyrene	11.794	202.0	26098	1.9833	ng/ml		100
T Benzo(a)Anthracene	14.701	228.0	17008	2.0469	ng/ml		100
T Chrysene	14.789	228.0	22814	1.9083	ng/ml		100
T Benzo(b)fluoranthene	17.733	252.0	15738	2.0220	ng/ml		100

Compound	RT	QIon	Resp.	Conc.	Units		Dev(Min)
T Benzo(k)fluoranthene	17.795	252.0	17813	2.0045	ng/ml		100
T Benzo(a)pyrene	18.376	252.0	11949	2.0173	ng/ml		100
T Indeno(1,2,3-cd)pyrene	20.229	276.0	11640	2.0564	ng/ml		100
T Dibenzo(a,h)anthracene	20.303	278.0	12569	1.8212	ng/ml		100
T Benzo(g,h,i)perylene	20.563	276.0	16676	2.0267	ng/ml	m	100

(#) = Qualifier Out of Range; (m) = Manual Integration; (+) = Area Summed; (*) = Surrogate Percent Recovery Out of Range; (d): Zeroed Peak

Compound	Conc.	RT	Dev(Min)	Resp.	QIon	QRatio	Lower	Upper
Nitrobenzene-d5	2.0174	5.14	0.00	6699	54.0	37.0	25.9	48.1
					128.0	36.6	25.6	47.6

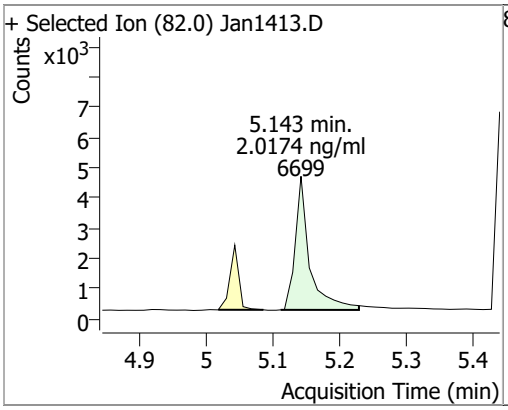

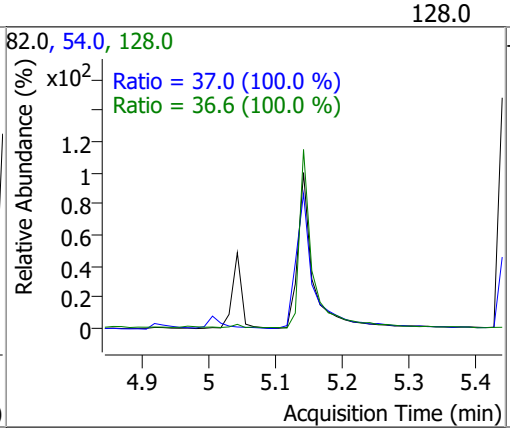

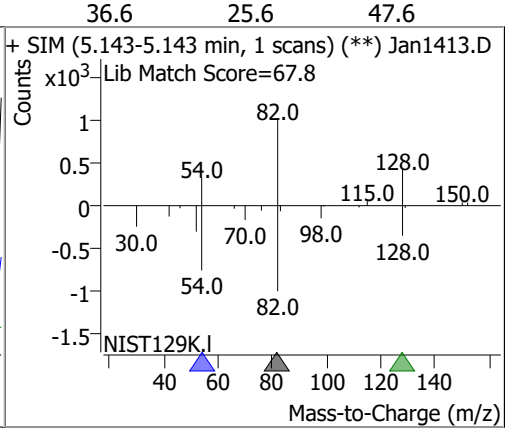

Compound	Conc.	RT	Dev(Min)	Resp.	QIon	QRatio	Lower	Upper
Naphthalene	1.8999	5.95	0.00	21057	102.0	19.9	0.0	59.6
					129.0	11.0	7.7	14.3

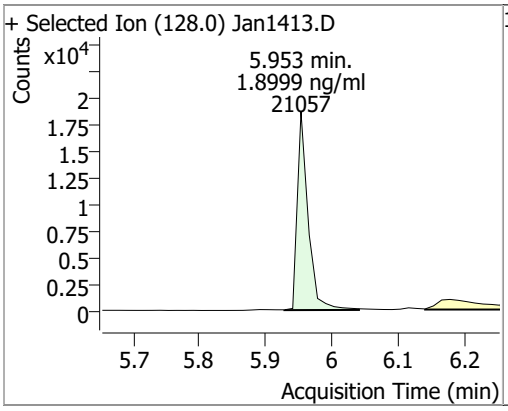

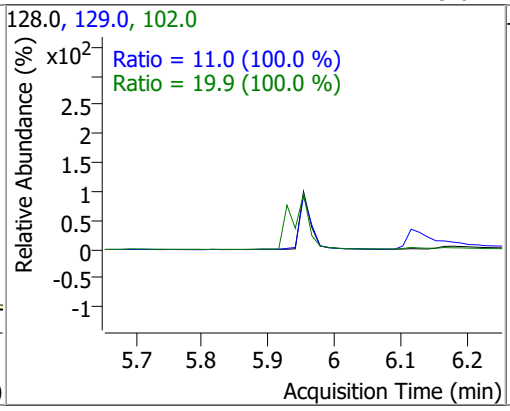

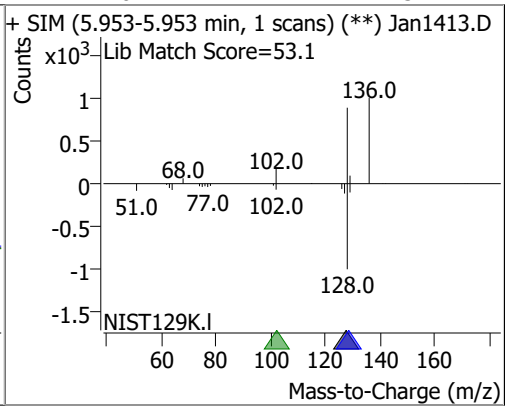

Compound	Conc.	RT	Dev(Min)	Resp.	QIon	QRatio	Lower	Upper
2-Methylnaphthalene	1.9865	6.79	0.00	12288	142.0	140.8	98.5	183.0
					115.0	59.7	41.8	77.6

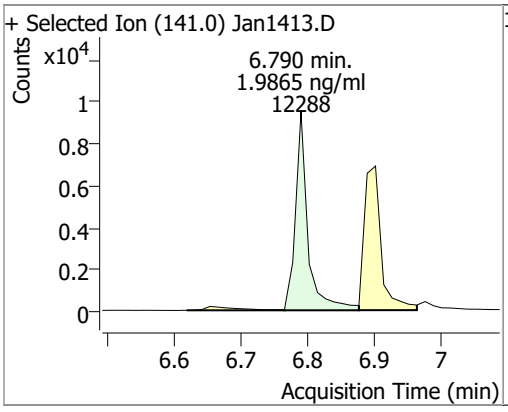

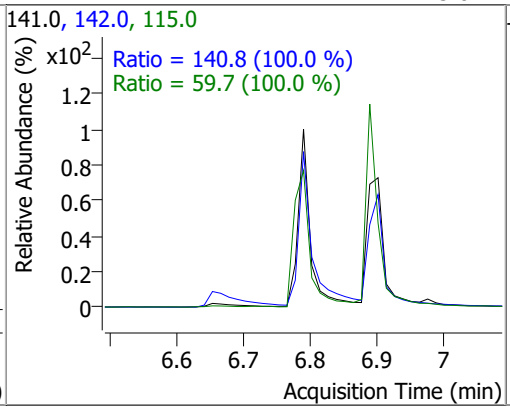

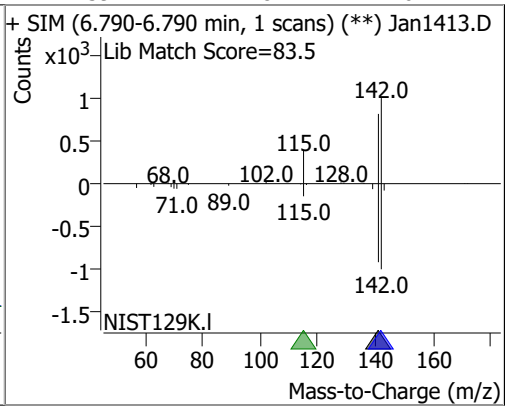

Compound	Conc.	RT	Dev(Min)	Resp.	QIon	QRatio	Lower	Upper
1-Methylnaphthalene	1.8514	6.90	0.00	12079	142.0	113.1	79.2	147.1
					115.0	67.8	47.5	88.2

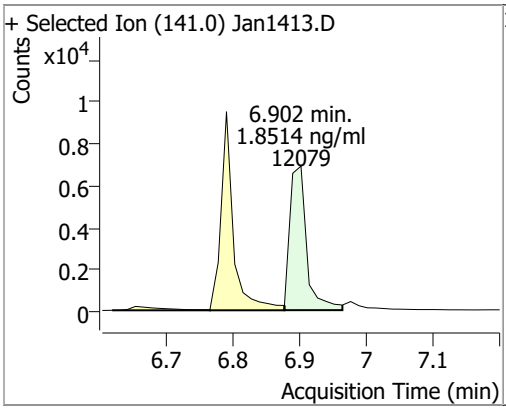

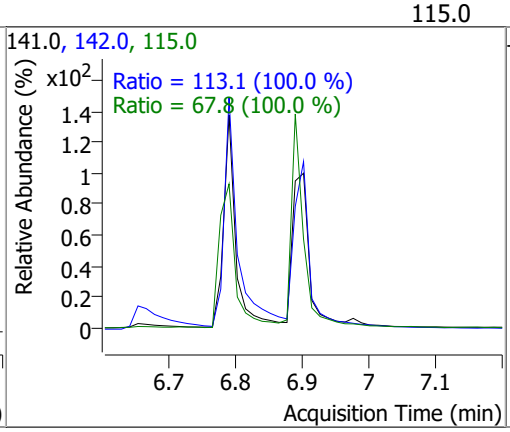

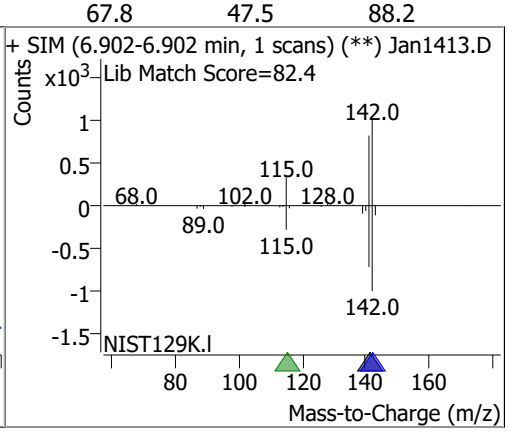

Compound	Conc.	RT	Dev(Min)	Resp.	QIon	QRatio	Lower	Upper
2-Fluorobiphenyl	1.9159	7.26	0.00	15824	171.0	38.0	26.6	49.5

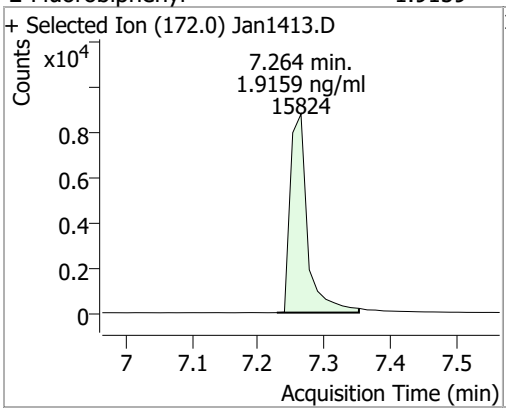

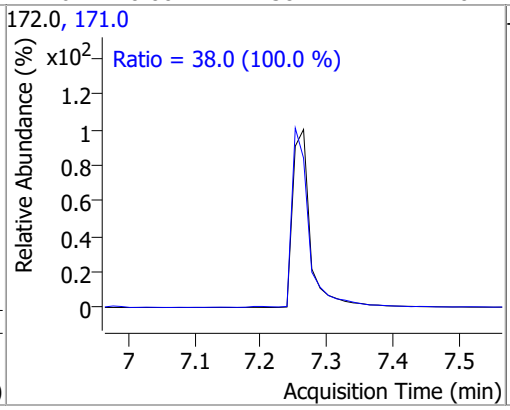

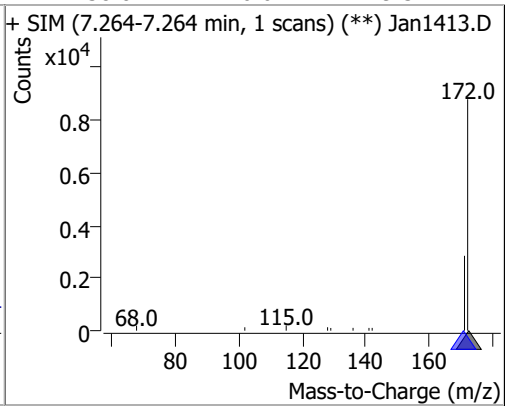

Compound	Conc.	RT	Dev(Min)	Resp.	QIon	QRatio	Lower	Upper
Acenaphthylene	1.8998	7.83	0.00	20005	153.0	12.9	9.0	16.6

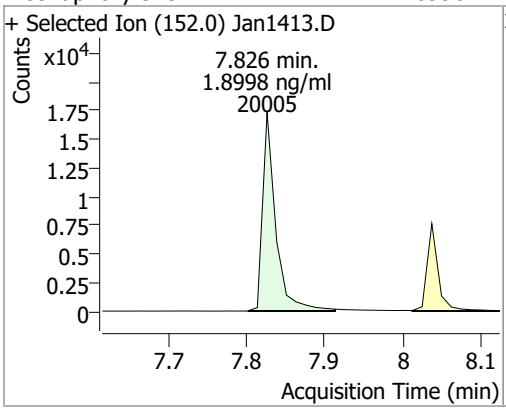

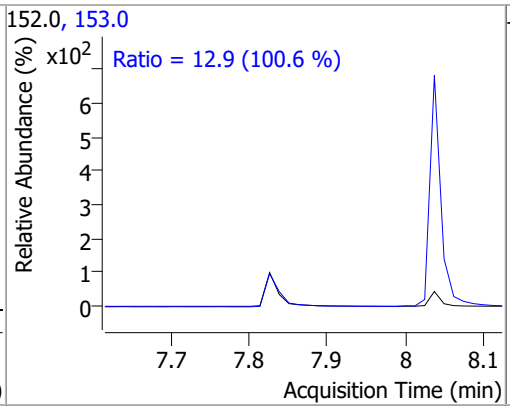

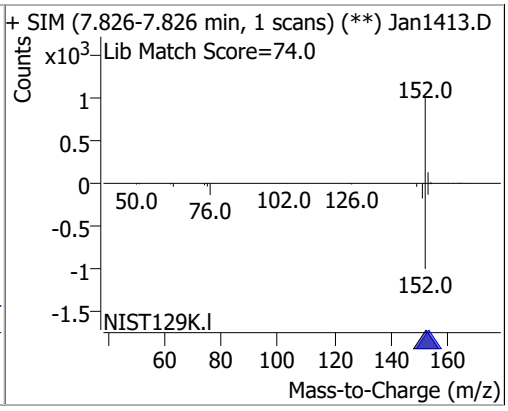

Compound	Conc.	RT	Dev(Min)	Resp.	QIon	QRatio	Lower	Upper
Acenaphthene	1.9154	8.04	0.00	12902	153.0	117.4	82.1	152.6
					152.0	58.6	41.0	76.1

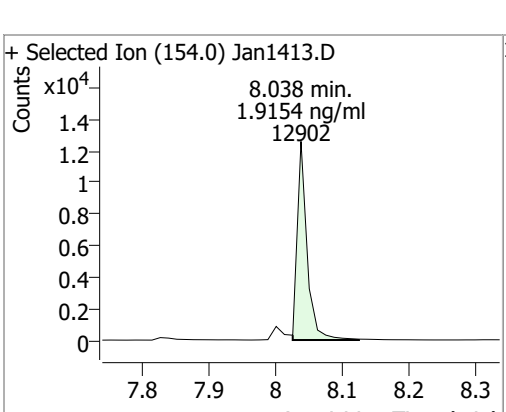

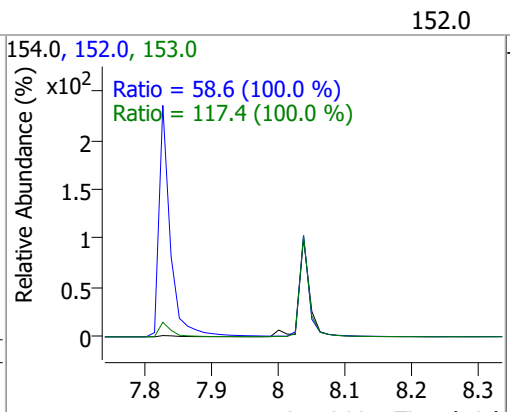

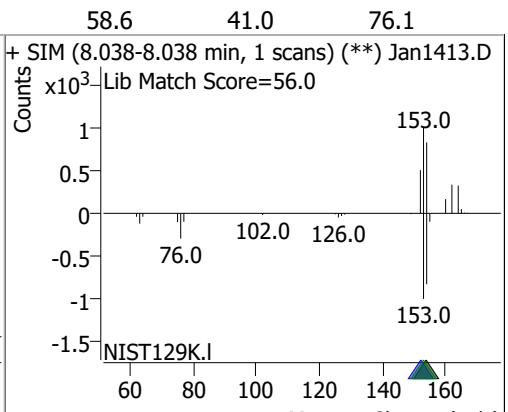

Compound	Conc.	RT	Dev(Min)	Resp.	QIon	QRatio	Lower	Upper
Fluorene	1.9259	8.67	0.00	15350	165.0	98.7	69.1	128.3
					167.0	13.9	9.7	18.0

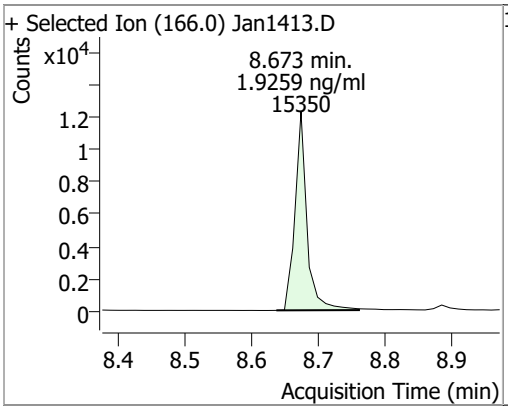

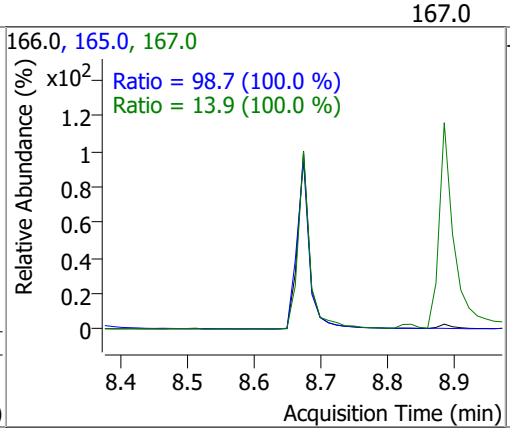

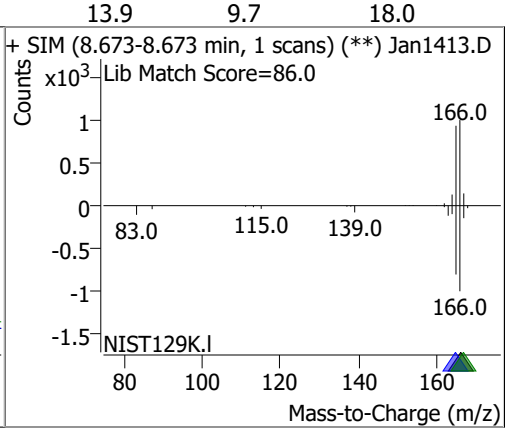

Compound	Conc.	RT	Dev(Min)	Resp.	QIon	QRatio	Lower	Upper
Phenanthrene	2.0509	9.80	0.00	22214	176.0	15.5	10.8	20.1

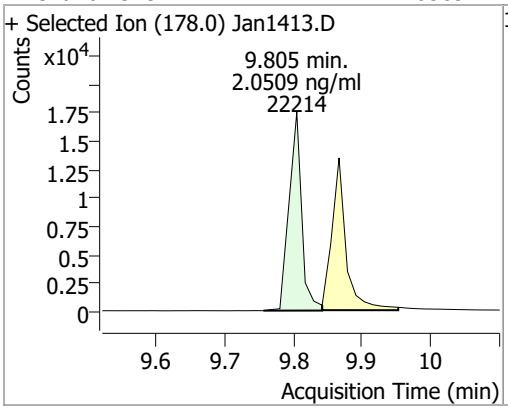

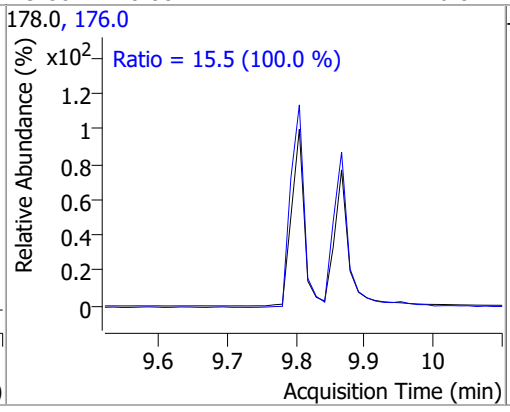

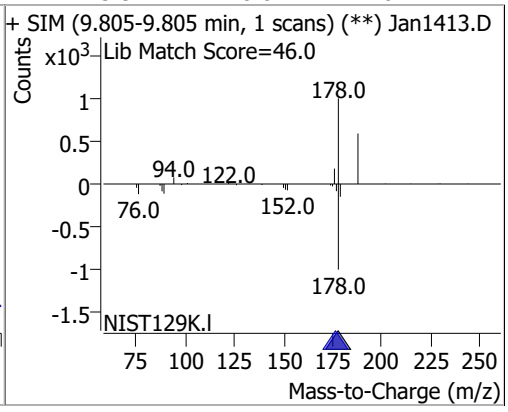

Compound	Conc.	RT	Dev(Min)	Resp.	QIon	QRatio	Lower	Upper
Anthracene	2.0396	9.87	0.00	19299	176.0	18.1	12.7	23.5

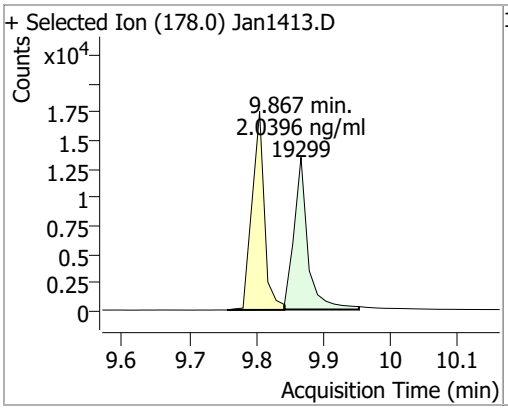

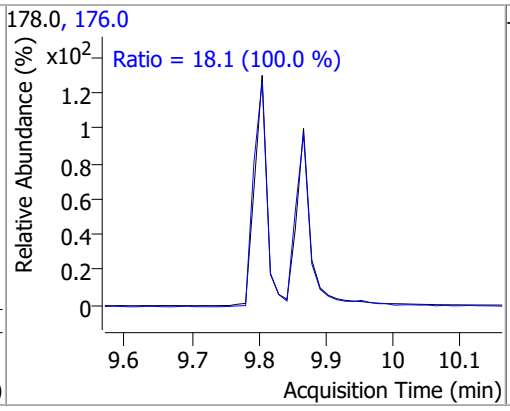

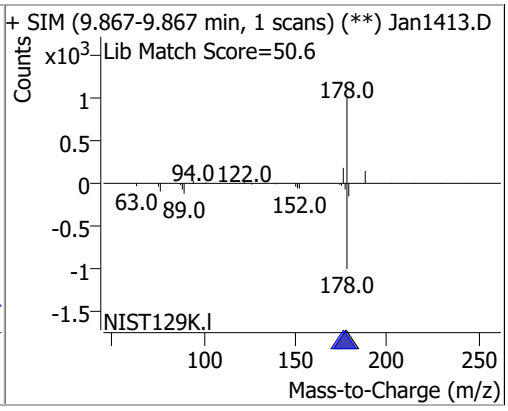

Compound	Conc.	RT	Dev(Min)	Resp.	QIon	QRatio	Lower	Upper
o-Terphenyl	1.9574	10.30	0.00	11182	229.0	70.2	49.2	91.3
					215.0	46.7	32.7	60.7

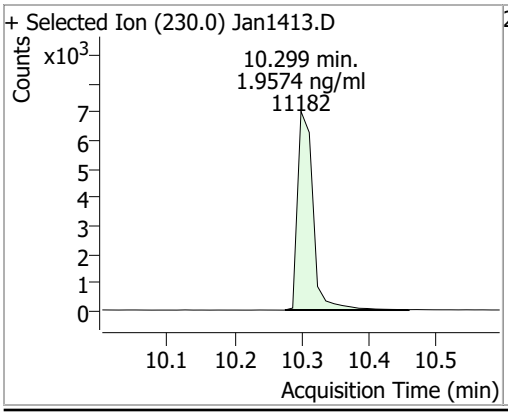

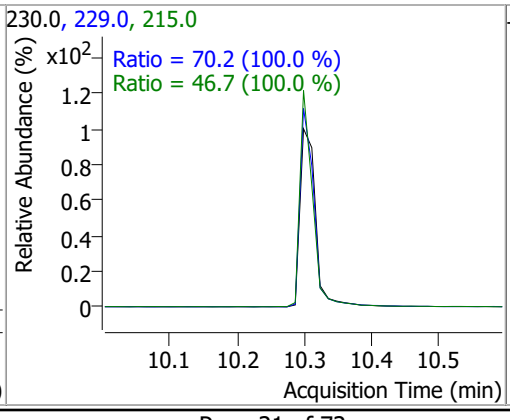

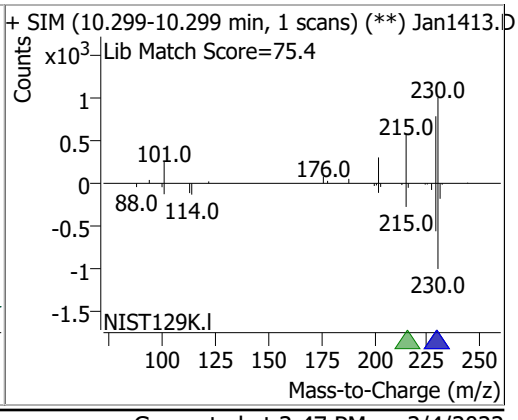

Compound	Conc.	RT	Dev(Min)	Resp.	QIon	QRatio	Lower	Upper
Fluoranthene	1.9135	11.41	0.00	22779	101.0	13.8	9.6	17.9

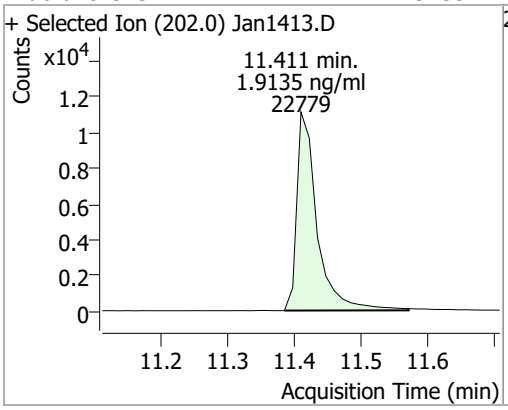

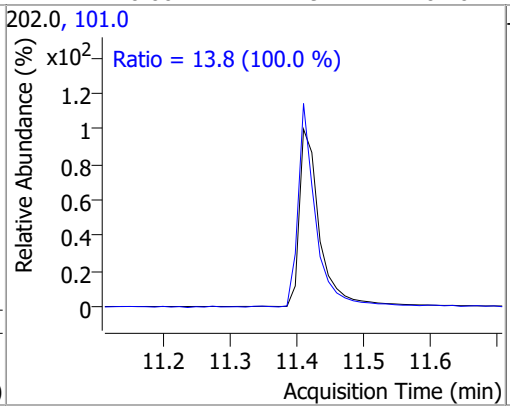

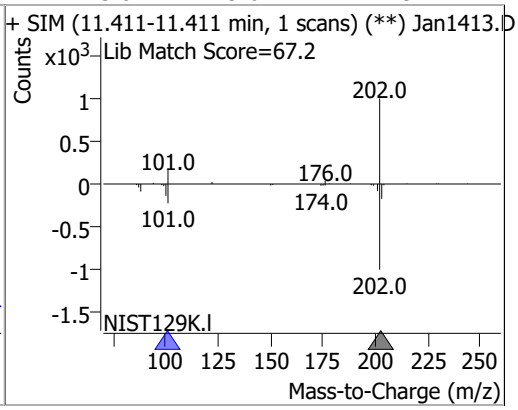

Compound	Conc.	RT	Dev(Min)	Resp.	QIon	QRatio	Lower	Upper
Pyrene	1.9833	11.79	0.00	26098	101.0	15.3	10.7	20.0

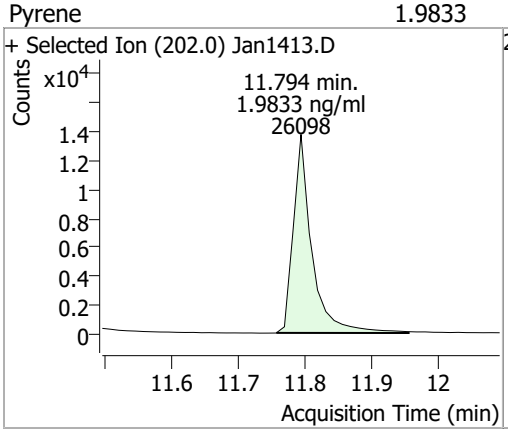

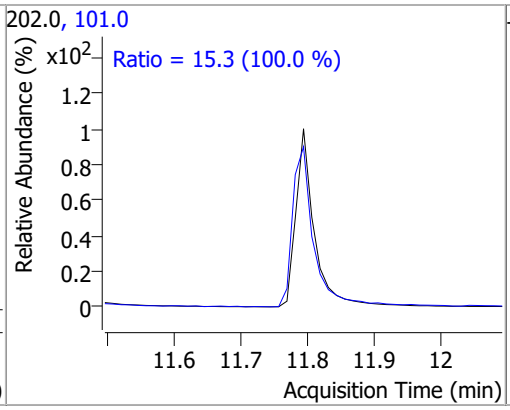

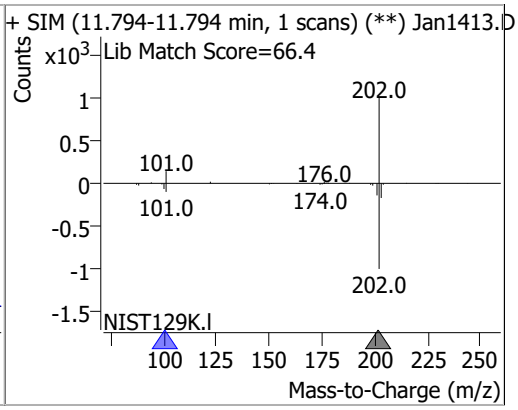

Compound	Conc.	RT	Dev(Min)	Resp.	QIon	QRatio	Lower	Upper
Terphenyl-d14	2.0507	12.26	0.00	9861	122.0	19.2	13.4	25.0

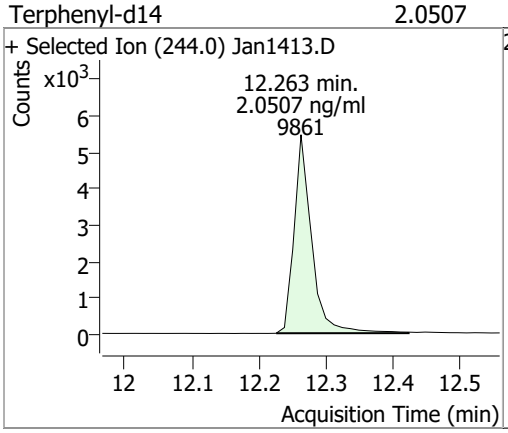

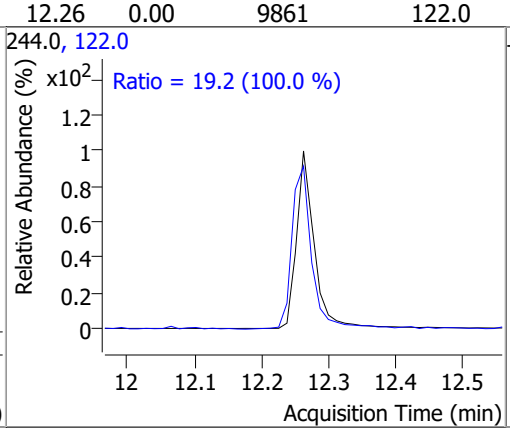

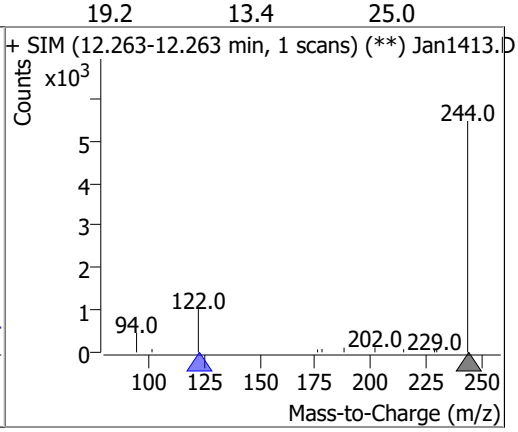

Compound	Conc.	RT	Dev(Min)	Resp.	QIon	QRatio	Lower	Upper
Benzo(a)Anthracene	2.0469	14.70	0.00	17008	226.0	27.0	18.9	35.1
					229.0	23.0	16.1	29.9

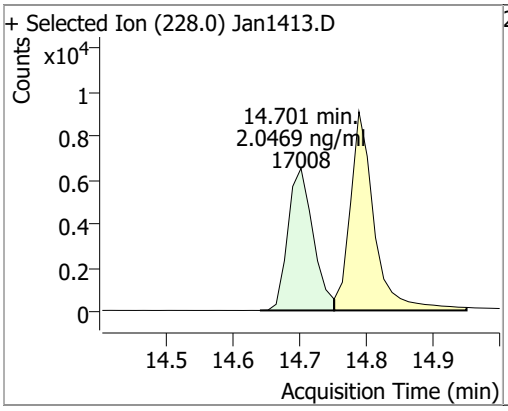

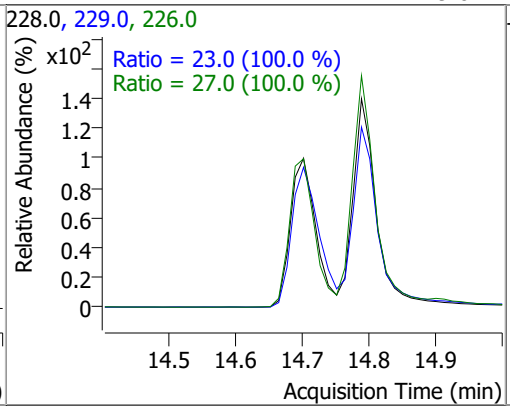

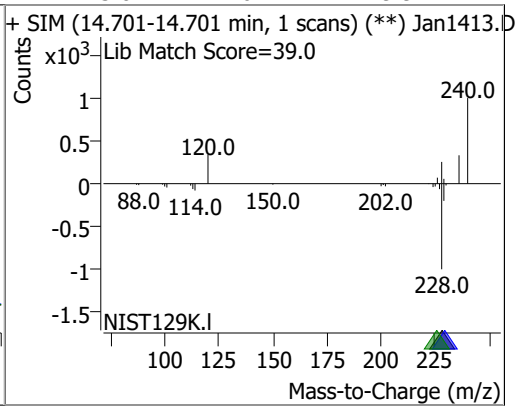

Compound	Conc.	RT	Dev(Min)	Resp.	QIon	QRatio	Lower	Upper
Chrysene	1.9083	14.79	0.00	22814	226.0	30.3	21.2	39.4
					229.0	21.4	15.0	27.8

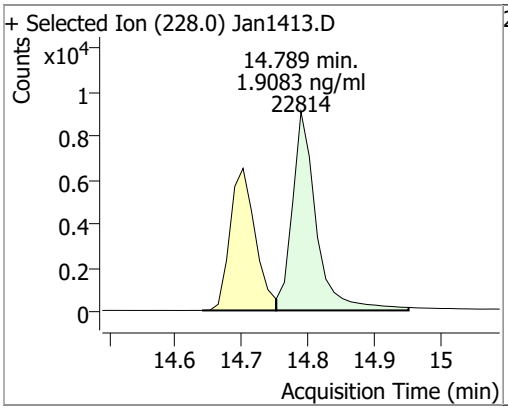

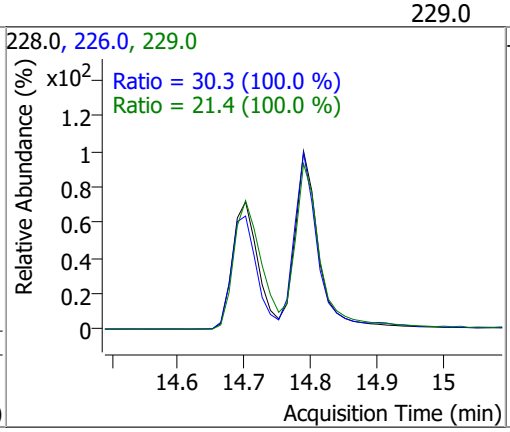

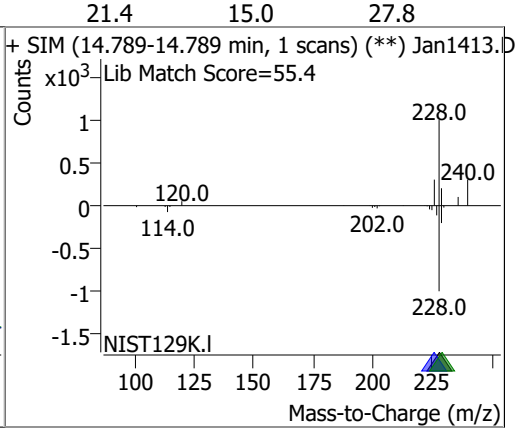

Compound	Conc.	RT	Dev(Min)	Resp.	QIon	QRatio	Lower	Upper
Benzo(b)fluoranthene	2.0220	17.73	0.00	15738	253.0	22.6	15.8	29.4

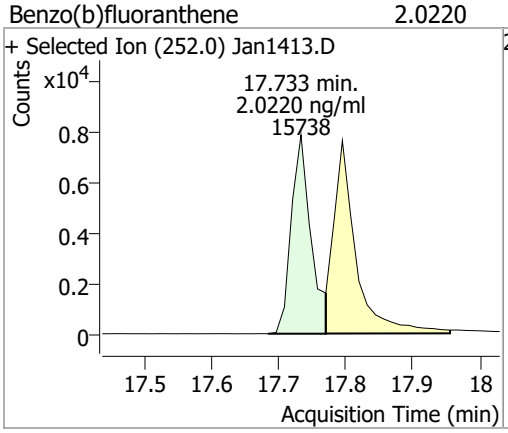

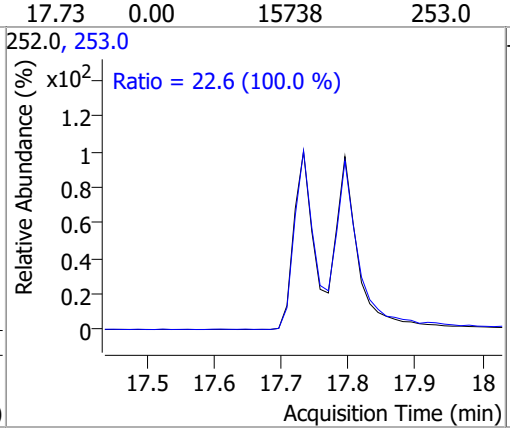

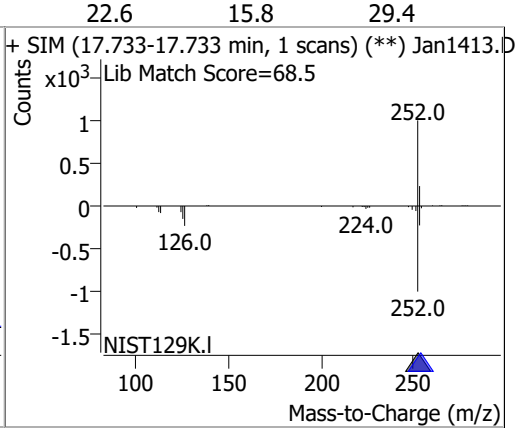

Compound	Conc.	RT	Dev(Min)	Resp.	QIon	QRatio	Lower	Upper
Benzo(k)fluoranthene	2.0045	17.79	0.00	17813	253.0	23.0	16.1	29.9

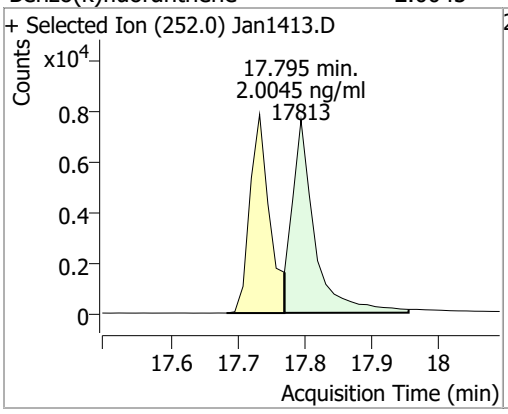

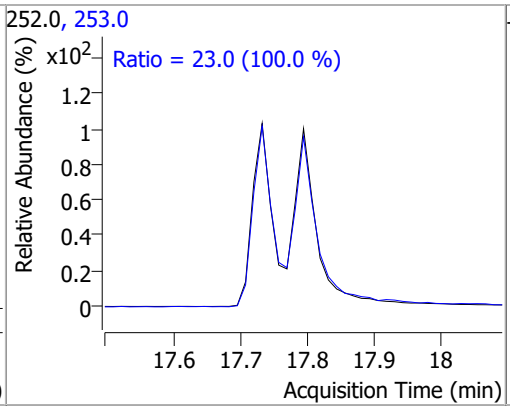

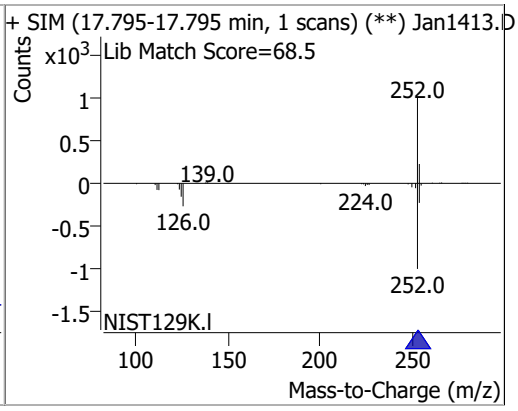

Compound	Conc.	RT	Dev(Min)	Resp.	QIon	QRatio	Lower	Upper
Benzo(a)pyrene	2.0173	18.38	0.00	11949	253.0	23.5	16.5	30.6

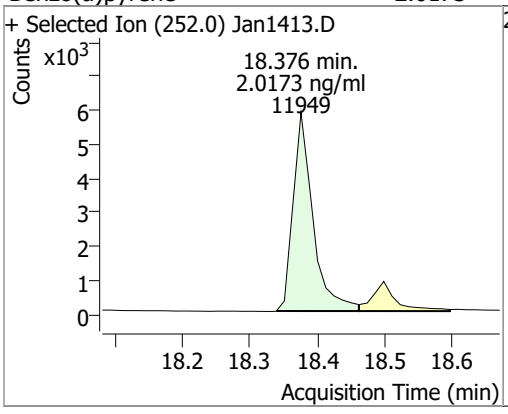

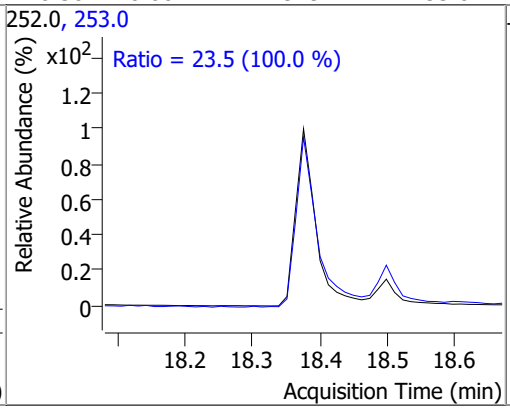

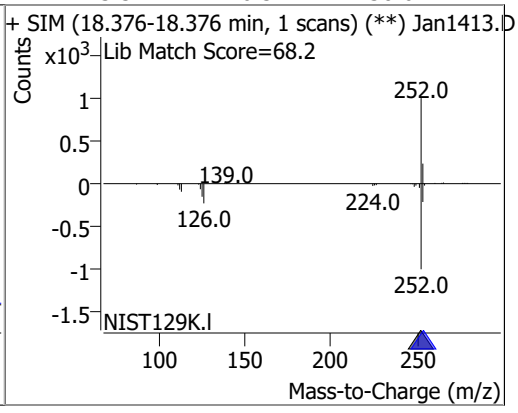

Compound	Conc.	RT	Dev(Min)	Resp.	QIon	QRatio	Lower	Upper
Indeno(1,2,3-cd)pyrene	2.0564	20.23	0.00	11640	138.0	28.9	20.3	37.6

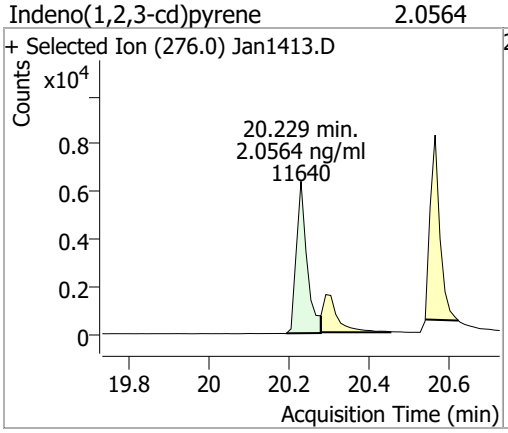

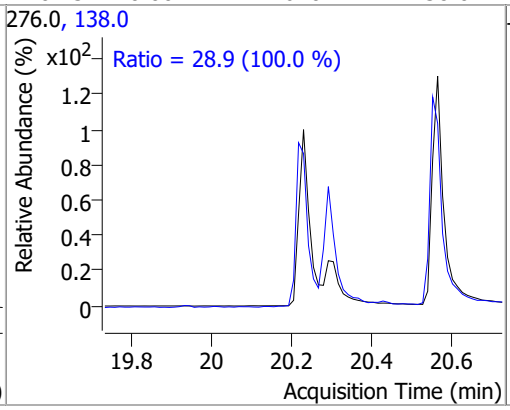

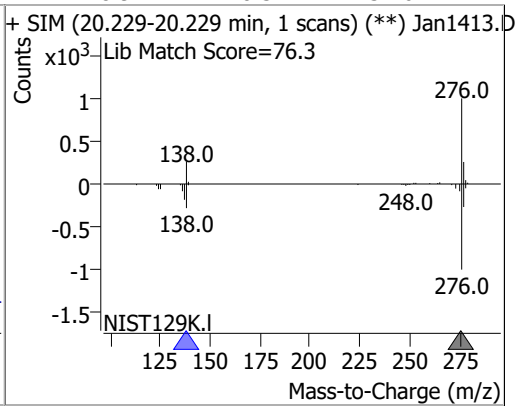

Compound	Conc.	RT	Dev(Min)	Resp.	QIon	QRatio	Lower	Upper
Dibenzo(a,h)anthracene	1.8212	20.30	0.00	12569	279.0	25.1	17.6	32.7
					139.0	24.1	16.9	31.3

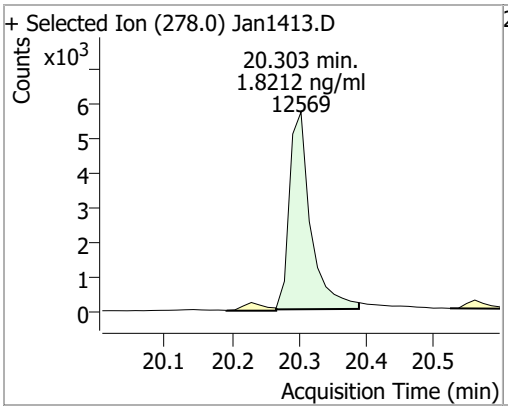

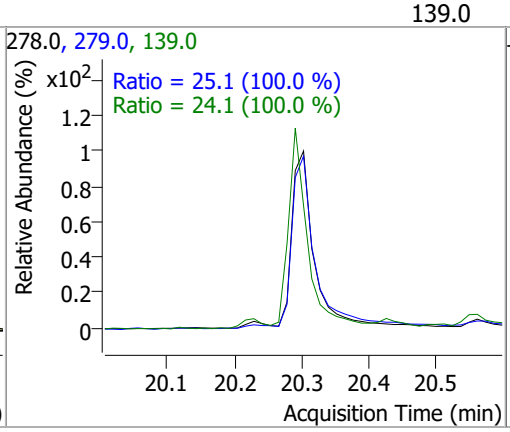

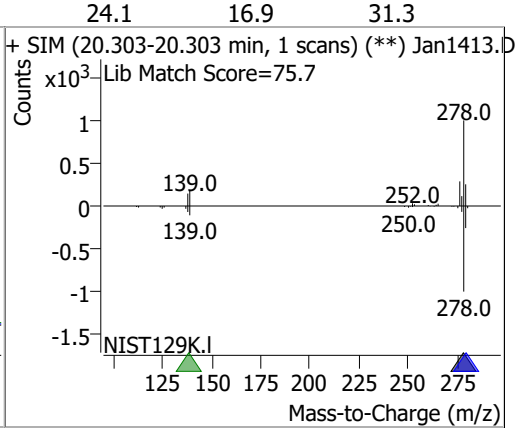

Compound	Conc.	RT	Dev(Min)	Resp.	QIon	QRatio	Lower	Upper
Benzo(g,h,i)perylene	2.0267	20.56	0.00	16676 (m)	138.0	28.0	19.6	36.5
					277.0	23.3	16.3	30.2

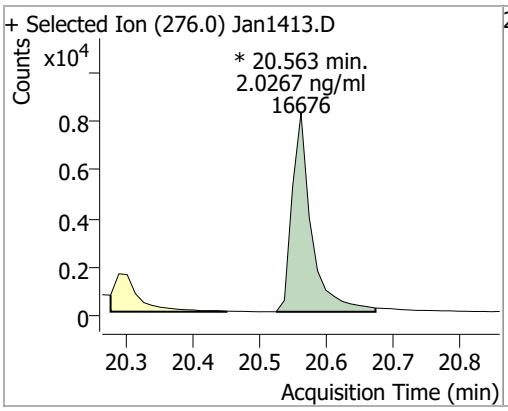

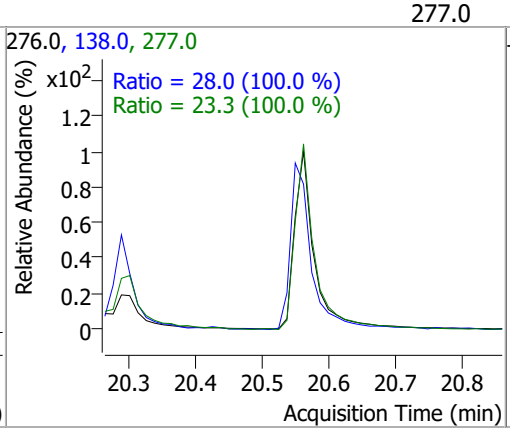

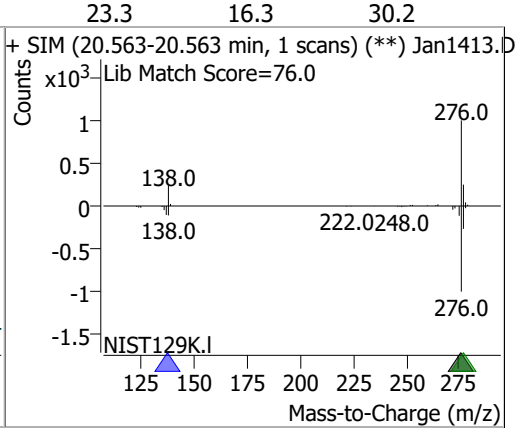

Quantitation Results Report (QT Reviewed)

Data File	Jan1414.D	Operator	LIMS import
Acq. Method	5975BNASIM	Acq. Date-Time	1/14/2022 6:19:44 PM
Sample Name	14-Jan-22_CAL_4	Instrument	GCMS
Vial	5	Multiplier	1.00
DA Method File		Comment	SVOC-8270-W-LLPAH
Tune File	dftppjph.u	Tune Date	
Batch Name	011422 bna SIM 2.batch.bin	Last Calib Update	1/17/2022 8:49:06 AM
Ref Library			

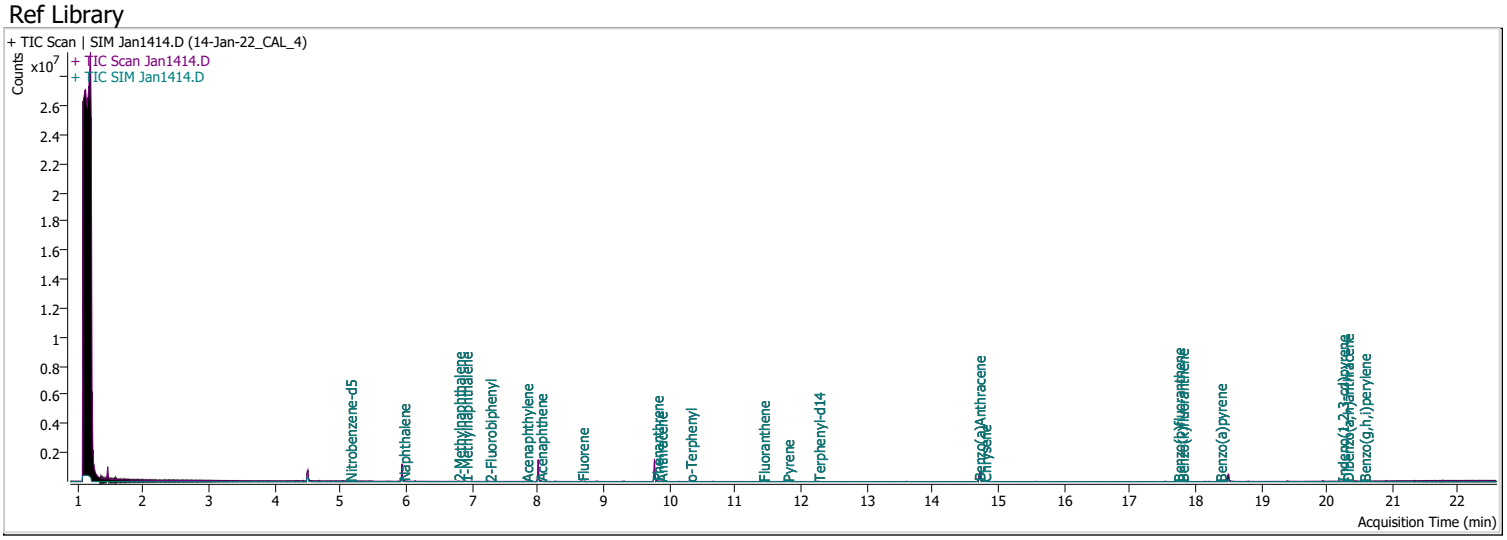

Compound	RT	QIon	Resp.	Conc.	Units		Dev(Min)
Internal Standards							
M 1,4-Dichlorobenzene-d4	4.497	152.0	180220	40.0000	ng/ml		0.000
M Naphthalene-d8	5.941	136.0	329021	40.0000	ng/ml		0.000
M Acenaphthene-d10	8.013	164.0	178036	40.0000	ng/ml		0.013
M Phenanthrene-d10	9.780	188.0	366553	40.0000	ng/ml		0.000
M Chrysene-d12	14.726	240.0	266746	40.0000	ng/ml		0.000
M Perylene-d12	18.499	264.0	173788	40.0000	ng/ml		0.000
System Monitoring Compounds							
S Nitrobenzene-d5	5.143	82.0	3242	0.9957	ng/ml		0.000
Spiked Amount: 5.000	Range: 19.0 - 102.0%			Recovery = 19.91%			
S 2-Fluorobiphenyl	7.264	172.0	8063	0.9422	ng/ml		0.000
Spiked Amount: 5.000	Range: 25.0 - 94.0%			Recovery = 18.84%		*	
S o-Terphenyl	10.311	230.0	5628	0.9433	ng/ml		0.012
Spiked Amount: 5.000	Range: 40.0 - 140.0%			Recovery = 18.87%		*	
S Terphenyl-d14	12.263	244.0	4851	0.9772	ng/ml		0.000
Spiked Amount: 5.000	Range: 39.0 - 106.0%			Recovery = 19.54%		*	
Target Compounds							**QValue**
T Naphthalene	5.953	128.0	11085	0.9738	ng/ml		97
T 2-Methylnaphthalene	6.790	141.0	6198	0.9755	ng/ml		98
T 1-Methylnaphthalene	6.902	141.0	6335	0.9454	ng/ml		99
T Acenaphthylene	7.826	152.0	9945	0.9115	ng/ml		98
T Acenaphthene	8.038	154.0	6673	0.9561	ng/ml		100
T Fluorene	8.673	166.0	7913	0.9582	ng/ml		99
T Phenanthrene	9.805	178.0	11285	0.9824	ng/ml		92
T Anthracene	9.867	178.0	9804	0.9893	ng/ml		99
T Fluoranthene	11.423	202.0	11738	0.9442	ng/ml		99
T Pyrene	11.794	202.0	13080	0.9734	ng/ml		98
T Benzo(a)Anthracene	14.701	228.0	9011	1.0017	ng/ml		98
T Chrysene	14.789	228.0	11797	0.9663	ng/ml		99
T Benzo(b)fluoranthene	17.733	252.0	7329	0.9360	ng/ml		100

Compound	RT	QIon	Resp.	Conc.	Units	Dev(Min)
T Benzo(k)fluoranthene	17.795	252.0	8490	0.9530	ng/ml	96
T Benzo(a)pyrene	18.376	252.0	5985	1.0216	ng/ml	98
T Indeno(1,2,3-cd)pyrene	20.229	276.0	5490	0.9888	ng/ml	99
T Dibenzo(a,h)anthracene	20.303	278.0	6525	0.9399	ng/ml	99
T Benzo(g,h,i)perylene	20.563	276.0	8433	1.0267	ng/ml	98

(#) = Qualifier Out of Range; (m) = Manual Integration; (+) = Area Summed; (*) = Surrogate Percent Recovery Out of Range; (d): Zeroed Peak

Compound	Conc.	RT	Dev(Min)	Resp.	QIon	QRatio	Lower	Upper
Nitrobenzene-d5	0.9957	5.14	0.00	3242	54.0	37.3	25.9	48.1
					128.0	39.3	25.6	47.6

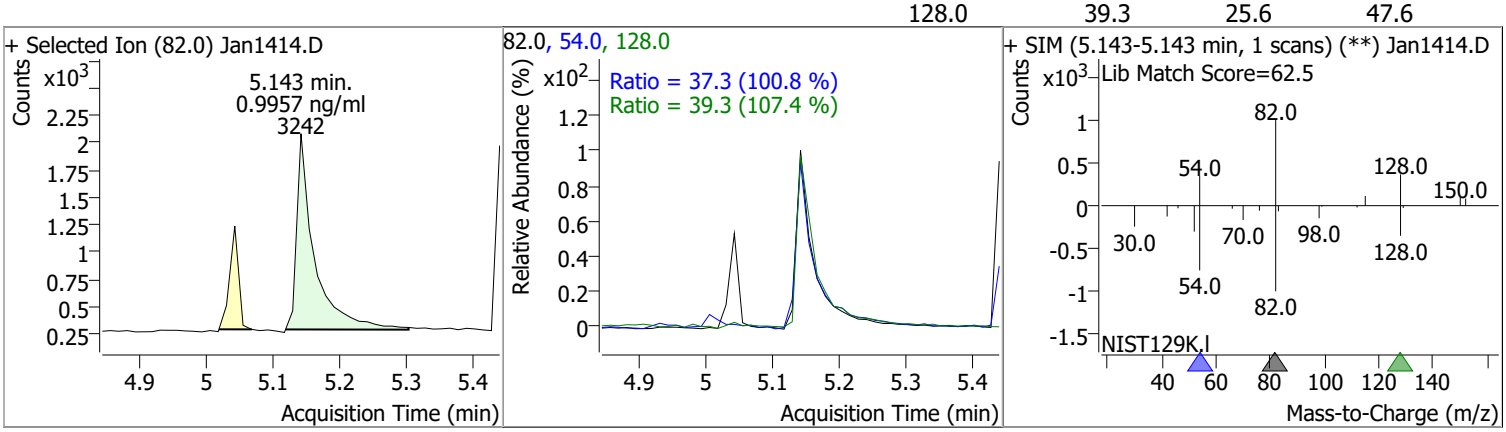

Compound	Conc.	RT	Dev(Min)	Resp.	QIon	QRatio	Lower	Upper
Naphthalene	0.9738	5.95	0.00	11085	102.0	21.8	0.0	59.6
					129.0	11.2	7.7	14.3

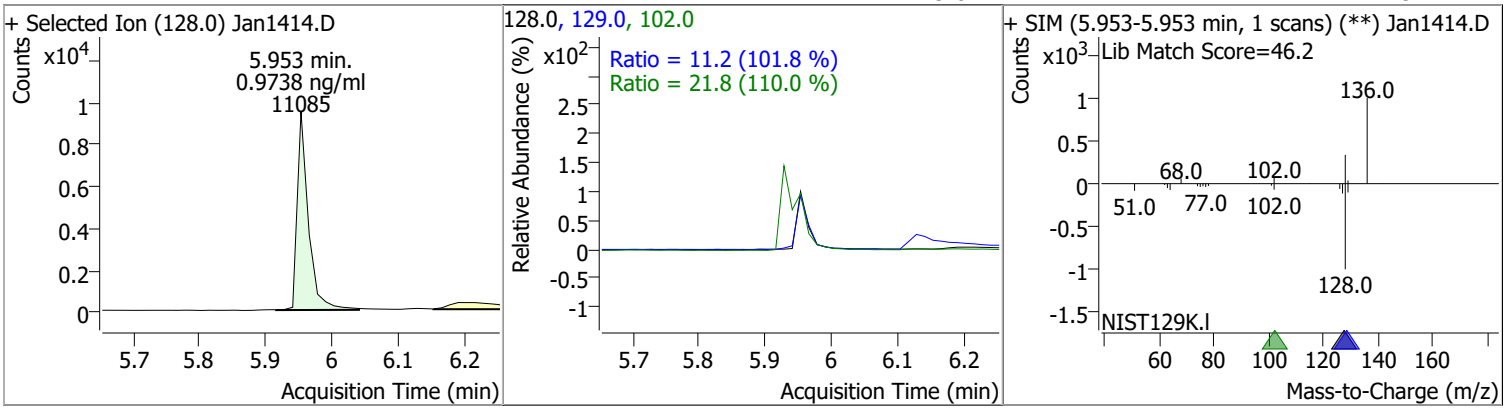

Compound	Conc.	RT	Dev(Min)	Resp.	QIon	QRatio	Lower	Upper
2-Methylnaphthalene	0.9755	6.79	0.00	6198	142.0	137.7	98.5	183.0
					115.0	59.7	41.8	77.6

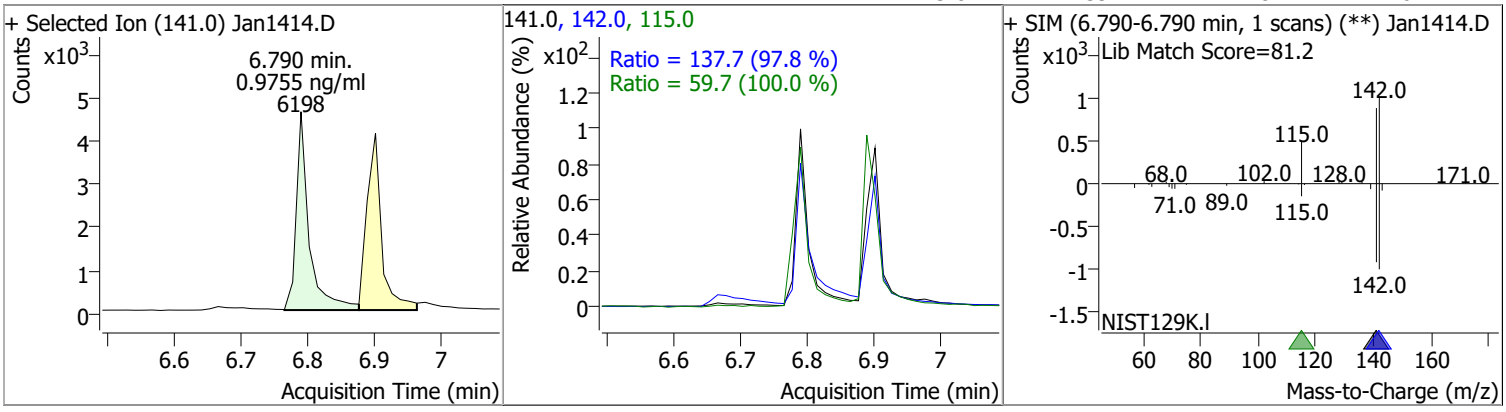

Compound	Conc.	RT	Dev(Min)	Resp.	QIon	QRatio	Lower	Upper
1-Methylnaphthalene	0.9454	6.90	0.00	6335	142.0	112.6	79.2	147.1
					115.0	66.6	47.5	88.2

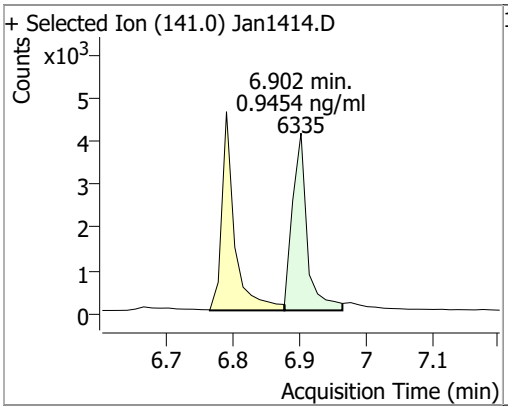

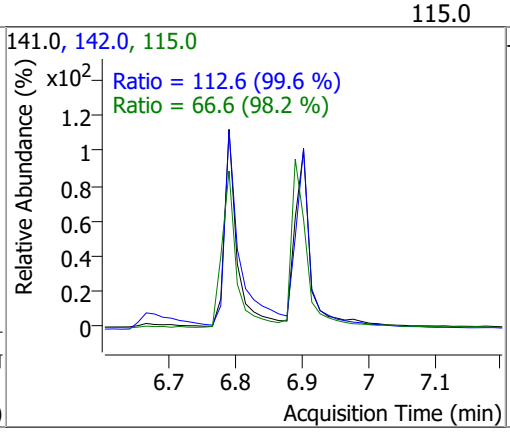

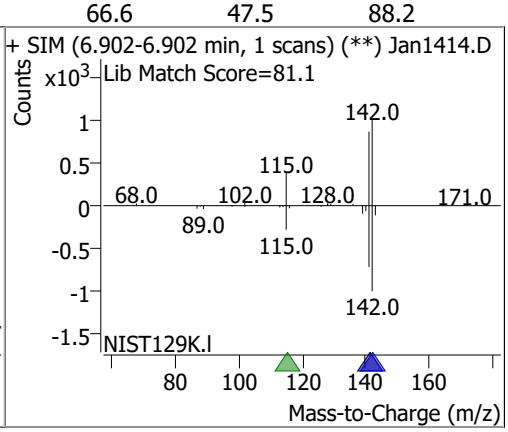

Compound	Conc.	RT	Dev(Min)	Resp.	QIon	QRatio	Lower	Upper
2-Fluorobiphenyl	0.9422	7.26	0.00	8063	171.0	36.0	26.6	49.5

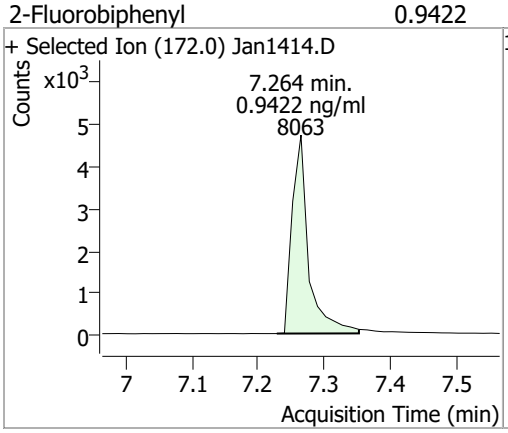

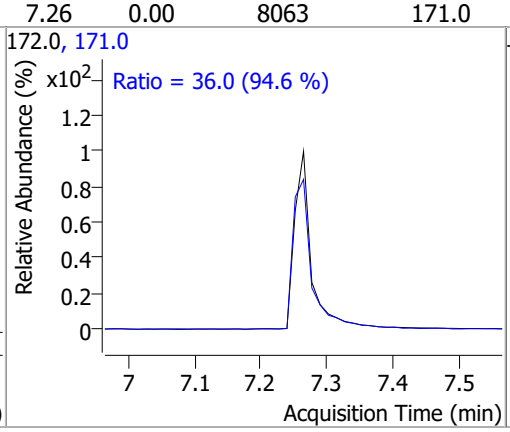

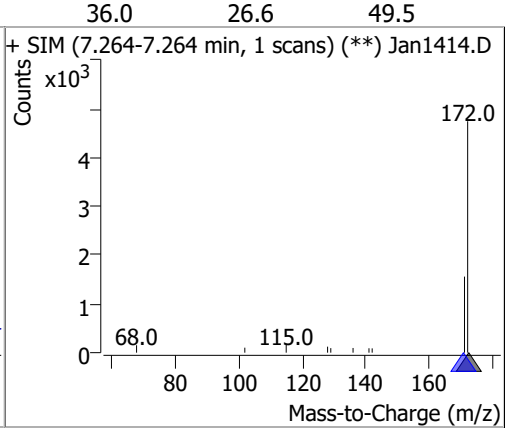

Compound	Conc.	RT	Dev(Min)	Resp.	QIon	QRatio	Lower	Upper
Acenaphthylene	0.9115	7.83	0.00	9945	153.0	13.5	9.0	16.6

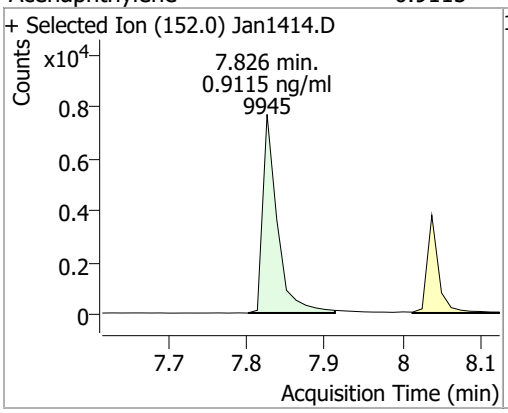

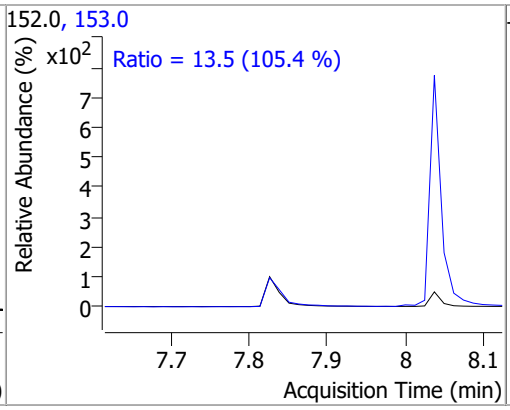

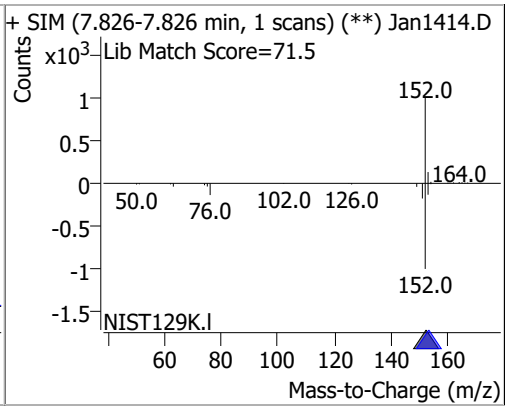

Compound	Conc.	RT	Dev(Min)	Resp.	QIon	QRatio	Lower	Upper
Acenaphthene	0.9561	8.04	0.00	6673	153.0	117.3	82.1	152.6
					152.0	58.1	41.0	76.1

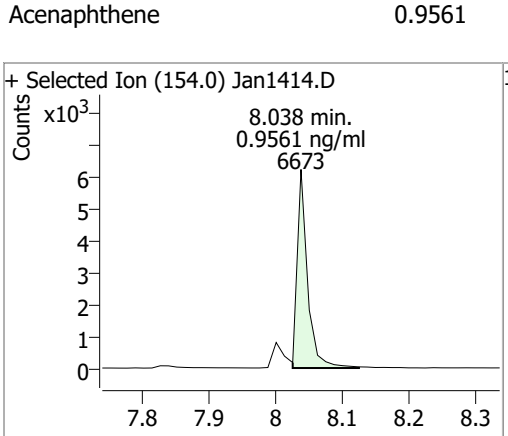

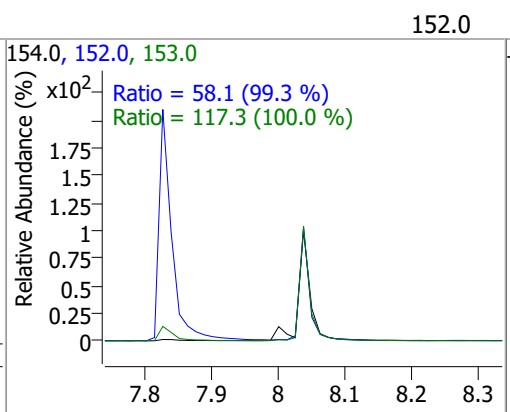

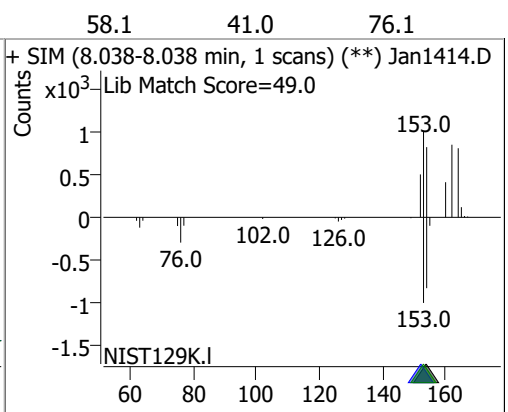

Compound	Conc.	RT	Dev(Min)	Resp.	QIon	QRatio	Lower	Upper
Fluorene	0.9582	8.67	0.00	7913	165.0	99.4	69.1	128.3
					167.0	12.6	9.7	18.0

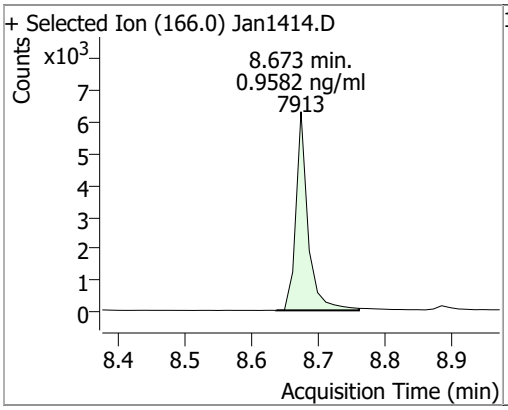

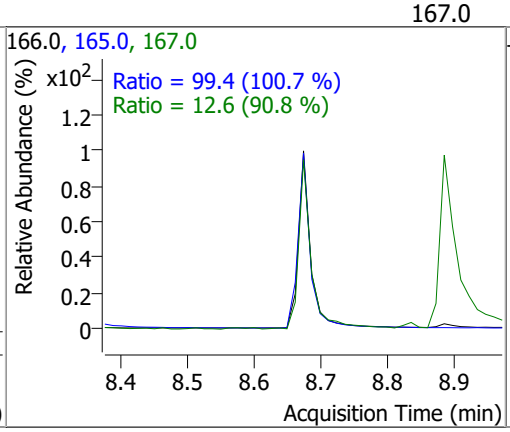

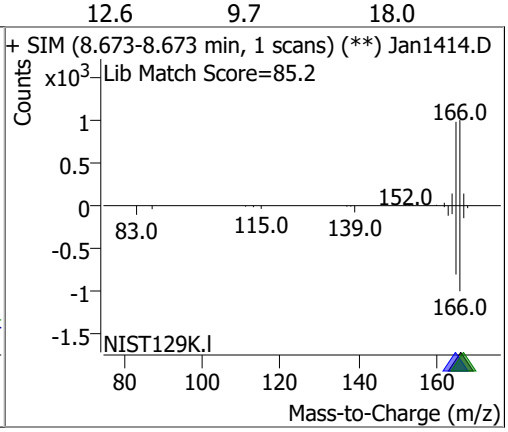

Compound	Conc.	RT	Dev(Min)	Resp.	QIon	QRatio	Lower	Upper
Phenanthrene	0.9824	9.80	0.00	11285	176.0	18.8	10.8	20.1

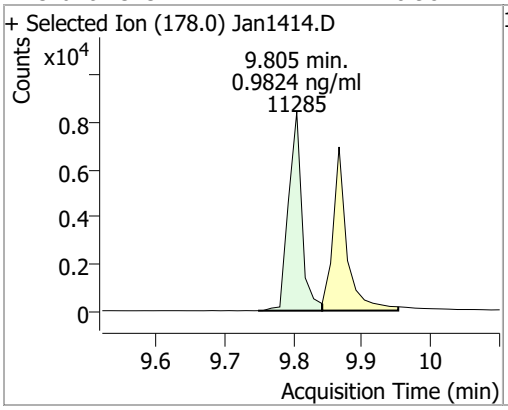

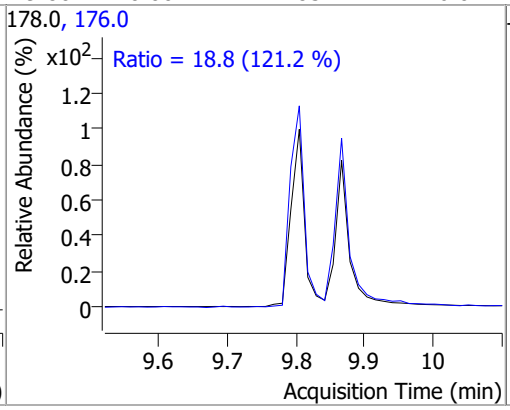

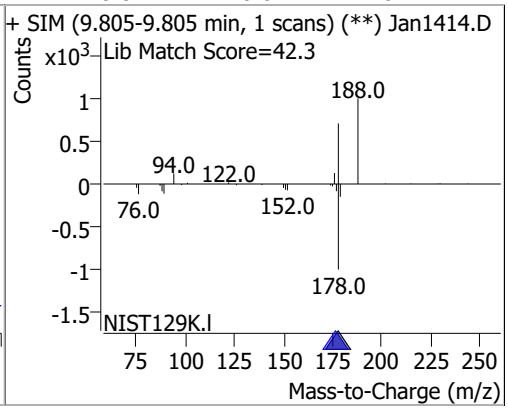

Compound	Conc.	RT	Dev(Min)	Resp.	QIon	QRatio	Lower	Upper
Anthracene	0.9893	9.87	0.00	9804	176.0	18.4	12.7	23.5

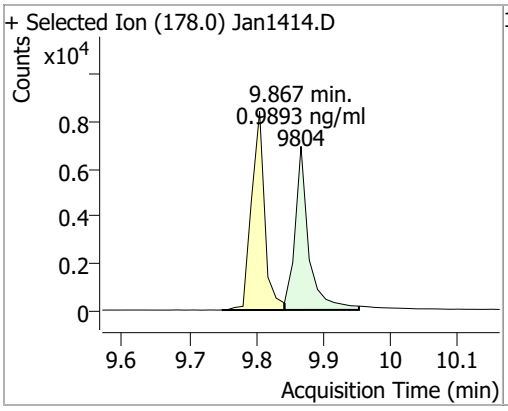

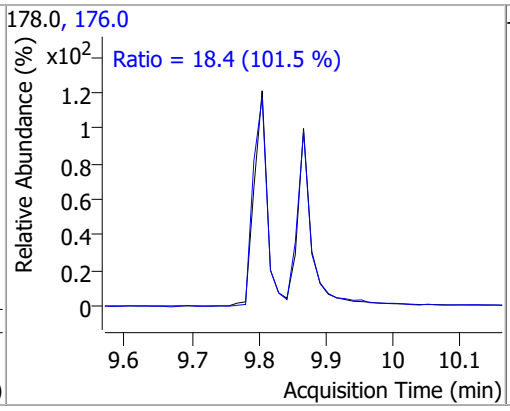

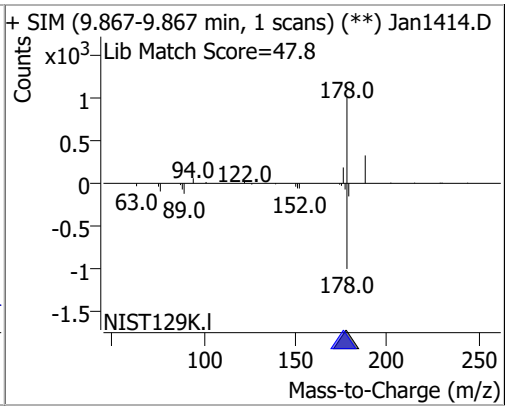

Compound	Conc.	RT	Dev(Min)	Resp.	QIon	QRatio	Lower	Upper
o-Terphenyl	0.9433	10.31	0.01	5628	229.0	70.7	49.2	91.3
					215.0	46.7	32.7	60.7

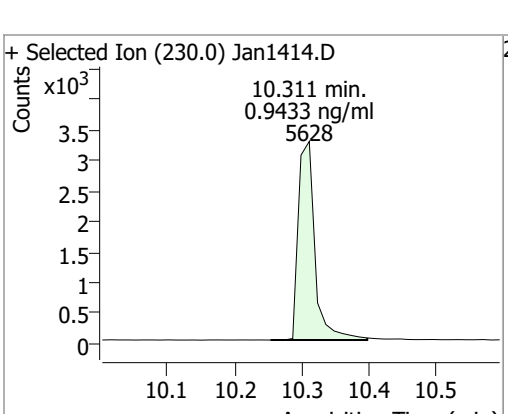

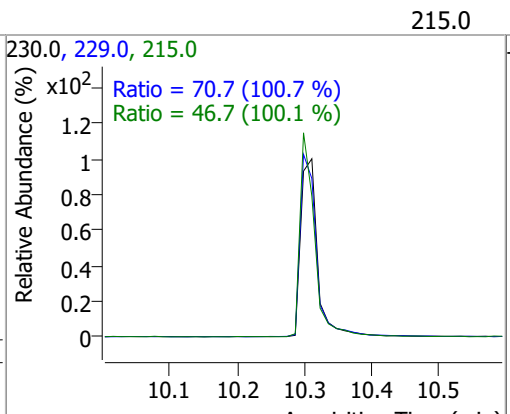

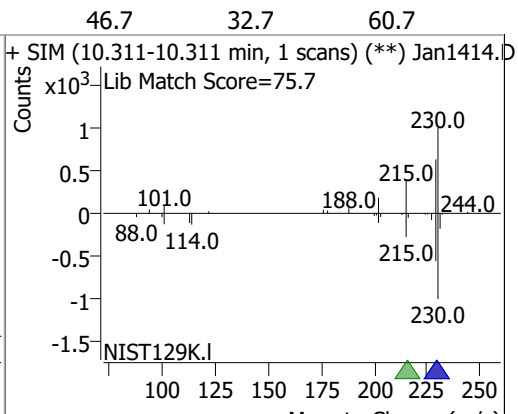

Compound	Conc.	RT	Dev(Min)	Resp.	QIon	QRatio	Lower	Upper
Fluoranthene	0.9442	11.42	0.01	11738	101.0	14.1	9.6	17.9

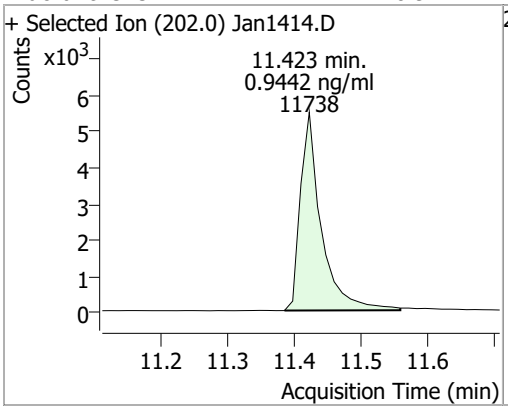

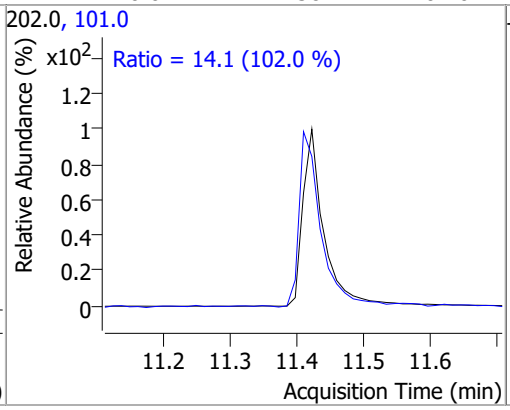

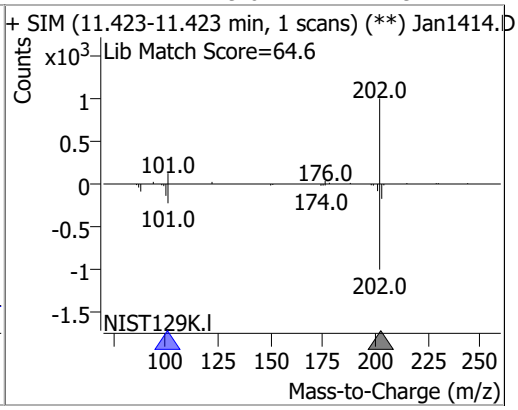

Compound	Conc.	RT	Dev(Min)	Resp.	QIon	QRatio	Lower	Upper
Pyrene	0.9734	11.79	0.00	13080	101.0	16.1	10.7	20.0

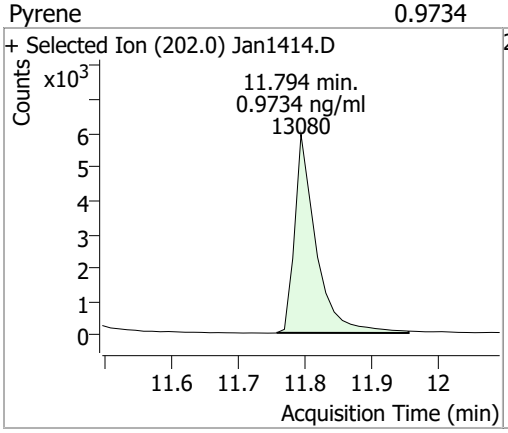

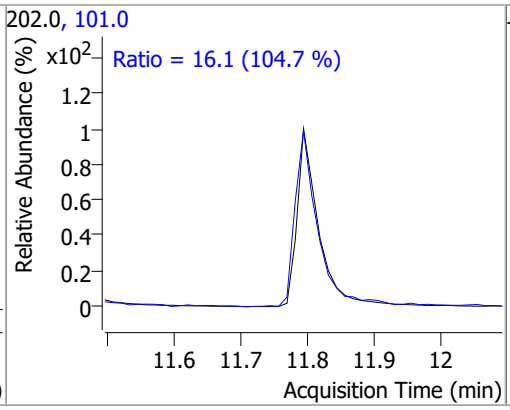

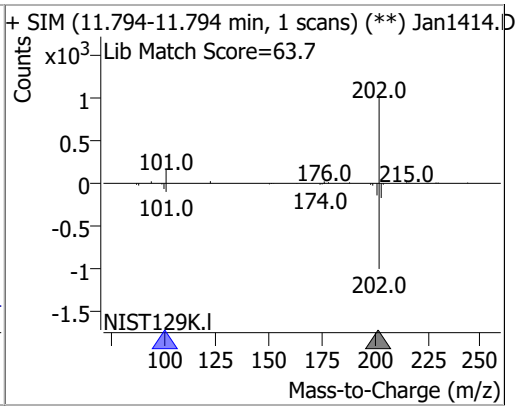

Compound	Conc.	RT	Dev(Min)	Resp.	QIon	QRatio	Lower	Upper
Terphenyl-d14	0.9772	12.26	0.00	4851	122.0	19.8	13.4	25.0

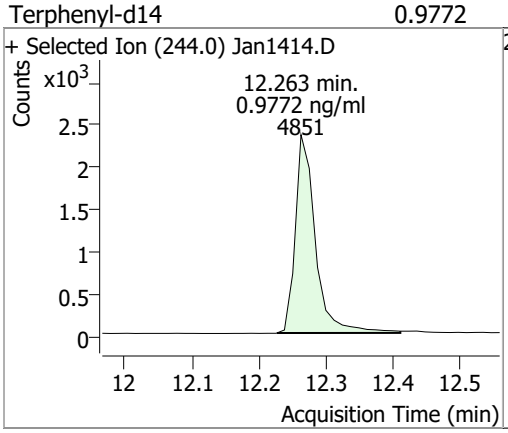

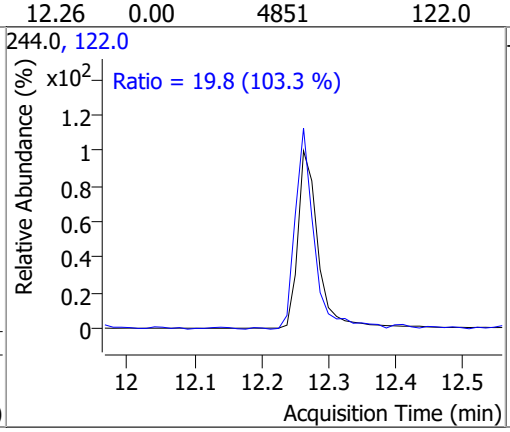

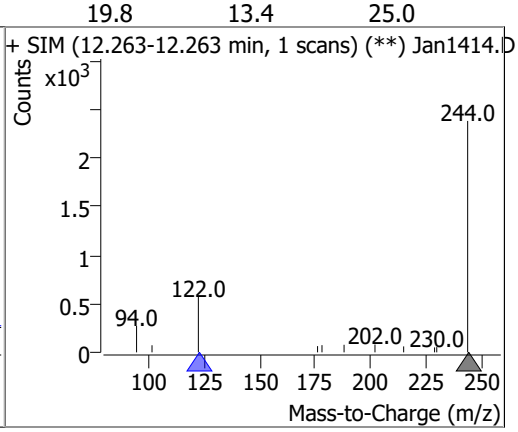

Compound	Conc.	RT	Dev(Min)	Resp.	QIon	QRatio	Lower	Upper
Benzo(a)Anthracene	1.0017	14.70	0.00	9011	226.0	26.1	18.9	35.1
					229.0	24.4	16.1	29.9

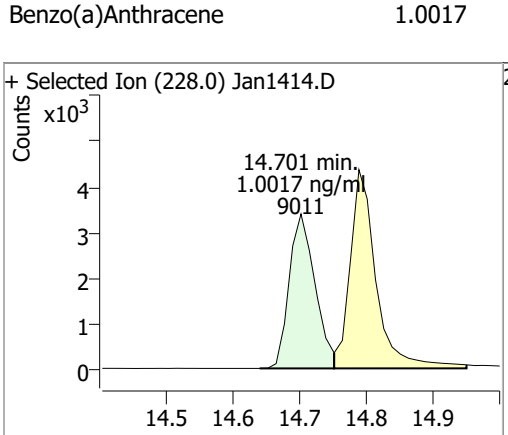

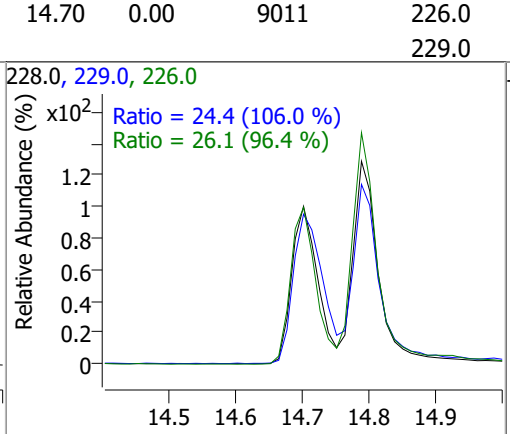

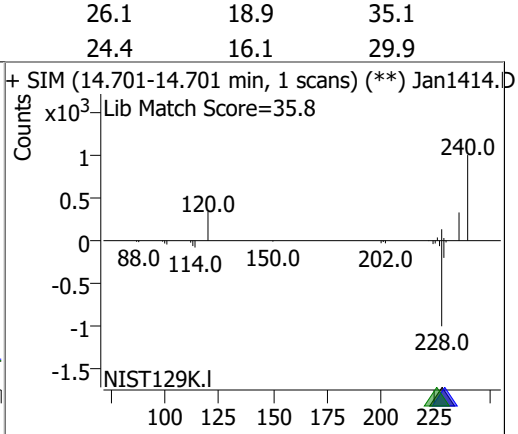

Compound	Conc.	RT	Dev(Min)	Resp.	QIon	QRatio	Lower	Upper
Chrysene	0.9663	14.79	0.00	11797	226.0	30.7	21.2	39.4
					229.0	21.7	15.0	27.8

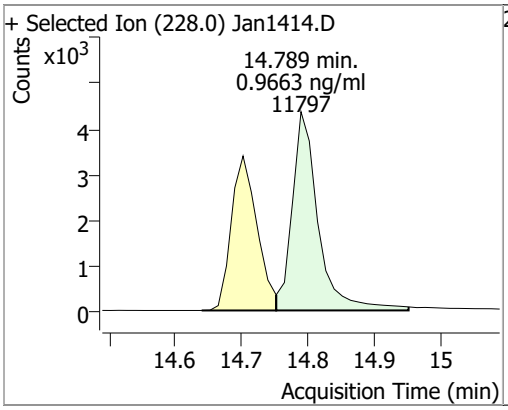

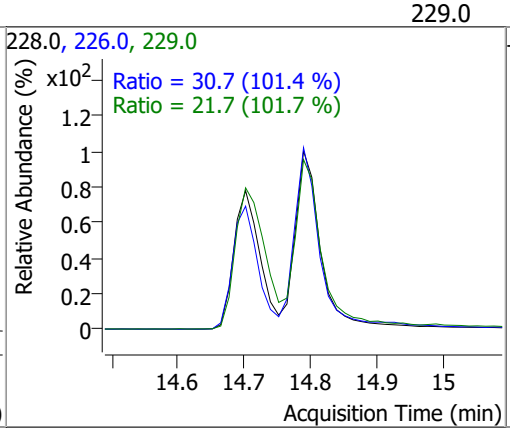

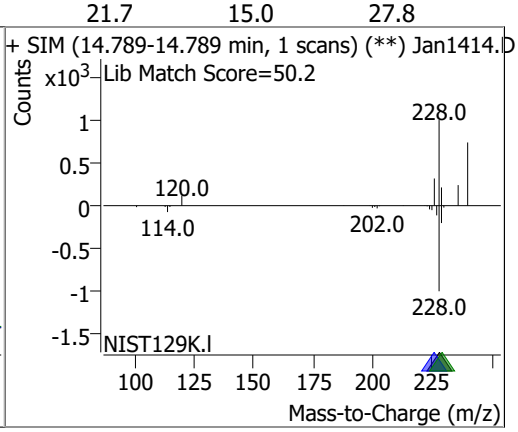

Compound	Conc.	RT	Dev(Min)	Resp.	QIon	QRatio	Lower	Upper
Benzo(b)fluoranthene	0.9360	17.73	0.00	7329	253.0	22.4	15.8	29.4

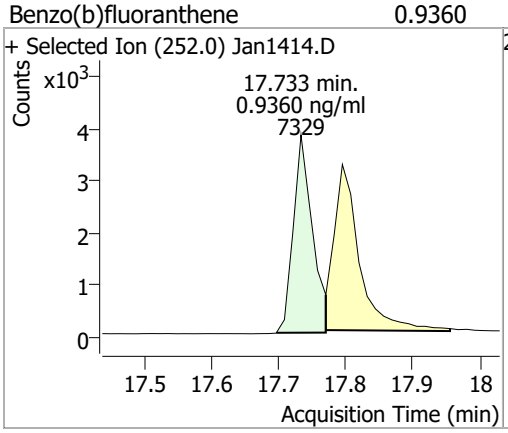

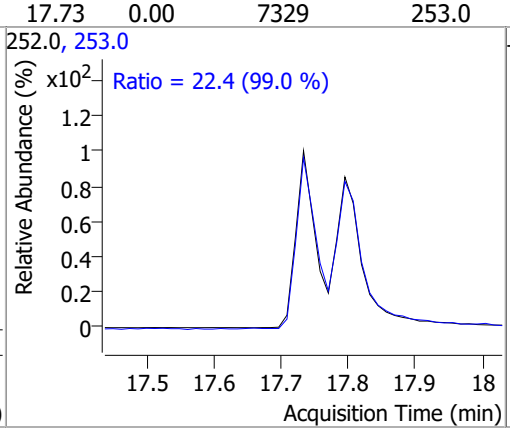

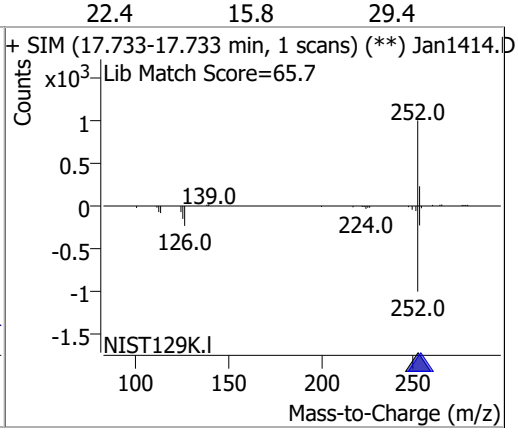

Compound	Conc.	RT	Dev(Min)	Resp.	QIon	QRatio	Lower	Upper
Benzo(k)fluoranthene	0.9530	17.80	0.00	8490	253.0	21.2	16.1	29.9

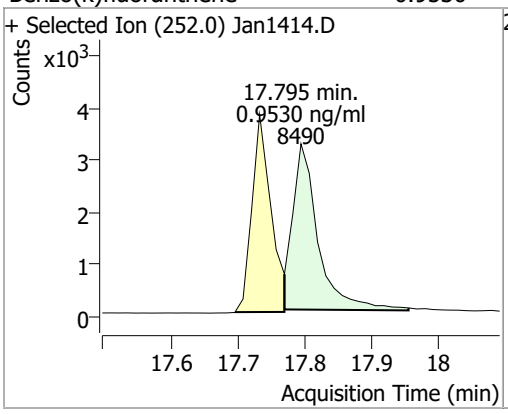

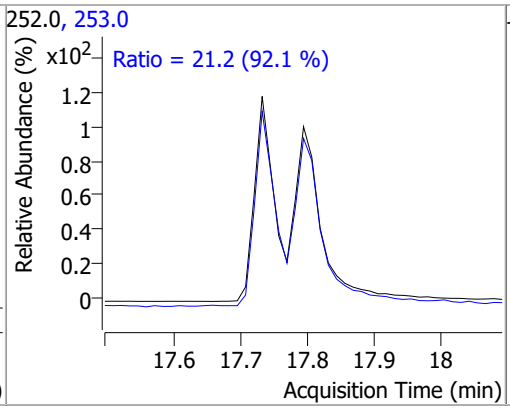

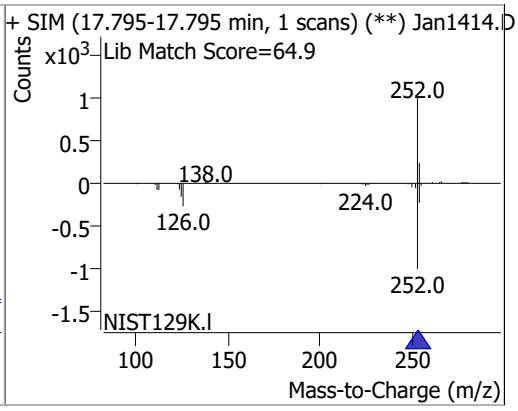

Compound	Conc.	RT	Dev(Min)	Resp.	QIon	QRatio	Lower	Upper
Benzo(a)pyrene	1.0216	18.38	0.00	5985	253.0	22.7	16.5	30.6

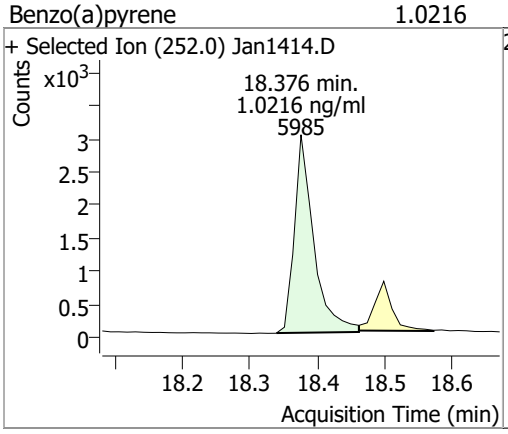

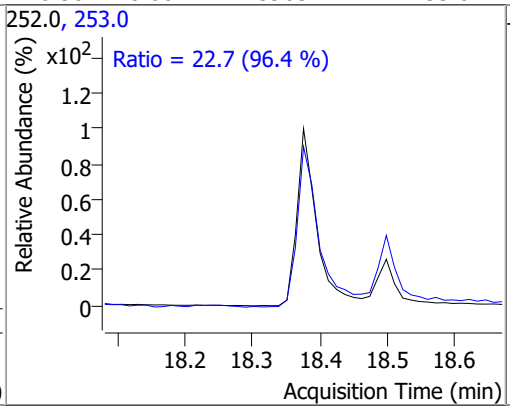

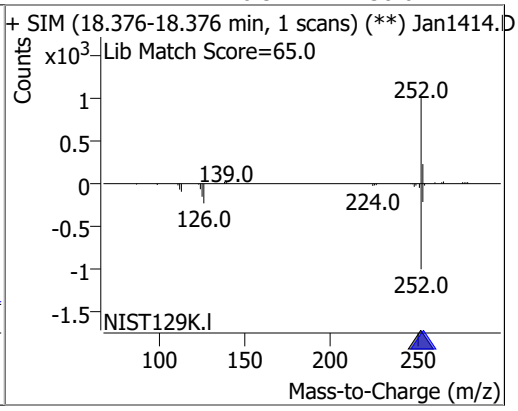

Compound	Conc.	RT	Dev(Min)	Resp.	QIon	QRatio	Lower	Upper
Indeno(1,2,3-cd)pyrene	0.9888	20.23	0.00	5490	138.0	29.7	20.3	37.6

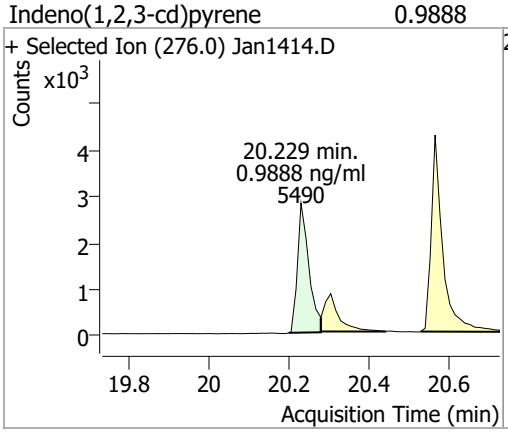

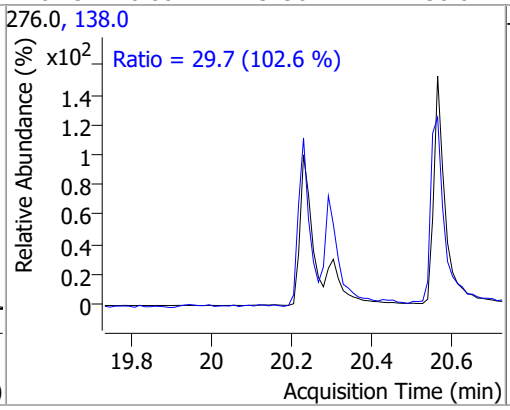

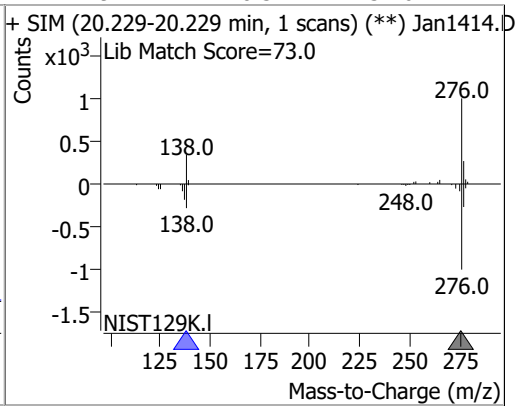

Compound	Conc.	RT	Dev(Min)	Resp.	QIon	QRatio	Lower	Upper
Dibenzo(a,h)anthracene	0.9399	20.30	0.00	6525	279.0	24.8	17.6	32.7
					139.0	23.6	16.9	31.3

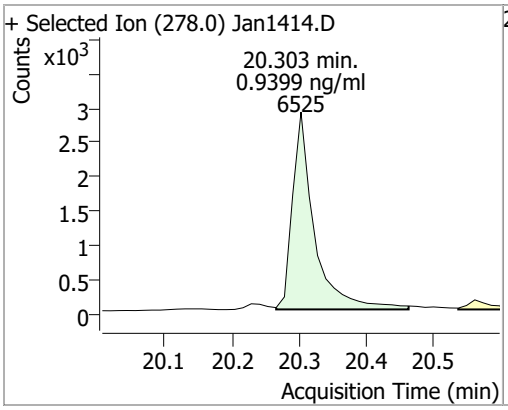

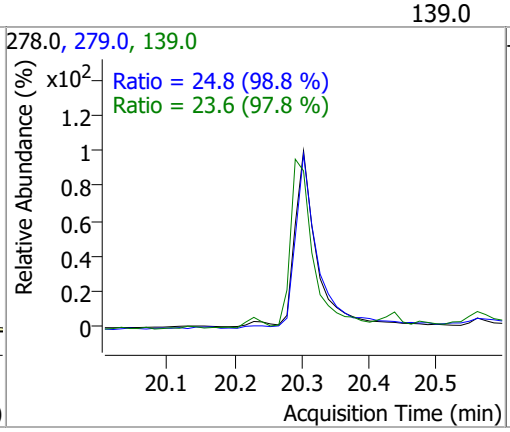

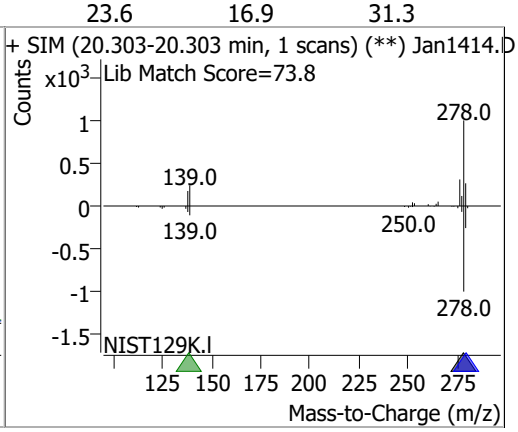

Compound	Conc.	RT	Dev(Min)	Resp.	QIon	QRatio	Lower	Upper
Benzo(g,h,i)perylene	1.0267	20.56	0.00	8433	138.0	29.1	19.6	36.5
					277.0	23.9	16.3	30.2

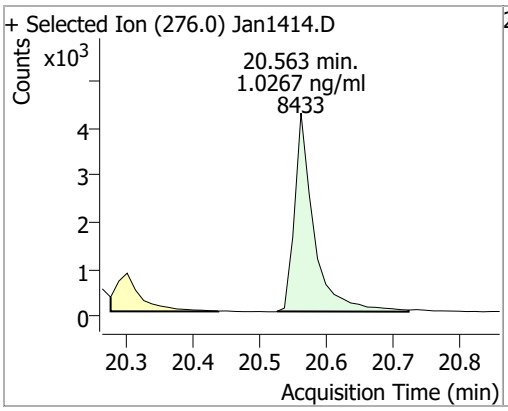

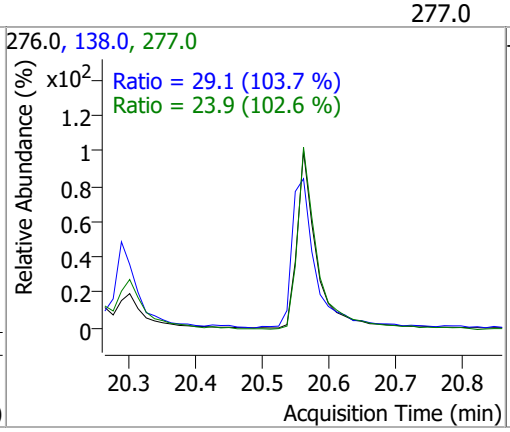

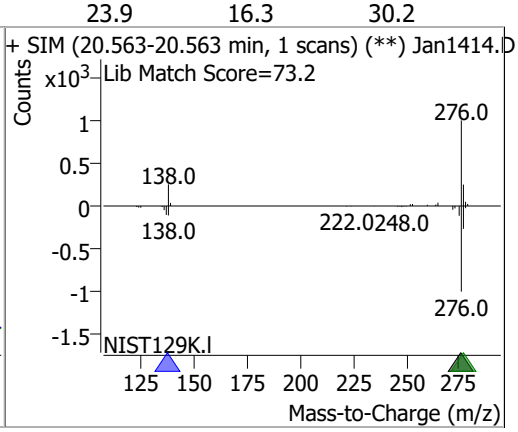

Quantitation Results Report (QT Reviewed)

Agilent | Trusted Answers

Data File	Jan1415.D	Operator	LIMS import
Acq. Method	5975BNASIM	Acq. Date-Time	1/14/2022 6:52:13 PM
Sample Name	14-Jan-22_CAL_3	Instrument	GCMS
Vial	6	Multiplier	1.00
DA Method File		Comment	SVOC-8270-W-LLPAH
Tune File	dftppjph.u	Tune Date	
Batch Name	011422 bna SIM 2.batch.bin	Last Calib Update	1/17/2022 8:49:06 AM
Ref Library			

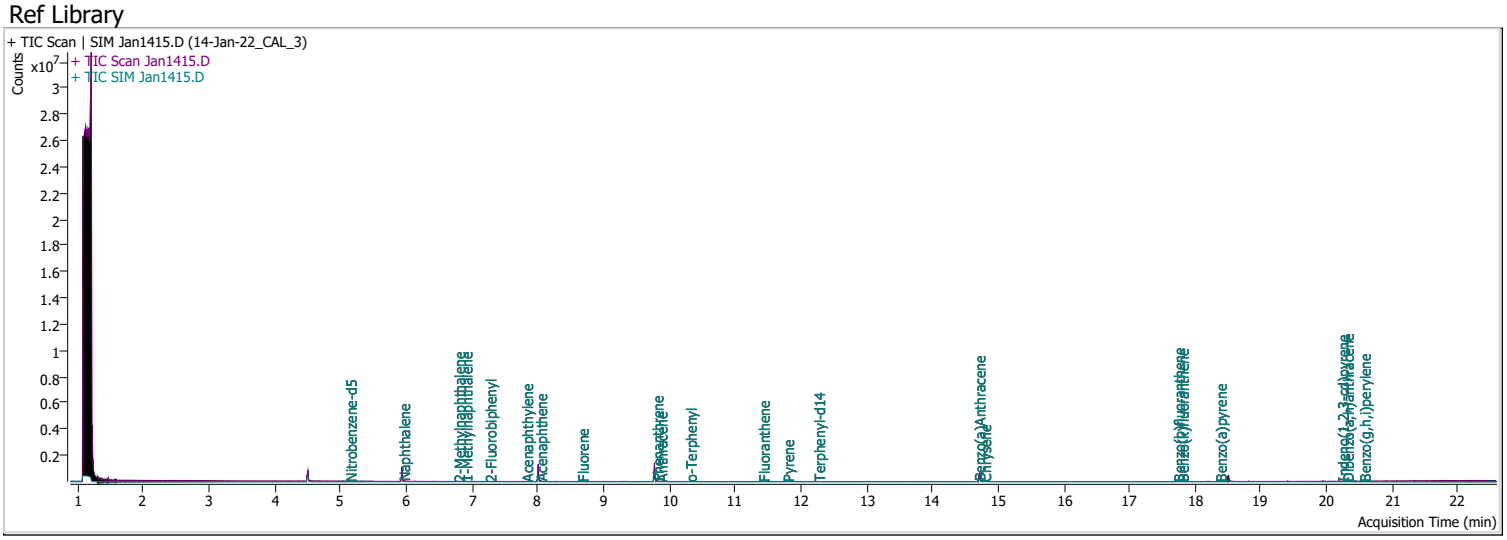

Compound	RT	QIon	Resp.	Conc.	Units		Dev(Min)
Internal Standards							
M 1,4-Dichlorobenzene-d4	4.509	152.0	167513	40.0000	ng/ml		0.013
M Naphthalene-d8	5.941	136.0	299756	40.0000	ng/ml		0.000
M Acenaphthene-d10	8.001	164.0	164569	40.0000	ng/ml		0.000
M Phenanthrene-d10	9.780	188.0	336790	40.0000	ng/ml		0.000
M Chrysene-d12	14.726	240.0	249663	40.0000	ng/ml		0.000
M Perylene-d12	18.499	264.0	162226	40.0000	ng/ml		0.000
System Monitoring Compounds							
S Nitrobenzene-d5	5.143	82.0	1431	0.4896	ng/ml		0.000
Spiked Amount: 5.000	Range: 19.0 - 102.0%			Recovery = 9.79%		*	
S 2-Fluorobiphenyl	7.265	172.0	3783	0.4782	ng/ml		0.000
Spiked Amount: 5.000	Range: 25.0 - 94.0%			Recovery = 9.56%		*	
S o-Terphenyl	10.311	230.0	2719	0.4960	ng/ml		0.013
Spiked Amount: 5.000	Range: 40.0 - 140.0%			Recovery = 9.92%		*	
S Terphenyl-d14	12.263	244.0	2395	0.5010	ng/ml		0.000
Spiked Amount: 5.000	Range: 39.0 - 106.0%			Recovery = 10.02%		*	
Target Compounds							**QValue**
T Naphthalene	5.953	128.0	5189	0.5004	ng/ml		85
T 2-Methylnaphthalene	6.790	141.0	2919	0.5044	ng/ml		91
T 1-Methylnaphthalene	6.902	141.0	3118	0.5107	ng/ml	m	91
T Acenaphthylene	7.826	152.0	4922	0.4880	ng/ml		98
T Acenaphthene	8.038	154.0	3080	0.4774	ng/ml		99
T Fluorene	8.674	166.0	3815	0.4998	ng/ml		99
T Phenanthrene	9.805	178.0	5535	0.5059	ng/ml		91
T Anthracene	9.867	178.0	4750	0.5092	ng/ml		99
T Fluoranthene	11.423	202.0	5538	0.4849	ng/ml		99
T Pyrene	11.794	202.0	6254	0.4973	ng/ml		99
T Benzo(a)Anthracene	14.702	228.0	4835	0.5070	ng/ml		93
T Chrysene	14.789	228.0	5705	0.4993	ng/ml		99
T Benzo(b)fluoranthene	17.733	252.0	3340	0.4570	ng/ml		99

Compound	RT	QIon	Resp.	Conc.	Units	Dev(Min)
T Benzo(k)fluoranthene	17.795	252.0	4090	0.4883	ng/ml	99
T Benzo(a)pyrene	18.376	252.0	2788	0.5068	ng/ml	93
T Indeno(1,2,3-cd)pyrene	20.229	276.0	2456	0.4764	ng/ml	98
T Dibenzo(a,h)anthracene	20.303	278.0	3015	0.4652	ng/ml	97
T Benzo(g,h,i)perylene	20.563	276.0	3877	0.4982	ng/ml	95

(#) = Qualifier Out of Range; (m) = Manual Integration; (+) = Area Summed; (*) = Surrogate Percent Recovery Out of Range; (d): Zeroed Peak

Compound	Conc.	RT	Dev(Min)	Resp.	QIon	QRatio	Lower	Upper
Nitrobenzene-d5	0.4896	5.14	0.00	1431	54.0	32.0	25.9	48.1
					128.0	29.2	25.6	47.6

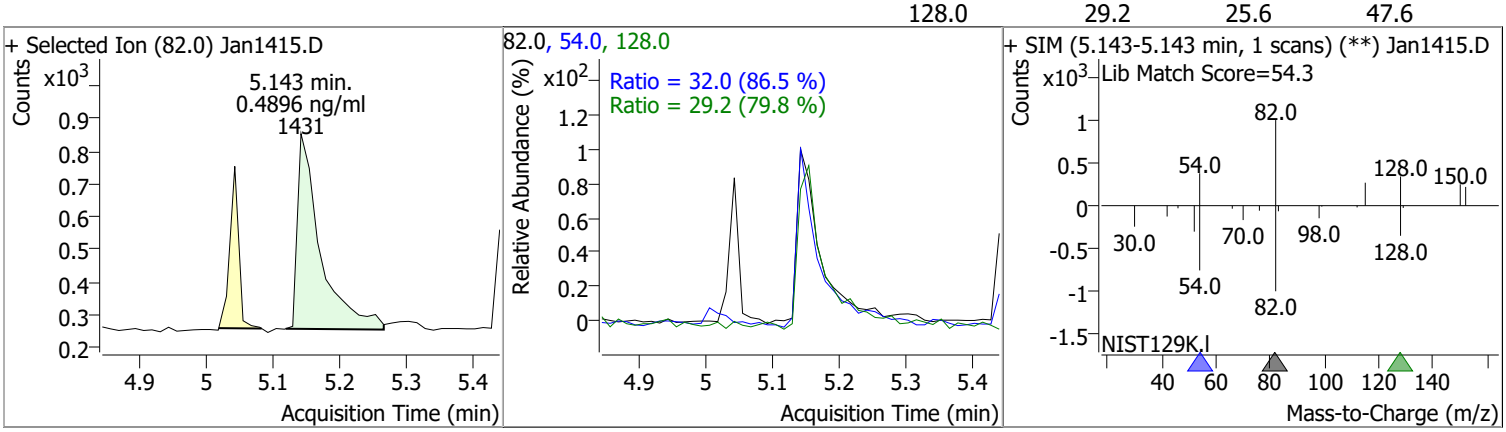

Compound	Conc.	RT	Dev(Min)	Resp.	QIon	QRatio	Lower	Upper
Naphthalene	0.5004	5.95	0.00	5189	102.0	30.0	0.0	59.6
					129.0	12.0	7.7	14.3

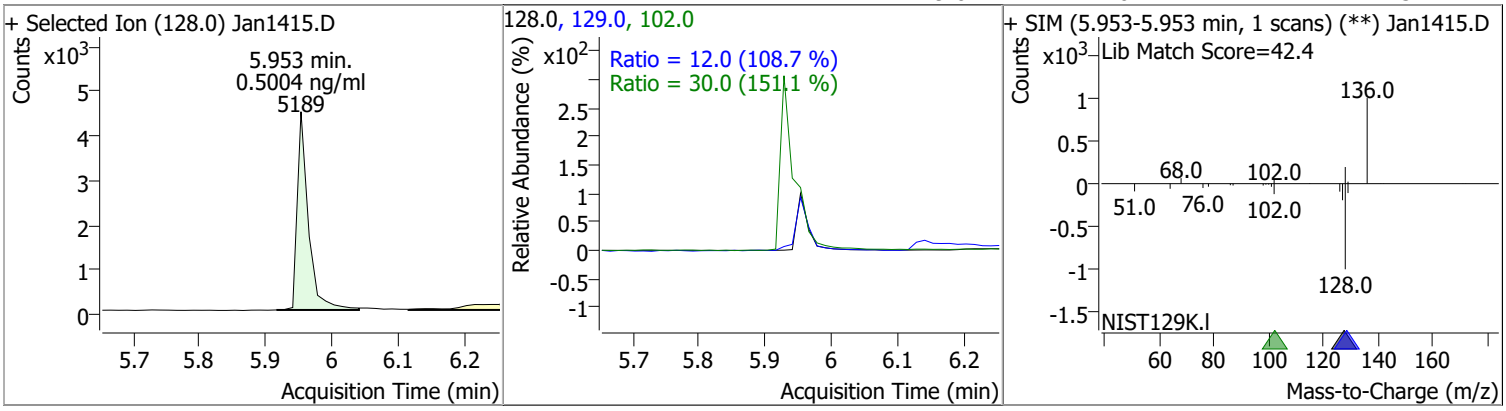

Compound	Conc.	RT	Dev(Min)	Resp.	QIon	QRatio	Lower	Upper
2-Methylnaphthalene	0.5044	6.79	0.00	2919	142.0	131.4	98.5	183.0
					115.0	49.7	41.8	77.6

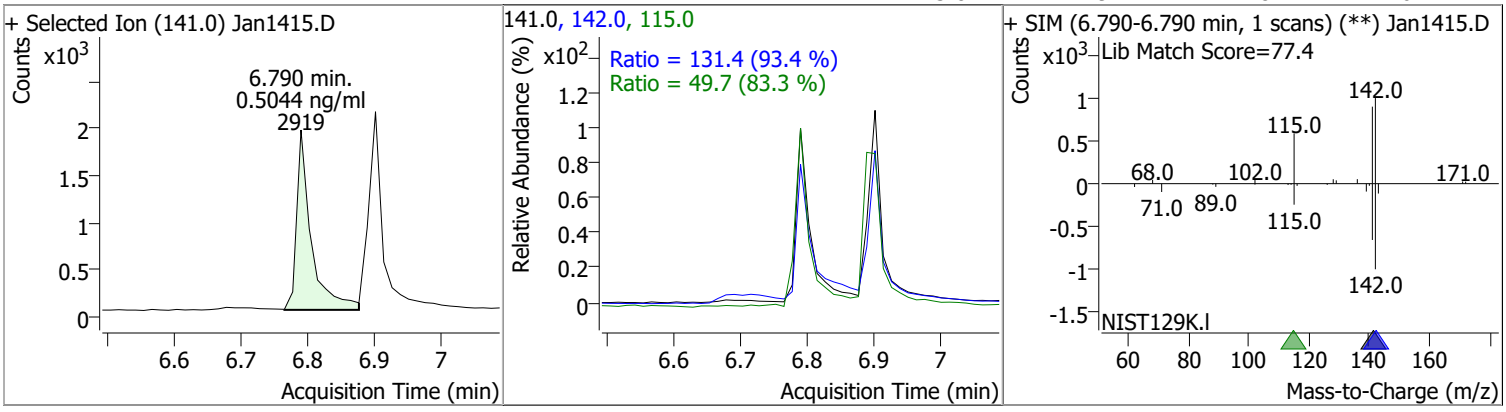

Compound	Conc.	RT	Dev(Min)	Resp.	QIon	QRatio	Lower	Upper
1-Methylnaphthalene	0.5107	6.90	0.00	3118 (m)	142.0	109.0	79.2	147.1
					115.0	53.8	47.5	88.2

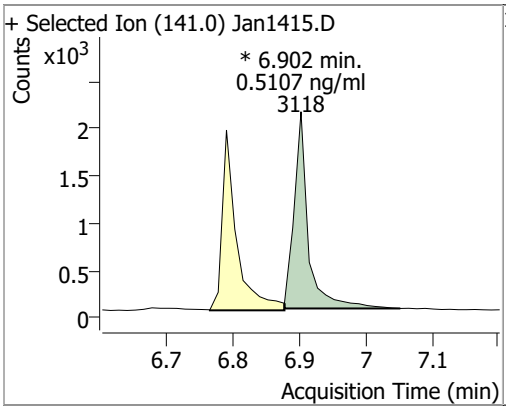

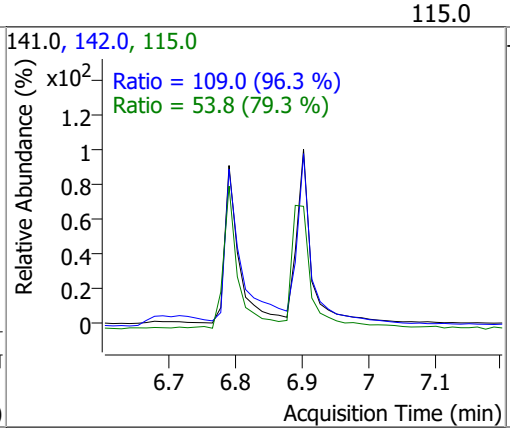

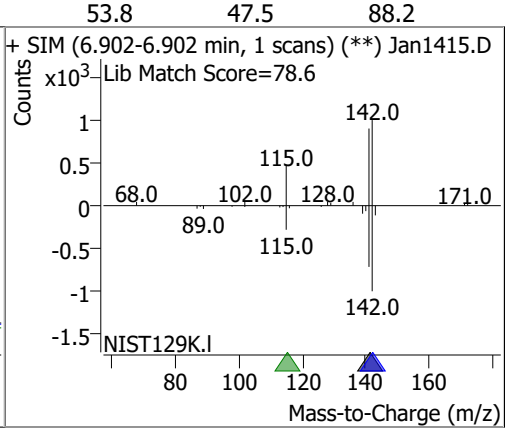

Compound	Conc.	RT	Dev(Min)	Resp.	QIon	QRatio	Lower	Upper
2-Fluorobiphenyl	0.4782	7.26	0.00	3783	171.0	37.3	26.6	49.5

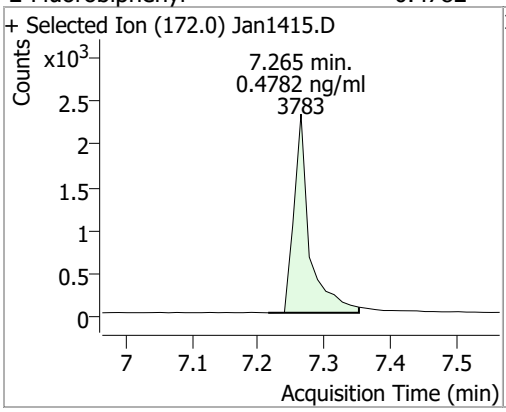

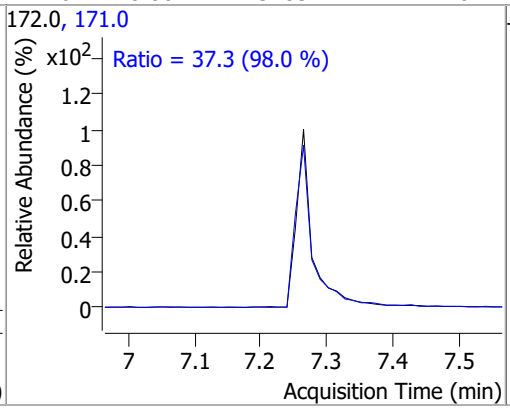

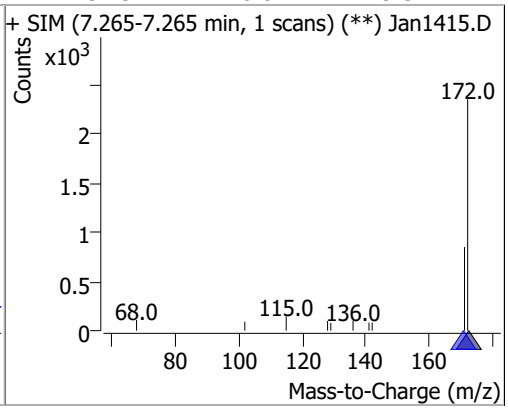

Compound	Conc.	RT	Dev(Min)	Resp.	QIon	QRatio	Lower	Upper
Acenaphthylene	0.4880	7.83	0.00	4922	153.0	13.4	9.0	16.6

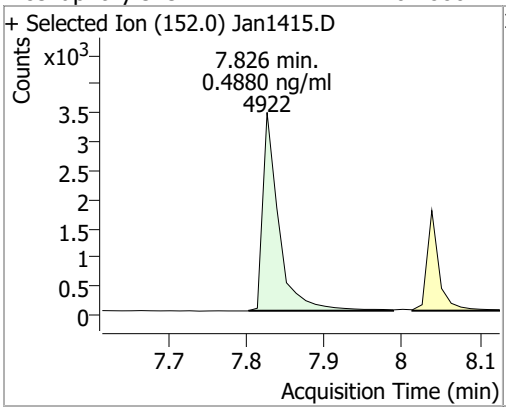

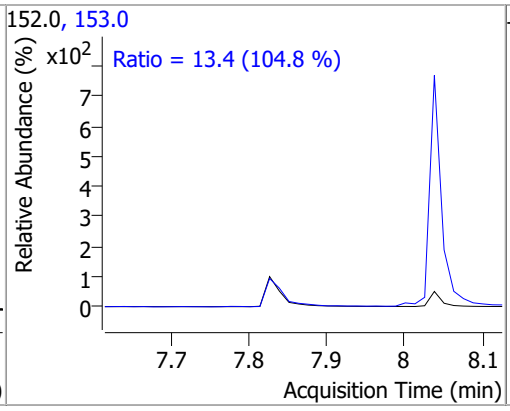

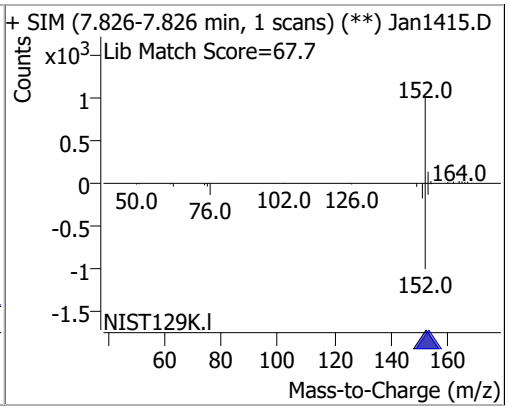

Compound	Conc.	RT	Dev(Min)	Resp.	QIon	QRatio	Lower	Upper
Acenaphthene	0.4774	8.04	0.00	3080	153.0	117.9	82.1	152.6
					152.0	60.8	41.0	76.1

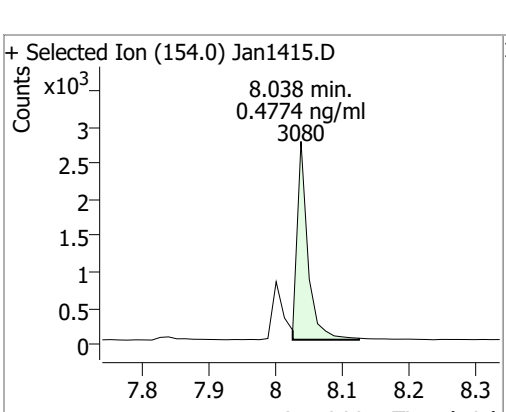

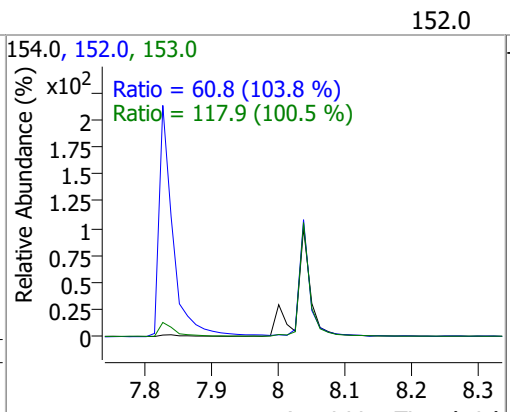

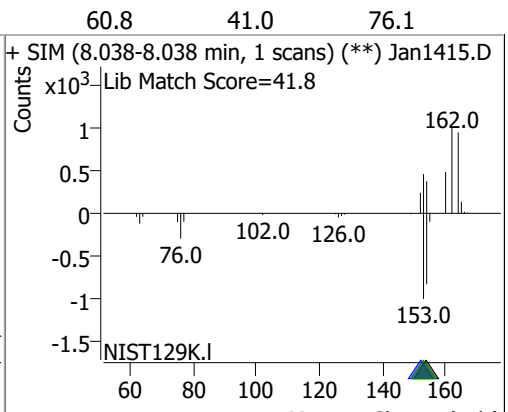

Compound	Conc.	RT	Dev(Min)	Resp.	QIon	QRatio	Lower	Upper
Fluorene	0.4998	8.67	0.00	3815	165.0	99.3	69.1	128.3
					167.0	13.0	9.7	18.0

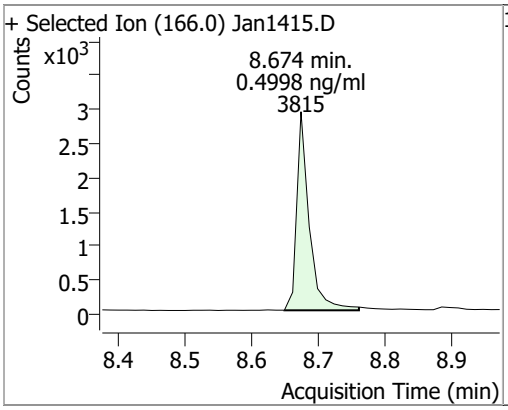

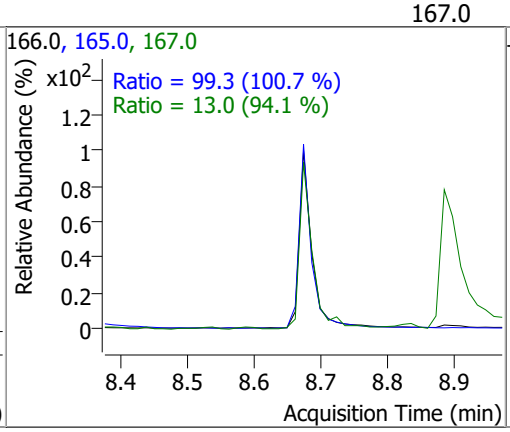

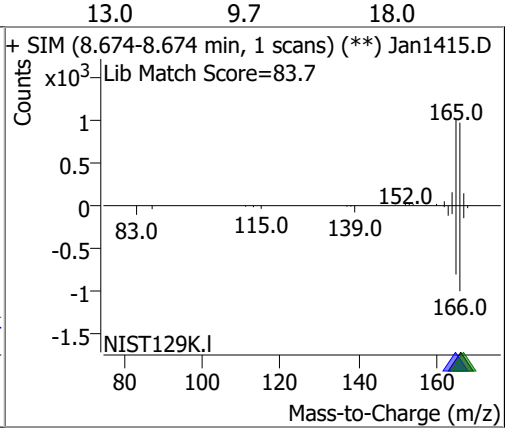

Compound	Conc.	RT	Dev(Min)	Resp.	QIon	QRatio	Lower	Upper
Phenanthrene	0.5059	9.81	0.00	5535	176.0	19.4	10.8	20.1

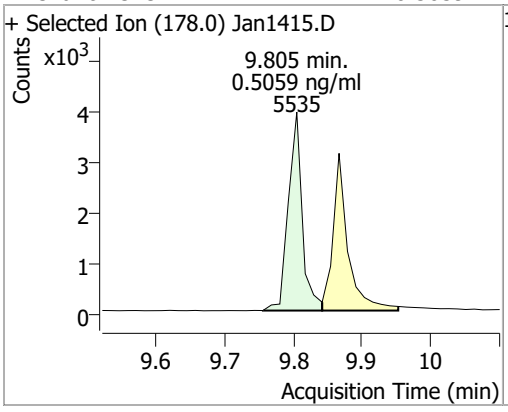

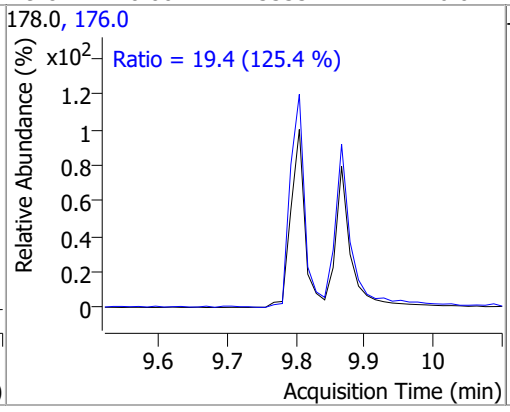

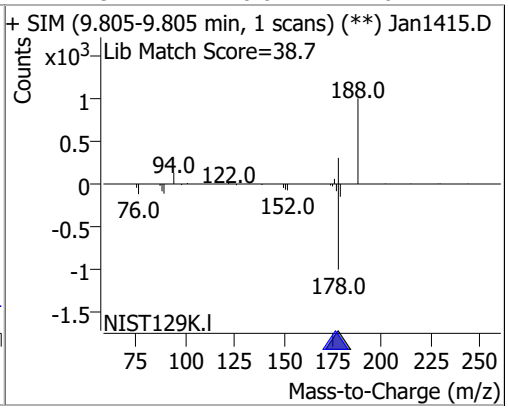

Compound	Conc.	RT	Dev(Min)	Resp.	QIon	QRatio	Lower	Upper
Anthracene	0.5092	9.87	0.00	4750	176.0	18.4	12.7	23.5

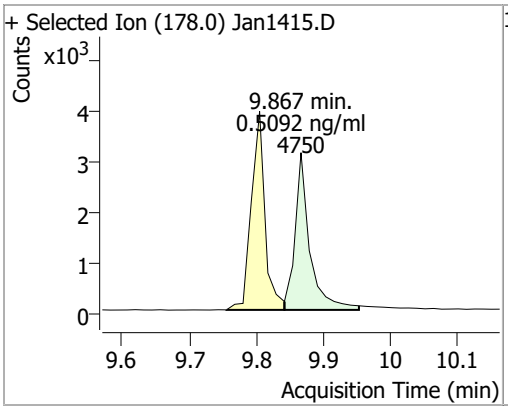

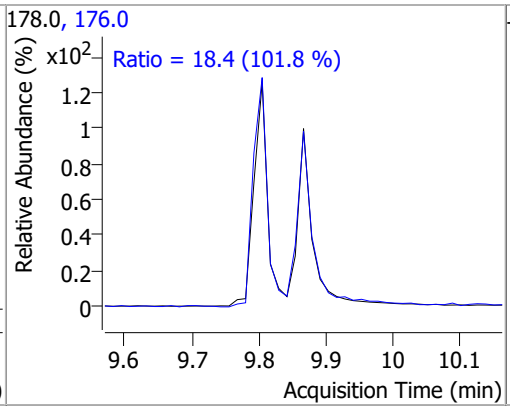

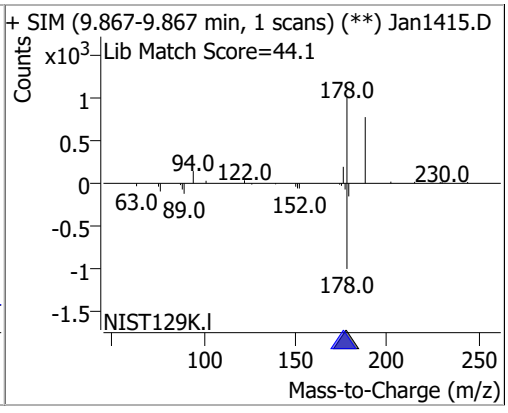

Compound	Conc.	RT	Dev(Min)	Resp.	QIon	QRatio	Lower	Upper
o-Terphenyl	0.4960	10.31	0.01	2719	229.0	68.8	49.2	91.3
					215.0	46.5	32.7	60.7

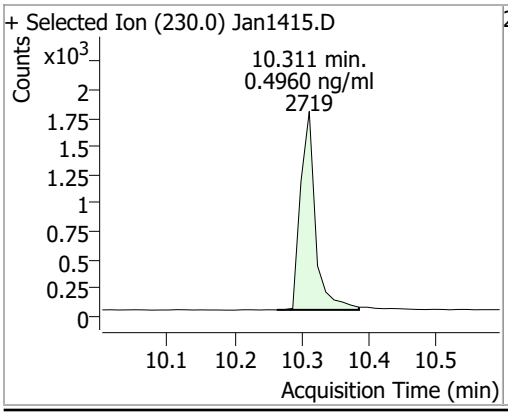

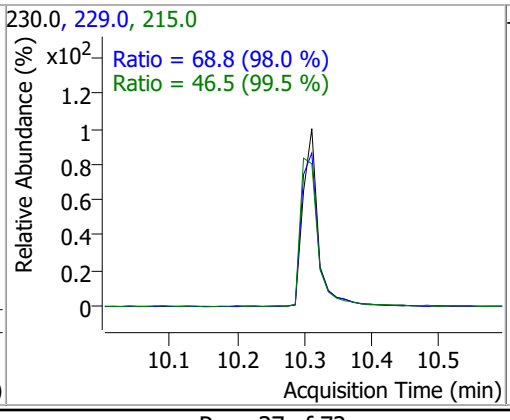

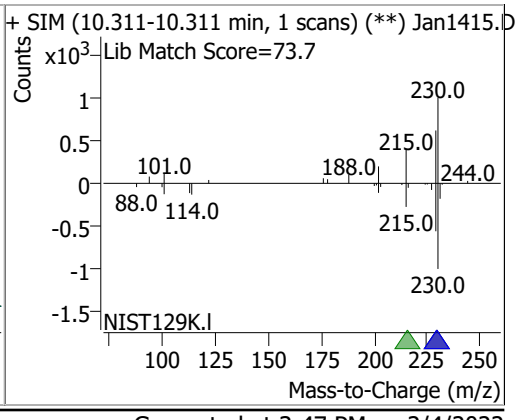

Compound	Conc.	RT	Dev(Min)	Resp.	QIon	QRatio	Lower	Upper
Fluoranthene	0.4849	11.42	0.01	5538	101.0	14.2	9.6	17.9

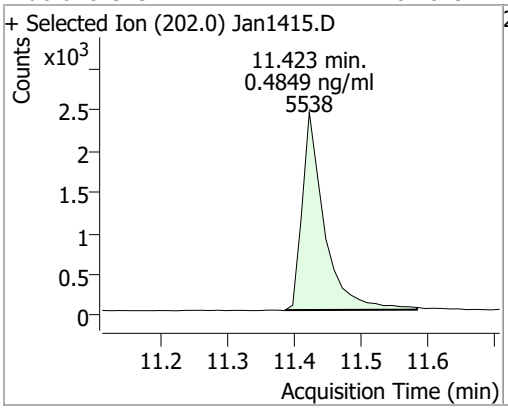

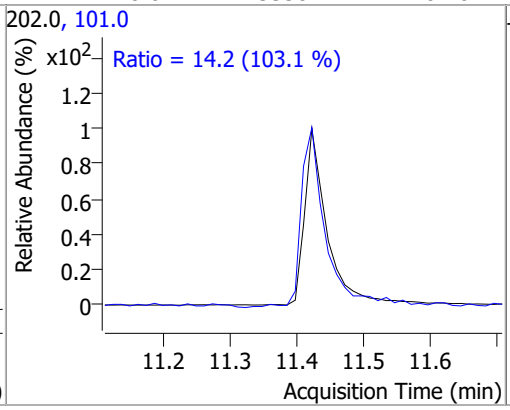

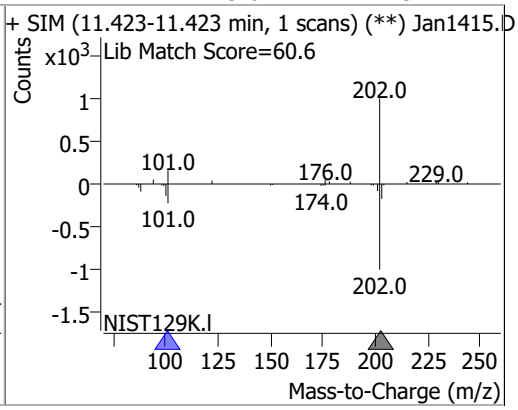

Compound	Conc.	RT	Dev(Min)	Resp.	QIon	QRatio	Lower	Upper
Pyrene	0.4973	11.79	0.00	6254	101.0	15.7	10.7	20.0

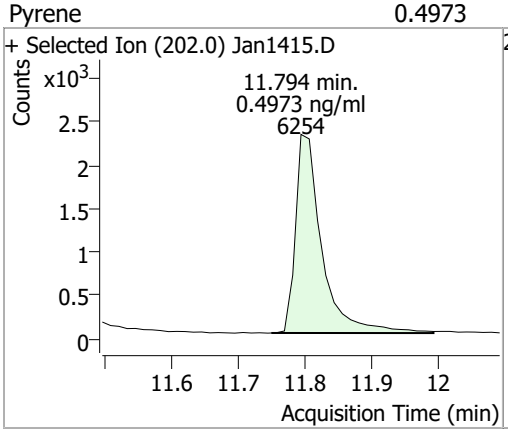

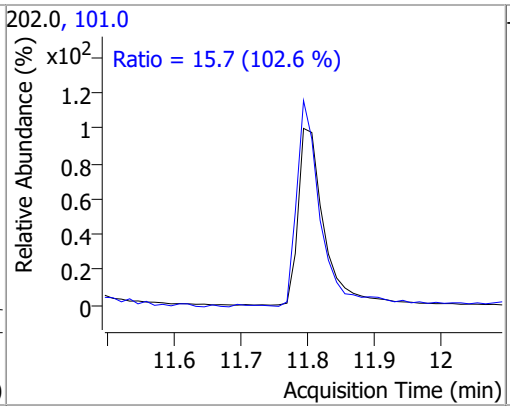

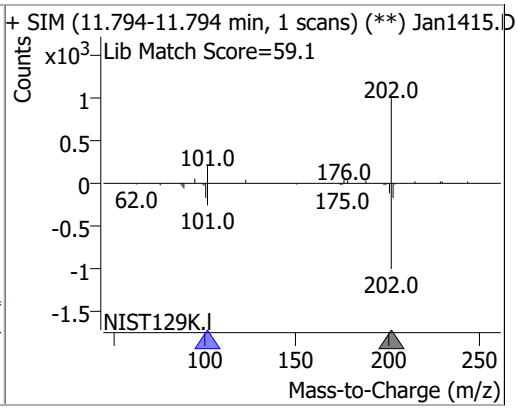

Compound	Conc.	RT	Dev(Min)	Resp.	QIon	QRatio	Lower	Upper
Terphenyl-d14	0.5010	12.26	0.00	2395	122.0	20.8	13.4	25.0

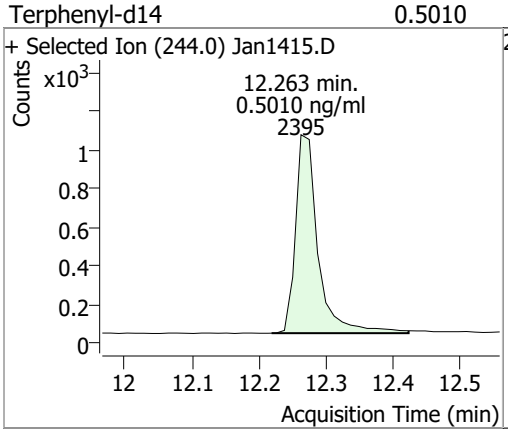

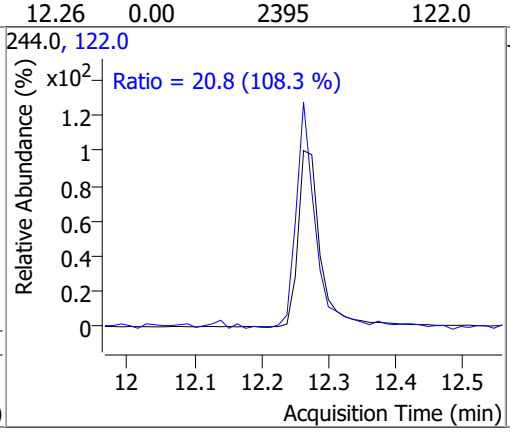

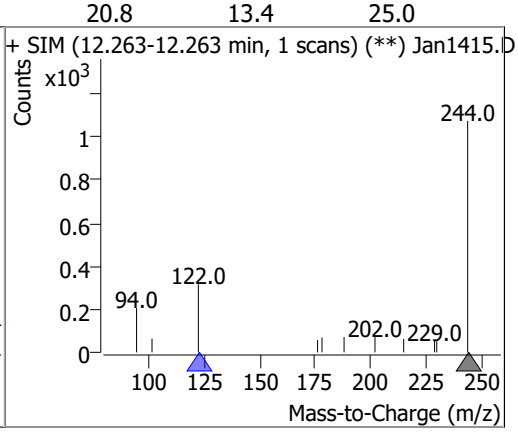

Compound	Conc.	RT	Dev(Min)	Resp.	QIon	QRatio	Lower	Upper
Benzo(a)Anthracene	0.5070	14.70	0.00	4835	226.0	25.1	18.9	35.1
					229.0	27.9	16.1	29.9

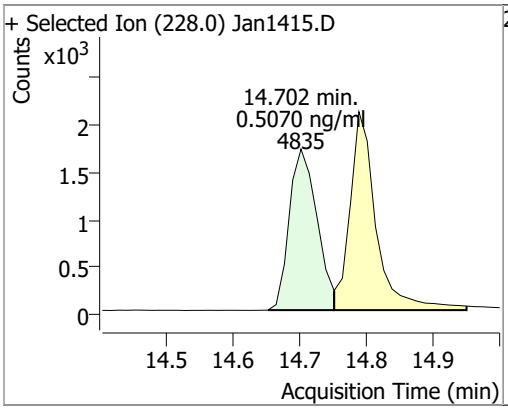

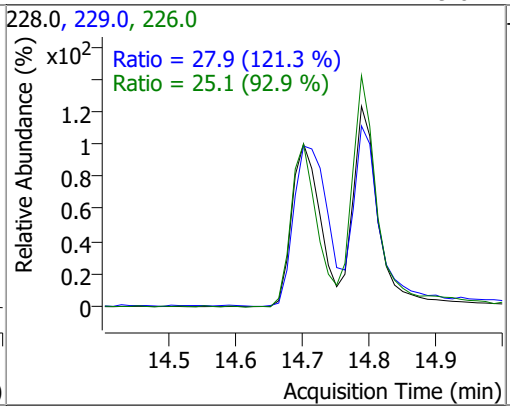

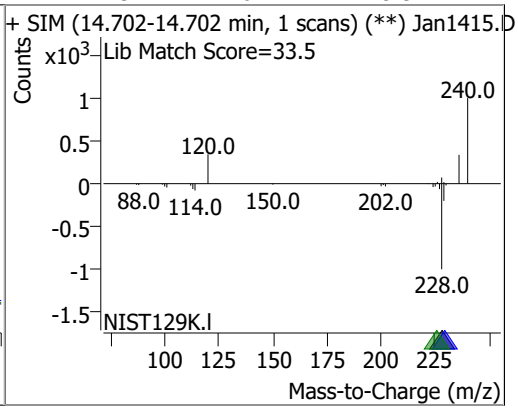

Compound	Conc.	RT	Dev(Min)	Resp.	QIon	QRatio	Lower	Upper
Chrysene	0.4993	14.79	0.00	5705	226.0	31.3	21.2	39.4
					229.0	21.6	15.0	27.8

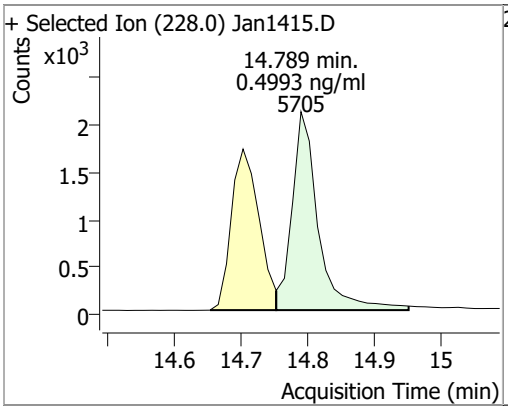

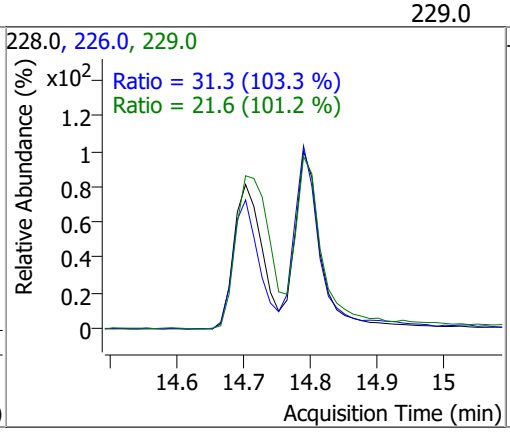

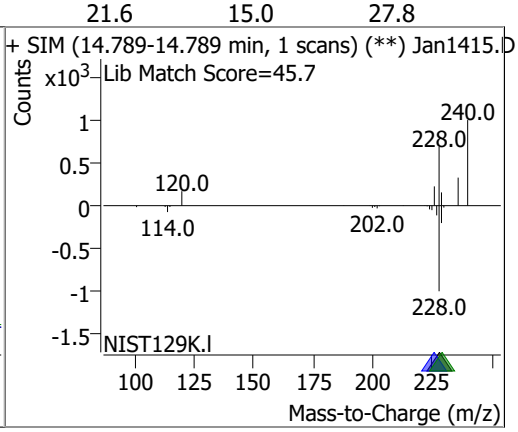

Compound	Conc.	RT	Dev(Min)	Resp.	QIon	QRatio	Lower	Upper
Benzo(b)fluoranthene	0.4570	17.73	0.00	3340	253.0	22.2	15.8	29.4

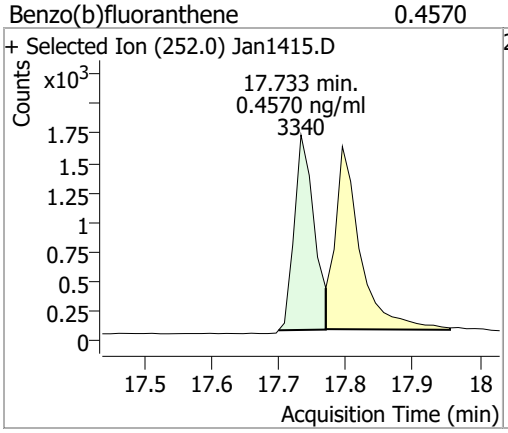

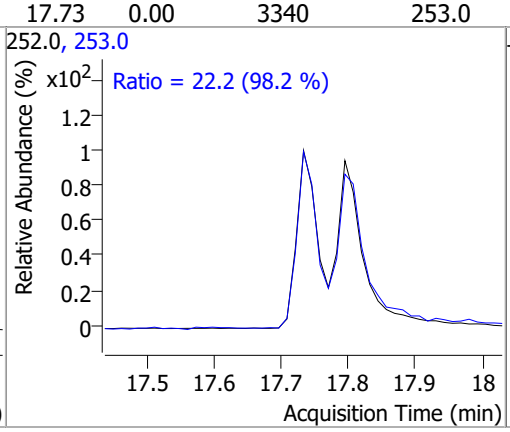

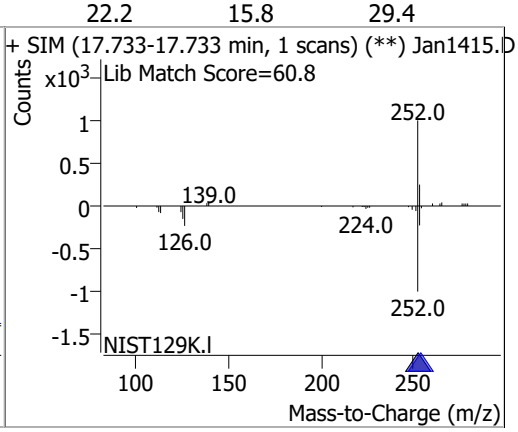

Compound	Conc.	RT	Dev(Min)	Resp.	QIon	QRatio	Lower	Upper
Benzo(k)fluoranthene	0.4883	17.80	0.00	4090	253.0	23.7	16.1	29.9

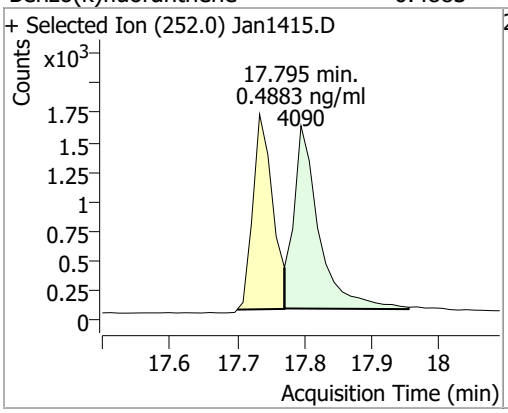

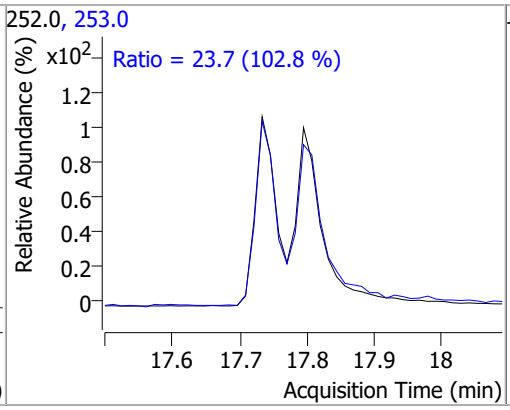

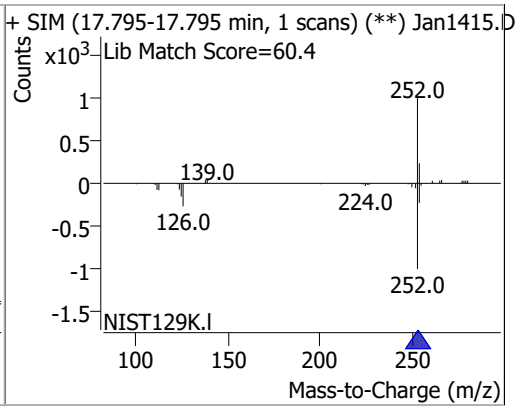

Compound	Conc.	RT	Dev(Min)	Resp.	QIon	QRatio	Lower	Upper
Benzo(a)pyrene	0.5068	18.38	0.00	2788	253.0	20.3	16.5	30.6

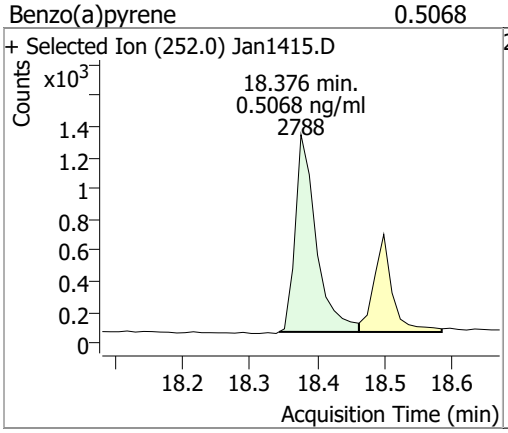

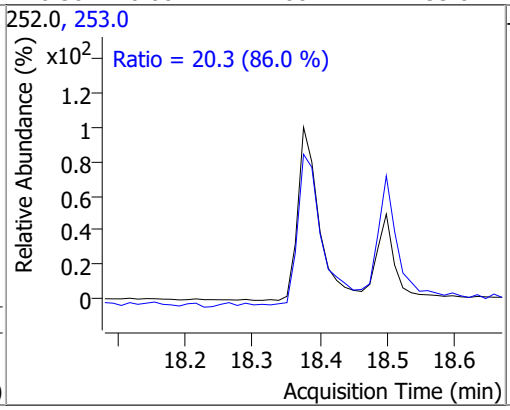

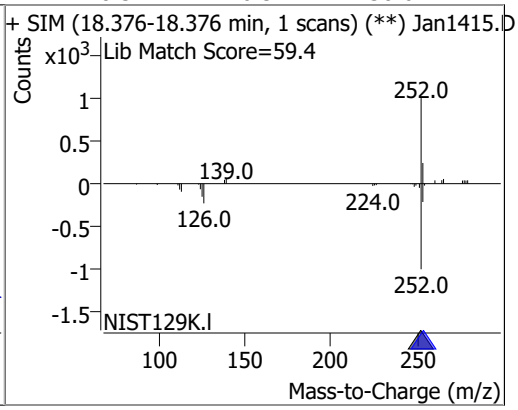

Compound	Conc.	RT	Dev(Min)	Resp.	QIon	QRatio	Lower	Upper
Indeno(1,2,3-cd)pyrene	0.4764	20.23	0.00	2456	138.0	30.0	20.3	37.6

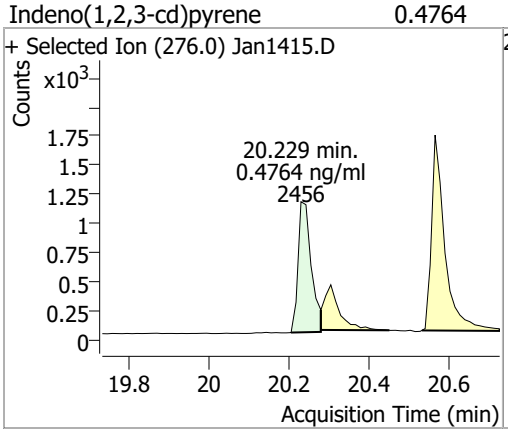

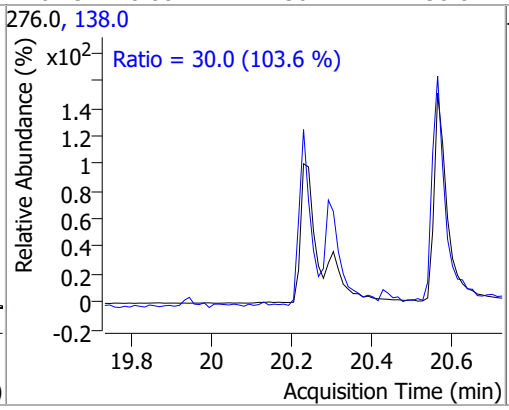

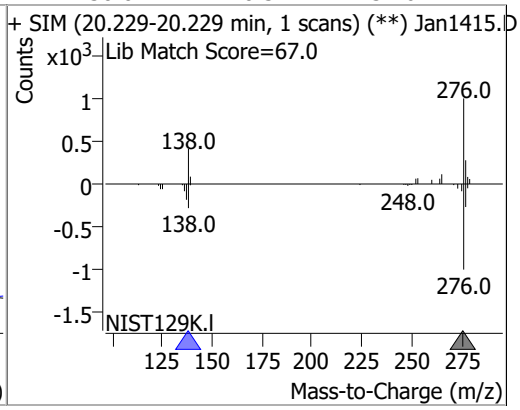

Compound	Conc.	RT	Dev(Min)	Resp.	QIon	QRatio	Lower	Upper
Dibenzo(a,h)anthracene	0.4652	20.30	0.00	3015	279.0	24.0	17.6	32.7
					139.0	22.7	16.9	31.3

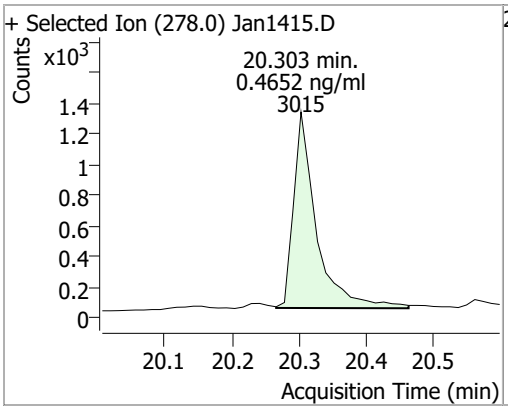

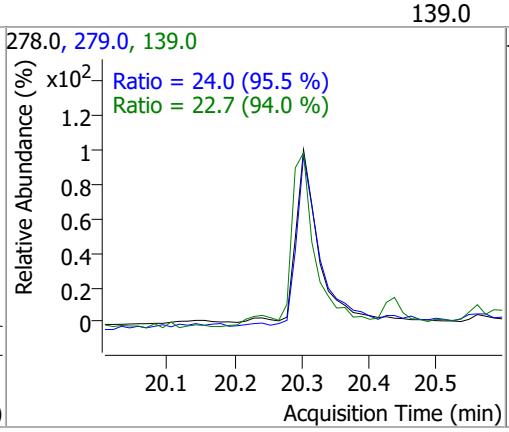

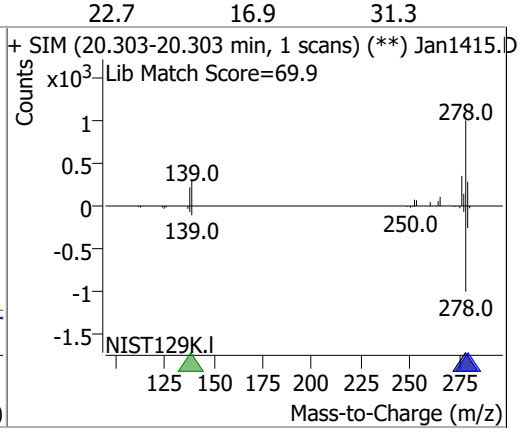

Compound	Conc.	RT	Dev(Min)	Resp.	QIon	QRatio	Lower	Upper
Benzo(g,h,i)perylene	0.4982	20.56	0.00	3877	138.0	30.7	19.6	36.5
					277.0	25.7	16.3	30.2

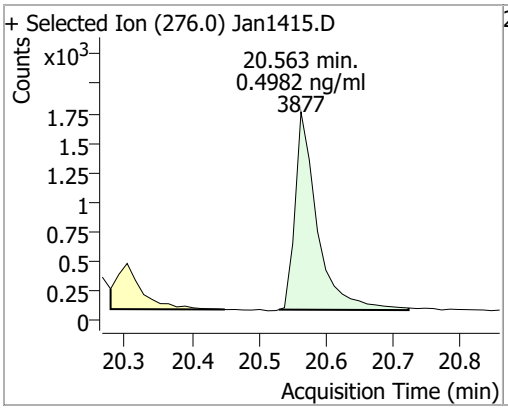

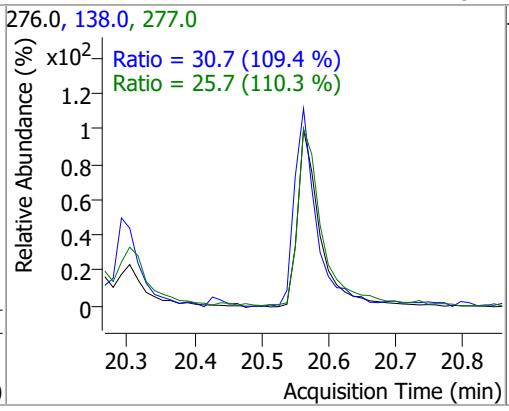

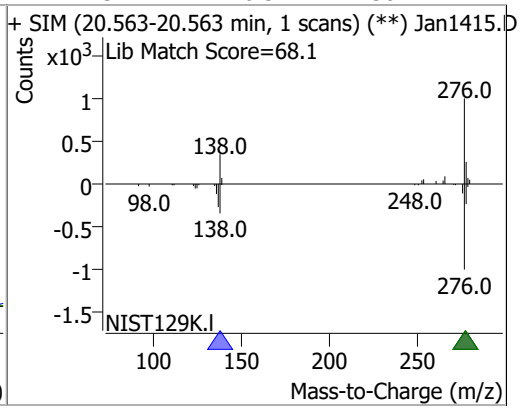

Quantitation Results Report (QT Reviewed)

Agilent | Trusted Answers

Data File	Jan1416.D	Operator	LIMS import
Acq. Method	5975BNASIM	Acq. Date-Time	1/14/2022 7:24:38 PM
Sample Name	14-Jan-22_CAL_2	Instrument	GCMS
Vial	7	Multiplier	1.00
DA Method File		Comment	SVOC-8270-W-LLPAH
Tune File	dftppjph.u	Tune Date	
Batch Name	011422 bna SIM 2.batch.bin	Last Calib Update	1/17/2022 8:49:06 AM
Ref Library			

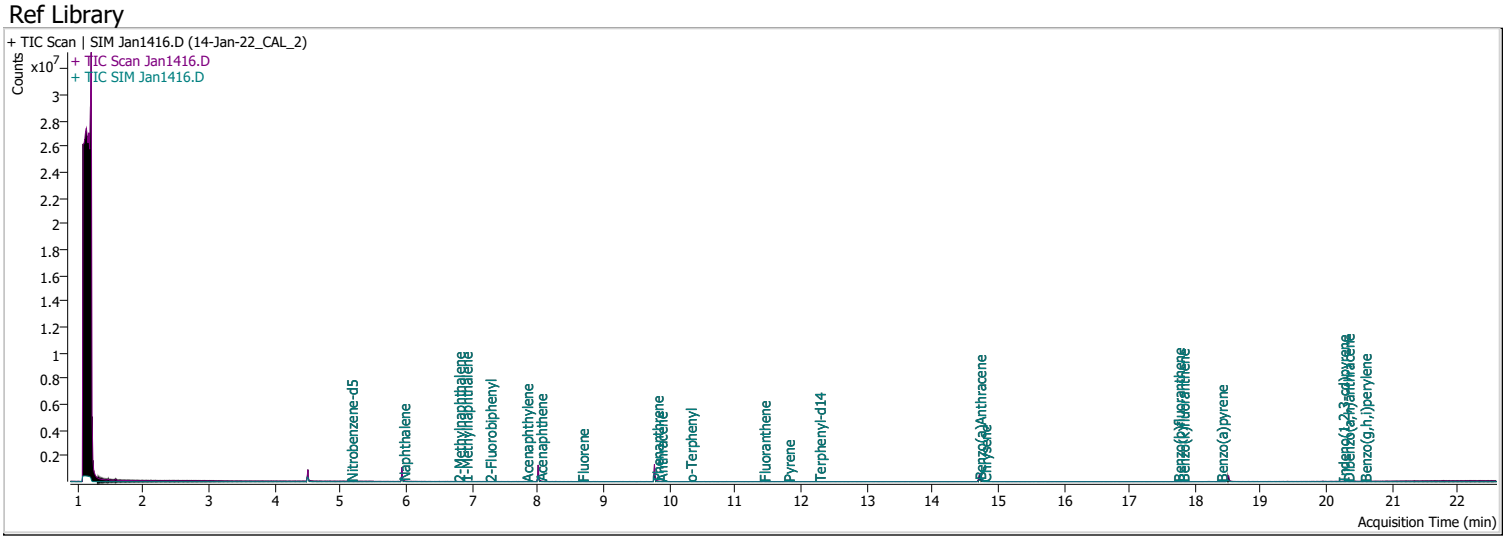

Compound	RT	QIon	Resp.	Conc.	Units		Dev(Min)
Internal Standards							
M 1,4-Dichlorobenzene-d4	4.509	152.0	164224	40.0000	ng/ml		0.013
M Naphthalene-d8	5.941	136.0	300080	40.0000	ng/ml		0.000
M Acenaphthene-d10	8.001	164.0	166596	40.0000	ng/ml		0.000
M Phenanthrene-d10	9.780	188.0	338512	40.0000	ng/ml		0.000
M Chrysene-d12	14.726	240.0	249293	40.0000	ng/ml		0.000
M Perylene-d12	18.499	264.0	157130	40.0000	ng/ml		0.000
System Monitoring Compounds							
S Nitrobenzene-d5	5.156	82.0	517	0.1879	ng/ml		0.013
Spiked Amount: 5.000	Range: 19.0 - 102.0%			Recovery = 3.76%		*	
S 2-Fluorobiphenyl	7.265	172.0	1673	0.2089	ng/ml		0.000
Spiked Amount: 5.000	Range: 25.0 - 94.0%			Recovery = 4.18%		*	
S o-Terphenyl	10.311	230.0	1139	0.2067	ng/ml		0.013
Spiked Amount: 5.000	Range: 40.0 - 140.0%			Recovery = 4.13%		*	
S Terphenyl-d14	12.275	244.0	1025	0.1956	ng/ml		0.013
Spiked Amount: 5.000	Range: 39.0 - 106.0%			Recovery = 3.91%		*	
Target Compounds							**QValue**
T Naphthalene	5.953	128.0	2073	0.1997	ng/ml	#	50
T 2-Methylnaphthalene	6.790	141.0	1180	0.2036	ng/ml		93
T 1-Methylnaphthalene	6.902	141.0	1294	0.2118	ng/ml		90
T Acenaphthylene	7.826	152.0	2056	0.2013	ng/ml		99
T Acenaphthene	8.038	154.0	1362	0.2086	ng/ml	m	99
T Fluorene	8.674	166.0	1584	0.2050	ng/ml		99
T Phenanthrene	9.805	178.0	2407	0.1949	ng/ml	m	93
T Anthracene	9.867	178.0	2045	0.1996	ng/ml	m	99
T Fluoranthene	11.435	202.0	2335	0.2033	ng/ml		100
T Pyrene	11.806	202.0	2532	0.2016	ng/ml		97
T Benzo(a)Anthracene	14.714	228.0	2551	0.1889	ng/ml	#	89
T Chrysene	14.789	228.0	2587	0.2267	ng/ml		96
T Benzo(b)fluoranthene	17.733	252.0	1292	0.1825	ng/ml		97

Compound	RT	QIon	Resp.	Conc.	Units	Dev(Min)
T Benzo(k)fluoranthene	17.807	252.0	1925	0.2319	ng/ml	96
T Benzo(a)pyrene	18.388	252.0	1118	0.1997	ng/ml	95
T Indeno(1,2,3-cd)pyrene	20.242	276.0	997	0.1963	ng/ml	96
T Dibenzo(a,h)anthracene	20.316	278.0	1302	0.2075	ng/ml	94
T Benzo(g,h,i)perylene	20.575	276.0	1687	0.2109	ng/ml	98

(#) = Qualifier Out of Range; (m) = Manual Integration; (+) = Area Summed; (*) = Surrogate Percent Recovery Out of Range; (d): Zeroed Peak

Compound	Conc.	RT	Dev(Min)	Resp.	QIon	QRatio	Lower	Upper
Nitrobenzene-d5	0.1879	5.16	0.01	517	54.0	34.5	25.9	48.1
					128.0	31.0	25.6	47.6

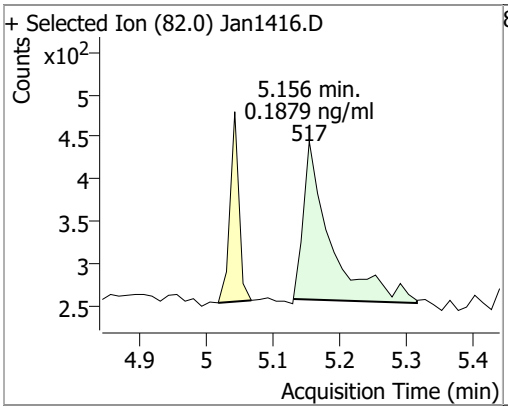

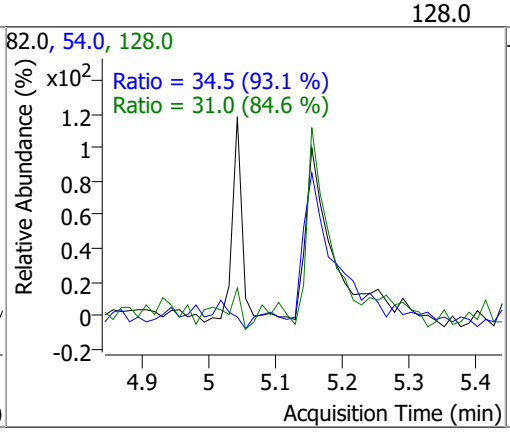

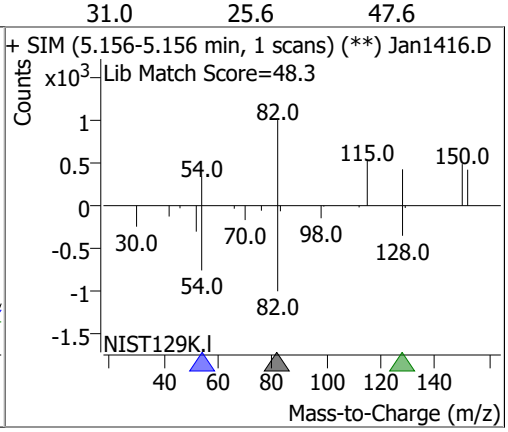

Compound	Conc.	RT	Dev(Min)	Resp.	QIon	QRatio	Lower	Upper
Naphthalene	0.1997	5.95	0.00	2073	102.0	52.9	0.0	59.6
					129.0	14.5	7.7	14.3

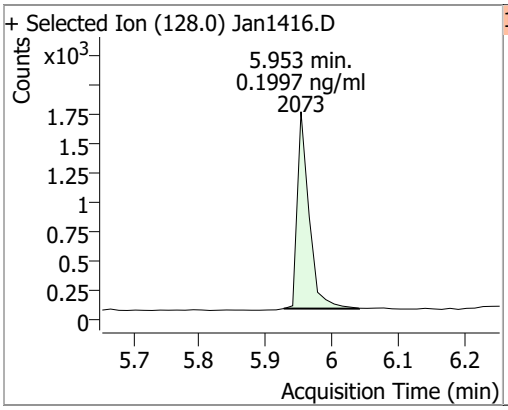

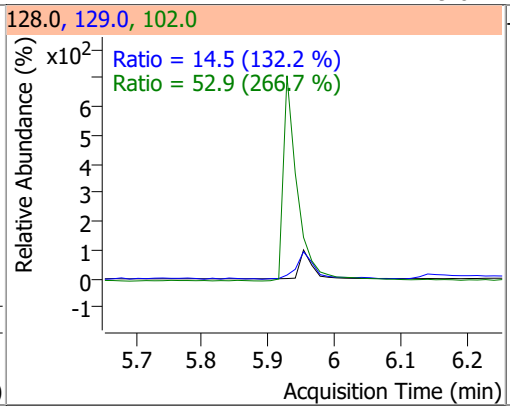

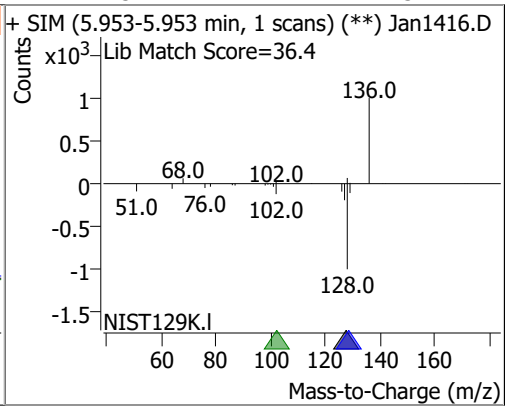

Compound	Conc.	RT	Dev(Min)	Resp.	QIon	QRatio	Lower	Upper
2-Methylnaphthalene	0.2036	6.79	0.00	1180	142.0	129.9	98.5	183.0
					115.0	60.6	41.8	77.6

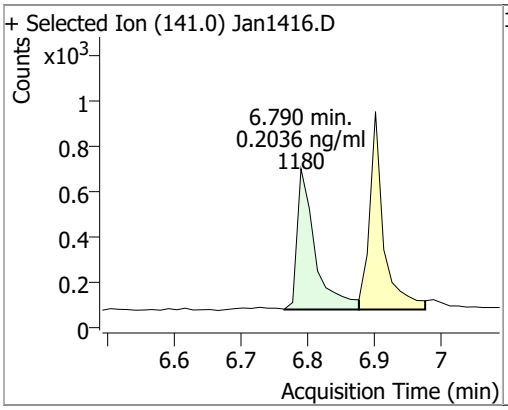

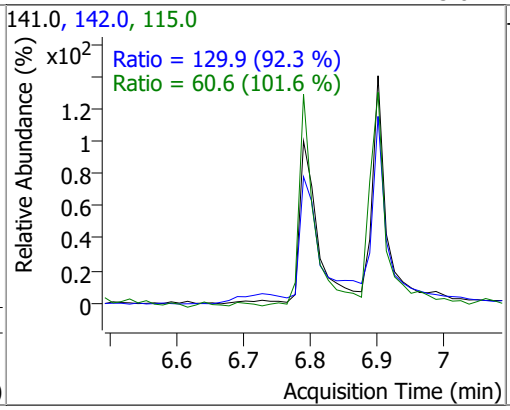

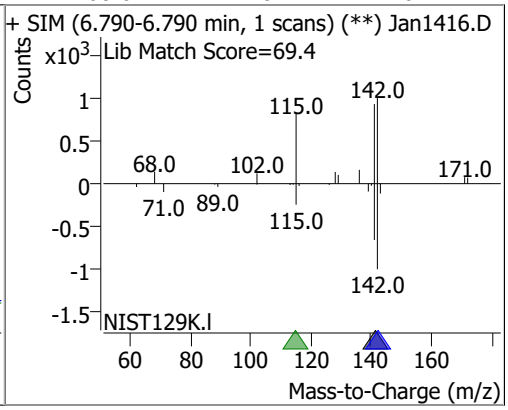

Compound	Conc.	RT	Dev(Min)	Resp.	QIon	QRatio	Lower	Upper
1-Methylnaphthalene	0.2118	6.90	0.00	1294	142.0	125.9	79.2	147.1
					115.0	62.0	47.5	88.2

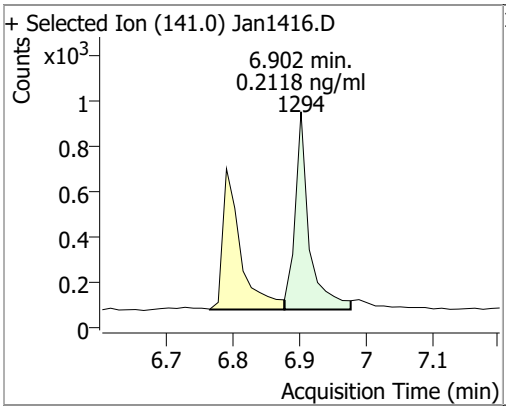

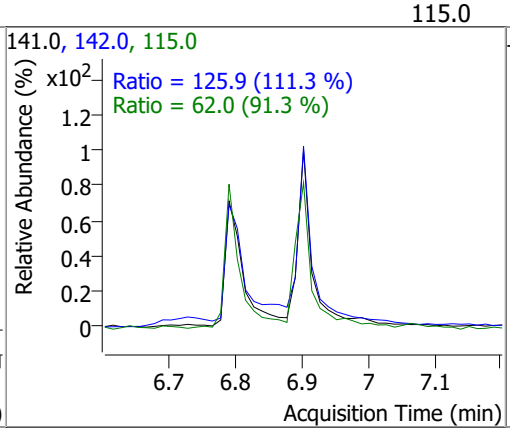

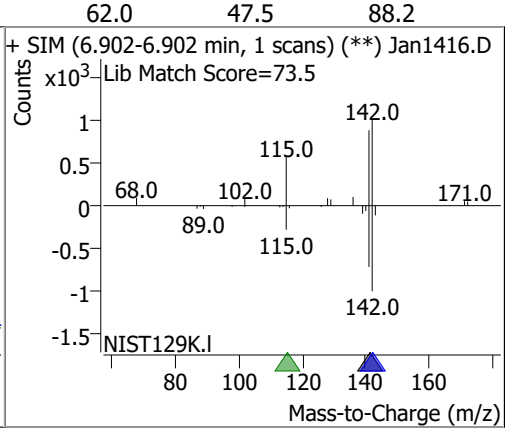

Compound	Conc.	RT	Dev(Min)	Resp.	QIon	QRatio	Lower	Upper
2-Fluorobiphenyl	0.2089	7.26	0.00	1673	171.0	31.8	26.6	49.5

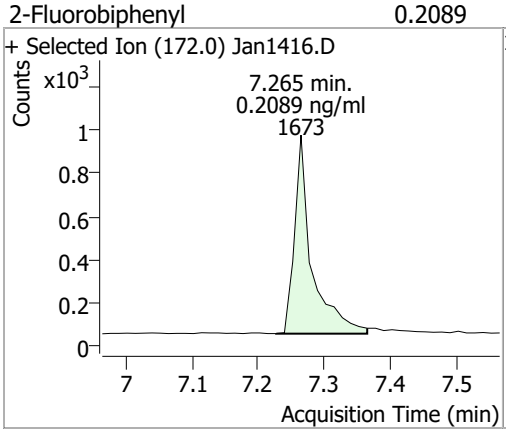

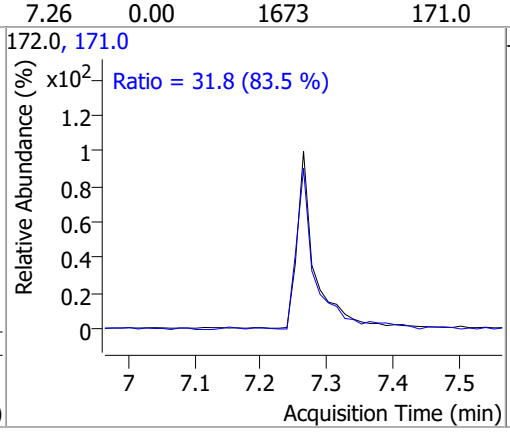

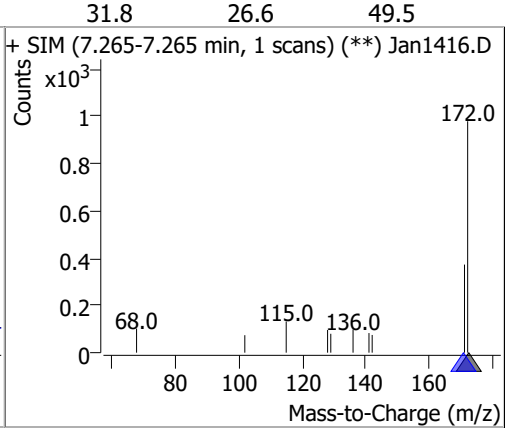

Compound	Conc.	RT	Dev(Min)	Resp.	QIon	QRatio	Lower	Upper
Acenaphthylene	0.2013	7.83	0.00	2056	153.0	12.5	9.0	16.6

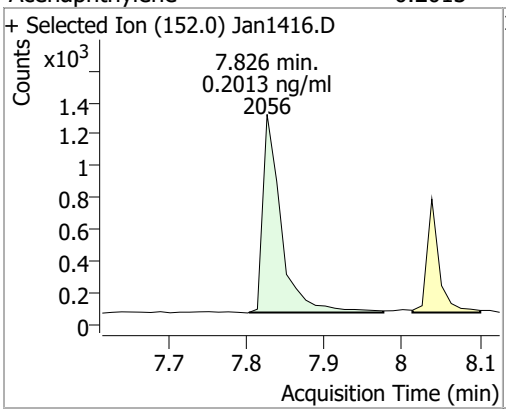

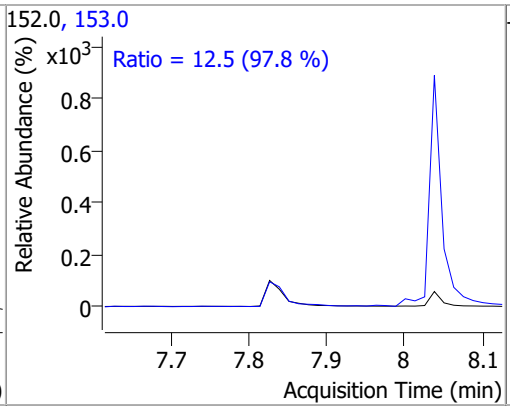

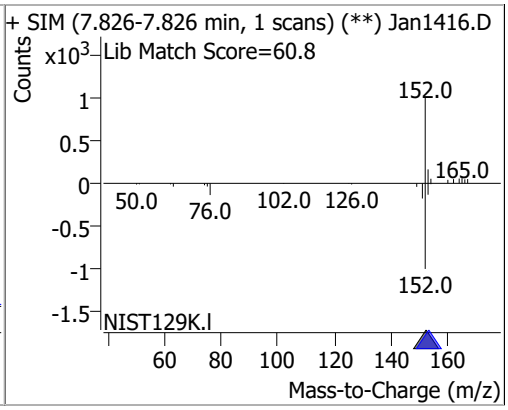

Compound	Conc.	RT	Dev(Min)	Resp.	QIon	QRatio	Lower	Upper
Acenaphthene	0.2086	8.04	0.00	1362 (m)	153.0	118.3	82.1	152.6
					152.0	57.6	41.0	76.1

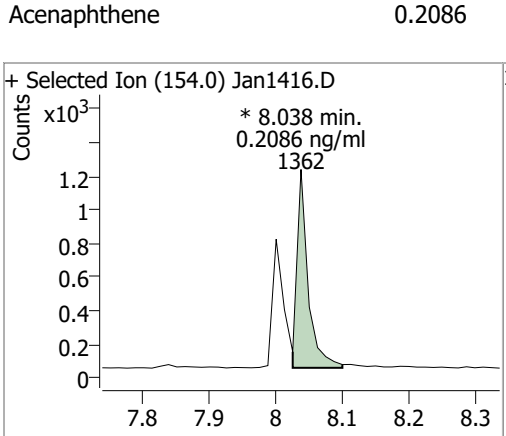

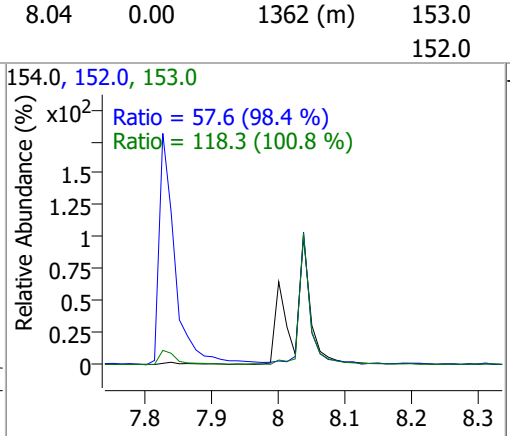

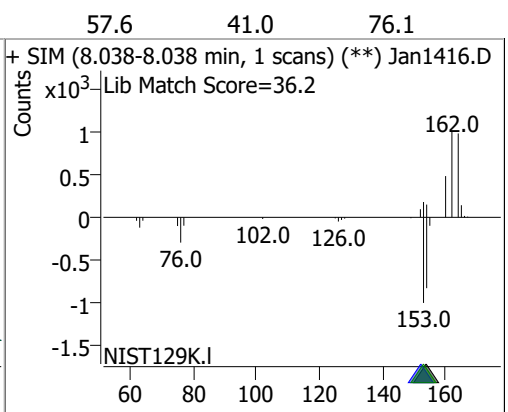

Compound	Conc.	RT	Dev(Min)	Resp.	QIon	QRatio	Lower	Upper
Fluorene	0.2050	8.67	0.00	1584	165.0	97.9	69.1	128.3
					167.0	13.4	9.7	18.0

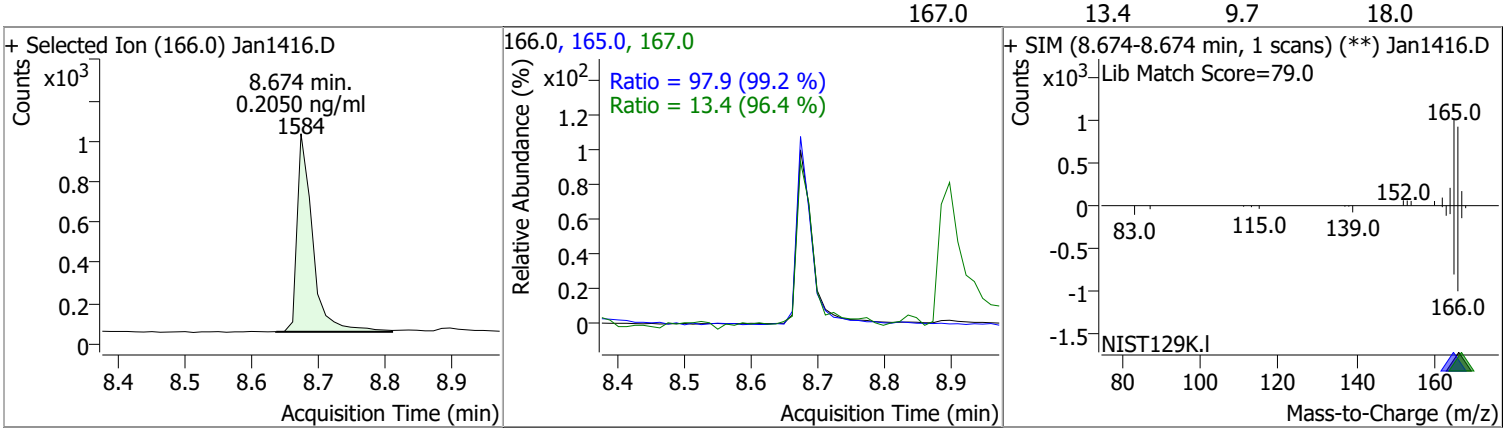

Compound	Conc.	RT	Dev(Min)	Resp.	QIon	QRatio	Lower	Upper
Phenanthrene	0.1949	9.81	0.00	2407 (m)	176.0	18.6	10.8	20.1

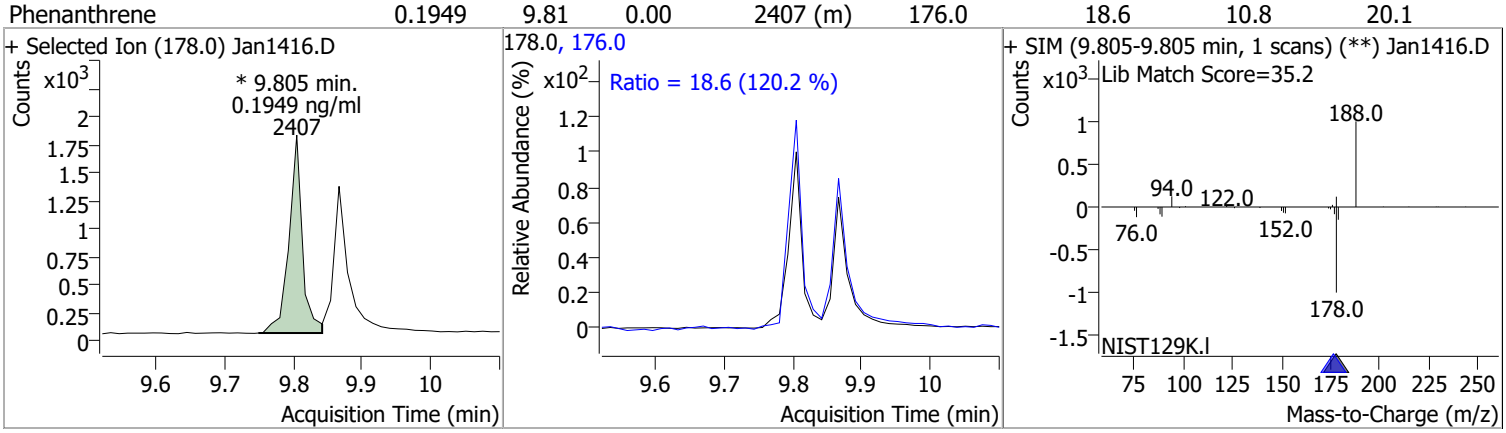

Compound	Conc.	RT	Dev(Min)	Resp.	QIon	QRatio	Lower	Upper
Anthracene	0.1996	9.87	0.00	2045 (m)	176.0	18.7	12.7	23.5

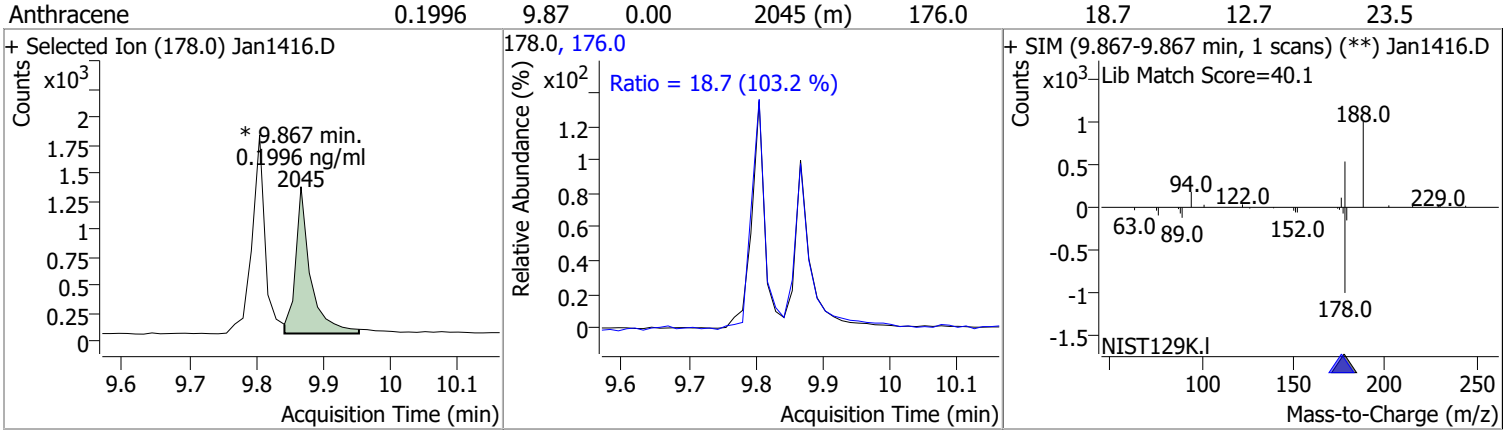

Compound	Conc.	RT	Dev(Min)	Resp.	QIon	QRatio	Lower	Upper
o-Terphenyl	0.2067	10.31	0.01	1139	229.0	72.1	49.2	91.3
					215.0	47.8	32.7	60.7

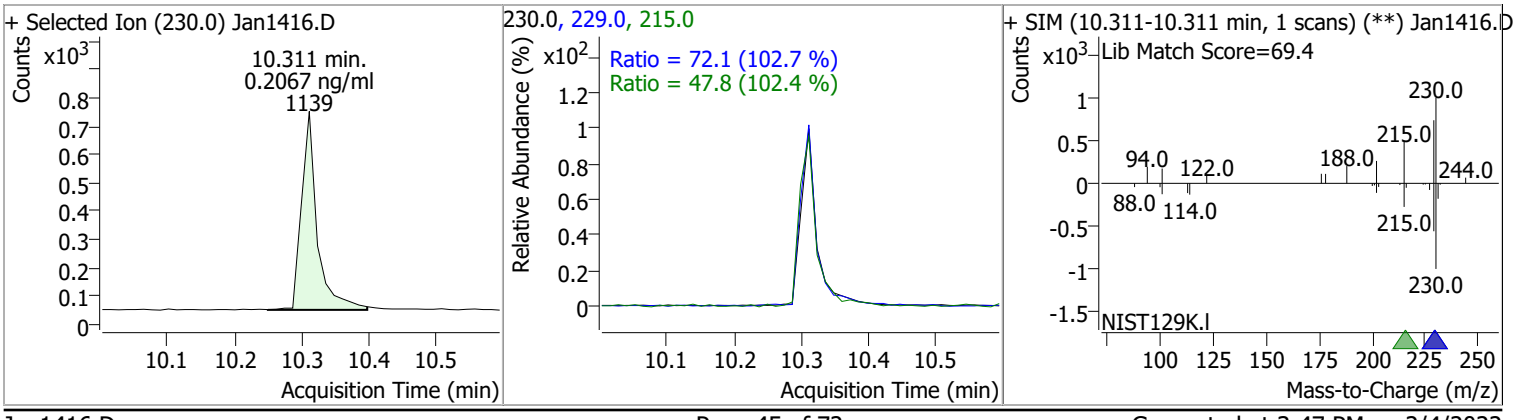

Compound	Conc.	RT	Dev(Min)	Resp.	QIon	QRatio	Lower	Upper
Fluoranthene	0.2033	11.44	0.02	2335	101.0	13.7	9.6	17.9

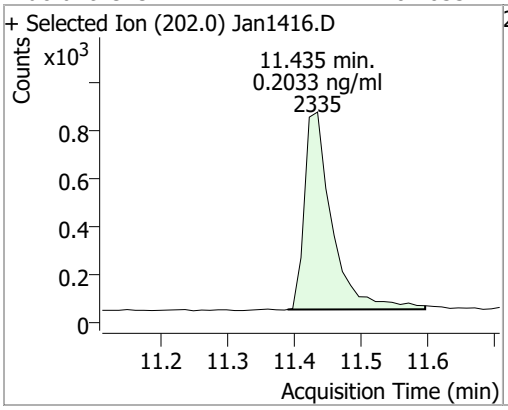

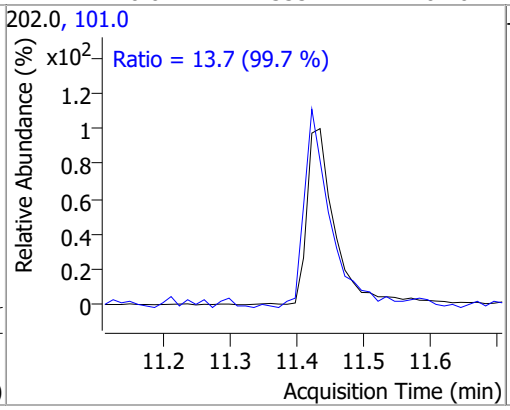

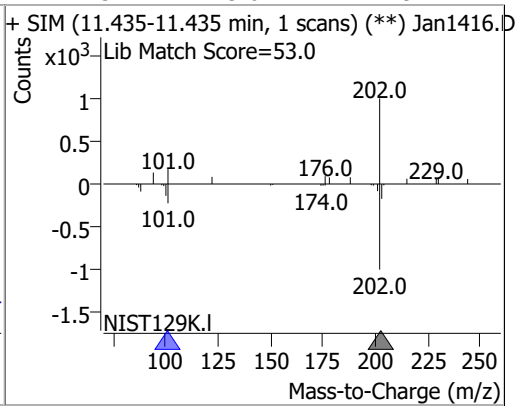

Compound	Conc.	RT	Dev(Min)	Resp.	QIon	QRatio	Lower	Upper
Pyrene	0.2016	11.81	0.01	2532	101.0	16.5	10.7	20.0

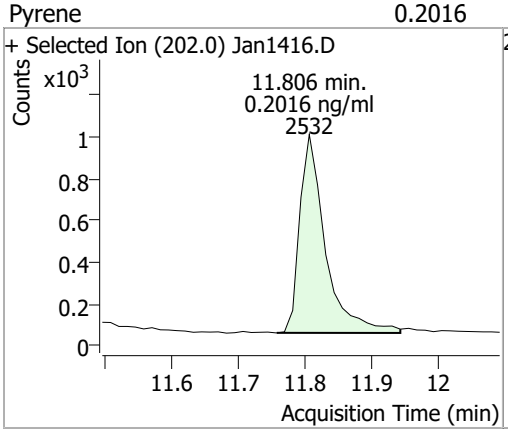

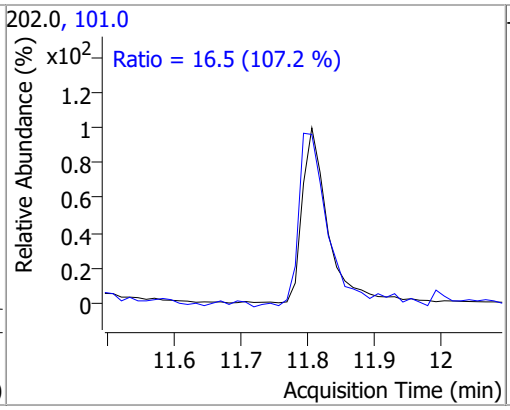

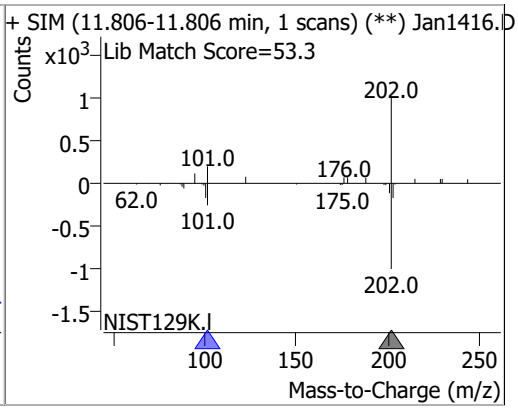

Compound	Conc.	RT	Dev(Min)	Resp.	QIon	QRatio	Lower	Upper
Terphenyl-d14	0.1956	12.28	0.01	1025	122.0	19.4	13.4	25.0

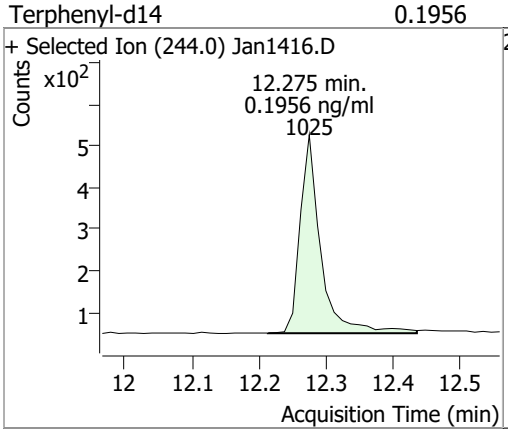

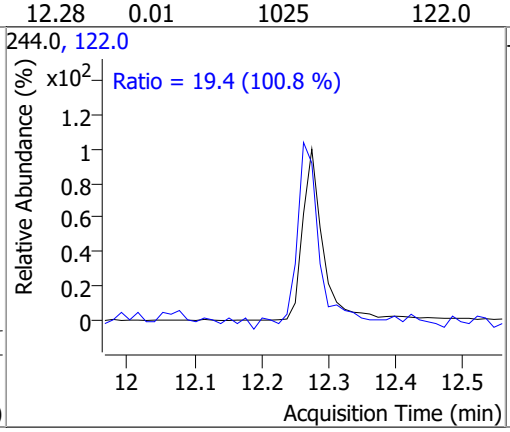

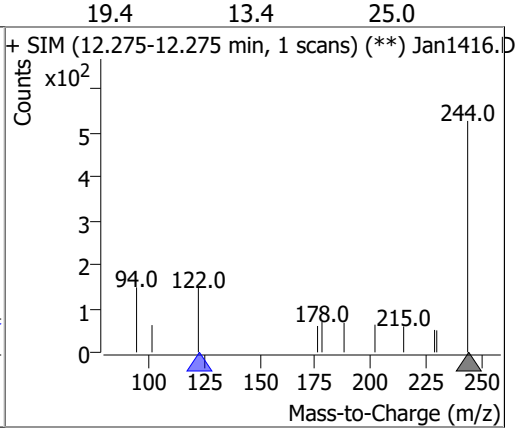

Compound	Conc.	RT	Dev(Min)	Resp.	QIon	QRatio	Lower	Upper
Benzo(a)Anthracene	0.1889	14.71	0.01	2551	226.0	22.8	18.9	35.1
					229.0	30.3	16.1	29.9

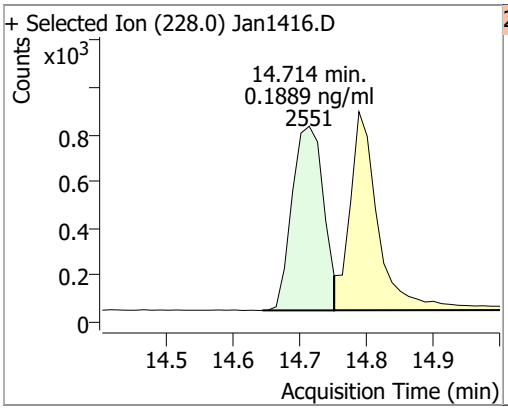

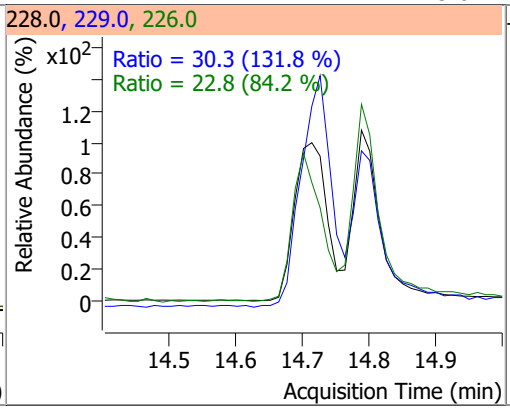

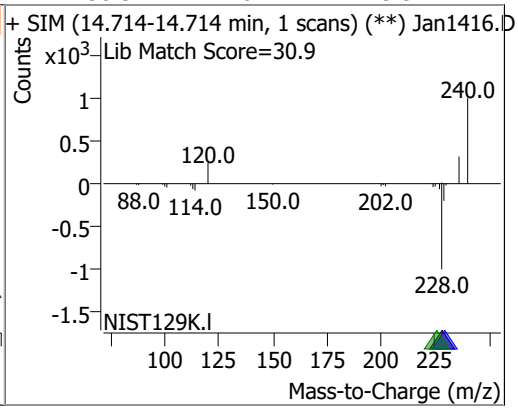

Compound	Conc.	RT	Dev(Min)	Resp.	QIon	QRatio	Lower	Upper
Chrysene	0.2267	14.79	0.00	2587	226.0	30.2	21.2	39.4
					229.0	17.0	15.0	27.8

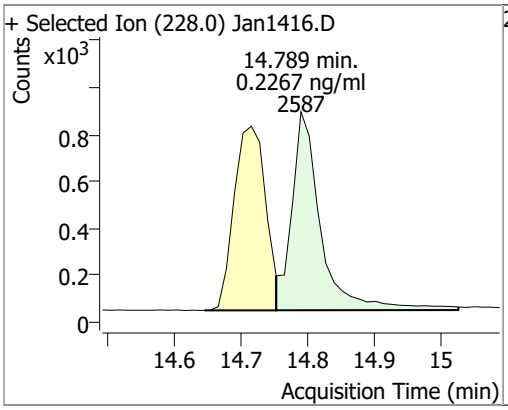

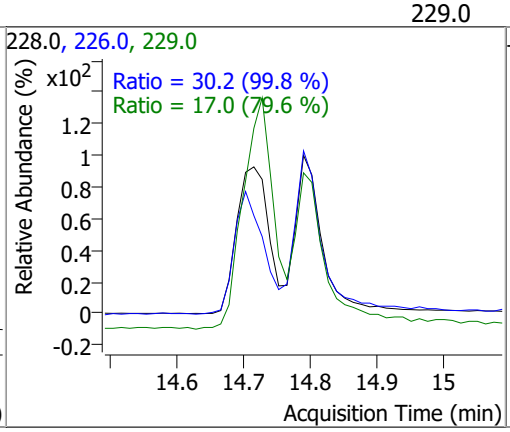

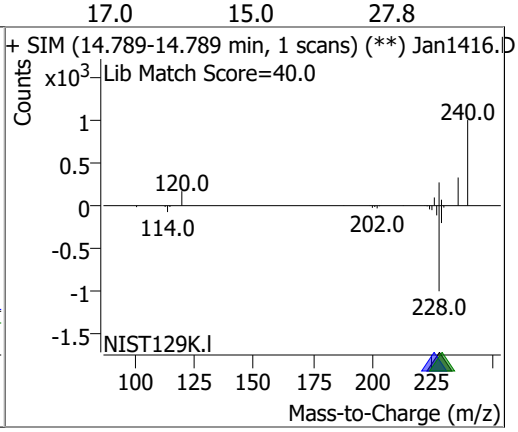

Compound	Conc.	RT	Dev(Min)	Resp.	QIon	QRatio	Lower	Upper
Benzo(b)fluoranthene	0.1825	17.73	0.00	1292	253.0	21.0	15.8	29.4

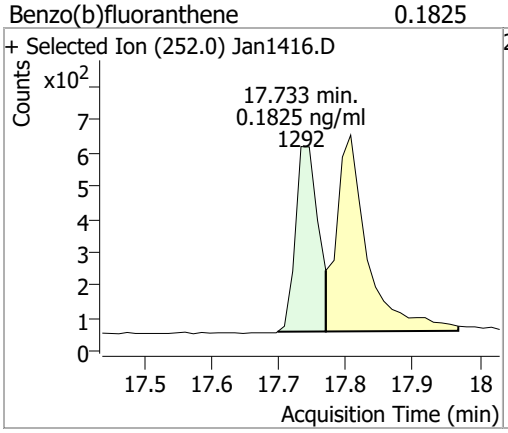

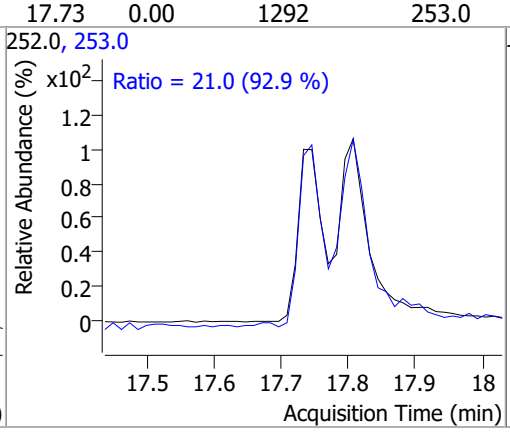

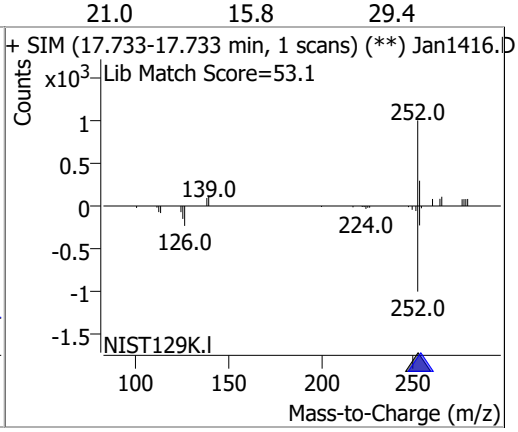

Compound	Conc.	RT	Dev(Min)	Resp.	QIon	QRatio	Lower	Upper
Benzo(k)fluoranthene	0.2319	17.81	0.01	1925	253.0	21.2	16.1	29.9

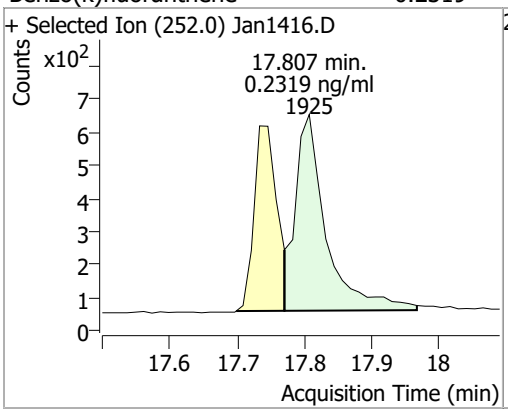

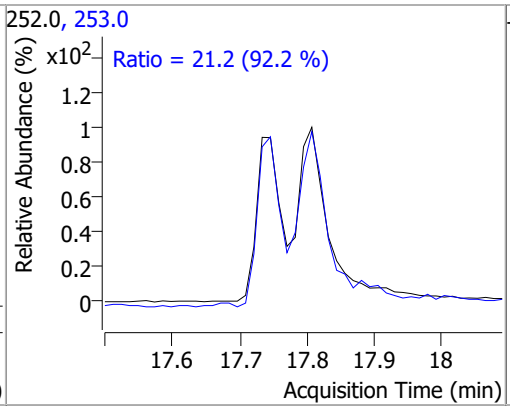

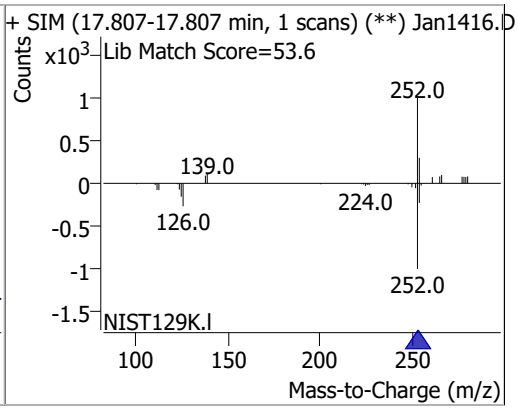

Compound	Conc.	RT	Dev(Min)	Resp.	QIon	QRatio	Lower	Upper
Benzo(a)pyrene	0.1997	18.39	0.01	1118	253.0	20.9	16.5	30.6

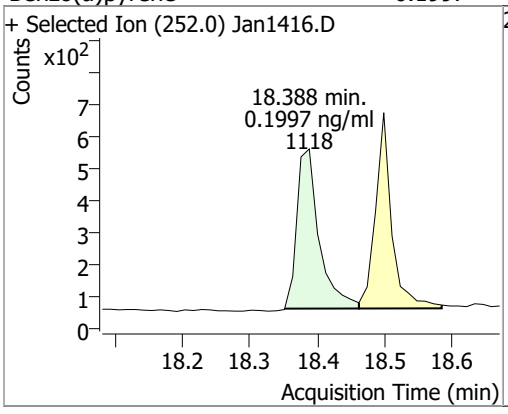

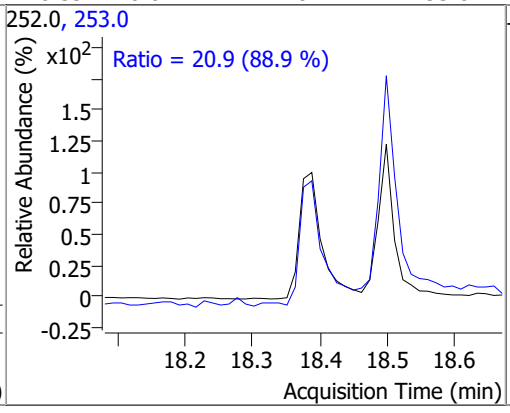

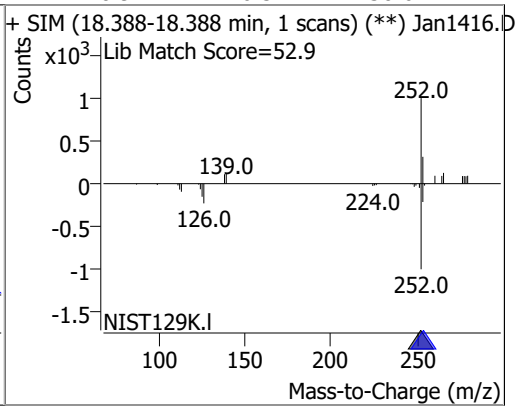

Compound	Conc.	RT	Dev(Min)	Resp.	QIon	QRatio	Lower	Upper
Indeno(1,2,3-cd)pyrene	0.1963	20.24	0.01	997	138.0	26.9	20.3	37.6

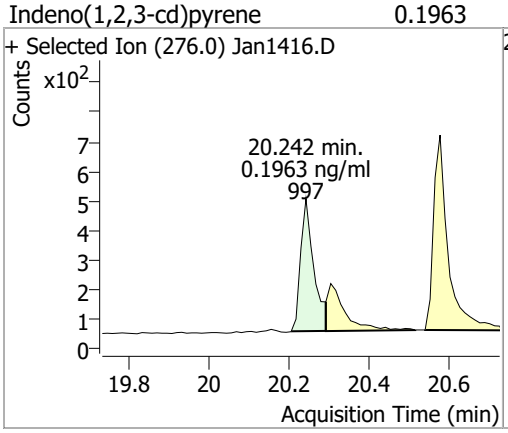

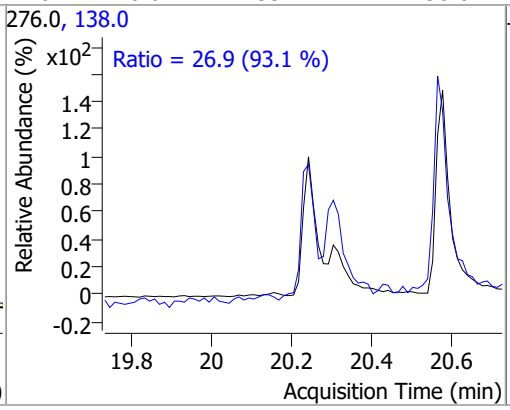

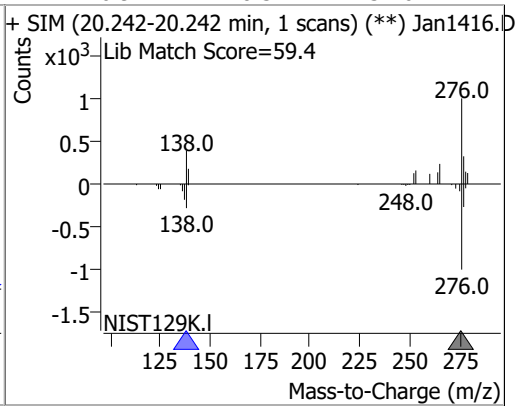

Compound	Conc.	RT	Dev(Min)	Resp.	QIon	QRatio	Lower	Upper
Dibenzo(a,h)anthracene	0.2075	20.32	0.01	1302	279.0	21.6	17.6	32.7
					139.0	22.0	16.9	31.3

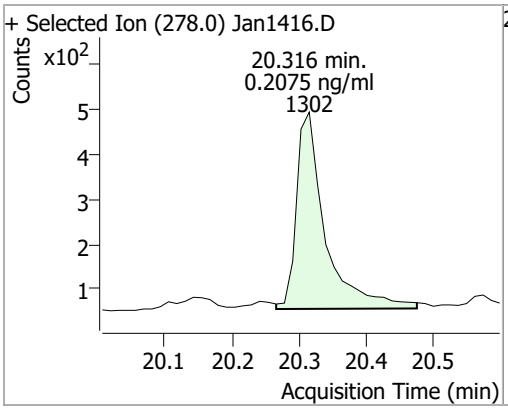

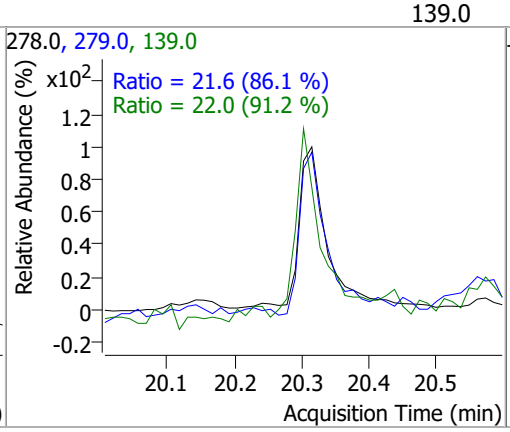

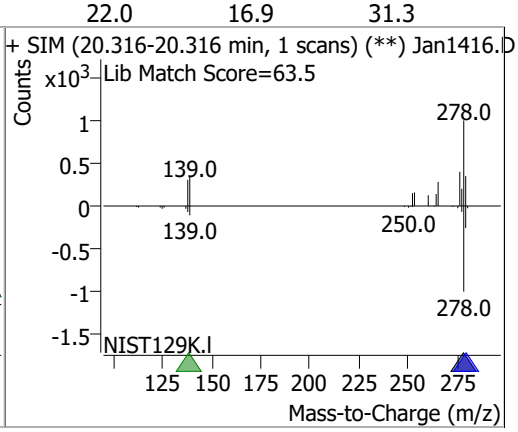

Compound	Conc.	RT	Dev(Min)	Resp.	QIon	QRatio	Lower	Upper
Benzo(g,h,i)perylene	0.2109	20.58	0.01	1687	138.0	30.0	19.6	36.5
					277.0	23.1	16.3	30.2

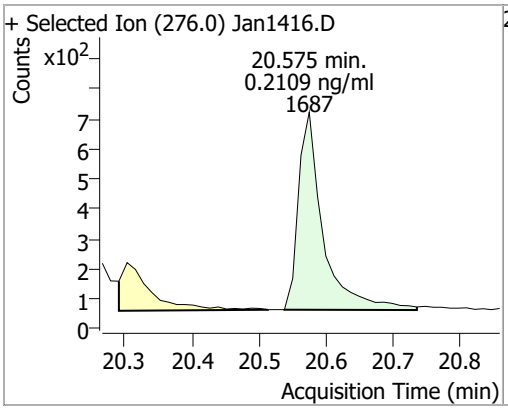

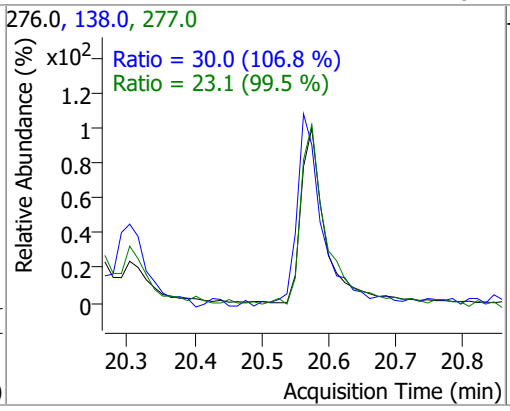

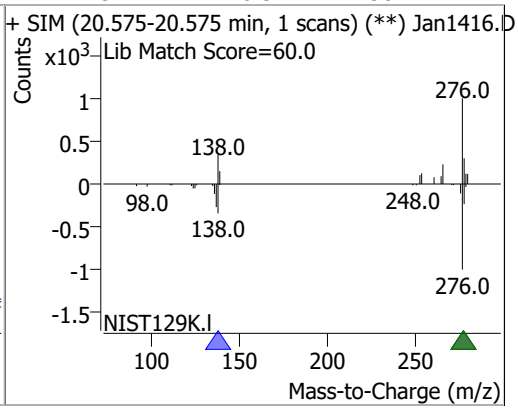

Quantitation Results Report (QT Reviewed)

Agilent | Trusted Answers

Data File	Jan1417.D	Operator	LIMS import
Acq. Method	5975BNASIM	Acq. Date-Time	1/14/2022 7:57:03 PM
Sample Name	14-Jan-22_CAL_1	Instrument	GCMS
Vial	8	Multiplier	1.00
DA Method File		Comment	SVOC-8270-W-LLPAH
Tune File	dftppjph.u	Tune Date	
Batch Name	011422 bna SIM 2.batch.bin	Last Calib Update	1/17/2022 8:49:06 AM
Ref Library			

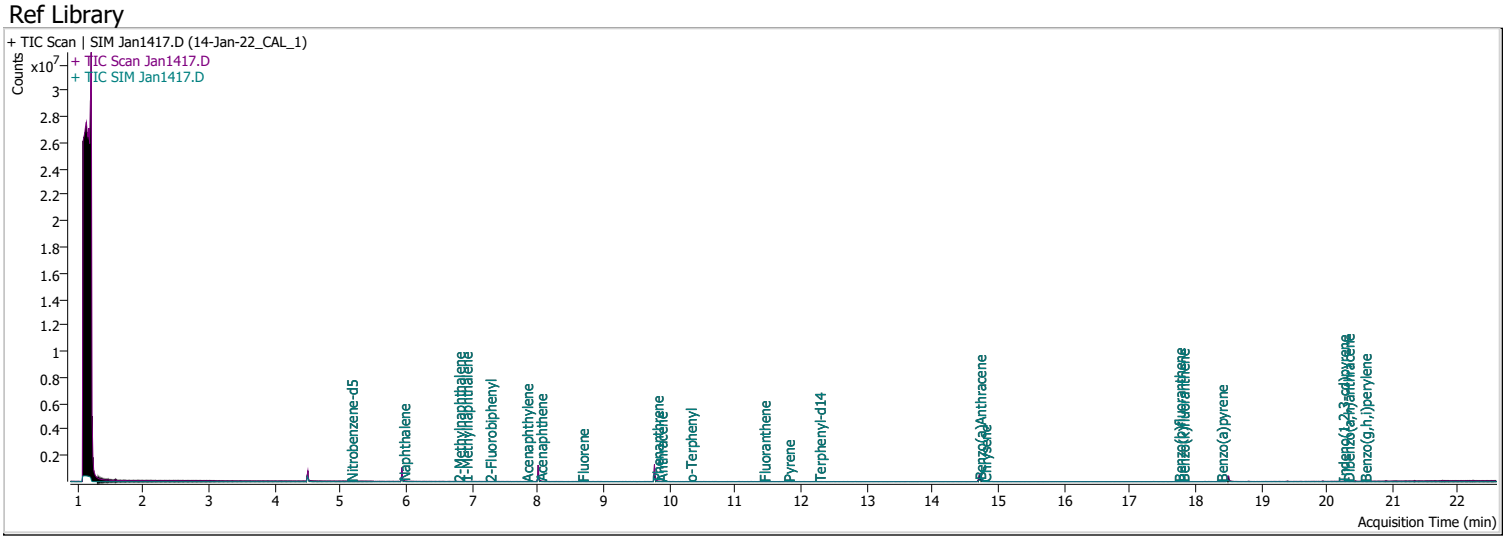

Compound	RT	QIon	Resp.	Conc.	Units		Dev(Min)
Internal Standards							
M 1,4-Dichlorobenzene-d4	4.509	152.0	163131	40.0000	ng/ml		0.012
M Naphthalene-d8	5.941	136.0	290643	40.0000	ng/ml		0.000
M Acenaphthene-d10	8.013	164.0	159286	40.0000	ng/ml		0.013
M Phenanthrene-d10	9.780	188.0	321717	40.0000	ng/ml		0.000
M Chrysene-d12	14.726	240.0	239183	40.0000	ng/ml		0.000
M Perylene-d12	18.499	264.0	151093	40.0000	ng/ml		0.000
System Monitoring Compounds							
S Nitrobenzene-d5	5.156	82.0	285	0.1077	ng/ml	#m	0.012
Spiked Amount: 5.000	Range: 19.0 - 102.0%			Recovery = 2.15%		*	
S 2-Fluorobiphenyl	7.264	172.0	861	0.1124	ng/ml	m	0.000
Spiked Amount: 5.000	Range: 25.0 - 94.0%			Recovery = 2.25%		*	
S o-Terphenyl	10.311	230.0	615	0.1175	ng/ml	m	0.012
Spiked Amount: 5.000	Range: 40.0 - 140.0%			Recovery = 2.35%		*	
S Terphenyl-d14	12.275	244.0	584	0.1024	ng/ml		0.012
Spiked Amount: 5.000	Range: 39.0 - 106.0%			Recovery = 2.05%		*	
Target Compounds							**QValue**
T Naphthalene	5.953	128.0	1112	0.1106	ng/ml	#	67
T 2-Methylnaphthalene	6.790	141.0	617	0.1100	ng/ml		82
T 1-Methylnaphthalene	6.902	141.0	700	0.1182	ng/ml		94
T Acenaphthylene	7.826	152.0	1074	0.1100	ng/ml		93
T Acenaphthene	8.038	154.0	747	0.1195	ng/ml	m	88
T Fluorene	8.673	166.0	850	0.1150	ng/ml		97
T Phenanthrene	9.805	178.0	1388	0.1015	ng/ml		98
T Anthracene	9.867	178.0	1099	0.0983	ng/ml		99
T Fluoranthene	11.435	202.0	1222	0.1120	ng/ml	m	100
T Pyrene	11.806	202.0	1310	0.1087	ng/ml	m	98
T Benzo(a)Anthracene	14.714	228.0	1860	0.1028	ng/ml	#m	85
T Chrysene	14.789	228.0	1172	0.1070	ng/ml	m	97
T Benzo(b)fluoranthene	17.746	252.0	754	0.1108	ng/ml		97

Compound	RT	QIon	Resp.	Conc.	Units		Dev(Min)
T Benzo(k)fluoranthene	17.807	252.0	773	0.0900	ng/ml	m	92
T Benzo(a)pyrene	18.388	252.0	571	0.0968	ng/ml	m	93
T Indeno(1,2,3-cd)pyrene	20.241	276.0	532	0.1054	ng/ml		95
T Dibenzo(a,h)anthracene	20.316	278.0	652	0.1080	ng/ml		98
T Benzo(g,h,i)perylene	20.575	276.0	807	0.0922	ng/ml	#m	81

(#) = Qualifier Out of Range; (m) = Manual Integration; (+) = Area Summed; (*) = Surrogate Percent Recovery Out of Range; (d): Zeroed Peak

Compound	Conc.	RT	Dev(Min)	Resp.	QIon	QRatio	Lower	Upper
Nitrobenzene-d5	0.1077	5.16	0.01	285 (m)	54.0	26.4	25.9	48.1
					128.0	21.3	25.6	47.6

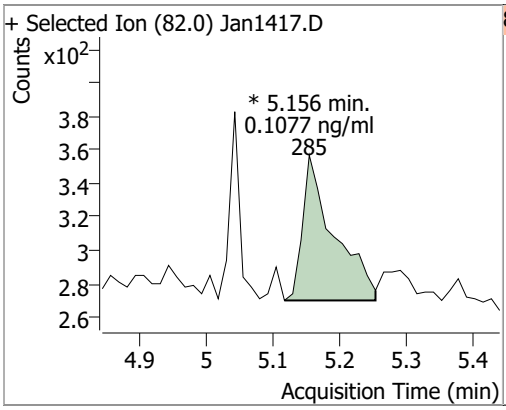

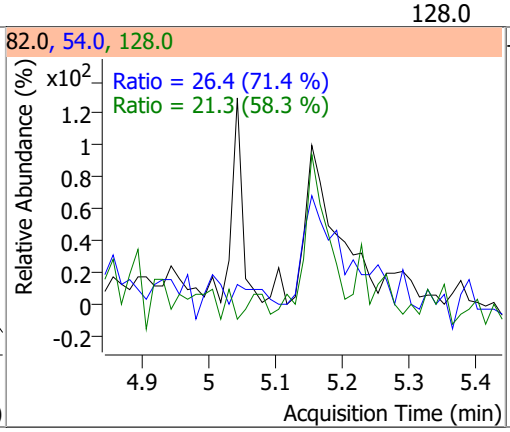

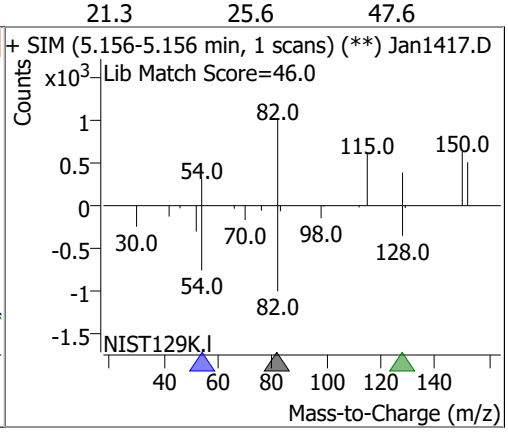

Compound	Conc.	RT	Dev(Min)	Resp.	QIon	QRatio	Lower	Upper
Naphthalene	0.1106	5.95	0.00	1112	102.0	38.9	0.0	59.6
					129.0	17.6	7.7	14.3

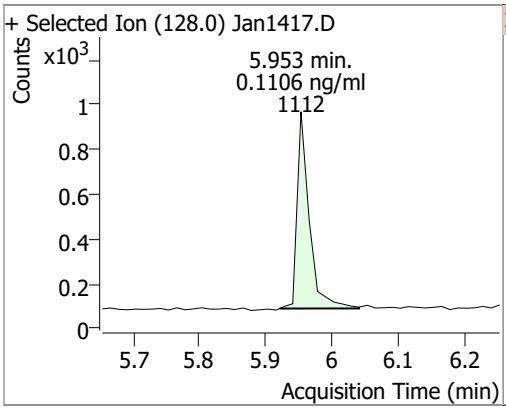

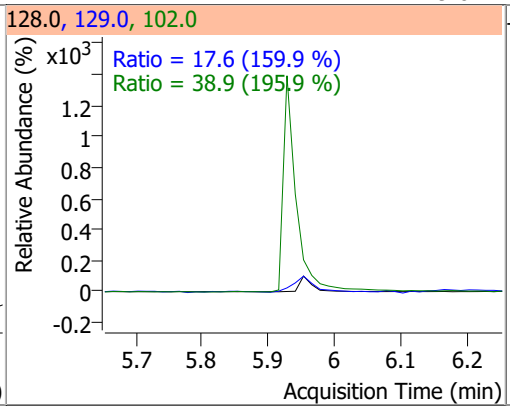

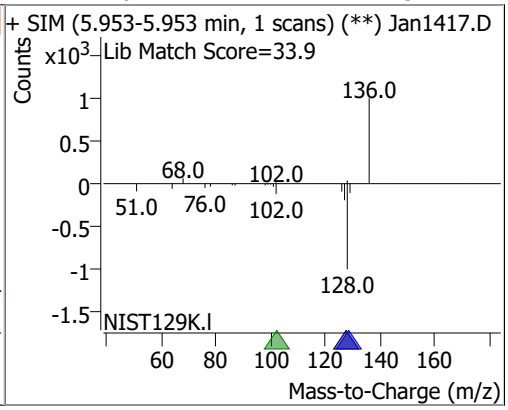

Compound	Conc.	RT	Dev(Min)	Resp.	QIon	QRatio	Lower	Upper
2-Methylnaphthalene	0.1100	6.79	0.00	617	142.0	112.0	98.5	183.0
					115.0	54.8	41.8	77.6

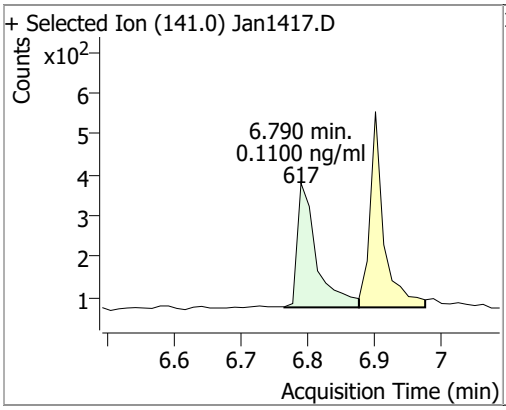

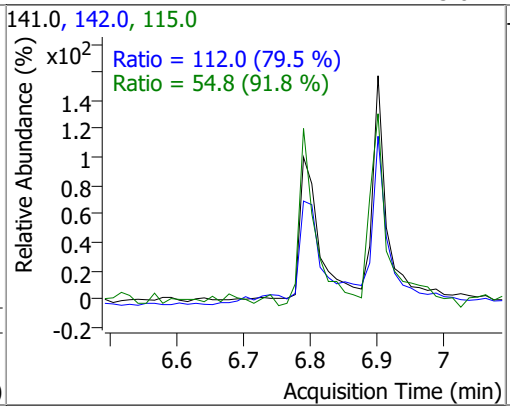

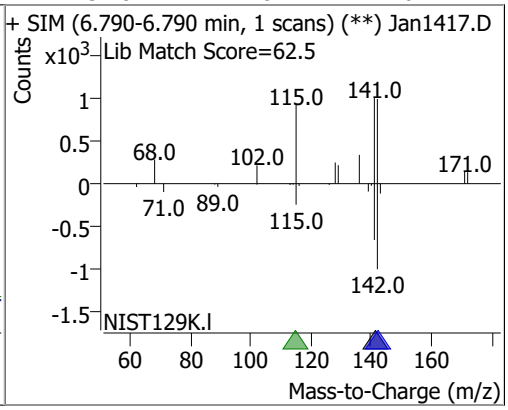

Compound	Conc.	RT	Dev(Min)	Resp.	QIon	QRatio	Lower	Upper
1-Methylnaphthalene	0.1182	6.90	0.00	700	142.0	117.5	79.2	147.1
					115.0	59.4	47.5	88.2

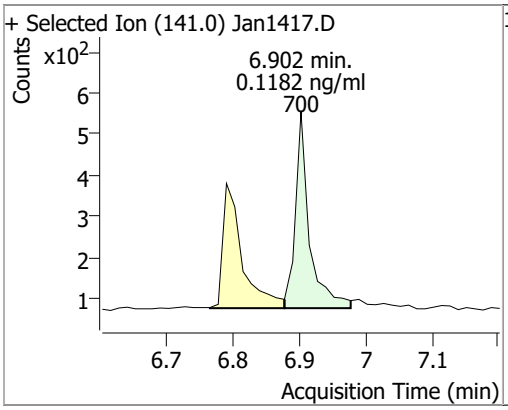

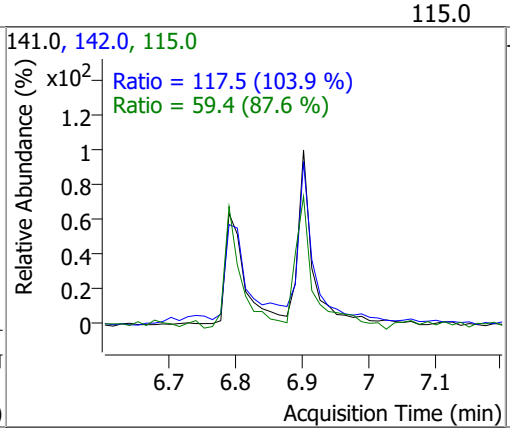

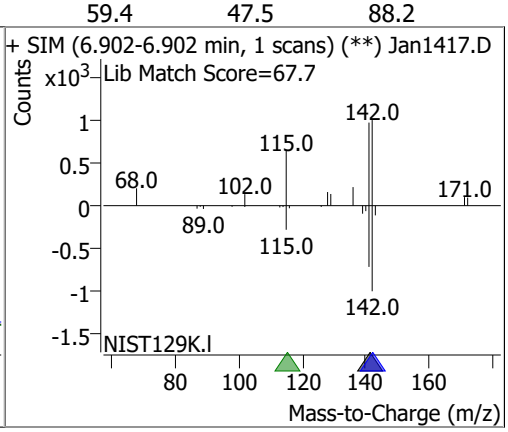

Compound	Conc.	RT	Dev(Min)	Resp.	QIon	QRatio	Lower	Upper
2-Fluorobiphenyl	0.1124	7.26	0.00	861 (m)	171.0	38.2	26.6	49.5

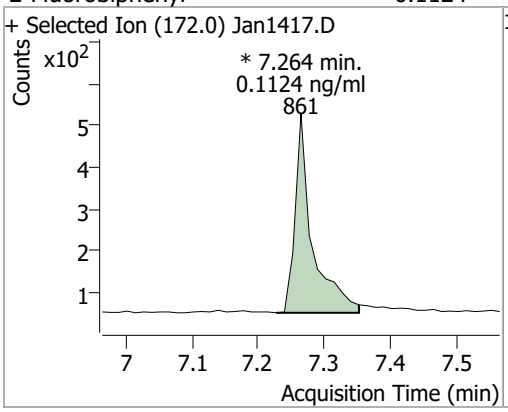

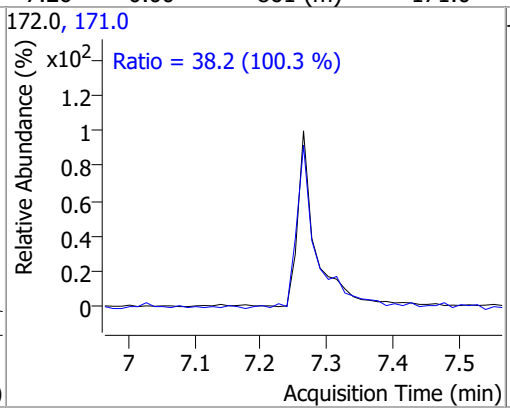

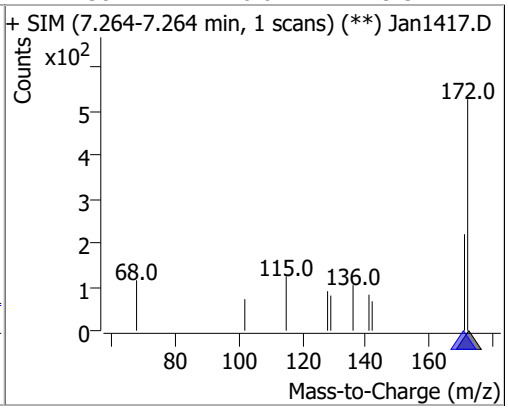

Compound	Conc.	RT	Dev(Min)	Resp.	QIon	QRatio	Lower	Upper
Acenaphthylene	0.1100	7.83	0.00	1074	153.0	10.2	9.0	16.6

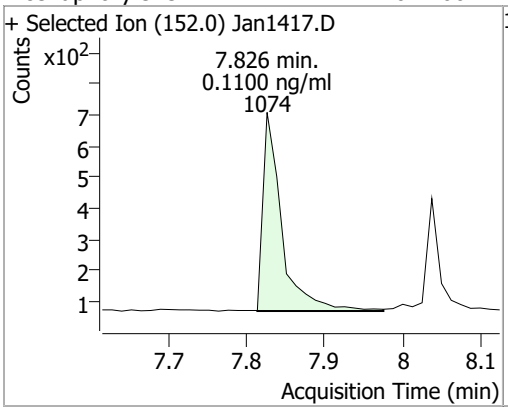

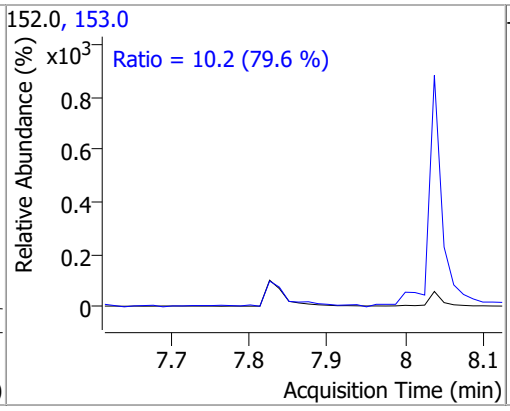

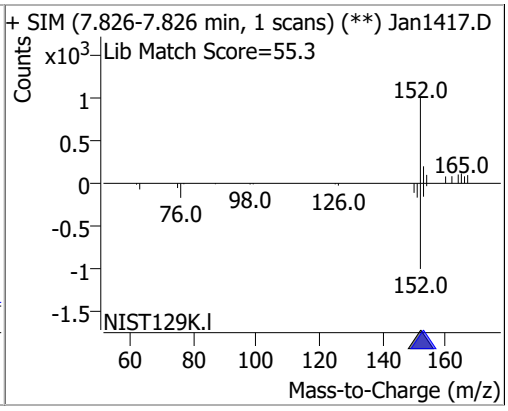

Compound	Conc.	RT	Dev(Min)	Resp.	QIon	QRatio	Lower	Upper
Acenaphthene	0.1195	8.04	0.00	747 (m)	153.0	98.5	82.1	152.6
					152.0	56.6	41.0	76.1

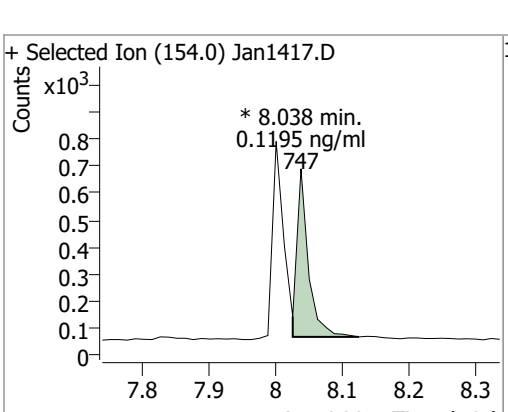

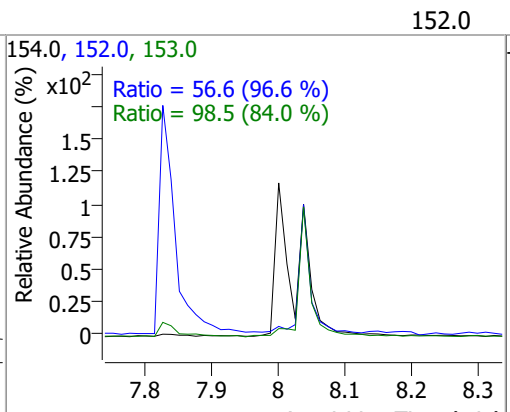

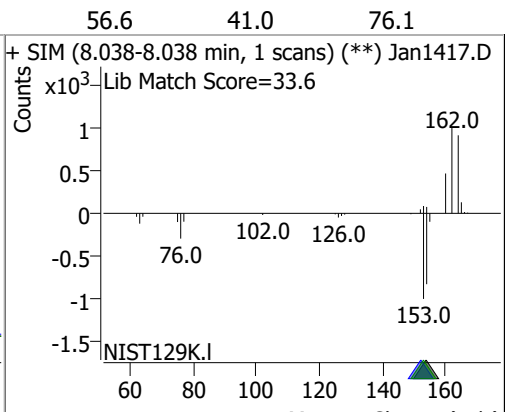

Compound	Conc.	RT	Dev(Min)	Resp.	QIon	QRatio	Lower	Upper
Fluorene	0.1150	8.67	0.00	850	165.0	102.2	69.1	128.3
					167.0	13.3	9.7	18.0

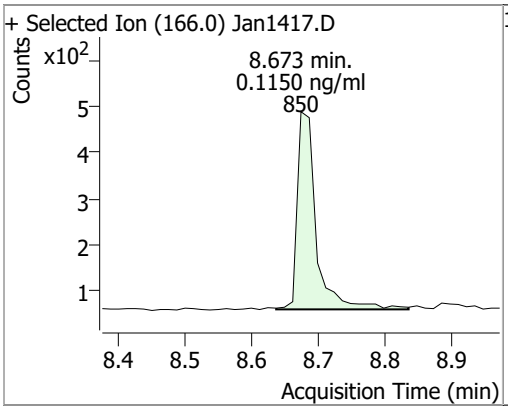

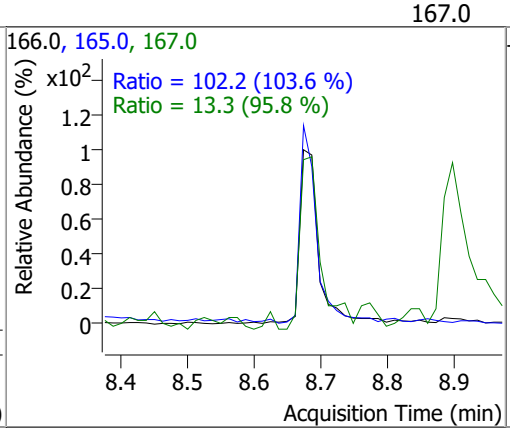

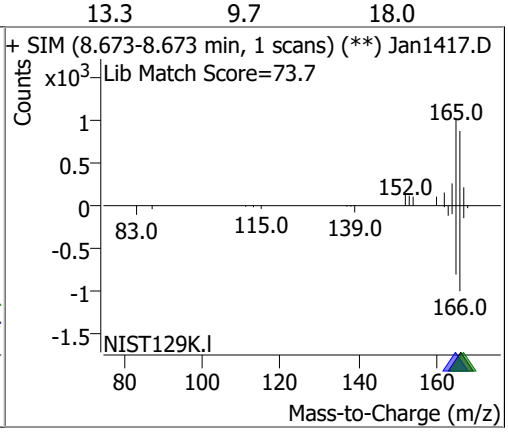

Compound	Conc.	RT	Dev(Min)	Resp.	QIon	QRatio	Lower	Upper
Phenanthrene	0.1015	9.80	0.00	1388	176.0	16.4	10.8	20.1

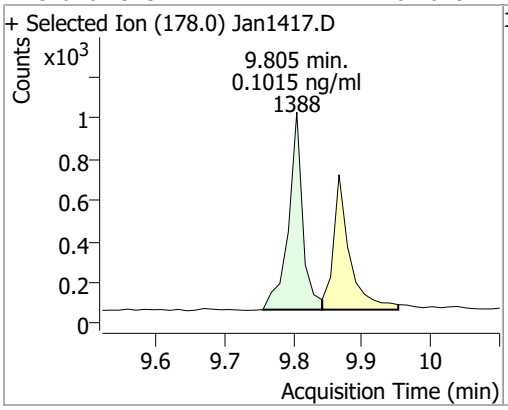

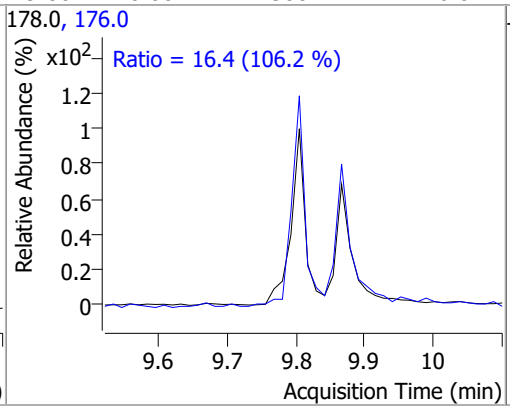

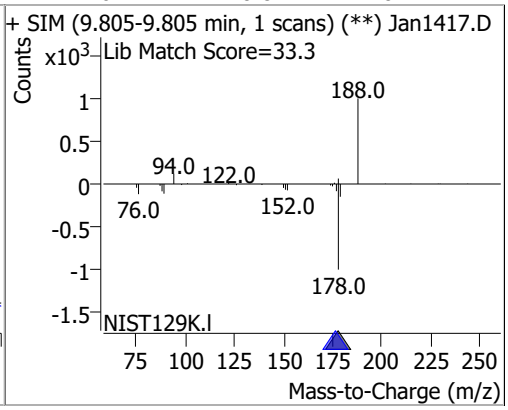

Compound	Conc.	RT	Dev(Min)	Resp.	QIon	QRatio	Lower	Upper
Anthracene	0.0983	9.87	0.00	1099	176.0	17.5	12.7	23.5

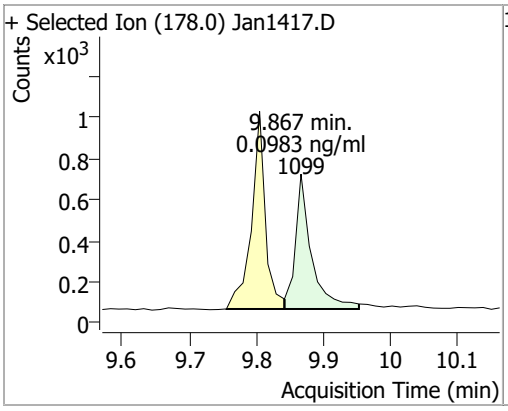

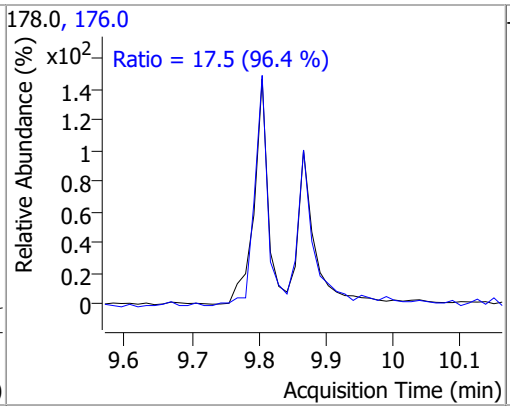

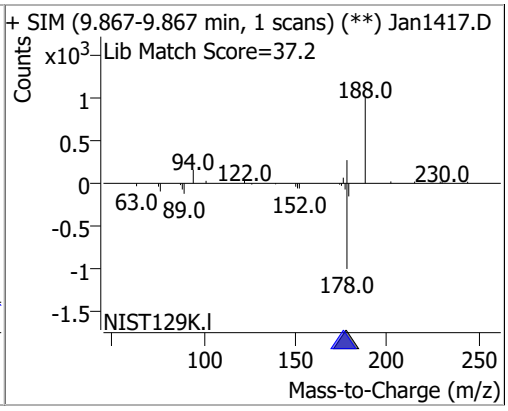

Compound	Conc.	RT	Dev(Min)	Resp.	QIon	QRatio	Lower	Upper
o-Terphenyl	0.1175	10.31	0.01	615 (m)	229.0	65.3	49.2	91.3
					215.0	44.0	32.7	60.7

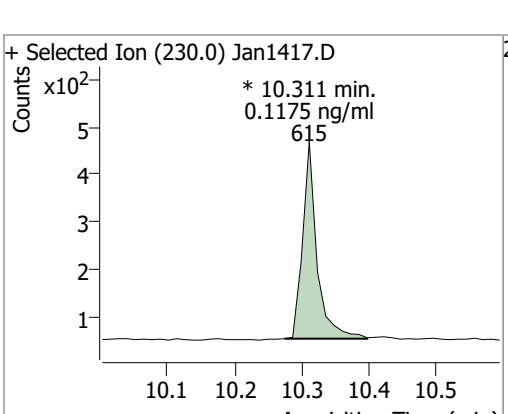

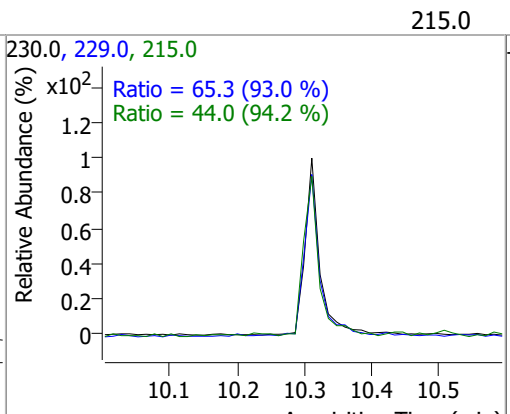

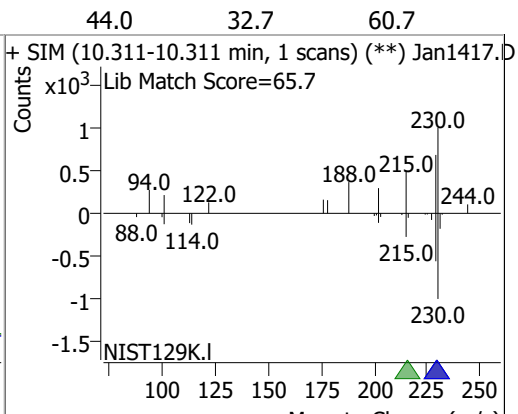

Compound	Conc.	RT	Dev(Min)	Resp.	QIon	QRatio	Lower	Upper
Fluoranthene	0.1120	11.44	0.02	1222 (m)	101.0	13.9	9.6	17.9

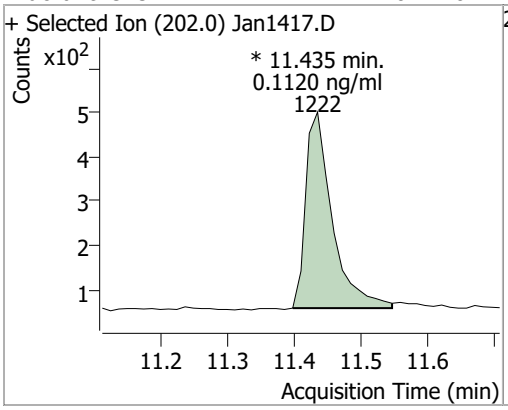

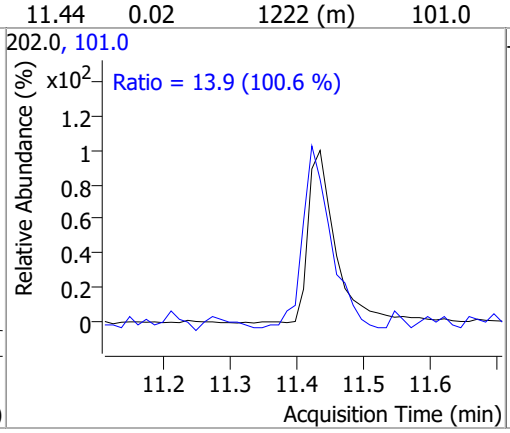

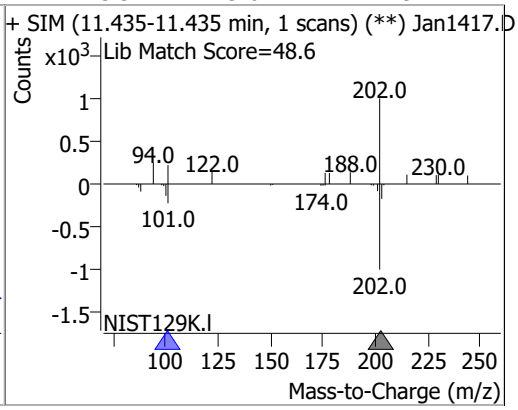

Compound	Conc.	RT	Dev(Min)	Resp.	QIon	QRatio	Lower	Upper
Pyrene	0.1087	11.81	0.01	1310 (m)	101.0	14.4	10.7	20.0

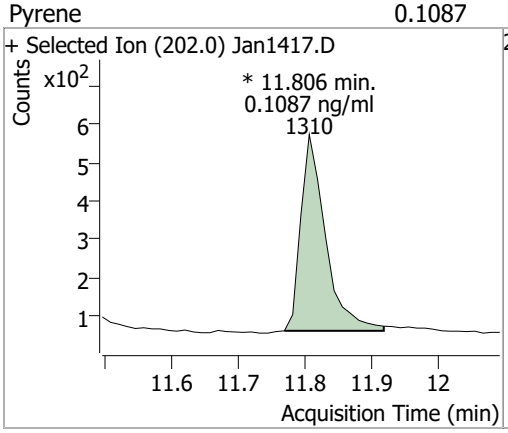

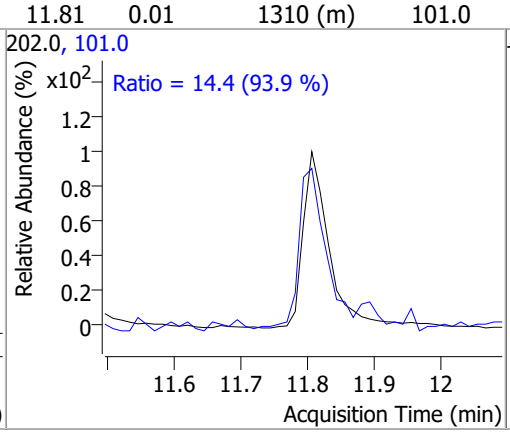

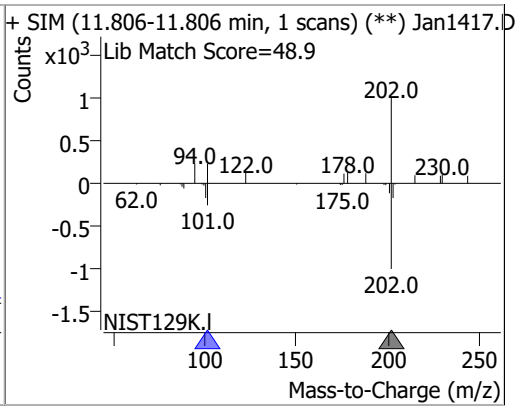

Compound	Conc.	RT	Dev(Min)	Resp.	QIon	QRatio	Lower	Upper
Terphenyl-d14	0.1024	12.28	0.01	584	122.0	19.2	13.4	25.0

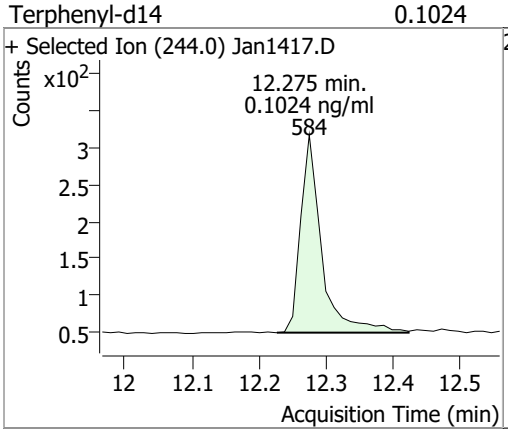

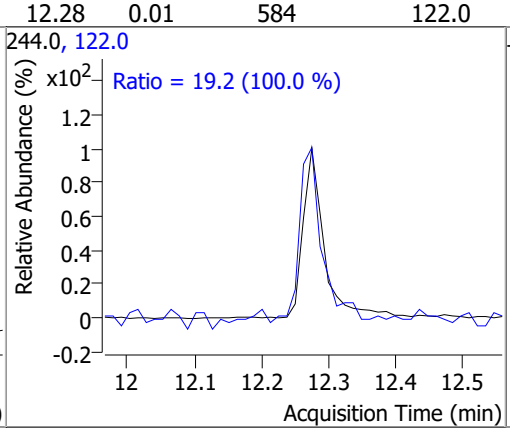

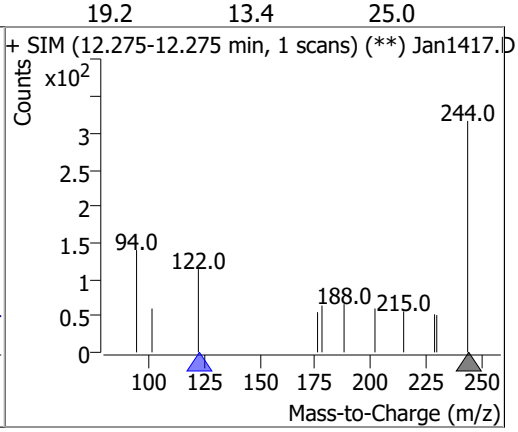

Compound	Conc.	RT	Dev(Min)	Resp.	QIon	QRatio	Lower	Upper
Benzo(a)Anthracene	0.1028	14.71	0.01	1860 (m)	226.0	20.7	18.9	35.1
					229.0	32.0	16.1	29.9

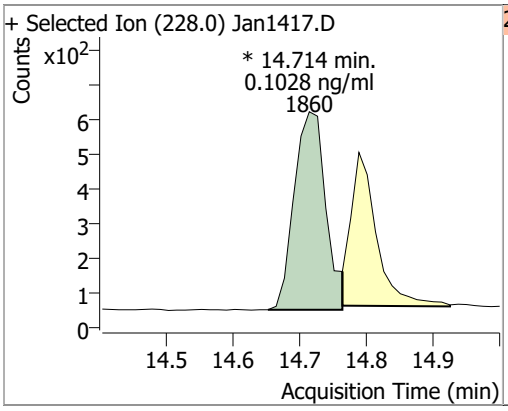

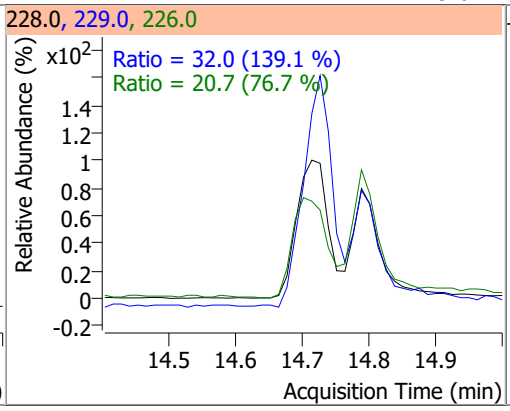

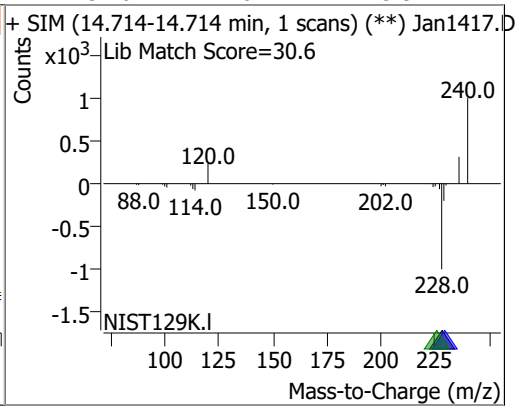

Compound	Conc.	RT	Dev(Min)	Resp.	QIon	QRatio	Lower	Upper
Chrysene	0.1070	14.79	0.00	1172 (m)	226.0	31.8	21.2	39.4
					229.0	22.4	15.0	27.8

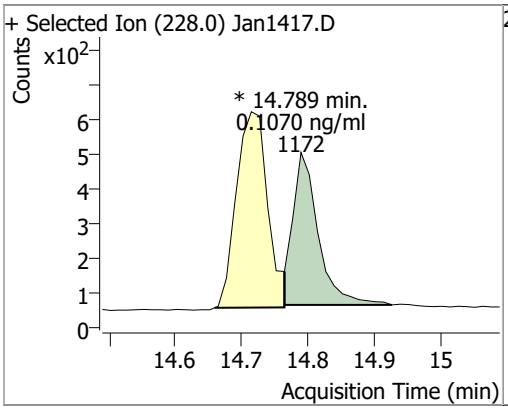

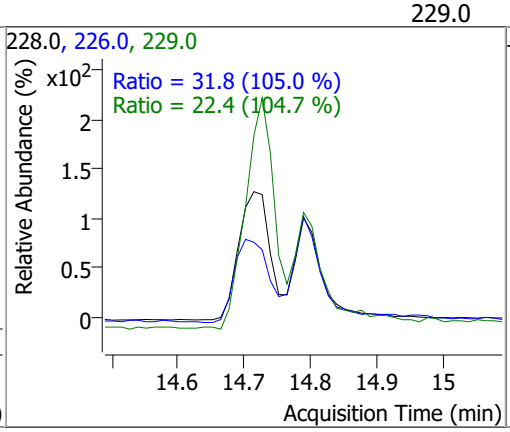

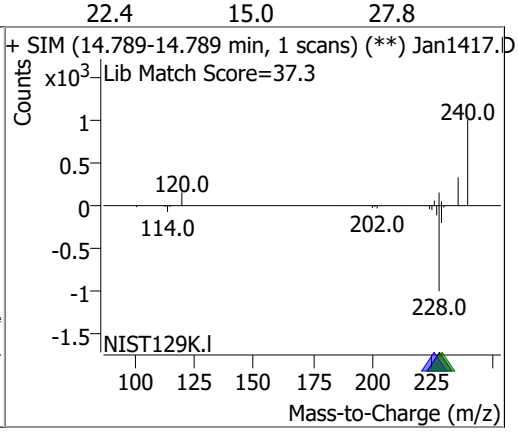

Compound	Conc.	RT	Dev(Min)	Resp.	QIon	QRatio	Lower	Upper
Benzo(b)fluoranthene	0.1108	17.75	0.01	754	253.0	21.2	15.8	29.4

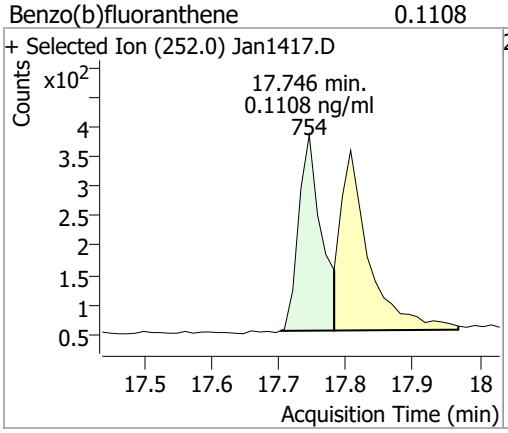

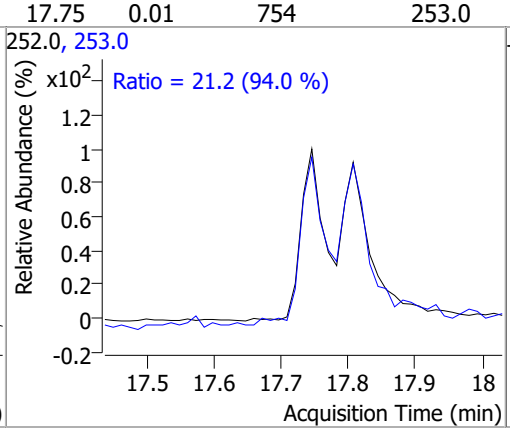

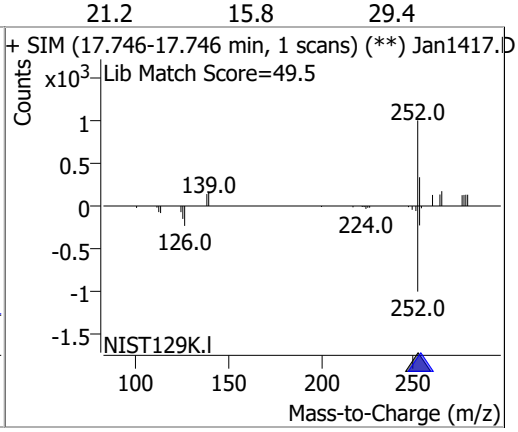

Compound	Conc.	RT	Dev(Min)	Resp.	QIon	QRatio	Lower	Upper
Benzo(k)fluoranthene	0.0900	17.81	0.01	773 (m)	253.0	19.3	16.1	29.9

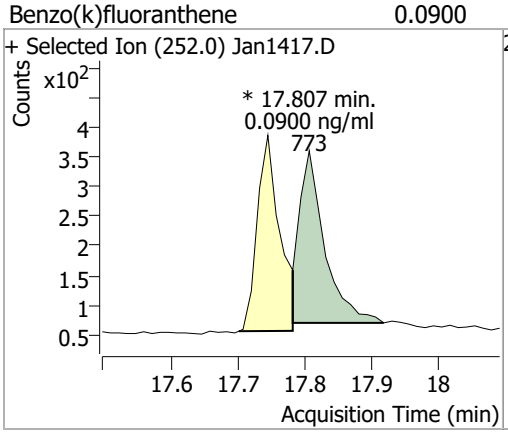

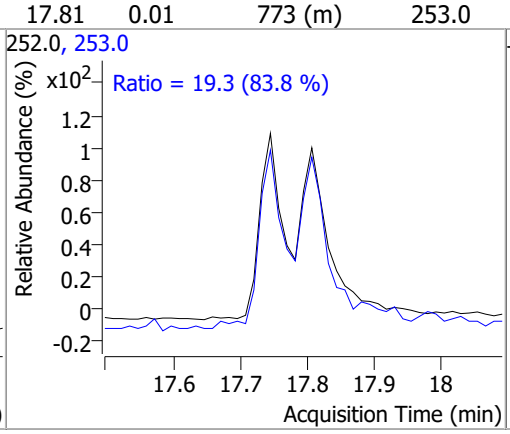

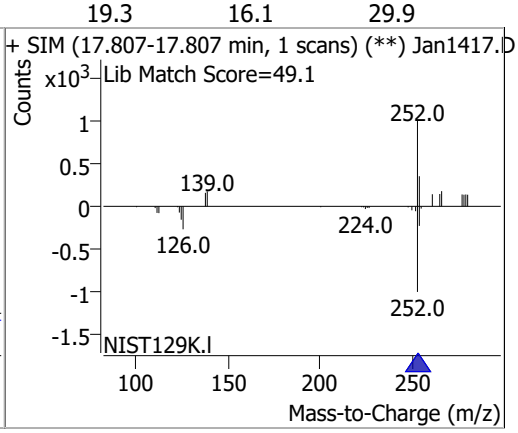

Compound	Conc.	RT	Dev(Min)	Resp.	QIon	QRatio	Lower	Upper
Benzo(a)pyrene	0.0968	18.39	0.01	571 (m)	253.0	20.2	16.5	30.6

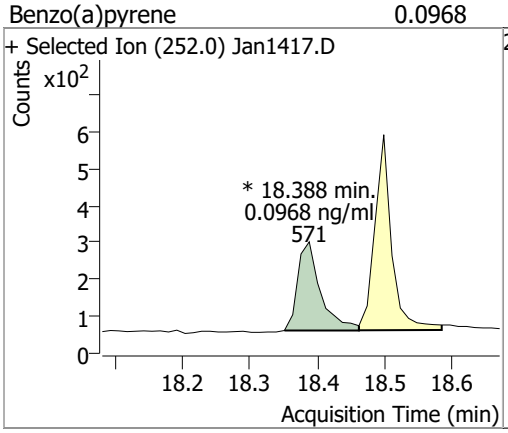

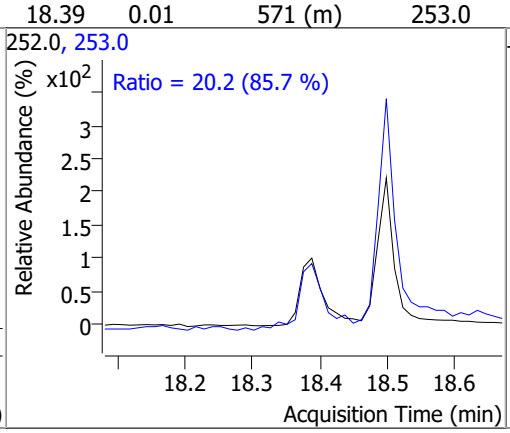

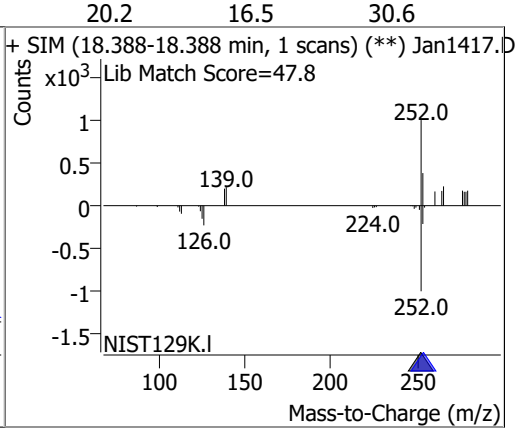

Compound	Conc.	RT	Dev(Min)	Resp.	QIon	QRatio	Lower	Upper
Indeno(1,2,3-cd)pyrene	0.1054	20.24	0.01	532	138.0	26.3	20.3	37.6

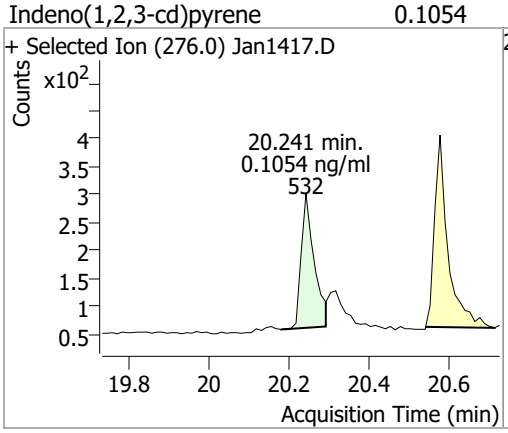

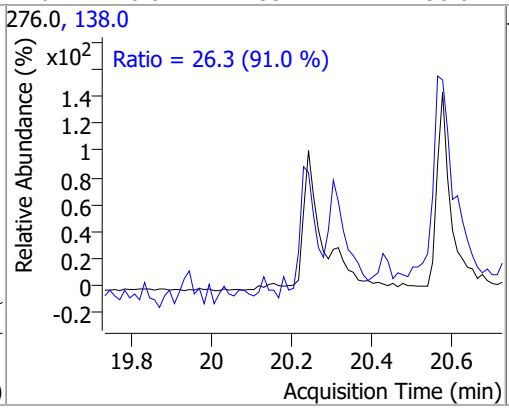

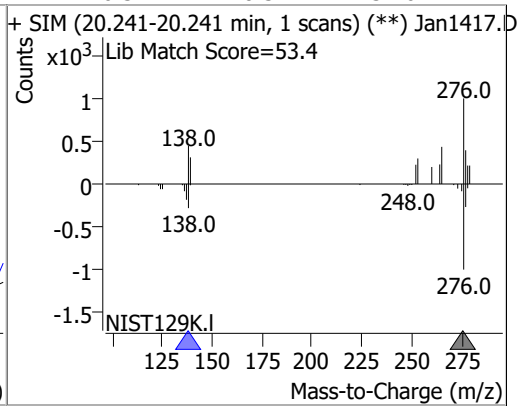

Compound	Conc.	RT	Dev(Min)	Resp.	QIon	QRatio	Lower	Upper
Dibenzo(a,h)anthracene	0.1080	20.32	0.01	652	279.0	27.0	17.6	32.7
					139.0	23.9	16.9	31.3

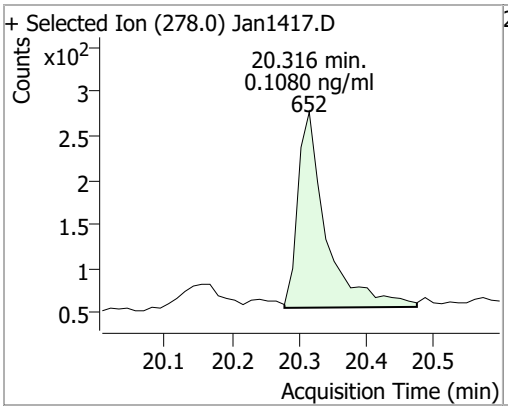

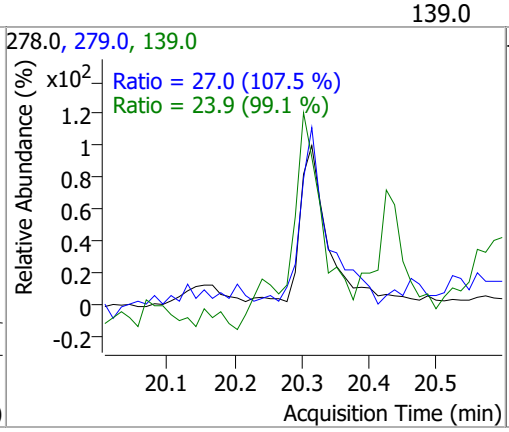

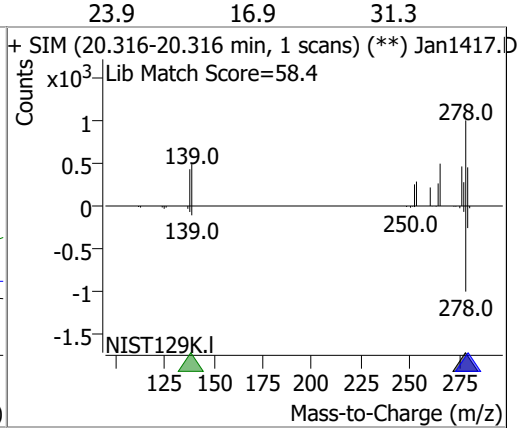

Compound	Conc.	RT	Dev(Min)	Resp.	QIon	QRatio	Lower	Upper
Benzo(g,h,i)perylene	0.0922	20.58	0.01	807 (m)	138.0	43.9	19.6	36.5
					277.0	25.4	16.3	30.2

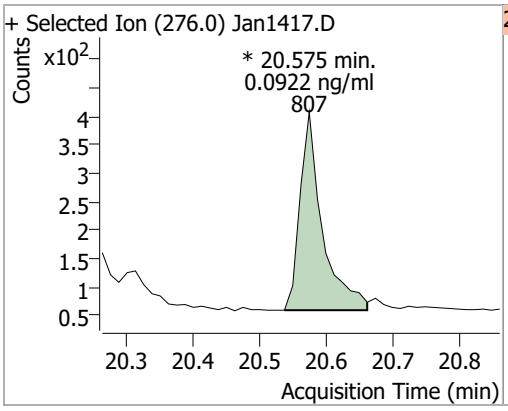

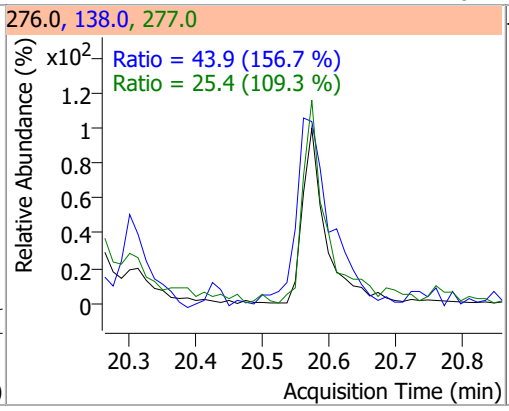

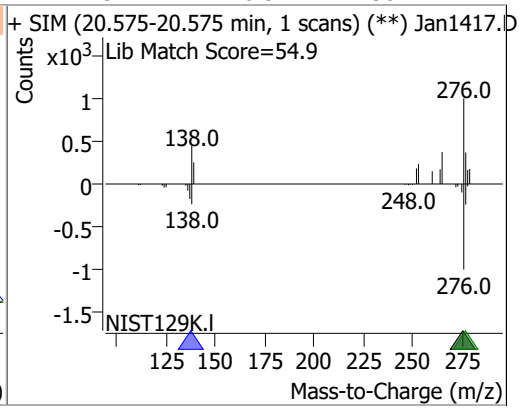

Quantitation Results Report (QT Reviewed)

Agilent | Trusted Answers

Data File	Jan1418.D	Operator	LIMS import
Acq. Method	5975BNASIM	Acq. Date-Time	1/14/2022 8:29:26 PM
Sample Name	14-Jan-22_CCV_18	Instrument	GCMS
Vial	9	Multiplier	1.00
DA Method File		Comment	SVOC-8270-W-LLPAH
Tune File	dftppjph.u	Tune Date	
Batch Name	011422 bna SIM 2.batch.bin	Last Calib Update	1/17/2022 8:49:06 AM
Ref Library			

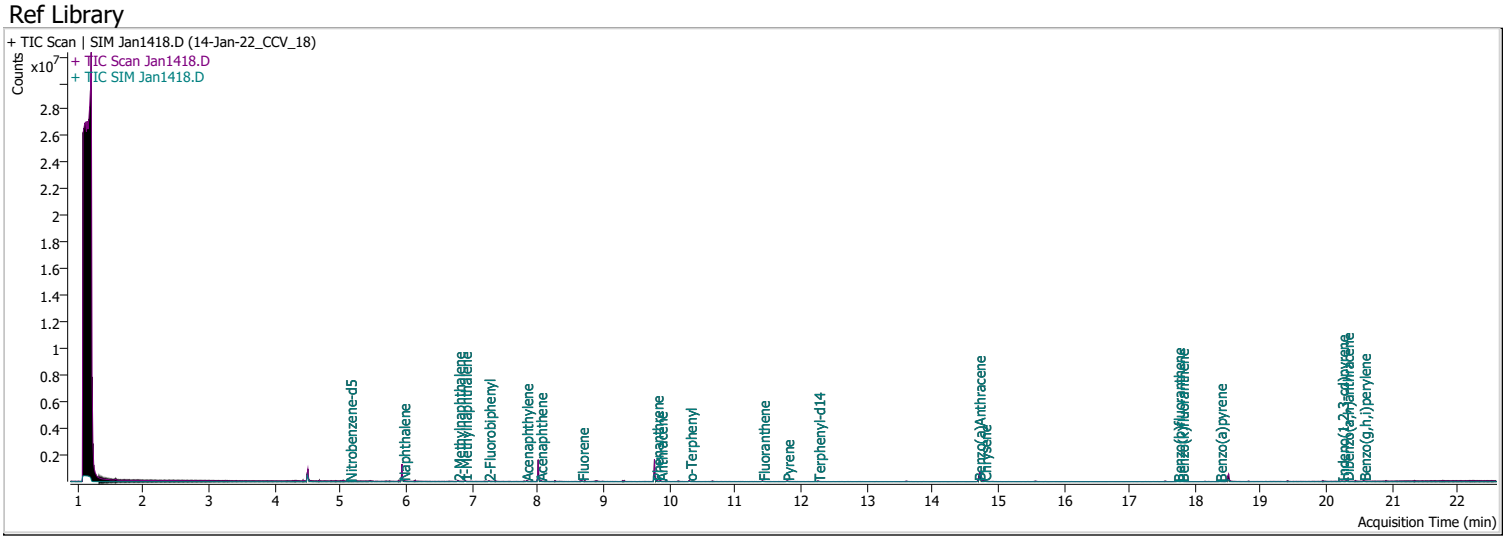

Compound	RT	QIon	Resp.	Conc.	Units		Dev(Min)
Internal Standards							
M 1,4-Dichlorobenzene-d4	4.497	152.0	188496	40.0000	ng/ml		0.000
M Naphthalene-d8	5.941	136.0	331274	40.0000	ng/ml		0.000
M Acenaphthene-d10	8.013	164.0	181512	40.0000	ng/ml		0.013
M Phenanthrene-d10	9.780	188.0	383934	40.0000	ng/ml		0.000
M Chrysene-d12	14.727	240.0	281501	40.0000	ng/ml		0.000
M Perylene-d12	18.499	264.0	187526	40.0000	ng/ml		0.000
System Monitoring Compounds							
S Nitrobenzene-d5	5.143	82.0	7442	2.0580	ng/ml		0.000
Spiked Amount: 5.000	Range: 19.0 - 102.0%			Recovery = 41.16%			
S 2-Fluorobiphenyl	7.252	172.0	17342	1.9877	ng/ml		-0.012
Spiked Amount: 5.000	Range: 25.0 - 94.0%			Recovery = 39.75%			
S o-Terphenyl	10.312	230.0	13079	2.0930	ng/ml		0.013
Spiked Amount: 5.000	Range: 40.0 - 140.0%			Recovery = 41.86%			
S Terphenyl-d14	12.263	244.0	9999	1.9290	ng/ml		0.000
Spiked Amount: 5.000	Range: 39.0 - 106.0%			Recovery = 38.58%		*	
Target Compounds							**QValue**
T Naphthalene	5.953	128.0	25149	2.1943	ng/ml		99
T 2-Methylnaphthalene	6.790	141.0	15117	2.3632	ng/ml	m	100
T 1-Methylnaphthalene	6.890	141.0	13812	2.0472	ng/ml	m	98
T Acenaphthylene	7.826	152.0	22902	2.0588	ng/ml		99
T Acenaphthene	8.038	154.0	16099	2.2624	ng/ml		99
T Fluorene	8.674	166.0	18411	2.1867	ng/ml		100
T Phenanthrene	9.805	178.0	26680	2.2533	ng/ml		91
T Anthracene	9.867	178.0	22877	2.2082	ng/ml		100
T Fluoranthene	11.423	202.0	27466	2.1093	ng/ml		100
T Pyrene	11.794	202.0	30117	2.1237	ng/ml		99
T Benzo(a)Anthracene	14.702	228.0	20817	2.3347	ng/ml		100
T Chrysene	14.789	228.0	27947	2.1692	ng/ml		99
T Benzo(b)fluoranthene	17.733	252.0	19328	2.2877	ng/ml		98

Compound	RT	QIon	Resp.	Conc.	Units	Dev(Min)
T Benzo(k)fluoranthene	17.795	252.0	20600	2.1338	ng/ml	100
T Benzo(a)pyrene	18.376	252.0	13846	2.1474	ng/ml	99
T Indeno(1,2,3-cd)pyrene	20.229	276.0	13543	2.1963	ng/ml	98
T Dibenzo(a,h)anthracene	20.303	278.0	15374	2.0521	ng/ml	98
T Benzo(g,h,i)perylene	20.563	276.0	20882	2.3281	ng/ml	98

(#) = Qualifier Out of Range; (m) = Manual Integration; (+) = Area Summed; (*) = Surrogate Percent Recovery Out of Range; (d): Zeroed Peak

Compound	Conc.	RT	Dev(Min)	Resp.	QIon	QRatio	Lower	Upper
Nitrobenzene-d5	2.0580	5.14	0.00	7442	54.0	36.5	25.9	48.1
					128.0	35.2	25.6	47.6

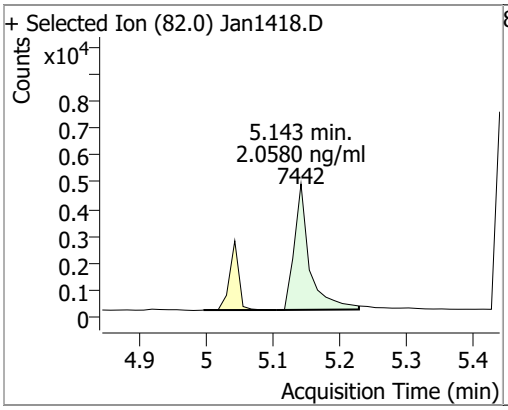

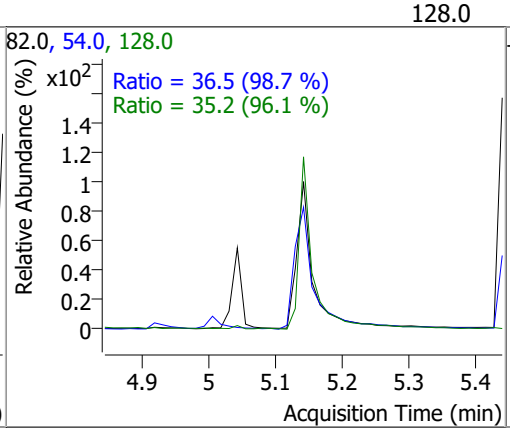

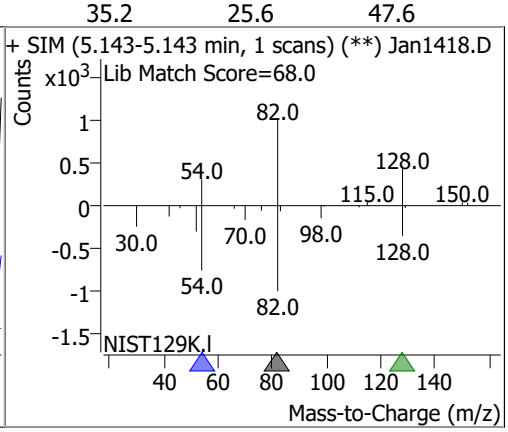

Compound	Conc.	RT	Dev(Min)	Resp.	QIon	QRatio	Lower	Upper
Naphthalene	2.1943	5.95	0.00	25149	102.0	19.5	0.0	59.6
					129.0	11.2	7.7	14.3

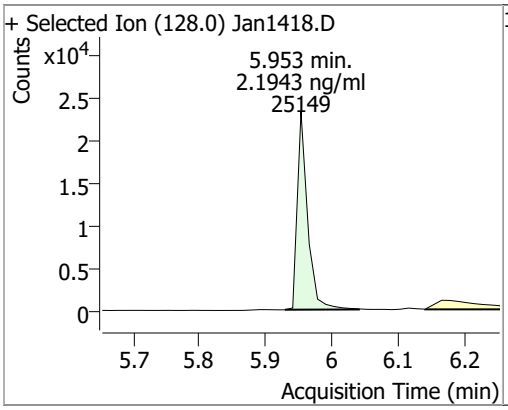

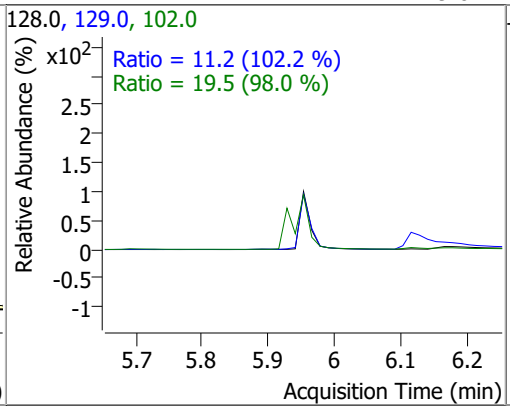

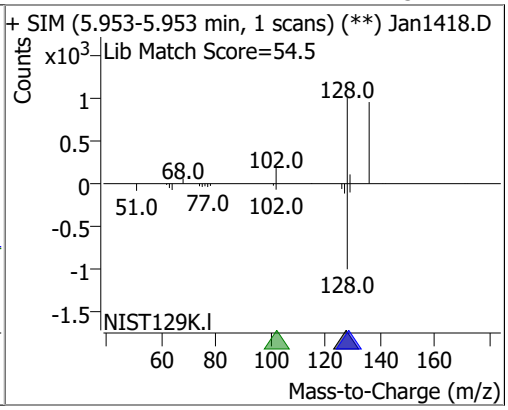

Compound	Conc.	RT	Dev(Min)	Resp.	QIon	QRatio	Lower	Upper
2-Methylnaphthalene	2.3632	6.79	0.00	15117 (m)	142.0	140.4	98.5	183.0
					115.0	60.1	41.8	77.6

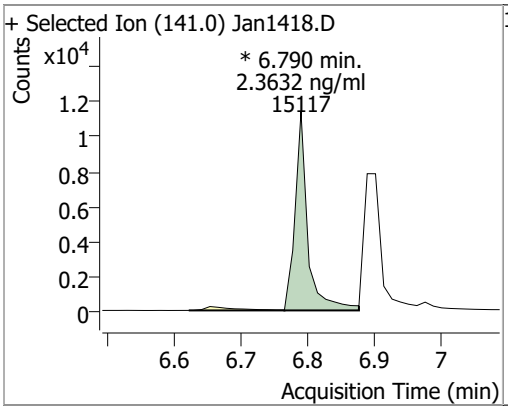

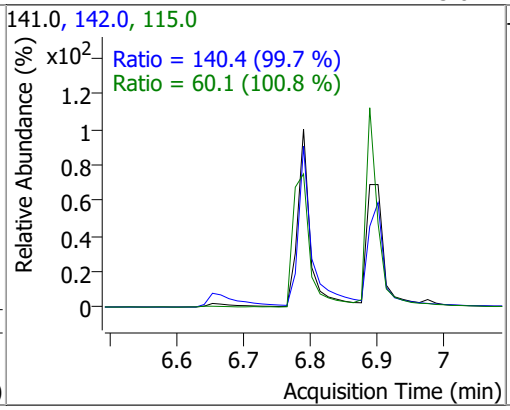

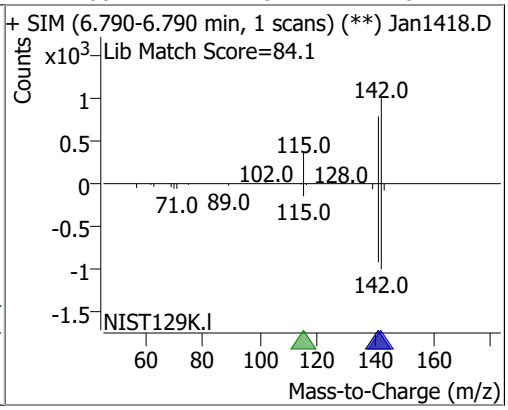

Compound	Conc.	RT	Dev(Min)	Resp.	QIon	QRatio	Lower	Upper
1-Methylnaphthalene	2.0472	6.89	-0.01	13812 (m)	142.0	111.8	79.2	147.1
					115.0	69.4	47.5	88.2

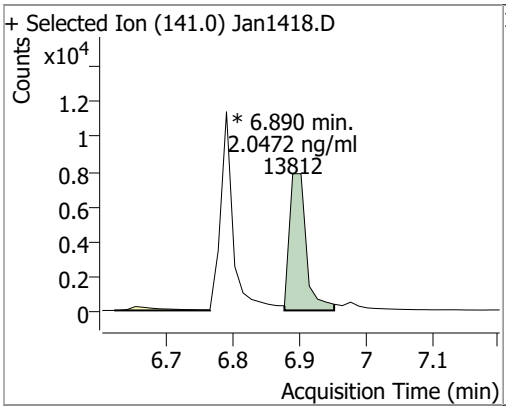

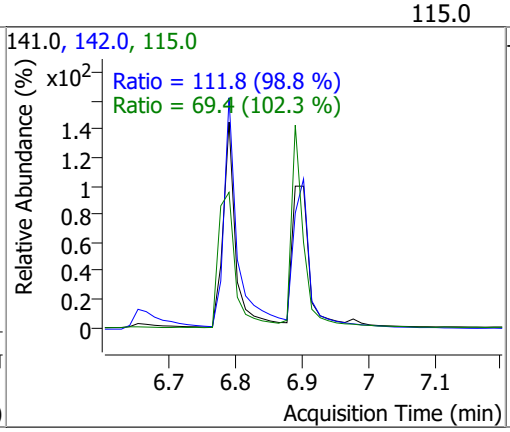

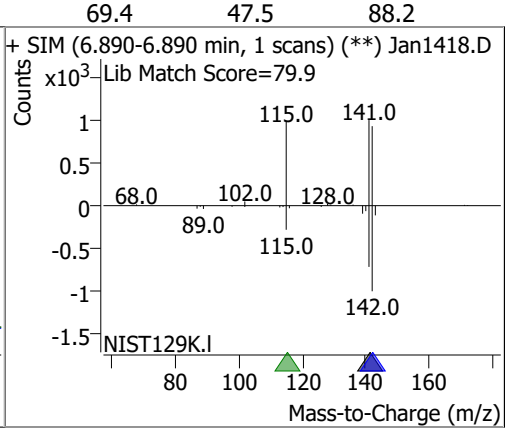

Compound	Conc.	RT	Dev(Min)	Resp.	QIon	QRatio	Lower	Upper
2-Fluorobiphenyl	1.9877	7.25	-0.01	17342	171.0	37.9	26.6	49.5

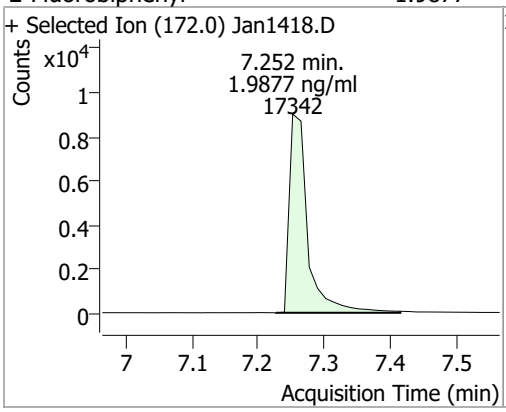

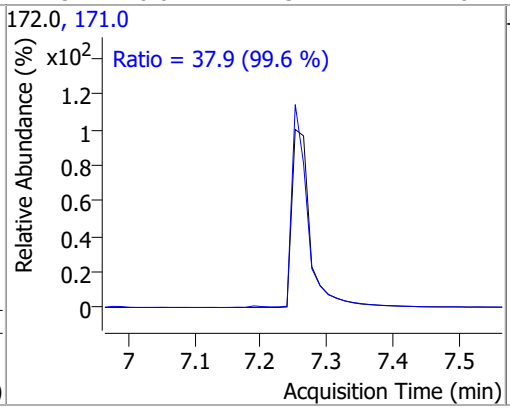

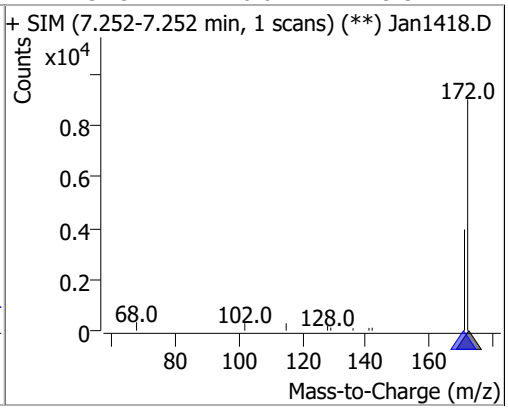

Compound	Conc.	RT	Dev(Min)	Resp.	QIon	QRatio	Lower	Upper
Acenaphthylene	2.0588	7.83	0.00	22902	153.0	13.1	9.0	16.6

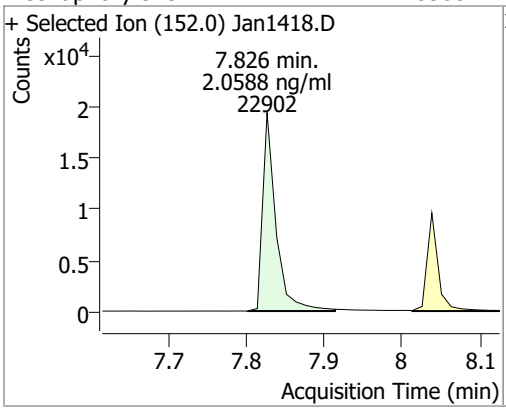

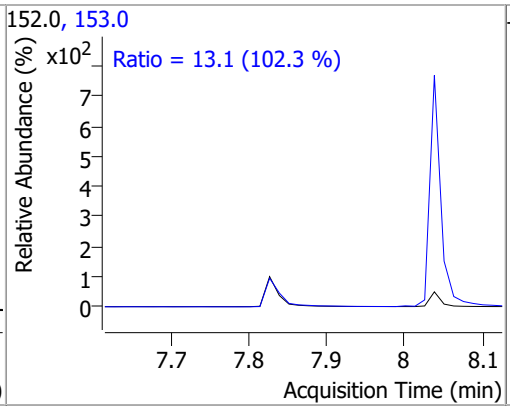

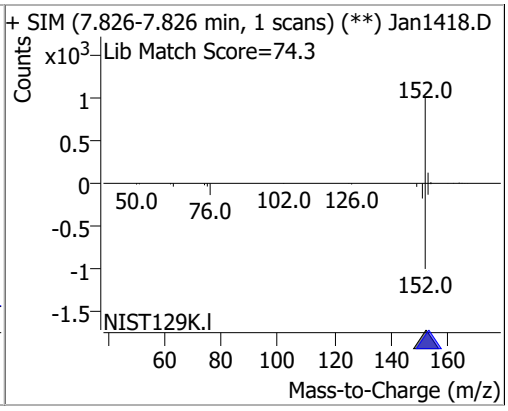

Compound	Conc.	RT	Dev(Min)	Resp.	QIon	QRatio	Lower	Upper
Acenaphthene	2.2624	8.04	0.00	16099	153.0	118.0	82.1	152.6
					152.0	59.0	41.0	76.1

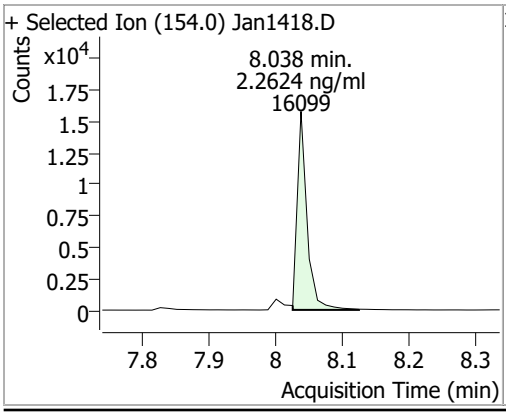

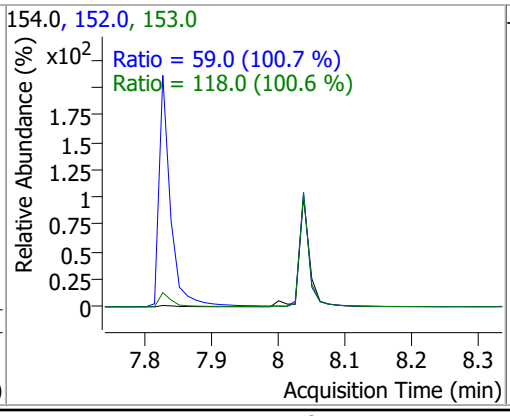

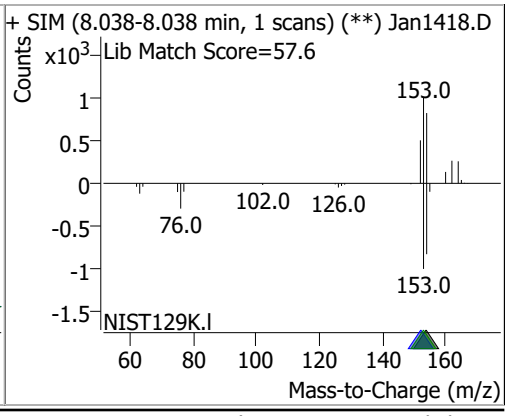

Compound	Conc.	RT	Dev(Min)	Resp.	QIon	QRatio	Lower	Upper
Fluorene	2.1867	8.67	0.00	18411	165.0	98.2	69.1	128.3
					167.0	13.9	9.7	18.0

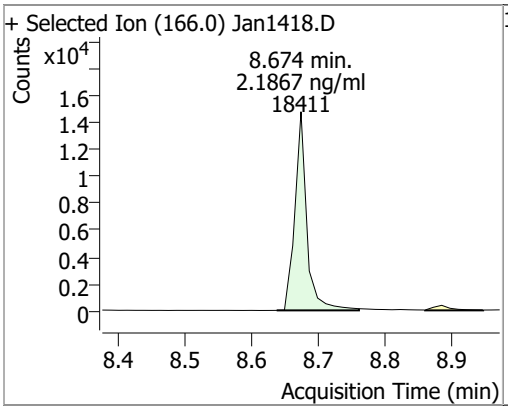

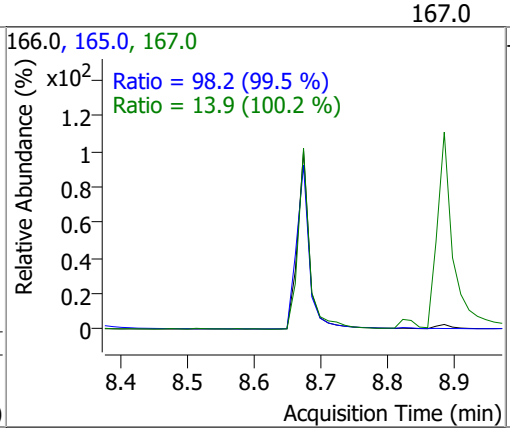

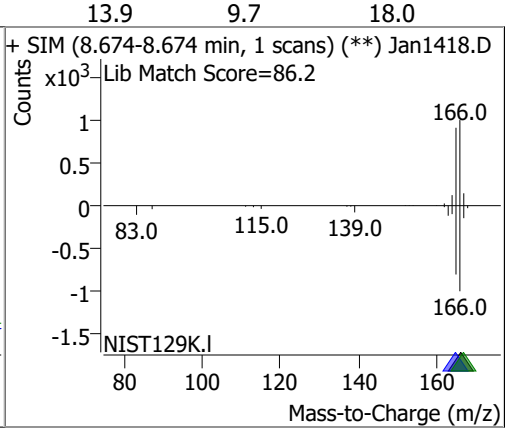

Compound	Conc.	RT	Dev(Min)	Resp.	QIon	QRatio	Lower	Upper
Phenanthrene	2.2533	9.81	0.00	26680	176.0	19.1	10.8	20.1

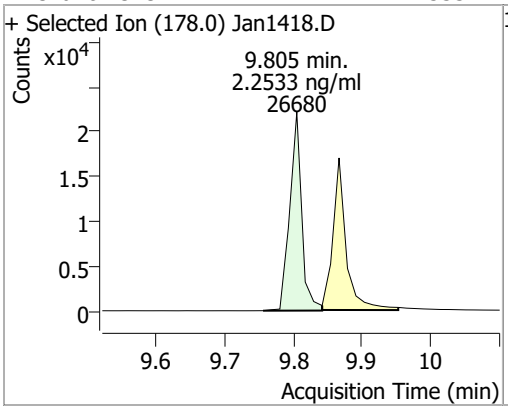

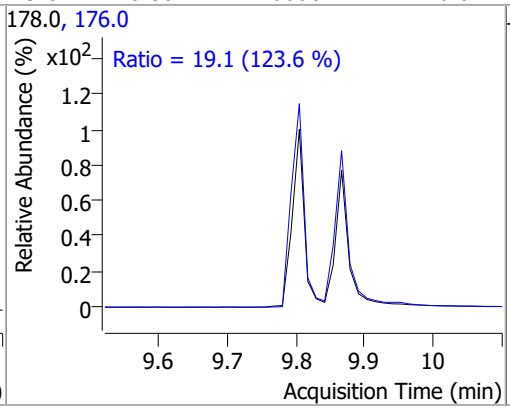

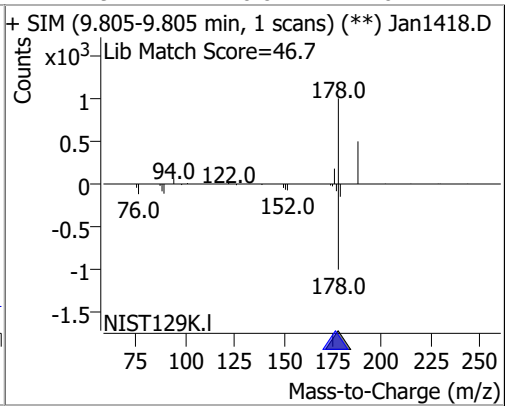

Compound	Conc.	RT	Dev(Min)	Resp.	QIon	QRatio	Lower	Upper
Anthracene	2.2082	9.87	0.00	22877	176.0	18.2	12.7	23.5

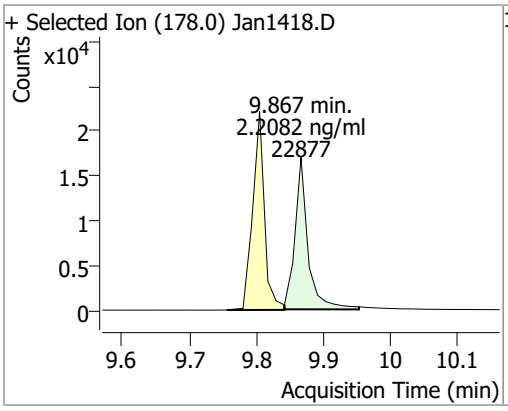

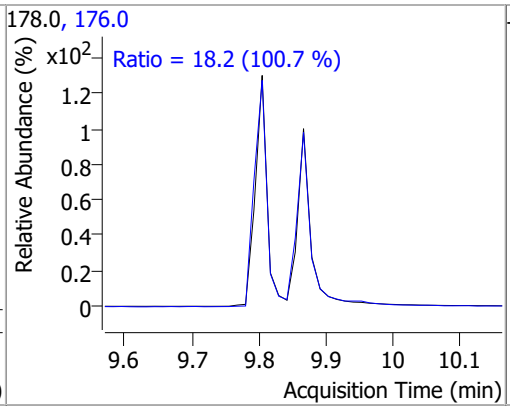

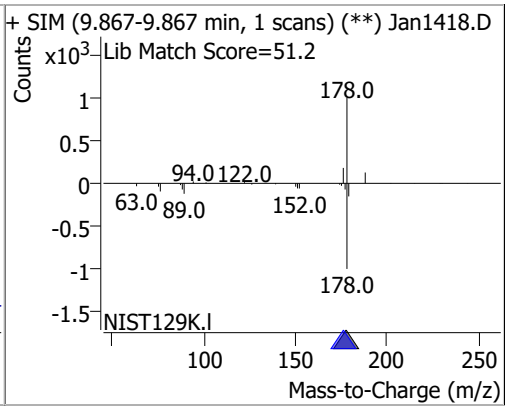

Compound	Conc.	RT	Dev(Min)	Resp.	QIon	QRatio	Lower	Upper
o-Terphenyl	2.0930	10.31	0.01	13079	229.0	72.4	49.2	91.3
					215.0	47.2	32.7	60.7

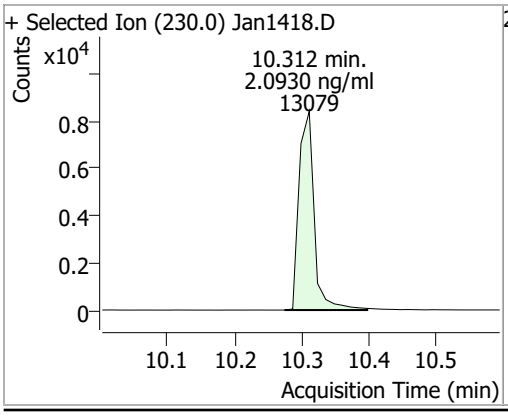

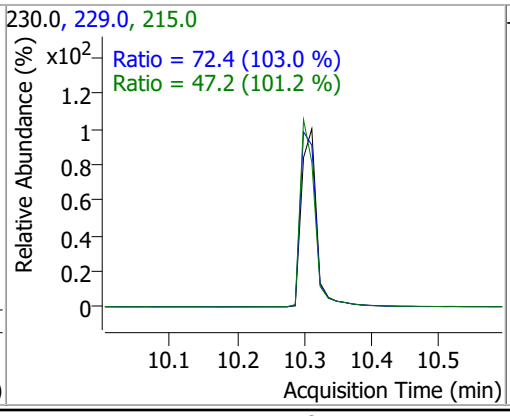

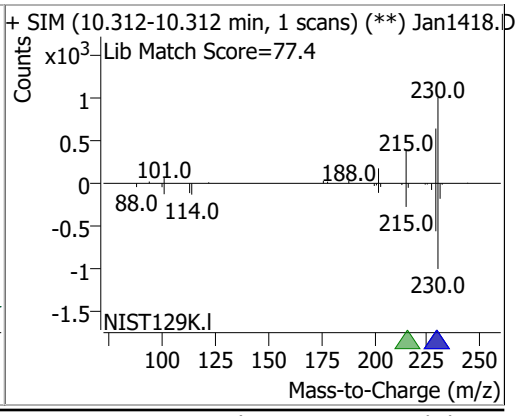

Compound	Conc.	RT	Dev(Min)	Resp.	QIon	QRatio	Lower	Upper
Fluoranthene	2.1093	11.42	0.01	27466	101.0	14.0	9.6	17.9

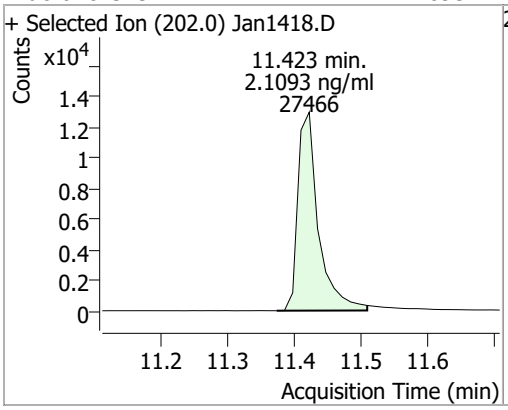

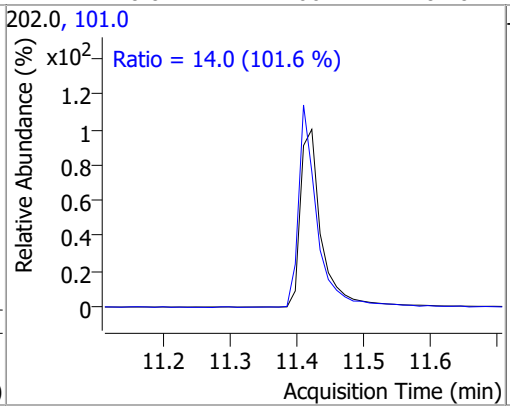

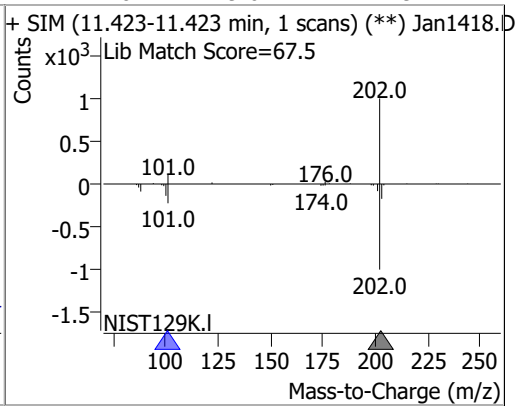

Compound	Conc.	RT	Dev(Min)	Resp.	QIon	QRatio	Lower	Upper
Pyrene	2.1237	11.79	0.00	30117	101.0	15.8	10.7	20.0

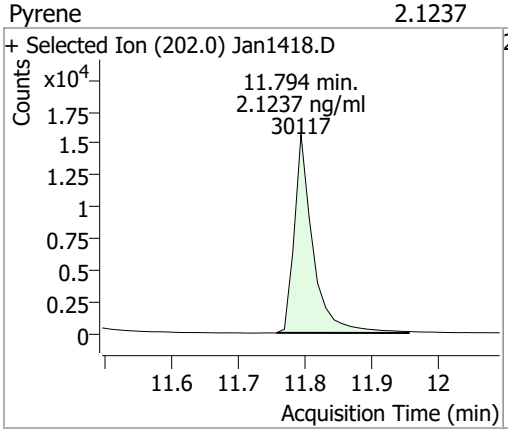

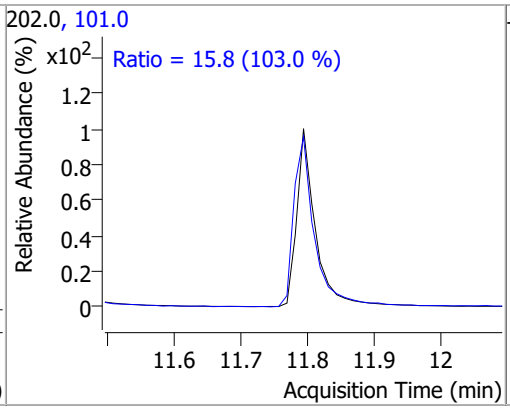

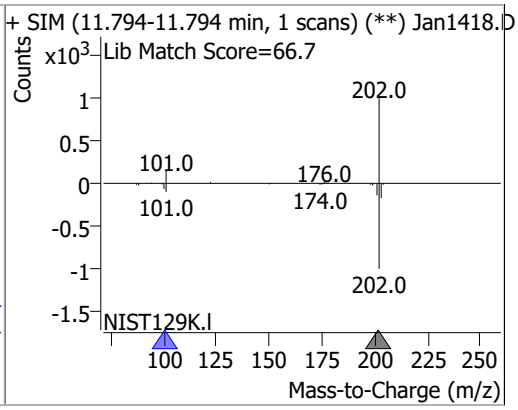

Compound	Conc.	RT	Dev(Min)	Resp.	QIon	QRatio	Lower	Upper
Terphenyl-d14	1.9290	12.26	0.00	9999	122.0	18.9	13.4	25.0

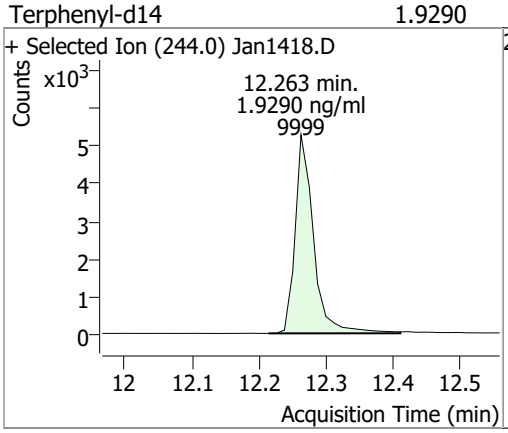

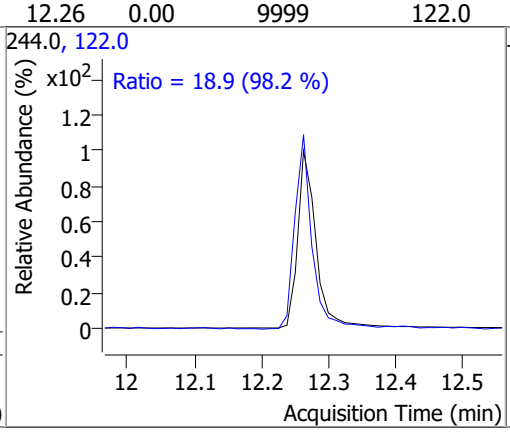

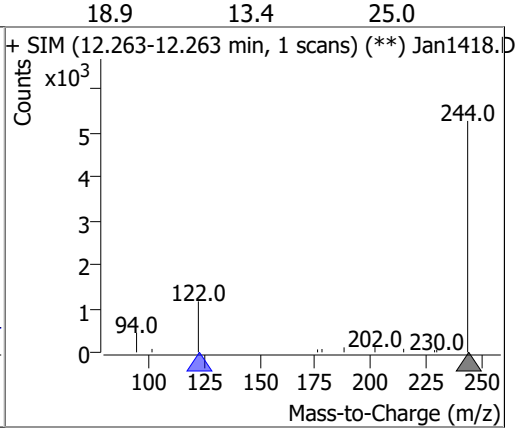

Compound	Conc.	RT	Dev(Min)	Resp.	QIon	QRatio	Lower	Upper
Benzo(a)Anthracene	2.3347	14.70	0.00	20817	226.0	27.2	18.9	35.1
					229.0	22.9	16.1	29.9

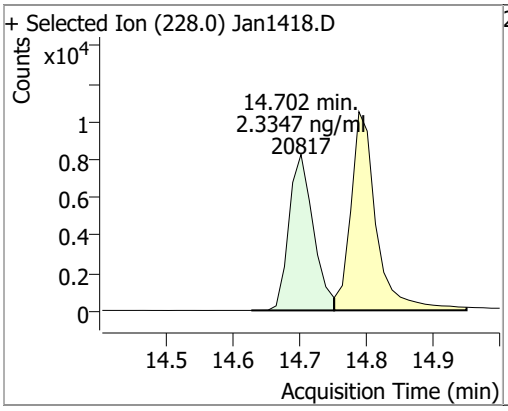

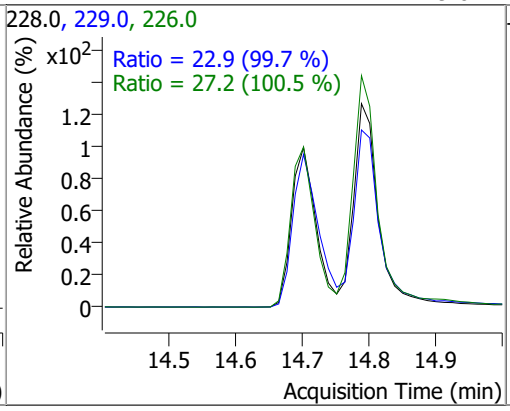

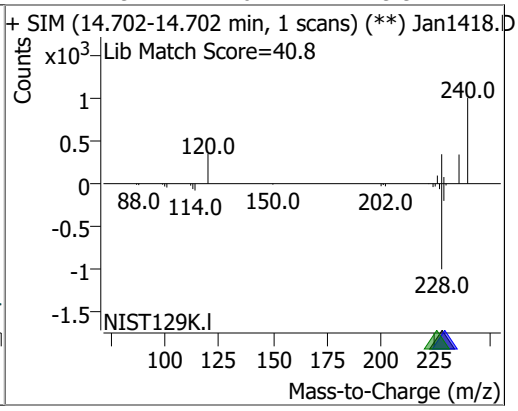

Compound	Conc.	RT	Dev(Min)	Resp.	QIon	QRatio	Lower	Upper
Chrysene	2.1692	14.79	0.00	27947	226.0	31.0	21.2	39.4
					229.0	21.7	15.0	27.8

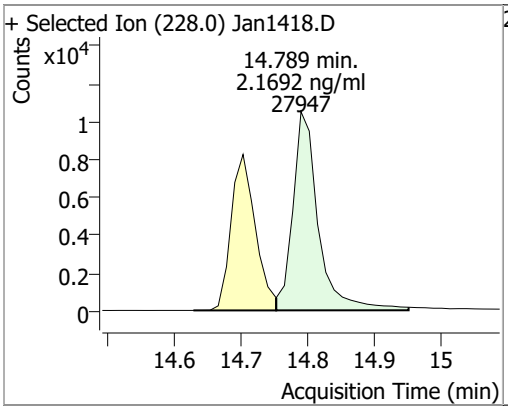

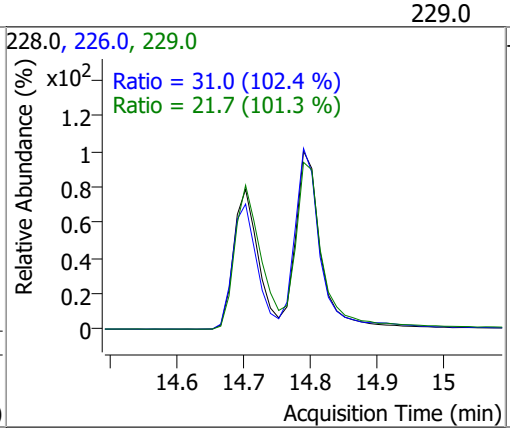

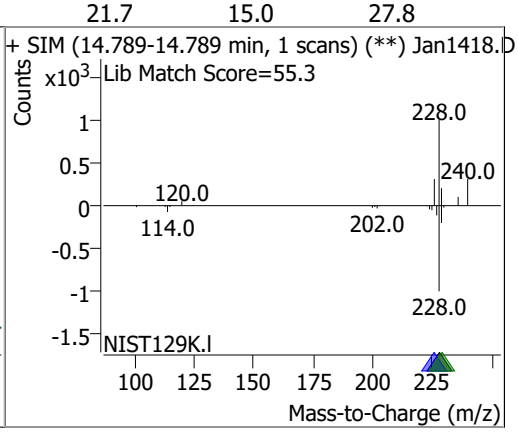

Compound	Conc.	RT	Dev(Min)	Resp.	QIon	QRatio	Lower	Upper
Benzo(b)fluoranthene	2.2877	17.73	0.00	19328	253.0	21.7	15.8	29.4

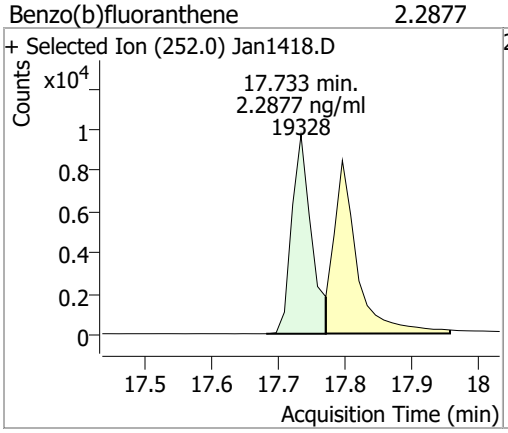

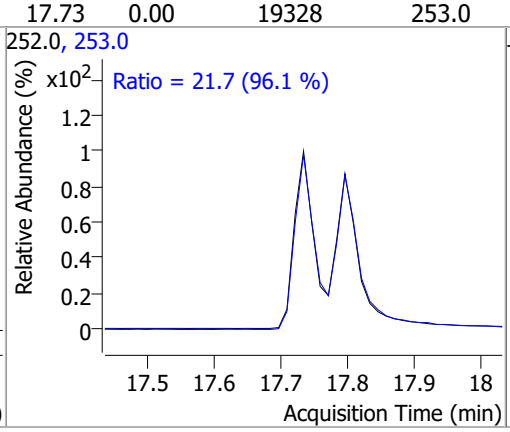

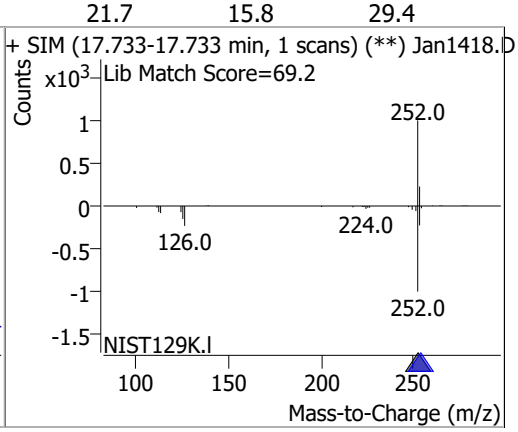

Compound	Conc.	RT	Dev(Min)	Resp.	QIon	QRatio	Lower	Upper
Benzo(k)fluoranthene	2.1338	17.80	0.00	20600	253.0	22.9	16.1	29.9

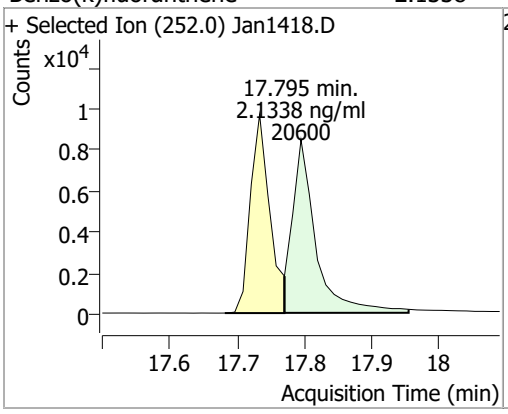

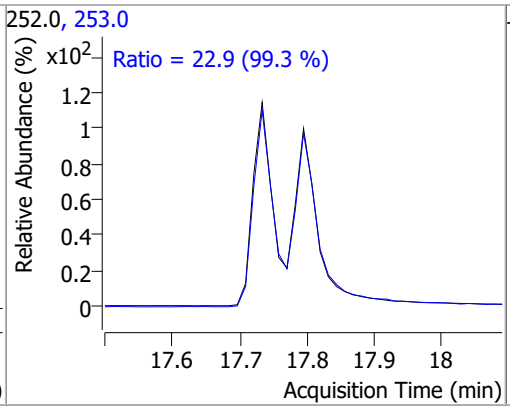

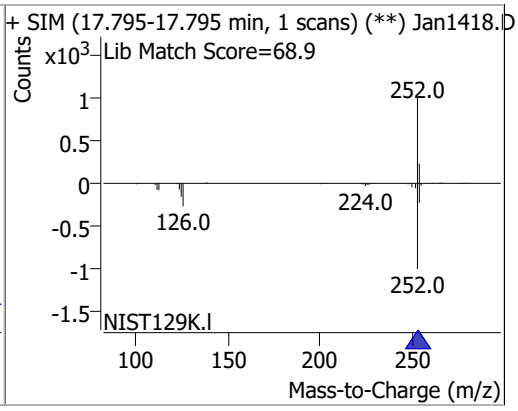

Compound	Conc.	RT	Dev(Min)	Resp.	QIon	QRatio	Lower	Upper
Benzo(a)pyrene	2.1474	18.38	0.00	13846	253.0	24.1	16.5	30.6

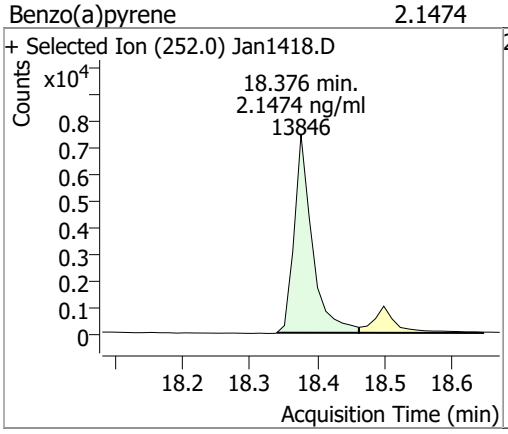

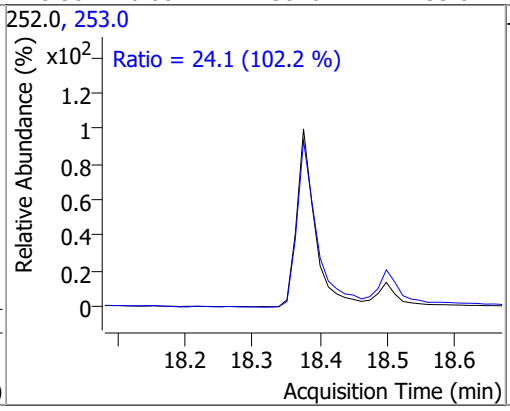

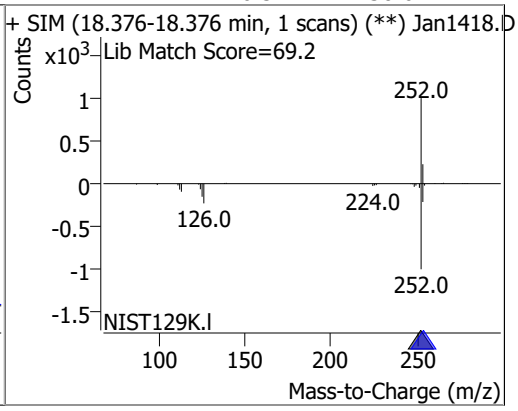

Compound	Conc.	RT	Dev(Min)	Resp.	QIon	QRatio	Lower	Upper
Indeno(1,2,3-cd)pyrene	2.1963	20.23	0.00	13543	138.0	27.7	20.3	37.6

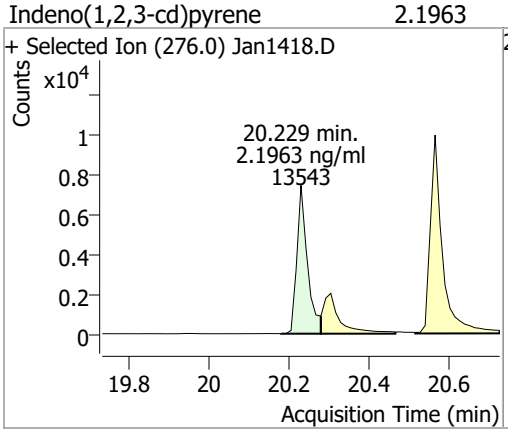

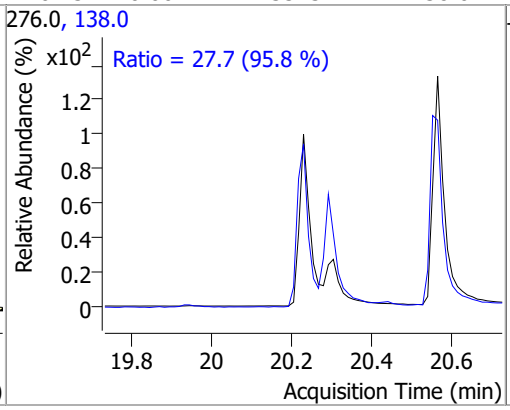

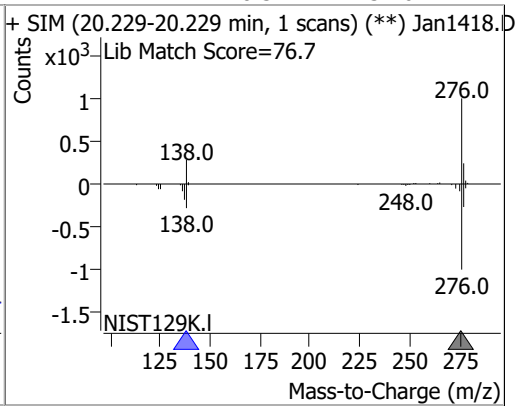

Compound	Conc.	RT	Dev(Min)	Resp.	QIon	QRatio	Lower	Upper
Dibenzo(a,h)anthracene	2.0521	20.30	0.00	15374	279.0	24.1	17.6	32.7
					139.0	23.0	16.9	31.3

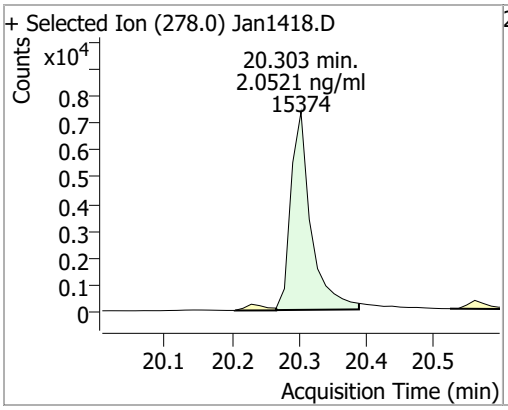

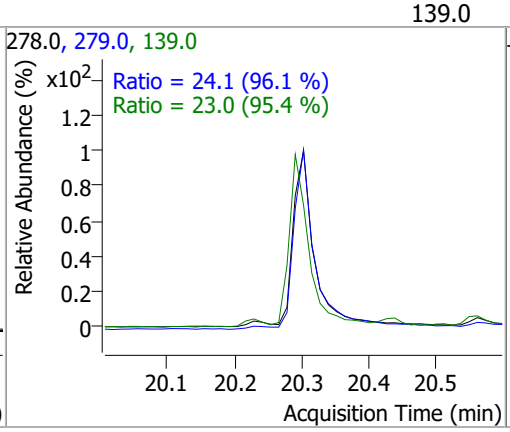

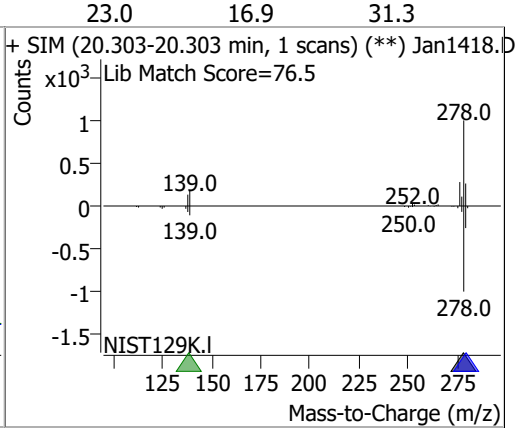

Compound	Conc.	RT	Dev(Min)	Resp.	QIon	QRatio	Lower	Upper
Benzo(g,h,i)perylene	2.3281	20.56	0.00	20882	138.0	26.7	19.6	36.5
					277.0	24.1	16.3	30.2

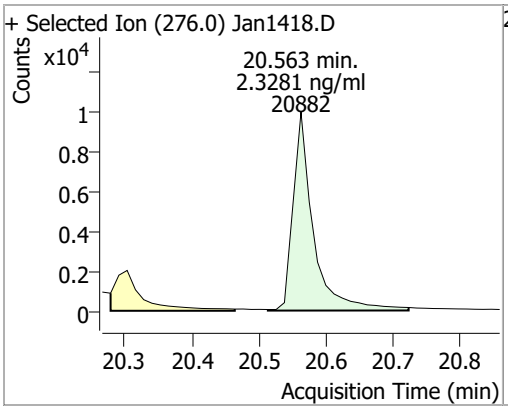

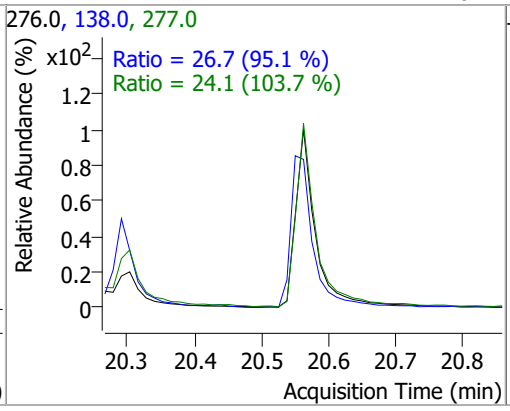

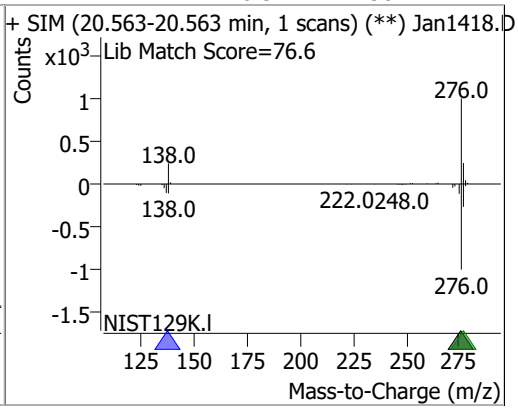

Quantitation Results Report (QT Reviewed)

Data File	Jan1419.D	Operator	LIMS import
Acq. Method	5975BNASIM	Acq. Date-Time	1/14/2022 9:01:54 PM
Sample Name	14-Jan-22_ISTBLK_19	Instrument	GCMS
Vial	10	Multiplier	1.00
DA Method File		Comment	SVOC-8270-W-LLPAH
Tune File	dftppjph.u	Tune Date	
Batch Name	011422 bna SIM 2.batch.bin	Last Calib Update	1/17/2022 8:49:06 AM
Ref Library			

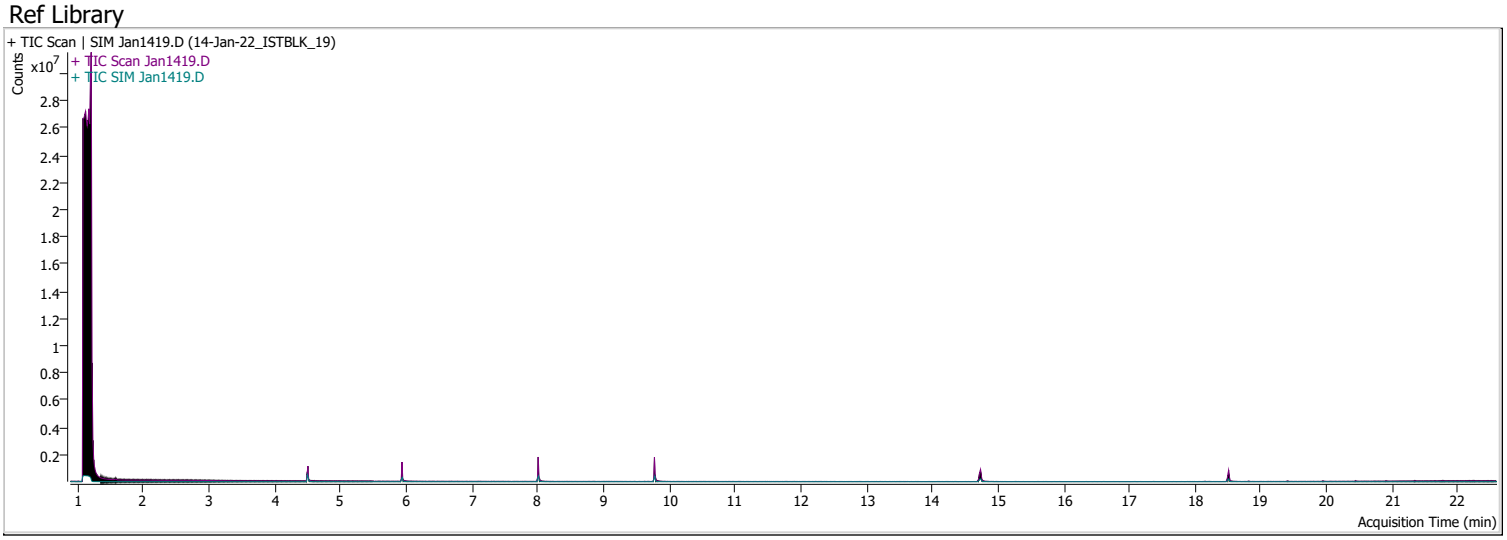

Compound	RT	QIon	Resp.	Conc.	Units		Dev(Min)
Internal Standards							
M 1,4-Dichlorobenzene-d4	4.509	152.0	213281	40.0000	ng/ml		0.013
M Naphthalene-d8	5.941	136.0	399778	40.0000	ng/ml		0.000
M Acenaphthene-d10	8.013	164.0	229587	40.0000	ng/ml		0.013
M Phenanthrene-d10	9.780	188.0	467279	40.0000	ng/ml		0.000
M Chrysene-d12	14.739	240.0	327147	40.0000	ng/ml		0.013
M Perylene-d12	18.512	264.0	260842	40.0000	ng/ml		0.013
System Monitoring Compounds							
S Nitrobenzene-d5	0.000		0	N.D.			
Spiked Amount: 5.000	Range: 19.0 - 102.0%			Recovery = NA%			
S 2-Fluorobiphenyl	0.000		0	N.D.			
Spiked Amount: 5.000	Range: 25.0 - 94.0%			Recovery = NA%			
S o-Terphenyl	0.000		0	N.D.			
Spiked Amount: 5.000	Range: 40.0 - 140.0%			Recovery = NA%			
S Terphenyl-d14	0.000		0	N.D.			
Spiked Amount: 5.000	Range: 39.0 - 106.0%			Recovery = NA%			
Target Compounds							QValue
T Naphthalene	0.000		0	N.D.			
T 2-Methylnaphthalene	0.000		0	N.D.			
T 1-Methylnaphthalene	0.000		0	N.D.			
T Acenaphthylene	0.000		0	N.D.			
T Acenaphthene	8.038	154.0	0		ng/ml	md	1
T Fluorene	0.000		0	N.D.			
T Phenanthrene	0.000		0	N.D.			
T Anthracene	0.000		0	N.D.			
T Fluoranthene	0.000		0	N.D.			
T Pyrene	0.000		0	N.D.			
T Benzo(a)Anthracene	14.727	228.0	0		ng/ml	md	1
T Chrysene	14.789	228.0	0		ng/ml	md	1
T Benzo(b)fluoranthene	0.000		0	N.D.			

Compound	RT	QIon	Resp.	Conc.	Units		Dev(Min)
T Benzo(k)fluoranthene	0.000		0	N.D.			
T Benzo(a)pyrene	18.388	252.0	0		ng/ml	md	1
T Indeno(1,2,3-cd)pyrene	0.000		0	N.D.			
T Dibenzo(a,h)anthracene	0.000		0	N.D.			
T Benzo(g,h,i)perylene	0.000		0	N.D.			

(#) = Qualifier Out of Range; (m) = Manual Integration; (+) = Area Summed; (*) = Surrogate Percent Recovery Out of Range; (d): Zeroed Peak

Compound	Conc.	Exp RT	QIon	Exp Ratio	QIon	Exp Ratio
Nitrobenzene-d5	N.D.	5.14	54.0	37.0	128.0	36.6

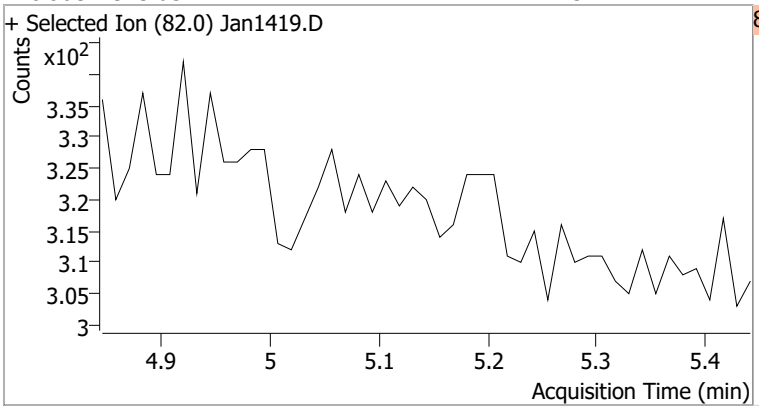

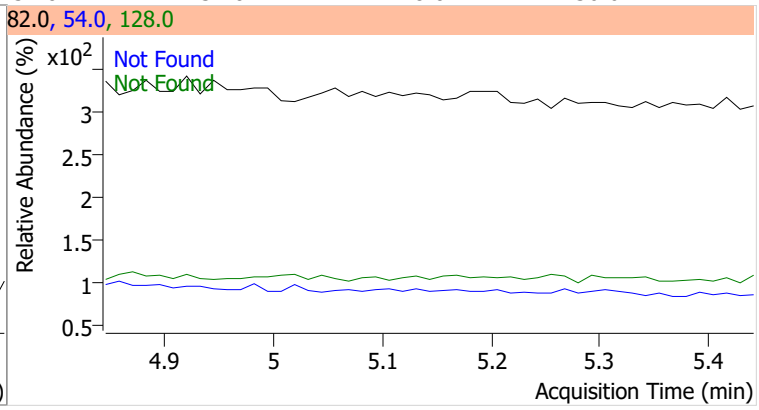

Compound	Conc.	Exp RT	QIon	Exp Ratio	QIon	Exp Ratio
Naphthalene	N.D.	5.95	102.0	19.9	129.0	11.0

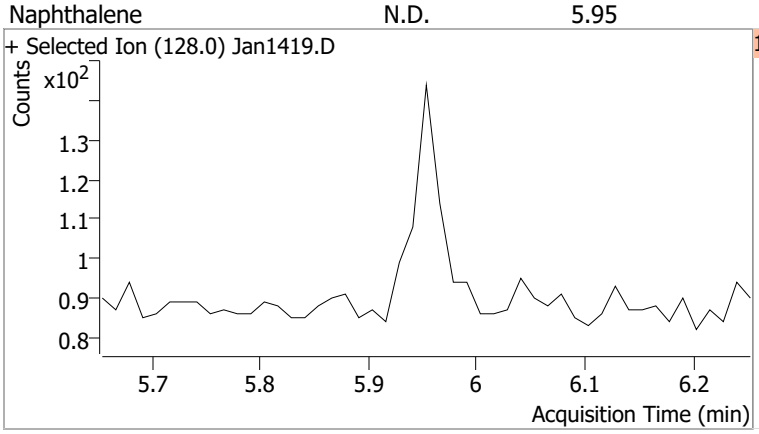

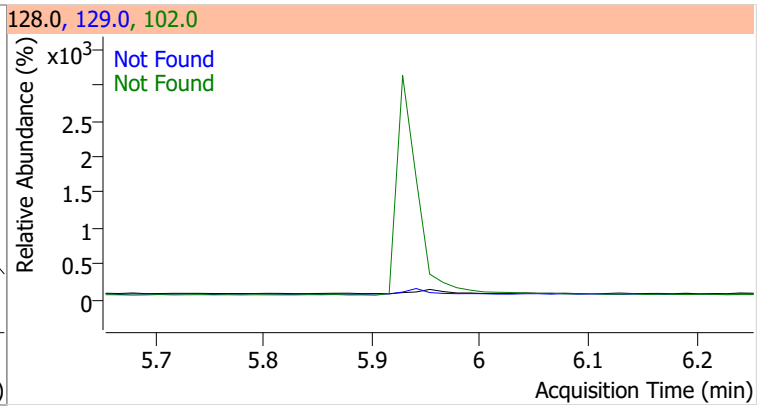

Compound	Conc.	Exp RT	QIon	Exp Ratio	QIon	Exp Ratio
2-Methylnaphthalene	N.D.	6.79	142.0	140.8	115.0	59.7

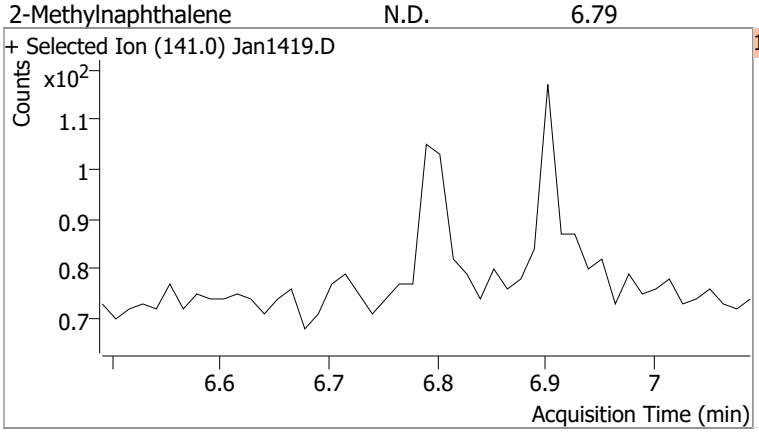

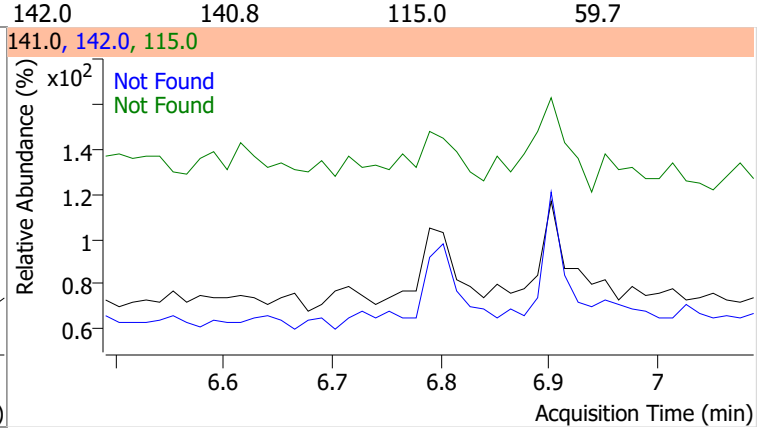

Compound	Conc.	Exp RT	QIon	Exp Ratio	QIon	Exp Ratio
1-Methylnaphthalene	N.D.	6.90	142.0	113.1	115.0	67.8

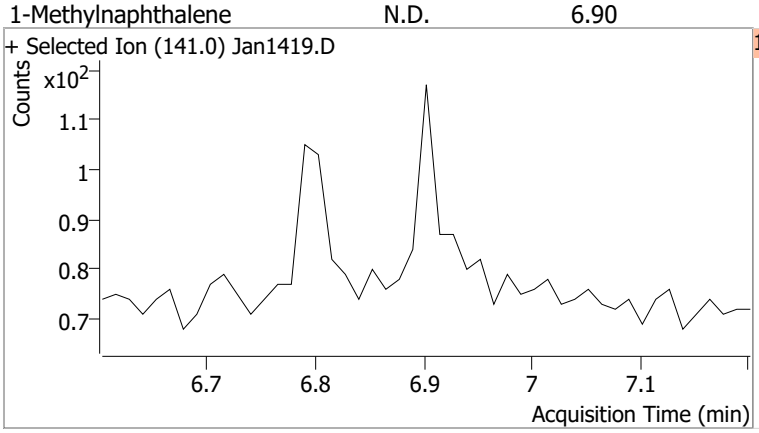

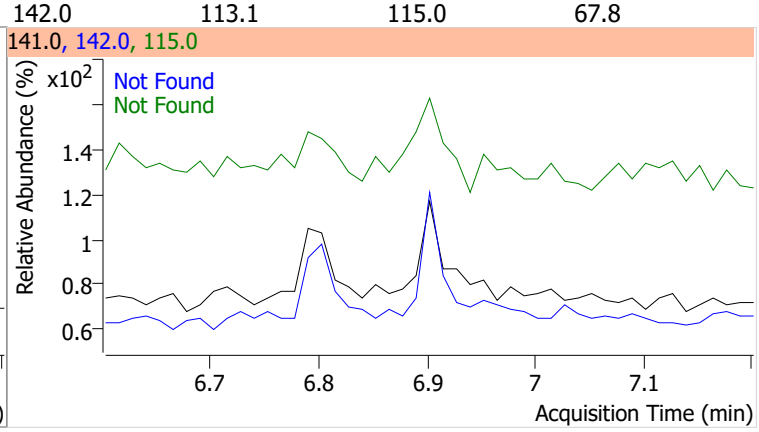

Compound	Conc.	Exp RT	QIon	Exp Ratio
2-Fluorobiphenyl	N.D.	7.26	171.0	38.0

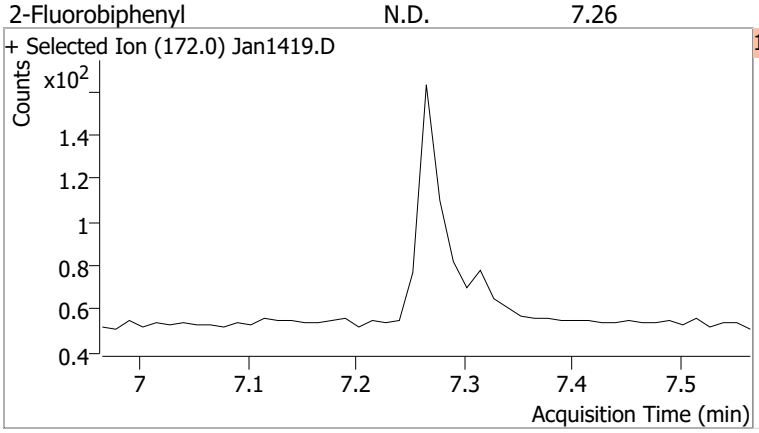

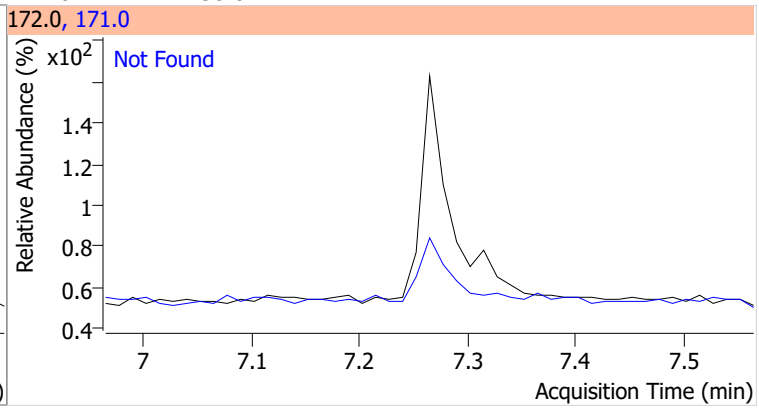

Compound	Conc.	Exp RT	QIon	Exp Ratio
Acenaphthylene	N.D.	7.83	153.0	12.8

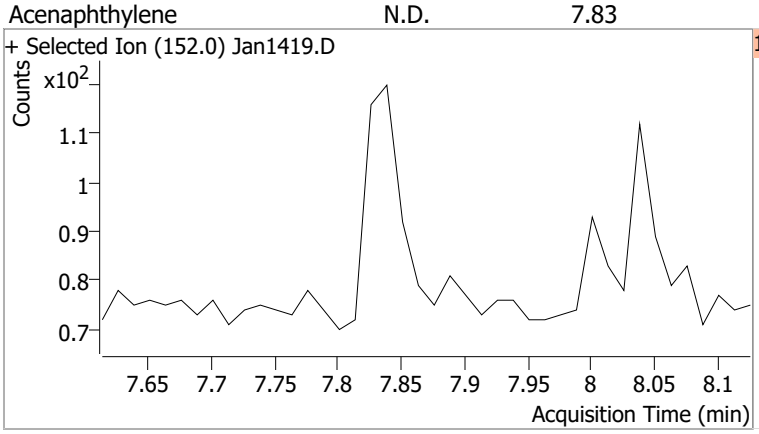

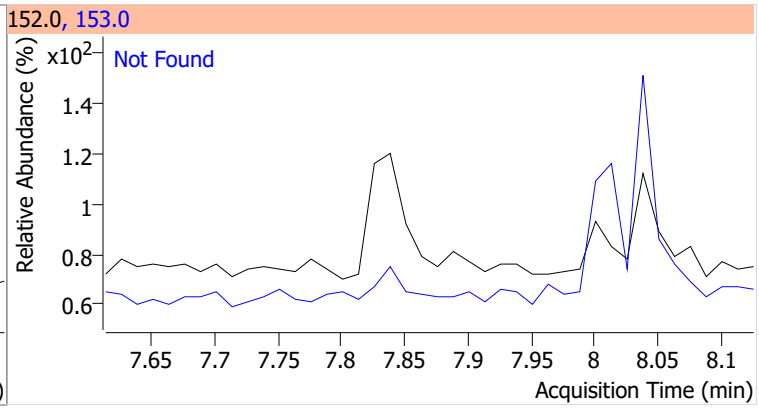

Compound	Conc.	RT	Dev(Min)	Resp.	QIon	QRatio	Lower	Upper
Acenaphthene		0		0	153.0		82.1	152.6
					152.0		41.0	76.1

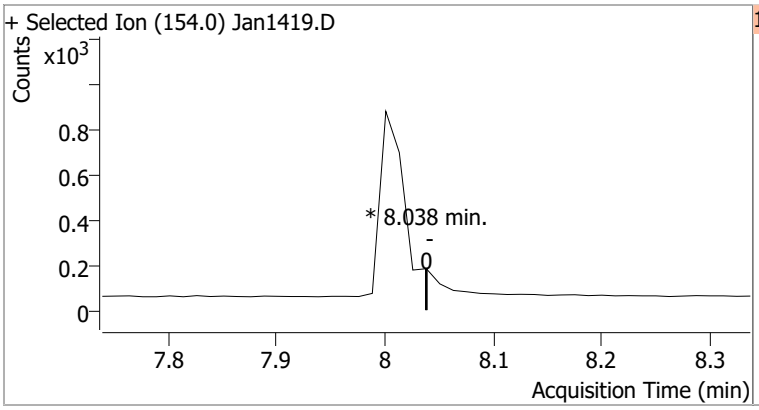

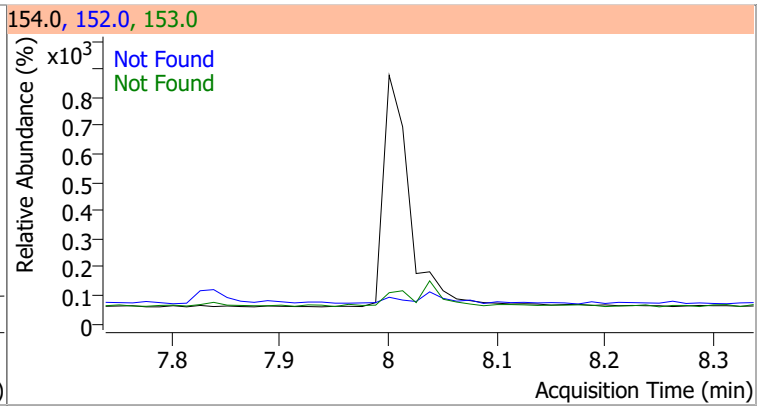

Compound	Conc.	Exp RT	QIon	Exp Ratio	QIon	Exp Ratio
Fluorene	N.D.	8.67	165.0	98.7	167.0	13.8

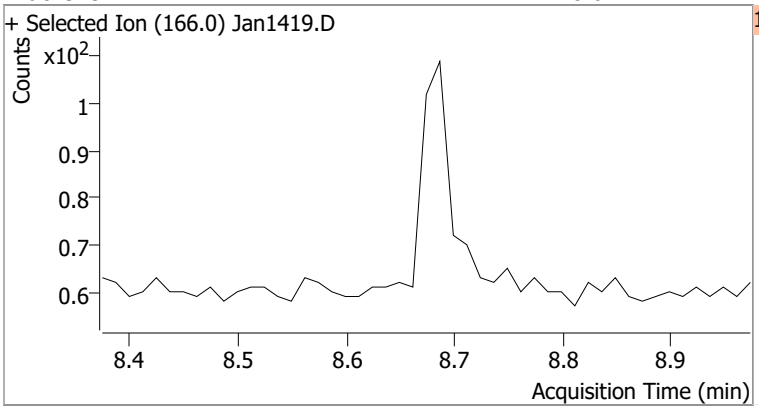

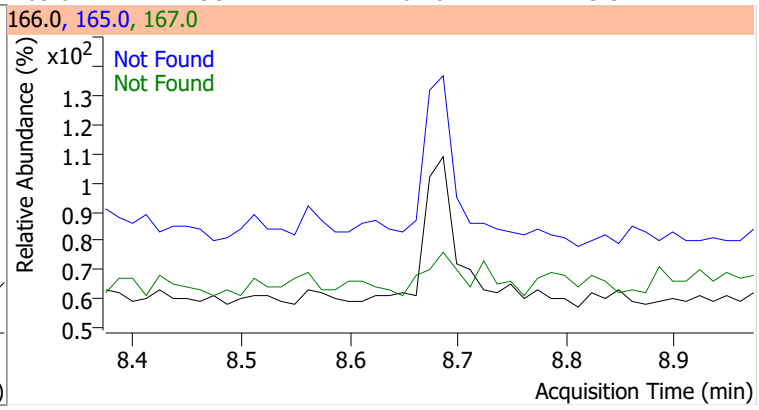

Compound	Conc.	Exp RT	QIon	Exp Ratio
Phenanthrene	N.D.	9.80	176.0	15.5

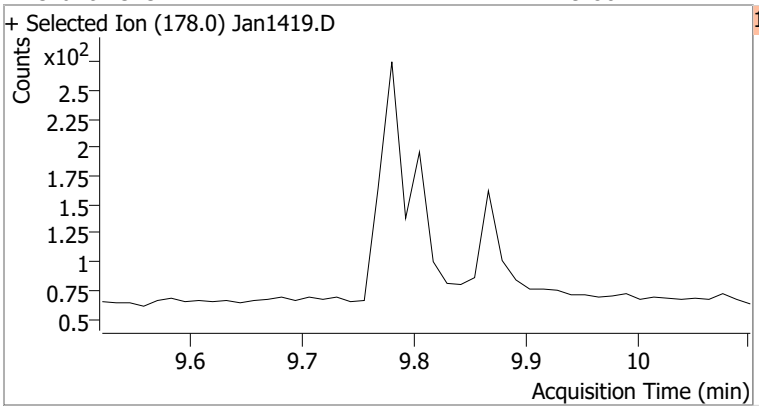

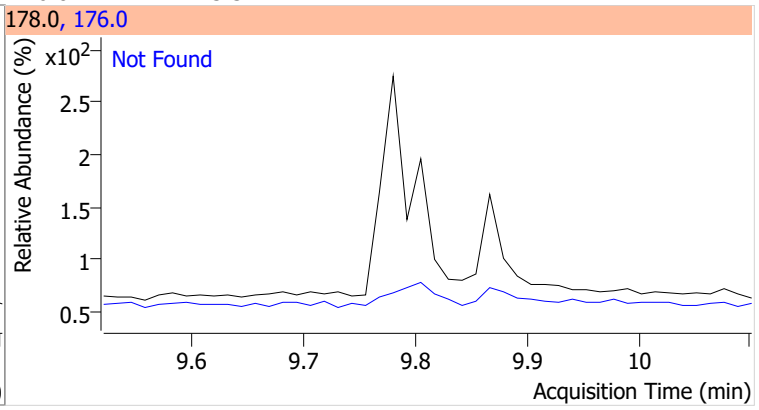

Compound	Conc.	Exp RT	QIon	Exp Ratio
Anthracene	N.D.	9.87	176.0	18.1

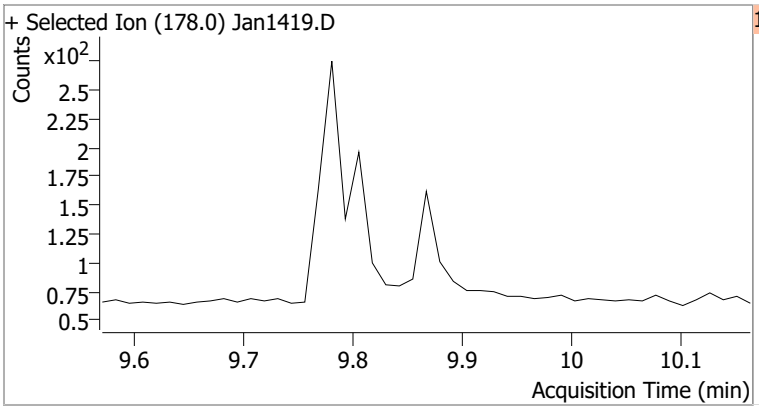

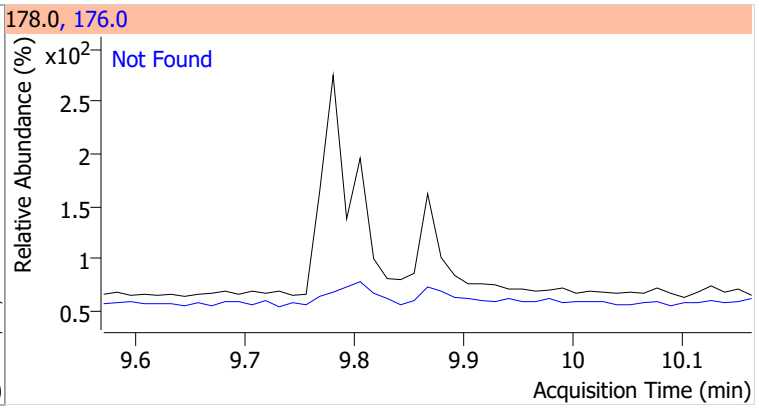

Compound	Conc.	Exp RT	QIon	Exp Ratio	QIon	Exp Ratio
o-Terphenyl	N.D.	10.30	229.0	70.2	215.0	46.7

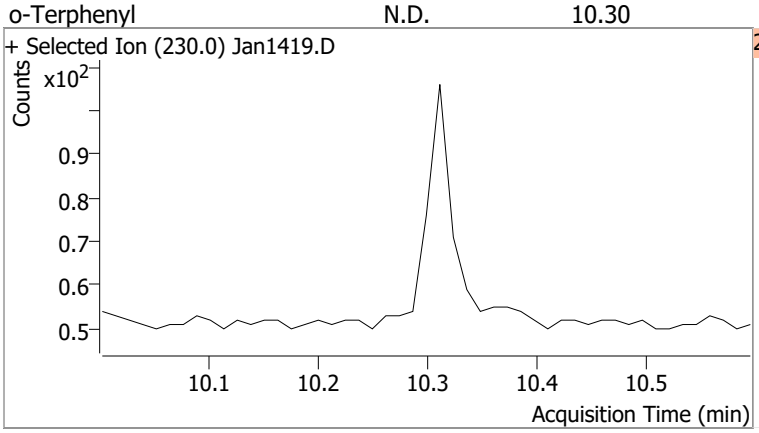

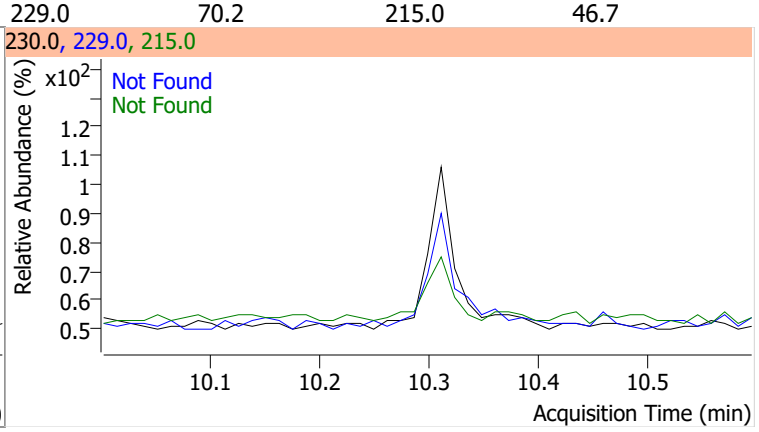

Compound	Conc.	Exp RT	QIon	Exp Ratio
Fluoranthene	N.D.	11.41	101.0	13.8

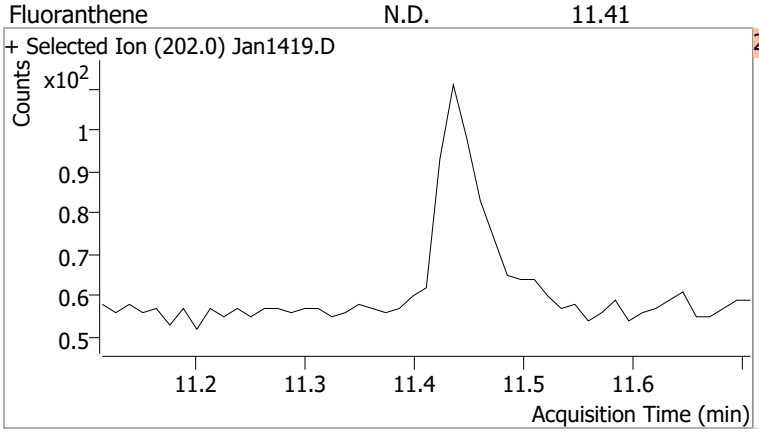

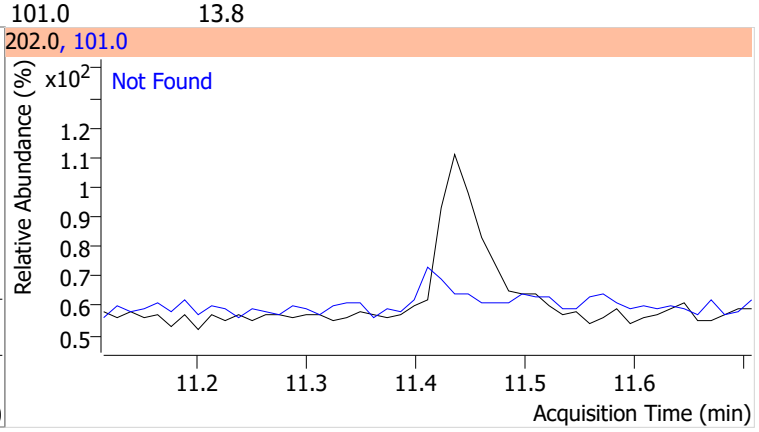

Compound	Conc.	Exp RT	QIon	Exp Ratio
Pyrene	N.D.	11.79	101.0	15.3

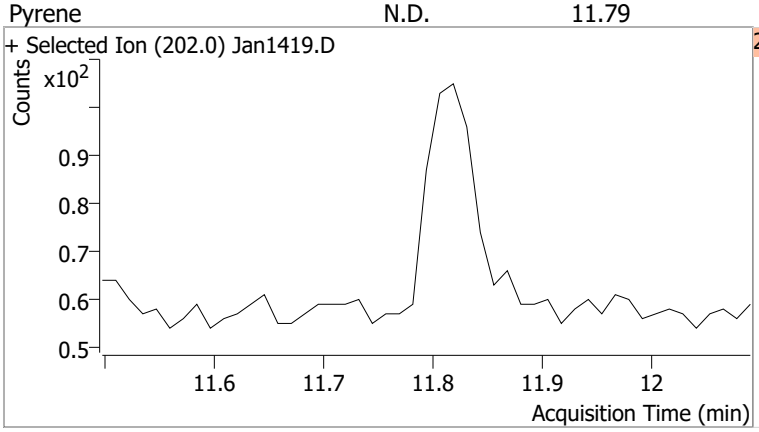

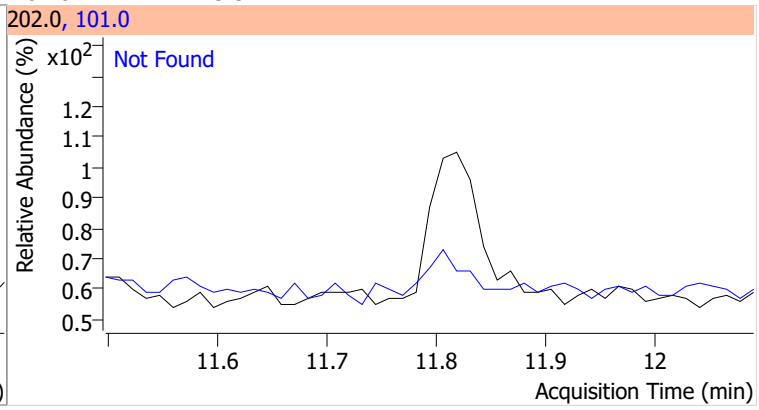

Compound	Conc.	Exp RT	QIon	Exp Ratio
Terphenyl-d14	N.D.	12.26	122.0	19.2

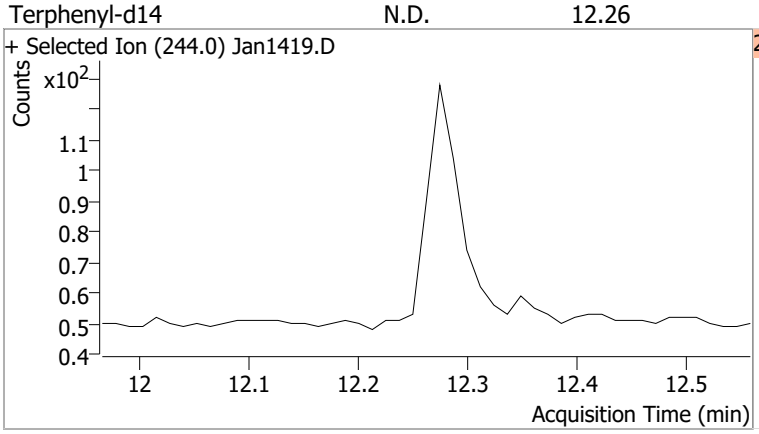

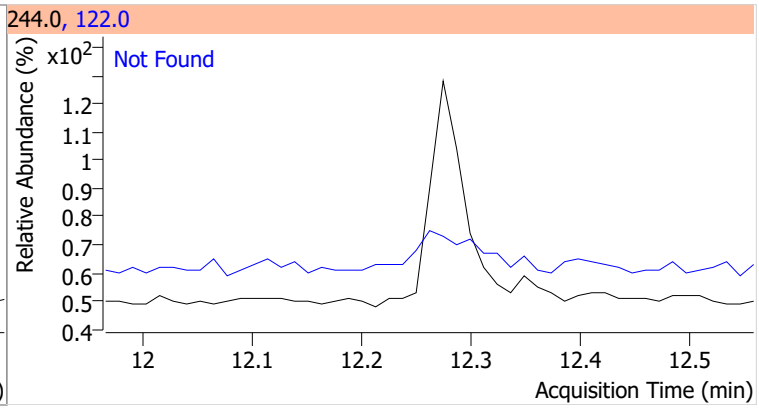

Compound	Conc.	RT	Dev(Min)	Resp.	QIon	QRatio	Lower	Upper
Benzo(a)Anthracene		0		0	226.0		18.9	35.1
					229.0		16.1	29.9

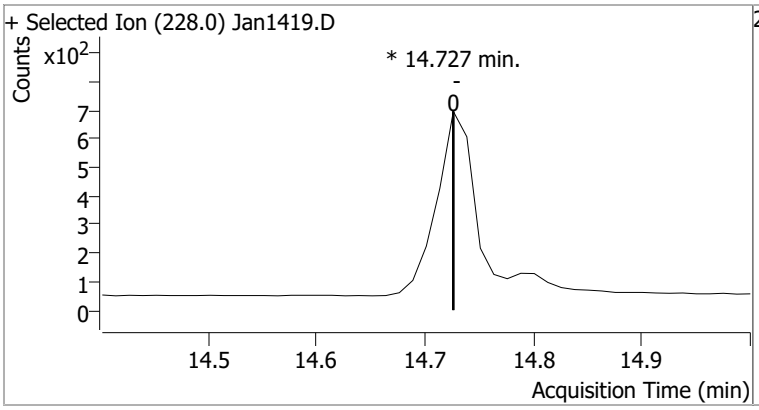

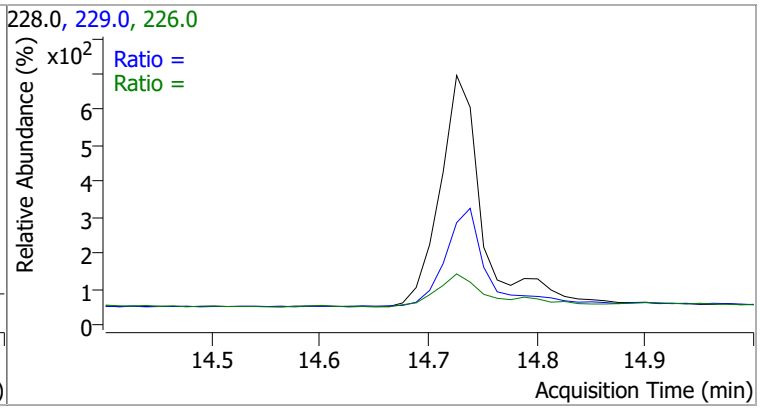

Compound	Conc.	RT	Dev(Min)	Resp.	QIon	QRatio	Lower	Upper
Chrysene		0		0	226.0		21.2	39.4
					229.0		15.0	27.8

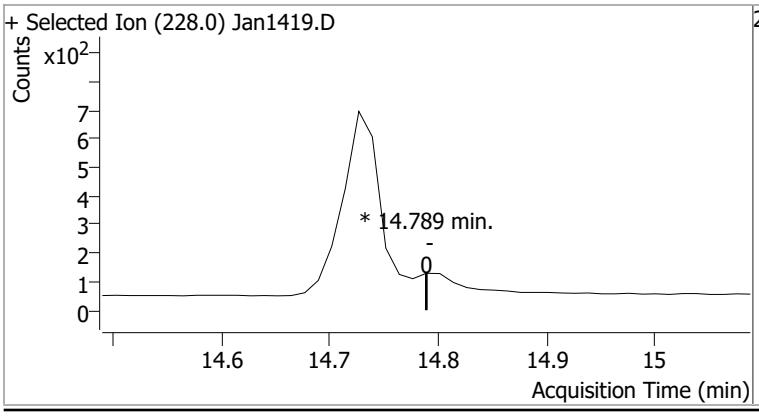

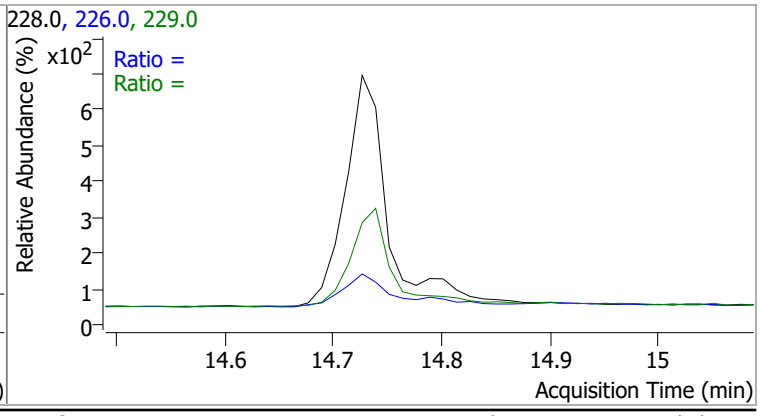

Compound	Conc.	Exp RT	QIon	Exp Ratio
Benzo(b)fluoranthene	N.D.	17.73	253.0	22.6

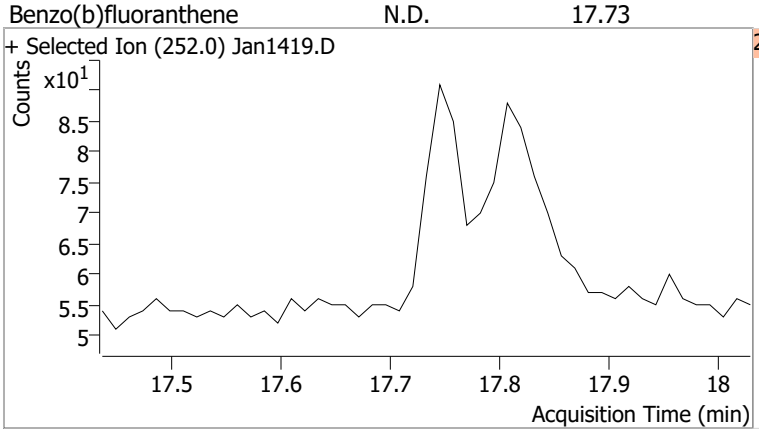

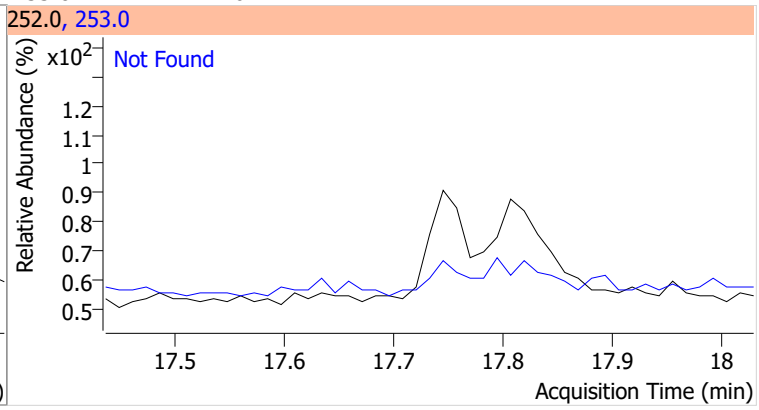

Compound	Conc.	Exp RT	QIon	Exp Ratio
Benzo(k)fluoranthene	N.D.	17.79	253.0	23.0

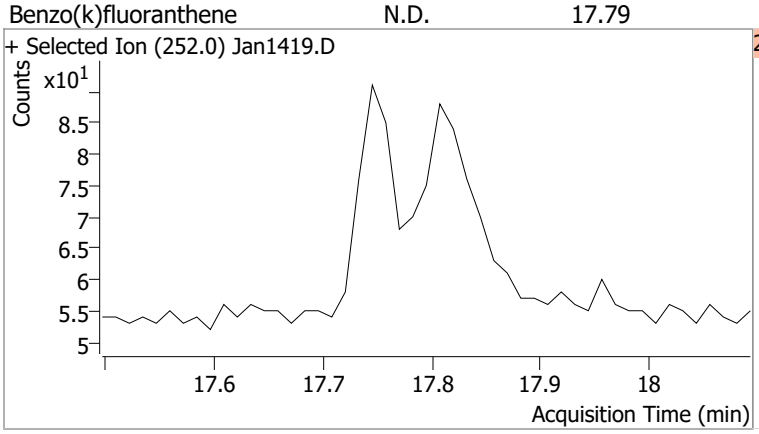

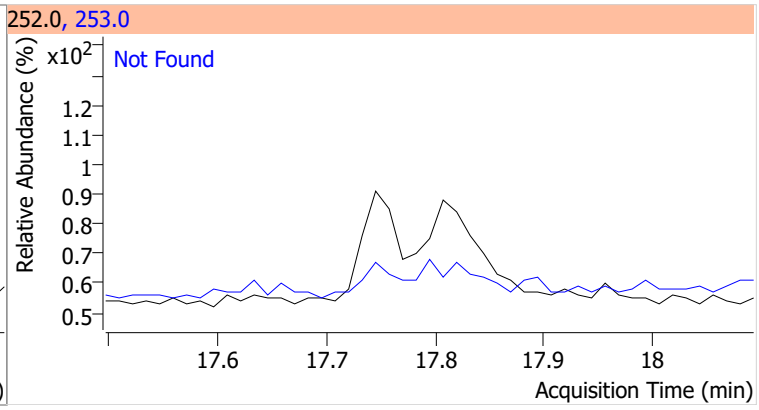

Compound	Conc.	RT	Dev(Min)	Resp.	QIon	QRatio	Lower	Upper
Benzo(a)pyrene		0		0	253.0		16.5	30.6

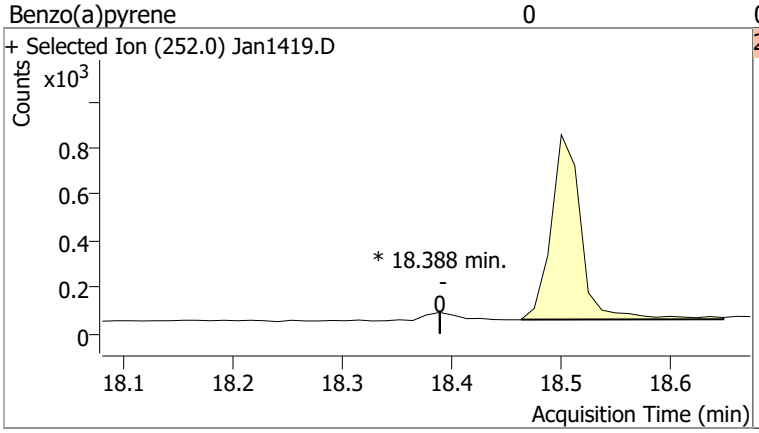

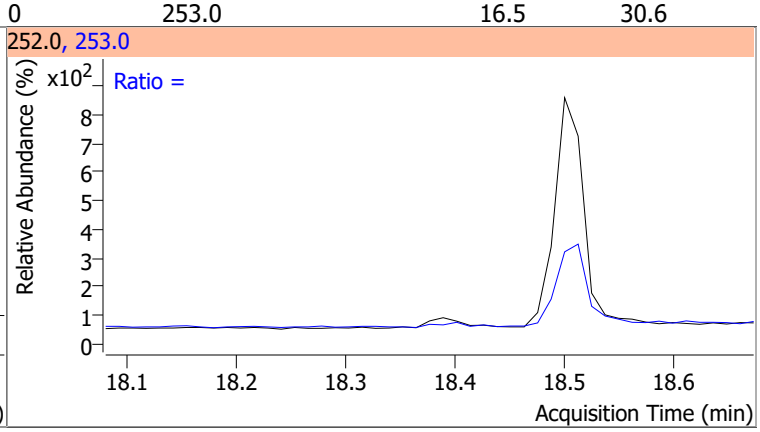

Compound	Conc.	Exp RT	QIon	Exp Ratio
Indeno(1,2,3-cd)pyrene	N.D.	20.23	138.0	28.9

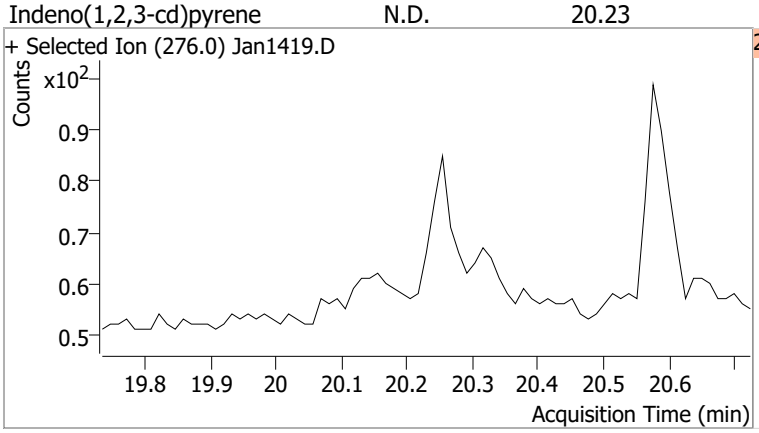

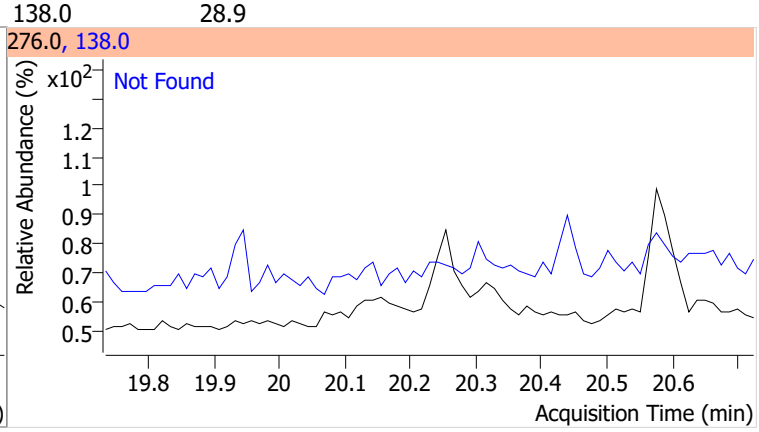

Compound	Conc.	Exp RT	QIon	Exp Ratio	QIon	Exp Ratio
Dibenzo(a,h)anthracene	N.D.	20.30	279.0	25.1	139.0	24.1

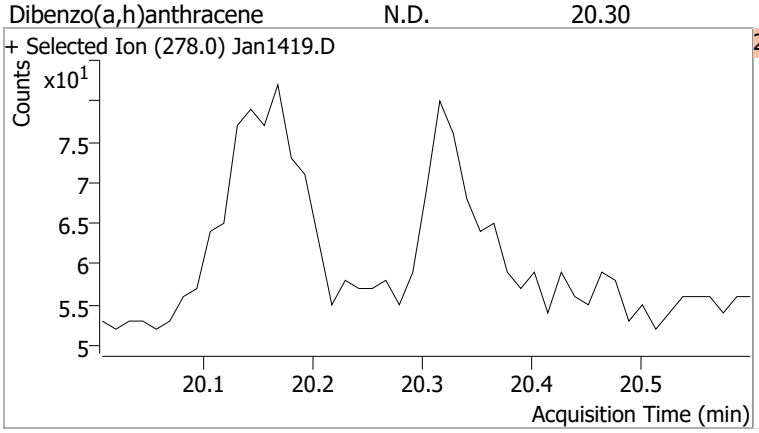

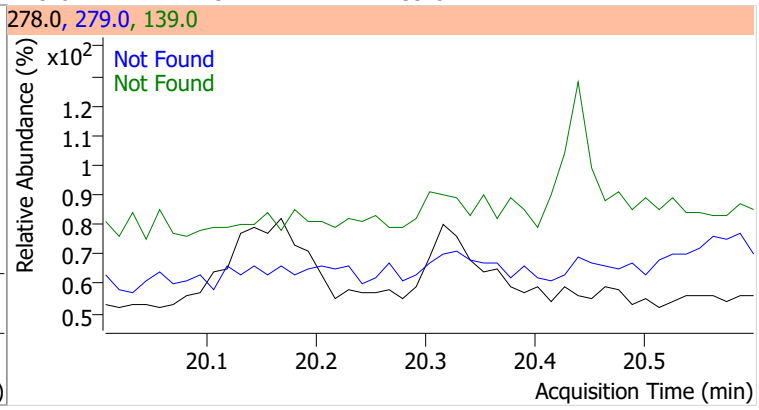

Compound	Conc.	Exp RT	QIon	Exp Ratio	QIon	Exp Ratio
Benzo(g,h,i)perylene	N.D.	20.56	138.0	28.0	277.0	23.3

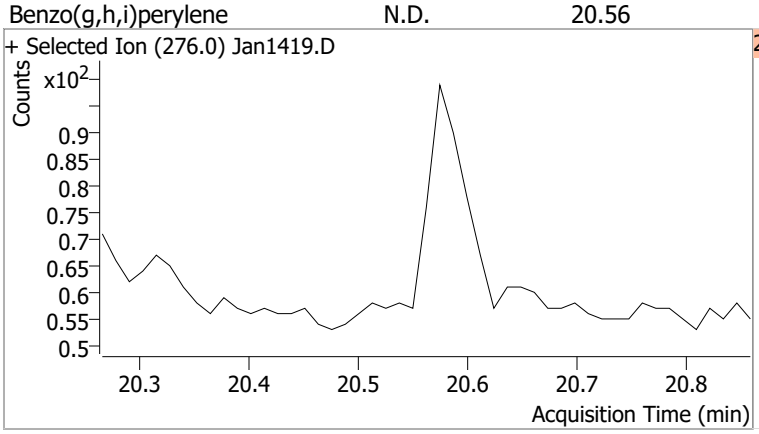

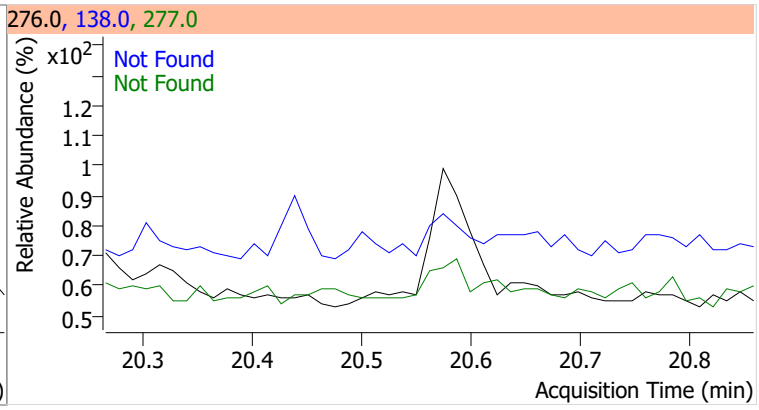

Audit Trail report

Batch name and path: \\MASSHUNTER\Org\Data\SV5975.I\sh011422\2 e8270c bna SIM\QuantResults\011422 bna SIM 2.batch.bin
Quant batch version: 10.0
Quant reporting version: 10.0

Name	User	Time	Action	Reason	Comment	Succeed	Exception
CmdNewBatchTable	BL2000\jheine	1/17/2022 8:24:28 AM	Create new batch \\MASSHUNTER\Org\Data\SV5975.I\sh011422\2 e8270c bna SIM\011422 bna SIM 2.batch.bin			✓	
CmdImportSamplesFromWorklist	BL2000\jheine	1/17/2022 8:25:21 AM	Add samples from worklist: \\MASSHUNTER\Org\Data\SV5975.I\sh011422\2 e8270c bna SIM\Jan1419.D, \\MASSHUNTER\Org\Data\SV5975.I\sh011422\2 e8270c bna SIM\Jan1418.D, \\MASSHUNTER\Org\Data\SV5975.I\sh011422\2 e8270c bna SIM\Jan1417.D, \\MASSHUNTER\Org\Data\SV5975.I\sh011422\2 e8270c bna SIM\Jan1416.D, \\MASSHUNTER\Org\Data\SV5975.I\sh011422\2 e8270c bna SIM\Jan1415.D, \\MASSHUNTER\Org\Data\SV5975.I\sh011422\2 e8270c bna SIM\Jan1414.D, \\MASSHUNTER\Org\Data\SV5975.I\sh011422\2 e8270c bna SIM\Jan1413.D, \\MASSHUNTER\Org\Data\SV5975.I\sh011422\2 e8270c bna SIM\Jan1412.D, \\MASSHUNTER\Org\Data\SV5975.I\sh011422\2 e8270c bna SIM\Jan1411.D, \\MASSHUNTER\Org\Data\SV5975.I\sh011422\2 e8270c bna SIM\Jan1410.D			✓	
CmdSetSampleAttribute	BL2000\jheine	1/17/2022 8:26:17 AM	Set SampleType = TuneCheck for sample Jan1410.D; previous value = Sample			✓	
CmdStartMethodEditing	BL2000\jheine	1/17/2022 8:27:03 AM	Start method editing			✓	
CmdImportMethodFromBatch	BL2000\jheine	1/17/2022 8:27:04 AM	Import method from batch \\MASSHUNTER\Org\Data\SV5975.I\sh011322\2 e8270d bna SIM\011322 bna SIM 2.batch.bin			✓	
CmdApplyMethodToAllSamples	BL2000\jheine	1/17/2022 8:27:13 AM	Apply method to all samples			✓	
CmdMethodClear	BL2000\jheine	1/17/2022 8:27:13 AM	Clear method			✓	
CmdEndMethodEditing	BL2000\jheine	1/17/2022 8:27:13 AM	End method editing			✓	
CmdSetSampleAttribute	BL2000\jheine	1/17/2022 8:27:20 AM	Set SampleType = Calibration for sample Jan1411.D; previous value = Sample			✓	
CmdSetSampleAttribute	BL2000\jheine	1/17/2022 8:27:21 AM	Set SampleType = Calibration for sample Jan1412.D; previous value = Sample			✓	
CmdSetSampleAttribute	BL2000\jheine	1/17/2022 8:27:25 AM	Set SampleType = Calibration for sample Jan1413.D; previous value = Sample			✓	

Name	User	Time	Action	Reason	Comment	Succeed	Exception
CmdSetSampleAttribute	BL2000\jheine	1/17/2022 8:27:28 AM	Set SampleType = Calibration for sample Jan1414.D; previous value = Sample			✓	
CmdSetSampleAttribute	BL2000\jheine	1/17/2022 8:27:30 AM	Set SampleType = Calibration for sample Jan1415.D; previous value = Sample			✓	
CmdSetSampleAttribute	BL2000\jheine	1/17/2022 8:27:33 AM	Set SampleType = Calibration for sample Jan1416.D; previous value = Sample			✓	
CmdSetSampleAttribute	BL2000\jheine	1/17/2022 8:27:35 AM	Set SampleType = Calibration for sample Jan1417.D; previous value = Sample			✓	
CmdSetSampleAttribute	BL2000\jheine	1/17/2022 8:27:38 AM	Set SampleType = QC for sample Jan1418.D; previous value = Sample			✓	
CmdSetSampleAttribute	BL2000\jheine	1/17/2022 8:27:42 AM	Set LevelName = ICV for sample Jan1418.D; previous value =			✓	
CmdSetSampleAttribute	BL2000\jheine	1/17/2022 8:27:44 AM	Set LevelName = 1 for sample Jan1417.D; previous value =			✓	
CmdSetSampleAttribute	BL2000\jheine	1/17/2022 8:27:48 AM	Set LevelName = 2 for sample Jan1416.D; previous value =			✓	
CmdSetSampleAttribute	BL2000\jheine	1/17/2022 8:27:50 AM	Set LevelName = 3 for sample Jan1415.D; previous value =			✓	
CmdSetSampleAttribute	BL2000\jheine	1/17/2022 8:27:54 AM	Set LevelName = 4 for sample Jan1414.D; previous value =			✓	
CmdSetSampleAttribute	BL2000\jheine	1/17/2022 8:28:00 AM	Set LevelName = 5 for sample Jan1413.D; previous value =			✓	
CmdSetSampleAttribute	BL2000\jheine	1/17/2022 8:28:03 AM	Set LevelName = 6 for sample Jan1412.D; previous value =			✓	
CmdSetSampleAttribute	BL2000\jheine	1/17/2022 8:28:06 AM	Set LevelName = 7 for sample Jan1411.D; previous value =			✓	
CmdQuantitate	BL2000\jheine	1/17/2022 8:28:11 AM	Quantitate all compounds in all samples			✓	
CmdManuallyIntegrate QualifierPeak	BL2000\jheine	1/17/2022 8:29:14 AM	Manually integrate qualifier 102.0 of compound Naphthalene in sample Jan1413.D, from x, y = 5.941, 578 to 6.040, 84, result = 2700; previous integration is from x, y = 5.878, 82 to 6.040, 84 and previous response = 6815.			✓	
CmdManuallyIntegrate DropBaseline	BL2000\jheine	1/17/2022 8:29:16 AM	Drop baseline for qualifier 102.0 of compound Naphthalene in sample Jan1413.D to y = 84, new integration is from x, y = 5.941, 84 to 6.040, 84 and new response = 4180; previous integration is from x, y = 5.941, 578 to 6.040, 84 and previous response = 2700.			✓	
CmdManuallyIntegrate QualifierPeak	BL2000\jheine	1/17/2022 8:29:34 AM	Manually integrate qualifier153.0 of compound Acenaphthylene in sample Jan1413.D from x, y = 7.813, 1143 to 7.876, 2758; result = -4349			✓	

Name	User	Time	Action	Reason	Comment	Succeed	Exception
CmdManuallyIntegrateSnapBaseline	BL2000\jheine	1/17/2022 8:29:36 AM	Snap baseline for qualifier 153.0 of compound Acenaphthylene in sample Jan1413.D from x = 7.813 to x = 7.876, new integration is from x, y = 7.813, 98 to 7.876, 167 and new response = 2448; previous integration is from x, y = 7.813, 1143 to 7.876, 2758 and previous response = -4349.			✓	
CmdManuallyIntegrateDropBaseline	BL2000\jheine	1/17/2022 8:29:37 AM	Drop baseline for qualifier 153.0 of compound Acenaphthylene in sample Jan1413.D to y = 98, new integration is from x, y = 7.813, 98 to 7.876, 98 and new response = 2577; previous integration is from x, y = 7.813, 98 to 7.876, 167 and previous response = 2448.			✓	
CmdManuallyIntegrateSplit	BL2000\jheine	1/17/2022 8:29:46 AM	Split qualifier 167.0 of compound Fluorene in sample Jan1413.D and keep left peak, new integration is from x, y = 8.636, 70.0774603174603 to 8.798, 70.0774603174603 and new response = 2126, previous integration is from x, y = 8.636, 70 to 8.972, 70 and previous response = 5351.			✓	
CmdManuallyIntegratePeak	BL2000\jheine	1/17/2022 8:31:06 AM	Manually integrate compound Benzo(g,h,i)perylene in sample Jan1413.D, from x, y = 20.526, 924 to 20.674, 1449, result = 7107; previous integration is from x, y = 20.538, 651 to 20.621, 606 and previous response = 11242.			✓	
CmdManuallyIntegrateSnapBaseline	BL2000\jheine	1/17/2022 8:31:08 AM	Snap baseline for compound Benzo(g,h,i)perylene in sample Jan1413.D, from x = 20.526 to x = 20.674, new integration is from x, y = 20.526, 111 to 20.674, 267 and new response = 15982; previous integration is from x, y = 20.526, 924 to 20.674, 1449 and previous response = 7107.			✓	
CmdManuallyIntegrateDropBaseline	BL2000\jheine	1/17/2022 8:31:09 AM	Drop baseline for compound Benzo(g,h,i)perylene in sample Jan1413.D to y = 111, new integration is from x, y = 20.526, 111 to 20.674, 111 and new response = 16676; previous integration is from x, y = 20.526, 111 to 20.674, 267 and previous response = 15982.			✓	
CmdSetTargetCompoundAttribute	BL2000\jheine	1/17/2022 8:31:23 AM	Set UserAnnotation = BA for compound Benzo(g,h,i)perylene in sample Jan1413.D; previous value =			✓	

Name	User	Time	Action	Reason	Comment	Succeed	Exception
CmdUpdateRetentionTimes	BL2000\jheine	1/17/2022 8:31:37 AM	Update retention time for compound Perylene-d12; Chrysene-d12; Phenanthrene-d10; Acenaphthene-d10; Naphthalene-d8; 1,4-Dichlorobenzene-d4; o-Terphenyl; Terphenyl-d14; 2-Fluorobiphenyl; Nitrobenzene-d5; Dibenzo(a,h)anthracene; Indeno(1,2,3-cd)pyrene; Benzo(a)pyrene; Benzo(k)fluoranthene; Benzo(b)fluoranthene; Chrysene; Benzo(a)Anthracene; Pyrene; Fluoranthene; Anthracene; Phenanthrene; Fluorene; Acenaphthene; Acenaphthylene; 1-Methylnaphthalene; 2-Methylnaphthalene; Naphthalene; Benzo(g,h,i)perylene;			✓	
CmdQuantitate	BL2000\jheine	1/17/2022 8:31:44 AM	Quantitate all compounds in all samples			✓	
CmdSaveBatchTable	BL2000\jheine	1/17/2022 8:32:15 AM	Save batch \\MASSHUNTER\Org\Data\SV5975.I\sh011422\2 e8270c bna SIM\QuantResults\011422 bna SIM 2.batch.bin			✓	

Name	User	Time	Action	Reason	Comment	Succeed	Exception
CmdUpdateQualifierRatios	BL2000\jheine	1/17/2022 8:32:47 AM	Update qualifier ratios for compound Perylene-d12; Update qualifier ratios for compound Chrysene-d12; Update qualifier ratios for compound Phenanthrene-d10; Update qualifier ratios for compound Acenaphthene-d10; Update qualifier ratios for compound Naphthalene-d8; Update qualifier ratios for compound 1,4-Dichlorobenzene-d4; Update qualifier ratios for compound Terphenyl-d14; Update qualifier ratios for compound 2-Fluorobiphenyl; Update qualifier ratios for compound Nitrobenzene-d5; Update qualifier ratios for compound Benzo(g,h,i)perylene; Update qualifier ratios for compound Dibenzo(a,h)anthracene; Update qualifier ratios for compound Indeno(1,2,3-cd)pyrene; Update qualifier ratios for compound Benzo(a)pyrene; Update qualifier ratios for compound Benzo(k)fluoranthene; Update qualifier ratios for compound Benzo(b)fluoranthene; Update qualifier ratios for compound Chrysene; Update qualifier ratios for compound Benzo(a)Anthracene; Update qualifier ratios for compound Pyrene; Update qualifier ratios for compound Fluoranthene; Update qualifier ratios for compound Anthracene; Update qualifier ratios for compound Phenanthrene; Update qualifier ratios for compound Fluorene; Update qualifier ratios for compound Acenaphthene; Update qualifier ratios for compound Acenaphthylene; Update qualifier ratios for compound 1-Methylnaphthalene; Update qualifier ratios for compound 2-Methylnaphthalene; Update qualifier ratios for compound Naphthalene; Update qualifier ratios for compound o-Terphenyl;			✓	
CmdQuantitate	BL2000\jheine	1/17/2022 8:32:54 AM	Quantitate all compounds in all samples			✓	
CmdQuantitate	BL2000\jheine	1/17/2022 8:33:08 AM	Quantitate all compounds in all samples			✓	
CmdQuantitate	BL2000\jheine	1/17/2022 8:34:18 AM	Quantitate all compounds in all samples			✓	

Name	User	Time	Action	Reason	Comment	Succeed	Exception
CmdManuallyIntegrate QualifierPeak	BL2000\jheine	1/17/2022 8:36:10 AM	Manually integrate qualifier 102.0 of compound Naphthalene in sample Jan1412.D, from x, y = 5.941, 821 to 6.041, 107, result = 6881; previous integration is from x, y = 5.909, 111 to 6.041, 107 and previous response = 11872.			✓	
CmdManuallyIntegrate DropBaseline	BL2000\jheine	1/17/2022 8:36:11 AM	Drop baseline for qualifier 102.0 of compound Naphthalene in sample Jan1412.D to y = 107, new integration is from x, y = 5.941, 107 to 6.041, 107 and new response = 9021; previous integration is from x, y = 5.941, 821 to 6.041, 107 and previous response = 6881.			✓	
CmdManuallyIntegrate QualifierPeak	BL2000\jheine	1/17/2022 8:37:13 AM	Manually integrate qualifier 102.0 of compound Naphthalene in sample Jan1414.D, from x, y = 5.941, 1712 to 6.041, 1414, result = -6315; previous integration is from x, y = 5.906, 78 to 6.153, 78 and previous response = 5305.			✓	
CmdManuallyIntegrateS napBaseline	BL2000\jheine	1/17/2022 8:37:17 AM	Snap baseline for qualifier 102.0 of compound Naphthalene in sample Jan1414.D from x = 5.941 to x = 6.041, new integration is from x, y = 5.941, 1393 to 6.041, 106 and new response = -1437; previous integration is from x, y = 5.941, 1712 to 6.041, 1414 and previous response = -6315.			✓	
CmdManuallyIntegrate DropBaseline	BL2000\jheine	1/17/2022 8:37:17 AM	Drop baseline for qualifier 102.0 of compound Naphthalene in sample Jan1414.D to y = 106, new integration is from x, y = 5.941, 106 to 6.041, 106 and new response = 2421; previous integration is from x, y = 5.941, 1393 to 6.041, 106 and previous response = -1437.			✓	
CmdManuallyIntegrateA pplyTargetRtToQualifier	BL2000\jheine	1/17/2022 8:37:29 AM	Apply target integration range 7.801-7.913 to qualifier 153.0 for compound Acenaphthylene in sample Jan1414.D, new integration is from x, y = 7.801, 66 to 7.913, 88 and new response = 1342; previously no peak.			✓	
CmdManuallyIntegrate QualifierPeak	BL2000\jheine	1/17/2022 8:38:17 AM	Manually integrate qualifier 102.0 of compound Naphthalene in sample Jan1415.D, from x, y = 5.941, 385 to 6.016, 71, result = 850; previous integration is from x, y = 5.895, 71 to 6.016, 71 and previous response = 4019.			✓	

Name	User	Time	Action	Reason	Comment	Succeed	Exception
CmdManuallyIntegrateDropBaseline	BL2000\jheine	1/17/2022 8:38:19 AM	Drop baseline for qualifier 102.0 of compound Naphthalene in sample Jan1415.D to y = 71, new integration is from x, y = 5.941, 71 to 6.016, 71 and new response = 1556; previous integration is from x, y = 5.941, 385 to 6.016, 71 and previous response = 850.			✓	
CmdManuallyIntegratePeak	BL2000\jheine	1/17/2022 8:38:28 AM	Manually integrate compound 1-Methylnaphthalene in sample Jan1415.D, from x, y = 6.877, 266 to 7.052, 191, result = 1731; previous integration is from x, y = 6.765, 76 to 6.877, 76 and previous response = 2919.			✓	
CmdManuallyIntegrateSnapBaseline	BL2000\jheine	1/17/2022 8:38:30 AM	Snap baseline for compound 1-Methylnaphthalene in sample Jan1415.D, from x = 6.877 to x = 7.052, new integration is from x, y = 6.877, 151 to 7.052, 96 and new response = 2829; previous integration is from x, y = 6.877, 266 to 7.052, 191 and previous response = 1731.			✓	
CmdManuallyIntegrateDropBaseline	BL2000\jheine	1/17/2022 8:38:31 AM	Drop baseline for compound 1-Methylnaphthalene in sample Jan1415.D to y = 96, new integration is from x, y = 6.877, 96 to 7.052, 96 and new response = 3118; previous integration is from x, y = 6.877, 151 to 7.052, 96 and previous response = 2829.			✓	
CmdSetTargetCompoundAttribute	BL2000\jheine	1/17/2022 8:38:35 AM	Set UserAnnotation = NI for compound 1-Methylnaphthalene in sample Jan1415.D; previous value =			✓	
CmdManuallyIntegrateApplyTargetRtToQualifier	BL2000\jheine	1/17/2022 8:38:42 AM	Apply target integration range 7.802-7.988 to qualifier 153.0 for compound Acenaphthylene in sample Jan1415.D, new integration is from x, y = 7.802, 64 to 7.988, 73 and new response = 661; previously no peak.			✓	
CmdManuallyIntegrateQualifierPeak	BL2000\jheine	1/17/2022 8:39:27 AM	Manually integrate qualifier 129.0 of compound Naphthalene in sample Jan1416.D, from x, y = 5.910, 80 to 6.003, 102, result = 240; previous integration is from x, y = 5.910, 80 to 6.068, 80 and previous response = 324.			✓	
CmdManuallyIntegrateDropBaseline	BL2000\jheine	1/17/2022 8:39:28 AM	Drop baseline for qualifier 129.0 of compound Naphthalene in sample Jan1416.D to y = 80, new integration is from x, y = 5.910, 80 to 6.003, 80 and new response = 301; previous integration is from x, y = 5.910, 80 to 6.003, 102 and previous response = 240.			✓	

Name	User	Time	Action	Reason	Comment	Succeed	Exception
CmdManuallyIntegrate QualifierPeak	BL2000\jheine	1/17/2022 8:39:33 AM	Manually integrate qualifier 102.0 of compound Naphthalene in sample Jan1416.D, from x, y = 5.941, 1041 to 6.053, 914, result = -4869; previous integration is from x, y = 5.904, 69 to 6.091, 69 and previous response = 3561.			✓	
CmdManuallyIntegrateS napBaseline	BL2000\jheine	1/17/2022 8:39:34 AM	Snap baseline for qualifier 102.0 of compound Naphthalene in sample Jan1416.D from x = 5.941 to x = 6.053, new integration is from x, y = 5.941, 1317 to 6.053, 93 and new response = -3030; previous integration is from x, y = 5.941, 1041 to 6.053, 914 and previous response = -4869.			✓	
CmdManuallyIntegrate DropBaseline	BL2000\jheine	1/17/2022 8:39:35 AM	Drop baseline for qualifier 102.0 of compound Naphthalene in sample Jan1416.D to y = 93, new integration is from x, y = 5.941, 93 to 6.053, 93 and new response = 1097; previous integration is from x, y = 5.941, 1317 to 6.053, 93 and previous response = -3030.			✓	
CmdManuallyIntegrateA pplyTargetRtToQualifier	BL2000\jheine	1/17/2022 8:39:45 AM	Apply target integration range 7.803-7.976 to qualifier 153.0 for compound Acenaphthylene in sample Jan1416.D, new integration is from x, y = 7.803, 63 to 7.976, 69 and new response = 257; previous integration is from x, y = 7.988, 64 to 8.125, 64 and previous response = 1612.			✓	
CmdManuallyIntegrateS plit	BL2000\jheine	1/17/2022 8:39:50 AM	Split peak for compound Acenaphthene in sample Jan1416.D and keep right peak, new integration is from x, y = 7.963, 61.8891534391534 to 8.100, 61.8891534391534 and new response = 2240, previous integration is from x, y = 7.963, 62 to 8.100, 62 and previous response = 2240.			✓	
CmdManuallyIntegrateP eak	BL2000\jheine	1/17/2022 8:39:55 AM	Manually integrate compound Acenaphthene in sample Jan1416.D, from x, y = 8.025, 115 to 8.100, 62, result = 1243; previous integration is from x, y = 7.963, 62 to 8.100, 62 and previous response = 2240.			✓	
CmdManuallyIntegrate DropBaseline	BL2000\jheine	1/17/2022 8:39:57 AM	Drop baseline for compound Acenaphthene in sample Jan1416.D to y = 62, new integration is from x, y = 8.025, 62 to 8.100, 62 and new response = 1362; previous integration is from x, y = 8.025, 115 to 8.100, 62 and previous response = 1243.			✓	
CmdSetTargetCompoun dAttribute	BL2000\jheine	1/17/2022 8:39:59 AM	Set UserAnnotation = CO for compound Acenaphthene in sample Jan1416.D; previous value =			✓	

Name	User	Time	Action	Reason	Comment	Succeed	Exception
CmdManuallyIntegrateSplit	BL2000\jheine	1/17/2022 8:40:05 AM	Split peak for compound Phenanthrene in sample Jan1416.D and keep left peak, new integration is from x, y = 9.749, 66.7545695045695 to 9.842, 66.7545695045695 and new response = 2407, previous integration is from x, y = 9.749, 67 to 9.953, 67 and previous response = 4451.			✓	
CmdSetTargetCompoundAttribute	BL2000\jheine	1/17/2022 8:40:08 AM	Set UserAnnotation = CO for compound Phenanthrene in sample Jan1416.D; previous value =			✓	
CmdManuallyIntegrateSplit	BL2000\jheine	1/17/2022 8:40:11 AM	Split peak for compound Anthracene in sample Jan1416.D and keep right peak, new integration is from x, y = 9.842, 66.7545695045695 to 9.953, 66.7545695045695 and new response = 2045, previous integration is from x, y = 9.749, 67 to 9.953, 67 and previous response = 4451.			✓	
CmdSetTargetCompoundAttribute	BL2000\jheine	1/17/2022 8:40:13 AM	Set UserAnnotation = CO for compound Anthracene in sample Jan1416.D; previous value =			✓	
CmdManuallyIntegrateQualifierPeak	BL2000\jheine	1/17/2022 8:40:48 AM	Manually integrate qualifier 128.0 of compound Nitrobenzene-d5 in sample Jan1416.D, from x, y = 5.134, 112 to 5.230, 133, result = 98; previous integration is from x, y = 5.134, 112 to 5.317, 108 and previous response = 204.			✓	
CmdManuallyIntegrateDropBaseline	BL2000\jheine	1/17/2022 8:40:49 AM	Drop baseline for qualifier 128.0 of compound Nitrobenzene-d5 in sample Jan1416.D to y = 112, new integration is from x, y = 5.134, 112 to 5.230, 112 and new response = 160; previous integration is from x, y = 5.134, 112 to 5.230, 133 and previous response = 98.			✓	
CmdManuallyIntegrateQualifierPeak	BL2000\jheine	1/17/2022 8:41:25 AM	Manually integrate qualifier 102.0 of compound Naphthalene in sample Jan1417.D, from x, y = 5.953, 167 to 6.016, 69, result = 248; previous integration is from x, y = 5.905, 69 to 6.016, 69 and previous response = 3211.			✓	
CmdManuallyIntegrateDropBaseline	BL2000\jheine	1/17/2022 8:41:27 AM	Drop baseline for qualifier 102.0 of compound Naphthalene in sample Jan1417.D to y = 69, new integration is from x, y = 5.953, 69 to 6.016, 69 and new response = 432; previous integration is from x, y = 5.953, 167 to 6.016, 69 and previous response = 248.			✓	

Name	User	Time	Action	Reason	Comment	Succeed	Exception
CmdManuallyIntegrate QualifierPeak	BL2000\jheine	1/17/2022 8:41:35 AM	Manually integrate qualifier142.0 of compound 2-Methylnaphthalene in sample Jan1417.D from x, y = 6.765, 80 to 6.877, 88; result = 665			✓	
CmdManuallyIntegrate DropBaseline	BL2000\jheine	1/17/2022 8:41:37 AM	Drop baseline for qualifier 142.0 of compound 2-Methylnaphthalene in sample Jan1417.D to y = 80, new integration is from x, y = 6.765, 80 to 6.877, 80 and new response = 691; previous integration is from x, y = 6.765, 80 to 6.877, 88 and previous response = 665.			✓	
CmdManuallyIntegrate QualifierPeak	BL2000\jheine	1/17/2022 8:41:47 AM	Manually integrate qualifier 153.0 of compound Acenaphthylene in sample Jan1417.D, from x, y = 7.814, 97 to 7.851, 176, result = -57; previous integration is from x, y = 8.025, 64 to 8.100, 64 and previous response = 787.			✓	
CmdManuallyIntegrateSnapBaseline	BL2000\jheine	1/17/2022 8:41:48 AM	Snap baseline for qualifier 153.0 of compound Acenaphthylene in sample Jan1417.D from x = 7.814 to x = 7.851, new integration is from x, y = 7.814, 62 to 7.851, 77 and new response = 93; previous integration is from x, y = 7.814, 97 to 7.851, 176 and previous response = -57.			✓	
CmdManuallyIntegrate DropBaseline	BL2000\jheine	1/17/2022 8:41:49 AM	Drop baseline for qualifier 153.0 of compound Acenaphthylene in sample Jan1417.D to y = 62, new integration is from x, y = 7.814, 62 to 7.851, 62 and new response = 110; previous integration is from x, y = 7.814, 62 to 7.851, 77 and previous response = 93.			✓	
CmdManuallyIntegrateP eak	BL2000\jheine	1/17/2022 8:41:55 AM	Manually integrate compound Acenaphthene in sample Jan1417.D, from x, y = 8.025, 311 to 8.125, 389, result = -928; previous integration is from x, y = 7.966, 61 to 8.275, 61 and previous response = 1688.			✓	
CmdManuallyIntegrateSnapBaseline	BL2000\jheine	1/17/2022 8:41:56 AM	Snap baseline for compound Acenaphthene in sample Jan1417.D, from x = 8.025 to x = 8.125, new integration is from x, y = 8.025, 145 to 8.125, 70 and new response = 522; previous integration is from x, y = 8.025, 311 to 8.125, 389 and previous response = -928.			✓	
CmdManuallyIntegrate DropBaseline	BL2000\jheine	1/17/2022 8:41:57 AM	Drop baseline for compound Acenaphthene in sample Jan1417.D to y = 70, new integration is from x, y = 8.025, 70 to 8.125, 70 and new response = 747; previous integration is from x, y = 8.025, 145 to 8.125, 70 and previous response = 522.			✓	

Name	User	Time	Action	Reason	Comment	Succeed	Exception
CmdSetTargetCompoundAttribute	BL2000\jheine	1/17/2022 8:41:58 AM	Set UserAnnotation = CO for compound Acenaphthene in sample Jan1417.D; previous value =			✓	
CmdManuallyIntegrateQualifierPeak	BL2000\jheine	1/17/2022 8:42:03 AM	Manually integrate qualifier153.0 of compound Acenaphthene in sample Jan1417.D from x, y = 8.025, 139 to 8.100, 167; result = 384			✓	
CmdManuallyIntegrateSnapBaseline	BL2000\jheine	1/17/2022 8:42:05 AM	Snap baseline for qualifier 153.0 of compound Acenaphthene in sample Jan1417.D from x = 8.025 to x = 8.100, new integration is from x, y = 8.025, 97 to 8.100, 75 and new response = 686; previous integration is from x, y = 8.025, 139 to 8.100, 167 and previous response = 384.			✓	
CmdManuallyIntegrateDropBaseline	BL2000\jheine	1/17/2022 8:42:05 AM	Drop baseline for qualifier 153.0 of compound Acenaphthene in sample Jan1417.D to y = 75, new integration is from x, y = 8.025, 75 to 8.100, 75 and new response = 736; previous integration is from x, y = 8.025, 97 to 8.100, 75 and previous response = 686.			✓	
CmdManuallyIntegratePeak	BL2000\jheine	1/17/2022 8:42:17 AM	Manually integrate compound Fluoranthene in sample Jan1417.D from x, y = 11.398, 69 to 11.547, 151; result = 756			✓	
CmdManuallyIntegrateSnapBaseline	BL2000\jheine	1/17/2022 8:42:19 AM	Snap baseline for compound Fluoranthene in sample Jan1417.D, from x = 11.398 to x = 11.547, new integration is from x, y = 11.398, 58 to 11.547, 69 and new response = 1173; previous integration is from x, y = 11.398, 69 to 11.547, 151 and previous response = 756.			✓	
CmdManuallyIntegrateDropBaseline	BL2000\jheine	1/17/2022 8:42:20 AM	Drop baseline for compound Fluoranthene in sample Jan1417.D to y = 58, new integration is from x, y = 11.398, 58 to 11.547, 58 and new response = 1222; previous integration is from x, y = 11.398, 58 to 11.547, 69 and previous response = 1173.			✓	
CmdManuallyIntegratePeak	BL2000\jheine	1/17/2022 8:43:14 AM	Manually integrate compound Pyrene in sample Jan1417.D from x, y = 11.769, 97 to 11.905, 181; result = 678			✓	
CmdManuallyIntegrateSnapBaseline	BL2000\jheine	1/17/2022 8:43:16 AM	Snap baseline for compound Pyrene in sample Jan1417.D, from x = 11.769 to x = 11.905, new integration is from x, y = 11.769, 63 to 11.905, 78 and new response = 1239; previous integration is from x, y = 11.769, 97 to 11.905, 181 and previous response = 678.			✓	

Name	User	Time	Action	Reason	Comment	Succeed	Exception
CmdManuallyIntegrateDropBaseline	BL2000\jheine	1/17/2022 8:43:16 AM	Drop baseline for compound Pyrene in sample Jan1417.D to y = 63, new integration is from x, y = 11.769, 63 to 11.905, 63 and new response = 1300; previous integration is from x, y = 11.769, 63 to 11.905, 78 and previous response = 1239.			✓	
CmdManuallyIntegrateQualifierPeak	BL2000\jheine	1/17/2022 8:43:21 AM	Manually integrate qualifier 101.0 of compound Pyrene in sample Jan1417.D, from x, y = 11.747, 60 to 11.868, 73, result = 142; previous integration is from x, y = 11.747, 60 to 11.917, 60 and previous response = 209.			✓	
CmdManuallyIntegrateDropBaseline	BL2000\jheine	1/17/2022 8:43:22 AM	Drop baseline for qualifier 101.0 of compound Pyrene in sample Jan1417.D to y = 60, new integration is from x, y = 11.747, 60 to 11.868, 60 and new response = 189; previous integration is from x, y = 11.747, 60 to 11.868, 73 and previous response = 142.			✓	
CmdManuallyIntegratePeak	BL2000\jheine	1/17/2022 8:43:29 AM	Manually integrate compound Benzo(a)Anthracene in sample Jan1417.D from x, y = 14.652, 51 to 14.764, 94; result = 1717			✓	
CmdManuallyIntegrateDropBaseline	BL2000\jheine	1/17/2022 8:43:30 AM	Drop baseline for compound Benzo(a)Anthracene in sample Jan1417.D to y = 51, new integration is from x, y = 14.652, 51 to 14.764, 51 and new response = 1860; previous integration is from x, y = 14.652, 51 to 14.764, 94 and previous response = 1717.			✓	
CmdSetTargetCompoundAttribute	BL2000\jheine	1/17/2022 8:43:32 AM	Set UserAnnotation = NI for compound Benzo(a)Anthracene in sample Jan1417.D; previous value =			✓	

Name	User	Time	Action	Reason	Comment	Succeed	Exception
CmdClearManualIntegration	BL2000\jheine	1/17/2022 8:43:36 AM	Clear manual integration of target signal for compound Pyrene in sample Jan1417.D				Agilent.MassSpectrometry.DataAnalysis.Quantitative.ApplicationCommandException: Integrator did not find any peaks at Agilent.MassSpectrometry.DataAnalysis.Quantitative.Analysis.MeasuredIon.ClearManualIntegration() at Agilent.MassSpectrometry.DataAnalysis.Quantitative.CmdClearManualIntegration.Do() at Agilent.MassSpectrometry.CommandModel.CommandHistory.Invoke(ICommand cmd) at Agilent.MassSpectrometry.DataAnalysis.Quantitative.AppCommandContext._Invoke(ICommand cmd)
CmdManuallyIntegratePeak	BL2000\jheine	1/17/2022 8:43:42 AM	Manually integrate compound Pyrene in sample Jan1417.D from x, y = 11.769, 63 to 11.917, 75; result = 1256			✓	
CmdManuallyIntegrateDropBaseline	BL2000\jheine	1/17/2022 8:43:43 AM	Drop baseline for compound Pyrene in sample Jan1417.D to y = 63, new integration is from x, y = 11.769, 63 to 11.917, 63 and new response = 1310; previous integration is from x, y = 11.769, 63 to 11.917, 75 and previous response = 1256.			✓	
CmdSetTargetCompoundAttribute	BL2000\jheine	1/17/2022 8:43:44 AM	Set UserAnnotation = NI for compound Pyrene in sample Jan1417.D; previous value =			✓	
CmdSetTargetCompoundAttribute	BL2000\jheine	1/17/2022 8:43:49 AM	Set UserAnnotation = NI for compound Fluoranthene in sample Jan1417.D; previous value =			✓	
CmdManuallyIntegratePeak	BL2000\jheine	1/17/2022 8:43:56 AM	Manually integrate compound Chrysene in sample Jan1417.D, from x, y = 14.764, 244 to 14.926, 169, result = -199; previous integration is from x, y = 14.659, 57 to 14.764, 58 and previous response = 1819.			✓	
CmdManuallyIntegrateSnapBaseline	BL2000\jheine	1/17/2022 8:43:57 AM	Snap baseline for compound Chrysene in sample Jan1417.D, from x = 14.764 to x = 14.926, new integration is from x, y = 14.764, 161 to 14.926, 65 and new response = 706; previous integration is from x, y = 14.764, 244 to 14.926, 169 and previous response = -199.			✓	

Name	User	Time	Action	Reason	Comment	Succeed	Exception
CmdManuallyIntegrate DropBaseline	BL2000\jheine	1/17/2022 8:43:58 AM	Drop baseline for compound Chrysene in sample Jan1417.D to y = 65, new integration is from x, y = 14.764, 65 to 14.926, 65 and new response = 1172; previous integration is from x, y = 14.764, 161 to 14.926, 65 and previous response = 706.			✓	
CmdManuallyIntegrate QualifierPeak	BL2000\jheine	1/17/2022 8:44:02 AM	Manually integrate qualifier226.0 of compound Chrysene in sample Jan1417.D from x, y = 14.751, 98 to 14.938, 75; result = 56			✓	
CmdManuallyIntegrateSnapBaseline	BL2000\jheine	1/17/2022 8:44:04 AM	Snap baseline for qualifier 226.0 of compound Chrysene in sample Jan1417.D from x = 14.751 to x = 14.938, new integration is from x, y = 14.751, 85 to 14.938, 58 and new response = 222; previous integration is from x, y = 14.751, 98 to 14.938, 75 and previous response = 56.			✓	
CmdManuallyIntegrate DropBaseline	BL2000\jheine	1/17/2022 8:44:04 AM	Drop baseline for qualifier 226.0 of compound Chrysene in sample Jan1417.D to y = 58, new integration is from x, y = 14.751, 58 to 14.938, 58 and new response = 373; previous integration is from x, y = 14.751, 85 to 14.938, 58 and previous response = 222.			✓	
CmdManuallyIntegrate QualifierPeak	BL2000\jheine	1/17/2022 8:44:10 AM	Manually integrate qualifier229.0 of compound Chrysene in sample Jan1417.D from x, y = 14.764, 123 to 14.888, 111; result = -146			✓	
CmdManuallyIntegrateSnapBaseline	BL2000\jheine	1/17/2022 8:44:11 AM	Snap baseline for qualifier 229.0 of compound Chrysene in sample Jan1417.D from x = 14.764 to x = 14.888, new integration is from x, y = 14.764, 93 to 14.888, 62 and new response = 147; previous integration is from x, y = 14.764, 123 to 14.888, 111 and previous response = -146.			✓	
CmdManuallyIntegrate DropBaseline	BL2000\jheine	1/17/2022 8:44:12 AM	Drop baseline for qualifier 229.0 of compound Chrysene in sample Jan1417.D to y = 62, new integration is from x, y = 14.764, 62 to 14.888, 62 and new response = 262; previous integration is from x, y = 14.764, 93 to 14.888, 62 and previous response = 147.			✓	
CmdSetTargetCompoundAttribute	BL2000\jheine	1/17/2022 8:44:20 AM	Set UserAnnotation = NI for compound Chrysene in sample Jan1417.D; previous value =			✓	
CmdManuallyIntegratePeak	BL2000\jheine	1/17/2022 8:44:29 AM	Manually integrate compound Benzo(k)fluoranthene in sample Jan1417.D from x, y = 17.783, 190 to 17.919, 123; result = 68			✓	

Name	User	Time	Action	Reason	Comment	Succeed	Exception
CmdManuallyIntegrateSnapBaseline	BL2000\jheine	1/17/2022 8:44:30 AM	Snap baseline for compound Benzo(k)fluoranthene in sample Jan1417.D, from x = 17.783 to x = 17.919, new integration is from x, y = 17.783, 159 to 17.919, 70 and new response = 410; previous integration is from x, y = 17.783, 190 to 17.919, 123 and previous response = 68.			✓	
CmdManuallyIntegrateDropBaseline	BL2000\jheine	1/17/2022 8:44:30 AM	Drop baseline for compound Benzo(k)fluoranthene in sample Jan1417.D to y = 70, new integration is from x, y = 17.783, 70 to 17.919, 70 and new response = 773; previous integration is from x, y = 17.783, 159 to 17.919, 70 and previous response = 410.			✓	
CmdManuallyIntegrateQualifierPeak	BL2000\jheine	1/17/2022 8:44:34 AM	Manually integrate qualifier253.0 of compound Benzo(k)fluoranthene in sample Jan1417.D from x, y = 17.783, 87 to 17.869, 87; result = 29			✓	
CmdManuallyIntegrateSnapBaseline	BL2000\jheine	1/17/2022 8:44:36 AM	Snap baseline for qualifier 253.0 of compound Benzo(k)fluoranthene in sample Jan1417.D from x = 17.783 to x = 17.869, new integration is from x, y = 17.783, 84 to 17.869, 64 and new response = 97; previous integration is from x, y = 17.783, 87 to 17.869, 87 and previous response = 29.			✓	
CmdManuallyIntegrateDropBaseline	BL2000\jheine	1/17/2022 8:44:37 AM	Drop baseline for qualifier 253.0 of compound Benzo(k)fluoranthene in sample Jan1417.D to y = 64, new integration is from x, y = 17.783, 64 to 17.869, 64 and new response = 149; previous integration is from x, y = 17.783, 84 to 17.869, 64 and previous response = 97.			✓	
CmdManuallyIntegratePeak	BL2000\jheine	1/17/2022 8:44:44 AM	Manually integrate compound Benzo(a)pyrene in sample Jan1417.D, from x, y = 18.351, 108 to 18.462, 162, result = 76; previous integration is from x, y = 18.462, 62 to 18.586, 62 and previous response = 933.			✓	
CmdManuallyIntegrateSnapBaseline	BL2000\jheine	1/17/2022 8:44:45 AM	Snap baseline for compound Benzo(a)pyrene in sample Jan1417.D, from x = 18.351 to x = 18.462, new integration is from x, y = 18.351, 61 to 18.462, 74 and new response = 528; previous integration is from x, y = 18.351, 108 to 18.462, 162 and previous response = 76.			✓	

Name	User	Time	Action	Reason	Comment	Succeed	Exception
CmdManuallyIntegrateDropBaseline	BL2000\jheine	1/17/2022 8:44:46 AM	Drop baseline for compound Benzo(a)pyrene in sample Jan1417.D to y = 61, new integration is from x, y = 18.351, 61 to 18.462, 61 and new response = 571; previous integration is from x, y = 18.351, 61 to 18.462, 74 and previous response = 528.			✓	
CmdSetTargetCompoundAttribute	BL2000\jheine	1/17/2022 8:44:47 AM	Set UserAnnotation = NI for compound Benzo(a)pyrene in sample Jan1417.D; previous value =			✓	
CmdManuallyIntegrateQualifierPeak	BL2000\jheine	1/17/2022 8:44:51 AM	Manually integrate qualifier253.0 of compound Benzo(a)pyrene in sample Jan1417.D from x, y = 18.351, 72 to 18.450, 102; result = -28			✓	
CmdManuallyIntegrateSnapBaseline	BL2000\jheine	1/17/2022 8:44:53 AM	Snap baseline for qualifier 253.0 of compound Benzo(a)pyrene in sample Jan1417.D from x = 18.351 to x = 18.450, new integration is from x, y = 18.351, 63 to 18.450, 64 and new response = 112; previous integration is from x, y = 18.351, 72 to 18.450, 102 and previous response = -28.			✓	
CmdManuallyIntegrateDropBaseline	BL2000\jheine	1/17/2022 8:44:53 AM	Drop baseline for qualifier 253.0 of compound Benzo(a)pyrene in sample Jan1417.D to y = 63, new integration is from x, y = 18.351, 63 to 18.450, 63 and new response = 115; previous integration is from x, y = 18.351, 63 to 18.450, 64 and previous response = 112.			✓	
CmdManuallyIntegrateQualifierPeak	BL2000\jheine	1/17/2022 8:45:02 AM	Manually integrate qualifier279.0 of compound Dibenzo(a,h)anthracene in sample Jan1417.D from x, y = 20.266, 64 to 20.414, 63; result = 172			✓	
CmdManuallyIntegrateDropBaseline	BL2000\jheine	1/17/2022 8:45:04 AM	Drop baseline for qualifier 279.0 of compound Dibenzo(a,h)anthracene in sample Jan1417.D to y = 63, new integration is from x, y = 20.266, 63 to 20.414, 63 and new response = 176; previous integration is from x, y = 20.266, 64 to 20.414, 63 and previous response = 172.			✓	
CmdManuallyIntegratePeak	BL2000\jheine	1/17/2022 8:45:12 AM	Manually integrate compound Benzo(g,h,i)perylene in sample Jan1417.D from x, y = 20.538, 59 to 20.662, 127; result = 555			✓	
CmdManuallyIntegrateSnapBaseline	BL2000\jheine	1/17/2022 8:45:14 AM	Snap baseline for compound Benzo(g,h,i)perylene in sample Jan1417.D, from x = 20.538 to x = 20.662, new integration is from x, y = 20.538, 59 to 20.662, 73 and new response = 755; previous integration is from x, y = 20.538, 59 to 20.662, 127 and previous response = 555.			✓	

Name	User	Time	Action	Reason	Comment	Succeed	Exception
CmdManuallyIntegrate DropBaseline	BL2000\jheine	1/17/2022 8:45:14 AM	Drop baseline for compound Benzo(g,h,i)perylene in sample Jan1417.D to y = 59, new integration is from x, y = 20.538, 59 to 20.662, 59 and new response = 807; previous integration is from x, y = 20.538, 59 to 20.662, 73 and previous response = 755.			✓	
CmdSetTargetCompoundAttribute	BL2000\jheine	1/17/2022 8:45:16 AM	Set UserAnnotation = NI for compound Benzo(g,h,i)perylene in sample Jan1417.D; previous value =			✓	
CmdManuallyIntegrate QualifierPeak	BL2000\jheine	1/17/2022 8:45:22 AM	Manually integrate qualifier277.0 of compound Benzo(g,h,i)perylene in sample Jan1417.D from x, y = 20.526, 56 to 20.637, 60; result = 192			✓	
CmdManuallyIntegrate DropBaseline	BL2000\jheine	1/17/2022 8:45:23 AM	Drop baseline for qualifier 277.0 of compound Benzo(g,h,i)perylene in sample Jan1417.D to y = 56, new integration is from x, y = 20.526, 56 to 20.637, 56 and new response = 205; previous integration is from x, y = 20.526, 56 to 20.637, 60 and previous response = 192.			✓	
CmdManuallyIntegrateP eak	BL2000\jheine	1/17/2022 8:45:31 AM	Manually integrate compound Nitrobenzene-d5 in sample Jan1417.D from x, y = 5.118, 270 to 5.255, 276; result = 260			✓	
CmdManuallyIntegrate DropBaseline	BL2000\jheine	1/17/2022 8:45:32 AM	Drop baseline for compound Nitrobenzene-d5 in sample Jan1417.D to y = 270, new integration is from x, y = 5.118, 270 to 5.255, 270 and new response = 285; previous integration is from x, y = 5.118, 270 to 5.255, 276 and previous response = 260.			✓	
CmdSetTargetCompoundAttribute	BL2000\jheine	1/17/2022 8:45:35 AM	Set UserAnnotation = NI for compound Nitrobenzene-d5 in sample Jan1417.D; previous value =			✓	
CmdManuallyIntegrate QualifierPeak	BL2000\jheine	1/17/2022 8:45:39 AM	Manually integrate qualifier 54.0 of compound Nitrobenzene-d5 in sample Jan1417.D, from x, y = 5.118, 89 to 5.230, 90, result = 72; previous integration is from x, y = 5.131, 91 to 5.367, 83 and previous response = 118.			✓	
CmdManuallyIntegrate DropBaseline	BL2000\jheine	1/17/2022 8:45:41 AM	Drop baseline for qualifier 54.0 of compound Nitrobenzene-d5 in sample Jan1417.D to y = 89, new integration is from x, y = 5.118, 89 to 5.230, 89 and new response = 75; previous integration is from x, y = 5.118, 89 to 5.230, 90 and previous response = 72.			✓	
CmdManuallyIntegrate QualifierPeak	BL2000\jheine	1/17/2022 8:45:44 AM	Manually integrate qualifier128.0 of compound Nitrobenzene-d5 in sample Jan1417.D from x, y = 5.131, 108 to 5.205, 109; result = 59			✓	

Name	User	Time	Action	Reason	Comment	Succeed	Exception
CmdManuallyIntegrateDropBaseline	BL2000\jheine	1/17/2022 8:45:45 AM	Drop baseline for qualifier 128.0 of compound Nitrobenzene-d5 in sample Jan1417.D to y = 108, new integration is from x, y = 5.131, 108 to 5.205, 108 and new response = 61; previous integration is from x, y = 5.131, 108 to 5.205, 109 and previous response = 59.			✓	
CmdManuallyIntegratePeak	BL2000\jheine	1/17/2022 8:46:12 AM	Manually integrate compound 2-Fluorobiphenyl in sample Jan1417.D from x, y = 7.227, 52 to 7.352, 71; result = 789			✓	
CmdManuallyIntegrateDropBaseline	BL2000\jheine	1/17/2022 8:46:14 AM	Drop baseline for compound 2-Fluorobiphenyl in sample Jan1417.D to y = 52, new integration is from x, y = 7.227, 52 to 7.352, 52 and new response = 861; previous integration is from x, y = 7.227, 52 to 7.352, 71 and previous response = 789.			✓	
CmdManuallyIntegrateQualifierPeak	BL2000\jheine	1/17/2022 8:46:19 AM	Manually integrate qualifier171.0 of compound 2-Fluorobiphenyl in sample Jan1417.D from x, y = 7.239, 54 to 7.364, 55; result = 326			✓	
CmdManuallyIntegrateDropBaseline	BL2000\jheine	1/17/2022 8:46:20 AM	Drop baseline for qualifier 171.0 of compound 2-Fluorobiphenyl in sample Jan1417.D to y = 54, new integration is from x, y = 7.239, 54 to 7.364, 54 and new response = 329; previous integration is from x, y = 7.239, 54 to 7.364, 55 and previous response = 326.			✓	
CmdSetTargetCompoundAttribute	BL2000\jheine	1/17/2022 8:46:22 AM	Set UserAnnotation = NI for compound 2-Fluorobiphenyl in sample Jan1417.D; previous value =			✓	
CmdManuallyIntegratePeak	BL2000\jheine	1/17/2022 8:46:30 AM	Manually integrate compound o-Terphenyl in sample Jan1417.D from x, y = 10.274, 53 to 10.398, 55; result = 608			✓	
CmdManuallyIntegrateDropBaseline	BL2000\jheine	1/17/2022 8:46:32 AM	Drop baseline for compound o-Terphenyl in sample Jan1417.D to y = 53, new integration is from x, y = 10.274, 53 to 10.398, 53 and new response = 615; previous integration is from x, y = 10.274, 53 to 10.398, 55 and previous response = 608.			✓	
CmdManuallyIntegrateQualifierPeak	BL2000\jheine	1/17/2022 8:46:37 AM	Manually integrate qualifier229.0 of compound o-Terphenyl in sample Jan1417.D from x, y = 10.287, 55 to 10.385, 57; result = 396			✓	

Name	User	Time	Action	Reason	Comment	Succeed	Exception
CmdManuallyIntegrate DropBaseline	BL2000\jheine	1/17/2022 8:46:38 AM	Drop baseline for qualifier 229.0 of compound o-Terphenyl in sample Jan1417.D to y = 55, new integration is from x, y = 10.287, 55 to 10.385, 55 and new response = 402; previous integration is from x, y = 10.287, 55 to 10.385, 57 and previous response = 396.			✓	
CmdManuallyIntegrate QualifierPeak	BL2000\jheine	1/17/2022 8:46:42 AM	Manually integrate qualifier215.0 of compound o-Terphenyl in sample Jan1417.D from x, y = 10.287, 55 to 10.385, 55; result = 270			✓	
CmdManuallyIntegrate DropBaseline	BL2000\jheine	1/17/2022 8:46:45 AM	Drop baseline for qualifier 215.0 of compound o-Terphenyl in sample Jan1417.D to y = 55, new integration is from x, y = 10.287, 55 to 10.385, 55 and new response = 270; previous integration is from x, y = 10.287, 55 to 10.385, 55 and previous response = 270.			✓	
CmdManuallyIntegrate QualifierPeak	BL2000\jheine	1/17/2022 8:47:48 AM	Manually integrate qualifier 102.0 of compound Naphthalene in sample Jan1418.D, from x, y = 5.941, 467 to 6.041, 73, result = 3713; previous integration is from x, y = 5.903, 73 to 6.041, 73 and previous response = 7853.			✓	
CmdManuallyIntegrate DropBaseline	BL2000\jheine	1/17/2022 8:47:50 AM	Drop baseline for qualifier 102.0 of compound Naphthalene in sample Jan1418.D to y = 73, new integration is from x, y = 5.941, 73 to 6.041, 73 and new response = 4894; previous integration is from x, y = 5.941, 467 to 6.041, 73 and previous response = 3713.			✓	
CmdManuallyIntegrateSplit	BL2000\jheine	1/17/2022 8:47:55 AM	Split peak for compound 2-Methylnaphthalene in sample Jan1418.D and keep left peak, new integration is from x, y = 6.765, 76.8791208791209 to 6.877, 76.8791208791209 and new response = 15117, previous integration is from x, y = 6.765, 77 to 7.052, 77 and previous response = 30147.			✓	
CmdManuallyIntegrateSplit	BL2000\jheine	1/17/2022 8:48:02 AM	Split peak for compound 1-Methylnaphthalene in sample Jan1418.D and keep right peak, new integration is from x, y = 6.877, 76.8791208791209 to 7.052, 76.8791208791209 and new response = 15029, previous integration is from x, y = 6.765, 77 to 7.052, 77 and previous response = 30147.			✓	

Name	User	Time	Action	Reason	Comment	Succeed	Exception
CmdManuallyIntegrateSplit	BL2000\jheine	1/17/2022 8:48:05 AM	Split peak for compound 1-Methylnaphthalene in sample Jan1418.D and keep left peak, new integration is from x, y = 6.877, 76.8791208791209 to 6.952, 76.8791208791209 and new response = 13812, previous integration is from x, y = 6.877, 77 to 7.052, 77 and previous response = 15029.			✓	
CmdManuallyIntegrateApplyTargetRtToQualifier	BL2000\jheine	1/17/2022 8:48:19 AM	Apply target integration range 7.801-7.913 to qualifier 153.0 for compound Acenaphthylene in sample Jan1418.D, new integration is from x, y = 7.801, 65 to 7.913, 123 and new response = 3000; previously no peak.			✓	
CmdManuallyIntegrateSplit	BL2000\jheine	1/17/2022 8:48:29 AM	Split qualifier 167.0 of compound Fluorene in sample Jan1418.D and keep left peak, new integration is from x, y = 8.640, 67.2631944444444 to 8.786, 67.2631944444444 and new response = 2554, previous integration is from x, y = 8.640, 67 to 8.973, 67 and previous response = 6527.			✓	

Name	User	Time	Action	Reason	Comment	Succeed	Exception
CmdCalibrate	BL2000\jheine	1/17/2022 8:49:06 AM	Replace level ICV with QC sample Jan1418.D for compounds {Benzo(g,h,i)perylene, Dibenzo(a,h)anthracene, Indeno(1,2,3-cd)pyrene, Benzo(a)pyrene, Benzo(k)fluoranthene, Benzo(b)fluoranthene, Chrysene, Benzo(a)Anthracene, Terphenyl-d14, Pyrene, Fluoranthene, Anthracene, Phenanthrene, Fluorene, Acenaphthene, Acenaphthylene, 2-Fluorobiphenyl, 1-Methylnaphthalene, 2-Methylnaphthalene, Naphthalene, Nitrobenzene-d5, o-Terphenyl}; Replace level 1 with Calibration sample Jan1417.D for compounds {Benzo(g,h,i)perylene, Dibenzo(a,h)anthracene, Indeno(1,2,3-cd)pyrene, Benzo(a)pyrene, Benzo(k)fluoranthene, Benzo(b)fluoranthene, Chrysene, Benzo(a)Anthracene, Terphenyl-d14, Pyrene, Fluoranthene, Anthracene, Phenanthrene, Fluorene, Acenaphthene, Acenaphthylene, 2-Fluorobiphenyl, 1-Methylnaphthalene, 2-Methylnaphthalene, Naphthalene, Nitrobenzene-d5, o-Terphenyl}; Replace level 2 with Calibration sample Jan1416.D for compounds {Benzo(g,h,i)perylene, Dibenzo(a,h)anthracene, Indeno(1,2,3-cd)pyrene, Benzo(a)pyrene, Benzo(k)fluoranthene, Benzo(b)fluoranthene, Chrysene, Benzo(a)Anthracene, Terphenyl-d14, Pyrene, Fluoranthene, Anthracene, Phenanthrene, Fluorene, Acenaphthene, Acenaphthylene, 2-Fluorobiphenyl, 1-Methylnaphthalene, 2-Methylnaphthalene, Naphthalene, Nitrobenzene-d5, o-Terphenyl}; Replace level 3 with Calibration sample Jan1415.D for compounds {Benzo(g,h,i)perylene, Dibenzo(a,h)anthracene, Indeno(1,2,3-cd)pyrene, Benzo(a)pyrene, Benzo(k)fluoranthene, Benzo(b)fluoranthene, Chrysene, Benzo(a)Anthracene, Terphenyl-d14, Pyrene, Fluoranthene, Anthracene, Phenanthrene, Fluorene, Acenaphthene, Acenaphthylene, 2-Fluorobiphenyl, 1-Methylnaphthalene, 2-Methylnaphthalene, Naphthalene,			✓	

Name	User	Time	Action	Reason	Comment	Succeed	Exception
			Nitrobenzene-d5, o-Terphenyl}; Replace level 4 with Calibration sample Jan1414.D for compounds {Benzo(g,h,i)perylene, Dibenzo(a,h)anthracene, Indeno(1,2,3-cd)pyrene, Benzo(a)pyrene, Benzo(k)fluoranthene, Benzo(b)fluoranthene, Chrysene, Benzo(a)Anthracene, Terphenyl-d14, Pyrene, Fluoranthene, Anthracene, Phenanthrene, Fluorene, Acenaphthene, Acenaphthylene, 2-Fluorobiphenyl, 1-Methylnaphthalene, 2-Methylnaphthalene, Naphthalene, Nitrobenzene-d5, o-Terphenyl}; Replace level 5 with Calibration sample Jan1413.D for compounds {Benzo(g,h,i)perylene, Dibenzo(a,h)anthracene, Indeno(1,2,3-cd)pyrene, Benzo(a)pyrene, Benzo(k)fluoranthene, Benzo(b)fluoranthene, Chrysene, Benzo(a)Anthracene, Terphenyl-d14, Pyrene, Fluoranthene, Anthracene, Phenanthrene, Fluorene, Acenaphthene, Acenaphthylene, 2-Fluorobiphenyl, 1-Methylnaphthalene, 2-Methylnaphthalene, Naphthalene, Nitrobenzene-d5, o-Terphenyl}; Replace level 6 with Calibration sample Jan1412.D for compounds {Benzo(g,h,i)perylene, Dibenzo(a,h)anthracene, Indeno(1,2,3-cd)pyrene, Benzo(a)pyrene, Benzo(k)fluoranthene, Benzo(b)fluoranthene, Chrysene, Benzo(a)Anthracene, Terphenyl-d14, Pyrene, Fluoranthene, Anthracene, Phenanthrene, Fluorene, Acenaphthene, Acenaphthylene, 2-Fluorobiphenyl, 1-Methylnaphthalene, 2-Methylnaphthalene, Naphthalene, Nitrobenzene-d5, o-Terphenyl}; Replace level 7 with Calibration sample Jan1411.D for compounds {Benzo(g,h,i)perylene, Dibenzo(a,h)anthracene, Indeno(1,2,3-cd)pyrene, Benzo(a)pyrene, Benzo(k)fluoranthene, Benzo(b)fluoranthene, Chrysene, Benzo(a)Anthracene, Terphenyl-d14, Pyrene, Fluoranthene, Anthracene, Phenanthrene, Fluorene, Acenaphthene, Acenaphthylene, 2-Fluorobiphenyl, 1-Methylnaphthalene,				

Name	User	Time	Action	Reason	Comment	Succeed	Exception
			2-Methylnaphthalene, Naphthalene, Nitrobenzene-d5, o-Terphenyl};				
CmdQuantitate	BL2000\jheine	1/17/2022 8:49:13 AM	Quantitate all compounds in all samples			✓	
CmdSetTargetCompoundAttribute	BL2000\jheine	1/17/2022 8:50:32 AM	Set CurveFitWeight = weightOneOverX for compound Phenanthrene in all samples; previous value = weightOneOverXSquared			✓	
CmdQuantitate	BL2000\jheine	1/17/2022 8:50:38 AM	Quantitate all compounds in all samples			✓	
CmdSetTargetCompoundAttribute	BL2000\jheine	1/17/2022 8:51:03 AM	Set CurveFitWeight = weightOneOverX for compound Benzo(a)Anthracene in all samples; previous value = weightOneOverXSquared			✓	
CmdQuantitate	BL2000\jheine	1/17/2022 8:51:08 AM	Quantitate all compounds in all samples			✓	
CmdSetTargetCompoundAttribute	BL2000\jheine	1/17/2022 8:51:19 AM	Set CurveFitOrigin = originIgnore for compound Chrysene in all samples; previous value = originInclude			✓	
CmdSetTargetCompoundAttribute	BL2000\jheine	1/17/2022 8:51:22 AM	Set CurveFit = fitAverageOfResponseFactors for compound Chrysene in all samples; previous value = fitQuadratic			✓	
CmdSetTargetCompoundAttribute	BL2000\jheine	1/17/2022 8:51:25 AM	Set CurveFitWeight = weightEqual for compound Chrysene in all samples; previous value = weightOneOverXSquared			✓	
CmdQuantitate	BL2000\jheine	1/17/2022 8:51:31 AM	Quantitate all compounds in all samples			✓	
CmdSetTargetCompoundAttribute	BL2000\jheine	1/17/2022 8:51:43 AM	Set CurveFit = fitQuadratic for compound Terphenyl-d14 in all samples; previous value = fitAverageOfResponseFactors			✓	
CmdSetTargetCompoundAttribute	BL2000\jheine	1/17/2022 8:51:44 AM	Set CurveFitOrigin = originInclude for compound Terphenyl-d14 in all samples; previous value = originIgnore			✓	
CmdSetTargetCompoundAttribute	BL2000\jheine	1/17/2022 8:51:45 AM	Set CurveFitWeight = weightOneOverX for compound Terphenyl-d14 in all samples; previous value = weightEqual			✓	
CmdQuantitate	BL2000\jheine	1/17/2022 8:51:50 AM	Quantitate all compounds in all samples			✓	
CmdSetTargetCompoundAttribute	BL2000\jheine	1/17/2022 8:52:31 AM	Set CurveFit = fitQuadratic for compound Indeno(1,2,3-cd)pyrene in all samples; previous value = fitAverageOfResponseFactors			✓	
CmdSetTargetCompoundAttribute	BL2000\jheine	1/17/2022 8:52:36 AM	Set CurveFitWeight = weightOneOverX for compound Indeno(1,2,3-cd)pyrene in all samples; previous value = weightEqual			✓	

Name	User	Time	Action	Reason	Comment	Succeed	Exception
CmdQuantitate	BL2000\jheine	1/17/2022 8:52:41 AM	Quantitate all compounds in all samples			✓	
CmdSaveBatchTable	BL2000\jheine	1/17/2022 8:53:08 AM	Save batch \\MASSHUNTER\Org\Data\SV5975.I\sh 011422\2 e8270c bna SIM\QuantResults\011422 bna SIM 2.batch.bin			✓	
CmdSaveBatchTable	BL2000\jheine	1/17/2022 8:53:30 AM	Save batch \\MASSHUNTER\Org\Data\SV5975.I\sh 011422\2 e8270c bna SIM\QuantResults\011422 bna SIM 2.batch.bin			✓	
CmdManuallyIntegratePeak	BL2000\jheine	1/17/2022 8:53:53 AM	Manually integrate compound Benzo(a)pyrene in sample Jan1419.D, from x, y = 18.363, 89 to 18.413, 182, result = -172; previous integration is from x, y = 18.463, 60 to 18.648, 61 and previous response = 1517.			✓	
CmdManuallyIntegrateSnapBaseline	BL2000\jheine	1/17/2022 8:53:55 AM	Snap baseline for compound Benzo(a)pyrene in sample Jan1419.D, from x = 18.363 to x = 18.413, new integration is from x, y = 18.363, 56 to 18.413, 64 and new response = 52; previous integration is from x, y = 18.363, 89 to 18.413, 182 and previous response = -172.			✓	
CmdManuallyIntegrateDropBaseline	BL2000\jheine	1/17/2022 8:53:56 AM	Drop baseline for compound Benzo(a)pyrene in sample Jan1419.D to y = 56, new integration is from x, y = 18.363, 56 to 18.413, 56 and new response = 64; previous integration is from x, y = 18.363, 56 to 18.413, 64 and previous response = 52.			✓	
CmdZeroOutPeak	BL2000\jheine	1/17/2022 8:53:58 AM	Zero out primary peak of compound Benzo(a)pyrene in sample Jan1419.D			✓	
CmdManuallyIntegratePeak	BL2000\jheine	1/17/2022 8:54:03 AM	Manually integrate compound Acenaphthene in sample Jan1419.D, from x, y = 8.026, 97 to 8.150, 61, result = 113; previous integration is from x, y = 7.976, 61 to 8.150, 61 and previous response = 1385.			✓	
CmdManuallyIntegrateDropBaseline	BL2000\jheine	1/17/2022 8:54:05 AM	Drop baseline for compound Acenaphthene in sample Jan1419.D to y = 61, new integration is from x, y = 8.026, 61 to 8.150, 61 and new response = 250; previous integration is from x, y = 8.026, 97 to 8.150, 61 and previous response = 113.			✓	
CmdZeroOutPeak	BL2000\jheine	1/17/2022 8:54:06 AM	Zero out primary peak of compound Acenaphthene in sample Jan1419.D			✓	

Name	User	Time	Action	Reason	Comment	Succeed	Exception
CmdManuallyIntegratePeak	BL2000\jheine	1/17/2022 8:54:13 AM	Manually integrate compound Chrysene in sample Jan1419.D, from x, y = 14.776, 110 to 14.876, 51, result = 63; previous integration is from x, y = 14.656, 50 to 14.876, 51 and previous response = 1799.			✓	
CmdManuallyIntegrateDropBaseline	BL2000\jheine	1/17/2022 8:54:14 AM	Drop baseline for compound Chrysene in sample Jan1419.D to y = 51, new integration is from x, y = 14.776, 51 to 14.876, 51 and new response = 240; previous integration is from x, y = 14.776, 110 to 14.876, 51 and previous response = 63.			✓	
CmdZeroOutPeak	BL2000\jheine	1/17/2022 8:54:16 AM	Zero out primary peak of compound Chrysene in sample Jan1419.D			✓	
CmdStartMethodEditing	BL2000\jheine	1/17/2022 8:54:22 AM	Start method editing			✓	
CmdImportMethodFromSample	BL2000\jheine	1/17/2022 8:54:22 AM	Import method from sample Jan1419.D			✓	
CmdSetMethodTargetCompoundAttribute	BL2000\jheine	1/17/2022 8:54:39 AM	No parameter change for PeakFilterThreshold			✓	
CmdSetMethodTargetCompoundAttribute	BL2000\jheine	1/17/2022 8:54:39 AM	Set PeakFilterThresholdValue = 556.047048741229 for compound Naphthalene; previous value = 1037.63454930473			✓	
CmdSetMethodTargetCompoundAttribute	BL2000\jheine	1/17/2022 8:54:39 AM	No parameter change for ThresholdNumberOfPeaks			✓	
CmdSetMethodTargetQualifierAttribute	BL2000\jheine	1/17/2022 8:54:40 AM	No parameter change for PeakFilterThreshold			✓	
CmdSetMethodTargetQualifierAttribute	BL2000\jheine	1/17/2022 8:54:40 AM	Set PeakFilterThresholdValue = 61.1233050731016 for qualifier 129.0 of compound Naphthalene; previous value = 112.174329251956			✓	
CmdSetMethodTargetQualifierAttribute	BL2000\jheine	1/17/2022 8:54:40 AM	No parameter change for ThresholdNumberOfPeaks			✓	
CmdSetMethodTargetQualifierAttribute	BL2000\jheine	1/17/2022 8:54:40 AM	No parameter change for PeakFilterThreshold			✓	
CmdSetMethodTargetQualifierAttribute	BL2000\jheine	1/17/2022 8:54:40 AM	Set PeakFilterThresholdValue = 110.383348557415 for qualifier 102.0 of compound Naphthalene; previous value = 161.337722202857			✓	
CmdSetMethodTargetQualifierAttribute	BL2000\jheine	1/17/2022 8:54:41 AM	No parameter change for ThresholdNumberOfPeaks			✓	
CmdSetMethodTargetCompoundAttribute	BL2000\jheine	1/17/2022 8:54:41 AM	No parameter change for PeakFilterThreshold			✓	
CmdSetMethodTargetCompoundAttribute	BL2000\jheine	1/17/2022 8:54:41 AM	Set PeakFilterThresholdValue = 308.667237500002 for compound 2-Methylnaphthalene; previous value = 588.19625396825			✓	
CmdSetMethodTargetCompoundAttribute	BL2000\jheine	1/17/2022 8:54:41 AM	No parameter change for ThresholdNumberOfPeaks			✓	

Name	User	Time	Action	Reason	Comment	Succeed	Exception
CmdSetMethodTargetQualifierAttribute	BL2000\jheine	1/17/2022 8:54:41 AM	No parameter change for PeakFilterThreshold			✓	
CmdSetMethodTargetQualifierAttribute	BL2000\jheine	1/17/2022 8:54:41 AM	Set PeakFilterThresholdValue = 434.502679515188 for qualifier 142.0 of compound 2-Methylnaphthalene; previous value = 867.611723242636			✓	
CmdSetMethodTargetQualifierAttribute	BL2000\jheine	1/17/2022 8:54:41 AM	No parameter change for ThresholdNumberOfPeaks			✓	
CmdSetMethodTargetQualifierAttribute	BL2000\jheine	1/17/2022 8:54:42 AM	No parameter change for PeakFilterThreshold			✓	
CmdSetMethodTargetQualifierAttribute	BL2000\jheine	1/17/2022 8:54:42 AM	Set PeakFilterThresholdValue = 184.261213073991 for qualifier 115.0 of compound 2-Methylnaphthalene; previous value = 308.814817007921			✓	
CmdSetMethodTargetQualifierAttribute	BL2000\jheine	1/17/2022 8:54:42 AM	No parameter change for ThresholdNumberOfPeaks			✓	
CmdSetMethodTargetCompoundAttribute	BL2000\jheine	1/17/2022 8:54:42 AM	No parameter change for PeakFilterThreshold			✓	
CmdSetMethodTargetCompoundAttribute	BL2000\jheine	1/17/2022 8:54:42 AM	Set PeakFilterThresholdValue = 349.881033854167 for compound 1-Methylnaphthalene; previous value = 595.299928571425			✓	
CmdSetMethodTargetCompoundAttribute	BL2000\jheine	1/17/2022 8:54:42 AM	No parameter change for ThresholdNumberOfPeaks			✓	
CmdSetMethodTargetQualifierAttribute	BL2000\jheine	1/17/2022 8:54:42 AM	No parameter change for PeakFilterThreshold			✓	
CmdSetMethodTargetQualifierAttribute	BL2000\jheine	1/17/2022 8:54:43 AM	Set PeakFilterThresholdValue = 395.844520979499 for qualifier 142.0 of compound 1-Methylnaphthalene; previous value = 662.394921309491			✓	
CmdSetMethodTargetQualifierAttribute	BL2000\jheine	1/17/2022 8:54:43 AM	No parameter change for ThresholdNumberOfPeaks			✓	
CmdSetMethodTargetQualifierAttribute	BL2000\jheine	1/17/2022 8:54:43 AM	No parameter change for PeakFilterThreshold			✓	
CmdSetMethodTargetQualifierAttribute	BL2000\jheine	1/17/2022 8:54:43 AM	Set PeakFilterThresholdValue = 237.381833068489 for qualifier 115.0 of compound 1-Methylnaphthalene; previous value = 377.588666044884			✓	
CmdSetMethodTargetQualifierAttribute	BL2000\jheine	1/17/2022 8:54:43 AM	No parameter change for ThresholdNumberOfPeaks			✓	
CmdSetMethodTargetCompoundAttribute	BL2000\jheine	1/17/2022 8:54:44 AM	No parameter change for PeakFilterThreshold			✓	
CmdSetMethodTargetCompoundAttribute	BL2000\jheine	1/17/2022 8:54:44 AM	Set PeakFilterThresholdValue = 537.083925833335 for compound Acenaphthylene; previous value = 977.574997222228			✓	
CmdSetMethodTargetCompoundAttribute	BL2000\jheine	1/17/2022 8:54:44 AM	No parameter change for ThresholdNumberOfPeaks			✓	
CmdSetMethodTargetQualifierAttribute	BL2000\jheine	1/17/2022 8:54:44 AM	No parameter change for PeakFilterThreshold			✓	

Name	User	Time	Action	Reason	Comment	Succeed	Exception
CmdSetMethodTargetQualifierAttribute	BL2000\jheine	1/17/2022 8:54:44 AM	Set PeakFilterThresholdValue = 68.7873861965026 for qualifier 153.0 of compound Acenaphthylene; previous value = 142.297492641816			✓	
CmdSetMethodTargetQualifierAttribute	BL2000\jheine	1/17/2022 8:54:44 AM	No parameter change for ThresholdNumberOfPeaks			✓	
CmdSetMethodTargetCompoundAttribute	BL2000\jheine	1/17/2022 8:54:45 AM	No parameter change for PeakFilterThreshold			✓	
CmdSetMethodTargetCompoundAttribute	BL2000\jheine	1/17/2022 8:54:45 AM	Set PeakFilterThresholdValue = 373.252000000011 for compound Acenaphthene; previous value = 702.823942203903			✓	
CmdSetMethodTargetCompoundAttribute	BL2000\jheine	1/17/2022 8:54:45 AM	No parameter change for ThresholdNumberOfPeaks			✓	
CmdSetMethodTargetQualifierAttribute	BL2000\jheine	1/17/2022 8:54:45 AM	No parameter change for PeakFilterThreshold			✓	
CmdSetMethodTargetQualifierAttribute	BL2000\jheine	1/17/2022 8:54:45 AM	Set PeakFilterThresholdValue = 218.562419571157 for qualifier 152.0 of compound Acenaphthene; previous value = 385.842848130719			✓	
CmdSetMethodTargetQualifierAttribute	BL2000\jheine	1/17/2022 8:54:45 AM	No parameter change for ThresholdNumberOfPeaks			✓	
CmdSetMethodTargetQualifierAttribute	BL2000\jheine	1/17/2022 8:54:46 AM	No parameter change for PeakFilterThreshold			✓	
CmdSetMethodTargetQualifierAttribute	BL2000\jheine	1/17/2022 8:54:46 AM	Set PeakFilterThresholdValue = 438.027552091583 for qualifier 153.0 of compound Acenaphthene; previous value = 806.667572980904			✓	
CmdSetMethodTargetQualifierAttribute	BL2000\jheine	1/17/2022 8:54:46 AM	No parameter change for ThresholdNumberOfPeaks			✓	
CmdSetMethodTargetCompoundAttribute	BL2000\jheine	1/17/2022 8:54:46 AM	No parameter change for PeakFilterThreshold			✓	
CmdSetMethodTargetCompoundAttribute	BL2000\jheine	1/17/2022 8:54:46 AM	Set PeakFilterThresholdValue = 424.777029134499 for compound Fluorene; previous value = 756.80948412701			✓	
CmdSetMethodTargetCompoundAttribute	BL2000\jheine	1/17/2022 8:54:46 AM	No parameter change for ThresholdNumberOfPeaks			✓	
CmdSetMethodTargetQualifierAttribute	BL2000\jheine	1/17/2022 8:54:46 AM	No parameter change for PeakFilterThreshold			✓	
CmdSetMethodTargetQualifierAttribute	BL2000\jheine	1/17/2022 8:54:47 AM	Set PeakFilterThresholdValue = 419.107271211773 for qualifier 165.0 of compound Fluorene; previous value = 729.532248155729			✓	
CmdSetMethodTargetQualifierAttribute	BL2000\jheine	1/17/2022 8:54:47 AM	No parameter change for ThresholdNumberOfPeaks			✓	
CmdSetMethodTargetQualifierAttribute	BL2000\jheine	1/17/2022 8:54:47 AM	No parameter change for PeakFilterThreshold			✓	

Name	User	Time	Action	Reason	Comment	Succeed	Exception
CmdSetMethodTargetQualifierAttribute	BL2000\jheine	1/17/2022 8:54:47 AM	Set PeakFilterThresholdValue = 58.8152577920192 for qualifier 167.0 of compound Fluorene; previous value = 85.20871582856			✓	
CmdSetMethodTargetQualifierAttribute	BL2000\jheine	1/17/2022 8:54:47 AM	No parameter change for ThresholdNumberOfPeaks			✓	
CmdSetMethodTargetCompoundAttribute	BL2000\jheine	1/17/2022 8:54:48 AM	No parameter change for PeakFilterThreshold			✓	
CmdSetMethodTargetCompoundAttribute	BL2000\jheine	1/17/2022 8:54:48 AM	Set PeakFilterThresholdValue = 694.128737567089 for compound Phenanthrene; previous value = 1378.20817410716			✓	
CmdSetMethodTargetCompoundAttribute	BL2000\jheine	1/17/2022 8:54:48 AM	No parameter change for ThresholdNumberOfPeaks			✓	
CmdSetMethodTargetQualifierAttribute	BL2000\jheine	1/17/2022 8:54:48 AM	No parameter change for PeakFilterThreshold			✓	
CmdSetMethodTargetQualifierAttribute	BL2000\jheine	1/17/2022 8:54:48 AM	Set PeakFilterThresholdValue = 107.4326524611 for qualifier 176.0 of compound Phenanthrene; previous value = 213.984541449823			✓	
CmdSetMethodTargetQualifierAttribute	BL2000\jheine	1/17/2022 8:54:48 AM	No parameter change for ThresholdNumberOfPeaks			✓	
CmdSetMethodTargetCompoundAttribute	BL2000\jheine	1/17/2022 8:54:49 AM	No parameter change for PeakFilterThreshold			✓	
CmdSetMethodTargetCompoundAttribute	BL2000\jheine	1/17/2022 8:54:49 AM	Set PeakFilterThresholdValue = 549.674737099558 for compound Anthracene; previous value = 1070.77109548611			✓	
CmdSetMethodTargetCompoundAttribute	BL2000\jheine	1/17/2022 8:54:49 AM	No parameter change for ThresholdNumberOfPeaks			✓	
CmdSetMethodTargetQualifierAttribute	BL2000\jheine	1/17/2022 8:54:49 AM	No parameter change for PeakFilterThreshold			✓	
CmdSetMethodTargetQualifierAttribute	BL2000\jheine	1/17/2022 8:54:49 AM	Set PeakFilterThresholdValue = 99.4845614153201 for qualifier 176.0 of compound Anthracene; previous value = 178.157498643721			✓	
CmdSetMethodTargetQualifierAttribute	BL2000\jheine	1/17/2022 8:54:49 AM	No parameter change for ThresholdNumberOfPeaks			✓	
CmdSetMethodTargetCompoundAttribute	BL2000\jheine	1/17/2022 8:54:50 AM	No parameter change for PeakFilterThreshold			✓	
CmdSetMethodTargetCompoundAttribute	BL2000\jheine	1/17/2022 8:54:50 AM	Set PeakFilterThresholdValue = 610.793500000007 for compound Fluoranthene; previous value = 1280.26819717778			✓	
CmdSetMethodTargetCompoundAttribute	BL2000\jheine	1/17/2022 8:54:50 AM	No parameter change for ThresholdNumberOfPeaks			✓	
CmdSetMethodTargetQualifierAttribute	BL2000\jheine	1/17/2022 8:54:50 AM	No parameter change for PeakFilterThreshold			✓	

Name	User	Time	Action	Reason	Comment	Succeed	Exception
CmdSetMethodTargetQualifierAttribute	BL2000\jheine	1/17/2022 8:54:50 AM	Set PeakFilterThresholdValue = 84.1386311384159 for qualifier 101.0 of compound Fluoranthene; previous value = 146.018350606525			✓	
CmdSetMethodTargetQualifierAttribute	BL2000\jheine	1/17/2022 8:54:50 AM	No parameter change for ThresholdNumberOfPeaks			✓	
CmdSetMethodTargetCompoundAttribute	BL2000\jheine	1/17/2022 8:54:51 AM	No parameter change for PeakFilterThreshold			✓	
CmdSetMethodTargetCompoundAttribute	BL2000\jheine	1/17/2022 8:54:51 AM	Set PeakFilterThresholdValue = 654.831749999997 for compound Pyrene; previous value = 1463.19161579774			✓	
CmdSetMethodTargetCompoundAttribute	BL2000\jheine	1/17/2022 8:54:51 AM	No parameter change for ThresholdNumberOfPeaks			✓	
CmdSetMethodTargetQualifierAttribute	BL2000\jheine	1/17/2022 8:54:51 AM	No parameter change for PeakFilterThreshold			✓	
CmdSetMethodTargetQualifierAttribute	BL2000\jheine	1/17/2022 8:54:51 AM	Set PeakFilterThresholdValue = 100.500391321538 for qualifier 101.0 of compound Pyrene; previous value = 203.253032152133			✓	
CmdSetMethodTargetQualifierAttribute	BL2000\jheine	1/17/2022 8:54:52 AM	No parameter change for ThresholdNumberOfPeaks			✓	
CmdSetMethodTargetCompoundAttribute	BL2000\jheine	1/17/2022 8:54:52 AM	No parameter change for PeakFilterThreshold			✓	
CmdSetMethodTargetCompoundAttribute	BL2000\jheine	1/17/2022 8:54:52 AM	Set PeakFilterThresholdValue = 930.104750000004 for compound Benzo(a)Anthracene; previous value = 1853.37234592252			✓	
CmdSetMethodTargetCompoundAttribute	BL2000\jheine	1/17/2022 8:54:52 AM	No parameter change for ThresholdNumberOfPeaks			✓	
CmdSetMethodTargetQualifierAttribute	BL2000\jheine	1/17/2022 8:54:52 AM	No parameter change for PeakFilterThreshold			✓	
CmdSetMethodTargetQualifierAttribute	BL2000\jheine	1/17/2022 8:54:52 AM	Set PeakFilterThresholdValue = 214.084265757749 for qualifier 229.0 of compound Benzo(a)Anthracene; previous value = 436.107213370423			✓	
CmdSetMethodTargetQualifierAttribute	BL2000\jheine	1/17/2022 8:54:53 AM	No parameter change for ThresholdNumberOfPeaks			✓	
CmdSetMethodTargetQualifierAttribute	BL2000\jheine	1/17/2022 8:54:53 AM	No parameter change for PeakFilterThreshold			✓	
CmdSetMethodTargetQualifierAttribute	BL2000\jheine	1/17/2022 8:54:53 AM	Set PeakFilterThresholdValue = 251.471683618724 for qualifier 226.0 of compound Benzo(a)Anthracene; previous value = 517.609002259047			✓	
CmdSetMethodTargetQualifierAttribute	BL2000\jheine	1/17/2022 8:54:53 AM	No parameter change for ThresholdNumberOfPeaks			✓	
CmdSetMethodTargetCompoundAttribute	BL2000\jheine	1/17/2022 8:54:53 AM	No parameter change for PeakFilterThreshold			✓	

Name	User	Time	Action	Reason	Comment	Succeed	Exception
CmdSetMethodTargetCompoundAttribute	BL2000\jheine	1/17/2022 8:54:54 AM	Set PeakFilterThresholdValue = 585.823999999995 for compound Chrysene; previous value = 1409.75245176248			✓	
CmdSetMethodTargetCompoundAttribute	BL2000\jheine	1/17/2022 8:54:54 AM	No parameter change for ThresholdNumberOfPeaks			✓	
CmdSetMethodTargetQualifierAttribute	BL2000\jheine	1/17/2022 8:54:54 AM	No parameter change for PeakFilterThreshold			✓	
CmdSetMethodTargetQualifierAttribute	BL2000\jheine	1/17/2022 8:54:54 AM	Set PeakFilterThresholdValue = 177.55192908342 for qualifier 226.0 of compound Chrysene; previous value = 446.502448884273			✓	
CmdSetMethodTargetQualifierAttribute	BL2000\jheine	1/17/2022 8:54:54 AM	No parameter change for ThresholdNumberOfPeaks			✓	
CmdSetMethodTargetQualifierAttribute	BL2000\jheine	1/17/2022 8:54:54 AM	No parameter change for PeakFilterThreshold			✓	
CmdSetMethodTargetQualifierAttribute	BL2000\jheine	1/17/2022 8:54:55 AM	Set PeakFilterThresholdValue = 125.316635310255 for qualifier 229.0 of compound Chrysene; previous value = 313.124961416453			✓	
CmdSetMethodTargetQualifierAttribute	BL2000\jheine	1/17/2022 8:54:55 AM	No parameter change for ThresholdNumberOfPeaks			✓	
CmdSetMethodTargetCompoundAttribute	BL2000\jheine	1/17/2022 8:54:55 AM	No parameter change for PeakFilterThreshold			✓	
CmdSetMethodTargetCompoundAttribute	BL2000\jheine	1/17/2022 8:54:55 AM	Set PeakFilterThresholdValue = 377.169306815265 for compound Benzo(b)fluoranthene; previous value = 696.285772650434			✓	
CmdSetMethodTargetCompoundAttribute	BL2000\jheine	1/17/2022 8:54:55 AM	No parameter change for ThresholdNumberOfPeaks			✓	
CmdSetMethodTargetQualifierAttribute	BL2000\jheine	1/17/2022 8:54:56 AM	No parameter change for PeakFilterThreshold			✓	
CmdSetMethodTargetQualifierAttribute	BL2000\jheine	1/17/2022 8:54:56 AM	Set PeakFilterThresholdValue = 85.1966065229381 for qualifier 253.0 of compound Benzo(b)fluoranthene; previous value = 157.268065765652			✓	
CmdSetMethodTargetQualifierAttribute	BL2000\jheine	1/17/2022 8:54:56 AM	No parameter change for ThresholdNumberOfPeaks			✓	
CmdSetMethodTargetCompoundAttribute	BL2000\jheine	1/17/2022 8:54:56 AM	No parameter change for PeakFilterThreshold			✓	
CmdSetMethodTargetCompoundAttribute	BL2000\jheine	1/17/2022 8:54:56 AM	Set PeakFilterThresholdValue = 386.411249999997 for compound Benzo(k)fluoranthene; previous value = 1003.41328761145			✓	
CmdSetMethodTargetCompoundAttribute	BL2000\jheine	1/17/2022 8:54:57 AM	No parameter change for ThresholdNumberOfPeaks			✓	
CmdSetMethodTargetQualifierAttribute	BL2000\jheine	1/17/2022 8:54:57 AM	No parameter change for PeakFilterThreshold			✓	

Name	User	Time	Action	Reason	Comment	Succeed	Exception
CmdSetMethodTargetQualifierAttribute	BL2000\jheine	1/17/2022 8:54:57 AM	Set PeakFilterThresholdValue = 88.9221430187413 for qualifier 253.0 of compound Benzo(k)fluoranthene; previous value = 231.172355781881			✓	
CmdSetMethodTargetQualifierAttribute	BL2000\jheine	1/17/2022 8:54:57 AM	No parameter change for ThresholdNumberOfPeaks			✓	
CmdSetMethodTargetCompoundAttribute	BL2000\jheine	1/17/2022 8:54:57 AM	No parameter change for PeakFilterThreshold			✓	
CmdSetMethodTargetCompoundAttribute	BL2000\jheine	1/17/2022 8:54:58 AM	Set PeakFilterThresholdValue = 285.618250000009 for compound Benzo(a)pyrene; previous value = 623.737750000004			✓	
CmdSetMethodTargetCompoundAttribute	BL2000\jheine	1/17/2022 8:54:58 AM	No parameter change for ThresholdNumberOfPeaks			✓	
CmdSetMethodTargetQualifierAttribute	BL2000\jheine	1/17/2022 8:54:58 AM	No parameter change for PeakFilterThreshold			✓	
CmdSetMethodTargetQualifierAttribute	BL2000\jheine	1/17/2022 8:54:58 AM	Set PeakFilterThresholdValue = 67.2428298292366 for qualifier 253.0 of compound Benzo(a)pyrene; previous value = 147.866406529718			✓	
CmdSetMethodTargetQualifierAttribute	BL2000\jheine	1/17/2022 8:54:58 AM	No parameter change for ThresholdNumberOfPeaks			✓	
CmdSetMethodTargetCompoundAttribute	BL2000\jheine	1/17/2022 8:54:58 AM	No parameter change for PeakFilterThreshold			✓	
CmdSetMethodTargetCompoundAttribute	BL2000\jheine	1/17/2022 8:54:59 AM	Set PeakFilterThresholdValue = 266.112953496991 for compound Indeno(1,2,3-cd)pyrene; previous value = 513.001406921189			✓	
CmdSetMethodTargetCompoundAttribute	BL2000\jheine	1/17/2022 8:54:59 AM	No parameter change for ThresholdNumberOfPeaks			✓	
CmdSetMethodTargetQualifierAttribute	BL2000\jheine	1/17/2022 8:54:59 AM	No parameter change for PeakFilterThreshold			✓	
CmdSetMethodTargetQualifierAttribute	BL2000\jheine	1/17/2022 8:54:59 AM	Set PeakFilterThresholdValue = 76.9869880142317 for qualifier 138.0 of compound Indeno(1,2,3-cd)pyrene; previous value = 129.069984146015			✓	
CmdSetMethodTargetQualifierAttribute	BL2000\jheine	1/17/2022 8:54:59 AM	No parameter change for ThresholdNumberOfPeaks			✓	
CmdSetMethodTargetCompoundAttribute	BL2000\jheine	1/17/2022 8:55:00 AM	No parameter change for PeakFilterThreshold			✓	
CmdSetMethodTargetCompoundAttribute	BL2000\jheine	1/17/2022 8:55:00 AM	Set PeakFilterThresholdValue = 325.884361205036 for compound Dibenzo(a,h)anthracene; previous value = 575.583630389075			✓	
CmdSetMethodTargetCompoundAttribute	BL2000\jheine	1/17/2022 8:55:00 AM	No parameter change for ThresholdNumberOfPeaks			✓	
CmdSetMethodTargetQualifierAttribute	BL2000\jheine	1/17/2022 8:55:00 AM	No parameter change for PeakFilterThreshold			✓	

Name	User	Time	Action	Reason	Comment	Succeed	Exception
CmdSetMethodTargetQualifierAttribute	BL2000\jheine	1/17/2022 8:55:00 AM	Set PeakFilterThresholdValue = 81.8984960160734 for qualifier 279.0 of compound Dibenzo(a,h)anthracene; previous value = 148.80303070392			✓	
CmdSetMethodTargetQualifierAttribute	BL2000\jheine	1/17/2022 8:55:00 AM	No parameter change for ThresholdNumberOfPeaks			✓	
CmdSetMethodTargetQualifierAttribute	BL2000\jheine	1/17/2022 8:55:01 AM	No parameter change for PeakFilterThreshold			✓	
CmdSetMethodTargetQualifierAttribute	BL2000\jheine	1/17/2022 8:55:01 AM	Set PeakFilterThresholdValue = 78.5354573917998 for qualifier 139.0 of compound Dibenzo(a,h)anthracene; previous value = 105.230153069532			✓	
CmdSetMethodTargetQualifierAttribute	BL2000\jheine	1/17/2022 8:55:01 AM	No parameter change for ThresholdNumberOfPeaks			✓	
CmdSetMethodTargetCompoundAttribute	BL2000\jheine	1/17/2022 8:55:01 AM	No parameter change for PeakFilterThreshold			✓	
CmdSetMethodTargetCompoundAttribute	BL2000\jheine	1/17/2022 8:55:01 AM	Set PeakFilterThresholdValue = 403.29425 for compound Benzo(g,h,i)perylene; previous value = 850.864177295763			✓	
CmdSetMethodTargetCompoundAttribute	BL2000\jheine	1/17/2022 8:55:02 AM	No parameter change for ThresholdNumberOfPeaks			✓	
CmdSetMethodTargetQualifierAttribute	BL2000\jheine	1/17/2022 8:55:02 AM	No parameter change for PeakFilterThreshold			✓	
CmdSetMethodTargetQualifierAttribute	BL2000\jheine	1/17/2022 8:55:02 AM	Set PeakFilterThresholdValue = 113.117519663444 for qualifier 138.0 of compound Benzo(g,h,i)perylene; previous value = 169.839410707477			✓	
CmdSetMethodTargetQualifierAttribute	BL2000\jheine	1/17/2022 8:55:02 AM	No parameter change for ThresholdNumberOfPeaks			✓	
CmdSetMethodTargetQualifierAttribute	BL2000\jheine	1/17/2022 8:55:02 AM	No parameter change for PeakFilterThreshold			✓	
CmdSetMethodTargetQualifierAttribute	BL2000\jheine	1/17/2022 8:55:03 AM	Set PeakFilterThresholdValue = 93.7669618316075 for qualifier 277.0 of compound Benzo(g,h,i)perylene; previous value = 208.343339694147			✓	
CmdSetMethodTargetQualifierAttribute	BL2000\jheine	1/17/2022 8:55:03 AM	No parameter change for ThresholdNumberOfPeaks			✓	
CmdSetMethodTargetCompoundAttribute	BL2000\jheine	1/17/2022 8:55:03 AM	No parameter change for PeakFilterThreshold			✓	
CmdSetMethodTargetCompoundAttribute	BL2000\jheine	1/17/2022 8:55:03 AM	Set PeakFilterThresholdValue = 142.440000000001 for compound Nitrobenzene-d5; previous value = 257.376672942736			✓	
CmdSetMethodTargetCompoundAttribute	BL2000\jheine	1/17/2022 8:55:03 AM	No parameter change for ThresholdNumberOfPeaks			✓	
CmdSetMethodTargetQualifierAttribute	BL2000\jheine	1/17/2022 8:55:04 AM	No parameter change for PeakFilterThreshold			✓	

Name	User	Time	Action	Reason	Comment	Succeed	Exception
CmdSetMethodTargetQualifierAttribute	BL2000\jheine	1/17/2022 8:55:04 AM	Set PeakFilterThresholdValue = 52.7133211898051 for qualifier 54.0 of compound Nitrobenzene-d5; previous value = 79.5320739966782			✓	
CmdSetMethodTargetQualifierAttribute	BL2000\jheine	1/17/2022 8:55:04 AM	No parameter change for ThresholdNumberOfPeaks			✓	
CmdSetMethodTargetQualifierAttribute	BL2000\jheine	1/17/2022 8:55:04 AM	No parameter change for PeakFilterThreshold			✓	
CmdSetMethodTargetQualifierAttribute	BL2000\jheine	1/17/2022 8:55:04 AM	Set PeakFilterThresholdValue = 52.1520225575144 for qualifier 128.0 of compound Nitrobenzene-d5; previous value = 78.2812723412894			✓	
CmdSetMethodTargetQualifierAttribute	BL2000\jheine	1/17/2022 8:55:04 AM	No parameter change for ThresholdNumberOfPeaks			✓	
CmdSetMethodTargetCompoundAttribute	BL2000\jheine	1/17/2022 8:55:05 AM	No parameter change for PeakFilterThreshold			✓	
CmdSetMethodTargetCompoundAttribute	BL2000\jheine	1/17/2022 8:55:05 AM	Set PeakFilterThresholdValue = 430.332750000005 for compound 2-Fluorobiphenyl; previous value = 927.30465			✓	
CmdSetMethodTargetCompoundAttribute	BL2000\jheine	1/17/2022 8:55:05 AM	No parameter change for ThresholdNumberOfPeaks			✓	
CmdSetMethodTargetQualifierAttribute	BL2000\jheine	1/17/2022 8:55:05 AM	No parameter change for PeakFilterThreshold			✓	
CmdSetMethodTargetQualifierAttribute	BL2000\jheine	1/17/2022 8:55:05 AM	Set PeakFilterThresholdValue = 163.741114532514 for qualifier 171.0 of compound 2-Fluorobiphenyl; previous value = 349.376072801849			✓	
CmdSetMethodTargetQualifierAttribute	BL2000\jheine	1/17/2022 8:55:05 AM	No parameter change for ThresholdNumberOfPeaks			✓	
CmdSetMethodTargetCompoundAttribute	BL2000\jheine	1/17/2022 8:55:06 AM	No parameter change for PeakFilterThreshold			✓	
CmdSetMethodTargetCompoundAttribute	BL2000\jheine	1/17/2022 8:55:06 AM	Set PeakFilterThresholdValue = 292.131788617147 for compound Terphenyl-d14; previous value = 520.464385855652			✓	
CmdSetMethodTargetCompoundAttribute	BL2000\jheine	1/17/2022 8:55:06 AM	No parameter change for ThresholdNumberOfPeaks			✓	
CmdSetMethodTargetQualifierAttribute	BL2000\jheine	1/17/2022 8:55:06 AM	No parameter change for PeakFilterThreshold			✓	
CmdSetMethodTargetQualifierAttribute	BL2000\jheine	1/17/2022 8:55:06 AM	Set PeakFilterThresholdValue = 56.0901280720104 for qualifier 122.0 of compound Terphenyl-d14; previous value = 71.4811505716088			✓	
CmdSetMethodTargetQualifierAttribute	BL2000\jheine	1/17/2022 8:55:06 AM	No parameter change for ThresholdNumberOfPeaks			✓	
CmdSetMethodTargetCompoundAttribute	BL2000\jheine	1/17/2022 8:55:07 AM	No parameter change for PeakFilterThreshold			✓	

Name	User	Time	Action	Reason	Comment	Succeed	Exception
CmdSetMethodTargetCompoundAttribute	BL2000\jheine	1/17/2022 8:55:07 AM	Set PeakFilterThresholdValue = 307.533749999996 for compound o-Terphenyl; previous value = 708.889818118197			✓	
CmdSetMethodTargetCompoundAttribute	BL2000\jheine	1/17/2022 8:55:07 AM	No parameter change for ThresholdNumberOfPeaks			✓	
CmdSetMethodTargetQualifierAttribute	BL2000\jheine	1/17/2022 8:55:07 AM	No parameter change for PeakFilterThreshold			✓	
CmdSetMethodTargetQualifierAttribute	BL2000\jheine	1/17/2022 8:55:07 AM	Set PeakFilterThresholdValue = 215.963649692389 for qualifier 229.0 of compound o-Terphenyl; previous value = 473.375347897728			✓	
CmdSetMethodTargetQualifierAttribute	BL2000\jheine	1/17/2022 8:55:07 AM	No parameter change for ThresholdNumberOfPeaks			✓	
CmdSetMethodTargetQualifierAttribute	BL2000\jheine	1/17/2022 8:55:07 AM	No parameter change for PeakFilterThreshold			✓	
CmdSetMethodTargetQualifierAttribute	BL2000\jheine	1/17/2022 8:55:08 AM	Set PeakFilterThresholdValue = 143.562068278791 for qualifier 215.0 of compound o-Terphenyl; previous value = 306.221532169349			✓	
CmdSetMethodTargetQualifierAttribute	BL2000\jheine	1/17/2022 8:55:08 AM	No parameter change for ThresholdNumberOfPeaks			✓	
CmdApplyMethodToAllSamples	BL2000\jheine	1/17/2022 8:55:15 AM	Apply method to all samples			✓	
CmdMethodClear	BL2000\jheine	1/17/2022 8:55:15 AM	Clear method			✓	
CmdEndMethodEditing	BL2000\jheine	1/17/2022 8:55:16 AM	End method editing			✓	
CmdQuantitate	BL2000\jheine	1/17/2022 8:55:23 AM	Quantitate all compounds in all samples			✓	
CmdZeroOutPeak	BL2000\jheine	1/17/2022 8:55:33 AM	Zero out primary peak of compound Benzo(a)Anthracene in sample Jan1419.D			✓	
CmdSaveBatchTable	BL2000\jheine	1/17/2022 8:55:36 AM	Save batch \\MASSHUNTER\Org\Data\SV5975.I\sh011422\2 e8270c bna SIM\QuantResults\011422 bna SIM 2.batch.bin			✓	

Name	User	Time	Action	Reason	Comment	Succeed	Exception
CmdImportSamplesFromWorklist	BL2000\jheine	1/17/2022 8:56:15 AM	Add samples from worklist: \\MASSHUNTER\Org\Data\SV5975.I\sh011422\2 e8270c bna SIM\Jan1429.D, \\MASSHUNTER\Org\Data\SV5975.I\sh011422\2 e8270c bna SIM\Jan1428.D, \\MASSHUNTER\Org\Data\SV5975.I\sh011422\2 e8270c bna SIM\Jan1427.D, \\MASSHUNTER\Org\Data\SV5975.I\sh011422\2 e8270c bna SIM\Jan1426.D, \\MASSHUNTER\Org\Data\SV5975.I\sh011422\2 e8270c bna SIM\Jan1425.D, \\MASSHUNTER\Org\Data\SV5975.I\sh011422\2 e8270c bna SIM\Jan1424.D, \\MASSHUNTER\Org\Data\SV5975.I\sh011422\2 e8270c bna SIM\Jan1423.D, \\MASSHUNTER\Org\Data\SV5975.I\sh011422\2 e8270c bna SIM\Jan1422.D, \\MASSHUNTER\Org\Data\SV5975.I\sh011422\2 e8270c bna SIM\Jan1421.D, \\MASSHUNTER\Org\Data\SV5975.I\sh011422\2 e8270c bna SIM\Jan1420.D			✓	
CmdSetSampleAttribute	BL2000\jheine	1/17/2022 8:56:23 AM	Set SampleType = Blank for sample Jan1420.D; previous value = Sample			✓	
CmdSetSampleAttribute	BL2000\jheine	1/17/2022 8:56:26 AM	Set SampleType = Blank for sample Jan1421.D; previous value = Sample			✓	
CmdSetSampleAttribute	BL2000\jheine	1/17/2022 8:56:30 AM	Set SampleType = Matrix for sample Jan1422.D; previous value = Sample			✓	
CmdSetSampleAttribute	BL2000\jheine	1/17/2022 8:56:34 AM	Set SampleType = Matrix for sample Jan1424.D; previous value = Sample			✓	
CmdSetSampleAttribute	BL2000\jheine	1/17/2022 8:56:38 AM	Set SampleType = MatrixDup for sample Jan1425.D; previous value = Sample			✓	
CmdSetSampleAttribute	BL2000\jheine	1/17/2022 8:56:43 AM	Set MatrixSpikeGroup = B21120800-003D for sample Jan1423.D; previous value =			✓	
CmdSetSampleAttribute	BL2000\jheine	1/17/2022 8:56:44 AM	Set MatrixSpikeGroup = B21120800-003D for sample Jan1424.D; previous value =			✓	
CmdSetSampleAttribute	BL2000\jheine	1/17/2022 8:56:45 AM	Set MatrixSpikeGroup = B21120800-003D for sample Jan1425.D; previous value =			✓	
CmdSetSampleAttribute	BL2000\jheine	1/17/2022 8:56:50 AM	Set MatrixSpikeGroup = MB-162910-162494-162167 for sample Jan1420.D; previous value =			✓	
CmdSetSampleAttribute	BL2000\jheine	1/17/2022 8:56:51 AM	Set MatrixSpikeGroup = MB-162910-162494-162167 for sample Jan1422.D; previous value =			✓	
CmdSetSampleAttribute	BL2000\jheine	1/17/2022 8:56:55 AM	Set SampleInformation = MatrixA for sample Jan1422.D; previous value =			✓	
CmdSetSampleAttribute	BL2000\jheine	1/17/2022 8:57:01 AM	Set SampleInformation = MatrixA for sample Jan1424.D; previous value =			✓	
CmdSetSampleAttribute	BL2000\jheine	1/17/2022 8:57:03 AM	Set SampleInformation = MatrixA for sample Jan1425.D; previous value =			✓	

Name	User	Time	Action	Reason	Comment	Succeed	Exception
CmdQuantitate	BL2000\jheine	1/17/2022 8:57:11 AM	Quantitate all compounds in all samples			✓	
CmdManuallyIntegratePeak	BL2000\jheine	1/17/2022 8:57:32 AM	Manually integrate compound Acenaphthene in sample Jan1420.D, from x, y = 8.025, 87 to 8.150, 69, result = 136; previous integration is from x, y = 7.971, 70 to 8.150, 69 and previous response = 1499.			✓	
CmdManuallyIntegrateDropBaseline	BL2000\jheine	1/17/2022 8:57:34 AM	Drop baseline for compound Acenaphthene in sample Jan1420.D to y = 69, new integration is from x, y = 8.025, 69 to 8.150, 69 and new response = 206; previous integration is from x, y = 8.025, 87 to 8.150, 69 and previous response = 136.			✓	
CmdZeroOutPeak	BL2000\jheine	1/17/2022 8:57:37 AM	Zero out primary peak of compound Acenaphthene in sample Jan1420.D			✓	
CmdManuallyIntegrateSplit	BL2000\jheine	1/17/2022 8:57:45 AM	Split peak for compound Anthracene in sample Jan1420.D and keep right peak, new integration is from x, y = 9.842, 71.7835599296537 to 9.891, 71.7835599296537 and new response = 251, previous integration is from x, y = 9.743, 72 to 9.891, 72 and previous response = 2026.			✓	
CmdZeroOutPeak	BL2000\jheine	1/17/2022 8:57:47 AM	Zero out primary peak of compound Anthracene in sample Jan1420.D			✓	
CmdZeroOutPeak	BL2000\jheine	1/17/2022 8:57:54 AM	Zero out primary peak of compound Benzo(a)pyrene in sample Jan1420.D			✓	
CmdManuallyIntegrateSplit	BL2000\jheine	1/17/2022 8:57:59 AM	Split peak for compound Phenanthrene in sample Jan1420.D and keep left peak, new integration is from x, y = 9.743, 71.7835599296537 to 9.842, 71.7835599296537 and new response = 1775, previous integration is from x, y = 9.743, 72 to 9.891, 72 and previous response = 2026.			✓	
CmdManuallyIntegrateSplit	BL2000\jheine	1/17/2022 8:58:04 AM	Split qualifier 176.0 of compound Phenanthrene in sample Jan1420.D and keep left peak, new integration is from x, y = 9.756, 62.3074283578283 to 9.830, 62.9612862917004 and new response = 313, previous integration is from x, y = 9.756, 62 to 9.891, 64 and previous response = 363.			✓	
CmdZeroOutPeak	BL2000\jheine	1/17/2022 8:58:09 AM	Zero out primary peak of compound Chrysene in sample Jan1420.D			✓	
CmdZeroOutPeak	BL2000\jheine	1/17/2022 8:58:13 AM	Zero out primary peak of compound Naphthalene in sample Jan1420.D			✓	
CmdZeroOutPeak	BL2000\jheine	1/17/2022 8:58:17 AM	Zero out primary peak of compound Benzo(a)Anthracene in sample Jan1420.D			✓	

Name	User	Time	Action	Reason	Comment	Succeed	Exception
CmdManuallyIntegratePeak	BL2000\jheine	1/17/2022 8:58:41 AM	Manually integrate compound o-Terphenyl in sample Jan1421.D from x, y = 10.262, 56 to 10.386, 66; result = 70			✓	
CmdManuallyIntegrateSnapBaseline	BL2000\jheine	1/17/2022 8:58:42 AM	Snap baseline for compound o-Terphenyl in sample Jan1421.D, from x = 10.262 to x = 10.386, new integration is from x, y = 10.262, 53 to 10.386, 53 and new response = 131; previous integration is from x, y = 10.262, 56 to 10.386, 66 and previous response = 70.			✓	
CmdManuallyIntegrateDropBaseline	BL2000\jheine	1/17/2022 8:58:43 AM	Drop baseline for compound o-Terphenyl in sample Jan1421.D to y = 53, new integration is from x, y = 10.262, 53 to 10.386, 53 and new response = 131; previous integration is from x, y = 10.262, 53 to 10.386, 53 and previous response = 131.			✓	
CmdZeroOutPeak	BL2000\jheine	1/17/2022 8:58:46 AM	Zero out primary peak of compound o-Terphenyl in sample Jan1421.D			✓	
CmdZeroOutPeak	BL2000\jheine	1/17/2022 8:59:08 AM	Zero out primary peak of compound Benzo(a)pyrene in sample Jan1421.D			✓	
CmdManuallyIntegratePeak	BL2000\jheine	1/17/2022 8:59:16 AM	Manually integrate compound Acenaphthene in sample Jan1421.D, from x, y = 8.026, 92 to 8.150, 61, result = 118; previous integration is from x, y = 7.977, 61 to 8.150, 61 and previous response = 1352.			✓	
CmdManuallyIntegrateDropBaseline	BL2000\jheine	1/17/2022 8:59:19 AM	Drop baseline for compound Acenaphthene in sample Jan1421.D to y = 61, new integration is from x, y = 8.026, 61 to 8.150, 61 and new response = 234; previous integration is from x, y = 8.026, 92 to 8.150, 61 and previous response = 118.			✓	
CmdZeroOutPeak	BL2000\jheine	1/17/2022 8:59:22 AM	Zero out primary peak of compound Acenaphthene in sample Jan1421.D			✓	
CmdZeroOutPeak	BL2000\jheine	1/17/2022 8:59:26 AM	Zero out primary peak of compound Chrysene in sample Jan1421.D			✓	
CmdZeroOutPeak	BL2000\jheine	1/17/2022 8:59:29 AM	Zero out primary peak of compound Benzo(a)Anthracene in sample Jan1421.D			✓	
CmdManuallyIntegrateQualifierPeak	BL2000\jheine	1/17/2022 8:59:41 AM	Manually integrate qualifier 102.0 of compound Naphthalene in sample Jan1422.D, from x, y = 5.941, 702 to 6.041, 71, result = 4143; previous integration is from x, y = 5.904, 71 to 6.041, 71 and previous response = 9129.			✓	

Name	User	Time	Action	Reason	Comment	Succeed	Exception
CmdManuallyIntegrate DropBaseline	BL2000\jheine	1/17/2022 8:59:42 AM	Drop baseline for qualifier 102.0 of compound Naphthalene in sample Jan1422.D to y = 71, new integration is from x, y = 5.941, 71 to 6.041, 71 and new response = 6037; previous integration is from x, y = 5.941, 702 to 6.041, 71 and previous response = 4143.			✓	
CmdManuallyIntegrate QualifierPeak	BL2000\jheine	1/17/2022 8:59:56 AM	Manually integrate qualifier142.0 of compound 1-Methylnaphthalene in sample Jan1422.D from x, y = 6.877, 1298 to 7.015, 2073; result = 6842			✓	
CmdManuallyIntegrateSnapBaseline	BL2000\jheine	1/17/2022 8:59:58 AM	Snap baseline for qualifier 142.0 of compound 1-Methylnaphthalene in sample Jan1422.D from x = 6.877 to x = 7.015, new integration is from x, y = 6.877, 406 to 7.015, 249 and new response = 18035; previous integration is from x, y = 6.877, 1298 to 7.015, 2073 and previous response = 6842.			✓	
CmdManuallyIntegrate DropBaseline	BL2000\jheine	1/17/2022 8:59:58 AM	Drop baseline for qualifier 142.0 of compound 1-Methylnaphthalene in sample Jan1422.D to y = 249, new integration is from x, y = 6.877, 249 to 7.015, 249 and new response = 18682; previous integration is from x, y = 6.877, 406 to 7.015, 249 and previous response = 18035.			✓	
CmdManuallyIntegratePeak	BL2000\jheine	1/17/2022 9:01:26 AM	Manually integrate compound Acenaphthene in sample Jan1423.D, from x, y = 8.025, 96 to 8.138, 62, result = 141; previous integration is from x, y = 7.976, 62 to 8.138, 62 and previous response = 1373.			✓	
CmdManuallyIntegrate DropBaseline	BL2000\jheine	1/17/2022 9:01:28 AM	Drop baseline for compound Acenaphthene in sample Jan1423.D to y = 62, new integration is from x, y = 8.025, 62 to 8.138, 62 and new response = 256; previous integration is from x, y = 8.025, 96 to 8.138, 62 and previous response = 141.			✓	
CmdZeroOutPeak	BL2000\jheine	1/17/2022 9:01:32 AM	Zero out primary peak of compound Acenaphthene in sample Jan1423.D			✓	
CmdZeroOutPeak	BL2000\jheine	1/17/2022 9:01:35 AM	Zero out primary peak of compound Benzo(a)pyrene in sample Jan1423.D			✓	
CmdZeroOutPeak	BL2000\jheine	1/17/2022 9:01:37 AM	Zero out primary peak of compound Chrysene in sample Jan1423.D			✓	
CmdZeroOutPeak	BL2000\jheine	1/17/2022 9:01:38 AM	Zero out primary peak of compound Benzo(a)Anthracene in sample Jan1423.D			✓	

Name	User	Time	Action	Reason	Comment	Succeed	Exception
CmdManuallyIntegrate QualifierPeak	BL2000\jheine	1/17/2022 9:01:51 AM	Manually integrate qualifier 102.0 of compound Naphthalene in sample Jan1424.D, from x, y = 5.941, 590 to 6.041, 71, result = 5843; previous integration is from x, y = 5.902, 71 to 6.041, 71 and previous response = 10522.			✓	
CmdManuallyIntegrate DropBaseline	BL2000\jheine	1/17/2022 9:01:52 AM	Drop baseline for qualifier 102.0 of compound Naphthalene in sample Jan1424.D to y = 71, new integration is from x, y = 5.941, 71 to 6.041, 71 and new response = 7398; previous integration is from x, y = 5.941, 590 to 6.041, 71 and previous response = 5843.			✓	
CmdManuallyIntegrate QualifierPeak	BL2000\jheine	1/17/2022 9:02:34 AM	Manually integrate qualifier 102.0 of compound Naphthalene in sample Jan1425.D, from x, y = 5.941, 790 to 6.041, 69, result = 4792; previous integration is from x, y = 5.904, 69 to 6.041, 69 and previous response = 9617.			✓	
CmdManuallyIntegrate DropBaseline	BL2000\jheine	1/17/2022 9:02:36 AM	Drop baseline for qualifier 102.0 of compound Naphthalene in sample Jan1425.D to y = 69, new integration is from x, y = 5.941, 69 to 6.041, 69 and new response = 6954; previous integration is from x, y = 5.941, 790 to 6.041, 69 and previous response = 4792.			✓	
CmdManuallyIntegrate QualifierPeak	BL2000\jheine	1/17/2022 9:02:47 AM	Manually integrate qualifier153.0 of compound Acenaphthylene in sample Jan1425.D from x, y = 7.814, 1962 to 7.876, 5369; result = -8074			✓	
CmdManuallyIntegrateSnapBaseline	BL2000\jheine	1/17/2022 9:02:49 AM	Snap baseline for qualifier 153.0 of compound Acenaphthylene in sample Jan1425.D from x = 7.814 to x = 7.876, new integration is from x, y = 7.814, 98 to 7.876, 293 and new response = 4898; previous integration is from x, y = 7.814, 1962 to 7.876, 5369 and previous response = -8074.			✓	
CmdManuallyIntegrate DropBaseline	BL2000\jheine	1/17/2022 9:02:49 AM	Drop baseline for qualifier 153.0 of compound Acenaphthylene in sample Jan1425.D to y = 98, new integration is from x, y = 7.814, 98 to 7.876, 98 and new response = 5262; previous integration is from x, y = 7.814, 98 to 7.876, 293 and previous response = 4898.			✓	

Name	User	Time	Action	Reason	Comment	Succeed	Exception
CmdManuallyIntegrate QualifierPeak	BL2000\jheine	1/17/2022 9:03:47 AM	Manually integrate qualifier 102.0 of compound Naphthalene in sample Jan1426.D, from x, y = 5.941, 443 to 6.003, 115, result = 1756; previous integration is from x, y = 5.910, 115 to 6.003, 115 and previous response = 5674.			✓	
CmdManuallyIntegrate DropBaseline	BL2000\jheine	1/17/2022 9:03:49 AM	Drop baseline for qualifier 102.0 of compound Naphthalene in sample Jan1426.D to y = 115, new integration is from x, y = 5.941, 115 to 6.003, 115 and new response = 2370; previous integration is from x, y = 5.941, 443 to 6.003, 115 and previous response = 1756.			✓	
CmdManuallyIntegrateSplit	BL2000\jheine	1/17/2022 9:03:58 AM	Split peak for compound Anthracene in sample Jan1426.D and keep right peak, new integration is from x, y = 9.756, 90.634756141425 to 9.891, 93.0942121544834 and new response = 3509, previous integration is from x, y = 9.756, 91 to 9.891, 93 and previous response = 3509.			✓	
CmdManuallyIntegratePeak	BL2000\jheine	1/17/2022 9:04:04 AM	Manually integrate compound Anthracene in sample Jan1426.D, from x, y = 9.842, 521 to 9.891, 93, result = -236; previous integration is from x, y = 9.756, 91 to 9.891, 93 and previous response = 3509.			✓	
CmdManuallyIntegrate DropBaseline	BL2000\jheine	1/17/2022 9:04:05 AM	Drop baseline for compound Anthracene in sample Jan1426.D to y = 93, new integration is from x, y = 9.842, 93 to 9.891, 93 and new response = 399; previous integration is from x, y = 9.842, 521 to 9.891, 93 and previous response = -236.			✓	
CmdZeroOutPeak	BL2000\jheine	1/17/2022 9:04:08 AM	Zero out primary peak of compound Anthracene in sample Jan1426.D			✓	
CmdManuallyIntegratePeak	BL2000\jheine	1/17/2022 9:04:13 AM	Manually integrate compound Fluorene in sample Jan1426.D, from x, y = 8.649, 78 to 8.723, 406, result = 1627; previous integration is from x, y = 8.649, 78 to 8.823, 78 and previous response = 2798.			✓	
CmdManuallyIntegrate DropBaseline	BL2000\jheine	1/17/2022 9:04:14 AM	Drop baseline for compound Fluorene in sample Jan1426.D to y = 78, new integration is from x, y = 8.649, 78 to 8.723, 78 and new response = 2362; previous integration is from x, y = 8.649, 78 to 8.723, 406 and previous response = 1627.			✓	

Name	User	Time	Action	Reason	Comment	Succeed	Exception
CmdManuallyIntegratePeak	BL2000\jheine	1/17/2022 9:04:30 AM	Manually integrate compound Acenaphthene in sample Jan1426.D, from x, y = 8.025, 386 to 8.088, 288, result = -311; previous integration is from x, y = 7.975, 82 to 8.150, 82 and previous response = 2170.			✓	
CmdManuallyIntegrateSnapBaseline	BL2000\jheine	1/17/2022 9:04:31 AM	Snap baseline for compound Acenaphthene in sample Jan1426.D, from x = 8.025 to x = 8.088, new integration is from x, y = 8.025, 160 to 8.088, 100 and new response = 462; previous integration is from x, y = 8.025, 386 to 8.088, 288 and previous response = -311.			✓	
CmdManuallyIntegrateDropBaseline	BL2000\jheine	1/17/2022 9:04:32 AM	Drop baseline for compound Acenaphthene in sample Jan1426.D to y = 100, new integration is from x, y = 8.025, 100 to 8.088, 100 and new response = 574; previous integration is from x, y = 8.025, 160 to 8.088, 100 and previous response = 462.			✓	
CmdZeroOutPeak	BL2000\jheine	1/17/2022 9:04:34 AM	Zero out primary peak of compound Acenaphthene in sample Jan1426.D			✓	
CmdManuallyIntegrateSplit	BL2000\jheine	1/17/2022 9:04:38 AM	Split peak for compound Phenanthrene in sample Jan1426.D and keep left peak, new integration is from x, y = 9.756, 90.634756141425 to 9.891, 93.0942121544834 and new response = 3509, previous integration is from x, y = 9.756, 91 to 9.891, 93 and previous response = 3509.			✓	
CmdManuallyIntegratePeak	BL2000\jheine	1/17/2022 9:04:42 AM	Manually integrate compound Phenanthrene in sample Jan1426.D, from x, y = 9.756, 91 to 9.842, 541, result = 1984; previous integration is from x, y = 9.756, 91 to 9.891, 93 and previous response = 3509.			✓	
CmdManuallyIntegrateDropBaseline	BL2000\jheine	1/17/2022 9:04:43 AM	Drop baseline for compound Phenanthrene in sample Jan1426.D to y = 91, new integration is from x, y = 9.756, 91 to 9.842, 91 and new response = 3143; previous integration is from x, y = 9.756, 91 to 9.842, 541 and previous response = 1984.			✓	
CmdManuallyIntegratePeak	BL2000\jheine	1/17/2022 9:04:48 AM	Manually integrate compound Benzo(a)pyrene in sample Jan1426.D, from x, y = 18.363, 123 to 18.425, 194, result = -295; previous integration is from x, y = 18.463, 62 to 18.647, 63 and previous response = 1353.			✓	

Name	User	Time	Action	Reason	Comment	Succeed	Exception
CmdManuallyIntegrateSnapBaseline	BL2000\jheine	1/17/2022 9:04:49 AM	Snap baseline for compound Benzo(a)pyrene in sample Jan1426.D, from x = 18.363 to x = 18.425, new integration is from x, y = 18.363, 59 to 18.425, 60 and new response = 73; previous integration is from x, y = 18.363, 123 to 18.425, 194 and previous response = -295.			✓	
CmdManuallyIntegrateDropBaseline	BL2000\jheine	1/17/2022 9:04:50 AM	Drop baseline for compound Benzo(a)pyrene in sample Jan1426.D to y = 59, new integration is from x, y = 18.363, 59 to 18.425, 59 and new response = 75; previous integration is from x, y = 18.363, 59 to 18.425, 60 and previous response = 73.			✓	
CmdZeroOutPeak	BL2000\jheine	1/17/2022 9:04:53 AM	Zero out primary peak of compound Benzo(a)pyrene in sample Jan1426.D			✓	
CmdManuallyIntegratePeak	BL2000\jheine	1/17/2022 9:05:00 AM	Manually integrate compound Chrysene in sample Jan1426.D, from x, y = 14.776, 167 to 14.863, 182, result = -375; previous integration is from x, y = 14.654, 54 to 14.776, 56 and previous response = 1469.			✓	
CmdManuallyIntegrateSnapBaseline	BL2000\jheine	1/17/2022 9:05:02 AM	Snap baseline for compound Chrysene in sample Jan1426.D, from x = 14.776 to x = 14.863, new integration is from x, y = 14.776, 120 to 14.863, 66 and new response = 50; previous integration is from x, y = 14.776, 167 to 14.863, 182 and previous response = -375.			✓	
CmdManuallyIntegrateDropBaseline	BL2000\jheine	1/17/2022 9:05:02 AM	Drop baseline for compound Chrysene in sample Jan1426.D to y = 66, new integration is from x, y = 14.776, 66 to 14.863, 66 and new response = 191; previous integration is from x, y = 14.776, 120 to 14.863, 66 and previous response = 50.			✓	
CmdZeroOutPeak	BL2000\jheine	1/17/2022 9:05:04 AM	Zero out primary peak of compound Chrysene in sample Jan1426.D			✓	
CmdManuallyIntegratePeak	BL2000\jheine	1/17/2022 9:05:12 AM	Manually integrate compound Acenaphthylene in sample Jan1426.D, from x, y = 7.813, 106 to 7.838, 119, result = 154; previous integration is from x, y = 8.025, 112 to 8.088, 113 and previous response = 868.			✓	
CmdManuallyIntegrateDropBaseline	BL2000\jheine	1/17/2022 9:05:13 AM	Drop baseline for compound Acenaphthylene in sample Jan1426.D to y = 106, new integration is from x, y = 7.813, 106 to 7.838, 106 and new response = 163; previous integration is from x, y = 7.813, 106 to 7.838, 119 and previous response = 154.			✓	
CmdZeroOutPeak	BL2000\jheine	1/17/2022 9:05:14 AM	Zero out primary peak of compound Acenaphthylene in sample Jan1426.D			✓	

Name	User	Time	Action	Reason	Comment	Succeed	Exception
CmdZeroOutPeak	BL2000\jheine	1/17/2022 9:05:17 AM	Zero out primary peak of compound Benzo(a)Anthracene in sample Jan1426.D			✓	
CmdManuallyIntegratePeak	BL2000\jheine	1/17/2022 9:05:42 AM	Manually integrate compound Benzo(a)pyrene in sample Jan1427.D, from x, y = 18.363, 106 to 18.438, 174, result = -277; previous integration is from x, y = 18.463, 61 to 18.598, 63 and previous response = 1615.			✓	
CmdManuallyIntegrateSnapBaseline	BL2000\jheine	1/17/2022 9:05:44 AM	Snap baseline for compound Benzo(a)pyrene in sample Jan1427.D, from x = 18.363 to x = 18.438, new integration is from x, y = 18.363, 57 to 18.438, 58 and new response = 90; previous integration is from x, y = 18.363, 106 to 18.438, 174 and previous response = -277.			✓	
CmdManuallyIntegrateDropBaseline	BL2000\jheine	1/17/2022 9:05:45 AM	Drop baseline for compound Benzo(a)pyrene in sample Jan1427.D to y = 57, new integration is from x, y = 18.363, 57 to 18.438, 57 and new response = 92; previous integration is from x, y = 18.363, 57 to 18.438, 58 and previous response = 90.			✓	
CmdZeroOutPeak	BL2000\jheine	1/17/2022 9:05:47 AM	Zero out primary peak of compound Benzo(a)pyrene in sample Jan1427.D			✓	
CmdZeroOutPeak	BL2000\jheine	1/17/2022 9:05:51 AM	Zero out primary peak of compound Benzo(a)Anthracene in sample Jan1427.D			✓	
CmdManuallyIntegratePeak	BL2000\jheine	1/17/2022 9:05:56 AM	Manually integrate compound Chrysene in sample Jan1427.D, from x, y = 14.776, 157 to 14.876, 162, result = -362; previous integration is from x, y = 14.665, 53 to 14.776, 53 and previous response = 1662.			✓	
CmdManuallyIntegrateSnapBaseline	BL2000\jheine	1/17/2022 9:05:58 AM	Snap baseline for compound Chrysene in sample Jan1427.D, from x = 14.776 to x = 14.876, new integration is from x, y = 14.776, 123 to 14.876, 64 and new response = 34; previous integration is from x, y = 14.776, 157 to 14.876, 162 and previous response = -362.			✓	
CmdManuallyIntegrateDropBaseline	BL2000\jheine	1/17/2022 9:05:58 AM	Drop baseline for compound Chrysene in sample Jan1427.D to y = 64, new integration is from x, y = 14.776, 64 to 14.876, 64 and new response = 210; previous integration is from x, y = 14.776, 123 to 14.876, 64 and previous response = 34.			✓	
CmdZeroOutPeak	BL2000\jheine	1/17/2022 9:06:00 AM	Zero out primary peak of compound Chrysene in sample Jan1427.D			✓	

Name	User	Time	Action	Reason	Comment	Succeed	Exception
CmdManuallyIntegratePeak	BL2000\jheine	1/17/2022 9:06:11 AM	Manually integrate compound Anthracene in sample Jan1427.D, from x, y = 9.842, 116 to 9.941, 113, result = -38; previous integration is from x, y = 9.732, 66 to 9.842, 66 and previous response = 680.			✓	
CmdManuallyIntegrateSnapBaseline	BL2000\jheine	1/17/2022 9:06:12 AM	Snap baseline for compound Anthracene in sample Jan1427.D, from x = 9.842 to x = 9.941, new integration is from x, y = 9.842, 91 to 9.941, 72 and new response = 156; previous integration is from x, y = 9.842, 116 to 9.941, 113 and previous response = -38.			✓	
CmdManuallyIntegrateDropBaseline	BL2000\jheine	1/17/2022 9:06:13 AM	Drop baseline for compound Anthracene in sample Jan1427.D to y = 72, new integration is from x, y = 9.842, 72 to 9.941, 72 and new response = 212; previous integration is from x, y = 9.842, 91 to 9.941, 72 and previous response = 156.			✓	
CmdZeroOutPeak	BL2000\jheine	1/17/2022 9:06:14 AM	Zero out primary peak of compound Anthracene in sample Jan1427.D			✓	
CmdManuallyIntegratePeak	BL2000\jheine	1/17/2022 9:06:20 AM	Manually integrate compound Acenaphthene in sample Jan1427.D, from x, y = 8.026, 91 to 8.138, 64, result = 181; previous integration is from x, y = 7.977, 64 to 8.138, 64 and previous response = 1482.			✓	
CmdManuallyIntegrateDropBaseline	BL2000\jheine	1/17/2022 9:06:21 AM	Drop baseline for compound Acenaphthene in sample Jan1427.D to y = 64, new integration is from x, y = 8.026, 64 to 8.138, 64 and new response = 270; previous integration is from x, y = 8.026, 91 to 8.138, 64 and previous response = 181.			✓	
CmdZeroOutPeak	BL2000\jheine	1/17/2022 9:06:22 AM	Zero out primary peak of compound Acenaphthene in sample Jan1427.D			✓	
CmdZeroOutPeak	BL2000\jheine	1/17/2022 9:06:32 AM	Zero out primary peak of compound 1-Methylnaphthalene in sample Jan1427.D			✓	
CmdZeroOutPeak	BL2000\jheine	1/17/2022 9:06:34 AM	Zero out primary peak of compound 2-Methylnaphthalene in sample Jan1427.D			✓	
CmdZeroOutPeak	BL2000\jheine	1/17/2022 9:06:36 AM	Zero out primary peak of compound Naphthalene in sample Jan1427.D			✓	
CmdManuallyIntegrateQualifierPeak	BL2000\jheine	1/17/2022 9:06:54 AM	Manually integrate qualifier 102.0 of compound Naphthalene in sample Jan1428.D, from x, y = 5.941, 2562 to 6.003, 2593, result = -5204; previous integration is from x, y = 5.914, 186 to 6.046, 186 and previous response = 8128.			✓	

Name	User	Time	Action	Reason	Comment	Succeed	Exception
CmdManuallyIntegrateSnapBaseline	BL2000\jheine	1/17/2022 9:06:56 AM	Snap baseline for qualifier 102.0 of compound Naphthalene in sample Jan1428.D from x = 5.941 to x = 6.003, new integration is from x, y = 5.941, 1648 to 6.003, 284 and new response = 833; previous integration is from x, y = 5.941, 2562 to 6.003, 2593 and previous response = -5204.			✓	
CmdManuallyIntegrateDropBaseline	BL2000\jheine	1/17/2022 9:06:57 AM	Drop baseline for qualifier 102.0 of compound Naphthalene in sample Jan1428.D to y = 284, new integration is from x, y = 5.941, 284 to 6.003, 284 and new response = 3387; previous integration is from x, y = 5.941, 1648 to 6.003, 284 and previous response = 833.			✓	
CmdManuallyIntegrateQualifierPeak	BL2000\jheine	1/17/2022 9:07:02 AM	Manually integrate qualifier 129.0 of compound Naphthalene in sample Jan1428.D, from x, y = 5.941, 398 to 6.003, 338, result = 3606; previous integration is from x, y = 5.920, 338 to 6.003, 338 and previous response = 3908.			✓	
CmdManuallyIntegrateDropBaseline	BL2000\jheine	1/17/2022 9:07:03 AM	Drop baseline for qualifier 129.0 of compound Naphthalene in sample Jan1428.D to y = 338, new integration is from x, y = 5.941, 338 to 6.003, 338 and new response = 3718; previous integration is from x, y = 5.941, 398 to 6.003, 338 and previous response = 3606.			✓	
CmdManuallyIntegrateQualifierPeak	BL2000\jheine	1/17/2022 9:07:16 AM	Manually integrate qualifier 167.0 of compound Fluorene in sample Jan1428.D, from x, y = 8.650, 195 to 8.674, 326, result = 320; previous integration is from x, y = 8.650, 195 to 8.711, 204 and previous response = 1013.			✓	
CmdManuallyIntegrateDropBaseline	BL2000\jheine	1/17/2022 9:07:17 AM	Drop baseline for qualifier 167.0 of compound Fluorene in sample Jan1428.D to y = 195, new integration is from x, y = 8.650, 195 to 8.674, 195 and new response = 412; previous integration is from x, y = 8.650, 195 to 8.674, 326 and previous response = 320.			✓	
CmdManuallyIntegratePeak	BL2000\jheine	1/17/2022 9:07:26 AM	Manually integrate compound Acenaphthene in sample Jan1428.D, from x, y = 8.026, 861 to 8.088, 632, result = -938; previous integration is from x, y = 7.982, 136 to 8.113, 136 and previous response = 3026.			✓	

Name	User	Time	Action	Reason	Comment	Succeed	Exception
CmdManuallyIntegrateSnapBaseline	BL2000\jheine	1/17/2022 9:07:28 AM	Snap baseline for compound Acenaphthene in sample Jan1428.D, from x = 8.026 to x = 8.088, new integration is from x, y = 8.026, 178 to 8.088, 153 and new response = 1234; previous integration is from x, y = 8.026, 861 to 8.088, 632 and previous response = -938.			✓	
CmdManuallyIntegrateDropBaseline	BL2000\jheine	1/17/2022 9:07:29 AM	Drop baseline for compound Acenaphthene in sample Jan1428.D to y = 153, new integration is from x, y = 8.026, 153 to 8.088, 153 and new response = 1280; previous integration is from x, y = 8.026, 178 to 8.088, 153 and previous response = 1234.			✓	
CmdManuallyIntegrateQualifierPeak	BL2000\jheine	1/17/2022 9:07:34 AM	Manually integrate qualifier 152.0 of compound Acenaphthene in sample Jan1428.D, from x, y = 8.026, 214 to 8.088, 236, result = 1804; previous integration is from x, y = 8.029, 588 to 8.056, 588 and previous response = 465.			✓	
CmdManuallyIntegrateDropBaseline	BL2000\jheine	1/17/2022 9:07:36 AM	Drop baseline for qualifier 152.0 of compound Acenaphthene in sample Jan1428.D to y = 214, new integration is from x, y = 8.026, 214 to 8.088, 214 and new response = 1844; previous integration is from x, y = 8.026, 214 to 8.088, 236 and previous response = 1804.			✓	
CmdManuallyIntegratePeak	BL2000\jheine	1/17/2022 9:07:43 AM	Manually integrate compound Anthracene in sample Jan1428.D, from x, y = 9.842, 349 to 9.892, 563, result = -536; previous integration is from x, y = 9.760, 142 to 9.842, 142 and previous response = 3298.			✓	
CmdManuallyIntegrateSnapBaseline	BL2000\jheine	1/17/2022 9:07:45 AM	Snap baseline for compound Anthracene in sample Jan1428.D, from x = 9.842 to x = 9.892, new integration is from x, y = 9.842, 177 to 9.892, 178 and new response = 290; previous integration is from x, y = 9.842, 349 to 9.892, 563 and previous response = -536.			✓	
CmdManuallyIntegrateDropBaseline	BL2000\jheine	1/17/2022 9:07:45 AM	Drop baseline for compound Anthracene in sample Jan1428.D to y = 177, new integration is from x, y = 9.842, 177 to 9.892, 177 and new response = 292; previous integration is from x, y = 9.842, 177 to 9.892, 178 and previous response = 290.			✓	
CmdZeroOutPeak	BL2000\jheine	1/17/2022 9:07:49 AM	Zero out primary peak of compound Anthracene in sample Jan1428.D			✓	

Name	User	Time	Action	Reason	Comment	Succeed	Exception
CmdManuallyIntegrateSplit	BL2000\jheine	1/17/2022 9:07:53 AM	Split qualifier 176.0 of compound Phenanthrene in sample Jan1428.D and keep left peak, new integration is from x, y = 9.780, 80.3551302990649 to 9.892, 79.5341563220301 and new response = 623, previous integration is from x, y = 9.780, 80 to 9.892, 80 and previous response = 623.			✓	
CmdManuallyIntegrateQualifierPeak	BL2000\jheine	1/17/2022 9:07:57 AM	Manually integrate qualifier 176.0 of compound Phenanthrene in sample Jan1428.D, from x, y = 9.780, 80 to 9.842, 148, result = 502; previous integration is from x, y = 9.780, 80 to 9.892, 80 and previous response = 623.			✓	
CmdManuallyIntegrateDropBaseline	BL2000\jheine	1/17/2022 9:07:58 AM	Drop baseline for qualifier 176.0 of compound Phenanthrene in sample Jan1428.D to y = 80, new integration is from x, y = 9.780, 80 to 9.842, 80 and new response = 627; previous integration is from x, y = 9.780, 80 to 9.842, 148 and previous response = 502.			✓	
CmdZeroOutPeak	BL2000\jheine	1/17/2022 9:08:02 AM	Zero out primary peak of compound Benzo(a)pyrene in sample Jan1428.D			✓	
CmdManuallyIntegratePeak	BL2000\jheine	1/17/2022 9:08:11 AM	Manually integrate compound Chrysene in sample Jan1428.D, from x, y = 14.776, 78 to 14.888, 53, result = 113; previous integration is from x, y = 14.664, 53 to 14.888, 53 and previous response = 1608.			✓	
CmdManuallyIntegrateDropBaseline	BL2000\jheine	1/17/2022 9:08:12 AM	Drop baseline for compound Chrysene in sample Jan1428.D to y = 53, new integration is from x, y = 14.776, 53 to 14.888, 53 and new response = 199; previous integration is from x, y = 14.776, 78 to 14.888, 53 and previous response = 113.			✓	
CmdZeroOutPeak	BL2000\jheine	1/17/2022 9:08:14 AM	Zero out primary peak of compound Chrysene in sample Jan1428.D			✓	
CmdManuallyIntegratePeak	BL2000\jheine	1/17/2022 9:08:22 AM	Manually integrate compound Acenaphthylene in sample Jan1428.D, from x, y = 7.814, 149 to 7.839, 209, result = 367; previous integration is from x, y = 7.739, 300 to 7.789, 202 and previous response = 1266.			✓	
CmdManuallyIntegrateDropBaseline	BL2000\jheine	1/17/2022 9:08:24 AM	Drop baseline for compound Acenaphthylene in sample Jan1428.D to y = 149, new integration is from x, y = 7.814, 149 to 7.839, 149 and new response = 412; previous integration is from x, y = 7.814, 149 to 7.839, 209 and previous response = 367.			✓	
CmdZeroOutPeak	BL2000\jheine	1/17/2022 9:08:25 AM	Zero out primary peak of compound Acenaphthylene in sample Jan1428.D			✓	

Name	User	Time	Action	Reason	Comment	Succeed	Exception
CmdZeroOutPeak	BL2000\jheine	1/17/2022 9:08:27 AM	Zero out primary peak of compound Benzo(a)Anthracene in sample Jan1428.D			✓	
CmdManuallyIntegratePeak	BL2000\jheine	1/17/2022 9:08:44 AM	Manually integrate compound 2-Methylnaphthalene in sample Jan1429.D, from x, y = 6.777, 139 to 6.827, 190, result = 51; previous integration is from x, y = 6.865, 88 to 6.965, 89 and previous response = 1313.			✓	
CmdManuallyIntegrateSnapBaseline	BL2000\jheine	1/17/2022 9:08:45 AM	Snap baseline for compound 2-Methylnaphthalene in sample Jan1429.D, from x = 6.777 to x = 6.827, new integration is from x, y = 6.777, 94 to 6.827, 101 and new response = 251; previous integration is from x, y = 6.777, 139 to 6.827, 190 and previous response = 51.			✓	
CmdManuallyIntegrateDropBaseline	BL2000\jheine	1/17/2022 9:08:46 AM	Drop baseline for compound 2-Methylnaphthalene in sample Jan1429.D to y = 94, new integration is from x, y = 6.777, 94 to 6.827, 94 and new response = 262; previous integration is from x, y = 6.777, 94 to 6.827, 101 and previous response = 251.			✓	
CmdZeroOutPeak	BL2000\jheine	1/17/2022 9:08:50 AM	Zero out primary peak of compound 2-Methylnaphthalene in sample Jan1429.D			✓	
CmdManuallyIntegratePeak	BL2000\jheine	1/17/2022 9:09:01 AM	Manually integrate compound Acenaphthene in sample Jan1429.D, from x, y = 8.025, 250 to 8.100, 243, result = -536; previous integration is from x, y = 7.966, 66 to 8.150, 66 and previous response = 1457.			✓	
CmdManuallyIntegrateSnapBaseline	BL2000\jheine	1/17/2022 9:09:01 AM	Snap baseline for compound Acenaphthene in sample Jan1429.D, from x = 8.025 to x = 8.100, new integration is from x, y = 8.025, 155 to 8.100, 81 and new response = 40; previous integration is from x, y = 8.025, 250 to 8.100, 243 and previous response = -536.			✓	
CmdManuallyIntegrateDropBaseline	BL2000\jheine	1/17/2022 9:09:01 AM	Drop baseline for compound Acenaphthene in sample Jan1429.D to y = 81, new integration is from x, y = 8.025, 81 to 8.100, 81 and new response = 206; previous integration is from x, y = 8.025, 155 to 8.100, 81 and previous response = 40.			✓	
CmdZeroOutPeak	BL2000\jheine	1/17/2022 9:09:03 AM	Zero out primary peak of compound Acenaphthene in sample Jan1429.D			✓	

Name	User	Time	Action	Reason	Comment	Succeed	Exception
CmdManuallyIntegrate QualifierPeak	BL2000\jheine	1/17/2022 9:09:23 AM	Manually integrate qualifier 115.0 of compound 1-Methylnaphthalene in sample Jan1429.D, from x, y = 6.877, 206 to 6.927, 226, result = 704; previous integration is from x, y = 6.877, 206 to 7.002, 203 and previous response = 987.			✓	
CmdManuallyIntegrate DropBaseline	BL2000\jheine	1/17/2022 9:09:41 AM	Drop baseline for qualifier 115.0 of compound 1-Methylnaphthalene in sample Jan1429.D to y = 206, new integration is from x, y = 6.877, 206 to 6.927, 206 and new response = 733; previous integration is from x, y = 6.877, 206 to 6.927, 226 and previous response = 704.			✓	
CmdZeroOutPeak	BL2000\jheine	1/17/2022 9:10:10 AM	Zero out primary peak of compound Benzo(a)pyrene in sample Jan1429.D			✓	
CmdManuallyIntegrateP eak	BL2000\jheine	1/17/2022 9:10:15 AM	Manually integrate compound Chrysene in sample Jan1429.D, from x, y = 14.776, 153 to 14.876, 121, result = -257; previous integration is from x, y = 14.664, 52 to 14.776, 52 and previous response = 1611.			✓	
CmdManuallyIntegrateS napBaseline	BL2000\jheine	1/17/2022 9:10:17 AM	Snap baseline for compound Chrysene in sample Jan1429.D, from x = 14.776 to x = 14.876, new integration is from x, y = 14.776, 114 to 14.876, 62 and new response = 35; previous integration is from x, y = 14.776, 153 to 14.876, 121 and previous response = -257.			✓	
CmdManuallyIntegrate DropBaseline	BL2000\jheine	1/17/2022 9:10:17 AM	Drop baseline for compound Chrysene in sample Jan1429.D to y = 62, new integration is from x, y = 14.776, 62 to 14.876, 62 and new response = 190; previous integration is from x, y = 14.776, 114 to 14.876, 62 and previous response = 35.			✓	
CmdZeroOutPeak	BL2000\jheine	1/17/2022 9:10:19 AM	Zero out primary peak of compound Chrysene in sample Jan1429.D			✓	
CmdZeroOutPeak	BL2000\jheine	1/17/2022 9:10:21 AM	Zero out primary peak of compound Naphthalene in sample Jan1429.D			✓	
CmdZeroOutPeak	BL2000\jheine	1/17/2022 9:10:24 AM	Zero out primary peak of compound Anthracene in sample Jan1429.D			✓	
CmdZeroOutPeak	BL2000\jheine	1/17/2022 9:10:25 AM	Zero out primary peak of compound Benzo(a)Anthracene in sample Jan1429.D			✓	
CmdSaveBatchTable	BL2000\jheine	1/17/2022 9:10:30 AM	Save batch \\MASSHUNTER\Org\Data\SV5975.I\sh 011422\2 e8270c bna SIM\QuantResults\011422 bna SIM 2.batch.bin			✓	

Name	User	Time	Action	Reason	Comment	Succeed	Exception
CmdSaveBatchTable	BL2000\jheine	1/17/2022 9:10:38 AM	Save batch \\MASSHUNTER\Org\Data\SV5975.I\sh 011422\2 e8270c bna SIM\QuantResults\011422 bna SIM 2.batch.bin			✓	
CmdSetSampleAttribute	BL2000\jheine	1/17/2022 9:11:16 AM	Set SampleApproved = True for sample Jan1410.D; previous value = False			✓	
CmdSetSampleAttribute	BL2000\jheine	1/17/2022 9:11:19 AM	Set SampleApproved = True for sample Jan1411.D; previous value = False			✓	
CmdSetSampleAttribute	BL2000\jheine	1/17/2022 9:11:21 AM	Set SampleApproved = True for sample Jan1412.D; previous value = False			✓	
CmdSetSampleAttribute	BL2000\jheine	1/17/2022 9:11:22 AM	Set SampleApproved = True for sample Jan1413.D; previous value = False			✓	
CmdSetSampleAttribute	BL2000\jheine	1/17/2022 9:11:23 AM	Set SampleApproved = True for sample Jan1414.D; previous value = False			✓	
CmdSetSampleAttribute	BL2000\jheine	1/17/2022 9:11:23 AM	Set SampleApproved = True for sample Jan1415.D; previous value = False			✓	
CmdSetSampleAttribute	BL2000\jheine	1/17/2022 9:11:24 AM	Set SampleApproved = True for sample Jan1416.D; previous value = False			✓	
CmdSetSampleAttribute	BL2000\jheine	1/17/2022 9:11:26 AM	Set SampleApproved = True for sample Jan1417.D; previous value = False			✓	
CmdSetSampleAttribute	BL2000\jheine	1/17/2022 9:11:29 AM	Set SampleApproved = True for sample Jan1418.D; previous value = False			✓	
CmdSetSampleAttribute	BL2000\jheine	1/17/2022 9:11:30 AM	Set SampleApproved = True for sample Jan1419.D; previous value = False			✓	
CmdSaveBatchTable	BL2000\jheine	1/17/2022 9:11:33 AM	Save batch \\MASSHUNTER\Org\Data\SV5975.I\sh 011422\2 e8270c bna SIM\QuantResults\011422 bna SIM 2.batch.bin			✓	
CmdSaveBatchTable	BL2000\jheine	1/17/2022 9:13:13 AM	Save batch \\MASSHUNTER\Org\Data\SV5975.I\sh 011422\2 e8270c bna SIM\QuantResults\011422 bna SIM 2.batch.bin			✓	
CmdSaveBatchTable	BL2000\jheine	1/17/2022 9:19:06 AM	Save batch \\MASSHUNTER\Org\Data\SV5975.I\sh 011422\2 e8270c bna SIM\QuantResults\011422 bna SIM 2.batch.bin			✓	

Audit Trail report

Name	User	Time	Action	Reason	Comment	Succeed	Exception
CmdOpenBatchTable	BL2000\jheine	2/4/2022 3:18:18 PM	Open batch \\MASSHUNTER\Org\Data\SV5975.I\sh 011422\2 e8270c bna SIM\011422 bna SIM 2.batch.bin			✓	
CmdQuantitate	BL2000\jheine	2/4/2022 3:28:19 PM	Quantitate all compounds in all samples			✓	
CmdQuantitate	BL2000\jheine	2/4/2022 3:29:06 PM	Quantitate all compounds in all samples			✓	
CmdSaveBatchTable	BL2000\jheine	2/4/2022 3:29:09 PM	Save batch \\MASSHUNTER\Org\Data\SV5975.I\sh 011422\2 e8270c bna SIM\QuantResults\011422 bna SIM 2.batch.bin			✓	
GenerateReport	BL2000\jheine	2/4/2022 3:30:44 PM	Generates report - Method: D:\Org\reports\GCMSSEMI Report Templates\Calibration\Gen_Calibration.m, Output Path: \\MASSHUNTER\Org\Data\SV5975.I\sh 011422\2 e8270c bna SIM\QuantReports\			✓	
GenerateReport	BL2000\jheine	2/4/2022 3:43:20 PM	Generates report - Method: D:\Org\reports\GCMSSEMI Report Templates\Calibration\lcsspike_rpt.m, Output Path: \\MASSHUNTER\Org\Data\SV5975.I\sh 011422\2 e8270c bna SIM\QuantReports\			✓	
GenerateReport	BL2000\jheine	2/4/2022 3:44:47 PM	Generates report - Method: D:\Org\reports\GCMSSEMI Report Templates\Calibration\init_cal_rpt.m, Output Path: \\MASSHUNTER\Org\Data\SV5975.I\sh 011422\2 e8270c bna SIM\QuantReports\			✓	
GenerateReport	BL2000\jheine	2/4/2022 3:46:16 PM	Generates report - Method: D:\Org\reports\GCMSSEMI Report Templates\Calibration\Gen_ResultsSummary.m, Output Path: \\MASSHUNTER\Org\Data\SV5975.I\sh 011422\2 e8270c bna SIM\QuantReports\			✓	
GenerateReport	BL2000\jheine	2/4/2022 3:51:36 PM	Generates report - Method: D:\Org\reports\GCMSSEMI Report Templates\Calibration\Env_QuantResults_wGraphics+Chromatogram.m, Output Path: \\MASSHUNTER\Org\Data\SV5975.I\sh 011422\2 e8270c bna SIM\QuantReports\			✓	

Energy Laboratories Inc

ANALYTICAL RUN Summary

24-Feb-22

Run ID SV5975.I_220118A

Run Start Date: 1/18/2022
Analyst: John P. Heine
Ical:
Column ID: ZB-SemiVolatiles
Comments:

Std ID	Std Name	Std Amount	Std Units	Samp Amount	Samp Units	SampType	Expiration Date
dcmsvoc13	DCM						11/17/2022
sv100506	BNA low 50 ug/mL	8	ul	192	ul	CCV	3/31/2022
sv100703	BNA Internals 2000 ug/mL	2	ul	100	ul	SAMP	5/31/2022
sv100801	BNA 2nd source 200ug/mL	2	ul	198	ul	ICV	10/1/2022
sv83311	DFTPP 1000 ug/mL	50	ul	50	ul	TUNE	10/31/2022

Seq No	Lab ID	Test Code	Sample Typ	File ID	Analysis Date	DF	Batch ID	Prep Date	SPKref	RPDref	pmoist
14985900	Jan1801_D_TU	SVOC-8270-DF	TUNE	V5975.I\sh011822	1/18/2022 3:31:0	1	R373371		0	0	

Analyte	T	Units	RAW	Final	Text	Spike	SPKref	RPDref	MDL	PQL	UQL	%REC	LOW	HIGH	%RPD	Q
127, % of mass 198	A	%	59.6	59.6		100	0	0	0	0.01	0	60%	40	60	0%	
197, % of mass 198	A	%	0	0		100	0	0	0	0.01	0	0%	0	0.99	0%	
198, Base Peak	A	%	100	100		100	0	0	0	0.01	0	100%	100	100	0%	
199, % of mass 198	A	%	7.2	7.2		100	0	0	0	0.01	0	7%	5	9	0%	
275, % of mass 198	A	%	26.7	26.7		100	0	0	0	0.01	0	27%	10	30	0%	
365, % of mass 198	A	%	3.2	3.2		100	0	0	0	0.01	0	3%	1	99.99	0%	
441, % of mass 443	A	%	89	89		100	0	0	0	0.01	0	89%	0.01	150	0%	
442, % of mass 198	A	%	66.6	66.6		100	0	0	0	0.01	0	67%	40	100	0%	
443, % of mass 442	A	%	19.2	19.2		100	0	0	0	0.01	0	19%	17	23	0%	
51, % of mass 198	A	%	46.9	46.9		100	0	0	0	0.01	0	47%	30	60	0%	
68, % of mass 69	A	%	0	0		100	0	0	0	0.01	0	0%	0	1.99	0%	
70, % of mass 69	A	%	0.6	0.6		100	0	0	0	0.01	0	1%	0	1.99	0%	

Seq No	Lab ID	Test Code	Sample Typ	File ID	Analysis Date	DF	Batch ID	Prep Date	SPKref	RPDref	pmoist
14985901	18-Jan-22_CCV	SVOC-8270C-SI	CCV	V5975.I\sh011822	1/18/2022 3:55:2	1	R373371		0	0	

Analyte	T	Units	RAW	Final	Text	Spike	SPKref	RPDref	MDL	PQL	UQL	%REC	LOW	HIGH	%RPD	Q
1-Methylnaphthalene	A	ug/L	1.84345	1.84345		2	0	0	0.0206	0.1	10	92%	80	120	0%	
2-Methylnaphthalene	A	ug/L	1.90491	1.90491		2	0	0	0.0176	0.1	10	95%	80	120	0%	
Acenaphthene	A	ug/L	1.70355	1.70355		2	0	0	0.0317	0.1	10	85%	80	120	0%	
Acenaphthylene	A	ug/L	1.79533	1.79533		2	0	0	0.025	0.1	10	90%	80	120	0%	
Anthracene	A	ug/L	2.01291	2.01291		2	0	0	0.0283	0.1	10	101%	80	120	0%	
Benzo(a)anthracene	A	ug/L	2.12247	2.12247		2	0	0	0.0272	0.1	10	106%	80	120	0%	
Benzo(a)pyrene	A	ug/L	2.11128	2.11128		2	0	0	0.0347	0.1	10	106%	80	120	0%	
Benzo(b)fluoranthene	A	ug/L	1.83166	1.83166		2	0	0	0.0226	0.1	10	92%	80	120	0%	
Benzo(g,h,i)perylene	A	ug/L	1.94935	1.94935		2	0	0	0.0267	0.1	10	97%	80	120	0%	
Benzo(k)fluoranthene	A	ug/L	1.9817	1.9817		2	0	0	0.0295	0.1	10	99%	80	120	0%	
Chrysene	A	ug/L	1.8366	1.8366		2	0	0	0.0458	0.1	10	92%	80	120	0%	
Dibenzo(a,h)anthracene	A	ug/L	1.82081	1.82081		2	0	0	0.0367	0.1	10	91%	80	120	0%	
Fluoranthene	A	ug/L	1.79769	1.79769		2	0	0	0.0233	0.1	10	90%	80	120	0%	
Fluorene	A	ug/L	1.84676	1.84676		2	0	0	0.0225	0.1	10	92%	80	120	0%	
Indeno(1,2,3-cd)pyrene	A	ug/L	2.00611	2.00611		2	0	0	0.0491	0.1	10	100%	80	120	0%	
Naphthalene	A	ug/L	1.66681	1.66681		2	0	0	0.029	0.1	10	83%	80	120	0%	
Phenanthrene	A	ug/L	1.9307	1.9307		2	0	0	0.0295	0.1	10	97%	80	120	0%	
Pyrene	A	ug/L	2.00545	2.00545		2	0	0	0.0239	0.1	10	100%	80	120	0%	
1,4-Dichlorobenzene-d4	I	ug/L	40	40		0	0	0	0.1	0.1		0%	80	120	0%	
Acenaphthene-d10	I	ug/L	40	40		0	0	0	0.1	0.1		0%	80	120	0%	
Chrysene-d12	I	ug/L	40	40		0	0	0	0.1	0.1		0%	80	120	0%	
Naphthalene-d8	I	ug/L	40	40		0	0	0	0.1	0.1		0%	80	120	0%	
Perylene-d12	I	ug/L	40	40		0	0	0	0.1	0.1		0%	80	120	0%	
Phenanthrene-d10	I	ug/L	40	40		0	0	0	0.1	0.1	10	0%	80	120	0%	
2-Fluorobiphenyl	S	ug/L	1.94532	1.94532		2	0	0	0.0444	0.1	10	97%	80	120	0%	
Nitrobenzene-d5	S	ug/L	1.83403	1.83403		2	0	0	0.0523	0.1	10	92%	80	120	0%	
Terphenyl-d14	S	ug/L	2.05995	2.05995		2	0	0	0.0563	0.1	10	103%	80	120	0%	
o-Terphenyl	X	ug/L	1.82764	1.82764		2	0	0	0.0654	0	0	91%	80	120	0%	

Seq No	Lab ID	Test Code	Sample Typ	File ID	Analysis Date	DF	Batch ID	Prep Date	SPKref	RPDref	pmoist
14985902	18-Jan-22_ISTB	SVOC-8270C-SI	SAMP	V5975.I\sh011822	1/18/2022 4:27:4	1	R373371		0	0	

Analyte	T	Units	RAW	Final	Text	Spike	SPKref	RPDref	MDL	PQL	UQL	%REC	LOW	HIGH	%RPD	Q

2

Seq No	Lab ID	Test Code	Sample Typ	File ID	Analysis Date	DF	Batch ID	Prep Date	SPKref	RPDref	pmoist
14985902	18-Jan-22_ISTB	SVOC-8270C-SI	SAMP	V5975.I\sh011822	1/18/2022 4:27:4	1	R373371		0	0	

Analyte	T	Units	RAW	Final	Text	Spike	SPKref	RPDref	MDL	PQL	UQL	%REC	LOW	HIGH	%RPD	Q
1-Methylnaphthalene	A	ug/L	0	0		0	0	0	0.0206	0.1	10	0%	0	0	0%	
2-Methylnaphthalene	A	ug/L	0	0		0	0	0	0.0176	0.1	10	0%	0	0	0%	
Acenaphthene	A	ug/L	0	0		0	0	0	0.0317	0.1	10	0%	0	0	0%	
Acenaphthylene	A	ug/L	0	0		0	0	0	0.025	0.1	10	0%	0	0	0%	
Anthracene	A	ug/L	0	0		0	0	0	0.0283	0.1	10	0%	0	0	0%	
Benzo(a)anthracene	A	ug/L	0	0		0	0	0	0.0272	0.1	10	0%	0	0	0%	
Benzo(a)pyrene	A	ug/L	0	0		0	0	0	0.0347	0.1	10	0%	0	0	0%	
Benzo(b)fluoranthene	A	ug/L	0	0		0	0	0	0.0226	0.1	10	0%	0	0	0%	
Benzo(g,h,i)perylene	A	ug/L	0	0		0	0	0	0.0267	0.1	10	0%	0	0	0%	
Benzo(k)fluoranthene	A	ug/L	0	0		0	0	0	0.0295	0.1	10	0%	0	0	0%	
Chrysene	A	ug/L	0	0		0	0	0	0.0458	0.1	10	0%	0	0	0%	
Dibenzo(a,h)anthracene	A	ug/L	0	0		0	0	0	0.0367	0.1	10	0%	0	0	0%	
Fluoranthene	A	ug/L	0	0		0	0	0	0.0233	0.1	10	0%	0	0	0%	
Fluorene	A	ug/L	0	0		0	0	0	0.0225	0.1	10	0%	0	0	0%	
Indeno(1,2,3-cd)pyrene	A	ug/L	0	0		0	0	0	0.0491	0.1	10	0%	0	0	0%	
Naphthalene	A	ug/L	0	0		0	0	0	0.029	0.1	10	0%	0	0	0%	
Phenanthrene	A	ug/L	0	0		0	0	0	0.0295	0.1	10	0%	0	0	0%	
Pyrene	A	ug/L	0	0		0	0	0	0.0239	0.1	10	0%	0	0	0%	
1,4-Dichlorobenzene-d4	I	ug/L	40	40		0	0	0	0.1	0.1		0%	0	0	0%	
Acenaphthene-d10	I	ug/L	40	40		0	0	0	0.1	0.1		0%	0	0	0%	
Chrysene-d12	I	ug/L	40	40		0	0	0	0.1	0.1		0%	0	0	0%	
Naphthalene-d8	I	ug/L	40	40		0	0	0	0.1	0.1		0%	0	0	0%	
Perylene-d12	I	ug/L	40	40		0	0	0	0.1	0.1		0%	0	0	0%	
Phenanthrene-d10	I	ug/L	40	40		0	0	0	0.1	0.1	10	0%	0	0	0%	E
2-Fluorobiphenyl	S	ug/L	0	0		5	0	0	0.0444	0.1	10	0%	25	94	0%	S
Nitrobenzene-d5	S	ug/L	0	0		5	0	0	0.0523	0.1	10	0%	19	102	0%	S
Terphenyl-d14	S	ug/L	0	0		5	0	0	0.0563	0.1	10	0%	39	106	0%	S
o-Terphenyl	X	ug/L	0	0		200	0	0	0.0654	0	0	0%	40	140	0%	S

Seq No	Lab ID	Test Code	Sample Typ	File ID	Analysis Date	DF	Batch ID	Prep Date	SPKref	RPDref	pmoist
14985903	B22010212-001	SVOC-8270C-SI	SAMP	V5975.I\sh011822	1/18/2022 5:00:1	1	162701	1/5/2022 1:1	0	0	

Analyte	T	Units	RAW	Final	Text	Spike	SPKref	RPDref	MDL	PQL	UQL	%REC	LOW	HIGH	%RPD	Q

Seq No	Lab ID	Test Code	Sample Typ	File ID	Analysis Date	DF	Batch ID	Prep Date	SPKref	RPDref	pmoist
14985903	B22010212-001	SVOC-8270C-SI	SAMP	V5975.I\sh011822	1/18/2022 5:00:1	1	162701	1/5/2022 1:1	0	0	

Analyte	T	Units	RAW	Final	Text	Spike	SPKref	RPDref	MDL	PQL	UQL	%REC	LOW	HIGH	%RPD	Q
1-Methylnaphthalene	A	ug/L	0	0		0	0	0	0.020188	0.1	10	0%	0	0	0%	U
2-Methylnaphthalene	A	ug/L	0	0		0	0	0	0.017248	0.1	10	0%	0	0	0%	U
Acenaphthene	A	ug/L	0	0		0	0	0	0.031066	0.1	10	0%	0	0	0%	U
Acenaphthylene	A	ug/L	0	0		0	0	0	0.0245	0.1	10	0%	0	0	0%	U
Anthracene	A	ug/L	0	0		0	0	0	0.027734	0.1	10	0%	0	0	0%	U
Benzo(a)anthracene	A	ug/L	0	0		0	0	0	0.026656	0.1	10	0%	0	0	0%	U
Benzo(a)pyrene	A	ug/L	0	0		0	0	0	0.034006	0.1	10	0%	0	0	0%	U
Benzo(b)fluoranthene	A	ug/L	0	0		0	0	0	0.022148	0.1	10	0%	0	0	0%	U
Benzo(g,h,i)perylene	A	ug/L	0	0		0	0	0	0.026166	0.1	10	0%	0	0	0%	U
Benzo(k)fluoranthene	A	ug/L	0	0		0	0	0	0.02891	0.1	10	0%	0	0	0%	U
Chrysene	A	ug/L	0	0		0	0	0	0.044884	0.1	10	0%	0	0	0%	U
Dibenzo(a,h)anthracene	A	ug/L	0	0		0	0	0	0.035966	0.1	10	0%	0	0	0%	U
Fluoranthene	A	ug/L	0	0		0	0	0	0.022834	0.1	10	0%	0	0	0%	U
Fluorene	A	ug/L	0	0		0	0	0	0.02205	0.1	10	0%	0	0	0%	U
Indeno(1,2,3-cd)pyrene	A	ug/L	0	0		0	0	0	0.048118	0.1	10	0%	0	0	0%	U
Naphthalene	A	ug/L	0	0		0	0	0	0.02842	0.1	10	0%	0	0	0%	U
Phenanthrene	A	ug/L	0	0		0	0	0	0.02891	0.1	10	0%	0	0	0%	U
Pyrene	A	ug/L	0	0		0	0	0	0.023422	0.1	10	0%	0	0	0%	U
1,4-Dichlorobenzene-d4	I	ug/L	40	39.2		0	0	0	0.098	0.1		0%	0	0	0%	
Acenaphthene-d10	I	ug/L	40	39.2		0	0	0	0.098	0.1		0%	0	0	0%	
Chrysene-d12	I	ug/L	40	39.2		0	0	0	0.098	0.1		0%	0	0	0%	
Naphthalene-d8	I	ug/L	40	39.2		0	0	0	0.098	0.1		0%	0	0	0%	
Perylene-d12	I	ug/L	40	39.2		0	0	0	0.098	0.1		0%	0	0	0%	
Phenanthrene-d10	I	ug/L	40	39.2		0	0	0	0.098	0.1	10	0%	0	0	0%	E

Seq No	Lab ID	Test Code	Sample Typ	File ID	Analysis Date	DF	Batch ID	Prep Date	SPKref	RPDref	pmoist
14985904	B22010211-001	SVOC-8270C-SI	SAMP	V5975.I\sh011822	1/18/2022 5:32:3	100	162701	1/5/2022 1:1	0	0	

Analyte	T	Units	RAW	Final	Text	Spike	SPKref	RPDref	MDL	PQL	UQL	%REC	LOW	HIGH	%RPD	Q
1-Methylnaphthalene	A	ug/L	5.938	629.428		0	0	0	2.1836	10.6	10	0%	0	0	0%	
2-Methylnaphthalene	A	ug/L	8.51102	902.16812		0	0	0	1.8656	10.6	10	0%	0	0	0%	

Seq No	Lab ID	Test Code	Sample Typ	File ID	Analysis Date	DF	Batch ID	Prep Date	SPKref	RPDref	pmoist
14985905	LLCS-162800	SVOC-8270C-SI	LCS-DOD	V5975.I\sh011822	1/18/2022 6:05:1	20	162800	1/10/2022 8:	0	0	

Analyte	T	Units	RAW	Final	Text	Spike	SPKref	RPDref	MDL	PQL	UQL	%REC	LOW	HIGH	%RPD	Q
2-Fluorobiphenyl	S	ug/L	3.72314	74.4628		100	0	0	0.888	2	10	74%	53	106	0%	
Nitrobenzene-d5	S	ug/L	3.92807	78.5614		100	0	0	1.046	2	10	79%	55	111	0%	
Terphenyl-d14	S	ug/L	6.05682	121.1364		100	0	0	1.126	2	10	121%	58	132	0%	

Seq No	Lab ID	Test Code	Sample Typ	File ID	Analysis Date	DF	Batch ID	Prep Date	SPKref	RPDref	pmoist
14985906	LLCSD-162800	SVOC-8270C-SI	LCSD-DOD	V5975.I\sh011822	1/18/2022 6:37:2	1	162800	1/10/2022 8:	0	1E+07	

Analyte	T	Units	RAW	Final	Text	Spike	SPKref	RPDref	MDL	PQL	UQL	%REC	LOW	HIGH	%RPD	Q
2-Fluorobiphenyl	S	ug/L	3.24675	3.24675		5	0	0	0.0444	0.1	10	65%	53	106	0%	
Nitrobenzene-d5	S	ug/L	4.39731	4.39731		5	0	0	0.0523	0.1	10	88%	55	111	0%	
Terphenyl-d14	S	ug/L	5.52495	5.52495		5	0	0	0.0563	0.1	10	110%	58	132	0%	

Seq No	Lab ID	Test Code	Sample Typ	File ID	Analysis Date	DF	Batch ID	Prep Date	SPKref	RPDref	pmoist
14985907	LLCS-162889	SVOC-8270C-SI	LCS-DOD	V5975.I\sh011822	1/18/2022 7:09:4	1	162889	1/12/2022 2:	0	0	

Analyte	T	Units	RAW	Final	Text	Spike	SPKref	RPDref	MDL	PQL	UQL	%REC	LOW	HIGH	%RPD	Q
1-Methylnaphthalene	A	ug/L	2.94513	2.94513		5	0	0	0.0206	0.1	10	59%	41	115	0%	
2-Methylnaphthalene	A	ug/L	3.50989	3.50989		5	0	0	0.0176	0.1	10	70%	39	114	0%	
Acenaphthene	A	ug/L	3.34772	3.34772		5	0	0	0.0317	0.1	10	67%	48	114	0%	
Acenaphthylene	A	ug/L	3.23056	3.23056		5	0	0	0.025	0.1	10	65%	35	121	0%	
Anthracene	A	ug/L	4.65305	4.65305		5	0	0	0.0283	0.1	10	93%	53	119	0%	
Benzo(a)anthracene	A	ug/L	5.02601	5.02601		5	0	0	0.0272	0.1	10	101%	59	120	0%	
Benzo(a)pyrene	A	ug/L	4.76667	4.76667		5	0	0	0.0347	0.1	10	95%	53	120	0%	
Benzo(b)fluoranthene	A	ug/L	4.90832	4.90832		5	0	0	0.0226	0.1	10	98%	53	126	0%	
Benzo(g,h,i)perylene	A	ug/L	4.67951	4.67951		5	0	0	0.0267	0.1	10	94%	44	128	0%	
Benzo(k)fluoranthene	A	ug/L	4.39214	4.39214		5	0	0	0.0295	0.1	10	88%	54	125	0%	
Chrysene	A	ug/L	4.69343	4.69343		5	0	0	0.0458	0.1	10	94%	57	120	0%	
Dibenzo(a,h)anthracene	A	ug/L	4.68976	4.68976		5	0	0	0.0367	0.1	10	94%	44	141	0%	
Fluoranthene	A	ug/L	4.47876	4.47876		5	0	0	0.0233	0.1	10	90%	58	120	0%	
Fluorene	A	ug/L	3.87627	3.87627		5	0	0	0.0225	0.1	10	78%	50	118	0%	
Indeno(1,2,3-cd)pyrene	A	ug/L	4.51092	4.51092		5	0	0	0.0491	0.1	10	90%	48	130	0%	
Naphthalene	A	ug/L	2.92266	2.92266		5	0	0	0.029	0.1	10	58%	43	114	0%	
Phenanthrene	A	ug/L	4.59141	4.59141		5	0	0	0.0295	0.1	10	92%	53	115	0%	
Pyrene	A	ug/L	4.46554	4.46554		5	0	0	0.0239	0.1	10	89%	53	121	0%	

Seq No	Lab ID	Test Code	Sample Typ	File ID	Analysis Date	DF	Batch ID	Prep Date	SPKref	RPDref	pmoist
14985907	LLCS-162889	SVOC-8270C-SI	LCS-DOD	V5975.I\sh011822	1/18/2022 7:09:4	1	162889	1/12/2022 2:	0	0	

Analyte	T	Units	RAW	Final	Text	Spike	SPKref	RPDref	MDL	PQL	UQL	%REC	LOW	HIGH	%RPD	Q
1,4-Dichlorobenzene-d4	I	ug/L	40	40		0	0	0	0.1	0.1		0%			0%	
Acenaphthene-d10	I	ug/L	40	40		0	0	0	0.1	0.1		0%			0%	
Chrysene-d12	I	ug/L	40	40		0	0	0	0.1	0.1		0%			0%	
Naphthalene-d8	I	ug/L	40	40		0	0	0	0.1	0.1		0%			0%	
Perylene-d12	I	ug/L	40	40		0	0	0	0.1	0.1		0%			0%	
Phenanthrene-d10	I	ug/L	40	40		0	0	0	0.1	0.1	10	0%			0%	
2-Fluorobiphenyl	S	ug/L	3.39211	3.39211		5	0	0	0.0444	0.1	10	68%	53	106	0%	
Nitrobenzene-d5	S	ug/L	4.06312	4.06312		5	0	0	0.0523	0.1	10	81%	55	111	0%	
Terphenyl-d14	S	ug/L	5.05279	5.05279		5	0	0	0.0563	0.1	10	101%	58	132	0%	
o-Terphenyl	X	ug/L	4.17682	4.17682		5	0	0	0.0654	0	0	84%	40	140	0%	

Seq No	Lab ID	Test Code	Sample Typ	File ID	Analysis Date	DF	Batch ID	Prep Date	SPKref	RPDref	pmoist
14985908	LLCSD-162889	SVOC-8270C-SI	LCSD-DOD	V5975.I\sh011822	1/18/2022 7:42:0	1	162889	1/12/2022 2:	0	1E+07	

Analyte	T	Units	RAW	Final	Text	Spike	SPKref	RPDref	MDL	PQL	UQL	%REC	LOW	HIGH	%RPD	Q
1-Methylnaphthalene	A	ug/L	2.36722	2.36722		5	0	2.94513	0.0206	0.1	10	47%	41	115	22%	
2-Methylnaphthalene	A	ug/L	2.72774	2.72774		5	0	3.50989	0.0176	0.1	10	55%	39	114	25%	
Acenaphthene	A	ug/L	2.79938	2.79938		5	0	3.34772	0.0317	0.1	10	56%	48	114	18%	
Acenaphthylene	A	ug/L	2.81421	2.81421		5	0	3.23056	0.025	0.1	10	56%	35	121	14%	
Anthracene	A	ug/L	4.53284	4.53284		5	0	4.65305	0.0283	0.1	10	91%	53	119	3%	
Benzo(a)anthracene	A	ug/L	5.13253	5.13253		5	0	5.02601	0.0272	0.1	10	103%	59	120	2%	
Benzo(a)pyrene	A	ug/L	4.92369	4.92369		5	0	4.76667	0.0347	0.1	10	98%	53	120	3%	
Benzo(b)fluoranthene	A	ug/L	5.11649	5.11649		5	0	4.90832	0.0226	0.1	10	102%	53	126	4%	
Benzo(g,h,i)perylene	A	ug/L	4.77174	4.77174		5	0	4.67951	0.0267	0.1	10	95%	44	128	2%	
Benzo(k)fluoranthene	A	ug/L	4.73216	4.73216		5	0	4.39214	0.0295	0.1	10	95%	54	125	7%	
Chrysene	A	ug/L	4.77576	4.77576		5	0	4.69343	0.0458	0.1	10	96%	57	120	2%	
Dibenzo(a,h)anthracene	A	ug/L	4.99191	4.99191		5	0	4.68976	0.0367	0.1	10	100%	44	141	6%	
Fluoranthene	A	ug/L	4.41864	4.41864		5	0	4.47876	0.0233	0.1	10	88%	58	120	1%	
Fluorene	A	ug/L	3.46982	3.46982		5	0	3.87627	0.0225	0.1	10	69%	50	118	11%	
Indeno(1,2,3-cd)pyrene	A	ug/L	4.82049	4.82049		5	0	4.51092	0.0491	0.1	10	96%	48	130	7%	
Naphthalene	A	ug/L	2.41921	2.41921		5	0	2.92266	0.029	0.1	10	48%	43	114	19%	
Phenanthrene	A	ug/L	4.3439	4.3439		5	0	4.59141	0.0295	0.1	10	87%	53	115	6%	
Pyrene	A	ug/L	4.53956	4.53956		5	0	4.46554	0.0239	0.1	10	91%	53	121	2%	
1,4-Dichlorobenzene-d4	I	ug/L	40	40		0	0	0	0.1	0.1		0%			0%	
Acenaphthene-d10	I	ug/L	40	40		0	0	0	0.1	0.1		0%			0%	

Seq No	Lab ID	Test Code	Sample Typ	File ID	Analysis Date	DF	Batch ID	Prep Date	SPKref	RPDref	pmoist
14985908	LLCSD-162889	SVOC-8270C-SI	LCSD-DOD	V5975.I\sh011822	1/18/2022 7:42:0	1	162889	1/12/2022 2:	0	1E+07	

Analyte	T	Units	RAW	Final	Text	Spike	SPKref	RPDref	MDL	PQL	UQL	%REC	LOW	HIGH	%RPD	Q
Chrysene-d12	I	ug/L	40	40		0	0	0	0.1	0.1		0%			0%	
Naphthalene-d8	I	ug/L	40	40		0	0	0	0.1	0.1		0%			0%	
Perylene-d12	I	ug/L	40	40		0	0	0	0.1	0.1		0%			0%	
Phenanthrene-d10	I	ug/L	40	40		0	0	0	0.1	0.1	10	0%			0%	
2-Fluorobiphenyl	S	ug/L	3.06148	3.06148		5	0	0	0.0444	0.1	10	61%	53	106	0%	
Nitrobenzene-d5	S	ug/L	3.87605	3.87605		5	0	0	0.0523	0.1	10	78%	55	111	0%	
Terphenyl-d14	S	ug/L	5.07681	5.07681		5	0	0	0.0563	0.1	10	102%	58	132	0%	
o-Terphenyl	X	ug/L	4.01636	4.01636		5	0	4.17682	0.0654	0	0	80%	40	140	4%	

Seq No	Lab ID	Test Code	Sample Typ	File ID	Analysis Date	DF	Batch ID	Prep Date	SPKref	RPDref	pmoist
14985909	MB-162889	SVOC-8270C-SI	MBLK	V5975.I\sh011822	1/18/2022 8:14:2	1	162889	1/12/2022 2:	0	0	

Analyte	T	Units	RAW	Final	Text	Spike	SPKref	RPDref	MDL	PQL	UQL	%REC	LOW	HIGH	%RPD	Q
1-Methylnaphthalene	A	ug/L	0	0		0	0	0	0.0206	0.1	10	0%			0%	
2-Methylnaphthalene	A	ug/L	0	0		0	0	0	0.0176	0.1	10	0%			0%	
Acenaphthene	A	ug/L	0	0		0	0	0	0.0317	0.1	10	0%			0%	
Acenaphthylene	A	ug/L	0	0		0	0	0	0.025	0.1	10	0%			0%	
Anthracene	A	ug/L	0	0		0	0	0	0.0283	0.1	10	0%			0%	
Benzo(a)anthracene	A	ug/L	0	0		0	0	0	0.0272	0.1	10	0%			0%	
Benzo(a)pyrene	A	ug/L	0	0		0	0	0	0.0347	0.1	10	0%			0%	
Benzo(b)fluoranthene	A	ug/L	0	0		0	0	0	0.0226	0.1	10	0%			0%	
Benzo(g,h,i)perylene	A	ug/L	0	0		0	0	0	0.0267	0.1	10	0%			0%	
Benzo(k)fluoranthene	A	ug/L	0	0		0	0	0	0.0295	0.1	10	0%			0%	
Chrysene	A	ug/L	0	0		0	0	0	0.0458	0.1	10	0%			0%	
Dibenzo(a,h)anthracene	A	ug/L	0	0		0	0	0	0.0367	0.1	10	0%			0%	
Fluoranthene	A	ug/L	0	0		0	0	0	0.0233	0.1	10	0%			0%	
Fluorene	A	ug/L	0	0		0	0	0	0.0225	0.1	10	0%			0%	
Indeno(1,2,3-cd)pyrene	A	ug/L	0	0		0	0	0	0.0491	0.1	10	0%			0%	
Naphthalene	A	ug/L	0	0		0	0	0	0.029	0.1	10	0%			0%	
Phenanthrene	A	ug/L	0	0		0	0	0	0.0295	0.1	10	0%			0%	
Pyrene	A	ug/L	0	0		0	0	0	0.0239	0.1	10	0%			0%	
1,4-Dichlorobenzene-d4	I	ug/L	40	40		0	0	0	0.1	0.1		0%			0%	
Acenaphthene-d10	I	ug/L	40	40		0	0	0	0.1	0.1		0%			0%	
Chrysene-d12	I	ug/L	40	40		0	0	0	0.1	0.1		0%			0%	
Naphthalene-d8	I	ug/L	40	40		0	0	0	0.1	0.1		0%			0%	

Seq No	Lab ID	Test Code	Sample Typ	File ID	Analysis Date	DF	Batch ID	Prep Date	SPKref	RPDref	pmoist
14985909	MB-162889	SVOC-8270C-SI	MBLK	V5975.I\sh011822	1/18/2022 8:14:2	1	162889	1/12/2022 2:	0	0	

Analyte	T	Units	RAW	Final	Text	Spike	SPKref	RPDref	MDL	PQL	UQL	%REC	LOW	HIGH	%RPD	Q
Perylene-d12	I	ug/L	40	40		0	0	0	0.1	0.1		0%			0%	
Phenanthrene-d10	I	ug/L	40	40		0	0	0	0.1	0.1	10	0%			0%	

Seq No	Lab ID	Test Code	Sample Typ	File ID	Analysis Date	DF	Batch ID	Prep Date	SPKref	RPDref	pmoist
14985910	B22010507-001	SVOC-8270C-SI	SAMP	V5975.I\sh011822	1/18/2022 8:46:4	1	162889	1/12/2022 2:	0	0	

Analyte	T	Units	RAW	Final	Text	Spike	SPKref	RPDref	MDL	PQL	UQL	%REC	LOW	HIGH	%RPD	Q
1-Methylnaphthalene	A	ug/L	0	0		0	0	0	0.0196112	0.1	10	0%	0	0	0%	U
2-Methylnaphthalene	A	ug/L	0	0		0	0	0	0.0167552	0.1	10	0%	0	0	0%	U
Acenaphthene	A	ug/L	0	0		0	0	0	0.0301784	0.1	10	0%	0	0	0%	U
Acenaphthylene	A	ug/L	0	0		0	0	0	0.0238	0.1	10	0%	0	0	0%	U
Anthracene	A	ug/L	0	0		0	0	0	0.0269416	0.1	10	0%	0	0	0%	U
Benzo(a)anthracene	A	ug/L	0	0		0	0	0	0.0258944	0.1	10	0%	0	0	0%	U
Benzo(a)pyrene	A	ug/L	0	0		0	0	0	0.0330344	0.1	10	0%	0	0	0%	U
Benzo(b)fluoranthene	A	ug/L	0	0		0	0	0	0.0215152	0.1	10	0%	0	0	0%	U
Benzo(g,h,i)perylene	A	ug/L	0	0		0	0	0	0.0254184	0.1	10	0%	0	0	0%	U
Benzo(k)fluoranthene	A	ug/L	0	0		0	0	0	0.028084	0.1	10	0%	0	0	0%	U
Chrysene	A	ug/L	0	0		0	0	0	0.0436016	0.1	10	0%	0	0	0%	U
Dibenzo(a,h)anthracene	A	ug/L	0	0		0	0	0	0.0349384	0.1	10	0%	0	0	0%	U
Fluoranthene	A	ug/L	0	0		0	0	0	0.0221816	0.1	10	0%	0	0	0%	U
Fluorene	A	ug/L	0	0		0	0	0	0.02142	0.1	10	0%	0	0	0%	U
Indeno(1,2,3-cd)pyrene	A	ug/L	0	0		0	0	0	0.0467432	0.1	10	0%	0	0	0%	U
Naphthalene	A	ug/L	0	0		0	0	0	0.027608	0.1	10	0%	0	0	0%	U
Phenanthrene	A	ug/L	0	0		0	0	0	0.028084	0.1	10	0%	0	0	0%	U
Pyrene	A	ug/L	0	0		0	0	0	0.0227528	0.1	10	0%	0	0	0%	U
1,4-Dichlorobenzene-d4	I	ug/L	40	38.08		0	0	0	0.0952	0.1		0%	0	0	0%	
Acenaphthene-d10	I	ug/L	40	38.08		0	0	0	0.0952	0.1		0%	0	0	0%	
Chrysene-d12	I	ug/L	40	38.08		0	0	0	0.0952	0.1		0%	0	0	0%	
Naphthalene-d8	I	ug/L	40	38.08		0	0	0	0.0952	0.1		0%	0	0	0%	
Perylene-d12	I	ug/L	40	38.08		0	0	0	0.0952	0.1		0%	0	0	0%	
Phenanthrene-d10	I	ug/L	40	38.08		0	0	0	0.0952	0.1	10	0%	0	0	0%	E
o-Terphenyl	X	ug/L	0	0		190.4	0	0	0.0622608	0	0	0%	40	140	0%	US

Seq No	Lab ID	Test Code	Sample Typ	File ID	Analysis Date	DF	Batch ID	Prep Date	SPKref	RPDref	pmoist
14985911	B22010625-001	SVOC-8270C-SI	SAMP	V5975.I\sh011822	1/18/2022 9:19:0	1	162889	1/12/2022 2:	0	0	

Analyte	T	Units	RAW	Final	Text	Spike	SPKref	RPDref	MDL	PQL	UQL	%REC	LOW	HIGH	%RPD	Q
1-Methylnaphthalene	A	ug/L	0	0		0	0	0	0.020394	0.1	10	0%	0	0	0%	U
2-Methylnaphthalene	A	ug/L	0	0		0	0	0	0.017424	0.1	10	0%	0	0	0%	U
Acenaphthene	A	ug/L	0	0		0	0	0	0.031383	0.1	10	0%	0	0	0%	U
Acenaphthylene	A	ug/L	0	0		0	0	0	0.02475	0.1	10	0%	0	0	0%	U
Anthracene	A	ug/L	0	0		0	0	0	0.028017	0.1	10	0%	0	0	0%	U
Benzo(a)anthracene	A	ug/L	0	0		0	0	0	0.026928	0.1	10	0%	0	0	0%	U
Benzo(a)pyrene	A	ug/L	0	0		0	0	0	0.034353	0.1	10	0%	0	0	0%	U
Benzo(b)fluoranthene	A	ug/L	0	0		0	0	0	0.022374	0.1	10	0%	0	0	0%	U
Benzo(g,h,i)perylene	A	ug/L	0	0		0	0	0	0.026433	0.1	10	0%	0	0	0%	U
Benzo(k)fluoranthene	A	ug/L	0	0		0	0	0	0.029205	0.1	10	0%	0	0	0%	U
Chrysene	A	ug/L	0	0		0	0	0	0.045342	0.1	10	0%	0	0	0%	U
Dibenzo(a,h)anthracene	A	ug/L	0	0		0	0	0	0.036333	0.1	10	0%	0	0	0%	U
Fluoranthene	A	ug/L	0	0		0	0	0	0.023067	0.1	10	0%	0	0	0%	U
Fluorene	A	ug/L	0	0		0	0	0	0.022275	0.1	10	0%	0	0	0%	U
Indeno(1,2,3-cd)pyrene	A	ug/L	0	0		0	0	0	0.048609	0.1	10	0%	0	0	0%	U
Naphthalene	A	ug/L	0	0		0	0	0	0.02871	0.1	10	0%	0	0	0%	U
Phenanthrene	A	ug/L	0	0		0	0	0	0.029205	0.1	10	0%	0	0	0%	U
Pyrene	A	ug/L	0	0		0	0	0	0.023661	0.1	10	0%	0	0	0%	U
1,4-Dichlorobenzene-d4	I	ug/L	40	39.6		0	0	0	0.099	0.1		0%	0	0	0%	
Acenaphthene-d10	I	ug/L	40	39.6		0	0	0	0.099	0.1		0%	0	0	0%	
Chrysene-d12	I	ug/L	40	39.6		0	0	0	0.099	0.1		0%	0	0	0%	
Naphthalene-d8	I	ug/L	40	39.6		0	0	0	0.099	0.1		0%	0	0	0%	
Perylene-d12	I	ug/L	40	39.6		0	0	0	0.099	0.1		0%	0	0	0%	
Phenanthrene-d10	I	ug/L	40	39.6		0	0	0	0.099	0.1	10	0%	0	0	0%	E
o-Terphenyl	X	ug/L	0	0		198	0	0	0.064746	0	0	0%	40	140	0%	US

Seq No	Lab ID	Test Code	Sample Typ	File ID	Analysis Date	DF	Batch ID	Prep Date	SPKref	RPDref	pmoist
14985912	B22010626-001	SVOC-8270C-SI	SAMP	V5975.I\sh011822	1/18/2022 9:51:1	1	162889	1/12/2022 2:	0	0	

Analyte	T	Units	RAW	Final	Text	Spike	SPKref	RPDref	MDL	PQL	UQL	%REC	LOW	HIGH	%RPD	Q
1-Methylnaphthalene	A	ug/L	0	0		0	0	0	0.0198172	0.1	10	0%	0	0	0%	U
2-Methylnaphthalene	A	ug/L	0	0		0	0	0	0.0169312	0.1	10	0%	0	0	0%	U
Acenaphthene	A	ug/L	0	0		0	0	0	0.0304954	0.1	10	0%	0	0	0%	U
Acenaphthylene	A	ug/L	0	0		0	0	0	0.02405	0.1	10	0%	0	0	0%	U
Anthracene	A	ug/L	0	0		0	0	0	0.0272246	0.1	10	0%	0	0	0%	U

Seq No	Lab ID	Test Code	Sample Typ	File ID	Analysis Date	DF	Batch ID	Prep Date	SPKref	RPDref	pmoist
14985912	B22010626-001	SVOC-8270C-SI	SAMP	V5975.I\sh011822	1/18/2022 9:51:1	1	162889	1/12/2022 2:	0	0	

Analyte	T	Units	RAW	Final	Text	Spike	SPKref	RPDref	MDL	PQL	UQL	%REC	LOW	HIGH	%RPD	Q
Benzo(a)anthracene	A	ug/L	0	0		0	0	0	0.0261664	0.1	10	0%	0	0	0%	U
Benzo(a)pyrene	A	ug/L	0	0		0	0	0	0.0333814	0.1	10	0%	0	0	0%	U
Benzo(b)fluoranthene	A	ug/L	0	0		0	0	0	0.0217412	0.1	10	0%	0	0	0%	U
Benzo(g,h,i)perylene	A	ug/L	0	0		0	0	0	0.0256854	0.1	10	0%	0	0	0%	U
Benzo(k)fluoranthene	A	ug/L	0	0		0	0	0	0.028379	0.1	10	0%	0	0	0%	U
Chrysene	A	ug/L	0	0		0	0	0	0.0440596	0.1	10	0%	0	0	0%	U
Dibenzo(a,h)anthracene	A	ug/L	0	0		0	0	0	0.0353054	0.1	10	0%	0	0	0%	U
Fluoranthene	A	ug/L	0	0		0	0	0	0.0224146	0.1	10	0%	0	0	0%	U
Fluorene	A	ug/L	0	0		0	0	0	0.021645	0.1	10	0%	0	0	0%	U
Indeno(1,2,3-cd)pyrene	A	ug/L	0	0		0	0	0	0.0472342	0.1	10	0%	0	0	0%	U
Naphthalene	A	ug/L	0	0		0	0	0	0.027898	0.1	10	0%	0	0	0%	U
Phenanthrene	A	ug/L	0	0		0	0	0	0.028379	0.1	10	0%	0	0	0%	U
Pyrene	A	ug/L	0	0		0	0	0	0.0229918	0.1	10	0%	0	0	0%	U
1,4-Dichlorobenzene-d4	I	ug/L	40	38.48		0	0	0	0.0962	0.1		0%	0	0	0%	
Acenaphthene-d10	I	ug/L	40	38.48		0	0	0	0.0962	0.1		0%	0	0	0%	
Chrysene-d12	I	ug/L	40	38.48		0	0	0	0.0962	0.1		0%	0	0	0%	
Naphthalene-d8	I	ug/L	40	38.48		0	0	0	0.0962	0.1		0%	0	0	0%	
Perylene-d12	I	ug/L	40	38.48		0	0	0	0.0962	0.1		0%	0	0	0%	
Phenanthrene-d10	I	ug/L	40	38.48		0	0	0	0.0962	0.1	10	0%	0	0	0%	E
o-Terphenyl	X	ug/L	0.07981	0.07677722		0	0	0	0.0629148	0	0	0%	40	140	0%	

Seq No	Lab ID	Test Code	Sample Typ	File ID	Analysis Date	DF	Batch ID	Prep Date	SPKref	RPDref	pmoist
14985913	B22010628-001	SVOC-8270C-SI	SAMP	V5975.I\sh011822	1/18/2022 10:23:	1	162889	1/12/2022 2:	0	0	

Analyte	T	Units	RAW	Final	Text	Spike	SPKref	RPDref	MDL	PQL	UQL	%REC	LOW	HIGH	%RPD	Q
1-Methylnaphthalene	A	ug/L	0	0		0	0	0	0.0196112	0.1	10	0%	0	0	0%	U
2-Methylnaphthalene	A	ug/L	0	0		0	0	0	0.0167552	0.1	10	0%	0	0	0%	U
Acenaphthene	A	ug/L	0	0		0	0	0	0.0301784	0.1	10	0%	0	0	0%	U
Acenaphthylene	A	ug/L	0	0		0	0	0	0.0238	0.1	10	0%	0	0	0%	U
Anthracene	A	ug/L	0	0		0	0	0	0.0269416	0.1	10	0%	0	0	0%	U
Benzo(a)anthracene	A	ug/L	0	0		0	0	0	0.0258944	0.1	10	0%	0	0	0%	U
Benzo(a)pyrene	A	ug/L	0	0		0	0	0	0.0330344	0.1	10	0%	0	0	0%	U
Benzo(b)fluoranthene	A	ug/L	0	0		0	0	0	0.0215152	0.1	10	0%	0	0	0%	U
Benzo(g,h,i)perylene	A	ug/L	0	0		0	0	0	0.0254184	0.1	10	0%	0	0	0%	U
Benzo(k)fluoranthene	A	ug/L	0	0		0	0	0	0.028084	0.1	10	0%	0	0	0%	U

Seq No	Lab ID	Test Code	Sample Typ	File ID	Analysis Date	DF	Batch ID	Prep Date	SPKref	RPDref	pmoist
14985913	B22010628-001	SVOC-8270C-SI	SAMP	V5975.I\sh011822	1/18/2022 10:23:	1	162889	1/12/2022 2:	0	0	

Analyte	T	Units	RAW	Final	Text	Spike	SPKref	RPDref	MDL	PQL	UQL	%REC	LOW	HIGH	%RPD	Q
Chrysene	A	ug/L	0	0		0	0	0	0.0436016	0.1	10	0%	0	0	0%	U
Dibenzo(a,h)anthracene	A	ug/L	0	0		0	0	0	0.0349384	0.1	10	0%	0	0	0%	U
Fluoranthene	A	ug/L	0	0		0	0	0	0.0221816	0.1	10	0%	0	0	0%	U
Fluorene	A	ug/L	0	0		0	0	0	0.02142	0.1	10	0%	0	0	0%	U
Indeno(1,2,3-cd)pyrene	A	ug/L	0	0		0	0	0	0.0467432	0.1	10	0%	0	0	0%	U
Naphthalene	A	ug/L	0	0		0	0	0	0.027608	0.1	10	0%	0	0	0%	U
Phenanthrene	A	ug/L	0	0		0	0	0	0.028084	0.1	10	0%	0	0	0%	U
Pyrene	A	ug/L	0	0		0	0	0	0.0227528	0.1	10	0%	0	0	0%	U
1,4-Dichlorobenzene-d4	I	ug/L	40	38.08		0	0	0	0.0952	0.1		0%	0	0	0%	
Acenaphthene-d10	I	ug/L	40	38.08		0	0	0	0.0952	0.1		0%	0	0	0%	
Chrysene-d12	I	ug/L	40	38.08		0	0	0	0.0952	0.1		0%	0	0	0%	
Naphthalene-d8	I	ug/L	40	38.08		0	0	0	0.0952	0.1		0%	0	0	0%	
Perylene-d12	I	ug/L	40	38.08		0	0	0	0.0952	0.1		0%	0	0	0%	
Phenanthrene-d10	I	ug/L	40	38.08		0	0	0	0.0952	0.1	10	0%	0	0	0%	E
o-Terphenyl	X	ug/L	0	0		0	0	0	0.0622608	0	0	0%	40	140	0%	U

Seq No	Lab ID	Test Code	Sample Typ	File ID	Analysis Date	DF	Batch ID	Prep Date	SPKref	RPDref	pmoist
14985914	B22010628-001	SVOC-8270C-SI	MS-DOD	V5975.I\sh011822	1/18/2022 10:55:	1	162889	1/12/2022 2:	1E+07	0	

Analyte	T	Units	RAW	Final	Text	Spike	SPKref	RPDref	MDL	PQL	UQL	%REC	LOW	HIGH	%RPD	Q
1-Methylnaphthalene	A	ug/L	2.92472	2.78433344		4.76	0	0	0.0196112	0.1	10	58%	41	115	0%	
2-Methylnaphthalene	A	ug/L	3.88149	3.69517848		4.76	0	0	0.0167552	0.1	10	78%	39	114	0%	
Acenaphthene	A	ug/L	3.55028	3.37986656		4.76	0	0	0.0301784	0.1	10	71%	48	114	0%	
Acenaphthylene	A	ug/L	3.44286	3.27760272		4.76	0	0	0.0238	0.1	10	69%	35	121	0%	
Anthracene	A	ug/L	4.79468	4.56453536		4.76	0	0	0.0269416	0.1	10	96%	53	119	0%	
Benzo(a)anthracene	A	ug/L	5.09882	4.85407664		4.76	0	0	0.0258944	0.1	10	102%	59	120	0%	
Benzo(a)pyrene	A	ug/L	4.79907	4.56871464		4.76	0	0	0.0330344	0.1	10	96%	53	120	0%	
Benzo(b)fluoranthene	A	ug/L	4.95651	4.71859752		4.76	0	0	0.0215152	0.1	10	99%	53	126	0%	
Benzo(g,h,i)perylene	A	ug/L	4.63272	4.41034944		4.76	0	0	0.0254184	0.1	10	93%	44	128	0%	
Benzo(k)fluoranthene	A	ug/L	4.55488	4.33624576		4.76	0	0	0.028084	0.1	10	91%	54	125	0%	
Chrysene	A	ug/L	4.77015	4.5411828		4.76	0	0	0.0436016	0.1	10	95%	57	120	0%	
Dibenzo(a,h)anthracene	A	ug/L	4.73886	4.51139472		4.76	0	0	0.0349384	0.1	10	95%	44	141	0%	
Fluoranthene	A	ug/L	4.49469	4.27894488		4.76	0	0	0.0221816	0.1	10	90%	58	120	0%	
Fluorene	A	ug/L	4.0712	3.8757824		4.76	0	0	0.02142	0.1	10	81%	50	118	0%	
Indeno(1,2,3-cd)pyrene	A	ug/L	4.54416	4.32604032		4.76	0	0	0.0467432	0.1	10	91%	48	130	0%	

Seq No	Lab ID	Test Code	Sample Typ	File ID	Analysis Date	DF	Batch ID	Prep Date	SPKref	RPDref	pmoist
14985914	B22010628-001	SVOC-8270C-SI	MS-DOD	V5975.I\sh011822	1/18/2022 10:55:	1	162889	1/12/2022 2:	1E+07	0	

Analyte	T	Units	RAW	Final	Text	Spike	SPKref	RPDref	MDL	PQL	UQL	%REC	LOW	HIGH	%RPD	Q
Naphthalene	A	ug/L	3.04219	2.89616488		4.76	0	0	0.027608	0.1	10	61%	43	114	0%	
Phenanthrene	A	ug/L	4.73345	4.5062444		4.76	0	0	0.028084	0.1	10	95%	53	115	0%	
Pyrene	A	ug/L	4.56533	4.34619416		4.76	0	0	0.0227528	0.1	10	91%	53	121	0%	
1,4-Dichlorobenzene-d4	I	ug/L	40	38.08		0	0	0	0.0952	0.1		0%			0%	
Acenaphthene-d10	I	ug/L	40	38.08		0	0	0	0.0952	0.1		0%			0%	
Chrysene-d12	I	ug/L	40	38.08		0	0	0	0.0952	0.1		0%			0%	
Naphthalene-d8	I	ug/L	40	38.08		0	0	0	0.0952	0.1		0%			0%	
Perylene-d12	I	ug/L	40	38.08		0	0	0	0.0952	0.1		0%			0%	
Phenanthrene-d10	I	ug/L	40	38.08		0	0	0	0.0952	0.1	10	0%			0%	
2-Fluorobiphenyl	S	ug/L	4.40368	4.19230336		4.76	0	0	0.0422688	0.1	10	88%	53	106	0%	
Nitrobenzene-d5	S	ug/L	5.36423	5.10674696		4.76	0	0	0.0497896	0.1	10	107%	55	111	0%	
Terphenyl-d14	S	ug/L	6.76755	6.4427076		4.76	0	0	0.0535976	0.1	10	135%	58	132	0%	S
o-Terphenyl	X	ug/L	4.10834	3.91113968		4.76	0	0	0.0622608	0	0	82%	40	140	0%	

Seq No	Lab ID	Test Code	Sample Typ	File ID	Analysis Date	DF	Batch ID	Prep Date	SPKref	RPDref	pmoist
14985915	B22010629-001	SVOC-8270C-SI	SAMP	V5975.I\sh011822	1/18/2022 11:28:	1	162889	1/12/2022 2:	0	0	

Analyte	T	Units	RAW	Final	Text	Spike	SPKref	RPDref	MDL	PQL	UQL	%REC	LOW	HIGH	%RPD	Q
1-Methylnaphthalene	A	ug/L	0	0		0	0	0	0.021424	0.104	10	0%	0	0	0%	U
2-Methylnaphthalene	A	ug/L	0	0		0	0	0	0.018304	0.104	10	0%	0	0	0%	U
Acenaphthene	A	ug/L	0	0		0	0	0	0.032968	0.104	10	0%	0	0	0%	U
Acenaphthylene	A	ug/L	0	0		0	0	0	0.026	0.104	10	0%	0	0	0%	U
Anthracene	A	ug/L	0	0		0	0	0	0.029432	0.104	10	0%	0	0	0%	U
Benzo(a)anthracene	A	ug/L	0	0		0	0	0	0.028288	0.104	10	0%	0	0	0%	U
Benzo(a)pyrene	A	ug/L	0	0		0	0	0	0.036088	0.104	10	0%	0	0	0%	U
Benzo(b)fluoranthene	A	ug/L	0	0		0	0	0	0.023504	0.104	10	0%	0	0	0%	U
Benzo(g,h,i)perylene	A	ug/L	0	0		0	0	0	0.027768	0.104	10	0%	0	0	0%	U
Benzo(k)fluoranthene	A	ug/L	0	0		0	0	0	0.03068	0.104	10	0%	0	0	0%	U
Chrysene	A	ug/L	0	0		0	0	0	0.047632	0.104	10	0%	0	0	0%	U
Dibenzo(a,h)anthracene	A	ug/L	0	0		0	0	0	0.038168	0.104	10	0%	0	0	0%	U
Fluoranthene	A	ug/L	0	0		0	0	0	0.024232	0.104	10	0%	0	0	0%	U
Fluorene	A	ug/L	0	0		0	0	0	0.0234	0.104	10	0%	0	0	0%	U
Indeno(1,2,3-cd)pyrene	A	ug/L	0	0		0	0	0	0.051064	0.104	10	0%	0	0	0%	U
Naphthalene	A	ug/L	0	0		0	0	0	0.03016	0.104	10	0%	0	0	0%	U
Phenanthrene	A	ug/L	0	0		0	0	0	0.03068	0.104	10	0%	0	0	0%	U

Seq No	Lab ID	Test Code	Sample Typ	File ID	Analysis Date	DF	Batch ID	Prep Date	SPKref	RPDref	pmoist
14985915	B22010629-001	SVOC-8270C-SI	SAMP	V5975.I\sh0118221/18/2022 11:28:		1	162889	1/12/2022 2:	0	0	

Analyte	T	Units	RAW	Final	Text	Spike	SPKref	RPDref	MDL	PQL	UQL	%REC	LOW	HIGH	%RPD	Q
Pyrene	A	ug/L	0	0		0	0	0	0.024856	0.104	10	0%	0	0	0%	U
1,4-Dichlorobenzene-d4	I	ug/L	40	41.6		0	0	0	0.104	0.104		0%	0	0	0%	
Acenaphthene-d10	I	ug/L	40	41.6		0	0	0	0.104	0.104		0%	0	0	0%	
Chrysene-d12	I	ug/L	40	41.6		0	0	0	0.104	0.104		0%	0	0	0%	
Naphthalene-d8	I	ug/L	40	41.6		0	0	0	0.104	0.104		0%	0	0	0%	
Perylene-d12	I	ug/L	40	41.6		0	0	0	0.104	0.104		0%	0	0	0%	
Phenanthrene-d10	I	ug/L	40	41.6		0	0	0	0.104	0.104	10	0%	0	0	0%	E
o-Terphenyl	X	ug/L	0	0		208	0	0	0.068016	0	0	0%	40	140	0%	US

Seq No	Lab ID	Test Code	Sample Typ	File ID	Analysis Date	DF	Batch ID	Prep Date	SPKref	RPDref	pmoist
14985916	B22010633-001	SVOC-8270C-SI	SAMP	V5975.I\sh0118221/19/2022 12:00:		1	162889	1/12/2022 2:	0	0	

Analyte	T	Units	RAW	Final	Text	Spike	SPKref	RPDref	MDL	PQL	UQL	%REC	LOW	HIGH	%RPD	Q
1-Methylnaphthalene	A	ug/L	0	0		0	0	0	0.020188	0.1	10	0%	0	0	0%	U
2-Methylnaphthalene	A	ug/L	0	0		0	0	0	0.017248	0.1	10	0%	0	0	0%	U
Acenaphthene	A	ug/L	0	0		0	0	0	0.031066	0.1	10	0%	0	0	0%	U
Acenaphthylene	A	ug/L	0	0		0	0	0	0.0245	0.1	10	0%	0	0	0%	U
Anthracene	A	ug/L	0	0		0	0	0	0.027734	0.1	10	0%	0	0	0%	U
Benzo(a)anthracene	A	ug/L	0	0		0	0	0	0.026656	0.1	10	0%	0	0	0%	U
Benzo(a)pyrene	A	ug/L	0	0		0	0	0	0.034006	0.1	10	0%	0	0	0%	U
Benzo(b)fluoranthene	A	ug/L	0	0		0	0	0	0.022148	0.1	10	0%	0	0	0%	U
Benzo(g,h,i)perylene	A	ug/L	0	0		0	0	0	0.026166	0.1	10	0%	0	0	0%	U
Benzo(k)fluoranthene	A	ug/L	0	0		0	0	0	0.02891	0.1	10	0%	0	0	0%	U
Chrysene	A	ug/L	0.03379	0		0	0	0	0.044884	0.1	10	0%	0	0	0%	U
Dibenzo(a,h)anthracene	A	ug/L	0	0		0	0	0	0.035966	0.1	10	0%	0	0	0%	U
Fluoranthene	A	ug/L	0.05174	0.0507052		0	0	0	0.022834	0.1	10	0%	0	0	0%	J
Fluorene	A	ug/L	0	0		0	0	0	0.02205	0.1	10	0%	0	0	0%	U
Indeno(1,2,3-cd)pyrene	A	ug/L	0	0		0	0	0	0.048118	0.1	10	0%	0	0	0%	U
Naphthalene	A	ug/L	0	0		0	0	0	0.02842	0.1	10	0%	0	0	0%	U
Phenanthrene	A	ug/L	0	0		0	0	0	0.02891	0.1	10	0%	0	0	0%	U
Pyrene	A	ug/L	0.06194	0.0607012		0	0	0	0.023422	0.1	10	0%	0	0	0%	J
1,4-Dichlorobenzene-d4	I	ug/L	40	39.2		0	0	0	0.098	0.1		0%	0	0	0%	
Acenaphthene-d10	I	ug/L	40	39.2		0	0	0	0.098	0.1		0%	0	0	0%	
Chrysene-d12	I	ug/L	40	39.2		0	0	0	0.098	0.1		0%	0	0	0%	
Naphthalene-d8	I	ug/L	40	39.2		0	0	0	0.098	0.1		0%	0	0	0%	

Seq No	Lab ID	Test Code	Sample Typ	File ID	Analysis Date	DF	Batch ID	Prep Date	SPKref	RPDref	pmoist
14985916	B22010633-001	SVOC-8270C-SI	SAMP	V5975.I\sh011821	1/19/2022 12:00:	1	162889	1/12/2022 2:	0	0	

Analyte	T	Units	RAW	Final	Text	Spike	SPKref	RPDref	MDL	PQL	UQL	%REC	LOW	HIGH	%RPD	Q
Perylene-d12	I	ug/L	40	39.2		0	0	0	0.098	0.1		0%	0	0	0%	
Phenanthrene-d10	I	ug/L	40	39.2		0	0	0	0.098	0.1	10	0%	0	0	0%	E
o-Terphenyl	X	ug/L	0	0		196	0	0	0.064092	0	0	0%	40	140	0%	US

Seq No	Lab ID	Test Code	Sample Typ	File ID	Analysis Date	DF	Batch ID	Prep Date	SPKref	RPDref	pmoist
14985917	B22010633-001	SVOC-8270C-SI	MS-DOD	V5975.I\sh011821	1/19/2022 12:32:	1	162889	1/12/2022 2:	1E+07	0	

Analyte	T	Units	RAW	Final	Text	Spike	SPKref	RPDref	MDL	PQL	UQL	%REC	LOW	HIGH	%RPD	Q
1-Methylnaphthalene	A	ug/L	2.69197	2.6650503		4.95	0	0	0.020394	0.1	10	54%	41	115	0%	
2-Methylnaphthalene	A	ug/L	3.41867	3.3844833		4.95	0	0	0.017424	0.1	10	68%	39	114	0%	
Acenaphthene	A	ug/L	3.22653	3.1942647		4.95	0	0	0.031383	0.1	10	65%	48	114	0%	
Acenaphthylene	A	ug/L	3.11949	3.0882951		4.95	0	0	0.02475	0.1	10	62%	35	121	0%	
Anthracene	A	ug/L	4.68988	4.6429812		4.95	0	0	0.028017	0.1	10	94%	53	119	0%	
Benzo(a)anthracene	A	ug/L	5.17075	5.1190425		4.95	0	0	0.026928	0.1	10	103%	59	120	0%	
Benzo(a)pyrene	A	ug/L	4.95995	4.9103505		4.95	0	0	0.034353	0.1	10	99%	53	120	0%	
Benzo(b)fluoranthene	A	ug/L	5.28947	5.2365753		4.95	0	0	0.022374	0.1	10	106%	53	126	0%	
Benzo(g,h,i)perylene	A	ug/L	4.84828	4.7997972		4.95	0	0	0.026433	0.1	10	97%	44	128	0%	
Benzo(k)fluoranthene	A	ug/L	4.69253	4.6456047		4.95	0	0	0.029205	0.1	10	94%	54	125	0%	
Chrysene	A	ug/L	4.76634	4.7186766		4.95	0	0	0.045342	0.1	10	95%	57	120	0%	
Dibenzo(a,h)anthracene	A	ug/L	5.17982	5.1280218		4.95	0	0	0.036333	0.1	10	104%	44	141	0%	
Fluoranthene	A	ug/L	4.46843	4.4237457		4.95	0.0507052	0	0.023067	0.1	10	88%	58	120	0%	
Fluorene	A	ug/L	3.81709	3.7789191		4.95	0	0	0.022275	0.1	10	76%	50	118	0%	
Indeno(1,2,3-cd)pyrene	A	ug/L	4.94451	4.8950649		4.95	0	0	0.048609	0.1	10	99%	48	130	0%	
Naphthalene	A	ug/L	2.67737	2.6505963		4.95	0	0	0.02871	0.1	10	54%	43	114	0%	
Phenanthrene	A	ug/L	4.562	4.51638		4.95	0	0	0.029205	0.1	10	91%	53	115	0%	
Pyrene	A	ug/L	4.68569	4.6388331		4.95	0.0607012	0	0.023661	0.1	10	92%	53	121	0%	
1,4-Dichlorobenzene-d4	I	ug/L	40	39.6		0	0	0	0.099	0.1		0%			0%	
Acenaphthene-d10	I	ug/L	40	39.6		0	0	0	0.099	0.1		0%			0%	
Chrysene-d12	I	ug/L	40	39.6		0	0	0	0.099	0.1		0%			0%	
Naphthalene-d8	I	ug/L	40	39.6		0	0	0	0.099	0.1		0%			0%	
Perylene-d12	I	ug/L	40	39.6		0	0	0	0.099	0.1		0%			0%	
Phenanthrene-d10	I	ug/L	40	39.6		0	0	0	0.099	0.1	10	0%			0%	
2-Fluorobiphenyl	S	ug/L	3.98605	3.9461895		4.95	0	0	0.043956	0.1	10	80%	53	106	0%	
Nitrobenzene-d5	S	ug/L	4.72184	4.6746216		4.95	0	0	0.051777	0.1	10	94%	55	111	0%	
Terphenyl-d14	S	ug/L	6.24048	6.1780752		4.95	0	0	0.055737	0.1	10	125%	58	132	0%	

Seq No	Lab ID	Test Code	Sample Typ	File ID	Analysis Date	DF	Batch ID	Prep Date	SPKref	RPDref	pmoist
14985917	B22010633-001	SVOC-8270C-SI	MS-DOD	√5975.I\sh011822	1/19/2022 12:32:	1	162889	1/12/2022 2:	1E+07	0	

Analyte	T	Units	RAW	Final	Text	Spike	SPKref	RPDref	MDL	PQL	UQL	%REC	LOW	HIGH	%RPD	Q
o-Terphenyl	X	ug/L	4.08718	4.0463082		4.95	0	0	0.064746	0	0	82%	40	140	0%	

Seq No	Lab ID	Test Code	Sample Typ	File ID	Analysis Date	DF	Batch ID	Prep Date	SPKref	RPDref	pmoist
14985918	B22010637-001	SVOC-8270C-SI	SAMP	√5975.I\sh011822	1/19/2022 1:04:5	1	162889	1/12/2022 2:	0	0	

Analyte	T	Units	RAW	Final	Text	Spike	SPKref	RPDref	MDL	PQL	UQL	%REC	LOW	HIGH	%RPD	Q
1-Methylnaphthalene	A	ug/L	0	0		0	0	0	0.0206	0.1	10	0%	0	0	0%	U
2-Methylnaphthalene	A	ug/L	0	0		0	0	0	0.0176	0.1	10	0%	0	0	0%	U
Acenaphthene	A	ug/L	0	0		0	0	0	0.0317	0.1	10	0%	0	0	0%	U
Acenaphthylene	A	ug/L	0	0		0	0	0	0.025	0.1	10	0%	0	0	0%	U
Anthracene	A	ug/L	0	0		0	0	0	0.0283	0.1	10	0%	0	0	0%	U
Benzo(a)anthracene	A	ug/L	0	0		0	0	0	0.0272	0.1	10	0%	0	0	0%	U
Benzo(a)pyrene	A	ug/L	0	0		0	0	0	0.0347	0.1	10	0%	0	0	0%	U
Benzo(b)fluoranthene	A	ug/L	0	0		0	0	0	0.0226	0.1	10	0%	0	0	0%	U
Benzo(g,h,i)perylene	A	ug/L	0	0		0	0	0	0.0267	0.1	10	0%	0	0	0%	U
Benzo(k)fluoranthene	A	ug/L	0	0		0	0	0	0.0295	0.1	10	0%	0	0	0%	U
Chrysene	A	ug/L	0	0		0	0	0	0.0458	0.1	10	0%	0	0	0%	U
Dibenzo(a,h)anthracene	A	ug/L	0	0		0	0	0	0.0367	0.1	10	0%	0	0	0%	U
Fluoranthene	A	ug/L	0	0		0	0	0	0.0233	0.1	10	0%	0	0	0%	U
Fluorene	A	ug/L	0	0		0	0	0	0.0225	0.1	10	0%	0	0	0%	U
Indeno(1,2,3-cd)pyrene	A	ug/L	0	0		0	0	0	0.0491	0.1	10	0%	0	0	0%	U
Naphthalene	A	ug/L	0	0		0	0	0	0.029	0.1	10	0%	0	0	0%	U
Phenanthrene	A	ug/L	0	0		0	0	0	0.0295	0.1	10	0%	0	0	0%	U
Pyrene	A	ug/L	0	0		0	0	0	0.0239	0.1	10	0%	0	0	0%	U
1,4-Dichlorobenzene-d4	I	ug/L	40	40		0	0	0	0.1	0.1		0%	0	0	0%	
Acenaphthene-d10	I	ug/L	40	40		0	0	0	0.1	0.1		0%	0	0	0%	
Chrysene-d12	I	ug/L	40	40		0	0	0	0.1	0.1		0%	0	0	0%	
Naphthalene-d8	I	ug/L	40	40		0	0	0	0.1	0.1		0%	0	0	0%	
Perylene-d12	I	ug/L	40	40		0	0	0	0.1	0.1		0%	0	0	0%	
Phenanthrene-d10	I	ug/L	40	40		0	0	0	0.1	0.1	10	0%	0	0	0%	E
o-Terphenyl	X	ug/L	0.05257	0		0	0	0	0.0654	0	0	0%	40	140	0%	U

Seq No	Lab ID	Test Code	Sample Typ	File ID	Analysis Date	DF	Batch ID	Prep Date	SPKref	RPDref	pmoist
14985919	B22010641-001	SVOC-8270C-SI	SAMP	V5975.I\sh011822	1/19/2022 1:37:0	1	162889	1/12/2022 2:	0	0	

Analyte	T	Units	RAW	Final	Text	Spike	SPKref	RPDref	MDL	PQL	UQL	%REC	LOW	HIGH	%RPD	Q
1-Methylnaphthalene	A	ug/L	0	0		0	0	0	0.0200026	0.1	10	0%	0	0	0%	U
2-Methylnaphthalene	A	ug/L	0	0		0	0	0	0.0170896	0.1	10	0%	0	0	0%	U
Acenaphthene	A	ug/L	0	0		0	0	0	0.0307807	0.1	10	0%	0	0	0%	U
Acenaphthylene	A	ug/L	0	0		0	0	0	0.024275	0.1	10	0%	0	0	0%	U
Anthracene	A	ug/L	0	0		0	0	0	0.0274793	0.1	10	0%	0	0	0%	U
Benzo(a)anthracene	A	ug/L	0	0		0	0	0	0.0264112	0.1	10	0%	0	0	0%	U
Benzo(a)pyrene	A	ug/L	0	0		0	0	0	0.0336937	0.1	10	0%	0	0	0%	U
Benzo(b)fluoranthene	A	ug/L	0	0		0	0	0	0.0219446	0.1	10	0%	0	0	0%	U
Benzo(g,h,i)perylene	A	ug/L	0	0		0	0	0	0.0259257	0.1	10	0%	0	0	0%	U
Benzo(k)fluoranthene	A	ug/L	0	0		0	0	0	0.0286445	0.1	10	0%	0	0	0%	U
Chrysene	A	ug/L	0	0		0	0	0	0.0444718	0.1	10	0%	0	0	0%	U
Dibenzo(a,h)anthracene	A	ug/L	0	0		0	0	0	0.0356357	0.1	10	0%	0	0	0%	U
Fluoranthene	A	ug/L	0	0		0	0	0	0.0226243	0.1	10	0%	0	0	0%	U
Fluorene	A	ug/L	0	0		0	0	0	0.0218475	0.1	10	0%	0	0	0%	U
Indeno(1,2,3-cd)pyrene	A	ug/L	0	0		0	0	0	0.0476761	0.1	10	0%	0	0	0%	U
Naphthalene	A	ug/L	0	0		0	0	0	0.028159	0.1	10	0%	0	0	0%	U
Phenanthrene	A	ug/L	0	0		0	0	0	0.0286445	0.1	10	0%	0	0	0%	U
Pyrene	A	ug/L	0	0		0	0	0	0.0232069	0.1	10	0%	0	0	0%	U
1,4-Dichlorobenzene-d4	I	ug/L	40	38.84		0	0	0	0.0971	0.1		0%	0	0	0%	
Acenaphthene-d10	I	ug/L	40	38.84		0	0	0	0.0971	0.1		0%	0	0	0%	
Chrysene-d12	I	ug/L	40	38.84		0	0	0	0.0971	0.1		0%	0	0	0%	
Naphthalene-d8	I	ug/L	40	38.84		0	0	0	0.0971	0.1		0%	0	0	0%	
Perylene-d12	I	ug/L	40	38.84		0	0	0	0.0971	0.1		0%	0	0	0%	
Phenanthrene-d10	I	ug/L	40	38.84		0	0	0	0.0971	0.1	10	0%	0	0	0%	E
o-Terphenyl	X	ug/L	0	0		4.855	0	0	0.0635034	0	0	0%	40	140	0%	US

Seq No	Lab ID	Test Code	Sample Typ	File ID	Analysis Date	DF	Batch ID	Prep Date	SPKref	RPDref	pmoist
14985920	B22010643-001	SVOC-8270C-SI	SAMP	V5975.I\sh011822	1/19/2022 2:09:1	1	162889	1/12/2022 2:	0	0	

Analyte	T	Units	RAW	Final	Text	Spike	SPKref	RPDref	MDL	PQL	UQL	%REC	LOW	HIGH	%RPD	Q
1-Methylnaphthalene	A	ug/L	0	0		0	0	0	0.0200026	0.1	10	0%	0	0	0%	U
2-Methylnaphthalene	A	ug/L	0	0		0	0	0	0.0170896	0.1	10	0%	0	0	0%	U
Acenaphthene	A	ug/L	0	0		0	0	0	0.0307807	0.1	10	0%	0	0	0%	U
Acenaphthylene	A	ug/L	0	0		0	0	0	0.024275	0.1	10	0%	0	0	0%	U
Anthracene	A	ug/L	0	0		0	0	0	0.0274793	0.1	10	0%	0	0	0%	U

Seq No	Lab ID	Test Code	Sample Typ	File ID	Analysis Date	DF	Batch ID	Prep Date	SPKref	RPDref	pmoist
14985920	B22010643-001	SVOC-8270C-SI	SAMP	V5975.I\sh011822	1/19/2022 2:09:1	1	162889	1/12/2022 2:	0	0	

Analyte	T	Units	RAW	Final	Text	Spike	SPKref	RPDref	MDL	PQL	UQL	%REC	LOW	HIGH	%RPD	Q
Benzo(a)anthracene	A	ug/L	0	0		0	0	0	0.0264112	0.1	10	0%	0	0	0%	U
Benzo(a)pyrene	A	ug/L	0	0		0	0	0	0.0336937	0.1	10	0%	0	0	0%	U
Benzo(b)fluoranthene	A	ug/L	0	0		0	0	0	0.0219446	0.1	10	0%	0	0	0%	U
Benzo(g,h,i)perylene	A	ug/L	0	0		0	0	0	0.0259257	0.1	10	0%	0	0	0%	U
Benzo(k)fluoranthene	A	ug/L	0	0		0	0	0	0.0286445	0.1	10	0%	0	0	0%	U
Chrysene	A	ug/L	0	0		0	0	0	0.0444718	0.1	10	0%	0	0	0%	U
Dibenzo(a,h)anthracene	A	ug/L	0	0		0	0	0	0.0356357	0.1	10	0%	0	0	0%	U
Fluoranthene	A	ug/L	0	0		0	0	0	0.0226243	0.1	10	0%	0	0	0%	U
Fluorene	A	ug/L	0	0		0	0	0	0.0218475	0.1	10	0%	0	0	0%	U
Indeno(1,2,3-cd)pyrene	A	ug/L	0	0		0	0	0	0.0476761	0.1	10	0%	0	0	0%	U
Naphthalene	A	ug/L	0	0		0	0	0	0.028159	0.1	10	0%	0	0	0%	U
Phenanthrene	A	ug/L	0	0		0	0	0	0.0286445	0.1	10	0%	0	0	0%	U
Pyrene	A	ug/L	0	0		0	0	0	0.0232069	0.1	10	0%	0	0	0%	U
1,4-Dichlorobenzene-d4	I	ug/L	40	38.84		0	0	0	0.0971	0.1		0%	0	0	0%	
Acenaphthene-d10	I	ug/L	40	38.84		0	0	0	0.0971	0.1		0%	0	0	0%	
Chrysene-d12	I	ug/L	40	38.84		0	0	0	0.0971	0.1		0%	0	0	0%	
Naphthalene-d8	I	ug/L	40	38.84		0	0	0	0.0971	0.1		0%	0	0	0%	
Perylene-d12	I	ug/L	40	38.84		0	0	0	0.0971	0.1		0%	0	0	0%	
Phenanthrene-d10	I	ug/L	40	38.84		0	0	0	0.0971	0.1	10	0%	0	0	0%	E
o-Terphenyl	X	ug/L	0	0		194.2	0	0	0.0635034	0	0	0%	40	140	0%	US

Seq No	Lab ID	Test Code	Sample Typ	File ID	Analysis Date	DF	Batch ID	Prep Date	SPKref	RPDref	pmoist
14985921	B22010643-002	SVOC-8270C-SI	SAMP	V5975.I\sh011822	1/19/2022 2:41:3	1	162889	1/12/2022 2:	0	0	

Analyte	T	Units	RAW	Final	Text	Spike	SPKref	RPDref	MDL	PQL	UQL	%REC	LOW	HIGH	%RPD	Q
1-Methylnaphthalene	A	ug/L	0	0		0	0	0	0.020188	0.1	10	0%	0	0	0%	U
2-Methylnaphthalene	A	ug/L	0	0		0	0	0	0.017248	0.1	10	0%	0	0	0%	U
Acenaphthene	A	ug/L	0	0		0	0	0	0.031066	0.1	10	0%	0	0	0%	U
Acenaphthylene	A	ug/L	0	0		0	0	0	0.0245	0.1	10	0%	0	0	0%	U
Anthracene	A	ug/L	0	0		0	0	0	0.027734	0.1	10	0%	0	0	0%	U
Benzo(a)anthracene	A	ug/L	0	0		0	0	0	0.026656	0.1	10	0%	0	0	0%	U
Benzo(a)pyrene	A	ug/L	0	0		0	0	0	0.034006	0.1	10	0%	0	0	0%	U
Benzo(b)fluoranthene	A	ug/L	0	0		0	0	0	0.022148	0.1	10	0%	0	0	0%	U
Benzo(g,h,i)perylene	A	ug/L	0	0		0	0	0	0.026166	0.1	10	0%	0	0	0%	U
Benzo(k)fluoranthene	A	ug/L	0	0		0	0	0	0.02891	0.1	10	0%	0	0	0%	U

Seq No	Lab ID	Test Code	Sample Typ	File ID	Analysis Date	DF	Batch ID	Prep Date	SPKref	RPDref	pmoist
14985921	B22010643-002	SVOC-8270C-SI	SAMP	V5975.I\sh011822	1/19/2022 2:41:3	1	162889	1/12/2022 2:	0	0	

Analyte	T	Units	RAW	Final	Text	Spike	SPKref	RPDref	MDL	PQL	UQL	%REC	LOW	HIGH	%RPD	Q
Chrysene	A	ug/L	0	0		0	0	0	0.044884	0.1	10	0%	0	0	0%	U
Dibenzo(a,h)anthracene	A	ug/L	0	0		0	0	0	0.035966	0.1	10	0%	0	0	0%	U
Fluoranthene	A	ug/L	0	0		0	0	0	0.022834	0.1	10	0%	0	0	0%	U
Fluorene	A	ug/L	0	0		0	0	0	0.02205	0.1	10	0%	0	0	0%	U
Indeno(1,2,3-cd)pyrene	A	ug/L	0	0		0	0	0	0.048118	0.1	10	0%	0	0	0%	U
Naphthalene	A	ug/L	0	0		0	0	0	0.02842	0.1	10	0%	0	0	0%	U
Phenanthrene	A	ug/L	0	0		0	0	0	0.02891	0.1	10	0%	0	0	0%	U
Pyrene	A	ug/L	0	0		0	0	0	0.023422	0.1	10	0%	0	0	0%	U
1,4-Dichlorobenzene-d4	I	ug/L	40	39.2		0	0	0	0.098	0.1		0%	0	0	0%	
Acenaphthene-d10	I	ug/L	40	39.2		0	0	0	0.098	0.1		0%	0	0	0%	
Chrysene-d12	I	ug/L	40	39.2		0	0	0	0.098	0.1		0%	0	0	0%	
Naphthalene-d8	I	ug/L	40	39.2		0	0	0	0.098	0.1		0%	0	0	0%	
Perylene-d12	I	ug/L	40	39.2		0	0	0	0.098	0.1		0%	0	0	0%	
Phenanthrene-d10	I	ug/L	40	39.2		0	0	0	0.098	0.1	10	0%	0	0	0%	E
o-Terphenyl	X	ug/L	0.13196	0.1293208		196	0	0	0.064092	0	0	0%	40	140	0%	S

Seq No	Lab ID	Test Code	Sample Typ	File ID	Analysis Date	DF	Batch ID	Prep Date	SPKref	RPDref	pmoist
14985922	B22010751-001	SVOC-8270C-SI	SAMP	V5975.I\sh011822	1/19/2022 3:13:5	1	162889	1/13/2022 1	0	0	

Analyte	T	Units	RAW	Final	Text	Spike	SPKref	RPDref	MDL	PQL	UQL	%REC	LOW	HIGH	%RPD	Q
1-Methylnaphthalene	A	ug/L	0	0		0	0	0	0.020806	0.101	10	0%	0	0	0%	U
2-Methylnaphthalene	A	ug/L	0	0		0	0	0	0.017776	0.101	10	0%	0	0	0%	U
Acenaphthene	A	ug/L	0	0		0	0	0	0.032017	0.101	10	0%	0	0	0%	U
Acenaphthylene	A	ug/L	0	0		0	0	0	0.02525	0.101	10	0%	0	0	0%	U
Anthracene	A	ug/L	0	0		0	0	0	0.028583	0.101	10	0%	0	0	0%	U
Benzo(a)anthracene	A	ug/L	0.1591	0.160691		0	0	0	0.027472	0.101	10	0%	0	0	0%	
Benzo(a)pyrene	A	ug/L	0.12544	0.1266944		0	0	0	0.035047	0.101	10	0%	0	0	0%	
Benzo(b)fluoranthene	A	ug/L	0.19347	0.1954047		0	0	0	0.022826	0.101	10	0%	0	0	0%	
Benzo(g,h,i)perylene	A	ug/L	0.08586	0.0867186		0	0	0	0.026967	0.101	10	0%	0	0	0%	J
Benzo(k)fluoranthene	A	ug/L	0.07468	0.0754268		0	0	0	0.029795	0.101	10	0%	0	0	0%	J
Chrysene	A	ug/L	0.15448	0.1560248		0	0	0	0.046258	0.101	10	0%	0	0	0%	
Dibenzo(a,h)anthracene	A	ug/L	0	0		0	0	0	0.037067	0.101	10	0%	0	0	0%	U
Fluoranthene	A	ug/L	0.13531	0.1366631		0	0	0	0.023533	0.101	10	0%	0	0	0%	
Fluorene	A	ug/L	0	0		0	0	0	0.022725	0.101	10	0%	0	0	0%	U
Indeno(1,2,3-cd)pyrene	A	ug/L	0.10536	0.1064136		0	0	0	0.049591	0.101	10	0%	0	0	0%	

Seq No	Lab ID	Test Code	Sample Typ	File ID	Analysis Date	DF	Batch ID	Prep Date	SPKref	RPDref	pmoist
14985922	B22010751-001	SVOC-8270C-SI	SAMP	V5975.I\sh011822	1/19/2022 3:13:5	1	162889	1/13/2022 1	0	0	

Analyte	T	Units	RAW	Final	Text	Spike	SPKref	RPDref	MDL	PQL	UQL	%REC	LOW	HIGH	%RPD	Q
Naphthalene	A	ug/L	0	0		0	0	0	0.02929	0.101	10	0%	0	0	0%	U
Phenanthrene	A	ug/L	0	0		0	0	0	0.029795	0.101	10	0%	0	0	0%	U
Pyrene	A	ug/L	0.26853	0.2712153		0	0	0	0.024139	0.101	10	0%	0	0	0%	
1,4-Dichlorobenzene-d4	I	ug/L	40	40.4		0	0	0	0.101	0.101		0%	0	0	0%	
Acenaphthene-d10	I	ug/L	40	40.4		0	0	0	0.101	0.101		0%	0	0	0%	
Chrysene-d12	I	ug/L	40	40.4		0	0	0	0.101	0.101		0%	0	0	0%	
Naphthalene-d8	I	ug/L	40	40.4		0	0	0	0.101	0.101		0%	0	0	0%	
Perylene-d12	I	ug/L	40	40.4		0	0	0	0.101	0.101		0%	0	0	0%	
Phenanthrene-d10	I	ug/L	40	40.4		0	0	0	0.101	0.101	10	0%	0	0	0%	E
o-Terphenyl	X	ug/L	0	0		202	0	0	0.066054	0	0	0%	40	140	0%	US

Seq No	Lab ID	Test Code	Sample Typ	File ID	Analysis Date	DF	Batch ID	Prep Date	SPKref	RPDref	pmoist
14985923	18-Jan-22_CCV	SVOC-8270C-SI	CCV	V5975.I\sh011822	1/19/2022 3:46:0	1	R373371		0	0	

Analyte	T	Units	RAW	Final	Text	Spike	SPKref	RPDref	MDL	PQL	UQL	%REC	LOW	HIGH	%RPD	Q
1-Methylnaphthalene	A	ug/L	1.79101	1.79101		2	0	0	0.0206	0.1	10	90%	50	150	0%	
2-Methylnaphthalene	A	ug/L	1.95472	1.95472		2	0	0	0.0176	0.1	10	98%	50	150	0%	
Acenaphthene	A	ug/L	1.66668	1.66668		2	0	0	0.0317	0.1	10	83%	50	150	0%	
Acenaphthylene	A	ug/L	1.62025	1.62025		2	0	0	0.025	0.1	10	81%	50	150	0%	
Anthracene	A	ug/L	2.05903	2.05903		2	0	0	0.0283	0.1	10	103%	50	150	0%	
Benzo(a)anthracene	A	ug/L	2.01835	2.01835		2	0	0	0.0272	0.1	10	101%	50	150	0%	
Benzo(a)pyrene	A	ug/L	2.01194	2.01194		2	0	0	0.0347	0.1	10	101%	50	150	0%	
Benzo(b)fluoranthene	A	ug/L	1.91413	1.91413		2	0	0	0.0226	0.1	10	96%	50	150	0%	
Benzo(g,h,i)perylene	A	ug/L	1.88155	1.88155		2	0	0	0.0267	0.1	10	94%	50	150	0%	
Benzo(k)fluoranthene	A	ug/L	1.82405	1.82405		2	0	0	0.0295	0.1	10	91%	50	150	0%	
Chrysene	A	ug/L	1.90186	1.90186		2	0	0	0.0458	0.1	10	95%	50	150	0%	
Dibenzo(a,h)anthracene	A	ug/L	1.78271	1.78271		2	0	0	0.0367	0.1	10	89%	50	150	0%	
Fluoranthene	A	ug/L	1.86845	1.86845		2	0	0	0.0233	0.1	10	93%	50	150	0%	
Fluorene	A	ug/L	1.74968	1.74968		2	0	0	0.0225	0.1	10	87%	50	150	0%	
Indeno(1,2,3-cd)pyrene	A	ug/L	2.04547	2.04547		2	0	0	0.0491	0.1	10	102%	50	150	0%	
Naphthalene	A	ug/L	1.76934	1.76934		2	0	0	0.029	0.1	10	88%	50	150	0%	
Phenanthrene	A	ug/L	1.98875	1.98875		2	0	0	0.0295	0.1	10	99%	50	150	0%	
Pyrene	A	ug/L	1.83489	1.83489		2	0	0	0.0239	0.1	10	92%	50	150	0%	
1,4-Dichlorobenzene-d4	I	ug/L	40	40		0	0	0	0.1	0.1		0%	50	150	0%	
Acenaphthene-d10	I	ug/L	40	40		0	0	0	0.1	0.1		0%	50	150	0%	

Seq No	Lab ID	Test Code	Sample Typ	File ID	Analysis Date	DF	Batch ID	Prep Date	SPKref	RPDref	pmoist
14985923	18-Jan-22_CCV	SVOC-8270C-SI	CCV	V5975.I\sh011822	1/19/2022 3:46:0	1	R373371		0	0	

Analyte	T	Units	RAW	Final	Text	Spike	SPKref	RPDref	MDL	PQL	UQL	%REC	LOW	HIGH	%RPD	Q
Chrysene-d12	I	ug/L	40	40		0	0	0	0.1	0.1		0%	50	150	0%	
Naphthalene-d8	I	ug/L	40	40		0	0	0	0.1	0.1		0%	50	150	0%	
Perylene-d12	I	ug/L	40	40		0	0	0	0.1	0.1		0%	50	150	0%	
Phenanthrene-d10	I	ug/L	40	40		0	0	0	0.1	0.1	10	0%	50	150	0%	
2-Fluorobiphenyl	S	ug/L	1.64504	1.64504		2	0	0	0.0444	0.1	10	82%	50	150	0%	
Nitrobenzene-d5	S	ug/L	2.11436	2.11436		2	0	0	0.0523	0.1	10	106%	50	150	0%	
Terphenyl-d14	S	ug/L	1.98815	1.98815		2	0	0	0.0563	0.1	10	99%	50	150	0%	
o-Terphenyl	X	ug/L	1.80357	1.80357		2	0	0	0.0654	0	0	90%	50	150	0%	

Seq No	Lab ID	Test Code	Sample Typ	File ID	Analysis Date	DF	Batch ID	Prep Date	SPKref	RPDref	pmoist
14986414	LLCS-162800	SVOC-8270-W-	LCS-DOD	V5975.I\sh011822	1/18/2022 6:05:1	20	162800	1/10/2022 8:	0	0	

Analyte	T	Units	RAW	Final	Text	Spike	SPKref	RPDref	MDL	PQL	UQL	%REC	LOW	HIGH	%RPD	Q
2-Fluorobiphenyl	S	ug/L	3.72314	74.4628		100	0	0	0.888	2	0	74%	53	106	0%	
Nitrobenzene-d5	S	ug/L	3.92807	78.5614		100	0	0	1.046	2	0	79%	55	111	0%	
Terphenyl-d14	S	ug/L	6.05682	121.1364		100	0	0	1.126	2	0	121%	58	132	0%	

Seq No	Lab ID	Test Code	Sample Typ	File ID	Analysis Date	DF	Batch ID	Prep Date	SPKref	RPDref	pmoist
14986415	LLCSD-162800	SVOC-8270-W-	LCSD-DOD	V5975.I\sh011822	1/18/2022 6:37:2	1	162800	1/10/2022 8:	0	0	

Analyte	T	Units	RAW	Final	Text	Spike	SPKref	RPDref	MDL	PQL	UQL	%REC	LOW	HIGH	%RPD	Q
2-Fluorobiphenyl	S	ug/L	3.24675	3.24675		5	0	0	0.0444	0.1	0	65%	53	106	0%	
Nitrobenzene-d5	S	ug/L	4.39731	4.39731		5	0	0	0.0523	0.1	0	88%	55	111	0%	
Terphenyl-d14	S	ug/L	5.52495	5.52495		5	0	0	0.0563	0.1	0	110%	58	132	0%	

Seq No	Lab ID	Test Code	Sample Typ	File ID	Analysis Date	DF	Batch ID	Prep Date	SPKref	RPDref	pmoist
14986416	LLCS-162889	SVOC-8270-W-	LCS-DOD	V5975.I\sh011822	1/18/2022 7:09:4	1	162889	1/12/2022 2:	0	0	

Analyte	T	Units	RAW	Final	Text	Spike	SPKref	RPDref	MDL	PQL	UQL	%REC	LOW	HIGH	%RPD	Q
2-Fluorobiphenyl	S	ug/L	3.39211	3.39211		5	0	0	0.0444	0.1	0	68%	53	106	0%	
Nitrobenzene-d5	S	ug/L	4.06312	4.06312		5	0	0	0.0523	0.1	0	81%	55	111	0%	
Terphenyl-d14	S	ug/L	5.05279	5.05279		5	0	0	0.0563	0.1	0	101%	58	132	0%	

Seq No	Lab ID	Test Code	Sample Typ	File ID	Analysis Date	DF	Batch ID	Prep Date	SPKref	RPDref	pmoist
14986417	LLCSD-162889	SVOC-8270-W-	LCSD-DOD	V5975.I\sh011822	1/18/2022 7:42:0	1	162889	1/12/2022 2:	0	0	

Analyte	T	Units	RAW	Final	Text	Spike	SPKref	RPDref	MDL	PQL	UQL	%REC	LOW	HIGH	%RPD	Q
2-Fluorobiphenyl	S	ug/L	3.06148	3.06148		5	0	0	0.0444	0.1	0	61%	53	106	0%	
Nitrobenzene-d5	S	ug/L	3.87605	3.87605		5	0	0	0.0523	0.1	0	78%	55	111	0%	
Terphenyl-d14	S	ug/L	5.07681	5.07681		5	0	0	0.0563	0.1	0	102%	58	132	0%	

Seq No	Lab ID	Test Code	Sample Typ	File ID	Analysis Date	DF	Batch ID	Prep Date	SPKref	RPDref	pmoist
14986418	B22010628-001	SVOC-8270-W-	MS-DOD	V5975.I\sh011822	1/18/2022 10:55:	1	162889	1/12/2022 2:	0	0	

Analyte	T	Units	RAW	Final	Text	Spike	SPKref	RPDref	MDL	PQL	UQL	%REC	LOW	HIGH	%RPD	Q
2-Fluorobiphenyl	S	ug/L	4.40368	4.19230336		4.76	0	0	0.0422688	0.1	0	88%	53	106	0%	
Nitrobenzene-d5	S	ug/L	5.36423	5.10674696		4.76	0	0	0.0497896	0.1	0	107%	55	111	0%	
Terphenyl-d14	S	ug/L	6.76755	6.4427076		4.76	0	0	0.0535976	0.1	0	135%	58	132	0%	S

Seq No	Lab ID	Test Code	Sample Typ	File ID	Analysis Date	DF	Batch ID	Prep Date	SPKref	RPDref	pmoist
14986419	B22010633-001	SVOC-8270-W-	MS-DOD	V5975.I\sh011822	1/19/2022 12:32:	1	162889	1/12/2022 2:	0	0	

Analyte	T	Units	RAW	Final	Text	Spike	SPKref	RPDref	MDL	PQL	UQL	%REC	LOW	HIGH	%RPD	Q
2-Fluorobiphenyl	S	ug/L	3.98605	3.9461895		4.95	0	0	0.043956	0.1	0	80%	53	106	0%	
Nitrobenzene-d5	S	ug/L	4.72184	4.6746216		4.95	0	0	0.051777	0.1	0	94%	55	111	0%	
Terphenyl-d14	S	ug/L	6.24048	6.1780752		4.95	0	0	0.055737	0.1	0	125%	58	132	0%	

Seq No	Lab ID	Test Code	Sample Typ	File ID	Analysis Date	DF	Batch ID	Prep Date	SPKref	RPDref	pmoist
15044404	LLCS-162889	SVOC-8270C-SI	LCS	V5975.I\sh011822	1/18/2022 7:09:4	1	162889	1/12/2022 2:	0	0	

Analyte	T	Units	RAW	Final	Text	Spike	SPKref	RPDref	MDL	PQL	UQL	%REC	LOW	HIGH	%RPD	Q
1-Methylnaphthalene	A	ug/L	2.94513	2.94513		5	0	0	0.0206	0.1	10	59%	18	117	0%	
2-Methylnaphthalene	A	ug/L	3.50989	3.50989		5	0	0	0.0176	0.1	10	70%	18	117	0%	
Acenaphthene	A	ug/L	3.34772	3.34772		5	0	0	0.0317	0.1	10	67%	40	92	0%	
Acenaphthylene	A	ug/L	3.23056	3.23056		5	0	0	0.025	0.1	10	65%	37	96	0%	
Anthracene	A	ug/L	4.65305	4.65305		5	0	0	0.0283	0.1	10	93%	46	108	0%	
Benzo(a)anthracene	A	ug/L	5.02601	5.02601		5	0	0	0.0272	0.1	10	101%	41	105	0%	
Benzo(a)pyrene	A	ug/L	4.76667	4.76667		5	0	0	0.0347	0.1	10	95%	42	110	0%	
Benzo(b)fluoranthene	A	ug/L	4.90832	4.90832		5	0	0	0.0226	0.1	10	98%	27	121	0%	
Benzo(g,h,i)perylene	A	ug/L	4.67951	4.67951		5	0	0	0.0267	0.1	10	94%	44	108	0%	
Benzo(k)fluoranthene	A	ug/L	4.39214	4.39214		5	0	0	0.0295	0.1	10	88%	44	111	0%	

Seq No	Lab ID	Test Code	Sample Typ	File ID	Analysis Date	DF	Batch ID	Prep Date	SPKref	RPDref	pmoist
15044404	LLCS-162889	SVOC-8270C-SI	LCS	V5975.I\sh011822	1/18/2022 7:09:4	1	162889	1/12/2022 2:	0	0	

Analyte	T	Units	RAW	Final	Text	Spike	SPKref	RPDref	MDL	PQL	UQL	%REC	LOW	HIGH	%RPD	Q
Chrysene	A	ug/L	4.69343	4.69343		5	0	0	0.0458	0.1	10	94%	50	106	0%	
Dibenzo(a,h)anthracene	A	ug/L	4.68976	4.68976		5	0	0	0.0367	0.1	10	94%	47	111	0%	
Fluoranthene	A	ug/L	4.47876	4.47876		5	0	0	0.0233	0.1	10	90%	44	111	0%	
Fluorene	A	ug/L	3.87627	3.87627		5	0	0	0.0225	0.1	10	78%	42	99	0%	
Indeno(1,2,3-cd)pyrene	A	ug/L	4.51092	4.51092		5	0	0	0.0491	0.1	10	90%	33	112	0%	
Naphthalene	A	ug/L	2.92266	2.92266		5	0	0	0.029	0.1	10	58%	22	108	0%	
Phenanthrene	A	ug/L	4.59141	4.59141		5	0	0	0.0295	0.1	10	92%	43	106	0%	
Pyrene	A	ug/L	4.46554	4.46554		5	0	0	0.0239	0.1	10	89%	41	106	0%	
1,4-Dichlorobenzene-d4	I	ug/L	40	40		0	0	0	0.1	0.1		0%			0%	
Acenaphthene-d10	I	ug/L	40	40		0	0	0	0.1	0.1		0%			0%	
Chrysene-d12	I	ug/L	40	40		0	0	0	0.1	0.1		0%			0%	
Naphthalene-d8	I	ug/L	40	40		0	0	0	0.1	0.1		0%			0%	
Perylene-d12	I	ug/L	40	40		0	0	0	0.1	0.1		0%			0%	
Phenanthrene-d10	I	ug/L	40	40		0	0	0	0.1	0.1	10	0%			0%	
2-Fluorobiphenyl	S	ug/L	3.39211	3.39211		5	0	0	0.0444	0.1	10	68%	25	94	0%	
Nitrobenzene-d5	S	ug/L	4.06312	4.06312		5	0	0	0.0523	0.1	10	81%	19	102	0%	
Terphenyl-d14	S	ug/L	5.05279	5.05279		5	0	0	0.0563	0.1	10	101%	39	106	0%	
o-Terphenyl	X	ug/L	4.17682	4.17682		5	0	0	0.0654	0	0	84%	40	140	0%	

Seq No	Lab ID	Test Code	Sample Typ	File ID	Analysis Date	DF	Batch ID	Prep Date	SPKref	RPDref	pmoist
15044405	LLCSD-162889	SVOC-8270C-SI	LCSD	V5975.I\sh011822	1/18/2022 7:42:0	1	162889	1/12/2022 2:	0	0	

Analyte	T	Units	RAW	Final	Text	Spike	SPKref	RPDref	MDL	PQL	UQL	%REC	LOW	HIGH	%RPD	Q
1-Methylnaphthalene	A	ug/L	2.36722	2.36722		5	0	0	0.0206	0.1	10	47%	18	117	0%	
2-Methylnaphthalene	A	ug/L	2.72774	2.72774		5	0	0	0.0176	0.1	10	55%	18	117	0%	
Acenaphthene	A	ug/L	2.79938	2.79938		5	0	0	0.0317	0.1	10	56%	40	92	0%	
Acenaphthylene	A	ug/L	2.81421	2.81421		5	0	0	0.025	0.1	10	56%	37	96	0%	
Anthracene	A	ug/L	4.53284	4.53284		5	0	0	0.0283	0.1	10	91%	46	108	0%	
Benzo(a)anthracene	A	ug/L	5.13253	5.13253		5	0	0	0.0272	0.1	10	103%	41	105	0%	
Benzo(a)pyrene	A	ug/L	4.92369	4.92369		5	0	0	0.0347	0.1	10	98%	42	110	0%	
Benzo(b)fluoranthene	A	ug/L	5.11649	5.11649		5	0	0	0.0226	0.1	10	102%	27	121	0%	
Benzo(g,h,i)perylene	A	ug/L	4.77174	4.77174		5	0	0	0.0267	0.1	10	95%	44	108	0%	
Benzo(k)fluoranthene	A	ug/L	4.73216	4.73216		5	0	0	0.0295	0.1	10	95%	44	111	0%	
Chrysene	A	ug/L	4.77576	4.77576		5	0	0	0.0458	0.1	10	96%	50	106	0%	
Dibenzo(a,h)anthracene	A	ug/L	4.99191	4.99191		5	0	0	0.0367	0.1	10	100%	47	111	0%	

Seq No	Lab ID	Test Code	Sample Typ	File ID	Analysis Date	DF	Batch ID	Prep Date	SPKref	RPDref	pmoist
15044405	LLCSD-162889	SVOC-8270C-SI	LCSD	V5975.I\sh011822	1/18/2022 7:42:0	1	162889	1/12/2022 2:	0	0	

Analyte	T	Units	RAW	Final	Text	Spike	SPKref	RPDref	MDL	PQL	UQL	%REC	LOW	HIGH	%RPD	Q
Fluoranthene	A	ug/L	4.41864	4.41864		5	0	0	0.0233	0.1	10	88%	44	111	0%	
Fluorene	A	ug/L	3.46982	3.46982		5	0	0	0.0225	0.1	10	69%	42	99	0%	
Indeno(1,2,3-cd)pyrene	A	ug/L	4.82049	4.82049		5	0	0	0.0491	0.1	10	96%	33	112	0%	
Naphthalene	A	ug/L	2.41921	2.41921		5	0	0	0.029	0.1	10	48%	22	108	0%	
Phenanthrene	A	ug/L	4.3439	4.3439		5	0	0	0.0295	0.1	10	87%	43	106	0%	
Pyrene	A	ug/L	4.53956	4.53956		5	0	0	0.0239	0.1	10	91%	41	106	0%	
1,4-Dichlorobenzene-d4	I	ug/L	40	40		0	0	0	0.1	0.1		0%			0%	
Acenaphthene-d10	I	ug/L	40	40		0	0	0	0.1	0.1		0%			0%	
Chrysene-d12	I	ug/L	40	40		0	0	0	0.1	0.1		0%			0%	
Naphthalene-d8	I	ug/L	40	40		0	0	0	0.1	0.1		0%			0%	
Perylene-d12	I	ug/L	40	40		0	0	0	0.1	0.1		0%			0%	
Phenanthrene-d10	I	ug/L	40	40		0	0	0	0.1	0.1	10	0%			0%	
2-Fluorobiphenyl	S	ug/L	3.06148	3.06148		5	0	0	0.0444	0.1	10	61%	25	94	0%	
Nitrobenzene-d5	S	ug/L	3.87605	3.87605		5	0	0	0.0523	0.1	10	78%	19	102	0%	
Terphenyl-d14	S	ug/L	5.07681	5.07681		5	0	0	0.0563	0.1	10	102%	39	106	0%	
o-Terphenyl	X	ug/L	4.01636	4.01636		5	0	0	0.0654	0	0	80%	40	140	0%	

Write Sequence | Insert Entries(Have the first cell for entries selected)

File Name	Sample Name	Line No.	Test Code	Multiplier	Divisor	Method Name
Jan1801.d	18-Jan-22_TUNE_1	1		1	1	5975Tune.M
Jan1802.d	18-Jan-22_CCV_2	2	SVOC-8270C-SIM-W-LLPA	1	1	5975BNASIM.M
Jan1803.d	18-Jan-22_ISTBLK_3	3	SVOC-8270C-SIM-W-LLPA	1	1	5975BNASIM.M
Jan1804.d	B22010212-001C	4	SVOC-8270C-SIM-W-LLPA	1	1	5975BNASIM.M
Jan1805.d	B22010211-001C	5	SVOC-8270C-SIM-W-LLPA	100	1	5975BNASIM.M
Jan1806.d	LLCS-162800	6	SVOC-8270C-SIM-W-LLPA	20	1	5975BNASIM.M
Jan1807.d	LLCSD-162800	7	SVOC-8270C-SIM-W-LLPA	1	1	5975BNASIM.M
Jan1808.d	LLCS-162889	8	SVOC-8270C-SIM-W-LLPA	1	1	5975BNASIM.M
Jan1809.d	LLCSD-162889	9	SVOC-8270C-SIM-W-LLPA	1	1	5975BNASIM.M
Jan1810.d	MB-162889	10	SVOC-8270C-SIM-W-LLPA	1	1	5975BNASIM.M
Jan1811.d	B22010507-001C	11	SVOC-8270C-SIM-W-LLPA	1	1	5975BNASIM.M
Jan1812.d	B22010625-001C	12	SVOC-8270C-SIM-W-LLPA	1	1	5975BNASIM.M
Jan1813.d	B22010626-001C	13	SVOC-8270C-SIM-W-LLPA	1	1	5975BNASIM.M
Jan1814.d	B22010628-001C	14	SVOC-8270C-SIM-W-LLPA	1	1	5975BNASIM.M
Jan1815.d	B22010628-001CLMS	15	SVOC-8270C-SIM-W-LLPA	1	1	5975BNASIM.M
Jan1816.d	B22010629-001C	16	SVOC-8270C-SIM-W-LLPA	1	1	5975BNASIM.M
Jan1817.d	B22010633-001C	17	SVOC-8270C-SIM-W-LLPA	1	1	5975BNASIM.M
Jan1818.d	B22010633-001CLMS	18	SVOC-8270C-SIM-W-LLPA	1	1	5975BNASIM.M
Jan1819.d	B22010637-001C	19	SVOC-8270C-SIM-W-LLPA	1	1	5975BNASIM.M
Jan1820.d	B22010641-001C	20	SVOC-8270C-SIM-W-LLPA	1	1	5975BNASIM.M
Jan1821.d	B22010643-001C	21	SVOC-8270C-SIM-W-LLPA	1	1	5975BNASIM.M
Jan1822.d	B22010643-002A	22	SVOC-8270C-SIM-W-LLPA	1	1	5975BNASIM.M
Jan1823.d	B22010751-001C	23	SVOC-8270C-SIM-W-LLPA	1	1	5975BNASIM.M
Jan1824.d	18-Jan-22_CCV_24	24	SVOC-8270C-SIM-W-LLPA	1	1	5975BNASIM.M
Jan1825.d	18-Jan-22_TUNE_25	25		1	1	5975Tune.M
Jan1826.d	18-Jan-22_CCV_26	26	SVOC-8270C-SIM-W-LLPA	1	1	5975BNASIM.M
Jan1827.d	18-Jan-22_ISTBLK_27	27	SVOC-8270C-SIM-W-LLPA	1	1	5975BNASIM.M
Jan1828.d	MB-162956	28	SVOC-8270C-SIM-W-LLPA	1	1	5975BNASIM.M
Jan1829.d	LLCS-162956	29	SVOC-8270C-SIM-W-LLPA	1	1	5975BNASIM.M
Jan1830.d	LLCSD-162956	30	SVOC-8270C-SIM-W-LLPA	1	1	5975BNASIM.M
Jan1831.d	B22010753-001C	31	SVOC-8270C-SIM-W-LLPA	1	1	5975BNASIM.M
Jan1832.d	B22010754-001C	32	SVOC-8270C-SIM-W-LLPA	1	1	5975BNASIM.M
Jan1833.d	B22010750-001C	33	SVOC-8270C-SIM-W-LLPA	1	1	5975BNASIM.M
Jan1834.d	B22010755-001C	34	SVOC-8270C-SIM-W-LLPA	1	1	5975BNASIM.M
Jan1835.d	B22010756-001C	35	SVOC-8270C-SIM-W-LLPA	1	1	5975BNASIM.M
Jan1836.d	B22010757-001C	36	SVOC-8270C-SIM-W-LLPA	1	1	5975BNASIM.M
Jan1837.d	B22010758-001C	37	SVOC-8270C-SIM-W-LLPA	1	1	5975BNASIM.M
Jan1838.d	B22010758-002A	38	SVOC-8270C-SIM-W-LLPA	1	1	5975BNASIM.M
Jan1839.d	B22010759-001C	39	SVOC-8270C-SIM-W-LLPA	1	1	5975BNASIM.M
Jan1840.d	B22010759-001CLMS	40	SVOC-8270C-SIM-W-LLPA	1	1	5975BNASIM.M
Jan1841.d	B22010759-001CLMSD	41	SVOC-8270C-SIM-W-LLPA	1	1	5975BNASIM.M
Jan1842.d	18-Jan-22_CCV_42	42	SVOC-8270C-SIM-W-LLPA	1	1	5975BNASIM.M

Tune Evaluation Report

Data Path:	\\MASSHUNTER\Org\Data\SV5975.I\sh011822\1 e8270c bna SIM\Jan1801.D
Acq on:	1/18/2022 3:31:39 PM
Operator:	LIMS import
Sample:	18-Jan-22_TUNE_1
Inst Name:	GCMS
ALS Vial:	1
Method:	\\MASSHUNTER\Org\Data\SV5975.I\Methods\DFTPP5975625.m

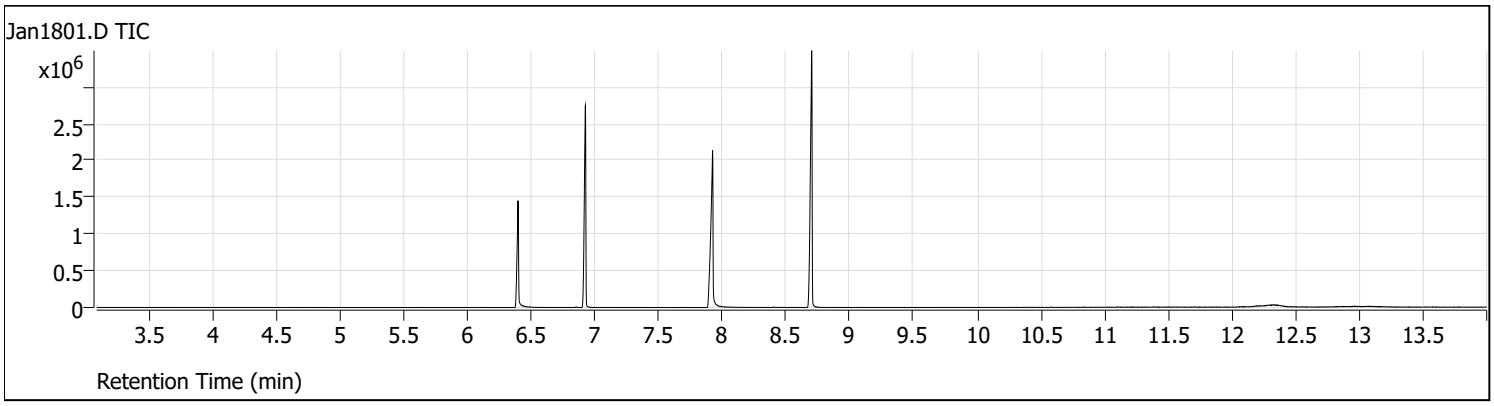

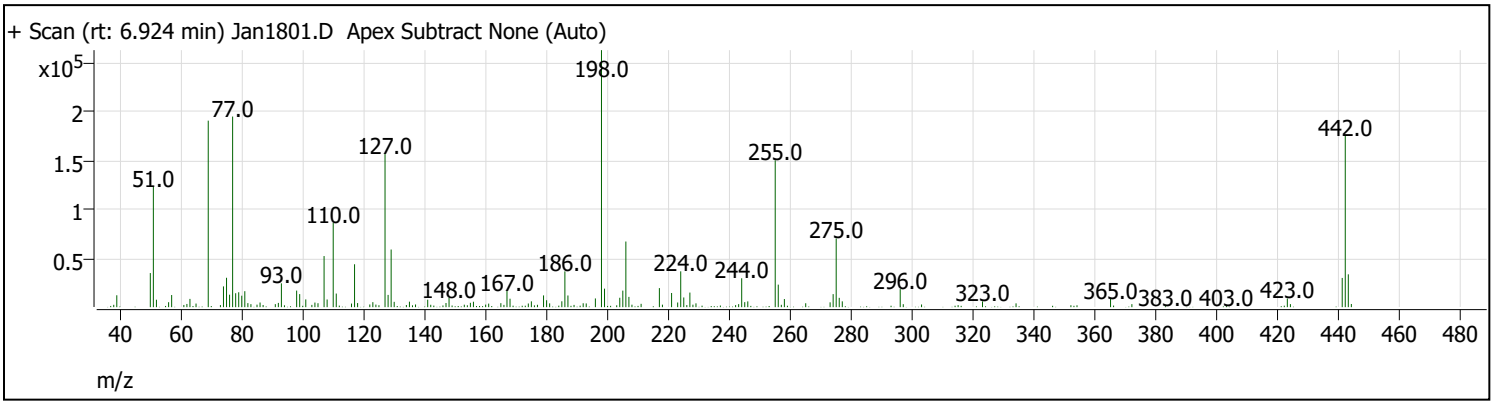

Target Mass	Rel. To Mass	Lower Limit%	Upper Limit%	Rel. Abn%	Raw Abn	Pass/Fail
51	198	30	60	46.9	123704	Pass
68	69	0	2	0.0	0	Pass
70	69	0	2	0.6	1145	Pass
127	198	40	60	59.6	157120	Pass
197	198	0	1	0.0	0	Pass
198	198	100	100	100.0	263616	Pass
199	198	5	9	7.2	19000	Pass
275	198	10	30	26.7	70488	Pass
365	198	1	100	3.2	8398	Pass
441	443	1E-10	150	89.0	29984	Pass
442	198	40	100	66.6	175680	Pass
443	442	17	23	19.2	33696	Pass
69	69	100	100	100.0	191296	Pass

Tune Evaluation Report

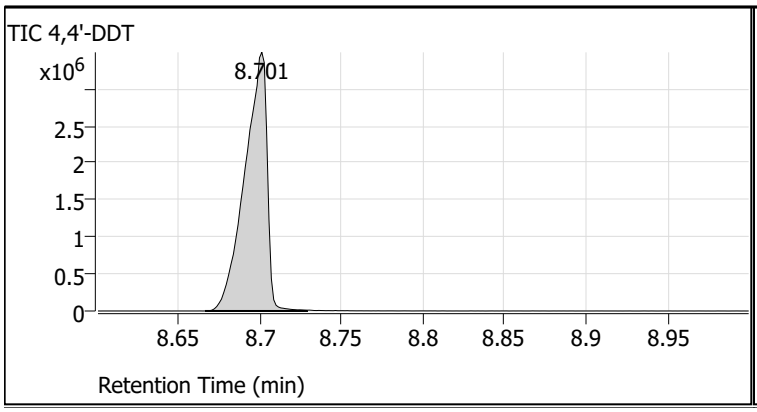

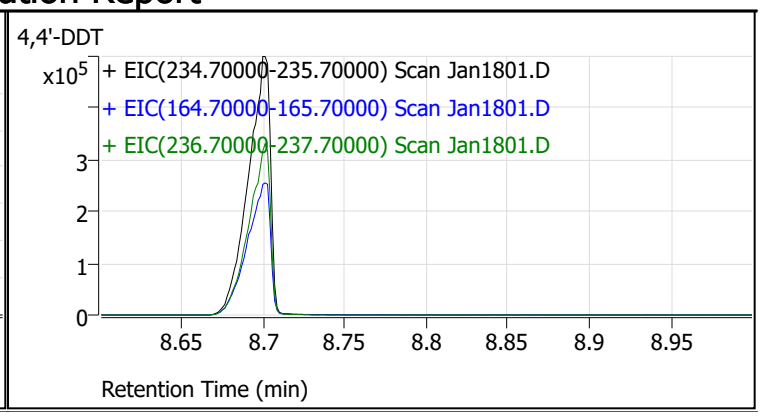

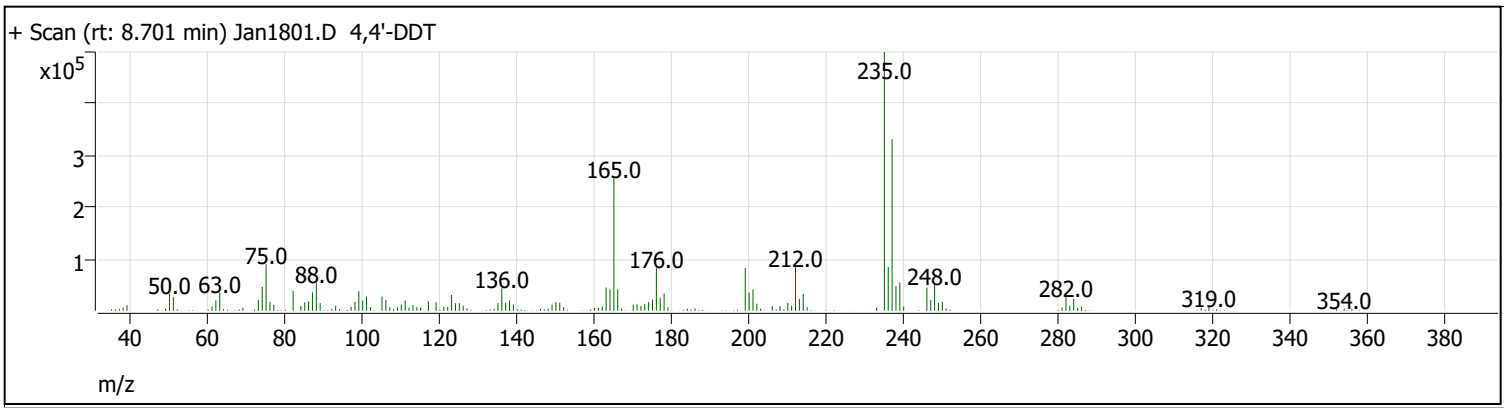

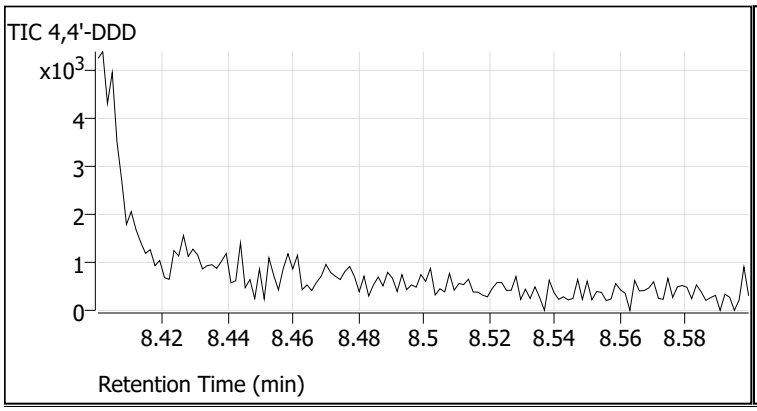

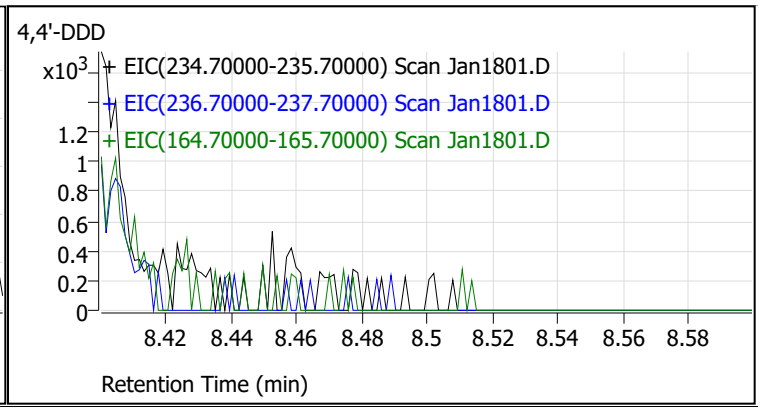

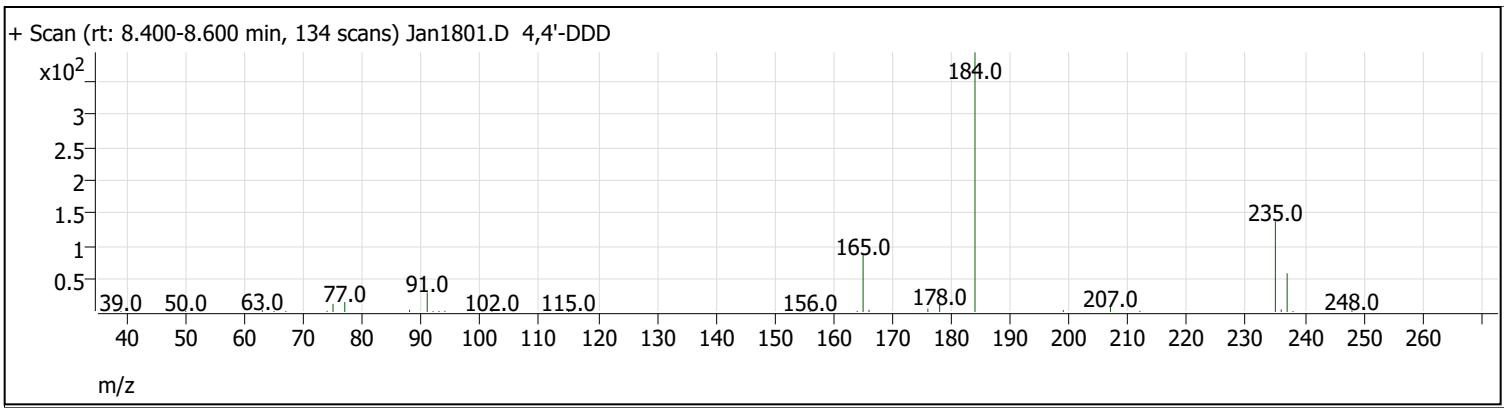

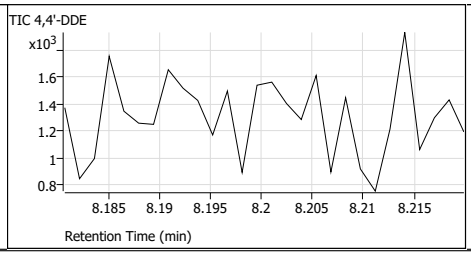

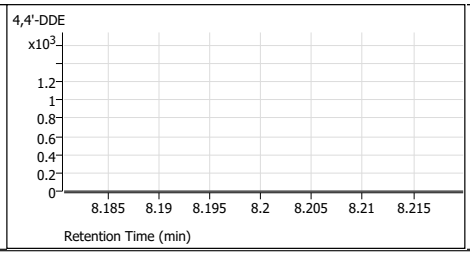

Tune Evaluation Report

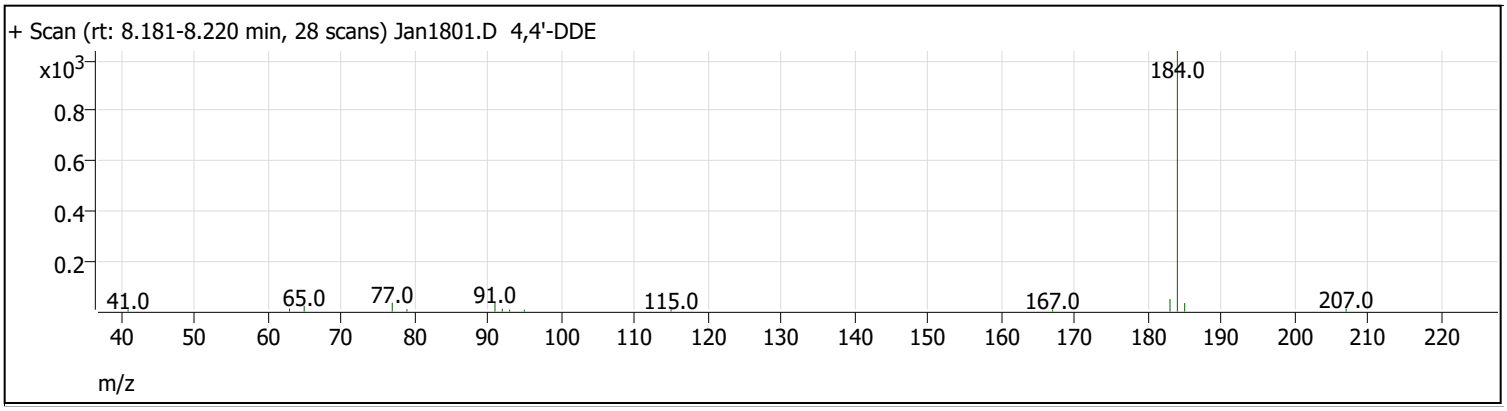

Compound Name	Expected RT	Observed RT	TIC Area	Breakdown %	Pass/Fail
4,4'-DDT	8.800	8.701	3321272	0.0	Pass
4,4'-DDD	8.500	0.000	0		
4,4'-DDE	8.200	0.000	0		

Tune Evaluation Report

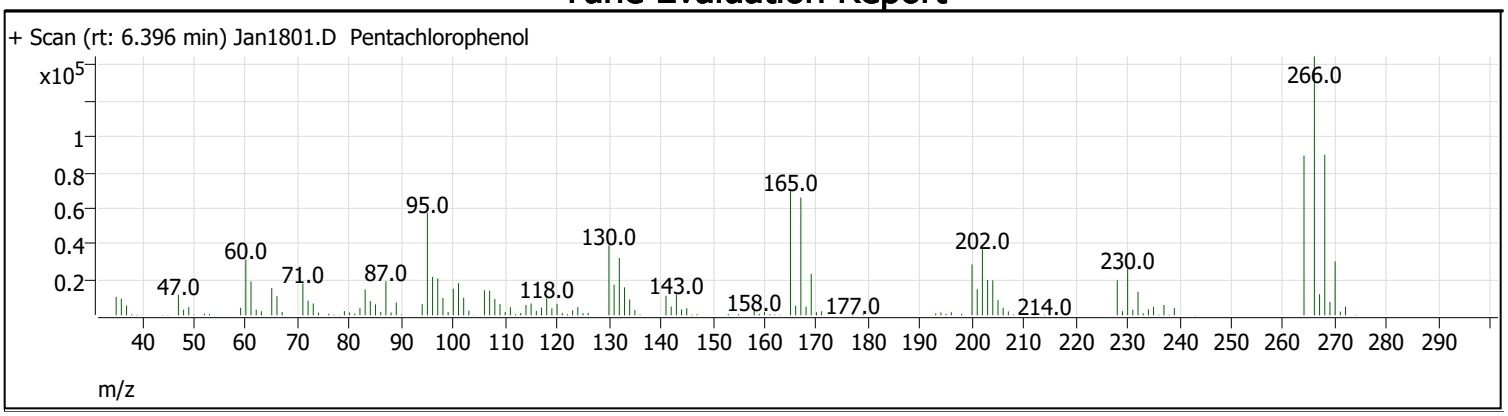

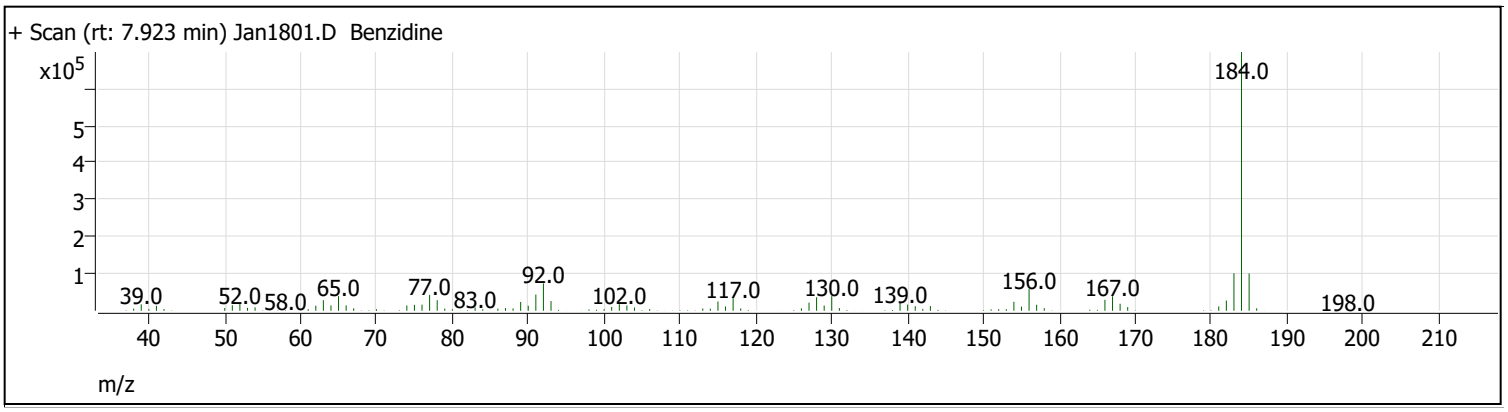

Compound Name	Expected RT	Observed RT	Tailing Factor	PGF	Pass/Fail
Pentachlorophenol	6.800	6.396	0.5	3.6	Pass
Benzidine	8.400	7.923	0.2	2.5	Pass

Quantitation Results Report (QT Reviewed)

Agilent | Trusted Answers

Data File	Jan1802.D	Operator	LIMS import
Acq. Method	5975BNASIM	Acq. Date-Time	1/18/2022 3:55:24 PM
Sample Name	18-Jan-22_CCV_2	Instrument	GCMS
Vial	2	Multiplier	1.00
DA Method File	011722 bna SIM 1.batch.bin	Comment	SVOC-8270C-SIM-W-LLPAH
Tune File	dftppjph.u	Tune Date	
Batch Name	011822 bna SIM1.batch.bin	Last Calib Update	2/4/2022 5:01:18 PM
Ref Library			

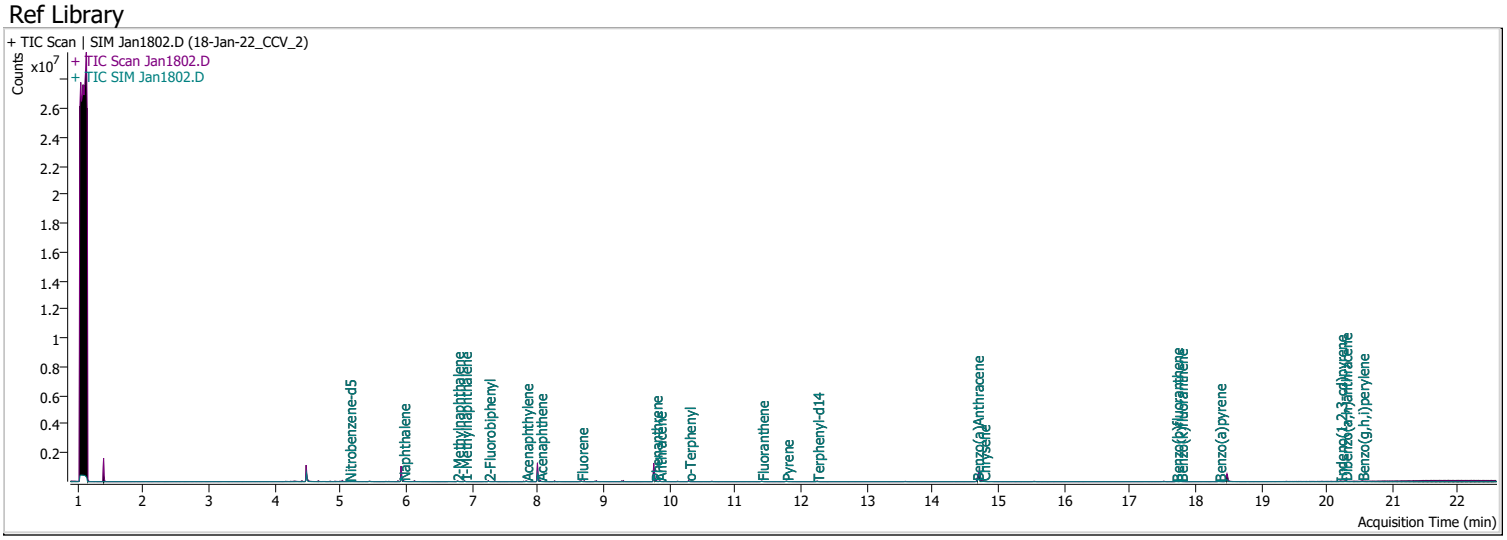

Compound	RT	QIon	Resp.	Conc.	Units		Dev(Min)
Internal Standards							
M 1,4-Dichlorobenzene-d4	4.484	152.0	185938	40.0000	ng/ml		-0.012
M Naphthalene-d8	5.928	136.0	338631	40.0000	ng/ml		-0.012
M Acenaphthene-d10	8.000	164.0	186457	40.0000	ng/ml		0.000
M Phenanthrene-d10	9.768	188.0	381095	40.0000	ng/ml		-0.012
M Chrysene-d12	14.714	240.0	260043	40.0000	ng/ml		-0.012
M Perylene-d12	18.487	264.0	176150	40.0000	ng/ml		-0.012
System Monitoring Compounds							
S Nitrobenzene-d5	5.131	82.0	6464	1.8340	ng/ml		-0.012
Spiked Amount: 5.000	Range: 19.0 - 102.0%			Recovery = 36.68%			
S 2-Fluorobiphenyl	7.252	172.0	17435	1.9453	ng/ml		-0.012
Spiked Amount: 5.000	Range: 25.0 - 94.0%			Recovery = 38.91%			
S o-Terphenyl	10.299	230.0	11336	1.8276	ng/ml		0.000
Spiked Amount: 5.000	Range: 40.0 - 140.0%			Recovery = 36.55%		*	
S Terphenyl-d14	12.251	244.0	9862	2.0599	ng/ml		-0.012
Spiked Amount: 5.000	Range: 39.0 - 106.0%			Recovery = 41.20%			
Target Compounds							**QValue**
T Naphthalene	5.953	128.0	19528	1.6668	ng/ml		98
T 2-Methylnaphthalene	6.777	141.0	12456	1.9049	ng/ml		99
T 1-Methylnaphthalene	6.890	141.0	12713	1.8435	ng/ml		95
T Acenaphthylene	7.826	152.0	20515	1.7953	ng/ml	m	98
T Acenaphthene	8.038	154.0	12452	1.7036	ng/ml		93
T Fluorene	8.661	166.0	15973	1.8468	ng/ml		98
T Phenanthrene	9.793	178.0	22717	1.9307	ng/ml		94
T Anthracene	9.854	178.0	20676	2.0129	ng/ml		100
T Fluoranthene	11.411	202.0	23235	1.7977	ng/ml		99
T Pyrene	11.781	202.0	26272	2.0055	ng/ml		99
T Benzo(a)Anthracene	14.677	228.0	17533	2.1225	ng/ml		99
T Chrysene	14.776	228.0	21859	1.8366	ng/ml		96
T Benzo(b)fluoranthene	17.708	252.0	14536	1.8317	ng/ml		98

Compound	RT	QIon	Resp.	Conc.	Units	Dev(Min)
T Benzo(k)fluoranthene	17.783	252.0	17953	1.9817	ng/ml	98
T Benzo(a)pyrene	18.363	252.0	12777	2.1113	ng/ml	98
T Indeno(1,2,3-cd)pyrene	20.204	276.0	11564	2.0061	ng/ml	100
T Dibenzo(a,h)anthracene	20.278	278.0	12813	1.8208	ng/ml	98
T Benzo(g,h,i)perylene	20.538	276.0	16337	1.9494	ng/ml	97

(#) = Qualifier Out of Range; (m) = Manual Integration; (+) = Area Summed; (*) = Surrogate Percent Recovery Out of Range; (d): Zeroed Peak

Compound	Conc.	RT	Dev(Min)	Resp.	QIon	QRatio	Lower	Upper
Nitrobenzene-d5	1.8340	5.13	-0.01	6464	54.0	38.4	25.9	48.1
					128.0	40.1	25.6	47.6

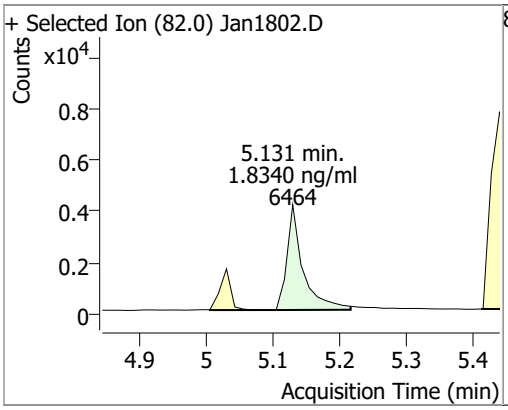

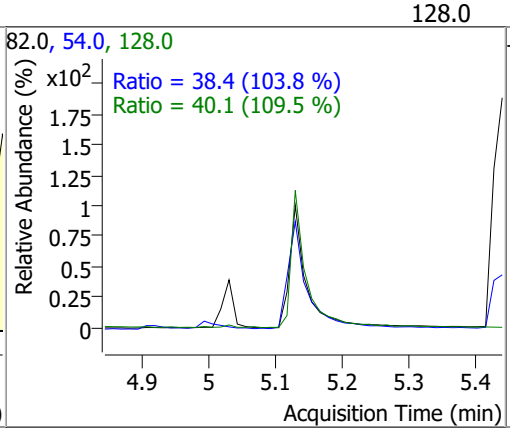

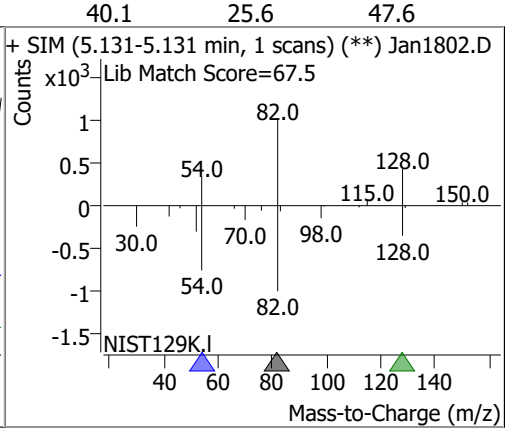

Compound	Conc.	RT	Dev(Min)	Resp.	QIon	QRatio	Lower	Upper
Naphthalene	1.6668	5.95	0.00	19528	102.0	21.6	0.0	59.6
					129.0	11.0	7.7	14.3

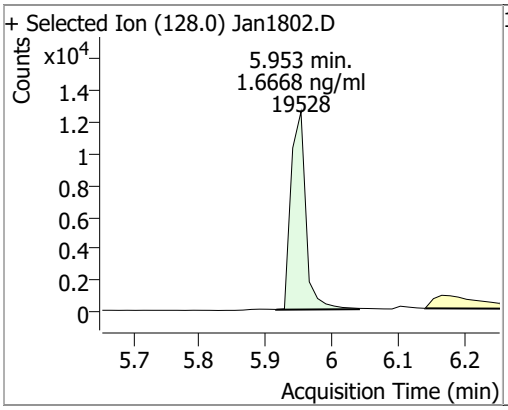

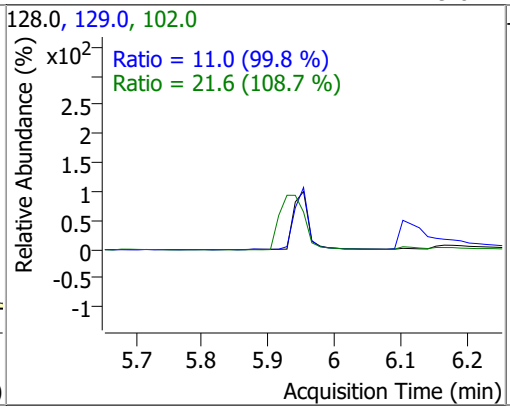

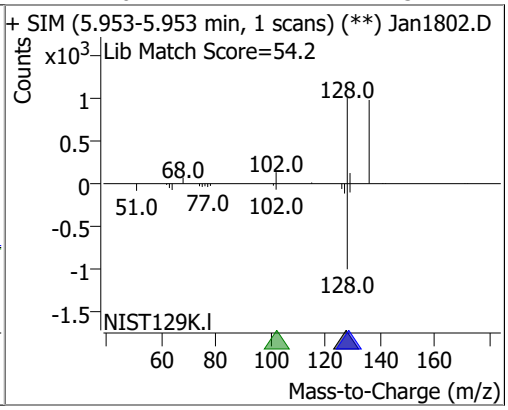

Compound	Conc.	RT	Dev(Min)	Resp.	QIon	QRatio	Lower	Upper
2-Methylnaphthalene	1.9049	6.78	-0.01	12456	142.0	139.1	98.5	183.0
					115.0	58.9	41.8	77.6

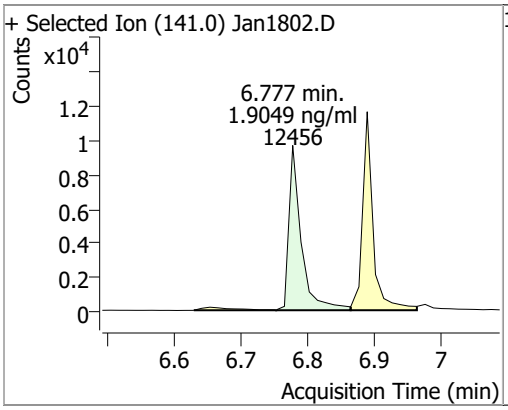

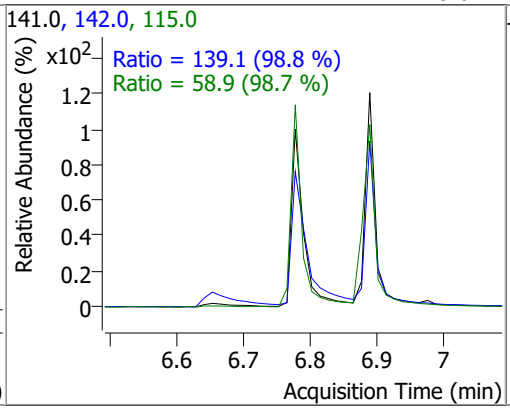

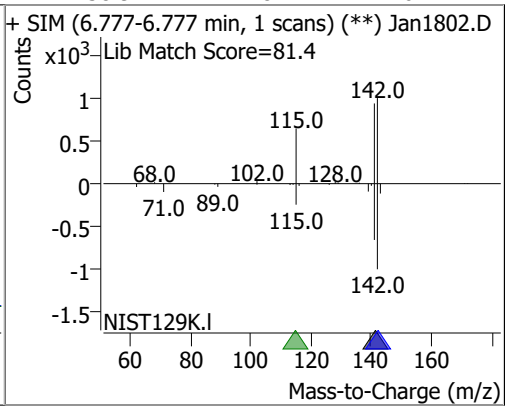

Compound	Conc.	RT	Dev(Min)	Resp.	QIon	QRatio	Lower	Upper
1-Methylnaphthalene	1.8435	6.89	-0.01	12713	142.0	116.1	79.2	147.1
					115.0	60.9	47.5	88.2

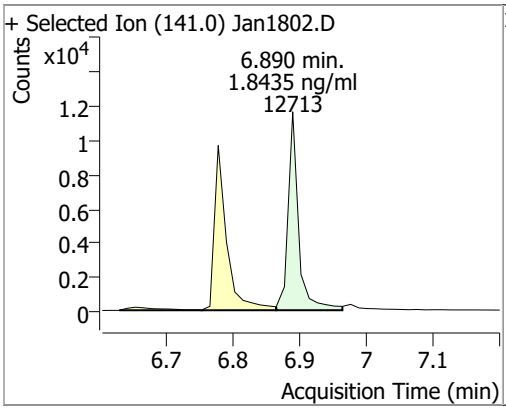

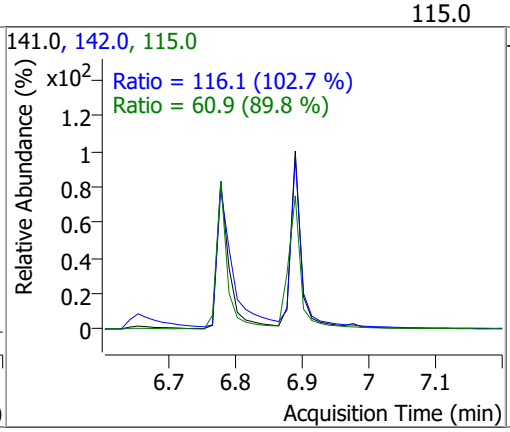

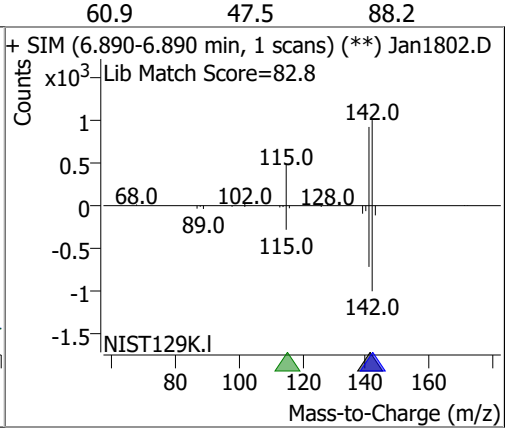

Compound	Conc.	RT	Dev(Min)	Resp.	QIon	QRatio	Lower	Upper
2-Fluorobiphenyl	1.9453	7.25	-0.01	17435	171.0	35.6	26.6	49.5

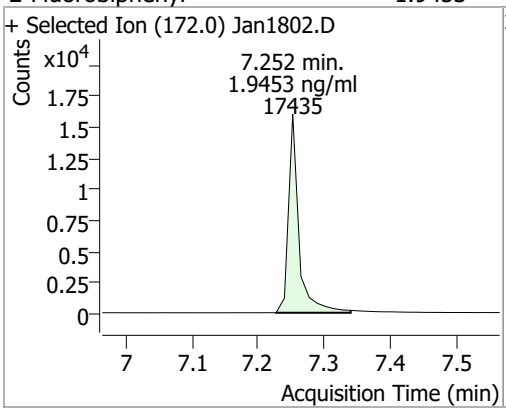

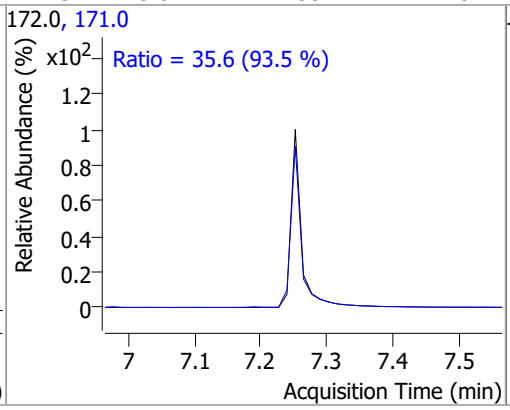

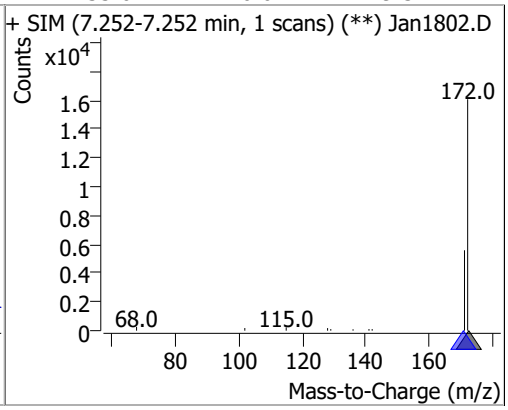

Compound	Conc.	RT	Dev(Min)	Resp.	QIon	QRatio	Lower	Upper
Acenaphthylene	1.7953	7.83	0.00	20515 (m)	153.0	13.5	9.0	16.6

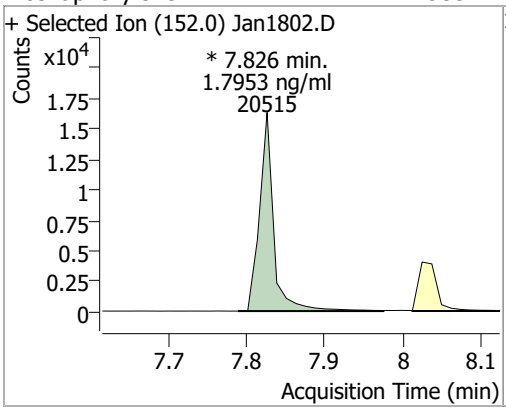

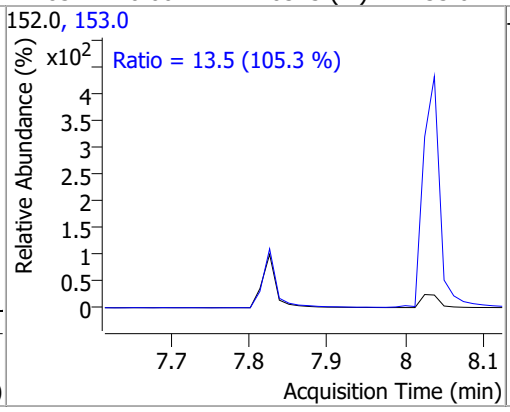

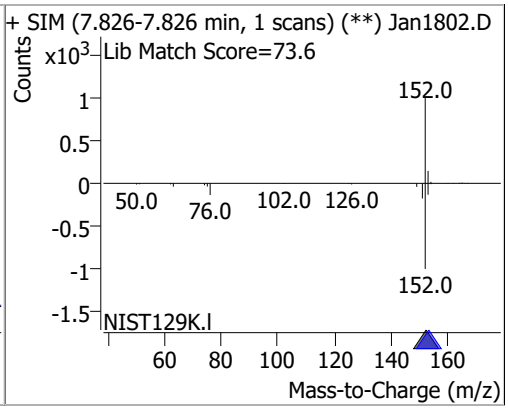

Compound	Conc.	RT	Dev(Min)	Resp.	QIon	QRatio	Lower	Upper
Acenaphthene	1.7036	8.04	0.00	12452	153.0	108.2	82.1	152.6
					152.0	54.5	41.0	76.1

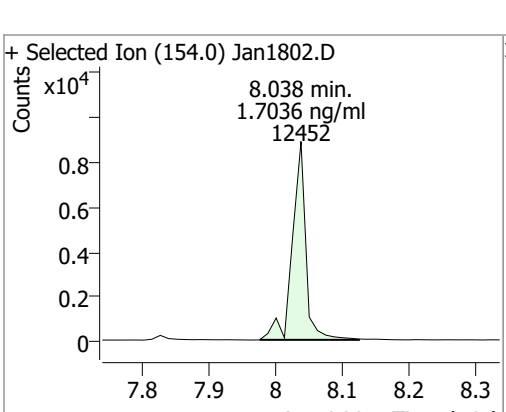

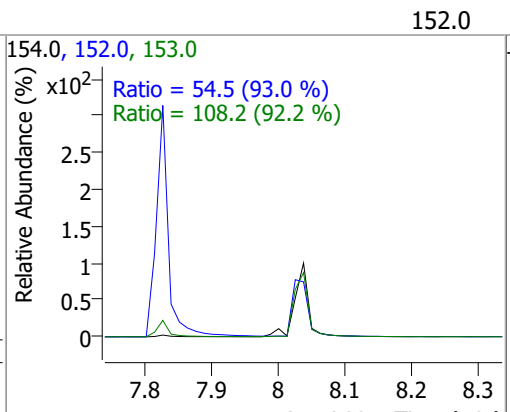

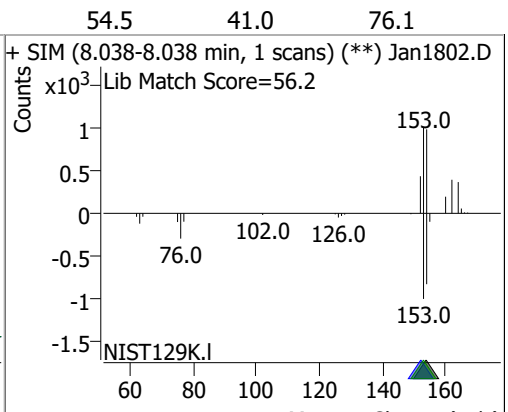

Compound	Conc.	RT	Dev(Min)	Resp.	QIon	QRatio	Lower	Upper
Fluorene	1.8468	8.66	-0.01	15973	165.0	101.0	69.1	128.3
					167.0	13.3	9.7	18.0

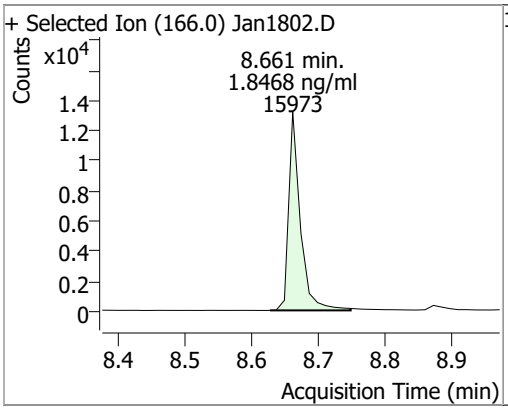

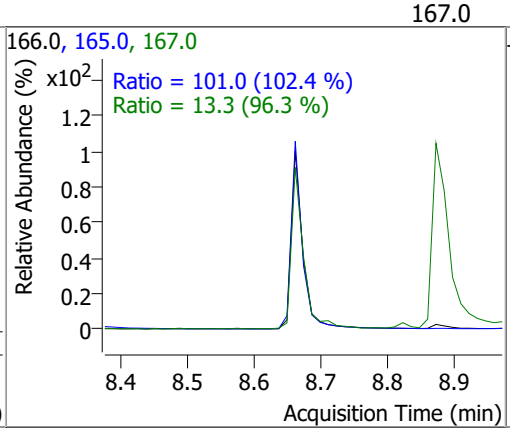

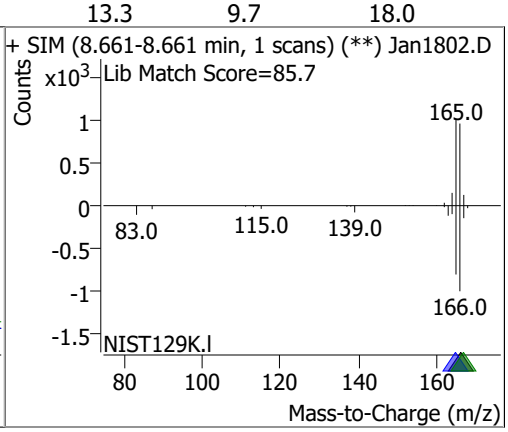

Compound	Conc.	RT	Dev(Min)	Resp.	QIon	QRatio	Lower	Upper
Phenanthrene	1.9307	9.79	-0.01	22717	176.0	18.1	10.8	20.1

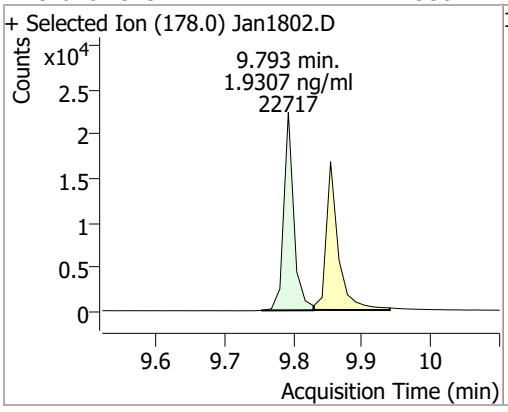

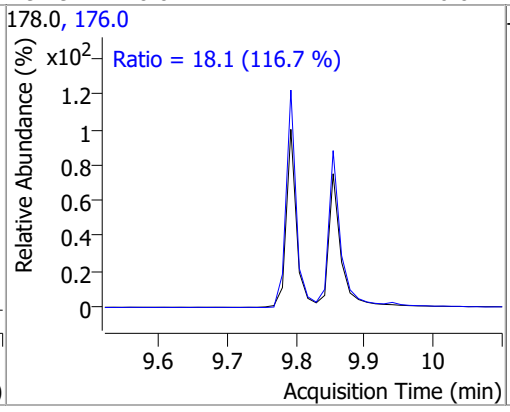

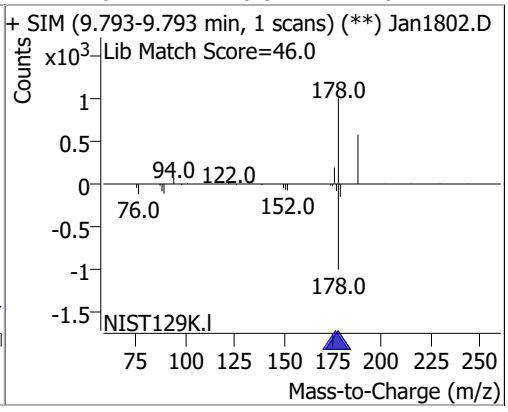

Compound	Conc.	RT	Dev(Min)	Resp.	QIon	QRatio	Lower	Upper
Anthracene	2.0129	9.85	-0.01	20676	176.0	18.1	12.7	23.5

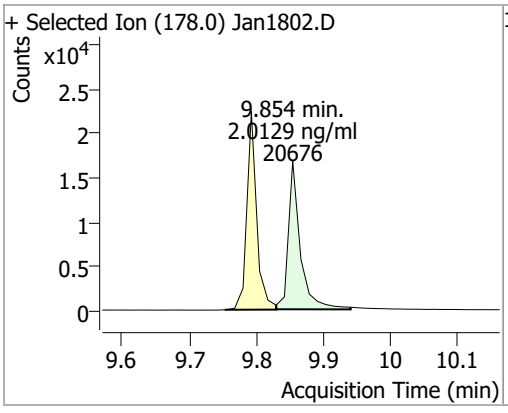

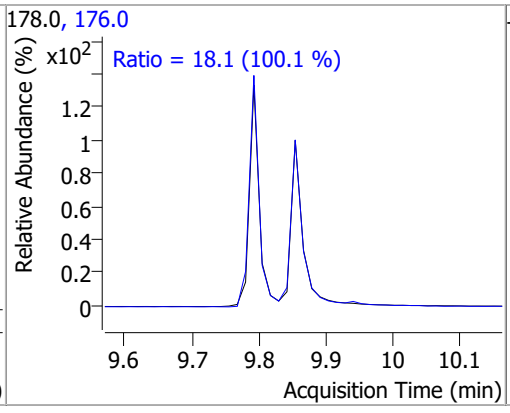

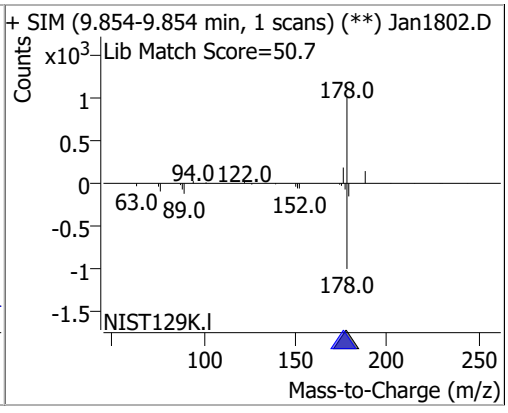

Compound	Conc.	RT	Dev(Min)	Resp.	QIon	QRatio	Lower	Upper
o-Terphenyl	1.8276	10.30	0.00	11336	229.0	68.5	49.2	91.3
					215.0	45.6	32.7	60.7

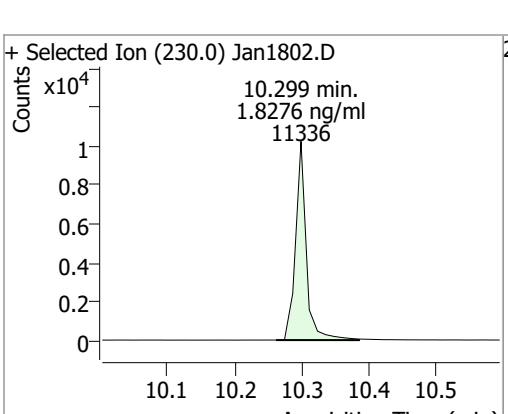

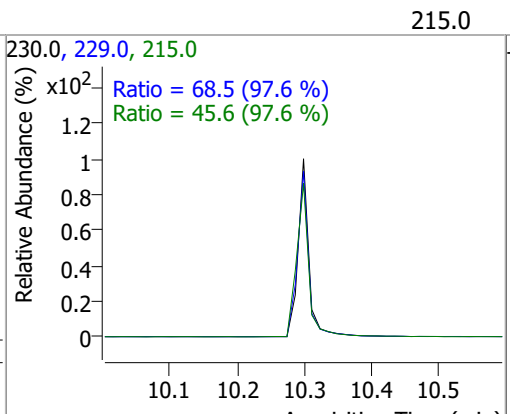

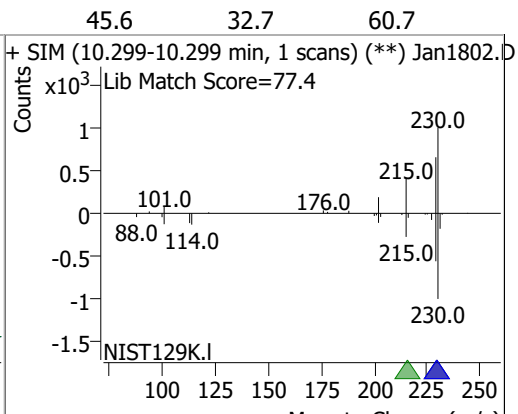

Compound	Conc.	RT	Dev(Min)	Resp.	QIon	QRatio	Lower	Upper
Fluoranthene	1.7977	11.41	0.00	23235	101.0	13.5	9.6	17.9

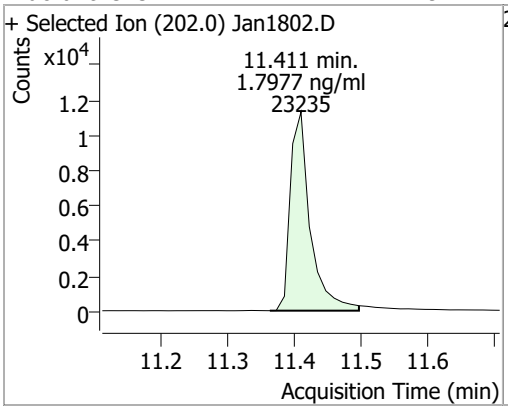

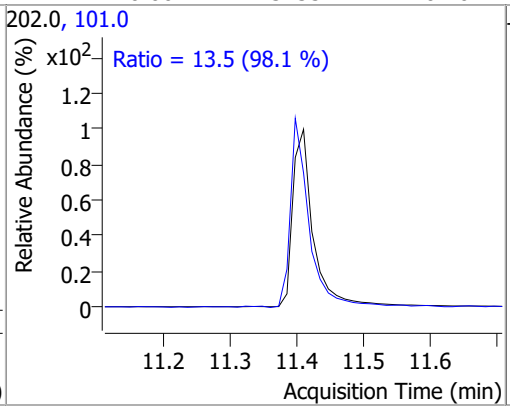

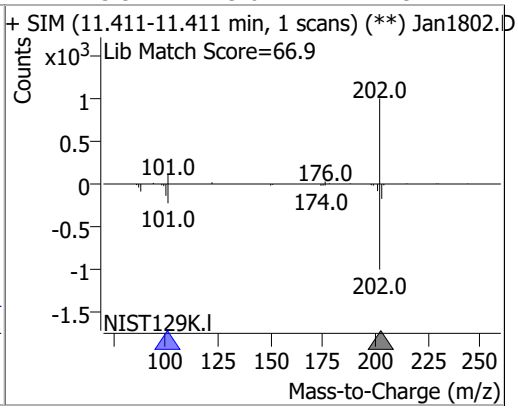

Compound	Conc.	RT	Dev(Min)	Resp.	QIon	QRatio	Lower	Upper
Pyrene	2.0055	11.78	-0.01	26272	101.0	14.9	10.7	20.0

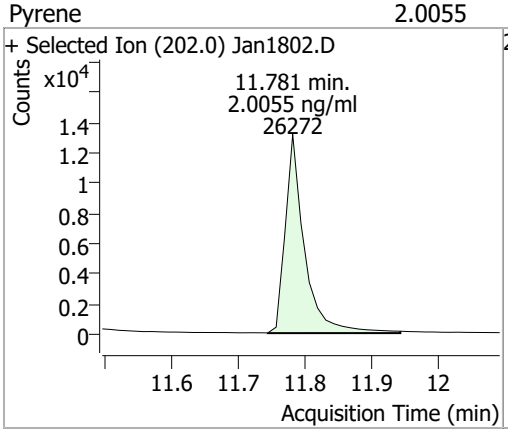

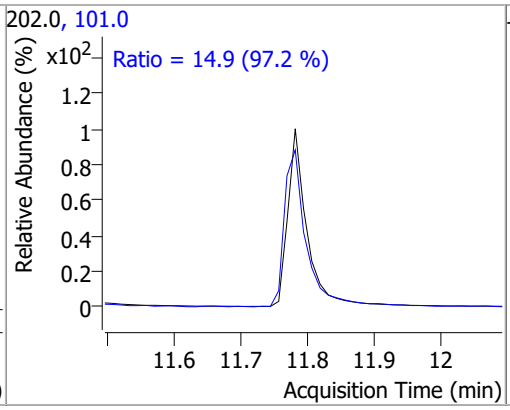

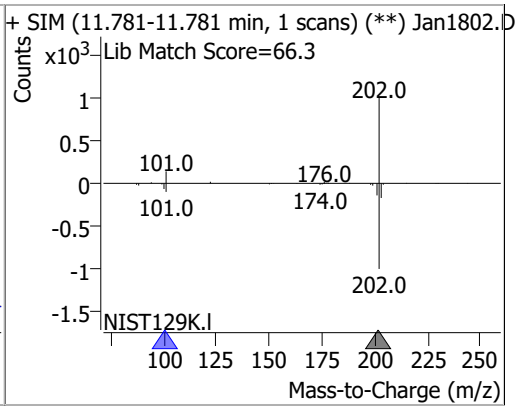

Compound	Conc.	RT	Dev(Min)	Resp.	QIon	QRatio	Lower	Upper
Terphenyl-d14	2.0599	12.25	-0.01	9862	122.0	18.6	13.4	25.0

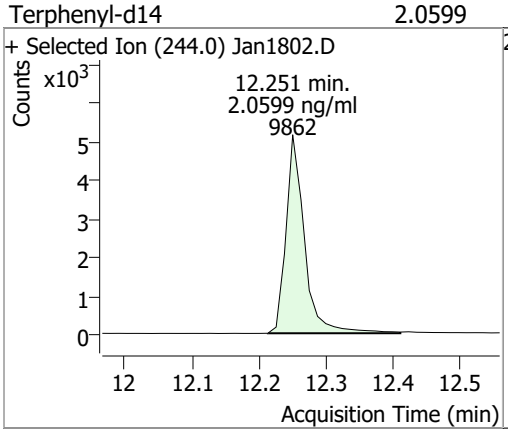

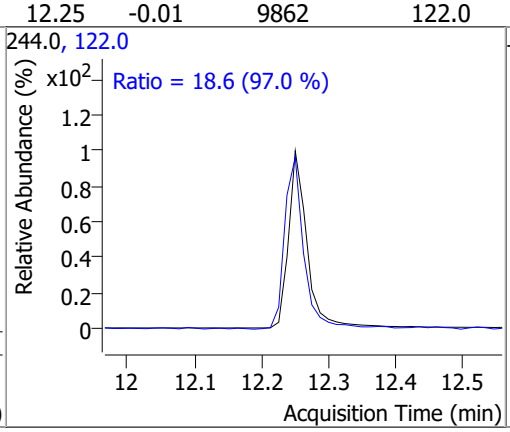

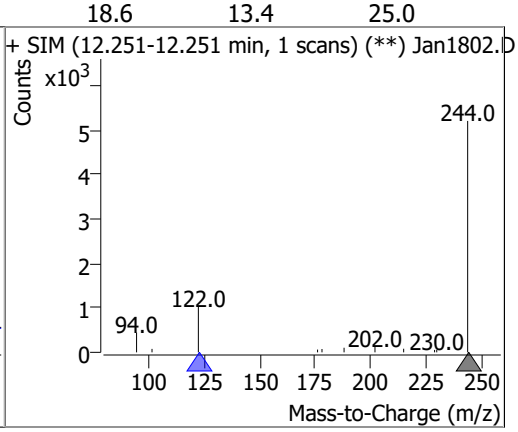

Compound	Conc.	RT	Dev(Min)	Resp.	QIon	QRatio	Lower	Upper
Benzo(a)Anthracene	2.1225	14.68	-0.02	17533	226.0	26.4	18.9	35.1
					229.0	22.2	16.1	29.9

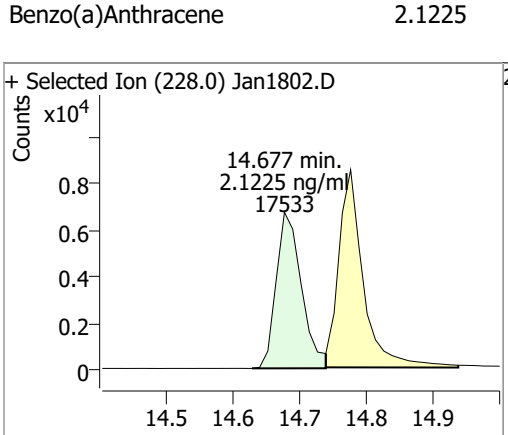

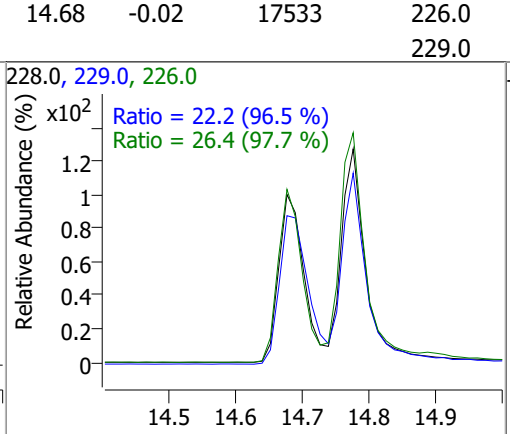

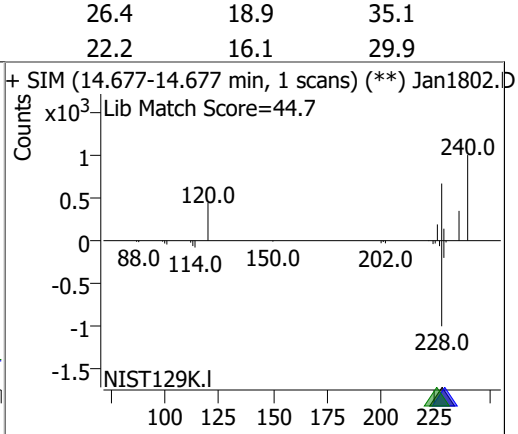

Compound	Conc.	RT	Dev(Min)	Resp.	QIon	QRatio	Lower	Upper
Chrysene	1.8366	14.78	-0.01	21859	226.0	31.8	21.2	39.4
					229.0	18.8	15.0	27.8

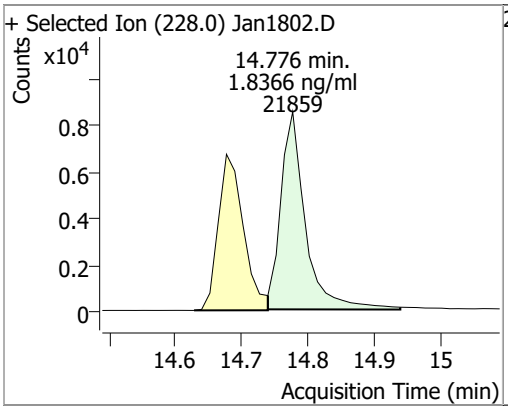

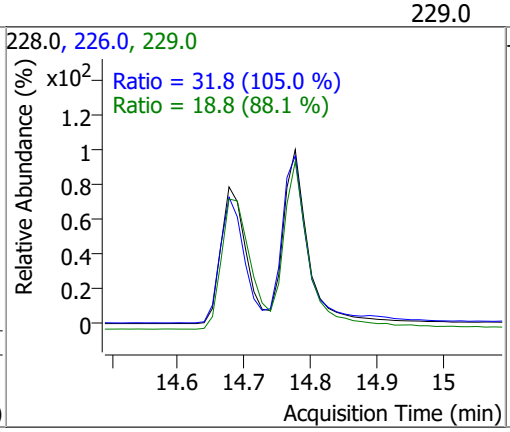

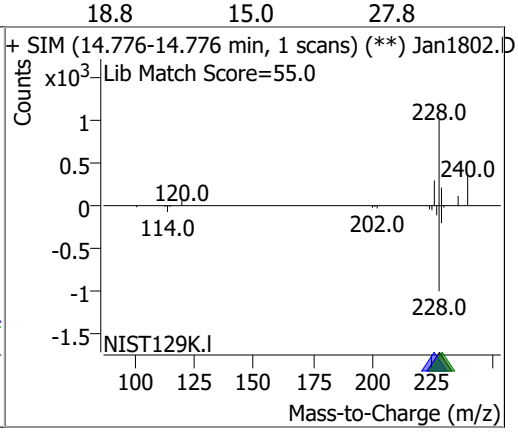

Compound	Conc.	RT	Dev(Min)	Resp.	QIon	QRatio	Lower	Upper
Benzo(b)fluoranthene	1.8317	17.71	-0.02	14536	253.0	21.8	15.8	29.4

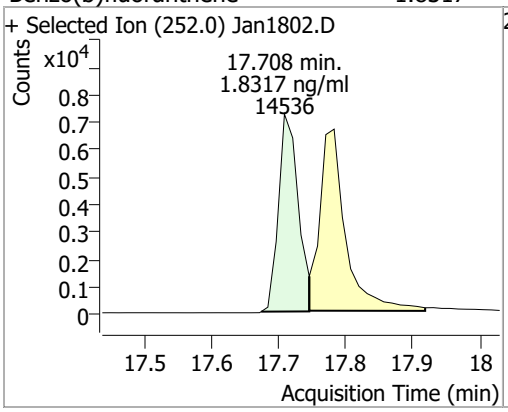

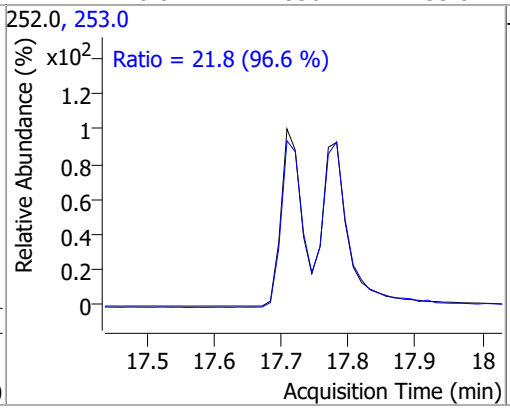

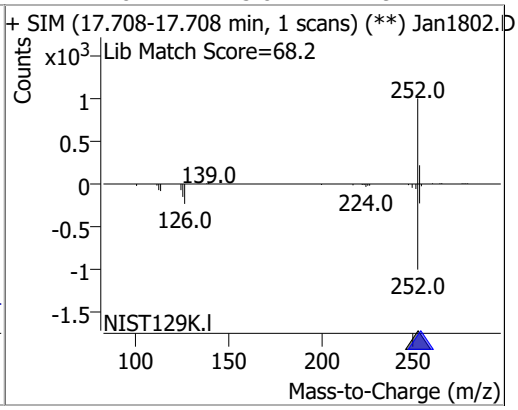

Compound	Conc.	RT	Dev(Min)	Resp.	QIon	QRatio	Lower	Upper
Benzo(k)fluoranthene	1.9817	17.78	-0.01	17953	253.0	23.7	16.1	29.9

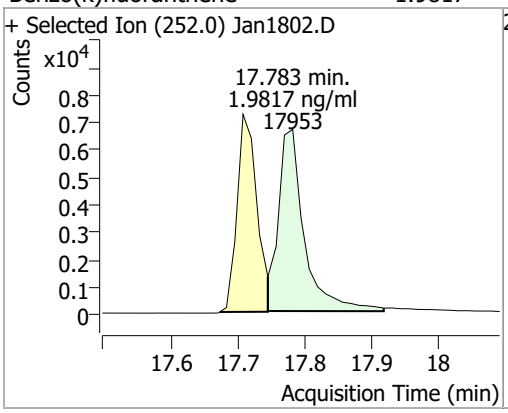

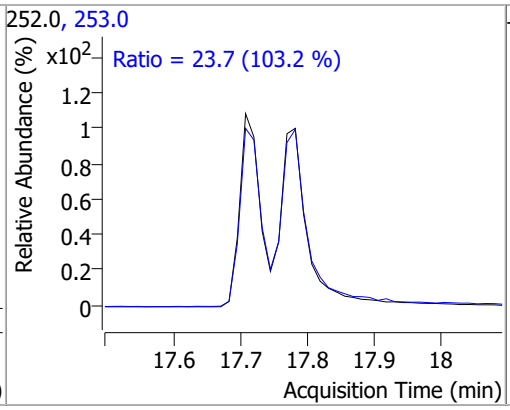

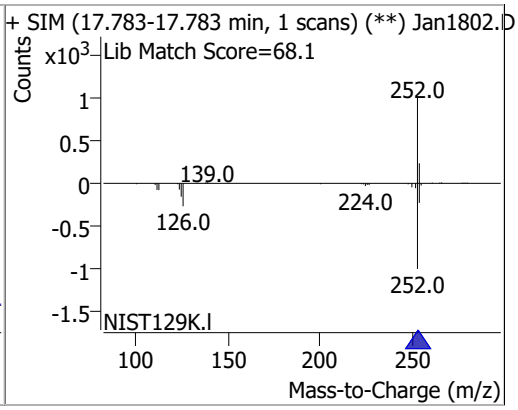

Compound	Conc.	RT	Dev(Min)	Resp.	QIon	QRatio	Lower	Upper
Benzo(a)pyrene	2.1113	18.36	-0.01	12777	253.0	22.7	16.5	30.6

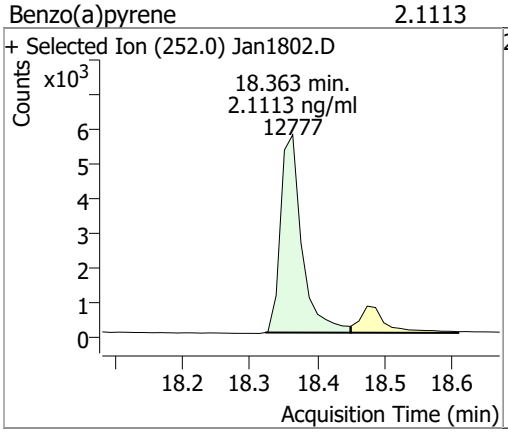

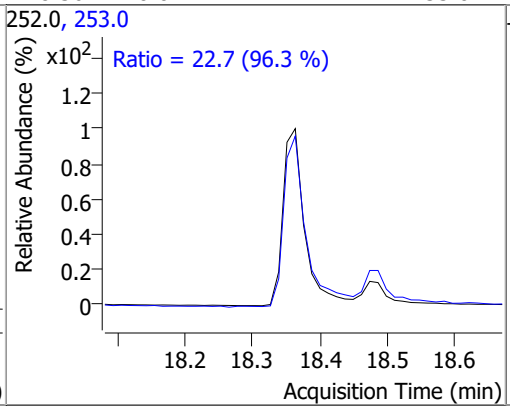

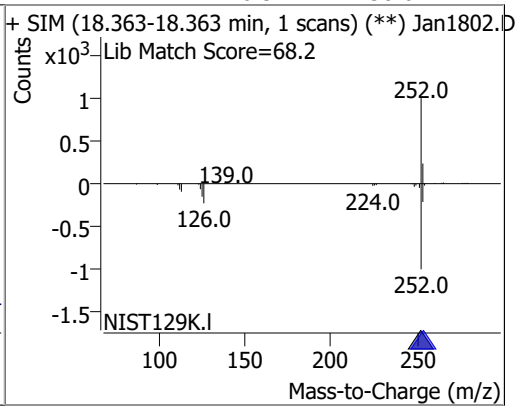

Compound	Conc.	RT	Dev(Min)	Resp.	QIon	QRatio	Lower	Upper
Indeno(1,2,3-cd)pyrene	2.0061	20.20	-0.02	11564	138.0	29.1	20.3	37.6

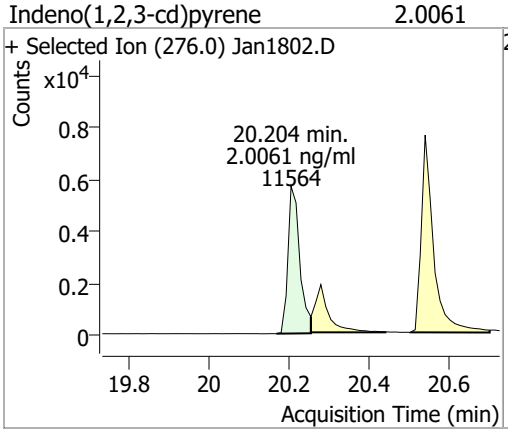

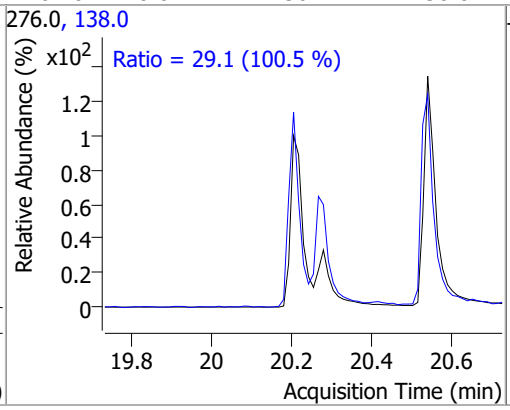

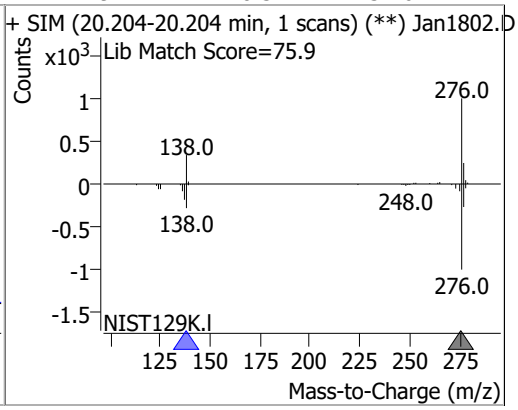

Compound	Conc.	RT	Dev(Min)	Resp.	QIon	QRatio	Lower	Upper
Dibenzo(a,h)anthracene	1.8208	20.28	-0.02	12813	279.0	24.7	17.6	32.7
					139.0	22.4	16.9	31.3

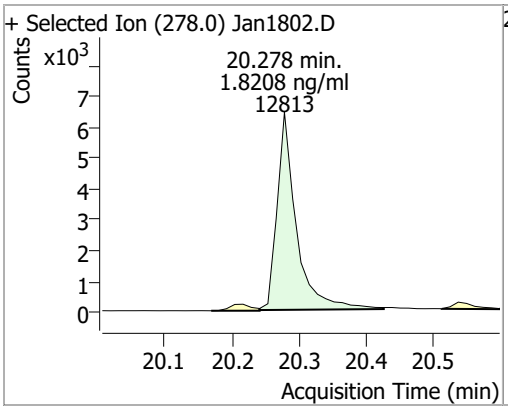

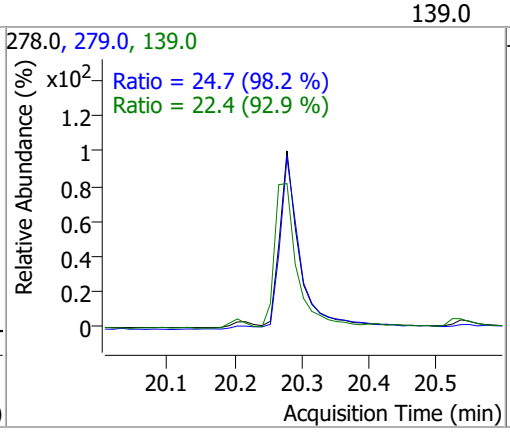

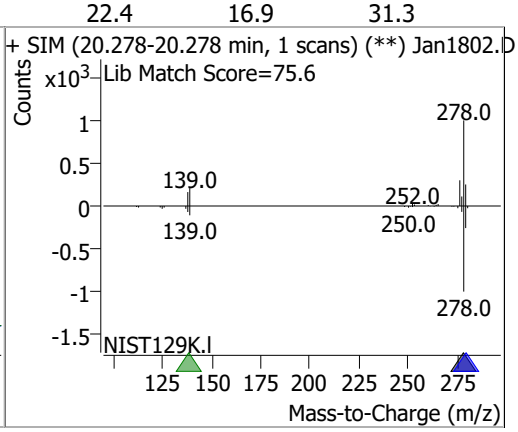

Compound	Conc.	RT	Dev(Min)	Resp.	QIon	QRatio	Lower	Upper
Benzo(g,h,i)perylene	1.9494	20.54	-0.02	16337	138.0	26.1	19.6	36.5
					277.0	24.3	16.3	30.2

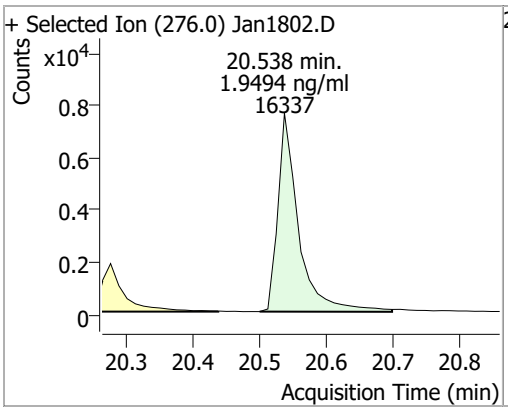

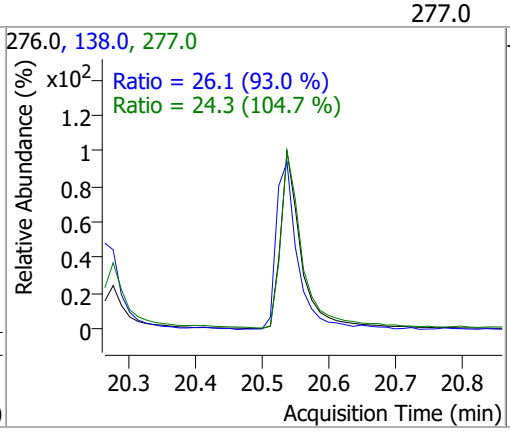

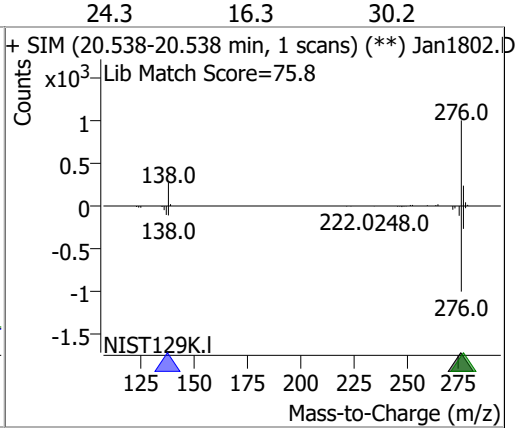

Quantitation Results Report (QT Reviewed)

Agilent | Trusted Answers

Data File	Jan1803.D	Operator	LIMS import
Acq. Method	5975BNASIM	Acq. Date-Time	1/18/2022 4:27:47 PM
Sample Name	18-Jan-22_ISTBLK_3	Instrument	GCMS
Vial	3	Multiplier	1.00
DA Method File	011722 bna SIM 1.batch.bin	Comment	SVOC-8270C-SIM-W-LLPAH
Tune File	dftppjph.u	Tune Date	
Batch Name	011822 bna SIM1.batch.bin	Last Calib Update	2/4/2022 5:01:18 PM
Ref Library			

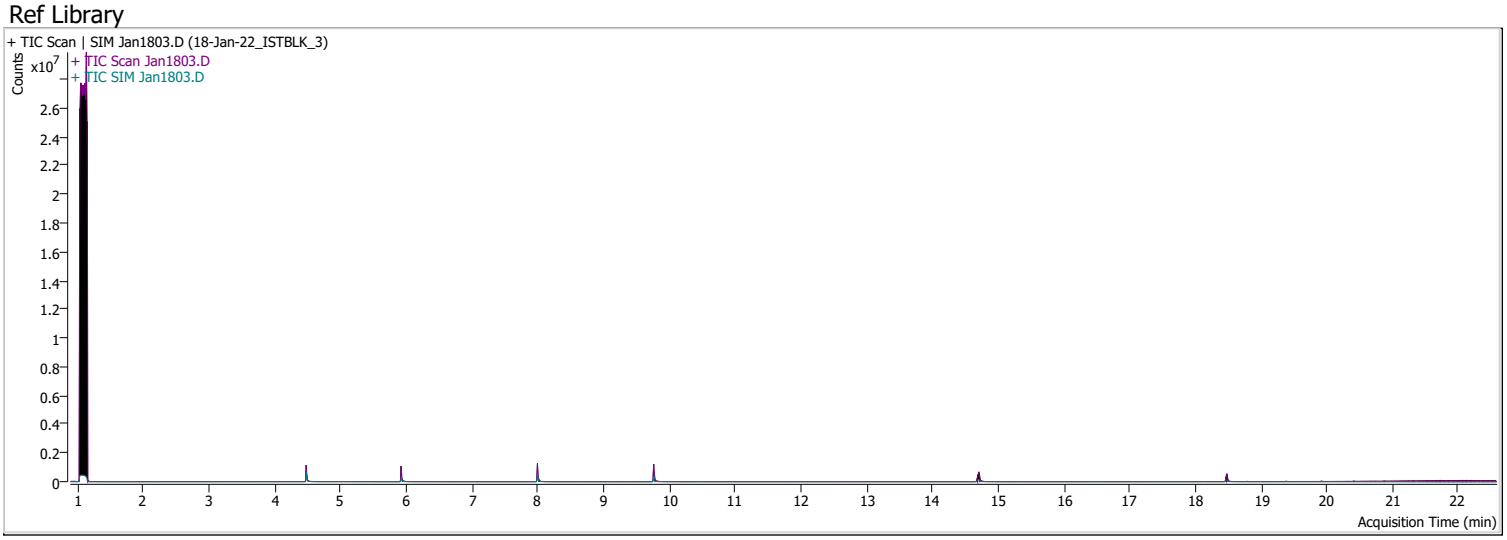

Compound	RT	QIon	Resp.	Conc.	Units		Dev(Min)
Internal Standards							
M 1,4-Dichlorobenzene-d4	4.484	152.0	183041	40.0000	ng/ml		-0.012
M Naphthalene-d8	5.928	136.0	319600	40.0000	ng/ml		-0.012
M Acenaphthene-d10	8.000	164.0	187792	40.0000	ng/ml		0.000
M Phenanthrene-d10	9.768	188.0	373785	40.0000	ng/ml		-0.012
M Chrysene-d12	14.714	240.0	251166	40.0000	ng/ml		-0.012
M Perylene-d12	18.475	264.0	168890	40.0000	ng/ml		-0.025
System Monitoring Compounds							
S Nitrobenzene-d5	0.000		0	N.D.			
Spiked Amount: 5.000	Range: 19.0 - 102.0%			Recovery = NA%			
S 2-Fluorobiphenyl	0.000		0	N.D.			
Spiked Amount: 5.000	Range: 25.0 - 94.0%			Recovery = NA%			
S o-Terphenyl	0.000		0	N.D.			
Spiked Amount: 5.000	Range: 40.0 - 140.0%			Recovery = NA%			
S Terphenyl-d14	0.000		0	N.D.			
Spiked Amount: 5.000	Range: 39.0 - 106.0%			Recovery = NA%			
Target Compounds							QValue
T Naphthalene	0.000		0	N.D.			
T 2-Methylnaphthalene	0.000		0	N.D.			
T 1-Methylnaphthalene	0.000		0	N.D.			
T Acenaphthylene	0.000		0	N.D.			
T Acenaphthene	8.013	154.0	0		ng/ml	md	1
T Fluorene	0.000		0	N.D.			
T Phenanthrene	0.000		0	N.D.			
T Anthracene	0.000		0	N.D.			
T Fluoranthene	0.000		0	N.D.			
T Pyrene	0.000		0	N.D.			
T Benzo(a)Anthracene	14.701	228.0	0		ng/ml	md	1
T Chrysene	14.776	228.0	0		ng/ml	md	1
T Benzo(b)fluoranthene	0.000		0	N.D.			

Compound	RT	QIon	Resp.	Conc.	Units		Dev(Min)
T Benzo(k)fluoranthene	0.000		0	N.D.			
T Benzo(a)pyrene	18.363	252.0	0		ng/ml	md	1
T Indeno(1,2,3-cd)pyrene	0.000		0	N.D.			
T Dibenzo(a,h)anthracene	0.000		0	N.D.			
T Benzo(g,h,i)perylene	0.000		0	N.D.			

(#) = Qualifier Out of Range; (m) = Manual Integration; (+) = Area Summed; (*) = Surrogate Percent Recovery Out of Range; (d): Zeroed Peak

Compound	Conc.	Exp RT	QIon	Exp Ratio	QIon	Exp Ratio
Nitrobenzene-d5	N.D.	5.14	54.0	37.0	128.0	36.6

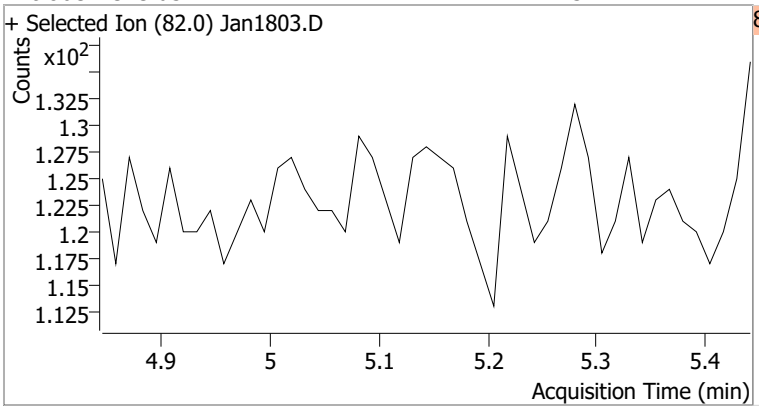

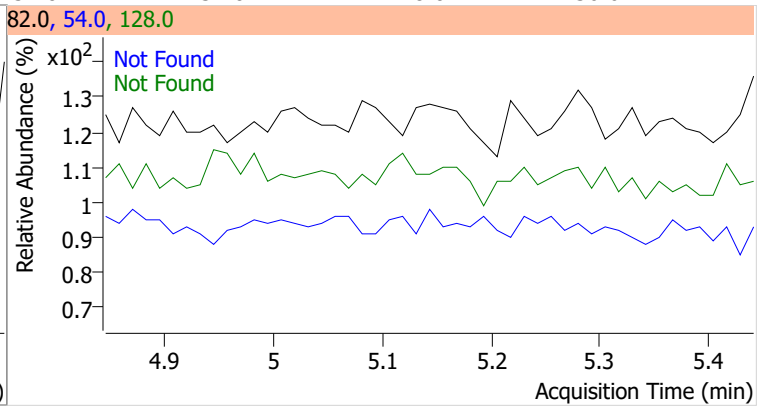

Compound	Conc.	Exp RT	QIon	Exp Ratio	QIon	Exp Ratio
Naphthalene	N.D.	5.95	102.0	19.9	129.0	11.0

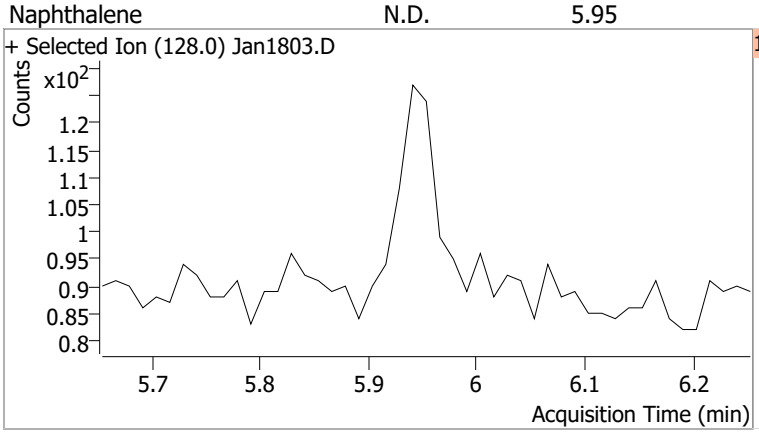

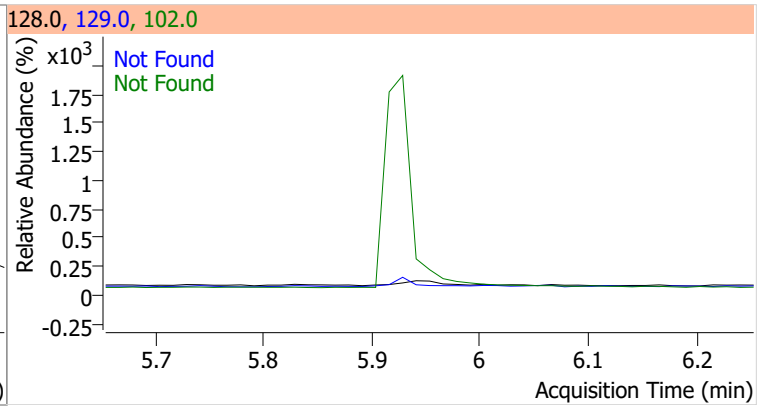

Compound	Conc.	Exp RT	QIon	Exp Ratio	QIon	Exp Ratio
2-Methylnaphthalene	N.D.	6.79	142.0	140.8	115.0	59.7

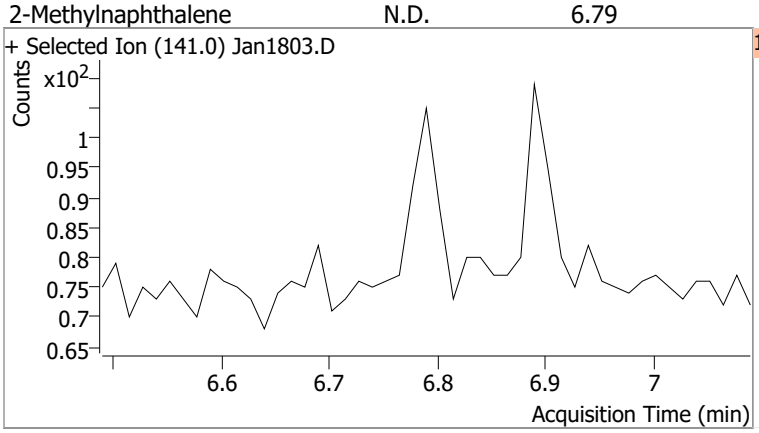

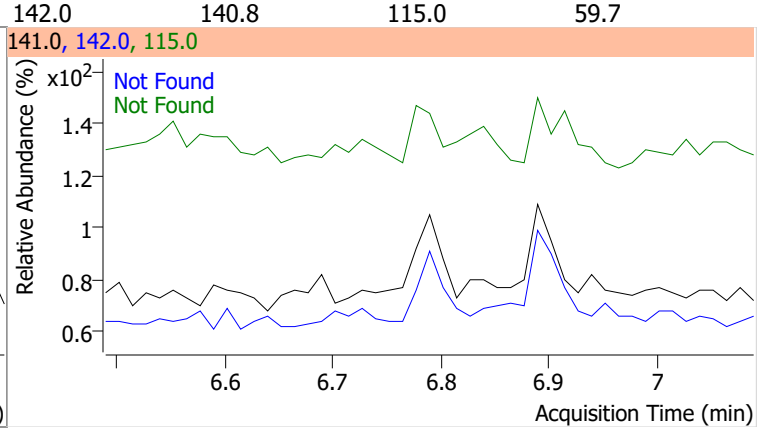

Compound	Conc.	Exp RT	QIon	Exp Ratio	QIon	Exp Ratio
1-Methylnaphthalene	N.D.	6.90	142.0	113.1	115.0	67.8

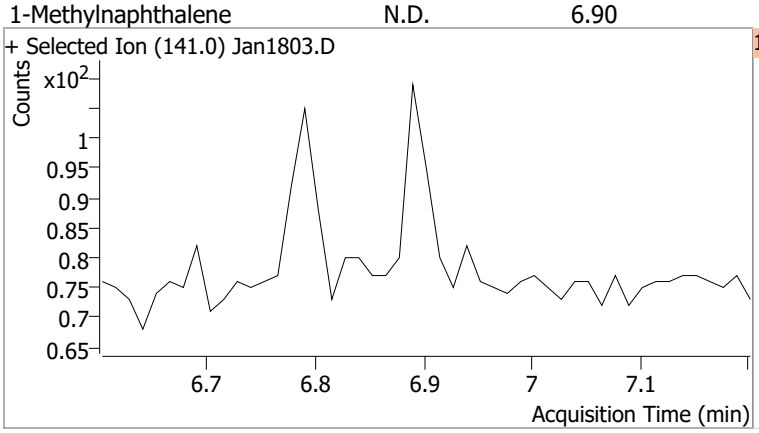

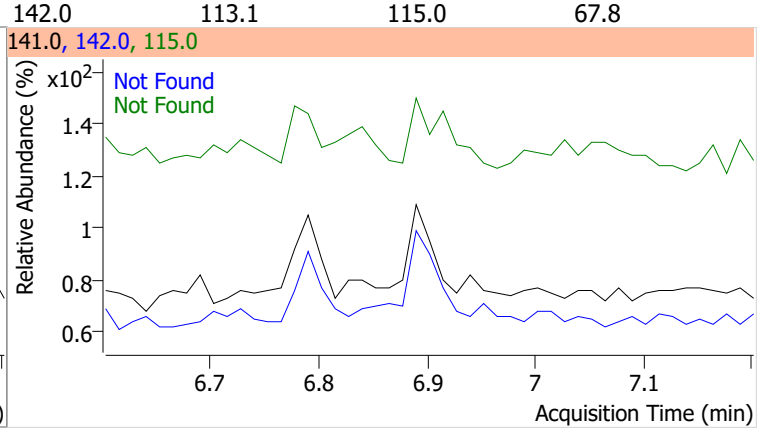

Compound	Conc.	Exp RT	QIon	Exp Ratio
2-Fluorobiphenyl	N.D.	7.26	171.0	38.0

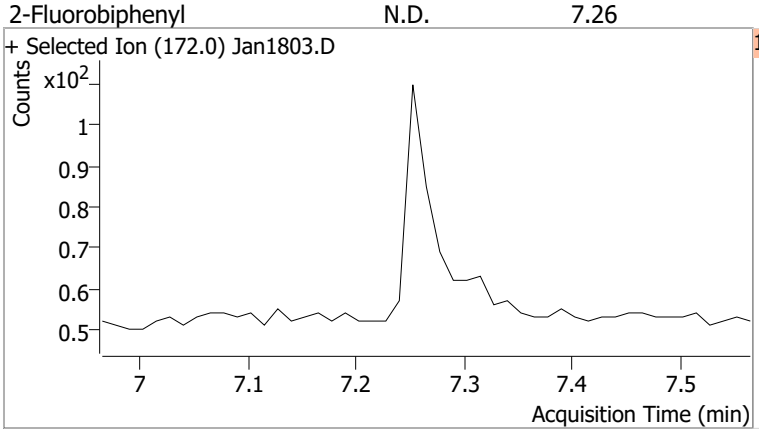

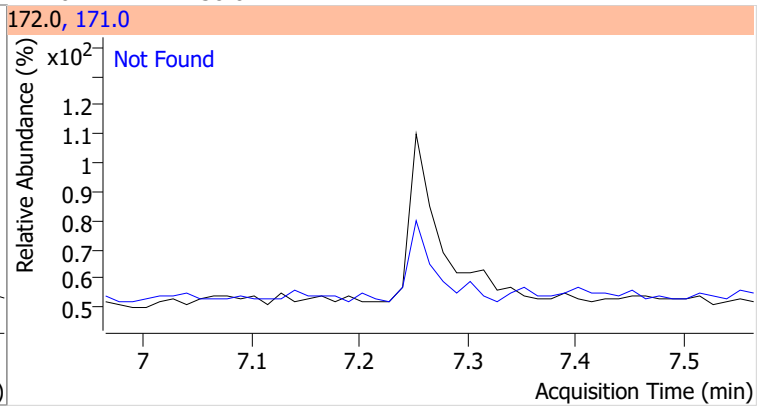

Compound	Conc.	Exp RT	QIon	Exp Ratio
Acenaphthylene	N.D.	7.83	153.0	12.8

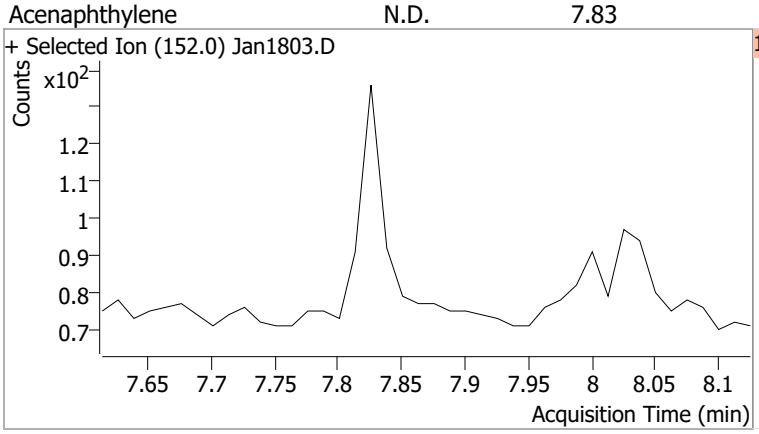

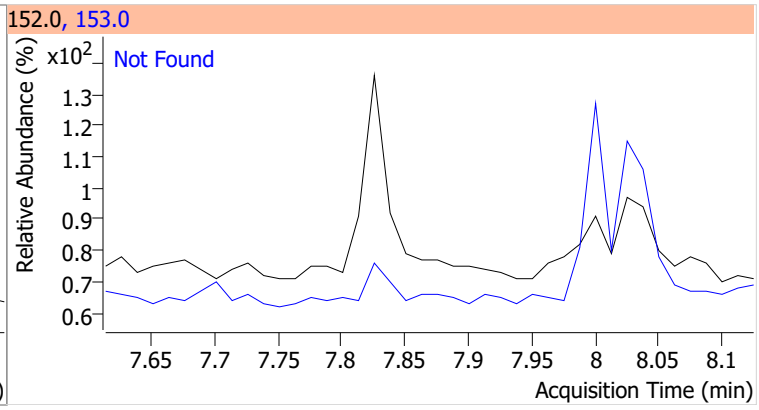

Compound	Conc.	RT	Dev(Min)	Resp.	QIon	QRatio	Lower	Upper
Acenaphthene		0		0	153.0		82.1	152.6
					152.0		41.0	76.1

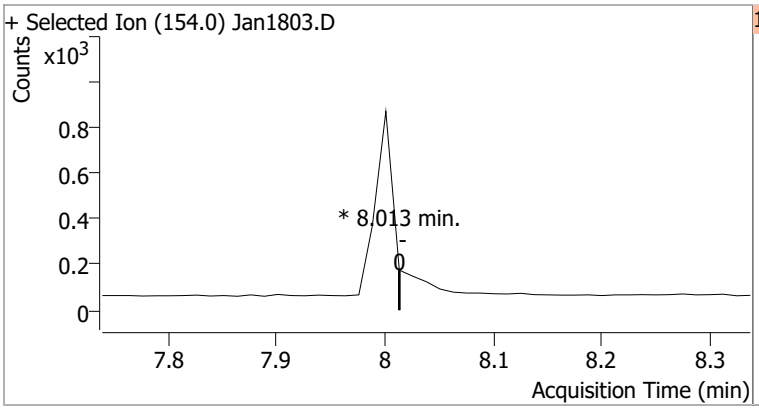

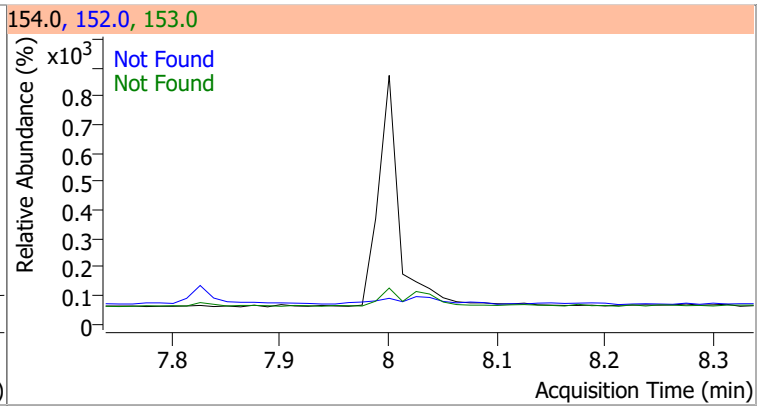

Compound	Conc.	Exp RT	QIon	Exp Ratio	QIon	Exp Ratio
Fluorene	N.D.	8.67	165.0	98.7	167.0	13.8

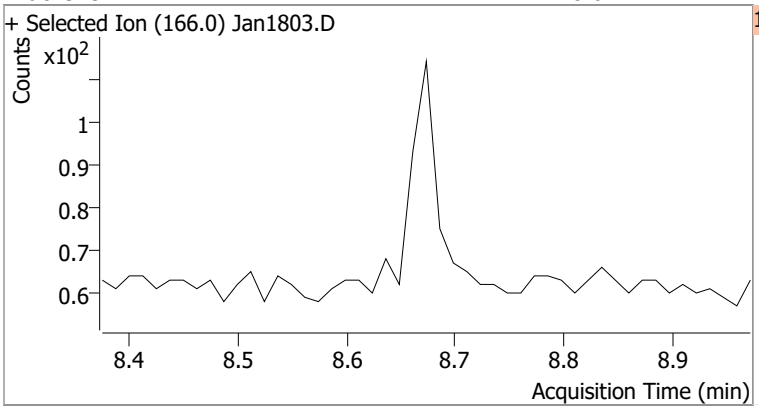

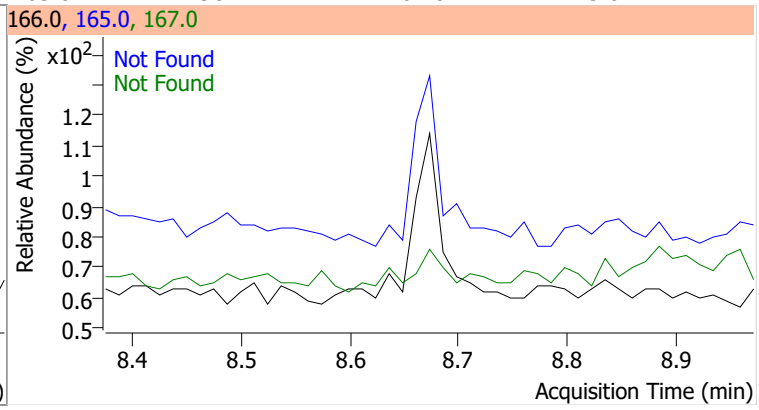

Compound	Conc.	Exp RT	QIon	Exp Ratio
Phenanthrene	N.D.	9.80	176.0	15.5

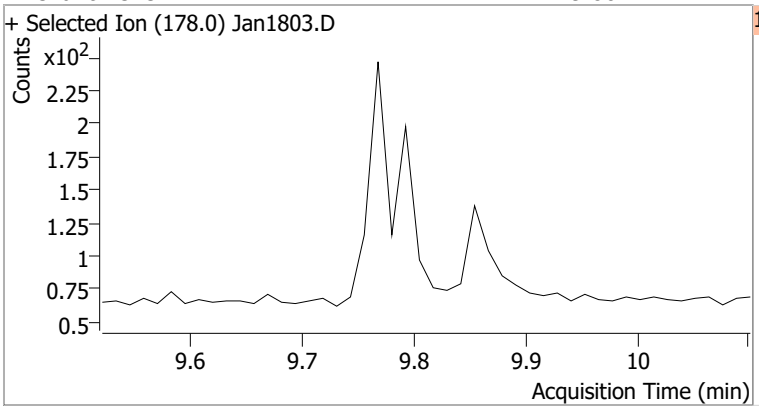

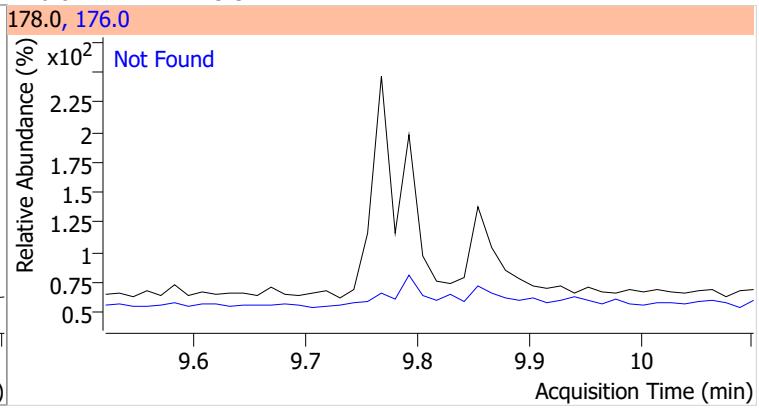

Compound	Conc.	Exp RT	QIon	Exp Ratio
Anthracene	N.D.	9.87	176.0	18.1

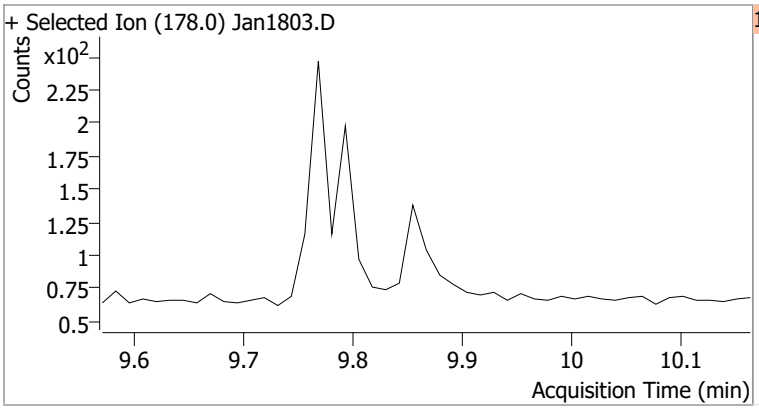

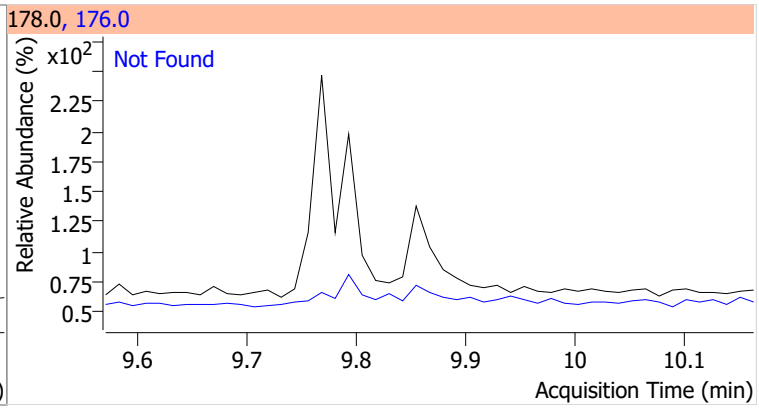

Compound	Conc.	Exp RT	QIon	Exp Ratio	QIon	Exp Ratio
o-Terphenyl	N.D.	10.30	229.0	70.2	215.0	46.7

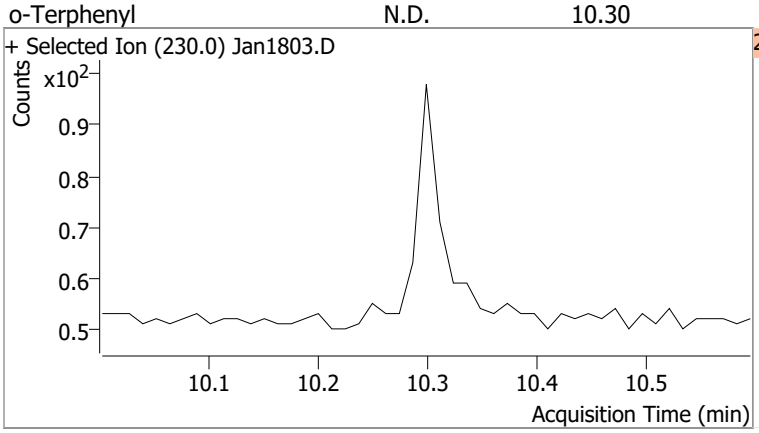

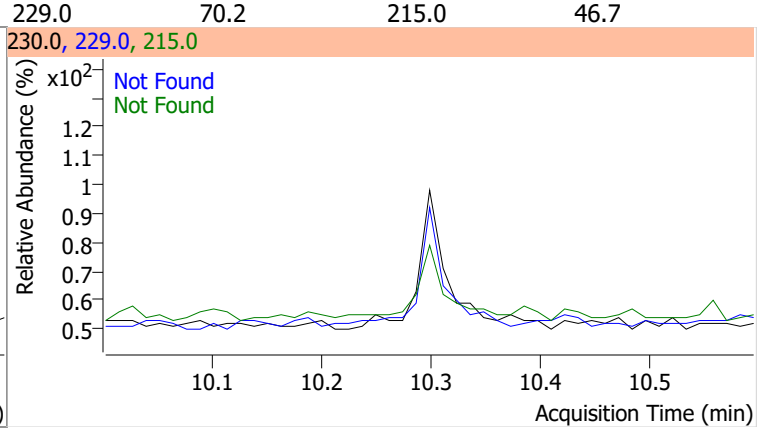

Compound	Conc.	Exp RT	QIon	Exp Ratio
Fluoranthene	N.D.	11.41	101.0	13.8

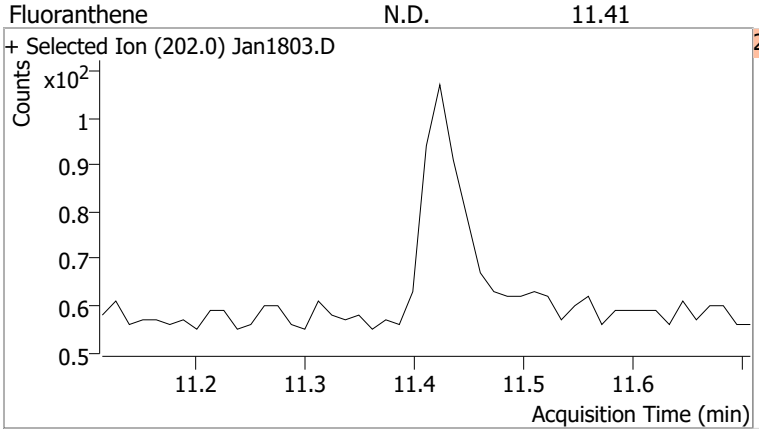

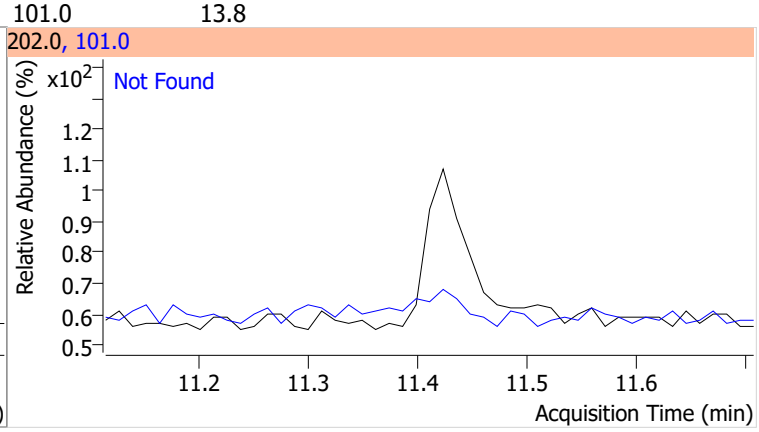

Compound	Conc.	Exp RT	QIon	Exp Ratio
Pyrene	N.D.	11.79	101.0	15.3

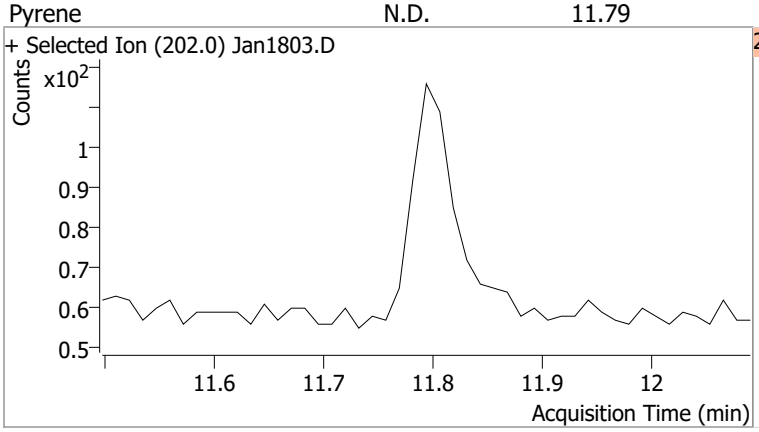

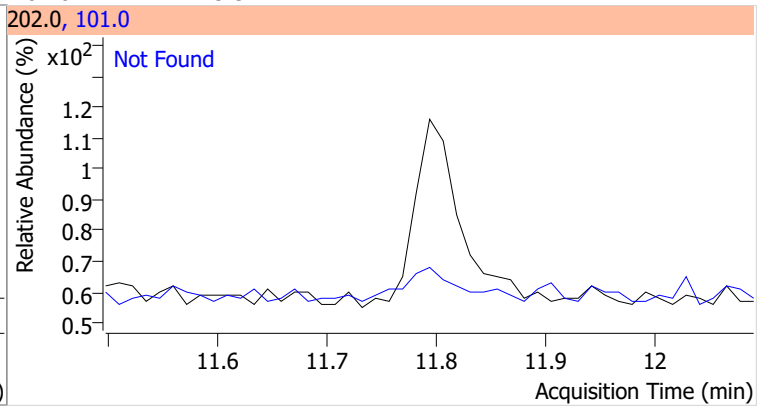

Compound	Conc.	Exp RT	QIon	Exp Ratio
Terphenyl-d14	N.D.	12.26	122.0	19.2

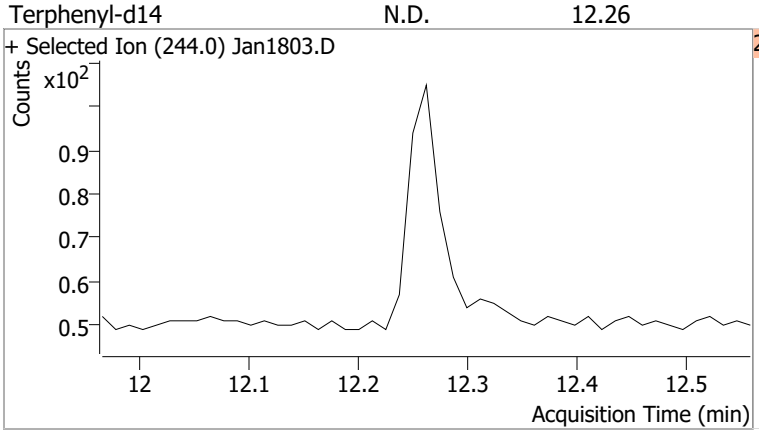

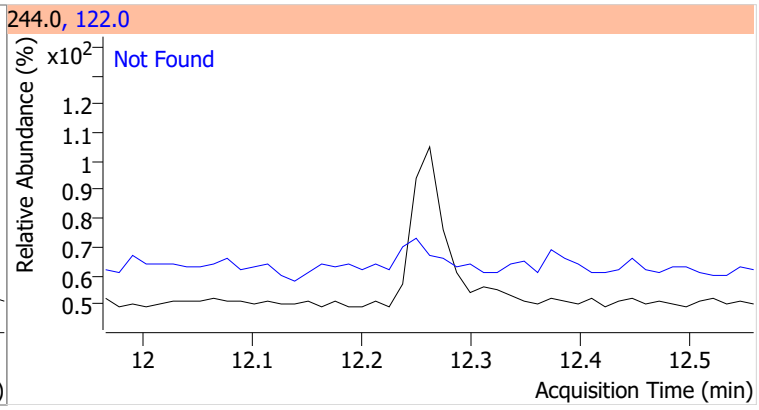

Compound	Conc.	RT	Dev(Min)	Resp.	QIon	QRatio	Lower	Upper
Benzo(a)Anthracene		0		0	226.0		18.9	35.1
					229.0		16.1	29.9

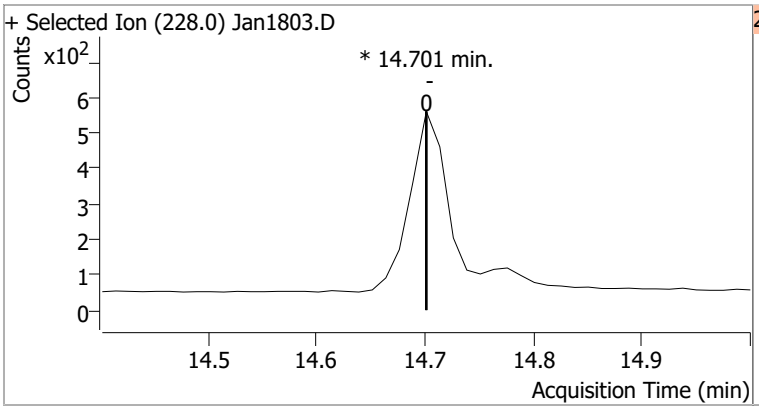

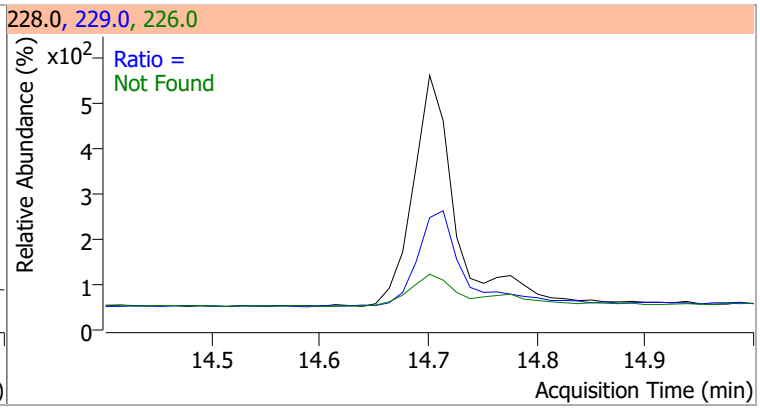

Compound	Conc.	RT	Dev(Min)	Resp.	QIon	QRatio	Lower	Upper
Chrysene		0		0	226.0		21.2	39.4
					229.0		15.0	27.8

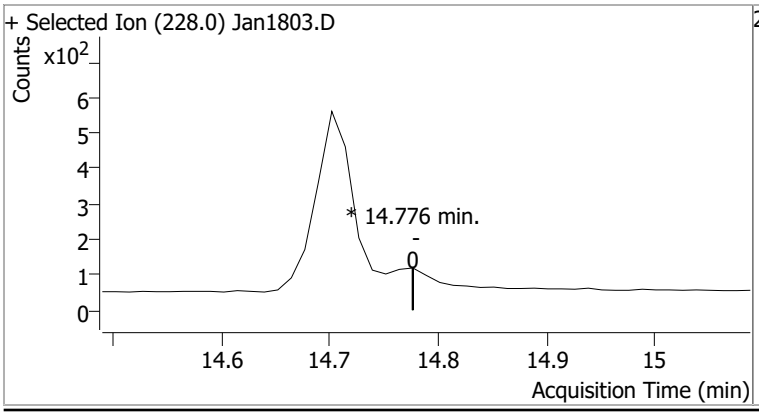

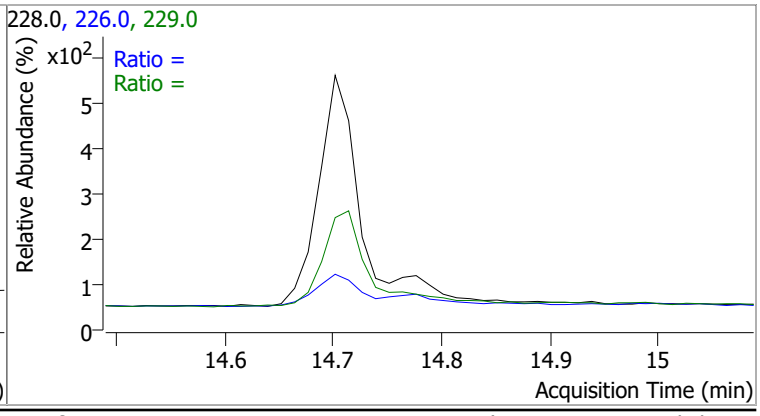

Compound	Conc.	Exp RT	QIon	Exp Ratio
Benzo(b)fluoranthene	N.D.	17.73	253.0	22.6

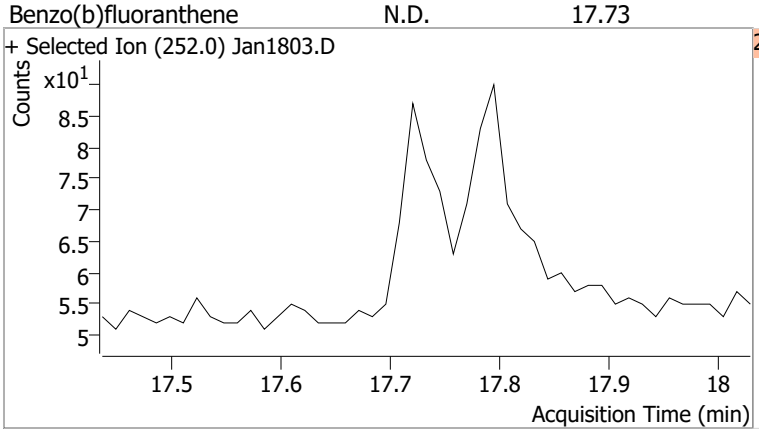

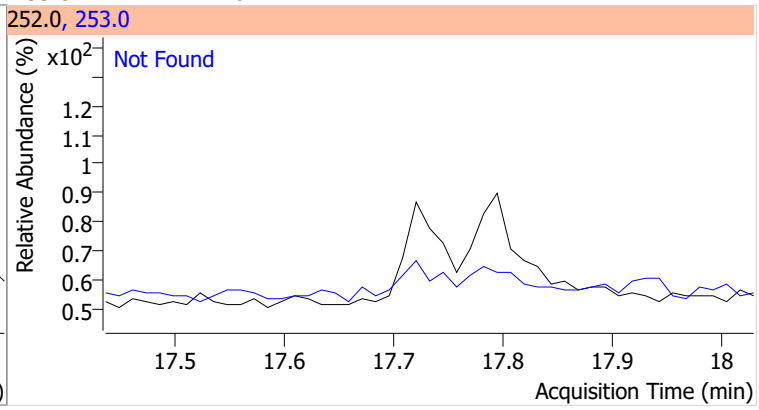

Compound	Conc.	Exp RT	QIon	Exp Ratio
Benzo(k)fluoranthene	N.D.	17.79	253.0	23.0

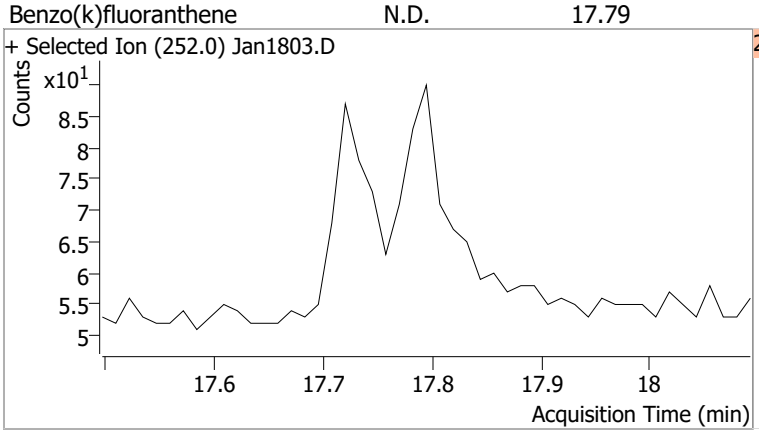

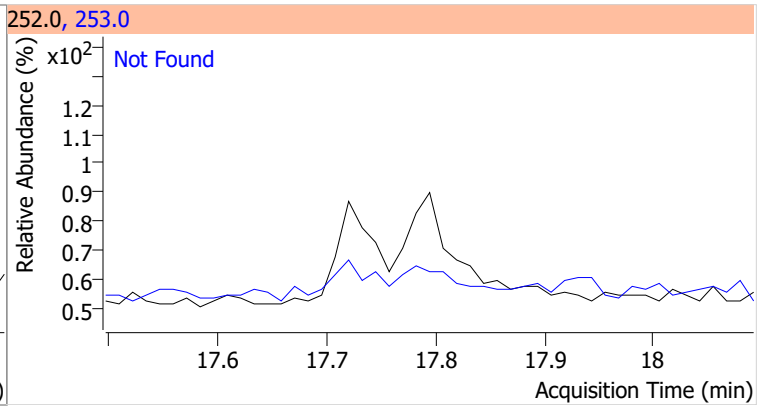

Compound	Conc.	RT	Dev(Min)	Resp.	QIon	QRatio	Lower	Upper
Benzo(a)pyrene		0		0	253.0		16.5	30.6

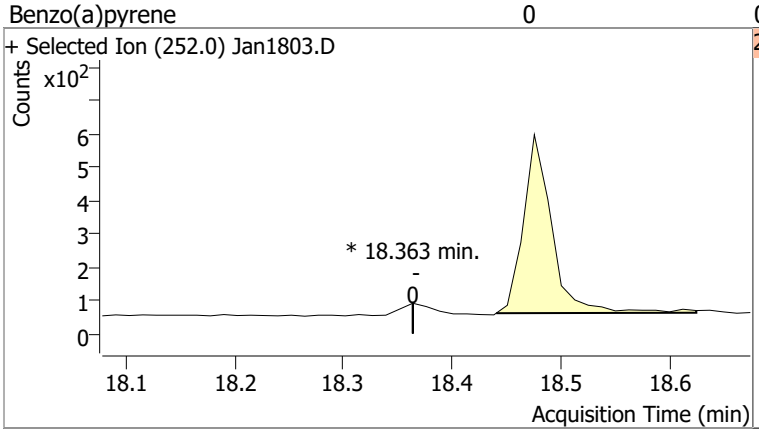

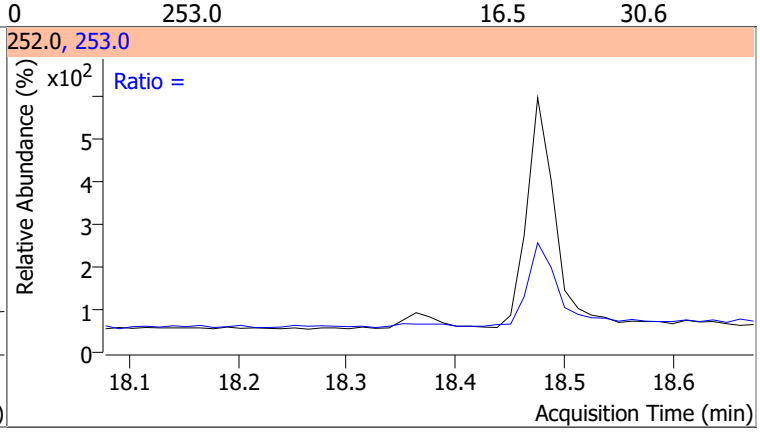

Compound	Conc.	Exp RT	QIon	Exp Ratio
Indeno(1,2,3-cd)pyrene	N.D.	20.23	138.0	28.9

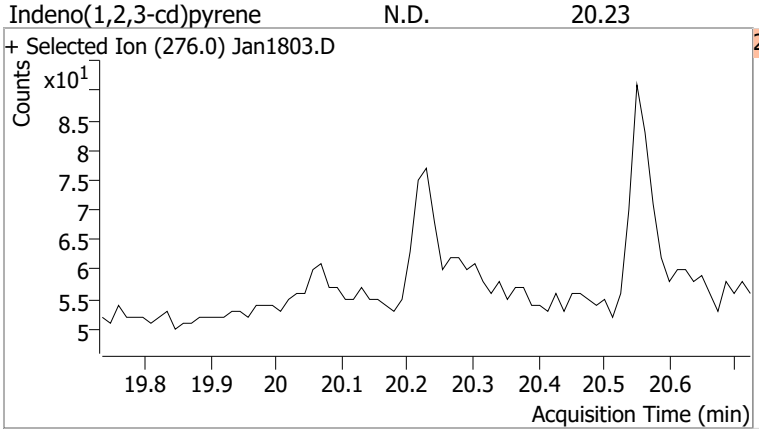

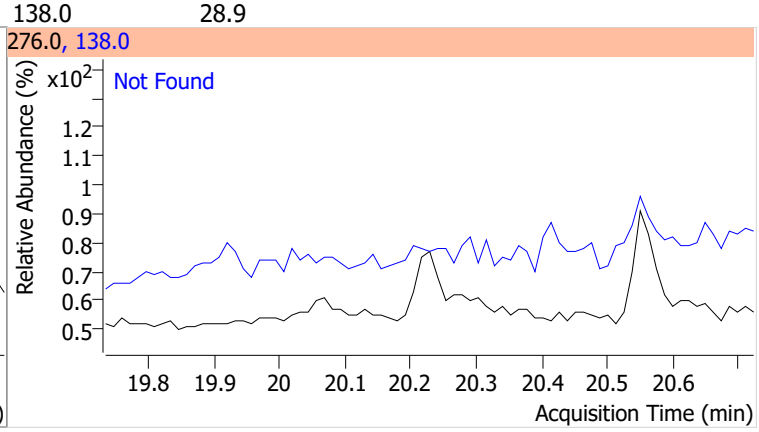

Compound	Conc.	Exp RT	QIon	Exp Ratio	QIon	Exp Ratio
Dibenzo(a,h)anthracene	N.D.	20.30	279.0	25.1	139.0	24.1

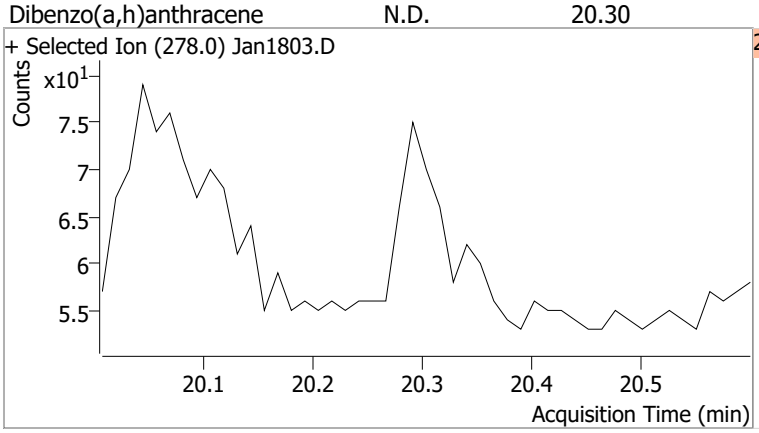

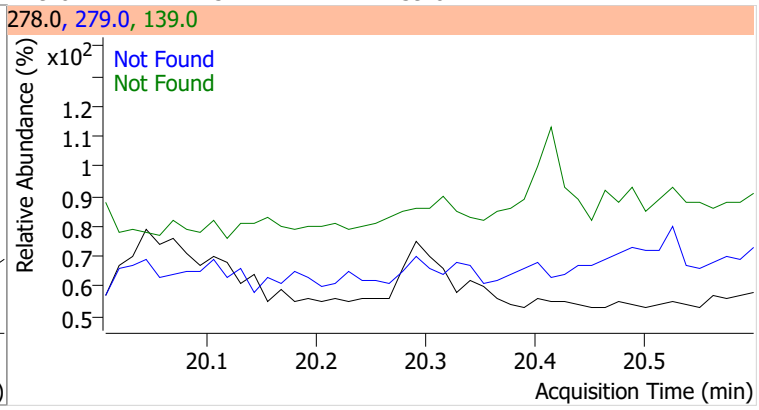

Compound	Conc.	Exp RT	QIon	Exp Ratio	QIon	Exp Ratio
Benzo(g,h,i)perylene	N.D.	20.56	138.0	28.0	277.0	23.3

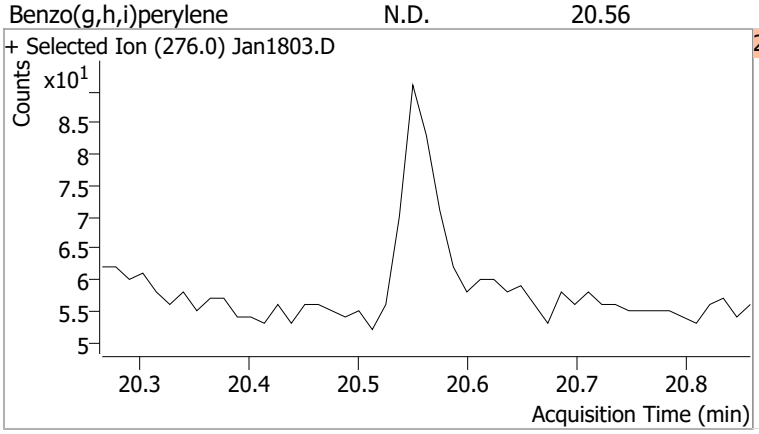

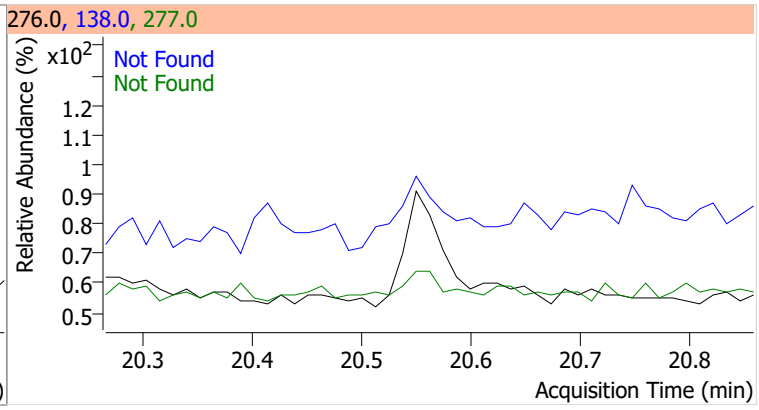

Quantitation Results Report (QT Reviewed)

Agilent | Trusted Answers

Data File	Jan1804.D	Operator	LIMS import
Acq. Method	5975BNASIM	Acq. Date-Time	1/18/2022 5:00:17 PM
Sample Name	B22010212-001C	Instrument	GCMS
Vial	4	Multiplier	1.00
DA Method File	011722 bna SIM 1.batch.bin	Comment	SVOC-8270C-SIM-W-LLPAH
Tune File	dftppjph.u	Tune Date	
Batch Name	011822 bna SIM1.batch.bin	Last Calib Update	2/4/2022 5:01:18 PM
Ref Library			

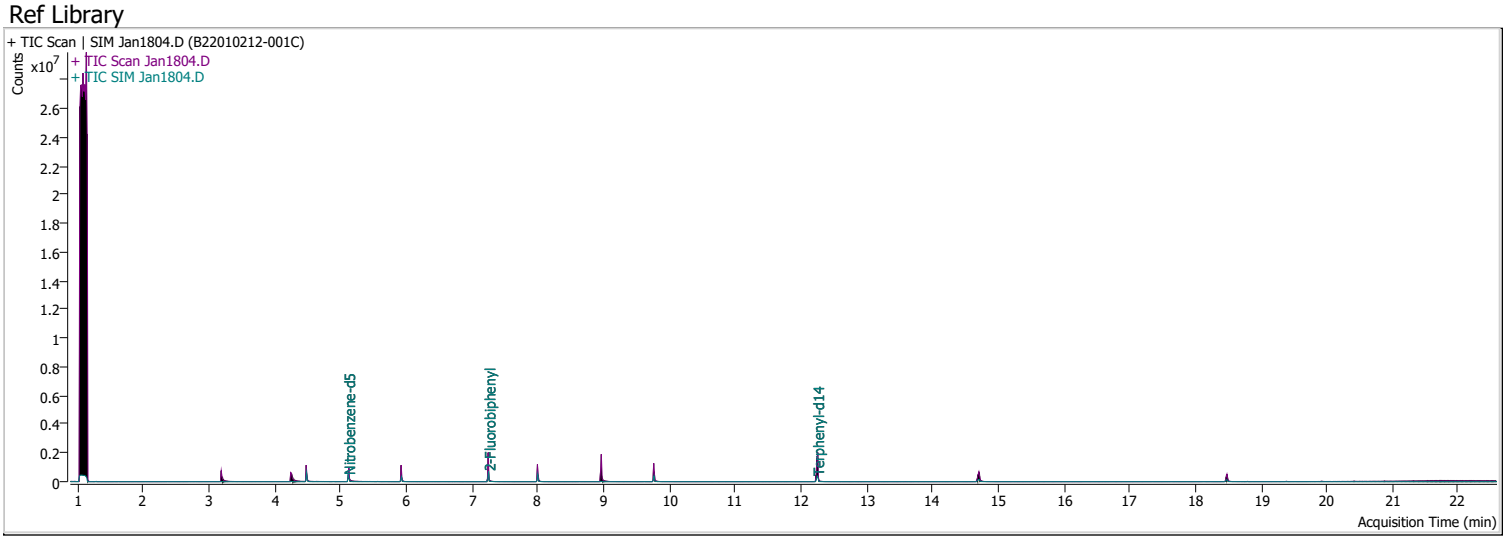

Compound	RT	QIon	Resp.	Conc.	Units		Dev(Min)
Internal Standards							
M 1,4-Dichlorobenzene-d4	4.484	152.0	184453	40.0000	ng/ml		-0.012
M Naphthalene-d8	5.928	136.0	338164	40.0000	ng/ml		-0.012
M Acenaphthene-d10	8.001	164.0	188772	40.0000	ng/ml		0.000
M Phenanthrene-d10	9.768	188.0	363168	40.0000	ng/ml		-0.012
M Chrysene-d12	14.714	240.0	253149	40.0000	ng/ml		-0.012
M Perylene-d12	18.475	264.0	169801	40.0000	ng/ml		-0.025
System Monitoring Compounds							
S Nitrobenzene-d5	5.118	82.0	347267	35.7347	ng/ml		-0.025
Spiked Amount: 5.000	Range: 19.0 - 102.0%			Recovery = 714.69%		*	
S 2-Fluorobiphenyl	7.252	172.0	522576	57.5926	ng/ml		-0.012
Spiked Amount: 5.000	Range: 25.0 - 94.0%			Recovery = 1151.85%		*	
S o-Terphenyl	0.000		0	N.D.			
Spiked Amount: 5.000	Range: 40.0 - 140.0%			Recovery = NA%			
S Terphenyl-d14	12.251	244.0	512340	75.1285	ng/ml		-0.012
Spiked Amount: 5.000	Range: 39.0 - 106.0%			Recovery = 1502.57%		*	
Target Compounds							**QValue**
T Naphthalene	0.000		0	N.D.			
T 2-Methylnaphthalene	0.000		0	N.D.			
T 1-Methylnaphthalene	0.000		0	N.D.			
T Acenaphthylene	0.000		0	N.D.			
T Acenaphthene	8.001	154.0	0		ng/ml	md	1
T Fluorene	8.661	166.0	0		ng/ml	md	1
T Phenanthrene	0.000		0	N.D.			
T Anthracene	0.000		0	N.D.			
T Fluoranthene	0.000		0	N.D.			
T Pyrene	0.000		0	N.D.			
T Benzo(a)Anthracene	14.702	228.0	0		ng/ml	md	1
T Chrysene	14.702	228.0	0		ng/ml	md	1
T Benzo(b)fluoranthene	0.000		0	N.D.			

Compound	RT	QIon	Resp.	Conc.	Units		Dev(Min)
T Benzo(k)fluoranthene	0.000		0	N.D.			
T Benzo(a)pyrene	18.475	252.0	0		ng/ml	md	1
T Indeno(1,2,3-cd)pyrene	0.000		0	N.D.			
T Dibenzo(a,h)anthracene	0.000		0	N.D.			
T Benzo(g,h,i)perylene	0.000		0	N.D.			

(#) = Qualifier Out of Range; (m) = Manual Integration; (+) = Area Summed; (*) = Surrogate Percent Recovery Out of Range; (d): Zeroed Peak

Compound	Conc.	RT	Dev(Min)	Resp.	QIon	QRatio	Lower	Upper
Nitrobenzene-d5	35.7347	5.12	-0.02	347267	54.0	35.9	25.9	48.1
					128.0	34.8	25.6	47.6

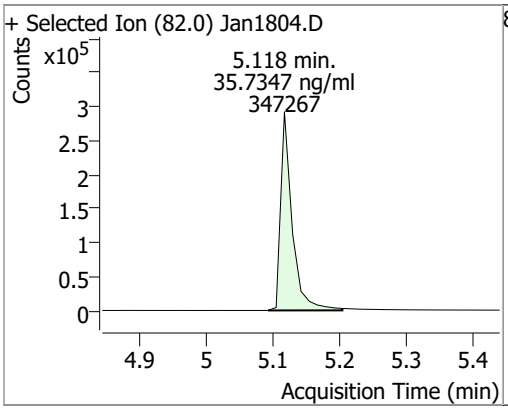

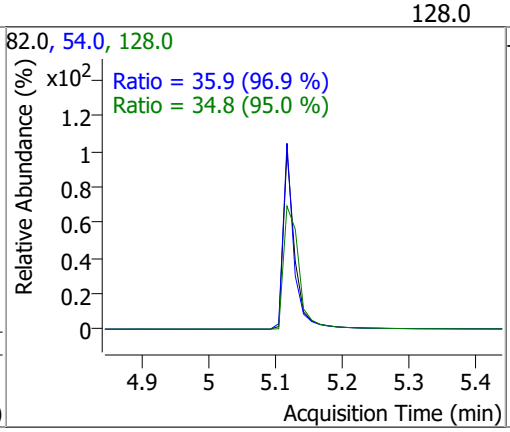

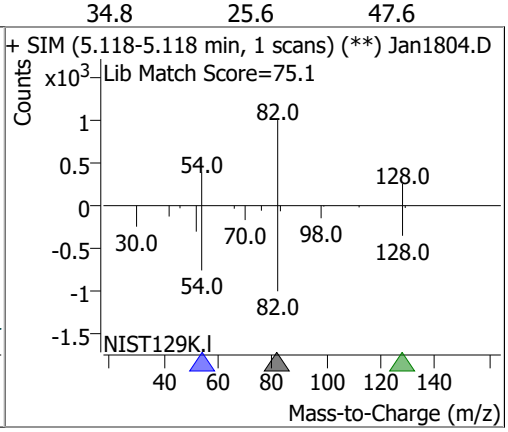

Compound	Conc.	Exp RT	QIon	Exp Ratio	QIon	Exp Ratio
Naphthalene	N.D.	5.95	102.0	19.9	129.0	11.0

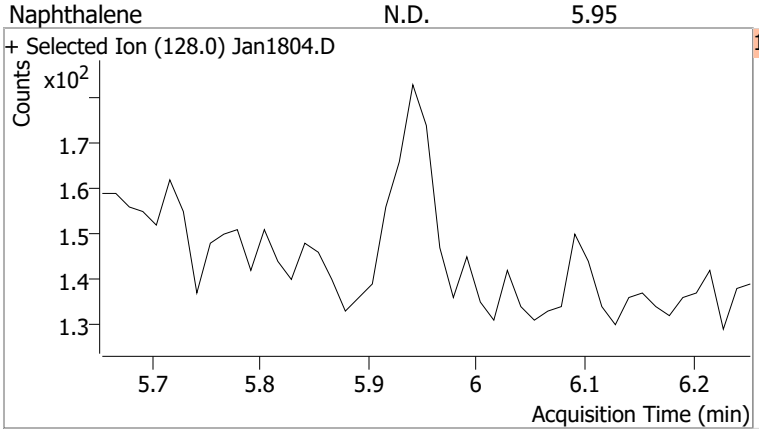

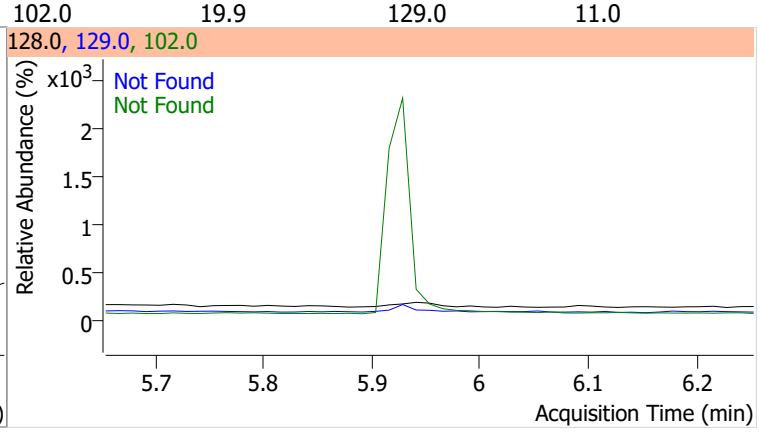

Compound	Conc.	Exp RT	QIon	Exp Ratio	QIon	Exp Ratio
2-Methylnaphthalene	N.D.	6.79	142.0	140.8	115.0	59.7

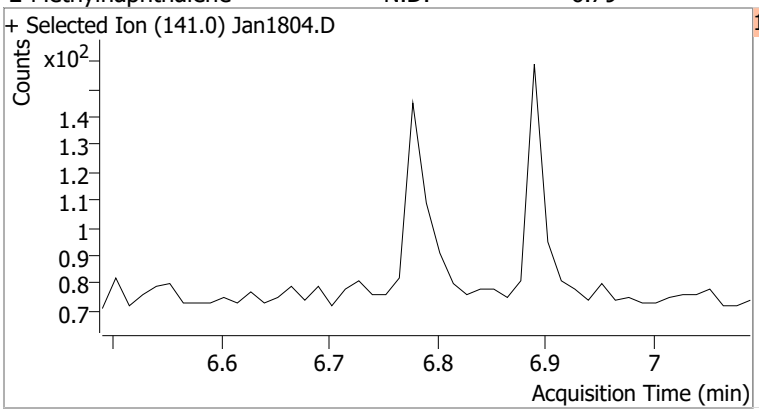

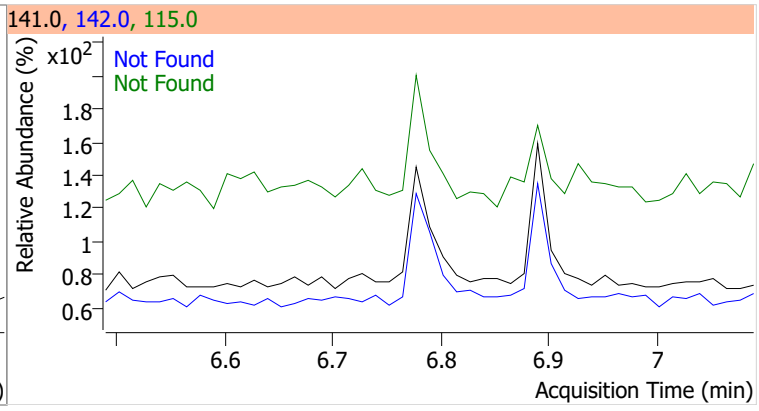

Compound	Conc.	Exp RT	QIon	Exp Ratio	QIon	Exp Ratio
1-Methylnaphthalene	N.D.	6.90	142.0	113.1	115.0	67.8

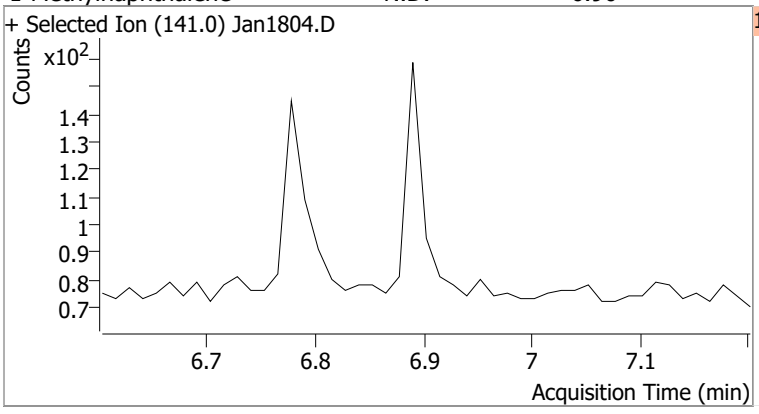

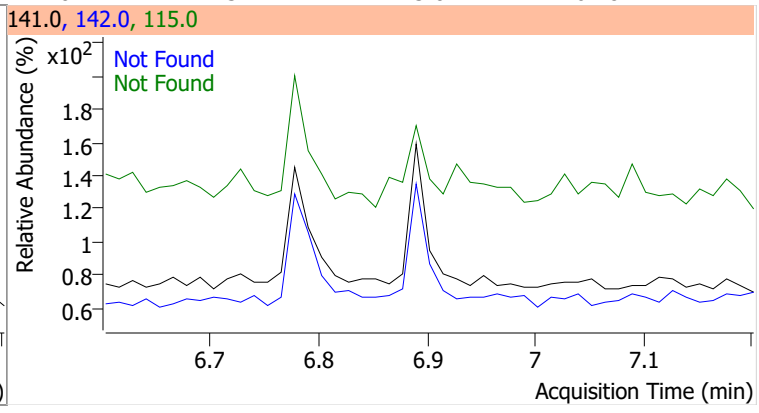

Compound	Conc.	RT	Dev(Min)	Resp.	QIon	QRatio	Lower	Upper
2-Fluorobiphenyl	57.5926	7.25	-0.01	522576	171.0	37.0	26.6	49.5

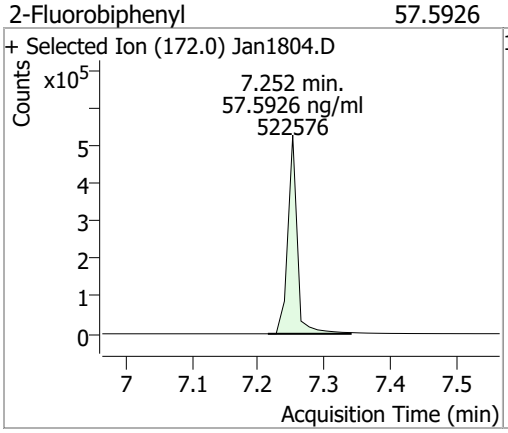

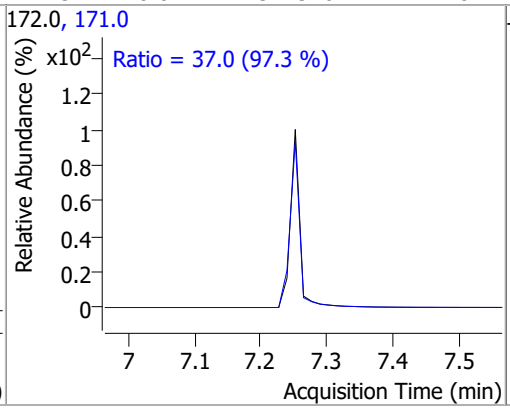

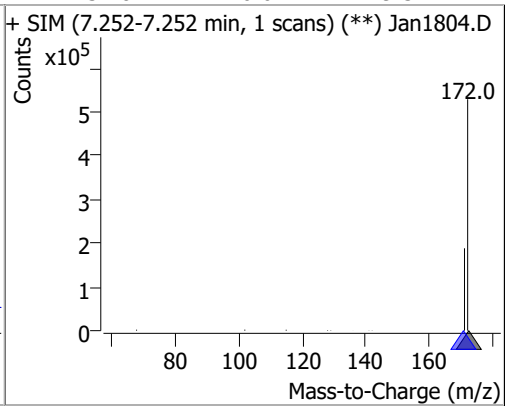

Compound	Conc.	Exp RT	QIon	Exp Ratio
Acenaphthylene	N.D.	7.83	153.0	12.8

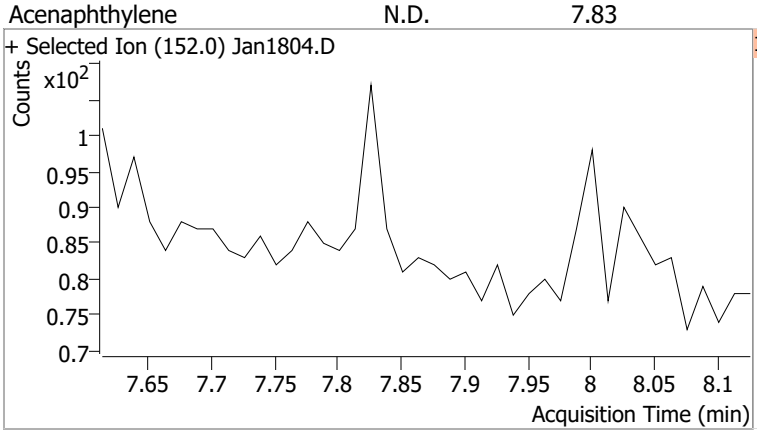

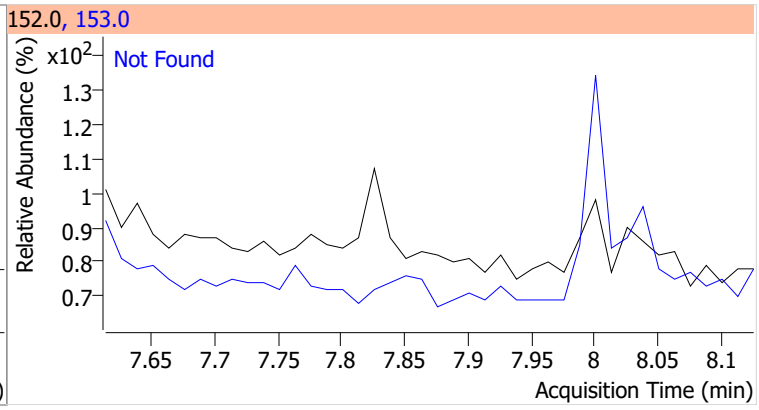

Compound	Conc.	RT	Dev(Min)	Resp.	QIon	QRatio	Lower	Upper
Acenaphthene		0		0	153.0		82.1	152.6
					152.0		41.0	76.1

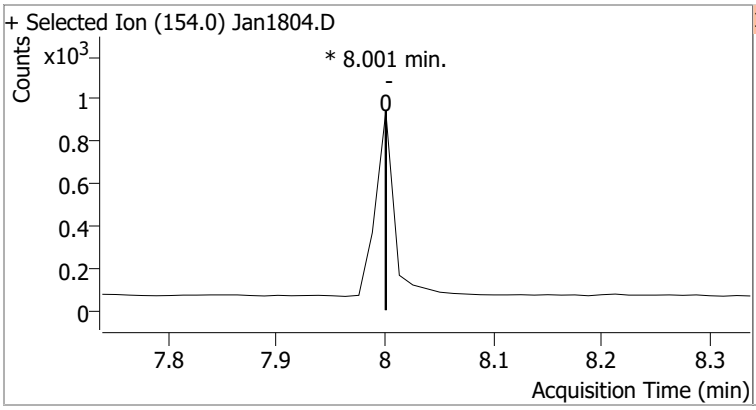

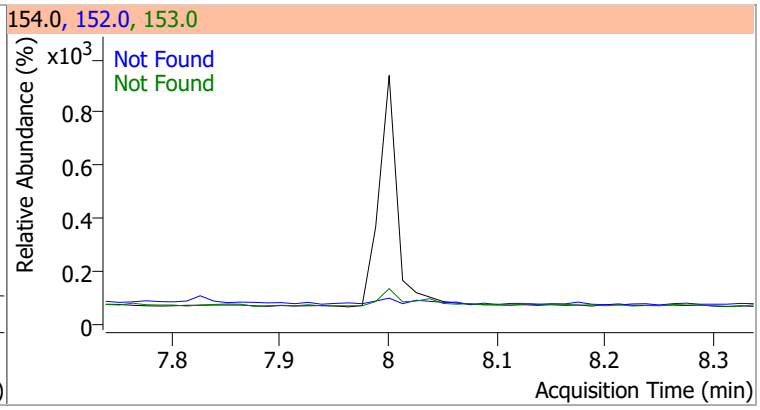

Compound	Conc.	RT	Dev(Min)	Resp.	QIon	QRatio	Lower	Upper
Fluorene		0		0	165.0		69.1	128.3
					167.0		9.7	18.0

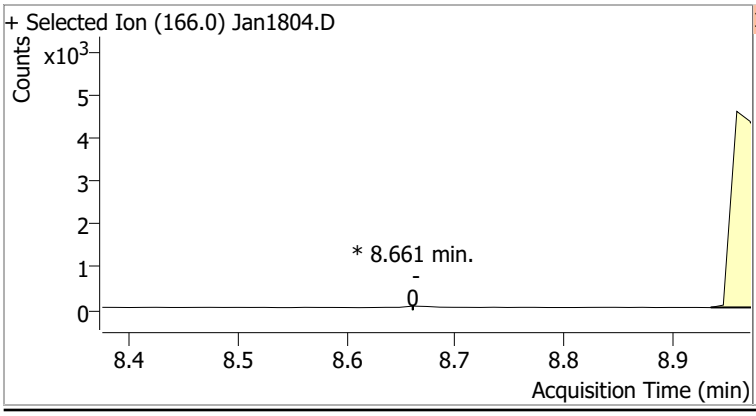

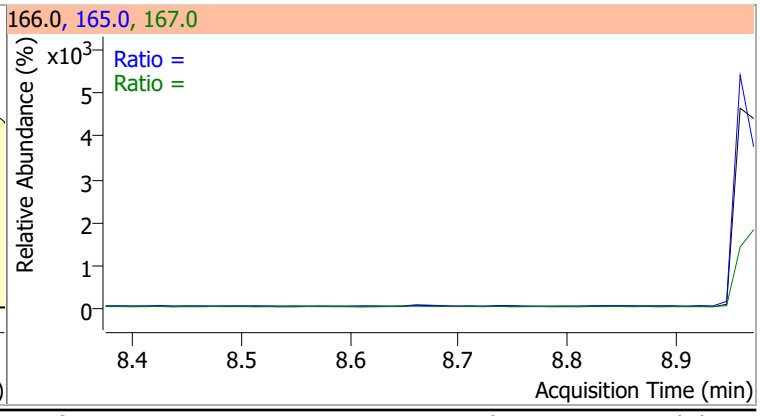

Compound	Conc.	Exp RT	QIon	Exp Ratio
Phenanthrene	N.D.	9.80	176.0	15.5

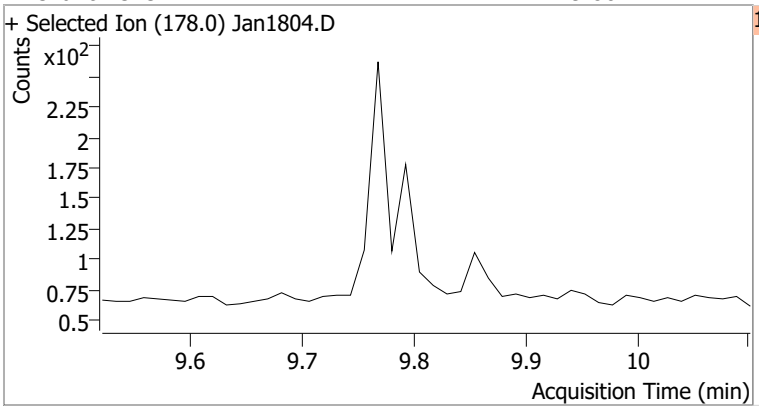

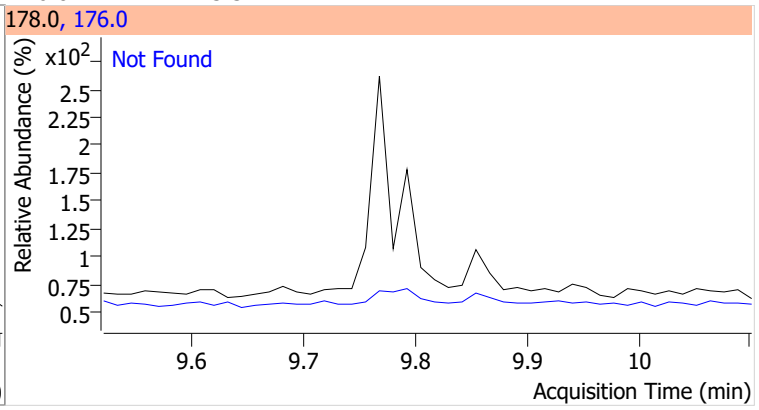

Compound	Conc.	Exp RT	QIon	Exp Ratio
Anthracene	N.D.	9.87	176.0	18.1

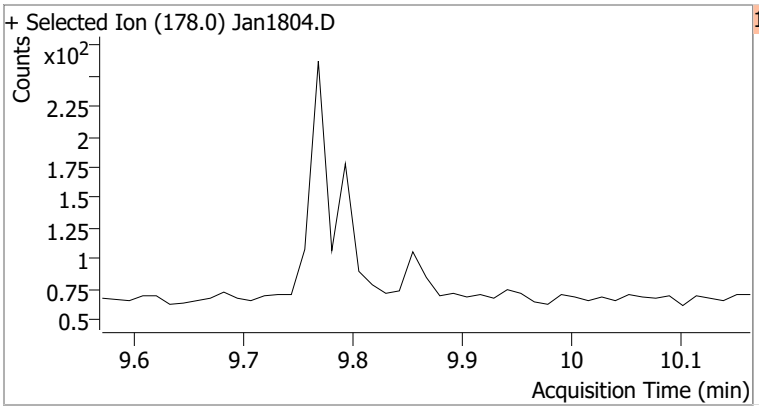

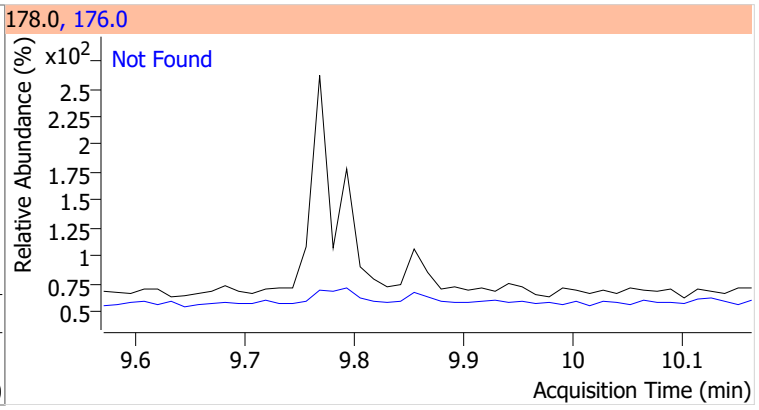

Compound	Conc.	Exp RT	QIon	Exp Ratio	QIon	Exp Ratio
o-Terphenyl	N.D.	10.30	229.0	70.2	215.0	46.7

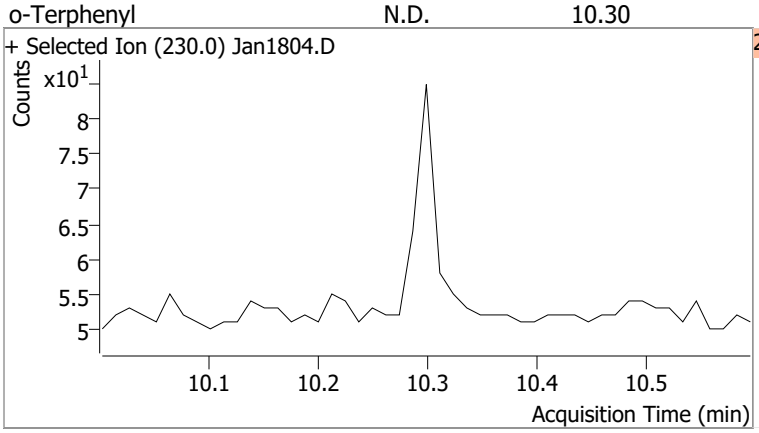

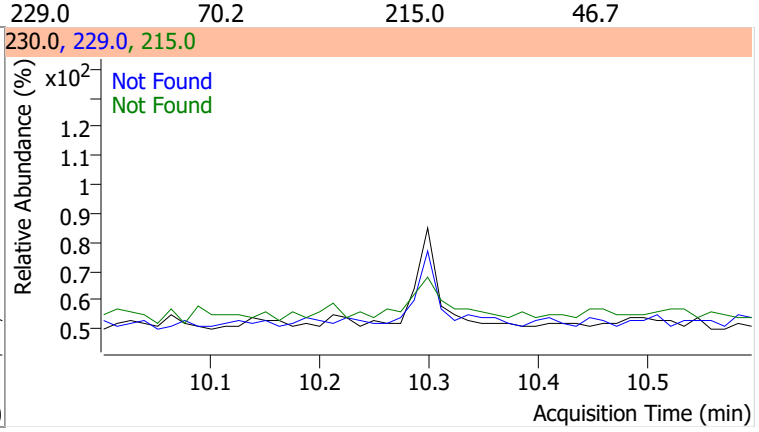

Compound	Conc.	Exp RT	QIon	Exp Ratio
Fluoranthene	N.D.	11.41	101.0	13.8

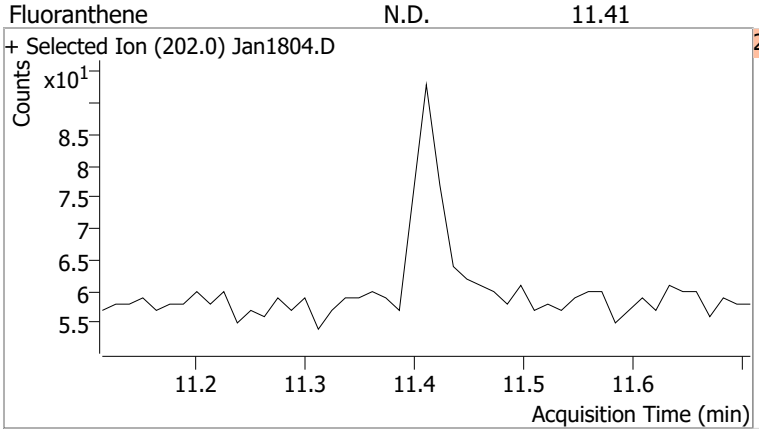

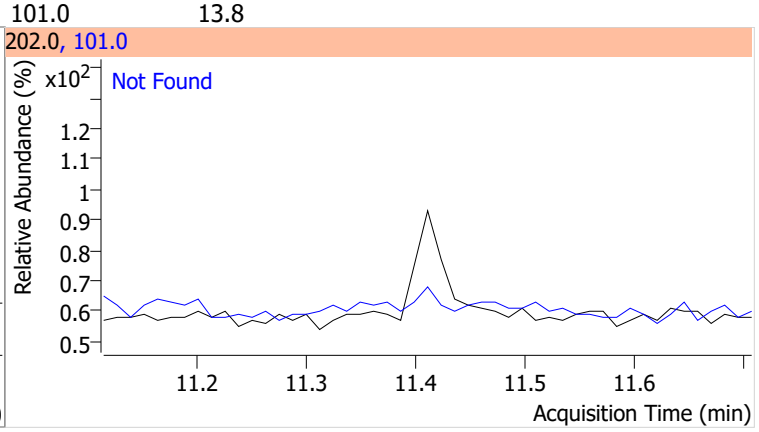

Compound	Conc.	Exp RT	QIon	Exp Ratio
Pyrene	N.D.	11.79	101.0	15.3

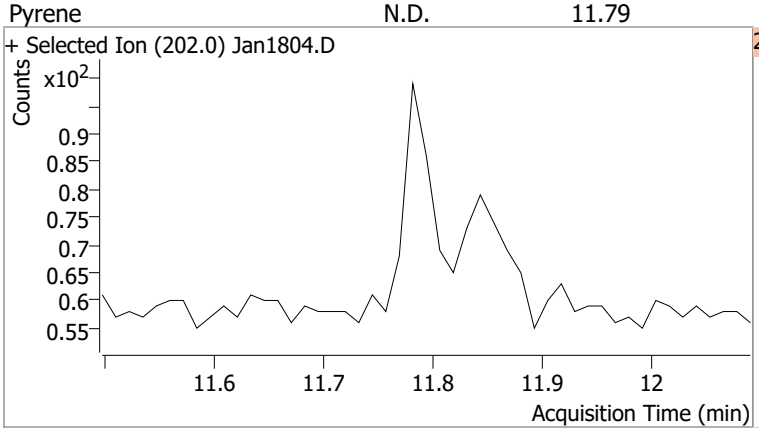

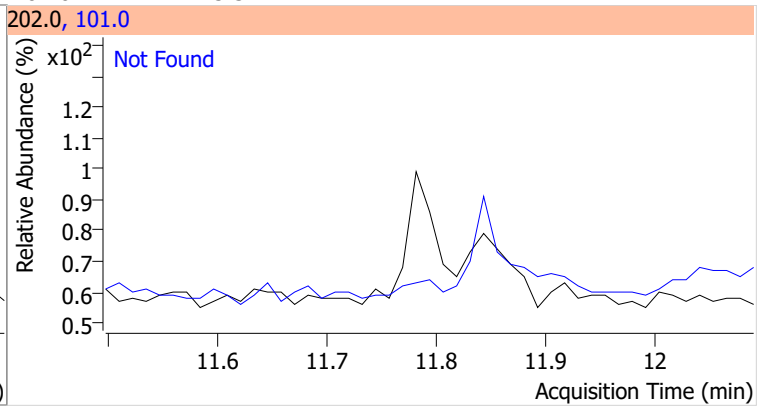

Compound	Conc.	RT	Dev(Min)	Resp.	QIon	QRatio	Lower	Upper
Terphenyl-d14	75.1285	12.25	-0.01	512340	122.0	19.3	13.4	25.0

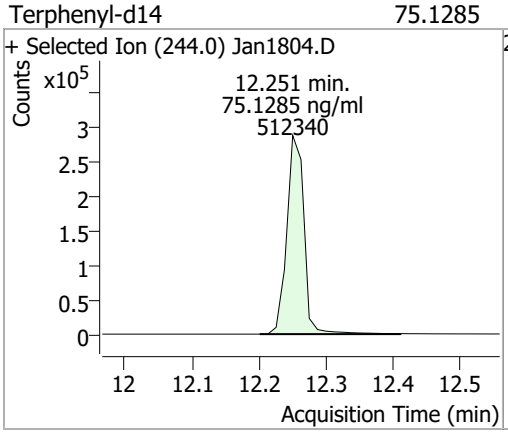

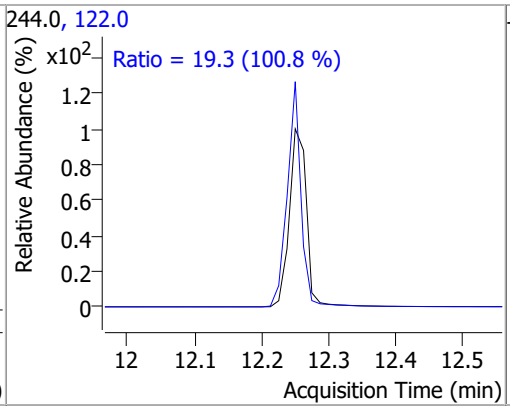

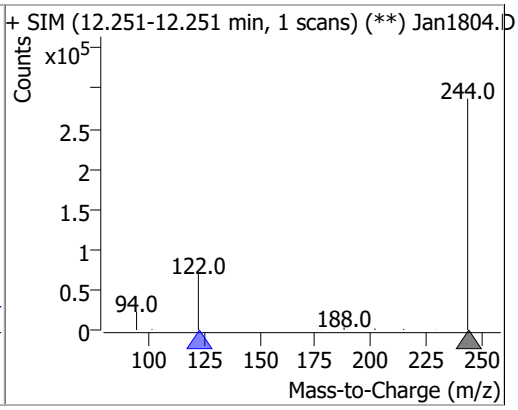

Compound	Conc.	RT	Dev(Min)	Resp.	QIon	QRatio	Lower	Upper
Benzo(a)Anthracene		0		0	226.0		18.9	35.1
					229.0		16.1	29.9

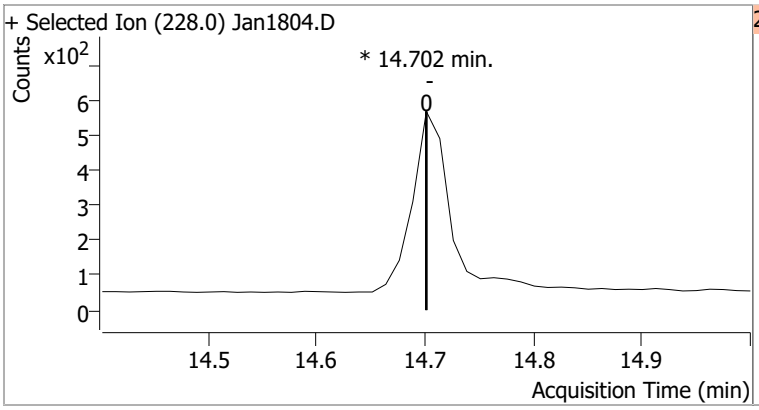

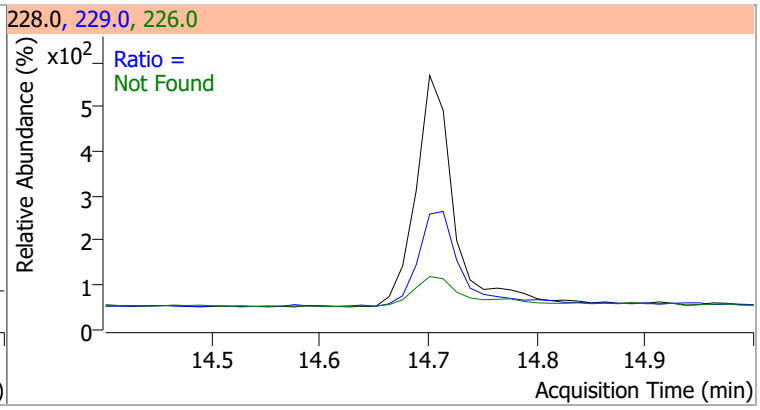

Compound	Conc.	RT	Dev(Min)	Resp.	QIon	QRatio	Lower	Upper
Chrysene		0		0	226.0		21.2	39.4
					229.0		15.0	27.8

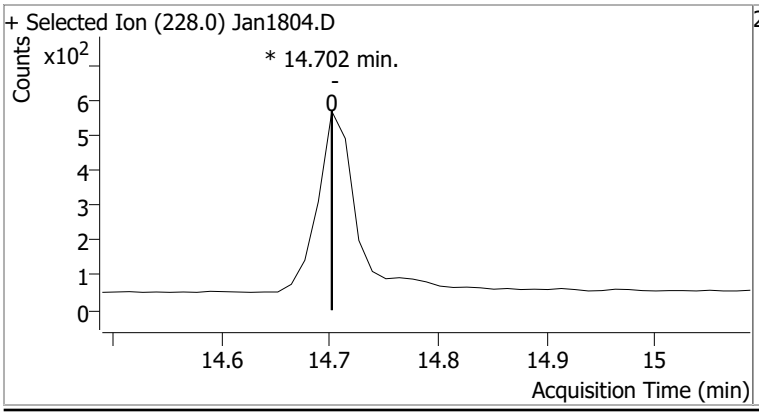

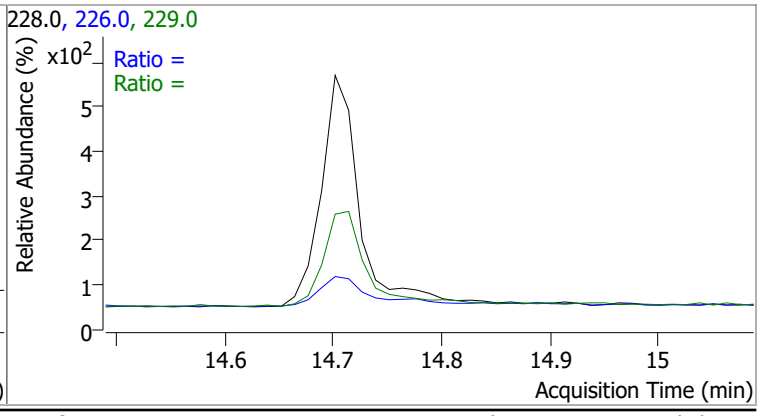

Compound	Conc.	Exp RT	QIon	Exp Ratio
Benzo(b)fluoranthene	N.D.	17.73	253.0	22.6

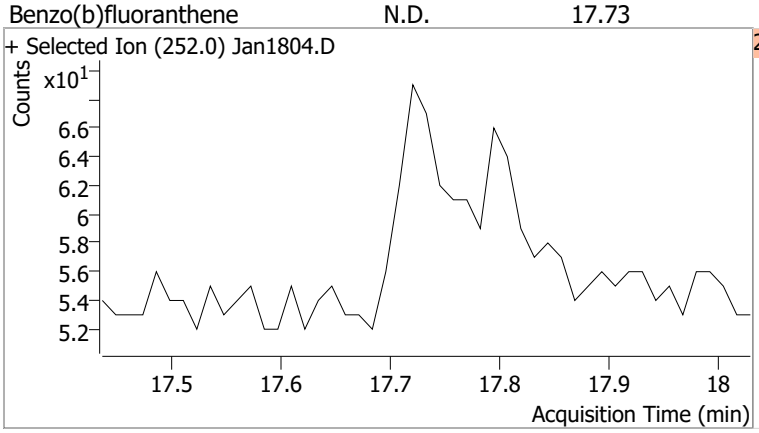

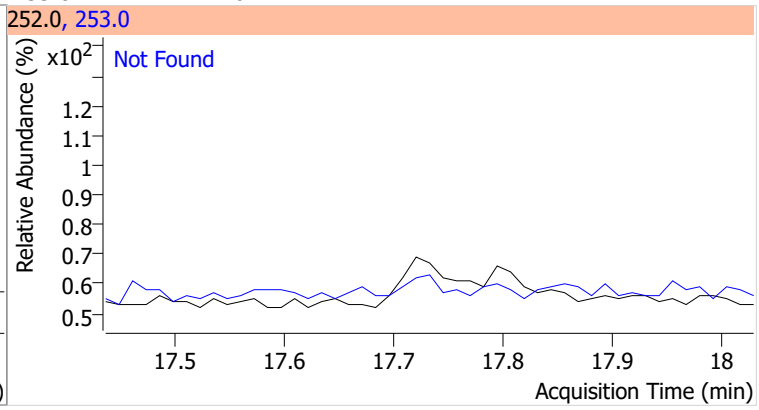

Compound	Conc.	Exp RT	QIon	Exp Ratio
Benzo(k)fluoranthene	N.D.	17.79	253.0	23.0

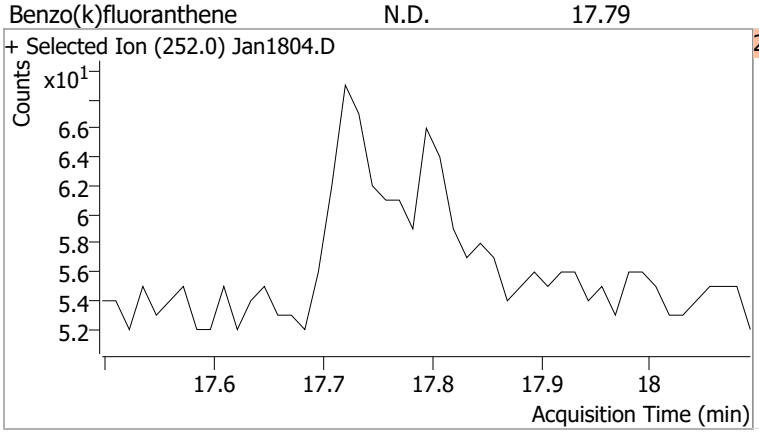

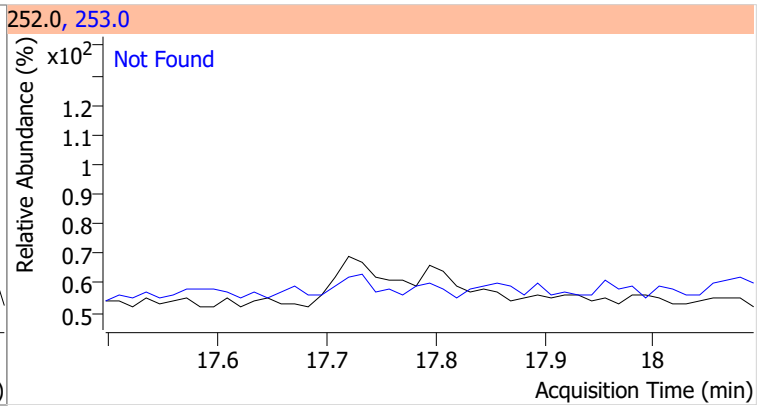

Compound	Conc.	RT	Dev(Min)	Resp.	QIon	QRatio	Lower	Upper
Benzo(a)pyrene		0		0	253.0		16.5	30.6

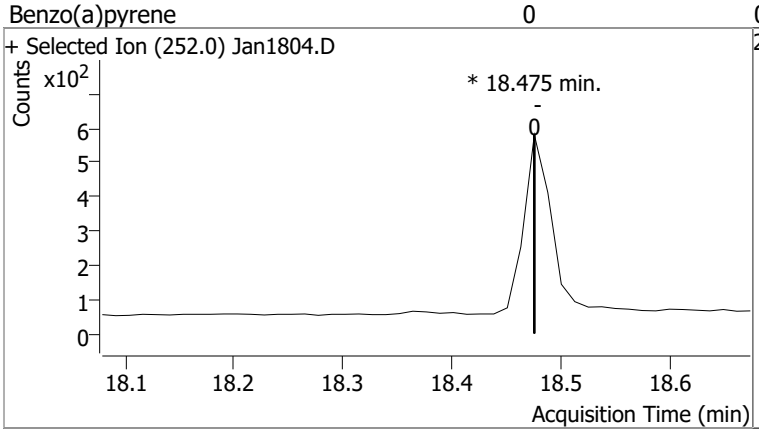

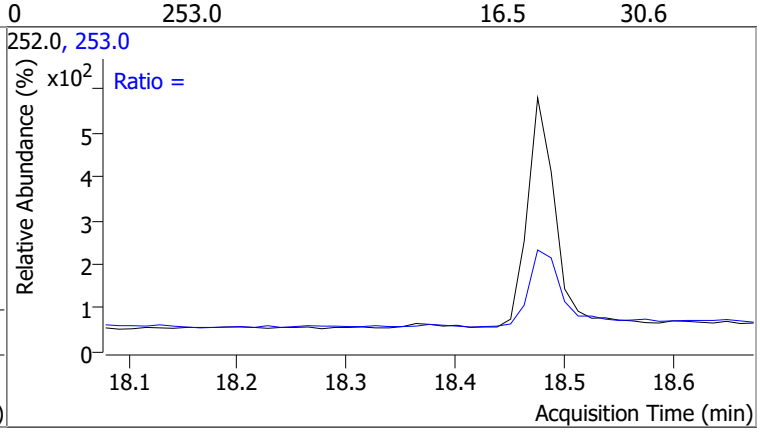

Compound	Conc.	Exp RT	QIon	Exp Ratio
Indeno(1,2,3-cd)pyrene	N.D.	20.23	138.0	28.9

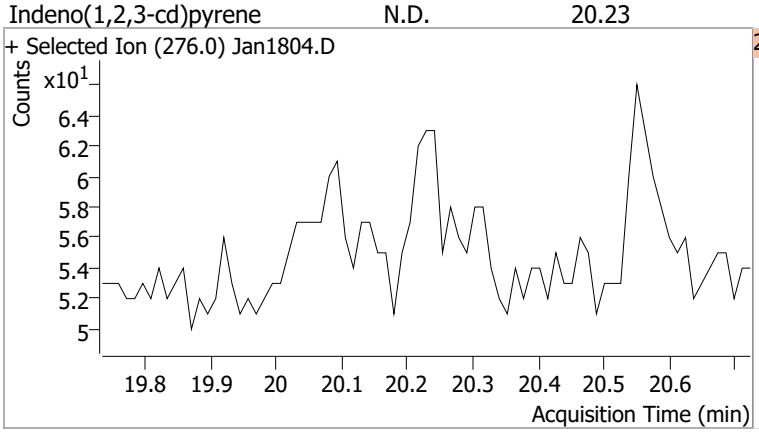

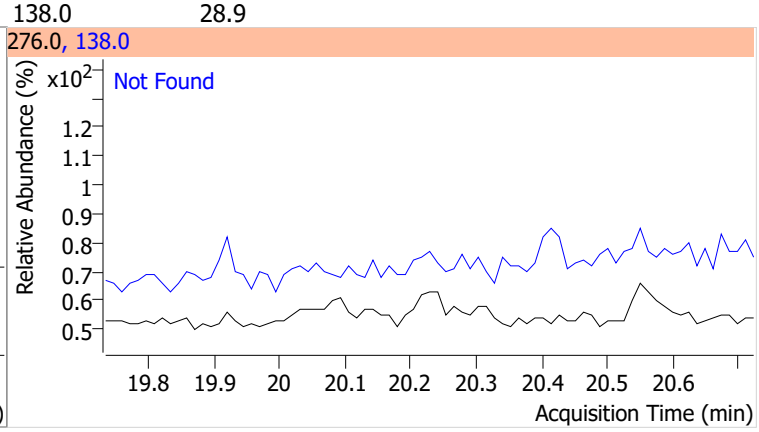

Compound	Conc.	Exp RT	QIon	Exp Ratio	QIon	Exp Ratio
Dibenzo(a,h)anthracene	N.D.	20.30	279.0	25.1	139.0	24.1

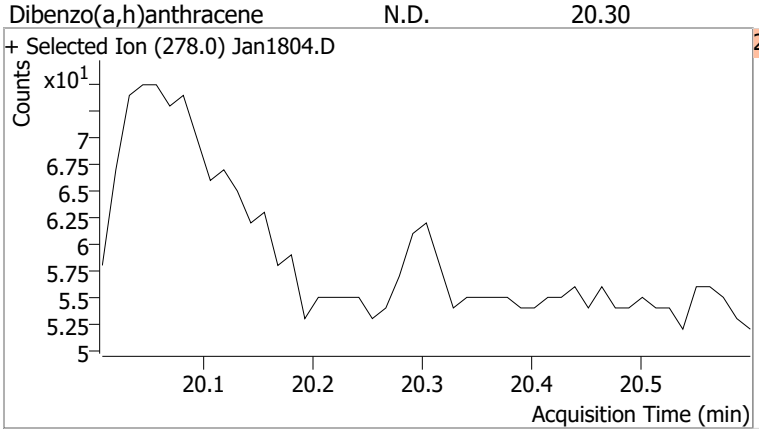

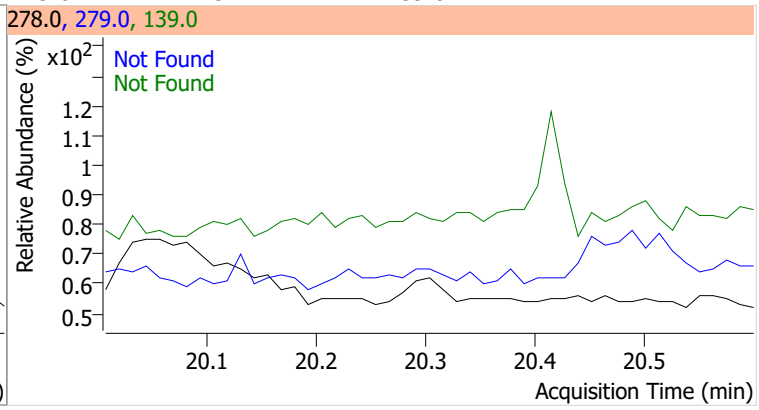

Compound	Conc.	Exp RT	QIon	Exp Ratio	QIon	Exp Ratio
Benzo(g,h,i)perylene	N.D.	20.56	138.0	28.0	277.0	23.3

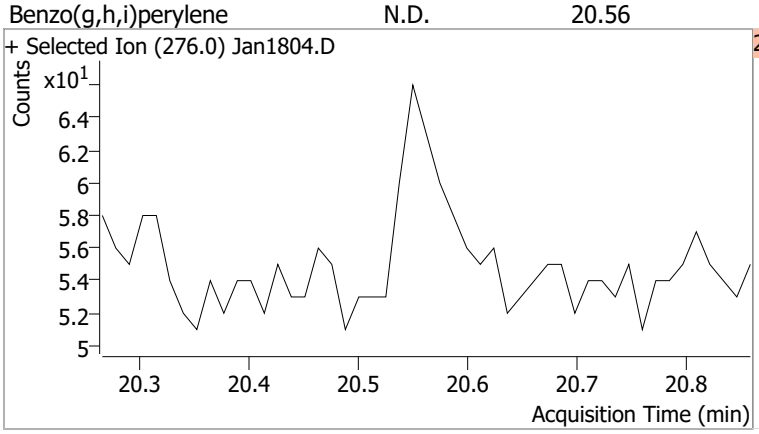

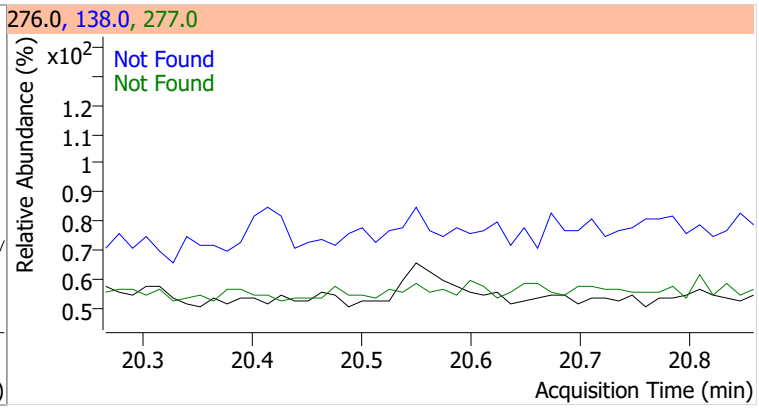

Quantitation Results Report (QT Reviewed)

Agilent | Trusted Answers

Data File	Jan1805.D	Operator	LIMS import
Acq. Method	5975BNASIM	Acq. Date-Time	1/18/2022 5:32:39 PM
Sample Name	B22010211-001C	Instrument	GCMS
Vial	5	Multiplier	100.00
DA Method File	011722 bna SIM 1.batch.bin	Comment	SVOC-8270C-SIM-W-LLPAH
Tune File	dftppjph.u	Tune Date	
Batch Name	011822 bna SIM1.batch.bin	Last Calib Update	2/4/2022 5:01:18 PM
Ref Library			

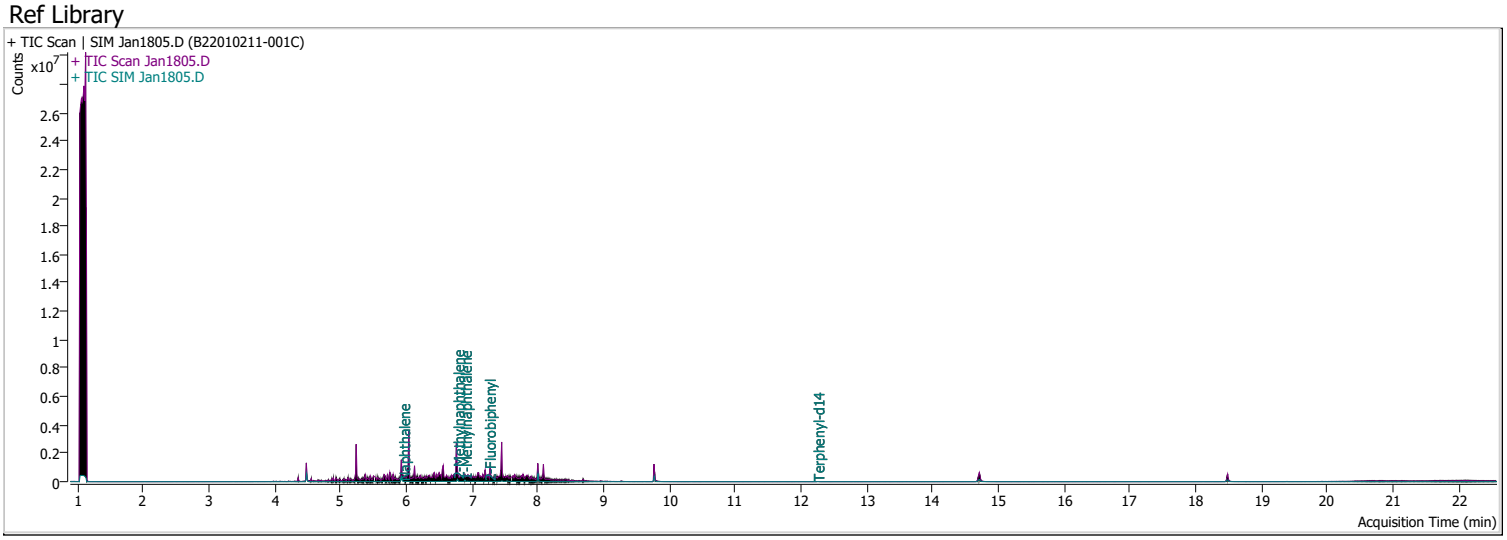

Compound	RT	QIon	Resp.	Conc.	Units		Dev(Min)
Internal Standards							
M 1,4-Dichlorobenzene-d4	4.484	152.0	184361	40.0000	ng/ml		-0.012
M Naphthalene-d8	5.928	136.0	330655	40.0000	ng/ml		-0.012
M Acenaphthene-d10	8.001	164.0	180725	40.0000	ng/ml		0.000
M Phenanthrene-d10	9.768	188.0	353220	40.0000	ng/ml		-0.012
M Chrysene-d12	14.714	240.0	240323	40.0000	ng/ml		-0.012
M Perylene-d12	18.475	264.0	159643	40.0000	ng/ml		-0.025
System Monitoring Compounds							
S Nitrobenzene-d5	5.143	82.0	0		ng/ml	md	0.000
Spiked Amount: 5.000	Range: 19.0 - 102.0%			Recovery = NA%			
S 2-Fluorobiphenyl	7.252	172.0	7859	90.4658	ng/ml		-0.012
Spiked Amount: 5.000	Range: 25.0 - 94.0%			Recovery = 1809.32%		*	
S o-Terphenyl	0.000		0	N.D.			
Spiked Amount: 5.000	Range: 40.0 - 140.0%			Recovery = NA%			
S Terphenyl-d14	12.251	244.0	5062	113.6197	ng/ml		-0.012
Spiked Amount: 5.000	Range: 39.0 - 106.0%			Recovery = 2272.39%		*	
Target Compounds							**QValue**
T Naphthalene	5.953	128.0	17159	150.0000	ng/ml	#m	67
T 2-Methylnaphthalene	6.777	141.0	54342	851.1025	ng/ml		72
T 1-Methylnaphthalene	6.890	141.0	39987	593.7996	ng/ml		95
T Acenaphthylene	7.839	152.0	0		ng/ml	md	1
T Acenaphthene	8.001	154.0	0		ng/ml	md	1
T Fluorene	8.661	166.0	0		ng/ml	md	1
T Phenanthrene	0.000		0	N.D.			
T Anthracene	0.000		0	N.D.			
T Fluoranthene	0.000		0	N.D.			
T Pyrene	0.000		0	N.D.			
T Benzo(a)Anthracene	14.702	228.0	0		ng/ml	md	1
T Chrysene	14.702	228.0	0		ng/ml	md	1
T Benzo(b)fluoranthene	0.000		0	N.D.			

Compound	RT	QIon	Resp.	Conc.	Units		Dev(Min)
T Benzo(k)fluoranthene	0.000		0	N.D.			
T Benzo(a)pyrene	18.376	252.0	0		ng/ml	md	1
T Indeno(1,2,3-cd)pyrene	0.000		0	N.D.			
T Dibenzo(a,h)anthracene	0.000		0	N.D.			
T Benzo(g,h,i)perylene	0.000		0	N.D.			

(#) = Qualifier Out of Range; (m) = Manual Integration; (+) = Area Summed; (*) = Surrogate Percent Recovery Out of Range; (d): Zeroed Peak

Compound	Conc.	RT	Dev(Min)	Resp.	QIon	QRatio	Lower	Upper
Nitrobenzene-d5		0		0	54.0		25.9	48.1
					128.0		25.6	47.6

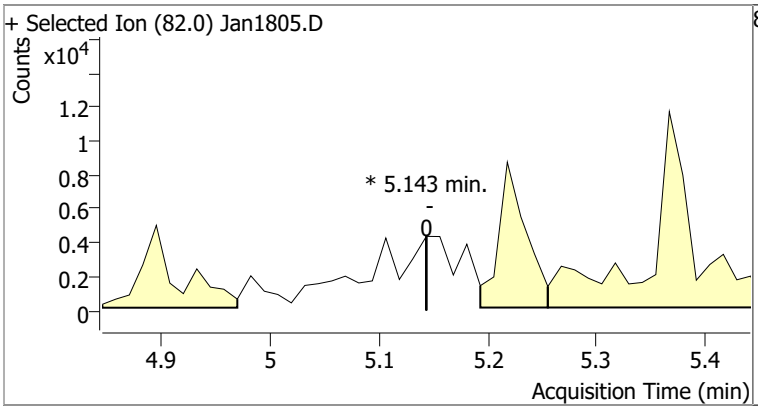

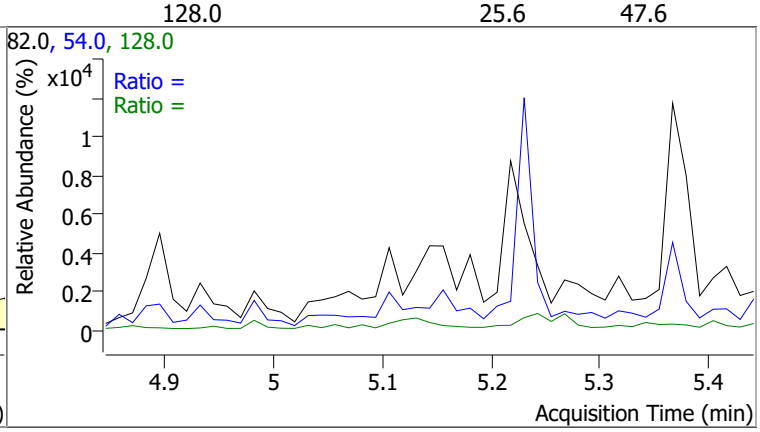

Compound	Conc.	RT	Dev(Min)	Resp.	QIon	QRatio	Lower	Upper
Naphthalene	150.0000	5.95	0.00	17159 (m)	102.0	26.8	0.0	59.6
					129.0	35.4	7.7	14.3

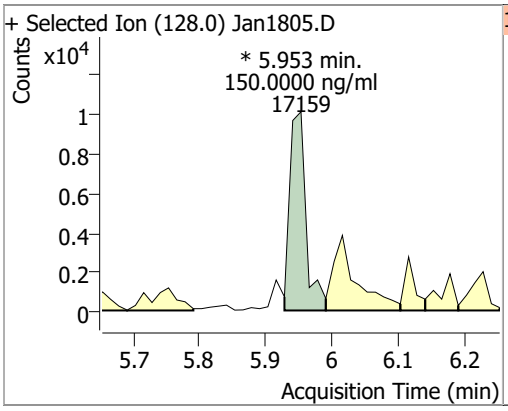

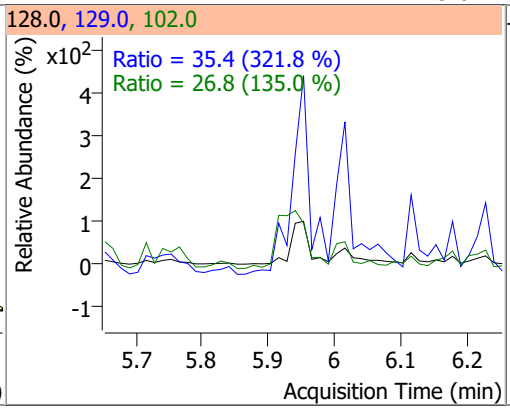

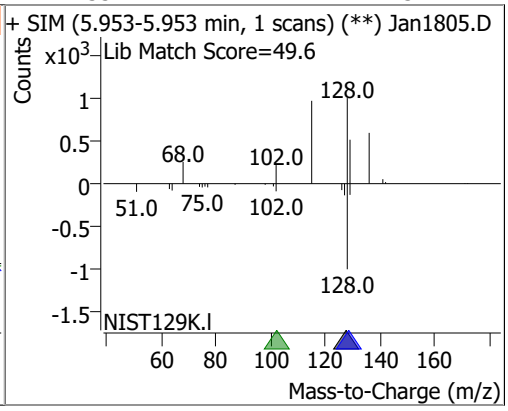

Compound	Conc.	RT	Dev(Min)	Resp.	QIon	QRatio	Lower	Upper
2-Methylnaphthalene	851.1025	6.78	-0.01	54342	142.0	100.3	98.5	183.0
					115.0	70.5	41.8	77.6

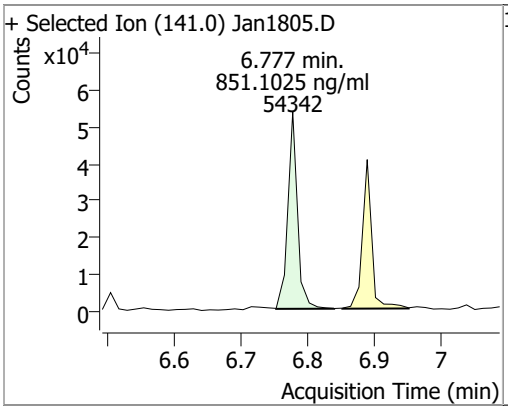

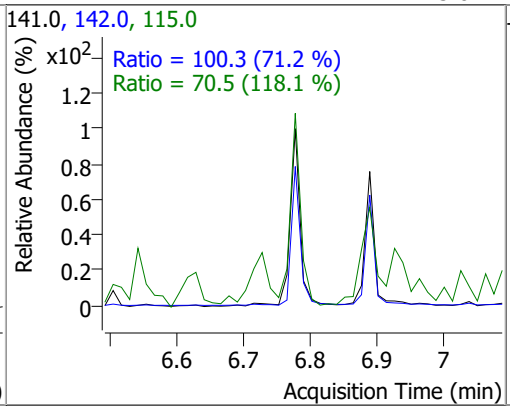

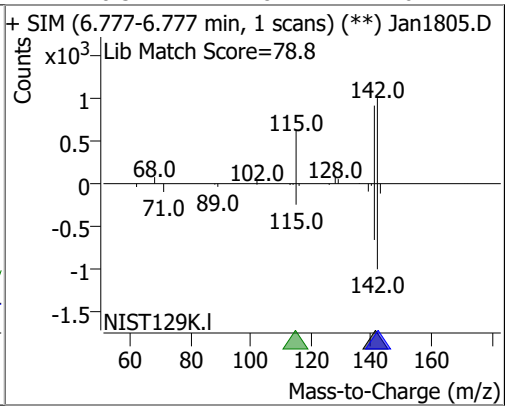

Compound	Conc.	RT	Dev(Min)	Resp.	QIon	QRatio	Lower	Upper
1-Methylnaphthalene	593.7996	6.89	-0.01	39987	142.0	109.9	79.2	147.1
					115.0	60.6	47.5	88.2

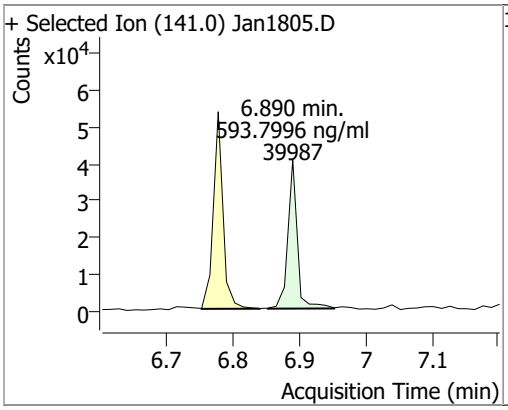

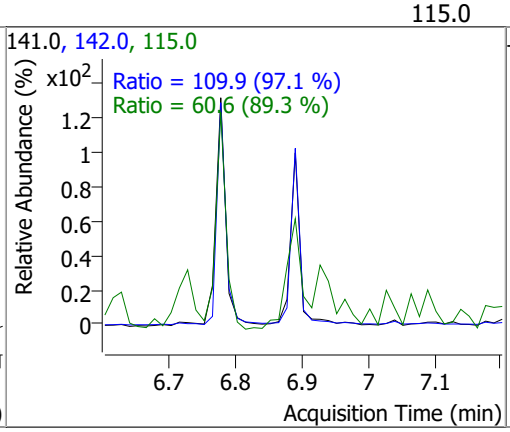

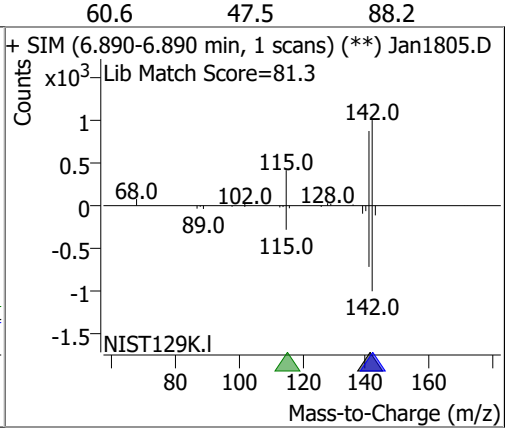

Compound	Conc.	RT	Dev(Min)	Resp.	QIon	QRatio	Lower	Upper
2-Fluorobiphenyl	90.4658	7.25	-0.01	7859	171.0	38.9	26.6	49.5

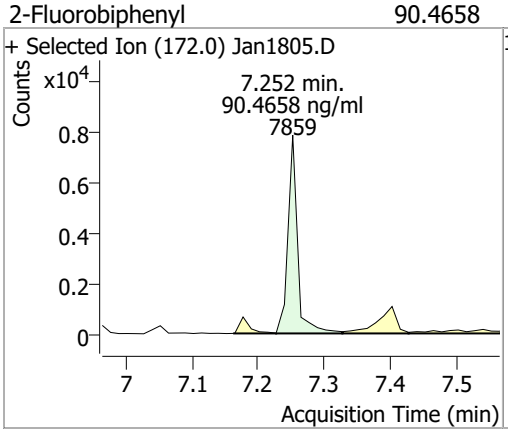

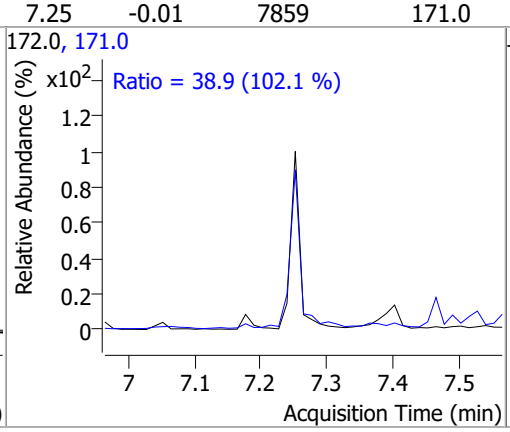

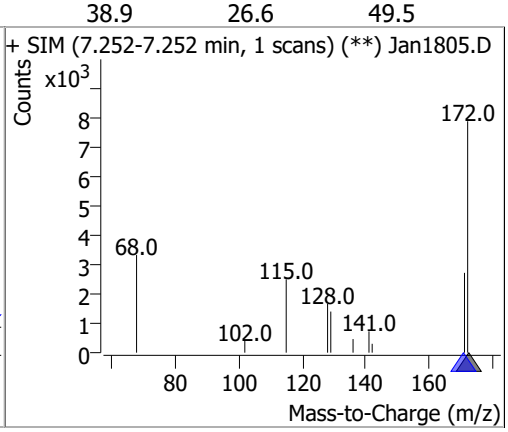

Compound	Conc.	RT	Dev(Min)	Resp.	QIon	QRatio	Lower	Upper
Acenaphthylene		0		0	153.0		9.0	16.6

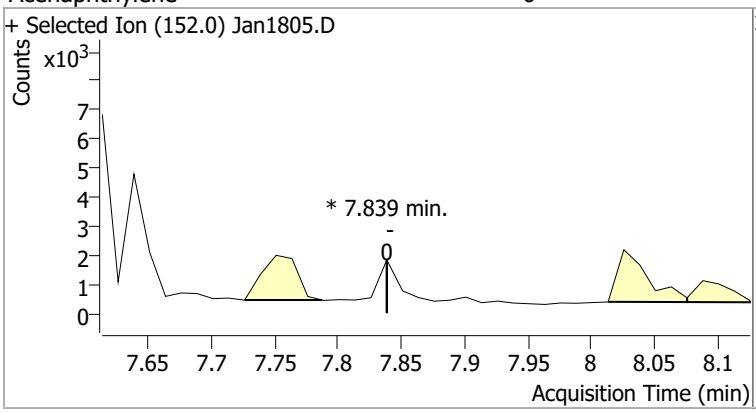

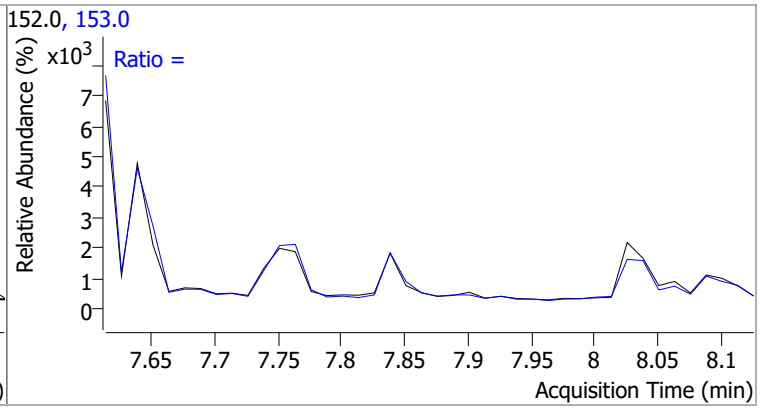

Compound	Conc.	RT	Dev(Min)	Resp.	QIon	QRatio	Lower	Upper
Acenaphthene		0		0	153.0		82.1	152.6
					152.0		41.0	76.1

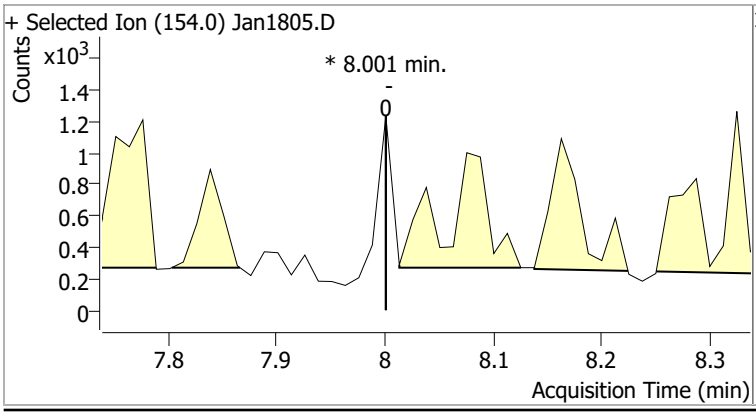

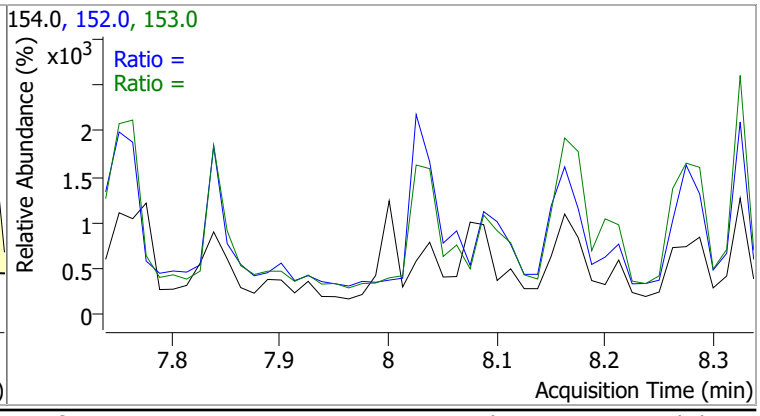

Compound	Conc.	RT	Dev(Min)	Resp.	QIon	QRatio	Lower	Upper
Fluorene		0		0	165.0		69.1	128.3
					167.0		9.7	18.0

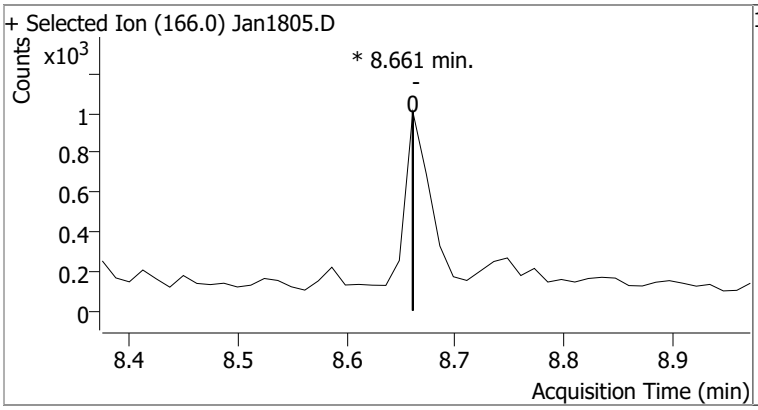

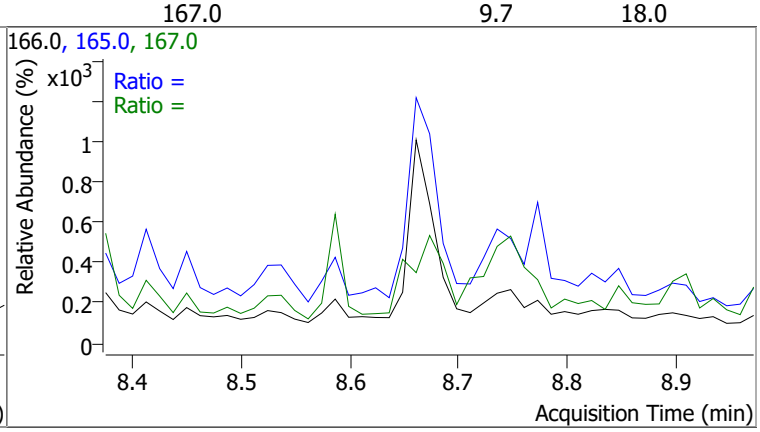

Compound	Conc.	Exp RT	QIon	Exp Ratio
Phenanthrene	N.D.	9.80	176.0	15.5

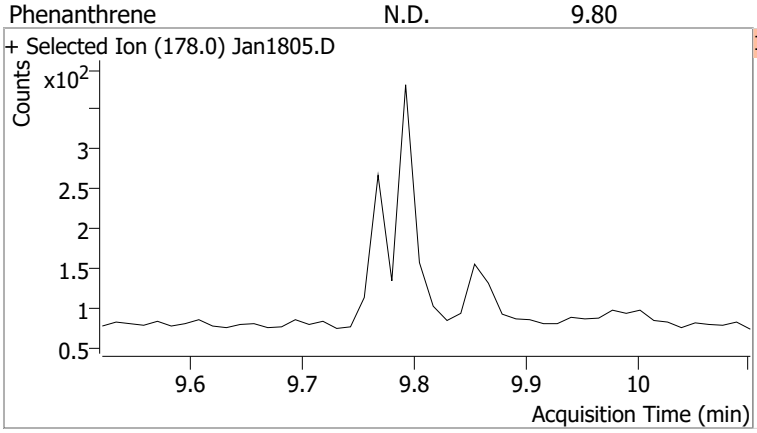

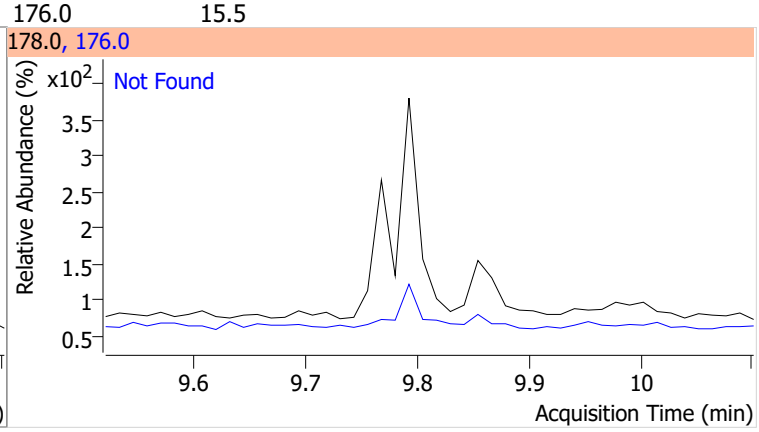

Compound	Conc.	Exp RT	QIon	Exp Ratio
Anthracene	N.D.	9.87	176.0	18.1

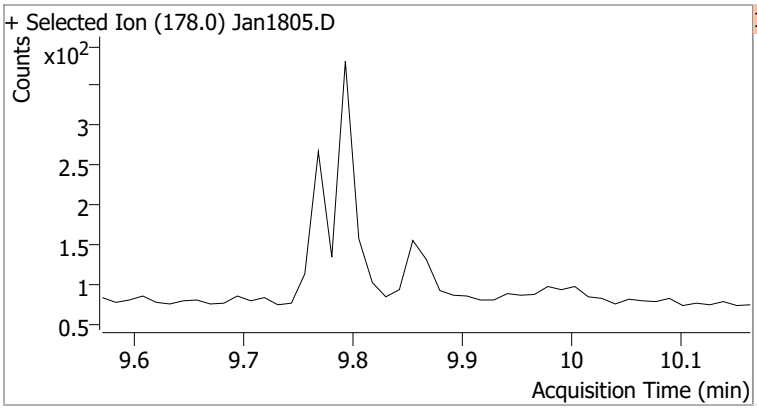

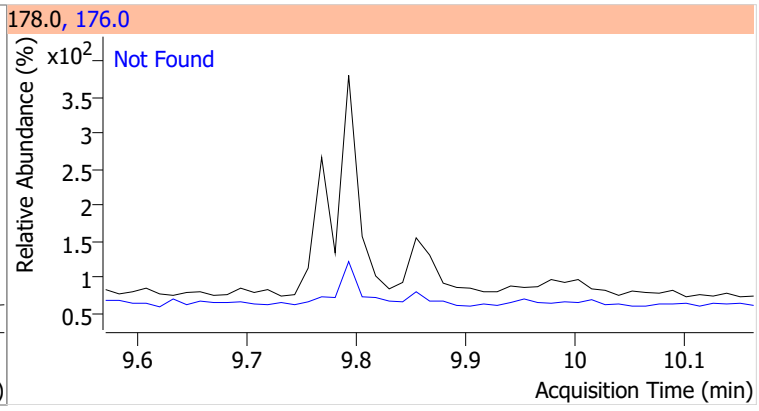

Compound	Conc.	Exp RT	QIon	Exp Ratio	QIon	Exp Ratio
o-Terphenyl	N.D.	10.30	229.0	70.2	215.0	46.7

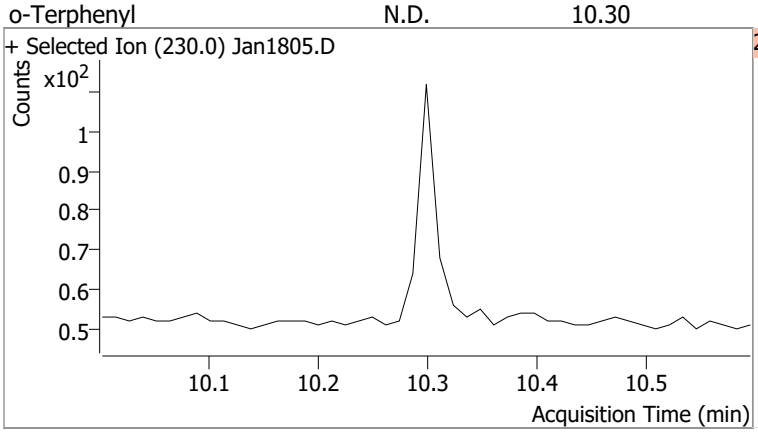

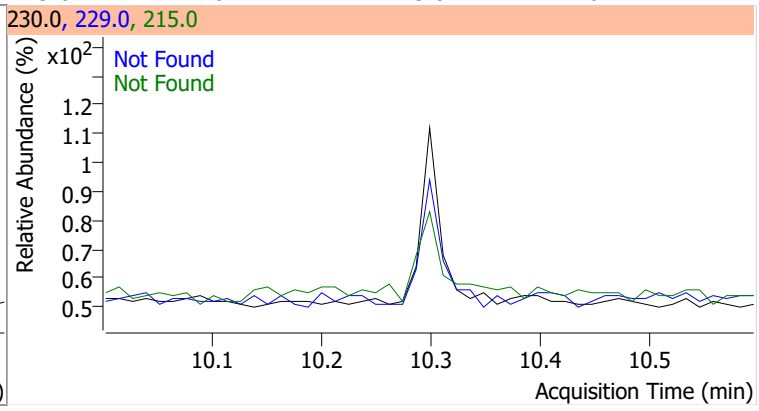

Compound	Conc.	Exp RT	QIon	Exp Ratio
Fluoranthene	N.D.	11.41	101.0	13.8

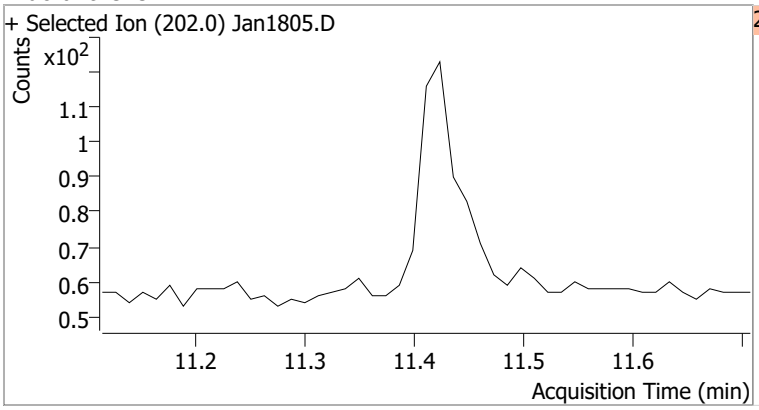

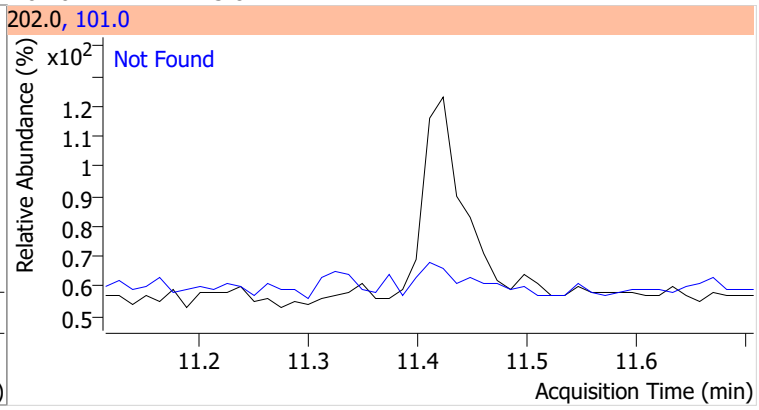

Compound	Conc.	Exp RT	QIon	Exp Ratio
Pyrene	N.D.	11.79	101.0	15.3

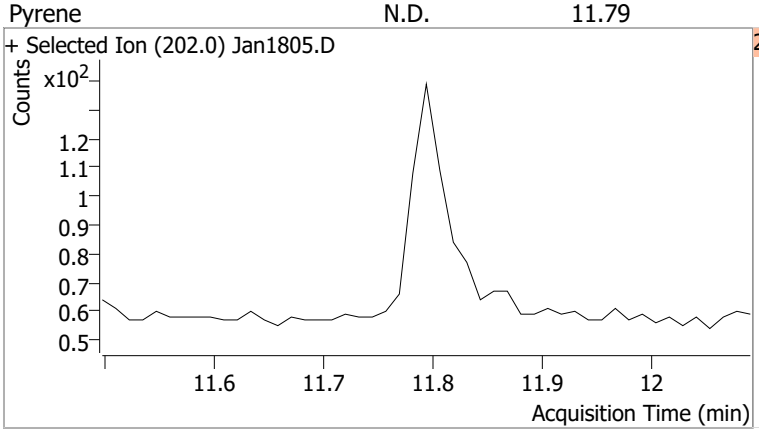

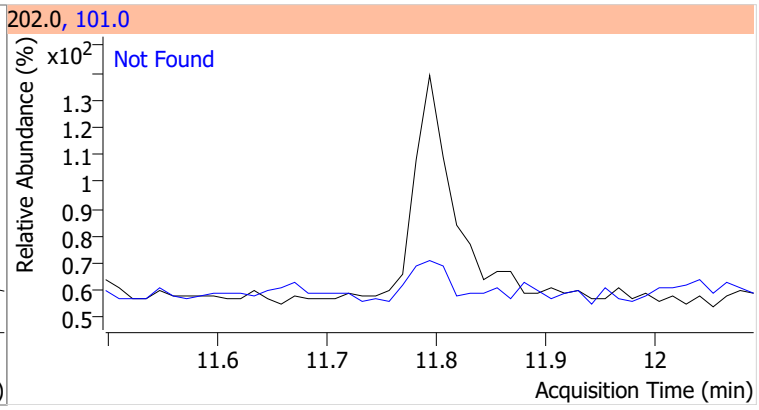

Compound	Conc.	RT	Dev(Min)	Resp.	QIon	QRatio	Lower	Upper
Terphenyl-d14	113.6197	12.25	-0.01	5062	122.0	18.8	13.4	25.0

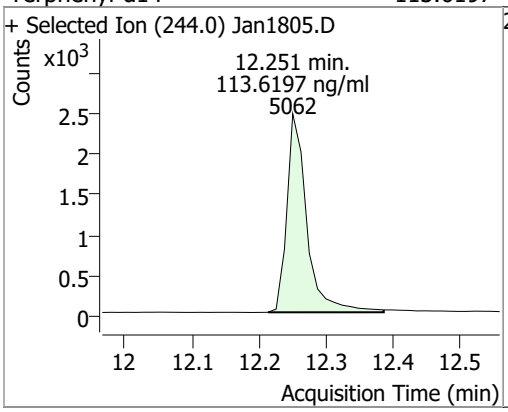

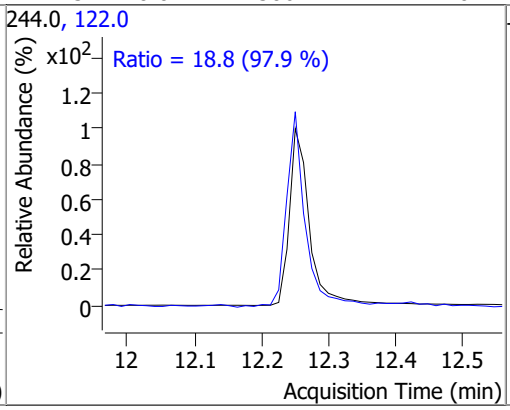

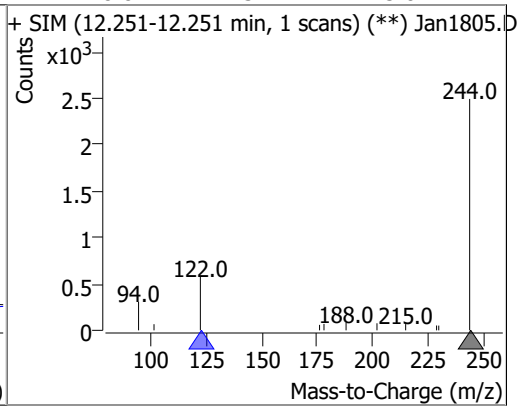

Compound	Conc.	RT	Dev(Min)	Resp.	QIon	QRatio	Lower	Upper
Benzo(a)Anthracene		0		0	226.0		18.9	35.1
					229.0		16.1	29.9

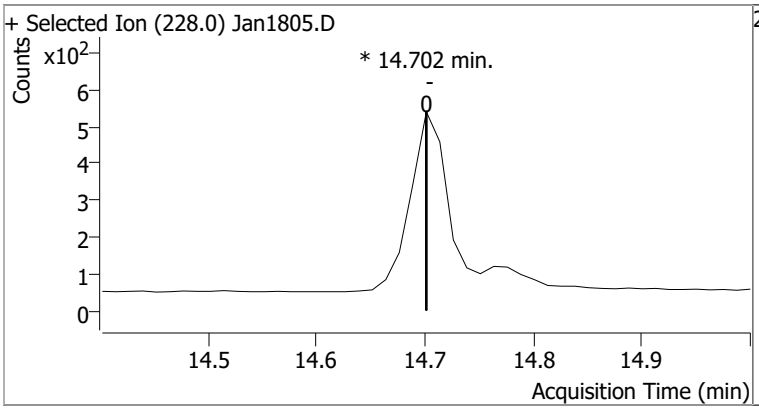

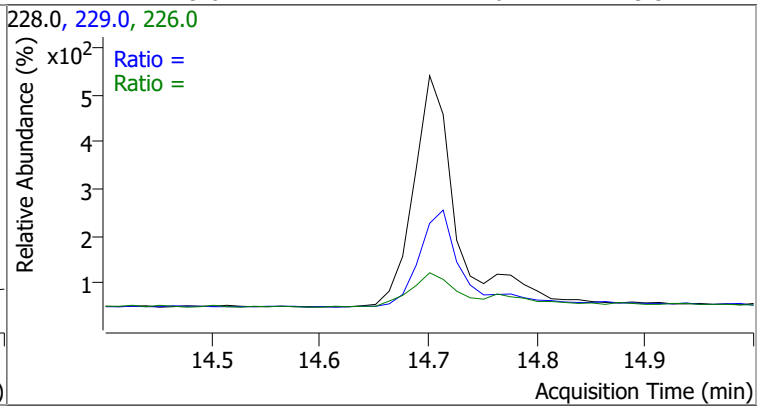

Compound	Conc.	RT	Dev(Min)	Resp.	QIon	QRatio	Lower	Upper
Chrysene		0		0	226.0		21.2	39.4
					229.0		15.0	27.8

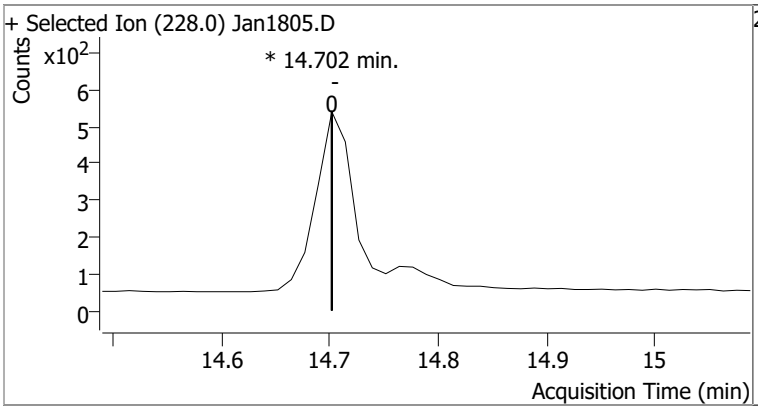

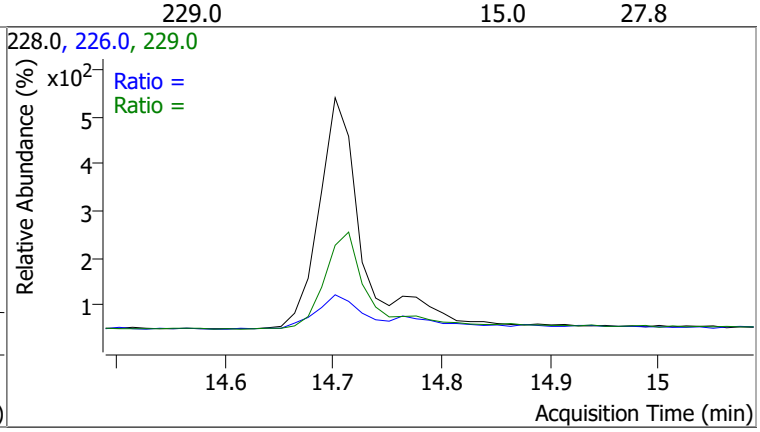

Compound	Conc.	Exp RT	QIon	Exp Ratio
Benzo(b)fluoranthene	N.D.	17.73	253.0	22.6

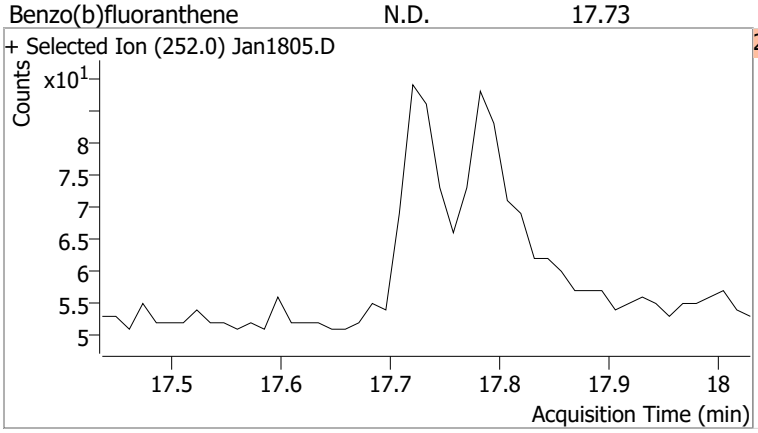

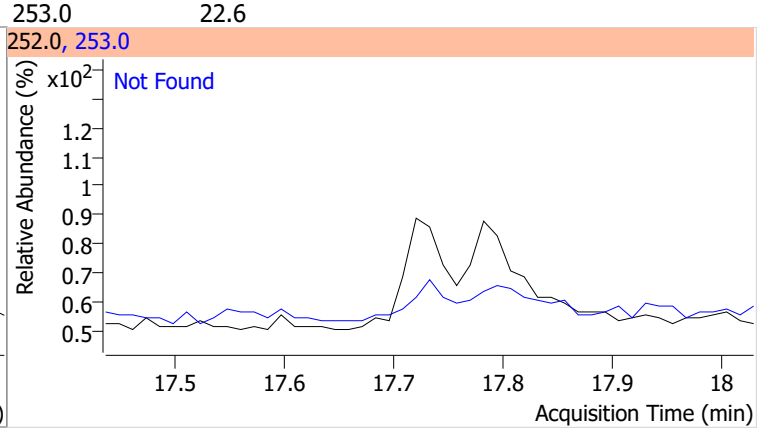

Compound	Conc.	Exp RT	QIon	Exp Ratio
Benzo(k)fluoranthene	N.D.	17.79	253.0	23.0

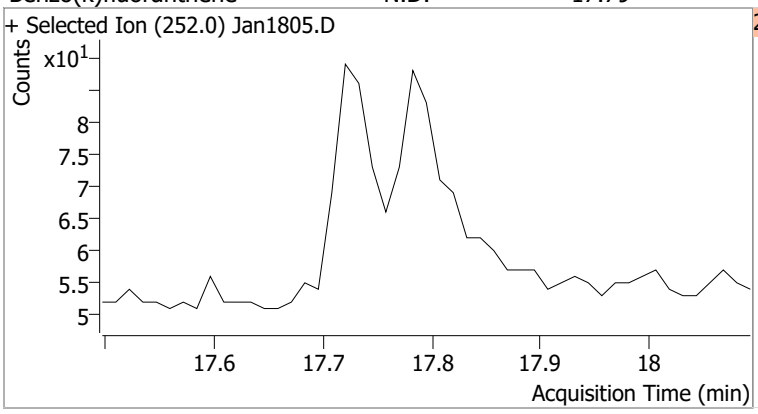

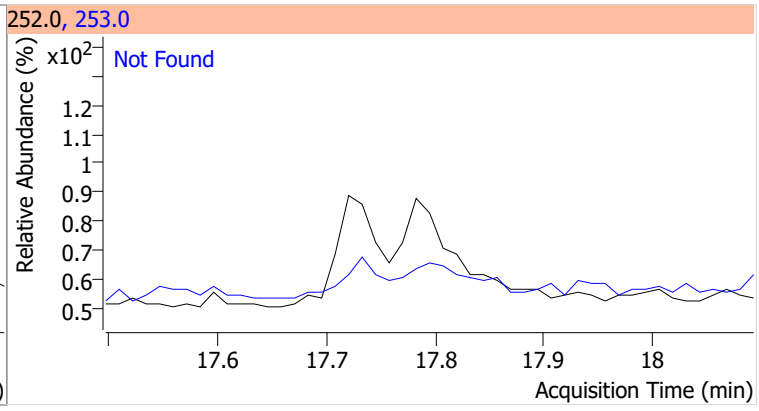

Compound	Conc.	RT	Dev(Min)	Resp.	QIon	QRatio	Lower	Upper
Benzo(a)pyrene		0		0	253.0		16.5	30.6

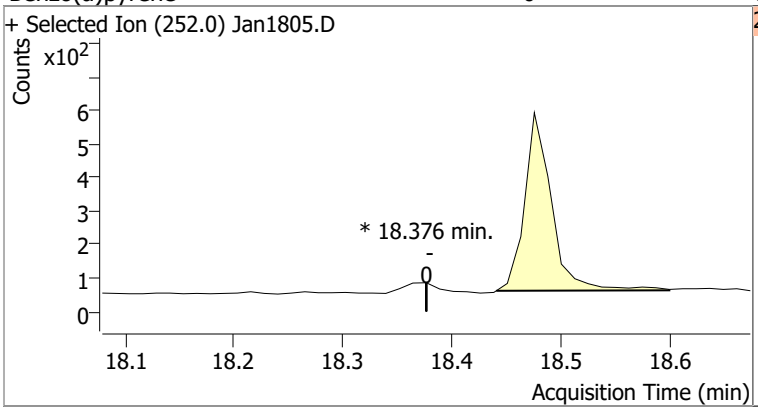

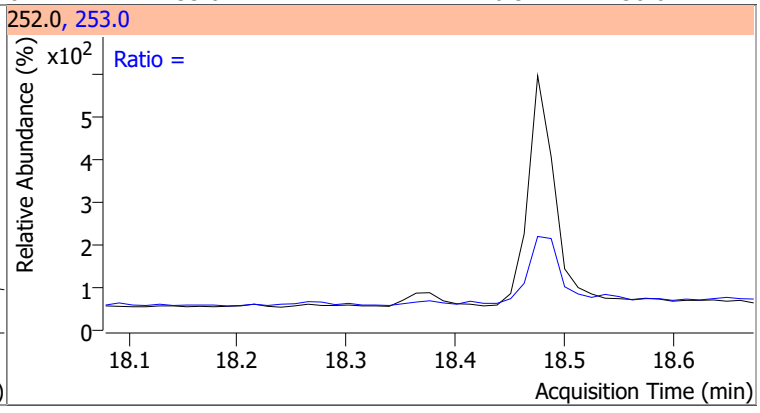

Compound	Conc.	Exp RT	QIon	Exp Ratio
Indeno(1,2,3-cd)pyrene	N.D.	20.23	138.0	28.9

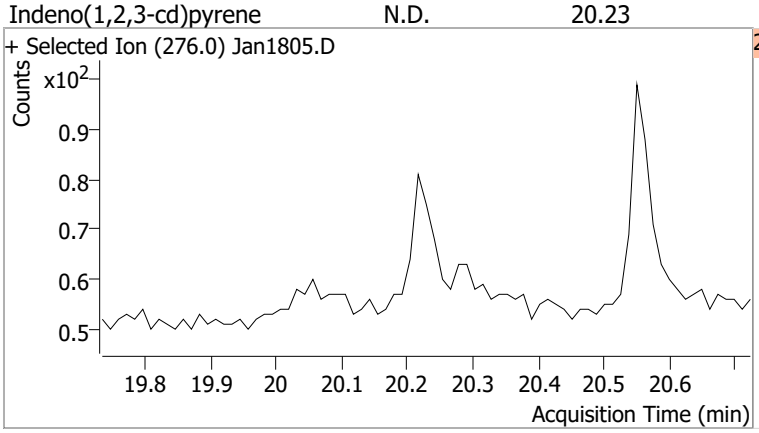

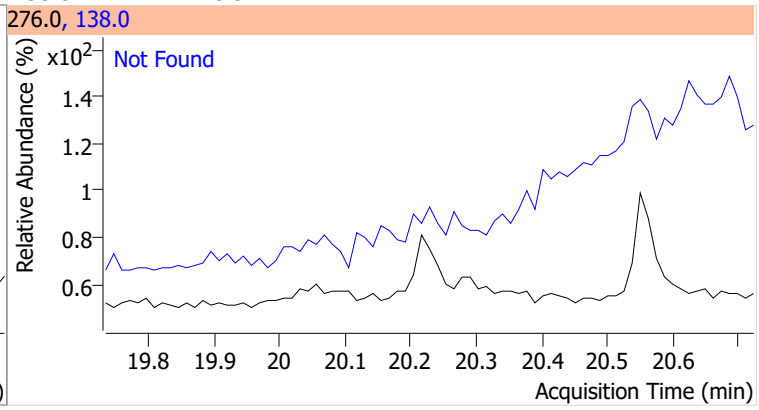

Compound	Conc.	Exp RT	QIon	Exp Ratio	QIon	Exp Ratio
Dibenzo(a,h)anthracene	N.D.	20.30	279.0	25.1	139.0	24.1

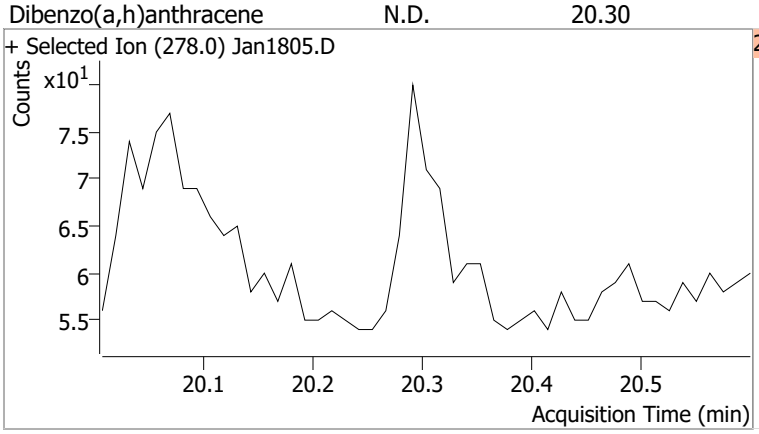

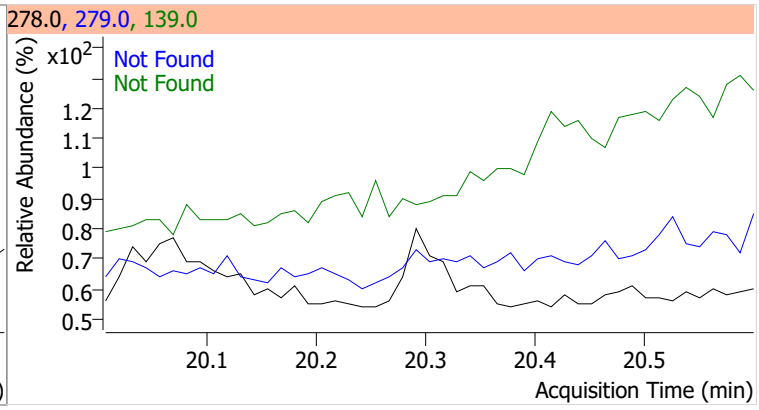

Compound	Conc.	Exp RT	QIon	Exp Ratio	QIon	Exp Ratio
Benzo(g,h,i)perylene	N.D.	20.56	138.0	28.0	277.0	23.3

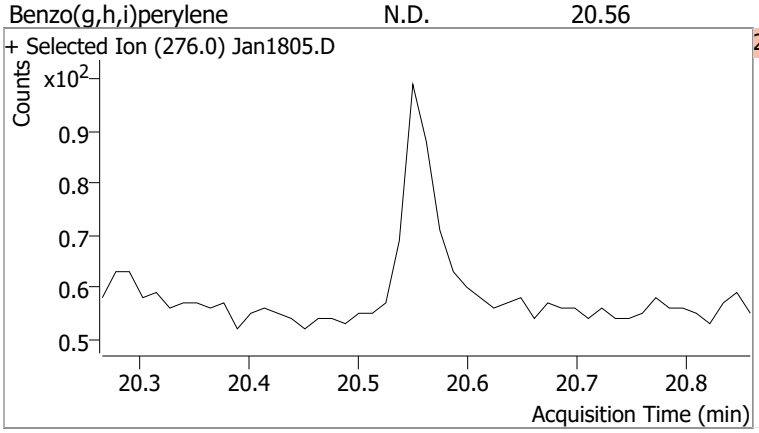

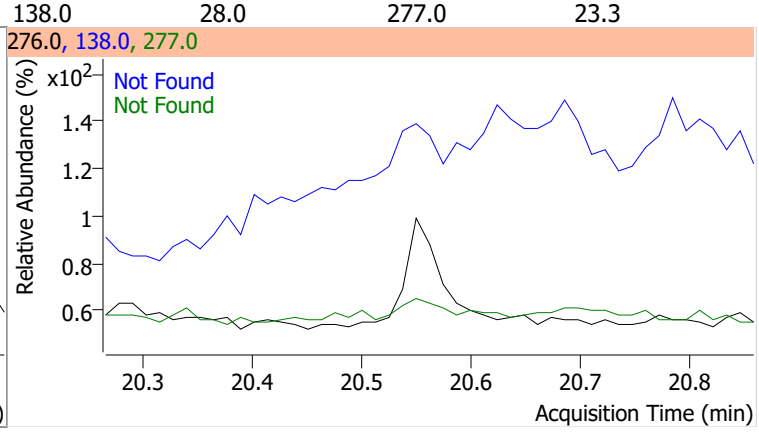

Quantitation Results Report (QT Reviewed)

Agilent | Trusted Answers

Data File	Jan1806.D	Operator	LIMS import
Acq. Method	5975BNASIM	Acq. Date-Time	1/18/2022 6:05:10 PM
Sample Name	LLCS-162800	Instrument	GCMS
Vial	6	Multiplier	20.00
DA Method File	011722 bna SIM 1.batch.bin	Comment	SVOC-8270C-SIM-W-LLPAH
Tune File	dftppjph.u	Tune Date	
Batch Name	011822 bna SIM1.batch.bin	Last Calib Update	2/4/2022 5:01:18 PM
Ref Library			

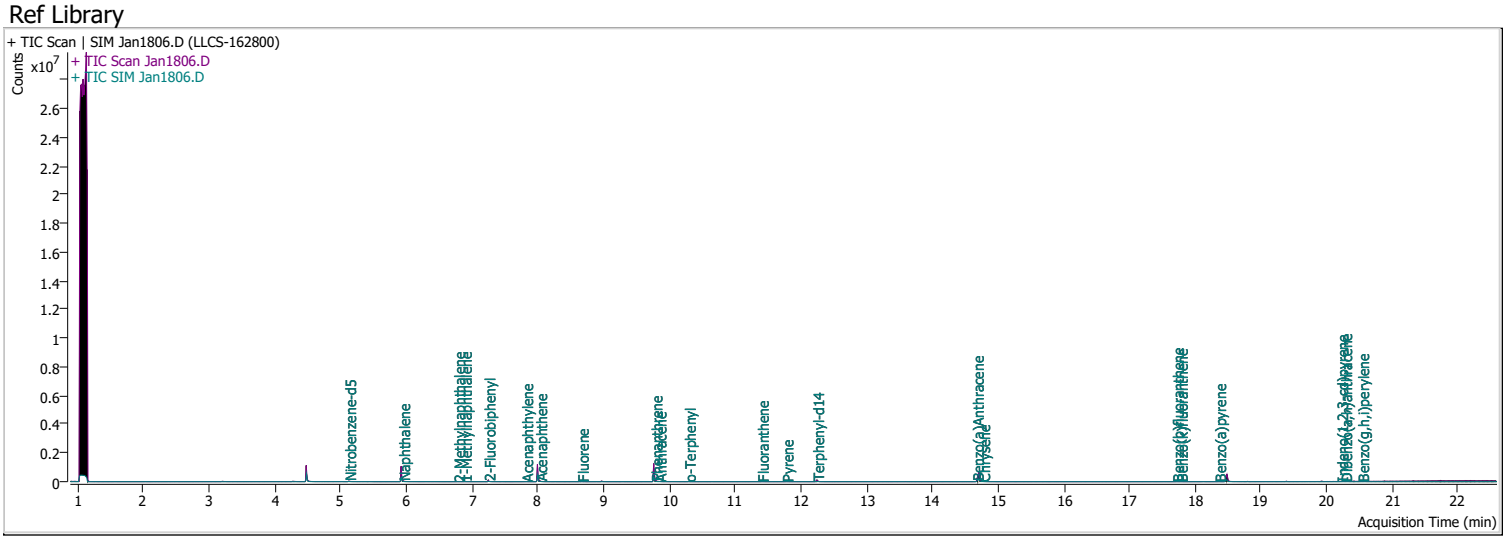

Compound	RT	QIon	Resp.	Conc.	Units		Dev(Min)
Internal Standards							
M 1,4-Dichlorobenzene-d4	4.484	152.0	176214	40.0000	ng/ml		-0.012
M Naphthalene-d8	5.928	136.0	314845	40.0000	ng/ml		-0.012
M Acenaphthene-d10	8.001	164.0	184782	40.0000	ng/ml		0.000
M Phenanthrene-d10	9.768	188.0	348421	40.0000	ng/ml		-0.012
M Chrysene-d12	14.714	240.0	247599	40.0000	ng/ml		-0.012
M Perylene-d12	18.475	264.0	167071	40.0000	ng/ml		-0.025
System Monitoring Compounds							
S Nitrobenzene-d5	5.131	82.0	14583	78.5615	ng/ml		-0.012
Spiked Amount: 5.000	Range: 19.0 - 102.0%			Recovery = 1571.23%		*	
S 2-Fluorobiphenyl	7.252	172.0	33068	74.4628	ng/ml		-0.012
Spiked Amount: 5.000	Range: 25.0 - 94.0%			Recovery = 1489.26%		*	
S o-Terphenyl	10.299	230.0	1361	4.8002	ng/ml		0.000
Spiked Amount: 5.000	Range: 40.0 - 140.0%			Recovery = 96.00%			
S Terphenyl-d14	12.251	244.0	28037	121.1364	ng/ml		-0.012
Spiked Amount: 5.000	Range: 39.0 - 106.0%			Recovery = 2422.73%		*	
Target Compounds							**QValue**
T Naphthalene	5.953	128.0	1710	3.1404	ng/ml	#	1
T 2-Methylnaphthalene	6.790	141.0	987	3.2481	ng/ml		93
T 1-Methylnaphthalene	6.890	141.0	1080	3.3673	ng/ml		86
T Acenaphthylene	7.826	152.0	1869	3.3017	ng/ml		95
T Acenaphthene	8.038	154.0	1454	4.0132	ng/ml	m	95
T Fluorene	8.674	166.0	1795	4.1889	ng/ml		99
T Phenanthrene	9.793	178.0	3195	5.2752	ng/ml		93
T Anthracene	9.854	178.0	2636	5.1669	ng/ml		97
T Fluoranthene	11.411	202.0	3034	5.1349	ng/ml		97
T Pyrene	11.781	202.0	3293	5.2803	ng/ml		98
T Benzo(a)Anthracene	14.677	228.0	3292	5.9215	ng/ml		93
T Chrysene	14.776	228.0	3225	5.6911	ng/ml		96
T Benzo(b)fluoranthene	17.721	252.0	1930	5.1285	ng/ml		96

Compound	RT	QIon	Resp.	Conc.	Units	Dev(Min)
T Benzo(k)fluoranthene	17.783	252.0	2070	4.6911	ng/ml	98
T Benzo(a)pyrene	18.363	252.0	1493	5.1108	ng/ml	95
T Indeno(1,2,3-cd)pyrene	20.217	276.0	1408	5.2616	ng/ml	97
T Dibenzo(a,h)anthracene	20.279	278.0	1735	5.1993	ng/ml	94
T Benzo(g,h,i)perylene	20.538	276.0	2063	4.9270	ng/ml	97

(#) = Qualifier Out of Range; (m) = Manual Integration; (+) = Area Summed; (*) = Surrogate Percent Recovery Out of Range; (d): Zeroed Peak

Compound	Conc.	RT	Dev(Min)	Resp.	QIon	QRatio	Lower	Upper
Nitrobenzene-d5	78.5615	5.13	-0.01	14583	54.0	35.0	25.9	48.1
					128.0	34.4	25.6	47.6

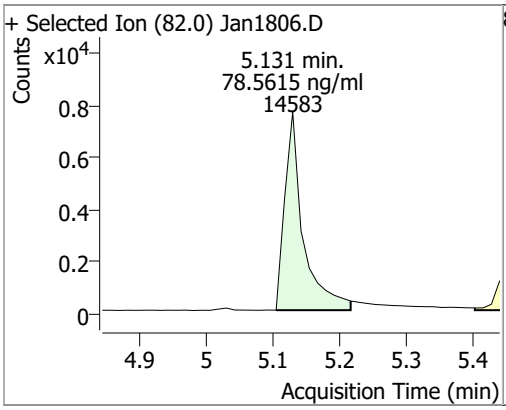

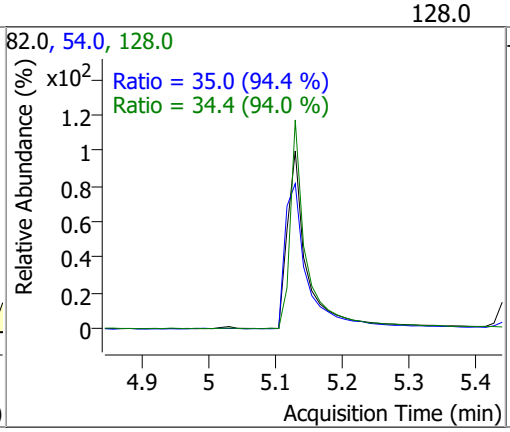

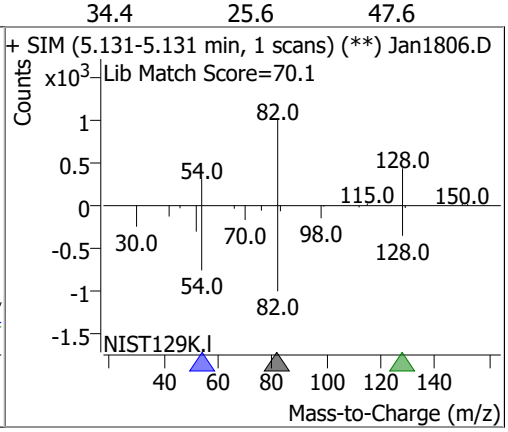

Compound	Conc.	RT	Dev(Min)	Resp.	QIon	QRatio	Lower	Upper
Naphthalene	3.1404	5.95	0.00	1710	102.0	196.4	0.0	59.6
					129.0	15.5	7.7	14.3

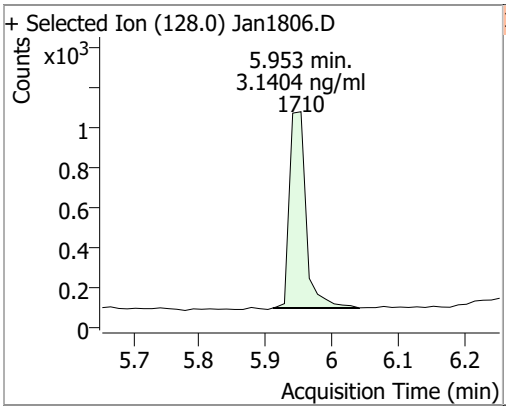

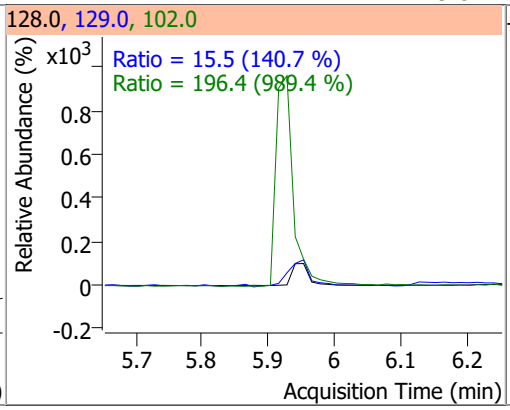

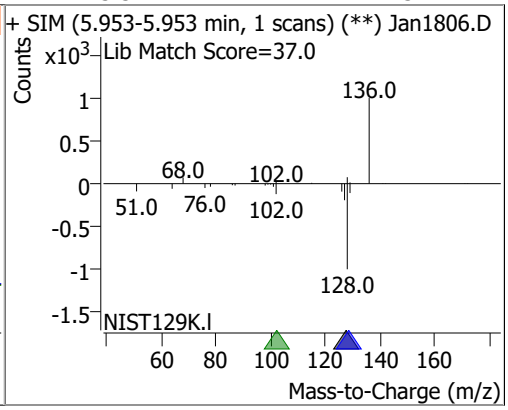

Compound	Conc.	RT	Dev(Min)	Resp.	QIon	QRatio	Lower	Upper
2-Methylnaphthalene	3.2481	6.79	0.00	987	142.0	138.9	98.5	183.0
					115.0	43.8	41.8	77.6

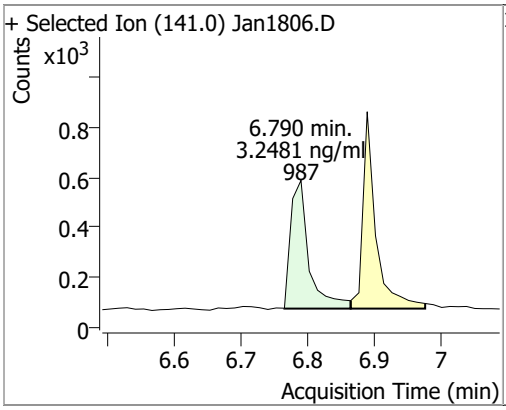

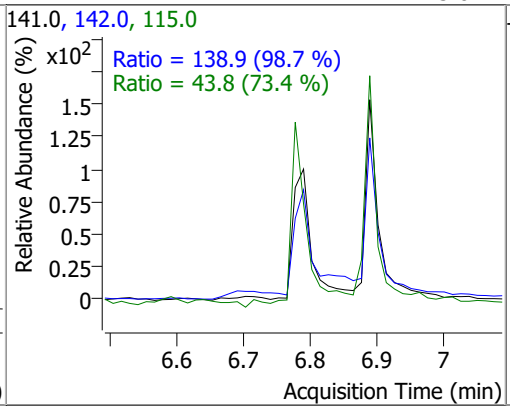

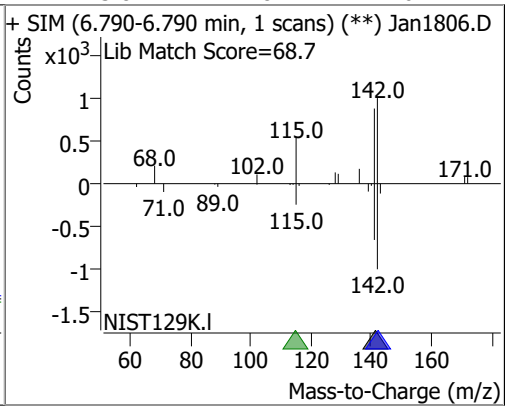

Compound	Conc.	RT	Dev(Min)	Resp.	QIon	QRatio	Lower	Upper
1-Methylnaphthalene	3.3673	6.89	-0.01	1080	142.0	128.6	79.2	147.1
					115.0	57.7	47.5	88.2

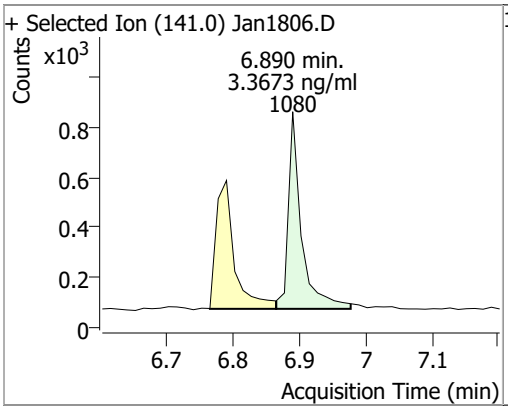

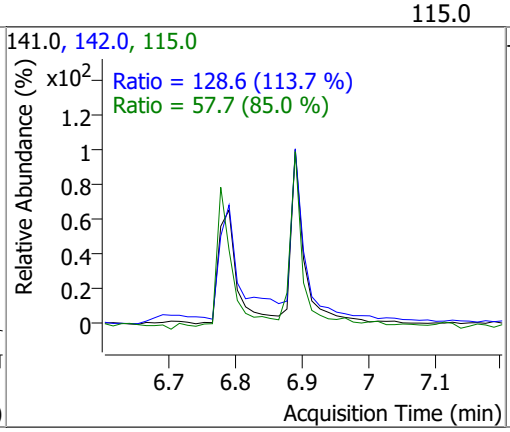

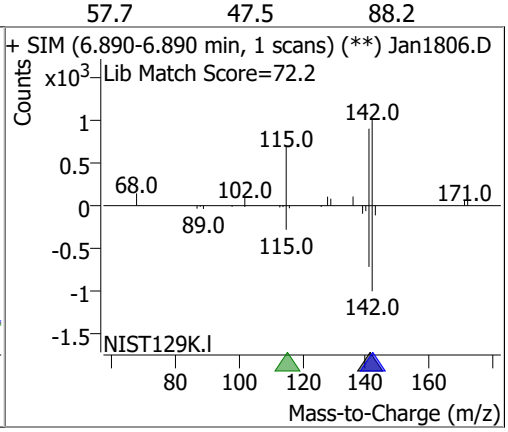

Compound	Conc.	RT	Dev(Min)	Resp.	QIon	QRatio	Lower	Upper
2-Fluorobiphenyl	74.4628	7.25	-0.01	33068	171.0	36.2	26.6	49.5

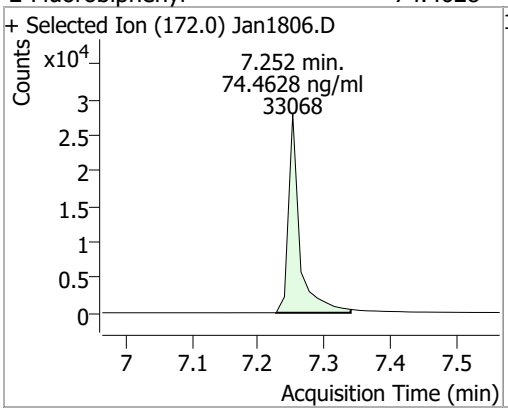

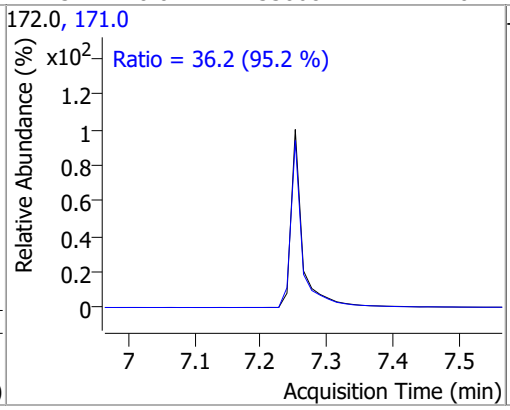

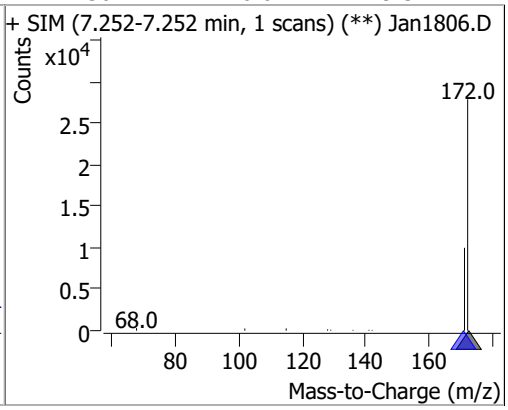

Compound	Conc.	RT	Dev(Min)	Resp.	QIon	QRatio	Lower	Upper
Acenaphthylene	3.3017	7.83	0.00	1869	153.0	14.9	9.0	16.6

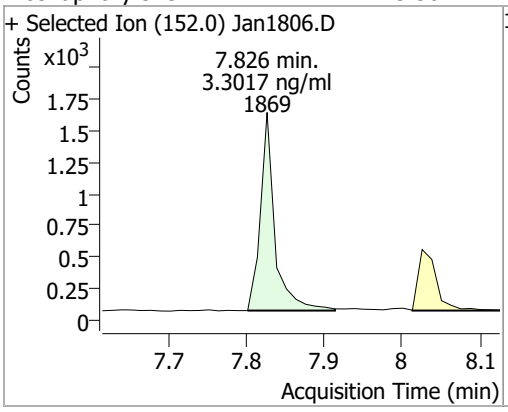

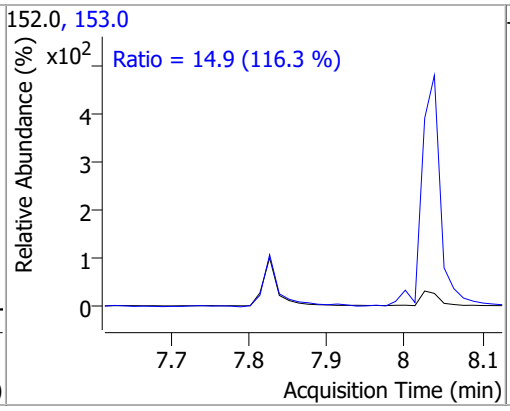

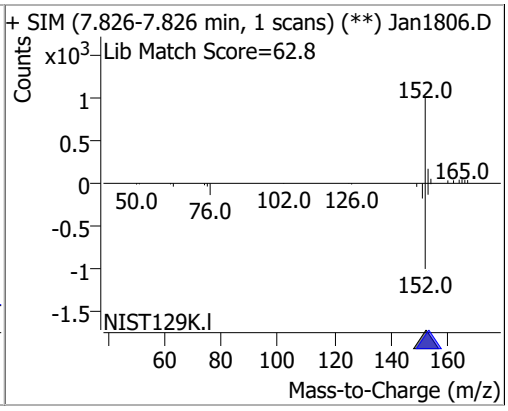

Compound	Conc.	RT	Dev(Min)	Resp.	QIon	QRatio	Lower	Upper
Acenaphthene	4.0132	8.04	0.00	1454 (m)	153.0	110.5	82.1	152.6
					152.0	55.7	41.0	76.1

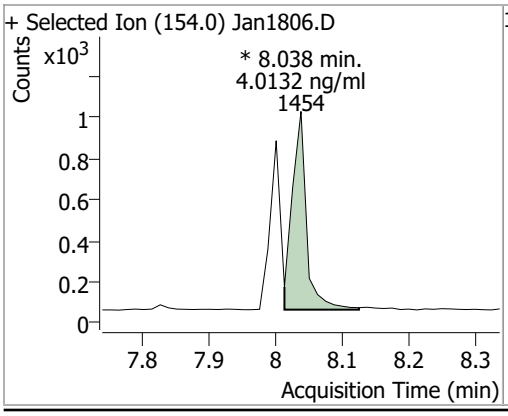

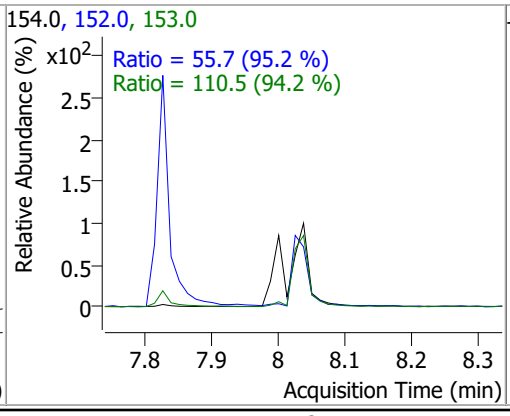

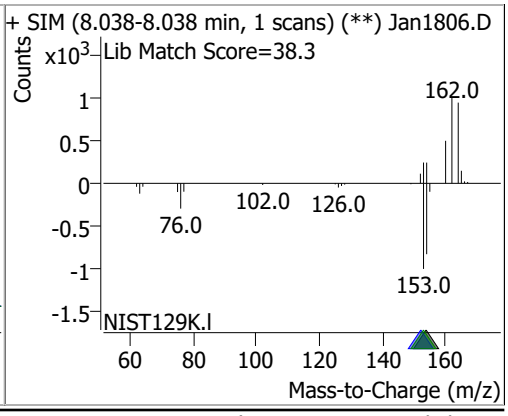

Compound	Conc.	RT	Dev(Min)	Resp.	QIon	QRatio	Lower	Upper
Fluorene	4.1889	8.67	0.00	1795	165.0	99.6	69.1	128.3
					167.0	14.4	9.7	18.0

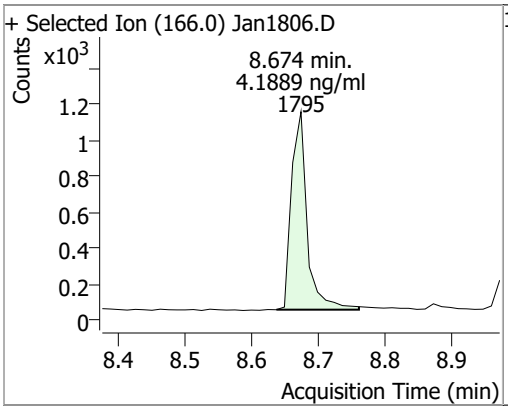

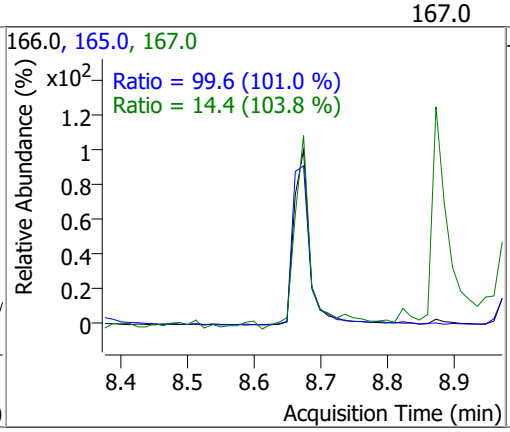

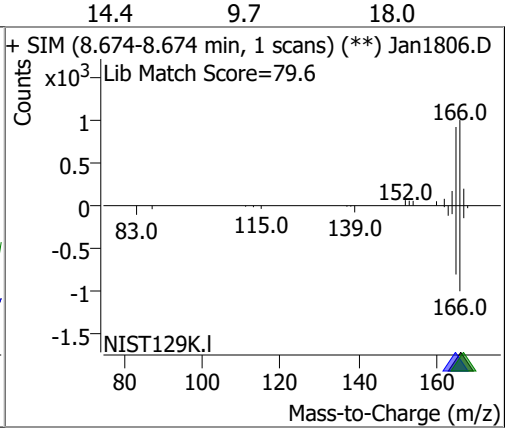

Compound	Conc.	RT	Dev(Min)	Resp.	QIon	QRatio	Lower	Upper
Phenanthrene	5.2752	9.79	-0.01	3195	176.0	18.4	10.8	20.1

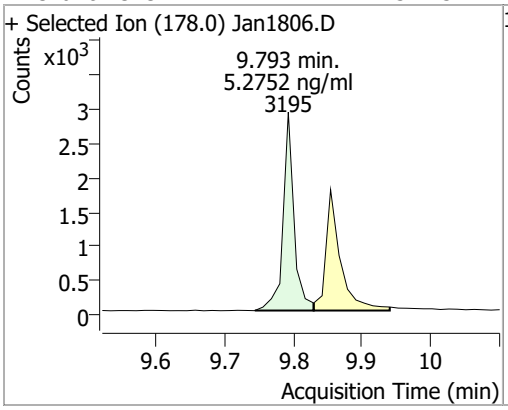

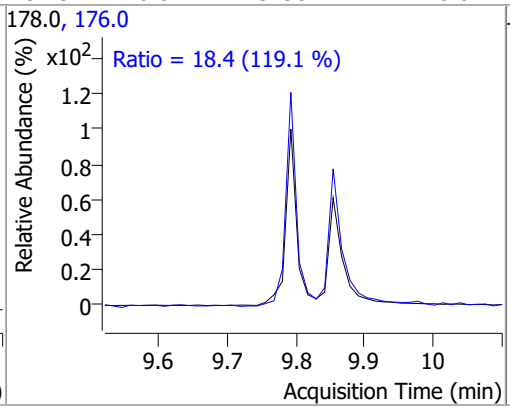

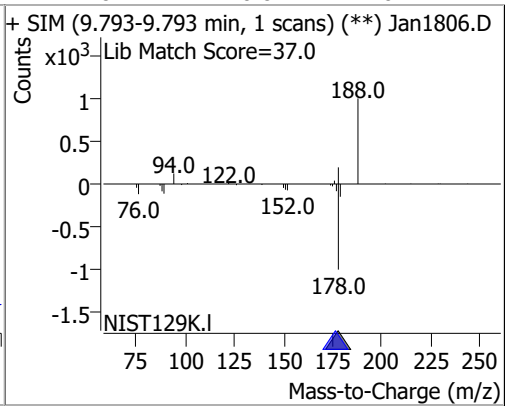

Compound	Conc.	RT	Dev(Min)	Resp.	QIon	QRatio	Lower	Upper
Anthracene	5.1669	9.85	-0.01	2636	176.0	19.3	12.7	23.5

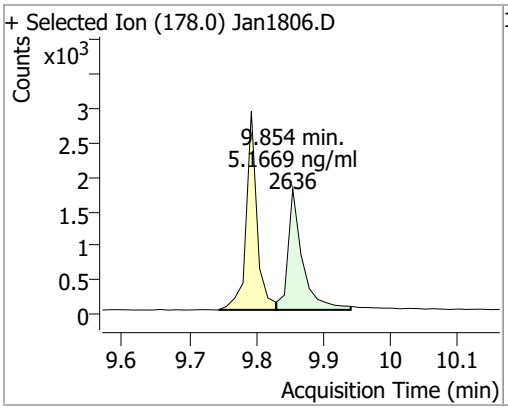

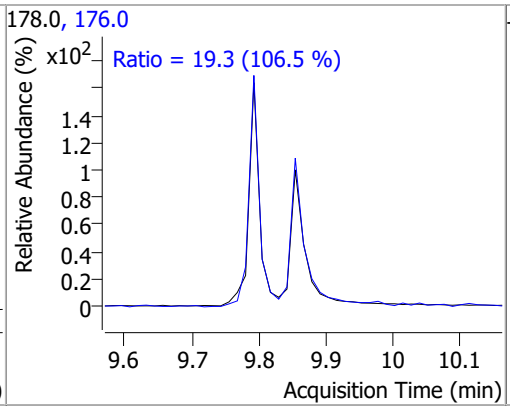

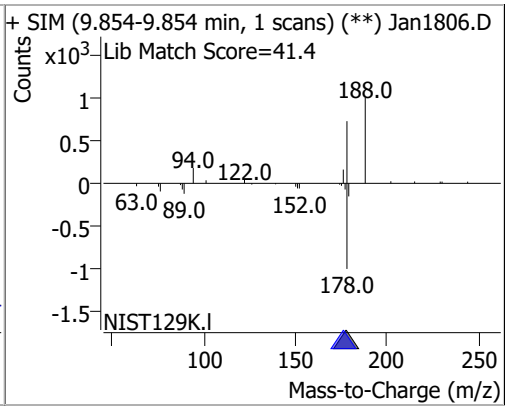

Compound	Conc.	RT	Dev(Min)	Resp.	QIon	QRatio	Lower	Upper
o-Terphenyl	4.8002	10.30	0.00	1361	229.0	66.7	49.2	91.3
					215.0	44.8	32.7	60.7

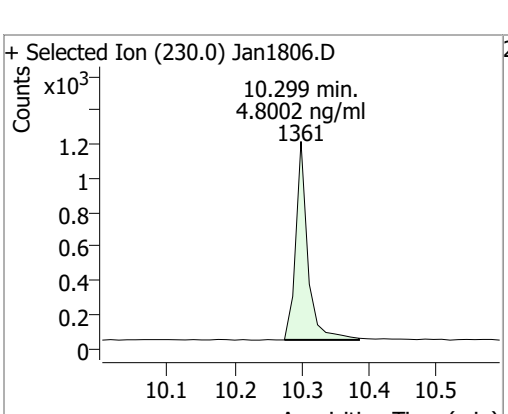

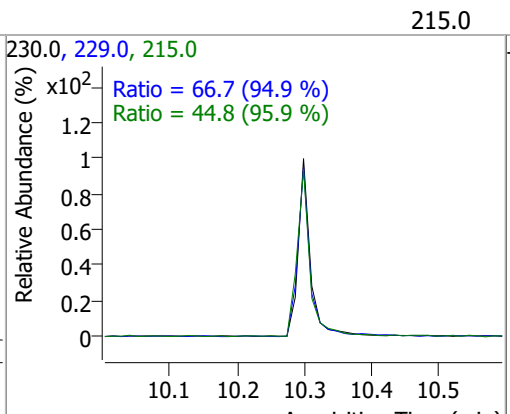

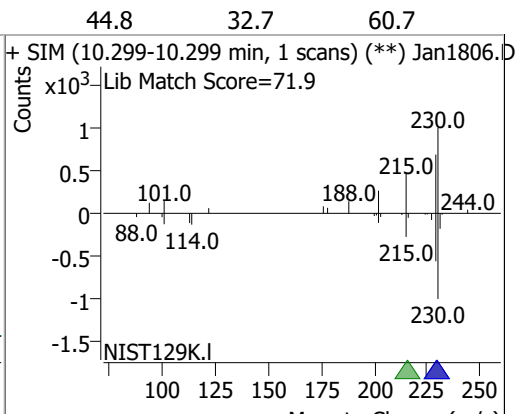

Compound	Conc.	RT	Dev(Min)	Resp.	QIon	QRatio	Lower	Upper
Fluoranthene	5.1349	11.41	0.00	3034	101.0	12.7	9.6	17.9

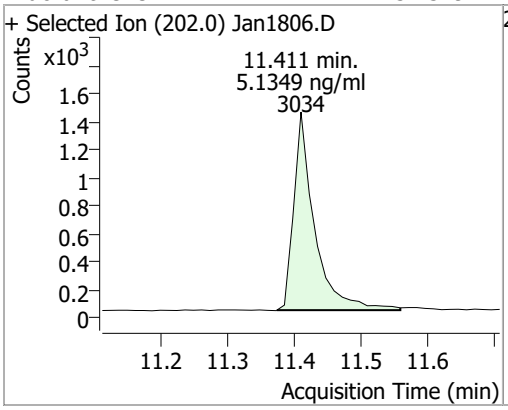

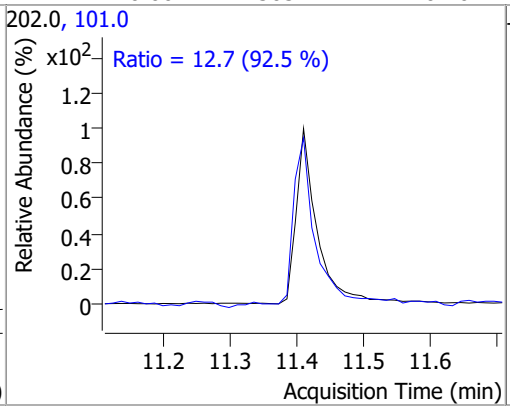

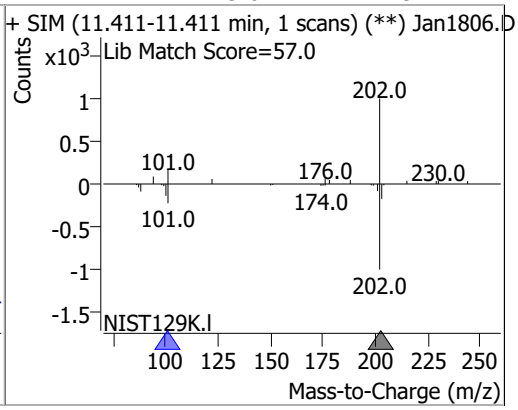

Compound	Conc.	RT	Dev(Min)	Resp.	QIon	QRatio	Lower	Upper
Pyrene	5.2803	11.78	-0.01	3293	101.0	16.2	10.7	20.0

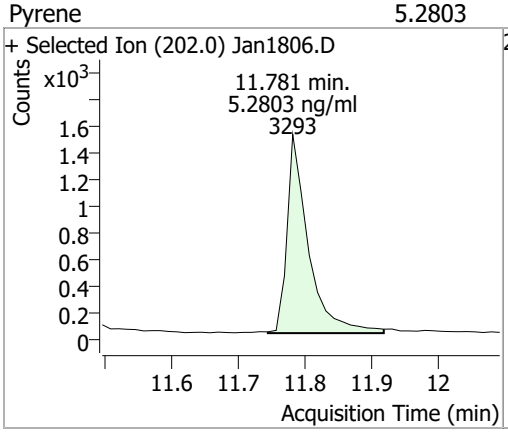

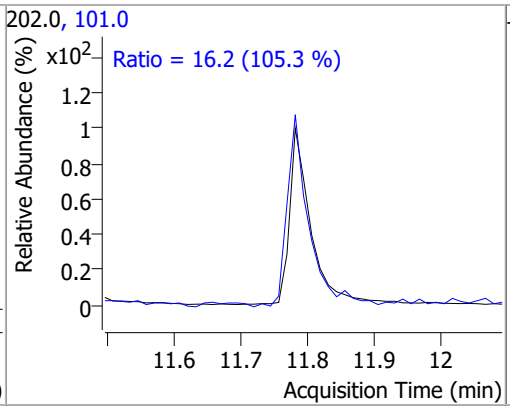

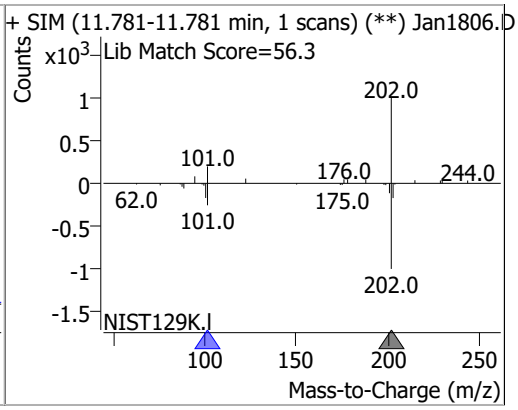

Compound	Conc.	RT	Dev(Min)	Resp.	QIon	QRatio	Lower	Upper
Terphenyl-d14	121.1364	12.25	-0.01	28037	122.0	19.9	13.4	25.0

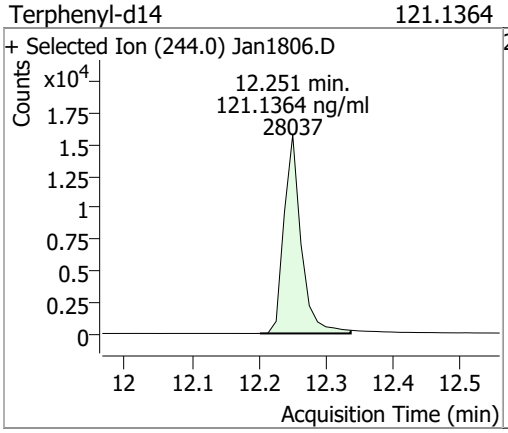

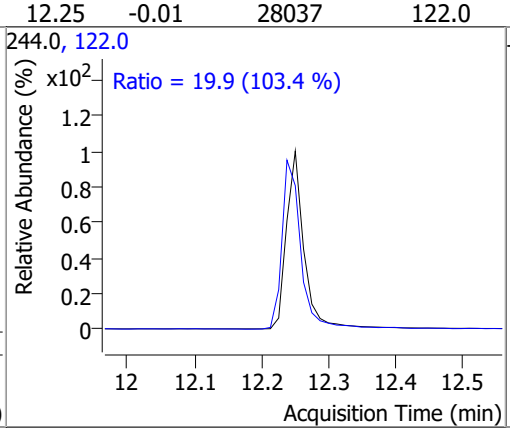

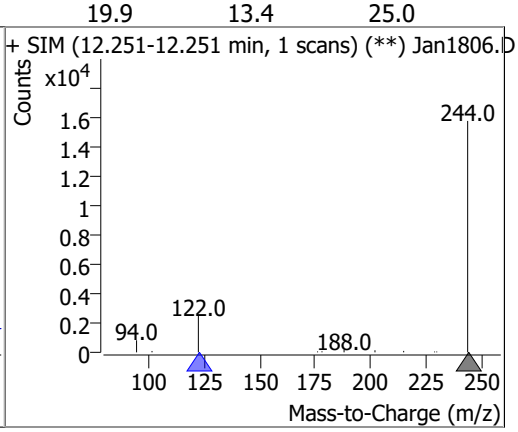

Compound	Conc.	RT	Dev(Min)	Resp.	QIon	QRatio	Lower	Upper
Benzo(a)Anthracene	5.9215	14.68	-0.02	3292	226.0	23.7	18.9	35.1
					229.0	26.9	16.1	29.9

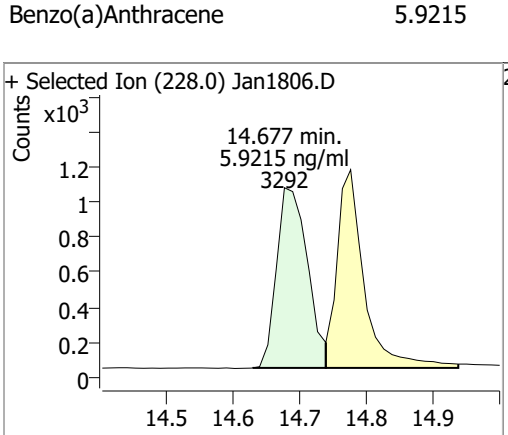

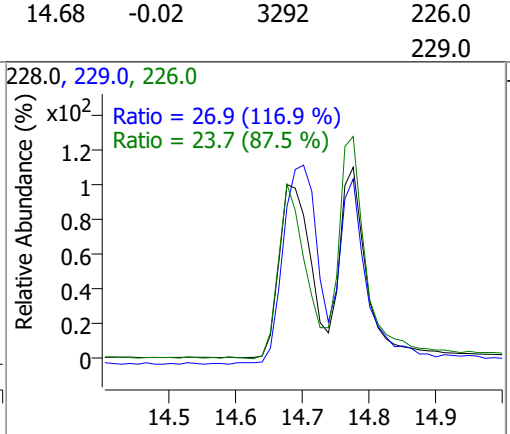

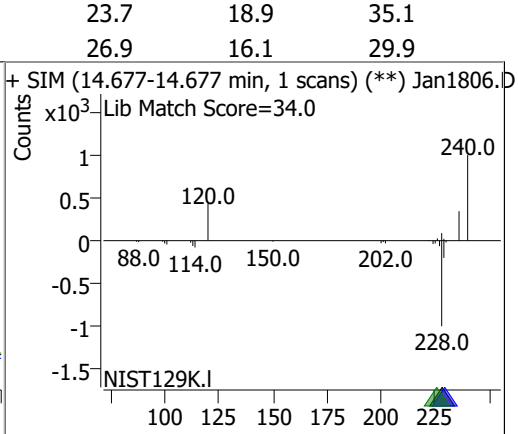

Compound	Conc.	RT	Dev(Min)	Resp.	QIon	QRatio	Lower	Upper
Chrysene	5.6911	14.78	-0.01	3225	226.0	32.2	21.2	39.4
					229.0	19.5	15.0	27.8

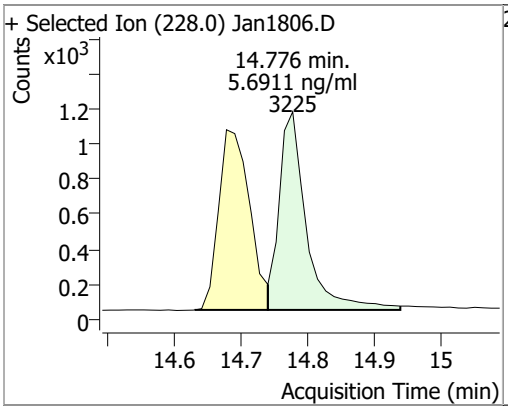

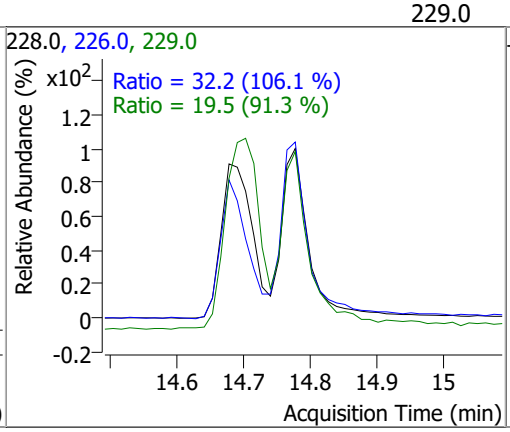

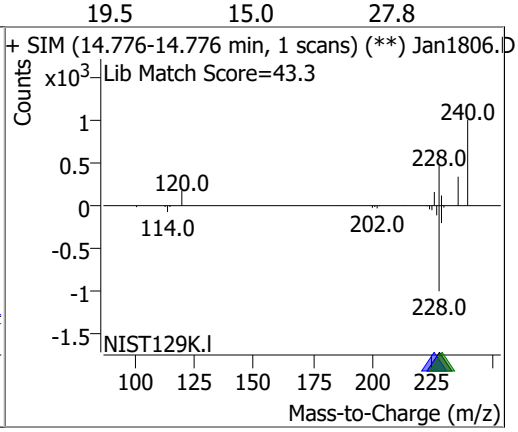

Compound	Conc.	RT	Dev(Min)	Resp.	QIon	QRatio	Lower	Upper
Benzo(b)fluoranthene	5.1285	17.72	-0.01	1930	253.0	20.7	15.8	29.4

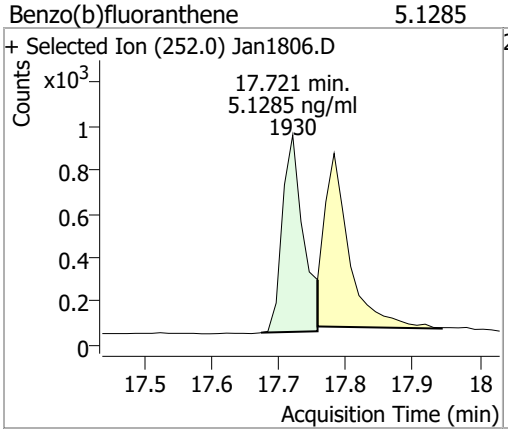

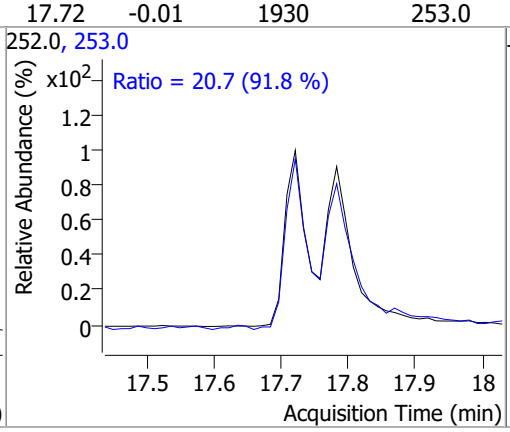

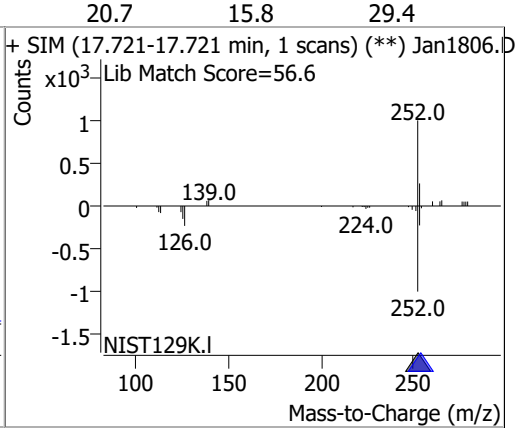

Compound	Conc.	RT	Dev(Min)	Resp.	QIon	QRatio	Lower	Upper
Benzo(k)fluoranthene	4.6911	17.78	-0.01	2070	253.0	24.0	16.1	29.9

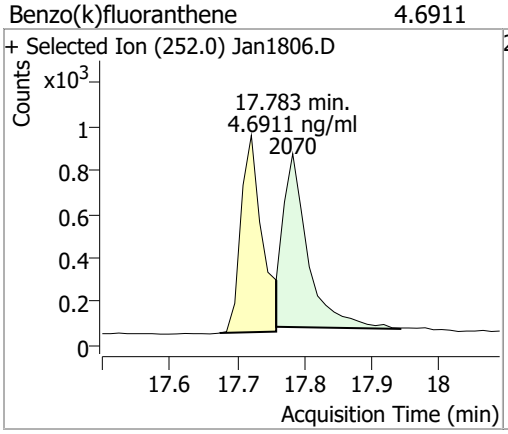

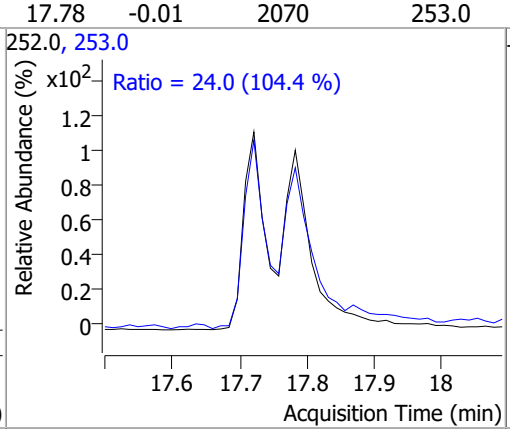

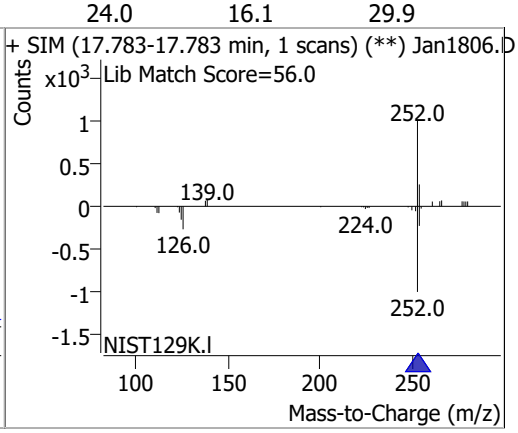

Compound	Conc.	RT	Dev(Min)	Resp.	QIon	QRatio	Lower	Upper
Benzo(a)pyrene	5.1108	18.36	-0.01	1493	253.0	20.8	16.5	30.6

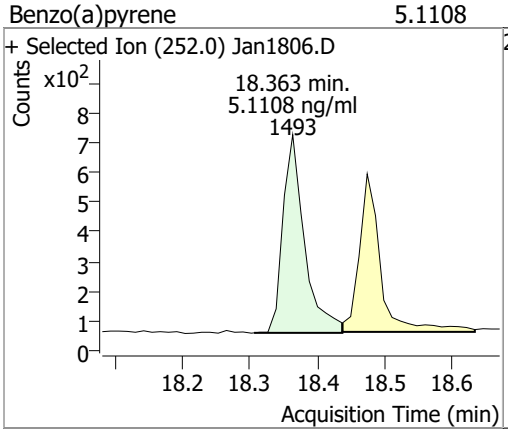

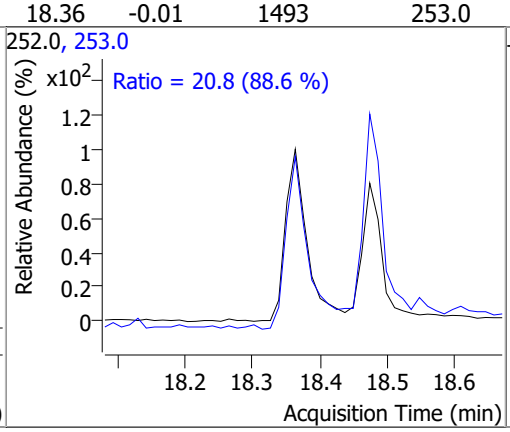

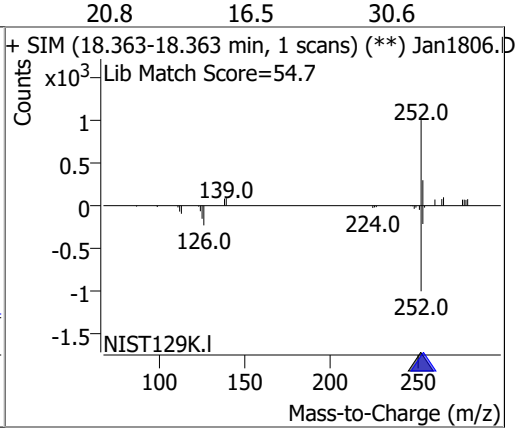

Compound	Conc.	RT	Dev(Min)	Resp.	QIon	QRatio	Lower	Upper
Indeno(1,2,3-cd)pyrene	5.2616	20.22	-0.01	1408	138.0	27.4	20.3	37.6

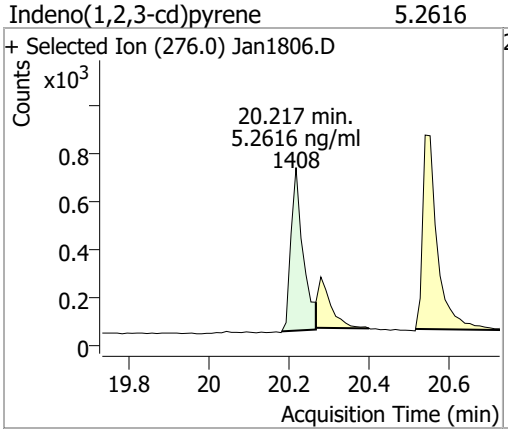

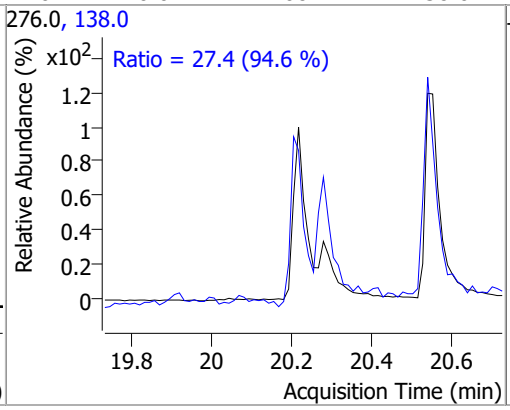

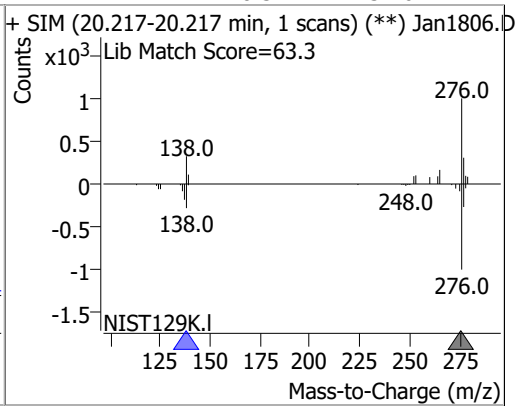

Compound	Conc.	RT	Dev(Min)	Resp.	QIon	QRatio	Lower	Upper
Dibenzo(a,h)anthracene	5.1993	20.28	-0.02	1735	279.0	20.7	17.6	32.7
					139.0	22.1	16.9	31.3

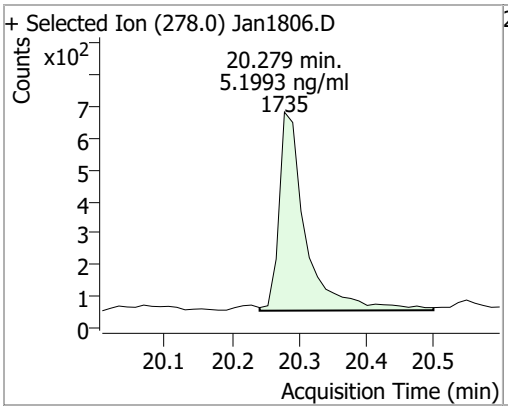

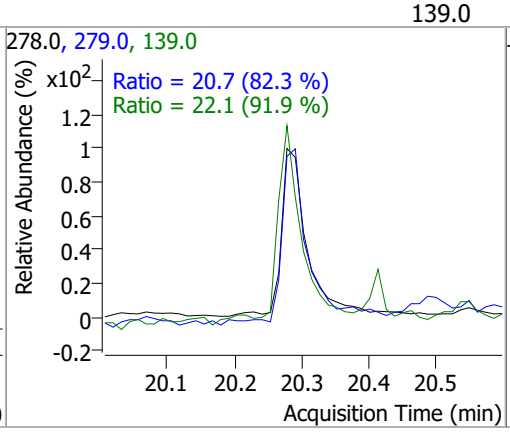

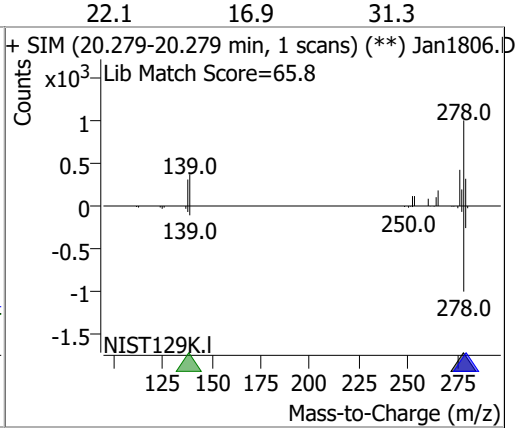

Compound	Conc.	RT	Dev(Min)	Resp.	QIon	QRatio	Lower	Upper
Benzo(g,h,i)perylene	4.9270	20.54	-0.02	2063	138.0	26.7	19.6	36.5
					277.0	25.5	16.3	30.2

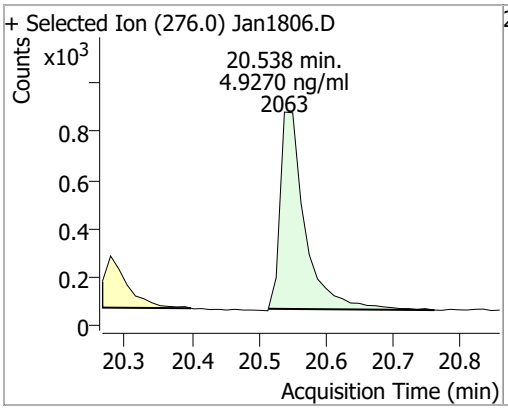

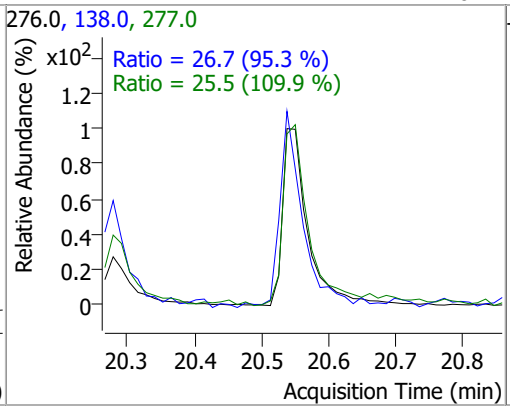

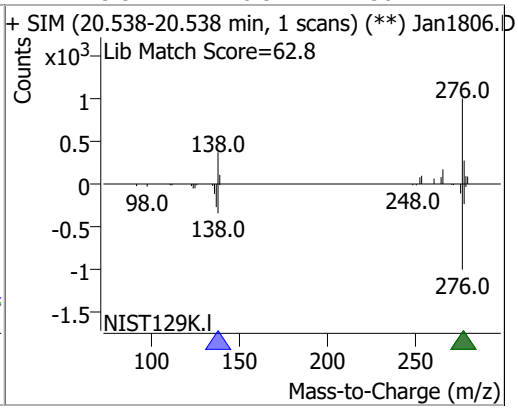

Quantitation Results Report (QT Reviewed)

Data File	Jan1807.D	Operator	LIMS import
Acq. Method	5975BNASIM	Acq. Date-Time	1/18/2022 6:37:25 PM
Sample Name	LLCSD-162800	Instrument	GCMS
Vial	7	Multiplier	1.00
DA Method File	011722 bna SIM 1.batch.bin	Comment	SVOC-8270C-SIM-W-LLPAH
Tune File	dftppjph.u	Tune Date	
Batch Name	011822 bna SIM1.batch.bin	Last Calib Update	2/4/2022 5:01:18 PM
Ref Library			

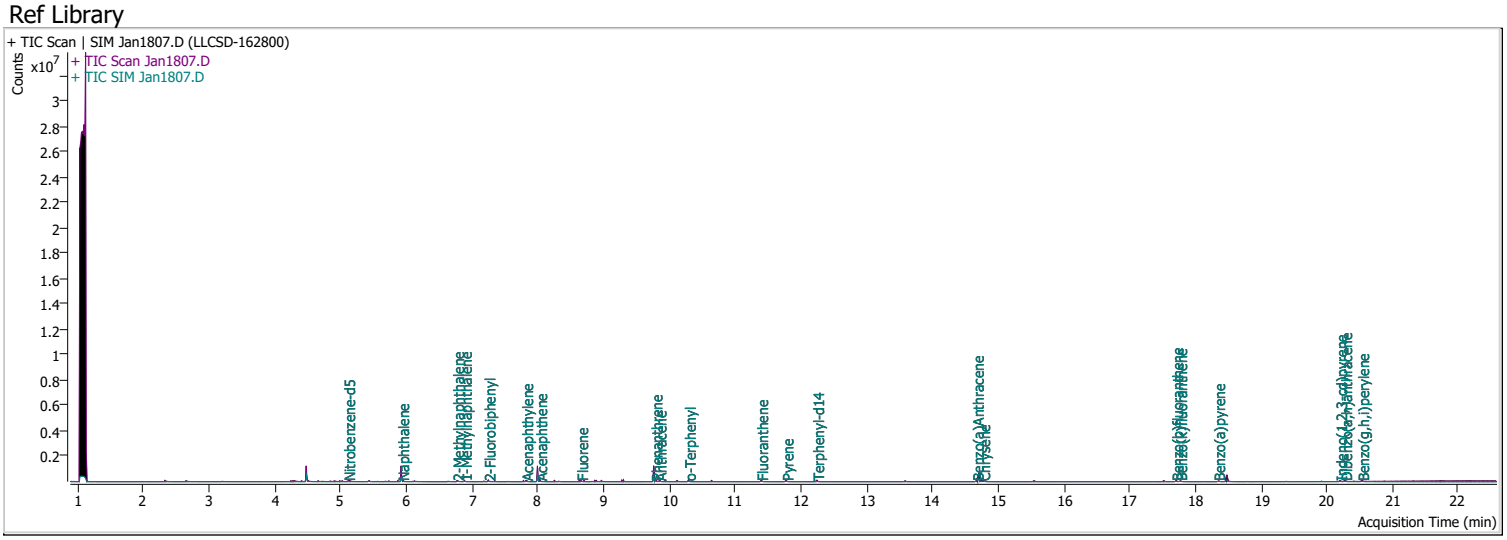

Compound	RT	QIon	Resp.	Conc.	Units		Dev(Min)
Internal Standards							
M 1,4-Dichlorobenzene-d4	4.484	152.0	173793	40.0000	ng/ml		-0.012
M Naphthalene-d8	5.928	136.0	328759	40.0000	ng/ml		-0.013
M Acenaphthene-d10	8.000	164.0	186798	40.0000	ng/ml		0.000
M Phenanthrene-d10	9.768	188.0	367980	40.0000	ng/ml		-0.012
M Chrysene-d12	14.714	240.0	246570	40.0000	ng/ml		-0.012
M Perylene-d12	18.474	264.0	168105	40.0000	ng/ml		-0.025
System Monitoring Compounds							
S Nitrobenzene-d5	5.118	82.0	16460	4.3973	ng/ml		-0.025
Spiked Amount: 5.000	Range: 19.0 - 102.0%			Recovery = 87.95%			
S 2-Fluorobiphenyl	7.252	172.0	29152	3.2468	ng/ml		-0.013
Spiked Amount: 5.000	Range: 25.0 - 94.0%			Recovery = 64.94%			
S o-Terphenyl	10.299	230.0	25981	4.3381	ng/ml		0.000
Spiked Amount: 5.000	Range: 40.0 - 140.0%			Recovery = 86.76%			
S Terphenyl-d14	12.251	244.0	25395	5.5249	ng/ml		-0.012
Spiked Amount: 5.000	Range: 39.0 - 106.0%			Recovery = 110.50%		*	
Target Compounds							**QValue**
T Naphthalene	5.941	128.0	30057	2.6426	ng/ml		98
T 2-Methylnaphthalene	6.777	141.0	19116	3.0111	ng/ml		89
T 1-Methylnaphthalene	6.890	141.0	17309	2.5851	ng/ml		96
T Acenaphthylene	7.826	152.0	35265	3.0805	ng/ml		98
T Acenaphthene	8.038	154.0	22319	3.0478	ng/ml		94
T Fluorene	8.661	166.0	31491	3.6343	ng/ml		100
T Phenanthrene	9.793	178.0	53464	4.6875	ng/ml		92
T Anthracene	9.854	178.0	49007	4.8068	ng/ml		99
T Fluoranthene	11.398	202.0	57952	4.6435	ng/ml		98
T Pyrene	11.781	202.0	61268	4.9324	ng/ml		99
T Benzo(a)Anthracene	14.677	228.0	42918	5.4141	ng/ml		99
T Chrysene	14.776	228.0	57173	5.0662	ng/ml		98
T Benzo(b)fluoranthene	17.708	252.0	40214	5.3097	ng/ml		98

Compound	RT	QIon	Resp.	Conc.	Units	Dev(Min)
T Benzo(k)fluoranthene	17.770	252.0	44104	4.9786	ng/ml	96
T Benzo(a)pyrene	18.351	252.0	31577	5.0962	ng/ml	100
T Indeno(1,2,3-cd)pyrene	20.204	276.0	29416	4.9583	ng/ml	99
T Dibenzo(a,h)anthracene	20.278	278.0	34057	5.0714	ng/ml	98
T Benzo(g,h,i)perylene	20.538	276.0	42127	5.0085	ng/ml	98

(#) = Qualifier Out of Range; (m) = Manual Integration; (+) = Area Summed; (*) = Surrogate Percent Recovery Out of Range; (d): Zeroed Peak

Compound	Conc.	RT	Dev(Min)	Resp.	QIon	QRatio	Lower	Upper
Nitrobenzene-d5	4.3973	5.12	-0.02	16460	54.0	35.6	25.9	48.1
					128.0	34.1	25.6	47.6

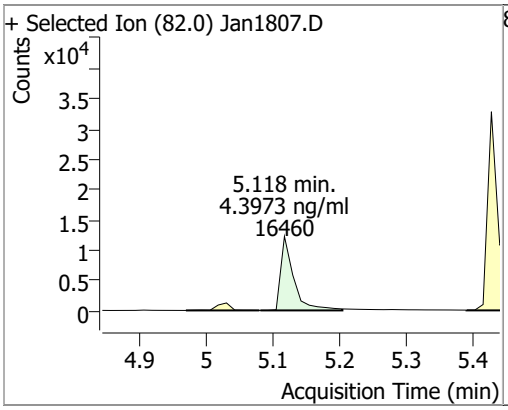

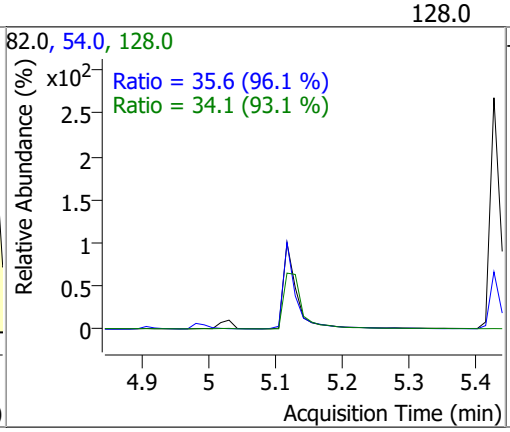

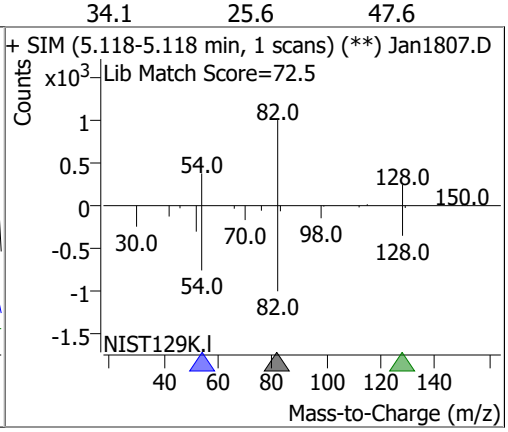

Compound	Conc.	RT	Dev(Min)	Resp.	QIon	QRatio	Lower	Upper
Naphthalene	2.6426	5.94	-0.01	30057	102.0	18.8	0.0	59.6
					129.0	10.8	7.7	14.3

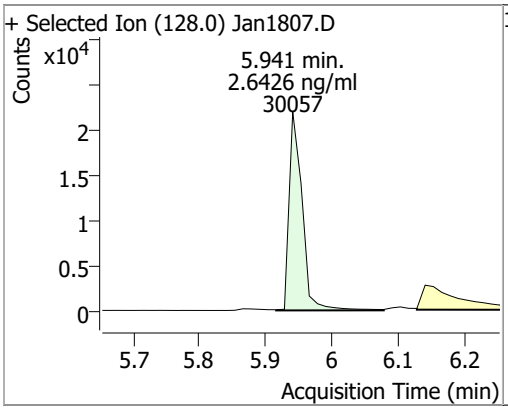

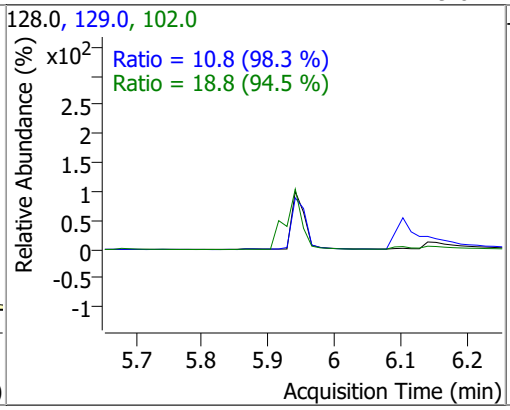

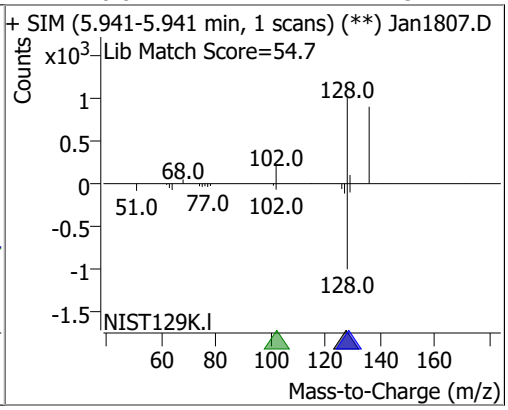

Compound	Conc.	RT	Dev(Min)	Resp.	QIon	QRatio	Lower	Upper
2-Methylnaphthalene	3.0111	6.78	-0.01	19116	142.0	159.9	98.5	183.0
					115.0	58.7	41.8	77.6

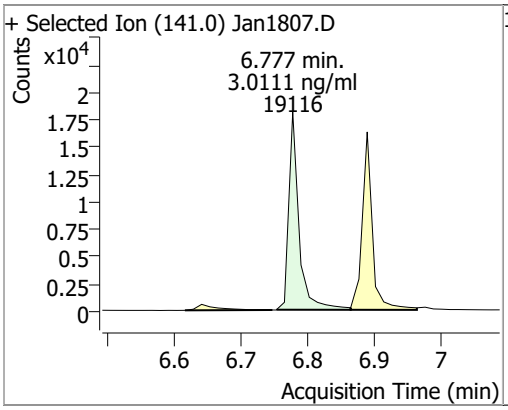

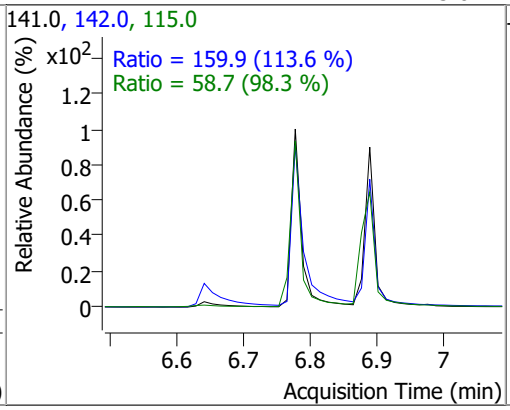

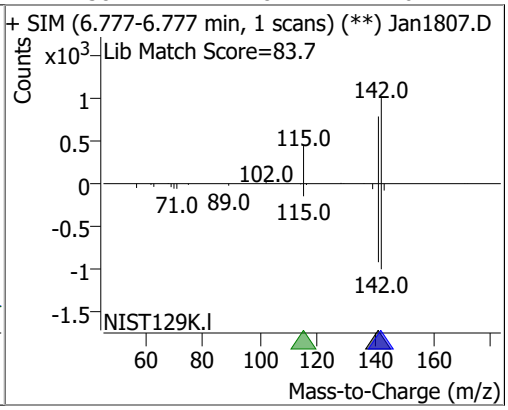

Compound	Conc.	RT	Dev(Min)	Resp.	QIon	QRatio	Lower	Upper
1-Methylnaphthalene	2.5851	6.89	-0.01	17309	142.0	113.6	79.2	147.1
					115.0	59.5	47.5	88.2

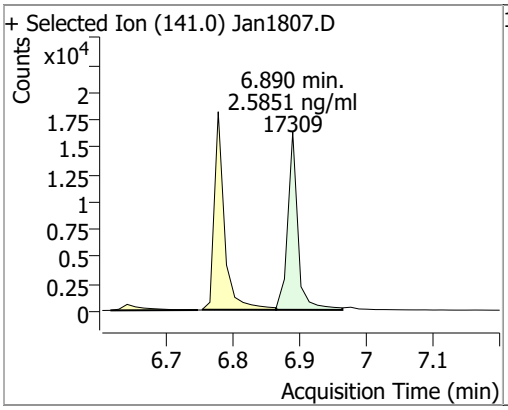

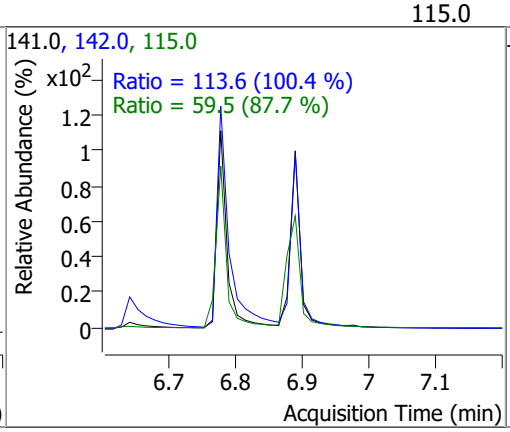

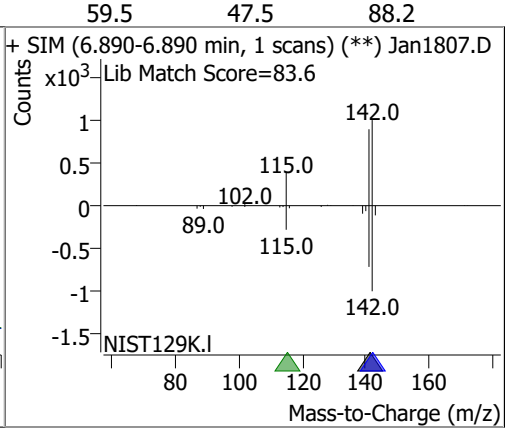

Compound	Conc.	RT	Dev(Min)	Resp.	QIon	QRatio	Lower	Upper
2-Fluorobiphenyl	3.2468	7.25	-0.01	29152	171.0	36.4	26.6	49.5

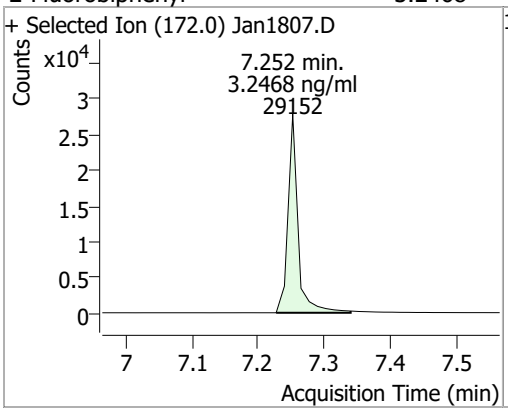

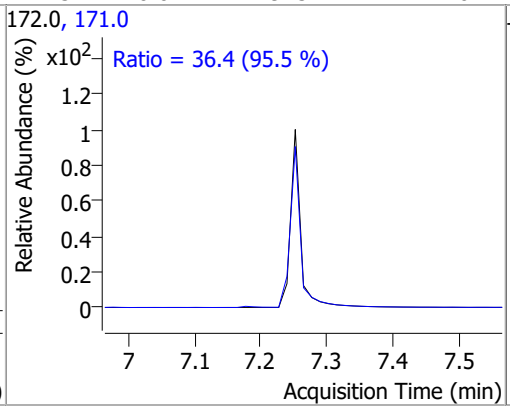

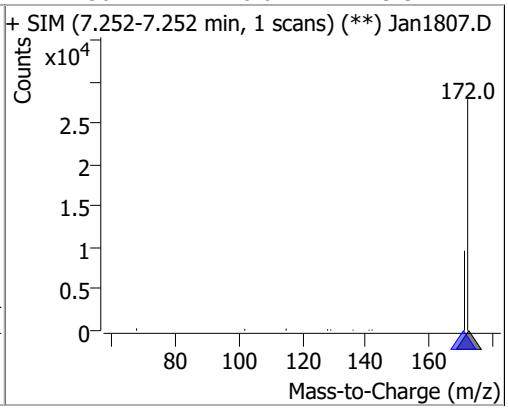

Compound	Conc.	RT	Dev(Min)	Resp.	QIon	QRatio	Lower	Upper
Acenaphthylene	3.0805	7.83	0.00	35265	153.0	12.2	9.0	16.6

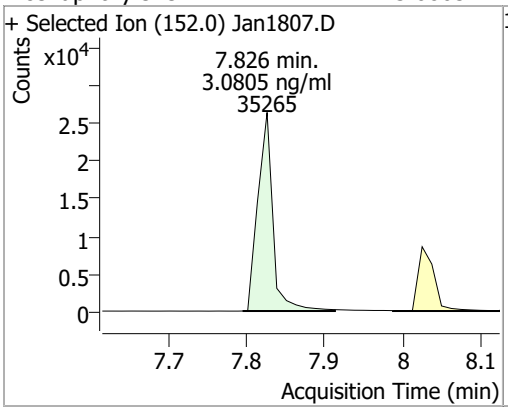

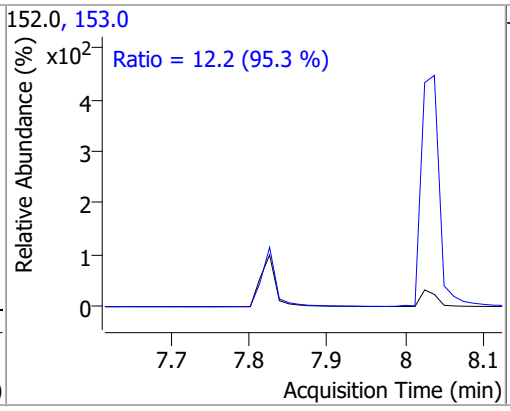

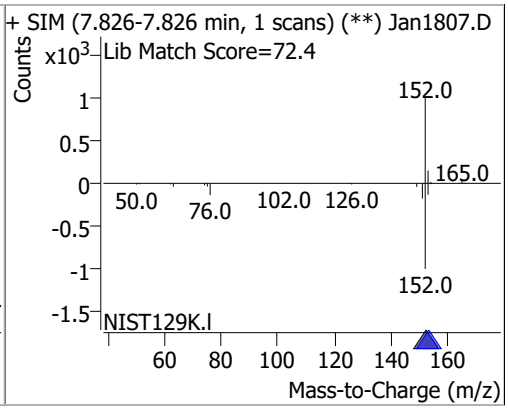

Compound	Conc.	RT	Dev(Min)	Resp.	QIon	QRatio	Lower	Upper
Acenaphthene	3.0478	8.04	0.00	22319	153.0	109.4	82.1	152.6
					152.0	55.7	41.0	76.1

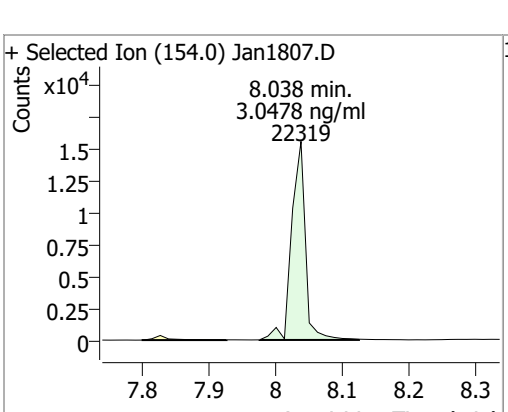

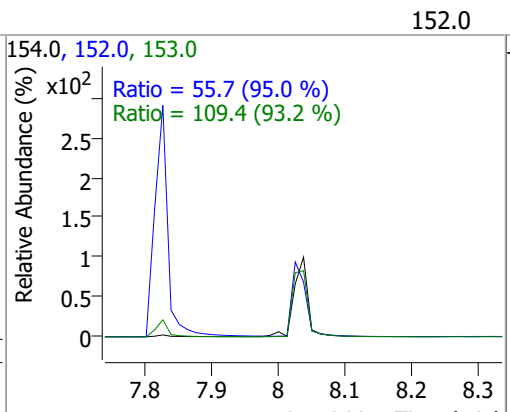

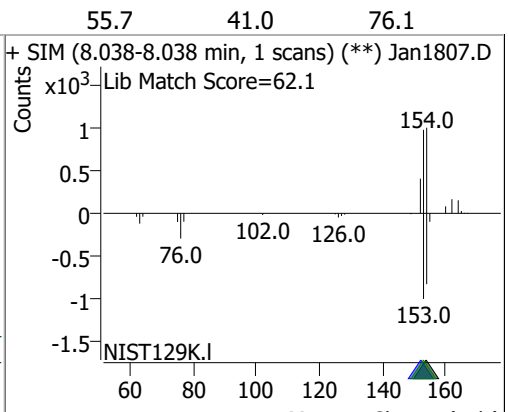

Compound	Conc.	RT	Dev(Min)	Resp.	QIon	QRatio	Lower	Upper
Fluorene	3.6343	8.66	-0.01	31491	165.0	98.6	69.1	128.3
					167.0	13.3	9.7	18.0

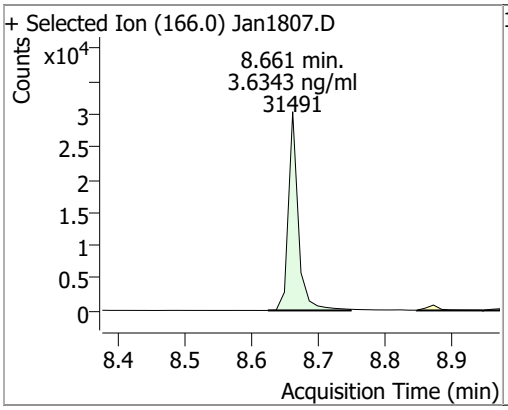

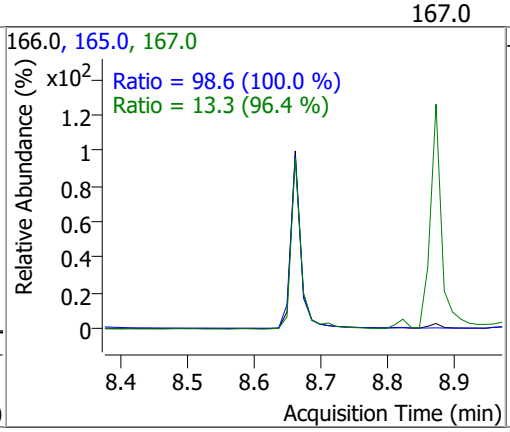

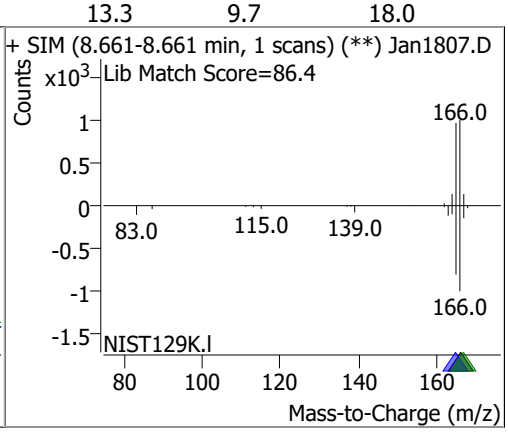

Compound	Conc.	RT	Dev(Min)	Resp.	QIon	QRatio	Lower	Upper
Phenanthrene	4.6875	9.79	-0.01	53464	176.0	19.0	10.8	20.1

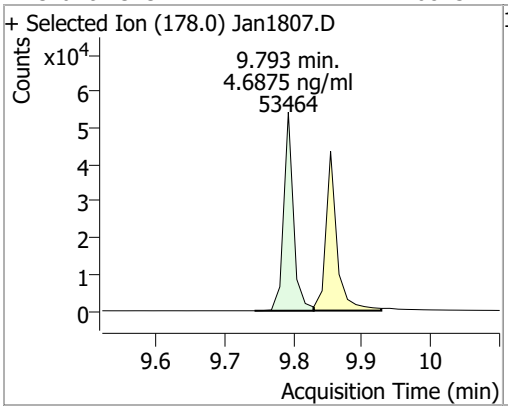

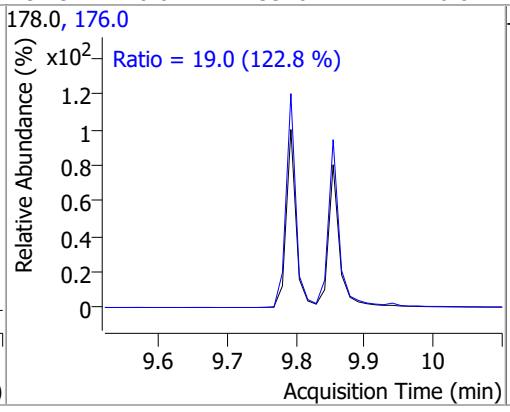

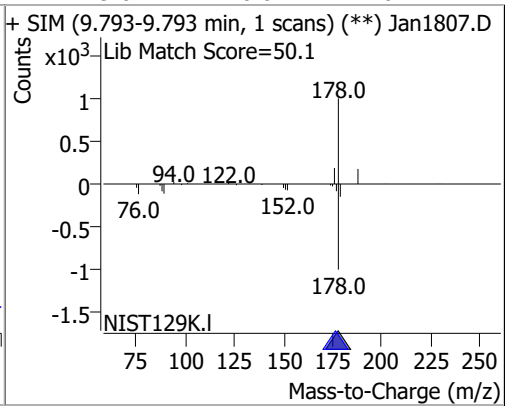

Compound	Conc.	RT	Dev(Min)	Resp.	QIon	QRatio	Lower	Upper
Anthracene	4.8068	9.85	-0.01	49007	176.0	18.6	12.7	23.5

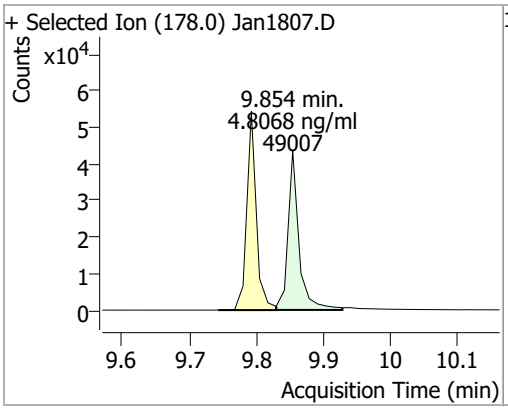

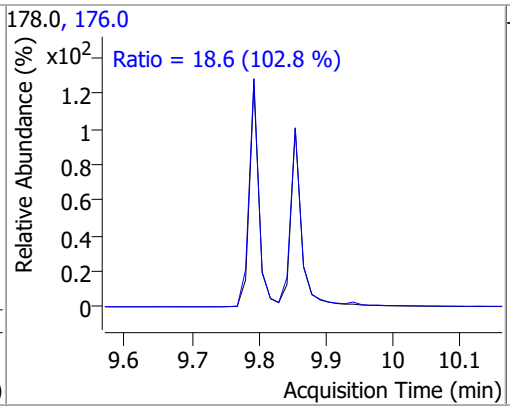

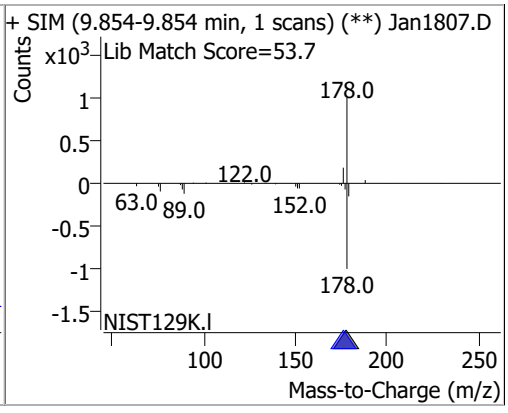

Compound	Conc.	RT	Dev(Min)	Resp.	QIon	QRatio	Lower	Upper
o-Terphenyl	4.3381	10.30	0.00	25981	229.0	69.0	49.2	91.3
					215.0	45.3	32.7	60.7

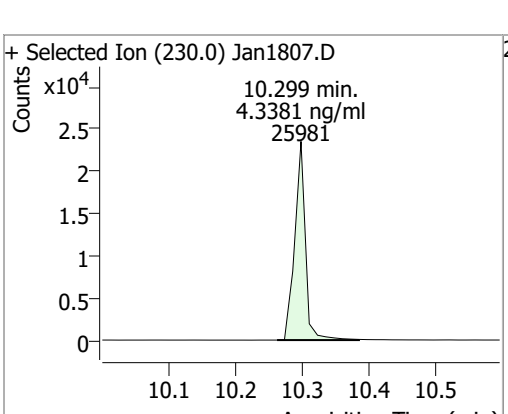

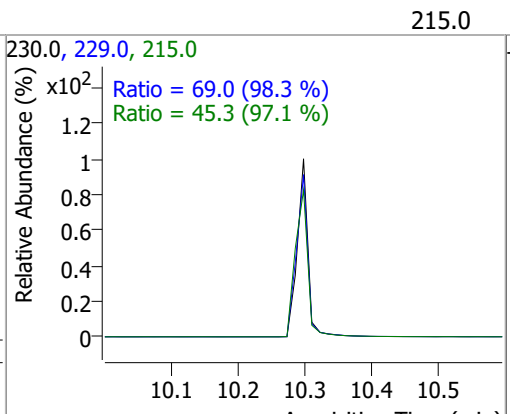

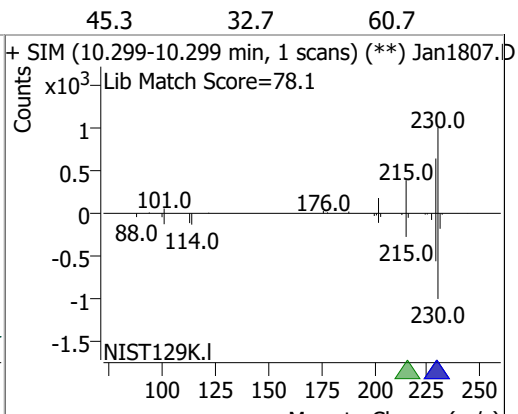

Compound	Conc.	RT	Dev(Min)	Resp.	QIon	QRatio	Lower	Upper
Fluoranthene	4.6435	11.40	-0.01	57952	101.0	13.1	9.6	17.9

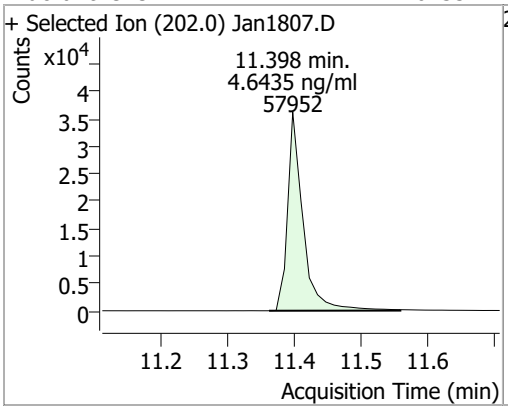

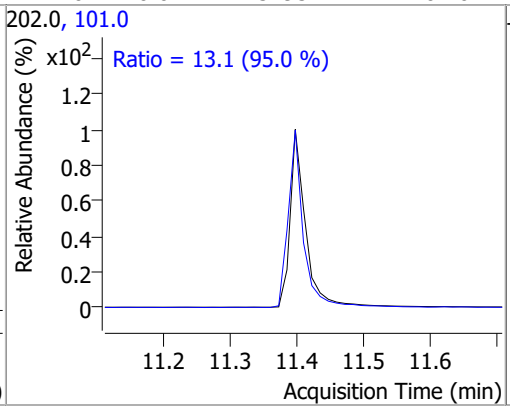

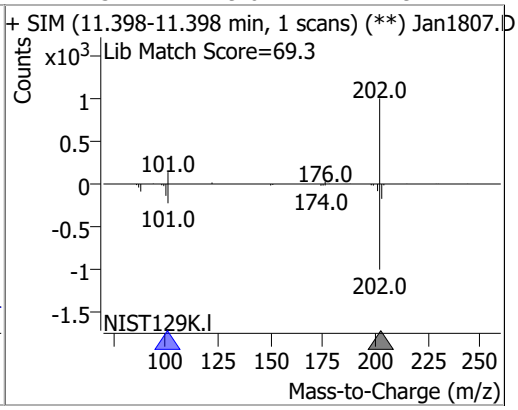

Compound	Conc.	RT	Dev(Min)	Resp.	QIon	QRatio	Lower	Upper
Pyrene	4.9324	11.78	-0.01	61268	101.0	15.9	10.7	20.0

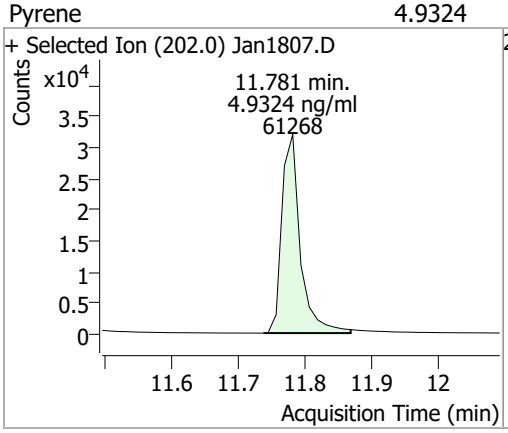

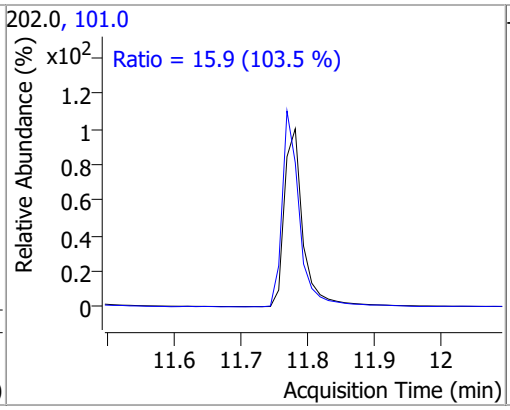

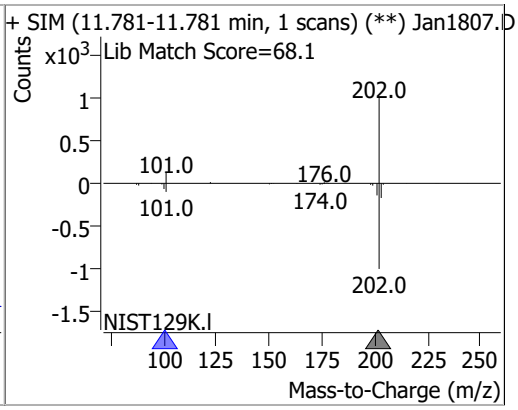

Compound	Conc.	RT	Dev(Min)	Resp.	QIon	QRatio	Lower	Upper
Terphenyl-d14	5.5249	12.25	-0.01	25395	122.0	19.5	13.4	25.0

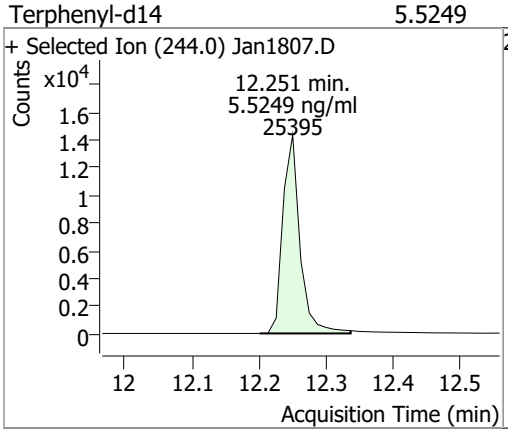

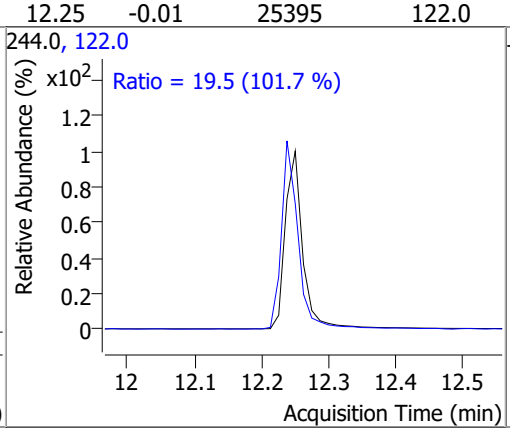

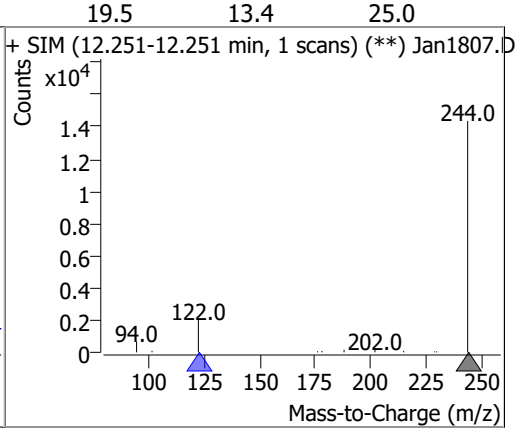

Compound	Conc.	RT	Dev(Min)	Resp.	QIon	QRatio	Lower	Upper
Benzo(a)Anthracene	5.4141	14.68	-0.02	42918	226.0	27.5	18.9	35.1
					229.0	22.4	16.1	29.9

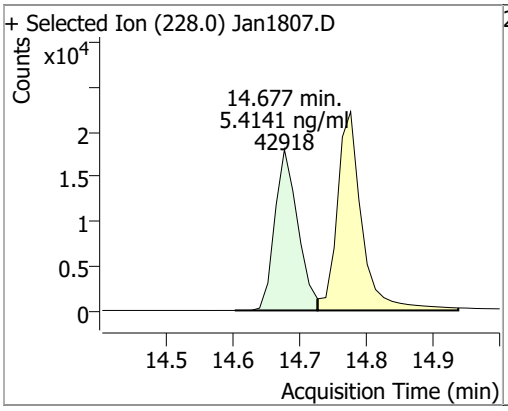

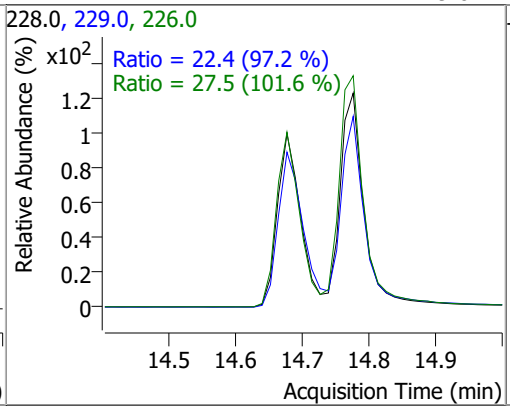

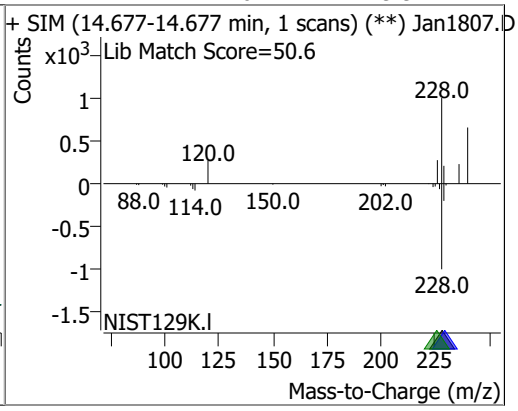

Compound	Conc.	RT	Dev(Min)	Resp.	QIon	QRatio	Lower	Upper
Chrysene	5.0662	14.78	-0.01	57173	226.0	30.1	21.2	39.4
					229.0	19.5	15.0	27.8

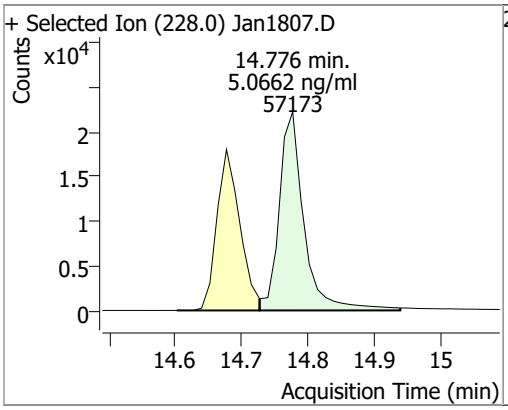

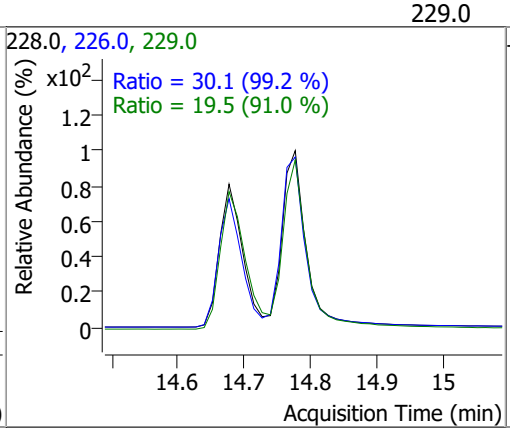

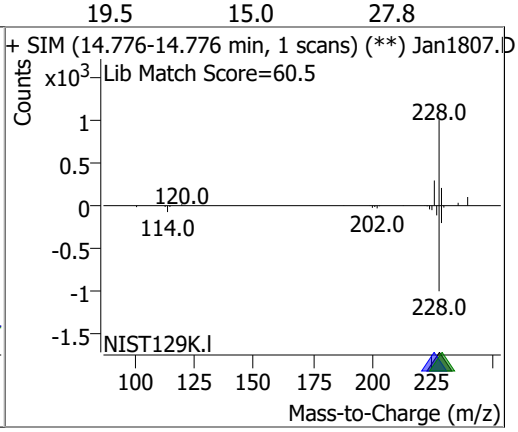

Compound	Conc.	RT	Dev(Min)	Resp.	QIon	QRatio	Lower	Upper
Benzo(b)fluoranthene	5.3097	17.71	-0.02	40214	253.0	21.8	15.8	29.4

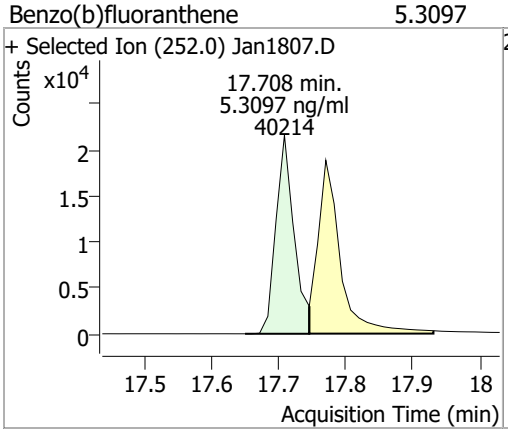

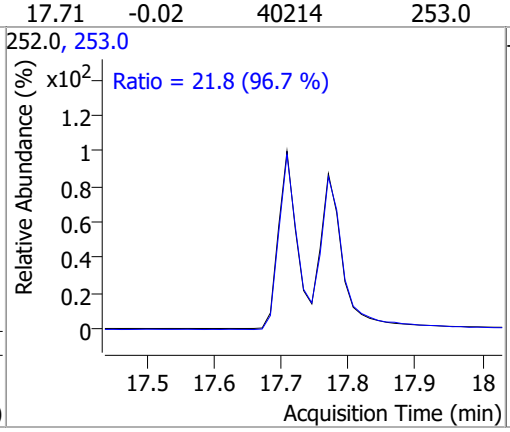

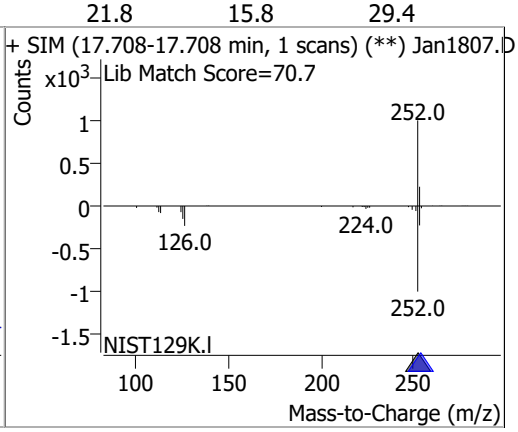

Compound	Conc.	RT	Dev(Min)	Resp.	QIon	QRatio	Lower	Upper
Benzo(k)fluoranthene	4.9786	17.77	-0.02	44104	253.0	21.3	16.1	29.9

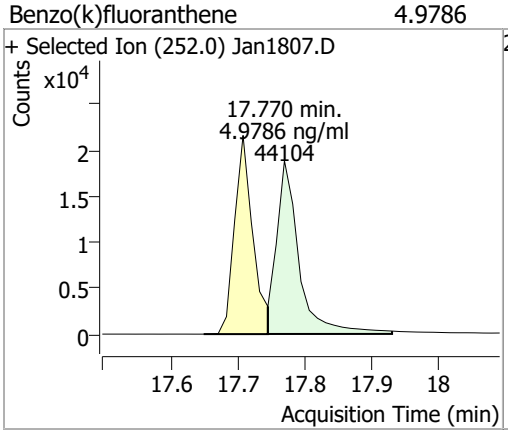

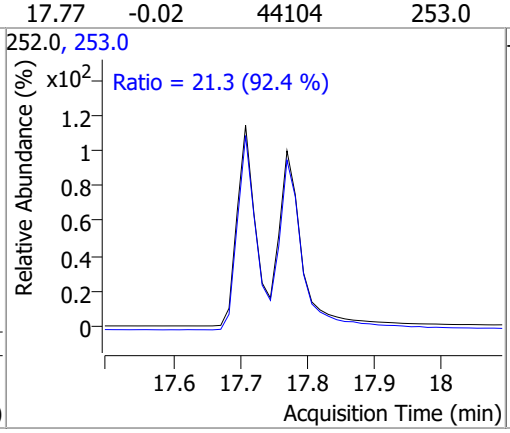

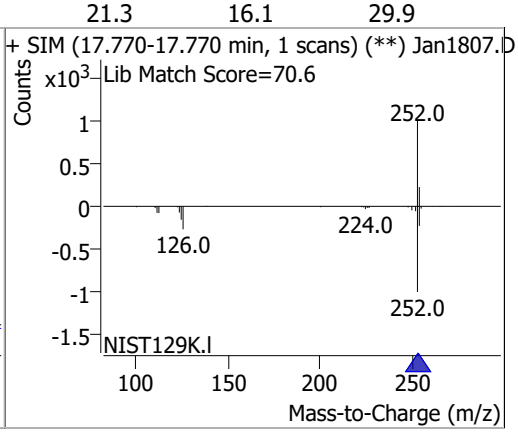

Compound	Conc.	RT	Dev(Min)	Resp.	QIon	QRatio	Lower	Upper
Benzo(a)pyrene	5.0962	18.35	-0.02	31577	253.0	23.6	16.5	30.6

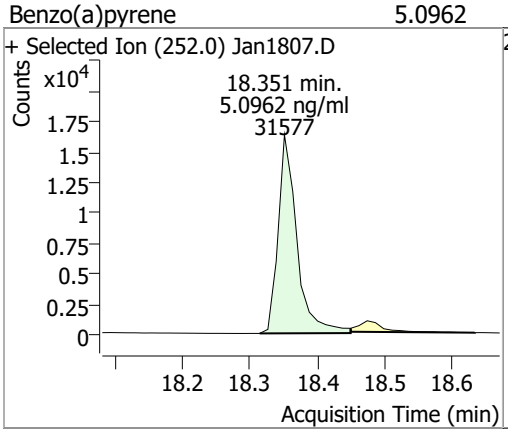

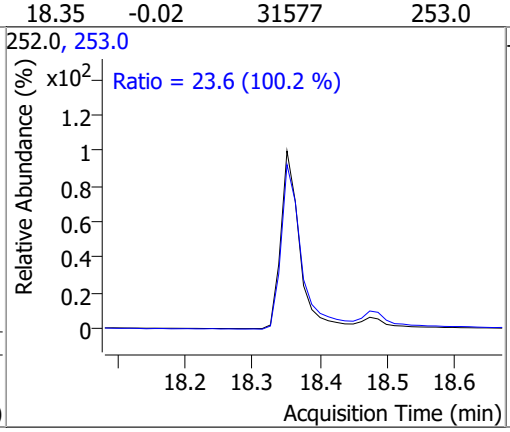

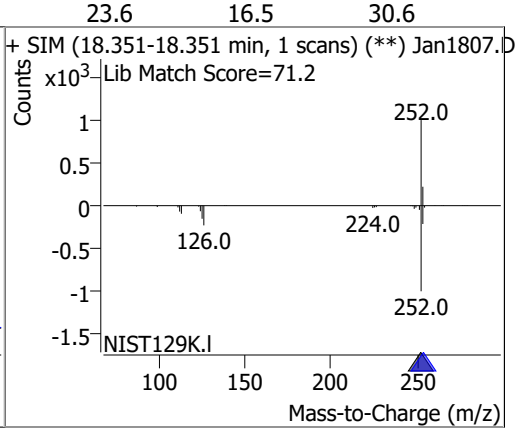

Compound	Conc.	RT	Dev(Min)	Resp.	QIon	QRatio	Lower	Upper
Indeno(1,2,3-cd)pyrene	4.9583	20.20	-0.02	29416	138.0	28.5	20.3	37.6

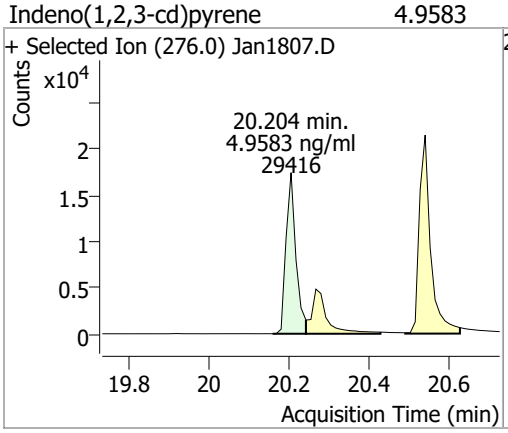

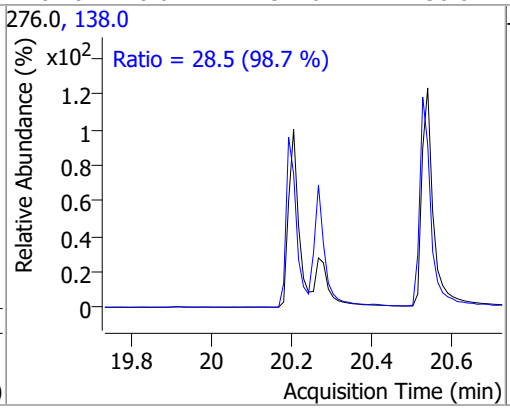

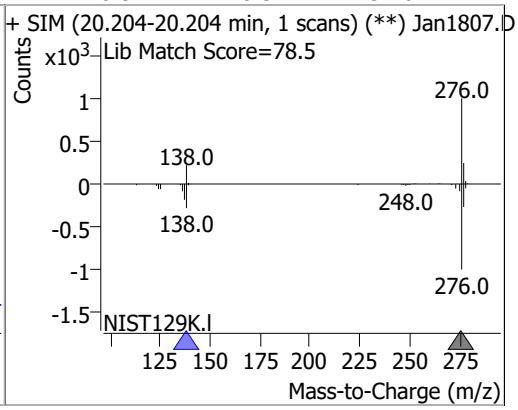

Compound	Conc.	RT	Dev(Min)	Resp.	QIon	QRatio	Lower	Upper
Dibenzo(a,h)anthracene	5.0714	20.28	-0.02	34057	279.0	25.0	17.6	32.7
					139.0	22.6	16.9	31.3

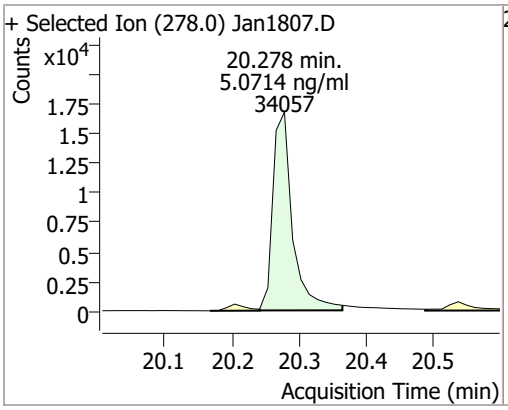

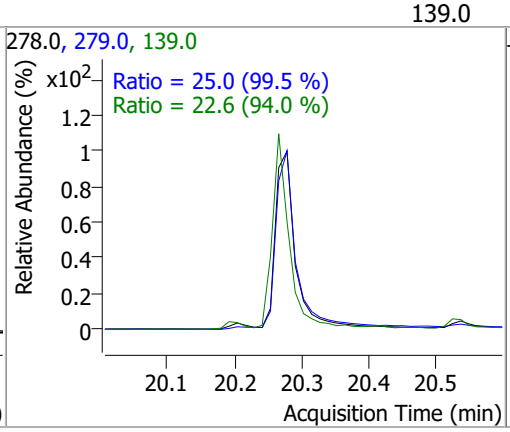

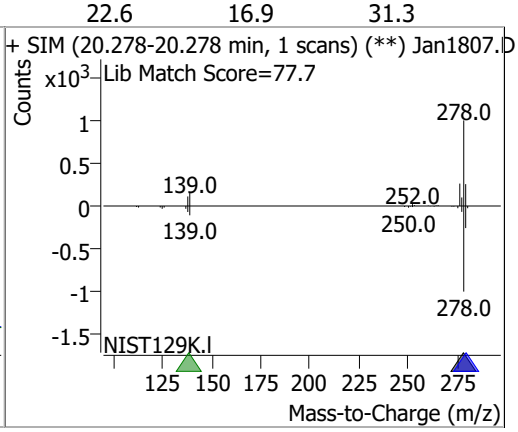

Compound	Conc.	RT	Dev(Min)	Resp.	QIon	QRatio	Lower	Upper
Benzo(g,h,i)perylene	5.0085	20.54	-0.02	42127	138.0	27.0	19.6	36.5
					277.0	23.9	16.3	30.2

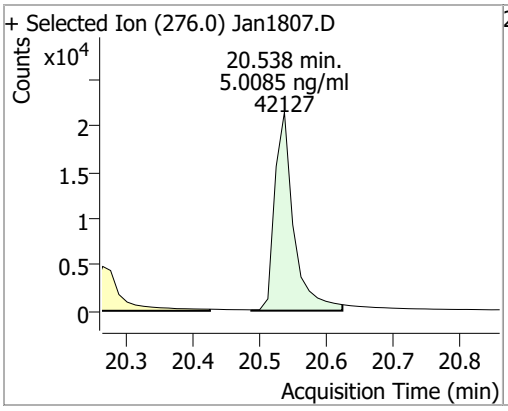

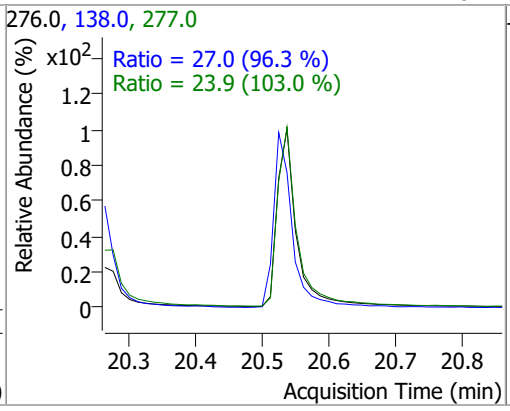

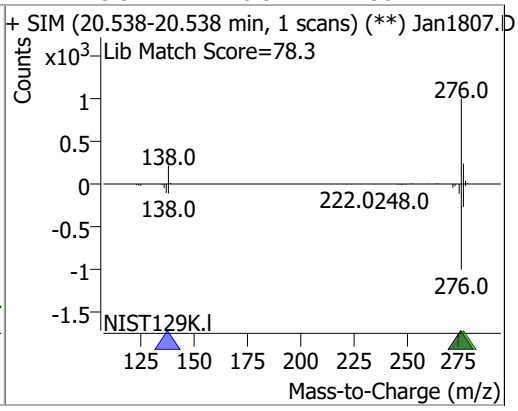

Quantitation Results Report (QT Reviewed)

Agilent | Trusted Answers

Data File	Jan1808.D	Operator	LIMS import
Acq. Method	5975BNASIM	Acq. Date-Time	1/18/2022 7:09:45 PM
Sample Name	LLCS-162889	Instrument	GCMS
Vial	8	Multiplier	1.00
DA Method File	011722 bna SIM 1.batch.bin	Comment	SVOC-8270C-SIM-W-LLPAH
Tune File	dftppjph.u	Tune Date	
Batch Name	011822 bna SIM1.batch.bin	Last Calib Update	2/4/2022 5:01:18 PM
Ref Library			

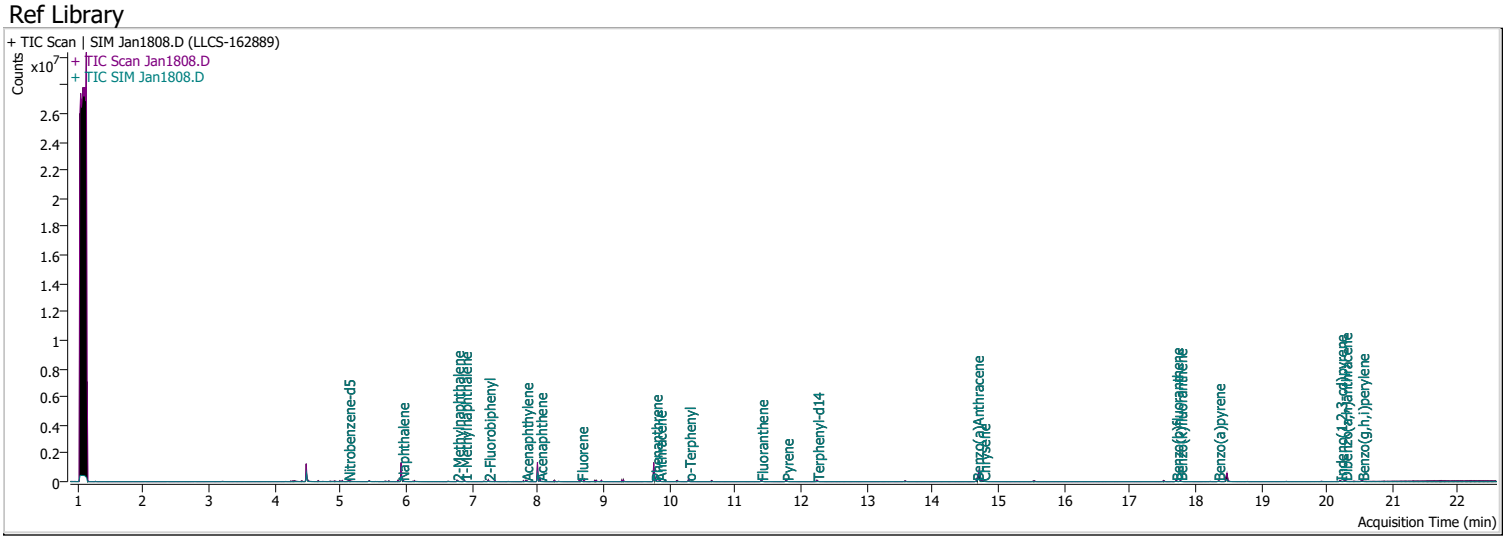

Compound	RT	QIon	Resp.	Conc.	Units	Dev(Min)
Internal Standards						
M 1,4-Dichlorobenzene-d4	4.484	152.0	183763	40.0000	ng/ml	-0.012
M Naphthalene-d8	5.928	136.0	340311	40.0000	ng/ml	-0.012
M Acenaphthene-d10	8.000	164.0	200371	40.0000	ng/ml	0.000
M Phenanthrene-d10	9.768	188.0	390696	40.0000	ng/ml	-0.012
M Chrysene-d12	14.714	240.0	271804	40.0000	ng/ml	-0.012
M Perylene-d12	18.475	264.0	186246	40.0000	ng/ml	-0.025
System Monitoring Compounds						
S Nitrobenzene-d5	5.118	82.0	15832	4.0631	ng/ml	-0.025
Spiked Amount: 5.000	Range: 19.0 - 102.0%			Recovery = 81.26%		
S 2-Fluorobiphenyl	7.252	172.0	32670	3.3921	ng/ml	-0.012
Spiked Amount: 5.000	Range: 25.0 - 94.0%			Recovery = 67.84%		
S o-Terphenyl	10.299	230.0	26559	4.1768	ng/ml	0.000
Spiked Amount: 5.000	Range: 40.0 - 140.0%			Recovery = 83.54%		
S Terphenyl-d14	12.251	244.0	25537	5.0528	ng/ml	-0.012
Spiked Amount: 5.000	Range: 39.0 - 106.0%			Recovery = 101.06%		
Target Compounds						**QValue**
T Naphthalene	5.941	128.0	34410	2.9227	ng/ml	98
T 2-Methylnaphthalene	6.777	141.0	23065	3.5099	ng/ml	93
T 1-Methylnaphthalene	6.890	141.0	20412	2.9451	ng/ml	96
T Acenaphthylene	7.826	152.0	39670	3.2306	ng/ml	100
T Acenaphthene	8.038	154.0	26296	3.3477	ng/ml	94
T Fluorene	8.661	166.0	36028	3.8763	ng/ml	99
T Phenanthrene	9.793	178.0	55579	4.5914	ng/ml	91
T Anthracene	9.854	178.0	50279	4.6531	ng/ml	98
T Fluoranthene	11.398	202.0	59346	4.4788	ng/ml	99
T Pyrene	11.781	202.0	61145	4.4655	ng/ml	97
T Benzo(a)Anthracene	14.677	228.0	43728	5.0260	ng/ml	99
T Chrysene	14.776	228.0	58387	4.6934	ng/ml	99
T Benzo(b)fluoranthene	17.708	252.0	41186	4.9083	ng/ml	99

Compound	RT	QIon	Resp.	Conc.	Units		Dev(Min)
T Benzo(k)fluoranthene	17.770	252.0	42889	4.3921	ng/ml		99
T Benzo(a)pyrene	18.351	252.0	32467	4.7667	ng/ml		100
T Indeno(1,2,3-cd)pyrene	20.204	276.0	29317	4.5109	ng/ml		99
T Dibenzo(a,h)anthracene	20.278	278.0	34893	4.6898	ng/ml		98
T Benzo(g,h,i)perylene	20.538	276.0	43357	4.6795	ng/ml	m	99

(#) = Qualifier Out of Range; (m) = Manual Integration; (+) = Area Summed; (*) = Surrogate Percent Recovery Out of Range; (d): Zeroed Peak

Compound	Conc.	RT	Dev(Min)	Resp.	QIon	QRatio	Lower	Upper
Nitrobenzene-d5	4.0631	5.12	-0.02	15832	54.0	35.7	25.9	48.1
					128.0	27.9	25.6	47.6

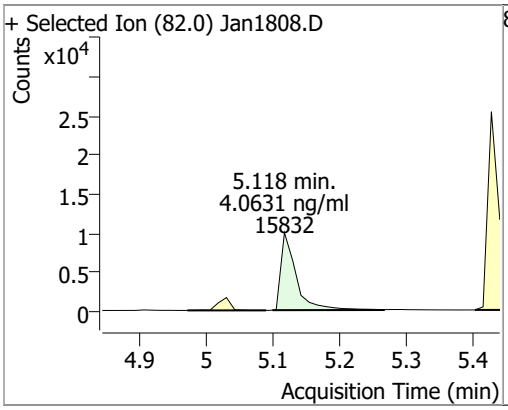

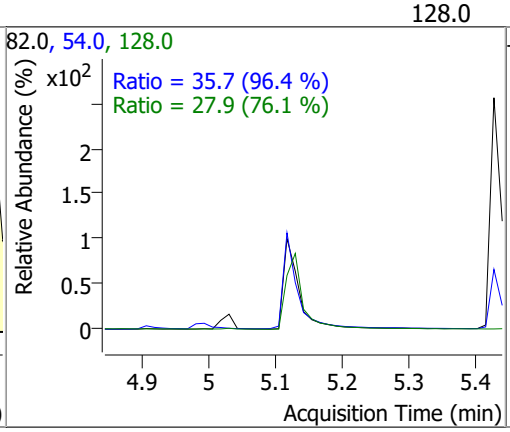

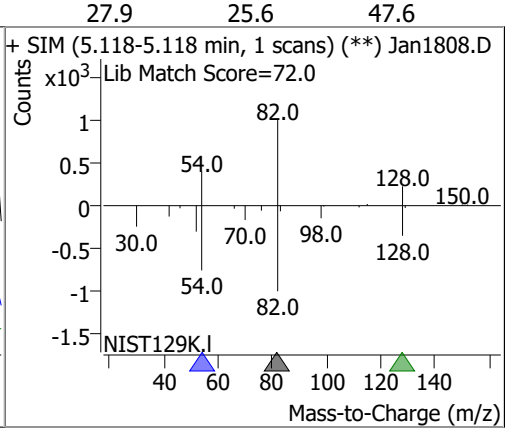

Compound	Conc.	RT	Dev(Min)	Resp.	QIon	QRatio	Lower	Upper
Naphthalene	2.9227	5.94	-0.01	34410	102.0	18.5	0.0	59.6
					129.0	10.6	7.7	14.3

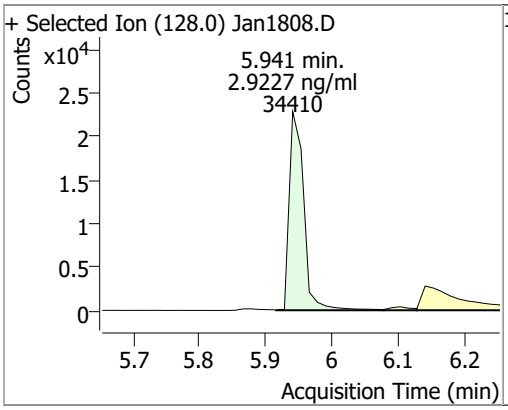

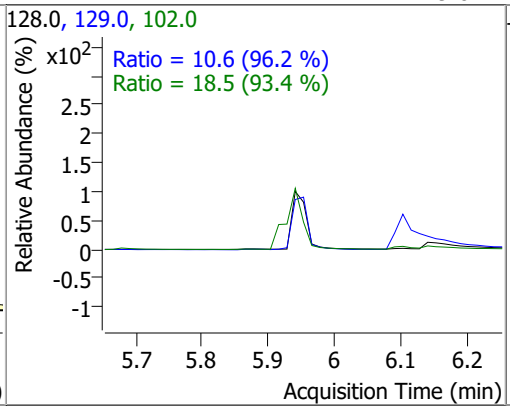

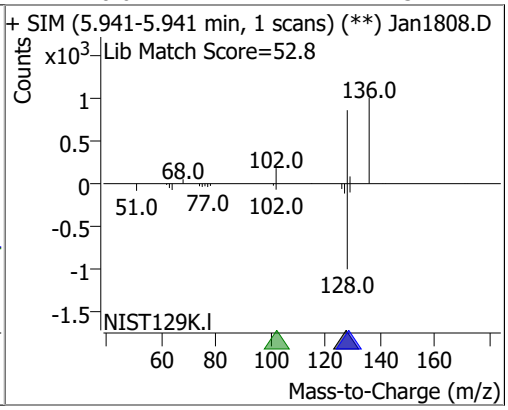

Compound	Conc.	RT	Dev(Min)	Resp.	QIon	QRatio	Lower	Upper
2-Methylnaphthalene	3.5099	6.78	-0.01	23065	142.0	150.4	98.5	183.0
					115.0	57.0	41.8	77.6

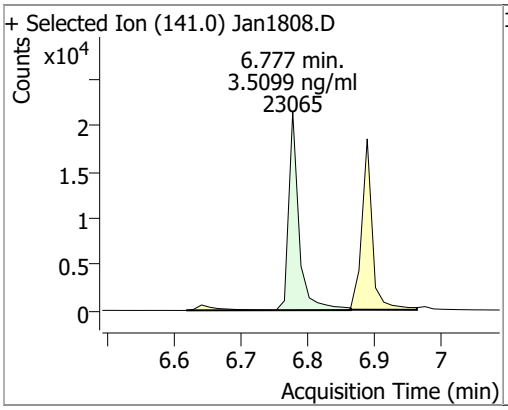

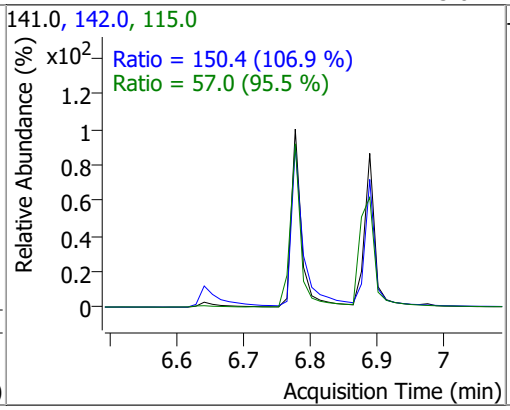

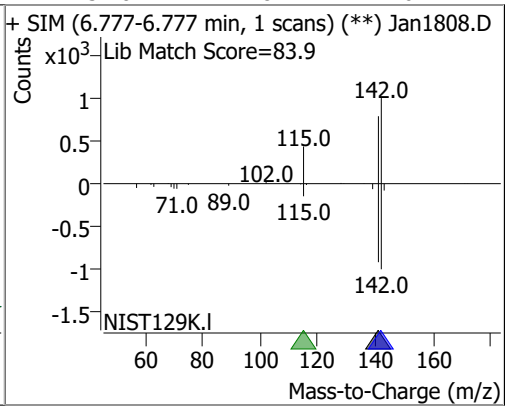

Compound	Conc.	RT	Dev(Min)	Resp.	QIon	QRatio	Lower	Upper
1-Methylnaphthalene	2.9451	6.89	-0.01	20412	142.0	116.1	79.2	147.1
					115.0	62.6	47.5	88.2

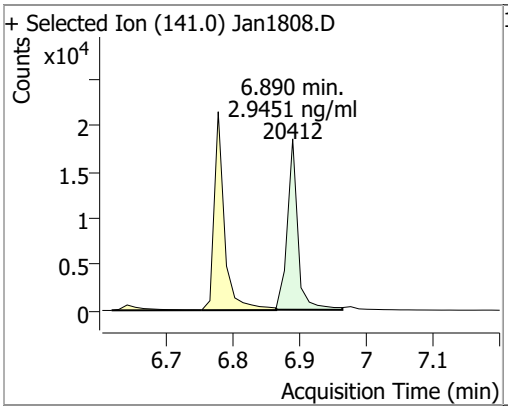

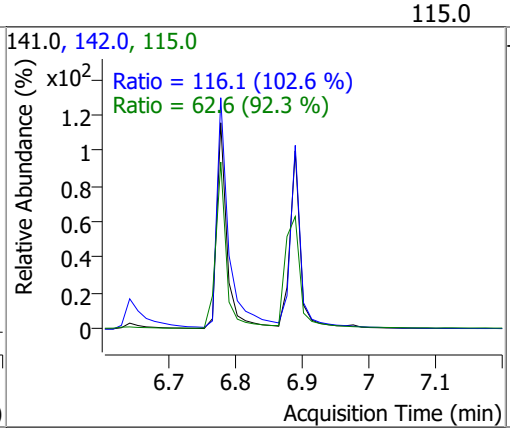

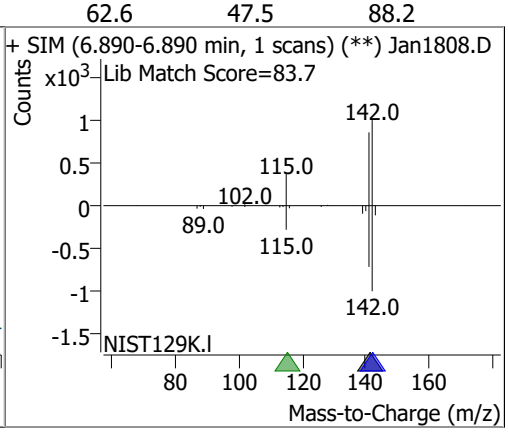

Compound	Conc.	RT	Dev(Min)	Resp.	QIon	QRatio	Lower	Upper
2-Fluorobiphenyl	3.3921	7.25	-0.01	32670	171.0	35.8	26.6	49.5

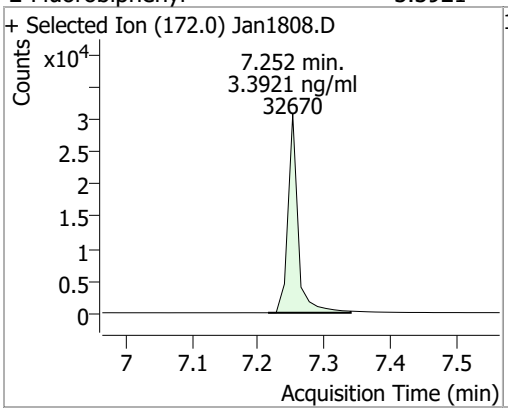

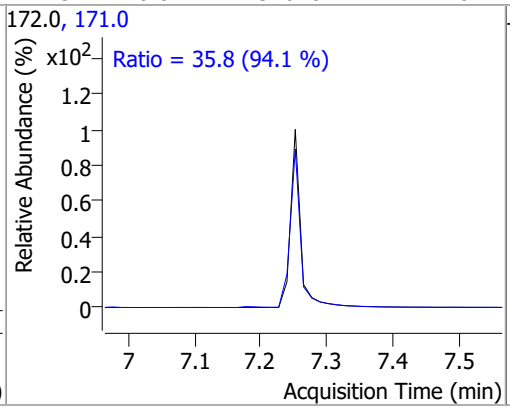

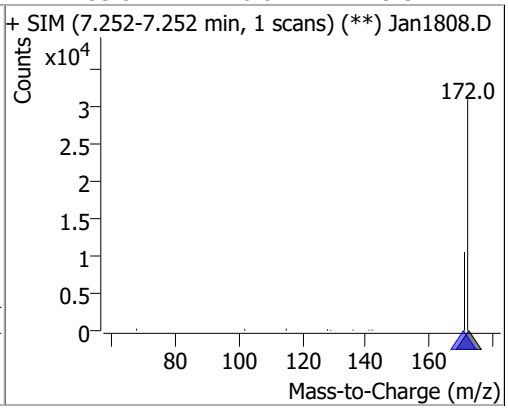

Compound	Conc.	RT	Dev(Min)	Resp.	QIon	QRatio	Lower	Upper
Acenaphthylene	3.2306	7.83	0.00	39670	153.0	12.6	9.0	16.6

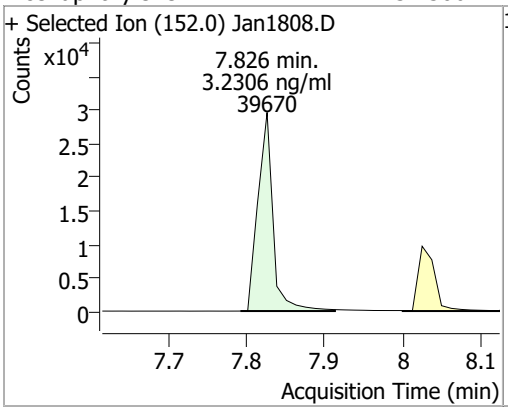

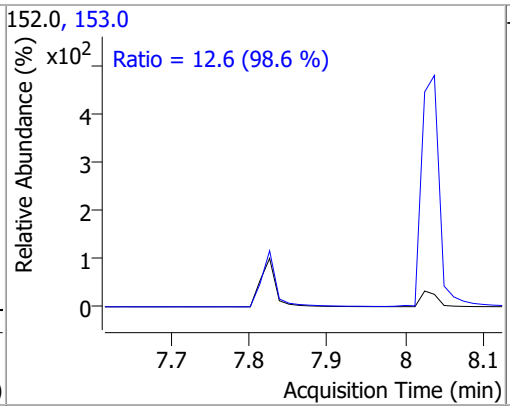

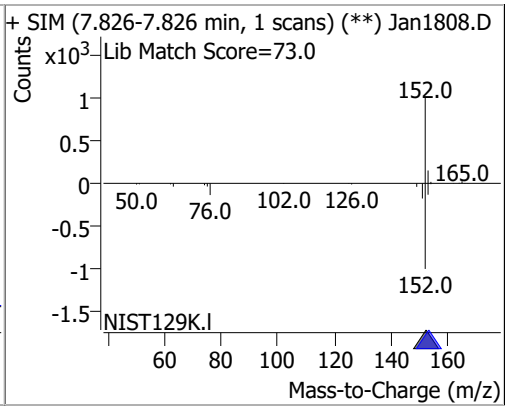

Compound	Conc.	RT	Dev(Min)	Resp.	QIon	QRatio	Lower	Upper
Acenaphthene	3.3477	8.04	0.00	26296	153.0	110.0	82.1	152.6
					152.0	55.3	41.0	76.1

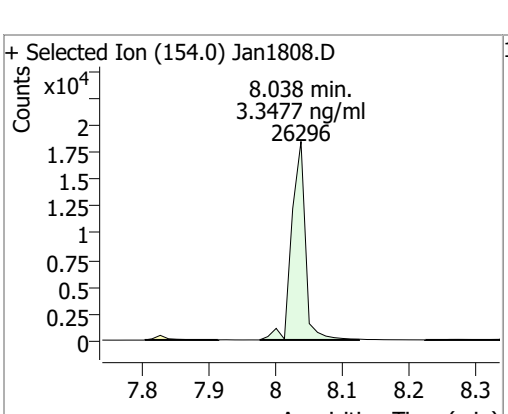

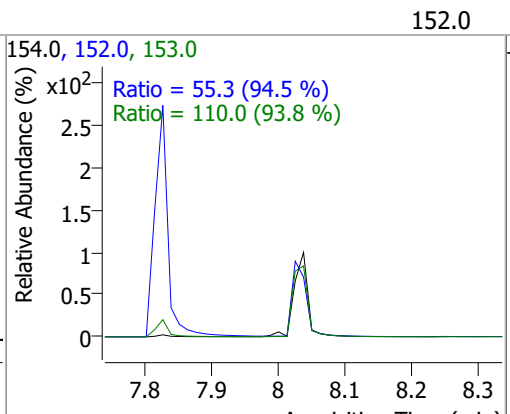

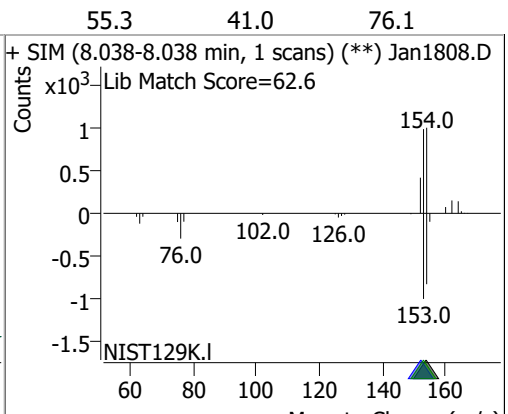

Compound	Conc.	RT	Dev(Min)	Resp.	QIon	QRatio	Lower	Upper
Fluorene	3.8763	8.66	-0.01	36028	165.0	97.7	69.1	128.3
					167.0	13.5	9.7	18.0

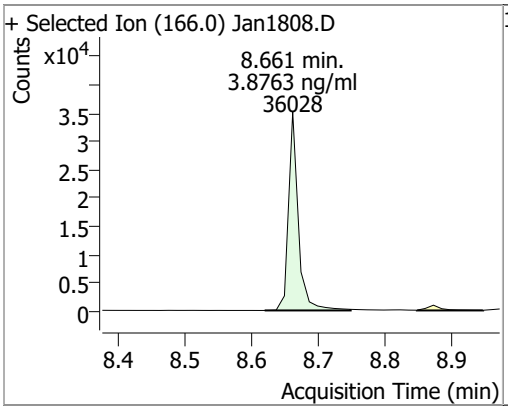

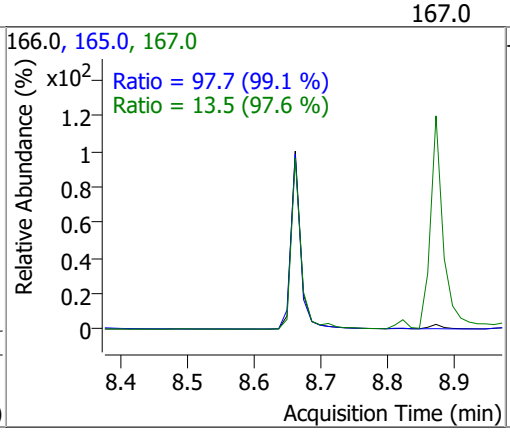

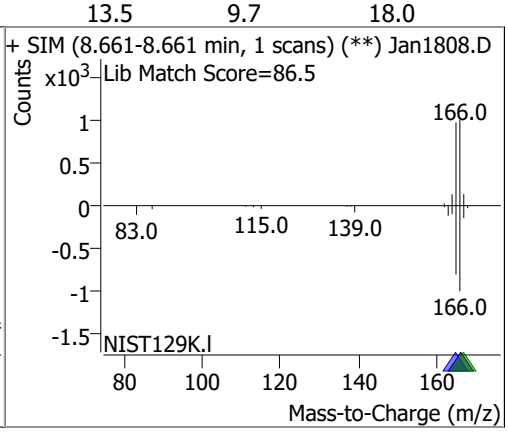

Compound	Conc.	RT	Dev(Min)	Resp.	QIon	QRatio	Lower	Upper
Phenanthrene	4.5914	9.79	-0.01	55579	176.0	19.3	10.8	20.1

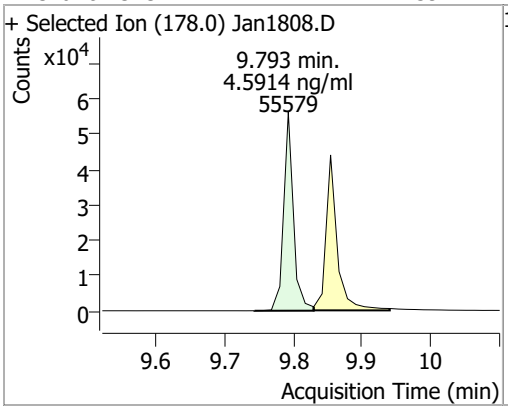

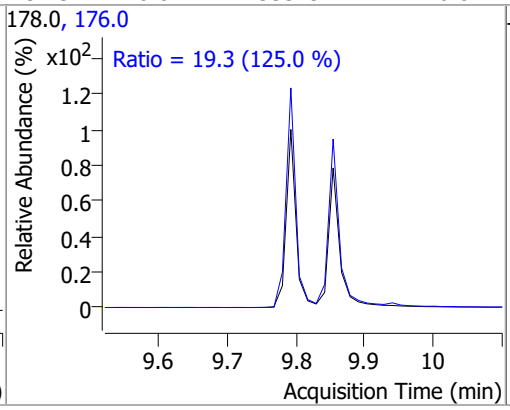

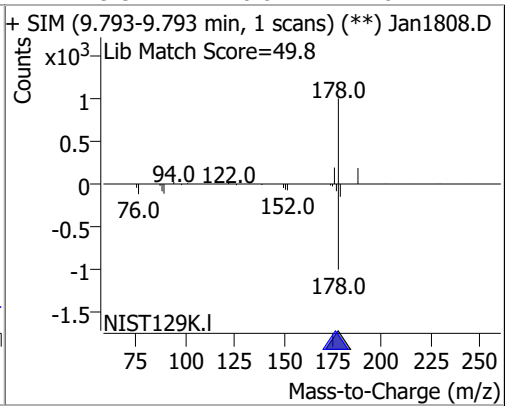

Compound	Conc.	RT	Dev(Min)	Resp.	QIon	QRatio	Lower	Upper
Anthracene	4.6531	9.85	-0.01	50279	176.0	18.8	12.7	23.5

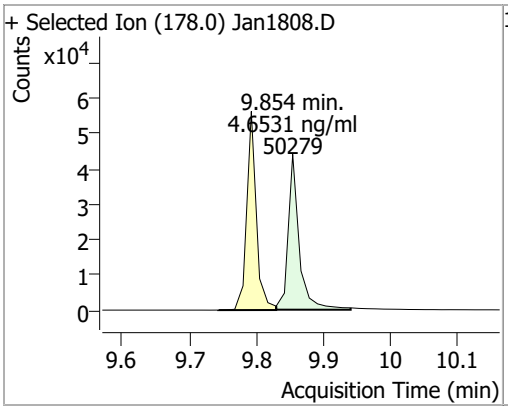

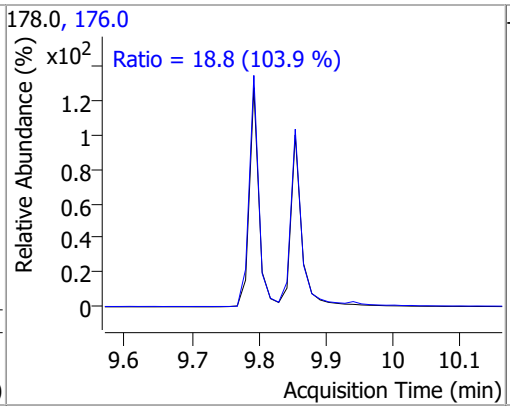

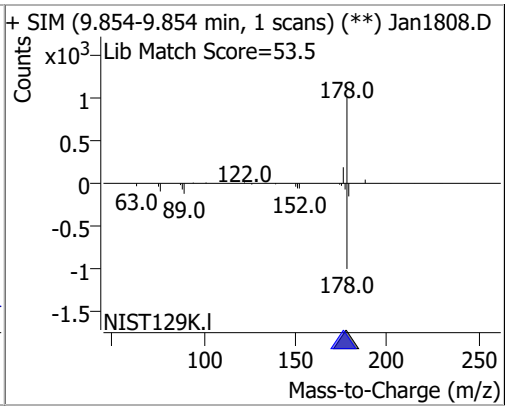

Compound	Conc.	RT	Dev(Min)	Resp.	QIon	QRatio	Lower	Upper
o-Terphenyl	4.1768	10.30	0.00	26559	229.0	69.1	49.2	91.3
					215.0	45.5	32.7	60.7

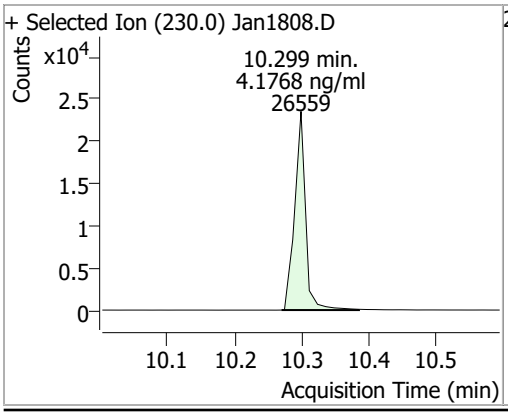

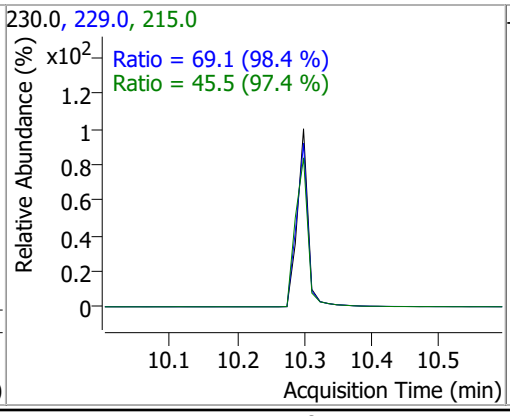

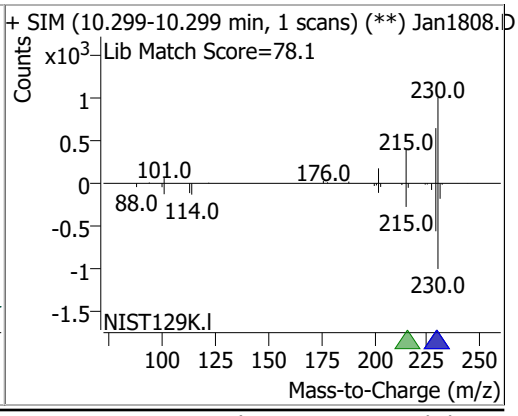

Compound	Conc.	RT	Dev(Min)	Resp.	QIon	QRatio	Lower	Upper
Fluoranthene	4.4788	11.40	-0.01	59346	101.0	13.2	9.6	17.9

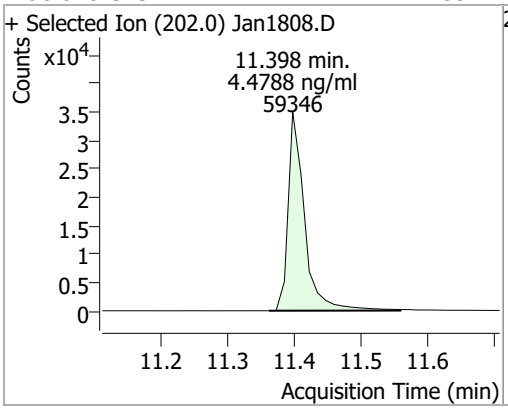

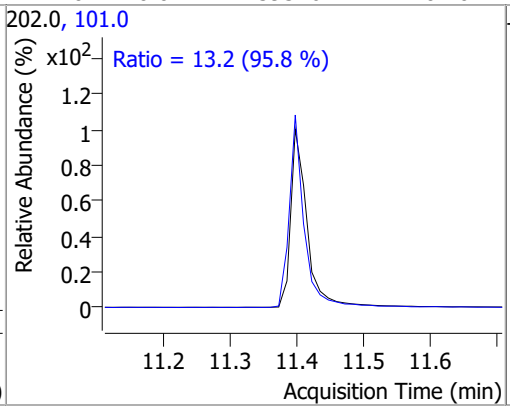

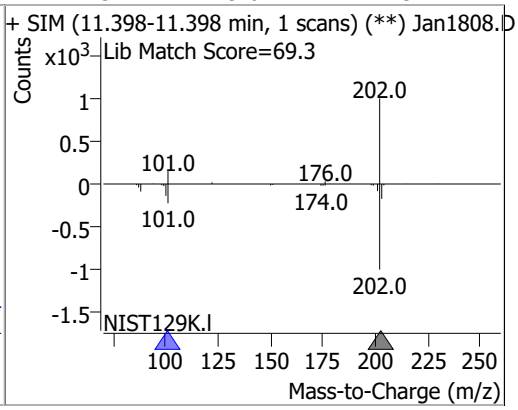

Compound	Conc.	RT	Dev(Min)	Resp.	QIon	QRatio	Lower	Upper
Pyrene	4.4655	11.78	-0.01	61145	101.0	16.5	10.7	20.0

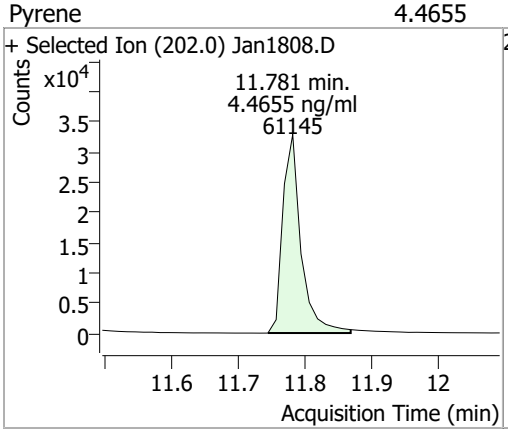

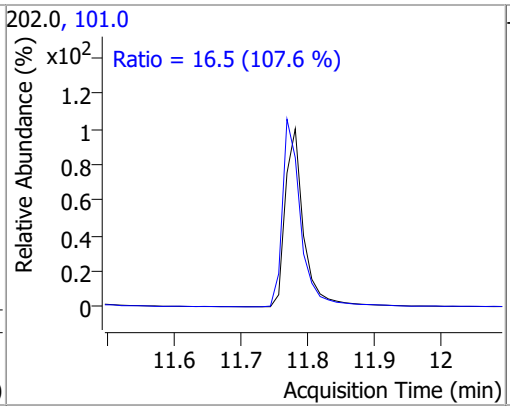

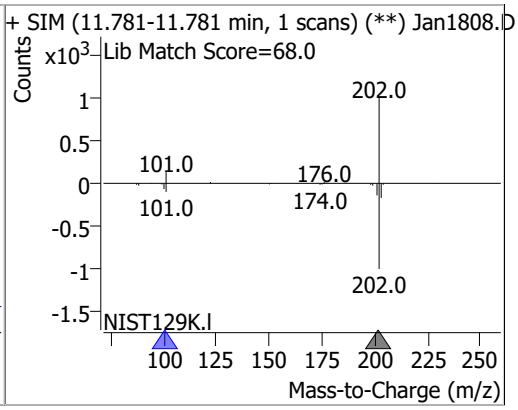

Compound	Conc.	RT	Dev(Min)	Resp.	QIon	QRatio	Lower	Upper
Terphenyl-d14	5.0528	12.25	-0.01	25537	122.0	19.8	13.4	25.0

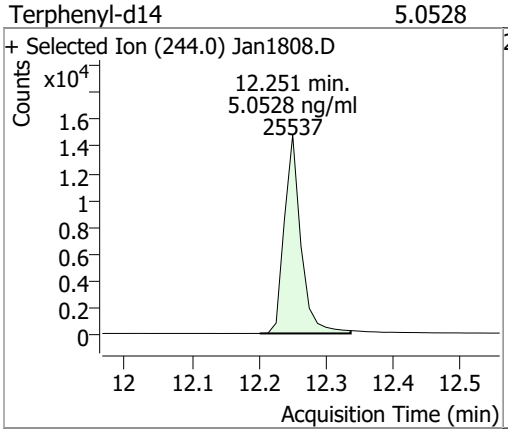

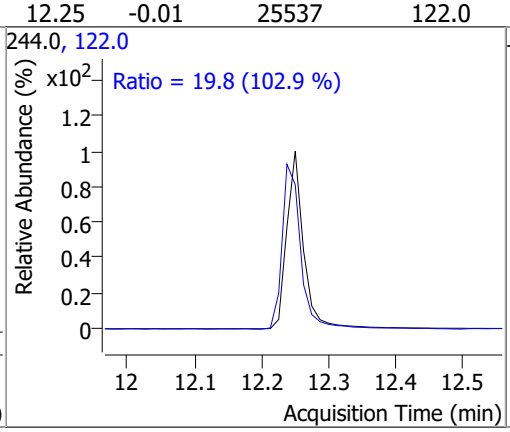

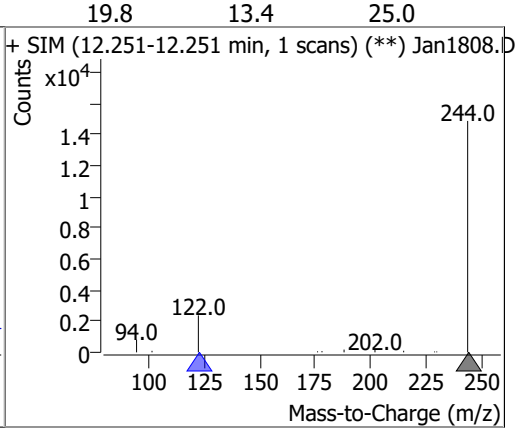

Compound	Conc.	RT	Dev(Min)	Resp.	QIon	QRatio	Lower	Upper
Benzo(a)Anthracene	5.0260	14.68	-0.02	43728	226.0	27.3	18.9	35.1
					229.0	22.7	16.1	29.9

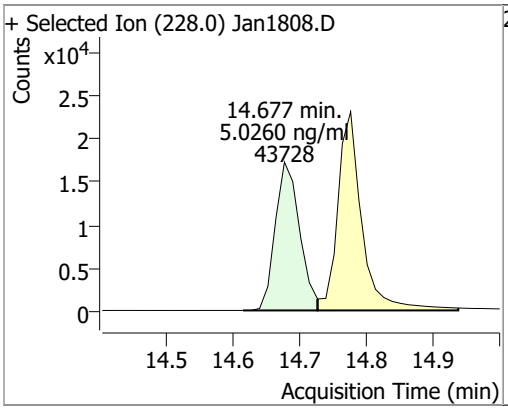

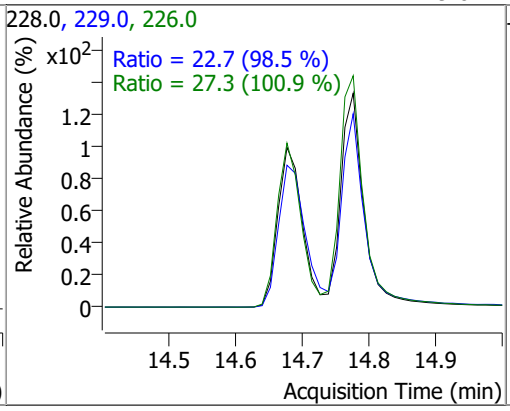

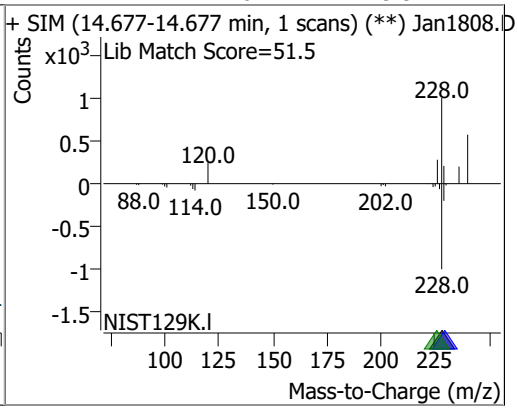

Compound	Conc.	RT	Dev(Min)	Resp.	QIon	QRatio	Lower	Upper
Chrysene	4.6934	14.78	-0.01	58387	226.0	30.2	21.2	39.4
					229.0	20.5	15.0	27.8

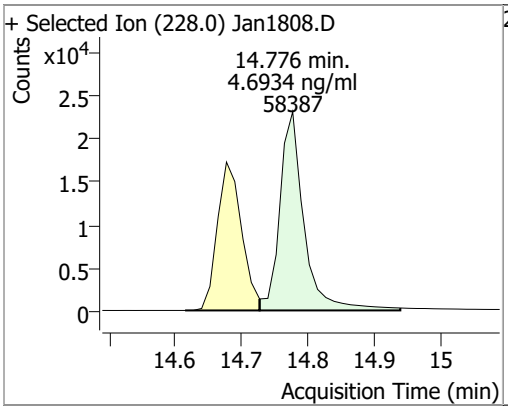

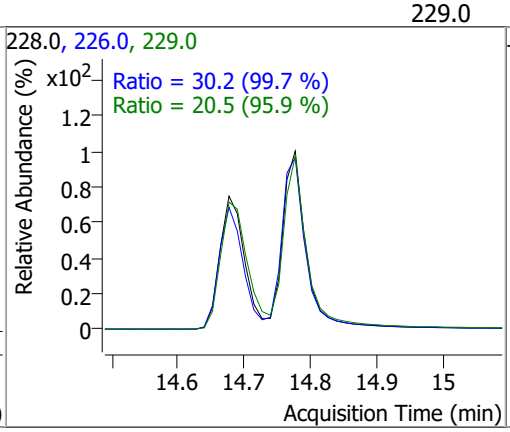

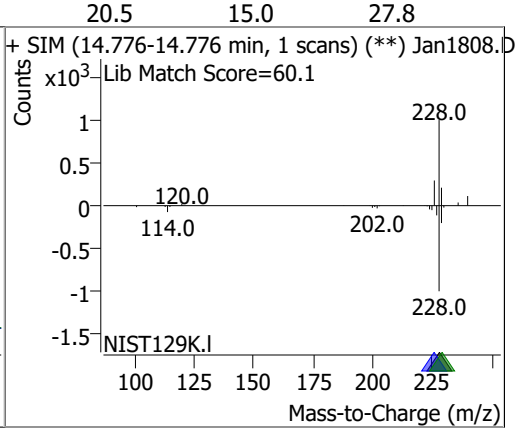

Compound	Conc.	RT	Dev(Min)	Resp.	QIon	QRatio	Lower	Upper
Benzo(b)fluoranthene	4.9083	17.71	-0.02	41186	253.0	22.0	15.8	29.4

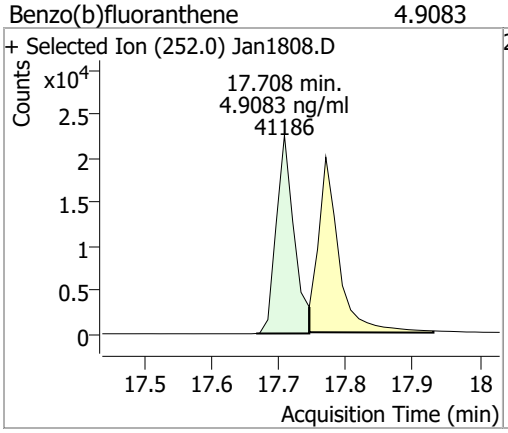

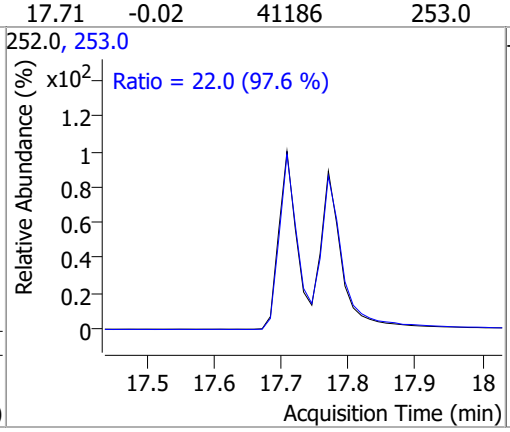

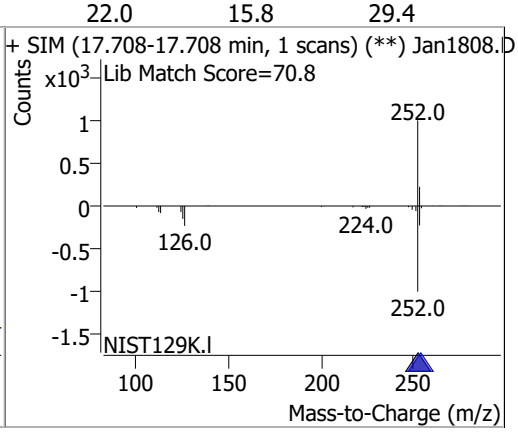

Compound	Conc.	RT	Dev(Min)	Resp.	QIon	QRatio	Lower	Upper
Benzo(k)fluoranthene	4.3921	17.77	-0.02	42889	253.0	23.6	16.1	29.9

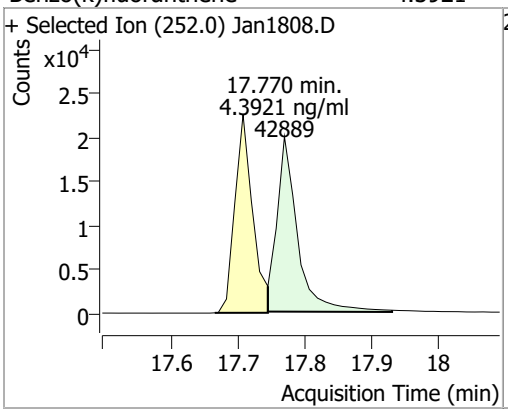

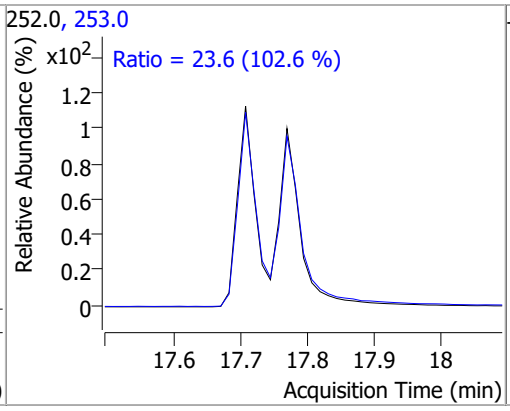

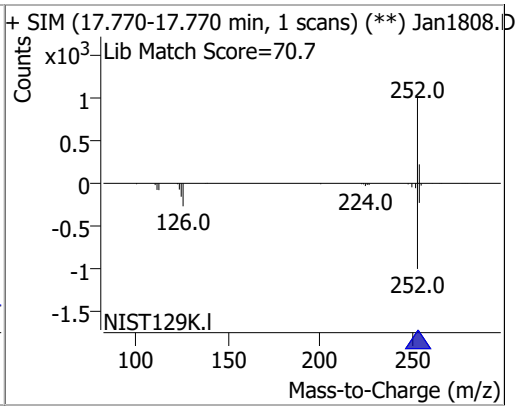

Compound	Conc.	RT	Dev(Min)	Resp.	QIon	QRatio	Lower	Upper
Benzo(a)pyrene	4.7667	18.35	-0.02	32467	253.0	23.6	16.5	30.6

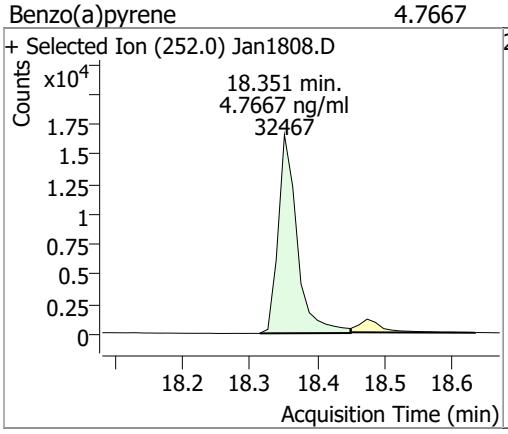

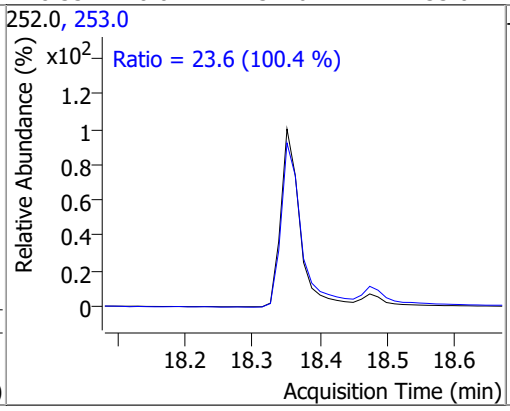

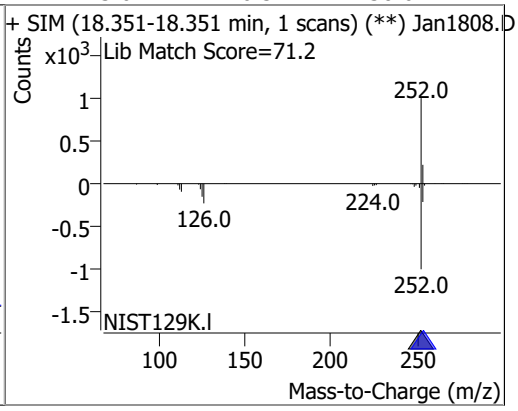

Compound	Conc.	RT	Dev(Min)	Resp.	QIon	QRatio	Lower	Upper
Indeno(1,2,3-cd)pyrene	4.5109	20.20	-0.02	29317	138.0	29.4	20.3	37.6

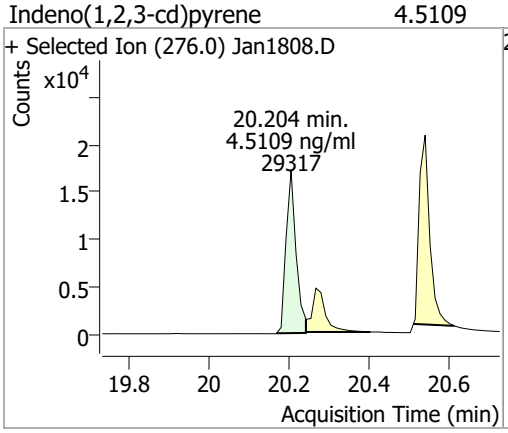

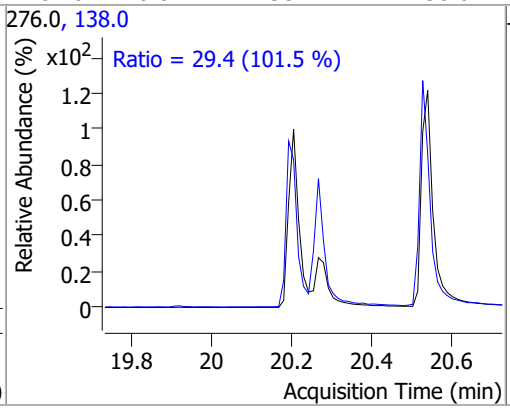

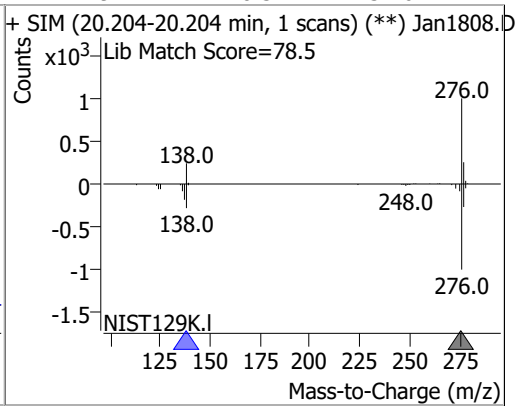

Compound	Conc.	RT	Dev(Min)	Resp.	QIon	QRatio	Lower	Upper
Dibenzo(a,h)anthracene	4.6898	20.28	-0.02	34893	279.0	24.5	17.6	32.7
					139.0	22.5	16.9	31.3

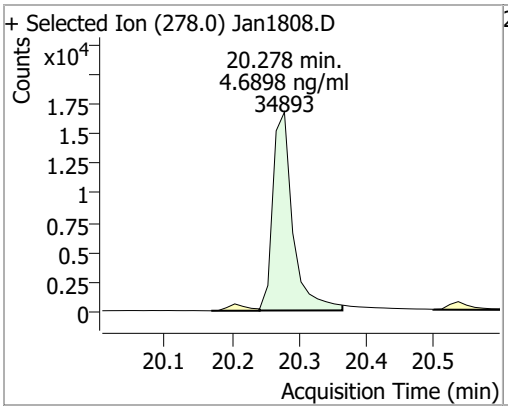

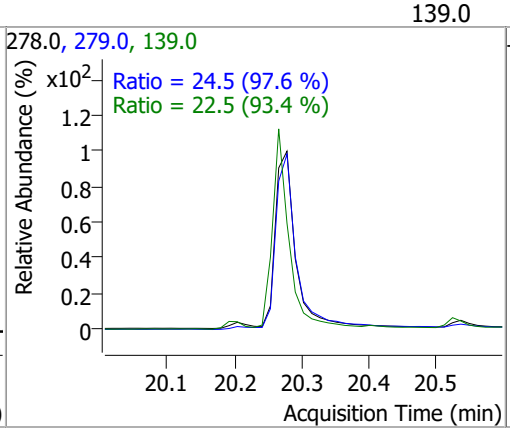

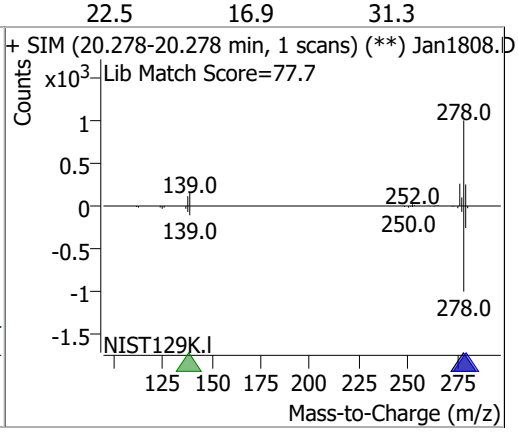

Compound	Conc.	RT	Dev(Min)	Resp.	QIon	QRatio	Lower	Upper
Benzo(g,h,i)perylene	4.6795	20.54	-0.02	43357 (m)	138.0	27.5	19.6	36.5
					277.0	24.1	16.3	30.2

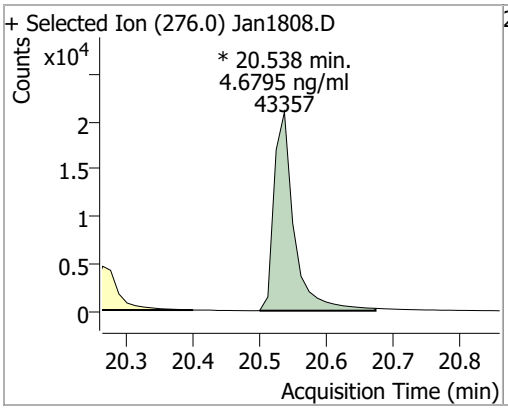

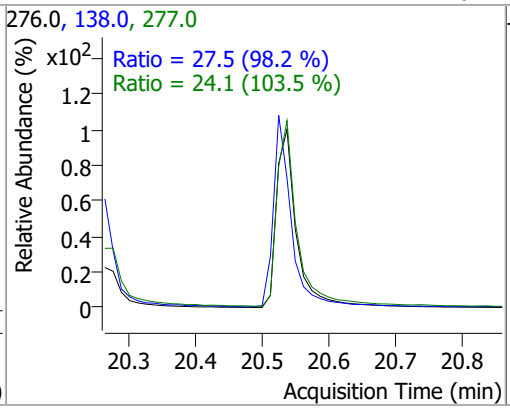

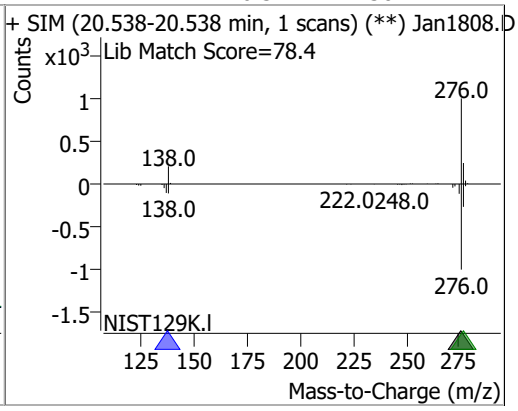

Quantitation Results Report (QT Reviewed)

Agilent | Trusted Answers

Data File	Jan1809.D	Operator	LIMS import
Acq. Method	5975BNASIM	Acq. Date-Time	1/18/2022 7:42:02 PM
Sample Name	LLCSD-162889	Instrument	GCMS
Vial	9	Multiplier	1.00
DA Method File	011722 bna SIM 1.batch.bin	Comment	SVOC-8270C-SIM-W-LLPAH
Tune File	dftppjph.u	Tune Date	
Batch Name	011822 bna SIM1.batch.bin	Last Calib Update	2/4/2022 5:01:18 PM
Ref Library			

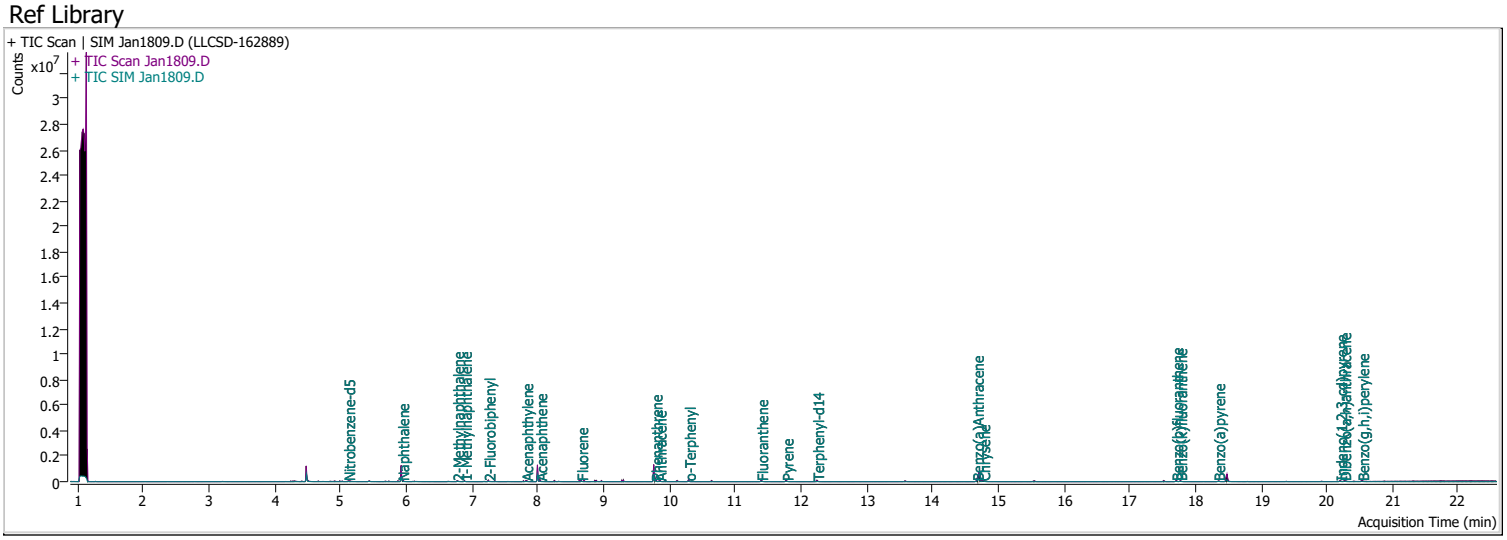

Compound	RT	QIon	Resp.	Conc.	Units	Dev(Min)
Internal Standards						
M 1,4-Dichlorobenzene-d4	4.484	152.0	180580	40.0000	ng/ml	-0.012
M Naphthalene-d8	5.928	136.0	328165	40.0000	ng/ml	-0.012
M Acenaphthene-d10	8.001	164.0	193647	40.0000	ng/ml	0.000
M Phenanthrene-d10	9.768	188.0	389420	40.0000	ng/ml	-0.012
M Chrysene-d12	14.714	240.0	262106	40.0000	ng/ml	-0.012
M Perylene-d12	18.475	264.0	177129	40.0000	ng/ml	-0.025
System Monitoring Compounds						
S Nitrobenzene-d5	5.118	82.0	14710	3.8761	ng/ml	-0.025
Spiked Amount: 5.000	Range: 19.0 - 102.0%			Recovery = 77.52%		
S 2-Fluorobiphenyl	7.252	172.0	28496	3.0615	ng/ml	-0.012
Spiked Amount: 5.000	Range: 25.0 - 94.0%			Recovery = 61.23%		
S o-Terphenyl	10.299	230.0	25456	4.0164	ng/ml	0.000
Spiked Amount: 5.000	Range: 40.0 - 140.0%			Recovery = 80.33%		
S Terphenyl-d14	12.251	244.0	24746	5.0768	ng/ml	-0.012
Spiked Amount: 5.000	Range: 39.0 - 106.0%			Recovery = 101.54%		
Target Compounds						**QValue**
T Naphthalene	5.941	128.0	27466	2.4192	ng/ml	99
T 2-Methylnaphthalene	6.777	141.0	17285	2.7277	ng/ml	89
T 1-Methylnaphthalene	6.890	141.0	15821	2.3672	ng/ml	96
T Acenaphthylene	7.826	152.0	33397	2.8142	ng/ml	99
T Acenaphthene	8.038	154.0	21251	2.7994	ng/ml	94
T Fluorene	8.661	166.0	31168	3.4698	ng/ml	100
T Phenanthrene	9.793	178.0	52360	4.3439	ng/ml	91
T Anthracene	9.854	178.0	48752	4.5328	ng/ml	99
T Fluoranthene	11.398	202.0	58358	4.4186	ng/ml	98
T Pyrene	11.781	202.0	59941	4.5396	ng/ml	97
T Benzo(a)Anthracene	14.677	228.0	43111	5.1325	ng/ml	99
T Chrysene	14.776	228.0	57291	4.7758	ng/ml	99
T Benzo(b)fluoranthene	17.709	252.0	40831	5.1165	ng/ml	99

Compound	RT	QIon	Resp.	Conc.	Units	Dev(Min)
T Benzo(k)fluoranthene	17.770	252.0	44077	4.7322	ng/ml	99
T Benzo(a)pyrene	18.351	252.0	32014	4.9237	ng/ml	100
T Indeno(1,2,3-cd)pyrene	20.204	276.0	30029	4.8205	ng/ml	97
T Dibenzo(a,h)anthracene	20.266	278.0	35323	4.9919	ng/ml	96
T Benzo(g,h,i)perylene	20.538	276.0	42115	4.7717	ng/ml	98

(#) = Qualifier Out of Range; (m) = Manual Integration; (+) = Area Summed; (*) = Surrogate Percent Recovery Out of Range; (d): Zeroed Peak

Compound	Conc.	RT	Dev(Min)	Resp.	QIon	QRatio	Lower	Upper
Nitrobenzene-d5	3.8761	5.12	-0.02	14710	54.0	35.9	25.9	48.1
					128.0	28.5	25.6	47.6

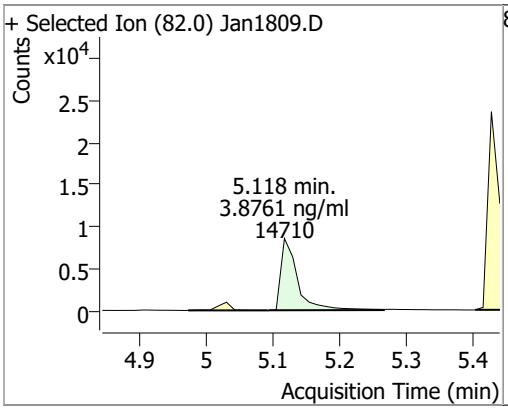

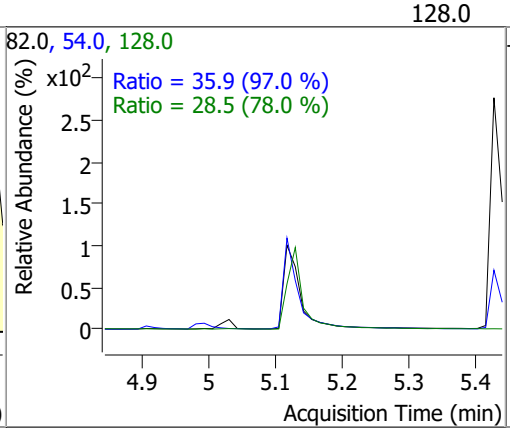

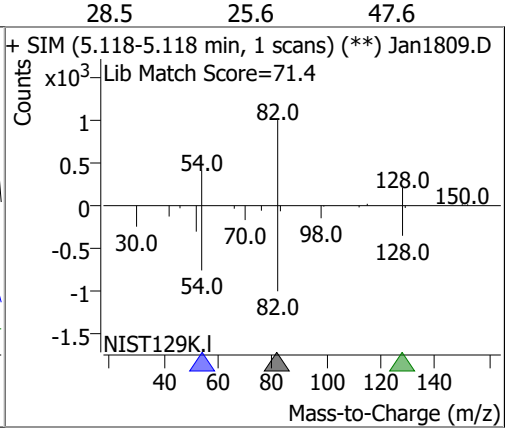

Compound	Conc.	RT	Dev(Min)	Resp.	QIon	QRatio	Lower	Upper
Naphthalene	2.4192	5.94	-0.01	27466	102.0	19.4	0.0	59.6
					129.0	10.7	7.7	14.3

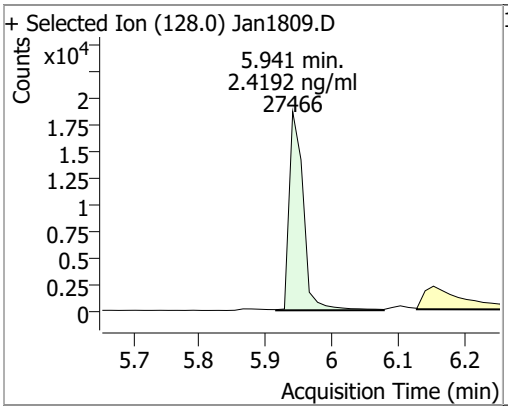

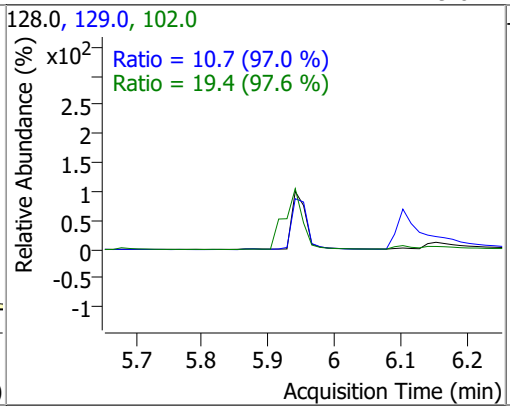

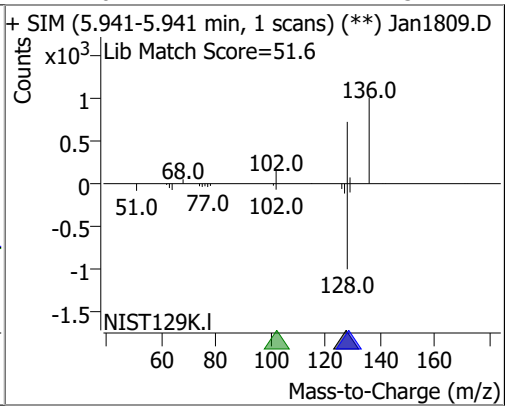

Compound	Conc.	RT	Dev(Min)	Resp.	QIon	QRatio	Lower	Upper
2-Methylnaphthalene	2.7277	6.78	-0.01	17285	142.0	157.9	98.5	183.0
					115.0	56.0	41.8	77.6

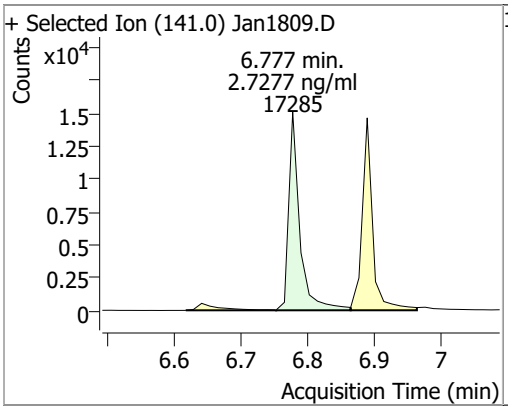

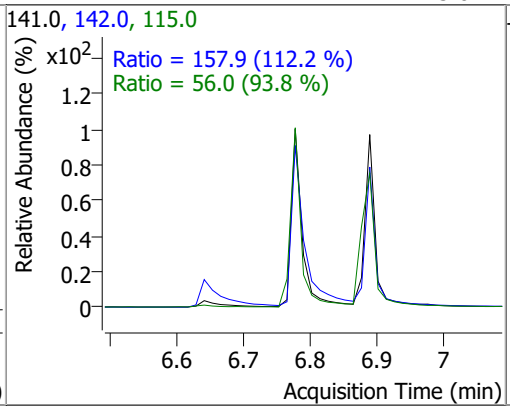

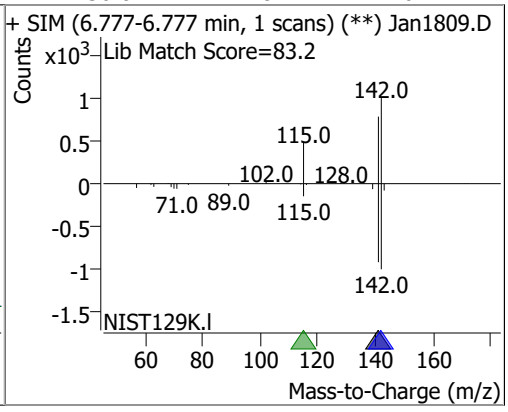

Compound	Conc.	RT	Dev(Min)	Resp.	QIon	QRatio	Lower	Upper
1-Methylnaphthalene	2.3672	6.89	-0.01	15821	142.0	114.4	79.2	147.1
					115.0	60.9	47.5	88.2

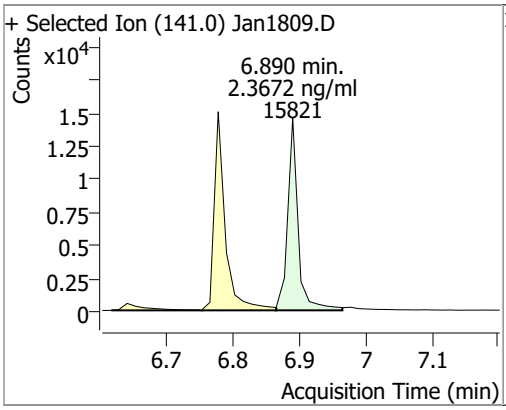

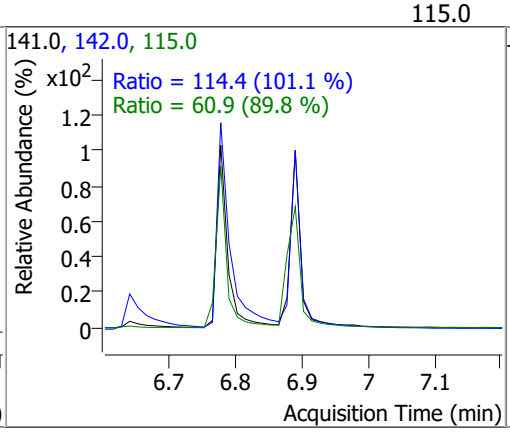

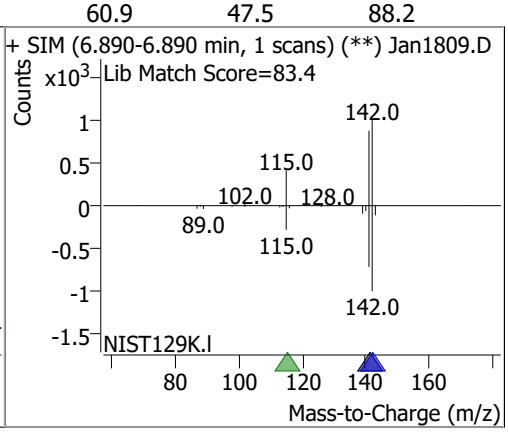

Compound	Conc.	RT	Dev(Min)	Resp.	QIon	QRatio	Lower	Upper
2-Fluorobiphenyl	3.0615	7.25	-0.01	28496	171.0	35.8	26.6	49.5

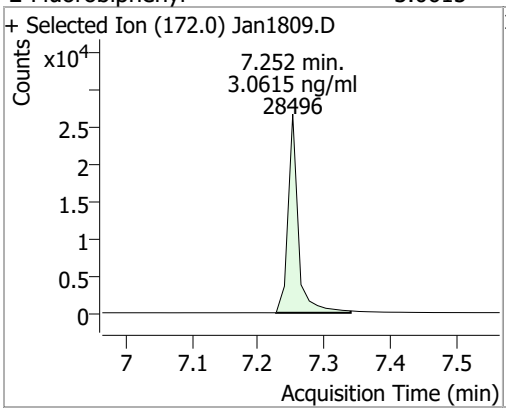

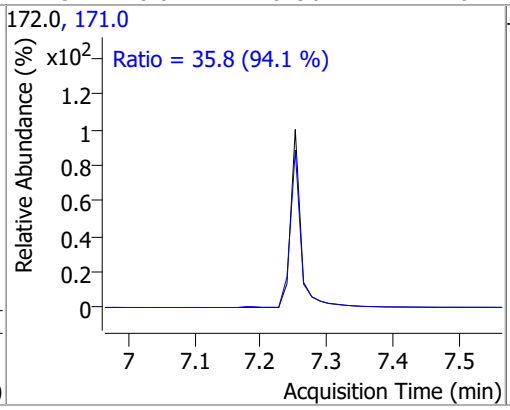

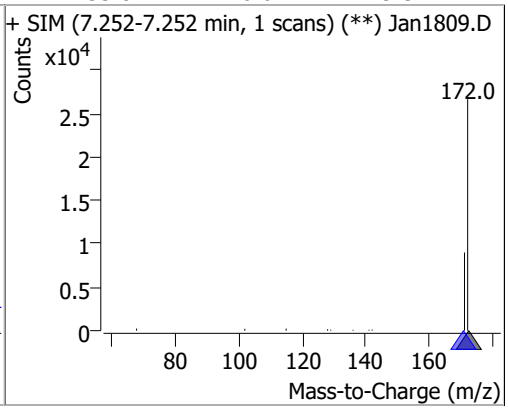

Compound	Conc.	RT	Dev(Min)	Resp.	QIon	QRatio	Lower	Upper
Acenaphthylene	2.8142	7.83	0.00	33397	153.0	12.3	9.0	16.6

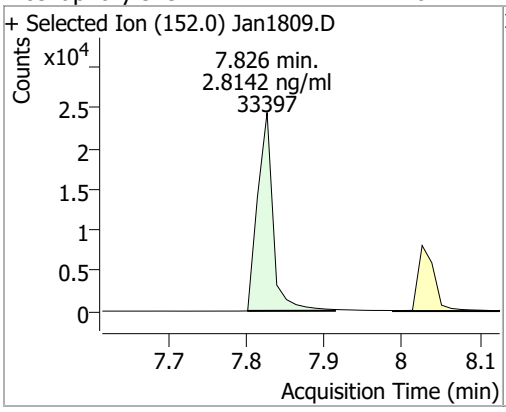

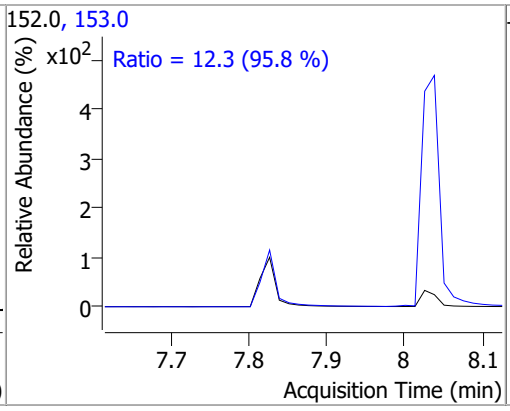

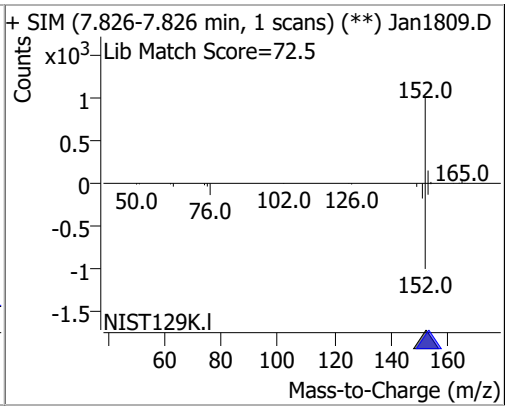

Compound	Conc.	RT	Dev(Min)	Resp.	QIon	QRatio	Lower	Upper
Acenaphthene	2.7994	8.04	0.00	21251	153.0	110.0	82.1	152.6
					152.0	55.7	41.0	76.1

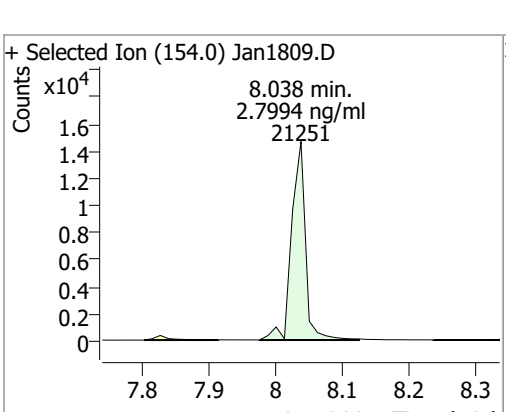

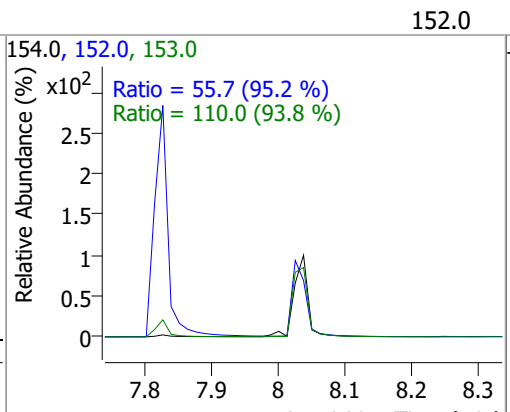

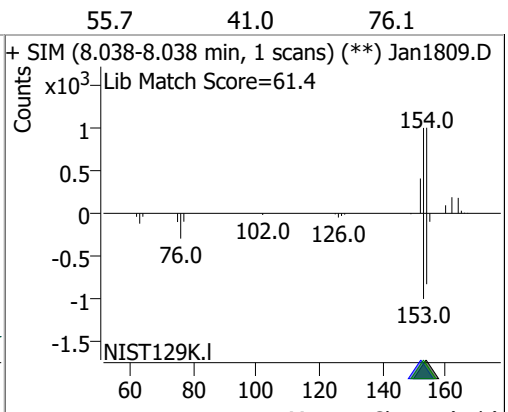

Compound	Conc.	RT	Dev(Min)	Resp.	QIon	QRatio	Lower	Upper
Fluorene	3.4698	8.66	-0.01	31168	165.0	98.2	69.1	128.3
					167.0	13.6	9.7	18.0

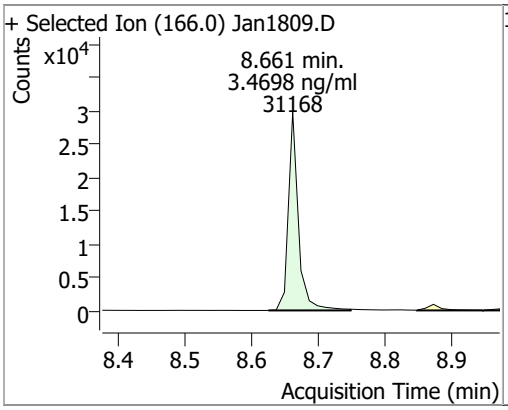

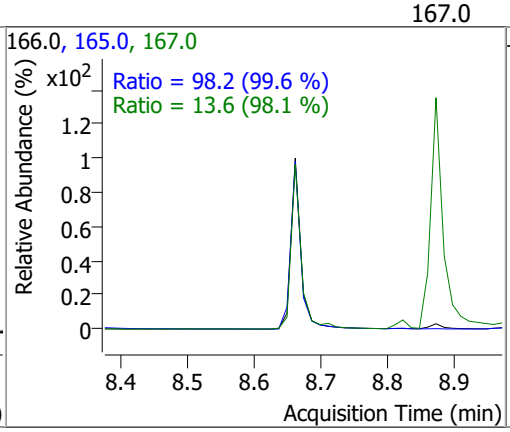

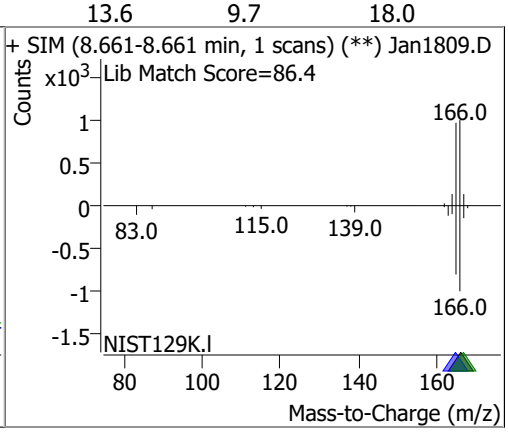

Compound	Conc.	RT	Dev(Min)	Resp.	QIon	QRatio	Lower	Upper
Phenanthrene	4.3439	9.79	-0.01	52360	176.0	19.2	10.8	20.1

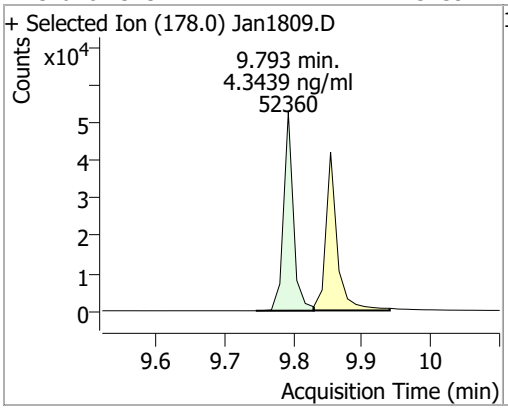

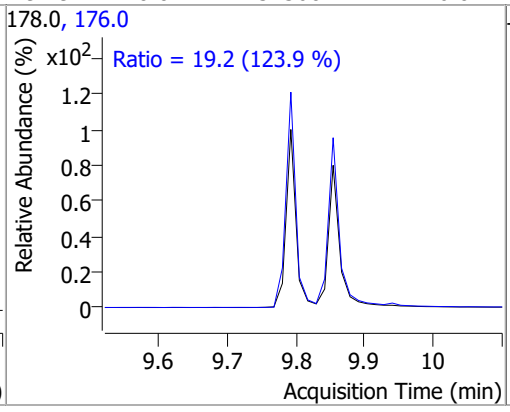

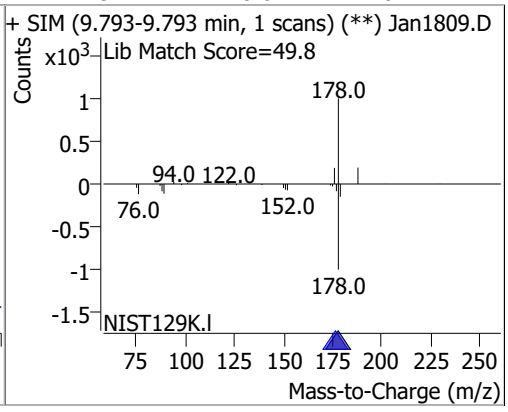

Compound	Conc.	RT	Dev(Min)	Resp.	QIon	QRatio	Lower	Upper
Anthracene	4.5328	9.85	-0.01	48752	176.0	18.7	12.7	23.5

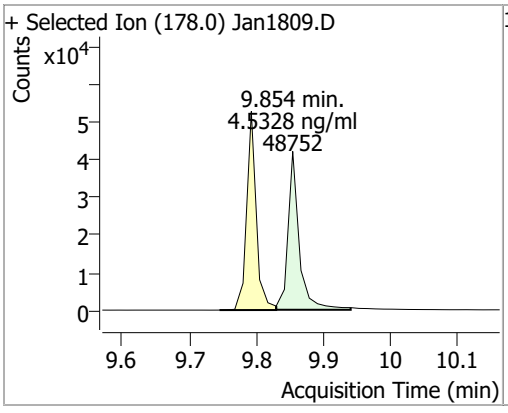

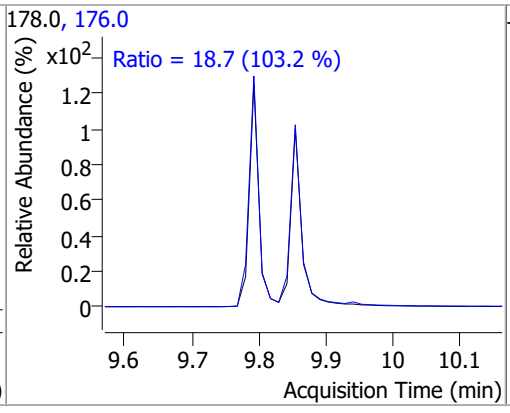

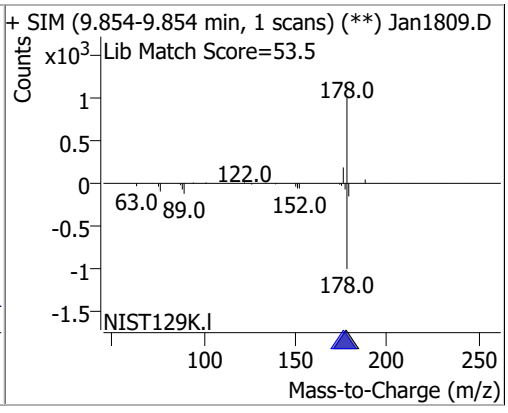

Compound	Conc.	RT	Dev(Min)	Resp.	QIon	QRatio	Lower	Upper
o-Terphenyl	4.0164	10.30	0.00	25456	229.0	70.5	49.2	91.3
					215.0	46.8	32.7	60.7

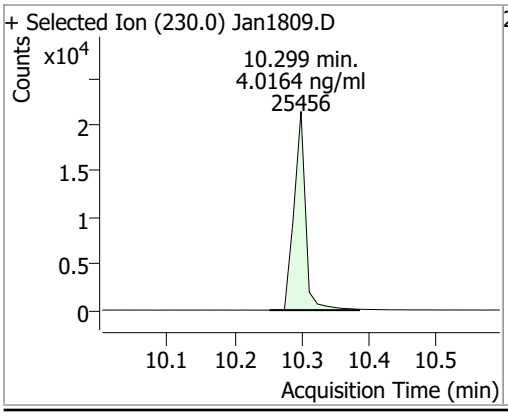

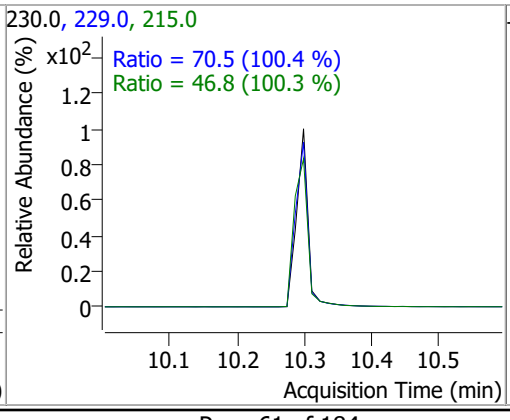

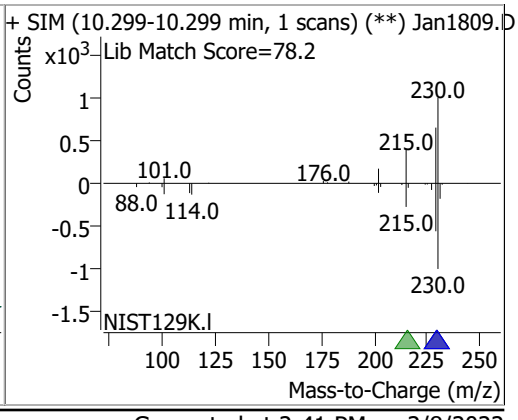

Compound	Conc.	RT	Dev(Min)	Resp.	QIon	QRatio	Lower	Upper
Fluoranthene	4.4186	11.40	-0.01	58358	101.0	13.0	9.6	17.9

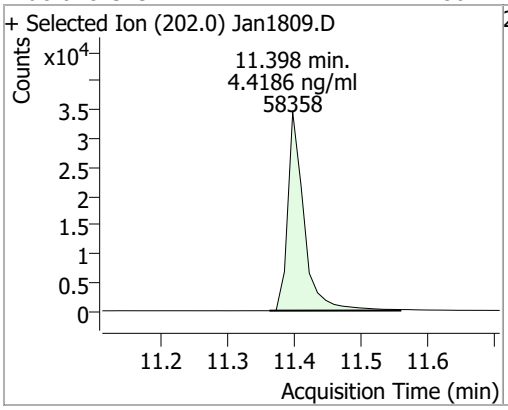

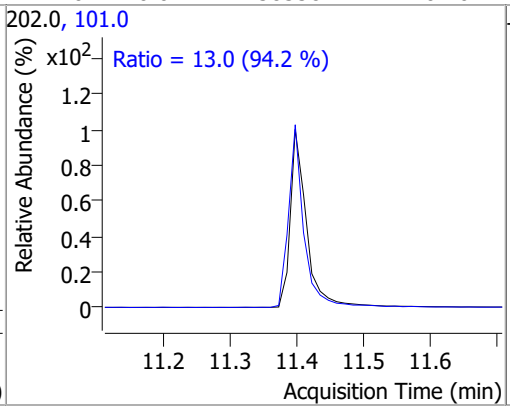

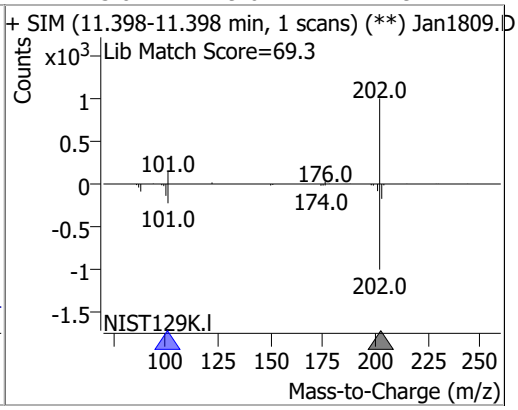

Compound	Conc.	RT	Dev(Min)	Resp.	QIon	QRatio	Lower	Upper
Pyrene	4.5396	11.78	-0.01	59941	101.0	16.4	10.7	20.0

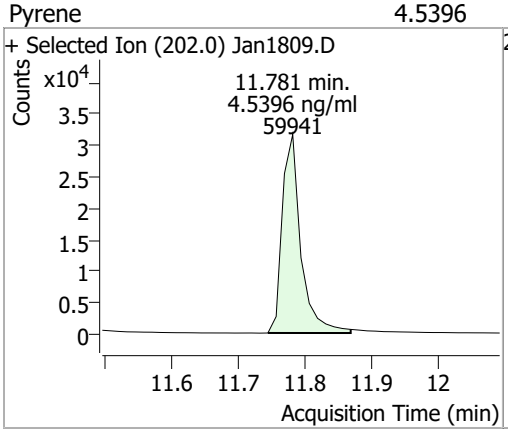

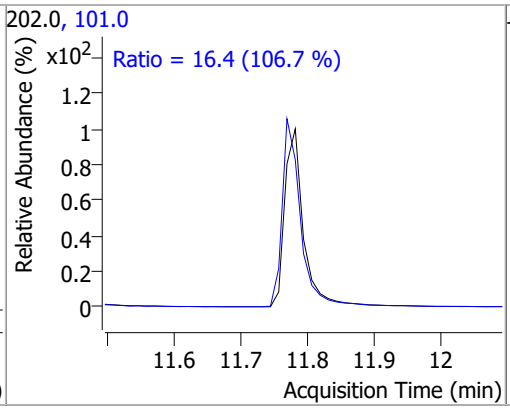

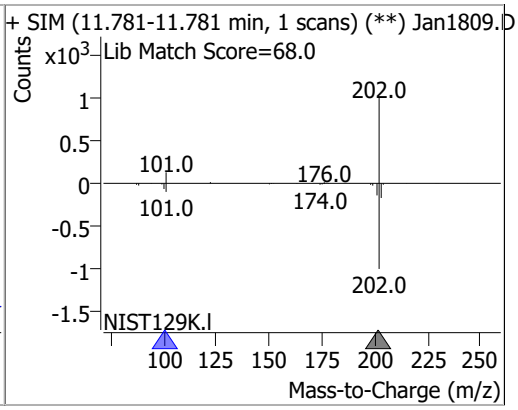

Compound	Conc.	RT	Dev(Min)	Resp.	QIon	QRatio	Lower	Upper
Terphenyl-d14	5.0768	12.25	-0.01	24746	122.0	19.4	13.4	25.0

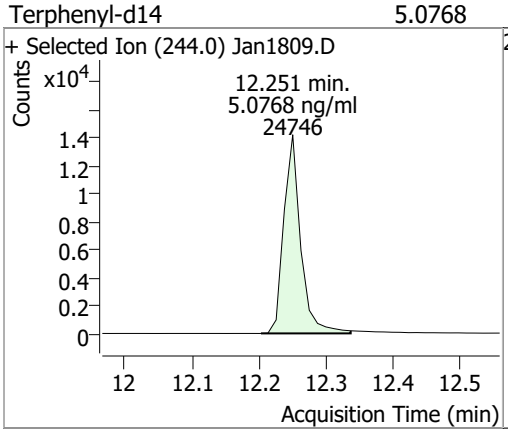

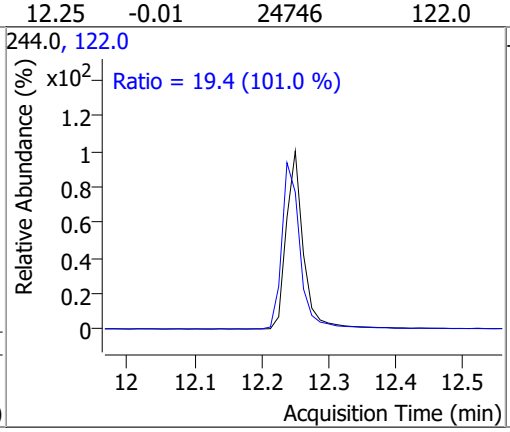

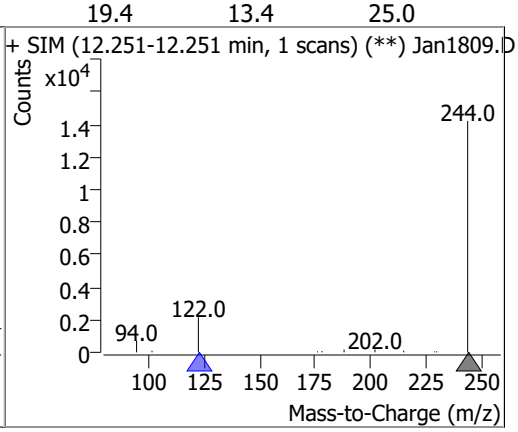

Compound	Conc.	RT	Dev(Min)	Resp.	QIon	QRatio	Lower	Upper
Benzo(a)Anthracene	5.1325	14.68	-0.02	43111	226.0	27.4	18.9	35.1
					229.0	22.6	16.1	29.9

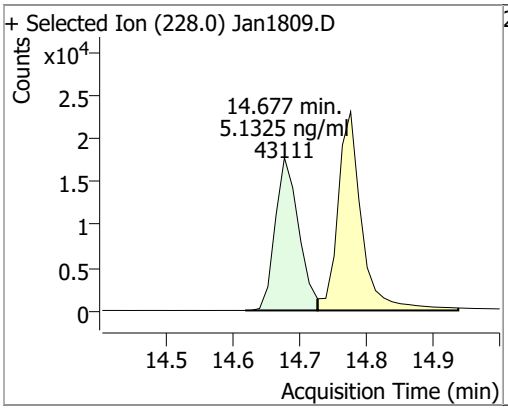

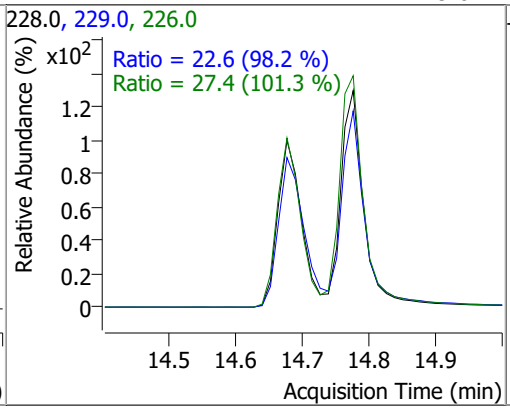

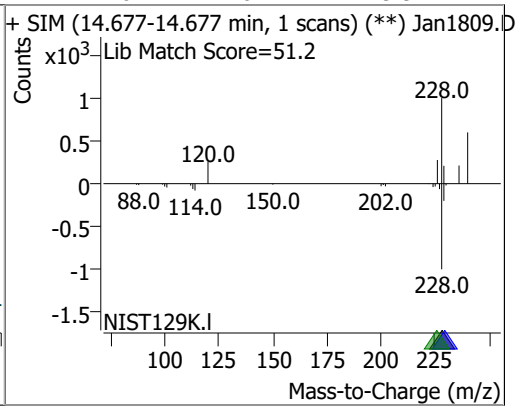

Compound	Conc.	RT	Dev(Min)	Resp.	QIon	QRatio	Lower	Upper
Chrysene	4.7758	14.78	-0.01	57291	226.0	30.1	21.2	39.4
					229.0	20.8	15.0	27.8

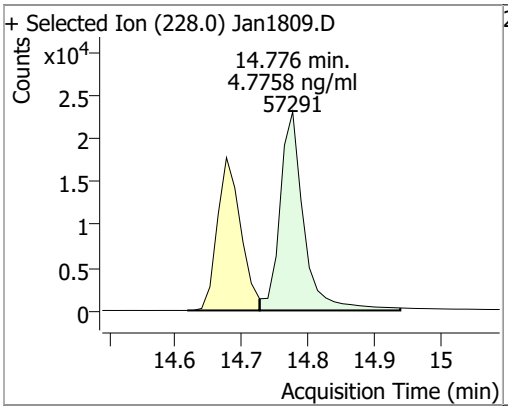

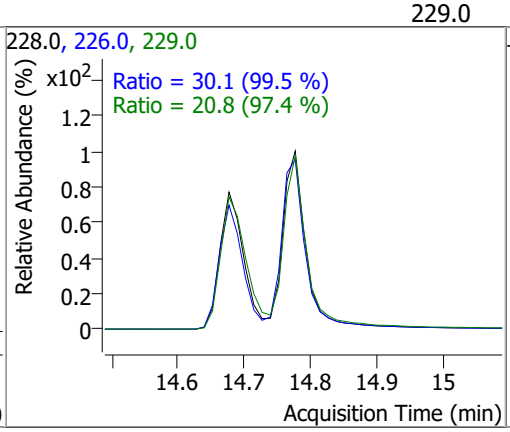

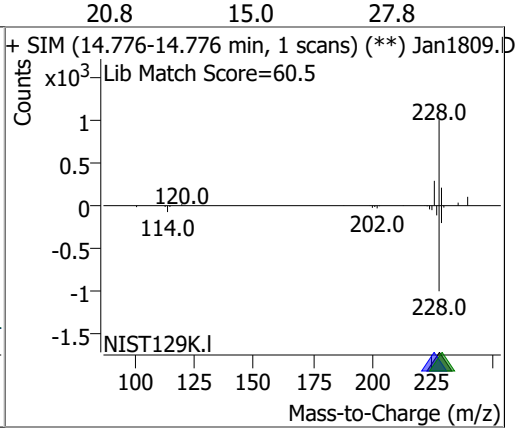

Compound	Conc.	RT	Dev(Min)	Resp.	QIon	QRatio	Lower	Upper
Benzo(b)fluoranthene	5.1165	17.71	-0.02	40831	253.0	22.0	15.8	29.4

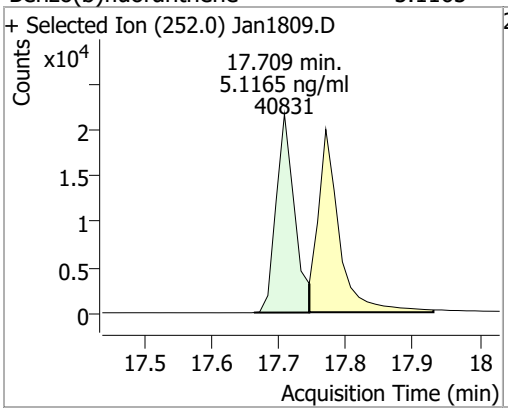

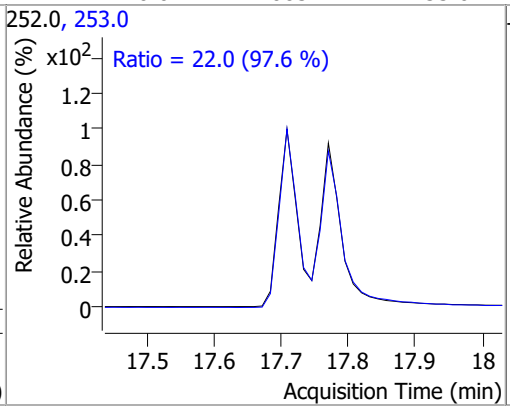

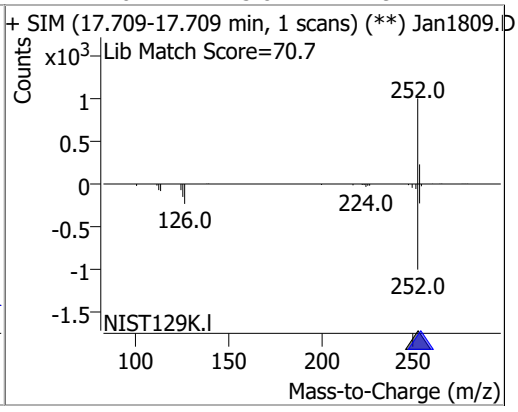

Compound	Conc.	RT	Dev(Min)	Resp.	QIon	QRatio	Lower	Upper
Benzo(k)fluoranthene	4.7322	17.77	-0.02	44077	253.0	22.5	16.1	29.9

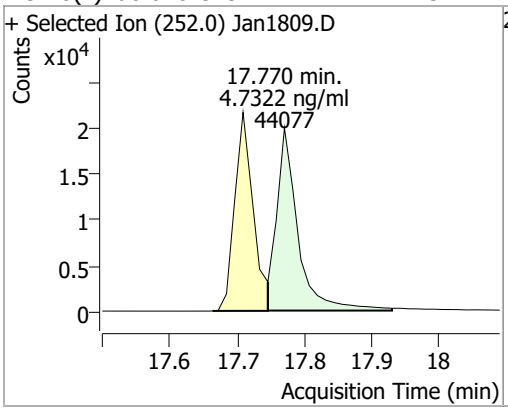

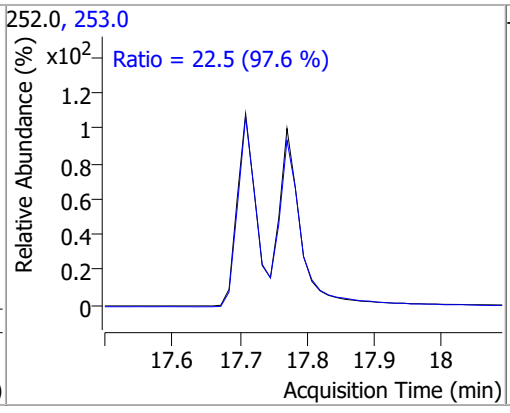

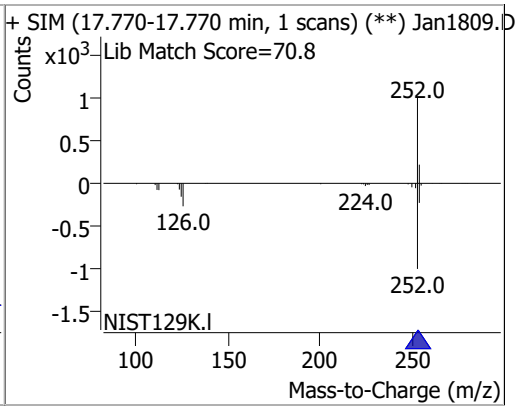

Compound	Conc.	RT	Dev(Min)	Resp.	QIon	QRatio	Lower	Upper
Benzo(a)pyrene	4.9237	18.35	-0.02	32014	253.0	23.7	16.5	30.6

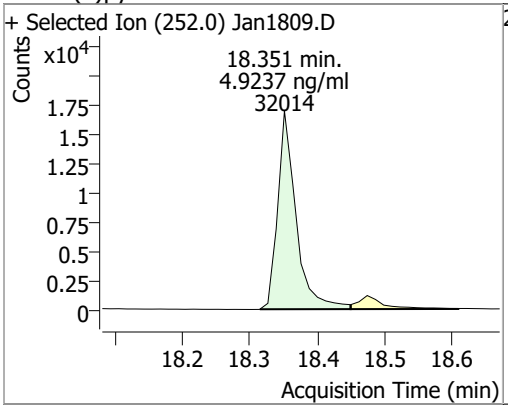

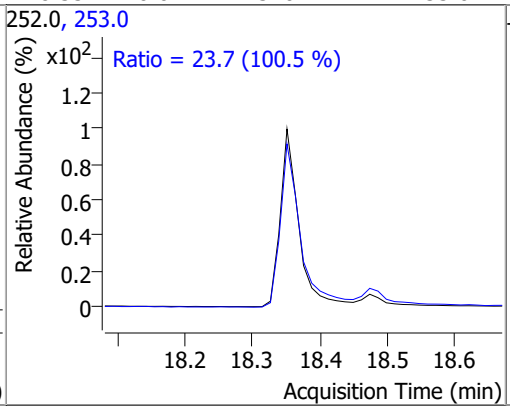

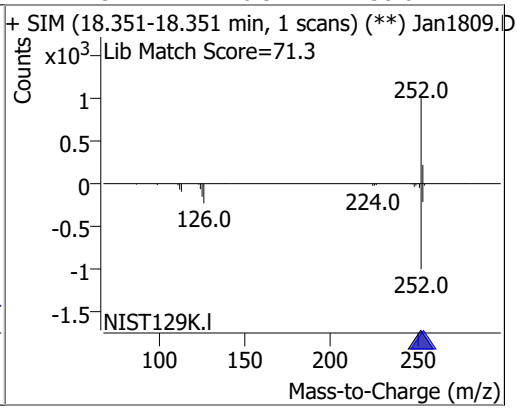

Compound	Conc.	RT	Dev(Min)	Resp.	QIon	QRatio	Lower	Upper
Indeno(1,2,3-cd)pyrene	4.8205	20.20	-0.02	30029	138.0	27.5	20.3	37.6

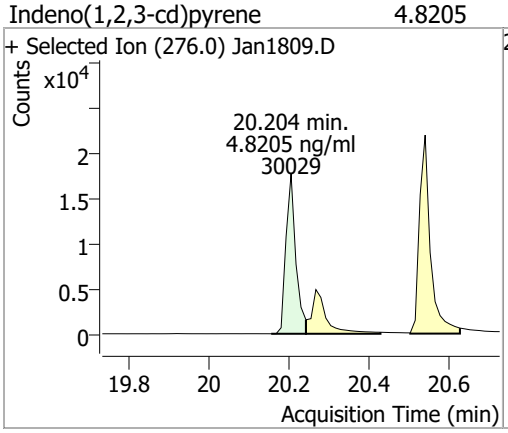

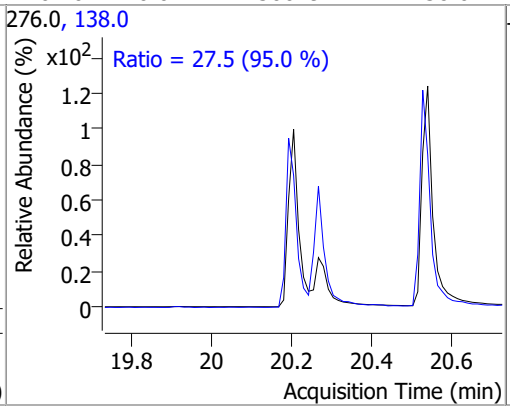

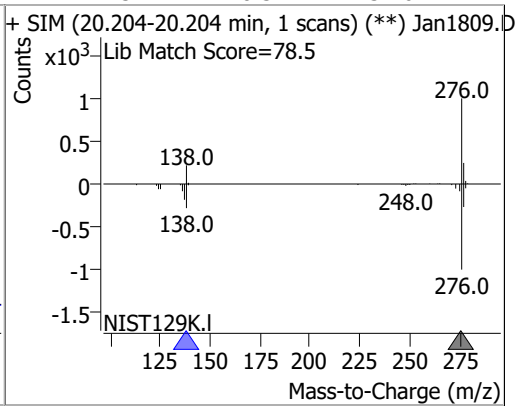

Compound	Conc.	RT	Dev(Min)	Resp.	QIon	QRatio	Lower	Upper
Dibenzo(a,h)anthracene	4.9919	20.27	-0.04	35323	279.0	23.8	17.6	32.7
					139.0	21.3	16.9	31.3

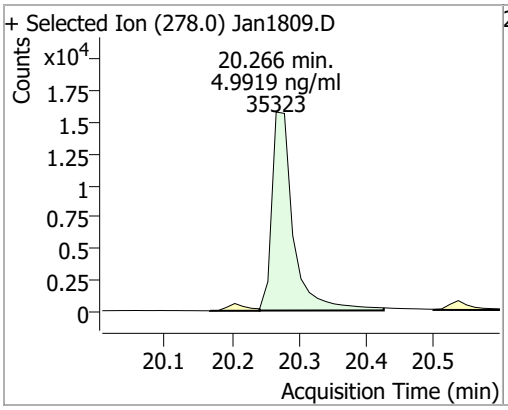

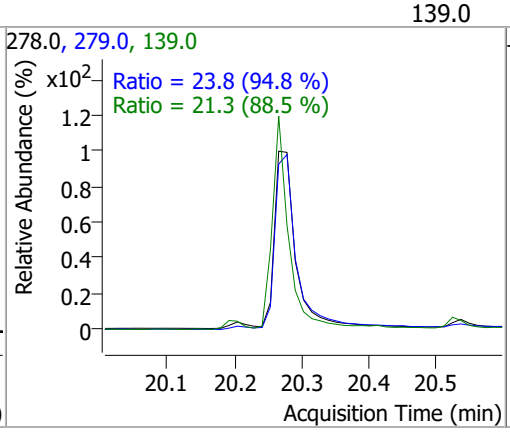

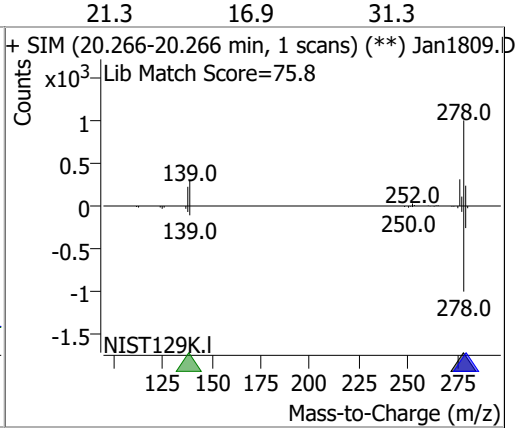

Compound	Conc.	RT	Dev(Min)	Resp.	QIon	QRatio	Lower	Upper
Benzo(g,h,i)perylene	4.7717	20.54	-0.02	42115	138.0	27.1	19.6	36.5
					277.0	24.1	16.3	30.2

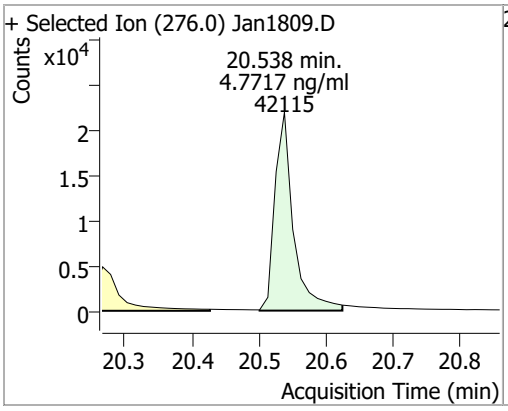

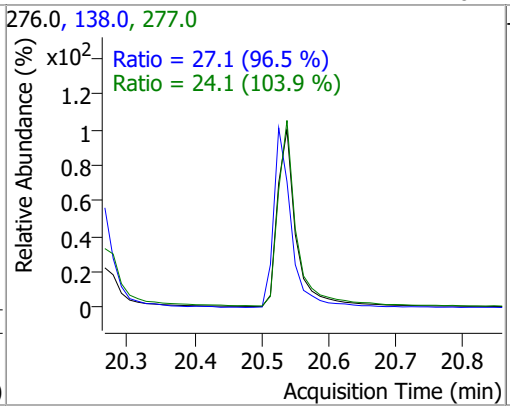

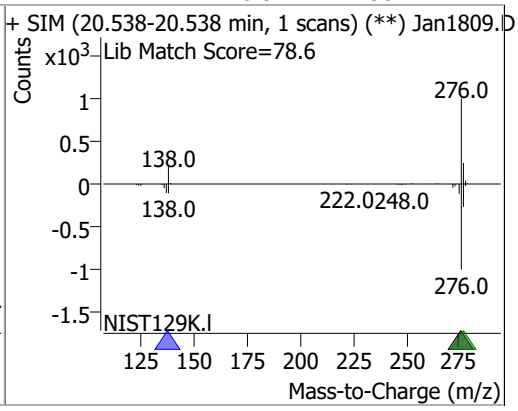

Quantitation Results Report (QT Reviewed)

Agilent | Trusted Answers

Data File	Jan1810.D	Operator	LIMS import
Acq. Method	5975BNASIM	Acq. Date-Time	1/18/2022 8:14:24 PM
Sample Name	MB-162889	Instrument	GCMS
Vial	10	Multiplier	1.00
DA Method File	011722 bna SIM 1.batch.bin	Comment	SVOC-8270C-SIM-W-LLPAH
Tune File	dftppjph.u	Tune Date	
Batch Name	011822 bna SIM1.batch.bin	Last Calib Update	2/4/2022 5:01:18 PM
Ref Library			

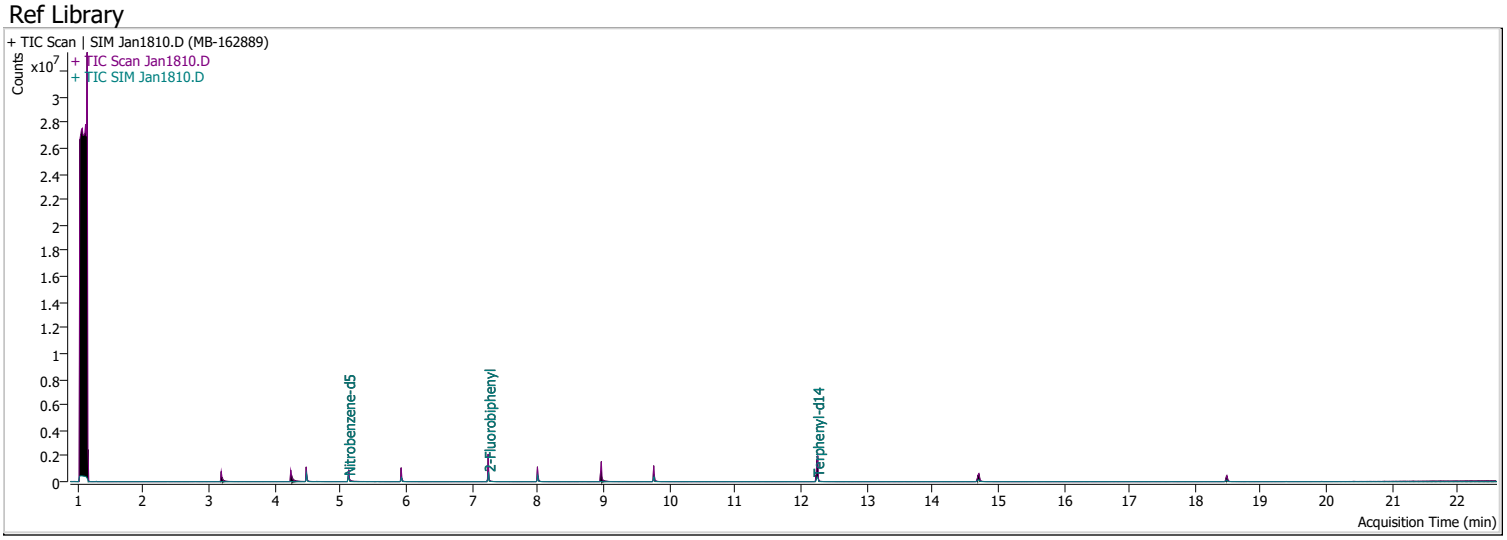

Compound	RT	QIon	Resp.	Conc.	Units		Dev(Min)
Internal Standards							
M 1,4-Dichlorobenzene-d4	4.485	152.0	180993	40.0000	ng/ml		-0.012
M Naphthalene-d8	5.928	136.0	320475	40.0000	ng/ml		-0.012
M Acenaphthene-d10	8.001	164.0	181027	40.0000	ng/ml		0.000
M Phenanthrene-d10	9.768	188.0	358385	40.0000	ng/ml		-0.012
M Chrysene-d12	14.702	240.0	242638	40.0000	ng/ml		-0.025
M Perylene-d12	18.475	264.0	156939	40.0000	ng/ml		-0.024
System Monitoring Compounds							
S Nitrobenzene-d5	5.118	82.0	340128	35.6956	ng/ml		-0.025
Spiked Amount: 5.000	Range: 19.0 - 102.0%			Recovery = 713.91%		*	
S 2-Fluorobiphenyl	7.252	172.0	540891	62.1615	ng/ml		-0.012
Spiked Amount: 5.000	Range: 25.0 - 94.0%			Recovery = 1243.23%		*	
S o-Terphenyl	0.000		0	N.D.			
Spiked Amount: 5.000	Range: 40.0 - 140.0%			Recovery = NA%			
S Terphenyl-d14	12.251	244.0	512732	77.5887	ng/ml		-0.012
Spiked Amount: 5.000	Range: 39.0 - 106.0%			Recovery = 1551.77%		*	
Target Compounds							**QValue**
T Naphthalene	0.000		0	N.D.			
T 2-Methylnaphthalene	0.000		0	N.D.			
T 1-Methylnaphthalene	0.000		0	N.D.			
T Acenaphthylene	0.000		0	N.D.			
T Acenaphthene	8.001	154.0	0		ng/ml	md	1
T Fluorene	8.960	166.0	0		ng/ml	md	1
T Phenanthrene	0.000		0	N.D.			
T Anthracene	0.000		0	N.D.			
T Fluoranthene	0.000		0	N.D.			
T Pyrene	0.000		0	N.D.			
T Benzo(a)Anthracene	14.702	228.0	0		ng/ml	md	1
T Chrysene	14.776	228.0	0		ng/ml	md	1
T Benzo(b)fluoranthene	0.000		0	N.D.			

Compound	RT	QIon	Resp.	Conc.	Units		Dev(Min)
T Benzo(k)fluoranthene	0.000		0	N.D.			
T Benzo(a)pyrene	18.364	252.0	0		ng/ml	md	1
T Indeno(1,2,3-cd)pyrene	0.000		0	N.D.			
T Dibenzo(a,h)anthracene	0.000		0	N.D.			
T Benzo(g,h,i)perylene	0.000		0	N.D.			

(#) = Qualifier Out of Range; (m) = Manual Integration; (+) = Area Summed; (*) = Surrogate Percent Recovery Out of Range; (d): Zeroed Peak

Compound	Conc.	RT	Dev(Min)	Resp.	QIon	QRatio	Lower	Upper
Nitrobenzene-d5	35.6956	5.12	-0.02	340128	54.0	35.9	25.9	48.1
					128.0	34.8	25.6	47.6

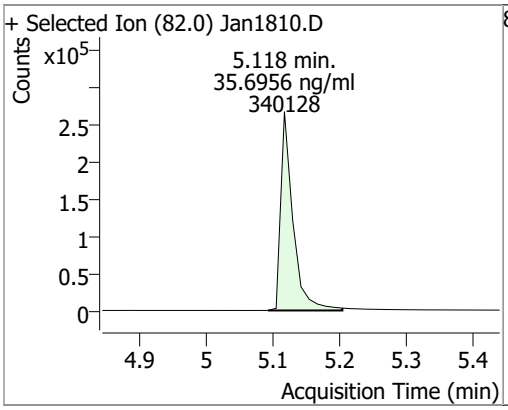

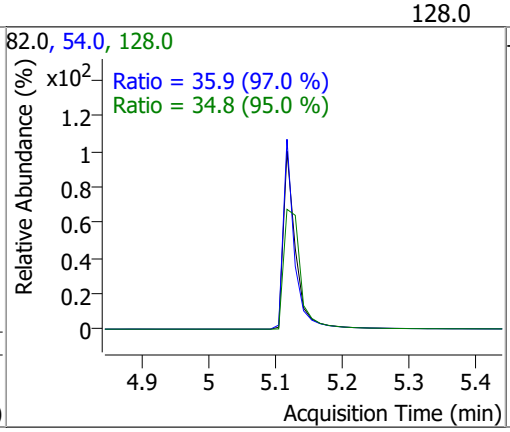

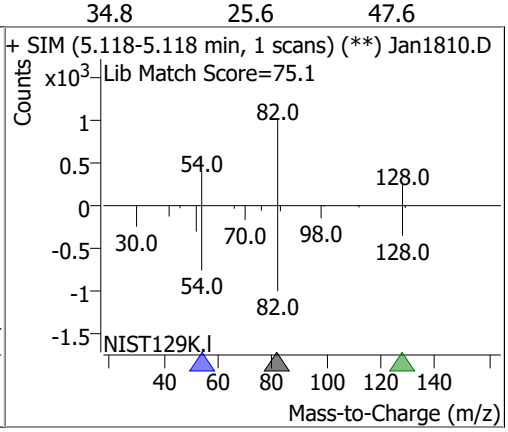

Compound	Conc.	Exp RT	QIon	Exp Ratio	QIon	Exp Ratio
Naphthalene	N.D.	5.95	102.0	19.9	129.0	11.0

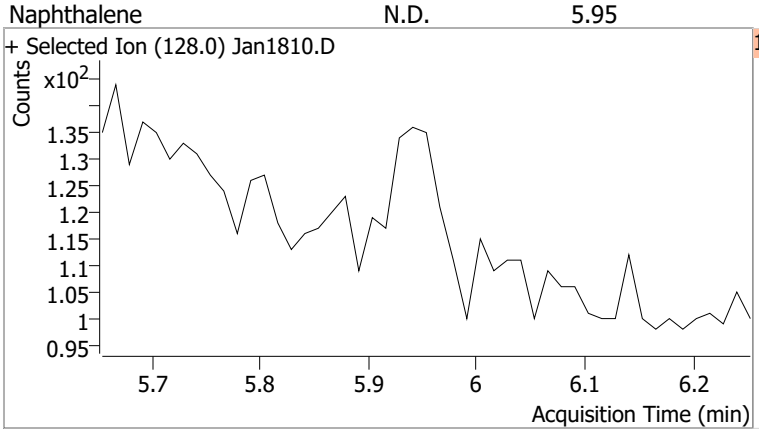

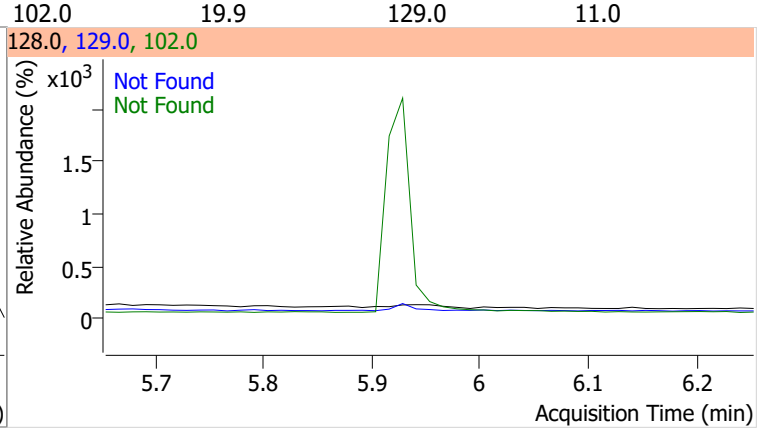

Compound	Conc.	Exp RT	QIon	Exp Ratio	QIon	Exp Ratio
2-Methylnaphthalene	N.D.	6.79	142.0	140.8	115.0	59.7

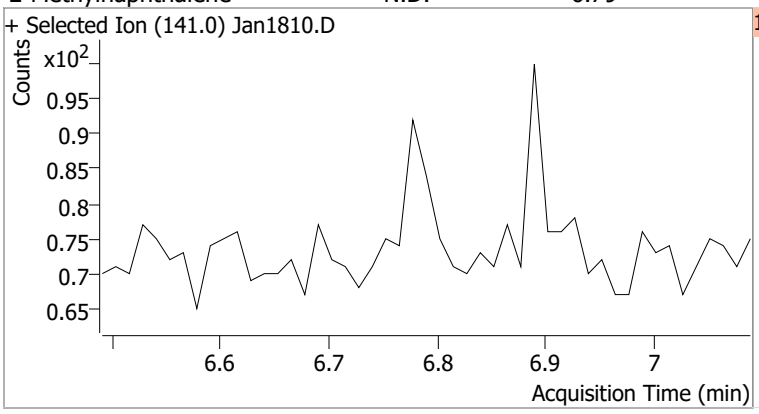

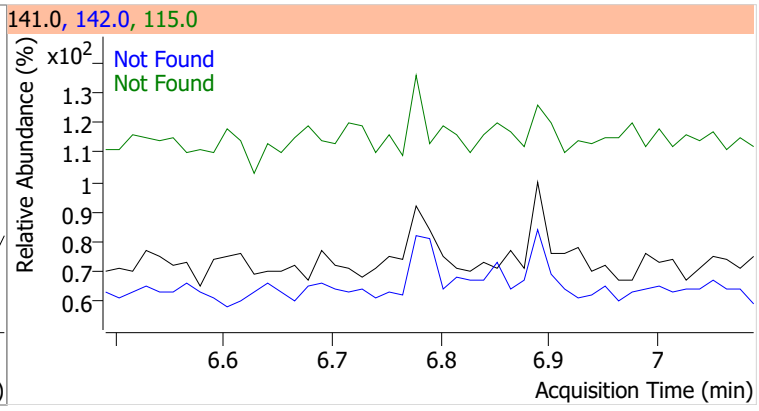

Compound	Conc.	Exp RT	QIon	Exp Ratio	QIon	Exp Ratio
1-Methylnaphthalene	N.D.	6.90	142.0	113.1	115.0	67.8

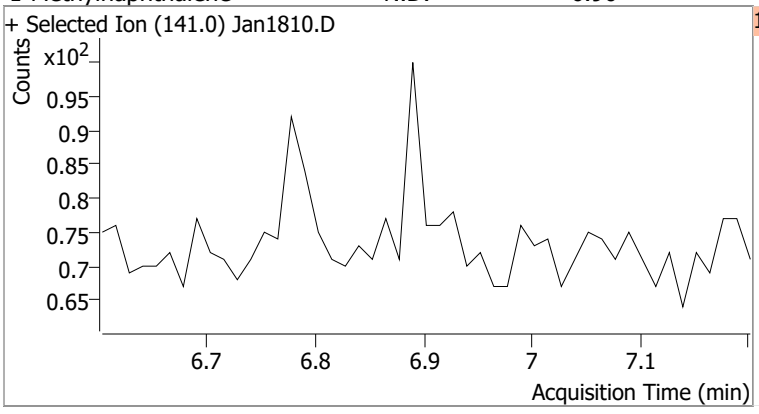

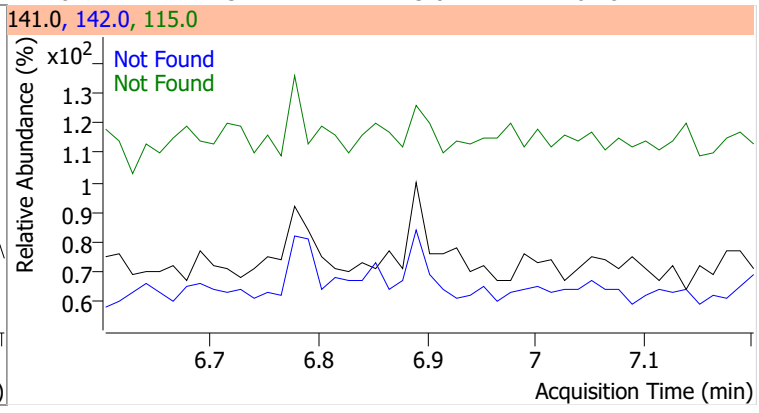

Compound	Conc.	RT	Dev(Min)	Resp.	QIon	QRatio	Lower	Upper
2-Fluorobiphenyl	62.1615	7.25	-0.01	540891	171.0	37.0	26.6	49.5

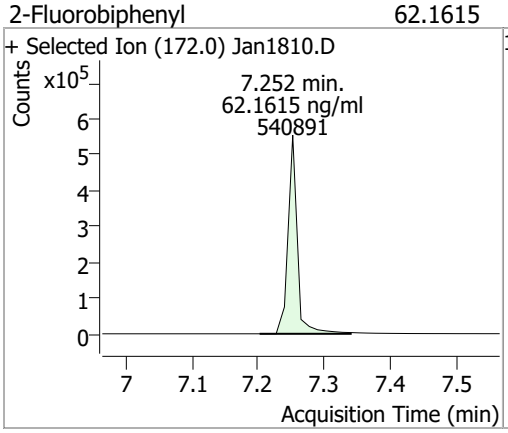

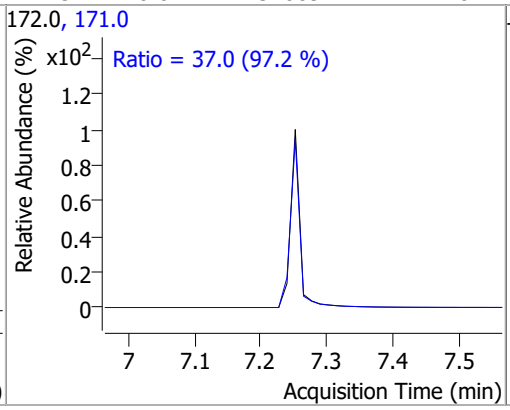

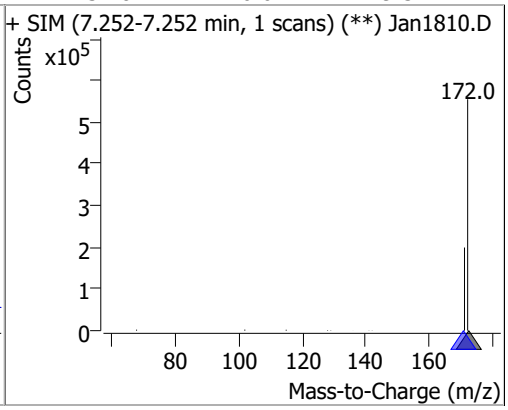

Compound	Conc.	Exp RT	QIon	Exp Ratio
Acenaphthylene	N.D.	7.83	153.0	12.8

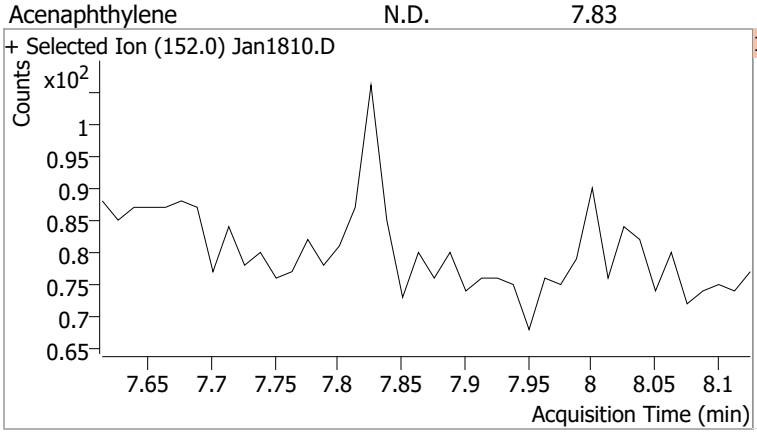

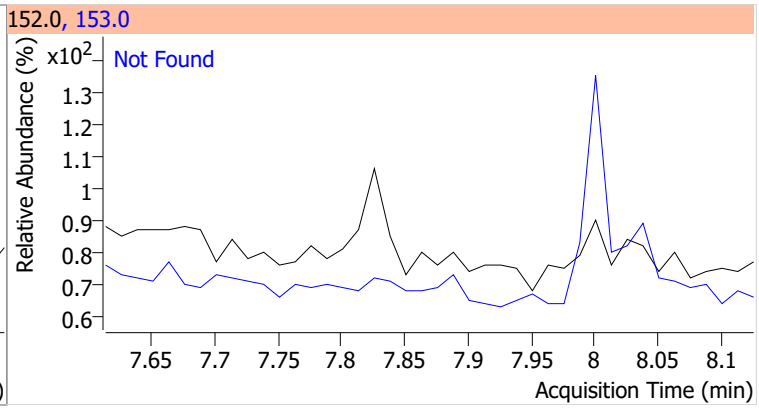

Compound	Conc.	RT	Dev(Min)	Resp.	QIon	QRatio	Lower	Upper
Acenaphthene		0		0	153.0		82.1	152.6
					152.0		41.0	76.1

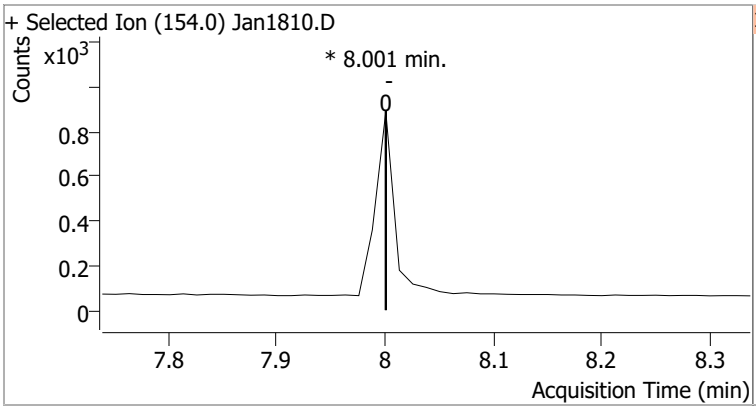

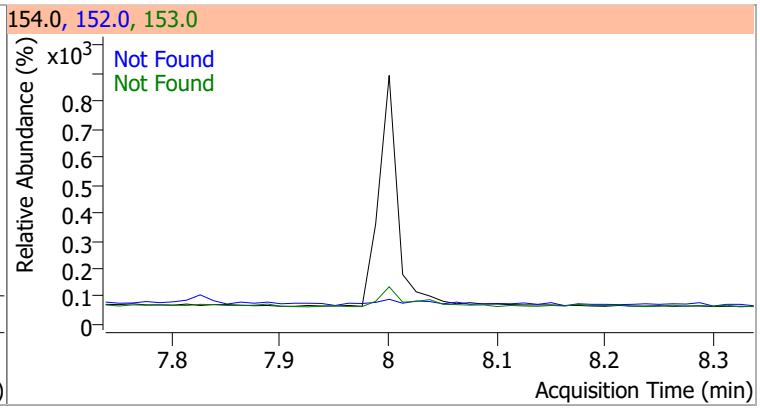

Compound	Conc.	RT	Dev(Min)	Resp.	QIon	QRatio	Lower	Upper
Fluorene		0		0	165.0		69.1	128.3
					167.0		9.7	18.0

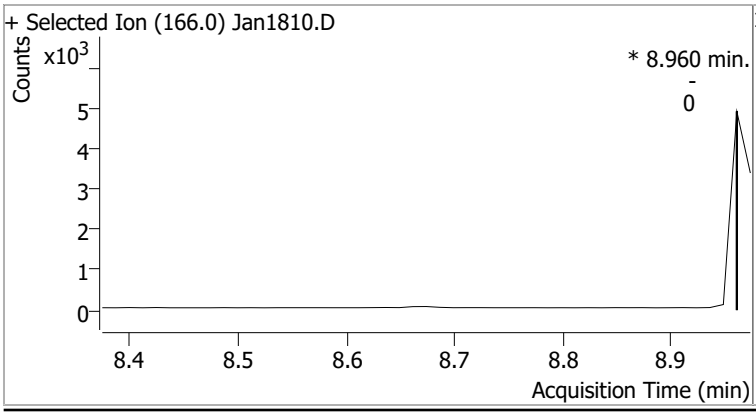

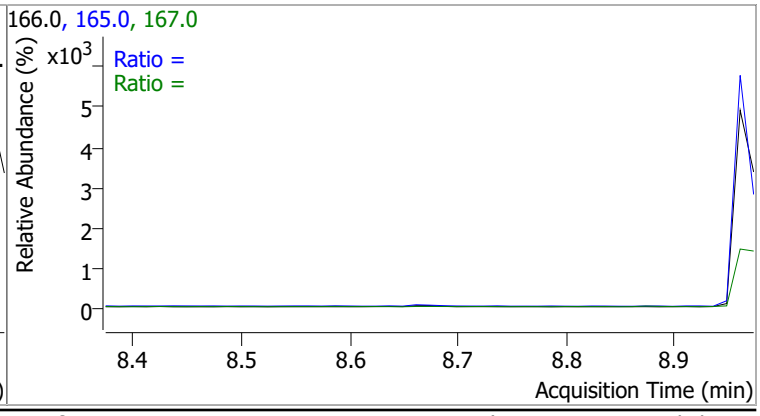

Compound	Conc.	Exp RT	QIon	Exp Ratio
Phenanthrene	N.D.	9.80	176.0	15.5

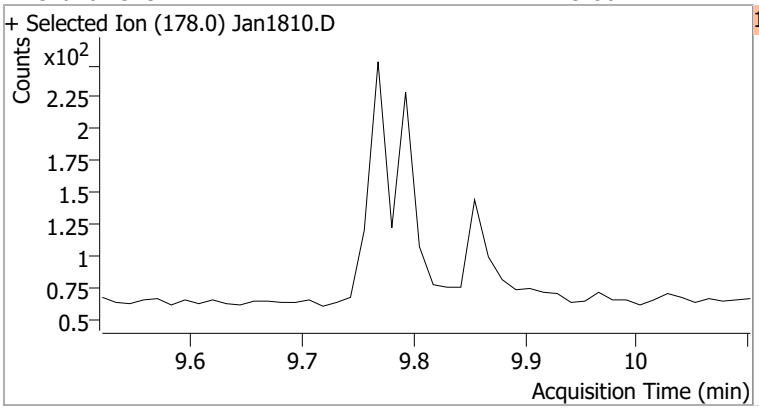

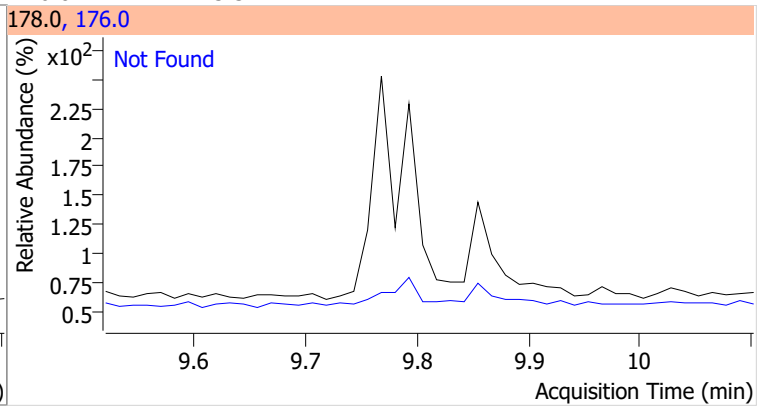

Compound	Conc.	Exp RT	QIon	Exp Ratio
Anthracene	N.D.	9.87	176.0	18.1

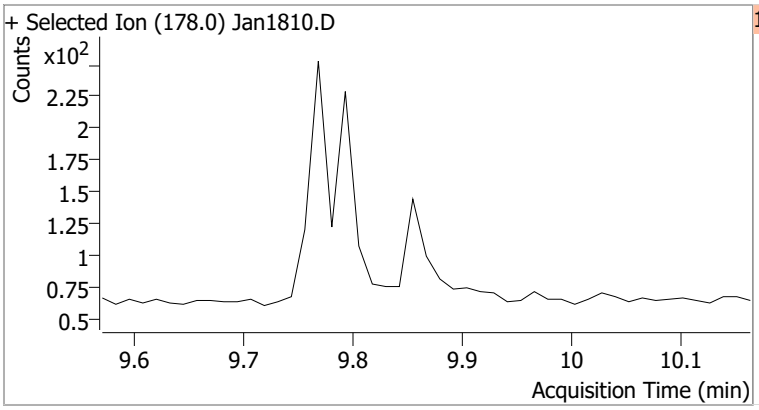

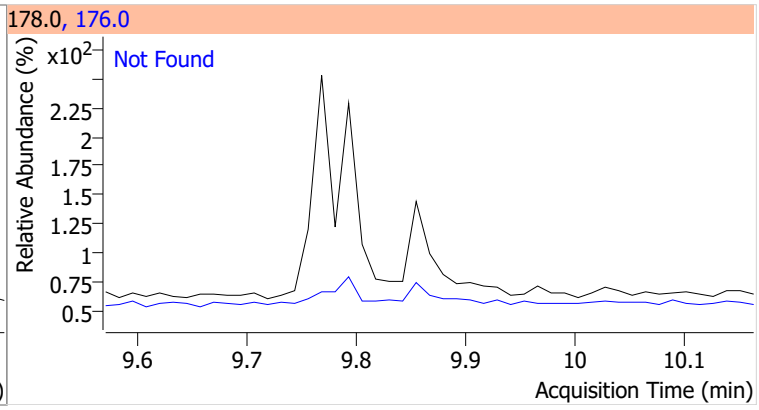

Compound	Conc.	Exp RT	QIon	Exp Ratio	QIon	Exp Ratio
o-Terphenyl	N.D.	10.30	229.0	70.2	215.0	46.7

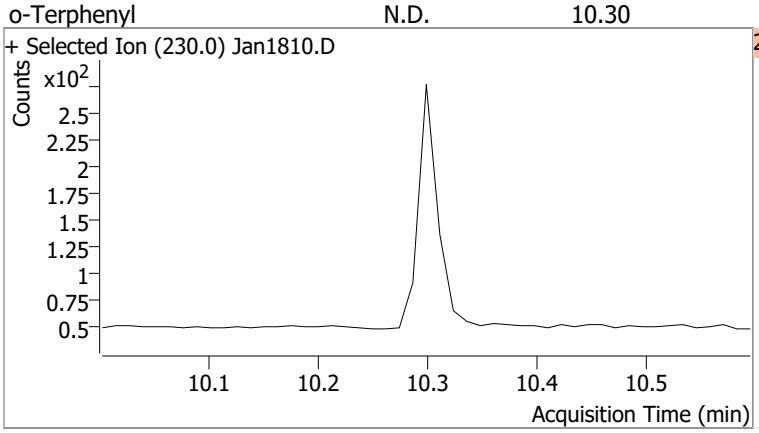

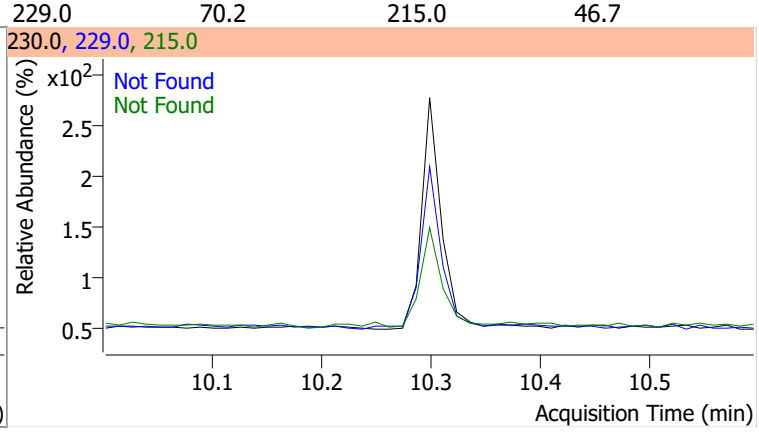

Compound	Conc.	Exp RT	QIon	Exp Ratio
Fluoranthene	N.D.	11.41	101.0	13.8

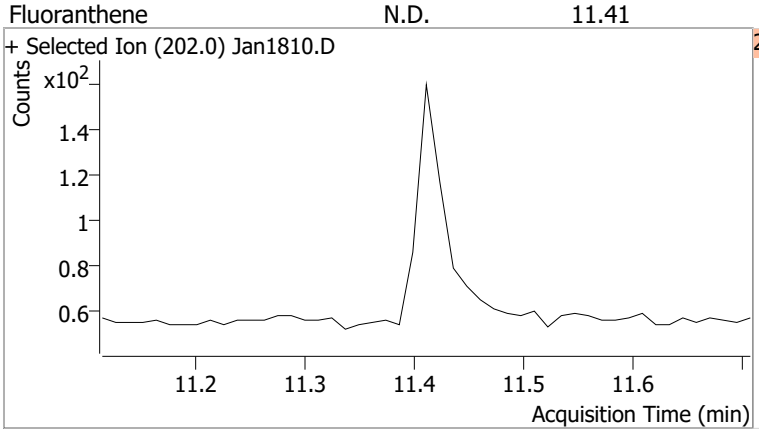

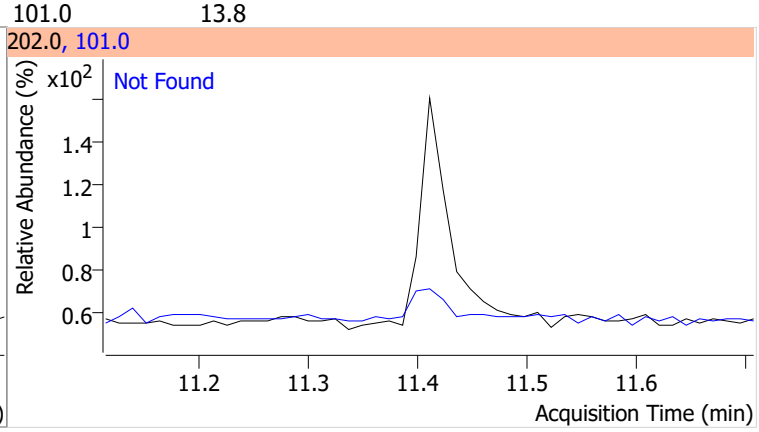

Compound	Conc.	Exp RT	QIon	Exp Ratio
Pyrene	N.D.	11.79	101.0	15.3

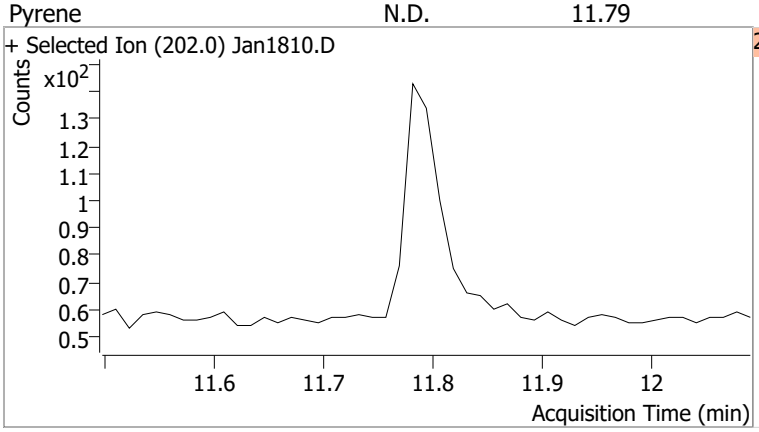

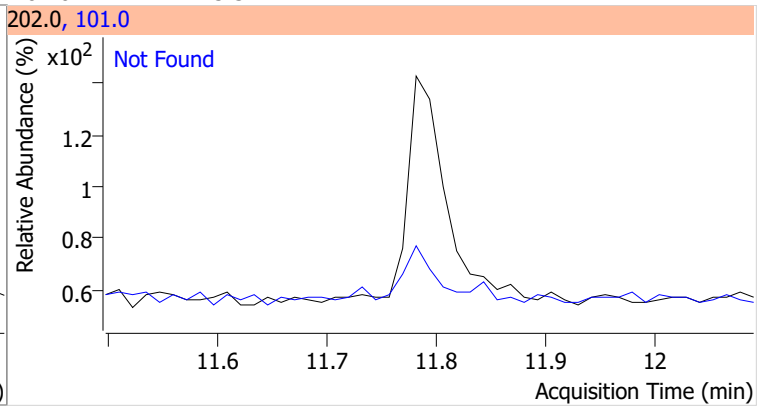

Compound	Conc.	RT	Dev(Min)	Resp.	QIon	QRatio	Lower	Upper
Terphenyl-d14	77.5887	12.25	-0.01	512732	122.0	19.1	13.4	25.0

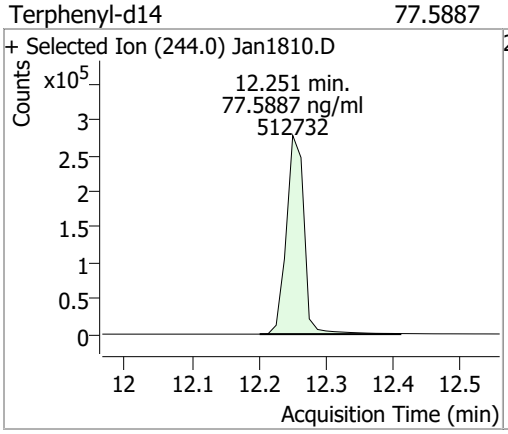

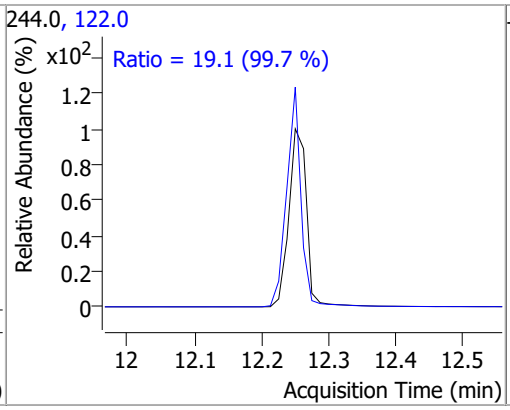

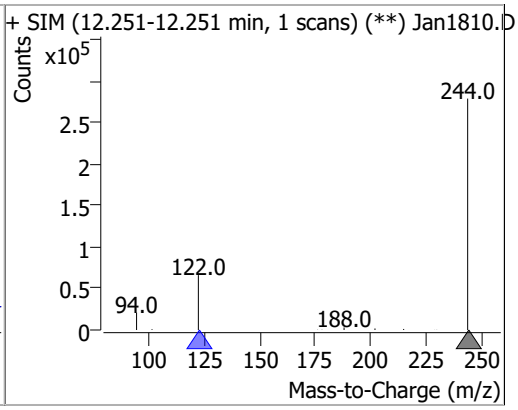

Compound	Conc.	RT	Dev(Min)	Resp.	QIon	QRatio	Lower	Upper
Benzo(a)Anthracene		0		0	226.0		18.9	35.1
					229.0		16.1	29.9

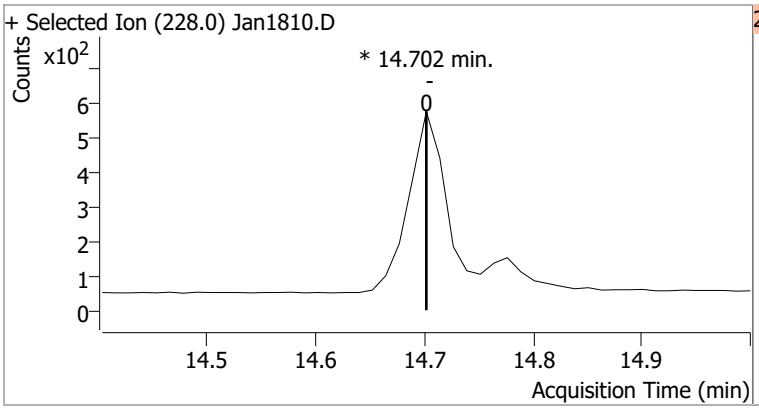

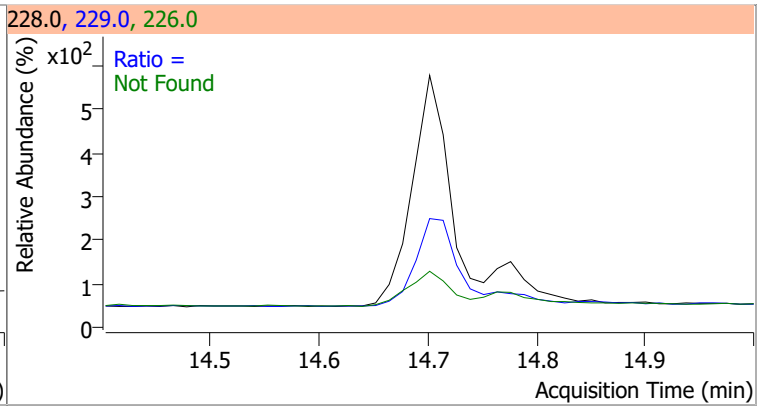

Compound	Conc.	RT	Dev(Min)	Resp.	QIon	QRatio	Lower	Upper
Chrysene		0		0	226.0		21.2	39.4
					229.0		15.0	27.8

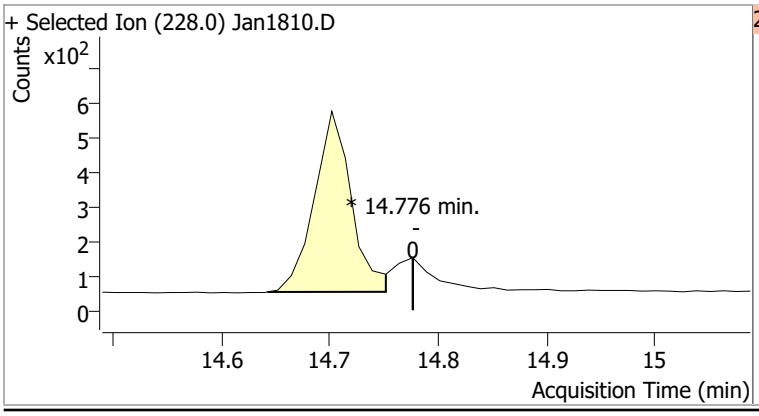

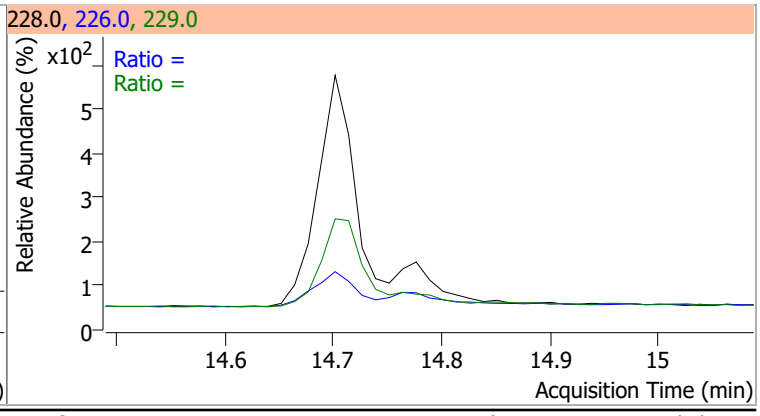

Compound	Conc.	Exp RT	QIon	Exp Ratio
Benzo(b)fluoranthene	N.D.	17.73	253.0	22.6

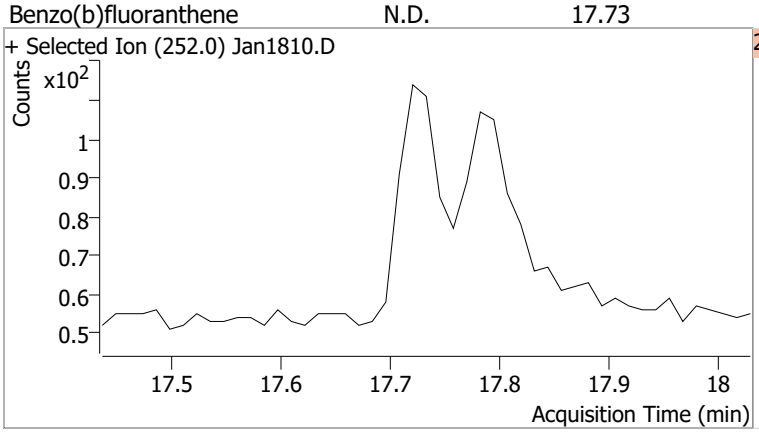

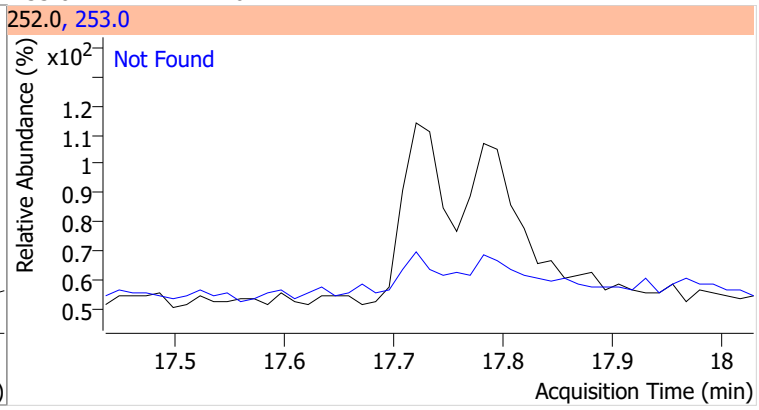

Compound	Conc.	Exp RT	QIon	Exp Ratio
Benzo(k)fluoranthene	N.D.	17.79	253.0	23.0

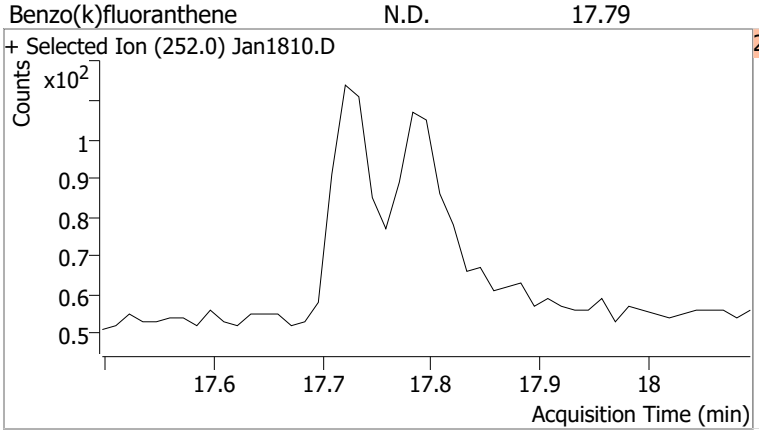

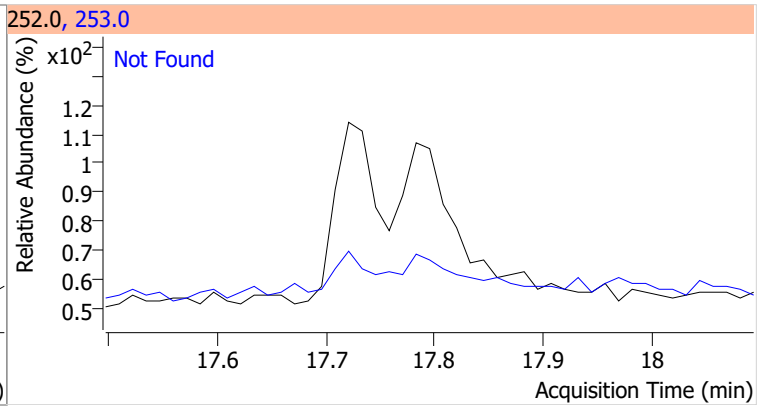

Compound	Conc.	RT	Dev(Min)	Resp.	QIon	QRatio	Lower	Upper
Benzo(a)pyrene		0		0	253.0		16.5	30.6

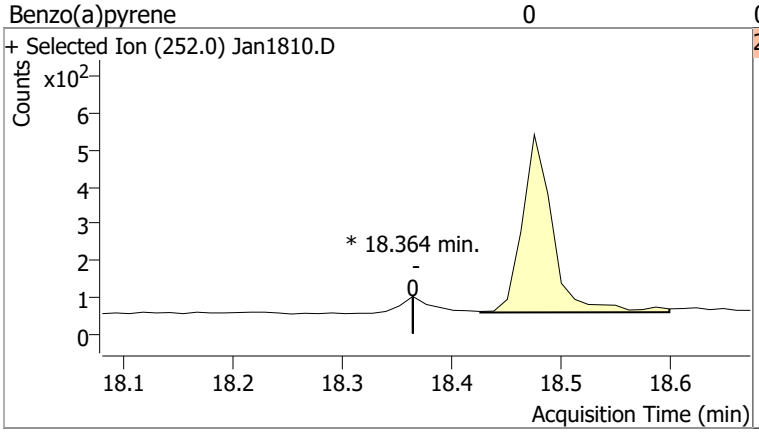

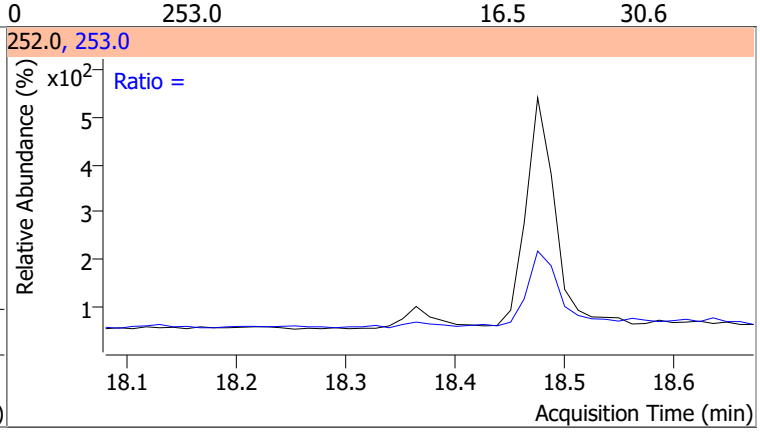

Compound	Conc.	Exp RT	QIon	Exp Ratio
Indeno(1,2,3-cd)pyrene	N.D.	20.23	138.0	28.9

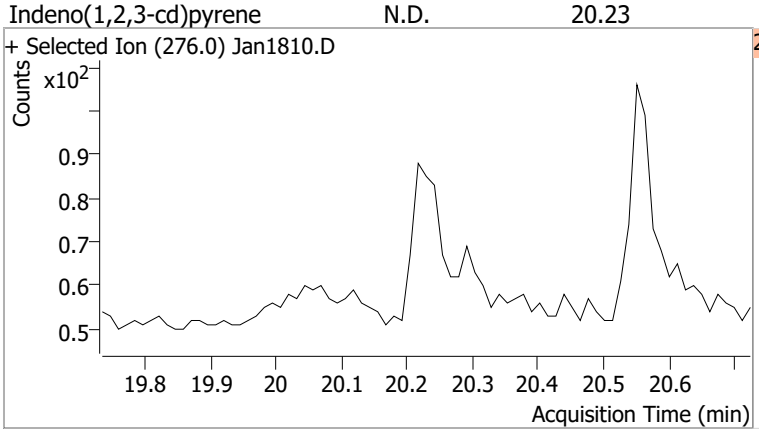

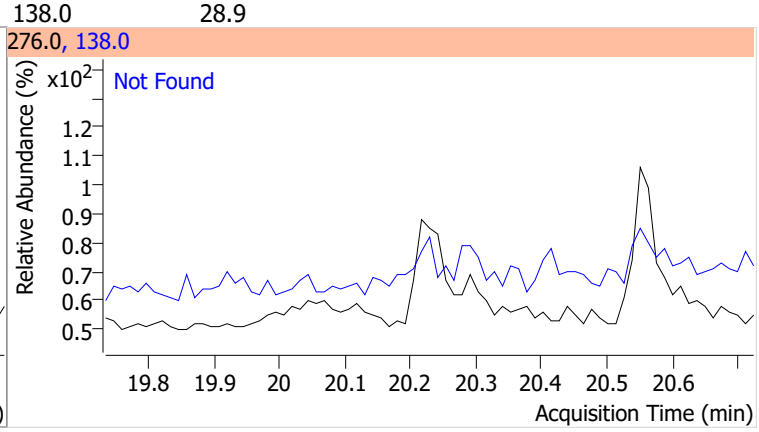

Compound	Conc.	Exp RT	QIon	Exp Ratio	QIon	Exp Ratio
Dibenzo(a,h)anthracene	N.D.	20.30	279.0	25.1	139.0	24.1

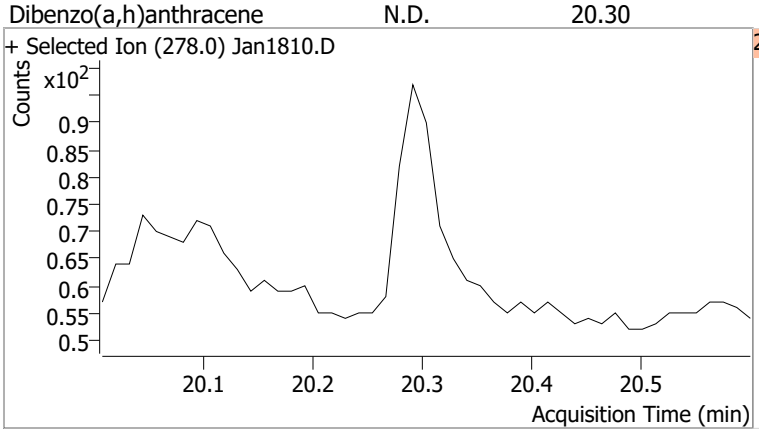

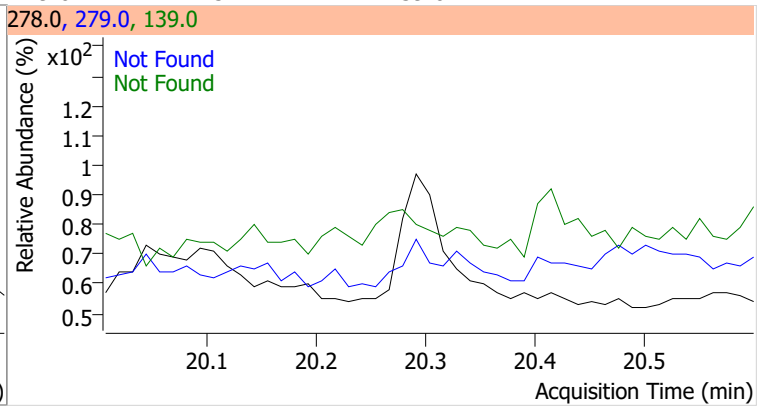

Compound	Conc.	Exp RT	QIon	Exp Ratio	QIon	Exp Ratio
Benzo(g,h,i)perylene	N.D.	20.56	138.0	28.0	277.0	23.3

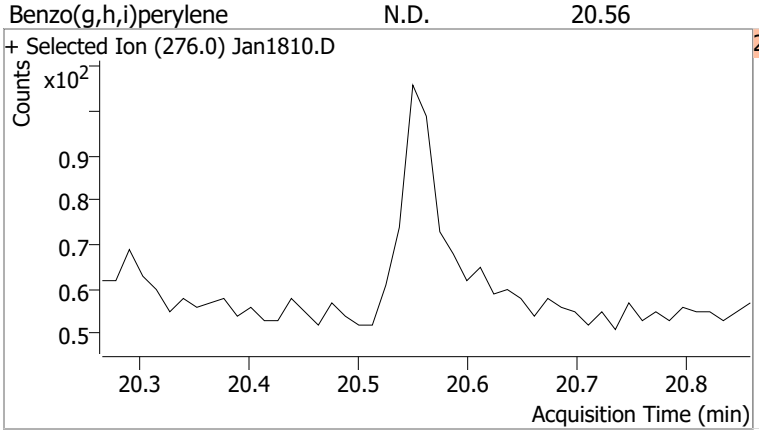

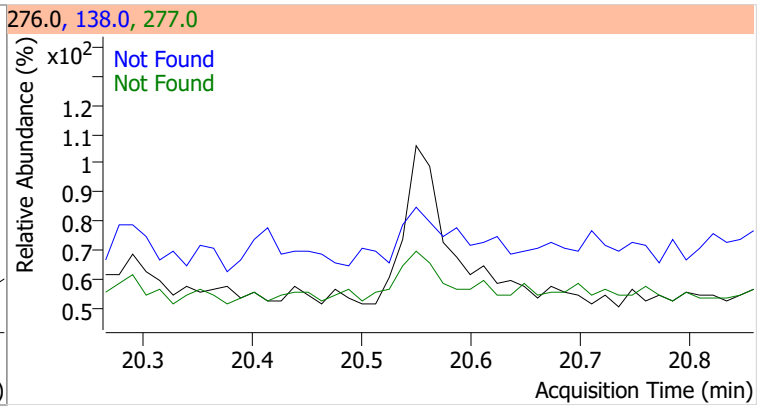

Quantitation Results Report (QT Reviewed)

Agilent | Trusted Answers

Data File	Jan1811.D	Operator	LIMS import
Acq. Method	5975BNASIM	Acq. Date-Time	1/18/2022 8:46:41 PM
Sample Name	B22010507-001C	Instrument	GCMS
Vial	11	Multiplier	1.00
DA Method File	011722 bna SIM 1.batch.bin	Comment	SVOC-8270C-SIM-W-LLPAH
Tune File	dftppjph.u	Tune Date	
Batch Name	011822 bna SIM1.batch.bin	Last Calib Update	2/4/2022 5:01:18 PM
Ref Library			

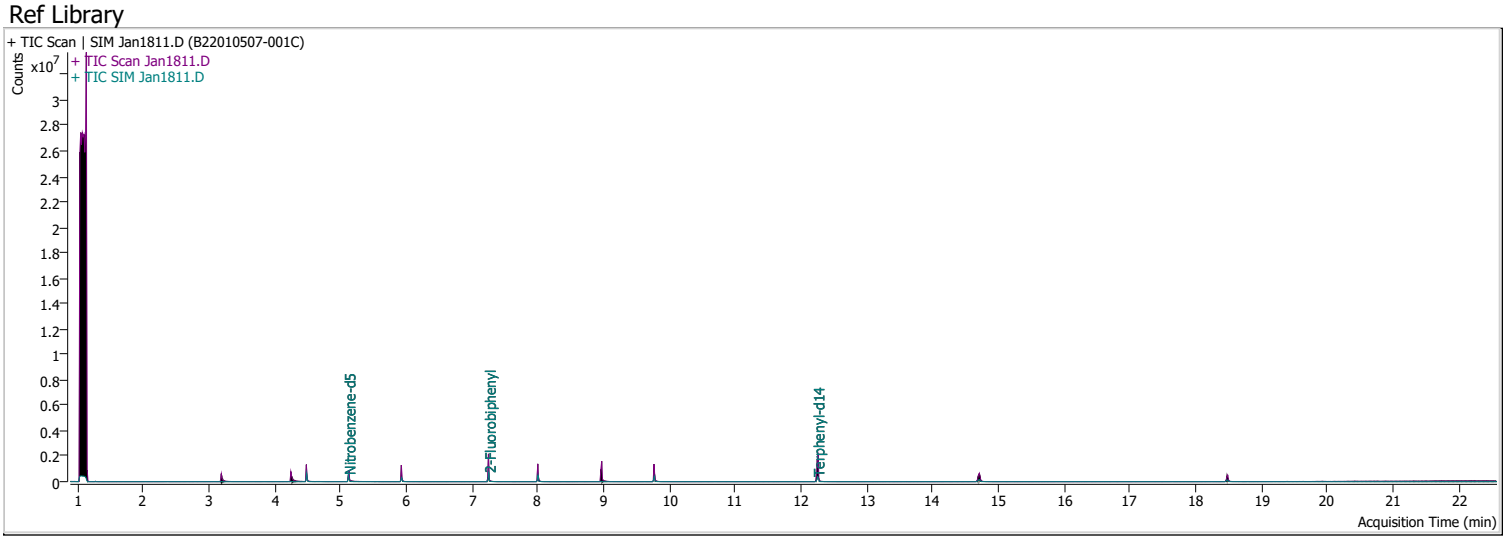

Compound	RT	QIon	Resp.	Conc.	Units		Dev(Min)
Internal Standards							
M 1,4-Dichlorobenzene-d4	4.484	152.0	194230	40.0000	ng/ml		-0.012
M Naphthalene-d8	5.928	136.0	337427	40.0000	ng/ml		-0.012
M Acenaphthene-d10	8.000	164.0	193221	40.0000	ng/ml		0.000
M Phenanthrene-d10	9.768	188.0	388035	40.0000	ng/ml		-0.012
M Chrysene-d12	14.714	240.0	258971	40.0000	ng/ml		-0.012
M Perylene-d12	18.475	264.0	174431	40.0000	ng/ml		-0.025
System Monitoring Compounds							
S Nitrobenzene-d5	5.118	82.0	351252	34.8846	ng/ml		-0.025
Spiked Amount: 5.000	Range: 19.0 - 102.0%			Recovery = 697.69%		*	
S 2-Fluorobiphenyl	7.252	172.0	536422	57.7573	ng/ml		-0.012
Spiked Amount: 5.000	Range: 25.0 - 94.0%			Recovery = 1155.15%		*	
S o-Terphenyl	0.000		0	N.D.			
Spiked Amount: 5.000	Range: 40.0 - 140.0%			Recovery = NA%			
S Terphenyl-d14	12.251	244.0	539297	76.7475	ng/ml		-0.012
Spiked Amount: 5.000	Range: 39.0 - 106.0%			Recovery = 1534.95%		*	
Target Compounds							**QValue**
T Naphthalene	0.000		0	N.D.			
T 2-Methylnaphthalene	0.000		0	N.D.			
T 1-Methylnaphthalene	0.000		0	N.D.			
T Acenaphthylene	0.000		0	N.D.			
T Acenaphthene	8.000	154.0	0		ng/ml	md	1
T Fluorene	8.960	166.0	0		ng/ml	md	1
T Phenanthrene	0.000		0	N.D.			
T Anthracene	0.000		0	N.D.			
T Fluoranthene	0.000		0	N.D.			
T Pyrene	0.000		0	N.D.			
T Benzo(a)Anthracene	14.701	228.0	0		ng/ml	md	1
T Chrysene	14.776	228.0	0		ng/ml	md	1
T Benzo(b)fluoranthene	0.000		0	N.D.			

Compound	RT	QIon	Resp.	Conc.	Units		Dev(Min)
T Benzo(k)fluoranthene	0.000		0	N.D.			
T Benzo(a)pyrene	18.475	252.0	0		ng/ml	md	1
T Indeno(1,2,3-cd)pyrene	0.000		0	N.D.			
T Dibenzo(a,h)anthracene	0.000		0	N.D.			
T Benzo(g,h,i)perylene	0.000		0	N.D.			

(#) = Qualifier Out of Range; (m) = Manual Integration; (+) = Area Summed; (*) = Surrogate Percent Recovery Out of Range; (d): Zeroed Peak

Compound	Conc.	RT	Dev(Min)	Resp.	QIon	QRatio	Lower	Upper
Nitrobenzene-d5	34.8846	5.12	-0.02	351252	54.0	35.5	25.9	48.1
					128.0	33.5	25.6	47.6

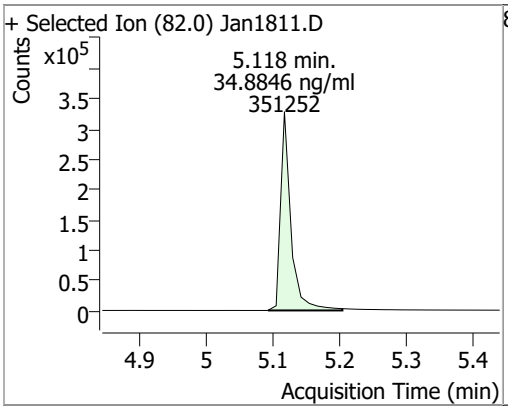

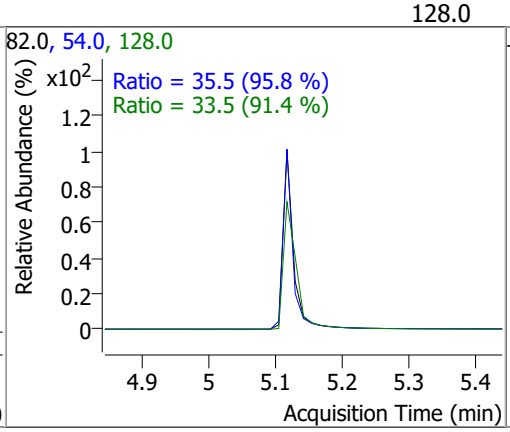

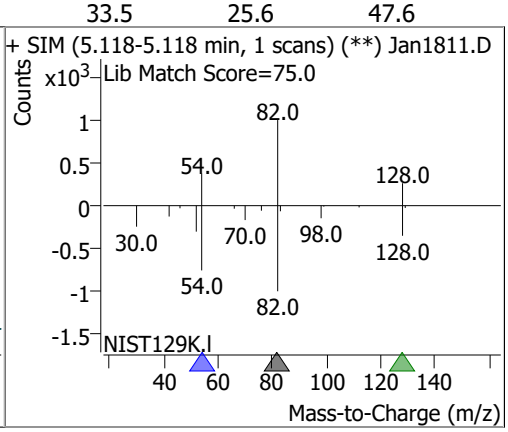

Compound	Conc.	Exp RT	QIon	Exp Ratio	QIon	Exp Ratio
Naphthalene	N.D.	5.95	102.0	19.9	129.0	11.0

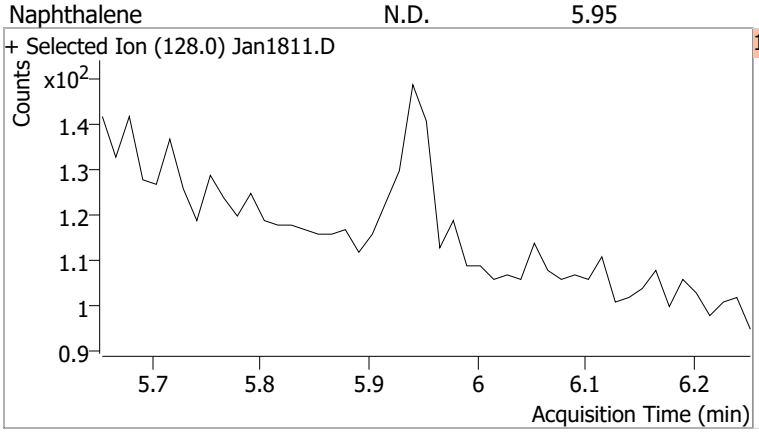

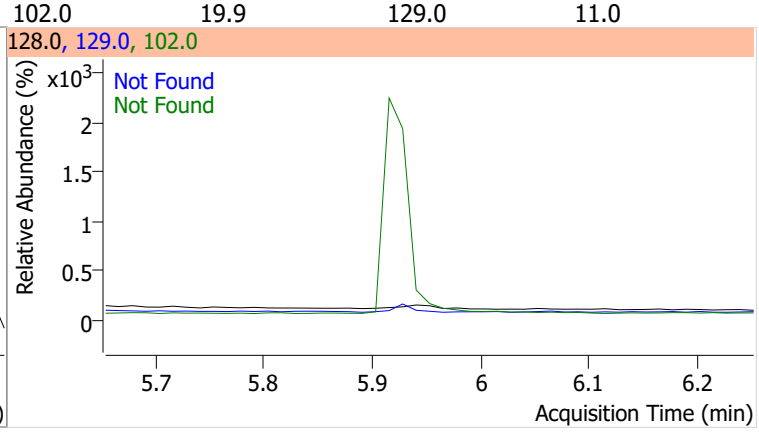

Compound	Conc.	Exp RT	QIon	Exp Ratio	QIon	Exp Ratio
2-Methylnaphthalene	N.D.	6.79	142.0	140.8	115.0	59.7

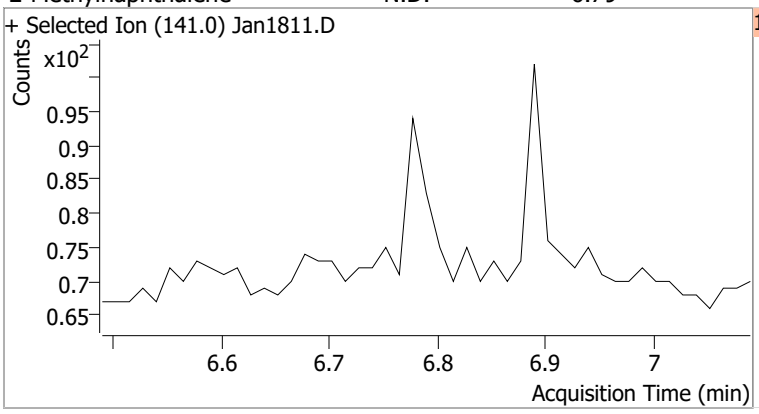

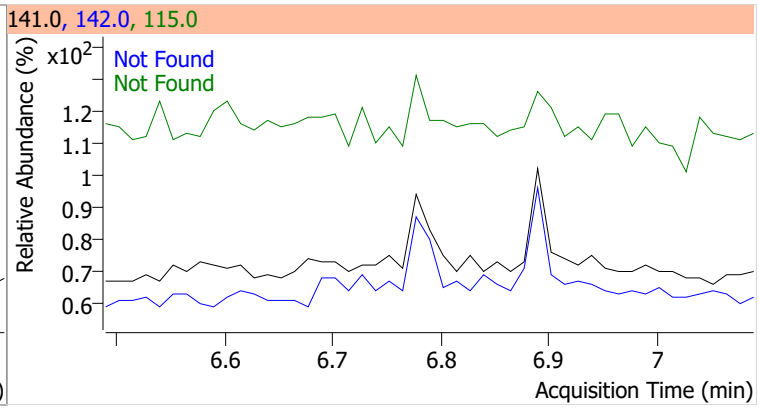

Compound	Conc.	Exp RT	QIon	Exp Ratio	QIon	Exp Ratio
1-Methylnaphthalene	N.D.	6.90	142.0	113.1	115.0	67.8

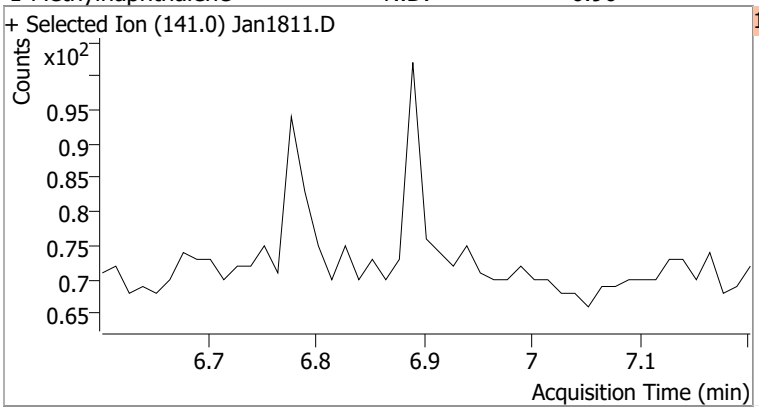

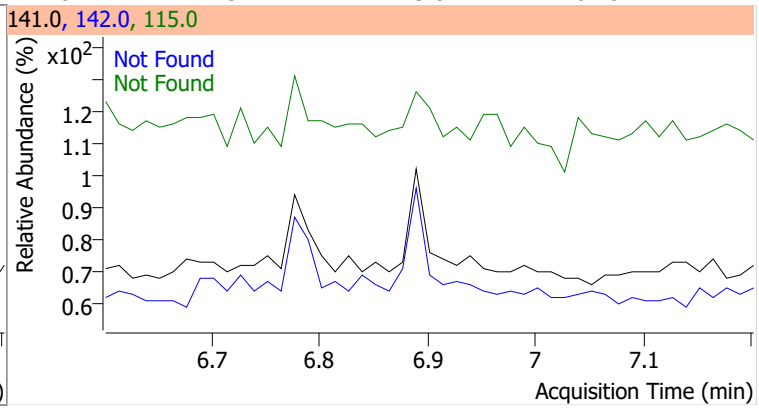

Compound	Conc.	RT	Dev(Min)	Resp.	QIon	QRatio	Lower	Upper
2-Fluorobiphenyl	57.7573	7.25	-0.01	536422	171.0	36.7	26.6	49.5

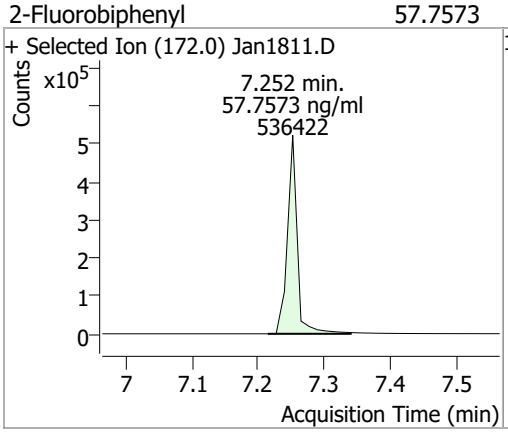

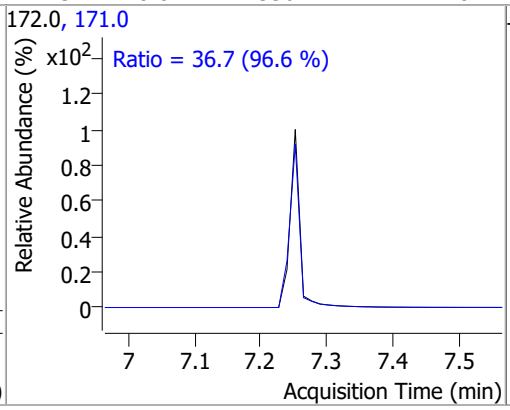

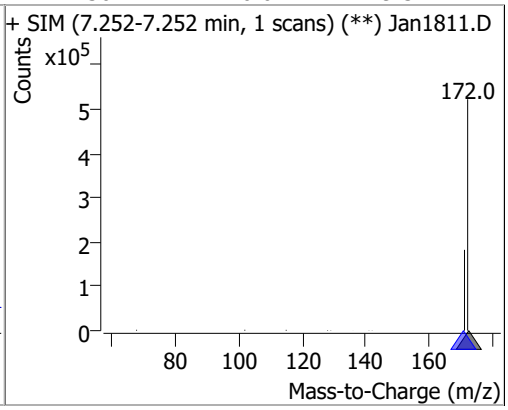

Compound	Conc.	Exp RT	QIon	Exp Ratio
Acenaphthylene	N.D.	7.83	153.0	12.8

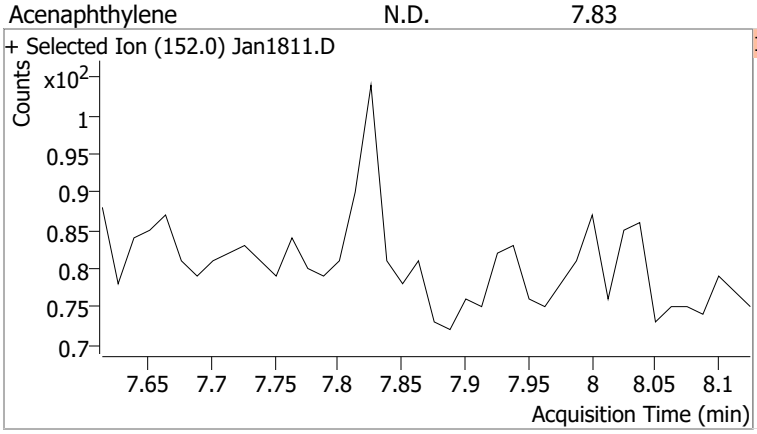

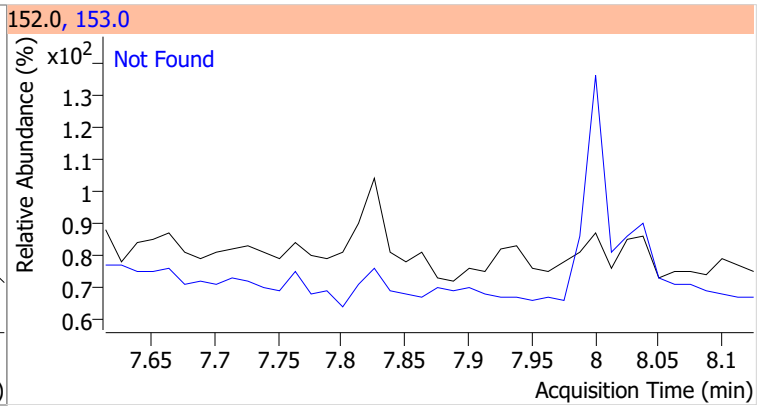

Compound	Conc.	RT	Dev(Min)	Resp.	QIon	QRatio	Lower	Upper
Acenaphthene		0		0	153.0		82.1	152.6
					152.0		41.0	76.1

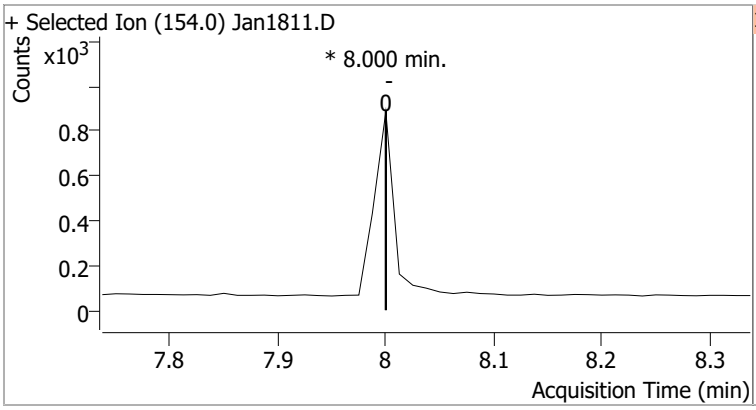

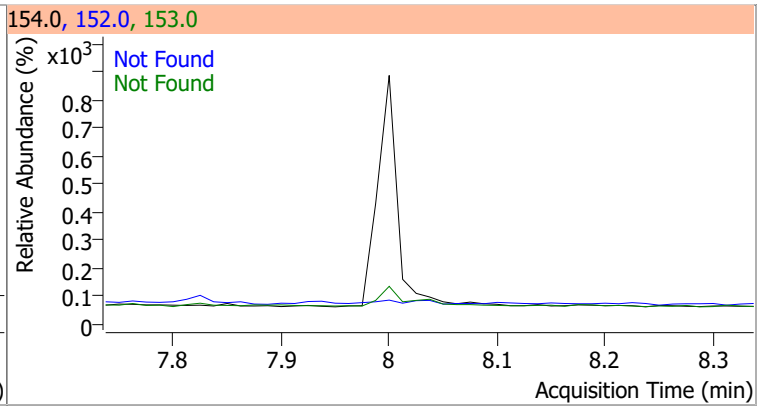

Compound	Conc.	RT	Dev(Min)	Resp.	QIon	QRatio	Lower	Upper
Fluorene		0		0	165.0		69.1	128.3
					167.0		9.7	18.0

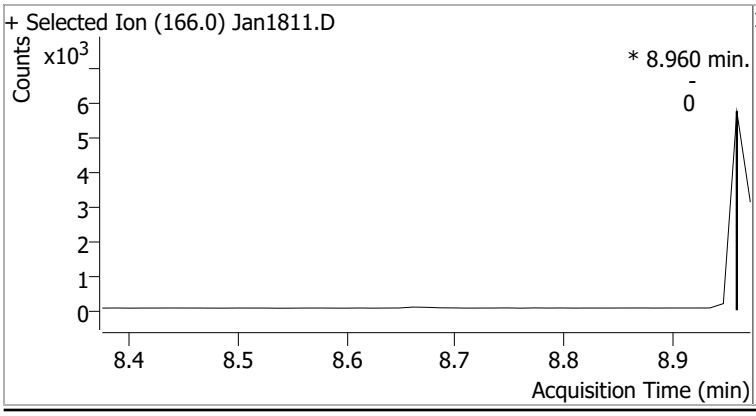

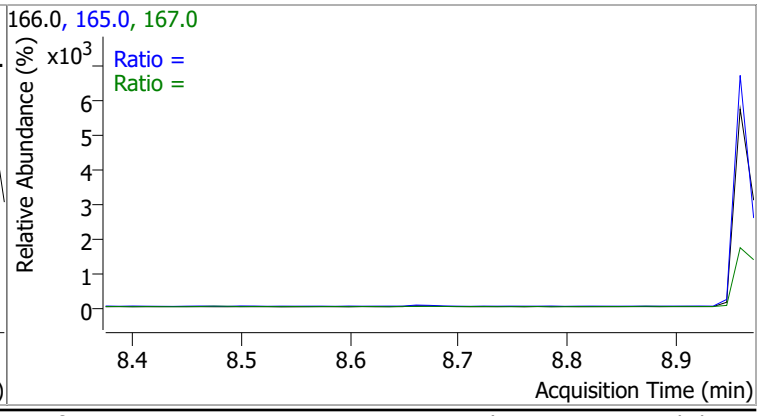

Compound	Conc.	Exp RT	QIon	Exp Ratio
Phenanthrene	N.D.	9.80	176.0	15.5

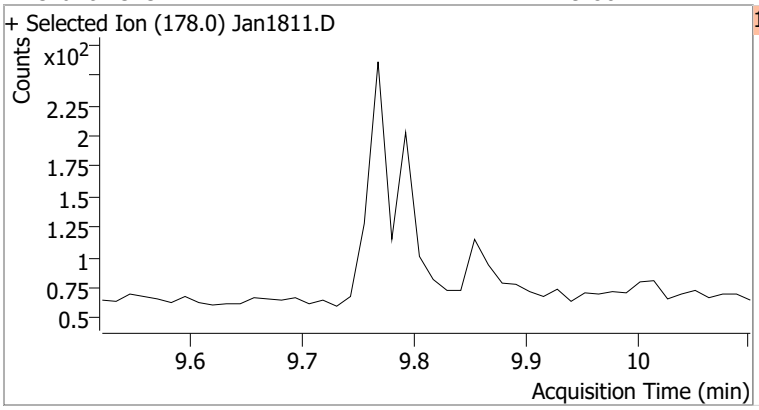

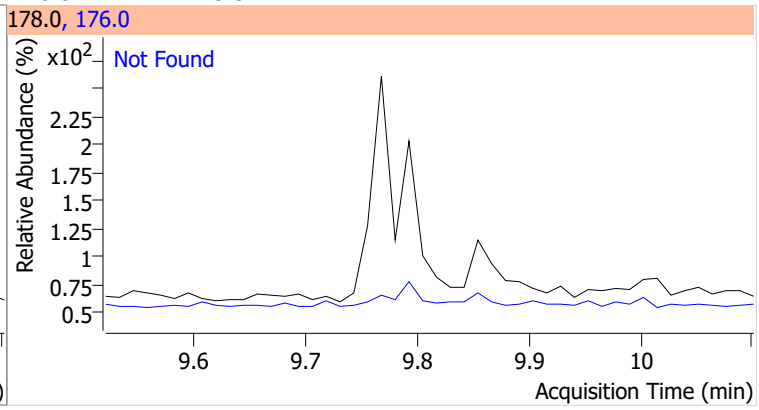

Compound	Conc.	Exp RT	QIon	Exp Ratio
Anthracene	N.D.	9.87	176.0	18.1

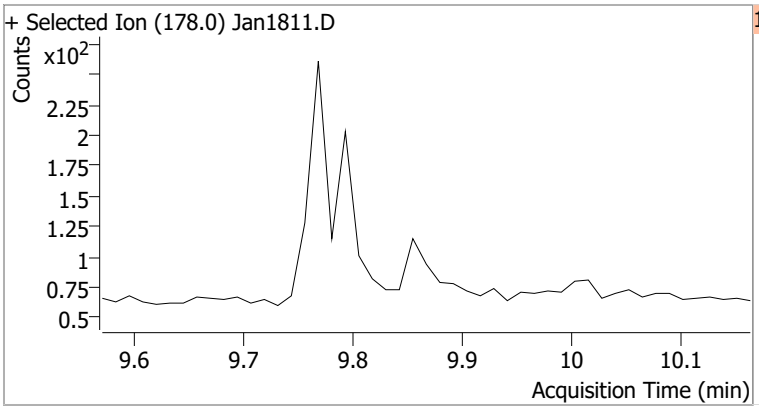

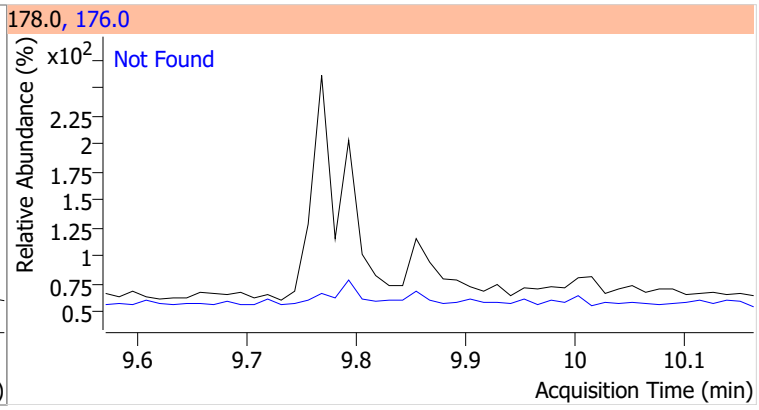

Compound	Conc.	Exp RT	QIon	Exp Ratio	QIon	Exp Ratio
o-Terphenyl	N.D.	10.30	229.0	70.2	215.0	46.7

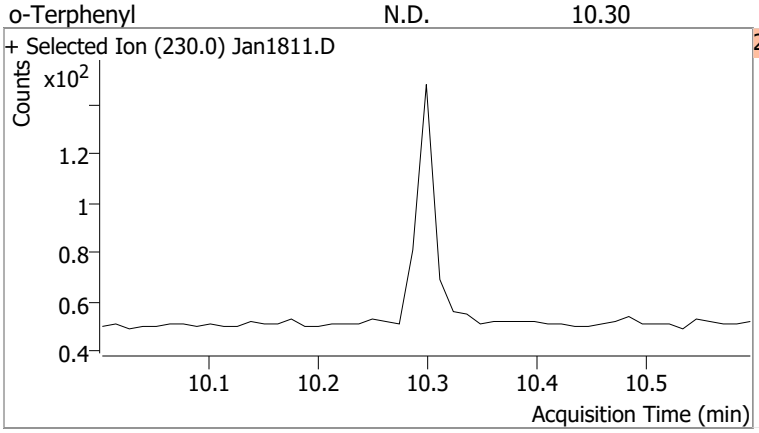

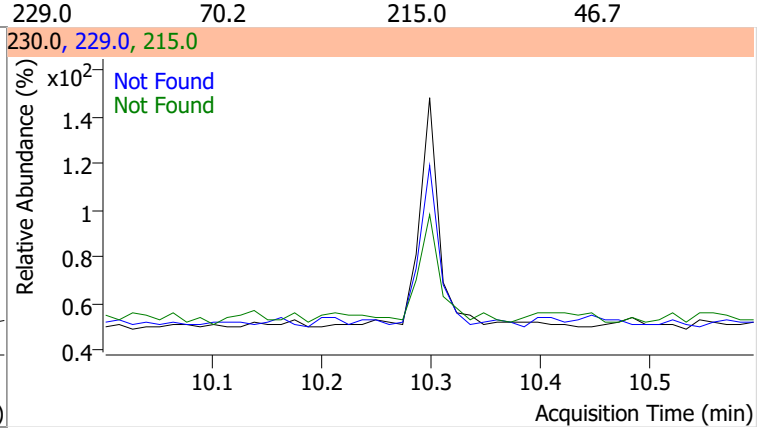

Compound	Conc.	Exp RT	QIon	Exp Ratio
Fluoranthene	N.D.	11.41	101.0	13.8

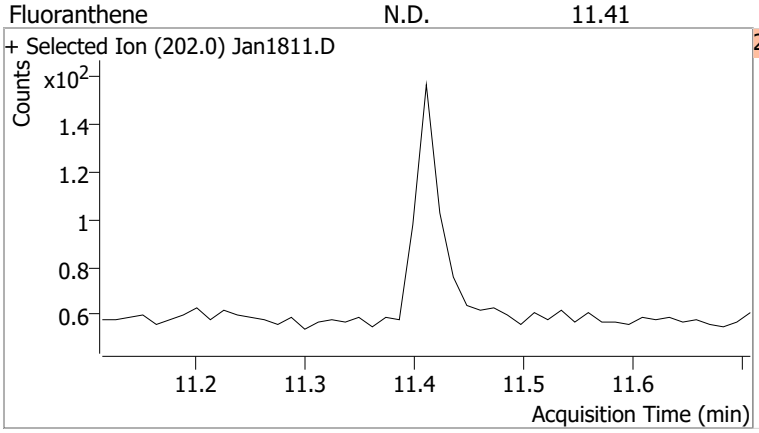

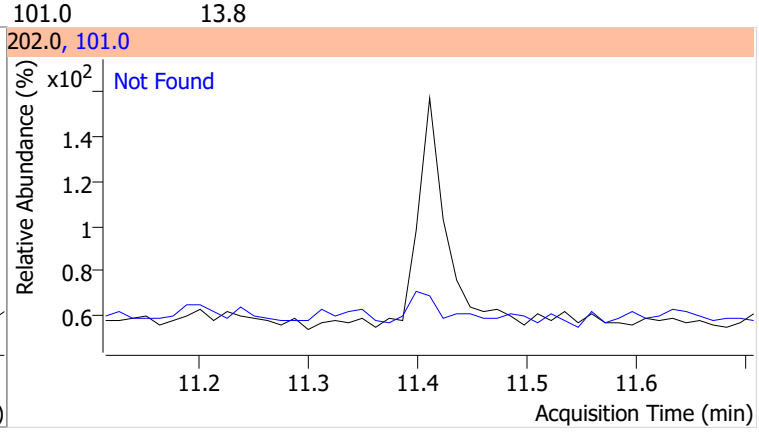

Compound	Conc.	Exp RT	QIon	Exp Ratio
Pyrene	N.D.	11.79	101.0	15.3

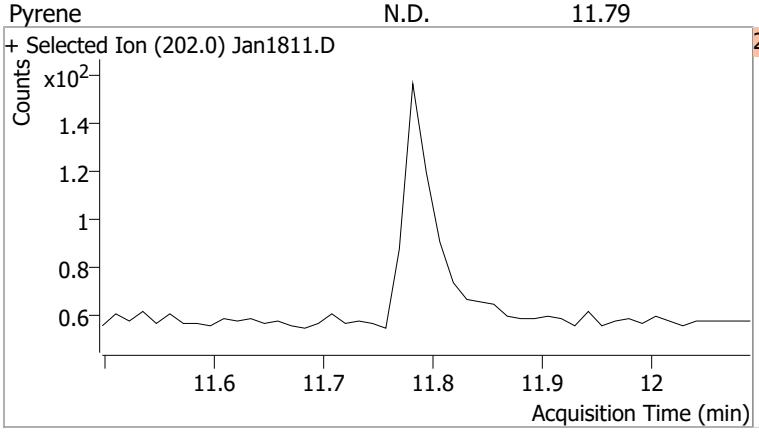

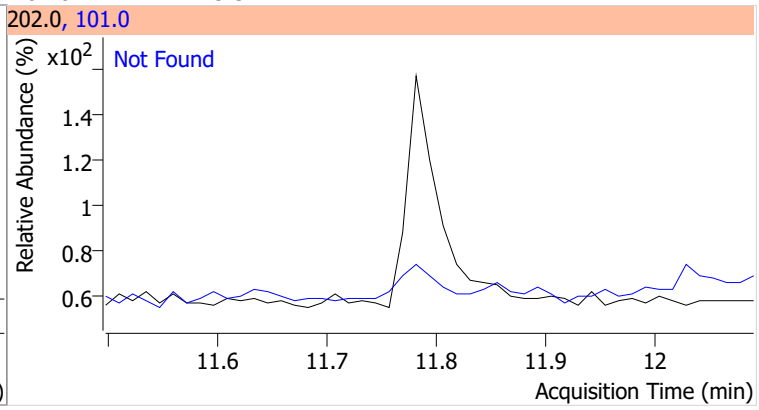

Compound	Conc.	RT	Dev(Min)	Resp.	QIon	QRatio	Lower	Upper
Terphenyl-d14	76.7475	12.25	-0.01	539297	122.0	18.9	13.4	25.0

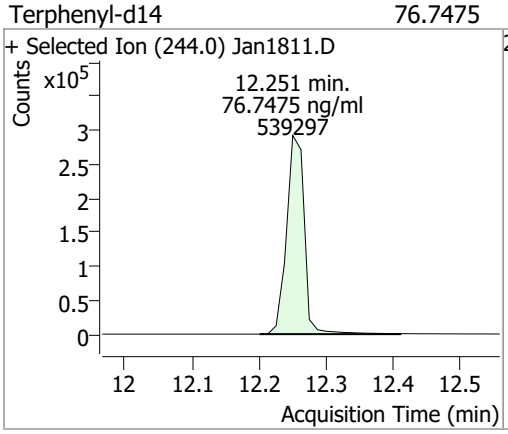

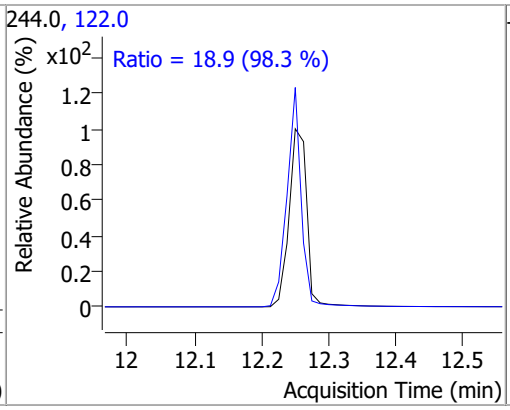

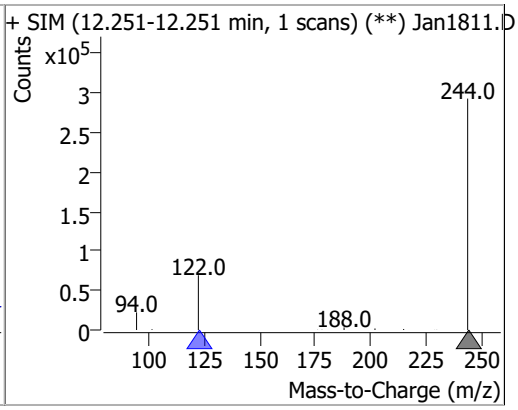

Compound	Conc.	RT	Dev(Min)	Resp.	QIon	QRatio	Lower	Upper
Benzo(a)Anthracene		0		0	226.0		18.9	35.1
					229.0		16.1	29.9

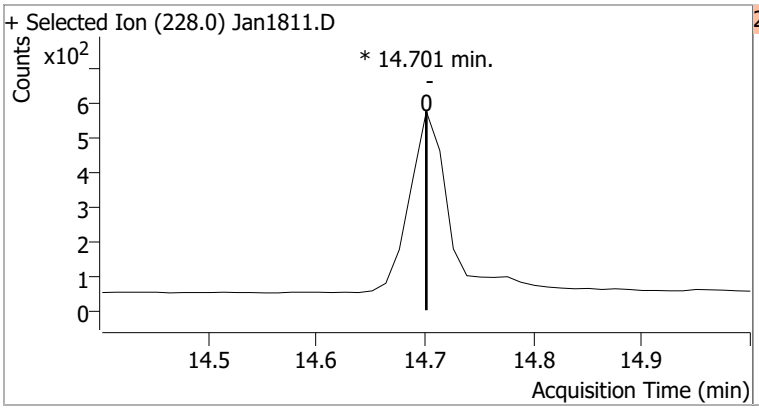

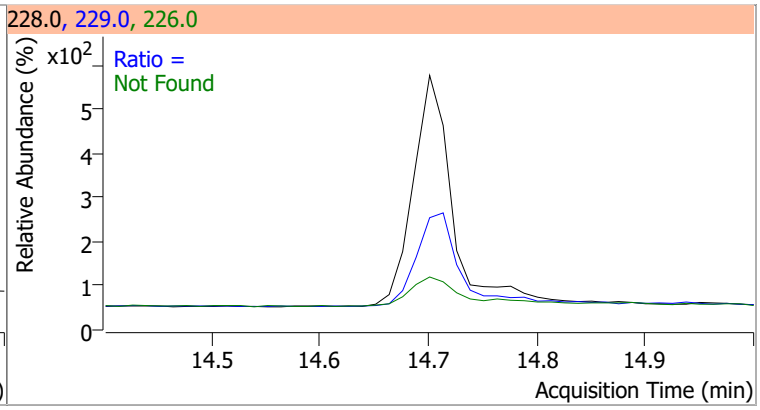

Compound	Conc.	RT	Dev(Min)	Resp.	QIon	QRatio	Lower	Upper
Chrysene		0		0	226.0		21.2	39.4
					229.0		15.0	27.8

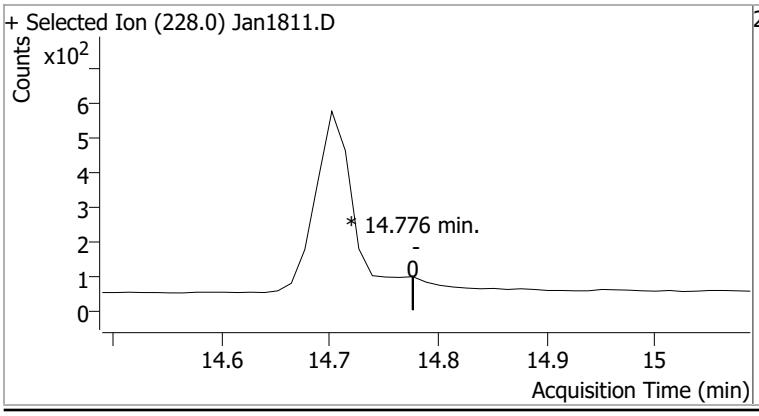

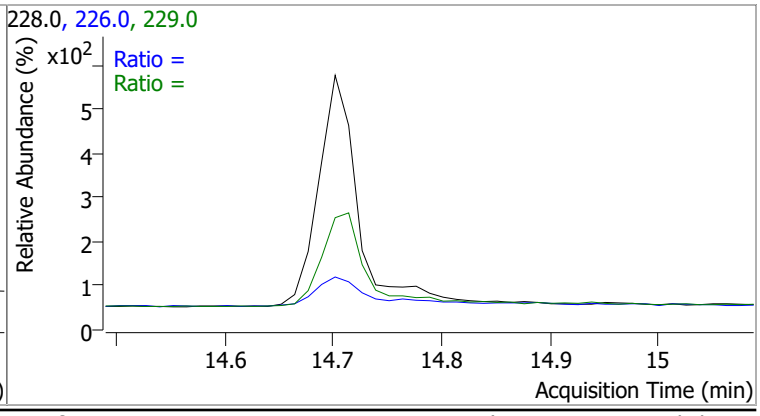

Compound	Conc.	Exp RT	QIon	Exp Ratio
Benzo(b)fluoranthene	N.D.	17.73	253.0	22.6

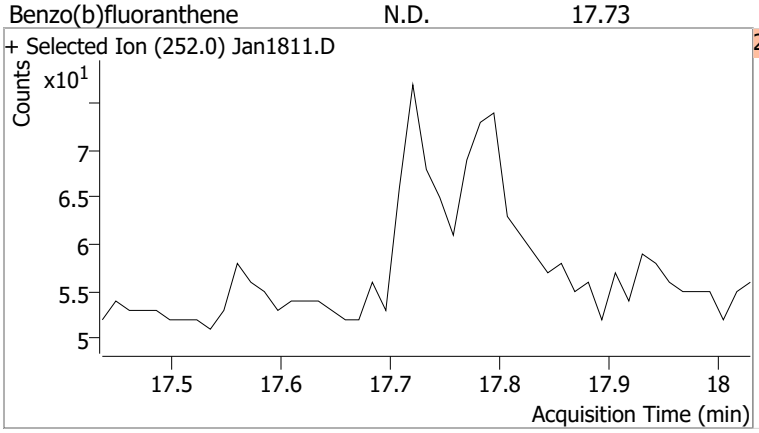

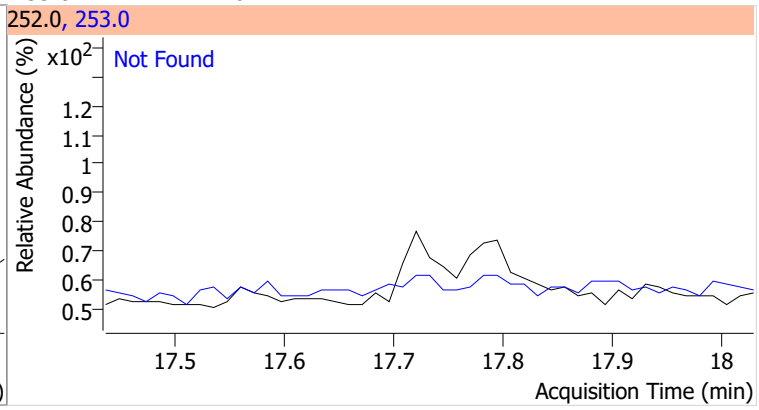

Compound	Conc.	Exp RT	QIon	Exp Ratio
Benzo(k)fluoranthene	N.D.	17.79	253.0	23.0

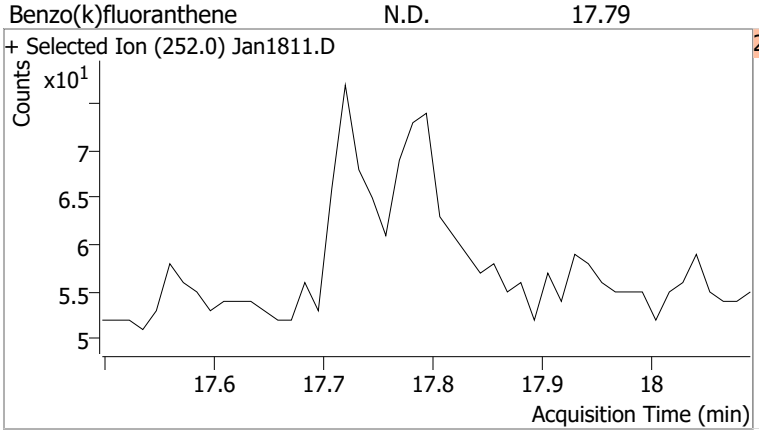

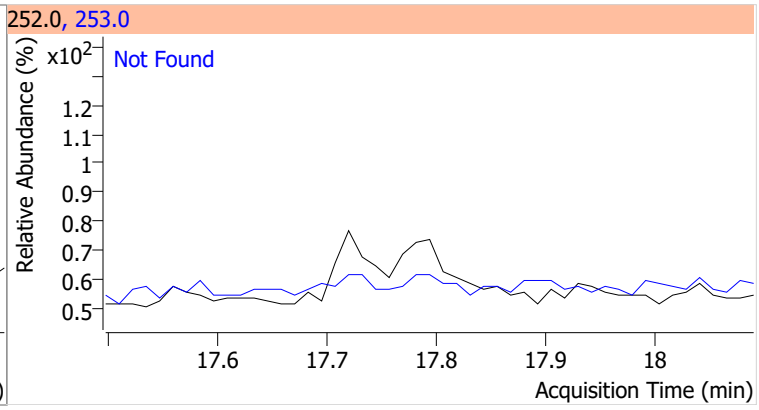

Compound	Conc.	RT	Dev(Min)	Resp.	QIon	QRatio	Lower	Upper
Benzo(a)pyrene		0		0	253.0		16.5	30.6

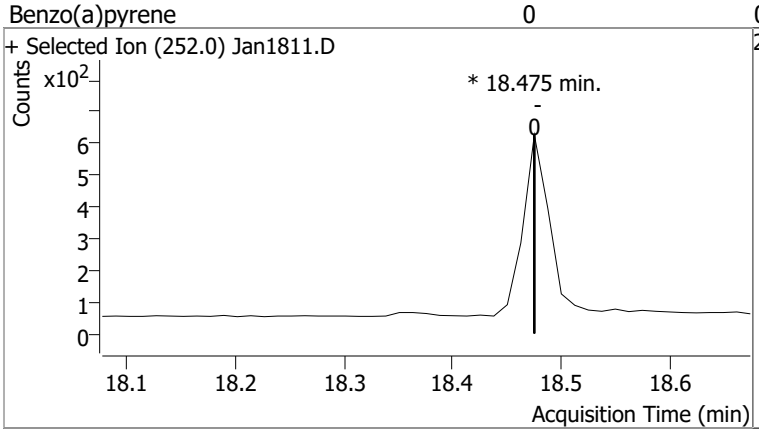

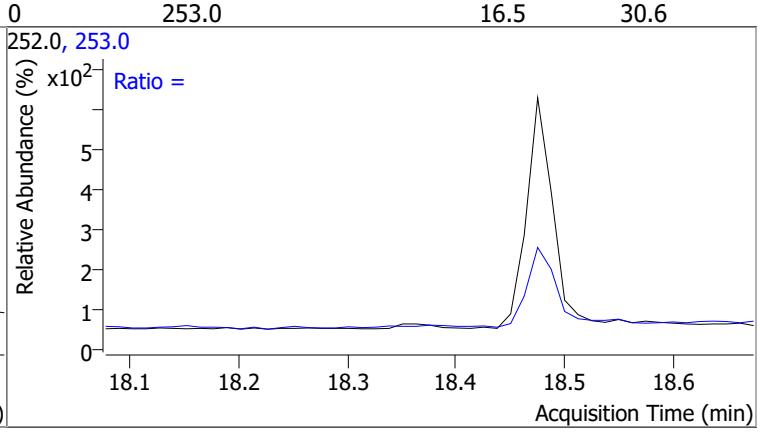

Compound	Conc.	Exp RT	QIon	Exp Ratio
Indeno(1,2,3-cd)pyrene	N.D.	20.23	138.0	28.9

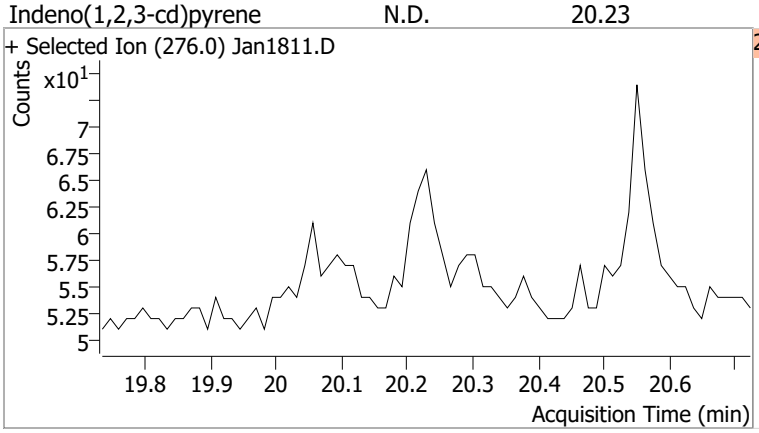

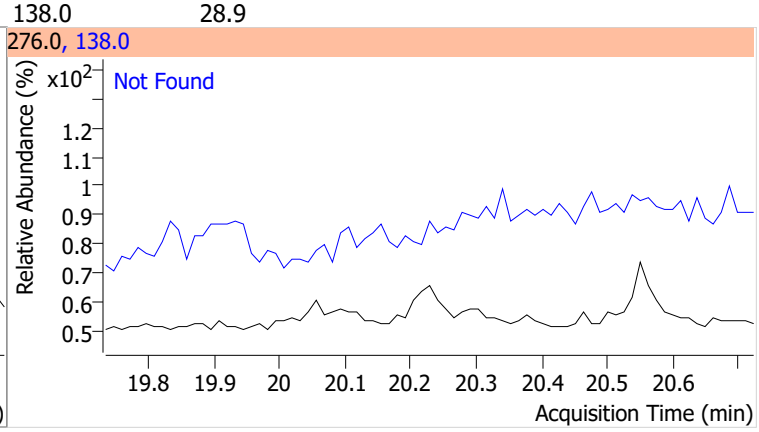

Compound	Conc.	Exp RT	QIon	Exp Ratio	QIon	Exp Ratio
Dibenzo(a,h)anthracene	N.D.	20.30	279.0	25.1	139.0	24.1

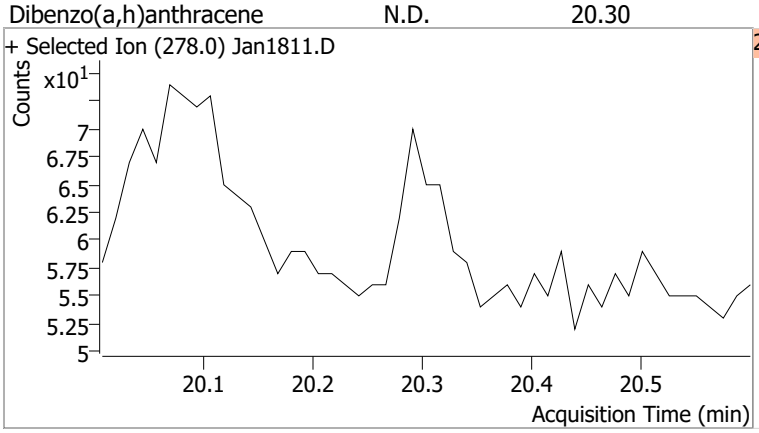

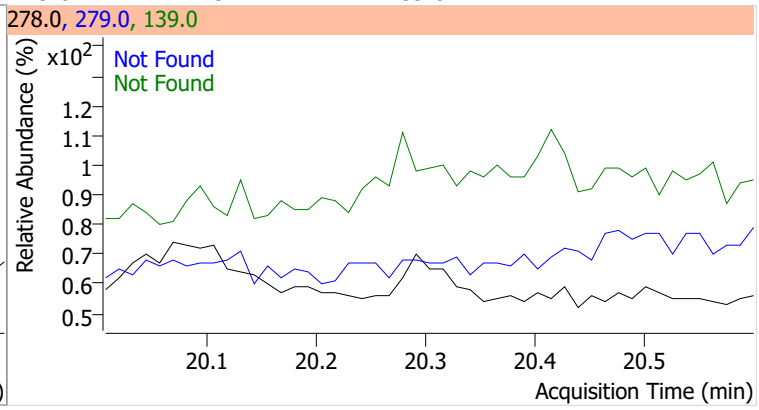

Compound	Conc.	Exp RT	QIon	Exp Ratio	QIon	Exp Ratio
Benzo(g,h,i)perylene	N.D.	20.56	138.0	28.0	277.0	23.3

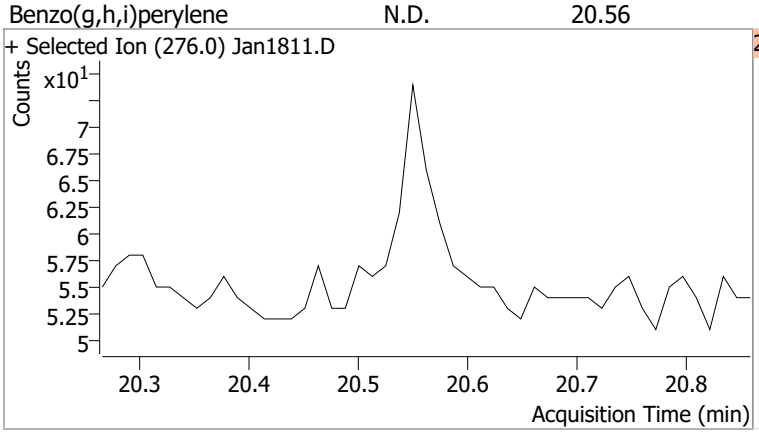

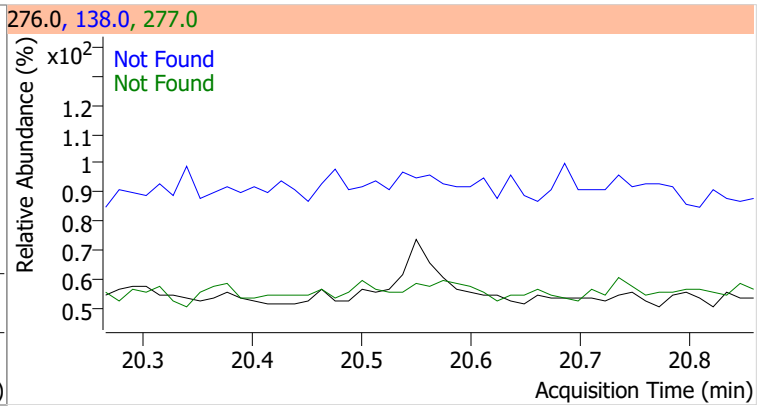

Quantitation Results Report (QT Reviewed)

Agilent | Trusted Answers

Data File	Jan1812.D	Operator	LIMS import
Acq. Method	5975BNASIM	Acq. Date-Time	1/18/2022 9:19:01 PM
Sample Name	B22010625-001C	Instrument	GCMS
Vial	12	Multiplier	1.00
DA Method File	011722 bna SIM 1.batch.bin	Comment	SVOC-8270C-SIM-W-LLPAH
Tune File	dftppjph.u	Tune Date	
Batch Name	011822 bna SIM1.batch.bin	Last Calib Update	2/4/2022 5:01:18 PM
Ref Library			

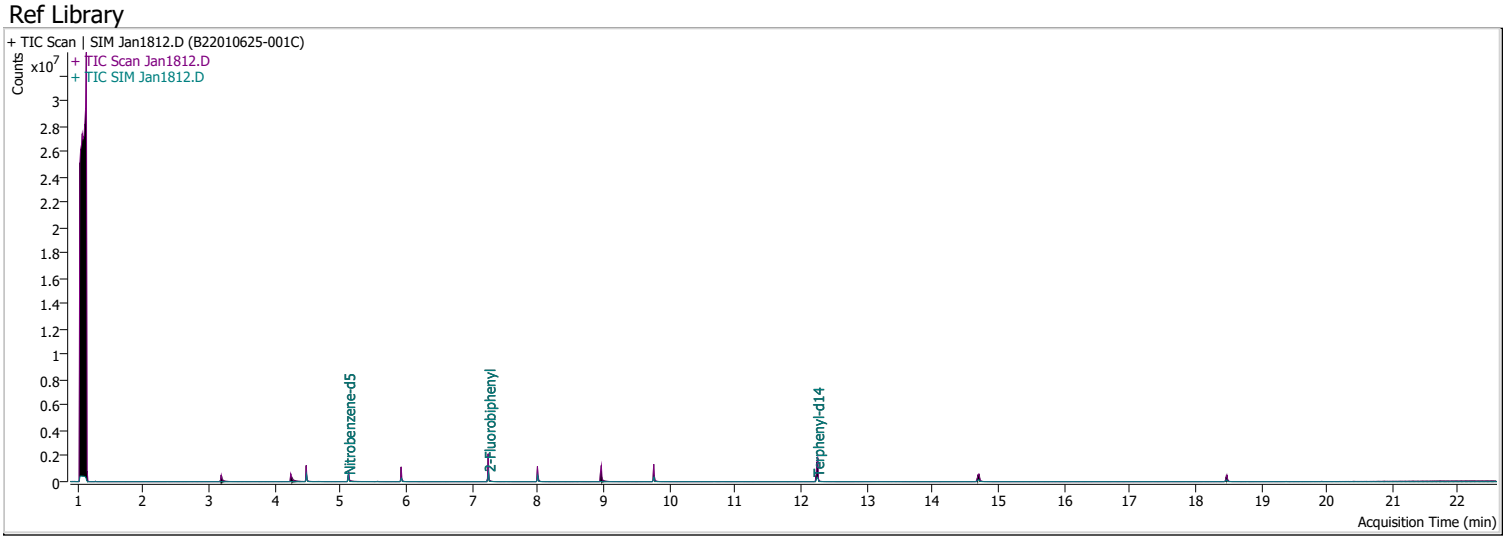

Compound	RT	QIon	Resp.	Conc.	Units		Dev(Min)
Internal Standards							
M 1,4-Dichlorobenzene-d4	4.484	152.0	175278	40.0000	ng/ml		-0.012
M Naphthalene-d8	5.928	136.0	308221	40.0000	ng/ml		-0.012
M Acenaphthene-d10	8.001	164.0	182428	40.0000	ng/ml		0.000
M Phenanthrene-d10	9.768	188.0	345870	40.0000	ng/ml		-0.012
M Chrysene-d12	14.702	240.0	247260	40.0000	ng/ml		-0.025
M Perylene-d12	18.475	264.0	161590	40.0000	ng/ml		-0.025
System Monitoring Compounds							
S Nitrobenzene-d5	5.118	82.0	327251	35.5570	ng/ml		-0.025
Spiked Amount: 5.000	Range: 19.0 - 102.0%			Recovery = 711.14%		*	
S 2-Fluorobiphenyl	7.252	172.0	557143	63.5376	ng/ml		-0.012
Spiked Amount: 5.000	Range: 25.0 - 94.0%			Recovery = 1270.75%		*	
S o-Terphenyl	0.000		0	N.D.			
Spiked Amount: 5.000	Range: 40.0 - 140.0%			Recovery = NA%			
S Terphenyl-d14	12.251	244.0	485777	73.4739	ng/ml		-0.012
Spiked Amount: 5.000	Range: 39.0 - 106.0%			Recovery = 1469.48%		*	
Target Compounds							**QValue**
T Naphthalene	0.000		0	N.D.			
T 2-Methylnaphthalene	0.000		0	N.D.			
T 1-Methylnaphthalene	0.000		0	N.D.			
T Acenaphthylene	0.000		0	N.D.			
T Acenaphthene	8.025	154.0	0		ng/ml	md	1
T Fluorene	8.960	166.0	0		ng/ml	md	1
T Phenanthrene	0.000		0	N.D.			
T Anthracene	0.000		0	N.D.			
T Fluoranthene	0.000		0	N.D.			
T Pyrene	0.000		0	N.D.			
T Benzo(a)Anthracene	14.702	228.0	0		ng/ml	md	1
T Chrysene	14.702	228.0	0		ng/ml	md	1
T Benzo(b)fluoranthene	0.000		0	N.D.			

Compound	RT	QIon	Resp.	Conc.	Units		Dev(Min)
T Benzo(k)fluoranthene	0.000		0	N.D.			
T Benzo(a)pyrene	18.475	252.0	0		ng/ml	md	1
T Indeno(1,2,3-cd)pyrene	0.000		0	N.D.			
T Dibenzo(a,h)anthracene	0.000		0	N.D.			
T Benzo(g,h,i)perylene	0.000		0	N.D.			

(#) = Qualifier Out of Range; (m) = Manual Integration; (+) = Area Summed; (*) = Surrogate Percent Recovery Out of Range; (d): Zeroed Peak

Compound	Conc.	RT	Dev(Min)	Resp.	QIon	QRatio	Lower	Upper
Nitrobenzene-d5	35.5570	5.12	-0.02	327251	54.0	34.7	25.9	48.1
					128.0	32.8	25.6	47.6

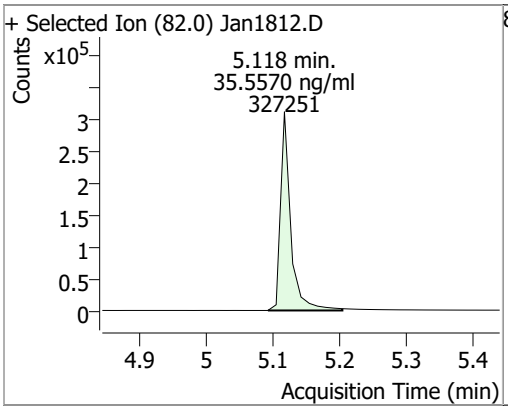

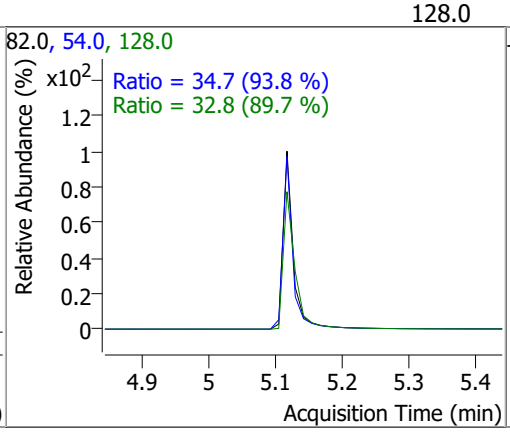

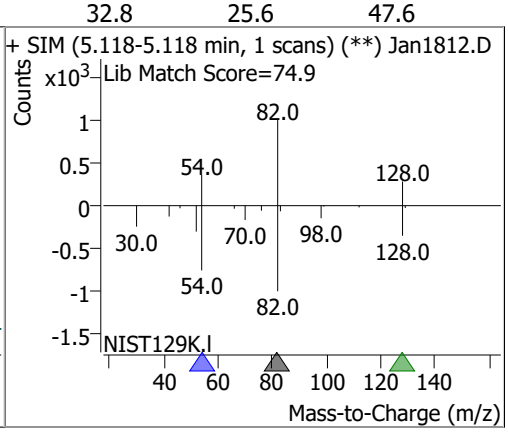

Compound	Conc.	Exp RT	QIon	Exp Ratio	QIon	Exp Ratio
Naphthalene	N.D.	5.95	102.0	19.9	129.0	11.0

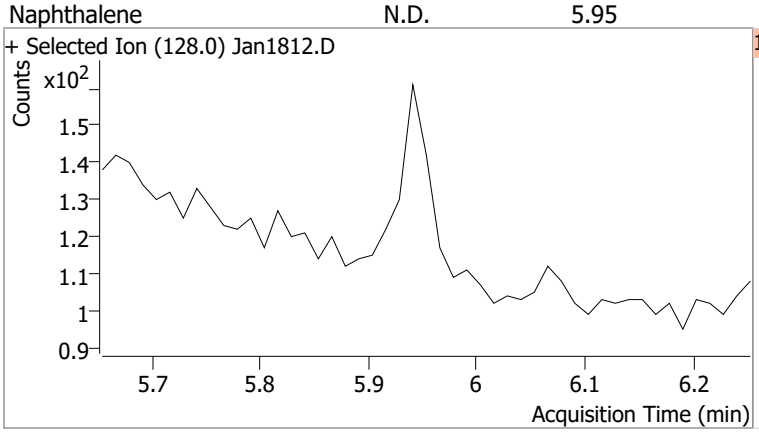

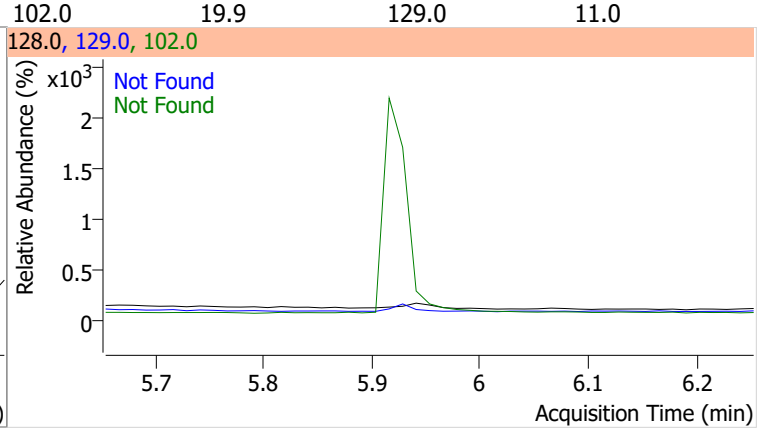

Compound	Conc.	Exp RT	QIon	Exp Ratio	QIon	Exp Ratio
2-Methylnaphthalene	N.D.	6.79	142.0	140.8	115.0	59.7

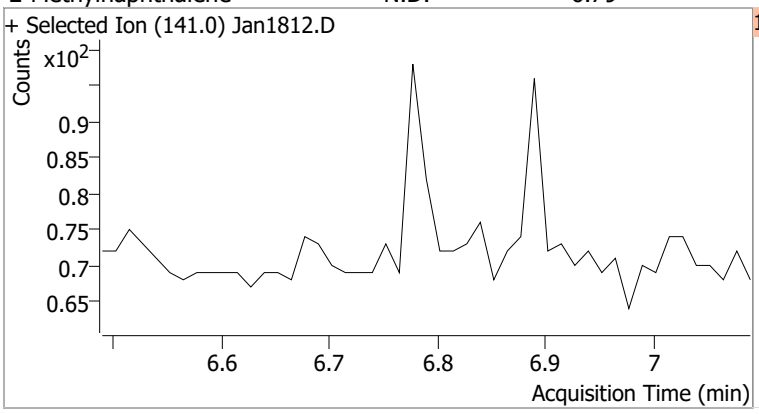

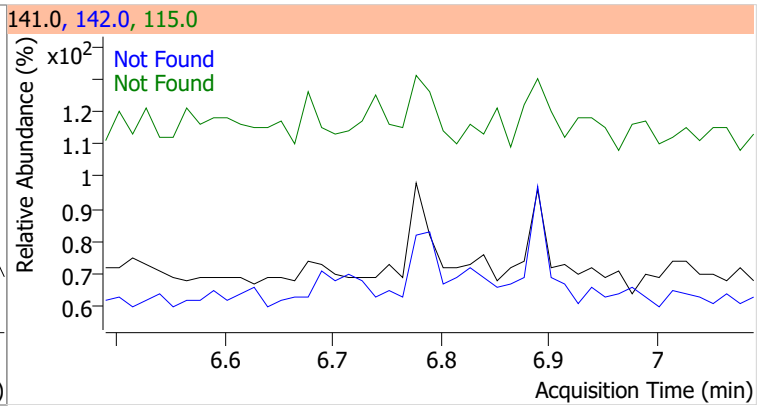

Compound	Conc.	Exp RT	QIon	Exp Ratio	QIon	Exp Ratio
1-Methylnaphthalene	N.D.	6.90	142.0	113.1	115.0	67.8

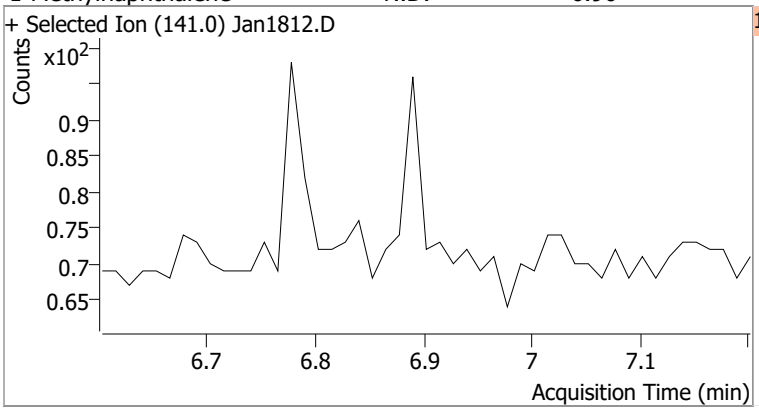

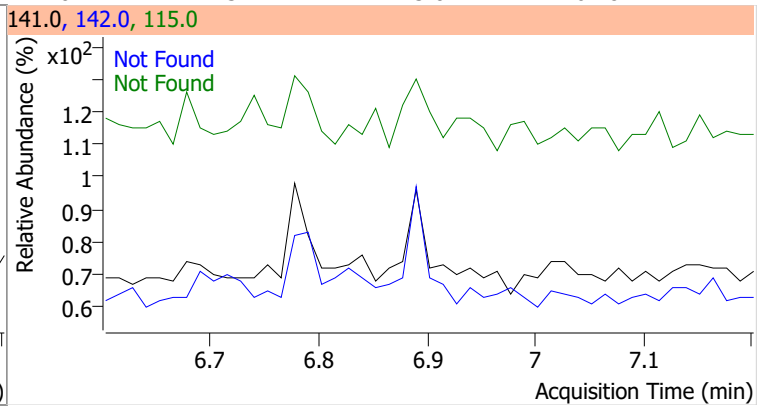

Quantitation Results Report (QT Reviewed)

Compound	Conc.	RT	Dev(Min)	Resp.	QIon	QRatio	Lower	Upper
2-Fluorobiphenyl	63.5376	7.25	-0.01	557143	171.0	36.5	26.6	49.5

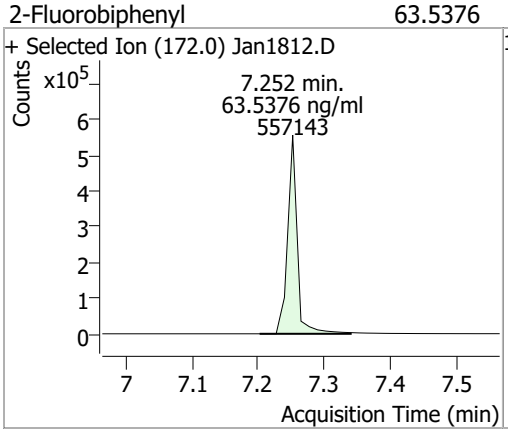

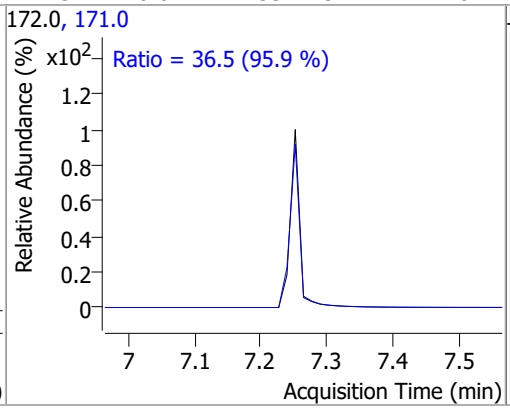

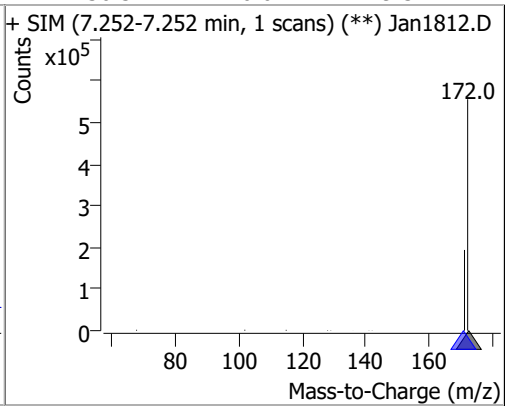

Compound	Conc.	Exp RT	QIon	Exp Ratio
Acenaphthylene	N.D.	7.83	153.0	12.8

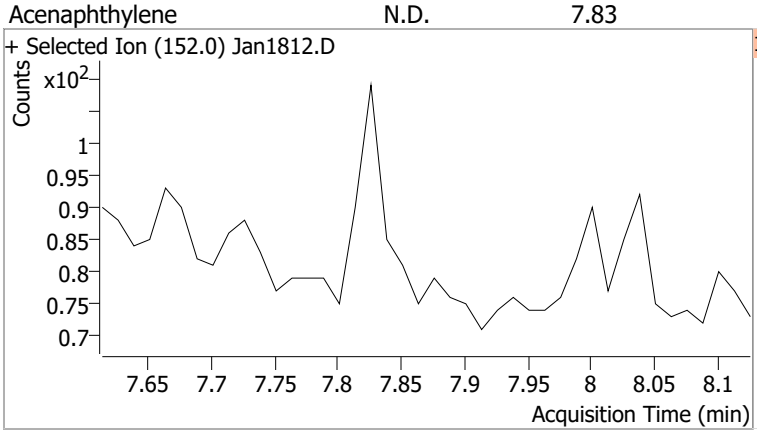

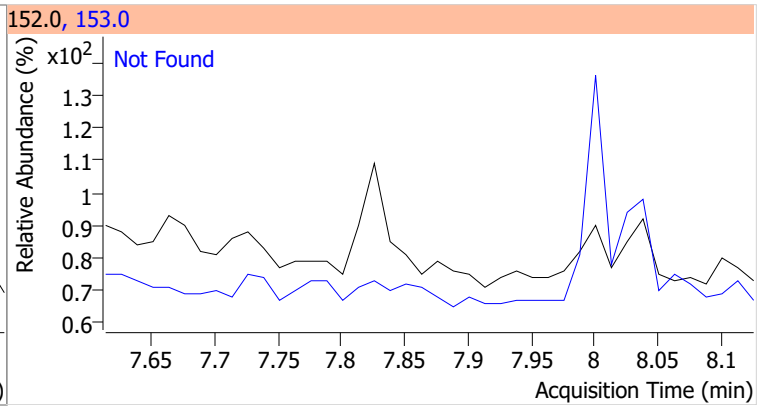

Compound	Conc.	RT	Dev(Min)	Resp.	QIon	QRatio	Lower	Upper
Acenaphthene		0		0	153.0		82.1	152.6
					152.0		41.0	76.1

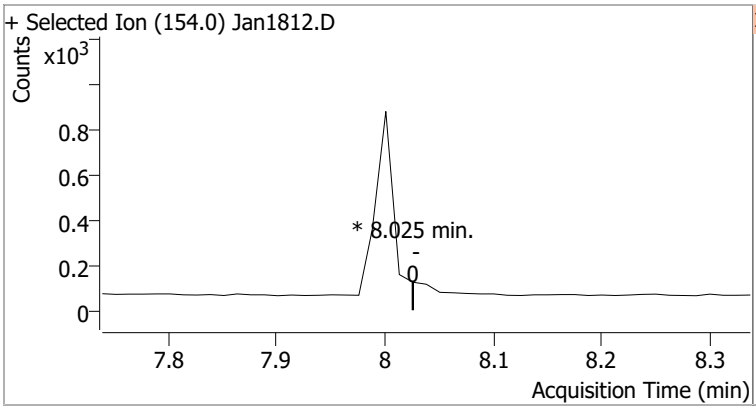

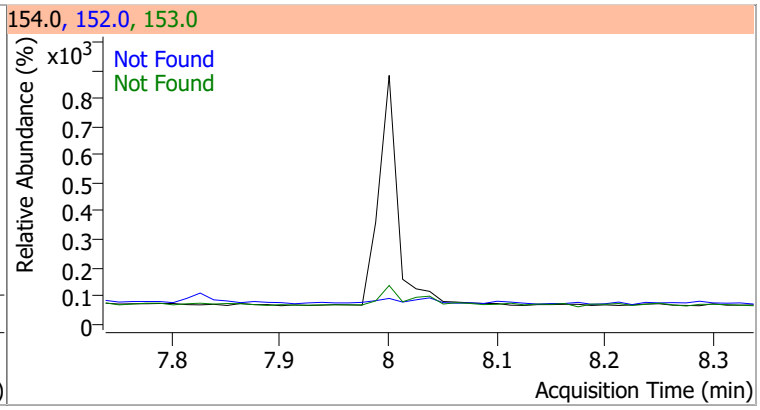

Compound	Conc.	RT	Dev(Min)	Resp.	QIon	QRatio	Lower	Upper
Fluorene		0		0	165.0		69.1	128.3
					167.0		9.7	18.0

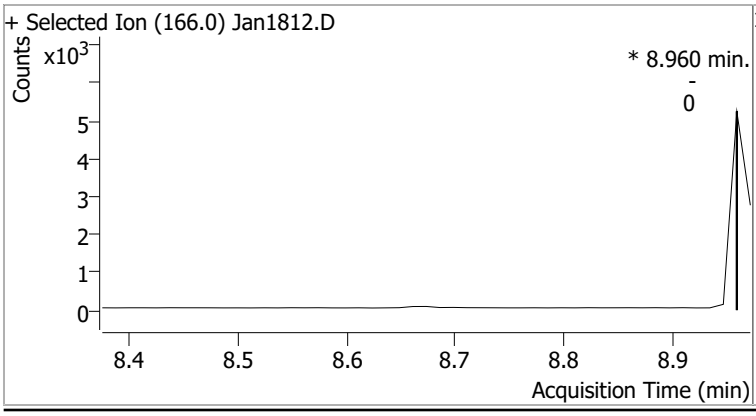

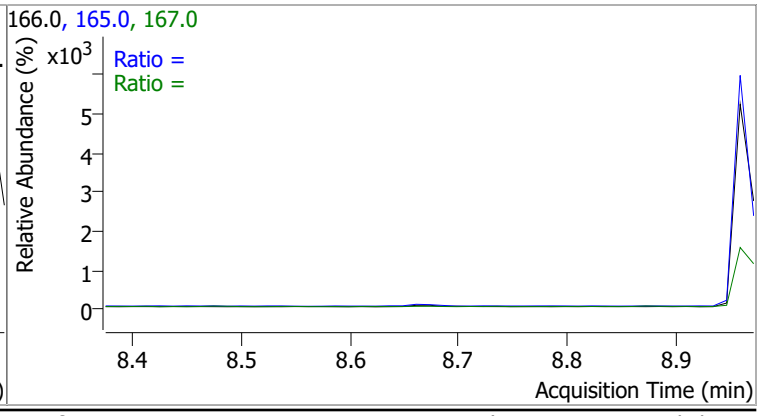

Compound	Conc.	Exp RT	QIon	Exp Ratio
Phenanthrene	N.D.	9.80	176.0	15.5

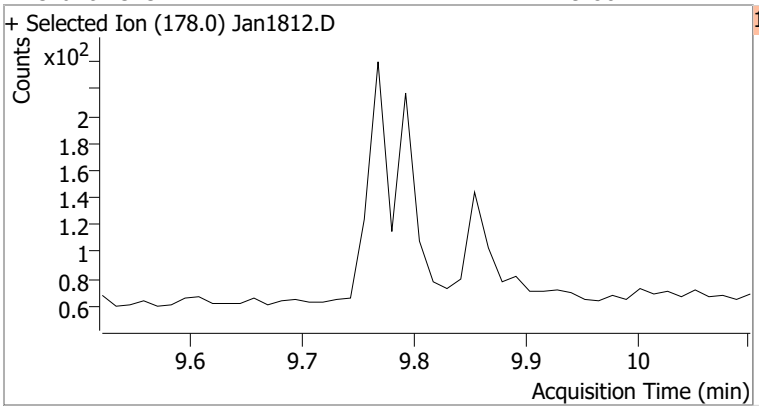

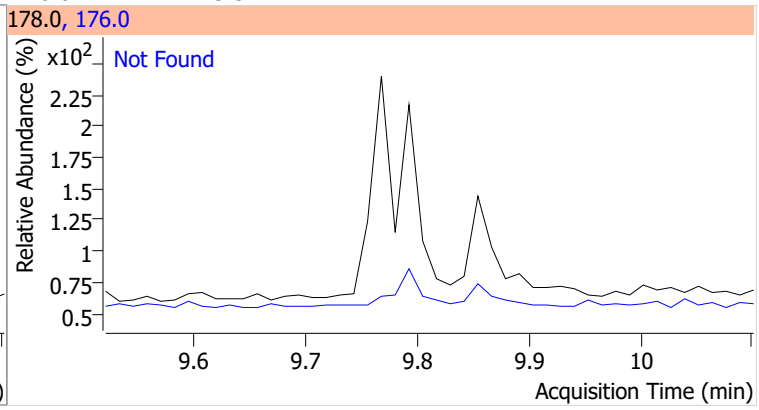

Compound	Conc.	Exp RT	QIon	Exp Ratio
Anthracene	N.D.	9.87	176.0	18.1

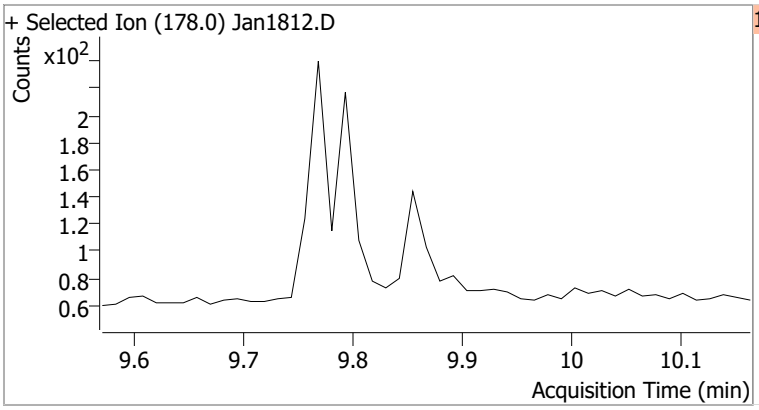

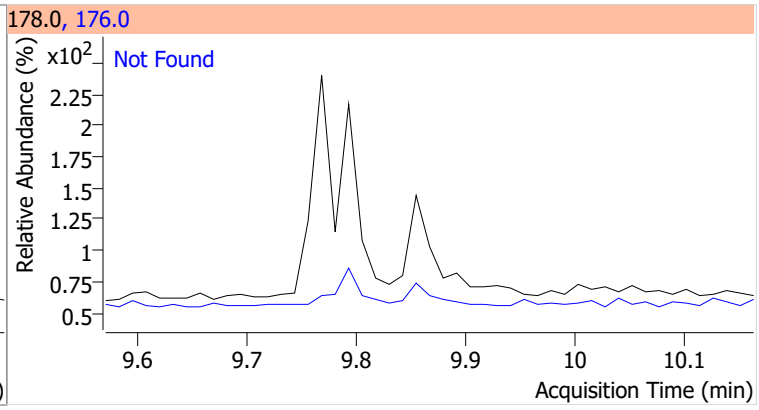

Compound	Conc.	Exp RT	QIon	Exp Ratio	QIon	Exp Ratio
o-Terphenyl	N.D.	10.30	229.0	70.2	215.0	46.7

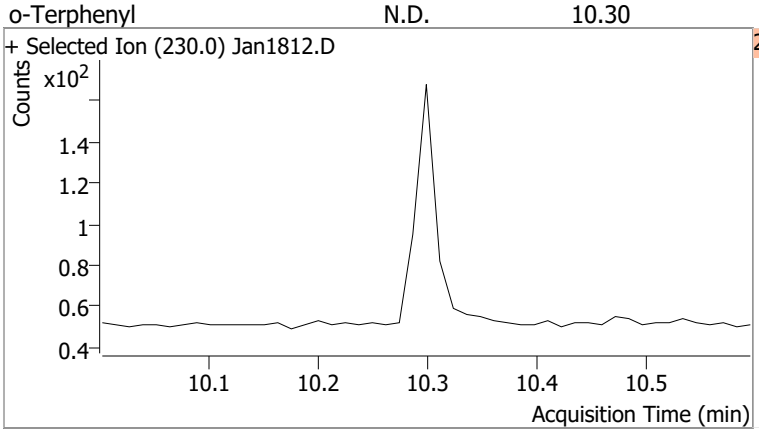

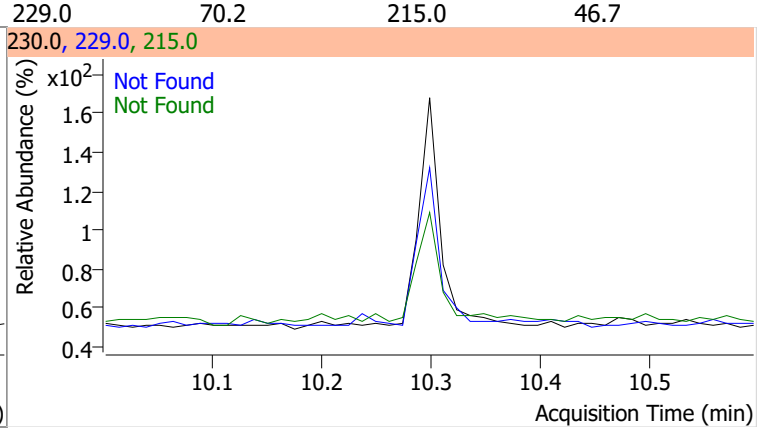

Compound	Conc.	Exp RT	QIon	Exp Ratio
Fluoranthene	N.D.	11.41	101.0	13.8

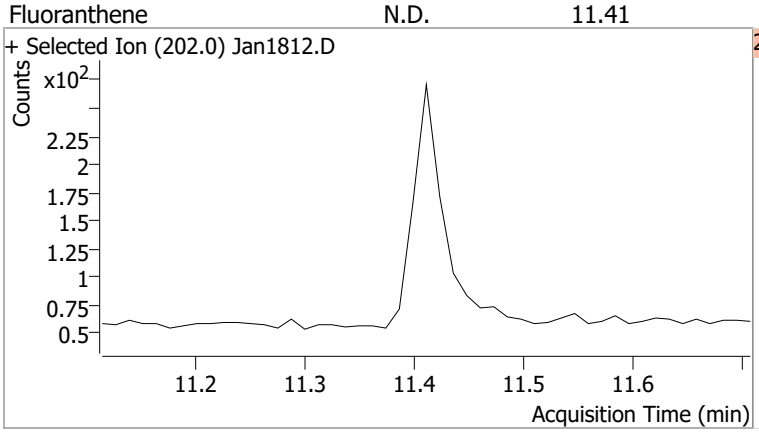

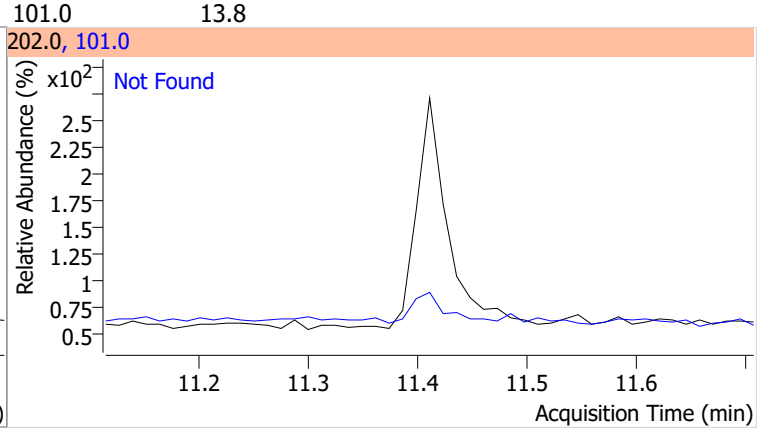

Compound	Conc.	Exp RT	QIon	Exp Ratio
Pyrene	N.D.	11.79	101.0	15.3

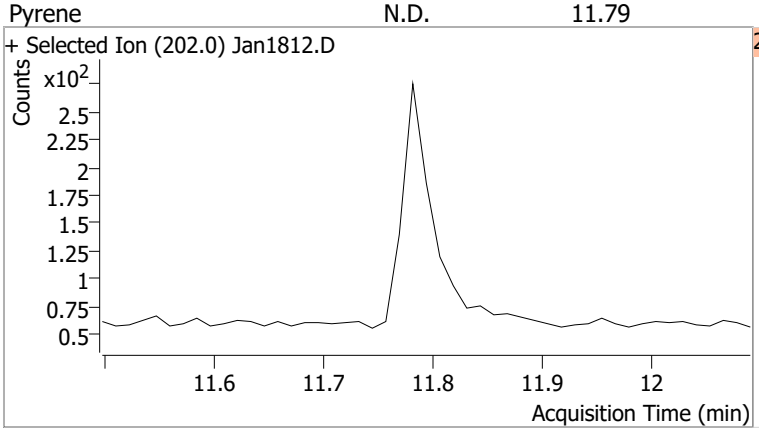

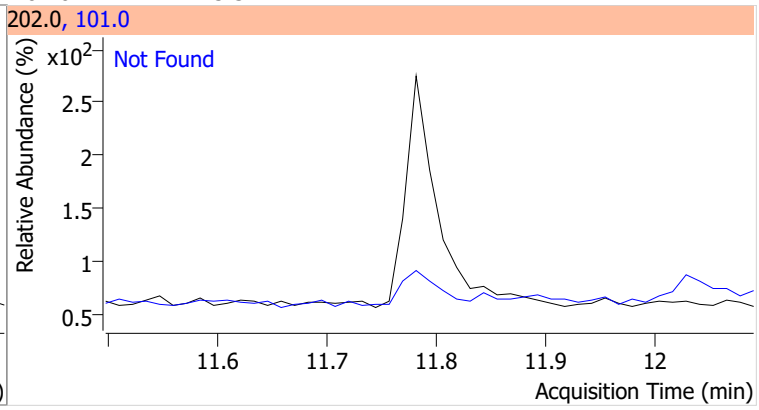

Compound	Conc.	RT	Dev(Min)	Resp.	QIon	QRatio	Lower	Upper
Terphenyl-d14	73.4739	12.25	-0.01	485777	122.0	19.3	13.4	25.0

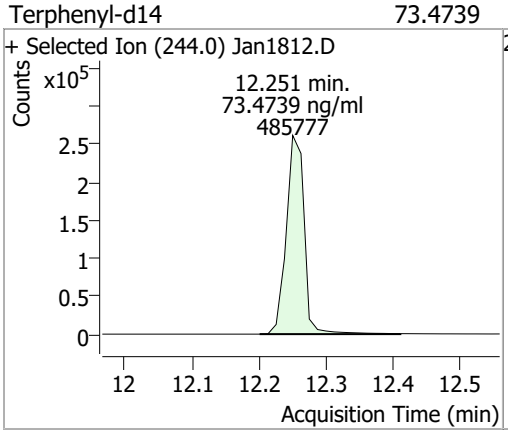

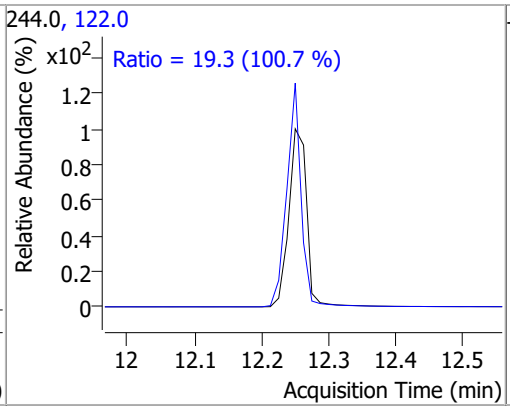

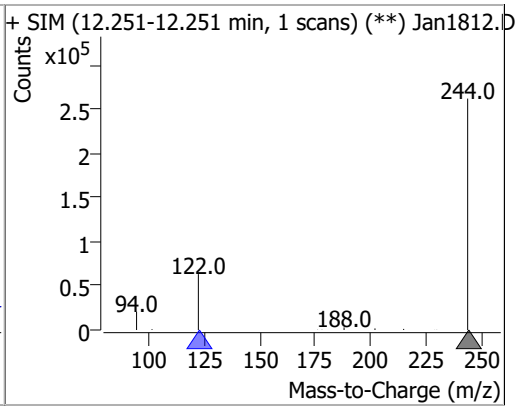

Compound	Conc.	RT	Dev(Min)	Resp.	QIon	QRatio	Lower	Upper
Benzo(a)Anthracene		0		0	226.0		18.9	35.1
					229.0		16.1	29.9

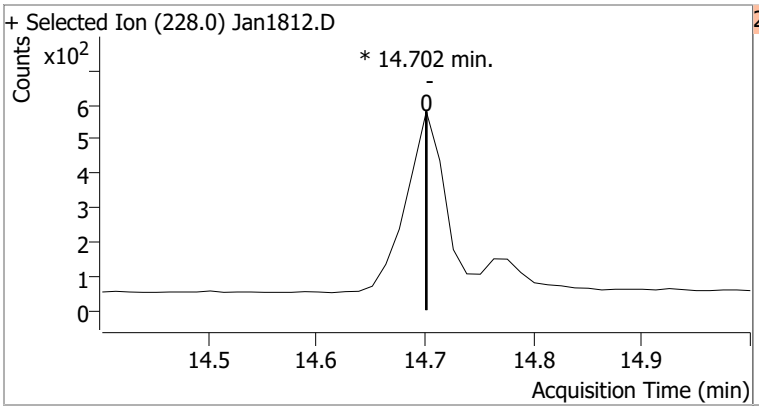

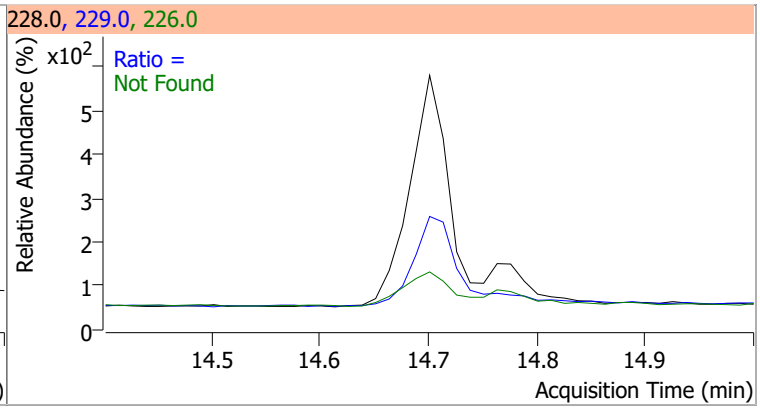

Compound	Conc.	RT	Dev(Min)	Resp.	QIon	QRatio	Lower	Upper
Chrysene		0		0	226.0		21.2	39.4
					229.0		15.0	27.8

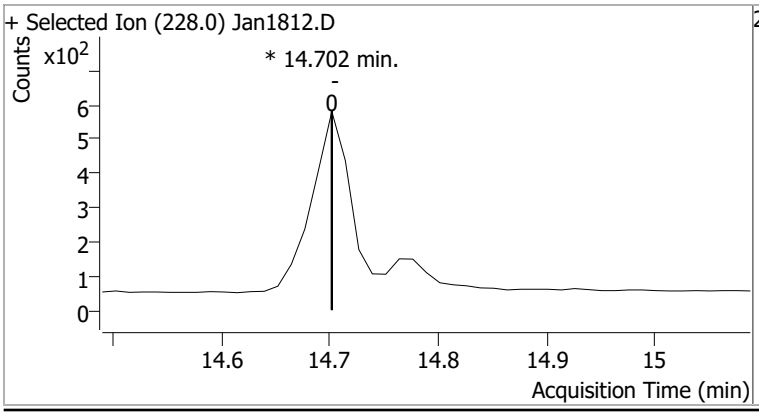

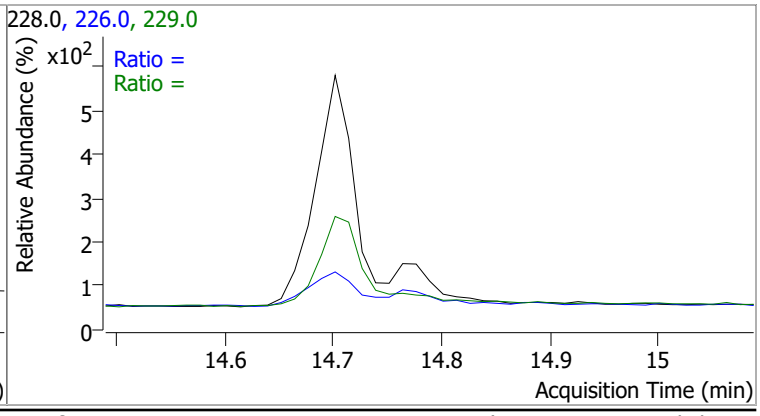

Compound	Conc.	Exp RT	QIon	Exp Ratio
Benzo(b)fluoranthene	N.D.	17.73	253.0	22.6

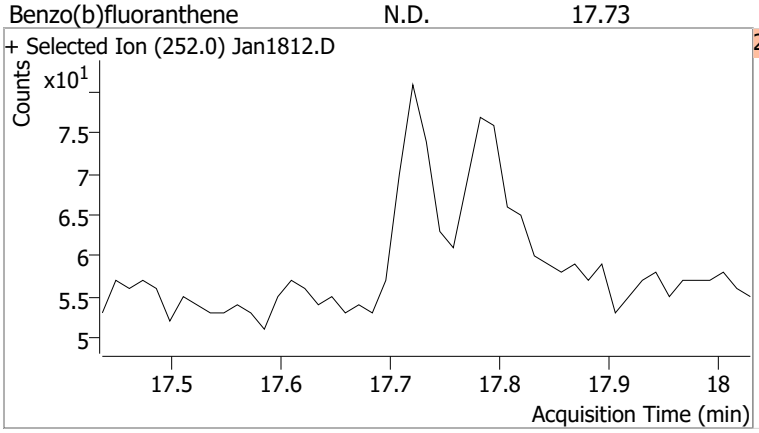

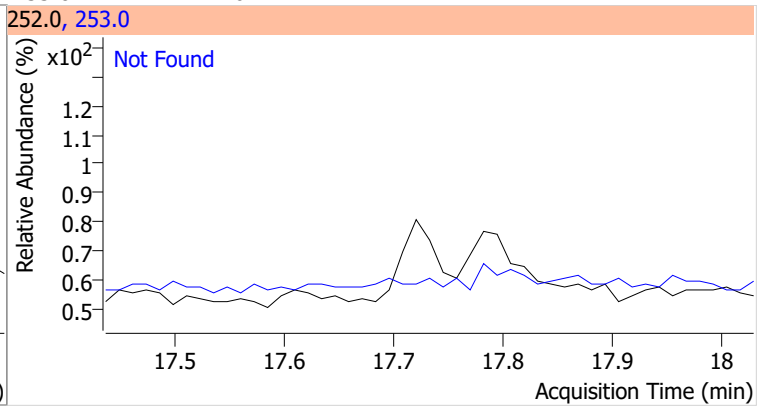

Compound	Conc.	Exp RT	QIon	Exp Ratio
Benzo(k)fluoranthene	N.D.	17.79	253.0	23.0

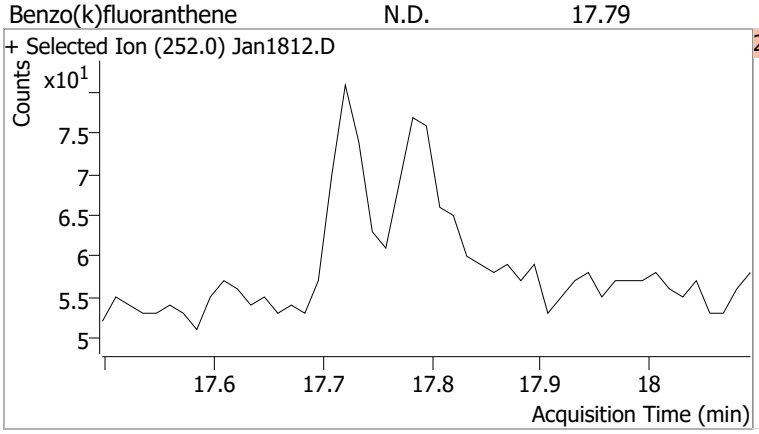

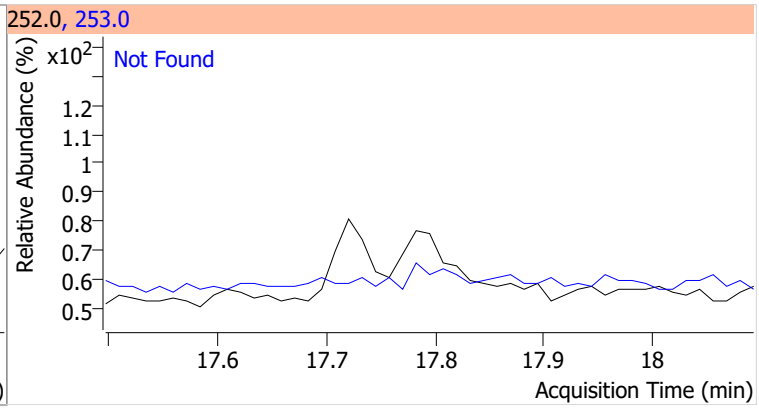

Compound	Conc.	RT	Dev(Min)	Resp.	QIon	QRatio	Lower	Upper
Benzo(a)pyrene		0		0	253.0		16.5	30.6

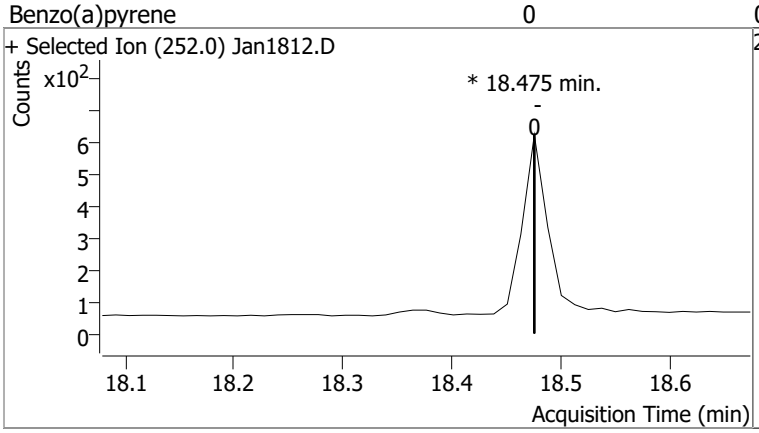

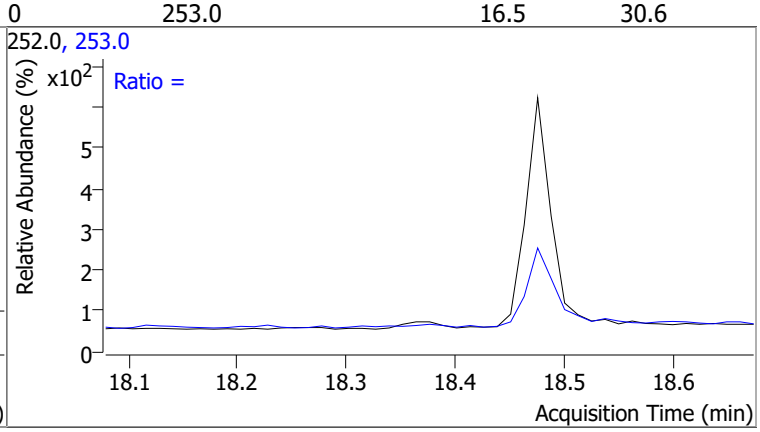

Compound	Conc.	Exp RT	QIon	Exp Ratio
Indeno(1,2,3-cd)pyrene	N.D.	20.23	138.0	28.9

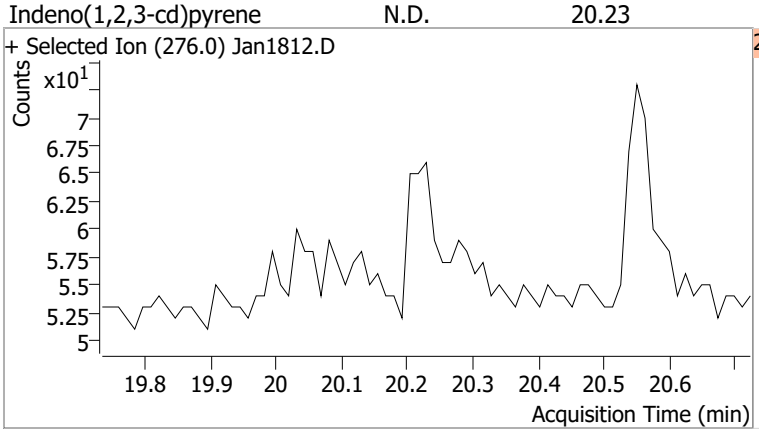

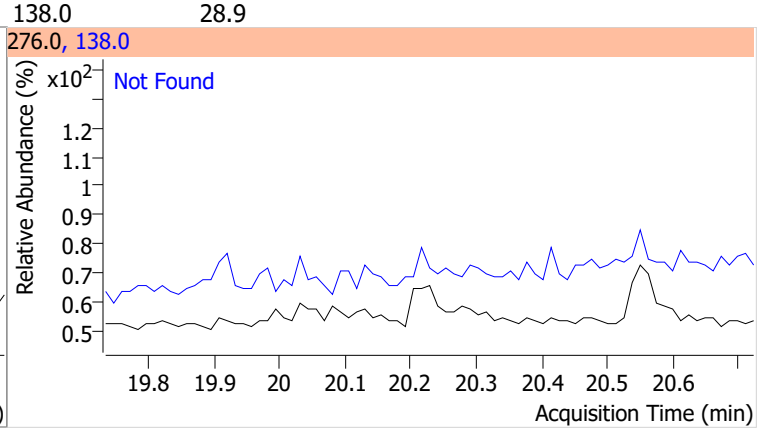

Compound	Conc.	Exp RT	QIon	Exp Ratio	QIon	Exp Ratio
Dibenzo(a,h)anthracene	N.D.	20.30	279.0	25.1	139.0	24.1

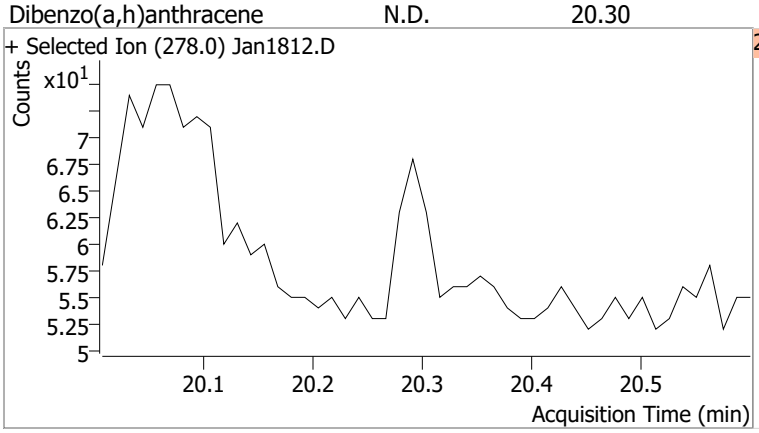

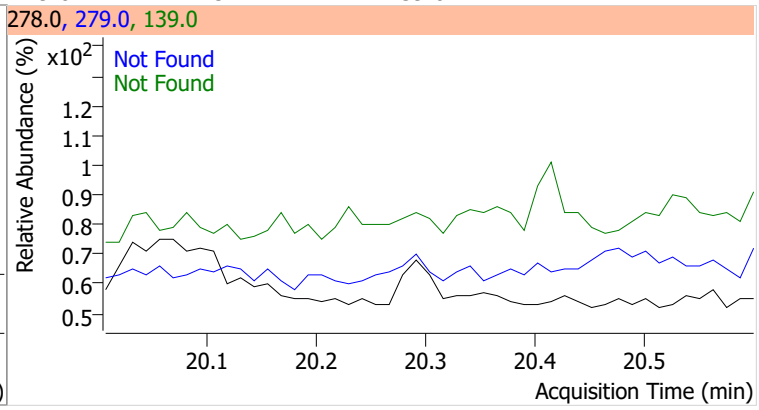

Compound	Conc.	Exp RT	QIon	Exp Ratio	QIon	Exp Ratio
Benzo(g,h,i)perylene	N.D.	20.56	138.0	28.0	277.0	23.3

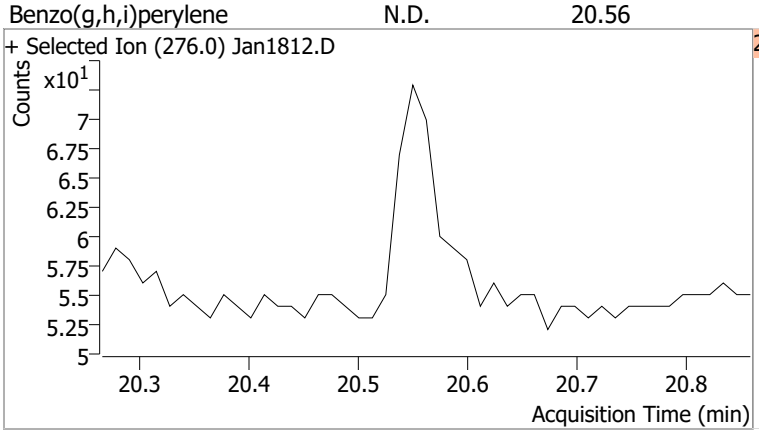

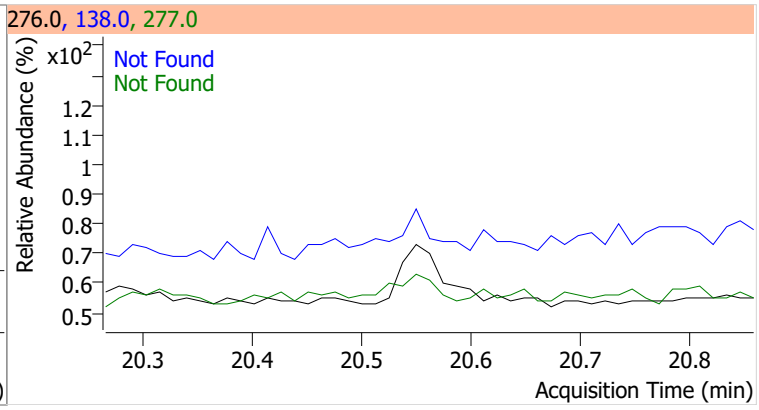

Quantitation Results Report (QT Reviewed)

Agilent | Trusted Answers

Data File	Jan1813.D	Operator	LIMS import
Acq. Method	5975BNASIM	Acq. Date-Time	1/18/2022 9:51:14 PM
Sample Name	B22010626-001C	Instrument	GCMS
Vial	13	Multiplier	1.00
DA Method File	011722 bna SIM 1.batch.bin	Comment	SVOC-8270C-SIM-W-LLPAH
Tune File	dftppjph.u	Tune Date	
Batch Name	011822 bna SIM1.batch.bin	Last Calib Update	2/4/2022 5:01:18 PM
Ref Library			

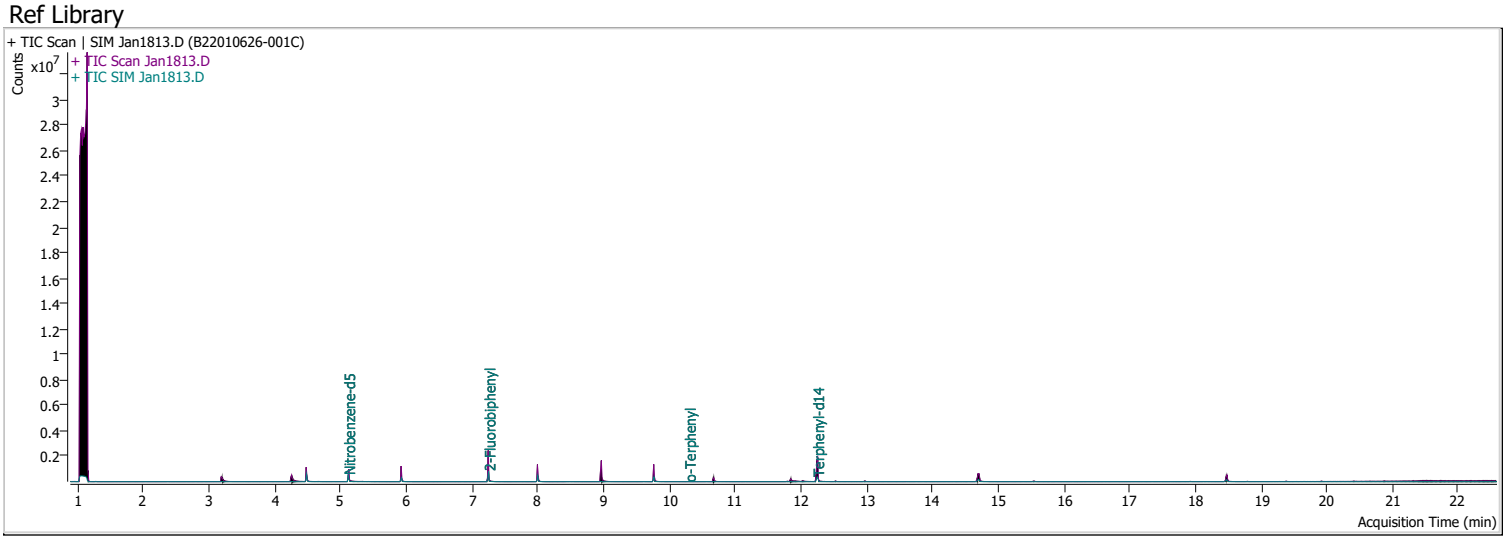

Compound	RT	QIon	Resp.	Conc.	Units		Dev(Min)
Internal Standards							
M 1,4-Dichlorobenzene-d4	4.484	152.0	180467	40.0000	ng/ml		-0.012
M Naphthalene-d8	5.928	136.0	328000	40.0000	ng/ml		-0.012
M Acenaphthene-d10	8.000	164.0	183102	40.0000	ng/ml		0.000
M Phenanthrene-d10	9.768	188.0	364570	40.0000	ng/ml		-0.012
M Chrysene-d12	14.701	240.0	258742	40.0000	ng/ml		-0.025
M Perylene-d12	18.475	264.0	171930	40.0000	ng/ml		-0.025
System Monitoring Compounds							
S Nitrobenzene-d5	5.118	82.0	340454	35.7782	ng/ml		-0.025
Spiked Amount: 5.000	Range: 19.0 - 102.0%			Recovery = 715.56%		*	
S 2-Fluorobiphenyl	7.252	172.0	605736	68.8249	ng/ml		-0.012
Spiked Amount: 5.000	Range: 25.0 - 94.0%			Recovery = 1376.50%		*	
S o-Terphenyl	10.299	230.0	474	0.0798	ng/ml		0.000
Spiked Amount: 5.000	Range: 40.0 - 140.0%			Recovery = 1.60%		*	
S Terphenyl-d14	12.251	244.0	489096	71.3702	ng/ml		-0.012
Spiked Amount: 5.000	Range: 39.0 - 106.0%			Recovery = 1427.40%		*	
Target Compounds							**QValue**
T Naphthalene	0.000		0	N.D.			
T 2-Methylnaphthalene	0.000		0	N.D.			
T 1-Methylnaphthalene	0.000		0	N.D.			
T Acenaphthylene	0.000		0	N.D.			
T Acenaphthene	8.000	154.0	0		ng/ml	md	1
T Fluorene	8.960	166.0	0		ng/ml	md	1
T Phenanthrene	0.000		0	N.D.			
T Anthracene	0.000		0	N.D.			
T Fluoranthene	0.000		0	N.D.			
T Pyrene	0.000		0	N.D.			
T Benzo(a)Anthracene	14.701	228.0	0		ng/ml	md	1
T Chrysene	14.764	228.0	0		ng/ml	md	1
T Benzo(b)fluoranthene	0.000		0	N.D.			

Compound	RT	QIon	Resp.	Conc.	Units		Dev(Min)
T Benzo(k)fluoranthene	0.000		0	N.D.			
T Benzo(a)pyrene	18.475	252.0	0		ng/ml	md	1
T Indeno(1,2,3-cd)pyrene	0.000		0	N.D.			
T Dibenzo(a,h)anthracene	0.000		0	N.D.			
T Benzo(g,h,i)perylene	0.000		0	N.D.			

(#) = Qualifier Out of Range; (m) = Manual Integration; (+) = Area Summed; (*) = Surrogate Percent Recovery Out of Range; (d): Zeroed Peak

Compound	Conc.	RT	Dev(Min)	Resp.	QIon	QRatio	Lower	Upper
Nitrobenzene-d5	35.7782	5.12	-0.02	340454	54.0	36.1	25.9	48.1
					128.0	33.7	25.6	47.6

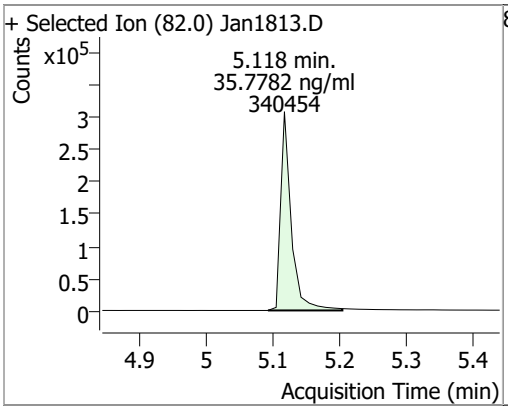

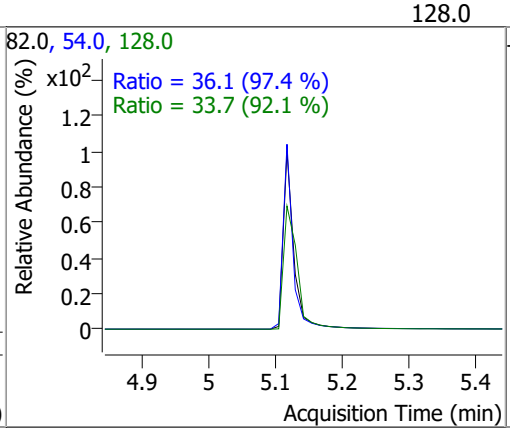

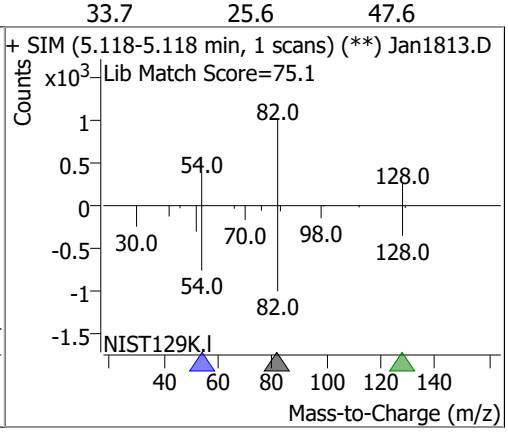

Compound	Conc.	Exp RT	QIon	Exp Ratio	QIon	Exp Ratio
Naphthalene	N.D.	5.95	102.0	19.9	129.0	11.0

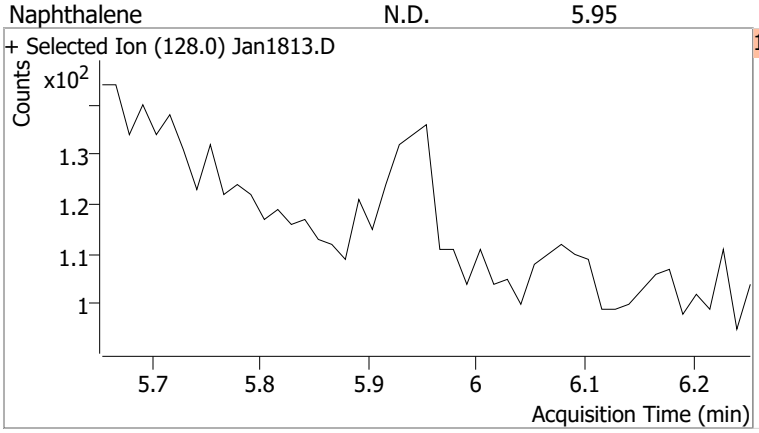

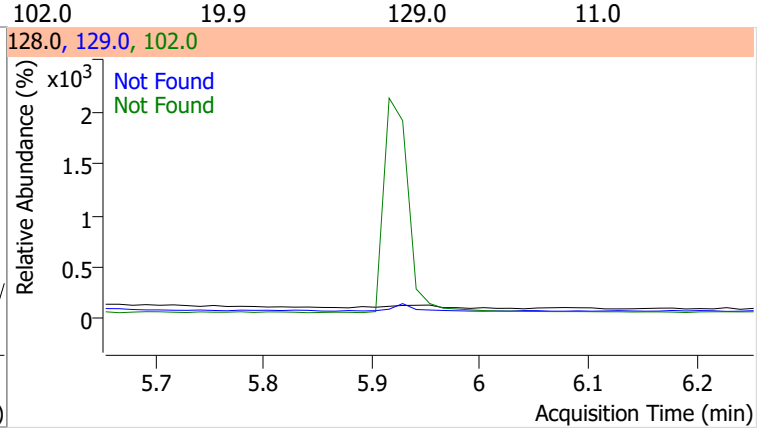

Compound	Conc.	Exp RT	QIon	Exp Ratio	QIon	Exp Ratio
2-Methylnaphthalene	N.D.	6.79	142.0	140.8	115.0	59.7

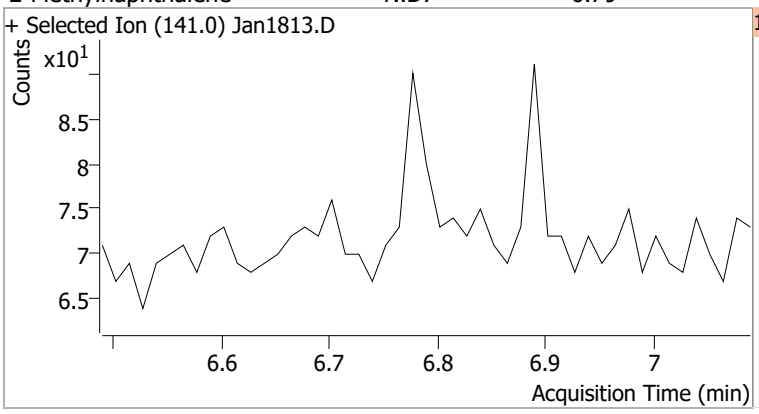

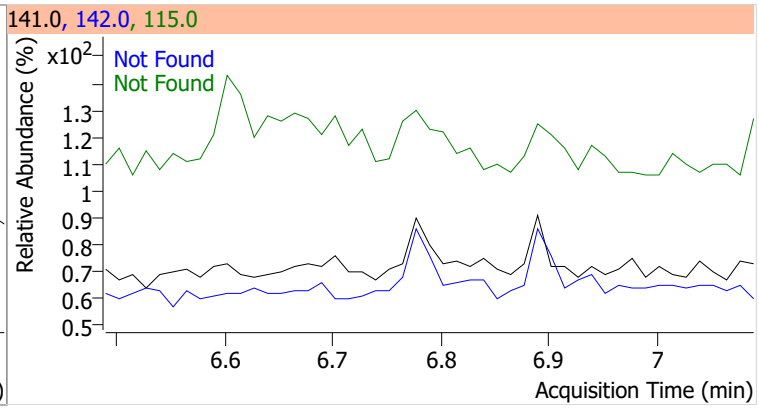

Compound	Conc.	Exp RT	QIon	Exp Ratio	QIon	Exp Ratio
1-Methylnaphthalene	N.D.	6.90	142.0	113.1	115.0	67.8

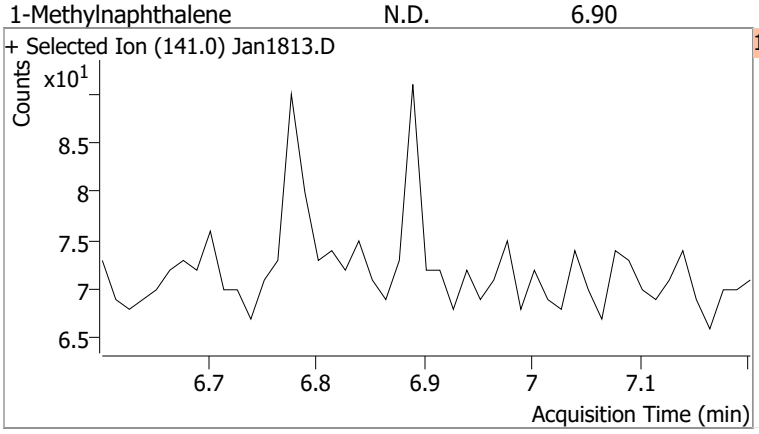

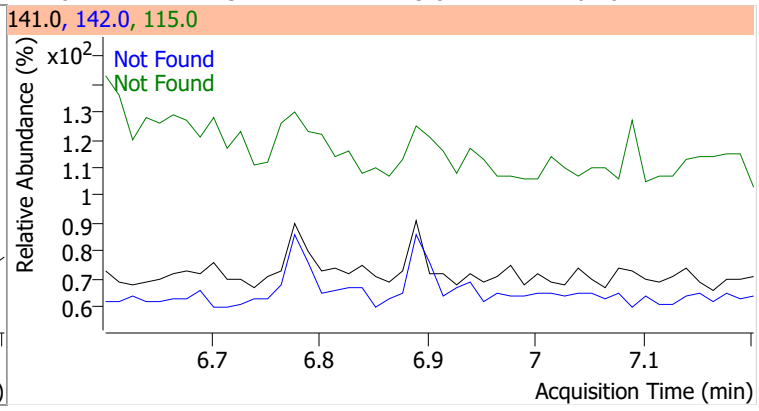

Compound	Conc.	RT	Dev(Min)	Resp.	QIon	QRatio	Lower	Upper
2-Fluorobiphenyl	68.8249	7.25	-0.01	605736	171.0	36.9	26.6	49.5

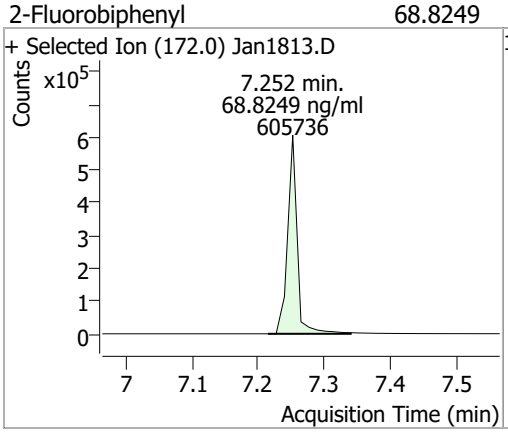

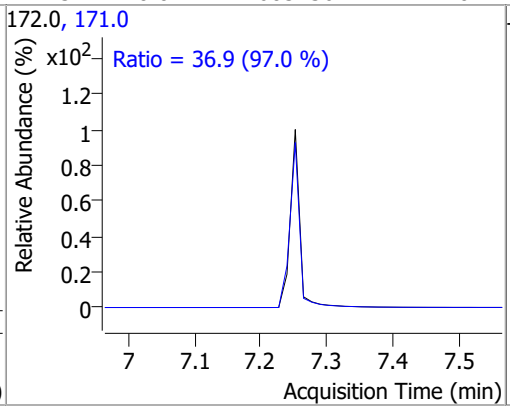

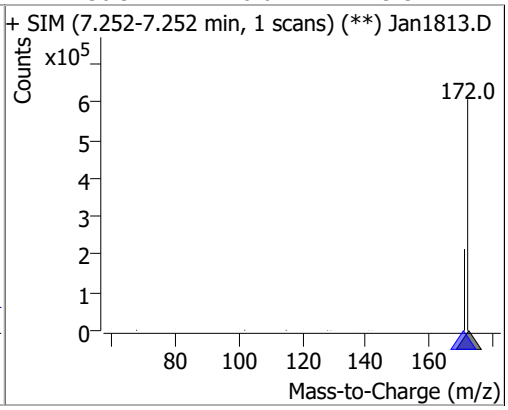

Compound	Conc.	Exp RT	QIon	Exp Ratio
Acenaphthylene	N.D.	7.83	153.0	12.8

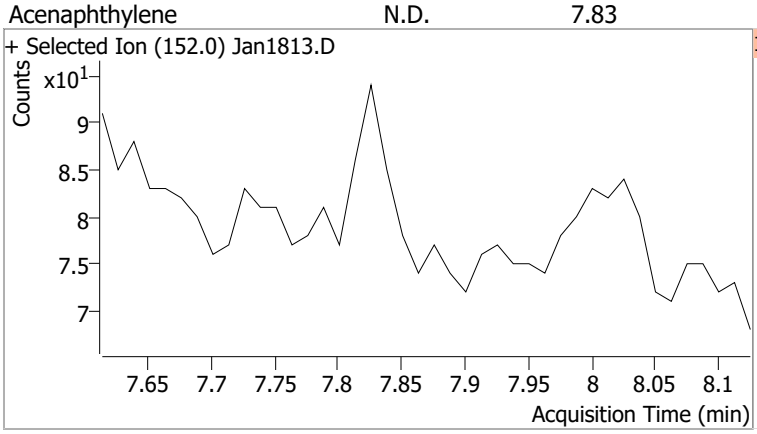

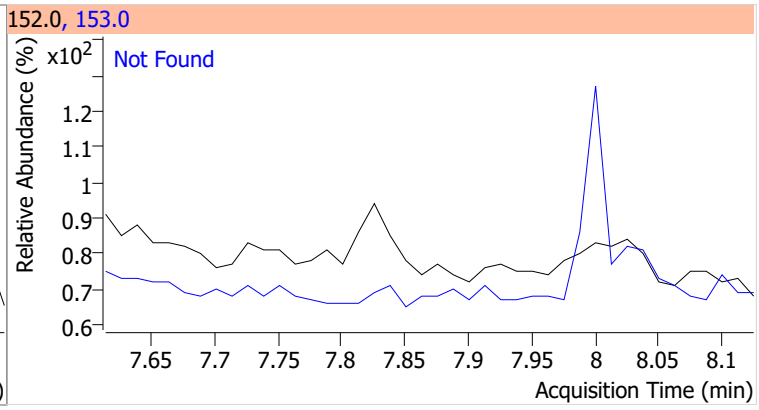

Compound	Conc.	RT	Dev(Min)	Resp.	QIon	QRatio	Lower	Upper
Acenaphthene		0		0	153.0		82.1	152.6
					152.0		41.0	76.1

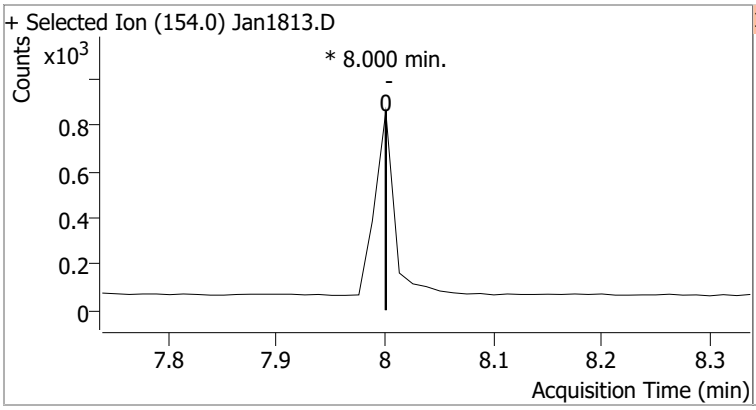

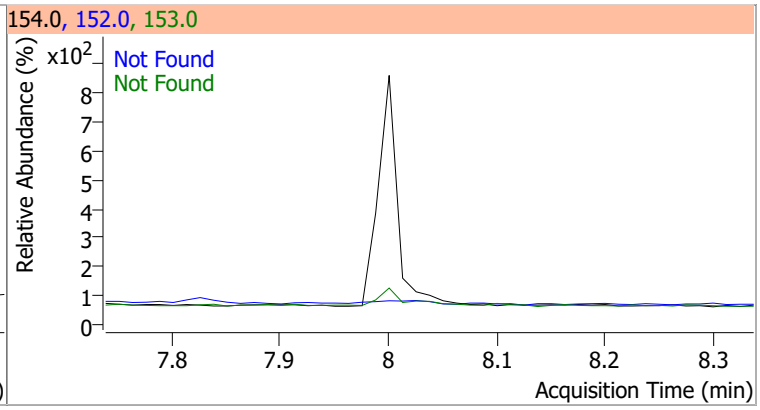

Compound	Conc.	RT	Dev(Min)	Resp.	QIon	QRatio	Lower	Upper
Fluorene		0		0	165.0		69.1	128.3
					167.0		9.7	18.0

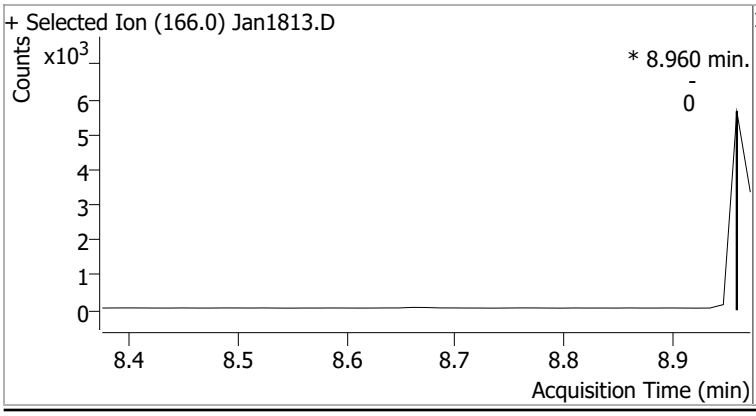

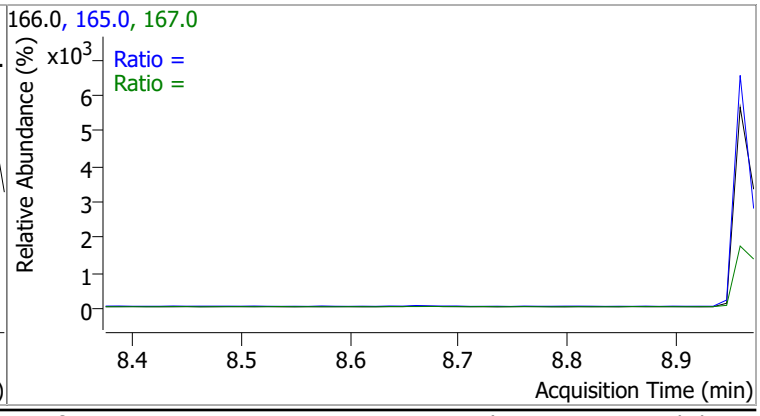

Compound	Conc.	Exp RT	QIon	Exp Ratio
Phenanthrene	N.D.	9.80	176.0	15.5

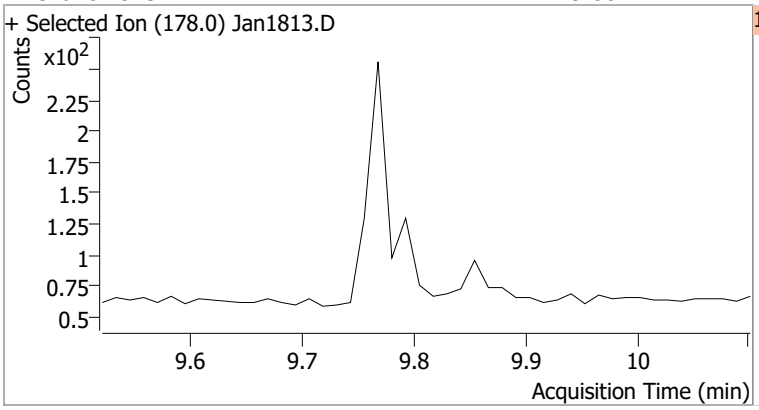

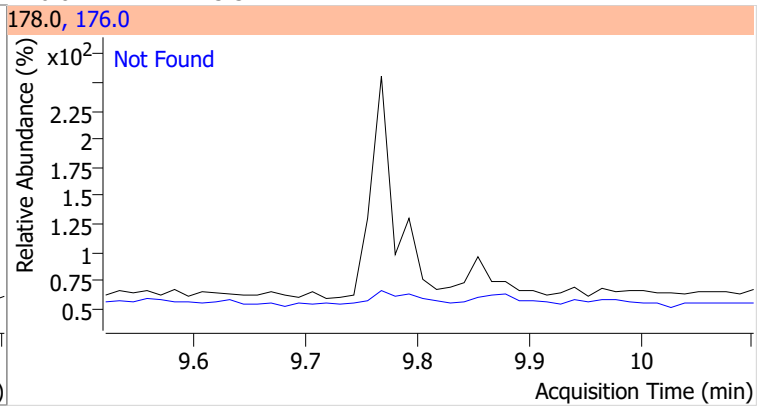

Compound	Conc.	Exp RT	QIon	Exp Ratio
Anthracene	N.D.	9.87	176.0	18.1

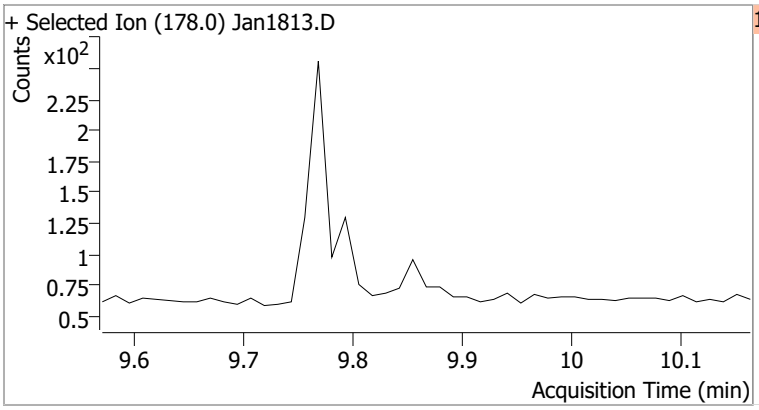

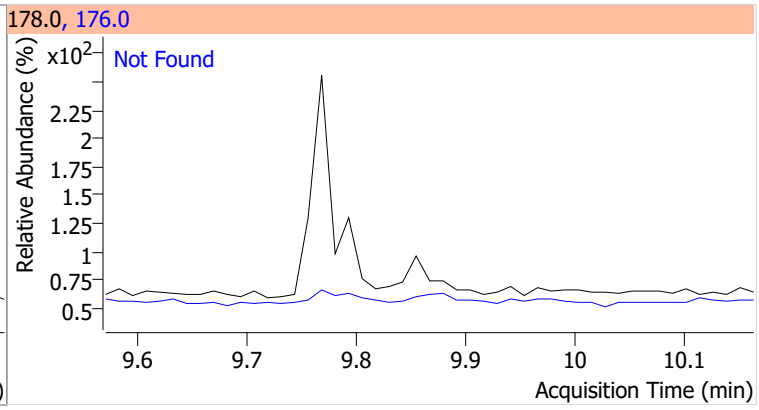

Compound	Conc.	RT	Dev(Min)	Resp.	QIon	QRatio	Lower	Upper
o-Terphenyl	0.0798	10.30	0.00	474	229.0	68.4	49.2	91.3
					215.0	44.5	32.7	60.7

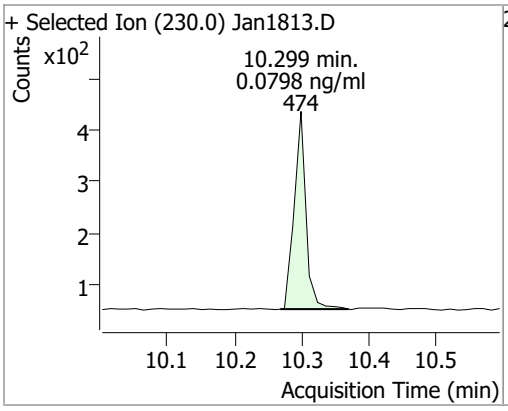

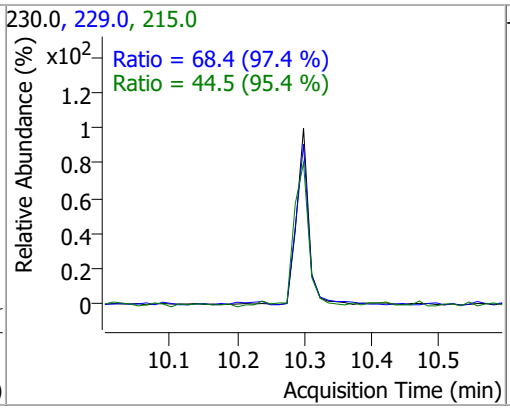

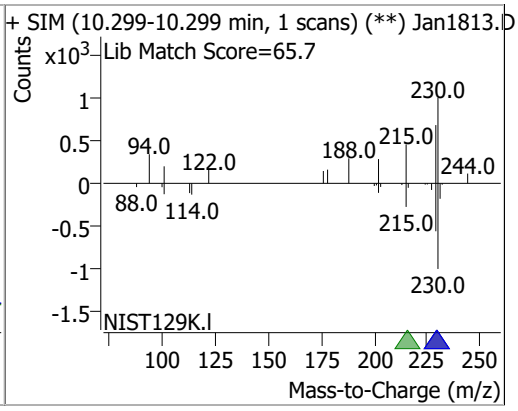

Compound	Conc.	Exp RT	QIon	Exp Ratio
Fluoranthene	N.D.	11.41	101.0	13.8

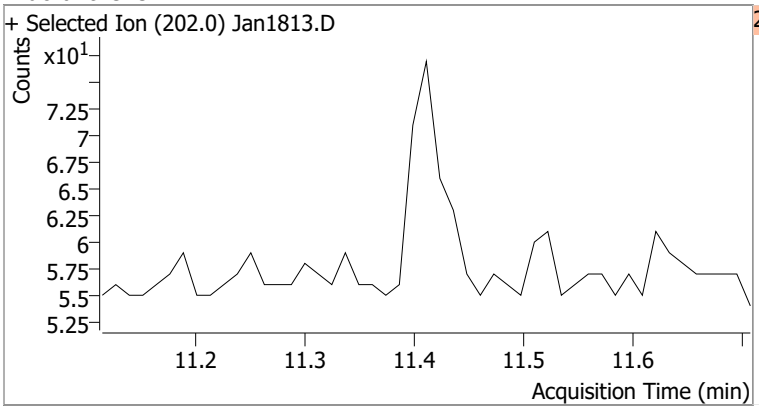

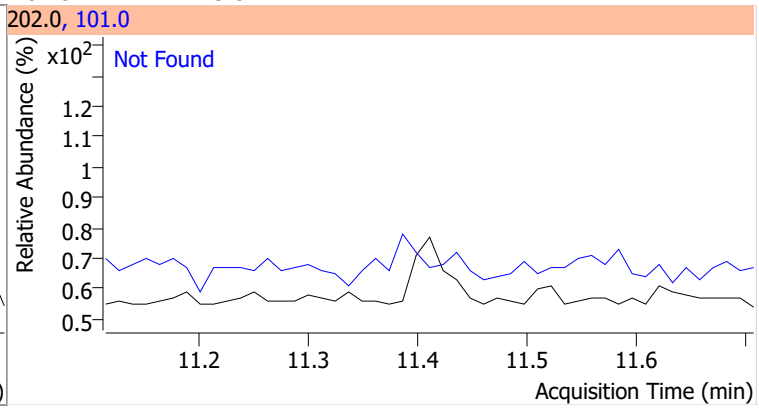

Compound	Conc.	Exp RT	QIon	Exp Ratio
Pyrene	N.D.	11.79	101.0	15.3

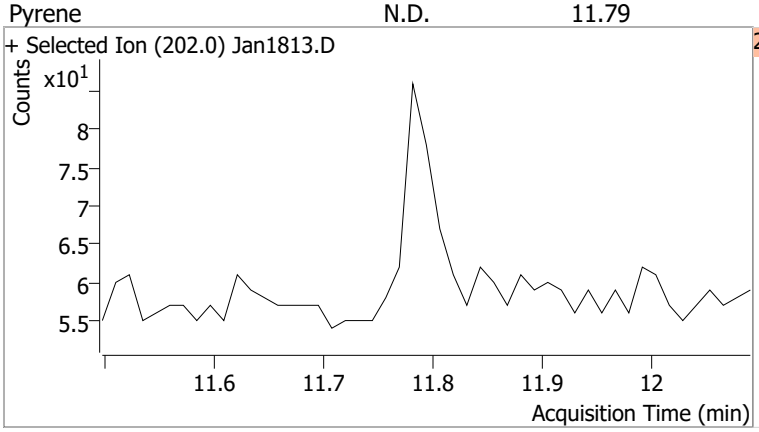

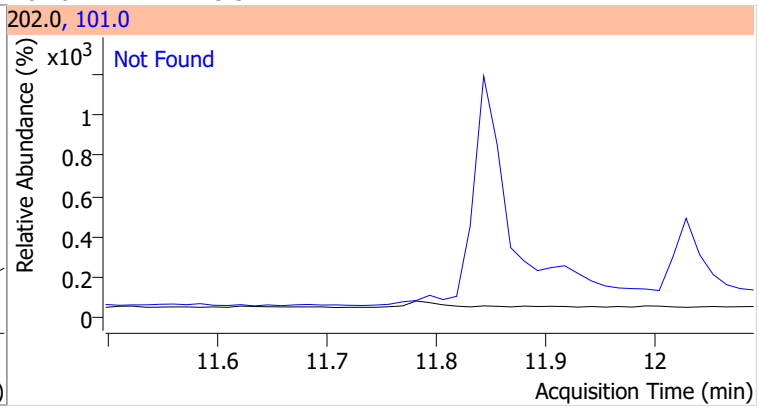

Compound	Conc.	RT	Dev(Min)	Resp.	QIon	QRatio	Lower	Upper
Terphenyl-d14	71.3702	12.25	-0.01	489096	122.0	19.4	13.4	25.0

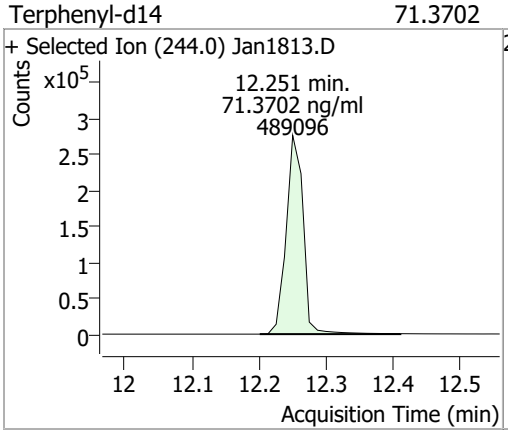

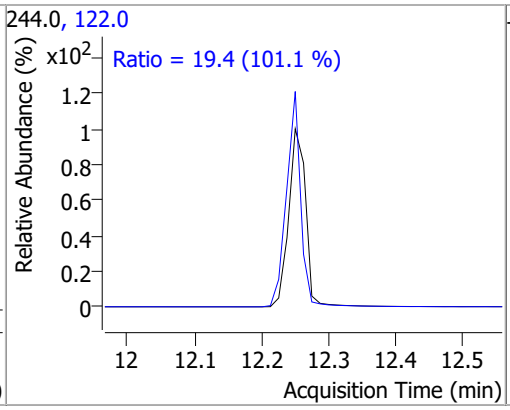

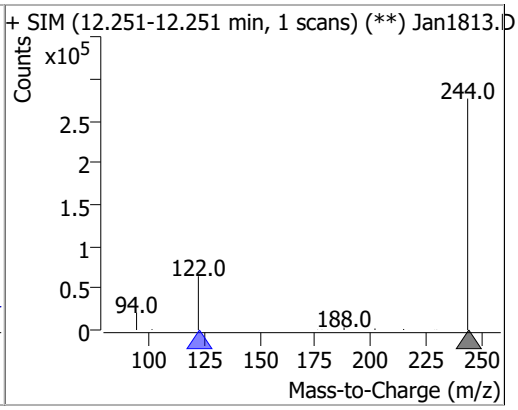

Compound	Conc.	RT	Dev(Min)	Resp.	QIon	QRatio	Lower	Upper
Benzo(a)Anthracene		0		0	226.0		18.9	35.1
					229.0		16.1	29.9

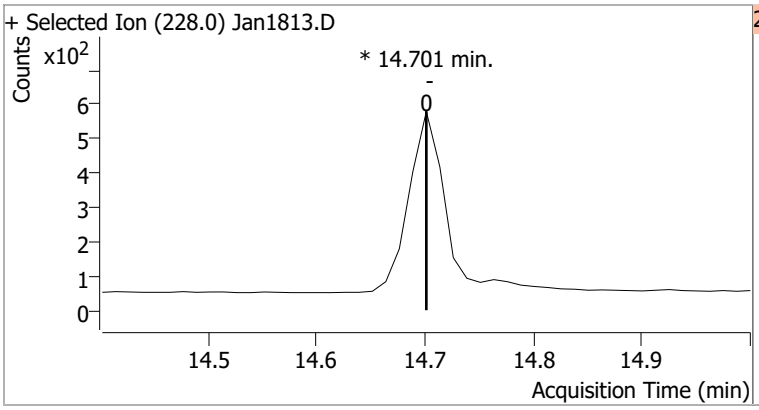

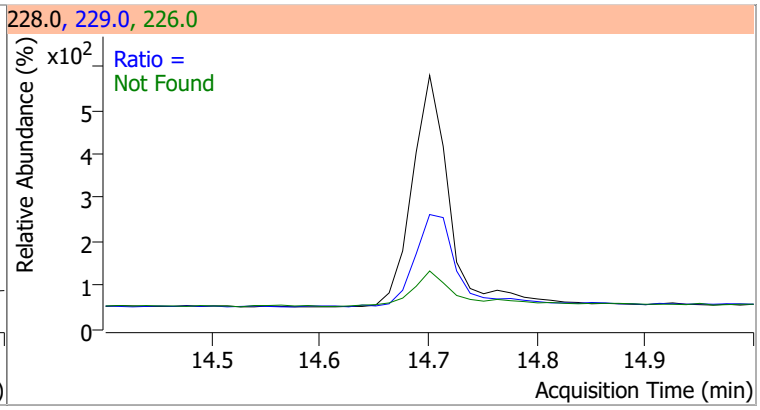

Compound	Conc.	RT	Dev(Min)	Resp.	QIon	QRatio	Lower	Upper
Chrysene		0		0	226.0		21.2	39.4
					229.0		15.0	27.8

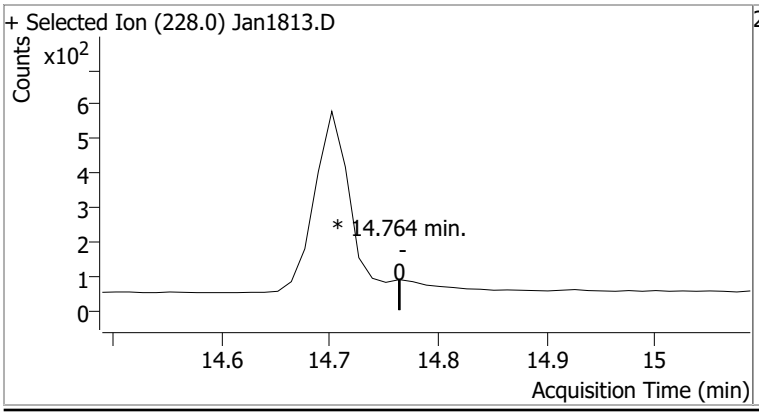

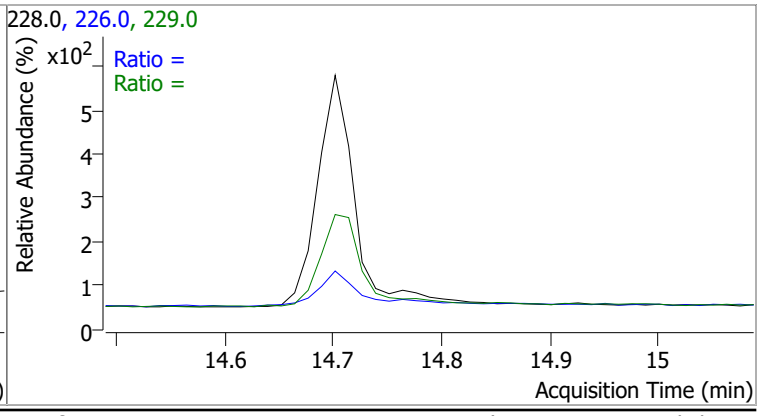

Compound	Conc.	Exp RT	QIon	Exp Ratio
Benzo(b)fluoranthene	N.D.	17.73	253.0	22.6

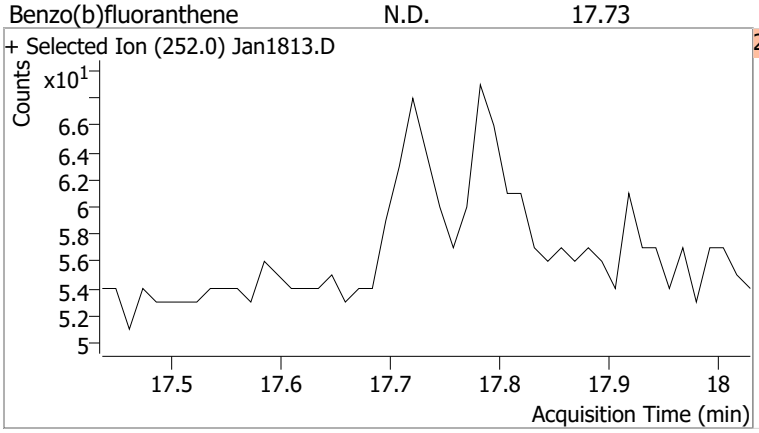

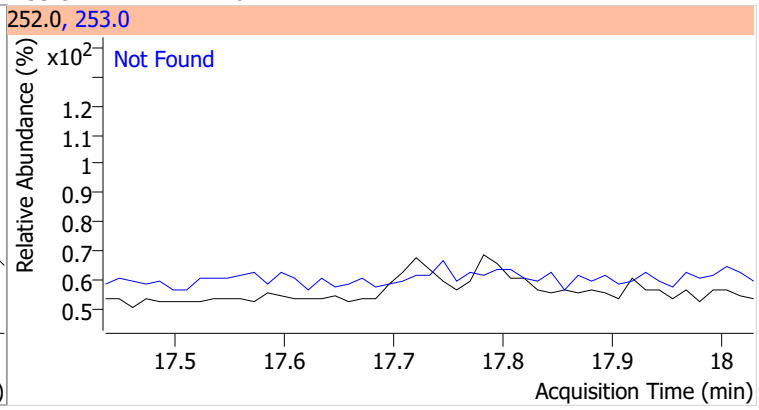

Compound	Conc.	Exp RT	QIon	Exp Ratio
Benzo(k)fluoranthene	N.D.	17.79	253.0	23.0

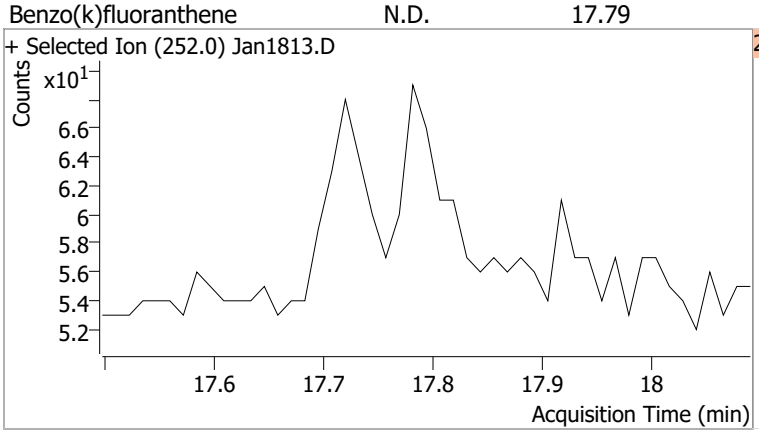

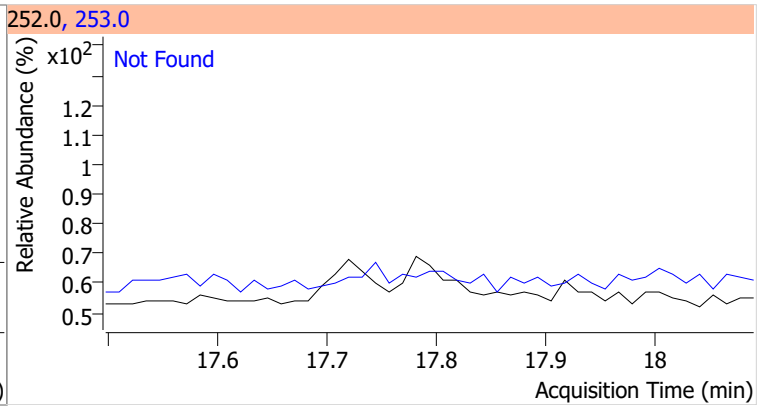

Compound	Conc.	RT	Dev(Min)	Resp.	QIon	QRatio	Lower	Upper
Benzo(a)pyrene		0		0	253.0		16.5	30.6

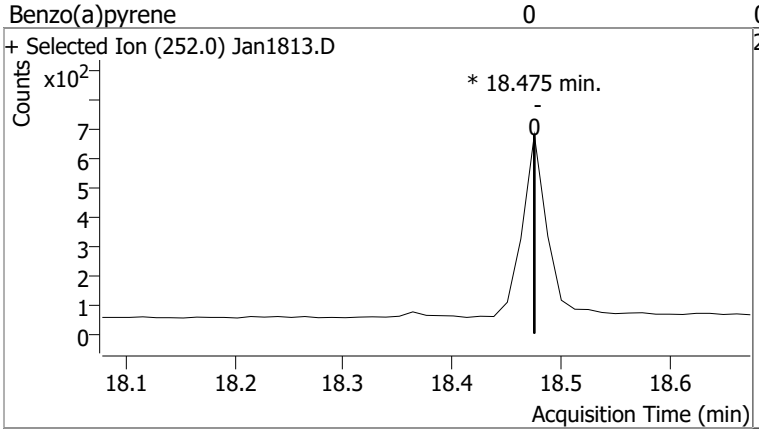

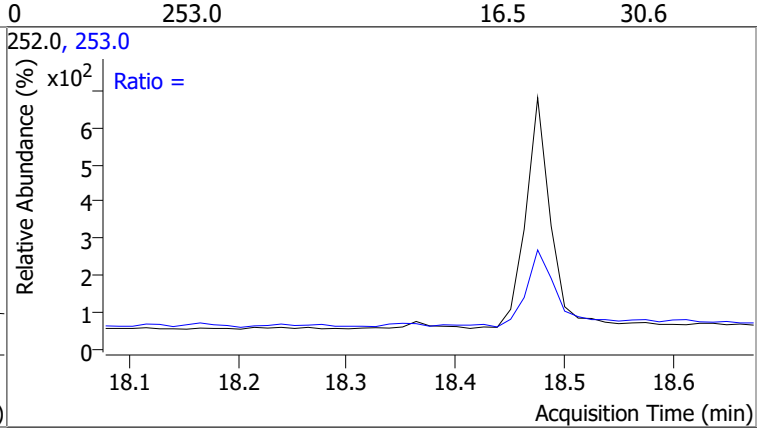

Compound	Conc.	Exp RT	QIon	Exp Ratio
Indeno(1,2,3-cd)pyrene	N.D.	20.23	138.0	28.9

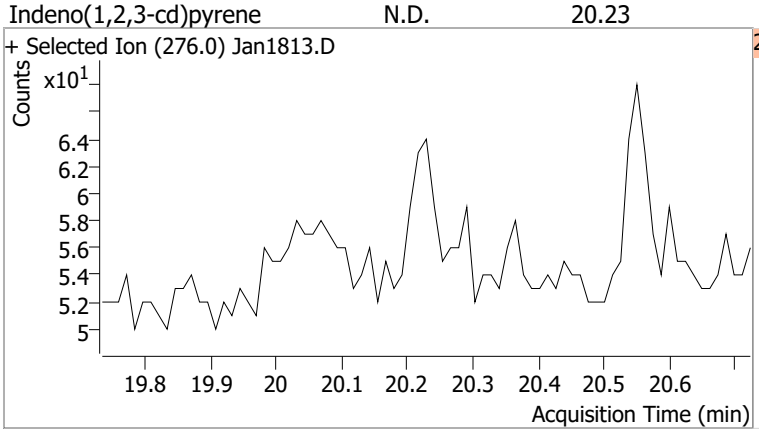

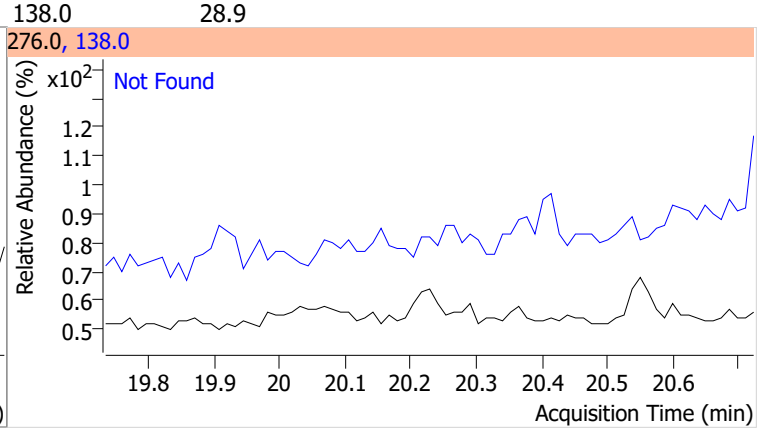

Compound	Conc.	Exp RT	QIon	Exp Ratio	QIon	Exp Ratio
Dibenzo(a,h)anthracene	N.D.	20.30	279.0	25.1	139.0	24.1

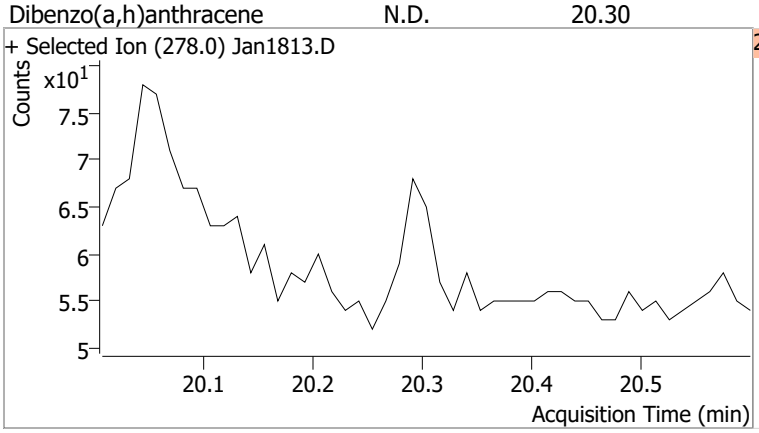

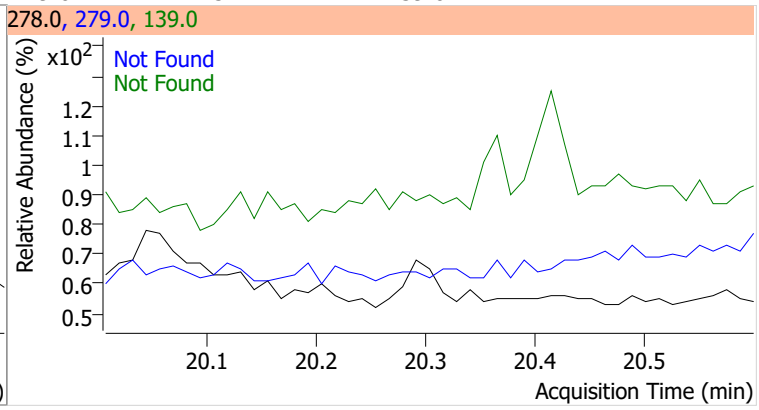

Compound	Conc.	Exp RT	QIon	Exp Ratio	QIon	Exp Ratio
Benzo(g,h,i)perylene	N.D.	20.56	138.0	28.0	277.0	23.3

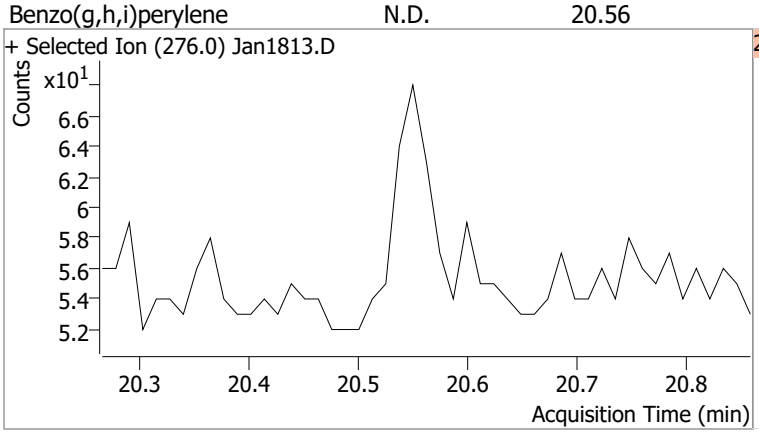

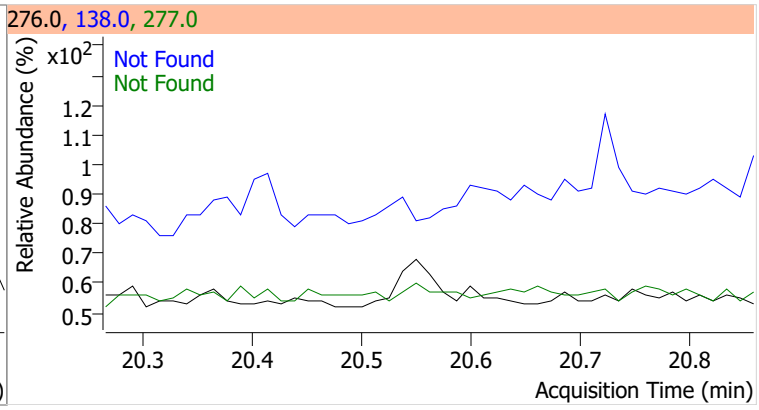

Quantitation Results Report (QT Reviewed)

Agilent | Trusted Answers

Data File	Jan1814.D	Operator	LIMS import
Acq. Method	5975BNASIM	Acq. Date-Time	1/18/2022 10:23:36 PM
Sample Name	B22010628-001C	Instrument	GCMS
Vial	14	Multiplier	1.00
DA Method File	011722 bna SIM 1.batch.bin	Comment	SVOC-8270C-SIM-W-LLPAH
Tune File	dftppjph.u	Tune Date	
Batch Name	011822 bna SIM1.batch.bin	Last Calib Update	2/4/2022 5:01:18 PM
Ref Library			

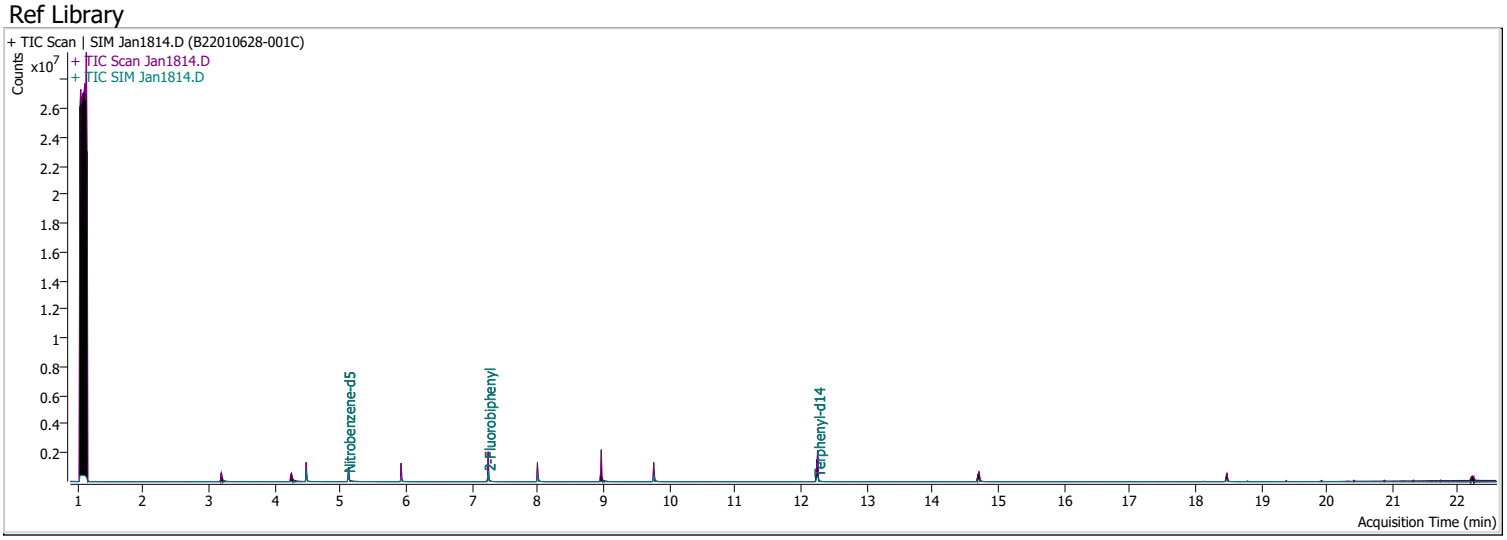

Compound	RT	QIon	Resp.	Conc.	Units		Dev(Min)
Internal Standards							
M 1,4-Dichlorobenzene-d4	4.484	152.0	184199	40.0000	ng/ml		-0.012
M Naphthalene-d8	5.928	136.0	336442	40.0000	ng/ml		-0.012
M Acenaphthene-d10	8.000	164.0	188757	40.0000	ng/ml		0.000
M Phenanthrene-d10	9.768	188.0	374008	40.0000	ng/ml		-0.012
M Chrysene-d12	14.714	240.0	254751	40.0000	ng/ml		-0.012
M Perylene-d12	18.475	264.0	170457	40.0000	ng/ml		-0.025
System Monitoring Compounds							
S Nitrobenzene-d5	5.118	82.0	359271	36.4967	ng/ml		-0.025
Spiked Amount: 5.000	Range: 19.0 - 102.0%			Recovery = 729.93%		*	
S 2-Fluorobiphenyl	7.252	172.0	518904	57.1923	ng/ml		-0.012
Spiked Amount: 5.000	Range: 25.0 - 94.0%			Recovery = 1143.85%		*	
S o-Terphenyl	0.000		0	N.D.			
Spiked Amount: 5.000	Range: 40.0 - 140.0%			Recovery = NA%			
S Terphenyl-d14	12.263	244.0	514783	75.0413	ng/ml		0.000
Spiked Amount: 5.000	Range: 39.0 - 106.0%			Recovery = 1500.83%		*	
Target Compounds							**QValue**
T Naphthalene	0.000		0	N.D.			
T 2-Methylnaphthalene	0.000		0	N.D.			
T 1-Methylnaphthalene	0.000		0	N.D.			
T Acenaphthylene	0.000		0	N.D.			
T Acenaphthene	8.000	154.0	0		ng/ml	md	1
T Fluorene	8.973	166.0	0		ng/ml	md	1
T Phenanthrene	0.000		0	N.D.			
T Anthracene	0.000		0	N.D.			
T Fluoranthene	0.000		0	N.D.			
T Pyrene	0.000		0	N.D.			
T Benzo(a)Anthracene	14.701	228.0	0		ng/ml	md	1
T Chrysene	14.701	228.0	0		ng/ml	md	1
T Benzo(b)fluoranthene	0.000		0	N.D.			

Compound	RT	QIon	Resp.	Conc.	Units		Dev(Min)
T Benzo(k)fluoranthene	0.000		0	N.D.			
T Benzo(a)pyrene	18.475	252.0	0		ng/ml	md	1
T Indeno(1,2,3-cd)pyrene	0.000		0	N.D.			
T Dibenzo(a,h)anthracene	0.000		0	N.D.			
T Benzo(g,h,i)perylene	0.000		0	N.D.			

(#) = Qualifier Out of Range; (m) = Manual Integration; (+) = Area Summed; (*) = Surrogate Percent Recovery Out of Range; (d): Zeroed Peak

Compound	Conc.	RT	Dev(Min)	Resp.	QIon	QRatio	Lower	Upper
Nitrobenzene-d5	36.4967	5.12	-0.02	359271	54.0	36.1	25.9	48.1
					128.0	31.9	25.6	47.6

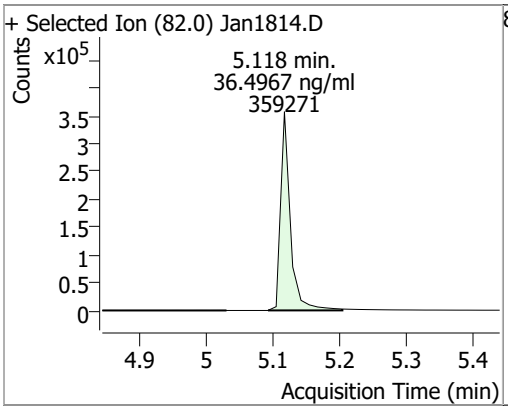

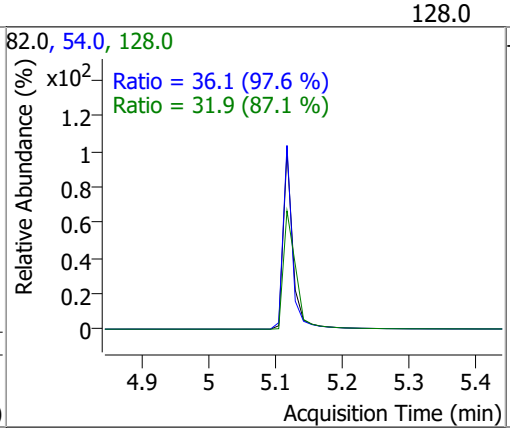

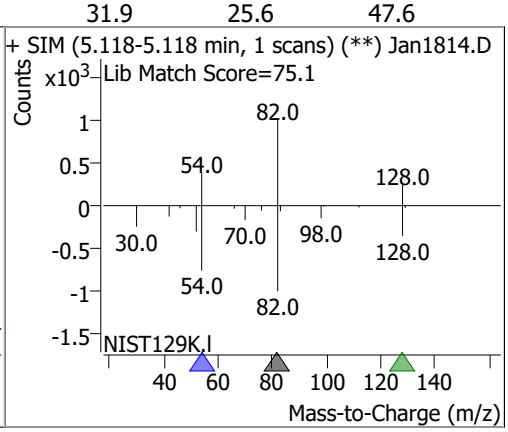

Compound	Conc.	Exp RT	QIon	Exp Ratio	QIon	Exp Ratio
Naphthalene	N.D.	5.95	102.0	19.9	129.0	11.0

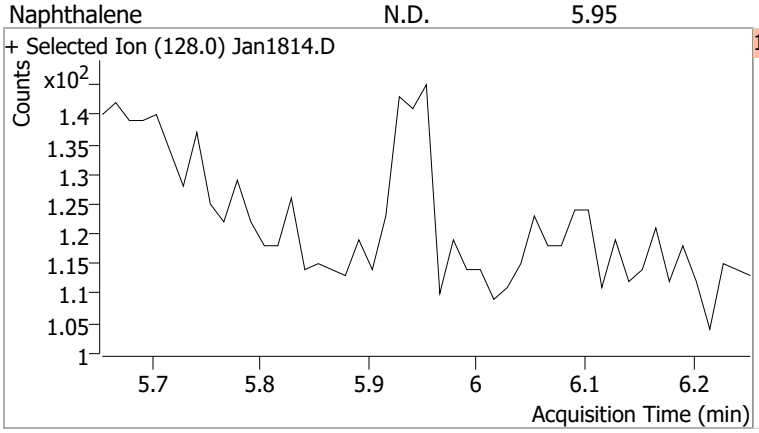

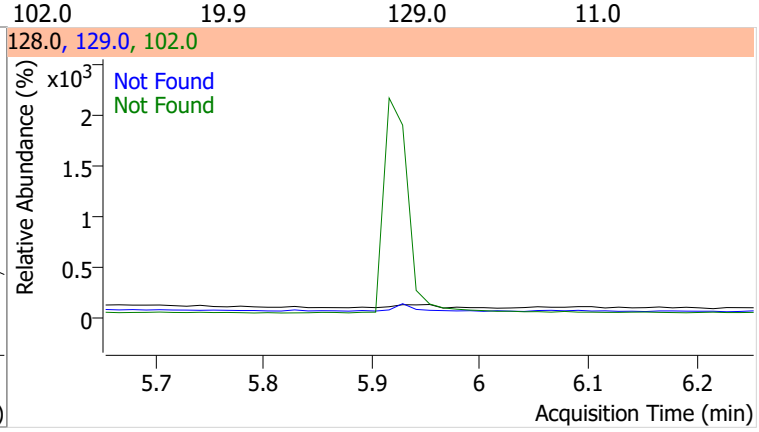

Compound	Conc.	Exp RT	QIon	Exp Ratio	QIon	Exp Ratio
2-Methylnaphthalene	N.D.	6.79	142.0	140.8	115.0	59.7

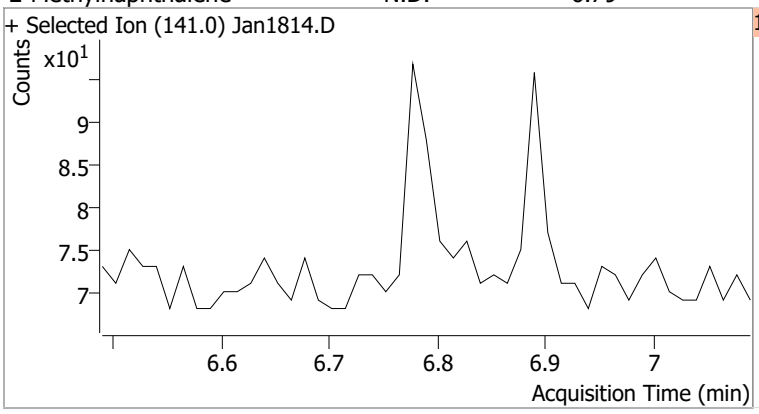

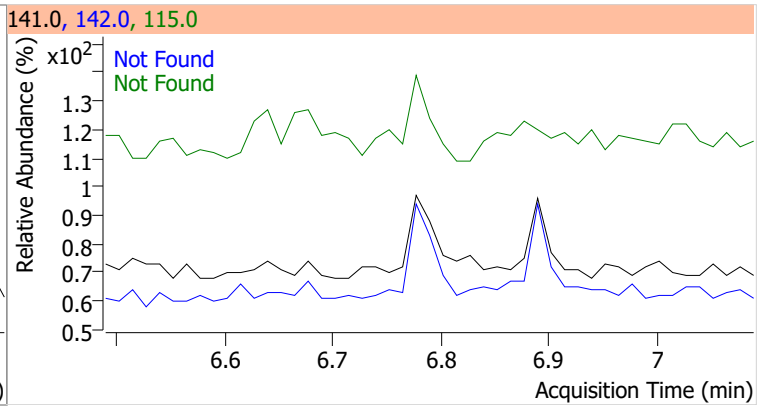

Compound	Conc.	Exp RT	QIon	Exp Ratio	QIon	Exp Ratio
1-Methylnaphthalene	N.D.	6.90	142.0	113.1	115.0	67.8

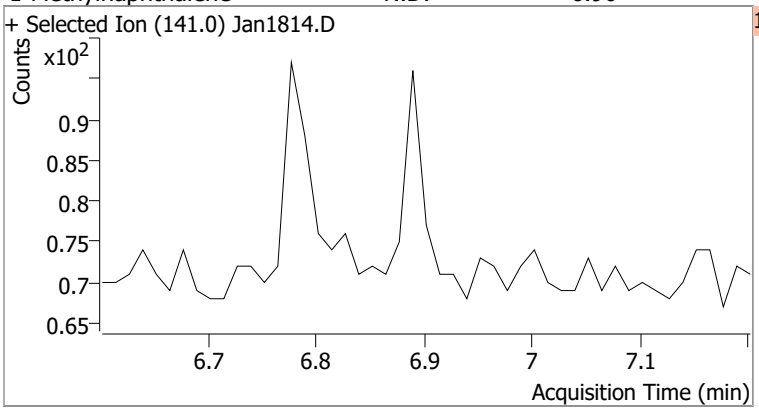

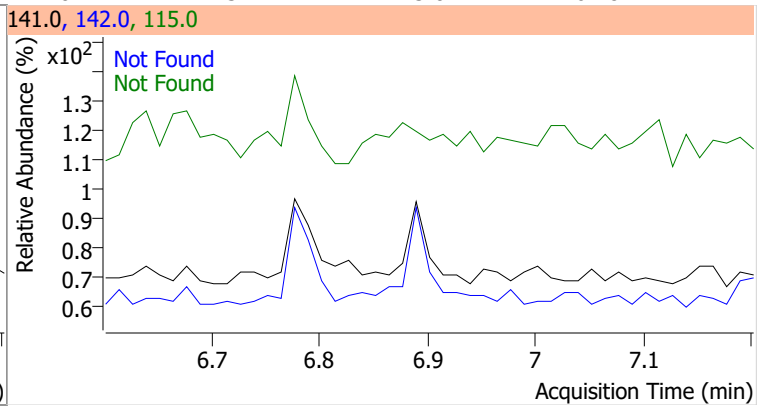

Compound	Conc.	RT	Dev(Min)	Resp.	QIon	QRatio	Lower	Upper
2-Fluorobiphenyl	57.1923	7.25	-0.01	518904	171.0	36.6	26.6	49.5

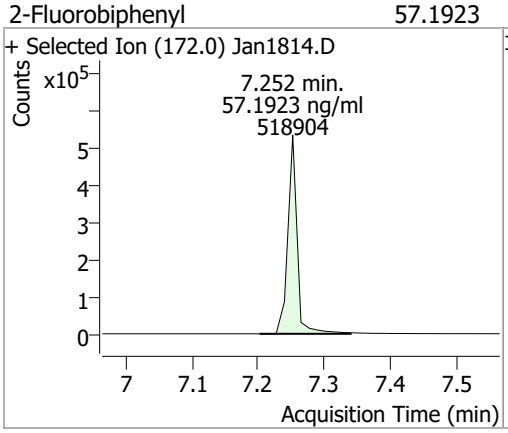

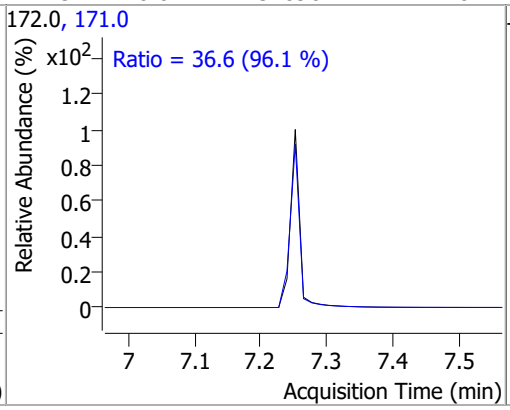

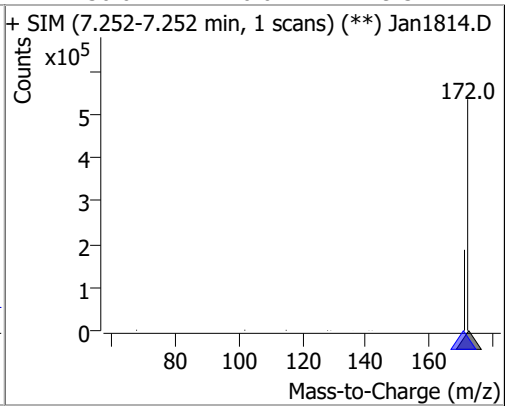

Compound	Conc.	Exp RT	QIon	Exp Ratio
Acenaphthylene	N.D.	7.83	153.0	12.8

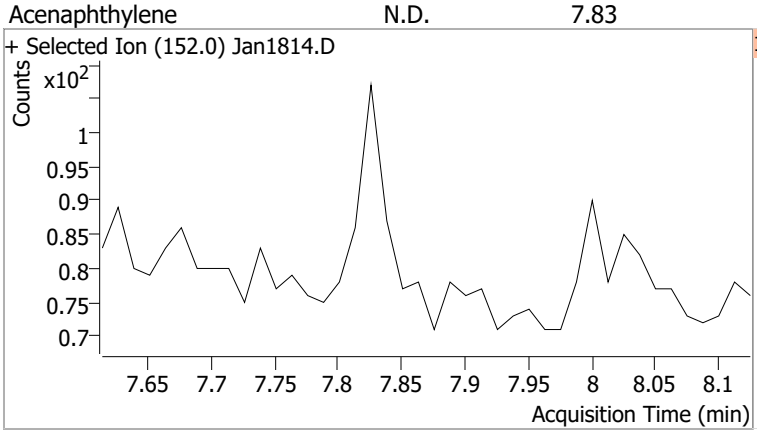

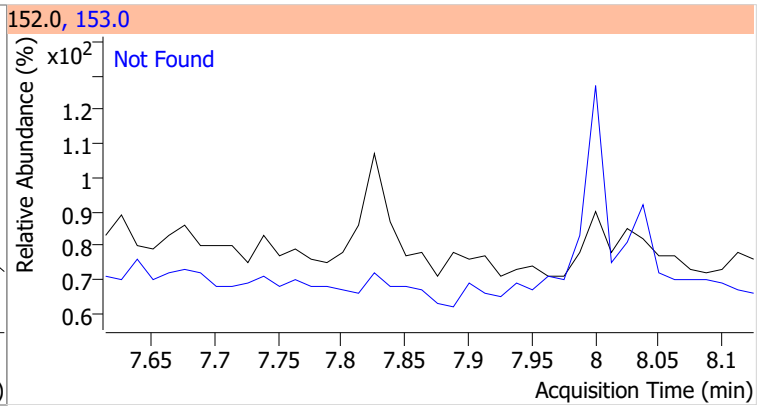

Compound	Conc.	RT	Dev(Min)	Resp.	QIon	QRatio	Lower	Upper
Acenaphthene		0		0	153.0		82.1	152.6
					152.0		41.0	76.1

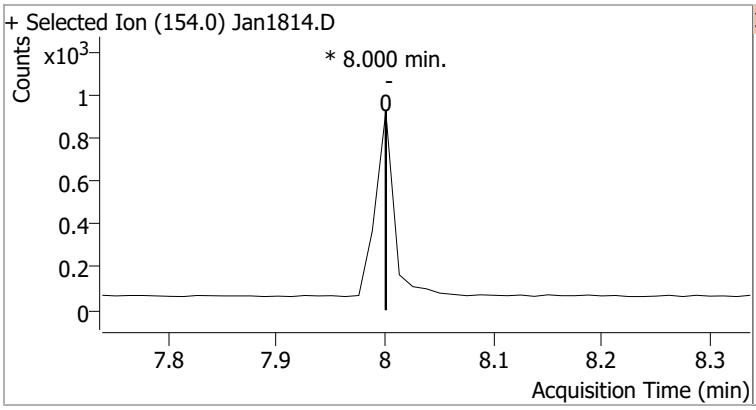

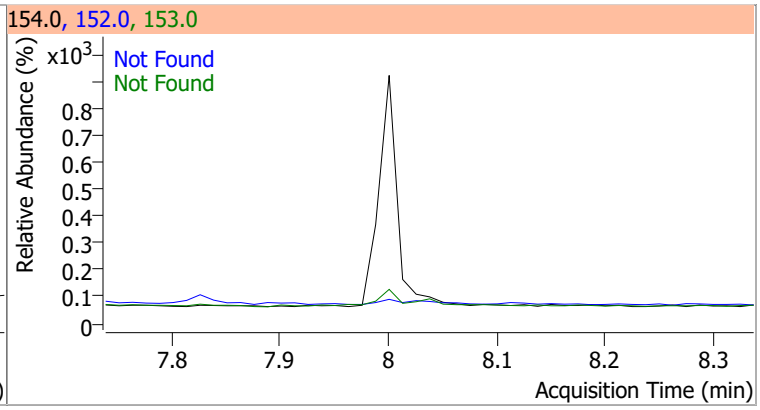

Compound	Conc.	RT	Dev(Min)	Resp.	QIon	QRatio	Lower	Upper
Fluorene		0		0	165.0		69.1	128.3
					167.0		9.7	18.0

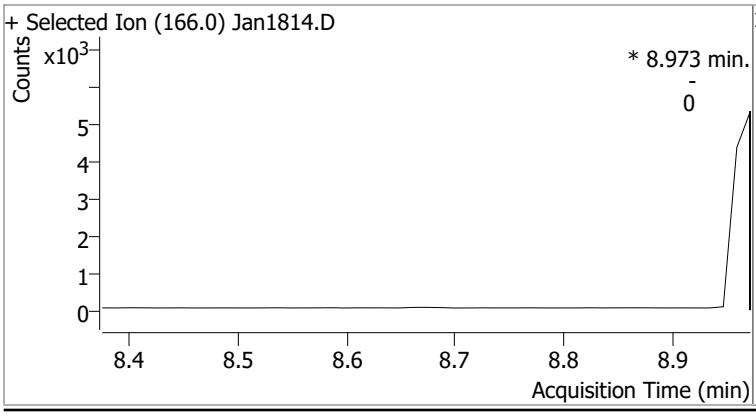

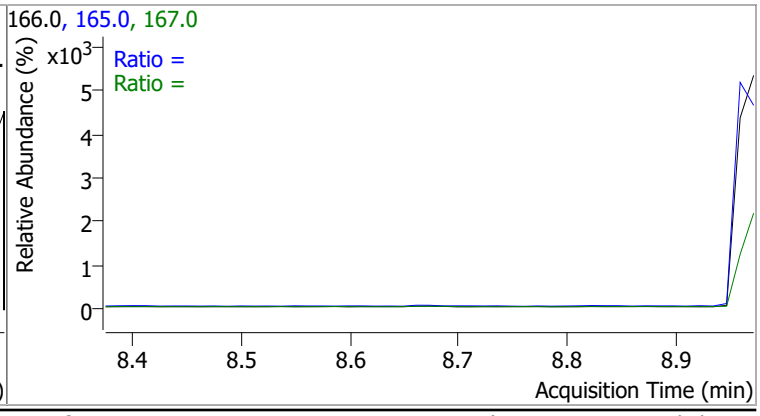

Compound	Conc.	Exp RT	QIon	Exp Ratio
Phenanthrene	N.D.	9.80	176.0	15.5

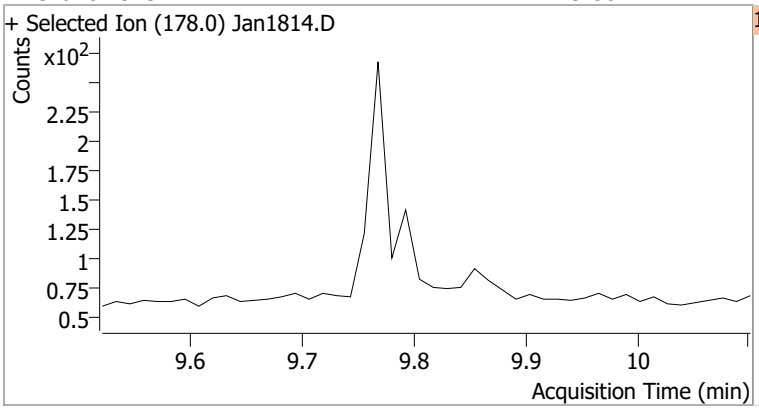

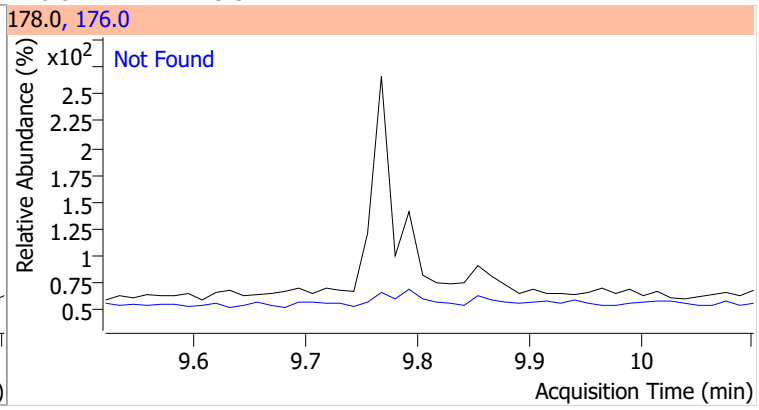

Compound	Conc.	Exp RT	QIon	Exp Ratio
Anthracene	N.D.	9.87	176.0	18.1

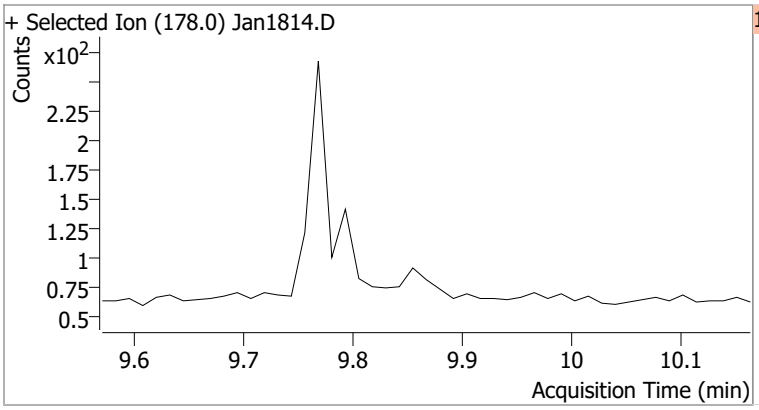

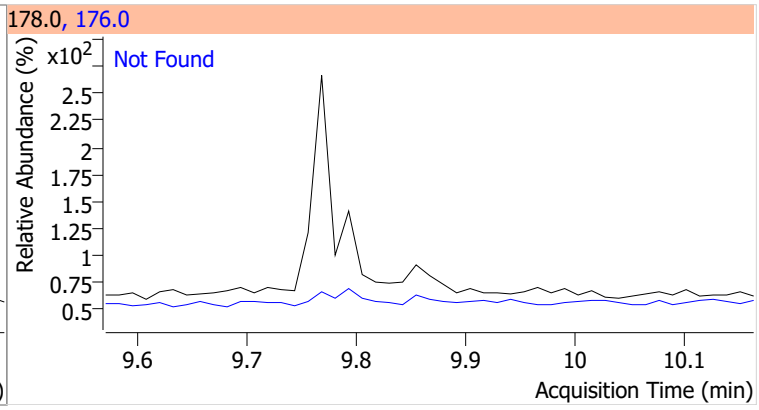

Compound	Conc.	Exp RT	QIon	Exp Ratio	QIon	Exp Ratio
o-Terphenyl	N.D.	10.30	229.0	70.2	215.0	46.7

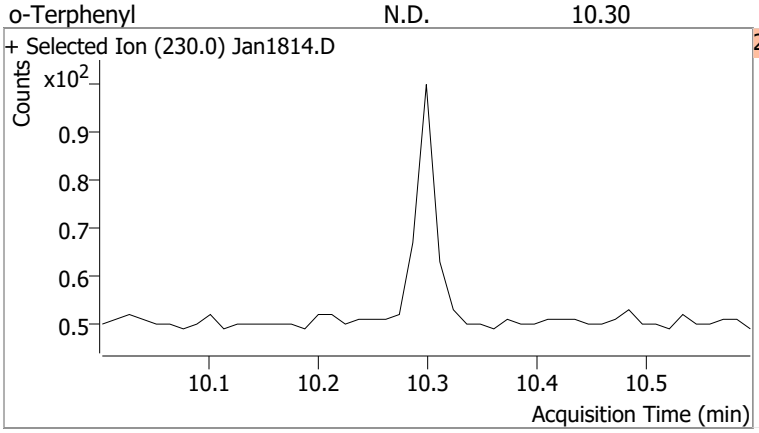

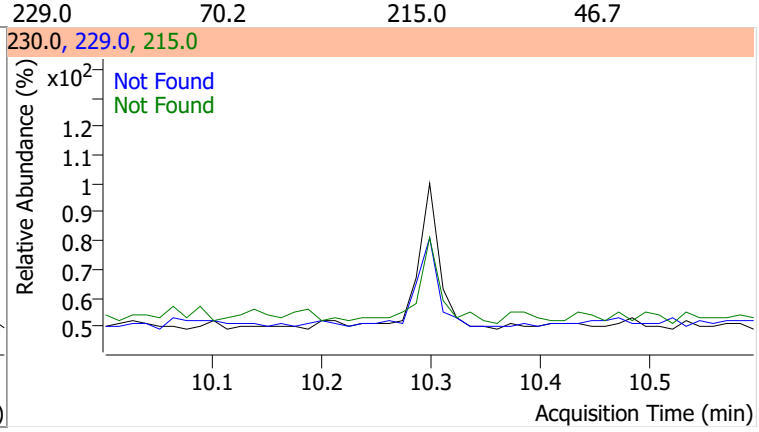

Compound	Conc.	Exp RT	QIon	Exp Ratio
Fluoranthene	N.D.	11.41	101.0	13.8

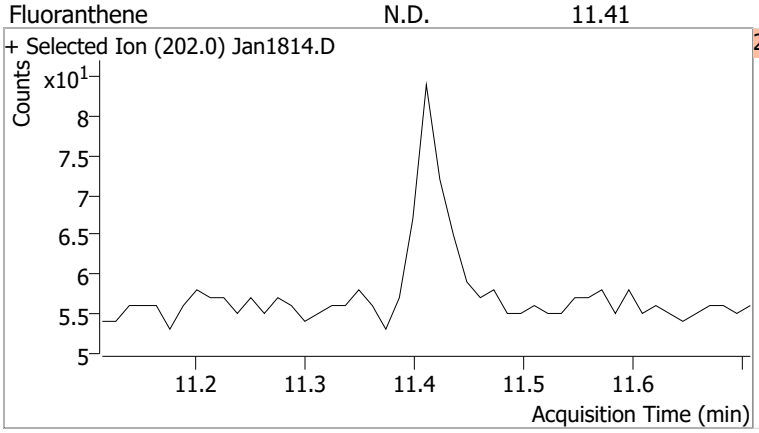

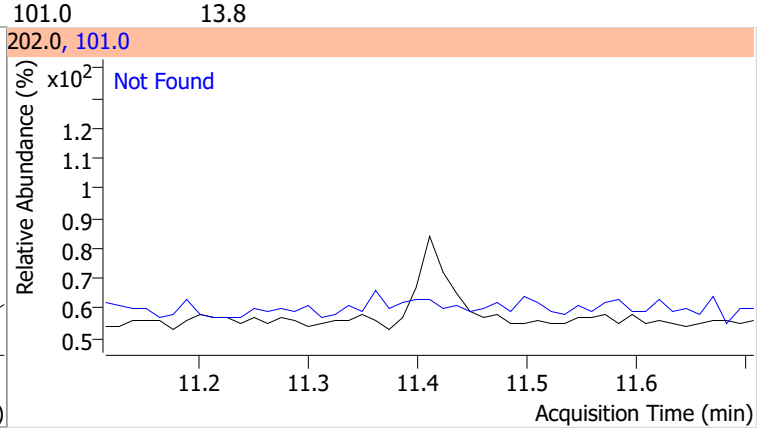

Compound	Conc.	Exp RT	QIon	Exp Ratio
Pyrene	N.D.	11.79	101.0	15.3

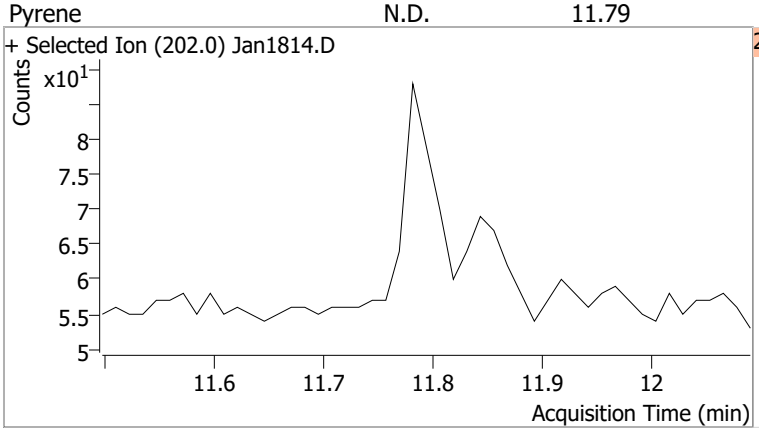

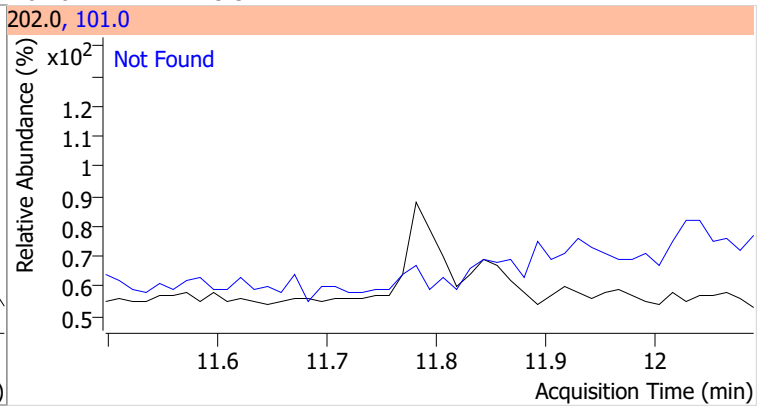

Compound	Conc.	RT	Dev(Min)	Resp.	QIon	QRatio	Lower	Upper
Terphenyl-d14	75.0413	12.26	0.00	514783	122.0	19.7	13.4	25.0

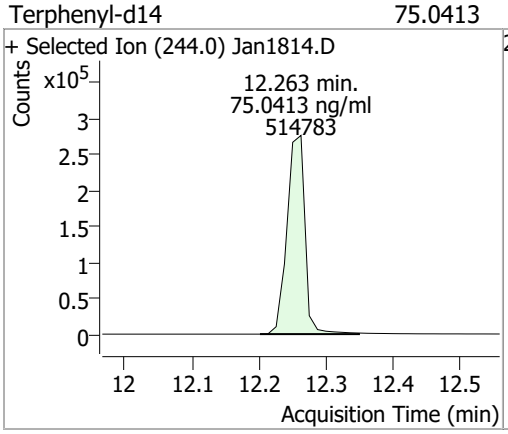

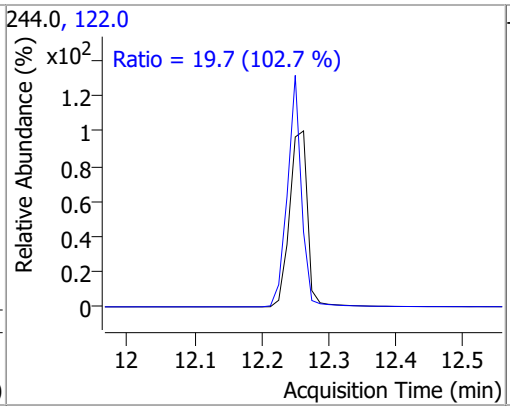

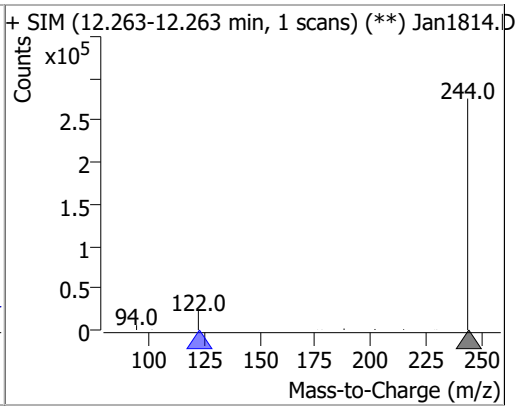

Compound	Conc.	RT	Dev(Min)	Resp.	QIon	QRatio	Lower	Upper
Benzo(a)Anthracene		0		0	226.0		18.9	35.1
					229.0		16.1	29.9

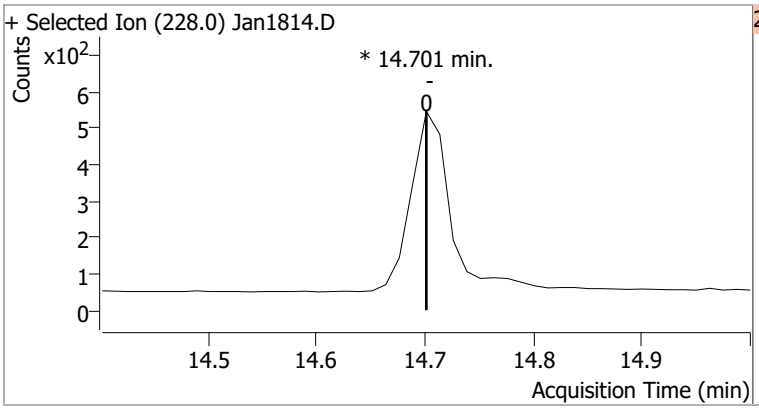

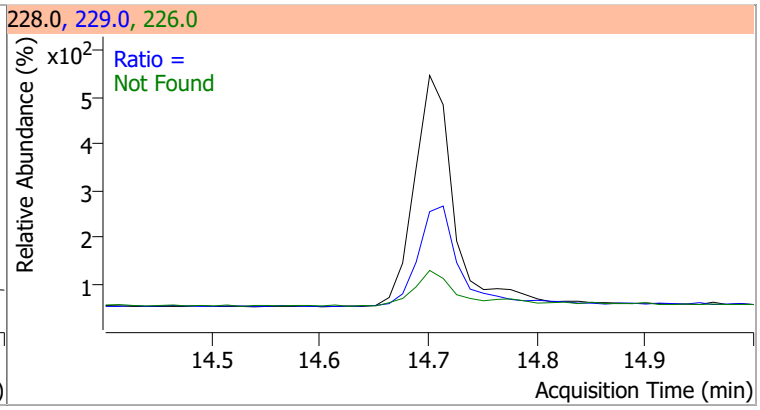

Compound	Conc.	RT	Dev(Min)	Resp.	QIon	QRatio	Lower	Upper
Chrysene		0		0	226.0		21.2	39.4
					229.0		15.0	27.8

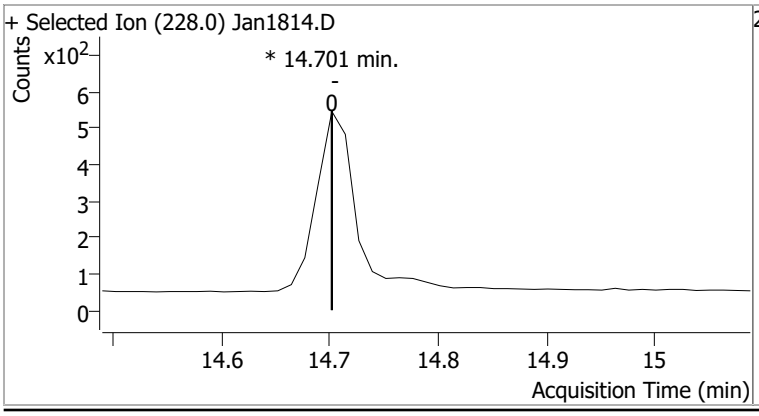

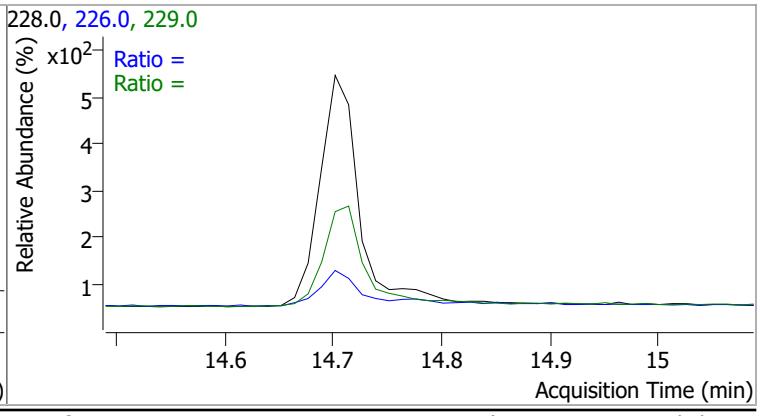

Compound	Conc.	Exp RT	QIon	Exp Ratio
Benzo(b)fluoranthene	N.D.	17.73	253.0	22.6

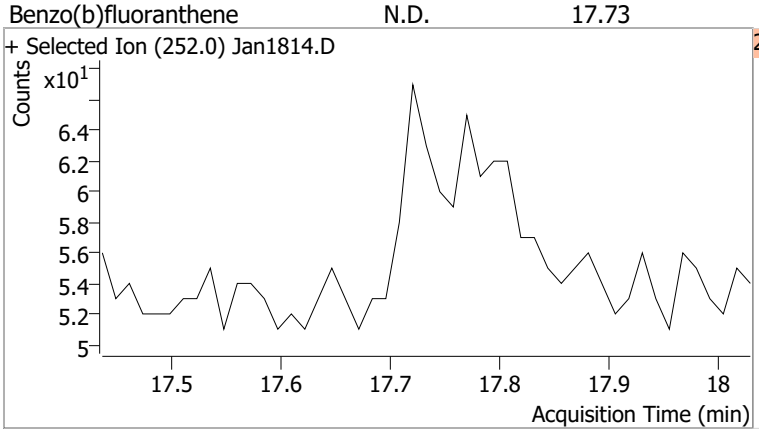

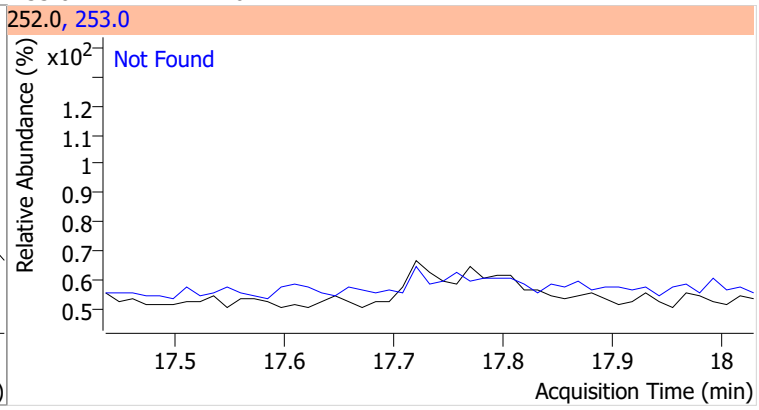

Compound	Conc.	Exp RT	QIon	Exp Ratio
Benzo(k)fluoranthene	N.D.	17.79	253.0	23.0

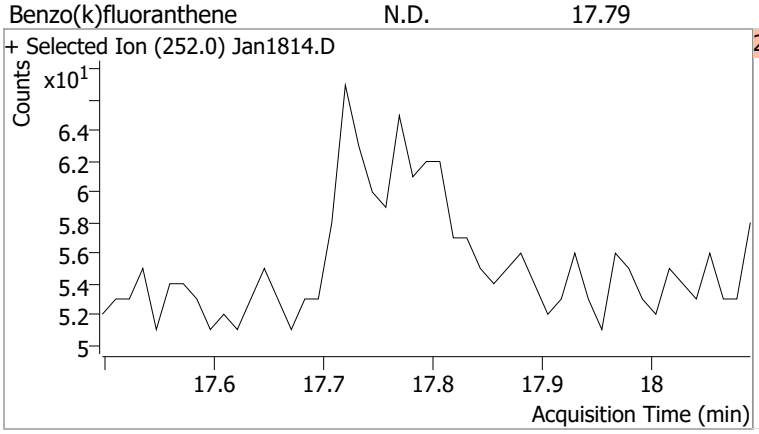

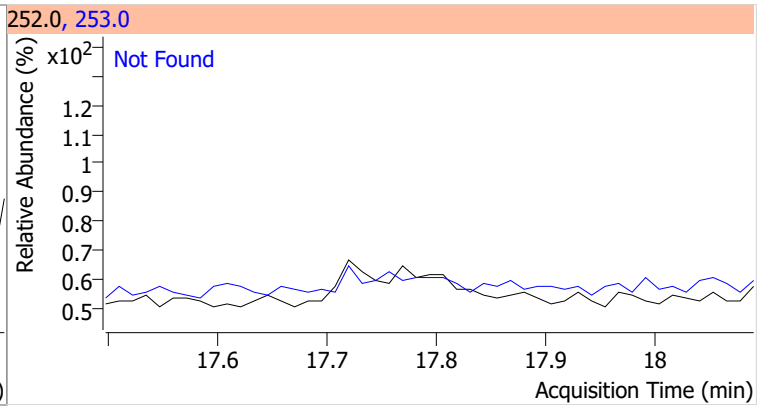

Compound	Conc.	RT	Dev(Min)	Resp.	QIon	QRatio	Lower	Upper
Benzo(a)pyrene		0		0	253.0		16.5	30.6

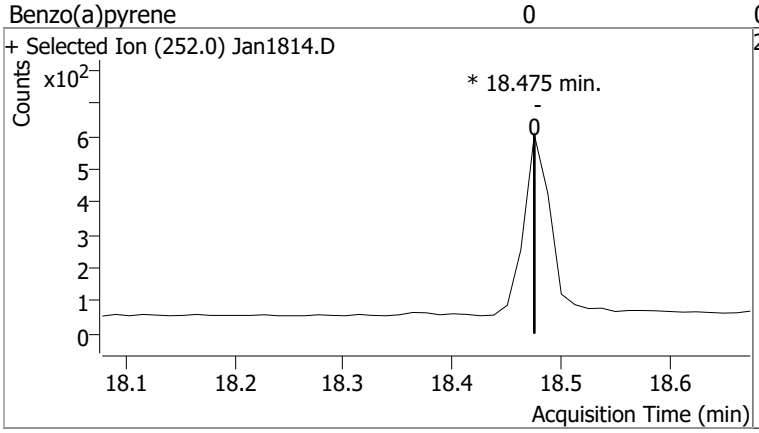

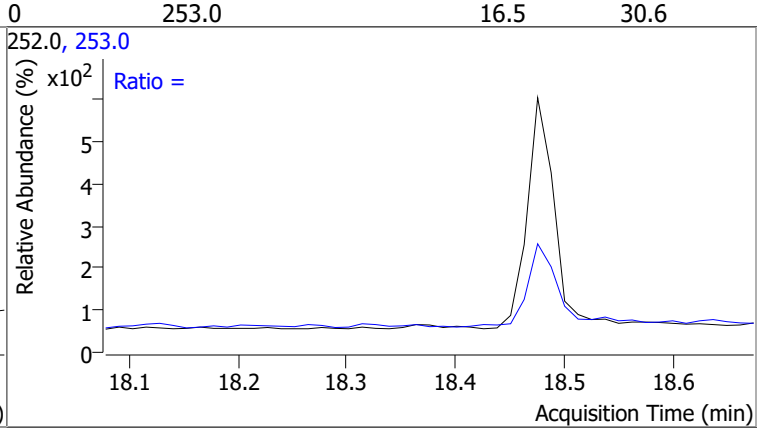

Compound	Conc.	Exp RT	QIon	Exp Ratio
Indeno(1,2,3-cd)pyrene	N.D.	20.23	138.0	28.9

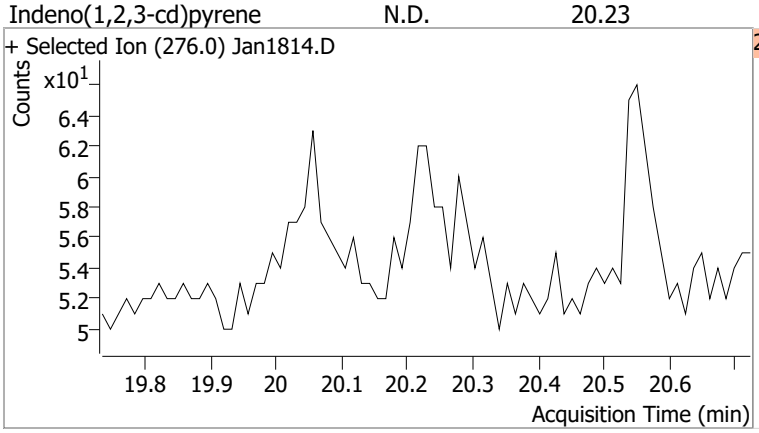

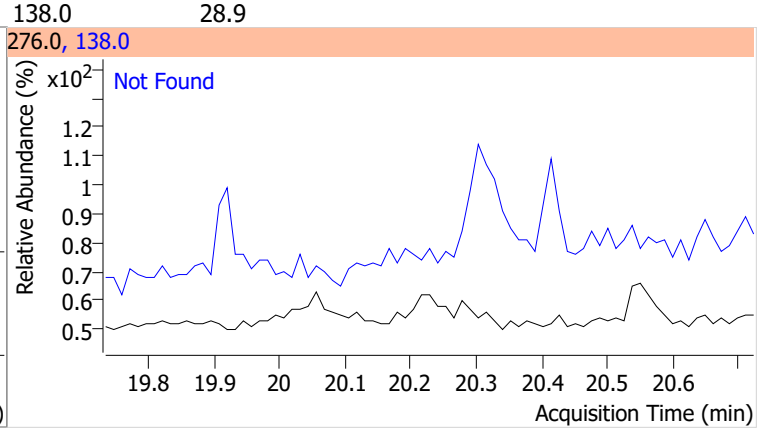

Compound	Conc.	Exp RT	QIon	Exp Ratio	QIon	Exp Ratio
Dibenzo(a,h)anthracene	N.D.	20.30	279.0	25.1	139.0	24.1

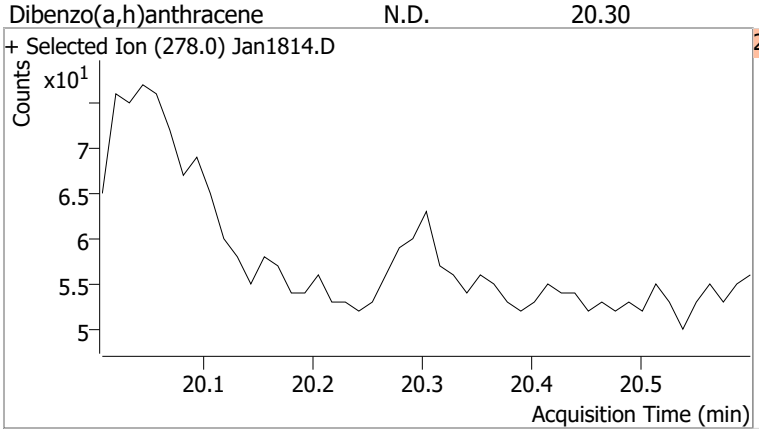

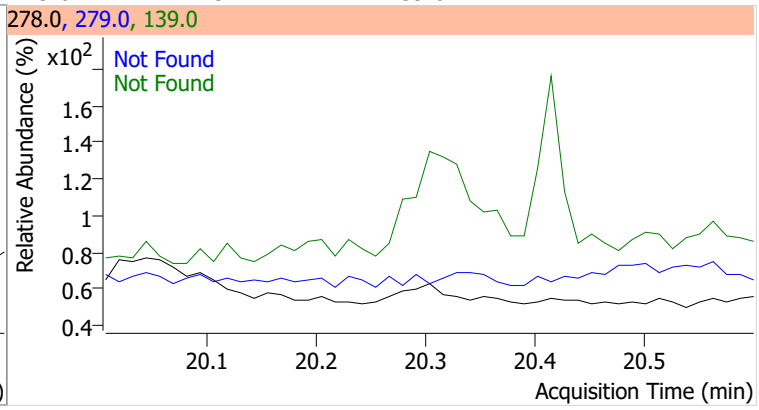

Compound	Conc.	Exp RT	QIon	Exp Ratio	QIon	Exp Ratio
Benzo(g,h,i)perylene	N.D.	20.56	138.0	28.0	277.0	23.3

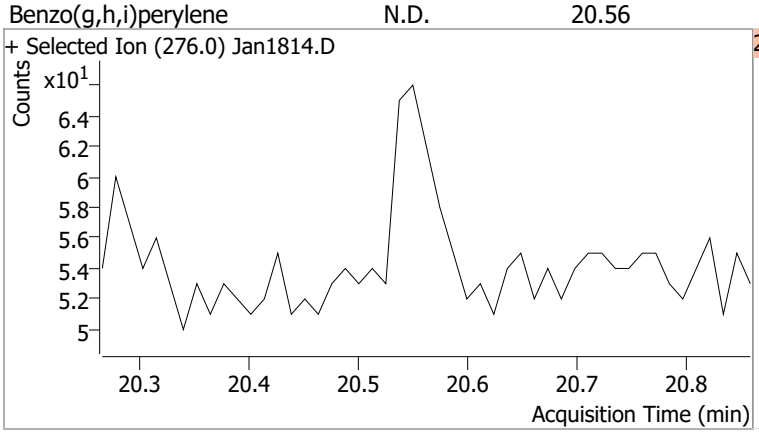

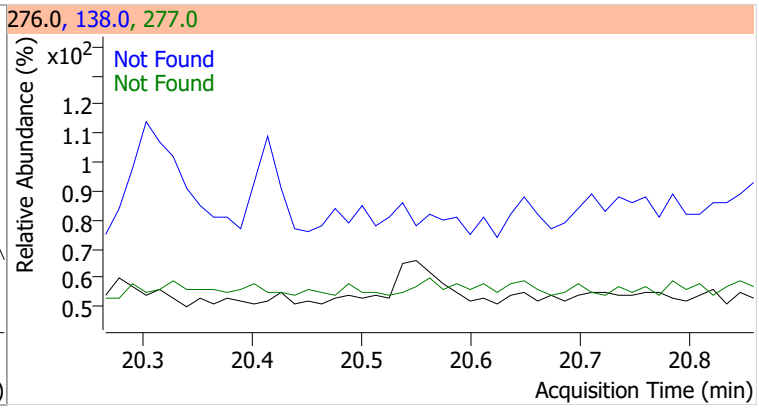

Quantitation Results Report (QT Reviewed)

Data File	Jan1815.D	Operator	LIMS import
Acq. Method	5975BNASIM	Acq. Date-Time	1/18/2022 10:55:51 PM
Sample Name	B22010628-001CLMS	Instrument	GCMS
Vial	15	Multiplier	1.00
DA Method File	011722 bna SIM 1.batch.bin	Comment	SVOC-8270C-SIM-W-LLPAH
Tune File	dftppjph.u	Tune Date	
Batch Name	011822 bna SIM1.batch.bin	Last Calib Update	2/4/2022 5:01:18 PM
Ref Library			

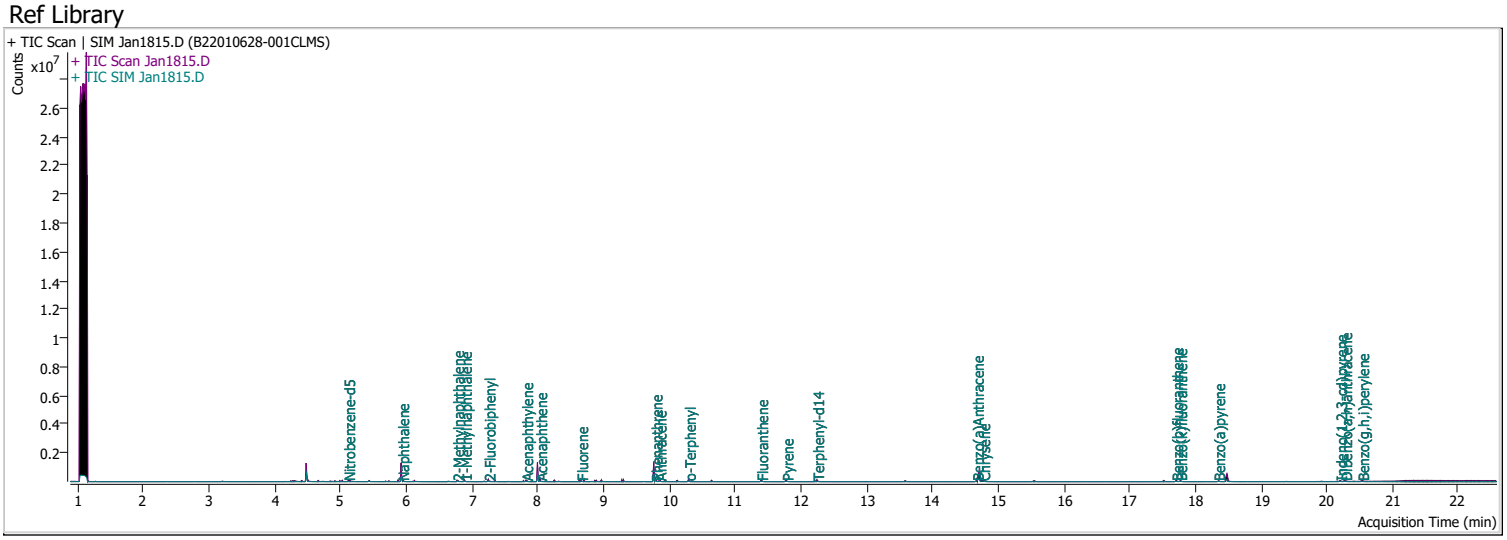

Compound	RT	QIon	Resp.	Conc.	Units		Dev(Min)
Internal Standards							
M 1,4-Dichlorobenzene-d4	4.484	152.0	179983	40.0000	ng/ml		-0.012
M Naphthalene-d8	5.928	136.0	340620	40.0000	ng/ml		-0.012
M Acenaphthene-d10	8.000	164.0	189254	40.0000	ng/ml		0.000
M Phenanthrene-d10	9.768	188.0	374186	40.0000	ng/ml		-0.012
M Chrysene-d12	14.714	240.0	256534	40.0000	ng/ml		-0.012
M Perylene-d12	18.475	264.0	177004	40.0000	ng/ml		-0.025
System Monitoring Compounds							
S Nitrobenzene-d5	5.118	82.0	21726	5.3642	ng/ml		-0.025
Spiked Amount: 5.000	Range: 19.0 - 102.0%			Recovery = 107.28%		*	
S 2-Fluorobiphenyl	7.252	172.0	40060	4.4037	ng/ml		-0.012
Spiked Amount: 5.000	Range: 25.0 - 94.0%			Recovery = 88.07%			
S o-Terphenyl	10.299	230.0	25020	4.1083	ng/ml		0.000
Spiked Amount: 5.000	Range: 40.0 - 140.0%			Recovery = 82.17%			
S Terphenyl-d14	12.251	244.0	32588	6.7675	ng/ml		-0.012
Spiked Amount: 5.000	Range: 39.0 - 106.0%			Recovery = 135.35%		*	
Target Compounds							**QValue**
T Naphthalene	5.941	128.0	35850	3.0422	ng/ml		98
T 2-Methylnaphthalene	6.777	141.0	25530	3.8815	ng/ml		96
T 1-Methylnaphthalene	6.890	141.0	20289	2.9247	ng/ml	m	94
T Acenaphthylene	7.826	152.0	39931	3.4429	ng/ml		98
T Acenaphthene	8.038	154.0	26340	3.5503	ng/ml		96
T Fluorene	8.661	166.0	35740	4.0712	ng/ml		99
T Phenanthrene	9.793	178.0	54909	4.7335	ng/ml		92
T Anthracene	9.854	178.0	49701	4.7947	ng/ml		99
T Fluoranthene	11.398	202.0	57041	4.4947	ng/ml		99
T Pyrene	11.781	202.0	58999	4.5653	ng/ml		98
T Benzo(a)Anthracene	14.677	228.0	41902	5.0988	ng/ml		99
T Chrysene	14.776	228.0	56007	4.7701	ng/ml		98
T Benzo(b)fluoranthene	17.708	252.0	39526	4.9565	ng/ml		99

Compound	RT	QIon	Resp.	Conc.	Units	Dev(Min)
T Benzo(k)fluoranthene	17.770	252.0	42330	4.5549	ng/ml	99
T Benzo(a)pyrene	18.351	252.0	31090	4.7991	ng/ml	99
T Indeno(1,2,3-cd)pyrene	20.204	276.0	28091	4.5442	ng/ml	100
T Dibenzo(a,h)anthracene	20.278	278.0	33509	4.7389	ng/ml	98
T Benzo(g,h,i)perylene	20.538	276.0	40760	4.6327	ng/ml	98

(#) = Qualifier Out of Range; (m) = Manual Integration; (+) = Area Summed; (*) = Surrogate Percent Recovery Out of Range; (d): Zeroed Peak

Compound	Conc.	RT	Dev(Min)	Resp.	QIon	QRatio	Lower	Upper
Nitrobenzene-d5	5.3642	5.12	-0.02	21726	54.0	34.9	25.9	48.1
					128.0	26.2	25.6	47.6

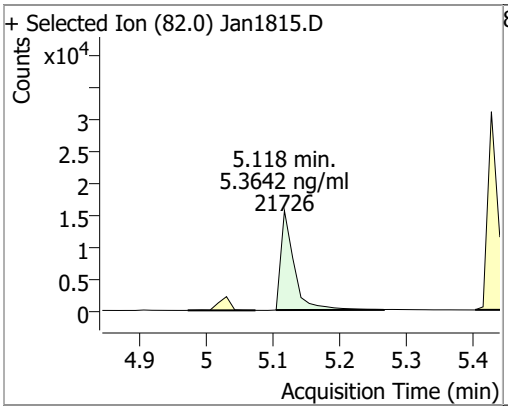

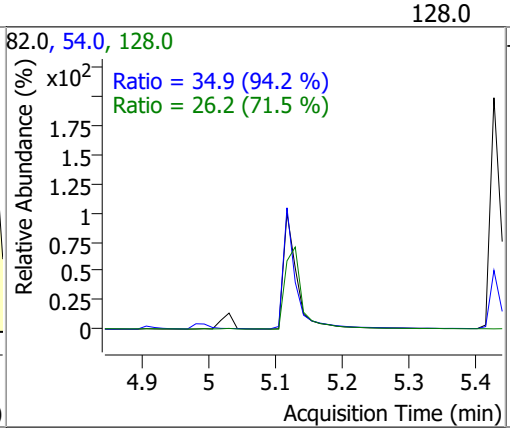

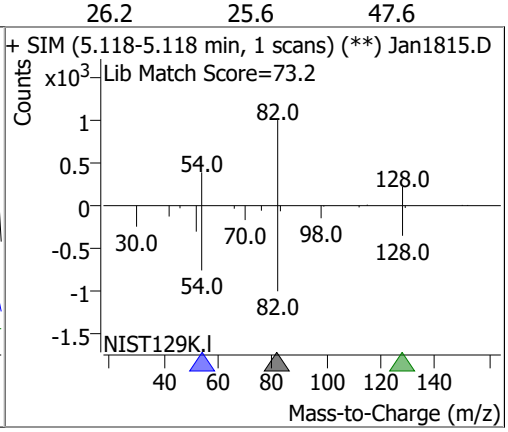

Compound	Conc.	RT	Dev(Min)	Resp.	QIon	QRatio	Lower	Upper
Naphthalene	3.0422	5.94	-0.01	35850	102.0	18.5	0.0	59.6
					129.0	11.1	7.7	14.3

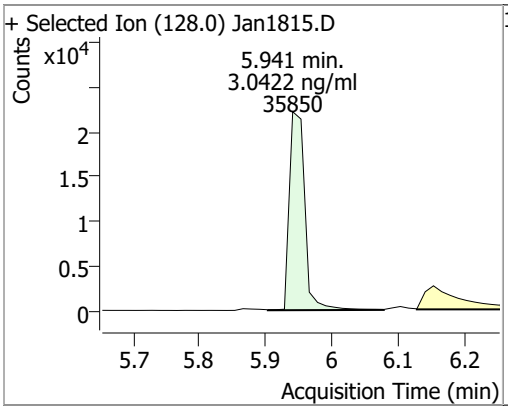

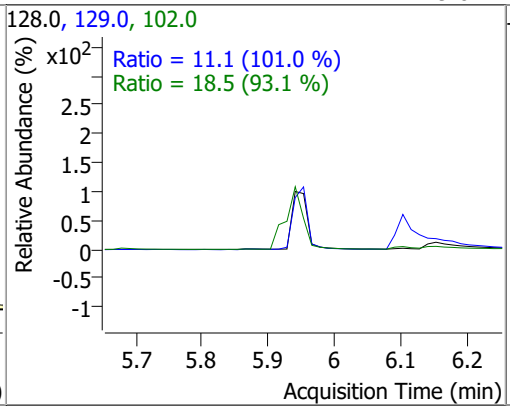

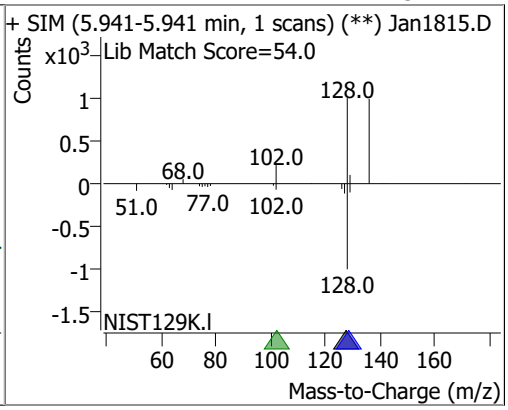

Compound	Conc.	RT	Dev(Min)	Resp.	QIon	QRatio	Lower	Upper
2-Methylnaphthalene	3.8815	6.78	-0.01	25530	142.0	144.6	98.5	183.0
					115.0	54.3	41.8	77.6

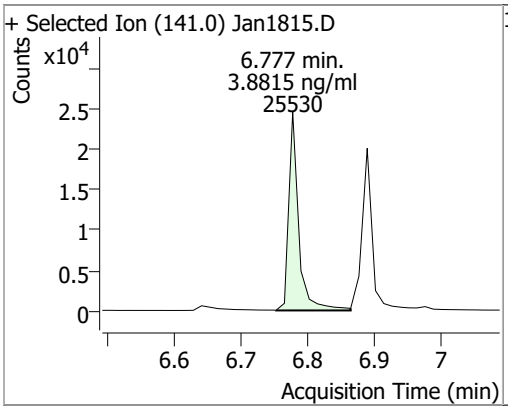

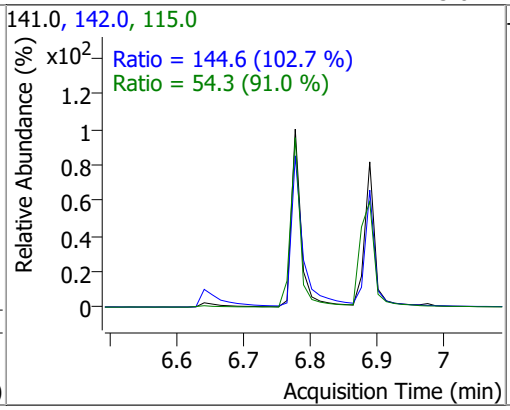

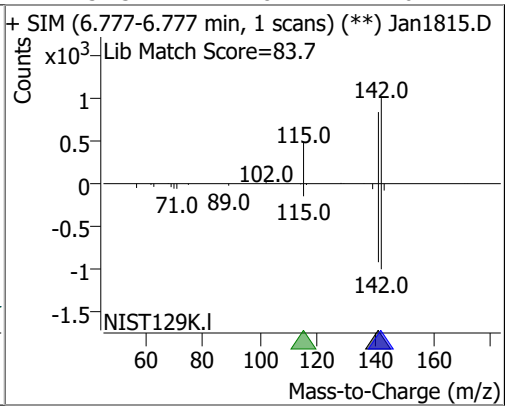

Compound	Conc.	RT	Dev(Min)	Resp.	QIon	QRatio	Lower	Upper
1-Methylnaphthalene	2.9247	6.89	-0.01	20289 (m)	142.0	121.4	79.2	147.1
					115.0	66.1	47.5	88.2

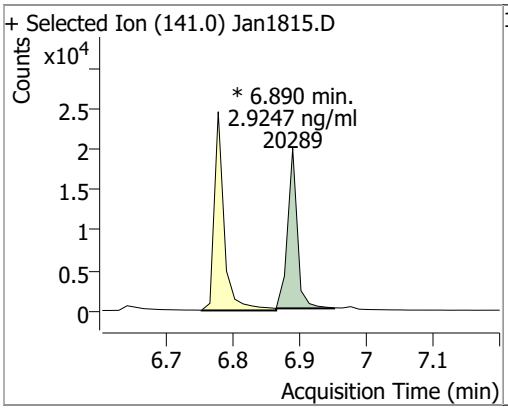

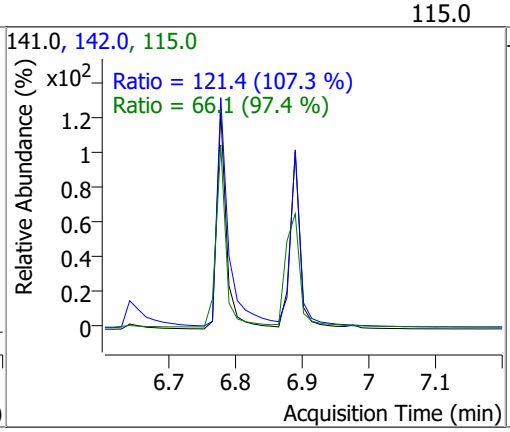

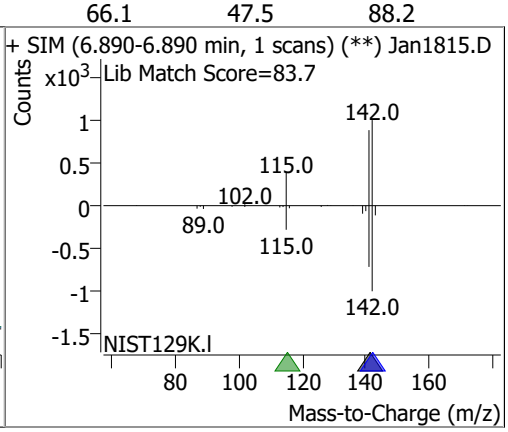

Compound	Conc.	RT	Dev(Min)	Resp.	QIon	QRatio	Lower	Upper
2-Fluorobiphenyl	4.4037	7.25	-0.01	40060	171.0	35.8	26.6	49.5

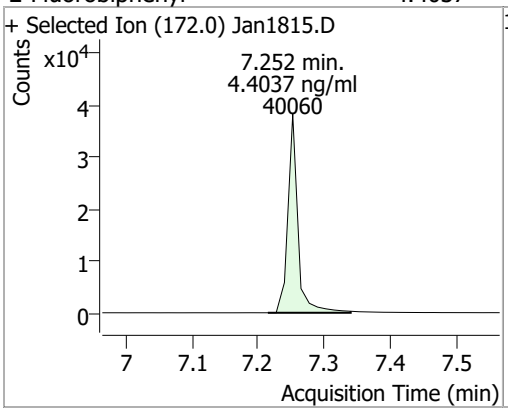

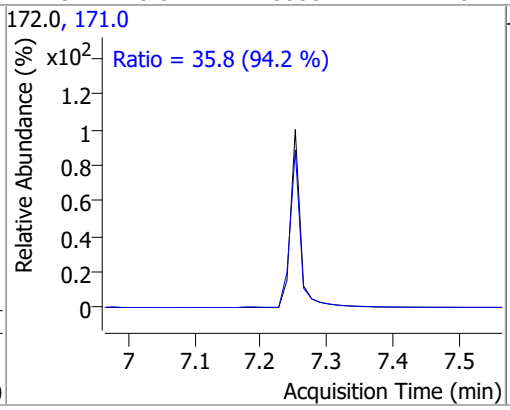

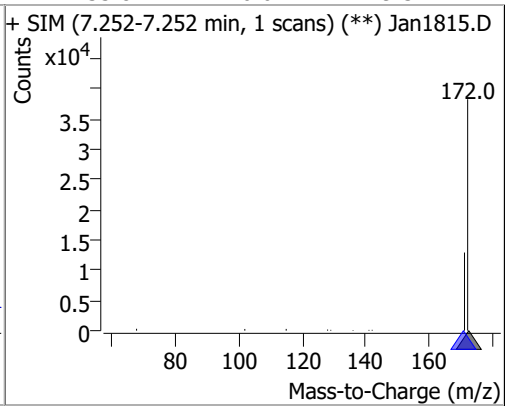

Compound	Conc.	RT	Dev(Min)	Resp.	QIon	QRatio	Lower	Upper
Acenaphthylene	3.4429	7.83	0.00	39931	153.0	13.4	9.0	16.6

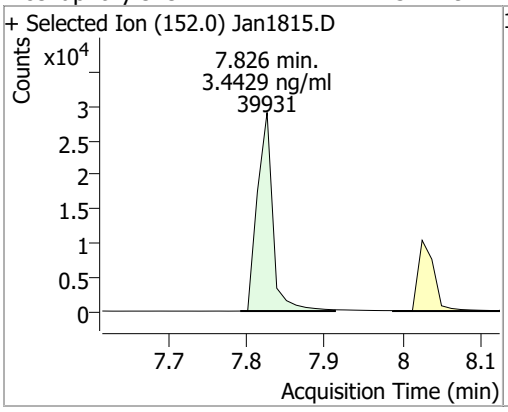

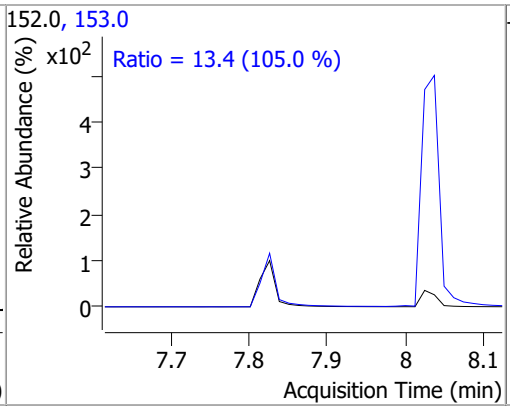

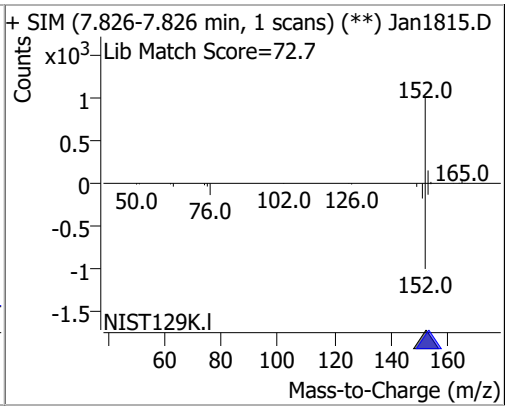

Compound	Conc.	RT	Dev(Min)	Resp.	QIon	QRatio	Lower	Upper
Acenaphthene	3.5503	8.04	0.00	26340	153.0	112.6	82.1	152.6
					152.0	56.9	41.0	76.1

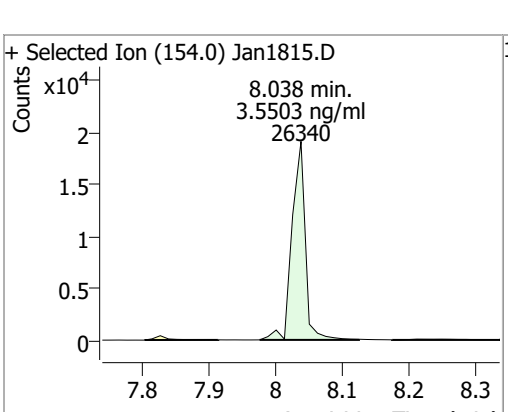

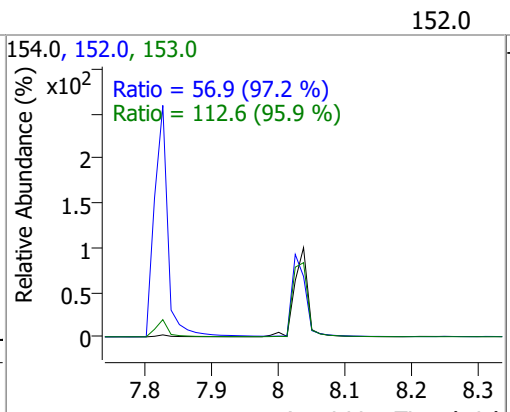

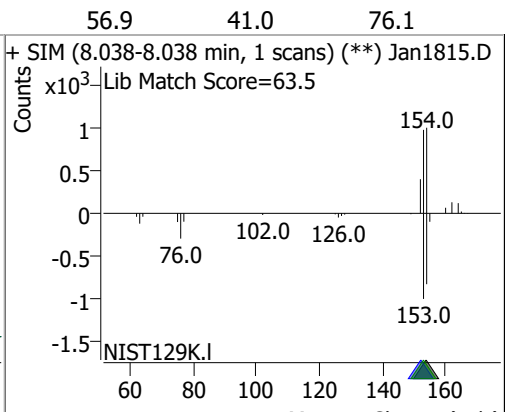

Compound	Conc.	RT	Dev(Min)	Resp.	QIon	QRatio	Lower	Upper
Fluorene	4.0712	8.66	-0.01	35740	165.0	97.5	69.1	128.3
					167.0	13.6	9.7	18.0

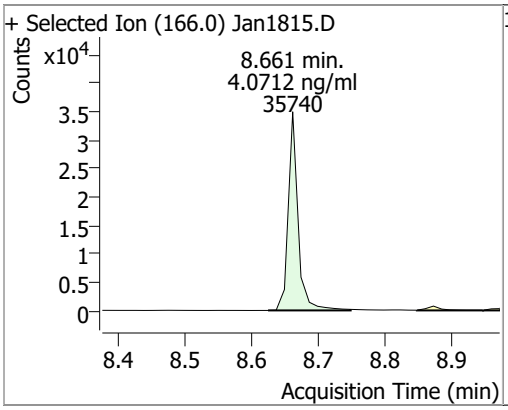

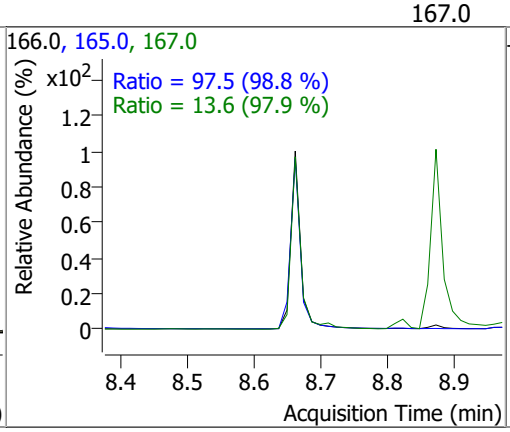

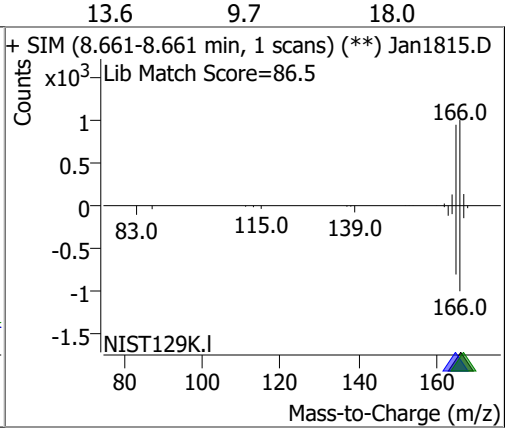

Compound	Conc.	RT	Dev(Min)	Resp.	QIon	QRatio	Lower	Upper
Phenanthrene	4.7335	9.79	-0.01	54909	176.0	19.0	10.8	20.1

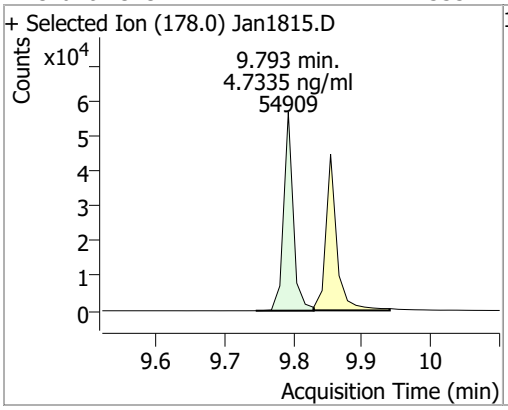

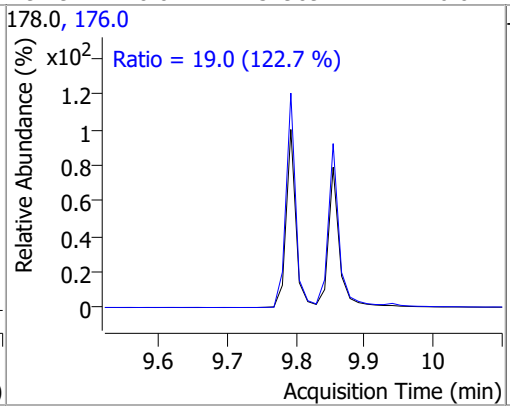

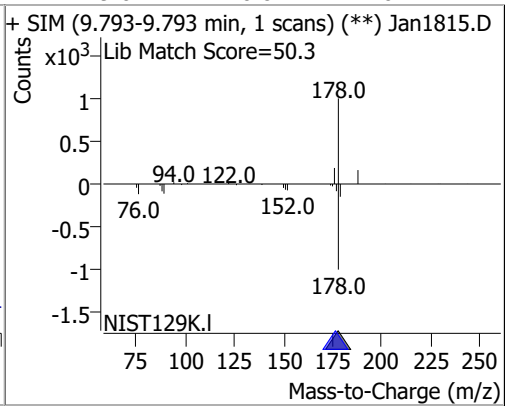

Compound	Conc.	RT	Dev(Min)	Resp.	QIon	QRatio	Lower	Upper
Anthracene	4.7947	9.85	-0.01	49701	176.0	18.6	12.7	23.5

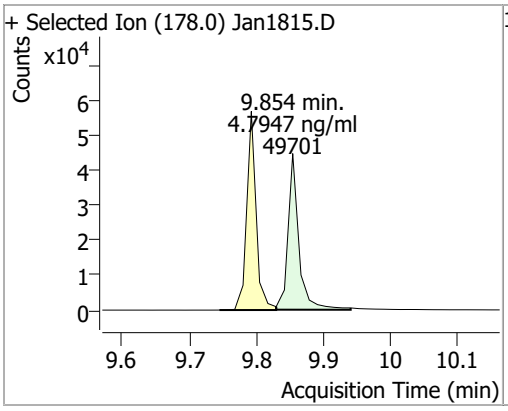

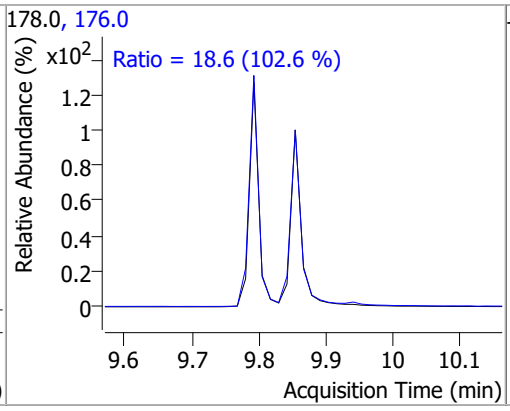

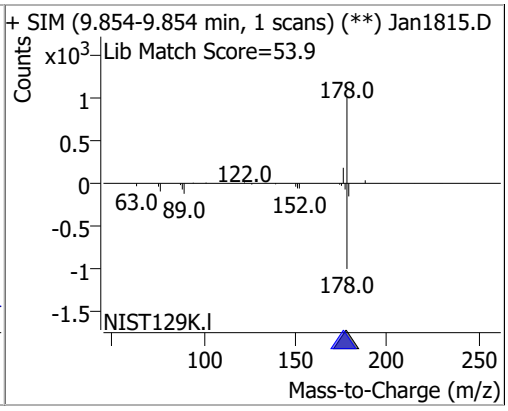

Compound	Conc.	RT	Dev(Min)	Resp.	QIon	QRatio	Lower	Upper
o-Terphenyl	4.1083	10.30	0.00	25020	229.0	69.0	49.2	91.3
					215.0	44.8	32.7	60.7

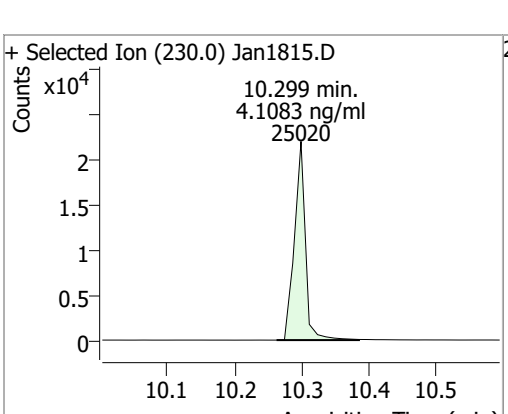

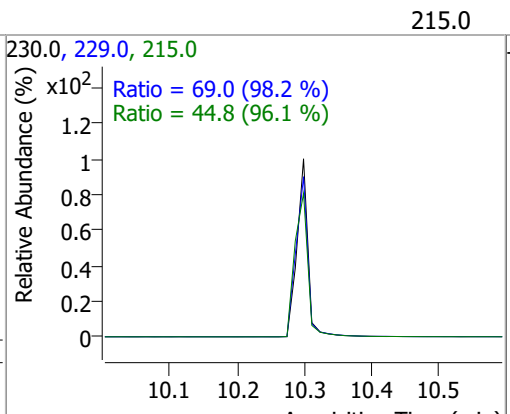

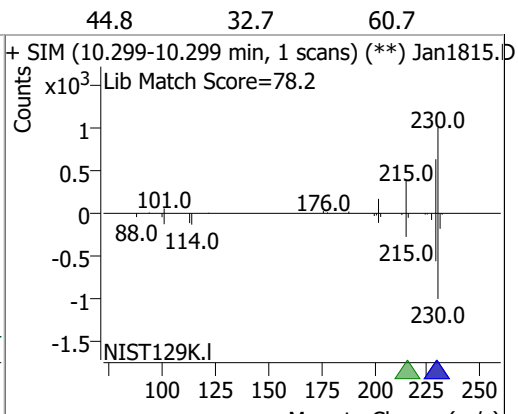

Compound	Conc.	RT	Dev(Min)	Resp.	QIon	QRatio	Lower	Upper
Fluoranthene	4.4947	11.40	-0.01	57041	101.0	13.2	9.6	17.9

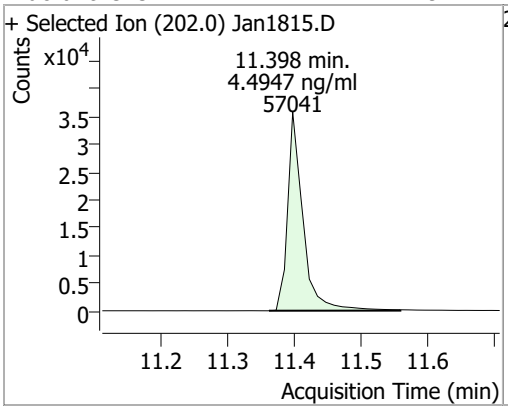

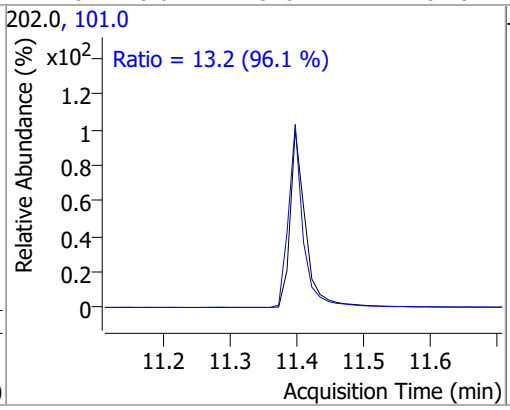

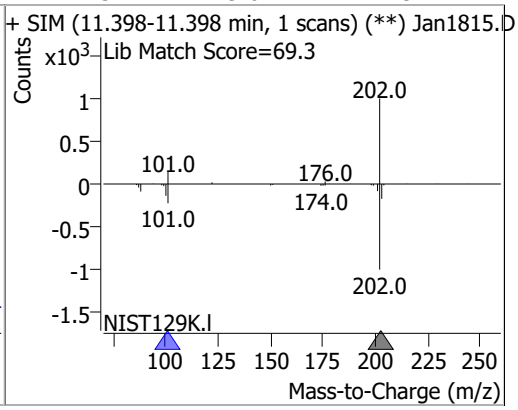

Compound	Conc.	RT	Dev(Min)	Resp.	QIon	QRatio	Lower	Upper
Pyrene	4.5653	11.78	-0.01	58999	101.0	16.0	10.7	20.0

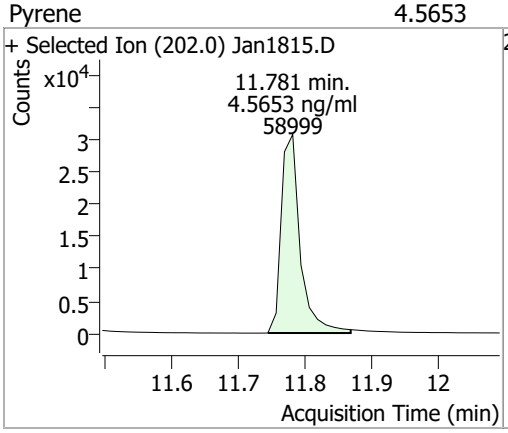

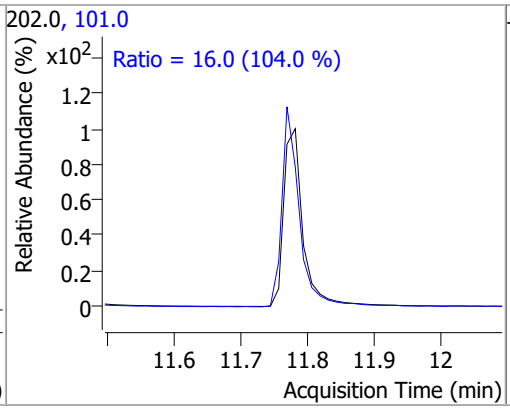

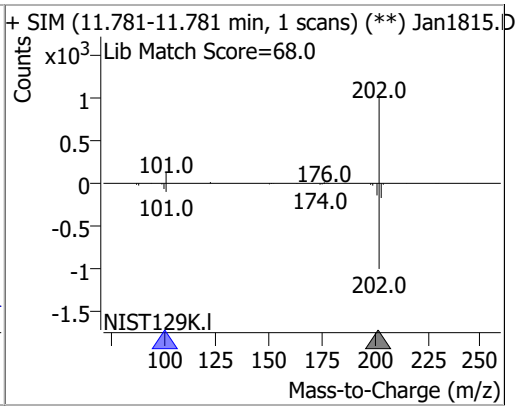

Compound	Conc.	RT	Dev(Min)	Resp.	QIon	QRatio	Lower	Upper
Terphenyl-d14	6.7675	12.25	-0.01	32588	122.0	19.6	13.4	25.0

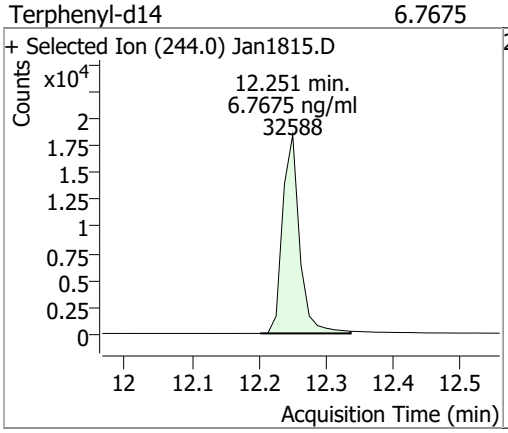

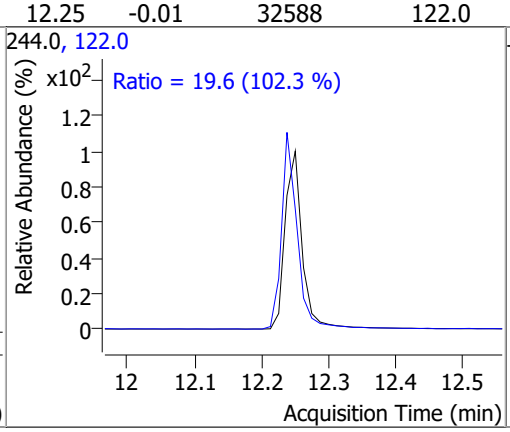

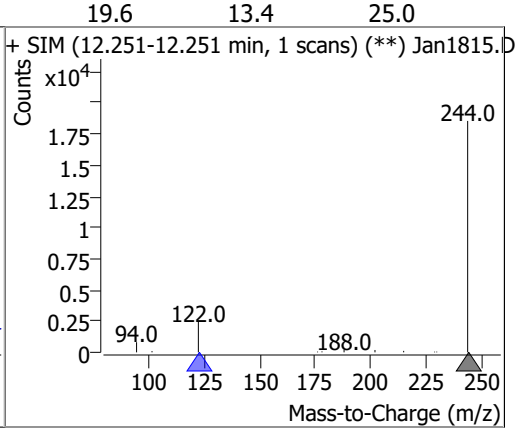

Compound	Conc.	RT	Dev(Min)	Resp.	QIon	QRatio	Lower	Upper
Benzo(a)Anthracene	5.0988	14.68	-0.02	41902	226.0	27.5	18.9	35.1
					229.0	22.3	16.1	29.9

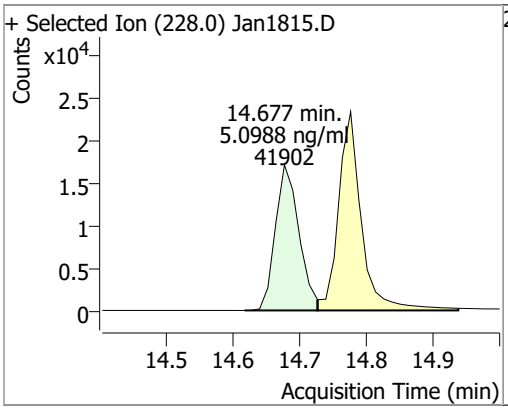

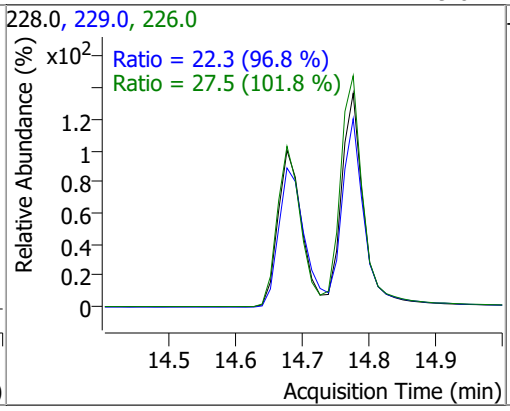

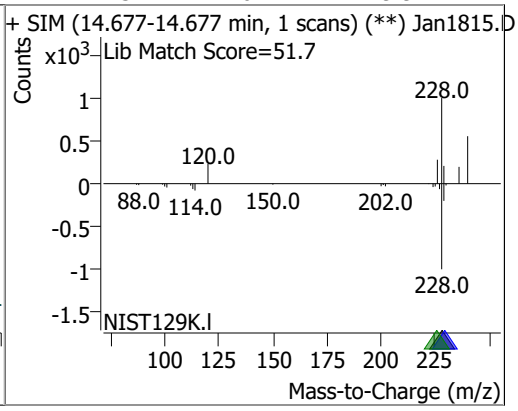

Compound	Conc.	RT	Dev(Min)	Resp.	QIon	QRatio	Lower	Upper
Chrysene	4.7701	14.78	-0.01	56007	226.0	30.3	21.2	39.4
					229.0	19.5	15.0	27.8

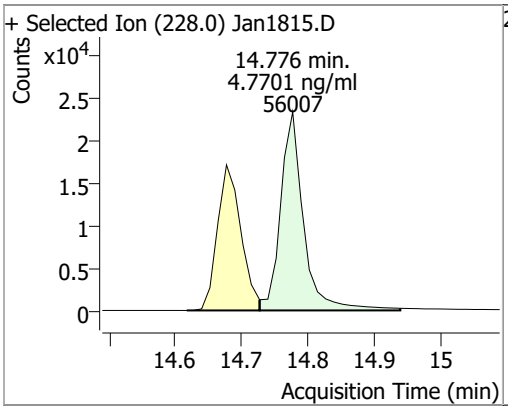

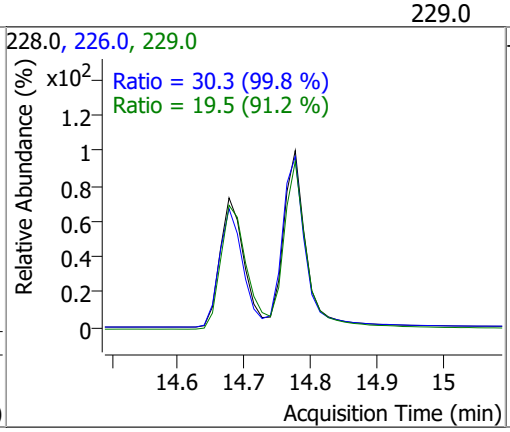

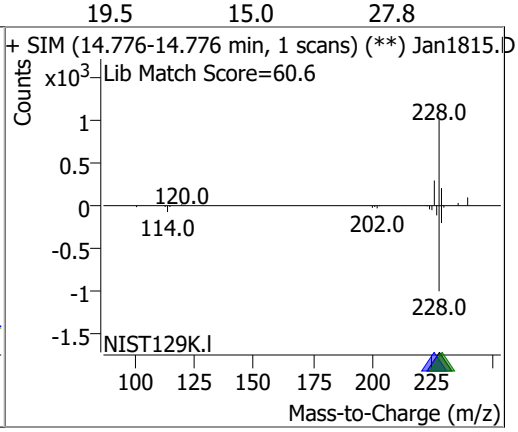

Compound	Conc.	RT	Dev(Min)	Resp.	QIon	QRatio	Lower	Upper
Benzo(b)fluoranthene	4.9565	17.71	-0.02	39526	253.0	22.0	15.8	29.4

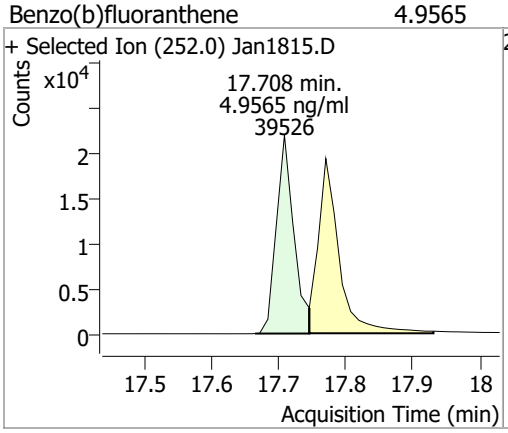

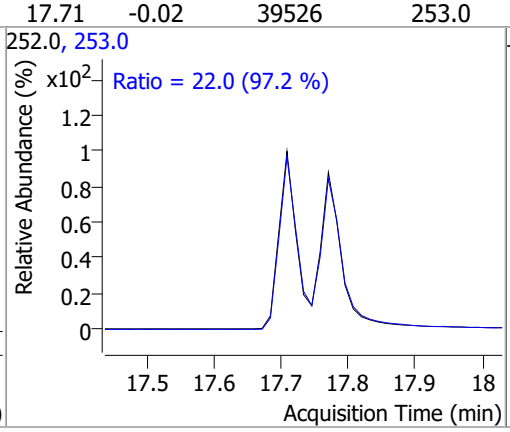

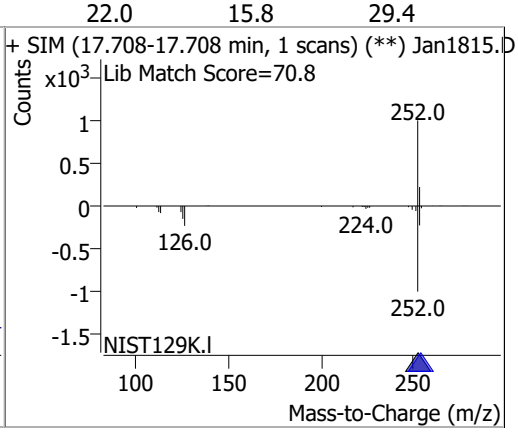

Compound	Conc.	RT	Dev(Min)	Resp.	QIon	QRatio	Lower	Upper
Benzo(k)fluoranthene	4.5549	17.77	-0.02	42330	253.0	22.5	16.1	29.9

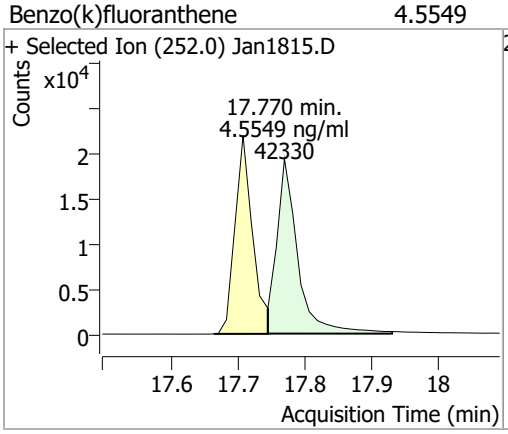

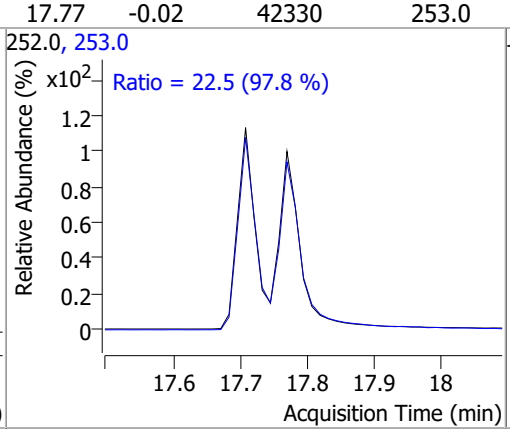

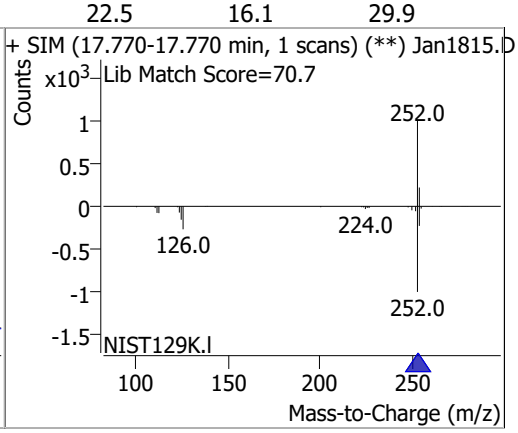

Compound	Conc.	RT	Dev(Min)	Resp.	QIon	QRatio	Lower	Upper
Benzo(a)pyrene	4.7991	18.35	-0.02	31090	253.0	23.2	16.5	30.6

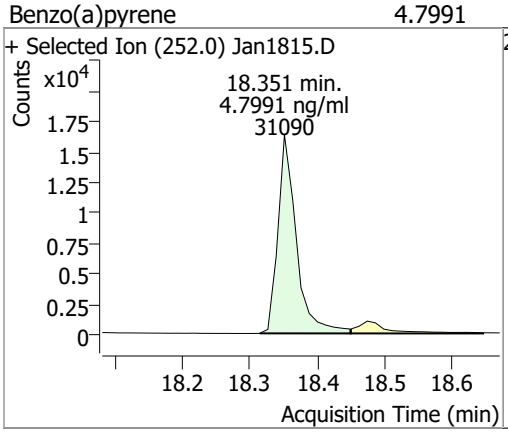

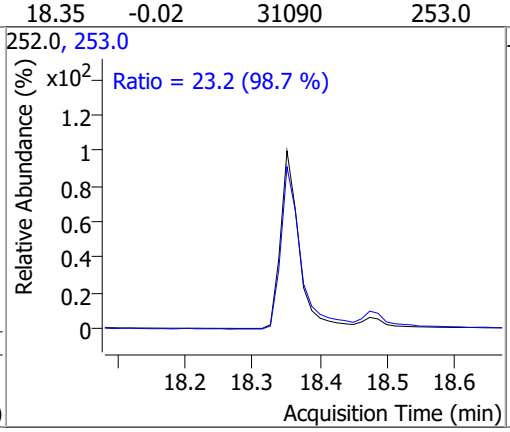

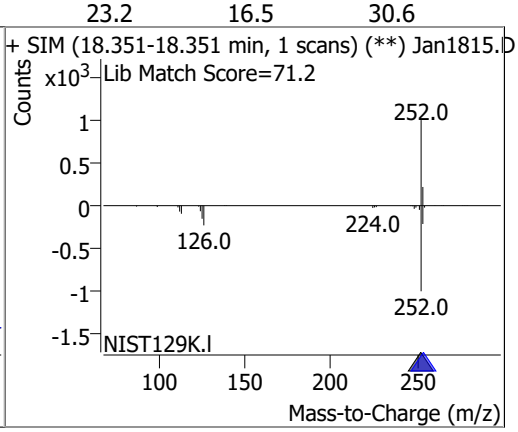

Compound	Conc.	RT	Dev(Min)	Resp.	QIon	QRatio	Lower	Upper
Indeno(1,2,3-cd)pyrene	4.5442	20.20	-0.02	28091	138.0	28.9	20.3	37.6

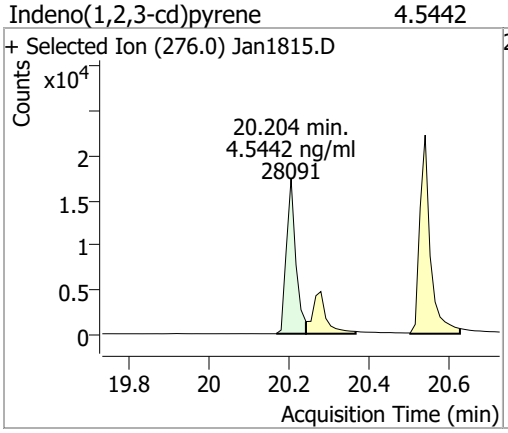

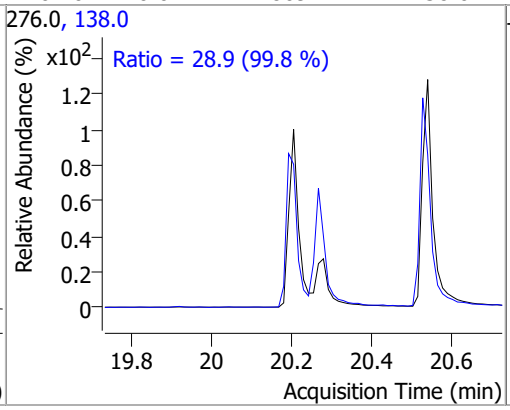

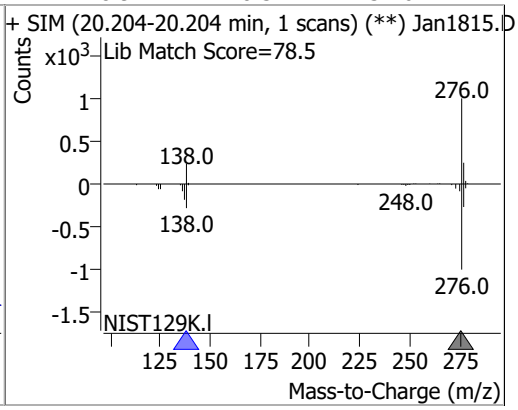

Compound	Conc.	RT	Dev(Min)	Resp.	QIon	QRatio	Lower	Upper
Dibenzo(a,h)anthracene	4.7389	20.28	-0.02	33509	279.0	25.1	17.6	32.7
					139.0	22.1	16.9	31.3

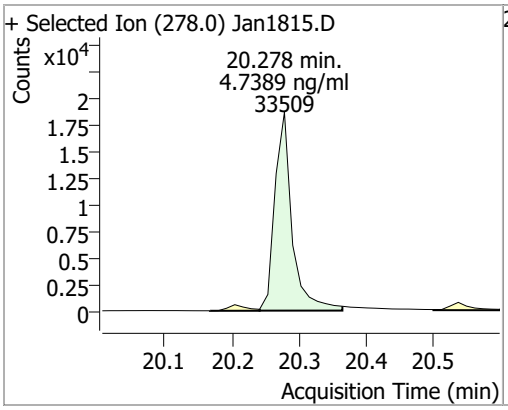

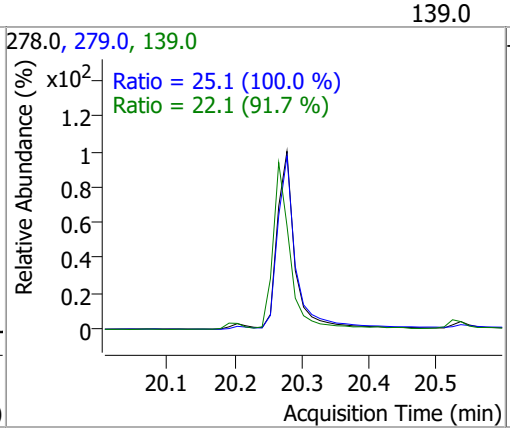

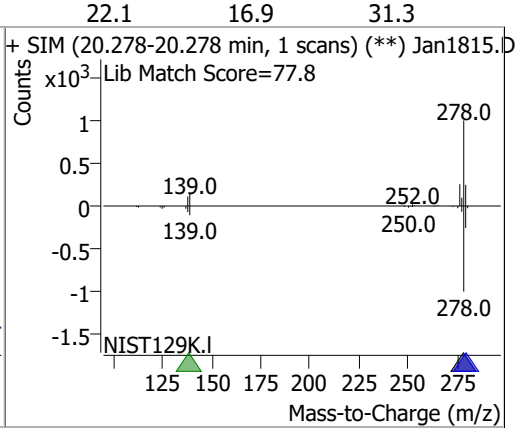

Compound	Conc.	RT	Dev(Min)	Resp.	QIon	QRatio	Lower	Upper
Benzo(g,h,i)perylene	4.6327	20.54	-0.02	40760	138.0	27.2	19.6	36.5
					277.0	24.5	16.3	30.2

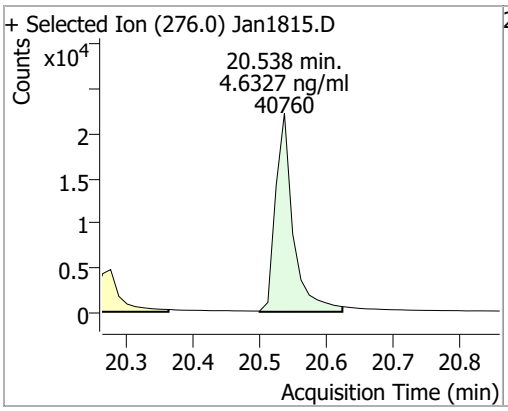

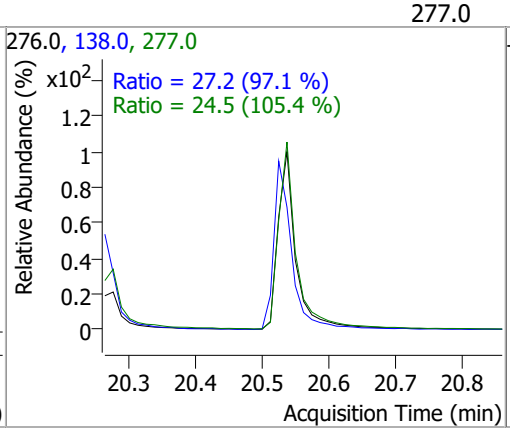

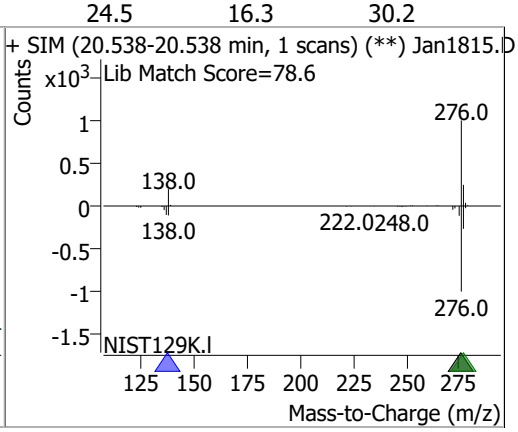

Quantitation Results Report (QT Reviewed)

Agilent | Trusted Answers

Data File	Jan1816.D	Operator	LIMS import
Acq. Method	5975BNASIM	Acq. Date-Time	1/18/2022 11:28:13 PM
Sample Name	B22010629-001C	Instrument	GCMS
Vial	16	Multiplier	1.00
DA Method File	011722 bna SIM 1.batch.bin	Comment	SVOC-8270C-SIM-W-LLPAH
Tune File	dftppjph.u	Tune Date	
Batch Name	011822 bna SIM1.batch.bin	Last Calib Update	2/4/2022 5:01:18 PM
Ref Library			

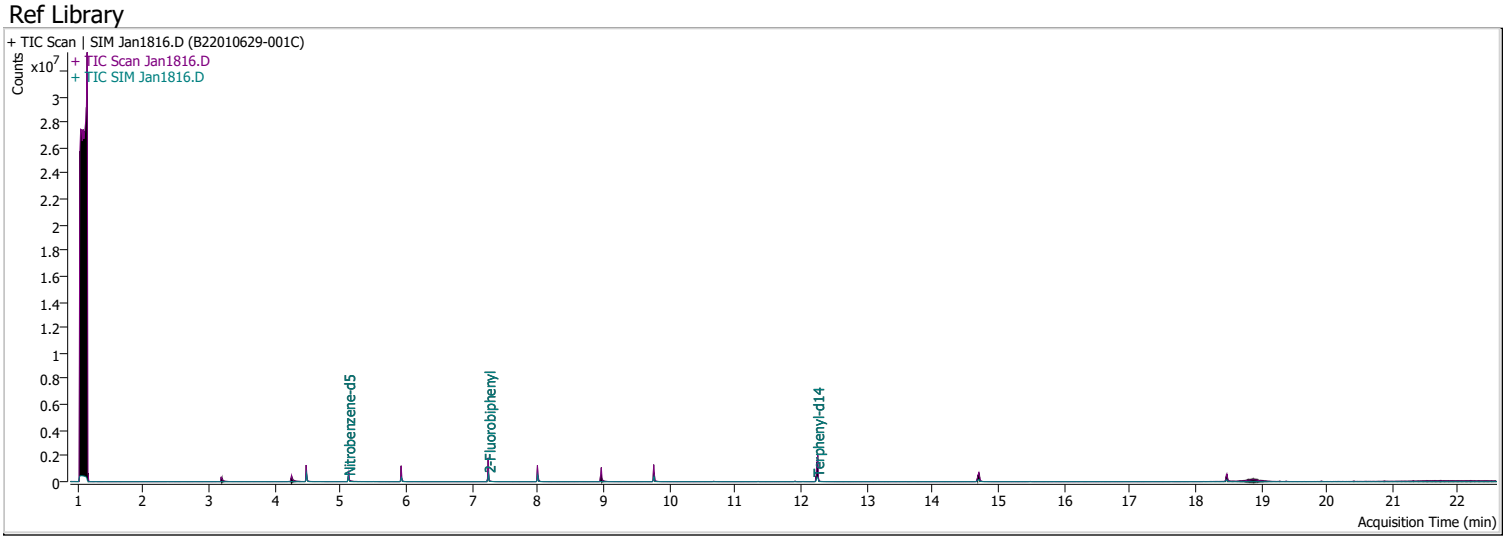

Compound	RT	QIon	Resp.	Conc.	Units		Dev(Min)
Internal Standards							
M 1,4-Dichlorobenzene-d4	4.484	152.0	187207	40.0000	ng/ml		-0.012
M Naphthalene-d8	5.928	136.0	336020	40.0000	ng/ml		-0.013
M Acenaphthene-d10	8.000	164.0	187279	40.0000	ng/ml		0.000
M Phenanthrene-d10	9.768	188.0	358196	40.0000	ng/ml		-0.012
M Chrysene-d12	14.714	240.0	256511	40.0000	ng/ml		-0.012
M Perylene-d12	18.474	264.0	172622	40.0000	ng/ml		-0.025
System Monitoring Compounds							
S Nitrobenzene-d5	5.118	82.0	272202	30.5734	ng/ml		-0.025
Spiked Amount: 5.000	Range: 19.0 - 102.0%			Recovery = 611.47%		*	
S 2-Fluorobiphenyl	7.252	172.0	471607	52.3896	ng/ml		-0.013
Spiked Amount: 5.000	Range: 25.0 - 94.0%			Recovery = 1047.79%		*	
S o-Terphenyl	0.000		0	N.D.			
Spiked Amount: 5.000	Range: 40.0 - 140.0%			Recovery = NA%			
S Terphenyl-d14	12.251	244.0	501315	73.1848	ng/ml		-0.012
Spiked Amount: 5.000	Range: 39.0 - 106.0%			Recovery = 1463.70%		*	
Target Compounds							**QValue**
T Naphthalene	0.000		0	N.D.			
T 2-Methylnaphthalene	0.000		0	N.D.			
T 1-Methylnaphthalene	0.000		0	N.D.			
T Acenaphthylene	0.000		0	N.D.			
T Acenaphthene	8.000	154.0	0		ng/ml	md	1
T Fluorene	8.960	166.0	0		ng/ml	md	1
T Phenanthrene	0.000		0	N.D.			
T Anthracene	0.000		0	N.D.			
T Fluoranthene	0.000		0	N.D.			
T Pyrene	0.000		0	N.D.			
T Benzo(a)Anthracene	14.701	228.0	0		ng/ml	md	1
T Chrysene	14.701	228.0	0		ng/ml	md	1
T Benzo(b)fluoranthene	0.000		0	N.D.			

Compound	RT	QIon	Resp.	Conc.	Units		Dev(Min)
T Benzo(k)fluoranthene	0.000		0	N.D.			
T Benzo(a)pyrene	18.474	252.0	0		ng/ml	md	1
T Indeno(1,2,3-cd)pyrene	0.000		0	N.D.			
T Dibenzo(a,h)anthracene	0.000		0	N.D.			
T Benzo(g,h,i)perylene	0.000		0	N.D.			

(#) = Qualifier Out of Range; (m) = Manual Integration; (+) = Area Summed; (*) = Surrogate Percent Recovery Out of Range; (d): Zeroed Peak

Quantitation Results Report (QT Reviewed)

Compound	Conc.	RT	Dev(Min)	Resp.	QIon	QRatio	Lower	Upper
Nitrobenzene-d5	30.5734	5.12	-0.02	272202	54.0	35.7	25.9	48.1
					128.0	32.9	25.6	47.6

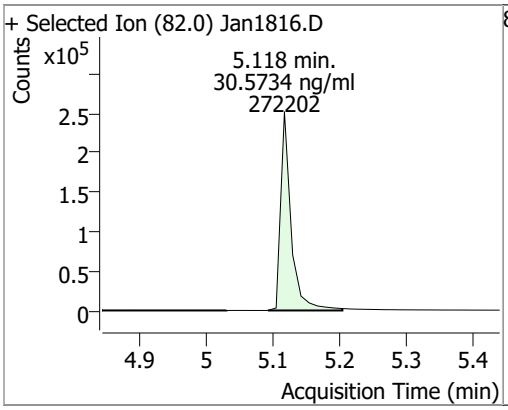

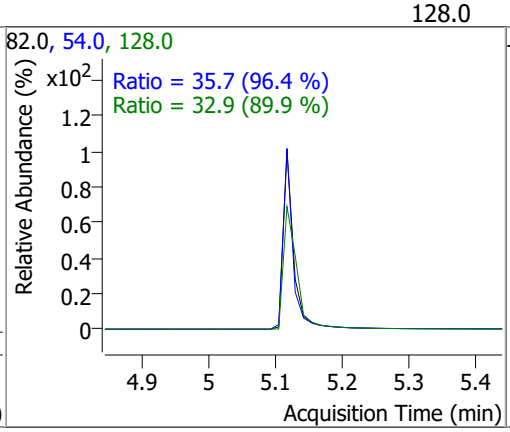

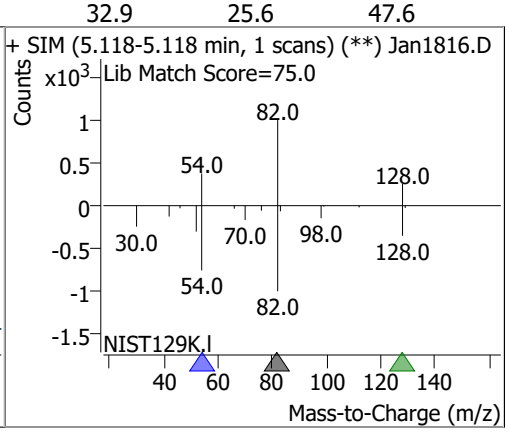

Compound	Conc.	Exp RT	QIon	Exp Ratio	QIon	Exp Ratio
Naphthalene	N.D.	5.95	102.0	19.9	129.0	11.0

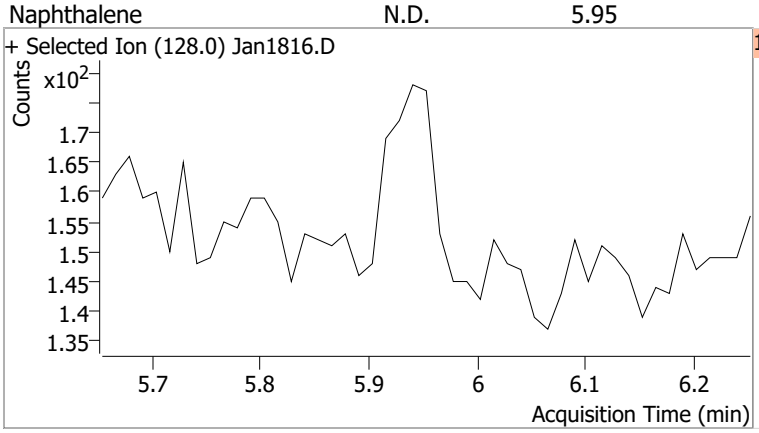

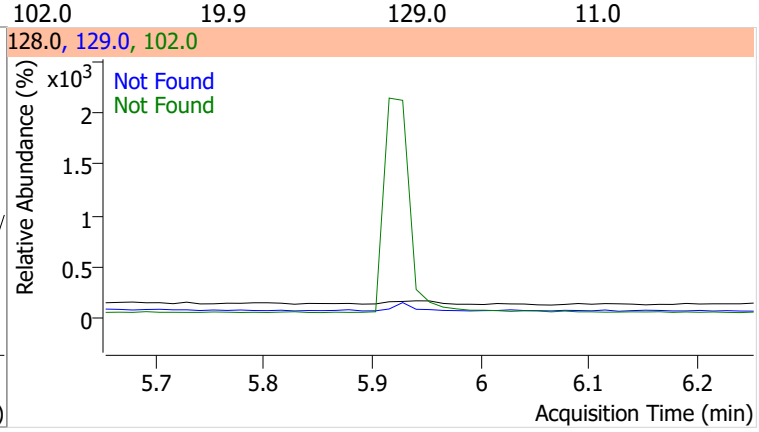

Compound	Conc.	Exp RT	QIon	Exp Ratio	QIon	Exp Ratio
2-Methylnaphthalene	N.D.	6.79	142.0	140.8	115.0	59.7

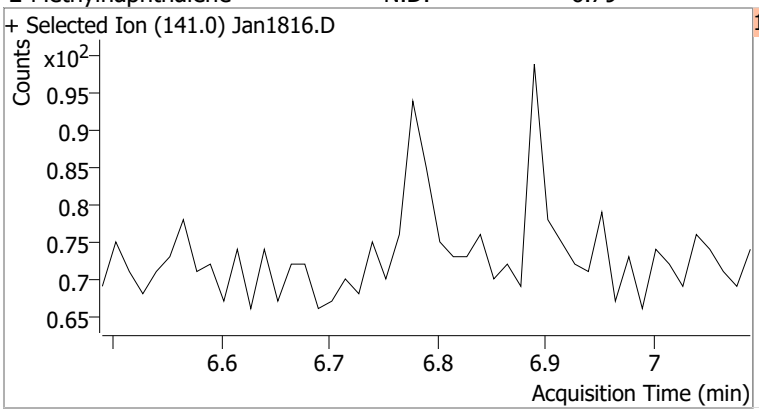

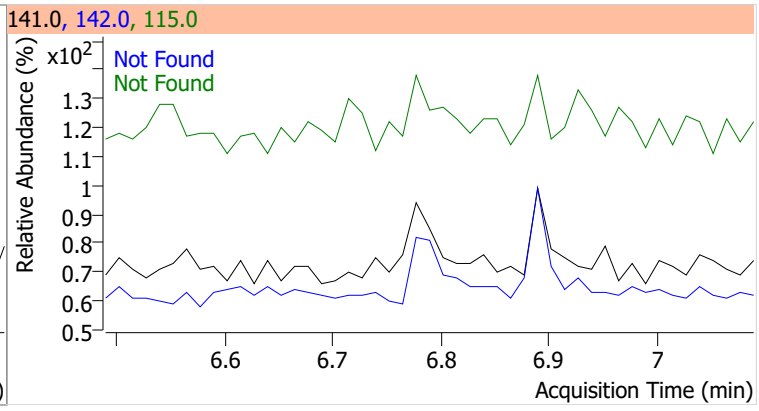

Compound	Conc.	Exp RT	QIon	Exp Ratio	QIon	Exp Ratio
1-Methylnaphthalene	N.D.	6.90	142.0	113.1	115.0	67.8

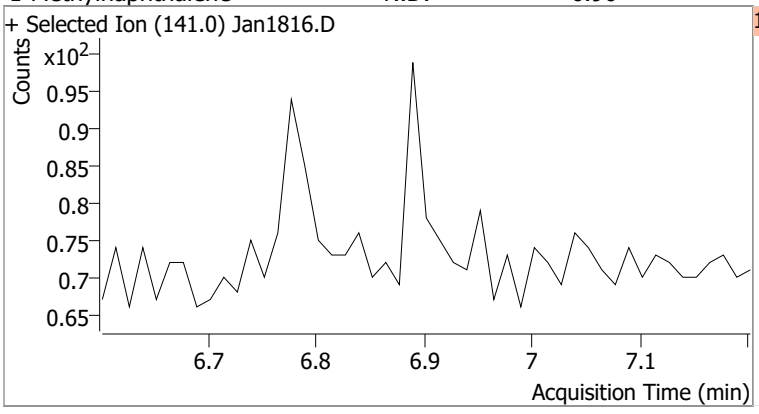

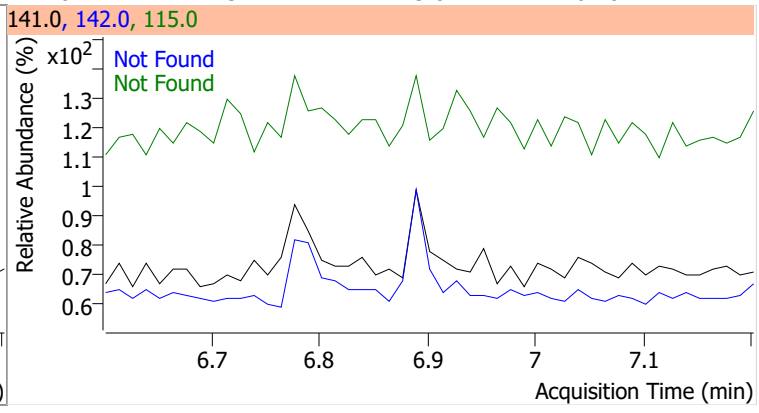

Quantitation Results Report (QT Reviewed)

Compound	Conc.	RT	Dev(Min)	Resp.	QIon	QRatio	Lower	Upper
2-Fluorobiphenyl	52.3896	7.25	-0.01	471607	171.0	36.6	26.6	49.5

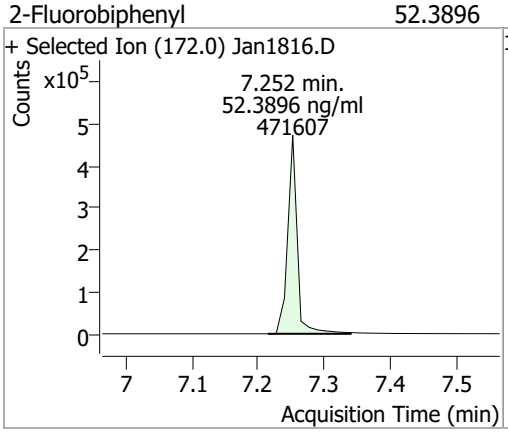

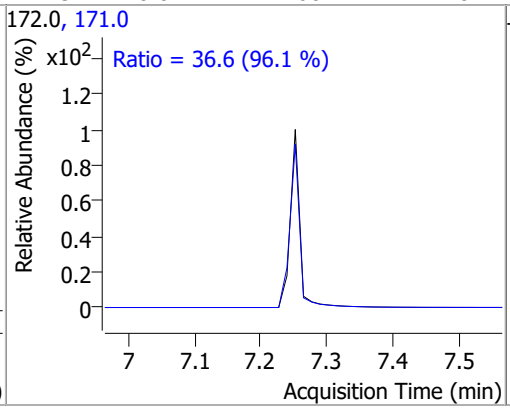

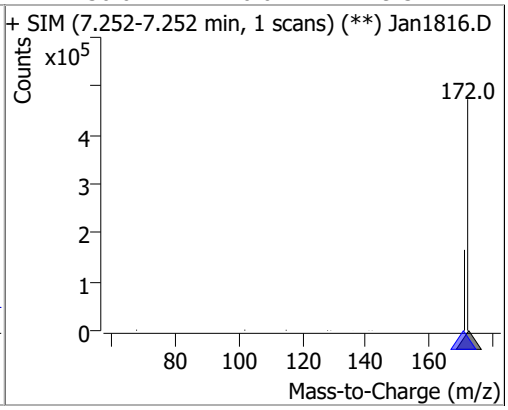

Compound	Conc.	Exp RT	QIon	Exp Ratio
Acenaphthylene	N.D.	7.83	153.0	12.8

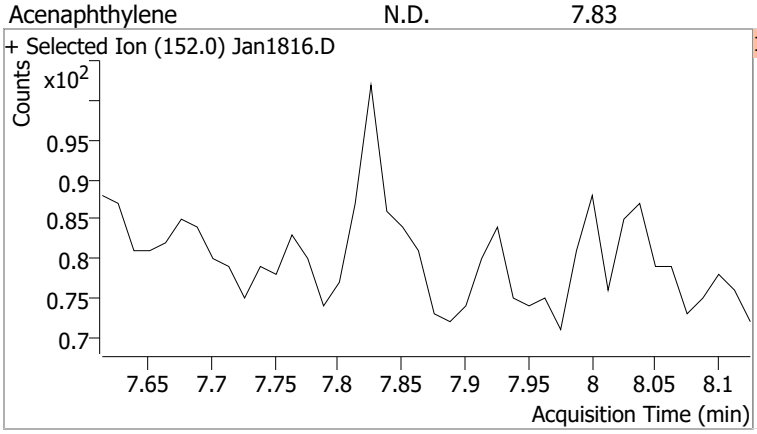

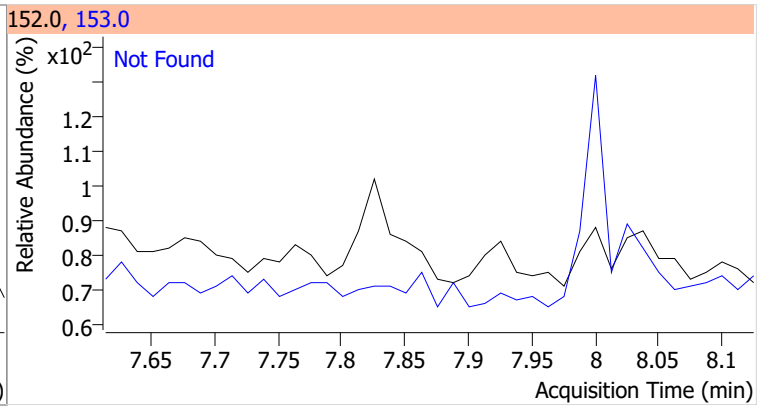

Compound	Conc.	RT	Dev(Min)	Resp.	QIon	QRatio	Lower	Upper
Acenaphthene		0		0	153.0		82.1	152.6
					152.0		41.0	76.1

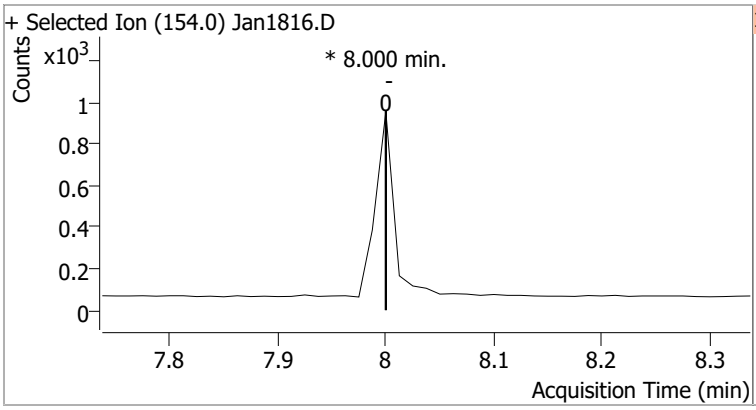

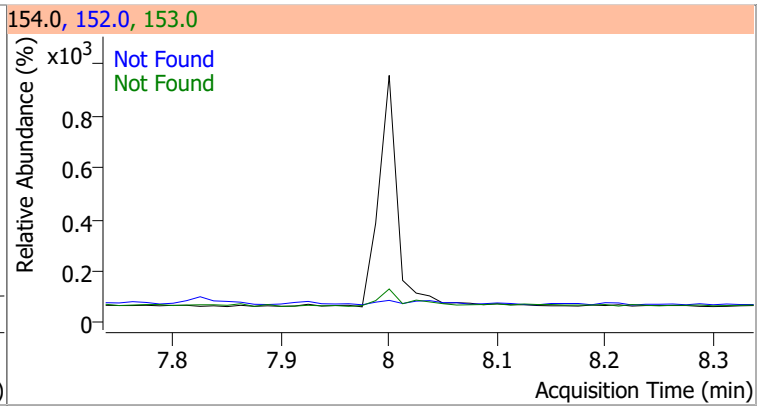

Compound	Conc.	RT	Dev(Min)	Resp.	QIon	QRatio	Lower	Upper
Fluorene		0		0	165.0		69.1	128.3
					167.0		9.7	18.0

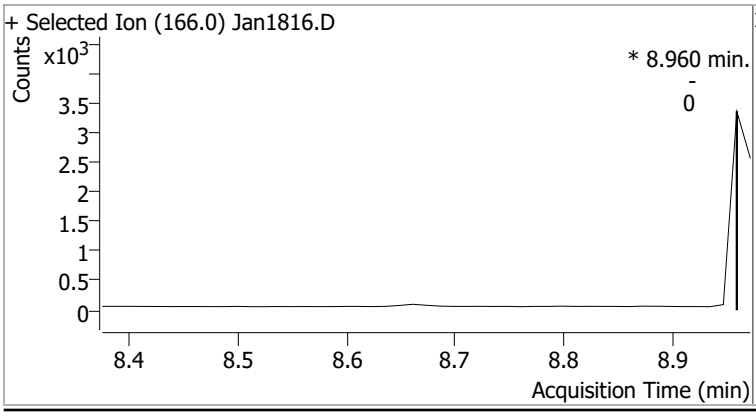

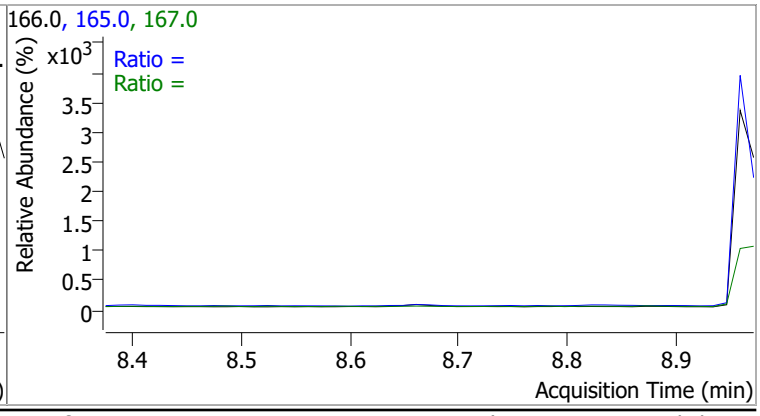

Compound	Conc.	Exp RT	QIon	Exp Ratio
Phenanthrene	N.D.	9.80	176.0	15.5

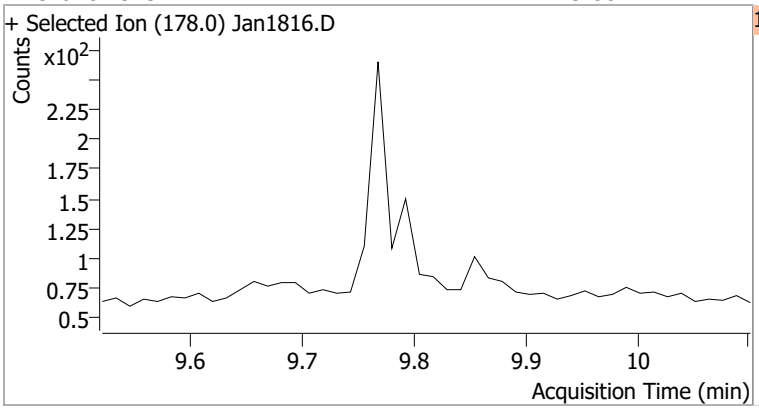

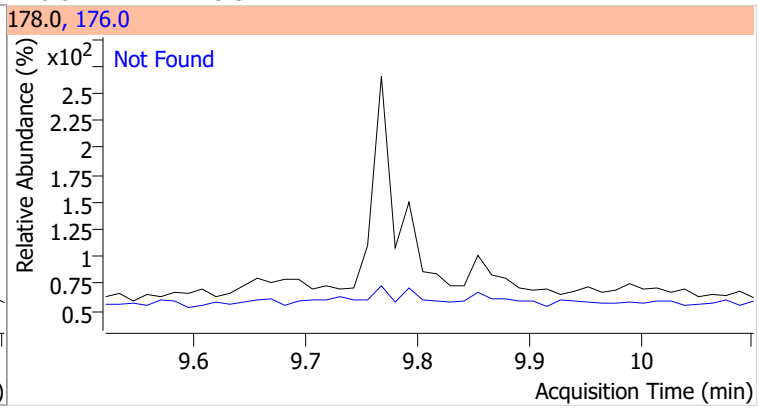

Compound	Conc.	Exp RT	QIon	Exp Ratio
Anthracene	N.D.	9.87	176.0	18.1

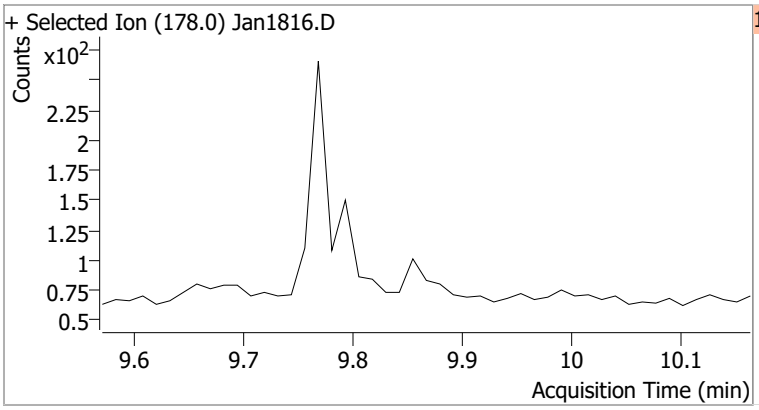

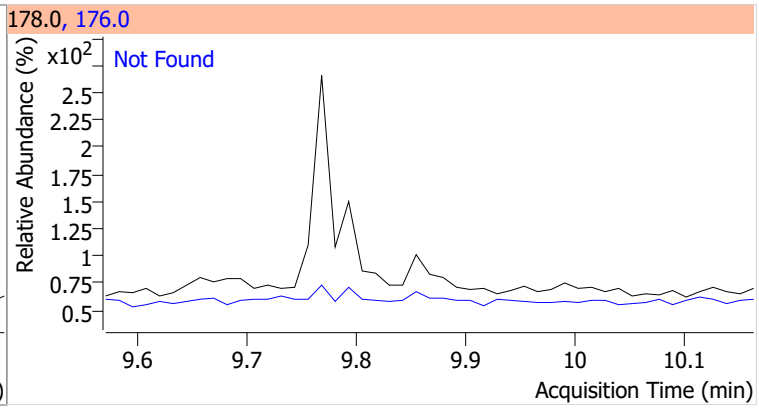

Compound	Conc.	Exp RT	QIon	Exp Ratio	QIon	Exp Ratio
o-Terphenyl	N.D.	10.30	229.0	70.2	215.0	46.7

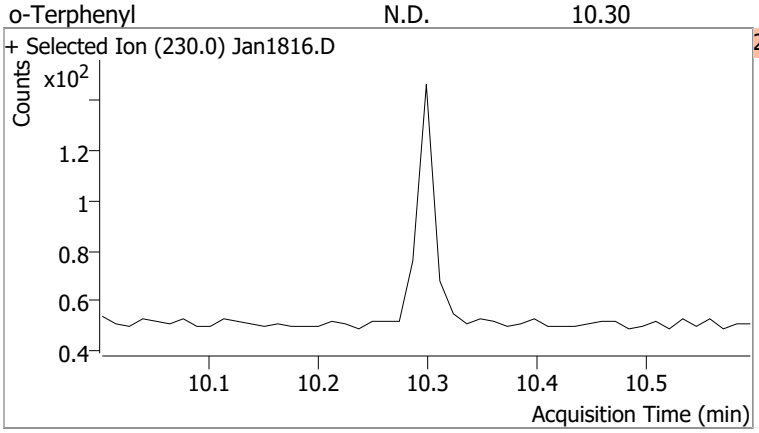

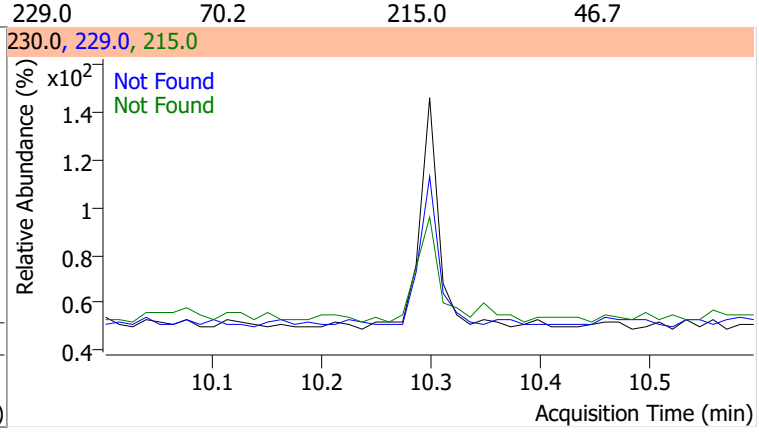

Compound	Conc.	Exp RT	QIon	Exp Ratio
Fluoranthene	N.D.	11.41	101.0	13.8

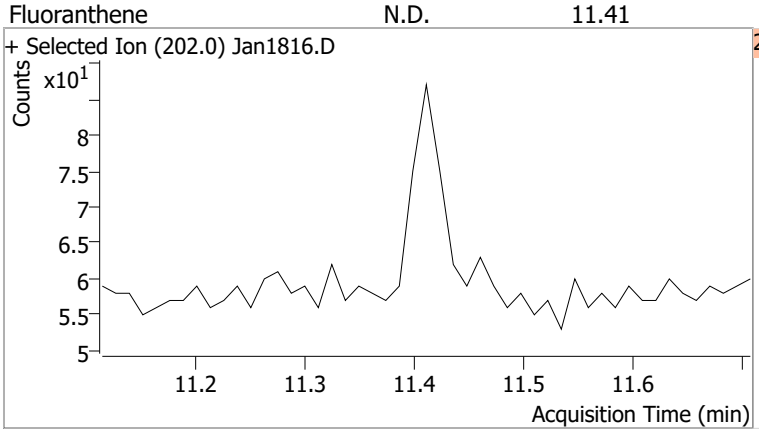

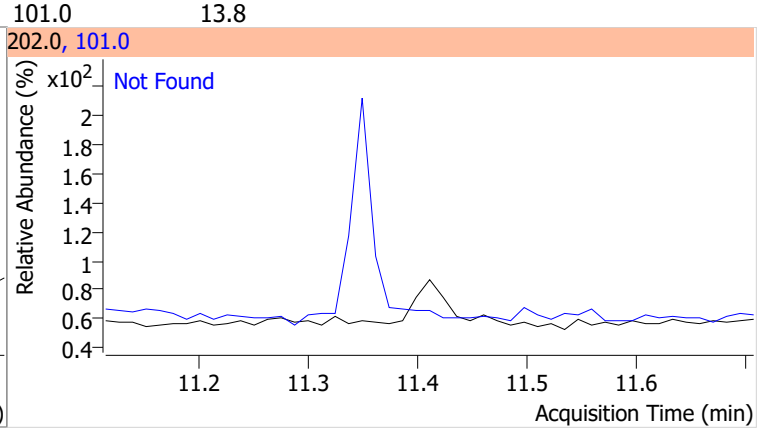

Compound	Conc.	Exp RT	QIon	Exp Ratio
Pyrene	N.D.	11.79	101.0	15.3

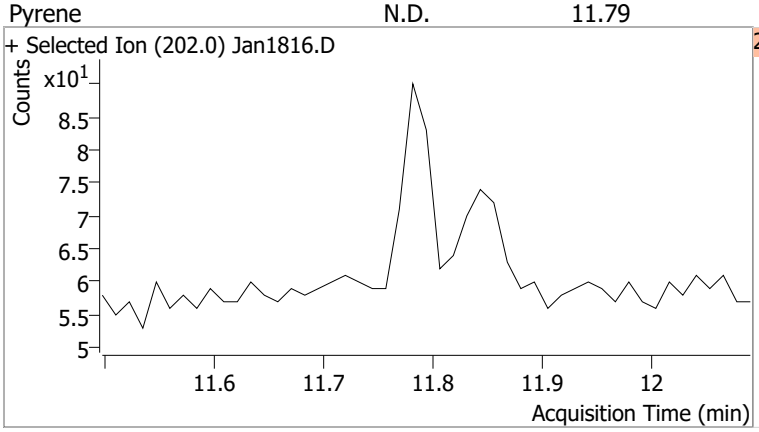

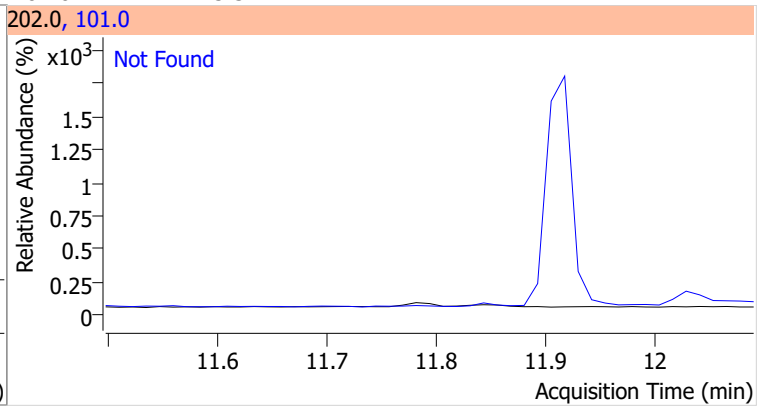

Compound	Conc.	RT	Dev(Min)	Resp.	QIon	QRatio	Lower	Upper
Terphenyl-d14	73.1848	12.25	-0.01	501315	122.0	19.2	13.4	25.0

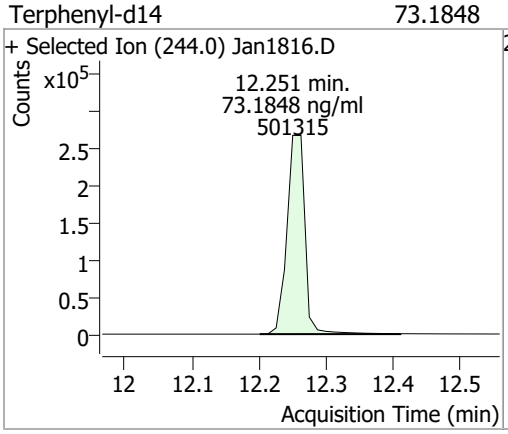

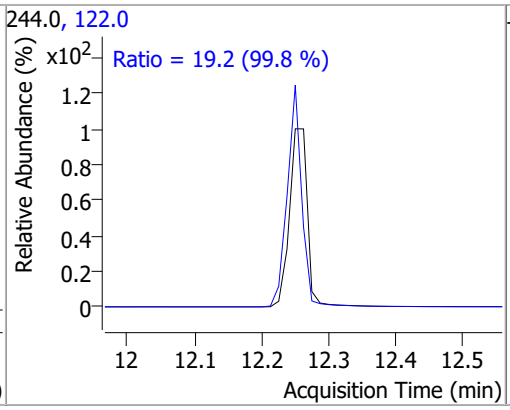

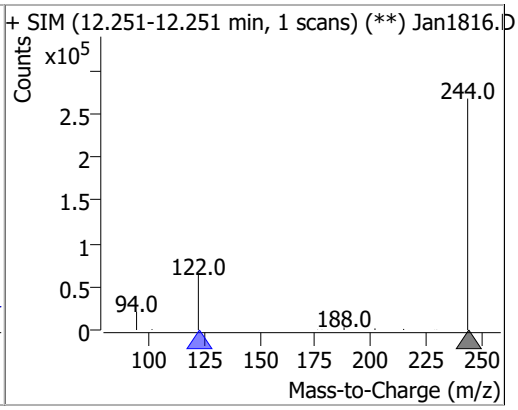

Compound	Conc.	RT	Dev(Min)	Resp.	QIon	QRatio	Lower	Upper
Benzo(a)Anthracene		0		0	226.0		18.9	35.1
					229.0		16.1	29.9

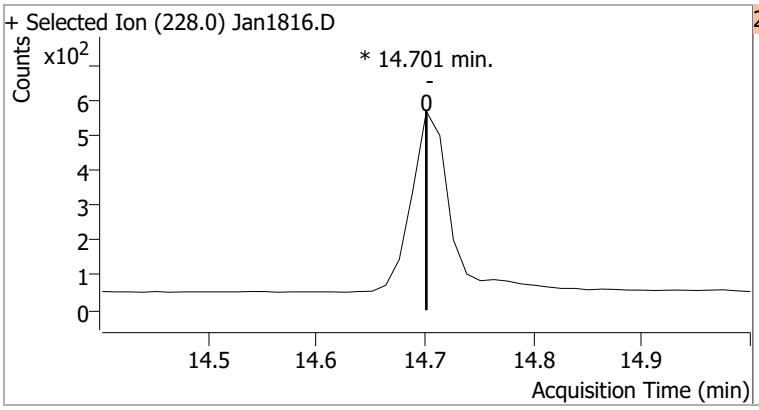

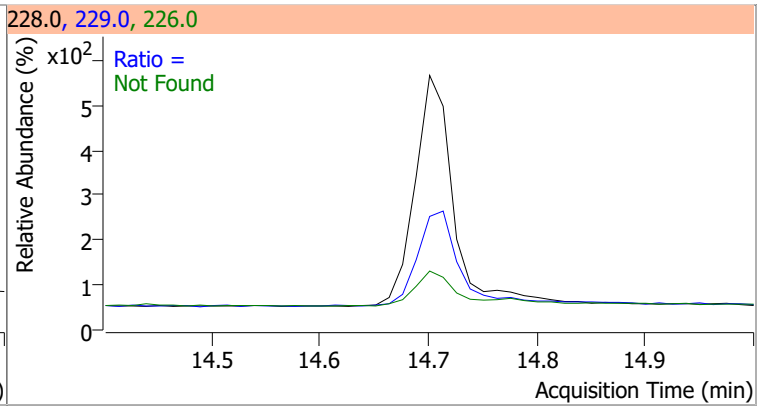

Compound	Conc.	RT	Dev(Min)	Resp.	QIon	QRatio	Lower	Upper
Chrysene		0		0	226.0		21.2	39.4
					229.0		15.0	27.8

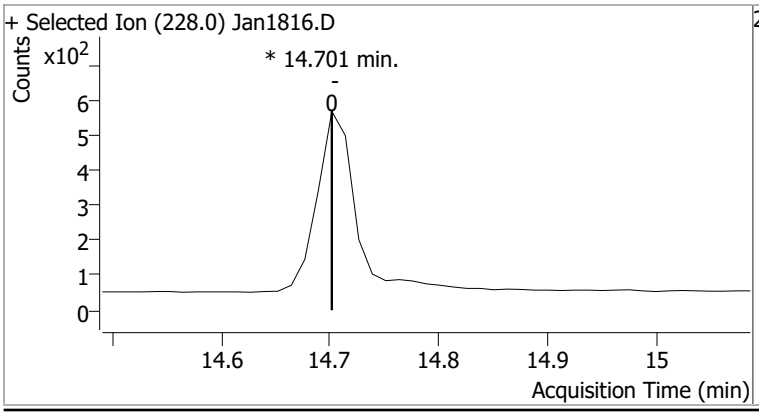

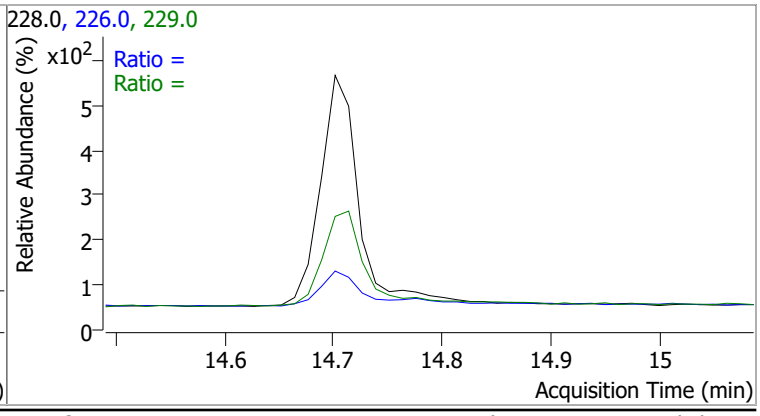

Compound	Conc.	Exp RT	QIon	Exp Ratio
Benzo(b)fluoranthene	N.D.	17.73	253.0	22.6

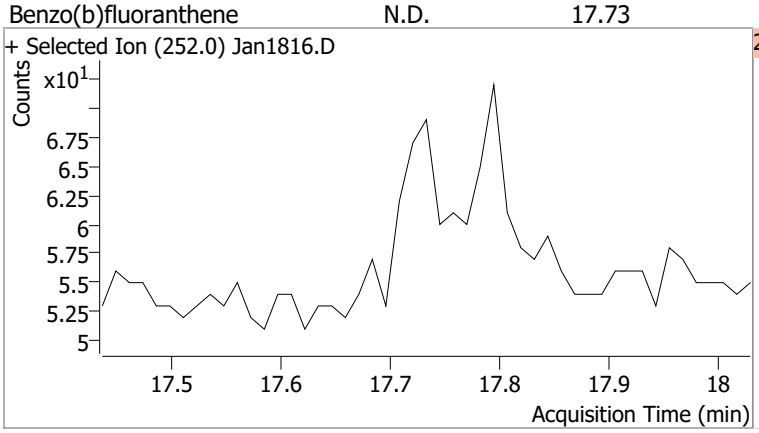

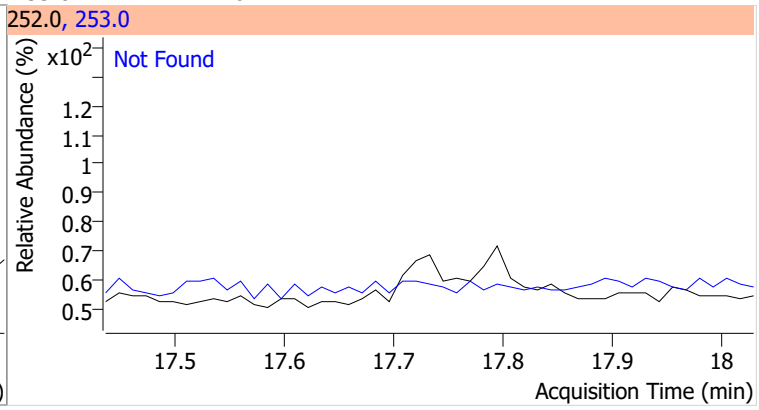

Compound	Conc.	Exp RT	QIon	Exp Ratio
Benzo(k)fluoranthene	N.D.	17.79	253.0	23.0

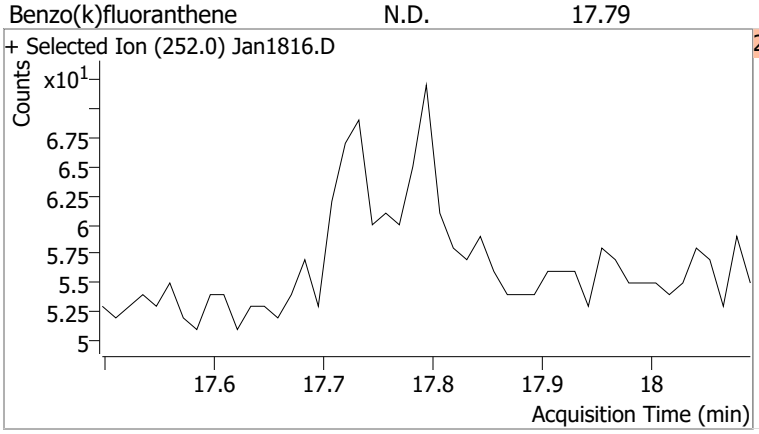

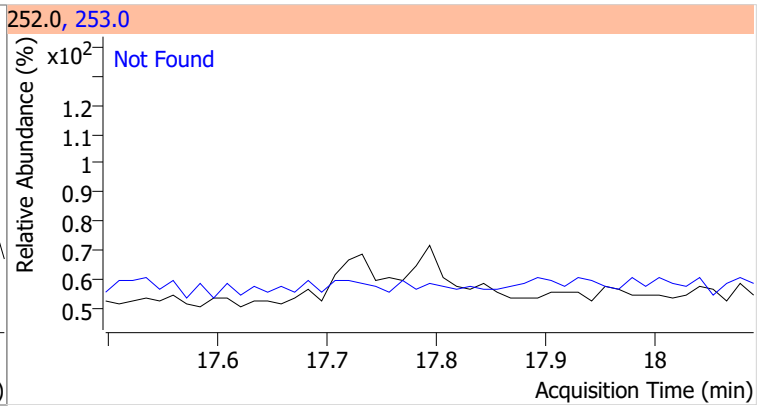

Compound	Conc.	RT	Dev(Min)	Resp.	QIon	QRatio	Lower	Upper
Benzo(a)pyrene		0		0	253.0		16.5	30.6

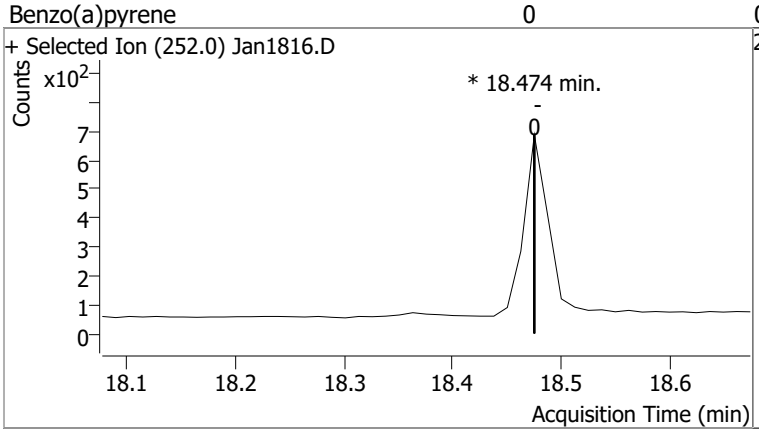

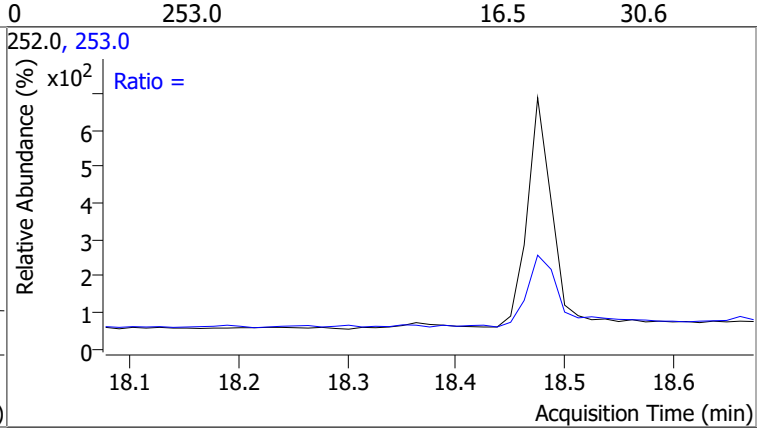

Compound	Conc.	Exp RT	QIon	Exp Ratio
Indeno(1,2,3-cd)pyrene	N.D.	20.23	138.0	28.9

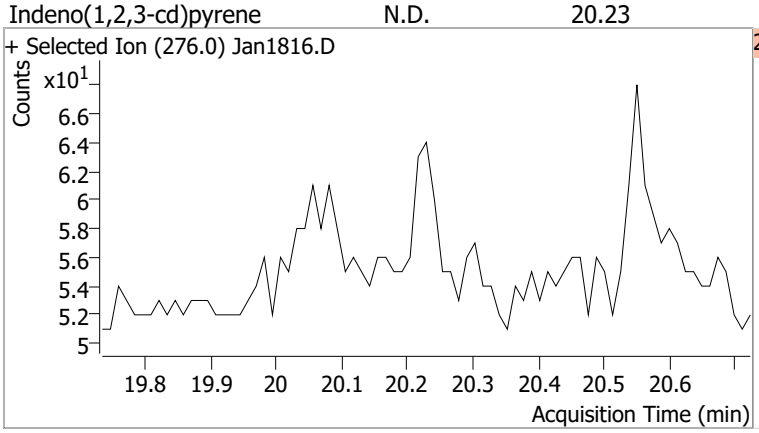

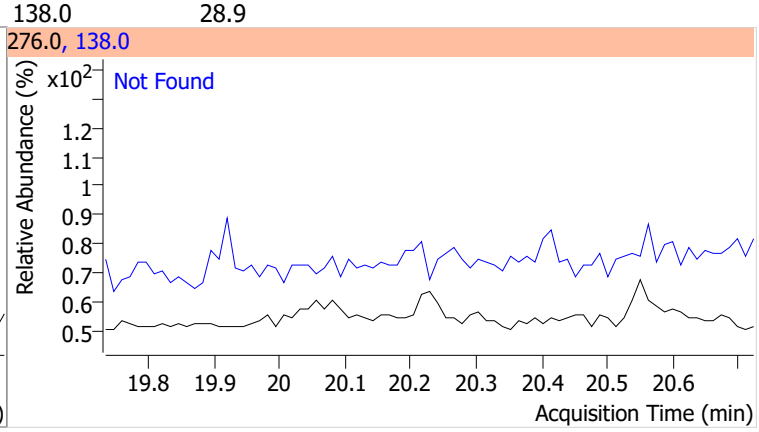

Compound	Conc.	Exp RT	QIon	Exp Ratio	QIon	Exp Ratio
Dibenzo(a,h)anthracene	N.D.	20.30	279.0	25.1	139.0	24.1

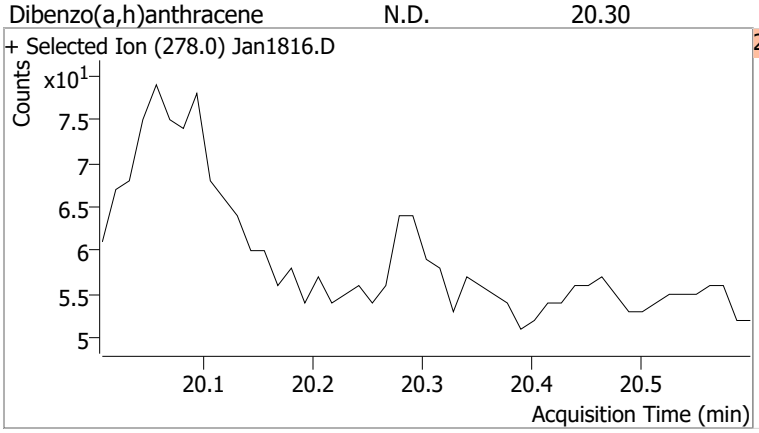

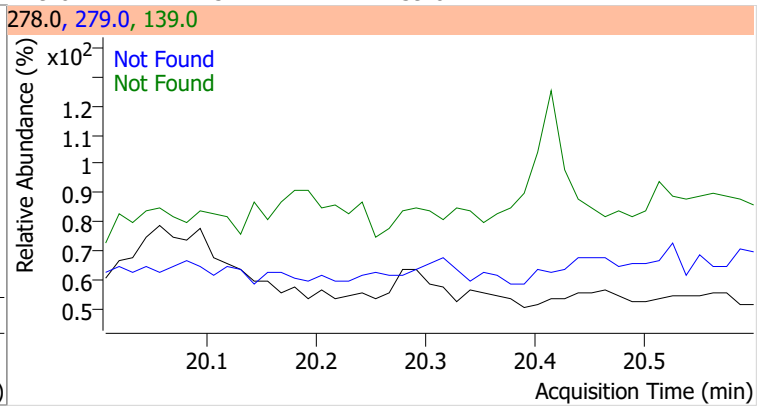

Compound	Conc.	Exp RT	QIon	Exp Ratio	QIon	Exp Ratio
Benzo(g,h,i)perylene	N.D.	20.56	138.0	28.0	277.0	23.3

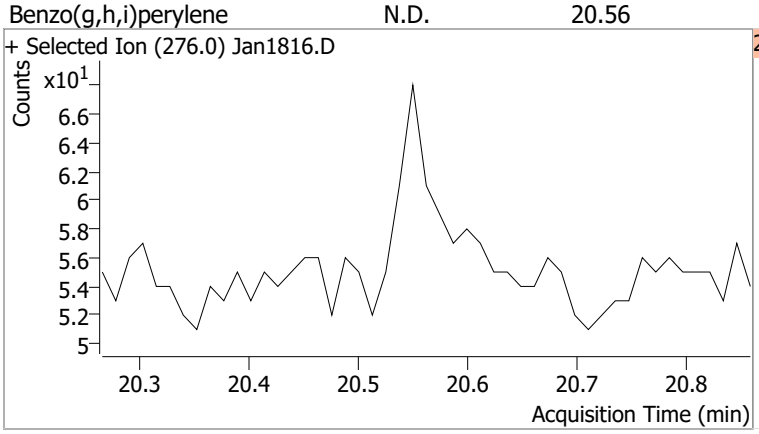

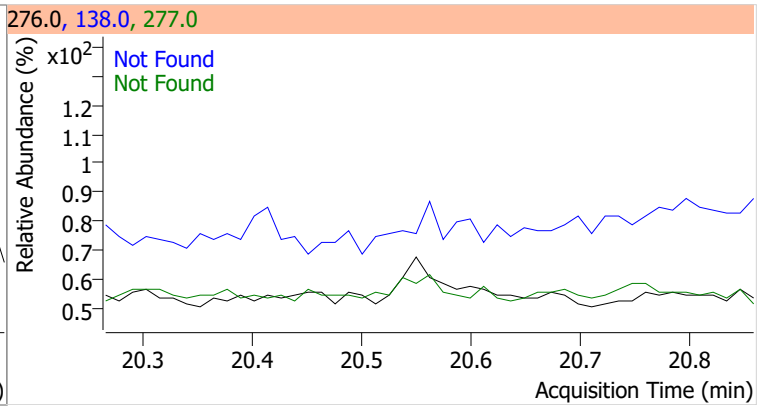

Quantitation Results Report (QT Reviewed)

Data File	Jan1817.D	Operator	LIMS import
Acq. Method	5975BNASIM	Acq. Date-Time	1/19/2022 12:00:24 AM
Sample Name	B22010633-001C	Instrument	GCMS
Vial	17	Multiplier	1.00
DA Method File	011722 bna SIM 1.batch.bin	Comment	SVOC-8270C-SIM-W-LLPAH
Tune File	dftppjph.u	Tune Date	
Batch Name	011822 bna SIM1.batch.bin	Last Calib Update	2/4/2022 5:01:18 PM
Ref Library			

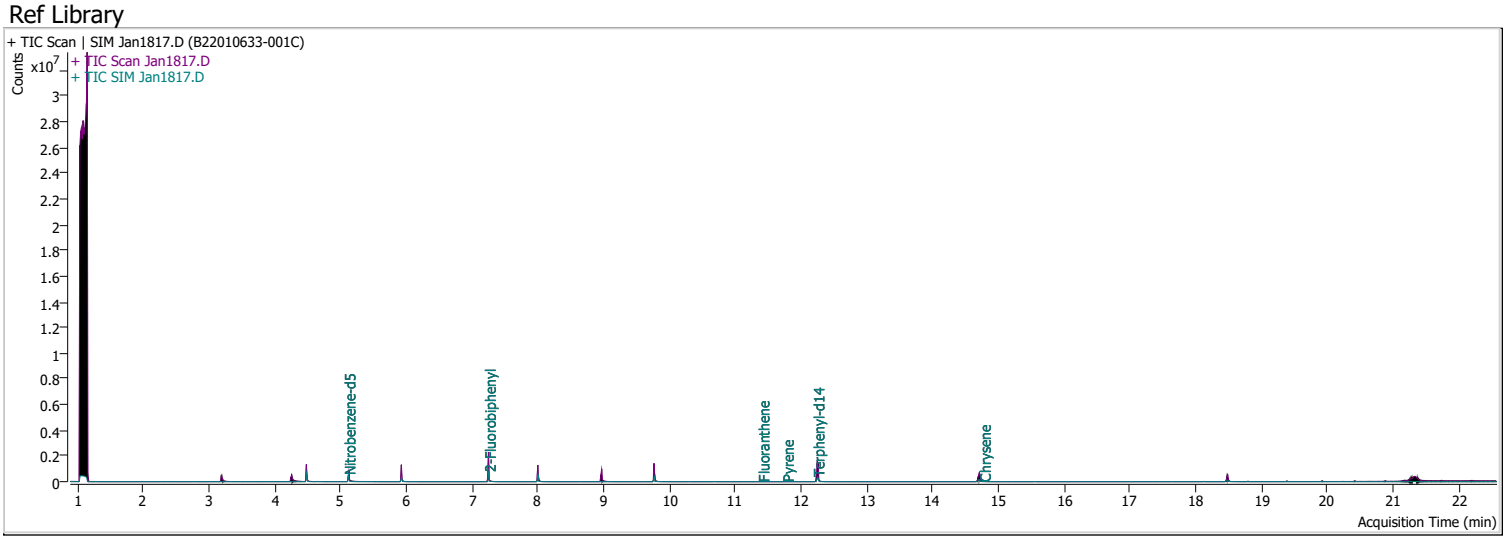

Compound	RT	QIon	Resp.	Conc.	Units		Dev(Min)
Internal Standards							
M 1,4-Dichlorobenzene-d4	4.484	152.0	192081	40.0000	ng/ml		-0.012
M Naphthalene-d8	5.928	136.0	341792	40.0000	ng/ml		-0.012
M Acenaphthene-d10	8.001	164.0	195636	40.0000	ng/ml		0.000
M Phenanthrene-d10	9.768	188.0	375780	40.0000	ng/ml		-0.012
M Chrysene-d12	14.714	240.0	260038	40.0000	ng/ml		-0.012
M Perylene-d12	18.475	264.0	175227	40.0000	ng/ml		-0.025
System Monitoring Compounds							
S Nitrobenzene-d5	5.118	82.0	325812	33.5672	ng/ml		-0.025
Spiked Amount: 5.000	Range: 19.0 - 102.0%			Recovery = 671.34%		*	
S 2-Fluorobiphenyl	7.252	172.0	554384	58.9546	ng/ml		-0.012
Spiked Amount: 5.000	Range: 25.0 - 94.0%			Recovery = 1179.09%		*	
S o-Terphenyl	0.000		0	N.D.			
Spiked Amount: 5.000	Range: 40.0 - 140.0%			Recovery = NA%			
S Terphenyl-d14	12.251	244.0	434947	65.0292	ng/ml		-0.012
Spiked Amount: 5.000	Range: 39.0 - 106.0%			Recovery = 1300.58%		*	
Target Compounds							**QValue**
T Naphthalene	0.000		0	N.D.			
T 2-Methylnaphthalene	0.000		0	N.D.			
T 1-Methylnaphthalene	0.000		0	N.D.			
T Acenaphthylene	0.000		0	N.D.			
T Acenaphthene	8.013	154.0	0		ng/ml	md	1
T Fluorene	8.960	166.0	0		ng/ml	md	1
T Phenanthrene	0.000		0	N.D.			
T Anthracene	0.000		0	N.D.			
T Fluoranthene	11.411	202.0	659	0.0517	ng/ml		99
T Pyrene	11.781	202.0	811	0.0619	ng/ml		98
T Benzo(a)Anthracene	14.702	228.0	0		ng/ml	md	1
T Chrysene	14.776	228.0	402	0.0338	ng/ml	m	94
T Benzo(b)fluoranthene	0.000		0	N.D.			

Compound	RT	QIon	Resp.	Conc.	Units		Dev(Min)
T Benzo(k)fluoranthene	0.000		0	N.D.			
T Benzo(a)pyrene	18.363	252.0	0		ng/ml	md	1
T Indeno(1,2,3-cd)pyrene	0.000		0	N.D.			
T Dibenzo(a,h)anthracene	0.000		0	N.D.			
T Benzo(g,h,i)perylene	0.000		0	N.D.			

(#) = Qualifier Out of Range; (m) = Manual Integration; (+) = Area Summed; (*) = Surrogate Percent Recovery Out of Range; (d): Zeroed Peak

Compound	Conc.	RT	Dev(Min)	Resp.	QIon	QRatio	Lower	Upper
Nitrobenzene-d5	33.5672	5.12	-0.02	325812	54.0	35.2	25.9	48.1
					128.0	32.9	25.6	47.6

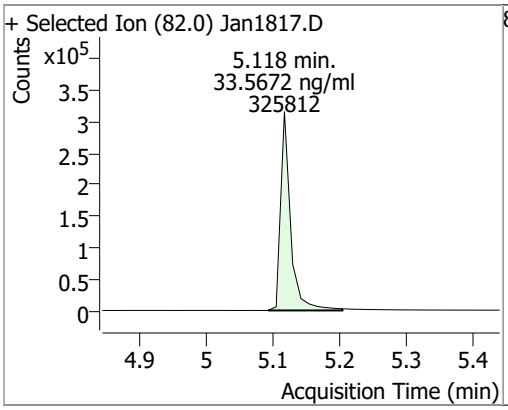

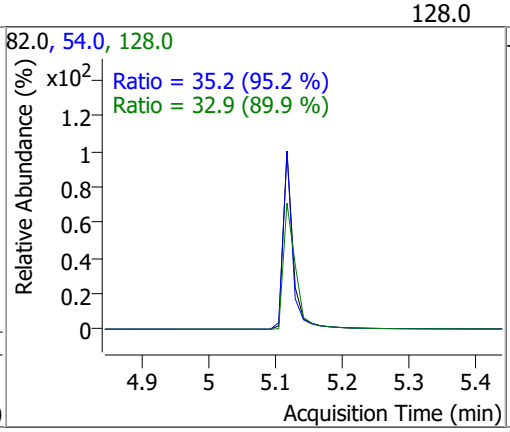

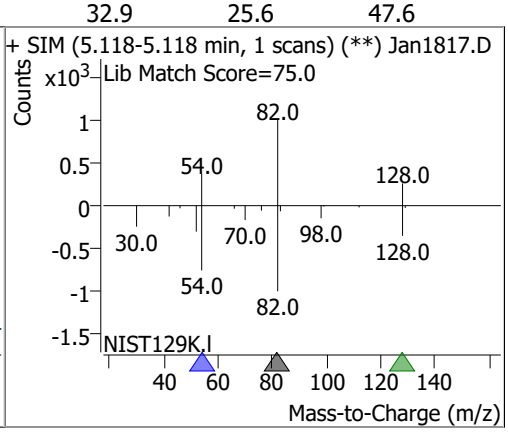

Compound	Conc.	Exp RT	QIon	Exp Ratio	QIon	Exp Ratio
Naphthalene	N.D.	5.95	102.0	19.9	129.0	11.0

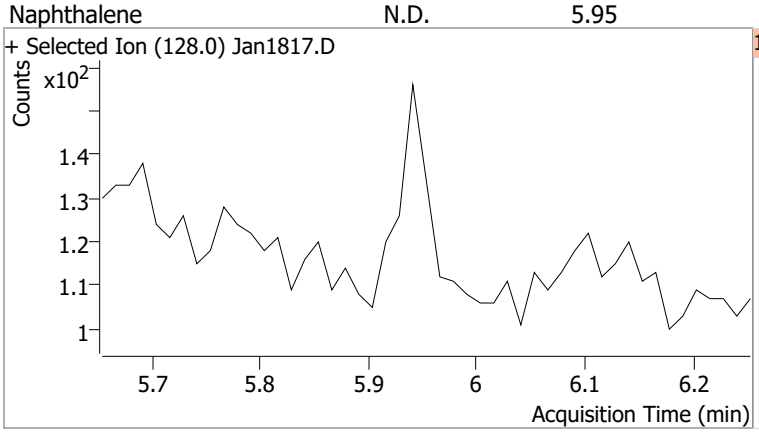

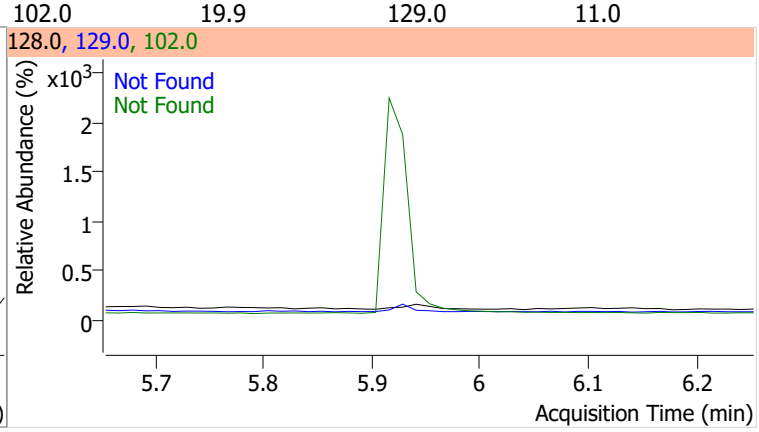

Compound	Conc.	Exp RT	QIon	Exp Ratio	QIon	Exp Ratio
2-Methylnaphthalene	N.D.	6.79	142.0	140.8	115.0	59.7

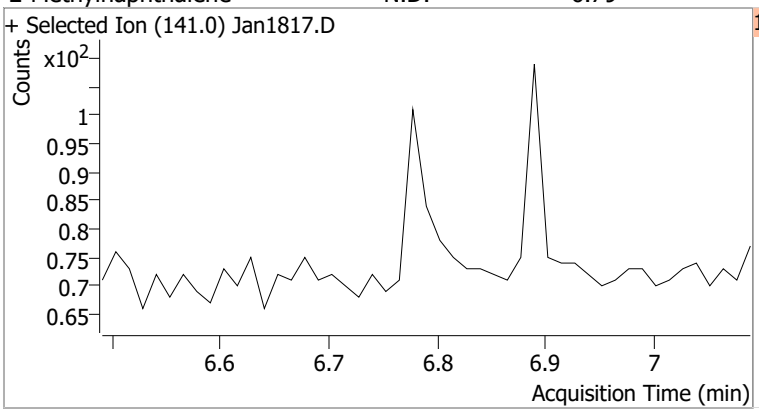

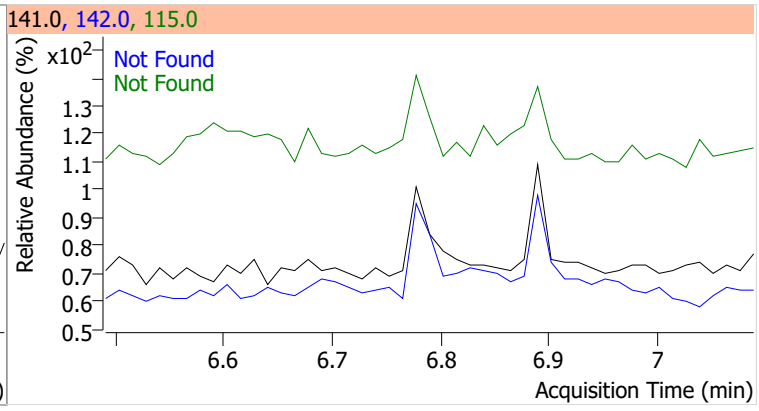

Compound	Conc.	Exp RT	QIon	Exp Ratio	QIon	Exp Ratio
1-Methylnaphthalene	N.D.	6.90	142.0	113.1	115.0	67.8

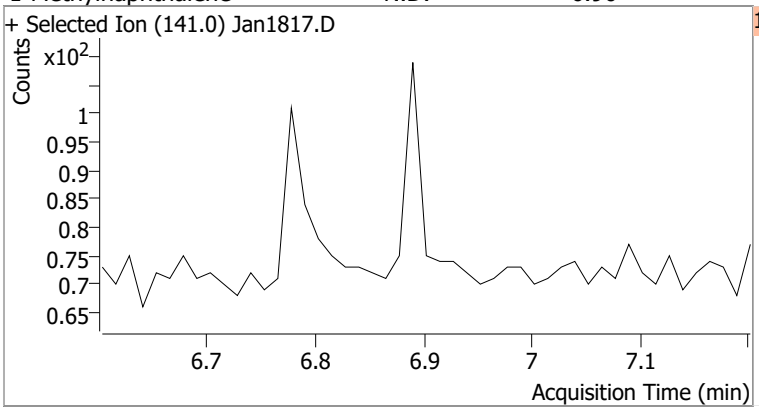

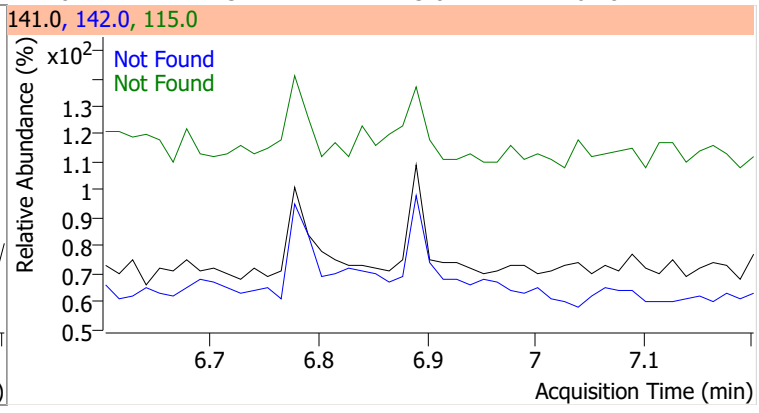

Compound	Conc.	RT	Dev(Min)	Resp.	QIon	QRatio	Lower	Upper
2-Fluorobiphenyl	58.9546	7.25	-0.01	554384	171.0	36.3	26.6	49.5

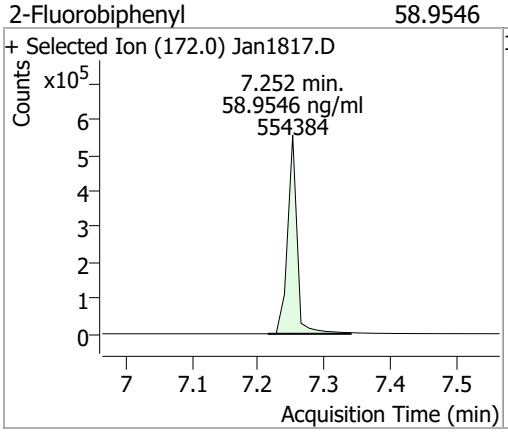

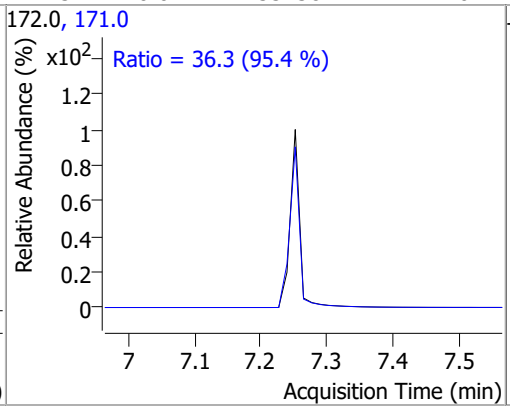

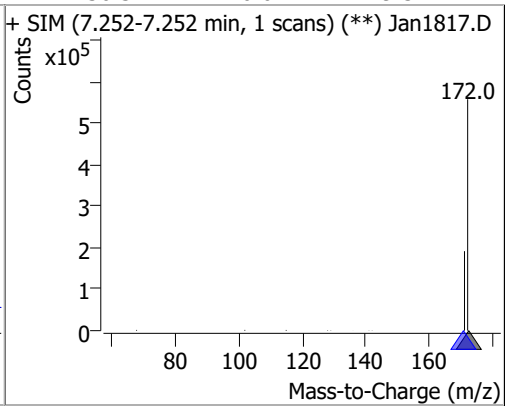

Compound	Conc.	Exp RT	QIon	Exp Ratio
Acenaphthylene	N.D.	7.83	153.0	12.8

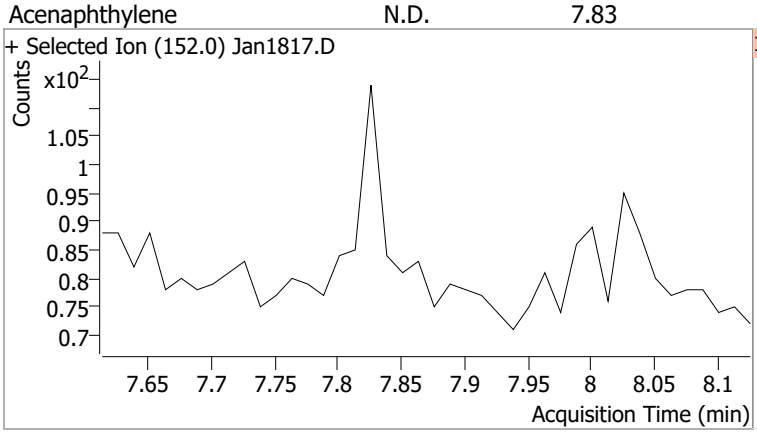

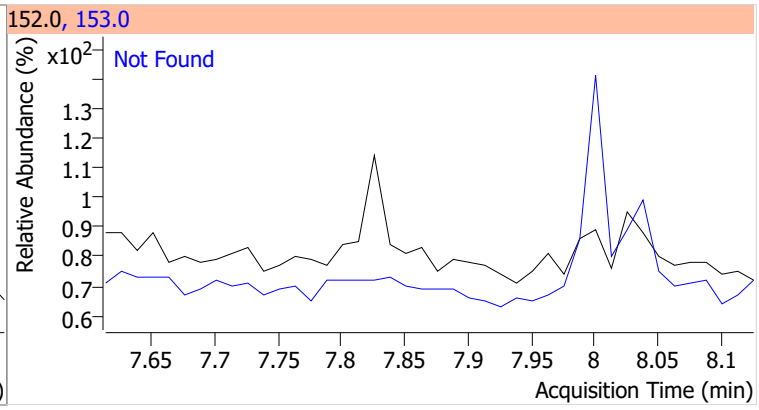

Compound	Conc.	RT	Dev(Min)	Resp.	QIon	QRatio	Lower	Upper
Acenaphthene		0		0	153.0		82.1	152.6
					152.0		41.0	76.1

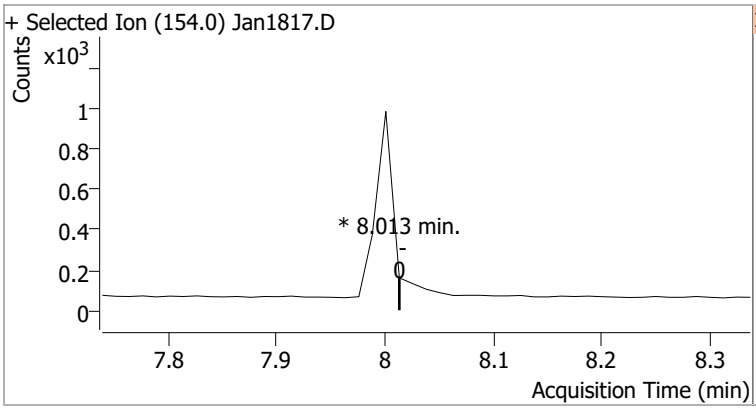

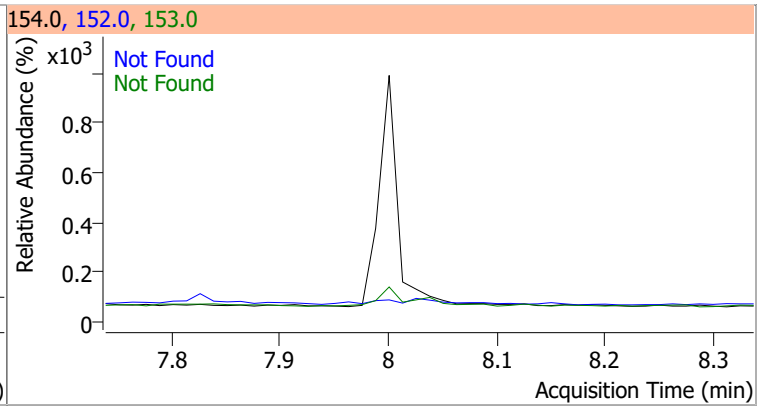

Compound	Conc.	RT	Dev(Min)	Resp.	QIon	QRatio	Lower	Upper
Fluorene		0		0	165.0		69.1	128.3
					167.0		9.7	18.0

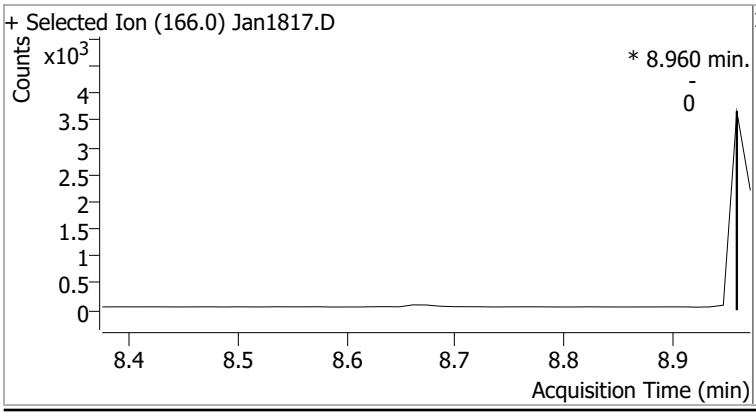

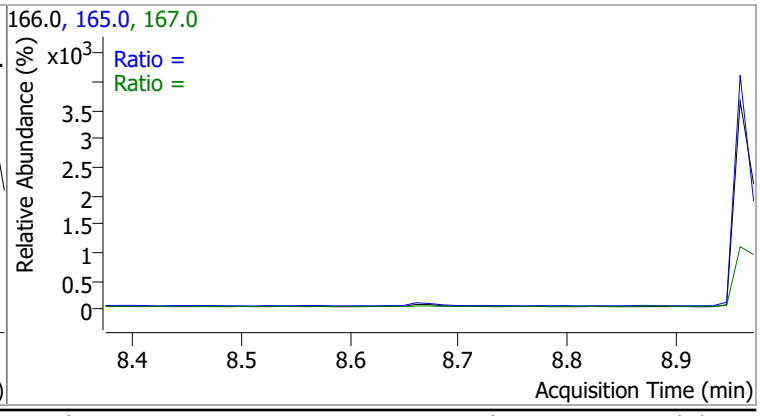

Compound	Conc.	Exp RT	QIon	Exp Ratio
Phenanthrene	N.D.	9.80	176.0	15.5

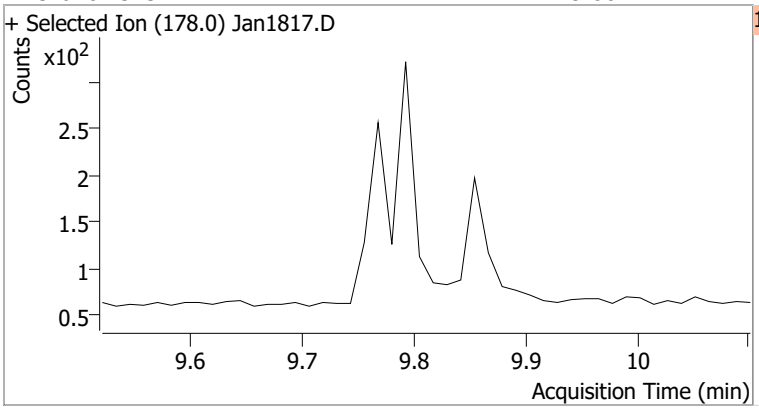

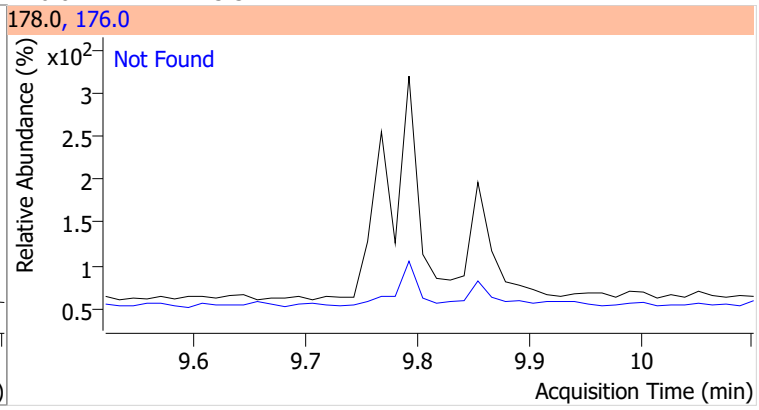

Compound	Conc.	Exp RT	QIon	Exp Ratio
Anthracene	N.D.	9.87	176.0	18.1

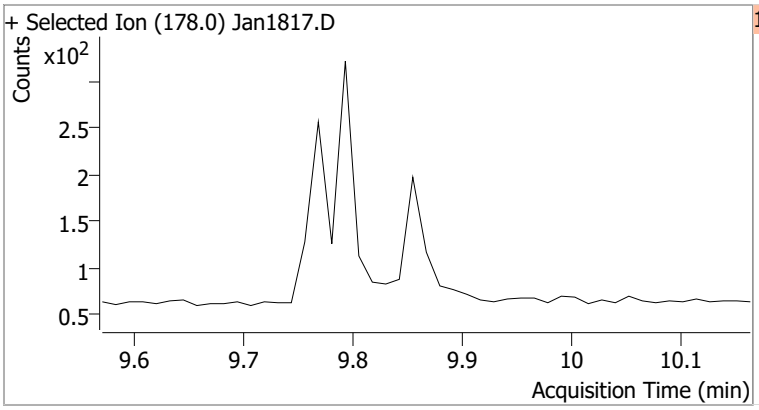

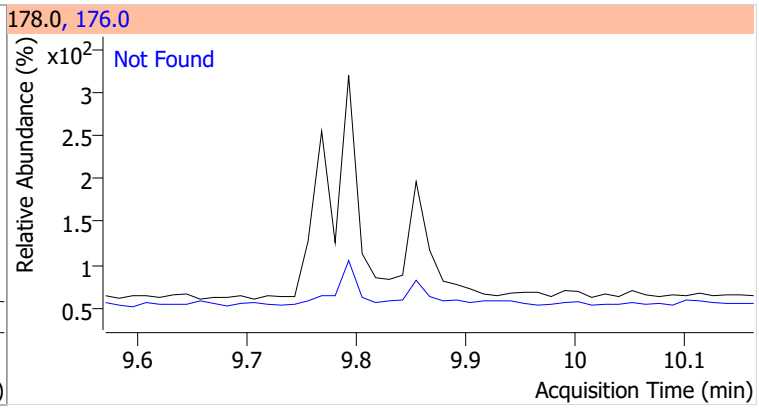

Compound	Conc.	Exp RT	QIon	Exp Ratio	QIon	Exp Ratio
o-Terphenyl	N.D.	10.30	229.0	70.2	215.0	46.7

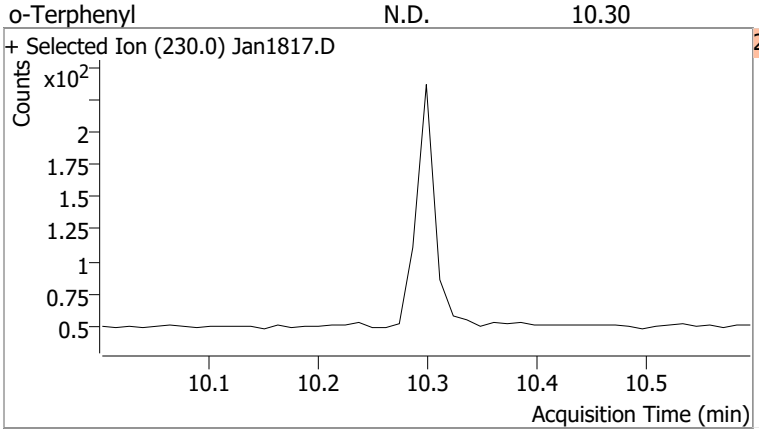

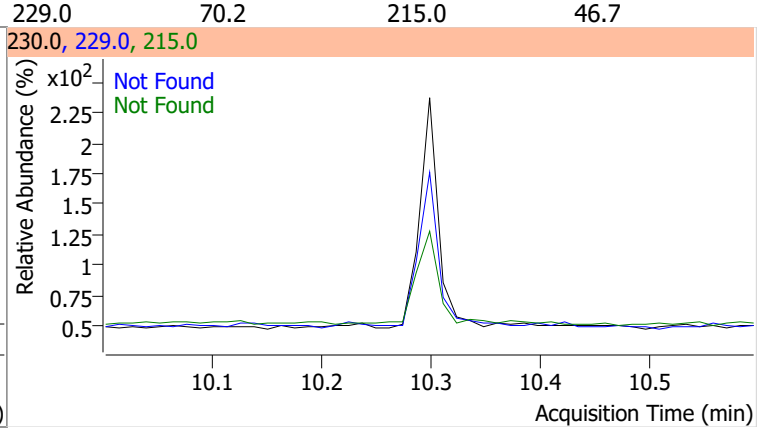

Compound	Conc.	RT	Dev(Min)	Resp.	QIon	QRatio	Lower	Upper
Fluoranthene	0.0517	11.41	0.00	659	101.0	13.5	9.6	17.9

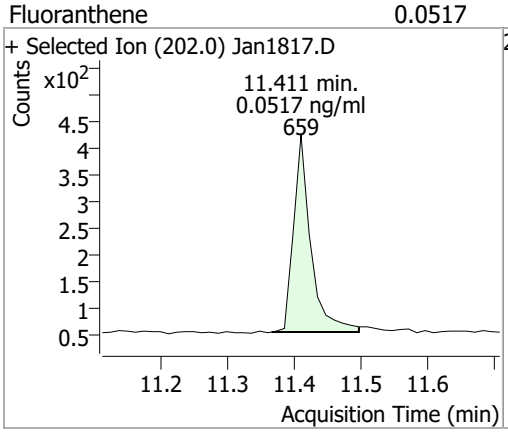

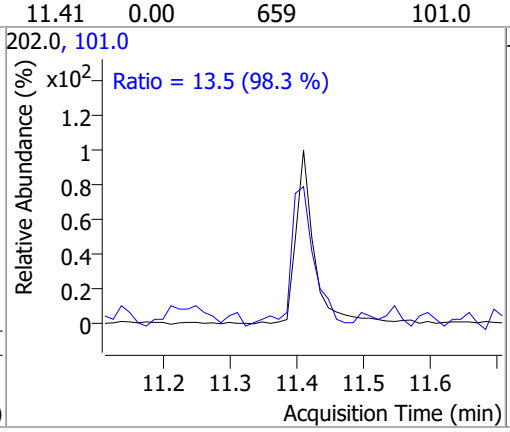



Compound	Conc.	RT	Dev(Min)	Resp.	QIon	QRatio	Lower	Upper
Pyrene	0.0619	11.78	-0.01	811	101.0	14.4	10.7	20.0

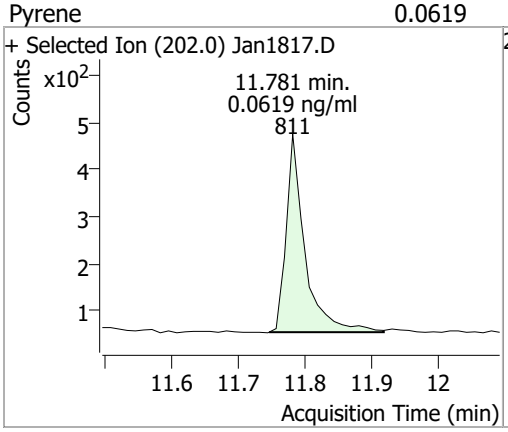

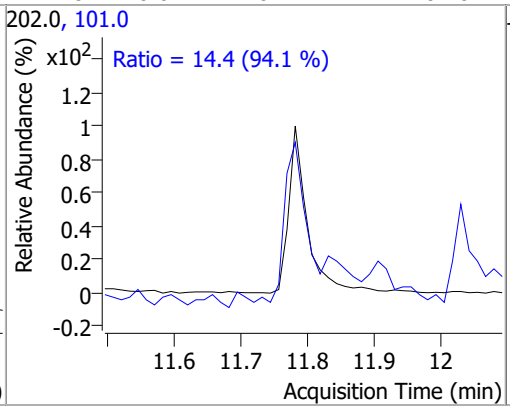

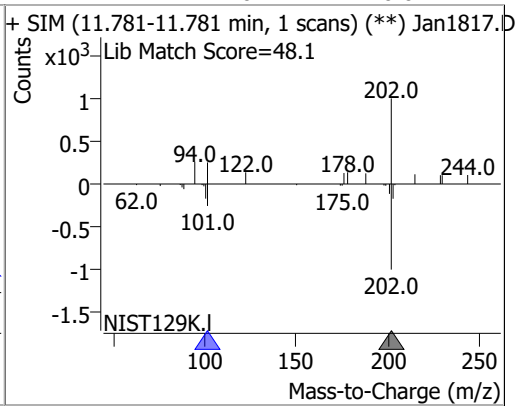

Compound	Conc.	RT	Dev(Min)	Resp.	QIon	QRatio	Lower	Upper
Terphenyl-d14	65.0292	12.25	-0.01	434947	122.0	19.7	13.4	25.0

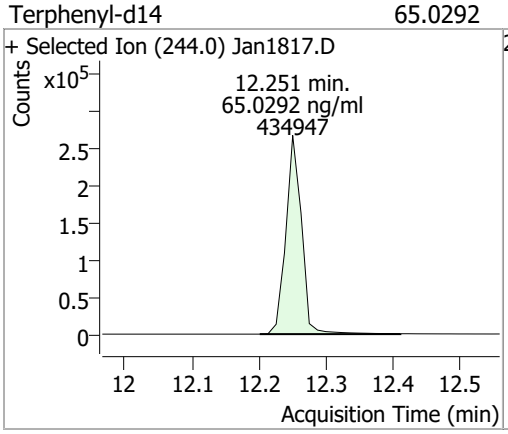

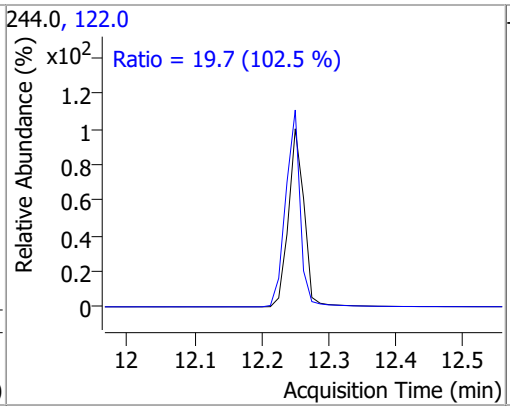

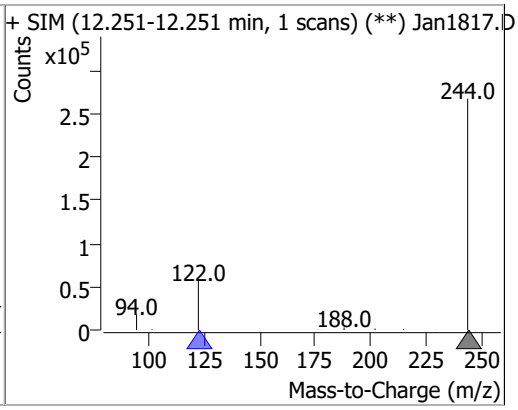

Compound	Conc.	RT	Dev(Min)	Resp.	QIon	QRatio	Lower	Upper
Benzo(a)Anthracene		0		0	226.0		18.9	35.1
					229.0		16.1	29.9

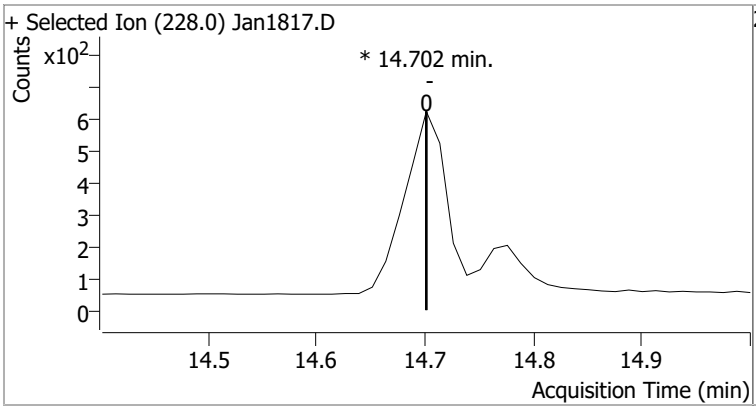

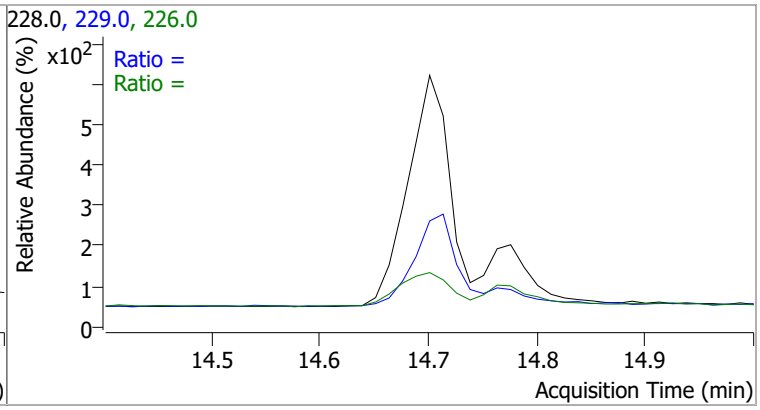

Compound	Conc.	RT	Dev(Min)	Resp.	QIon	QRatio	Lower	Upper
Chrysene	0.0338	14.78	-0.01	402 (m)	226.0	33.4	21.2	39.4
					229.0	18.8	15.0	27.8

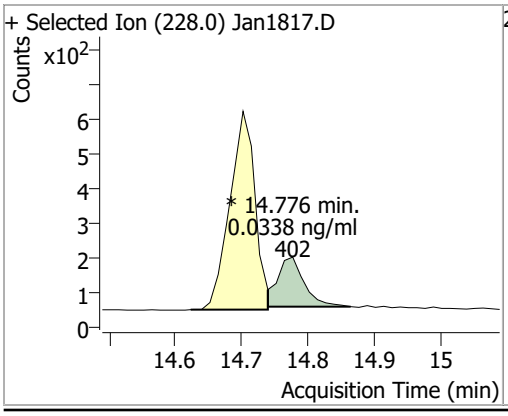

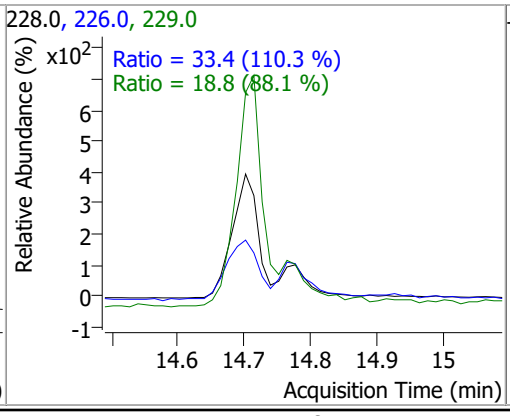

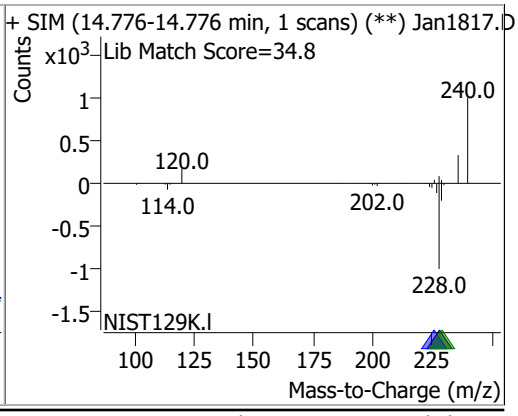

Compound	Conc.	Exp RT	QIon	Exp Ratio
Benzo(b)fluoranthene	N.D.	17.73	253.0	22.6

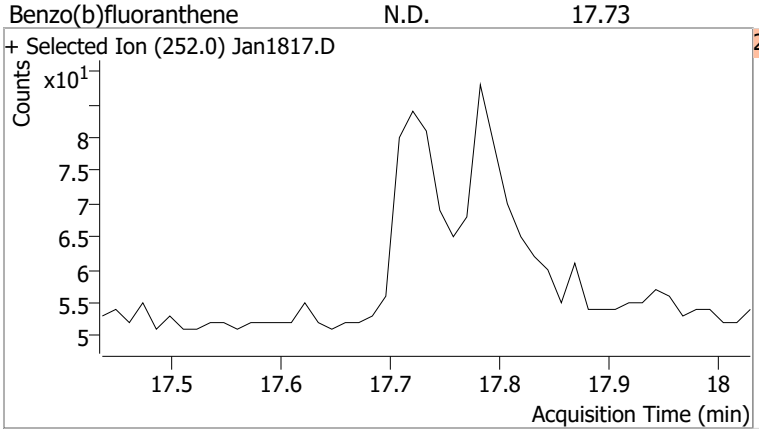

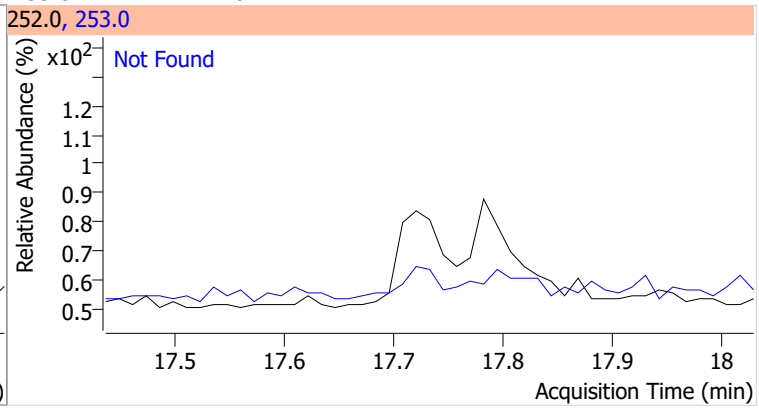

Compound	Conc.	Exp RT	QIon	Exp Ratio
Benzo(k)fluoranthene	N.D.	17.79	253.0	23.0

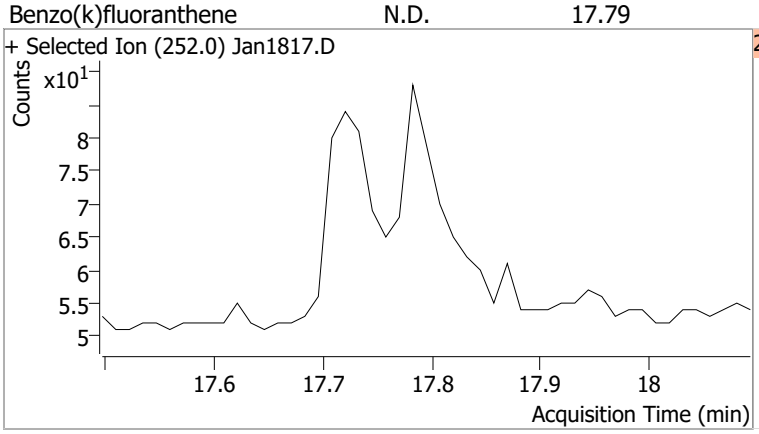

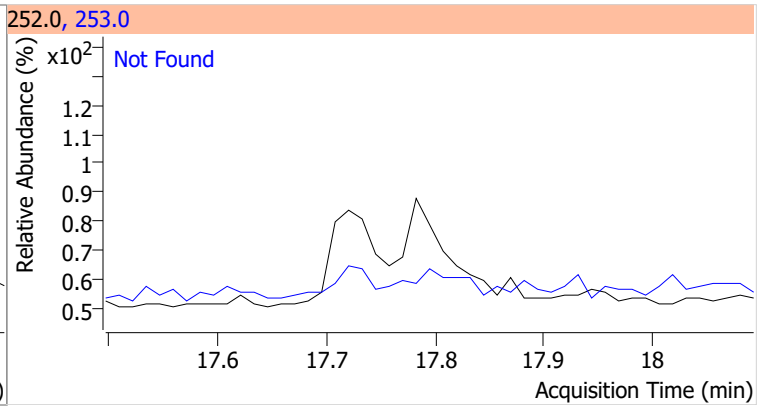

Compound	Conc.	RT	Dev(Min)	Resp.	QIon	QRatio	Lower	Upper
Benzo(a)pyrene		0		0	253.0		16.5	30.6

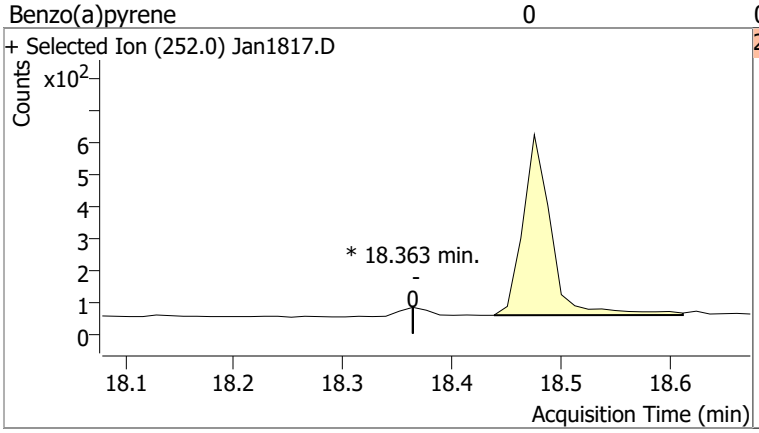

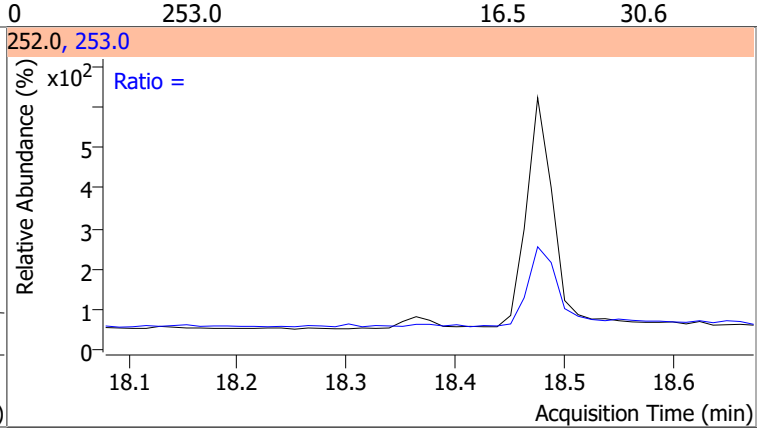

Compound	Conc.	Exp RT	QIon	Exp Ratio
Indeno(1,2,3-cd)pyrene	N.D.	20.23	138.0	28.9

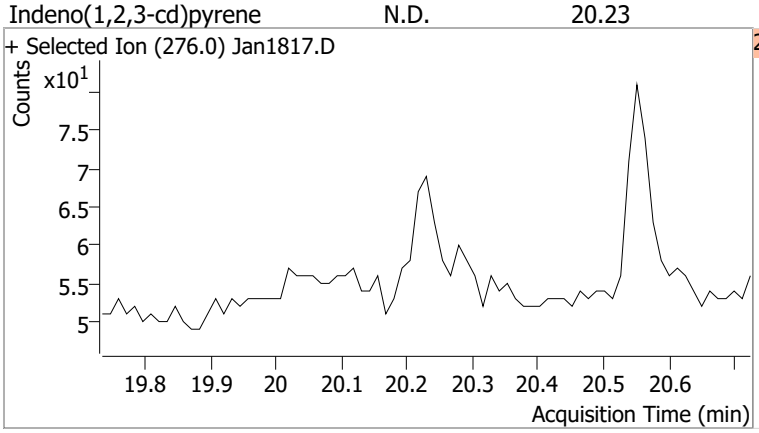

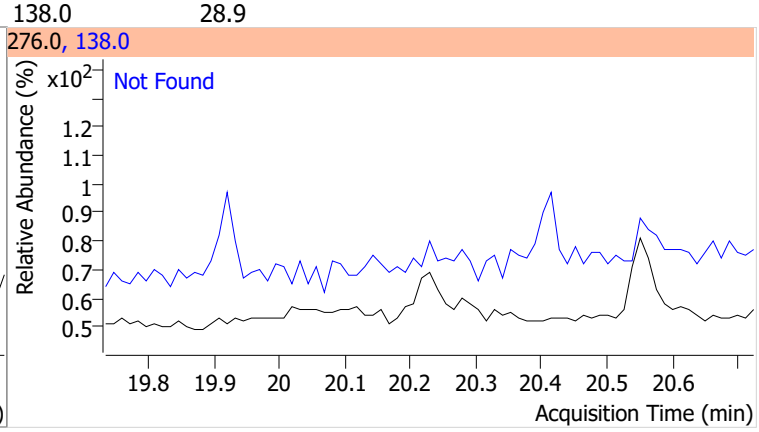

Compound	Conc.	Exp RT	QIon	Exp Ratio	QIon	Exp Ratio
Dibenzo(a,h)anthracene	N.D.	20.30	279.0	25.1	139.0	24.1

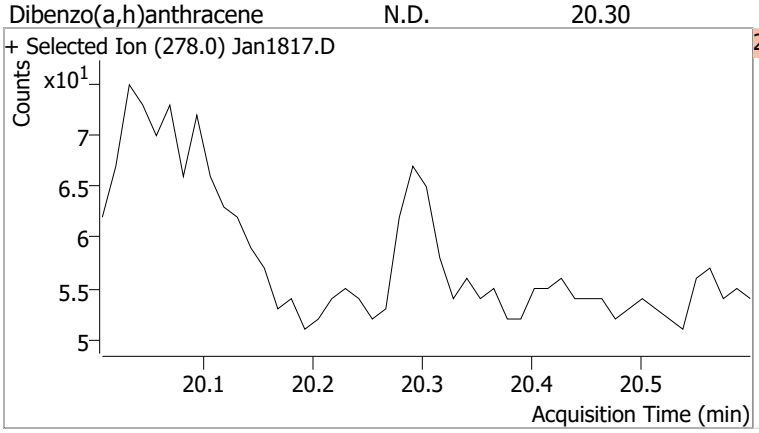

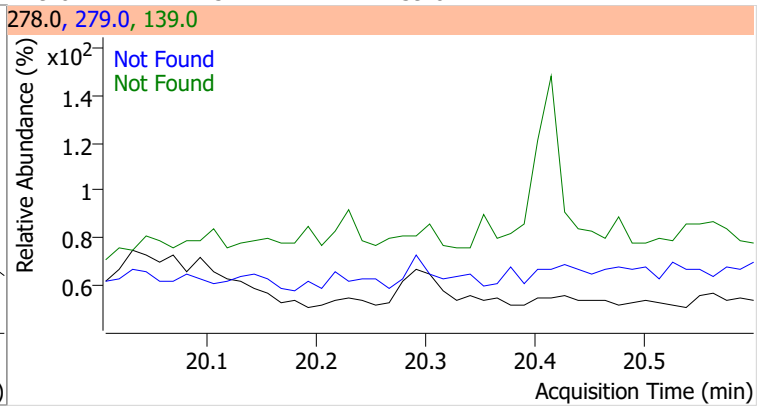

Compound	Conc.	Exp RT	QIon	Exp Ratio	QIon	Exp Ratio
Benzo(g,h,i)perylene	N.D.	20.56	138.0	28.0	277.0	23.3

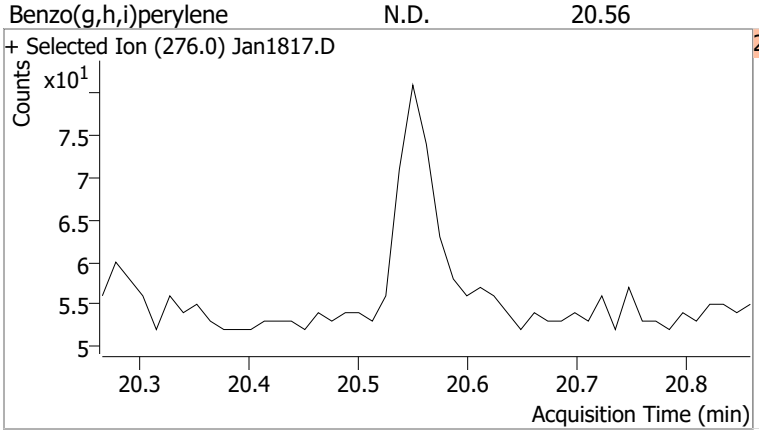

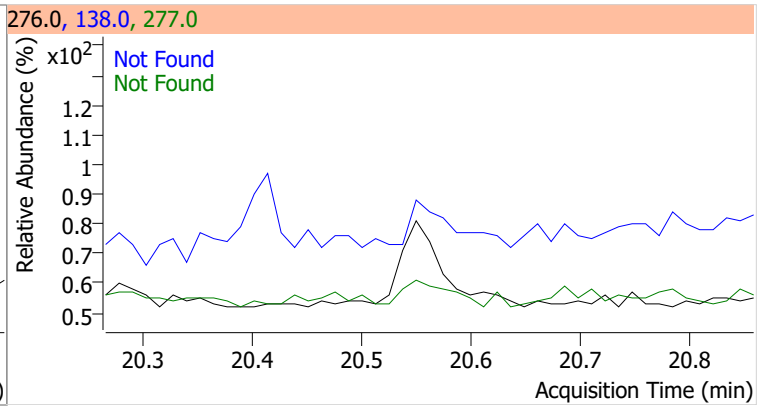

Quantitation Results Report (QT Reviewed)

Data File	Jan1818.D	Operator	LIMS import
Acq. Method	5975BNASIM	Acq. Date-Time	1/19/2022 12:32:39 AM
Sample Name	B22010633-001CLMS	Instrument	GCMS
Vial	18	Multiplier	1.00
DA Method File	011722 bna SIM 1.batch.bin	Comment	SVOC-8270C-SIM-W-LLPAH
Tune File	dftppjph.u	Tune Date	
Batch Name	011822 bna SIM1.batch.bin	Last Calib Update	2/4/2022 5:01:18 PM
Ref Library			

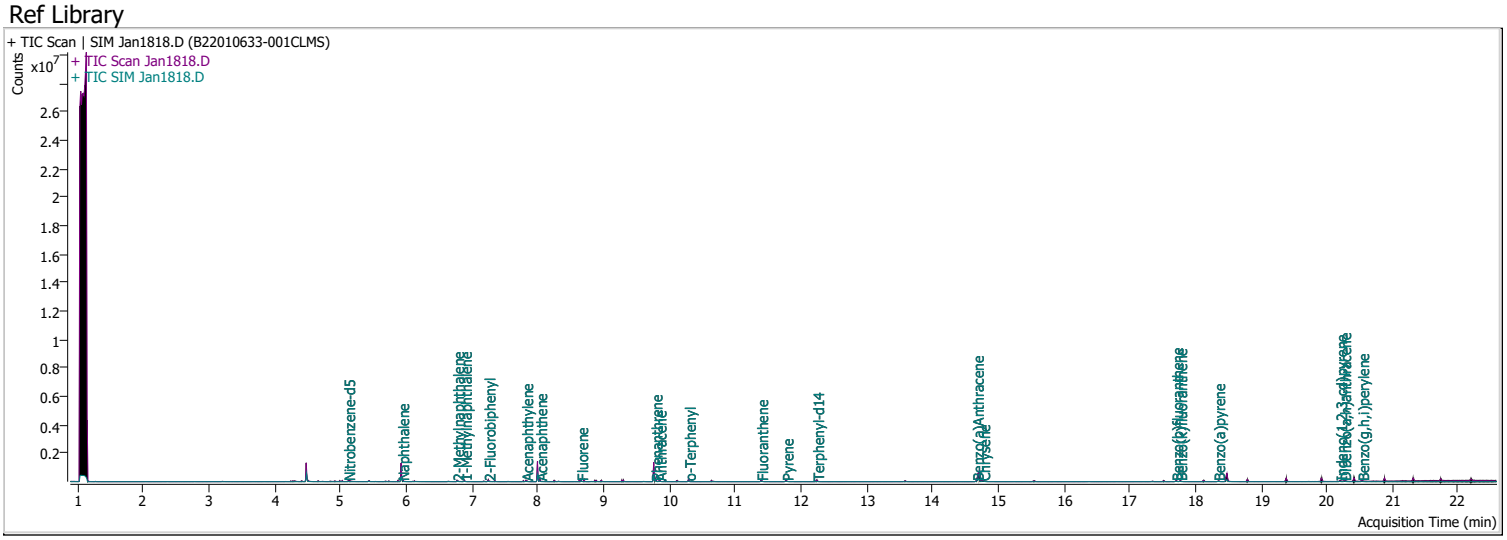

Compound	RT	QIon	Resp.	Conc.	Units		Dev(Min)
Internal Standards							
M 1,4-Dichlorobenzene-d4	4.484	152.0	182639	40.0000	ng/ml		-0.012
M Naphthalene-d8	5.928	136.0	330282	40.0000	ng/ml		-0.012
M Acenaphthene-d10	8.001	164.0	187686	40.0000	ng/ml		0.000
M Phenanthrene-d10	9.768	188.0	370851	40.0000	ng/ml		-0.012
M Chrysene-d12	14.714	240.0	250431	40.0000	ng/ml		-0.012
M Perylene-d12	18.475	264.0	169126	40.0000	ng/ml		-0.025
System Monitoring Compounds							
S Nitrobenzene-d5	5.118	82.0	18854	4.7218	ng/ml		-0.025
Spiked Amount: 5.000	Range: 19.0 - 102.0%			Recovery = 94.44%			
S 2-Fluorobiphenyl	7.252	172.0	35960	3.9860	ng/ml		-0.012
Spiked Amount: 5.000	Range: 25.0 - 94.0%			Recovery = 79.72%			
S o-Terphenyl	10.299	230.0	24669	4.0872	ng/ml		0.000
Spiked Amount: 5.000	Range: 40.0 - 140.0%			Recovery = 81.74%			
S Terphenyl-d14	12.251	244.0	29248	6.2405	ng/ml		-0.012
Spiked Amount: 5.000	Range: 39.0 - 106.0%			Recovery = 124.81%		*	
Target Compounds							**QValue**
T Naphthalene	5.941	128.0	30593	2.6774	ng/ml		99
T 2-Methylnaphthalene	6.777	141.0	21803	3.4187	ng/ml		91
T 1-Methylnaphthalene	6.890	141.0	18107	2.6920	ng/ml		96
T Acenaphthylene	7.826	152.0	35881	3.1195	ng/ml		97
T Acenaphthene	8.038	154.0	23740	3.2265	ng/ml		98
T Fluorene	8.661	166.0	33231	3.8171	ng/ml		99
T Phenanthrene	9.793	178.0	52412	4.5620	ng/ml		91
T Anthracene	9.854	178.0	48123	4.6899	ng/ml		97
T Fluoranthene	11.398	202.0	56202	4.4684	ng/ml		98
T Pyrene	11.781	202.0	59114	4.6857	ng/ml		98
T Benzo(a)Anthracene	14.677	228.0	41515	5.1707	ng/ml		99
T Chrysene	14.776	228.0	54631	4.7663	ng/ml		99
T Benzo(b)fluoranthene	17.709	252.0	40304	5.2895	ng/ml		99

Compound	RT	QIon	Resp.	Conc.	Units	Dev(Min)
T Benzo(k)fluoranthene	17.770	252.0	41718	4.6925	ng/ml	99
T Benzo(a)pyrene	18.351	252.0	30819	4.9599	ng/ml	100
T Indeno(1,2,3-cd)pyrene	20.204	276.0	29502	4.9445	ng/ml	97
T Dibenzo(a,h)anthracene	20.266	278.0	34997	5.1798	ng/ml	97
T Benzo(g,h,i)perylene	20.538	276.0	40912	4.8483	ng/ml	98

(#) = Qualifier Out of Range; (m) = Manual Integration; (+) = Area Summed; (*) = Surrogate Percent Recovery Out of Range; (d): Zeroed Peak

Compound	Conc.	RT	Dev(Min)	Resp.	QIon	QRatio	Lower	Upper
Nitrobenzene-d5	4.7218	5.12	-0.02	18854	54.0	35.3	25.9	48.1
					128.0	26.7	25.6	47.6

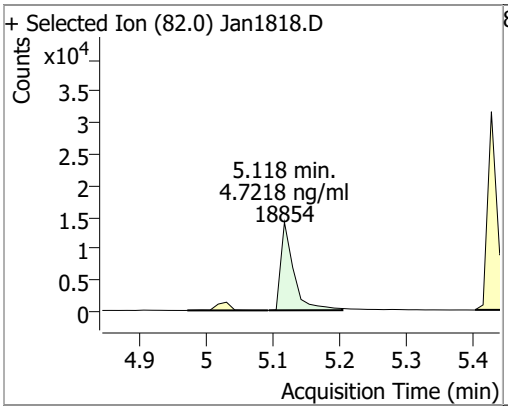

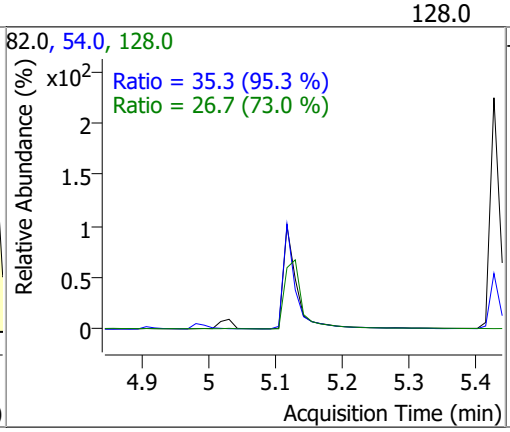

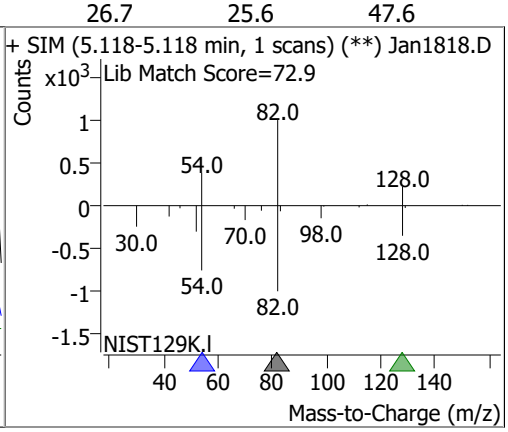

Compound	Conc.	RT	Dev(Min)	Resp.	QIon	QRatio	Lower	Upper
Naphthalene	2.6774	5.94	-0.01	30593	102.0	19.0	0.0	59.6
					129.0	11.1	7.7	14.3

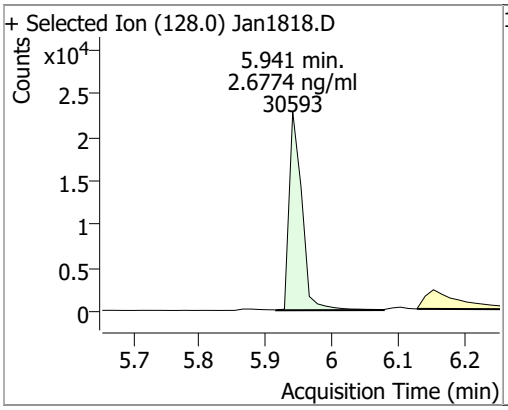

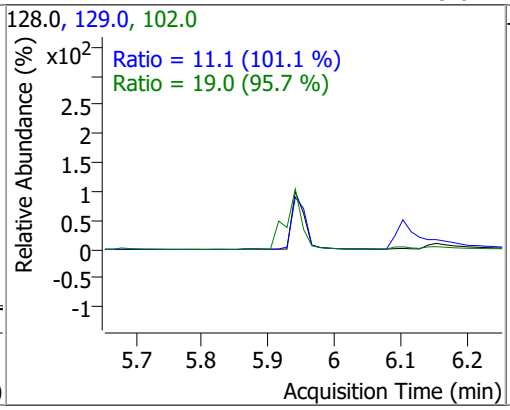

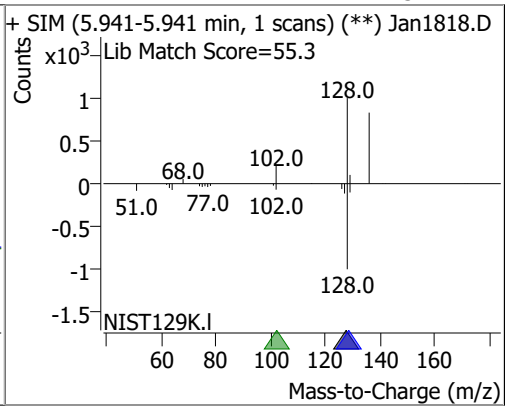

Compound	Conc.	RT	Dev(Min)	Resp.	QIon	QRatio	Lower	Upper
2-Methylnaphthalene	3.4187	6.78	-0.01	21803	142.0	150.2	98.5	183.0
					115.0	50.7	41.8	77.6

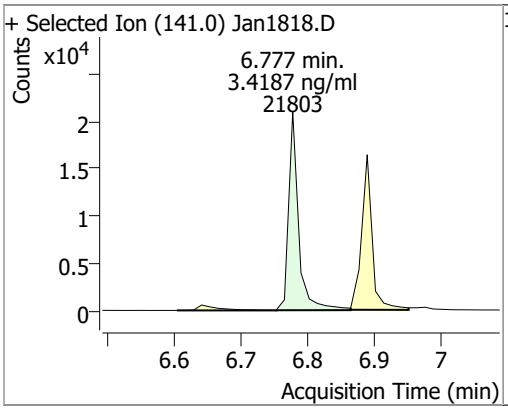

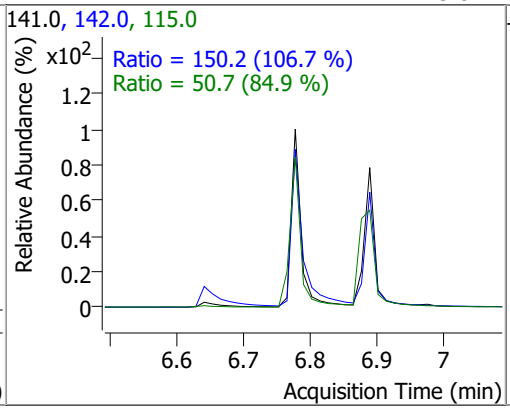

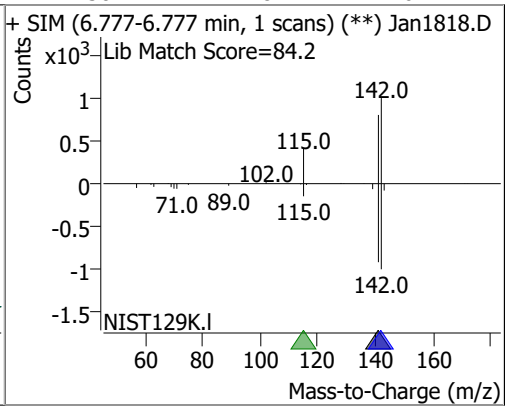

Compound	Conc.	RT	Dev(Min)	Resp.	QIon	QRatio	Lower	Upper
1-Methylnaphthalene	2.6920	6.89	-0.01	18107	142.0	116.3	79.2	147.1
					115.0	63.1	47.5	88.2

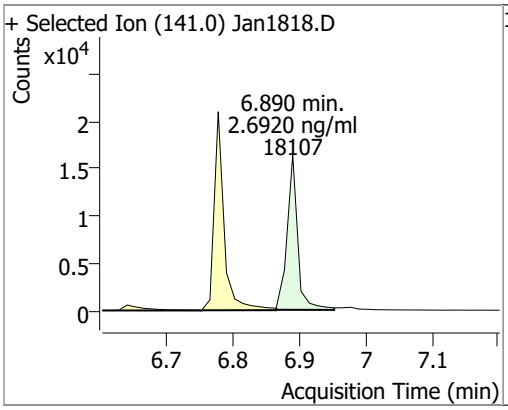

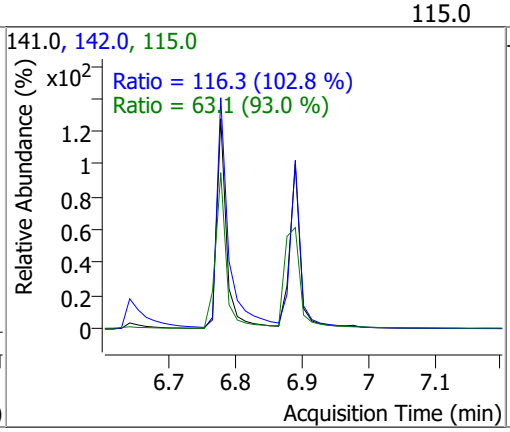

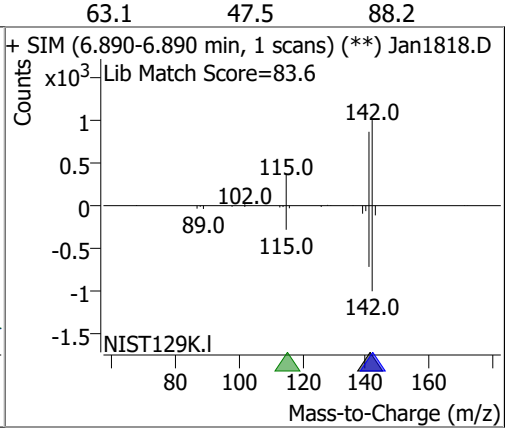

Compound	Conc.	RT	Dev(Min)	Resp.	QIon	QRatio	Lower	Upper
2-Fluorobiphenyl	3.9860	7.25	-0.01	35960	171.0	36.2	26.6	49.5

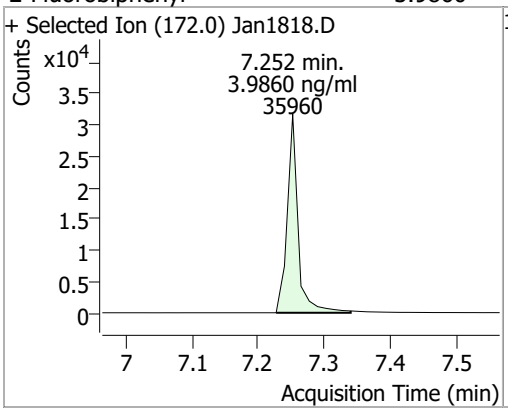

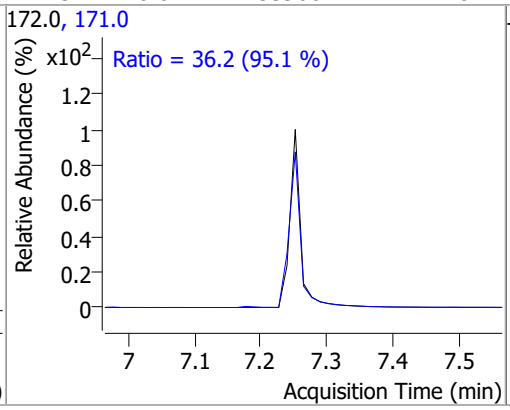

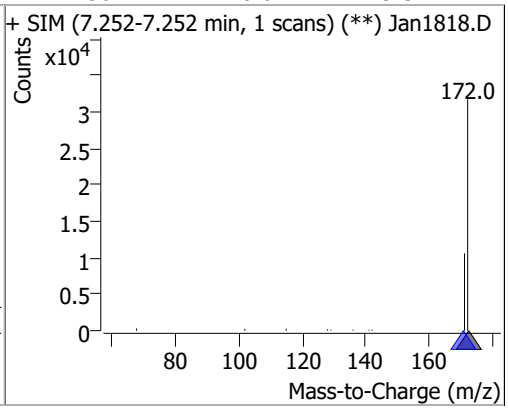

Compound	Conc.	RT	Dev(Min)	Resp.	QIon	QRatio	Lower	Upper
Acenaphthylene	3.1195	7.83	0.00	35881	153.0	14.0	9.0	16.6

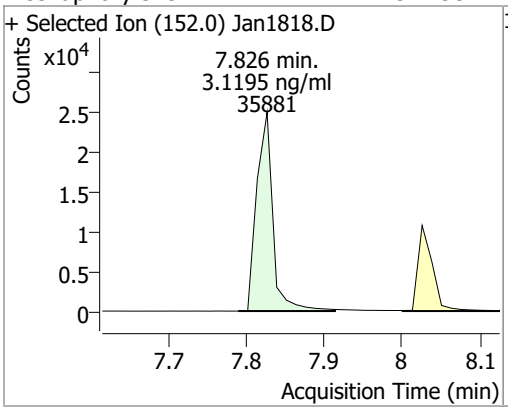

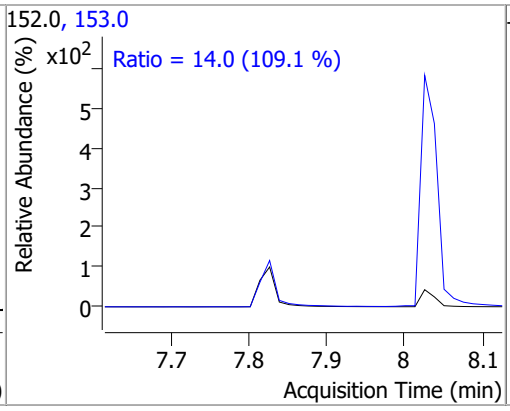

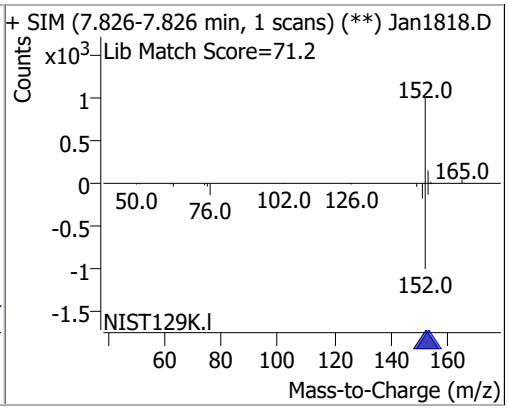

Compound	Conc.	RT	Dev(Min)	Resp.	QIon	QRatio	Lower	Upper
Acenaphthene	3.2265	8.04	0.00	23740	153.0	115.3	82.1	152.6
					152.0	59.6	41.0	76.1

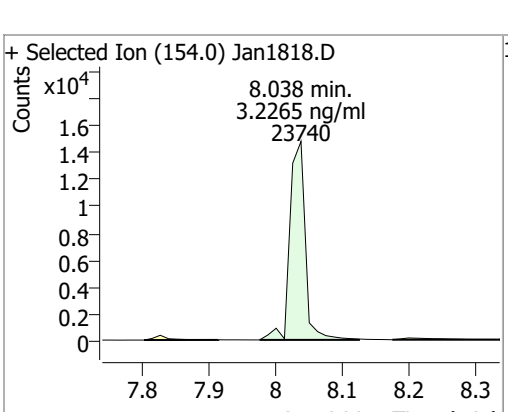

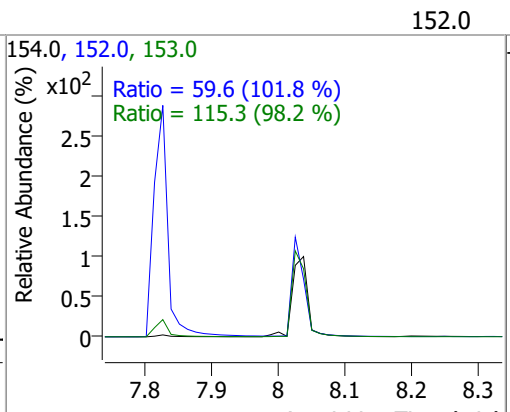

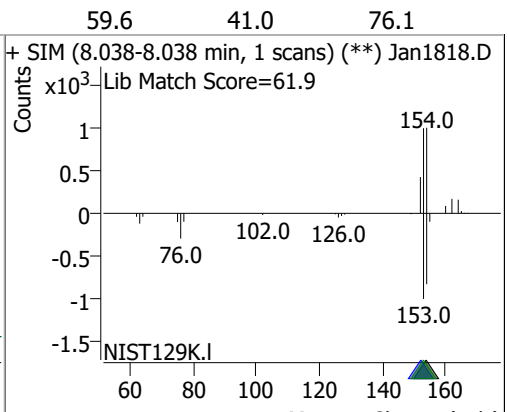

Compound	Conc.	RT	Dev(Min)	Resp.	QIon	QRatio	Lower	Upper
Fluorene	3.8171	8.66	-0.01	33231	165.0	99.2	69.1	128.3
					167.0	13.4	9.7	18.0

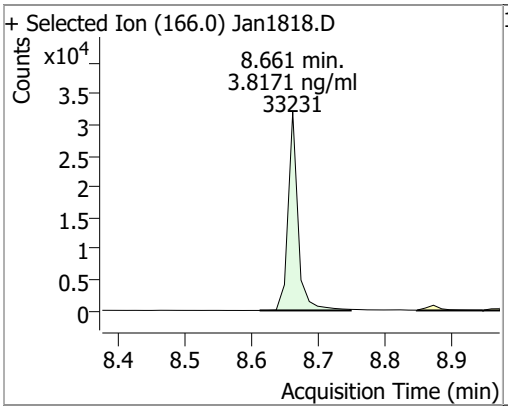

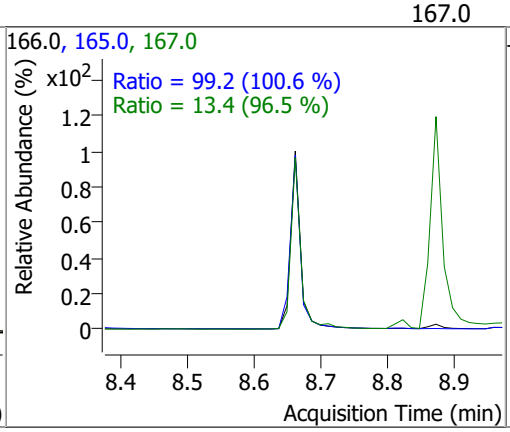

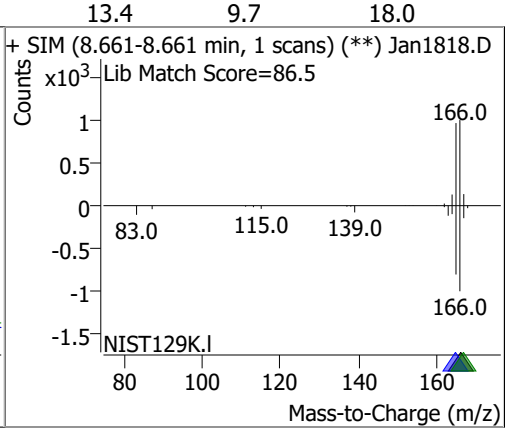

Compound	Conc.	RT	Dev(Min)	Resp.	QIon	QRatio	Lower	Upper
Phenanthrene	4.5620	9.79	-0.01	52412	176.0	19.1	10.8	20.1

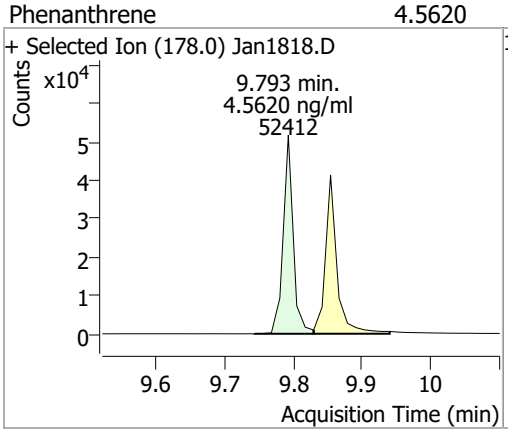

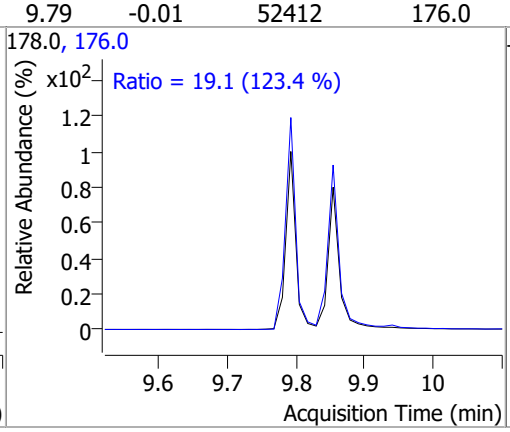

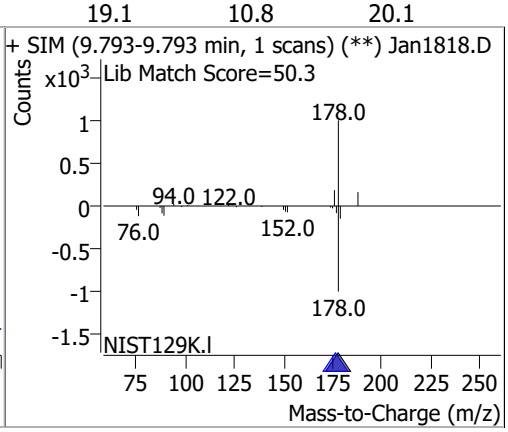

Compound	Conc.	RT	Dev(Min)	Resp.	QIon	QRatio	Lower	Upper
Anthracene	4.6899	9.85	-0.01	48123	176.0	16.7	12.7	23.5

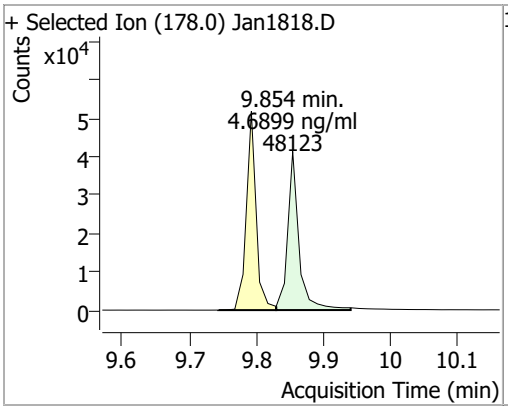

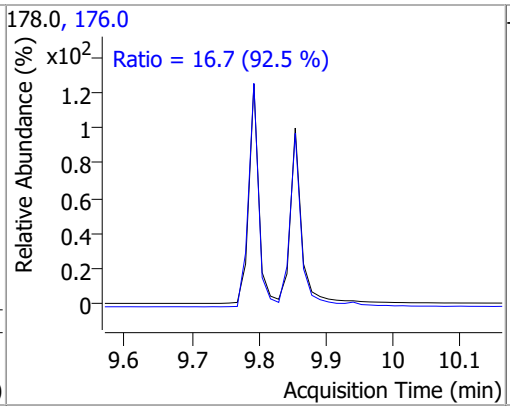

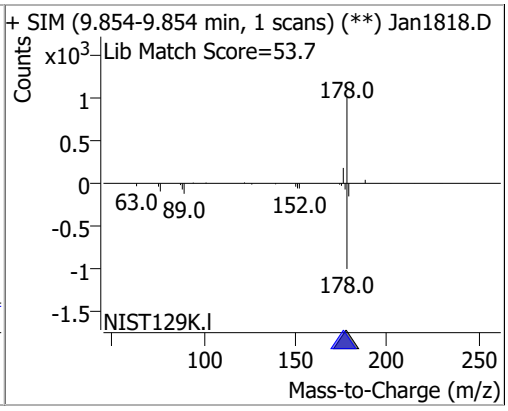

Compound	Conc.	RT	Dev(Min)	Resp.	QIon	QRatio	Lower	Upper
o-Terphenyl	4.0872	10.30	0.00	24669	229.0	68.3	49.2	91.3
					215.0	45.4	32.7	60.7

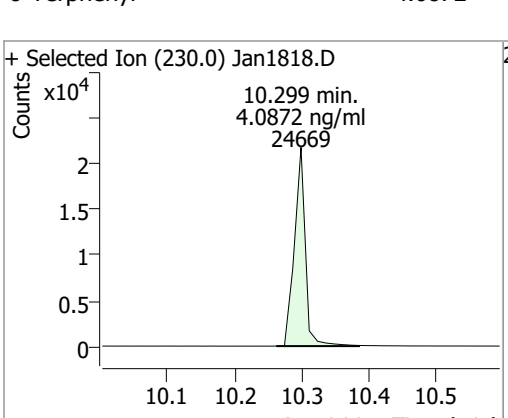

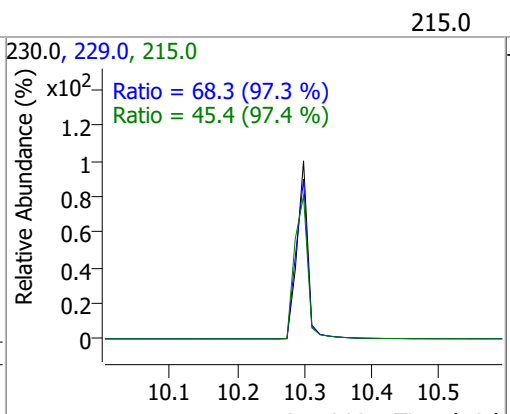

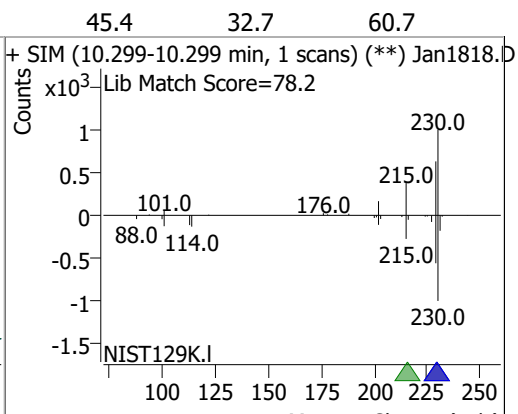

Compound	Conc.	RT	Dev(Min)	Resp.	QIon	QRatio	Lower	Upper
Fluoranthene	4.4684	11.40	-0.01	56202	101.0	13.1	9.6	17.9

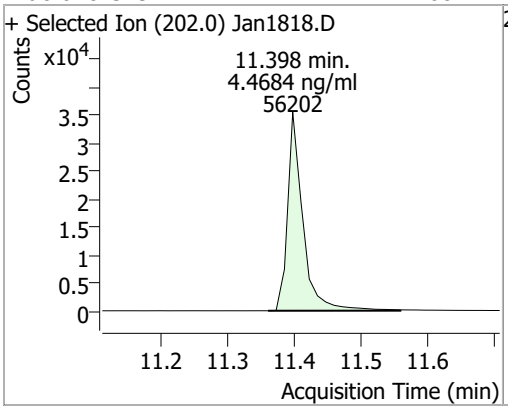

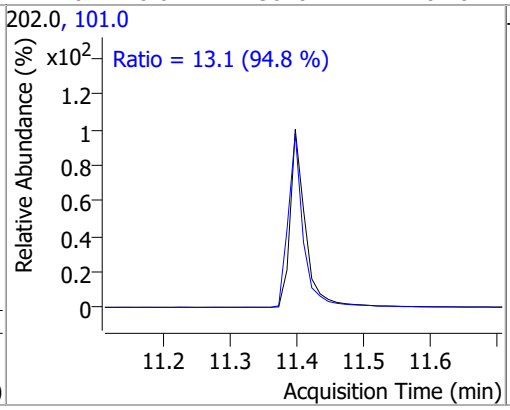

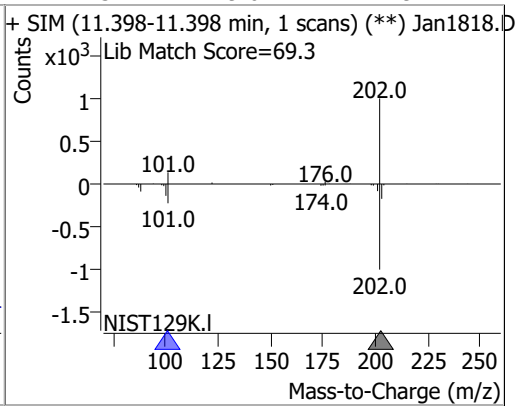

Compound	Conc.	RT	Dev(Min)	Resp.	QIon	QRatio	Lower	Upper
Pyrene	4.6857	11.78	-0.01	59114	101.0	16.2	10.7	20.0

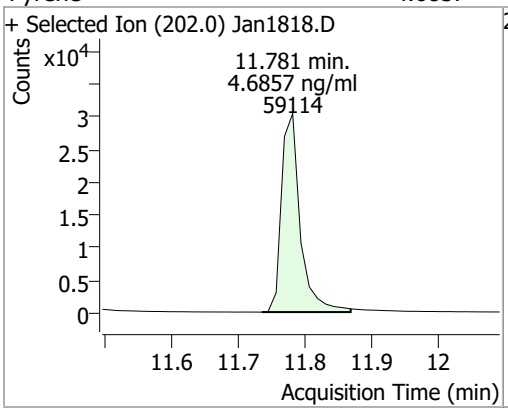

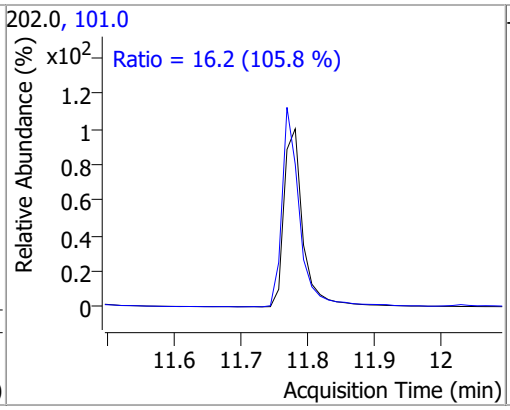

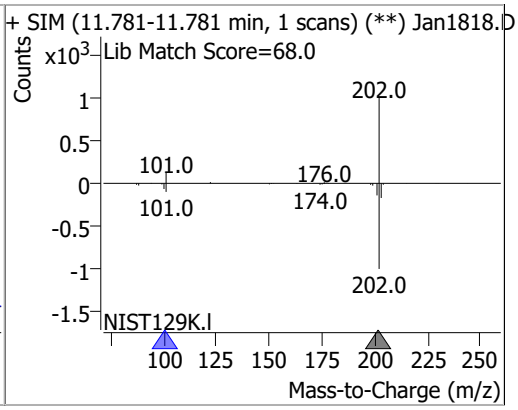

Compound	Conc.	RT	Dev(Min)	Resp.	QIon	QRatio	Lower	Upper
Terphenyl-d14	6.2405	12.25	-0.01	29248	122.0	19.9	13.4	25.0

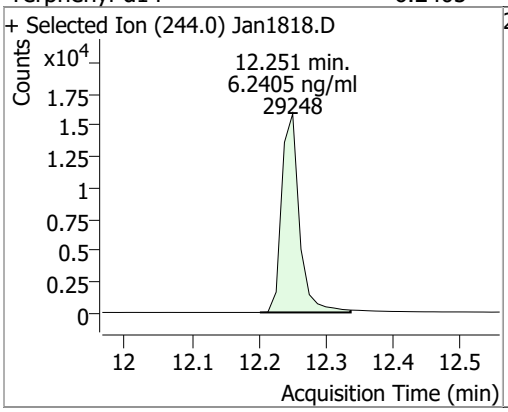

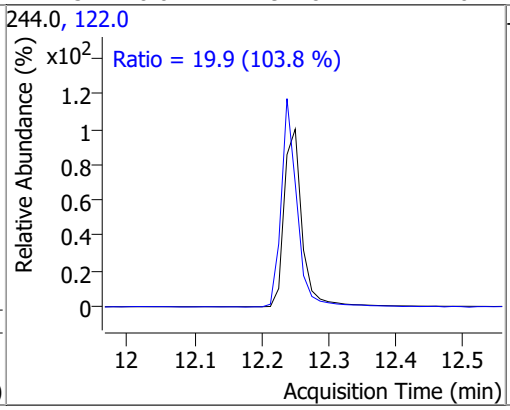

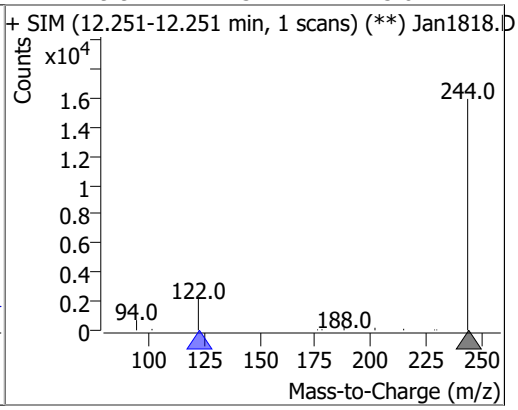

Compound	Conc.	RT	Dev(Min)	Resp.	QIon	QRatio	Lower	Upper
Benzo(a)Anthracene	5.1707	14.68	-0.02	41515	226.0	27.5	18.9	35.1
					229.0	22.2	16.1	29.9

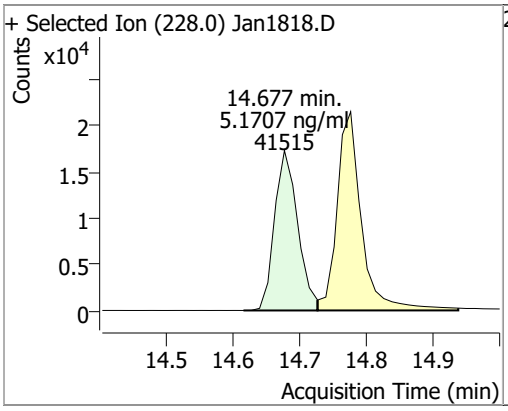

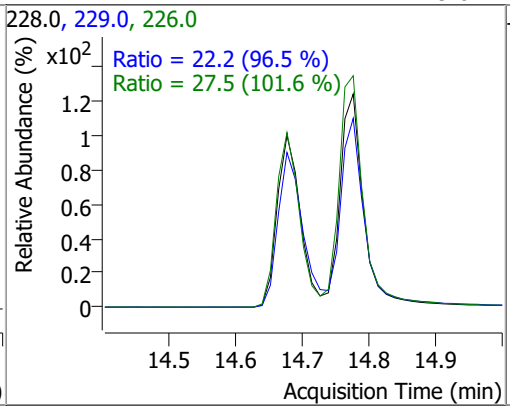

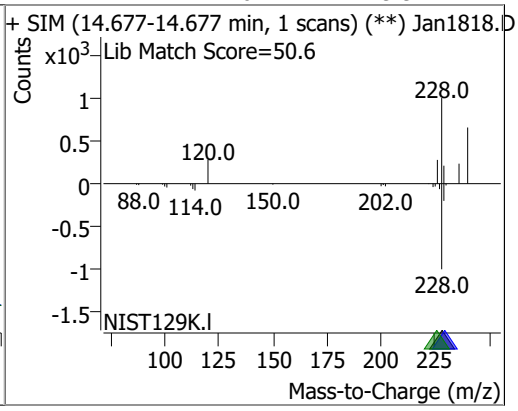

Compound	Conc.	RT	Dev(Min)	Resp.	QIon	QRatio	Lower	Upper
Chrysene	4.7663	14.78	-0.01	54631	226.0	30.2	21.2	39.4
					229.0	20.6	15.0	27.8

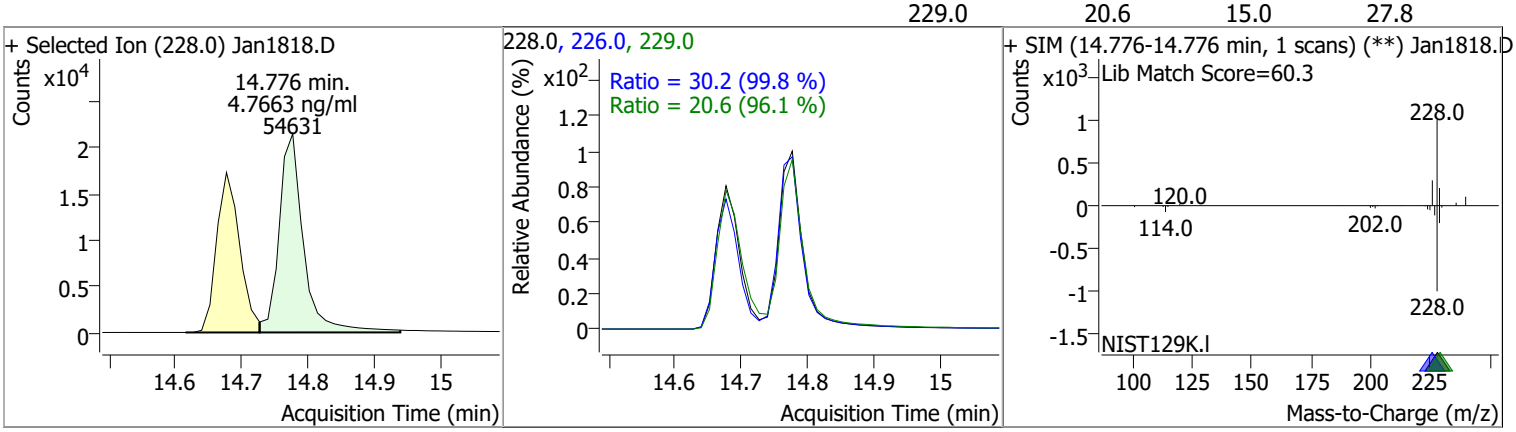

Compound	Conc.	RT	Dev(Min)	Resp.	QIon	QRatio	Lower	Upper
Benzo(b)fluoranthene	5.2895	17.71	-0.02	40304	253.0	21.9	15.8	29.4

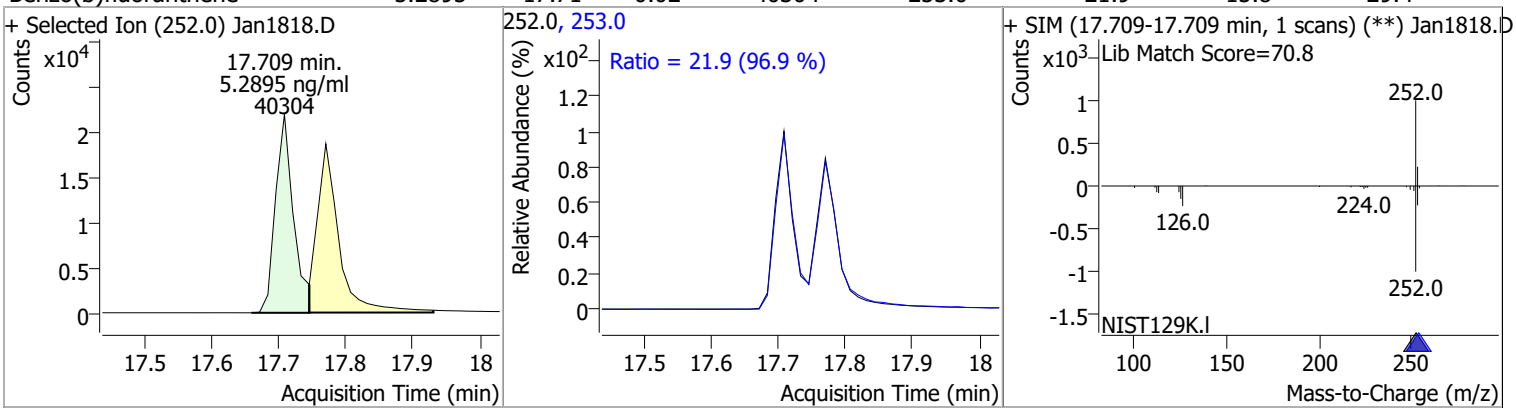

Compound	Conc.	RT	Dev(Min)	Resp.	QIon	QRatio	Lower	Upper
Benzo(k)fluoranthene	4.6925	17.77	-0.02	41718	253.0	22.7	16.1	29.9

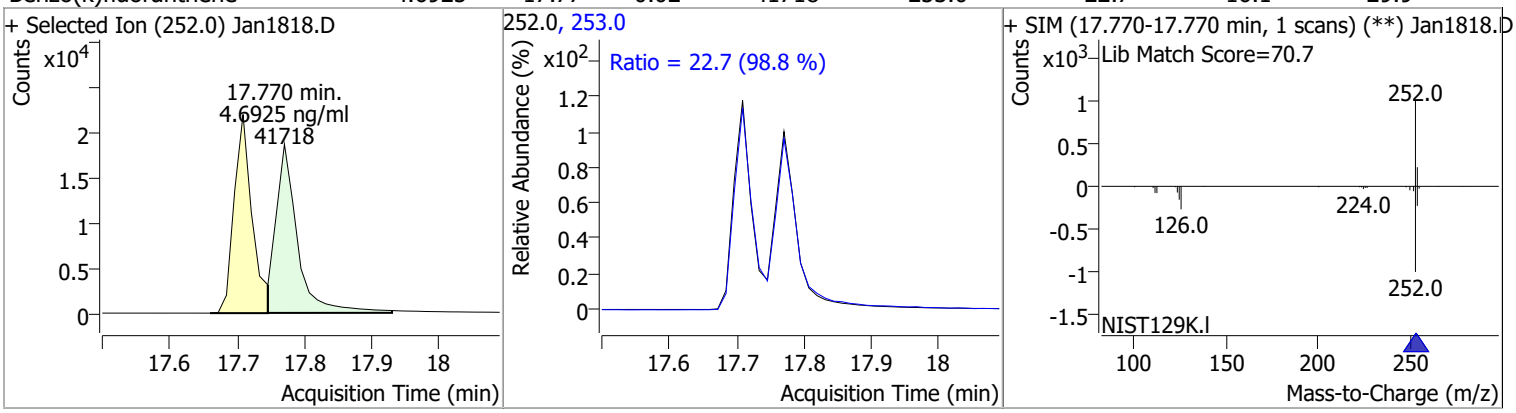

Compound	Conc.	RT	Dev(Min)	Resp.	QIon	QRatio	Lower	Upper
Benzo(a)pyrene	4.9599	18.35	-0.02	30819	253.0	23.4	16.5	30.6

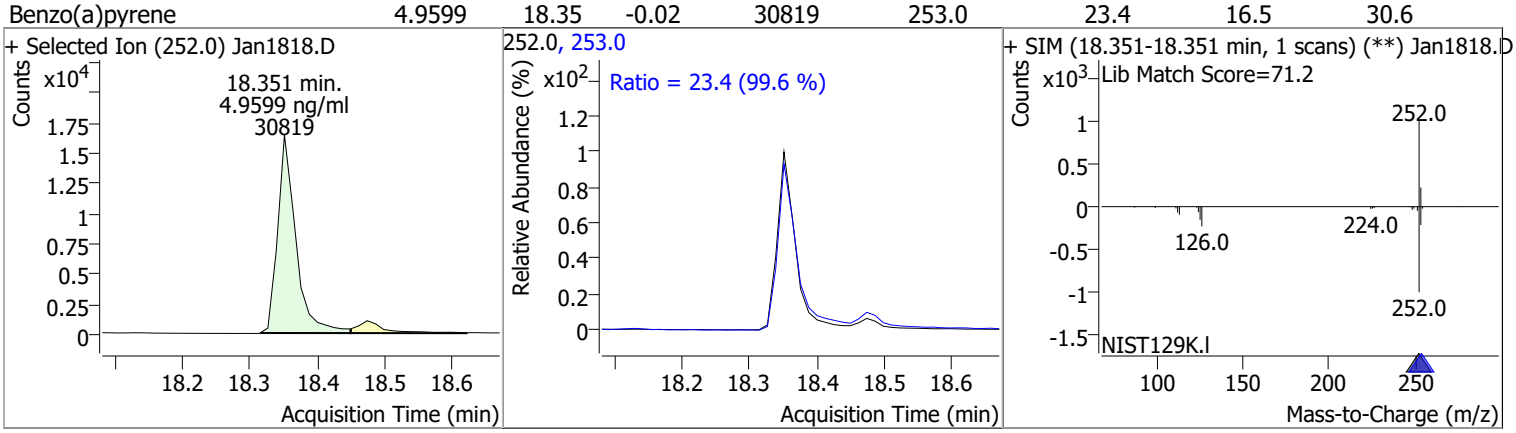

Compound	Conc.	RT	Dev(Min)	Resp.	QIon	QRatio	Lower	Upper
Indeno(1,2,3-cd)pyrene	4.9445	20.20	-0.02	29502	138.0	27.1	20.3	37.6

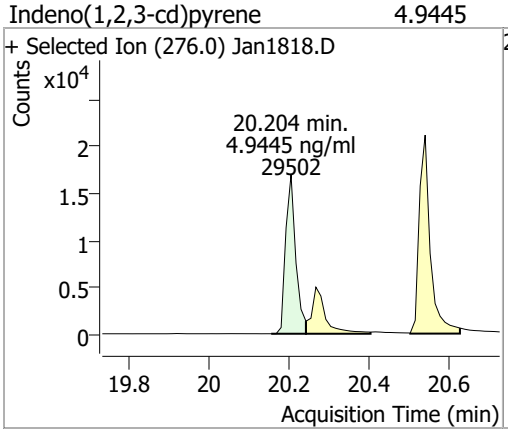

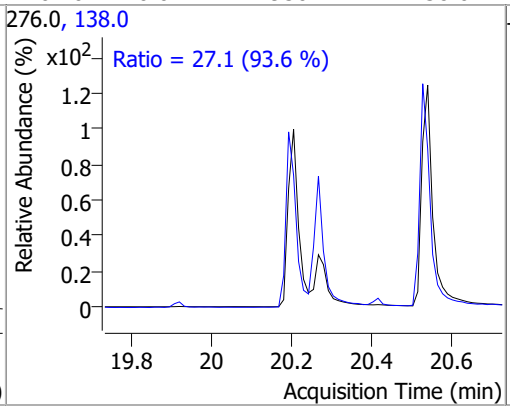

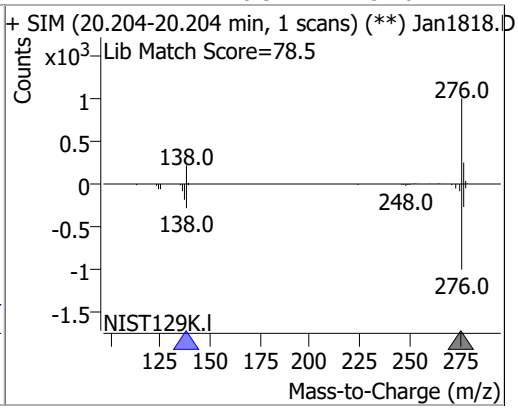

Compound	Conc.	RT	Dev(Min)	Resp.	QIon	QRatio	Lower	Upper
Dibenzo(a,h)anthracene	5.1798	20.27	-0.04	34997	279.0	24.6	17.6	32.7
					139.0	21.7	16.9	31.3

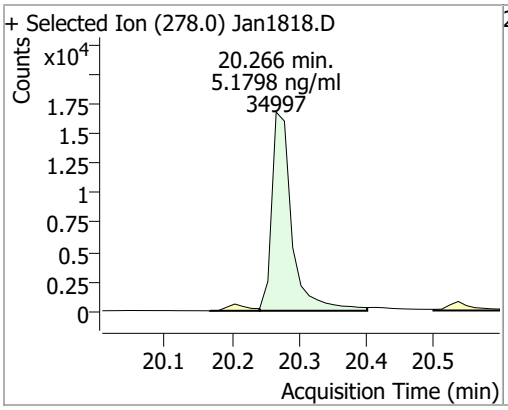

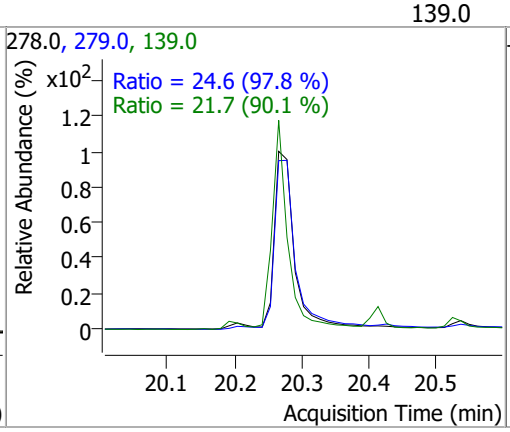

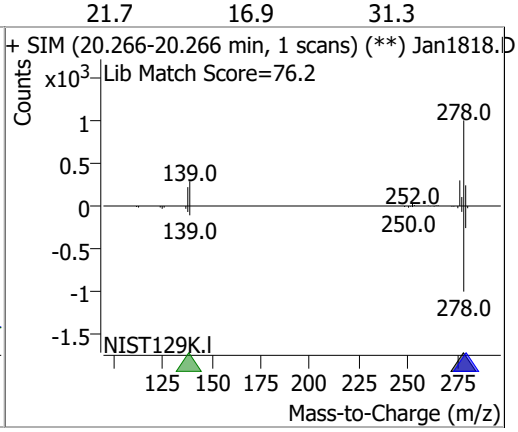

Compound	Conc.	RT	Dev(Min)	Resp.	QIon	QRatio	Lower	Upper
Benzo(g,h,i)perylene	4.8483	20.54	-0.02	40912	138.0	27.1	19.6	36.5
					277.0	24.2	16.3	30.2

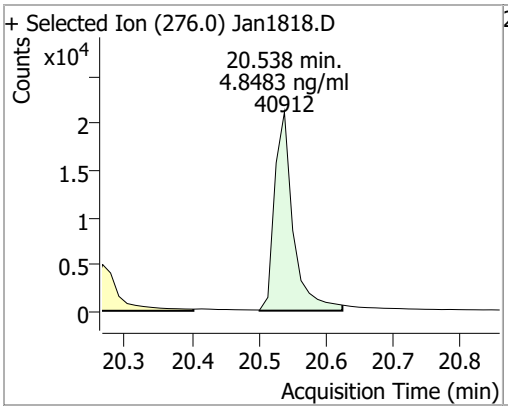

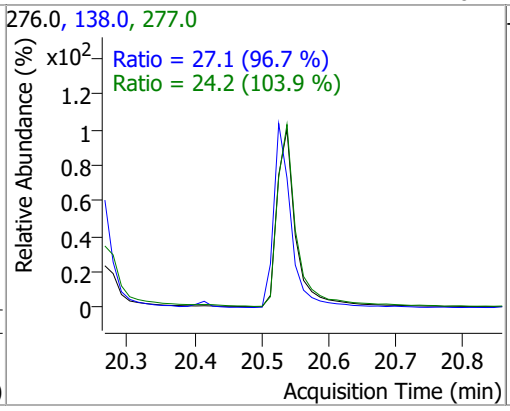

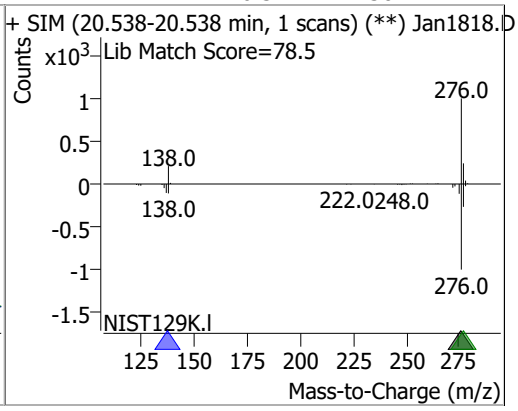

Quantitation Results Report (QT Reviewed)

Agilent | Trusted Answers

Data File	Jan1819.D	Operator	LIMS import
Acq. Method	5975BNASIM	Acq. Date-Time	1/19/2022 1:04:50 AM
Sample Name	B22010637-001C	Instrument	GCMS
Vial	19	Multiplier	1.00
DA Method File	011722 bna SIM 1.batch.bin	Comment	SVOC-8270C-SIM-W-LLPAH
Tune File	dftppjph.u	Tune Date	
Batch Name	011822 bna SIM1.batch.bin	Last Calib Update	2/4/2022 5:01:18 PM
Ref Library			

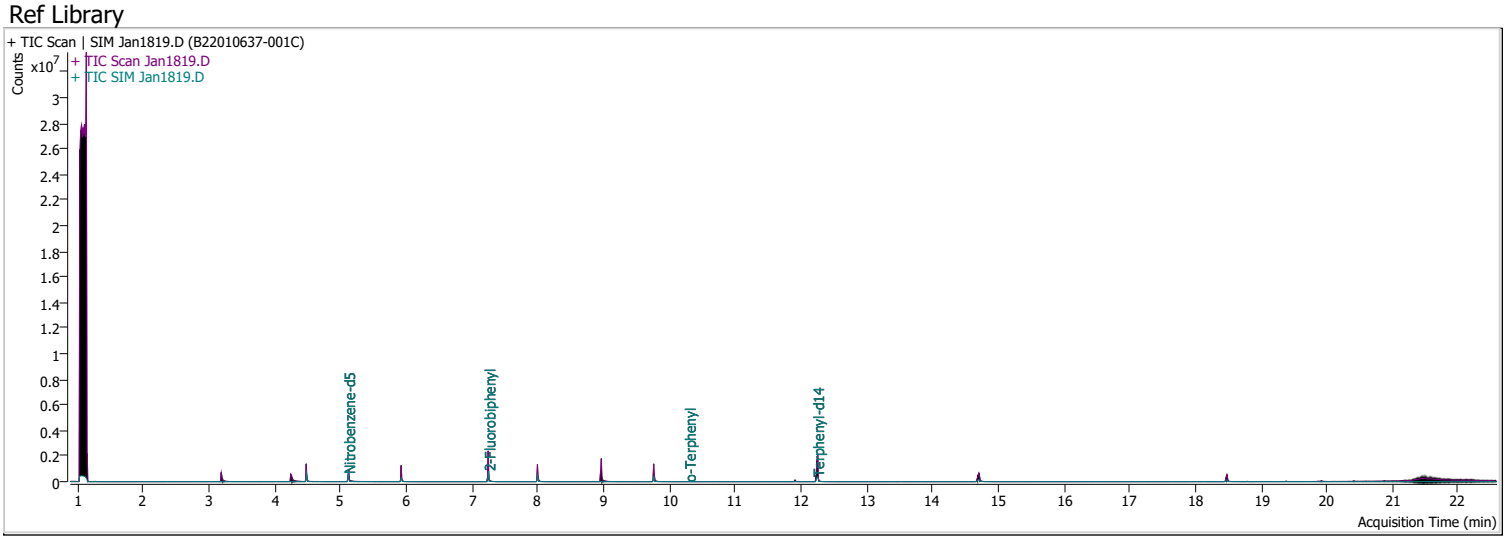

Compound	RT	QIon	Resp.	Conc.	Units		Dev(Min)
Internal Standards							
M 1,4-Dichlorobenzene-d4	4.484	152.0	199802	40.0000	ng/ml		-0.012
M Naphthalene-d8	5.928	136.0	331750	40.0000	ng/ml		-0.012
M Acenaphthene-d10	8.000	164.0	188715	40.0000	ng/ml		0.000
M Phenanthrene-d10	9.768	188.0	371032	40.0000	ng/ml		-0.012
M Chrysene-d12	14.714	240.0	254490	40.0000	ng/ml		-0.012
M Perylene-d12	18.475	264.0	175850	40.0000	ng/ml		-0.025
System Monitoring Compounds							
S Nitrobenzene-d5	5.118	82.0	372701	35.5378	ng/ml		-0.025
Spiked Amount: 5.000	Range: 19.0 - 102.0%			Recovery = 710.76%		*	
S 2-Fluorobiphenyl	7.252	172.0	595398	65.6382	ng/ml		-0.012
Spiked Amount: 5.000	Range: 25.0 - 94.0%			Recovery = 1312.76%		*	
S o-Terphenyl	10.299	230.0	317	0.0526	ng/ml		0.000
Spiked Amount: 5.000	Range: 40.0 - 140.0%			Recovery = 1.05%		*	
S Terphenyl-d14	12.251	244.0	510554	74.6364	ng/ml		-0.012
Spiked Amount: 5.000	Range: 39.0 - 106.0%			Recovery = 1492.73%		*	
Target Compounds							**QValue**
T Naphthalene	0.000		0	N.D.			
T 2-Methylnaphthalene	0.000		0	N.D.			
T 1-Methylnaphthalene	0.000		0	N.D.			
T Acenaphthylene	0.000		0	N.D.			
T Acenaphthene	8.000	154.0	0		ng/ml	md	1
T Fluorene	8.960	166.0	0		ng/ml	md	1
T Phenanthrene	0.000		0	N.D.			
T Anthracene	0.000		0	N.D.			
T Fluoranthene	0.000		0	N.D.			
T Pyrene	0.000		0	N.D.			
T Benzo(a)Anthracene	14.701	228.0	0		ng/ml	md	1
T Chrysene	14.701	228.0	0		ng/ml	md	1
T Benzo(b)fluoranthene	0.000		0	N.D.			

Compound	RT	QIon	Resp.	Conc.	Units		Dev(Min)
T Benzo(k)fluoranthene	0.000		0	N.D.			
T Benzo(a)pyrene	18.475	252.0	0		ng/ml	md	1
T Indeno(1,2,3-cd)pyrene	0.000		0	N.D.			
T Dibenzo(a,h)anthracene	0.000		0	N.D.			
T Benzo(g,h,i)perylene	0.000		0	N.D.			

(#) = Qualifier Out of Range; (m) = Manual Integration; (+) = Area Summed; (*) = Surrogate Percent Recovery Out of Range; (d): Zeroed Peak

Compound	Conc.	RT	Dev(Min)	Resp.	QIon	QRatio	Lower	Upper
Nitrobenzene-d5	35.5378	5.12	-0.02	372701	54.0	35.7	25.9	48.1
					128.0	31.3	25.6	47.6

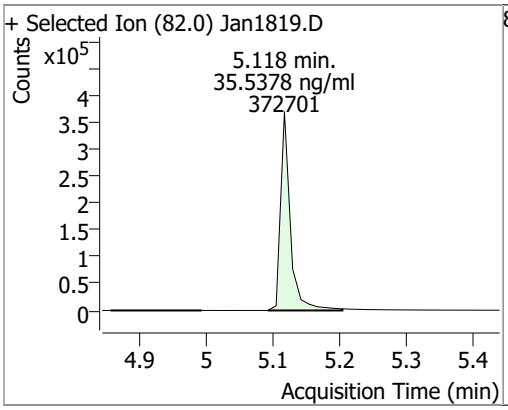

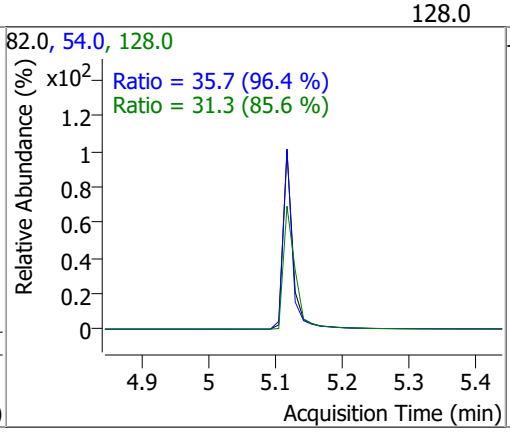

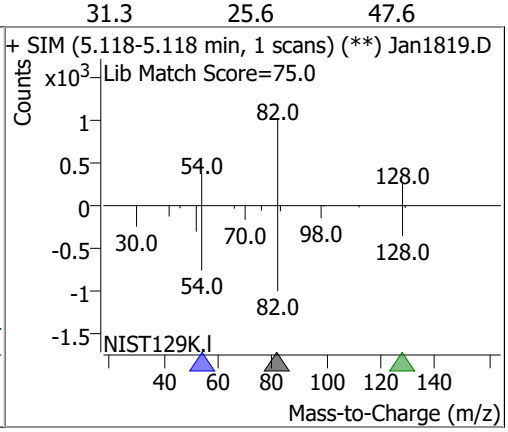

Compound	Conc.	Exp RT	QIon	Exp Ratio	QIon	Exp Ratio
Naphthalene	N.D.	5.95	102.0	19.9	129.0	11.0

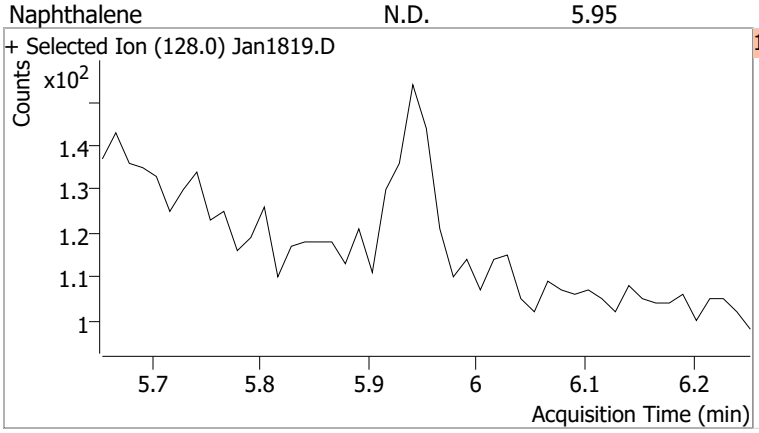

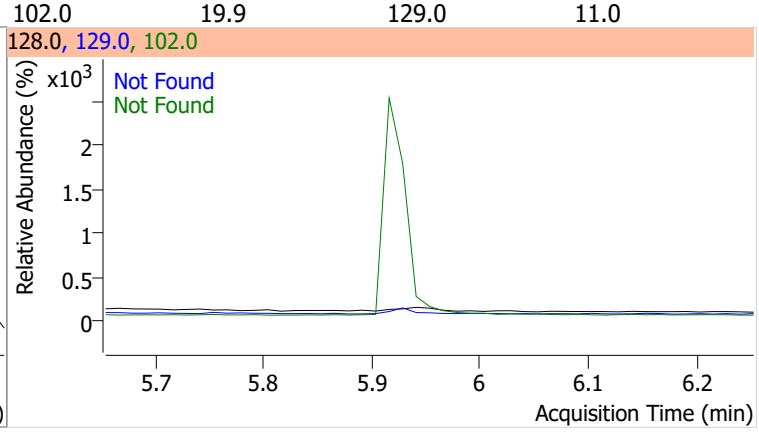

Compound	Conc.	Exp RT	QIon	Exp Ratio	QIon	Exp Ratio
2-Methylnaphthalene	N.D.	6.79	142.0	140.8	115.0	59.7

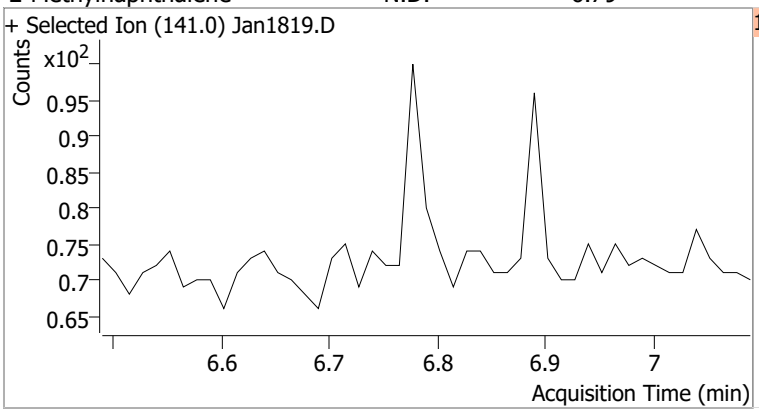

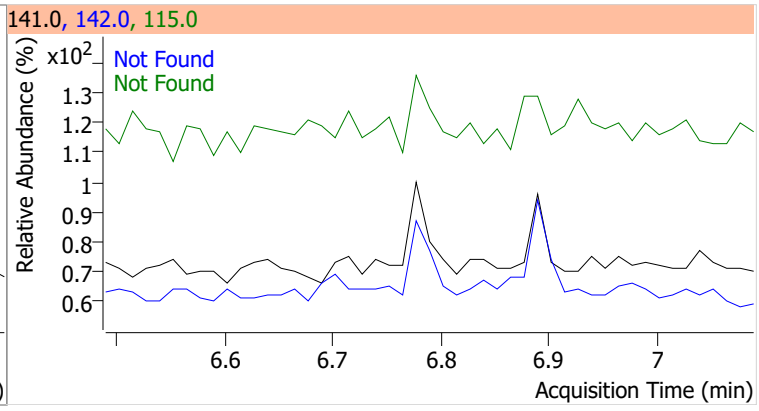

Compound	Conc.	Exp RT	QIon	Exp Ratio	QIon	Exp Ratio
1-Methylnaphthalene	N.D.	6.90	142.0	113.1	115.0	67.8

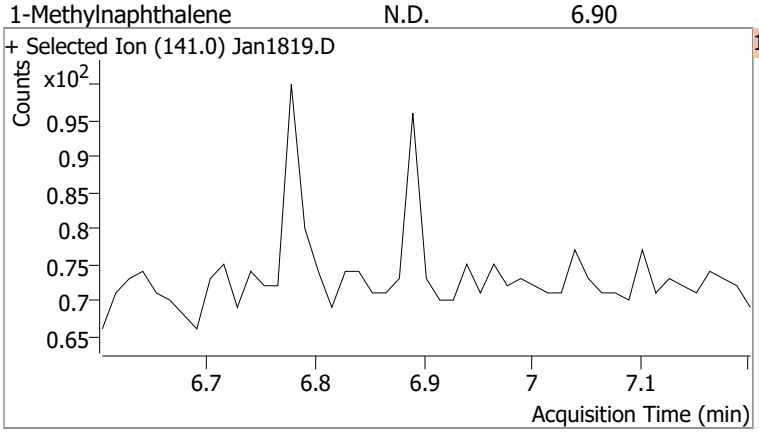

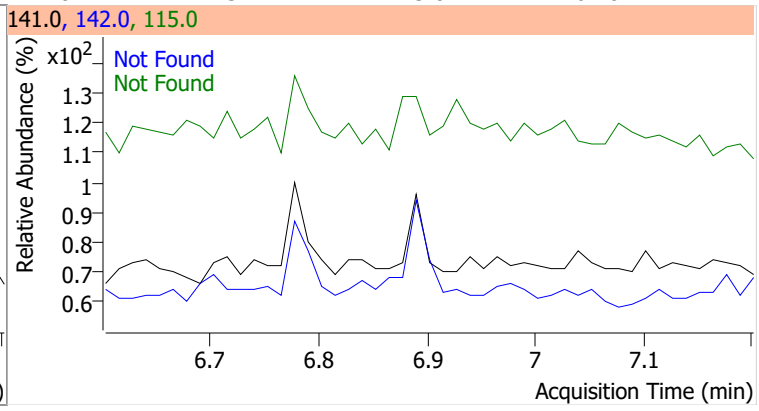

Quantitation Results Report (QT Reviewed)

Compound	Conc.	RT	Dev(Min)	Resp.	QIon	QRatio	Lower	Upper
2-Fluorobiphenyl	65.6382	7.25	-0.01	595398	171.0	36.9	26.6	49.5

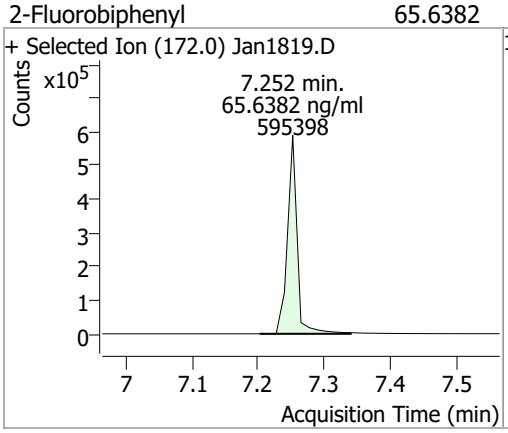

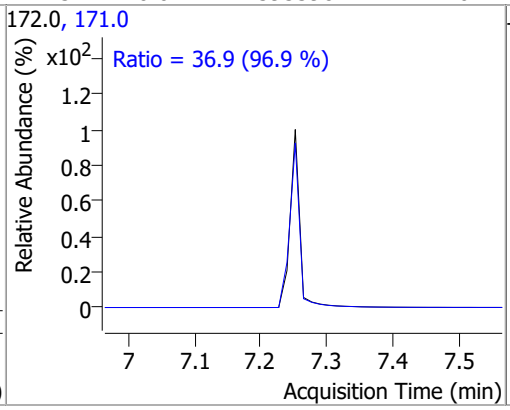

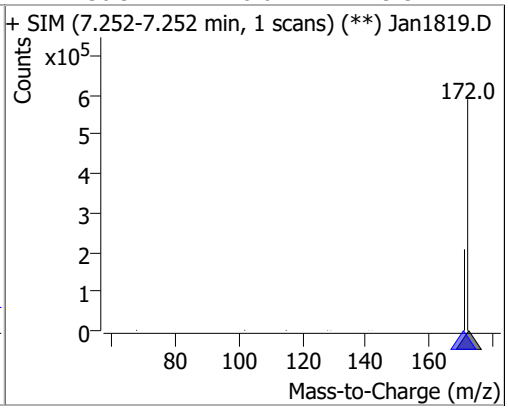

Compound	Conc.	Exp RT	QIon	Exp Ratio
Acenaphthylene	N.D.	7.83	153.0	12.8

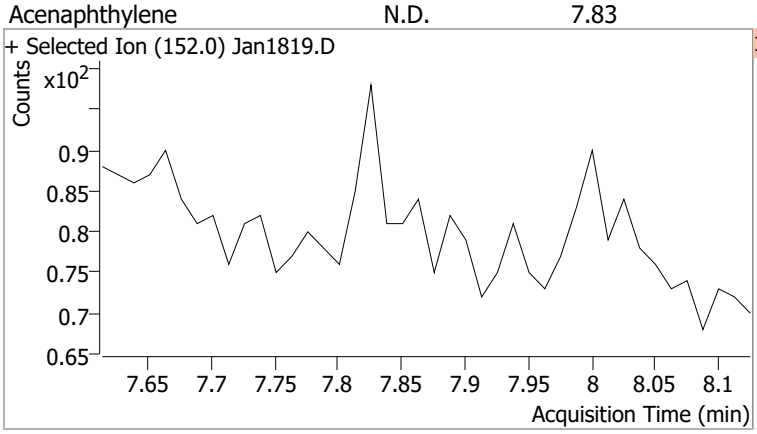

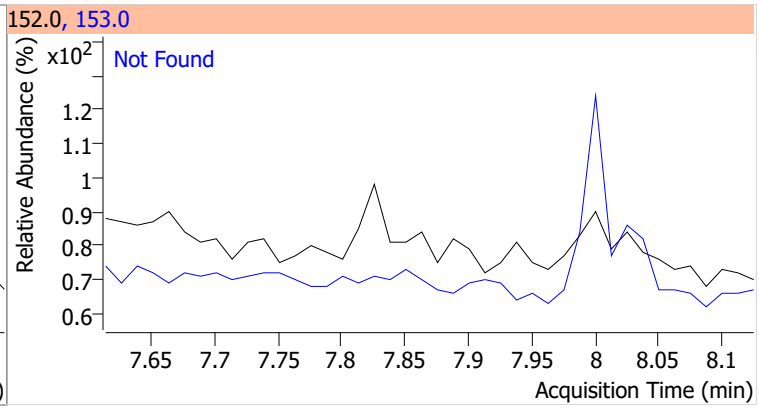

Compound	Conc.	RT	Dev(Min)	Resp.	QIon	QRatio	Lower	Upper
Acenaphthene		0		0	153.0		82.1	152.6
					152.0		41.0	76.1

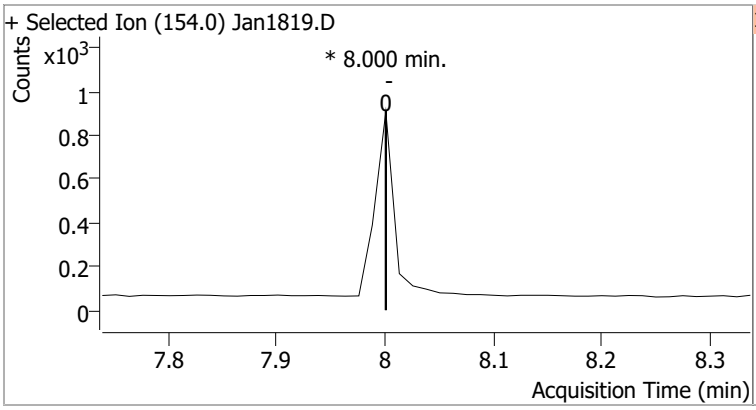

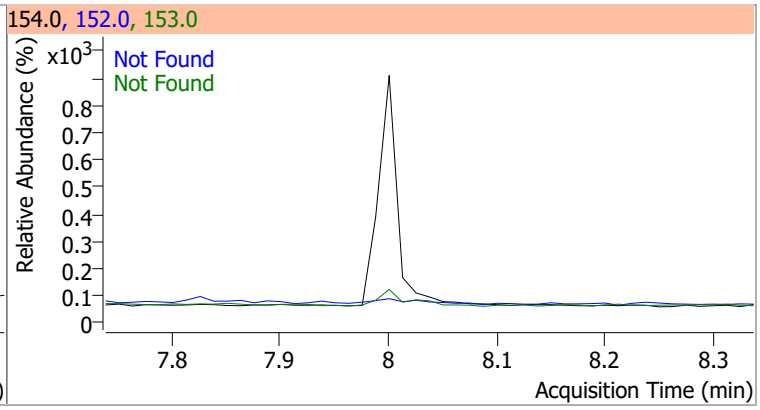

Compound	Conc.	RT	Dev(Min)	Resp.	QIon	QRatio	Lower	Upper
Fluorene		0		0	165.0		69.1	128.3
					167.0		9.7	18.0

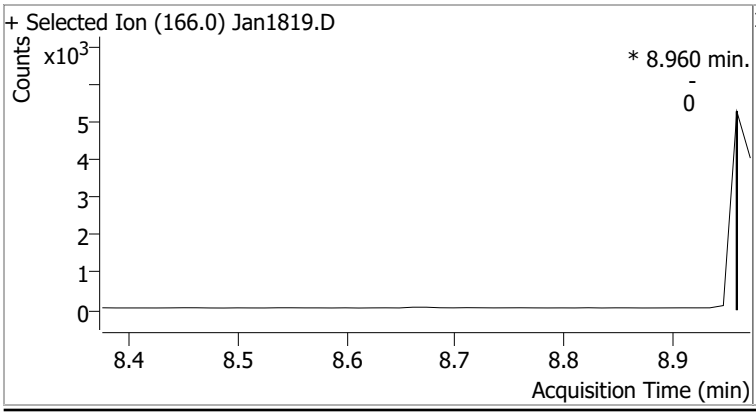

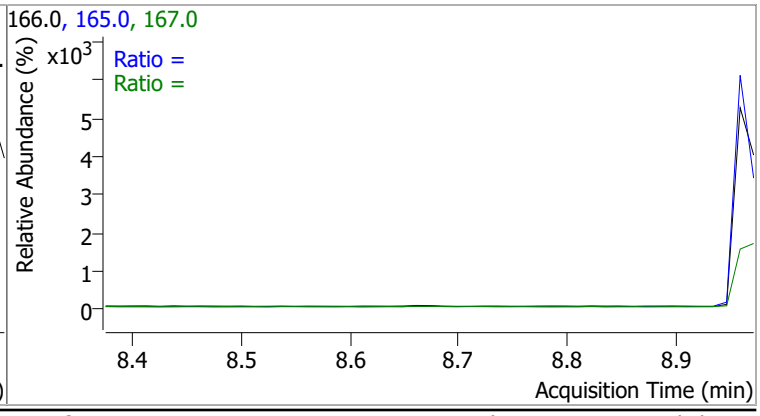

Compound	Conc.	Exp RT	QIon	Exp Ratio
Phenanthrene	N.D.	9.80	176.0	15.5

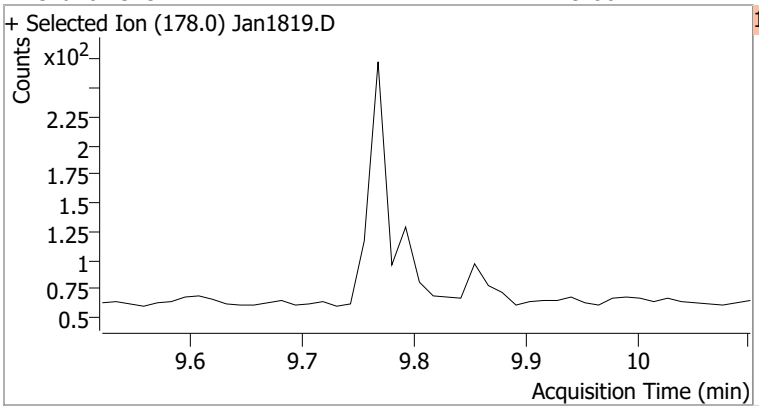

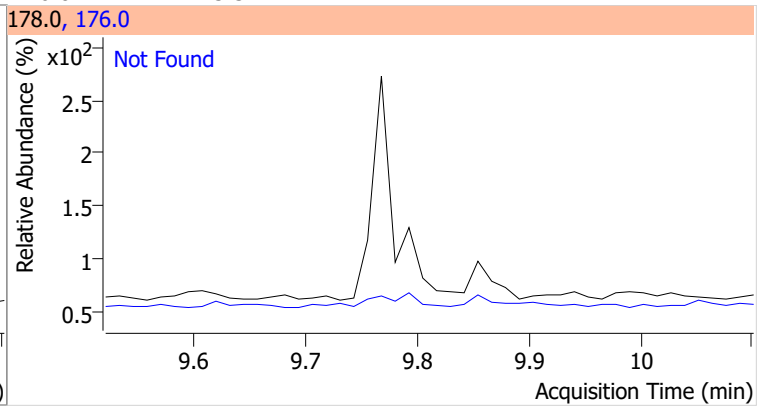

Compound	Conc.	Exp RT	QIon	Exp Ratio
Anthracene	N.D.	9.87	176.0	18.1

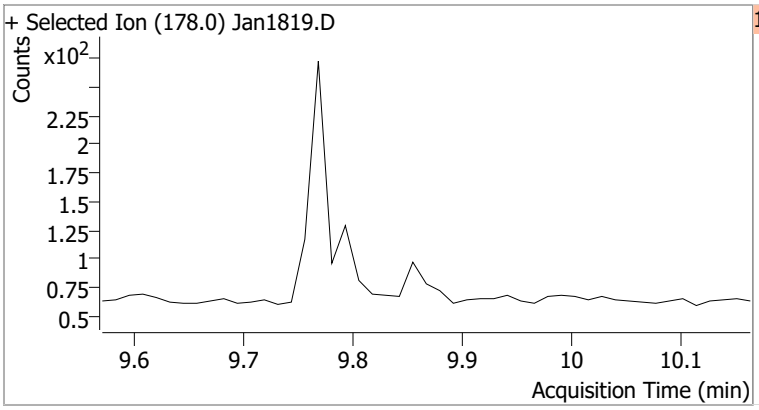

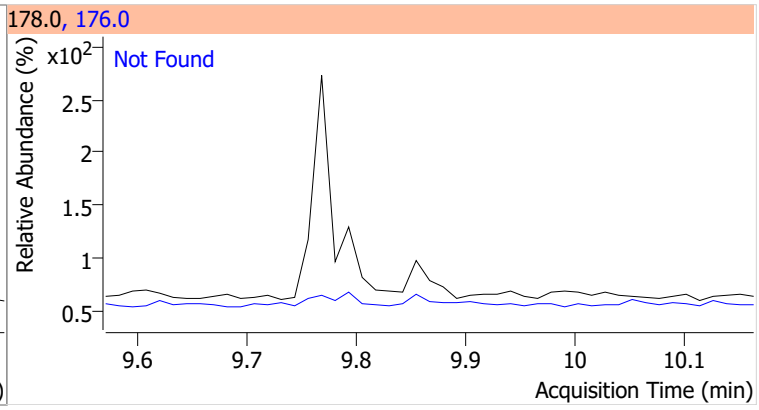

Compound	Conc.	RT	Dev(Min)	Resp.	QIon	QRatio	Lower	Upper
o-Terphenyl	0.0526	10.30	0.00	317	229.0	70.1	49.2	91.3
					215.0	42.5	32.7	60.7

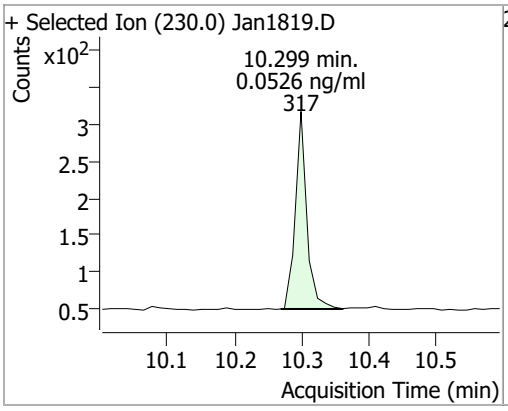

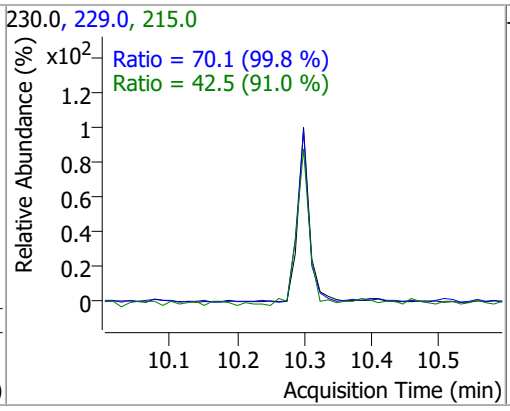

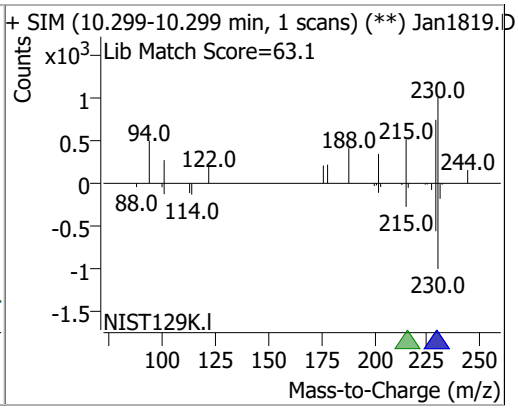

Compound	Conc.	Exp RT	QIon	Exp Ratio
Fluoranthene	N.D.	11.41	101.0	13.8

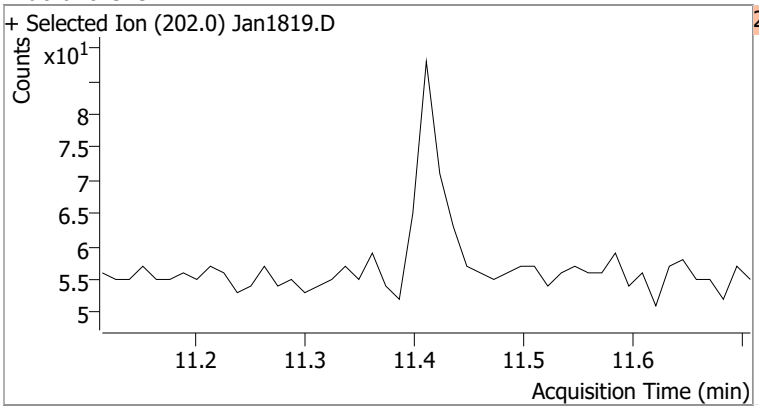

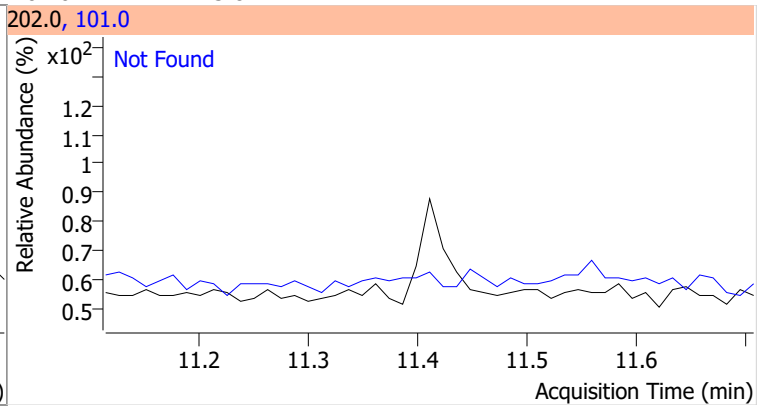

Compound	Conc.	Exp RT	QIon	Exp Ratio
Pyrene	N.D.	11.79	101.0	15.3

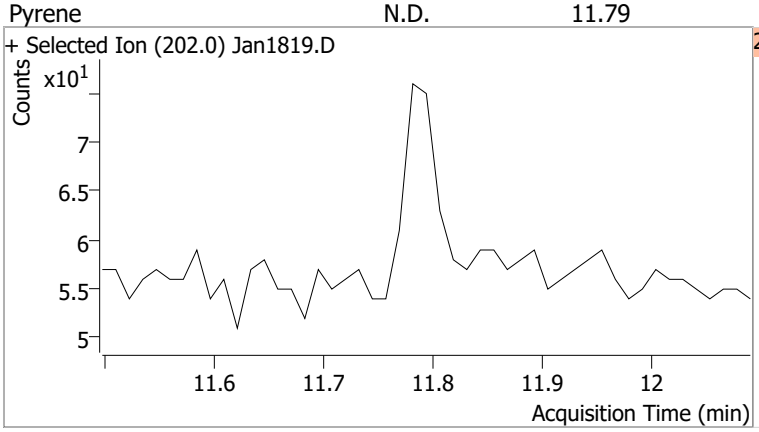

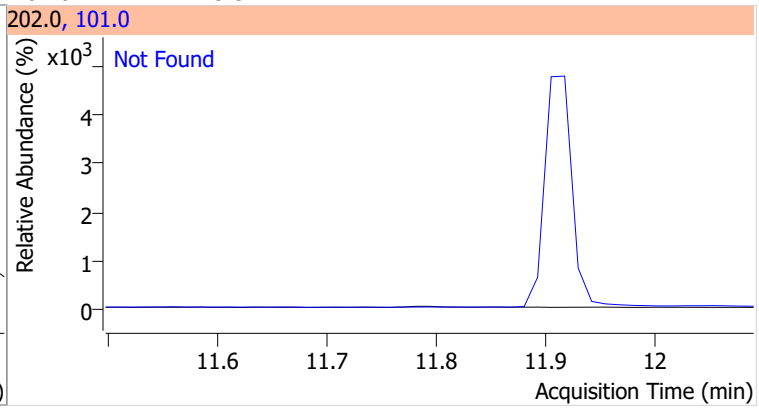

Compound	Conc.	RT	Dev(Min)	Resp.	QIon	QRatio	Lower	Upper
Terphenyl-d14	74.6364	12.25	-0.01	510554	122.0	19.8	13.4	25.0

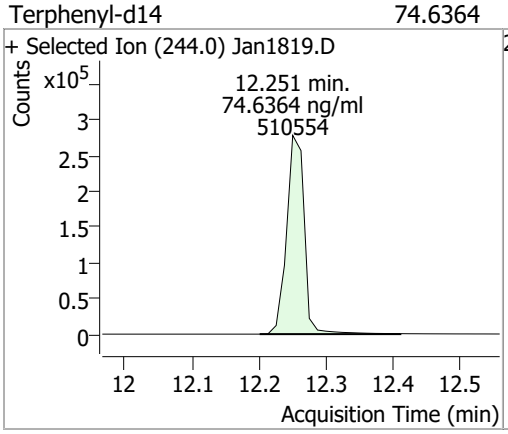

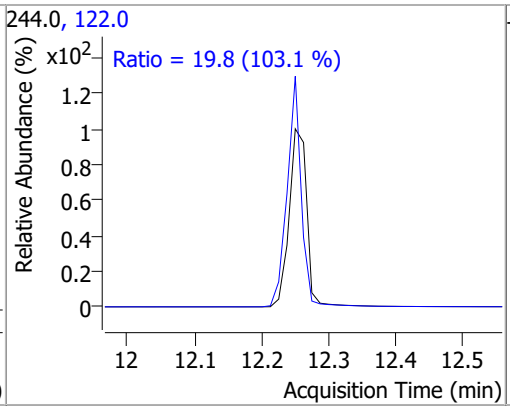

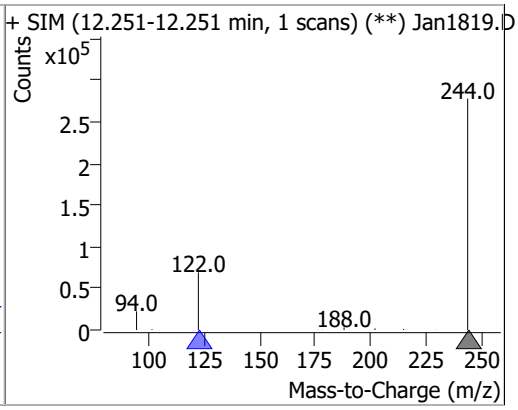

Compound	Conc.	RT	Dev(Min)	Resp.	QIon	QRatio	Lower	Upper
Benzo(a)Anthracene		0		0	226.0		18.9	35.1
					229.0		16.1	29.9

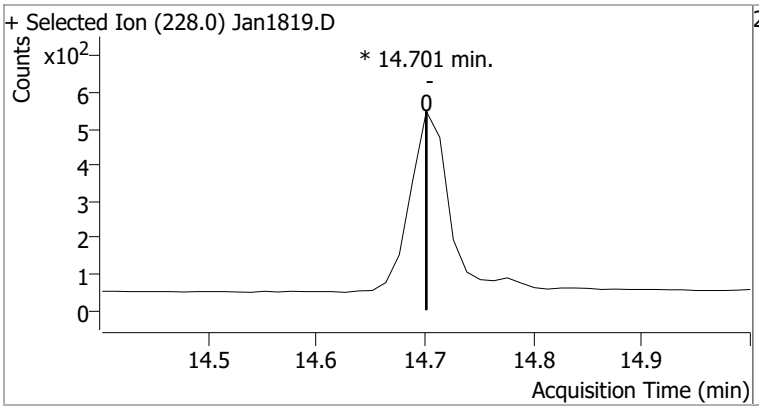

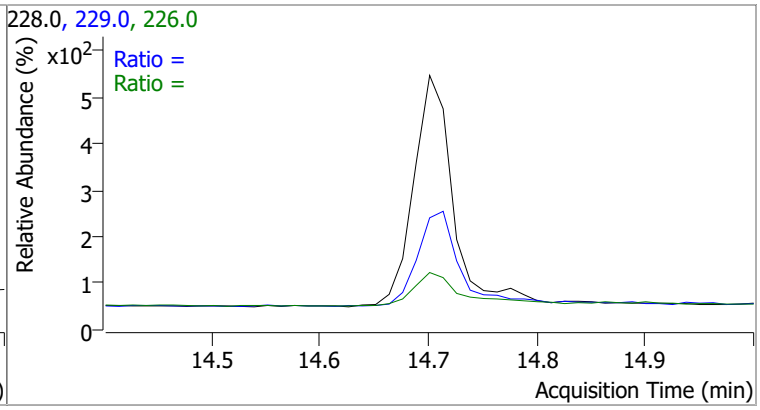

Compound	Conc.	RT	Dev(Min)	Resp.	QIon	QRatio	Lower	Upper
Chrysene		0		0	226.0		21.2	39.4
					229.0		15.0	27.8

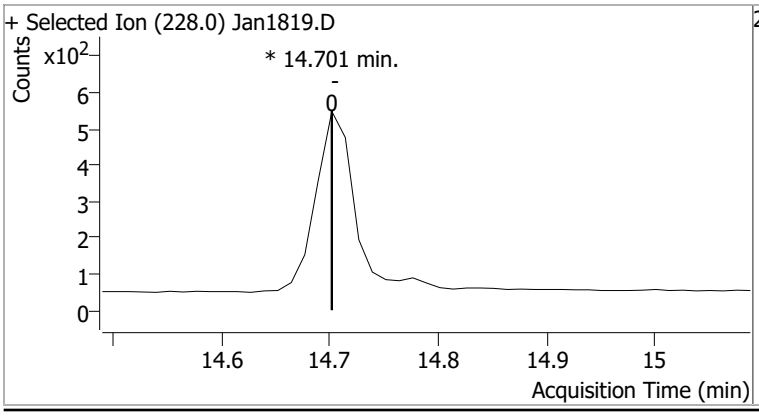

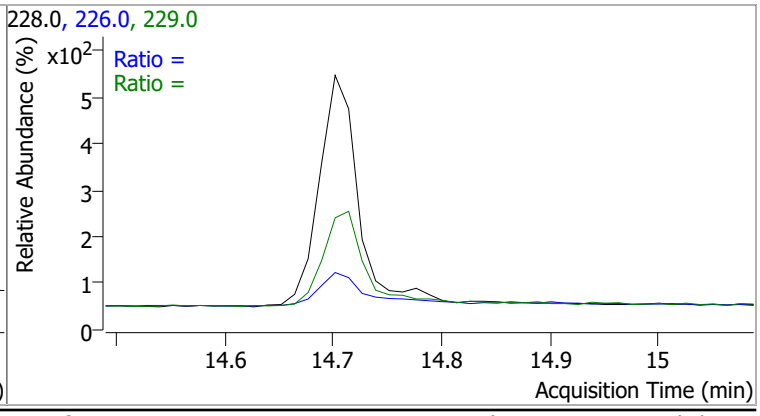

Compound	Conc.	Exp RT	QIon	Exp Ratio
Benzo(b)fluoranthene	N.D.	17.73	253.0	22.6

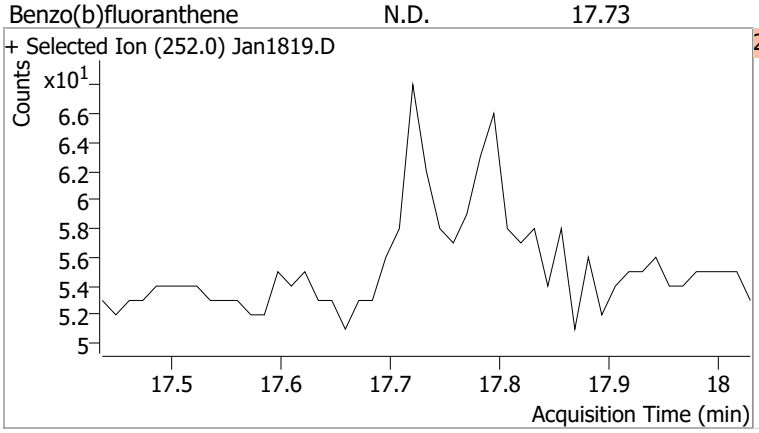

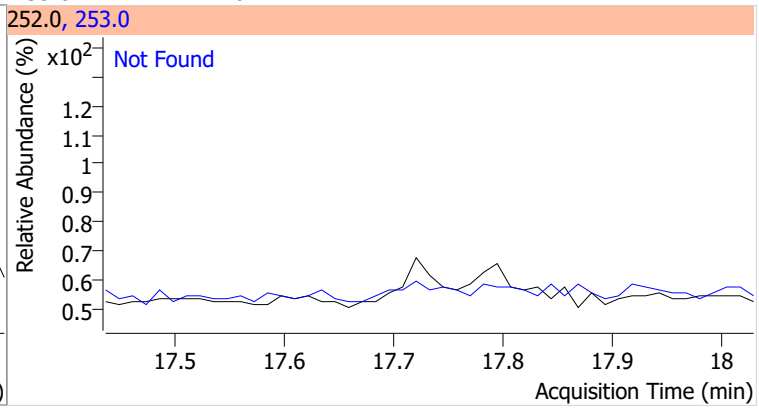

Compound	Conc.	Exp RT	QIon	Exp Ratio
Benzo(k)fluoranthene	N.D.	17.79	253.0	23.0

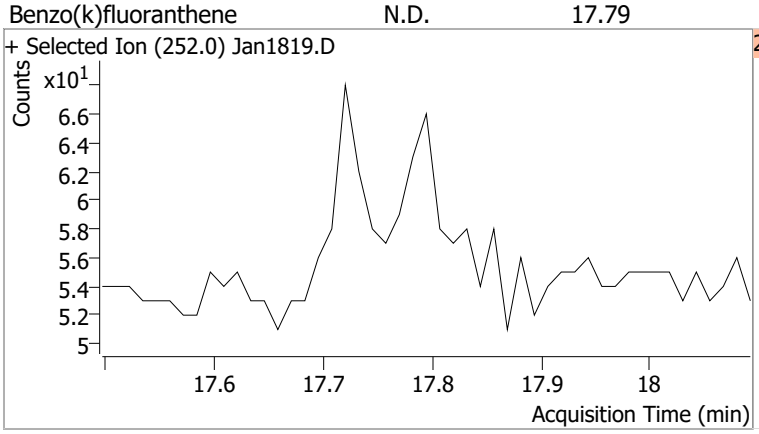

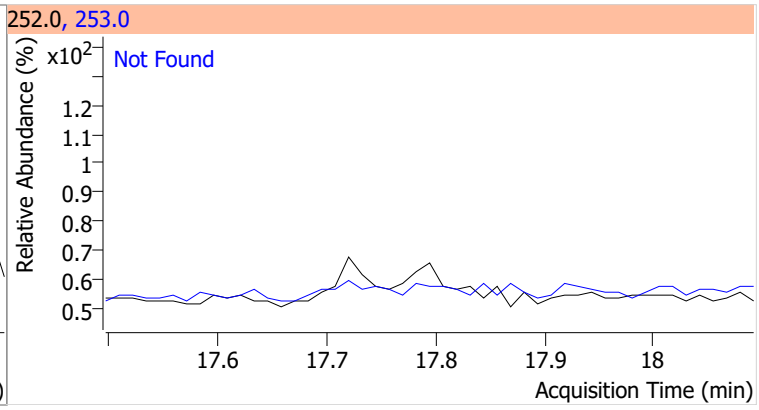

Compound	Conc.	RT	Dev(Min)	Resp.	QIon	QRatio	Lower	Upper
Benzo(a)pyrene		0		0	253.0		16.5	30.6

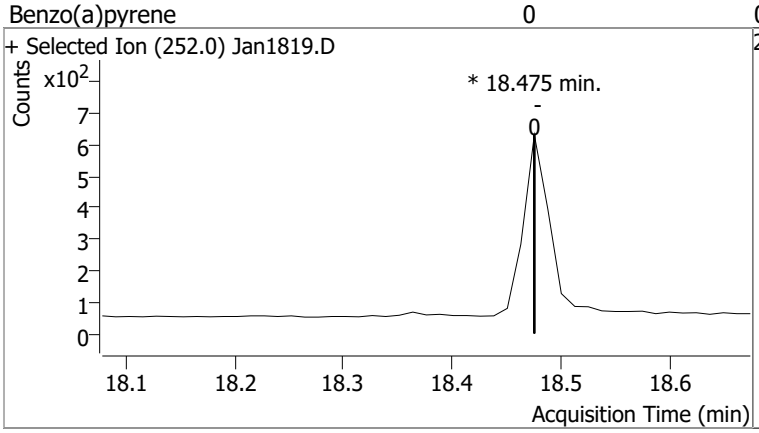

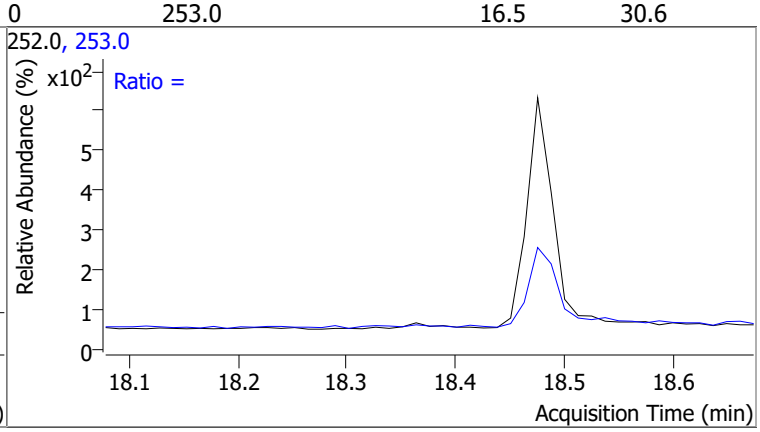

Compound	Conc.	Exp RT	QIon	Exp Ratio
Indeno(1,2,3-cd)pyrene	N.D.	20.23	138.0	28.9

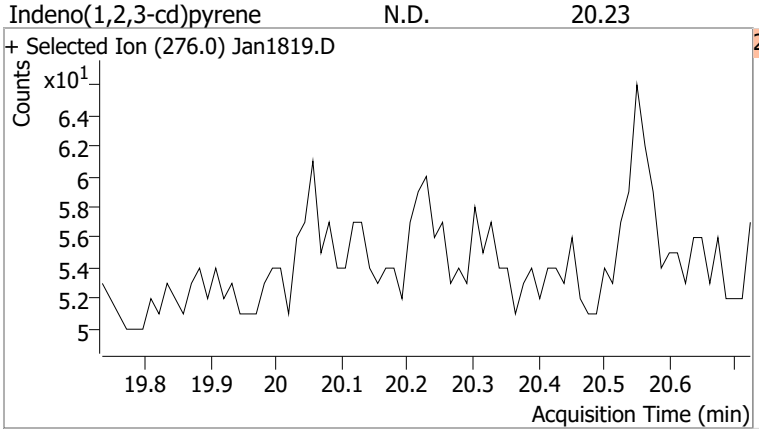

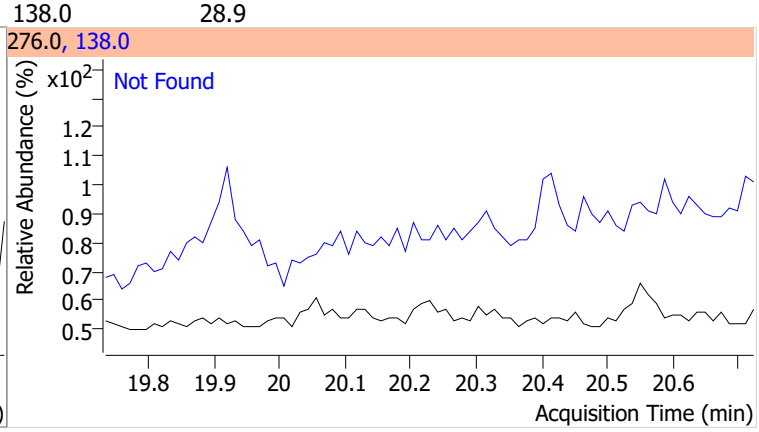

Compound	Conc.	Exp RT	QIon	Exp Ratio	QIon	Exp Ratio
Dibenzo(a,h)anthracene	N.D.	20.30	279.0	25.1	139.0	24.1

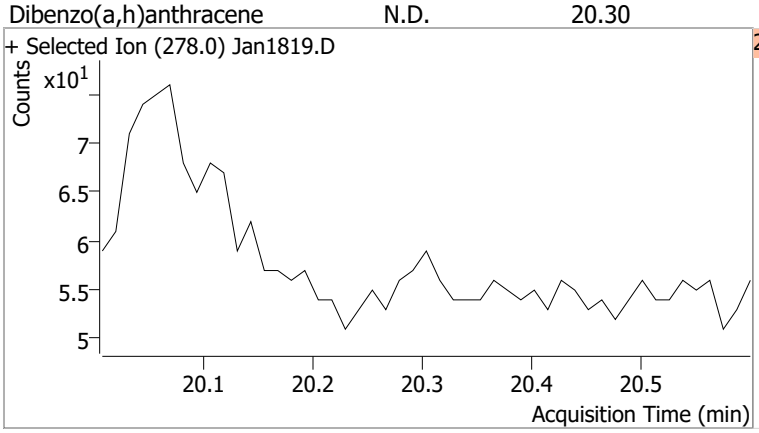

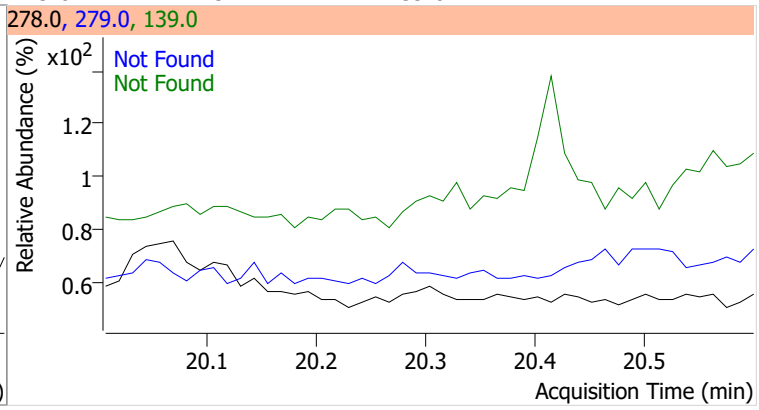

Compound	Conc.	Exp RT	QIon	Exp Ratio	QIon	Exp Ratio
Benzo(g,h,i)perylene	N.D.	20.56	138.0	28.0	277.0	23.3

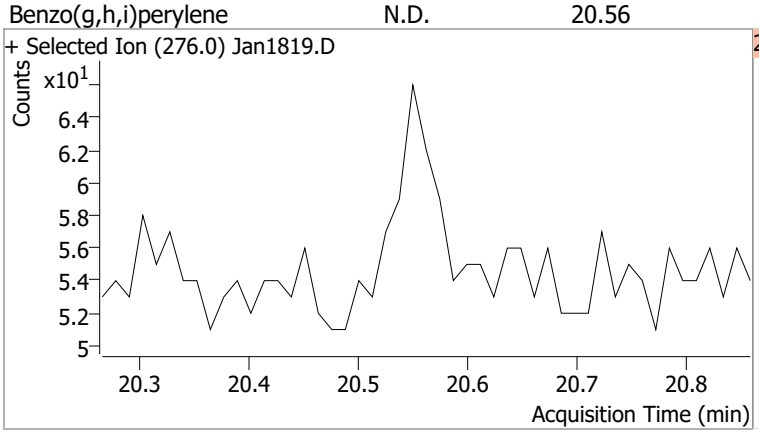

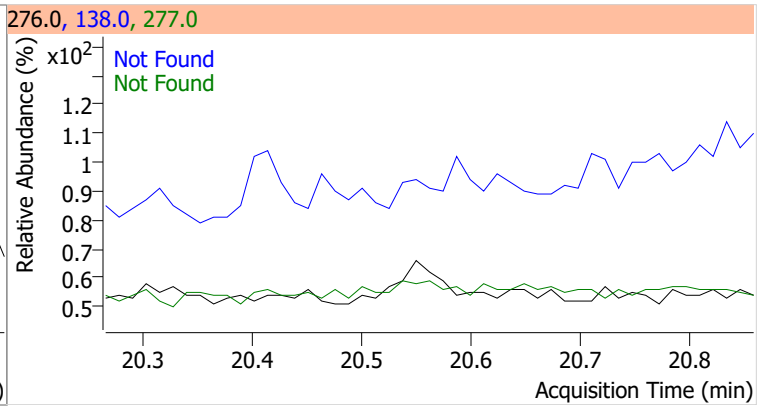

Quantitation Results Report (QT Reviewed)

Agilent | Trusted Answers

Data File	Jan1820.D	Operator	LIMS import
Acq. Method	5975BNASIM	Acq. Date-Time	1/19/2022 1:37:05 AM
Sample Name	B22010641-001C	Instrument	GCMS
Vial	20	Multiplier	1.00
DA Method File	011722 bna SIM 1.batch.bin	Comment	SVOC-8270C-SIM-W-LLPAH
Tune File	dftppjph.u	Tune Date	
Batch Name	011822 bna SIM1.batch.bin	Last Calib Update	2/4/2022 5:01:18 PM
Ref Library			

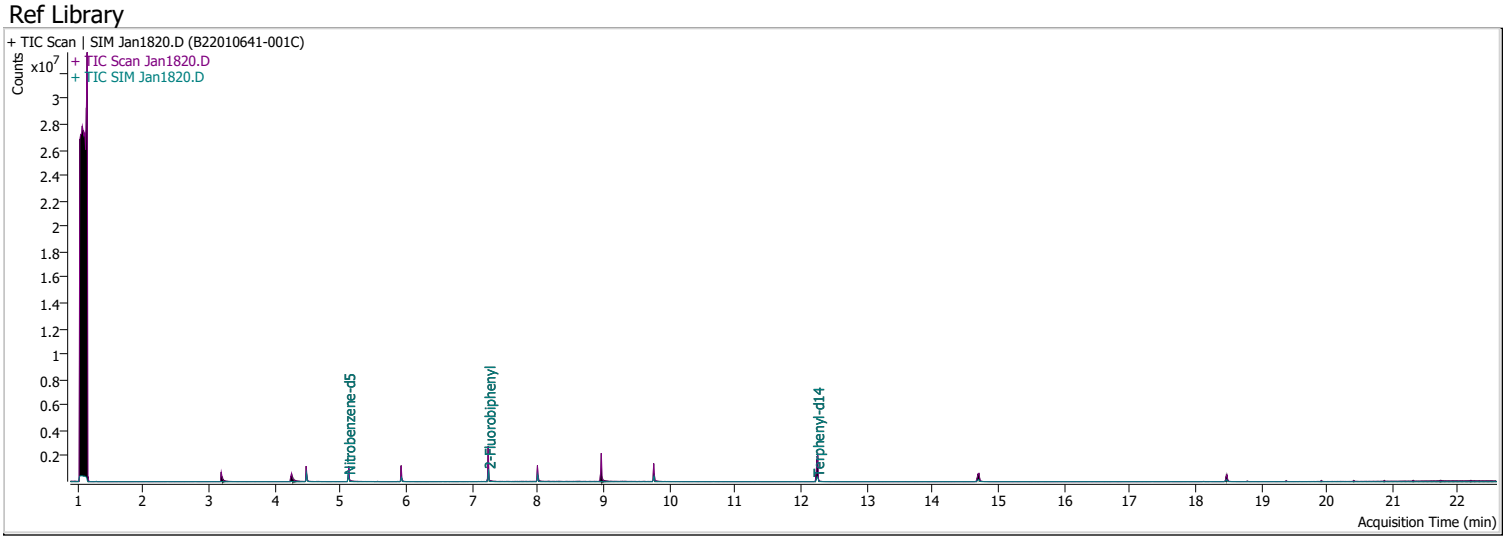

Compound	RT	QIon	Resp.	Conc.	Units		Dev(Min)
Internal Standards							
M 1,4-Dichlorobenzene-d4	4.484	152.0	186457	40.0000	ng/ml		-0.012
M Naphthalene-d8	5.928	136.0	328639	40.0000	ng/ml		-0.012
M Acenaphthene-d10	8.001	164.0	187254	40.0000	ng/ml		0.000
M Phenanthrene-d10	9.768	188.0	375309	40.0000	ng/ml		-0.012
M Chrysene-d12	14.702	240.0	257032	40.0000	ng/ml		-0.025
M Perylene-d12	18.475	264.0	172482	40.0000	ng/ml		-0.025
System Monitoring Compounds							
S Nitrobenzene-d5	5.118	82.0	374720	37.1523	ng/ml		-0.025
Spiked Amount: 5.000	Range: 19.0 - 102.0%			Recovery = 743.05%		*	
S 2-Fluorobiphenyl	7.252	172.0	664650	73.8444	ng/ml		-0.012
Spiked Amount: 5.000	Range: 25.0 - 94.0%			Recovery = 1476.89%		*	
S o-Terphenyl	0.000		0	N.D.			
Spiked Amount: 5.000	Range: 40.0 - 140.0%			Recovery = NA%			
S Terphenyl-d14	12.251	244.0	530104	76.1952	ng/ml		-0.012
Spiked Amount: 5.000	Range: 39.0 - 106.0%			Recovery = 1523.90%		*	
Target Compounds							**QValue**
T Naphthalene	0.000		0	N.D.			
T 2-Methylnaphthalene	0.000		0	N.D.			
T 1-Methylnaphthalene	0.000		0	N.D.			
T Acenaphthylene	0.000		0	N.D.			
T Acenaphthene	8.001	154.0	0		ng/ml	md	1
T Fluorene	8.973	166.0	0		ng/ml	md	1
T Phenanthrene	0.000		0	N.D.			
T Anthracene	0.000		0	N.D.			
T Fluoranthene	0.000		0	N.D.			
T Pyrene	0.000		0	N.D.			
T Benzo(a)Anthracene	14.702	228.0	0		ng/ml	md	1
T Chrysene	14.702	228.0	0		ng/ml	md	1
T Benzo(b)fluoranthene	0.000		0	N.D.			

Compound	RT	QIon	Resp.	Conc.	Units		Dev(Min)
T Benzo(k)fluoranthene	0.000		0	N.D.			
T Benzo(a)pyrene	18.475	252.0	0		ng/ml	md	1
T Indeno(1,2,3-cd)pyrene	0.000		0	N.D.			
T Dibenzo(a,h)anthracene	0.000		0	N.D.			
T Benzo(g,h,i)perylene	0.000		0	N.D.			

(#) = Qualifier Out of Range; (m) = Manual Integration; (+) = Area Summed; (*) = Surrogate Percent Recovery Out of Range; (d): Zeroed Peak

Compound	Conc.	RT	Dev(Min)	Resp.	QIon	QRatio	Lower	Upper
Nitrobenzene-d5	37.1523	5.12	-0.02	374720	54.0	36.5	25.9	48.1
					128.0	33.3	25.6	47.6

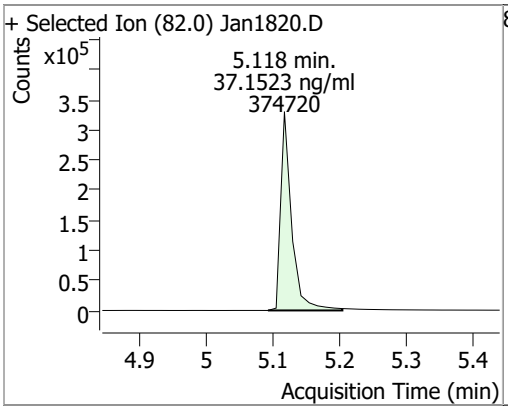

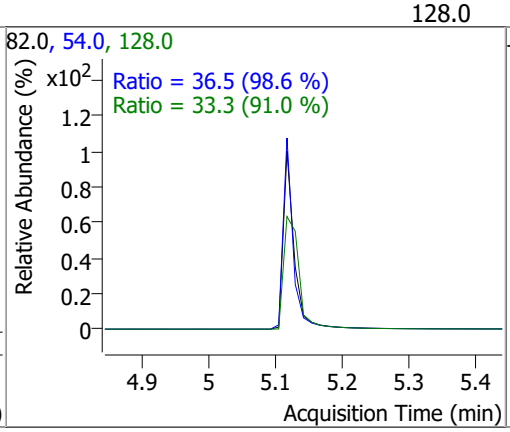

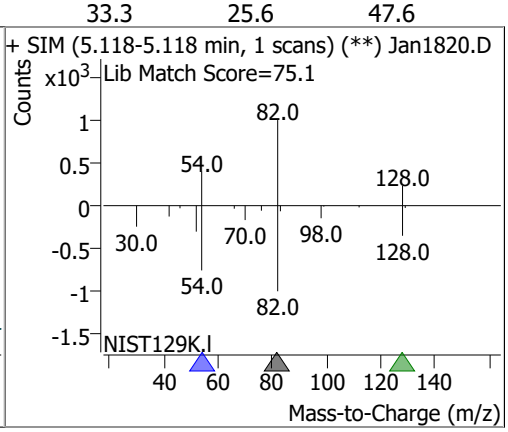

Compound	Conc.	Exp RT	QIon	Exp Ratio	QIon	Exp Ratio
Naphthalene	N.D.	5.95	102.0	19.9	129.0	11.0

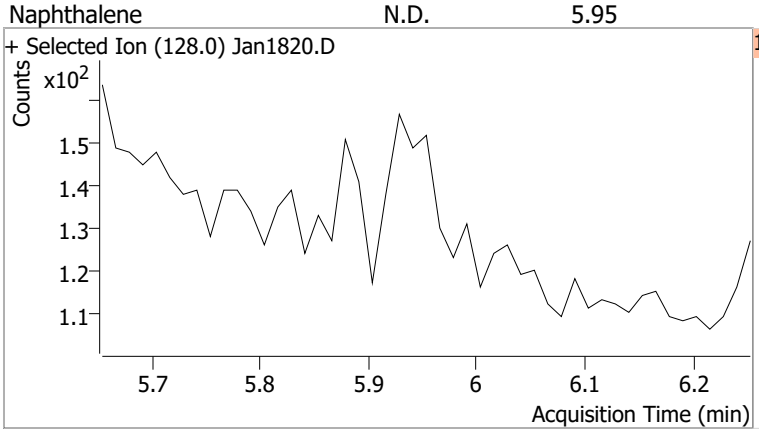

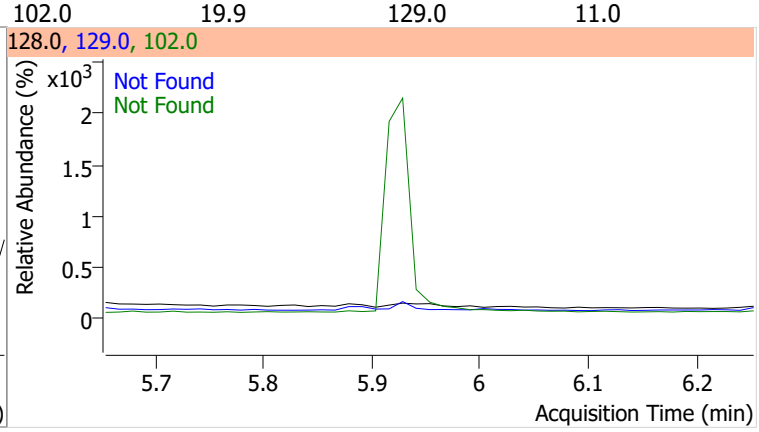

Compound	Conc.	Exp RT	QIon	Exp Ratio	QIon	Exp Ratio
2-Methylnaphthalene	N.D.	6.79	142.0	140.8	115.0	59.7

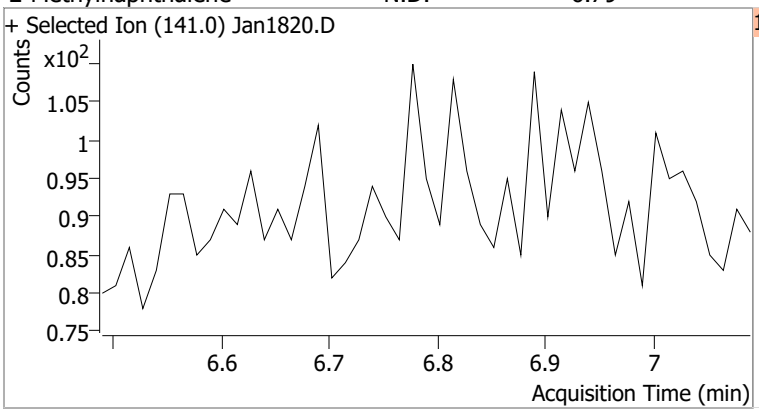

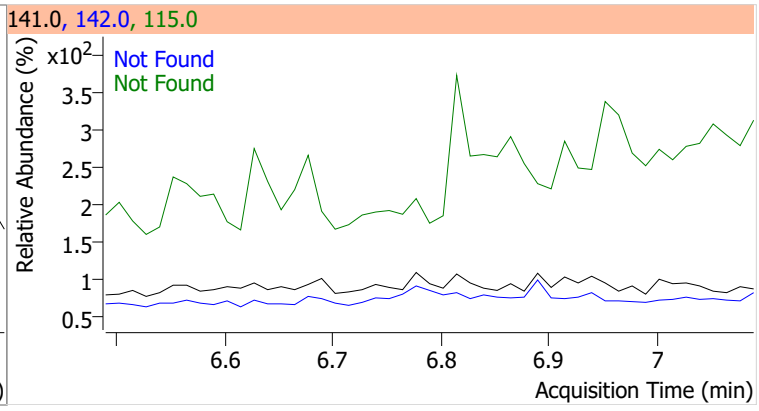

Compound	Conc.	Exp RT	QIon	Exp Ratio	QIon	Exp Ratio
1-Methylnaphthalene	N.D.	6.90	142.0	113.1	115.0	67.8

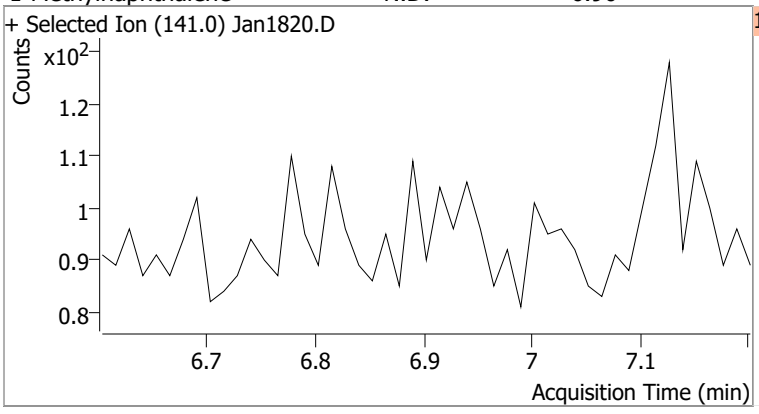

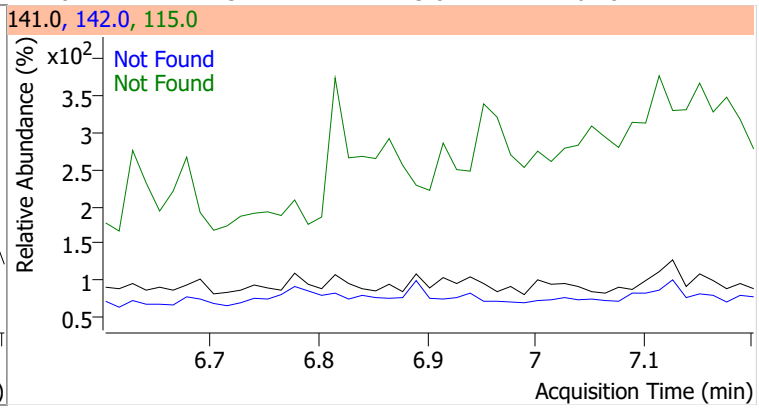

Compound	Conc.	RT	Dev(Min)	Resp.	QIon	QRatio	Lower	Upper
2-Fluorobiphenyl	73.8444	7.25	-0.01	664650	171.0	37.9	26.6	49.5

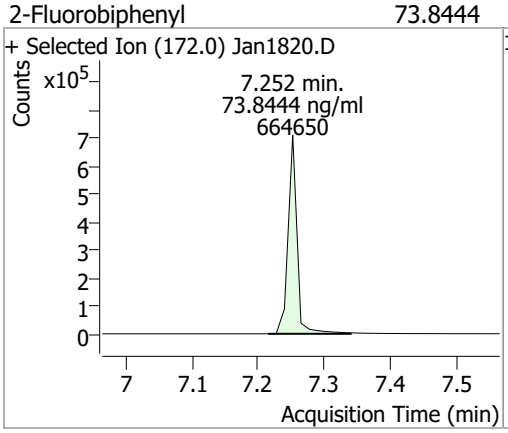

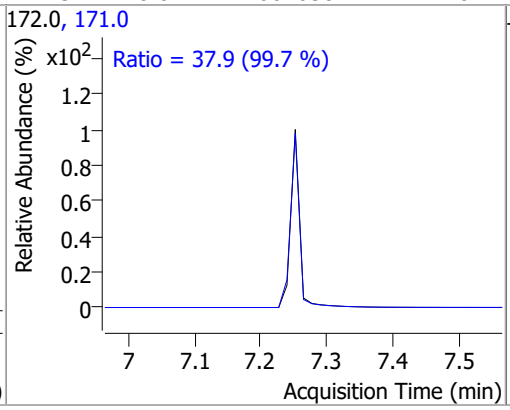

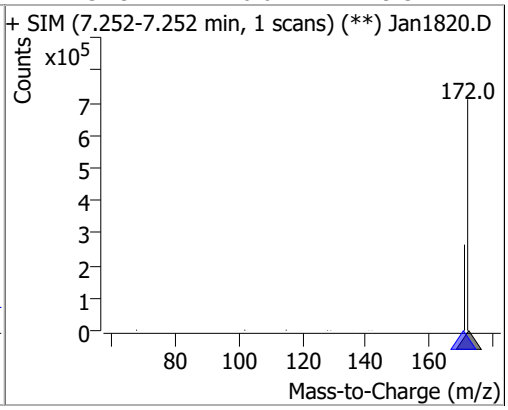

Compound	Conc.	Exp RT	QIon	Exp Ratio
Acenaphthylene	N.D.	7.83	153.0	12.8

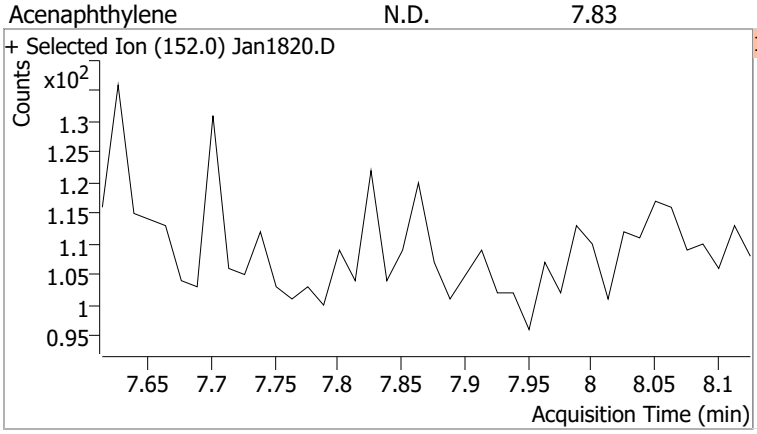

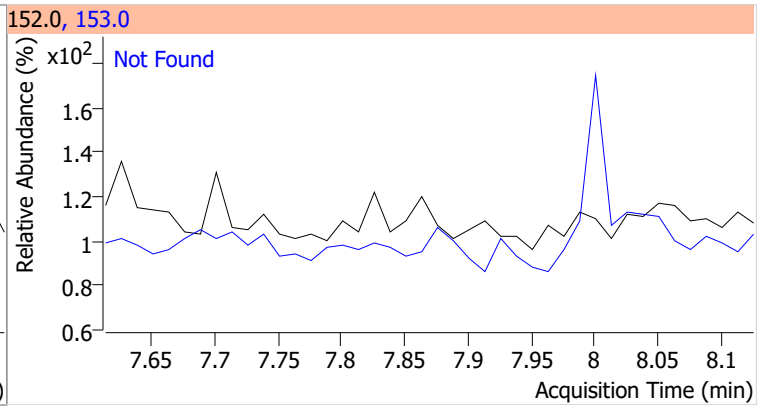

Compound	Conc.	RT	Dev(Min)	Resp.	QIon	QRatio	Lower	Upper
Acenaphthene		0		0	153.0		82.1	152.6
					152.0		41.0	76.1

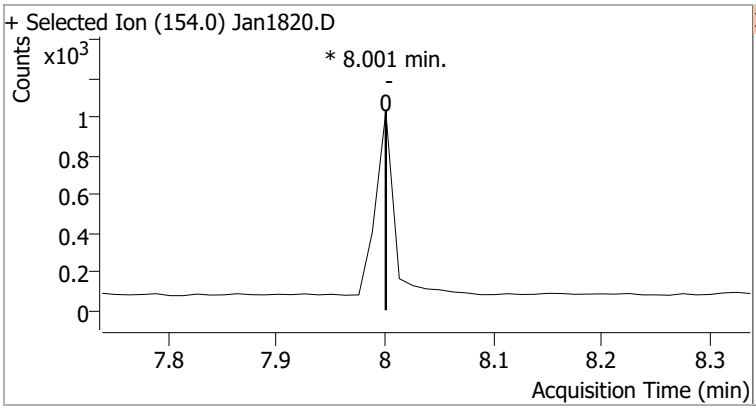

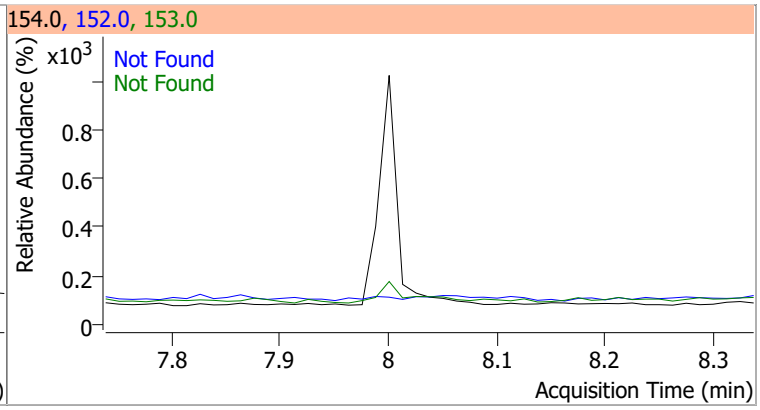

Compound	Conc.	RT	Dev(Min)	Resp.	QIon	QRatio	Lower	Upper
Fluorene		0		0	165.0		69.1	128.3
					167.0		9.7	18.0

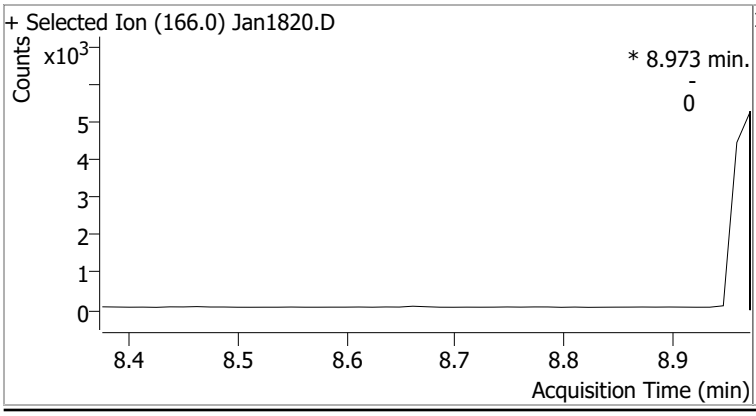

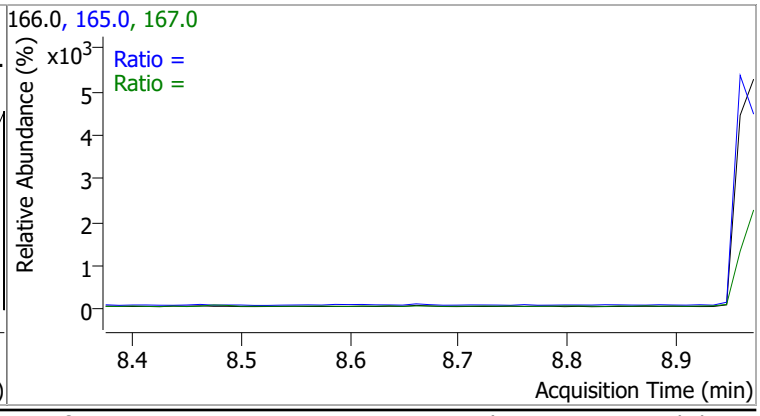

Compound	Conc.	Exp RT	QIon	Exp Ratio
Phenanthrene	N.D.	9.80	176.0	15.5

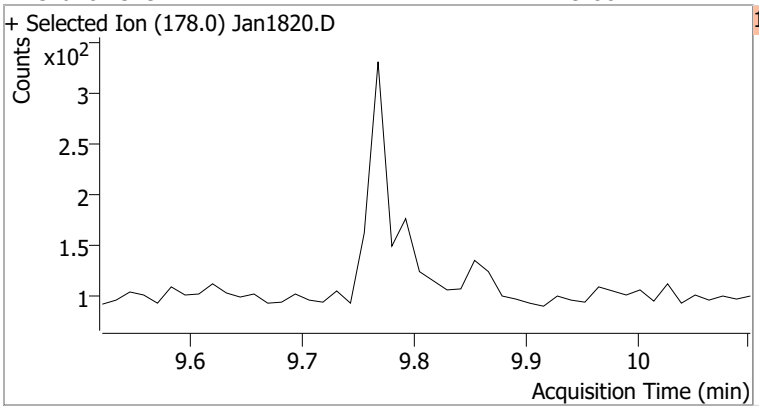

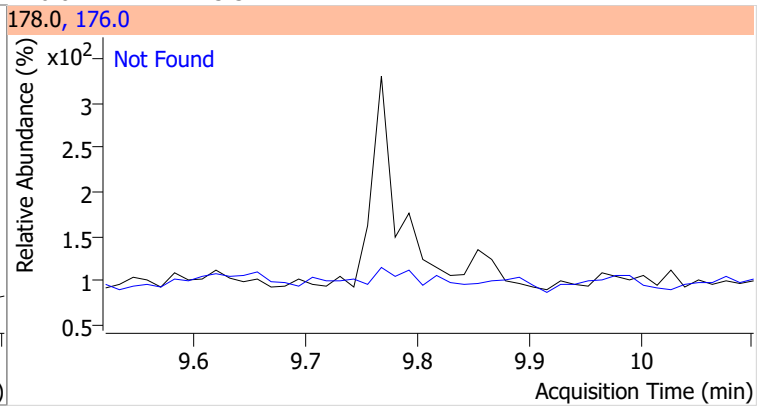

Compound	Conc.	Exp RT	QIon	Exp Ratio
Anthracene	N.D.	9.87	176.0	18.1

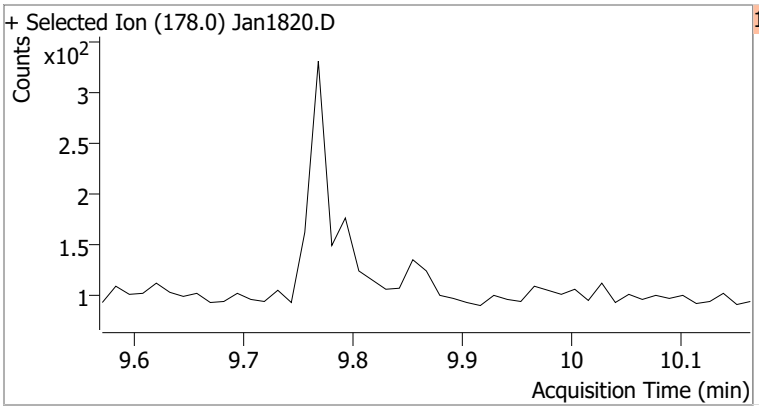

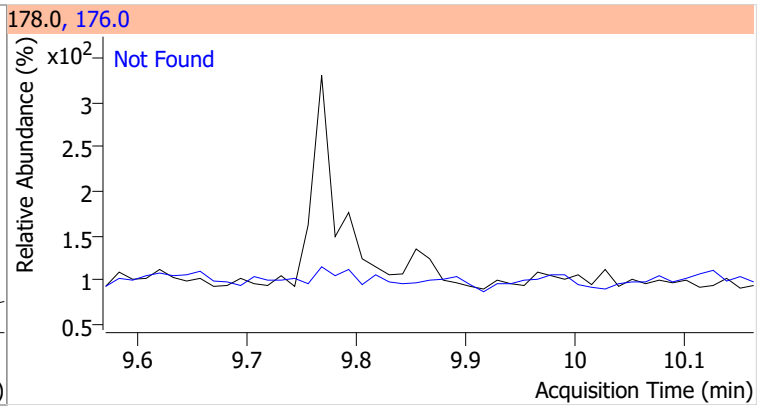

Compound	Conc.	Exp RT	QIon	Exp Ratio	QIon	Exp Ratio
o-Terphenyl	N.D.	10.30	229.0	70.2	215.0	46.7

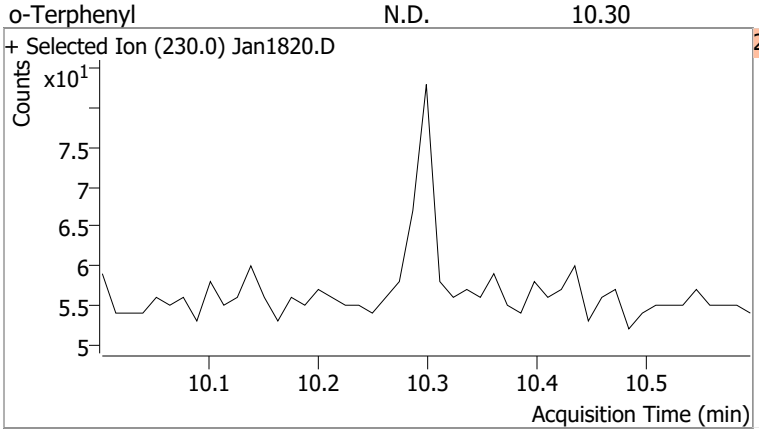

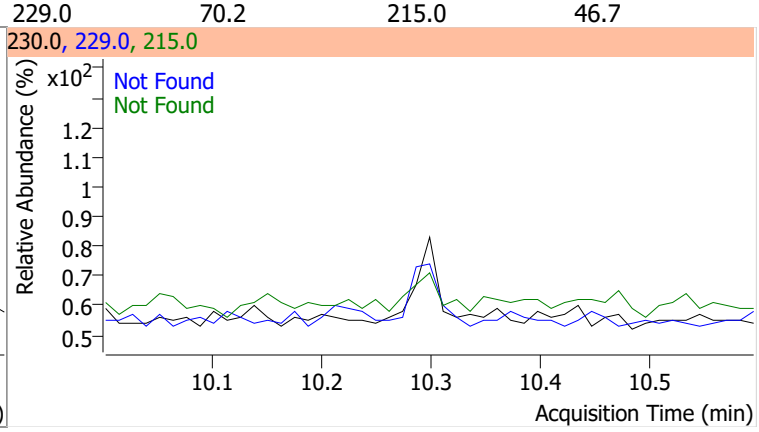

Compound	Conc.	Exp RT	QIon	Exp Ratio
Fluoranthene	N.D.	11.41	101.0	13.8

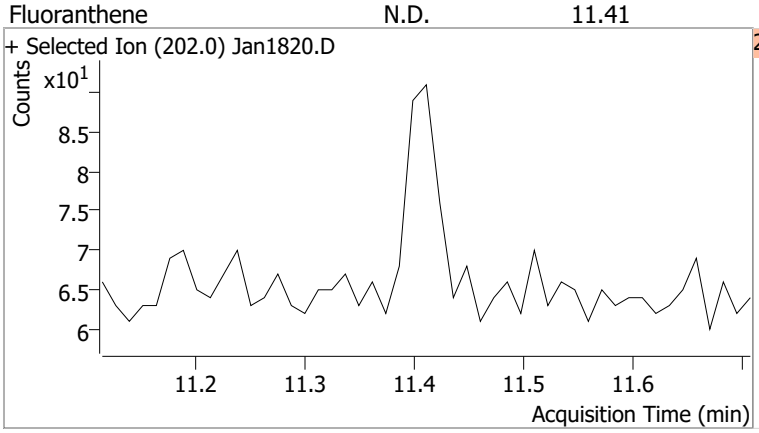

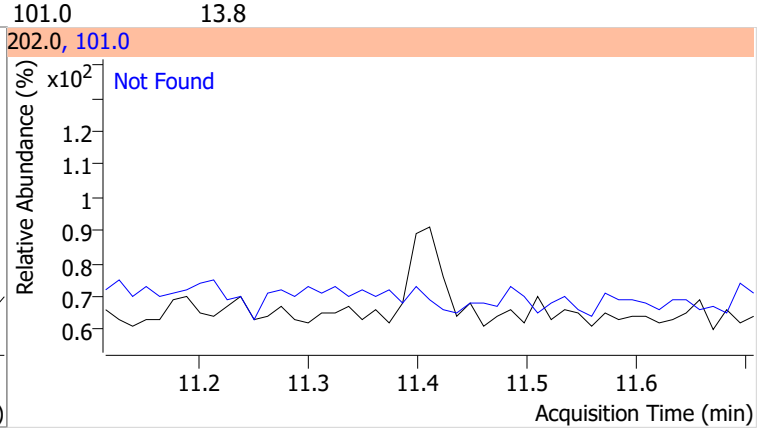

Compound	Conc.	Exp RT	QIon	Exp Ratio
Pyrene	N.D.	11.79	101.0	15.3

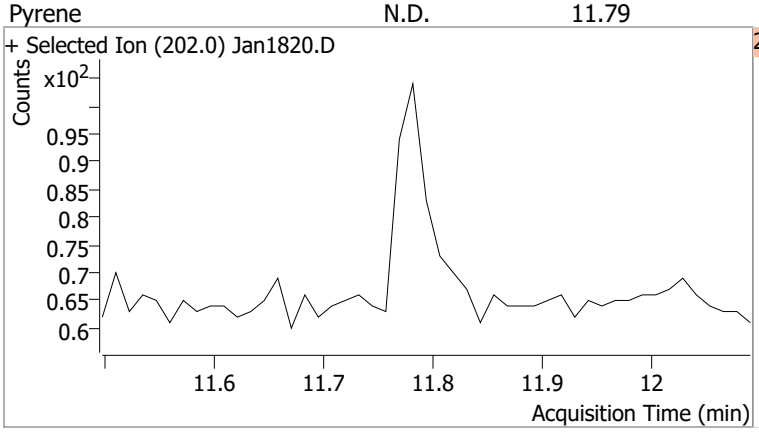

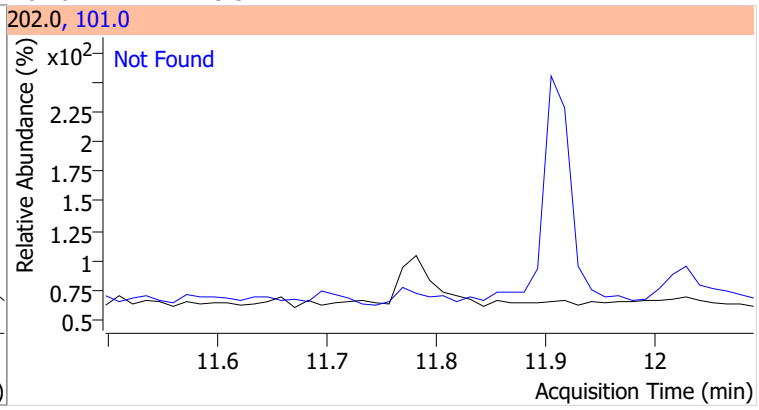

Compound	Conc.	RT	Dev(Min)	Resp.	QIon	QRatio	Lower	Upper
Terphenyl-d14	76.1952	12.25	-0.01	530104	122.0	19.2	13.4	25.0

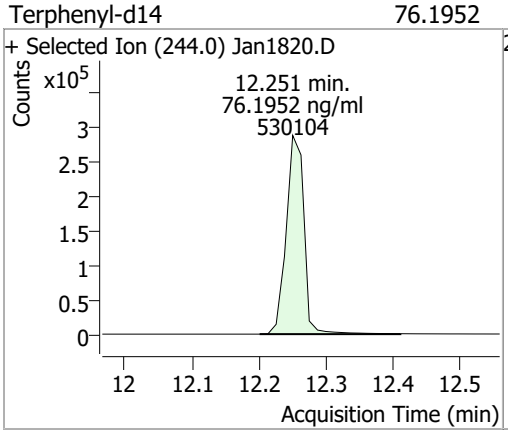

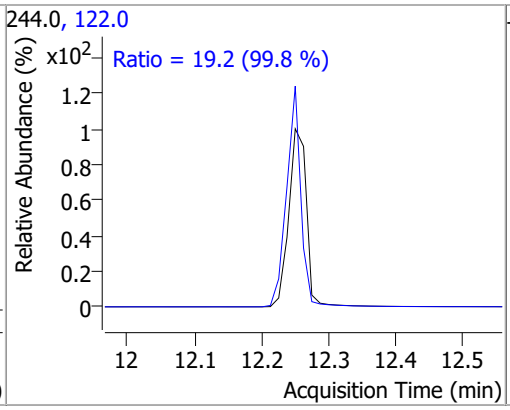

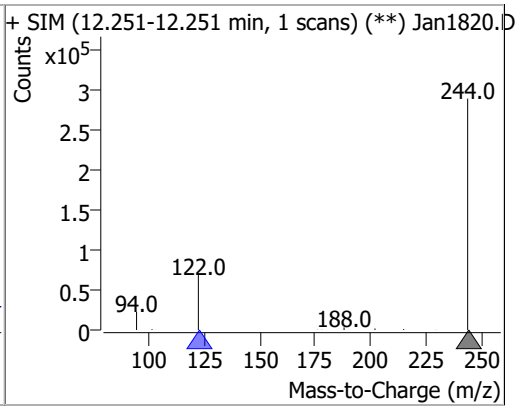

Compound	Conc.	RT	Dev(Min)	Resp.	QIon	QRatio	Lower	Upper
Benzo(a)Anthracene		0		0	226.0		18.9	35.1
					229.0		16.1	29.9

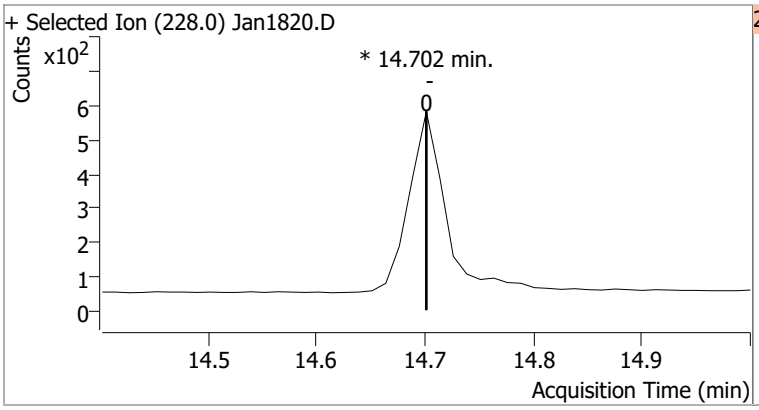

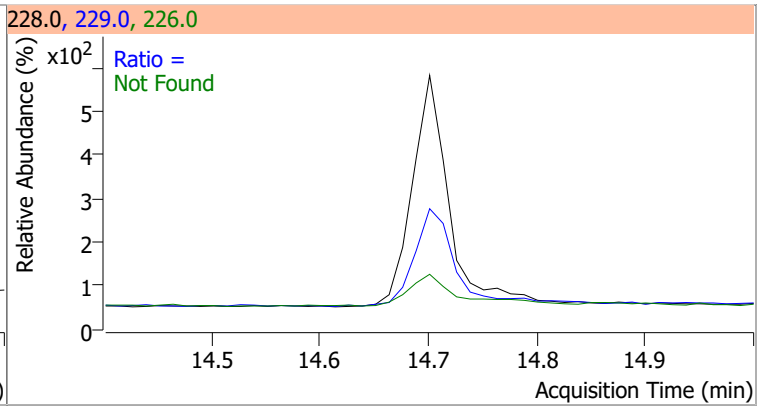

Compound	Conc.	RT	Dev(Min)	Resp.	QIon	QRatio	Lower	Upper
Chrysene		0		0	226.0		21.2	39.4
					229.0		15.0	27.8

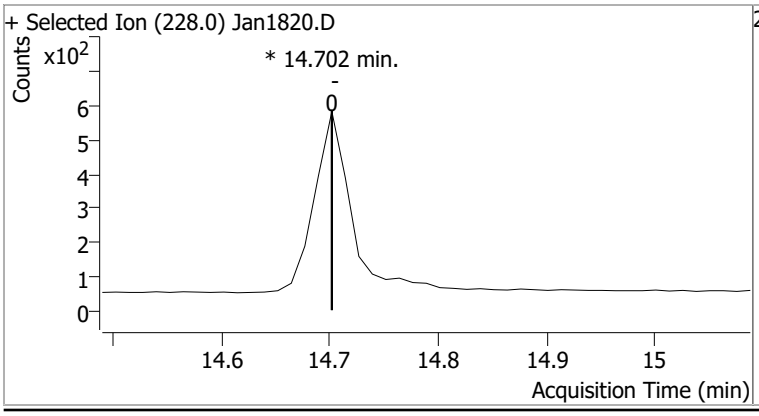

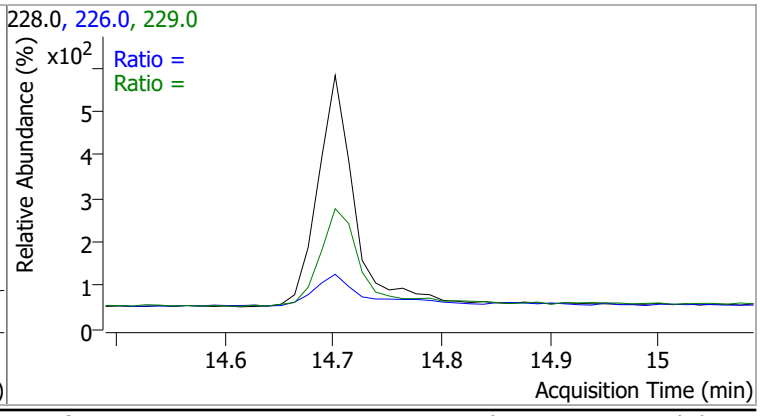

Compound	Conc.	Exp RT	QIon	Exp Ratio
Benzo(b)fluoranthene	N.D.	17.73	253.0	22.6

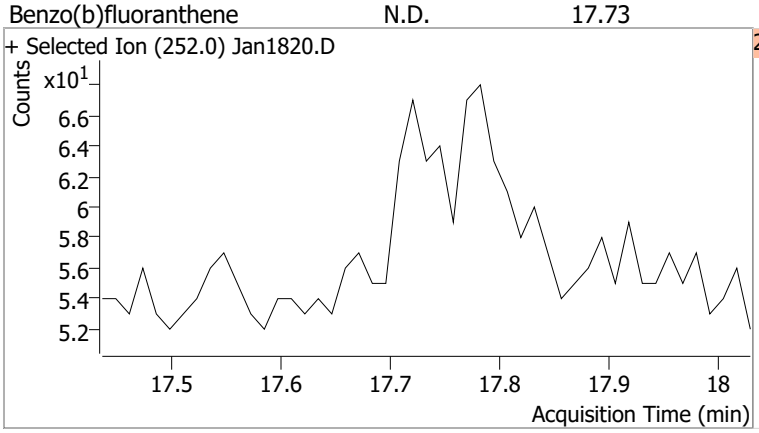

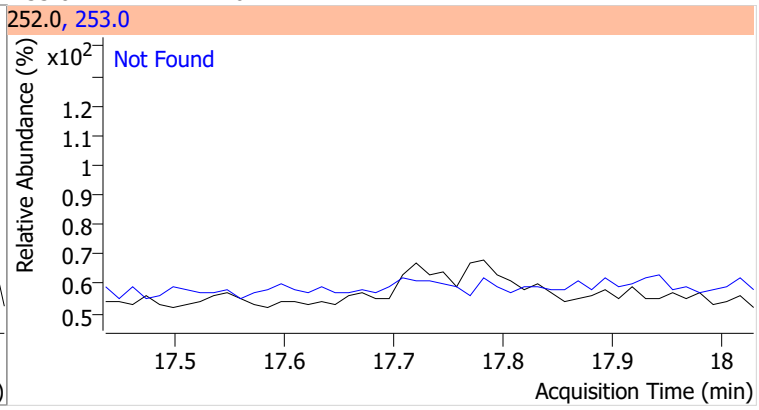

Compound	Conc.	Exp RT	QIon	Exp Ratio
Benzo(k)fluoranthene	N.D.	17.79	253.0	23.0

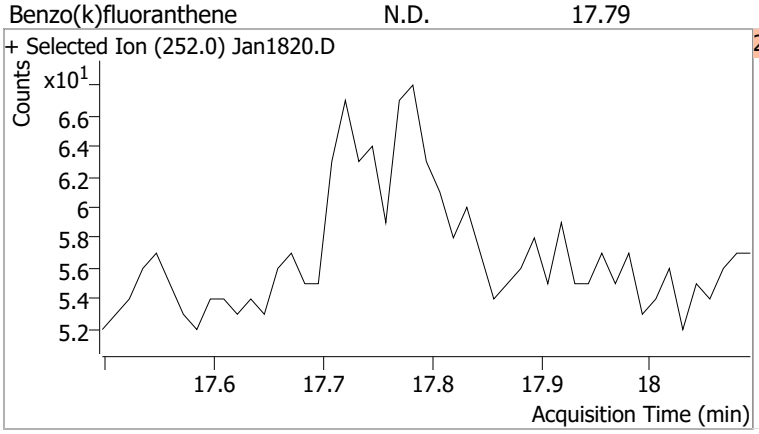

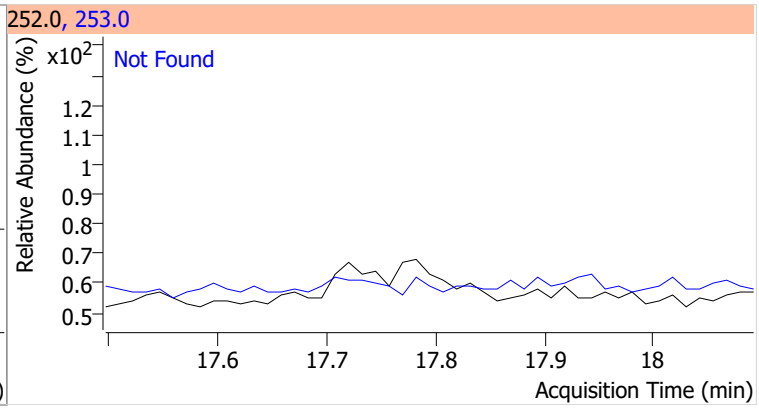

Compound	Conc.	RT	Dev(Min)	Resp.	QIon	QRatio	Lower	Upper
Benzo(a)pyrene		0		0	253.0		16.5	30.6

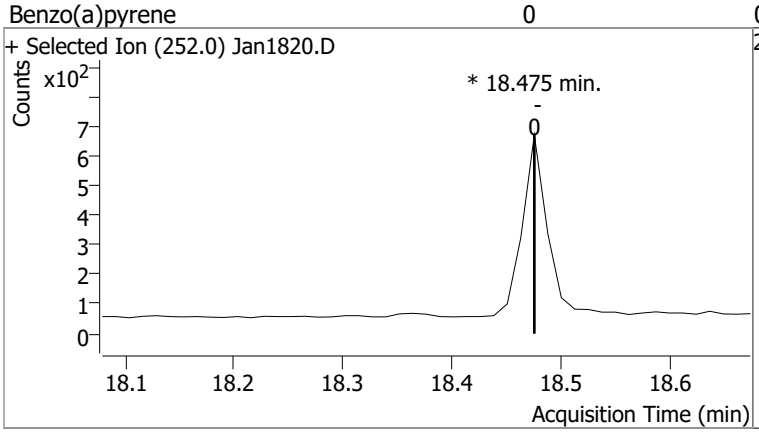

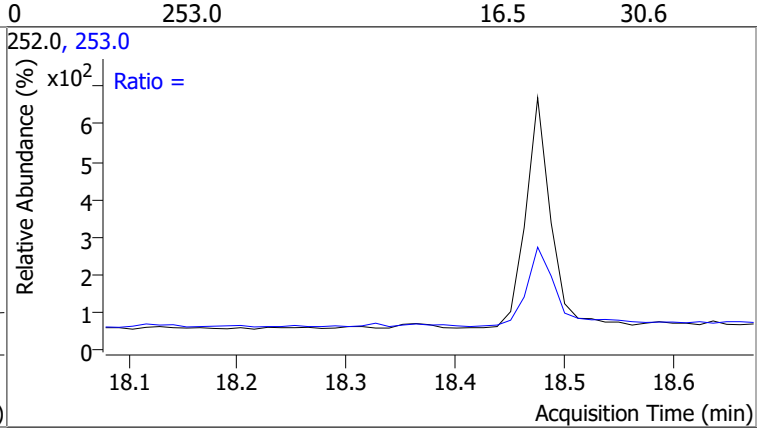

Compound	Conc.	Exp RT	QIon	Exp Ratio
Indeno(1,2,3-cd)pyrene	N.D.	20.23	138.0	28.9

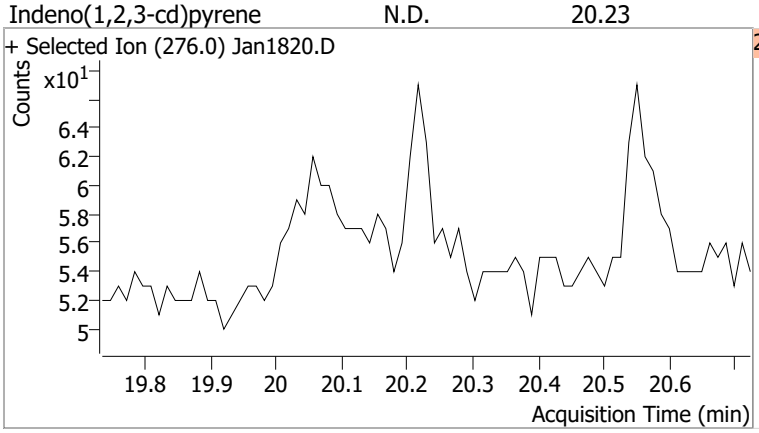

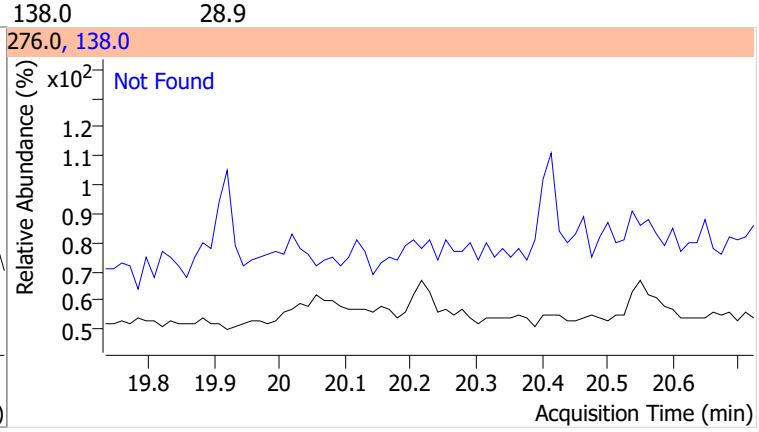

Compound	Conc.	Exp RT	QIon	Exp Ratio	QIon	Exp Ratio
Dibenzo(a,h)anthracene	N.D.	20.30	279.0	25.1	139.0	24.1

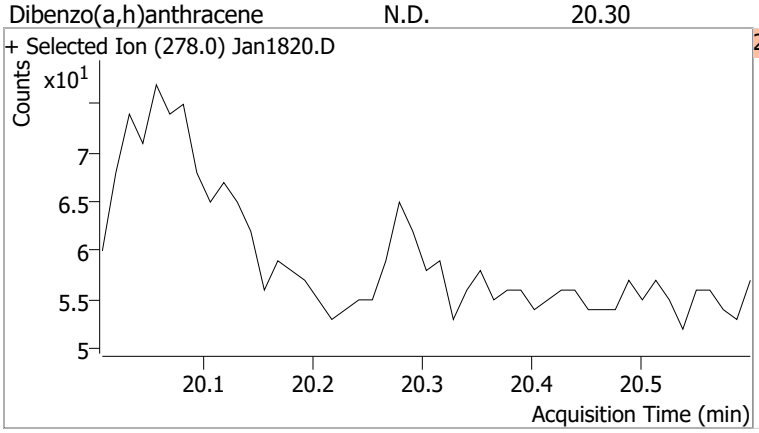

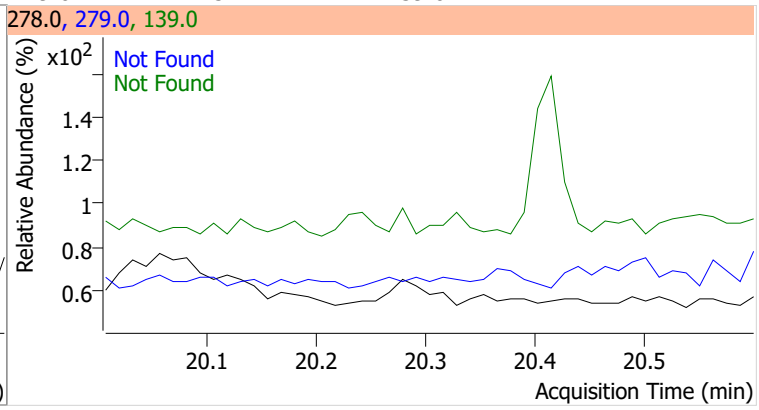

Compound	Conc.	Exp RT	QIon	Exp Ratio	QIon	Exp Ratio
Benzo(g,h,i)perylene	N.D.	20.56	138.0	28.0	277.0	23.3

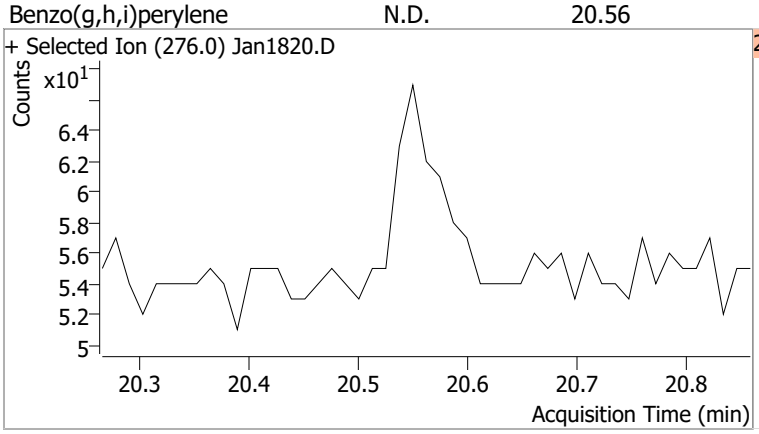

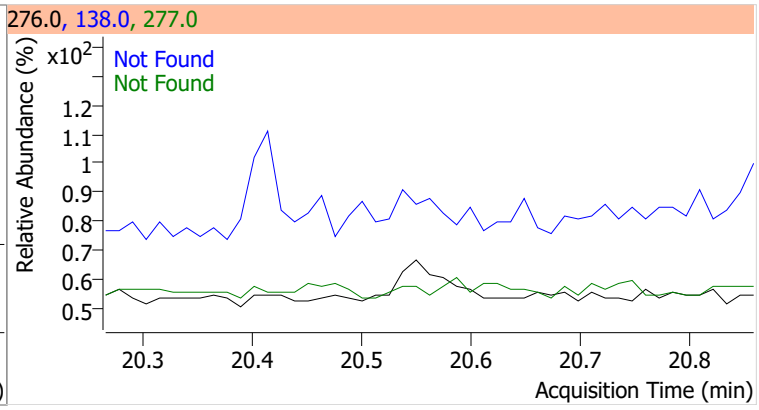

Quantitation Results Report (QT Reviewed)

Agilent | Trusted Answers

Data File	Jan1821.D	Operator	LIMS import
Acq. Method	5975BNASIM	Acq. Date-Time	1/19/2022 2:09:15 AM
Sample Name	B22010643-001C	Instrument	GCMS
Vial	21	Multiplier	1.00
DA Method File	011722 bna SIM 1.batch.bin	Comment	SVOC-8270C-SIM-W-LLPAH
Tune File	dftppjph.u	Tune Date	
Batch Name	011822 bna SIM1.batch.bin	Last Calib Update	2/4/2022 5:01:18 PM
Ref Library			

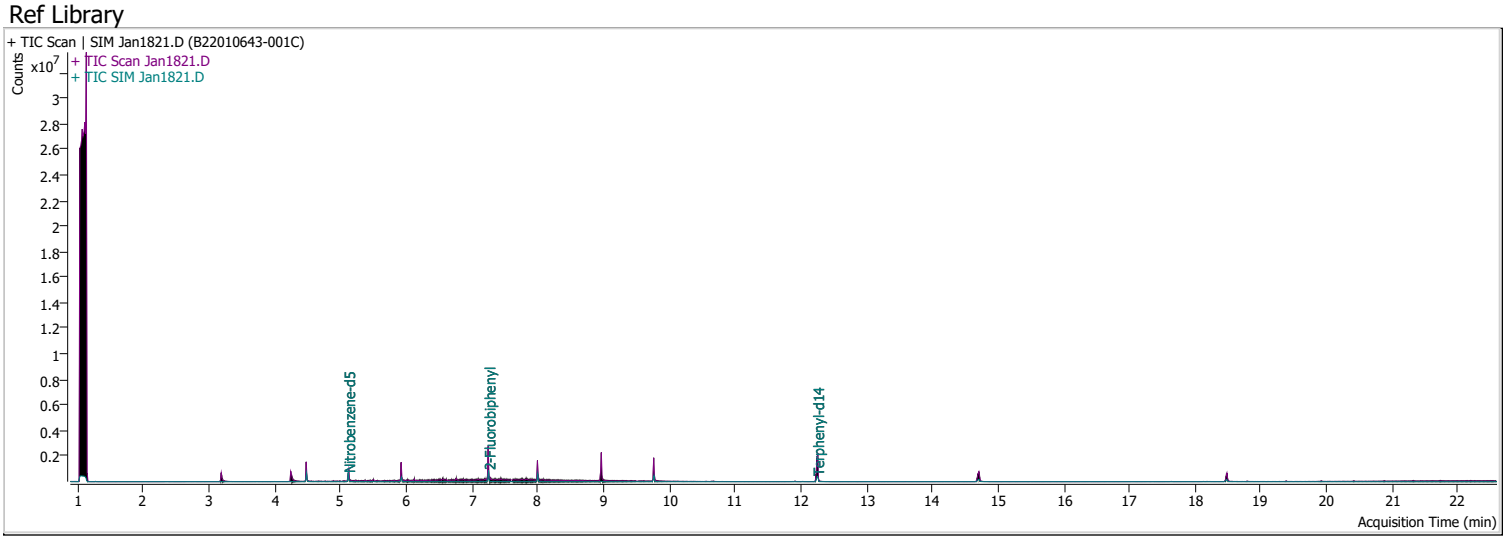

Compound	RT	QIon	Resp.	Conc.	Units		Dev(Min)
Internal Standards							
M 1,4-Dichlorobenzene-d4	4.484	152.0	203390	40.0000	ng/ml		-0.012
M Naphthalene-d8	5.928	136.0	321307	40.0000	ng/ml		-0.012
M Acenaphthene-d10	8.001	164.0	211595	40.0000	ng/ml		0.000
M Phenanthrene-d10	9.768	188.0	424186	40.0000	ng/ml		-0.012
M Chrysene-d12	14.714	240.0	284522	40.0000	ng/ml		-0.012
M Perylene-d12	18.475	264.0	191635	40.0000	ng/ml		-0.025
System Monitoring Compounds							
S Nitrobenzene-d5	5.118	82.0	394770	36.3907	ng/ml		-0.025
Spiked Amount: 5.000	Range: 19.0 - 102.0%			Recovery = 727.81%		*	
S 2-Fluorobiphenyl	7.252	172.0	611505	60.1241	ng/ml		-0.012
Spiked Amount: 5.000	Range: 25.0 - 94.0%			Recovery = 1202.48%		*	
S o-Terphenyl	0.000		0	N.D.			
Spiked Amount: 5.000	Range: 40.0 - 140.0%			Recovery = NA%			
S Terphenyl-d14	12.251	244.0	556717	73.2500	ng/ml		-0.012
Spiked Amount: 5.000	Range: 39.0 - 106.0%			Recovery = 1465.00%		*	
Target Compounds							**QValue**
T Naphthalene	0.000		0	N.D.			
T 2-Methylnaphthalene	0.000		0	N.D.			
T 1-Methylnaphthalene	0.000		0	N.D.			
T Acenaphthylene	0.000		0	N.D.			
T Acenaphthene	8.001	154.0	0		ng/ml	md	1
T Fluorene	8.973	166.0	0		ng/ml	md	1
T Phenanthrene	0.000		0	N.D.			
T Anthracene	0.000		0	N.D.			
T Fluoranthene	0.000		0	N.D.			
T Pyrene	0.000		0	N.D.			
T Benzo(a)Anthracene	14.702	228.0	0		ng/ml	md	1
T Chrysene	14.702	228.0	0		ng/ml	md	1
T Benzo(b)fluoranthene	0.000		0	N.D.			

Compound	RT	QIon	Resp.	Conc.	Units		Dev(Min)
T Benzo(k)fluoranthene	0.000		0	N.D.			
T Benzo(a)pyrene	18.475	252.0	0		ng/ml	md	1
T Indeno(1,2,3-cd)pyrene	0.000		0	N.D.			
T Dibenzo(a,h)anthracene	0.000		0	N.D.			
T Benzo(g,h,i)perylene	0.000		0	N.D.			

(#) = Qualifier Out of Range; (m) = Manual Integration; (+) = Area Summed; (*) = Surrogate Percent Recovery Out of Range; (d): Zeroed Peak

Compound	Conc.	RT	Dev(Min)	Resp.	QIon	QRatio	Lower	Upper
Nitrobenzene-d5	36.3907	5.12	-0.02	394770	54.0	36.0	25.9	48.1
					128.0	30.1	25.6	47.6

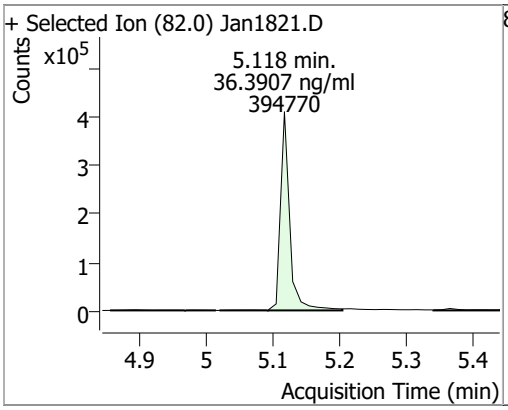

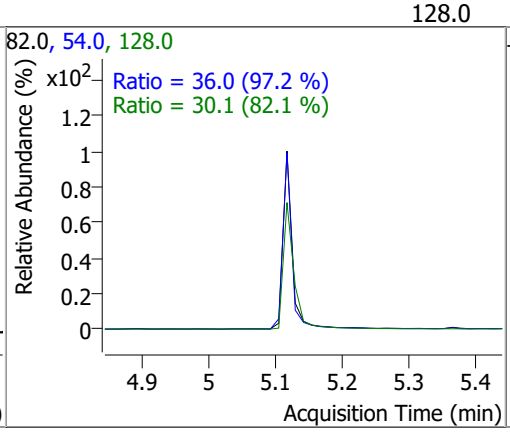

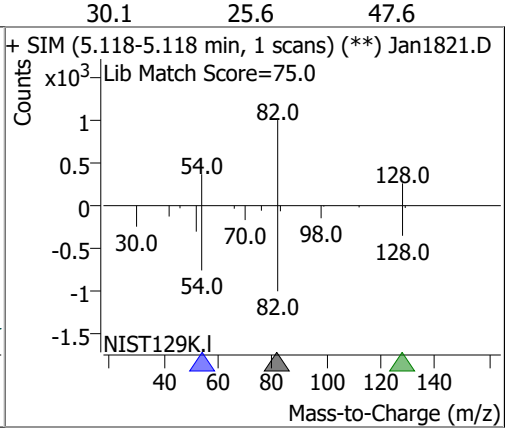

Compound	Conc.	Exp RT	QIon	Exp Ratio	QIon	Exp Ratio
Naphthalene	N.D.	5.95	102.0	19.9	129.0	11.0

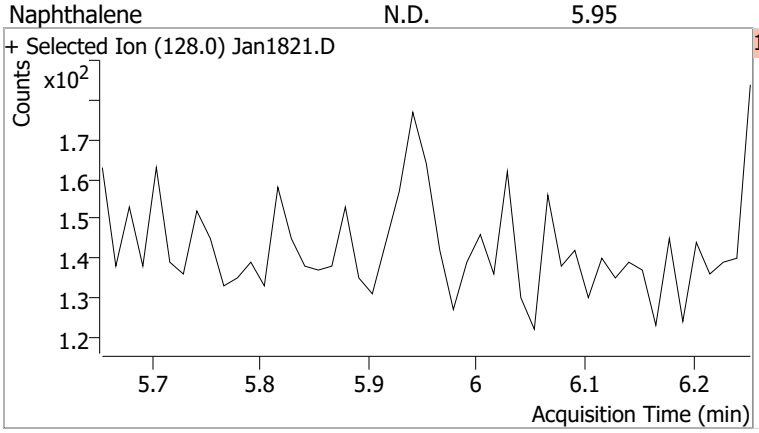

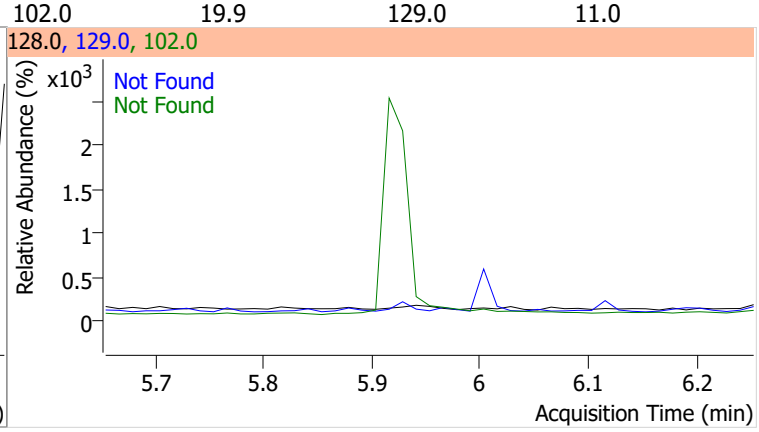

Compound	Conc.	Exp RT	QIon	Exp Ratio	QIon	Exp Ratio
2-Methylnaphthalene	N.D.	6.79	142.0	140.8	115.0	59.7

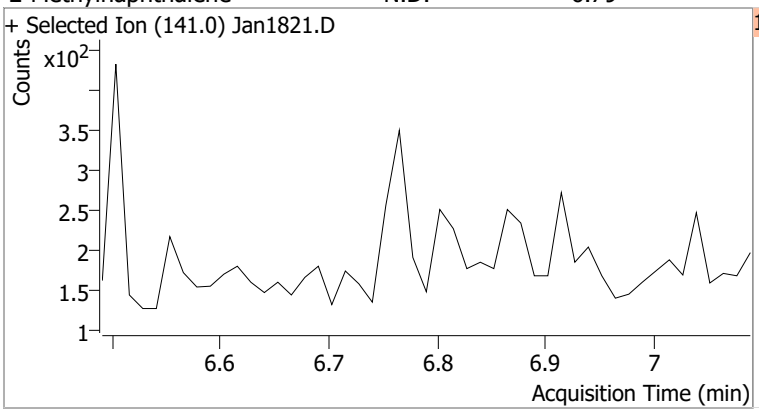

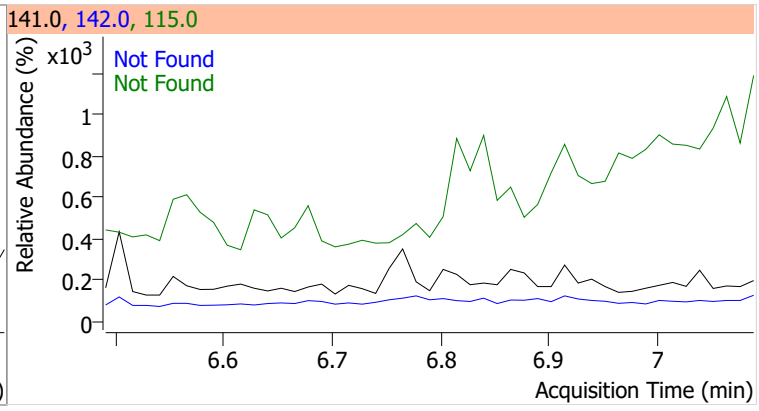

Compound	Conc.	Exp RT	QIon	Exp Ratio	QIon	Exp Ratio
1-Methylnaphthalene	N.D.	6.90	142.0	113.1	115.0	67.8

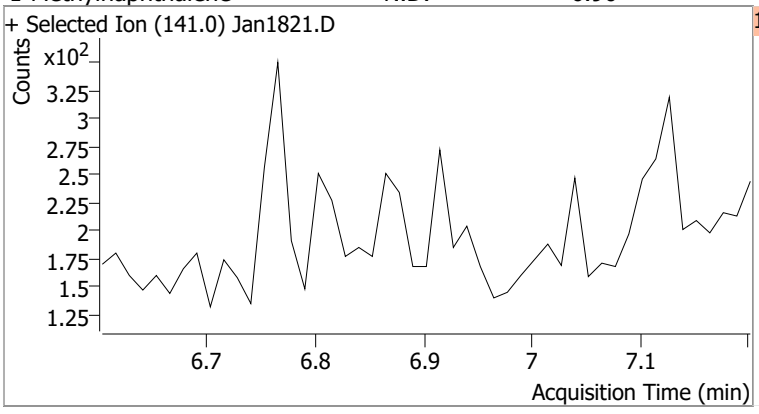

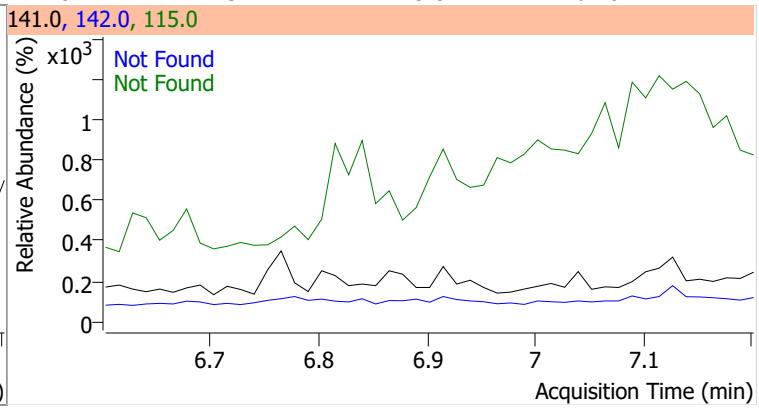

Compound	Conc.	RT	Dev(Min)	Resp.	QIon	QRatio	Lower	Upper
2-Fluorobiphenyl	60.1241	7.25	-0.01	611505	171.0	36.5	26.6	49.5

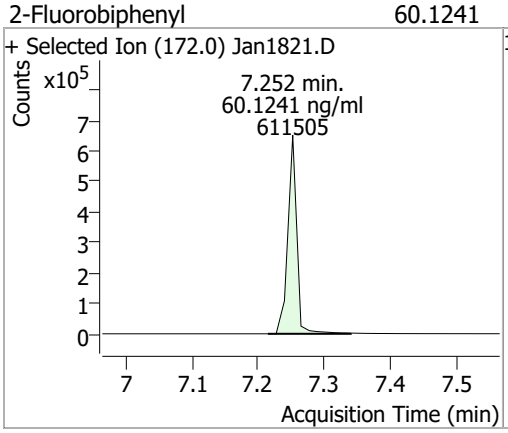

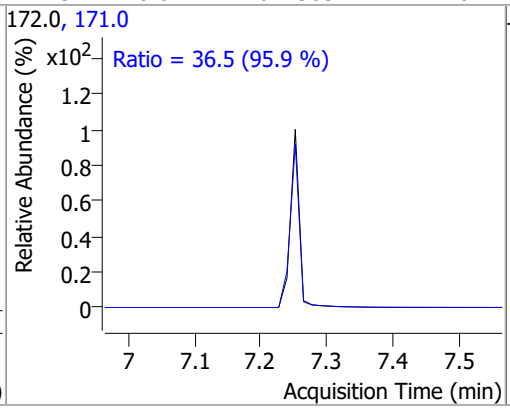

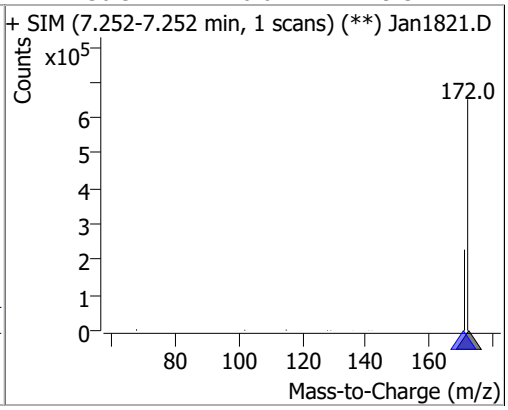

Compound	Conc.	Exp RT	QIon	Exp Ratio
Acenaphthylene	N.D.	7.83	153.0	12.8

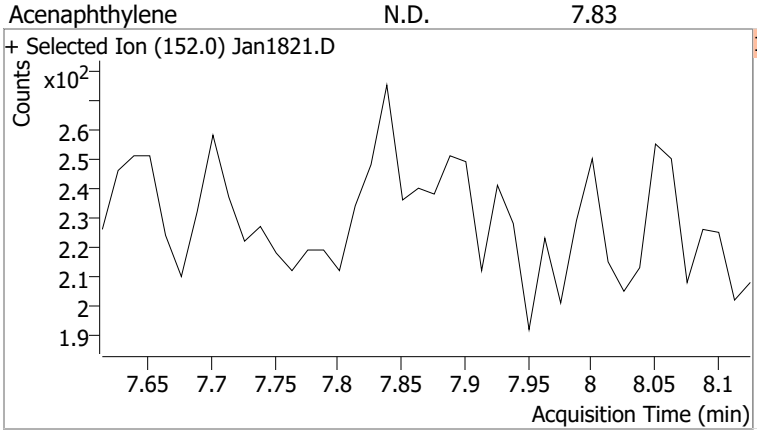

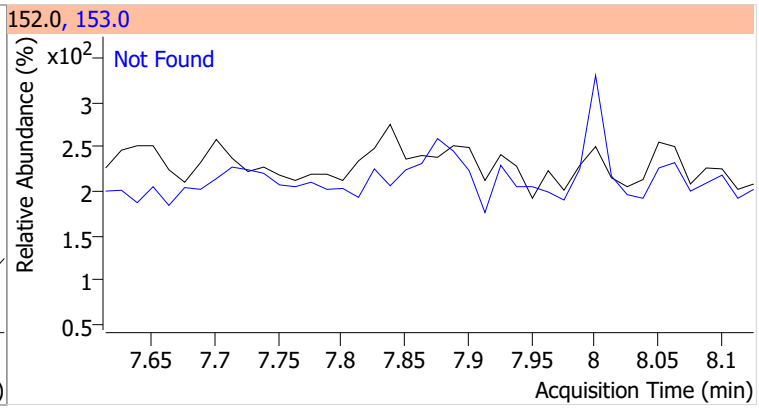

Compound	Conc.	RT	Dev(Min)	Resp.	QIon	QRatio	Lower	Upper
Acenaphthene		0		0	153.0		82.1	152.6
					152.0		41.0	76.1

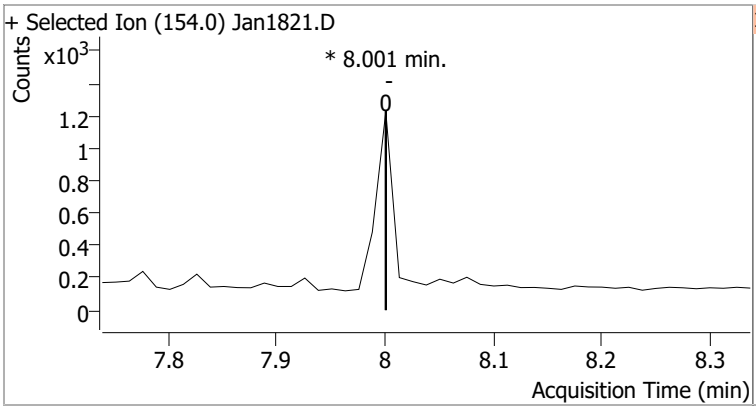

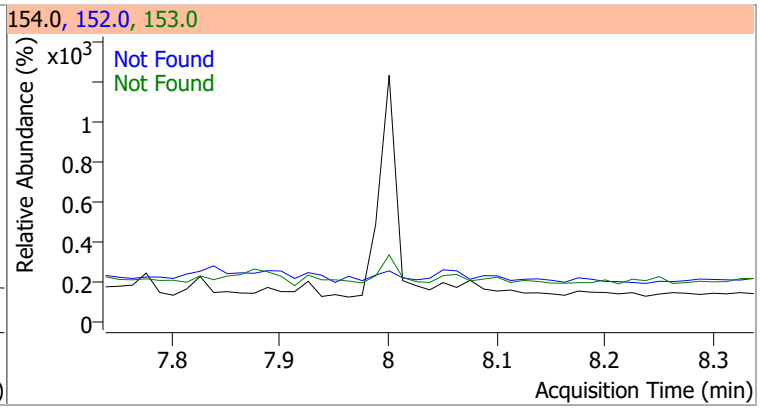

Compound	Conc.	RT	Dev(Min)	Resp.	QIon	QRatio	Lower	Upper
Fluorene		0		0	165.0		69.1	128.3
					167.0		9.7	18.0

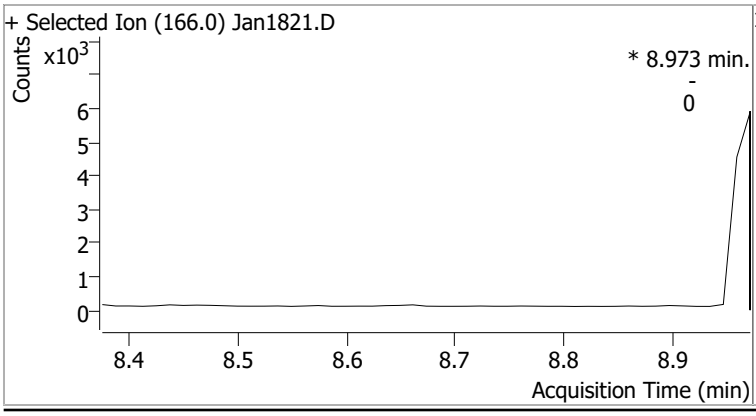

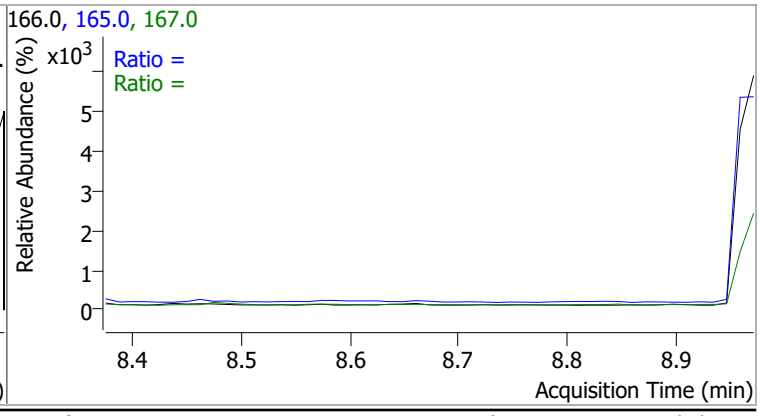

Compound	Conc.	Exp RT	QIon	Exp Ratio
Phenanthrene	N.D.	9.80	176.0	15.5

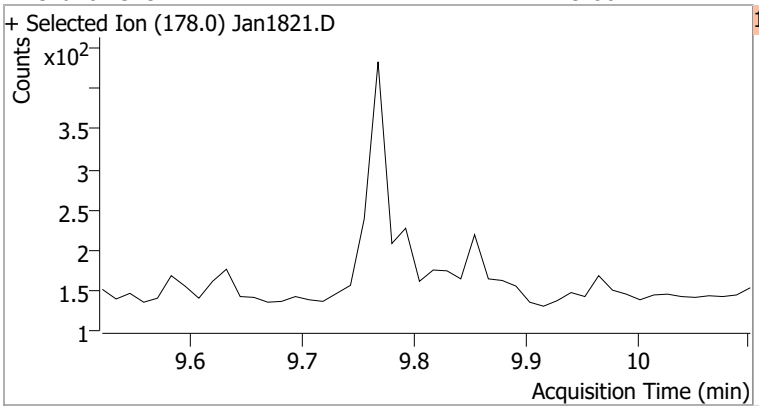

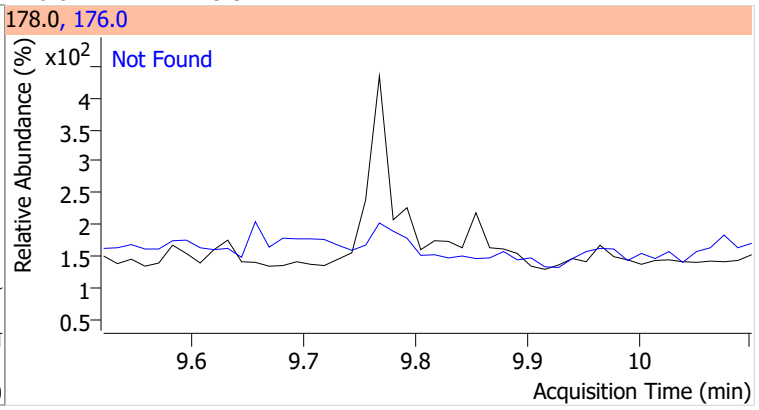

Compound	Conc.	Exp RT	QIon	Exp Ratio
Anthracene	N.D.	9.87	176.0	18.1

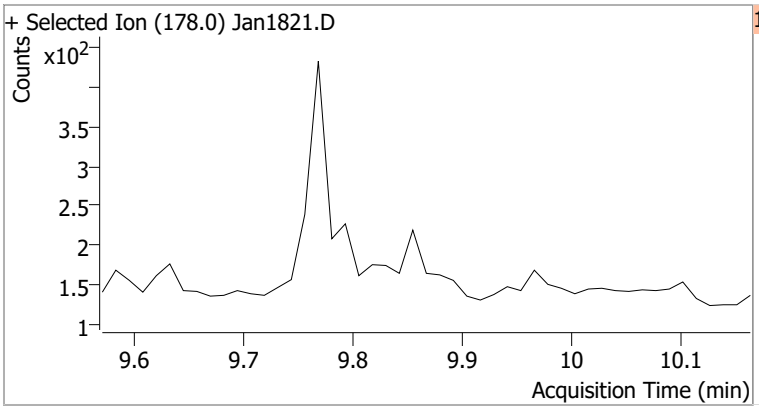

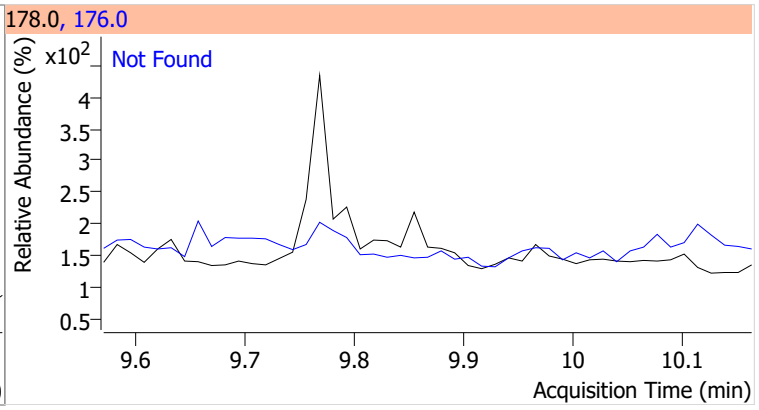

Compound	Conc.	Exp RT	QIon	Exp Ratio	QIon	Exp Ratio
o-Terphenyl	N.D.	10.30	229.0	70.2	215.0	46.7

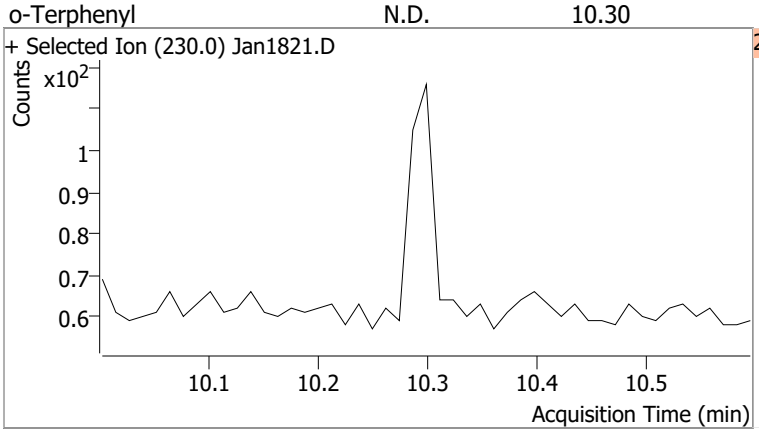

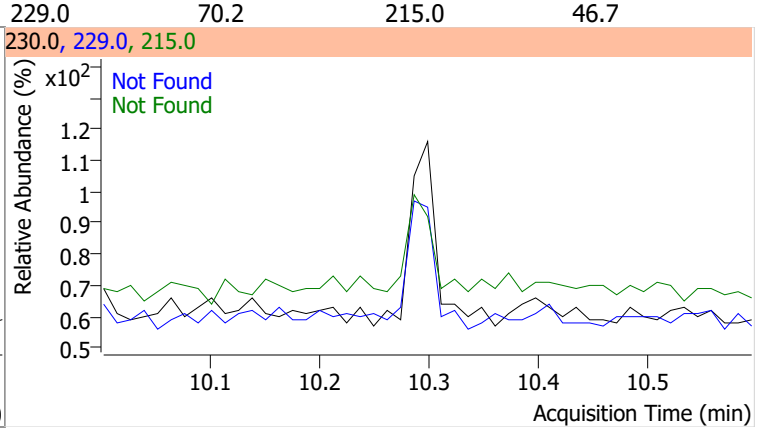

Compound	Conc.	Exp RT	QIon	Exp Ratio
Fluoranthene	N.D.	11.41	101.0	13.8

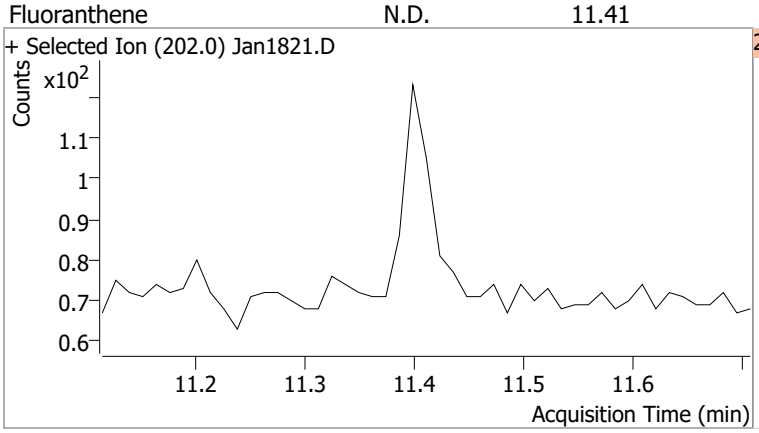

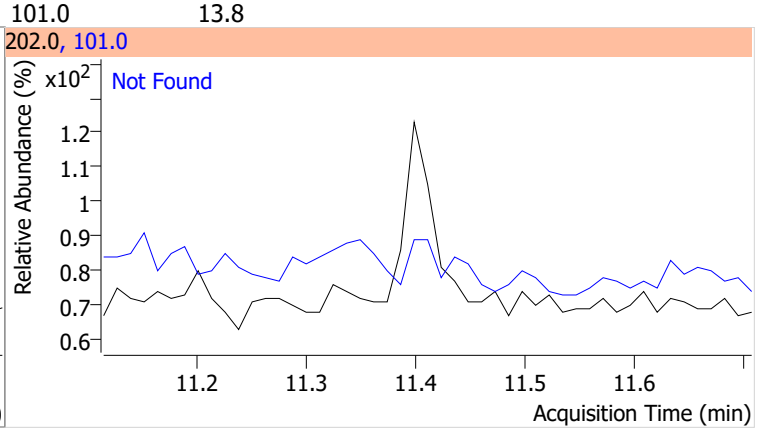

Compound	Conc.	Exp RT	QIon	Exp Ratio
Pyrene	N.D.	11.79	101.0	15.3

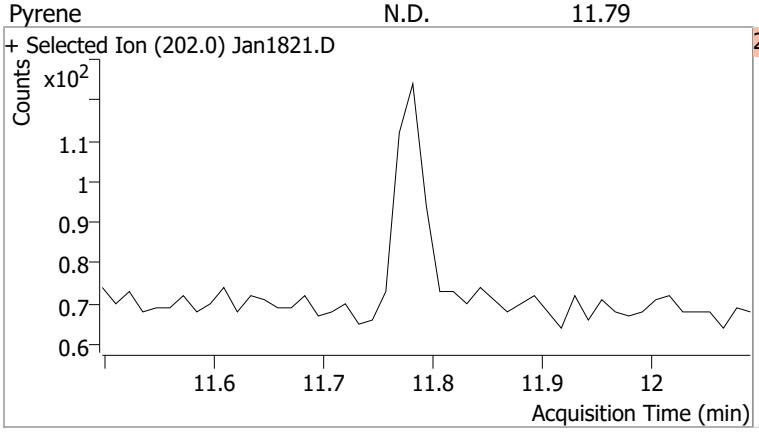

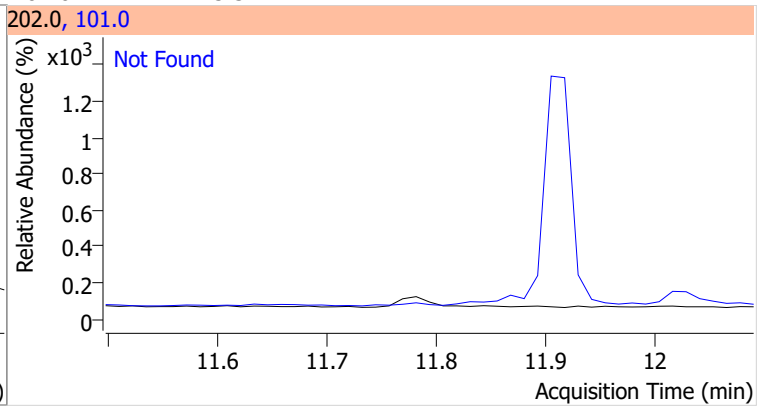

Compound	Conc.	RT	Dev(Min)	Resp.	QIon	QRatio	Lower	Upper
Terphenyl-d14	73.2500	12.25	-0.01	556717	122.0	19.2	13.4	25.0

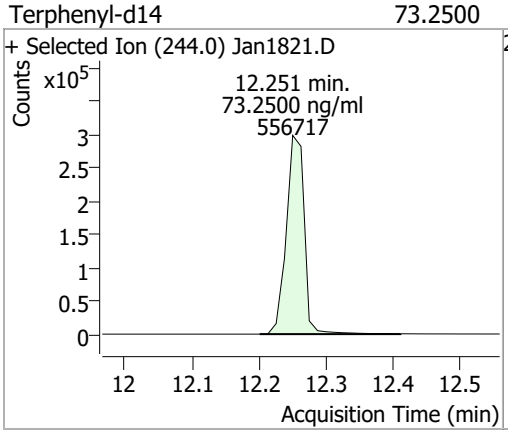

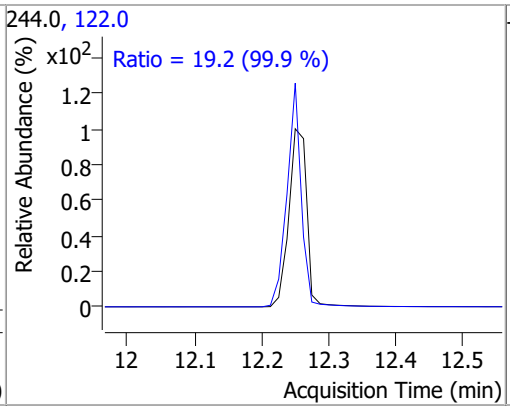

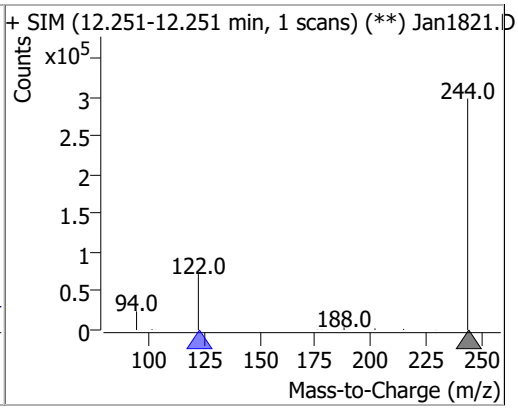

Compound	Conc.	RT	Dev(Min)	Resp.	QIon	QRatio	Lower	Upper
Benzo(a)Anthracene		0		0	226.0		18.9	35.1
					229.0		16.1	29.9

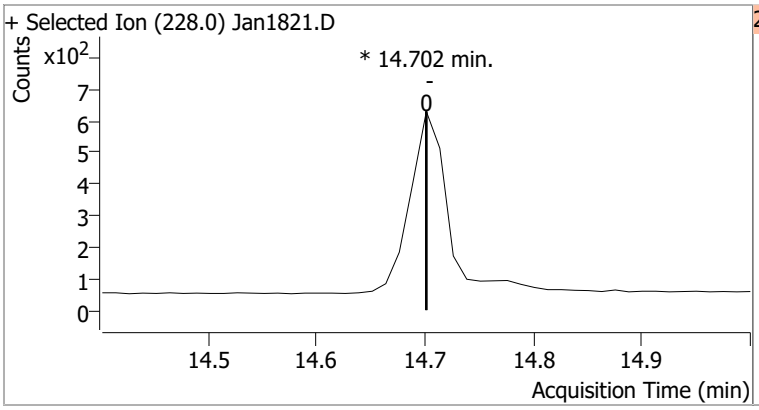

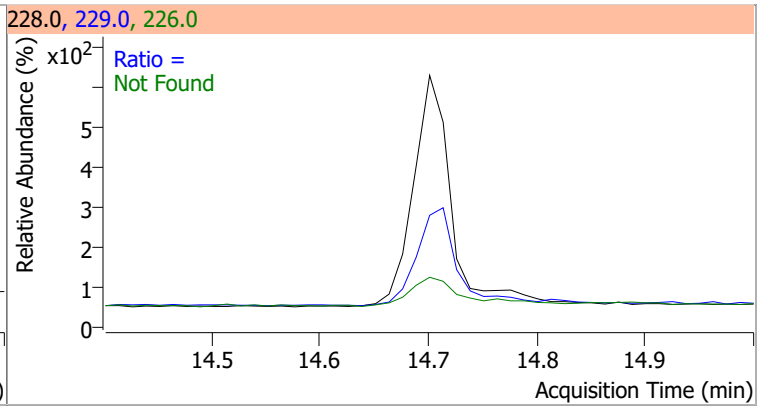

Compound	Conc.	RT	Dev(Min)	Resp.	QIon	QRatio	Lower	Upper
Chrysene		0		0	226.0		21.2	39.4
					229.0		15.0	27.8

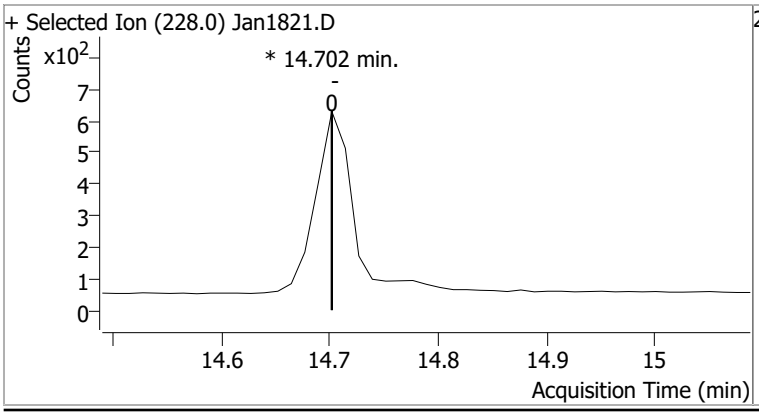

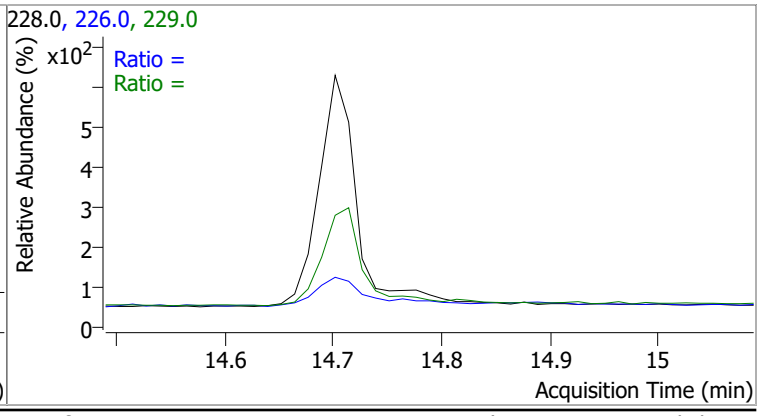

Compound	Conc.	Exp RT	QIon	Exp Ratio
Benzo(b)fluoranthene	N.D.	17.73	253.0	22.6

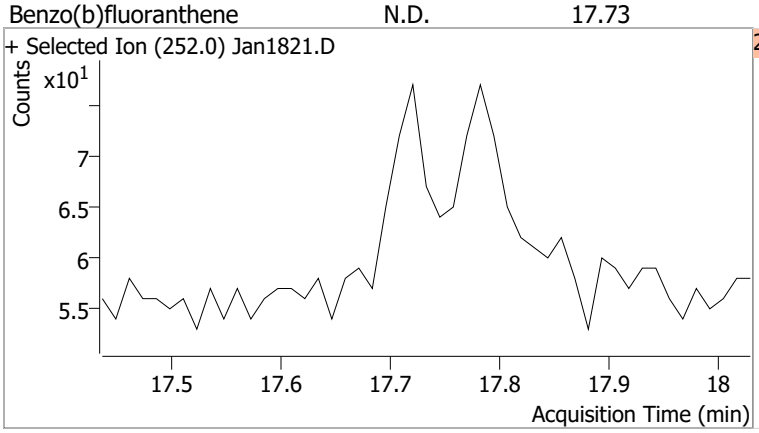

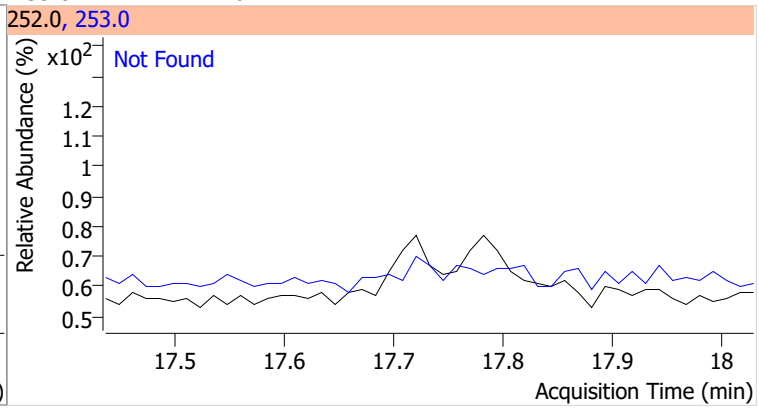

Compound	Conc.	Exp RT	QIon	Exp Ratio
Benzo(k)fluoranthene	N.D.	17.79	253.0	23.0

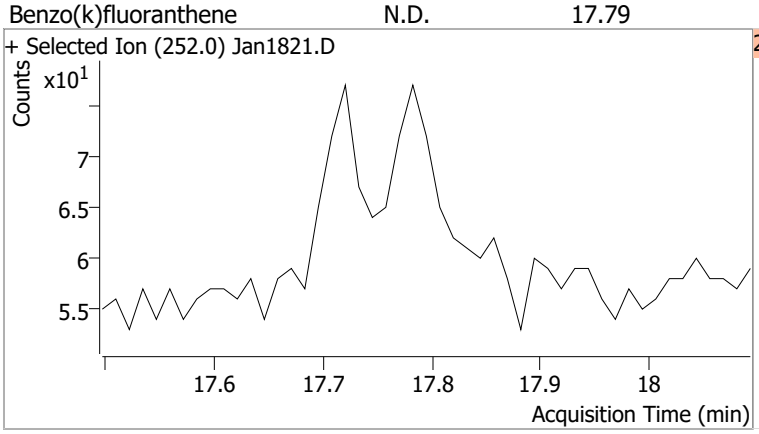

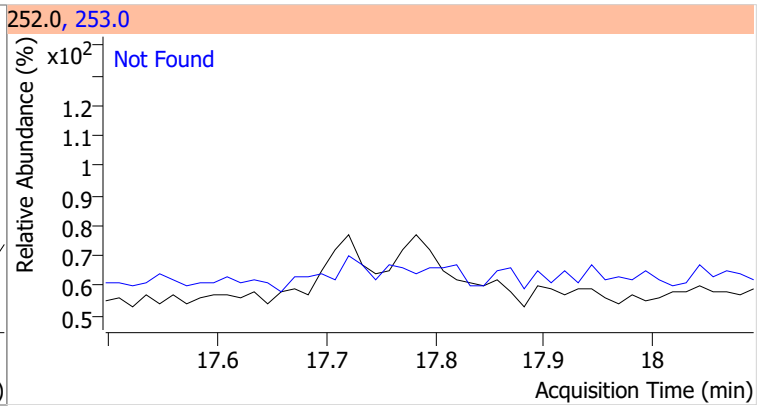

Compound	Conc.	RT	Dev(Min)	Resp.	QIon	QRatio	Lower	Upper
Benzo(a)pyrene		0		0	253.0		16.5	30.6

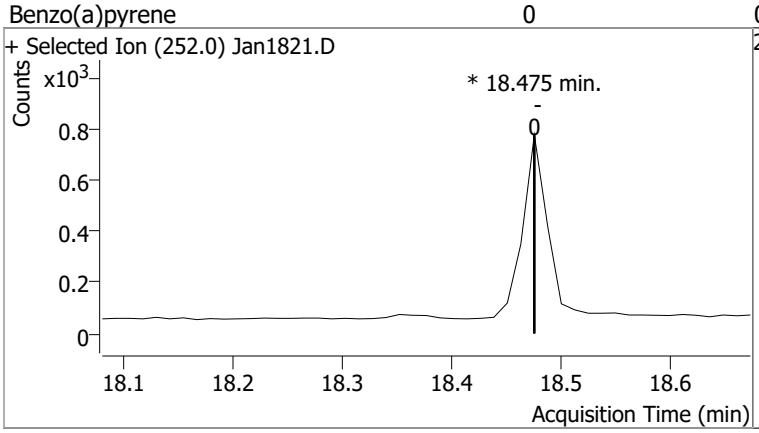

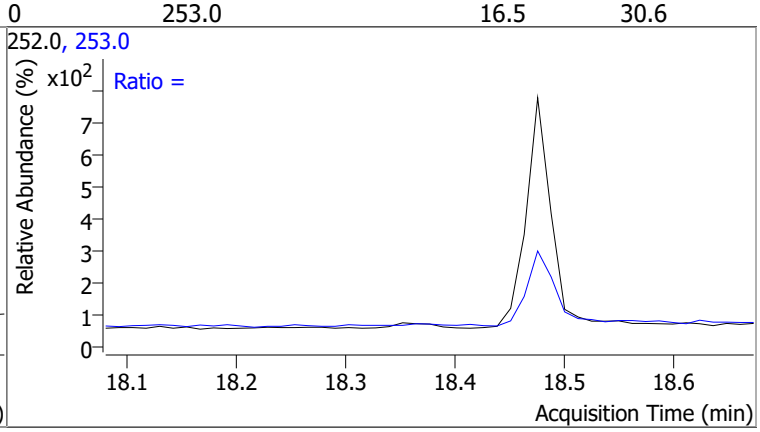

Compound	Conc.	Exp RT	QIon	Exp Ratio
Indeno(1,2,3-cd)pyrene	N.D.	20.23	138.0	28.9

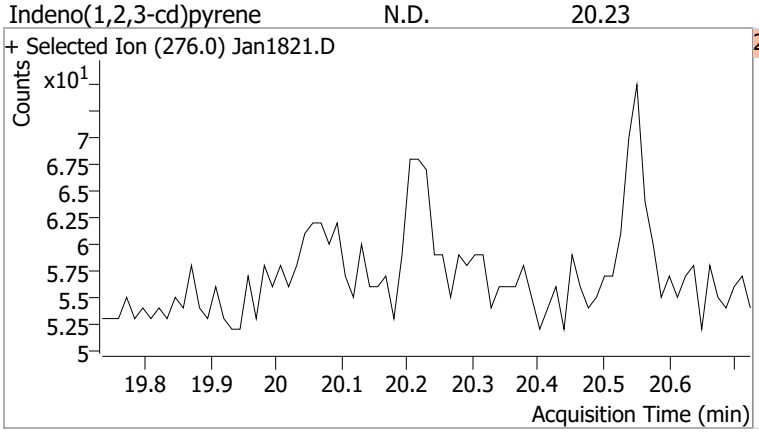

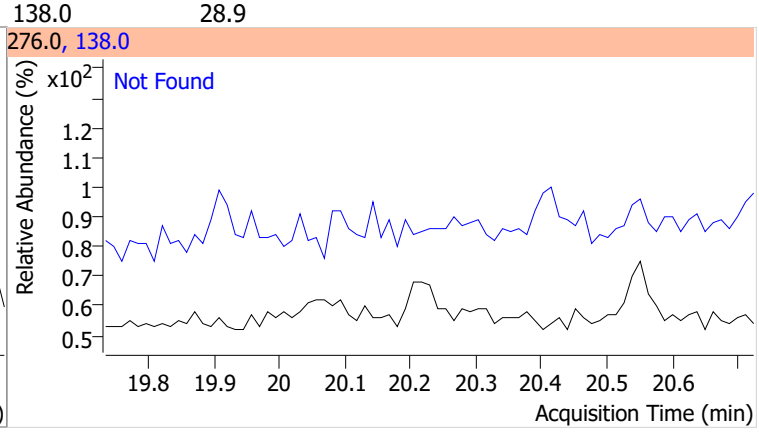

Compound	Conc.	Exp RT	QIon	Exp Ratio	QIon	Exp Ratio
Dibenzo(a,h)anthracene	N.D.	20.30	279.0	25.1	139.0	24.1

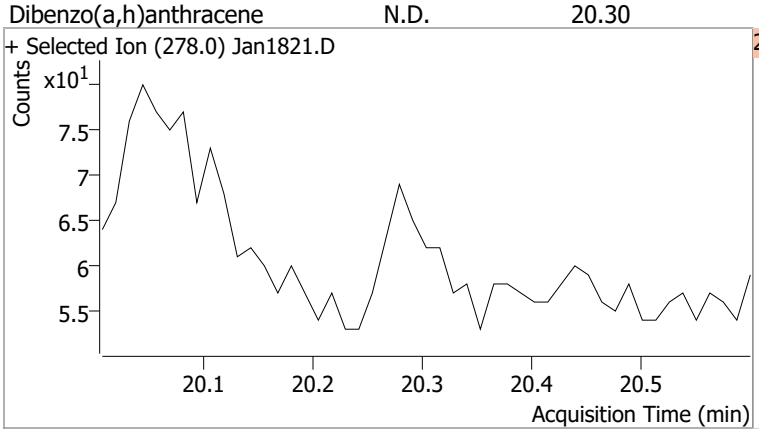

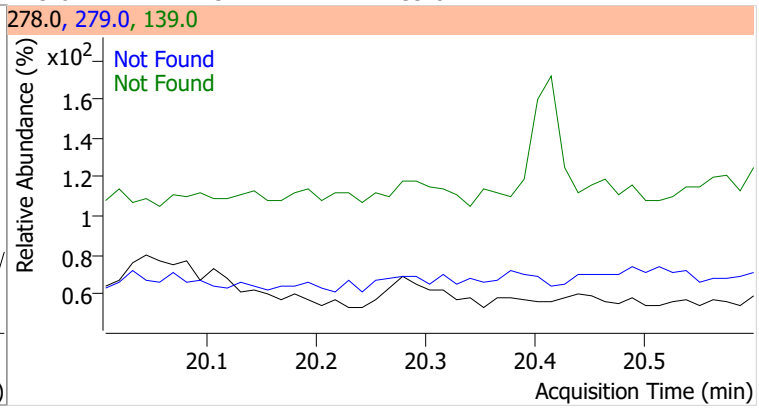

Compound	Conc.	Exp RT	QIon	Exp Ratio	QIon	Exp Ratio
Benzo(g,h,i)perylene	N.D.	20.56	138.0	28.0	277.0	23.3

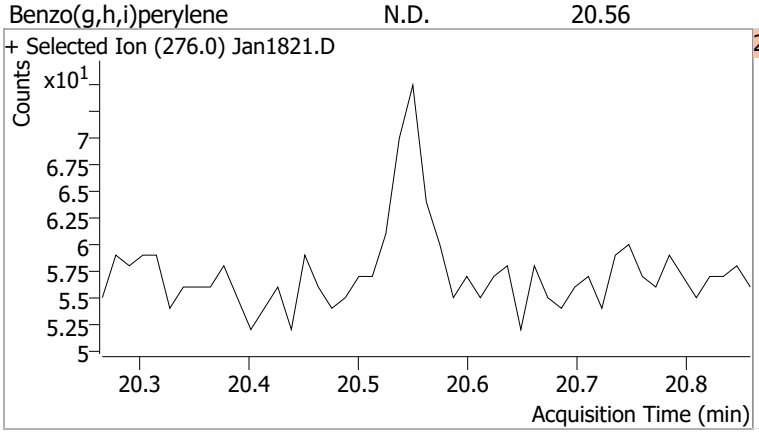

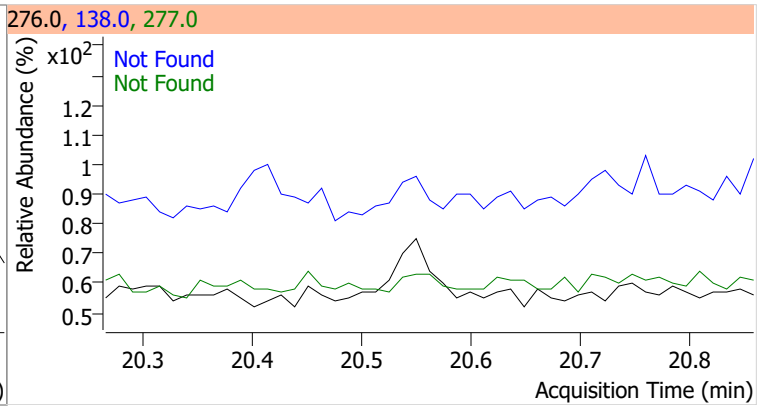

Quantitation Results Report (QT Reviewed)

Agilent | Trusted Answers

Data File	Jan1822.D	Operator	LIMS import
Acq. Method	5975BNASIM	Acq. Date-Time	1/19/2022 2:41:31 AM
Sample Name	B22010643-002A	Instrument	GCMS
Vial	22	Multiplier	1.00
DA Method File	011722 bna SIM 1.batch.bin	Comment	SVOC-8270C-SIM-W-LLPAH
Tune File	dftppjph.u	Tune Date	
Batch Name	011822 bna SIM1.batch.bin	Last Calib Update	2/4/2022 5:01:18 PM
Ref Library			

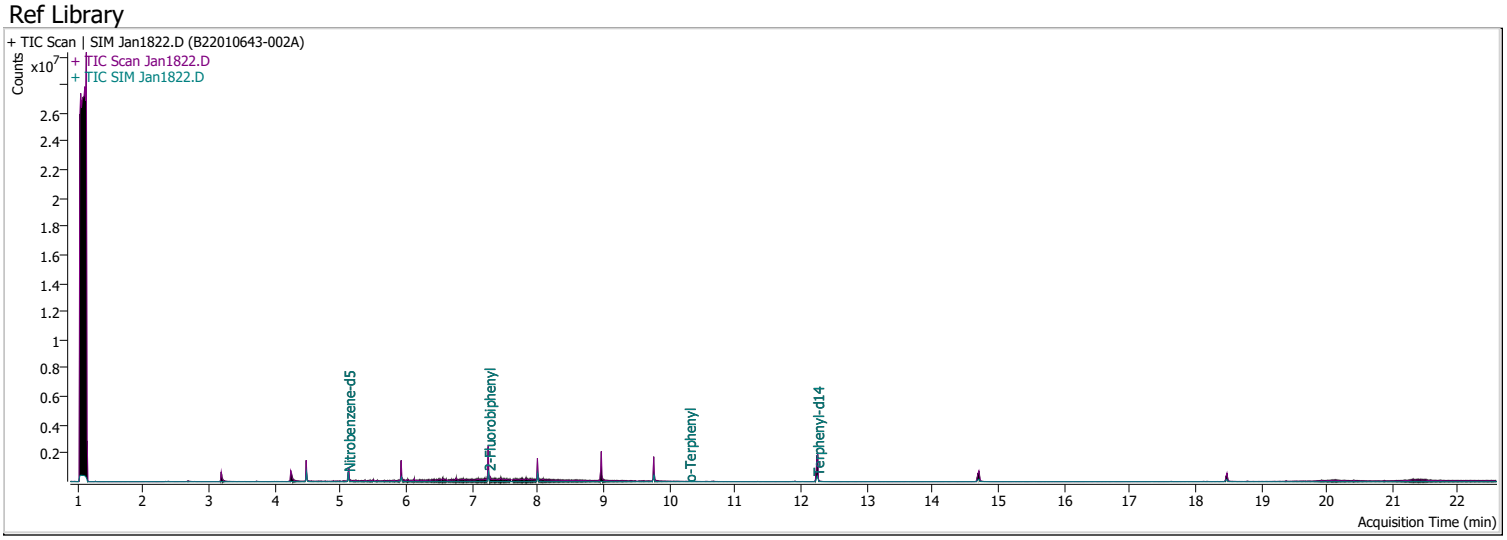

Compound	RT	QIon	Resp.	Conc.	Units		Dev(Min)
Internal Standards							
M 1,4-Dichlorobenzene-d4	4.484	152.0	198784	40.0000	ng/ml		-0.012
M Naphthalene-d8	5.928	136.0	346255	40.0000	ng/ml		-0.013
M Acenaphthene-d10	8.000	164.0	203071	40.0000	ng/ml		0.000
M Phenanthrene-d10	9.768	188.0	414413	40.0000	ng/ml		-0.012
M Chrysene-d12	14.714	240.0	276063	40.0000	ng/ml		-0.012
M Perylene-d12	18.474	264.0	189978	40.0000	ng/ml		-0.025
System Monitoring Compounds							
S Nitrobenzene-d5	5.118	82.0	393503	36.8200	ng/ml		-0.025
Spiked Amount: 5.000	Range: 19.0 - 102.0%			Recovery = 736.40%		*	
S 2-Fluorobiphenyl	7.252	172.0	550430	56.3909	ng/ml		-0.013
Spiked Amount: 5.000	Range: 25.0 - 94.0%			Recovery = 1127.82%		*	
S o-Terphenyl	10.299	230.0	890	0.1320	ng/ml		0.000
Spiked Amount: 5.000	Range: 40.0 - 140.0%			Recovery = 2.64%		*	
S Terphenyl-d14	12.250	244.0	524433	71.6380	ng/ml		-0.012
Spiked Amount: 5.000	Range: 39.0 - 106.0%			Recovery = 1432.76%		*	
Target Compounds							**QValue**
T Naphthalene	0.000		0	N.D.			
T 2-Methylnaphthalene	0.000		0	N.D.			
T 1-Methylnaphthalene	0.000		0	N.D.			
T Acenaphthylene	0.000		0	N.D.			
T Acenaphthene	8.000	154.0	0		ng/ml	md	1
T Fluorene	8.972	166.0	0		ng/ml	md	1
T Phenanthrene	0.000		0	N.D.			
T Anthracene	0.000		0	N.D.			
T Fluoranthene	0.000		0	N.D.			
T Pyrene	0.000		0	N.D.			
T Benzo(a)Anthracene	14.701	228.0	0		ng/ml	md	1
T Chrysene	14.701	228.0	0		ng/ml	md	1
T Benzo(b)fluoranthene	0.000		0	N.D.			

Compound	RT	QIon	Resp.	Conc.	Units		Dev(Min)
T Benzo(k)fluoranthene	0.000		0	N.D.			
T Benzo(a)pyrene	18.474	252.0	0		ng/ml	md	1
T Indeno(1,2,3-cd)pyrene	0.000		0	N.D.			
T Dibenzo(a,h)anthracene	0.000		0	N.D.			
T Benzo(g,h,i)perylene	0.000		0	N.D.			

(#) = Qualifier Out of Range; (m) = Manual Integration; (+) = Area Summed; (*) = Surrogate Percent Recovery Out of Range; (d): Zeroed Peak

Compound	Conc.	RT	Dev(Min)	Resp.	QIon	QRatio	Lower	Upper
Nitrobenzene-d5	36.8200	5.12	-0.02	393503	54.0	36.5	25.9	48.1
					128.0	30.1	25.6	47.6

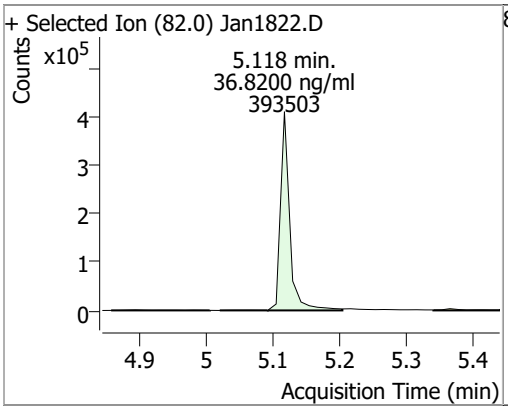

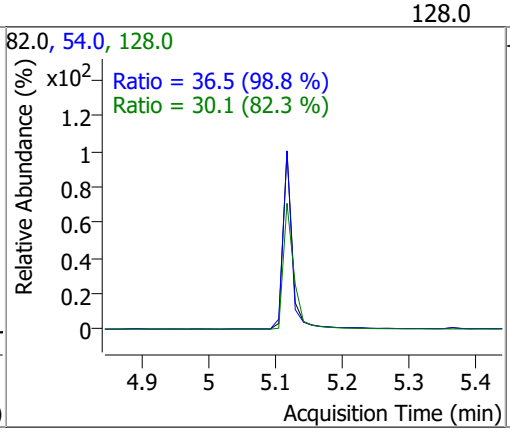

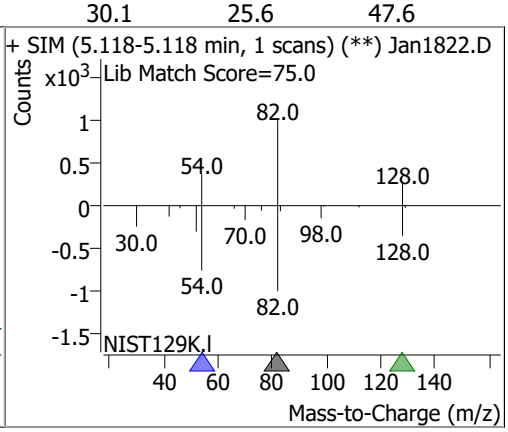

Compound	Conc.	Exp RT	QIon	Exp Ratio	QIon	Exp Ratio
Naphthalene	N.D.	5.95	102.0	19.9	129.0	11.0

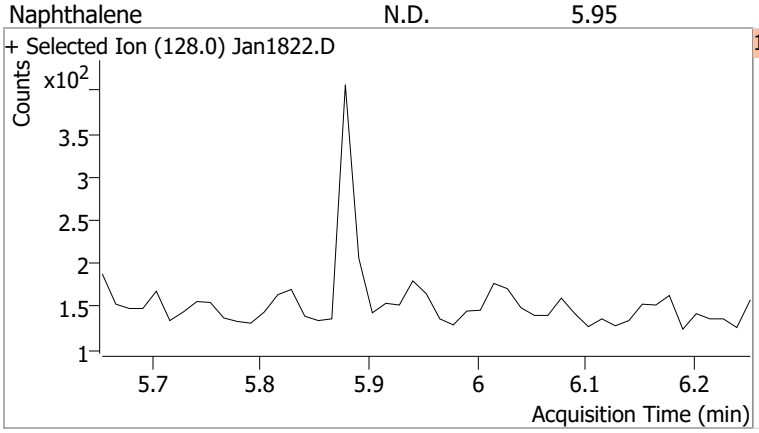

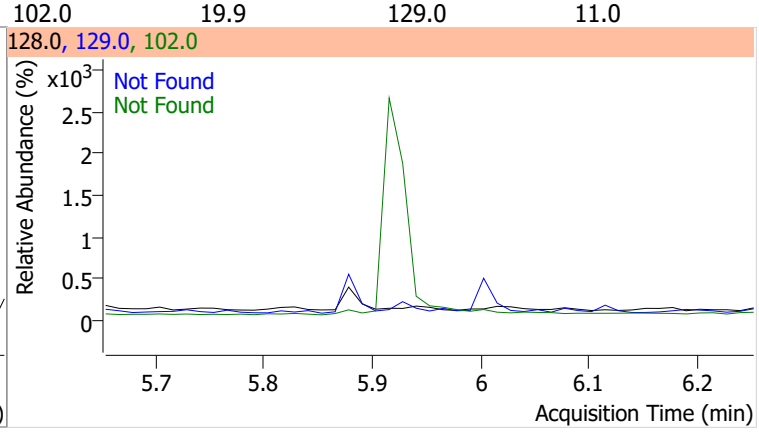

Compound	Conc.	Exp RT	QIon	Exp Ratio	QIon	Exp Ratio
2-Methylnaphthalene	N.D.	6.79	142.0	140.8	115.0	59.7

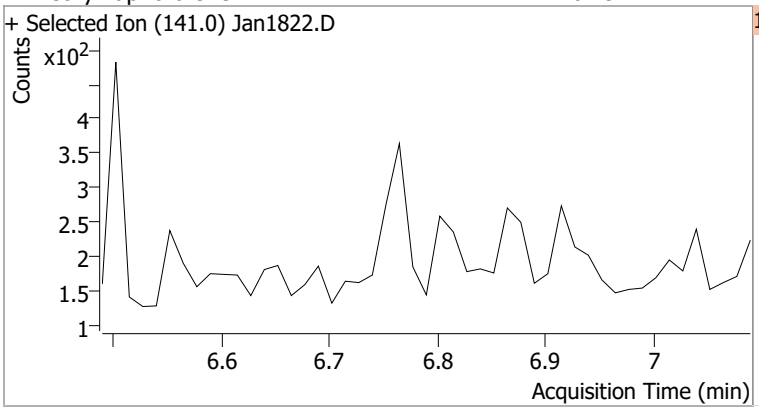

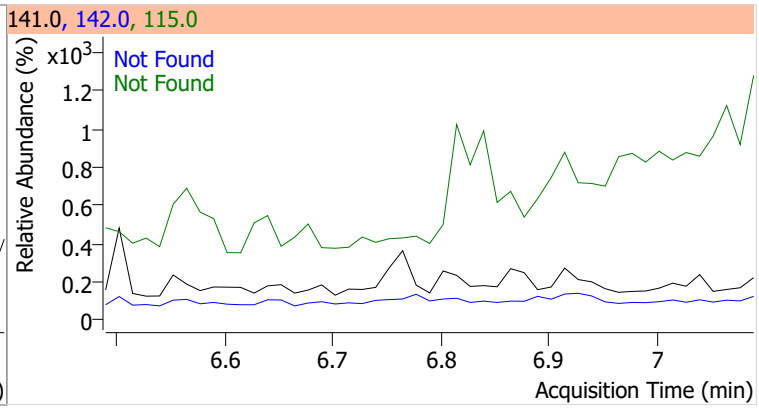

Compound	Conc.	Exp RT	QIon	Exp Ratio	QIon	Exp Ratio
1-Methylnaphthalene	N.D.	6.90	142.0	113.1	115.0	67.8

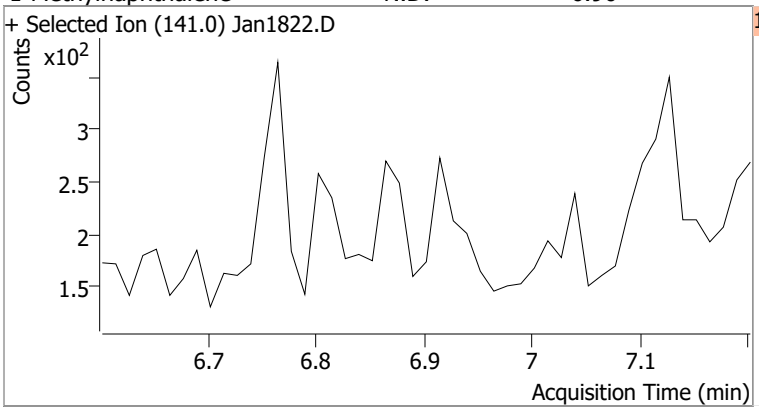

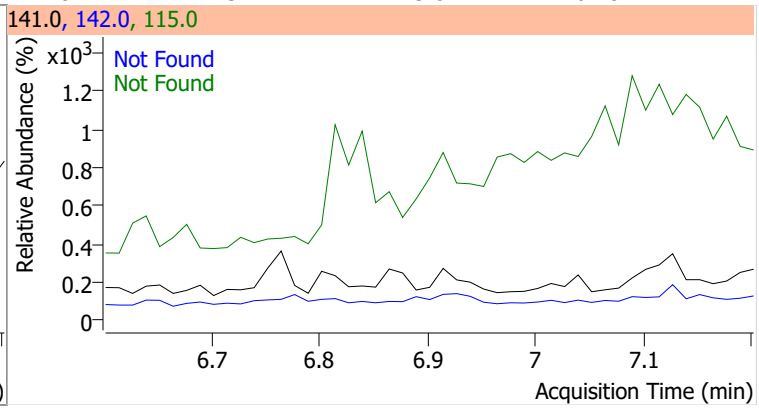

Compound	Conc.	RT	Dev(Min)	Resp.	QIon	QRatio	Lower	Upper
2-Fluorobiphenyl	56.3909	7.25	-0.01	550430	171.0	36.7	26.6	49.5

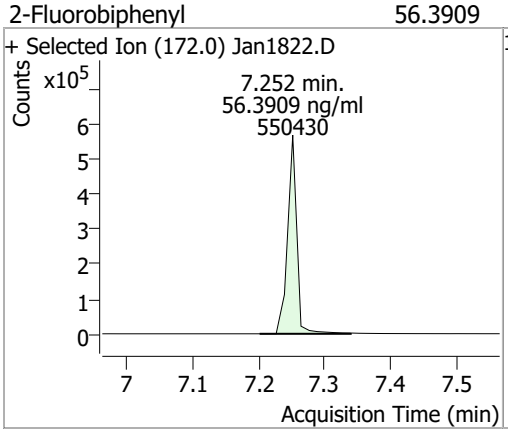

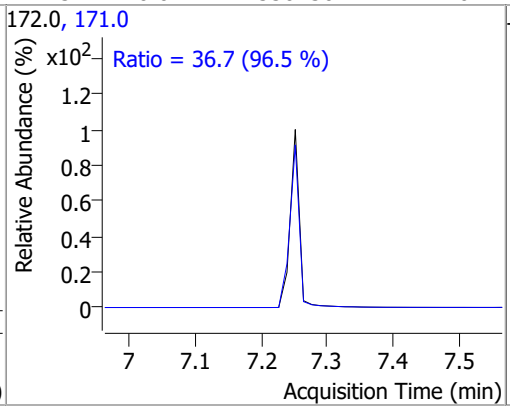

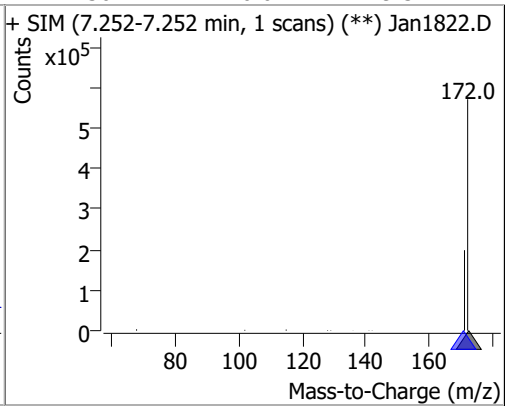

Compound	Conc.	Exp RT	QIon	Exp Ratio
Acenaphthylene	N.D.	7.83	153.0	12.8

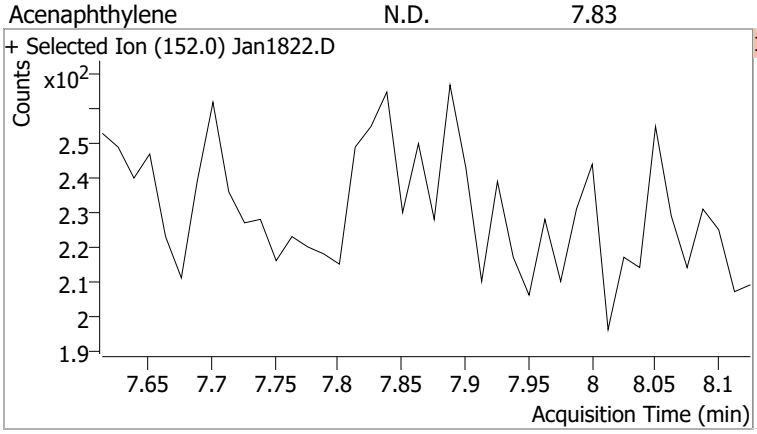

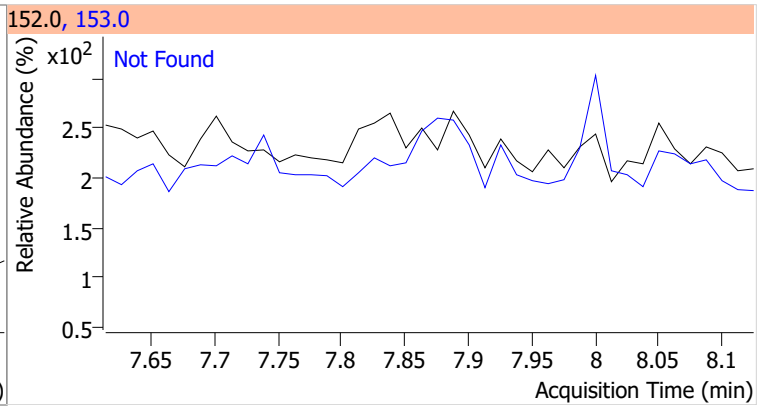

Compound	Conc.	RT	Dev(Min)	Resp.	QIon	QRatio	Lower	Upper
Acenaphthene		0		0	153.0		82.1	152.6
					152.0		41.0	76.1

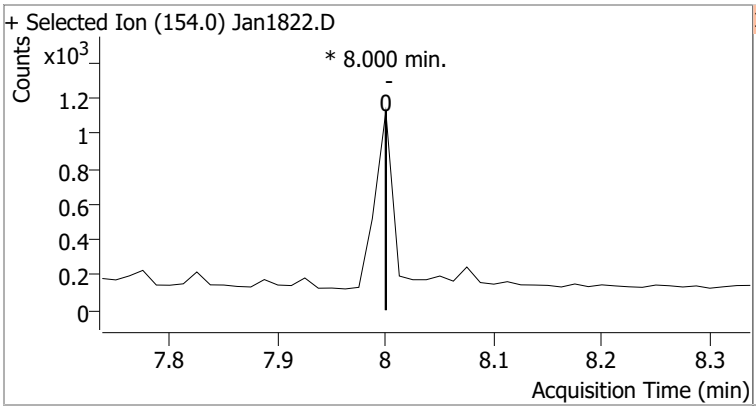

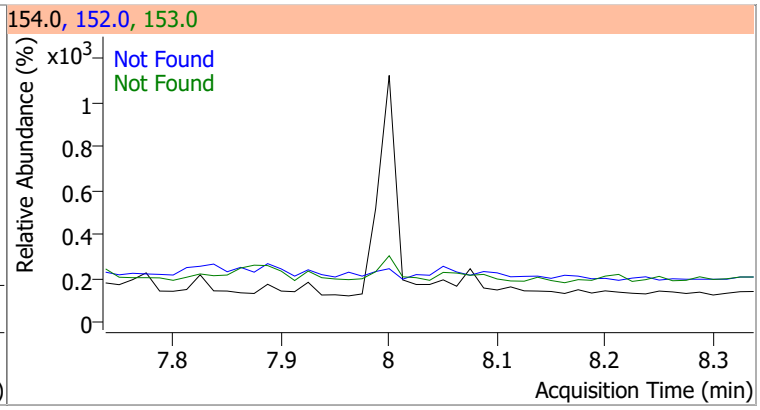

Compound	Conc.	RT	Dev(Min)	Resp.	QIon	QRatio	Lower	Upper
Fluorene		0		0	165.0		69.1	128.3
					167.0		9.7	18.0

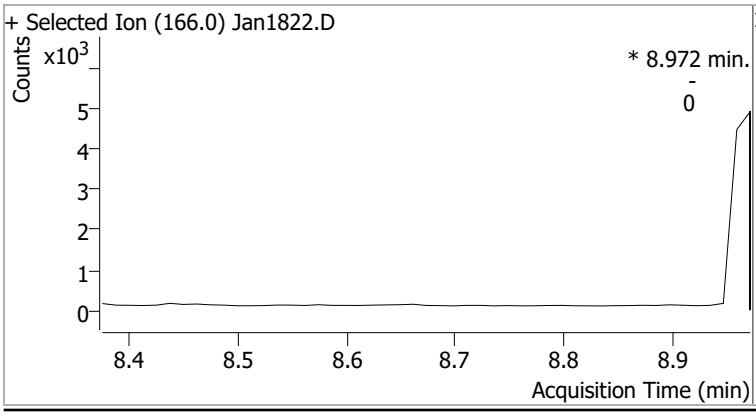

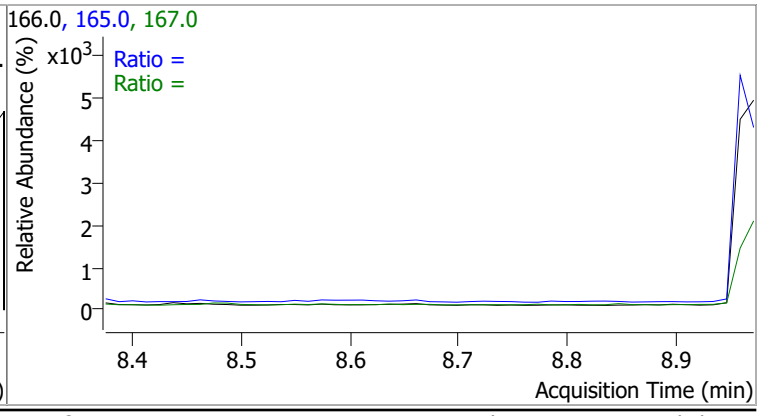

Compound	Conc.	Exp RT	QIon	Exp Ratio
Phenanthrene	N.D.	9.80	176.0	15.5

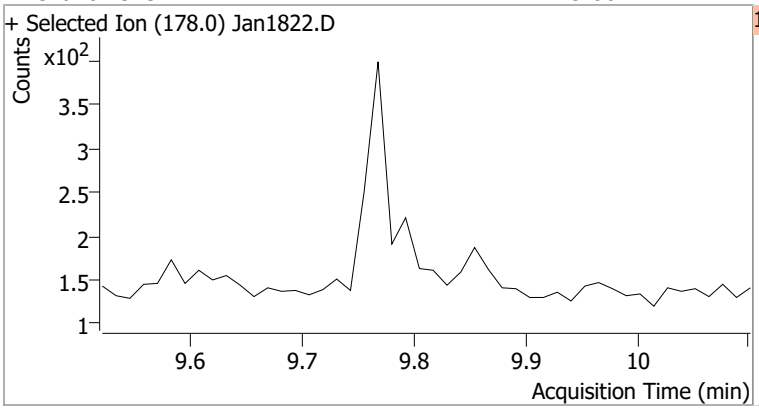

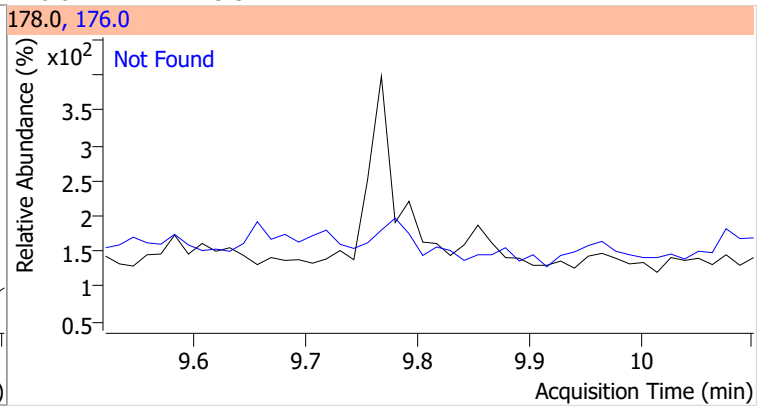

Compound	Conc.	Exp RT	QIon	Exp Ratio
Anthracene	N.D.	9.87	176.0	18.1

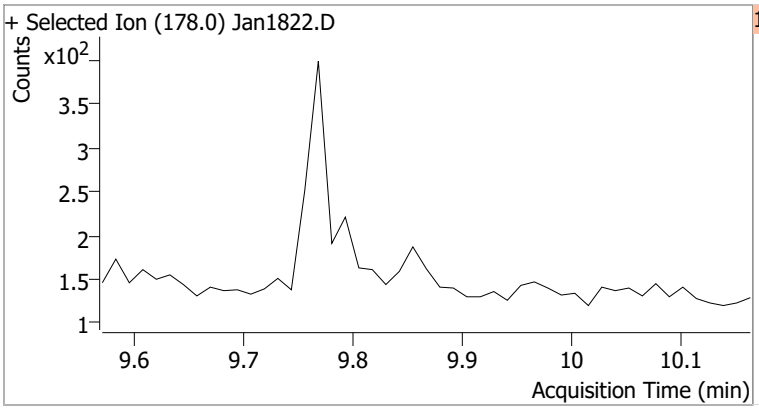

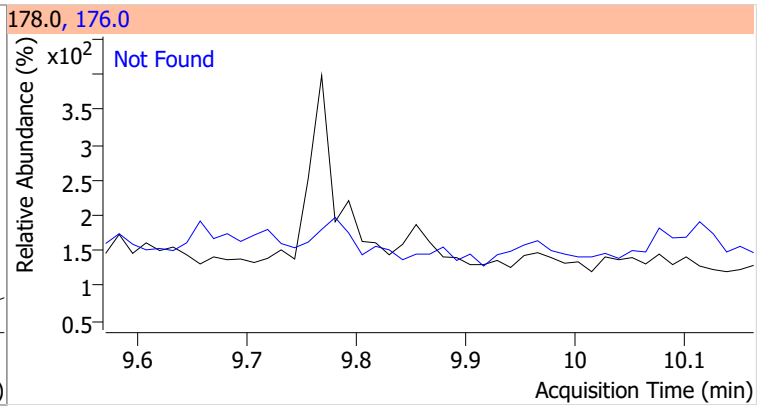

Compound	Conc.	RT	Dev(Min)	Resp.	QIon	QRatio	Lower	Upper
o-Terphenyl	0.1320	10.30	0.00	890	229.0	72.4	49.2	91.3
					215.0	47.4	32.7	60.7

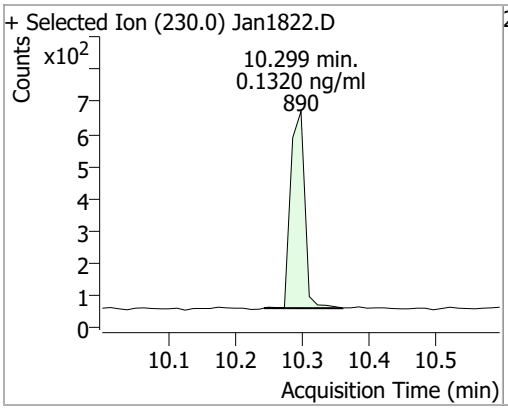

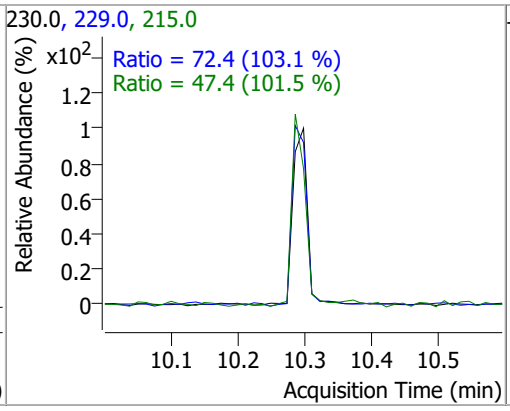

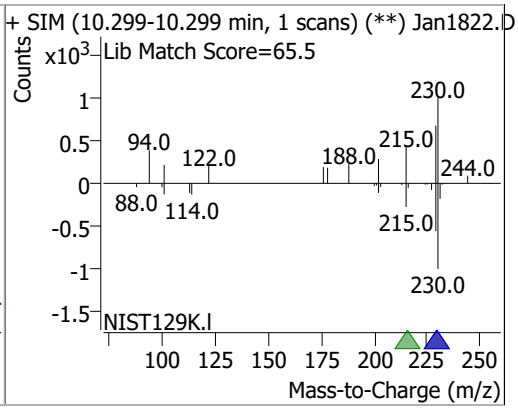

Compound	Conc.	Exp RT	QIon	Exp Ratio
Fluoranthene	N.D.	11.41	101.0	13.8

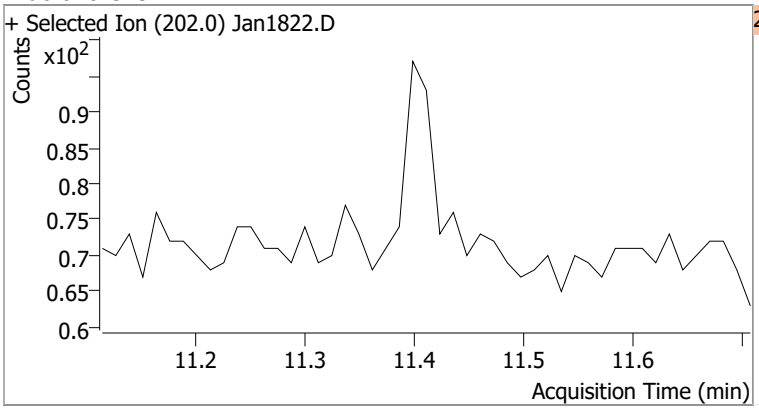

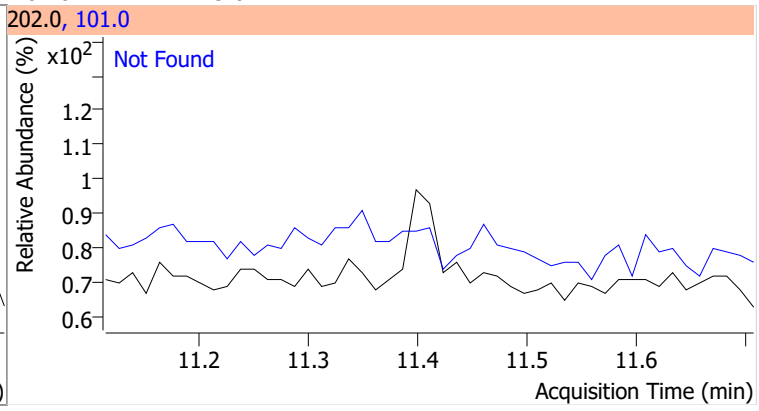

Compound	Conc.	Exp RT	QIon	Exp Ratio
Pyrene	N.D.	11.79	101.0	15.3

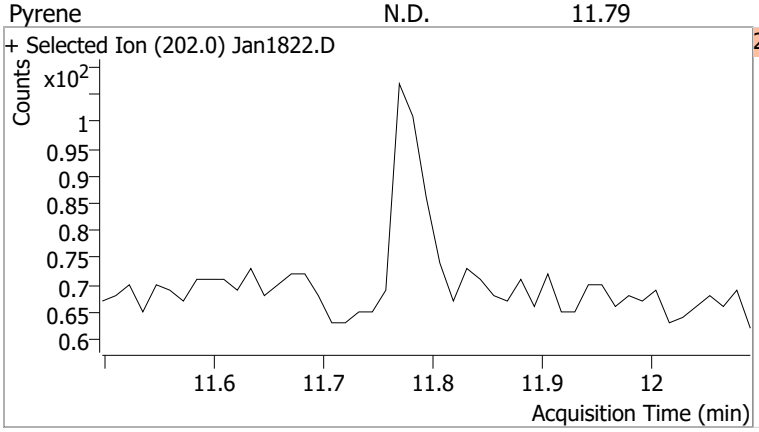

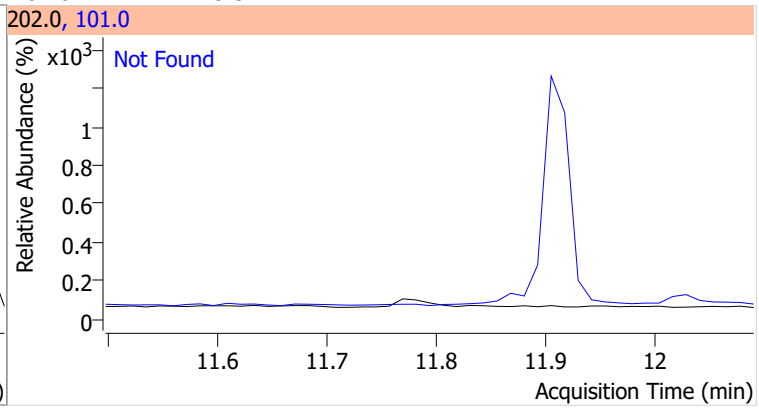

Compound	Conc.	RT	Dev(Min)	Resp.	QIon	QRatio	Lower	Upper
Terphenyl-d14	71.6380	12.25	-0.01	524433	122.0	19.4	13.4	25.0

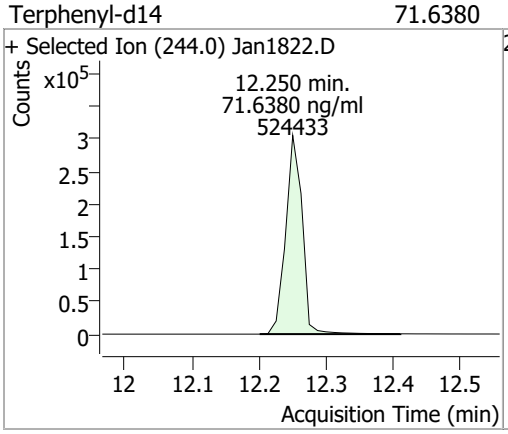

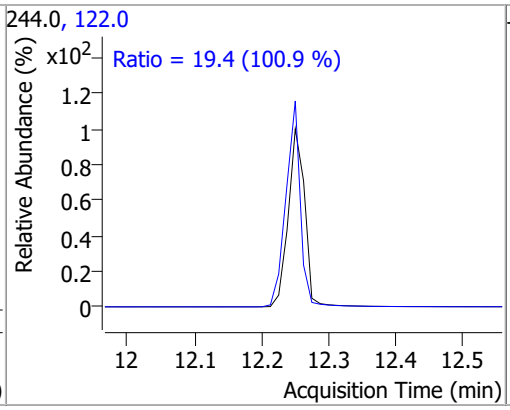

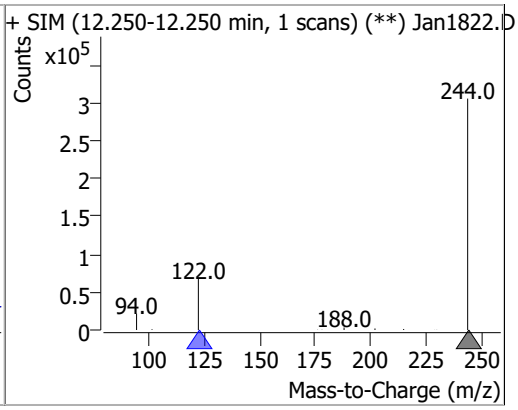

Compound	Conc.	RT	Dev(Min)	Resp.	QIon	QRatio	Lower	Upper
Benzo(a)Anthracene		0		0	226.0		18.9	35.1
					229.0		16.1	29.9

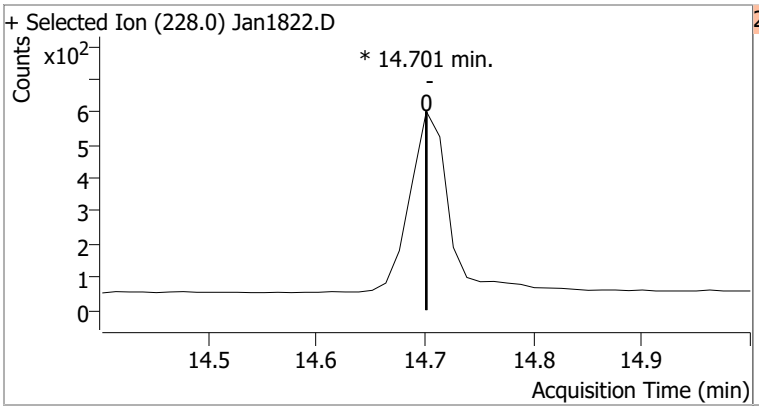

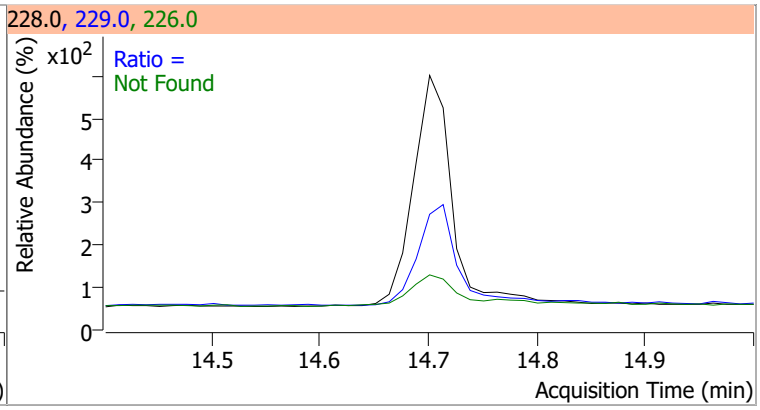

Compound	Conc.	RT	Dev(Min)	Resp.	QIon	QRatio	Lower	Upper
Chrysene		0		0	226.0		21.2	39.4
					229.0		15.0	27.8

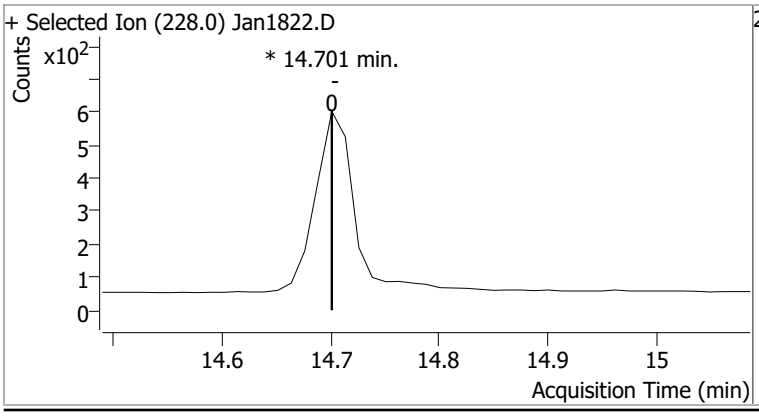

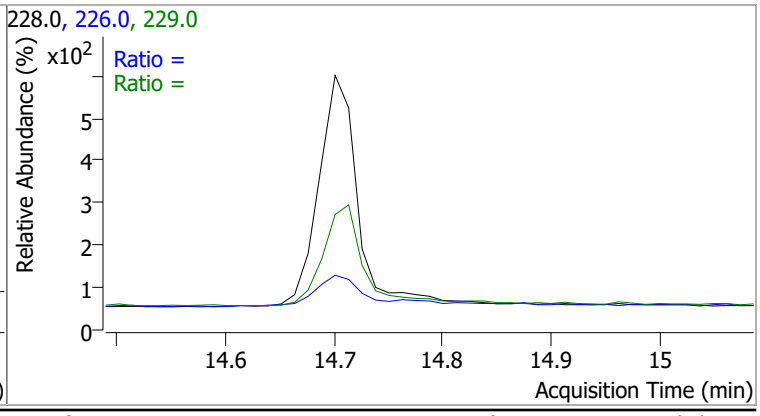

Compound	Conc.	Exp RT	QIon	Exp Ratio
Benzo(b)fluoranthene	N.D.	17.73	253.0	22.6

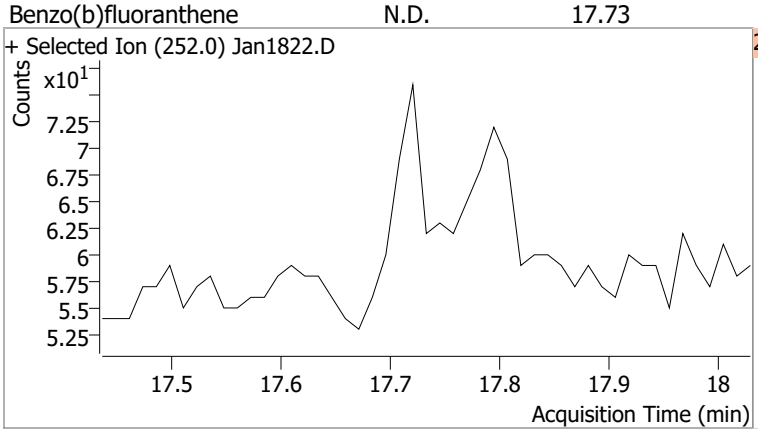

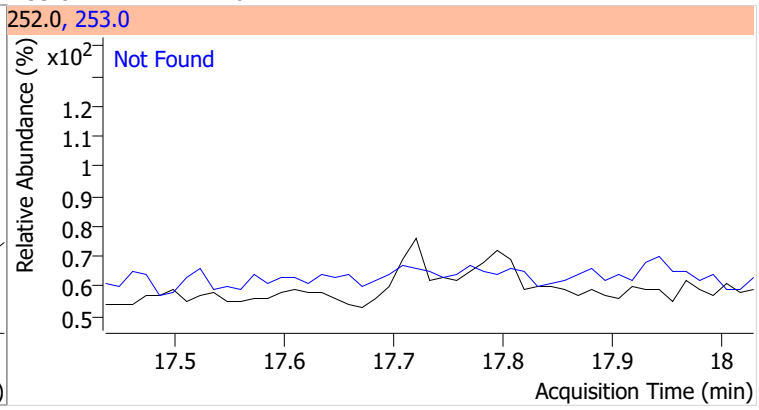

Compound	Conc.	Exp RT	QIon	Exp Ratio
Benzo(k)fluoranthene	N.D.	17.79	253.0	23.0

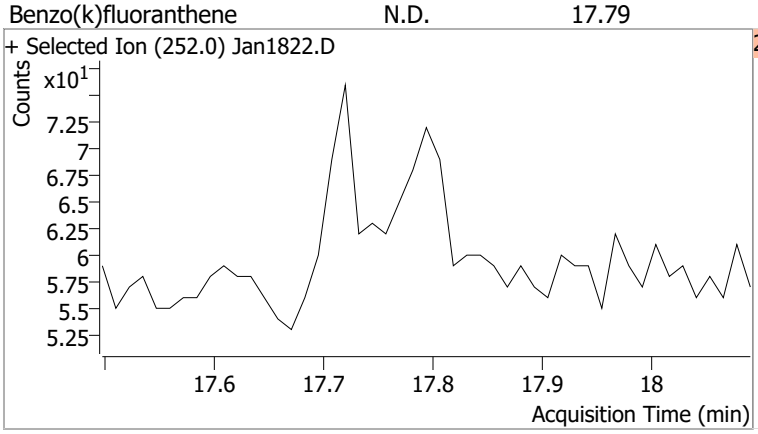

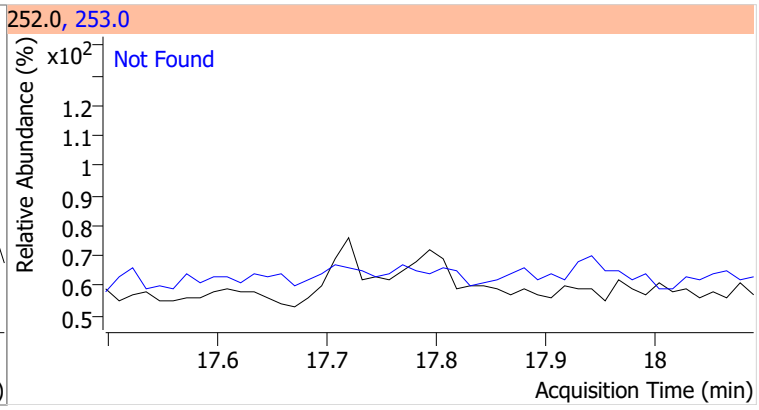

Compound	Conc.	RT	Dev(Min)	Resp.	QIon	QRatio	Lower	Upper
Benzo(a)pyrene		0		0	253.0		16.5	30.6

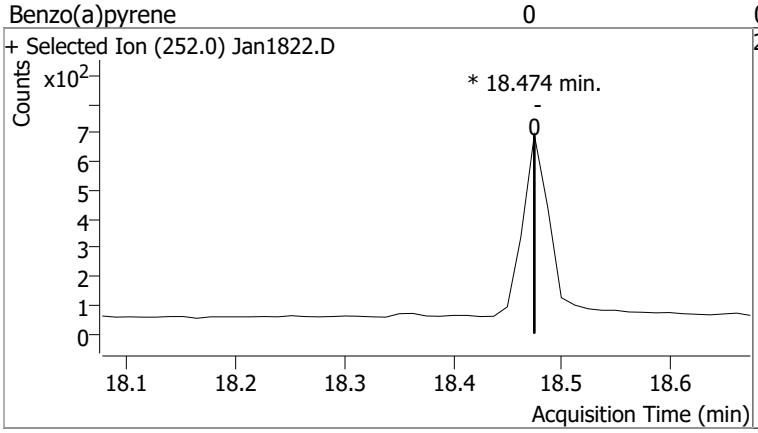

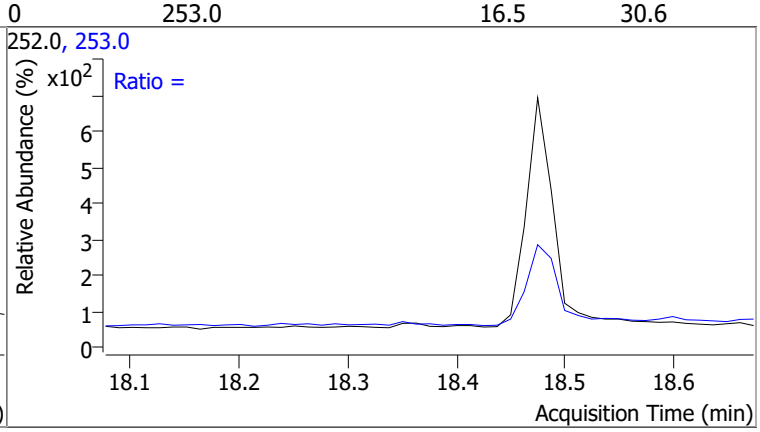

Compound	Conc.	Exp RT	QIon	Exp Ratio
Indeno(1,2,3-cd)pyrene	N.D.	20.23	138.0	28.9

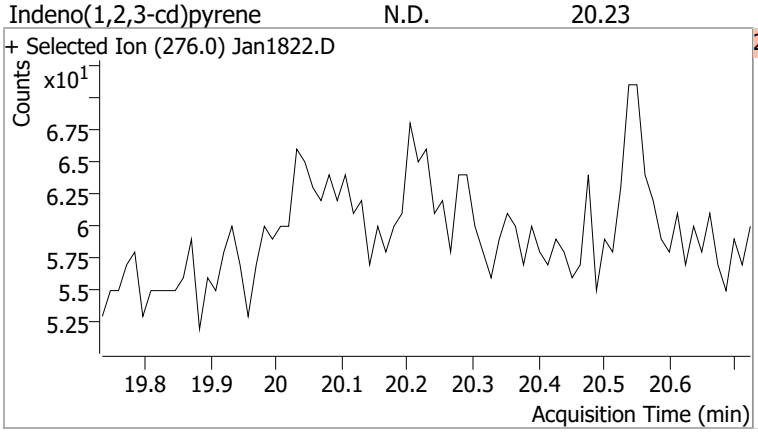

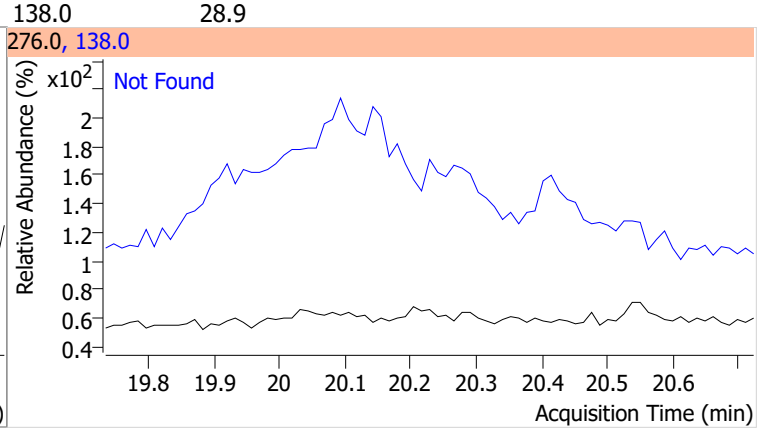

Compound	Conc.	Exp RT	QIon	Exp Ratio	QIon	Exp Ratio
Dibenzo(a,h)anthracene	N.D.	20.30	279.0	25.1	139.0	24.1

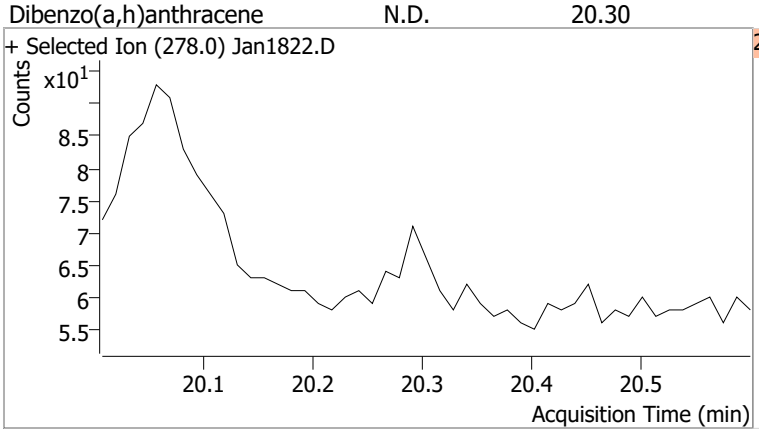

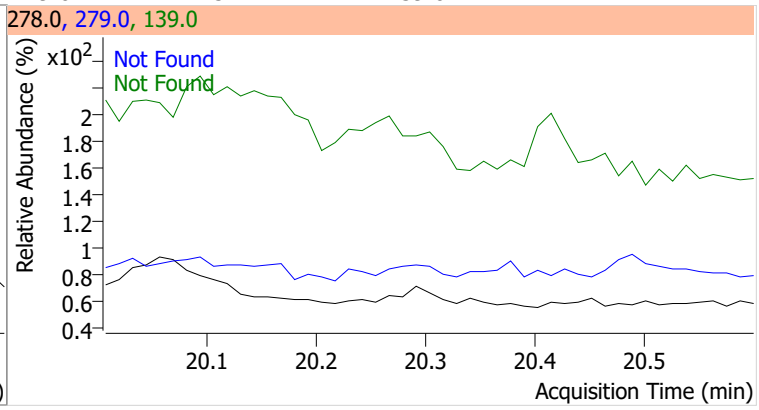

Compound	Conc.	Exp RT	QIon	Exp Ratio	QIon	Exp Ratio
Benzo(g,h,i)perylene	N.D.	20.56	138.0	28.0	277.0	23.3

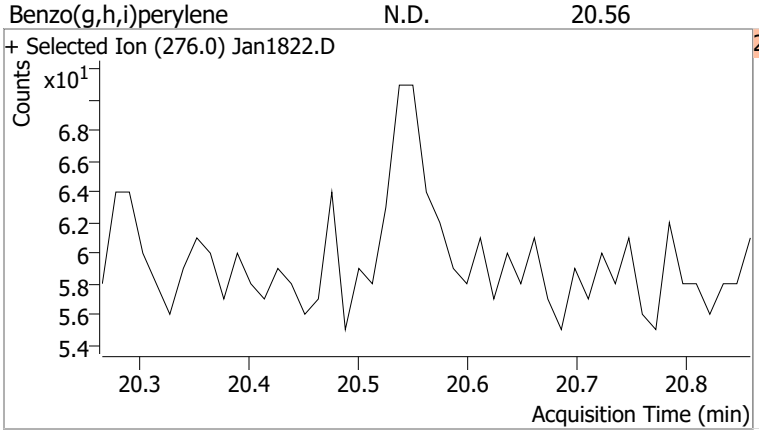

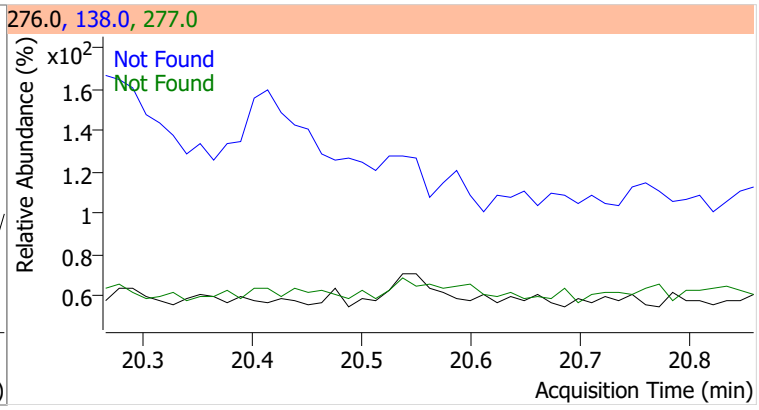

Quantitation Results Report (QT Reviewed)

Data File	Jan1823.D	Operator	LIMS import
Acq. Method	5975BNASIM	Acq. Date-Time	1/19/2022 3:13:50 AM
Sample Name	B22010751-001C	Instrument	GCMS
Vial	23	Multiplier	1.00
DA Method File	011722 bna SIM 1.batch.bin	Comment	SVOC-8270C-SIM-W-LLPAH
Tune File	dftppjph.u	Tune Date	
Batch Name	011822 bna SIM1.batch.bin	Last Calib Update	2/4/2022 5:01:18 PM
Ref Library			

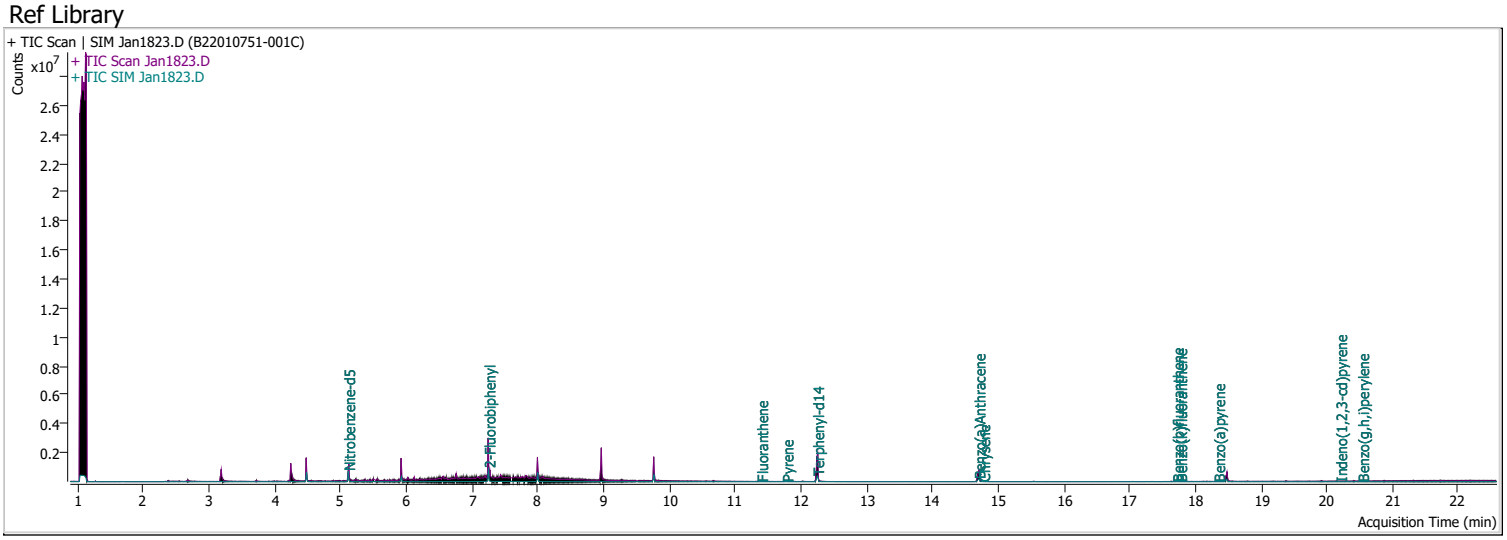

Compound	RT	QIon	Resp.	Conc.	Units		Dev(Min)
Internal Standards							
M 1,4-Dichlorobenzene-d4	4.484	152.0	205403	40.0000	ng/ml		-0.012
M Naphthalene-d8	5.928	136.0	360470	40.0000	ng/ml		-0.013
M Acenaphthene-d10	8.000	164.0	210031	40.0000	ng/ml		0.000
M Phenanthrene-d10	9.768	188.0	413827	40.0000	ng/ml		-0.012
M Chrysene-d12	14.714	240.0	279463	40.0000	ng/ml		-0.012
M Perylene-d12	18.474	264.0	197998	40.0000	ng/ml		-0.025
System Monitoring Compounds							
S Nitrobenzene-d5	5.118	82.0	427590	37.9372	ng/ml		-0.025
Spiked Amount: 5.000	Range: 19.0 - 102.0%			Recovery = 758.74%		*	
S 2-Fluorobiphenyl	7.252	172.0	635021	62.9014	ng/ml		-0.013
Spiked Amount: 5.000	Range: 25.0 - 94.0%			Recovery = 1258.03%		*	
S o-Terphenyl	0.000		0	N.D.			
Spiked Amount: 5.000	Range: 40.0 - 140.0%			Recovery = NA%			
S Terphenyl-d14	12.251	244.0	508345	69.3246	ng/ml		-0.012
Spiked Amount: 5.000	Range: 39.0 - 106.0%			Recovery = 1386.49%		*	
Target Compounds							QValue
T Naphthalene	0.000		0	N.D.			
T 2-Methylnaphthalene	0.000		0	N.D.			
T 1-Methylnaphthalene	0.000		0	N.D.			
T Acenaphthylene	7.838	152.0	0		ng/ml	md	1
T Acenaphthene	8.075	154.0	0		ng/ml	md	1
T Fluorene	8.972	166.0	0		ng/ml	md	1
T Phenanthrene	9.793	178.0	0		ng/ml	md	1
T Anthracene	9.854	178.0	0		ng/ml	md	1
T Fluoranthene	11.398	202.0	1899	0.1353	ng/ml		94
T Pyrene	11.781	202.0	3780	0.2685	ng/ml		100
T Benzo(a)Anthracene	14.701	228.0	2622	0.1591	ng/ml	#	80
T Chrysene	14.776	228.0	1976	0.1545	ng/ml		94
T Benzo(b)fluoranthene	17.721	252.0	1726	0.1935	ng/ml	m	99

Compound	RT	QIon	Resp.	Conc.	Units		Dev(Min)
T Benzo(k)fluoranthene	17.770	252.0	860	0.0747	ng/ml		92
T Benzo(a)pyrene	18.351	252.0	932	0.1254	ng/ml		90
T Indeno(1,2,3-cd)pyrene	20.204	276.0	697	0.1054	ng/ml	m	98
T Dibenzo(a,h)anthracene	20.105	278.0	0		ng/ml	md	1
T Benzo(g,h,i)perylene	20.538	276.0	1000	0.0859	ng/ml		95

(#) = Qualifier Out of Range; (m) = Manual Integration; (+) = Area Summed; (*) = Surrogate Percent Recovery Out of Range; (d): Zeroed Peak

Quantitation Results Report (QT Reviewed)

Agilent | Trusted Answers

Compound	Conc.	RT	Dev(Min)	Resp.	QIon	QRatio	Lower	Upper
Nitrobenzene-d5	37.9372	5.12	-0.02	427590	54.0	35.9	25.9	48.1
					128.0	30.4	25.6	47.6

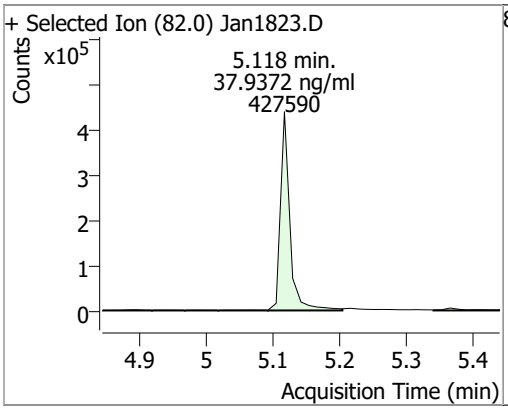

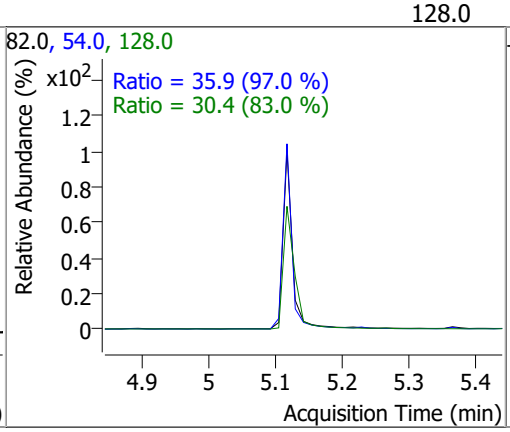

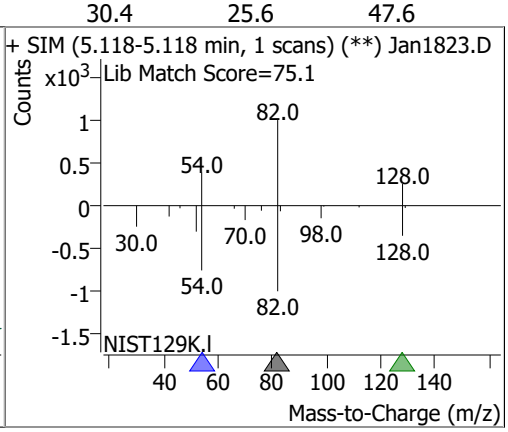

Compound	Conc.	Exp RT	QIon	Exp Ratio	QIon	Exp Ratio
Naphthalene	N.D.	5.95	102.0	19.9	129.0	11.0

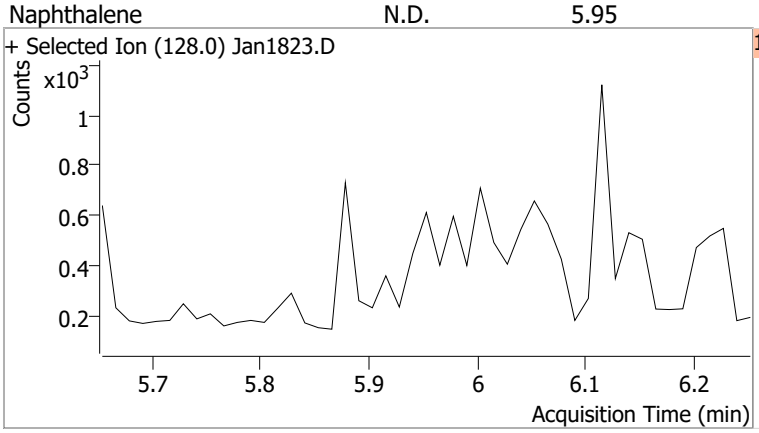

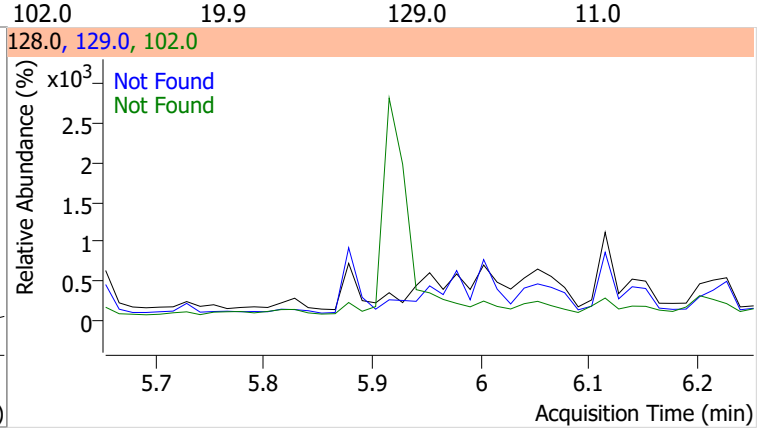

Compound	Conc.	Exp RT	QIon	Exp Ratio	QIon	Exp Ratio
2-Methylnaphthalene	N.D.	6.79	142.0	140.8	115.0	59.7

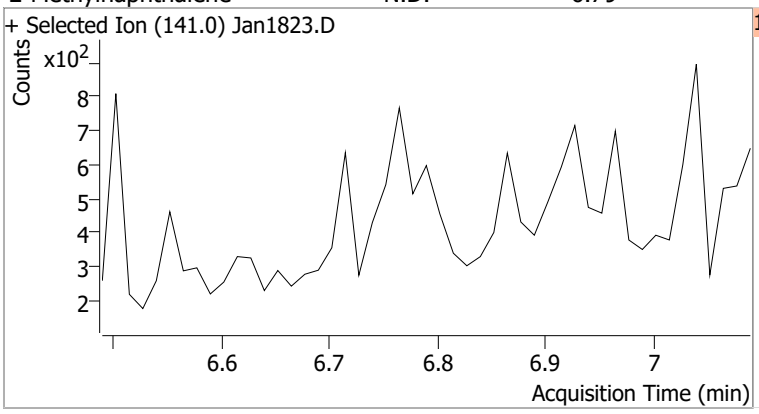

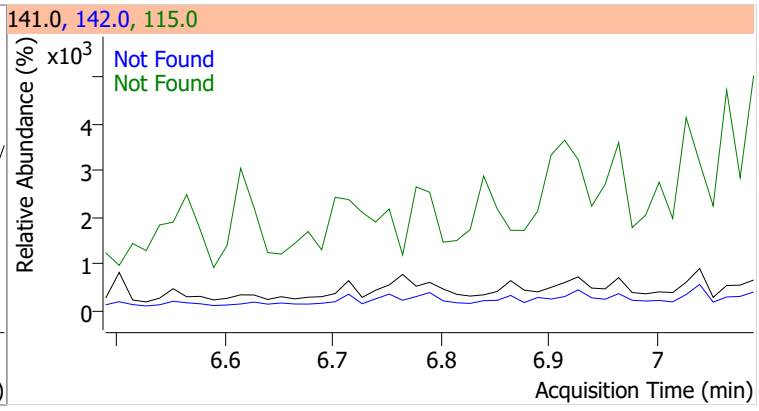

Compound	Conc.	Exp RT	QIon	Exp Ratio	QIon	Exp Ratio
1-Methylnaphthalene	N.D.	6.90	142.0	113.1	115.0	67.8

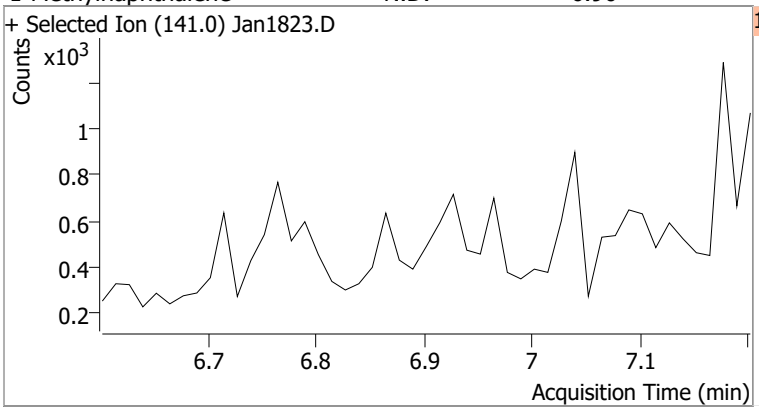

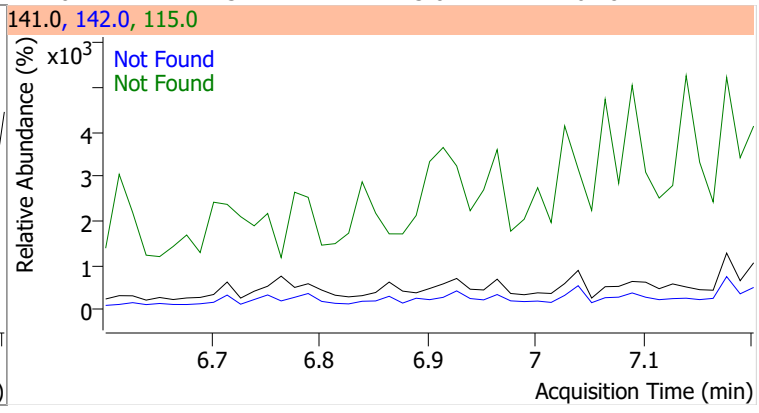

Compound	Conc.	RT	Dev(Min)	Resp.	QIon	QRatio	Lower	Upper
2-Fluorobiphenyl	62.9014	7.25	-0.01	635021	171.0	37.2	26.6	49.5

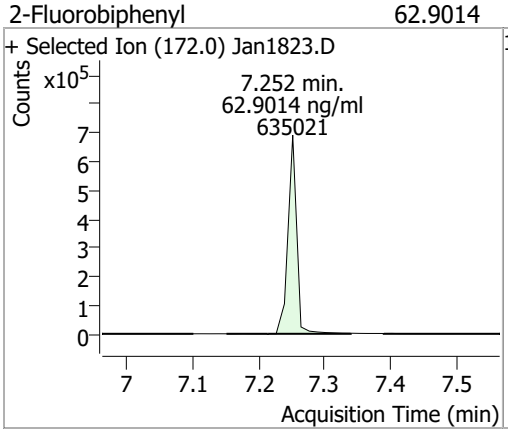

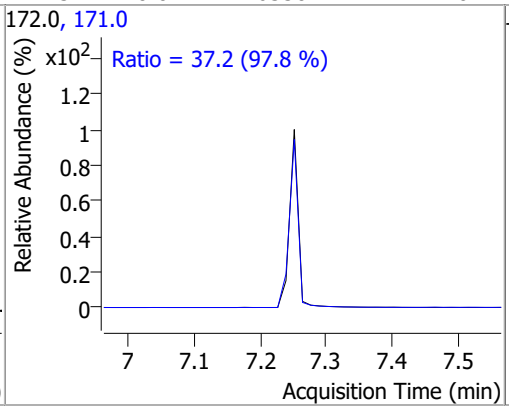

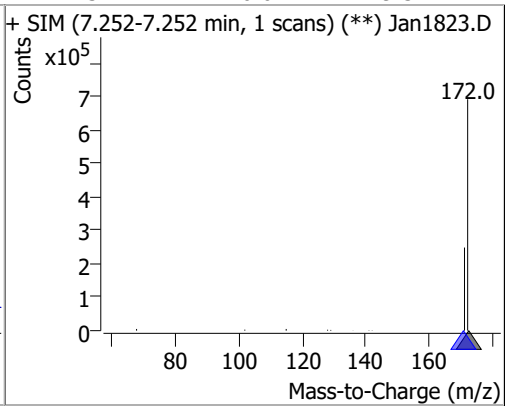

Compound	Conc.	RT	Dev(Min)	Resp.	QIon	QRatio	Lower	Upper
Acenaphthylene		0		0	153.0		9.0	16.6

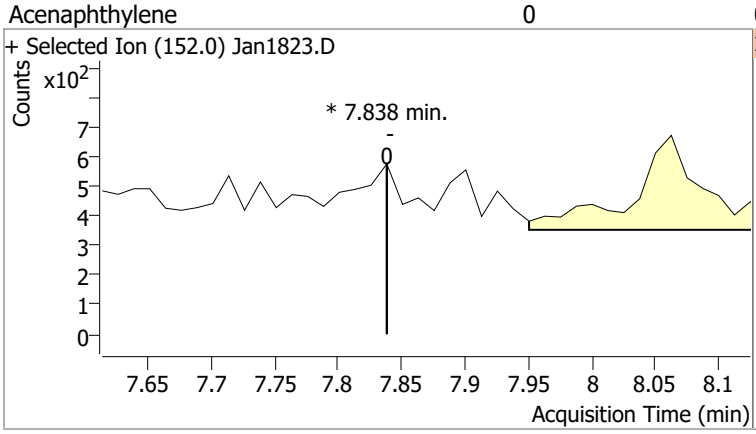

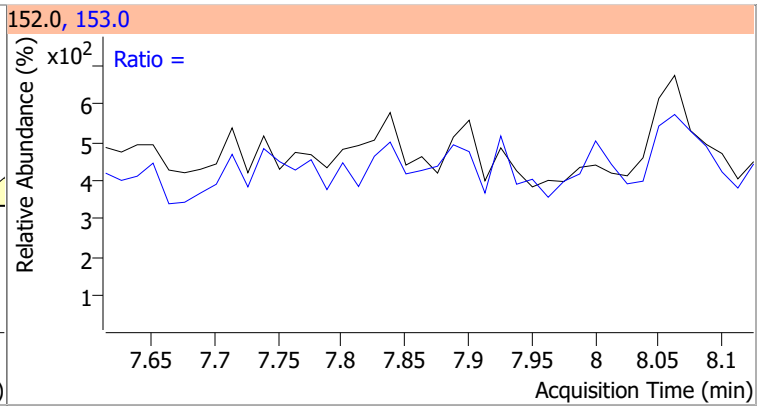

Compound	Conc.	RT	Dev(Min)	Resp.	QIon	QRatio	Lower	Upper
Acenaphthene		0		0	153.0		82.1	152.6
					152.0		41.0	76.1

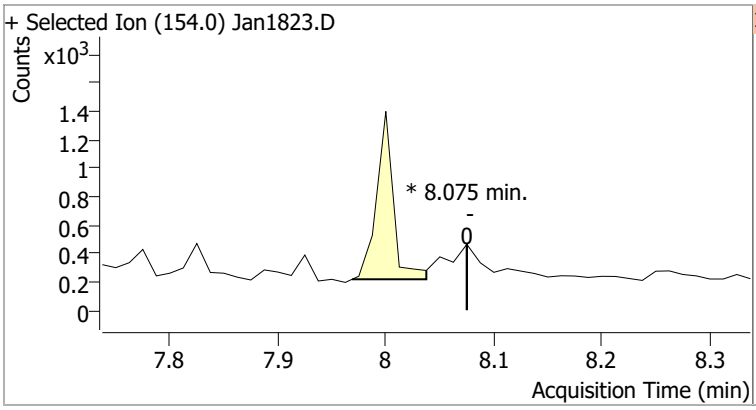

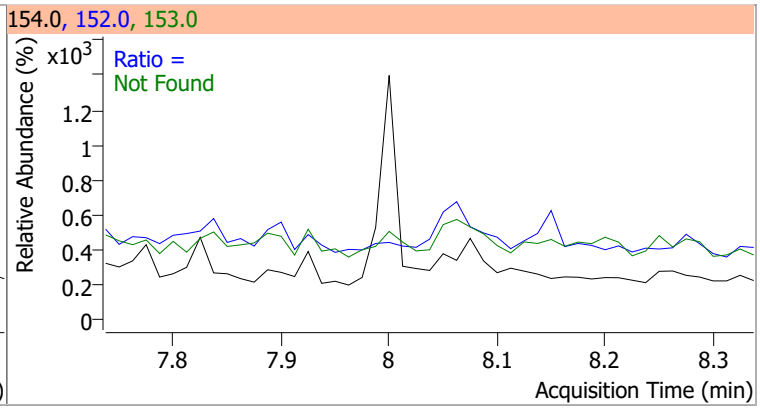

Compound	Conc.	RT	Dev(Min)	Resp.	QIon	QRatio	Lower	Upper
Fluorene		0		0	165.0		69.1	128.3
					167.0		9.7	18.0

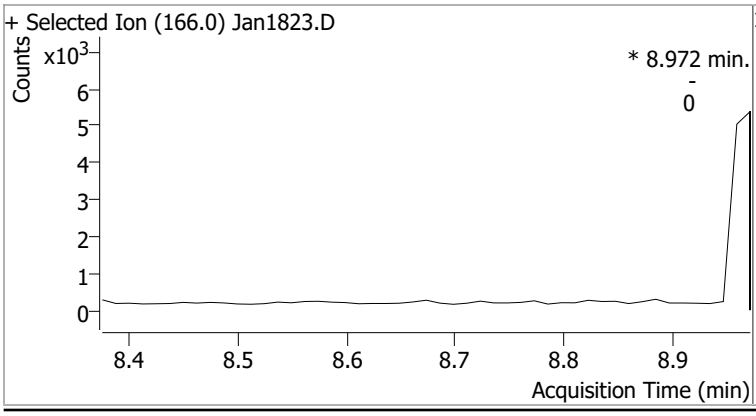

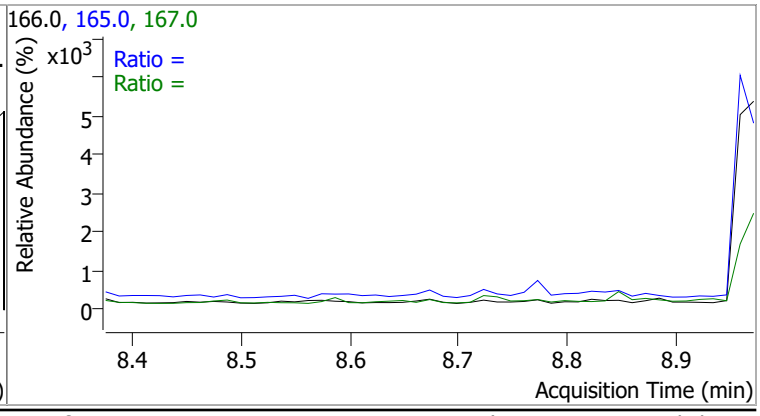

Compound	Conc.	RT	Dev(Min)	Resp.	QIon	QRatio	Lower	Upper
Phenanthrene		0		0	176.0		10.8	20.1

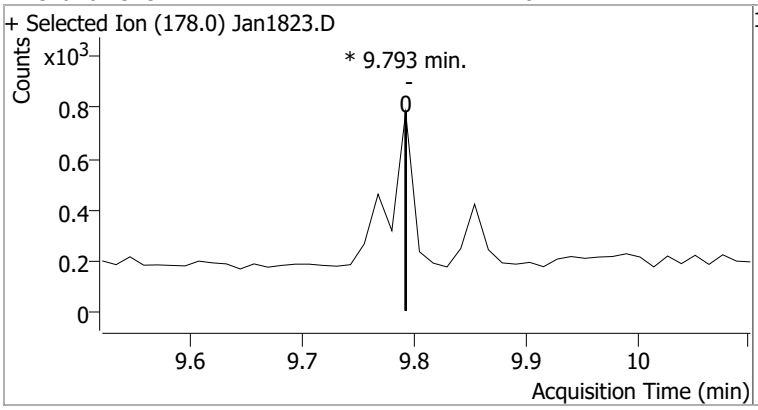

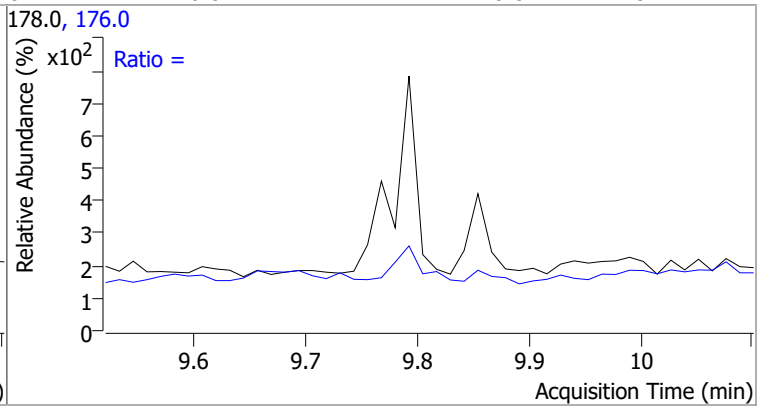

Compound	Conc.	RT	Dev(Min)	Resp.	QIon	QRatio	Lower	Upper
Anthracene		0		0	176.0		12.7	23.5

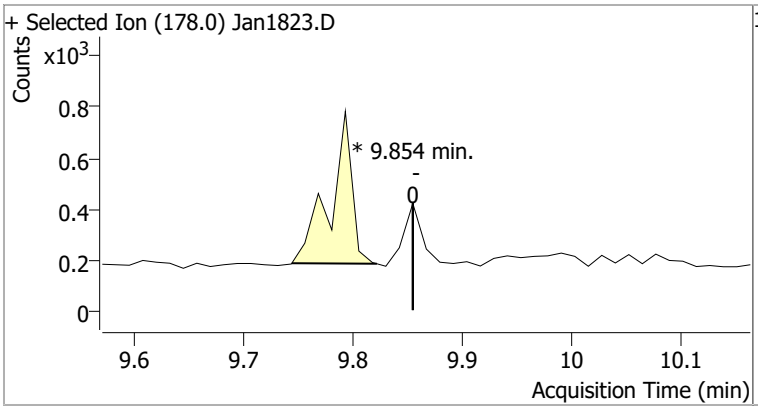

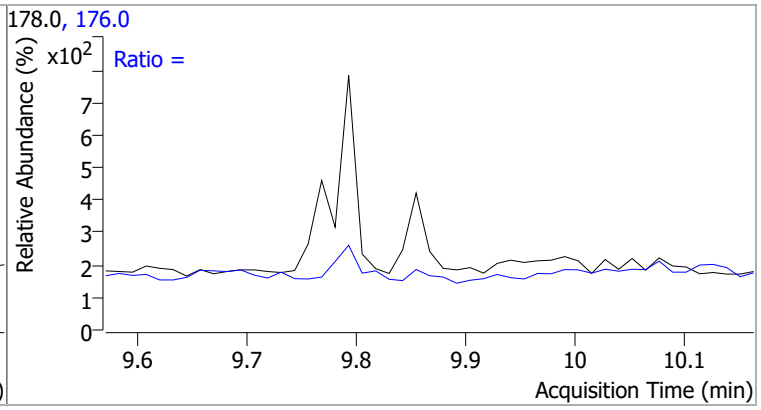

Compound	Conc.	Exp RT	QIon	Exp Ratio	QIon	Exp Ratio
o-Terphenyl	N.D.	10.30	229.0	70.2	215.0	46.7

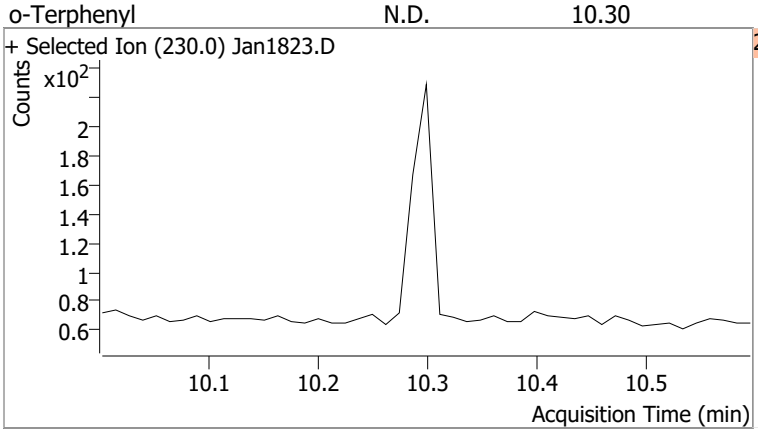

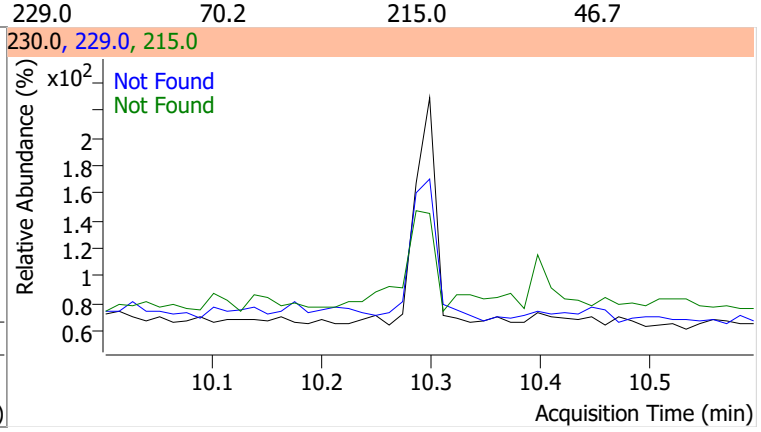

Compound	Conc.	RT	Dev(Min)	Resp.	QIon	QRatio	Lower	Upper
Fluoranthene	0.1353	11.40	-0.01	1899	101.0	11.4	9.6	17.9

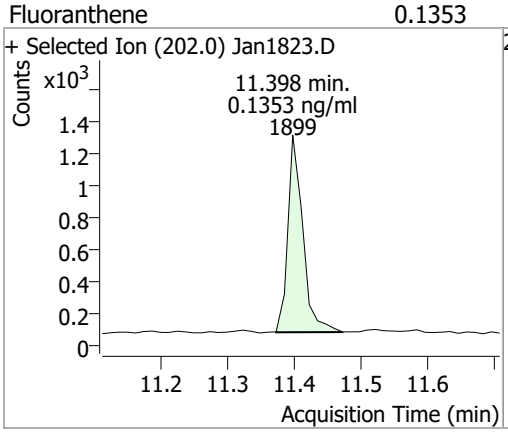

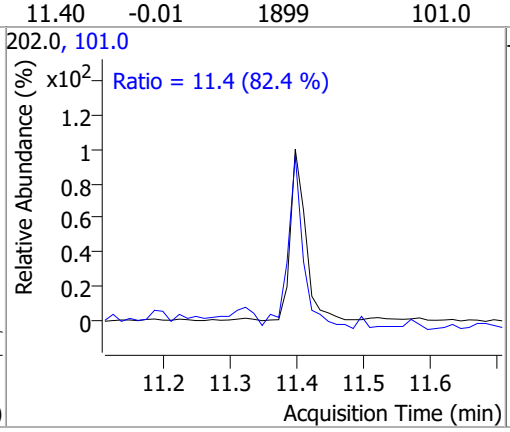



Compound	Conc.	RT	Dev(Min)	Resp.	QIon	QRatio	Lower	Upper
Pyrene	0.2685	11.78	-0.01	3780	101.0	15.5	10.7	20.0

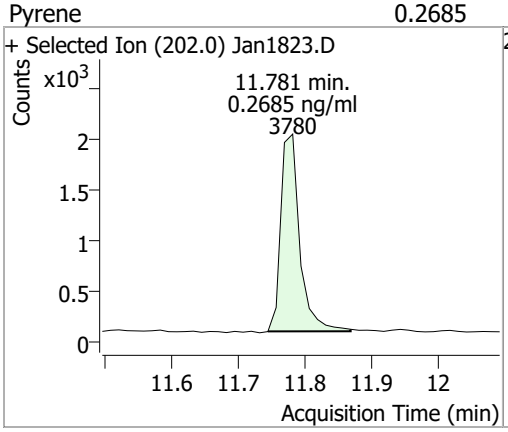

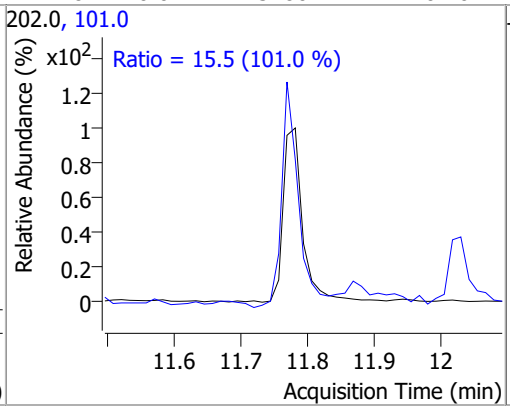

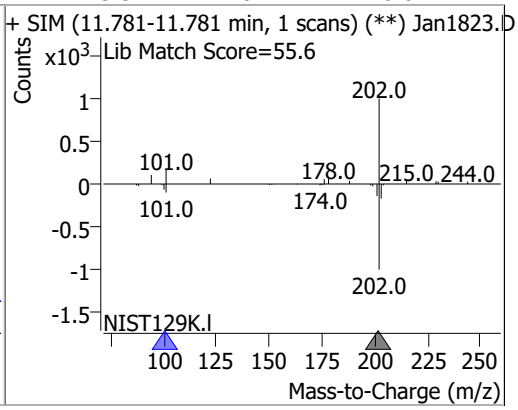

Compound	Conc.	RT	Dev(Min)	Resp.	QIon	QRatio	Lower	Upper
Terphenyl-d14	69.3246	12.25	-0.01	508345	122.0	19.5	13.4	25.0

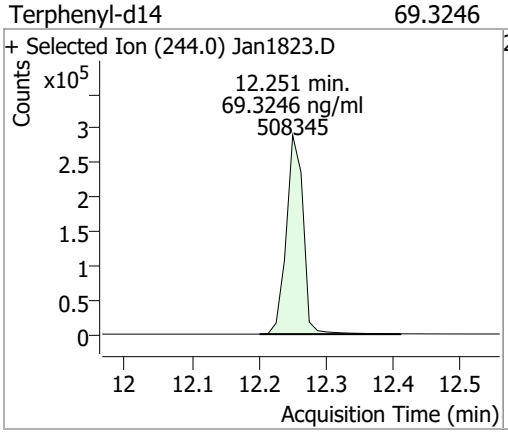

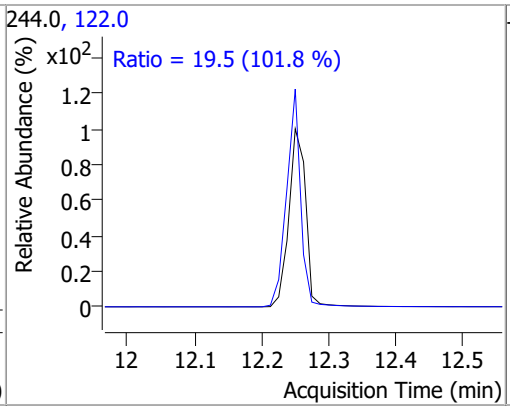

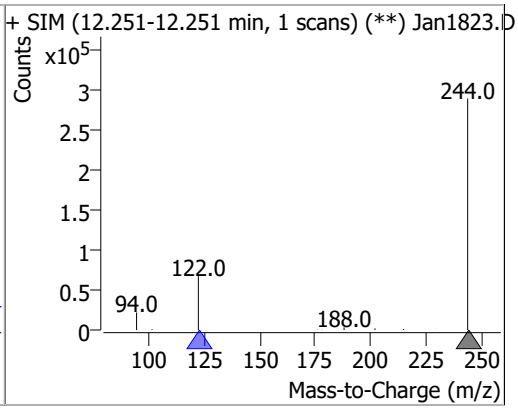

Compound	Conc.	RT	Dev(Min)	Resp.	QIon	QRatio	Lower	Upper
Benzo(a)Anthracene	0.1591	14.70	0.00	2622	226.0	19.6	18.9	35.1
					229.0	35.7	16.1	29.9

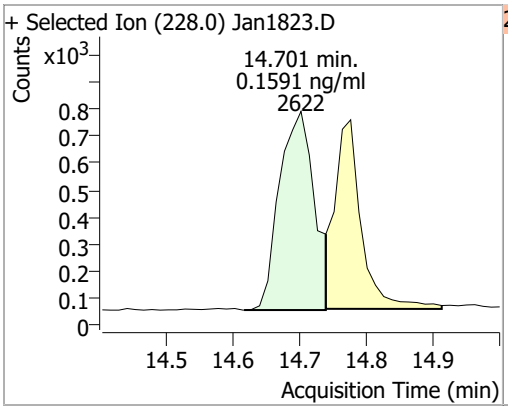

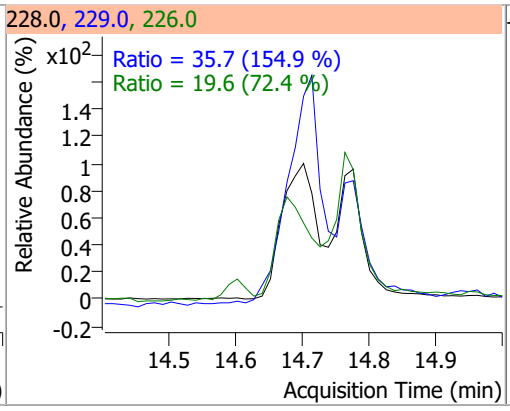

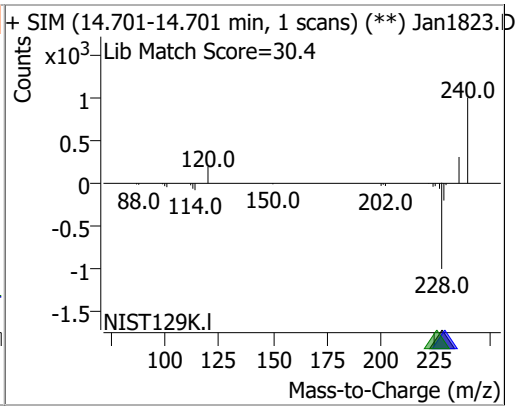

Compound	Conc.	RT	Dev(Min)	Resp.	QIon	QRatio	Lower	Upper
Chrysene	0.1545	14.78	-0.01	1976	226.0	34.7	21.2	39.4
					229.0	23.4	15.0	27.8

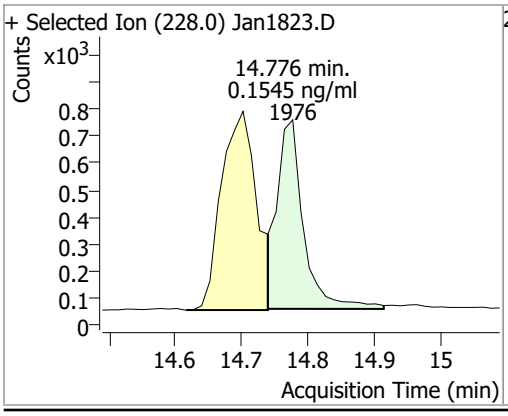

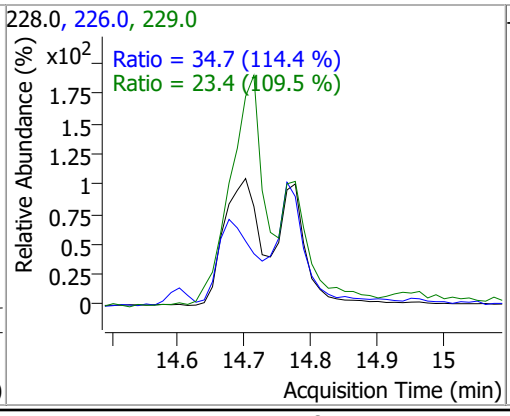

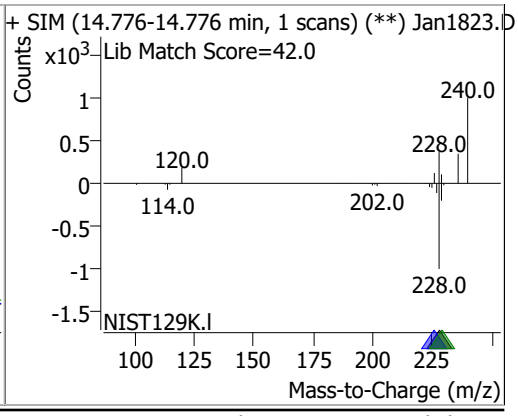

Compound	Conc.	RT	Dev(Min)	Resp.	QIon	QRatio	Lower	Upper
Benzo(b)fluoranthene	0.1935	17.72	-0.01	1726 (m)	253.0	23.3	15.8	29.4

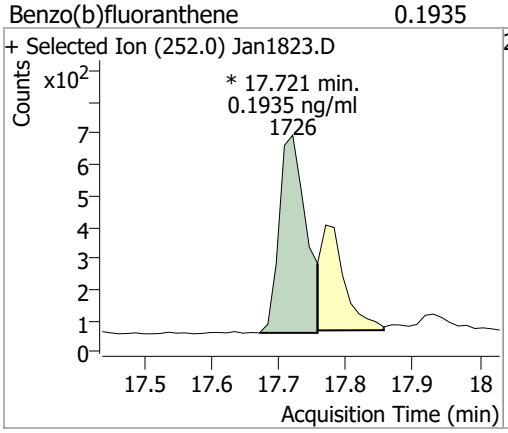

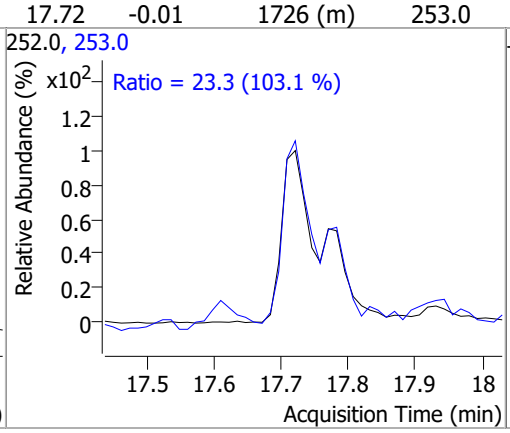

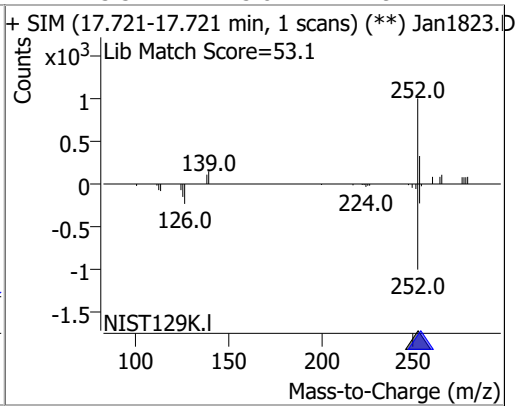

Compound	Conc.	RT	Dev(Min)	Resp.	QIon	QRatio	Lower	Upper
Benzo(k)fluoranthene	0.0747	17.77	-0.02	860	253.0	19.1	16.1	29.9

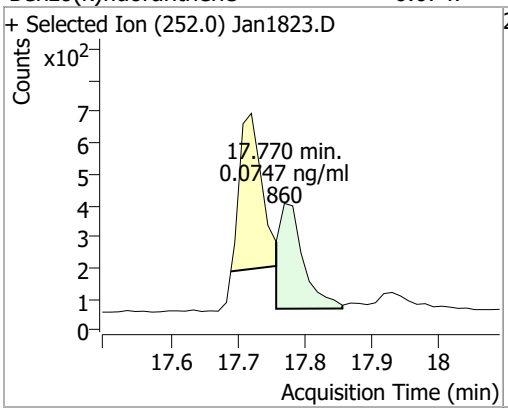

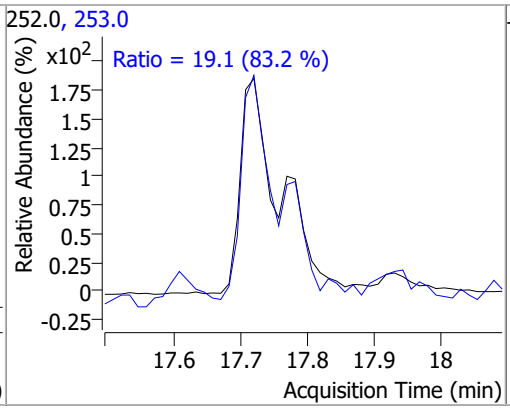

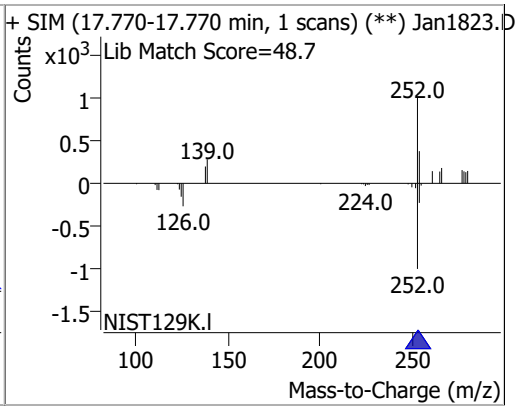

Compound	Conc.	RT	Dev(Min)	Resp.	QIon	QRatio	Lower	Upper
Benzo(a)pyrene	0.1254	18.35	-0.02	932	253.0	28.2	16.5	30.6

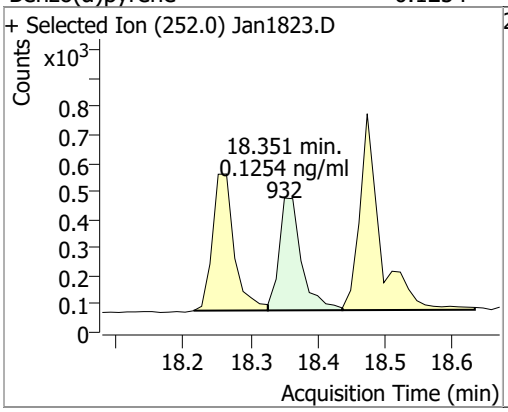

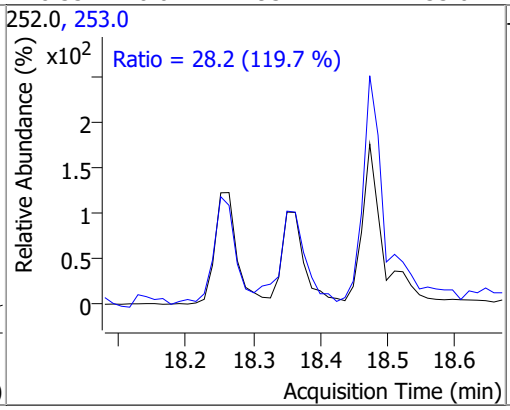

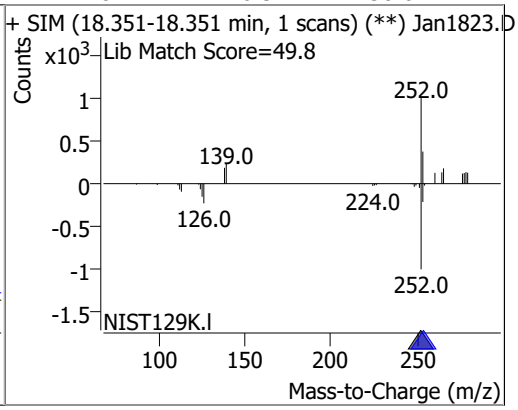

Compound	Conc.	RT	Dev(Min)	Resp.	QIon	QRatio	Lower	Upper
Indeno(1,2,3-cd)pyrene	0.1054	20.20	-0.02	697 (m)	138.0	30.0	20.3	37.6

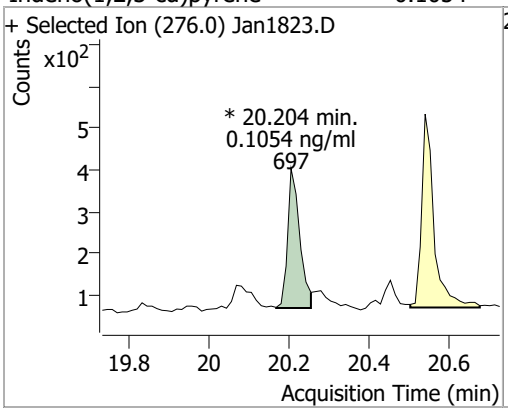

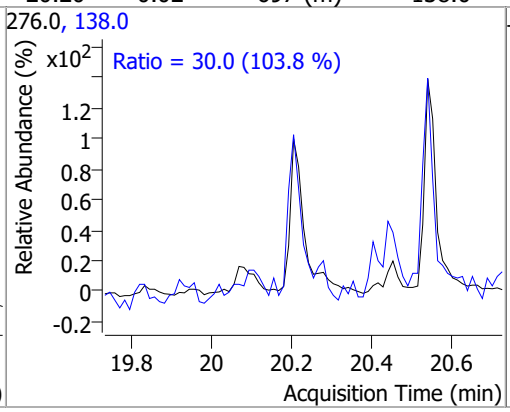

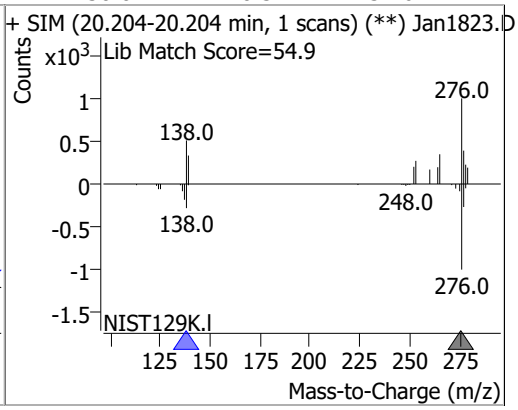

Compound	Conc.	RT	Dev(Min)	Resp.	QIon	QRatio	Lower	Upper
Dibenzo(a,h)anthracene		0		0	279.0		17.6	32.7
					139.0		16.9	31.3

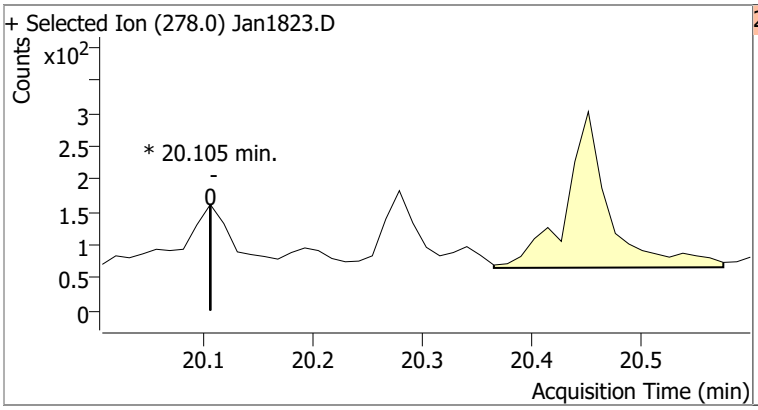

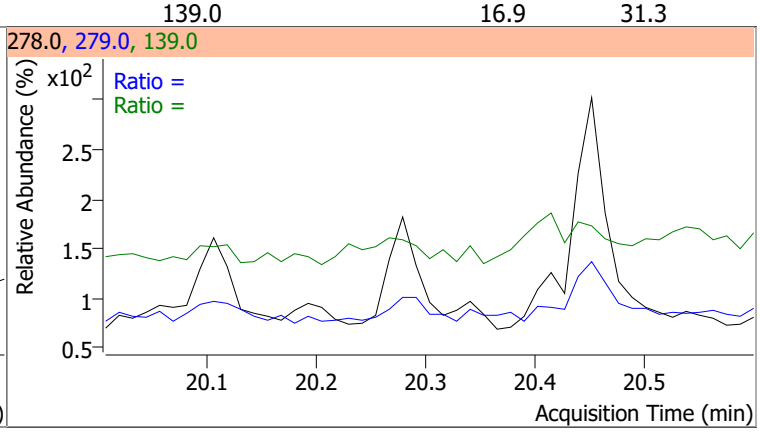

Compound	Conc.	RT	Dev(Min)	Resp.	QIon	QRatio	Lower	Upper
Benzo(g,h,i)perylene	0.0859	20.54	-0.02	1000	138.0	23.8	19.6	36.5
					277.0	24.5	16.3	30.2

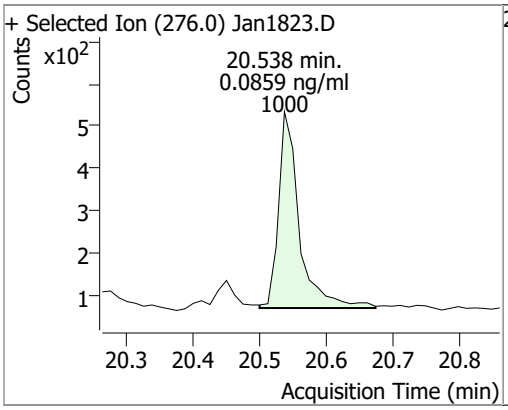

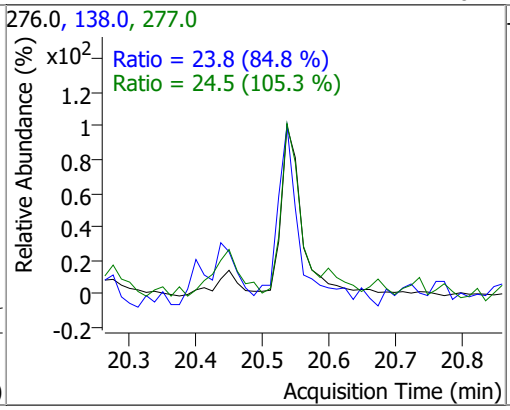

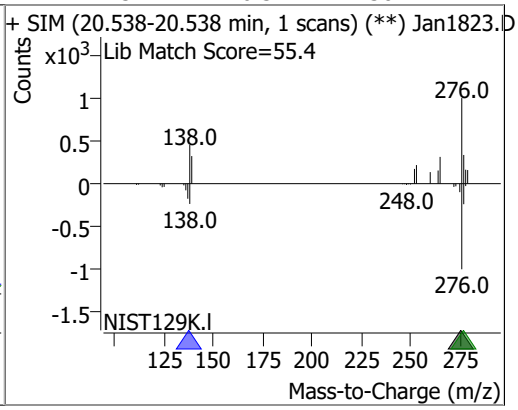

Quantitation Results Report (QT Reviewed)

Agilent | Trusted Answers

Data File	Jan1824.D	Operator	LIMS import
Acq. Method	5975BNASIM	Acq. Date-Time	1/19/2022 3:46:05 AM
Sample Name	18-Jan-22_CCV_24	Instrument	GCMS
Vial	24	Multiplier	1.00
DA Method File	011722 bna SIM 1.batch.bin	Comment	SVOC-8270C-SIM-W-LLPAH
Tune File	dftppjph.u	Tune Date	
Batch Name	011822 bna SIM1.batch.bin	Last Calib Update	2/4/2022 5:01:18 PM
Ref Library			

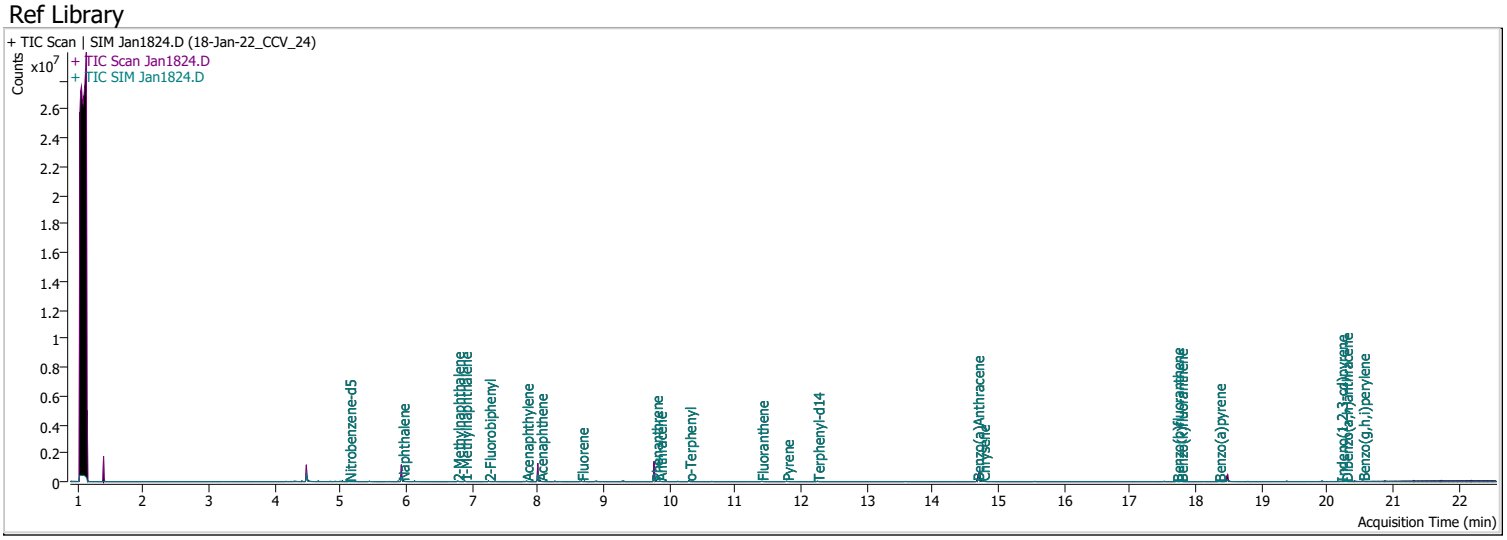

Compound	RT	QIon	Resp.	Conc.	Units		Dev(Min)
Internal Standards							
M 1,4-Dichlorobenzene-d4	4.484	152.0	169700	40.0000	ng/ml		-0.012
M Naphthalene-d8	5.928	136.0	306766	40.0000	ng/ml		-0.012
M Acenaphthene-d10	8.000	164.0	180613	40.0000	ng/ml		0.000
M Phenanthrene-d10	9.768	188.0	341465	40.0000	ng/ml		-0.012
M Chrysene-d12	14.701	240.0	244236	40.0000	ng/ml		-0.025
M Perylene-d12	18.475	264.0	166943	40.0000	ng/ml		-0.025
System Monitoring Compounds							
S Nitrobenzene-d5	5.131	82.0	6904	2.1144	ng/ml		-0.012
Spiked Amount: 5.000	Range: 19.0 - 102.0%			Recovery = 42.29%			
S 2-Fluorobiphenyl	7.252	172.0	14281	1.6450	ng/ml		-0.012
Spiked Amount: 5.000	Range: 25.0 - 94.0%			Recovery = 32.90%			
S o-Terphenyl	10.299	230.0	10023	1.8036	ng/ml		0.000
Spiked Amount: 5.000	Range: 40.0 - 140.0%			Recovery = 36.07%		*	
S Terphenyl-d14	12.251	244.0	8940	1.9881	ng/ml		-0.012
Spiked Amount: 5.000	Range: 39.0 - 106.0%			Recovery = 39.76%			
Target Compounds							**QValue**
T Naphthalene	5.941	128.0	18778	1.7693	ng/ml		99
T 2-Methylnaphthalene	6.777	141.0	11579	1.9547	ng/ml		99
T 1-Methylnaphthalene	6.890	141.0	11189	1.7910	ng/ml		96
T Acenaphthylene	7.826	152.0	17934	1.6203	ng/ml		98
T Acenaphthene	8.038	154.0	11801	1.6667	ng/ml		91
T Fluorene	8.661	166.0	14659	1.7497	ng/ml		100
T Phenanthrene	9.793	178.0	20961	1.9888	ng/ml		91
T Anthracene	9.854	178.0	18955	2.0590	ng/ml		99
T Fluoranthene	11.398	202.0	21638	1.8685	ng/ml		100
T Pyrene	11.781	202.0	22576	1.8349	ng/ml		96
T Benzo(a)Anthracene	14.677	228.0	15690	2.0183	ng/ml		99
T Chrysene	14.764	228.0	21260	1.9019	ng/ml		99
T Benzo(b)fluoranthene	17.709	252.0	14397	1.9141	ng/ml		99

Compound	RT	QIon	Resp.	Conc.	Units	Dev(Min)
T Benzo(k)fluoranthene	17.770	252.0	15646	1.8241	ng/ml	98
T Benzo(a)pyrene	18.351	252.0	11515	2.0119	ng/ml	99
T Indeno(1,2,3-cd)pyrene	20.204	276.0	11185	2.0455	ng/ml	99
T Dibenzo(a,h)anthracene	20.279	278.0	11889	1.7827	ng/ml	99
T Benzo(g,h,i)perylene	20.538	276.0	14932	1.8816	ng/ml	97

(#) = Qualifier Out of Range; (m) = Manual Integration; (+) = Area Summed; (*) = Surrogate Percent Recovery Out of Range; (d): Zeroed Peak

Compound	Conc.	RT	Dev(Min)	Resp.	QIon	QRatio	Lower	Upper
Nitrobenzene-d5	2.1144	5.13	-0.01	6904	54.0	38.3	25.9	48.1
					128.0	32.6	25.6	47.6

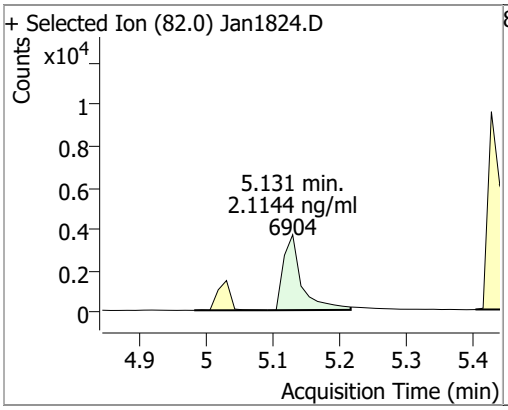

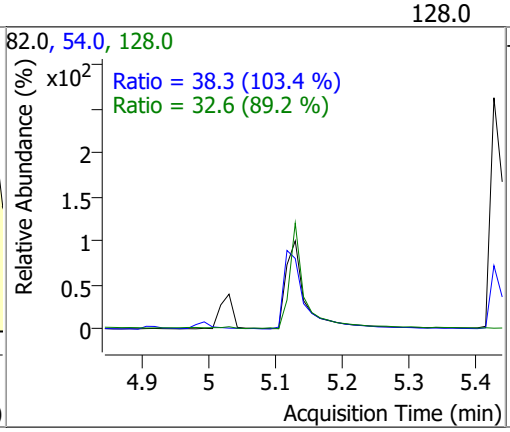

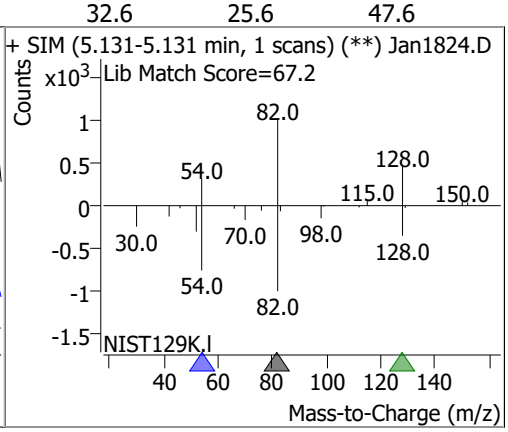

Compound	Conc.	RT	Dev(Min)	Resp.	QIon	QRatio	Lower	Upper
Naphthalene	1.7693	5.94	-0.01	18778	102.0	20.4	0.0	59.6
					129.0	11.0	7.7	14.3

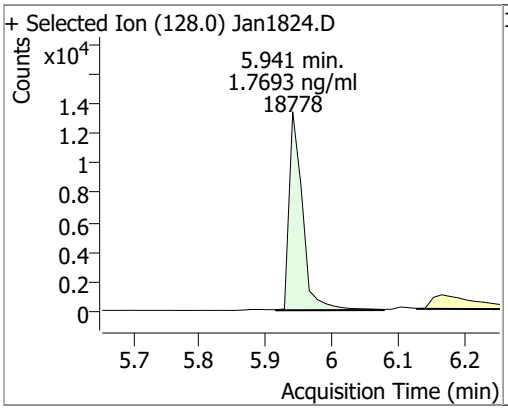

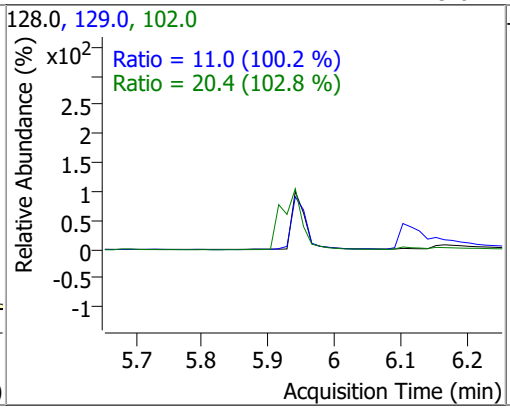

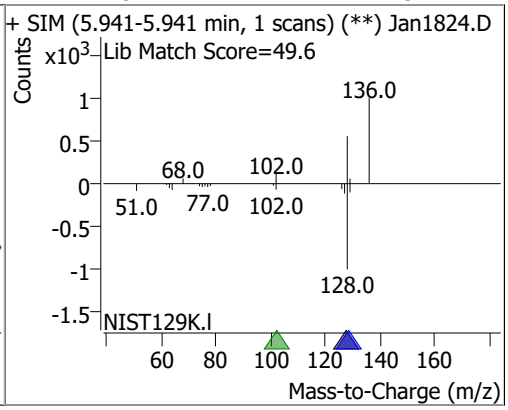

Compound	Conc.	RT	Dev(Min)	Resp.	QIon	QRatio	Lower	Upper
2-Methylnaphthalene	1.9547	6.78	-0.01	11579	142.0	142.0	98.5	183.0
					115.0	61.3	41.8	77.6

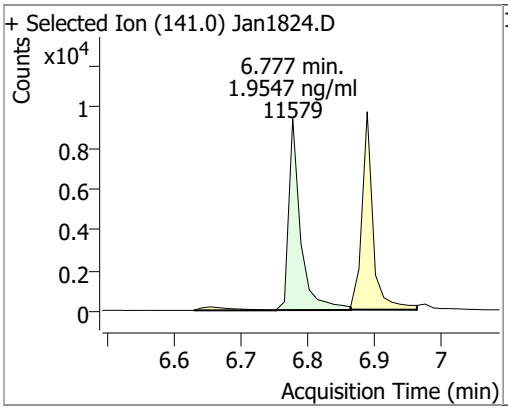

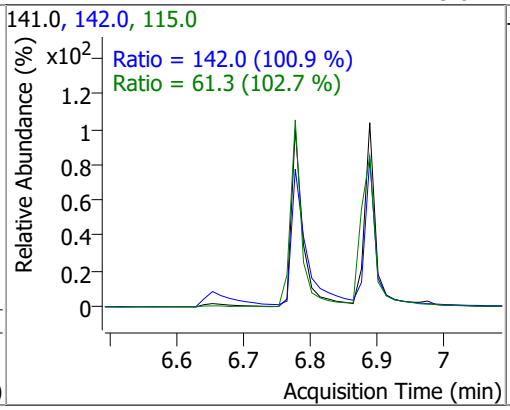

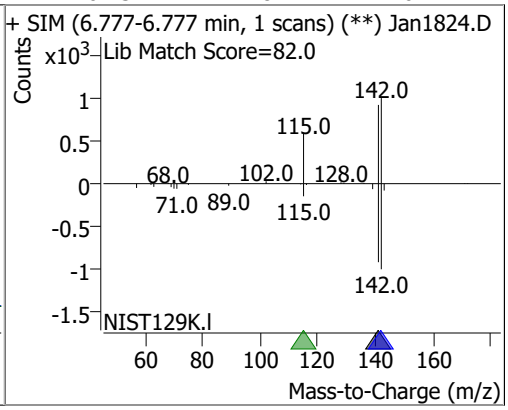

Compound	Conc.	RT	Dev(Min)	Resp.	QIon	QRatio	Lower	Upper
1-Methylnaphthalene	1.7910	6.89	-0.01	11189	142.0	117.0	79.2	147.1
					115.0	64.4	47.5	88.2

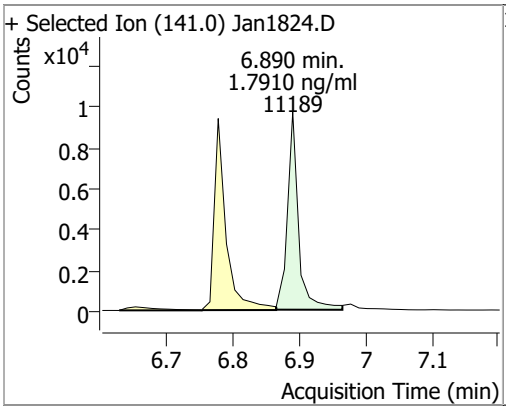

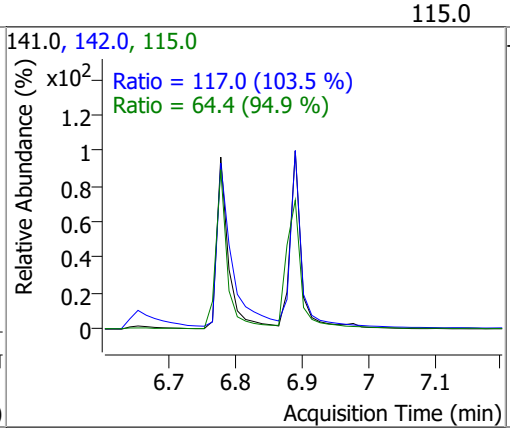

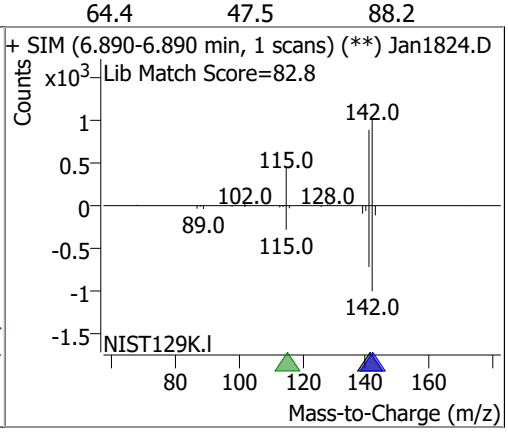

Compound	Conc.	RT	Dev(Min)	Resp.	QIon	QRatio	Lower	Upper
2-Fluorobiphenyl	1.6450	7.25	-0.01	14281	171.0	38.3	26.6	49.5

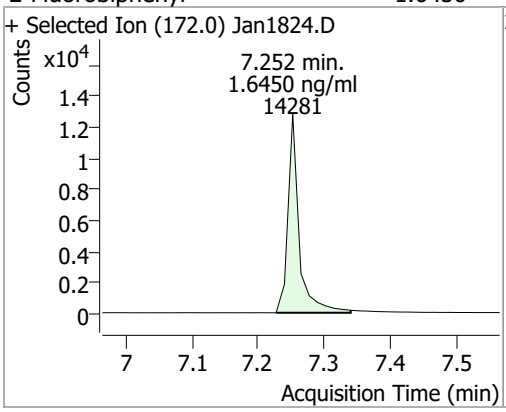

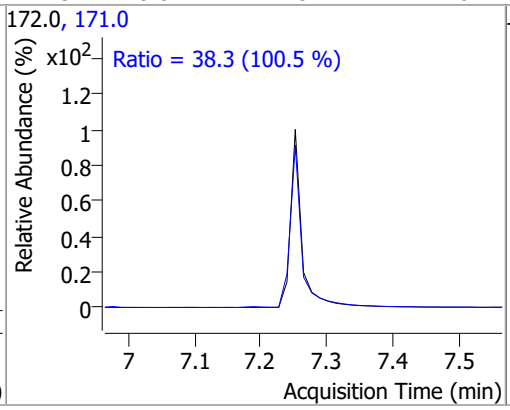

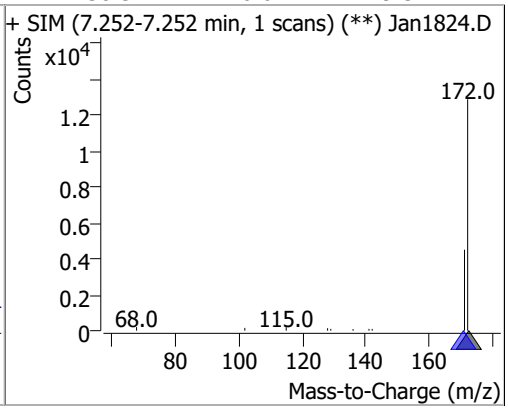

Compound	Conc.	RT	Dev(Min)	Resp.	QIon	QRatio	Lower	Upper
Acenaphthylene	1.6203	7.83	0.00	17934	153.0	13.5	9.0	16.6

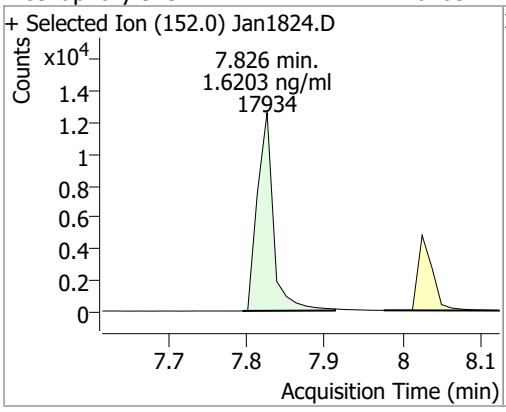

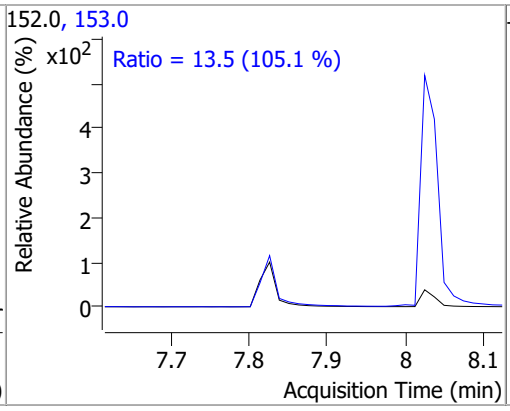

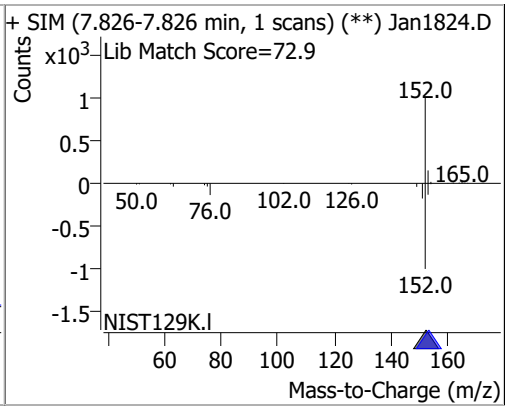

Compound	Conc.	RT	Dev(Min)	Resp.	QIon	QRatio	Lower	Upper
Acenaphthene	1.6667	8.04	0.00	11801	153.0	108.1	82.1	152.6
					152.0	52.2	41.0	76.1

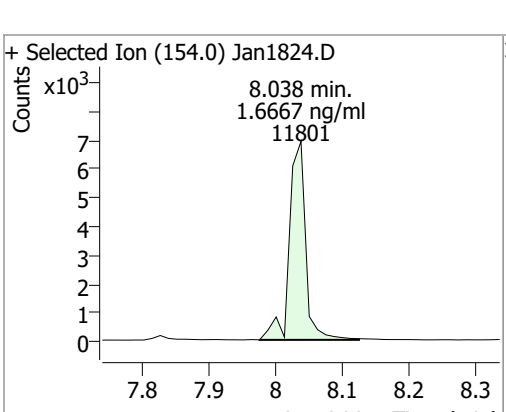

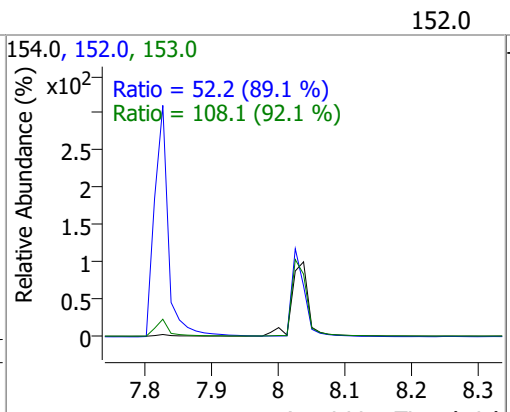

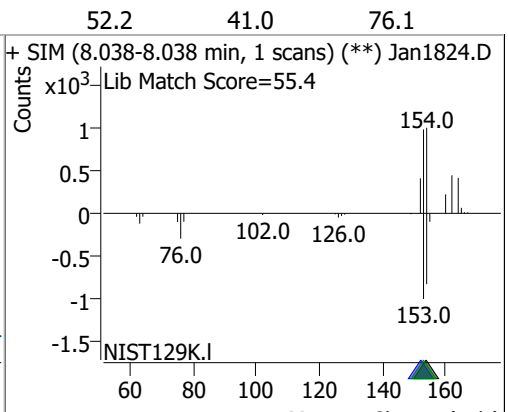

Compound	Conc.	RT	Dev(Min)	Resp.	QIon	QRatio	Lower	Upper
Fluorene	1.7497	8.66	-0.01	14659	165.0	99.1	69.1	128.3
					167.0	13.6	9.7	18.0

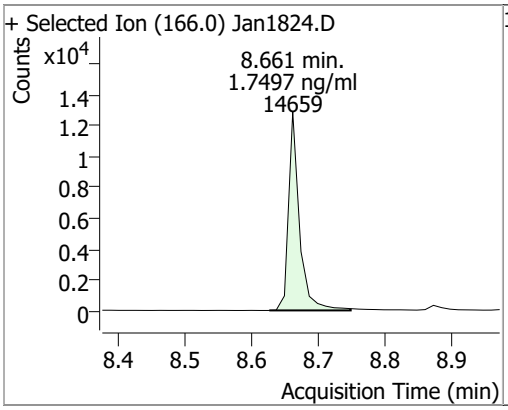

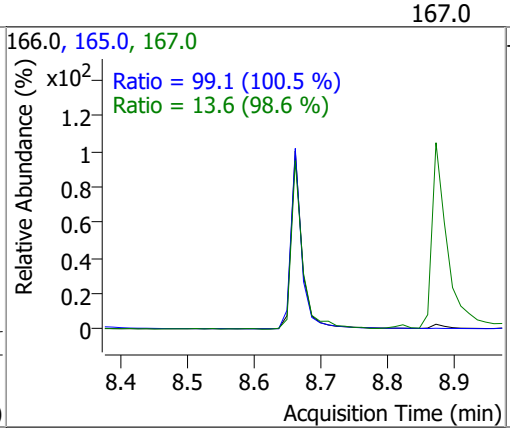

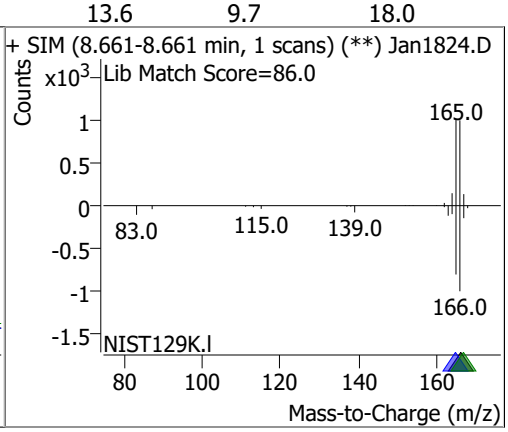

Compound	Conc.	RT	Dev(Min)	Resp.	QIon	QRatio	Lower	Upper
Phenanthrene	1.9888	9.79	-0.01	20961	176.0	19.3	10.8	20.1

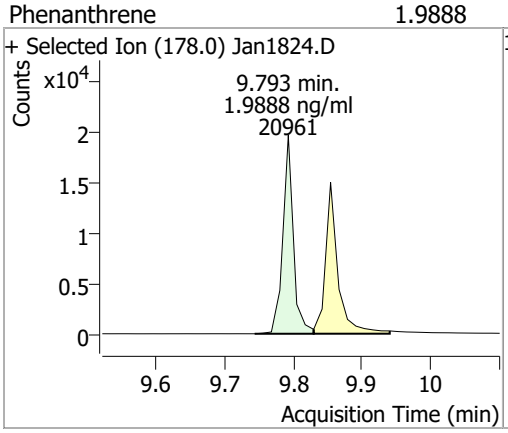

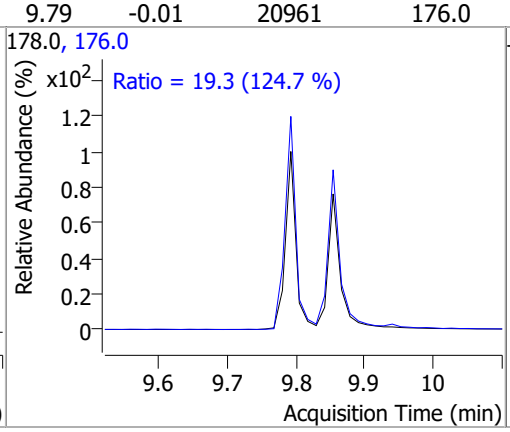

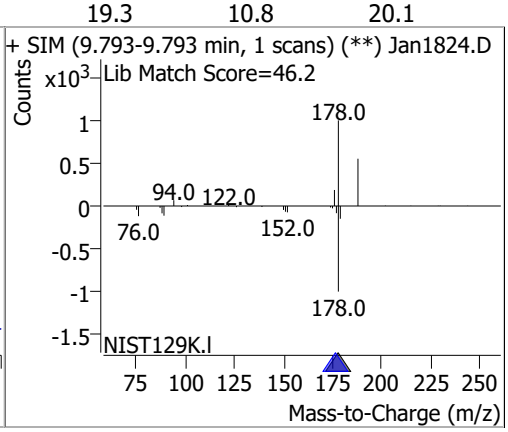

Compound	Conc.	RT	Dev(Min)	Resp.	QIon	QRatio	Lower	Upper
Anthracene	2.0590	9.85	-0.01	18955	176.0	18.5	12.7	23.5

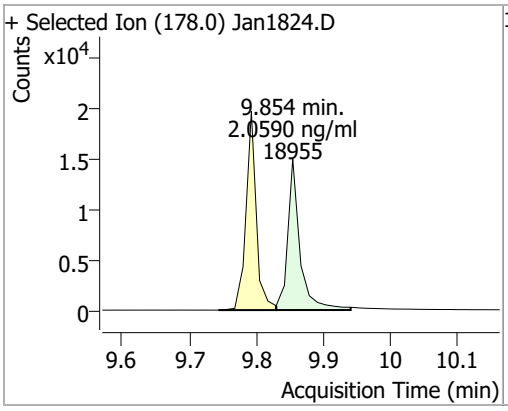

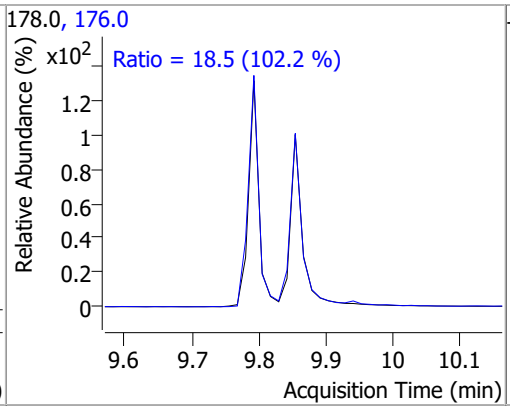

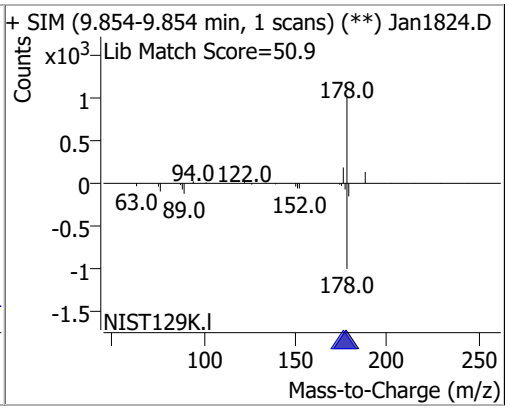

Compound	Conc.	RT	Dev(Min)	Resp.	QIon	QRatio	Lower	Upper
o-Terphenyl	1.8036	10.30	0.00	10023	229.0	69.4	49.2	91.3
					215.0	45.1	32.7	60.7

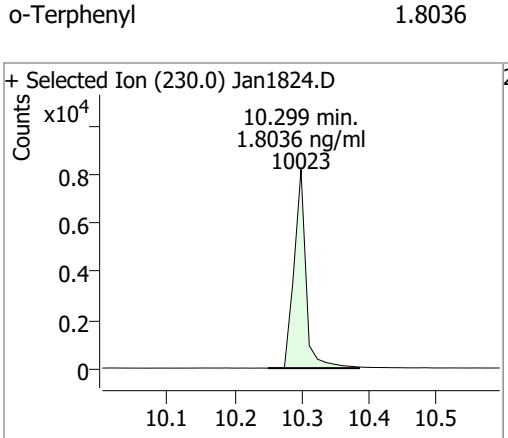

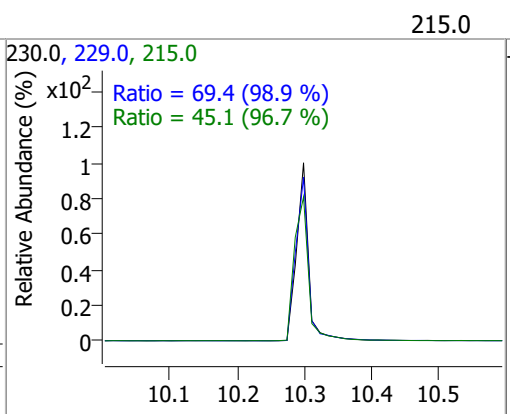

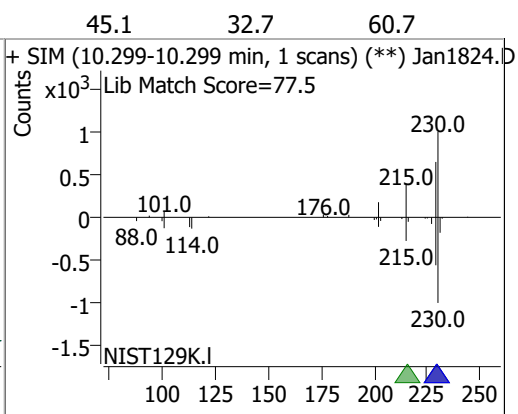

Compound	Conc.	RT	Dev(Min)	Resp.	QIon	QRatio	Lower	Upper
Fluoranthene	1.8685	11.40	-0.01	21638	101.0	13.7	9.6	17.9

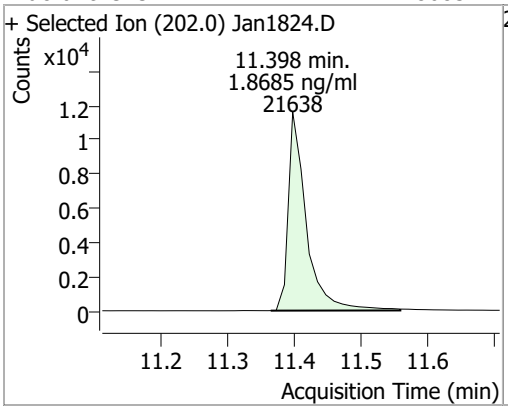

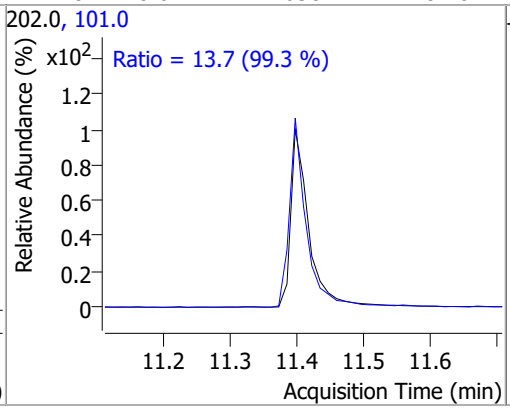

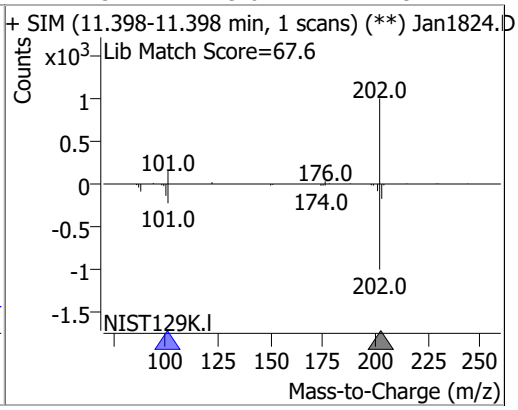

Compound	Conc.	RT	Dev(Min)	Resp.	QIon	QRatio	Lower	Upper
Pyrene	1.8349	11.78	-0.01	22576	101.0	17.1	10.7	20.0

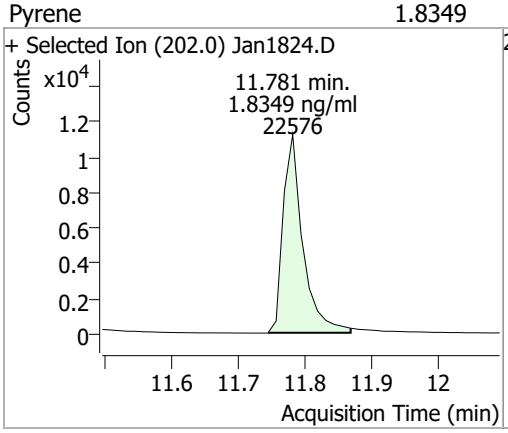

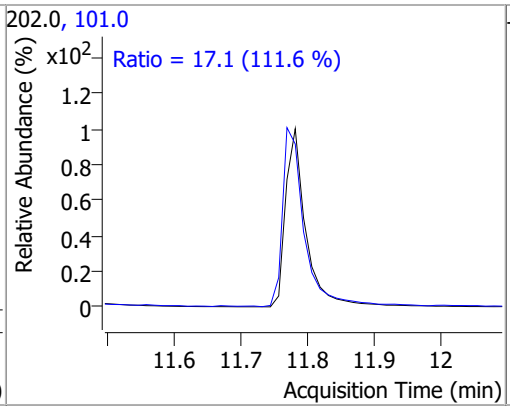

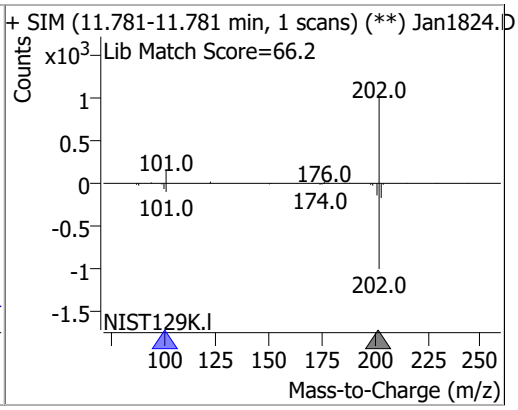

Compound	Conc.	RT	Dev(Min)	Resp.	QIon	QRatio	Lower	Upper
Terphenyl-d14	1.9881	12.25	-0.01	8940	122.0	20.2	13.4	25.0

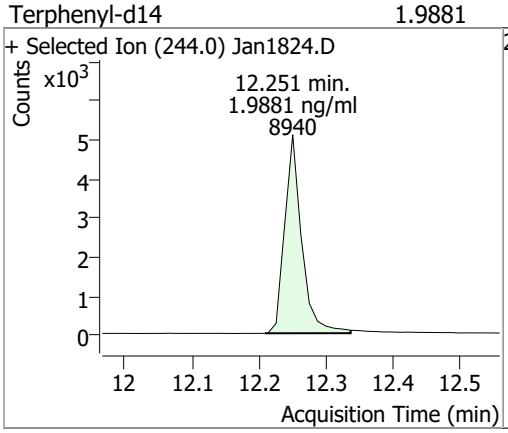

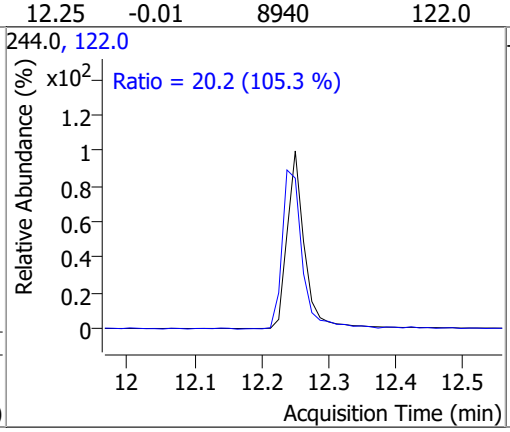

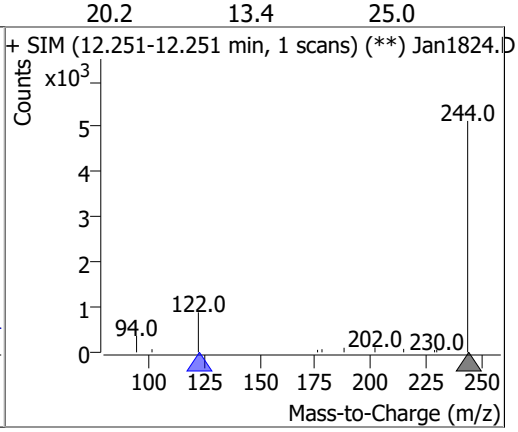

Compound	Conc.	RT	Dev(Min)	Resp.	QIon	QRatio	Lower	Upper
Benzo(a)Anthracene	2.0183	14.68	-0.02	15690	226.0	27.1	18.9	35.1
					229.0	23.6	16.1	29.9

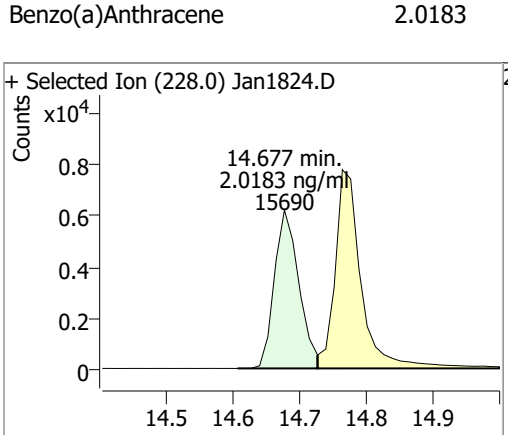

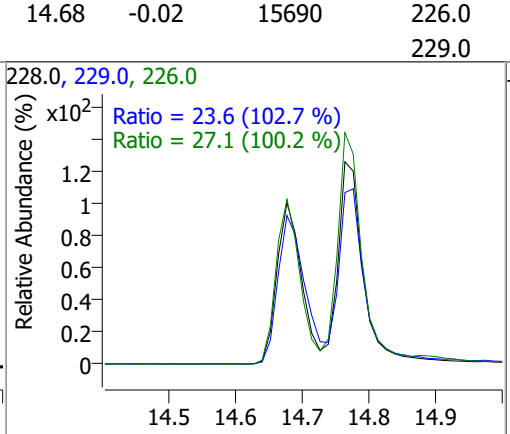

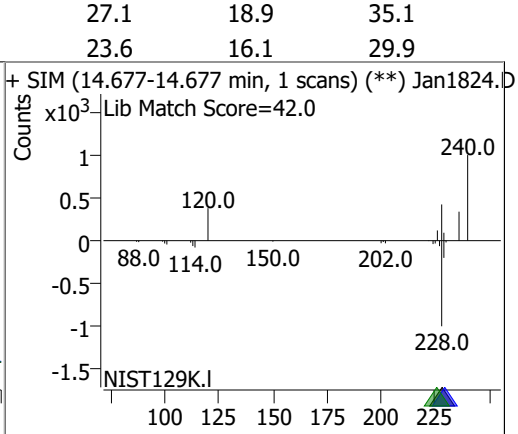

Compound	Conc.	RT	Dev(Min)	Resp.	QIon	QRatio	Lower	Upper
Chrysene	1.9019	14.76	-0.02	21260	226.0	30.2	21.2	39.4
					229.0	20.2	15.0	27.8

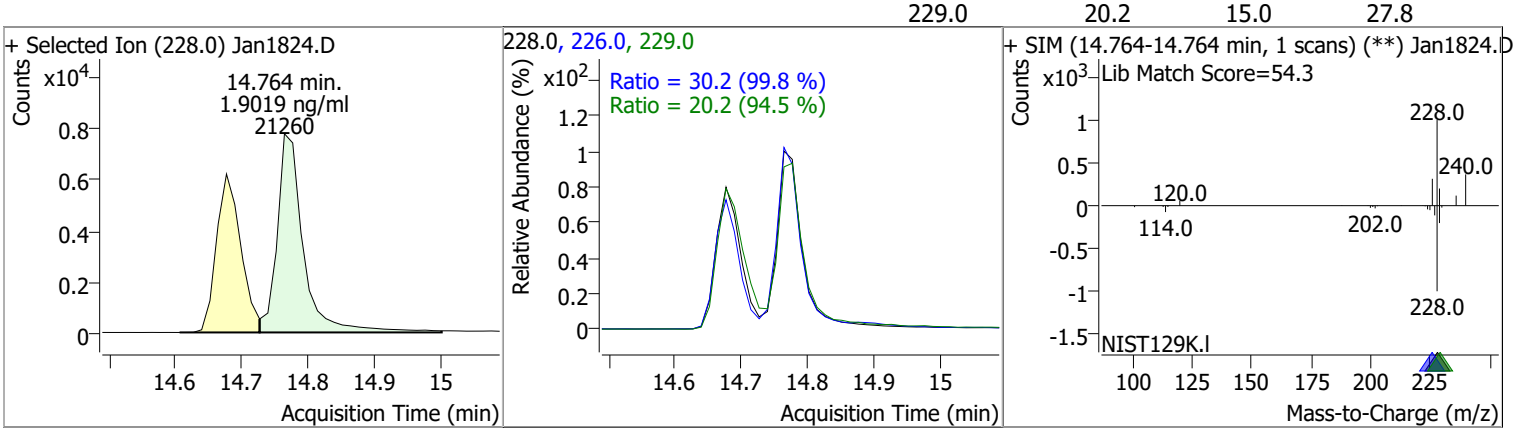

Compound	Conc.	RT	Dev(Min)	Resp.	QIon	QRatio	Lower	Upper
Benzo(b)fluoranthene	1.9141	17.71	-0.02	14397	253.0	22.3	15.8	29.4

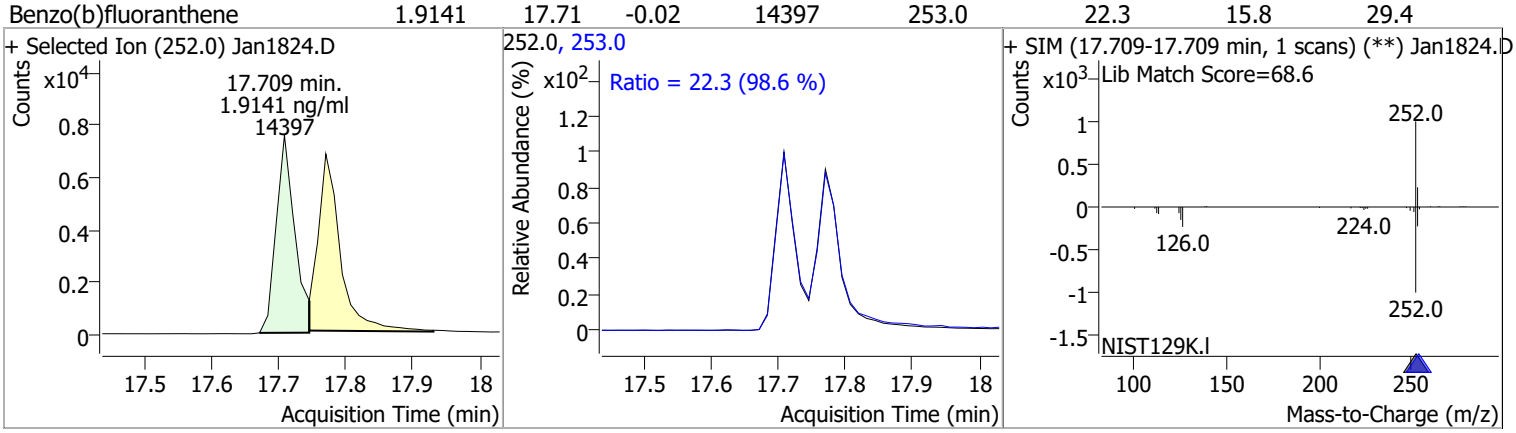

Compound	Conc.	RT	Dev(Min)	Resp.	QIon	QRatio	Lower	Upper
Benzo(k)fluoranthene	1.8241	17.77	-0.02	15646	253.0	23.9	16.1	29.9

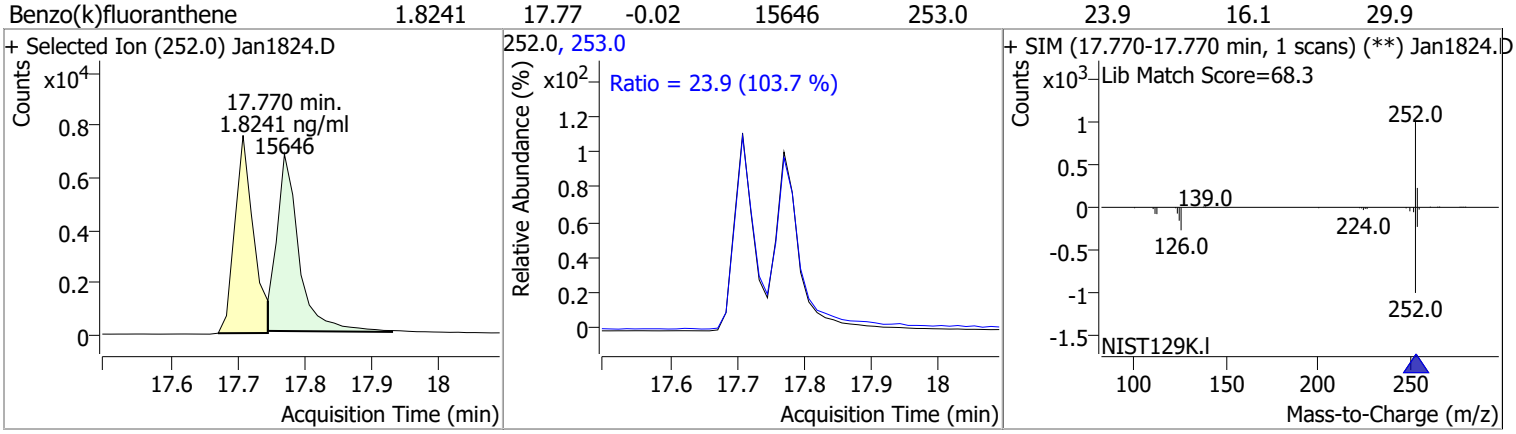

Compound	Conc.	RT	Dev(Min)	Resp.	QIon	QRatio	Lower	Upper
Benzo(a)pyrene	2.0119	18.35	-0.02	11515	253.0	24.0	16.5	30.6

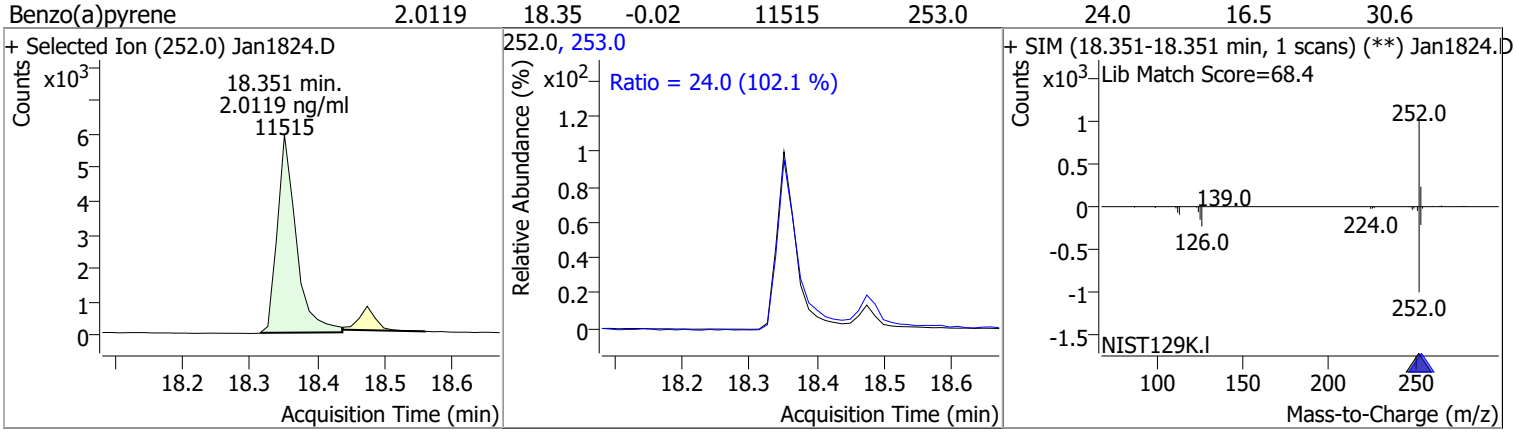

Compound	Conc.	RT	Dev(Min)	Resp.	QIon	QRatio	Lower	Upper
Indeno(1,2,3-cd)pyrene	2.0455	20.20	-0.02	11185	138.0	28.2	20.3	37.6

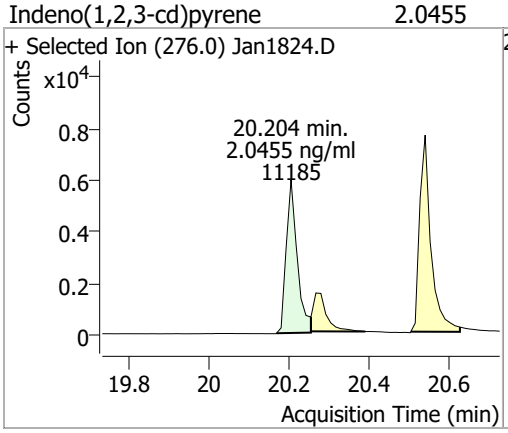

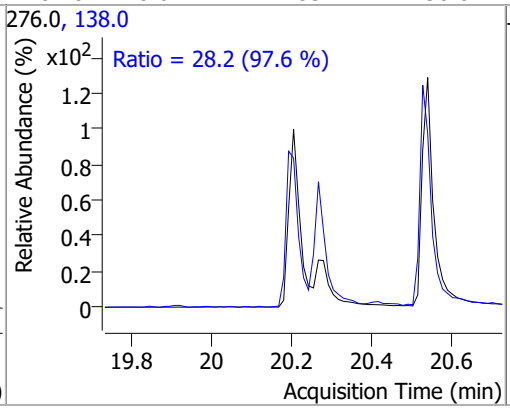

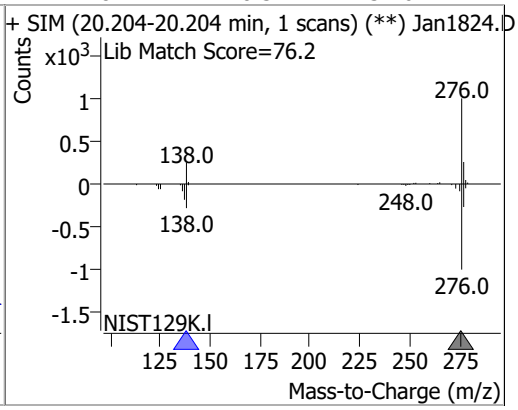

Compound	Conc.	RT	Dev(Min)	Resp.	QIon	QRatio	Lower	Upper
Dibenzo(a,h)anthracene	1.7827	20.28	-0.02	11889	279.0	25.6	17.6	32.7
					139.0	24.0	16.9	31.3

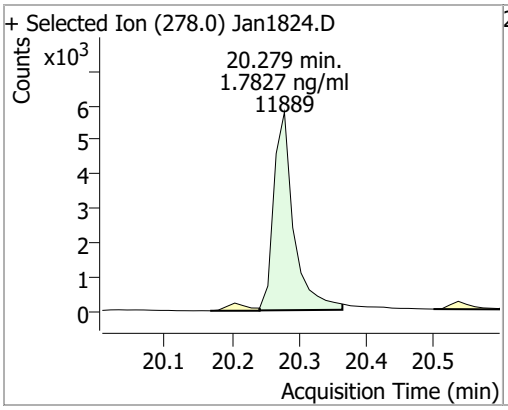

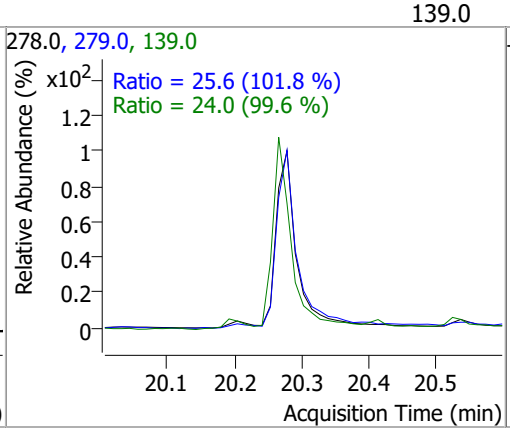

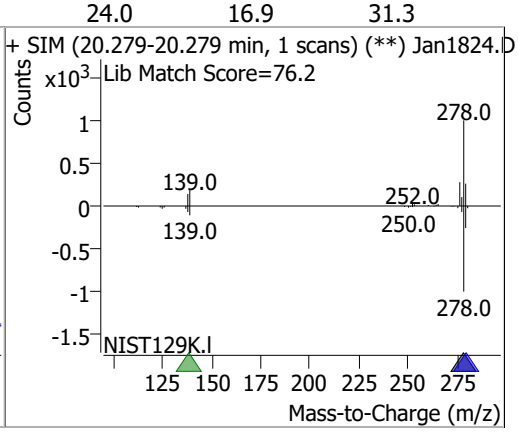

Compound	Conc.	RT	Dev(Min)	Resp.	QIon	QRatio	Lower	Upper
Benzo(g,h,i)perylene	1.8816	20.54	-0.02	14932	138.0	29.3	19.6	36.5
					277.0	25.1	16.3	30.2

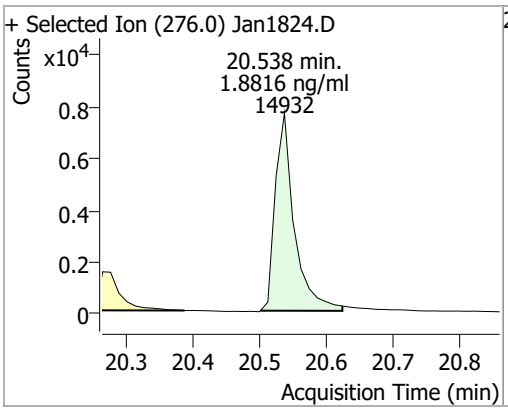

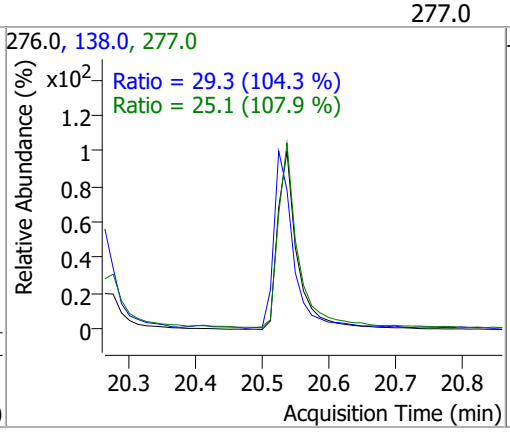

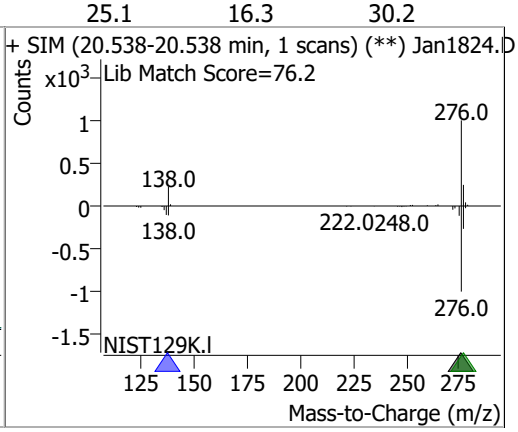

Continuing Calibration Report

Agilent | Trusted Answers

Batch Name	\\MASSHUNTER\Org\Data\SV5975.I\sh011822\1 e8270c bna SIM\QuantResults\011822 bna SIM1.batch.bin
Method File	\\MASSHUNTER\Org\Data\SV5975.I\sh011722\1 e8270c bna SIM\011722 bna SIM 1.batch.bin
Daily CC	\\MASSHUNTER\Org\Data\SV5975.I\sh011822\1 e8270c bna SIMJan1802.D

Level name	Injection Time	Calibration Files	
7	1/14/2022 4:42:22 PM	\\MASSHUNTER\Org\Data\SV5975.I\sh011422\2 e8270c bna SIM\Jan1411.D	
6	1/14/2022 5:14:49 PM	\\MASSHUNTER\Org\Data\SV5975.I\sh011422\2 e8270c bna SIM\Jan1412.D	
5	1/14/2022 5:47:16 PM	\\MASSHUNTER\Org\Data\SV5975.I\sh011422\2 e8270c bna SIM\Jan1413.D	
4	1/14/2022 6:19:44 PM	\\MASSHUNTER\Org\Data\SV5975.I\sh011422\2 e8270c bna SIM\Jan1414.D	
3	1/14/2022 6:52:13 PM	\\MASSHUNTER\Org\Data\SV5975.I\sh011422\2 e8270c bna SIM\Jan1415.D	
2	1/14/2022 7:24:38 PM	\\MASSHUNTER\Org\Data\SV5975.I\sh011422\2 e8270c bna SIM\Jan1416.D	
1	1/14/2022 7:57:03 PM	\\MASSHUNTER\Org\Data\SV5975.I\sh011422\2 e8270c bna SIM\Jan1417.D	
CCV	1/18/2022 3:55:24 PM	\\MASSHUNTER\Org\Data\SV5975.I\sh011822\1 e8270c bna SIM\Jan1802.D	<======

ISTD Compound:	Avg Resp	Mid Resp	CC Resp	Area%	A/M
1,4-Dichlorobenzene-d4	173591	173466	185938	107.19	M
Naphthalene-d8	313667	320346	338631	105.71	M
Acenaphthene-d10	169911	171827	186457	108.51	M
Phenanthrene-d10	347083	351005	381095	108.57	M
Chrysene-d12	256387	261208	260043	99.55	M
Perylene-d12	167073	172756	176150	101.97	M

Target Compound	AvgRF/R2	CC RF	Exp. Conc	Calc. Conc	%Dev	Area%	Curve Fit
1,4-Dichlorobenzene-d4	----------ISTD----------						
Nitrobenzene-d5	0.9999	0.6953	2.00	1.83	8.30	96.49	Quadratic
Naphthalene-d8	----------ISTD----------						
Naphthalene	1.3839	1.1533	2.00	1.67	-16.66	92.74	Avg RF
2-Methylnaphthalene	0.7724	0.7357	2.00	1.90	-4.75	101.37	Avg RF
1-Methylnaphthalene	0.8146	0.7509	2.00	1.84	-7.83	105.25	Avg RF
Acenaphthene-d10	----------ISTD----------						
2-Fluorobiphenyl	1.9227	1.8701	2.00	1.95	-2.73	110.18	Avg RF
Acenaphthylene	2.4514	2.2005	2.00	1.80	-10.23	102.55	Avg RF
Acenaphthene	1.5681	1.3357	2.00	1.70	-14.82	96.51	Avg RF
Fluorene	1.8554	1.7133	2.00	1.85	-7.66	104.06	Avg RF
Phenanthrene-d10	----------ISTD----------						
Phenanthrene	0.9999	1.1922	2.00	1.93	3.46	102.26	Quadratic
Anthracene	0.9999	1.0851	2.00	2.01	-0.65	107.13	Quadratic
o-Terphenyl	0.6510	0.5949	2.00	1.83	-8.62	101.37	Avg RF
Fluoranthene	1.3566	1.2194	2.00	1.80	-10.12	102.00	Avg RF
Chrysene-d12	----------ISTD----------						
Pyrene	2.0151	2.0206	2.00	2.01	0.27	100.67	Avg RF
Terphenyl-d14	0.9999	0.7585	2.00	2.06	-3.00	100.00	Quadratic
Benzo(a)Anthracene	0.9998	1.3485	2.00	2.12	-6.12	103.09	Quadratic
Chrysene	1.8307	1.6812	2.00	1.84	-8.17	95.81	Avg RF
Perylene-d12	----------ISTD----------						
Benzo(b)fluoranthene	1.8021	1.6504	2.00	1.83	-8.42	92.37	Avg RF
Benzo(k)fluoranthene	0.9995	2.0384	2.00	1.98	0.92	100.79	Quadratic
Benzo(a)pyrene	0.9999	1.4507	2.00	2.11	-5.56	106.93	Quadratic
Indeno(1,2,3-cd)pyrene	0.9998	1.3129	2.00	2.01	-0.31	99.35	Quadratic
Dibenzo(a,h)anthracene	1.5980	1.4548	2.00	1.82	-8.96	101.94	Avg RF
Benzo(g,h,i)perylene	0.9998	1.8549	2.00	1.95	2.53	97.97	Quadratic

A -- against Average; M -- against Mid Point; P -- against Previous CC in the Method;

Continuing Calibration Report

Agilent | Trusted Answers

Batch Name	\\MASSHUNTER\Org\Data\SV5975.I\sh011822\1 e8270c bna SIM\QuantResults\011822 bna SIM1.batch.bin
Method File	\\MASSHUNTER\Org\Data\SV5975.I\sh011722\1 e8270c bna SIM\011722 bna SIM 1.batch.bin
Daily CC	\\MASSHUNTER\Org\Data\SV5975.I\sh011822\1 e8270c bna SIMJan1824.D

Level name	Injection Time	Calibration Files	
7	1/14/2022 4:42:22 PM	\\MASSHUNTER\Org\Data\SV5975.I\sh011422\2 e8270c bna SIM\Jan1411.D	
6	1/14/2022 5:14:49 PM	\\MASSHUNTER\Org\Data\SV5975.I\sh011422\2 e8270c bna SIM\Jan1412.D	
5	1/14/2022 5:47:16 PM	\\MASSHUNTER\Org\Data\SV5975.I\sh011422\2 e8270c bna SIM\Jan1413.D	
4	1/14/2022 6:19:44 PM	\\MASSHUNTER\Org\Data\SV5975.I\sh011422\2 e8270c bna SIM\Jan1414.D	
3	1/14/2022 6:52:13 PM	\\MASSHUNTER\Org\Data\SV5975.I\sh011422\2 e8270c bna SIM\Jan1415.D	
2	1/14/2022 7:24:38 PM	\\MASSHUNTER\Org\Data\SV5975.I\sh011422\2 e8270c bna SIM\Jan1416.D	
1	1/14/2022 7:57:03 PM	\\MASSHUNTER\Org\Data\SV5975.I\sh011422\2 e8270c bna SIM\Jan1417.D	
CCV	1/19/2022 3:46:05 AM	\\MASSHUNTER\Org\Data\SV5975.I\sh011822\1 e8270c bna SIM\Jan1824.D	<======

ISTD Compound:	Avg Resp	Mid Resp	CC Resp	Area%	A/M
1,4-Dichlorobenzene-d4	173591	173466	185938	107.19	M
Naphthalene-d8	313667	320346	338631	105.71	M
Acenaphthene-d10	169911	171827	186457	108.51	M
Phenanthrene-d10	347083	351005	381095	108.57	M
Chrysene-d12	256387	261208	260043	99.55	M
Perylene-d12	167073	172756	176150	101.97	M

Target Compound	AvgRF/R2	CC RF	Exp. Conc	Calc. Conc	%Dev	Area%	Curve Fit
1,4-Dichlorobenzene-d4	----------ISTD----------						
Nitrobenzene-d5	0.9999	0.6953	2.00	1.83	8.30	96.49	Quadratic
Naphthalene-d8	----------ISTD----------						
Naphthalene	1.3839	1.1533	2.00	1.67	-16.66	92.74	Avg RF
2-Methylnaphthalene	0.7724	0.7357	2.00	1.90	-4.75	101.37	Avg RF
1-Methylnaphthalene	0.8146	0.7509	2.00	1.84	-7.83	105.25	Avg RF
Acenaphthene-d10	----------ISTD----------						
2-Fluorobiphenyl	1.9227	1.8701	2.00	1.95	-2.73	110.18	Avg RF
Acenaphthylene	2.4514	2.2005	2.00	1.80	-10.23	102.55	Avg RF
Acenaphthene	1.5681	1.3357	2.00	1.70	-14.82	96.51	Avg RF
Fluorene	1.8554	1.7133	2.00	1.85	-7.66	104.06	Avg RF
Phenanthrene-d10	----------ISTD----------						
Phenanthrene	0.9999	1.1922	2.00	1.93	3.46	102.26	Quadratic
Anthracene	0.9999	1.0851	2.00	2.01	-0.65	107.13	Quadratic
o-Terphenyl	0.6510	0.5949	2.00	1.83	-8.62	101.37	Avg RF
Fluoranthene	1.3566	1.2194	2.00	1.80	-10.12	102.00	Avg RF
Chrysene-d12	----------ISTD----------						
Pyrene	2.0151	2.0206	2.00	2.01	0.27	100.67	Avg RF
Terphenyl-d14	0.9999	0.7585	2.00	2.06	-3.00	100.00	Quadratic
Benzo(a)Anthracene	0.9998	1.3485	2.00	2.12	-6.12	103.09	Quadratic
Chrysene	1.8307	1.6812	2.00	1.84	-8.17	95.81	Avg RF
Perylene-d12	----------ISTD----------						
Benzo(b)fluoranthene	1.8021	1.6504	2.00	1.83	-8.42	92.37	Avg RF
Benzo(k)fluoranthene	0.9995	2.0384	2.00	1.98	0.92	100.79	Quadratic
Benzo(a)pyrene	0.9999	1.4507	2.00	2.11	-5.56	106.93	Quadratic
Indeno(1,2,3-cd)pyrene	0.9998	1.3129	2.00	2.01	-0.31	99.35	Quadratic
Dibenzo(a,h)anthracene	1.5980	1.4548	2.00	1.82	-8.96	101.94	Avg RF
Benzo(g,h,i)perylene	0.9998	1.8549	2.00	1.95	2.53	97.97	Quadratic

A -- against Average; M -- against Mid Point; P -- against Previous CC in the Method;

Batch name and path: \\MASSHUNTER\Org\Data\SV5975.I\sh011822\1 e8270c bna SIM\QuantResults\011822 bna SIM1.batch.bin
Quant batch version: 10.0
Quant reporting version: 10.0

Name	User	Time	Action	Reason	Comment	Succeed	Exception
CmdNewBatchTable	BL2000\jheine	1/18/2022 4:25:48 PM	Create new batch \\MASSHUNTER\Org\Data\SV5975.I\sh011822\1 e8270c bna SIM\011822 bna SIM1.batch.bin			✓	
CmdImportSamplesFromWorklist	BL2000\jheine	1/18/2022 4:25:54 PM	Add samples from worklist: \\MASSHUNTER\Org\Data\SV5975.I\sh011822\1 e8270c bna SIM\Jan1802.D, \\MASSHUNTER\Org\Data\SV5975.I\sh011822\1 e8270c bna SIM\Jan1801.D			✓	
CmdSetSampleAttribute	BL2000\jheine	1/18/2022 4:25:58 PM	Set SampleType = TuneCheck for sample Jan1801.D; previous value = Sample			✓	
CmdStartMethodEditing	BL2000\jheine	1/18/2022 4:26:52 PM	Start method editing			✓	
CmdImportMethodFromBatch	BL2000\jheine	1/18/2022 4:26:53 PM	Import method from batch \\MASSHUNTER\Org\Data\SV5975.I\sh011722\1 e8270c bna SIM\011722 bna SIM 1.batch.bin			✓	
CmdApplyMethodToAllSamples	BL2000\jheine	1/18/2022 4:26:57 PM	Apply method to all samples			✓	
CmdMethodClear	BL2000\jheine	1/18/2022 4:26:57 PM	Clear method			✓	
CmdEndMethodEditing	BL2000\jheine	1/18/2022 4:26:58 PM	End method editing			✓	
CmdQuantitate	BL2000\jheine	1/18/2022 4:27:01 PM	Quantitate all compounds in all samples			✓	
CmdSetSampleAttribute	BL2000\jheine	1/18/2022 4:27:03 PM	Set SampleType = CC for sample Jan1802.D; previous value = Sample			✓	
CmdSetSampleAttribute	BL2000\jheine	1/18/2022 4:27:06 PM	Set LevelName = CCV for sample Jan1802.D; previous value =			✓	
CmdQuantitate	BL2000\jheine	1/18/2022 4:27:09 PM	Quantitate all compounds in sample Jan1802.D			✓	
CmdManuallyIntegrateQualifierPeak	BL2000\jheine	1/18/2022 4:27:29 PM	Manually integrate qualifier 102.0 of compound Naphthalene in sample Jan1802.D, from x, y = 5.928, 2503 to 6.066, 2080, result = -13848; previous integration is from x, y = 5.891, 80 to 6.140, 80 and previous response = 6674.			✓	
CmdManuallyIntegrateSnapBaseline	BL2000\jheine	1/18/2022 4:27:31 PM	Snap baseline for qualifier 102.0 of compound Naphthalene in sample Jan1802.D from x = 5.928 to x = 6.066, new integration is from x, y = 5.928, 2424 to 6.066, 100 and new response = -5363; previous integration is from x, y = 5.928, 2503 to 6.066, 2080 and previous response = -13848.			✓	

Name	User	Time	Action	Reason	Comment	Succeed	Exception
CmdManuallyIntegrateDropBaseline	BL2000\jheine	1/18/2022 4:27:31 PM	Drop baseline for qualifier 102.0 of compound Naphthalene in sample Jan1802.D to y = 100, new integration is from x, y = 5.928, 100 to 6.066, 100 and new response = 4216; previous integration is from x, y = 5.928, 2424 to 6.066, 100 and previous response = -5363.			✓	
CmdManuallyIntegrateQualifierPeak	BL2000\jheine	1/18/2022 4:27:44 PM	Manually integrate qualifier153.0 of compound Acenaphthylene in sample Jan1802.D from x, y = 7.789, 1127 to 7.888, 2126; result = -6523			✓	
CmdManuallyIntegrateSnapBaseline	BL2000\jheine	1/18/2022 4:27:45 PM	Snap baseline for qualifier 153.0 of compound Acenaphthylene in sample Jan1802.D from x = 7.789 to x = 7.888, new integration is from x, y = 7.789, 74 to 7.888, 127 and new response = 2608; previous integration is from x, y = 7.789, 1127 to 7.888, 2126 and previous response = -6523.			✓	
CmdManuallyIntegrateDropBaseline	BL2000\jheine	1/18/2022 4:27:46 PM	Drop baseline for qualifier 153.0 of compound Acenaphthylene in sample Jan1802.D to y = 74, new integration is from x, y = 7.789, 74 to 7.888, 74 and new response = 2767; previous integration is from x, y = 7.789, 74 to 7.888, 127 and previous response = 2608.			✓	
CmdManuallyIntegratePeak	BL2000\jheine	1/18/2022 4:27:54 PM	Manually integrate compound Acenaphthylene in sample Jan1802.D, from x, y = 7.789, 438 to 7.976, 991, result = 13436; previous integration is from x, y = 7.801, 100 to 7.913, 117 and previous response = 17843.			✓	
CmdManuallyIntegrateSnapBaseline	BL2000\jheine	1/18/2022 4:27:55 PM	Snap baseline for compound Acenaphthylene in sample Jan1802.D, from x = 7.789 to x = 7.976, new integration is from x, y = 7.789, 83 to 7.976, 129 and new response = 20257; previous integration is from x, y = 7.789, 438 to 7.976, 991 and previous response = 13436.			✓	
CmdManuallyIntegrateDropBaseline	BL2000\jheine	1/18/2022 4:27:56 PM	Drop baseline for compound Acenaphthylene in sample Jan1802.D to y = 83, new integration is from x, y = 7.789, 83 to 7.976, 83 and new response = 20515; previous integration is from x, y = 7.789, 83 to 7.976, 129 and previous response = 20257.			✓	
CmdSetTargetCompoundAttribute	BL2000\jheine	1/18/2022 4:27:57 PM	Set UserAnnotation = BA for compound Acenaphthylene in sample Jan1802.D; previous value =			✓	

Name	User	Time	Action	Reason	Comment	Succeed	Exception
CmdManuallyIntegratePeak	BL2000\jheine	1/18/2022 4:28:06 PM	Manually integrate compound Acenaphthene in sample Jan1802.D, from x, y = 8.013, 2390 to 8.125, 84, result = 3827; previous integration is from x, y = 7.976, 84 to 8.125, 84 and previous response = 12452.			✓	
CmdManuallyIntegrateDropBaseline	BL2000\jheine	1/18/2022 4:28:07 PM	Drop baseline for compound Acenaphthene in sample Jan1802.D to y = 84, new integration is from x, y = 8.013, 84 to 8.125, 84 and new response = 11585; previous integration is from x, y = 8.013, 2390 to 8.125, 84 and previous response = 3827.			✓	
CmdSetTargetCompoundAttribute	BL2000\jheine	1/18/2022 4:28:08 PM	Set UserAnnotation = CO for compound Acenaphthene in sample Jan1802.D; previous value =			✓	
CmdClearManualIntegration	BL2000\jheine	1/18/2022 4:28:10 PM	Clear manual integration of target signal for compound Acenaphthene in sample Jan1802.D			✓	
CmdSetTargetCompoundAttribute	BL2000\jheine	1/18/2022 4:28:11 PM	Set UserAnnotation = for compound Acenaphthene in sample Jan1802.D; previous value = CO			✓	
CmdSaveBatchTable	BL2000\jheine	1/18/2022 4:28:42 PM	Save batch \\MASSHUNTER\Org\Data\SV5975.I\sh 011822\1 e8270c bna SIM\QuantResults\011822 bna SIM1.batch.bin			✓	
CmdSaveBatchTable	BL2000\jheine	1/18/2022 4:28:49 PM	Save batch \\MASSHUNTER\Org\Data\SV5975.I\sh 011822\1 e8270c bna SIM\QuantResults\011822 bna SIM1.batch.bin			✓	
CmdSaveBatchTable	BL2000\jheine	1/18/2022 4:44:59 PM	Save batch \\MASSHUNTER\Org\Data\SV5975.I\sh 011822\1 e8270c bna SIM\QuantResults\011822 bna SIM1.batch.bin			✓	
CmdOpenBatchTable	BL2000\jheine	1/19/2022 8:24:25 AM	Open batch \\MASSHUNTER\Org\Data\SV5975.I\sh 011822\1 e8270c bna SIM\011822 bna SIM1.batch.bin			✓	

Name	User	Time	Action	Reason	Comment	Succeed	Exception
CmdImportSamplesFromWorklist	BL2000\jheine	1/19/2022 8:25:50 AM	Add samples from worklist: \\MASSHUNTER\Org\Data\SV5975.I\sh011822\1 e8270c bna SIM\Jan1823.D, \\MASSHUNTER\Org\Data\SV5975.I\sh011822\1 e8270c bna SIM\Jan1822.D, \\MASSHUNTER\Org\Data\SV5975.I\sh011822\1 e8270c bna SIM\Jan1821.D, \\MASSHUNTER\Org\Data\SV5975.I\sh011822\1 e8270c bna SIM\Jan1820.D, \\MASSHUNTER\Org\Data\SV5975.I\sh011822\1 e8270c bna SIM\Jan1819.D, \\MASSHUNTER\Org\Data\SV5975.I\sh011822\1 e8270c bna SIM\Jan1818.D, \\MASSHUNTER\Org\Data\SV5975.I\sh011822\1 e8270c bna SIM\Jan1817.D, \\MASSHUNTER\Org\Data\SV5975.I\sh011822\1 e8270c bna SIM\Jan1816.D, \\MASSHUNTER\Org\Data\SV5975.I\sh011822\1 e8270c bna SIM\Jan1815.D, \\MASSHUNTER\Org\Data\SV5975.I\sh011822\1 e8270c bna SIM\Jan1814.D, \\MASSHUNTER\Org\Data\SV5975.I\sh011822\1 e8270c bna SIM\Jan1813.D, \\MASSHUNTER\Org\Data\SV5975.I\sh011822\1 e8270c bna SIM\Jan1812.D, \\MASSHUNTER\Org\Data\SV5975.I\sh011822\1 e8270c bna SIM\Jan1811.D, \\MASSHUNTER\Org\Data\SV5975.I\sh011822\1 e8270c bna SIM\Jan1810.D, \\MASSHUNTER\Org\Data\SV5975.I\sh011822\1 e8270c bna SIM\Jan1809.D, \\MASSHUNTER\Org\Data\SV5975.I\sh011822\1 e8270c bna SIM\Jan1808.D, \\MASSHUNTER\Org\Data\SV5975.I\sh011822\1 e8270c bna SIM\Jan1807.D, \\MASSHUNTER\Org\Data\SV5975.I\sh011822\1 e8270c bna SIM\Jan1806.D, \\MASSHUNTER\Org\Data\SV5975.I\sh011822\1 e8270c bna SIM\Jan1805.D, \\MASSHUNTER\Org\Data\SV5975.I\sh011822\1 e8270c bna SIM\Jan1804.D, \\MASSHUNTER\Org\Data\SV5975.I\sh011822\1 e8270c bna SIM\Jan1803.D			✓	
CmdImportSamplesFromWorklist	BL2000\jheine	1/19/2022 8:26:49 AM	Add samples from worklist: \\MASSHUNTER\Org\Data\SV5975.I\sh011822\1 e8270c bna SIM\Jan1824.D			✓	
CmdSetSampleAttribute	BL2000\jheine	1/19/2022 8:27:12 AM	Set SampleType = Matrix for sample Jan1806.D; previous value = Sample			✓	
CmdSetSampleAttribute	BL2000\jheine	1/19/2022 8:27:15 AM	Set SampleType = MatrixDup for sample Jan1807.D; previous value = Sample			✓	
CmdSetSampleAttribute	BL2000\jheine	1/19/2022 8:27:18 AM	Set SampleType = Matrix for sample Jan1808.D; previous value = Sample			✓	
CmdSetSampleAttribute	BL2000\jheine	1/19/2022 8:27:21 AM	Set SampleType = MatrixDup for sample Jan1809.D; previous value = Sample			✓	

Name	User	Time	Action	Reason	Comment	Succeed	Exception
CmdSetSampleAttribute	BL2000\jheine	1/19/2022 8:27:25 AM	Set SampleType = Blank for sample Jan1810.D; previous value = Sample			✓	
CmdSetSampleAttribute	BL2000\jheine	1/19/2022 8:27:33 AM	Set SampleType = Matrix for sample Jan1815.D; previous value = Sample			✓	
CmdSetSampleAttribute	BL2000\jheine	1/19/2022 8:27:37 AM	Set SampleType = Matrix for sample Jan1818.D; previous value = Sample			✓	
CmdSetSampleAttribute	BL2000\jheine	1/19/2022 8:27:52 AM	Set MatrixSpikeGroup = 1.0 for sample Jan1808.D; previous value =			✓	
CmdSetSampleAttribute	BL2000\jheine	1/19/2022 8:27:52 AM	Set SampleInformation = MB-162889 for sample Jan1808.D; previous value =			✓	

Name	User	Time	Action	Reason	Comment	Succeed	Exception
CmdSetTargetCompoundAttribute	BL2000\jheine	1/19/2022 8:27:52 AM	Set ExpectedConcentration = SVOC-8270C-SIM-W-LLPAH for compound Nitrobenzene-d5 in sample Jan1808.D; previous value =				Agilent.MassSpectrometry.DataAnalysis.Quantitative.ApplicationCommandException: Input string was not in a correct format.Couldn't store <SVOC-8270C-SIM-W-LLPAH> in ExpectedConcentration Column. Expected type is Double. ---> System.ArgumentException: Input string was not in a correct format.Couldn't store <SVOC-8270C-SIM-W-LLPAH> in ExpectedConcentration Column. Expected type is Double. ---> System.FormatException: Input string was not in a correct format. at System.Number.ParseDouble(String value, NumberStyles options, NumberFormatInfo numfmt) at System.String.System.IConvertible.ToDouble(IFormatProvider provider) at System.Data.Common.DoubleStorage.Set(Int32 record, Object value) at System.Data.DataColumn.set_Item(Int32 record, Object value) --- End of inner exception stack trace --- at System.Data.DataColumn.set_Item(Int32 record, Object value) at System.Data.DataRow.set_Item(DataColumn column, Object value) at Agilent.MassSpectrometry.DataAnalysis.Quantitative.DataSetBase.SetColumnValue(RowIdBase rowId, String columnName, Object value) --- End of inner exception stack trace --- at Agilent.MassSpectrometry.DataAnalysis.Quantitative.DataSetBase.SetColumnValue(RowIdBase rowId, String columnName, Object value) at Agilent.MassSpectrometry.DataAnalysis.Quantitative.CmdSetTargetCompoundAttribute.Do() at Agilent.MassSpectrometry.CommandModel.CommandHistory.Invoke(ICommand cmd) at Agilent.MassSpectrometry.DataAnalysis.Quantitative.AppCommandContext._I

Name	User	Time	Action	Reason	Comment	Succeed	Exception
							nvoke(ICommand cmd)
CmdSetSampleAttribute	BL2000\jheine	1/19/2022 8:28:05 AM	Set MatrixSpikeGroup = MB-162889 for sample Jan1808.D; previous value = 1.0			✓	
CmdSetSampleAttribute	BL2000\jheine	1/19/2022 8:28:12 AM	Set SampleInformation = MatrixA for sample Jan1808.D; previous value = MB-162889			✓	
CmdSetSampleAttribute	BL2000\jheine	1/19/2022 8:28:17 AM	Set MatrixSpikeGroup = MB-162889 for sample Jan1809.D; previous value =			✓	
CmdSetSampleAttribute	BL2000\jheine	1/19/2022 8:28:19 AM	Set MatrixSpikeGroup = MB-162889 for sample Jan1810.D; previous value =			✓	
CmdSetSampleAttribute	BL2000\jheine	1/19/2022 8:28:23 AM	Set MatrixSpikeGroup = B22010628-001C for sample Jan1814.D; previous value =			✓	
CmdSetSampleAttribute	BL2000\jheine	1/19/2022 8:28:25 AM	Set MatrixSpikeGroup = B22010628-001C for sample Jan1815.D; previous value =			✓	
CmdSetSampleAttribute	BL2000\jheine	1/19/2022 8:28:30 AM	Set MatrixSpikeGroup = B22010633-001C for sample Jan1817.D; previous value =			✓	
CmdSetSampleAttribute	BL2000\jheine	1/19/2022 8:28:31 AM	Set MatrixSpikeGroup = B22010633-001C for sample Jan1818.D; previous value =			✓	
CmdSetSampleAttribute	BL2000\jheine	1/19/2022 8:28:35 AM	Set SampleInformation = MatrixA for sample Jan1815.D; previous value =			✓	
CmdSetSampleAttribute	BL2000\jheine	1/19/2022 8:28:37 AM	Set SampleInformation = MatrixA for sample Jan1818.D; previous value =			✓	
CmdSetSampleAttribute	BL2000\jheine	1/19/2022 8:28:39 AM	Set SampleInformation = MatrixA for sample Jan1809.D; previous value =			✓	
CmdQuantitate	BL2000\jheine	1/19/2022 8:28:52 AM	Quantitate all compounds in all samples			✓	
CmdManuallyIntegratePeak	BL2000\jheine	1/19/2022 8:29:58 AM	Manually integrate compound Benzo(a)pyrene in sample Jan1803.D, from x, y = 18.326, 102 to 18.400, 143, result = -230; previous integration is from x, y = 18.440, 61 to 18.623, 62 and previous response = 975.			✓	
CmdManuallyIntegrateSnapBaseline	BL2000\jheine	1/19/2022 8:29:59 AM	Snap baseline for compound Benzo(a)pyrene in sample Jan1803.D, from x = 18.326 to x = 18.400, new integration is from x, y = 18.326, 54 to 18.400, 59 and new response = 63; previous integration is from x, y = 18.326, 102 to 18.400, 143 and previous response = -230.			✓	

Name	User	Time	Action	Reason	Comment	Succeed	Exception
CmdManuallyIntegrateDropBaseline	BL2000\jheine	1/19/2022 8:30:00 AM	Drop baseline for compound Benzo(a)pyrene in sample Jan1803.D to y = 54, new integration is from x, y = 18.326, 54 to 18.400, 54 and new response = 74; previous integration is from x, y = 18.326, 54 to 18.400, 59 and previous response = 63.			✓	
CmdZeroOutPeak	BL2000\jheine	1/19/2022 8:30:04 AM	Zero out primary peak of compound Benzo(a)pyrene in sample Jan1803.D			✓	
CmdManuallyIntegratePeak	BL2000\jheine	1/19/2022 8:30:08 AM	Manually integrate compound Acenaphthene in sample Jan1803.D, from x, y = 8.013, 99 to 8.075, 64, result = 122; previous integration is from x, y = 7.967, 64 to 8.075, 64 and previous response = 1065.			✓	
CmdManuallyIntegrateDropBaseline	BL2000\jheine	1/19/2022 8:30:10 AM	Drop baseline for compound Acenaphthene in sample Jan1803.D to y = 64, new integration is from x, y = 8.013, 64 to 8.075, 64 and new response = 187; previous integration is from x, y = 8.013, 99 to 8.075, 64 and previous response = 122.			✓	
CmdZeroOutPeak	BL2000\jheine	1/19/2022 8:30:11 AM	Zero out primary peak of compound Acenaphthene in sample Jan1803.D			✓	
CmdManuallyIntegratePeak	BL2000\jheine	1/19/2022 8:30:16 AM	Manually integrate compound Chrysene in sample Jan1803.D, from x, y = 14.751, 77 to 14.838, 53, result = 132; previous integration is from x, y = 14.643, 53 to 14.838, 53 and previous response = 1402.			✓	
CmdManuallyIntegrateDropBaseline	BL2000\jheine	1/19/2022 8:30:17 AM	Drop baseline for compound Chrysene in sample Jan1803.D to y = 53, new integration is from x, y = 14.751, 53 to 14.838, 53 and new response = 194; previous integration is from x, y = 14.751, 77 to 14.838, 53 and previous response = 132.			✓	
CmdZeroOutPeak	BL2000\jheine	1/19/2022 8:30:19 AM	Zero out primary peak of compound Chrysene in sample Jan1803.D			✓	
CmdManuallyIntegratePeak	BL2000\jheine	1/19/2022 8:30:25 AM	Manually integrate compound Benzo(a)Anthracene in sample Jan1803.D, from x, y = 14.643, 53 to 14.751, 81, result = 1118; previous integration is from x, y = 14.643, 53 to 14.838, 53 and previous response = 1402.			✓	
CmdManuallyIntegrateDropBaseline	BL2000\jheine	1/19/2022 8:30:26 AM	Drop baseline for compound Benzo(a)Anthracene in sample Jan1803.D to y = 53, new integration is from x, y = 14.643, 53 to 14.751, 53 and new response = 1208; previous integration is from x, y = 14.643, 53 to 14.751, 81 and previous response = 1118.			✓	

Name	User	Time	Action	Reason	Comment	Succeed	Exception
CmdZeroOutPeak	BL2000\jheine	1/19/2022 8:30:28 AM	Zero out primary peak of compound Benzo(a)Anthracene in sample Jan1803.D			✓	
CmdManuallyIntegratePeak	BL2000\jheine	1/19/2022 8:30:46 AM	Manually integrate compound Fluorene in sample Jan1804.D, from x, y = 8.649, 65 to 8.698, 66, result = 39; previous integration is from x, y = 8.936, 62 to 9.110, 62 and previous response = 7763.			✓	
CmdZeroOutPeak	BL2000\jheine	1/19/2022 8:30:47 AM	Zero out primary peak of compound Fluorene in sample Jan1804.D			✓	
CmdZeroOutPeak	BL2000\jheine	1/19/2022 8:30:50 AM	Zero out primary peak of compound Benzo(a)pyrene in sample Jan1804.D			✓	
CmdZeroOutPeak	BL2000\jheine	1/19/2022 8:30:53 AM	Zero out primary peak of compound Acenaphthene in sample Jan1804.D			✓	
CmdZeroOutPeak	BL2000\jheine	1/19/2022 8:30:55 AM	Zero out primary peak of compound Chrysene in sample Jan1804.D			✓	
CmdZeroOutPeak	BL2000\jheine	1/19/2022 8:30:57 AM	Zero out primary peak of compound Benzo(a)Anthracene in sample Jan1804.D			✓	
CmdManuallyIntegrateSnapBaseline	BL2000\jheine	1/19/2022 8:31:16 AM	Snap baseline for qualifier 115.0 of compound 2-Methylnaphthalene in sample Jan1805.D from x = 6.753 to x = 6.815, new integration is from x, y = 6.753, 3235 to 6.815, 1879 and new response = 35785; previous integration is from x, y = 6.753, 217 to 6.815, 219 and previous response = 44547.			✓	
CmdManuallyIntegrateDropBaseline	BL2000\jheine	1/19/2022 8:31:17 AM	Drop baseline for qualifier 115.0 of compound 2-Methylnaphthalene in sample Jan1805.D to y = 1879, new integration is from x, y = 6.753, 1879 to 6.815, 1879 and new response = 38325; previous integration is from x, y = 6.753, 3235 to 6.815, 1879 and previous response = 35785.			✓	
CmdManuallyIntegrateQualifierPeak	BL2000\jheine	1/19/2022 8:31:29 AM	Manually integrate qualifier 115.0 of compound 1-Methylnaphthalene in sample Jan1805.D, from x, y = 6.865, 2668 to 6.915, 3582, result = 22867; previous integration is from x, y = 6.815, 219 to 6.915, 220 and previous response = 38492.			✓	
CmdManuallyIntegrateDropBaseline	BL2000\jheine	1/19/2022 8:31:31 AM	Drop baseline for qualifier 115.0 of compound 1-Methylnaphthalene in sample Jan1805.D to y = 2668, new integration is from x, y = 6.865, 2668 to 6.915, 2668 and new response = 24237; previous integration is from x, y = 6.865, 2668 to 6.915, 3582 and previous response = 22867.			✓	

Name	User	Time	Action	Reason	Comment	Succeed	Exception
CmdZeroOutPeak	BL2000\jheine	1/19/2022 8:31:41 AM	Zero out qualifier peak of compound Nitrobenzene-d5 128.0 in sample Jan1805.D			✓	
CmdZeroOutPeak	BL2000\jheine	1/19/2022 8:31:42 AM	Zero out primary peak of compound Nitrobenzene-d5 in sample Jan1805.D			✓	
CmdManuallyIntegratePeak	BL2000\jheine	1/19/2022 8:31:50 AM	Manually integrate compound Naphthalene in sample Jan1805.D, from x, y = 5.928, 498 to 5.991, 107, result = 16429; previous integration is from x, y = 5.891, 107 to 5.991, 107 and previous response = 18738.			✓	
CmdManuallyIntegrateDropBaseline	BL2000\jheine	1/19/2022 8:31:51 AM	Drop baseline for compound Naphthalene in sample Jan1805.D to y = 107, new integration is from x, y = 5.928, 107 to 5.991, 107 and new response = 17159; previous integration is from x, y = 5.928, 498 to 5.991, 107 and previous response = 16429.			✓	
CmdManuallyIntegrateQualifierPeak	BL2000\jheine	1/19/2022 8:31:56 AM	Manually integrate qualifier 129.0 of compound Naphthalene in sample Jan1805.D, from x, y = 5.928, 348 to 5.966, 367, result = 6071; previous integration is from x, y = 5.907, 527 to 5.966, 592 and previous response = 6026.			✓	
CmdManuallyIntegrateQualifierPeak	BL2000\jheine	1/19/2022 8:32:03 AM	Manually integrate qualifier 102.0 of compound Naphthalene in sample Jan1805.D, from x, y = 5.928, 582 to 5.991, 300, result = 4071; previous integration is from x, y = 5.904, 439 to 5.985, 439 and previous response = 5647.			✓	
CmdManuallyIntegrateDropBaseline	BL2000\jheine	1/19/2022 8:32:04 AM	Drop baseline for qualifier 102.0 of compound Naphthalene in sample Jan1805.D to y = 300, new integration is from x, y = 5.928, 300 to 5.991, 300 and new response = 4598; previous integration is from x, y = 5.928, 582 to 5.991, 300 and previous response = 4071.			✓	
CmdManuallyIntegratePeak	BL2000\jheine	1/19/2022 8:32:20 AM	Manually integrate compound Benzo(a)pyrene in sample Jan1805.D, from x, y = 18.339, 54 to 18.413, 59, result = 62; previous integration is from x, y = 18.440, 62 to 18.598, 63 and previous response = 912.			✓	
CmdZeroOutPeak	BL2000\jheine	1/19/2022 8:32:21 AM	Zero out primary peak of compound Benzo(a)pyrene in sample Jan1805.D			✓	
CmdManuallyIntegrateQualifierPeak	BL2000\jheine	1/19/2022 8:32:28 AM	Manually integrate qualifier167.0 of compound Fluorene in sample Jan1805.D from x, y = 8.674, 164 to 8.698, 162; result = 324			✓	

Name	User	Time	Action	Reason	Comment	Succeed	Exception
CmdManuallyIntegrateQualifierPeak	BL2000\jheine	1/19/2022 8:32:32 AM	Manually integrate qualifier 167.0 of compound Fluorene in sample Jan1805.D, from x, y = 8.661, 154 to 8.698, 162, result = 544; previous integration is from x, y = 8.674, 164 to 8.698, 162 and previous response = 324.			✓	
CmdManuallyIntegrateDropBaseline	BL2000\jheine	1/19/2022 8:32:33 AM	Drop baseline for qualifier 167.0 of compound Fluorene in sample Jan1805.D to y = 154, new integration is from x, y = 8.661, 154 to 8.698, 154 and new response = 553; previous integration is from x, y = 8.661, 154 to 8.698, 162 and previous response = 544.			✓	
CmdZeroOutPeak	BL2000\jheine	1/19/2022 8:32:36 AM	Zero out primary peak of compound Fluorene in sample Jan1805.D			✓	
CmdZeroOutPeak	BL2000\jheine	1/19/2022 8:32:41 AM	Zero out primary peak of compound Acenaphthylene in sample Jan1805.D			✓	
CmdZeroOutPeak	BL2000\jheine	1/19/2022 8:32:43 AM	Zero out primary peak of compound Chrysene in sample Jan1805.D			✓	
CmdZeroOutPeak	BL2000\jheine	1/19/2022 8:32:45 AM	Zero out primary peak of compound Acenaphthene in sample Jan1805.D			✓	
CmdZeroOutPeak	BL2000\jheine	1/19/2022 8:32:45 AM	Zero out primary peak of compound Benzo(a)Anthracene in sample Jan1805.D			✓	
CmdManuallyIntegratePeak	BL2000\jheine	1/19/2022 8:33:08 AM	Manually integrate compound Acenaphthene in sample Jan1806.D, from x, y = 8.013, 118 to 8.125, 63, result = 1269; previous integration is from x, y = 7.965, 63 to 8.125, 63 and previous response = 2332.			✓	
CmdManuallyIntegrateSplit	BL2000\jheine	1/19/2022 8:33:12 AM	Split peak for compound Acenaphthene in sample Jan1806.D and keep right peak, new integration is from x, y = 8.013, 118.079422382671 to 8.125, 63.3442307692308 and new response = 1269, previous integration is from x, y = 8.013, 118 to 8.125, 63 and previous response = 1269.			✓	
CmdManuallyIntegrateDropBaseline	BL2000\jheine	1/19/2022 8:33:14 AM	Drop baseline for compound Acenaphthene in sample Jan1806.D to y = 63, new integration is from x, y = 8.013, 63 to 8.125, 63 and new response = 1454; previous integration is from x, y = 8.013, 118 to 8.125, 63 and previous response = 1269.			✓	
CmdSetTargetCompoundAttribute	BL2000\jheine	1/19/2022 8:33:16 AM	Set UserAnnotation = CO for compound Acenaphthene in sample Jan1806.D; previous value =			✓	
CmdSetTargetCompoundAttribute	BL2000\jheine	1/19/2022 8:33:27 AM	Set UserAnnotation = CO for compound Naphthalene in sample Jan1805.D; previous value =			✓	

Name	User	Time	Action	Reason	Comment	Succeed	Exception
CmdManuallyIntegrate QualifierPeak	BL2000\jheine	1/19/2022 8:33:58 AM	Manually integrate qualifier 102.0 of compound Naphthalene in sample Jan1807.D, from x, y = 5.928, 281 to 6.028, 86, result = 5052; previous integration is from x, y = 5.891, 84 to 6.028, 86 and previous response = 7917.			✓	
CmdManuallyIntegrate DropBaseline	BL2000\jheine	1/19/2022 8:34:00 AM	Drop baseline for qualifier 102.0 of compound Naphthalene in sample Jan1807.D to y = 86, new integration is from x, y = 5.928, 86 to 6.028, 86 and new response = 5637; previous integration is from x, y = 5.928, 281 to 6.028, 86 and previous response = 5052.			✓	
CmdManuallyIntegrateSplit	BL2000\jheine	1/19/2022 8:34:28 AM	Split peak for compound Acenaphthene in sample Jan1807.D and keep right peak, new integration is from x, y = 7.975, 71.2303022139263 to 8.125, 75.7191940961966 and new response = 22319, previous integration is from x, y = 7.975, 71 to 8.125, 76 and previous response = 22319.			✓	
CmdManuallyIntegrate QualifierPeak	BL2000\jheine	1/19/2022 8:35:06 AM	Manually integrate qualifier 102.0 of compound Naphthalene in sample Jan1808.D, from x, y = 5.928, 666 to 6.028, 82, result = 4628; previous integration is from x, y = 5.903, 83 to 6.028, 82 and previous response = 8563.			✓	
CmdManuallyIntegrate DropBaseline	BL2000\jheine	1/19/2022 8:35:08 AM	Drop baseline for qualifier 102.0 of compound Naphthalene in sample Jan1808.D to y = 82, new integration is from x, y = 5.928, 82 to 6.028, 82 and new response = 6378; previous integration is from x, y = 5.928, 666 to 6.028, 82 and previous response = 4628.			✓	
CmdManuallyIntegratePeak	BL2000\jheine	1/19/2022 8:38:23 AM	Manually integrate compound Benzo(g,h,i)perylene in sample Jan1808.D, from x, y = 20.501, 3122 to 20.611, 884, result = 29700; previous integration is from x, y = 20.509, 1089 to 20.611, 884 and previous response = 36436.			✓	
CmdManuallyIntegratePeak	BL2000\jheine	1/19/2022 8:38:26 AM	Manually integrate compound Benzo(g,h,i)perylene in sample Jan1808.D, from x, y = 20.501, 3122 to 20.674, 1129, result = 23071; previous integration is from x, y = 20.501, 3122 to 20.611, 884 and previous response = 29700.			✓	

Name	User	Time	Action	Reason	Comment	Succeed	Exception
CmdManuallyIntegrateSnapBaseline	BL2000\jheine	1/19/2022 8:38:27 AM	Snap baseline for compound Benzo(g,h,i)perylene in sample Jan1808.D, from x = 20.501 to x = 20.674, new integration is from x, y = 20.501, 171 to 20.674, 420 and new response = 42065; previous integration is from x, y = 20.501, 3122 to 20.674, 1129 and previous response = 23071.			✓	
CmdManuallyIntegrateDropBaseline	BL2000\jheine	1/19/2022 8:38:28 AM	Drop baseline for compound Benzo(g,h,i)perylene in sample Jan1808.D to y = 171, new integration is from x, y = 20.501, 171 to 20.674, 171 and new response = 43357; previous integration is from x, y = 20.501, 171 to 20.674, 420 and previous response = 42065.			✓	
CmdSetTargetCompoundAttribute	BL2000\jheine	1/19/2022 8:38:29 AM	Set UserAnnotation = BA for compound Benzo(g,h,i)perylene in sample Jan1808.D; previous value =			✓	
CmdManuallyIntegrateQualifierPeak	BL2000\jheine	1/19/2022 8:39:20 AM	Manually integrate qualifier 102.0 of compound Naphthalene in sample Jan1809.D, from x, y = 5.928, 604 to 6.028, 79, result = 3747; previous integration is from x, y = 5.903, 79 to 6.028, 79 and previous response = 7500.			✓	
CmdManuallyIntegrateDropBaseline	BL2000\jheine	1/19/2022 8:39:22 AM	Drop baseline for qualifier 102.0 of compound Naphthalene in sample Jan1809.D to y = 79, new integration is from x, y = 5.928, 79 to 6.028, 79 and new response = 5319; previous integration is from x, y = 5.928, 604 to 6.028, 79 and previous response = 3747.			✓	
CmdZeroOutPeak	BL2000\jheine	1/19/2022 8:40:28 AM	Zero out primary peak of compound Fluorene in sample Jan1810.D			✓	
CmdZeroOutPeak	BL2000\jheine	1/19/2022 8:40:30 AM	Zero out primary peak of compound Fluorene in sample Jan1810.D			✓	
CmdManuallyIntegratePeak	BL2000\jheine	1/19/2022 8:40:36 AM	Manually integrate compound Benzo(a)pyrene in sample Jan1810.D, from x, y = 18.326, 55 to 18.401, 63, result = 67; previous integration is from x, y = 18.425, 57 to 18.598, 58 and previous response = 946.			✓	
CmdManuallyIntegrateDropBaseline	BL2000\jheine	1/19/2022 8:40:37 AM	Drop baseline for compound Benzo(a)pyrene in sample Jan1810.D to y = 55, new integration is from x, y = 18.326, 55 to 18.401, 55 and new response = 85; previous integration is from x, y = 18.326, 55 to 18.401, 63 and previous response = 67.			✓	
CmdZeroOutPeak	BL2000\jheine	1/19/2022 8:40:39 AM	Zero out primary peak of compound Benzo(a)pyrene in sample Jan1810.D			✓	

Name	User	Time	Action	Reason	Comment	Succeed	Exception
CmdZeroOutPeak	BL2000\jheine	1/19/2022 8:40:44 AM	Zero out primary peak of compound Acenaphthene in sample Jan1810.D			✓	
CmdManuallyIntegratePeak	BL2000\jheine	1/19/2022 8:40:50 AM	Manually integrate compound Chrysene in sample Jan1810.D, from x, y = 14.751, 146 to 14.839, 144, result = -224; previous integration is from x, y = 14.642, 53 to 14.751, 53 and previous response = 1232.			✓	
CmdManuallyIntegrateSnapBaseline	BL2000\jheine	1/19/2022 8:40:51 AM	Snap baseline for compound Chrysene in sample Jan1810.D, from x = 14.751 to x = 14.839, new integration is from x, y = 14.751, 104 to 14.839, 62 and new response = 99; previous integration is from x, y = 14.751, 146 to 14.839, 144 and previous response = -224.			✓	
CmdManuallyIntegrateDropBaseline	BL2000\jheine	1/19/2022 8:40:52 AM	Drop baseline for compound Chrysene in sample Jan1810.D to y = 62, new integration is from x, y = 14.751, 62 to 14.839, 62 and new response = 208; previous integration is from x, y = 14.751, 104 to 14.839, 62 and previous response = 99.			✓	
CmdZeroOutPeak	BL2000\jheine	1/19/2022 8:40:54 AM	Zero out primary peak of compound Chrysene in sample Jan1810.D			✓	
CmdZeroOutPeak	BL2000\jheine	1/19/2022 8:40:58 AM	Zero out primary peak of compound Benzo(a)Anthracene in sample Jan1810.D			✓	
CmdZeroOutPeak	BL2000\jheine	1/19/2022 8:41:10 AM	Zero out primary peak of compound Fluorene in sample Jan1811.D			✓	
CmdZeroOutPeak	BL2000\jheine	1/19/2022 8:41:12 AM	Zero out primary peak of compound Benzo(a)pyrene in sample Jan1811.D			✓	
CmdZeroOutPeak	BL2000\jheine	1/19/2022 8:41:15 AM	Zero out primary peak of compound Acenaphthene in sample Jan1811.D			✓	
CmdManuallyIntegratePeak	BL2000\jheine	1/19/2022 8:41:20 AM	Manually integrate compound Chrysene in sample Jan1811.D, from x, y = 14.751, 71 to 14.838, 53, result = 92; previous integration is from x, y = 14.642, 52 to 14.838, 53 and previous response = 1341.			✓	
CmdManuallyIntegrateDropBaseline	BL2000\jheine	1/19/2022 8:41:22 AM	Drop baseline for compound Chrysene in sample Jan1811.D to y = 53, new integration is from x, y = 14.751, 53 to 14.838, 53 and new response = 139; previous integration is from x, y = 14.751, 71 to 14.838, 53 and previous response = 92.			✓	
CmdZeroOutPeak	BL2000\jheine	1/19/2022 8:41:23 AM	Zero out primary peak of compound Chrysene in sample Jan1811.D			✓	
CmdZeroOutPeak	BL2000\jheine	1/19/2022 8:41:27 AM	Zero out primary peak of compound Benzo(a)Anthracene in sample Jan1811.D			✓	

Name	User	Time	Action	Reason	Comment	Succeed	Exception
CmdZeroOutPeak	BL2000\jheine	1/19/2022 8:41:36 AM	Zero out primary peak of compound Fluorene in sample Jan1812.D			✓	
CmdZeroOutPeak	BL2000\jheine	1/19/2022 8:41:38 AM	Zero out primary peak of compound Benzo(a)pyrene in sample Jan1812.D			✓	
CmdManuallyIntegratePeak	BL2000\jheine	1/19/2022 8:41:48 AM	Manually integrate compound Acenaphthene in sample Jan1812.D, from x, y = 8.025, 86 to 8.088, 65, result = 48; previous integration is from x, y = 7.976, 65 to 8.088, 65 and previous response = 1009.			✓	
CmdManuallyIntegrateDropBaseline	BL2000\jheine	1/19/2022 8:41:50 AM	Drop baseline for compound Acenaphthene in sample Jan1812.D to y = 65, new integration is from x, y = 8.025, 65 to 8.088, 65 and new response = 87; previous integration is from x, y = 8.025, 86 to 8.088, 65 and previous response = 48.			✓	
CmdZeroOutPeak	BL2000\jheine	1/19/2022 8:41:51 AM	Zero out primary peak of compound Acenaphthene in sample Jan1812.D			✓	
CmdZeroOutPeak	BL2000\jheine	1/19/2022 8:41:55 AM	Zero out primary peak of compound Chrysene in sample Jan1812.D			✓	
CmdZeroOutPeak	BL2000\jheine	1/19/2022 8:41:56 AM	Zero out primary peak of compound Benzo(a)Anthracene in sample Jan1812.D			✓	
CmdZeroOutPeak	BL2000\jheine	1/19/2022 8:42:27 AM	Zero out primary peak of compound Fluorene in sample Jan1813.D			✓	
CmdZeroOutPeak	BL2000\jheine	1/19/2022 8:42:32 AM	Zero out primary peak of compound Benzo(a)pyrene in sample Jan1813.D			✓	
CmdZeroOutPeak	BL2000\jheine	1/19/2022 8:42:46 AM	Zero out primary peak of compound Acenaphthene in sample Jan1813.D			✓	
CmdManuallyIntegratePeak	BL2000\jheine	1/19/2022 8:42:52 AM	Manually integrate compound Chrysene in sample Jan1813.D, from x, y = 14.751, 81 to 14.851, 53, result = 27; previous integration is from x, y = 14.641, 52 to 14.851, 53 and previous response = 1275.			✓	
CmdManuallyIntegrateDropBaseline	BL2000\jheine	1/19/2022 8:42:54 AM	Drop baseline for compound Chrysene in sample Jan1813.D to y = 53, new integration is from x, y = 14.751, 53 to 14.851, 53 and new response = 111; previous integration is from x, y = 14.751, 81 to 14.851, 53 and previous response = 27.			✓	
CmdZeroOutPeak	BL2000\jheine	1/19/2022 8:42:56 AM	Zero out primary peak of compound Chrysene in sample Jan1813.D			✓	
CmdZeroOutPeak	BL2000\jheine	1/19/2022 8:43:06 AM	Zero out primary peak of compound Benzo(a)Anthracene in sample Jan1813.D			✓	
CmdZeroOutPeak	BL2000\jheine	1/19/2022 8:43:24 AM	Zero out primary peak of compound Fluorene in sample Jan1814.D			✓	
CmdZeroOutPeak	BL2000\jheine	1/19/2022 8:43:27 AM	Zero out primary peak of compound Benzo(a)pyrene in sample Jan1814.D			✓	

Name	User	Time	Action	Reason	Comment	Succeed	Exception
CmdZeroOutPeak	BL2000\jheine	1/19/2022 8:43:29 AM	Zero out primary peak of compound Acenaphthene in sample Jan1814.D			✓	
CmdZeroOutPeak	BL2000\jheine	1/19/2022 8:43:35 AM	Zero out primary peak of compound Chrysene in sample Jan1814.D			✓	
CmdZeroOutPeak	BL2000\jheine	1/19/2022 8:43:37 AM	Zero out primary peak of compound Benzo(a)Anthracene in sample Jan1814.D			✓	
CmdManuallyIntegrate QualifierPeak	BL2000\jheine	1/19/2022 8:43:54 AM	Manually integrate qualifier 102.0 of compound Naphthalene in sample Jan1815.D, from x, y = 5.928, 643 to 6.028, 75, result = 4920; previous integration is from x, y = 5.891, 75 to 6.028, 75 and previous response = 8835.			✓	
CmdManuallyIntegrate DropBaseline	BL2000\jheine	1/19/2022 8:43:56 AM	Drop baseline for qualifier 102.0 of compound Naphthalene in sample Jan1815.D to y = 75, new integration is from x, y = 5.928, 75 to 6.028, 75 and new response = 6623; previous integration is from x, y = 5.928, 643 to 6.028, 75 and previous response = 4920.			✓	
CmdManuallyIntegrateP eak	BL2000\jheine	1/19/2022 8:44:07 AM	Manually integrate compound 1-Methylnaphthalene in sample Jan1815.D, from x, y = 6.865, 2302 to 6.952, 3279, result = 7379; previous integration is from x, y = 6.752, 72 to 6.865, 72 and previous response = 25530.			✓	
CmdManuallyIntegrateS napBaseline	BL2000\jheine	1/19/2022 8:44:08 AM	Snap baseline for compound 1-Methylnaphthalene in sample Jan1815.D, from x = 6.865 to x = 6.952, new integration is from x, y = 6.865, 329 to 6.952, 393 and new response = 20121; previous integration is from x, y = 6.865, 2302 to 6.952, 3279 and previous response = 7379.			✓	
CmdManuallyIntegrate DropBaseline	BL2000\jheine	1/19/2022 8:44:09 AM	Drop baseline for compound 1-Methylnaphthalene in sample Jan1815.D to y = 329, new integration is from x, y = 6.865, 329 to 6.952, 329 and new response = 20289; previous integration is from x, y = 6.865, 329 to 6.952, 393 and previous response = 20121.			✓	
CmdManuallyIntegrate QualifierPeak	BL2000\jheine	1/19/2022 8:44:20 AM	Manually integrate qualifier153.0 of compound Acenaphthylene in sample Jan1815.D from x, y = 7.801, 962 to 7.863, 2877; result = -1577			✓	

Name	User	Time	Action	Reason	Comment	Succeed	Exception
CmdManuallyIntegrateSnapBaseline	BL2000\jheine	1/19/2022 8:44:21 AM	Snap baseline for qualifier 153.0 of compound Acenaphthylene in sample Jan1815.D from x = 7.801 to x = 7.863, new integration is from x, y = 7.801, 62 to 7.863, 250 and new response = 5017; previous integration is from x, y = 7.801, 962 to 7.863, 2877 and previous response = -1577.			✓	
CmdManuallyIntegrateDropBaseline	BL2000\jheine	1/19/2022 8:44:22 AM	Drop baseline for qualifier 153.0 of compound Acenaphthylene in sample Jan1815.D to y = 62, new integration is from x, y = 7.801, 62 to 7.863, 62 and new response = 5369; previous integration is from x, y = 7.801, 62 to 7.863, 250 and previous response = 5017.			✓	
CmdManuallyIntegrateQualifierPeak	BL2000\jheine	1/19/2022 8:44:34 AM	Manually integrate qualifier176.0 of compound Phenanthrene in sample Jan1815.D from x, y = 9.745, 56 to 9.830, 1810; result = 6001			✓	
CmdManuallyIntegrateDropBaseline	BL2000\jheine	1/19/2022 8:44:35 AM	Drop baseline for qualifier 176.0 of compound Phenanthrene in sample Jan1815.D to y = 56, new integration is from x, y = 9.745, 56 to 9.830, 56 and new response = 10428; previous integration is from x, y = 9.745, 56 to 9.830, 1810 and previous response = 6001.			✓	
CmdManuallyIntegrateQualifierPeak	BL2000\jheine	1/19/2022 8:44:42 AM	Manually integrate qualifier 176.0 of compound Anthracene in sample Jan1815.D, from x, y = 9.830, 2794 to 9.928, 56, result = 1108; previous integration is from x, y = 9.745, 56 to 9.928, 56 and previous response = 19652.			✓	
CmdManuallyIntegrateDropBaseline	BL2000\jheine	1/19/2022 8:44:44 AM	Drop baseline for qualifier 176.0 of compound Anthracene in sample Jan1815.D to y = 56, new integration is from x, y = 9.830, 56 to 9.928, 56 and new response = 9225; previous integration is from x, y = 9.830, 2794 to 9.928, 56 and previous response = 1108.			✓	
CmdZeroOutPeak	BL2000\jheine	1/19/2022 8:45:26 AM	Zero out primary peak of compound Fluorene in sample Jan1816.D			✓	
CmdZeroOutPeak	BL2000\jheine	1/19/2022 8:45:28 AM	Zero out primary peak of compound Benzo(a)pyrene in sample Jan1816.D			✓	
CmdZeroOutPeak	BL2000\jheine	1/19/2022 8:45:30 AM	Zero out primary peak of compound Acenaphthene in sample Jan1816.D			✓	
CmdZeroOutPeak	BL2000\jheine	1/19/2022 8:45:32 AM	Zero out primary peak of compound Chrysene in sample Jan1816.D			✓	
CmdZeroOutPeak	BL2000\jheine	1/19/2022 8:45:34 AM	Zero out primary peak of compound Benzo(a)Anthracene in sample Jan1816.D			✓	

Name	User	Time	Action	Reason	Comment	Succeed	Exception
CmdZeroOutPeak	BL2000\jheine	1/19/2022 8:46:09 AM	Zero out primary peak of compound Fluorene in sample Jan1817.D			✓	
CmdManuallyIntegratePeak	BL2000\jheine	1/19/2022 8:46:15 AM	Manually integrate compound Benzo(a)pyrene in sample Jan1817.D, from x, y = 18.339, 73 to 18.388, 151, result = -124; previous integration is from x, y = 18.438, 57 to 18.611, 58 and previous response = 1008.			✓	
CmdManuallyIntegrateSnapBaseline	BL2000\jheine	1/19/2022 8:46:16 AM	Snap baseline for compound Benzo(a)pyrene in sample Jan1817.D, from x = 18.339 to x = 18.388, new integration is from x, y = 18.339, 54 to 18.388, 58 and new response = 42; previous integration is from x, y = 18.339, 73 to 18.388, 151 and previous response = -124.			✓	
CmdManuallyIntegrateDropBaseline	BL2000\jheine	1/19/2022 8:46:17 AM	Drop baseline for compound Benzo(a)pyrene in sample Jan1817.D to y = 54, new integration is from x, y = 18.339, 54 to 18.388, 54 and new response = 48; previous integration is from x, y = 18.339, 54 to 18.388, 58 and previous response = 42.			✓	
CmdZeroOutPeak	BL2000\jheine	1/19/2022 8:46:19 AM	Zero out primary peak of compound Benzo(a)pyrene in sample Jan1817.D			✓	
CmdManuallyIntegratePeak	BL2000\jheine	1/19/2022 8:46:25 AM	Manually integrate compound Acenaphthene in sample Jan1817.D, from x, y = 8.013, 97 to 8.063, 66, result = 84; previous integration is from x, y = 7.976, 67 to 8.063, 66 and previous response = 972.			✓	
CmdManuallyIntegrateDropBaseline	BL2000\jheine	1/19/2022 8:46:26 AM	Drop baseline for compound Acenaphthene in sample Jan1817.D to y = 66, new integration is from x, y = 8.013, 66 to 8.063, 66 and new response = 130; previous integration is from x, y = 8.013, 97 to 8.063, 66 and previous response = 84.			✓	
CmdZeroOutPeak	BL2000\jheine	1/19/2022 8:46:27 AM	Zero out primary peak of compound Acenaphthene in sample Jan1817.D			✓	
CmdManuallyIntegratePeak	BL2000\jheine	1/19/2022 8:46:33 AM	Manually integrate compound Chrysene in sample Jan1817.D, from x, y = 14.739, 184 to 14.863, 168, result = -463; previous integration is from x, y = 14.623, 51 to 14.739, 51 and previous response = 1498.			✓	
CmdManuallyIntegrateSnapBaseline	BL2000\jheine	1/19/2022 8:46:34 AM	Snap baseline for compound Chrysene in sample Jan1817.D, from x = 14.739 to x = 14.863, new integration is from x, y = 14.739, 109 to 14.863, 60 and new response = 219; previous integration is from x, y = 14.739, 184 to 14.863, 168 and previous response = -463.			✓	

Name	User	Time	Action	Reason	Comment	Succeed	Exception
CmdManuallyIntegrate DropBaseline	BL2000\jheine	1/19/2022 8:46:35 AM	Drop baseline for compound Chrysene in sample Jan1817.D to y = 60, new integration is from x, y = 14.739, 60 to 14.863, 60 and new response = 402; previous integration is from x, y = 14.739, 109 to 14.863, 60 and previous response = 219.			✓	
CmdManuallyIntegrate QualifierPeak	BL2000\jheine	1/19/2022 8:46:41 AM	Manually integrate qualifier229.0 of compound Chrysene in sample Jan1817.D from x, y = 14.751, 63 to 14.826, 51; result = 94			✓	
CmdManuallyIntegrate DropBaseline	BL2000\jheine	1/19/2022 8:46:42 AM	Drop baseline for qualifier 229.0 of compound Chrysene in sample Jan1817.D to y = 51, new integration is from x, y = 14.751, 51 to 14.826, 51 and new response = 120; previous integration is from x, y = 14.751, 63 to 14.826, 51 and previous response = 94.			✓	
CmdManuallyIntegrate QualifierPeak	BL2000\jheine	1/19/2022 8:46:45 AM	Manually integrate qualifier 226.0 of compound Chrysene in sample Jan1817.D, from x, y = 14.739, 51 to 14.863, 70, result = 100; previous integration is from x, y = 14.739, 51 to 14.963, 51 and previous response = 202.			✓	
CmdManuallyIntegrateSnapBaseline	BL2000\jheine	1/19/2022 8:46:47 AM	Snap baseline for qualifier 226.0 of compound Chrysene in sample Jan1817.D from x = 14.739 to x = 14.863, new integration is from x, y = 14.739, 66 to 14.863, 56 and new response = 97; previous integration is from x, y = 14.739, 51 to 14.863, 70 and previous response = 100.			✓	
CmdManuallyIntegrate DropBaseline	BL2000\jheine	1/19/2022 8:46:50 AM	Drop baseline for qualifier 226.0 of compound Chrysene in sample Jan1817.D to y = 56, new integration is from x, y = 14.739, 56 to 14.863, 56 and new response = 134; previous integration is from x, y = 14.739, 66 to 14.863, 56 and previous response = 97.			✓	
CmdManuallyIntegrateSnapBaseline	BL2000\jheine	1/19/2022 8:47:24 AM	Snap baseline for qualifier 229.0 of compound Chrysene in sample Jan1817.D from x = 14.751 to x = 14.826, new integration is from x, y = 14.751, 82 to 14.826, 61 and new response = 29; previous integration is from x, y = 14.751, 51 to 14.826, 51 and previous response = 120.			✓	

Name	User	Time	Action	Reason	Comment	Succeed	Exception
CmdManuallyIntegrate DropBaseline	BL2000\jheine	1/19/2022 8:47:25 AM	Drop baseline for qualifier 229.0 of compound Chrysene in sample Jan1817.D to y = 61, new integration is from x, y = 14.751, 61 to 14.826, 61 and new response = 76; previous integration is from x, y = 14.751, 82 to 14.826, 61 and previous response = 29.			✓	
CmdManuallyIntegrate QualifierPeak	BL2000\jheine	1/19/2022 8:47:40 AM	Manually integrate qualifier 101.0 of compound Pyrene in sample Jan1817.D, from x, y = 11.751, 62 to 11.818, 65, result = 110; previous integration is from x, y = 11.751, 62 to 11.930, 63 and previous response = 171.			✓	
CmdManuallyIntegrate DropBaseline	BL2000\jheine	1/19/2022 8:47:41 AM	Drop baseline for qualifier 101.0 of compound Pyrene in sample Jan1817.D to y = 62, new integration is from x, y = 11.751, 62 to 11.818, 62 and new response = 117; previous integration is from x, y = 11.751, 62 to 11.818, 65 and previous response = 110.			✓	
CmdManuallyIntegrate QualifierPeak	BL2000\jheine	1/19/2022 8:47:51 AM	Manually integrate qualifier101.0 of compound Fluoranthene in sample Jan1817.D from x, y = 11.374, 59 to 11.473, 58; result = 86			✓	
CmdManuallyIntegrate DropBaseline	BL2000\jheine	1/19/2022 8:47:52 AM	Drop baseline for qualifier 101.0 of compound Fluoranthene in sample Jan1817.D to y = 58, new integration is from x, y = 11.374, 58 to 11.473, 58 and new response = 89; previous integration is from x, y = 11.374, 59 to 11.473, 58 and previous response = 86.			✓	
CmdManuallyIntegrate QualifierPeak	BL2000\jheine	1/19/2022 8:47:58 AM	Manually integrate qualifier 229.0 of compound Benzo(a)Anthracene in sample Jan1817.D, from x, y = 14.627, 51 to 14.751, 76, result = 512; previous integration is from x, y = 14.627, 51 to 14.826, 51 and previous response = 726.			✓	
CmdManuallyIntegrate DropBaseline	BL2000\jheine	1/19/2022 8:48:00 AM	Drop baseline for qualifier 229.0 of compound Benzo(a)Anthracene in sample Jan1817.D to y = 51, new integration is from x, y = 14.627, 51 to 14.751, 51 and new response = 605; previous integration is from x, y = 14.627, 51 to 14.751, 76 and previous response = 512.			✓	
CmdZeroOutPeak	BL2000\jheine	1/19/2022 8:48:28 AM	Zero out primary peak of compound Benzo(a)Anthracene in sample Jan1817.D			✓	

Name	User	Time	Action	Reason	Comment	Succeed	Exception
CmdManuallyIntegrate QualifierPeak	BL2000\jheine	1/19/2022 8:48:43 AM	Manually integrate qualifier 102.0 of compound Naphthalene in sample Jan1818.D, from x, y = 5.928, 663 to 6.028, 74, result = 4043; previous integration is from x, y = 5.903, 74 to 6.028, 74 and previous response = 8113.			✓	
CmdManuallyIntegrate DropBaseline	BL2000\jheine	1/19/2022 8:48:44 AM	Drop baseline for qualifier 102.0 of compound Naphthalene in sample Jan1818.D to y = 74, new integration is from x, y = 5.928, 74 to 6.028, 74 and new response = 5811; previous integration is from x, y = 5.928, 663 to 6.028, 74 and previous response = 4043.			✓	
CmdManuallyIntegrate QualifierPeak	BL2000\jheine	1/19/2022 8:48:56 AM	Manually integrate qualifier153.0 of compound Acenaphthylene in sample Jan1818.D from x, y = 7.789, 2375 to 7.876, 3507; result = -10050			✓	
CmdManuallyIntegrateSnapBaseline	BL2000\jheine	1/19/2022 8:48:58 AM	Snap baseline for qualifier 153.0 of compound Acenaphthylene in sample Jan1818.D from x = 7.789 to x = 7.876, new integration is from x, y = 7.789, 63 to 7.876, 179 and new response = 4710; previous integration is from x, y = 7.789, 2375 to 7.876, 3507 and previous response = -10050.			✓	
CmdManuallyIntegrate DropBaseline	BL2000\jheine	1/19/2022 8:48:58 AM	Drop baseline for qualifier 153.0 of compound Acenaphthylene in sample Jan1818.D to y = 63, new integration is from x, y = 7.789, 63 to 7.876, 63 and new response = 5014; previous integration is from x, y = 7.789, 63 to 7.876, 179 and previous response = 4710.			✓	
CmdManuallyIntegrateSplit	BL2000\jheine	1/19/2022 8:49:09 AM	Split qualifier 176.0 of compound Phenanthrene in sample Jan1818.D and keep left peak, new integration is from x, y = 9.750, 57.2954931972789 to 9.830, 57.2954931972789 and new response = 10008, previous integration is from x, y = 9.750, 57 to 9.879, 57 and previous response = 18207.			✓	
CmdManuallyIntegrate QualifierPeak	BL2000\jheine	1/19/2022 8:49:24 AM	Manually integrate qualifier176.0 of compound Anthracene in sample Jan1818.D from x, y = 9.830, 731 to 9.916, 1093; result = 4371			✓	
CmdManuallyIntegrateSnapBaseline	BL2000\jheine	1/19/2022 8:49:26 AM	Snap baseline for qualifier 176.0 of compound Anthracene in sample Jan1818.D from x = 9.830 to x = 9.916, new integration is from x, y = 9.830, 243 to 9.916, 202 and new response = 7949; previous integration is from x, y = 9.830, 731 to 9.916, 1093 and previous response = 4371.			✓	

Name	User	Time	Action	Reason	Comment	Succeed	Exception
CmdManuallyIntegrateDropBaseline	BL2000\jheine	1/19/2022 8:49:26 AM	Drop baseline for qualifier 176.0 of compound Anthracene in sample Jan1818.D to y = 202, new integration is from x, y = 9.830, 202 to 9.916, 202 and new response = 8056; previous integration is from x, y = 9.830, 243 to 9.916, 202 and previous response = 7949.			✓	
CmdZeroOutPeak	BL2000\jheine	1/19/2022 8:50:43 AM	Zero out primary peak of compound Fluorene in sample Jan1819.D			✓	
CmdZeroOutPeak	BL2000\jheine	1/19/2022 8:50:46 AM	Zero out primary peak of compound Benzo(a)pyrene in sample Jan1819.D			✓	
CmdZeroOutPeak	BL2000\jheine	1/19/2022 8:50:49 AM	Zero out primary peak of compound Acenaphthene in sample Jan1819.D			✓	
CmdZeroOutPeak	BL2000\jheine	1/19/2022 8:50:51 AM	Zero out primary peak of compound Chrysene in sample Jan1819.D			✓	
CmdZeroOutPeak	BL2000\jheine	1/19/2022 8:50:53 AM	Zero out primary peak of compound o-Terphenyl in sample Jan1819.D			✓	
CmdClearManualIntegration	BL2000\jheine	1/19/2022 8:50:58 AM	Clear manual integration of target signal for compound o-Terphenyl in sample Jan1819.D			✓	
CmdManuallyIntegrateQualifierPeak	BL2000\jheine	1/19/2022 8:51:05 AM	Manually integrate qualifier215.0 of compound o-Terphenyl in sample Jan1819.D from x, y = 10.274, 54 to 10.324, 54; result = 135			✓	
CmdZeroOutPeak	BL2000\jheine	1/19/2022 8:51:15 AM	Zero out primary peak of compound Benzo(a)Anthracene in sample Jan1819.D			✓	
CmdZeroOutPeak	BL2000\jheine	1/19/2022 8:51:28 AM	Zero out primary peak of compound Fluorene in sample Jan1820.D			✓	
CmdZeroOutPeak	BL2000\jheine	1/19/2022 8:51:31 AM	Zero out primary peak of compound Benzo(a)pyrene in sample Jan1820.D			✓	
CmdZeroOutPeak	BL2000\jheine	1/19/2022 8:51:33 AM	Zero out primary peak of compound Acenaphthene in sample Jan1820.D			✓	
CmdZeroOutPeak	BL2000\jheine	1/19/2022 8:51:36 AM	Zero out primary peak of compound Chrysene in sample Jan1820.D			✓	
CmdZeroOutPeak	BL2000\jheine	1/19/2022 8:51:38 AM	Zero out primary peak of compound Benzo(a)Anthracene in sample Jan1820.D			✓	
CmdZeroOutPeak	BL2000\jheine	1/19/2022 8:51:57 AM	Zero out primary peak of compound Fluorene in sample Jan1821.D			✓	
CmdZeroOutPeak	BL2000\jheine	1/19/2022 8:51:59 AM	Zero out primary peak of compound Benzo(a)pyrene in sample Jan1821.D			✓	
CmdZeroOutPeak	BL2000\jheine	1/19/2022 8:52:03 AM	Zero out primary peak of compound Acenaphthene in sample Jan1821.D			✓	
CmdZeroOutPeak	BL2000\jheine	1/19/2022 8:52:07 AM	Zero out primary peak of compound Chrysene in sample Jan1821.D			✓	
CmdZeroOutPeak	BL2000\jheine	1/19/2022 8:52:08 AM	Zero out primary peak of compound Benzo(a)Anthracene in sample Jan1821.D			✓	

Name	User	Time	Action	Reason	Comment	Succeed	Exception
CmdZeroOutPeak	BL2000\jheine	1/19/2022 8:52:16 AM	Zero out primary peak of compound Fluorene in sample Jan1822.D			✓	
CmdZeroOutPeak	BL2000\jheine	1/19/2022 8:52:19 AM	Zero out primary peak of compound Benzo(a)pyrene in sample Jan1822.D			✓	
CmdZeroOutPeak	BL2000\jheine	1/19/2022 8:52:24 AM	Zero out primary peak of compound Acenaphthene in sample Jan1822.D			✓	
CmdZeroOutPeak	BL2000\jheine	1/19/2022 8:52:27 AM	Zero out primary peak of compound Chrysene in sample Jan1822.D			✓	
CmdZeroOutPeak	BL2000\jheine	1/19/2022 8:52:29 AM	Zero out primary peak of compound Benzo(a)Anthracene in sample Jan1822.D			✓	
CmdZeroOutPeak	BL2000\jheine	1/19/2022 8:52:42 AM	Zero out primary peak of compound Fluorene in sample Jan1823.D			✓	
CmdManuallyIntegratePeak	BL2000\jheine	1/19/2022 8:53:12 AM	Manually integrate compound Benzo(b)fluoranthene in sample Jan1823.D, from x, y = 17.671, 62 to 17.758, 122, result = 1571; previous integration is from x, y = 17.690, 189 to 17.758, 207 and previous response = 1116.			✓	
CmdManuallyIntegrateDropBaseline	BL2000\jheine	1/19/2022 8:53:14 AM	Drop baseline for compound Benzo(b)fluoranthene in sample Jan1823.D to y = 62, new integration is from x, y = 17.671, 62 to 17.758, 62 and new response = 1726; previous integration is from x, y = 17.671, 62 to 17.758, 122 and previous response = 1571.			✓	
CmdManuallyIntegrateQualifierPeak	BL2000\jheine	1/19/2022 8:53:18 AM	Manually integrate qualifier 253.0 of compound Benzo(b)fluoranthene in sample Jan1823.D, from x, y = 17.673, 76 to 17.758, 97, result = 347; previous integration is from x, y = 17.673, 76 to 17.857, 78 and previous response = 593.			✓	
CmdManuallyIntegrateDropBaseline	BL2000\jheine	1/19/2022 8:53:20 AM	Drop baseline for qualifier 253.0 of compound Benzo(b)fluoranthene in sample Jan1823.D to y = 76, new integration is from x, y = 17.673, 76 to 17.758, 76 and new response = 402; previous integration is from x, y = 17.673, 76 to 17.758, 97 and previous response = 347.			✓	
CmdManuallyIntegratePeak	BL2000\jheine	1/19/2022 8:53:30 AM	Manually integrate compound Indeno(1,2,3-cd)pyrene in sample Jan1823.D, from x, y = 20.167, 68 to 20.254, 163, result = 453; previous integration is from x, y = 20.167, 68 to 20.357, 71 and previous response = 812.			✓	

Name	User	Time	Action	Reason	Comment	Succeed	Exception
CmdManuallyIntegrate DropBaseline	BL2000\jheine	1/19/2022 8:53:31 AM	Drop baseline for compound Indeno(1,2,3-cd)pyrene in sample Jan1823.D to y = 68, new integration is from x, y = 20.167, 68 to 20.254, 68 and new response = 697; previous integration is from x, y = 20.167, 68 to 20.254, 163 and previous response = 453.			✓	
CmdManuallyIntegrate QualifierPeak	BL2000\jheine	1/19/2022 8:53:36 AM	Manually integrate qualifier 138.0 of compound Indeno(1,2,3-cd)pyrene in sample Jan1823.D, from x, y = 20.173, 106 to 20.254, 135, result = 137; previous integration is from x, y = 20.173, 106 to 20.293, 107 and previous response = 234.			✓	
CmdManuallyIntegrate DropBaseline	BL2000\jheine	1/19/2022 8:53:37 AM	Drop baseline for qualifier 138.0 of compound Indeno(1,2,3-cd)pyrene in sample Jan1823.D to y = 106, new integration is from x, y = 20.173, 106 to 20.254, 106 and new response = 209; previous integration is from x, y = 20.173, 106 to 20.254, 135 and previous response = 137.			✓	
CmdSetTargetCompoundAttribute	BL2000\jheine	1/19/2022 8:53:40 AM	Set UserAnnotation = CO for compound Indeno(1,2,3-cd)pyrene in sample Jan1823.D; previous value =			✓	
CmdSetTargetCompoundAttribute	BL2000\jheine	1/19/2022 8:53:44 AM	Set UserAnnotation = BA for compound Benzo(b)fluoranthene in sample Jan1823.D; previous value =			✓	
CmdZeroOutPeak	BL2000\jheine	1/19/2022 8:53:50 AM	Zero out primary peak of compound Acenaphthylene in sample Jan1823.D			✓	
CmdZeroOutPeak	BL2000\jheine	1/19/2022 8:53:54 AM	Zero out primary peak of compound Acenaphthene in sample Jan1823.D			✓	
CmdManuallyIntegrate QualifierPeak	BL2000\jheine	1/19/2022 8:54:04 AM	Manually integrate qualifier253.0 of compound Benzo(k)fluoranthene in sample Jan1823.D from x, y = 17.758, 137 to 17.820, 105; result = 15			✓	
CmdManuallyIntegrateSnapBaseline	BL2000\jheine	1/19/2022 8:54:06 AM	Snap baseline for qualifier 253.0 of compound Benzo(k)fluoranthene in sample Jan1823.D from x = 17.758 to x = 17.820, new integration is from x, y = 17.758, 125 to 17.820, 81 and new response = 83; previous integration is from x, y = 17.758, 137 to 17.820, 105 and previous response = 15.			✓	
CmdManuallyIntegrate DropBaseline	BL2000\jheine	1/19/2022 8:54:07 AM	Drop baseline for qualifier 253.0 of compound Benzo(k)fluoranthene in sample Jan1823.D to y = 81, new integration is from x, y = 17.758, 81 to 17.820, 81 and new response = 165; previous integration is from x, y = 17.758, 125 to 17.820, 81 and previous response = 83.			✓	

Name	User	Time	Action	Reason	Comment	Succeed	Exception
CmdZeroOutPeak	BL2000\jheine	1/19/2022 8:54:15 AM	Zero out primary peak of compound Dibenzo(a,h)anthracene in sample Jan1823.D			✓	
CmdManuallyIntegratePeak	BL2000\jheine	1/19/2022 8:54:22 AM	Manually integrate compound Anthracene in sample Jan1823.D, from x, y = 9.830, 224 to 9.891, 248, result = 71; previous integration is from x, y = 9.744, 185 to 9.821, 183 and previous response = 815.			✓	
CmdManuallyIntegrateSnapBaseline	BL2000\jheine	1/19/2022 8:54:23 AM	Snap baseline for compound Anthracene in sample Jan1823.D, from x = 9.830 to x = 9.891, new integration is from x, y = 9.830, 173 to 9.891, 184 and new response = 284; previous integration is from x, y = 9.830, 224 to 9.891, 248 and previous response = 71.			✓	
CmdManuallyIntegrateDropBaseline	BL2000\jheine	1/19/2022 8:54:24 AM	Drop baseline for compound Anthracene in sample Jan1823.D to y = 173, new integration is from x, y = 9.830, 173 to 9.891, 173 and new response = 304; previous integration is from x, y = 9.830, 173 to 9.891, 184 and previous response = 284.			✓	
CmdZeroOutPeak	BL2000\jheine	1/19/2022 8:54:26 AM	Zero out primary peak of compound Anthracene in sample Jan1823.D			✓	
CmdZeroOutPeak	BL2000\jheine	1/19/2022 8:54:31 AM	Zero out primary peak of compound Phenanthrene in sample Jan1823.D			✓	
CmdManuallyIntegrateQualifierPeak	BL2000\jheine	1/19/2022 8:55:00 AM	Manually integrate qualifier 102.0 of compound Naphthalene in sample Jan1824.D, from x, y = 5.928, 545 to 6.016, 87, result = 2632; previous integration is from x, y = 5.894, 79 to 6.016, 87 and previous response = 5989.			✓	
CmdManuallyIntegrateDropBaseline	BL2000\jheine	1/19/2022 8:55:01 AM	Drop baseline for qualifier 102.0 of compound Naphthalene in sample Jan1824.D to y = 87, new integration is from x, y = 5.928, 87 to 6.016, 87 and new response = 3832; previous integration is from x, y = 5.928, 545 to 6.016, 87 and previous response = 2632.			✓	
CmdManuallyIntegrateQualifierPeak	BL2000\jheine	1/19/2022 8:55:13 AM	Manually integrate qualifier153.0 of compound Acenaphthylene in sample Jan1824.D from x, y = 7.801, 1068 to 7.863, 1417; result = -1994			✓	
CmdManuallyIntegrateSnapBaseline	BL2000\jheine	1/19/2022 8:55:15 AM	Snap baseline for qualifier 153.0 of compound Acenaphthylene in sample Jan1824.D from x = 7.801 to x = 7.863, new integration is from x, y = 7.801, 64 to 7.863, 172 and new response = 2211; previous integration is from x, y = 7.801, 1068 to 7.863, 1417 and previous response = -1994.			✓	

Name	User	Time	Action	Reason	Comment	Succeed	Exception
CmdManuallyIntegrate DropBaseline	BL2000\jheine	1/19/2022 8:55:16 AM	Drop baseline for qualifier 153.0 of compound Acenaphthylene in sample Jan1824.D to y = 64, new integration is from x, y = 7.801, 64 to 7.863, 64 and new response = 2413; previous integration is from x, y = 7.801, 64 to 7.863, 172 and previous response = 2211.			✓	
CmdSaveBatchTable	BL2000\jheine	1/19/2022 8:56:20 AM	Save batch \\MASSHUNTER\Org\Data\SV5975.I\sh 011822\1 e8270c bna SIM\QuantResults\011822 bna SIM1.batch.bin			✓	
CmdSaveBatchTable	BL2000\jheine	1/19/2022 8:56:55 AM	Save batch \\MASSHUNTER\Org\Data\SV5975.I\sh 011822\1 e8270c bna SIM\QuantResults\011822 bna SIM1.batch.bin			✓	
CmdSetSampleAttribute	BL2000\jheine	1/19/2022 8:57:04 AM	Set SampleApproved = True for sample Jan1801.D; previous value = False			✓	
CmdSetSampleAttribute	BL2000\jheine	1/19/2022 8:57:06 AM	Set SampleApproved = True for sample Jan1802.D; previous value = False			✓	
CmdSetSampleAttribute	BL2000\jheine	1/19/2022 8:57:07 AM	Set SampleApproved = True for sample Jan1803.D; previous value = False			✓	
CmdSetSampleAttribute	BL2000\jheine	1/19/2022 8:57:08 AM	Set SampleApproved = True for sample Jan1804.D; previous value = False			✓	
CmdSetSampleAttribute	BL2000\jheine	1/19/2022 8:57:09 AM	Set SampleApproved = True for sample Jan1805.D; previous value = False			✓	
CmdSetSampleAttribute	BL2000\jheine	1/19/2022 8:57:10 AM	Set SampleApproved = True for sample Jan1806.D; previous value = False			✓	
CmdSetSampleAttribute	BL2000\jheine	1/19/2022 8:57:12 AM	Set SampleApproved = True for sample Jan1807.D; previous value = False			✓	
CmdSetSampleAttribute	BL2000\jheine	1/19/2022 8:57:13 AM	Set SampleApproved = True for sample Jan1808.D; previous value = False			✓	
CmdSetSampleAttribute	BL2000\jheine	1/19/2022 8:57:14 AM	Set SampleApproved = True for sample Jan1809.D; previous value = False			✓	
CmdSetSampleAttribute	BL2000\jheine	1/19/2022 8:57:15 AM	Set SampleApproved = True for sample Jan1810.D; previous value = False			✓	
CmdSetSampleAttribute	BL2000\jheine	1/19/2022 8:57:17 AM	Set SampleApproved = True for sample Jan1811.D; previous value = False			✓	

Name	User	Time	Action	Reason	Comment	Succeed	Exception
CmdSetSampleAttribute	BL2000\jheine	1/19/2022 8:57:18 AM	Set SampleApproved = True for sample Jan1812.D; previous value = False			✓	
CmdSetSampleAttribute	BL2000\jheine	1/19/2022 8:57:19 AM	Set SampleApproved = True for sample Jan1813.D; previous value = False			✓	
CmdSetSampleAttribute	BL2000\jheine	1/19/2022 8:57:21 AM	Set SampleApproved = True for sample Jan1814.D; previous value = False			✓	
CmdSetSampleAttribute	BL2000\jheine	1/19/2022 8:57:22 AM	Set SampleApproved = True for sample Jan1815.D; previous value = False			✓	
CmdSetSampleAttribute	BL2000\jheine	1/19/2022 8:57:23 AM	Set SampleApproved = True for sample Jan1816.D; previous value = False			✓	
CmdSetSampleAttribute	BL2000\jheine	1/19/2022 8:57:24 AM	Set SampleApproved = True for sample Jan1817.D; previous value = False			✓	
CmdSetSampleAttribute	BL2000\jheine	1/19/2022 8:57:25 AM	Set SampleApproved = True for sample Jan1818.D; previous value = False			✓	
CmdSetSampleAttribute	BL2000\jheine	1/19/2022 8:57:31 AM	Set SampleApproved = True for sample Jan1819.D; previous value = False			✓	
CmdSetSampleAttribute	BL2000\jheine	1/19/2022 8:57:32 AM	Set SampleApproved = True for sample Jan1820.D; previous value = False			✓	
CmdSetSampleAttribute	BL2000\jheine	1/19/2022 8:57:33 AM	Set SampleApproved = True for sample Jan1821.D; previous value = False			✓	
CmdSetSampleAttribute	BL2000\jheine	1/19/2022 8:57:34 AM	Set SampleApproved = True for sample Jan1822.D; previous value = False			✓	
CmdSetSampleAttribute	BL2000\jheine	1/19/2022 8:57:35 AM	Set SampleApproved = True for sample Jan1823.D; previous value = False			✓	
CmdSetSampleAttribute	BL2000\jheine	1/19/2022 8:57:37 AM	Set SampleApproved = True for sample Jan1824.D; previous value = False			✓	
CmdSaveBatchTable	BL2000\jheine	1/19/2022 8:57:39 AM	Save batch \\MASSHUNTER\Org\Data\SV5975.I\sh 011822\1 e8270c bna SIM\QuantResults\011822 bna SIM1.batch.bin			✓	
CmdOpenBatchTable	BL2000\jheine	2/4/2022 4:47:02 PM	Open batch \\MASSHUNTER\Org\Data\SV5975.I\sh 011822\1 e8270c bna SIM\011822 bna SIM1.batch.bin			✓	
CmdQuantitate	BL2000\jheine	2/4/2022 4:47:23 PM	Quantitate all compounds in all samples			✓	

Name	User	Time	Action	Reason	Comment	Succeed	Exception
CmdSaveBatchTable	BL2000\jheine	2/4/2022 4:47:26 PM	Save batch \\MASSHUNTER\Org\Data\SV5975.I\sh 011822\1 e8270c bna SIM\QuantResults\011822 bna SIM1.batch.bin			✓	
GenerateReport	BL2000\jheine	2/4/2022 4:57:13 PM	Generates report - Method: D:\Org\reports\GCMSSEMI Report Templates\Tests_for_LevelIV\Env_QuantResults_wGraphics+Chromatogram.m, Output Path: \\MASSHUNTER\Org\Data\SV5975.I\sh 011822\1 e8270c bna SIM\QuantReports\			✓	

Energy Laboratories Inc

ANALYTICAL RUN Summary

24-Feb-22

Run ID SV5975.I_220119A

Run Start Date: 1/19/2022
Analyst: John P. Heine
Ical:
Column ID: ZB-SemiVolatiles
Comments:

Std ID	Std Name	Std Amount	Std Units	Samp Amount	Samp Units	SampType	Expiration Date
dcmsvoc13	DCM						11/17/2022
sv100506	BNA low 50 ug/mL	8	ul	192	ul	CCV	3/31/2022
sv100703	BNA Internals 2000 ug/mL	2	ul	100	ul	SAMP	5/31/2022
sv100801	BNA 2nd source 200ug/mL	2	ul	198	ul	ICV	10/1/2022
sv83311	DFTPP 1000 ug/mL	50	ul	50	ul	TUNE	10/31/2022

Seq No	Lab ID	Test Code	Sample Typ	File ID	Analysis Date	DF	Batch ID	Prep Date	SPKref	RPDref	pmoist
14988433	Jan1901_D_TU	SVOC-8270-DF	TUNE	V5975.I\sh011922	1/19/2022 10:48:	1	R373423		0	0	

Analyte	T	Units	RAW	Final	Text	Spike	SPKref	RPDref	MDL	PQL	UQL	%REC	LOW	HIGH	%RPD	Q
127, % of mass 198	A	%	59.1	59.1		100	0	0	0	0.01	0	59%	40	60	0%	
197, % of mass 198	A	%	0	0		100	0	0	0	0.01	0	0%	0	0.99	0%	
198, Base Peak	A	%	100	100		100	0	0	0	0.01	0	100%	100	100	0%	
199, % of mass 198	A	%	7.4	7.4		100	0	0	0	0.01	0	7%	5	9	0%	
275, % of mass 198	A	%	28.3	28.3		100	0	0	0	0.01	0	28%	10	30	0%	
365, % of mass 198	A	%	3.6	3.6		100	0	0	0	0.01	0	4%	1	99.99	0%	
441, % of mass 443	A	%	91.3	91.3		100	0	0	0	0.01	0	91%	0.01	150	0%	
442, % of mass 198	A	%	65.7	65.7		100	0	0	0	0.01	0	66%	40	100	0%	
443, % of mass 442	A	%	19.7	19.7		100	0	0	0	0.01	0	20%	17	23	0%	
51, % of mass 198	A	%	48.2	48.2		100	0	0	0	0.01	0	48%	30	60	0%	
68, % of mass 69	A	%	0	0		100	0	0	0	0.01	0	0%	0	1.99	0%	
70, % of mass 69	A	%	0.5	0.5		100	0	0	0	0.01	0	1%	0	1.99	0%	

Seq No	Lab ID	Test Code	Sample Typ	File ID	Analysis Date	DF	Batch ID	Prep Date	SPKref	RPDref	pmoist
14988434	19-Jan-22_CCV	SVOC-8270C-SI	CCV	V5975.I\sh011922	1/19/2022 11:11:	1	R373423		0	0	

Analyte	T	Units	RAW	Final	Text	Spike	SPKref	RPDref	MDL	PQL	UQL	%REC	LOW	HIGH	%RPD	Q
1-Methylnaphthalene	A	ug/L	1.8189	1.8189		2	0	0	0.0206	0.1	10	91%	80	120	0%	
2-Methylnaphthalene	A	ug/L	1.83385	1.83385		2	0	0	0.0176	0.1	10	92%	80	120	0%	
Acenaphthene	A	ug/L	1.71274	1.71274		2	0	0	0.0317	0.1	10	86%	80	120	0%	
Acenaphthylene	A	ug/L	1.68887	1.68887		2	0	0	0.025	0.1	10	84%	80	120	0%	
Anthracene	A	ug/L	2.072	2.072		2	0	0	0.0283	0.1	10	104%	80	120	0%	
Benzo(a)anthracene	A	ug/L	2.07156	2.07156		2	0	0	0.0272	0.1	10	104%	80	120	0%	
Benzo(a)pyrene	A	ug/L	2.09536	2.09536		2	0	0	0.0347	0.1	10	105%	80	120	0%	
Benzo(b)fluoranthene	A	ug/L	1.83426	1.83426		2	0	0	0.0226	0.1	10	92%	80	120	0%	
Benzo(g,h,i)perylene	A	ug/L	1.92929	1.92929		2	0	0	0.0267	0.1	10	96%	80	120	0%	
Benzo(k)fluoranthene	A	ug/L	1.96437	1.96437		2	0	0	0.0295	0.1	10	98%	80	120	0%	
Chrysene	A	ug/L	1.83303	1.83303		2	0	0	0.0458	0.1	10	92%	80	120	0%	
Dibenzo(a,h)anthracene	A	ug/L	1.78954	1.78954		2	0	0	0.0367	0.1	10	89%	80	120	0%	
Fluoranthene	A	ug/L	1.80121	1.80121		2	0	0	0.0233	0.1	10	90%	80	120	0%	
Fluorene	A	ug/L	1.83436	1.83436		2	0	0	0.0225	0.1	10	92%	80	120	0%	
Indeno(1,2,3-cd)pyrene	A	ug/L	1.97314	1.97314		2	0	0	0.0491	0.1	10	99%	80	120	0%	
Naphthalene	A	ug/L	1.61591	1.61591		2	0	0	0.029	0.1	10	81%	80	120	0%	
Phenanthrene	A	ug/L	2.002	2.002		2	0	0	0.0295	0.1	10	100%	80	120	0%	
Pyrene	A	ug/L	1.96276	1.96276		2	0	0	0.0239	0.1	10	98%	80	120	0%	
1,4-Dichlorobenzene-d4	I	ug/L	40	40		0	0	0	0.1	0.1		0%	80	120	0%	
Acenaphthene-d10	I	ug/L	40	40		0	0	0	0.1	0.1		0%	80	120	0%	
Chrysene-d12	I	ug/L	40	40		0	0	0	0.1	0.1		0%	80	120	0%	
Naphthalene-d8	I	ug/L	40	40		0	0	0	0.1	0.1		0%	80	120	0%	
Perylene-d12	I	ug/L	40	40		0	0	0	0.1	0.1		0%	80	120	0%	
Phenanthrene-d10	I	ug/L	40	40		0	0	0	0.1	0.1	10	0%	80	120	0%	
2-Fluorobiphenyl	S	ug/L	1.91765	1.91765		2	0	0	0.0444	0.1	10	96%	80	120	0%	
Nitrobenzene-d5	S	ug/L	2.25192	2.25192		2	0	0	0.0523	0.1	10	113%	80	120	0%	
Terphenyl-d14	S	ug/L	2.05617	2.05617		2	0	0	0.0563	0.1	10	103%	80	120	0%	
o-Terphenyl	X	ug/L	1.90131	1.90131		2	0	0	0.0654	0	0	95%	80	120	0%	

Seq No	Lab ID	Test Code	Sample Typ	File ID	Analysis Date	DF	Batch ID	Prep Date	SPKref	RPDref	pmoist
14988435	19-Jan-22_ISTB	SVOC-8270C-SI	SAMP	V5975.I\sh011922	1/19/2022 11:43:	1	R373423		0	0	

Analyte	T	Units	RAW	Final	Text	Spike	SPKref	RPDref	MDL	PQL	UQL	%REC	LOW	HIGH	%RPD	Q

Seq No	Lab ID	Test Code	Sample Typ	File ID	Analysis Date	DF	Batch ID	Prep Date	SPKref	RPDref	pmoist
14988435	19-Jan-22_ISTB	SVOC-8270C-SI	SAMP	V5975.I\sh011922	1/19/2022 11:43:	1	R373423		0	0	

Analyte	T	Units	RAW	Final	Text	Spike	SPKref	RPDref	MDL	PQL	UQL	%REC	LOW	HIGH	%RPD	Q
1-Methylnaphthalene	A	ug/L	0	0		0	0	0	0.0206	0.1	10	0%	0	0	0%	
2-Methylnaphthalene	A	ug/L	0	0		0	0	0	0.0176	0.1	10	0%	0	0	0%	
Acenaphthene	A	ug/L	0	0		0	0	0	0.0317	0.1	10	0%	0	0	0%	
Acenaphthylene	A	ug/L	0	0		0	0	0	0.025	0.1	10	0%	0	0	0%	
Anthracene	A	ug/L	0	0		0	0	0	0.0283	0.1	10	0%	0	0	0%	
Benzo(a)anthracene	A	ug/L	0	0		0	0	0	0.0272	0.1	10	0%	0	0	0%	
Benzo(a)pyrene	A	ug/L	0	0		0	0	0	0.0347	0.1	10	0%	0	0	0%	
Benzo(b)fluoranthene	A	ug/L	0	0		0	0	0	0.0226	0.1	10	0%	0	0	0%	
Benzo(g,h,i)perylene	A	ug/L	0	0		0	0	0	0.0267	0.1	10	0%	0	0	0%	
Benzo(k)fluoranthene	A	ug/L	0	0		0	0	0	0.0295	0.1	10	0%	0	0	0%	
Chrysene	A	ug/L	0	0		0	0	0	0.0458	0.1	10	0%	0	0	0%	
Dibenzo(a,h)anthracene	A	ug/L	0	0		0	0	0	0.0367	0.1	10	0%	0	0	0%	
Fluoranthene	A	ug/L	0	0		0	0	0	0.0233	0.1	10	0%	0	0	0%	
Fluorene	A	ug/L	0	0		0	0	0	0.0225	0.1	10	0%	0	0	0%	
Indeno(1,2,3-cd)pyrene	A	ug/L	0	0		0	0	0	0.0491	0.1	10	0%	0	0	0%	
Naphthalene	A	ug/L	0	0		0	0	0	0.029	0.1	10	0%	0	0	0%	
Phenanthrene	A	ug/L	0	0		0	0	0	0.0295	0.1	10	0%	0	0	0%	
Pyrene	A	ug/L	0	0		0	0	0	0.0239	0.1	10	0%	0	0	0%	
1,4-Dichlorobenzene-d4	I	ug/L	40	40		0	0	0	0.1	0.1		0%	0	0	0%	
Acenaphthene-d10	I	ug/L	40	40		0	0	0	0.1	0.1		0%	0	0	0%	
Chrysene-d12	I	ug/L	40	40		0	0	0	0.1	0.1		0%	0	0	0%	
Naphthalene-d8	I	ug/L	40	40		0	0	0	0.1	0.1		0%	0	0	0%	
Perylene-d12	I	ug/L	40	40		0	0	0	0.1	0.1		0%	0	0	0%	
Phenanthrene-d10	I	ug/L	40	40		0	0	0	0.1	0.1	10	0%	0	0	0%	E
2-Fluorobiphenyl	S	ug/L	0	0		5	0	0	0.0444	0.1	10	0%	25	94	0%	S
Nitrobenzene-d5	S	ug/L	0	0		5	0	0	0.0523	0.1	10	0%	19	102	0%	S
Terphenyl-d14	S	ug/L	0	0		5	0	0	0.0563	0.1	10	0%	39	106	0%	S
o-Terphenyl	X	ug/L	0	0		200	0	0	0.0654	0	0	0%	40	140	0%	S

Seq No	Lab ID	Test Code	Sample Typ	File ID	Analysis Date	DF	Batch ID	Prep Date	SPKref	RPDref	pmoist
14988436	MB-162956	SVOC-8270C-SI	MBLK	V5975.I\sh011922	1/19/2022 12:16:	1	162956	1/14/2022 2:	0	0	

Analyte	T	Units	RAW	Final	Text	Spike	SPKref	RPDref	MDL	PQL	UQL	%REC	LOW	HIGH	%RPD	Q

Seq No	Lab ID	Test Code	Sample Typ	File ID	Analysis Date	DF	Batch ID	Prep Date	SPKref	RPDref	pmoist
14988436	MB-162956	SVOC-8270C-SI	MBLK	V5975.I\sh011922	1/19/2022 12:16:	1	162956	1/14/2022 2:	0	0	

Analyte	T	Units	RAW	Final	Text	Spike	SPKref	RPDref	MDL	PQL	UQL	%REC	LOW	HIGH	%RPD	Q
1-Methylnaphthalene	A	ug/L	0	0		0	0	0	0.0206	0.1	10	0%			0%	
2-Methylnaphthalene	A	ug/L	0	0		0	0	0	0.0176	0.1	10	0%			0%	
Acenaphthene	A	ug/L	0	0		0	0	0	0.0317	0.1	10	0%			0%	
Acenaphthylene	A	ug/L	0	0		0	0	0	0.025	0.1	10	0%			0%	
Anthracene	A	ug/L	0	0		0	0	0	0.0283	0.1	10	0%			0%	
Benzo(a)anthracene	A	ug/L	0	0		0	0	0	0.0272	0.1	10	0%			0%	
Benzo(a)pyrene	A	ug/L	0	0		0	0	0	0.0347	0.1	10	0%			0%	
Benzo(b)fluoranthene	A	ug/L	0	0		0	0	0	0.0226	0.1	10	0%			0%	
Benzo(g,h,i)perylene	A	ug/L	0	0		0	0	0	0.0267	0.1	10	0%			0%	
Benzo(k)fluoranthene	A	ug/L	0	0		0	0	0	0.0295	0.1	10	0%			0%	
Chrysene	A	ug/L	0	0		0	0	0	0.0458	0.1	10	0%			0%	
Dibenzo(a,h)anthracene	A	ug/L	0	0		0	0	0	0.0367	0.1	10	0%			0%	
Fluoranthene	A	ug/L	0	0		0	0	0	0.0233	0.1	10	0%			0%	
Fluorene	A	ug/L	0	0		0	0	0	0.0225	0.1	10	0%			0%	
Indeno(1,2,3-cd)pyrene	A	ug/L	0	0		0	0	0	0.0491	0.1	10	0%			0%	
Naphthalene	A	ug/L	0	0		0	0	0	0.029	0.1	10	0%			0%	
Phenanthrene	A	ug/L	0	0		0	0	0	0.0295	0.1	10	0%			0%	
Pyrene	A	ug/L	0	0		0	0	0	0.0239	0.1	10	0%			0%	
1,4-Dichlorobenzene-d4	I	ug/L	40	40		0	0	0	0.1	0.1		0%			0%	
Acenaphthene-d10	I	ug/L	40	40		0	0	0	0.1	0.1		0%			0%	
Chrysene-d12	I	ug/L	40	40		0	0	0	0.1	0.1		0%			0%	
Naphthalene-d8	I	ug/L	40	40		0	0	0	0.1	0.1		0%			0%	
Perylene-d12	I	ug/L	40	40		0	0	0	0.1	0.1		0%			0%	
Phenanthrene-d10	I	ug/L	40	40		0	0	0	0.1	0.1	10	0%			0%	
2-Fluorobiphenyl	S	ug/L	50.06703	50.06703		5	0	0	0.0444	0.1	10	1001%	25	94	0%	S
Nitrobenzene-d5	S	ug/L	37.41433	37.41433		5	0	0	0.0523	0.1	10	748%	19	102	0%	S
Terphenyl-d14	S	ug/L	77.26443	77.26443		5	0	0	0.0563	0.1	10	1545%	39	106	0%	S
o-Terphenyl	X	ug/L	0	0		0	0	0	0.0654	0	0	0%	40	140	0%	S

Seq No	Lab ID	Test Code	Sample Typ	File ID	Analysis Date	DF	Batch ID	Prep Date	SPKref	RPDref	pmoist
14988437	LLCS-162956	SVOC-8270C-SI	LCS-DOD	V5975.I\sh011922	1/19/2022 12:48:	1	162956	1/14/2022 2:	0	0	

Analyte	T	Units	RAW	Final	Text	Spike	SPKref	RPDref	MDL	PQL	UQL	%REC	LOW	HIGH	%RPD	Q

Seq No	Lab ID	Test Code	Sample Typ	File ID	Analysis Date	DF	Batch ID	Prep Date	SPKref	RPDref	pmoist
14988437	LLCS-162956	SVOC-8270C-SI	LCS-DOD	V5975.I\sh011922	1/19/2022 12:48:	1	162956	1/14/2022 2:	0	0	

Analyte	T	Units	RAW	Final	Text	Spike	SPKref	RPDref	MDL	PQL	UQL	%REC	LOW	HIGH	%RPD	Q
1-Methylnaphthalene	A	ug/L	1.91562	1.91562		5	0	0	0.0206	0.1	10	38%	41	115	0%	S
2-Methylnaphthalene	A	ug/L	2.14068	2.14068		5	0	0	0.0176	0.1	10	43%	39	114	0%	
Acenaphthene	A	ug/L	2.47055	2.47055		5	0	0	0.0317	0.1	10	49%	48	114	0%	
Acenaphthylene	A	ug/L	2.44864	2.44864		5	0	0	0.025	0.1	10	49%	35	121	0%	
Anthracene	A	ug/L	5.04665	5.04665		5	0	0	0.0283	0.1	10	101%	53	119	0%	
Benzo(a)anthracene	A	ug/L	5.45882	5.45882		5	0	0	0.0272	0.1	10	109%	59	120	0%	
Benzo(a)pyrene	A	ug/L	5.08984	5.08984		5	0	0	0.0347	0.1	10	102%	53	120	0%	
Benzo(b)fluoranthene	A	ug/L	5.14415	5.14415		5	0	0	0.0226	0.1	10	103%	53	126	0%	
Benzo(g,h,i)perylene	A	ug/L	4.93294	4.93294		5	0	0	0.0267	0.1	10	99%	44	128	0%	
Benzo(k)fluoranthene	A	ug/L	4.60017	4.60017		5	0	0	0.0295	0.1	10	92%	54	125	0%	
Chrysene	A	ug/L	4.92472	4.92472		5	0	0	0.0458	0.1	10	98%	57	120	0%	
Dibenzo(a,h)anthracene	A	ug/L	4.91349	4.91349		5	0	0	0.0367	0.1	10	98%	44	141	0%	
Fluoranthene	A	ug/L	4.89039	4.89039		5	0	0	0.0233	0.1	10	98%	58	120	0%	
Fluorene	A	ug/L	3.25873	3.25873		5	0	0	0.0225	0.1	10	65%	50	118	0%	
Indeno(1,2,3-cd)pyrene	A	ug/L	5.11875	5.11875		5	0	0	0.0491	0.1	10	102%	48	130	0%	
Naphthalene	A	ug/L	2.01591	2.01591		5	0	0	0.029	0.1	10	40%	43	114	0%	S
Phenanthrene	A	ug/L	4.90658	4.90658		5	0	0	0.0295	0.1	10	98%	53	115	0%	
Pyrene	A	ug/L	4.80074	4.80074		5	0	0	0.0239	0.1	10	96%	53	121	0%	
1,4-Dichlorobenzene-d4	I	ug/L	40	40		0	0	0	0.1	0.1		0%			0%	
Acenaphthene-d10	I	ug/L	40	40		0	0	0	0.1	0.1		0%			0%	
Chrysene-d12	I	ug/L	40	40		0	0	0	0.1	0.1		0%			0%	
Naphthalene-d8	I	ug/L	40	40		0	0	0	0.1	0.1		0%			0%	
Perylene-d12	I	ug/L	40	40		0	0	0	0.1	0.1		0%			0%	
Phenanthrene-d10	I	ug/L	40	40		0	0	0	0.1	0.1	10	0%			0%	
2-Fluorobiphenyl	S	ug/L	3.67218	3.67218		5	0	0	0.0444	0.1	10	73%	53	106	0%	
Nitrobenzene-d5	S	ug/L	4.78898	4.78898		5	0	0	0.0523	0.1	10	96%	55	111	0%	
Terphenyl-d14	S	ug/L	5.58643	5.58643		5	0	0	0.0563	0.1	10	112%	58	132	0%	
o-Terphenyl	X	ug/L	4.65937	4.65937		5	0	0	0.0654	0	0	93%	40	140	0%	

Seq No	Lab ID	Test Code	Sample Typ	File ID	Analysis Date	DF	Batch ID	Prep Date	SPKref	RPDref	pmoist
14988438	LLCSD-162956	SVOC-8270C-SI	LCSD-DOD	V5975.I\sh011922	1/19/2022 1:20:4	1	162956	1/14/2022 2:	0	1E+07	

Analyte	T	Units	RAW	Final	Text	Spike	SPKref	RPDref	MDL	PQL	UQL	%REC	LOW	HIGH	%RPD	Q

Seq No	Lab ID	Test Code	Sample Typ	File ID	Analysis Date	DF	Batch ID	Prep Date	SPKref	RPDref	pmoist
14988438	LLCSD-162956	SVOC-8270C-SI	LCSD-DOD	V5975.I\sh011922	1/19/2022 1:20:4	1	162956	1/14/2022 2:	0	1E+07	

Analyte	T	Units	RAW	Final	Text	Spike	SPKref	RPDref	MDL	PQL	UQL	%REC	LOW	HIGH	%RPD	Q
1-Methylnaphthalene	A	ug/L	2.50835	2.50835		5	0	1.91562	0.0206	0.1	10	50%	41	115	27%	
2-Methylnaphthalene	A	ug/L	2.96637	2.96637		5	0	2.14068	0.0176	0.1	10	59%	39	114	32%	
Acenaphthene	A	ug/L	3.08827	3.08827		5	0	2.47055	0.0317	0.1	10	62%	48	114	22%	
Acenaphthylene	A	ug/L	2.8843	2.8843		5	0	2.44864	0.025	0.1	10	58%	35	121	16%	
Anthracene	A	ug/L	4.84511	4.84511		5	0	5.04665	0.0283	0.1	10	97%	53	119	4%	
Benzo(a)anthracene	A	ug/L	5.11799	5.11799		5	0	5.45882	0.0272	0.1	10	102%	59	120	6%	
Benzo(a)pyrene	A	ug/L	4.64505	4.64505		5	0	5.08984	0.0347	0.1	10	93%	53	120	9%	
Benzo(b)fluoranthene	A	ug/L	4.88543	4.88543		5	0	5.14415	0.0226	0.1	10	98%	53	126	5%	
Benzo(g,h,i)perylene	A	ug/L	4.50894	4.50894		5	0	4.93294	0.0267	0.1	10	90%	44	128	9%	
Benzo(k)fluoranthene	A	ug/L	4.39057	4.39057		5	0	4.60017	0.0295	0.1	10	88%	54	125	5%	
Chrysene	A	ug/L	4.66473	4.66473		5	0	4.92472	0.0458	0.1	10	93%	57	120	5%	
Dibenzo(a,h)anthracene	A	ug/L	4.50084	4.50084		5	0	4.91349	0.0367	0.1	10	90%	44	141	9%	
Fluoranthene	A	ug/L	4.59073	4.59073		5	0	4.89039	0.0233	0.1	10	92%	58	120	6%	
Fluorene	A	ug/L	3.84748	3.84748		5	0	3.25873	0.0225	0.1	10	77%	50	118	17%	
Indeno(1,2,3-cd)pyrene	A	ug/L	4.54034	4.54034		5	0	5.11875	0.0491	0.1	10	91%	48	130	12%	
Naphthalene	A	ug/L	2.42219	2.42219		5	0	2.01591	0.029	0.1	10	48%	43	114	18%	
Phenanthrene	A	ug/L	4.82359	4.82359		5	0	4.90658	0.0295	0.1	10	96%	53	115	2%	
Pyrene	A	ug/L	4.61676	4.61676		5	0	4.80074	0.0239	0.1	10	92%	53	121	4%	
1,4-Dichlorobenzene-d4	I	ug/L	40	40		0	0	0	0.1	0.1		0%			0%	
Acenaphthene-d10	I	ug/L	40	40		0	0	0	0.1	0.1		0%			0%	
Chrysene-d12	I	ug/L	40	40		0	0	0	0.1	0.1		0%			0%	
Naphthalene-d8	I	ug/L	40	40		0	0	0	0.1	0.1		0%			0%	
Perylene-d12	I	ug/L	40	40		0	0	0	0.1	0.1		0%			0%	
Phenanthrene-d10	I	ug/L	40	40		0	0	0	0.1	0.1	10	0%			0%	
2-Fluorobiphenyl	S	ug/L	5.54326	5.54326		5	0	0	0.0444	0.1	10	111%	53	106	0%	S
Nitrobenzene-d5	S	ug/L	5.93398	5.93398		5	0	0	0.0523	0.1	10	119%	55	111	0%	S
Terphenyl-d14	S	ug/L	7.38769	7.38769		5	0	0	0.0563	0.1	10	148%	58	132	0%	S
o-Terphenyl	X	ug/L	4.16425	4.16425		5	0	4.65937	0.0654	0	0	83%	40	140	11%	

Seq No	Lab ID	Test Code	Sample Typ	File ID	Analysis Date	DF	Batch ID	Prep Date	SPKref	RPDref	pmoist
14988439	B22010753-001	SVOC-8270C-SI	SAMP	V5975.I\sh011922	1/19/2022 1:52:5	1	162889	1/13/2022 1	0	0	

Analyte	T	Units	RAW	Final	Text	Spike	SPKref	RPDref	MDL	PQL	UQL	%REC	LOW	HIGH	%RPD	Q

Seq No	Lab ID	Test Code	Sample Typ	File ID	Analysis Date	DF	Batch ID	Prep Date	SPKref	RPDref	pmoist
14988439	B22010753-001	SVOC-8270C-SI	SAMP	V5975.I\sh011922	1/19/2022 1:52:5	1	162889	1/13/2022	1	0	0

Analyte	T	Units	RAW	Final	Text	Spike	SPKref	RPDref	MDL	PQL	UQL	%REC	LOW	HIGH	%RPD	Q
1-Methylnaphthalene	A	ug/L	0	0		0	0	0	0.020806	0.101	10	0%	0	0	0%	U
2-Methylnaphthalene	A	ug/L	0	0		0	0	0	0.017776	0.101	10	0%	0	0	0%	U
Acenaphthene	A	ug/L	0	0		0	0	0	0.032017	0.101	10	0%	0	0	0%	U
Acenaphthylene	A	ug/L	0	0		0	0	0	0.02525	0.101	10	0%	0	0	0%	U
Anthracene	A	ug/L	0	0		0	0	0	0.028583	0.101	10	0%	0	0	0%	U
Benzo(a)anthracene	A	ug/L	0	0		0	0	0	0.027472	0.101	10	0%	0	0	0%	U
Benzo(a)pyrene	A	ug/L	0	0		0	0	0	0.035047	0.101	10	0%	0	0	0%	U
Benzo(b)fluoranthene	A	ug/L	0	0		0	0	0	0.022826	0.101	10	0%	0	0	0%	U
Benzo(g,h,i)perylene	A	ug/L	0	0		0	0	0	0.026967	0.101	10	0%	0	0	0%	U
Benzo(k)fluoranthene	A	ug/L	0	0		0	0	0	0.029795	0.101	10	0%	0	0	0%	U
Chrysene	A	ug/L	0	0		0	0	0	0.046258	0.101	10	0%	0	0	0%	U
Dibenzo(a,h)anthracene	A	ug/L	0	0		0	0	0	0.037067	0.101	10	0%	0	0	0%	U
Fluoranthene	A	ug/L	0	0		0	0	0	0.023533	0.101	10	0%	0	0	0%	U
Fluorene	A	ug/L	0	0		0	0	0	0.022725	0.101	10	0%	0	0	0%	U
Indeno(1,2,3-cd)pyrene	A	ug/L	0	0		0	0	0	0.049591	0.101	10	0%	0	0	0%	U
Naphthalene	A	ug/L	0	0		0	0	0	0.02929	0.101	10	0%	0	0	0%	U
Phenanthrene	A	ug/L	0	0		0	0	0	0.029795	0.101	10	0%	0	0	0%	U
Pyrene	A	ug/L	0	0		0	0	0	0.024139	0.101	10	0%	0	0	0%	U
1,4-Dichlorobenzene-d4	I	ug/L	40	40.4		0	0	0	0.101	0.101		0%	0	0	0%	
Acenaphthene-d10	I	ug/L	40	40.4		0	0	0	0.101	0.101		0%	0	0	0%	
Chrysene-d12	I	ug/L	40	40.4		0	0	0	0.101	0.101		0%	0	0	0%	
Naphthalene-d8	I	ug/L	40	40.4		0	0	0	0.101	0.101		0%	0	0	0%	
Perylene-d12	I	ug/L	40	40.4		0	0	0	0.101	0.101		0%	0	0	0%	
Phenanthrene-d10	I	ug/L	40	40.4		0	0	0	0.101	0.101	10	0%	0	0	0%	E
2-Fluorobiphenyl	S	ug/L	70.26829	70.9709729		5.05	0	0	0.044844	0.101	10	1405%	25	94	0%	SE
Nitrobenzene-d5	S	ug/L	37.71635	38.0935135		5.05	0	0	0.052823	0.101	10	754%	19	102	0%	SE
Terphenyl-d14	S	ug/L	70.33111	71.0344211		5.05	0	0	0.056863	0.101	10	1407%	39	106	0%	SE
o-Terphenyl	X	ug/L	0.08662	0.0874862		202	0	0	0.066054	0	0	0%	40	140	0%	S

Seq No	Lab ID	Test Code	Sample Typ	File ID	Analysis Date	DF	Batch ID	Prep Date	SPKref	RPDref	pmoist
14988440	B22010754-001	SVOC-8270C-SI	SAMP	V5975.I\sh011922	1/19/2022 2:25:2	1	162889	1/13/2022	1	0	0

Analyte	T	Units	RAW	Final	Text	Spike	SPKref	RPDref	MDL	PQL	UQL	%REC	LOW	HIGH	%RPD	Q

Seq No	Lab ID	Test Code	Sample Typ	File ID	Analysis Date	DF	Batch ID	Prep Date	SPKref	RPDref	pmoist
14988440	B22010754-001	SVOC-8270C-SI	SAMP	V5975.I\sh011922	1/19/2022 2:25:2	1	162889	1/13/2022 1	0	0	

Analyte	T	Units	RAW	Final	Text	Spike	SPKref	RPDref	MDL	PQL	UQL	%REC	LOW	HIGH	%RPD	Q
1-Methylnaphthalene	A	ug/L	0	0		0	0	0	0.021218	0.103	10	0%	0	0	0%	U
2-Methylnaphthalene	A	ug/L	0	0		0	0	0	0.018128	0.103	10	0%	0	0	0%	U
Acenaphthene	A	ug/L	0	0		0	0	0	0.032651	0.103	10	0%	0	0	0%	U
Acenaphthylene	A	ug/L	0	0		0	0	0	0.02575	0.103	10	0%	0	0	0%	U
Anthracene	A	ug/L	0	0		0	0	0	0.029149	0.103	10	0%	0	0	0%	U
Benzo(a)anthracene	A	ug/L	0	0		0	0	0	0.028016	0.103	10	0%	0	0	0%	U
Benzo(a)pyrene	A	ug/L	0	0		0	0	0	0.035741	0.103	10	0%	0	0	0%	U
Benzo(b)fluoranthene	A	ug/L	0	0		0	0	0	0.023278	0.103	10	0%	0	0	0%	U
Benzo(g,h,i)perylene	A	ug/L	0	0		0	0	0	0.027501	0.103	10	0%	0	0	0%	U
Benzo(k)fluoranthene	A	ug/L	0	0		0	0	0	0.030385	0.103	10	0%	0	0	0%	U
Chrysene	A	ug/L	0	0		0	0	0	0.047174	0.103	10	0%	0	0	0%	U
Dibenzo(a,h)anthracene	A	ug/L	0	0		0	0	0	0.037801	0.103	10	0%	0	0	0%	U
Fluoranthene	A	ug/L	0	0		0	0	0	0.023999	0.103	10	0%	0	0	0%	U
Fluorene	A	ug/L	0	0		0	0	0	0.023175	0.103	10	0%	0	0	0%	U
Indeno(1,2,3-cd)pyrene	A	ug/L	0	0		0	0	0	0.050573	0.103	10	0%	0	0	0%	U
Naphthalene	A	ug/L	0	0		0	0	0	0.02987	0.103	10	0%	0	0	0%	U
Phenanthrene	A	ug/L	0	0		0	0	0	0.030385	0.103	10	0%	0	0	0%	U
Pyrene	A	ug/L	0	0		0	0	0	0.024617	0.103	10	0%	0	0	0%	U
1,4-Dichlorobenzene-d4	I	ug/L	40	41.2		0	0	0	0.103	0.103		0%	0	0	0%	
Acenaphthene-d10	I	ug/L	40	41.2		0	0	0	0.103	0.103		0%	0	0	0%	
Chrysene-d12	I	ug/L	40	41.2		0	0	0	0.103	0.103		0%	0	0	0%	
Naphthalene-d8	I	ug/L	40	41.2		0	0	0	0.103	0.103		0%	0	0	0%	
Perylene-d12	I	ug/L	40	41.2		0	0	0	0.103	0.103		0%	0	0	0%	
Phenanthrene-d10	I	ug/L	40	41.2		0	0	0	0.103	0.103	10	0%	0	0	0%	E
2-Fluorobiphenyl	S	ug/L	69.45374	71.5373522		5.15	0	0	0.045732	0.103	10	1389%	25	94	0%	SE
Nitrobenzene-d5	S	ug/L	37.74134	38.8735802		5.15	0	0	0.053869	0.103	10	755%	19	102	0%	SE
Terphenyl-d14	S	ug/L	72.84308	75.0283724		5.15	0	0	0.057989	0.103	10	1457%	39	106	0%	SE
o-Terphenyl	X	ug/L	0	0		206	0	0	0.067362	0	0	0%	40	140	0%	SU

Seq No	Lab ID	Test Code	Sample Typ	File ID	Analysis Date	DF	Batch ID	Prep Date	SPKref	RPDref	pmoist
14988441	B22010750-001	SVOC-8270C-SI	SAMP	V5975.I\sh011922	1/19/2022 2:57:4	1	162956	1/14/2022 2:	0	0	

Analyte	T	Units	RAW	Final	Text	Spike	SPKref	RPDref	MDL	PQL	UQL	%REC	LOW	HIGH	%RPD	Q

Seq No	Lab ID	Test Code	Sample Typ	File ID	Analysis Date	DF	Batch ID	Prep Date	SPKref	RPDref	pmoist
14988441	B22010750-001	SVOC-8270C-SI	SAMP	V5975.I\sh011922	1/19/2022 2:57:4	1	162956	1/14/2022 2:	0	0	

Analyte	T	Units	RAW	Final	Text	Spike	SPKref	RPDref	MDL	PQL	UQL	%REC	LOW	HIGH	%RPD	Q
1-Methylnaphthalene	A	ug/L	0	0		0	0	0	0.020188	0.1	10	0%	0	0	0%	U
2-Methylnaphthalene	A	ug/L	0	0		0	0	0	0.017248	0.1	10	0%	0	0	0%	U
Acenaphthene	A	ug/L	0	0		0	0	0	0.031066	0.1	10	0%	0	0	0%	U
Acenaphthylene	A	ug/L	0	0		0	0	0	0.0245	0.1	10	0%	0	0	0%	U
Anthracene	A	ug/L	0	0		0	0	0	0.027734	0.1	10	0%	0	0	0%	U
Benzo(a)anthracene	A	ug/L	0	0		0	0	0	0.026656	0.1	10	0%	0	0	0%	U
Benzo(a)pyrene	A	ug/L	0	0		0	0	0	0.034006	0.1	10	0%	0	0	0%	U
Benzo(b)fluoranthene	A	ug/L	0	0		0	0	0	0.022148	0.1	10	0%	0	0	0%	U
Benzo(g,h,i)perylene	A	ug/L	0	0		0	0	0	0.026166	0.1	10	0%	0	0	0%	U
Benzo(k)fluoranthene	A	ug/L	0	0		0	0	0	0.02891	0.1	10	0%	0	0	0%	U
Chrysene	A	ug/L	0	0		0	0	0	0.044884	0.1	10	0%	0	0	0%	U
Dibenzo(a,h)anthracene	A	ug/L	0	0		0	0	0	0.035966	0.1	10	0%	0	0	0%	U
Fluoranthene	A	ug/L	0.06722	0.0658756		0	0	0	0.022834	0.1	10	0%	0	0	0%	J
Fluorene	A	ug/L	0	0		0	0	0	0.02205	0.1	10	0%	0	0	0%	U
Indeno(1,2,3-cd)pyrene	A	ug/L	0	0		0	0	0	0.048118	0.1	10	0%	0	0	0%	U
Naphthalene	A	ug/L	0	0		0	0	0	0.02842	0.1	10	0%	0	0	0%	U
Phenanthrene	A	ug/L	0	0		0	0	0	0.02891	0.1	10	0%	0	0	0%	U
Pyrene	A	ug/L	0.07341	0.0719418		0	0	0	0.023422	0.1	10	0%	0	0	0%	J
1,4-Dichlorobenzene-d4	I	ug/L	40	39.2		0	0	0	0.098	0.1		0%	0	0	0%	
Acenaphthene-d10	I	ug/L	40	39.2		0	0	0	0.098	0.1		0%	0	0	0%	
Chrysene-d12	I	ug/L	40	39.2		0	0	0	0.098	0.1		0%	0	0	0%	
Naphthalene-d8	I	ug/L	40	39.2		0	0	0	0.098	0.1		0%	0	0	0%	
Perylene-d12	I	ug/L	40	39.2		0	0	0	0.098	0.1		0%	0	0	0%	
Phenanthrene-d10	I	ug/L	40	39.2		0	0	0	0.098	0.1	10	0%	0	0	0%	E
2-Fluorobiphenyl	S	ug/L	64.19087	62.9070526		4.9	0	0	0.043512	0.1	10	1284%	25	94	0%	SE
Nitrobenzene-d5	S	ug/L	37.23899	36.4942102		4.9	0	0	0.051254	0.1	10	745%	19	102	0%	SE
Terphenyl-d14	S	ug/L	73.22597	71.7614506		4.9	0	0	0.055174	0.1	10	1465%	39	106	0%	SE
o-Terphenyl	X	ug/L	0.05633	0		196	0	0	0.064092	0	0	0%	40	140	0%	SU

Seq No	Lab ID	Test Code	Sample Typ	File ID	Analysis Date	DF	Batch ID	Prep Date	SPKref	RPDref	pmoist
14988442	B22010755-001	SVOC-8270C-SI	SAMP	V5975.I\sh011922	1/19/2022 3:30:1	1	162956	1/14/2022 2:	0	0	

Analyte	T	Units	RAW	Final	Text	Spike	SPKref	RPDref	MDL	PQL	UQL	%REC	LOW	HIGH	%RPD	Q

Seq No	Lab ID	Test Code	Sample Typ	File ID	Analysis Date	DF	Batch ID	Prep Date	SPKref	RPDref	pmoist
14988442	B22010755-001	SVOC-8270C-SI	SAMP	V5975.I\sh011922	1/19/2022 3:30:1	1	162956	1/14/2022 2:	0	0	

Analyte	T	Units	RAW	Final	Text	Spike	SPKref	RPDref	MDL	PQL	UQL	%REC	LOW	HIGH	%RPD	Q
1-Methylnaphthalene	A	ug/L	0	0		0	0	0	0.020394	0.1	10	0%	0	0	0%	U
2-Methylnaphthalene	A	ug/L	0	0		0	0	0	0.017424	0.1	10	0%	0	0	0%	U
Acenaphthene	A	ug/L	0	0		0	0	0	0.031383	0.1	10	0%	0	0	0%	U
Acenaphthylene	A	ug/L	0	0		0	0	0	0.02475	0.1	10	0%	0	0	0%	U
Anthracene	A	ug/L	0	0		0	0	0	0.028017	0.1	10	0%	0	0	0%	U
Benzo(a)anthracene	A	ug/L	0	0		0	0	0	0.026928	0.1	10	0%	0	0	0%	U
Benzo(a)pyrene	A	ug/L	0	0		0	0	0	0.034353	0.1	10	0%	0	0	0%	U
Benzo(b)fluoranthene	A	ug/L	0	0		0	0	0	0.022374	0.1	10	0%	0	0	0%	U
Benzo(g,h,i)perylene	A	ug/L	0	0		0	0	0	0.026433	0.1	10	0%	0	0	0%	U
Benzo(k)fluoranthene	A	ug/L	0	0		0	0	0	0.029205	0.1	10	0%	0	0	0%	U
Chrysene	A	ug/L	0	0		0	0	0	0.045342	0.1	10	0%	0	0	0%	U
Dibenzo(a,h)anthracene	A	ug/L	0	0		0	0	0	0.036333	0.1	10	0%	0	0	0%	U
Fluoranthene	A	ug/L	0	0		0	0	0	0.023067	0.1	10	0%	0	0	0%	U
Fluorene	A	ug/L	0	0		0	0	0	0.022275	0.1	10	0%	0	0	0%	U
Indeno(1,2,3-cd)pyrene	A	ug/L	0	0		0	0	0	0.048609	0.1	10	0%	0	0	0%	U
Naphthalene	A	ug/L	0	0		0	0	0	0.02871	0.1	10	0%	0	0	0%	U
Phenanthrene	A	ug/L	0	0		0	0	0	0.029205	0.1	10	0%	0	0	0%	U
Pyrene	A	ug/L	0	0		0	0	0	0.023661	0.1	10	0%	0	0	0%	U
1,4-Dichlorobenzene-d4	I	ug/L	40	39.6		0	0	0	0.099	0.1		0%	0	0	0%	
Acenaphthene-d10	I	ug/L	40	39.6		0	0	0	0.099	0.1		0%	0	0	0%	
Chrysene-d12	I	ug/L	40	39.6		0	0	0	0.099	0.1		0%	0	0	0%	
Naphthalene-d8	I	ug/L	40	39.6		0	0	0	0.099	0.1		0%	0	0	0%	
Perylene-d12	I	ug/L	40	39.6		0	0	0	0.099	0.1		0%	0	0	0%	
Phenanthrene-d10	I	ug/L	40	39.6		0	0	0	0.099	0.1	10	0%	0	0	0%	E
2-Fluorobiphenyl	S	ug/L	68.47836	67.7935764		4.95	0	0	0.043956	0.1	10	1370%	25	94	0%	SE
Nitrobenzene-d5	S	ug/L	36.43152	36.0672048		4.95	0	0	0.051777	0.1	10	729%	19	102	0%	SE
Terphenyl-d14	S	ug/L	75.58673	74.8308627		4.95	0	0	0.055737	0.1	10	1512%	39	106	0%	SE
o-Terphenyl	X	ug/L	0	0		198	0	0	0.064746	0	0	0%	40	140	0%	SU

Seq No	Lab ID	Test Code	Sample Typ	File ID	Analysis Date	DF	Batch ID	Prep Date	SPKref	RPDref	pmoist
14988443	B22010756-001	SVOC-8270C-SI	SAMP	V5975.I\sh011922	1/19/2022 4:02:3	1	162956	1/14/2022 2:	0	0	

Analyte	T	Units	RAW	Final	Text	Spike	SPKref	RPDref	MDL	PQL	UQL	%REC	LOW	HIGH	%RPD	Q

Seq No	Lab ID	Test Code	Sample Typ	File ID	Analysis Date	DF	Batch ID	Prep Date	SPKref	RPDref	pmoist
14988443	B22010756-001	SVOC-8270C-SI	SAMP	V5975.I\sh011922	1/19/2022 4:02:3	1	162956	1/14/2022 2:	0	0	

Analyte	T	Units	RAW	Final	Text	Spike	SPKref	RPDref	MDL	PQL	UQL	%REC	LOW	HIGH	%RPD	Q
1-Methylnaphthalene	A	ug/L	0	0		0	0	0	0.021424	0.104	10	0%	0	0	0%	U
2-Methylnaphthalene	A	ug/L	0	0		0	0	0	0.018304	0.104	10	0%	0	0	0%	U
Acenaphthene	A	ug/L	0	0		0	0	0	0.032968	0.104	10	0%	0	0	0%	U
Acenaphthylene	A	ug/L	0	0		0	0	0	0.026	0.104	10	0%	0	0	0%	U
Anthracene	A	ug/L	0	0		0	0	0	0.029432	0.104	10	0%	0	0	0%	U
Benzo(a)anthracene	A	ug/L	0	0		0	0	0	0.028288	0.104	10	0%	0	0	0%	U
Benzo(a)pyrene	A	ug/L	0	0		0	0	0	0.036088	0.104	10	0%	0	0	0%	U
Benzo(b)fluoranthene	A	ug/L	0	0		0	0	0	0.023504	0.104	10	0%	0	0	0%	U
Benzo(g,h,i)perylene	A	ug/L	0	0		0	0	0	0.027768	0.104	10	0%	0	0	0%	U
Benzo(k)fluoranthene	A	ug/L	0	0		0	0	0	0.03068	0.104	10	0%	0	0	0%	U
Chrysene	A	ug/L	0	0		0	0	0	0.047632	0.104	10	0%	0	0	0%	U
Dibenzo(a,h)anthracene	A	ug/L	0	0		0	0	0	0.038168	0.104	10	0%	0	0	0%	U
Fluoranthene	A	ug/L	0.05054	0.0525616		0	0	0	0.024232	0.104	10	0%	0	0	0%	J
Fluorene	A	ug/L	0	0		0	0	0	0.0234	0.104	10	0%	0	0	0%	U
Indeno(1,2,3-cd)pyrene	A	ug/L	0	0		0	0	0	0.051064	0.104	10	0%	0	0	0%	U
Naphthalene	A	ug/L	0	0		0	0	0	0.03016	0.104	10	0%	0	0	0%	U
Phenanthrene	A	ug/L	0	0		0	0	0	0.03068	0.104	10	0%	0	0	0%	U
Pyrene	A	ug/L	0.0485	0.05044		0	0	0	0.024856	0.104	10	0%	0	0	0%	J
1,4-Dichlorobenzene-d4	I	ug/L	40	41.6		0	0	0	0.104	0.104		0%	0	0	0%	
Acenaphthene-d10	I	ug/L	40	41.6		0	0	0	0.104	0.104		0%	0	0	0%	
Chrysene-d12	I	ug/L	40	41.6		0	0	0	0.104	0.104		0%	0	0	0%	
Naphthalene-d8	I	ug/L	40	41.6		0	0	0	0.104	0.104		0%	0	0	0%	
Perylene-d12	I	ug/L	40	41.6		0	0	0	0.104	0.104		0%	0	0	0%	
Phenanthrene-d10	I	ug/L	40	41.6		0	0	0	0.104	0.104	10	0%	0	0	0%	E
2-Fluorobiphenyl	S	ug/L	73.42245	76.359348		5.2	0	0	0.046176	0.104	10	1468%	25	94	0%	SE
Nitrobenzene-d5	S	ug/L	36.7281	38.197224		5.2	0	0	0.054392	0.104	10	735%	19	102	0%	SE
Terphenyl-d14	S	ug/L	72.8125	75.725		5.2	0	0	0.058552	0.104	10	1456%	39	106	0%	SE
o-Terphenyl	X	ug/L	0	0		208	0	0	0.068016	0	0	0%	40	140	0%	SU

Seq No	Lab ID	Test Code	Sample Typ	File ID	Analysis Date	DF	Batch ID	Prep Date	SPKref	RPDref	pmoist
14988444	B22010757-001	SVOC-8270C-SI	SAMP	V5975.I\sh011922	1/19/2022 4:34:5	1	162956	1/14/2022 2:	0	0	

Analyte	T	Units	RAW	Final	Text	Spike	SPKref	RPDref	MDL	PQL	UQL	%REC	LOW	HIGH	%RPD	Q

Seq No	Lab ID	Test Code	Sample Typ	File ID	Analysis Date	DF	Batch ID	Prep Date	SPKref	RPDref	pmoist
14988444	B22010757-001	SVOC-8270C-SI	SAMP	V5975.I\sh011922	1/19/2022 4:34:5	1	162956	1/14/2022 2:	0	0	

Analyte	T	Units	RAW	Final	Text	Spike	SPKref	RPDref	MDL	PQL	UQL	%REC	LOW	HIGH	%RPD	Q
Acenaphthene	A	ug/L	0.32262	0.32262		0	0	0	0.0317	0.1	10	0%	0	0	0%	
Acenaphthylene	A	ug/L	0	0		0	0	0	0.025	0.1	10	0%	0	0	0%	U
Anthracene	A	ug/L	0	0		0	0	0	0.0283	0.1	10	0%	0	0	0%	U
Benzo(a)anthracene	A	ug/L	0.04524	0.04524		0	0	0	0.0272	0.1	10	0%	0	0	0%	J
Benzo(a)pyrene	A	ug/L	0.16461	0.16461		0	0	0	0.0347	0.1	10	0%	0	0	0%	
Benzo(b)fluoranthene	A	ug/L	0	0		0	0	0	0.0226	0.1	10	0%	0	0	0%	U
Benzo(g,h,i)perylene	A	ug/L	0	0		0	0	0	0.0267	0.1	10	0%	0	0	0%	U
Benzo(k)fluoranthene	A	ug/L	0	0		0	0	0	0.0295	0.1	10	0%	0	0	0%	U
Chrysene	A	ug/L	0.05455	0.05455		0	0	0	0.0458	0.1	10	0%	0	0	0%	J
Dibenzo(a,h)anthracene	A	ug/L	0	0		0	0	0	0.0367	0.1	10	0%	0	0	0%	U
Fluoranthene	A	ug/L	0.17574	0.17574		0	0	0	0.0233	0.1	10	0%	0	0	0%	
Fluorene	A	ug/L	0.17065	0.17065		0	0	0	0.0225	0.1	10	0%	0	0	0%	
Indeno(1,2,3-cd)pyrene	A	ug/L	0	0		0	0	0	0.0491	0.1	10	0%	0	0	0%	U
Phenanthrene	A	ug/L	0	0		0	0	0	0.0295	0.1	10	0%	0	0	0%	U
Pyrene	A	ug/L	0.16888	0.16888		0	0	0	0.0239	0.1	10	0%	0	0	0%	
1,4-Dichlorobenzene-d4	I	ug/L	40	40		0	0	0	0.1	0.1		0%	0	0	0%	
Acenaphthene-d10	I	ug/L	40	40		0	0	0	0.1	0.1		0%	0	0	0%	
Chrysene-d12	I	ug/L	40	40		0	0	0	0.1	0.1		0%	0	0	0%	
Naphthalene-d8	I	ug/L	40	40		0	0	0	0.1	0.1		0%	0	0	0%	
Perylene-d12	I	ug/L	40	40		0	0	0	0.1	0.1		0%	0	0	0%	
Phenanthrene-d10	I	ug/L	40	40		0	0	0	0.1	0.1	10	0%	0	0	0%	E
2-Fluorobiphenyl	S	ug/L	62.42329	62.42329		5	0	0	0.0444	0.1	10	1248%	25	94	0%	SE
Nitrobenzene-d5	S	ug/L	33.7954	33.7954		5	0	0	0.0523	0.1	10	676%	19	102	0%	SE
Terphenyl-d14	S	ug/L	72.17039	72.17039		5	0	0	0.0563	0.1	10	1443%	39	106	0%	SE
o-Terphenyl	X	ug/L	0.14699	0.14699		200	0	0	0.0654	0	0	0%	40	140	0%	S

Seq No	Lab ID	Test Code	Sample Typ	File ID	Analysis Date	DF	Batch ID	Prep Date	SPKref	RPDref	pmoist
14988445	B22010758-001	SVOC-8270C-SI	SAMP	V5975.I\sh011922	1/19/2022 5:07:1	1	162956	1/14/2022 2:	0	0	

Analyte	T	Units	RAW	Final	Text	Spike	SPKref	RPDref	MDL	PQL	UQL	%REC	LOW	HIGH	%RPD	Q
1-Methylnaphthalene	A	ug/L	0	0		0	0	0	0.0206	0.1	10	0%	0	0	0%	U
2-Methylnaphthalene	A	ug/L	0	0		0	0	0	0.0176	0.1	10	0%	0	0	0%	U
Acenaphthene	A	ug/L	0	0		0	0	0	0.0317	0.1	10	0%	0	0	0%	U
Acenaphthylene	A	ug/L	0	0		0	0	0	0.025	0.1	10	0%	0	0	0%	U
Anthracene	A	ug/L	0	0		0	0	0	0.0283	0.1	10	0%	0	0	0%	U

Seq No	Lab ID	Test Code	Sample Typ	File ID	Analysis Date	DF	Batch ID	Prep Date	SPKref	RPDref	pmoist
14988445	B22010758-001	SVOC-8270C-SI	SAMP	V5975.I\sh011922	1/19/2022 5:07:1	1	162956	1/14/2022 2:	0	0	

Analyte	T	Units	RAW	Final	Text	Spike	SPKref	RPDref	MDL	PQL	UQL	%REC	LOW	HIGH	%RPD	Q
Benzo(a)anthracene	A	ug/L	0	0		0	0	0	0.0272	0.1	10	0%	0	0	0%	U
Benzo(a)pyrene	A	ug/L	0	0		0	0	0	0.0347	0.1	10	0%	0	0	0%	U
Benzo(b)fluoranthene	A	ug/L	0	0		0	0	0	0.0226	0.1	10	0%	0	0	0%	U
Benzo(g,h,i)perylene	A	ug/L	0	0		0	0	0	0.0267	0.1	10	0%	0	0	0%	U
Benzo(k)fluoranthene	A	ug/L	0	0		0	0	0	0.0295	0.1	10	0%	0	0	0%	U
Chrysene	A	ug/L	0	0		0	0	0	0.0458	0.1	10	0%	0	0	0%	U
Dibenzo(a,h)anthracene	A	ug/L	0	0		0	0	0	0.0367	0.1	10	0%	0	0	0%	U
Fluoranthene	A	ug/L	0	0		0	0	0	0.0233	0.1	10	0%	0	0	0%	U
Fluorene	A	ug/L	0	0		0	0	0	0.0225	0.1	10	0%	0	0	0%	U
Indeno(1,2,3-cd)pyrene	A	ug/L	0	0		0	0	0	0.0491	0.1	10	0%	0	0	0%	U
Naphthalene	A	ug/L	0	0		0	0	0	0.029	0.1	10	0%	0	0	0%	U
Phenanthrene	A	ug/L	0	0		0	0	0	0.0295	0.1	10	0%	0	0	0%	U
Pyrene	A	ug/L	0	0		0	0	0	0.0239	0.1	10	0%	0	0	0%	U
1,4-Dichlorobenzene-d4	I	ug/L	40	40		0	0	0	0.1	0.1		0%	0	0	0%	
Acenaphthene-d10	I	ug/L	40	40		0	0	0	0.1	0.1		0%	0	0	0%	
Chrysene-d12	I	ug/L	40	40		0	0	0	0.1	0.1		0%	0	0	0%	
Naphthalene-d8	I	ug/L	40	40		0	0	0	0.1	0.1		0%	0	0	0%	
Perylene-d12	I	ug/L	40	40		0	0	0	0.1	0.1		0%	0	0	0%	
Phenanthrene-d10	I	ug/L	40	40		0	0	0	0.1	0.1	10	0%	0	0	0%	E
2-Fluorobiphenyl	S	ug/L	64.59275	64.59275		5	0	0	0.0444	0.1	10	1292%	25	94	0%	SE
Nitrobenzene-d5	S	ug/L	40.24349	40.24349		5	0	0	0.0523	0.1	10	805%	19	102	0%	SE
Terphenyl-d14	S	ug/L	76.13199	76.13199		5	0	0	0.0563	0.1	10	1523%	39	106	0%	SE
o-Terphenyl	X	ug/L	0	0		200	0	0	0.0654	0	0	0%	40	140	0%	SU

Seq No	Lab ID	Test Code	Sample Typ	File ID	Analysis Date	DF	Batch ID	Prep Date	SPKref	RPDref	pmoist
14988446	B22010758-002	SVOC-8270C-SI	SAMP	V5975.I\sh011922	1/19/2022 5:39:4	1	162956	1/14/2022 2:	0	0	

Analyte	T	Units	RAW	Final	Text	Spike	SPKref	RPDref	MDL	PQL	UQL	%REC	LOW	HIGH	%RPD	Q
1-Methylnaphthalene	A	ug/L	0	0		0	0	0	0.0198172	0.1	10	0%	0	0	0%	U
2-Methylnaphthalene	A	ug/L	0	0		0	0	0	0.0169312	0.1	10	0%	0	0	0%	U
Acenaphthene	A	ug/L	0	0		0	0	0	0.0304954	0.1	10	0%	0	0	0%	U
Acenaphthylene	A	ug/L	0	0		0	0	0	0.02405	0.1	10	0%	0	0	0%	U
Anthracene	A	ug/L	0	0		0	0	0	0.0272246	0.1	10	0%	0	0	0%	U
Benzo(a)anthracene	A	ug/L	0	0		0	0	0	0.0261664	0.1	10	0%	0	0	0%	U
Benzo(a)pyrene	A	ug/L	0	0		0	0	0	0.0333814	0.1	10	0%	0	0	0%	U

Seq No	Lab ID	Test Code	Sample Typ	File ID	Analysis Date	DF	Batch ID	Prep Date	SPKref	RPDref	pmoist
14988446	B22010758-002	SVOC-8270C-SI	SAMP	V5975.I\sh011922	1/19/2022 5:39:4	1	162956	1/14/2022 2:	0	0	

Analyte	T	Units	RAW	Final	Text	Spike	SPKref	RPDref	MDL	PQL	UQL	%REC	LOW	HIGH	%RPD	Q
Benzo(b)fluoranthene	A	ug/L	0	0		0	0	0	0.0217412	0.1	10	0%	0	0	0%	U
Benzo(g,h,i)perylene	A	ug/L	0	0		0	0	0	0.0256854	0.1	10	0%	0	0	0%	U
Benzo(k)fluoranthene	A	ug/L	0	0		0	0	0	0.028379	0.1	10	0%	0	0	0%	U
Chrysene	A	ug/L	0	0		0	0	0	0.0440596	0.1	10	0%	0	0	0%	U
Dibenzo(a,h)anthracene	A	ug/L	0	0		0	0	0	0.0353054	0.1	10	0%	0	0	0%	U
Fluoranthene	A	ug/L	0	0		0	0	0	0.0224146	0.1	10	0%	0	0	0%	U
Fluorene	A	ug/L	0	0		0	0	0	0.021645	0.1	10	0%	0	0	0%	U
Indeno(1,2,3-cd)pyrene	A	ug/L	0	0		0	0	0	0.0472342	0.1	10	0%	0	0	0%	U
Naphthalene	A	ug/L	0	0		0	0	0	0.027898	0.1	10	0%	0	0	0%	U
Phenanthrene	A	ug/L	0	0		0	0	0	0.028379	0.1	10	0%	0	0	0%	U
Pyrene	A	ug/L	0	0		0	0	0	0.0229918	0.1	10	0%	0	0	0%	U
1,4-Dichlorobenzene-d4	I	ug/L	40	38.48		0	0	0	0.0962	0.1		0%	0	0	0%	
Acenaphthene-d10	I	ug/L	40	38.48		0	0	0	0.0962	0.1		0%	0	0	0%	
Chrysene-d12	I	ug/L	40	38.48		0	0	0	0.0962	0.1		0%	0	0	0%	
Naphthalene-d8	I	ug/L	40	38.48		0	0	0	0.0962	0.1		0%	0	0	0%	
Perylene-d12	I	ug/L	40	38.48		0	0	0	0.0962	0.1		0%	0	0	0%	
Phenanthrene-d10	I	ug/L	40	38.48		0	0	0	0.0962	0.1	10	0%	0	0	0%	E
2-Fluorobiphenyl	S	ug/L	70.84946	68.1571805		4.81	0	0	0.0427128	0.1	10	1417%	25	94	0%	SE
Nitrobenzene-d5	S	ug/L	39.28985	37.7968357		4.81	0	0	0.0503126	0.1	10	786%	19	102	0%	SE
Terphenyl-d14	S	ug/L	73.52771	70.7336570		4.81	0	0	0.0541606	0.1	10	1471%	39	106	0%	SE
o-Terphenyl	X	ug/L	0	0		192.4	0	0	0.0629148	0	0	0%	40	140	0%	SU

Seq No	Lab ID	Test Code	Sample Typ	File ID	Analysis Date	DF	Batch ID	Prep Date	SPKref	RPDref	pmoist
14988447	B22010759-001	SVOC-8270C-SI	SAMP	V5975.I\sh011922	1/19/2022 6:12:0	1	162956	1/14/2022 2:	0	0	

Analyte	T	Units	RAW	Final	Text	Spike	SPKref	RPDref	MDL	PQL	UQL	%REC	LOW	HIGH	%RPD	Q
1-Methylnaphthalene	A	ug/L	0	0		0	0	0	0.0196112	0.1	10	0%	0	0	0%	U
2-Methylnaphthalene	A	ug/L	0	0		0	0	0	0.0167552	0.1	10	0%	0	0	0%	U
Acenaphthene	A	ug/L	0	0		0	0	0	0.0301784	0.1	10	0%	0	0	0%	U
Acenaphthylene	A	ug/L	0	0		0	0	0	0.0238	0.1	10	0%	0	0	0%	U
Anthracene	A	ug/L	0	0		0	0	0	0.0269416	0.1	10	0%	0	0	0%	U
Benzo(a)anthracene	A	ug/L	0	0		0	0	0	0.0258944	0.1	10	0%	0	0	0%	U
Benzo(a)pyrene	A	ug/L	0	0		0	0	0	0.0330344	0.1	10	0%	0	0	0%	U
Benzo(b)fluoranthene	A	ug/L	0	0		0	0	0	0.0215152	0.1	10	0%	0	0	0%	U
Benzo(g,h,i)perylene	A	ug/L	0	0		0	0	0	0.0254184	0.1	10	0%	0	0	0%	U

Seq No	Lab ID	Test Code	Sample Typ	File ID	Analysis Date	DF	Batch ID	Prep Date	SPKref	RPDref	pmoist
14988447	B22010759-001	SVOC-8270C-SI	SAMP	V5975.I\sh011922	1/19/2022 6:12:0	1	162956	1/14/2022 2:	0	0	

Analyte	T	Units	RAW	Final	Text	Spike	SPKref	RPDref	MDL	PQL	UQL	%REC	LOW	HIGH	%RPD	Q
Benzo(k)fluoranthene	A	ug/L	0	0		0	0	0	0.028084	0.1	10	0%	0	0	0%	U
Chrysene	A	ug/L	0	0		0	0	0	0.0436016	0.1	10	0%	0	0	0%	U
Dibenzo(a,h)anthracene	A	ug/L	0	0		0	0	0	0.0349384	0.1	10	0%	0	0	0%	U
Fluoranthene	A	ug/L	0	0		0	0	0	0.0221816	0.1	10	0%	0	0	0%	U
Fluorene	A	ug/L	0	0		0	0	0	0.02142	0.1	10	0%	0	0	0%	U
Indeno(1,2,3-cd)pyrene	A	ug/L	0	0		0	0	0	0.0467432	0.1	10	0%	0	0	0%	U
Naphthalene	A	ug/L	0	0		0	0	0	0.027608	0.1	10	0%	0	0	0%	U
Phenanthrene	A	ug/L	0	0		0	0	0	0.028084	0.1	10	0%	0	0	0%	U
Pyrene	A	ug/L	0	0		0	0	0	0.0227528	0.1	10	0%	0	0	0%	U
1,4-Dichlorobenzene-d4	I	ug/L	40	38.08		0	0	0	0.0952	0.1		0%	0	0	0%	
Acenaphthene-d10	I	ug/L	40	38.08		0	0	0	0.0952	0.1		0%	0	0	0%	
Chrysene-d12	I	ug/L	40	38.08		0	0	0	0.0952	0.1		0%	0	0	0%	
Naphthalene-d8	I	ug/L	40	38.08		0	0	0	0.0952	0.1		0%	0	0	0%	
Perylene-d12	I	ug/L	40	38.08		0	0	0	0.0952	0.1		0%	0	0	0%	
Phenanthrene-d10	I	ug/L	40	38.08		0	0	0	0.0952	0.1	10	0%	0	0	0%	E
2-Fluorobiphenyl	S	ug/L	65.4136	62.2737472		4.76	0	0	0.0422688	0.1	10	1308%	25	94	0%	SE
Nitrobenzene-d5	S	ug/L	37.00407	35.2278746		4.76	0	0	0.0497896	0.1	10	740%	19	102	0%	SE
Terphenyl-d14	S	ug/L	61.80914	58.8423013		4.76	0	0	0.0535976	0.1	10	1236%	39	106	0%	SE
o-Terphenyl	X	ug/L	0	0		190.4	0	0	0.0622608	0	0	0%	40	140	0%	SU

Seq No	Lab ID	Test Code	Sample Typ	File ID	Analysis Date	DF	Batch ID	Prep Date	SPKref	RPDref	pmoist
14988448	B22010759-001	SVOC-8270C-SI	MS-DOD	V5975.I\sh011922	1/19/2022 6:44:1	1	162956	1/14/2022 2:	1E+07	0	

Analyte	T	Units	RAW	Final	Text	Spike	SPKref	RPDref	MDL	PQL	UQL	%REC	LOW	HIGH	%RPD	Q
1-Methylnaphthalene	A	ug/L	2.9082	2.850036		4.9	0	0	0.020188	0.1	10	58%	41	115	0%	
2-Methylnaphthalene	A	ug/L	3.66714	3.5937972		4.9	0	0	0.017248	0.1	10	73%	39	114	0%	
Acenaphthene	A	ug/L	3.51393	3.4436514		4.9	0	0	0.031066	0.1	10	70%	48	114	0%	
Acenaphthylene	A	ug/L	2.84797	2.7910106		4.9	0	0	0.0245	0.1	10	57%	35	121	0%	
Anthracene	A	ug/L	4.46741	4.3780618		4.9	0	0	0.027734	0.1	10	89%	53	119	0%	
Benzo(a)anthracene	A	ug/L	4.54464	4.4537472		4.9	0	0	0.026656	0.1	10	91%	59	120	0%	
Benzo(a)pyrene	A	ug/L	4.18854	4.1047692		4.9	0	0	0.034006	0.1	10	84%	53	120	0%	
Benzo(b)fluoranthene	A	ug/L	4.29365	4.207777		4.9	0	0	0.022148	0.1	10	86%	53	126	0%	
Benzo(g,h,i)perylene	A	ug/L	4.3865	4.29877		4.9	0	0	0.026166	0.1	10	88%	44	128	0%	
Benzo(k)fluoranthene	A	ug/L	4.0667	3.985366		4.9	0	0	0.02891	0.1	10	81%	54	125	0%	
Chrysene	A	ug/L	3.97923	3.8996454		4.9	0	0	0.044884	0.1	10	80%	57	120	0%	

Seq No	Lab ID	Test Code	Sample Typ	File ID	Analysis Date	DF	Batch ID	Prep Date	SPKref	RPDref	pmoist
14988448	B22010759-001	SVOC-8270C-SI	MS-DOD	√5975.I\sh011922	1/19/2022 6:44:1	1	162956	1/14/2022 2:	1E+07	0	

Analyte	T	Units	RAW	Final	Text	Spike	SPKref	RPDref	MDL	PQL	UQL	%REC	LOW	HIGH	%RPD	Q
Dibenzo(a,h)anthracene	A	ug/L	4.59888	4.5069024		4.9	0	0	0.035966	0.1	10	92%	44	141	0%	
Fluoranthene	A	ug/L	4.09844	4.0164712		4.9	0	0	0.022834	0.1	10	82%	58	120	0%	
Fluorene	A	ug/L	3.8814	3.803772		4.9	0	0	0.02205	0.1	10	78%	50	118	0%	
Indeno(1,2,3-cd)pyrene	A	ug/L	4.4357	4.346986		4.9	0	0	0.048118	0.1	10	89%	48	130	0%	
Naphthalene	A	ug/L	2.84264	2.7857872		4.9	0	0	0.02842	0.1	10	57%	43	114	0%	
Phenanthrene	A	ug/L	4.47245	4.383001		4.9	0	0	0.02891	0.1	10	89%	53	115	0%	
Pyrene	A	ug/L	4.08011	3.9985078		4.9	0	0	0.023422	0.1	10	82%	53	121	0%	
1,4-Dichlorobenzene-d4	I	ug/L	40	39.2		0	0	0	0.098	0.1		0%			0%	
Acenaphthene-d10	I	ug/L	40	39.2		0	0	0	0.098	0.1		0%			0%	
Chrysene-d12	I	ug/L	40	39.2		0	0	0	0.098	0.1		0%			0%	
Naphthalene-d8	I	ug/L	40	39.2		0	0	0	0.098	0.1		0%			0%	
Perylene-d12	I	ug/L	40	39.2		0	0	0	0.098	0.1		0%			0%	
Phenanthrene-d10	I	ug/L	40	39.2		0	0	0	0.098	0.1	10	0%			0%	
2-Fluorobiphenyl	S	ug/L	59.44729	58.2583442		98	0	0	0.043512	0.1	10	59%	53	106	0%	
Nitrobenzene-d5	S	ug/L	34.43919	33.7504062		98	0	0	0.051254	0.1	10	34%	55	111	0%	S
Terphenyl-d14	S	ug/L	67.54197	66.1911306		98	0	0	0.055174	0.1	10	68%	58	132	0%	
o-Terphenyl	X	ug/L	3.67071	3.5972958		4.9	0	0	0.064092	0	0	73%	40	140	0%	

Seq No	Lab ID	Test Code	Sample Typ	File ID	Analysis Date	DF	Batch ID	Prep Date	SPKref	RPDref	pmoist
14988449	B22010759-001	SVOC-8270C-SI	MSD-DOD	√5975.I\sh011922	1/19/2022 7:16:3	1	162956	1/14/2022 2:	1E+07	1E+07	

Analyte	T	Units	RAW	Final	Text	Spike	SPKref	RPDref	MDL	PQL	UQL	%REC	LOW	HIGH	%RPD	Q
1-Methylnaphthalene	A	ug/L	3.26157	3.16698447		4.855	0	2.850036	0.0200026	0.1	10	65%	41	115	11%	
2-Methylnaphthalene	A	ug/L	4.16169	4.04100099		4.855	0	3.5937972	0.0170896	0.1	10	83%	39	114	12%	
Acenaphthene	A	ug/L	3.51864	3.41659944		4.855	0	3.4436514	0.0307807	0.1	10	70%	48	114	1%	
Acenaphthylene	A	ug/L	3.43773	3.33803583		4.855	0	2.7910106	0.024275	0.1	10	69%	35	121	18%	
Anthracene	A	ug/L	4.35311	4.22686981		4.855	0	4.3780618	0.0274793	0.1	10	87%	53	119	4%	
Benzo(a)anthracene	A	ug/L	4.17911	4.05791581		4.855	0	4.4537472	0.0264112	0.1	10	84%	59	120	9%	
Benzo(a)pyrene	A	ug/L	3.76861	3.65932031		4.855	0	4.1047692	0.0336937	0.1	10	75%	53	120	11%	
Benzo(b)fluoranthene	A	ug/L	3.96232	3.84741272		4.855	0	4.207777	0.0219446	0.1	10	79%	53	126	9%	
Benzo(g,h,i)perylene	A	ug/L	3.71065	3.60304115		4.855	0	4.29877	0.0259257	0.1	10	74%	44	128	18%	
Benzo(k)fluoranthene	A	ug/L	3.56031	3.45706101		4.855	0	3.985366	0.0286445	0.1	10	71%	54	125	14%	
Chrysene	A	ug/L	3.67923	3.57253233		4.855	0	3.8996454	0.0444718	0.1	10	74%	57	120	9%	
Dibenzo(a,h)anthracene	A	ug/L	3.85234	3.74062214		4.855	0	4.5069024	0.0356357	0.1	10	77%	44	141	19%	
Fluoranthene	A	ug/L	3.99536	3.87949456		4.855	0	4.0164712	0.0226243	0.1	10	80%	58	120	3%	

Seq No	Lab ID	Test Code	Sample Typ	File ID	Analysis Date	DF	Batch ID	Prep Date	SPKref	RPDref	pmoist
14988449	B22010759-001	SVOC-8270C-SI	MSD-DOD	V5975.I\sh011922	1/19/2022 7:16:3	1	162956	1/14/2022 2:	1E+07	1E+07	

Analyte	T	Units	RAW	Final	Text	Spike	SPKref	RPDref	MDL	PQL	UQL	%REC	LOW	HIGH	%RPD	Q
Fluorene	A	ug/L	3.95349	3.83883879		4.855	0	3.803772	0.0218475	0.1	10	79%	50	118	1%	
Indeno(1,2,3-cd)pyrene	A	ug/L	3.78838	3.67851698		4.855	0	4.346986	0.0476761	0.1	10	76%	48	130	17%	
Naphthalene	A	ug/L	3.26134	3.16676114		4.855	0	2.7857872	0.028159	0.1	10	65%	43	114	13%	
Phenanthrene	A	ug/L	4.48012	4.35019652		4.855	0	4.383001	0.0286445	0.1	10	90%	53	115	1%	
Pyrene	A	ug/L	3.84455	3.73305805		4.855	0	3.9985078	0.0232069	0.1	10	77%	53	121	7%	
1,4-Dichlorobenzene-d4	I	ug/L	40	38.84		0	0	0	0.0971	0.1		0%			0%	
Acenaphthene-d10	I	ug/L	40	38.84		0	0	0	0.0971	0.1		0%			0%	
Chrysene-d12	I	ug/L	40	38.84		0	0	0	0.0971	0.1		0%			0%	
Naphthalene-d8	I	ug/L	40	38.84		0	0	0	0.0971	0.1		0%			0%	
Perylene-d12	I	ug/L	40	38.84		0	0	0	0.0971	0.1		0%			0%	
Phenanthrene-d10	I	ug/L	40	38.84		0	0	0	0.0971	0.1	10	0%			0%	
2-Fluorobiphenyl	S	ug/L	61.11951	59.3470442		97.1	0	0	0.0431124	0.1	10	61%	53	106	0%	
Nitrobenzene-d5	S	ug/L	39.73173	38.5795098		97.1	0	0	0.0507833	0.1	10	40%	55	111	0%	S
Terphenyl-d14	S	ug/L	63.46923	61.6286223		97.1	0	0	0.0546673	0.1	10	63%	58	132	0%	
o-Terphenyl	X	ug/L	3.60326	3.49876546		4.855	0	3.5972958	0.0635034	0	0	72%	40	140	3%	

Seq No	Lab ID	Test Code	Sample Typ	File ID	Analysis Date	DF	Batch ID	Prep Date	SPKref	RPDref	pmoist
14988450	19-Jan-22_CCV	SVOC-8270C-SI	CCV	V5975.I\sh011922	1/19/2022 7:48:5	1	R373423		0	0	

Analyte	T	Units	RAW	Final	Text	Spike	SPKref	RPDref	MDL	PQL	UQL	%REC	LOW	HIGH	%RPD	Q
1-Methylnaphthalene	A	ug/L	1.87892	1.87892		2	0	0	0.0206	0.1	10	94%	50	150	0%	
2-Methylnaphthalene	A	ug/L	1.94094	1.94094		2	0	0	0.0176	0.1	10	97%	50	150	0%	
Acenaphthene	A	ug/L	1.67189	1.67189		2	0	0	0.0317	0.1	10	84%	50	150	0%	
Acenaphthylene	A	ug/L	1.74369	1.74369		2	0	0	0.025	0.1	10	87%	50	150	0%	
Anthracene	A	ug/L	2.07784	2.07784		2	0	0	0.0283	0.1	10	104%	50	150	0%	
Benzo(a)anthracene	A	ug/L	2.11438	2.11438		2	0	0	0.0272	0.1	10	106%	50	150	0%	
Benzo(a)pyrene	A	ug/L	2.15587	2.15587		2	0	0	0.0347	0.1	10	108%	50	150	0%	
Benzo(b)fluoranthene	A	ug/L	2.01666	2.01666		2	0	0	0.0226	0.1	10	101%	50	150	0%	
Benzo(g,h,i)perylene	A	ug/L	2.17432	2.17432		2	0	0	0.0267	0.1	10	109%	50	150	0%	
Benzo(k)fluoranthene	A	ug/L	2.01724	2.01724		2	0	0	0.0295	0.1	10	101%	50	150	0%	
Chrysene	A	ug/L	1.98241	1.98241		2	0	0	0.0458	0.1	10	99%	50	150	0%	
Dibenzo(a,h)anthracene	A	ug/L	1.93373	1.93373		2	0	0	0.0367	0.1	10	97%	50	150	0%	
Fluoranthene	A	ug/L	1.9156	1.9156		2	0	0	0.0233	0.1	10	96%	50	150	0%	
Fluorene	A	ug/L	1.87097	1.87097		2	0	0	0.0225	0.1	10	94%	50	150	0%	
Indeno(1,2,3-cd)pyrene	A	ug/L	2.17467	2.17467		2	0	0	0.0491	0.1	10	109%	50	150	0%	

Seq No	Lab ID	Test Code	Sample Typ	File ID	Analysis Date	DF	Batch ID	Prep Date	SPKref	RPDref	pmoist
14988450	19-Jan-22_CCV	SVOC-8270C-SI	CCV	V5975.I\sh011922	1/19/2022 7:48:5	1	R373423		0	0	

Analyte	T	Units	RAW	Final	Text	Spike	SPKref	RPDref	MDL	PQL	UQL	%REC	LOW	HIGH	%RPD	Q
Naphthalene	A	ug/L	1.78229	1.78229		2	0	0	0.029	0.1	10	89%	50	150	0%	
Phenanthrene	A	ug/L	2.0183	2.0183		2	0	0	0.0295	0.1	10	101%	50	150	0%	
Pyrene	A	ug/L	2.00269	2.00269		2	0	0	0.0239	0.1	10	100%	50	150	0%	
1,4-Dichlorobenzene-d4	I	ug/L	40	40		0	0	0	0.1	0.1		0%	50	150	0%	
Acenaphthene-d10	I	ug/L	40	40		0	0	0	0.1	0.1		0%	50	150	0%	
Chrysene-d12	I	ug/L	40	40		0	0	0	0.1	0.1		0%	50	150	0%	
Naphthalene-d8	I	ug/L	40	40		0	0	0	0.1	0.1		0%	50	150	0%	
Perylene-d12	I	ug/L	40	40		0	0	0	0.1	0.1		0%	50	150	0%	
Phenanthrene-d10	I	ug/L	40	40		0	0	0	0.1	0.1	10	0%	50	150	0%	
2-Fluorobiphenyl	S	ug/L	1.91331	1.91331		2	0	0	0.0444	0.1	10	96%	50	150	0%	
Nitrobenzene-d5	S	ug/L	2.31064	2.31064		2	0	0	0.0523	0.1	10	116%	50	150	0%	
Terphenyl-d14	S	ug/L	2.13372	2.13372		2	0	0	0.0563	0.1	10	107%	50	150	0%	
o-Terphenyl	X	ug/L	1.89962	1.89962		2	0	0	0.0654	0	0	95%	50	150	0%	

Write Sequence | Insert Entries(Have the first cell for entries selected)

File Name	Sample Name	Line No.	Test Code	Multiplier	Divisor	Method Name
Jan1901.d	19-Jan-22_TUNE_1	1		1	1	5975Tune.M
Jan1902.d	19-Jan-22_CCV_2	2	SVOC-8270C-SIM-W-LLPA	1	1	5975BNASIM.M
Jan1903.d	19-Jan-22_ISTBLK_3	3	SVOC-8270C-SIM-W-LLPA	1	1	5975BNASIM.M
Jan1904.d	MB-162956	4	SVOC-8270C-SIM-W-LLPA	1	1	5975BNASIM.M
Jan1905.d	LLCS-162956	5	SVOC-8270C-SIM-W-LLPA	1	1	5975BNASIM.M
Jan1906.d	LLCSD-162956	6	SVOC-8270C-SIM-W-LLPA	1	1	5975BNASIM.M
Jan1907.d	B22010753-001C	7	SVOC-8270C-SIM-W-LLPA	1	1	5975BNASIM.M
Jan1908.d	B22010754-001C	8	SVOC-8270C-SIM-W-LLPA	1	1	5975BNASIM.M
Jan1909.d	B22010750-001C	9	SVOC-8270C-SIM-W-LLPA	1	1	5975BNASIM.M
Jan1910.d	B22010755-001C	10	SVOC-8270C-SIM-W-LLPA	1	1	5975BNASIM.M
Jan1911.d	B22010756-001C	11	SVOC-8270C-SIM-W-LLPA	1	1	5975BNASIM.M
Jan1912.d	B22010757-001C	12	SVOC-8270C-SIM-W-LLPA	1	1	5975BNASIM.M
Jan1913.d	B22010758-001C	13	SVOC-8270C-SIM-W-LLPA	1	1	5975BNASIM.M
Jan1914.d	B22010758-002A	14	SVOC-8270C-SIM-W-LLPA	1	1	5975BNASIM.M
Jan1915.d	B22010759-001C	15	SVOC-8270C-SIM-W-LLPA	1	1	5975BNASIM.M
Jan1916.d	B22010759-001CLMS	16	SVOC-8270C-SIM-W-LLPA	1	1	5975BNASIM.M
Jan1917.d	B22010759-001CLMSD	17	SVOC-8270C-SIM-W-LLPA	1	1	5975BNASIM.M
Jan1918.d	19-Jan-22_CCV_18	18	SVOC-8270C-SIM-W-LLPA	1	1	5975BNASIM.M

Tune Evaluation Report

Data Path:	\\MASSHUNTER\Org\Data\SV5975.I\sh011922\1 e8270c bna SIM\Jan1901.D
Acq on:	1/19/2022 10:48:01 AM
Operator:	LIMS import
Sample:	19-Jan-22_TUNE_1
Inst Name:	GCMS
ALS Vial:	1
Method:	\\MASSHUNTER\Org\Data\SV5975.I\Methods\DFTPP5975625.m

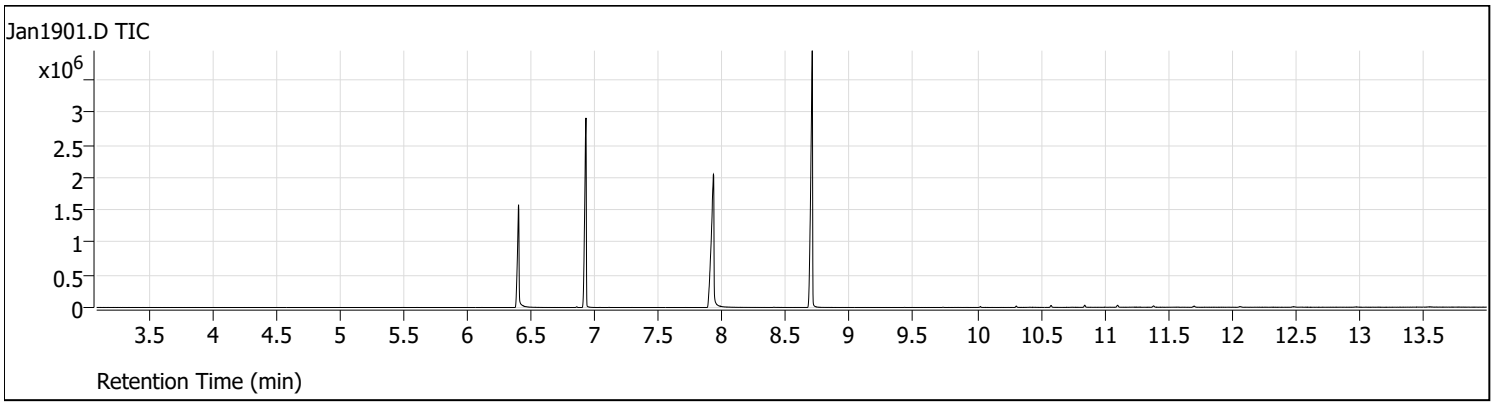

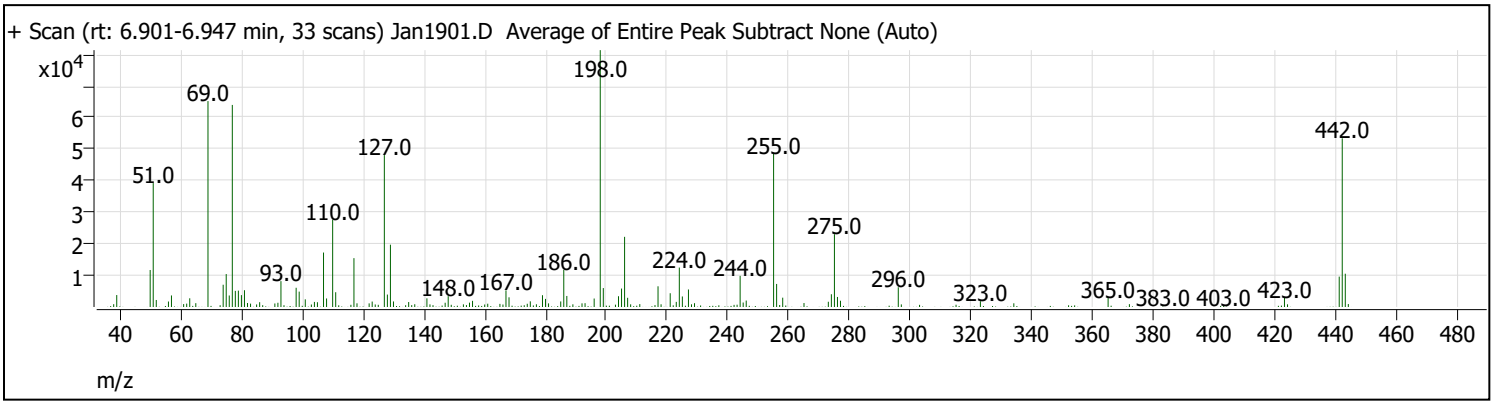

Target Mass	Rel. To Mass	Lower Limit%	Upper Limit%	Rel. Abn%	Raw Abn	Pass/Fail
51	198	30	60	48.2	39235	Pass
68	69	0	2	0.0	24	Pass
70	69	0	2	0.5	349	Pass
127	198	40	60	59.1	48100	Pass
197	198	0	1	0.0	0	Pass
198	198	100	100	100.0	81329	Pass
199	198	5	9	7.4	5990	Pass
275	198	10	30	28.3	23043	Pass
365	198	1	100	3.6	2923	Pass
441	443	1E-10	150	91.3	9621	Pass
442	198	40	100	65.7	53416	Pass
443	442	17	23	19.7	10534	Pass
69	69	100	100	100.0	65195	Pass

Tune Evaluation Report

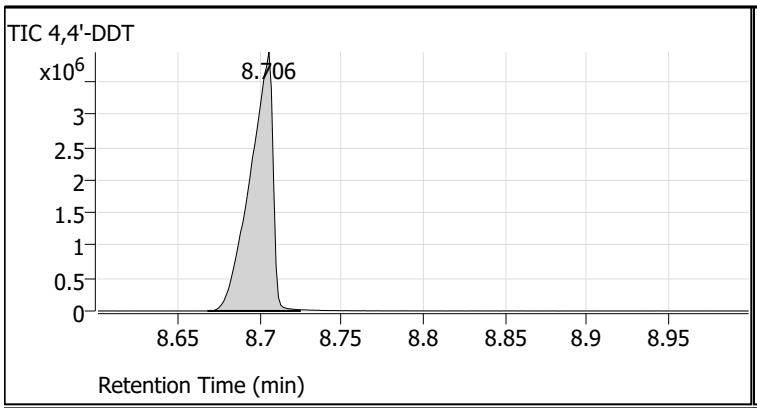

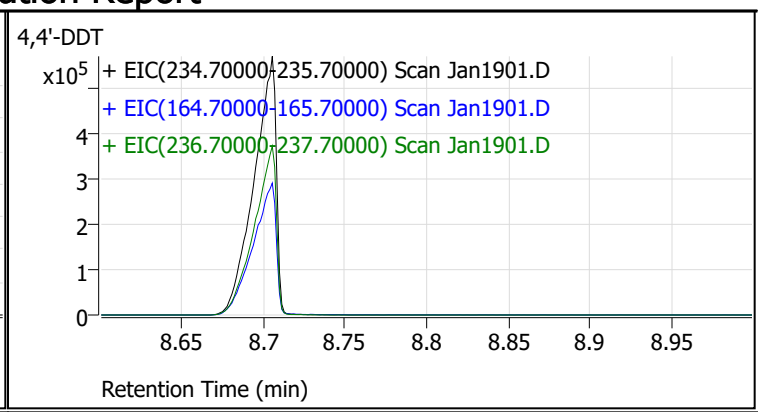

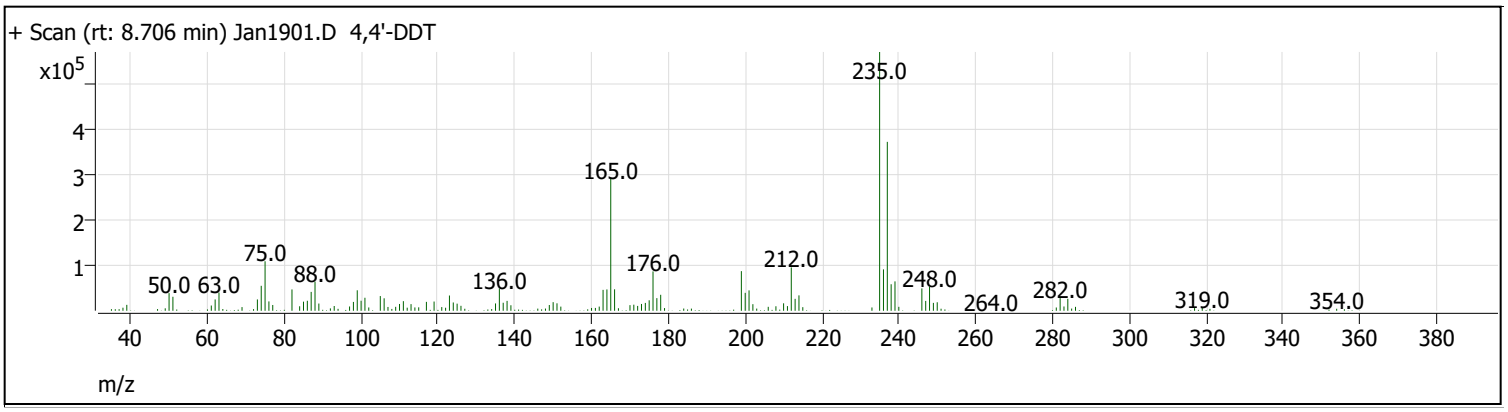

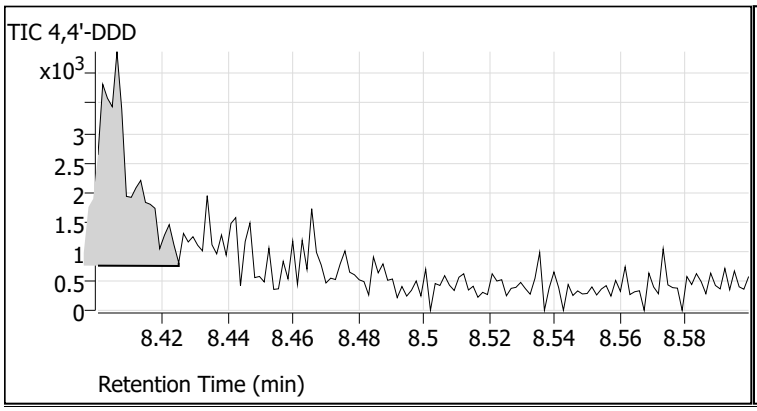

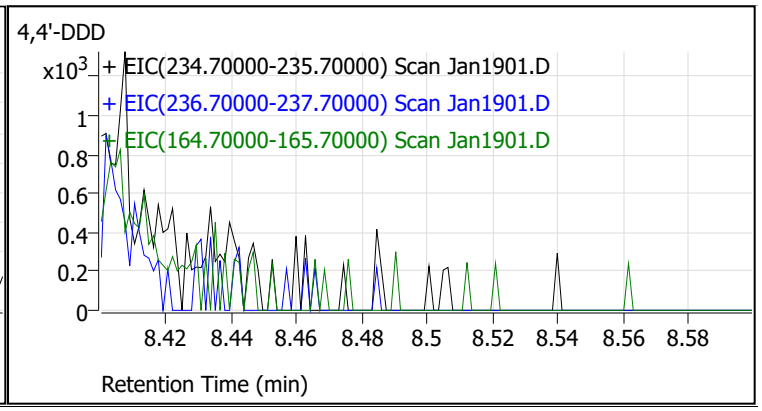

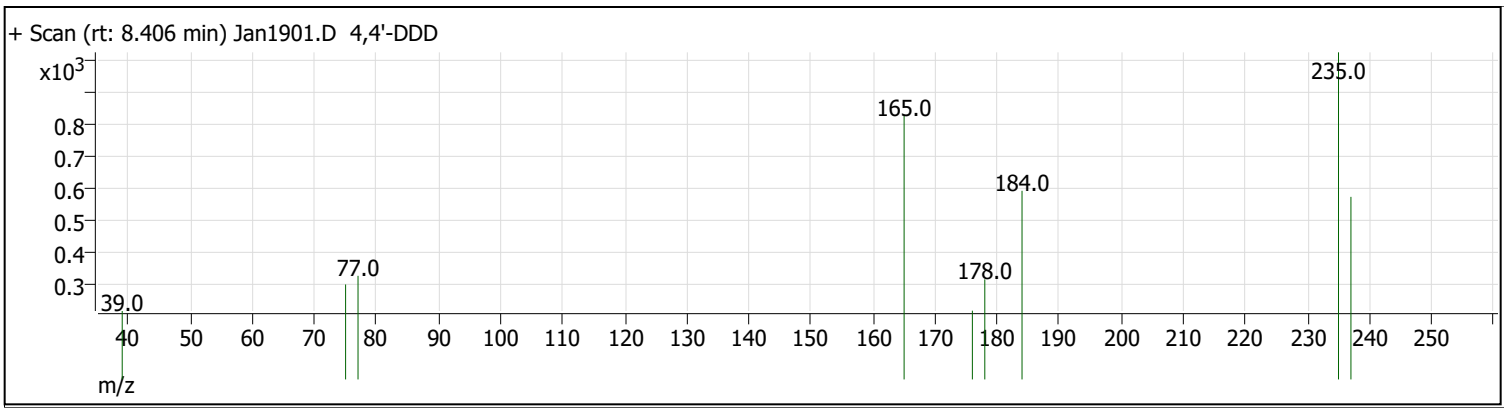

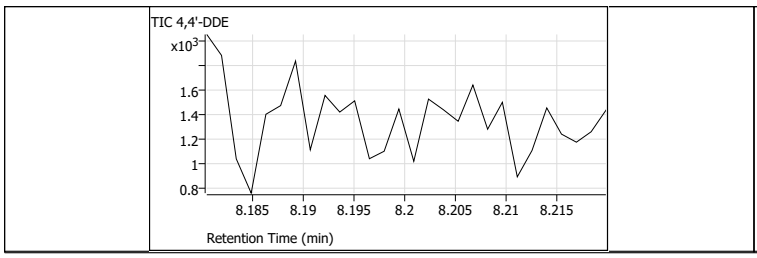

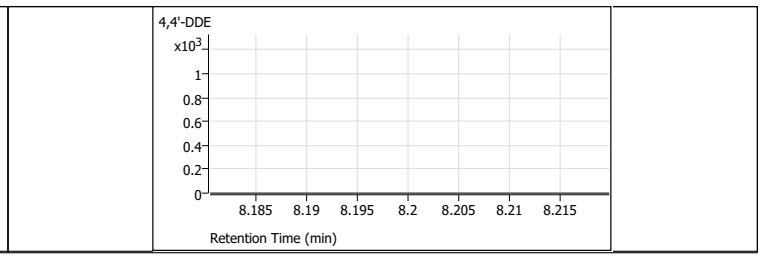

Tune Evaluation Report

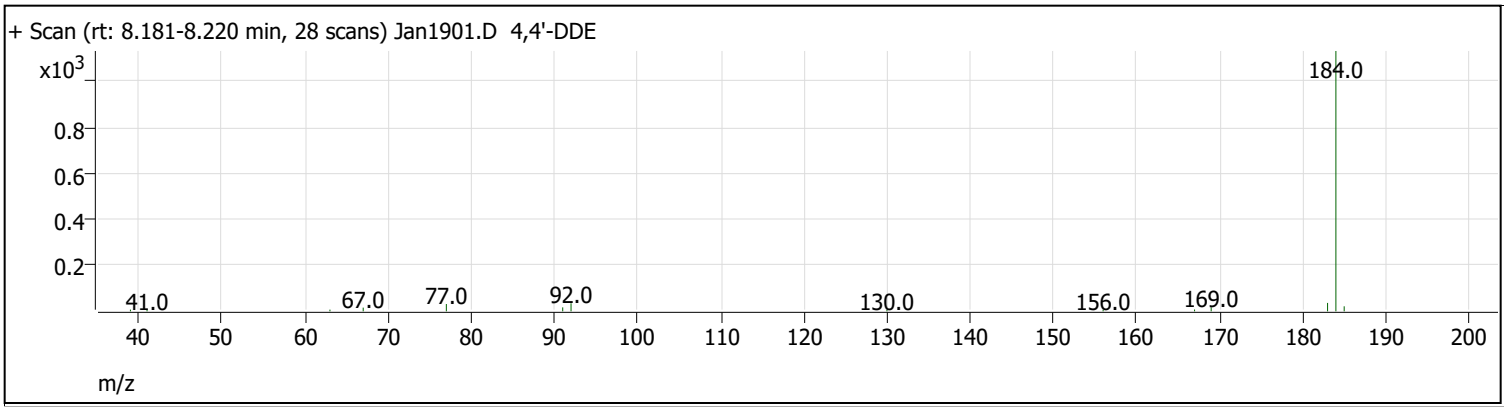

Compound Name	Expected RT	Observed RT	TIC Area	Breakdown %	Pass/Fail
4,4'-DDT	8.800	8.706	3798544	0.1	Pass
4,4'-DDD	8.500	8.406	2535		
4,4'-DDE	8.200	0.000	0		

Tune Evaluation Report

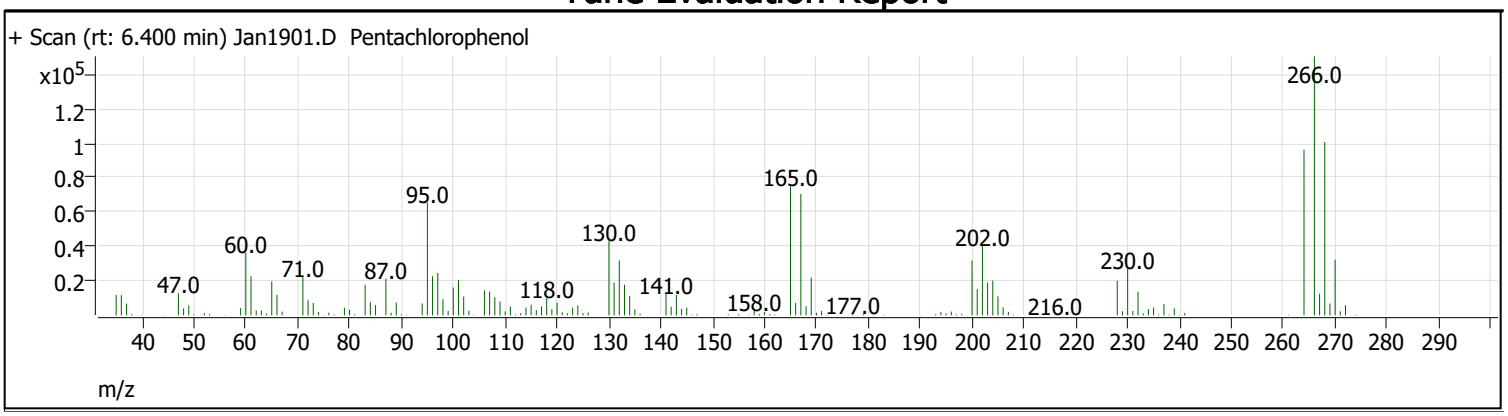

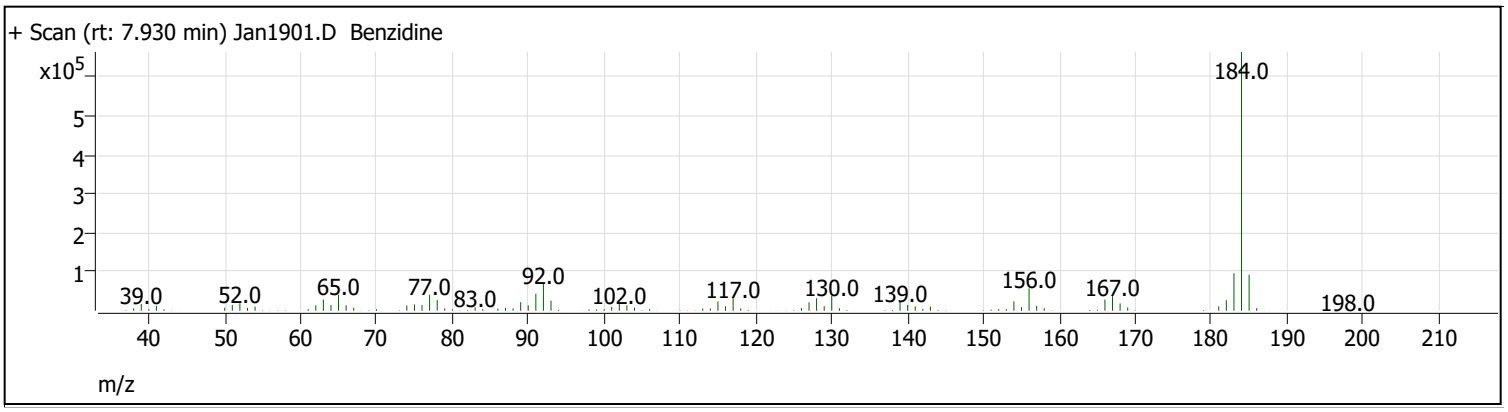

Compound Name	Expected RT	Observed RT	Tailing Factor	PGF	Pass/Fail
Pentachlorophenol	6.800	6.400	0.4	3.6	Pass
Benzidine	8.400	7.930	0.2	2.2	Pass

Quantitation Results Report (QT Reviewed)

Data File	Jan1902.D	Operator	LIMS import
Acq. Method	5975BNASIM	Acq. Date-Time	1/19/2022 11:11:38 AM
Sample Name	19-Jan-22_CCV_2	Instrument	GCMS
Vial	2	Multiplier	1.00
DA Method File	011822 bna SIM1.batch.bin	Comment	SVOC-8270C-SIM-W-LLPAH
Tune File	dftppjph.u	Tune Date	
Batch Name	011922 bna SIM 1.batch.bin	Last Calib Update	1/17/2022 8:49:06 AM
Ref Library			

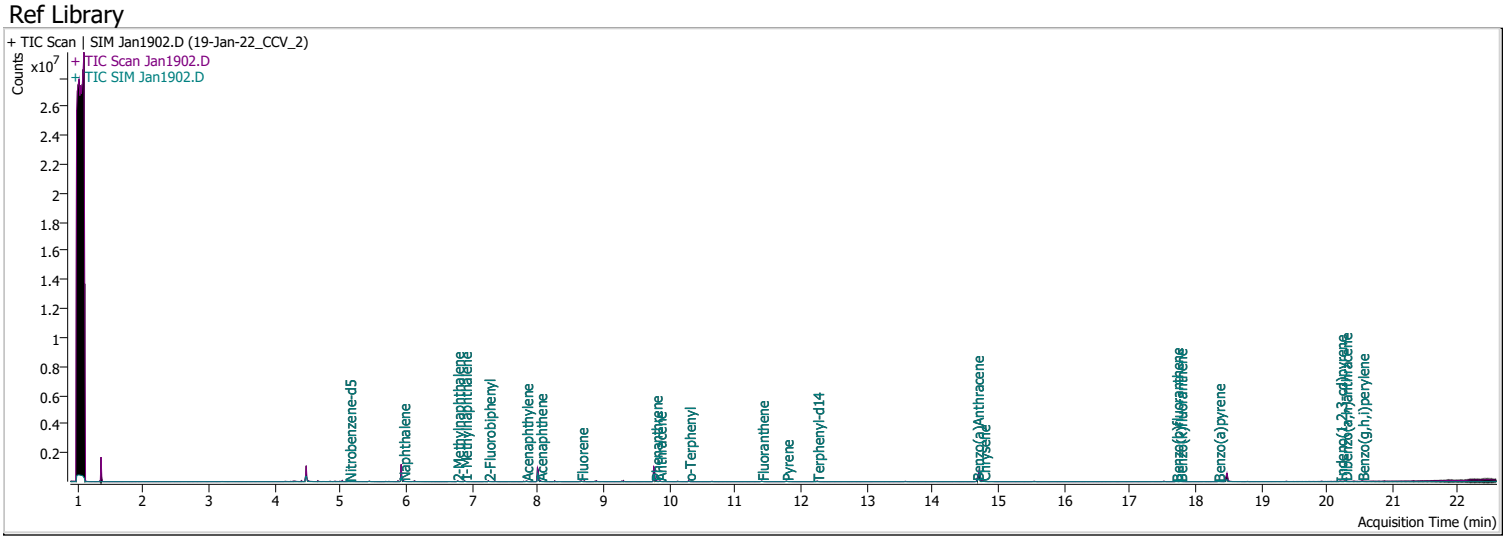

Compound	RT	QIon	Resp.	Conc.	Units		Dev(Min)
Internal Standards							
M 1,4-Dichlorobenzene-d4	4.484	152.0	185492	40.0000	ng/ml		-0.012
M Naphthalene-d8	5.928	136.0	375962	40.0000	ng/ml		-0.012
M Acenaphthene-d10	8.001	164.0	198810	40.0000	ng/ml		0.000
M Phenanthrene-d10	9.768	188.0	397562	40.0000	ng/ml		-0.012
M Chrysene-d12	14.714	240.0	281996	40.0000	ng/ml		-0.012
M Perylene-d12	18.487	264.0	191153	40.0000	ng/ml		-0.012
System Monitoring Compounds							
S Nitrobenzene-d5	5.131	82.0	8096	2.2519	ng/ml		-0.012
Spiked Amount: 5.000	Range: 19.0 - 102.0%			Recovery = 45.04%			
S 2-Fluorobiphenyl	7.252	172.0	18325	1.9176	ng/ml		-0.012
Spiked Amount: 5.000	Range: 25.0 - 94.0%			Recovery = 38.35%			
S o-Terphenyl	10.299	230.0	12302	1.9013	ng/ml		0.000
Spiked Amount: 5.000	Range: 40.0 - 140.0%			Recovery = 38.03%		*	
S Terphenyl-d14	12.251	244.0	10675	2.0562	ng/ml		-0.012
Spiked Amount: 5.000	Range: 39.0 - 106.0%			Recovery = 41.12%			
Target Compounds							**QValue**
T Naphthalene	5.953	128.0	21018	1.6159	ng/ml		98
T 2-Methylnaphthalene	6.777	141.0	13313	1.8338	ng/ml		97
T 1-Methylnaphthalene	6.890	141.0	13927	1.8189	ng/ml		95
T Acenaphthylene	7.826	152.0	20577	1.6889	ng/ml		96
T Acenaphthene	8.038	154.0	13349	1.7127	ng/ml		94
T Fluorene	8.661	166.0	16916	1.8344	ng/ml		97
T Phenanthrene	9.793	178.0	24565	2.0020	ng/ml		92
T Anthracene	9.854	178.0	22209	2.0720	ng/ml		98
T Fluoranthene	11.411	202.0	24286	1.8012	ng/ml		100
T Pyrene	11.781	202.0	27883	1.9628	ng/ml		100
T Benzo(a)Anthracene	14.677	228.0	18574	2.0716	ng/ml		98
T Chrysene	14.776	228.0	23658	1.8330	ng/ml		97
T Benzo(b)fluoranthene	17.709	252.0	15797	1.8343	ng/ml		99

Compound	RT	QIon	Resp.	Conc.	Units	Dev(Min)
T Benzo(k)fluoranthene	17.770	252.0	19310	1.9644	ng/ml	97
T Benzo(a)pyrene	18.351	252.0	13756	2.0954	ng/ml	99
T Indeno(1,2,3-cd)pyrene	20.204	276.0	12332	1.9731	ng/ml	99
T Dibenzo(a,h)anthracene	20.279	278.0	13666	1.7895	ng/ml	98
T Benzo(g,h,i)perylene	20.538	276.0	17542	1.9293	ng/ml	96

(#) = Qualifier Out of Range; (m) = Manual Integration; (+) = Area Summed; (*) = Surrogate Percent Recovery Out of Range; (d): Zeroed Peak

Compound	Conc.	RT	Dev(Min)	Resp.	QIon	QRatio	Lower	Upper
Nitrobenzene-d5	2.2519	5.13	-0.01	8096	54.0	36.1	25.9	48.1
					128.0	30.0	25.6	47.6

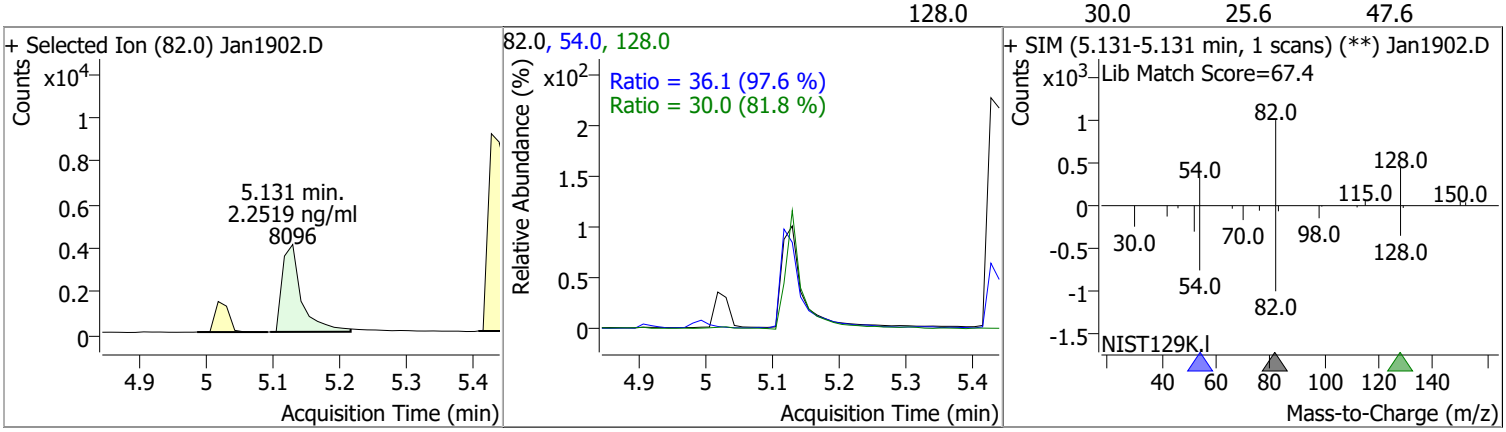

Compound	Conc.	RT	Dev(Min)	Resp.	QIon	QRatio	Lower	Upper
Naphthalene	1.6159	5.95	0.00	21018	102.0	21.4	0.0	59.6
					129.0	11.1	7.7	14.3

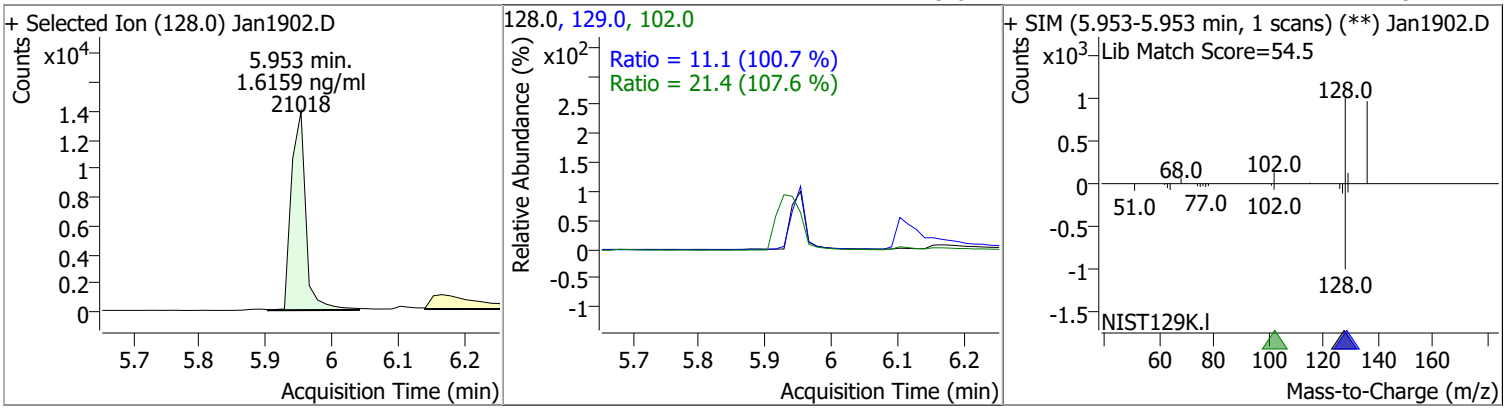

Compound	Conc.	RT	Dev(Min)	Resp.	QIon	QRatio	Lower	Upper
2-Methylnaphthalene	1.8338	6.78	-0.01	13313	142.0	138.5	98.5	183.0
					115.0	62.8	41.8	77.6

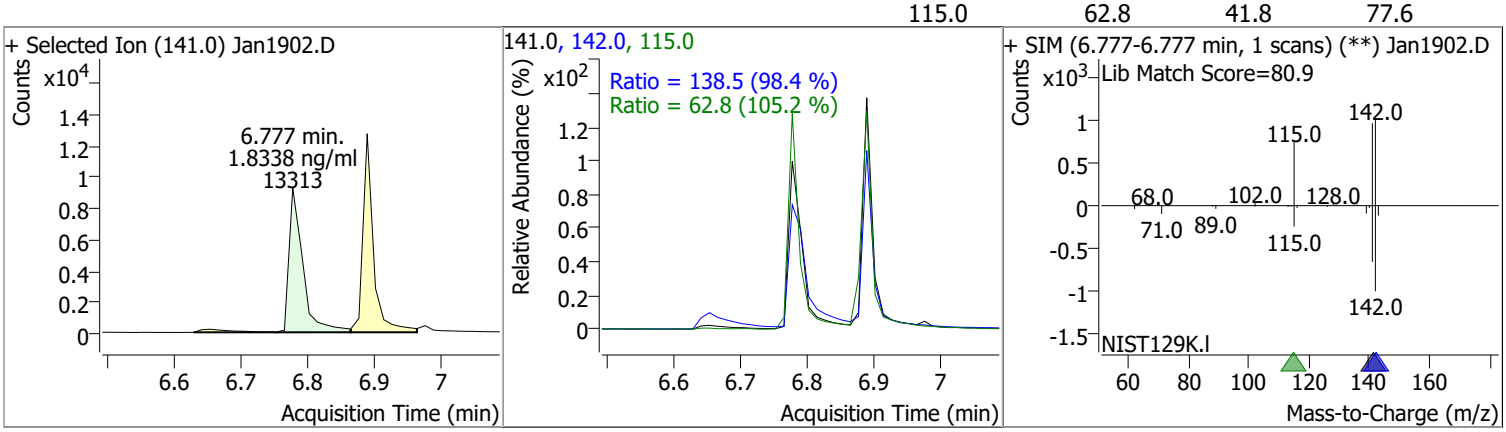

Compound	Conc.	RT	Dev(Min)	Resp.	QIon	QRatio	Lower	Upper
1-Methylnaphthalene	1.8189	6.89	-0.01	13927	142.0	115.9	79.2	147.1
					115.0	60.6	47.5	88.2

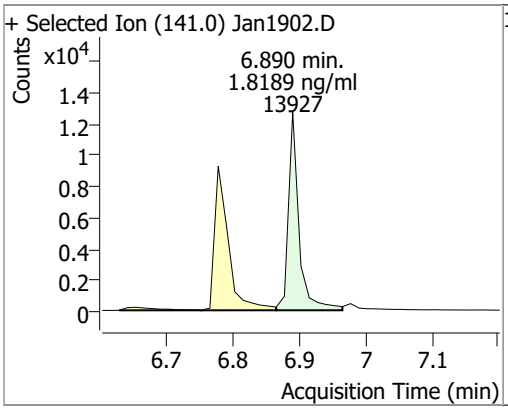

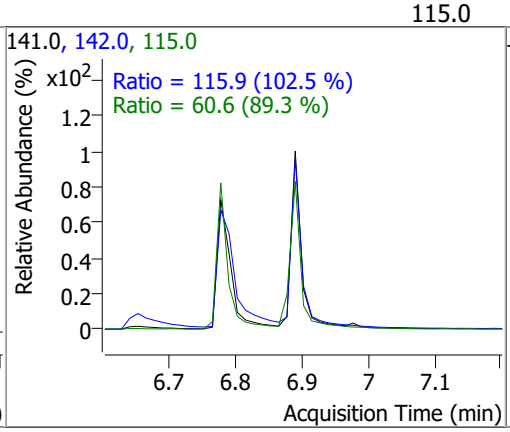

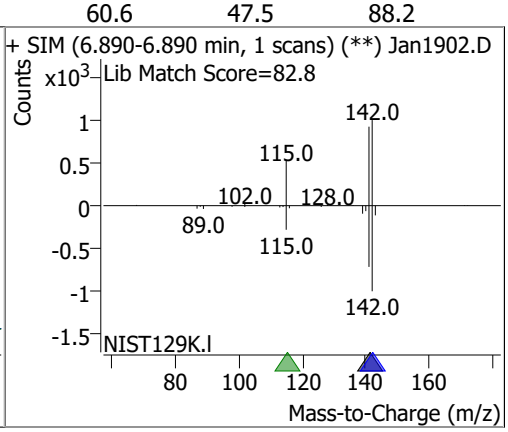

Compound	Conc.	RT	Dev(Min)	Resp.	QIon	QRatio	Lower	Upper
2-Fluorobiphenyl	1.9176	7.25	-0.01	18325	171.0	36.8	26.6	49.5

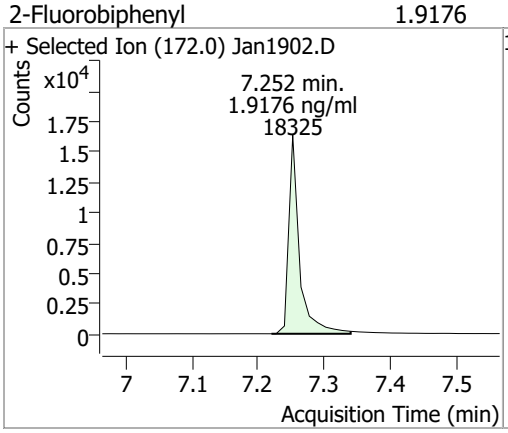

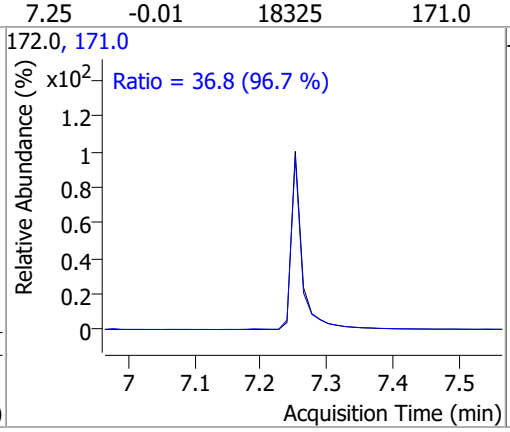

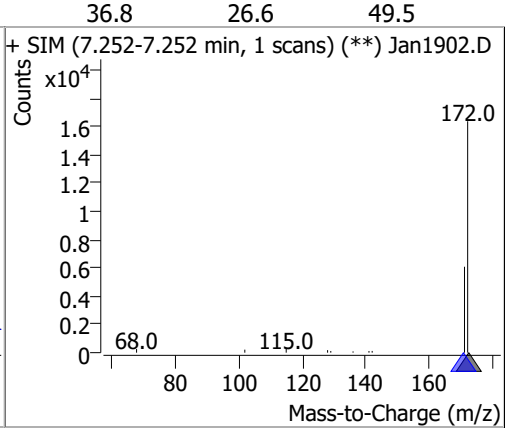

Compound	Conc.	RT	Dev(Min)	Resp.	QIon	QRatio	Lower	Upper
Acenaphthylene	1.6889	7.83	0.00	20577	153.0	14.5	9.0	16.6

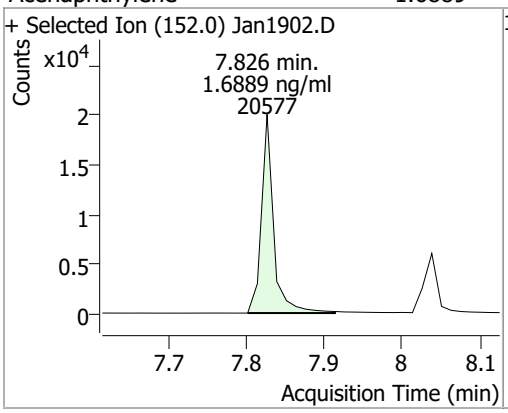

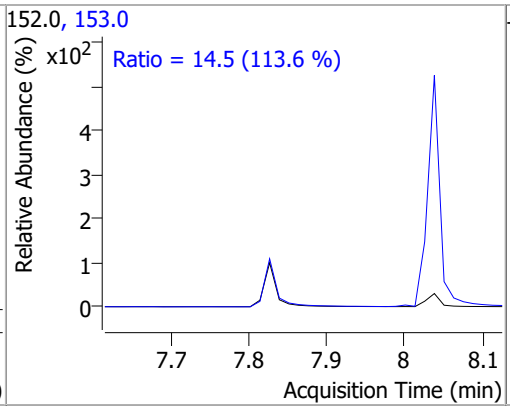

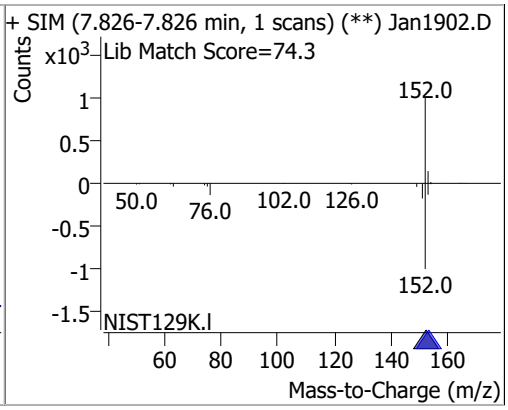

Compound	Conc.	RT	Dev(Min)	Resp.	QIon	QRatio	Lower	Upper
Acenaphthene	1.7127	8.04	0.00	13349	153.0	112.1	82.1	152.6
					152.0	52.9	41.0	76.1

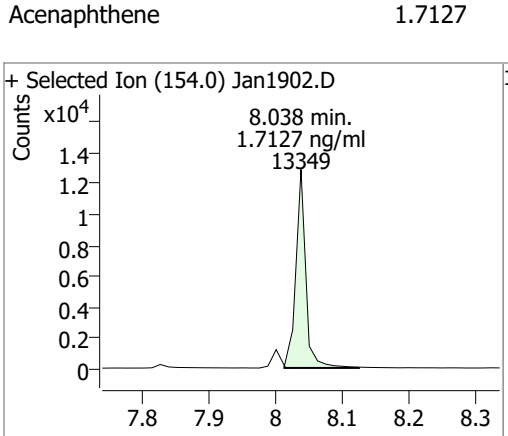

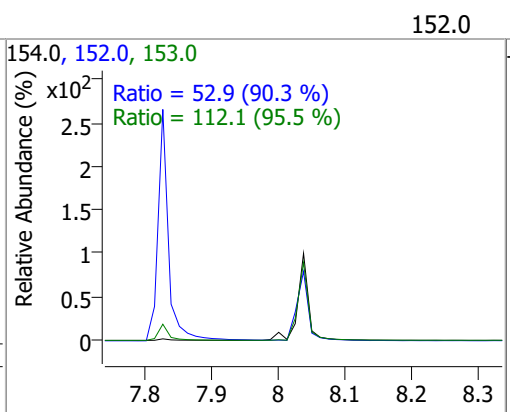

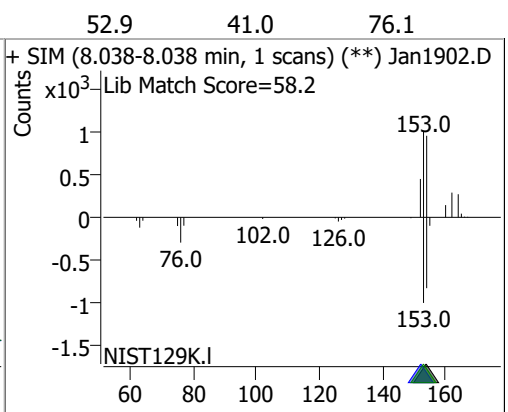

Compound	Conc.	RT	Dev(Min)	Resp.	QIon	QRatio	Lower	Upper
Fluorene	1.8344	8.66	-0.01	16916	165.0	101.4	69.1	128.3
					167.0	13.1	9.7	18.0

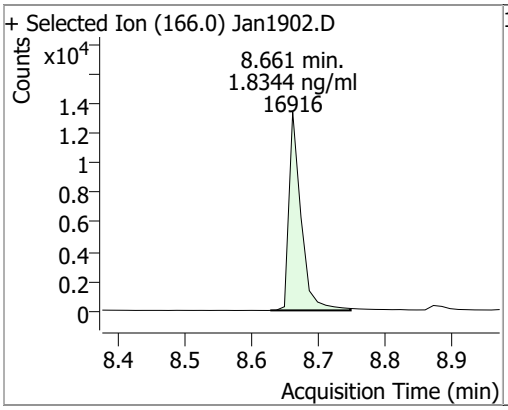

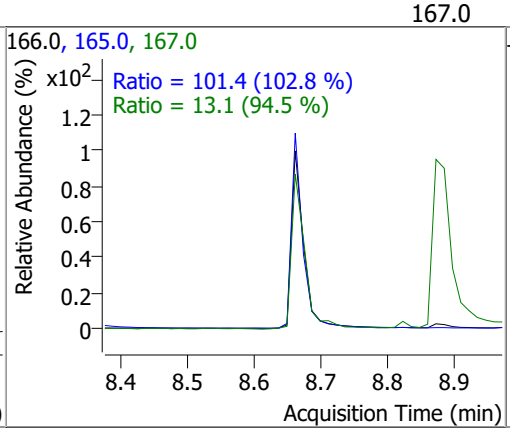

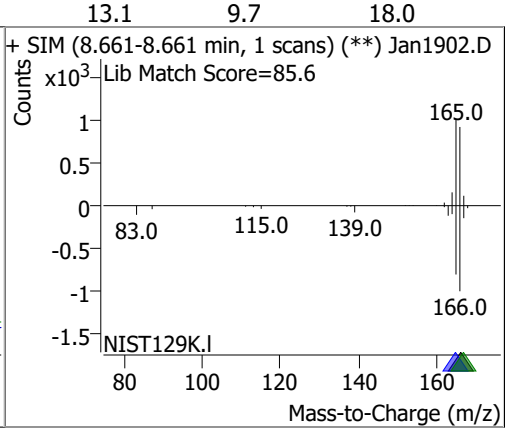

Compound	Conc.	RT	Dev(Min)	Resp.	QIon	QRatio	Lower	Upper
Phenanthrene	2.0020	9.79	-0.01	24565	176.0	18.9	10.8	20.1

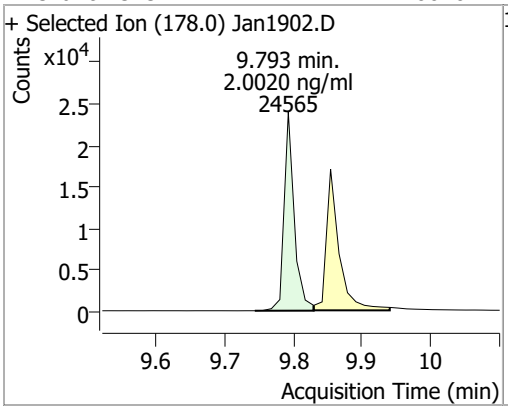

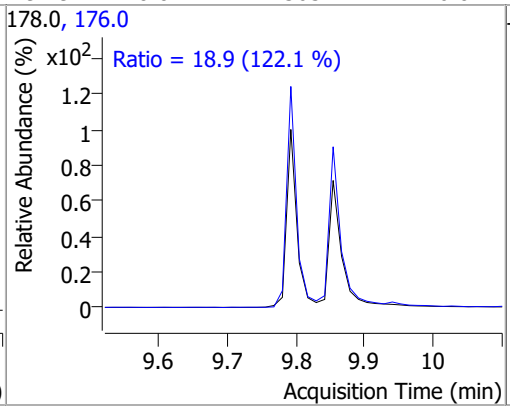

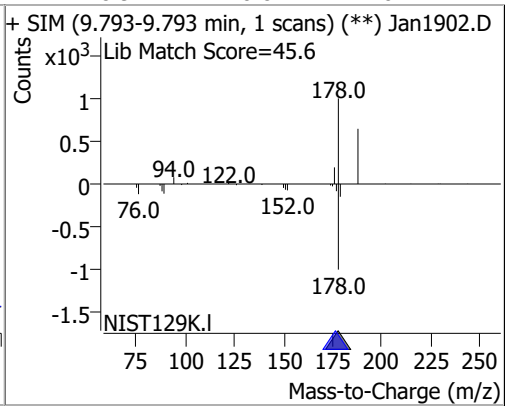

Compound	Conc.	RT	Dev(Min)	Resp.	QIon	QRatio	Lower	Upper
Anthracene	2.0720	9.85	-0.01	22209	176.0	18.9	12.7	23.5

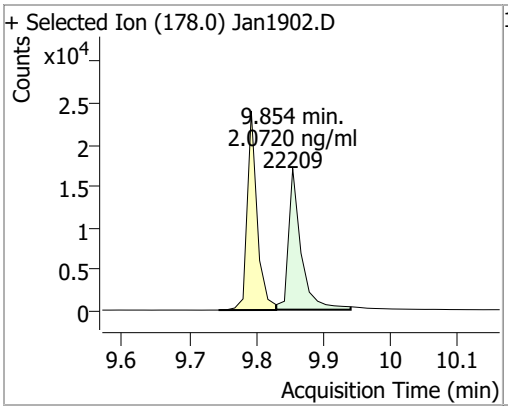

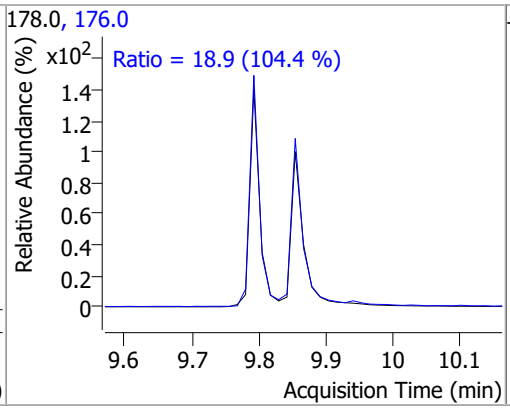

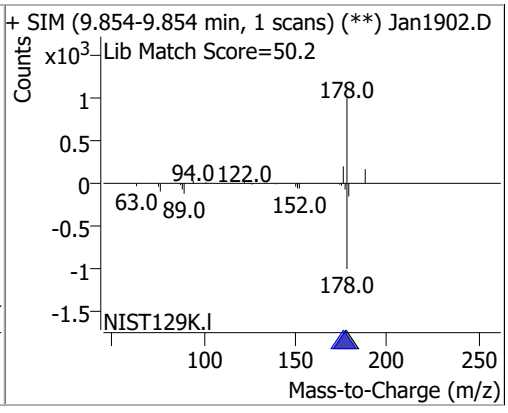

Compound	Conc.	RT	Dev(Min)	Resp.	QIon	QRatio	Lower	Upper
o-Terphenyl	1.9013	10.30	0.00	12302	229.0	68.9	49.2	91.3
					215.0	44.2	32.7	60.7

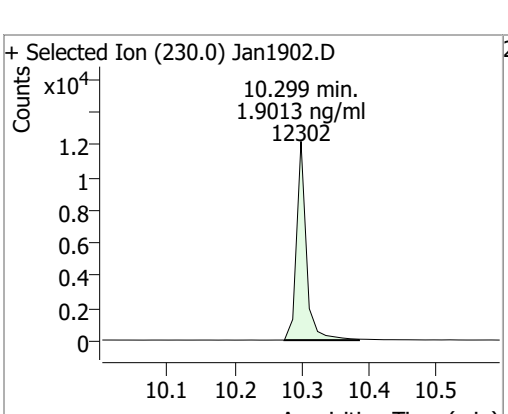

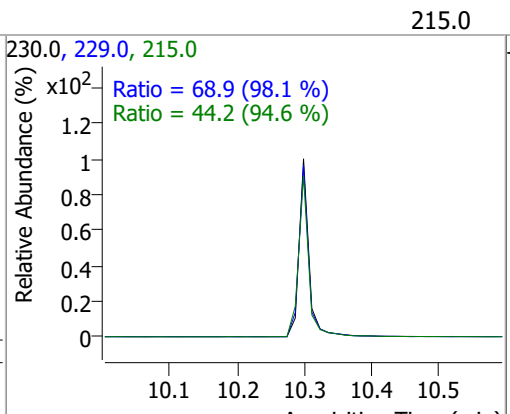

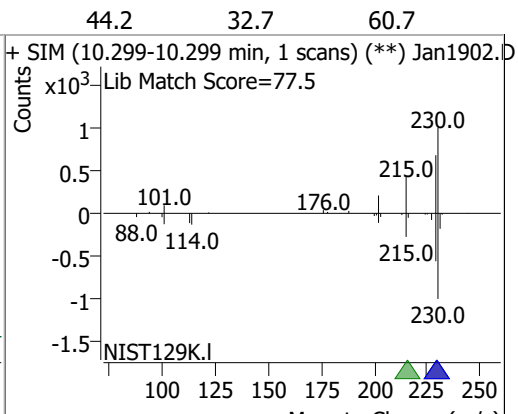

Compound	Conc.	RT	Dev(Min)	Resp.	QIon	QRatio	Lower	Upper
Fluoranthene	1.8012	11.41	0.00	24286	101.0	13.8	9.6	17.9

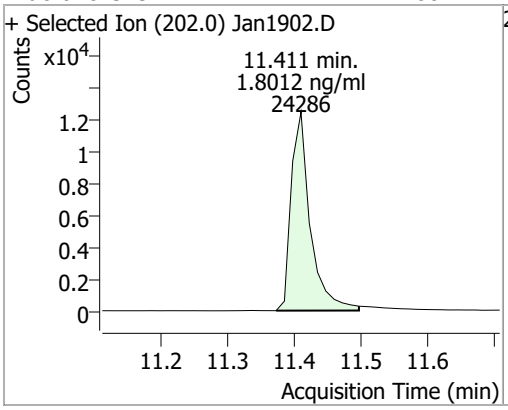

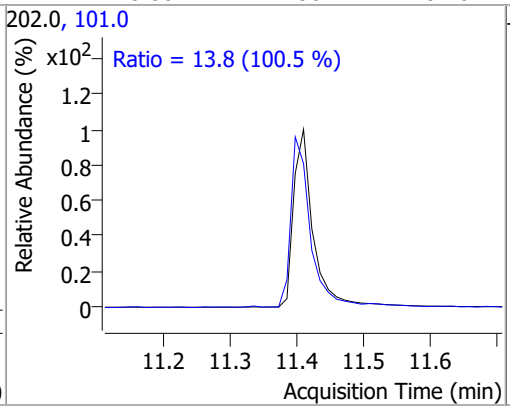

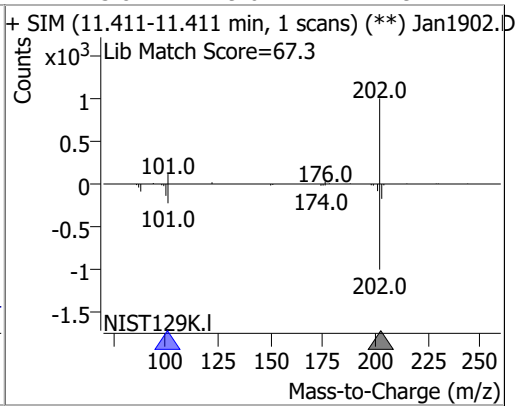

Compound	Conc.	RT	Dev(Min)	Resp.	QIon	QRatio	Lower	Upper
Pyrene	1.9628	11.78	-0.01	27883	101.0	15.5	10.7	20.0

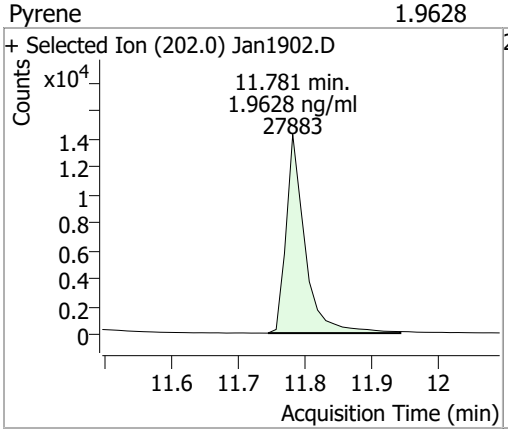

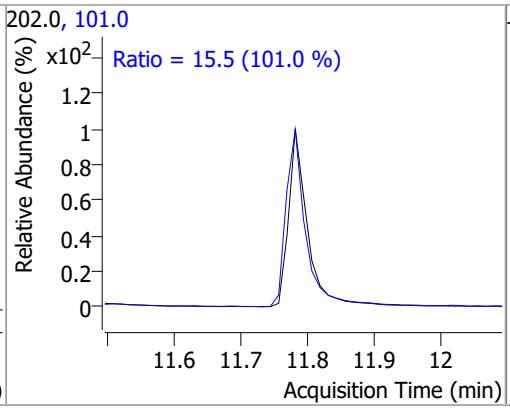

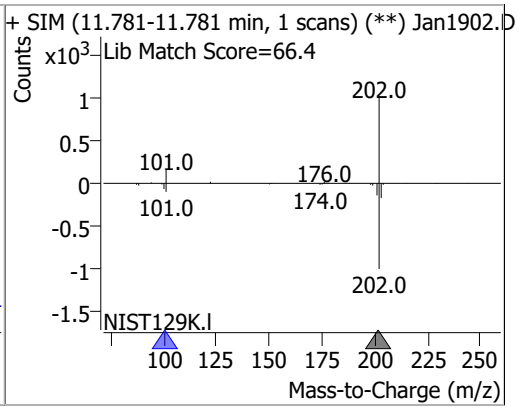

Compound	Conc.	RT	Dev(Min)	Resp.	QIon	QRatio	Lower	Upper
Terphenyl-d14	2.0562	12.25	-0.01	10675	122.0	18.8	13.4	25.0

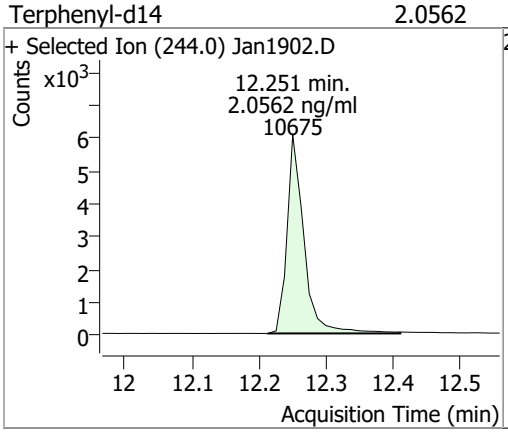

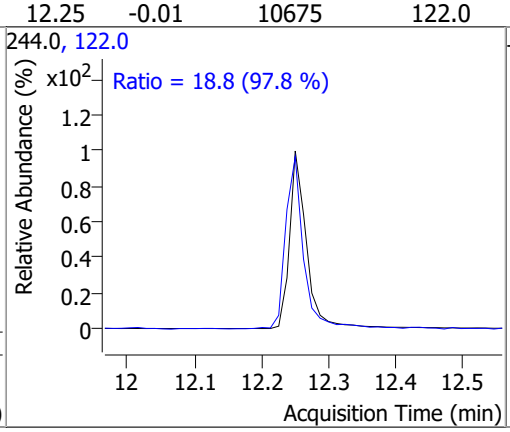

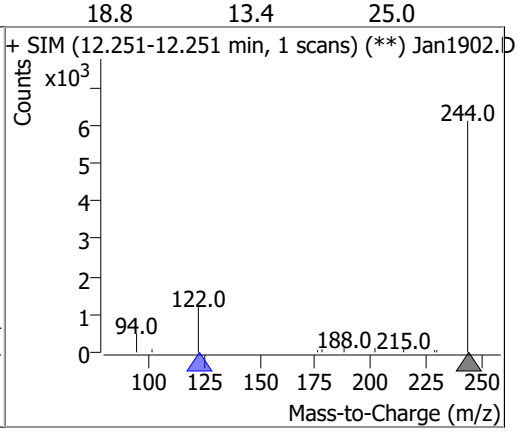

Compound	Conc.	RT	Dev(Min)	Resp.	QIon	QRatio	Lower	Upper
Benzo(a)Anthracene	2.0716	14.68	-0.02	18574	226.0	27.7	18.9	35.1
					229.0	22.1	16.1	29.9

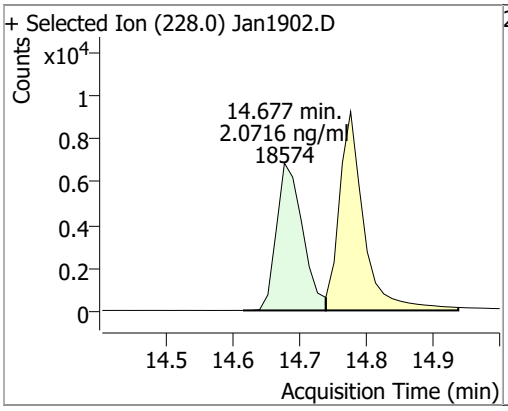

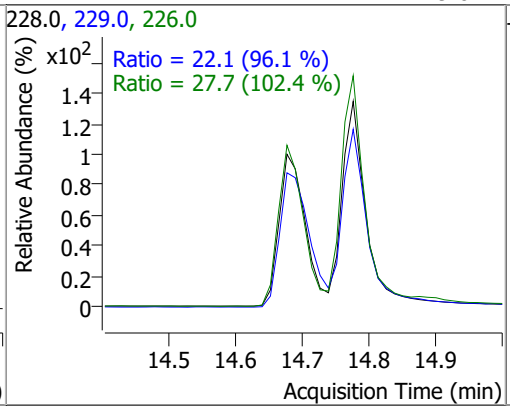

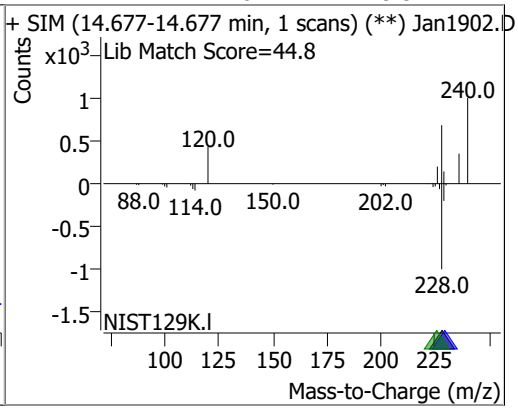

Compound	Conc.	RT	Dev(Min)	Resp.	QIon	QRatio	Lower	Upper
Chrysene	1.8330	14.78	-0.01	23658	226.0	30.9	21.2	39.4
					229.0	19.1	15.0	27.8

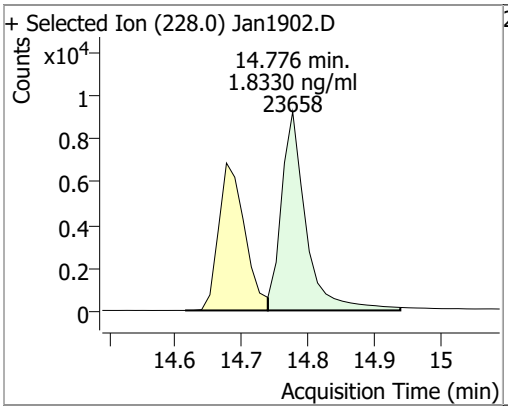

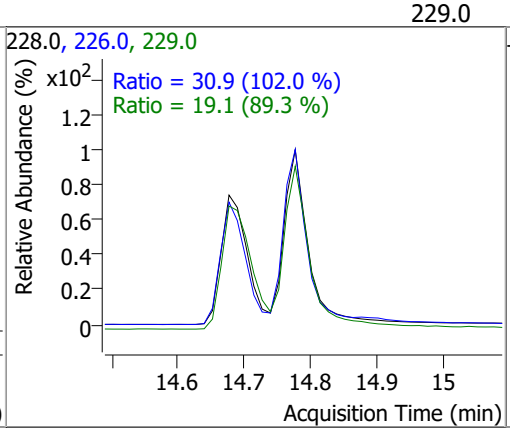

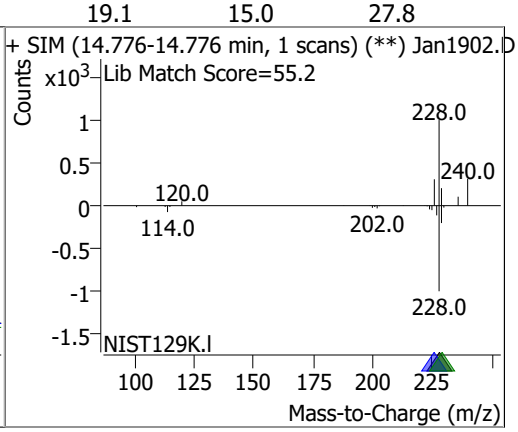

Compound	Conc.	RT	Dev(Min)	Resp.	QIon	QRatio	Lower	Upper
Benzo(b)fluoranthene	1.8343	17.71	-0.02	15797	253.0	22.2	15.8	29.4

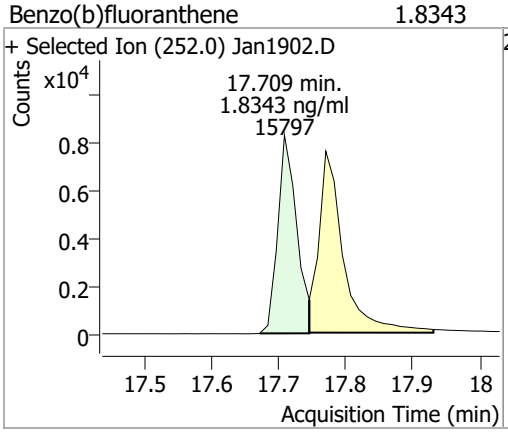

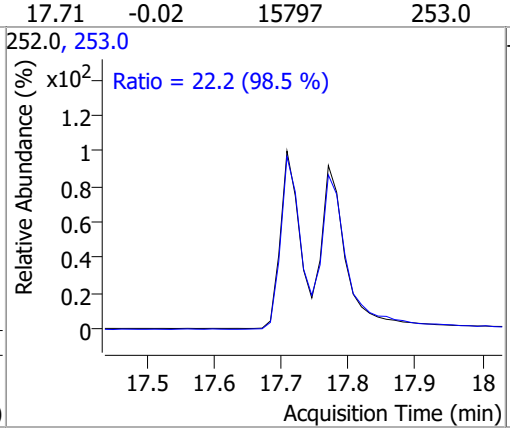

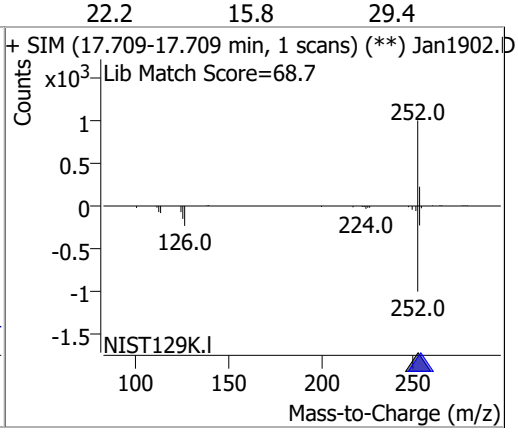

Compound	Conc.	RT	Dev(Min)	Resp.	QIon	QRatio	Lower	Upper
Benzo(k)fluoranthene	1.9644	17.77	-0.02	19310	253.0	21.5	16.1	29.9

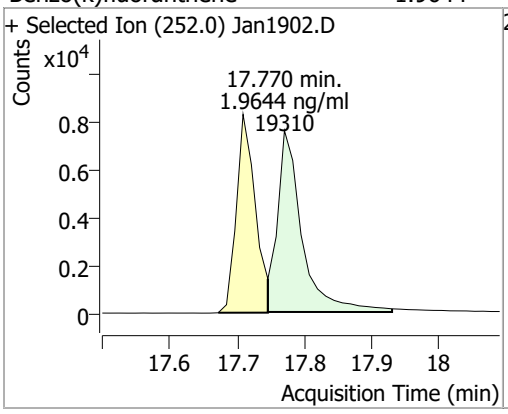

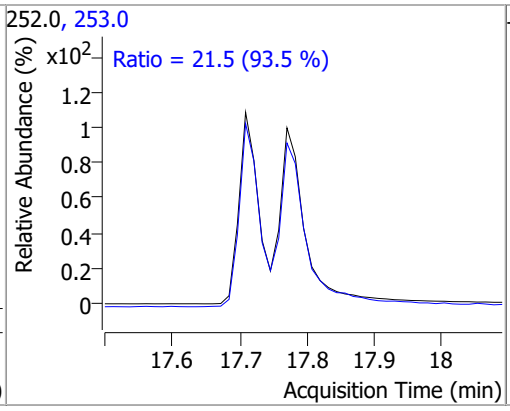

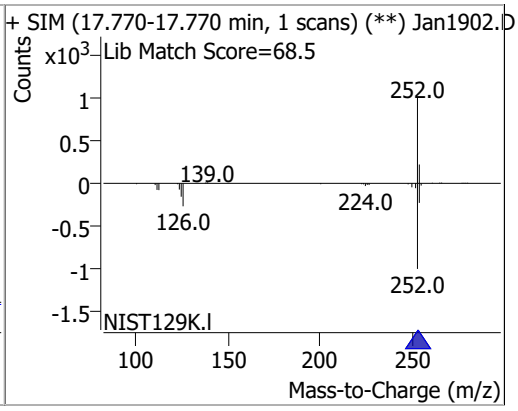

Compound	Conc.	RT	Dev(Min)	Resp.	QIon	QRatio	Lower	Upper
Benzo(a)pyrene	2.0954	18.35	-0.02	13756	253.0	22.9	16.5	30.6

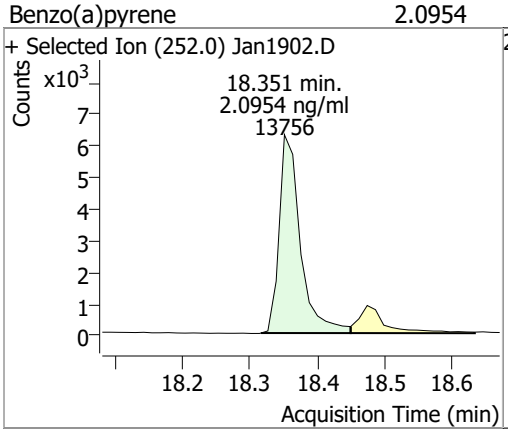

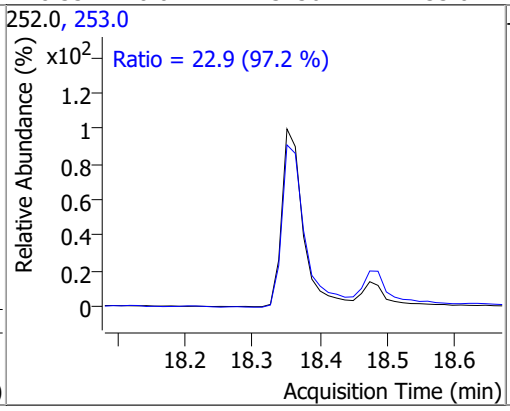

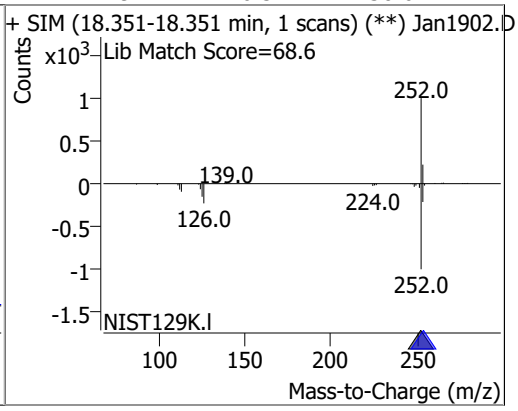

Compound	Conc.	RT	Dev(Min)	Resp.	QIon	QRatio	Lower	Upper
Indeno(1,2,3-cd)pyrene	1.9731	20.20	-0.02	12332	138.0	28.1	20.3	37.6

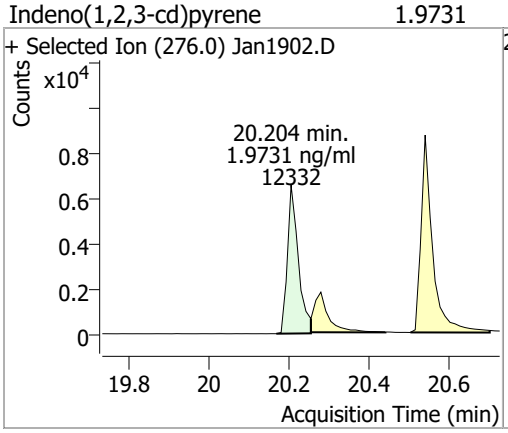

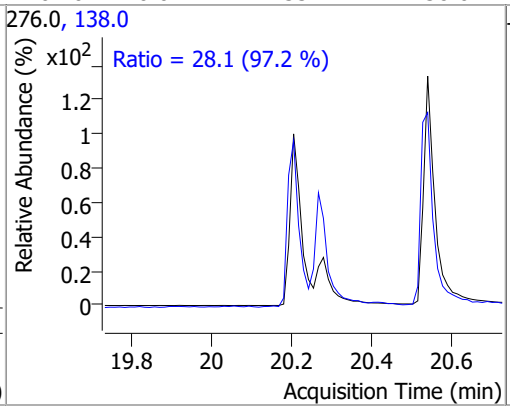

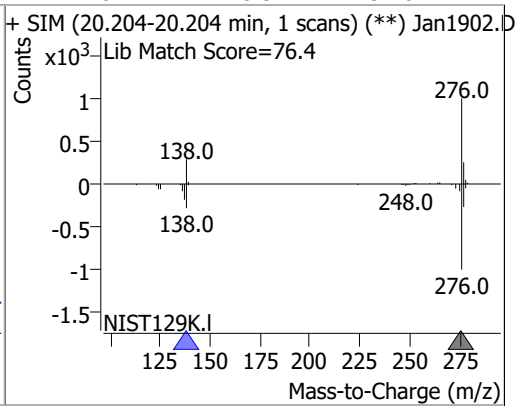

Compound	Conc.	RT	Dev(Min)	Resp.	QIon	QRatio	Lower	Upper
Dibenzo(a,h)anthracene	1.7895	20.28	-0.02	13666	279.0	25.6	17.6	32.7
					139.0	22.4	16.9	31.3

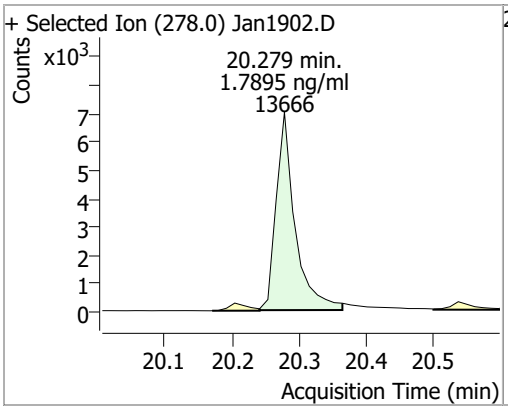

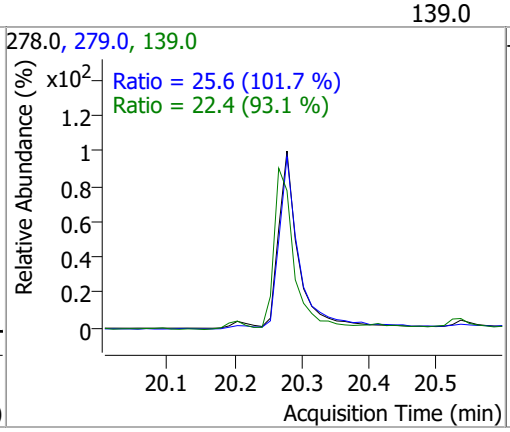

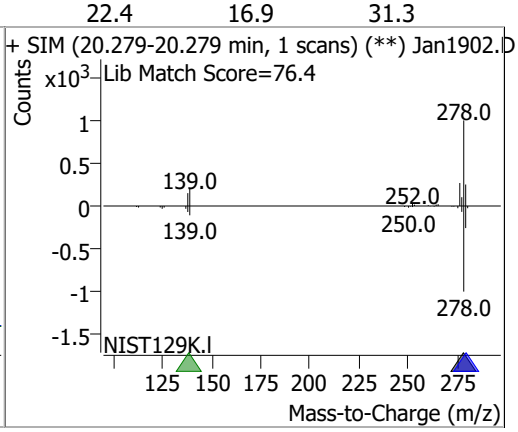

Compound	Conc.	RT	Dev(Min)	Resp.	QIon	QRatio	Lower	Upper
Benzo(g,h,i)perylene	1.9293	20.54	-0.02	17542	138.0	25.5	19.6	36.5
					277.0	24.4	16.3	30.2

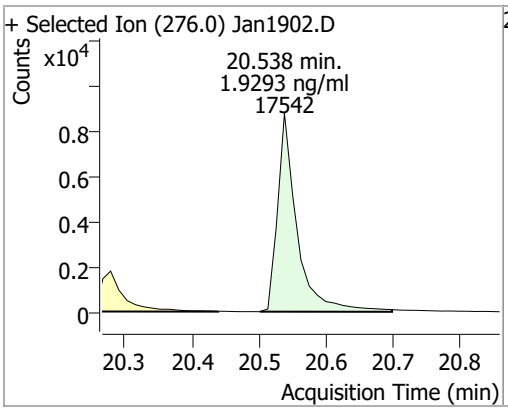

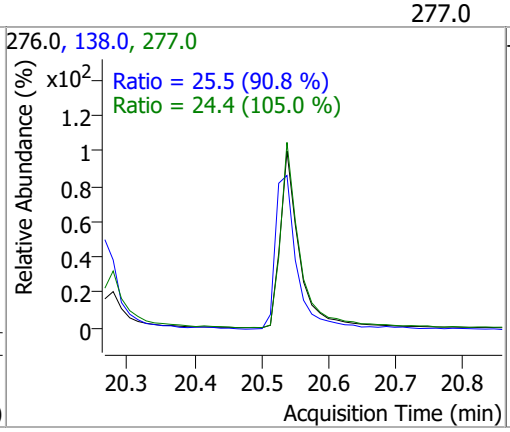

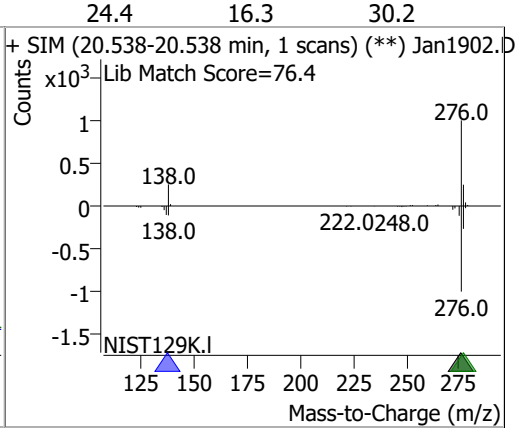

Quantitation Results Report (QT Reviewed)

Agilent | Trusted Answers

Data File	Jan1903.D	Operator	LIMS import
Acq. Method	5975BNASIM	Acq. Date-Time	1/19/2022 11:43:48 AM
Sample Name	19-Jan-22_ISTBLK_3	Instrument	GCMS
Vial	3	Multiplier	1.00
DA Method File	011822 bna SIM1.batch.bin	Comment	SVOC-8270C-SIM-W-LLPAH
Tune File	dftppjph.u	Tune Date	
Batch Name	011922 bna SIM 1.batch.bin	Last Calib Update	1/17/2022 8:49:06 AM
Ref Library			

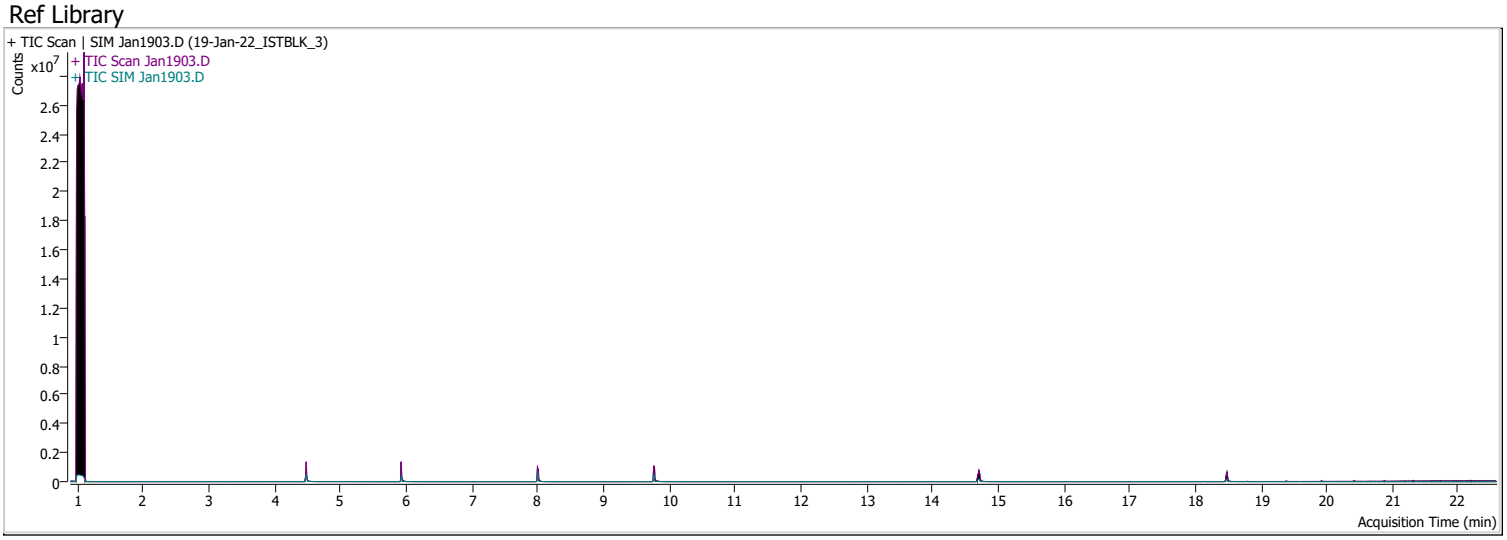

Compound	RT	QIon	Resp.	Conc.	Units		Dev(Min)
Internal Standards							
M 1,4-Dichlorobenzene-d4	4.484	152.0	215285	40.0000	ng/ml		-0.012
M Naphthalene-d8	5.928	136.0	404582	40.0000	ng/ml		-0.012
M Acenaphthene-d10	8.001	164.0	218380	40.0000	ng/ml		0.000
M Phenanthrene-d10	9.768	188.0	424270	40.0000	ng/ml		-0.012
M Chrysene-d12	14.714	240.0	313563	40.0000	ng/ml		-0.012
M Perylene-d12	18.487	264.0	216045	40.0000	ng/ml		-0.012
System Monitoring Compounds							
S Nitrobenzene-d5	0.000		0	N.D.			
Spiked Amount: 5.000	Range: 19.0 - 102.0%			Recovery = NA%			
S 2-Fluorobiphenyl	0.000		0	N.D.			
Spiked Amount: 5.000	Range: 25.0 - 94.0%			Recovery = NA%			
S o-Terphenyl	0.000		0	N.D.			
Spiked Amount: 5.000	Range: 40.0 - 140.0%			Recovery = NA%			
S Terphenyl-d14	0.000		0	N.D.			
Spiked Amount: 5.000	Range: 39.0 - 106.0%			Recovery = NA%			
Target Compounds							QValue
T Naphthalene	0.000		0	N.D.			
T 2-Methylnaphthalene	0.000		0	N.D.			
T 1-Methylnaphthalene	0.000		0	N.D.			
T Acenaphthylene	0.000		0	N.D.			
T Acenaphthene	8.038	154.0	0		ng/ml	md	1
T Fluorene	0.000		0	N.D.			
T Phenanthrene	0.000		0	N.D.			
T Anthracene	0.000		0	N.D.			
T Fluoranthene	0.000		0	N.D.			
T Pyrene	0.000		0	N.D.			
T Benzo(a)Anthracene	14.714	228.0	0		ng/ml	md	1
T Chrysene	14.776	228.0	0		ng/ml	md	1
T Benzo(b)fluoranthene	0.000		0	N.D.			

Compound	RT	QIon	Resp.	Conc.	Units		Dev(Min)
T Benzo(k)fluoranthene	0.000		0	N.D.			
T Benzo(a)pyrene	18.363	252.0	0		ng/ml	md	1
T Indeno(1,2,3-cd)pyrene	0.000		0	N.D.			
T Dibenzo(a,h)anthracene	0.000		0	N.D.			
T Benzo(g,h,i)perylene	0.000		0	N.D.			

(#) = Qualifier Out of Range; (m) = Manual Integration; (+) = Area Summed; (*) = Surrogate Percent Recovery Out of Range; (d): Zeroed Peak

Compound	Conc.	Exp RT	QIon	Exp Ratio	QIon	Exp Ratio
Nitrobenzene-d5	N.D.	5.14	54.0	37.0	128.0	36.6

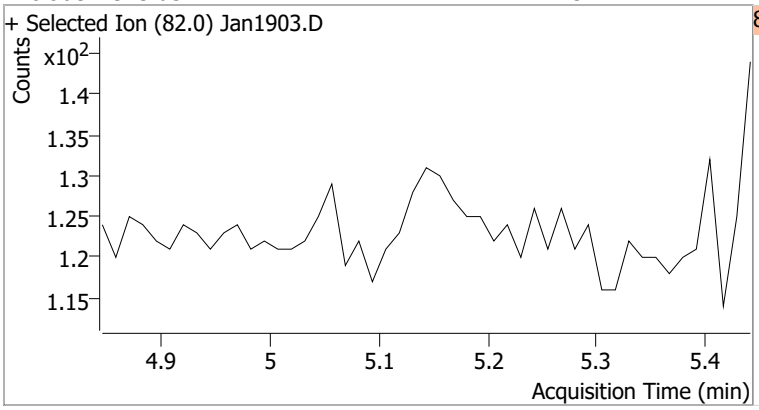

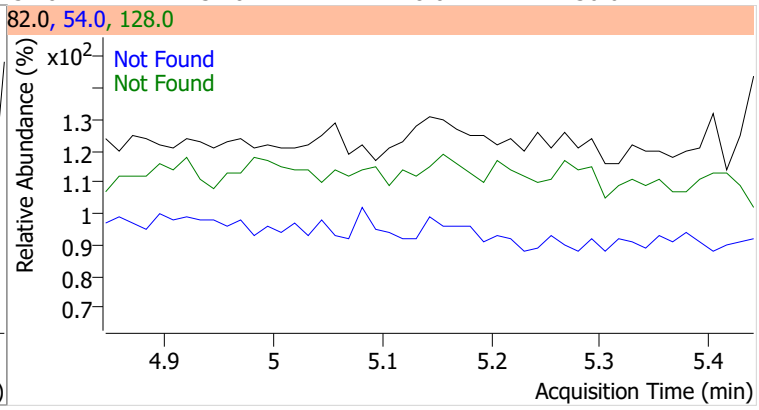

Compound	Conc.	Exp RT	QIon	Exp Ratio	QIon	Exp Ratio
Naphthalene	N.D.	5.95	102.0	19.9	129.0	11.0

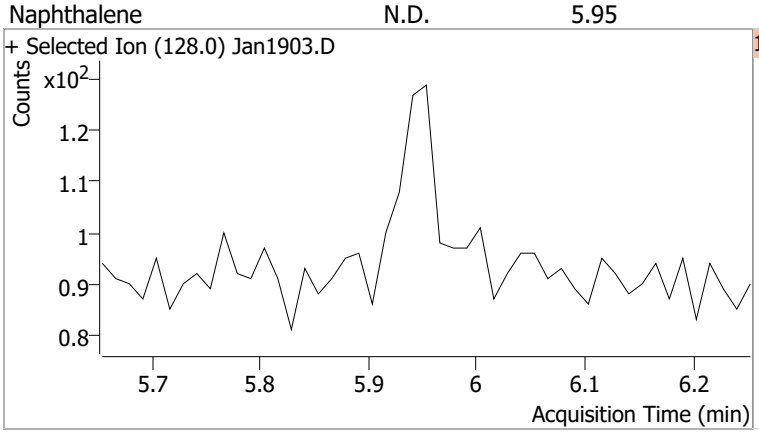

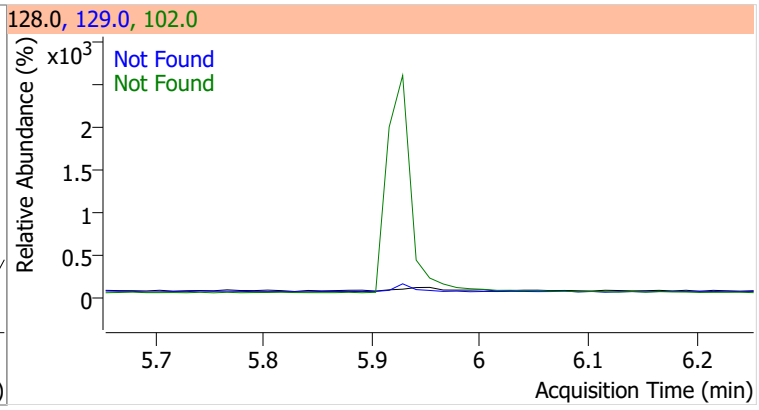

Compound	Conc.	Exp RT	QIon	Exp Ratio	QIon	Exp Ratio
2-Methylnaphthalene	N.D.	6.79	142.0	140.8	115.0	59.7

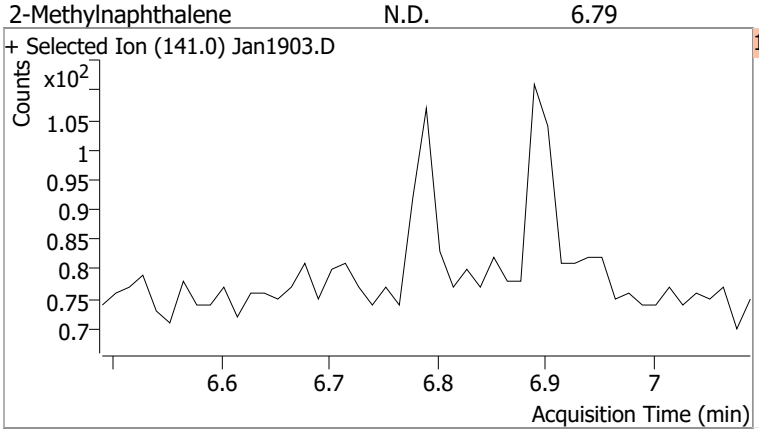

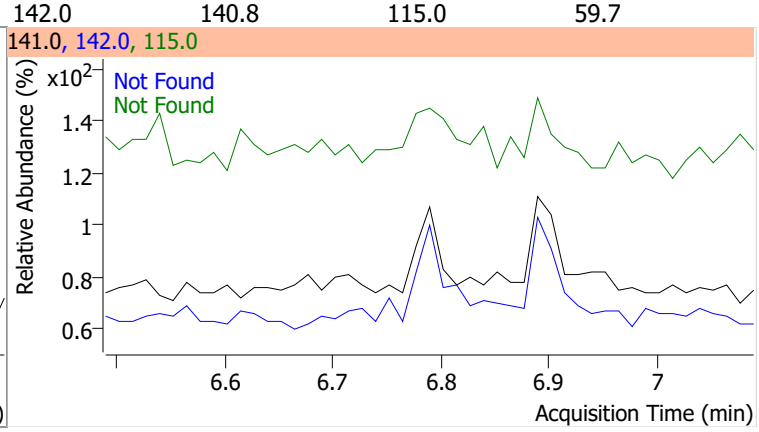

Compound	Conc.	Exp RT	QIon	Exp Ratio	QIon	Exp Ratio
1-Methylnaphthalene	N.D.	6.90	142.0	113.1	115.0	67.8

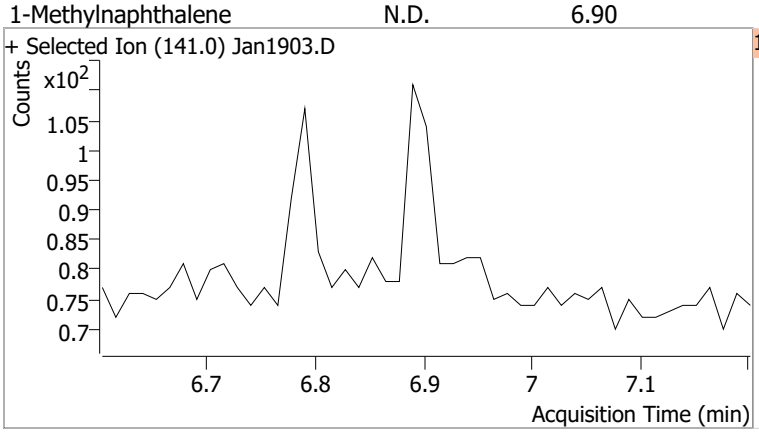

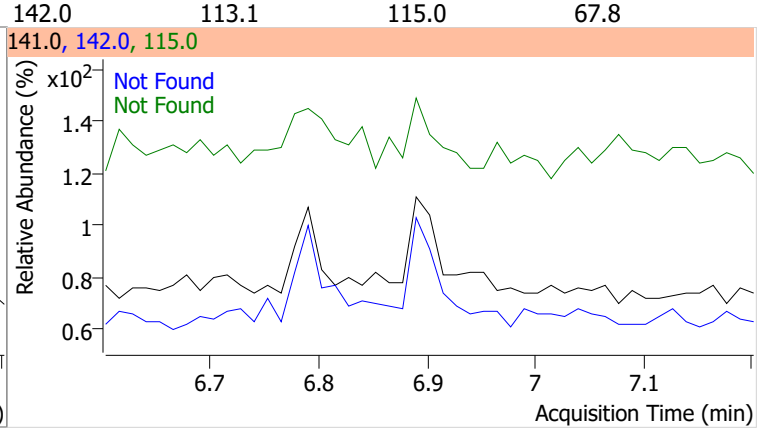

Compound	Conc.	Exp RT	QIon	Exp Ratio
2-Fluorobiphenyl	N.D.	7.26	171.0	38.0

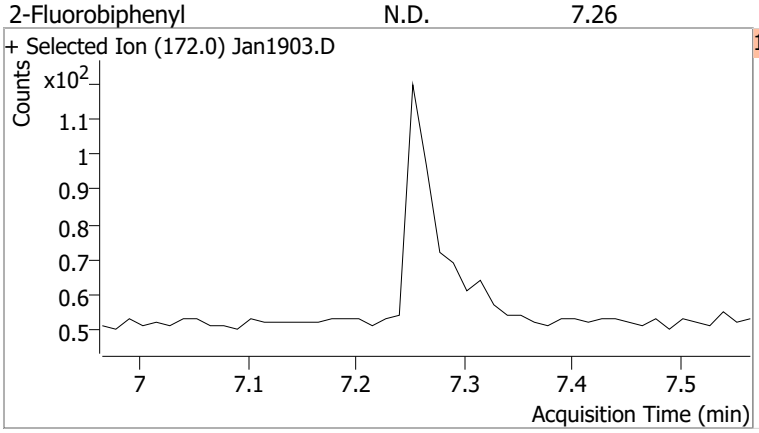

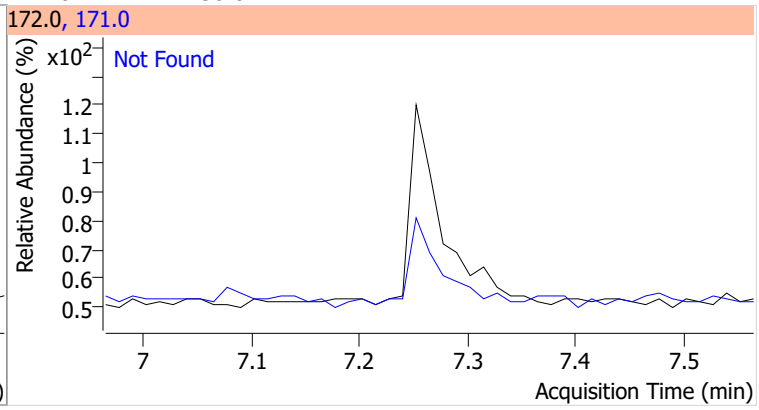

Compound	Conc.	Exp RT	QIon	Exp Ratio
Acenaphthylene	N.D.	7.83	153.0	12.8

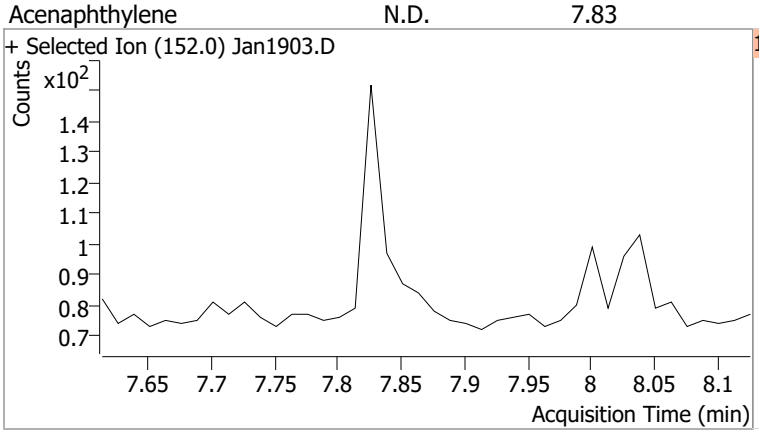

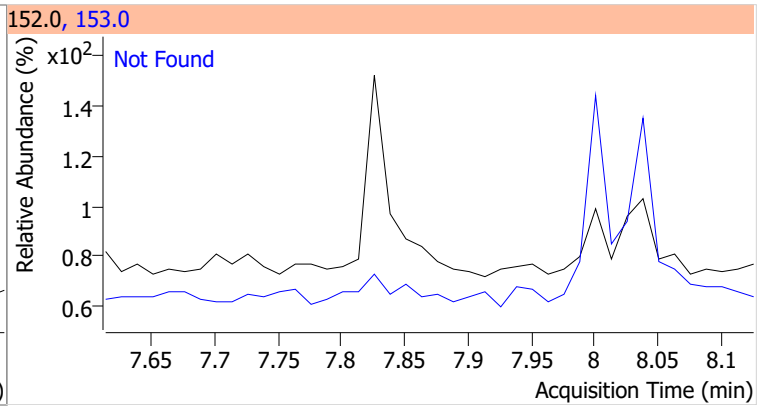

Compound	Conc.	RT	Dev(Min)	Resp.	QIon	QRatio	Lower	Upper
Acenaphthene		0		0	153.0		82.1	152.6
					152.0		41.0	76.1

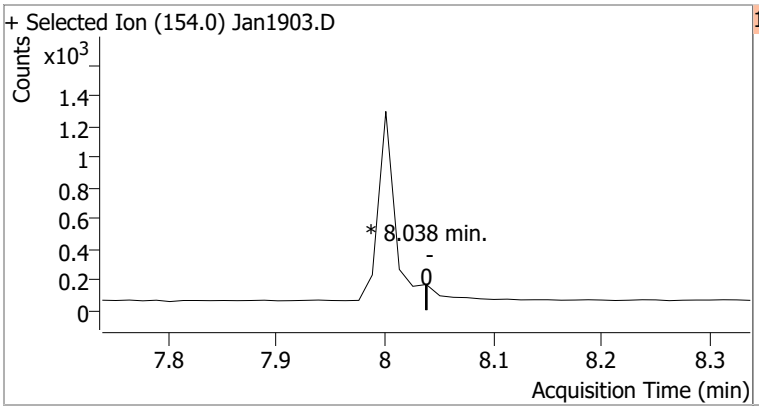

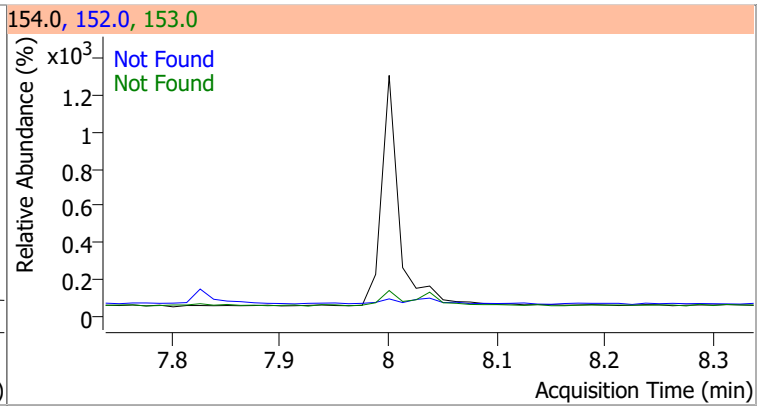

Compound	Conc.	Exp RT	QIon	Exp Ratio	QIon	Exp Ratio
Fluorene	N.D.	8.67	165.0	98.7	167.0	13.8

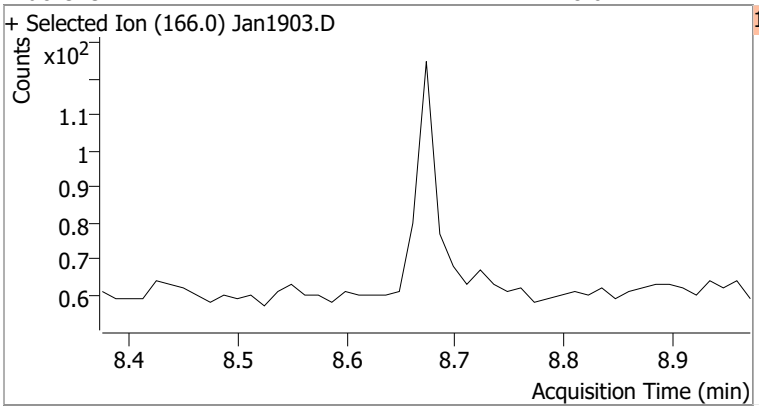

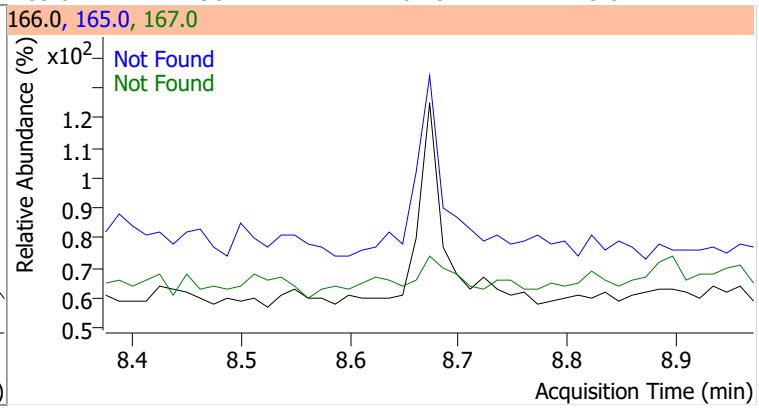

Compound	Conc.	Exp RT	QIon	Exp Ratio
Phenanthrene	N.D.	9.80	176.0	15.5

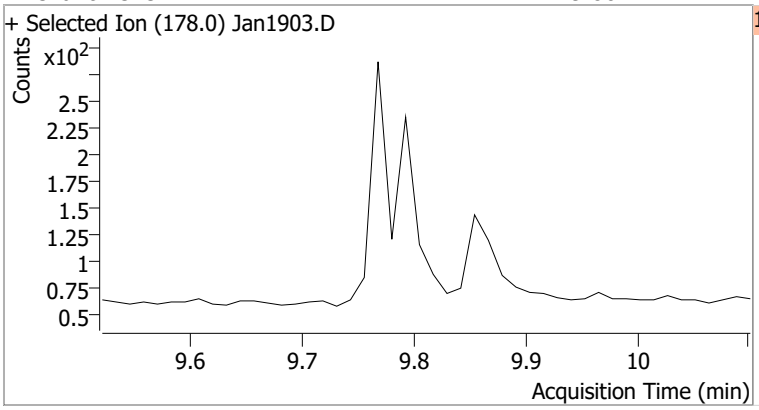

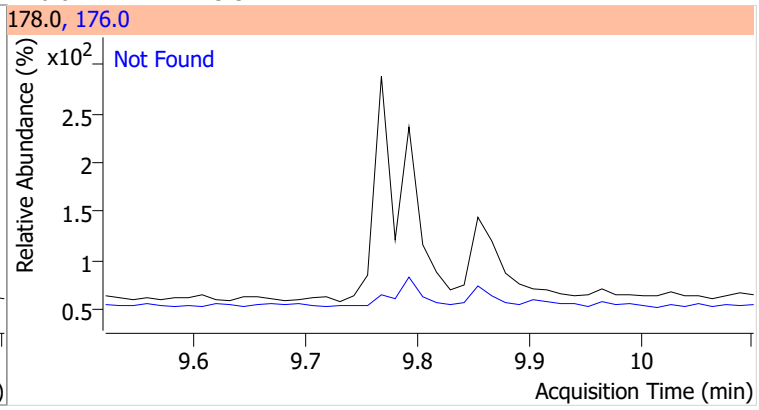

Compound	Conc.	Exp RT	QIon	Exp Ratio
Anthracene	N.D.	9.87	176.0	18.1

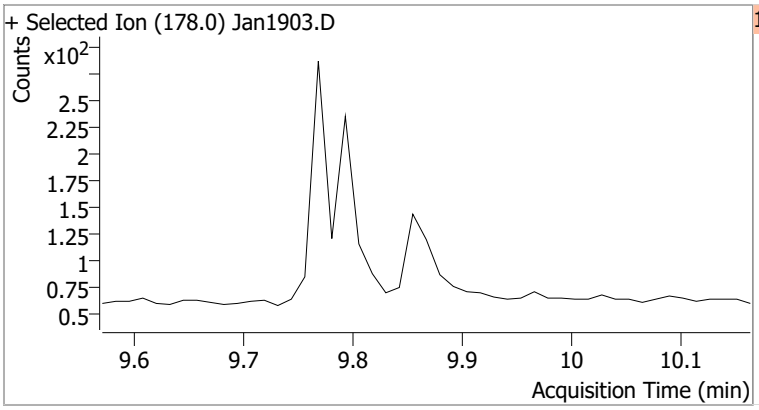

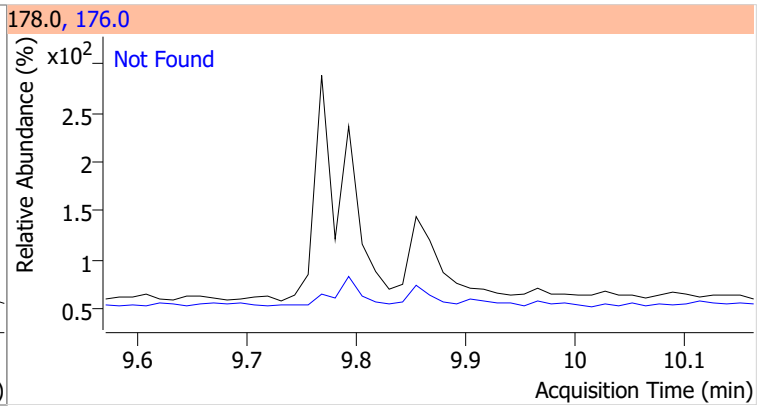

Compound	Conc.	Exp RT	QIon	Exp Ratio	QIon	Exp Ratio
o-Terphenyl	N.D.	10.30	229.0	70.2	215.0	46.7

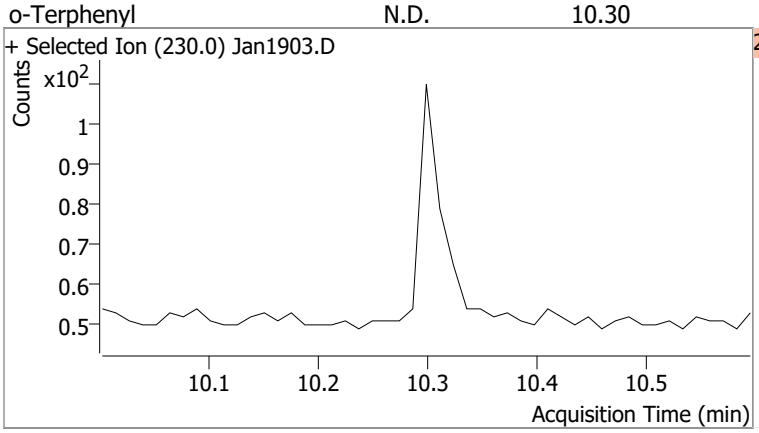

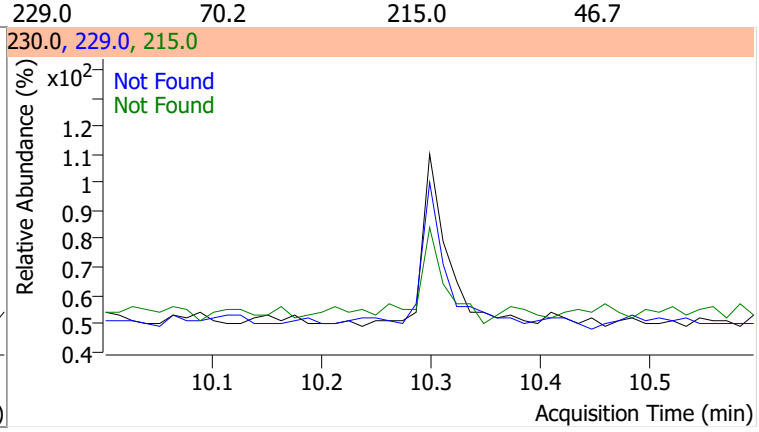

Compound	Conc.	Exp RT	QIon	Exp Ratio
Fluoranthene	N.D.	11.41	101.0	13.8

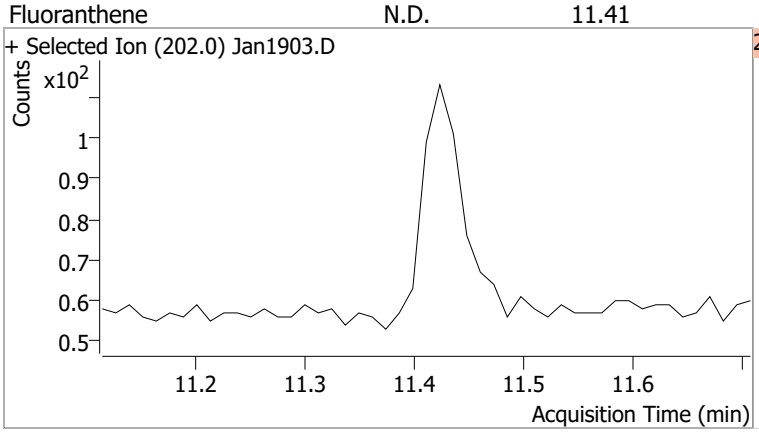

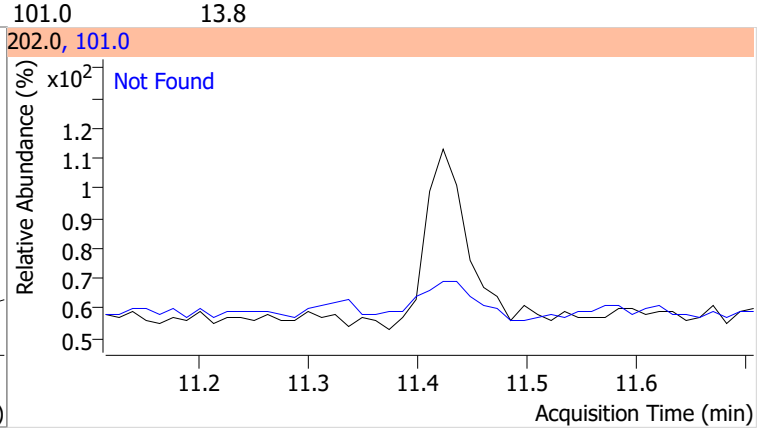

Compound	Conc.	Exp RT	QIon	Exp Ratio
Pyrene	N.D.	11.79	101.0	15.3

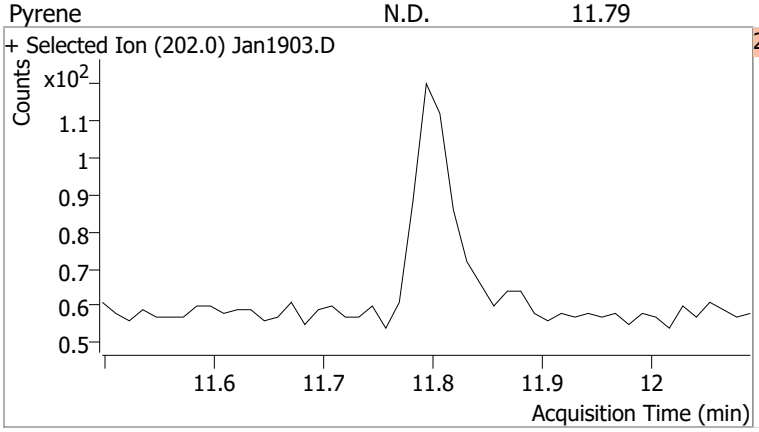

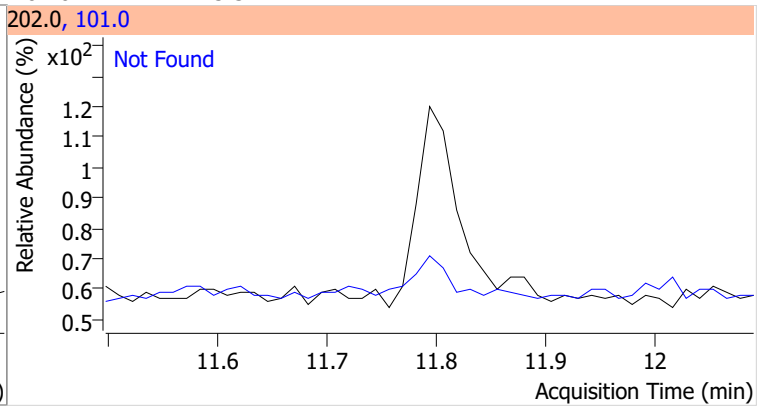

Compound	Conc.	Exp RT	QIon	Exp Ratio
Terphenyl-d14	N.D.	12.26	122.0	19.2

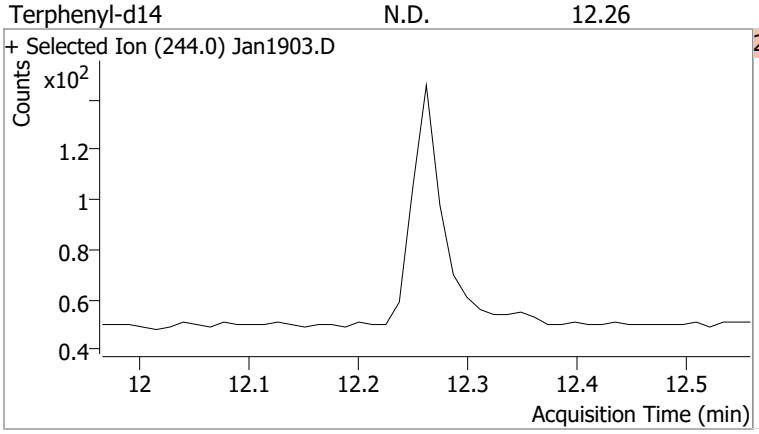

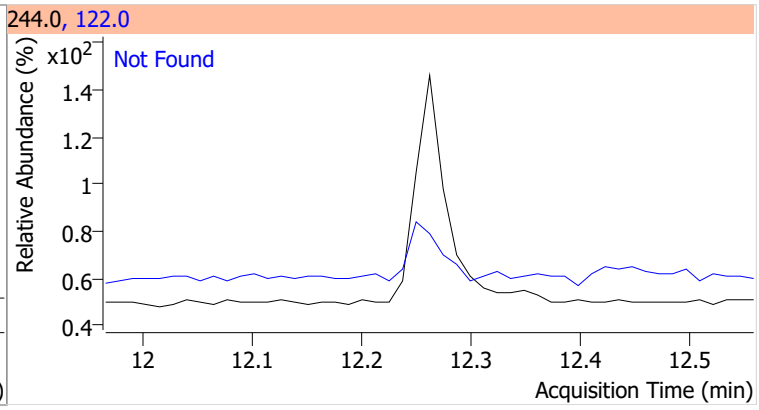

Compound	Conc.	RT	Dev(Min)	Resp.	QIon	QRatio	Lower	Upper
Benzo(a)Anthracene		0		0	226.0		18.9	35.1
					229.0		16.1	29.9

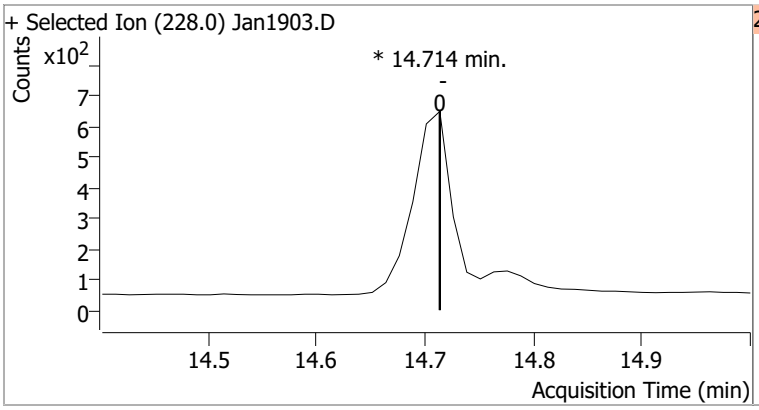

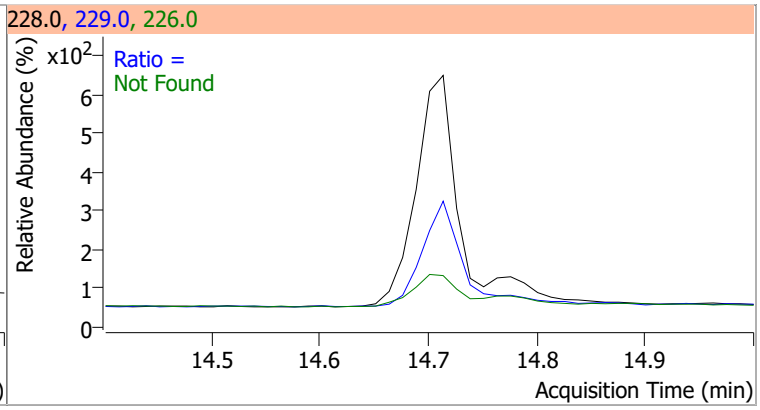

Compound	Conc.	RT	Dev(Min)	Resp.	QIon	QRatio	Lower	Upper
Chrysene		0		0	226.0		21.2	39.4
					229.0		15.0	27.8

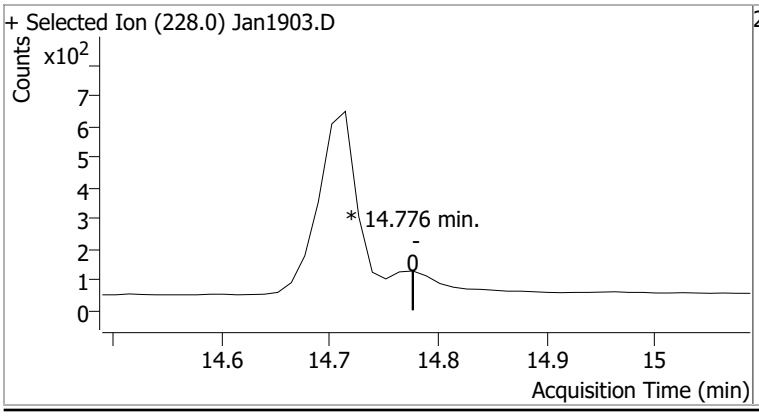

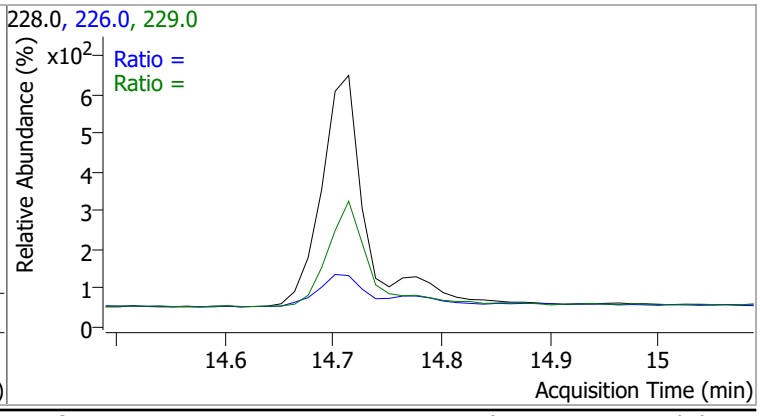

Compound	Conc.	Exp RT	QIon	Exp Ratio
Benzo(b)fluoranthene	N.D.	17.73	253.0	22.6

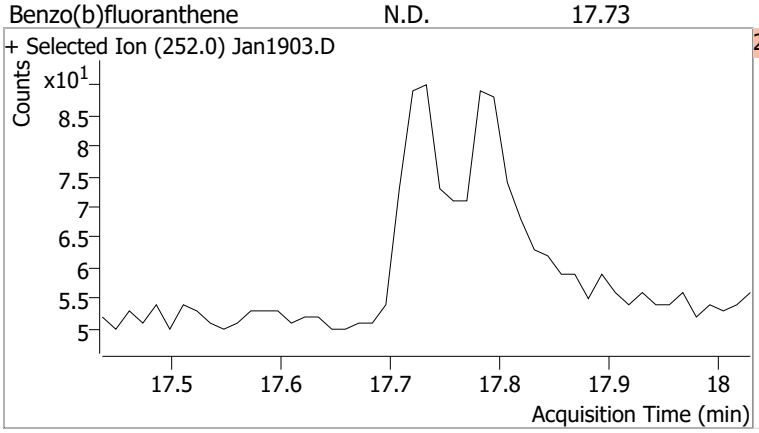

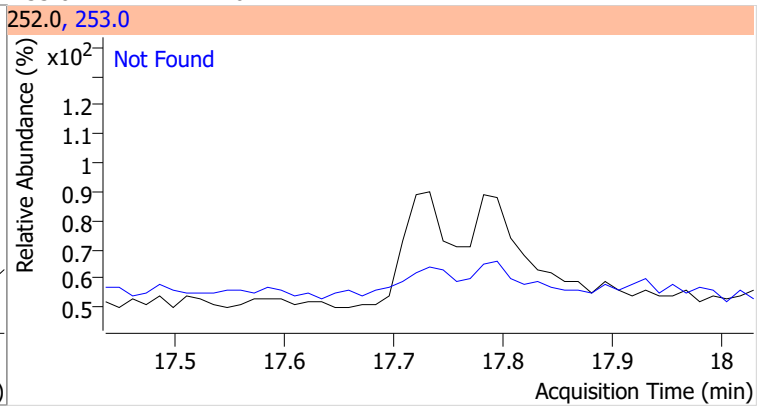

Compound	Conc.	Exp RT	QIon	Exp Ratio
Benzo(k)fluoranthene	N.D.	17.79	253.0	23.0

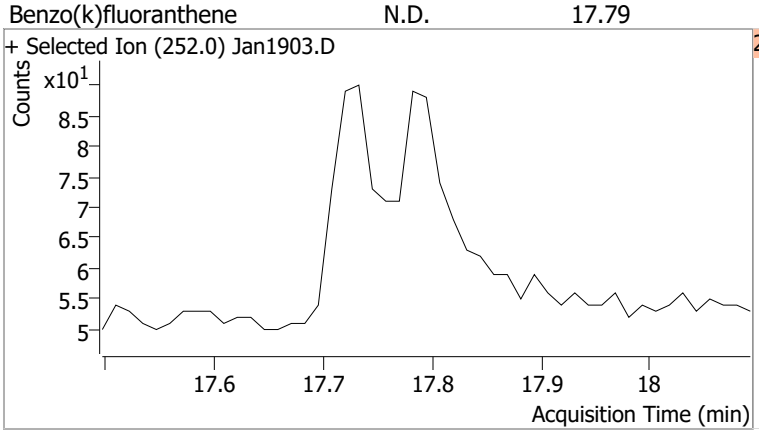

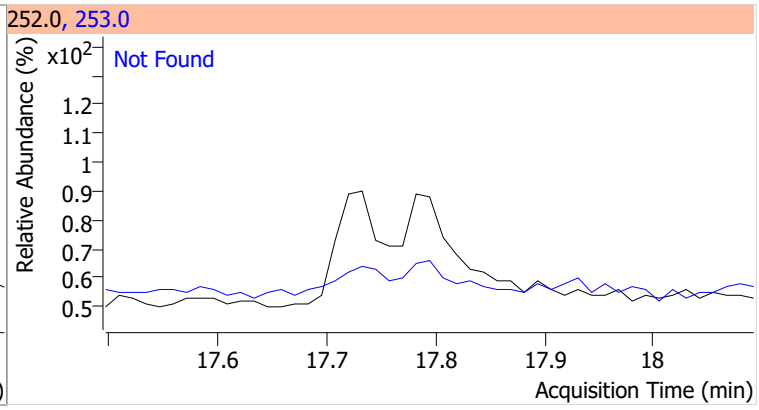

Compound	Conc.	RT	Dev(Min)	Resp.	QIon	QRatio	Lower	Upper
Benzo(a)pyrene		0		0	253.0		16.5	30.6

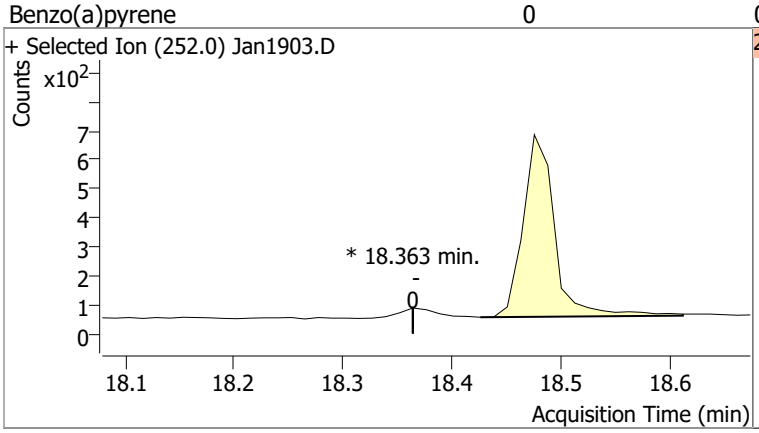

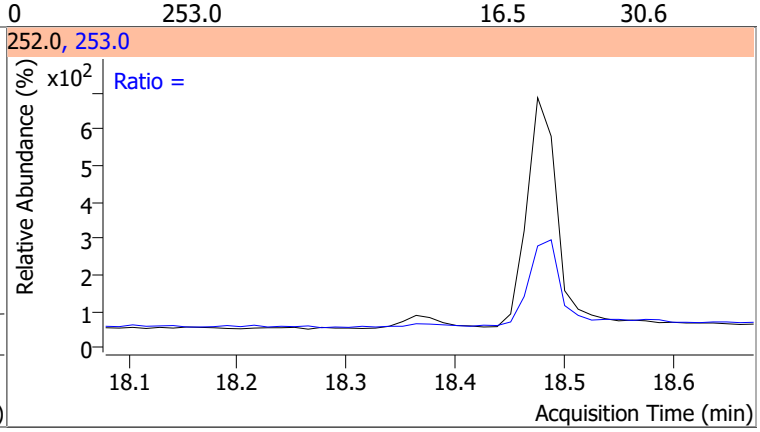

Compound	Conc.	Exp RT	QIon	Exp Ratio
Indeno(1,2,3-cd)pyrene	N.D.	20.23	138.0	28.9

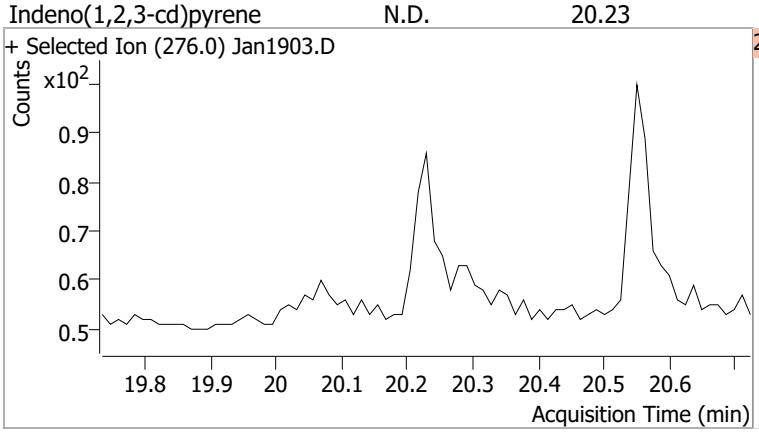

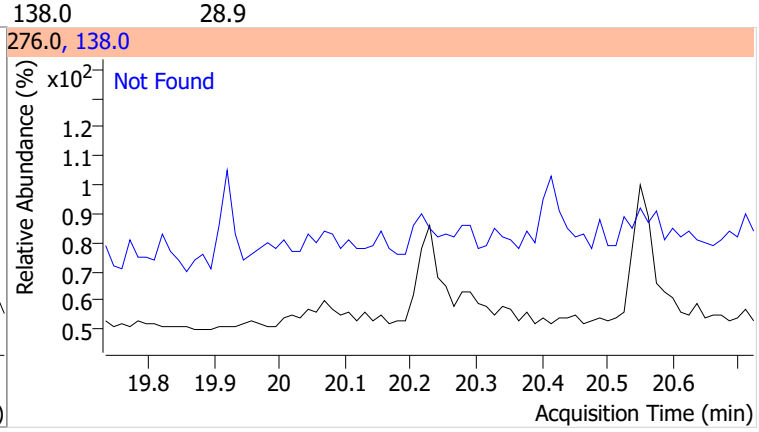

Compound	Conc.	Exp RT	QIon	Exp Ratio	QIon	Exp Ratio
Dibenzo(a,h)anthracene	N.D.	20.30	279.0	25.1	139.0	24.1

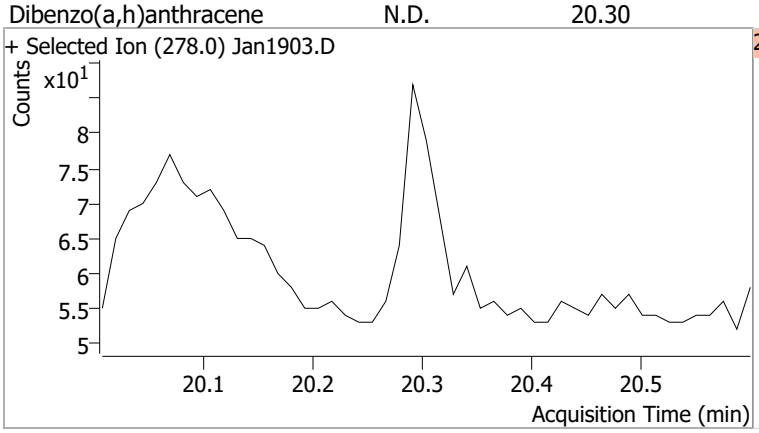

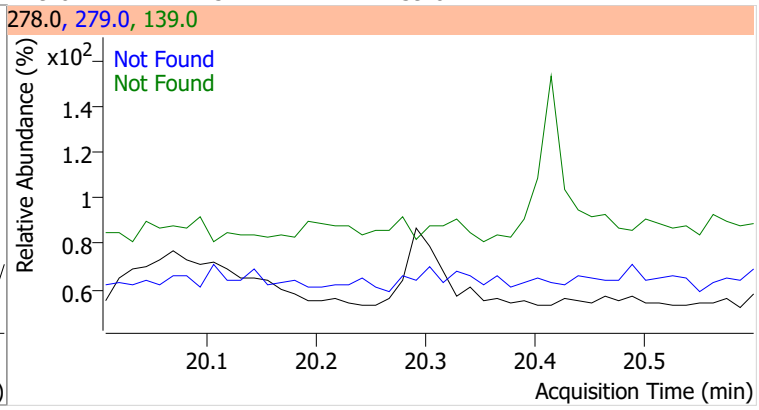

Compound	Conc.	Exp RT	QIon	Exp Ratio	QIon	Exp Ratio
Benzo(g,h,i)perylene	N.D.	20.56	138.0	28.0	277.0	23.3

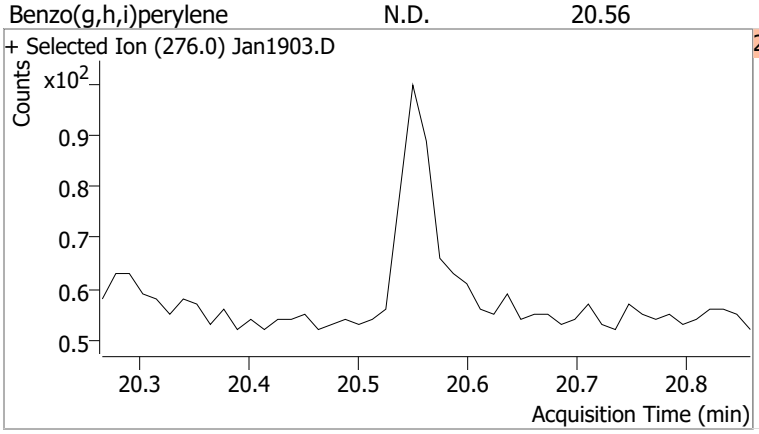

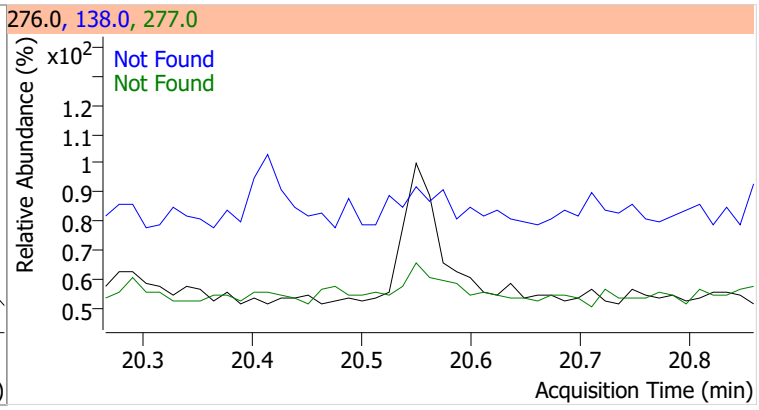

Quantitation Results Report (QT Reviewed)

Agilent | Trusted Answers

Data File	Jan1904.D	Operator	LIMS import
Acq. Method	5975BNASIM	Acq. Date-Time	1/19/2022 12:16:11 PM
Sample Name	MB-162956	Instrument	GCMS
Vial	4	Multiplier	1.00
DA Method File	011822 bna SIM1.batch.bin	Comment	SVOC-8270C-SIM-W-LLPAH
Tune File	dftppjph.u	Tune Date	
Batch Name	011922 bna SIM 1.batch.bin	Last Calib Update	1/17/2022 8:49:06 AM
Ref Library			

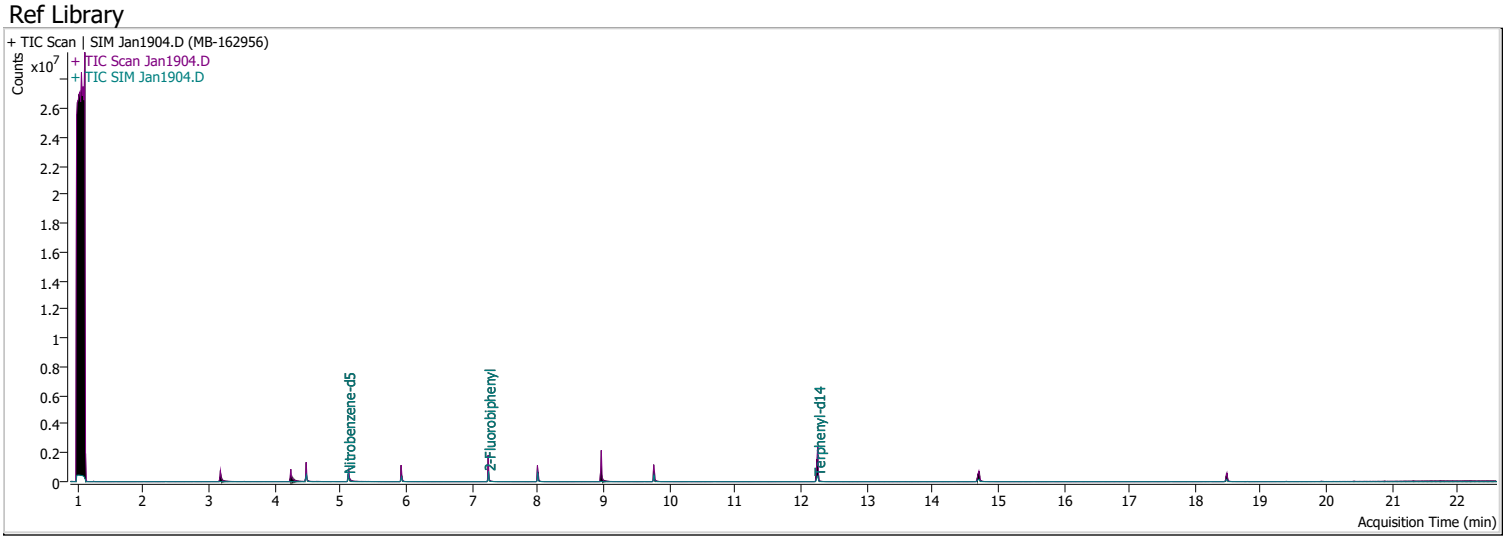

Compound	RT	QIon	Resp.	Conc.	Units		Dev(Min)
Internal Standards							
M 1,4-Dichlorobenzene-d4	4.485	152.0	198119	40.0000	ng/ml		-0.012
M Naphthalene-d8	5.928	136.0	353114	40.0000	ng/ml		-0.012
M Acenaphthene-d10	8.001	164.0	200411	40.0000	ng/ml		0.000
M Phenanthrene-d10	9.768	188.0	396108	40.0000	ng/ml		-0.012
M Chrysene-d12	14.714	240.0	271180	40.0000	ng/ml		-0.012
M Perylene-d12	18.475	264.0	182609	40.0000	ng/ml		-0.024
System Monitoring Compounds							
S Nitrobenzene-d5	5.118	82.0	402893	37.4143	ng/ml		-0.025
Spiked Amount: 5.000	Range: 19.0 - 102.0%			Recovery = 748.29%		*	
S 2-Fluorobiphenyl	7.252	172.0	482302	50.0670	ng/ml		-0.012
Spiked Amount: 5.000	Range: 25.0 - 94.0%			Recovery = 1001.34%		*	
S o-Terphenyl	0.000		0	N.D.			
Spiked Amount: 5.000	Range: 40.0 - 140.0%			Recovery = NA%			
S Terphenyl-d14	12.263	244.0	569833	77.2644	ng/ml		0.000
Spiked Amount: 5.000	Range: 39.0 - 106.0%			Recovery = 1545.29%		*	
Target Compounds							**QValue**
T Naphthalene	0.000		0	N.D.			
T 2-Methylnaphthalene	0.000		0	N.D.			
T 1-Methylnaphthalene	0.000		0	N.D.			
T Acenaphthylene	0.000		0	N.D.			
T Acenaphthene	8.026	154.0	0		ng/ml	md	1
T Fluorene	8.973	166.0	0		ng/ml	md	1
T Phenanthrene	0.000		0	N.D.			
T Anthracene	0.000		0	N.D.			
T Fluoranthene	0.000		0	N.D.			
T Pyrene	0.000		0	N.D.			
T Benzo(a)Anthracene	14.702	228.0	0		ng/ml	md	1
T Chrysene	14.776	228.0	0		ng/ml	md	1
T Benzo(b)fluoranthene	0.000		0	N.D.			

Compound	RT	QIon	Resp.	Conc.	Units		Dev(Min)
T Benzo(k)fluoranthene	0.000		0	N.D.			
T Benzo(a)pyrene	18.475	252.0	0		ng/ml	md	1
T Indeno(1,2,3-cd)pyrene	0.000		0	N.D.			
T Dibenzo(a,h)anthracene	0.000		0	N.D.			
T Benzo(g,h,i)perylene	0.000		0	N.D.			

(#) = Qualifier Out of Range; (m) = Manual Integration; (+) = Area Summed; (*) = Surrogate Percent Recovery Out of Range; (d): Zeroed Peak

Compound	Conc.	RT	Dev(Min)	Resp.	QIon	QRatio	Lower	Upper
Nitrobenzene-d5	37.4143	5.12	-0.02	402893	54.0	34.6	25.9	48.1
					128.0	34.2	25.6	47.6

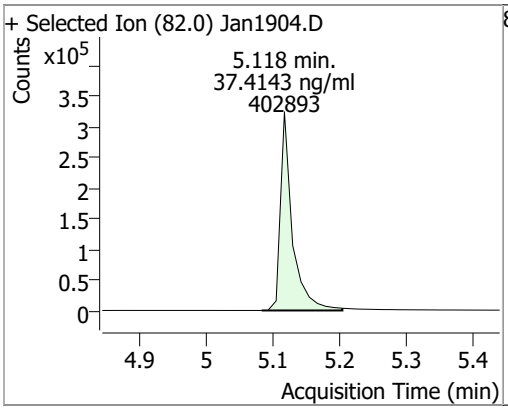

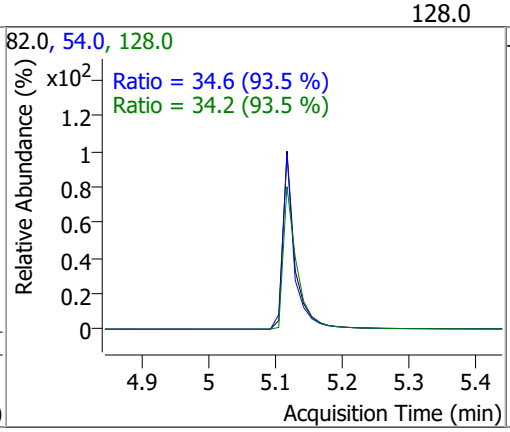

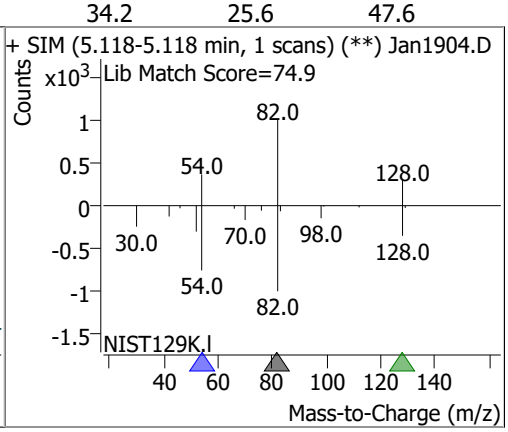

Compound	Conc.	Exp RT	QIon	Exp Ratio	QIon	Exp Ratio
Naphthalene	N.D.	5.95	102.0	19.9	129.0	11.0

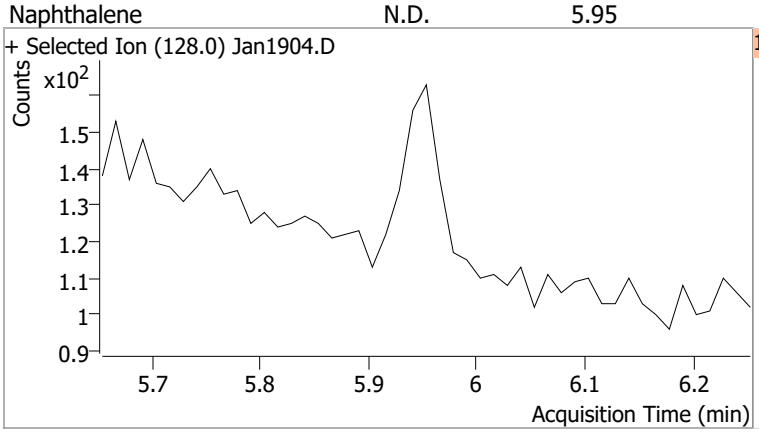

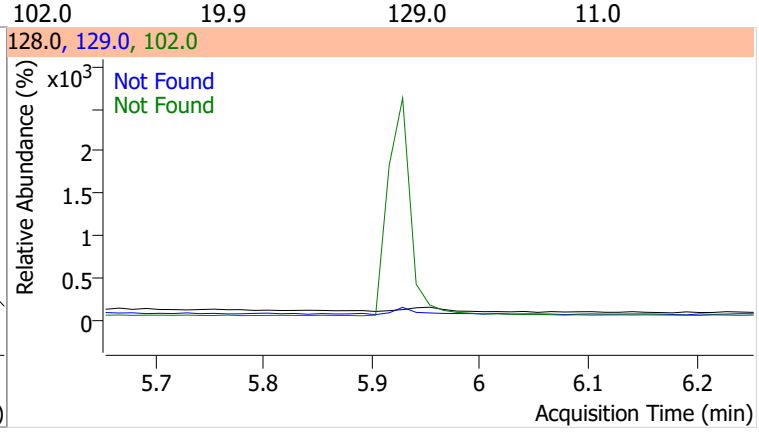

Compound	Conc.	Exp RT	QIon	Exp Ratio	QIon	Exp Ratio
2-Methylnaphthalene	N.D.	6.79	142.0	140.8	115.0	59.7

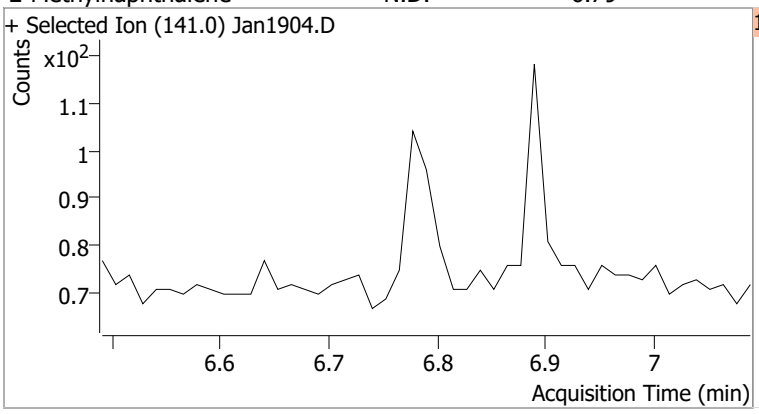

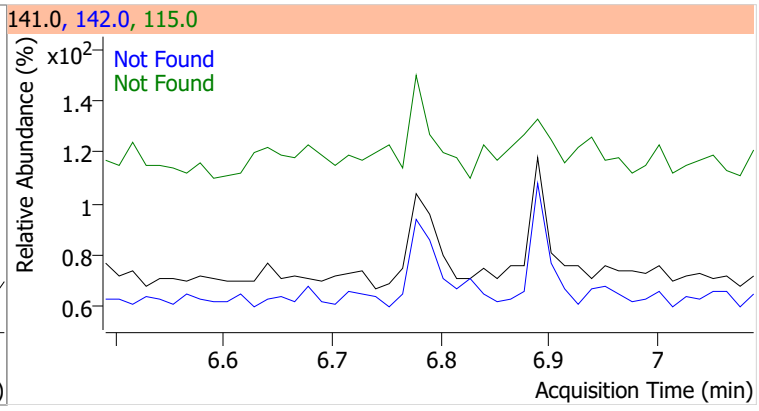

Compound	Conc.	Exp RT	QIon	Exp Ratio	QIon	Exp Ratio
1-Methylnaphthalene	N.D.	6.90	142.0	113.1	115.0	67.8

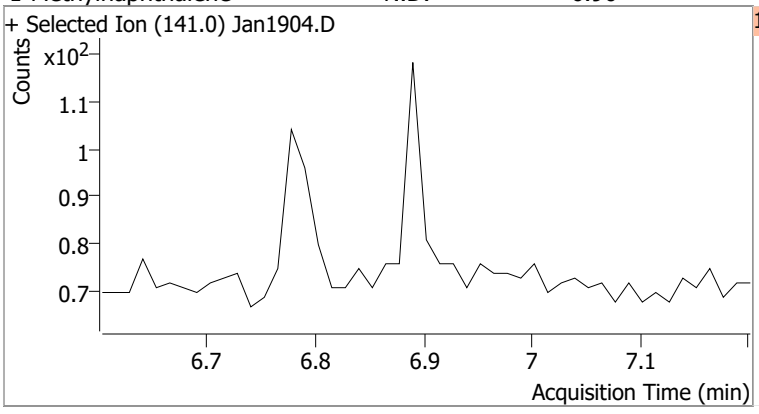

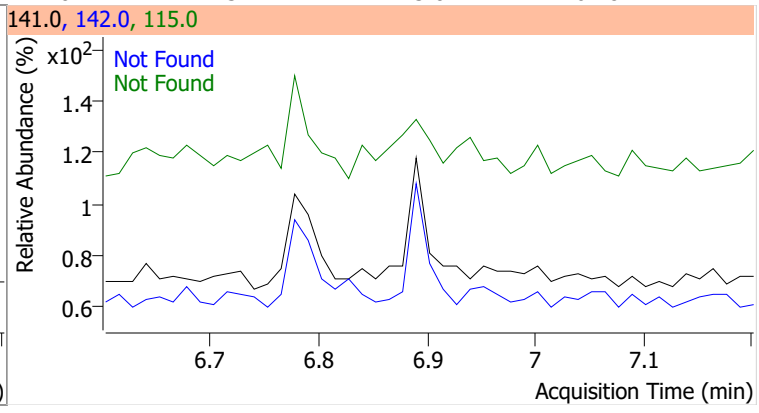

Compound	Conc.	RT	Dev(Min)	Resp.	QIon	QRatio	Lower	Upper
2-Fluorobiphenyl	50.0670	7.25	-0.01	482302	171.0	37.7	26.6	49.5

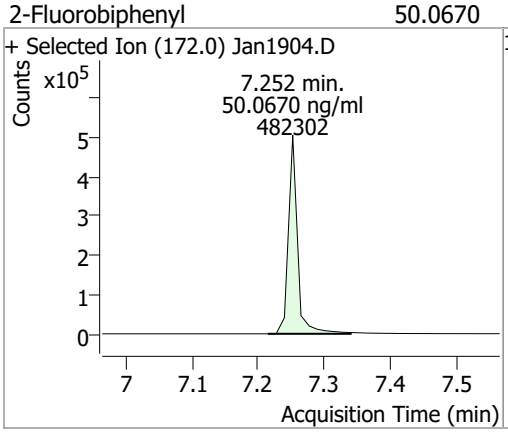

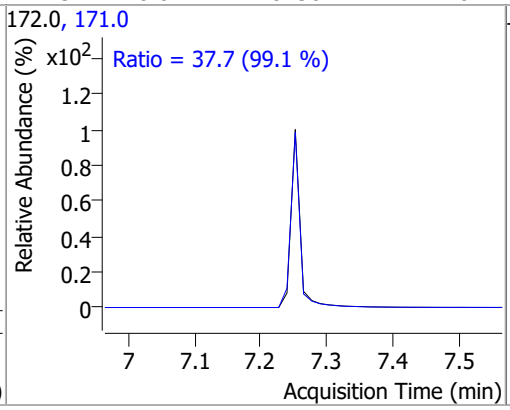

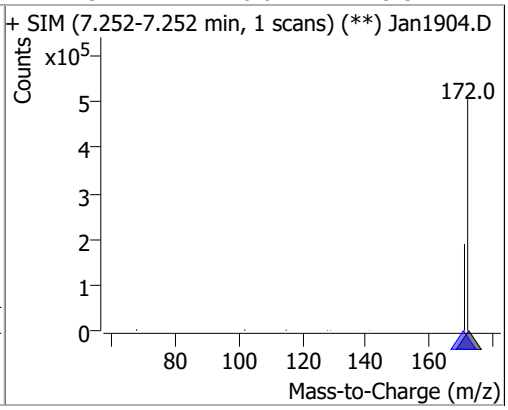

Compound	Conc.	Exp RT	QIon	Exp Ratio
Acenaphthylene	N.D.	7.83	153.0	12.8

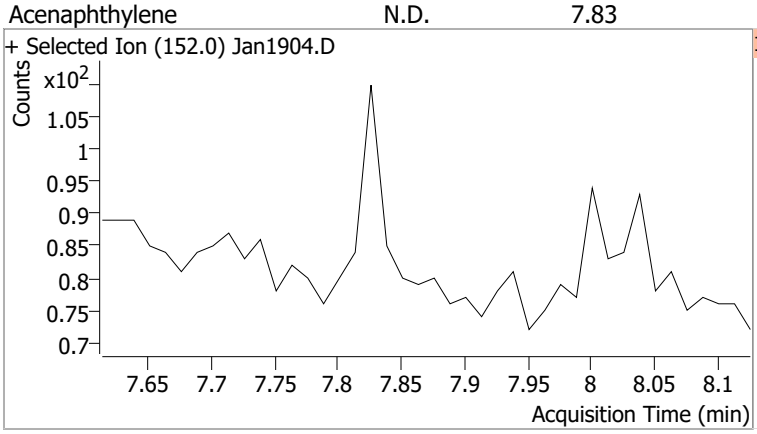

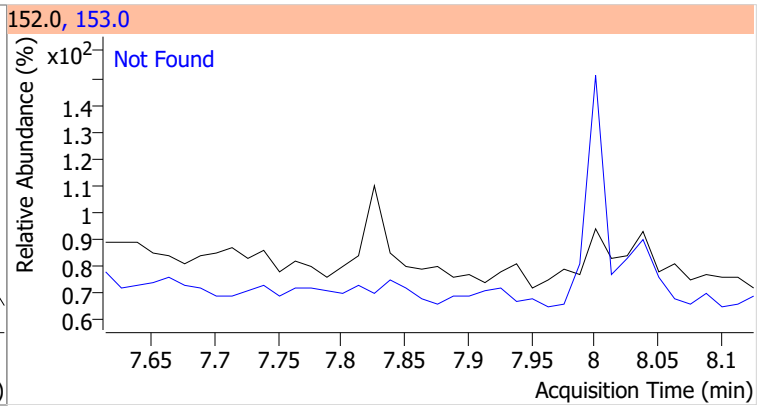

Compound	Conc.	RT	Dev(Min)	Resp.	QIon	QRatio	Lower	Upper
Acenaphthene		0		0	153.0		82.1	152.6
					152.0		41.0	76.1

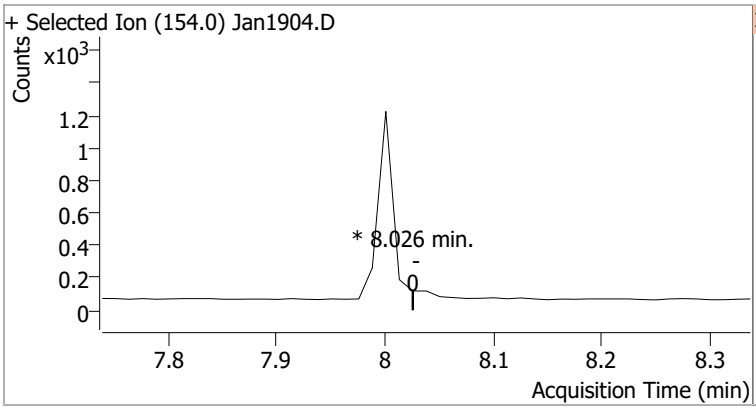

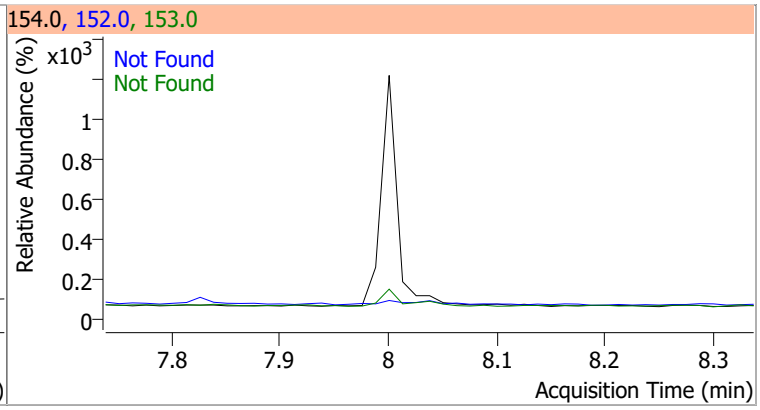

Compound	Conc.	RT	Dev(Min)	Resp.	QIon	QRatio	Lower	Upper
Fluorene		0		0	165.0		69.1	128.3
					167.0		9.7	18.0

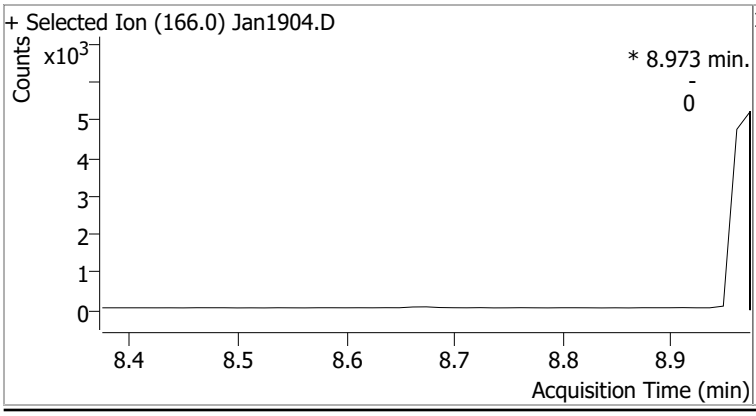

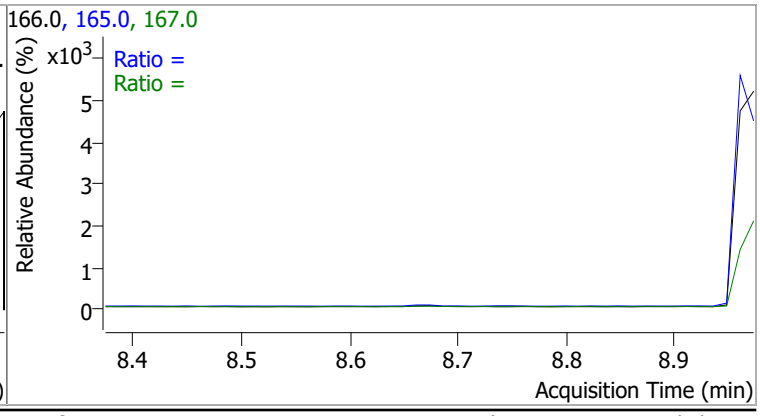

Compound	Conc.	Exp RT	QIon	Exp Ratio
Phenanthrene	N.D.	9.80	176.0	15.5

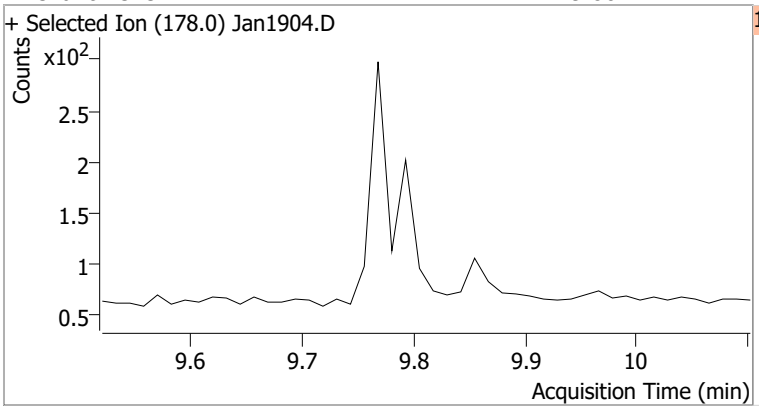

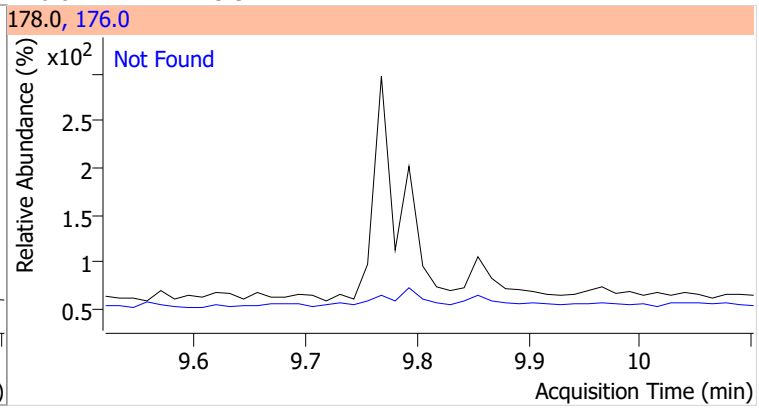

Compound	Conc.	Exp RT	QIon	Exp Ratio
Anthracene	N.D.	9.87	176.0	18.1

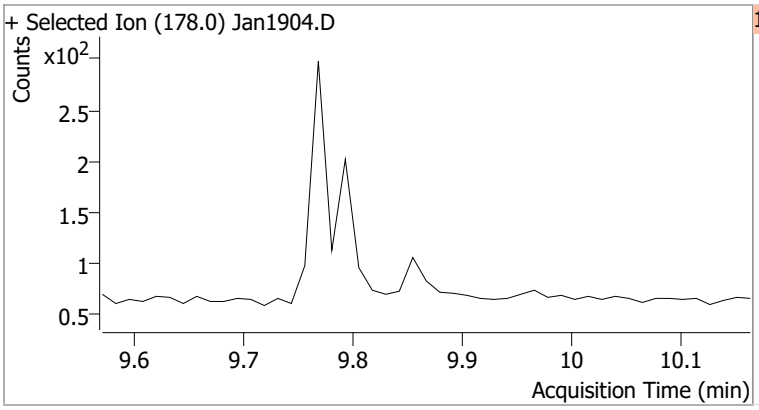

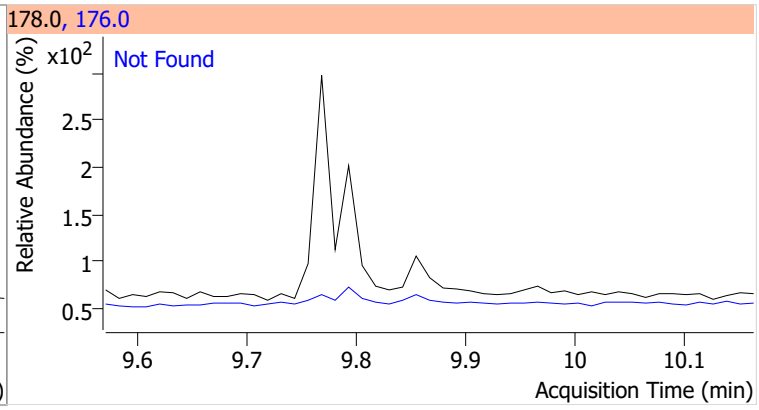

Compound	Conc.	Exp RT	QIon	Exp Ratio	QIon	Exp Ratio
o-Terphenyl	N.D.	10.30	229.0	70.2	215.0	46.7

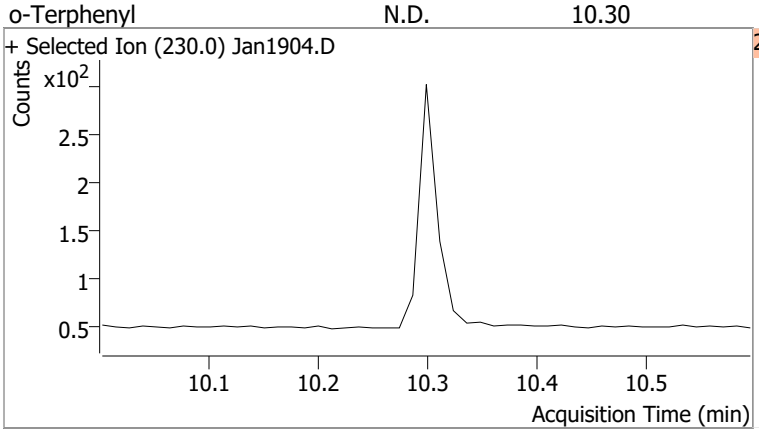

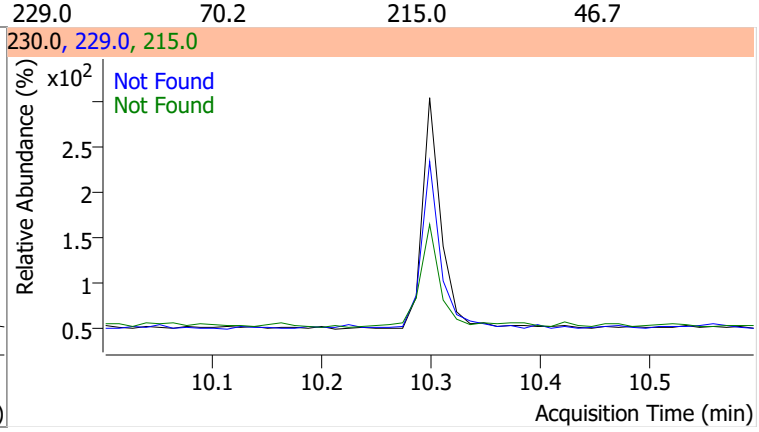

Compound	Conc.	Exp RT	QIon	Exp Ratio
Fluoranthene	N.D.	11.41	101.0	13.8

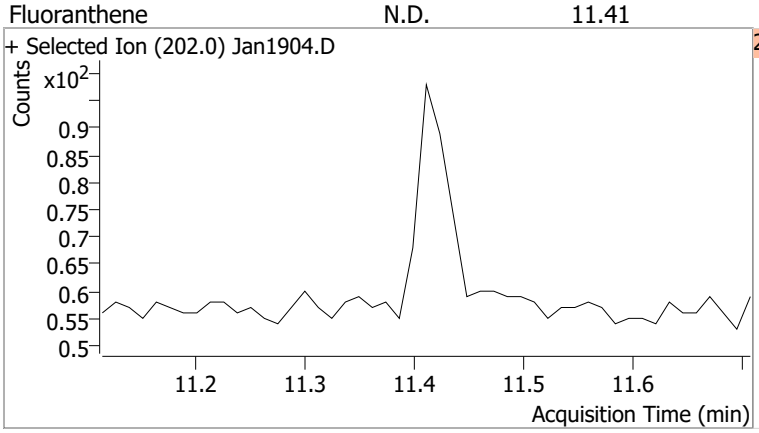

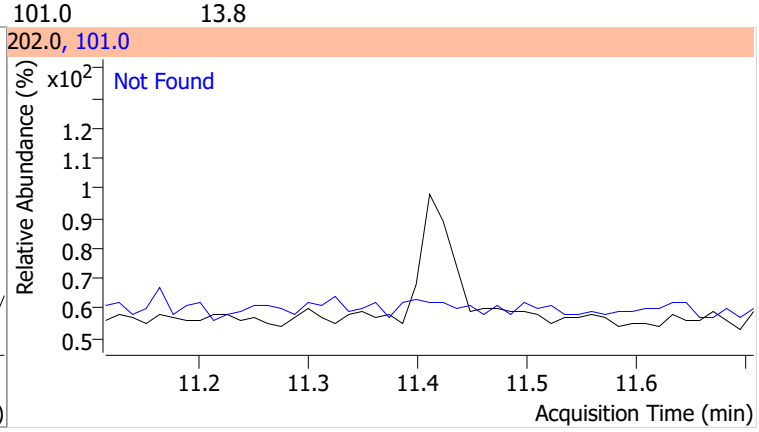

Compound	Conc.	Exp RT	QIon	Exp Ratio
Pyrene	N.D.	11.79	101.0	15.3

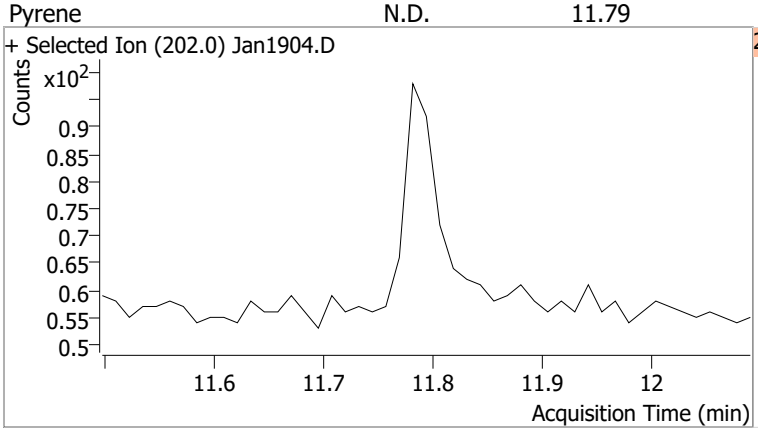

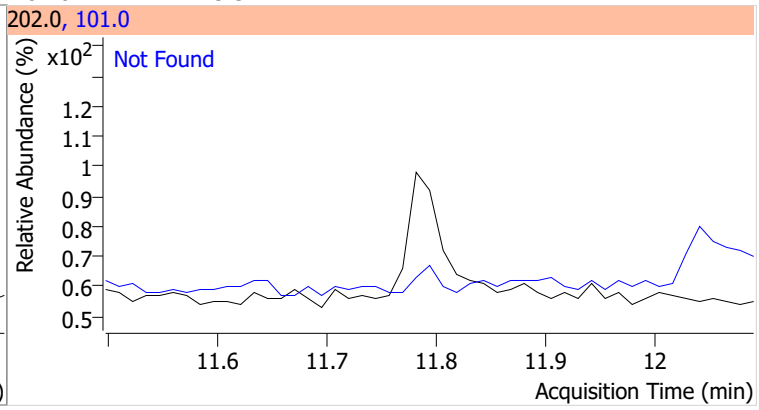

Compound	Conc.	RT	Dev(Min)	Resp.	QIon	QRatio	Lower	Upper
Terphenyl-d14	77.2644	12.26	0.00	569833	122.0	19.7	13.4	25.0

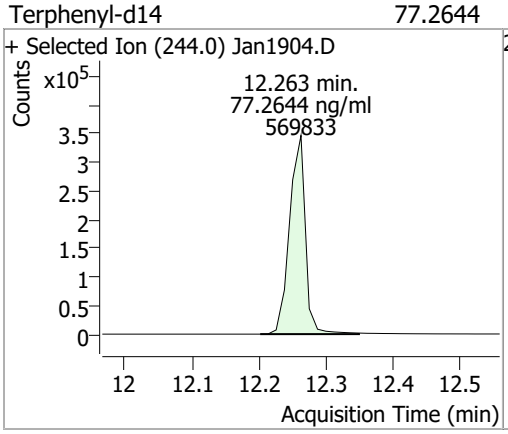

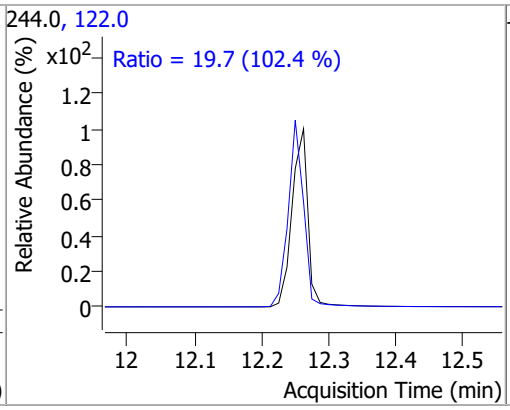

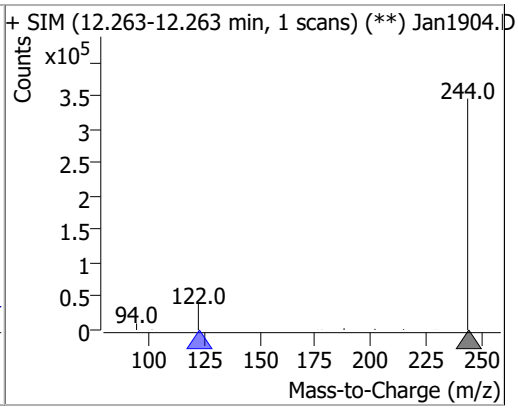

Compound	Conc.	RT	Dev(Min)	Resp.	QIon	QRatio	Lower	Upper
Benzo(a)Anthracene		0		0	226.0		18.9	35.1
					229.0		16.1	29.9

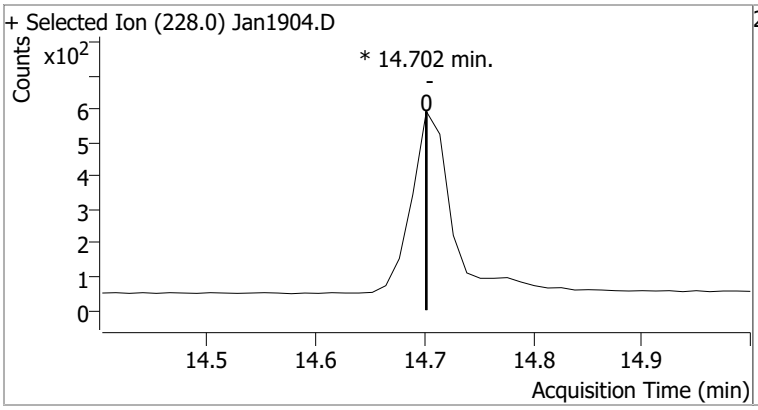

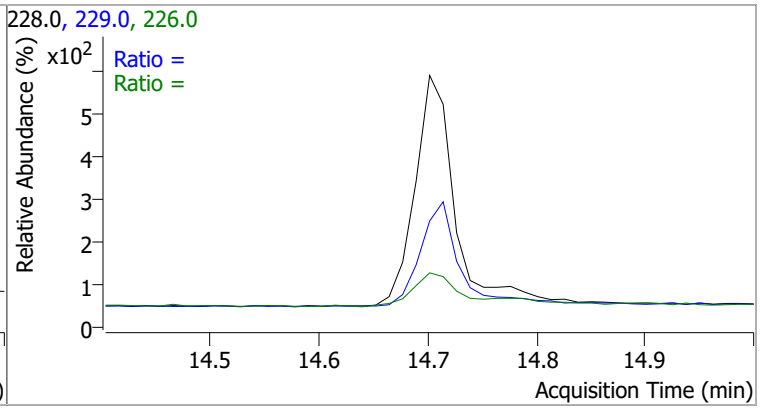

Compound	Conc.	RT	Dev(Min)	Resp.	QIon	QRatio	Lower	Upper
Chrysene		0		0	226.0		21.2	39.4
					229.0		15.0	27.8

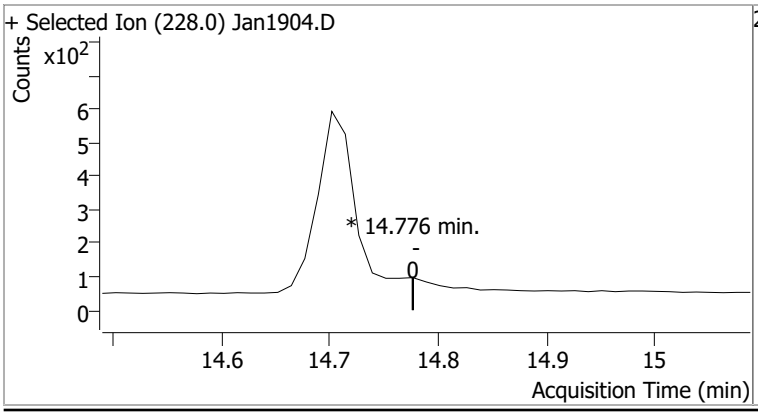

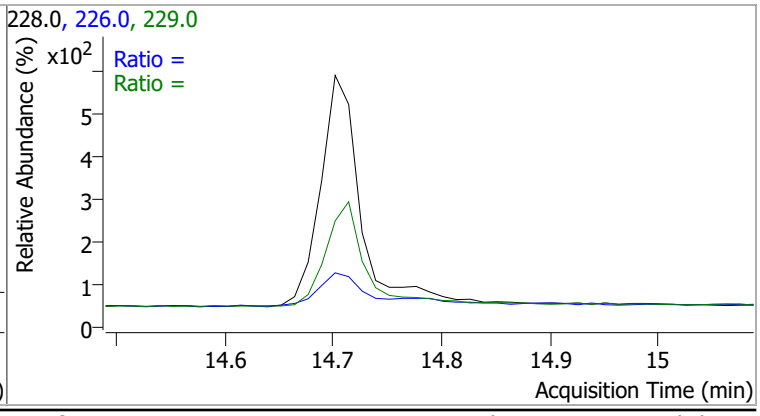

Compound	Conc.	Exp RT	QIon	Exp Ratio
Benzo(b)fluoranthene	N.D.	17.73	253.0	22.6

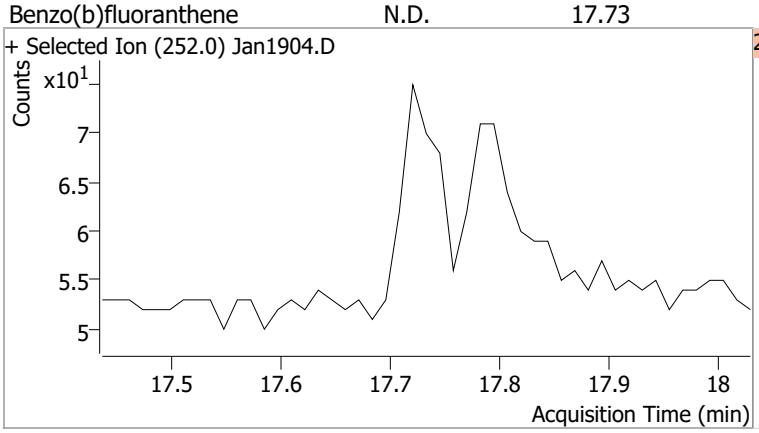

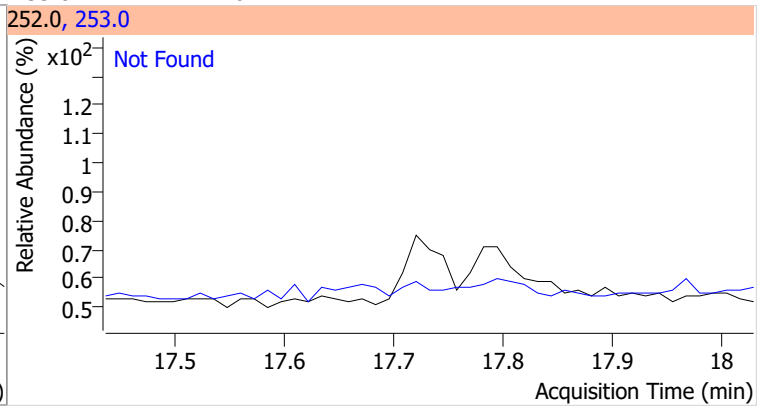

Compound	Conc.	Exp RT	QIon	Exp Ratio
Benzo(k)fluoranthene	N.D.	17.79	253.0	23.0

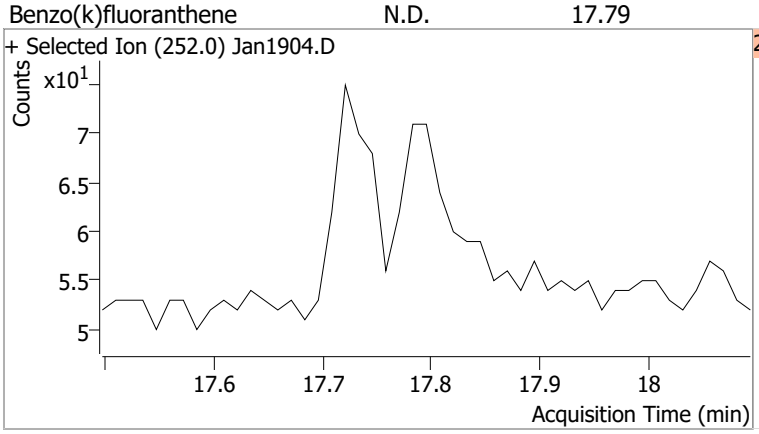

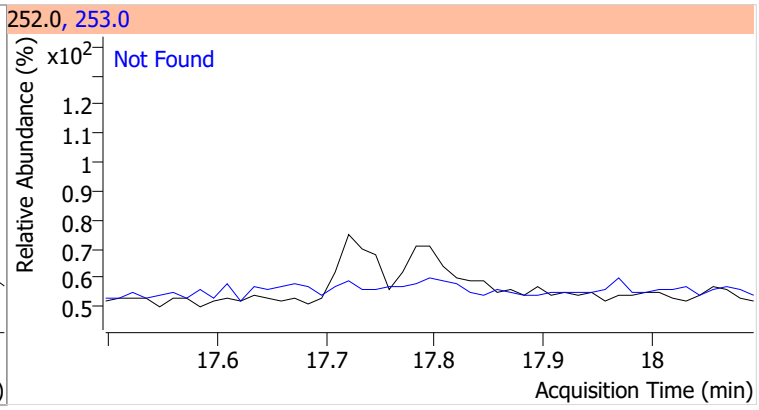

Compound	Conc.	RT	Dev(Min)	Resp.	QIon	QRatio	Lower	Upper
Benzo(a)pyrene		0		0	253.0		16.5	30.6

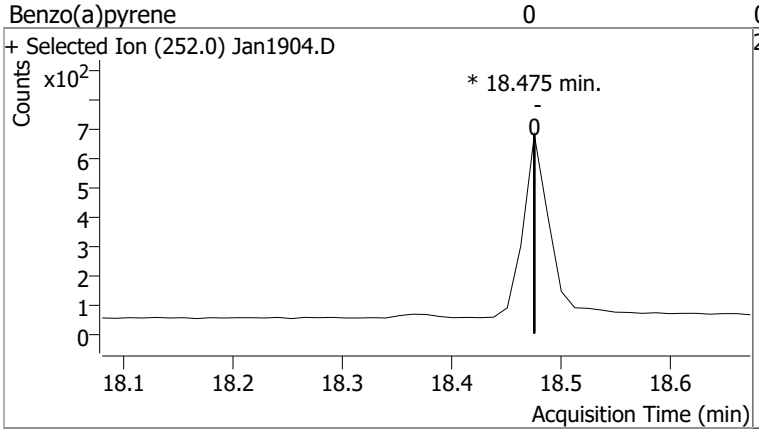

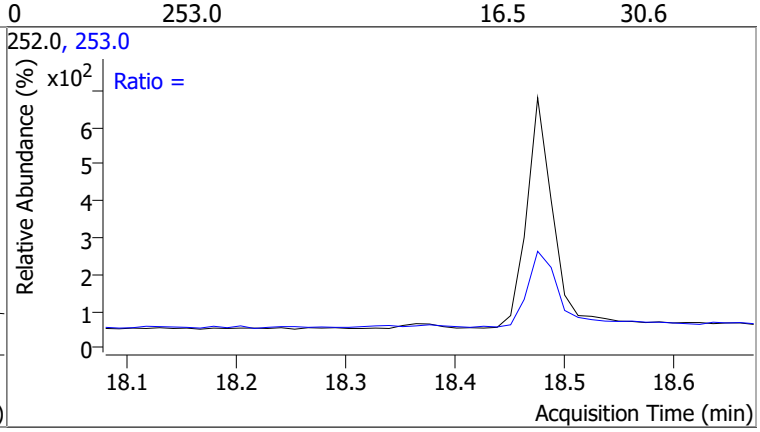

Compound	Conc.	Exp RT	QIon	Exp Ratio
Indeno(1,2,3-cd)pyrene	N.D.	20.23	138.0	28.9

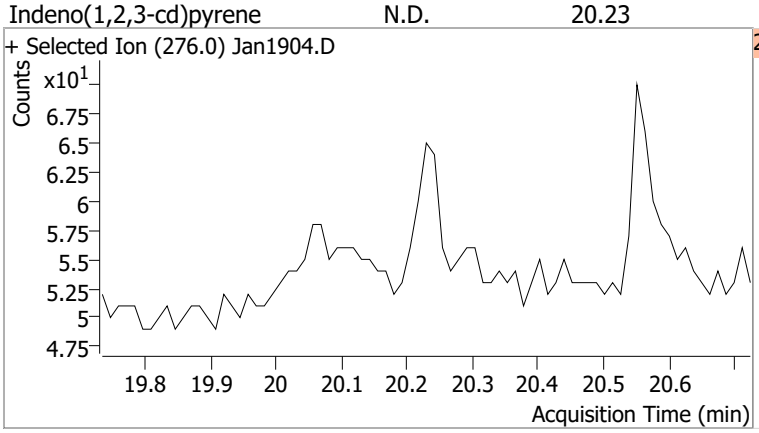

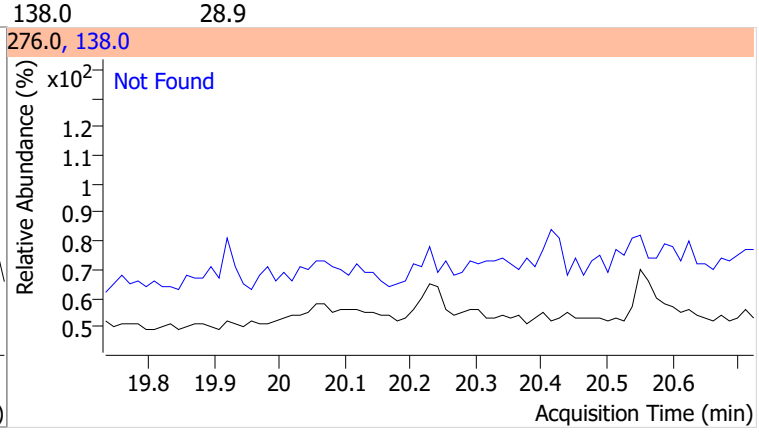

Compound	Conc.	Exp RT	QIon	Exp Ratio	QIon	Exp Ratio
Dibenzo(a,h)anthracene	N.D.	20.30	279.0	25.1	139.0	24.1

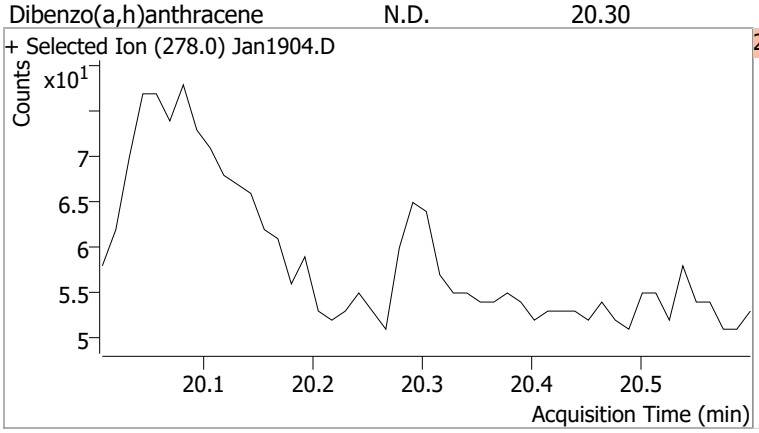

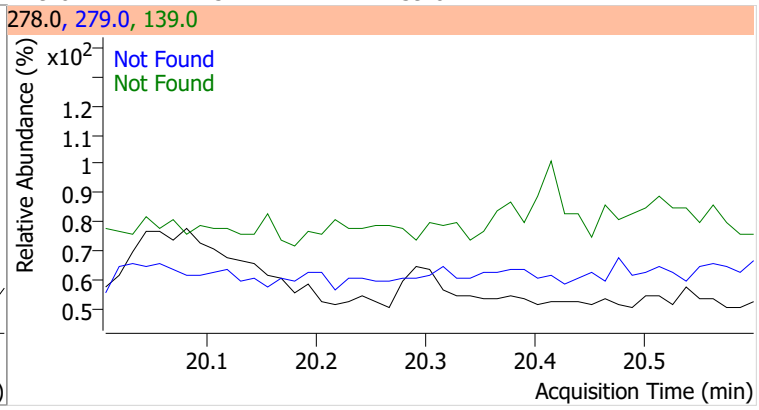

Compound	Conc.	Exp RT	QIon	Exp Ratio	QIon	Exp Ratio
Benzo(g,h,i)perylene	N.D.	20.56	138.0	28.0	277.0	23.3

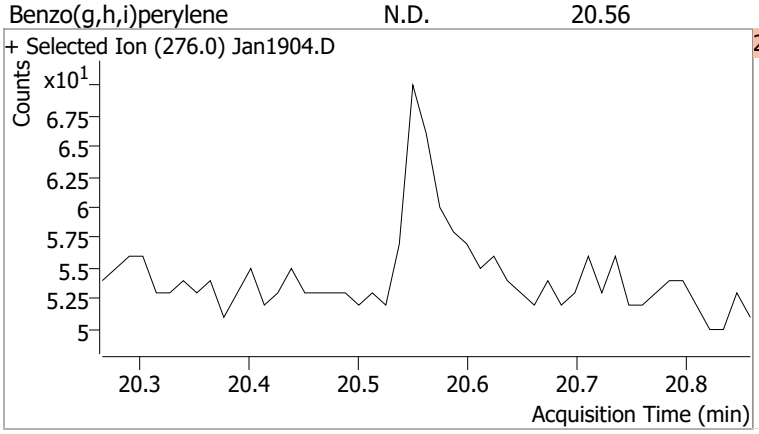

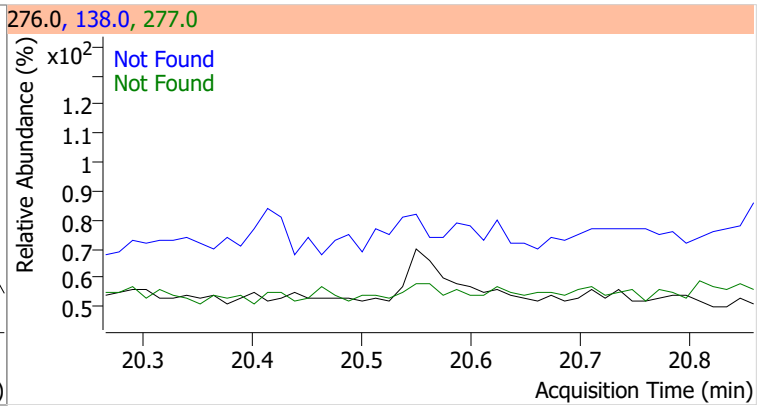

Quantitation Results Report (QT Reviewed)

Agilent | Trusted Answers

Data File	Jan1905.D	Operator	LIMS import
Acq. Method	5975BNASIM	Acq. Date-Time	1/19/2022 12:48:23 PM
Sample Name	LLCS-162956	Instrument	GCMS
Vial	5	Multiplier	1.00
DA Method File	011822 bna SIM1.batch.bin	Comment	SVOC-8270C-SIM-W-LLPAH
Tune File	dftppjph.u	Tune Date	
Batch Name	011922 bna SIM 1.batch.bin	Last Calib Update	1/17/2022 8:49:06 AM
Ref Library			

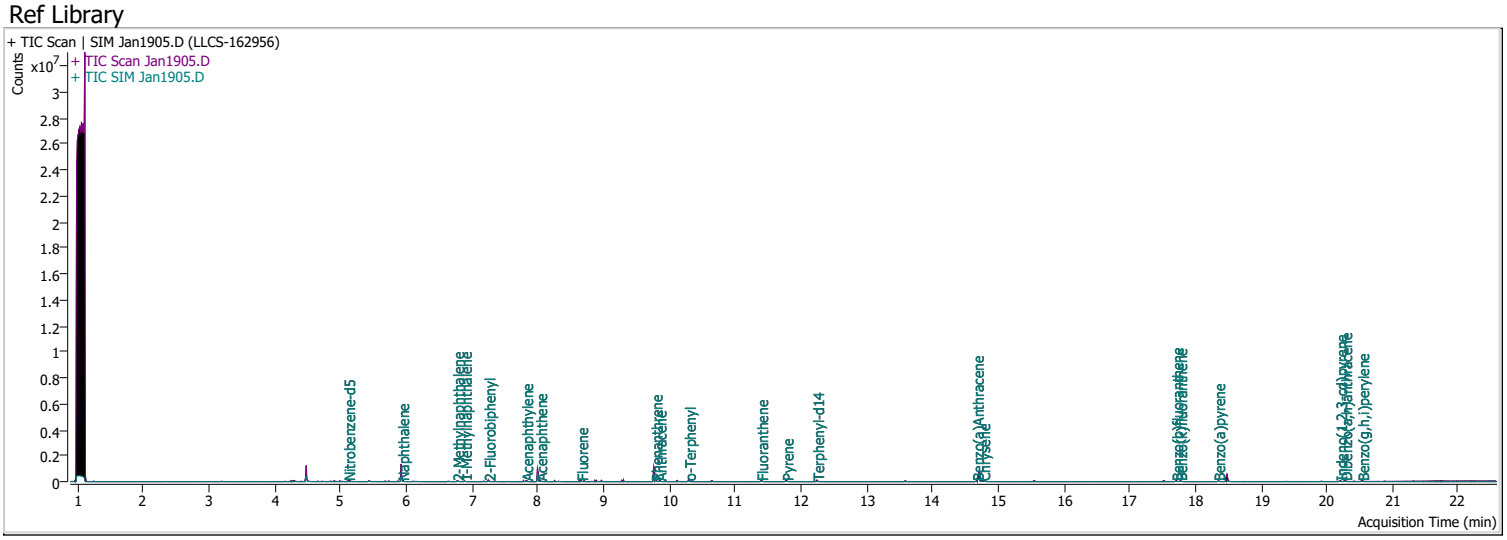

Compound	RT	QIon	Resp.	Conc.	Units		Dev(Min)
Internal Standards							
M 1,4-Dichlorobenzene-d4	4.484	152.0	184846	40.0000	ng/ml		-0.012
M Naphthalene-d8	5.928	136.0	352228	40.0000	ng/ml		-0.012
M Acenaphthene-d10	8.000	164.0	192917	40.0000	ng/ml		0.000
M Phenanthrene-d10	9.768	188.0	375157	40.0000	ng/ml		-0.012
M Chrysene-d12	14.714	240.0	272093	40.0000	ng/ml		-0.012
M Perylene-d12	18.475	264.0	186402	40.0000	ng/ml		-0.025
System Monitoring Compounds							
S Nitrobenzene-d5	5.118	82.0	19412	4.7890	ng/ml		-0.025
Spiked Amount: 5.000	Range: 19.0 - 102.0%			Recovery = 95.78%			
S 2-Fluorobiphenyl	7.252	172.0	34052	3.6722	ng/ml		-0.012
Spiked Amount: 5.000	Range: 25.0 - 94.0%			Recovery = 73.44%			
S o-Terphenyl	10.299	230.0	28449	4.6594	ng/ml		0.000
Spiked Amount: 5.000	Range: 40.0 - 140.0%			Recovery = 93.19%			
S Terphenyl-d14	12.251	244.0	28345	5.5864	ng/ml		-0.012
Spiked Amount: 5.000	Range: 39.0 - 106.0%			Recovery = 111.73%		*	
Target Compounds							**QValue**
T Naphthalene	5.941	128.0	24566	2.0159	ng/ml		99
T 2-Methylnaphthalene	6.777	141.0	14560	2.1407	ng/ml		80
T 1-Methylnaphthalene	6.890	141.0	13742	1.9156	ng/ml		95
T Acenaphthylene	7.826	152.0	28950	2.4486	ng/ml		96
T Acenaphthene	8.038	154.0	18684	2.4706	ng/ml		95
T Fluorene	8.661	166.0	29161	3.2587	ng/ml		100
T Phenanthrene	9.793	178.0	57106	4.9066	ng/ml		91
T Anthracene	9.854	178.0	52604	5.0466	ng/ml		99
T Fluoranthene	11.398	202.0	62223	4.8904	ng/ml		99
T Pyrene	11.781	202.0	65805	4.8007	ng/ml		98
T Benzo(a)Anthracene	14.677	228.0	47777	5.4588	ng/ml		99
T Chrysene	14.776	228.0	61329	4.9247	ng/ml		99
T Benzo(b)fluoranthene	17.708	252.0	43201	5.1441	ng/ml		100

Compound	RT	QIon	Resp.	Conc.	Units	Dev(Min)
T Benzo(k)fluoranthene	17.770	252.0	45039	4.6002	ng/ml	100
T Benzo(a)pyrene	18.351	252.0	34965	5.0898	ng/ml	100
T Indeno(1,2,3-cd)pyrene	20.204	276.0	33809	5.1188	ng/ml	94
T Dibenzo(a,h)anthracene	20.278	278.0	36589	4.9135	ng/ml	98
T Benzo(g,h,i)perylene	20.538	276.0	45947	4.9329	ng/ml	97

(#) = Qualifier Out of Range; (m) = Manual Integration; (+) = Area Summed; (*) = Surrogate Percent Recovery Out of Range; (d): Zeroed Peak

Compound	Conc.	RT	Dev(Min)	Resp.	QIon	QRatio	Lower	Upper
Nitrobenzene-d5	4.7890	5.12	-0.02	19412	54.0	34.7	25.9	48.1
					128.0	35.5	25.6	47.6

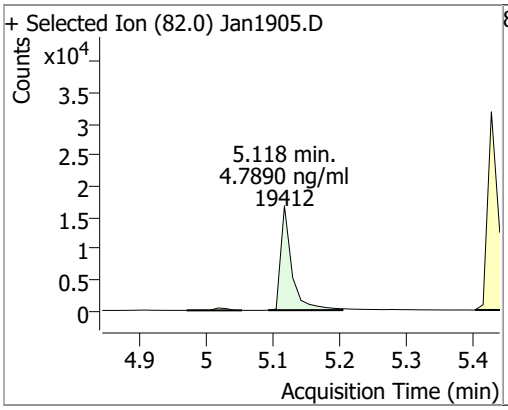

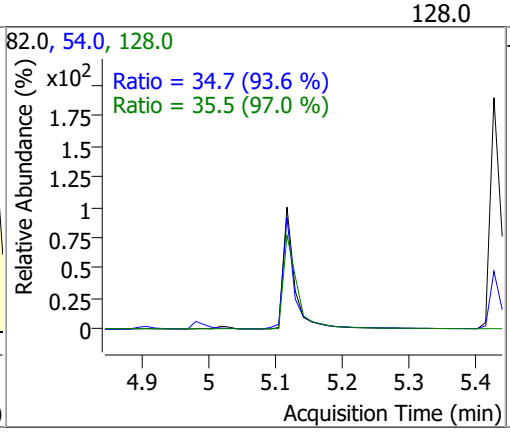

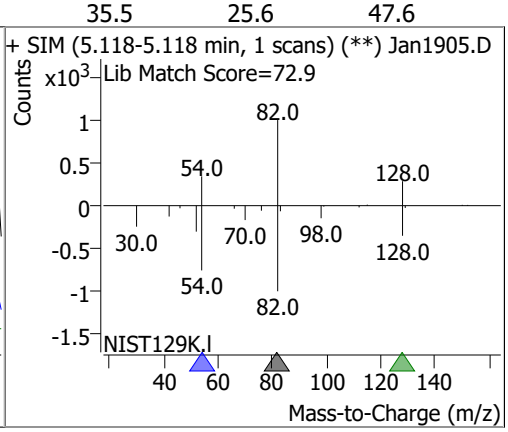

Compound	Conc.	RT	Dev(Min)	Resp.	QIon	QRatio	Lower	Upper
Naphthalene	2.0159	5.94	-0.01	24566	102.0	20.2	0.0	59.6
					129.0	10.8	7.7	14.3

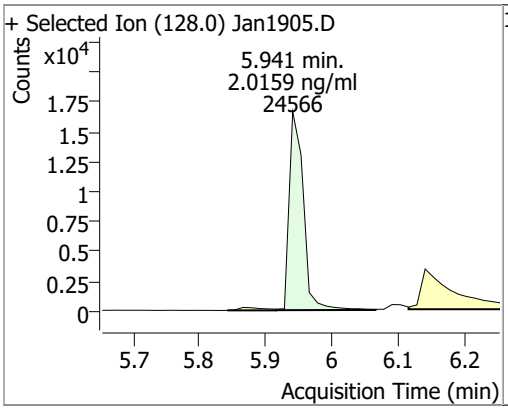

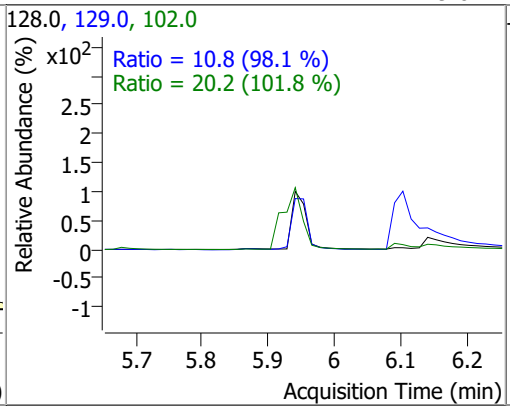

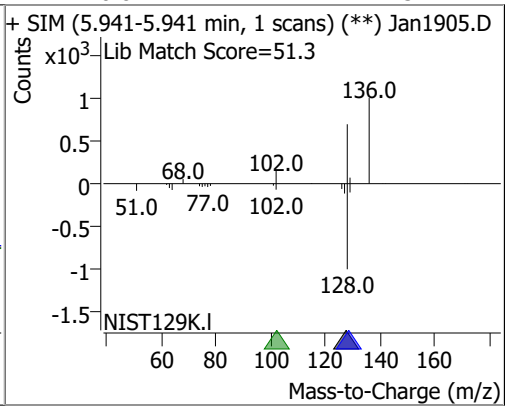

Compound	Conc.	RT	Dev(Min)	Resp.	QIon	QRatio	Lower	Upper
2-Methylnaphthalene	2.1407	6.78	-0.01	14560	142.0	172.6	98.5	183.0
					115.0	55.2	41.8	77.6

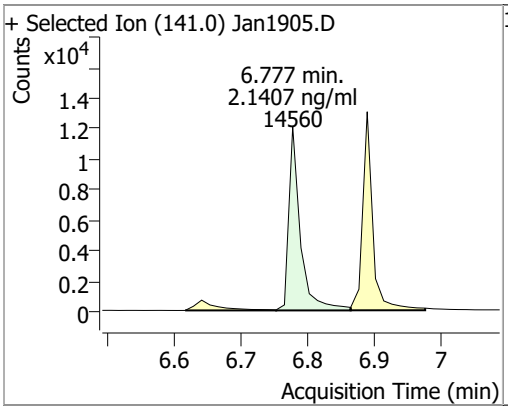

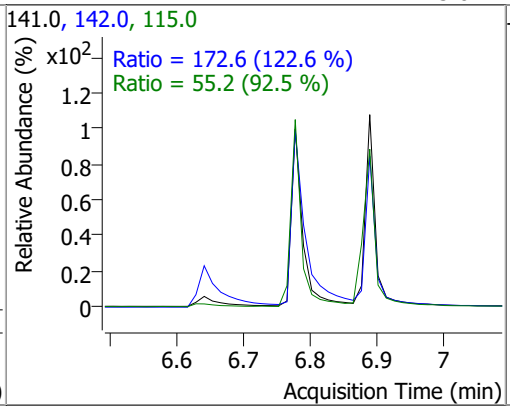

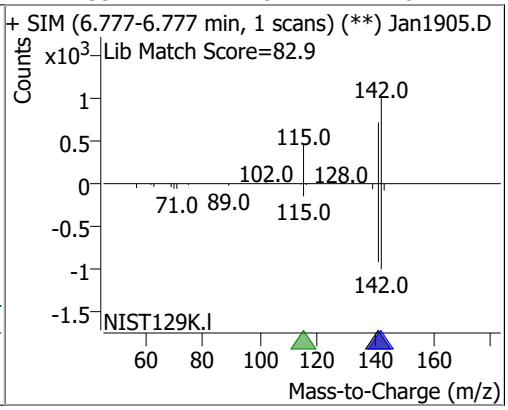

Compound	Conc.	RT	Dev(Min)	Resp.	QIon	QRatio	Lower	Upper
1-Methylnaphthalene	1.9156	6.89	-0.01	13742	142.0	111.1	79.2	147.1
					115.0	59.3	47.5	88.2

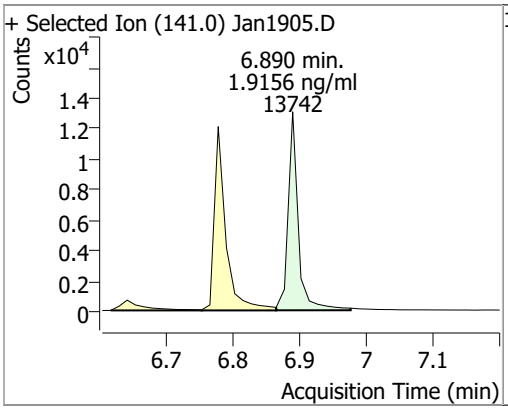

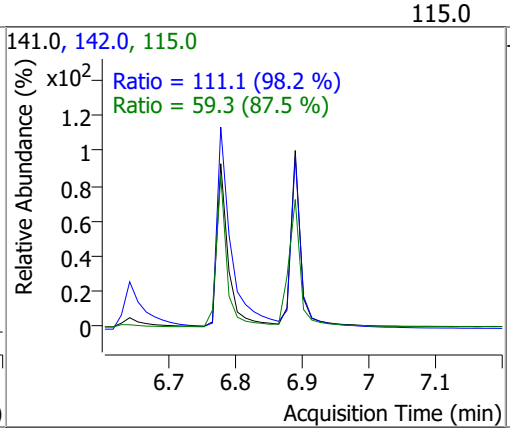

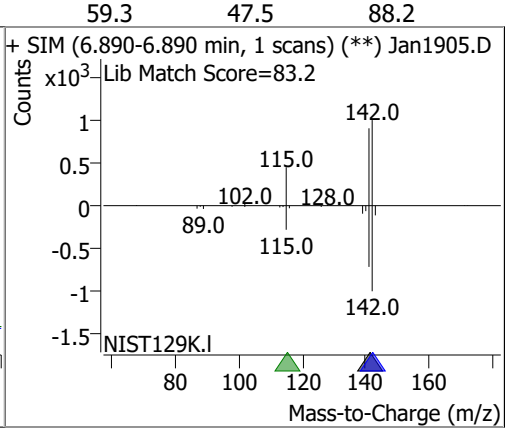

Compound	Conc.	RT	Dev(Min)	Resp.	QIon	QRatio	Lower	Upper
2-Fluorobiphenyl	3.6722	7.25	-0.01	34052	171.0	36.2	26.6	49.5

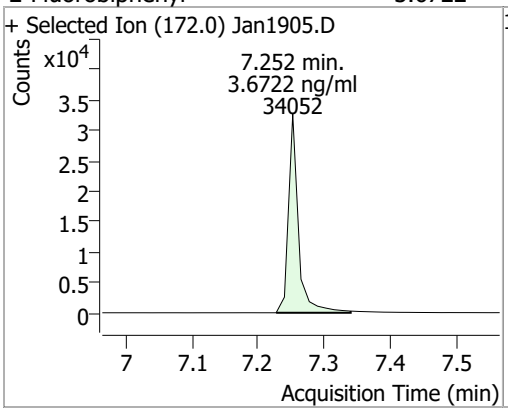

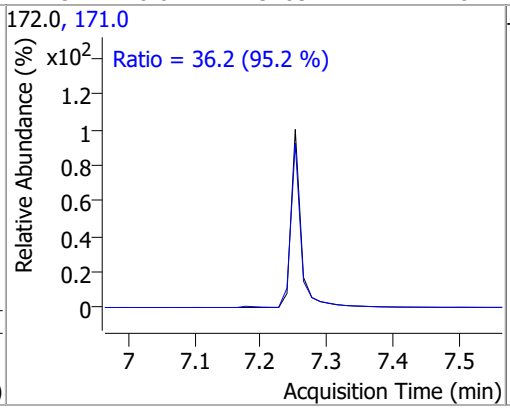

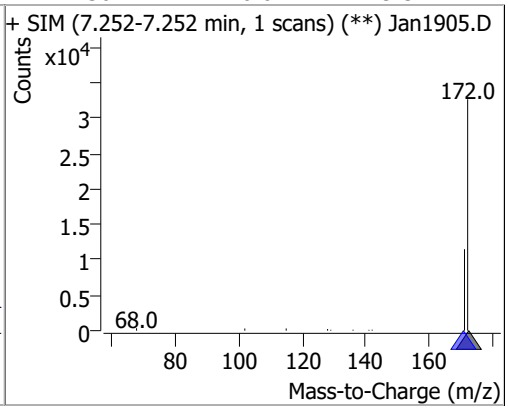

Compound	Conc.	RT	Dev(Min)	Resp.	QIon	QRatio	Lower	Upper
Acenaphthylene	2.4486	7.83	0.00	28950	153.0	14.4	9.0	16.6

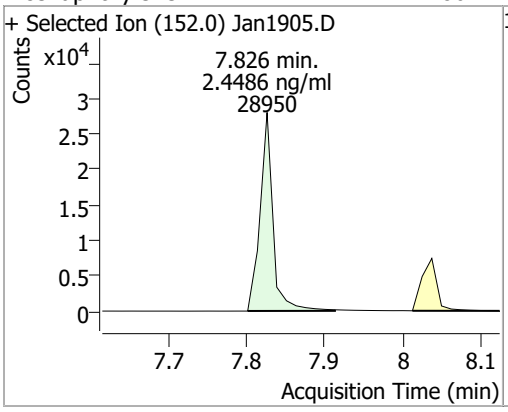

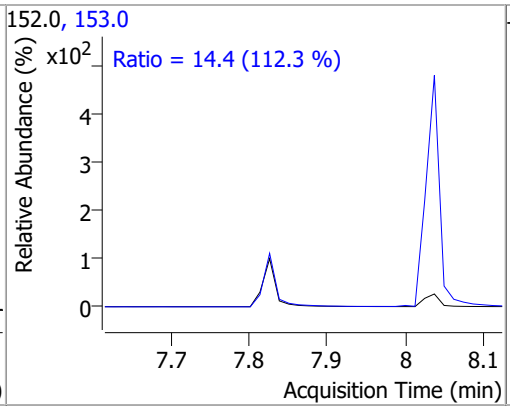

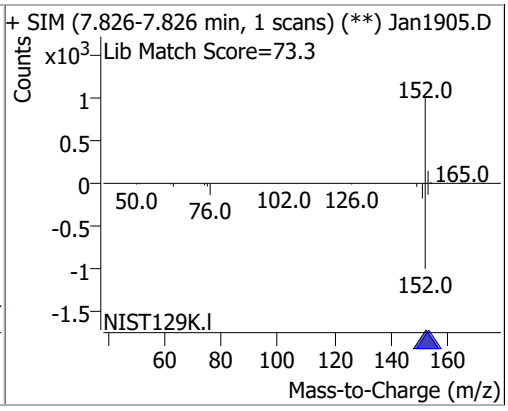

Compound	Conc.	RT	Dev(Min)	Resp.	QIon	QRatio	Lower	Upper
Acenaphthene	2.4706	8.04	0.00	18684	153.0	112.8	82.1	152.6
					152.0	53.9	41.0	76.1

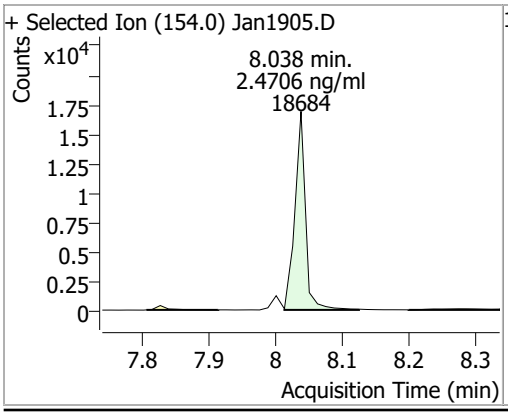

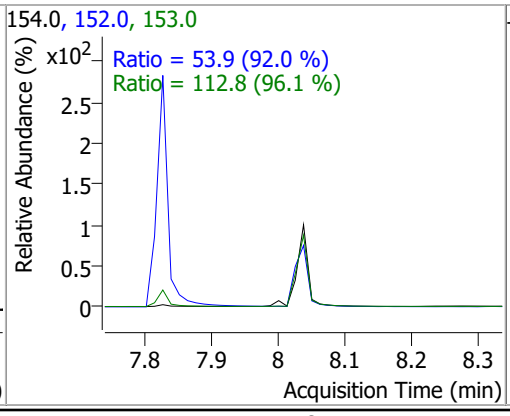

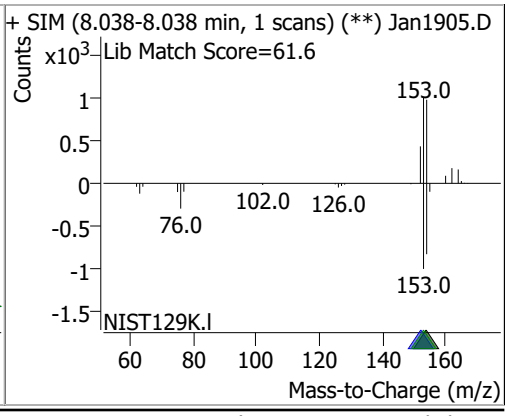

Compound	Conc.	RT	Dev(Min)	Resp.	QIon	QRatio	Lower	Upper
Fluorene	3.2587	8.66	-0.01	29161	165.0	98.4	69.1	128.3
					167.0	13.5	9.7	18.0

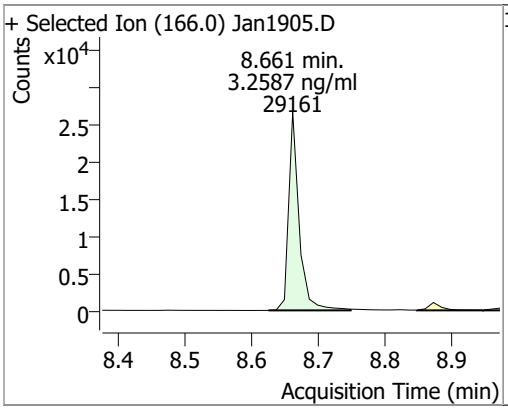

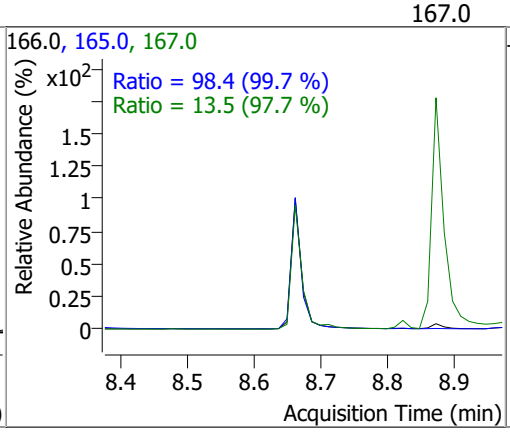

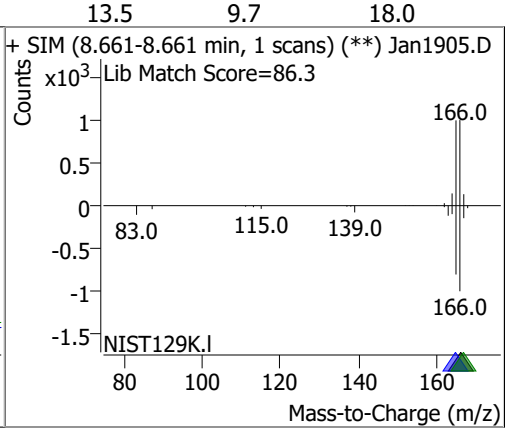

Compound	Conc.	RT	Dev(Min)	Resp.	QIon	QRatio	Lower	Upper
Phenanthrene	4.9066	9.79	-0.01	57106	176.0	19.1	10.8	20.1

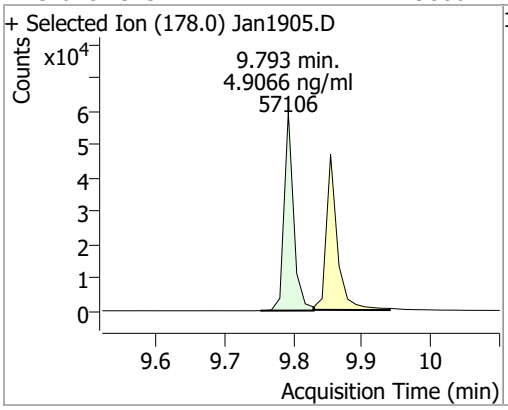

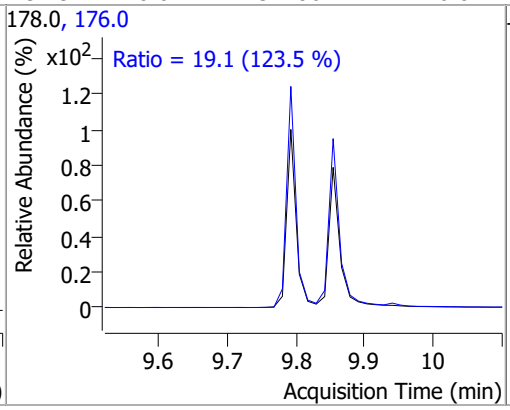

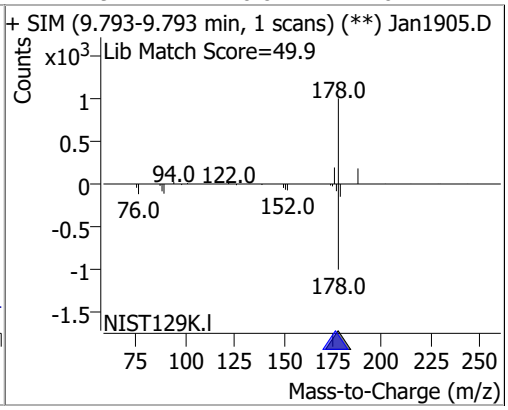

Compound	Conc.	RT	Dev(Min)	Resp.	QIon	QRatio	Lower	Upper
Anthracene	5.0466	9.85	-0.01	52604	176.0	18.7	12.7	23.5

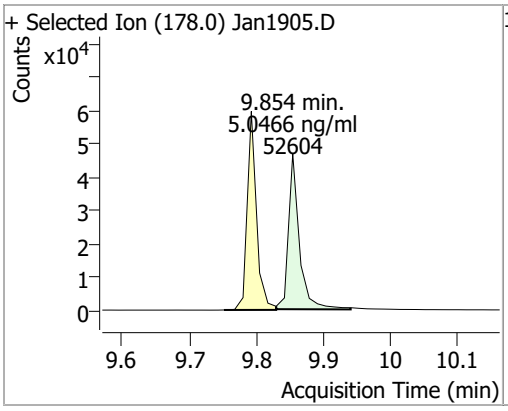

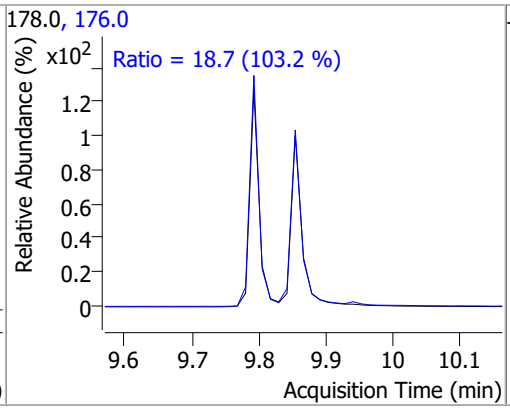

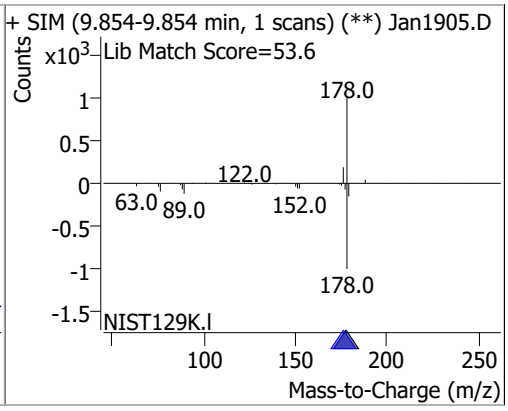

Compound	Conc.	RT	Dev(Min)	Resp.	QIon	QRatio	Lower	Upper
o-Terphenyl	4.6594	10.30	0.00	28449	229.0	69.2	49.2	91.3
					215.0	44.5	32.7	60.7

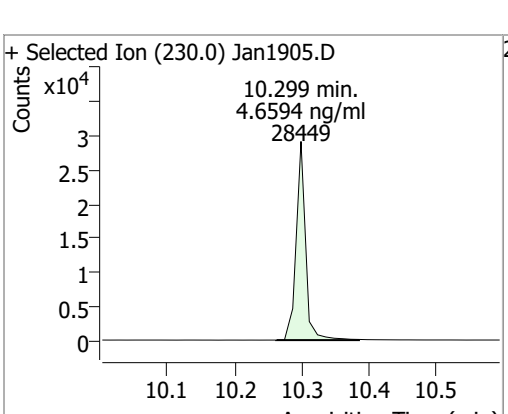

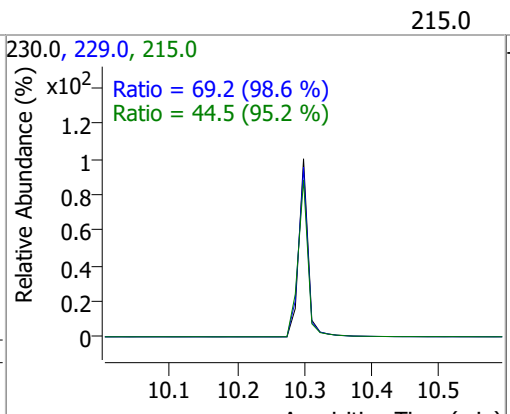

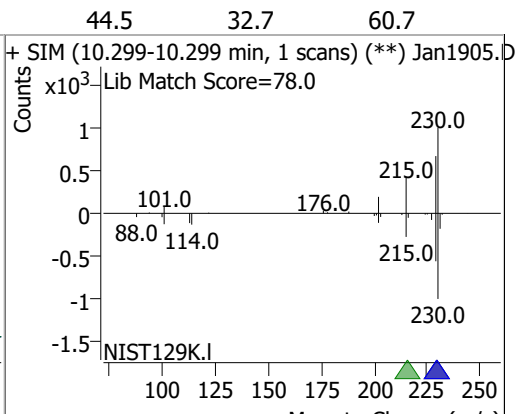

Compound	Conc.	RT	Dev(Min)	Resp.	QIon	QRatio	Lower	Upper
Fluoranthene	4.8904	11.40	-0.01	62223	101.0	13.3	9.6	17.9

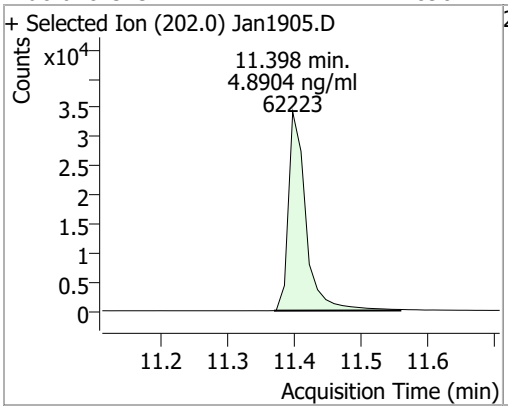

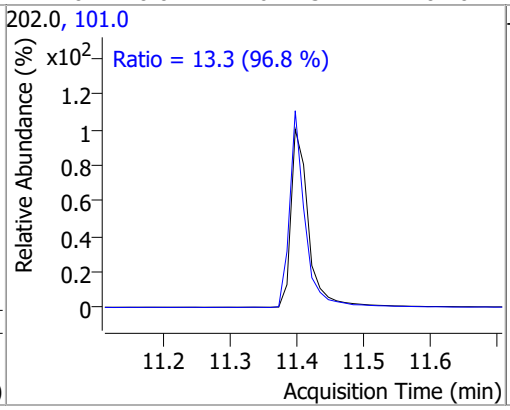

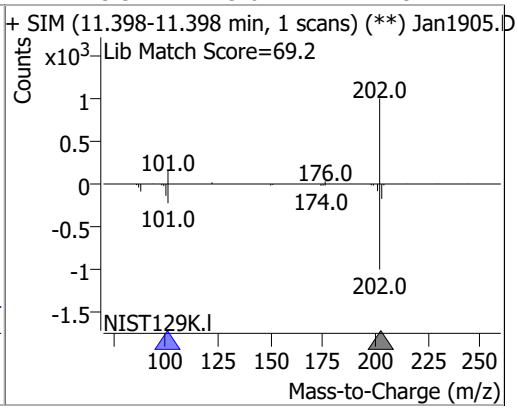

Compound	Conc.	RT	Dev(Min)	Resp.	QIon	QRatio	Lower	Upper
Pyrene	4.8007	11.78	-0.01	65805	101.0	16.1	10.7	20.0

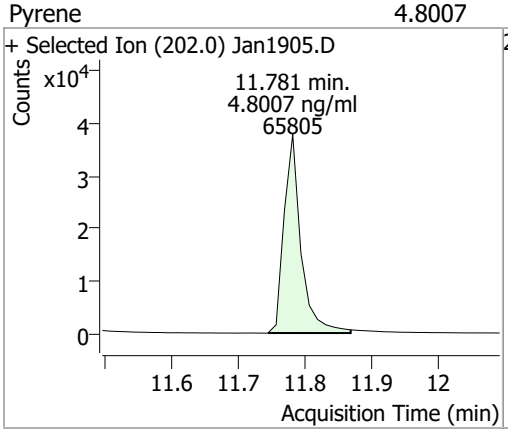

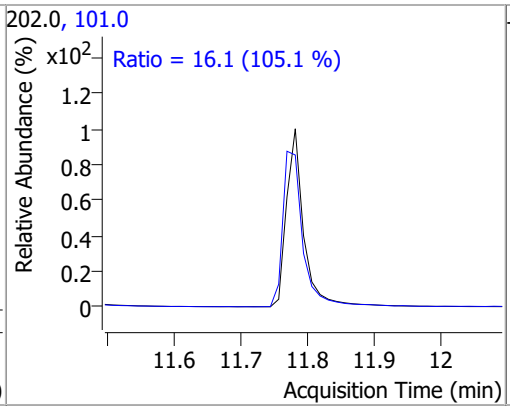

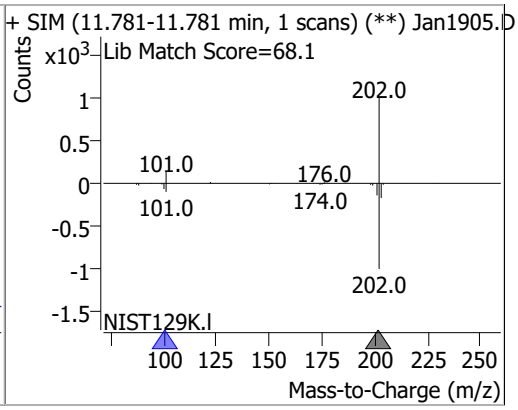

Compound	Conc.	RT	Dev(Min)	Resp.	QIon	QRatio	Lower	Upper
Terphenyl-d14	5.5864	12.25	-0.01	28345	122.0	19.5	13.4	25.0

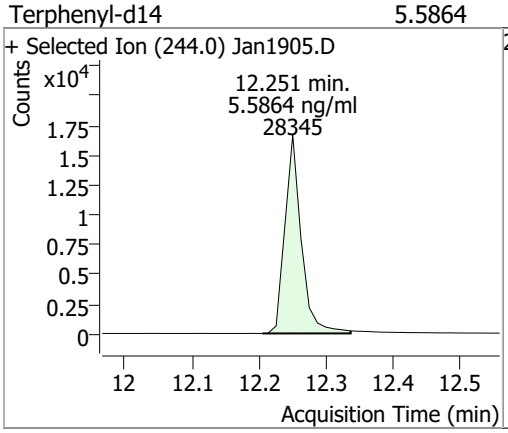

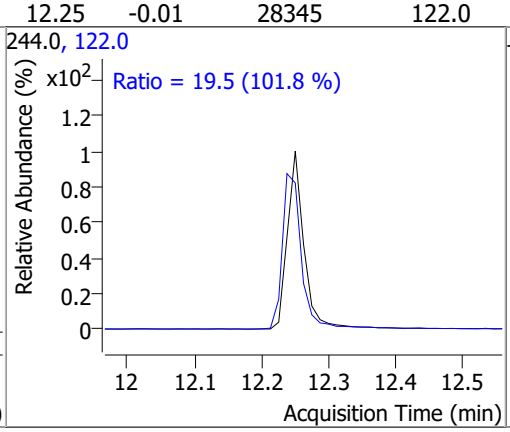

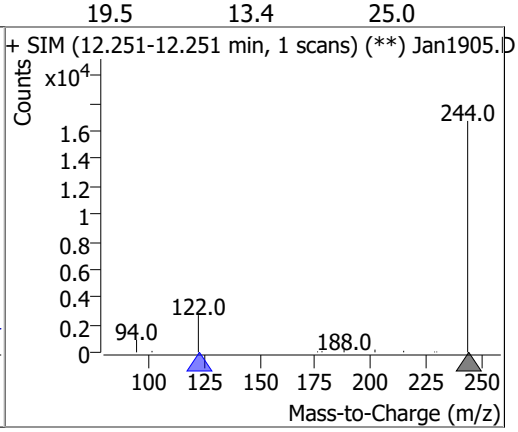

Compound	Conc.	RT	Dev(Min)	Resp.	QIon	QRatio	Lower	Upper
Benzo(a)Anthracene	5.4588	14.68	-0.02	47777	226.0	27.0	18.9	35.1
					229.0	22.0	16.1	29.9

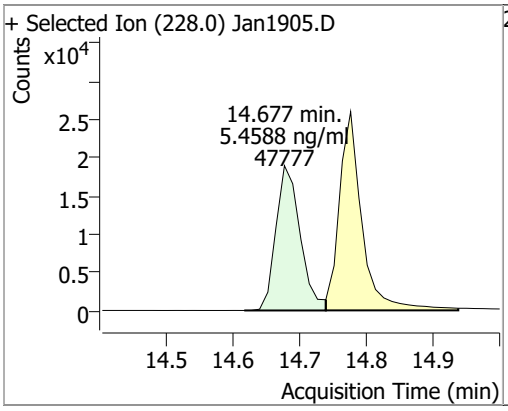

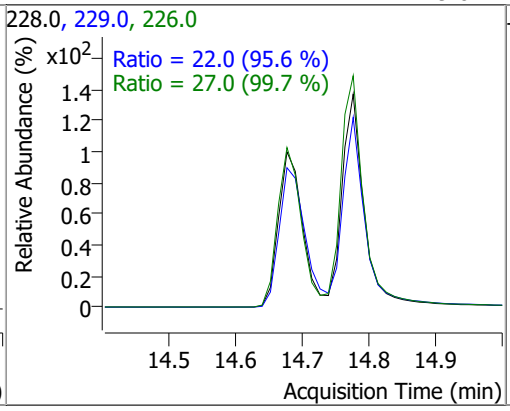

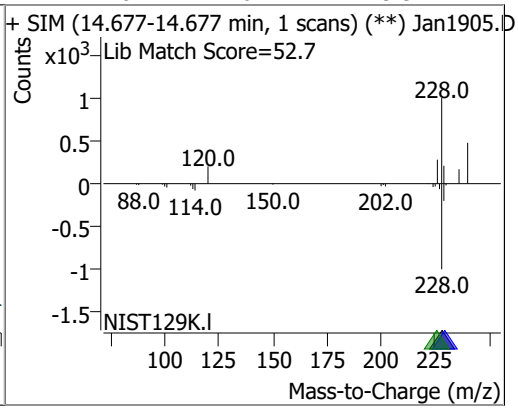

Compound	Conc.	RT	Dev(Min)	Resp.	QIon	QRatio	Lower	Upper
Chrysene	4.9247	14.78	-0.01	61329	226.0	30.6	21.2	39.4
					229.0	20.4	15.0	27.8

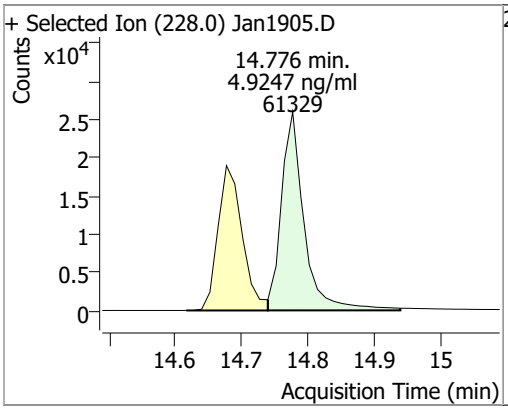

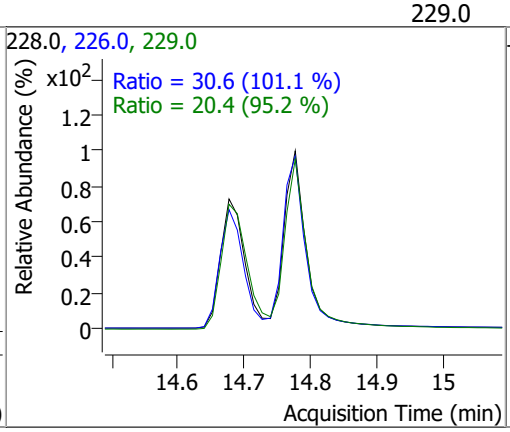

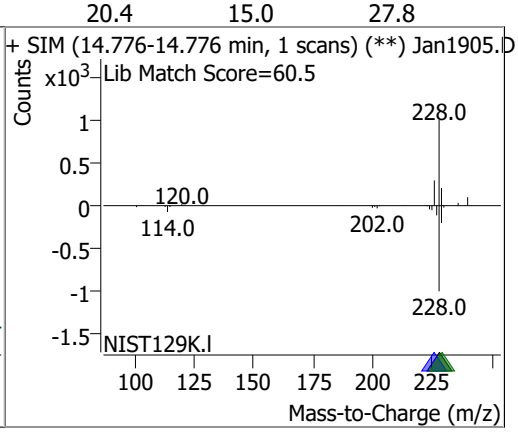

Compound	Conc.	RT	Dev(Min)	Resp.	QIon	QRatio	Lower	Upper
Benzo(b)fluoranthene	5.1441	17.71	-0.02	43201	253.0	22.5	15.8	29.4

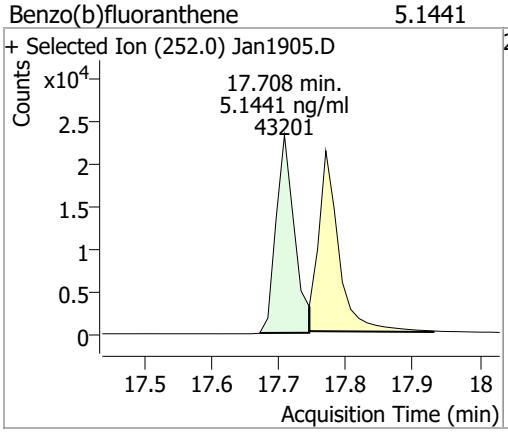

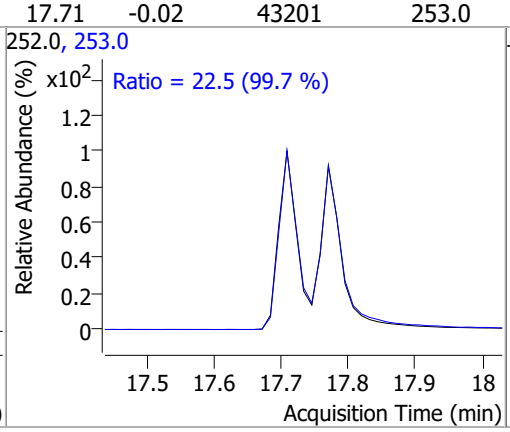

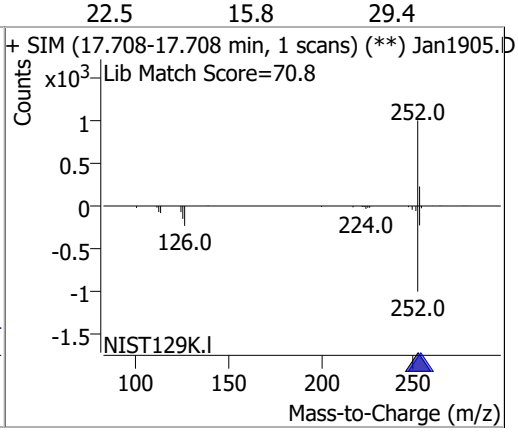

Compound	Conc.	RT	Dev(Min)	Resp.	QIon	QRatio	Lower	Upper
Benzo(k)fluoranthene	4.6002	17.77	-0.02	45039	253.0	22.8	16.1	29.9

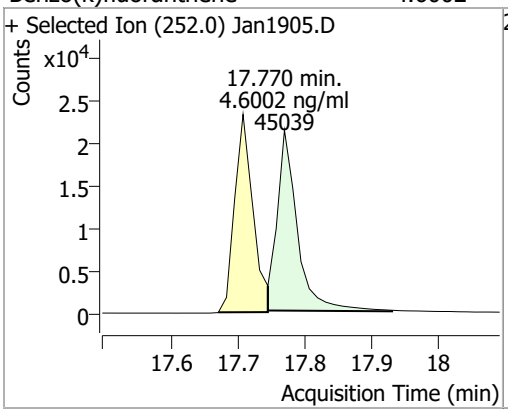

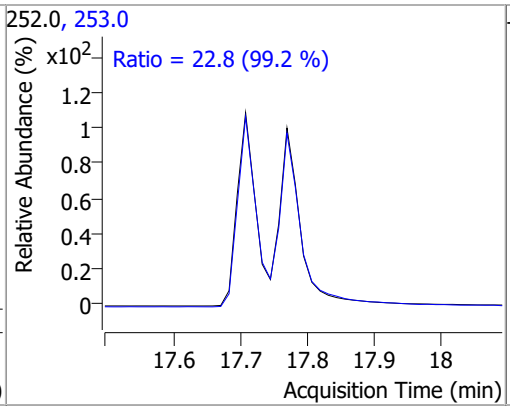

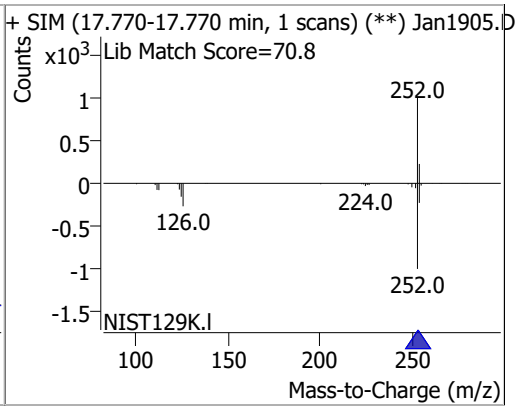

Compound	Conc.	RT	Dev(Min)	Resp.	QIon	QRatio	Lower	Upper
Benzo(a)pyrene	5.0898	18.35	-0.02	34965	253.0	23.6	16.5	30.6

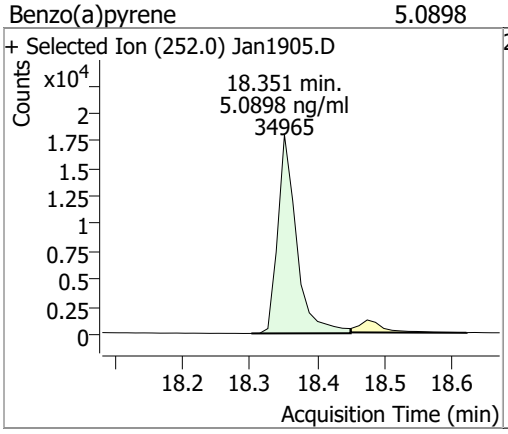

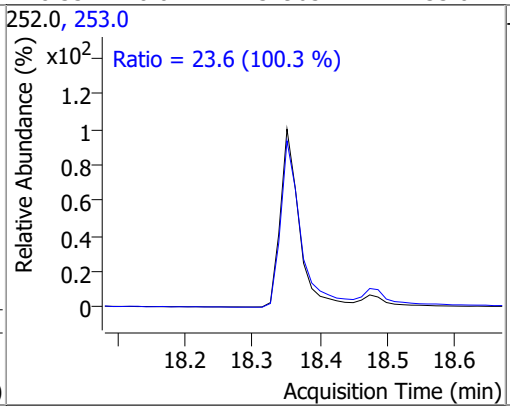

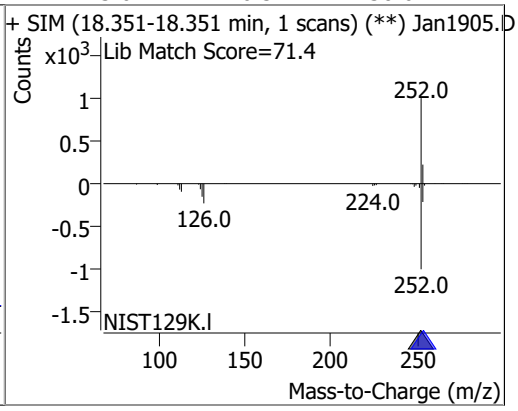

Compound	Conc.	RT	Dev(Min)	Resp.	QIon	QRatio	Lower	Upper
Indeno(1,2,3-cd)pyrene	5.1188	20.20	-0.02	33809	138.0	25.8	20.3	37.6

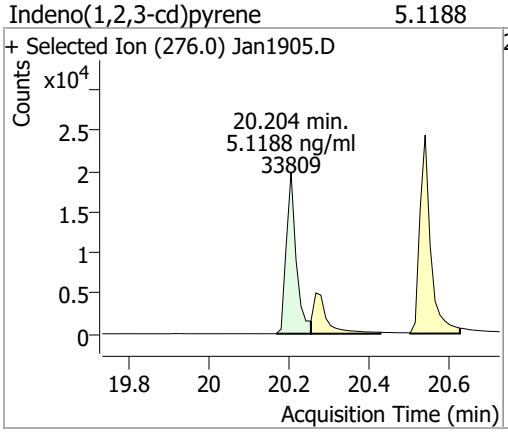

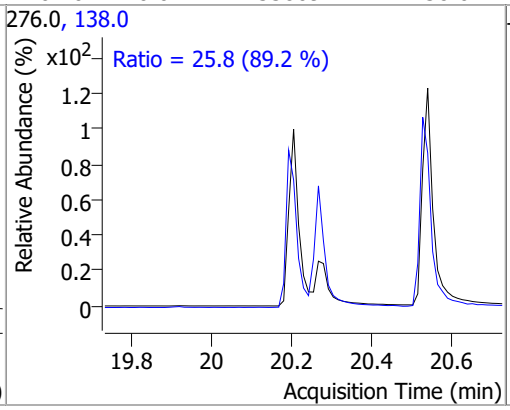

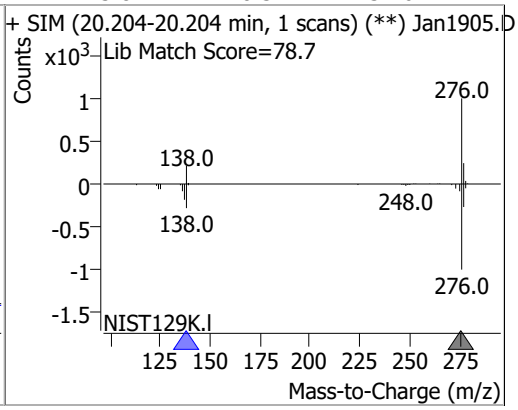

Compound	Conc.	RT	Dev(Min)	Resp.	QIon	QRatio	Lower	Upper
Dibenzo(a,h)anthracene	4.9135	20.28	-0.02	36589	279.0	25.5	17.6	32.7
					139.0	22.8	16.9	31.3

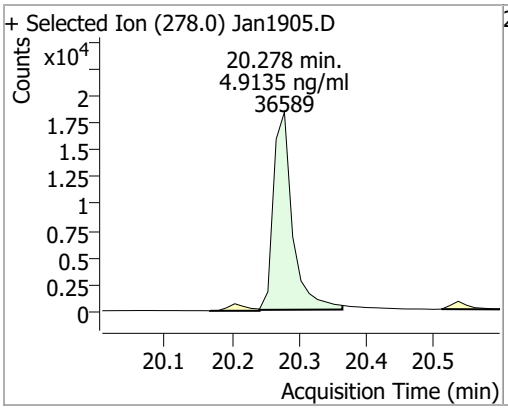

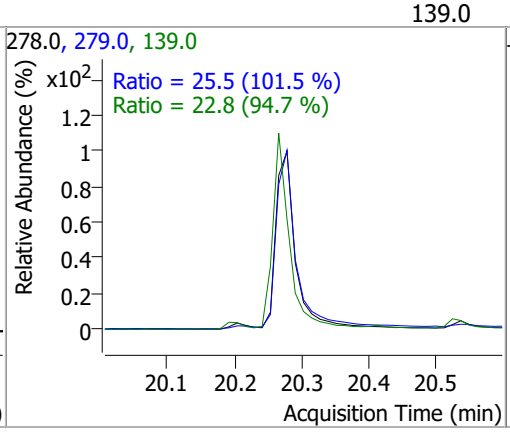

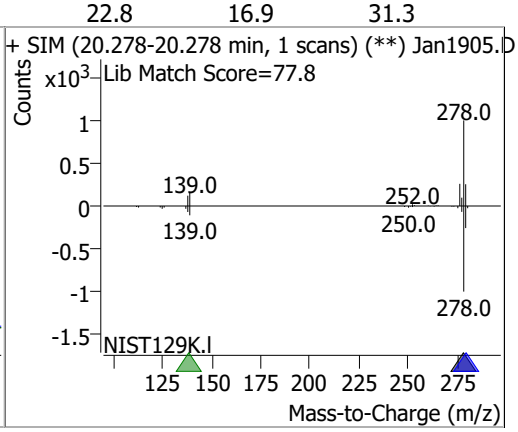

Compound	Conc.	RT	Dev(Min)	Resp.	QIon	QRatio	Lower	Upper
Benzo(g,h,i)perylene	4.9329	20.54	-0.02	45947	138.0	26.4	19.6	36.5
					277.0	24.3	16.3	30.2

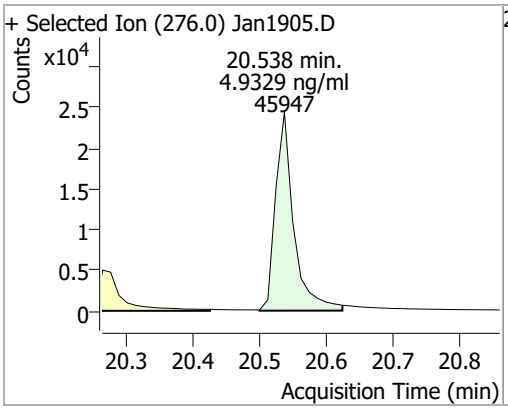

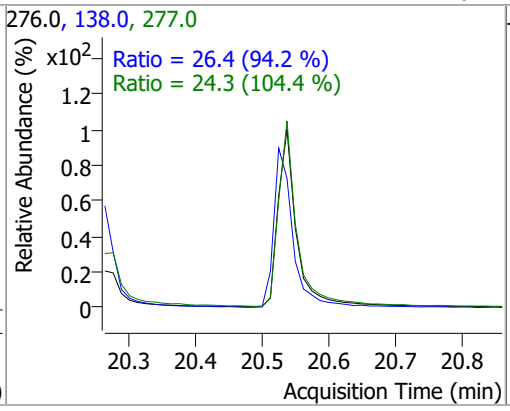

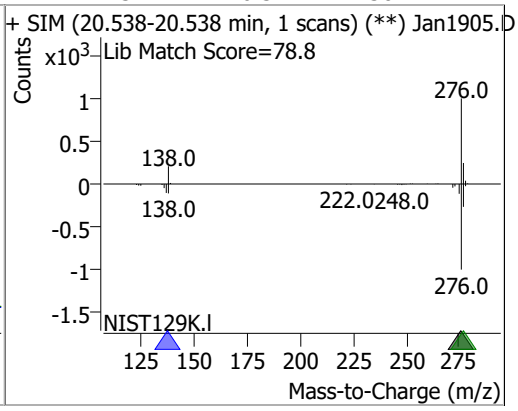

Quantitation Results Report (QT Reviewed)

Data File	Jan1906.D	Operator	LIMS import
Acq. Method	5975BNASIM	Acq. Date-Time	1/19/2022 1:20:44 PM
Sample Name	LLCSD-162956	Instrument	GCMS
Vial	6	Multiplier	1.00
DA Method File	011822 bna SIM1.batch.bin	Comment	SVOC-8270C-SIM-W-LLPAH
Tune File	dftppjph.u	Tune Date	
Batch Name	011922 bna SIM 1.batch.bin	Last Calib Update	1/17/2022 8:49:06 AM
Ref Library			

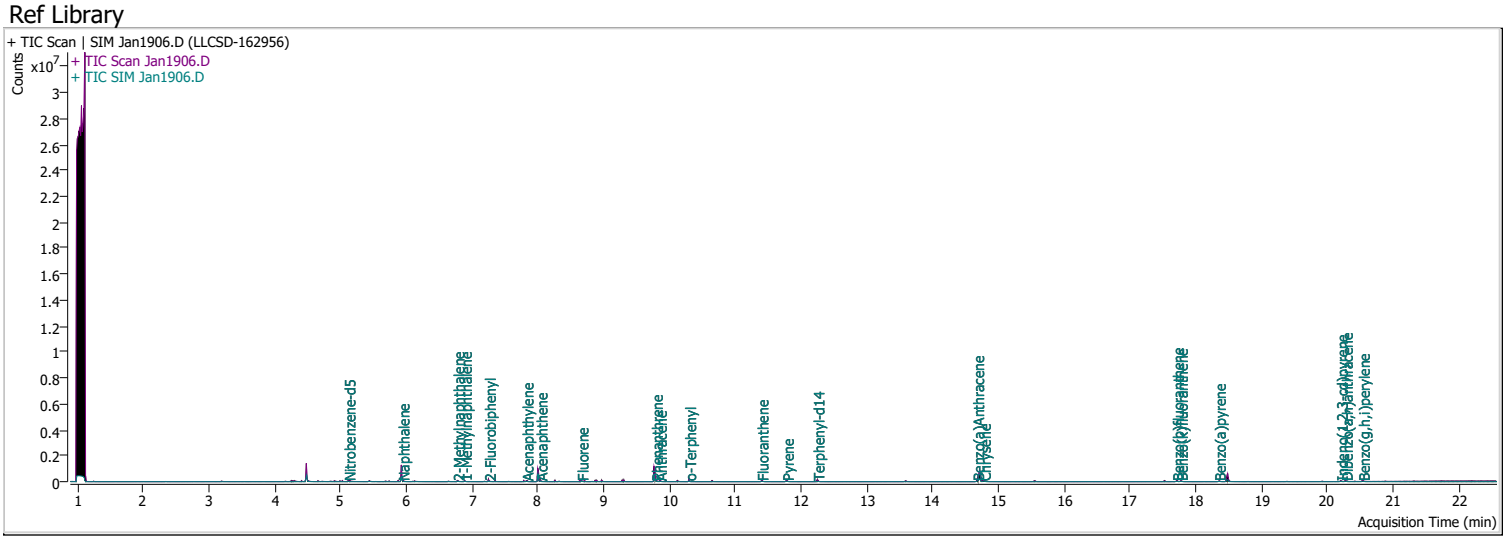

Compound	RT	QIon	Resp.	Conc.	Units		Dev(Min)
Internal Standards							
M 1,4-Dichlorobenzene-d4	4.485	152.0	191547	40.0000	ng/ml		-0.012
M Naphthalene-d8	5.928	136.0	358541	40.0000	ng/ml		-0.012
M Acenaphthene-d10	8.001	164.0	195626	40.0000	ng/ml		0.000
M Phenanthrene-d10	9.768	188.0	392455	40.0000	ng/ml		-0.012
M Chrysene-d12	14.714	240.0	279417	40.0000	ng/ml		-0.012
M Perylene-d12	18.475	264.0	193597	40.0000	ng/ml		-0.024
System Monitoring Compounds							
S Nitrobenzene-d5	5.118	82.0	26223	5.9340	ng/ml		-0.025
Spiked Amount: 5.000	Range: 19.0 - 102.0%			Recovery = 118.68%		*	
S 2-Fluorobiphenyl	7.252	172.0	52124	5.5433	ng/ml		-0.012
Spiked Amount: 5.000	Range: 25.0 - 94.0%			Recovery = 110.87%		*	
S o-Terphenyl	10.299	230.0	26599	4.1643	ng/ml		0.000
Spiked Amount: 5.000	Range: 40.0 - 140.0%			Recovery = 83.29%			
S Terphenyl-d14	12.251	244.0	38887	7.3877	ng/ml		-0.012
Spiked Amount: 5.000	Range: 39.0 - 106.0%			Recovery = 147.75%		*	
Target Compounds							**QValue**
T Naphthalene	5.941	128.0	30046	2.4222	ng/ml		99
T 2-Methylnaphthalene	6.778	141.0	20537	2.9664	ng/ml		90
T 1-Methylnaphthalene	6.890	141.0	18316	2.5083	ng/ml		95
T Acenaphthylene	7.826	152.0	34579	2.8843	ng/ml		95
T Acenaphthene	8.038	154.0	23684	3.0883	ng/ml		97
T Fluorene	8.661	166.0	34913	3.8475	ng/ml		98
T Phenanthrene	9.793	178.0	58708	4.8236	ng/ml		92
T Anthracene	9.855	178.0	52707	4.8451	ng/ml		100
T Fluoranthene	11.399	202.0	61104	4.5907	ng/ml		99
T Pyrene	11.781	202.0	64986	4.6168	ng/ml		98
T Benzo(a)Anthracene	14.677	228.0	45821	5.1180	ng/ml		99
T Chrysene	14.776	228.0	59655	4.6647	ng/ml		99
T Benzo(b)fluoranthene	17.709	252.0	42612	4.8854	ng/ml		99

Compound	RT	QIon	Resp.	Conc.	Units	Dev(Min)
T Benzo(k)fluoranthene	17.770	252.0	44565	4.3906	ng/ml	97
T Benzo(a)pyrene	18.351	252.0	32792	4.6451	ng/ml	100
T Indeno(1,2,3-cd)pyrene	20.205	276.0	30696	4.5403	ng/ml	98
T Dibenzo(a,h)anthracene	20.279	278.0	34809	4.5008	ng/ml	98
T Benzo(g,h,i)perylene	20.538	276.0	43296	4.5089	ng/ml	99

(#) = Qualifier Out of Range; (m) = Manual Integration; (+) = Area Summed; (*) = Surrogate Percent Recovery Out of Range; (d): Zeroed Peak

Compound	Conc.	RT	Dev(Min)	Resp.	QIon	QRatio	Lower	Upper
Nitrobenzene-d5	5.9340	5.12	-0.02	26223	54.0	35.0	25.9	48.1
					128.0	36.5	25.6	47.6

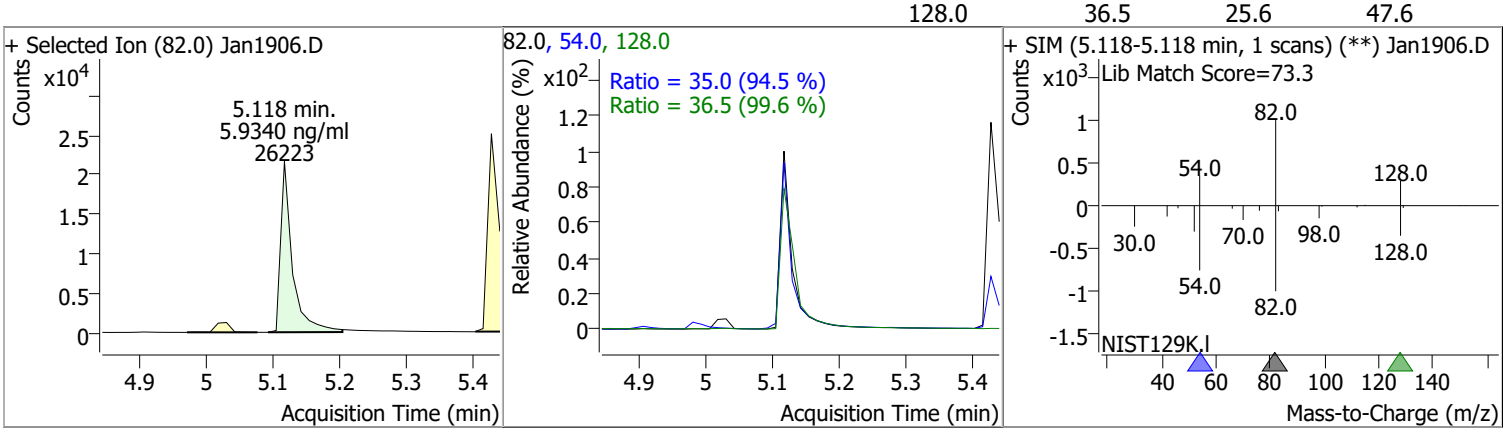

Compound	Conc.	RT	Dev(Min)	Resp.	QIon	QRatio	Lower	Upper
Naphthalene	2.4222	5.94	-0.01	30046	102.0	20.5	0.0	59.6
					129.0	10.7	7.7	14.3

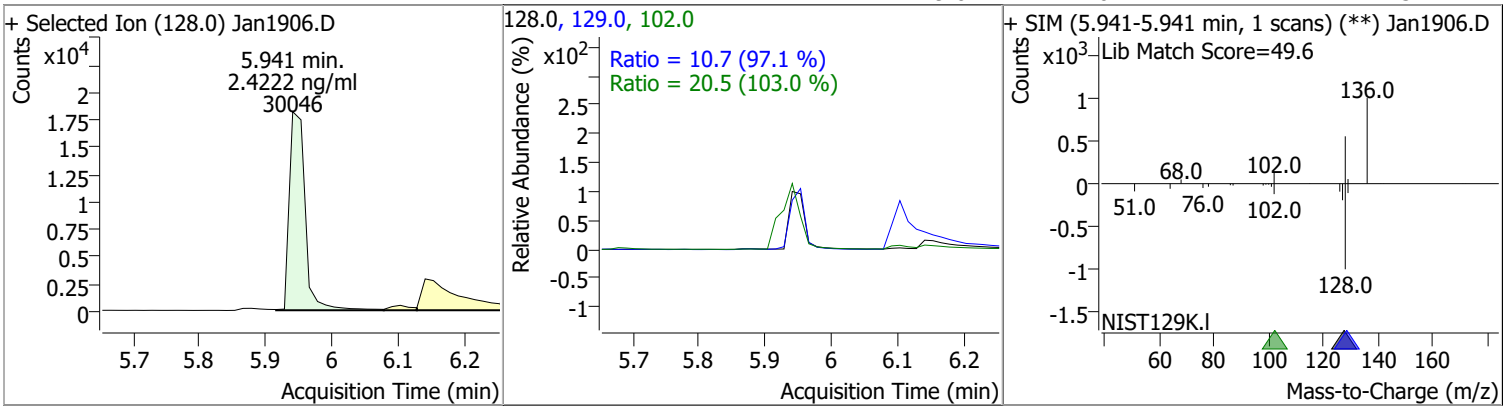

Compound	Conc.	RT	Dev(Min)	Resp.	QIon	QRatio	Lower	Upper
2-Methylnaphthalene	2.9664	6.78	-0.01	20537	142.0	156.0	98.5	183.0
					115.0	56.2	41.8	77.6

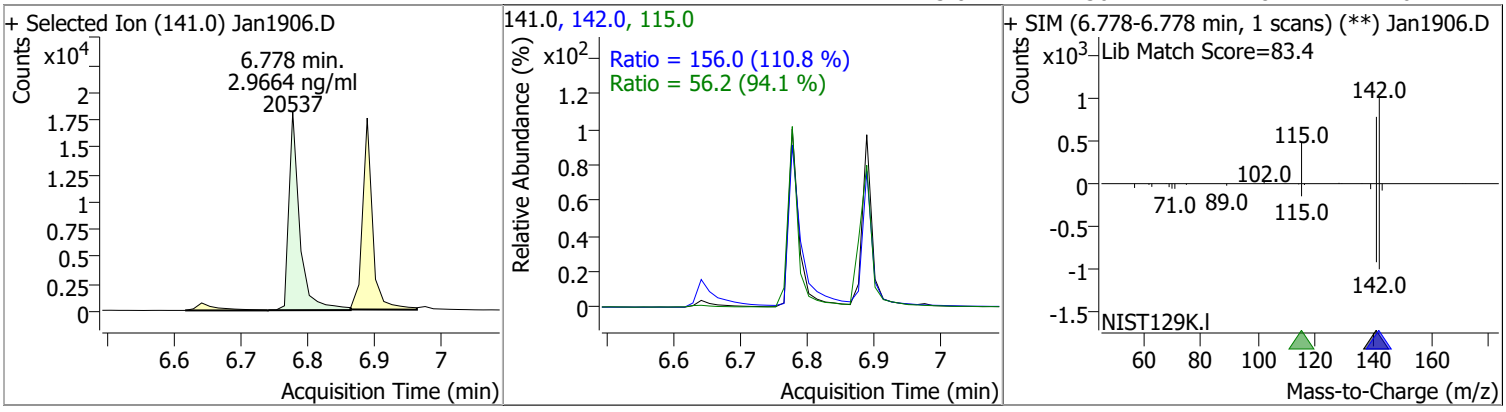

Compound	Conc.	RT	Dev(Min)	Resp.	QIon	QRatio	Lower	Upper
1-Methylnaphthalene	2.5083	6.89	-0.01	18316	142.0	116.5	79.2	147.1
					115.0	62.2	47.5	88.2

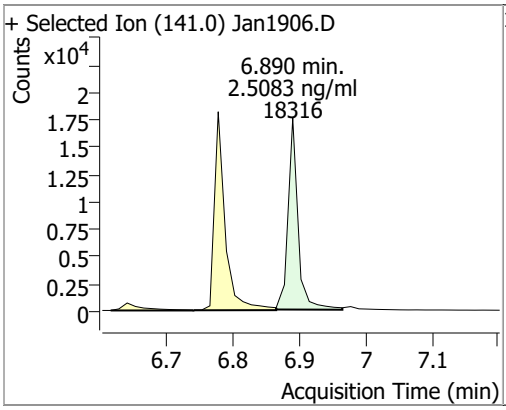

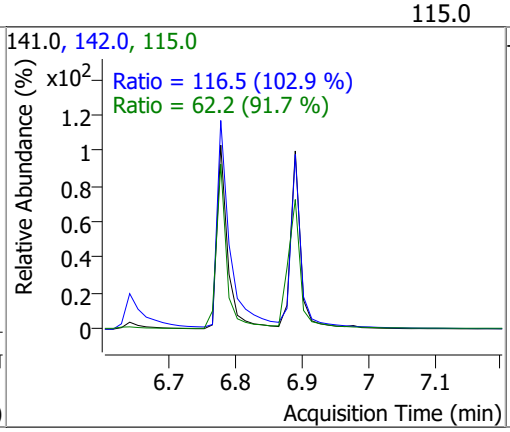

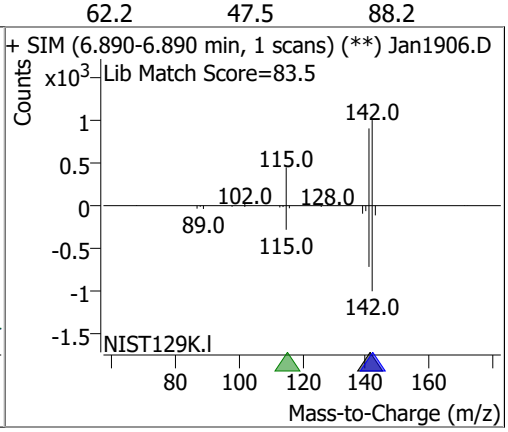

Compound	Conc.	RT	Dev(Min)	Resp.	QIon	QRatio	Lower	Upper
2-Fluorobiphenyl	5.5433	7.25	-0.01	52124	171.0	36.1	26.6	49.5

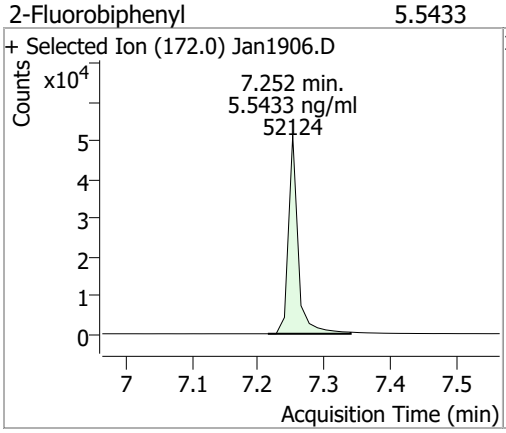

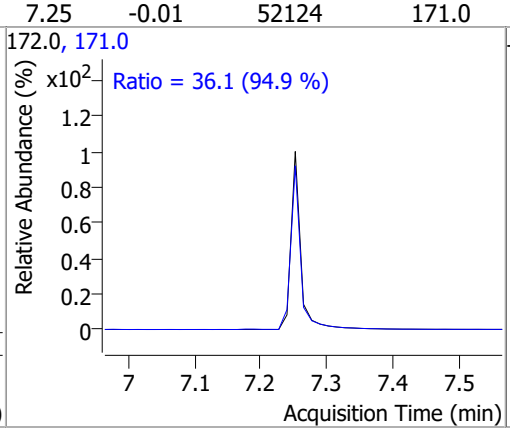

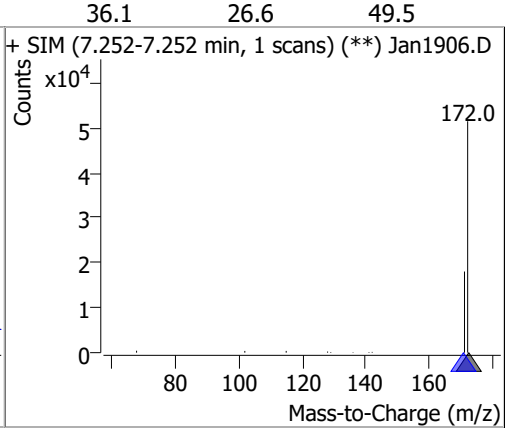

Compound	Conc.	RT	Dev(Min)	Resp.	QIon	QRatio	Lower	Upper
Acenaphthylene	2.8843	7.83	0.00	34579	153.0	14.7	9.0	16.6

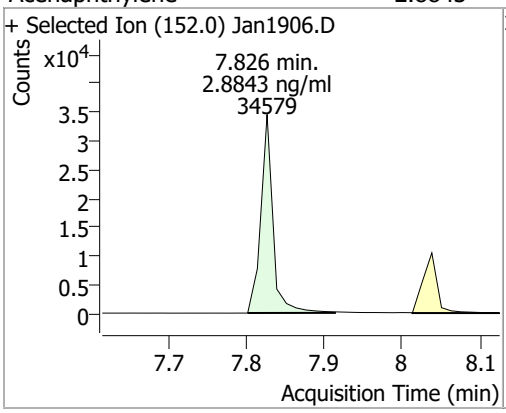

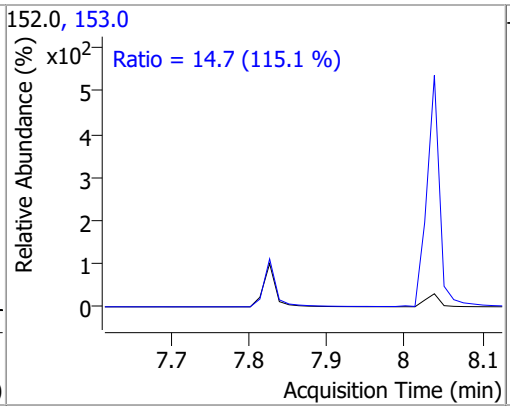

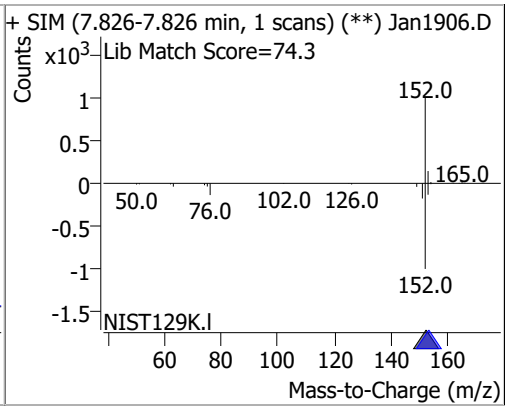

Compound	Conc.	RT	Dev(Min)	Resp.	QIon	QRatio	Lower	Upper
Acenaphthene	3.0883	8.04	0.00	23684	153.0	114.5	82.1	152.6
					152.0	56.1	41.0	76.1

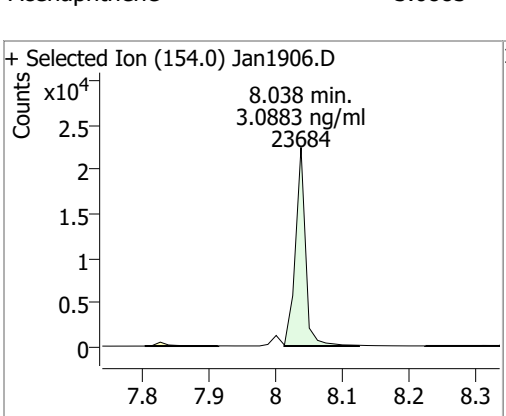

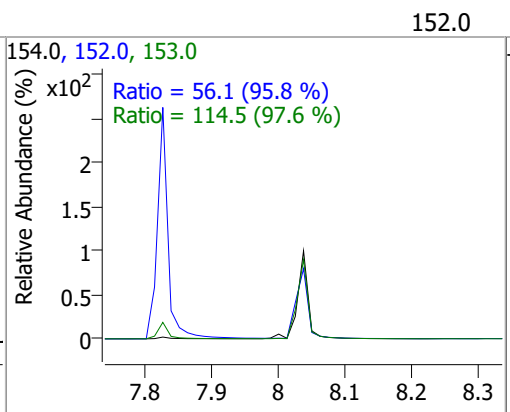

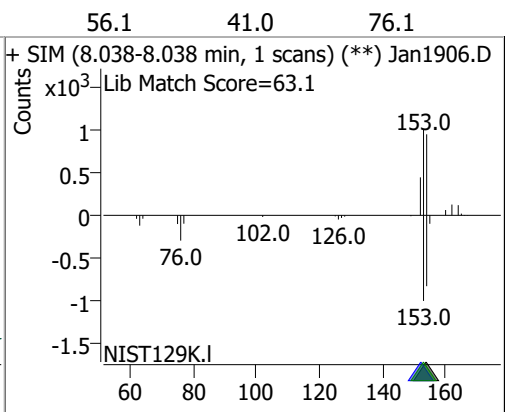

Compound	Conc.	RT	Dev(Min)	Resp.	QIon	QRatio	Lower	Upper
Fluorene	3.8475	8.66	-0.01	34913	165.0	101.0	69.1	128.3
					167.0	13.4	9.7	18.0

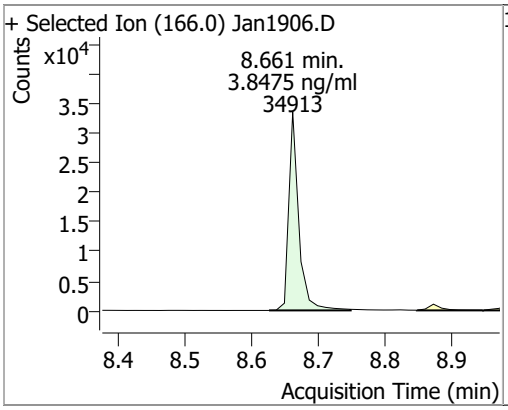

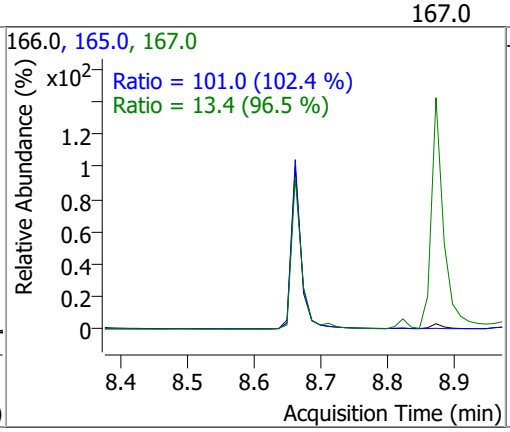

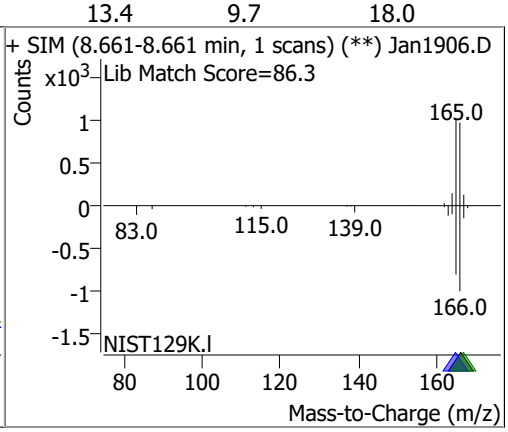

Compound	Conc.	RT	Dev(Min)	Resp.	QIon	QRatio	Lower	Upper
Phenanthrene	4.8236	9.79	-0.01	58708	176.0	18.8	10.8	20.1

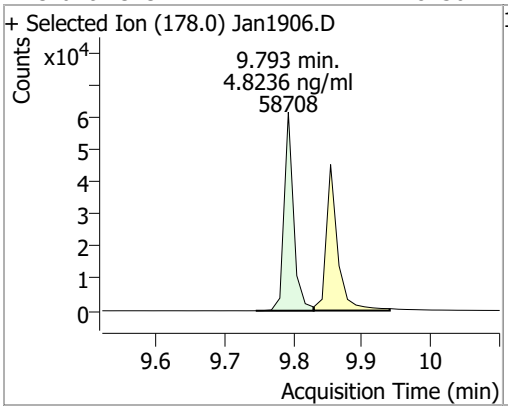

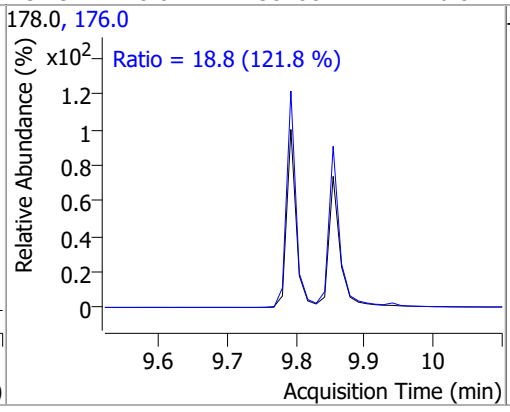

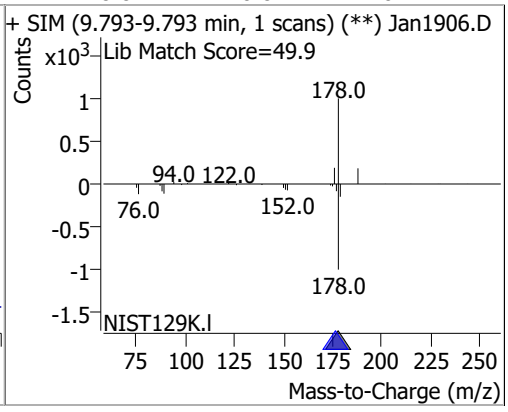

Compound	Conc.	RT	Dev(Min)	Resp.	QIon	QRatio	Lower	Upper
Anthracene	4.8451	9.85	-0.01	52707	176.0	18.1	12.7	23.5

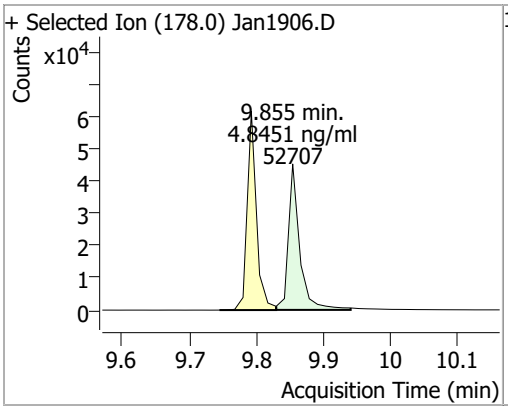

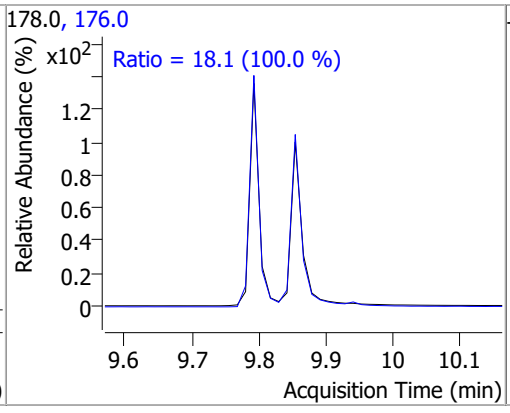

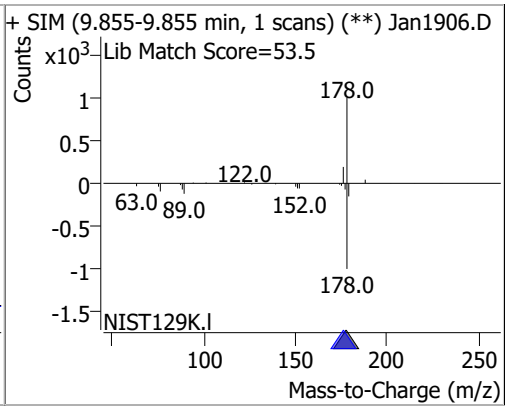

Compound	Conc.	RT	Dev(Min)	Resp.	QIon	QRatio	Lower	Upper
o-Terphenyl	4.1643	10.30	0.00	26599	229.0	73.0	49.2	91.3
					215.0	47.6	32.7	60.7

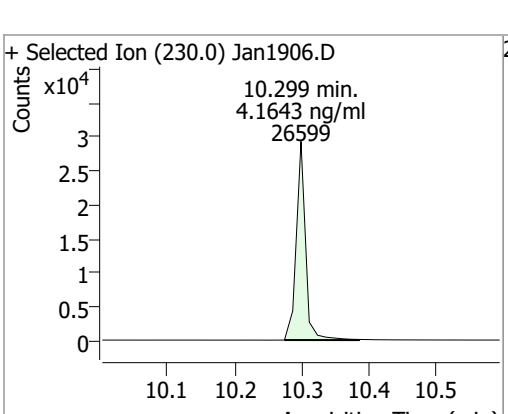

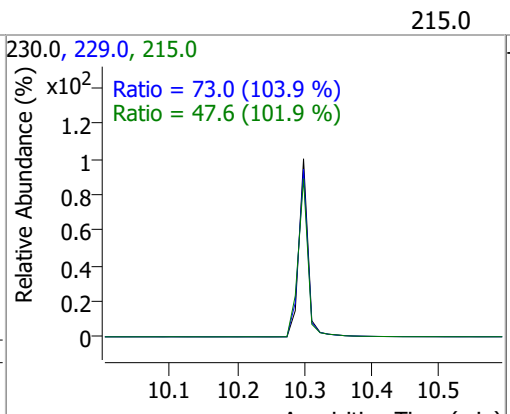

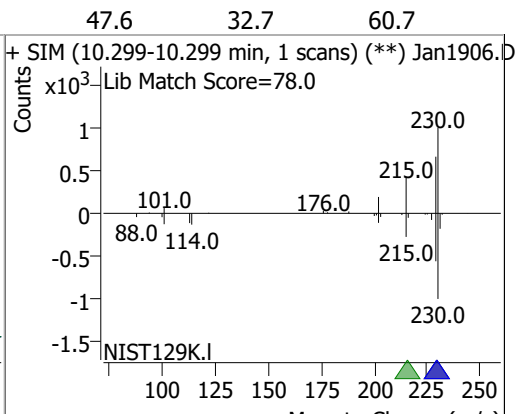

Compound	Conc.	RT	Dev(Min)	Resp.	QIon	QRatio	Lower	Upper
Fluoranthene	4.5907	11.40	-0.01	61104	101.0	13.3	9.6	17.9

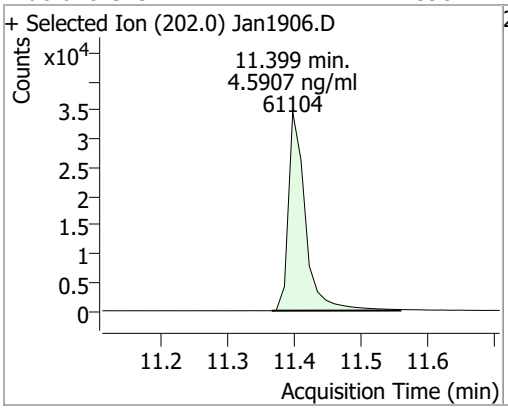

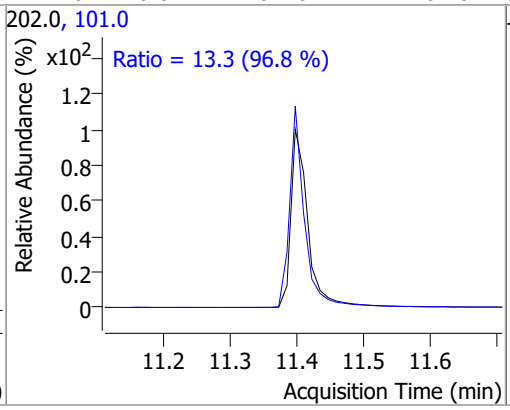

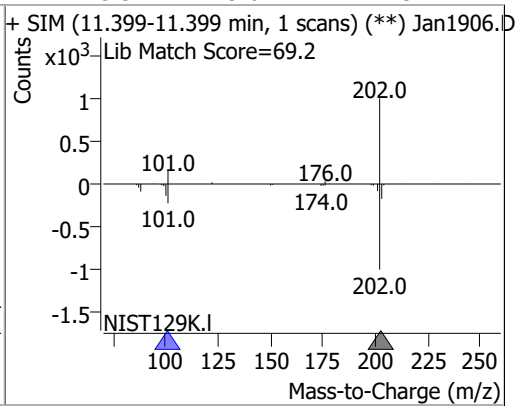

Compound	Conc.	RT	Dev(Min)	Resp.	QIon	QRatio	Lower	Upper
Pyrene	4.6168	11.78	-0.01	64986	101.0	16.1	10.7	20.0

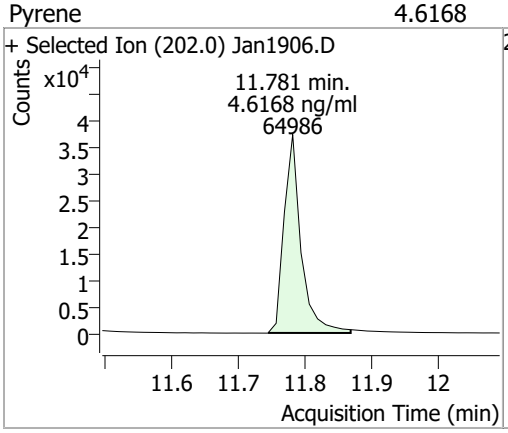

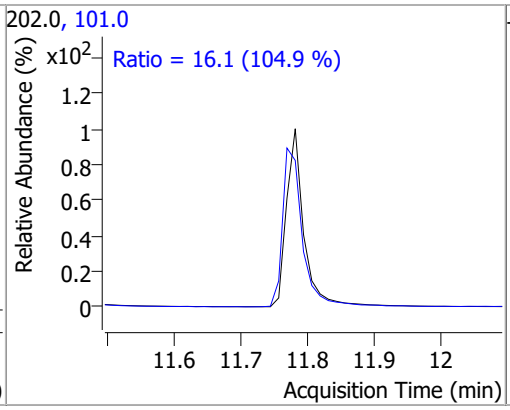

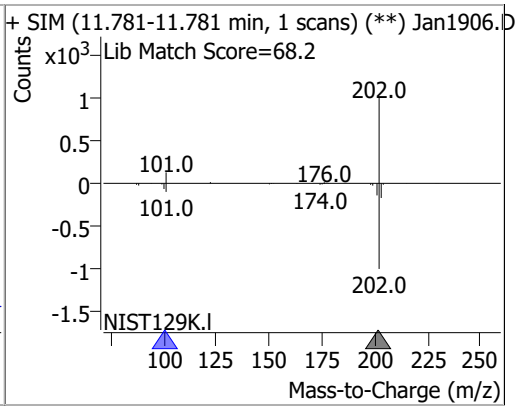

Compound	Conc.	RT	Dev(Min)	Resp.	QIon	QRatio	Lower	Upper
Terphenyl-d14	7.3877	12.25	-0.01	38887	122.0	20.0	13.4	25.0

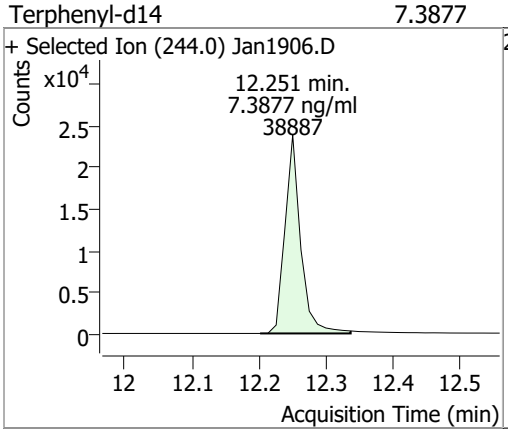

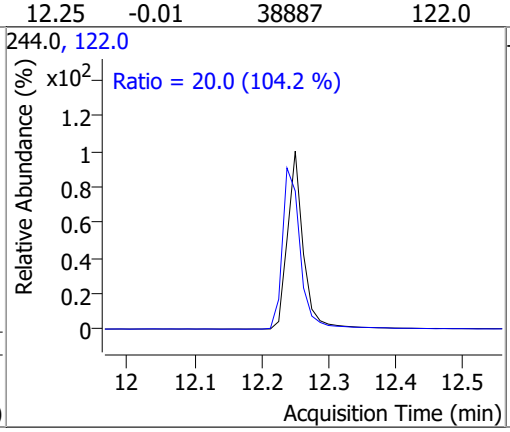

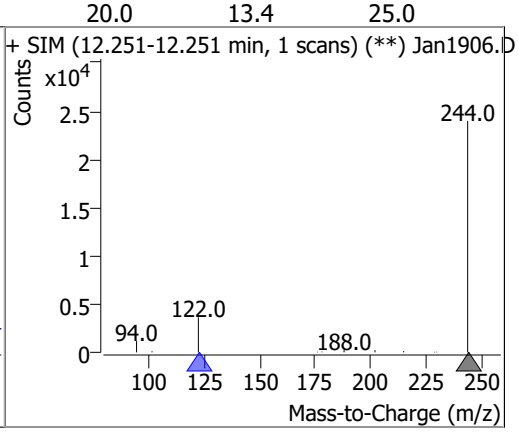

Compound	Conc.	RT	Dev(Min)	Resp.	QIon	QRatio	Lower	Upper
Benzo(a)Anthracene	5.1180	14.68	-0.02	45821	226.0	26.8	18.9	35.1
					229.0	22.2	16.1	29.9

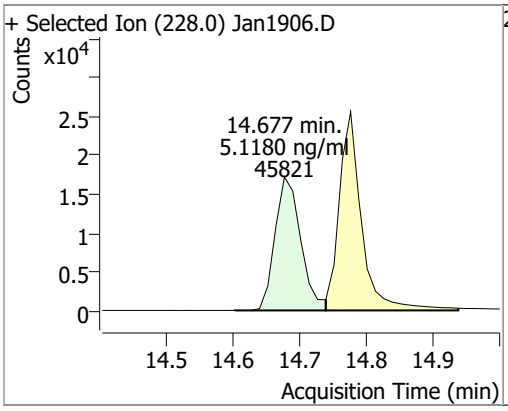

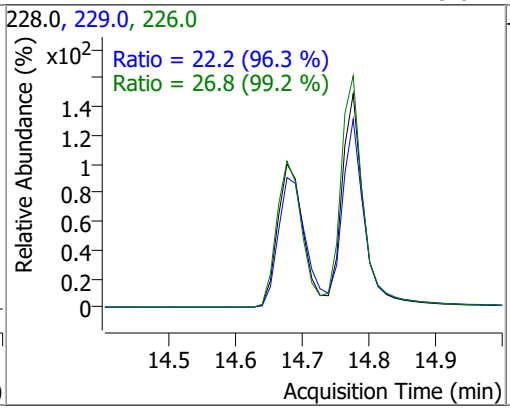

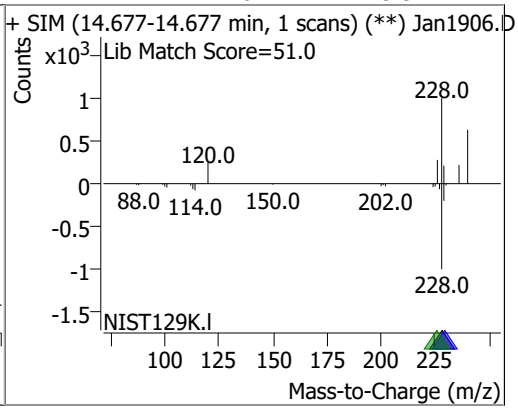

Compound	Conc.	RT	Dev(Min)	Resp.	QIon	QRatio	Lower	Upper
Chrysene	4.6647	14.78	-0.01	59655	226.0	30.6	21.2	39.4
					229.0	21.0	15.0	27.8

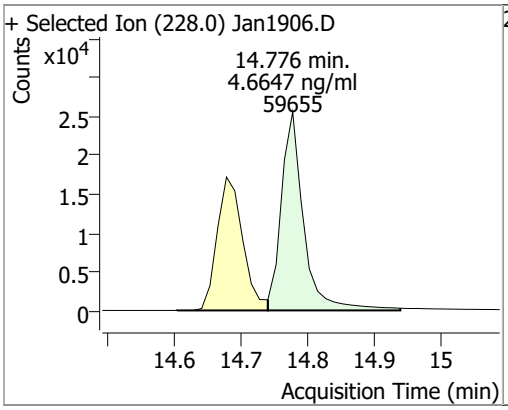

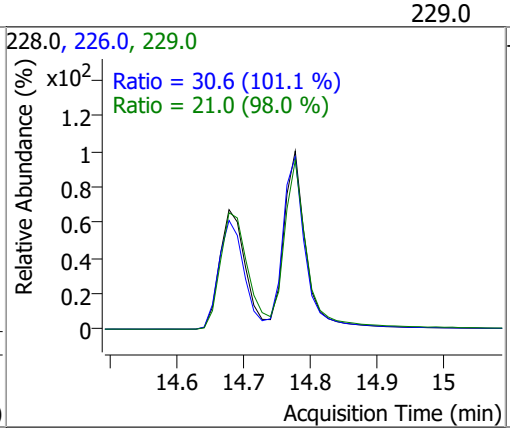

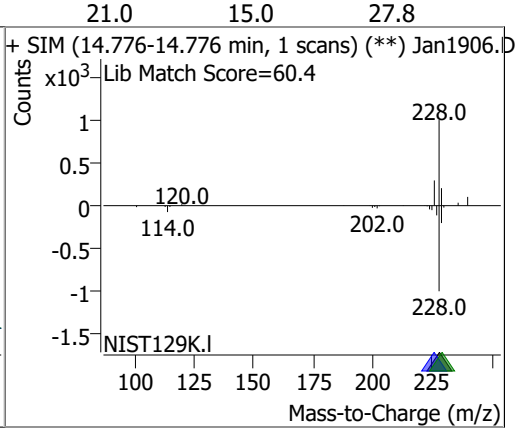

Compound	Conc.	RT	Dev(Min)	Resp.	QIon	QRatio	Lower	Upper
Benzo(b)fluoranthene	4.8854	17.71	-0.02	42612	253.0	22.2	15.8	29.4

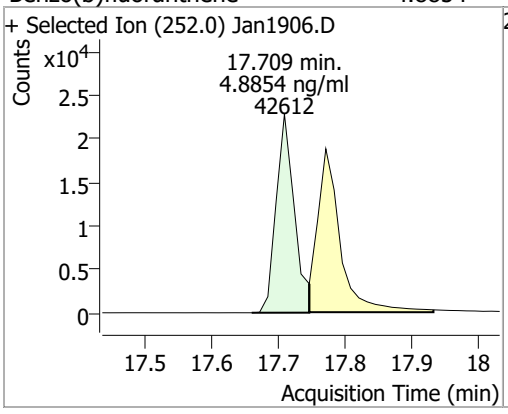

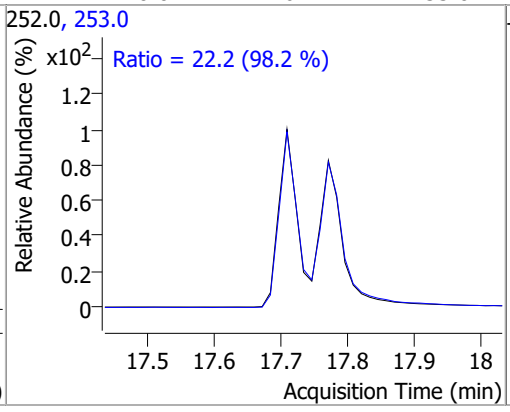

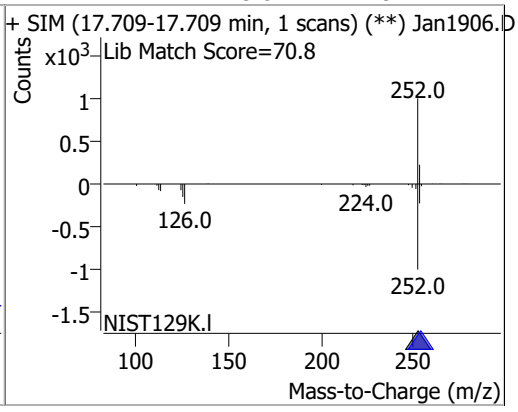

Compound	Conc.	RT	Dev(Min)	Resp.	QIon	QRatio	Lower	Upper
Benzo(k)fluoranthene	4.3906	17.77	-0.02	44565	253.0	21.7	16.1	29.9

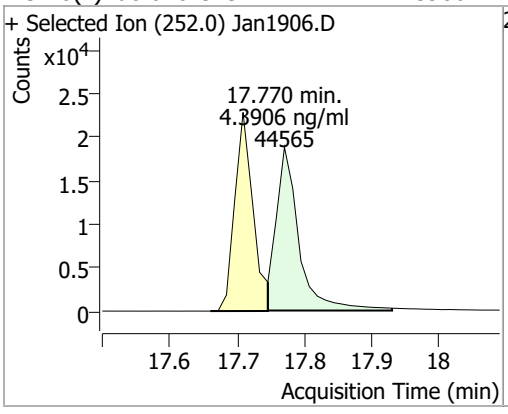

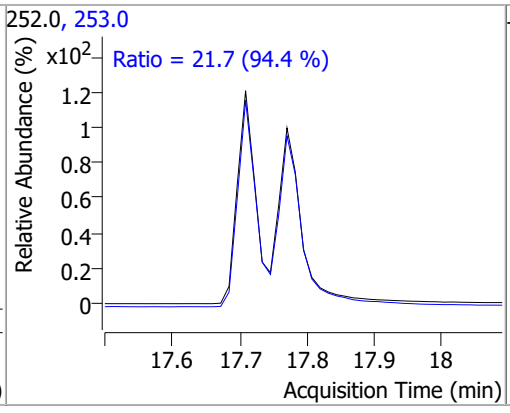

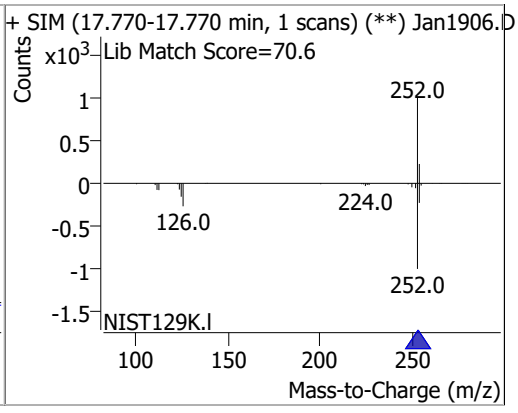

Compound	Conc.	RT	Dev(Min)	Resp.	QIon	QRatio	Lower	Upper
Benzo(a)pyrene	4.6451	18.35	-0.02	32792	253.0	23.4	16.5	30.6

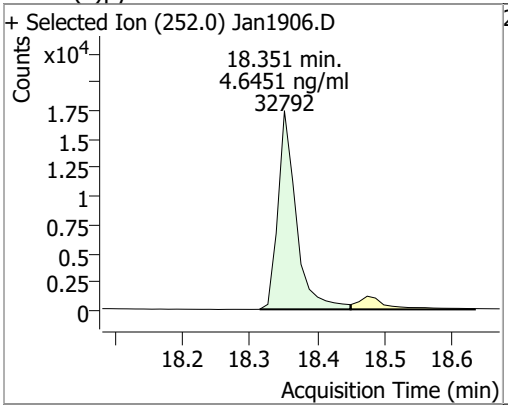

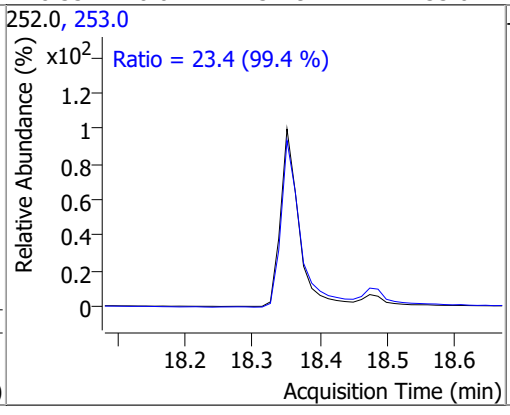

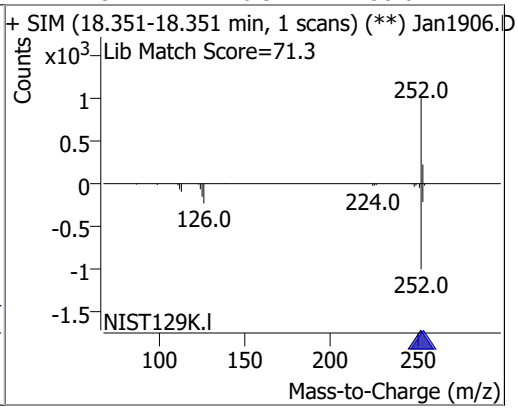

Compound	Conc.	RT	Dev(Min)	Resp.	QIon	QRatio	Lower	Upper
Indeno(1,2,3-cd)pyrene	4.5403	20.20	-0.02	30696	138.0	27.8	20.3	37.6

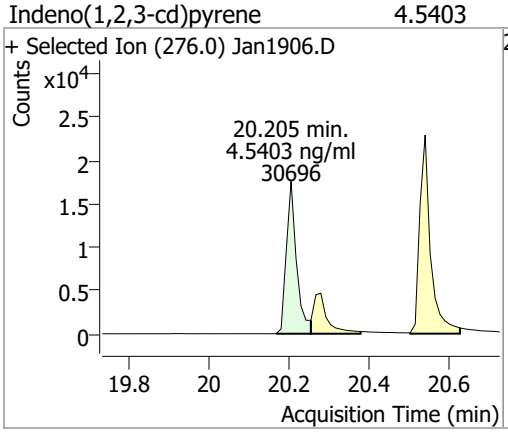

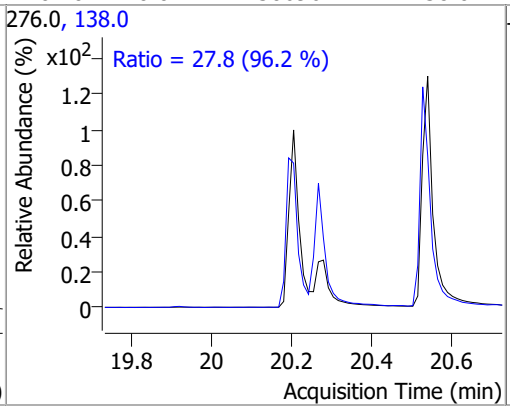

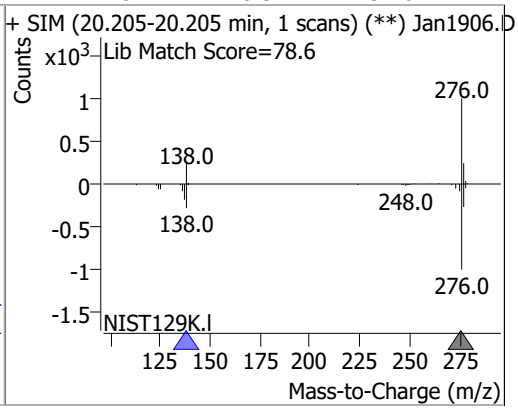

Compound	Conc.	RT	Dev(Min)	Resp.	QIon	QRatio	Lower	Upper
Dibenzo(a,h)anthracene	4.5008	20.28	-0.02	34809	279.0	25.2	17.6	32.7
					139.0	22.6	16.9	31.3

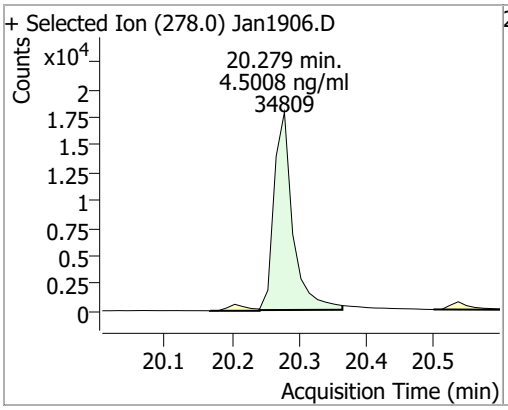

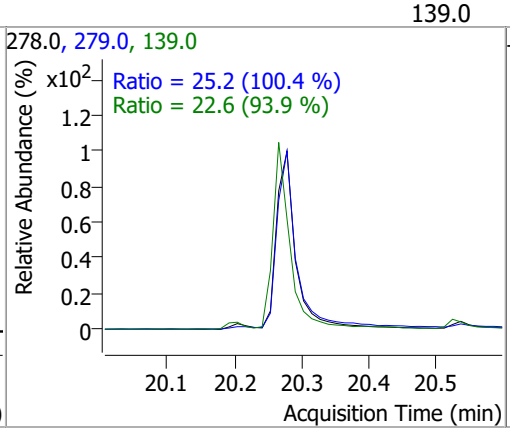

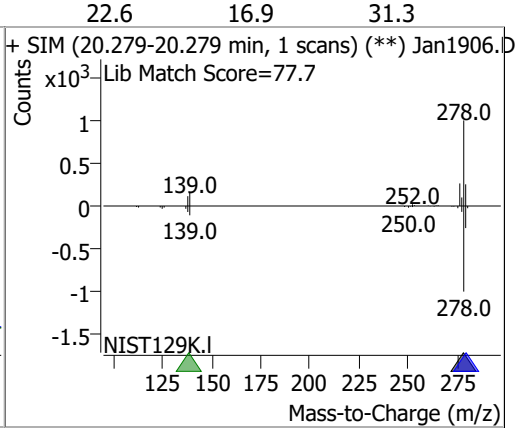

Compound	Conc.	RT	Dev(Min)	Resp.	QIon	QRatio	Lower	Upper
Benzo(g,h,i)perylene	4.5089	20.54	-0.02	43296	138.0	27.1	19.6	36.5
					277.0	23.9	16.3	30.2

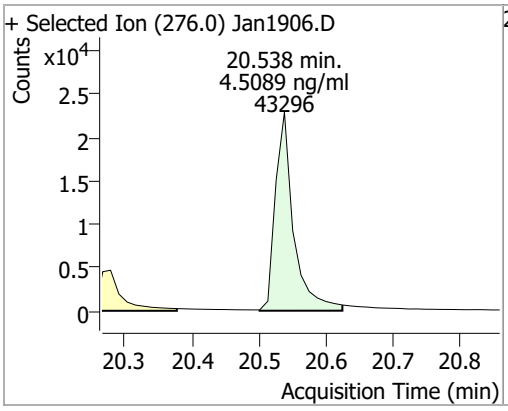

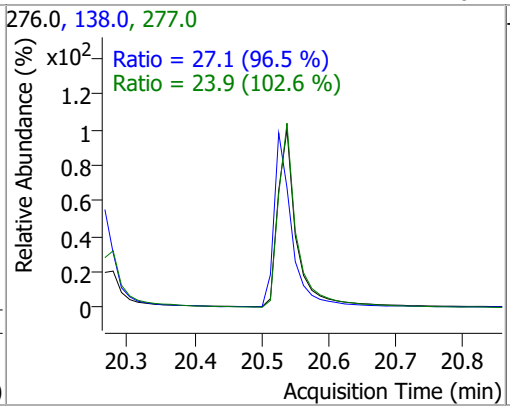

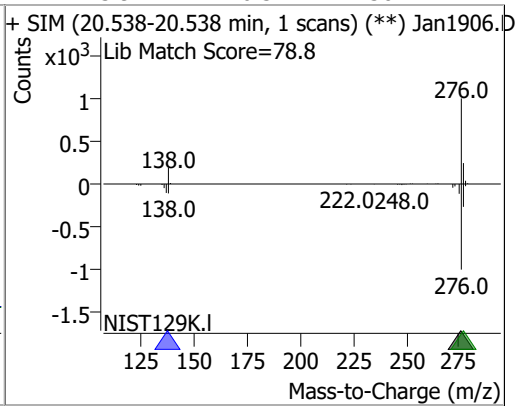

Quantitation Results Report (QT Reviewed)

Agilent | Trusted Answers

Data File	Jan1907.D	Operator	LIMS import
Acq. Method	5975BNASIM	Acq. Date-Time	1/19/2022 1:52:57 PM
Sample Name	B22010753-001C	Instrument	GCMS
Vial	7	Multiplier	1.00
DA Method File	011822 bna SIM1.batch.bin	Comment	SVOC-8270C-SIM-W-LLPAH
Tune File	dftppjph.u	Tune Date	
Batch Name	011922 bna SIM 1.batch.bin	Last Calib Update	1/17/2022 8:49:06 AM
Ref Library			

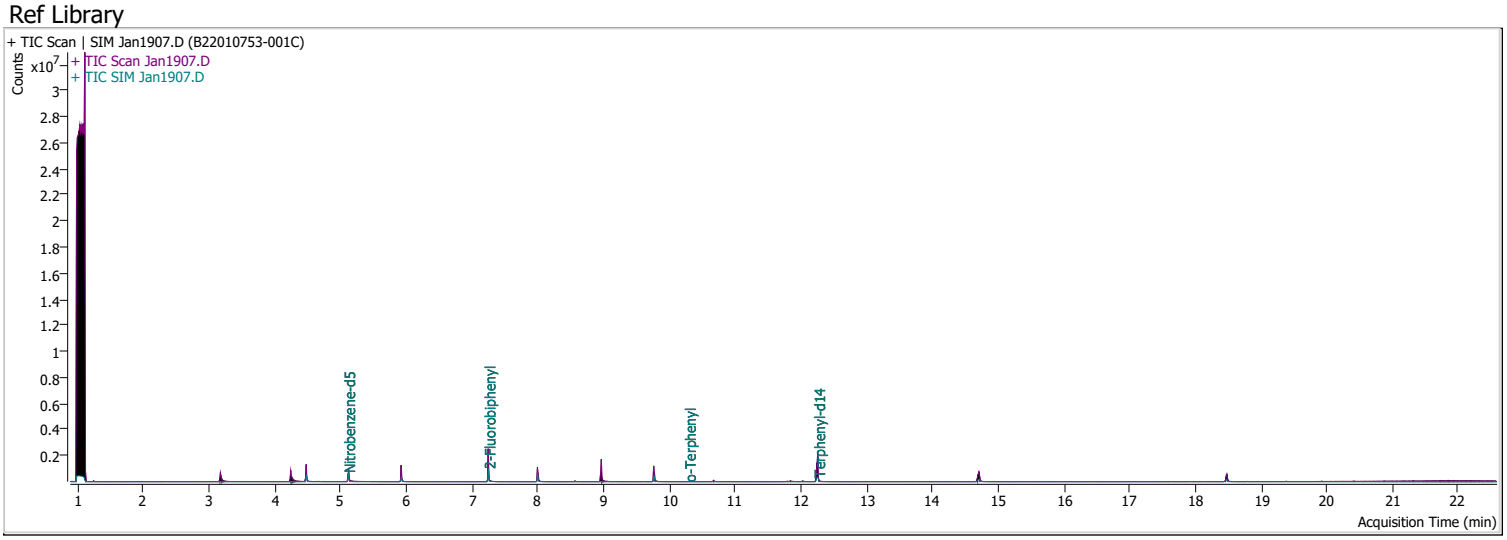

Compound	RT	QIon	Resp.	Conc.	Units		Dev(Min)
Internal Standards							
M 1,4-Dichlorobenzene-d4	4.484	152.0	188552	40.0000	ng/ml		-0.012
M Naphthalene-d8	5.928	136.0	353899	40.0000	ng/ml		-0.012
M Acenaphthene-d10	8.001	164.0	192898	40.0000	ng/ml		0.000
M Phenanthrene-d10	9.768	188.0	385918	40.0000	ng/ml		-0.012
M Chrysene-d12	14.714	240.0	271926	40.0000	ng/ml		-0.012
M Perylene-d12	18.475	264.0	182420	40.0000	ng/ml		-0.025
System Monitoring Compounds							
S Nitrobenzene-d5	5.118	82.0	388667	37.7163	ng/ml		-0.025
Spiked Amount: 5.000	Range: 19.0 - 102.0%			Recovery = 754.33%		*	
S 2-Fluorobiphenyl	7.252	172.0	651528	70.2683	ng/ml		-0.012
Spiked Amount: 5.000	Range: 25.0 - 94.0%			Recovery = 1405.37%		*	
S o-Terphenyl	10.299	230.0	544	0.0866	ng/ml		0.000
Spiked Amount: 5.000	Range: 40.0 - 140.0%			Recovery = 1.73%		*	
S Terphenyl-d14	12.263	244.0	504138	70.3311	ng/ml		0.000
Spiked Amount: 5.000	Range: 39.0 - 106.0%			Recovery = 1406.62%		*	
Target Compounds							**QValue**
T Naphthalene	0.000		0	N.D.			
T 2-Methylnaphthalene	0.000		0	N.D.			
T 1-Methylnaphthalene	0.000		0	N.D.			
T Acenaphthylene	0.000		0	N.D.			
T Acenaphthene	8.001	154.0	0		ng/ml	md	1
T Fluorene	8.960	166.0	0		ng/ml	md	1
T Phenanthrene	0.000		0	N.D.			
T Anthracene	0.000		0	N.D.			
T Fluoranthene	0.000		0	N.D.			
T Pyrene	0.000		0	N.D.			
T Benzo(a)Anthracene	14.702	228.0	0		ng/ml	md	1
T Chrysene	14.764	228.0	0		ng/ml	md	1
T Benzo(b)fluoranthene	0.000		0	N.D.			

Compound	RT	QIon	Resp.	Conc.	Units		Dev(Min)
T Benzo(k)fluoranthene	0.000		0	N.D.			
T Benzo(a)pyrene	18.475	252.0	0		ng/ml	md	1
T Indeno(1,2,3-cd)pyrene	0.000		0	N.D.			
T Dibenzo(a,h)anthracene	0.000		0	N.D.			
T Benzo(g,h,i)perylene	0.000		0	N.D.			

(#) = Qualifier Out of Range; (m) = Manual Integration; (+) = Area Summed; (*) = Surrogate Percent Recovery Out of Range; (d): Zeroed Peak

Compound	Conc.	RT	Dev(Min)	Resp.	QIon	QRatio	Lower	Upper
Nitrobenzene-d5	37.7163	5.12	-0.02	388667	54.0	35.7	25.9	48.1
					128.0	31.4	25.6	47.6

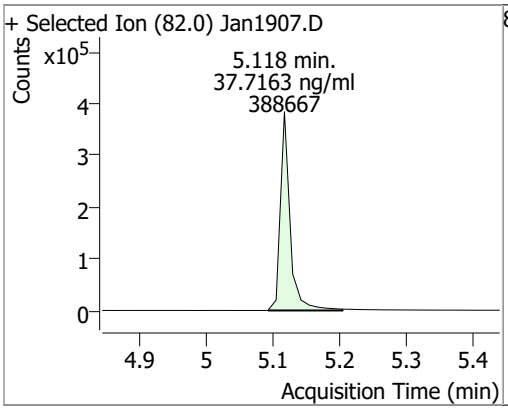

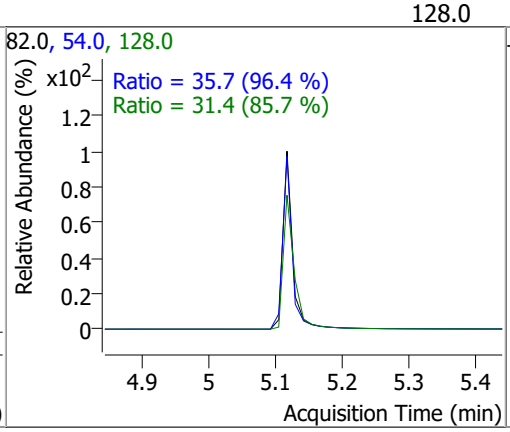

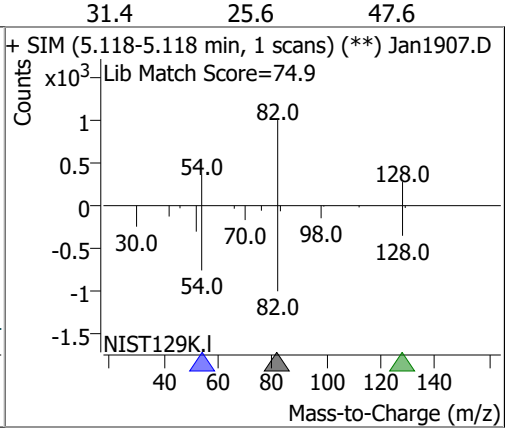

Compound	Conc.	Exp RT	QIon	Exp Ratio	QIon	Exp Ratio
Naphthalene	N.D.	5.95	102.0	19.9	129.0	11.0

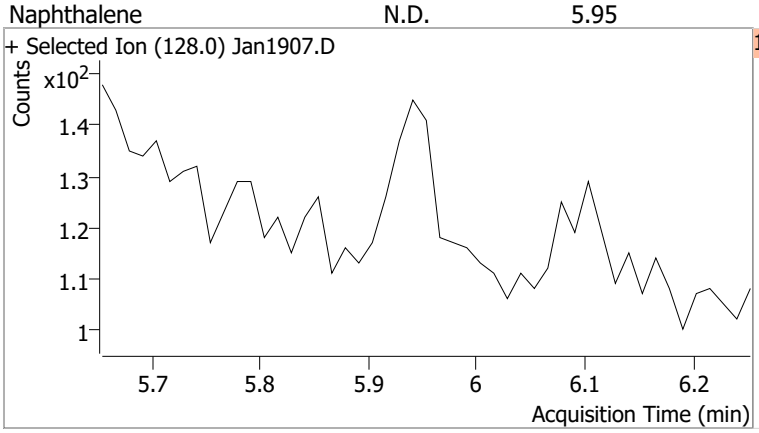

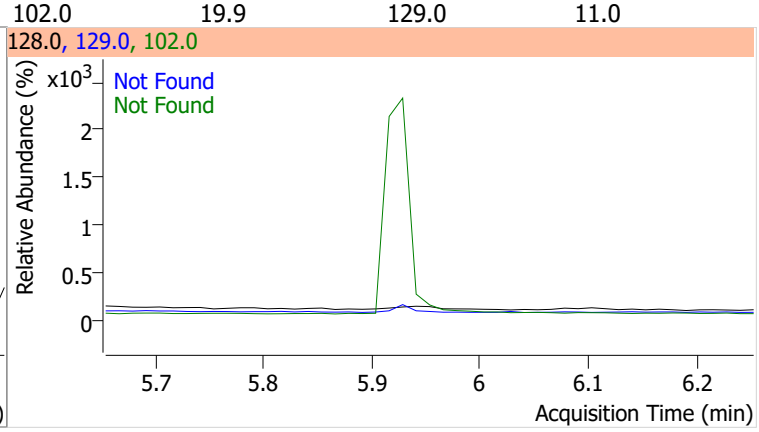

Compound	Conc.	Exp RT	QIon	Exp Ratio	QIon	Exp Ratio
2-Methylnaphthalene	N.D.	6.79	142.0	140.8	115.0	59.7

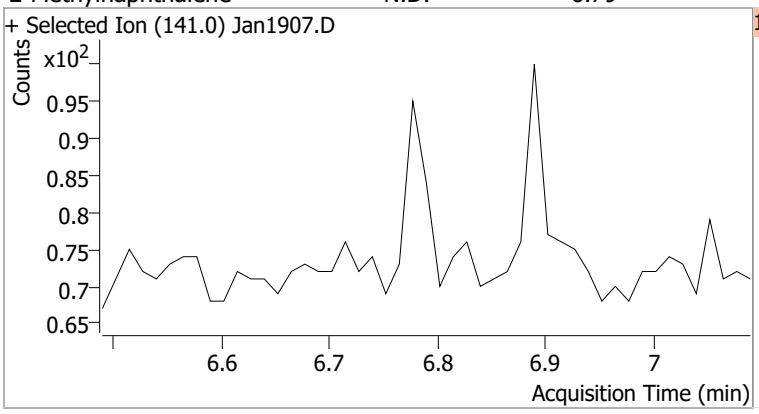

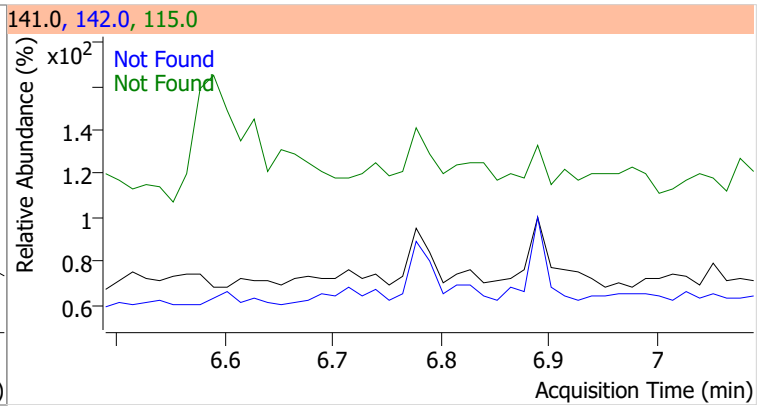

Compound	Conc.	Exp RT	QIon	Exp Ratio	QIon	Exp Ratio
1-Methylnaphthalene	N.D.	6.90	142.0	113.1	115.0	67.8

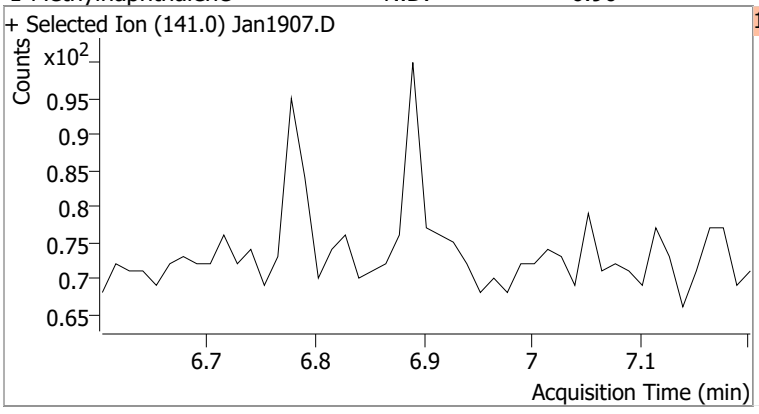

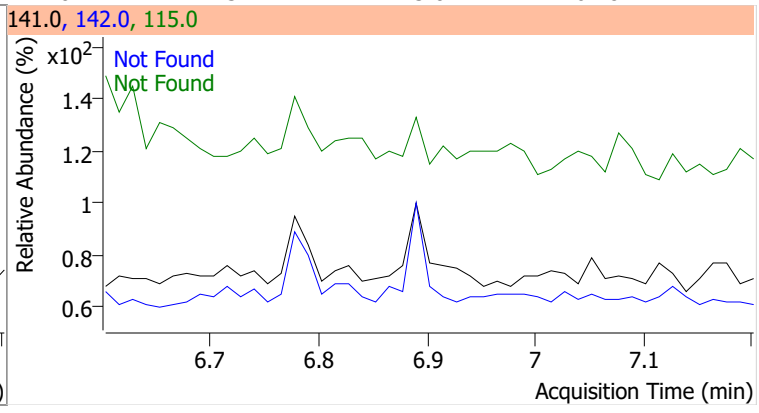

Compound	Conc.	RT	Dev(Min)	Resp.	QIon	QRatio	Lower	Upper
2-Fluorobiphenyl	70.2683	7.25	-0.01	651528	171.0	38.3	26.6	49.5

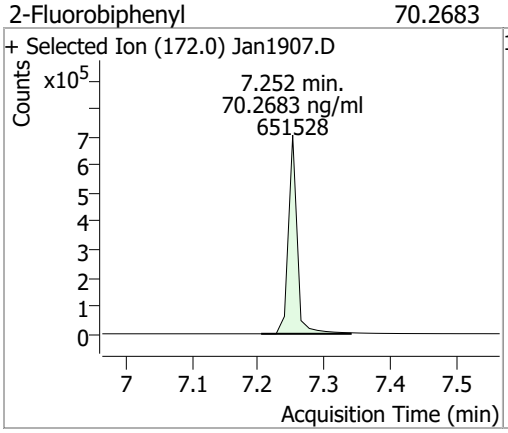

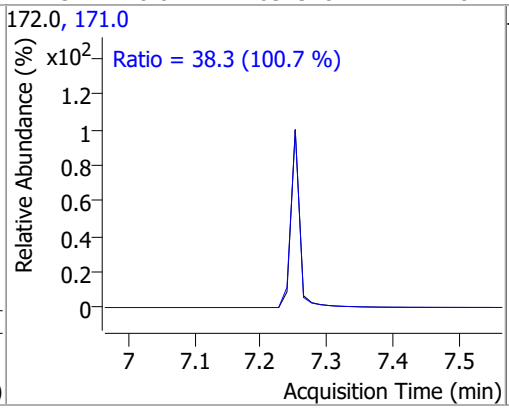

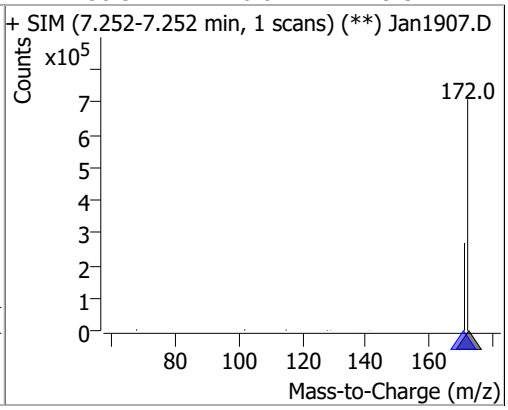

Compound	Conc.	Exp RT	QIon	Exp Ratio
Acenaphthylene	N.D.	7.83	153.0	12.8

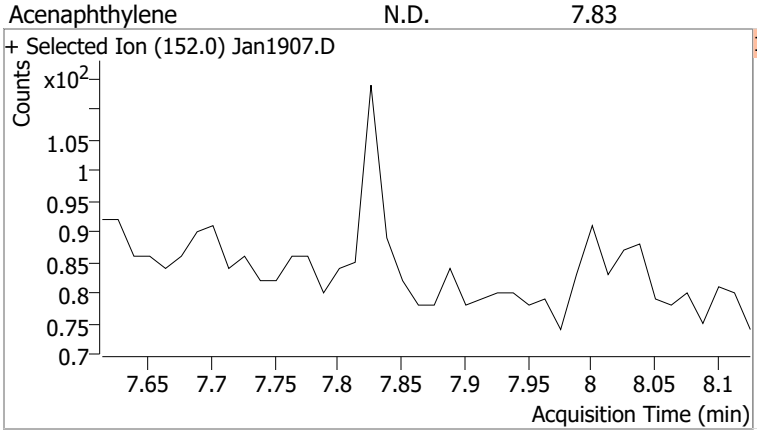

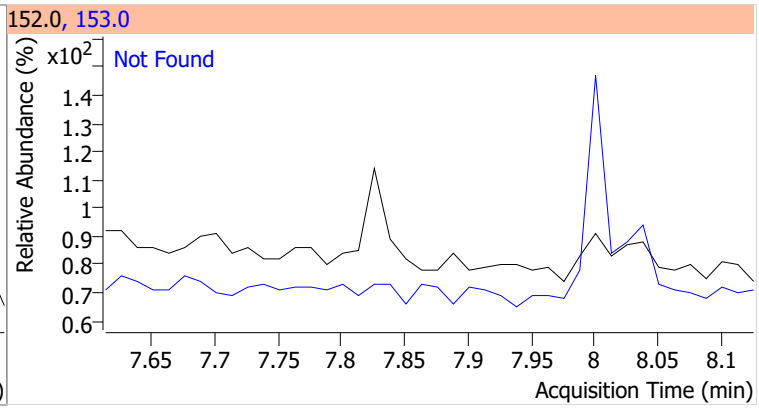

Compound	Conc.	RT	Dev(Min)	Resp.	QIon	QRatio	Lower	Upper
Acenaphthene		0		0	153.0		82.1	152.6
					152.0		41.0	76.1

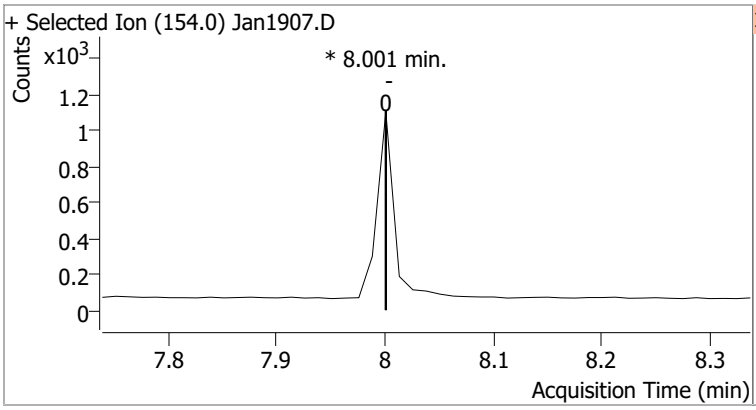

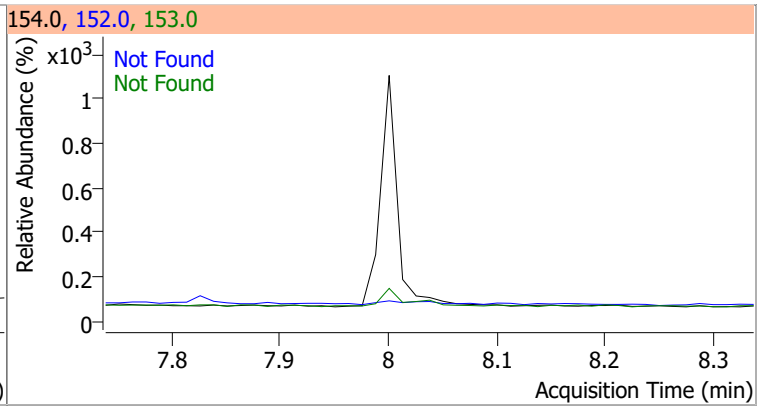

Compound	Conc.	RT	Dev(Min)	Resp.	QIon	QRatio	Lower	Upper
Fluorene		0		0	165.0		69.1	128.3
					167.0		9.7	18.0

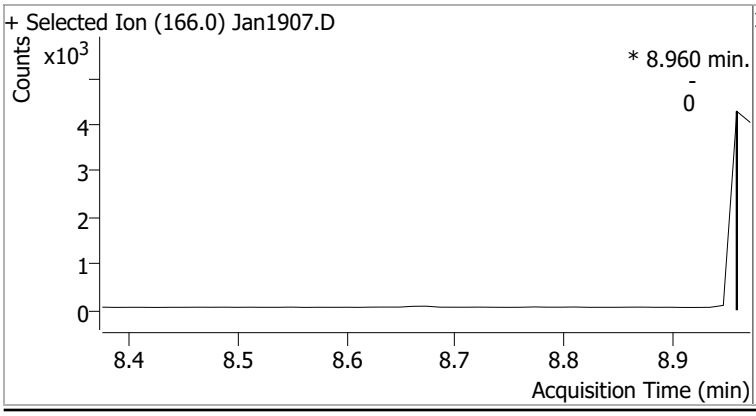

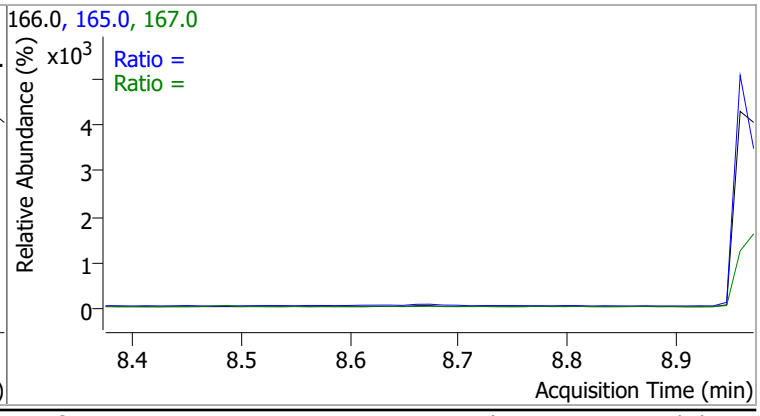

Compound	Conc.	Exp RT	QIon	Exp Ratio
Phenanthrene	N.D.	9.80	176.0	15.5

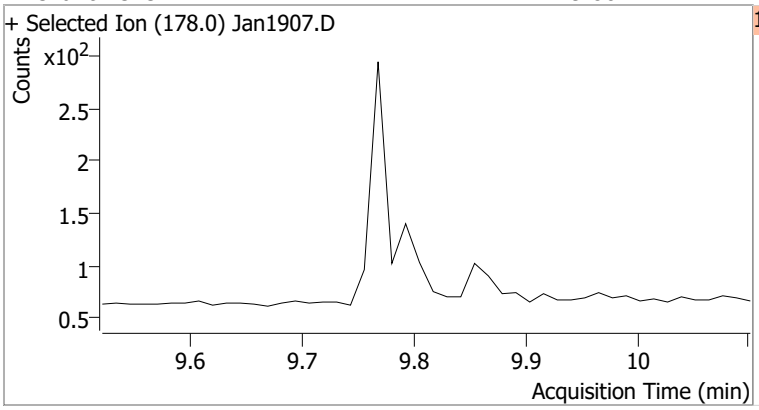

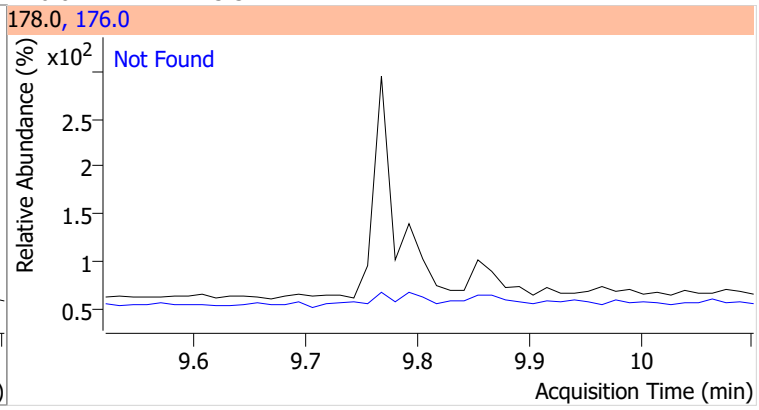

Compound	Conc.	Exp RT	QIon	Exp Ratio
Anthracene	N.D.	9.87	176.0	18.1

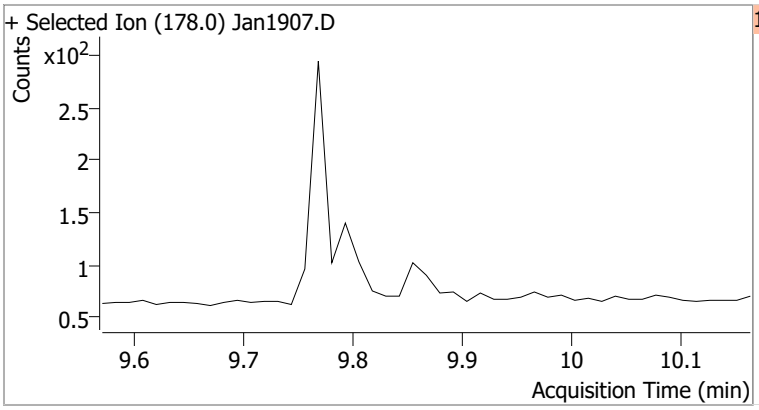

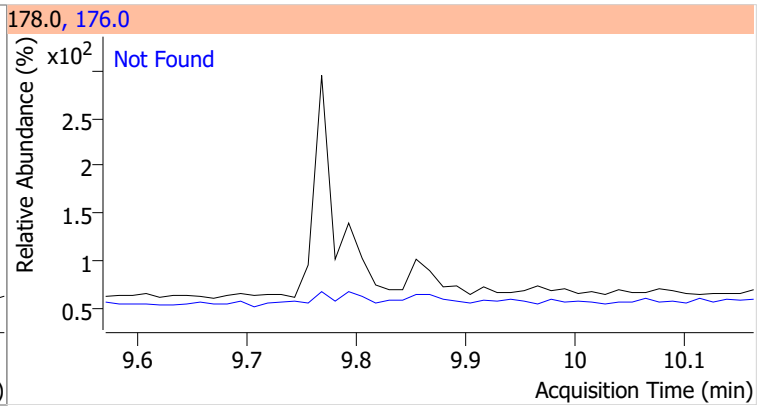

Compound	Conc.	RT	Dev(Min)	Resp.	QIon	QRatio	Lower	Upper
o-Terphenyl	0.0866	10.30	0.00	544	229.0	63.5	49.2	91.3
					215.0	39.7	32.7	60.7

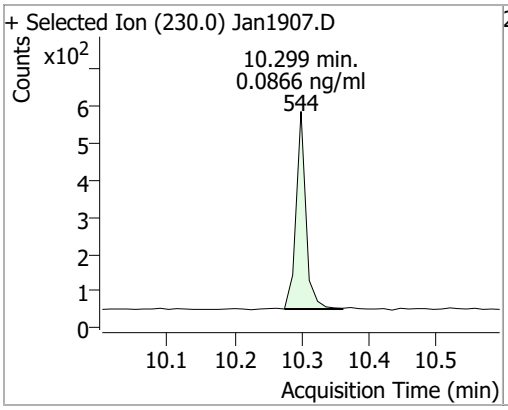

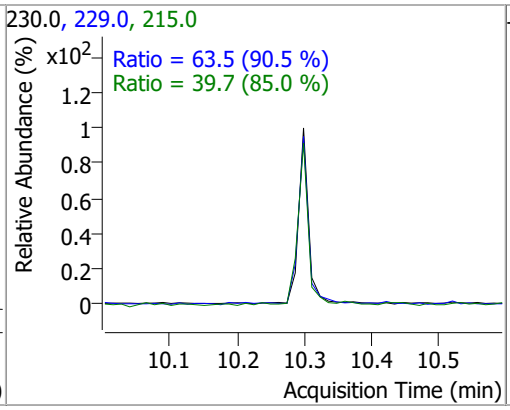

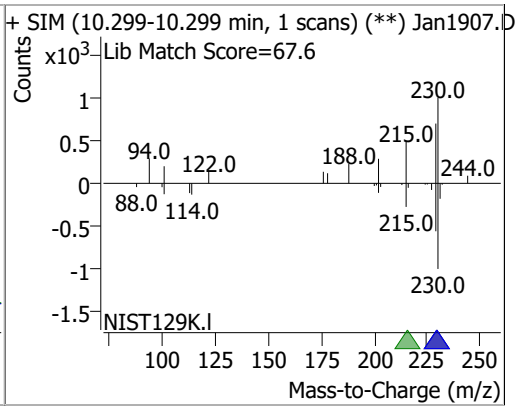

Compound	Conc.	Exp RT	QIon	Exp Ratio
Fluoranthene	N.D.	11.41	101.0	13.8

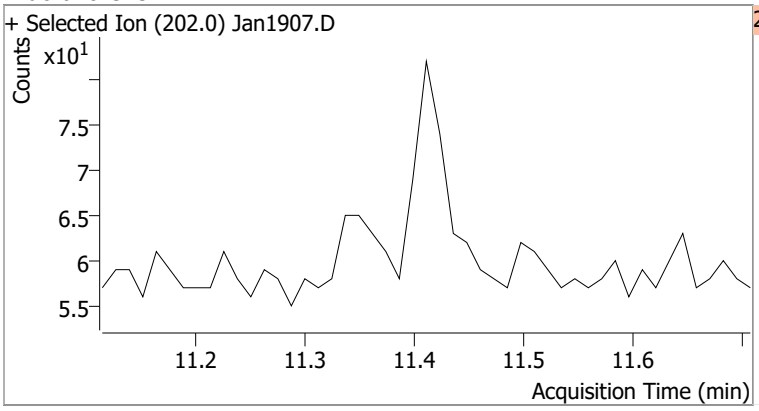

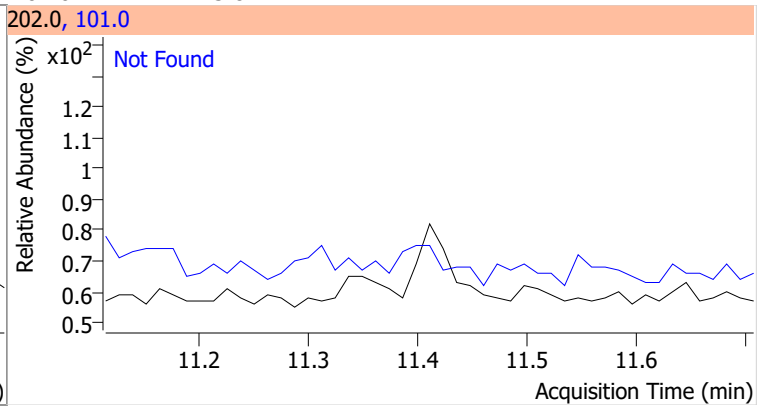

Compound	Conc.	Exp RT	QIon	Exp Ratio
Pyrene	N.D.	11.79	101.0	15.3

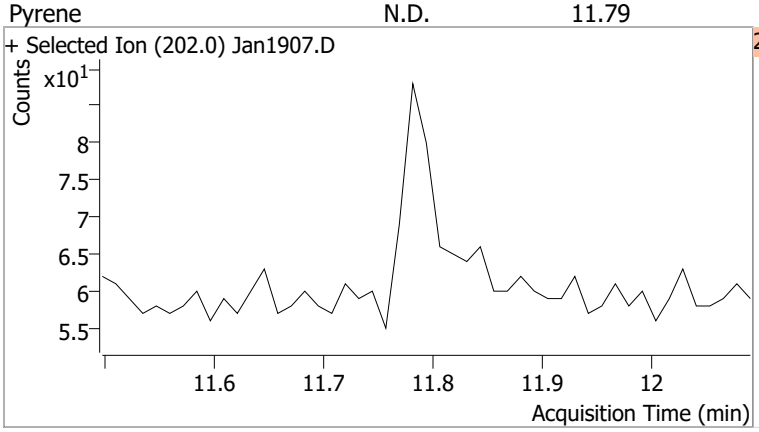

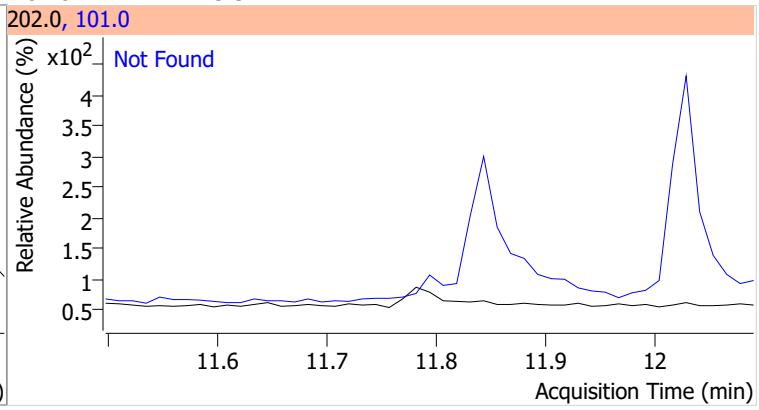

Compound	Conc.	RT	Dev(Min)	Resp.	QIon	QRatio	Lower	Upper
Terphenyl-d14	70.3311	12.26	0.00	504138	122.0	19.0	13.4	25.0

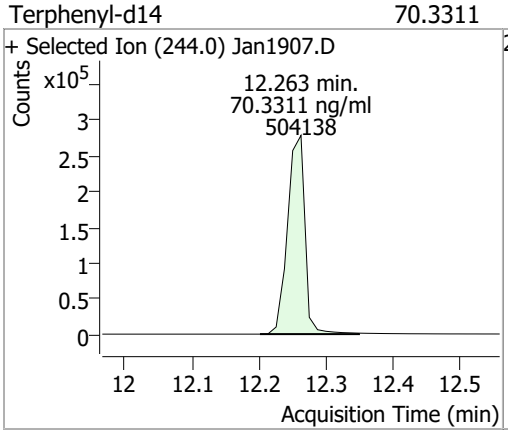

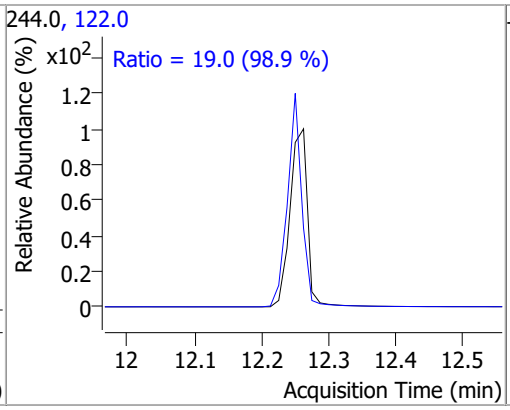

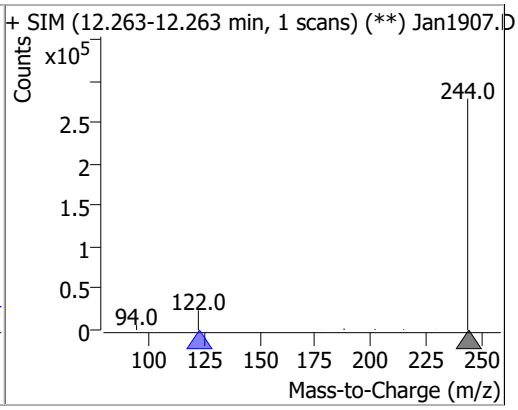

Compound	Conc.	RT	Dev(Min)	Resp.	QIon	QRatio	Lower	Upper
Benzo(a)Anthracene		0		0	226.0		18.9	35.1
					229.0		16.1	29.9

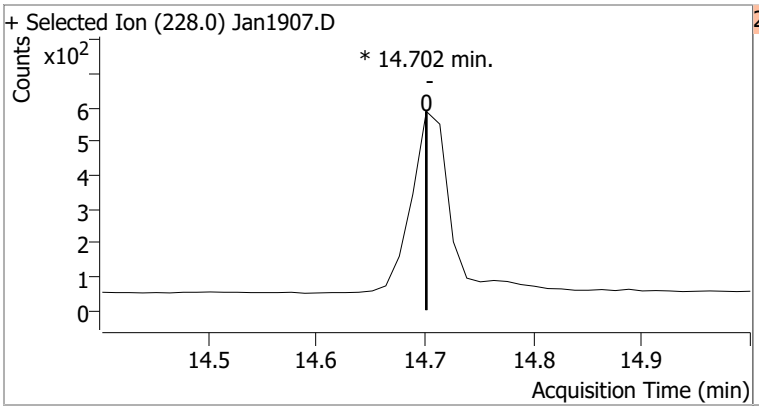

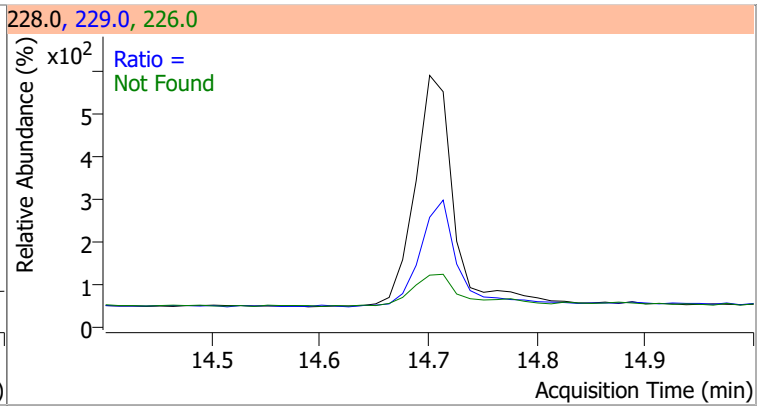

Compound	Conc.	RT	Dev(Min)	Resp.	QIon	QRatio	Lower	Upper
Chrysene		0		0	226.0		21.2	39.4
					229.0		15.0	27.8

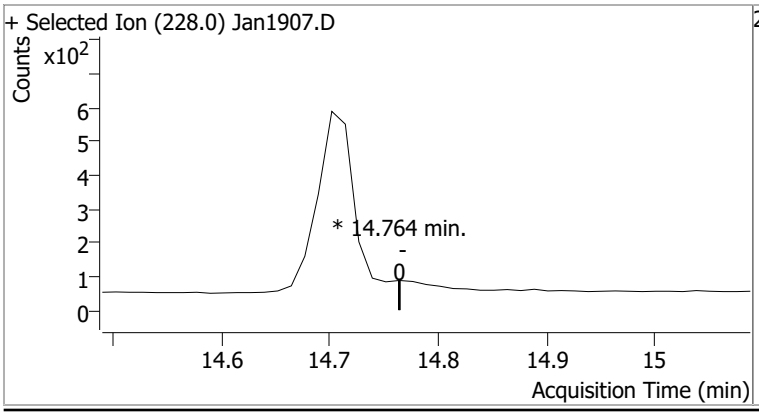

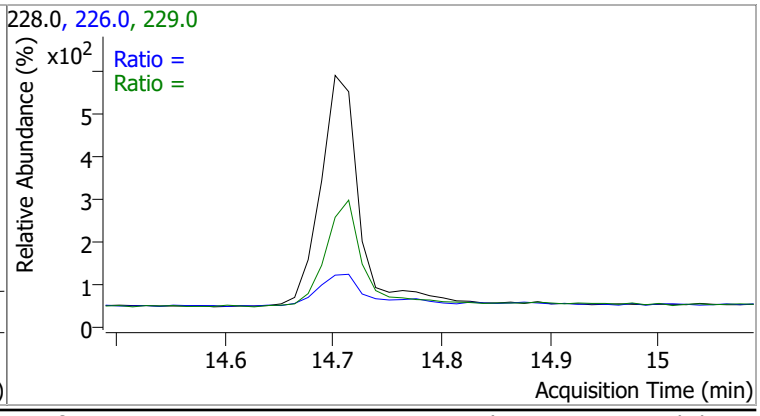

Compound	Conc.	Exp RT	QIon	Exp Ratio
Benzo(b)fluoranthene	N.D.	17.73	253.0	22.6

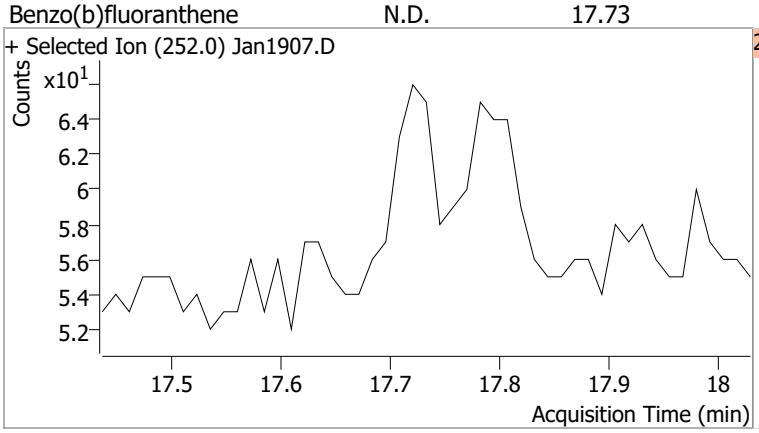

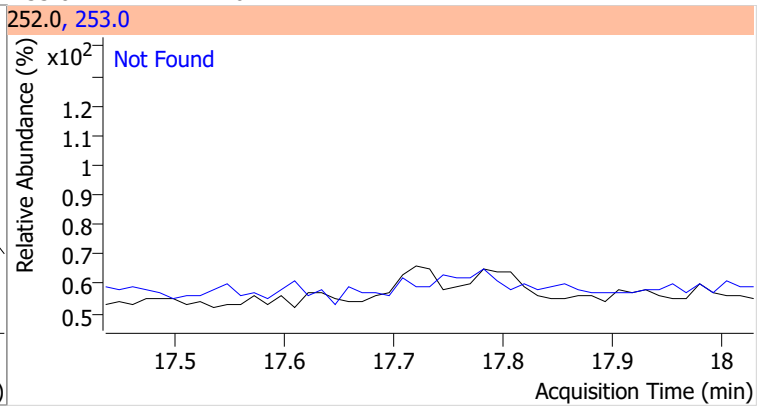

Compound	Conc.	Exp RT	QIon	Exp Ratio
Benzo(k)fluoranthene	N.D.	17.79	253.0	23.0

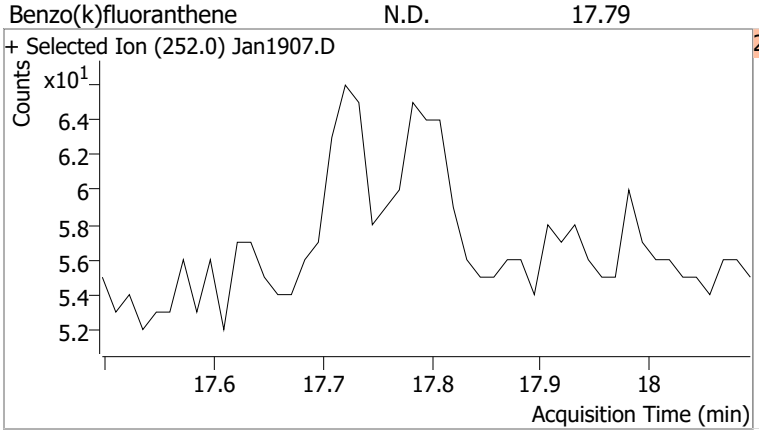

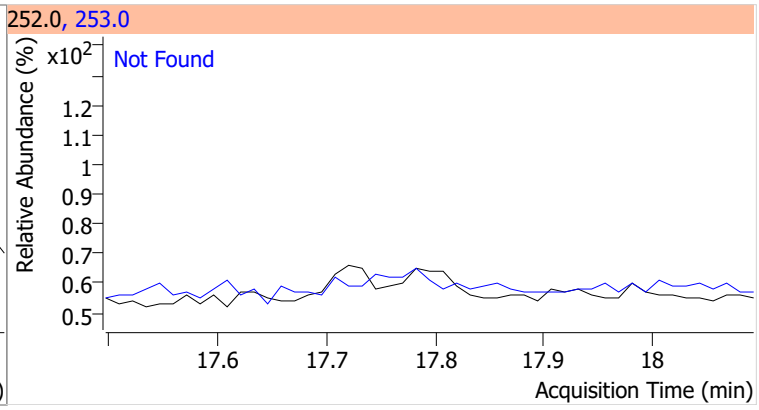

Compound	Conc.	RT	Dev(Min)	Resp.	QIon	QRatio	Lower	Upper
Benzo(a)pyrene		0		0	253.0		16.5	30.6

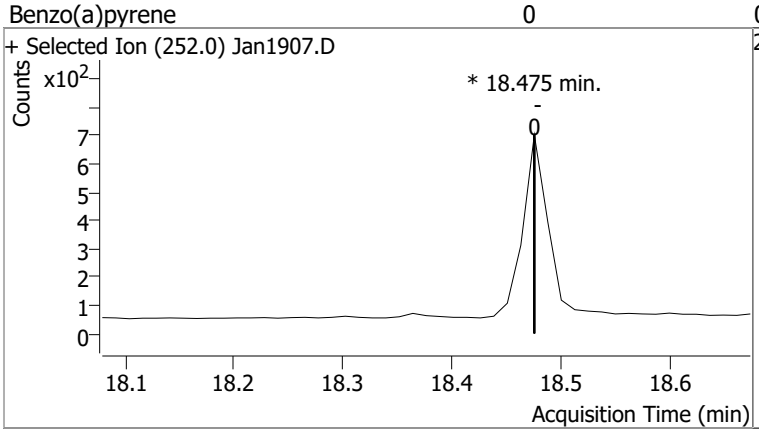

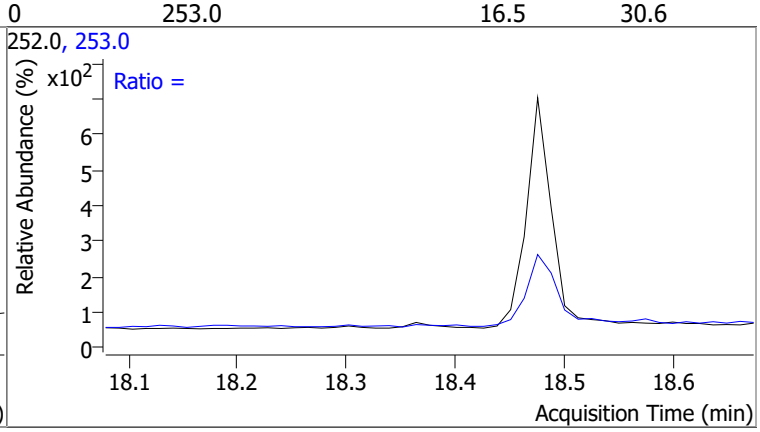

Compound	Conc.	Exp RT	QIon	Exp Ratio
Indeno(1,2,3-cd)pyrene	N.D.	20.23	138.0	28.9

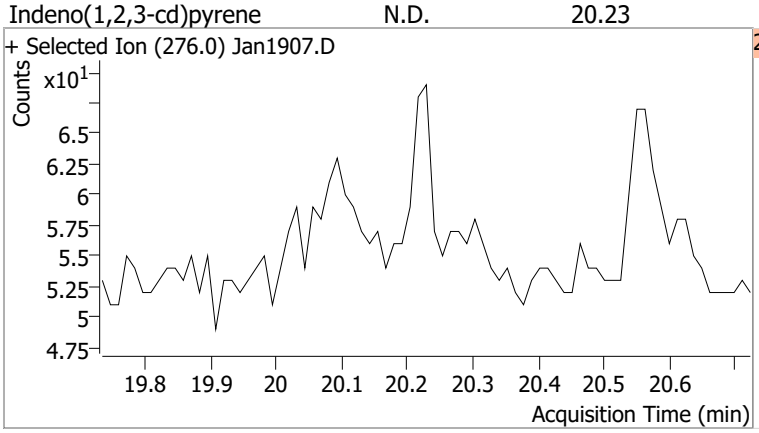

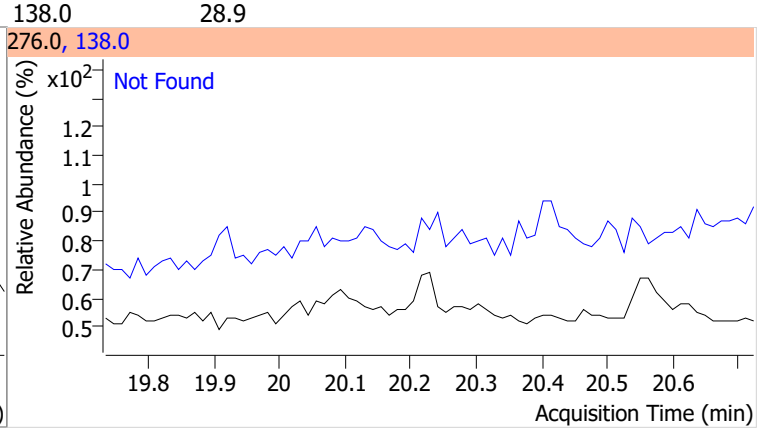

Compound	Conc.	Exp RT	QIon	Exp Ratio	QIon	Exp Ratio
Dibenzo(a,h)anthracene	N.D.	20.30	279.0	25.1	139.0	24.1

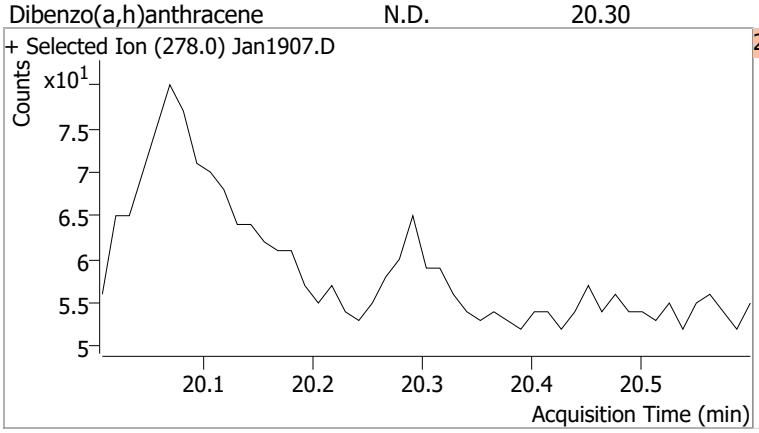

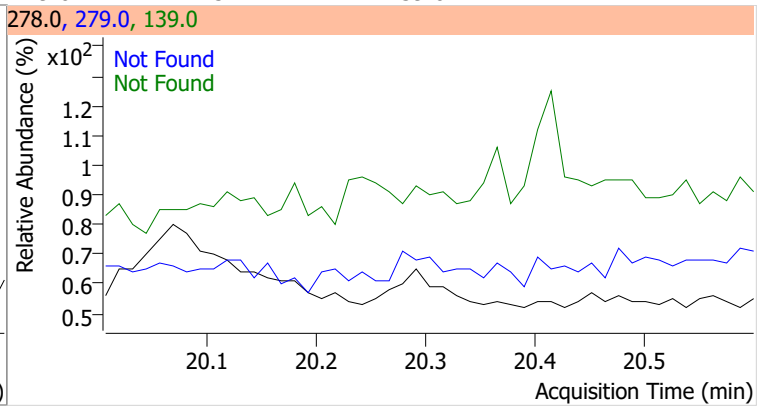

Compound	Conc.	Exp RT	QIon	Exp Ratio	QIon	Exp Ratio
Benzo(g,h,i)perylene	N.D.	20.56	138.0	28.0	277.0	23.3

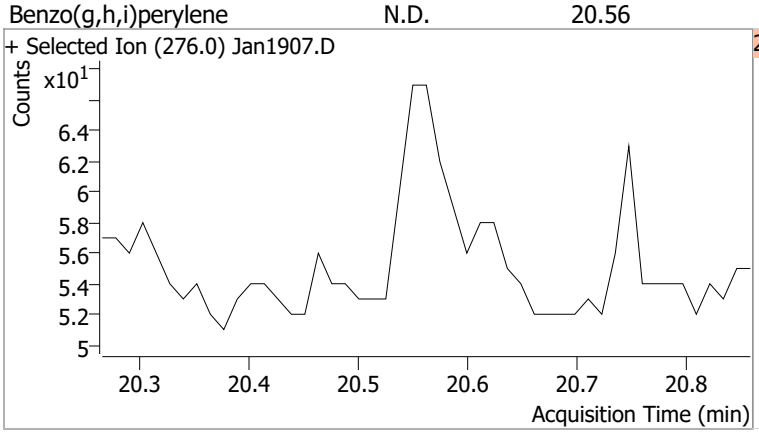

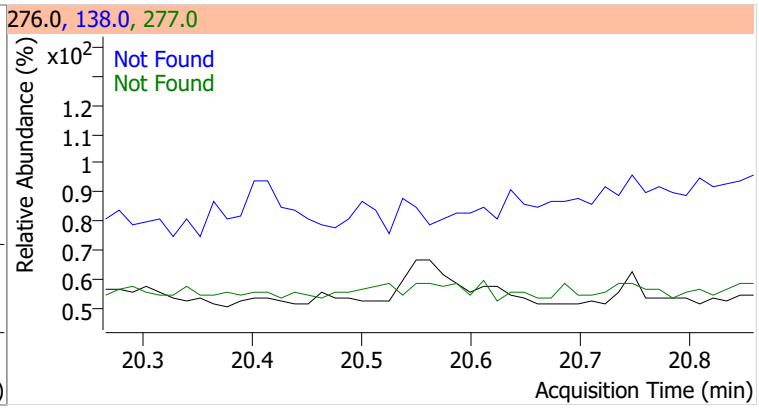

Quantitation Results Report (QT Reviewed)

Agilent | Trusted Answers

Data File	Jan1908.D	Operator	LIMS import
Acq. Method	5975BNASIM	Acq. Date-Time	1/19/2022 2:25:22 PM
Sample Name	B22010754-001C	Instrument	GCMS
Vial	8	Multiplier	1.00
DA Method File	011822 bna SIM1.batch.bin	Comment	SVOC-8270C-SIM-W-LLPAH
Tune File	dftppjph.u	Tune Date	
Batch Name	011922 bna SIM 1.batch.bin	Last Calib Update	1/17/2022 8:49:06 AM
Ref Library			

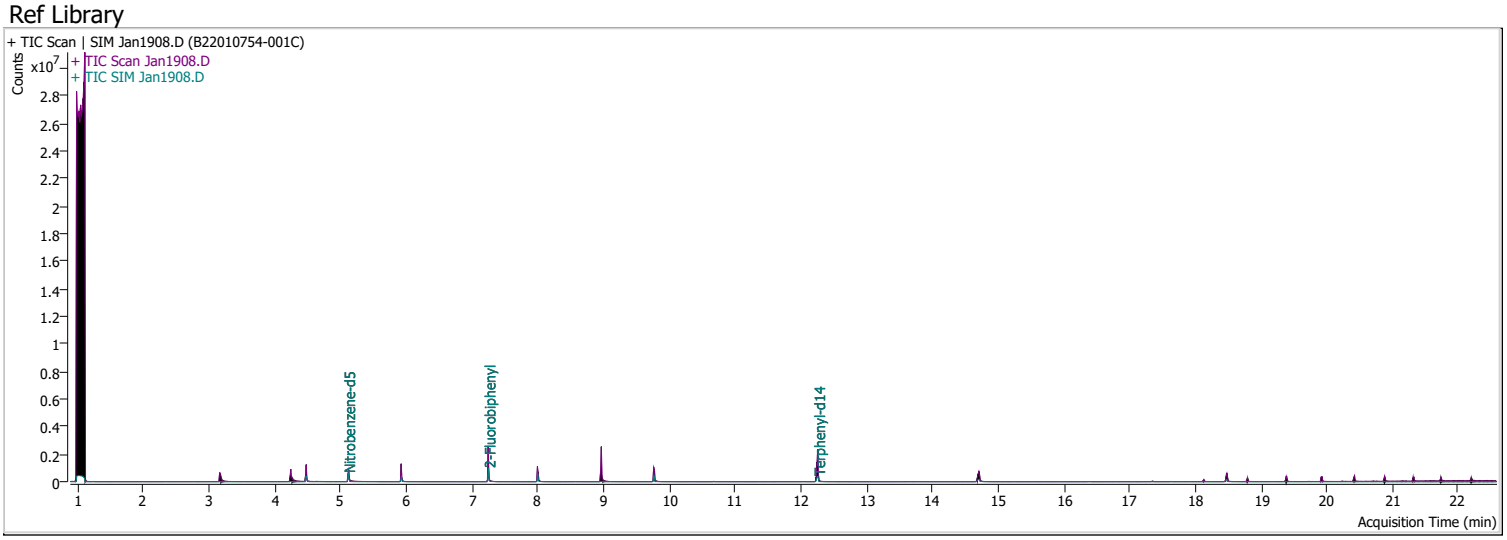

Compound	RT	QIon	Resp.	Conc.	Units		Dev(Min)
Internal Standards							
M 1,4-Dichlorobenzene-d4	4.484	152.0	191175	40.0000	ng/ml		-0.012
M Naphthalene-d8	5.928	136.0	363945	40.0000	ng/ml		-0.013
M Acenaphthene-d10	8.000	164.0	196556	40.0000	ng/ml		0.000
M Phenanthrene-d10	9.768	188.0	391326	40.0000	ng/ml		-0.012
M Chrysene-d12	14.714	240.0	276524	40.0000	ng/ml		-0.012
M Perylene-d12	18.474	264.0	191754	40.0000	ng/ml		-0.025
System Monitoring Compounds							
S Nitrobenzene-d5	5.118	82.0	394514	37.7413	ng/ml		-0.025
Spiked Amount: 5.000	Range: 19.0 - 102.0%			Recovery = 754.83%		*	
S 2-Fluorobiphenyl	7.252	172.0	656185	69.4537	ng/ml		-0.013
Spiked Amount: 5.000	Range: 25.0 - 94.0%			Recovery = 1389.07%		*	
S o-Terphenyl	0.000		0	N.D.			
Spiked Amount: 5.000	Range: 40.0 - 140.0%			Recovery = NA%			
S Terphenyl-d14	12.263	244.0	537072	72.8431	ng/ml		0.000
Spiked Amount: 5.000	Range: 39.0 - 106.0%			Recovery = 1456.86%		*	
Target Compounds							**QValue**
T Naphthalene	0.000		0	N.D.			
T 2-Methylnaphthalene	0.000		0	N.D.			
T 1-Methylnaphthalene	0.000		0	N.D.			
T Acenaphthylene	0.000		0	N.D.			
T Acenaphthene	8.000	154.0	0		ng/ml	md	1
T Fluorene	8.972	166.0	0		ng/ml	md	1
T Phenanthrene	0.000		0	N.D.			
T Anthracene	0.000		0	N.D.			
T Fluoranthene	0.000		0	N.D.			
T Pyrene	0.000		0	N.D.			
T Benzo(a)Anthracene	14.701	228.0	0		ng/ml	md	1
T Chrysene	14.776	228.0	0		ng/ml	md	1
T Benzo(b)fluoranthene	0.000		0	N.D.			

Compound	RT	QIon	Resp.	Conc.	Units		Dev(Min)
T Benzo(k)fluoranthene	0.000		0	N.D.			
T Benzo(a)pyrene	18.474	252.0	0		ng/ml	md	1
T Indeno(1,2,3-cd)pyrene	0.000		0	N.D.			
T Dibenzo(a,h)anthracene	0.000		0	N.D.			
T Benzo(g,h,i)perylene	0.000		0	N.D.			

(#) = Qualifier Out of Range; (m) = Manual Integration; (+) = Area Summed; (*) = Surrogate Percent Recovery Out of Range; (d): Zeroed Peak

Compound	Conc.	RT	Dev(Min)	Resp.	QIon	QRatio	Lower	Upper
Nitrobenzene-d5	37.7413	5.12	-0.02	394514	54.0	36.3	25.9	48.1
					128.0	33.4	25.6	47.6

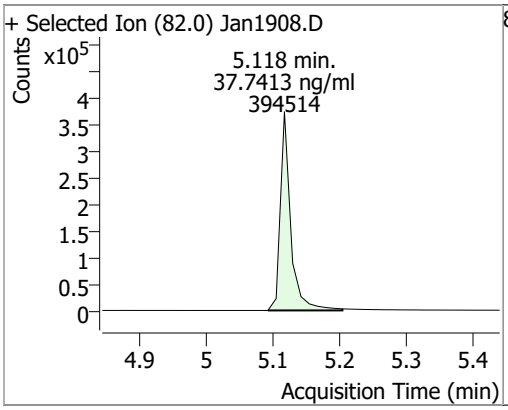

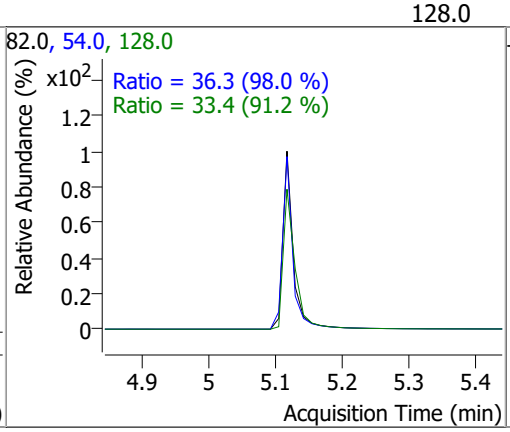

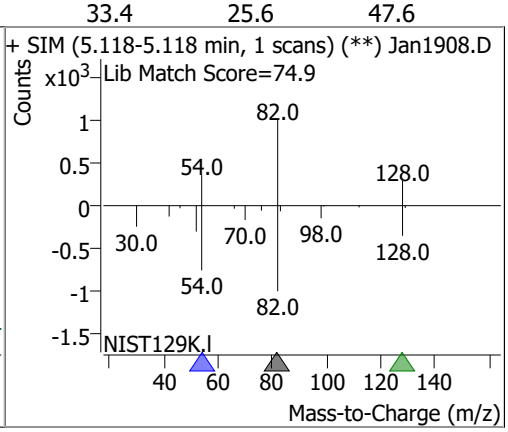

Compound	Conc.	Exp RT	QIon	Exp Ratio	QIon	Exp Ratio
Naphthalene	N.D.	5.95	102.0	19.9	129.0	11.0

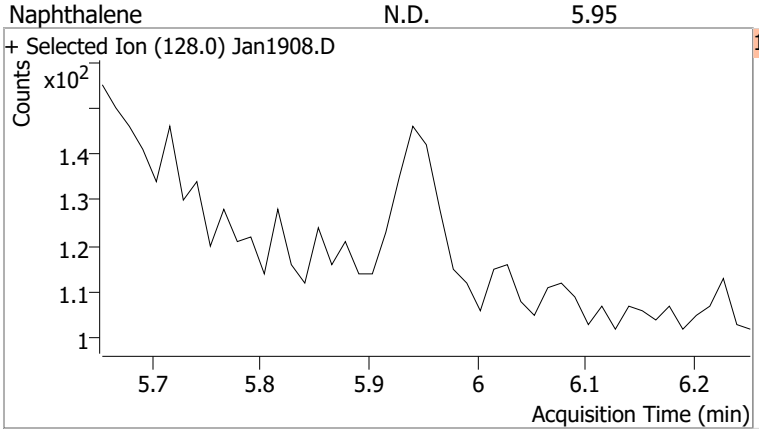

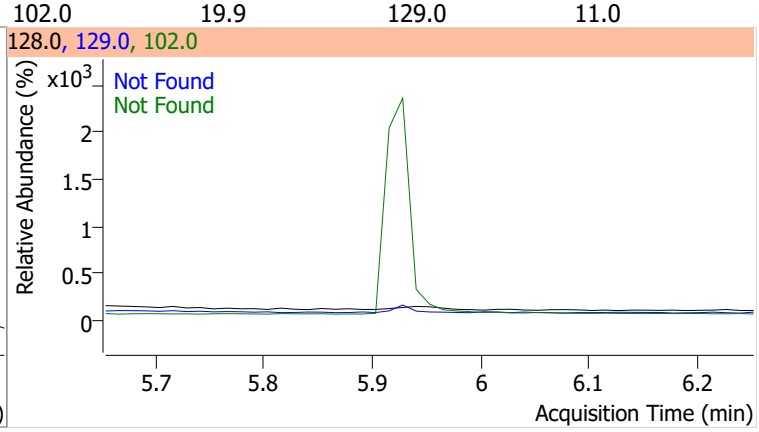

Compound	Conc.	Exp RT	QIon	Exp Ratio	QIon	Exp Ratio
2-Methylnaphthalene	N.D.	6.79	142.0	140.8	115.0	59.7

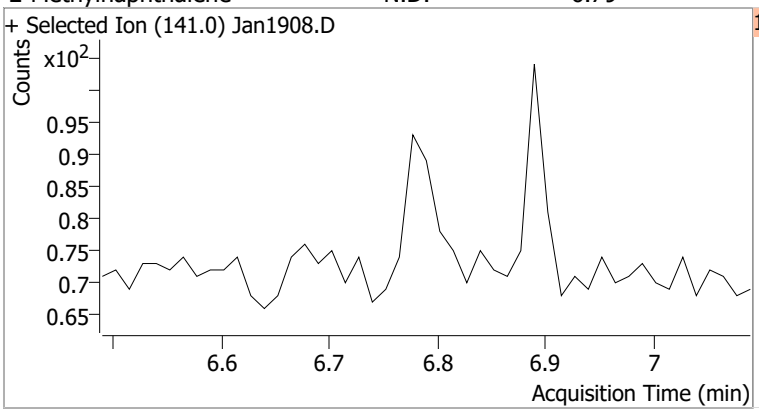

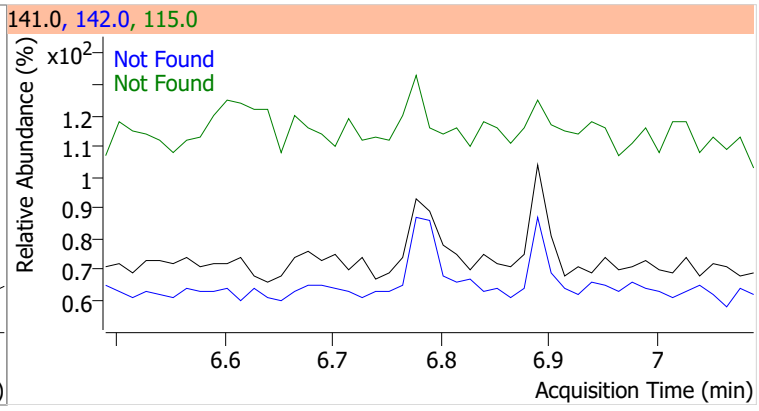

Compound	Conc.	Exp RT	QIon	Exp Ratio	QIon	Exp Ratio
1-Methylnaphthalene	N.D.	6.90	142.0	113.1	115.0	67.8

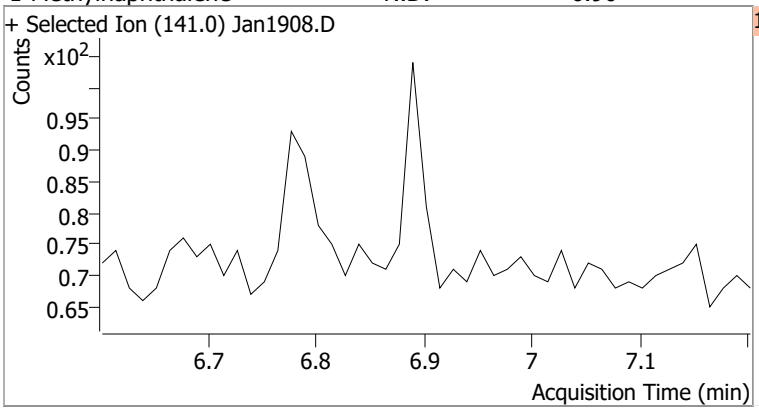

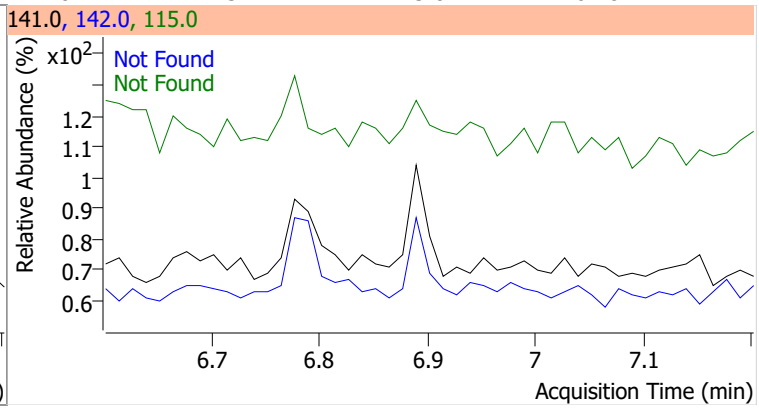

Compound	Conc.	RT	Dev(Min)	Resp.	QIon	QRatio	Lower	Upper
2-Fluorobiphenyl	69.4537	7.25	-0.01	656185	171.0	38.3	26.6	49.5

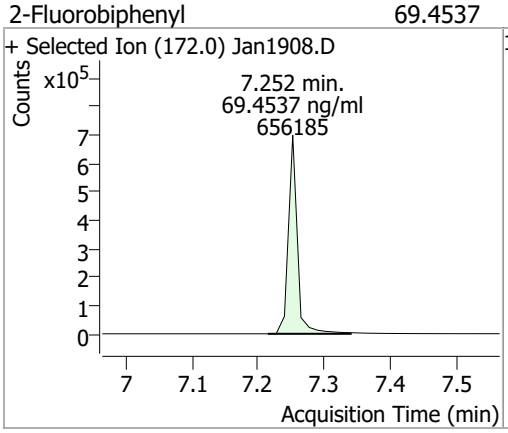

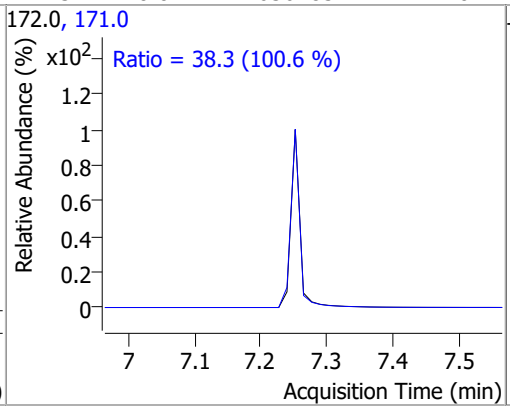

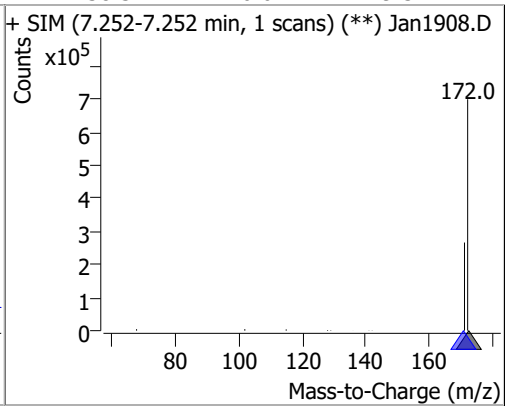

Compound	Conc.	Exp RT	QIon	Exp Ratio
Acenaphthylene	N.D.	7.83	153.0	12.8

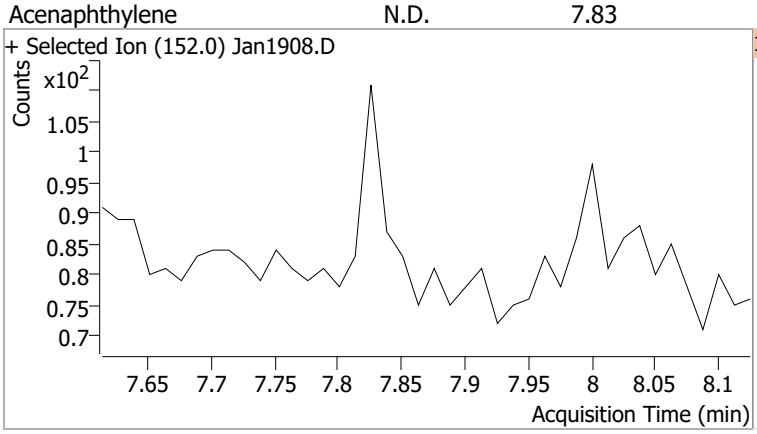

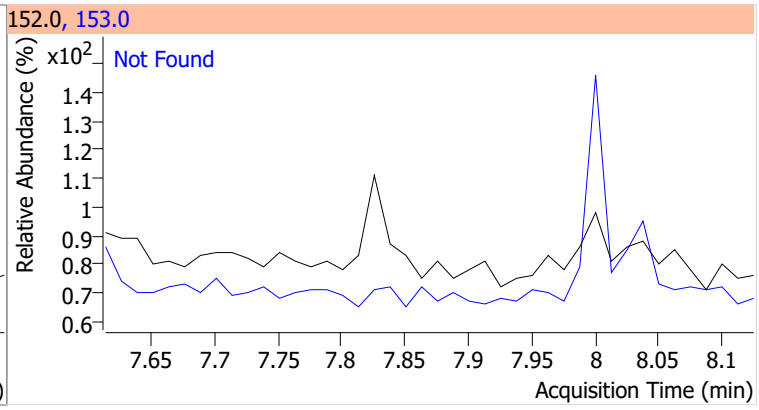

Compound	Conc.	RT	Dev(Min)	Resp.	QIon	QRatio	Lower	Upper
Acenaphthene		0		0	153.0		82.1	152.6
					152.0		41.0	76.1

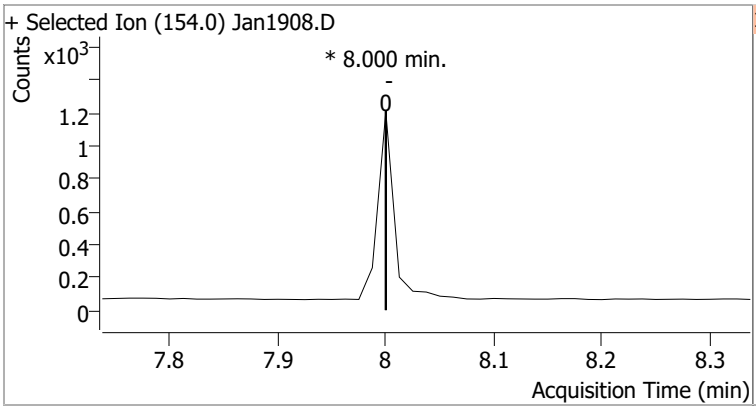

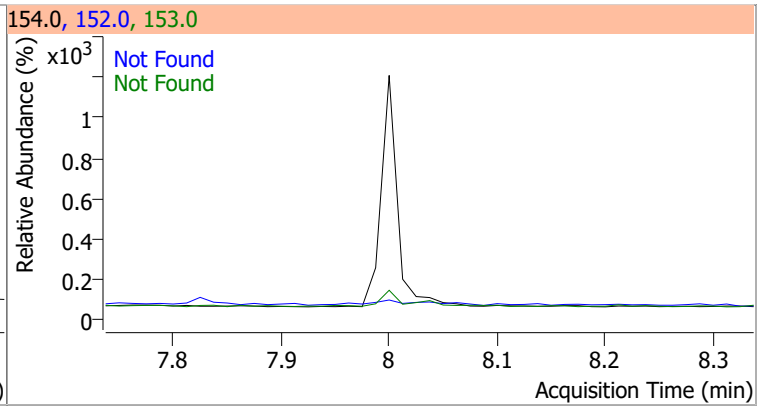

Compound	Conc.	RT	Dev(Min)	Resp.	QIon	QRatio	Lower	Upper
Fluorene		0		0	165.0		69.1	128.3
					167.0		9.7	18.0

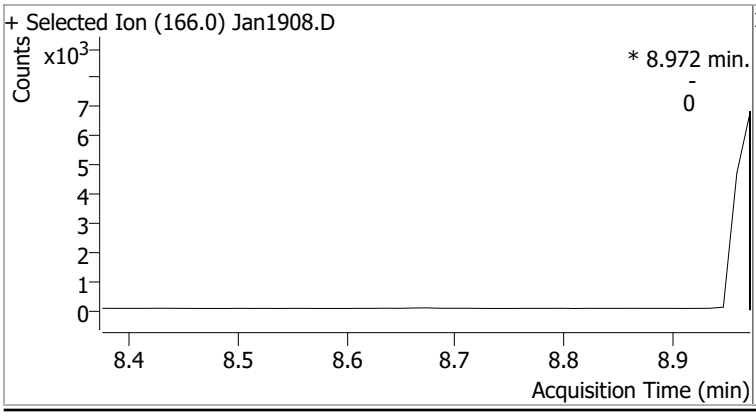

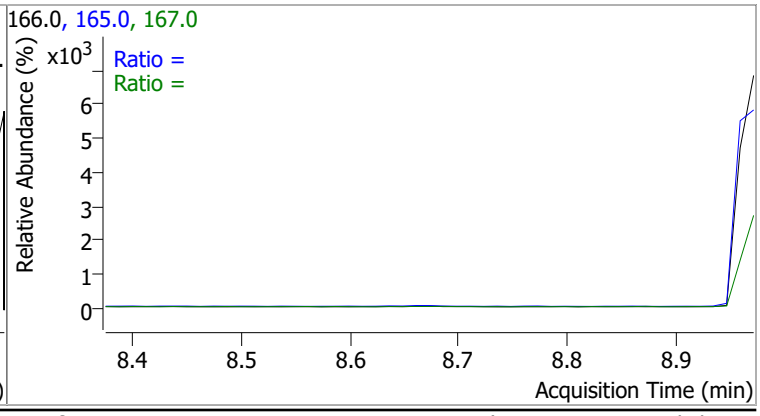

Compound	Conc.	Exp RT	QIon	Exp Ratio
Phenanthrene	N.D.	9.80	176.0	15.5

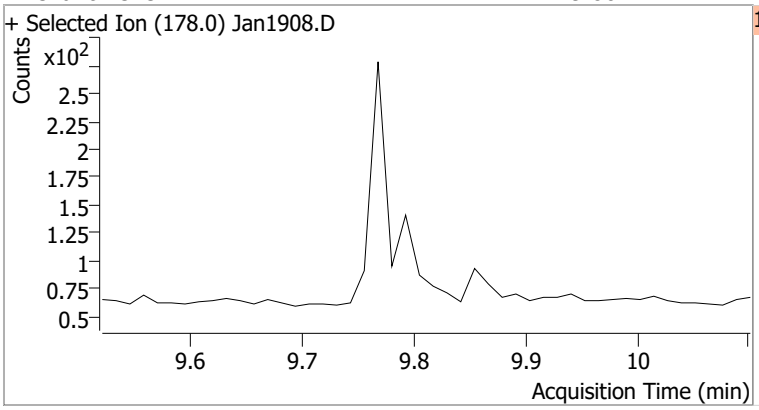

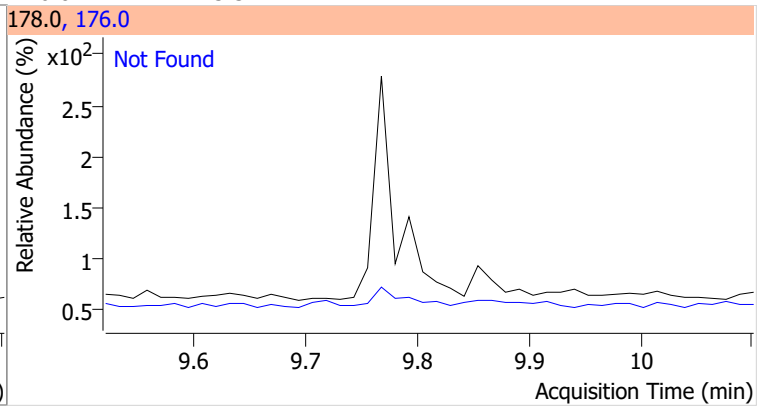

Compound	Conc.	Exp RT	QIon	Exp Ratio
Anthracene	N.D.	9.87	176.0	18.1

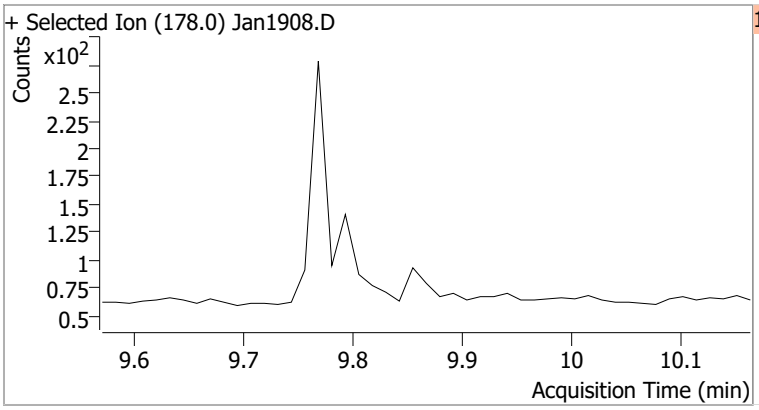

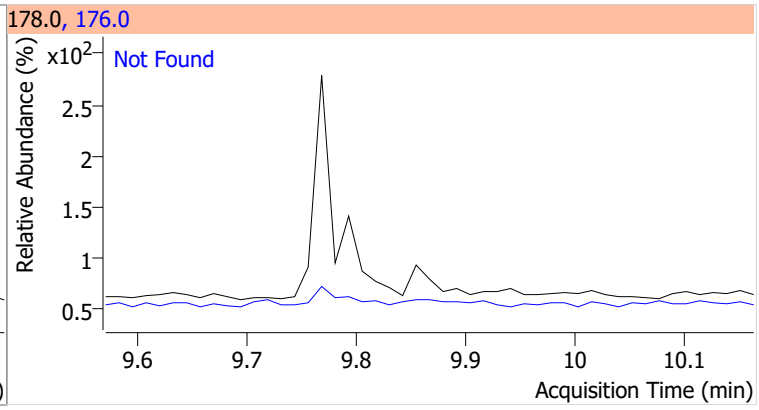

Compound	Conc.	Exp RT	QIon	Exp Ratio	QIon	Exp Ratio
o-Terphenyl	N.D.	10.30	229.0	70.2	215.0	46.7

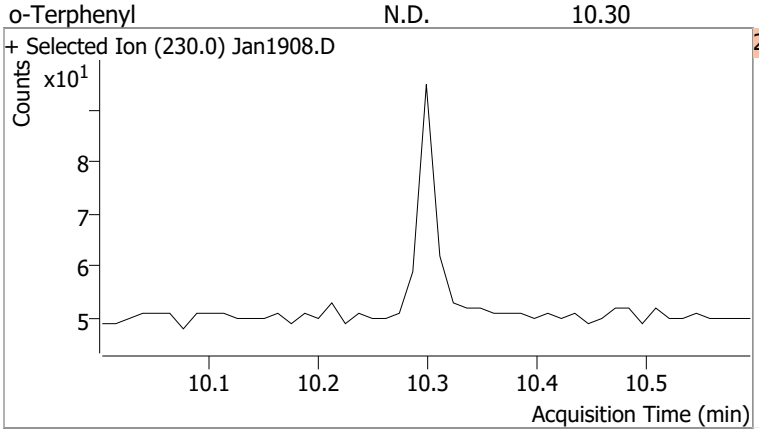

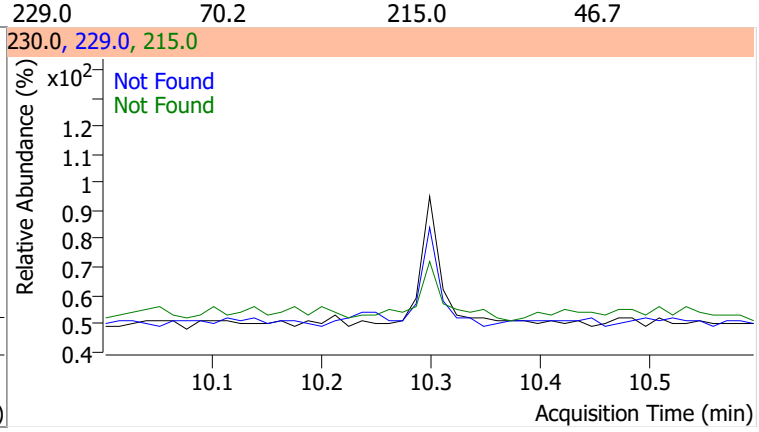

Compound	Conc.	Exp RT	QIon	Exp Ratio
Fluoranthene	N.D.	11.41	101.0	13.8

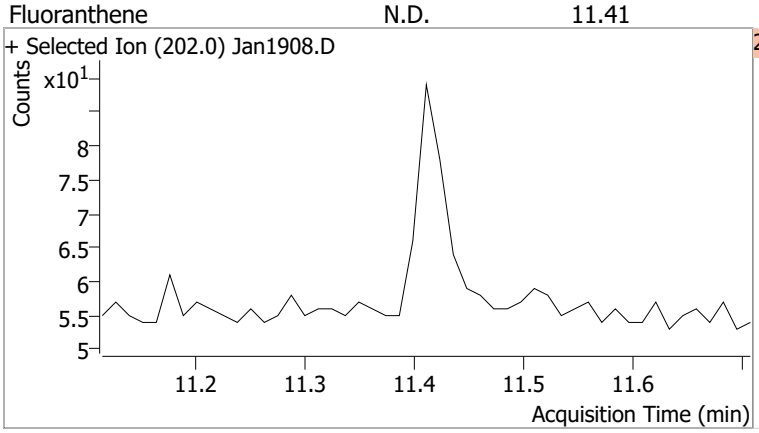

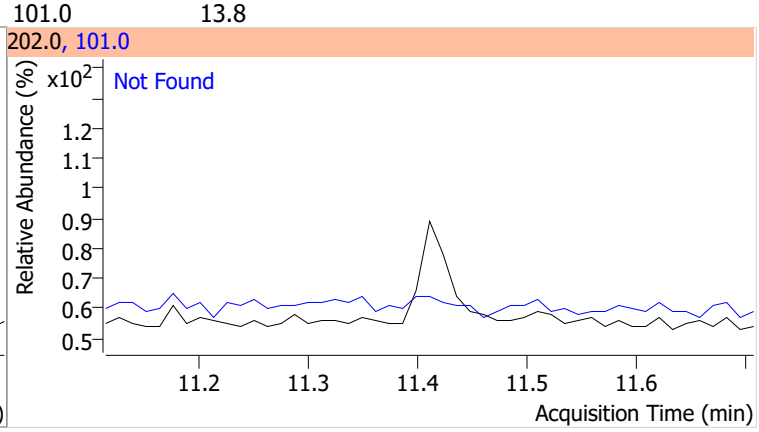

Compound	Conc.	Exp RT	QIon	Exp Ratio
Pyrene	N.D.	11.79	101.0	15.3

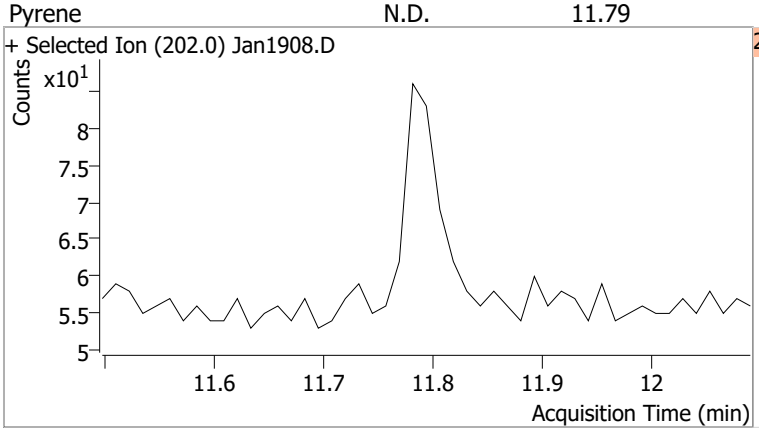

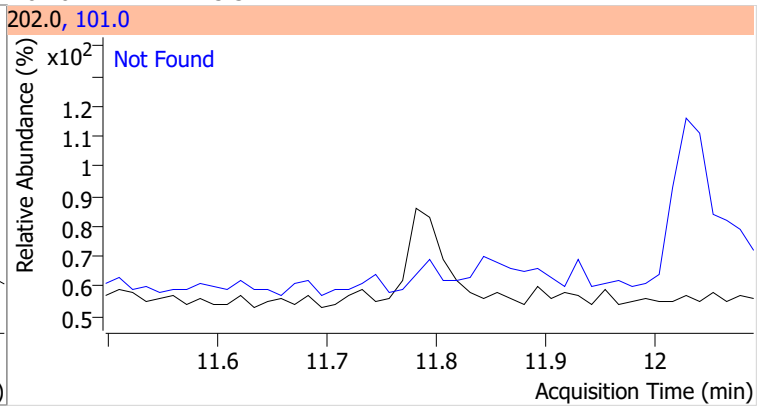

Compound	Conc.	RT	Dev(Min)	Resp.	QIon	QRatio	Lower	Upper
Terphenyl-d14	72.8431	12.26	0.00	537072	122.0	19.8	13.4	25.0

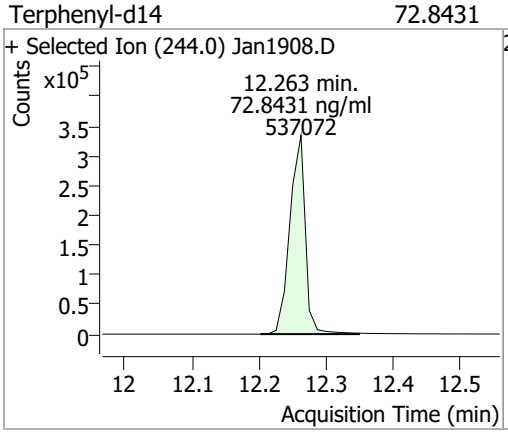

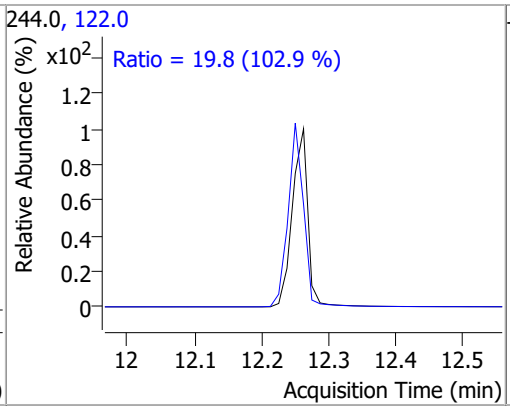

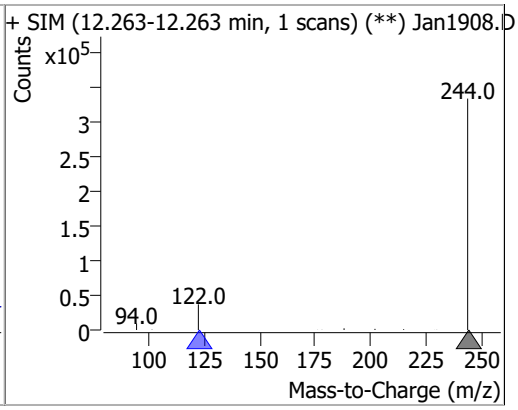

Compound	Conc.	RT	Dev(Min)	Resp.	QIon	QRatio	Lower	Upper
Benzo(a)Anthracene		0		0	226.0		18.9	35.1
					229.0		16.1	29.9

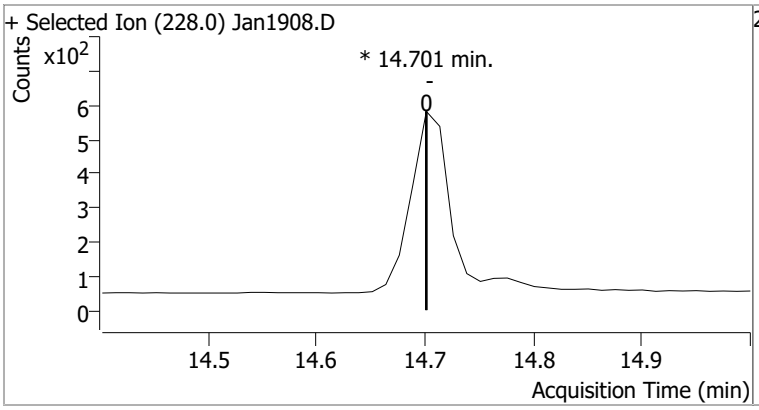

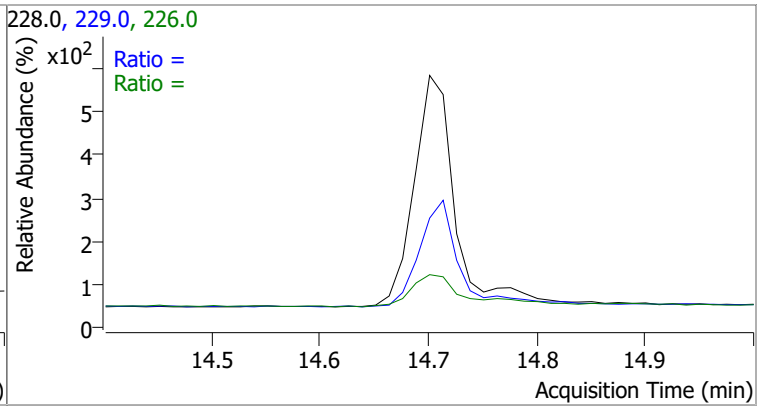

Compound	Conc.	RT	Dev(Min)	Resp.	QIon	QRatio	Lower	Upper
Chrysene		0		0	226.0		21.2	39.4
					229.0		15.0	27.8

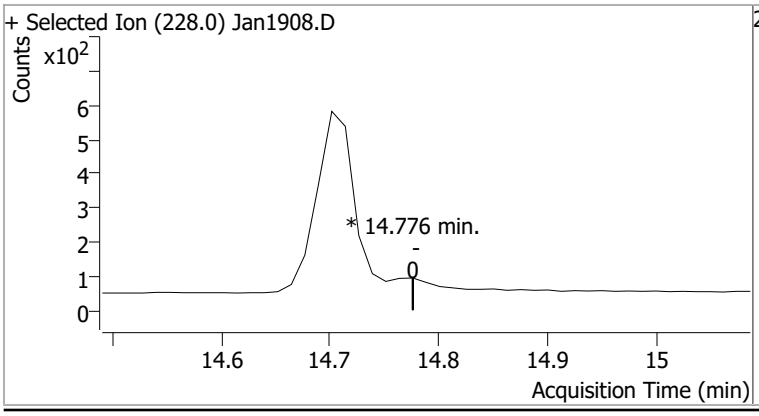

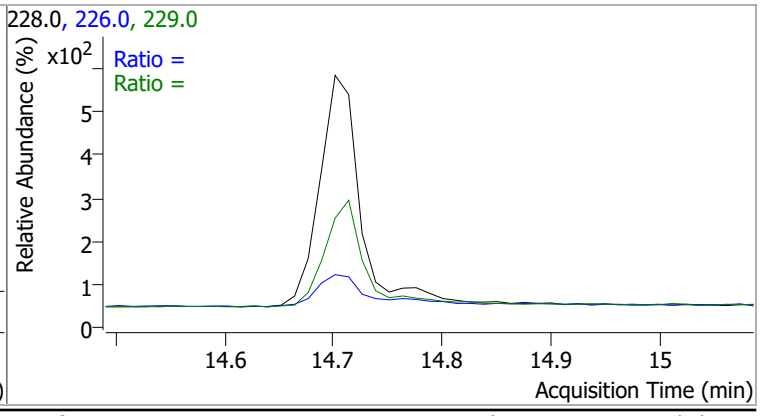

Compound	Conc.	Exp RT	QIon	Exp Ratio
Benzo(b)fluoranthene	N.D.	17.73	253.0	22.6

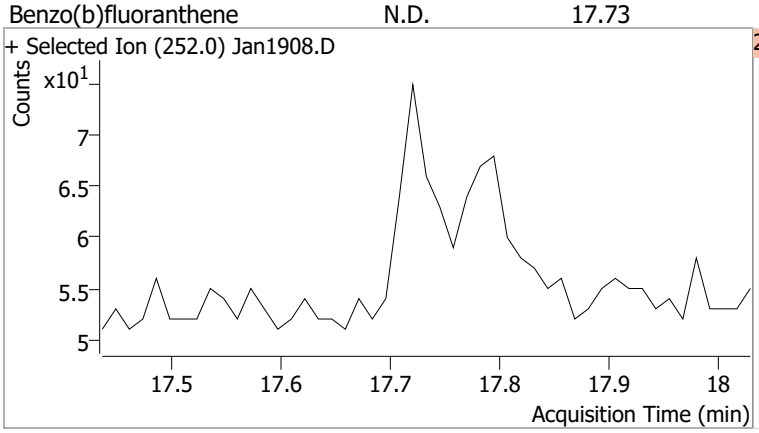

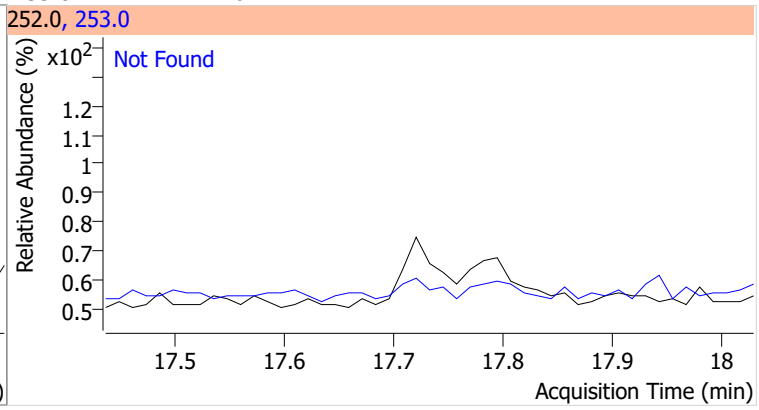

Compound	Conc.	Exp RT	QIon	Exp Ratio
Benzo(k)fluoranthene	N.D.	17.79	253.0	23.0

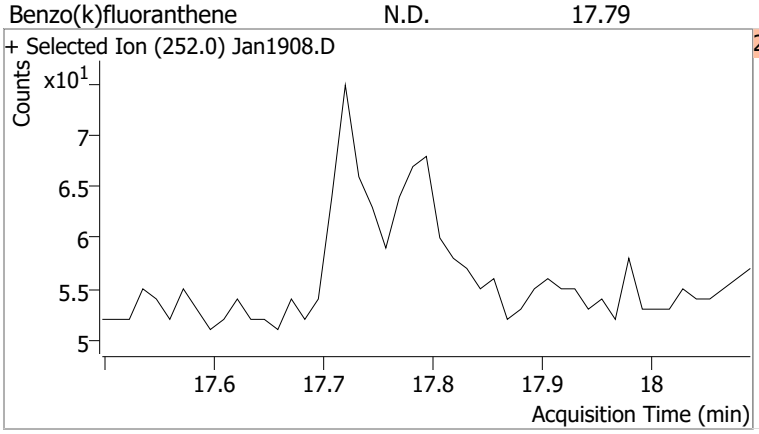

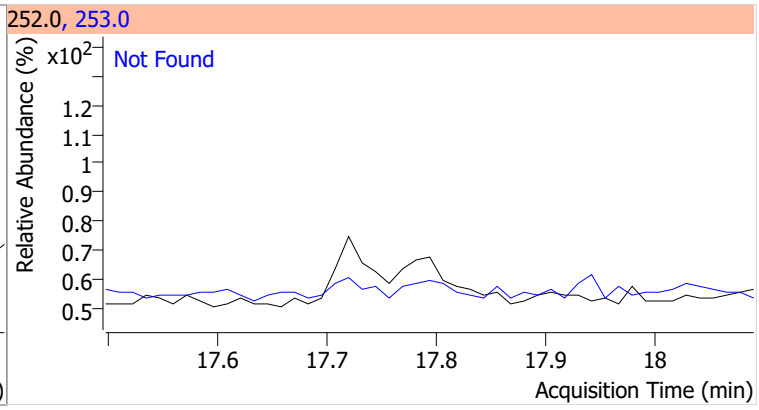

Compound	Conc.	RT	Dev(Min)	Resp.	QIon	QRatio	Lower	Upper
Benzo(a)pyrene		0		0	253.0		16.5	30.6

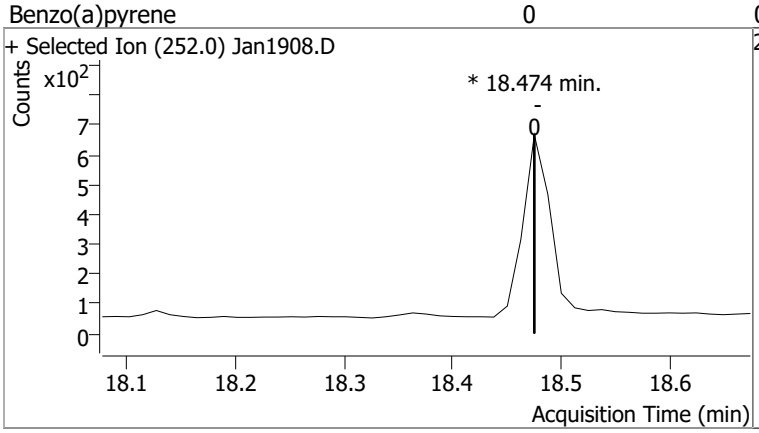

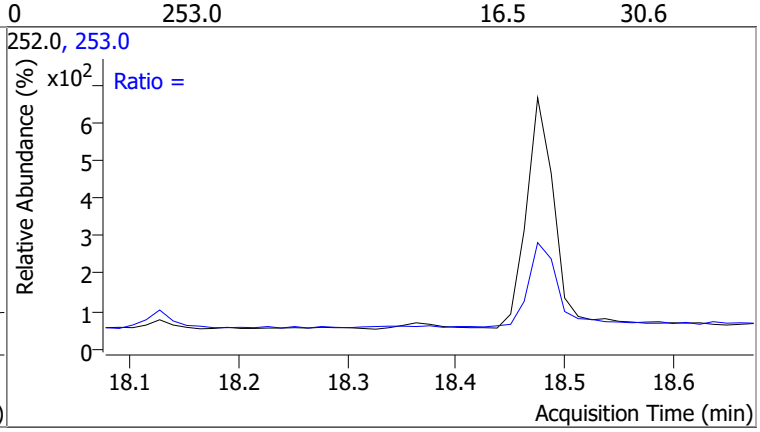

Compound	Conc.	Exp RT	QIon	Exp Ratio
Indeno(1,2,3-cd)pyrene	N.D.	20.23	138.0	28.9

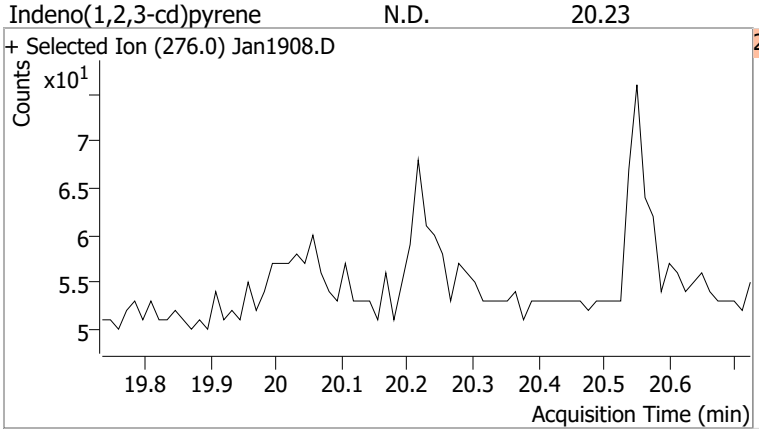

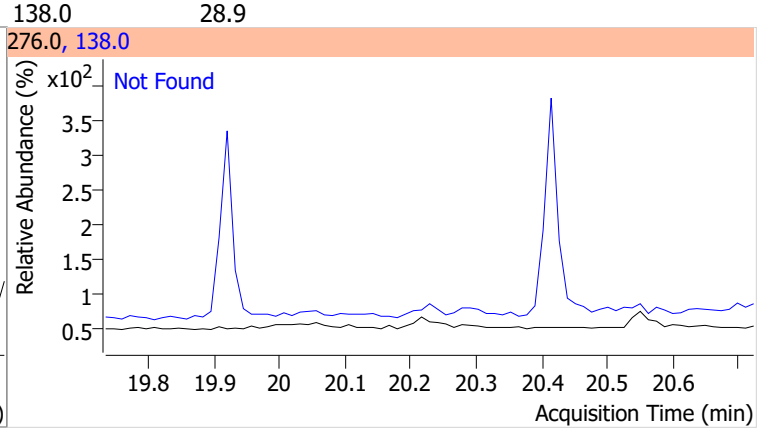

Compound	Conc.	Exp RT	QIon	Exp Ratio	QIon	Exp Ratio
Dibenzo(a,h)anthracene	N.D.	20.30	279.0	25.1	139.0	24.1

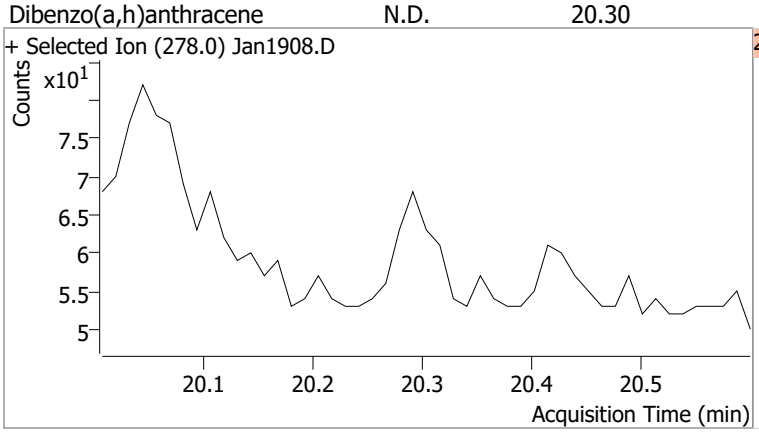

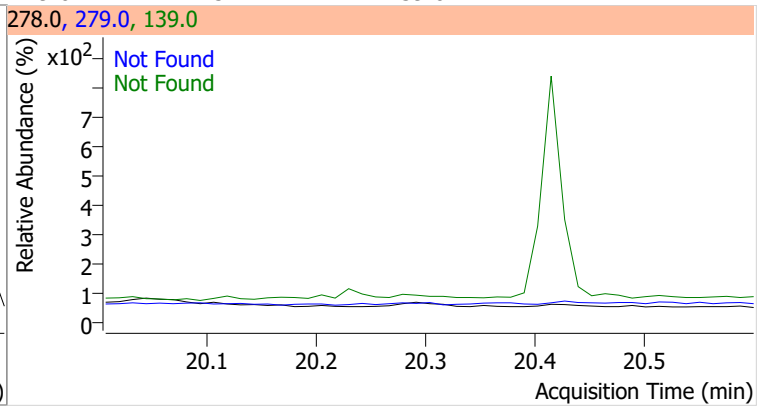

Compound	Conc.	Exp RT	QIon	Exp Ratio	QIon	Exp Ratio
Benzo(g,h,i)perylene	N.D.	20.56	138.0	28.0	277.0	23.3

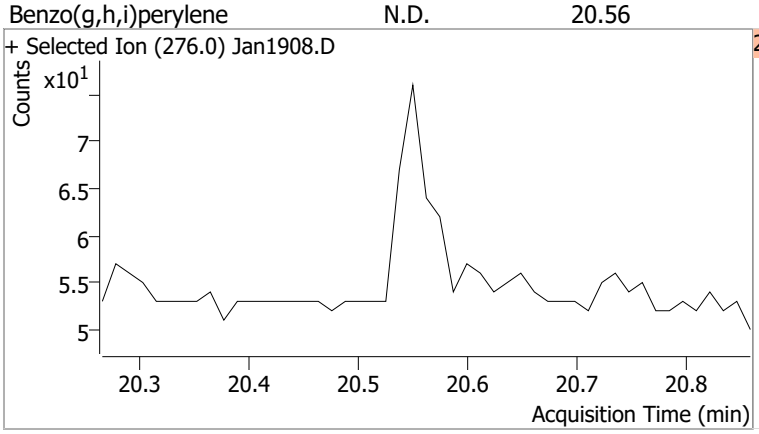

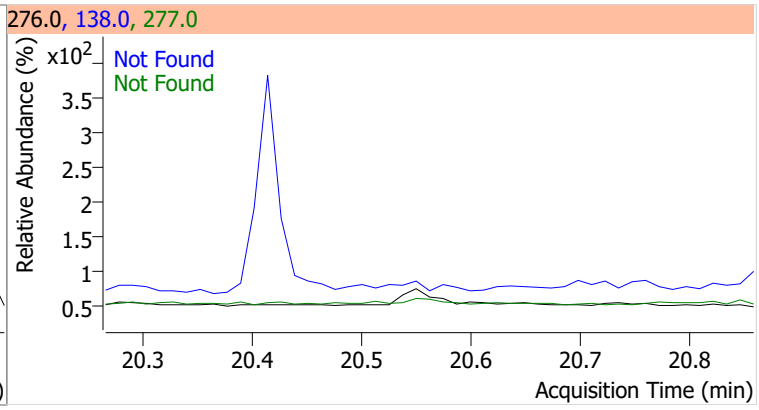

Quantitation Results Report (QT Reviewed)

Agilent | Trusted Answers

Data File	Jan1909.D	Operator	LIMS import
Acq. Method	5975BNASIM	Acq. Date-Time	1/19/2022 2:57:40 PM
Sample Name	B22010750-001C	Instrument	GCMS
Vial	9	Multiplier	1.00
DA Method File	011822 bna SIM1.batch.bin	Comment	SVOC-8270C-SIM-W-LLPAH
Tune File	dftppjph.u	Tune Date	
Batch Name	011922 bna SIM 1.batch.bin	Last Calib Update	1/17/2022 8:49:06 AM
Ref Library			

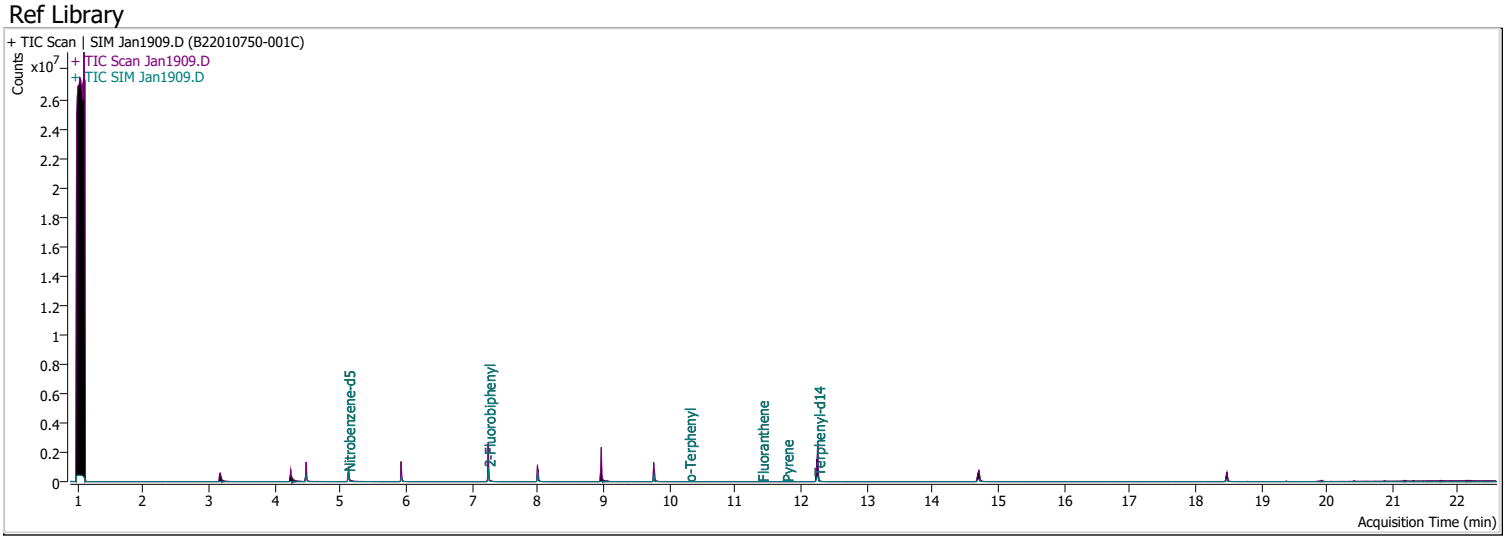

Compound	RT	QIon	Resp.	Conc.	Units		Dev(Min)
Internal Standards							
M 1,4-Dichlorobenzene-d4	4.484	152.0	204514	40.0000	ng/ml		-0.012
M Naphthalene-d8	5.928	136.0	376839	40.0000	ng/ml		-0.012
M Acenaphthene-d10	8.001	164.0	214701	40.0000	ng/ml		0.000
M Phenanthrene-d10	9.768	188.0	412308	40.0000	ng/ml		-0.012
M Chrysene-d12	14.714	240.0	290268	40.0000	ng/ml		-0.012
M Perylene-d12	18.475	264.0	200221	40.0000	ng/ml		-0.025
System Monitoring Compounds							
S Nitrobenzene-d5	5.118	82.0	412623	37.2390	ng/ml		-0.025
Spiked Amount: 5.000	Range: 19.0 - 102.0%			Recovery = 744.78%		*	
S 2-Fluorobiphenyl	7.252	172.0	662450	64.1909	ng/ml		-0.012
Spiked Amount: 5.000	Range: 25.0 - 94.0%			Recovery = 1283.82%		*	
S o-Terphenyl	10.299	230.0	378	0.0563	ng/ml		0.000
Spiked Amount: 5.000	Range: 40.0 - 140.0%			Recovery = 1.13%		*	
S Terphenyl-d14	12.263	244.0	567711	73.2260	ng/ml		0.000
Spiked Amount: 5.000	Range: 39.0 - 106.0%			Recovery = 1464.52%		*	
Target Compounds							**QValue**
T Naphthalene	0.000		0	N.D.			
T 2-Methylnaphthalene	0.000		0	N.D.			
T 1-Methylnaphthalene	0.000		0	N.D.			
T Acenaphthylene	0.000		0	N.D.			
T Acenaphthene	8.038	154.0	0		ng/ml	md	1
T Fluorene	8.674	166.0	0		ng/ml	md	1
T Phenanthrene	0.000		0	N.D.			
T Anthracene	0.000		0	N.D.			
T Fluoranthene	11.411	202.0	940	0.0672	ng/ml		95
T Pyrene	11.781	202.0	1073	0.0734	ng/ml		97
T Benzo(a)Anthracene	14.702	228.0	0		ng/ml	md	1
T Chrysene	14.776	228.0	0		ng/ml	md	1
T Benzo(b)fluoranthene	0.000		0	N.D.			

Compound	RT	QIon	Resp.	Conc.	Units		Dev(Min)
T Benzo(k)fluoranthene	0.000		0	N.D.			
T Benzo(a)pyrene	18.363	252.0	0		ng/ml	md	1
T Indeno(1,2,3-cd)pyrene	0.000		0	N.D.			
T Dibenzo(a,h)anthracene	0.000		0	N.D.			
T Benzo(g,h,i)perylene	0.000		0	N.D.			

(#) = Qualifier Out of Range; (m) = Manual Integration; (+) = Area Summed; (*) = Surrogate Percent Recovery Out of Range; (d): Zeroed Peak

Compound	Conc.	RT	Dev(Min)	Resp.	QIon	QRatio	Lower	Upper
Nitrobenzene-d5	37.2390	5.12	-0.02	412623	54.0	34.5	25.9	48.1
					128.0	31.7	25.6	47.6

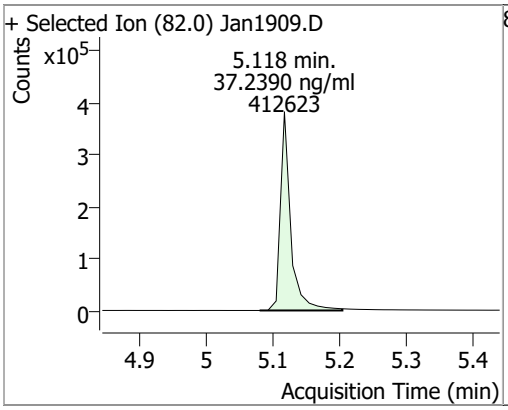

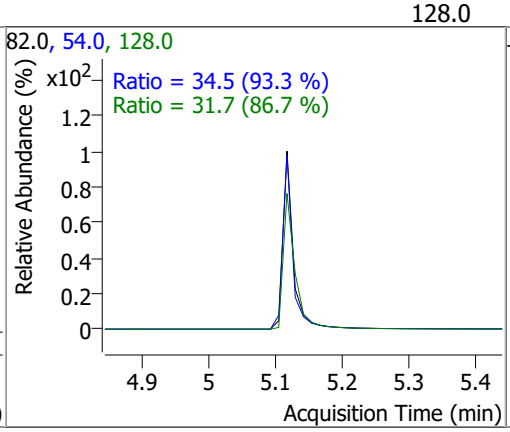

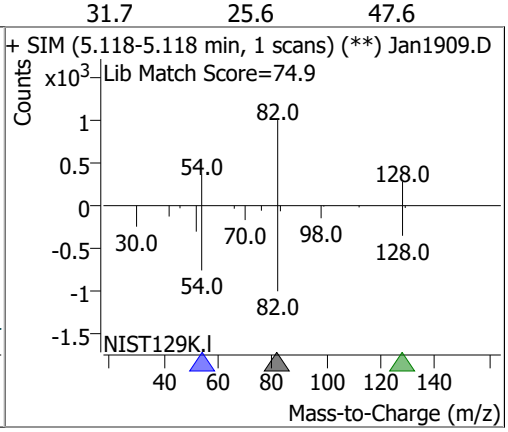

Compound	Conc.	Exp RT	QIon	Exp Ratio	QIon	Exp Ratio
Naphthalene	N.D.	5.95	102.0	19.9	129.0	11.0

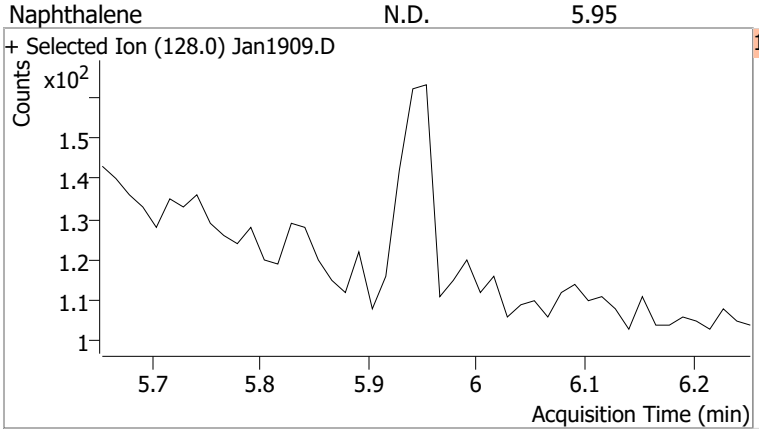

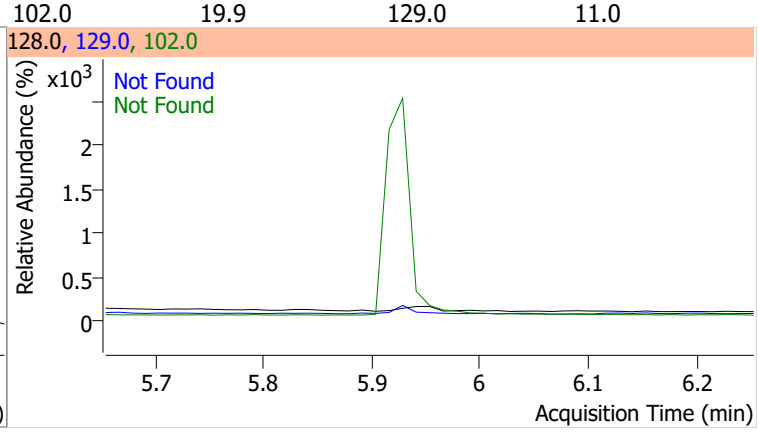

Compound	Conc.	Exp RT	QIon	Exp Ratio	QIon	Exp Ratio
2-Methylnaphthalene	N.D.	6.79	142.0	140.8	115.0	59.7

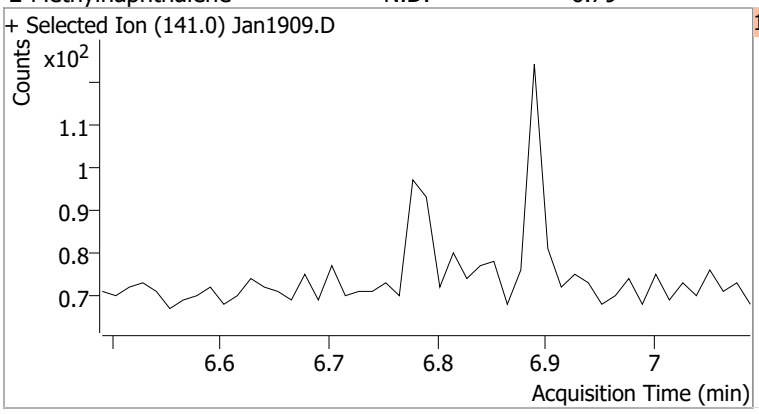

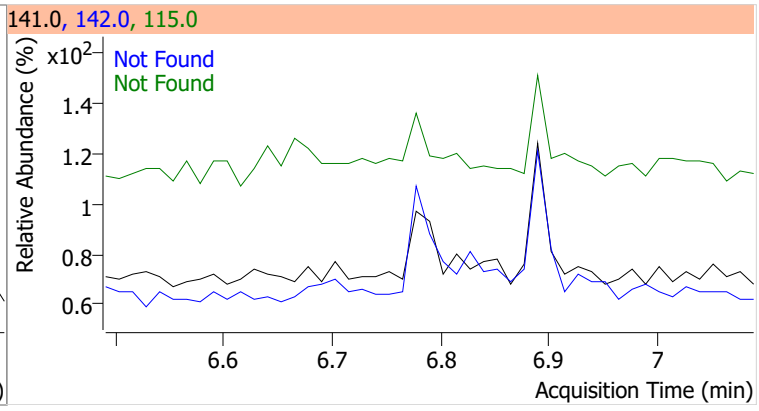

Compound	Conc.	Exp RT	QIon	Exp Ratio	QIon	Exp Ratio
1-Methylnaphthalene	N.D.	6.90	142.0	113.1	115.0	67.8

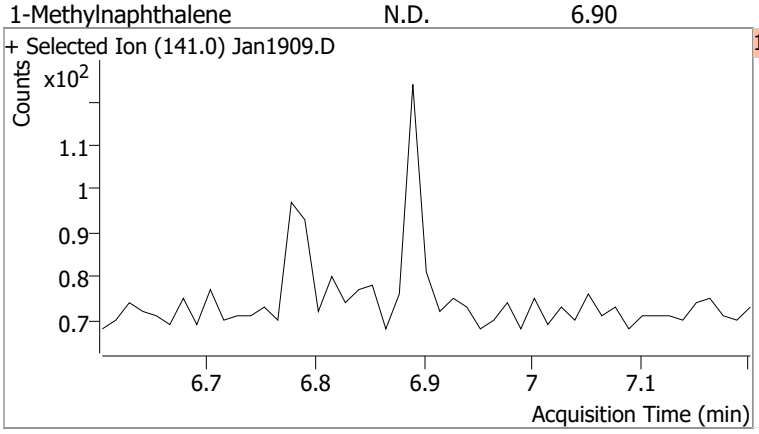

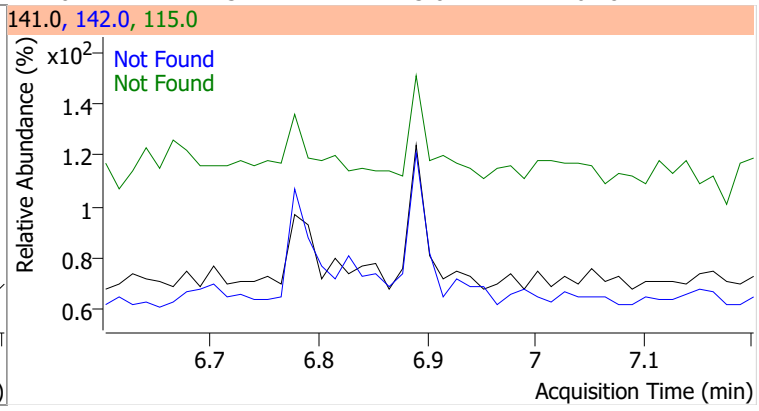

Compound	Conc.	RT	Dev(Min)	Resp.	QIon	QRatio	Lower	Upper
2-Fluorobiphenyl	64.1909	7.25	-0.01	662450	171.0	38.8	26.6	49.5

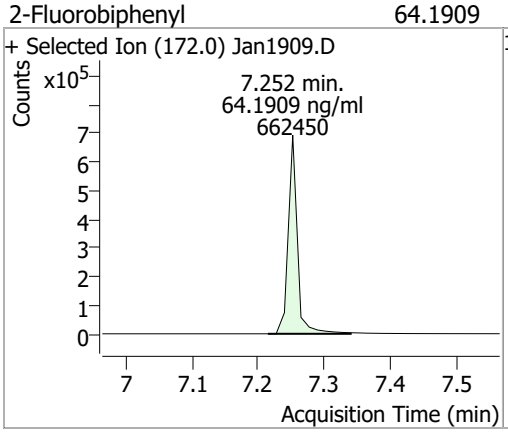

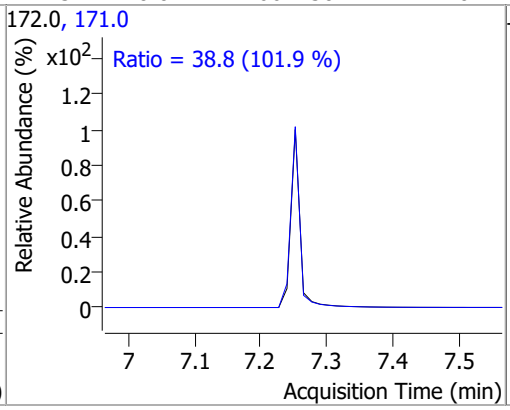

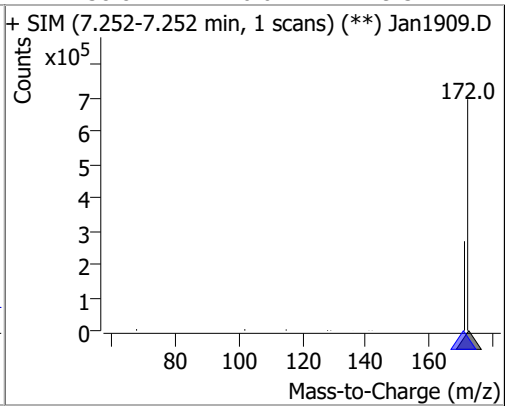

Compound	Conc.	Exp RT	QIon	Exp Ratio
Acenaphthylene	N.D.	7.83	153.0	12.8

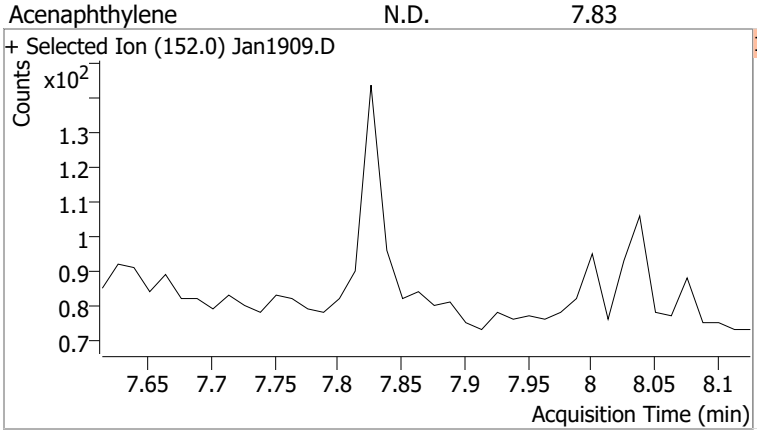

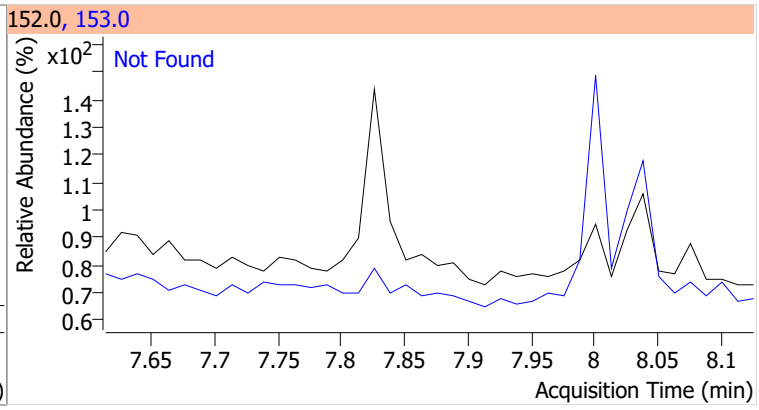

Compound	Conc.	RT	Dev(Min)	Resp.	QIon	QRatio	Lower	Upper
Acenaphthene		0		0	153.0		82.1	152.6
					152.0		41.0	76.1

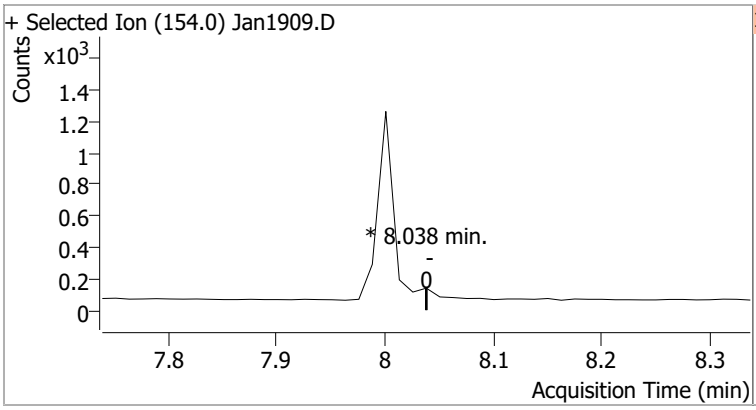

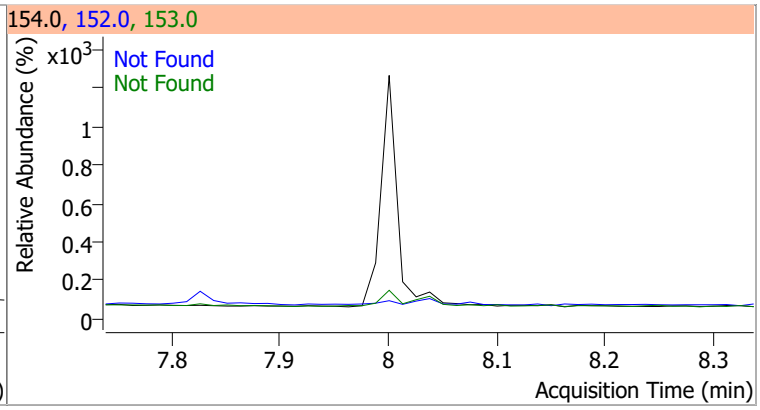

Compound	Conc.	RT	Dev(Min)	Resp.	QIon	QRatio	Lower	Upper
Fluorene		0		0	165.0		69.1	128.3
					167.0		9.7	18.0

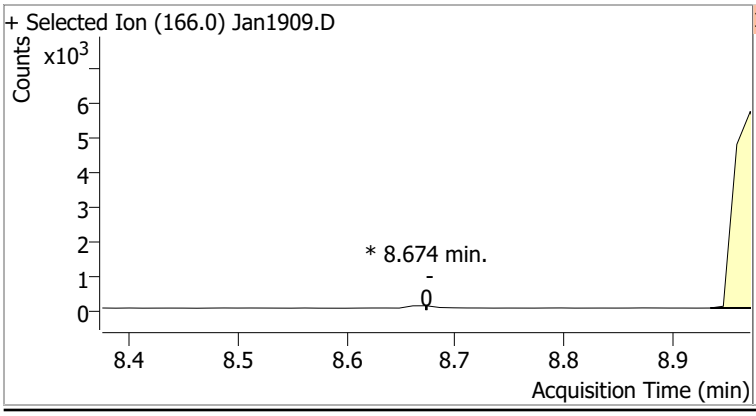

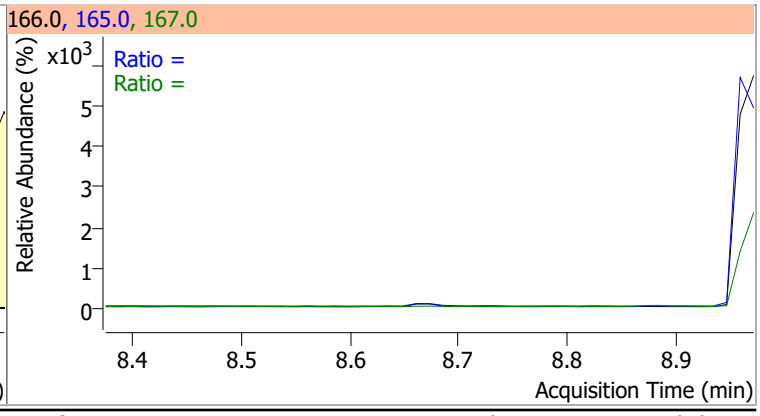

Compound	Conc.	Exp RT	QIon	Exp Ratio
Phenanthrene	N.D.	9.80	176.0	15.5

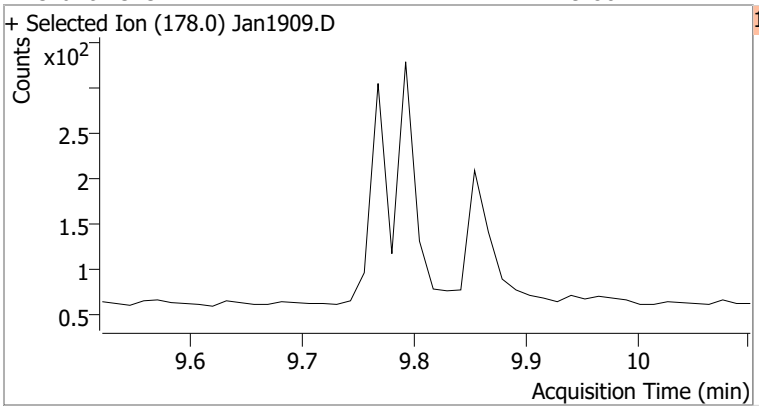

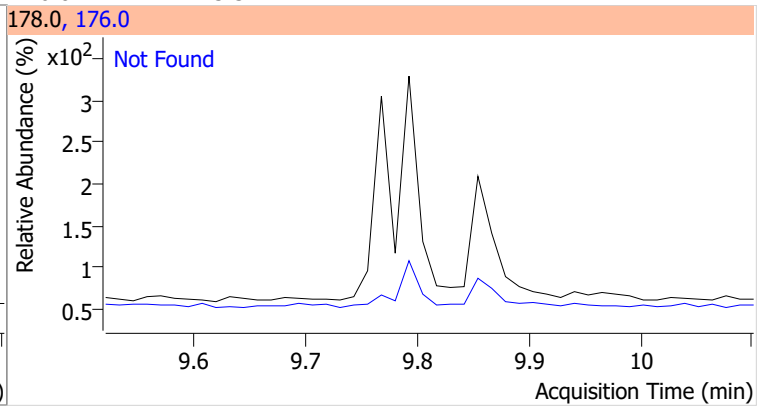

Compound	Conc.	Exp RT	QIon	Exp Ratio
Anthracene	N.D.	9.87	176.0	18.1

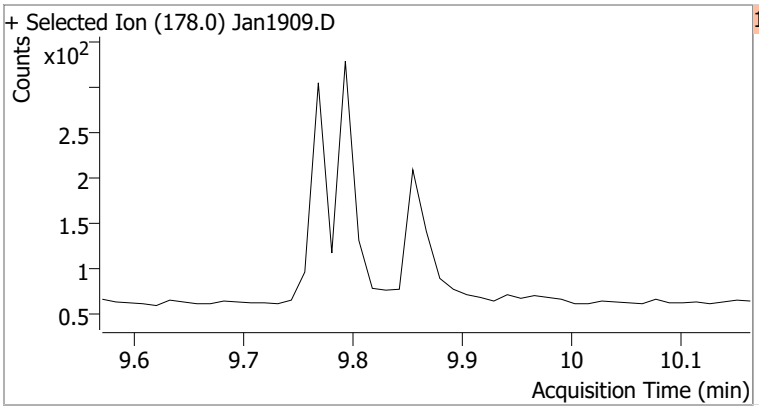

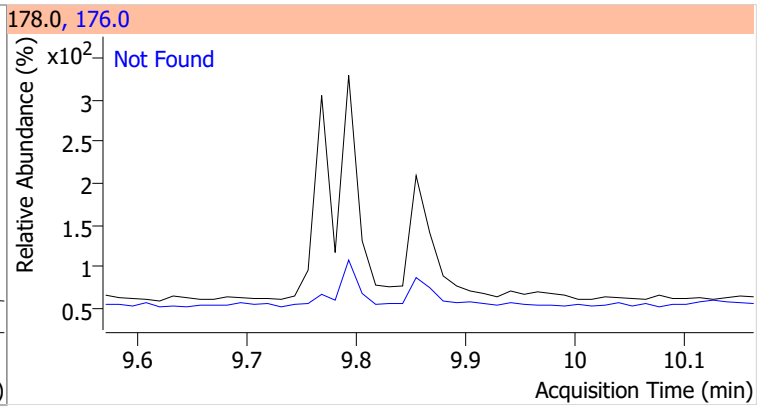

Compound	Conc.	RT	Dev(Min)	Resp.	QIon	QRatio	Lower	Upper
o-Terphenyl	0.0563	10.30	0.00	378	229.0	71.3	49.2	91.3
					215.0	45.2	32.7	60.7

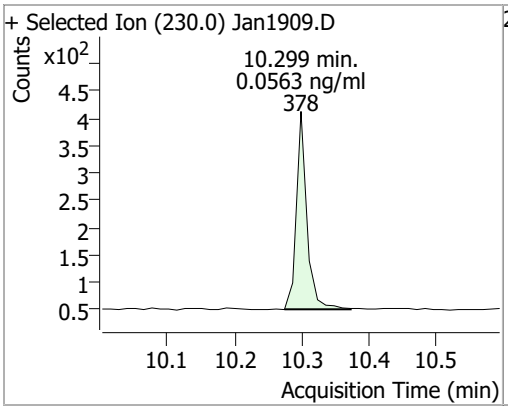

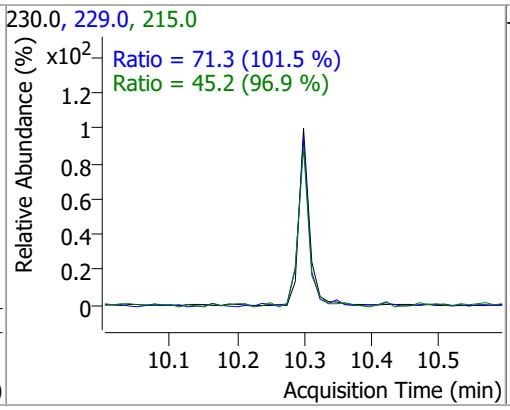

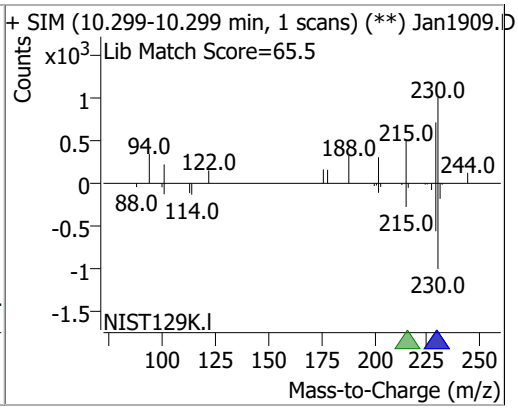

Compound	Conc.	RT	Dev(Min)	Resp.	QIon	QRatio	Lower	Upper
Fluoranthene	0.0672	11.41	0.00	940	101.0	11.9	9.6	17.9

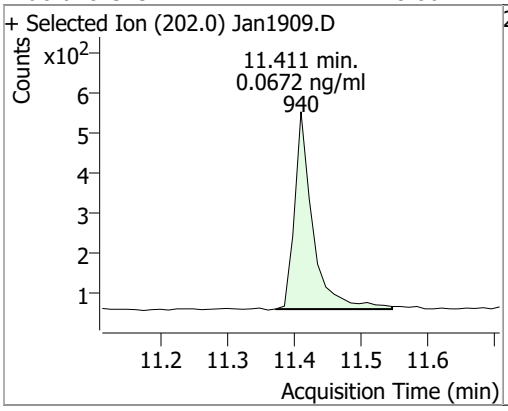

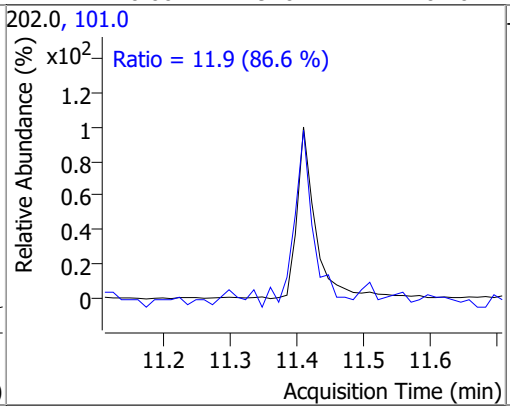

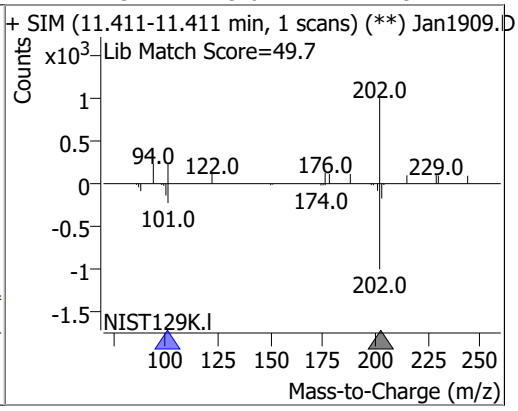

Compound	Conc.	RT	Dev(Min)	Resp.	QIon	QRatio	Lower	Upper
Pyrene	0.0734	11.78	-0.01	1073	101.0	16.7	10.7	20.0

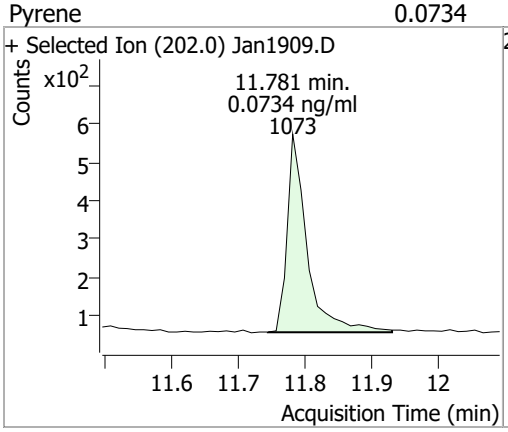

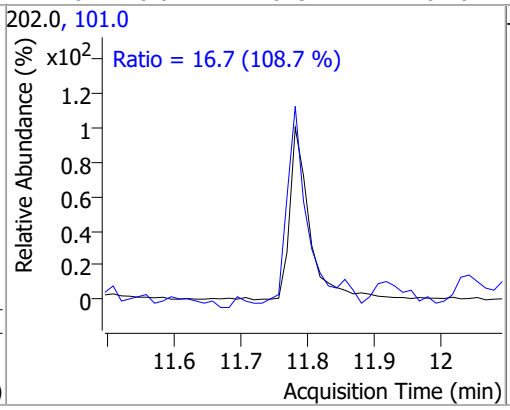

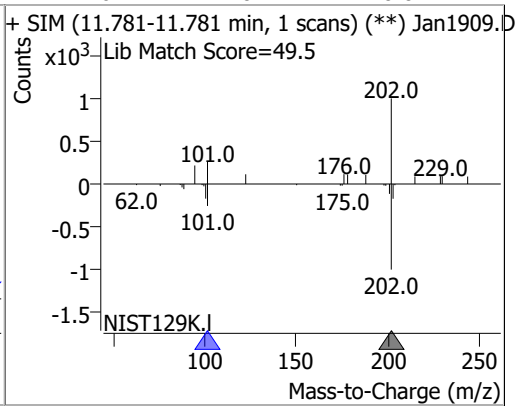

Compound	Conc.	RT	Dev(Min)	Resp.	QIon	QRatio	Lower	Upper
Terphenyl-d14	73.2260	12.26	0.00	567711	122.0	19.9	13.4	25.0

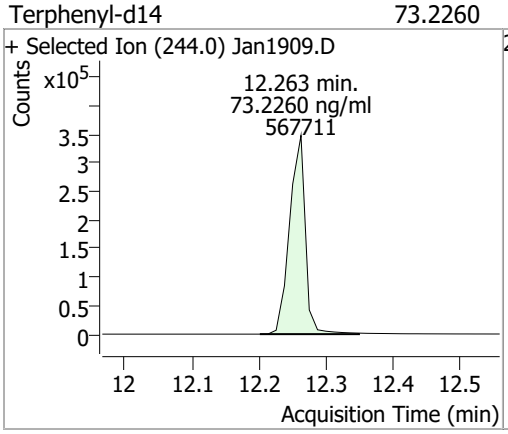

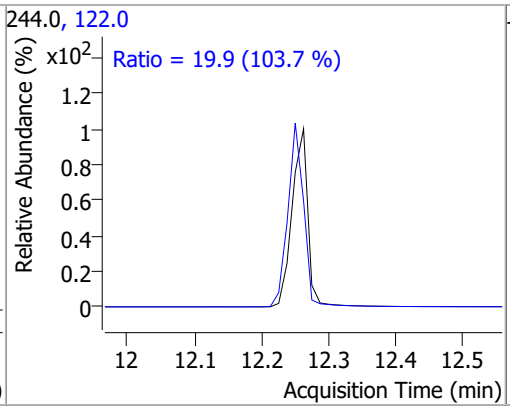

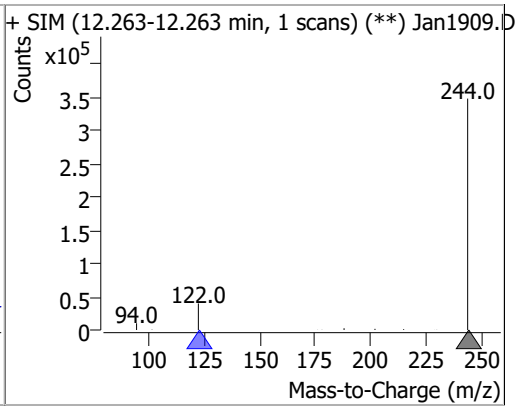

Compound	Conc.	RT	Dev(Min)	Resp.	QIon	QRatio	Lower	Upper
Benzo(a)Anthracene		0		0	226.0		18.9	35.1
					229.0		16.1	29.9

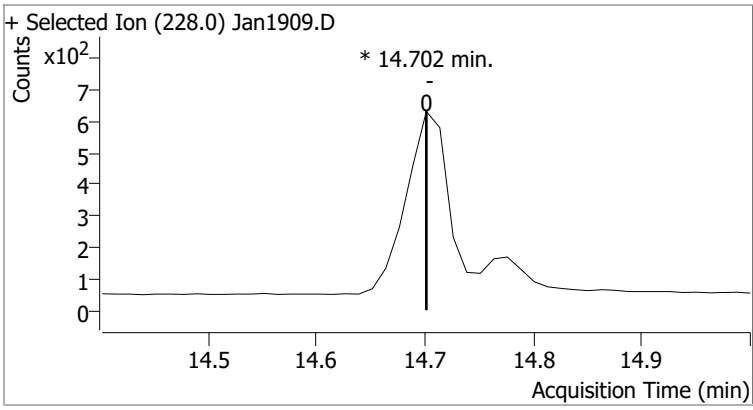

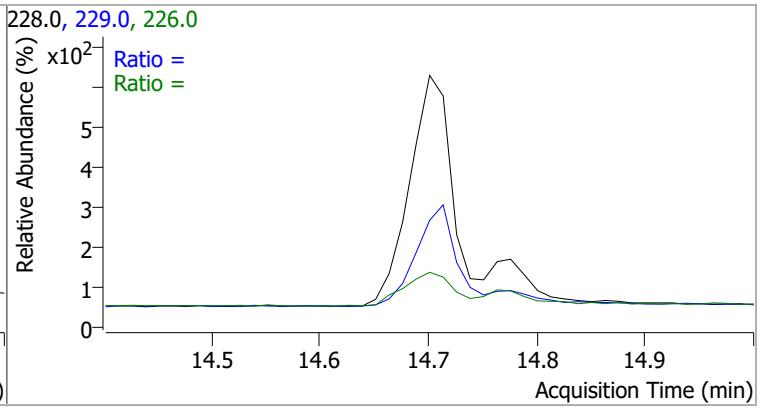

Compound	Conc.	RT	Dev(Min)	Resp.	QIon	QRatio	Lower	Upper
Chrysene		0		0	226.0		21.2	39.4
					229.0		15.0	27.8

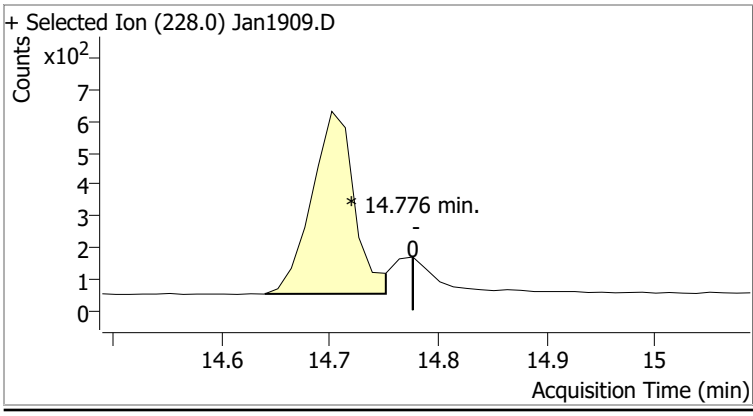

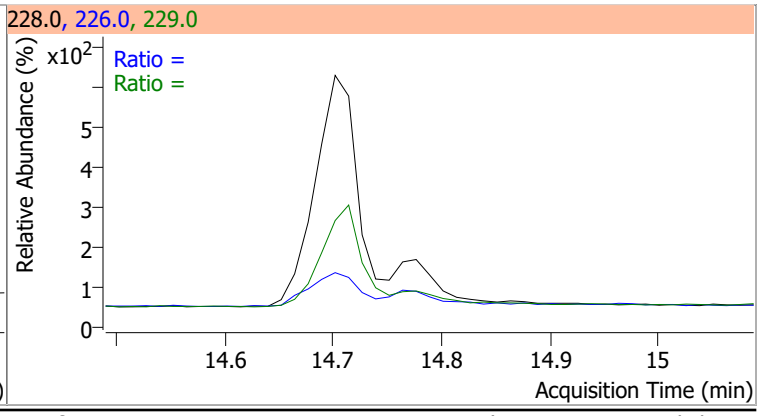

Compound	Conc.	Exp RT	QIon	Exp Ratio
Benzo(b)fluoranthene	N.D.	17.73	253.0	22.6

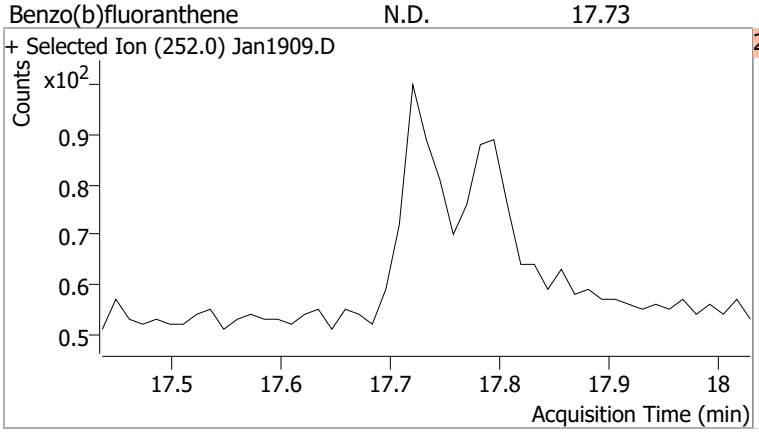

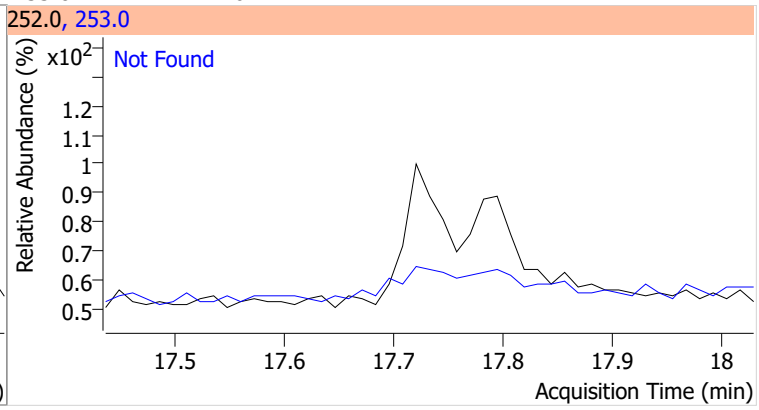

Compound	Conc.	Exp RT	QIon	Exp Ratio
Benzo(k)fluoranthene	N.D.	17.79	253.0	23.0

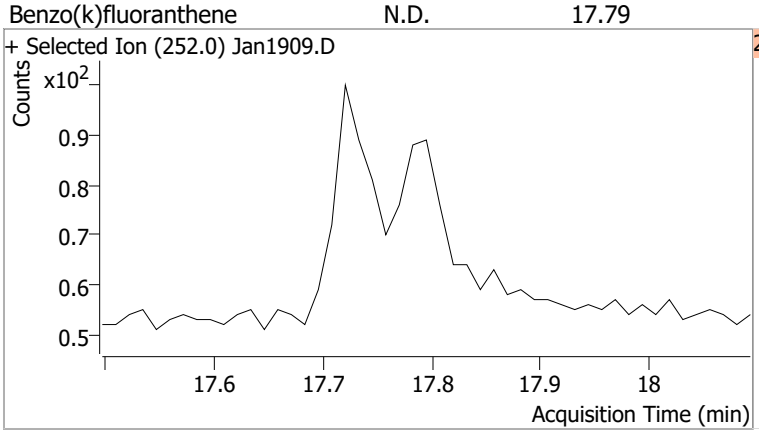

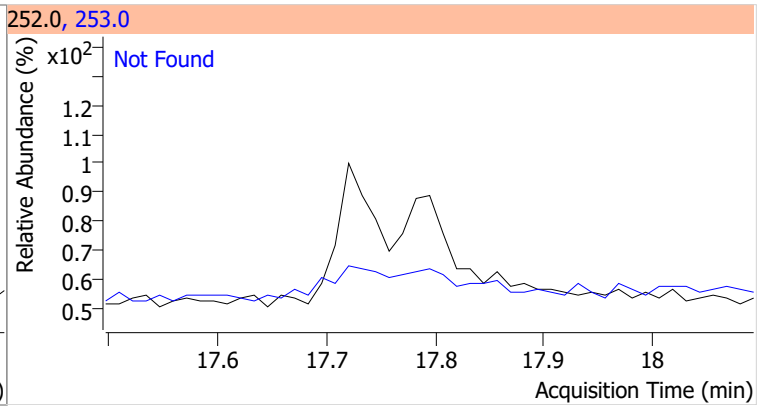

Compound	Conc.	RT	Dev(Min)	Resp.	QIon	QRatio	Lower	Upper
Benzo(a)pyrene		0		0	253.0		16.5	30.6

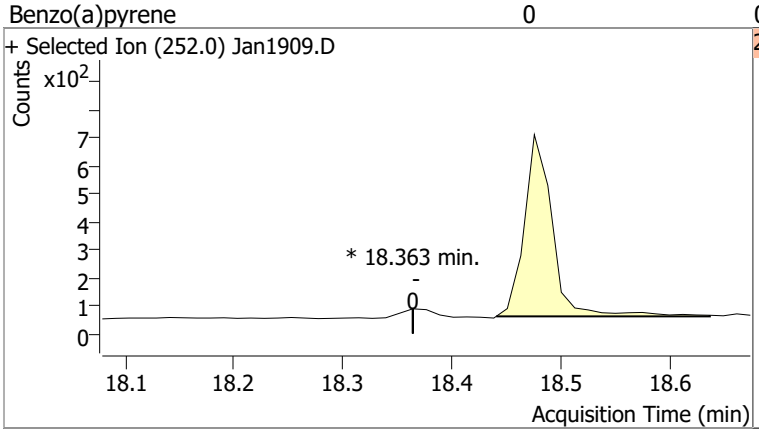

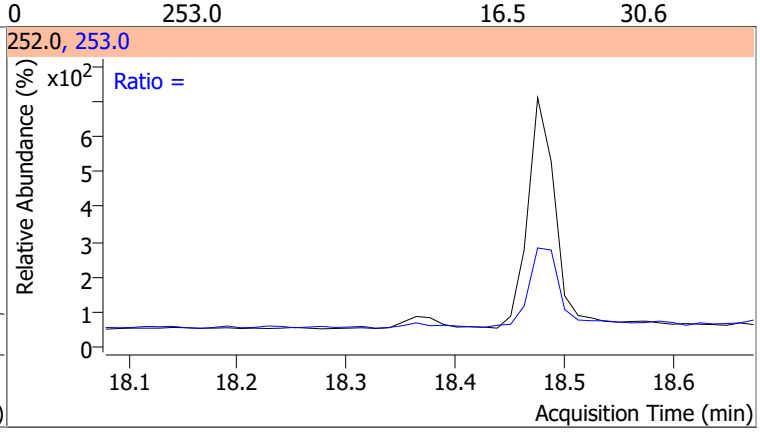

Compound	Conc.	Exp RT	QIon	Exp Ratio
Indeno(1,2,3-cd)pyrene	N.D.	20.23	138.0	28.9

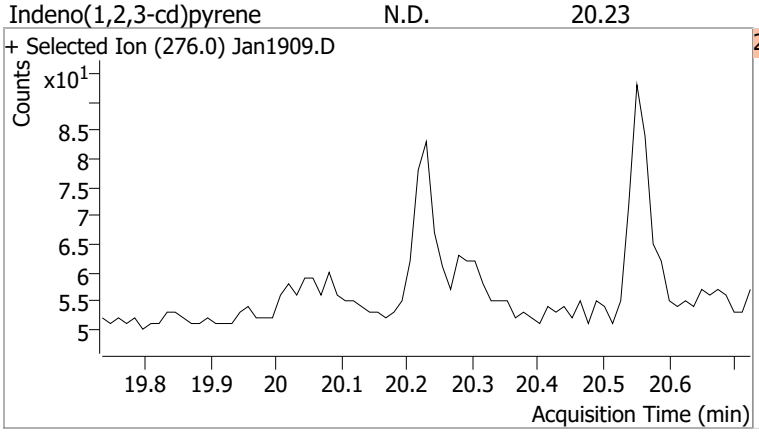

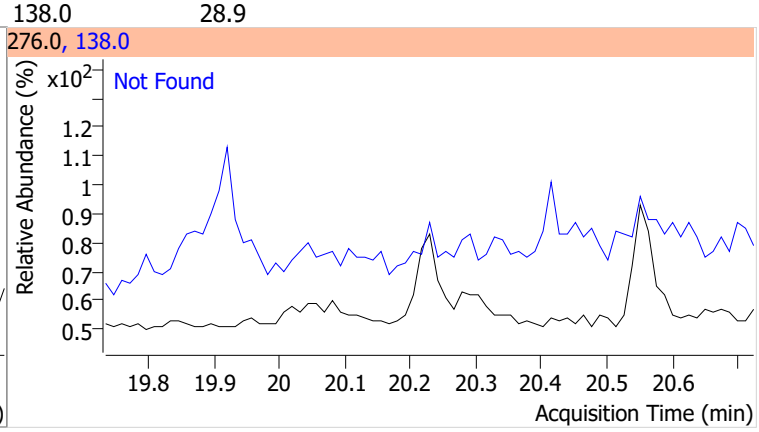

Compound	Conc.	Exp RT	QIon	Exp Ratio	QIon	Exp Ratio
Dibenzo(a,h)anthracene	N.D.	20.30	279.0	25.1	139.0	24.1

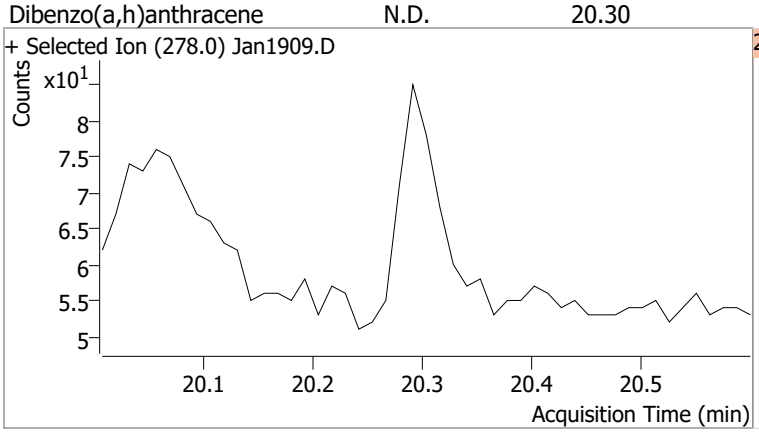

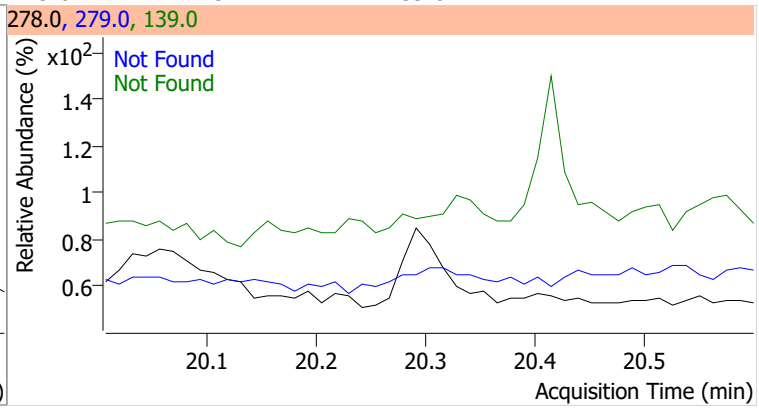

Compound	Conc.	Exp RT	QIon	Exp Ratio	QIon	Exp Ratio
Benzo(g,h,i)perylene	N.D.	20.56	138.0	28.0	277.0	23.3

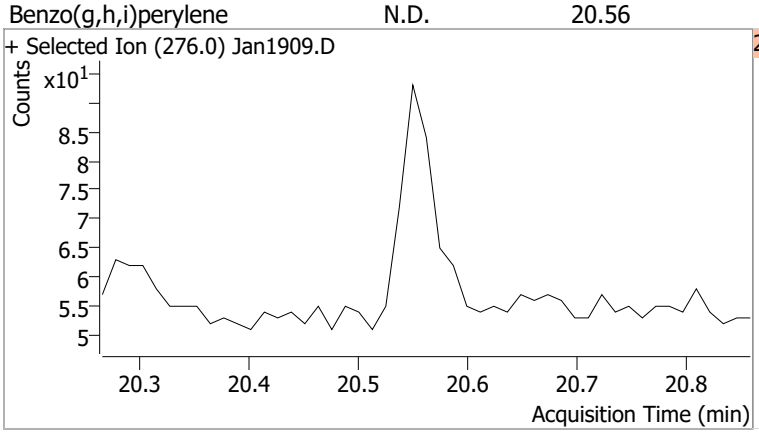

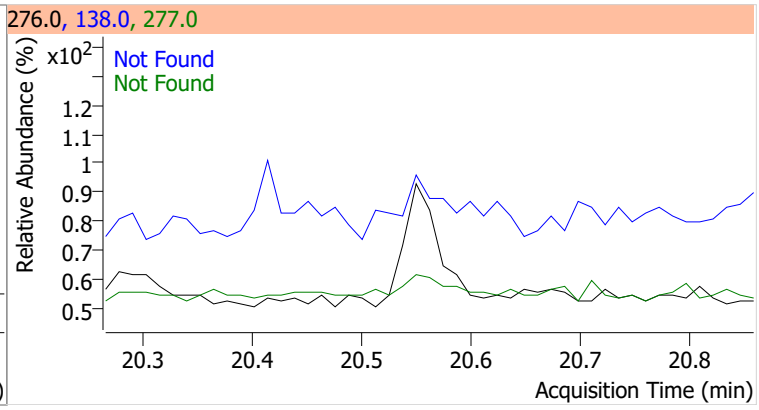

Quantitation Results Report (QT Reviewed)

Agilent | Trusted Answers

Data File	Jan1910.D	Operator	LIMS import
Acq. Method	5975BNASIM	Acq. Date-Time	1/19/2022 3:30:16 PM
Sample Name	B22010755-001C	Instrument	GCMS
Vial	10	Multiplier	1.00
DA Method File	011822 bna SIM1.batch.bin	Comment	SVOC-8270C-SIM-W-LLPAH
Tune File	dftppjph.u	Tune Date	
Batch Name	011922 bna SIM 1.batch.bin	Last Calib Update	1/17/2022 8:49:06 AM
Ref Library			

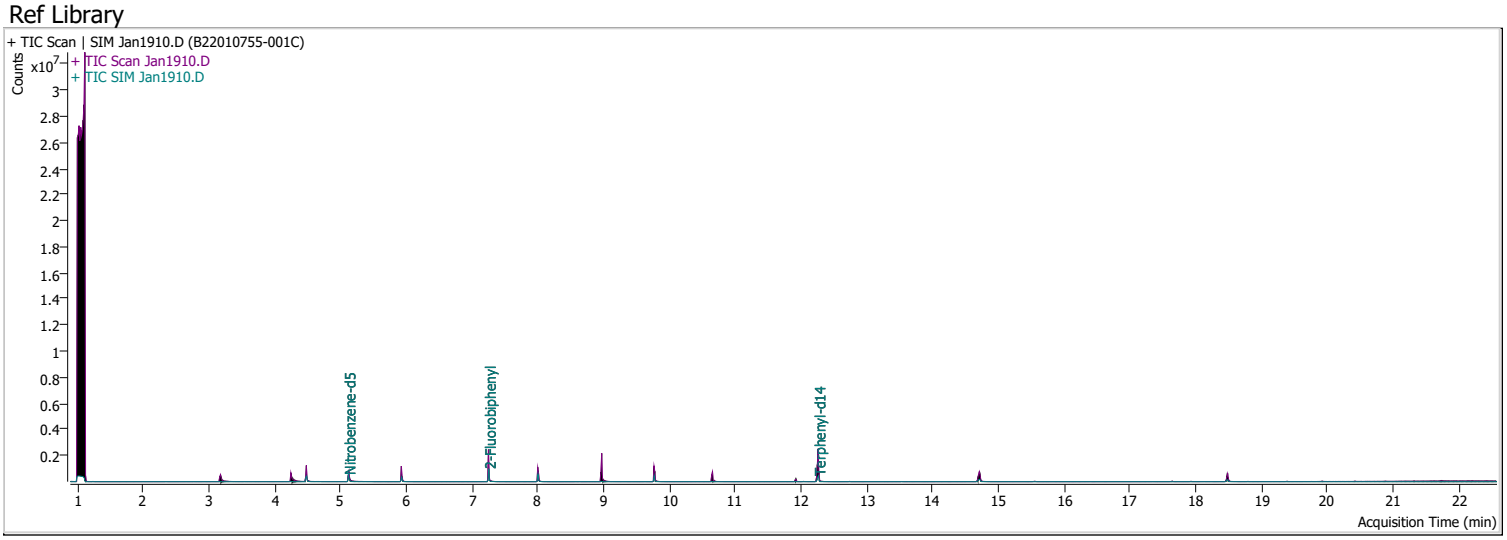

Compound	RT	QIon	Resp.	Conc.	Units		Dev(Min)
Internal Standards							
M 1,4-Dichlorobenzene-d4	4.484	152.0	199778	40.0000	ng/ml		-0.012
M Naphthalene-d8	5.928	136.0	361085	40.0000	ng/ml		-0.012
M Acenaphthene-d10	8.000	164.0	199401	40.0000	ng/ml		0.000
M Phenanthrene-d10	9.768	188.0	396052	40.0000	ng/ml		-0.012
M Chrysene-d12	14.714	240.0	280897	40.0000	ng/ml		-0.012
M Perylene-d12	18.475	264.0	191325	40.0000	ng/ml		-0.025
System Monitoring Compounds							
S Nitrobenzene-d5	5.118	82.0	388490	36.4315	ng/ml		-0.025
Spiked Amount: 5.000	Range: 19.0 - 102.0%			Recovery = 728.63%		*	
S 2-Fluorobiphenyl	7.252	172.0	656337	68.4784	ng/ml		-0.012
Spiked Amount: 5.000	Range: 25.0 - 94.0%			Recovery = 1369.57%		*	
S o-Terphenyl	0.000		0	N.D.			
Spiked Amount: 5.000	Range: 40.0 - 140.0%			Recovery = NA%			
S Terphenyl-d14	12.263	244.0	573139	75.5867	ng/ml		0.000
Spiked Amount: 5.000	Range: 39.0 - 106.0%			Recovery = 1511.73%		*	
Target Compounds							**QValue**
T Naphthalene	0.000		0	N.D.			
T 2-Methylnaphthalene	0.000		0	N.D.			
T 1-Methylnaphthalene	0.000		0	N.D.			
T Acenaphthylene	0.000		0	N.D.			
T Acenaphthene	8.038	154.0	0		ng/ml	md	1
T Fluorene	8.973	166.0	0		ng/ml	md	1
T Phenanthrene	0.000		0	N.D.			
T Anthracene	0.000		0	N.D.			
T Fluoranthene	0.000		0	N.D.			
T Pyrene	0.000		0	N.D.			
T Benzo(a)Anthracene	14.701	228.0	0		ng/ml	md	1
T Chrysene	14.776	228.0	0		ng/ml	md	1
T Benzo(b)fluoranthene	0.000		0	N.D.			

Compound	RT	QIon	Resp.	Conc.	Units		Dev(Min)
T Benzo(k)fluoranthene	0.000		0	N.D.			
T Benzo(a)pyrene	18.363	252.0	0		ng/ml	md	1
T Indeno(1,2,3-cd)pyrene	0.000		0	N.D.			
T Dibenzo(a,h)anthracene	0.000		0	N.D.			
T Benzo(g,h,i)perylene	0.000		0	N.D.			

(#) = Qualifier Out of Range; (m) = Manual Integration; (+) = Area Summed; (*) = Surrogate Percent Recovery Out of Range; (d): Zeroed Peak

Compound	Conc.	RT	Dev(Min)	Resp.	QIon	QRatio	Lower	Upper
Nitrobenzene-d5	36.4315	5.12	-0.02	388490	54.0	34.4	25.9	48.1
					128.0	33.0	25.6	47.6

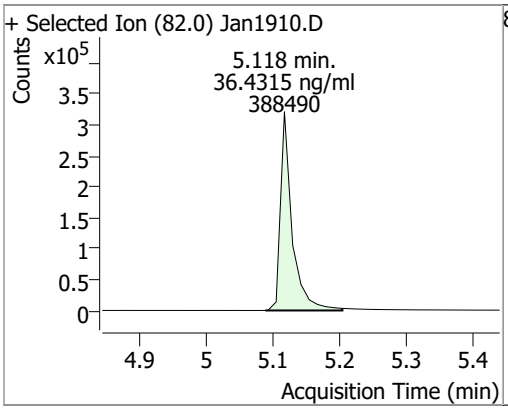

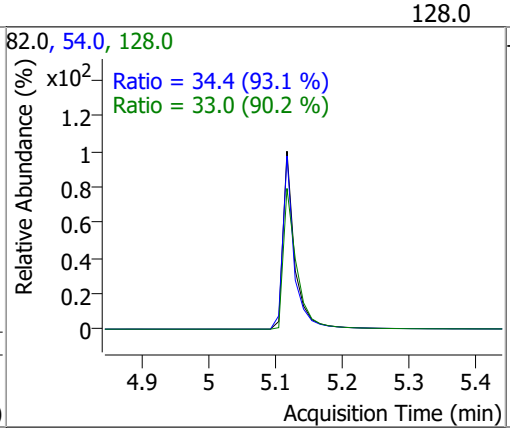

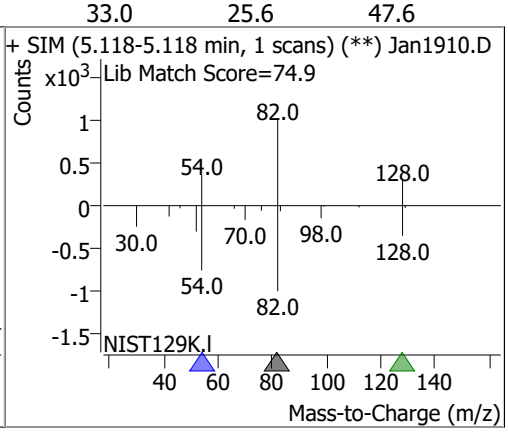

Compound	Conc.	Exp RT	QIon	Exp Ratio	QIon	Exp Ratio
Naphthalene	N.D.	5.95	102.0	19.9	129.0	11.0

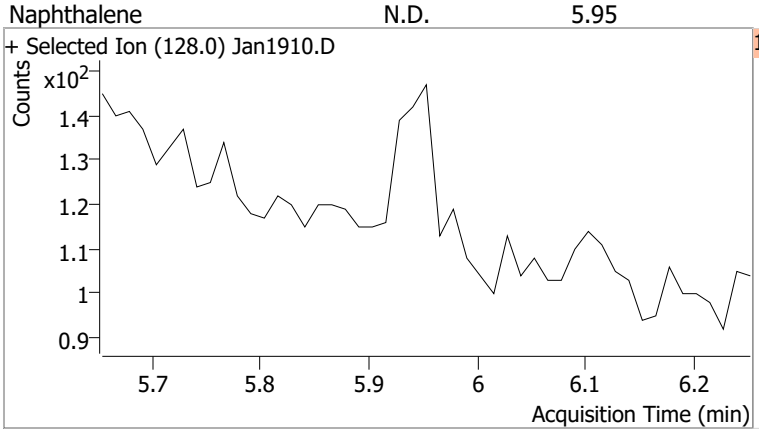

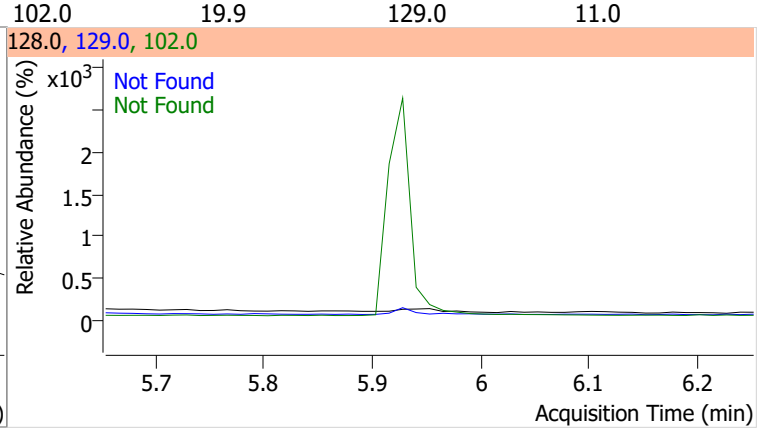

Compound	Conc.	Exp RT	QIon	Exp Ratio	QIon	Exp Ratio
2-Methylnaphthalene	N.D.	6.79	142.0	140.8	115.0	59.7

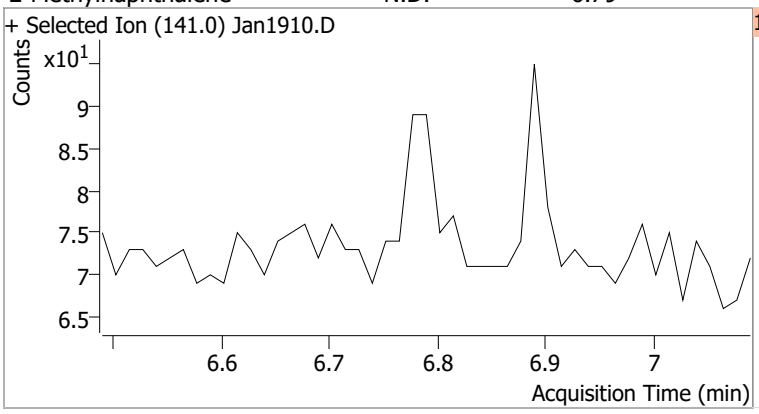

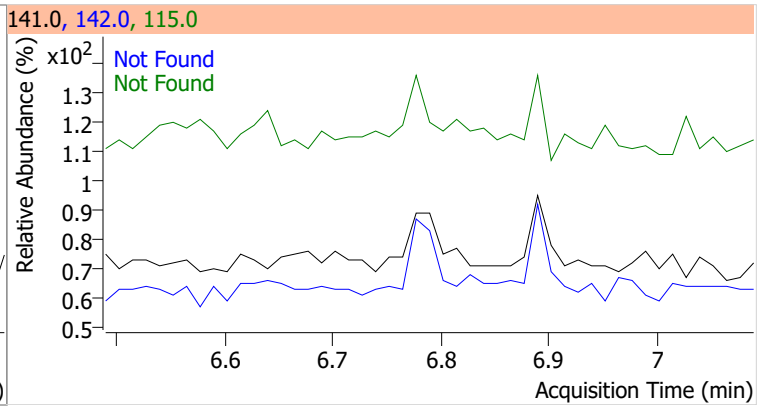

Compound	Conc.	Exp RT	QIon	Exp Ratio	QIon	Exp Ratio
1-Methylnaphthalene	N.D.	6.90	142.0	113.1	115.0	67.8

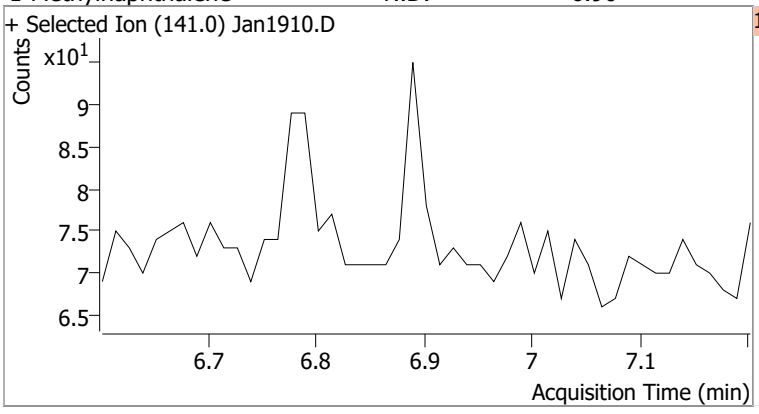

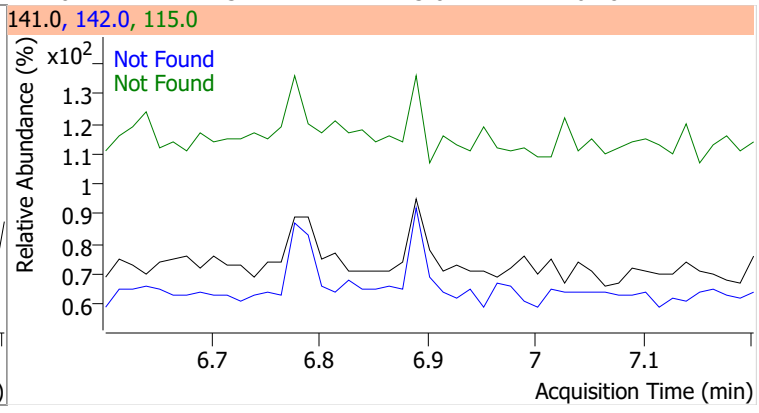

Compound	Conc.	RT	Dev(Min)	Resp.	QIon	QRatio	Lower	Upper
2-Fluorobiphenyl	68.4784	7.25	-0.01	656337	171.0	38.3	26.6	49.5

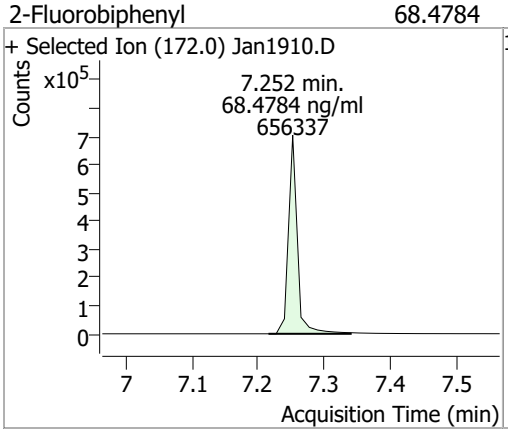

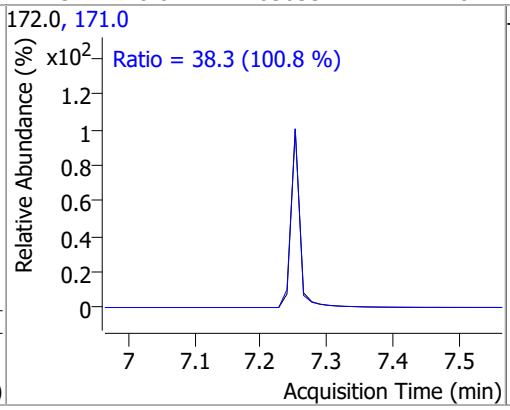

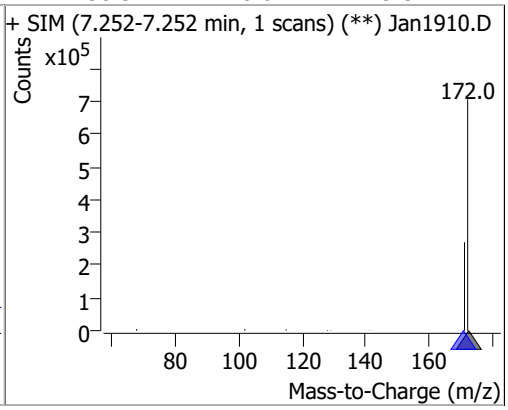

Compound	Conc.	Exp RT	QIon	Exp Ratio
Acenaphthylene	N.D.	7.83	153.0	12.8

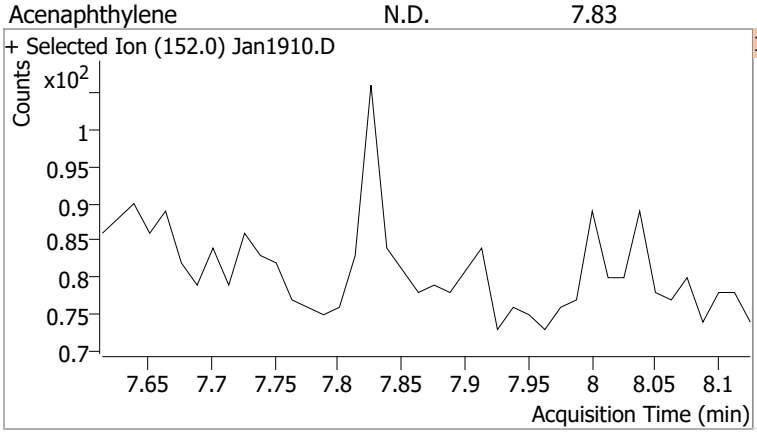

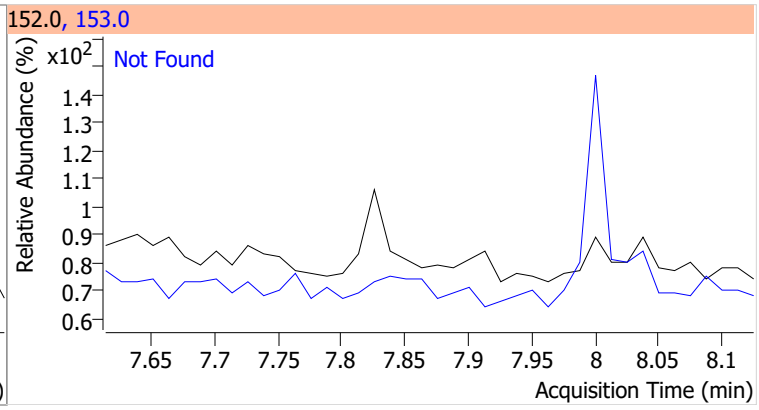

Compound	Conc.	RT	Dev(Min)	Resp.	QIon	QRatio	Lower	Upper
Acenaphthene		0		0	153.0		82.1	152.6
					152.0		41.0	76.1

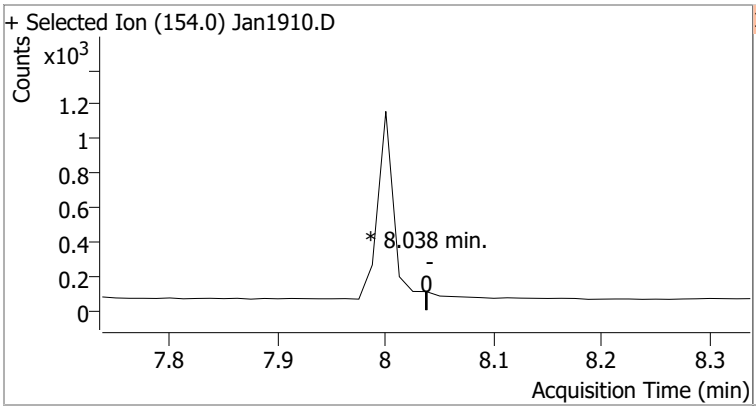

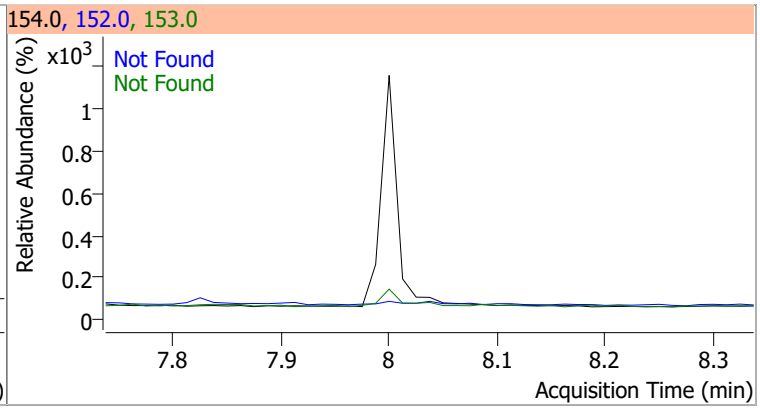

Compound	Conc.	RT	Dev(Min)	Resp.	QIon	QRatio	Lower	Upper
Fluorene		0		0	165.0		69.1	128.3
					167.0		9.7	18.0

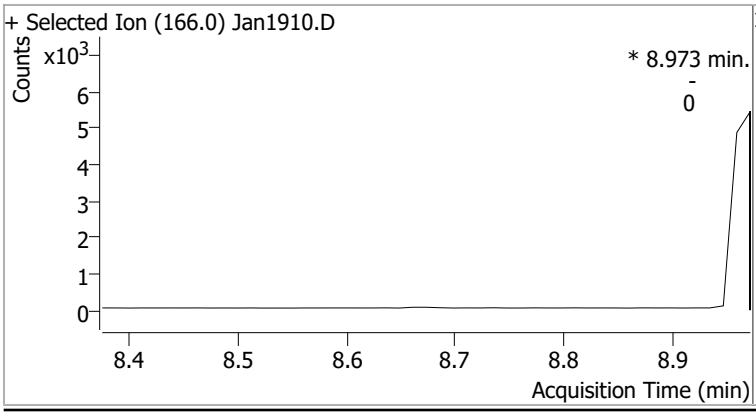

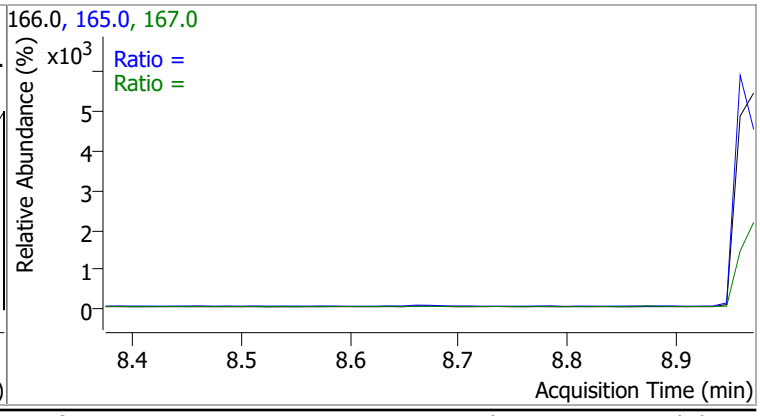

Compound	Conc.	Exp RT	QIon	Exp Ratio
Phenanthrene	N.D.	9.80	176.0	15.5

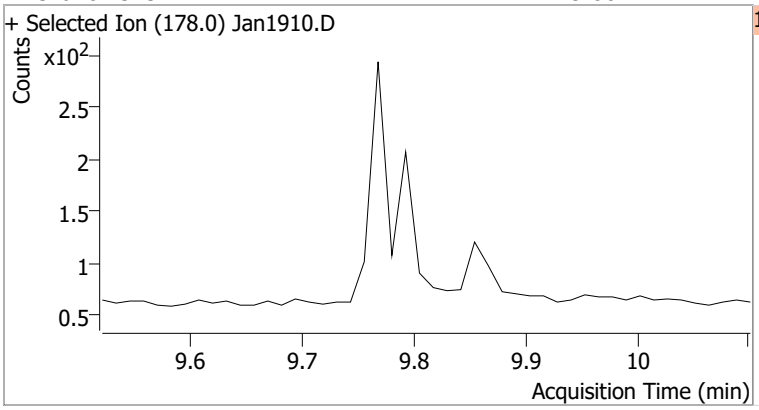

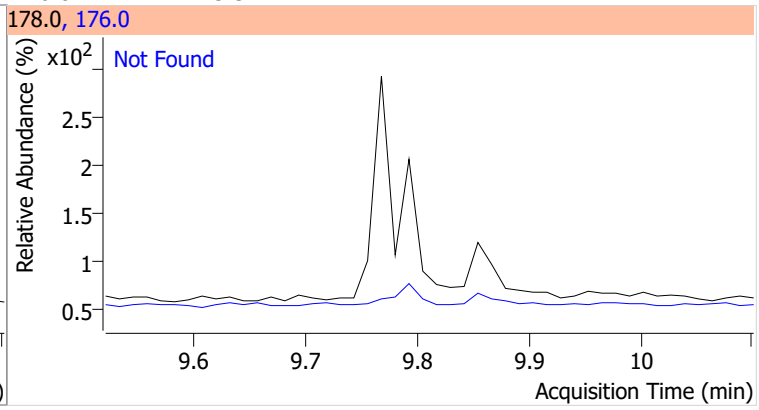

Compound	Conc.	Exp RT	QIon	Exp Ratio
Anthracene	N.D.	9.87	176.0	18.1

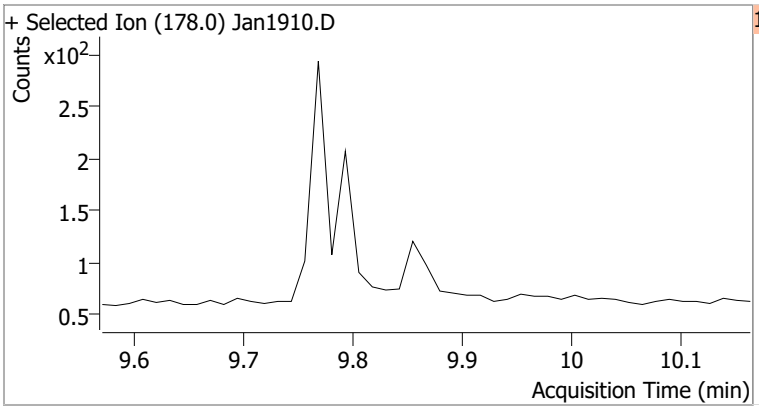

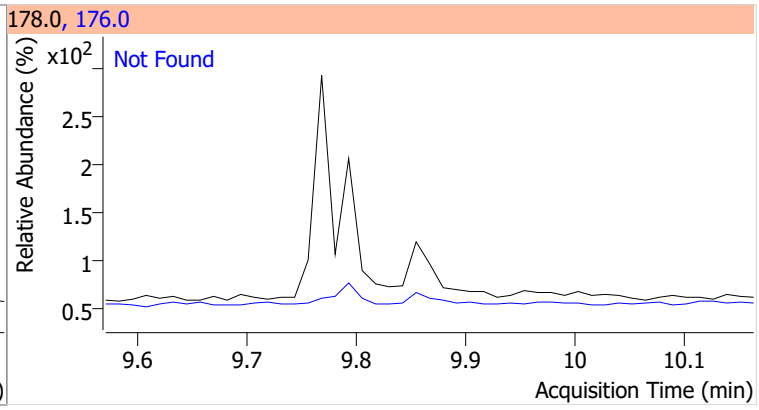

Compound	Conc.	Exp RT	QIon	Exp Ratio	QIon	Exp Ratio
o-Terphenyl	N.D.	10.30	229.0	70.2	215.0	46.7

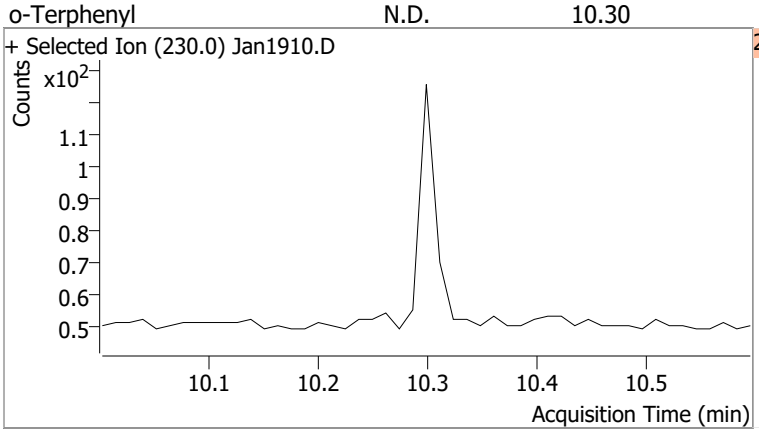

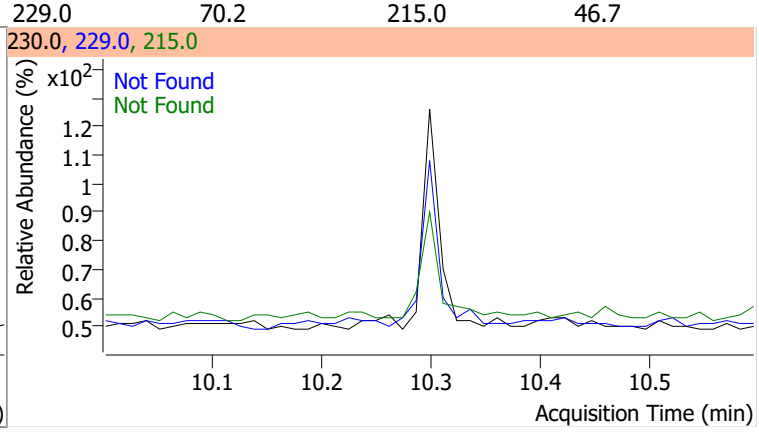

Compound	Conc.	Exp RT	QIon	Exp Ratio
Fluoranthene	N.D.	11.41	101.0	13.8

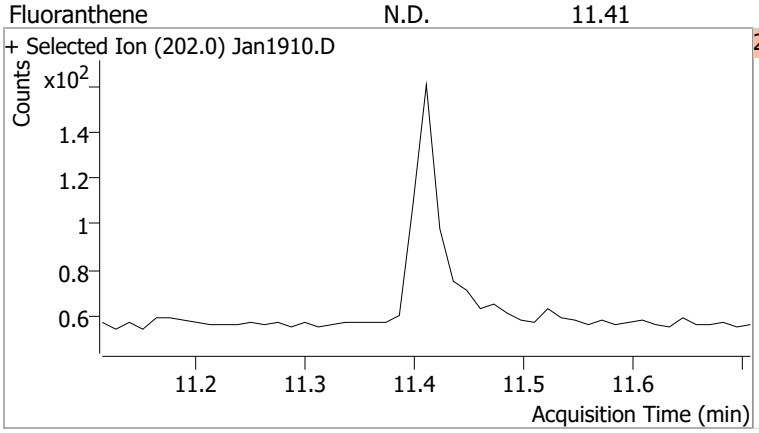

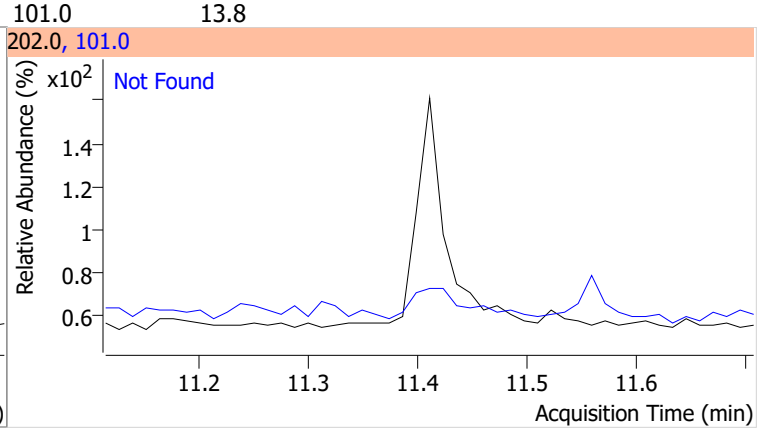

Compound	Conc.	Exp RT	QIon	Exp Ratio
Pyrene	N.D.	11.79	101.0	15.3

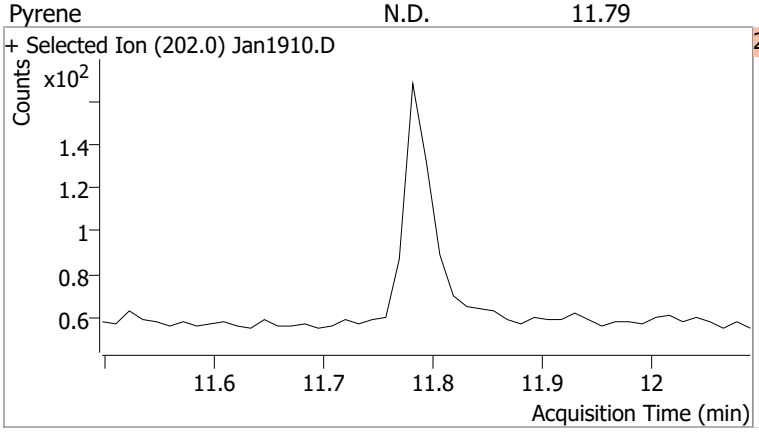

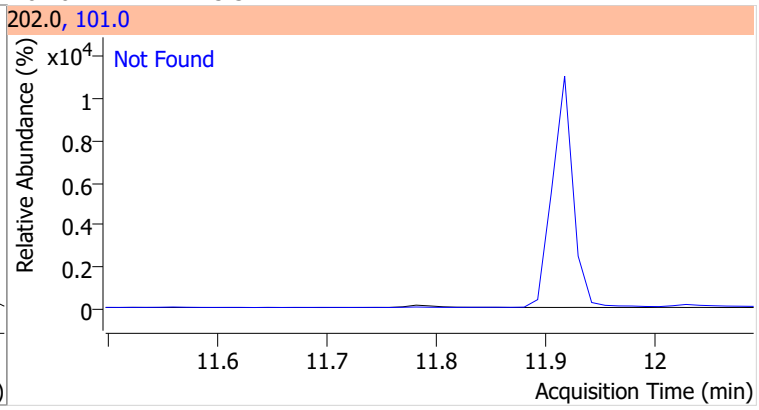

Compound	Conc.	RT	Dev(Min)	Resp.	QIon	QRatio	Lower	Upper
Terphenyl-d14	75.5867	12.26	0.00	573139	122.0	20.1	13.4	25.0

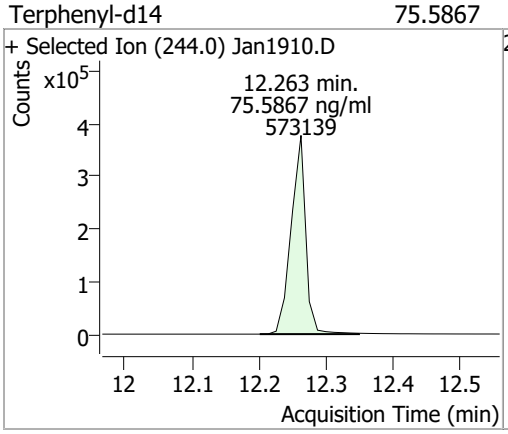

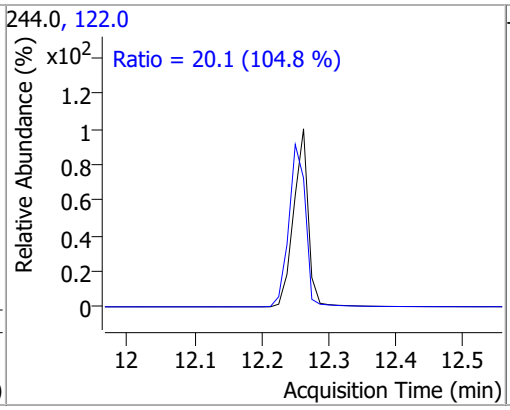

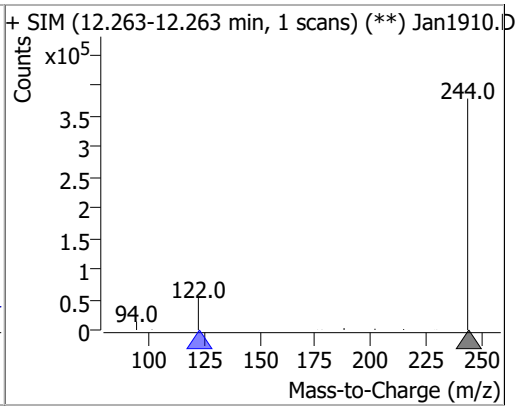

Compound	Conc.	RT	Dev(Min)	Resp.	QIon	QRatio	Lower	Upper
Benzo(a)Anthracene		0		0	226.0		18.9	35.1
					229.0		16.1	29.9

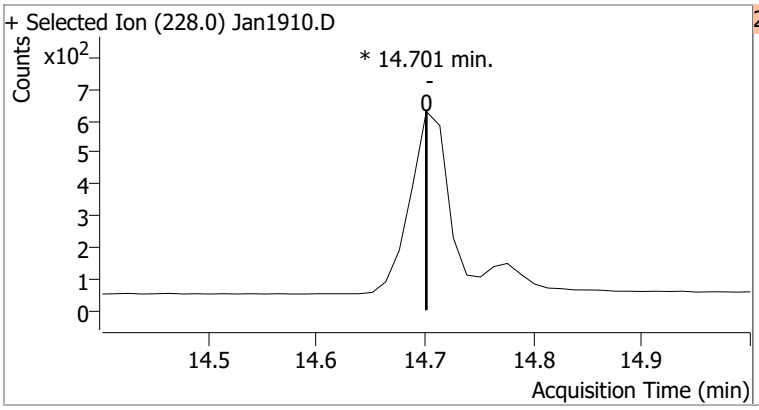

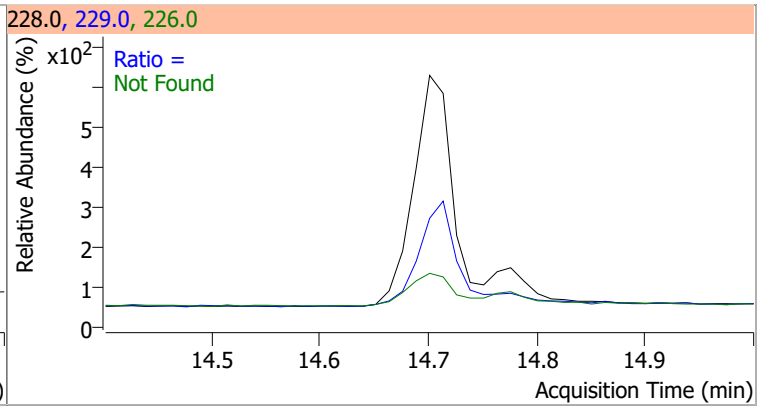

Compound	Conc.	RT	Dev(Min)	Resp.	QIon	QRatio	Lower	Upper
Chrysene		0		0	226.0		21.2	39.4
					229.0		15.0	27.8

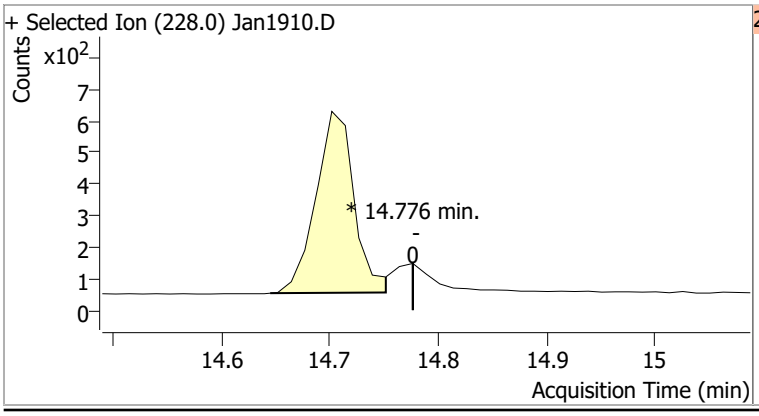

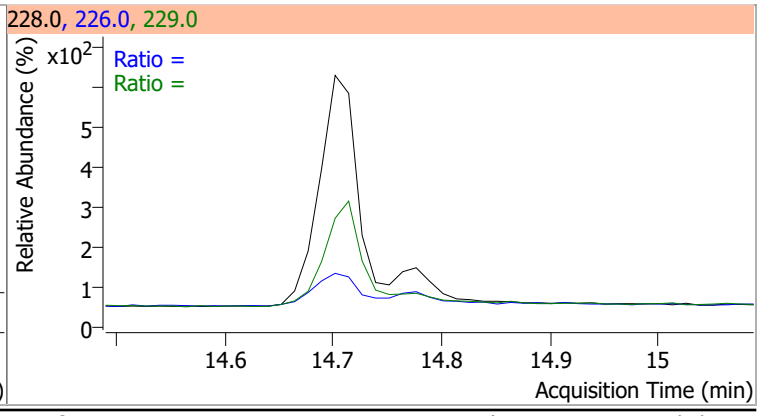

Compound	Conc.	Exp RT	QIon	Exp Ratio
Benzo(b)fluoranthene	N.D.	17.73	253.0	22.6

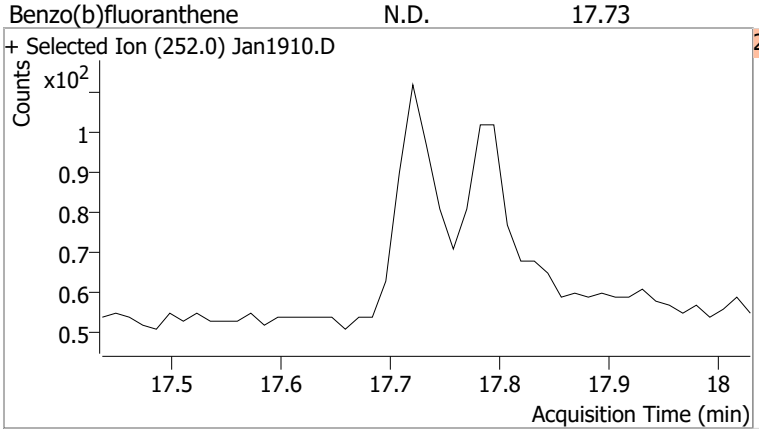

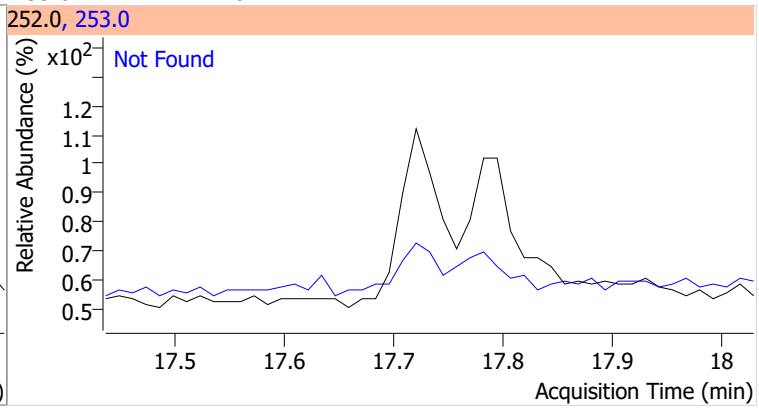

Compound	Conc.	Exp RT	QIon	Exp Ratio
Benzo(k)fluoranthene	N.D.	17.79	253.0	23.0

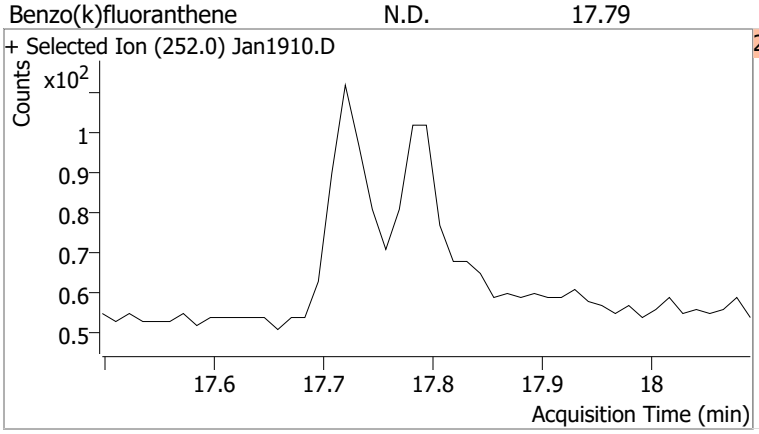

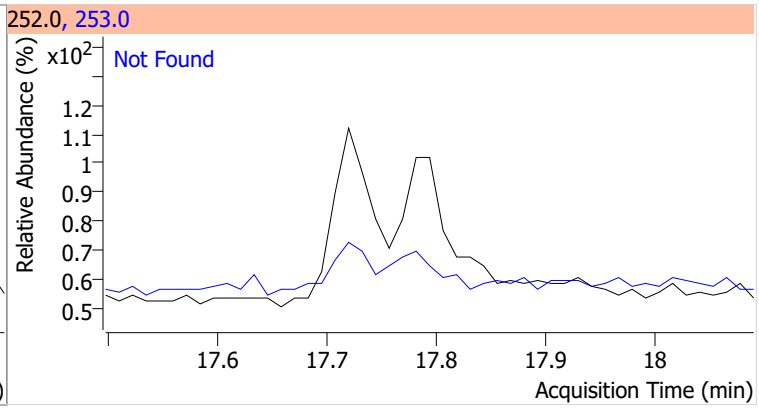

Compound	Conc.	RT	Dev(Min)	Resp.	QIon	QRatio	Lower	Upper
Benzo(a)pyrene		0		0	253.0		16.5	30.6

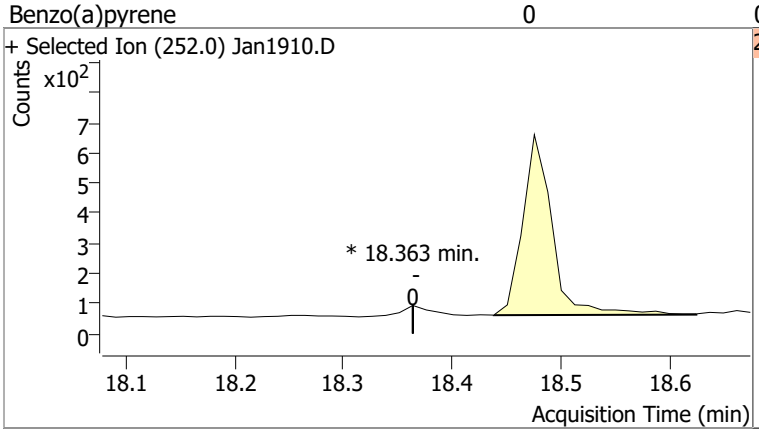

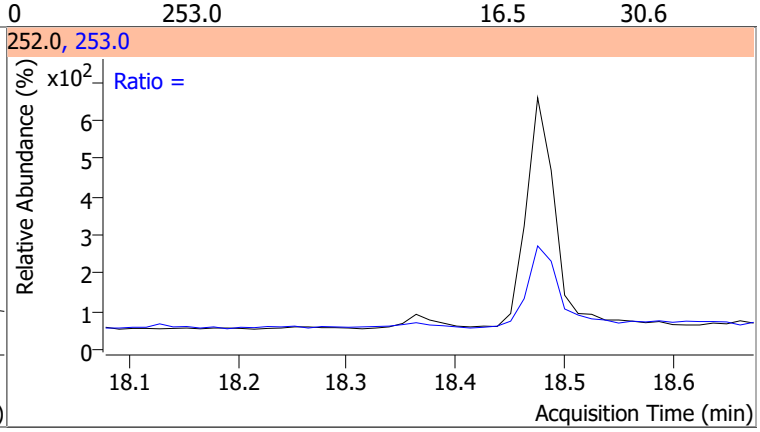

Compound	Conc.	Exp RT	QIon	Exp Ratio
Indeno(1,2,3-cd)pyrene	N.D.	20.23	138.0	28.9

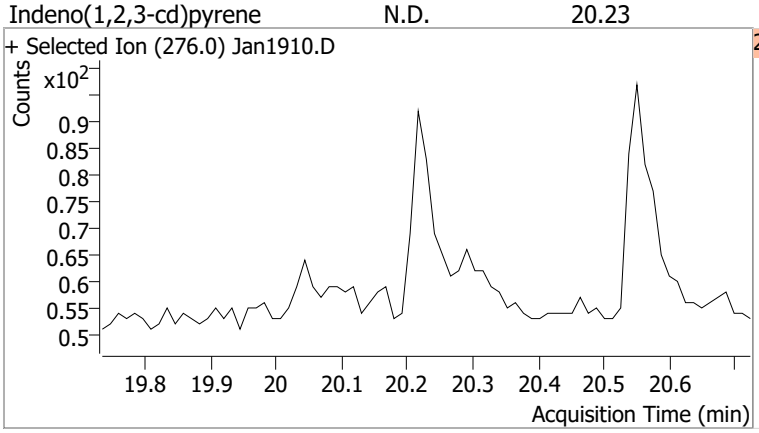

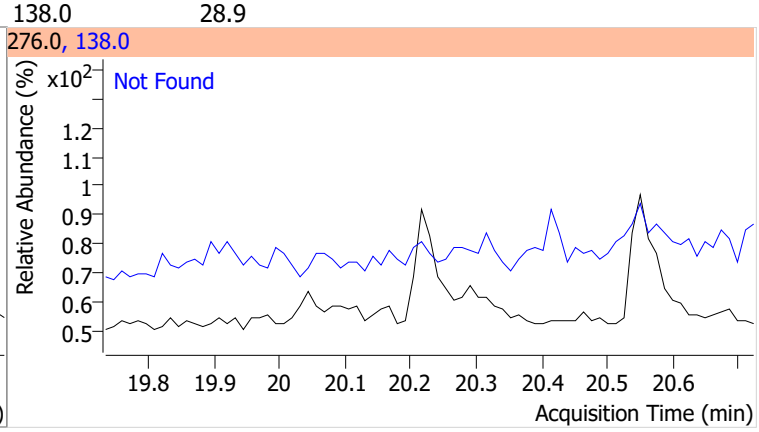

Compound	Conc.	Exp RT	QIon	Exp Ratio	QIon	Exp Ratio
Dibenzo(a,h)anthracene	N.D.	20.30	279.0	25.1	139.0	24.1

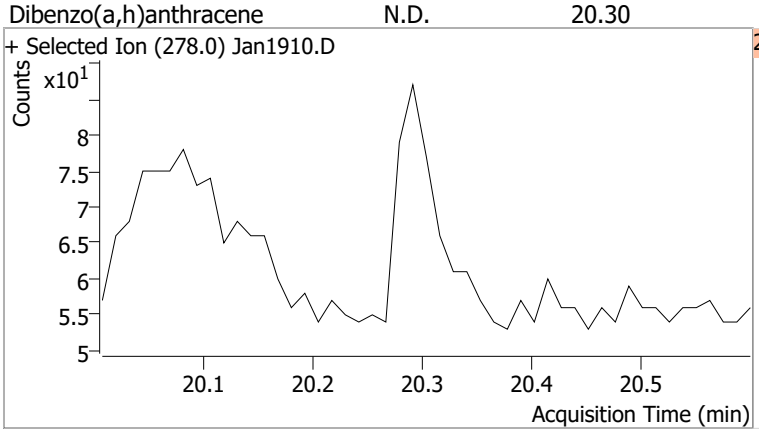

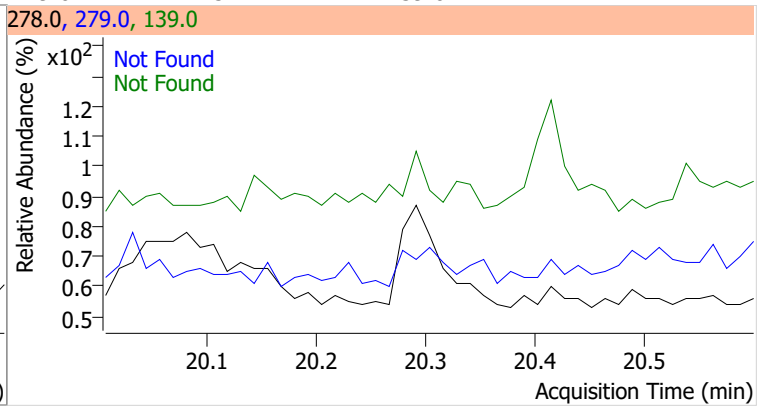

Compound	Conc.	Exp RT	QIon	Exp Ratio	QIon	Exp Ratio
Benzo(g,h,i)perylene	N.D.	20.56	138.0	28.0	277.0	23.3

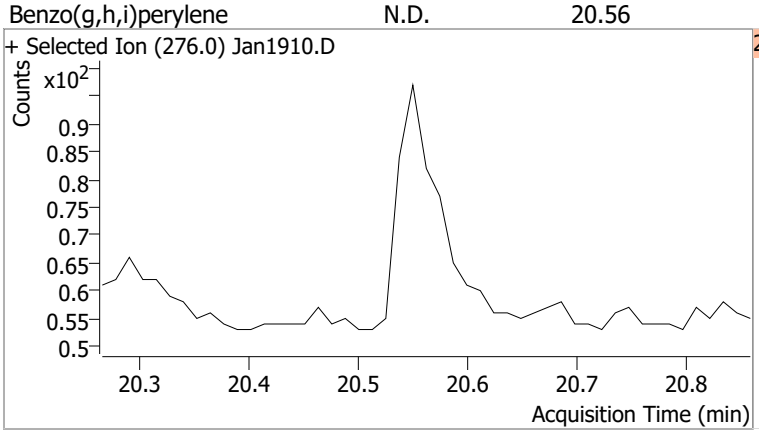

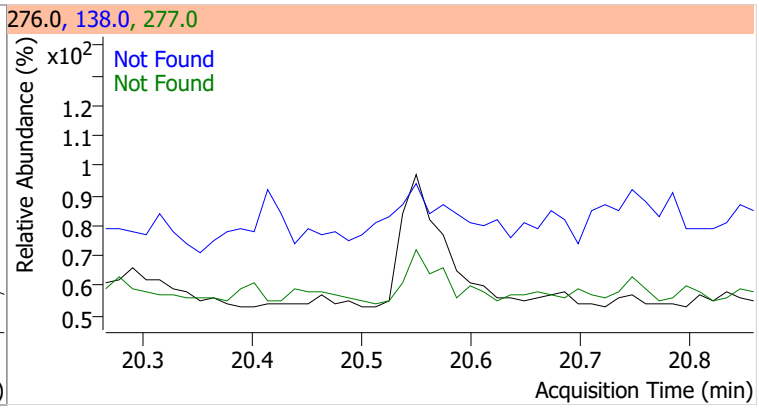

Quantitation Results Report (QT Reviewed)

Agilent | Trusted Answers

Data File	Jan1911.D	Operator	LIMS import
Acq. Method	5975BNASIM	Acq. Date-Time	1/19/2022 4:02:35 PM
Sample Name	B22010756-001C	Instrument	GCMS
Vial	11	Multiplier	1.00
DA Method File	011822 bna SIM1.batch.bin	Comment	SVOC-8270C-SIM-W-LLPAH
Tune File	dftppjph.u	Tune Date	
Batch Name	011922 bna SIM 1.batch.bin	Last Calib Update	1/17/2022 8:49:06 AM
Ref Library			

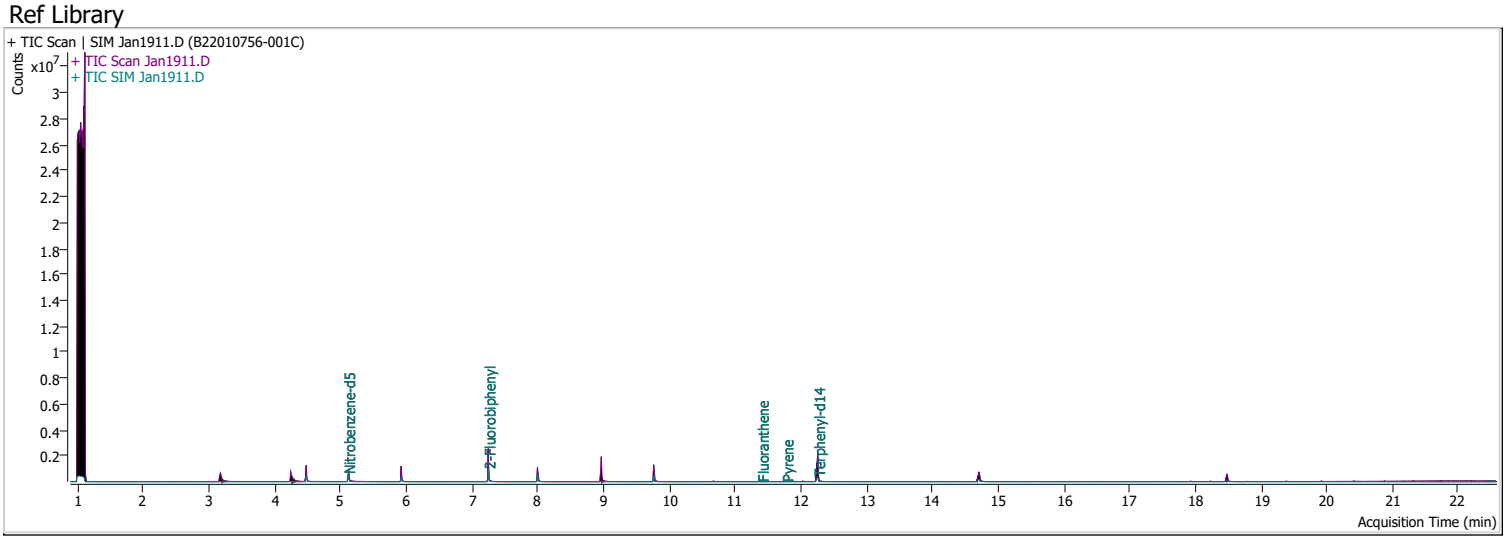

Compound	RT	QIon	Resp.	Conc.	Units		Dev(Min)
Internal Standards							
M 1,4-Dichlorobenzene-d4	4.484	152.0	190073	40.0000	ng/ml		-0.012
M Naphthalene-d8	5.928	136.0	354274	40.0000	ng/ml		-0.013
M Acenaphthene-d10	8.000	164.0	188034	40.0000	ng/ml		0.000
M Phenanthrene-d10	9.768	188.0	373967	40.0000	ng/ml		-0.012
M Chrysene-d12	14.714	240.0	272281	40.0000	ng/ml		-0.012
M Perylene-d12	18.487	264.0	177269	40.0000	ng/ml		-0.012
System Monitoring Compounds							
S Nitrobenzene-d5	5.118	82.0	374684	36.7281	ng/ml		-0.025
Spiked Amount: 5.000	Range: 19.0 - 102.0%			Recovery = 734.56%		*	
S 2-Fluorobiphenyl	7.252	172.0	663605	73.4225	ng/ml		-0.013
Spiked Amount: 5.000	Range: 25.0 - 94.0%			Recovery = 1468.45%		*	
S o-Terphenyl	0.000		0	N.D.			
Spiked Amount: 5.000	Range: 40.0 - 140.0%			Recovery = NA%			
S Terphenyl-d14	12.263	244.0	528536	72.8125	ng/ml		0.000
Spiked Amount: 5.000	Range: 39.0 - 106.0%			Recovery = 1456.25%		*	
Target Compounds							**QValue**
T Naphthalene	0.000		0	N.D.			
T 2-Methylnaphthalene	0.000		0	N.D.			
T 1-Methylnaphthalene	0.000		0	N.D.			
T Acenaphthylene	0.000		0	N.D.			
T Acenaphthene	8.013	154.0	0		ng/ml	md	1
T Fluorene	8.661	166.0	0		ng/ml	md	1
T Phenanthrene	0.000		0	N.D.			
T Anthracene	0.000		0	N.D.			
T Fluoranthene	11.411	202.0	641	0.0505	ng/ml		99
T Pyrene	11.781	202.0	665	0.0485	ng/ml	m	92
T Benzo(a)Anthracene	14.714	228.0	0		ng/ml	md	1
T Chrysene	14.776	228.0	0		ng/ml	md	1
T Benzo(b)fluoranthene	0.000		0	N.D.			

Compound	RT	QIon	Resp.	Conc.	Units		Dev(Min)
T Benzo(k)fluoranthene	0.000		0	N.D.			
T Benzo(a)pyrene	18.363	252.0	0		ng/ml	md	1
T Indeno(1,2,3-cd)pyrene	0.000		0	N.D.			
T Dibenzo(a,h)anthracene	0.000		0	N.D.			
T Benzo(g,h,i)perylene	0.000		0	N.D.			

(#) = Qualifier Out of Range; (m) = Manual Integration; (+) = Area Summed; (*) = Surrogate Percent Recovery Out of Range; (d): Zeroed Peak

Compound	Conc.	RT	Dev(Min)	Resp.	QIon	QRatio	Lower	Upper
Nitrobenzene-d5	36.7281	5.12	-0.02	374684	54.0	34.9	25.9	48.1
					128.0	33.0	25.6	47.6

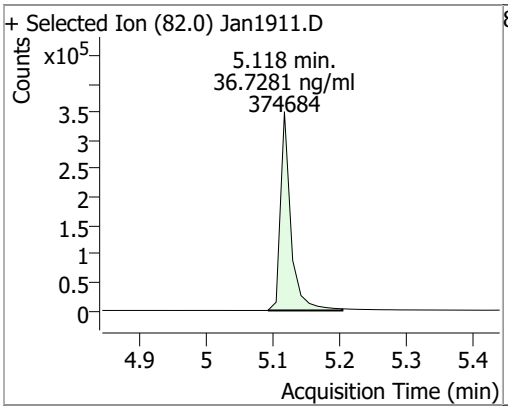

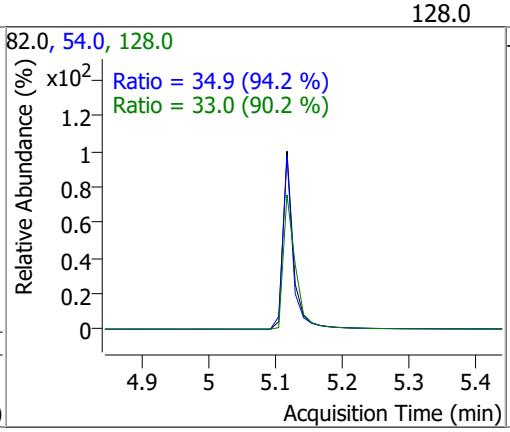

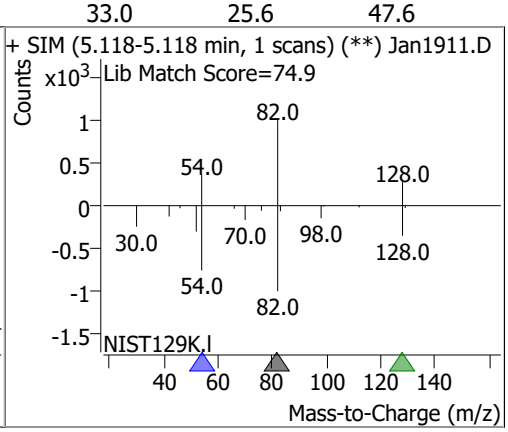

Compound	Conc.	Exp RT	QIon	Exp Ratio	QIon	Exp Ratio
Naphthalene	N.D.	5.95	102.0	19.9	129.0	11.0

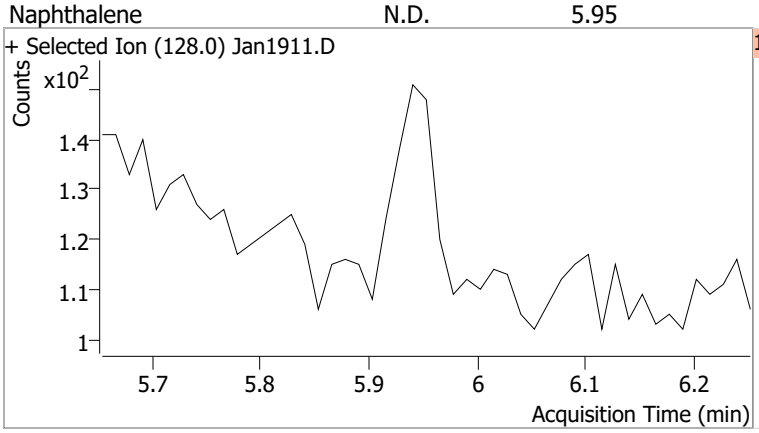

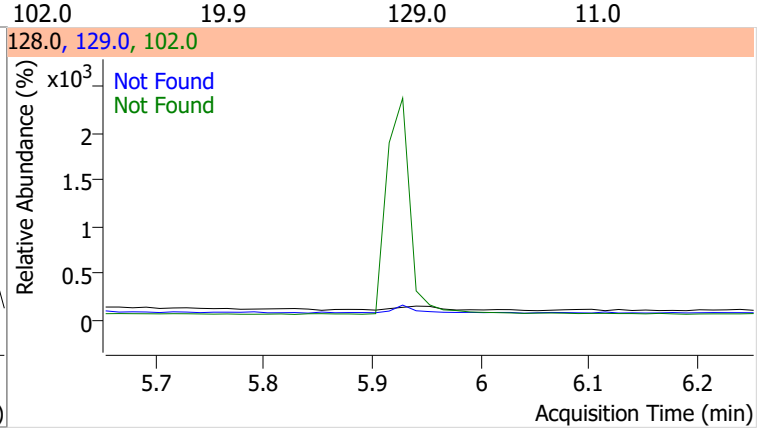

Compound	Conc.	Exp RT	QIon	Exp Ratio	QIon	Exp Ratio
2-Methylnaphthalene	N.D.	6.79	142.0	140.8	115.0	59.7

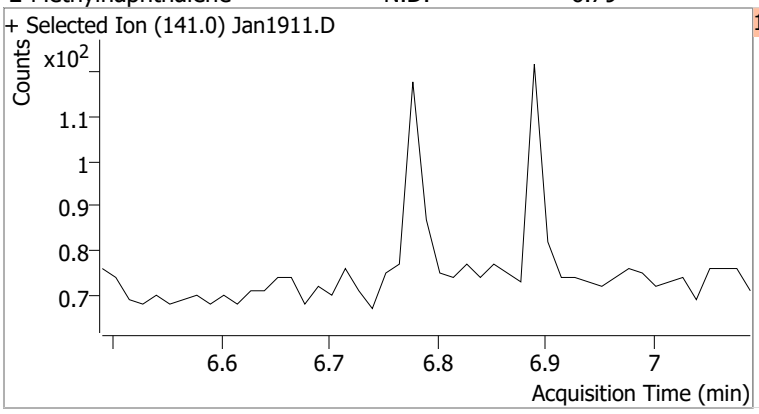

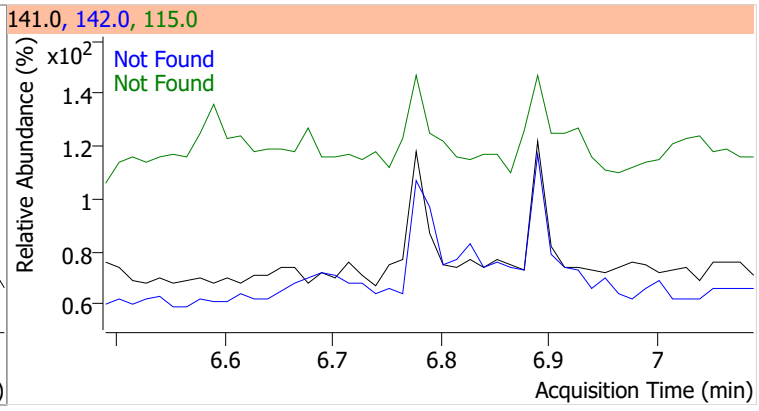

Compound	Conc.	Exp RT	QIon	Exp Ratio	QIon	Exp Ratio
1-Methylnaphthalene	N.D.	6.90	142.0	113.1	115.0	67.8

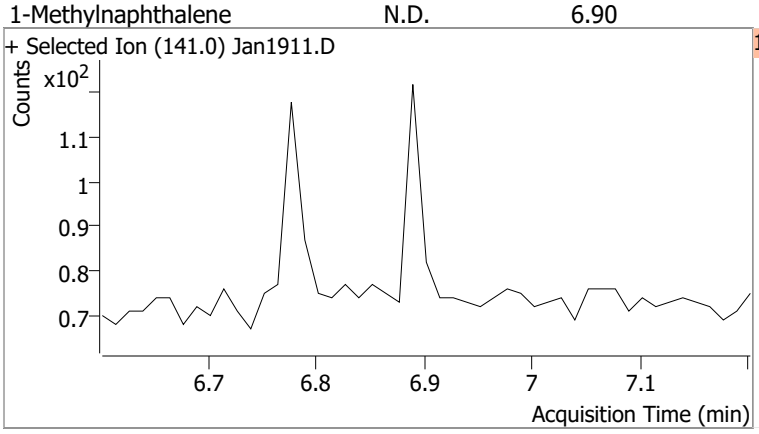

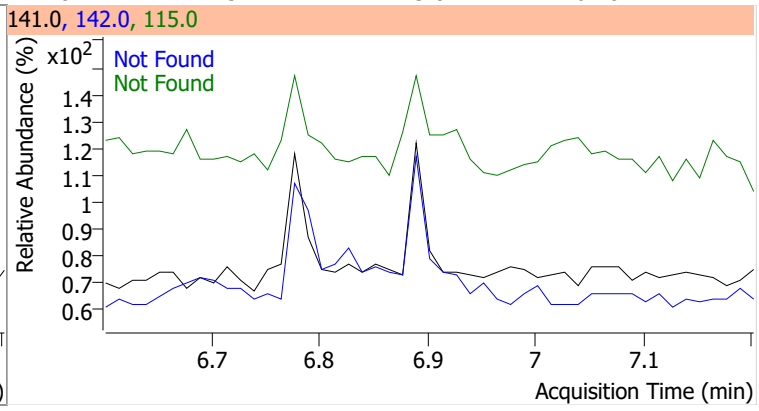

Compound	Conc.	RT	Dev(Min)	Resp.	QIon	QRatio	Lower	Upper
2-Fluorobiphenyl	73.4225	7.25	-0.01	663605	171.0	38.5	26.6	49.5

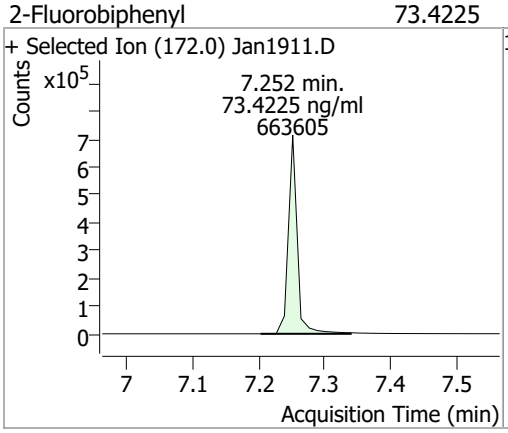

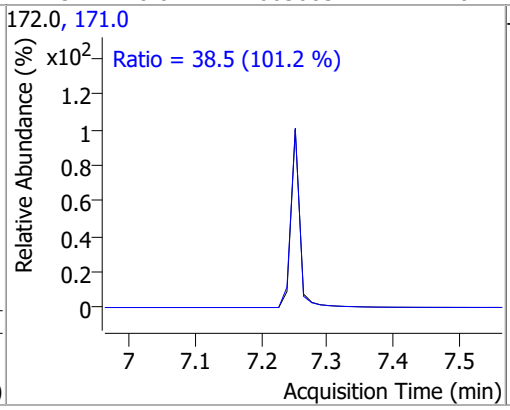

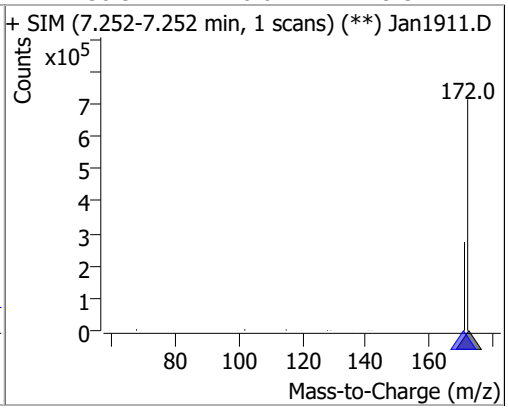

Compound	Conc.	Exp RT	QIon	Exp Ratio
Acenaphthylene	N.D.	7.83	153.0	12.8

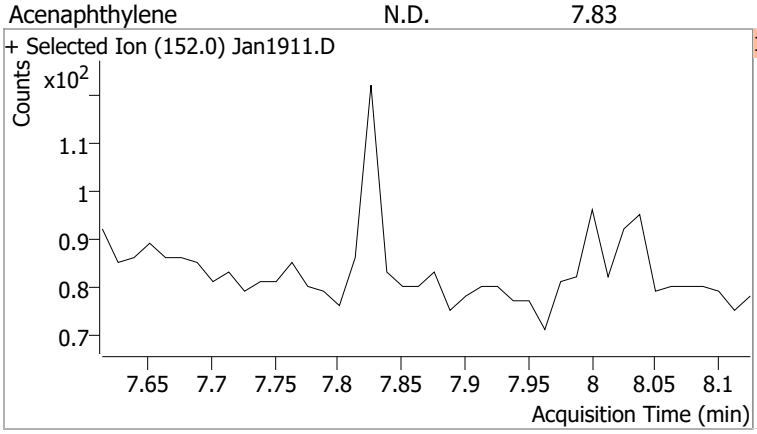

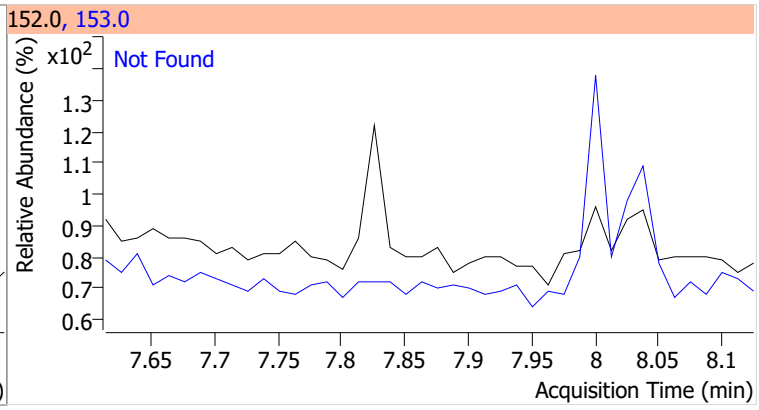

Compound	Conc.	RT	Dev(Min)	Resp.	QIon	QRatio	Lower	Upper
Acenaphthene		0		0	153.0		82.1	152.6
					152.0		41.0	76.1

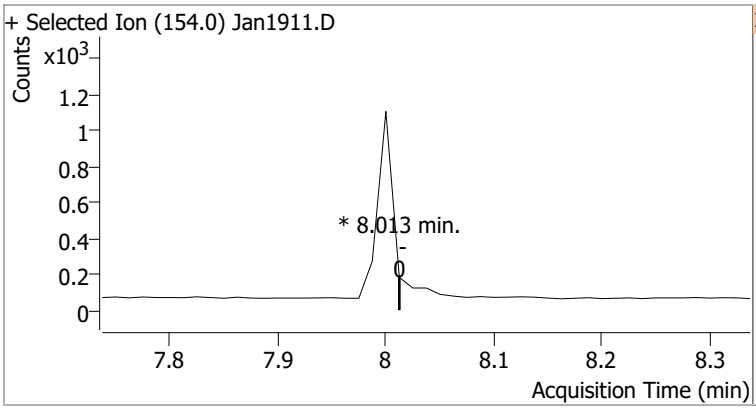

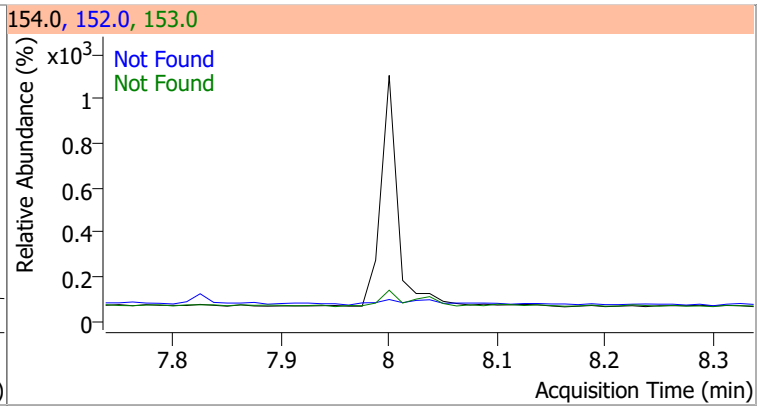

Compound	Conc.	RT	Dev(Min)	Resp.	QIon	QRatio	Lower	Upper
Fluorene		0		0	165.0		69.1	128.3
					167.0		9.7	18.0

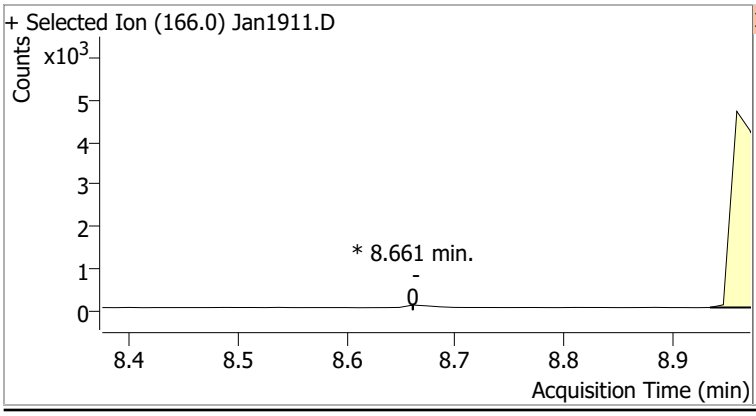

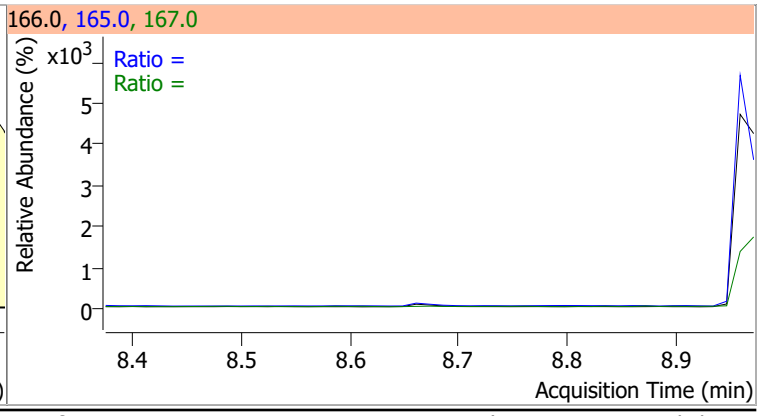

Compound	Conc.	Exp RT	QIon	Exp Ratio
Phenanthrene	N.D.	9.80	176.0	15.5

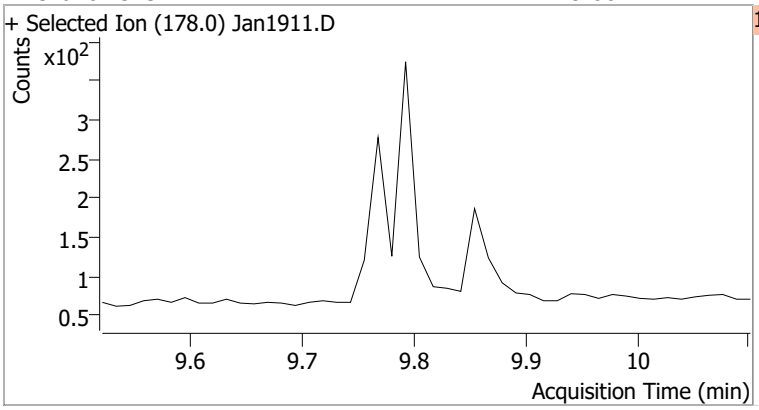

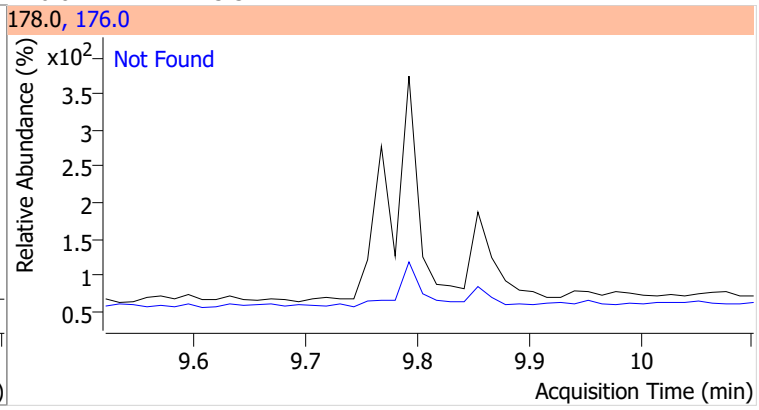

Compound	Conc.	Exp RT	QIon	Exp Ratio
Anthracene	N.D.	9.87	176.0	18.1

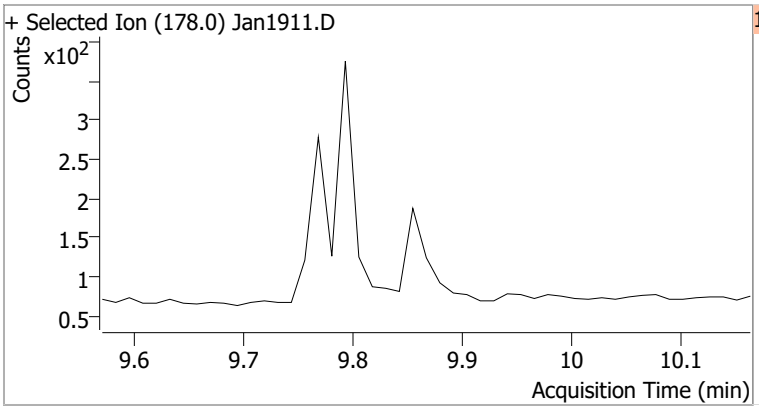

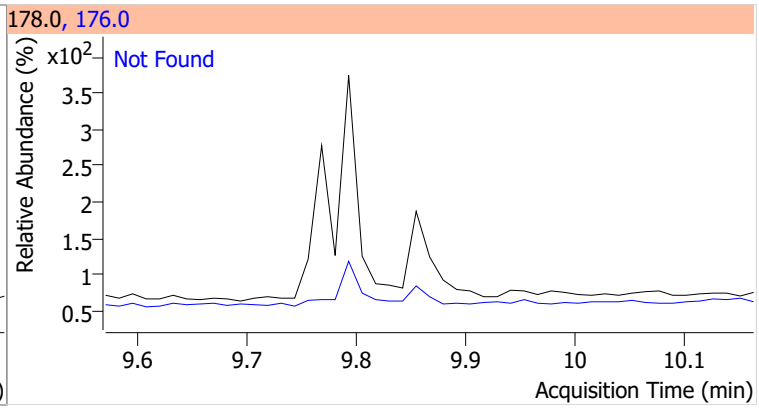

Compound	Conc.	Exp RT	QIon	Exp Ratio	QIon	Exp Ratio
o-Terphenyl	N.D.	10.30	229.0	70.2	215.0	46.7

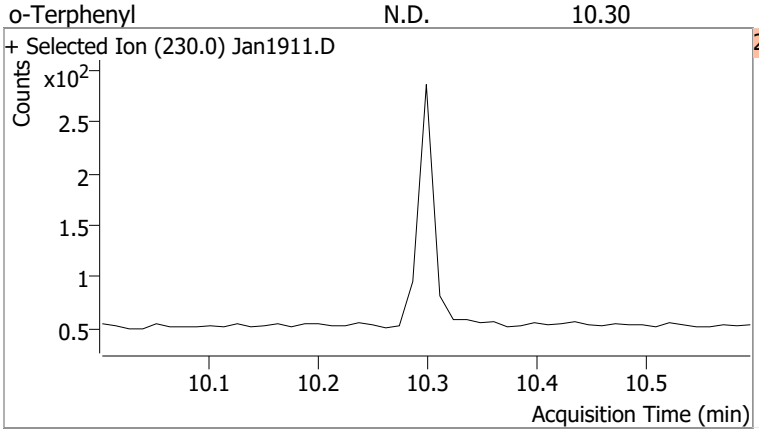

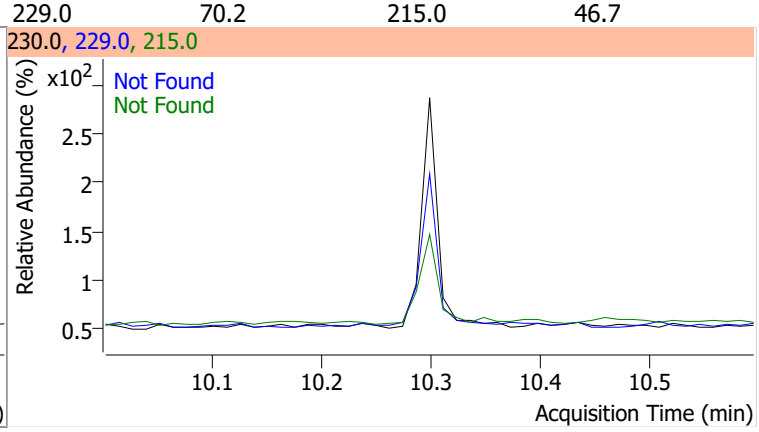

Compound	Conc.	RT	Dev(Min)	Resp.	QIon	QRatio	Lower	Upper
Fluoranthene	0.0505	11.41	0.00	641	101.0	14.3	9.6	17.9

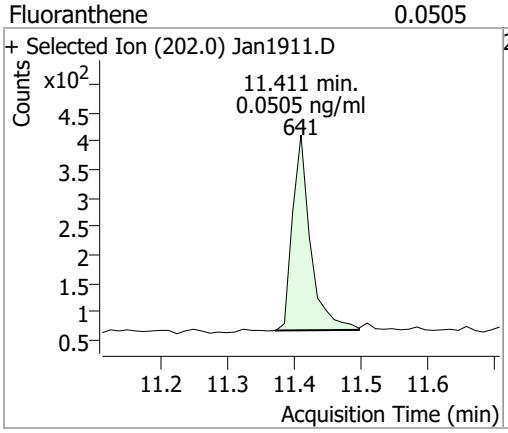

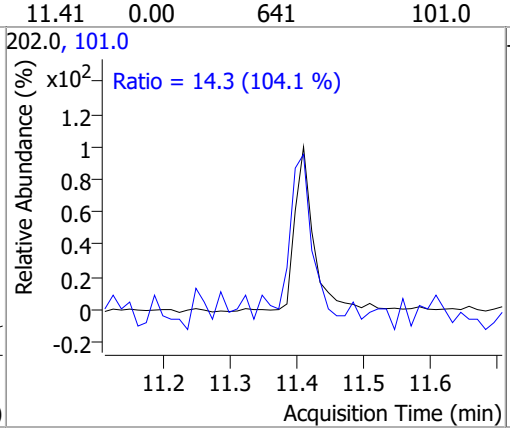



Compound	Conc.	RT	Dev(Min)	Resp.	QIon	QRatio	Lower	Upper
Pyrene	0.0485	11.78	-0.01	665 (m)	101.0	18.6	10.7	20.0

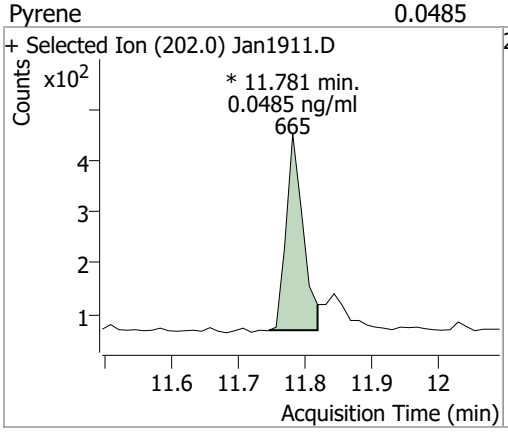

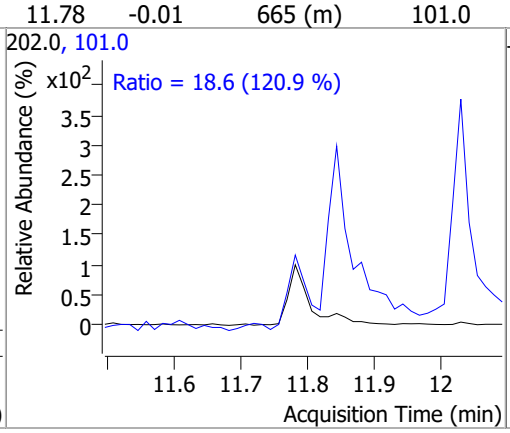

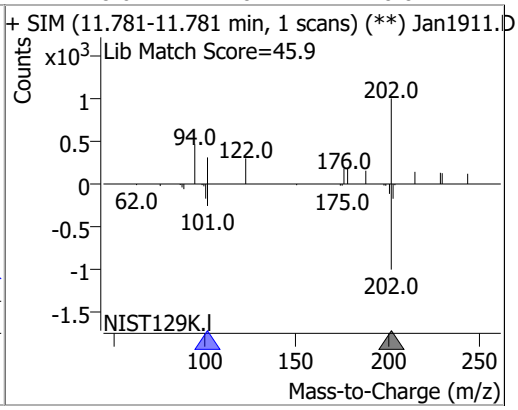

Compound	Conc.	RT	Dev(Min)	Resp.	QIon	QRatio	Lower	Upper
Terphenyl-d14	72.8125	12.26	0.00	528536	122.0	19.4	13.4	25.0

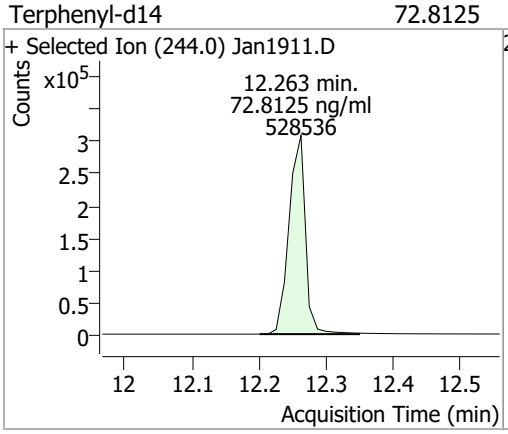

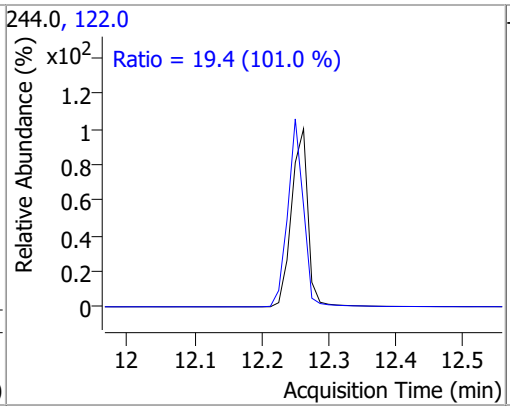

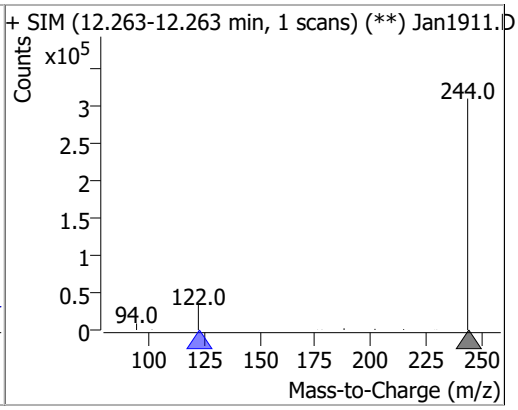

Compound	Conc.	RT	Dev(Min)	Resp.	QIon	QRatio	Lower	Upper
Benzo(a)Anthracene		0		0	226.0		18.9	35.1
					229.0		16.1	29.9

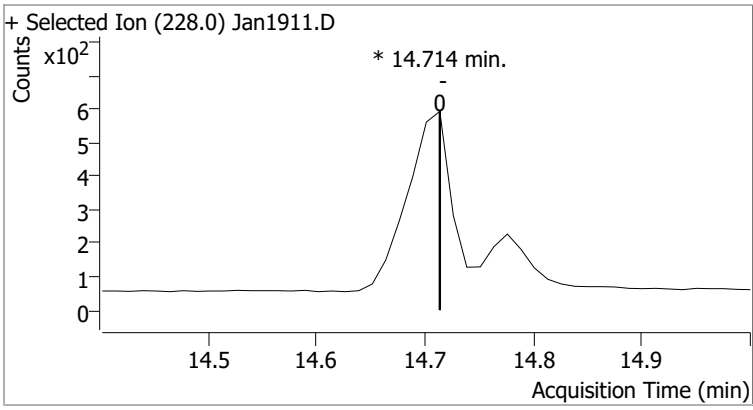

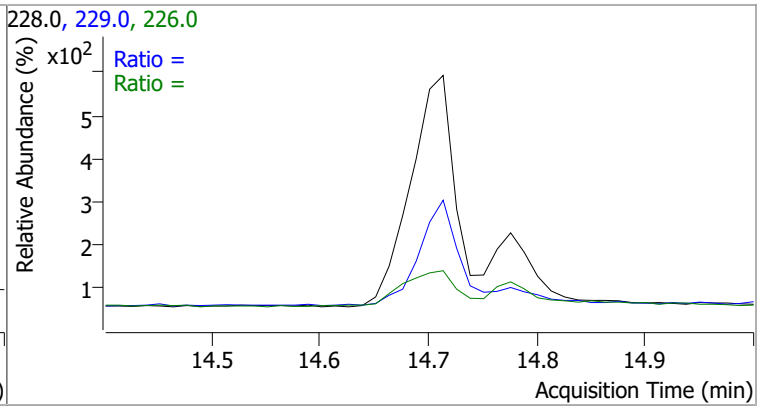

Compound	Conc.	RT	Dev(Min)	Resp.	QIon	QRatio	Lower	Upper
Chrysene		0		0	226.0		21.2	39.4
					229.0		15.0	27.8

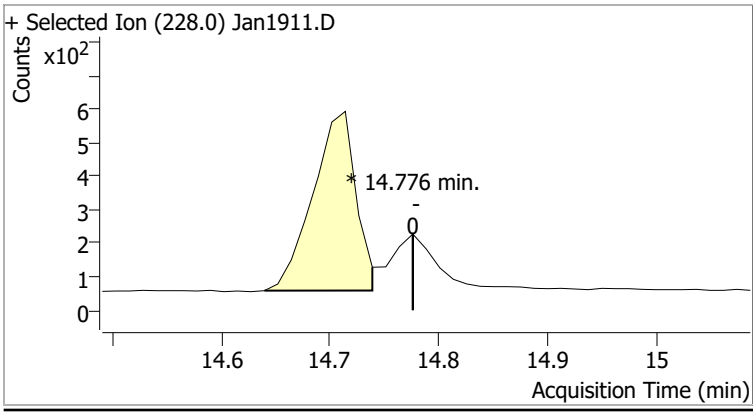

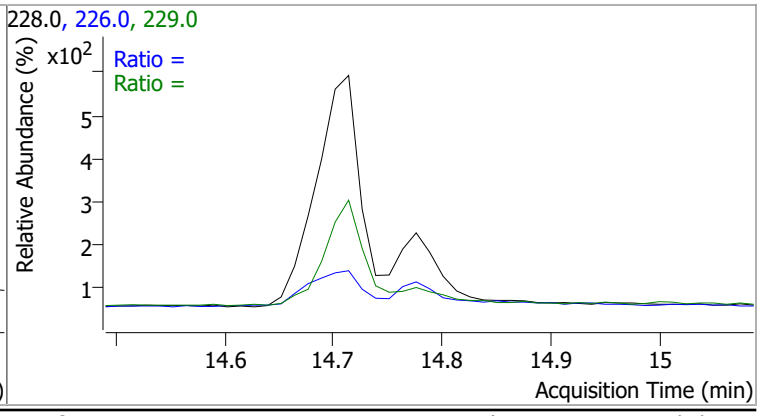

Compound	Conc.	Exp RT	QIon	Exp Ratio
Benzo(b)fluoranthene	N.D.	17.73	253.0	22.6

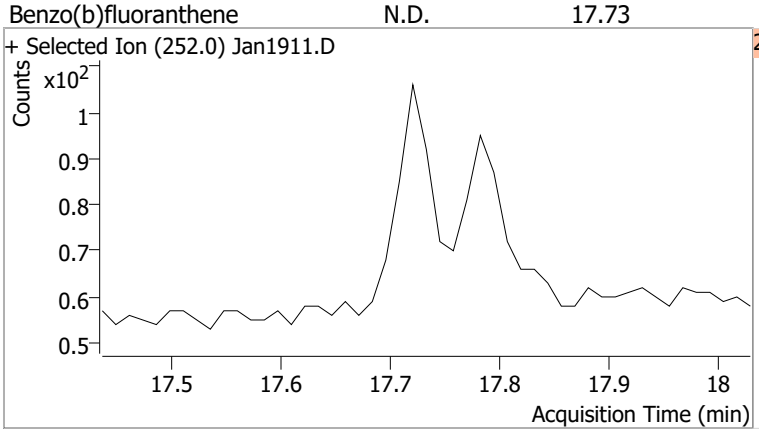

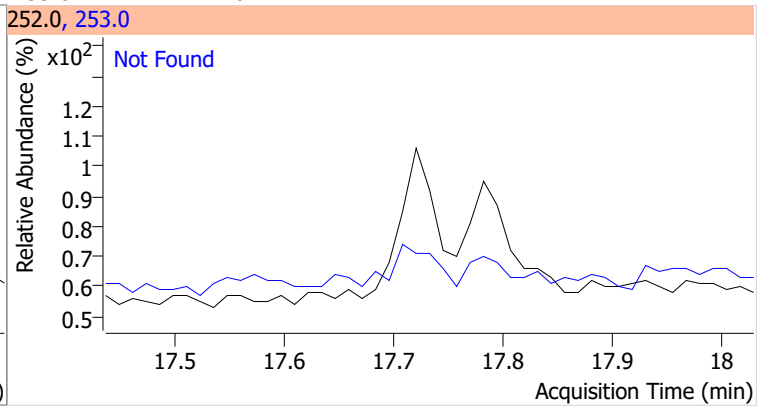

Compound	Conc.	Exp RT	QIon	Exp Ratio
Benzo(k)fluoranthene	N.D.	17.79	253.0	23.0

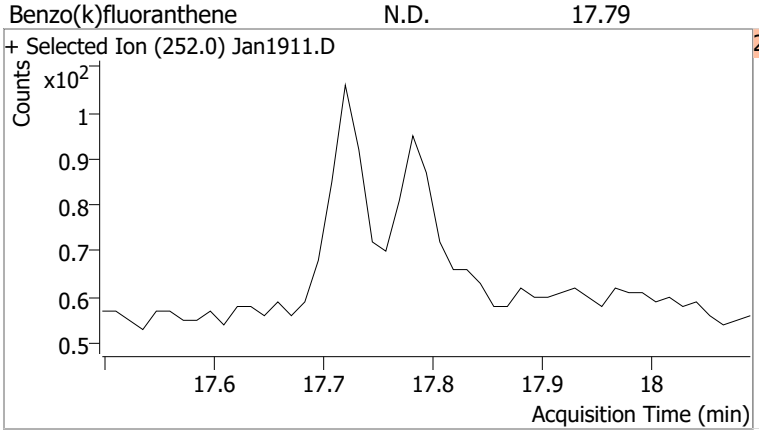

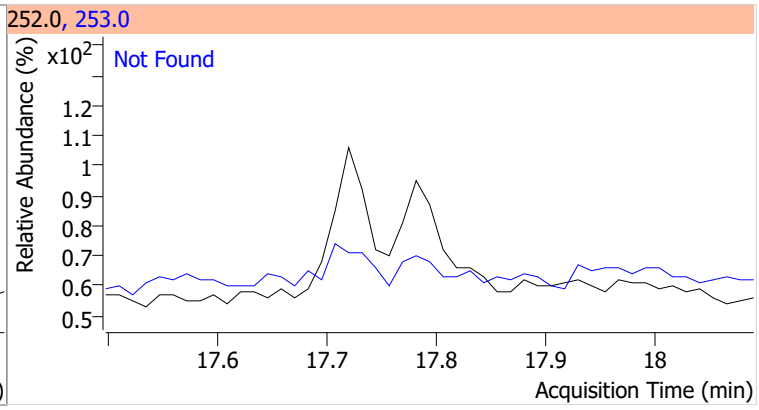

Compound	Conc.	RT	Dev(Min)	Resp.	QIon	QRatio	Lower	Upper
Benzo(a)pyrene		0		0	253.0		16.5	30.6

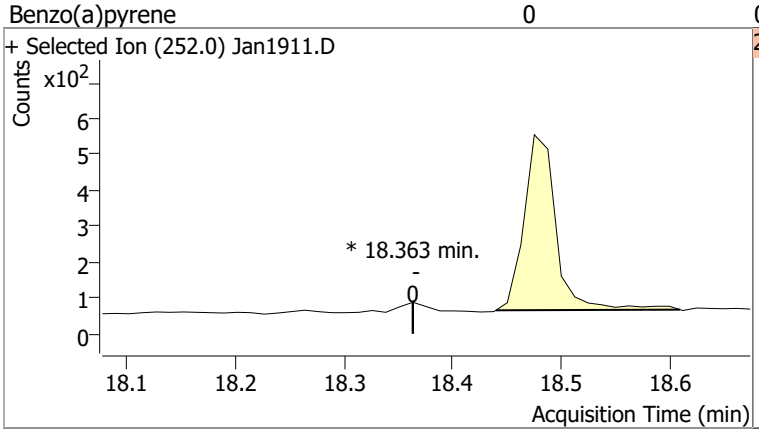

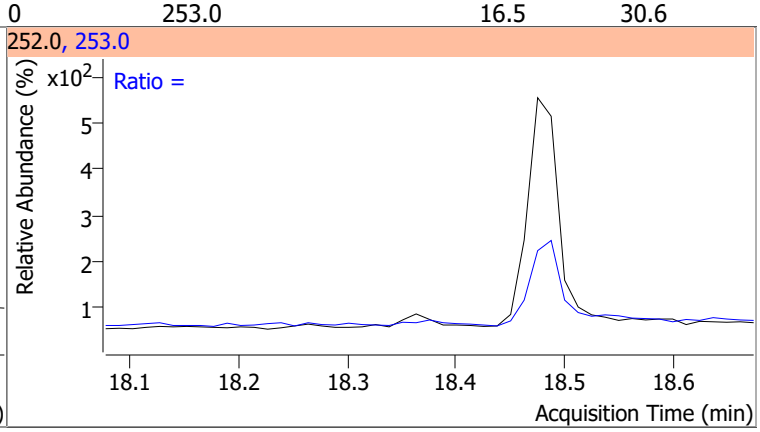

Compound	Conc.	Exp RT	QIon	Exp Ratio
Indeno(1,2,3-cd)pyrene	N.D.	20.23	138.0	28.9

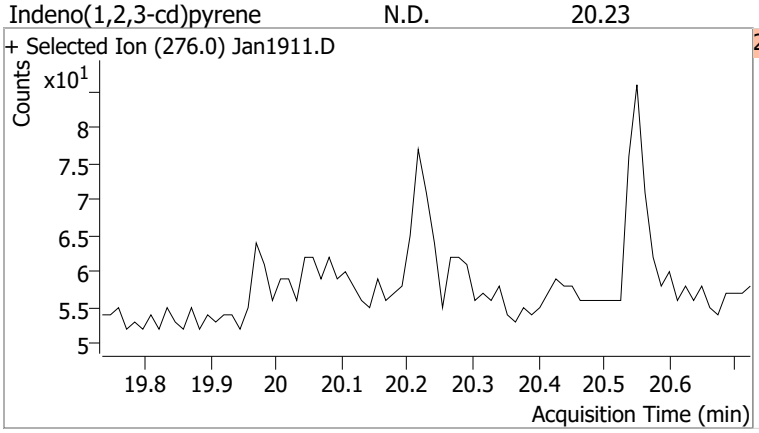

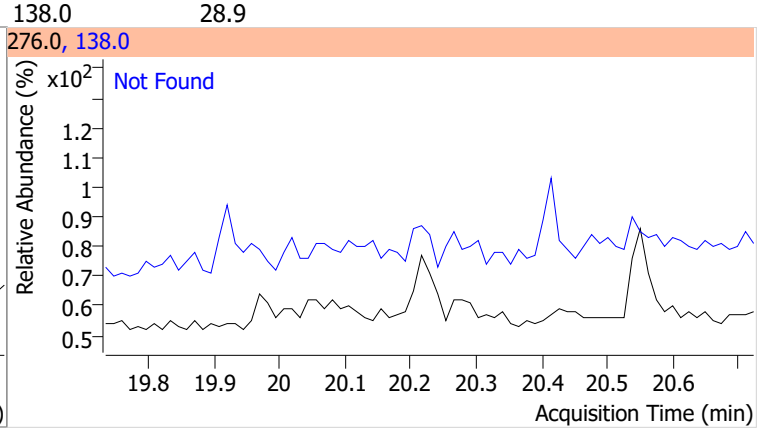

Compound	Conc.	Exp RT	QIon	Exp Ratio	QIon	Exp Ratio
Dibenzo(a,h)anthracene	N.D.	20.30	279.0	25.1	139.0	24.1

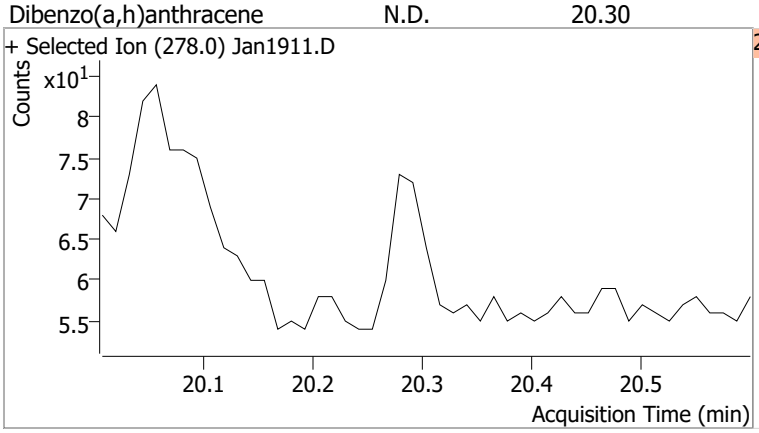

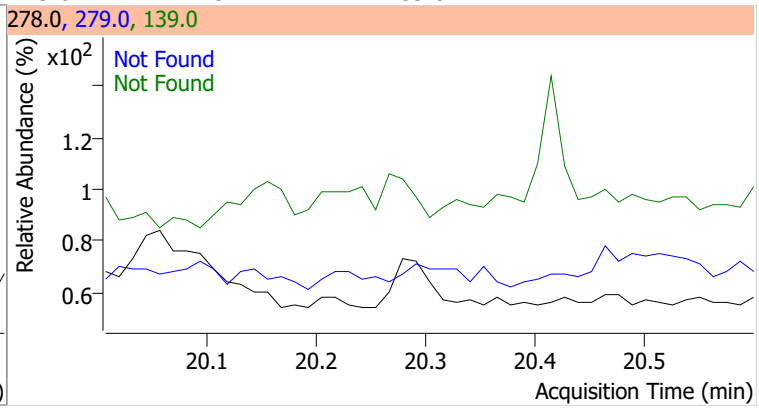

Compound	Conc.	Exp RT	QIon	Exp Ratio	QIon	Exp Ratio
Benzo(g,h,i)perylene	N.D.	20.56	138.0	28.0	277.0	23.3

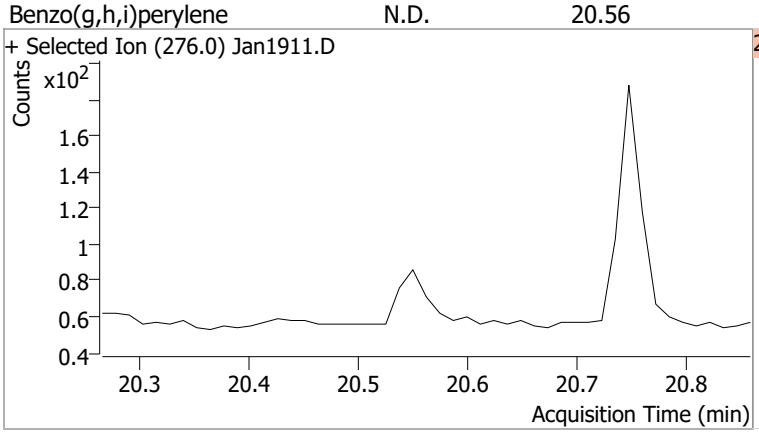

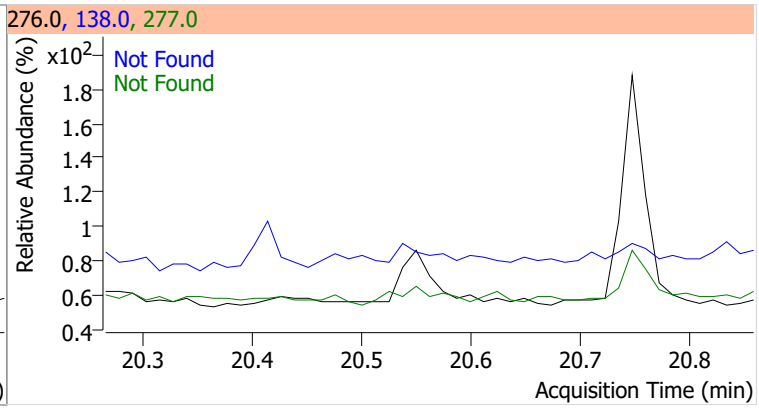

Quantitation Results Report (QT Reviewed)

Agilent | Trusted Answers

Data File	Jan1912.D	Operator	LIMS import
Acq. Method	5975BNASIM	Acq. Date-Time	1/19/2022 4:34:55 PM
Sample Name	B22010757-001C	Instrument	GCMS
Vial	12	Multiplier	1.00
DA Method File	011822 bna SIM1.batch.bin	Comment	SVOC-8270C-SIM-W-LLPAH
Tune File	dftppjph.u	Tune Date	
Batch Name	011922 bna SIM 1.batch.bin	Last Calib Update	1/17/2022 8:49:06 AM
Ref Library			

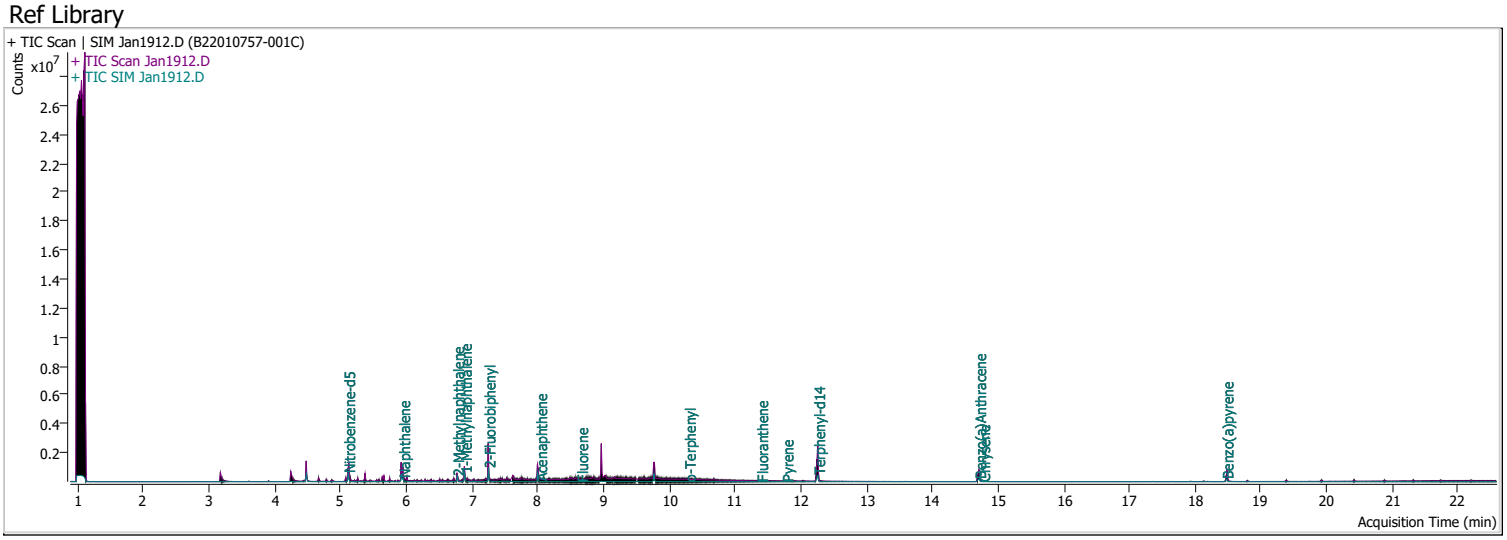

Compound	RT	QIon	Resp.	Conc.	Units		Dev(Min)
Internal Standards							
M 1,4-Dichlorobenzene-d4	4.484	152.0	201673	40.0000	ng/ml		-0.012
M Naphthalene-d8	5.928	136.0	343153	40.0000	ng/ml		-0.012
M Acenaphthene-d10	8.001	164.0	201305	40.0000	ng/ml		0.000
M Phenanthrene-d10	9.768	188.0	421552	40.0000	ng/ml		-0.012
M Chrysene-d12	14.714	240.0	302898	40.0000	ng/ml		-0.012
M Perylene-d12	18.475	264.0	215445	40.0000	ng/ml		-0.025
System Monitoring Compounds							
S Nitrobenzene-d5	5.118	82.0	345953	33.7954	ng/ml		-0.025
Spiked Amount: 5.000	Range: 19.0 - 102.0%			Recovery = 675.91%		*	
S 2-Fluorobiphenyl	7.252	172.0	604013	62.4233	ng/ml		-0.012
Spiked Amount: 5.000	Range: 25.0 - 94.0%			Recovery = 1248.47%		*	
S o-Terphenyl	10.299	230.0	1008	0.1470	ng/ml		0.000
Spiked Amount: 5.000	Range: 40.0 - 140.0%			Recovery = 2.94%		*	
S Terphenyl-d14	12.263	244.0	581091	72.1704	ng/ml		0.000
Spiked Amount: 5.000	Range: 39.0 - 106.0%			Recovery = 1443.41%		*	
Target Compounds							**QValue**
T Naphthalene	5.953	128.0	222896	18.7750	ng/ml	#m	92
T 2-Methylnaphthalene	6.778	141.0	126873	19.1469	ng/ml		78
T 1-Methylnaphthalene	6.890	141.0	192551	27.5521	ng/ml	m	97
T Acenaphthylene	7.839	152.0	0		ng/ml	md	1
T Acenaphthene	8.038	154.0	2546	0.3226	ng/ml	#	50
T Fluorene	8.661	166.0	1593	0.1707	ng/ml		89
T Phenanthrene	9.793	178.0	0		ng/ml	md	1
T Anthracene	9.793	178.0	0		ng/ml	md	1
T Fluoranthene	11.398	202.0	2513	0.1757	ng/ml		92
T Pyrene	11.781	202.0	2577	0.1689	ng/ml		98
T Benzo(a)Anthracene	14.714	228.0	1861	0.0452	ng/ml	#	65
T Chrysene	14.776	228.0	756	0.0546	ng/ml		76
T Benzo(b)fluoranthene	0.000		0	N.D.			

Compound	RT	QIon	Resp.	Conc.	Units		Dev(Min)
T Benzo(k)fluoranthene	0.000		0	N.D.			
T Benzo(a)pyrene	18.475	252.0	1288	0.1646	ng/ml	#	71
T Indeno(1,2,3-cd)pyrene	0.000		0	N.D.			
T Dibenzo(a,h)anthracene	0.000		0	N.D.			
T Benzo(g,h,i)perylene	0.000		0	N.D.			

(#) = Qualifier Out of Range; (m) = Manual Integration; (+) = Area Summed; (*) = Surrogate Percent Recovery Out of Range; (d): Zeroed Peak

Compound	Conc.	RT	Dev(Min)	Resp.	QIon	QRatio	Lower	Upper
Nitrobenzene-d5	33.7954	5.12	-0.02	345953	54.0	36.8	25.9	48.1
					128.0	35.6	25.6	47.6

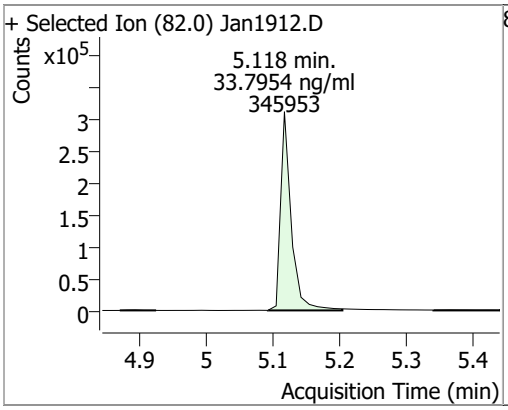

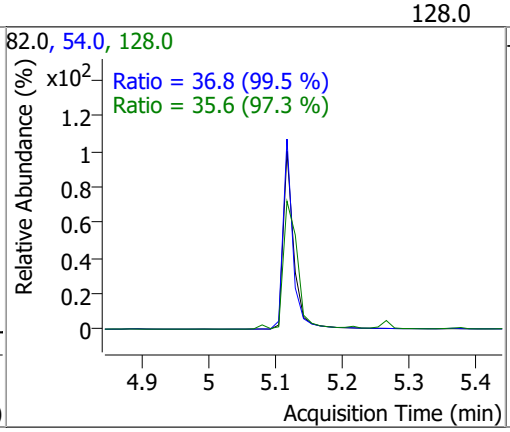

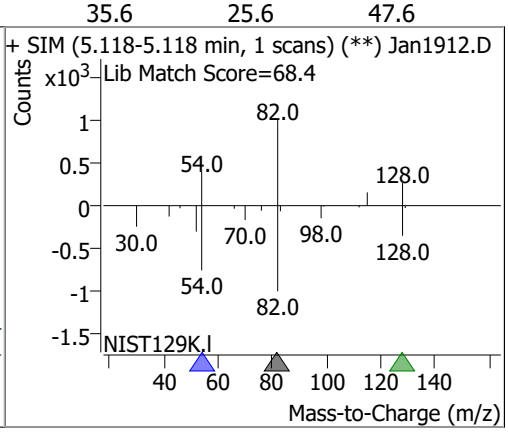

Compound	Conc.	RT	Dev(Min)	Resp.	QIon	QRatio	Lower	Upper
Naphthalene	18.7750	5.95	0.00	222896 (m)	102.0	16.8	0.0	59.6
					129.0	15.3	7.7	14.3

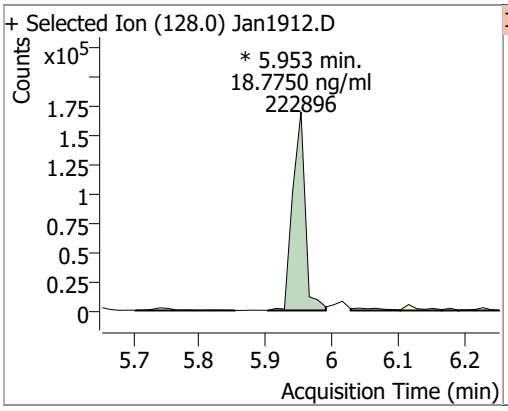

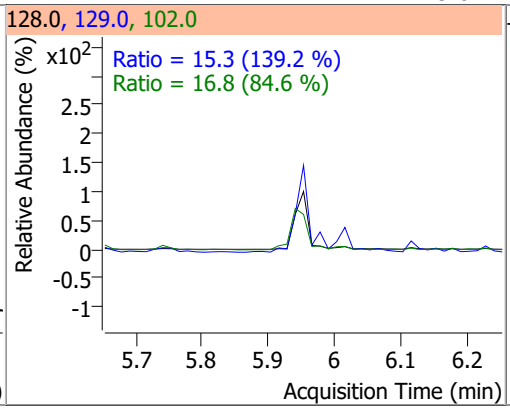

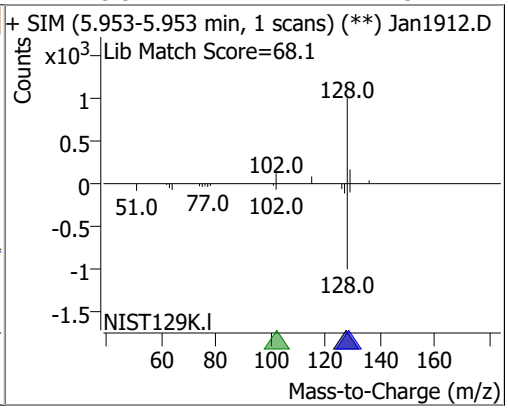

Compound	Conc.	RT	Dev(Min)	Resp.	QIon	QRatio	Lower	Upper
2-Methylnaphthalene	19.1469	6.78	-0.01	126873	142.0	109.5	98.5	183.0
					115.0	70.1	41.8	77.6

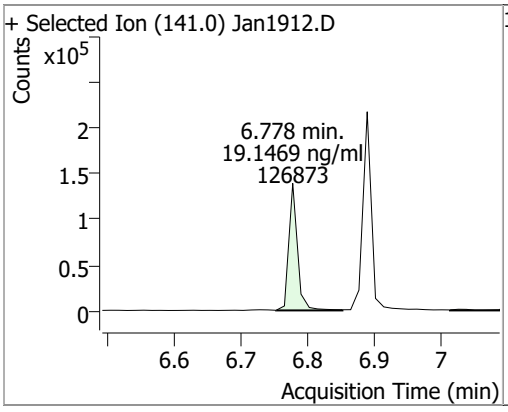

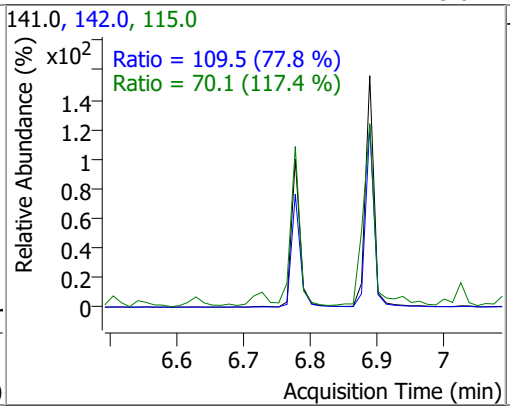

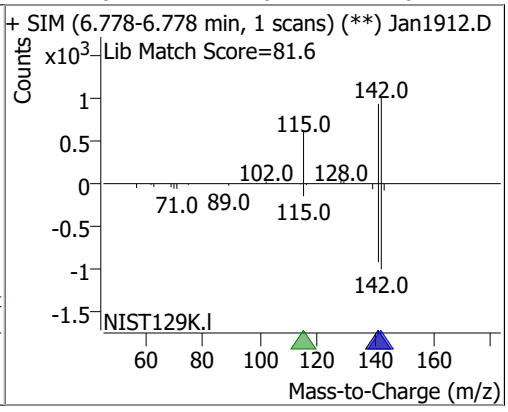

Compound	Conc.	RT	Dev(Min)	Resp.	QIon	QRatio	Lower	Upper
1-Methylnaphthalene	27.5521	6.89	-0.01	192551 (m)	142.0	109.1	79.2	147.1
					115.0	66.9	47.5	88.2

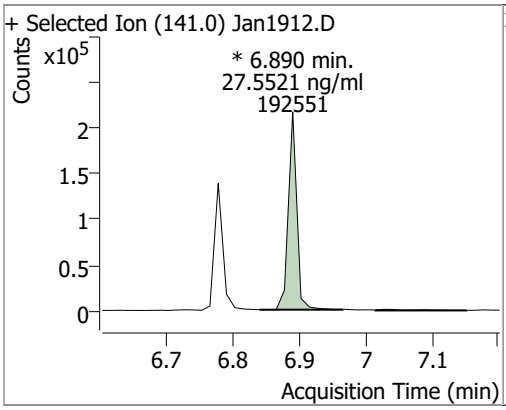

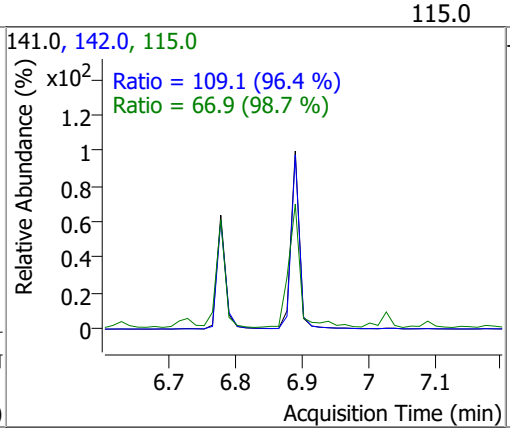

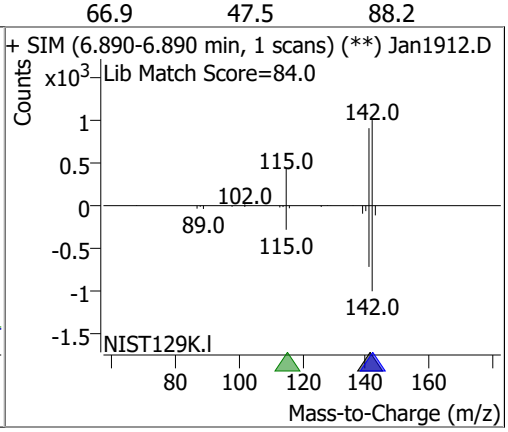

Compound	Conc.	RT	Dev(Min)	Resp.	QIon	QRatio	Lower	Upper
2-Fluorobiphenyl	62.4233	7.25	-0.01	604013	171.0	37.1	26.6	49.5

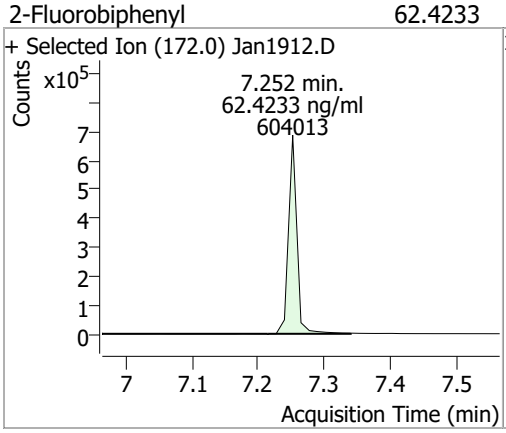

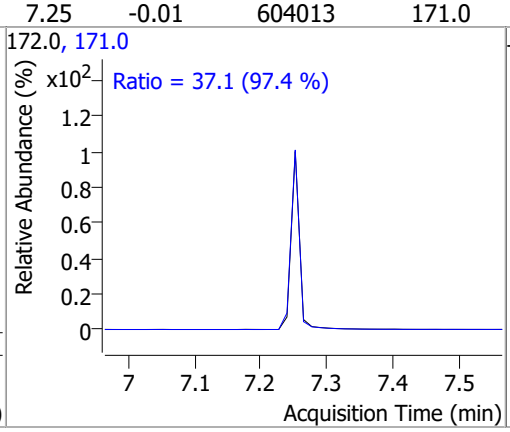

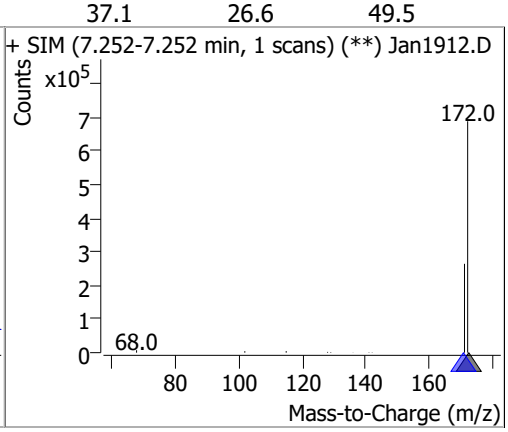

Compound	Conc.	RT	Dev(Min)	Resp.	QIon	QRatio	Lower	Upper
Acenaphthylene		0		0	153.0		9.0	16.6

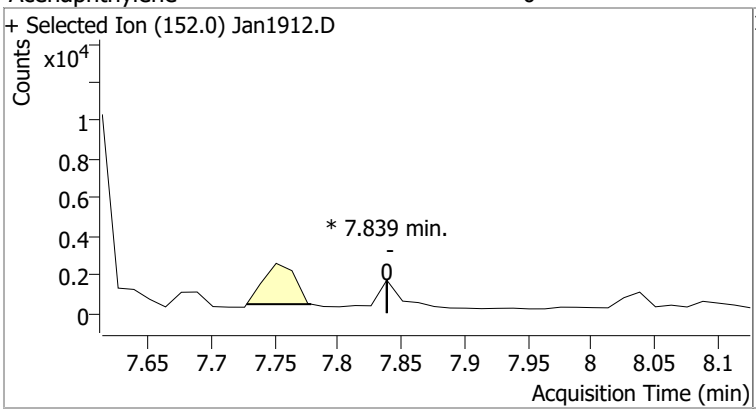

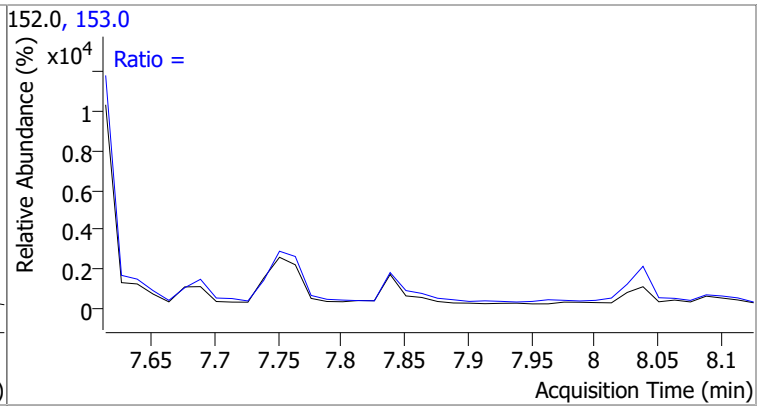

Compound	Conc.	RT	Dev(Min)	Resp.	QIon	QRatio	Lower	Upper
Acenaphthene	0.3226	8.04	0.00	2546	153.0	67.8	82.1	152.6
					152.0	14.1	41.0	76.1

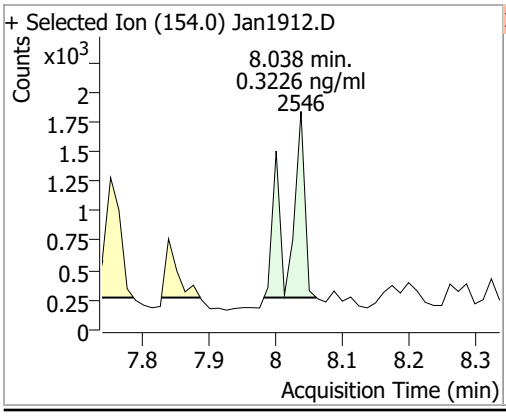

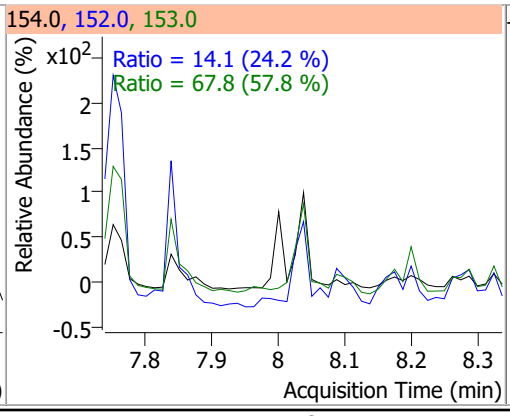

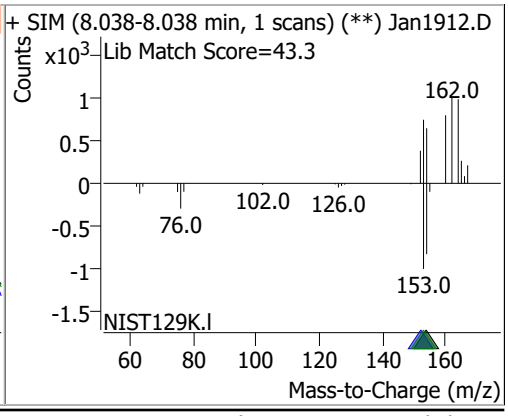

Compound	Conc.	RT	Dev(Min)	Resp.	QIon	QRatio	Lower	Upper
Fluorene	0.1707	8.66	-0.01	1593	165.0	110.5	69.1	128.3
					167.0	11.7	9.7	18.0

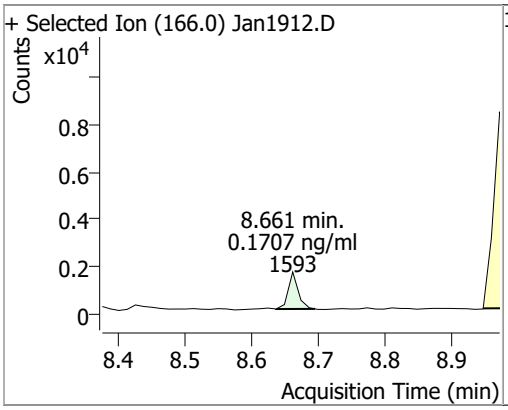

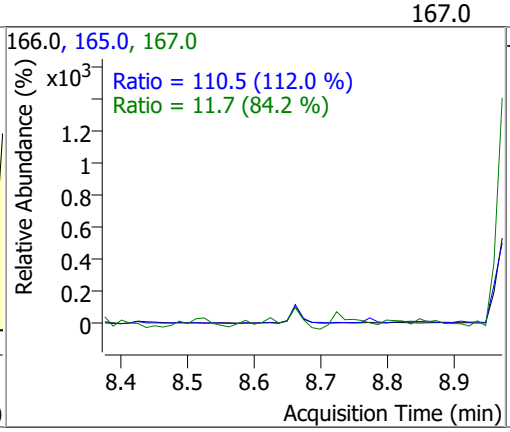

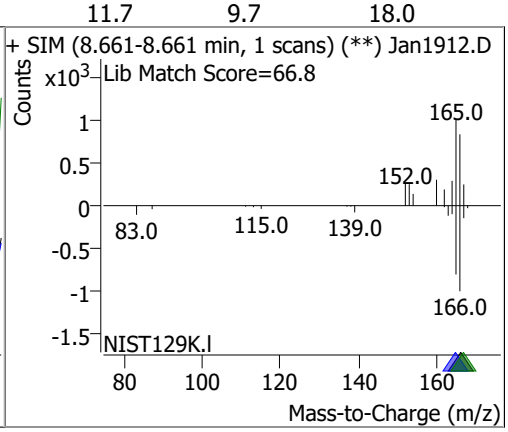

Compound	Conc.	RT	Dev(Min)	Resp.	QIon	QRatio	Lower	Upper
Phenanthrene		0		0	176.0		10.8	20.1

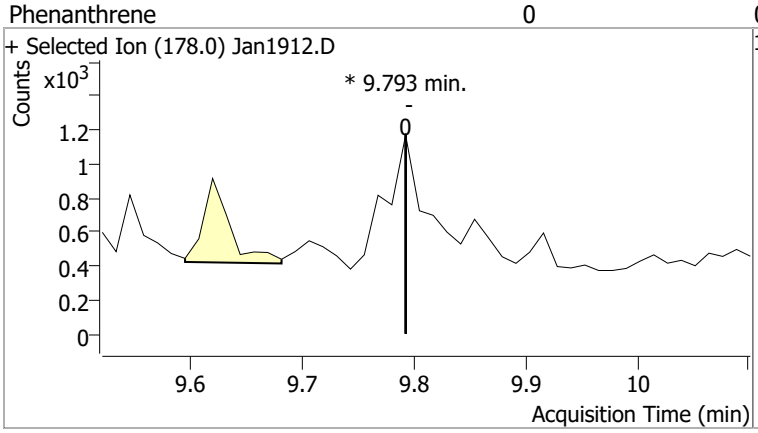

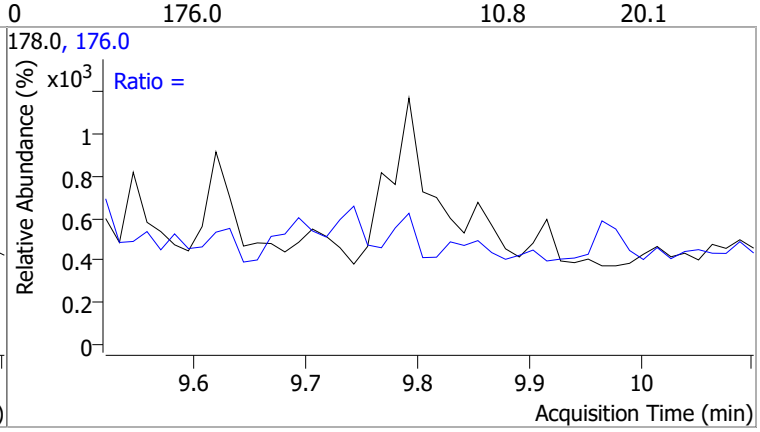

Compound	Conc.	RT	Dev(Min)	Resp.	QIon	QRatio	Lower	Upper
Anthracene		0		0	176.0		12.7	23.5

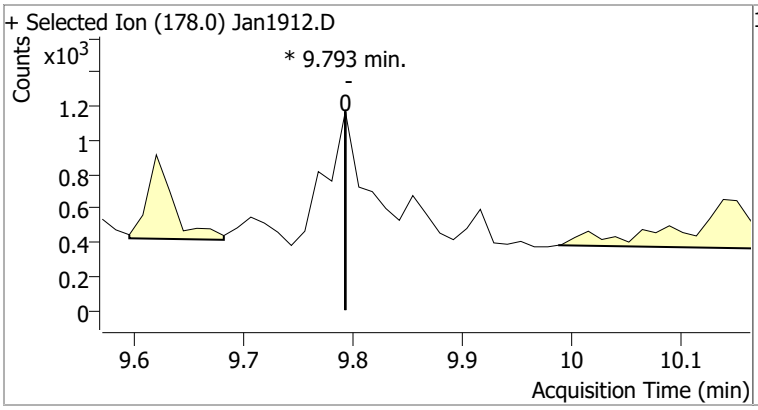

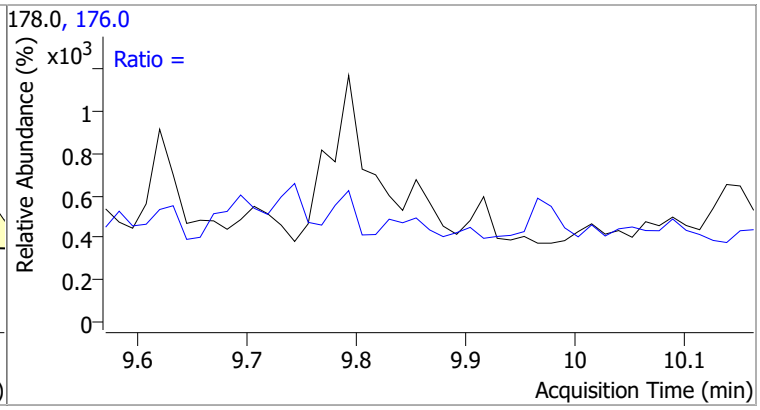

Compound	Conc.	RT	Dev(Min)	Resp.	QIon	QRatio	Lower	Upper
o-Terphenyl	0.1470	10.30	0.00	1008	229.0	55.0	49.2	91.3
					215.0	42.4	32.7	60.7

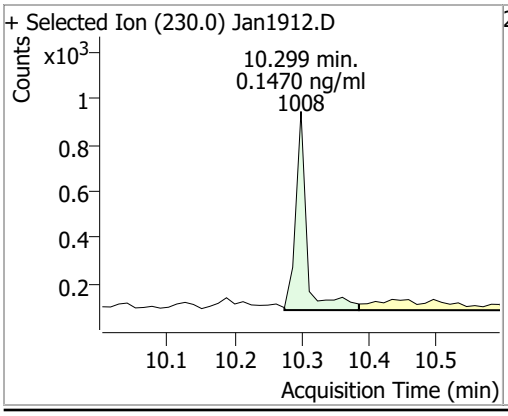

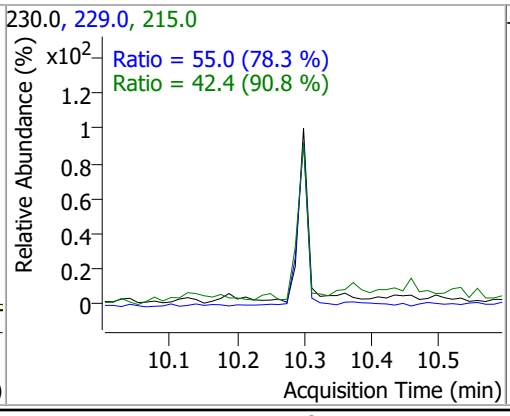

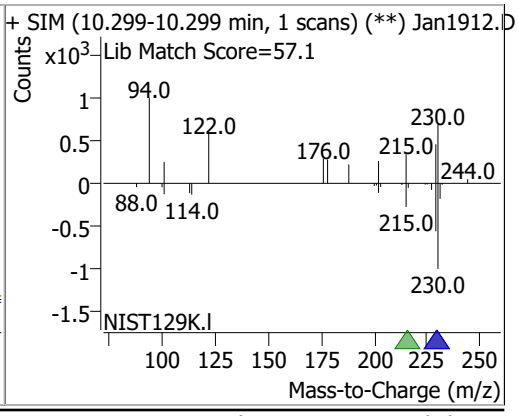

Compound	Conc.	RT	Dev(Min)	Resp.	QIon	QRatio	Lower	Upper
Fluoranthene	0.1757	11.40	-0.01	2513	101.0	10.7	9.6	17.9

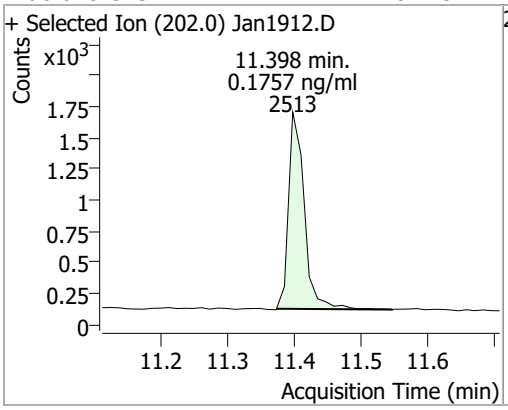

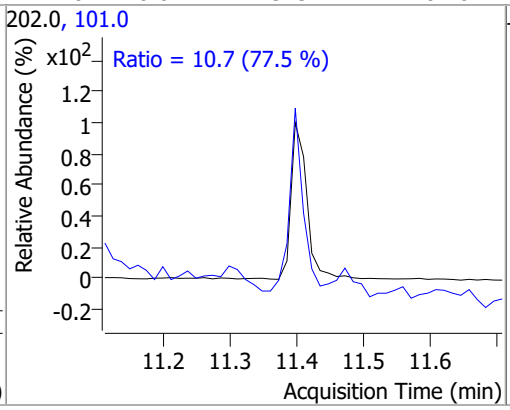

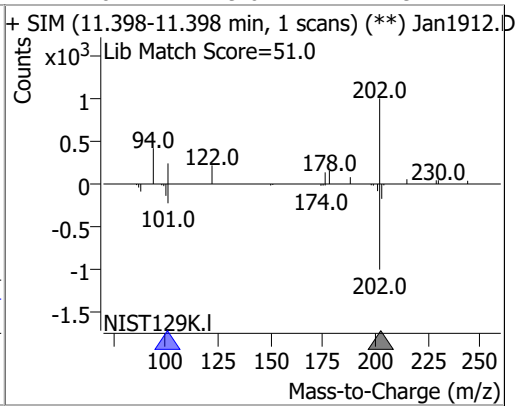

Compound	Conc.	RT	Dev(Min)	Resp.	QIon	QRatio	Lower	Upper
Pyrene	0.1689	11.78	-0.01	2577	101.0	14.6	10.7	20.0

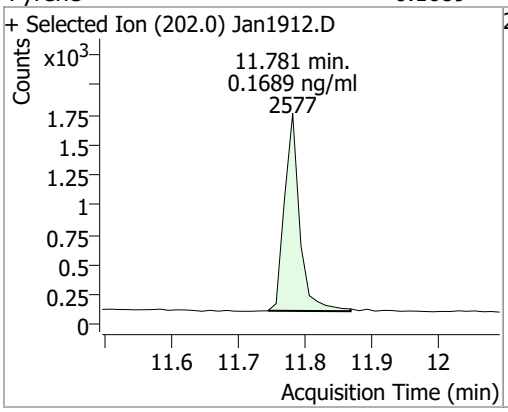

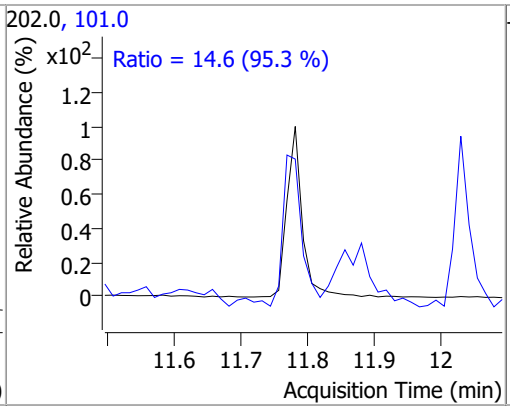

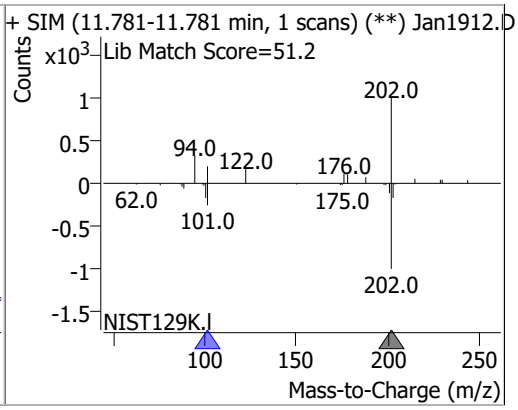

Compound	Conc.	RT	Dev(Min)	Resp.	QIon	QRatio	Lower	Upper
Terphenyl-d14	72.1704	12.26	0.00	581091	122.0	19.2	13.4	25.0

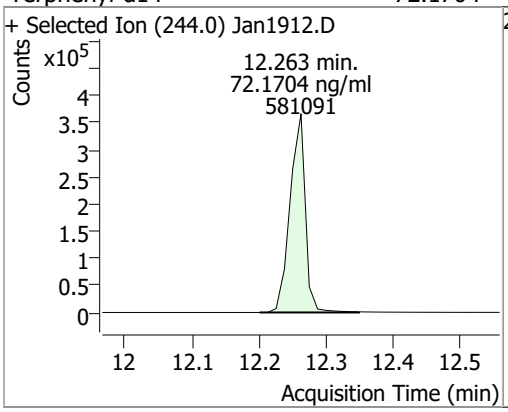

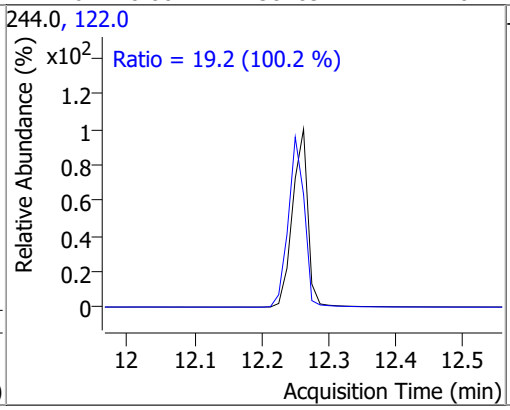

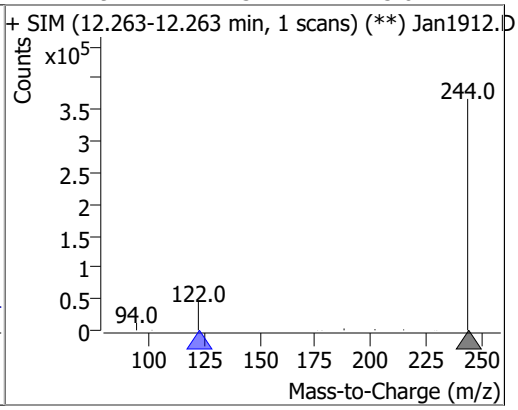

Compound	Conc.	RT	Dev(Min)	Resp.	QIon	QRatio	Lower	Upper
Benzo(a)Anthracene	0.0452	14.71	0.01	1861	226.0	18.2	18.9	35.1
					229.0	50.1	16.1	29.9

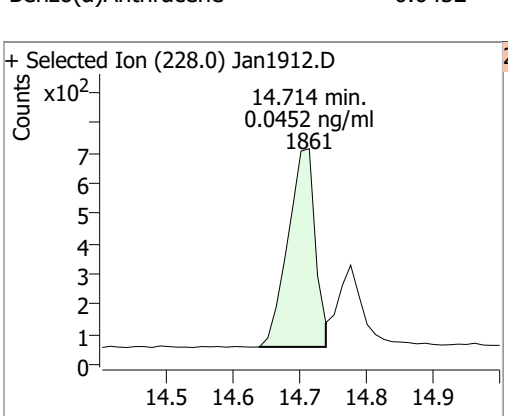

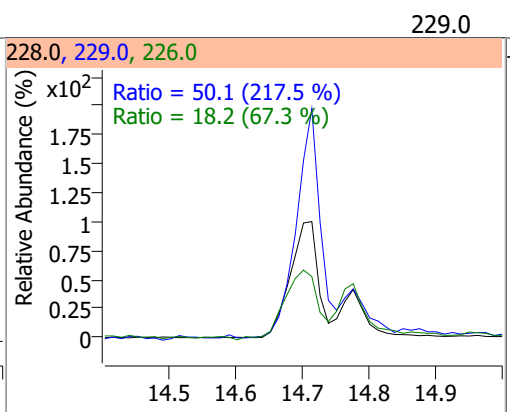

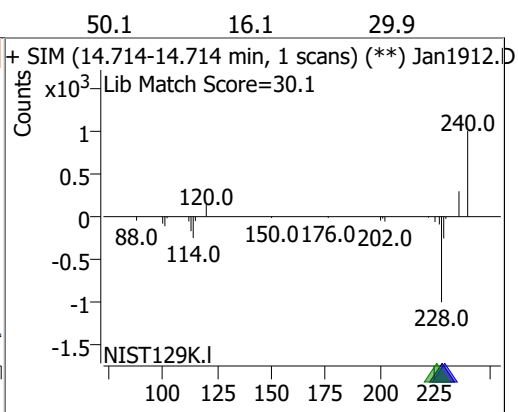

Compound	Conc.	RT	Dev(Min)	Resp.	QIon	QRatio	Lower	Upper
Chrysene	0.0546	14.78	-0.01	756	226.0	35.1	21.2	39.4
					229.0		15.0	27.8

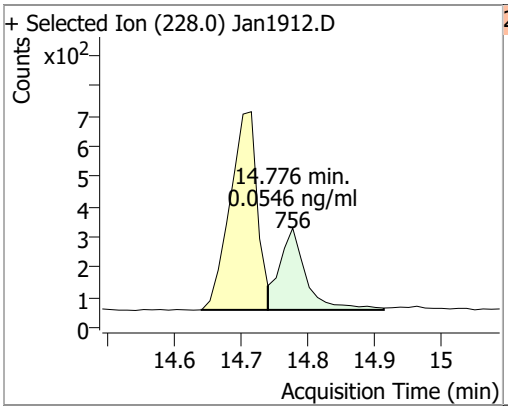

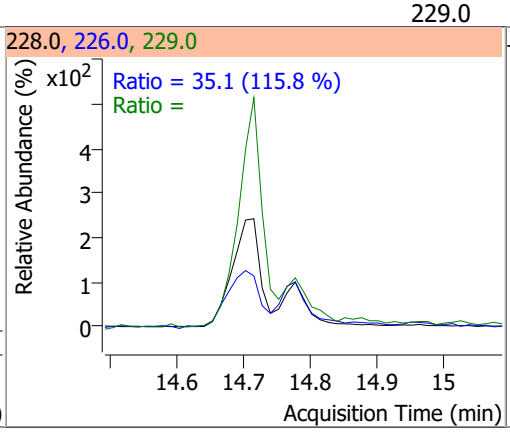

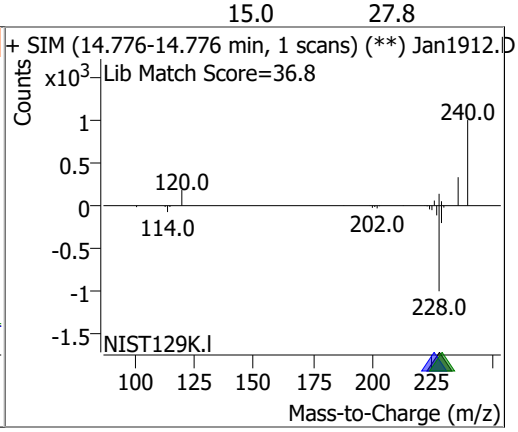

Compound	Conc.	Exp RT	QIon	Exp Ratio
Benzo(b)fluoranthene	N.D.	17.73	253.0	22.6

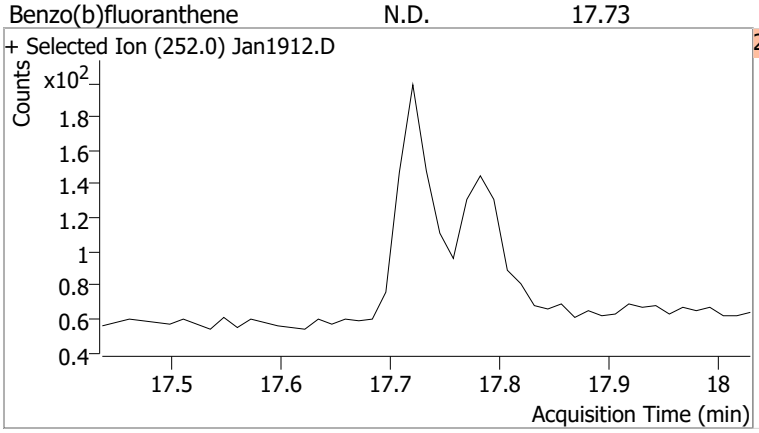

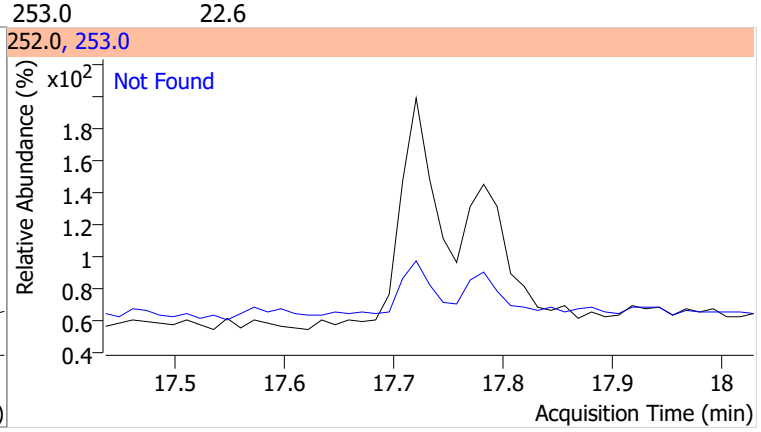

Compound	Conc.	Exp RT	QIon	Exp Ratio
Benzo(k)fluoranthene	N.D.	17.79	253.0	23.0

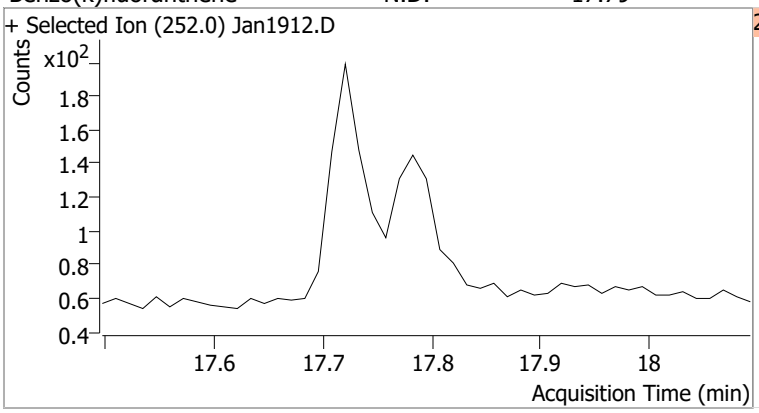

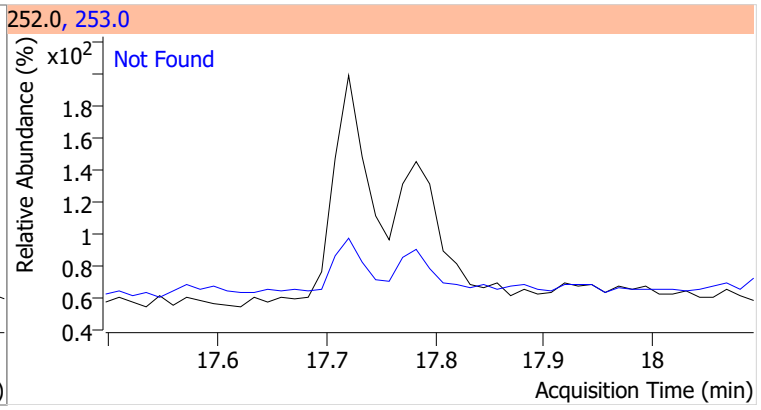

Compound	Conc.	RT	Dev(Min)	Resp.	QIon	QRatio	Lower	Upper
Benzo(a)pyrene	0.1646	18.47	0.10	1288	253.0	37.9	16.5	30.6

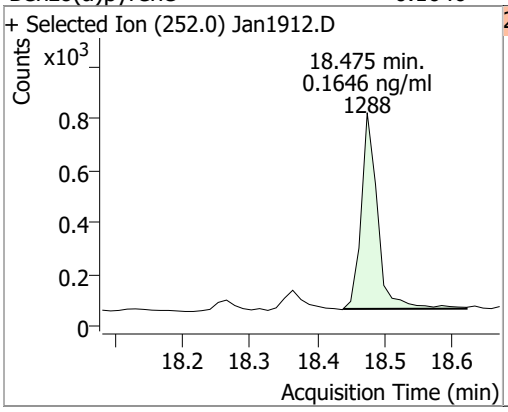

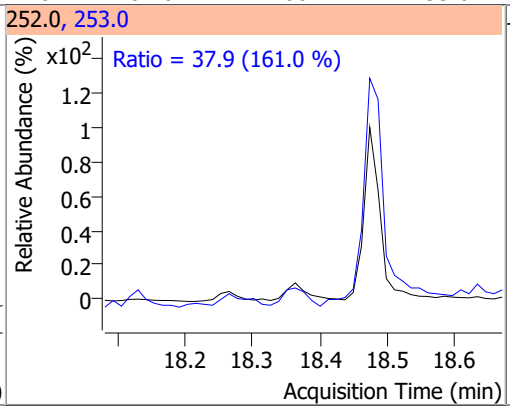

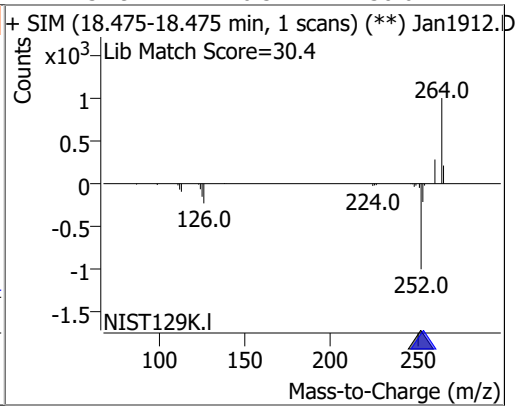

Compound	Conc.	Exp RT	QIon	Exp Ratio
Indeno(1,2,3-cd)pyrene	N.D.	20.23	138.0	28.9

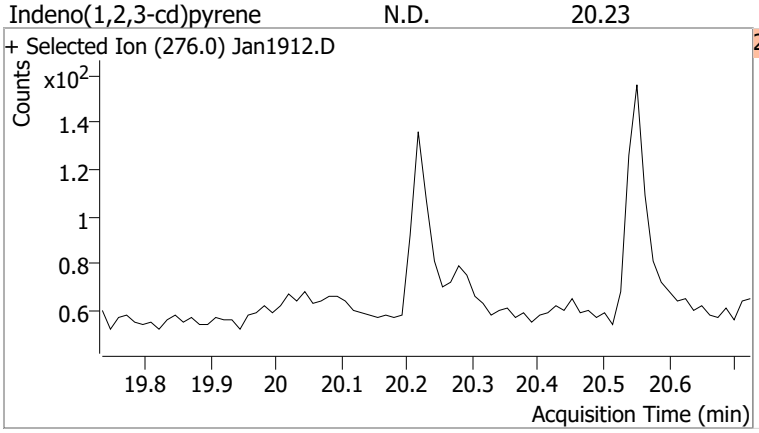

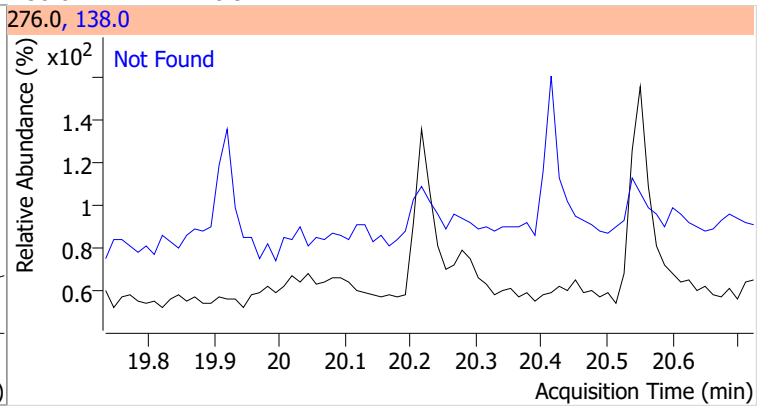

Compound	Conc.	Exp RT	QIon	Exp Ratio	QIon	Exp Ratio
Dibenzo(a,h)anthracene	N.D.	20.30	279.0	25.1	139.0	24.1

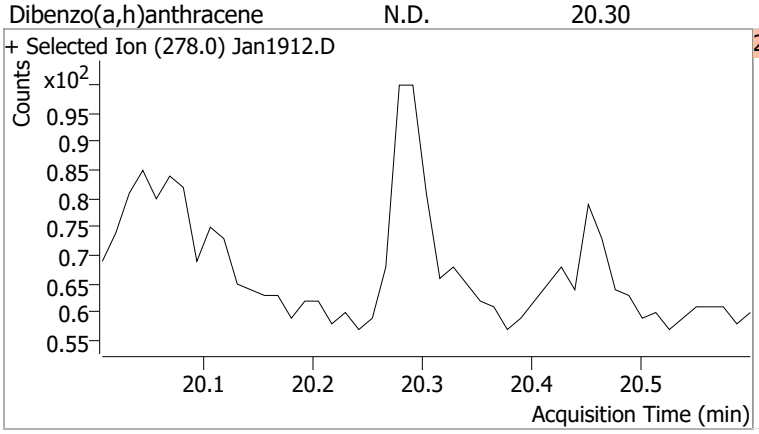

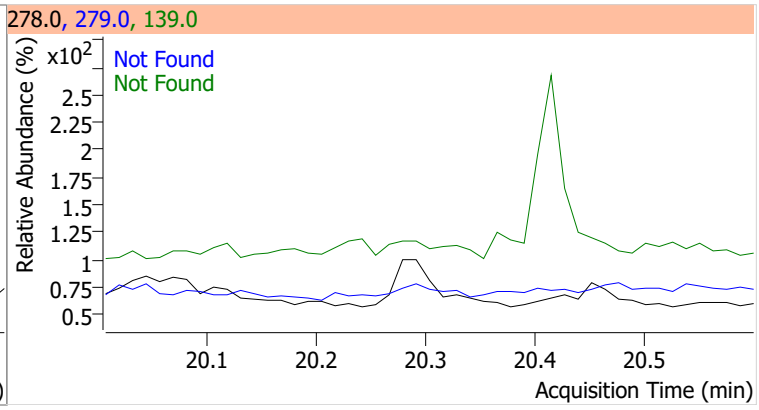

Compound	Conc.	Exp RT	QIon	Exp Ratio	QIon	Exp Ratio
Benzo(g,h,i)perylene	N.D.	20.56	138.0	28.0	277.0	23.3

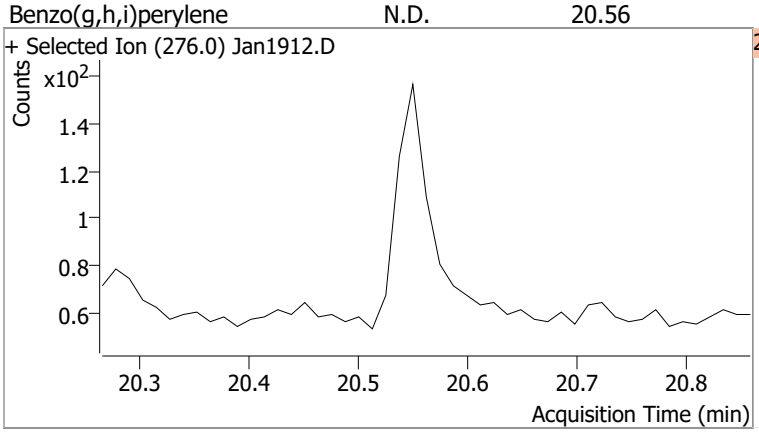

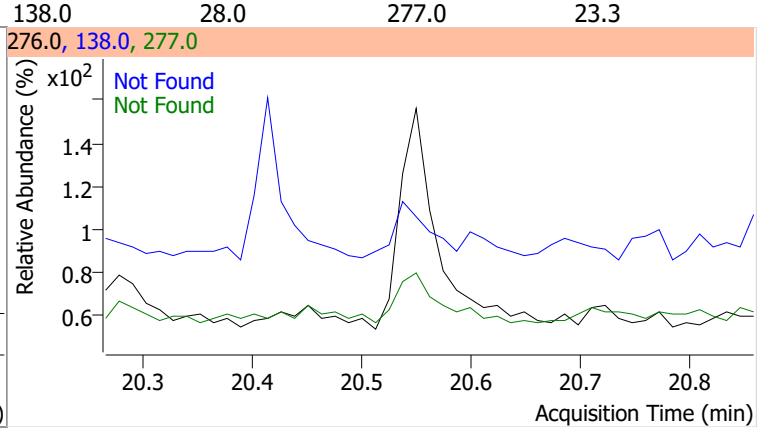

Quantitation Results Report (QT Reviewed)

Data File	Jan1913.D	Operator	LIMS import
Acq. Method	5975BNASIM	Acq. Date-Time	1/19/2022 5:07:16 PM
Sample Name	B22010758-001C	Instrument	GCMS
Vial	13	Multiplier	1.00
DA Method File	011822 bna SIM1.batch.bin	Comment	SVOC-8270C-SIM-W-LLPAH
Tune File	dftppjph.u	Tune Date	
Batch Name	011922 bna SIM 1.batch.bin	Last Calib Update	1/17/2022 8:49:06 AM
Ref Library			

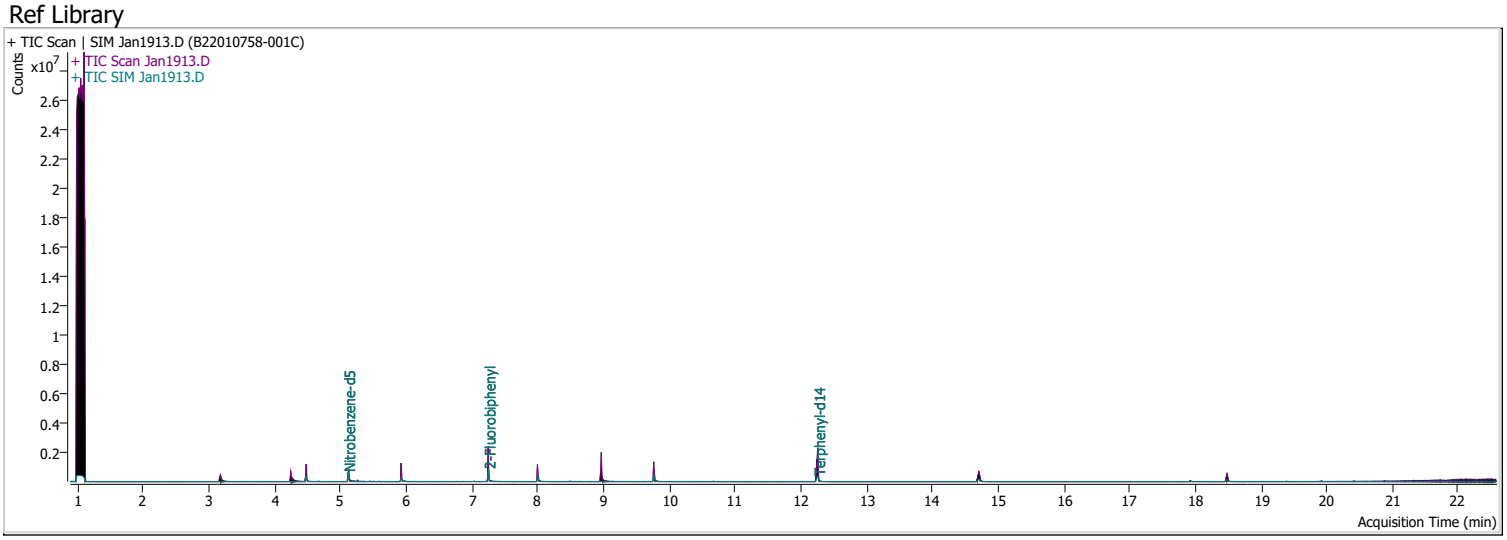

Compound	RT	QIon	Resp.	Conc.	Units		Dev(Min)
Internal Standards							
M 1,4-Dichlorobenzene-d4	4.484	152.0	179002	40.0000	ng/ml		-0.012
M Naphthalene-d8	5.928	136.0	336528	40.0000	ng/ml		-0.012
M Acenaphthene-d10	8.001	164.0	193955	40.0000	ng/ml		0.000
M Phenanthrene-d10	9.768	188.0	391726	40.0000	ng/ml		-0.012
M Chrysene-d12	14.714	240.0	265667	40.0000	ng/ml		-0.012
M Perylene-d12	18.487	264.0	179409	40.0000	ng/ml		-0.012
System Monitoring Compounds							
S Nitrobenzene-d5	5.118	82.0	411786	40.2435	ng/ml		-0.025
Spiked Amount: 5.000	Range: 19.0 - 102.0%			Recovery = 804.87%		*	
S 2-Fluorobiphenyl	7.252	172.0	602184	64.5928	ng/ml		-0.012
Spiked Amount: 5.000	Range: 25.0 - 94.0%			Recovery = 1291.86%		*	
S o-Terphenyl	0.000		0	N.D.			
Spiked Amount: 5.000	Range: 40.0 - 140.0%			Recovery = NA%			
S Terphenyl-d14	12.263	244.0	547304	76.1320	ng/ml		0.000
Spiked Amount: 5.000	Range: 39.0 - 106.0%			Recovery = 1522.64%		*	
Target Compounds							**QValue**
T Naphthalene	5.978	128.0	0		ng/ml	md	1
T 2-Methylnaphthalene	7.027	141.0	0		ng/ml	md	1
T 1-Methylnaphthalene	7.027	141.0	0		ng/ml	md	1
T Acenaphthylene	0.000		0	N.D.			
T Acenaphthene	8.001	154.0	0		ng/ml	md	1
T Fluorene	8.973	166.0	0		ng/ml	md	1
T Phenanthrene	0.000		0	N.D.			
T Anthracene	0.000		0	N.D.			
T Fluoranthene	0.000		0	N.D.			
T Pyrene	0.000		0	N.D.			
T Benzo(a)Anthracene	14.702	228.0	0		ng/ml	md	1
T Chrysene	14.702	228.0	0		ng/ml	md	1
T Benzo(b)fluoranthene	0.000		0	N.D.			

Compound	RT	QIon	Resp.	Conc.	Units		Dev(Min)
T Benzo(k)fluoranthene	0.000		0	N.D.			
T Benzo(a)pyrene	18.475	252.0	0		ng/ml	md	1
T Indeno(1,2,3-cd)pyrene	0.000		0	N.D.			
T Dibenzo(a,h)anthracene	0.000		0	N.D.			
T Benzo(g,h,i)perylene	0.000		0	N.D.			

(#) = Qualifier Out of Range; (m) = Manual Integration; (+) = Area Summed; (*) = Surrogate Percent Recovery Out of Range; (d): Zeroed Peak

Compound	Conc.	RT	Dev(Min)	Resp.	QIon	QRatio	Lower	Upper
Nitrobenzene-d5	40.2435	5.12	-0.02	411786	54.0	34.0	25.9	48.1
					128.0	32.2	25.6	47.6

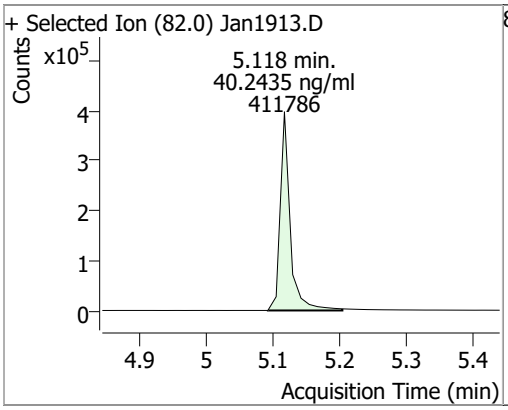

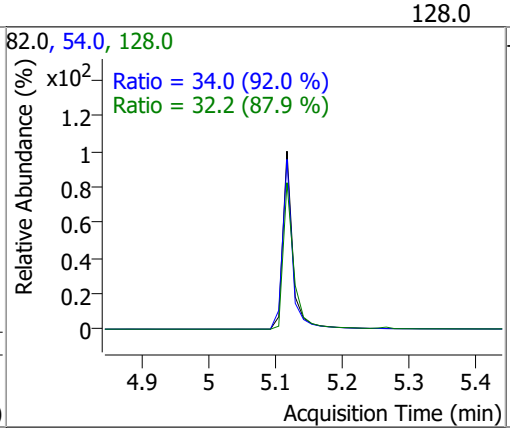

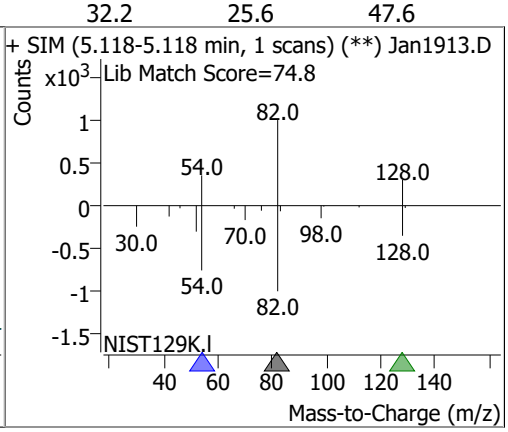

Compound	Conc.	RT	Dev(Min)	Resp.	QIon	QRatio	Lower	Upper
Naphthalene		0	0	0	102.0		0.0	59.6
					129.0		7.7	14.3

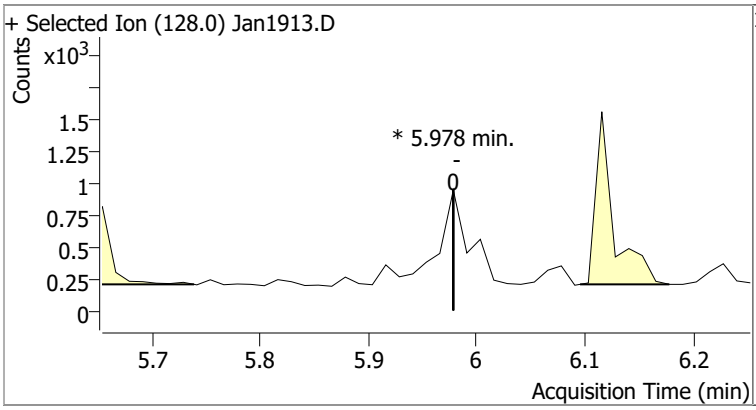

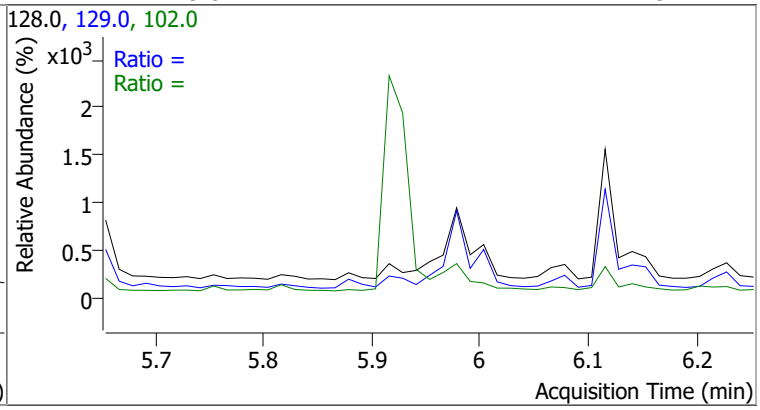

Compound	Conc.	RT	Dev(Min)	Resp.	QIon	QRatio	Lower	Upper
2-Methylnaphthalene		0	0	0	142.0		98.5	183.0
					115.0		41.8	77.6

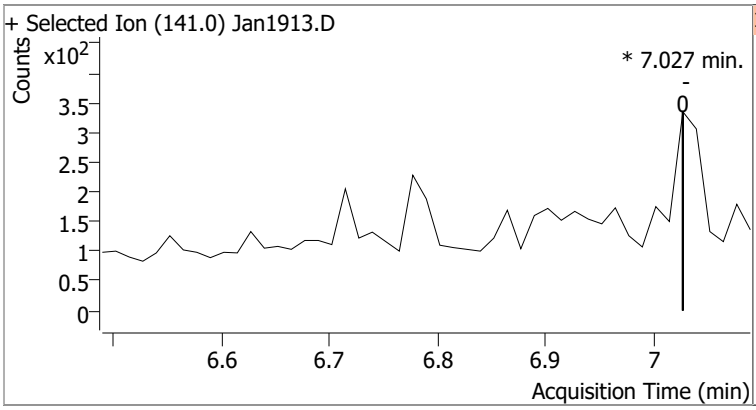

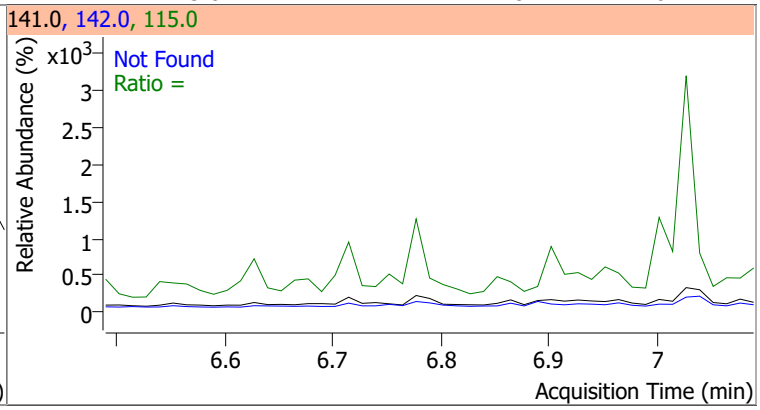

Compound	Conc.	RT	Dev(Min)	Resp.	QIon	QRatio	Lower	Upper
1-Methylnaphthalene		0		0	142.0		79.2	147.1
					115.0		47.5	88.2

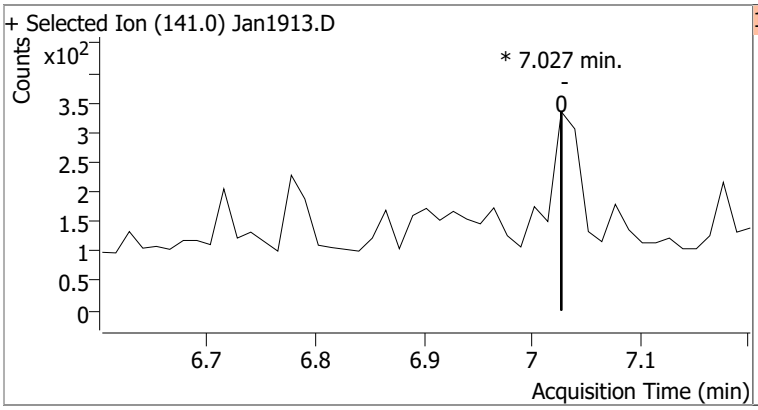

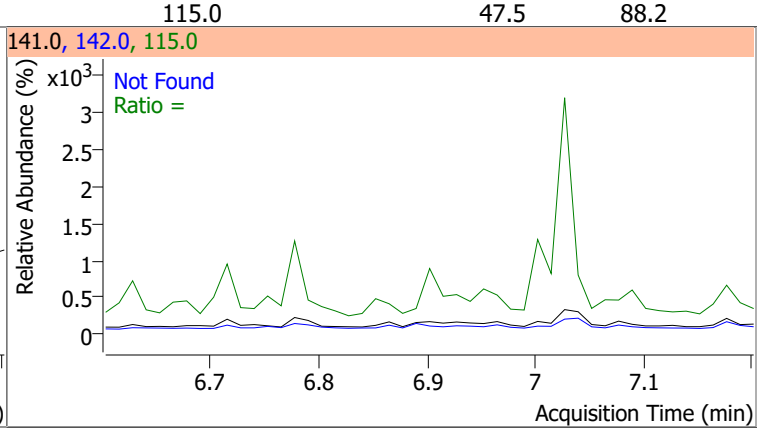

Compound	Conc.	RT	Dev(Min)	Resp.	QIon	QRatio	Lower	Upper
2-Fluorobiphenyl	64.5928	7.25	-0.01	602184	171.0	37.9	26.6	49.5

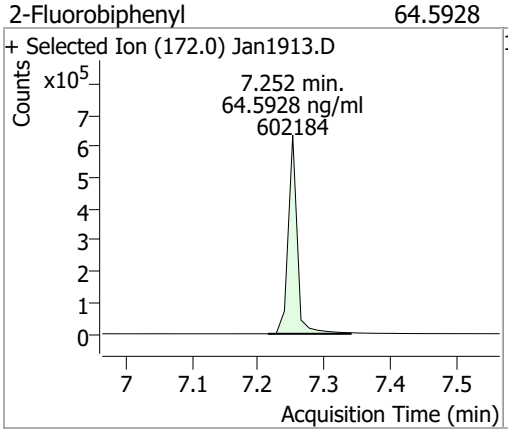

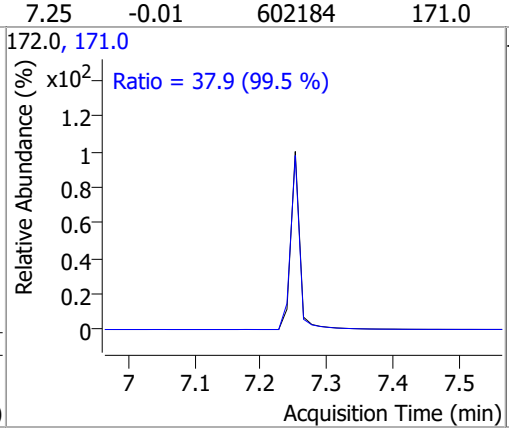

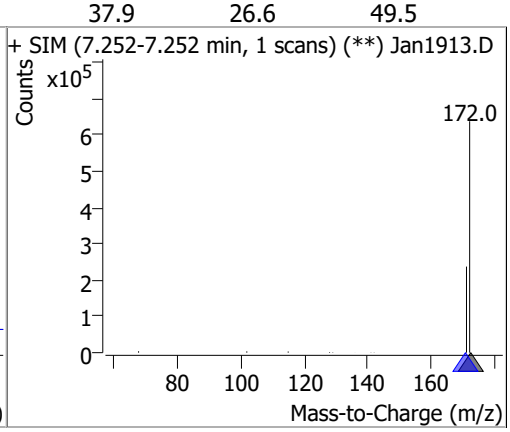

Compound	Conc.	Exp RT	QIon	Exp Ratio
Acenaphthylene	N.D.	7.83	153.0	12.8

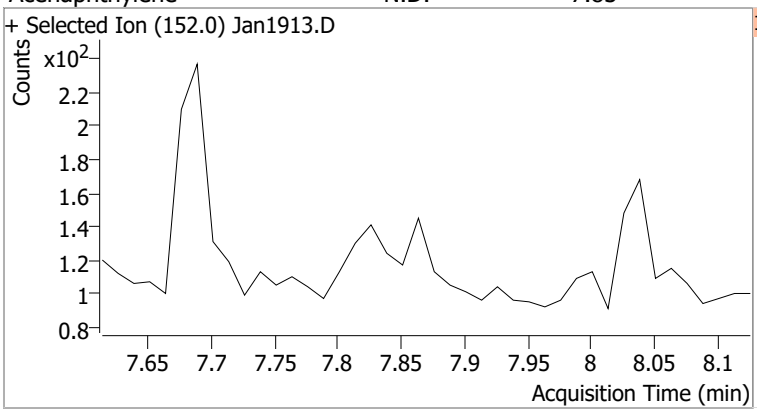

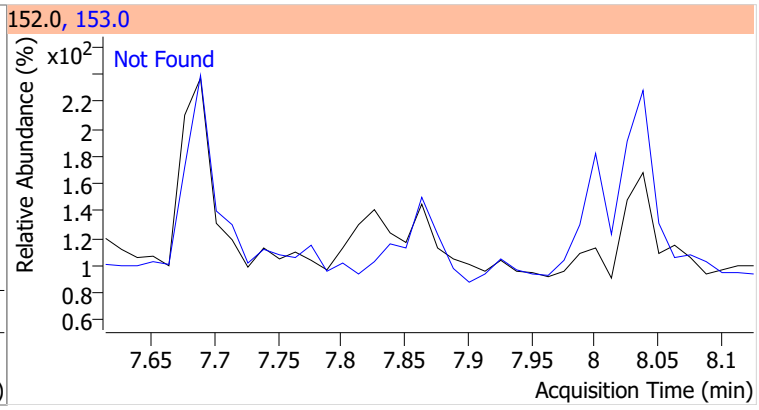

Compound	Conc.	RT	Dev(Min)	Resp.	QIon	QRatio	Lower	Upper
Acenaphthene		0		0	153.0		82.1	152.6
					152.0		41.0	76.1

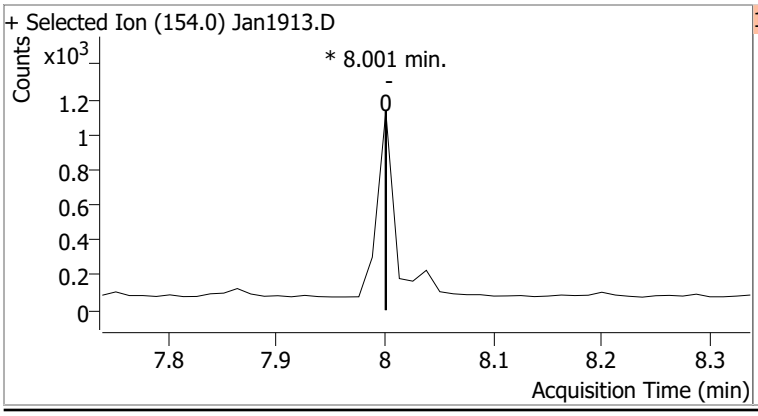

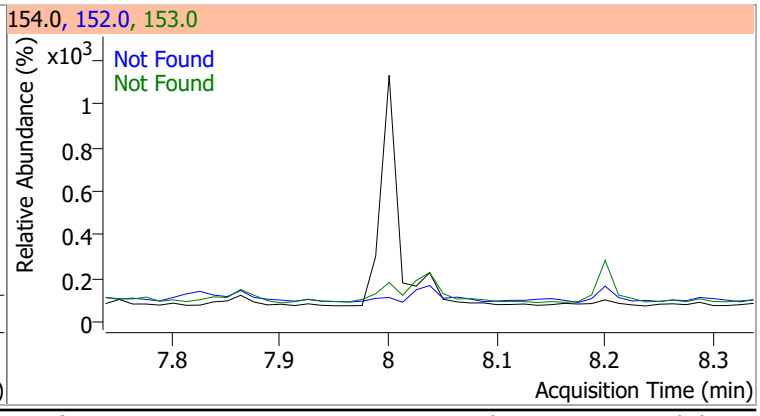

Compound	Conc.	RT	Dev(Min)	Resp.	QIon	QRatio	Lower	Upper
Fluorene		0		0	165.0		69.1	128.3
					167.0		9.7	18.0

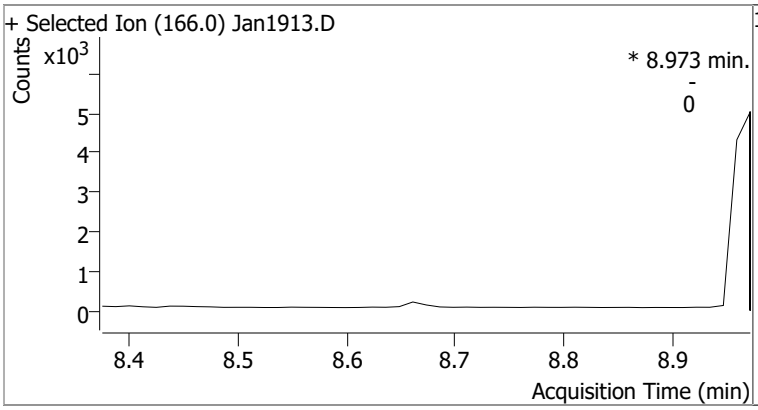

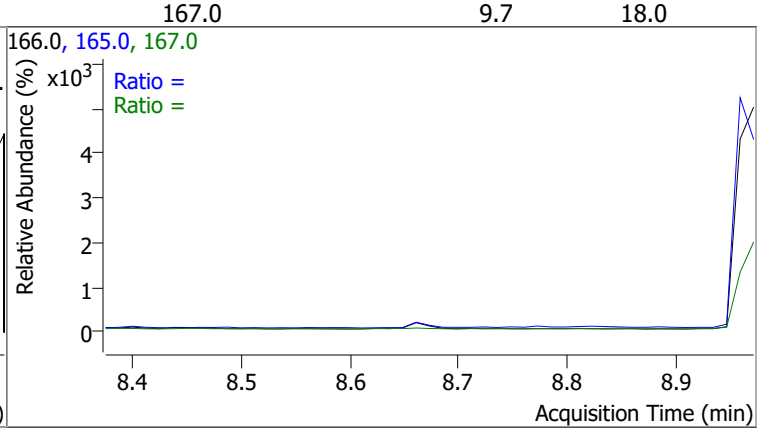

Compound	Conc.	Exp RT	QIon	Exp Ratio
Phenanthrene	N.D.	9.80	176.0	15.5

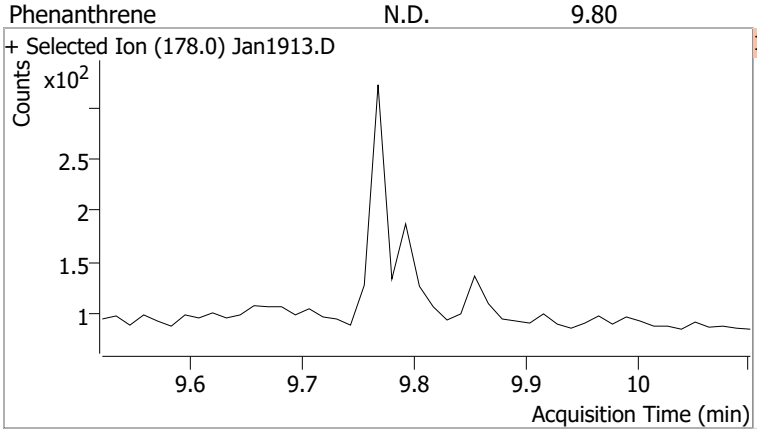

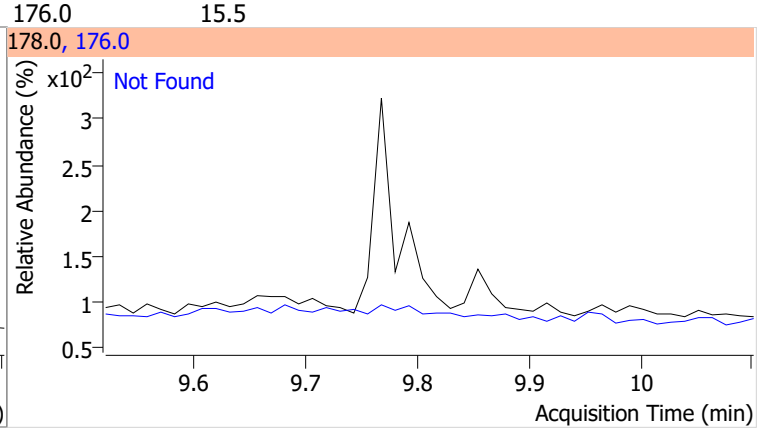

Compound	Conc.	Exp RT	QIon	Exp Ratio
Anthracene	N.D.	9.87	176.0	18.1

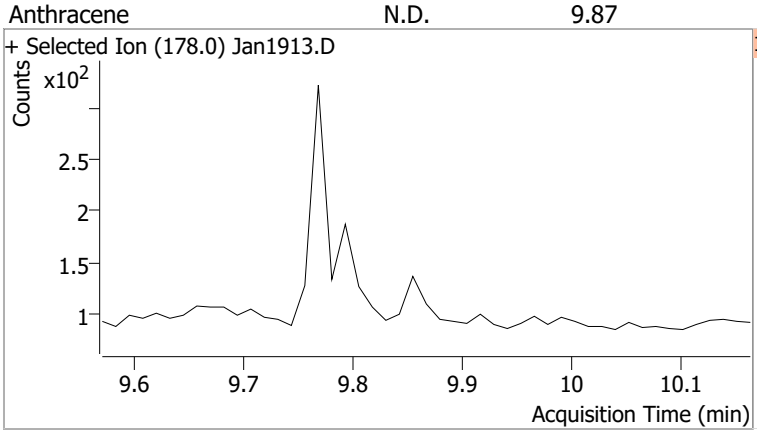

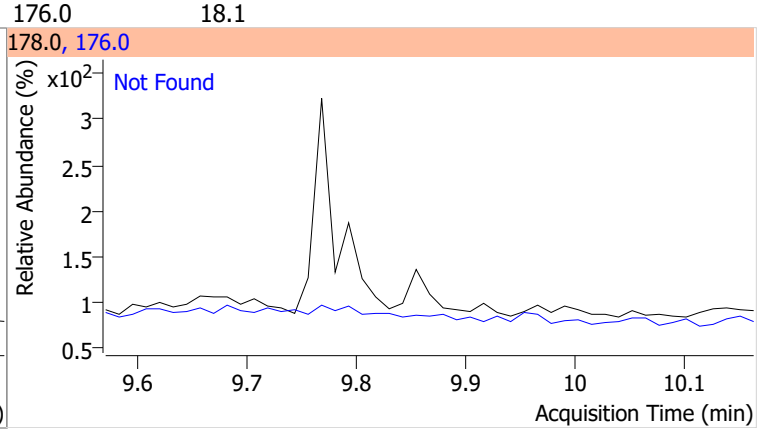

Compound	Conc.	Exp RT	QIon	Exp Ratio	QIon	Exp Ratio
o-Terphenyl	N.D.	10.30	229.0	70.2	215.0	46.7

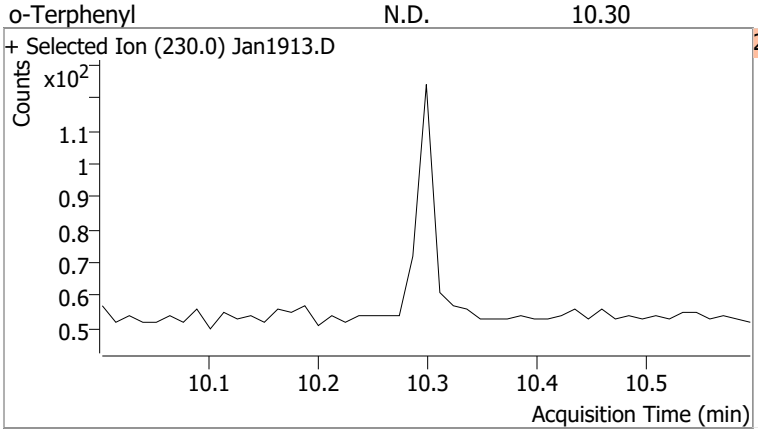

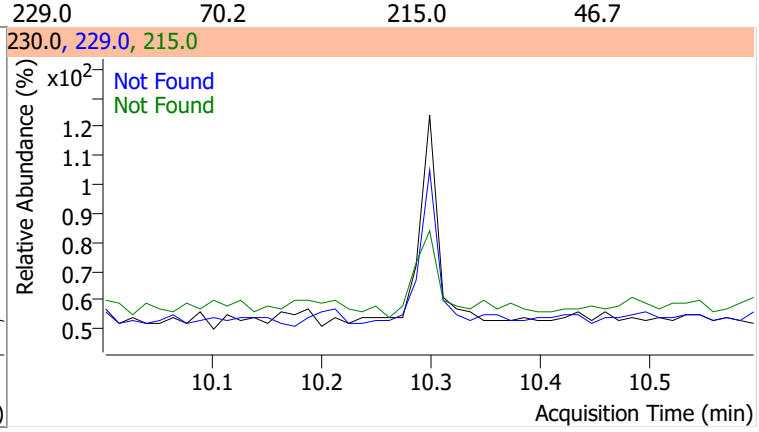

Compound	Conc.	Exp RT	QIon	Exp Ratio
Fluoranthene	N.D.	11.41	101.0	13.8

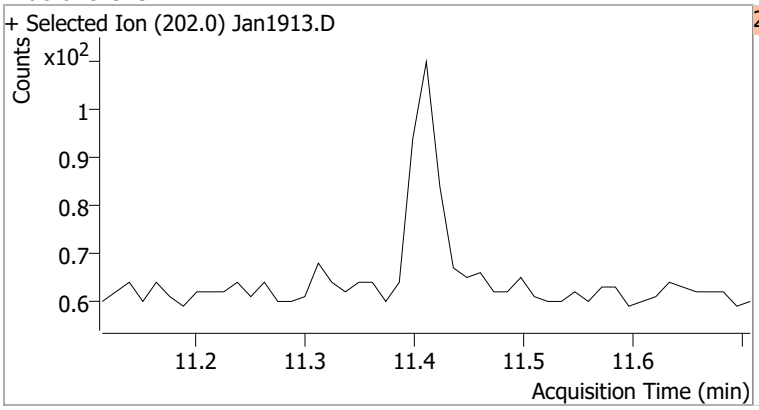

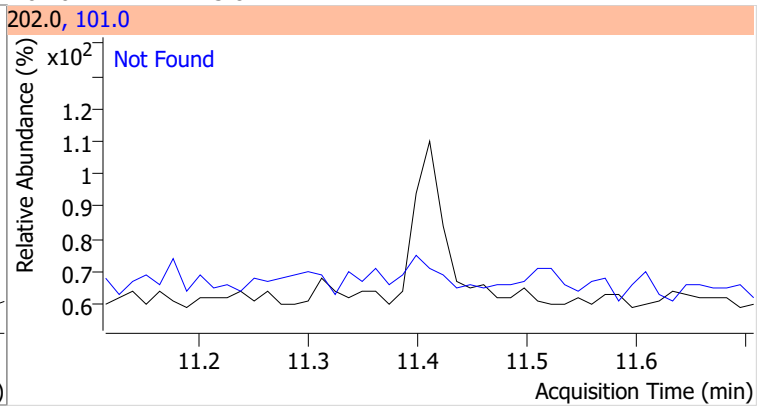

Compound	Conc.	Exp RT	QIon	Exp Ratio
Pyrene	N.D.	11.79	101.0	15.3

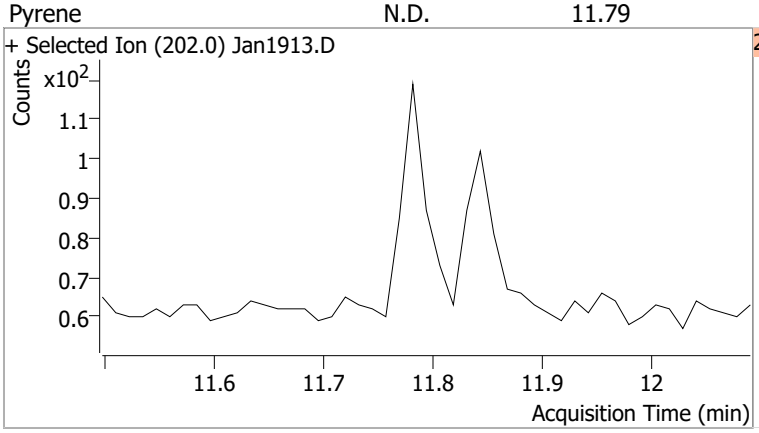

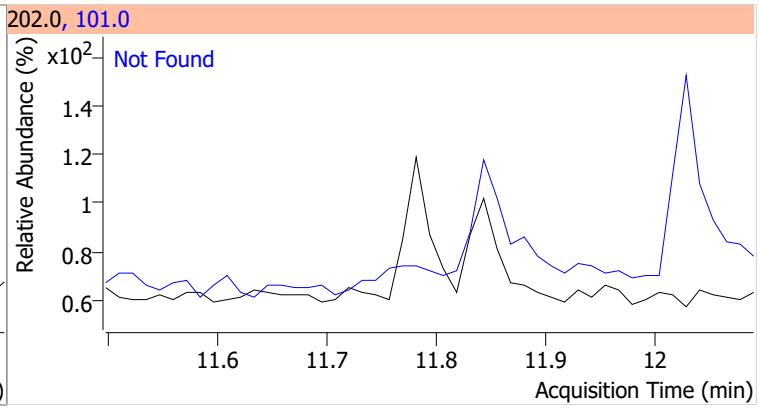

Compound	Conc.	RT	Dev(Min)	Resp.	QIon	QRatio	Lower	Upper
Terphenyl-d14	76.1320	12.26	0.00	547304	122.0	19.0	13.4	25.0

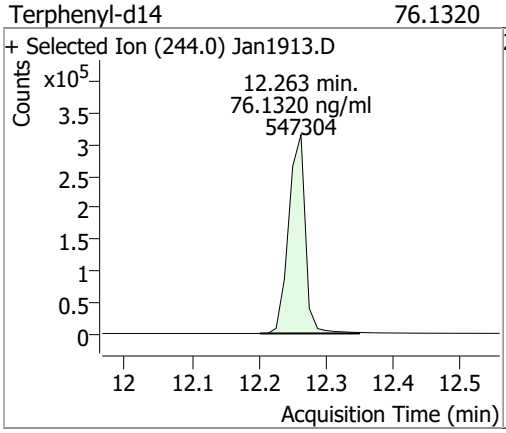

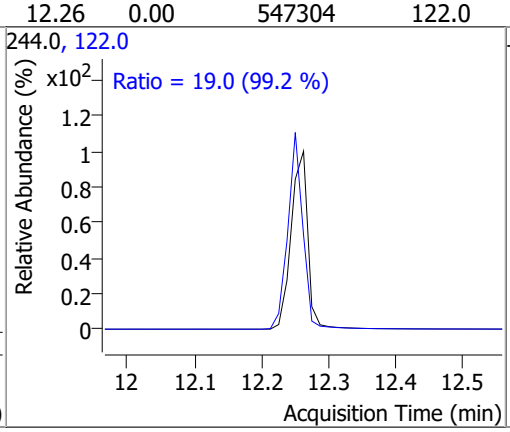

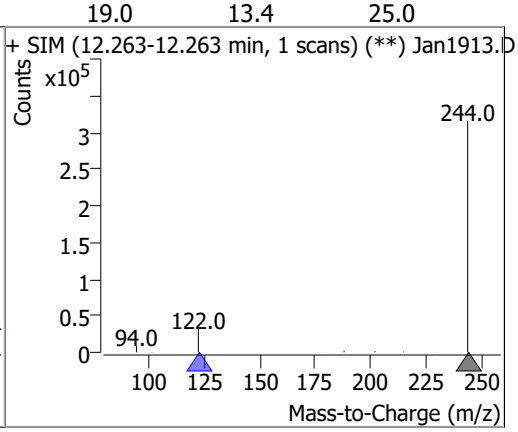

Compound	Conc.	RT	Dev(Min)	Resp.	QIon	QRatio	Lower	Upper
Benzo(a)Anthracene		0		0	226.0		18.9	35.1
					229.0		16.1	29.9

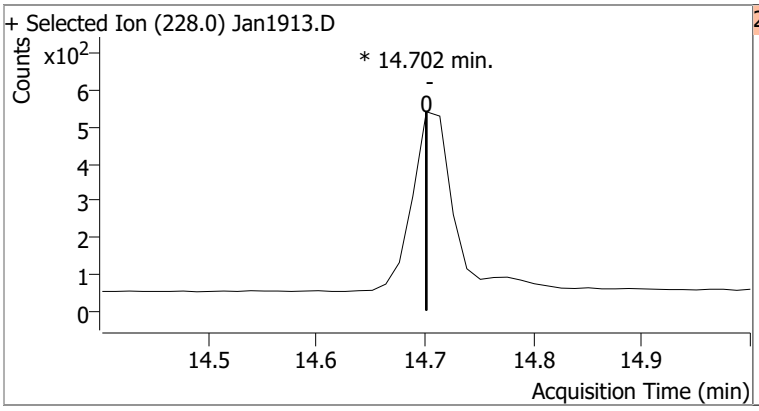

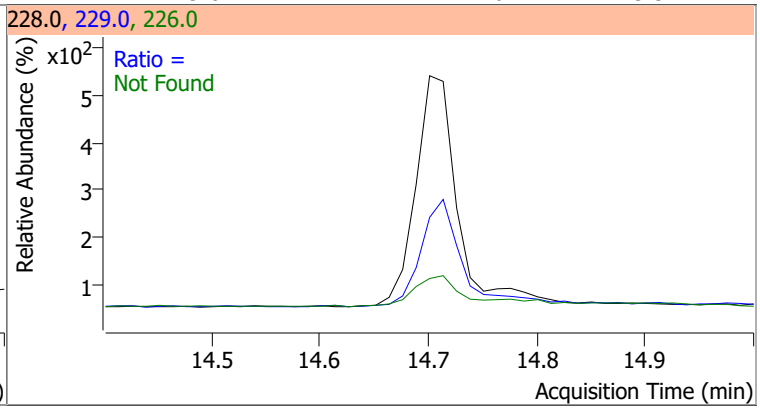

Compound	Conc.	RT	Dev(Min)	Resp.	QIon	QRatio	Lower	Upper
Chrysene		0		0	226.0		21.2	39.4
					229.0		15.0	27.8

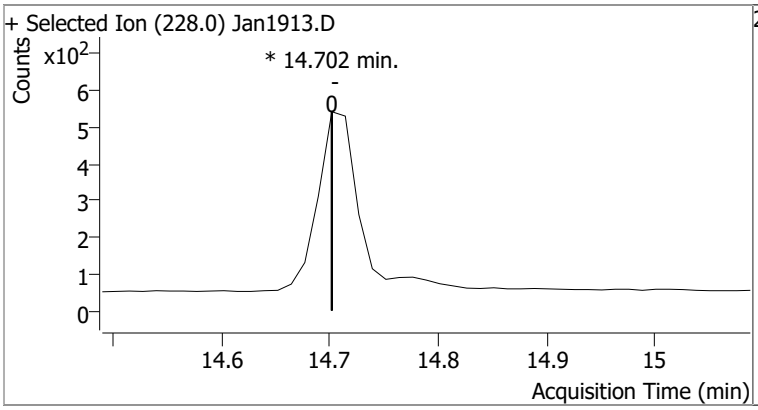

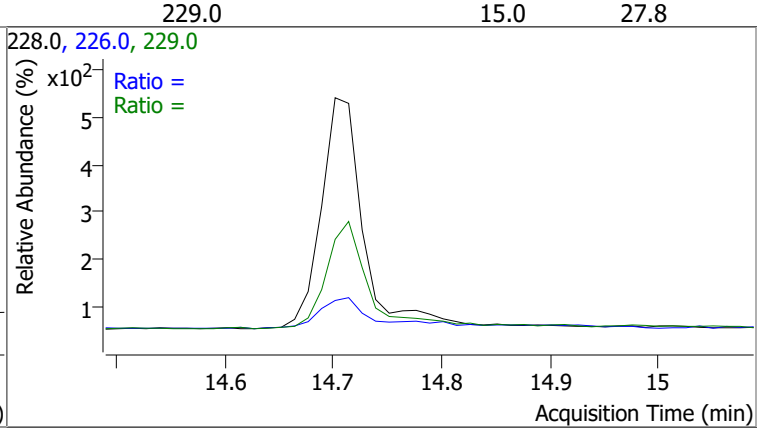

Compound	Conc.	Exp RT	QIon	Exp Ratio
Benzo(b)fluoranthene	N.D.	17.73	253.0	22.6

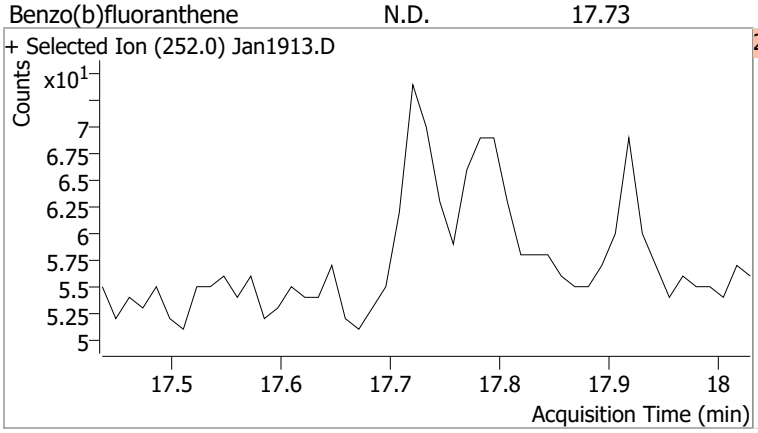

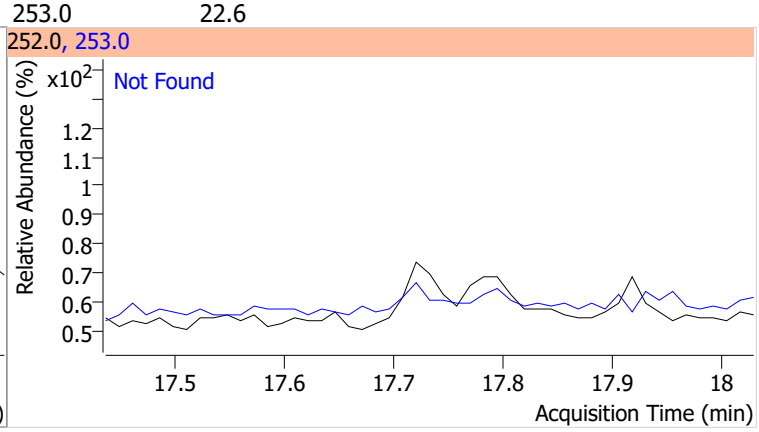

Compound	Conc.	Exp RT	QIon	Exp Ratio
Benzo(k)fluoranthene	N.D.	17.79	253.0	23.0

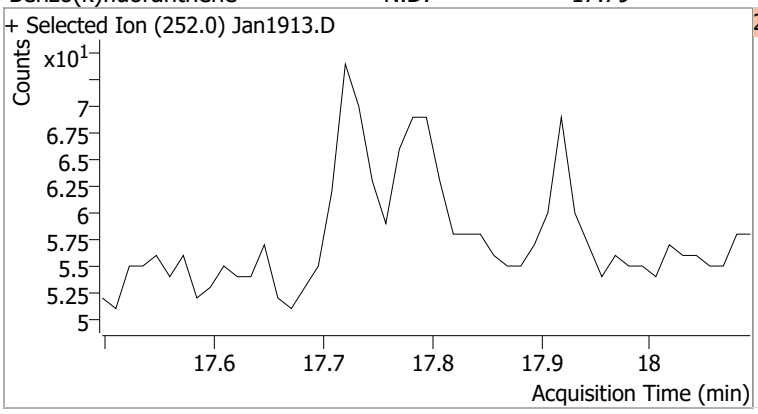

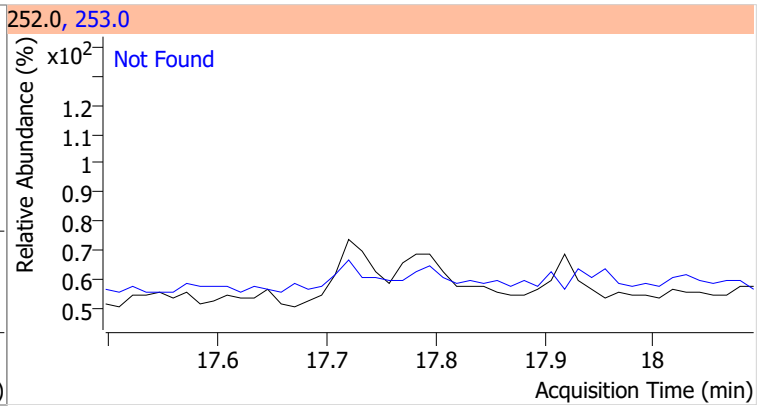

Compound	Conc.	RT	Dev(Min)	Resp.	QIon	QRatio	Lower	Upper
Benzo(a)pyrene		0		0	253.0		16.5	30.6

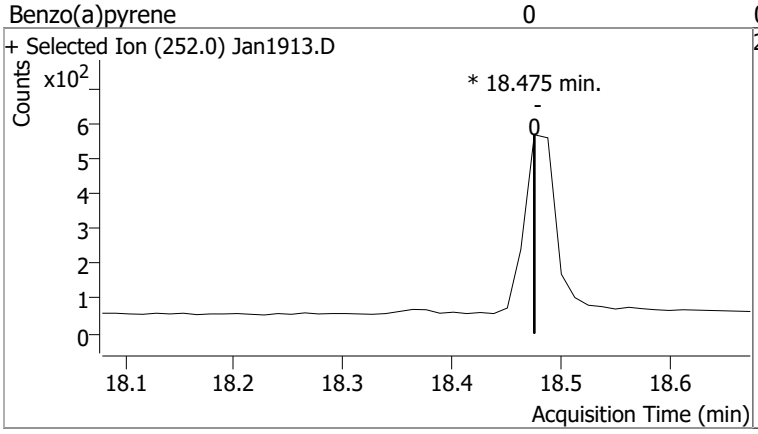

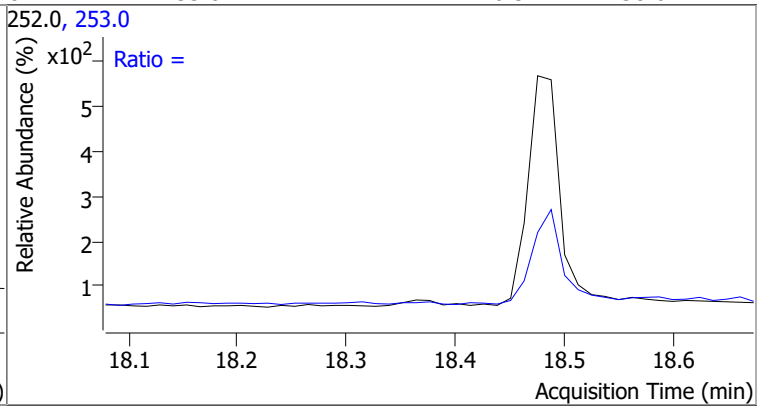

Compound	Conc.	Exp RT	QIon	Exp Ratio
Indeno(1,2,3-cd)pyrene	N.D.	20.23	138.0	28.9

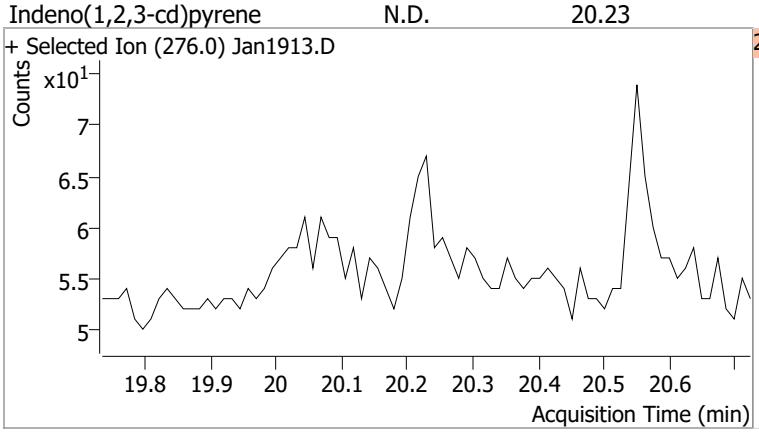

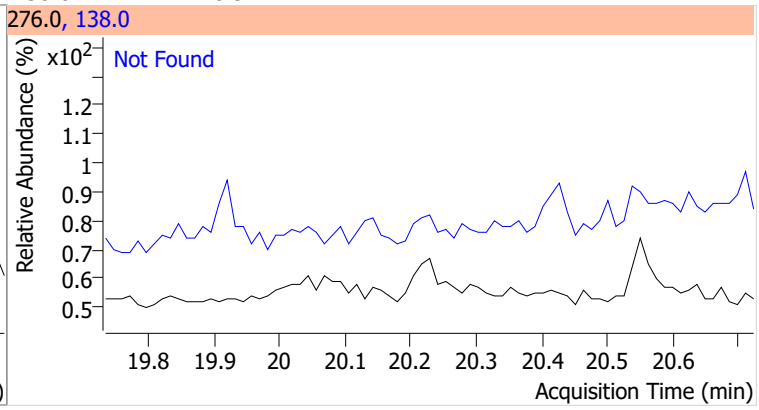

Compound	Conc.	Exp RT	QIon	Exp Ratio	QIon	Exp Ratio
Dibenzo(a,h)anthracene	N.D.	20.30	279.0	25.1	139.0	24.1

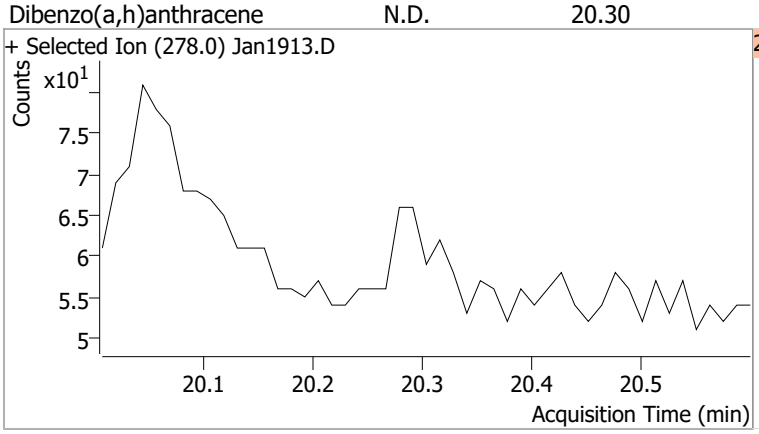

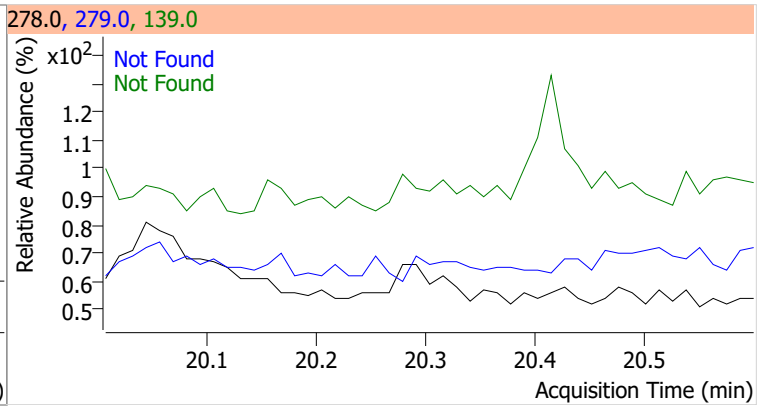

Compound	Conc.	Exp RT	QIon	Exp Ratio	QIon	Exp Ratio
Benzo(g,h,i)perylene	N.D.	20.56	138.0	28.0	277.0	23.3

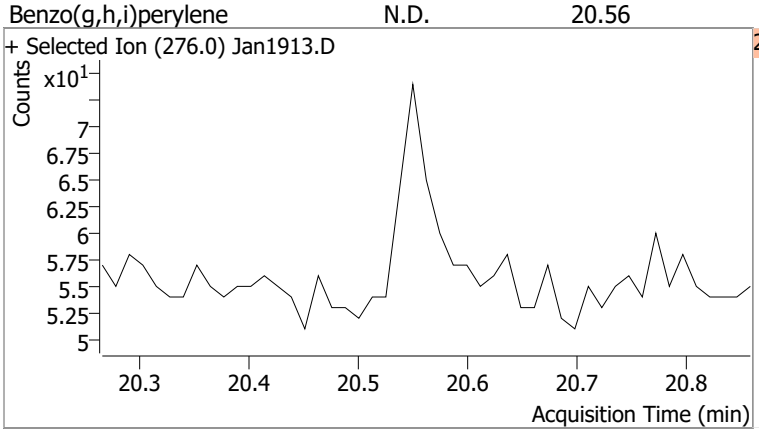

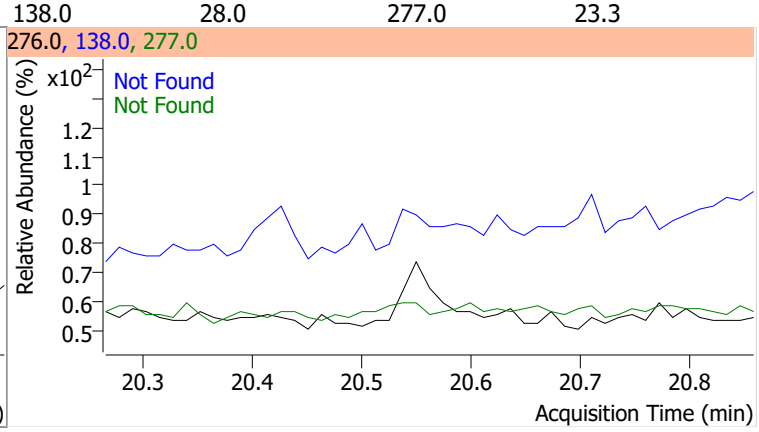

Quantitation Results Report (QT Reviewed)

Agilent | Trusted Answers

Data File	Jan1914.D	Operator	LIMS import
Acq. Method	5975BNASIM	Acq. Date-Time	1/19/2022 5:39:42 PM
Sample Name	B22010758-002A	Instrument	GCMS
Vial	14	Multiplier	1.00
DA Method File	011822 bna SIM1.batch.bin	Comment	SVOC-8270C-SIM-W-LLPAH
Tune File	dftppjph.u	Tune Date	
Batch Name	011922 bna SIM 1.batch.bin	Last Calib Update	1/17/2022 8:49:06 AM
Ref Library			

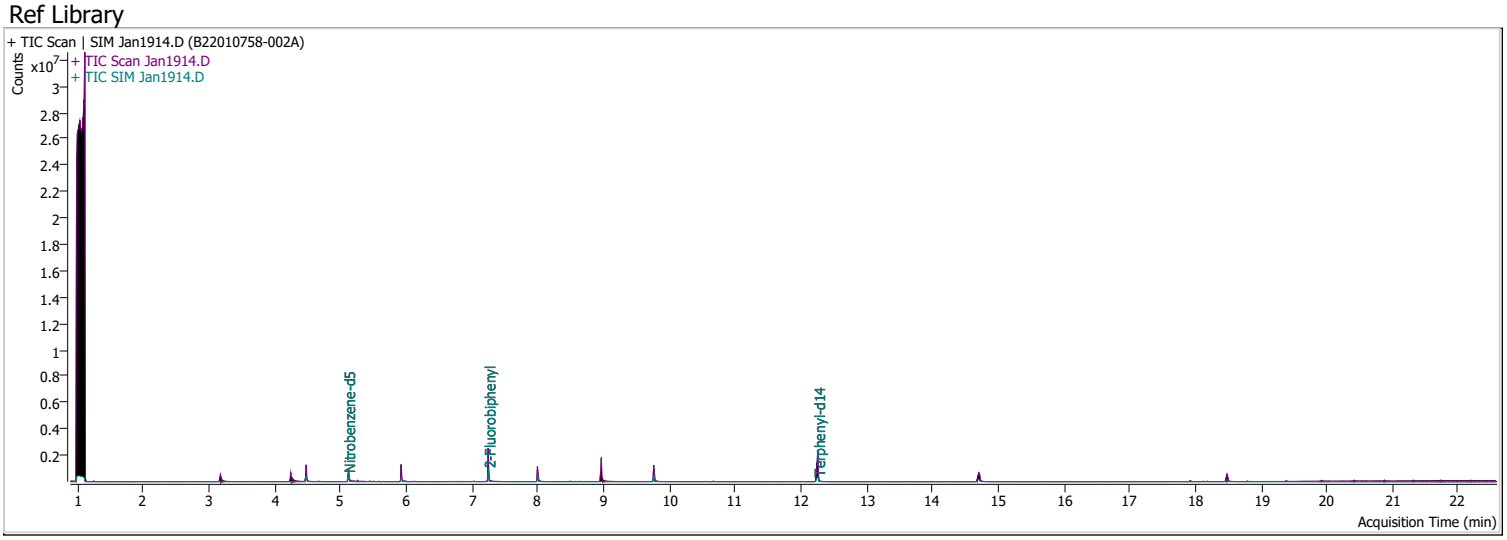

Compound	RT	QIon	Resp.	Conc.	Units		Dev(Min)
Internal Standards							
M 1,4-Dichlorobenzene-d4	4.484	152.0	186861	40.0000	ng/ml		-0.012
M Naphthalene-d8	5.928	136.0	346270	40.0000	ng/ml		-0.013
M Acenaphthene-d10	8.000	164.0	195555	40.0000	ng/ml		0.000
M Phenanthrene-d10	9.768	188.0	399163	40.0000	ng/ml		-0.012
M Chrysene-d12	14.714	240.0	276490	40.0000	ng/ml		-0.012
M Perylene-d12	18.487	264.0	185378	40.0000	ng/ml		-0.012
System Monitoring Compounds							
S Nitrobenzene-d5	5.118	82.0	412725	39.2899	ng/ml		-0.025
Spiked Amount: 5.000	Range: 19.0 - 102.0%			Recovery = 785.80%		*	
S 2-Fluorobiphenyl	7.252	172.0	665964	70.8495	ng/ml		-0.013
Spiked Amount: 5.000	Range: 25.0 - 94.0%			Recovery = 1416.99%		*	
S o-Terphenyl	0.000		0	N.D.			
Spiked Amount: 5.000	Range: 40.0 - 140.0%			Recovery = NA%			
S Terphenyl-d14	12.263	244.0	543732	73.5277	ng/ml		0.000
Spiked Amount: 5.000	Range: 39.0 - 106.0%			Recovery = 1470.55%		*	
Target Compounds							**QValue**
T Naphthalene	5.978	128.0	0		ng/ml	md	1
T 2-Methylnaphthalene	0.000		0	N.D.			
T 1-Methylnaphthalene	0.000		0	N.D.			
T Acenaphthylene	0.000		0	N.D.			
T Acenaphthene	8.038	154.0	0		ng/ml	md	1
T Fluorene	8.960	166.0	0		ng/ml	md	1
T Phenanthrene	0.000		0	N.D.			
T Anthracene	0.000		0	N.D.			
T Fluoranthene	0.000		0	N.D.			
T Pyrene	0.000		0	N.D.			
T Benzo(a)Anthracene	14.714	228.0	0		ng/ml	md	1
T Chrysene	14.714	228.0	0		ng/ml	md	1
T Benzo(b)fluoranthene	0.000		0	N.D.			

Compound	RT	QIon	Resp.	Conc.	Units		Dev(Min)
T Benzo(k)fluoranthene	0.000		0	N.D.			
T Benzo(a)pyrene	18.487	252.0	0		ng/ml	md	1
T Indeno(1,2,3-cd)pyrene	0.000		0	N.D.			
T Dibenzo(a,h)anthracene	0.000		0	N.D.			
T Benzo(g,h,i)perylene	0.000		0	N.D.			

(#) = Qualifier Out of Range; (m) = Manual Integration; (+) = Area Summed; (*) = Surrogate Percent Recovery Out of Range; (d): Zeroed Peak

Compound	Conc.	RT	Dev(Min)	Resp.	QIon	QRatio	Lower	Upper
Nitrobenzene-d5	39.2899	5.12	-0.02	412725	54.0	36.4	25.9	48.1
					128.0	31.9	25.6	47.6

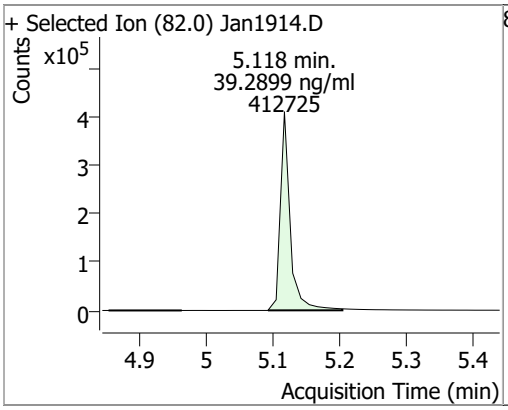

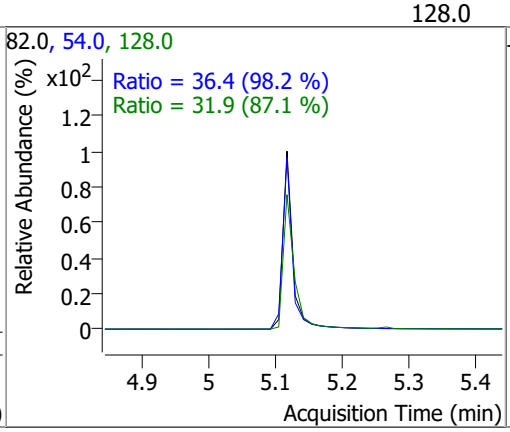

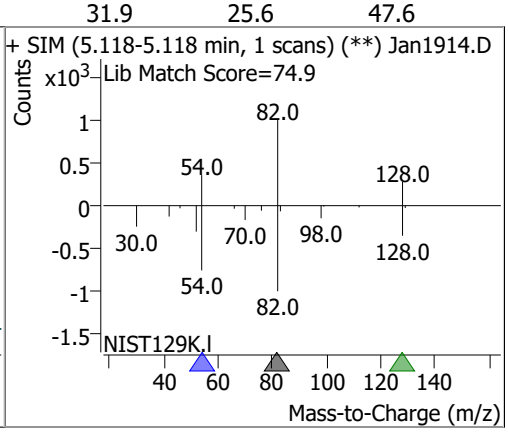

Compound	Conc.	RT	Dev(Min)	Resp.	QIon	QRatio	Lower	Upper
Naphthalene		0		0	102.0		0.0	59.6
					129.0		7.7	14.3

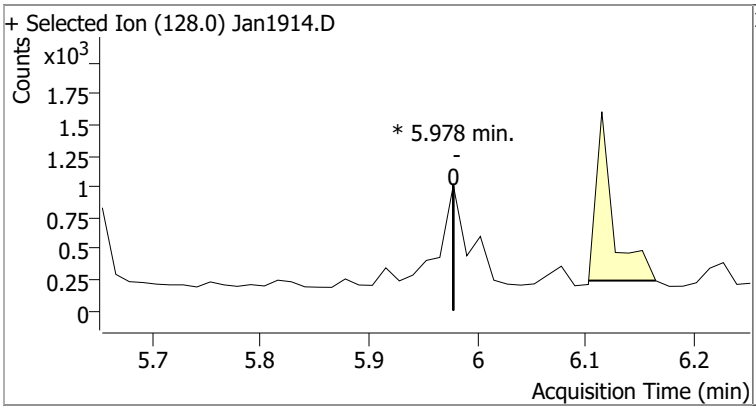

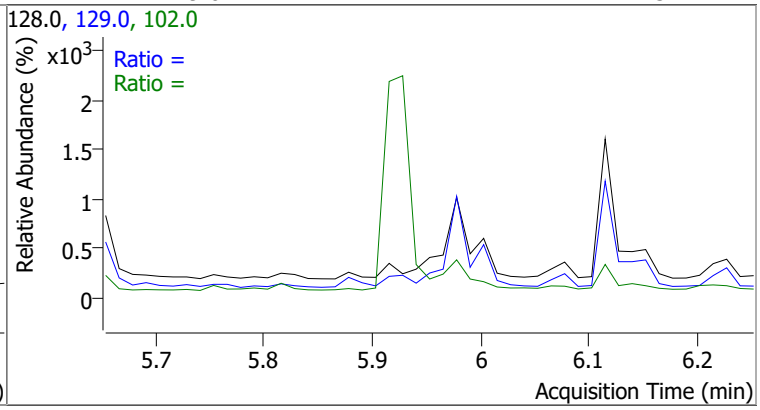

Compound	Conc.	Exp RT	QIon	Exp Ratio	QIon	Exp Ratio
2-Methylnaphthalene	N.D.	6.79	142.0	140.8	115.0	59.7

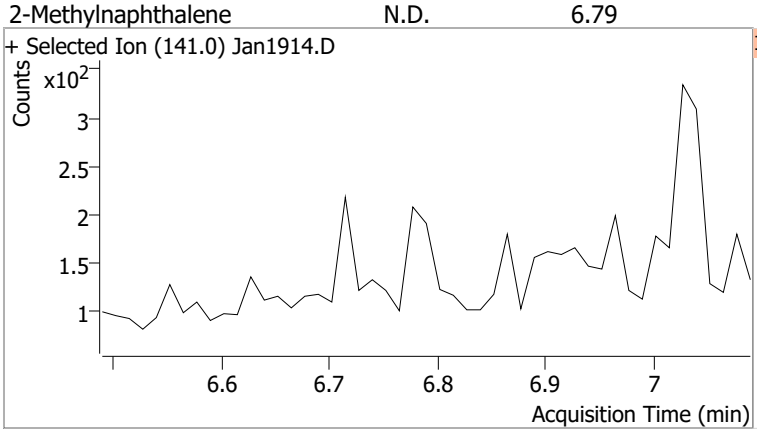

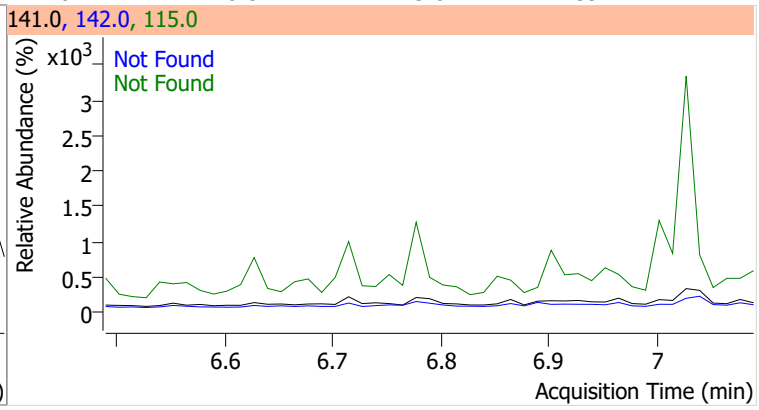

Compound	Conc.	Exp RT	QIon	Exp Ratio	QIon	Exp Ratio
1-Methylnaphthalene	N.D.	6.90	142.0	113.1	115.0	67.8

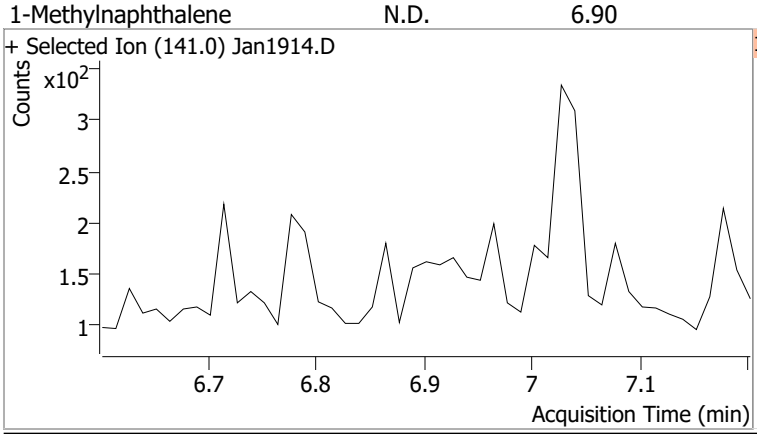

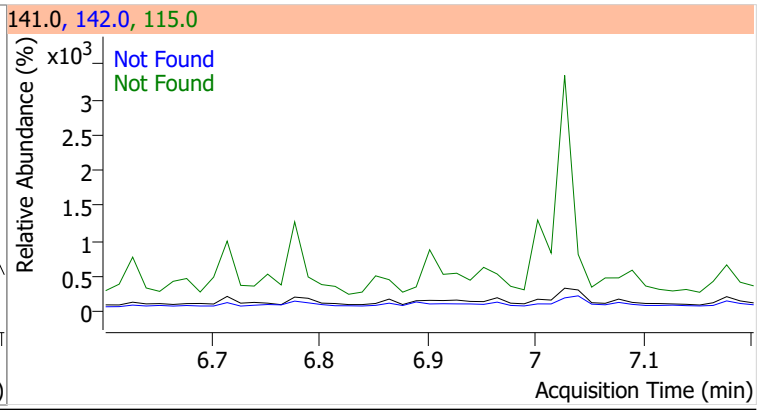

Compound	Conc.	RT	Dev(Min)	Resp.	QIon	QRatio	Lower	Upper
2-Fluorobiphenyl	70.8495	7.25	-0.01	665964	171.0	38.2	26.6	49.5

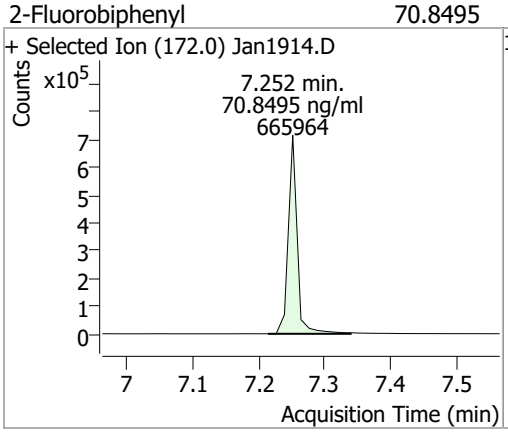

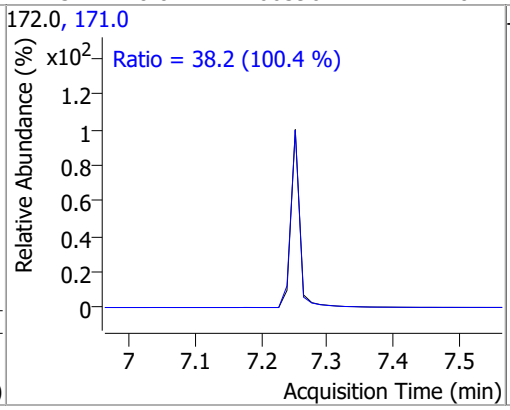

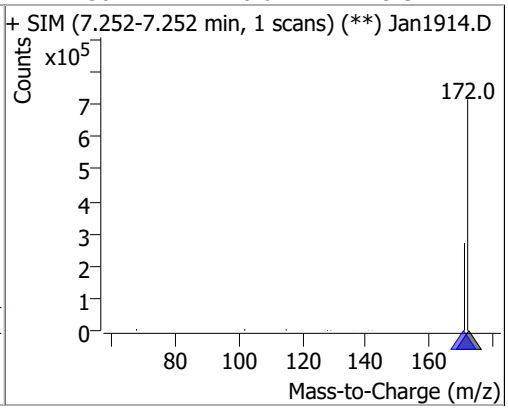

Compound	Conc.	Exp RT	QIon	Exp Ratio
Acenaphthylene	N.D.	7.83	153.0	12.8

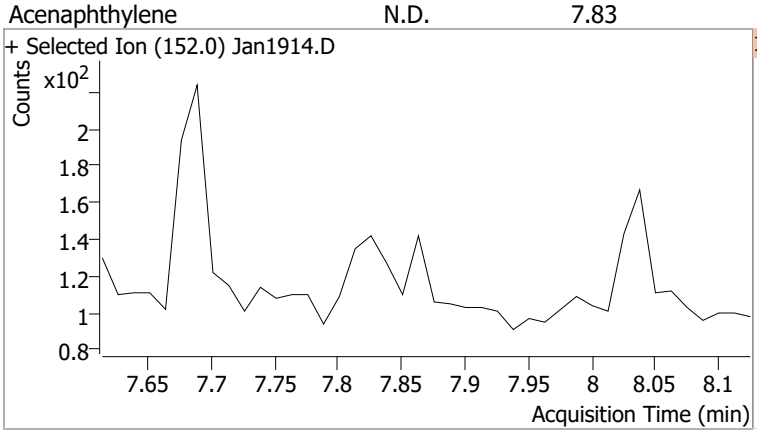

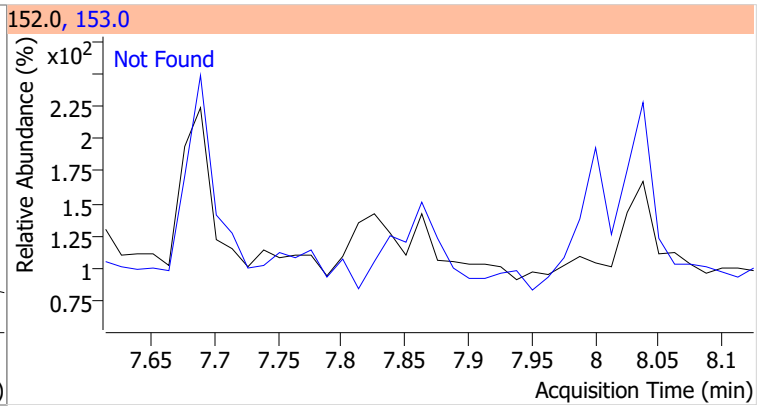

Compound	Conc.	RT	Dev(Min)	Resp.	QIon	QRatio	Lower	Upper
Acenaphthene		0		0	153.0		82.1	152.6
					152.0		41.0	76.1

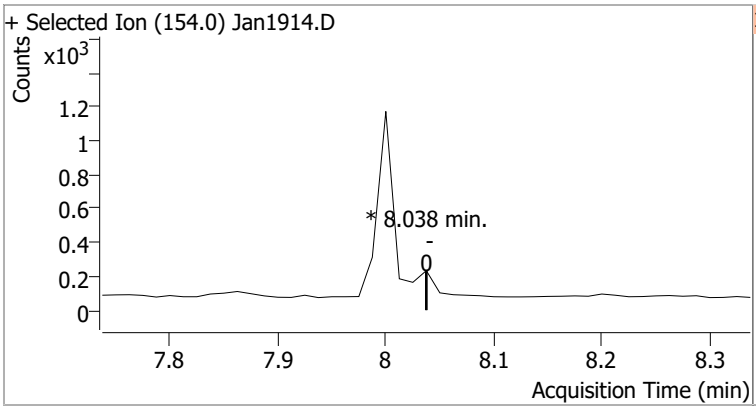

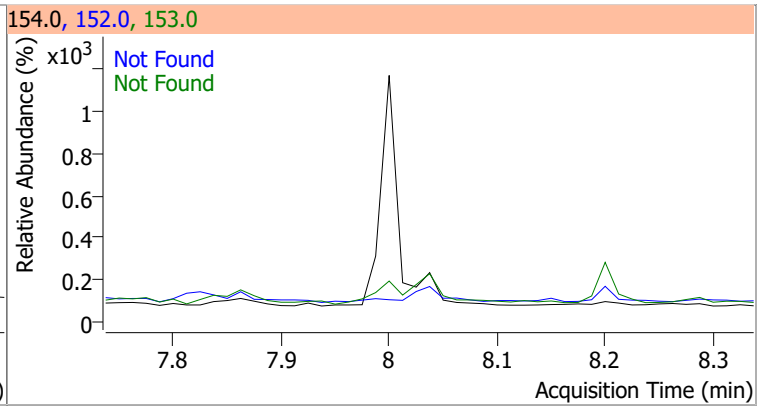

Compound	Conc.	RT	Dev(Min)	Resp.	QIon	QRatio	Lower	Upper
Fluorene		0		0	165.0		69.1	128.3
					167.0		9.7	18.0

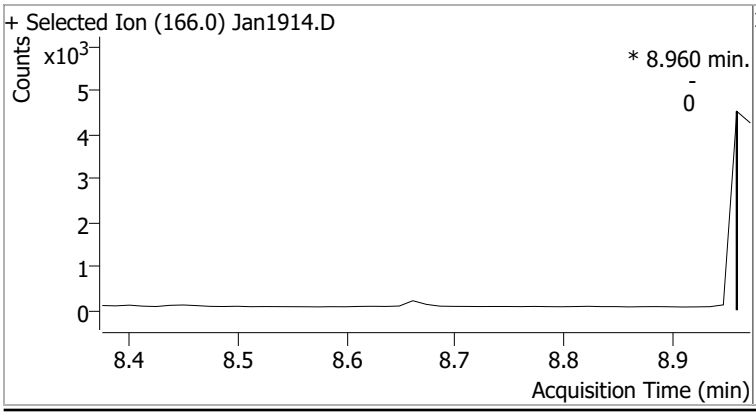

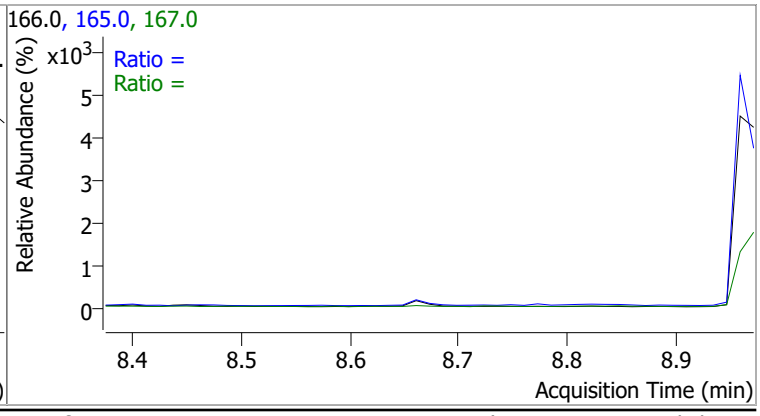

Compound	Conc.	Exp RT	QIon	Exp Ratio
Phenanthrene	N.D.	9.80	176.0	15.5

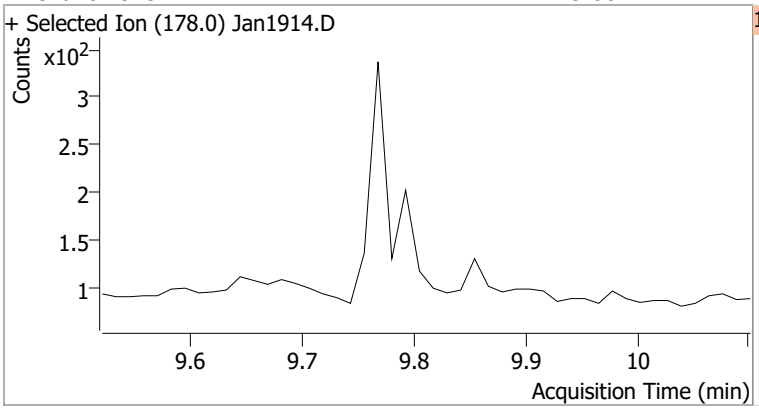

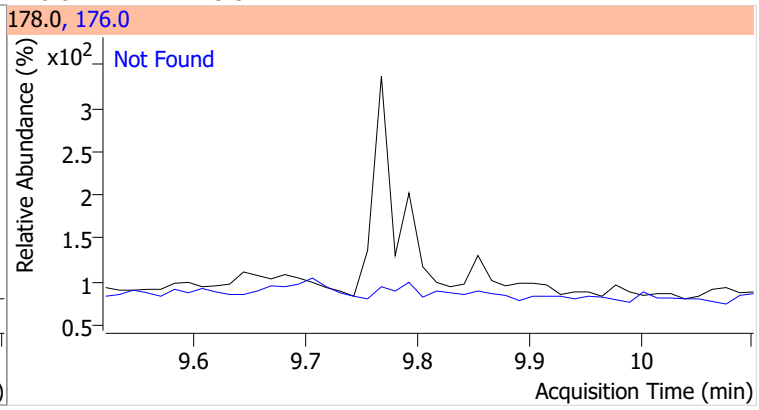

Compound	Conc.	Exp RT	QIon	Exp Ratio
Anthracene	N.D.	9.87	176.0	18.1

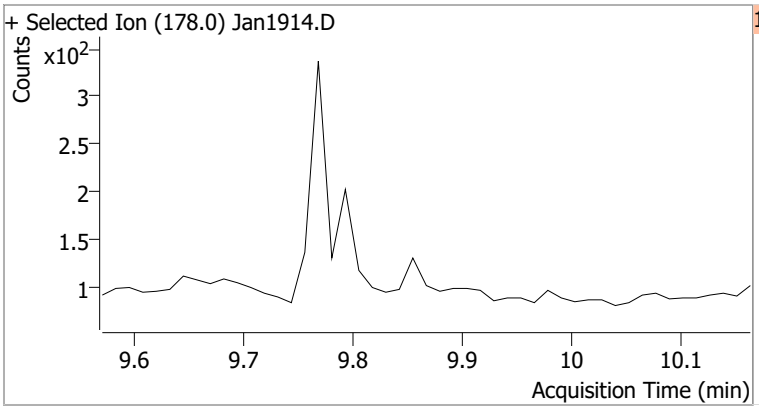

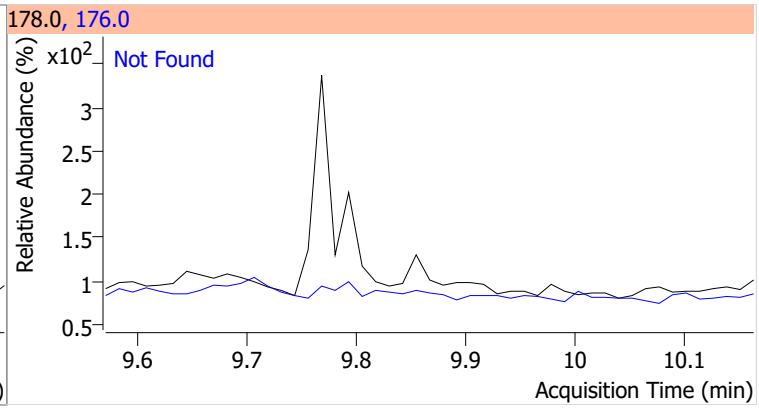

Compound	Conc.	Exp RT	QIon	Exp Ratio	QIon	Exp Ratio
o-Terphenyl	N.D.	10.30	229.0	70.2	215.0	46.7

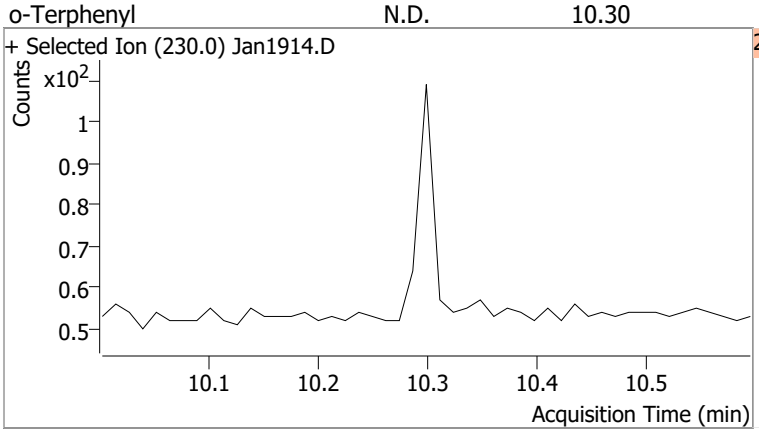

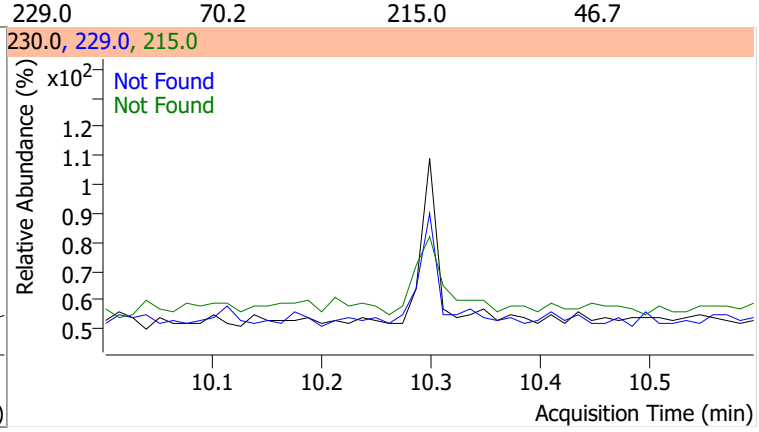

Compound	Conc.	Exp RT	QIon	Exp Ratio
Fluoranthene	N.D.	11.41	101.0	13.8

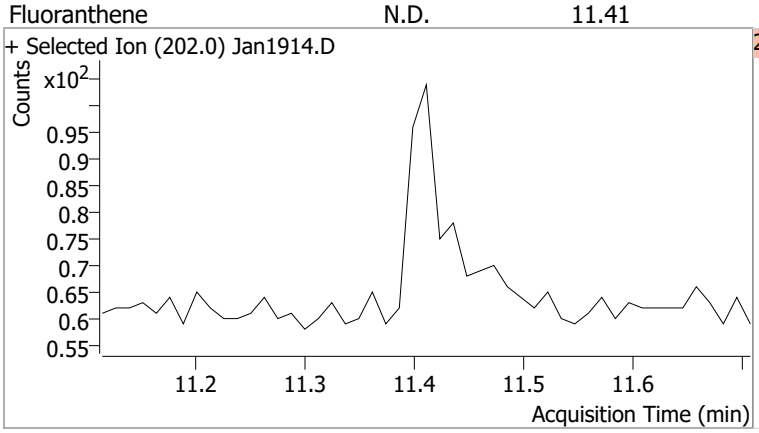

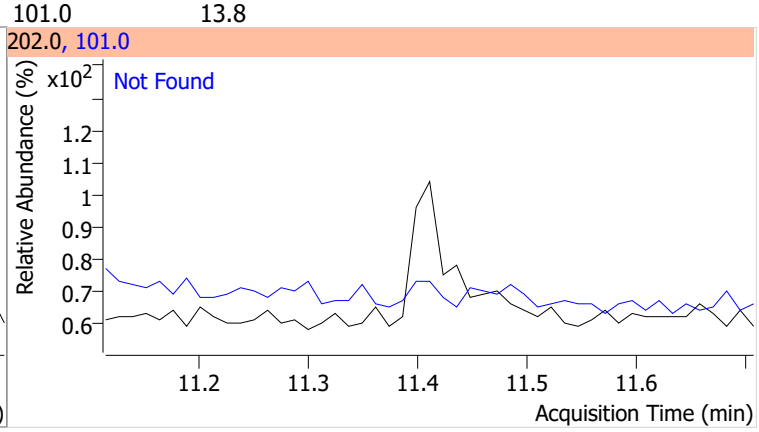

Compound	Conc.	Exp RT	QIon	Exp Ratio
Pyrene	N.D.	11.79	101.0	15.3

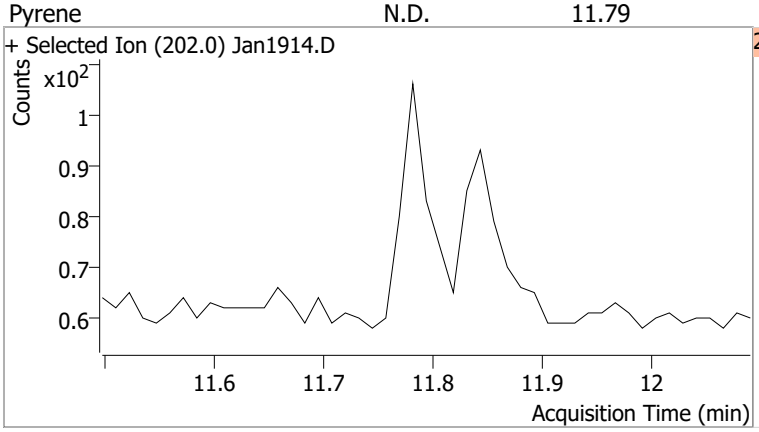

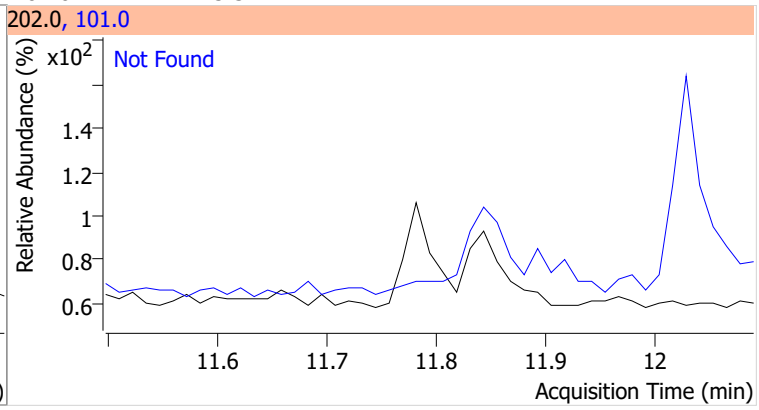

Compound	Conc.	RT	Dev(Min)	Resp.	QIon	QRatio	Lower	Upper
Terphenyl-d14	73.5277	12.26	0.00	543732	122.0	19.6	13.4	25.0

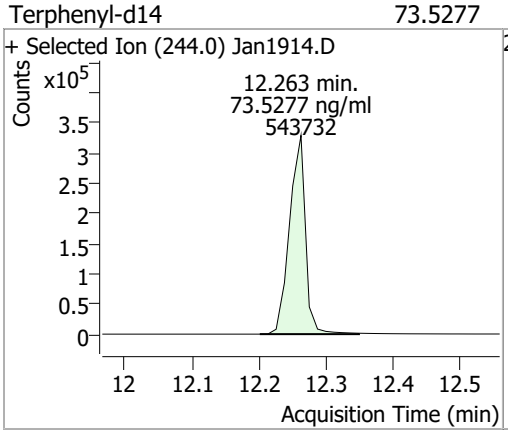

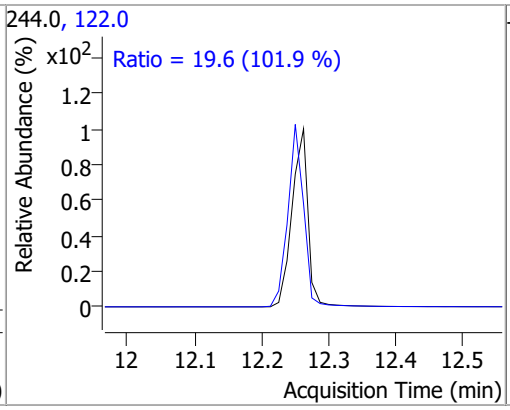

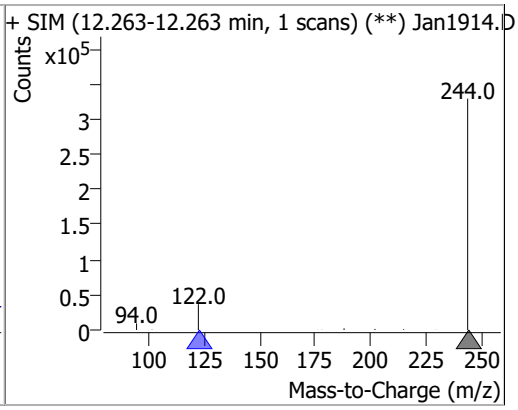

Compound	Conc.	RT	Dev(Min)	Resp.	QIon	QRatio	Lower	Upper
Benzo(a)Anthracene		0		0	226.0		18.9	35.1
					229.0		16.1	29.9

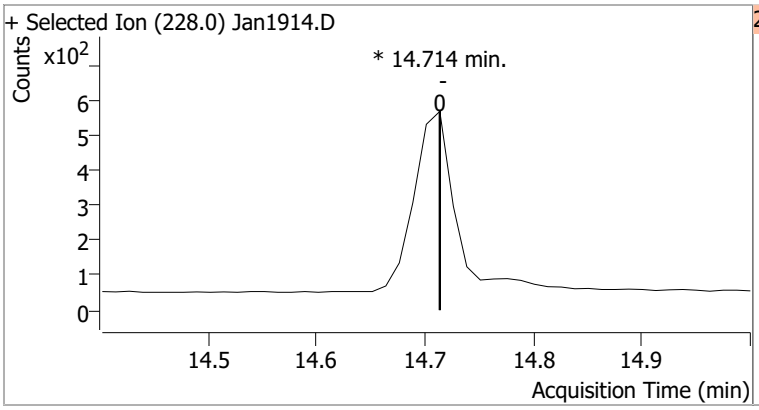

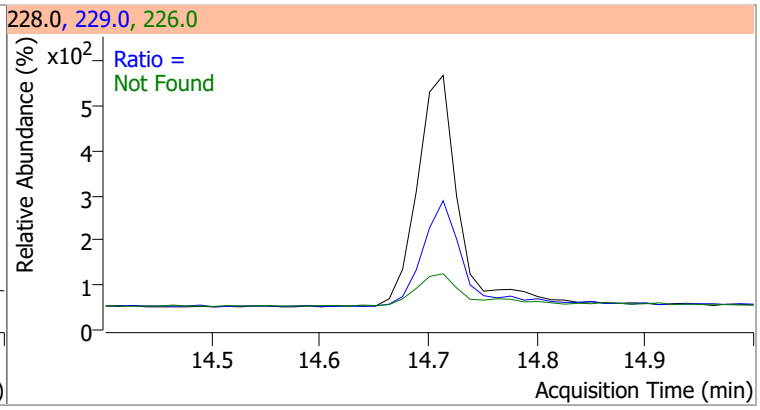

Compound	Conc.	RT	Dev(Min)	Resp.	QIon	QRatio	Lower	Upper
Chrysene		0		0	226.0		21.2	39.4
					229.0		15.0	27.8

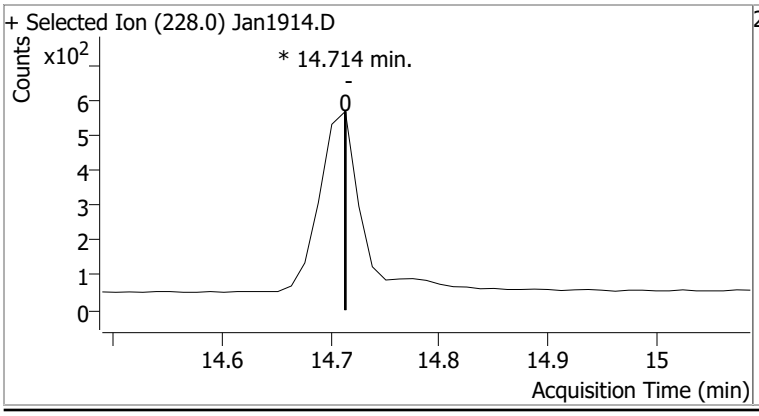

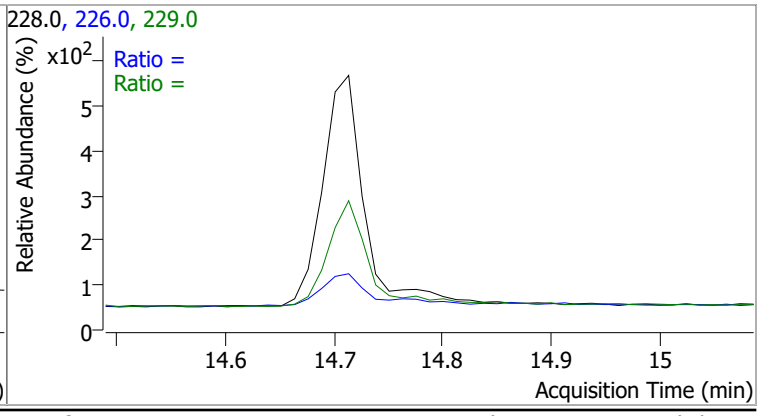

Compound	Conc.	Exp RT	QIon	Exp Ratio
Benzo(b)fluoranthene	N.D.	17.73	253.0	22.6

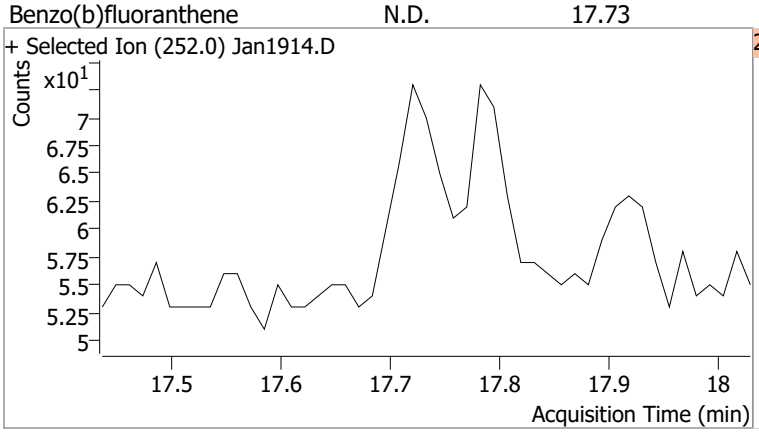

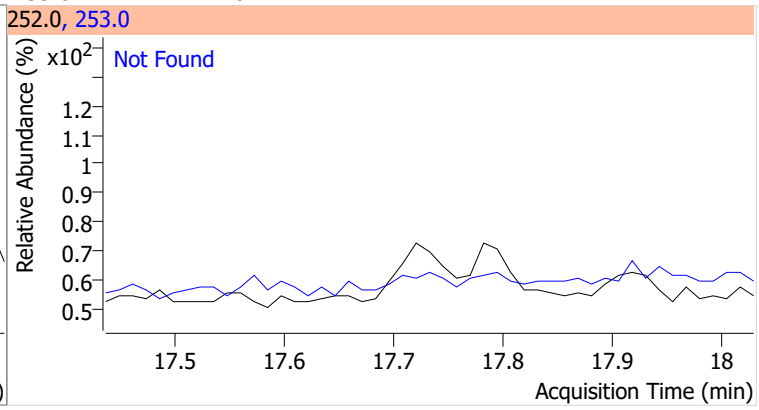

Compound	Conc.	Exp RT	QIon	Exp Ratio
Benzo(k)fluoranthene	N.D.	17.79	253.0	23.0

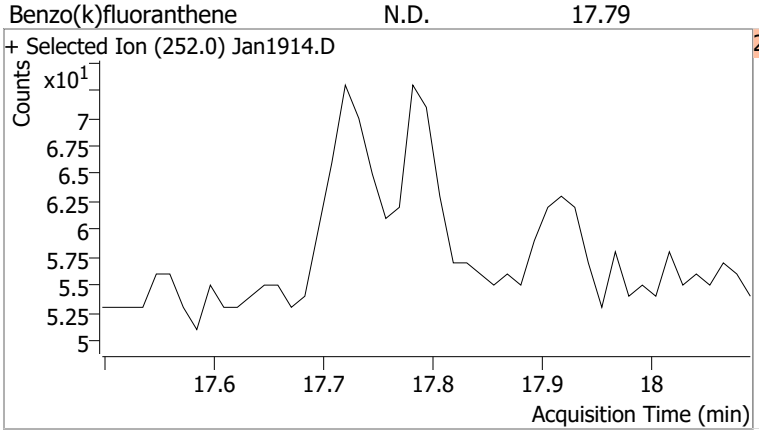

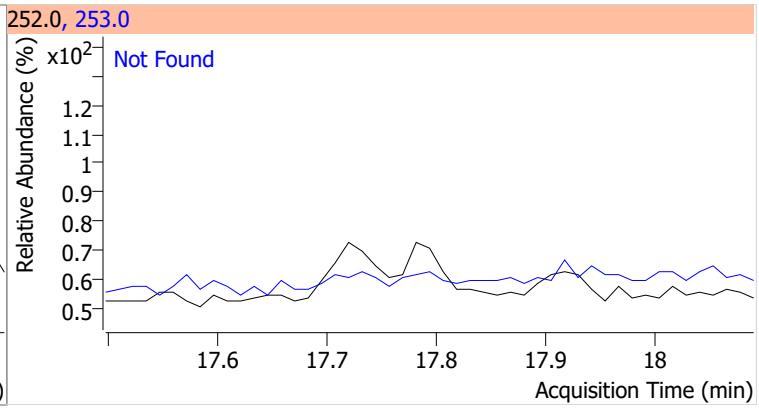

Compound	Conc.	RT	Dev(Min)	Resp.	QIon	QRatio	Lower	Upper
Benzo(a)pyrene		0		0	253.0		16.5	30.6

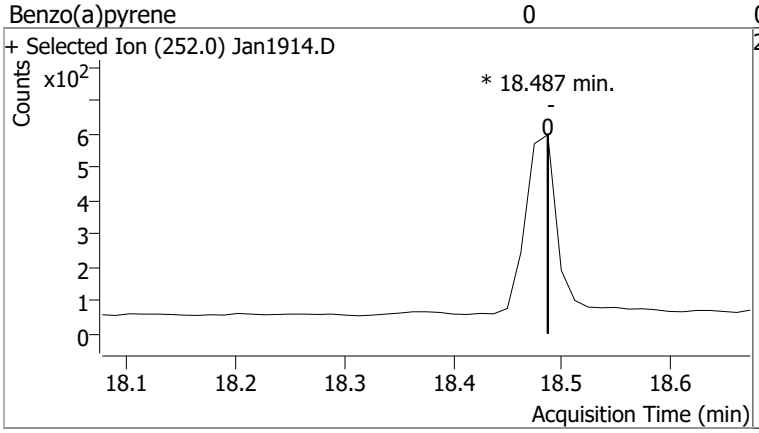

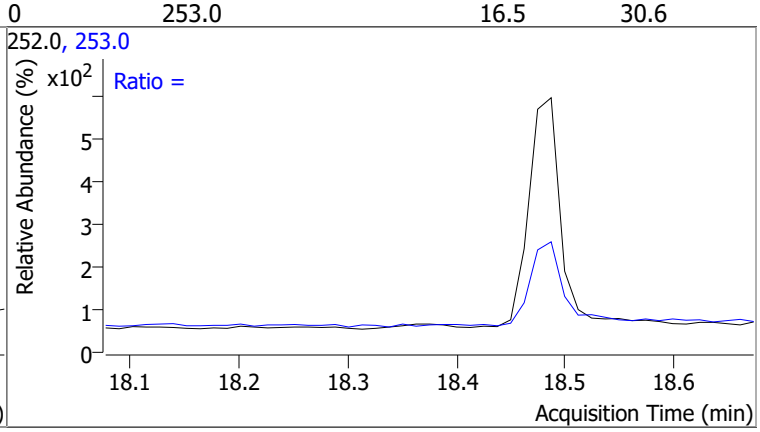

Compound	Conc.	Exp RT	QIon	Exp Ratio
Indeno(1,2,3-cd)pyrene	N.D.	20.23	138.0	28.9

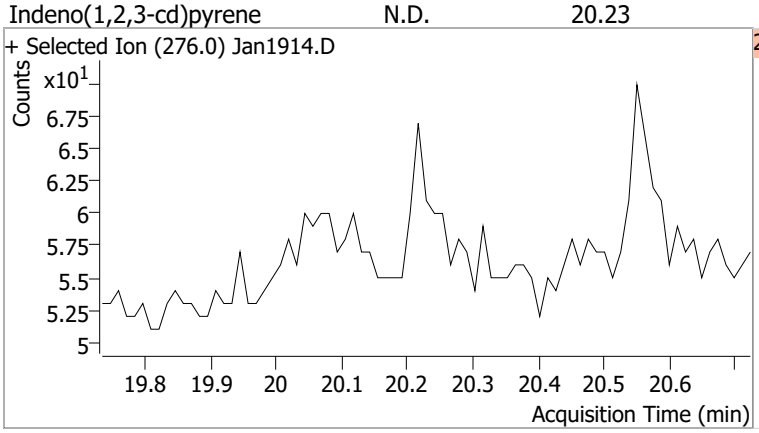

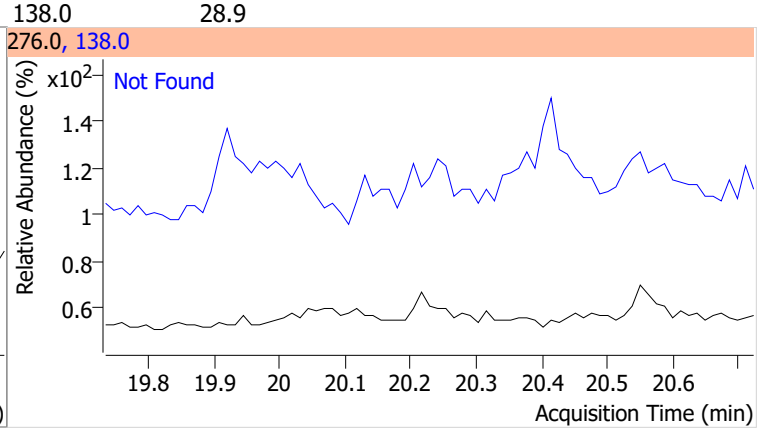

Compound	Conc.	Exp RT	QIon	Exp Ratio	QIon	Exp Ratio
Dibenzo(a,h)anthracene	N.D.	20.30	279.0	25.1	139.0	24.1

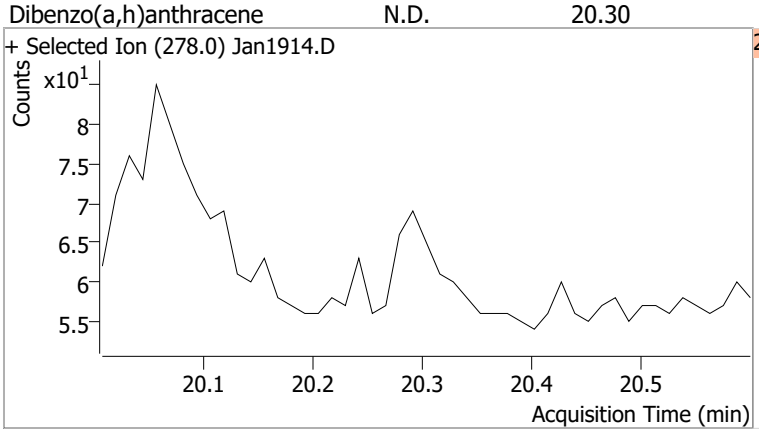

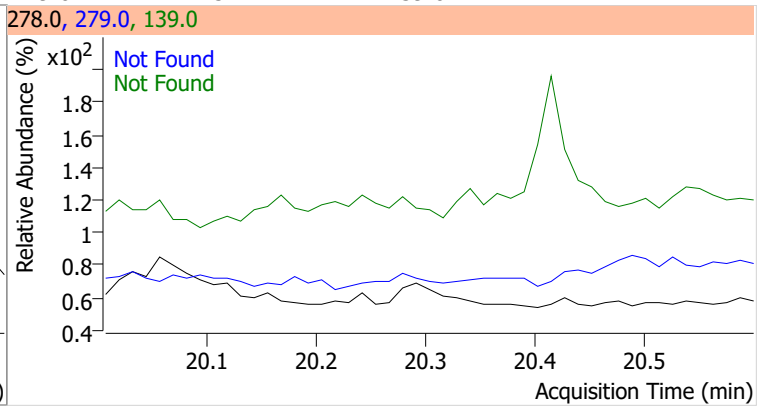

Compound	Conc.	Exp RT	QIon	Exp Ratio	QIon	Exp Ratio
Benzo(g,h,i)perylene	N.D.	20.56	138.0	28.0	277.0	23.3

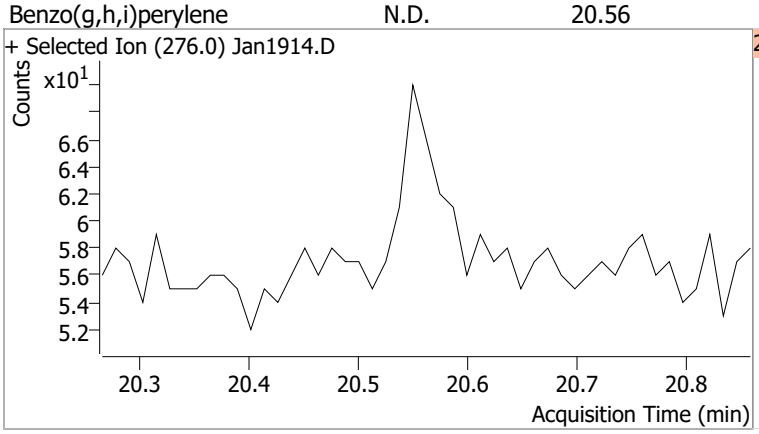

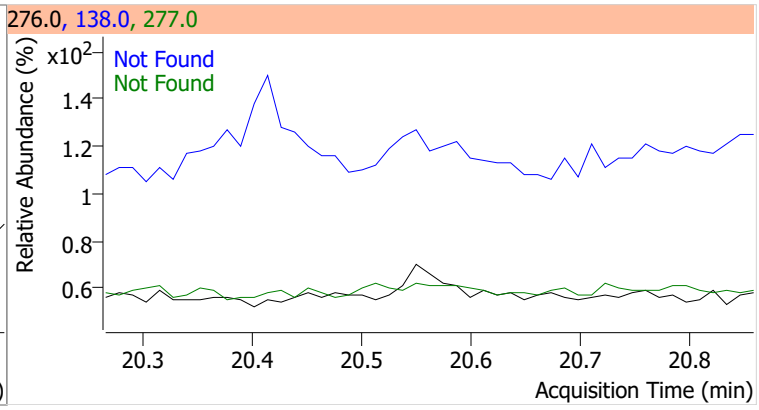

Quantitation Results Report (QT Reviewed)

Agilent | Trusted Answers

Data File	Jan1915.D	Operator	LIMS import
Acq. Method	5975BNASIM	Acq. Date-Time	1/19/2022 6:12:00 PM
Sample Name	B22010759-001C	Instrument	GCMS
Vial	15	Multiplier	1.00
DA Method File	011822 bna SIM1.batch.bin	Comment	SVOC-8270C-SIM-W-LLPAH
Tune File	dftppjph.u	Tune Date	
Batch Name	011922 bna SIM 1.batch.bin	Last Calib Update	1/17/2022 8:49:06 AM
Ref Library			

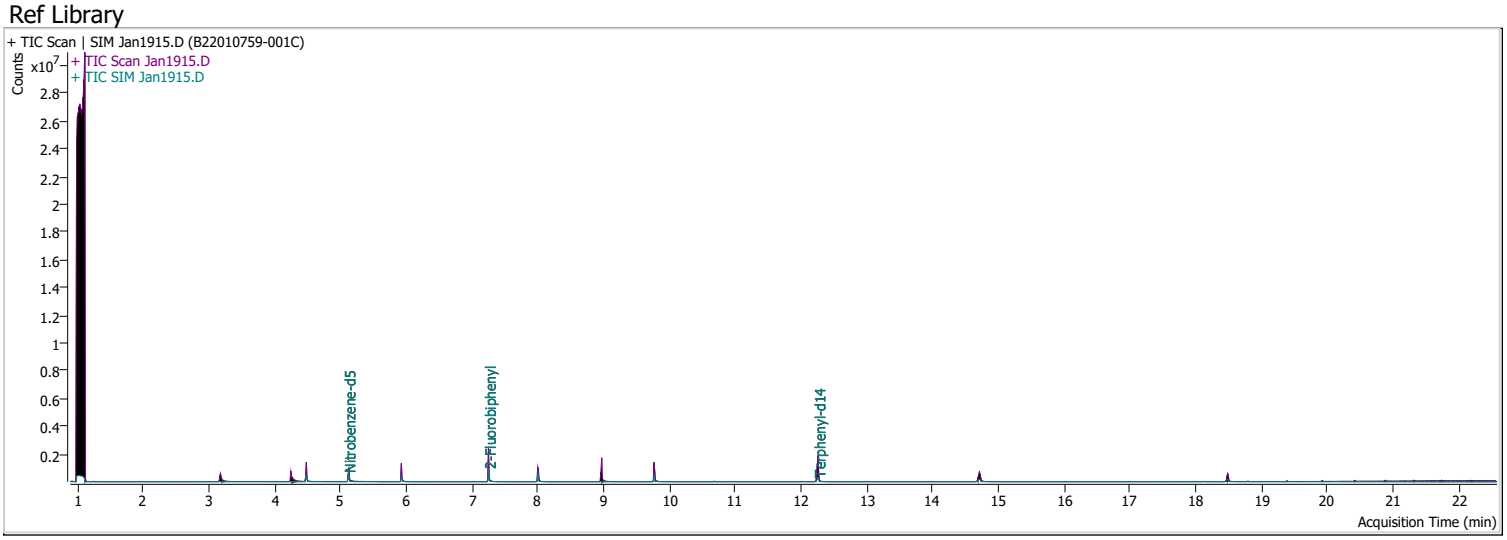

Compound	RT	QIon	Resp.	Conc.	Units		Dev(Min)
Internal Standards							
M 1,4-Dichlorobenzene-d4	4.484	152.0	203341	40.0000	ng/ml		-0.012
M Naphthalene-d8	5.928	136.0	376166	40.0000	ng/ml		-0.012
M Acenaphthene-d10	8.001	164.0	199343	40.0000	ng/ml		0.000
M Phenanthrene-d10	9.768	188.0	411061	40.0000	ng/ml		-0.012
M Chrysene-d12	14.714	240.0	289112	40.0000	ng/ml		-0.012
M Perylene-d12	18.487	264.0	198508	40.0000	ng/ml		-0.012
System Monitoring Compounds							
S Nitrobenzene-d5	5.118	82.0	405912	37.0041	ng/ml		-0.025
Spiked Amount: 5.000	Range: 19.0 - 102.0%			Recovery = 740.08%		*	
S 2-Fluorobiphenyl	7.252	172.0	626778	65.4136	ng/ml		-0.012
Spiked Amount: 5.000	Range: 25.0 - 94.0%			Recovery = 1308.27%		*	
S o-Terphenyl	0.000		0	N.D.			
Spiked Amount: 5.000	Range: 40.0 - 140.0%			Recovery = NA%			
S Terphenyl-d14	12.263	244.0	452696	61.8091	ng/ml		0.000
Spiked Amount: 5.000	Range: 39.0 - 106.0%			Recovery = 1236.18%		*	
Target Compounds							**QValue**
T Naphthalene	0.000		0	N.D.			
T 2-Methylnaphthalene	0.000		0	N.D.			
T 1-Methylnaphthalene	0.000		0	N.D.			
T Acenaphthylene	0.000		0	N.D.			
T Acenaphthene	8.001	154.0	0		ng/ml	md	1
T Fluorene	8.960	166.0	0		ng/ml	md	1
T Phenanthrene	0.000		0	N.D.			
T Anthracene	9.854	178.0	0		ng/ml	md	1
T Fluoranthene	0.000		0	N.D.			
T Pyrene	0.000		0	N.D.			
T Benzo(a)Anthracene	14.714	228.0	0		ng/ml	md	1
T Chrysene	14.739	228.0	0		ng/ml	md	1
T Benzo(b)fluoranthene	0.000		0	N.D.			

Compound	RT	QIon	Resp.	Conc.	Units		Dev(Min)
T Benzo(k)fluoranthene	0.000		0	N.D.			
T Benzo(a)pyrene	18.487	252.0	0		ng/ml	md	1
T Indeno(1,2,3-cd)pyrene	0.000		0	N.D.			
T Dibenzo(a,h)anthracene	0.000		0	N.D.			
T Benzo(g,h,i)perylene	0.000		0	N.D.			

(#) = Qualifier Out of Range; (m) = Manual Integration; (+) = Area Summed; (*) = Surrogate Percent Recovery Out of Range; (d): Zeroed Peak

Compound	Conc.	RT	Dev(Min)	Resp.	QIon	QRatio	Lower	Upper
Nitrobenzene-d5	37.0041	5.12	-0.02	405912	54.0	35.9	25.9	48.1
					128.0	31.9	25.6	47.6

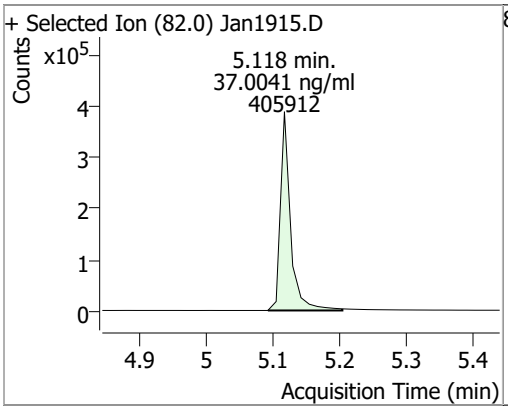

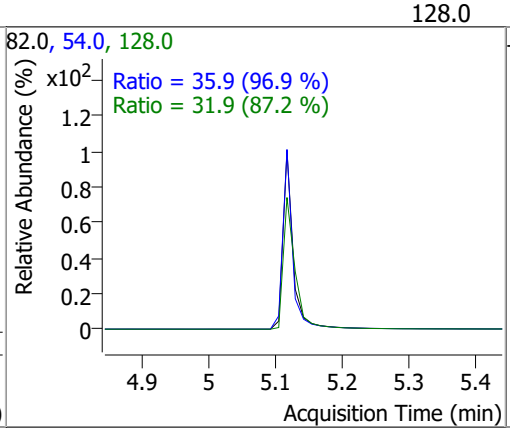

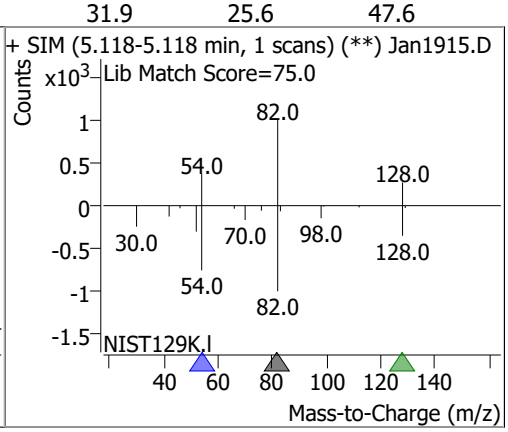

Compound	Conc.	Exp RT	QIon	Exp Ratio	QIon	Exp Ratio
Naphthalene	N.D.	5.95	102.0	19.9	129.0	11.0

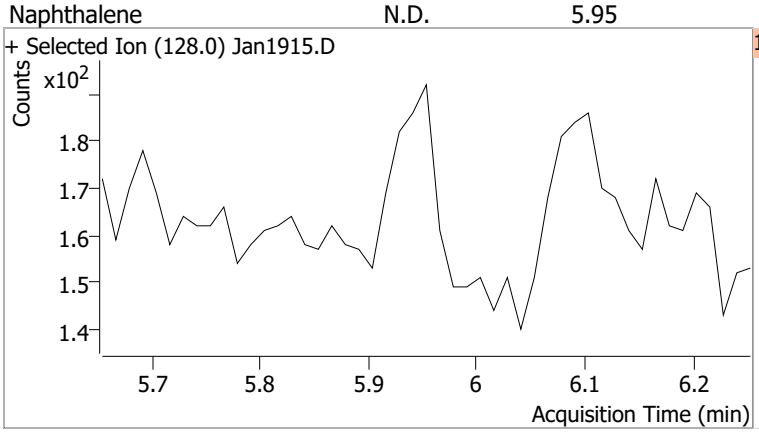

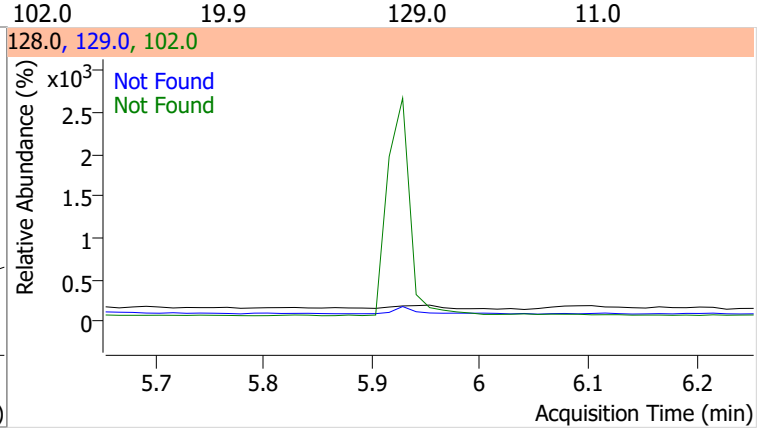

Compound	Conc.	Exp RT	QIon	Exp Ratio	QIon	Exp Ratio
2-Methylnaphthalene	N.D.	6.79	142.0	140.8	115.0	59.7

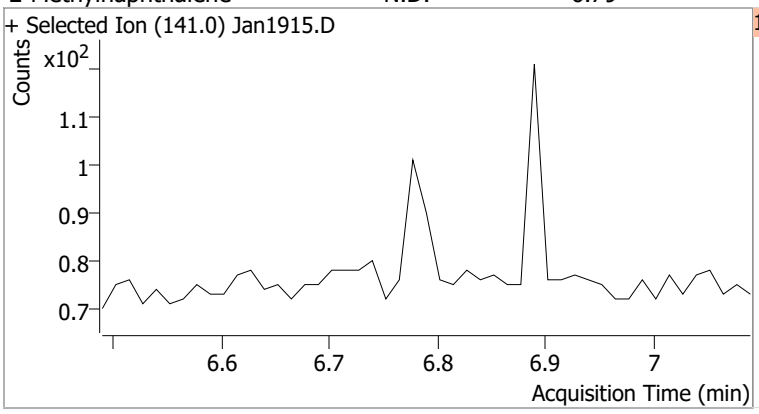

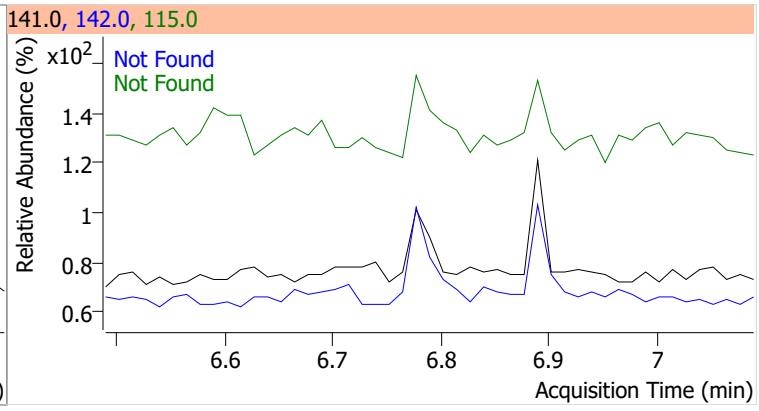

Compound	Conc.	Exp RT	QIon	Exp Ratio	QIon	Exp Ratio
1-Methylnaphthalene	N.D.	6.90	142.0	113.1	115.0	67.8

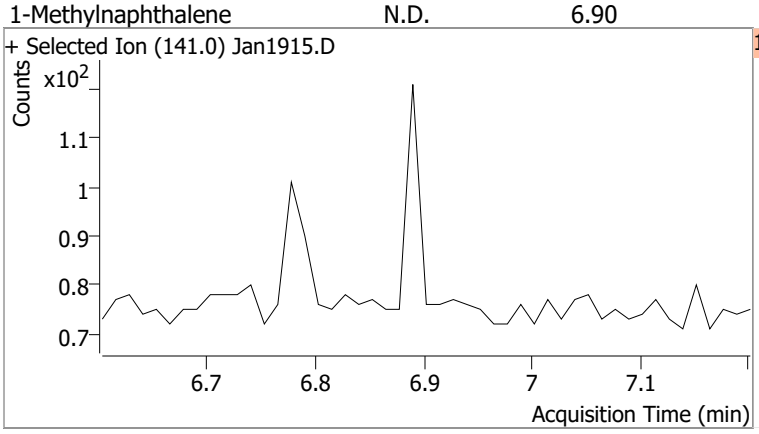

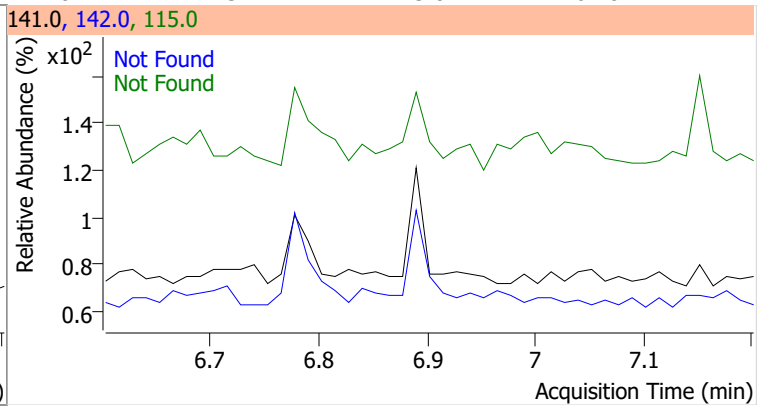

Compound	Conc.	RT	Dev(Min)	Resp.	QIon	QRatio	Lower	Upper
2-Fluorobiphenyl	65.4136	7.25	-0.01	626778	171.0	38.1	26.6	49.5

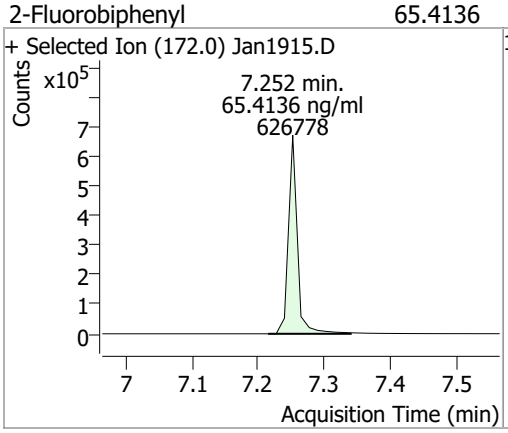

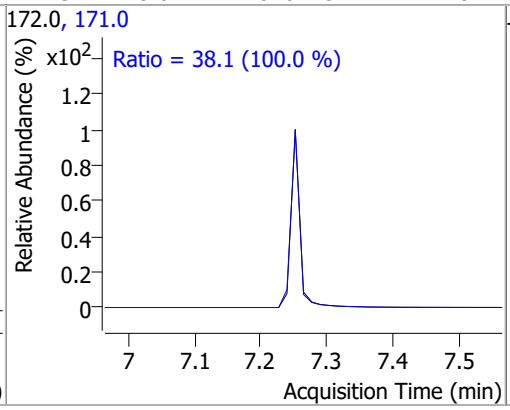

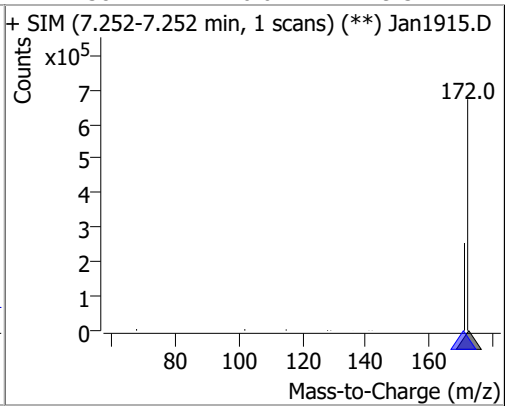

Compound	Conc.	Exp RT	QIon	Exp Ratio
Acenaphthylene	N.D.	7.83	153.0	12.8

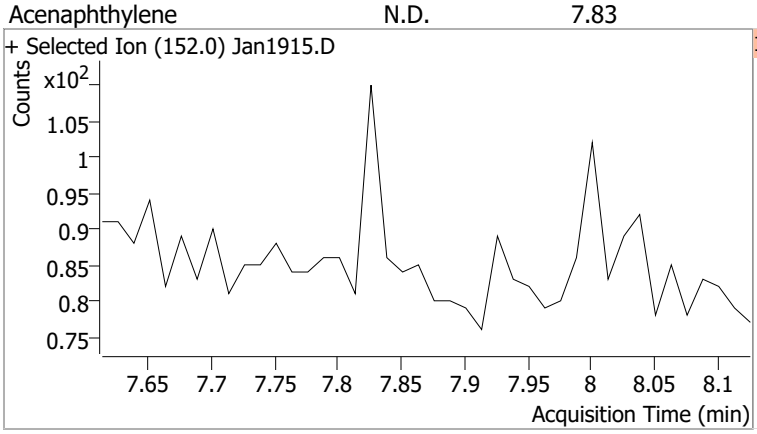

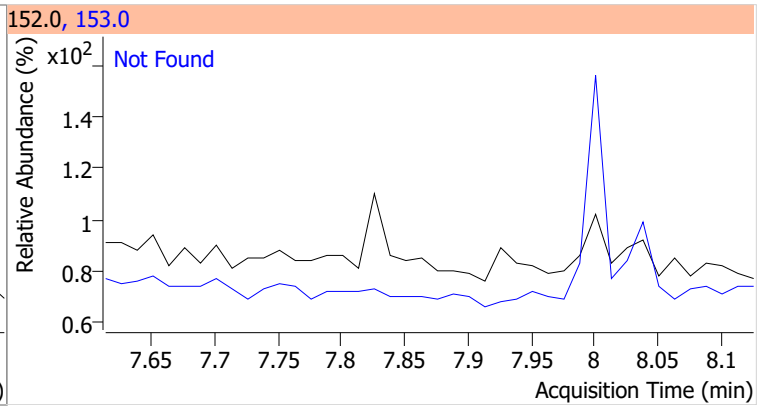

Compound	Conc.	RT	Dev(Min)	Resp.	QIon	QRatio	Lower	Upper
Acenaphthene		0		0	153.0		82.1	152.6
					152.0		41.0	76.1

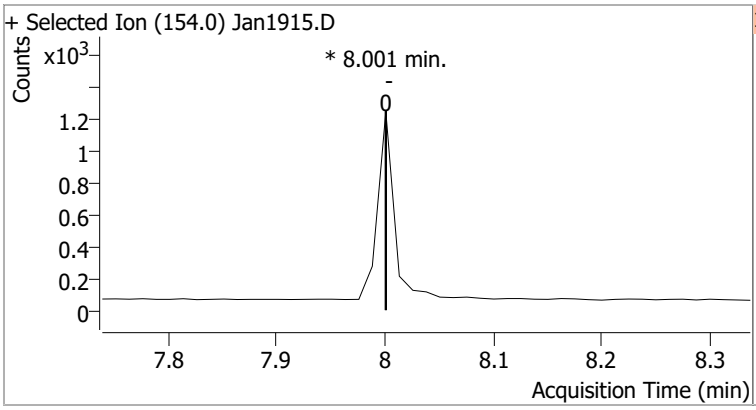

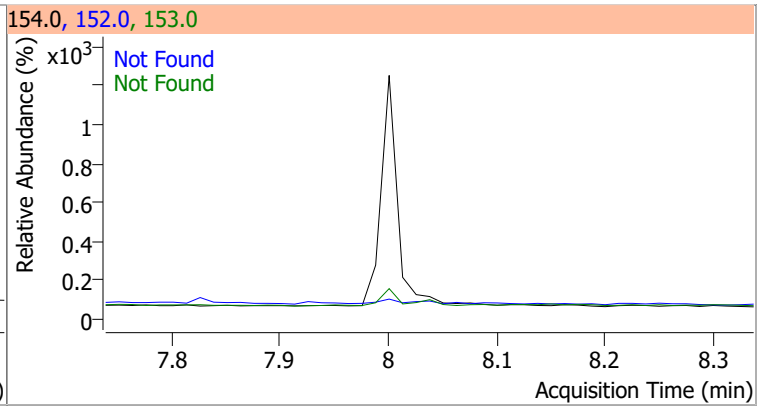

Compound	Conc.	RT	Dev(Min)	Resp.	QIon	QRatio	Lower	Upper
Fluorene		0		0	165.0		69.1	128.3
					167.0		9.7	18.0

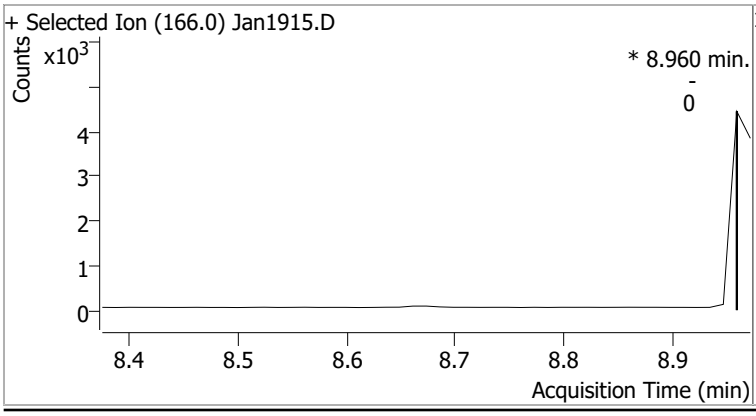

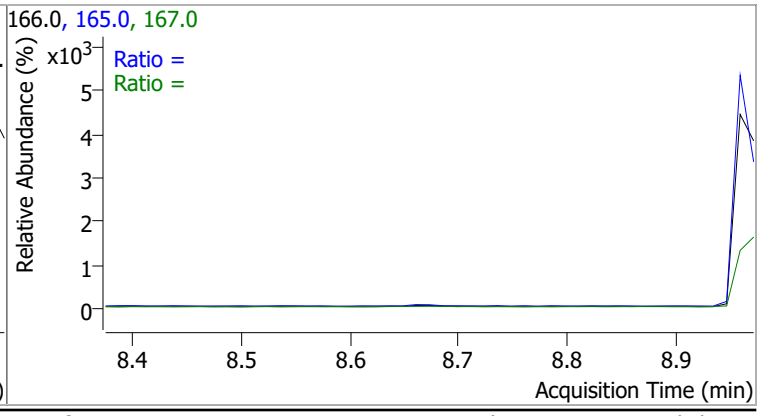

Compound	Conc.	Exp RT	QIon	Exp Ratio
Phenanthrene	N.D.	9.80	176.0	15.5

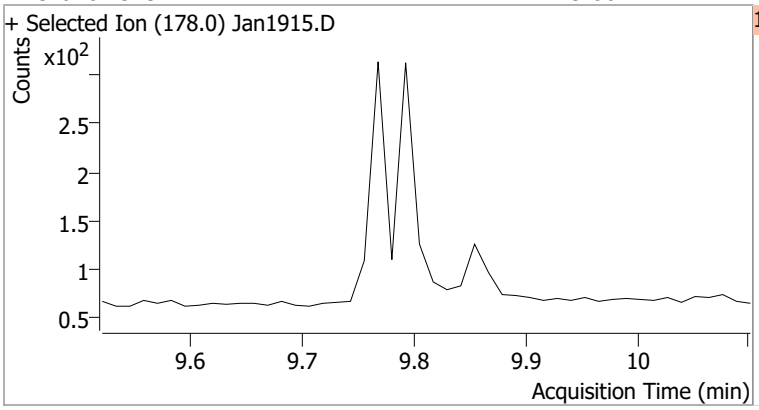

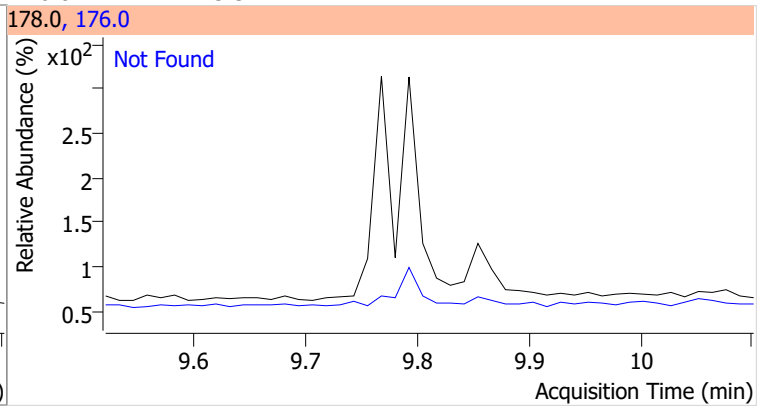

Compound	Conc.	RT	Dev(Min)	Resp.	QIon	QRatio	Lower	Upper
Anthracene		0		0	176.0		12.7	23.5

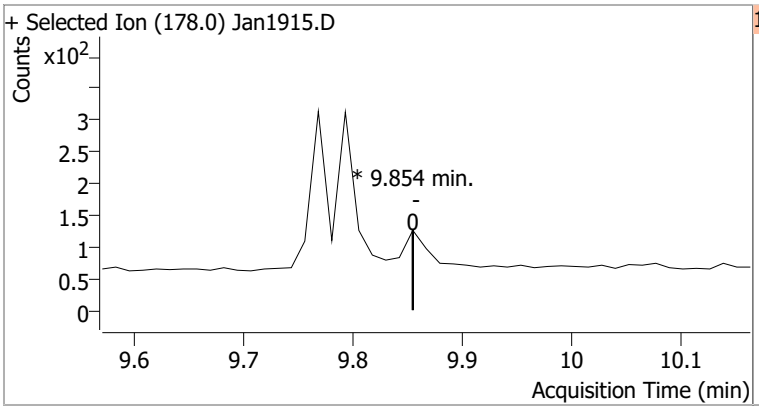

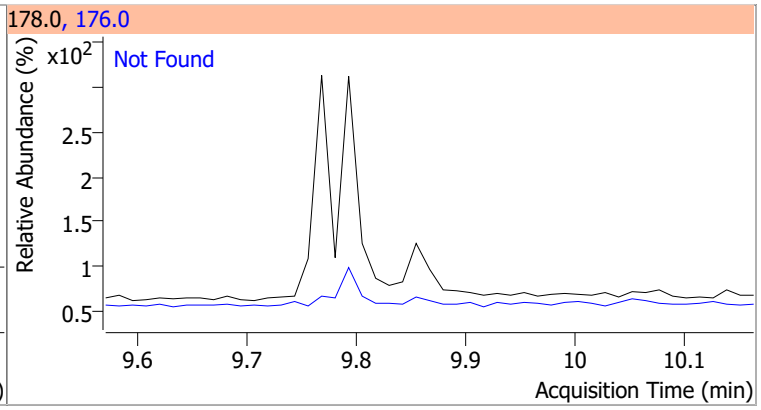

Compound	Conc.	Exp RT	QIon	Exp Ratio	QIon	Exp Ratio
o-Terphenyl	N.D.	10.30	229.0	70.2	215.0	46.7

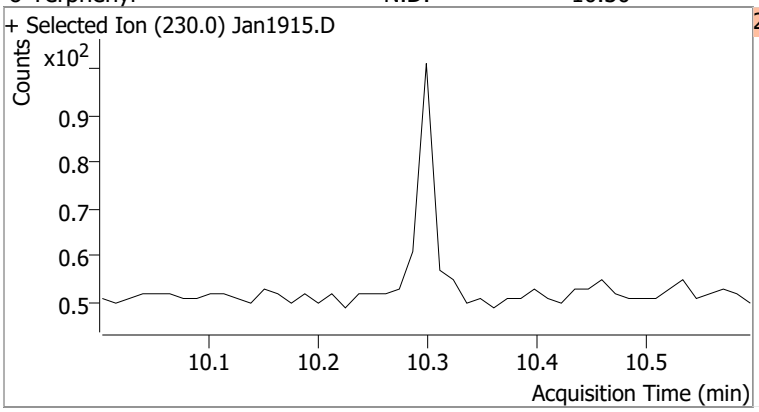

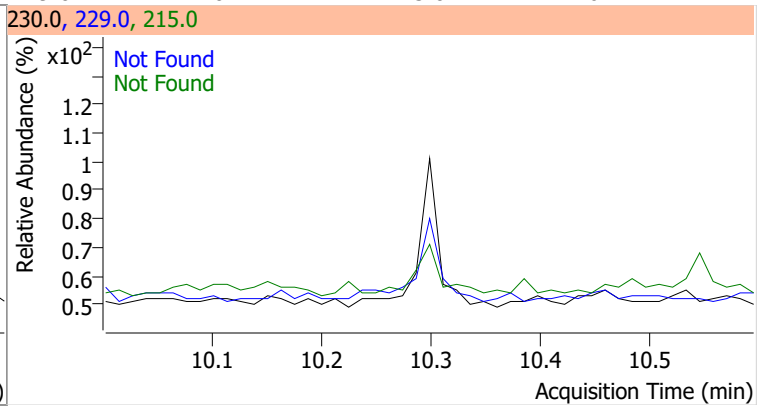

Compound	Conc.	Exp RT	QIon	Exp Ratio
Fluoranthene	N.D.	11.41	101.0	13.8

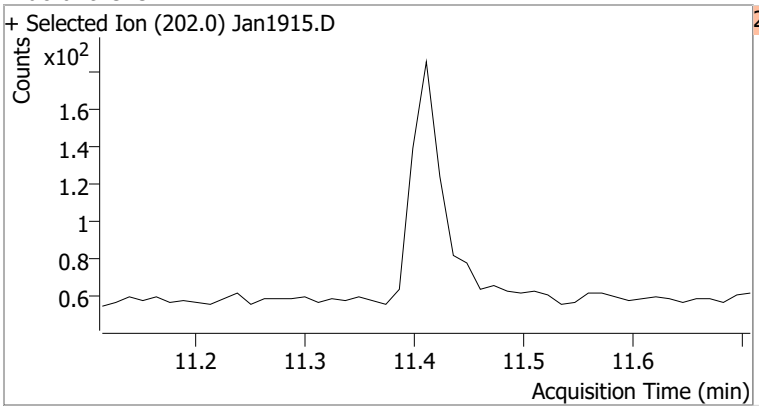

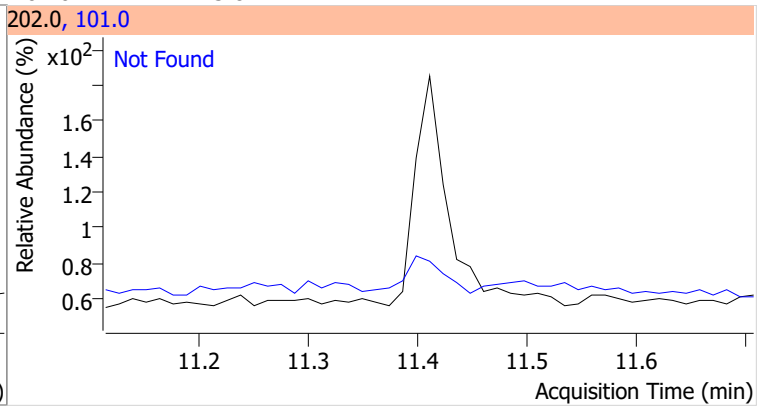

Compound	Conc.	Exp RT	QIon	Exp Ratio
Pyrene	N.D.	11.79	101.0	15.3

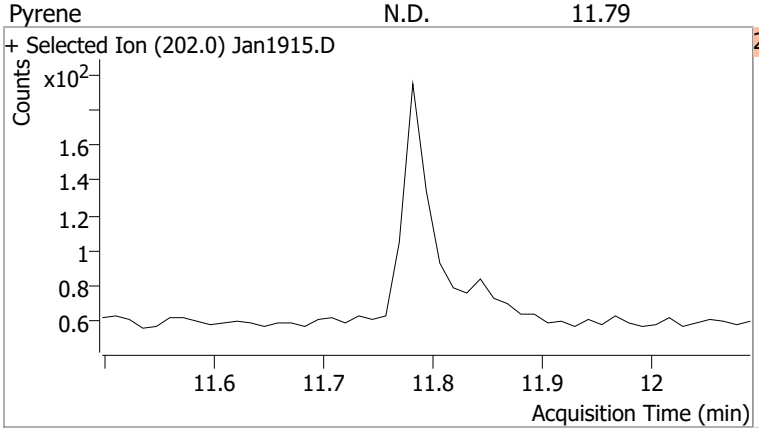

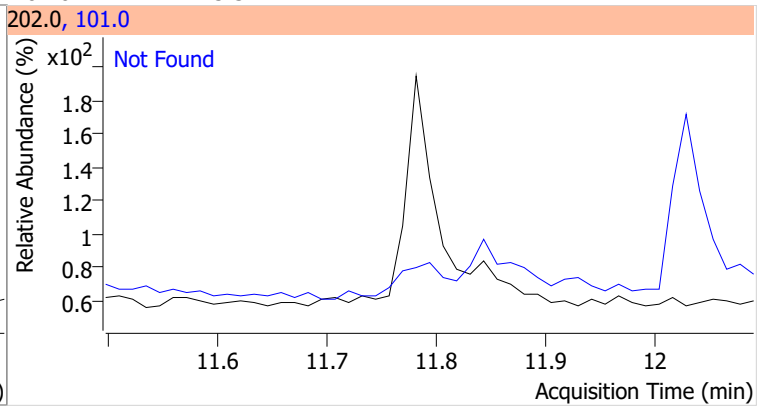

Compound	Conc.	RT	Dev(Min)	Resp.	QIon	QRatio	Lower	Upper
Terphenyl-d14	61.8091	12.26	0.00	452696	122.0	19.8	13.4	25.0

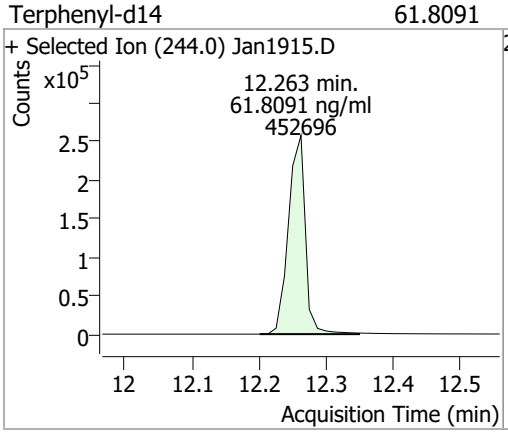

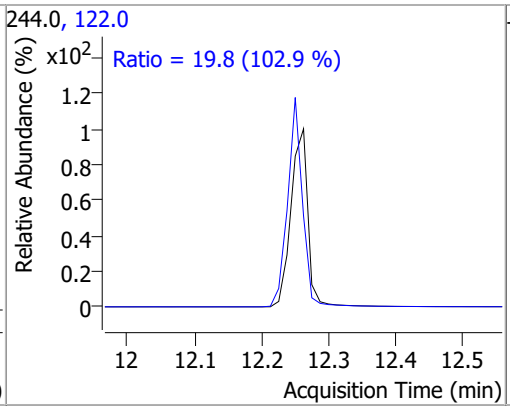

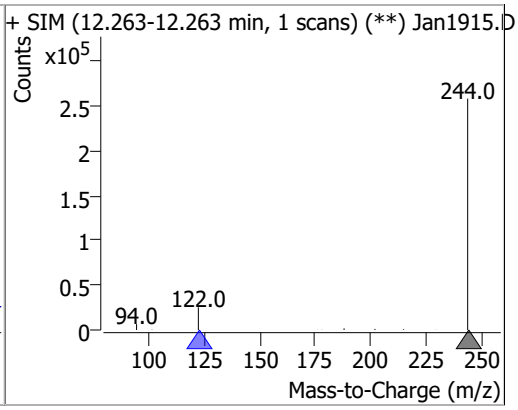

Compound	Conc.	RT	Dev(Min)	Resp.	QIon	QRatio	Lower	Upper
Benzo(a)Anthracene		0		0	226.0		18.9	35.1
					229.0		16.1	29.9

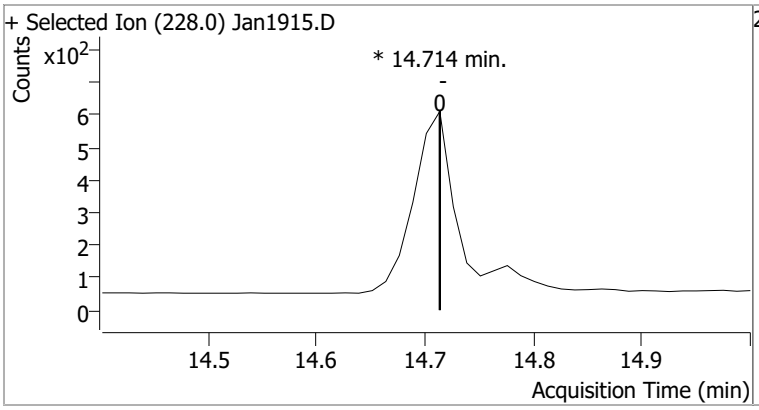

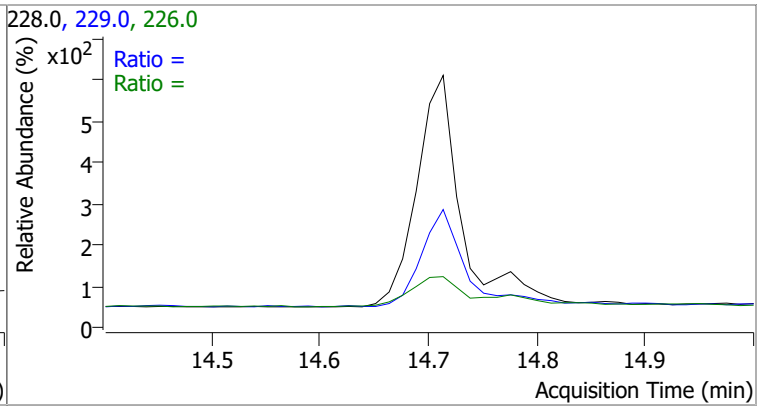

Compound	Conc.	RT	Dev(Min)	Resp.	QIon	QRatio	Lower	Upper
Chrysene		0		0	226.0		21.2	39.4
					229.0		15.0	27.8

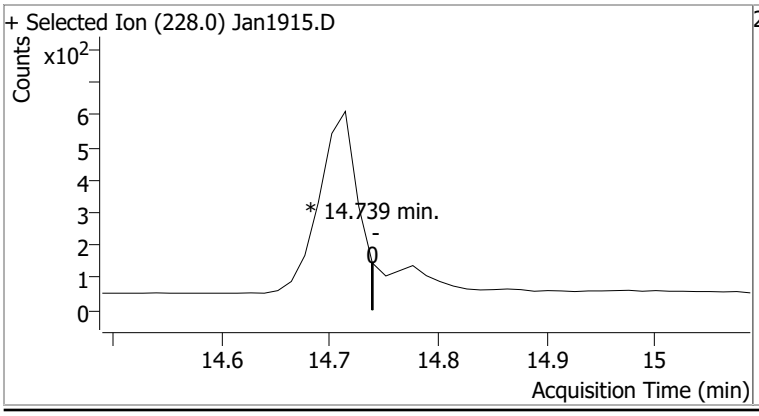

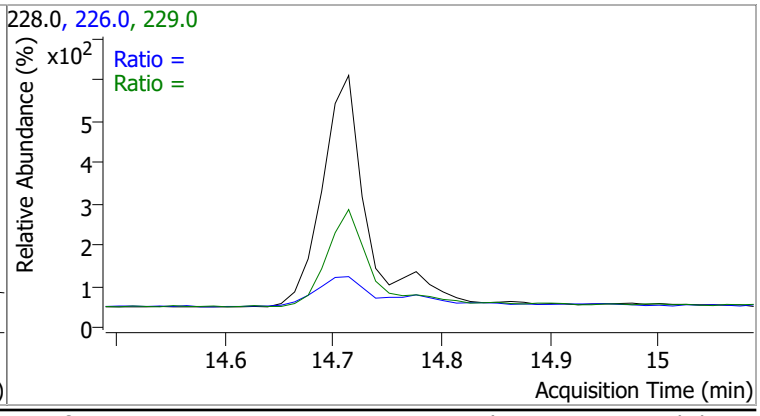

Compound	Conc.	Exp RT	QIon	Exp Ratio
Benzo(b)fluoranthene	N.D.	17.73	253.0	22.6

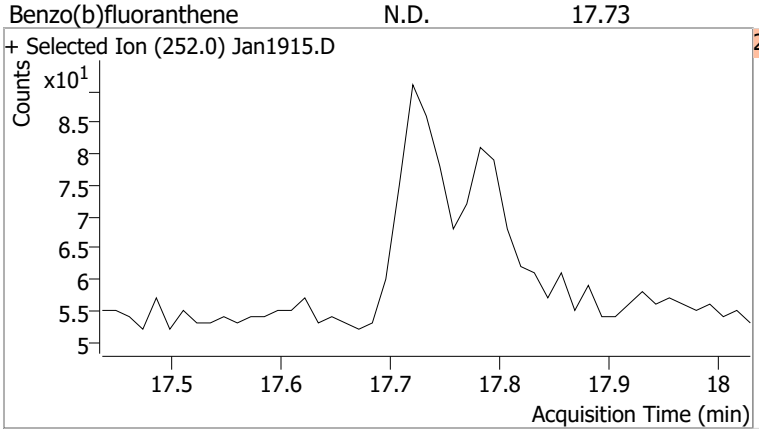

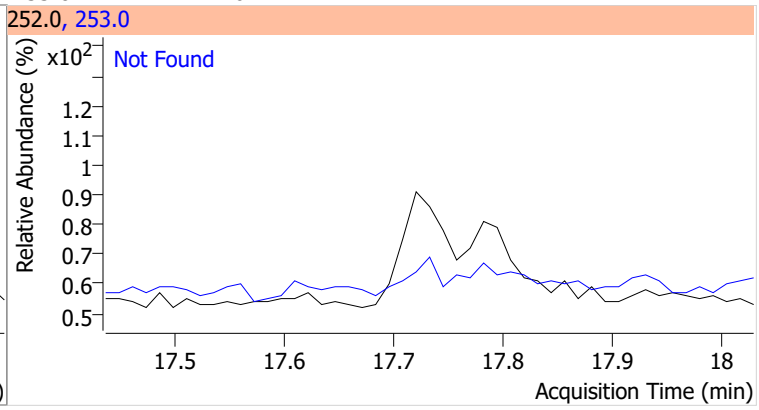

Compound	Conc.	Exp RT	QIon	Exp Ratio
Benzo(k)fluoranthene	N.D.	17.79	253.0	23.0

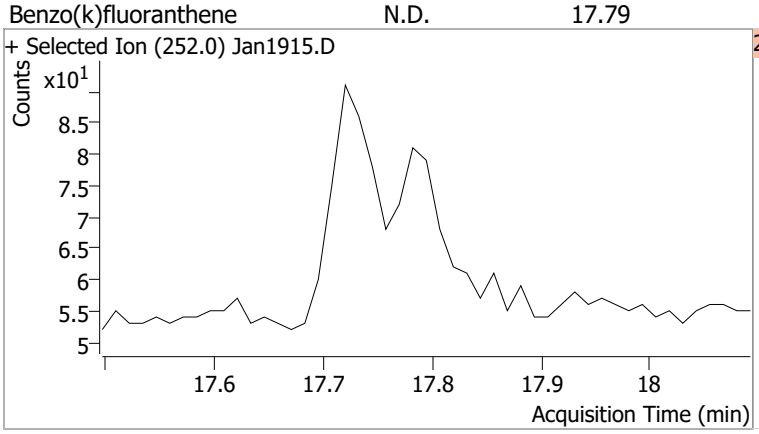

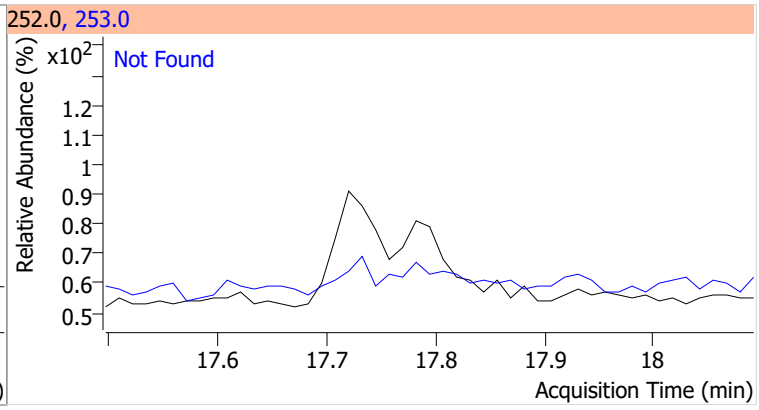

Compound	Conc.	RT	Dev(Min)	Resp.	QIon	QRatio	Lower	Upper
Benzo(a)pyrene		0		0	253.0		16.5	30.6

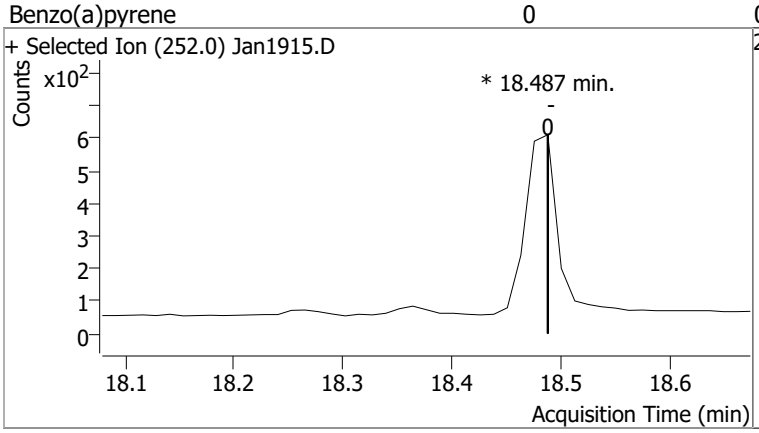

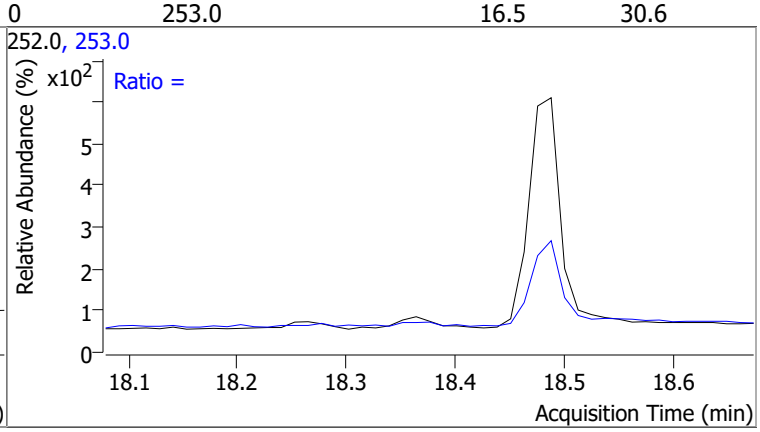

Compound	Conc.	Exp RT	QIon	Exp Ratio
Indeno(1,2,3-cd)pyrene	N.D.	20.23	138.0	28.9

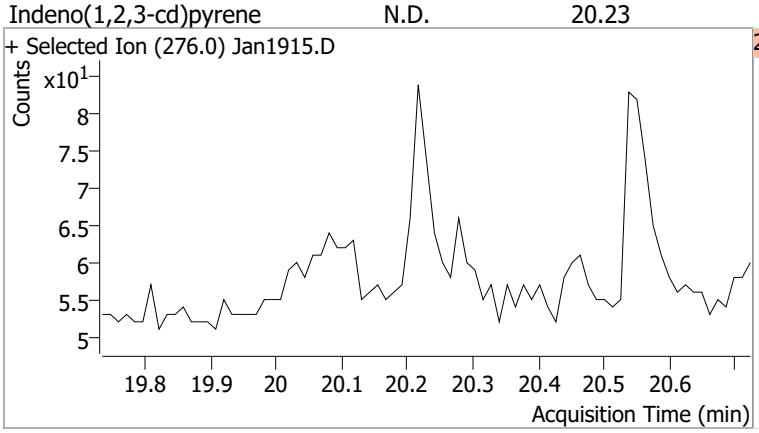

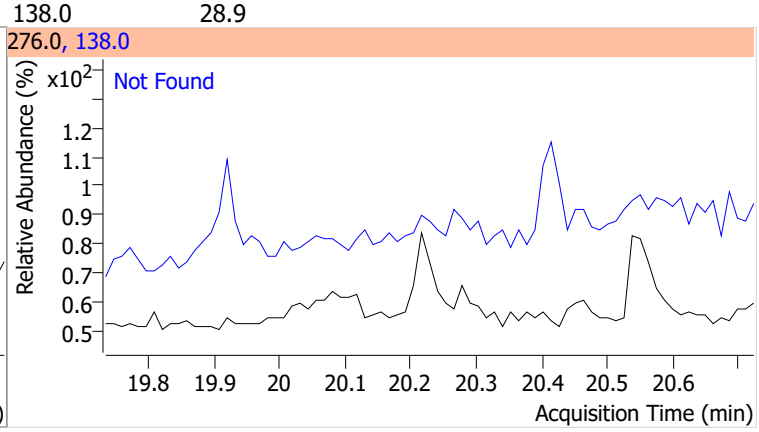

Compound	Conc.	Exp RT	QIon	Exp Ratio	QIon	Exp Ratio
Dibenzo(a,h)anthracene	N.D.	20.30	279.0	25.1	139.0	24.1

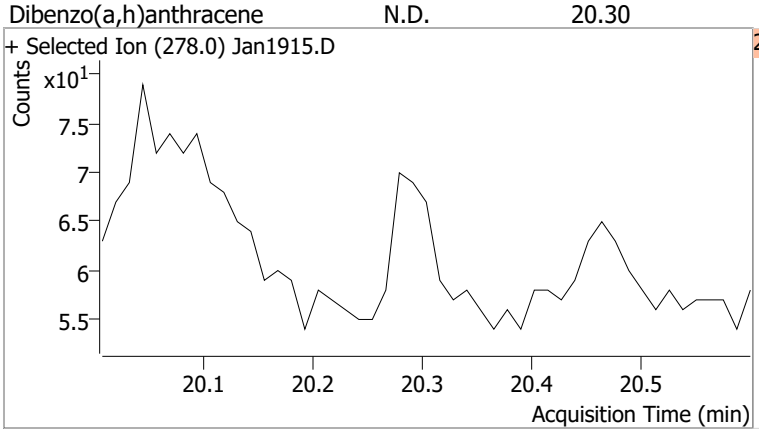

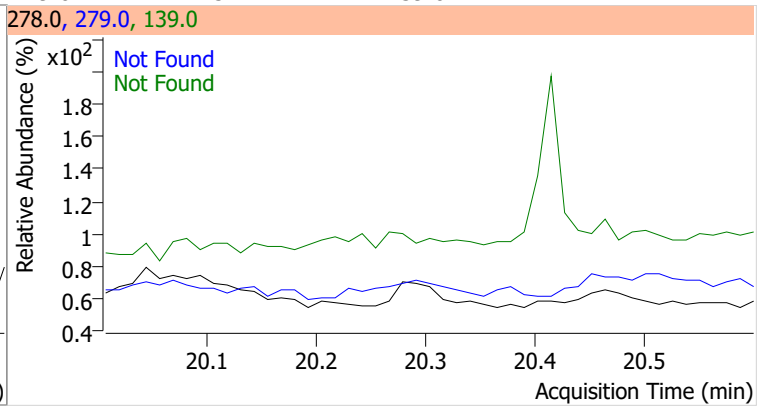

Compound	Conc.	Exp RT	QIon	Exp Ratio	QIon	Exp Ratio
Benzo(g,h,i)perylene	N.D.	20.56	138.0	28.0	277.0	23.3

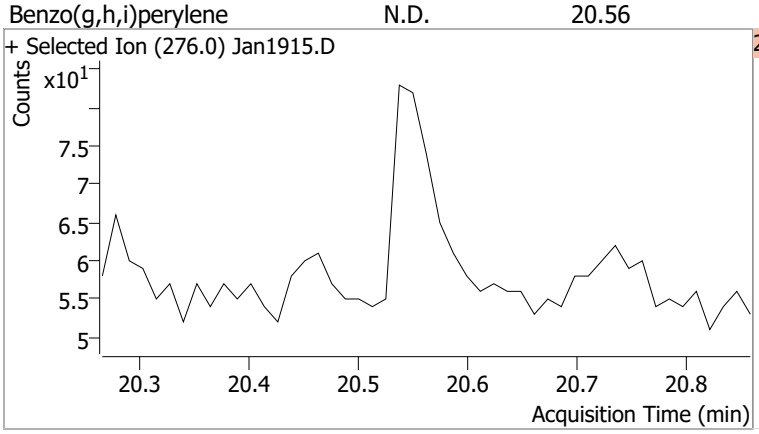

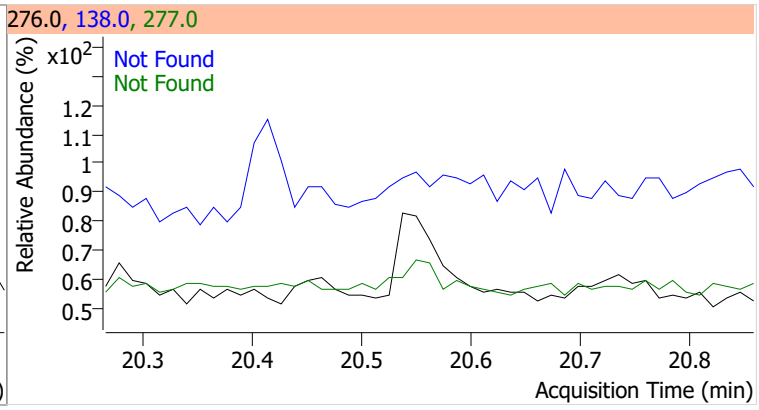

Quantitation Results Report (QT Reviewed)

Agilent | Trusted Answers

Data File	Jan1916.D	Operator	LIMS import
Acq. Method	5975BNASIM	Acq. Date-Time	1/19/2022 6:44:17 PM
Sample Name	B22010759-001CLMS	Instrument	GCMS
Vial	16	Multiplier	1.00
DA Method File	011822 bna SIM1.batch.bin	Comment	SVOC-8270C-SIM-W-LLPAH
Tune File	dftppjph.u	Tune Date	
Batch Name	011922 bna SIM 1.batch.bin	Last Calib Update	1/17/2022 8:49:06 AM
Ref Library			

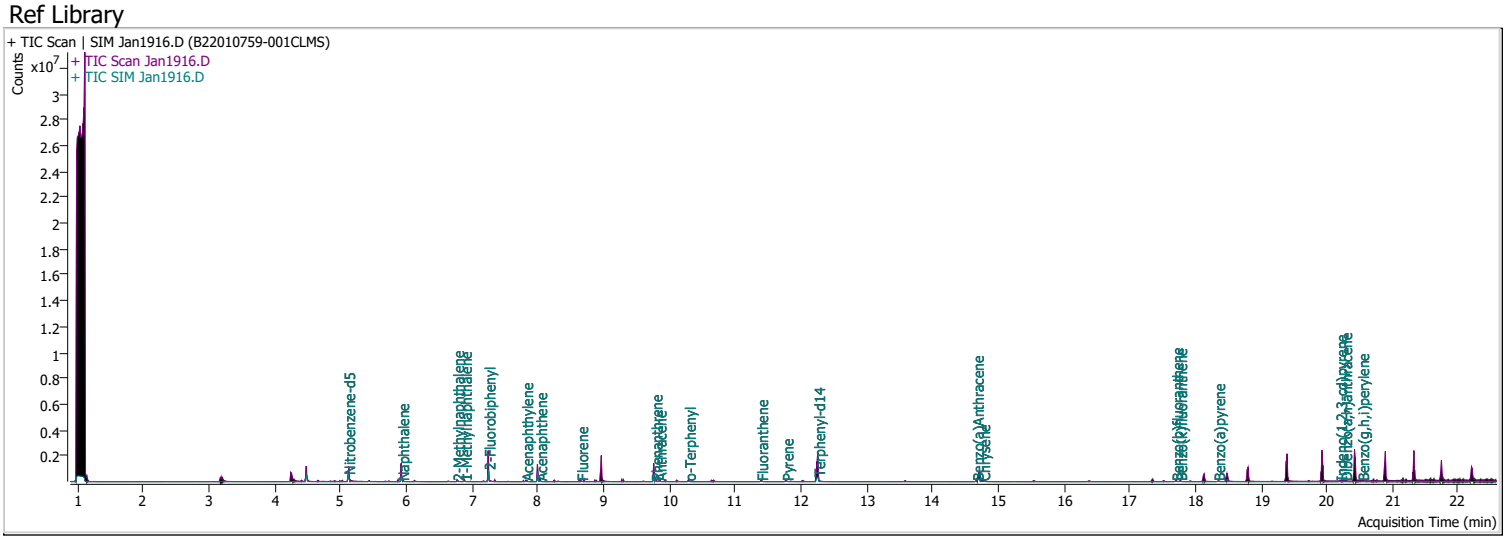

Compound	RT	QIon	Resp.	Conc.	Units		Dev(Min)
Internal Standards							
M 1,4-Dichlorobenzene-d4	4.484	152.0	203678	40.0000	ng/ml		-0.012
M Naphthalene-d8	5.928	136.0	387942	40.0000	ng/ml		-0.012
M Acenaphthene-d10	8.000	164.0	209081	40.0000	ng/ml		0.000
M Phenanthrene-d10	9.768	188.0	423900	40.0000	ng/ml		-0.012
M Chrysene-d12	14.714	240.0	304357	40.0000	ng/ml		-0.012
M Perylene-d12	18.487	264.0	201221	40.0000	ng/ml		-0.012
System Monitoring Compounds							
S Nitrobenzene-d5	5.118	82.0	360532	34.4392	ng/ml		-0.025
Spiked Amount: 5.000	Range: 19.0 - 102.0%			Recovery = 688.78%		*	
S 2-Fluorobiphenyl	7.252	172.0	597437	59.4473	ng/ml		-0.012
Spiked Amount: 5.000	Range: 25.0 - 94.0%			Recovery = 1188.95%		*	
S o-Terphenyl	10.299	230.0	25325	3.6707	ng/ml		0.000
Spiked Amount: 5.000	Range: 40.0 - 140.0%			Recovery = 73.41%			
S Terphenyl-d14	12.263	244.0	534974	67.5420	ng/ml		0.000
Spiked Amount: 5.000	Range: 39.0 - 106.0%			Recovery = 1350.84%		*	
Target Compounds							**QValue**
T Naphthalene	5.941	128.0	38153	2.8426	ng/ml		98
T 2-Methylnaphthalene	6.777	141.0	27471	3.6671	ng/ml		95
T 1-Methylnaphthalene	6.890	141.0	22977	2.9082	ng/ml		97
T Acenaphthylene	7.826	152.0	36492	2.8480	ng/ml		95
T Acenaphthene	8.038	154.0	28802	3.5139	ng/ml		95
T Fluorene	8.661	166.0	37643	3.8814	ng/ml		99
T Phenanthrene	9.793	178.0	58712	4.4725	ng/ml		95
T Anthracene	9.854	178.0	52263	4.4674	ng/ml		99
T Fluoranthene	11.398	202.0	58922	4.0984	ng/ml		98
T Pyrene	11.781	202.0	62559	4.0801	ng/ml		97
T Benzo(a)Anthracene	14.677	228.0	44058	4.5446	ng/ml		99
T Chrysene	14.776	228.0	55431	3.9792	ng/ml		99
T Benzo(b)fluoranthene	17.708	252.0	38925	4.2937	ng/ml		98

Compound	RT	QIon	Resp.	Conc.	Units	Dev(Min)
T Benzo(k)fluoranthene	17.770	252.0	42784	4.0667	ng/ml	97
T Benzo(a)pyrene	18.351	252.0	30401	4.1885	ng/ml	99
T Indeno(1,2,3-cd)pyrene	20.204	276.0	31087	4.4357	ng/ml	97
T Dibenzo(a,h)anthracene	20.278	278.0	36968	4.5989	ng/ml	97
T Benzo(g,h,i)perylene	20.538	276.0	43686	4.3865	ng/ml	97

(#) = Qualifier Out of Range; (m) = Manual Integration; (+) = Area Summed; (*) = Surrogate Percent Recovery Out of Range; (d): Zeroed Peak

Compound	Conc.	RT	Dev(Min)	Resp.	QIon	QRatio	Lower	Upper
Nitrobenzene-d5	34.4392	5.12	-0.02	360532	54.0	36.6	25.9	48.1
					128.0	34.9	25.6	47.6

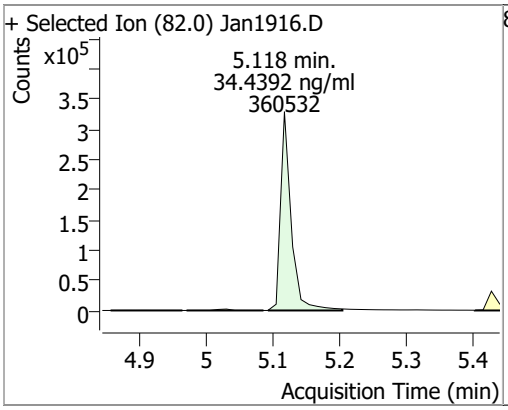

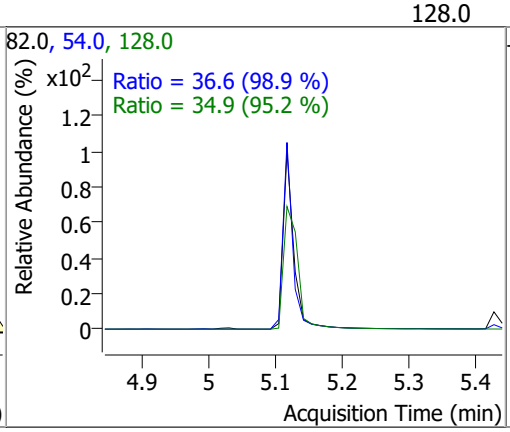

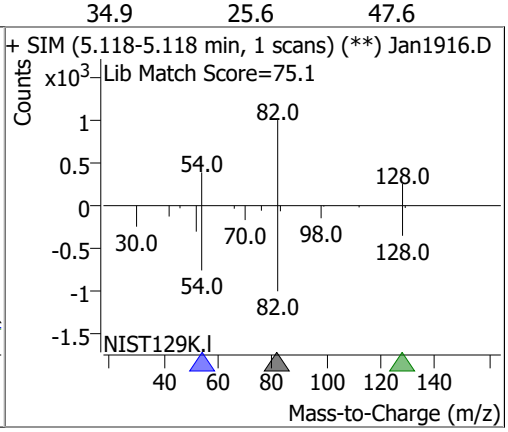

Compound	Conc.	RT	Dev(Min)	Resp.	QIon	QRatio	Lower	Upper
Naphthalene	2.8426	5.94	-0.01	38153	102.0	18.9	0.0	59.6
					129.0	11.1	7.7	14.3

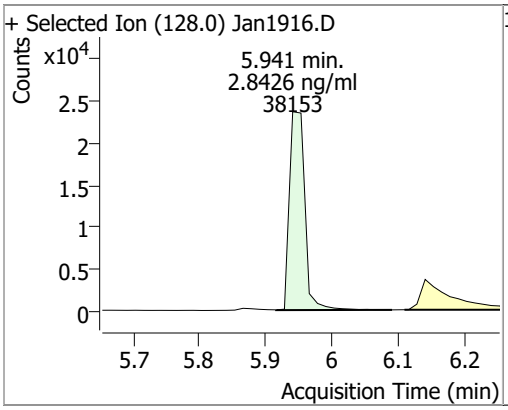

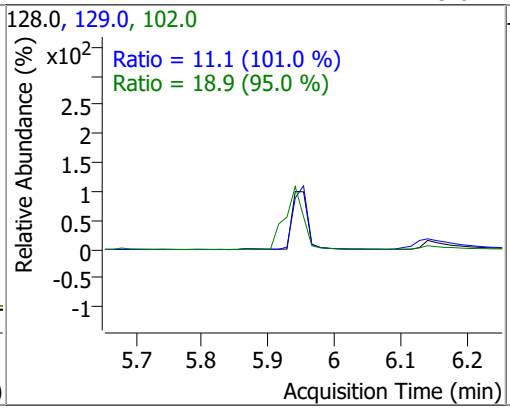

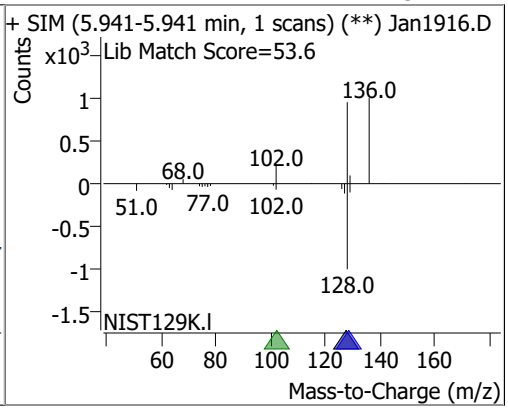

Compound	Conc.	RT	Dev(Min)	Resp.	QIon	QRatio	Lower	Upper
2-Methylnaphthalene	3.6671	6.78	-0.01	27471	142.0	149.6	98.5	183.0
					115.0	59.7	41.8	77.6

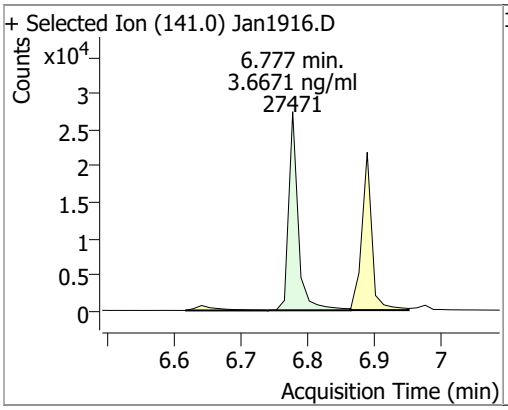

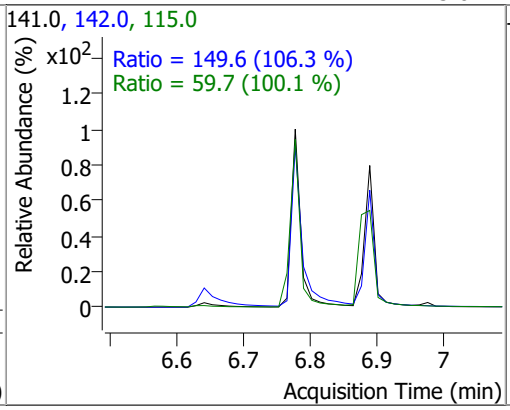

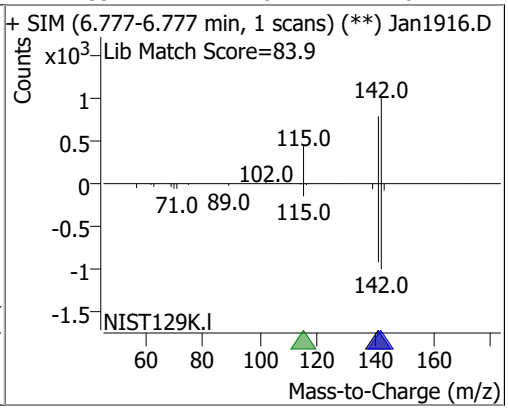

Compound	Conc.	RT	Dev(Min)	Resp.	QIon	QRatio	Lower	Upper
1-Methylnaphthalene	2.9082	6.89	-0.01	22977	142.0	111.5	79.2	147.1
					115.0	64.1	47.5	88.2

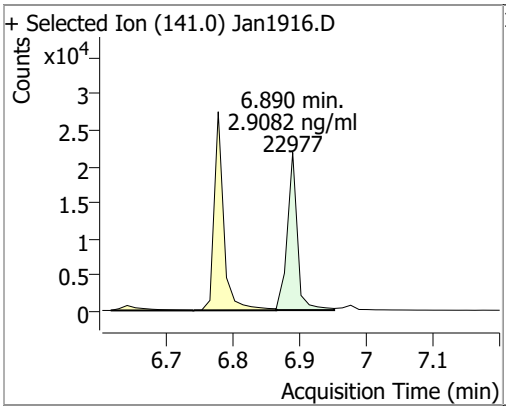

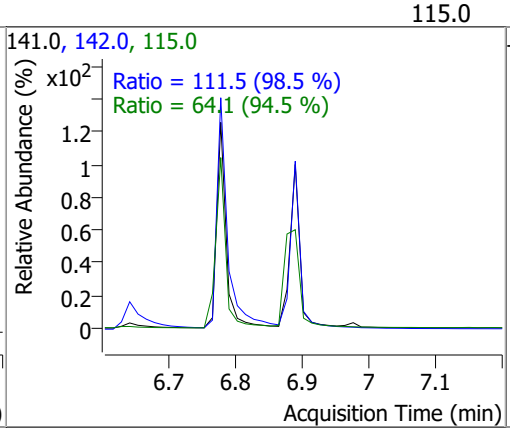

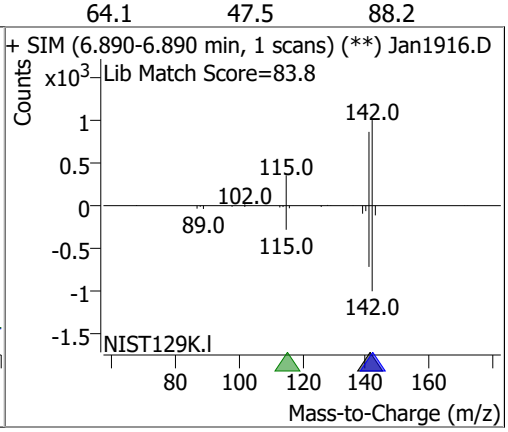

Compound	Conc.	RT	Dev(Min)	Resp.	QIon	QRatio	Lower	Upper
2-Fluorobiphenyl	59.4473	7.25	-0.01	597437	171.0	37.7	26.6	49.5

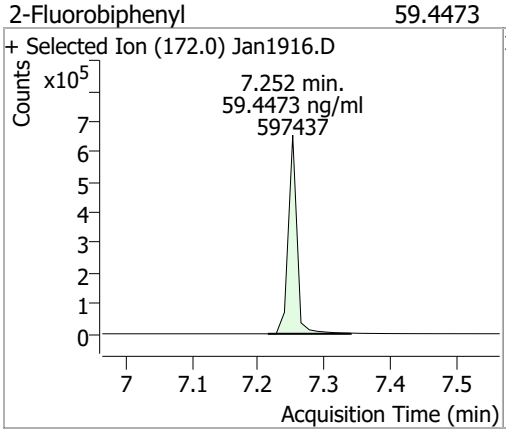

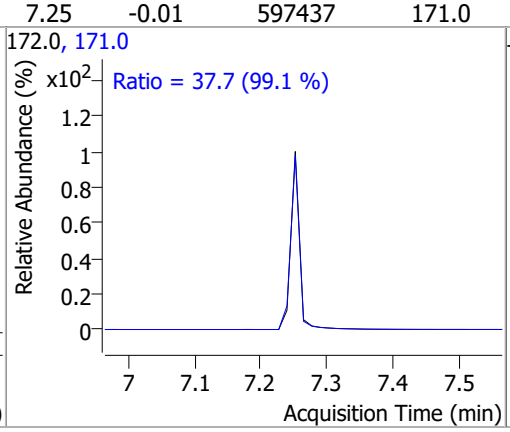

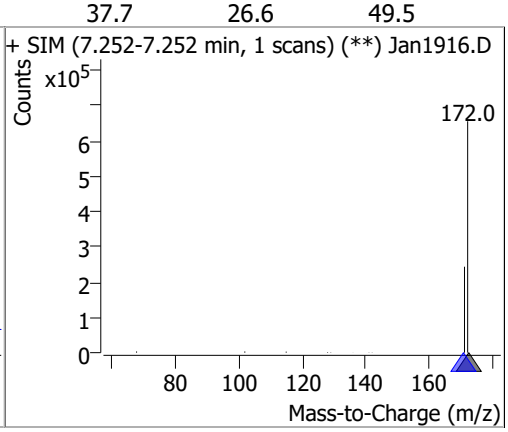

Compound	Conc.	RT	Dev(Min)	Resp.	QIon	QRatio	Lower	Upper
Acenaphthylene	2.8480	7.83	0.00	36492	153.0	14.6	9.0	16.6

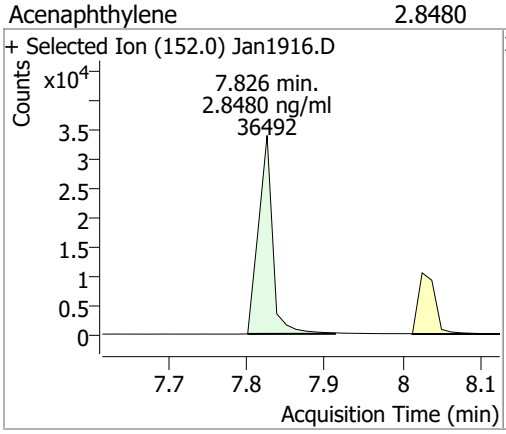

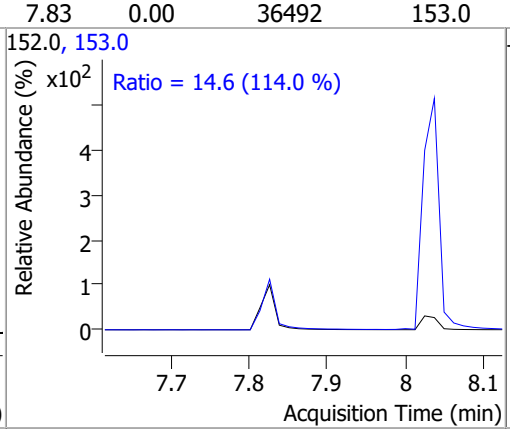

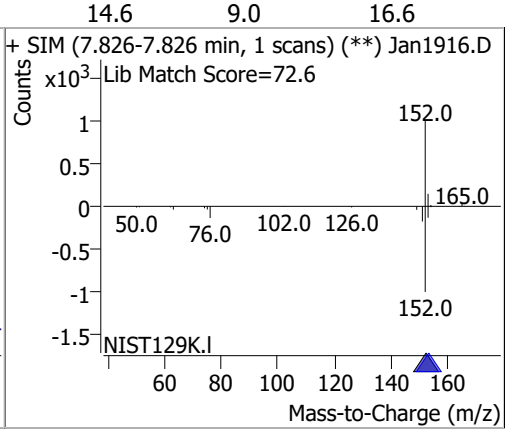

Compound	Conc.	RT	Dev(Min)	Resp.	QIon	QRatio	Lower	Upper
Acenaphthene	3.5139	8.04	0.00	28802	153.0	111.5	82.1	152.6
					152.0	55.4	41.0	76.1

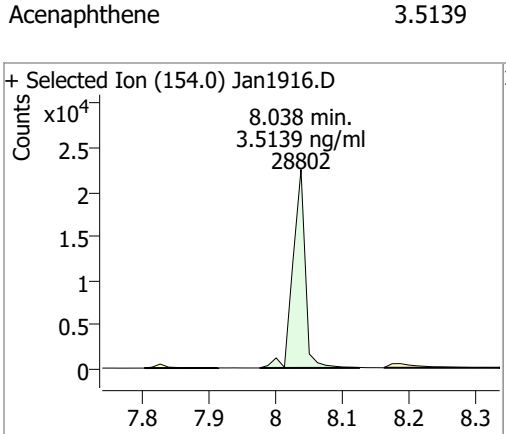

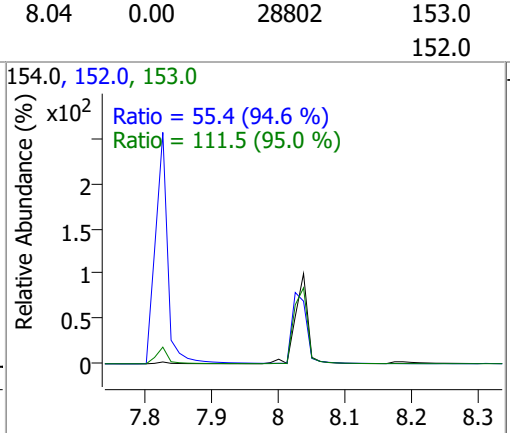

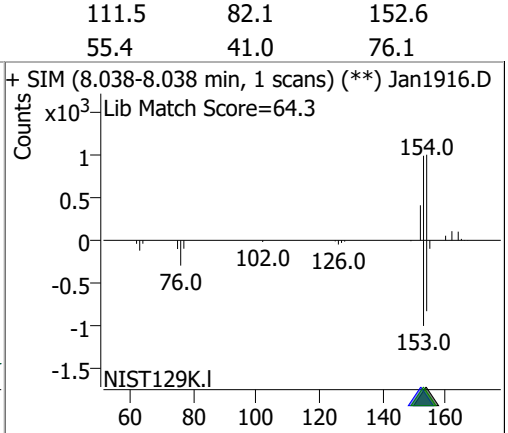

Compound	Conc.	RT	Dev(Min)	Resp.	QIon	QRatio	Lower	Upper
Fluorene	3.8814	8.66	-0.01	37643	165.0	100.0	69.1	128.3
					167.0	13.3	9.7	18.0

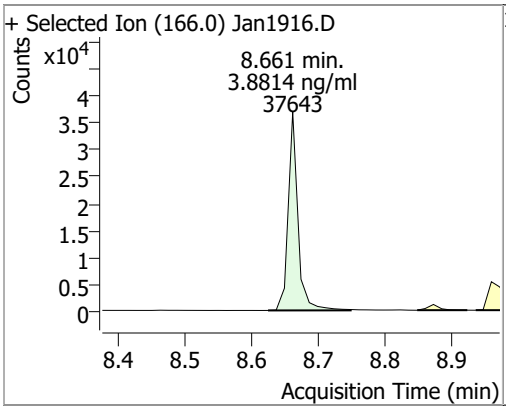

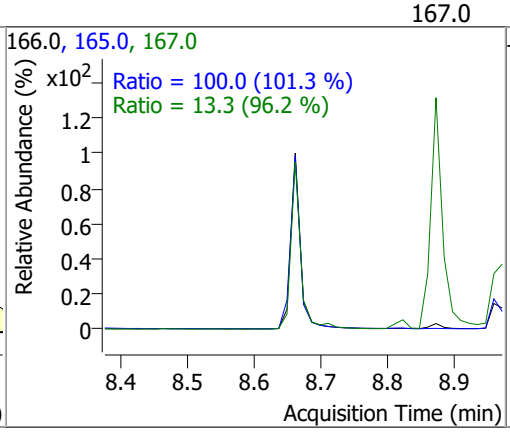

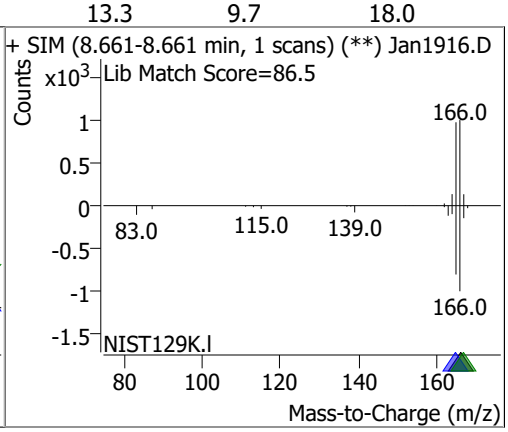

Compound	Conc.	RT	Dev(Min)	Resp.	QIon	QRatio	Lower	Upper
Phenanthrene	4.4725	9.79	-0.01	58712	176.0	17.6	10.8	20.1

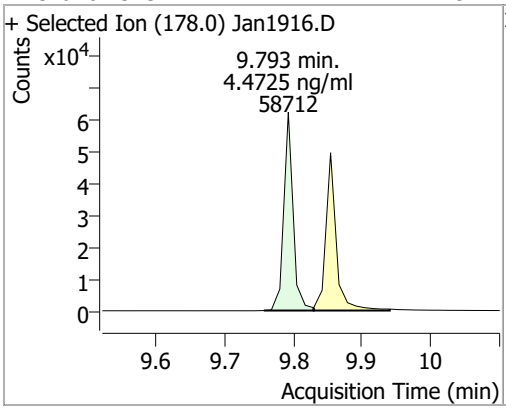

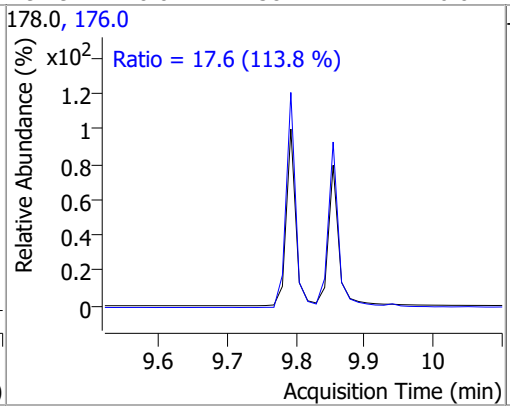

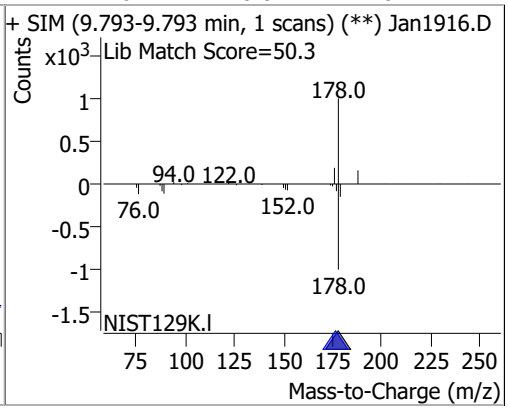

Compound	Conc.	RT	Dev(Min)	Resp.	QIon	QRatio	Lower	Upper
Anthracene	4.4674	9.85	-0.01	52263	176.0	18.7	12.7	23.5

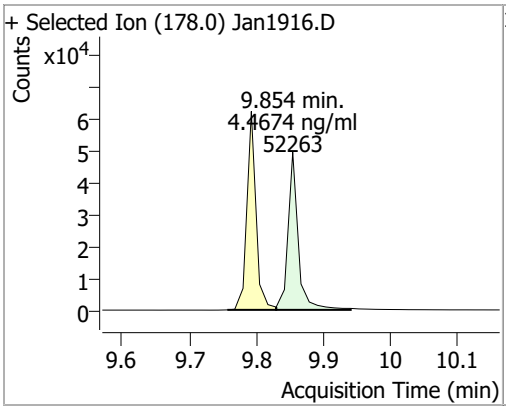

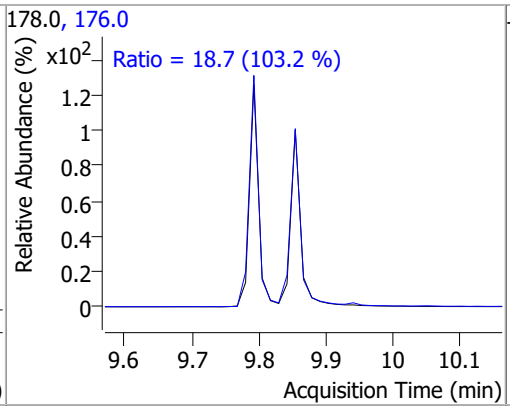

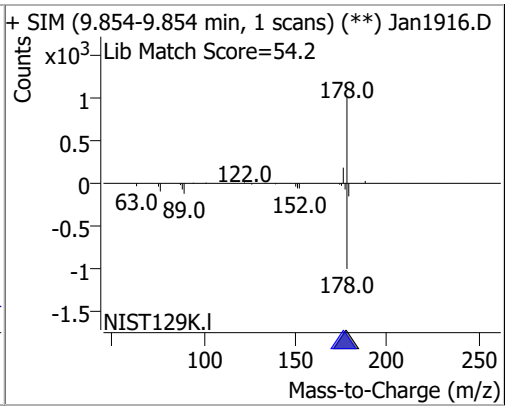

Compound	Conc.	RT	Dev(Min)	Resp.	QIon	QRatio	Lower	Upper
o-Terphenyl	3.6707	10.30	0.00	25325	229.0	70.0	49.2	91.3
					215.0	44.9	32.7	60.7

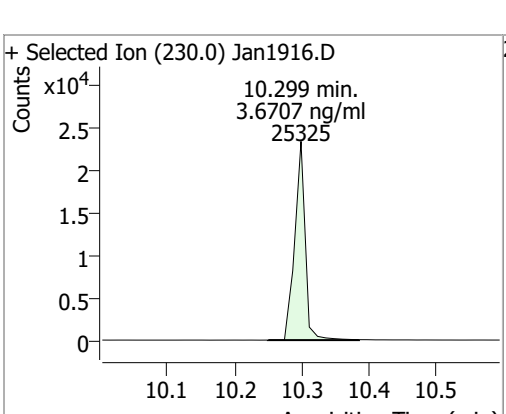

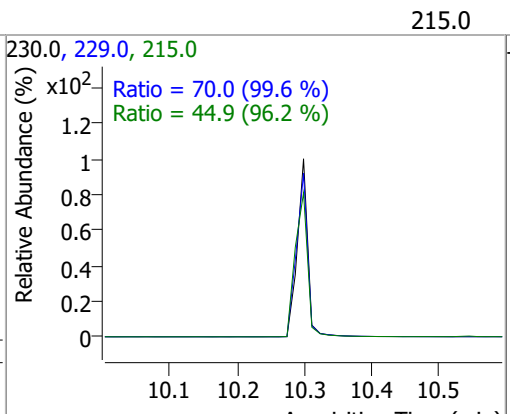

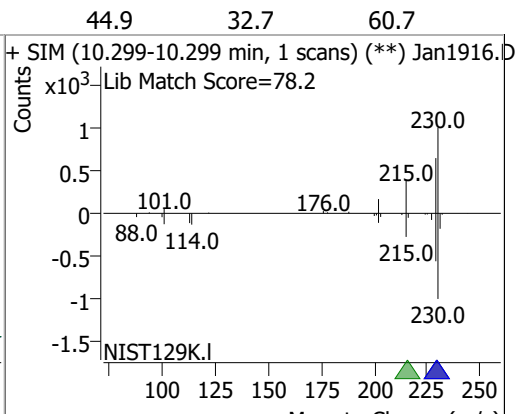

Compound	Conc.	RT	Dev(Min)	Resp.	QIon	QRatio	Lower	Upper
Fluoranthene	4.0984	11.40	-0.01	58922	101.0	13.0	9.6	17.9

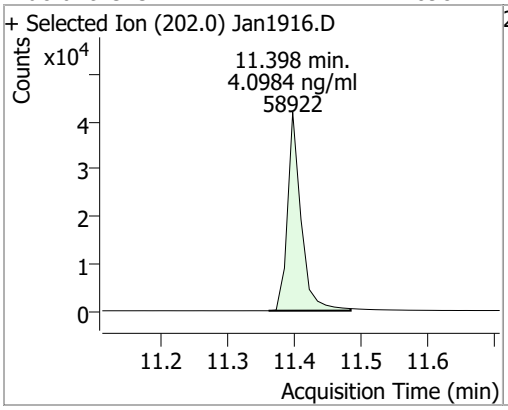

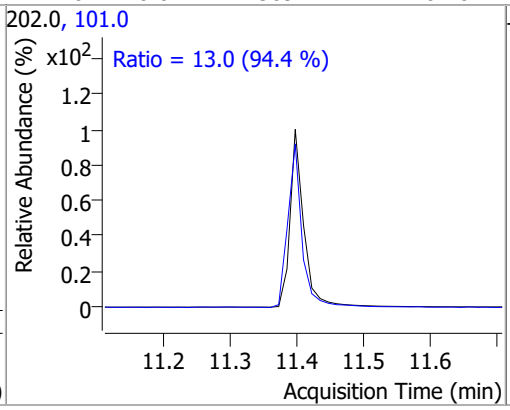

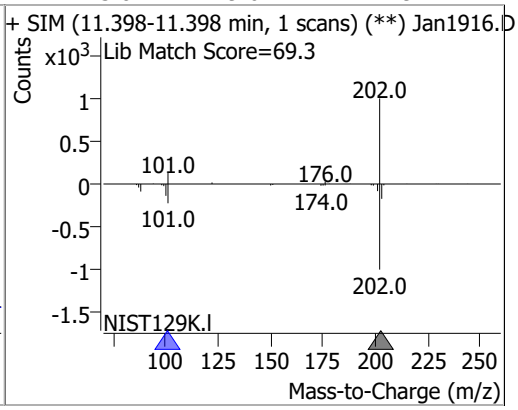

Compound	Conc.	RT	Dev(Min)	Resp.	QIon	QRatio	Lower	Upper
Pyrene	4.0801	11.78	-0.01	62559	101.0	16.5	10.7	20.0

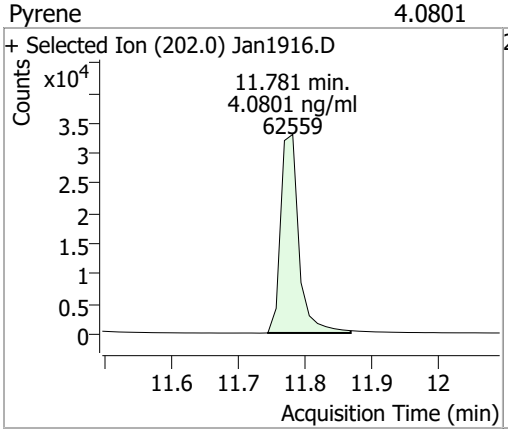

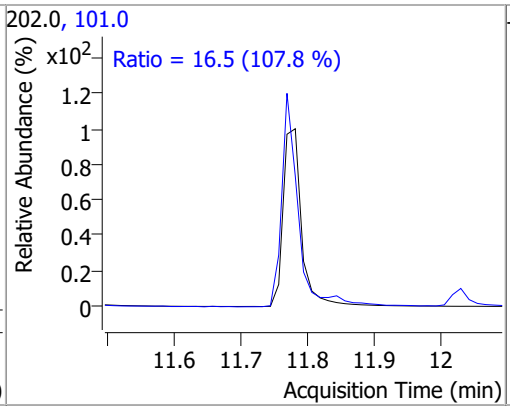

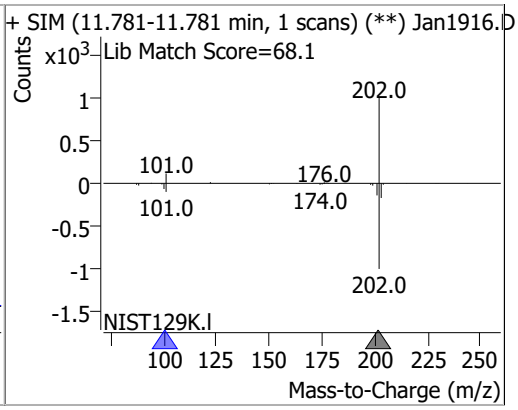

Compound	Conc.	RT	Dev(Min)	Resp.	QIon	QRatio	Lower	Upper
Terphenyl-d14	67.5420	12.26	0.00	534974	122.0	19.0	13.4	25.0

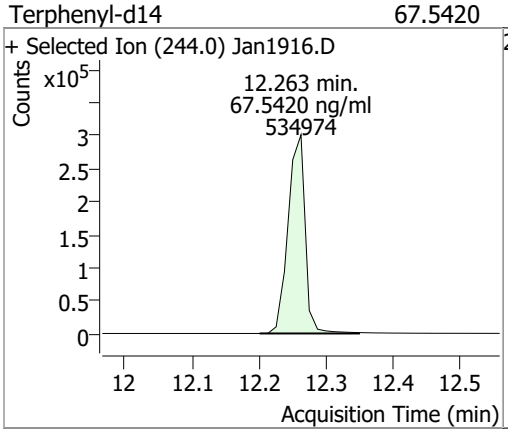

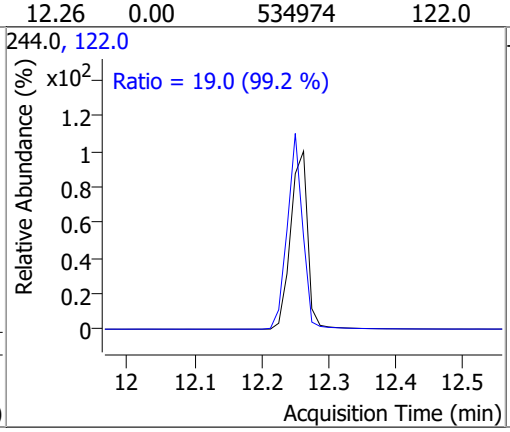

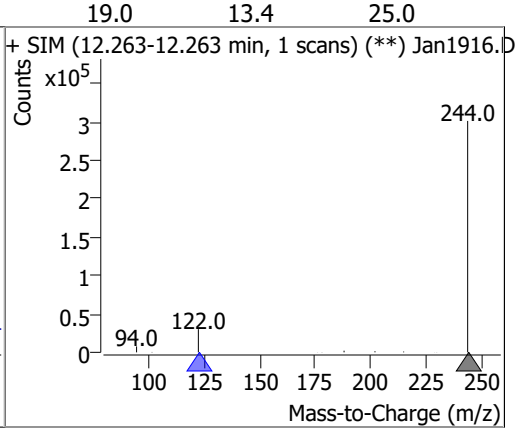

Compound	Conc.	RT	Dev(Min)	Resp.	QIon	QRatio	Lower	Upper
Benzo(a)Anthracene	4.5446	14.68	-0.02	44058	226.0	27.3	18.9	35.1
					229.0	21.9	16.1	29.9

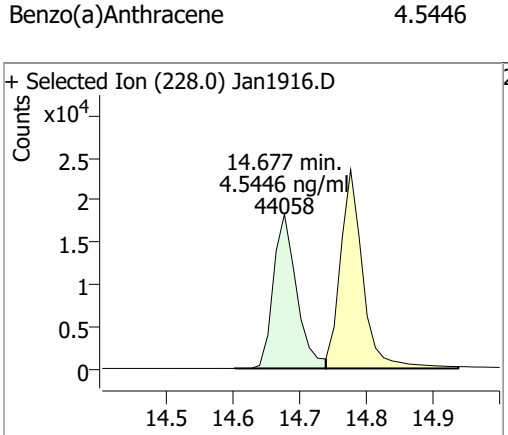

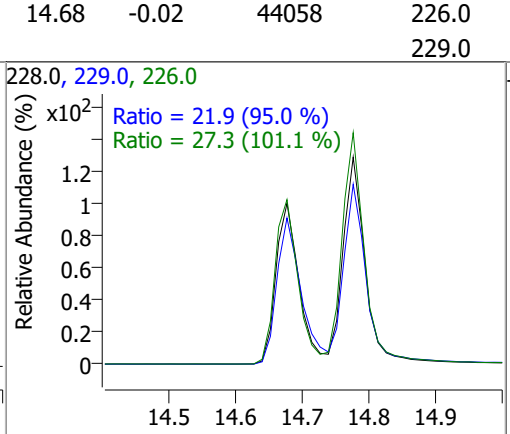

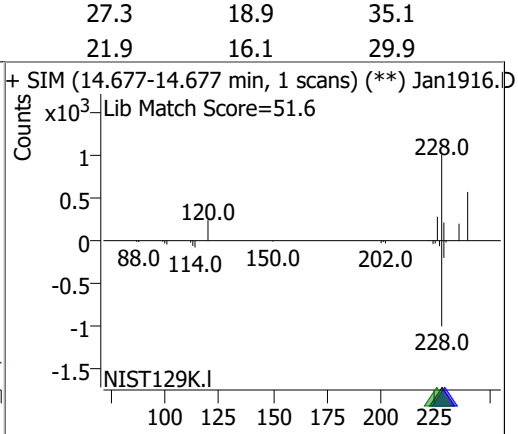

Compound	Conc.	RT	Dev(Min)	Resp.	QIon	QRatio	Lower	Upper
Chrysene	3.9792	14.78	-0.01	55431	226.0	30.8	21.2	39.4
					229.0	20.8	15.0	27.8

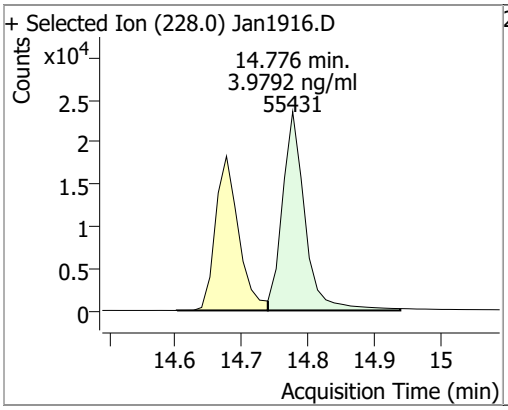

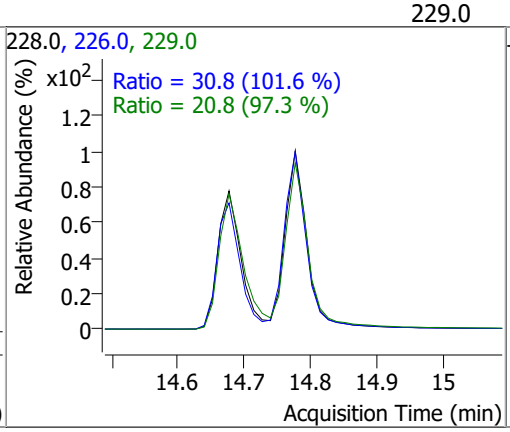

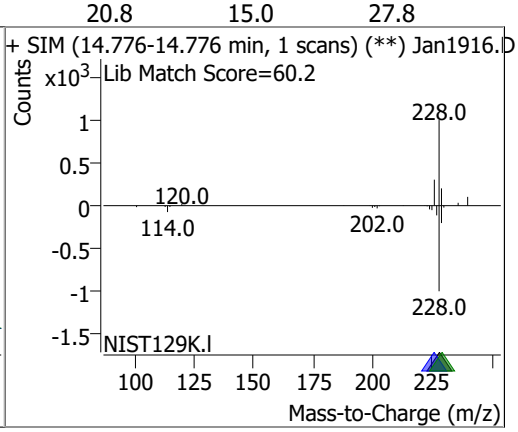

Compound	Conc.	RT	Dev(Min)	Resp.	QIon	QRatio	Lower	Upper
Benzo(b)fluoranthene	4.2937	17.71	-0.02	38925	253.0	23.5	15.8	29.4

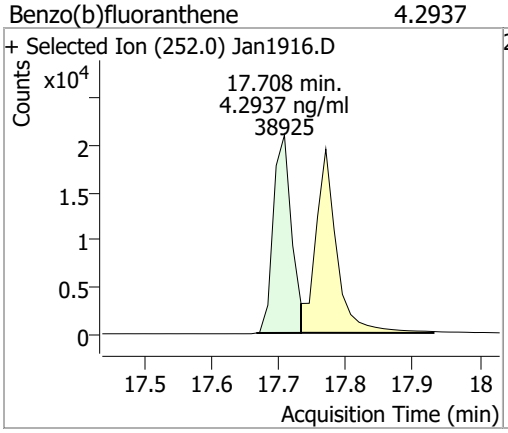

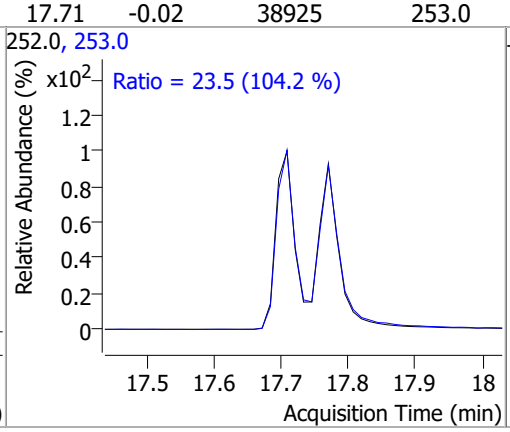

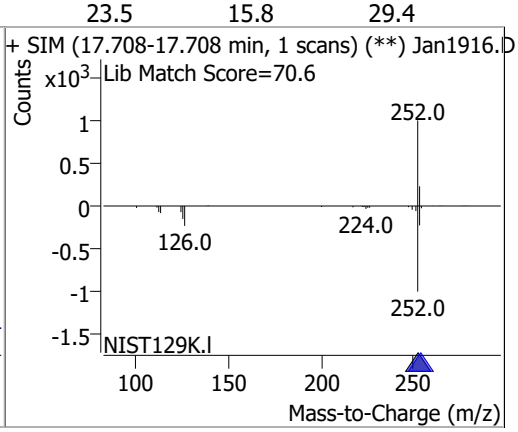

Compound	Conc.	RT	Dev(Min)	Resp.	QIon	QRatio	Lower	Upper
Benzo(k)fluoranthene	4.0667	17.77	-0.02	42784	253.0	21.5	16.1	29.9

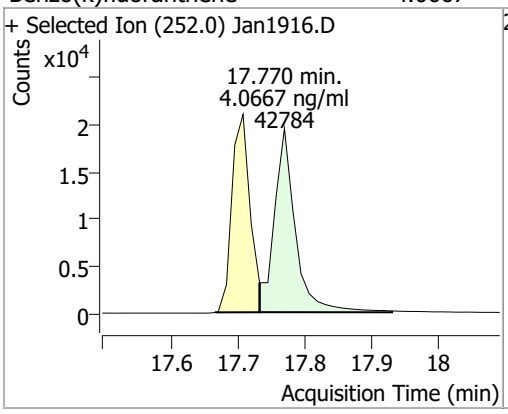

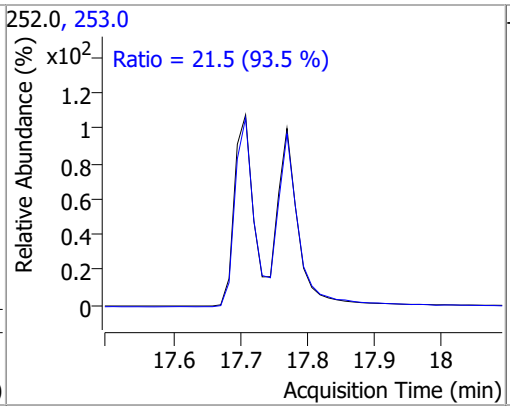

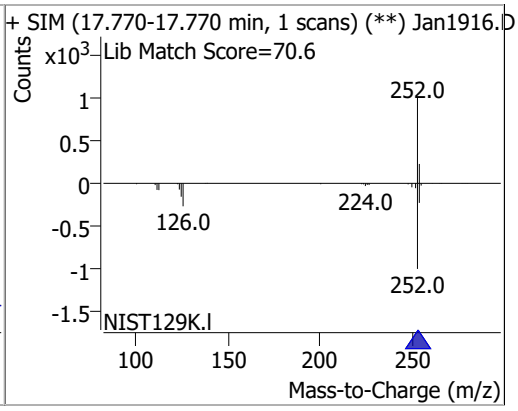

Compound	Conc.	RT	Dev(Min)	Resp.	QIon	QRatio	Lower	Upper
Benzo(a)pyrene	4.1885	18.35	-0.02	30401	253.0	24.0	16.5	30.6

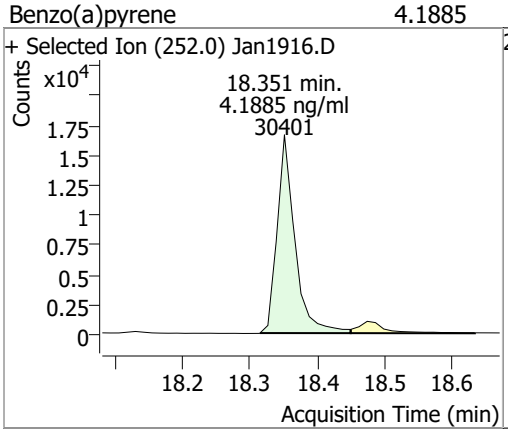

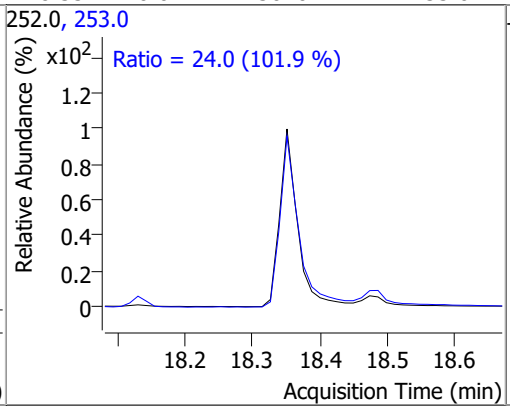

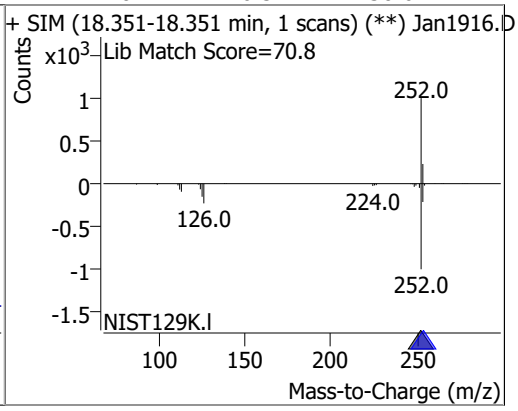

Compound	Conc.	RT	Dev(Min)	Resp.	QIon	QRatio	Lower	Upper
Indeno(1,2,3-cd)pyrene	4.4357	20.20	-0.02	31087	138.0	27.2	20.3	37.6

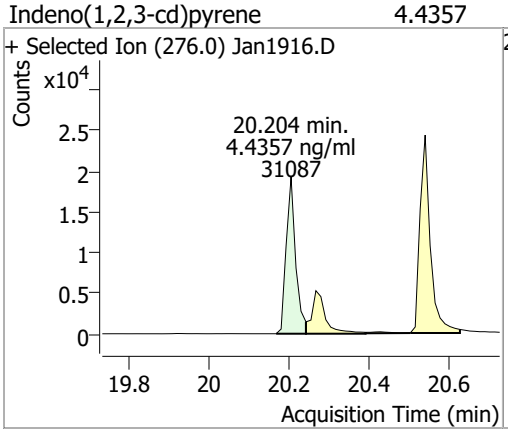

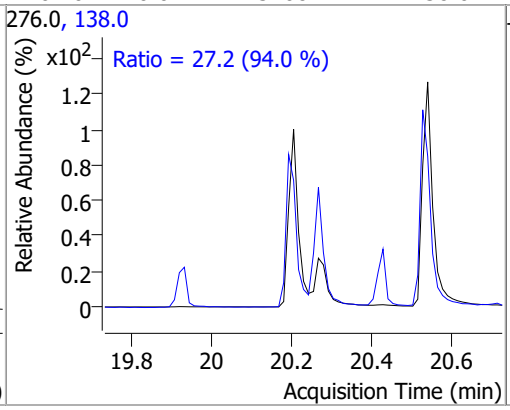

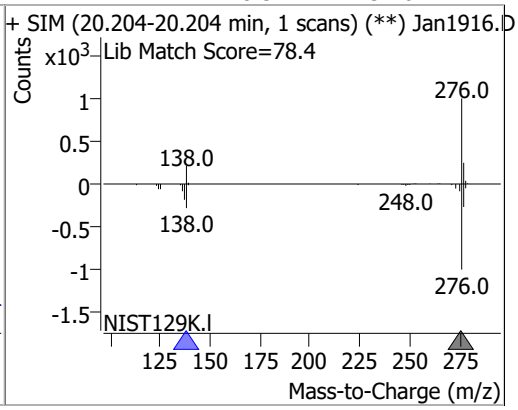

Compound	Conc.	RT	Dev(Min)	Resp.	QIon	QRatio	Lower	Upper
Dibenzo(a,h)anthracene	4.5989	20.28	-0.02	36968	279.0	25.1	17.6	32.7
					139.0	21.4	16.9	31.3

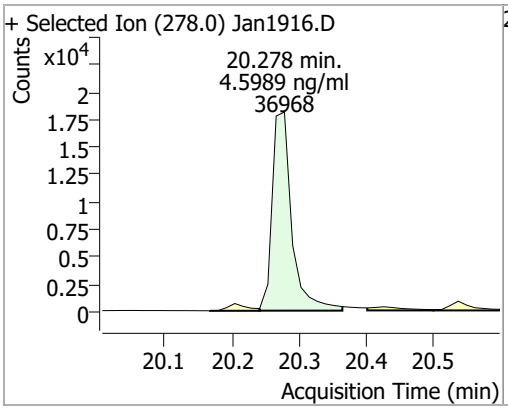

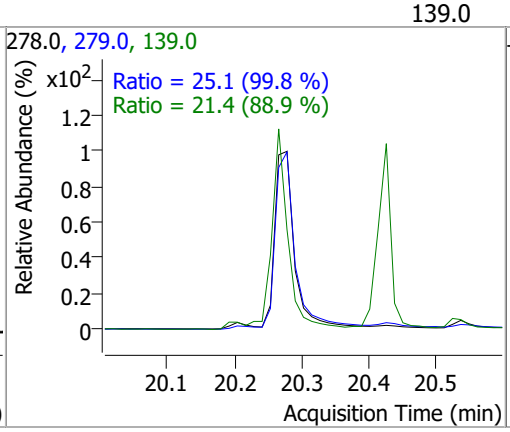

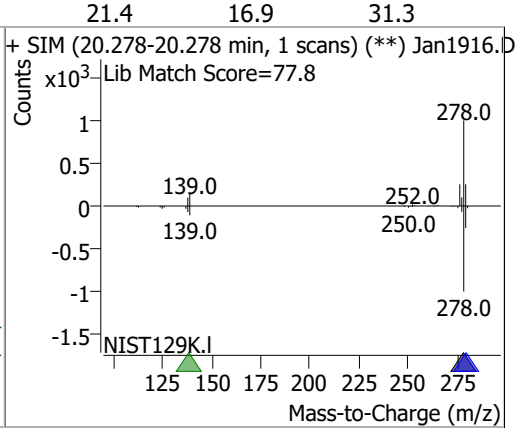

Compound	Conc.	RT	Dev(Min)	Resp.	QIon	QRatio	Lower	Upper
Benzo(g,h,i)perylene	4.3865	20.54	-0.02	43686	138.0	26.0	19.6	36.5
					277.0	24.1	16.3	30.2

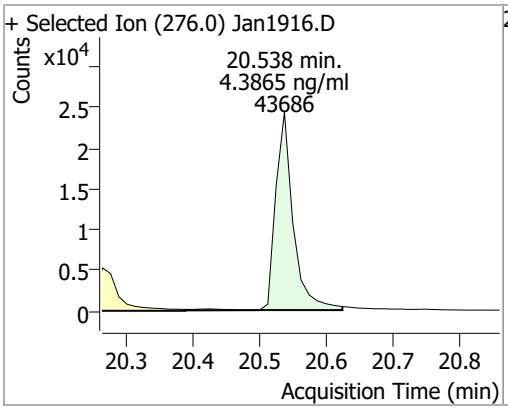

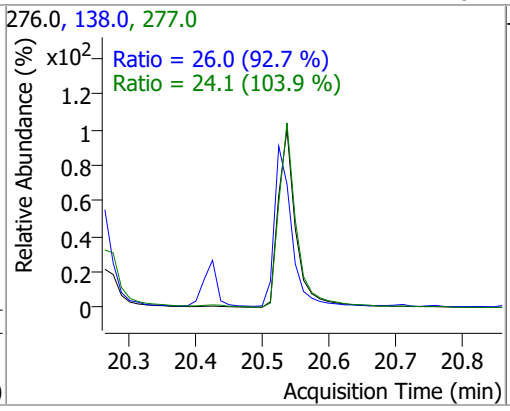

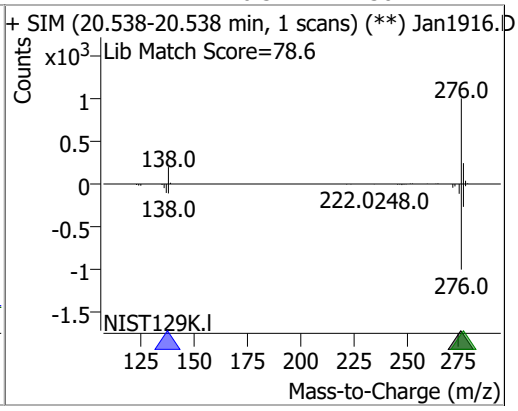

Quantitation Results Report (QT Reviewed)

Agilent | Trusted Answers

Data File	Jan1917.D	Operator	LIMS import
Acq. Method	5975BNASIM	Acq. Date-Time	1/19/2022 7:16:32 PM
Sample Name	B22010759-001CLMSD	Instrument	GCMS
Vial	17	Multiplier	1.00
DA Method File	011822 bna SIM1.batch.bin	Comment	SVOC-8270C-SIM-W-LLPAH
Tune File	dftppjph.u	Tune Date	
Batch Name	011922 bna SIM 1.batch.bin	Last Calib Update	1/17/2022 8:49:06 AM
Ref Library			

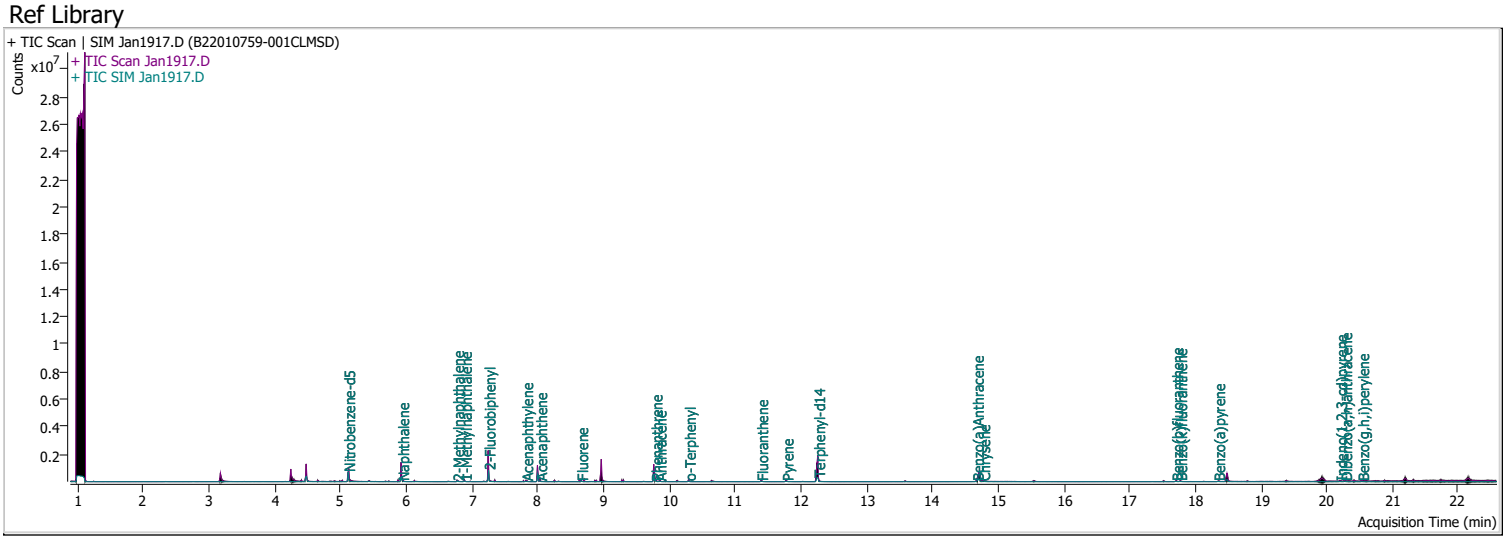

Compound	RT	QIon	Resp.	Conc.	Units		Dev(Min)
Internal Standards							
M 1,4-Dichlorobenzene-d4	4.484	152.0	183339	40.0000	ng/ml		-0.012
M Naphthalene-d8	5.928	136.0	344898	40.0000	ng/ml		-0.012
M Acenaphthene-d10	8.001	164.0	192733	40.0000	ng/ml		0.000
M Phenanthrene-d10	9.768	188.0	376841	40.0000	ng/ml		-0.012
M Chrysene-d12	14.714	240.0	274273	40.0000	ng/ml		-0.012
M Perylene-d12	18.487	264.0	184534	40.0000	ng/ml		-0.012
System Monitoring Compounds							
S Nitrobenzene-d5	5.118	82.0	412698	39.7317	ng/ml		-0.025
Spiked Amount: 5.000	Range: 19.0 - 102.0%			Recovery = 794.63%		*	
S 2-Fluorobiphenyl	7.252	172.0	566214	61.1195	ng/ml		-0.012
Spiked Amount: 5.000	Range: 25.0 - 94.0%			Recovery = 1222.39%		*	
S o-Terphenyl	10.299	230.0	22100	3.6033	ng/ml		0.000
Spiked Amount: 5.000	Range: 40.0 - 140.0%			Recovery = 72.07%			
S Terphenyl-d14	12.263	244.0	444479	63.4692	ng/ml		0.000
Spiked Amount: 5.000	Range: 39.0 - 106.0%			Recovery = 1269.38%		*	
Target Compounds							**QValue**
T Naphthalene	5.941	128.0	38915	3.2613	ng/ml		98
T 2-Methylnaphthalene	6.777	141.0	27717	4.1617	ng/ml		97
T 1-Methylnaphthalene	6.890	141.0	22910	3.2616	ng/ml		98
T Acenaphthylene	7.826	152.0	40604	3.4377	ng/ml		100
T Acenaphthene	8.038	154.0	26585	3.5186	ng/ml		95
T Fluorene	8.661	166.0	35344	3.9535	ng/ml		100
T Phenanthrene	9.793	178.0	52285	4.4801	ng/ml		90
T Anthracene	9.854	178.0	45213	4.3531	ng/ml		99
T Fluoranthene	11.398	202.0	51064	3.9954	ng/ml		98
T Pyrene	11.781	202.0	53120	3.8445	ng/ml		98
T Benzo(a)Anthracene	14.677	228.0	36391	4.1791	ng/ml		99
T Chrysene	14.776	228.0	46186	3.6792	ng/ml		100
T Benzo(b)fluoranthene	17.709	252.0	32942	3.9623	ng/ml		98

Compound	RT	QIon	Resp.	Conc.	Units	Dev(Min)
T Benzo(k)fluoranthene	17.770	252.0	34203	3.5603	ng/ml	97
T Benzo(a)pyrene	18.351	252.0	24834	3.7686	ng/ml	99
T Indeno(1,2,3-cd)pyrene	20.204	276.0	23950	3.7884	ng/ml	96
T Dibenzo(a,h)anthracene	20.279	278.0	28399	3.8523	ng/ml	98
T Benzo(g,h,i)perylene	20.538	276.0	33497	3.7106	ng/ml	99

(#) = Qualifier Out of Range; (m) = Manual Integration; (+) = Area Summed; (*) = Surrogate Percent Recovery Out of Range; (d): Zeroed Peak

Compound	Conc.	RT	Dev(Min)	Resp.	QIon	QRatio	Lower	Upper
Nitrobenzene-d5	39.7317	5.12	-0.02	412698	54.0	35.8	25.9	48.1
					128.0	31.2	25.6	47.6

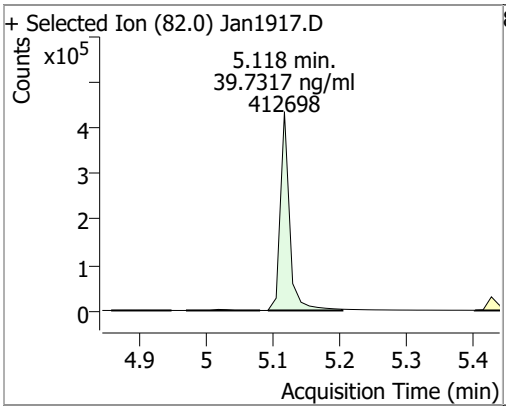

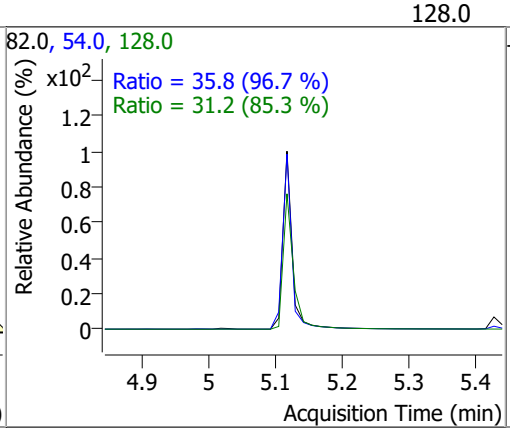

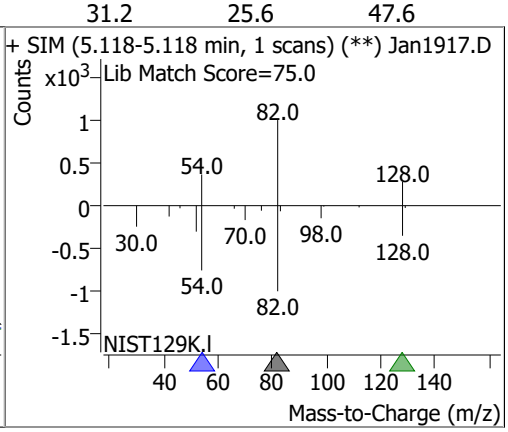

Compound	Conc.	RT	Dev(Min)	Resp.	QIon	QRatio	Lower	Upper
Naphthalene	3.2613	5.94	-0.01	38915	102.0	18.3	0.0	59.6
					129.0	10.8	7.7	14.3

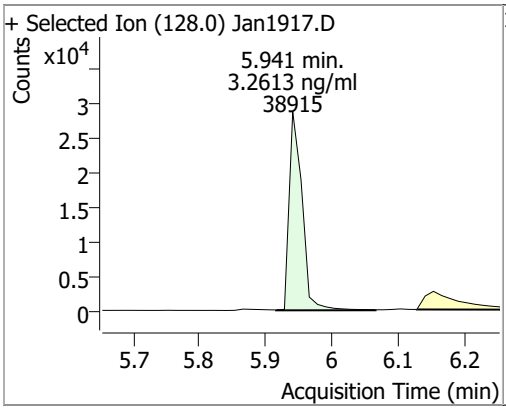

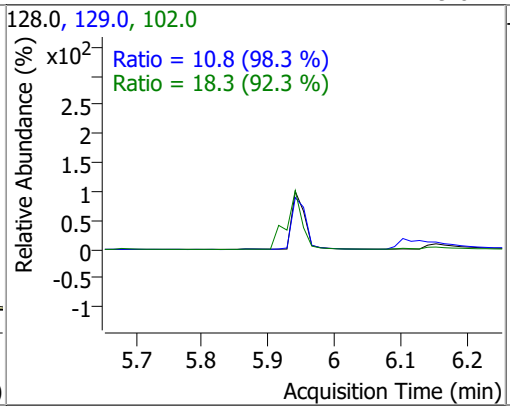

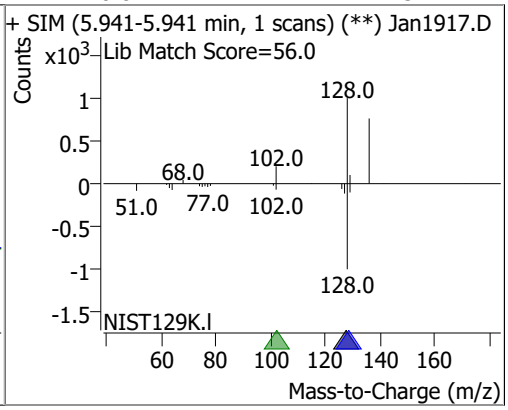

Compound	Conc.	RT	Dev(Min)	Resp.	QIon	QRatio	Lower	Upper
2-Methylnaphthalene	4.1617	6.78	-0.01	27717	142.0	142.9	98.5	183.0
					115.0	54.8	41.8	77.6

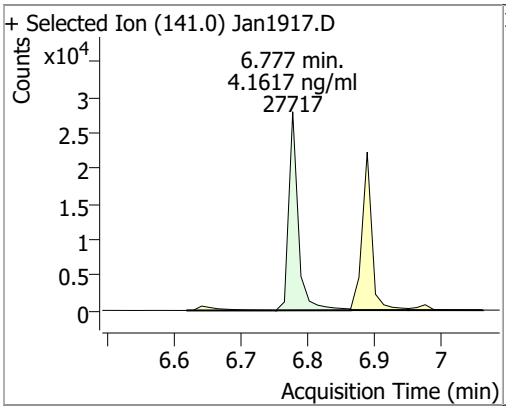

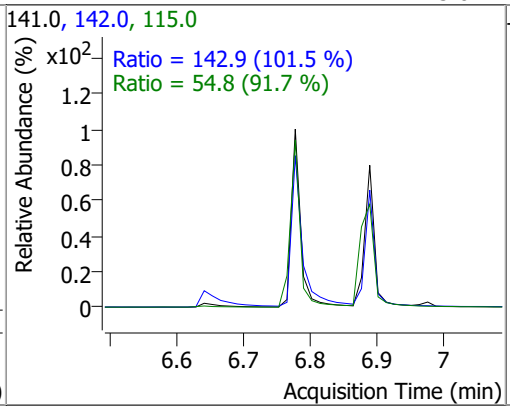

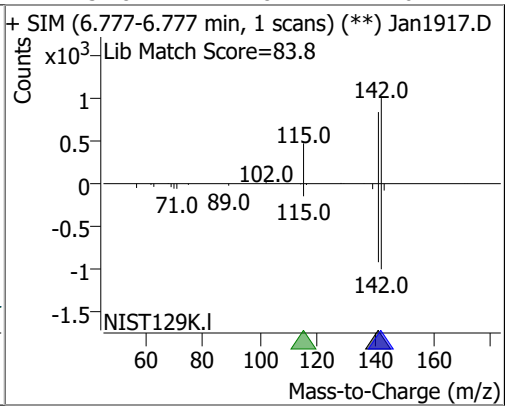

Compound	Conc.	RT	Dev(Min)	Resp.	QIon	QRatio	Lower	Upper
1-Methylnaphthalene	3.2616	6.89	-0.01	22910	142.0	113.3	79.2	147.1
					115.0	63.6	47.5	88.2

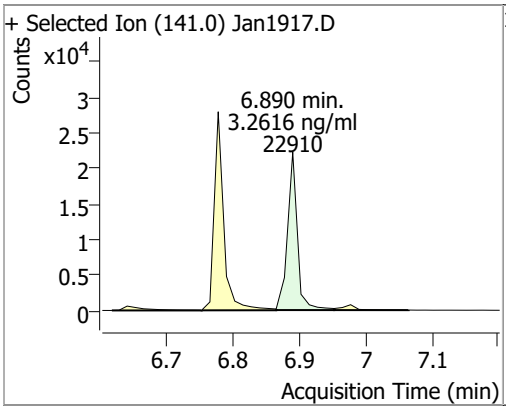

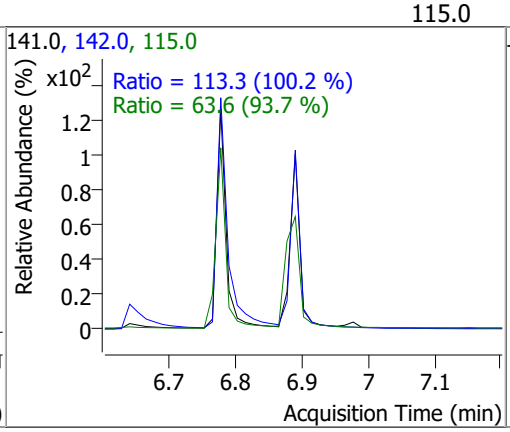

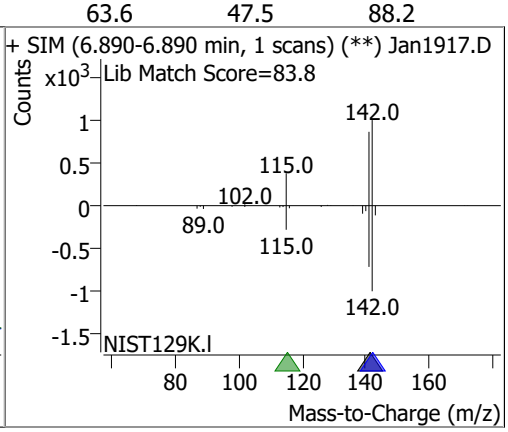

Compound	Conc.	RT	Dev(Min)	Resp.	QIon	QRatio	Lower	Upper
2-Fluorobiphenyl	61.1195	7.25	-0.01	566214	171.0	37.0	26.6	49.5

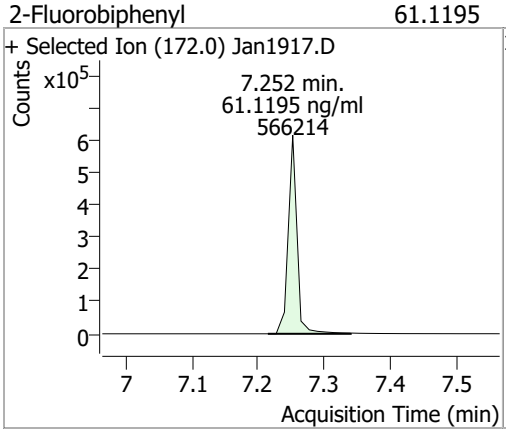

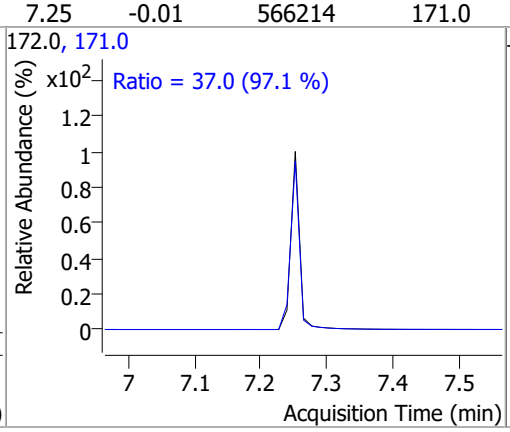

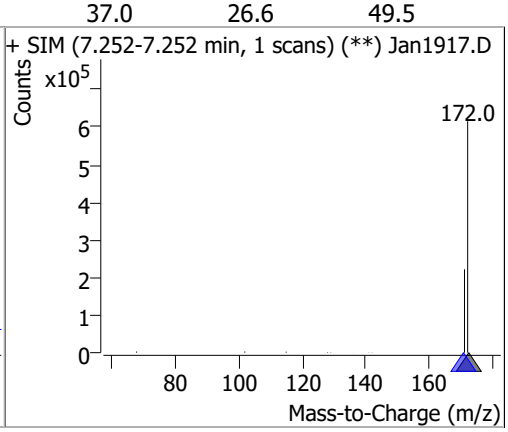

Compound	Conc.	RT	Dev(Min)	Resp.	QIon	QRatio	Lower	Upper
Acenaphthylene	3.4377	7.83	0.00	40604	153.0	12.7	9.0	16.6

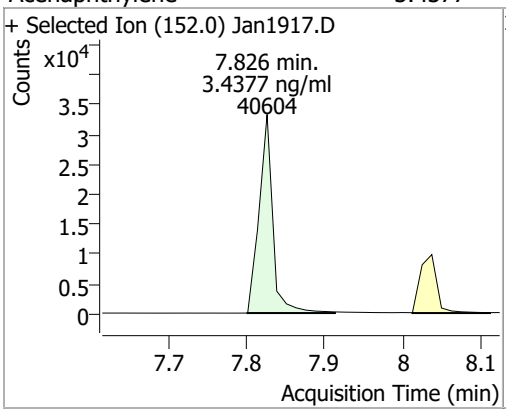

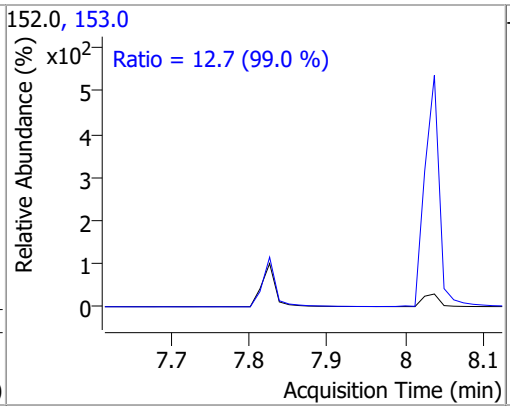

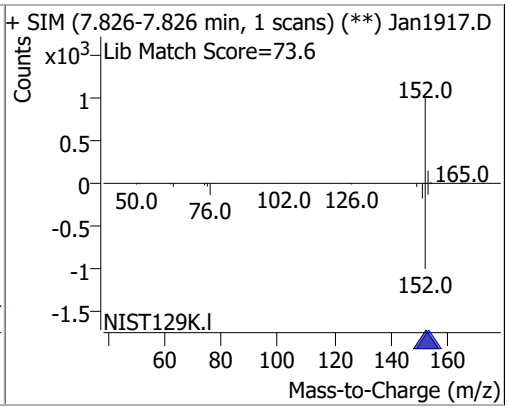

Compound	Conc.	RT	Dev(Min)	Resp.	QIon	QRatio	Lower	Upper
Acenaphthene	3.5186	8.04	0.00	26585	153.0	111.9	82.1	152.6
					152.0	55.1	41.0	76.1

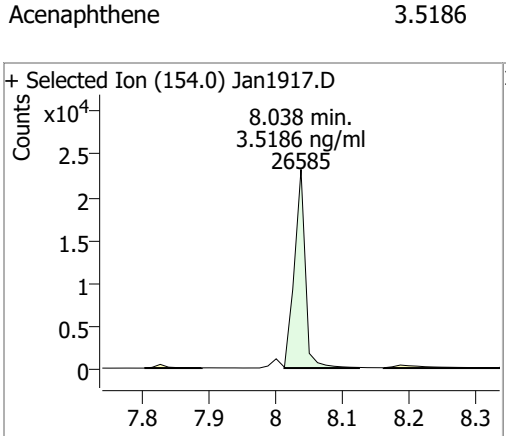

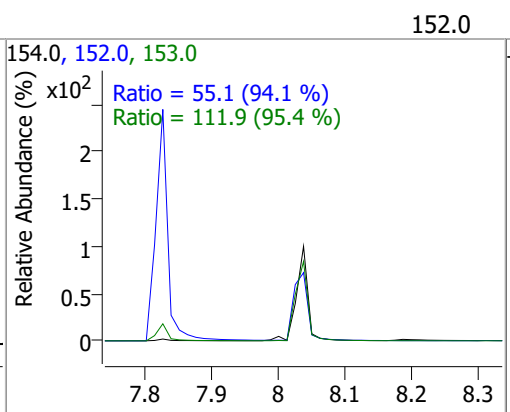

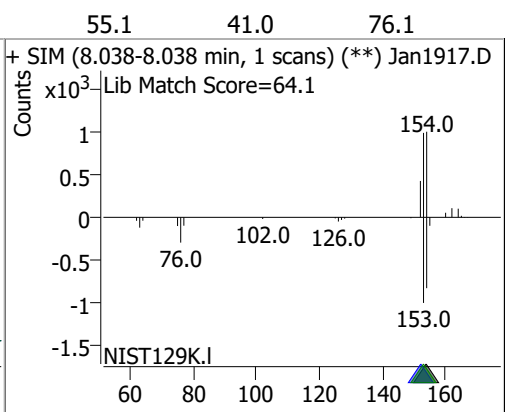

Compound	Conc.	RT	Dev(Min)	Resp.	QIon	QRatio	Lower	Upper
Fluorene	3.9535	8.66	-0.01	35344	165.0	98.7	69.1	128.3
					167.0	13.4	9.7	18.0

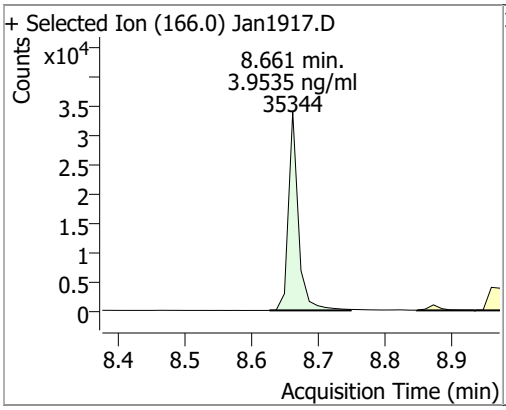

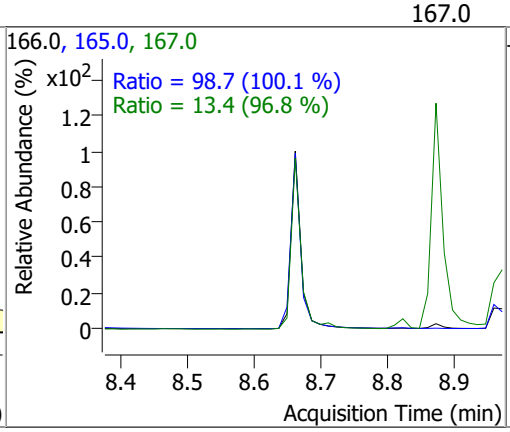

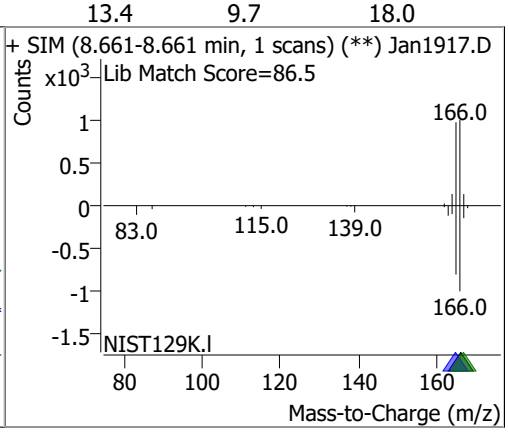

Compound	Conc.	RT	Dev(Min)	Resp.	QIon	QRatio	Lower	Upper
Phenanthrene	4.4801	9.79	-0.01	52285	176.0	19.6	10.8	20.1

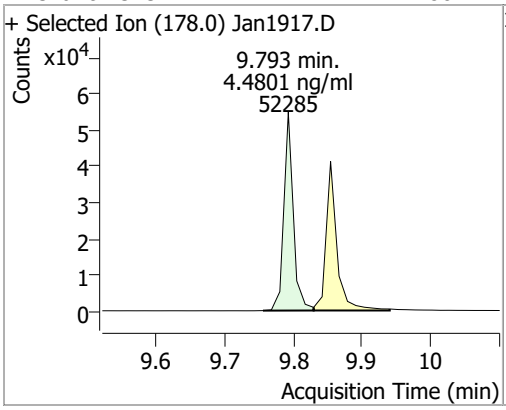

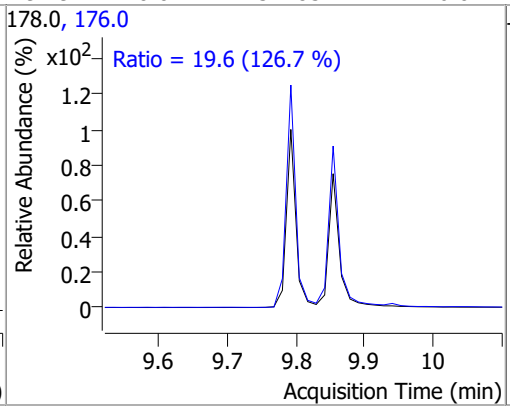

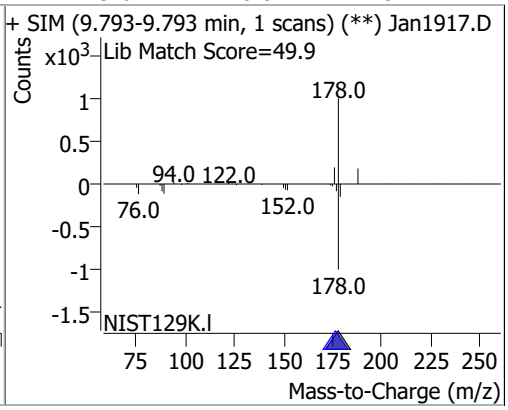

Compound	Conc.	RT	Dev(Min)	Resp.	QIon	QRatio	Lower	Upper
Anthracene	4.3531	9.85	-0.01	45213	176.0	18.6	12.7	23.5

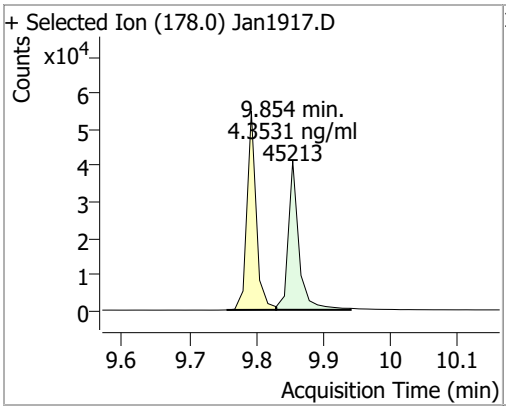

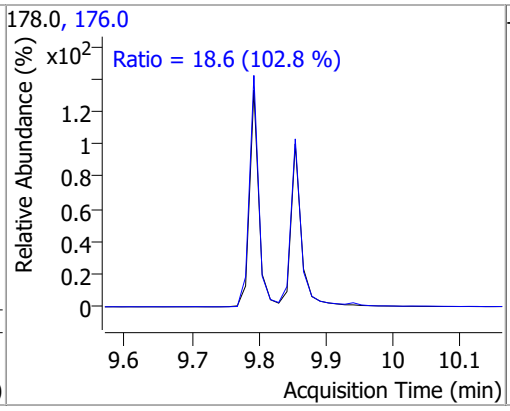

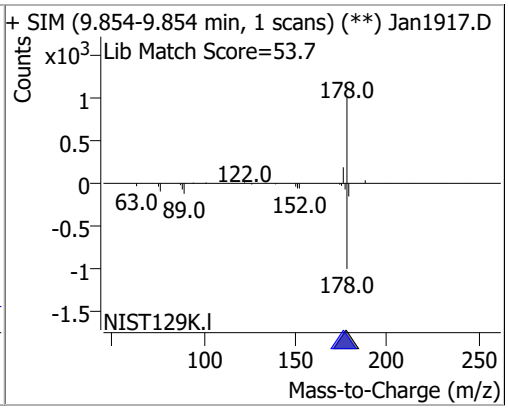

Compound	Conc.	RT	Dev(Min)	Resp.	QIon	QRatio	Lower	Upper
o-Terphenyl	3.6033	10.30	0.00	22100	229.0	68.5	49.2	91.3
					215.0	44.4	32.7	60.7

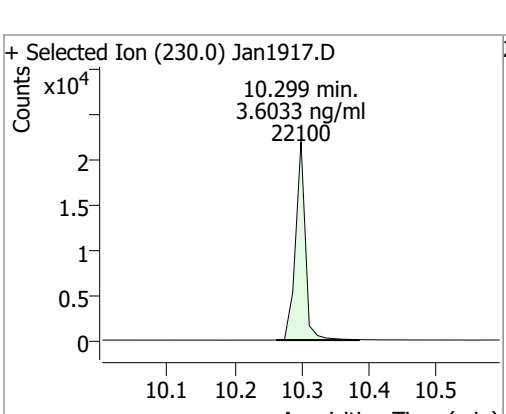

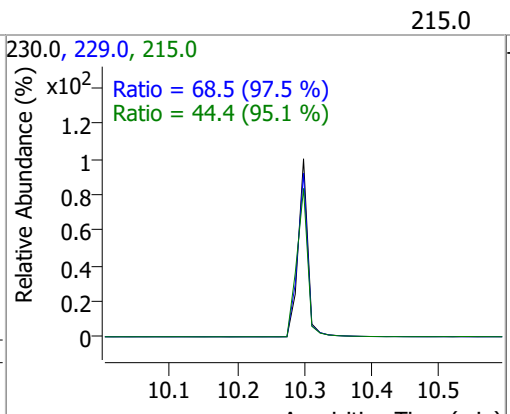

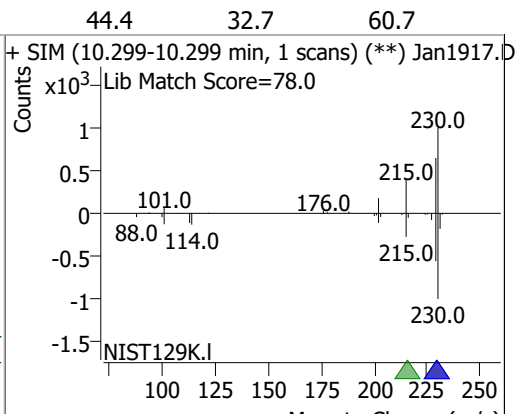

Compound	Conc.	RT	Dev(Min)	Resp.	QIon	QRatio	Lower	Upper
Fluoranthene	3.9954	11.40	-0.01	51064	101.0	13.1	9.6	17.9

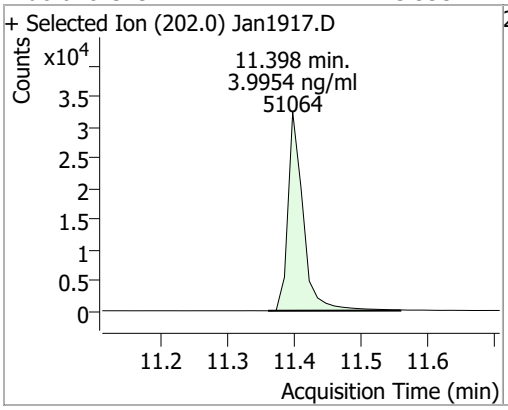

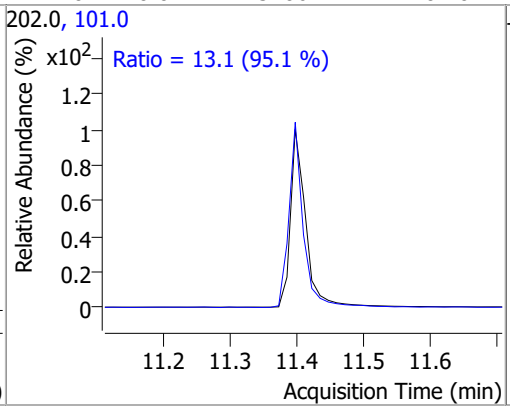

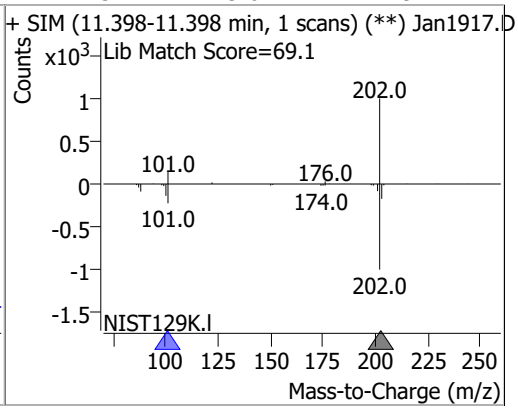

Compound	Conc.	RT	Dev(Min)	Resp.	QIon	QRatio	Lower	Upper
Pyrene	3.8445	11.78	-0.01	53120	101.0	16.0	10.7	20.0

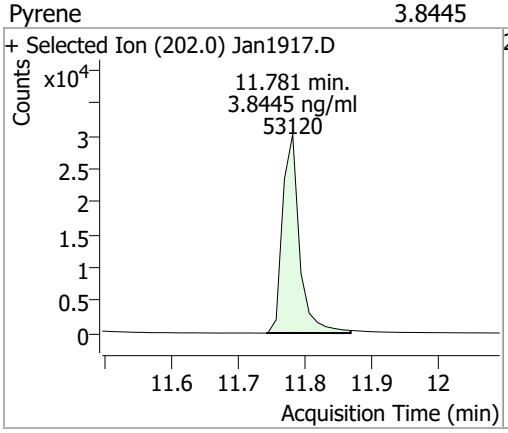

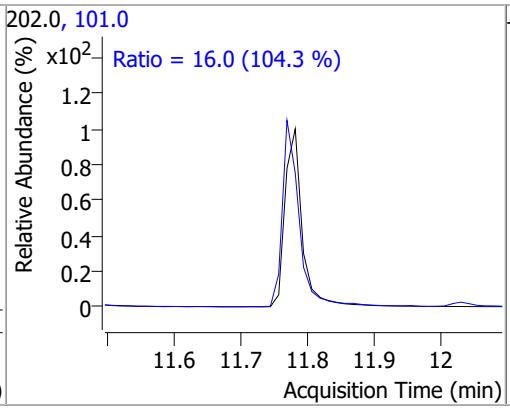

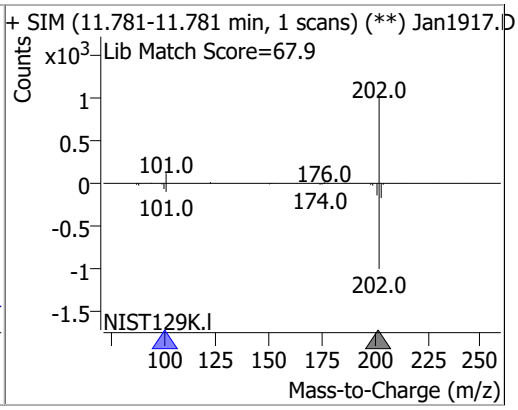

Compound	Conc.	RT	Dev(Min)	Resp.	QIon	QRatio	Lower	Upper
Terphenyl-d14	63.4692	12.26	0.00	444479	122.0	19.8	13.4	25.0

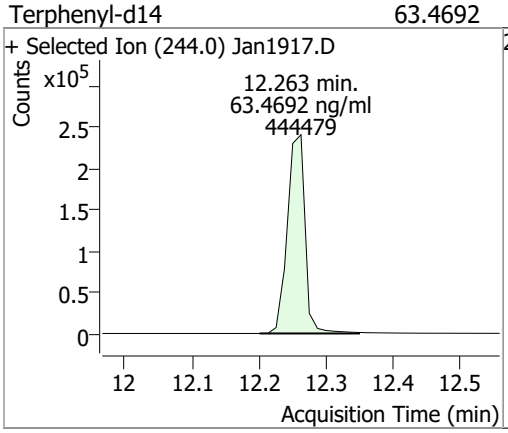

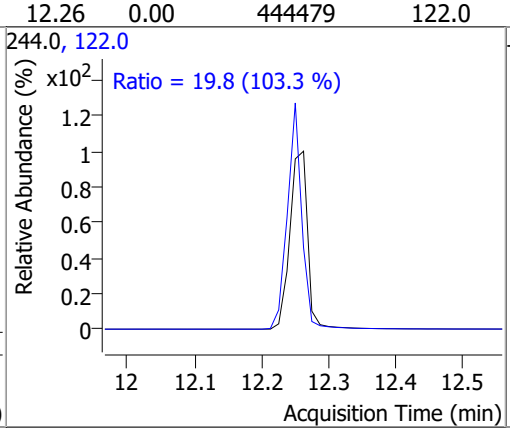

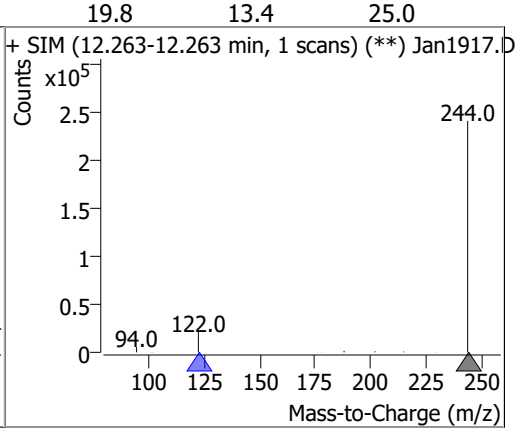

Compound	Conc.	RT	Dev(Min)	Resp.	QIon	QRatio	Lower	Upper
Benzo(a)Anthracene	4.1791	14.68	-0.02	36391	226.0	26.9	18.9	35.1
					229.0	22.1	16.1	29.9

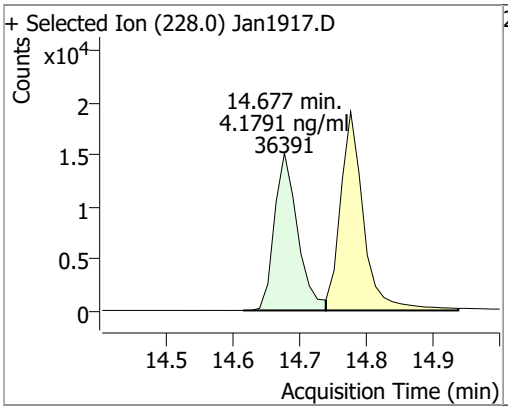

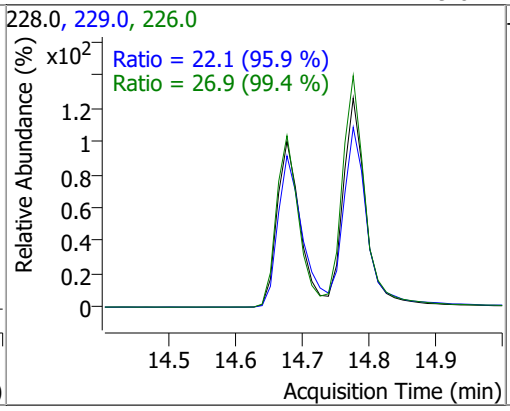

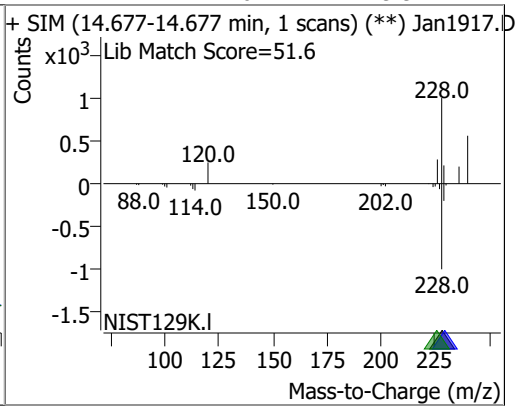

Compound	Conc.	RT	Dev(Min)	Resp.	QIon	QRatio	Lower	Upper
Chrysene	3.6792	14.78	-0.01	46186	226.0	30.4	21.2	39.4
					229.0	21.0	15.0	27.8

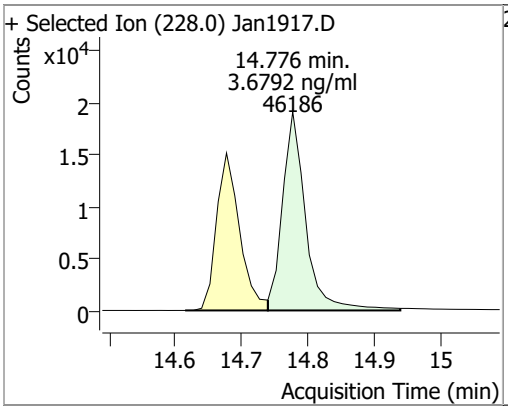

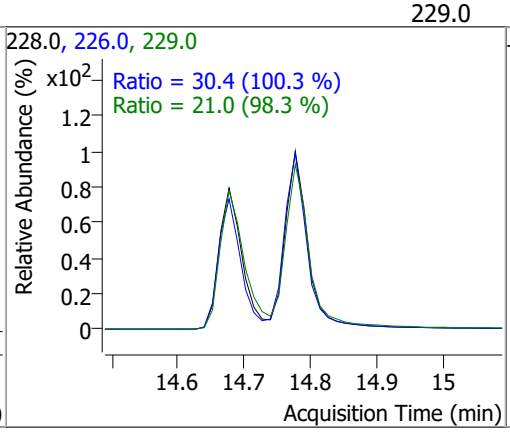

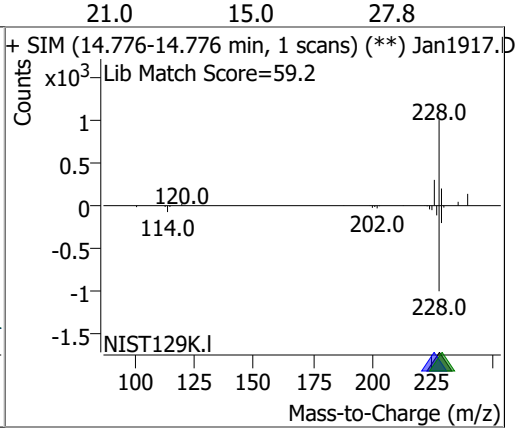

Compound	Conc.	RT	Dev(Min)	Resp.	QIon	QRatio	Lower	Upper
Benzo(b)fluoranthene	3.9623	17.71	-0.02	32942	253.0	21.7	15.8	29.4

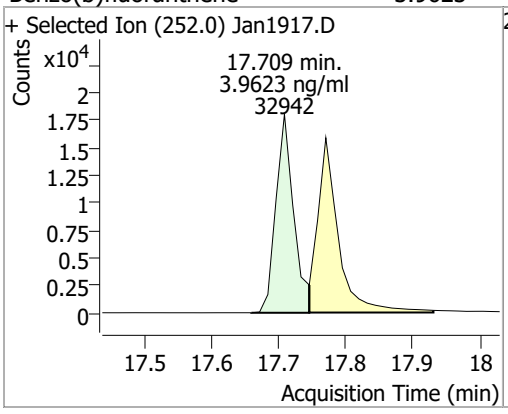

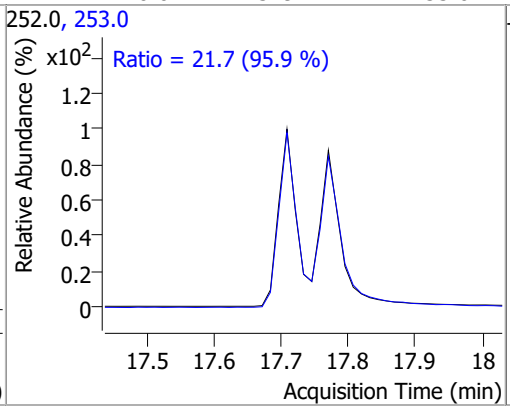

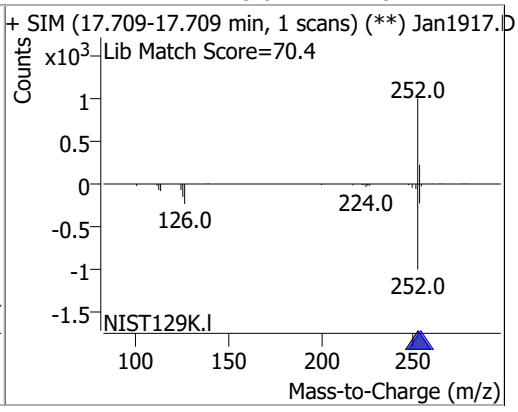

Compound	Conc.	RT	Dev(Min)	Resp.	QIon	QRatio	Lower	Upper
Benzo(k)fluoranthene	3.5603	17.77	-0.02	34203	253.0	21.4	16.1	29.9

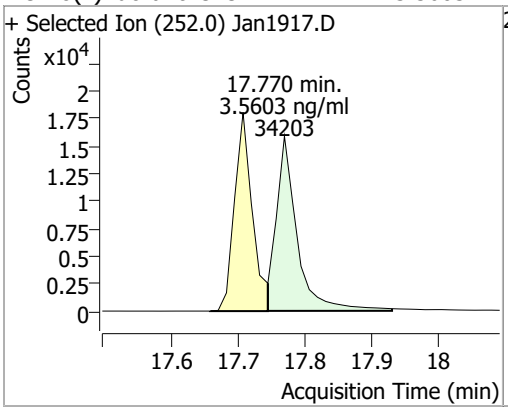

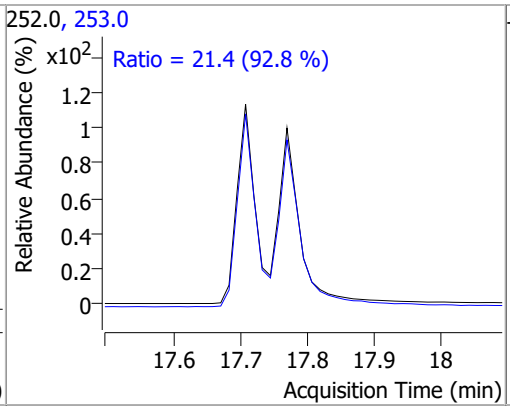

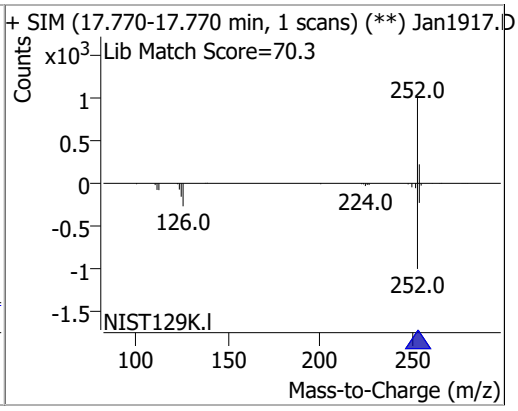

Compound	Conc.	RT	Dev(Min)	Resp.	QIon	QRatio	Lower	Upper
Benzo(a)pyrene	3.7686	18.35	-0.02	24834	253.0	23.8	16.5	30.6

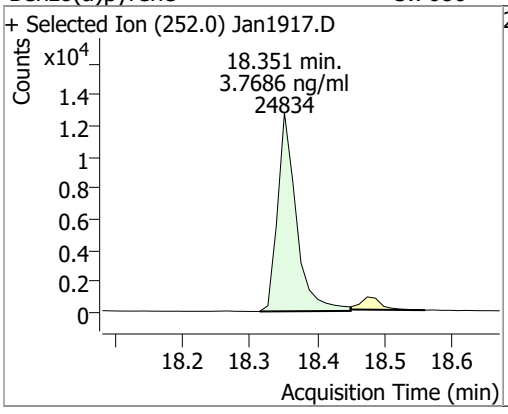

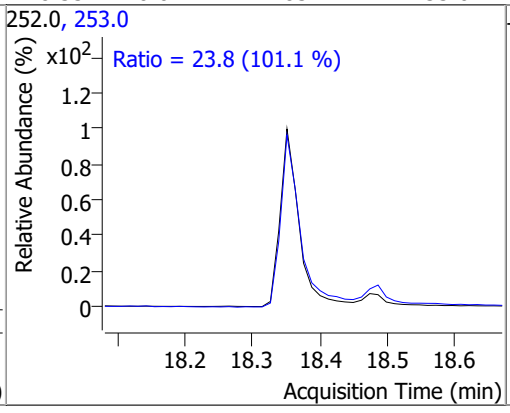

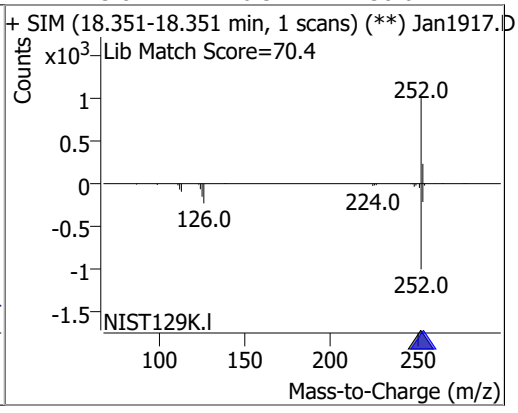

Compound	Conc.	RT	Dev(Min)	Resp.	QIon	QRatio	Lower	Upper
Indeno(1,2,3-cd)pyrene	3.7884	20.20	-0.02	23950	138.0	26.6	20.3	37.6

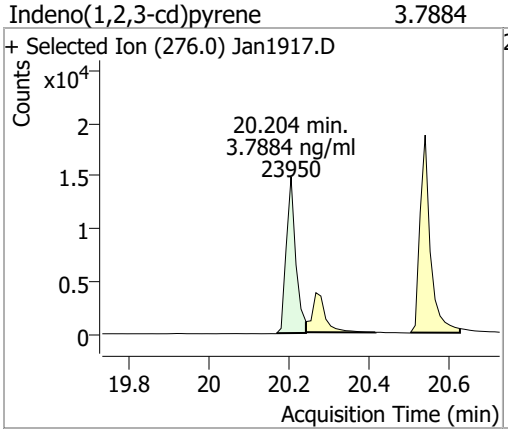

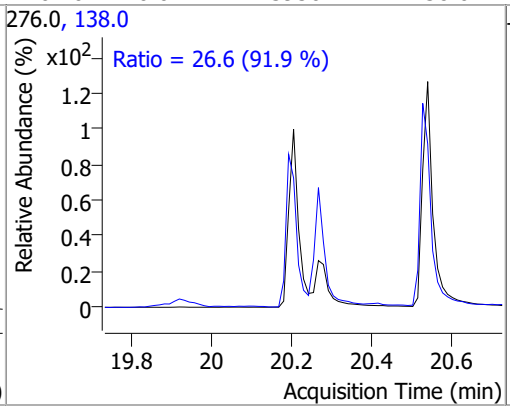

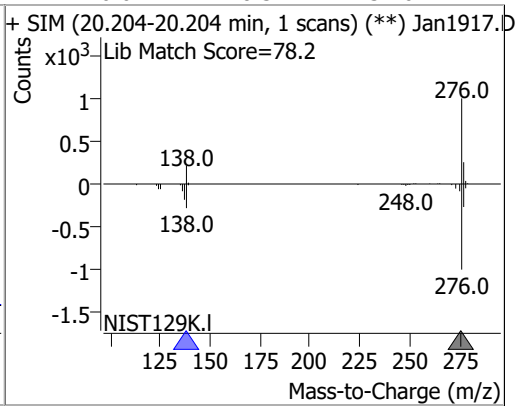

Compound	Conc.	RT	Dev(Min)	Resp.	QIon	QRatio	Lower	Upper
Dibenzo(a,h)anthracene	3.8523	20.28	-0.02	28399	279.0	25.2	17.6	32.7
					139.0	22.5	16.9	31.3

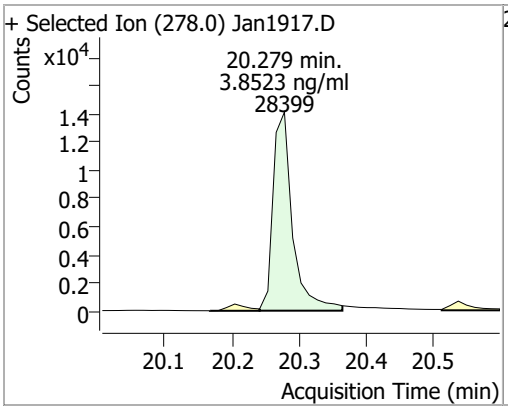

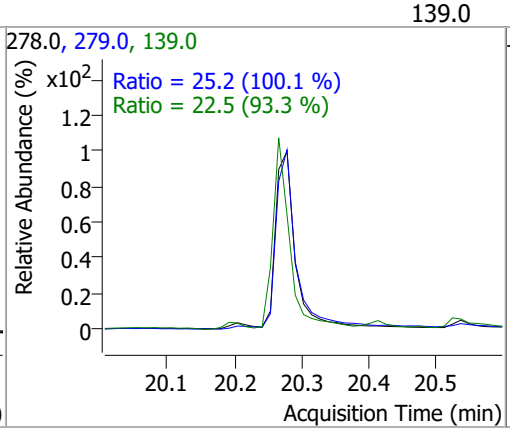

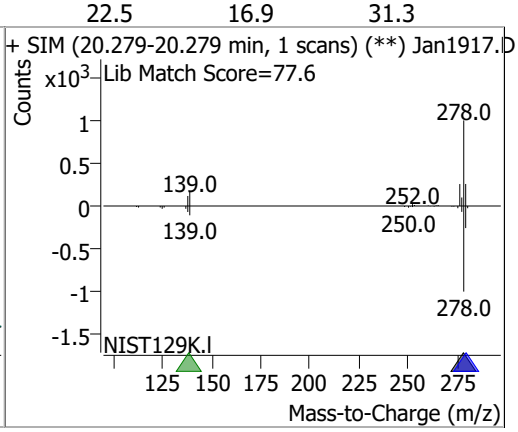

Compound	Conc.	RT	Dev(Min)	Resp.	QIon	QRatio	Lower	Upper
Benzo(g,h,i)perylene	3.7106	20.54	-0.02	33497	138.0	28.0	19.6	36.5
					277.0	24.8	16.3	30.2

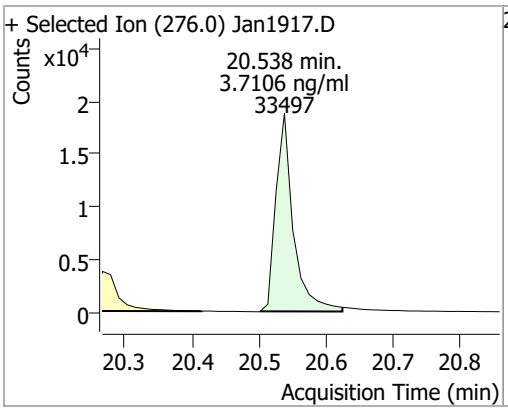

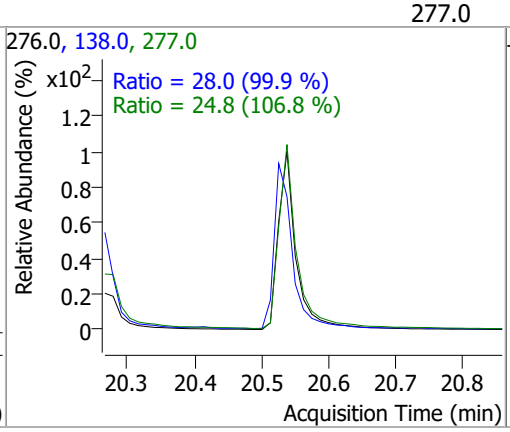

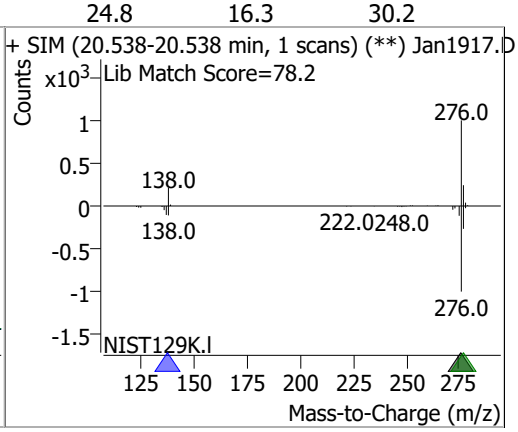

Quantitation Results Report (QT Reviewed)

Agilent | Trusted Answers

Data File	Jan1918.D	Operator	LIMS import
Acq. Method	5975BNASIM	Acq. Date-Time	1/19/2022 7:48:54 PM
Sample Name	19-Jan-22_CCV_18	Instrument	GCMS
Vial	18	Multiplier	1.00
DA Method File	011822 bna SIM1.batch.bin	Comment	SVOC-8270C-SIM-W-LLPAH
Tune File	dftppjph.u	Tune Date	
Batch Name	011922 bna SIM 1.batch.bin	Last Calib Update	1/17/2022 8:49:06 AM
Ref Library			

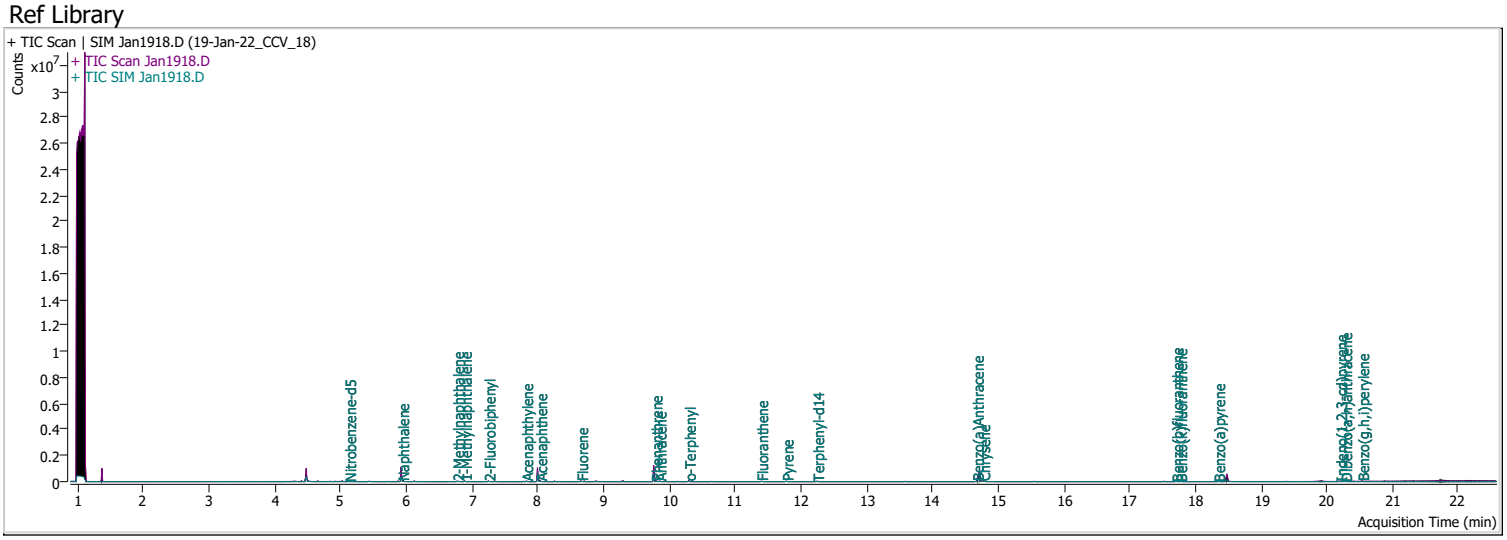

Compound	RT	QIon	Resp.	Conc.	Units		Dev(Min)
Internal Standards							
M 1,4-Dichlorobenzene-d4	4.484	152.0	170275	40.0000	ng/ml		-0.012
M Naphthalene-d8	5.928	136.0	326780	40.0000	ng/ml		-0.012
M Acenaphthene-d10	8.001	164.0	182098	40.0000	ng/ml		0.000
M Phenanthrene-d10	9.768	188.0	358059	40.0000	ng/ml		-0.012
M Chrysene-d12	14.714	240.0	247600	40.0000	ng/ml		-0.012
M Perylene-d12	18.475	264.0	168208	40.0000	ng/ml		-0.025
System Monitoring Compounds							
S Nitrobenzene-d5	5.131	82.0	7649	2.3106	ng/ml		-0.012
Spiked Amount: 5.000	Range: 19.0 - 102.0%			Recovery = 46.21%			
S 2-Fluorobiphenyl	7.252	172.0	16747	1.9133	ng/ml		-0.012
Spiked Amount: 5.000	Range: 25.0 - 94.0%			Recovery = 38.27%			
S o-Terphenyl	10.299	230.0	11070	1.8996	ng/ml		0.000
Spiked Amount: 5.000	Range: 40.0 - 140.0%			Recovery = 37.99%		*	
S Terphenyl-d14	12.251	244.0	9725	2.1337	ng/ml		-0.012
Spiked Amount: 5.000	Range: 39.0 - 106.0%			Recovery = 42.67%			
Target Compounds							**QValue**
T Naphthalene	5.941	128.0	20150	1.7823	ng/ml		97
T 2-Methylnaphthalene	6.777	141.0	12248	1.9409	ng/ml		98
T 1-Methylnaphthalene	6.890	141.0	12505	1.8789	ng/ml		96
T Acenaphthylene	7.826	152.0	19459	1.7437	ng/ml		99
T Acenaphthene	8.038	154.0	11935	1.6719	ng/ml		94
T Fluorene	8.661	166.0	15804	1.8710	ng/ml		99
T Phenanthrene	9.793	178.0	22303	2.0183	ng/ml		92
T Anthracene	9.854	178.0	20060	2.0778	ng/ml		99
T Fluoranthene	11.398	202.0	23263	1.9156	ng/ml		100
T Pyrene	11.781	202.0	24980	2.0027	ng/ml		98
T Benzo(a)Anthracene	14.677	228.0	16633	2.1144	ng/ml		99
T Chrysene	14.776	228.0	22465	1.9824	ng/ml		97
T Benzo(b)fluoranthene	17.709	252.0	15283	2.0167	ng/ml		98

Compound	RT	QIon	Resp.	Conc.	Units	Dev(Min)
T Benzo(k)fluoranthene	17.770	252.0	17455	2.0172	ng/ml	96
T Benzo(a)pyrene	18.351	252.0	12471	2.1559	ng/ml	100
T Indeno(1,2,3-cd)pyrene	20.204	276.0	12022	2.1747	ng/ml	98
T Dibenzo(a,h)anthracene	20.279	278.0	12994	1.9337	ng/ml	99
T Benzo(g,h,i)perylene	20.538	276.0	17454	2.1743	ng/ml	97

(#) = Qualifier Out of Range; (m) = Manual Integration; (+) = Area Summed; (*) = Surrogate Percent Recovery Out of Range; (d): Zeroed Peak

Compound	Conc.	RT	Dev(Min)	Resp.	QIon	QRatio	Lower	Upper
Nitrobenzene-d5	2.3106	5.13	-0.01	7649	54.0	37.3	25.9	48.1
					128.0	30.6	25.6	47.6

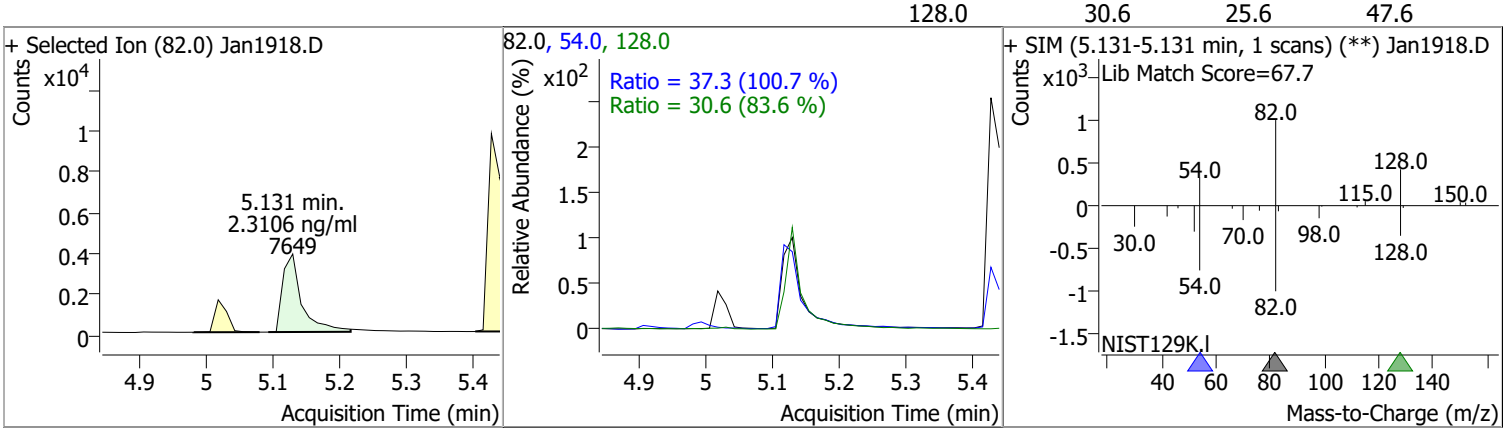

Compound	Conc.	RT	Dev(Min)	Resp.	QIon	QRatio	Lower	Upper
Naphthalene	1.7823	5.94	-0.01	20150	102.0	21.7	0.0	59.6
					129.0	11.2	7.7	14.3

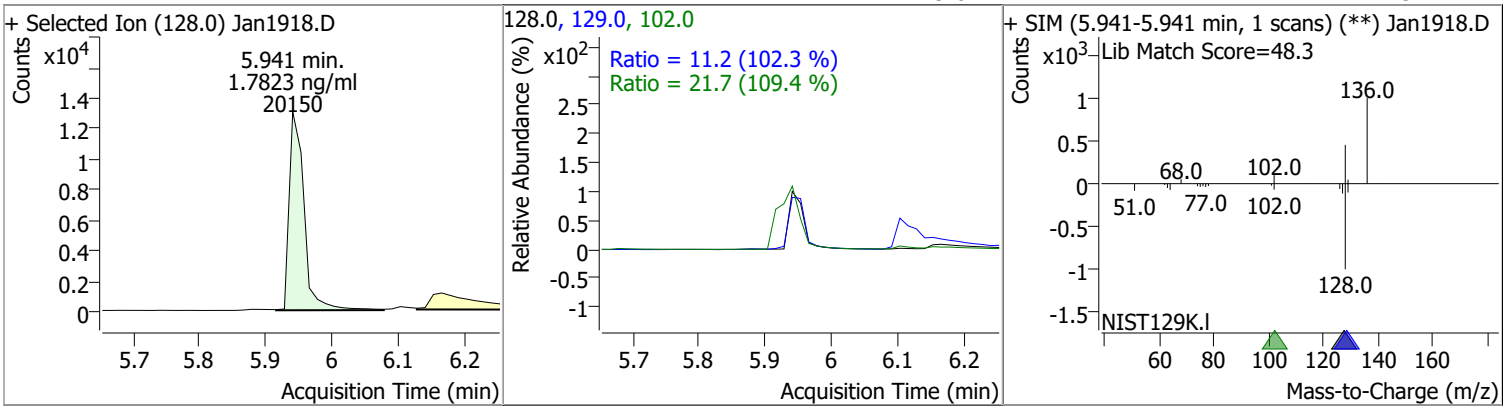

Compound	Conc.	RT	Dev(Min)	Resp.	QIon	QRatio	Lower	Upper
2-Methylnaphthalene	1.9409	6.78	-0.01	12248	142.0	143.4	98.5	183.0
					115.0	60.4	41.8	77.6

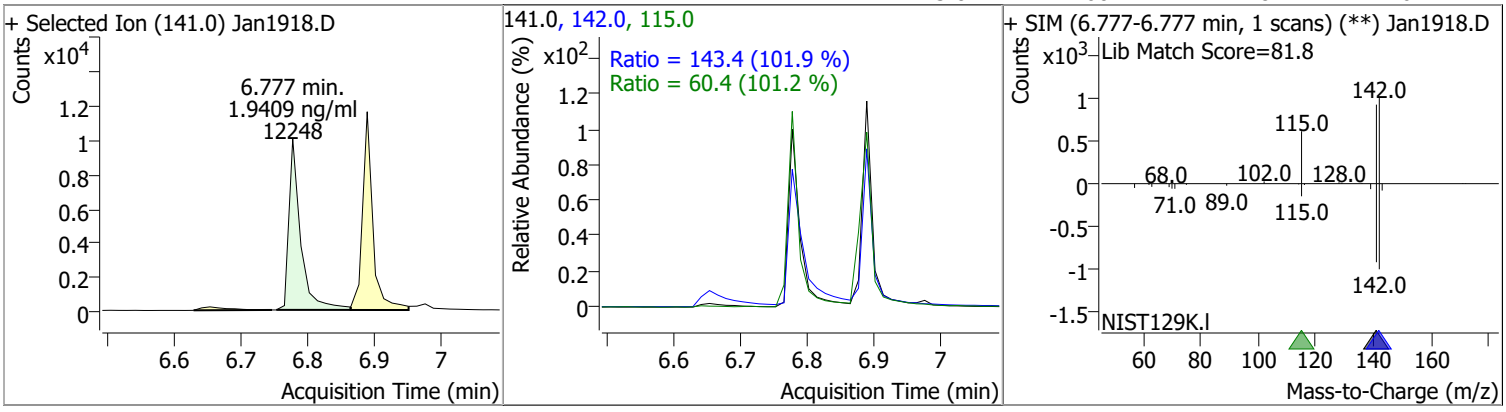

Compound	Conc.	RT	Dev(Min)	Resp.	QIon	QRatio	Lower	Upper
1-Methylnaphthalene	1.8789	6.89	-0.01	12505	142.0	115.7	79.2	147.1
					115.0	61.5	47.5	88.2

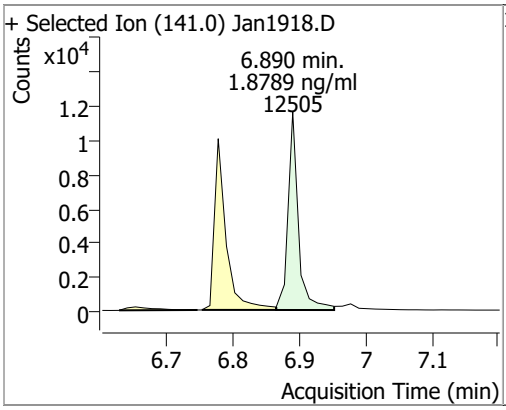

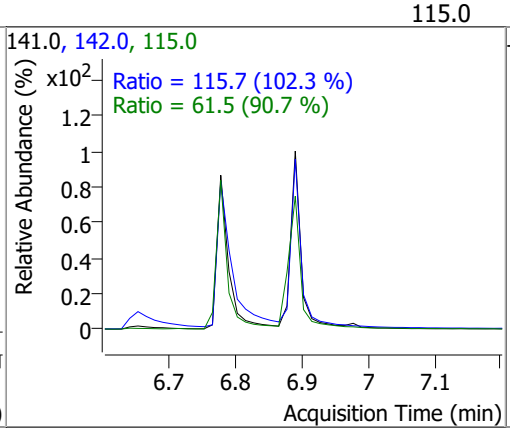

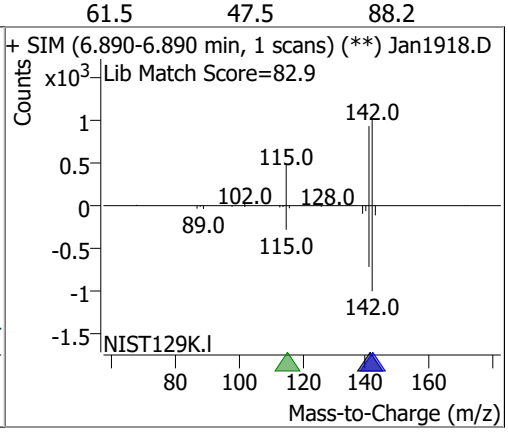

Compound	Conc.	RT	Dev(Min)	Resp.	QIon	QRatio	Lower	Upper
2-Fluorobiphenyl	1.9133	7.25	-0.01	16747	171.0	36.6	26.6	49.5

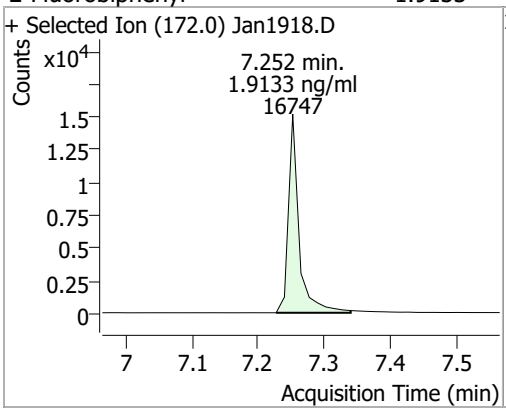

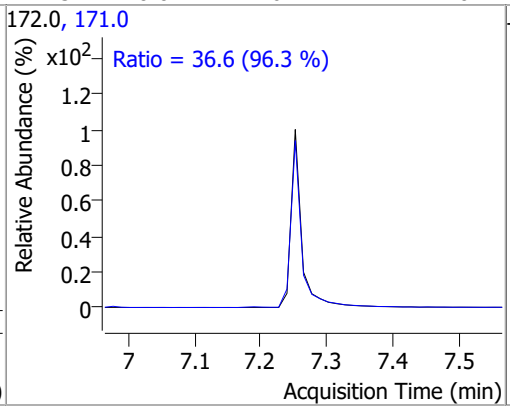

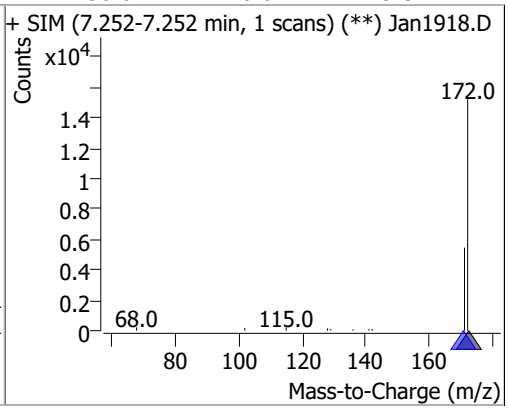

Compound	Conc.	RT	Dev(Min)	Resp.	QIon	QRatio	Lower	Upper
Acenaphthylene	1.7437	7.83	0.00	19459	153.0	12.4	9.0	16.6

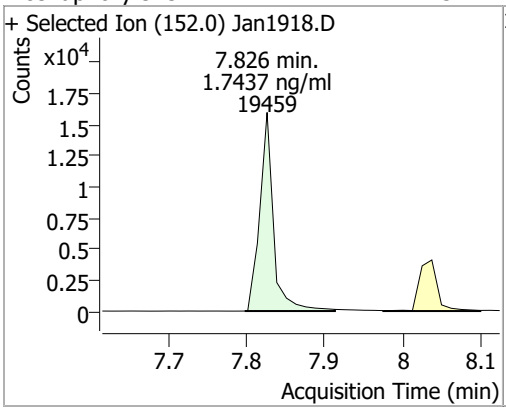

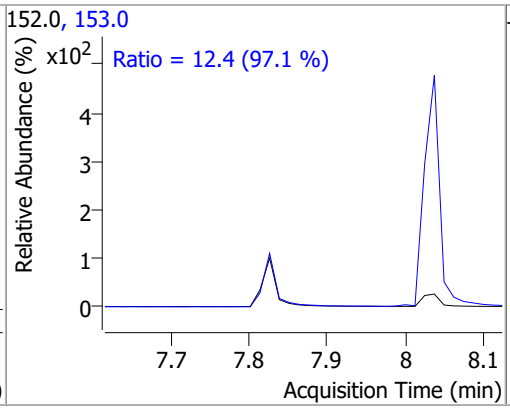

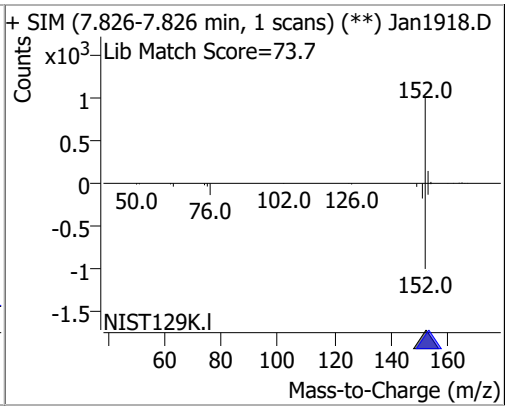

Compound	Conc.	RT	Dev(Min)	Resp.	QIon	QRatio	Lower	Upper
Acenaphthene	1.6719	8.04	0.00	11935	153.0	110.2	82.1	152.6
					152.0	55.4	41.0	76.1

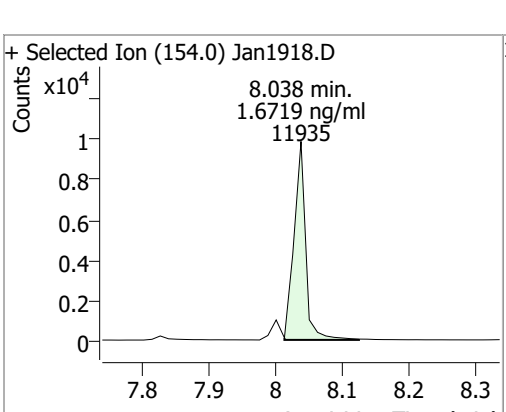

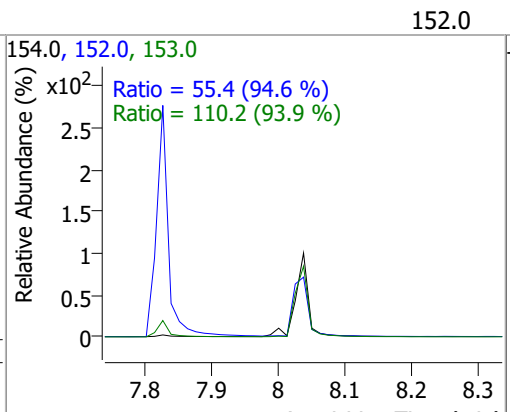

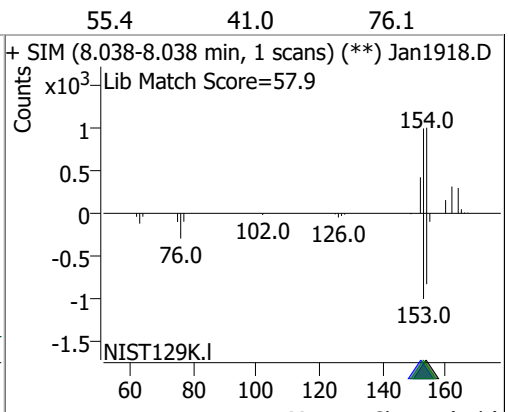

Compound	Conc.	RT	Dev(Min)	Resp.	QIon	QRatio	Lower	Upper
Fluorene	1.8710	8.66	-0.01	15804	165.0	100.1	69.1	128.3
					167.0	13.4	9.7	18.0

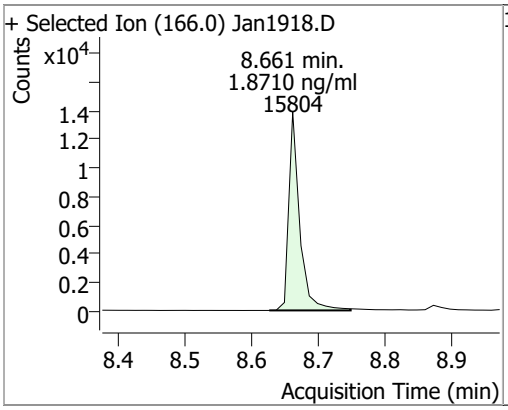

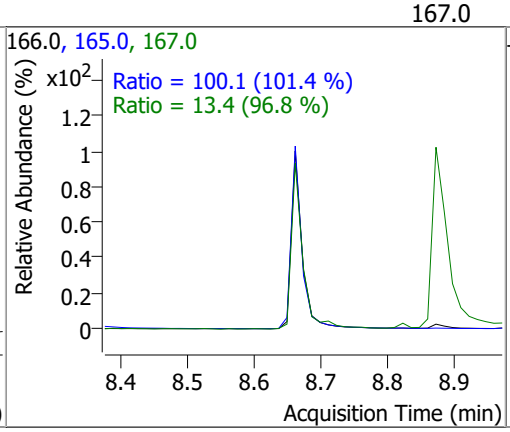

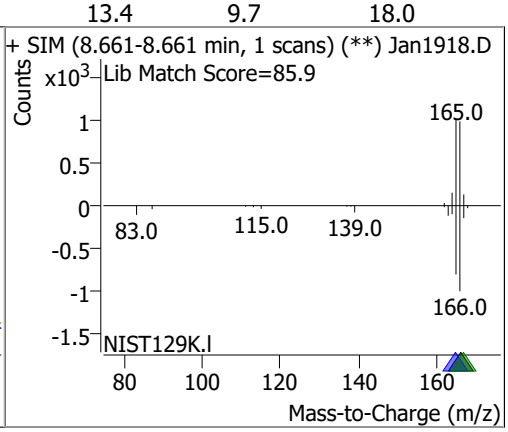

Compound	Conc.	RT	Dev(Min)	Resp.	QIon	QRatio	Lower	Upper
Phenanthrene	2.0183	9.79	-0.01	22303	176.0	18.8	10.8	20.1

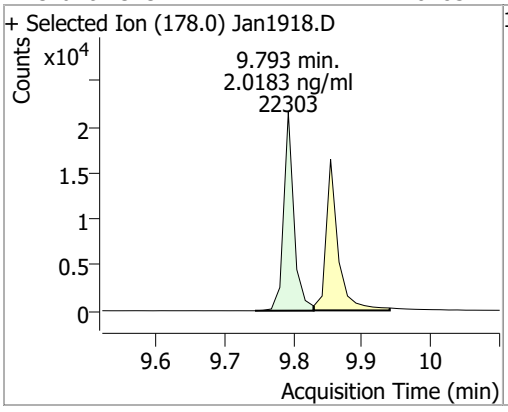

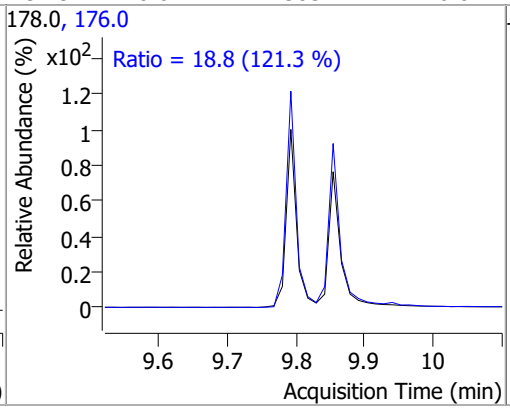

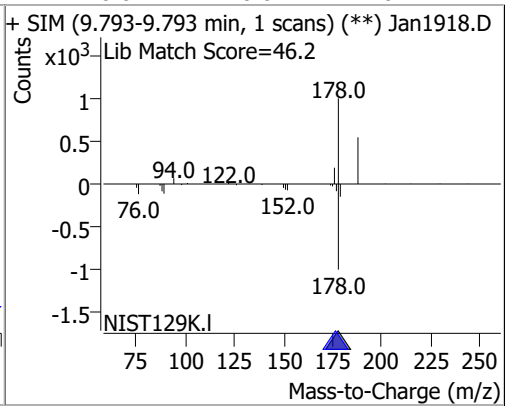

Compound	Conc.	RT	Dev(Min)	Resp.	QIon	QRatio	Lower	Upper
Anthracene	2.0778	9.85	-0.01	20060	176.0	18.6	12.7	23.5

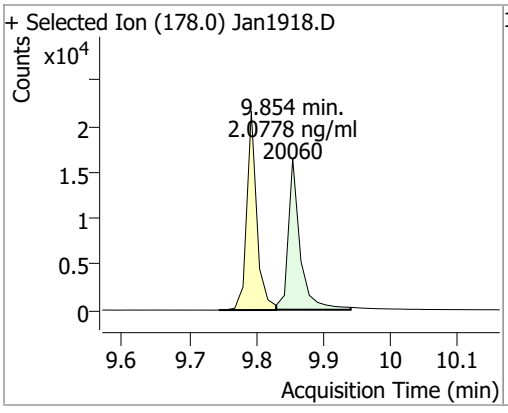

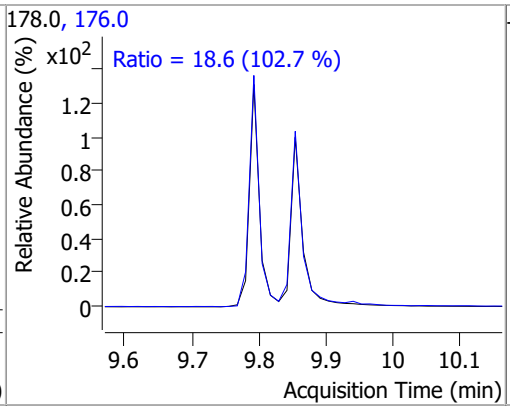

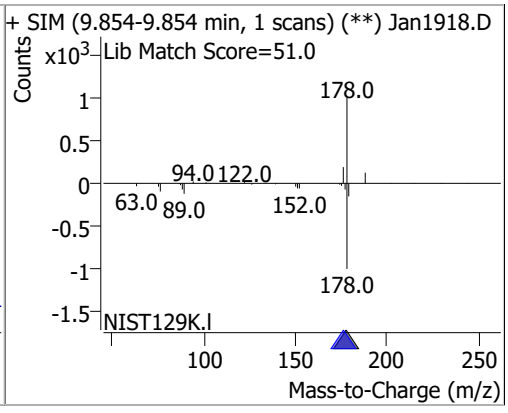

Compound	Conc.	RT	Dev(Min)	Resp.	QIon	QRatio	Lower	Upper
o-Terphenyl	1.8996	10.30	0.00	11070	229.0	68.3	49.2	91.3
					215.0	44.6	32.7	60.7

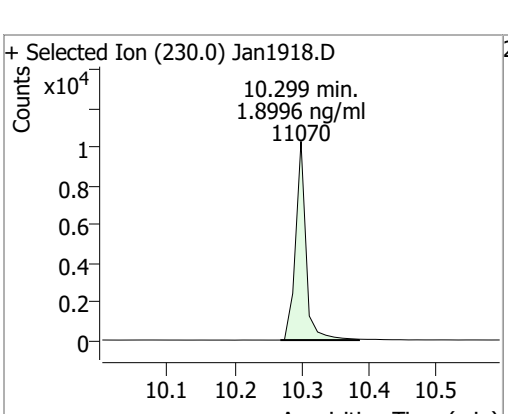

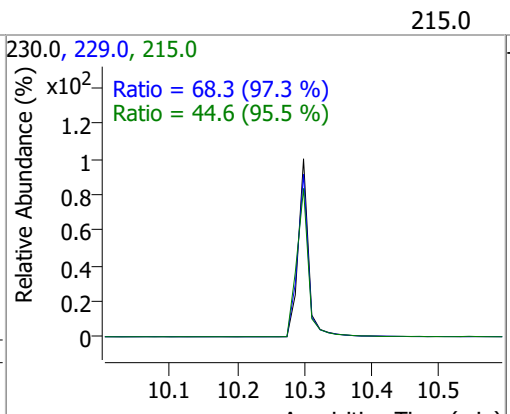

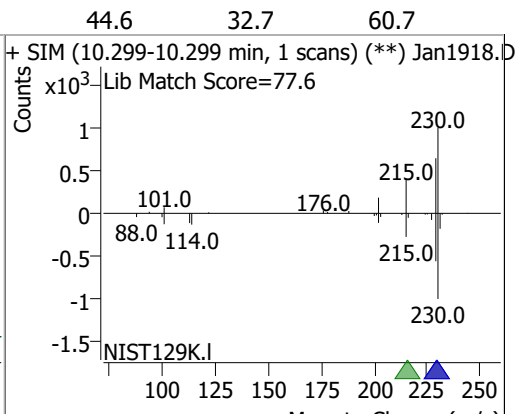

Compound	Conc.	RT	Dev(Min)	Resp.	QIon	QRatio	Lower	Upper
Fluoranthene	1.9156	11.40	-0.01	23263	101.0	14.0	9.6	17.9

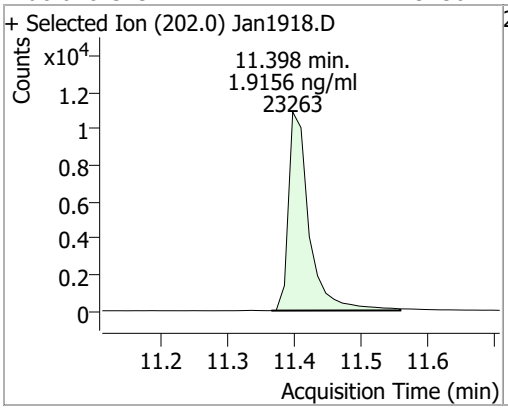

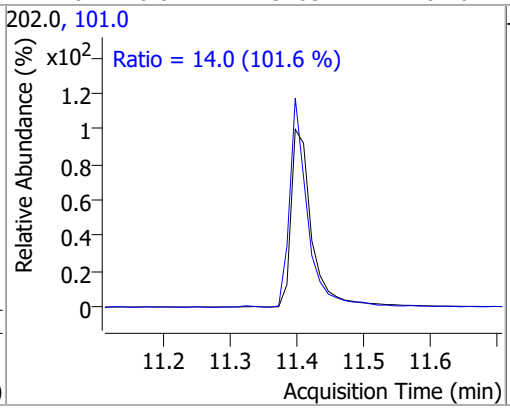

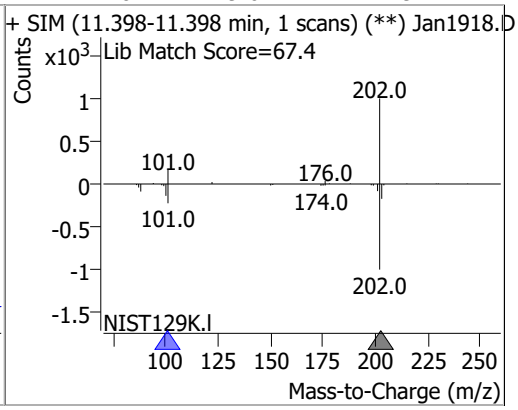

Compound	Conc.	RT	Dev(Min)	Resp.	QIon	QRatio	Lower	Upper
Pyrene	2.0027	11.78	-0.01	24980	101.0	16.1	10.7	20.0

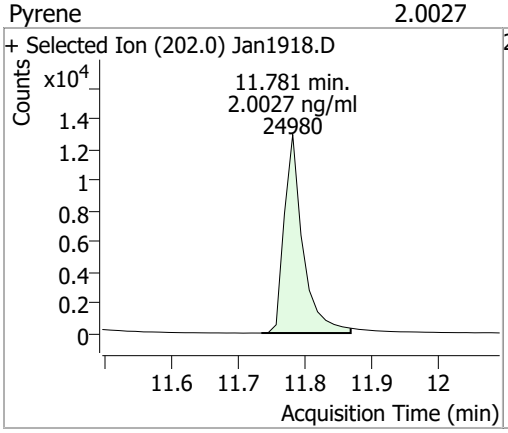

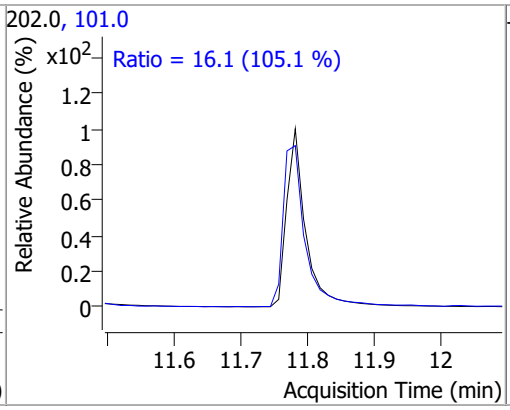

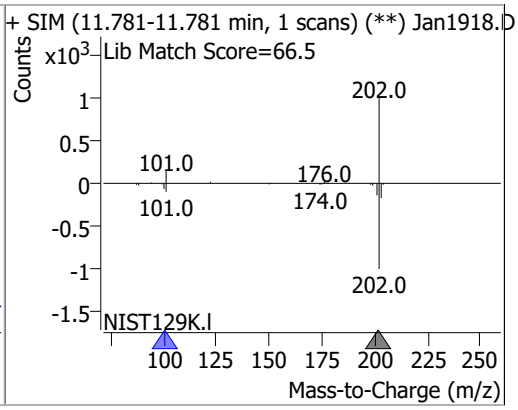

Compound	Conc.	RT	Dev(Min)	Resp.	QIon	QRatio	Lower	Upper
Terphenyl-d14	2.1337	12.25	-0.01	9725	122.0	20.0	13.4	25.0

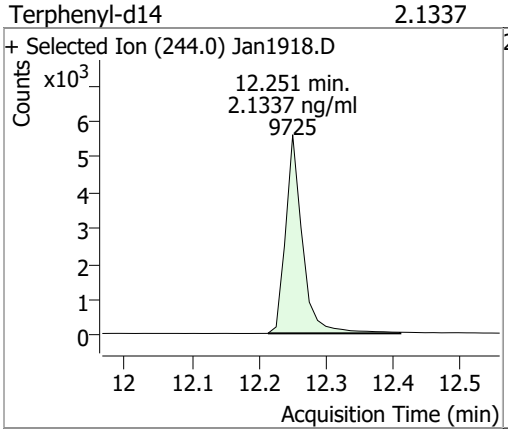

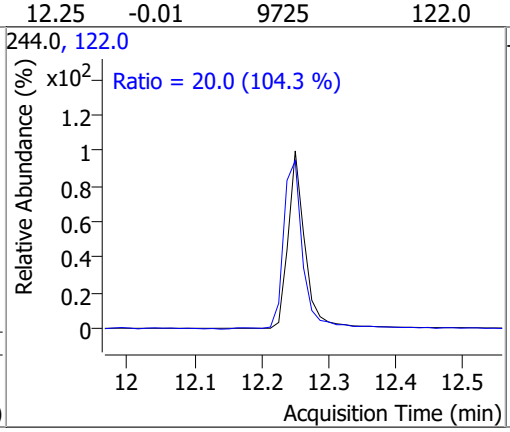

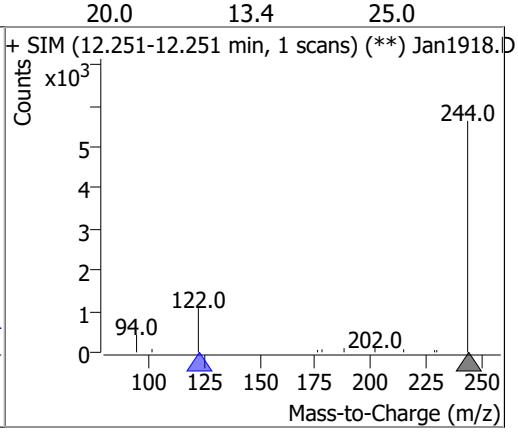

Compound	Conc.	RT	Dev(Min)	Resp.	QIon	QRatio	Lower	Upper
Benzo(a)Anthracene	2.1144	14.68	-0.02	16633	226.0	26.8	18.9	35.1
					229.0	23.5	16.1	29.9

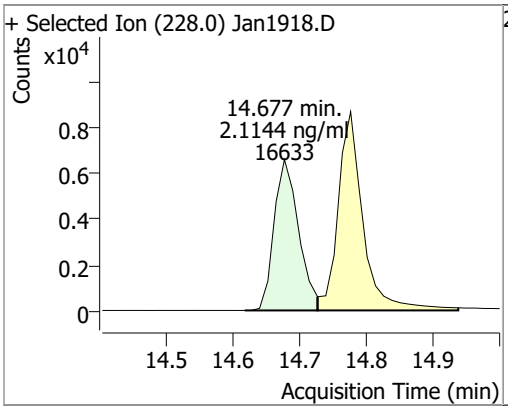

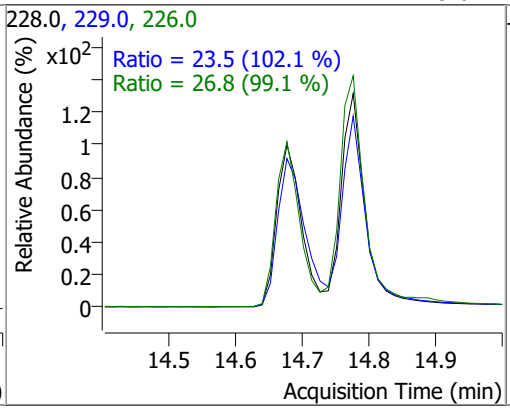

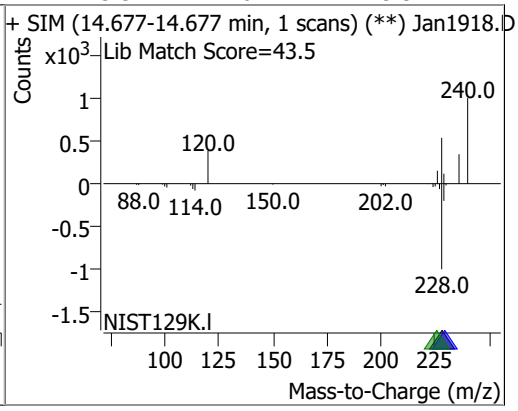

Compound	Conc.	RT	Dev(Min)	Resp.	QIon	QRatio	Lower	Upper
Chrysene	1.9824	14.78	-0.01	22465	226.0	30.6	21.2	39.4
					229.0	18.6	15.0	27.8

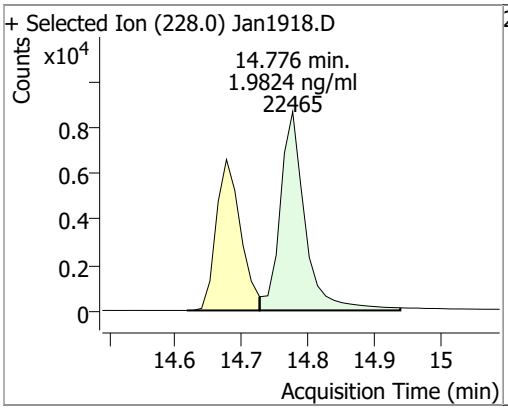

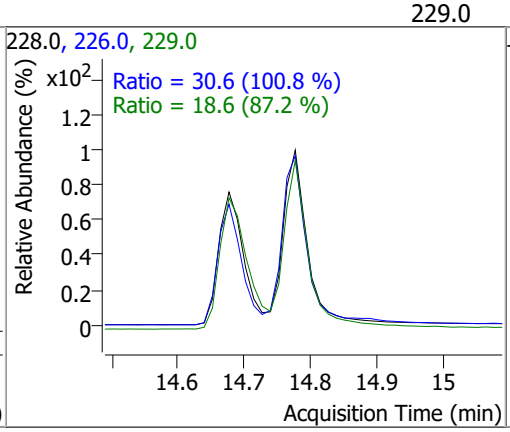

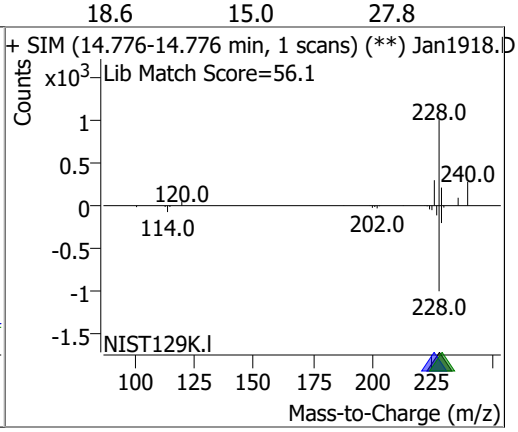

Compound	Conc.	RT	Dev(Min)	Resp.	QIon	QRatio	Lower	Upper
Benzo(b)fluoranthene	2.0167	17.71	-0.02	15283	253.0	21.7	15.8	29.4

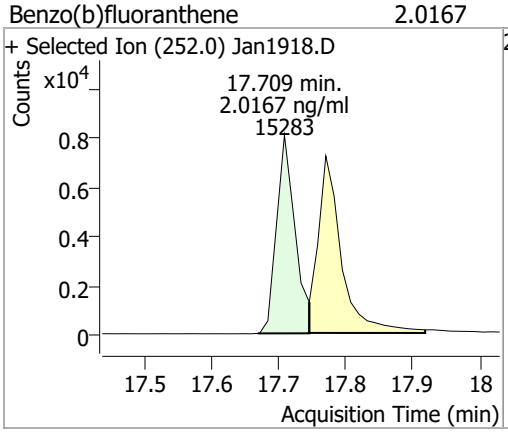

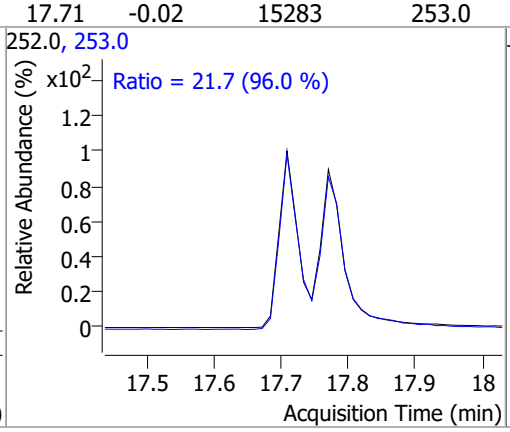

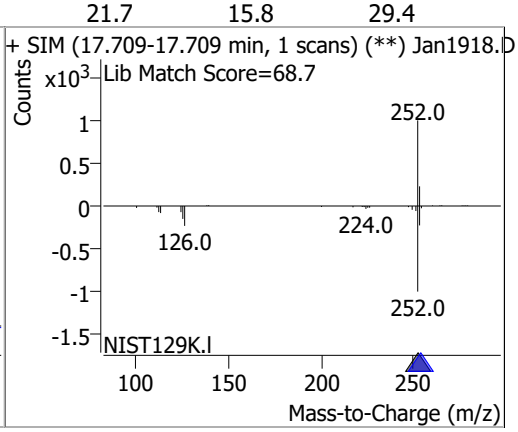

Compound	Conc.	RT	Dev(Min)	Resp.	QIon	QRatio	Lower	Upper
Benzo(k)fluoranthene	2.0172	17.77	-0.02	17455	253.0	21.2	16.1	29.9

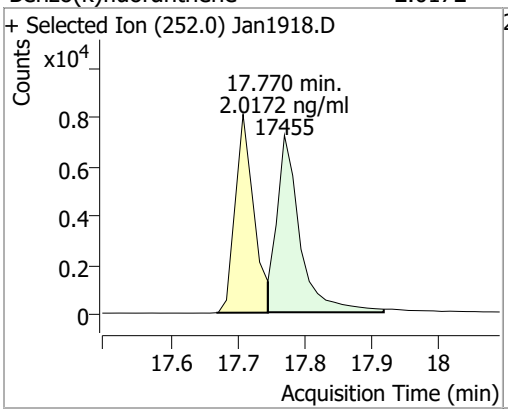

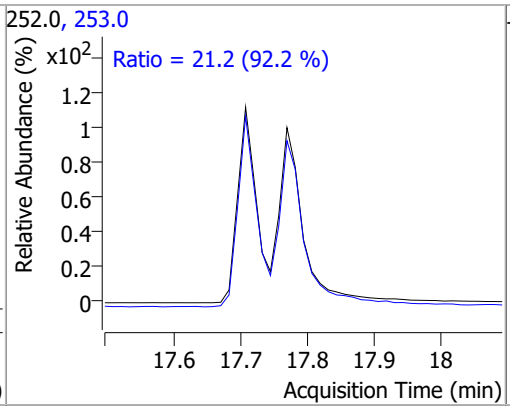

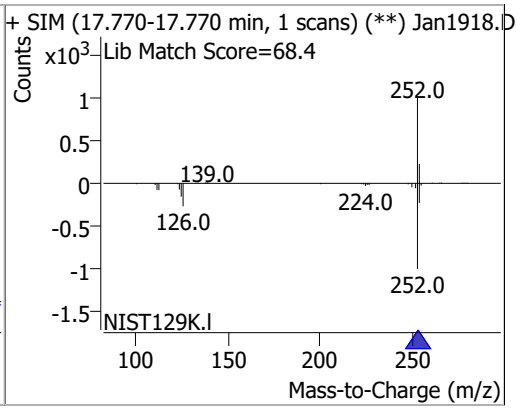

Compound	Conc.	RT	Dev(Min)	Resp.	QIon	QRatio	Lower	Upper
Benzo(a)pyrene	2.1559	18.35	-0.02	12471	253.0	23.4	16.5	30.6

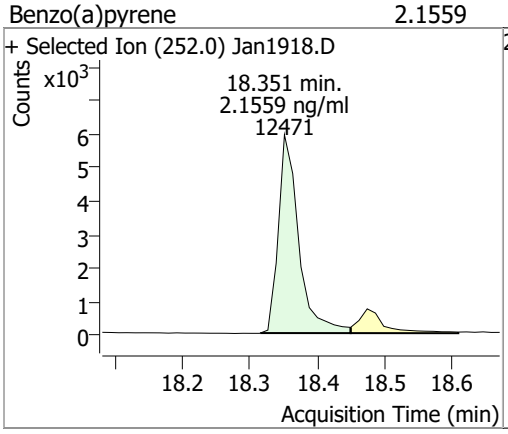

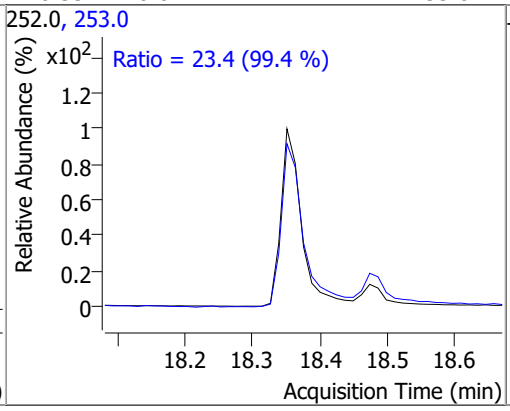

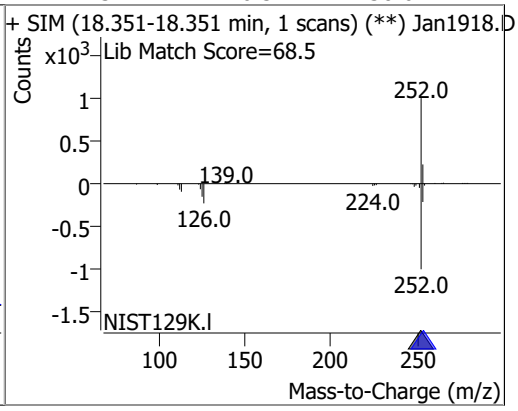

Compound	Conc.	RT	Dev(Min)	Resp.	QIon	QRatio	Lower	Upper
Indeno(1,2,3-cd)pyrene	2.1747	20.20	-0.02	12022	138.0	28.0	20.3	37.6

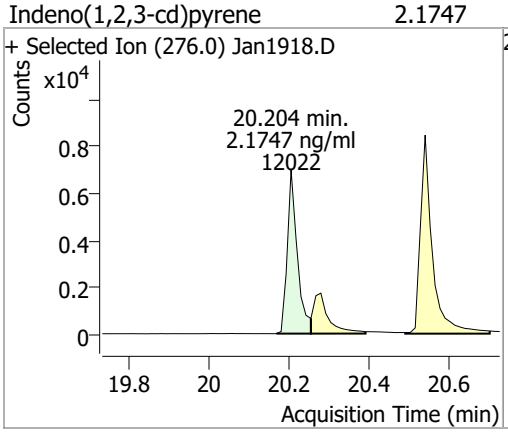

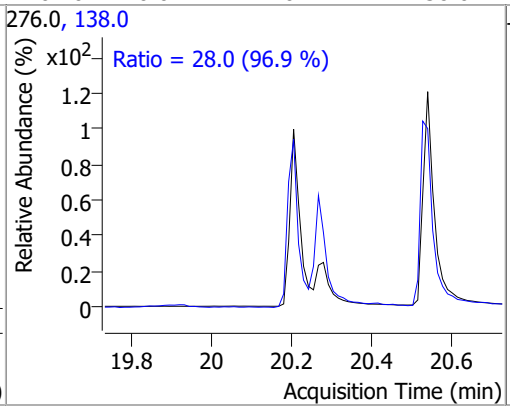

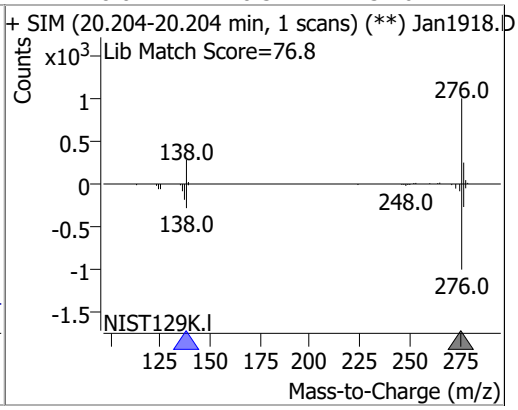

Compound	Conc.	RT	Dev(Min)	Resp.	QIon	QRatio	Lower	Upper
Dibenzo(a,h)anthracene	1.9337	20.28	-0.02	12994	279.0	25.5	17.6	32.7
					139.0	24.2	16.9	31.3

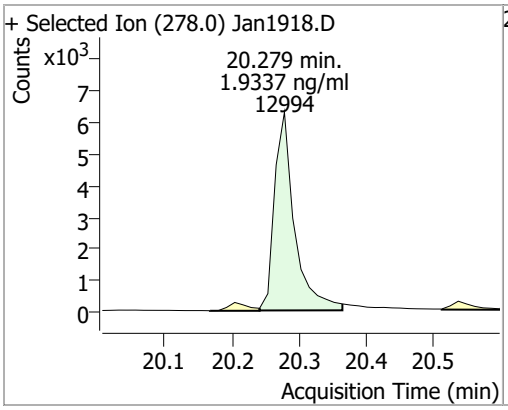

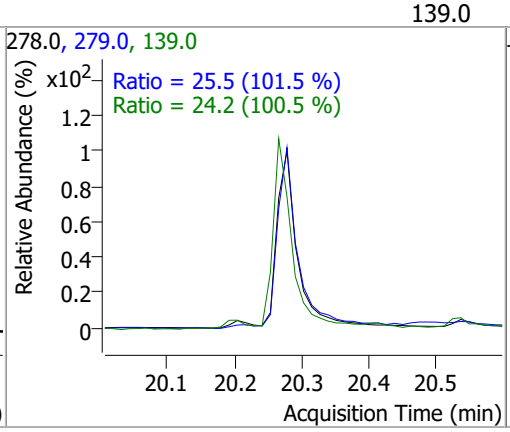

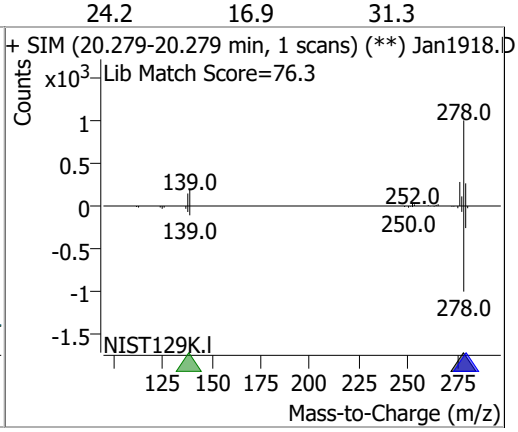

Compound	Conc.	RT	Dev(Min)	Resp.	QIon	QRatio	Lower	Upper
Benzo(g,h,i)perylene	2.1743	20.54	-0.02	17454	138.0	25.5	19.6	36.5
					277.0	23.0	16.3	30.2

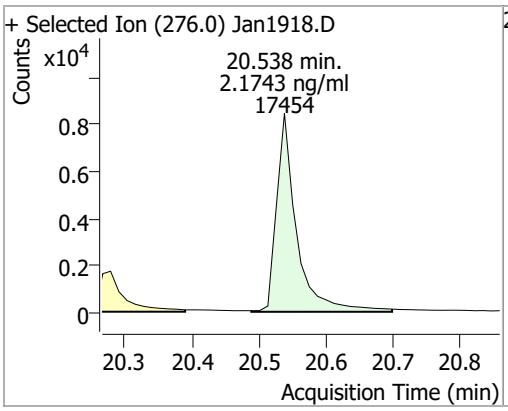

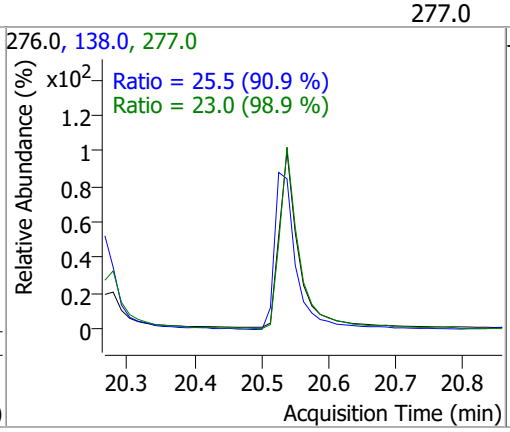

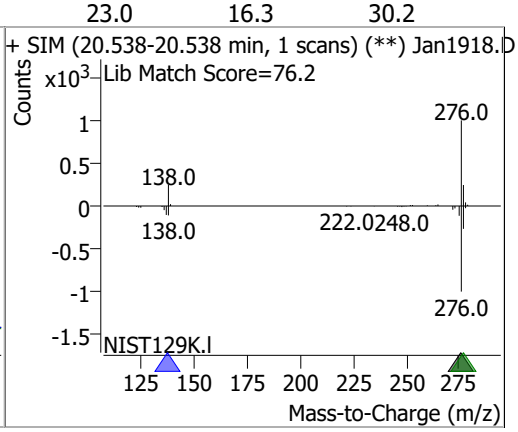

Continuing Calibration Report

Agilent | Trusted Answers

Batch Name	\\MASSHUNTER\Org\Data\SV5975.I\sh011922\1 e8270c bna SIM\QuantResults\011922 bna SIM 1.batch.bin
Method File	\\MASSHUNTER\Org\Data\SV5975.I\sh011822\1 e8270c bna SIM\011822 bna SIM1.batch.bin
Daily CC	\\MASSHUNTER\Org\Data\SV5975.I\sh011922\1 e8270c bna SIMJan1902.D

Level name	Injection Time	Calibration Files	
7	1/14/2022 4:42:22 PM	\\MASSHUNTER\Org\Data\SV5975.I\sh011422\2 e8270c bna SIM\Jan1411.D	
6	1/14/2022 5:14:49 PM	\\MASSHUNTER\Org\Data\SV5975.I\sh011422\2 e8270c bna SIM\Jan1412.D	
5	1/14/2022 5:47:16 PM	\\MASSHUNTER\Org\Data\SV5975.I\sh011422\2 e8270c bna SIM\Jan1413.D	
4	1/14/2022 6:19:44 PM	\\MASSHUNTER\Org\Data\SV5975.I\sh011422\2 e8270c bna SIM\Jan1414.D	
3	1/14/2022 6:52:13 PM	\\MASSHUNTER\Org\Data\SV5975.I\sh011422\2 e8270c bna SIM\Jan1415.D	
2	1/14/2022 7:24:38 PM	\\MASSHUNTER\Org\Data\SV5975.I\sh011422\2 e8270c bna SIM\Jan1416.D	
1	1/14/2022 7:57:03 PM	\\MASSHUNTER\Org\Data\SV5975.I\sh011422\2 e8270c bna SIM\Jan1417.D	
CCV	1/19/2022 11:11:38 AM	\\MASSHUNTER\Org\Data\SV5975.I\sh011922\1 e8270c bna SIM\Jan1902.D	<======

ISTD Compound:	Avg Resp	Mid Resp	CC Resp	Area%	A/M
1,4-Dichlorobenzene-d4	173591	173466	185492	106.93	M
Naphthalene-d8	313667	320346	375962	117.36	M
Acenaphthene-d10	169911	171827	198810	115.70	M
Phenanthrene-d10	347083	351005	397562	113.26	M
Chrysene-d12	256387	261208	281996	107.96	M
Perylene-d12	167073	172756	191153	110.65	M

Target Compound	AvgRF/R2	CC RF	Exp. Conc	Calc. Conc	%Dev	Area%	Curve Fit
1,4-Dichlorobenzene-d4	----------ISTD----------						
Nitrobenzene-d5	0.9999	0.8729	2.00	2.25	-12.60	120.86	Quadratic
Naphthalene-d8	----------ISTD----------						
Naphthalene	1.3839	1.1181	2.00	1.62	-19.20	99.82	Avg RF
2-Methylnaphthalene	0.7724	0.7082	2.00	1.83	-8.31	108.34	Avg RF
1-Methylnaphthalene	0.8146	0.7409	2.00	1.82	-9.05	115.30	Avg RF
Acenaphthene-d10	----------ISTD----------						
2-Fluorobiphenyl	1.9227	1.8435	2.00	1.92	-4.12	115.81	Avg RF
Acenaphthylene	2.4514	2.0700	2.00	1.69	-15.56	102.86	Avg RF
Acenaphthene	1.5681	1.3429	2.00	1.71	-14.36	103.46	Avg RF
Fluorene	1.8554	1.7018	2.00	1.83	-8.28	110.21	Avg RF
Phenanthrene-d10	----------ISTD----------						
Phenanthrene	0.9999	1.2358	2.00	2.00	-0.10	110.58	Quadratic
Anthracene	0.9999	1.1173	2.00	2.07	-3.60	115.08	Quadratic
o-Terphenyl	0.6510	0.6189	2.00	1.90	-4.93	110.02	Avg RF
Fluoranthene	1.3566	1.2218	2.00	1.80	-9.94	106.62	Avg RF
Chrysene-d12	----------ISTD----------						
Pyrene	2.0151	1.9776	2.00	1.96	-1.86	106.84	Avg RF
Terphenyl-d14	0.9999	0.7571	2.00	2.06	-2.81	108.25	Quadratic
Benzo(a)Anthracene	0.9998	1.3174	2.00	2.07	-3.58	109.21	Quadratic
Chrysene	1.8307	1.6779	2.00	1.83	-8.35	103.70	Avg RF
Perylene-d12	----------ISTD----------						
Benzo(b)fluoranthene	1.8021	1.6528	2.00	1.83	-8.29	100.37	Avg RF
Benzo(k)fluoranthene	0.9995	2.0204	2.00	1.96	1.78	108.40	Quadratic
Benzo(a)pyrene	0.9999	1.4393	2.00	2.10	-4.77	115.12	Quadratic
Indeno(1,2,3-cd)pyrene	0.9998	1.2903	2.00	1.97	1.34	105.95	Quadratic
Dibenzo(a,h)anthracene	1.5980	1.4298	2.00	1.79	-10.52	108.73	Avg RF
Benzo(g,h,i)perylene	0.9998	1.8354	2.00	1.93	3.54	105.19	Quadratic

A -- against Average; M -- against Mid Point; P -- against Previous CC in the Method;

Continuing Calibration Report

Agilent | Trusted Answers

Batch Name	\\MASSHUNTER\Org\Data\SV5975.I\sh011922\1 e8270c bna SIM\QuantResults\011922 bna SIM 1.batch.bin
Method File	\\MASSHUNTER\Org\Data\SV5975.I\sh011822\1 e8270c bna SIM\011822 bna SIM1.batch.bin
Daily CC	\\MASSHUNTER\Org\Data\SV5975.I\sh011922\1 e8270c bna SIMJan1918.D

Level name	Injection Time	Calibration Files	
7	1/14/2022 4:42:22 PM	\\MASSHUNTER\Org\Data\SV5975.I\sh011422\2 e8270c bna SIM\Jan1411.D	
6	1/14/2022 5:14:49 PM	\\MASSHUNTER\Org\Data\SV5975.I\sh011422\2 e8270c bna SIM\Jan1412.D	
5	1/14/2022 5:47:16 PM	\\MASSHUNTER\Org\Data\SV5975.I\sh011422\2 e8270c bna SIM\Jan1413.D	
4	1/14/2022 6:19:44 PM	\\MASSHUNTER\Org\Data\SV5975.I\sh011422\2 e8270c bna SIM\Jan1414.D	
3	1/14/2022 6:52:13 PM	\\MASSHUNTER\Org\Data\SV5975.I\sh011422\2 e8270c bna SIM\Jan1415.D	
2	1/14/2022 7:24:38 PM	\\MASSHUNTER\Org\Data\SV5975.I\sh011422\2 e8270c bna SIM\Jan1416.D	
1	1/14/2022 7:57:03 PM	\\MASSHUNTER\Org\Data\SV5975.I\sh011422\2 e8270c bna SIM\Jan1417.D	
CCV	1/19/2022 7:48:54 PM	\\MASSHUNTER\Org\Data\SV5975.I\sh011922\1 e8270c bna SIM\Jan1918.D	<======

ISTD Compound:	Avg Resp	Mid Resp	CC Resp	Area%	A/M
1,4-Dichlorobenzene-d4	173591	173466	185492	106.93	M
Naphthalene-d8	313667	320346	375962	117.36	M
Acenaphthene-d10	169911	171827	198810	115.70	M
Phenanthrene-d10	347083	351005	397562	113.26	M
Chrysene-d12	256387	261208	281996	107.96	M
Perylene-d12	167073	172756	191153	110.65	M

Target Compound	AvgRF/R2	CC RF	Exp. Conc	Calc. Conc	%Dev	Area%	Curve Fit
1,4-Dichlorobenzene-d4	----------ISTD----------						
Nitrobenzene-d5	0.9999	0.8729	2.00	2.25	-12.60	120.86	Quadratic
Naphthalene-d8	----------ISTD----------						
Naphthalene	1.3839	1.1181	2.00	1.62	-19.20	99.82	Avg RF
2-Methylnaphthalene	0.7724	0.7082	2.00	1.83	-8.31	108.34	Avg RF
1-Methylnaphthalene	0.8146	0.7409	2.00	1.82	-9.05	115.30	Avg RF
Acenaphthene-d10	----------ISTD----------						
2-Fluorobiphenyl	1.9227	1.8435	2.00	1.92	-4.12	115.81	Avg RF
Acenaphthylene	2.4514	2.0700	2.00	1.69	-15.56	102.86	Avg RF
Acenaphthene	1.5681	1.3429	2.00	1.71	-14.36	103.46	Avg RF
Fluorene	1.8554	1.7018	2.00	1.83	-8.28	110.21	Avg RF
Phenanthrene-d10	----------ISTD----------						
Phenanthrene	0.9999	1.2358	2.00	2.00	-0.10	110.58	Quadratic
Anthracene	0.9999	1.1173	2.00	2.07	-3.60	115.08	Quadratic
o-Terphenyl	0.6510	0.6189	2.00	1.90	-4.93	110.02	Avg RF
Fluoranthene	1.3566	1.2218	2.00	1.80	-9.94	106.62	Avg RF
Chrysene-d12	----------ISTD----------						
Pyrene	2.0151	1.9776	2.00	1.96	-1.86	106.84	Avg RF
Terphenyl-d14	0.9999	0.7571	2.00	2.06	-2.81	108.25	Quadratic
Benzo(a)Anthracene	0.9998	1.3174	2.00	2.07	-3.58	109.21	Quadratic
Chrysene	1.8307	1.6779	2.00	1.83	-8.35	103.70	Avg RF
Perylene-d12	----------ISTD----------						
Benzo(b)fluoranthene	1.8021	1.6528	2.00	1.83	-8.29	100.37	Avg RF
Benzo(k)fluoranthene	0.9995	2.0204	2.00	1.96	1.78	108.40	Quadratic
Benzo(a)pyrene	0.9999	1.4393	2.00	2.10	-4.77	115.12	Quadratic
Indeno(1,2,3-cd)pyrene	0.9998	1.2903	2.00	1.97	1.34	105.95	Quadratic
Dibenzo(a,h)anthracene	1.5980	1.4298	2.00	1.79	-10.52	108.73	Avg RF
Benzo(g,h,i)perylene	0.9998	1.8354	2.00	1.93	3.54	105.19	Quadratic

A -- against Average; M -- against Mid Point; P -- against Previous CC in the Method;

Audit Trail report

Batch name and path: \\MASSHUNTER\Org\Data\SV5975.I\sh011922\1 e8270c bna SIM\QuantResults\011922 bna SIM 1.batch.bin
Quant batch version: 10.0
Quant reporting version: 10.0

Name	User	Time	Action	Reason	Comment	Succeed	Exception
CmdNewBatchTable	BL2000\jheine	1/19/2022 11:07:08 AM	Create new batch \\MASSHUNTER\Org\Data\SV5975.I\sh011922\1 e8270c bna SIM\011922 bna SIM 1.batch.bin			✓	
CmdImportSamplesFromWorklist	BL2000\jheine	1/19/2022 11:07:12 AM	Add samples from worklist: \\MASSHUNTER\Org\Data\SV5975.I\sh011922\1 e8270c bna SIM\Jan1901.D			✓	
CmdSetSampleAttribute	BL2000\jheine	1/19/2022 11:07:15 AM	Set SampleType = TuneCheck for sample Jan1901.D; previous value = Sample			✓	
CmdImportSamplesFromWorklist	BL2000\jheine	1/19/2022 11:34:53 AM	Add samples from worklist: \\MASSHUNTER\Org\Data\SV5975.I\sh011922\1 e8270c bna SIM\Jan1902.D			✓	
CmdSetSampleAttribute	BL2000\jheine	1/19/2022 11:34:56 AM	Set SampleType = CC for sample Jan1902.D; previous value = Sample			✓	
CmdStartMethodEditing	BL2000\jheine	1/19/2022 11:35:15 AM	Start method editing			✓	
CmdImportMethodFromBatch	BL2000\jheine	1/19/2022 11:35:16 AM	Import method from batch \\MASSHUNTER\Org\Data\SV5975.I\sh011822\1 e8270c bna SIM\011822 bna SIM1.batch.bin			✓	
CmdApplyMethodToAllSamples	BL2000\jheine	1/19/2022 11:35:37 AM	Apply method to all samples			✓	
CmdMethodClear	BL2000\jheine	1/19/2022 11:35:37 AM	Clear method			✓	
CmdEndMethodEditing	BL2000\jheine	1/19/2022 11:35:37 AM	End method editing			✓	
CmdSetSampleAttribute	BL2000\jheine	1/19/2022 11:36:01 AM	Set LevelName = CCV for sample Jan1902.D; previous value =			✓	
CmdQuantitate	BL2000\jheine	1/19/2022 11:36:05 AM	Quantitate all compounds in sample Jan1902.D			✓	
CmdManuallyIntegrateQualifierPeak	BL2000\jheine	1/19/2022 11:36:28 AM	Manually integrate qualifier 102.0 of compound Naphthalene in sample Jan1902.D, from x, y = 5.928, 2805 to 6.016, 2130, result = -7833; previous integration is from x, y = 5.891, 76 to 6.141, 76 and previous response = 7385.			✓	
CmdManuallyIntegrateSnapBaseline	BL2000\jheine	1/19/2022 11:36:29 AM	Snap baseline for qualifier 102.0 of compound Naphthalene in sample Jan1902.D from x = 5.928 to x = 6.016, new integration is from x, y = 5.928, 2716 to 6.016, 118 and new response = -2324; previous integration is from x, y = 5.928, 2805 to 6.016, 2130 and previous response = -7833.			✓	

Name	User	Time	Action	Reason	Comment	Succeed	Exception
CmdManuallyIntegrate DropBaseline	BL2000\jheine	1/19/2022 11:36:30 AM	Drop baseline for qualifier 102.0 of compound Naphthalene in sample Jan1902.D to y = 118, new integration is from x, y = 5.928, 118 to 6.016, 118 and new response = 4491; previous integration is from x, y = 5.928, 2716 to 6.016, 118 and previous response = -2324.			✓	
CmdManuallyIntegrate QualifierPeak	BL2000\jheine	1/19/2022 11:36:44 AM	Manually integrate qualifier152.0 of compound Acenaphthene in sample Jan1902.D from x, y = 8.013, 1507 to 8.088, 2955; result = -2394			✓	
CmdManuallyIntegrateSnapBaseline	BL2000\jheine	1/19/2022 11:36:46 AM	Snap baseline for qualifier 152.0 of compound Acenaphthene in sample Jan1902.D from x = 8.013 to x = 8.088, new integration is from x, y = 8.013, 124 to 8.088, 191 and new response = 6910; previous integration is from x, y = 8.013, 1507 to 8.088, 2955 and previous response = -2394.			✓	
CmdManuallyIntegrate DropBaseline	BL2000\jheine	1/19/2022 11:36:46 AM	Drop baseline for qualifier 152.0 of compound Acenaphthene in sample Jan1902.D to y = 124, new integration is from x, y = 8.013, 124 to 8.088, 124 and new response = 7060; previous integration is from x, y = 8.013, 124 to 8.088, 191 and previous response = 6910.			✓	
CmdSaveBatchTable	BL2000\jheine	1/19/2022 11:37:20 AM	Save batch \\MASSHUNTER\Org\Data\SV5975.I\sh 011922\1 e8270c bna SIM\QuantResults\011922 bna SIM 1.batch.bin			✓	
CmdOpenBatchTable	BL2000\jheine	1/20/2022 8:24:00 AM	Open batch \\MASSHUNTER\Org\Data\SV5975.I\sh 011922\1 e8270c bna SIM\011922 bna SIM 1.batch.bin			✓	

Name	User	Time	Action	Reason	Comment	Succeed	Exception
CmdImportSamplesFromWorklist	BL2000\jheine	1/20/2022 8:27:09 AM	Add samples from worklist: \\MASSHUNTER\Org\Data\SV5975.I\sh011922\1 e8270c bna SIM\Jan1918.D, \\MASSHUNTER\Org\Data\SV5975.I\sh011922\1 e8270c bna SIM\Jan1917.D, \\MASSHUNTER\Org\Data\SV5975.I\sh011922\1 e8270c bna SIM\Jan1916.D, \\MASSHUNTER\Org\Data\SV5975.I\sh011922\1 e8270c bna SIM\Jan1915.D, \\MASSHUNTER\Org\Data\SV5975.I\sh011922\1 e8270c bna SIM\Jan1914.D, \\MASSHUNTER\Org\Data\SV5975.I\sh011922\1 e8270c bna SIM\Jan1913.D, \\MASSHUNTER\Org\Data\SV5975.I\sh011922\1 e8270c bna SIM\Jan1912.D, \\MASSHUNTER\Org\Data\SV5975.I\sh011922\1 e8270c bna SIM\Jan1911.D, \\MASSHUNTER\Org\Data\SV5975.I\sh011922\1 e8270c bna SIM\Jan1910.D, \\MASSHUNTER\Org\Data\SV5975.I\sh011922\1 e8270c bna SIM\Jan1909.D, \\MASSHUNTER\Org\Data\SV5975.I\sh011922\1 e8270c bna SIM\Jan1908.D, \\MASSHUNTER\Org\Data\SV5975.I\sh011922\1 e8270c bna SIM\Jan1907.D, \\MASSHUNTER\Org\Data\SV5975.I\sh011922\1 e8270c bna SIM\Jan1906.D, \\MASSHUNTER\Org\Data\SV5975.I\sh011922\1 e8270c bna SIM\Jan1905.D, \\MASSHUNTER\Org\Data\SV5975.I\sh011922\1 e8270c bna SIM\Jan1904.D, \\MASSHUNTER\Org\Data\SV5975.I\sh011922\1 e8270c bna SIM\Jan1903.D			✓	
CmdSetSampleAttribute	BL2000\jheine	1/20/2022 8:27:22 AM	Set SampleType = Blank for sample Jan1904.D; previous value = Sample			✓	
CmdSetSampleAttribute	BL2000\jheine	1/20/2022 8:27:25 AM	Set SampleType = Matrix for sample Jan1905.D; previous value = Sample			✓	
CmdSetSampleAttribute	BL2000\jheine	1/20/2022 8:27:28 AM	Set SampleType = MatrixDup for sample Jan1906.D; previous value = Sample			✓	
CmdSetSampleAttribute	BL2000\jheine	1/20/2022 8:27:33 AM	Set SampleType = Matrix for sample Jan1916.D; previous value = Sample			✓	
CmdSetSampleAttribute	BL2000\jheine	1/20/2022 8:27:37 AM	Set SampleType = MatrixDup for sample Jan1917.D; previous value = Sample			✓	
CmdSetSampleAttribute	BL2000\jheine	1/20/2022 8:27:39 AM	Set SampleType = CC for sample Jan1918.D; previous value = Sample			✓	
CmdSetSampleAttribute	BL2000\jheine	1/20/2022 8:27:42 AM	Set LevelName = CCV for sample Jan1918.D; previous value =			✓	
CmdSetSampleAttribute	BL2000\jheine	1/20/2022 8:27:51 AM	Set MatrixSpikeGroup = B22010759-001C for sample Jan1915.D; previous value =			✓	
CmdSetSampleAttribute	BL2000\jheine	1/20/2022 8:27:53 AM	Set MatrixSpikeGroup = B22010759-001C for sample Jan1916.D; previous value =			✓	

Name	User	Time	Action	Reason	Comment	Succeed	Exception
CmdSetSampleAttribute	BL2000\jheine	1/20/2022 8:27:54 AM	Set MatrixSpikeGroup = B22010759-001C for sample Jan1917.D; previous value =			✓	
CmdSetSampleAttribute	BL2000\jheine	1/20/2022 8:28:01 AM	Set SampleInformation = MatrixA for sample Jan1916.D; previous value =			✓	
CmdSetSampleAttribute	BL2000\jheine	1/20/2022 8:28:04 AM	Set SampleInformation = MatrixA for sample Jan1917.D; previous value =			✓	
CmdSetSampleAttribute	BL2000\jheine	1/20/2022 8:28:17 AM	Set SampleInformation = MatrixA for sample Jan1905.D; previous value =			✓	
CmdSetSampleAttribute	BL2000\jheine	1/20/2022 8:28:19 AM	Set SampleInformation = MatrixA for sample Jan1906.D; previous value =			✓	
CmdSetSampleAttribute	BL2000\jheine	1/20/2022 8:28:25 AM	Set MatrixSpikeGroup = MB-162956 for sample Jan1904.D; previous value =			✓	
CmdSetSampleAttribute	BL2000\jheine	1/20/2022 8:28:27 AM	Set MatrixSpikeGroup = MB-162956 for sample Jan1905.D; previous value =			✓	
CmdSetSampleAttribute	BL2000\jheine	1/20/2022 8:28:28 AM	Set MatrixSpikeGroup = MB-162956 for sample Jan1906.D; previous value =			✓	
CmdQuantitate	BL2000\jheine	1/20/2022 8:28:55 AM	Quantitate all compounds in all samples			✓	
CmdManuallyIntegratePeak	BL2000\jheine	1/20/2022 8:29:20 AM	Manually integrate compound Acenaphthene in sample Jan1903.D, from x, y = 8.025, 108 to 8.088, 64, result = 85; previous integration is from x, y = 7.975, 64 to 8.088, 64 and previous response = 1404.			✓	
CmdManuallyIntegrateDropBaseline	BL2000\jheine	1/20/2022 8:29:21 AM	Drop baseline for compound Acenaphthene in sample Jan1903.D to y = 64, new integration is from x, y = 8.025, 64 to 8.088, 64 and new response = 167; previous integration is from x, y = 8.025, 108 to 8.088, 64 and previous response = 85.			✓	
CmdZeroOutPeak	BL2000\jheine	1/20/2022 8:29:24 AM	Zero out primary peak of compound Acenaphthene in sample Jan1903.D			✓	
CmdManuallyIntegratePeak	BL2000\jheine	1/20/2022 8:29:30 AM	Manually integrate compound Benzo(a)pyrene in sample Jan1903.D, from x, y = 18.314, 82 to 18.400, 133, result = -204; previous integration is from x, y = 18.425, 56 to 18.611, 62 and previous response = 1264.			✓	
CmdManuallyIntegrateSnapBaseline	BL2000\jheine	1/20/2022 8:29:32 AM	Snap baseline for compound Benzo(a)pyrene in sample Jan1903.D, from x = 18.314 to x = 18.400, new integration is from x, y = 18.314, 52 to 18.400, 60 and new response = 62; previous integration is from x, y = 18.314, 82 to 18.400, 133 and previous response = -204.			✓	

Name	User	Time	Action	Reason	Comment	Succeed	Exception
CmdManuallyIntegrateDropBaseline	BL2000\jheine	1/20/2022 8:29:32 AM	Drop baseline for compound Benzo(a)pyrene in sample Jan1903.D to y = 52, new integration is from x, y = 18.314, 52 to 18.400, 52 and new response = 83; previous integration is from x, y = 18.314, 52 to 18.400, 60 and previous response = 62.			✓	
CmdZeroOutPeak	BL2000\jheine	1/20/2022 8:29:33 AM	Zero out primary peak of compound Benzo(a)pyrene in sample Jan1903.D			✓	
CmdManuallyIntegratePeak	BL2000\jheine	1/20/2022 8:29:40 AM	Manually integrate compound Chrysene in sample Jan1903.D, from x, y = 14.751, 165 to 14.838, 136, result = -276; previous integration is from x, y = 14.640, 52 to 14.801, 52 and previous response = 1660.			✓	
CmdManuallyIntegrateSnapBaseline	BL2000\jheine	1/20/2022 8:29:41 AM	Snap baseline for compound Chrysene in sample Jan1903.D, from x = 14.751 to x = 14.838, new integration is from x, y = 14.751, 102 to 14.838, 68 and new response = 64; previous integration is from x, y = 14.751, 165 to 14.838, 136 and previous response = -276.			✓	
CmdManuallyIntegrateDropBaseline	BL2000\jheine	1/20/2022 8:29:42 AM	Drop baseline for compound Chrysene in sample Jan1903.D to y = 68, new integration is from x, y = 14.751, 68 to 14.838, 68 and new response = 153; previous integration is from x, y = 14.751, 102 to 14.838, 68 and previous response = 64.			✓	
CmdZeroOutPeak	BL2000\jheine	1/20/2022 8:29:47 AM	Zero out primary peak of compound Chrysene in sample Jan1903.D			✓	
CmdManuallyIntegratePeak	BL2000\jheine	1/20/2022 8:29:54 AM	Manually integrate compound Benzo(a)Anthracene in sample Jan1903.D, from x, y = 14.640, 52 to 14.751, 80, result = 1383; previous integration is from x, y = 14.640, 52 to 14.801, 52 and previous response = 1660.			✓	
CmdManuallyIntegrateDropBaseline	BL2000\jheine	1/20/2022 8:29:58 AM	Drop baseline for compound Benzo(a)Anthracene in sample Jan1903.D to y = 52, new integration is from x, y = 14.640, 52 to 14.751, 52 and new response = 1475; previous integration is from x, y = 14.640, 52 to 14.751, 80 and previous response = 1383.			✓	
CmdZeroOutPeak	BL2000\jheine	1/20/2022 8:29:59 AM	Zero out primary peak of compound Benzo(a)Anthracene in sample Jan1903.D			✓	
CmdZeroOutPeak	BL2000\jheine	1/20/2022 8:30:40 AM	Zero out primary peak of compound Fluorene in sample Jan1904.D			✓	
CmdZeroOutPeak	BL2000\jheine	1/20/2022 8:30:45 AM	Zero out primary peak of compound Benzo(a)pyrene in sample Jan1904.D			✓	

Name	User	Time	Action	Reason	Comment	Succeed	Exception
CmdManuallyIntegratePeak	BL2000\jheine	1/20/2022 8:30:57 AM	Manually integrate compound Acenaphthene in sample Jan1904.D, from x, y = 8.026, 248 to 8.075, 67, result = -191; previous integration is from x, y = 7.963, 67 to 8.075, 67 and previous response = 1203.			✓	
CmdManuallyIntegrateDropBaseline	BL2000\jheine	1/20/2022 8:30:59 AM	Drop baseline for compound Acenaphthene in sample Jan1904.D to y = 67, new integration is from x, y = 8.026, 67 to 8.075, 67 and new response = 80; previous integration is from x, y = 8.026, 248 to 8.075, 67 and previous response = -191.			✓	
CmdZeroOutPeak	BL2000\jheine	1/20/2022 8:31:01 AM	Zero out primary peak of compound Acenaphthene in sample Jan1904.D			✓	
CmdManuallyIntegratePeak	BL2000\jheine	1/20/2022 8:31:07 AM	Manually integrate compound Chrysene in sample Jan1904.D, from x, y = 14.751, 155 to 14.839, 51, result = -122; previous integration is from x, y = 14.642, 51 to 14.839, 51 and previous response = 1409.			✓	
CmdManuallyIntegrateDropBaseline	BL2000\jheine	1/20/2022 8:31:09 AM	Drop baseline for compound Chrysene in sample Jan1904.D to y = 51, new integration is from x, y = 14.751, 51 to 14.839, 51 and new response = 149; previous integration is from x, y = 14.751, 155 to 14.839, 51 and previous response = -122.			✓	
CmdZeroOutPeak	BL2000\jheine	1/20/2022 8:31:11 AM	Zero out primary peak of compound Chrysene in sample Jan1904.D			✓	
CmdManuallyIntegratePeak	BL2000\jheine	1/20/2022 8:31:19 AM	Manually integrate compound Benzo(a)Anthracene in sample Jan1904.D, from x, y = 14.642, 51 to 14.751, 168, result = 875; previous integration is from x, y = 14.642, 51 to 14.839, 51 and previous response = 1409.			✓	
CmdManuallyIntegrateDropBaseline	BL2000\jheine	1/20/2022 8:31:22 AM	Drop baseline for qualifier 226.0 of compound Benzo(a)Anthracene in sample Jan1904.D to y = 51, new integration is from x, y = 14.646, 51 to 14.863, 51 and new response = 286; previous integration is from x, y = 14.646, 51 to 14.863, 51 and previous response = 286.			✓	
CmdManuallyIntegrateDropBaseline	BL2000\jheine	1/20/2022 8:31:29 AM	Drop baseline for compound Benzo(a)Anthracene in sample Jan1904.D to y = 51, new integration is from x, y = 14.642, 51 to 14.751, 51 and new response = 1260; previous integration is from x, y = 14.642, 51 to 14.751, 168 and previous response = 875.			✓	

Name	User	Time	Action	Reason	Comment	Succeed	Exception
CmdZeroOutPeak	BL2000\jheine	1/20/2022 8:31:31 AM	Zero out primary peak of compound Benzo(a)Anthracene in sample Jan1904.D			✓	
CmdManuallyIntegrate QualifierPeak	BL2000\jheine	1/20/2022 8:32:07 AM	Manually integrate qualifier 102.0 of compound Naphthalene in sample Jan1905.D, from x, y = 5.928, 467 to 6.028, 80, result = 3808; previous integration is from x, y = 5.855, 80 to 6.028, 80 and previous response = 7338.			✓	
CmdManuallyIntegrate DropBaseline	BL2000\jheine	1/20/2022 8:32:10 AM	Drop baseline for qualifier 102.0 of compound Naphthalene in sample Jan1905.D to y = 80, new integration is from x, y = 5.928, 80 to 6.028, 80 and new response = 4966; previous integration is from x, y = 5.928, 467 to 6.028, 80 and previous response = 3808.			✓	
CmdManuallyIntegrate QualifierPeak	BL2000\jheine	1/20/2022 8:33:34 AM	Manually integrate qualifier 102.0 of compound Naphthalene in sample Jan1906.D, from x, y = 5.928, 425 to 6.078, 72, result = 4556; previous integration is from x, y = 5.891, 72 to 6.078, 72 and previous response = 8529.			✓	
CmdManuallyIntegrate DropBaseline	BL2000\jheine	1/20/2022 8:33:38 AM	Drop baseline for qualifier 102.0 of compound Naphthalene in sample Jan1906.D to y = 72, new integration is from x, y = 5.928, 72 to 6.078, 72 and new response = 6146; previous integration is from x, y = 5.928, 425 to 6.078, 72 and previous response = 4556.			✓	
CmdZeroOutPeak	BL2000\jheine	1/20/2022 8:34:33 AM	Zero out primary peak of compound Fluorene in sample Jan1907.D			✓	
CmdZeroOutPeak	BL2000\jheine	1/20/2022 8:34:37 AM	Zero out primary peak of compound Benzo(a)pyrene in sample Jan1907.D			✓	
CmdZeroOutPeak	BL2000\jheine	1/20/2022 8:34:40 AM	Zero out primary peak of compound Acenaphthene in sample Jan1907.D			✓	
CmdManuallyIntegrateP eak	BL2000\jheine	1/20/2022 8:34:47 AM	Manually integrate compound Chrysene in sample Jan1907.D, from x, y = 14.751, 155 to 14.838, 55, result = -163; previous integration is from x, y = 14.643, 54 to 14.838, 55 and previous response = 1334.			✓	
CmdManuallyIntegrate DropBaseline	BL2000\jheine	1/20/2022 8:34:49 AM	Drop baseline for compound Chrysene in sample Jan1907.D to y = 55, new integration is from x, y = 14.751, 55 to 14.838, 55 and new response = 100; previous integration is from x, y = 14.751, 155 to 14.838, 55 and previous response = -163.			✓	
CmdZeroOutPeak	BL2000\jheine	1/20/2022 8:34:50 AM	Zero out primary peak of compound Chrysene in sample Jan1907.D			✓	

Name	User	Time	Action	Reason	Comment	Succeed	Exception
CmdManuallyIntegratePeak	BL2000\jheine	1/20/2022 8:34:59 AM	Manually integrate compound Benzo(a)Anthracene in sample Jan1907.D, from x, y = 14.643, 54 to 14.751, 179, result = 829; previous integration is from x, y = 14.643, 54 to 14.838, 55 and previous response = 1334.			✓	
CmdManuallyIntegrateDropBaseline	BL2000\jheine	1/20/2022 8:35:01 AM	Drop baseline for compound Benzo(a)Anthracene in sample Jan1907.D to y = 54, new integration is from x, y = 14.643, 54 to 14.751, 54 and new response = 1235; previous integration is from x, y = 14.643, 54 to 14.751, 179 and previous response = 829.			✓	
CmdZeroOutPeak	BL2000\jheine	1/20/2022 8:35:03 AM	Zero out primary peak of compound Benzo(a)Anthracene in sample Jan1907.D			✓	
CmdZeroOutPeak	BL2000\jheine	1/20/2022 8:35:58 AM	Zero out primary peak of compound Fluorene in sample Jan1908.D			✓	
CmdZeroOutPeak	BL2000\jheine	1/20/2022 8:36:04 AM	Zero out primary peak of compound Benzo(a)pyrene in sample Jan1908.D			✓	
CmdZeroOutPeak	BL2000\jheine	1/20/2022 8:36:10 AM	Zero out primary peak of compound Acenaphthene in sample Jan1908.D			✓	
CmdManuallyIntegratePeak	BL2000\jheine	1/20/2022 8:36:17 AM	Manually integrate compound Chrysene in sample Jan1908.D, from x, y = 14.751, 154 to 14.826, 51, result = -105; previous integration is from x, y = 14.640, 51 to 14.826, 51 and previous response = 1399.			✓	
CmdManuallyIntegrateDropBaseline	BL2000\jheine	1/20/2022 8:36:20 AM	Drop baseline for compound Chrysene in sample Jan1908.D to y = 51, new integration is from x, y = 14.751, 51 to 14.826, 51 and new response = 125; previous integration is from x, y = 14.751, 154 to 14.826, 51 and previous response = -105.			✓	
CmdZeroOutPeak	BL2000\jheine	1/20/2022 8:36:21 AM	Zero out primary peak of compound Chrysene in sample Jan1908.D			✓	
CmdZeroOutPeak	BL2000\jheine	1/20/2022 8:36:25 AM	Zero out primary peak of compound Benzo(a)Anthracene in sample Jan1908.D			✓	
CmdZeroOutPeak	BL2000\jheine	1/20/2022 8:36:26 AM	Zero out primary peak of compound Benzo(a)Anthracene in sample Jan1908.D			✓	
CmdManuallyIntegratePeak	BL2000\jheine	1/20/2022 8:36:46 AM	Manually integrate compound Fluorene in sample Jan1909.D, from x, y = 8.649, 59 to 8.711, 62, result = 112; previous integration is from x, y = 8.936, 61 to 9.060, 62 and previous response = 8951.			✓	
CmdZeroOutPeak	BL2000\jheine	1/20/2022 8:36:47 AM	Zero out primary peak of compound Fluorene in sample Jan1909.D			✓	

Name	User	Time	Action	Reason	Comment	Succeed	Exception
CmdManuallyIntegratePeak	BL2000\jheine	1/20/2022 8:36:56 AM	Manually integrate compound Benzo(a)pyrene in sample Jan1909.D, from x, y = 18.339, 79 to 18.401, 111, result = -80; previous integration is from x, y = 18.440, 61 to 18.635, 61 and previous response = 1160.			✓	
CmdManuallyIntegrateSnapBaseline	BL2000\jheine	1/20/2022 8:36:58 AM	Snap baseline for compound Benzo(a)pyrene in sample Jan1909.D, from x = 18.339 to x = 18.401, new integration is from x, y = 18.339, 56 to 18.401, 58 and new response = 62; previous integration is from x, y = 18.339, 79 to 18.401, 111 and previous response = -80.			✓	
CmdManuallyIntegrateDropBaseline	BL2000\jheine	1/20/2022 8:36:59 AM	Drop baseline for compound Benzo(a)pyrene in sample Jan1909.D to y = 56, new integration is from x, y = 18.339, 56 to 18.401, 56 and new response = 65; previous integration is from x, y = 18.339, 56 to 18.401, 58 and previous response = 62.			✓	
CmdZeroOutPeak	BL2000\jheine	1/20/2022 8:37:01 AM	Zero out primary peak of compound Benzo(a)pyrene in sample Jan1909.D			✓	
CmdManuallyIntegratePeak	BL2000\jheine	1/20/2022 8:37:07 AM	Manually integrate compound Acenaphthene in sample Jan1909.D, from x, y = 8.025, 115 to 8.075, 67, result = 27; previous integration is from x, y = 7.970, 67 to 8.075, 67 and previous response = 1278.			✓	
CmdManuallyIntegrateDropBaseline	BL2000\jheine	1/20/2022 8:37:09 AM	Drop baseline for compound Acenaphthene in sample Jan1909.D to y = 67, new integration is from x, y = 8.025, 67 to 8.075, 67 and new response = 99; previous integration is from x, y = 8.025, 115 to 8.075, 67 and previous response = 27.			✓	
CmdZeroOutPeak	BL2000\jheine	1/20/2022 8:37:10 AM	Zero out primary peak of compound Acenaphthene in sample Jan1909.D			✓	
CmdManuallyIntegratePeak	BL2000\jheine	1/20/2022 8:37:18 AM	Manually integrate compound Chrysene in sample Jan1909.D, from x, y = 14.751, 168 to 14.851, 171, result = -378; previous integration is from x, y = 14.640, 52 to 14.751, 52 and previous response = 1565.			✓	
CmdManuallyIntegrateSnapBaseline	BL2000\jheine	1/20/2022 8:37:21 AM	Snap baseline for compound Chrysene in sample Jan1909.D, from x = 14.751 to x = 14.851, new integration is from x, y = 14.751, 117 to 14.851, 62 and new response = 100; previous integration is from x, y = 14.751, 168 to 14.851, 171 and previous response = -378.			✓	

Name	User	Time	Action	Reason	Comment	Succeed	Exception
CmdManuallyIntegrateDropBaseline	BL2000\jheine	1/20/2022 8:37:22 AM	Drop baseline for compound Chrysene in sample Jan1909.D to y = 62, new integration is from x, y = 14.751, 62 to 14.851, 62 and new response = 264; previous integration is from x, y = 14.751, 117 to 14.851, 62 and previous response = 100.			✓	
CmdZeroOutPeak	BL2000\jheine	1/20/2022 8:37:24 AM	Zero out primary peak of compound Chrysene in sample Jan1909.D			✓	
CmdZeroOutPeak	BL2000\jheine	1/20/2022 8:37:28 AM	Zero out primary peak of compound Pyrene in sample Jan1909.D			✓	
CmdClearManualIntegration	BL2000\jheine	1/20/2022 8:37:33 AM	Clear manual integration of target signal for compound Pyrene in sample Jan1909.D			✓	
CmdZeroOutPeak	BL2000\jheine	1/20/2022 8:37:50 AM	Zero out primary peak of compound Benzo(a)Anthracene in sample Jan1909.D			✓	
CmdZeroOutPeak	BL2000\jheine	1/20/2022 8:38:13 AM	Zero out primary peak of compound Fluorene in sample Jan1910.D			✓	
CmdManuallyIntegratePeak	BL2000\jheine	1/20/2022 8:38:32 AM	Manually integrate compound Benzo(a)pyrene in sample Jan1910.D, from x, y = 18.314, 89 to 18.413, 133, result = -253; previous integration is from x, y = 18.437, 61 to 18.623, 63 and previous response = 1130.			✓	
CmdManuallyIntegrateSnapBaseline	BL2000\jheine	1/20/2022 8:38:34 AM	Snap baseline for compound Benzo(a)pyrene in sample Jan1910.D, from x = 18.314 to x = 18.413, new integration is from x, y = 18.314, 55 to 18.413, 60 and new response = 64; previous integration is from x, y = 18.314, 89 to 18.413, 133 and previous response = -253.			✓	
CmdManuallyIntegrateDropBaseline	BL2000\jheine	1/20/2022 8:38:37 AM	Drop baseline for compound Benzo(a)pyrene in sample Jan1910.D to y = 55, new integration is from x, y = 18.314, 55 to 18.413, 55 and new response = 79; previous integration is from x, y = 18.314, 55 to 18.413, 60 and previous response = 64.			✓	
CmdZeroOutPeak	BL2000\jheine	1/20/2022 8:38:40 AM	Zero out primary peak of compound Benzo(a)pyrene in sample Jan1910.D			✓	
CmdManuallyIntegratePeak	BL2000\jheine	1/20/2022 8:38:48 AM	Manually integrate compound Acenaphthene in sample Jan1910.D, from x, y = 8.038, 242 to 8.088, 67, result = -217; previous integration is from x, y = 7.976, 68 to 8.088, 67 and previous response = 1072.			✓	

Name	User	Time	Action	Reason	Comment	Succeed	Exception
CmdManuallyIntegrateDropBaseline	BL2000\jheine	1/20/2022 8:38:51 AM	Drop baseline for compound Acenaphthene in sample Jan1910.D to y = 67, new integration is from x, y = 8.038, 67 to 8.088, 67 and new response = 43; previous integration is from x, y = 8.038, 242 to 8.088, 67 and previous response = -217.			✓	
CmdZeroOutPeak	BL2000\jheine	1/20/2022 8:38:53 AM	Zero out primary peak of compound Acenaphthene in sample Jan1910.D			✓	
CmdManuallyIntegratePeak	BL2000\jheine	1/20/2022 8:39:00 AM	Manually integrate compound Chrysene in sample Jan1910.D, from x, y = 14.751, 152 to 14.888, 145, result = -510; previous integration is from x, y = 14.645, 54 to 14.751, 56 and previous response = 1399.			✓	
CmdManuallyIntegrateSnapBaseline	BL2000\jheine	1/20/2022 8:39:02 AM	Snap baseline for compound Chrysene in sample Jan1910.D, from x = 14.751 to x = 14.888, new integration is from x, y = 14.751, 105 to 14.888, 60 and new response = 35; previous integration is from x, y = 14.751, 152 to 14.888, 145 and previous response = -510.			✓	
CmdManuallyIntegrateDropBaseline	BL2000\jheine	1/20/2022 8:39:03 AM	Drop baseline for compound Chrysene in sample Jan1910.D to y = 60, new integration is from x, y = 14.751, 60 to 14.888, 60 and new response = 220; previous integration is from x, y = 14.751, 105 to 14.888, 60 and previous response = 35.			✓	
CmdZeroOutPeak	BL2000\jheine	1/20/2022 8:39:04 AM	Zero out primary peak of compound Chrysene in sample Jan1910.D			✓	
CmdZeroOutPeak	BL2000\jheine	1/20/2022 8:39:15 AM	Zero out primary peak of compound Benzo(a)Anthracene in sample Jan1910.D			✓	
CmdManuallyIntegratePeak	BL2000\jheine	1/20/2022 8:39:36 AM	Manually integrate compound Fluorene in sample Jan1911.D, from x, y = 8.636, 83 to 8.711, 89, result = -17; previous integration is from x, y = 8.935, 62 to 9.097, 63 and previous response = 7633.			✓	
CmdManuallyIntegrateDropBaseline	BL2000\jheine	1/20/2022 8:39:38 AM	Drop baseline for compound Fluorene in sample Jan1911.D to y = 83, new integration is from x, y = 8.636, 83 to 8.711, 83 and new response = -4; previous integration is from x, y = 8.636, 83 to 8.711, 89 and previous response = -17.			✓	
CmdManuallyIntegrateSnapBaseline	BL2000\jheine	1/20/2022 8:39:40 AM	Snap baseline for compound Fluorene in sample Jan1911.D, from x = 8.636 to x = 8.711, new integration is from x, y = 8.636, 60 to 8.711, 63 and new response = 92; previous integration is from x, y = 8.636, 83 to 8.711, 83 and previous response = -4.			✓	

Name	User	Time	Action	Reason	Comment	Succeed	Exception
CmdManuallyIntegrateDropBaseline	BL2000\jheine	1/20/2022 8:39:41 AM	Drop baseline for compound Fluorene in sample Jan1911.D to y = 60, new integration is from x, y = 8.636, 60 to 8.711, 60 and new response = 99; previous integration is from x, y = 8.636, 60 to 8.711, 63 and previous response = 92.			✓	
CmdZeroOutPeak	BL2000\jheine	1/20/2022 8:39:42 AM	Zero out primary peak of compound Fluorene in sample Jan1911.D			✓	
CmdManuallyIntegratePeak	BL2000\jheine	1/20/2022 8:39:59 AM	Manually integrate compound Benzo(a)pyrene in sample Jan1911.D, from x, y = 18.339, 107 to 18.388, 152, result = -164; previous integration is from x, y = 18.439, 65 to 18.608, 66 and previous response = 992.			✓	
CmdManuallyIntegrateSnapBaseline	BL2000\jheine	1/20/2022 8:40:00 AM	Snap baseline for compound Benzo(a)pyrene in sample Jan1911.D, from x = 18.339 to x = 18.388, new integration is from x, y = 18.339, 59 to 18.388, 63 and new response = 39; previous integration is from x, y = 18.339, 107 to 18.388, 152 and previous response = -164.			✓	
CmdManuallyIntegrateDropBaseline	BL2000\jheine	1/20/2022 8:40:01 AM	Drop baseline for compound Benzo(a)pyrene in sample Jan1911.D to y = 59, new integration is from x, y = 18.339, 59 to 18.388, 59 and new response = 45; previous integration is from x, y = 18.339, 59 to 18.388, 63 and previous response = 39.			✓	
CmdZeroOutPeak	BL2000\jheine	1/20/2022 8:40:02 AM	Zero out primary peak of compound Benzo(a)pyrene in sample Jan1911.D			✓	
CmdManuallyIntegratePeak	BL2000\jheine	1/20/2022 8:40:08 AM	Manually integrate compound Acenaphthene in sample Jan1911.D, from x, y = 8.013, 102 to 8.075, 66, result = 88; previous integration is from x, y = 7.975, 66 to 8.075, 66 and previous response = 1053.			✓	
CmdManuallyIntegrateDropBaseline	BL2000\jheine	1/20/2022 8:40:10 AM	Drop baseline for compound Acenaphthene in sample Jan1911.D to y = 66, new integration is from x, y = 8.013, 66 to 8.075, 66 and new response = 155; previous integration is from x, y = 8.013, 102 to 8.075, 66 and previous response = 88.			✓	
CmdZeroOutPeak	BL2000\jheine	1/20/2022 8:40:11 AM	Zero out primary peak of compound Acenaphthene in sample Jan1911.D			✓	
CmdManuallyIntegratePeak	BL2000\jheine	1/20/2022 8:40:20 AM	Manually integrate compound Chrysene in sample Jan1911.D, from x, y = 14.751, 201 to 14.876, 199, result = -596; previous integration is from x, y = 14.639, 58 to 14.739, 58 and previous response = 1454.			✓	

Name	User	Time	Action	Reason	Comment	Succeed	Exception
CmdManuallyIntegratePeak	BL2000\jheine	1/20/2022 8:40:26 AM	Manually integrate compound Chrysene in sample Jan1911.D, from x, y = 14.714, 270 to 14.876, 199, result = -802; previous integration is from x, y = 14.751, 201 to 14.876, 199 and previous response = -596.			✓	
CmdManuallyIntegratePeak	BL2000\jheine	1/20/2022 8:40:33 AM	Manually integrate compound Chrysene in sample Jan1911.D, from x, y = 14.739, 287 to 14.876, 199, result = -1002; previous integration is from x, y = 14.714, 270 to 14.876, 199 and previous response = -802.			✓	
CmdManuallyIntegrateSnapBaseline	BL2000\jheine	1/20/2022 8:40:36 AM	Snap baseline for compound Chrysene in sample Jan1911.D, from x = 14.739 to x = 14.876, new integration is from x, y = 14.739, 128 to 14.876, 69 and new response = 186; previous integration is from x, y = 14.739, 287 to 14.876, 199 and previous response = -1002.			✓	
CmdManuallyIntegrateDropBaseline	BL2000\jheine	1/20/2022 8:40:38 AM	Drop baseline for compound Chrysene in sample Jan1911.D to y = 69, new integration is from x, y = 14.739, 69 to 14.876, 69 and new response = 428; previous integration is from x, y = 14.739, 128 to 14.876, 69 and previous response = 186.			✓	
CmdManuallyIntegrateQualifierPeak	BL2000\jheine	1/20/2022 8:40:46 AM	Manually integrate qualifier229.0 of compound Chrysene in sample Jan1911.D from x, y = 14.751, 71 to 14.851, 59; result = 99			✓	
CmdManuallyIntegrateDropBaseline	BL2000\jheine	1/20/2022 8:40:48 AM	Drop baseline for qualifier 229.0 of compound Chrysene in sample Jan1911.D to y = 59, new integration is from x, y = 14.751, 59 to 14.851, 59 and new response = 136; previous integration is from x, y = 14.751, 71 to 14.851, 59 and previous response = 99.			✓	
CmdZeroOutPeak	BL2000\jheine	1/20/2022 8:41:05 AM	Zero out primary peak of compound Chrysene in sample Jan1911.D			✓	
CmdManuallyIntegratePeak	BL2000\jheine	1/20/2022 8:41:14 AM	Manually integrate compound Pyrene in sample Jan1911.D, from x, y = 11.746, 69 to 11.818, 202, result = 377; previous integration is from x, y = 11.746, 69 to 11.927, 71 and previous response = 841.			✓	
CmdManuallyIntegrateDropBaseline	BL2000\jheine	1/20/2022 8:41:16 AM	Drop baseline for compound Pyrene in sample Jan1911.D to y = 69, new integration is from x, y = 11.746, 69 to 11.818, 69 and new response = 665; previous integration is from x, y = 11.746, 69 to 11.818, 202 and previous response = 377.			✓	

Name	User	Time	Action	Reason	Comment	Succeed	Exception
CmdZeroOutPeak	BL2000\jheine	1/20/2022 8:41:31 AM	Zero out primary peak of compound Benzo(a)Anthracene in sample Jan1911.D			✓	
CmdManuallyIntegratePeak	BL2000\jheine	1/20/2022 8:41:59 AM	Manually integrate compound Naphthalene in sample Jan1912.D, from x, y = 5.903, 112 to 6.003, 31166, result = 132811; previous integration is from x, y = 5.903, 112 to 6.028, 112 and previous response = 234184.			✓	
CmdManuallyIntegratePeak	BL2000\jheine	1/20/2022 8:42:09 AM	Manually integrate compound Naphthalene in sample Jan1912.D, from x, y = 5.903, 112 to 5.991, 24178, result = 159783; previous integration is from x, y = 5.903, 112 to 6.003, 31166 and previous response = 132811.			✓	
CmdManuallyIntegrateDropBaseline	BL2000\jheine	1/20/2022 8:42:11 AM	Drop baseline for compound Naphthalene in sample Jan1912.D to y = 112, new integration is from x, y = 5.903, 112 to 5.991, 112 and new response = 222896; previous integration is from x, y = 5.903, 112 to 5.991, 24178 and previous response = 159783.			✓	
CmdManuallyIntegrateQualifierPeak	BL2000\jheine	1/20/2022 8:42:16 AM	Manually integrate qualifier 102.0 of compound Naphthalene in sample Jan1912.D, from x, y = 5.904, 384 to 5.966, 6075, result = 26944; previous integration is from x, y = 5.904, 384 to 6.028, 384 and previous response = 41564.			✓	
CmdManuallyIntegrateDropBaseline	BL2000\jheine	1/20/2022 8:42:18 AM	Drop baseline for qualifier 102.0 of compound Naphthalene in sample Jan1912.D to y = 384, new integration is from x, y = 5.904, 384 to 5.966, 384 and new response = 37437; previous integration is from x, y = 5.904, 384 to 5.966, 6075 and previous response = 26944.			✓	
CmdManuallyIntegratePeak	BL2000\jheine	1/20/2022 8:42:29 AM	Manually integrate compound 1-Methylnaphthalene in sample Jan1912.D, from x, y = 6.840, 26900 to 6.965, 30425, result = -14267; previous integration is from x, y = 6.753, 245 to 6.852, 245 and previous response = 126873.			✓	
CmdManuallyIntegrateSnapBaseline	BL2000\jheine	1/20/2022 8:42:32 AM	Snap baseline for compound 1-Methylnaphthalene in sample Jan1912.D, from x = 6.840 to x = 6.965, new integration is from x, y = 6.840, 1061 to 6.965, 1613 and new response = 190483; previous integration is from x, y = 6.840, 26900 to 6.965, 30425 and previous response = -14267.			✓	

Name	User	Time	Action	Reason	Comment	Succeed	Exception
CmdManuallyIntegrate DropBaseline	BL2000\jheine	1/20/2022 8:42:33 AM	Drop baseline for compound 1-Methylnaphthalene in sample Jan1912.D to y = 1061, new integration is from x, y = 6.840, 1061 to 6.965, 1061 and new response = 192551; previous integration is from x, y = 6.840, 1061 to 6.965, 1613 and previous response = 190483.			✓	
CmdManuallyIntegrate QualifierPeak	BL2000\jheine	1/20/2022 8:42:50 AM	Manually integrate qualifier142.0 of compound 1-Methylnaphthalene in sample Jan1912.D from x, y = 6.865, 18017 to 6.977, 28281; result = 59555			✓	
CmdManuallyIntegrateSnapBaseline	BL2000\jheine	1/20/2022 8:42:52 AM	Snap baseline for qualifier 142.0 of compound 1-Methylnaphthalene in sample Jan1912.D from x = 6.865 to x = 6.977, new integration is from x, y = 6.865, 839 to 6.977, 938 and new response = 209681; previous integration is from x, y = 6.865, 18017 to 6.977, 28281 and previous response = 59555.			✓	
CmdManuallyIntegrate DropBaseline	BL2000\jheine	1/20/2022 8:42:52 AM	Drop baseline for qualifier 142.0 of compound 1-Methylnaphthalene in sample Jan1912.D to y = 839, new integration is from x, y = 6.865, 839 to 6.977, 839 and new response = 210015; previous integration is from x, y = 6.865, 839 to 6.977, 938 and previous response = 209681.			✓	
CmdZeroOutPeak	BL2000\jheine	1/20/2022 8:43:28 AM	Zero out primary peak of compound Acenaphthylene in sample Jan1912.D			✓	
CmdManuallyIntegrateP eak	BL2000\jheine	1/20/2022 8:46:00 AM	Manually integrate compound Phenanthrene in sample Jan1912.D, from x, y = 9.747, 407 to 9.805, 532, result = 1065; previous integration is from x, y = 9.747, 407 to 9.892, 392 and previous response = 2253.			✓	
CmdManuallyIntegrate DropBaseline	BL2000\jheine	1/20/2022 8:46:03 AM	Drop baseline for compound Phenanthrene in sample Jan1912.D to y = 407, new integration is from x, y = 9.747, 407 to 9.805, 407 and new response = 1281; previous integration is from x, y = 9.747, 407 to 9.805, 532 and previous response = 1065.			✓	
CmdZeroOutPeak	BL2000\jheine	1/20/2022 8:46:06 AM	Zero out primary peak of compound Phenanthrene in sample Jan1912.D			✓	
CmdZeroOutPeak	BL2000\jheine	1/20/2022 8:46:16 AM	Zero out primary peak of compound Anthracene in sample Jan1912.D			✓	
CmdZeroOutPeak	BL2000\jheine	1/20/2022 8:48:27 AM	Zero out primary peak of compound Fluorene in sample Jan1913.D			✓	
CmdZeroOutPeak	BL2000\jheine	1/20/2022 8:48:31 AM	Zero out primary peak of compound Benzo(a)pyrene in sample Jan1913.D			✓	
CmdZeroOutPeak	BL2000\jheine	1/20/2022 8:48:33 AM	Zero out primary peak of compound Acenaphthene in sample Jan1913.D			✓	

Name	User	Time	Action	Reason	Comment	Succeed	Exception
CmdManuallyIntegratePeak	BL2000\jheine	1/20/2022 8:48:56 AM	Manually integrate compound Naphthalene in sample Jan1913.D, from x, y = 5.941, 230 to 5.991, 225, result = 923; previous integration is from x, y = 5.903, 205 to 6.041, 205 and previous response = 1510.			✓	
CmdManuallyIntegrateQualifierPeak	BL2000\jheine	1/20/2022 8:49:04 AM	Manually integrate qualifier 129.0 of compound Naphthalene in sample Jan1913.D, from x, y = 5.928, 133 to 5.978, 145, result = 530; previous integration is from x, y = 5.947, 191 to 6.015, 191 and previous response = 869.			✓	
CmdManuallyIntegrateQualifierPeak	BL2000\jheine	1/20/2022 8:49:13 AM	Manually integrate qualifier 129.0 of compound Naphthalene in sample Jan1913.D, from x, y = 5.941, 120 to 5.991, 124, result = 910; previous integration is from x, y = 5.928, 133 to 5.978, 145 and previous response = 530.			✓	
CmdZeroOutPeak	BL2000\jheine	1/20/2022 8:49:21 AM	Zero out primary peak of compound Naphthalene in sample Jan1913.D			✓	
CmdZeroOutPeak	BL2000\jheine	1/20/2022 8:49:26 AM	Zero out primary peak of compound Chrysene in sample Jan1913.D			✓	
CmdZeroOutPeak	BL2000\jheine	1/20/2022 8:49:29 AM	Zero out primary peak of compound 2-Methylnaphthalene in sample Jan1913.D			✓	
CmdZeroOutPeak	BL2000\jheine	1/20/2022 8:49:31 AM	Zero out primary peak of compound 1-Methylnaphthalene in sample Jan1913.D			✓	
CmdZeroOutPeak	BL2000\jheine	1/20/2022 8:49:34 AM	Zero out primary peak of compound Benzo(a)Anthracene in sample Jan1913.D			✓	
CmdZeroOutPeak	BL2000\jheine	1/20/2022 8:49:56 AM	Zero out primary peak of compound Fluorene in sample Jan1914.D			✓	
CmdManuallyIntegratePeak	BL2000\jheine	1/20/2022 8:50:10 AM	Manually integrate compound Acenaphthene in sample Jan1914.D, from x, y = 8.025, 111 to 8.088, 79, result = 123; previous integration is from x, y = 7.975, 79 to 8.088, 79 and previous response = 1286.			✓	
CmdManuallyIntegrateDropBaseline	BL2000\jheine	1/20/2022 8:50:12 AM	Drop baseline for compound Acenaphthene in sample Jan1914.D to y = 79, new integration is from x, y = 8.025, 79 to 8.088, 79 and new response = 183; previous integration is from x, y = 8.025, 111 to 8.088, 79 and previous response = 123.			✓	
CmdZeroOutPeak	BL2000\jheine	1/20/2022 8:50:13 AM	Zero out primary peak of compound Acenaphthene in sample Jan1914.D			✓	
CmdZeroOutPeak	BL2000\jheine	1/20/2022 8:50:16 AM	Zero out primary peak of compound Benzo(a)pyrene in sample Jan1914.D			✓	

Name	User	Time	Action	Reason	Comment	Succeed	Exception
CmdZeroOutPeak	BL2000\jheine	1/20/2022 8:50:18 AM	Zero out primary peak of compound Chrysene in sample Jan1914.D			✓	
CmdZeroOutPeak	BL2000\jheine	1/20/2022 8:50:20 AM	Zero out primary peak of compound Naphthalene in sample Jan1914.D			✓	
CmdZeroOutPeak	BL2000\jheine	1/20/2022 8:50:22 AM	Zero out primary peak of compound Benzo(a)Anthracene in sample Jan1914.D			✓	
CmdZeroOutPeak	BL2000\jheine	1/20/2022 8:50:38 AM	Zero out primary peak of compound Fluorene in sample Jan1915.D			✓	
CmdZeroOutPeak	BL2000\jheine	1/20/2022 8:50:42 AM	Zero out primary peak of compound Acenaphthene in sample Jan1915.D			✓	
CmdZeroOutPeak	BL2000\jheine	1/20/2022 8:50:43 AM	Zero out primary peak of compound Benzo(a)pyrene in sample Jan1915.D			✓	
CmdManuallyIntegratePeak	BL2000\jheine	1/20/2022 8:50:51 AM	Manually integrate compound Chrysene in sample Jan1915.D, from x, y = 14.739, 145 to 14.838, 145, result = -270; previous integration is from x, y = 14.640, 53 to 14.801, 53 and previous response = 1579.			✓	
CmdManuallyIntegrateSnapBaseline	BL2000\jheine	1/20/2022 8:50:53 AM	Snap baseline for compound Chrysene in sample Jan1915.D, from x = 14.739 to x = 14.838, new integration is from x, y = 14.739, 145 to 14.838, 62 and new response = -21; previous integration is from x, y = 14.739, 145 to 14.838, 145 and previous response = -270.			✓	
CmdManuallyIntegrateSnapBaseline	BL2000\jheine	1/20/2022 8:50:54 AM	Snap baseline for compound Chrysene in sample Jan1915.D, from x = 14.739 to x = 14.838, new integration is from x, y = 14.739, 145 to 14.838, 62 and new response = -21; previous integration is from x, y = 14.739, 145 to 14.838, 62 and previous response = -21.			✓	
CmdManuallyIntegrateDropBaseline	BL2000\jheine	1/20/2022 8:50:56 AM	Drop baseline for compound Chrysene in sample Jan1915.D to y = 62, new integration is from x, y = 14.739, 62 to 14.838, 62 and new response = 227; previous integration is from x, y = 14.739, 145 to 14.838, 62 and previous response = -21.			✓	
CmdZeroOutPeak	BL2000\jheine	1/20/2022 8:50:58 AM	Zero out primary peak of compound Chrysene in sample Jan1915.D			✓	
CmdZeroOutPeak	BL2000\jheine	1/20/2022 8:51:23 AM	Zero out primary peak of compound Benzo(a)Anthracene in sample Jan1915.D			✓	
CmdManuallyIntegratePeak	BL2000\jheine	1/20/2022 8:51:32 AM	Manually integrate compound Anthracene in sample Jan1915.D, from x, y = 9.830, 128 to 9.914, 69, result = -62; previous integration is from x, y = 9.744, 69 to 9.914, 69 and previous response = 555.			✓	

Name	User	Time	Action	Reason	Comment	Succeed	Exception
CmdManuallyIntegrate DropBaseline	BL2000\jheine	1/20/2022 8:51:33 AM	Drop baseline for compound Anthracene in sample Jan1915.D to y = 69, new integration is from x, y = 9.830, 69 to 9.914, 69 and new response = 87; previous integration is from x, y = 9.830, 128 to 9.914, 69 and previous response = -62.			✓	
CmdZeroOutPeak	BL2000\jheine	1/20/2022 8:51:34 AM	Zero out primary peak of compound Anthracene in sample Jan1915.D			✓	
CmdManuallyIntegrate QualifierPeak	BL2000\jheine	1/20/2022 8:54:33 AM	Manually integrate qualifier 102.0 of compound Naphthalene in sample Jan1916.D, from x, y = 5.928, 648 to 6.063, 90, result = 4938; previous integration is from x, y = 5.903, 82 to 6.063, 90 and previous response = 9744.			✓	
CmdManuallyIntegrate DropBaseline	BL2000\jheine	1/20/2022 8:54:34 AM	Drop baseline for qualifier 102.0 of compound Naphthalene in sample Jan1916.D to y = 90, new integration is from x, y = 5.928, 90 to 6.063, 90 and new response = 7197; previous integration is from x, y = 5.928, 648 to 6.063, 90 and previous response = 4938.			✓	
CmdManuallyIntegrate QualifierPeak	BL2000\jheine	1/20/2022 8:54:50 AM	Manually integrate qualifier142.0 of compound 1-Methylnaphthalene in sample Jan1916.D from x, y = 6.852, 3745 to 6.990, 5099; result = -8102			✓	
CmdManuallyIntegrate QualifierPeak	BL2000\jheine	1/20/2022 8:54:53 AM	Manually integrate qualifier 142.0 of compound 1-Methylnaphthalene in sample Jan1916.D, from x, y = 6.852, 6454 to 6.990, 5099, result = -19269; previous integration is from x, y = 6.852, 3745 to 6.990, 5099 and previous response = -8102.			✓	
CmdManuallyIntegrate QualifierPeak	BL2000\jheine	1/20/2022 8:54:57 AM	Manually integrate qualifier 142.0 of compound 1-Methylnaphthalene in sample Jan1916.D, from x, y = 6.865, 5099 to 6.990, 5099, result = -10471; previous integration is from x, y = 6.852, 6454 to 6.990, 5099 and previous response = -19269.			✓	
CmdManuallyIntegrateSnapBaseline	BL2000\jheine	1/20/2022 8:55:00 AM	Snap baseline for qualifier 142.0 of compound 1-Methylnaphthalene in sample Jan1916.D from x = 6.865 to x = 6.990, new integration is from x, y = 6.865, 714 to 6.990, 283 and new response = 24003; previous integration is from x, y = 6.865, 5099 to 6.990, 5099 and previous response = -10471.			✓	

Name	User	Time	Action	Reason	Comment	Succeed	Exception
CmdManuallyIntegrate DropBaseline	BL2000\jheine	1/20/2022 8:55:01 AM	Drop baseline for qualifier 142.0 of compound 1-Methylnaphthalene in sample Jan1916.D to y = 283, new integration is from x, y = 6.865, 283 to 6.990, 283 and new response = 25618; previous integration is from x, y = 6.865, 714 to 6.990, 283 and previous response = 24003.			✓	
CmdManuallyIntegrate QualifierPeak	BL2000\jheine	1/20/2022 8:56:26 AM	Manually integrate qualifier 102.0 of compound Naphthalene in sample Jan1917.D, from x, y = 5.941, 999 to 6.028, 85, result = 1856; previous integration is from x, y = 5.891, 85 to 6.028, 85 and previous response = 9620.			✓	
CmdManuallyIntegrate QualifierPeak	BL2000\jheine	1/20/2022 8:56:40 AM	Manually integrate qualifier 102.0 of compound Naphthalene in sample Jan1917.D, from x, y = 5.928, 389 to 6.028, 85, result = 6221; previous integration is from x, y = 5.941, 999 to 6.028, 85 and previous response = 1856.			✓	
CmdManuallyIntegrate DropBaseline	BL2000\jheine	1/20/2022 8:56:41 AM	Drop baseline for qualifier 102.0 of compound Naphthalene in sample Jan1917.D to y = 85, new integration is from x, y = 5.928, 85 to 6.028, 85 and new response = 7131; previous integration is from x, y = 5.928, 389 to 6.028, 85 and previous response = 6221.			✓	
CmdManuallyIntegrate QualifierPeak	BL2000\jheine	1/20/2022 8:56:58 AM	Manually integrate qualifier142.0 of compound 1-Methylnaphthalene in sample Jan1917.D from x, y = 6.865, 3580 to 7.015, 2416; result = 1172			✓	
CmdManuallyIntegrateSnapBaseline	BL2000\jheine	1/20/2022 8:57:02 AM	Snap baseline for qualifier 142.0 of compound 1-Methylnaphthalene in sample Jan1917.D from x = 6.865 to x = 7.015, new integration is from x, y = 6.865, 705 to 7.015, 241 and new response = 23873; previous integration is from x, y = 6.865, 3580 to 7.015, 2416 and previous response = 1172.			✓	
CmdManuallyIntegrate DropBaseline	BL2000\jheine	1/20/2022 8:57:04 AM	Drop baseline for qualifier 142.0 of compound 1-Methylnaphthalene in sample Jan1917.D to y = 241, new integration is from x, y = 6.865, 241 to 7.015, 241 and new response = 25959; previous integration is from x, y = 6.865, 705 to 7.015, 241 and previous response = 23873.			✓	

Name	User	Time	Action	Reason	Comment	Succeed	Exception
CmdManuallyIntegrate QualifierPeak	BL2000\jheine	1/20/2022 8:57:53 AM	Manually integrate qualifier 102.0 of compound Naphthalene in sample Jan1918.D, from x, y = 5.928, 339 to 6.028, 73, result = 3579; previous integration is from x, y = 5.891, 73 to 6.028, 73 and previous response = 6486.			✓	
CmdManuallyIntegrate DropBaseline	BL2000\jheine	1/20/2022 8:57:55 AM	Drop baseline for qualifier 102.0 of compound Naphthalene in sample Jan1918.D to y = 73, new integration is from x, y = 5.928, 73 to 6.028, 73 and new response = 4377; previous integration is from x, y = 5.928, 339 to 6.028, 73 and previous response = 3579.			✓	
CmdSaveBatchTable	BL2000\jheine	1/20/2022 8:58:34 AM	Save batch \\MASSHUNTER\Org\Data\SV5975.I\sh 011922\1 e8270c bna SIM\QuantResults\011922 bna SIM 1.batch.bin			✓	
CmdSaveBatchTable	BL2000\jheine	1/20/2022 8:59:44 AM	Save batch \\MASSHUNTER\Org\Data\SV5975.I\sh 011922\1 e8270c bna SIM\QuantResults\011922 bna SIM 1.batch.bin			✓	
CmdSaveBatchTable	BL2000\jheine	1/20/2022 9:00:42 AM	Save batch \\MASSHUNTER\Org\Data\SV5975.I\sh 011922\1 e8270c bna SIM\QuantResults\011922 bna SIM 1.batch.bin			✓	
CmdSaveBatchTable	BL2000\jheine	1/20/2022 9:21:45 AM	Save batch \\MASSHUNTER\Org\Data\SV5975.I\sh 011922\1 e8270c bna SIM\QuantResults\011922 bna SIM 1.batch.bin			✓	
CmdOpenBatchTable	BL2000\jheine	2/8/2022 3:06:09 PM	Open batch \\MASSHUNTER\Org\Data\SV5975.I\sh 011922\1 e8270c bna SIM\011922 bna SIM 1.batch.bin			✓	
CmdQuantitate	BL2000\jheine	2/8/2022 3:07:15 PM	Quantitate all compounds in all samples			✓	
CmdSaveBatchTable	BL2000\jheine	2/8/2022 3:07:37 PM	Save batch \\MASSHUNTER\Org\Data\SV5975.I\sh 011922\1 e8270c bna SIM\QuantResults\011922 bna SIM 1.batch.bin			✓	

Prep Batch 162889 Standards Traceability Report

Spike ID: sv83514
Spike Name: Additionals
Prep Date: 9/22/2021
Exp Date: 10/1/2022
Department: GCMSPR
Vendor: AccuStandard
Lot Number: 22002155-02
Balance ID:
Comments: 12x1mL ampules

Type: Primary
Prep By: Ryan F. Benge
Status: Open
Final Volume: 1 mL

Chemical/Solvent Used	Bottle No	Amt	Units	Expires
Custom Semi-Volatile Standard	14279	1	mL	10/1/2022

Stock Source	Base Units	Amount Added

Prep Batch 162889 Standards Traceability Report

Spike ID: sv83604
Spike Name: BN Surr
Prep Date: 10/25/2021
Exp Date: 7/31/2027
Department: GCMSPR
Vendor: Restek
Lot Number: A0175748
Balance ID:
Comments: 6 ampules

Type: Primary
Prep By: Ryan F. Benge
Status: New
Final Volume: 5 mL

Chemical/Solvent Used	Bottle No	Amt	Units	Expires
B/N Surrogate Mix (4/89 SOW)	14431	5	mL	7/31/2027

Stock Source	Base Units	Amount Added

Prep Batch 162889 Standards Traceability Report

Spike ID: sv83608
Spike Name: 625 LCS
Prep Date: 11/29/2021
Exp Date: 9/15/2026
Department: GCMSPR
Vendor:
Lot Number:
Balance ID:
Comments: 20x1 mL ampule

Type: Secondary
Prep By: Ryan F. Benge
Status: New
Final Volume: mL

Chemical/Solvent Used	Bottle No	Amt	Units	Expires
CLP Semi-volatile calibration standard	14546		mL	9/15/2026

Stock Source	Base Units	Amount Added

Prep Batch 162889 Standards Traceability Report

Spike ID: sv83609
Spike Name: AE Surrogate
Prep Date: 11/29/2021
Exp Date: 3/6/2023
Department: GCMSPR
Vendor:
Lot Number:
Balance ID:
Comments: 5x1 mL ampule

Type: Secondary
Prep By: Ryan F. Benge
Status: New
Final Volume: mL

Chemical/Solvent Used	Bottle No	Amt	Units	Expires
Acid Surrogate	14527		mL	3/6/2023

Stock Source	Base Units	Amount Added

Prep Batch 162889 Standards Traceability Report

Spike ID: sv92706
Spike Name: BNA Surr
Prep Date: 12/22/2021
Exp Date: 3/31/2022
Department: GCMSPR
Vendor:
Lot Number:
Balance ID:
Comments: 2000/1000ug/mL

Type: Tertiary
Prep By: Zachary B. Zaccardi
Status: New
Final Volume: 25 mL

Chemical/Solvent Used	Bottle No	Amt	Units	Expires
Acetone DZ963	13755	17.5	mL	3/31/2022

Stock Source	Base Units	Amount Added
sv83609	ug/mL	2.5 mL
sv83604	ug/mL	5 mL

Prep Batch 162889 Standards Traceability Report

Spike ID: sv92712
Spike Name: LL BNA Surr
Prep Date: 12/29/2021
Exp Date: 3/31/2022
Department: GCMSPR
Vendor:
Lot Number:
Balance ID:
Comments: 100/50 ug/mL

Type: Tertiary
Prep By: Zachary B. Zaccardi
Status: New
Final Volume: 4 mL

Chemical/Solvent Used	Bottle No	Amt	Units	Expires
Acetone DZ963	13755	3.8	mL	3/31/2022

Stock Source	Base Units	Amount Added
sv92706	ug/mL	0.2 mL

Prep Batch 162889 Standards Traceability Report

Spike ID: sv92715
Spike Name: LCS/Add Extractions
Prep Date: 1/12/2022
Exp Date: 9/24/2022
Department: GCMSPR
Vendor:
Lot Number:
Balance ID:
Comments: 100ug/mL. Spike 1mL into water.

Type: Secondary
Prep By: Zachary B. Zaccardi
Status: New
Final Volume: 25 mL

Chemical/Solvent Used	Bottle No	Amt	Units	Expires
Acetone DZ963	13755	21.25	mL	9/24/2022

Stock Source	Base Units	Amount Added
sv83514	ug/mL	1.25 mL
sv83608	ug/mL	2.5 mL

125 Market Street
New Haven, CT 06513
USA

AccuStandard®

Tel (203)786-5290
Fax (203)786-5287
www.AccuStandard.com

CERTIFICATE OF ANALYSIS

Catalog No: S-14500-R2
Description: Custom Semi-Volatile Standard
Lot: 220021255-02
Solvent: Dichloromethane
Hazards: *Refer to SDS for complete safety information*

Signal Word: Warning

Date Certified: Aug 31, 2021
Expiration: Oct 1, 2022
Sample Size: 1 mL
Components: 10
Storage Condition: Freeze (<-10 °C)/Sonicate

Certified Reference Material

ANAB ACCREDITED ISO 17034 REFERENCE MATERIAL PRODUCER AR-1463

ilac-MRA

Component	CAS #	Purity % (GC/MS)	Prepared Concentration² (µg/mL)	Certified Analyte Concentration¹ (µg/mL)
Pyridine	110-86-1	98.7	2026	2000
4-Chlorophenol	106-48-9	100.0	2019	2019
1-Methylnaphthalene	90-12-0	98.5	2003	1973
N-Nitrosodiphenylamine	86-30-6	100.0	2022	2022
4-Chloro-2-methylphenol	1570-64-5	97.0	2069*	2007
Benzoic acid	65-85-0	99.5	2010	2000
Aniline	62-53-3	98.0	2002	1962
Benzyl alcohol	100-51-6	99.9	2011	2009
Triallate	2303-17-5	99.9	2013	2011
o-Terphenyl	84-15-1	99.9	2019	2017

ID #: 14279
Opened:
Custom Semi-Volatile Standard
Expires: 10/1/2022
Rec'd: 9/16/2021
Enerav Laboratories Inc 1120 So. 27th Street
Billings MT 59107

This Certified Reference Material was verified in accordance with ISO/IEC 17025

* Weight compensated to 100% purity.

A product with a suffix (-1A, -2B, etc. or -01, -02, etc.) on its lot number has had its expiration date extended and is identical to the same lot number without the suffix.

² All weights are traceable through NIST, Test No. 684/289871-17

¹ Certified Analyte Concentration = Purity x Prepared Concentration.

The Uncertainty associated with the certified concentration reported on this certificate is ±2.4%. This value is the combined expanded uncertainty and represents an estimated standard deviation equal to the positive square root of the total variation of the uncertainty of components. A normal distribution is assumed and a coverage factor of K=2 is chosen using approximately a 95% confidence level.

Labels and certificates follow U.S. Conventions in reporting numerical values: A comma (,) is used to separate units of one-thousand or greater. A period (.) is used as a decimal place marker.

The information on this certificate may not be reproduced without the express permission of the manufacturer. See reverse side for additional information

Hazard Information: Please refer to the SDS for information regarding the hazards associated with using this material.

This product was prepared according to in-house procedures and is guaranteed to be homogeneous.

Certified By:
Larry Decker, Organic QC Manager

For use in routine laboratory analysis.

AccuStandard is accredited to ISO 17034, ISO/IEC 17025 and certified to ISO 9001:2015

QR.ORG/INO-001
Rev. 7/20

CERTIFIED WEIGHT REPORT

Part Number: 92180
Lot Number: 091521
Description: CLP Semi-Volatile Calibration Standard
64 components
Expiration Date: 091528
Recommended Storage: Freezer (0 °C)
Nominal Concentration (µg/mL): 1000
NIST Test ID#: 6UTB

Solvent: Methylene chloride **Lot#** 104929

Formulated By:	Prashant Chauhan	091521 DATE
Reviewed By:	Pedro L. Rentas	091521 DATE

Weight(s) shown below were combined and diluted to (mL):	100.0	0.003	Flask Uncertainty
		5E-05	Balance Uncertainty

	Compound	(RM#) Part Number	Lot Number	Dil. Factor	Initial Vol. (mL)	Initial Conc (ug/mL)	Nominal Conc (µg/mL)	Purity (%)	Uncertainty Purity (%)	Uncertainty Pipette (mL)	Target Weight(g)	Actual Weight(g)	Actual Conc (µg/mL)	Expended Uncertainty (+/-) (µg/mL)	SDS Information (Solvent Safety Info. On Attached pg.) CAS#	OSHA PEL (TWA)	LD50
1.	2,2'-Oxybis(1-chloropropane)	(0078)	012016AR	NA	NA	NA	1000	98.9	0.2	NA	0.10112	0.10129	1001.7	4.2	108-60-1	N/A	orl-rat 240mg/kg
2.	Hexachlorobenzene	(0195)	051697	NA	NA	NA	1000	99	0.2	NA	0.10102	0.10128	1002.8	4.2	118-74-1	N/A	orl-rat 10g/kg
3.	bis(2-Chloroethoxy) methane	10111	011214	0.05	5.00	20018.4	1000	NA	NA	0.017	NA	NA	1000.8	8.0	111-91-1	N/A	N/A
4.	bis(2-Chloroethyl) ether	10111	011214	0.05	5.00	20012.4	1000	NA	NA	0.017	NA	NA	1000.5	8.0	111-44-4	15 ppm (90mg/m3/8H)(skin)	orl-rat 75mg/kg
5.	bis(2-Ethylhexyl) phthalate	10111	011214	0.05	5.00	20014.3	1000	NA	NA	0.017	NA	NA	1000.8	8.0	117-81-7	5mg/m3/8H	orl-rat 30600mg/kg
6.	4-Bromophenyl phenyl ether	10111	011214	0.05	5.00	20008.8	1000	NA	NA	0.017	NA	NA	1000.3	8.0	101-55-3	N/A	N/A
7.	Benzyl butyl phthalate	10111	011214	0.05	5.00	20011.3	1000	NA	NA	0.017	NA	NA	1000.5	8.0	85-68-7	N/A	orl-rat 2330mg/kg
8.	4-Chlorophenyl phenyl ether	10111	011214	0.05	5.00	20009.5	1000	NA	NA	0.017	NA	NA	1000.4	8.0	7005-72-3	N/A	N/A
9.	Diethyl phthalate	10111	011214	0.05	5.00	20013.6	1000	NA	NA	0.017	NA	NA	1000.8	8.0	84-66-2	5mg/m3/8H	orl-rat 8600mg/kg
10.	Dimethyl phthalate	10111	011214	0.05	5.00	20015.7	1000	NA	NA	0.017	NA	NA	1000.7	8.0	131-11-3	5mg/m3/8H	orl-rat 8600mg/kg
11.	Di-n-butyl phthalate	10111	011214	0.05	5.00	20011.6	1000	NA	NA	0.017	NA	NA	1000.5	8.0	84-74-2	5mg/m3/8H	orl-rat 8000mg/kg
12.	Di-n-octyl phthalate	10111	011214	0.05	5.00	20012.2	1000	NA	NA	0.017	NA	NA	1000.5	8.0	117-84-0	N/A	orl-rat 47000mg/kg
13.	N-Nitrosodimethylamine	10111	011214	0.05	5.00	20010.0	1000	NA	NA	0.017	NA	NA	1000.4	8.0	62-75-9	N/A	orl-rat 58mg/kg
14.	N-Nitrosodi-n-propylamine	10111	011214	0.05	5.00	20010.5	1000	NA	NA	0.017	NA	NA	1000.4	8.0	621-64-7	N/A	orl-rat 480mg/kg
15.	1,2-Diphenylhydrazine (as Azobenzene)	10112	042820	0.05	5.00	20003.9	1000	NA	NA	0.017	NA	NA	1000.1	8.1	103-33-3	N/A	orl-rat 1000mg/kg
16.	2-Chloronaphthalene	10112	042820	0.05	5.00	20002.3	1000	NA	NA	0.017	NA	NA	1000.0	8.0	91-58-7	N/A	orl-rat 2078mg/kg
17.	1,2-Dichlorobenzene	10112	042820	0.05	5.00	20005.4	1000	NA	NA	0.017	NA	NA	1000.2	8.0	95-50-1	50 ppm (300mg/m3) (CL)	orl-rat 500mg/kg
18.	1,3-Dichlorobenzene	10112	042820	0.05	5.00	20003.7	1000	NA	NA	0.017	NA	NA	1000.1	8.0	541-73-1	N/A	ipr-mus 1082mg/kg
19.	1,4-Dichlorobenzene	10112	042820	0.05	5.00	20005.4	1000	NA	NA	0.017	NA	NA	1000.2	8.0	106-46-7	75 ppm (450mg/m3/8H)	orl-rat 500mg/kg
20.	2,4-Dinitrotoluene	10112	042820	0.05	5.00	20003.3	1000	NA	NA	0.017	NA	NA	1000.1	8.1	121-14-2	1.5mg/m3/8H (skin)	orl-rat 268mg/kg
21.	2,6-Dinitrotoluene	10112	042820	0.05	5.00	20002.4	1000	NA	NA	0.017	NA	NA	1000.0	8.0	606-20-2	1.5mg/m3/8H (skin)	orl-rat 177mg/kg
22.	Hexachloro-1,3-butadiene	10112	042820	0.05	5.00	20009.4	1000	NA	NA	0.017	NA	NA	1000.4	12.4	87-68-3	0.02 ppm (0.24mg/m3/8H)	orl-rat 82mg/kg
23.	Hexachlorocyclopentadiene	10112	042820	0.05	5.00	20001.8	1000	NA	NA	0.017	NA	NA	1000.0	8.0	77-47-4	0.01 ppm (0.1mg/m3/8H)	orl-rat 1300mg/kg
24.	Hexachloroethane	10112	042820	0.05	5.00	20002.4	1000	NA	NA	0.017	NA	NA	1000.0	8.0	67-72-1	1 ppm (10mg/m3/8H)(skin)	orl-rat 4970mg/kg
25.	Isophorone	10112	042820	0.05	5.00	20003.8	1000	NA	NA	0.017	NA	NA	1000.1	8.1	78-59-1	25 ppm	orl-rat 2330mg/kg
26.	Nitrobenzene	10112	042820	0.05	5.00	20004.9	1000	NA	NA	0.017	NA	NA	1000.1	8.0	98-95-3	1 ppm (5mg/m3/8H)(skin)	orl-rat 780mg/kg
27.	1,2,4-Trichlorobenzene	10112	042820	0.05	5.00	20002.0	1000	NA	NA	0.017	NA	NA	1000.0	8.0	120-82-1	5 ppm (CL) (40mg/m3)	orl-rat 756mg/kg
28.	o-Cresol (2-Methylphenol)	10114	081919	0.05	5.00	20010.2	1000	NA	NA	0.017	NA	NA	1000.4	8.0	95-48-7	5 ppm (22mg/m3/8H)(skin)	orl-rat 121mg/kg
29.	p-Cresol (4-Methylphenol)	10114	081919	0.05	5.00	20081.2	1000	NA	NA	0.017	NA	NA	1003.0	8.0	106-44-5	5 ppm (22mg/m3/8H)(skin)	orl-rat 207mg/kg
30.	2,4,5-Trichlorophenol	10114	081919	0.05	5.00	20023.2	1000	NA	NA	0.017	NA	NA	1001.1	8.0	95-95-4	N/A	orl-rat 820mg/kg
31.	4-Chloroaniline	10115	060512	0.05	5.00	20009.8	1000	NA	NA	0.017	NA	NA	1000.4	8.0	106-47-8	N/A	orl-rat 310mg/kg
32.	Dibenzofuran	10115	060512	0.05	5.00	20020.2	1000	NA	NA	0.017	NA	NA	1000.9	8.0	132-64-9	N/A	N/A
33.	2-Methylnaphthalene	10115	060512	0.05	5.00	20012.9	1000	NA	NA	0.017	NA	NA	1000.5	8.1	91-57-6	N/A	orl-rat 1630mg/kg
34.	2-Nitroaniline	10115	060512	0.05	5.00	20011.8	1000	NA	NA	0.017	NA	NA	1000.5	8.0	88-74-4	N/A	orl-rat 1600mg/kg
35.	3-Nitroaniline	10115	060512	0.05	5.00	20018.8	1000	NA	NA	0.017	NA	NA	1000.8	8.0	99-09-2	N/A	orl-rat 535mg/kg
36.	4-Nitroaniline	10115	060512	0.05	5.00	20014.9	1000	NA	NA	0.017	NA	NA	1000.8	8.0	100-01-6	1 ppm (6mg/m3/8H)(skin)	orl-rat 750mg/kg
37.	4-Chloro-3-methylphenol	10118	072120	0.05	5.00	20003.9	1000	NA	NA	0.017	NA	NA	1000.1	8.0	59-50-7	N/A	orl-rat 1830mg/kg
38.	2-Chlorophenol	10118	072120	0.05	5.00	20002.9	1000	NA	NA	0.017	NA	NA	1000.0	8.0	95-57-8	N/A	orl-rat 670mg/kg
39.	2,4-Dichlorophenol	10118	072120	0.05	5.00	20003.1	1000	NA	NA	0.017	NA	NA	1000.1	8.0	120-83-2	N/A	orl-rat 580mg/kg
40.	2,4-Dimethylphenol	10118	072120	0.05	5.00	20003.3	1000	NA	NA	0.017	NA	NA	1000.1	6.1	105-67-9	N/A	orl-rat 3200mg/kg
41.	2,4-Dinitrophenol	10118	072120	0.05	5.00	20001.8	1000	NA	NA	0.017	NA	NA	1000.0	8.0	51-28-5	N/A	orl-rat 30mg/kg
42.	4,6-Dinitro-2-methylphenol	10118	072120	0.05	5.00	20002.5	1000	NA	NA	0.017	NA	NA	1000.0	8.0	534-52-1	N/A	N/A
43.	2-Nitrophenol	10118	072120	0.05	5.00	20003.7	1000	NA	NA	0.017	NA	NA	1000.1	8.0	88-75-5	N/A	orl-rat 334mg/kg
44.	4-Nitrophenol	10118	072120	0.05	5.00	20002.0	1000	NA	NA	0.017	NA	NA	1000.0	8.0	100-02-7	N/A	orl-rat 250mg/kg
45.	Pentachlorophenol	10118	072120	0.05	5.00	20002.8	1000	NA	NA	0.017	NA	NA	1000.0	8.0	87-86-5	0.5mg/m3/8H (skin)	orl-rat 27mg/kg
46.	Phenol	10118	072120	0.05	5.00	20003.9	1000	NA	NA	0.017	NA	NA	1000.1	8.0	108-95-2	5 ppm (19mg/m3/8H)(skin)	orl-rat 317mg/kg
47.	2,4,6-Trichlorophenol	10118	072120	0.05	5.00	20004.2	1000	NA	NA	0.017	NA	NA	1000.1	8.0	88-06-2	N/A	orl-rat 820mg/kg
48.	Acenaphthene	10007	042420	0.50	50.00	2001.2	1000	NA	NA	0.018	NA	NA	1000.5	4.1	83-32-9	N/A	ipr-mus 600mg/kg
49.	Acenaphthylene	10007	042420	0.50	50.00	2000.2	1000	NA	NA	0.018	NA	NA	1000.0	4.2	208-96-8	N/A	N/A
50.	Anthracene	10007	042420	0.50	50.00	2000.3	1000	NA	NA	0.018	NA	NA	1000.1	4.1	120-12-7	0.2mg/m3 (8H)	ipr-mus 430mg/kg
51.	Benzo(a)anthracene	10007	042420	0.50	50.00	2001.3	1000	NA	NA	0.018	NA	NA	1000.6	4.2	56-55-3	N/A	N/A
52.	Benzo(a)pyrene	10007	042420	0.50	50.00	2000.0	1000	NA	NA	0.018	NA	NA	999.9	4.1	50-32-8	0.2mg/m3 (8H)	scu-rat 50mg/kg
53.	Benzo(b)fluoranthene	10007	042420	0.50	50.00	2000.9	1000	NA	NA	0.018	NA	NA	1000.4	4.1	205-99-2	N/A	N/A
54.	Benzo(k)fluoranthene	10007	042420	0.50	50.00	2001.2	1000	NA	NA	0.018	NA	NA	1000.5	4.1	207-08-9	N/A	N/A
55.	Benzo(g,h,i)perylene	10007	042420	0.50	50.00	2000.0	1000	NA	NA	0.018	NA	NA	999.9	4.1	191-24-2	N/A	N/A
56.	Carbazole	10007	042420	0.50	50.00	2000.3	1000	NA	NA	0.018	NA	NA	1000.0	4.2	86-74-8	N/A	ipr-mus 200mg/kg
57.	Chrysene	10007	042420	0.50	50.00	2000.8	1000	NA	NA	0.018	NA	NA	1000.3	4.2	218-01-9	0.2mg/m3	N/A
58.	Dibenzo(a,h)anthracene	10007	042420	0.50	50.00	2000.8	1000	NA	NA	0.018	NA	NA	1000.3	4.2	53-70-3	0.2mg/m3	N/A
59.	Fluoranthene	10007	042420	0.50	50.00	20003	1000	NA	NA	0.018	NA	NA	1000.1	4.2	206-44-0	N/A	orl-rat 2000mg/kg
60.	Fluorene	10007	042420	0.50	50.00	2000.9	1000	NA	NA	0.018	NA	NA	1000.3	4.2	86-73-7	N/A	ipr-mus 2 g/kg
61.	Indeno(1,2,3-cd)pyrene	10007	042420	0.50	50.00	2000.1	1000	NA	NA	0.018	NA	NA	1000.0	4.1	193-39-5	N/A	N/A
62.	Naphthalene	10007	042420	0.50	50.00	2000.9	1000	NA	NA	0.018	NA	NA	1000.4	4.1	91-20-3	10 ppm (50mg/m3/8H)	orl-rat 490mg/kg
63.	Phenanthrene	10007	042420	0.50	50.00	2000.9	1000	NA	NA	0.018	NA	NA	1000.4	4.1	85-01-8	0.2mg/m3/8H	orl-mus 700mg/kg
64.	Pyrene	10007	042420	0.50	50.00	2001.0	1000	NA	NA	0.018	NA	NA	1000.4	4.2	129-00-0	0.2mg/m3/8H	orl-rat 2700mg/kg

- The certified value is the concentration calculated from gravimetric and volumetric measurements unless otherwise stated.
- Standards are prepared gravimetrically using balances that are calibrated with weights traceable to NIST (see above).
- Standards are certified (+/-) 0.5% of the stated value, unless otherwise stated.
- All Standards, after opening ampule, should be stored with caps tight and under appropriate laboratory conditions.
- Uncertainty Reference: Taylor, B.N. and Kuyat, C.E., "Guidelines for Evaluating and Expressing the Uncertainty of NIST Measurement Result," NIST Technical Note 1297, U.S. Government Printing Office, Washington, DC, (1994).

ID #: 14546
Opened:_____
CLP Semi-volatile calibration standard
Expires: 9/15/2026
Rec'd: 11/23/2021
Energy Laboratories Inc 1120 So. 27th Street
Billings MT 59107

Method GC8MSD-2.M: Column:SBB-5 (30m X 0.25mm ID X 0.25µm film thickness) Temp 1 = 50°C (1min.), Temp 2 = 300°C (14 min.), Rate = 10°C/min., Injector B= 250°C, Detector B = 290°C, Split Ratio = 100:1. Scan Rate = 2. Analysis performed by Melissa Stonier.

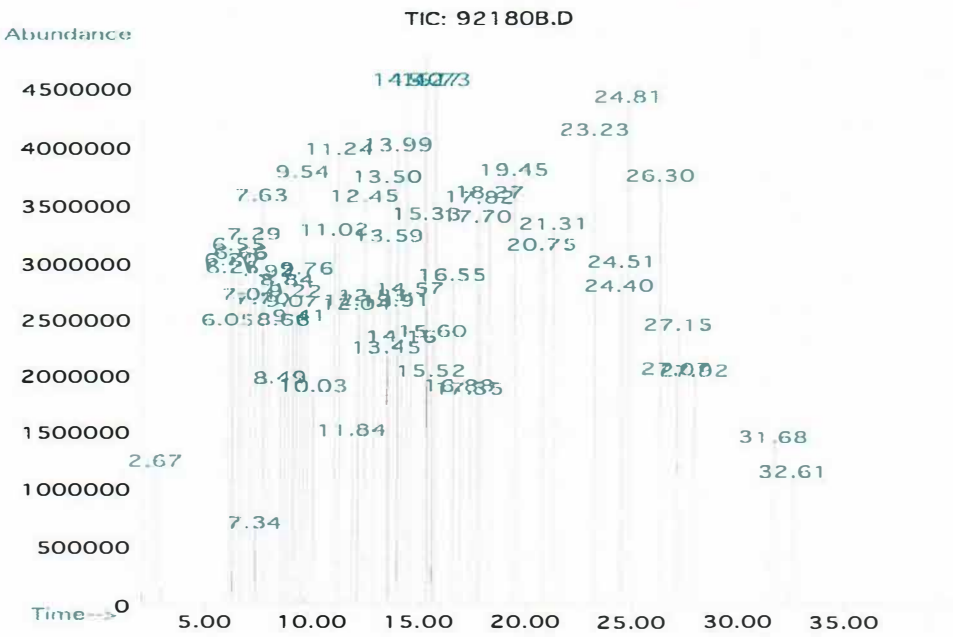

Peak No	Name	MSD RT (min.)
1	N-nitrosodimethylamine	2.67
2	Phenol	6.05
3	bis(2-Chloroethyl)ether	6.20
4	2-Chlorophenol	6.26
5	1,3-Dichlorobenzene	6.55
6	1,4-Dichlorobenzene	6.63
7	1,2-Dichlorobenzene	7.04
8	o-Cresol (2-methylphenol)	7.29
9	bis(2-Chloroisopropyl)ether	7.34
10	[illegible]	[illegible]
11	Hexachloroethane	7.70
12	Nitrobenzene	7.92
13	Isophorone	8.49
14	2-Nitrophenol	8.66
15	2,4-Dimethylphenol	8.84
16	bis(2-Chloroethoxy)methane	9.07
17	2,4-Dichlorophenol	9.22
18	1,2,4-Trichlorobenzene	9.41
19	Naphthalene	9.54
20	4-Chloroaniline	9.76
21	Hexachloro-1,3-butadiene	10.03
22	4-Chloro-3-methylphenol	11.02
23	2-Methylnaphthalene	11.24
24	Hexachlorocyclopentadiene	11.84
25	2,4,6-Trichlorophenol	12.04
26	2,4,5-Trichlorophenol	12.13
27	2-Chloronaphthalene	12.45
28	2-Nitroaniline	12.84
29	Dimethyl phthalate	13.45
30	Acenaphthylene	13.50
31	2,6-Dinitrotoluene	13.59
32	3-Nitroaniline	13.91
33	Acenaphthene	13.99
34	2,4-Dinitrophenol	14.18
35	[illegible]	[illegible]
36	2,4-Dinitrotoluene	14.57
37	[illegible]	[illegible]
38	4-Chlorophenyl phenyl ether	15.33
39	4-Nitroaniline	15.52
40	4,6-Dinitro-2-methylphenol	15.60
41	Azobenzene	15.73
42	4-Bromophenyl phenyl ether	16.56
43	Hexachlorobenzene	16.89
44	Pentachlorophenol	13.35
45	Phenanthrene	17.70
46	Anthracene	17.82
47	Carbazole	18.27
48	Di-n-butyl phthalate	19.45
49	Fluoranthene	20.75
50	Pyrene	21.31
51	Benzyl butyl phthalate	23.23
52	Benzo(a)anthracene	24.40
53	Chrysene	24.51
54	bis(2-Ehtylhexyl)phthalate	24.82
55	Di-n-octyl phthalate	26.30
56	Benzo(b)fluoranthene	27.02
57	Benzo(k)fluoranthene	27.15
58	Benzo(a)pyrene	27.92
59	[illegible]	[illegible]
60	Benzo(g,h,i)perylene	32.61

RESTEK®
110 Benner Circle
Bellefonte, PA 16823-8812
Tel: (800)356-1688
Fax: (814)353-1309

www.restek.com

CERTIFIED REFERENCE MATERIAL

Certificate of Analysis

ACCREDITED
ISO 17034 Accredited
Reference Material Producer
Certificate #3222.01

ACCREDITED
ISO/IEC 17025 Accredited
Testing Laboratory
Certificate #3222.02

FOR LABORATORY USE ONLY-READ SDS PRIOR TO USE.

This Reference Material is intended for Laboratory Use Only as a standard for the qualitative and/or quantitative determination of the analyte(s) listed.

Catalog No.: 31086 **Lot No.:** A0175748

Description: B/N Surrogate Mix (4/89 SOW)

Base Neutral Surrogate 5000µg/mL, Methylene Chloride, 5mL/ampul

Container Size: 5 mL **Pkg Amt:** > 5 mL

Expiration Date: July 31, 2027 **Storage:** 10°C or colder

Handling: Sonicate prior to use. **Ship:** Ambient

ID #: 14431
Opened:
B/N Surrogate Mix (4/89 SOW)
Expires: 7/31/2027
Rec'd: 10/25/2021
Energy Laboratories Inc 1120 So 27th Street
Billings MT 59107

CERTIFIED VALUES

Elution Order	Compound		Grav. Conc. (weight/volume)	Expanded Uncertainty (95% C.L.; K=2)		
1	Nitrobenzene-d5		5,027.3 µg/mL	+/- 29.2293 µg/mL		Gravimetric
	CAS # 4165-60-0	(Lot PR-29940A)		+/- 226.4341 µg/mL		Unstressed
	Purity 99%			+/- 251.2566 µg/mL		Stressed
2	2-Fluorobiphenyl		5,001.1 µg/mL	+/- 29.0767 µg/mL		Gravimetric
	CAS # 321-60-8	(Lot 00019169)		+/- 225.2518 µg/mL		Unstressed
	Purity 99%			+/- 249.9447 µg/mL		Stressed
3	p-Terphenyl-d14		5,001.4 µg/mL	+/- 29.0787 µg/mL		Gravimetric
	CAS # 1718-51-0	(Lot PR-30504)		+/- 225.2668 µg/mL		Unstressed
	Purity 99%			+/- 249.9613 µg/mL		Stressed

Solvent: Methylene chloride
CAS # 75-09-2
Purity 99%

Tech Tips:
Due to the limited solubility of p-terphenyl-d14 in methanol, we do not recommend that this mixture be diluted in methanol.

Column:
30m x 0.25mm x 0.25µm
Rtx-5 (cat.#10223)

Carrier Gas:
hydrogen-constant pressure 10 psi.

Temp. Program:
40°C (hold 2 min.) to 330°C
@ 10°C/min. (hold 10 min.)

Inj. Temp:
250°C

Det. Temp:
330°C

Det. Type:
FID

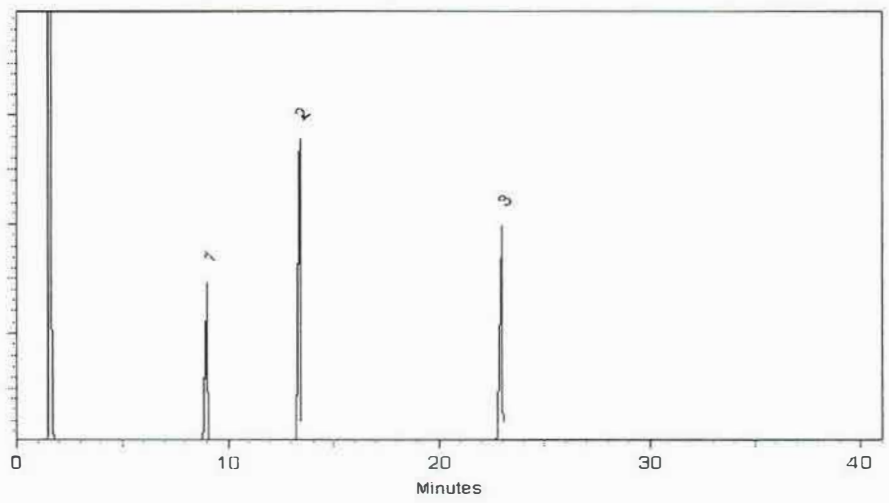

This chromatogram represents a general set of testing conditions chosen for product acceptance. For optimal results in your lab, conditions should be adjusted for your specific instrument, method, and application.

Sam Moodler - Operations Tech I

Date Mixed: 25-Aug-2021 **Balance:** B345965662

Marlina Cowan - Operations Tech I

Date Passed: 27-Aug-2021

Manufactured under Restek's ISO 9001:2015 Registered Quality System Certificate #FM 80397

General Certified Reference Material Notes

Expiration Notes:

- Expiration date valid for unopened ampul stored in compliance with the recommended conditions.
- Uncertainty, concentration, and expiration of the CRM are based on the unopened product being stored according to the recommended condition found in the storage field.

Purity Notes:

- Purity and/or chemical identity are determined by one or more of the following techniques: GC/FID, HPLC, GC/μECD, GC/MS, LC/MS, RI, and/or melting point.
- Compounds with a listed purity of less than 99% have been weight corrected to compensate for impurities and/or salts. A correction factor is used to calculate the amount of compound necessary to achieve the desired concentration of the parent compound in solution.
- Purity of isomeric compounds is reported as the sum of the isomers.
- Purity values are rounded to the nearest whole number.

Certified Uncertainty Value Notes:

- The uncertainties are determined in accordance with ISO 17034 and Guide 35. The certified combined stressed uncertainty value (includes gravimetric uncertainty, homogeneity between-ampul uncertainty, storage stability uncertainty and shipping stability uncertainty and were combined using the following formula:

$$U_{combined\ stressed} = k\sqrt{U^2_{gravimetric} + U^2_{homogeneity} + U^2_{storage\ stability} + U^2_{shipping\ stability}}$$

  k is a coverage factor of 2, which gives a level of confidence of approximately 95%.
- It is important to note that the shipping stability uncertainty was obtained under temperature extremes for specific time intervals; therefore, the certified combined stressed uncertainty value should only be applied to the product if it was stored at non-standard temperature conditions up to and including 7 days. Contact Restek Technical Service at www.restek.com/Contact-Us for use recommendations if your shipment was in-transit for more than 7 days at non-standard temperature conditions.
- Apply the certified combined unstressed uncertainty value if the product was received under standard shipping conditions. Apply the certified combined stressed uncertainty value if the product was received under non-standard conditions as specified below.

Label Conditions	Standard Conditions	Non-Standard Conditions
25°C Nominal (Room Temperature)	< 60°C	≥ 60°C up to 7 days
10°C or colder (Refrigerate)	< 40°C	≥ 40°C up to 7 days
0°C or colder (Freezer) -20°C or colder (Deep Freezer)	< 25°C	≥ 25°C up to 7 days

- Separate (not combined) uncertainty values for gravimetric uncertainty are also displayed on the certificate, if needed, separate homogeneity between-ampul uncertainty, storage stability uncertainty and shipping stability uncertainty values are available by contacting Restek Technical Service at www.restek.com/Contact-Us.
- The packaged amount is the minimum sample size for which uncertainty is valid. The ampules are over-filled to ensure that the minimum packaged amount can be sufficiently transferred.

Manufacturing Notes:

- Concentration is based upon gravimetric preparation using either a balance whose calibration has been verified daily using NIST traceable weights, and/or dilutions with Class A glassware.

Handling Notes:

- Stability of the unopened product, when stored in compliance with the recommended conditions, is guaranteed through the expiration displayed on the product label and certificate. Contact Restek for additional opened product stability information, with the knowledge/understanding that open product stability is subject to the specific handling and environmental conditions to which the product is exposed. For your convenience Restek supplies deactivated vials with most standards packed in 2mL ampules. Larger volume deactivated vials are available through Restek as a custom ordered item. Additionally, Restek sells DMDCS for the purpose of glassware deactivation as catalog number 31861, which includes complete instructions.

125 Market Street
New Haven, CT 06513
USA

AccuStandard®

Tel (203)786-5290
Fax (203)786-5287
www.AccuStandard.com

CERTIFICATE OF ANALYSIS

Catalog No: CLP-AS-10X
Description: Acid Surrogate
Lot: 220031065
Solvent: Methanol
Hazards: *Refer to SDS for complete safety information*

Signal Word: Danger

Date Certified: Mar 6, 2020
Expiration: Mar 6, 2023
Sample Size: 1 mL
Components: 3
Storage Condition: Ambient (>5 °C)

Certified Reference Material

ANAB ACCREDITED REFERENCE MATERIAL PRODUCER AR-1463
ANAB ACCREDITED TESTING LABORATORY AT-1339
ilac-MRA

Component	CAS #	Purity % (GC/MS)	Prepared Concentration[2] (mg/mL)	Certified Analyte Concentration[1] (mg/mL)
2-Fluorophenol	367-12-4	99.8	20.20	20.16
Phenol-d5	4165-62-2	99.9	20.05	20.03
2,4,6-Tribromophenol	118-79-6	99.9	20.19	20.17

ID #: 14527
Opened:
Acid Surrogate
Expires: 3/6/2023
Rec'd: 11/17/2021
Energy Laboratories Inc 1120 So 27th Street
Billings MT 59107

A product with a suffix (-1A, -2B, etc. or -01, -02, etc.) on its lot number has had its expiration date extended and is identical to the same lot number without the suffix.

[2] All weights are traceable through NIST, Test No. 684/289871-17

[1] Certified Analyte Concentration = Purity x Prepared Concentration.

The Uncertainty associated with the certified concentration reported on this certificate is ±2.4%. This value is the combined expanded uncertainty and represents an estimated standard deviation equal to the positive square root of the total variation of the uncertainty of components. A normal distribution is assumed and a coverage factor of K=2 is chosen using approximately a 95% confidence level.

Labels and certificates follow U.S. Conventions in reporting numerical values: A comma (,) is used to separate units of one-thousand or greater. A period (.) is used as a decimal place marker.

The information on this certificate may not be reproduced without the express permission of the manufacturer. See reverse side for additional information

Hazard Information: Please refer to the SDS for information regarding the hazards associated with using this material.

This product was prepared according to in-house procedures and is guaranteed to be homogeneous.

Certified By: Larry Decker, Organic QC Manager

For use in routine laboratory analysis.

AccuStandard is accredited to ISO 17034, ISO/IEC 17025 and certified to ISO 9001:2015

QR-ORG/INO-001
Rev. 7/20

Analytical RunID SV5975.I_220114A Standards Traceability Report

Spike ID: sv100210
Spike Name: BNA 2nd source 200ug/mL
Prep Date: 3/22/2021
Exp Date: 1/15/2022
Department: GCMSSEMI
Vendor:
Lot Number:
Balance ID:
Comments:

Type: Secondary
Prep By: John P. Heine
Status:
Final Volume: 1 mL

Chemical/Solvent Used	Bottle No	Amt	Units	Expires
Dichloromethane EA342	13510	540	uL	1/15/2022

Stock Source	Base Units	Amount Added
sv83409	ug/mL	0.1 mL
sv82908	ug/mL	0.02 mL
sv83008	ug/mL	0.1 mL
sv83408	ug/mL	0.2 mL
sv83407	ug/mL	0.04 mL

Analytical RunID SV5975.I_220114A Standards Traceability Report

Spike ID: sv100418
Spike Name: BNA mix 200 ug/mL
Prep Date: 6/2/2021
Exp Date: 3/31/2022
Department: GCMSSEMI
Vendor:
Lot Number:
Balance ID:
Comments:

Type: Secondary
Prep By: John P. Heine
Status: New
Final Volume: 1.5 mL

Chemical/Solvent Used	Bottle No	Amt	Units	Expires
Dichloromethane EA342	13510	0.51	mL	3/31/2022

Stock Source	Base Units	Amount Added
sv82908	ug/mL	0.03 mL
sv83301	ug/mL	0.15 mL
sv83120	ug/mL	0.15 mL
sv83419	ug/mL	0.15 mL
sv82917	ug/mL	0.15 mL
sv83410	ug/mL	0.15 mL
sv83407	ug/mL	0.06 mL
sv83201	ug/mL	0.15 mL

Analytical RunID SV5975.I_220114A Standards Traceability Report

Spike ID: sv100506
Spike Name: BNA low 50 ug/mL
Prep Date: 6/2/2021
Exp Date: 3/31/2022
Department: GCMSSEMI
Vendor:
Lot Number:
Balance ID:
Comments:

Type: Secondary
Prep By: John P. Heine
Status: New
Final Volume: 0.8 mL

Chemical/Solvent Used	Bottle No	Amt	Units	Expires
Dichloromethane EA342	13510	0.6	mL	3/31/2022

Stock Source	Base Units	Amount Added
sv100418	ug/mL	0.2 mL

Analytical RunID SV5975.I_220114A Standards Traceability Report

Spike ID: sv100703
Spike Name: BNA Internals 2000 ug/mL
Prep Date: 12/9/2021
Exp Date: 5/31/2022
Department: GCMSSEMI
Vendor: Chemservice
Lot Number: 8443500
Balance ID:
Comments:

Type: Secondary
Prep By: John P. Heine
Status: New
Final Volume: 2.12 mL

Chemical/Solvent Used	Bottle No	Amt	Units	Expires
Dichloromethane EA342	13510	1.06	mL	5/31/2022

Stock Source	Base Units	Amount Added
sv83403	ug/mL	1.06 mL

Analytical RunID SV5975.I_220114A Standards Traceability Report

Spike ID: sv82908
Spike Name: AE surr
Prep Date: 4/10/2019
Exp Date: 3/31/2022
Department: GCMSSEMI
Vendor: Sigma-Aldrich
Lot Number: LRAC2239
Balance ID:
Comments:

Type: Primary
Prep By: Sean McGrew
Status: New
Final Volume: mL

Chemical/Solvent Used	Bottle No	Amt	Units	Expires
EPA 8270 Acids Surrogate Spike Mix HC	11383		mL	3/31/2022

Stock Source	Base Units	Amount Added

Analytical RunID SV5975.I_220114A Standards Traceability Report

Spike ID: sv83008
Spike Name: Benzidines
Prep Date: 8/6/2019
Exp Date: 12/21/2022
Department: GCMSSEMI
Vendor: AccuStandard
Lot Number: 218121353
Balance ID:
Comments: 11742

Type: Primary
Prep By: Sean McGrew
Status: New
Final Volume: 1 mL

Chemical/Solvent Used	Bottle No	Amt	Units	Expires
				12/21/2022

Stock Source	Base Units	Amount Added

Analytical RunID SV5975.I_220114A Standards Traceability Report

Spike ID: sv83403
Spike Name: BNA Internals 4000ug/mL
Prep Date: 12/29/2020
Exp Date: 5/31/2022
Department: GCMSSEMI
Vendor: Chemservice
Lot Number: 10051700
Balance ID:
Comments:

Type: Primary
Prep By: John P. Heine
Status: New
Final Volume: 8 mL

Chemical/Solvent Used	Bottle No	Amt	Units	Expires
Mixture #8-Internal Standards	13372	8	mL	5/31/2022

Stock Source	Base Units	Amount Added

Analytical RunID SV5975.I_220114A Standards Traceability Report

Standard ID: sv83407
Standard Name: BN Surr 5000 ug/mL
Prep Date: 12/14/2020
Exp Date: 10/31/2026
Department: GCMSSEMI
Vendor: Restek
Lot Number: A0166081
Balance ID:
Comments:

Type: Primary
Prep By: John P. Heine
Status: New
Final Volume: 5 mL

Chemical/Solvent Used	Bottle No	Amt	Units	Expires
B/N Surrogate Mix (4/89 SOW)	13328	1	mL	10/31/2026

Stock Source	Base Units	Amount Added

Analytical RunID SV5975.I_220114A Standards Traceability Report

Spike ID: sv83408
Spike Name: 625 LCS Spk
Prep Date: 2/9/2021
Exp Date: 2/2/2026
Department: GCMSPR
Vendor: Absolute Standards
Lot Number: 050120
Balance ID:
Comments: 12x1mL ampules

Type: Primary
Prep By: Ryan F. Benge
Status: Open
Final Volume: 1 mL

Chemical/Solvent Used	Bottle No	Amt	Units	Expires
CLP Semi-Volatiel Calibration Standard	13539	1	mL	2/2/2026

Stock Source	Base Units	Amount Added

Analytical RunID SV5975.I_220114A Standards Traceability Report

Standard ID: sv83409
Standard Name: Additionals
Type: Primary
Prep Date: 3/18/2021
Prep By: Ryan F. Benge
Exp Date: 1/15/2022
Status:
Department: GCMSPR
Vendor: AccuStandard
Final Volume: mL
Lot Number: 220021255
Balance ID:
Comments: 10x1 mL ampules 2000 ug/mL

Chemical/Solvent Used	Bottle No	Amt	Units	Expires
Custom Semi-Volatile Standard	13342	1	mL	1/15/2022

Stock Source	Base Units	Amount Added

125 Market Street
New Haven, CT 06513
USA

AccuStandard®

Tel (203)786-5290
Fax (203)786-5287
www.AccuStandard.com

CERTIFICATE OF ANALYSIS

Catalog No: S-14500-R2
Description: Custom Semi-Volatile Standard
Lot: 220021255-01
Solvent: Dichloromethane
Hazards: *Refer to SDS for complete safety information*

Signal Word: Warning

Date Certified: Dec 15, 2020
Expiration: Jan 15, 2022
Sample Size: 1 mL
Components: 10
Storage Condition: Freeze (<-10 °C)/Sonicate

Certified Reference Material

ANAB ACCREDITED AR-1463 ANAB ACCREDITED AT-1339 ilac-MRA

Component	CAS #	Purity % (GC/MS)	Prepared Concentration² (µg/mL)	Certified Analyte Concentration¹ (µg/mL)
Pyridine	110-86-1	98.7	2026	2000
4-Chlorophenol	106-48-9	100.0	2019	2019
1-Methylnaphthalene	90-12-0	98.5	2003	1973
N-Nitrosodiphenylamine	86-30-6	100.0	2022	2022
4-Chloro-2-methylphenol	1570-64-5	97.0	2069*	2007
Benzoic acid	65-85-0	99.5	2010	2000
Aniline	62-53-3	98.0	2002	1962
Benzyl alcohol	100-51-6	99.9	2011	2009
Triallate	2303-17-5	99.9	2013	2011
o-Terphenyl	84-15-1	99.9	2019	2017

ID #: 13342
Opened: _____
Custom Semi-Volatile Standard
Expires: 1/15/2022
Rec'd: 12/17/2020
Energy Laboratories Inc 1120 So 27th Street
Billings MT 59107

* Weight compensated to 100% purity.

A product with a suffix (-1A, -2B, etc. or -01, -02, etc.) on its lot number has had its expiration date extended and is identical to the same lot number without the suffix.

² All weights are traceable through NIST, Test No. 684/289871-17

¹ Certified Analyte Concentration = Purity x Prepared Concentration.

The Uncertainty associated with the certified concentration reported on this certificate is ±2.4%. This value is the combined expanded uncertainty and represents an estimated standard deviation equal to the positive square root of the total variation of the uncertainty of components. A normal distribution is assumed and a coverage factor of K=2 is chosen using approximately a 95% confidence level.

Labels and certificates follow U.S. Conventions in reporting numerical values: A comma (,) is used to separate units of one-thousand or greater. A period (.) is used as a decimal place marker.

The information on this certificate may not be reproduced without the express permission of the manufacturer. See reverse side for additional information

Hazard Information: Please refer to the SDS for information regarding the hazards associated with using this material.

This product was prepared according to in-house procedures and is guaranteed to be homogeneous.

Certified By: _____
Larry Decker, Organic QC Manager

For use in routine laboratory analysis.

AccuStandard is accredited to ISO 17034, ISO/IEC 17025 and certified to ISO 9001:2015

QR-ORG/INO-001
Rev. 7/20

Certificate of Analysis

EPA 8270 ACIDS SURROGATE SPIKE MIX HC,1X1ML,10MG/ML,METHANOL

Certified Reference Material

Description

Product ID 47260-U
Lot LRAC2239
Expiration Date March 2022
Manufacturing Date March 2019
Storage Conditions Room Temperature
Solvent/Matrix METHANOL

Certified Values

Analyte	*Units*	*Certified Value* [1,4]	*Raw Material Purity,%*	*Analytical Value*	*Elution order*	*Raw Material Lot*	*CAS*
2-FLUOROPHENOL	µg/mL	9930 ± 288	99.9	10037	1	LB92543	367-12-4
PHENOL-D6	µg/mL	9930 ± 290	99.4	9900	2	LB91168	13127-88-3
2,4,6-TRIBROMOPHENOL	µg/mL	9930 ± 318	99.7	9900	3	LB81262	118-79-6

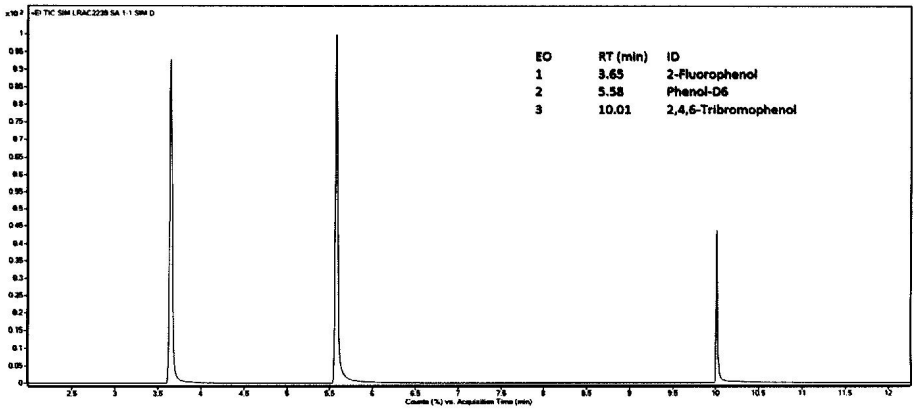

Additional Information:
Analytical Method Parameters:

Column: SLB-5MS, 30 m x 0.25 mm x 0.25 µm df , Flow: 1.0 ml/min
Inlet: 200 °C, Injection Mode: Split, 60:1
80 °C (5 min) to 250 °C (3 min) at 40 °C /min
Detector: MSD, SIM, Transfer line: 250 °C
Injection Volume: 0.5 µL

ID #: 11383
Opened:_____
EPA 8270 Acids Surrogate Spike Mix HC
Expires: 3/31/2022
Rec'd: 4/10/2019
Energy Laboratories Inc 1120 So. 27th Street
Billings MT 59107

ANAB ACCREDITED REFERENCE MATERIAL PRODUCER
ANAB ACCREDITED TESTING LABORATORY

SIGMA-ALDRICH
2931 Soldier Springs Rd. Laramie, Wyoming 82070 USA
307-742-5452
rtctechgroup@sial.com www.sigma-aldrich.com

RESTEK®
110 Benner Circle
Bellefonte, PA 16823-8812
Tel: (800)356-1688
Fax: (814)353-1309

www.restek.com

CERTIFIED REFERENCE MATERIAL

Certificate of Analysis

ACCREDITED
ISO 17034 Accredited
Reference Material Producer
Certificate #3222.01

ACCREDITED
ISO/IEC 17025 Accredited
Testing Laboratory
Certificate #3222.02

FOR LABORATORY USE ONLY-READ SDS PRIOR TO USE.

This Reference Material is intended for Laboratory Use Only as a standard for the qualitative and/or quantitative determination of the analyte(s) listed.

Catalog No. : 31086 **Lot No.:** A0166081

Description : B/N Surrogate Mix (4/89 SOW)

Base Neutral Surrogate 5000µg/mL, Methylene Chloride, 5mL/ampul

Container Size : 5 mL **Pkg Amt:** > 5 mL

Expiration Date : October 31, 2026 **Storage:** 10°C or colder

Handling: Sonicate prior to use. **Ship:** Ambient

ID #: 13328
Opened:
B/N Surrogate Mix (4/89 SOW)
Expires: 10/31/2026
Rec'd: 12/14/2020
Energy Laboratories Inc 1120 So. 27th Street
Billings MT 59107

CERTIFIED VALUES

Elution Order	Compound	Grav. Conc. (weight/volume)	Expanded Uncertainty (95% C.L.; K=2)	
1	Nitrobenzene-d5 **CAS #** 4165-60-0 **Purity** 99% (Lot PR-29940B)	5,017.7 µg/mL	+/- 29.1731 µg/mL +/- 225.9987 µg/mL +/- 250.7735 µg/mL	Gravimetric Unstressed Stressed
2	2-Fluorobiphenyl **CAS #** 321-60-8 **Purity** 99% (Lot 00019169)	5,049.7 µg/mL	+/- 29.3592 µg/mL +/- 227.4400 µg/mL +/- 252.3728 µg/mL	Gravimetric Unstressed Stressed
3	p-Terphenyl-d14 **CAS #** 1718-51-0 **Purity** 99% (Lot PR-27278)	5,029.9 µg/mL	+/- 29.2444 µg/mL +/- 226.5505 µg/mL +/- 251.3857 µg/mL	Gravimetric Unstressed Stressed

Solvent: Methylene chloride
CAS # 75-09-2
Purity 99%

Tech Tips:
Due to the limited solubility of p-terphenyl-d14 in methanol, we do not recommend that this mixture be diluted in methanol.

Column:
30m x 0.25mm x 0.25µm
Rtx-5 (cat.#10223)

Carrier Gas:
hydrogen-constant pressure 10 psi.

Temp. Program:
40°C (hold 2 min.) to 330°C
@ 10°C/min. (hold 10 min.)

Inj. Temp:
250°C

Det. Temp:
330°C

Det. Type:
FID

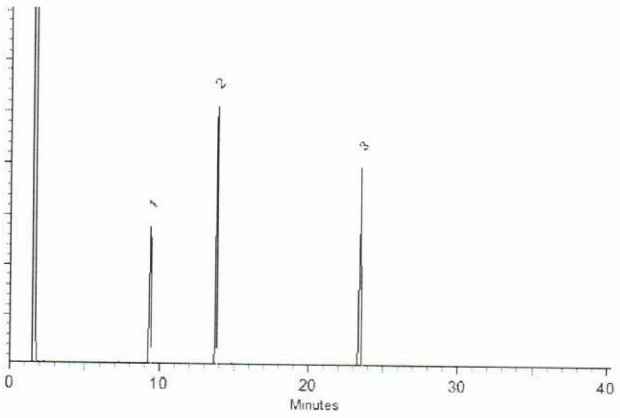

This chromatogram represents a general set of testing conditions chosen for product acceptance. For optimal results in your lab, conditions should be adjusted for your specific instrument, method, and application.

Dalton Stover - Operations Technician I

Date Mixed: 04-Nov-2020 **Balance:** 1128353505

Justine Albertson - Operations Tech-ARM QC

Date Passed: 06-Nov-2020

Manufactured under Restek's ISO 9001:2015 Registered Quality System Certificate #FM 80397

General Certified Reference Material Notes

Expiration Notes:

- Expiration date valid for unopened ampul stored in compliance with the recommended conditions.
- Uncertainty, concentration, and expiration of the CRM are based on the unopened product being stored according to the recommended condition found in the storage field.

Purity Notes:

- Purity and/or chemical identity are determined by one or more of the following techniques: GC/FID, HPLC, GC/μECD, GC/MS, LC/MS, RI, and/or melting point.
- Compounds with a listed purity of less than 99% have been weight corrected to compensate for impurities and/or salts. A correction factor is used to calculate the amount of compound necessary to achieve the desired concentration of the parent compound in solution.
- Purity of isomeric compounds is reported as the sum of the isomers.
- Purity values are rounded to the nearest whole number.

Certified Uncertainty Value Notes:

- The uncertainties are determined in accordance with ISO 17034 and Guide 35. The certified combined stressed uncertainty value (includes gravimetric uncertainty, homogeneity between-ampul uncertainty, storage stability uncertainty and shipping stability uncertainty and were combined using the following formula:

$$U_{combined\ stressed} = k\sqrt{U^2_{gravimetric} + U^2_{homogeneity} + U^2_{storage\ stability} + U^2_{shipping\ stability}}$$

k is a coverage factor of 2, which gives a level of confidence of approximately 95%.

- It is important to note that the shipping stability uncertainty was obtained under temperature extremes for specific time intervals; therefore, the certified combined stressed uncertainty value should only be applied to the product if it was stored at non-standard temperature conditions up to and including 7 days. Contact Restek Technical Service at www.restek.com/Contact-Us for use recommendations if your shipment was in-transit for more than 7 days at non-standard temperature conditions.
- Apply the certified combined unstressed uncertainty value if the product was received under standard shipping conditions. Apply the certified combined stressed uncertainty value if the product was received under non-standard conditions as specified below.

Label Conditions	Standard Conditions	Non-Standard Conditions
25°C Nominal (Room Temperature)	< 60°C	≥ 60°C up to 7 days
10°C or colder (Refrigerate)	< 40°C	≥ 40°C up to 7 days
0°C or colder (Freezer) -20°C or colder (Deep Freezer)	< 25°C	≥ 25°C up to 7 days

- Separate (not combined) uncertainty values for gravimetric uncertainty are also displayed on the certificate, if needed, separate homogeneity between-ampul uncertainty, storage stability uncertainty and shipping stability uncertainty values are available by contacting Restek Technical Service at www.restek.com/Contact-Us.
- The packaged amount is the minimum sample size for which uncertainty is valid. The ampules are over-filled to ensure that the minimum packaged amount can be sufficiently transferred.

Manufacturing Notes:

- Concentration is based upon gravimetric preparation using either a balance whose calibration has been verified daily using NIST traceable weights, and/or dilutions with Class A glassware.

Handling Notes:

- Stability of the unopened product, when stored in compliance with the recommended conditions, is guaranteed through the expiration displayed on the product label and certificate. Contact Restek for additional opened product stability information, with the knowledge/understanding that open product stability is subject to the specific handling and environmental conditions to which the product is exposed. For your convenience Restek supplies deactivated vials with most standards packed in 2mL ampules. Larger volume deactivated vials are available through Restek as a custom ordered item. Additionally, Restek sells DMDCS for the purpose of glassware deactivation as catalog number 31861, which includes complete instructions.

ID #: 13510
Opened:
Dichloromethane EA342
Expires: 11/17/2022
Rec'd: 1/26/2021
Energy Laboratories Inc 1120 So. 27th Street
Billings MT 59107

Honeywell

CERTIFICATE OF ANALYSIS

Honeywell Burdick & Jackson®
1953 South Harvey Street
Muskegon, MI 49442
Phone: (800) 368-0050
Fax: (231) 728-8226
lab.honeywell.com

Brand:	Research Chemicals - B&J
Product:	CS299AA-200
Lot No.:	EA342
Production Date:	17-Nov-2020
Best Before:	17-Nov-2022

Dichloromethane, Custom, Contains Amylene Preservative, >99.9%
for pesticide residue analysis

Parameter	Specification Min.	Max.	Result	Units
Water by Karl Fischer Titration		0.010	0.0016	%
UV Cutoff		233	230	nm
Refractive Index (20°C)	1.4236	1.4246	1.4241	
Residue		1	<0.5	mg/L
GC Analysis	99.9		>99.99	%
Acidity (as HCl)		1	<1	mg/L
Chloride		10	<10	mg/L
Electron Capture GC		10	<10	ng/L
Flame Ionization GC		5	<5	ppb
UV Absorbance @ 240 nm		0.100	0.0920	AU
UV Absorbance @ 250 nm		0.010	0.0099	AU
UV Absorbance @ 300 nm		0.005	0.0008	AU
UV Absorbance @ 400 nm		0.005	0.0028	AU

Honeywell
Quality Control Approval

Janna Dickinson

Muskegon 11/17/2020 LIMS Sample No.: AL03611

660 Tower Lane • P.O. Box 599 • West Chester, PA 19381-0599
1-800-452-9994 • 1-610-692-3026 • Fax 1-610-692-8729
info@chemservice.com • www.chemservice.com

ID #: 13372
Opened:
Mixture #8-Internal Standards
Expires: 5/31/2022
Rec'd: 12/29/2020
Energy Laboratories Inc 1120 So. 27th Street
Billings MT 59107

CERTIFICATE OF ANALYSIS

Mixture #8-Internal Standards

CONCENTRATION	4000ug/ml in Methylene chloride
CATALOG NUMBER	M-PPHC8X12-1ML
LOT NUMBER	10051700
DATE CERTIFIED	05/13/20
EXPIRATION DATE	05/31/22
STORAGE	Store at room temperature (20 - 25 °C).
HANDLING	See Safety Data Sheet
INTENDED USE	For laboratoy use only.
ISO 17034:2016 CERTIFIED	[X]

ID	Analyte	CAS	Weight Analyte (mg)	Lot	Purity	Certified Concentration (ug/mL)
N-11000	Acenaphthene-d10	15067-26-2	1005.50	00027326	99.50	4001.9
N-11467	Chrysene-d12	1719-03-5	1012.20	00027327	98.80	4000.2
N-10217	1,4-Dichlorobenzene-d4	3855-82-1	1004.10	00027328	99.50	3996.3
N-12645	Naphthalene-d8	1146-65-2	1006.50	00025577	99.50	4005.9
N-12851	Perylene-d12	1520-96-3	1009.50	00027330	99.50	4017.8
N-12856	Phenanthrene-d10	1517-22-2	1021.10	00027331	99.00	4043.6

Analytical Test	Value
CONCENTRATION (GC/FID)	VERIFIED

Instructions for Use:
Shake mixture prior to use. If particles are present, sonicate for homogeneity. If sample is diluted to lower concentrations, Class A volumetric glassware must be used.
Minimum Sample Size- 0.2 uL for Direct Injection.
Chem Service Inc. guarantees the expanded uncertainty of the above analytes to be +/- 2.0% of the certified concentrations based on gravimetric preparation. The test results published in this report were obtained using equipment capable of producing results that are traceable to NIST and through NIST to the International System of Units (SI). The reported expanded uncertainty of measurement is stated as the combined standard uncertainty of measurement multiplied by the coverage factor k (k=2) such that the coverage probability corresponds to approximately 95%. For certified reference materials, homogeneity and thermal stability testing are available upon request.

Certified By:

Mary Beth O'Donnell

Mary Beth O'Donnell
CSM/TC

Chem Service is accredited to ISO 17034:2016, ISO/IEC 17025:2017 and certified to ISO 9001:2015

PJLA Reference Material Producer
PJLA Testing

COA Form
Revision 3 (3/2015)

660 Tower Lane • P.O. Box 599 • West Chester, PA 19381-0599
1-800-452-9994 • 1-610-692-3026 • Fax 1-610-692-8729
info@chemservice.com • www.chemservice.com

Gas

Data file: C:\CHEM32

Sample name: M-PPCH8X

CERTIFICATE OF ANALYSIS

Instrument: GC 2
Injection date: 5/13/2020 8:56:25 AM
Acq. method: M-PPHC8X12.M
Column name: HP-5

Sample type: Sample
Location: Vial 3
Injection volume: 1.0uL

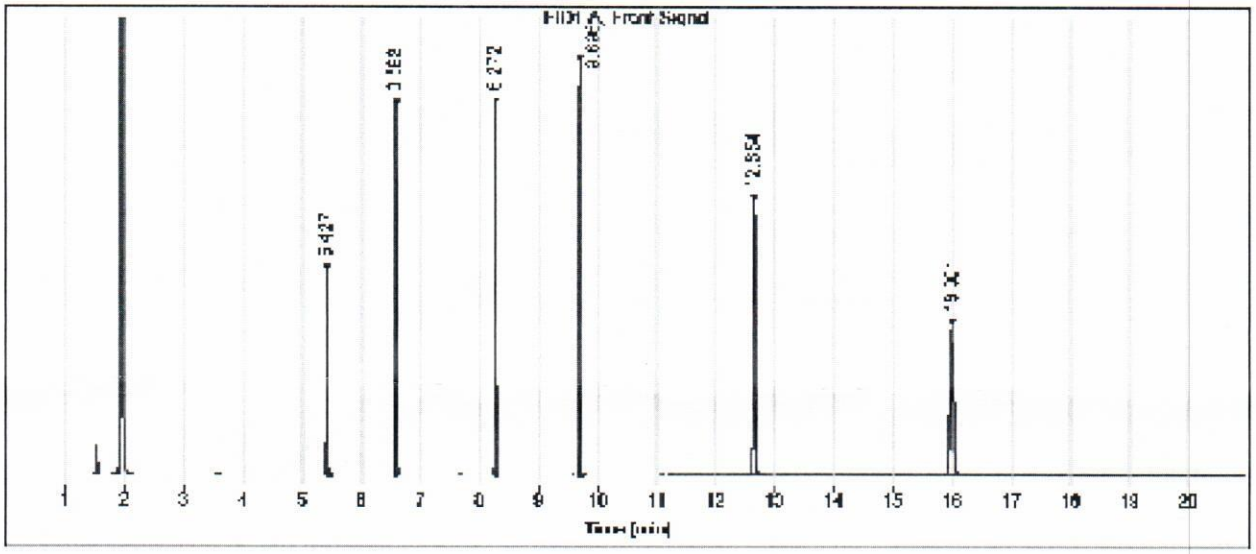

Signal: FID1 A, Front Signal

RT [min]	Type	Width [min]	Area	Height	Area%
5.427	BB	0.0181	1240.1130	1041.0874	8.36
6.593	BB	0.0189	2274.8877	1876.2654	15.33
8.272	BB	0.0196	2371.0022	1868.8049	15.98
9.696	BV	0.0197	2694.9399	2106.0442	18.16
12.654	BB	0.0330	2999.0918	1397.3110	20.21
16.001	BB	0.0562	3260.5679	751.0330	21.97
		Sum	14840.6025		

Chem Service is accredited to ISO 17034:2016, ISO/IEC 17025:2017 and certified to ISO 9001:2015

PJLA Reference Material Producer
PJLA Testing

CERTIFIED WEIGHT REPORT

Part Number: 92180
Lot Number: 020221
Description: CLP Semi-Volatile Calibration Standard
64 components
Expiration Date: 020226
Recommended Storage: Freezer (0 °C)
Nominal Concentration (µg/mL): 1000
NIST Test ID#: 23060

Solvent: Methylene chloride **Lot#** 104929

5E-05 Balance Uncertainty

Weight(s) shown below were combined and diluted to (mL): 100.0 0.003 Flask Uncertainty

Eli Aliaga		020221
Formulated By:	Eli Aliaga	DATE
Pedro Rentas		020221
Reviewed By:	Pedro L. Rentas	DATE

	Compound	(RM#) Part Number	Lot Number	Dil. Factor	Initial Vol. (mL)	Initial Conc.(ug/mL)	Nominal Conc (µg/mL)	Purity (%)	Uncertainty Purity (%)	Uncertainty Pipette (mL)	Target Weight(g)	Actual Weight(g)	Actual Conc (µg/mL)	Expanded Uncertainty (+/-) (µg/mL)	SDS Information (Solvent Safety Info. On Attached pg.) CAS#	OSHA PEL (TWA)	LD50
1.	2,2'-Oxybis(1-chloropropane)	(0078)	012016AR	NA	NA	NA	1000	98.9	0.2	NA	0.10112	0.10135	1002.3	4.2	108-60-1	N/A	orl-rat 240mg/kg
2.	Hexachlorobenzene	(0195)	051697	NA	NA	NA	1000	99	0.2	NA	0.10102	0.10121	1001.9	4.2	118-74-1	N/A	orl-rat 10g/kg
3.	bis(2-Chloroethoxy) methane	10111	011214	0.05	5.00	20018.4	1000	NA	NA	0.017	NA	NA	1000.8	8.0	111-91-1	N/A	N/A
4.	bis(2-Chloroethyl) ether	10111	011214	0.05	5.00	20012.4	1000	NA	NA	0.017	NA	NA	1000.5	8.0	111-44-4	15 ppm (90mg/m3/8H)(skin)	orl-rat 75mg/kg
5.	bis(2-Ethylhexyl) phthalate	10111	011214	0.05	5.00	20014.3	1000	NA	NA	0.017	NA	NA	1000.6	8.0	117-81-7	5mg/m3/8H	orl-rat 30600mg/kg
6.	4-Bromophenyl phenyl ether	10111	011214	0.05	5.00	20008.8	1000	NA	NA	0.017	NA	NA	1000.3	8.0	101-55-3	N/A	N/A
7.	Benzyl butyl phthalate	10111	011214	0.05	5.00	20011.3	1000	NA	NA	0.017	NA	NA	1000.5	8.0	85-68-7	N/A	orl-rat 2330mg/kg
8.	4-Chlorophenyl phenyl ether	10111	011214	0.05	5.00	20009.5	1000	NA	NA	0.017	NA	NA	1000.4	8.0	7005-72-3	N/A	N/A
9.	Diethyl phthalate	10111	011214	0.05	5.00	20013.6	1000	NA	NA	0.017	NA	NA	1000.6	8.0	84-66-2	5mg/m3/8H	orl-rat 8600mg/kg
10.	Dimethyl phthalate	10111	011214	0.05	5.00	20015.7	1000	NA	NA	0.017	NA	NA	1000.7	8.0	131-11-3	5mg/m3/8H	orl-rat 6800mg/kg
11.	Di-n-butyl phthalate	10111	011214	0.05	5.00	20011.6	1000	NA	NA	0.017	NA	NA	1000.5	8.0	84-74-2	5mg/m3/8H	orl-rat 8000mg/kg
12.	Di-n-octyl phthalate	10111	011214	0.05	5.00	20012.2	1000	NA	NA	0.017	NA	NA	1000.5	8.0	117-84-0	N/A	orl-rat 47000mg/kg
13.	N-Nitrosodimethylamine	10111	011214	0.05	5.00	20010.0	1000	NA	NA	0.017	NA	NA	1000.4	8.0	62-75-9	N/A	orl-rat 58mg/kg
14.	N-Nitrosodi-n-propylamine	10111	011214	0.05	5.00	20010.5	1000	NA	NA	0.017	NA	NA	1000.4	8.0	621-64-7	N/A	orl-rat 480mg/kg
15.	1,2-Diphenylhydrazine (as Azobenzene)	10112	042820	0.05	5.00	20003.9	1000	NA	NA	0.017	NA	NA	1000.1	8.1	103-33-3	N/A	orl-rat 1000mg/kg
16.	2-Chloronaphthalene	10112	042820	0.05	5.00	20002.3	1000	NA	NA	0.017	NA	NA	1000.0	8.0	91-58-7	N/A	orl-rat 2078mg/kg
17.	1,2-Dichlorobenzene	10112	042820	0.05	5.00	20005.4	1000	NA	NA	0.017	NA	NA	1000.2	8.0	95-50-1	50 ppm (300mg/m3) (CL)	orl-rat 500mg/kg
18.	1,3-Dichlorobenzene	10112	042820	0.05	5.00	20003.7	1000	NA	NA	0.017	NA	NA	1000.1	8.0	541-73-1	N/A	ipr-mus 1062mg/kg
19.	1,4-Dichlorobenzene	10112	042820	0.05	5.00	20005.4	1000	NA	NA	0.017	NA	NA	1000.2	8.0	106-46-7	75 ppm (450mg/m3/8H)	orl-rat 500mg/kg
20.	2,4-Dinitrotoluene	10112	042820	0.05	5.00	20003.3	1000	NA	NA	0.017	NA	NA	1000.1	8.1	121-14-2	1.5mg/m3/8H (skin)	orl-rat 268mg/kg
21.	2,6-Dinitrotoluene	10112	042820	0.05	5.00	20002.4	1000	NA	NA	0.017	NA	NA	1000.0	8.0	606-20-2	1.5mg/m3/8H (skin)	orl-rat 177mg/kg
22.	Hexachloro-1,3-butadiene	10112	042820	0.05	5.00	20009.4	1000	NA	NA	0.017	NA	NA	1000.4	12.4	87-68-3	0.02 ppm (0.24mg/m3/8H)	orl-rat 82mg/kg
23.	Hexachlorocyclopentadiene	10112	042820	0.05	5.00	20001.8	1000	NA	NA	0.017	NA	NA	1000.0	8.0	77-47-4	0.01 ppm (0.1mg/m3/8H)	orl-rat 1300mg/kg
24.	Hexachloroethane	10112	042820	0.05	5.00	20002.4	1000	NA	NA	0.017	NA	NA	1000.0	8.0	67-72-1	1 ppm (10mg/m3/8H)(skin)	orl-gpg 4970mg/kg
25.	Isophorone	10112	042820	0.05	5.00	20003.8	1000	NA	NA	0.017	NA	NA	1000.1	8.1	78-59-1	25 ppm	orl-rat 2330mg/kg
26.	Nitrobenzene	10112	042820	0.05	5.00	20004.9	1000	NA	NA	0.017	NA	NA	1000.1	8.0	98-95-3	1 ppm (5mg/m3/8H)(skin)	orl-rat 780mg/kg
27.	1,2,4-Trichlorobenzene	10112	042820	0.05	5.00	20002.0	1000	NA	NA	0.017	NA	NA	1000.0	8.0	120-82-1	5 ppm (CL) (40mg/m3)	orl-rat 756mg/kg
28.	o-Cresol (2-Methylphenol)	10114	081919	0.05	5.00	20010.2	1000	NA	NA	0.017	NA	NA	1000.4	8.0	95-48-7	5 ppm (22mg/m3/8H)(skin)	orl-rat 121mg/kg
29.	p-Cresol (4-Methylphenol)	10114	081919	0.05	5.00	20061.2	1000	NA	NA	0.017	NA	NA	1003.0	8.0	106-44-5	5 ppm (22mg/m3/8H)(skin)	orl-rat 207mg/kg
30.	2,4,5-Trichlorophenol	10114	081919	0.05	5.00	20023.2	1000	NA	NA	0.017	NA	NA	1001.1	8.0	95-95-4	N/A	orl-rat 820mg/kg
31.	4-Chloroaniline	10115	060512	0.05	5.00	20009.6	1000	NA	NA	0.017	NA	NA	1000.4	8.0	106-47-8	N/A	orl-rat 310mg/kg
32.	Dibenzofuran	10115	060512	0.05	5.00	20020.2	1000	NA	NA	0.017	NA	NA	1000.9	8.0	132-64-9	N/A	N/A
33.	2-Methylnaphthalene	10115	060512	0.05	5.00	20012.9	1000	NA	NA	0.017	NA	NA	1000.5	8.1	91-57-6	N/A	orl-rat 1630mg/kg
34.	2-Nitroaniline	10115	060512	0.05	5.00	20011.8	1000	NA	NA	0.017	NA	NA	1000.5	8.0	88-74-4	N/A	orl-rat 1600mg/kg
35.	3-Nitroaniline	10115	060512	0.05	5.00	20018.6	1000	NA	NA	0.017	NA	NA	1000.8	8.0	99-09-2	N/A	orl-rat 535mg/kg
36.	4-Nitroaniline	10115	060512	0.05	5.00	20014.9	1000	NA	NA	0.017	NA	NA	1000.6	8.0	100-01-6	1 ppm (6mg/m3/8H)(skin)	orl-rat 750mg/kg
37.	4-Chloro-3-methylphenol	10118	072120	0.05	5.00	20003.9	1000	NA	NA	0.017	NA	NA	1000.1	8.0	59-50-7	N/A	orl-rat 1830mg/kg
38.	2-Chlorophenol	10118	072120	0.05	5.00	20002.9	1000	NA	NA	0.017	NA	NA	1000.0	8.0	95-57-8	N/A	orl-rat 670mg/kg
39.	2,4-Dichlorophenol	10118	072120	0.05	5.00	20003.1	1000	NA	NA	0.017	NA	NA	1000.1	8.0	120-83-2	N/A	orl-rat 580mg/kg
40.	2,4-Dimethylphenol	10118	072120	0.05	5.00	20003.3	1000	NA	NA	0.017	NA	NA	1000.1	8.1	105-67-9	N/A	orl-rat 3200mg/kg
41.	2,4-Dinitrophenol	10118	072120	0.05	5.00	20001.8	1000	NA	NA	0.017	NA	NA	1000.0	8.0	51-28-5	N/A	orl-rat 30mg/kg
42.	4,6-Dinitro-2-methylphenol	10118	072120	0.05	5.00	20002.5	1000	NA	NA	0.017	NA	NA	1000.0	8.0	534-52-1	N/A	N/A
43.	2-Nitrophenol	10118	072120	0.05	5.00	20003.7	1000	NA	NA	0.017	NA	NA	1000.1	8.0	88-75-5	N/A	orl-rat 334mg/kg
44.	4-Nitrophenol	10118	072120	0.05	5.00	20002.0	1000	NA	NA	0.017	NA	NA	1000.0	8.0	100-02-7	N/A	orl-rat 250mg/kg
45.	Pentachlorophenol	10118	072120	0.05	5.00	20002.8	1000	NA	NA	0.017	NA	NA	1000.0	8.0	87-86-5	0.5mg/m3/8H (skin)	orl-rat 27mg/kg
46.	Phenol	10118	072120	0.05	5.00	20003.9	1000	NA	NA	0.017	NA	NA	1000.1	8.0	108-95-2	5 ppm (19mg/m3/8H)(skin)	orl-rat 317mg/kg
47.	2,4,6-Trichlorophenol	10118	072120	0.05	5.00	20004.2	1000	NA	NA	0.017	NA	NA	1000.1	8.0	88-06-2	N/A	orl-rat 820mg/kg
48.	Acenaphthene	10007	042420	0.50	50.00	2001.2	1000	NA	NA	0.018	NA	NA	1000.5	4.1	83-32-9	N/A	ipr-rat 600mg/kg
49.	Acenaphthylene	10007	042420	0.50	50.00	2000.2	1000	NA	NA	0.018	NA	NA	1000.0	4.2	208-96-8	N/A	N/A
50.	Anthracene	10007	042420	0.50	50.00	2000.3	1000	NA	NA	0.018	NA	NA	1000.1	4.1	120-12-7	0.2mg/m3 (8H)	ipr-mus 430mg/kg
51.	Benzo(a)anthracene	10007	042420	0.50	50.00	2001.3	1000	NA	NA	0.018	NA	NA	1000.6	4.2	56-55-3	N/A	N/A
52.	Benzo(a)pyrene	10007	042420	0.50	50.00	2000.0	1000	NA	NA	0.018	NA	NA	999.9	4.1	50-32-8	0.2mg/m3 (8H)	scu-rat 50mg/kg
53.	Benzo(b)fluoranthene	10007	042420	0.50	50.00	2000.9	1000	NA	NA	0.018	NA	NA	1000.4	4.1	205-99-2	N/A	N/A
54.	Benzo(k)fluoranthene	10007	042420	0.50	50.00	2001.2	1000	NA	NA	0.018	NA	NA	1000.5	4.1	207-08-9	N/A	N/A
55.	Benzo(g,h,i)perylene	10007	042420	0.50	50.00	2000.0	1000	NA	NA	0.018	NA	NA	999.9	4.1	191-24-2	N/A	N/A
56.	Carbazole	10007	042420	0.50	50.00	2000.3	1000	NA	NA	0.018	NA	NA	1000.0	4.2	86-74-8	N/A	ipr-mus 200mg/kg
57.	Chrysene	10007	042420	0.50	50.00	2000.8	1000	NA	NA	0.018	NA	NA	1000.3	4.2	218-01-9	0.2mg/m3	N/A
58.	Dibenzo(a,h)anthracene	10007	042420	0.50	50.00	2000.8	1000	NA	NA	0.018	NA	NA	1000.3	4.2	53-70-3	0.2mg/m3	N/A
59.	Fluoranthene	10007	042420	0.50	50.00	2000.3	1000	NA	NA	0.018	NA	NA	1000.1	4.2	206-44-0	N/A	orl-rat 2000mg/kg
60.	Fluorene	10007	042420	0.50	50.00	2000.9	1000	NA	NA	0.018	NA	NA	1000.3	4.2	86-73-7	N/A	ipr-mus 2 g/kg
61.	Indeno(1,2,3-cd)pyrene	10007	042420	0.50	50.00	2000.1	1000	NA	NA	0.018	NA	NA	1000.0	4.1	193-39-5	N/A	N/A
62.	Naphthalene	10007	042420	0.50	50.00	2000.9	1000	NA	NA	0.018	NA	NA	1000.4	4.1	91-20-3	10 ppm (50mg/m3/8H)	orl-rat 490mg/kg
63.	Phenanthrene	10007	042420	0.50	50.00	2000.9	1000	NA	NA	0.018	NA	NA	1000.4	4.1	85-01-8	0.2mg/m3/8H	orl-mus 700mg/kg
64.	Pyrene	10007	042420	0.50	50.00	2001.0	1000	NA	NA	0.018	NA	NA	1000.4	4.2	129-00-0	0.2mg/m3/8H	orl-rat 2700mg/kg

- The certified value is the concentration calculated from gravimetric and volumetric measurements unless otherwise stated.
- Standards are prepared gravimetrically using balances that are calibrated with weights traceable to NIST (see above).
- Standards are certified (+/-) 0.5% of the stated value, unless otherwise stated.
- All Standards, after opening ampule, should be stored with caps tight and under appropriate laboratory conditions.
- Uncertainty Reference: Taylor, B.N. and Kuyat, C.E., "Guidelines for Evaluating and Expressing the Uncertainty of NIST Measurement Result," NIST Technical Note 1297, U.S. Government Printing Office, Washington, DC, (1994).

ID #: 13539
Opened:_____
CLP Semi-Volatiel Calibration Standard
Expires: 2/2/2026
Rec'd: 2/5/2021
Energy Laboratories Inc 1120 So. 27th Street
Billings MT 59107

Method GC8MSD-2.M: Column:SBB-5 (30m X 0.25mm ID X 0.25µm film thickness) Temp 1 = 50°C (1min.), Temp 2 = 300°C (14 min.), Rate = 10°C/min., Injector B= 250°C, Detector B = 290°C, Split Ratio = 100:1, Scan Rate = 2. Analysis performed by Melissa Stonier.

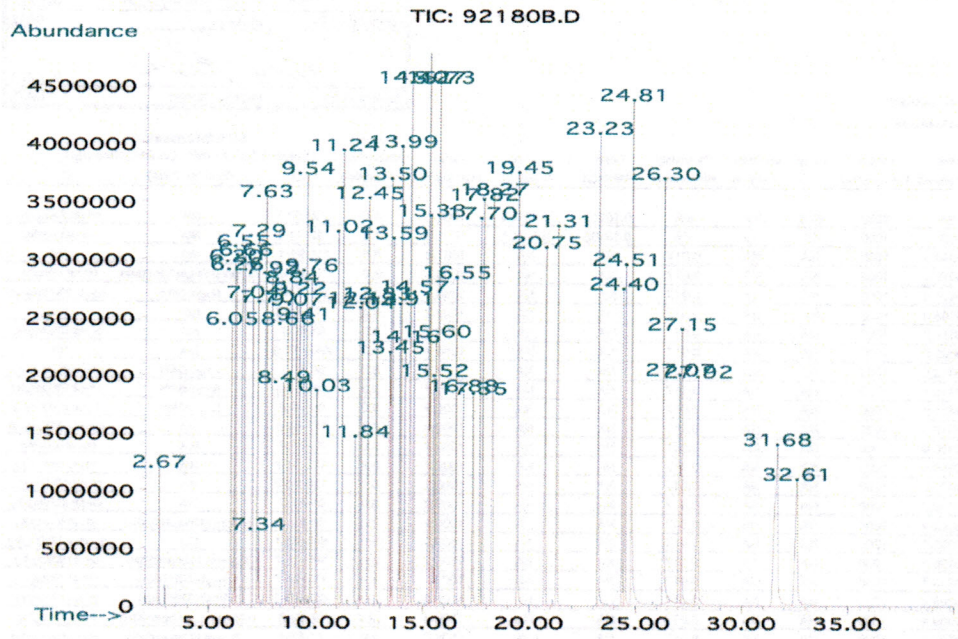

Peak No	Name	MSD RT (min.)
1	N-nitrosodimethylamine	2.67
2	Phenol	6.05
3	bis(2-Chloroethyl)ether	6.20
4	2-Chlorophenol	6.26
5	1,3-Dichlorobenzene	6.55
6	1,4-Dichlorobenzene	6.63
7	1,2-Dichlorobenzene	7.04
8	o-Cresol (2-methylphenol)	7.29
9	bis(2-Chloroisopropyl)ether	7.34
10	p-Cresol (4-methylphenol)/N-nitrosodi-n-propylamine	7.63
11	Hexachloroethane	7.70
12	Nitrobenzene	7.92
13	Isophorone	8.49
14	2-Nitrophenol	8.66
15	2,4-Dimethylphenol	8.84
16	bis(2-Chloroethoxy)methane	9.07
17	2,4-Dichlorophenol	9.22
18	1,2,4-Trichlorobenzene	9.41
19	Naphthalene	9.54
20	4-Chloroaniline	9.76
21	Hexachloro-1,3-butadiene	10.03
22	4-Chloro-3-methylphenol	11.02
23	2-Methylnaphthalene	11.24
24	Hexachlorocyclopentadiene	11.84
25	2,4,6-Trichlorophenol	12.04
26	2,4,5-Trichlorophenol	12.13
27	2-Chloronaphthalene	12.45
28	2-Nitroaniline	12.84
29	Dimethyl phthalate	13.45
30	Acenaphthylene	13.50
31	2,6-Dinitrotoluene	13.59
32	3-Nitroaniline	13.91
33	Acenaphthene	13.99
34	2,4-Dinitrophenol	14.16
35	Dibenzofuran/4-Nitrophenol	14.40
36	2,4-Dinitroltoluene	14.57
37	Diethyl phthalate/Fluorene	15.27
38	4-Chlorophenyl phenyl ether	15.33
39	4-Nitroaniline	15.52
40	4,6-Dinitro-2-methylphenol	15.60
41	Azobenzene	15.73
42	4-Bromophenyl phenyl ether	16.56
43	Hexachlorobenzene	16.89
44	Pentachlorophenol	13.35
45	Phenanthrene	17.70
46	Anthracene	17.82
47	Carbazole	18.27
48	Di-n-butyl phthalate	19.45
49	Fluoranthene	20.75
50	Pyrene	21.31
51	Benzyl butyl phthalate	23.23
52	Benzo(a)anthracene	24.40
53	Chrysene	24.51
54	bis(2-Ehtylhexyl)phthalate	24.82
55	Di-n-octyl phthalate	26.30
56	Benzo(b)fluoranthene	27.07
57	Benzo(k)fluoranthene	27.15
58	Benzo(a)pyrene	27.92
59	Indeno(1,2,3-cd)pyrene/Dibenzo(a,h)anthracene	31.68
60	Benzo(g,h,i)perylene	32.61

Analytical RunID SV5975.I_220207A Standards Traceability Report

Spike ID: sv100418
Spike Name: BNA mix 200 ug/mL
Prep Date: 6/2/2021
Exp Date: 3/31/2022
Department: GCMSSEMI
Vendor:
Lot Number:
Balance ID:
Comments:

Type: Secondary
Prep By: John P. Heine
Status: New
Final Volume: 1.5 mL

Chemical/Solvent Used	Bottle No	Amt	Units	Expires
Dichloromethane EA342	13510	0.51	mL	3/31/2022

Stock Source	Base Units	Amount Added
sv82908	ug/mL	0.03 mL
sv83301	ug/mL	0.15 mL
sv83120	ug/mL	0.15 mL
sv83419	ug/mL	0.15 mL
sv82917	ug/mL	0.15 mL
sv83410	ug/mL	0.15 mL
sv83407	ug/mL	0.06 mL
sv83201	ug/mL	0.15 mL

Analytical RunID SV5975.I_220207A Standards Traceability Report

Spike ID: sv100506
Spike Name: BNA low 50 ug/mL
Prep Date: 6/2/2021
Exp Date: 3/31/2022
Department: GCMSSEMI
Vendor:
Lot Number:
Balance ID:
Comments:

Type: Secondary
Prep By: John P. Heine
Status: New
Final Volume: 0.8 mL

Chemical/Solvent Used	Bottle No	Amt	Units	Expires
Dichloromethane EA342	13510	0.6	mL	3/31/2022

Stock Source	Base Units	Amount Added
sv100418	ug/mL	0.2 mL

Analytical RunID SV5975.I_220207A Standards Traceability Report

Spike ID: sv100703
Spike Name: BNA Internals 2000 ug/mL
Prep Date: 12/9/2021
Exp Date: 5/31/2022
Department: GCMSSEMI
Vendor: Chemservice
Lot Number: 8443500
Balance ID:
Comments:

Type: Secondary
Prep By: John P. Heine
Status: New
Final Volume: 2.12 mL

Chemical/Solvent Used	Bottle No	Amt	Units	Expires
Dichloromethane EA342	13510	1.06	mL	5/31/2022

Stock Source	Base Units	Amount Added
sv83403	ug/mL	1.06 mL

Analytical RunID SV5975.I_220207A Standards Traceability Report

Spike ID: sv100801
Spike Name: BNA 2nd source 200ug/mL
Prep Date: 1/17/2022
Exp Date: 10/1/2022
Department: GCMSSEMI
Vendor:
Lot Number:
Balance ID:
Comments:

Type: Secondary
Prep By: John P. Heine
Status: New
Final Volume: 1 mL

Chemical/Solvent Used	Bottle No	Amt	Units	Expires
Dichloromethane EA342	13510	540	uL	10/1/2022

Stock Source	Base Units	Amount Added
sv83514	ug/mL	0.1 mL
sv82702	ug/mL	0.02 mL
sv83218	ug/mL	0.1 mL
sv83512	ug/mL	0.2 mL
sv83411	ug/mL	0.04 mL

Analytical RunID SV5975.I_220207A Standards Traceability Report

Standard ID: sv82702
Standard Name: AE Surr
Prep Date: 8/28/2018
Exp Date: 4/30/2023
Department: GCMSPR
Vendor: Restek
Lot Number: A0137474
Balance ID:
Comments:

Type: Primary
Prep By: Craig A. Bardelli
Status: New
Final Volume: mL

Chemical/Solvent Used	Bottle No	Amt	Units	Expires
Acid Surrogate Standard Mix (4/89)	10707	1	mL	4/30/2023

Stock Source	Base Units	Amount Added

Analytical RunID SV5975.I_220207A Standards Traceability Report

Spike ID: sv82908
Spike Name: AE surr
Prep Date: 4/10/2019
Exp Date: 3/31/2022
Department: GCMSSEMI
Vendor: Sigma-Aldrich
Lot Number: LRAC2239
Balance ID:
Comments:

Type: Primary
Prep By: Sean McGrew
Status: New
Final Volume: mL

Chemical/Solvent Used	Bottle No	Amt	Units	Expires
EPA 8270 Acids Surrogate Spike Mix HC	11383		mL	3/31/2022

Stock Source	Base Units	Amount Added

Analytical RunID SV5975.I_220207A Standards Traceability Report

Spike ID: sv82917
Spike Name: BNA Custom for Cal
Prep Date: 6/3/2019
Exp Date: 5/28/2023
Department: GCMSSEMI
Vendor: AccuStandard
Lot Number: 219051432
Balance ID:
Comments: Date prepaired is date received (10 1mL ampules) - recert from 6/21/21 to 5/28/23

Type: Primary
Prep By: John P. Heine
Status: New
Final Volume: 1 mL

Chemical/Solvent Used	Bottle No	Amt	Units	Expires
Custom BNA Mix	11547	1	mL	5/28/2023

Stock Source	Base Units	Amount Added

Analytical RunID SV5975.I_220207A Standards Traceability Report

Spike ID: sv83120
Spike Name: BN mix
Prep Date: 3/12/2020
Exp Date: 1/31/2023
Department: GCMSSEMI
Vendor: Sigma-Aldrich
Lot Number: LRAC4915
Balance ID:
Comments:

Type: Primary
Prep By: Sean McGrew
Status: New
Final Volume: 1 mL

Chemical/Solvent Used	Bottle No	Amt	Units	Expires
TCL Base-Neutrals Mix	12503	1	mL	1/31/2023

Stock Source	Base Units	Amount Added

Analytical RunID SV5975.I_220207A Standards Traceability Report

Spike ID: sv83201
Spike Name: Phenols mix
Prep Date: 3/17/2020
Exp Date: 1/31/2028
Department: GCMSSEMI
Vendor: Restek
Lot Number: A0157111
Balance ID:
Comments:

Type: Primary
Prep By: Sean McGrew
Status: New
Final Volume: 1 mL

Chemical/Solvent Used	Bottle No	Amt	Units	Expires
604 Phenols Calibration Mix	12512		mL	1/31/2028

Stock Source	Base Units	Amount Added

Analytical RunID SV5975.I_220207A Standards Traceability Report

Spike ID: sv83218
Spike Name: Benzidines
Prep Date: 7/7/2020
Exp Date: 5/1/2024
Department: GCMSSEMI
Vendor: AccuStandard
Lot Number: 220041353
Balance ID:
Comments: 2000 ug/mL 12839

Type: Primary
Prep By: John P. Heine
Status: New
Final Volume: 1 mL

Chemical/Solvent Used	Bottle No	Amt	Units	Expires
Benzidine & 3,3'-Dichlorobenzidine	12839	1	mL	5/1/2024

Stock Source	Base Units	Amount Added

Analytical RunID SV5975.I_220207A Standards Traceability Report

Spike ID: sv83301
Spike Name: PAH Mix
Prep Date: 7/13/2020
Exp Date: 9/30/2022
Department: GCMSSEMI
Vendor: Sigma-Aldrich
Lot Number: LRAC3877
Balance ID:
Comments: 4 x 1mlL

Type: Primary
Prep By: John P. Heine
Status: New
Final Volume: 6 mL

Chemical/Solvent Used	Bottle No	Amt	Units	Expires
TCL PAH Mix	12846	6	mL	9/30/2022

Stock Source	Base Units	Amount Added

Analytical RunID SV5975.I_220207A Standards Traceability Report

Spike ID: sv83403
Spike Name: BNA Internals 4000ug/mL
Prep Date: 12/29/2020
Exp Date: 5/31/2022
Department: GCMSSEMI
Vendor: Chemservice
Lot Number: 10051700
Balance ID:
Comments:

Type: Primary
Prep By: John P. Heine
Status: New
Final Volume: 8 mL

Chemical/Solvent Used	Bottle No	Amt	Units	Expires
Mixture #8-Internal Standards	13372	8	mL	5/31/2022

Stock Source	Base Units	Amount Added

Analytical RunID SV5975.I_220207A Standards Traceability Report

Standard ID: sv83407
Standard Name: BN Surr 5000 ug/mL
Prep Date: 12/14/2020
Exp Date: 10/31/2026
Department: GCMSSEMI
Vendor: Restek
Lot Number: A0166081
Balance ID:
Comments:

Type: Primary
Prep By: John P. Heine
Status: New
Final Volume: 5 mL

Chemical/Solvent Used	Bottle No	Amt	Units	Expires
B/N Surrogate Mix (4/89 SOW)	13328	1	mL	10/31/2026

Stock Source	Base Units	Amount Added

Analytical RunID SV5975.I_220207A Standards Traceability Report

Spike ID: sv83410
Spike Name: H.S. Mix
Prep Date: 4/7/2021
Exp Date: 2/28/2024
Department: GCMSSEMI
Vendor: Sigma-Aldrich
Lot Number: LRAC9004
Balance ID:
Comments: 2000 ug/mL

Type: Primary
Prep By: Sean McGrew
Status: New
Final Volume: mL

Chemical/Solvent Used	Bottle No	Amt	Units	Expires
EPA TCL Hazardous Substances Mix (12 cmpds)	13691		mL	2/28/2024

Stock Source	Base Units	Amount Added

Analytical RunID SV5975.I_220207A Standards Traceability Report

Spike ID: sv83411
Spike Name: BN surr
Prep Date: 4/7/2021
Exp Date: 11/20/2026
Department: GCMSSEMI
Vendor: Restek
Lot Number: A6167670
Balance ID:
Comments: 5000 ug/mL

Type: Primary
Prep By: Sean McGrew
Status: New
Final Volume: mL

Chemical/Solvent Used	Bottle No	Amt	Units	Expires
B/N Surrogate Mix (4/89 SOW)	13666		mL	11/20/2026

Stock Source	Base Units	Amount Added

Analytical RunID SV5975.I_220207A Standards Traceability Report

Spike ID: sv83419
Spike Name: Benzidines CAL 2000ug/mL
Prep Date: 5/18/2021
Exp Date: 4/30/2023
Department: GCMSSEMI
Vendor: Agilent
Lot Number: 0006592783
Balance ID:
Comments: 2000 ug/mL

Type: Primary
Prep By: John P. Heine
Status: New
Final Volume: 1 mL

Chemical/Solvent Used	Bottle No	Amt	Units	Expires
Benzidines Standard	13854	1	mL	4/30/2023

Stock Source	Base Units	Amount Added

Analytical RunID SV5975.I_220207A Standards Traceability Report

Spike ID: sv83512
Spike Name: 625 LCS Spk
Prep Date: 7/30/2021
Exp Date: 2/2/2026
Department: GCMSPR
Vendor: Absolute Standards
Lot Number: 020221
Balance ID:
Comments: 12x1mL ampules

Type: Primary
Prep By: Ryan F. Benge
Status: Open
Final Volume: 1 mL

Chemical/Solvent Used	Bottle No	Amt	Units	Expires
CLP Semivolatile Calibration Standard	14074	1	mL	2/2/2026

Stock Source	Base Units	Amount Added

Analytical RunID SV5975.I_220207A Standards Traceability Report

Spike ID: sv83514
Spike Name: Additionals
Prep Date: 9/22/2021
Exp Date: 10/1/2022
Department: GCMSPR
Vendor: AccuStandard
Lot Number: 22002155-02
Balance ID:
Comments: 12x1mL ampules

Type: Primary
Prep By: Ryan F. Benge
Status: Open
Final Volume: 1 mL

Chemical/Solvent Used	Bottle No	Amt	Units	Expires
Custom Semi-Volatile Standard	14279	1	mL	10/1/2022

Stock Source	Base Units	Amount Added

RESTEK
110 Benner Circle
Bellefonte, PA 16823-8812
Tel: (800)356-1688
Fax: (814)353-1309

www.restek.com

CERTIFIED REFERENCE MATERIAL

Certificate of Analysis

ACCREDITED ISO 17034 Accredited Reference Material Producer Certificate #3222.01

ACCREDITED ISO/IEC 17025 Accredited Testing Laboratory Certificate #3222.02

FOR LABORATORY USE ONLY-READ SDS PRIOR TO USE.

This Reference Material is intended for Laboratory Use Only as a standard for the qualitative and/or quantitative determination of the analyte(s) listed.

Catalog No. : 31063 **Lot No.:** A0137474

Description : Acid Surrogate Standard Mix (4/89)

Acid Surrogate Standard Mix (4/89) 10,000 µg/mL, Methanol, 1mL/ampul

Container Size : 2 mL **Pkg Amt:** > 1 mL

Expiration Date : April 30, 2023 **Storage:** 10°C or colder

CERTIFIED VALUES

Elution Order	Compound		Grav. Conc. (weight/volume)	Expanded Uncertainty (95% C.L.; K=2)		
1	2-Fluorophenol		10,046.4 µg/mL	+/- 58.8239	µg/mL	Gravimetric
	CAS # 367-12-4	(Lot STBD7945V)		+/- 293.2702	µg/mL	Unstressed
	Purity 99%			+/- 355.8400	µg/mL	Stressed
2	Phenol-d6		10,023.6 µg/mL	+/- 58.6904	µg/mL	Gravimetric
	CAS # 13127-88-3	(Lot PR-27801)		+/- 292.6047	µg/mL	Unstressed
	Purity 99%			+/- 355.0324	µg/mL	Stressed
3	2,4,6-Tribromophenol		10,057.2 µg/mL	+/- 58.8871	µg/mL	Gravimetric
	CAS # 118-79-6	(Lot 29699MJV)		+/- 293.5855	µg/mL	Unstressed
	Purity 99%			+/- 356.2225	µg/mL	Stressed

Solvent: Methanol
CAS # 67-56-1
Purity 99%

ID #: 10707
Opened:
Acid Surrogate Standard Mix (4/89)
Expires: 4/30/2023
Rec'd: 8/24/2018
Energy Laboratories Inc 1120 So 27th Street
Billings MT 59107

Certificate of Analysis

EPA 8270 ACIDS SURROGATE SPIKE MIX HC,1X1ML,10MG/ML,METHANOL

Certified Reference Material

Description

Product ID 47260-U
Lot **LRAC2239**
Expiration Date March 2022
Manufacturing Date March 2019
Storage Conditions Room Temperature
Solvent/Matrix METHANOL

Certified Values

Analyte	*Units*	*Certified Value* [1,4]	*Raw Material Purity,%*	*Analytical Value*	*Elution order*	*Raw Material Lot*	*CAS*
2-FLUOROPHENOL	µg/mL	9930 ± 288	99.9	10037	1	LB92543	367-12-4
PHENOL-D6	µg/mL	9930 ± 290	99.4	9900	2	LB91168	13127-88-3
2,4,6-TRIBROMOPHENOL	µg/mL	9930 ± 318	99.7	9900	3	LB81262	118-79-6

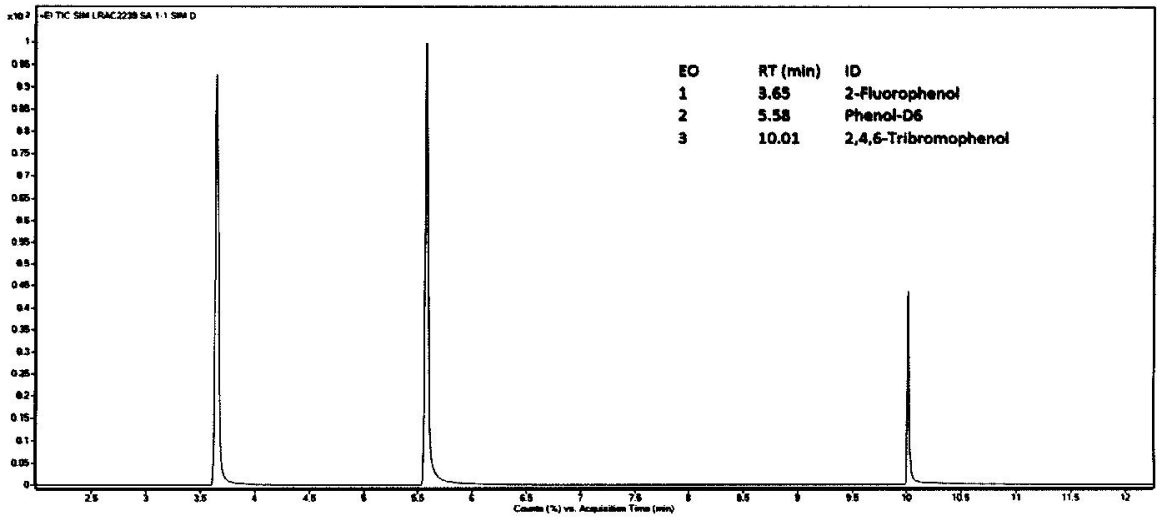

Additional Information:

Analytical Method Parameters:

Column: SLB-5MS, 30 m x 0.25 mm x 0.25 µm df , Flow: 1.0 ml/min
Inlet: 200 °C, Injection Mode: Split, 60:1
80 °C (5 min) to 250 °C (3 min) at 40 °C /min
Detector: MSD, SIM, Transfer line: 250 °C
Injection Volume: 0.5 µL

ID #: 11383
Opened:
EPA 8270 Acids Surrogate Spike Mix HC
Expires: 3/31/2022
Rec'd: 4/10/2019
Energy Laboratories Inc 1120 So. 27th Street
Billings MT 59107

ANAB ACCREDITED REFERENCE MATERIAL PRODUCER
ANAB ACCREDITED TESTING LABORATORY

SIGMA-ALDRICH®
2931 Soldier Springs Rd. Laramie, Wyoming 82070 USA
307-742-5452
rtctechgroup@sial.com www.sigma-aldrich.com

125 Market Street
New Haven, CT 06513
USA

AccuStandard® Inc.

Tel (203)786-5290
Fax (203)786-5287
www.AccuStandard.com

CERTIFICATE OF ANALYSIS

Catalog No: S-6237A-R1
Description: Custom BNA Mix
Lot: 219051432-01
Solvent: Dichloromethane
Hazards: *Refer to SDS for complete safety information*

Signal Word: Warning

Date Certified: Apr 28, 2021
Expiration: May 28, 2023
Sample Size: 1 mL
Components: 6
Storage Condition: Ambient (>5 °C)

Certified Reference Material

ANAB ACCREDITED ISO 17034 REFERENCE MATERIAL PRODUCER AR-1463
ANAB ACCREDITED ISO/IEC 17025 TESTING LABORATORY AT-1339
ilac-MRA

Component	CAS #	Purity % (GC/MS)	Prepared Concentration[2] (µg/mL)	Certified Analyte Concentration[1] (µg/mL)
4-Chloro-2-methylphenol	1570-64-5	97.0	2064*	2002
4-Chlorophenol	106-48-9	98.6	2012	1984
1-Methylnaphthalene	90-12-0	99.7	2016	2010
Pyridine	110-86-1	98.7	2003	1977
o-Terphenyl	84-15-1	99.9	2003	2001
Triallate	2303-17-5	99.9	2013	2011

ID #: 11547
Opened:
Custom BNA Mix
Expires: 5/28/2023
Rec'd: 5/31/2019
Energy Laboratories Inc 1120 So. 27th Street
Billings MT 59107

* Weight compensated to 100% purity.

A product with a suffix (-1A, -2B, etc. or -01, -02, etc.) on its lot number has had its expiration date extended and is identical to the same lot number without the suffix.

[2] All weights are traceable through NIST, Test No. 684/289871-17

[1] Certified Analyte Concentration = Purity x Prepared Concentration.

The Uncertainty associated with the certified concentration reported on this certificate is ±2.4%. This value is the combined expanded uncertainty and represents an estimated standard deviation equal to the positive square root of the total variation of the uncertainty of components. A normal distribution is assumed and a coverage factor of K=2 is chosen using approximately a 95% confidence level.

Labels and certificates follow U.S. Conventions in reporting numerical values: A comma (,) is used to separate units of one-thousand or greater. A period (.) is used as a decimal place marker.

The information on this certificate may not be reproduced without the express permission of the manufacturer. See reverse side for additional information

Hazard Information: Please refer to the SDS for information regarding the hazards associated with using this material.

This product was prepared according to in-house procedures and is guaranteed to be homogeneous.

Certified By: Larry Decker, Organic QC Manager

For use in routine laboratory analysis.

Certificate of Analysis

TCL BASE-NEUTRALS MIX,1X1ML,2000UG/ML,DICHLOROMETHANE

Certified Reference Material

Description

Product ID 47991-U
Lot LRAC4915
Expiration Date January 2023
Manufacturing Date January 2020
Storage Conditions Refrigerate
Solvent/Matrix DICHLOROMETHANE

Certified Values

Analyte	Certified Value [1,4]	Units	Raw Material Purity,%	Elution order	Raw Material Lot	CAS
N-NITROSODIMETHYLAMINE	1999 ± 39	µg/mL	98.1	1	11-RFS-142-1	62-75-9
BIS (2-CHLOROETHYL) ETHER	2003 ± 42	µg/mL	99.4	2	06413MS	111-44-4
1,3-DICHLOROBENZENE	2001 ± 47	µg/mL	99.6	3	11221HC	541-73-1
1,4-DICHLOROBENZENE	2000 ± 66	µg/mL	99.9	4	MKBG7690V	106-46-7
1,2-DICHLOROBENZENE	2005 ± 65	µg/mL	99.4	5	LB58923	95-50-1
BIS (2-CHLOROISOPROPYL) ETHER	2000 ± 45	µg/mL	96.7	6	LC19632	108-60-1
N-NITROSODI-N-PROPYLAMINE	2001 ± 36	µg/mL	100.0	7	2D5VJ-PB	621-64-7
HEXACHLOROETHANE	2000 ± 125	µg/mL	99.9	8	12719AO	67-72-1
NITROBENZENE	2000 ± 53	µg/mL	99.9	9	LB47070	98-95-3
ISOPHORONE	1999 ± 34	µg/mL	99.5	10	LC14006	78-59-1
BIS (2-CHLOROETHOXY) METHANE	2000 ± 33	µg/mL	98.7	11	LB46081	111-91-1
1,2,4-TRICHLOROBENZENE	2003 ± 91	µg/mL	99.9	12	447	120-82-1
HEXACHLOROBUTADIENE	1999 ± 97	µg/mL	97.2	13	MKCG6212	87-68-3
HEXACHLOROCYCLOPENTADIENE	2001 ± 111	µg/mL	96.0	14	LB95525	77-47-4
2-CHLORONAPHTHALENE	2000 ± 120	µg/mL	99.9	15	LC11403	91-58-7
DIMETHYL PHTHALATE	2006 ± 44	µg/mL	99.9	16	LB30494	131-11-3
2,6-DINITROTOLUENE	2000 ± 91	µg/mL	99.2	17	11231AN	606-20-2
2,4-DINITROTOLUENE	2000 ± 71	µg/mL	98.9	18	12316HF	121-14-2
DIETHYL PHTHALATE	1998 ± 51	µg/mL	99.9	19	207	84-66-2
4-CHLOROPHENYLPHENYL ETHER	2006 ± 52	µg/mL	99.3	20	JS00081	7005-72-3
N-NITROSODIPHENYLAMINE	2000 ± 72	µg/mL	95.5	21	LC07185	86-30-6
AZOBENZENE	2000 ± 48	µg/mL	98.2	22	BCBS6535V	103-33-3
4-BROMOPHENYLPHENYL ETHER	2006 ± 48	µg/mL	99.0	23	05916LS	101-55-3

ID #: 12503
Opened:
TCL Base-Neutrals Mix
Expires: 1/31/2023
Rec'd: 3/12/2020
Energy Laboratories Inc 1120 So. 27th Street
Billings MT 59107

SIGMA-ALDRICH
2931 Soldier Springs Rd. Laramie, Wyoming 82070 USA
800-325-5832
TechService@millipore sigma.com www.sigma-aldrich.com

RESTEK®
110 Benner Circle
Bellefonte, PA 16823-8812
Tel: (800)356-1688
Fax: (814)353-1309

www.restek.com

CERTIFIED REFERENCE MATERIAL

Certificate of Analysis

ACCREDITED
ISO 17034 Accredited
Reference Material Producer
Certificate #3222.01

ACCREDITED
ISO/IEC 17025 Accredited
Testing Laboratory
Certificate #3222.02

FOR LABORATORY USE ONLY-READ SDS PRIOR TO USE.

This Reference Material is intended for Laboratory Use Only as a standard for the qualitative and/or quantitative determination of the analyte(s) listed.

Catalog No. : 31029 **Lot No.:** A0157111

Description : 604 Phenols Calibration Mix

604 Calibration Std Phenols 2000µg/mL, Methanol, 1mL/ampul

Container Size : 2 mL **Pkg Amt:** > 1 mL

Expiration Date : January 31, 2028 **Storage:** 10°C or colder

ID #: 12512
Opened:
604 Phenols Calibration Mix
Expires: 1/31/2028
Rec'd: 3/17/2020
Energy Laboratories inc 1120 So. 27th Street
Billings MT 59107

CERTIFIED VALUES

Elution Order	Compound	Grav. Conc. (weight/volume)	Expanded Uncertainty (95% C.L., K=2)	
1	Phenol **CAS #** 108-95-2 (Lot SHBF9719V) **Purity** 99%	2,004.0 µg/mL	+/- 11.9032 µg/mL +/- 58.5341 µg/mL +/- 71.0092 µg/mL	Gravimetric Unstressed Stressed
2	2-Chlorophenol **CAS #** 95-57-8 (Lot STBH7290) **Purity** 99%	2,000.0 µg/mL	+/- 11.8794 µg/mL +/- 58.4173 µg/mL +/- 70.8674 µg/mL	Gravimetric Unstressed Stressed
3	2-Nitrophenol **CAS #** 88-75-5 (Lot BCBH7602V) **Purity** 99%	2,000.0 µg/mL	+/- 11.8794 µg/mL +/- 58.4173 µg/mL +/- 70.8674 µg/mL	Gravimetric Unstressed Stressed
4	2,4-Dimethylphenol **CAS #** 105-67-9 (Lot 10165155) **Purity** 99%	2,000.0 µg/mL	+/- 11.8794 µg/mL +/- 58.4173 µg/mL +/- 70.8674 µg/mL	Gravimetric Unstressed Stressed
5	2,4-Dichlorophenol **CAS #** 120-83-2 (Lot BCBJ8113V) **Purity** 99%	2,004.0 µg/mL	+/- 11.9032 µg/mL +/- 58.5341 µg/mL +/- 71.0092 µg/mL	Gravimetric Unstressed Stressed
6	4-Chloro-3-methylphenol **CAS #** 59-50-7 (Lot STBC7309V) **Purity** 99%	2,004.0 µg/mL	+/- 11.9032 µg/mL +/- 58.5341 µg/mL +/- 71.0092 µg/mL	Gravimetric Unstressed Stressed
7	2,4,6-Trichlorophenol **CAS #** 88-06-2 (Lot STBH7520) **Purity** 99%	2,002.0 µg/mL	+/- 11.8913 µg/mL +/- 58.4757 µg/mL +/- 70.9383 µg/mL	Gravimetric Unstressed Stressed

125 Market Street
New Haven, CT 06513
USA

AccuStandard®

Tel (203)786-5290
Fax (203)786-5287
www.AccuStandard.com

CERTIFICATE OF ANALYSIS

Catalog No: Z-014F
Description: Benzidine & 3,3'-Dichlorobenzidine
Lot: 220041353
Solvent: Methanol
Hazards: *Refer to SDS for complete safety information*

Signal Word: Danger

Date Certified: May 1, 2020
Expiration: May 1, 2024
Sample Size: 1 mL
Components: 2
Storage Condition: Ambient (>5 °C)

Certified Reference Material

ANAB ACCREDITED INTERNATIONAL MATERIAL PRODUCER AR-1463
ANAB ACCREDITED TESTING LABORATORY AT-1339
ilac-MRA

Component	CAS #	Purity % (GC/MS)	Prepared Concentration[2] (µg/mL)	Certified Analyte Concentration[1] (µg/mL)
Benzidine **	92-87-5	99.9	2004	2002
3,3'-Dichlorobenzidine **	91-94-1	100.0	2001	2001

ID #: 12839
Opened:_____
Benzidine & 3,3'-Dichlorobenzidine
Expires: 5/1/2024
Rec'd: 7/7/2020
Energy Laboratories Inc 1120 So. 27th Street
Billings MT 59107

**Benzidine and 3,3'-Dichlorobenzidine are subject to oxidative degradation

**Benzidine and 3,3'-Dichlorobenzidine are subject to oxidative degredation

A product with a suffix (-1A, -2B, etc. or -01, -02, etc.) on its lot number has had its expiration date extended and is identical to the same lot number without the suffix.

[2] All weights are traceable through NIST, Test No. 684/289871-17

[1] Certified Analyte Concentration = Purity x Prepared Concentration.

The Uncertainty associated with the certified concentration reported on this certificate is ±2.4%. This value is the combined expanded uncertainty and represents an estimated standard deviation equal to the positive square root of the total variation of the uncertainty of components. A normal distribution is assumed and a coverage factor of K=2 is chosen using approximately a 95% confidence level.

Labels and certificates follow U.S. Conventions in reporting numerical values: A comma (,) is used to separate units of one-thousand or greater. A period (.) is used as a decimal place marker.

The information on this certificate may not be reproduced without the express permission of the manufacturer. See reverse side for additional information

Certified By: _____
Larry Decker, Organic QC Manager

For use in routine laboratory analysis.

AccuStandard is accredited to ISO 17034, ISO/IEC 17025 and certified to ISO 9001:2015

QR-ORG/INO-001
Rev. 5/18

125 Market Street
New Haven, CT 06513
USA

AccuStandard®

Tel (203)786-5290
Fax (203)786-5287
www.AccuStandard.com

CERTIFICATE OF ANALYSIS

Catalog No: Z-014F
Description: Benzidine & 3,3'-Dichlorobenzidine
Lot: 220041353
Solvent: Methanol

Date Certified: May 1, 2020
Expiration: May 1, 2024
Sample Size: 1 mL
Components: 2

T-TEST

AccuStandard, Inc.
Statistical Report for CLP (SOW 1991)
1-May-2020

QR-QCO-003 rev. 1/16

Peak #	Component	Z-014F 220041353 Run #1	Run #2	Run #3	Run #4	Mean	Std Dev	% RSD	Z-014F 220031213 Run #1	Run #2	Run #3	Run #4	Mean	Std Dev	% RSD	NOTES: L-025 test	CI	Component	CI	# of Runs	10 % error check of Conc. means
1	Benzidine (92-87-5)	90	83	79	78	83	5.45	6.60%	84	84	80	76	81	3.83	4.73%	0.45	20.7		21.9	4	2000	2 %
2	3,3'-Dichlorobenzidine (91-94-1)	104	96	93	91	96	5.72	5.95%	98	99	94	89	95	4.27	4.51%	0.55	20.9		15.8	4	2000	1 %

AccuStandard

For use in routine laboratory analysis.

AccuStandard is accredited to ISO 17034, ISO/IEC 17025 and certified to ISO 9001:2015

QR-ORG/INO-001
Rev. 5/18

125 Market Street
New Haven, CT 06513
USA

AccuStandard®

Tel (203)786-5290
Fax (203)786-5287
www.AccuStandard.com

CERTIFICATE OF ANALYSIS

Catalog No: Z-014F
Description: Benzidine & 3,3'-Dichlorobenzidine
Lot: 220041353
Solvent: Methanol

Date Certified: May 1, 2020
Expiration: May 1, 2024
Sample Size: 1 mL
Components: 2

Chromatogram

```
File       :D:\MassHunter\GCMS\1\DATA\043020\14-  220041353.D
Operator   : Organic QC Lab
Acquired   : 30 Apr 2020  17:16     using AcqMethod CHICK_2019_S100.M
Instrument :   GCMS 6
Sample Name: Z-014F  (220041353)
Misc Info  : Z-014F @2000ug/mL in Methanol
Vial Number: 138
```

AccuStandard®
Leader in Analytical Reference Standards

Column: . DB-5MS, 30m, 0.25 ID, 0.25 um
Oven Program: 80c 17c/min to 340c, 8min
GC Parameters: Cons. Split, 12psi constant flow
Split 100:1, 1uL inj.; GC/MS; INJ 270c

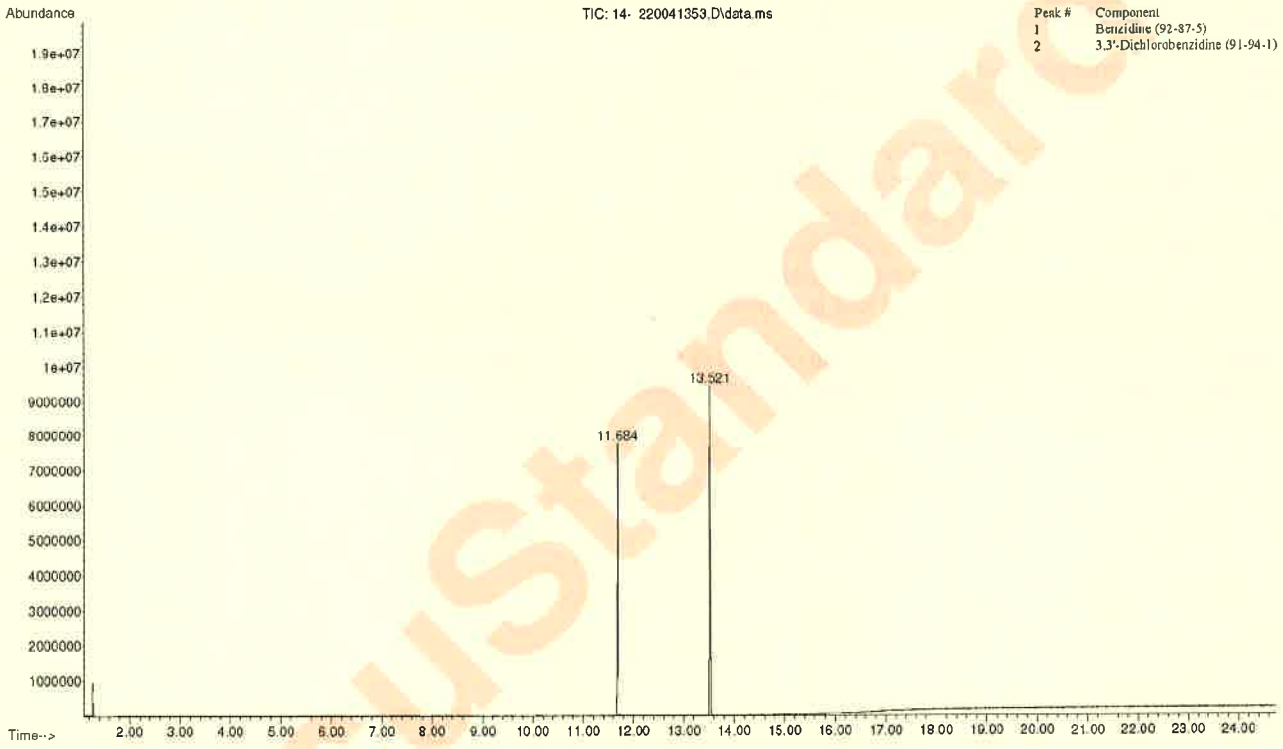

Peak #	Component
1	Benzidine (92-87-5)
2	3,3'-Dichlorobenzidine (91-94-1)

AccuStandard

For use in routine laboratory analysis.

AccuStandard is accredited to ISO 17034, ISO/IEC 17025 and certified to ISO 9001:2015

QR-ORG/INO-001
Rev. 5/18

125 Market Street
New Haven, CT 06513
USA

AccuStandard®

Tel (203)786-5290
Fax (203)786-5287
www.AccuStandard.com

CERTIFICATE OF ANALYSIS

Catalog No: Z-014F
Description: Benzidine & 3,3'-Dichlorobenzidine
Lot: 220041353
Solvent: Methanol

Date Certified: May 1, 2020
Expiration: May 1, 2024
Sample Size: 1 mL
Components: 2

RAW DATA

```
Data Path : D:\MassHunter\GCMS\1\DATA\043020\
Data File : 14-  220041353.D
Acq On    : 30 Apr 20  05:16 pm
Operator  : Organic QC Lab
Sample    : Z-014F  (220041353)
Misc      : Z-014F @2000ug/mL in Methanol
ALS Vial  : 138   Sample Multiplier: 1

Integration Parameters: events.e
Integrator: ChemStation

Method    : D:\MassHunter\GCMS\1\methods\CHICK_2019.M
Title     :

Signal     : TIC: 14-  220041353.D\data.ms
```

Peak #	R.T. min	first scan	max scan	last scan	PK TY	peak height	corr. area	corr. % max.	% of total
1	11.684	2371	2386	2399	PV	7555441	90932217	86.94%	46.506%
2	13.521	2790	2799	2825	BB	9071921	104594086	100.00%	53.494%

For use in routine laboratory analysis.

AccuStandard is accredited to ISO 17034, ISO/IEC 17025 and certified to ISO 9001:2015

QR-ORG/INC-001
Rev. 5/18

Certificate of Analysis

TCL PAH
MIX,1X1ML,2000UG/ML,BENZENE:DICHLOROMETHANE

Certified Reference Material

Description

Product ID CRM48905
Lot **LRAC3877**
Expiration Date September 2022
Manufacturing Date September 2019
Storage Conditions Refrigerate
Solvent/Matrix methylene chloride: benzene (1:1)

Certified Values

Analyte	*Certified Value* [1,4]	*Units*	*Raw Material Purity,%*	*Analytical Value* [6]	*Elution order*	*Raw Material Lot*	*CAS*
NAPHTHALENE	2000 ± 32	µg/mL	100.0	2022	01	01112017-5	91-20-
ACENAPHTHYLENE	2000 ± 66	µg/mL	99.8	2005	02	LC21494	208-96-
ACENAPHTHENE	2000 ± 63	µg/mL	99.9	2031	03	MKCC8329	83-32-
FLUORENE	2000 ± 90	µg/mL	99.4	2009	04	LC19126	86-73-
PHENANTHRENE	2000 ± 56	µg/mL	99.6	2043	05	MKCD3760	85-01-
ANTHRACENE	2000 ± 39	µg/mL	99.9	2005	06	LC14310	120-12-
FLUORANTHENE	2000 ± 69	µg/mL	98.5	2031	07	LB99099	206-44-
PYRENE	2000 ± 68	µg/mL	91.6	2078	08	LB70761	129-00-
BENZO (A) ANTHRACENE	2000 ± 63	µg/mL	99.9	2002	09	LC19271	56-55-
CHRYSENE	2000 ± 59	µg/mL	99.0	2026	10	21L74	218-01-
BENZO (B) FLUORANTHENE	2000 ± 62	µg/mL	99.5	1998	11	LB95773	205-99-
BENZO (K) FLUORANTHENE	2000 ± 62	µg/mL	99.9	2043	12	0000029501	207-08-
BENZO(A)PYRENE	2002 ± 64	µg/mL	99.6	2037	13	LB73826	50-32-
DIBENZ (A,H) ANTHRACENE	2000 ± 64	µg/mL	99.0	2050	14	0012014	53-70-
BENZO (G,H,I) PERYLENE	2000 ± 67	µg/mL	98.5	2059	15	LC19498	191-24-
INDENO (1,2,3-CD) PYRENE	2000 ± 64	µg/mL	99.5	1995	16	ER082107-02	193-39-

ID #: 12846
Opened:
TCL PAH
Expires: 9/30/2022
Rec'd: 7/13/2020
Energy Laboratories Inc 1120 So. 27th Street
Billings MT 59107

ANAB ACCREDITED ISO 17034 REFERENCE MATERIAL PRODUCER
ANAB ACCREDITED ISO/IEC 17025 TESTING LABORATORY

SIGMA-ALDRICH
2931 Soldier Springs Rd. Laramie, Wyoming 82070 USA
307-742-5452
rtctechgroup@sial.com
www.sigma-aldrich.com

Description

Lot	**LRAC3877**
Expiration Date	September 2022
Manufacturing Date	September 2019
Storage Conditions	Refrigerate
Solvent/Matrix	methylene chloride: benzene (1:1)

Informational Values

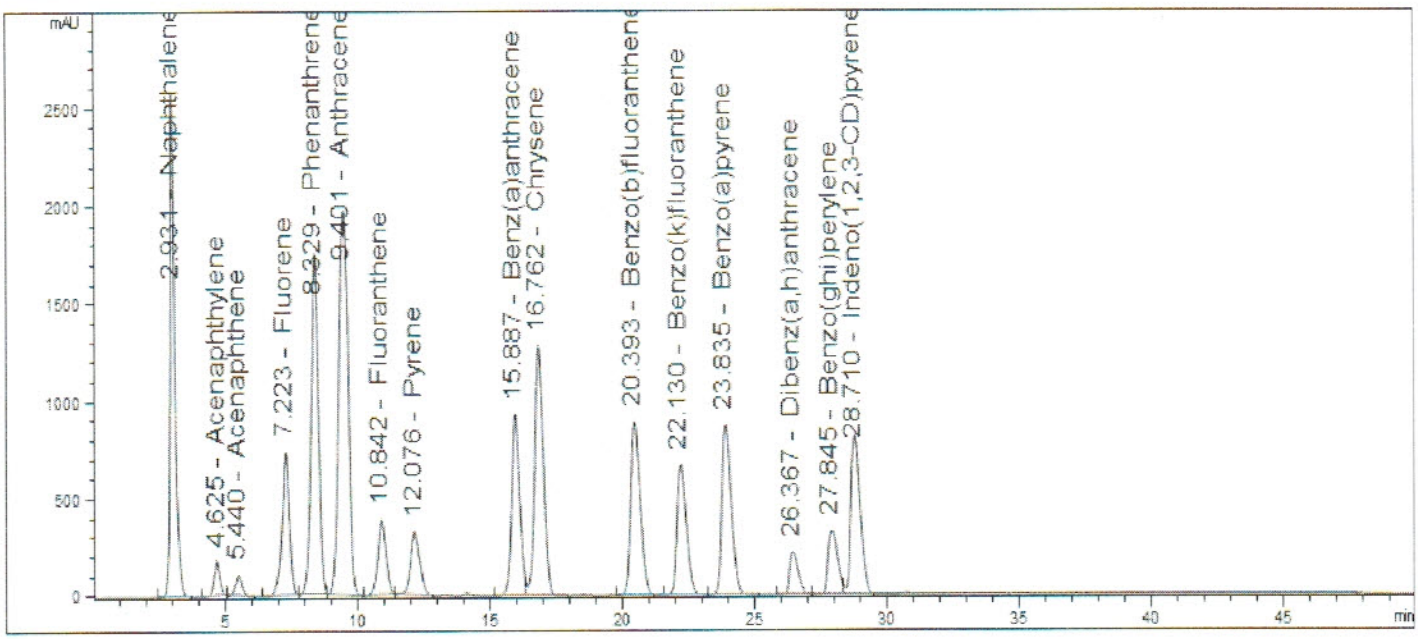

Additional Information:

Analytical Method Parameters:
Column: Supelco LC-PAH, 250 mm x 4.6mm, 5µm particle size
Mobile Phase A: Water
Mobile Phase B: Acetonitrile
Detector: UV/DAD/VWD, Wavelength: 254 nm
Flow Rate: 1.7 mL/min
Column Temperature: 30 °C
Injection Volume: 2 µL

Gradient

TIME (min)	A%	B%
0	40	60
5	40	60
30	0	100
45	0	100
50	40	60

Certificate of Analysis

TCL PAH
MIX,1X1ML,2000UG/ML,BENZENE:DICHLOROMETHANE

Certified Reference Material

Description

Product ID	CRM48905
Lot	**LRAC3877**
Expiration Date	September 2022
Manufacturing Date	September 2019
Storage Conditions	Refrigerate
Solvent/Matrix	methylene chloride: benzene (1:1)

1 **Metrological traceability:** Traceable to the SI and higher order standards from NIST through an unbroken chain of comparisons. The balance used to weigh raw materials is accurate to +/-0.0001 g and calibrated regularly using mass standards traceable to NIST. All dilutions were performed gravimetrically. Additionally, individual analytes are traceable to NIST SRMs where available and specified above.
4 Ucrm - Uncertainty values in this document are expressed as Expanded Uncertainty (Ucrm) corresponding to the 95% confidence interval. Ucrm is derived from the combined standard uncertainty multiplied by the coverage factor k, which is obtained from a *t*-distribution and degrees of freedom. The components of combined standard uncertainty include the uncertainties due to characterization, homogeneity, long term stability, and short term stability (transport). The components due to stability are generally considered to be negligible unless otherwise indicated by stability studies. The mathematical representation of the Ucrm calculation is as follows:

$$u_{CRM} = \sqrt{u^2_{char} + u^2_{homogeneity} + u^2_{stability}}$$

k: Coverage factor derived from a t-distribution table, based on the degrees of freedom of the data set. Assume 2.0 for a **Confidence interval** = 95%

6 Analytical Value- For QC verification of the certified value only- not to be used in calculations. Represents the analytical data obtained by comparison to a standard as analyzed by the method described in the CoA or another acceptable method. The result may differ from the certified value and UCRM based on method uncertainty as well as the uncertainty associated with the standard used for comparison.

Traceability: The standard was manufactured under an ISO/IEC 17025:2017 certified quality system. The balance used to weigh raw materials is accurate to +/- 0.0001g and calibrated regularly using mass standards traceable to NIST. All dilutions were preformed gravimetrically. Additionally, individual analytes are traceable to NIST SRMs where available and specified above.

Homogeneity: Homogeneity was assessed in accordance with ISO 17034:2016. Completed units were sampled using a random stratified sampling protocol. The results of chemical analysis were then compared using a one-way analysis of variance approach as described by TNI EL-V3-2009 Appendix A.2. See Instructions for minimum sub-sample size.

Expiration is at end of month given on certificate and label.

THIS PRODUCT WAS DESIGNED, PRODUCED AND VERIFIED FOR ACCURACY AND STABILITY IN ACCORDANCE WITH **ISO/IEC 17025:2017 (ANAB Cert AT-1467)** and **ISO 17034:2016 (ANAB Cert AR-1470).**

MSDS reports for components comprising greater than 1.0% of the solution or 0.1% for components known to be carcinogens are available upon request.

Andy Ommen - QC Manager

Mark Pooler - QA Supervisor

Certification Date	October 17, 2019
Version	0-10172019

ANAB ACCREDITED AR 1470 REFERENCE MATERIAL PRODUCER

ANAB ACCREDITED AT-1467 TESTING LABORATORY

SIGMA-ALDRICH
2931 Soldier Springs Rd. Laramie, Wyoming 82070 USA
307-742-5452
rtctechgroup@sial.com www.sigma-aldrich.com

RESTEK®
110 Benner Circle
Bellefonte, PA 16823-8812
Tel: (800)356-1688
Fax: (814)353-1309

www.restek.com

CERTIFIED REFERENCE MATERIAL

Certificate of Analysis

ACCREDITED
ISO 17034 Accredited
Reference Material Producer
Certificate #3222.01

ACCREDITED
ISO/IEC 17025 Accredited
Testing Laboratory
Certificate #3222.02

FOR LABORATORY USE ONLY-READ SDS PRIOR TO USE.

This Reference Material is intended for Laboratory Use Only as a standard for the qualitative and/or quantitative determination of the analyte(s) listed.

Catalog No. : 31086 **Lot No.:** A0166081

Description : B/N Surrogate Mix (4/89 SOW)

Base Neutral Surrogate 5000µg/mL, Methylene Chloride, 5mL/ampul

Container Size : 5 mL **Pkg Amt:** > 5 mL

Expiration Date : October 31, 2026 **Storage:** 10°C or colder

Handling: Sonicate prior to use. **Ship:** Ambient

ID #: 13328
Opened:
B/N Surrogate Mix (4/89 SOW)
Expires: 10/31/2026
Rec'd: 12/14/2020
Energy Laboratories Inc 1120 So. 27th Street
Billings MT 59107

CERTIFIED VALUES

Elution Order	Compound	Grav. Conc. (weight/volume)	Expanded Uncertainty (95% C.L.; K=2)	
1	Nitrobenzene-d5 **CAS #** 4165-60-0 **Purity** 99% (Lot PR-29940B)	5,017.7 µg/mL	+/- 29.1731 µg/mL +/- 225.9987 µg/mL +/- 250.7735 µg/mL	Gravimetric Unstressed Stressed
2	2-Fluorobiphenyl **CAS #** 321-60-8 **Purity** 99% (Lot 00019169)	5,049.7 µg/mL	+/- 29.3592 µg/mL +/- 227.4400 µg/mL +/- 252.3728 µg/mL	Gravimetric Unstressed Stressed
3	p-Terphenyl-d14 **CAS #** 1718-51-0 **Purity** 99% (Lot PR-27278)	5,029.9 µg/mL	+/- 29.2444 µg/mL +/- 226.5505 µg/mL +/- 251.3857 µg/mL	Gravimetric Unstressed Stressed

Solvent: Methylene chloride
CAS # 75-09-2
Purity 99%

Tech Tips:
Due to the limited solubility of p-terphenyl-d14 in methanol, we do not recommend that this mixture be diluted in methanol.

Column:
30m x 0.25mm x 0.25µm
Rtx-5 (cat.#10223)

Carrier Gas:
hydrogen-constant pressure 10 psi.

Temp. Program:
40°C (hold 2 min.) to 330°C
@ 10°C/min. (hold 10 min.)

Inj. Temp:
250°C

Det. Temp:
330°C

Det. Type:
FID

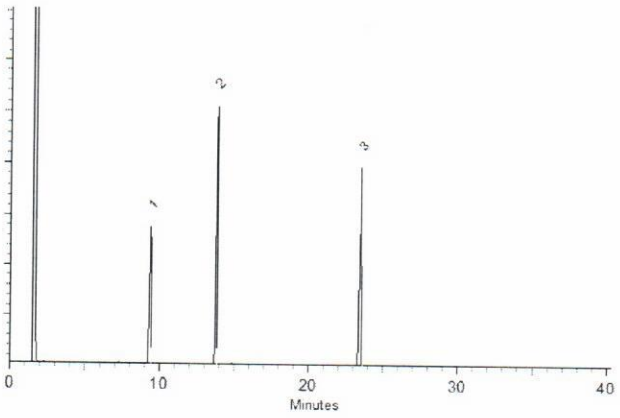

This chromatogram represents a general set of testing conditions chosen for product acceptance. For optimal results in your lab, conditions should be adjusted for your specific instrument, method, and application.

Dalton Stover - Operations Technician I

Date Mixed: 04-Nov-2020 **Balance:** 1128353505

Justine Albertson - Operations Tech-ARM QC

Date Passed: 06-Nov-2020

Manufactured under Restek's ISO 9001:2015 Registered Quality System Certificate #FM 80397

General Certified Reference Material Notes

Expiration Notes:

- Expiration date valid for unopened ampul stored in compliance with the recommended conditions.
- Uncertainty, concentration, and expiration of the CRM are based on the unopened product being stored according to the recommended condition found in the storage field.

Purity Notes:

- Purity and/or chemical identity are determined by one or more of the following techniques: GC/FID, HPLC, GC/μECD, GC/MS, LC/MS, RI, and/or melting point.
- Compounds with a listed purity of less than 99% have been weight corrected to compensate for impurities and/or salts. A correction factor is used to calculate the amount of compound necessary to achieve the desired concentration of the parent compound in solution.
- Purity of isomeric compounds is reported as the sum of the isomers.
- Purity values are rounded to the nearest whole number.

Certified Uncertainty Value Notes:

- The uncertainties are determined in accordance with ISO 17034 and Guide 35. The certified combined stressed uncertainty value (includes gravimetric uncertainty, homogeneity between-ampul uncertainty, storage stability uncertainty and shipping stability uncertainty and were combined using the following formula:

$$U_{combined\ stressed} = k\sqrt{U^2_{gravimetric} + U^2_{homogeneity} + U^2_{storage\ stability} + U^2_{shipping\ stability}}$$

  k is a coverage factor of 2, which gives a level of confidence of approximately 95%.
- It is important to note that the shipping stability uncertainty was obtained under temperature extremes for specific time intervals; therefore, the certified combined stressed uncertainty value should only be applied to the product if it was stored at non-standard temperature conditions up to and including 7 days. Contact Restek Technical Service at www.restek.com/Contact-Us for use recommendations if your shipment was in-transit for more than 7 days at non-standard temperature conditions.
- Apply the certified combined unstressed uncertainty value if the product was received under standard shipping conditions. Apply the certified combined stressed uncertainty value if the product was received under non-standard conditions as specified below.

Label Conditions	Standard Conditions	Non-Standard Conditions
25°C Nominal (Room Temperature)	< 60°C	≥ 60°C up to 7 days
10°C or colder (Refrigerate)	< 40°C	≥ 40°C up to 7 days
0°C or colder (Freezer) -20°C or colder (Deep Freezer)	< 25°C	≥ 25°C up to 7 days

- Separate (not combined) uncertainty values for gravimetric uncertainty are also displayed on the certificate, if needed, separate homogeneity between-ampul uncertainty, storage stability uncertainty and shipping stability uncertainty values are available by contacting Restek Technical Service at www.restek.com/Contact-Us.
- The packaged amount is the minimum sample size for which uncertainty is valid. The ampules are over-filled to ensure that the minimum packaged amount can be sufficiently transferred.

Manufacturing Notes:

- Concentration is based upon gravimetric preparation using either a balance whose calibration has been verified daily using NIST traceable weights, and/or dilutions with Class A glassware.

Handling Notes:

- Stability of the unopened product, when stored in compliance with the recommended conditions, is guaranteed through the expiration displayed on the product label and certificate. Contact Restek for additional opened product stability information, with the knowledge/understanding that open product stability is subject to the specific handling and environmental conditions to which the product is exposed. For your convenience Restek supplies deactivated vials with most standards packed in 2mL ampules. Larger volume deactivated vials are available through Restek as a custom ordered item. Additionally, Restek sells DMDCS for the purpose of glassware deactivation as catalog number 31861, which includes complete instructions.

660 Tower Lane • P.O. Box 599 • West Chester, PA 19381-0599
1-800-452-9994 • 1-610-692-3026 • Fax 1-610-692-8729
info@chemservice.com • www.chemservice.com

ID #: 13372
Opened:
Mixture #8-Internal Standards
Expires: 5/31/2022
Rec'd: 12/29/2020
Energy Laboratories Inc 1120 So. 27th Street
Billings MT 59107

CERTIFICATE OF ANALYSIS

Mixture #8-Internal Standards

CONCENTRATION	4000ug/ml in Methylene chloride
CATALOG NUMBER	M-PPHC8X12-1ML
LOT NUMBER	10051700
DATE CERTIFIED	05/13/20
EXPIRATION DATE	05/31/22
STORAGE	Store at room temperature (20 - 25 °C).
HANDLING	See Safety Data Sheet
INTENDED USE	For laboratoy use only.
ISO 17034:2016 CERTIFIED	[X]

ID	Analyte	CAS	Weight Analyte (mg)	Lot	Purity	Certified Concentration (ug/mL)
N-11000	Acenaphthene-d10	15067-26-2	1005.50	00027326	99.50	4001.9
N-11467	Chrysene-d12	1719-03-5	1012.20	00027327	98.80	4000.2
N-10217	1,4-Dichlorobenzene-d4	3855-82-1	1004.10	00027328	99.50	3996.3
N-12645	Naphthalene-d8	1146-65-2	1006.50	00025577	99.50	4005.9
N-12851	Perylene-d12	1520-96-3	1009.50	00027330	99.50	4017.8
N-12856	Phenanthrene-d10	1517-22-2	1021.10	00027331	99.00	4043.6

Analytical Test	Value
CONCENTRATION (GC/FID)	VERIFIED

Instructions for Use:
Shake mixture prior to use. If particles are present, sonicate for homogeneity. If sample is diluted to lower concentrations, Class A volumetric glassware must be used.
Minimum Sample Size- 0.2 uL for Direct Injection.
Chem Service Inc. guarantees the expanded uncertainty of the above analytes to be +/- 2.0% of the certified concentrations based on gravimetric preparation. The test results published in this report were obtained using equipment capable of producing results that are traceable to NIST and through NIST to the International System of Units (SI). The reported expanded uncertainty of measurement is stated as the combined standard uncertainty of measurement multiplied by the coverage factor k (k=2) such that the coverage probability corresponds to approximately 95%. For certified reference materials, homogeneity and thermal stability testing are available upon request.

Certified By:

Mary Beth O'Donnell

Mary Beth O'Donnell
CSM/TC

Chem Service is accredited to ISO 17034:2016, ISO/IEC 17025:2017 and certified to ISO 9001:2015

PJLA Reference Material Producer
PJLA Testing

COA Form
Revision 3 (3/2015)

660 Tower Lane • P.O. Box 599 • West Chester, PA 19381-0599
1-800-452-9994 • 1-610-692-3026 • Fax 1-610-692-8729
info@chemservice.com • www.chemservice.com

Gas

CERTIFICATE OF ANALYSIS

Data file:	C:\CHEM32		
Sample name:	M-PPCH8X		
Instrument:	GC 2	**Sample type:**	Sample
Injection date:	5/13/2020 8:56:25 AM	**Location:**	Vial 3
Acq. method:	M-PPHC8X12.M	**Injection volume:**	1.0uL
Column name:	HP-5		

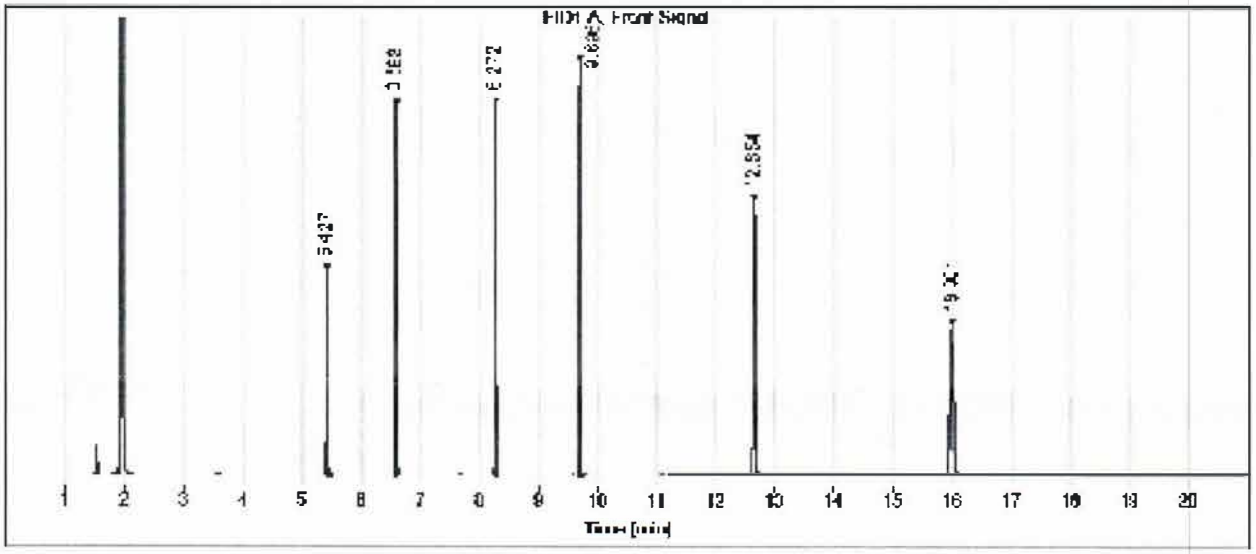

Signal: FID1 A, Front Signal

RT [min]	Type	Width [min]	Area	Height	Area%
5.427	BB	0.0181	1240.1130	1041.0874	8.36
6.593	BB	0.0189	2274.8677	1875.2554	15.33
6.272	BB	0.0196	2371.0022	1868.8049	15.98
9.695	BV	0.0197	2694.9399	2105.0442	18.16
12.654	BB	0.0330	2999.0918	1397.3110	20.21
16.001	BB	0.0562	3260.5679	751.0330	21.97
		Sum	14840.6025		

Chem Service is accredited to ISO 17034:2016, ISO/IEC 17025:2017 and certified to ISO 9001:2015

PJLA Reference Material Producer
PJLA Testing

RESTEK
110 Benner Circle
Bellefonte, PA 16823-8812
Tel: (800)356-1688
Fax: (814)353-1309

www.restek.com

CERTIFIED REFERENCE MATERIAL

Certificate of Analysis

ACCREDITED
ISO 17034 Accredited
Reference Material Producer
Certificate #3222.01

ACCREDITED
ISO/IEC 17025 Accredited
Testing Laboratory
Certificate #3222.02

FOR LABORATORY USE ONLY-READ SDS PRIOR TO USE.

This Reference Material is intended for Laboratory Use Only as a standard for the qualitative and/or quantitative determination of the analyte(s) listed.

Catalog No. : 31062 **Lot No.:** A0167670

Description : B/N Surrogate Mix (4/89 SOW)

Base Neutral Surrogate 4/89(SOW) 5000µg/mL, Methylene Chloride, 1mL/ampul

Container Size : 2 mL **Pkg Amt:** > 1 mL

Expiration Date : November 30, 2026 **Storage:** 10°C or colder

Handling: Sonicate prior to use. **Ship:** Ambient

CERTIFIED VALUES

Elution Order	Compound		Grav. Conc. (weight/volume)	Expanded Uncertainty (95% C.L.; K=2)	
1	Nitrobenzene-d5 **CAS #** 4165-60-0 **Purity** 99%	(Lot PR-29940B)	5,014.0 µg/mL	+/- 29.3583 µg/mL +/- 225.8621 µg/mL +/- 250.6163 µg/mL	Gravimetric Unstressed Stressed
2	2-Fluorobiphenyl **CAS #** 321-60-8 **Purity** 99%	(Lot 00019169)	5,019.6 µg/mL	+/- 29.3911 µg/mL +/- 226.1143 µg/mL +/- 250.8962 µg/mL	Gravimetric Unstressed Stressed
3	p-Terphenyl-d14 **CAS #** 1718-51-0 **Purity** 99%	(Lot PR-27278)	5,020.6 µg/mL	+/- 29.3967 µg/mL +/- 226.1576 µg/mL +/- 250.9442 µg/mL	Gravimetric Unstressed Stressed

Solvent: Methylene chloride
CAS # 75-09-2
Purity 99%

ID #: 13666
Opened:
B/N Surrogate Mix (4/89 SOW)
Expires: 11/30/2026
Rec'd: 3/19/2021
Energy Laboratories Inc 1120 So. 27th Street
Billings MT 59107

Tech Tips:
Due to the limited solubility of p-terphenyl-d14 in methanol, we do not recommend that this mixture be diluted in methanol.

Column:
30m x 0.25mm x 0.25µm
Rtx-5 (cat.#10223)

Carrier Gas:
hydrogen-constant pressure 10 psi.

Temp. Program:
75°C (hold 1 min.) to 330°C
@ 20°C/min. (hold 10 min.)

Inj. Temp:
250°C

Det. Temp:
330°C

Det. Type:
FID

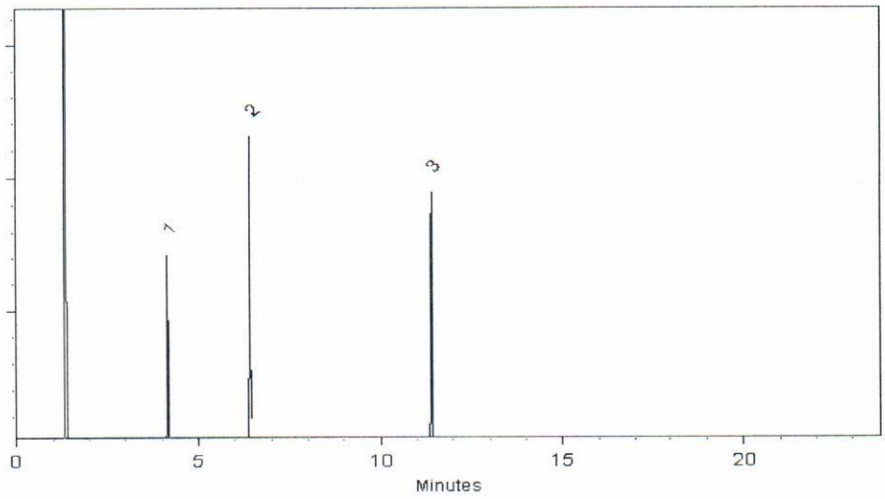

This chromatogram represents a general set of testing conditions chosen for product acceptance. For optimal results in your lab, conditions should be adjusted for your specific instrument, method, and application.

Katelyn McGinnl - Operations Tech I

Date Mixed: 30-Dec-2020 **Balance:** 1128353505

Alexis Shelow - Operations Tech I

Date Passed: 06-Jan-2021

Manufactured under Restek's ISO 9001:2015 Registered Quality System Certificate #FM 80397

General Certified Reference Material Notes

Expiration Notes:

- Expiration date valid for unopened ampul stored in compliance with the recommended conditions.
- Uncertainty, concentration, and expiration of the CRM are based on the unopened product being stored according to the recommended condition found in the storage field.

Purity Notes:

- Purity and/or chemical identity are determined by one or more of the following techniques: GC/FID, HPLC, GC/μECD, GC/MS, LC/MS, RI, and/or melting point.
- Compounds with a listed purity of less than 99% have been weight corrected to compensate for impurities and/or salts. A correction factor is used to calculate the amount of compound necessary to achieve the desired concentration of the parent compound in solution.
- Purity of isomeric compounds is reported as the sum of the isomers.
- Purity values are rounded to the nearest whole number.

Certified Uncertainty Value Notes:

- The uncertainties are determined in accordance with ISO 17034 and Guide 35. The certified combined stressed uncertainty value (includes gravimetric uncertainty, homogeneity between-ampul uncertainty, storage stability uncertainty and shipping stability uncertainty and were combined using the following formula:

$$U_{combined\ stressed} = k\sqrt{U^2_{gravimetric} + U^2_{homogeneity} + U^2_{storage\ stability} + U^2_{shipping\ stability}}$$

k is a coverage factor of 2, which gives a level of confidence of approximately 95%.

- It is important to note that the shipping stability uncertainty was obtained under temperature extremes for specific time intervals; therefore, the certified combined stressed uncertainty value should only be applied to the product if it was stored at non-standard temperature conditions up to and including 7 days. Contact Restek Technical Service at www.restek.com/Contact-Us for use recommendations if your shipment was in-transit for more than 7 days at non-standard temperature conditions.
- Apply the certified combined unstressed uncertainty value if the product was received under standard shipping conditions. Apply the certified combined stressed uncertainty value if the product was received under non-standard conditions as specified below.

Label Conditions	Standard Conditions	Non-Standard Conditions
25°C Nominal (Room Temperature)	< 60°C	≥ 60°C up to 7 days
10°C or colder (Refrigerate)	< 40°C	≥ 40°C up to 7 days
0°C or colder (Freezer) -20°C or colder (Deep Freezer)	< 25°C	≥ 25°C up to 7 days

- Separate (not combined) uncertainty values for gravimetric uncertainty are also displayed on the certificate, if needed, separate homogeneity between-ampul uncertainty, storage stability uncertainty and shipping stability uncertainty values are available by contacting Restek Technical Service at www.restek.com/Contact-Us.
- The packaged amount is the minimum sample size for which uncertainty is valid. The ampules are over-filled to ensure that the minimum packaged amount can be sufficiently transferred.

Manufacturing Notes:

- Concentration is based upon gravimetric preparation using either a balance whose calibration has been verified daily using NIST traceable weights, and/or dilutions with Class A glassware.

Handling Notes:

- Stability of the unopened product, when stored in compliance with the recommended conditions, is guaranteed through the expiration displayed on the product label and certificate. Contact Restek for additional opened product stability information, with the knowledge/understanding that open product stability is subject to the specific handling and environmental conditions to which the product is exposed. For your convenience Restek supplies deactivated vials with most standards packed in 2mL ampules. Larger volume deactivated vials are available through Restek as a custom ordered item. Additionally, Restek sells DMDCS for the purpose of glassware deactivation as catalog number 31861, which includes complete instructions.

Supelco®

www.sigmaaldrich.com

Certificate of Analysis - Certified Reference Material

EPA TCL Hazardous Substances Mix (12 cmpds)

Product no.: 47990-U
Lot no.: LRAC9004
Expiry Date: February 2024
Manufacturing Date: February 2021
Storage: Refrigerate
Solvent/Matrix: Dichloromethane
Certificate version: LRAC9004.01 *(Note: Certificates may be updated due to the availability of new data. Check our website at: www.sigma-aldrich.com for the most current version.)*

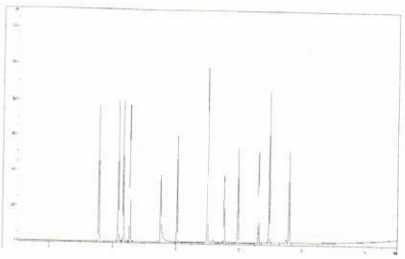

Certified Values:

Analyte	*Certified Value*	*Units*	*Raw Material Purity,%*	*Elution order*	*Raw Material Lot*
ANILINE CAS# 62-53-3	2022 ± 25	µg/mL	99.9	01	LA41596
BENZYL ALCOHOL CAS# 100-51-6	2022 ± 15	µg/mL	99.7	02	LB99705
2-METHYLPHENOL CAS# 95-48-7	2022 ± 14	µg/mL	99.9	03	LB91878
4-METHYLPHENOL CAS# 106-44-5	2022 ± 17	µg/mL	99.9	04	LB32518
BENZOIC ACID CAS# 65-85-0	2021 ± 27	µg/mL	98.8	05	442-137B
4-CHLOROANILINE CAS# 106-47-8	2022 ± 32	µg/mL	100.0	06	MKBZ6909V
2,4,5-TRICHLOROPHENOL CAS# 95-95-4	2022 ± 18	µg/mL	99.9	07	JS00008
2-METHYLNAPHTHALENE CAS# 91-57-6	2021 ± 11	µg/mL	98.2	08	LB97828
2-NITROANILINE CAS# 88-74-4	2022 ± 12	µg/mL	99.9	09	07411KN
3-NITROANILINE CAS# 99-09-2	2022 ± 15	µg/mL	99.9	10	LC09264
DIBENZOFURAN CAS# 132-64-9	2021 ± 10	µg/mL	98.8	11	LB78814
4-NITROANILINE CAS# 100-01-6	2022 ± 23	µg/mL	99.9	12	15609AA

ID #: 13691
Opened:
EPA TCL Hazardous Substances Mix (12 cmp
Expires: 2/28/2024
Rec'd: 3/26/2021
Energy Laboratories Inc 1120 So. 27th Street
Billings MT 59107

Sigma-Aldrich RTC, 2931 Soldier Springs Rd. Laramie, WY 82070, USA;
Tel. 1 307-742-5452; Fax 1 307-855-831-9211; www.sigmaaldrich.com
Sigma-Aldrich RTC is a subsidiary of Merck KGaA, Darmstadt, Germany.

Informational Values:

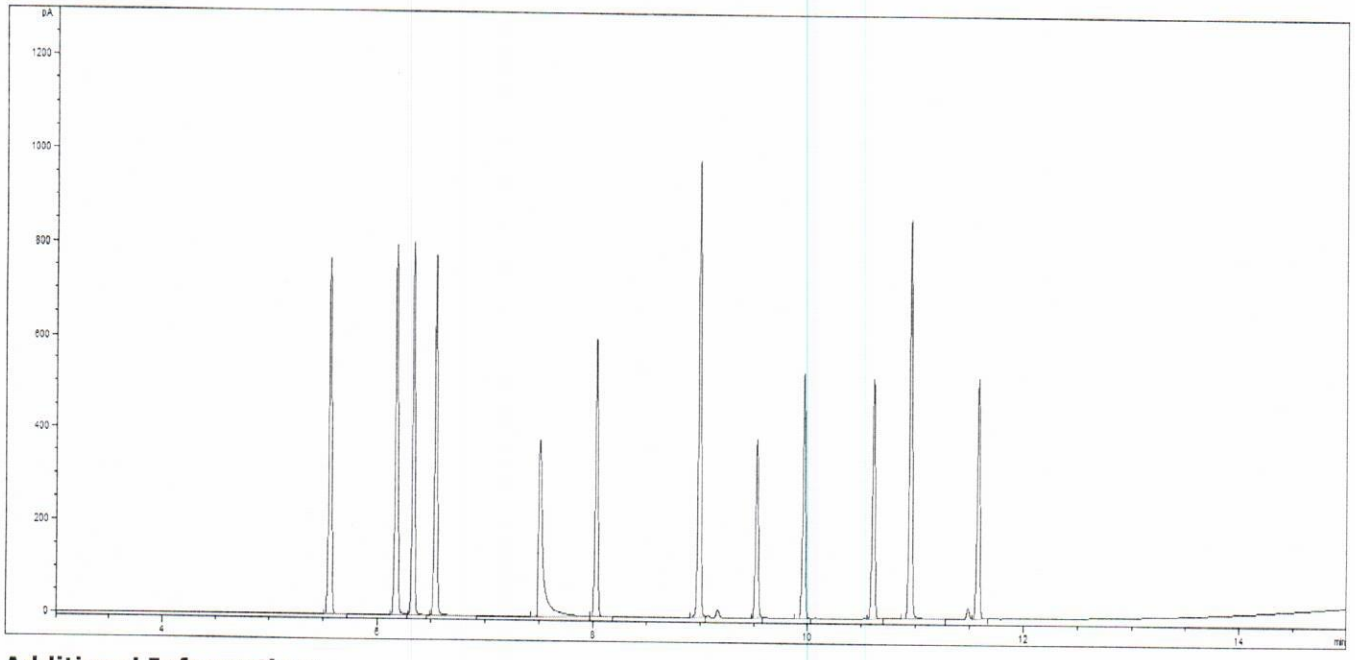

Additional Information:

Analytical Method Parameters:
Column: SPB-5, 30 m × 0.53 mm I.D., 1.5 µm film thickness (Column #214)
Carrier Gas: H2, Flow: 4.5 mL/min
Inlet Temperature: 240 °C, Injection Volume: 1 µL
Injection Mode: Split, Split Ratio: 25:1
Temperature Program: 80 °C (Hold 2 min) @ 15 °C/min to 280 °C (Hold 2 min)
Detector: FID
Detector Temperature: 310 °C

Metrological traceability:	Traceable to the SI and higher order standards from NIST through an unbroken chain of comparisons. The balance used to weigh raw materials is accurate to +/-0.0001 g and calibrated regularly using mass standards traceable to NIST. All dilutions were performed gravimetrically. Additionally, individual analytes are traceable to NIST SRMs where available and specified above.
Measurement method:	Where applicable, the assigned value is based on a purity determination by mass balance and gravimetrically prepared value.
Intended use:	Intended for R&D and Analytical Use only. Not for drug, household or other uses.
Minimum sample size:	1 µL
Packaging:	1 ML IN AMBER AMPULE
Instructions for handling and correct use:	Use on the as is basis. The internal pressure of the container may be slightly different from the atmospheric pressure at the user`s location. Open slowly and carefully to avoid dispersion of the material.
Health and safety information:	All chemical reference materials should be considered potentially hazardous and should be used only by qualified laboratory personnel. Please refer to the Safety Data Sheet for detailed information about the nature of any hazard and appropriate precautions to be taken.
Accreditation:	Sigma-Aldrich RTC is accredited by the US accreditation authority ANAB as a registered reference material producer AR-1470 in accordance with ISO 17034.
Certificate issue date:	26-Feb-2021

ANAB ACCREDITED ISO 17034 REFERENCE MATERIAL PRODUCER

Andy Ommen - QC Manager

Mark Pooler - QA Supervisor

Details on metrological traceability:

This standard has been gravimetrically prepared using balances that have been fully qualified and calibrated to ISO 17025 requirements. All calibrations utilize NIST traceable weights which are calibrated externally by a qualified ISO 17025 accredited calibration laboratory to NIST standards. Qualification of each balance includes the assignment of a minimum weighing by a qualified and ISO 17025 accredited calibration vendor taking into consideration the balance and installed environmental conditions to ensure compliance with USP tolerances of NMT 0.10% relative error. Fill volume to predetermined specifications is gravimetrically verified throughout the dispensing process using qualified and calibrated balances. Further traceability to a corresponding Primary Standard may be achieved through a direct comparison assay. Where a Primary Standard is available, the assay value will be included in the specified section of the COA.

Details on metrological traceability:

Ucrm - Uncertainty values in this document are expressed as Expanded Uncertainty (Ucrm) corresponding to the 95% confidence interval. Ucrm is derived from the combined standard uncertainty multiplied by the coverage factor k, which is obtained from a *t*-distribution and degrees of freedom. The components of combined standard uncertainty include the uncertainties due to characterization, homogeneity, long term stability, and short term stability (transport). The components due to stability are generally considered to be negligible unless otherwise indicated by stability studies. The mathematical

$$u_{CRM} = \sqrt{u^2_{char} + u^2_{\text{hom ogeneity}} + u^2_{stability}}$$

Homogeneity assessment:

Homogeneity was assessed in accordance with ISO Guide 35. Completed units were sampled using a random stratified sampling protocol. The results of chemical analysis were then compared by Single Factor Analysis of Variance (ANOVA). The uncertainty due to homogeneity was derived from the ANOVA. Heterogeneity was not detected under the conditions of the ANOVA.

Stability assessment:

Significance of the stability assessment will be demonstrated if the analytical result of the study and the range of values represented by the Expanded Uncertainty do not overlap the result of the original assay and the range of its values represented by the Expanded Uncertainty. The method employed will usually be the same method used to characterize the assay value in the initial

Certificate of analysis revision history:

Certificate version	Date	Reason for version
LRAC9004.01	26-Feb-2021	Original Release Date

Disclaimer: The purchaser is required to determine the suitability of this product for any particular application. Sigma-Aldrich RTC makes no warranty of any kind, express or implied, other than its products meet all quality control standards set by Sigma-Aldrich RTC. We do not guarantee that the product can be used for any particular application.

The vibrant M, Supelco, TraceCERT and Sigma-Aldrich are trademarks of Merck KGaA, Darmstadt, Germany or its affiliates. All other trademarks are the property of their respective owners. Detailed information on trademarks is available via publicly accessible resources. © 2018 Merck KGaA, Darmstadt, Germany and/or its affiliates. All Rights Reserved.

The life science business of Merck KGaA, Darmstadt, Germany operates as MilliporeSigma in the US and Canada.

Agilent

ID #: 13854
Opened:
Benzidines Standard
Expires: 4/30/2023
Rec'd: 5/14/2021
Energy Laboratories Inc 1120 So. 27th Street
Billings MT 59107

Certificate of Analysis

Product Name: Benzidines Standard

Product Number: US-290-1

Lot Number: 0006592783

Lot Issue Date: 03-Mar-2021

Expiration Date: 30-Apr-2023

Description:
This analytical reference material (RM) was manufactured and verified in accordance with an ISO 9001 registered quality system and analyte concentrations were verified by an ISO 17025 accredited laboratory. The concentration and uncertainty value at the 95% confidence level for each analyte, determined gravimetrically, is listed below.

Analyte	CAS#	Analyte Lot	Concentration ± Uncertainty
benzidine	000092-87-5	RM10200	2004 ± 10 µg/mL
3,3'-dichlorobenzidine	000091-94-1	RM12559	2001 ± 10 µg/mL

Matrix: methylene chloride (dichloromethane)

Storage Conditions: Store at Room Temperature (15° to 30°C).

Traceability:
The balances used for these measurements are calibrated with weights traceable to NIST in compliance with ANSI/NCSL Z540.3, ISO 9001, ISO 17025, and ISO 17034. Calibrated Class A glassware is used for volumetric measurements. Thermometers are calibrated against a NIST traceable thermometer in accordance with NIST Special Publication 1088.

Homogeneity:
This RM was unitized according to an in-house procedure and is guaranteed to be homogeneous. There is no minimum sub-sample size required.

Intended Use:
This RM is intended for the preparation of working reference samples for use in routine laboratory analyses, calibration of instruments, validation of analytical methods, assessments of measurement methods, and continuing calibration verification.

Instructions for Use:
Sample aliquots for analysis should be withdrawn at 20°C to 25°C immediately after opening the container and should be processed without delay for the certified values to be valid within the stated uncertainties.

Hazards:
Refer to the Safety Data Sheet on www.agilent.com for information regarding this RM.

Expiration of Certification:
The certification of this RM is valid until the expiration date specified above, provided the RM is handled and stored in accordance with the instructions given in this certificate. This certification is nullified if the RM is damaged, contaminated, or otherwise modified.

Maintenance of Certification:
If substantive changes are noted that affect the certification before the expiration of this certificate, Agilent will notify the purchaser.

Sample lot approver:

Monica Bourgeois
QMS Representative

ANAB ACCREDITED ISO17034 REFERENCE MATERIAL PRODUCER
ISO 17034 Cert No. AR-1936

RM was produced in accordance with the LRQA registered ISO 9001:2015 Quality Management System. Cert # 10303760
Page: 1 of 1
www.agilent.com/quality/
CSD-QA-015.1

ANAB ACCREDITED ISO/IEC 17025 TESTING LABORATORY
ISO 17025 Cert No. AT-1937

250 Smith Street North Kingstown, Rhode Island 02852 www.agilent.com/quality

Absolute Standards, Inc.
800-368-1131
www.absolutestandards.com

Certified Reference Material CRM

ANAB ISO 17034 Accredited
AR-1539 Certificate Number
https://Absolutestandards.com

CERTIFIED WEIGHT REPORT

Part Number: 92180
Lot Number: 020221
Description: CLP Semi-Volatile Calibration Standard
64 components
Expiration Date: 020226
Recommended Storage: Freezer (0 °C)
Nominal Concentration (µg/mL): 1000
NIST Test ID#: 23060

Solvent: Methylene chloride **Lot#** 104929

5E-05 Balance Uncertainty
Weight(s) shown below were combined and diluted to (mL): 100.0 0.003 Flask Uncertainty

Formulated By:	Eli Aliaga	020221 DATE
Reviewed By:	Pedro L. Rientas	020221 DATE

Compound	(RM#) Part Number	Lot Number	Dil. Factor	Initial Vol. (mL)	Initial Conc.(ug/mL)	Nominal Conc (µg/mL)	Purity (%)	Uncertainty Purity (%)	Uncertainty Pipette (mL)	Target Weight(g)	Actual Weight(g)	Actual Conc (µg/mL)	Expanded Uncertainty (+/-) µg/mL	SDS Information (Solvent Safety Info. On Attached pg.) CAS#	OSHA PEL (TWA)	LD50
1. 2,2-Oxybis(1-chloropropane)	(0078)	012016AR	NA	NA	NA	1000	98.9	0.2	NA	0.10112	0.10135	1002.3	4.2	108-60-1	N/A	orl-rat 240mg/kg
2. Hexachlorobenzene	(0195)	051697	NA	NA	NA	1000	99	0.2	NA	0.10102	0.10121	1001.9	4.2	118-74-1	N/A	orl-rat 10g/kg
3. bis(2-Chloroethoxy) methane	10111	011214	0.05	5.00	20018.4	1000	NA	NA	0.017	NA	NA	1000.8	8.0	111-91-1	N/A	N/A
4. bis(2-Chloroethyl) ether	10111	011214	0.05	5.00	20012.4	1000	NA	NA	0.017	NA	NA	1000.5	8.0	111-44-4	15 ppm (90mg/m3/8H)(skin)	orl-rat 75mg/kg
5. bis(2-Ethylhexyl) phthalate	10111	011214	0.05	5.00	20014.3	1000	NA	NA	0.017	NA	NA	1000.6	8.0	117-81-7	5mg/m3/8H	orl-rat 30600mg/kg
6. 4-Bromophenyl phenyl ether	10111	011214	0.05	5.00	20008.8	1000	NA	NA	0.017	NA	NA	1000.5	8.0	101-55-3	N/A	N/A
7. Benzyl butyl phthalate	10111	011214	0.05	5.00	20011.3	1000	NA	NA	0.017	NA	NA	1000.5	8.0	85-68-7	N/A	orl-rat 2330mg/kg
8. 4-Chlorophenyl phenyl ether	10111	011214	0.05	5.00	20009.5	1000	NA	NA	0.017	NA	NA	1000.4	8.0	7005-72-3	N/A	N/A
9. Diethyl phthalate	10111	011214	0.05	5.00	20013.6	1000	NA	NA	0.017	NA	NA	1000.6	8.0	84-66-2	5mg/m3/8H	orl-rat 8600mg/kg
10. Dimethyl phthalate	10111	011214	0.05	5.00	20015.7	1000	NA	NA	0.017	NA	NA	1000.7	8.0	131-11-3	5mg/m3/8H	orl-rat 6800mg/kg
11. Di-n-butyl phthalate	10111	011214	0.05	5.00	20011.6	1000	NA	NA	0.017	NA	NA	1000.5	8.0	84-74-2	5mg/m3/8H	orl-rat 8000mg/kg
12. Di-n-octyl phthalate	10111	011214	0.05	5.00	20012.2	1000	NA	NA	0.017	NA	NA	1000.5	8.0	117-84-0	N/A	orl-rat 47000mg/kg
13. N-Nitrosodimethylamine	10111	011214	0.05	5.00	20010.0	1000	NA	NA	0.017	NA	NA	1000.4	8.0	62-75-9	N/A	orl-rat 58mg/kg
14. N-Nitrosodi-n-propylamine	10111	011214	0.05	5.00	20010.5	1000	NA	NA	0.017	NA	NA	1000.4	8.0	621-64-7	N/A	orl-rat 480mg/kg
15. 1,2-Diphenylhydrazine (as Azobenzene)	10112	042820	0.05	5.00	20003.9	1000	NA	NA	0.017	NA	NA	1000.1	8.1	103-33-3	N/A	orl-rat 1000mg/kg
16. 2-Chloronaphthalene	10112	042820	0.05	5.00	20002.3	1000	NA	NA	0.017	NA	NA	1000.0	8.0	91-58-7	N/A	orl-rat 2078mg/kg
17. 1,2-Dichlorobenzene	10112	042820	0.05	5.00	20005.4	1000	NA	NA	0.017	NA	NA	1000.2	8.0	95-50-1	50 ppm (300mg/m3) (CL)	orl-rat 500mg/kg
18. 1,3-Dichlorobenzene	10112	042820	0.05	5.00	20003.7	1000	NA	NA	0.017	NA	NA	1000.1	8.0	541-73-1	N/A	ipr-mus 1062mg/kg
19. 1,4-Dichlorobenzene	10112	042820	0.05	5.00	20005.4	1000	NA	NA	0.017	NA	NA	1000.2	8.0	106-46-7	75 ppm (450mg/m3/8H)	orl-rat 500mg/kg
20. 2,4-Dinitrotoluene	10112	042820	0.05	5.00	20003.3	1000	NA	NA	0.017	NA	NA	1000.1	8.1	121-14-2	1.5mg/m3/8H (skin)	orl-rat 268mg/kg
21. 2,6-Dinitrotoluene	10112	042820	0.05	5.00	20002.4	1000	NA	NA	0.017	NA	NA	1000.0	8.0	606-20-2	1.5mg/m3/8H (skin)	orl-rat 177mg/kg
22. Hexachloro-1,3-butadiene	10112	042820	0.05	5.00	20009.4	1000	NA	NA	0.017	NA	NA	1000.4	12.4	87-68-3	0.02 ppm (0.24mg/m3/8H)	orl-rat 82mg/kg
23. Hexachlorocyclopentadiene	10112	042820	0.05	5.00	20001.8	1000	NA	NA	0.017	NA	NA	1000.0	8.0	77-47-4	0.01 ppm (0.1mg/m3/8H)	orl-rat 1300mg/kg
24. Hexachloroethane	10112	042820	0.05	5.00	20002.4	1000	NA	NA	0.017	NA	NA	1000.0	8.0	67-72-1	1 ppm (10mg/m3/8H)(skin)	orl-gpg 4970mg/kg
25. Isophorone	10112	042820	0.05	5.00	20003.8	1000	NA	NA	0.017	NA	NA	1000.1	8.1	78-59-1	25 ppm	orl-rat 2330mg/kg
26. Nitrobenzene	10112	042820	0.05	5.00	20004.9	1000	NA	NA	0.017	NA	NA	1000.1	8.0	98-95-3	1 ppm (5mg/m3/8H)(skin)	orl-rat 780mg/kg
27. 1,2,4-Trichlorobenzene	10112	042820	0.05	5.00	20002.0	1000	NA	NA	0.017	NA	NA	1000.0	8.0	120-82-1	5 ppm (CL) (40mg/m3)	orl-rat 756mg/kg
28. o-Cresol (2-Methylphenol)	10114	081919	0.05	5.00	20010.2	1000	NA	NA	0.017	NA	NA	1000.4	8.0	95-48-7	5 ppm (22mg/m3/8H)(skin)	orl-rat 121mg/kg
29. p-Cresol (4-Methylphenol)	10114	081919	0.05	5.00	20061.2	1000	NA	NA	0.017	NA	NA	1003.0	8.0	106-44-5	5 ppm (22mg/m3/8H)(skin)	orl-rat 207mg/kg
30. 2,4,5-Trichlorophenol	10114	081919	0.05	5.00	20023.2	1000	NA	NA	0.017	NA	NA	1001.1	8.0	95-95-4	N/A	orl-rat 820mg/kg
31. 4-Chloroaniline	10115	060512	0.05	5.00	20009.6	1000	NA	NA	0.017	NA	NA	1000.4	8.0	106-47-8	N/A	orl-rat 310mg/kg
32. Dibenzofuran	10115	060512	0.05	5.00	20020.2	1000	NA	NA	0.017	NA	NA	1000.9	8.0	132-64-9	N/A	N/A
33. 2-Methylnaphthalene	10115	060512	0.05	5.00	20012.9	1000	NA	NA	0.017	NA	NA	1000.5	8.1	91-57-6	N/A	orl-rat 1630mg/kg
34. 2-Nitroaniline	10115	060512	0.05	5.00	20011.8	1000	NA	NA	0.017	NA	NA	1000.5	8.0	88-74-4	N/A	orl-rat 1600mg/kg
35. 3-Nitroaniline	10115	060512	0.05	5.00	20018.6	1000	NA	NA	0.017	NA	NA	1000.8	8.0	99-09-2	N/A	orl-rat 535mg/kg
36. 4-Nitroaniline	10115	060512	0.05	5.00	20014.9	1000	NA	NA	0.017	NA	NA	1000.6	8.0	100-01-6	1 ppm (6mg/m3/8H)(skin)	orl-rat 750mg/kg
37. 4-Chloro-3-methylphenol	10118	072120	0.05	5.00	20003.9	1000	NA	NA	0.017	NA	NA	1000.1	8.0	59-50-7	N/A	orl-rat 1830mg/kg
38. 2-Chlorophenol	10118	072120	0.05	5.00	20002.9	1000	NA	NA	0.017	NA	NA	1000.0	8.0	95-57-8	N/A	orl-rat 670mg/kg
39. 2,4-Dichlorophenol	10118	072120	0.05	5.00	20003.1	1000	NA	NA	0.017	NA	NA	1000.1	8.0	120-83-2	N/A	orl-rat 580mg/kg
40. 2,4-Dimethylphenol	10118	072120	0.05	5.00	20003.3	1000	NA	NA	0.017	NA	NA	1000.1	8.1	105-67-9	N/A	orl-rat 3200mg/kg
41. 2,4-Dinitrophenol	10118	072120	0.05	5.00	20001.8	1000	NA	NA	0.017	NA	NA	1000.0	8.0	51-28-5	N/A	orl-rat 30mg/kg
42. 4,6-Dinitro-2-methylphenol	10118	072120	0.05	5.00	20002.5	1000	NA	NA	0.017	NA	NA	1000.0	8.0	534-52-1	N/A	N/A
43. 2-Nitrophenol	10118	072120	0.05	5.00	20003.7	1000	NA	NA	0.017	NA	NA	1000.1	8.0	88-75-5	N/A	orl-rat 334mg/kg
44. 4-Nitrophenol	10118	072120	0.05	5.00	20002.0	1000	NA	NA	0.017	NA	NA	1000.0	8.0	100-02-7	N/A	orl-rat 250mg/kg
45. Pentachlorophenol	10118	072120	0.05	5.00	20002.8	1000	NA	NA	0.017	NA	NA	1000.0	8.0	87-86-5	0.5mg/m3/8H (skin)	orl-rat 27mg/kg
46. Phenol	10118	072120	0.05	5.00	20003.9	1000	NA	NA	0.017	NA	NA	1000.1	8.0	108-95-2	5 ppm (19mg/m3/8H)(skin)	orl-rat 317mg/kg
47. 2,4,6-Trichlorophenol	10118	072120	0.05	5.00	20004.2	1000	NA	NA	0.017	NA	NA	1000.1	8.0	88-06-2	N/A	orl-rat 820mg/kg
48. Acenaphthene	10007	042420	0.50	50.00	2001.2	1000	NA	NA	0.018	NA	NA	1000.5	4.1	83-32-9	N/A	ipr-rat 600mg/kg
49. Acenaphthylene	10007	042420	0.50	50.00	2000.2	1000	NA	NA	0.018	NA	NA	1000.0	4.2	208-96-8	N/A	N/A
50. Anthracene	10007	042420	0.50	50.00	2000.3	1000	NA	NA	0.018	NA	NA	1000.1	4.1	120-12-7	0.2mg/m3 (8H)	ipr-mus 430mg/kg
51. Benzo(a)anthracene	10007	042420	0.50	50.00	2001.3	1000	NA	NA	0.018	NA	NA	1000.6	4.2	56-55-3	N/A	N/A
52. Benzo(a)pyrene	10007	042420	0.50	50.00	2000.0	1000	NA	NA	0.018	NA	NA	999.9	4.1	50-32-8	0.2mg/m3 (8H)	scu-rat 50mg/kg
53. Benzo(b)fluoranthene	10007	042420	0.50	50.00	2000.9	1000	NA	NA	0.018	NA	NA	1000.4	4.1	205-99-2	N/A	N/A
54. Benzo(k)fluoranthene	10007	042420	0.50	50.00	2001.2	1000	NA	NA	0.018	NA	NA	1000.5	4.1	207-08-9	N/A	N/A
55. Benzo[g,h,i]perylene	10007	042420	0.50	50.00	2000.0	1000	NA	NA	0.018	NA	NA	999.9	4.1	191-24-2	N/A	N/A
56. Carbazole	10007	042420	0.50	50.00	2000.3	1000	NA	NA	0.018	NA	NA	1000.0	4.2	86-74-8	N/A	ipr-mus 200mg/kg
57. Chrysene	10007	042420	0.50	50.00	2000.8	1000	NA	NA	0.018	NA	NA	1000.5	4.2	218-01-9	0.2mg/m3	N/A
58. Dibenzo(a,h)anthracene	10007	042420	0.50	50.00	2000.8	1000	NA	NA	0.018	NA	NA	1000.5	4.2	53-70-3	0.2mg/m3	N/A
59. Fluoranthene	10007	042420	0.50	50.00	2000.3	1000	NA	NA	0.018	NA	NA	1000.1	4.2	206-44-0	N/A	orl-rat 2000mg/kg
60. Fluorene	10007	042420	0.50	50.00	2000.9	1000	NA	NA	0.018	NA	NA	1000.5	4.2	86-73-7	N/A	ipr-mus 2 g/kg
61. Indeno(1,2,3-cd)pyrene	10007	042420	0.50	50.00	2000.1	1000	NA	NA	0.018	NA	NA	1000.0	4.1	193-39-5	N/A	N/A
62. Naphthalene	10007	042420	0.50	50.00	2000.9	1000	NA	NA	0.018	NA	NA	1000.4	4.1	91-20-3	10 ppm (50mg/m3/8H)	orl-rat 490mg/kg
63. Phenanthrene	10007	042420	0.50	50.00	2000.9	1000	NA	NA	0.018	NA	NA	1000.4	4.1	85-01-8	0.2mg/m3/8H	orl-mus 700mg/kg
64. Pyrene	10007	042420	0.50	50.00	2001.0	1000	NA	NA	0.018	NA	NA	1000.4	4.2	129-00-0	0.2mg/m3/8H	orl-rat 2700mg/kg

- The certified value is the concentration calculated from gravimetric and volumetric measurements unless otherwise stated.
- Standards are prepared gravimetrically using balances that are calibrated with weights traceable to NIST (see above).
- Standards are certified +/- 0.2% of the stated value, unless otherwise stated.
- All Standards, after opening ampule, should be stored with caps tight and under appropriate laboratory conditions.
- Uncertainty Reference: Taylor, B.N. and Kuyat, C.E., "Guidelines for Evaluating and Expressing the Uncertainty of NIST Measurement Result," NIST Technical Note 1297, U.S. Government Printing Office, Washington, DC, (1994).

ID #: 14074
Opened:
CLP Semivolatile Calibration Standard
Expires: 2/2/2026
Rec'd: 7/16/2021
Energy Laboratories Inc 1120 So. 27th Street
Billings MT 59107

Method GC8MSD-2.M: Column:SBB-5 (30m X 0.25mm ID X 0.25µm film thickness) Temp 1 = 50°C (1min.), Temp 2 = 300°C (14 min.), Rate = 10°C/min., Injector B= 250°C, Detector B = 290°C, Split Ratio = 100:1, Scan Rate = 2. Analysis performed by Melissa Stonier.

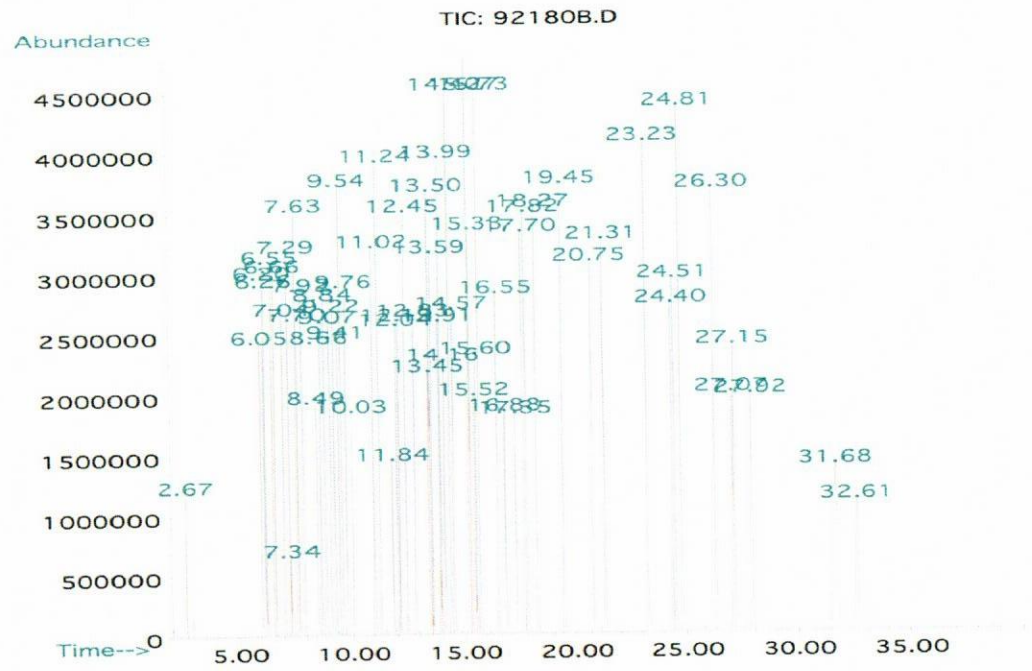

Peak No	Name	MSD RT (min.)
1	N-nitrosodimethylamine	2.67
2	Phenol	6.05
3	bis(2-Chloroethyl)ether	6.20
4	2-Chlorophenol	6.26
5	1,3-Dichlorobenzene	6.55
6	1,4-Dichlorobenzene	6.63
7	1,2-Dichlorobenzene	7.04
8	o-Cresol (2-methylphenol)	7.29
9	bis(2-Chloroisopropyl)ether	7.34
10	p-Cresol (4-methylphenol)/N-nitrosodi-n-propylamine	7.63
11	Hexachloroethane	7.70
12	Nitrobenzene	7.92
13	Isophorone	8.49
14	2-Nitrophenol	8.66
15	2,4-Dimethylphenol	8.84
16	bis(2-Chloroethoxy)methane	9.07
17	2,4-Dichlorophenol	9.22
18	1,2,4-Trichlorobenzene	9.41
19	Napthalene	9.54
20	4-Chloroaniline	9.76
21	Hexachloro-1,3-butadiene	10.03
22	4-Chloro-3-methylphenol	11.02
23	2-Methylnaphthalene	11.24
24	Hexachlorocyclopentadiene	11.84
25	2,4,6-Trichlorophenol	12.04
26	2,4,5-Trichlorophenol	12.13
27	2-Chloronaphthalene	12.45
28	2-Nitroaniline	12.84
29	Dimethyl phthalate	13.45
30	Acenaphthylene	13.50
31	2,6-Dinitrotoluene	13.59
32	3-Nitroaniline	13.91
33	Acenaphthene	13.99
34	2,4-Dinitrophenol	14.16
35	Dibenzofuran/4-Nitrophenol	14.40
36	2,4-Dinitrotoluene	14.57
37	Diethyl phthalate/Fluorene	15.27
38	4-Chlorophenyl phenyl ether	15.33
39	4-Nitroaniline	15.52
40	4,6-Dinitro-2-methylphenol	15.60
41	Azobenzene	15.73
42	4-Bromophenyl phenyl ether	16.56
43	Hexachlorobenzene	16.89
44	Pentachlorophenol	13.35
45	Phenanthrene	17.70
46	Anthracene	17.82
47	Carbazole	18.27
48	Di-n-butyl phthalate	19.45
49	Fluoranthene	20.75
50	Pyrene	21.31
51	Benzyl butyl phthalate	23.23
52	Benzo(a)anthracene	24.40
53	Chrysene	24.51
54	bis(2-Ehtylhexyl)phthalate	24.82
55	Di-n-octyl phthalate	26.30
56	Benzo(b)fluoranthene	27.07
57	Benzo(k)fluoranthene	27.15
58	Benzo(a)pyrene	27.92
59	Indeno(1,2,3-cd)pyrene/Dibenzo(a,h)anthracene	31.68
60	Benzo(g,h,i)perylene	32.61

Run 19, "P92180 L020221 [1000µg/mL in MeCl2]"

Run Length: 40.00 min, 23999 points at 10 points/second.
Created: Sat, Feb 6, 2021 at 4:44:57 AM.
Sampled: Sequence "020521-GC4M2", Method "GC4-M2".
Analyzed using Method "GC4-M2".

Comments

GC4-M2 Analysis by Melissa Stonier
Column ID SPB-5 L#60052-01A 30 meter x 0.53mm x 1.5um Film Thickness.
Flow rates; Total Flow = 300 ml/min, Helium (carrier) = 6.5 mL, Helium (make-up) = 25 mL.
Hydrogen (detector) = 30 mL, Air (detector) =360 mLOven Temp 1 = 50°C (1 min).
Rate = 10°C/min, Oven Temp 2 = 300°C (14 min), Total Run Time = 40 Minutes. Injector Temp = 250°C.
FID Temp = 300°C, FID Signal = eDaq Channel 1.
Gas Chromatograph = HP 5890, Auto Sampler = HP 7673, Standard injection = 0.5 uL, Range =3

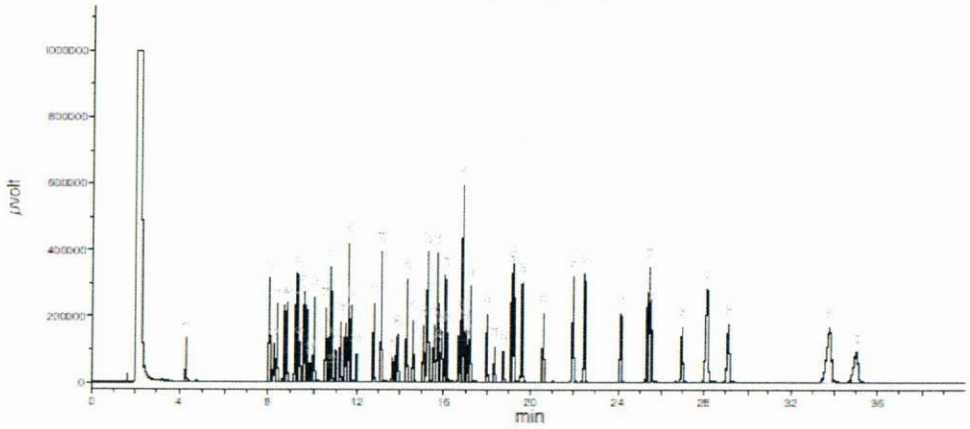

Peak No	Name	FID RT (min.)
1	N-nitrosodimethylamine	4.30
2	Phenol	8.05
3	bis(2-Chloroethyl)ether	8.25
4	2-Chlorophenol	8.40
5	1,3-Dichlorobenzene	8.71
6	1,4-Dichlorobenzene	8.80
7	1,2-Dichlorobenzene	9.19
8	o-Cresol (2-methylphenol)	9.27
9	bis(2-Chloroisopropyl)ether	9.38
10	p-Cresol (4-methylphenol)/N-nitrosodi-n-propylamine	9.55
11	Hexachloroethane	9.70
12	Nitrobenzene	9.85
13	Isophorone	10.02
14	2-Nitrophenol	10.53
15	2,4-Dimethylphenol	10.74
16	bis(2-Chloroethoxy)methane	10.81
17	2,4-Dichlorophenol	10.97
18	1,2,4-Trichlorobenzene	11.21
19	Naphthalene	11.43
20	4-Chloroaniline	11.57
21	Hexachloro-1,3-butadiene	11.70
22	4-Chloro-3-methylphenol	11.96
23	2-Methylnaphthalene	12.77
24	Hexachlorocyclopentadiene	13.14
25	2,4,6-Trichlorophenol	13.65
26	2,4,5-Trichlorophenol	13.83
27	2-Chloronaphthalene	13.91
28	2-Nitroaniline	14.26
29	Dimethyl phthalate	14.56
30	Acenaphthylene	15.05
31	2,6-Dinitrotoluene	15.25
32	3-Nitroaniline	15.54
33	Acenaphthene	15.69
34	2,4-Dinitrophenol	15.77
35	Dibenzofuran/4-Nitrophenol	15.89
36	2,4-Dinitroltoluene	16.06
37	Diethyl phthalate/Fluorene	16.14
38	4-Chlorophenyl phenyl ether	16.72
39	4-Nitroaniline	16.87
40	4,6-Dinitro-2-methylphenol	17.00
41	Azobenzene	17.09
42	4-Bromophenyl phenyl ether	17.23
43	Hexachlorobenzene	18.00
44	Pentachlorophenol	18.36
45	Phenanthrene	18.76
46	Anthracene	19.13
47	Carbazole	19.24
48	Di-n-butyl phthalate	19.61
49	Fluoranthene	20.55
50	Pyrene	21.96
51	Benzyl butyl phthalate	22.49
52	Benzo(a)anthracene	24.11
53	Chrysene	25.34
54	bis(2-Ehtylhexyl)phthalate	25.45
55	Di-n-octyl phthalate	25.52
56	Benzo(b)fluoranthene	26.98
57	Benzo(k)fluoranthene	28.16
58	Benzo(a)pyrene	29.10
59	Indeno(1,2,3-cd)pyrene/Dibenzo(a,h)anthracene	33.79
60	Benzo(g,h,i)perylene	35.02

125 Market Street
New Haven, CT 06513
USA

AccuStandard®

Tel (203)786-5290
Fax (203)786-5287
www.AccuStandard.com

CERTIFICATE OF ANALYSIS

Catalog No: S-14500-R2
Description: Custom Semi-Volatile Standard
Lot: 220021255-02
Solvent: Dichloromethane
Hazards: *Refer to SDS for complete safety information*

Signal Word: Warning

Date Certified: Aug 31, 2021
Expiration: Oct 1, 2022
Sample Size: 1 mL
Components: 10
Storage Condition: Freeze (<-10 °C)/Sonicate

Certified Reference Material

ANAB ACCREDITED REFERENCE MATERIAL PRODUCER AR-1463

ilac-MRA

Component	CAS #	Purity % (GC/MS)	Prepared Concentration² (µg/mL)	Certified Analyte Concentration¹ (µg/mL)
Pyridine	110-86-1	98.7	2026	2000
4-Chlorophenol	106-48-9	100.0	2019	2019
1-Methylnaphthalene	90-12-0	98.5	2003	1973
N-Nitrosodiphenylamine	86-30-6	100.0	2022	2022
4-Chloro-2-methylphenol	1570-64-5	97.0	2069*	2007
Benzoic acid	65-85-0	99.5	2010	2000
Aniline	62-53-3	98.0	2002	1962
Benzyl alcohol	100-51-6	99.9	2011	2009
Triallate	2303-17-5	99.9	2013	2011
o-Terphenyl	84-15-1	99.9	2019	2017

ID #: 14279
Opened:
Custom Semi-Volatile Standard
Expires: 10/1/2022
Rec'd: 9/16/2021
Energy Laboratories Inc 1120 So. 27th Street
Billings MT 59107

This Certified Reference Material was verified in accordance with ISO/IEC 17025

* Weight compensated to 100% purity.

A product with a suffix (-1A, -2B, etc. or -01, -02, etc.) on its lot number has had its expiration date extended and is identical to the same lot number without the suffix.

² All weights are traceable through NIST, Test No. 684/289871-17

¹ Certified Analyte Concentration = Purity x Prepared Concentration.

The Uncertainty associated with the certified concentration reported on this certificate is ±2.4%. This value is the combined expanded uncertainty and represents an estimated standard deviation equal to the positive square root of the total variation of the uncertainty of components. A normal distribution is assumed and a coverage factor of K=2 is chosen using approximately a 95% confidence level.

Labels and certificates follow U.S. Conventions in reporting numerical values: A comma (,) is used to separate units of one-thousand or greater. A period (.) is used as a decimal place marker.

The information on this certificate may not be reproduced without the express permission of the manufacturer. See reverse side for additional information

Hazard Information: Please refer to the SDS for information regarding the hazards associated with using this material.

This product was prepared according to in-house procedures and is guaranteed to be homogeneous.

Certified By: Larry Decker, Organic QC Manager

Page 1 of 1

For use in routine laboratory analysis.