

# Energy Laboratories Inc

# ANALYTICAL RUN Summary

28-Feb-22

Run ID VOA5975C.I\_220104A

Run Start Date: 1/4/2022  
 Analyst: Melissa Chavez  
 Ical:  
 Column ID:  
 Comments:

Instrument ID	Description
Bal #22	Balance

Std ID	Std Name	Std Amount	Std Units	Samp Amount	Samp Units	SampType	Expiration Date
VOCF3473	Calibration Surrogates		ul	42	ml	CAL	3/14/2022
VOCF3517	Internal Standard / Surrogates (INT/SURR)	8.4	ul	42	ml	MBLK, ICV (	12/31/2022
VOCF3529B	2nd Source MtBE	1.05	ul	42	ml	ICV	1/29/2022
VOCF3546A	Liquids		ul	42	ml	CAL	1/13/2022
VOCF3549	2nd Source Ketones	1.05	ul	42	ml	ICV	1/15/2022
VOCF3550	Ketones		ul	42	ml	CAL	1/16/2022
VOCF3558B	2nd Source Liquids	1.05	ul	42	ml	ICV	2/27/2022
VOCF3559A	MtBE		ul	42	ml	CAL	1/27/2022
VOCF3562A	Gases		ul	42	ml	CAL	1/10/2022
VOCF3563	Internals	8.4	ul	42	ml	CAL	7/3/2022
VOCF3566A	2nd Source Gases	1.05	ul	42	ml	ICV	1/11/2022

Seq No	Lab ID	Test Code	Sample Typ	File ID	Analysis Date	DF	Batch ID	Prep Date	SPKref	RPDref	pmoist					
14970784	04JAN08_D_TU	VOC-8260-BFB	TUNE	DA5975C\VG010:	1/4/2022 2:38:00	1	R372940		0	0						
Analyte	T	Units	RAW	Final	Text	Spike	SPKref	RPDref	MDL	PQL	UQL	%REC	LOW	HIGH	%RPD	Q
173, % of mass 174	A	%	0	0		100	0	0	0	0	0	0%	0	1.99	0%	
174, % of mass 95	A	%	95.2	95.2		100	0	0	0	0	0	95%	50	99.99	0%	
175, % of mass 174	A	%	6.6	6.6		100	0	0	0	0	0	7%	5	9	0%	
176, % of mass 174	A	%	95.7	95.7		100	0	0	0	0	0	96%	95	101	0%	
177, % of mass 176	A	%	6.7	6.7		100	0	0	0	0	0	7%	5	9	0%	
50, % of mass 95	A	%	21.2	21.2		100	0	0	0	0	0	21%	15	40	0%	
75, % of mass 95	A	%	51	51		100	0	0	0	0	0	51%	30	60	0%	
95, Base Peak	A	%	100	100		100	0	0	0	0	0	100%	0	100	0%	
96, % of mass 95	A	%	5.4	5.4		100	0	0	0	0	0	5%	5	9	0%	

Seq No	Lab ID	Test Code	Sample Typ	File ID	Analysis Date	DF	Batch ID	Prep Date	SPKref	RPDref	pmoist					
14970898	MBLK010422_	VOC-8260-W-Q	MBLK	DA5975C\VG010	1/4/2022 3:05:37	1	R372940		0	0						
Analyte	T	Units	RAW	Final	Text	Spike	SPKref	RPDref	MDL	PQL	UQL	%REC	LOW	HIGH	%RPD	Q
1,1,1,2-Tetrachloroethane	A	ug/L	0	0		0	0	0	0.101	0.5	500	0%	0	0	0%	
1,1,1-Trichloroethane	A	ug/L	0	0		0	0	0	0.131	0.5	500	0%	0	0	0%	
1,1,2,2-Tetrachloroethane	A	ug/L	0	0		0	0	0	0.0872	0.5	500	0%	0	0	0%	
1,1,2-Trichloroethane	A	ug/L	0	0		0	0	0	0.108	0.5	500	0%	0	0	0%	
1,1-Dichloroethane	A	ug/L	0	0		0	0	0	0.135	0.5	500	0%	0	0	0%	
1,1-Dichloroethene	A	ug/L	0	0		0	0	0	0.141	0.5	500	0%	0	0	0%	
1,1-Dichloropropene	A	ug/L	0	0		0	0	0	0.083	0.5	500	0%	0	0	0%	
1,2,3-Trichloropropane	A	ug/L	0	0		0	0	0	0.235	0.5	500	0%	0	0	0%	
1,2-Dibromoethane	A	ug/L	0	0		0	0	0	0.0916	0.5	500	0%	0	0	0%	
1,2-Dichlorobenzene	A	ug/L	0	0		0	0	0	0.0746	0.5	500	0%	0	0	0%	
1,2-Dichloroethane	A	ug/L	0	0		0	0	0	0.116	0.5	500	0%	0	0	0%	
1,2-Dichloropropane	A	ug/L	0	0		0	0	0	0.0847	0.5	500	0%	0	0	0%	
1,3-Dichlorobenzene	A	ug/L	0	0		0	0	0	0.0803	0.5	500	0%	0	0	0%	
1,3-Dichloropropane	A	ug/L	0	0		0	0	0	0.0791	0.5	500	0%	0	0	0%	
1,4-Dichlorobenzene	A	ug/L	0	0		0	0	0	0.0858	0.5	500	0%	0	0	0%	
2,2-Dichloropropane	A	ug/L	0	0		0	0	0	0.186	0.5	500	0%	0	0	0%	
2-Chlorotoluene	A	ug/L	0	0		0	0	0	0.0876	0.5	500	0%	0	0	0%	
4-Chlorotoluene	A	ug/L	0	0		0	0	0	0.0728	0.5	500	0%	0	0	0%	
Benzene	A	ug/L	0.12327	0		0	0	0	0.0914	0.5	500	0%	0	0	0%	
Bromobenzene	A	ug/L	0	0		0	0	0	0.0831	0.5	500	0%	0	0	0%	
Bromochloromethane	A	ug/L	0	0		0	0	0	0.141	0.5	500	0%	0	0	0%	
Bromodichloromethane	A	ug/L	0	0		0	0	0	0.12	0.5	500	0%	0	0	0%	
Bromoform	A	ug/L	0	0		0	0	0	0.119	0.5	500	0%	0	0	0%	
Bromomethane	A	ug/L	0	0		0	0	0	0.253	0.5	500	0%	0	0	0%	
Carbon tetrachloride	A	ug/L	0	0		0	0	0	0.143	0.5	500	0%	0	0	0%	
Chlorobenzene	A	ug/L	0	0		0	0	0	0.0914	0.5	500	0%	0	0	0%	
Chlorodibromomethane	A	ug/L	0	0		0	0	0	0.0841	0.5	500	0%	0	0	0%	
Chloroethane	A	ug/L	0	0		0	0	0	0.169	0.5	500	0%	0	0	0%	
Chloroform	A	ug/L	0	0		0	0	0	0.0789	0.5	500	0%	0	0	0%	
Chloromethane	A	ug/L	0	0		0	0	0	0.162	0.5	500	0%	0	0	0%	
cis-1,2-Dichloroethene	A	ug/L	0	0		0	0	0	0.108	0.5	500	0%	0	0	0%	
cis-1,3-Dichloropropene	A	ug/L	0	0		0	0	0	0.073	0.5	500	0%	0	0	0%	
Dibromomethane	A	ug/L	0	0		0	0	0	0.147	0.5	500	0%	0	0	0%	
Dichlorodifluoromethane	A	ug/L	0	0		0	0	0	0.175	0.5	500	0%	0	0	0%	
Ethylbenzene	A	ug/L	0	0		0	0	0	0.0836	0.5	500	0%	0	0	0%	

Seq No	Lab ID	Test Code	Sample Typ	File ID	Analysis Date	DF	Batch ID	Prep Date	SPKref	RPDref	pmoist					
14970898	MBLK010422_	VOC-8260-W-Q	MBLK	DA5975C\VG010	1/4/2022 3:05:37	1	R372940		0	0						
Analyte	T	Units	RAW	Final	Text	Spike	SPKref	RPDref	MDL	PQL	UQL	%REC	LOW	HIGH	%RPD	Q
m+p-Xylenes	A	ug/L	0	0		0	0	0	0.15	0.5	1000	0%	0	0	0%	
Methyl ethyl ketone	A	ug/L	0	0		0	0	0	1.77	10	5000	0%	0	0	0%	
Methyl tert-butyl ether (MTBE)	A	ug/L	0	0		0	0	0	0.101	0.5	500	0%	0	0	0%	
Methylene chloride	A	ug/L	1.44235	0		0	0	0	0.338	0.5	500	0%	0	0	0%	
o-Xylene	A	ug/L	0	0		0	0	0	0.0604	0.5	500	0%	0	0	0%	
Styrene	A	ug/L	0	0		0	0	0	0.067	0.5	500	0%	0	0	0%	
Tetrachloroethene	A	ug/L	0	0		0	0	0	0.0671	0.5	500	0%	0	0	0%	
Toluene	A	ug/L	0	0		0	0	0	0.0679	0.5	500	0%	0	0	0%	
trans-1,2-Dichloroethene	A	ug/L	0	0		0	0	0	0.125	0.5	500	0%	0	0	0%	
trans-1,3-Dichloropropene	A	ug/L	0	0		0	0	0	0.0846	0.5	500	0%	0	0	0%	
Trichloroethene	A	ug/L	0	0		0	0	0	0.0993	0.5	500	0%	0	0	0%	
Trichlorofluoromethane	A	ug/L	0	0		0	0	0	0.134	0.5	500	0%	0	0	0%	
Vinyl chloride	A	ug/L	0	0		0	0	0	0.153	0.5	500	0%	0	0	0%	
1,4-Dichlorobenzene-d4	I	ug/L	250	10		0	0	0	0	0	500	0%	0	0	0%	
Chlorobenzene-d5	I	ug/L	250	10		0	0	0	0	0	500	0%	0	0	0%	
Fluorobenzene	I	ug/L	250	10		0	0	0	0	0	500	0%	0	0	0%	
Xylenes, Total	M	ug/L	0	0		0	0	0	0.0604	0.5	1500	0%	0	0	0%	
1,2-Dichloroethane-d4	S	ug/L	279.39635	11.175854		10	0	0	0.229	0.5	500	112%	70	130	0%	
Dibromofluoromethane	S	ug/L	278.46353	11.1385412		10	0	0	0.129	0.5	500	111%	77	126	0%	
p-Bromofluorobenzene	S	ug/L	267.28149	10.6912596		10	0	0	0.149	0.5	500	107%	76	127	0%	
Toluene-d8	S	ug/L	265.34358	10.6137432		10	0	0	0.23	0.5	500	106%	79	122	0%	

Seq No	Lab ID	Test Code	Sample Typ	File ID	Analysis Date	DF	Batch ID	Prep Date	SPKref	RPDref	pmoist					
14970899	ICAL010422_1	VOC-8260-W-Q	CAL1	DA5975C\VG010	1/4/2022 3:33:04	1	R372940		0	0						
Analyte	T	Units	RAW	Final	Text	Spike	SPKref	RPDref	MDL	PQL	UQL	%REC	LOW	HIGH	%RPD	Q
1,2-Dichlorobenzene	A	ug/L	2.73073	0.1092292		0.1	0	0	0.0746	0.5	500	109%	50	150	0%	
1,2-Dichloroethane	A	ug/L	2.90899	0.1163596		0.1	0	0	0.116	0.5	500	116%	50	150	0%	
1,3-Dichlorobenzene	A	ug/L	2.6327	0.105308		0.1	0	0	0.0803	0.5	500	105%	50	150	0%	
1,4-Dichlorobenzene	A	ug/L	2.76134	0.1104536		0.1	0	0	0.0858	0.5	500	110%	50	150	0%	
Benzene	A	ug/L	2.73933	0.1095732		0.1	0	0	0.0914	0.5	500	110%	50	150	0%	
Chloroform	A	ug/L	2.89464	0.1157856		0.1	0	0	0.0789	0.5	500	116%	50	150	0%	
Ethylbenzene	A	ug/L	2.53666	0.1014664		0.1	0	0	0.0836	0.5	500	101%	50	150	0%	
m+p-Xylenes	A	ug/L	5.07121	0.2028484		0.2	0	0	0.15	0.5	1000	101%	50	150	0%	
Styrene	A	ug/L	2.16254	0.0865016		0.1	0	0	0.067	0.5	500	87%	50	150	0%	

Seq No	Lab ID	Test Code	Sample Typ	File ID	Analysis Date	DF	Batch ID	Prep Date	SPKref	RPDref	pmoist					
14970899	ICAL010422_1	VOC-8260-W-Q	CAL1	DA5975C\VG010	1/4/2022 3:33:04	1	R372940		0	0						
Analyte	T	Units	RAW	Final	Text	Spike	SPKref	RPDref	MDL	PQL	UQL	%REC	LOW	HIGH	%RPD	Q
Tetrachloroethene	A	ug/L	2.67723	0.1070892		0.1	0	0	0.0671	0.5	500	107%	50	150	0%	
Toluene	A	ug/L	2.6145	0.10458		0.1	0	0	0.0679	0.5	500	105%	50	150	0%	

Seq No	Lab ID	Test Code	Sample Typ	File ID	Analysis Date	DF	Batch ID	Prep Date	SPKref	RPDref	pmoist					
14970901	ICAL010422_2	VOC-8260-W-Q	CAL2	DA5975C\VG010	1/4/2022 4:00:35	1	R372940		0	0						
Analyte	T	Units	RAW	Final	Text	Spike	SPKref	RPDref	MDL	PQL	UQL	%REC	LOW	HIGH	%RPD	Q
1,1,1,2-Tetrachloroethane	A	ug/L	12.82253	0.5129012		0.5	0	0	0.101	0.5	500	103%	50	150	0%	
1,1,1-Trichloroethane	A	ug/L	12.18907	0.4875628		0.5	0	0	0.131	0.5	500	98%	50	150	0%	
1,1,2,2-Tetrachloroethane	A	ug/L	12.84375	0.51375		0.5	0	0	0.0872	0.5	500	103%	50	150	0%	
1,1,2-Trichloroethane	A	ug/L	13.23404	0.5293616		0.5	0	0	0.108	0.5	500	106%	50	150	0%	
1,1-Dichloroethane	A	ug/L	12.06522	0.4826088		0.5	0	0	0.135	0.5	500	97%	50	150	0%	
1,1-Dichloroethene	A	ug/L	11.90807	0.4763228		0.5	0	0	0.141	0.5	500	95%	50	150	0%	
1,1-Dichloropropene	A	ug/L	11.33971	0.4535884		0.5	0	0	0.083	0.5	500	91%	50	150	0%	
1,2,3-Trichloropropane	A	ug/L	13.70838	0.5483352		0.5	0	0	0.235	0.5	500	110%	50	150	0%	
1,2-Dibromoethane	A	ug/L	12.86397	0.5145588		0.5	0	0	0.0916	0.5	500	103%	50	150	0%	
1,2-Dichlorobenzene	A	ug/L	12.14234	0.4856936		0.5	0	0	0.0746	0.5	500	97%	70	130	0%	
1,2-Dichloroethane	A	ug/L	12.39059	0.4956236		0.5	0	0	0.116	0.5	500	99%	70	130	0%	
1,2-Dichloropropane	A	ug/L	12.0602	0.482408		0.5	0	0	0.0847	0.5	500	96%	50	150	0%	
1,3-Dichlorobenzene	A	ug/L	11.84726	0.4738904		0.5	0	0	0.0803	0.5	500	95%	70	130	0%	
1,3-Dichloropropane	A	ug/L	11.85262	0.4741048		0.5	0	0	0.0791	0.5	500	95%	50	150	0%	
1,4-Dichlorobenzene	A	ug/L	11.96618	0.4786472		0.5	0	0	0.0858	0.5	500	96%	70	130	0%	
2,2-Dichloropropane	A	ug/L	12.48201	0.4992804		0.5	0	0	0.186	0.5	500	100%	50	150	0%	
2-Chlorotoluene	A	ug/L	11.19768	0.4479072		0.5	0	0	0.0876	0.5	500	90%	50	150	0%	
4-Chlorotoluene	A	ug/L	11.22327	0.4489308		0.5	0	0	0.0728	0.5	500	90%	50	150	0%	
Benzene	A	ug/L	12.18007	0.4872028		0.5	0	0	0.0914	0.5	500	97%	70	130	0%	
Bromobenzene	A	ug/L	12.331	0.49324		0.5	0	0	0.0831	0.5	500	99%	50	150	0%	
Bromochloromethane	A	ug/L	12.9568	0.518272		0.5	0	0	0.141	0.5	500	104%	50	150	0%	
Bromodichloromethane	A	ug/L	12.60141	0.5040564		0.5	0	0	0.12	0.5	500	101%	50	150	0%	
Bromoform	A	ug/L	11.78598	0.4714392		0.5	0	0	0.119	0.5	500	94%	50	150	0%	
Bromomethane	A	ug/L	12.04638	0.4818552		0.5	0	0	0.253	0.5	500	96%	50	150	0%	
Carbon tetrachloride	A	ug/L	12.2545	0.49018		0.5	0	0	0.143	0.5	500	98%	50	150	0%	
Chlorobenzene	A	ug/L	12.52043	0.5008172		0.5	0	0	0.0914	0.5	500	100%	50	150	0%	
Chlorodibromomethane	A	ug/L	12.83929	0.5135716		0.5	0	0	0.0841	0.5	500	103%	50	150	0%	
Chloroethane	A	ug/L	14.86697	0.5946788		0.5	0	0	0.169	0.5	500	119%	50	150	0%	

Seq No	Lab ID	Test Code	Sample Typ	File ID	Analysis Date	DF	Batch ID	Prep Date	SPKref	RPDref	pmoist					
14970901	ICAL010422_2	VOC-8260-W-Q	CAL2	DA5975C\VG010	1/4/2022 4:00:35	1	R372940		0	0						
Analyte	T	Units	RAW	Final	Text	Spike	SPKref	RPDref	MDL	PQL	UQL	%REC	LOW	HIGH	%RPD	Q
Chloroform	A	ug/L	13.06683	0.5226732		0.5	0	0	0.0789	0.5	500	105%	70	130	0%	
Chloromethane	A	ug/L	13.86612	0.5546448		0.5	0	0	0.162	0.5	500	111%	50	150	0%	
cis-1,2-Dichloroethene	A	ug/L	12.56593	0.5026372		0.5	0	0	0.108	0.5	500	101%	50	150	0%	
cis-1,3-Dichloropropene	A	ug/L	12.07376	0.4829504		0.5	0	0	0.073	0.5	500	97%	50	150	0%	
Dibromomethane	A	ug/L	14.06189	0.5624756		0.5	0	0	0.147	0.5	500	112%	50	150	0%	
Dichlorodifluoromethane	A	ug/L	12.06625	0.48265		0.5	0	0	0.175	0.5	500	97%	50	150	0%	
Ethylbenzene	A	ug/L	11.04112	0.4416448		0.5	0	0	0.0836	0.5	500	88%	70	130	0%	
m+p-Xylenes	A	ug/L	22.14096	0.8856384		1	0	0	0.15	0.5	1000	89%	70	130	0%	
Methyl ethyl ketone	A	ug/L	122.052	4.88208		5	0	0	1.77	10	5000	98%	50	150	0%	
Methyl tert-butyl ether (MTBE)	A	ug/L	12.32545	0.493018		0.5	0	0	0.101	0.5	500	99%	50	150	0%	
Methylene chloride	A	ug/L	15.62358	0.6249432		0.5	0	0	0.338	0.5	500	125%	50	150	0%	
o-Xylene	A	ug/L	10.66119	0.4264476		0.5	0	0	0.0604	0.5	500	85%	50	150	0%	
Styrene	A	ug/L	11.49684	0.4598736		0.5	0	0	0.067	0.5	500	92%	70	130	0%	
Tetrachloroethene	A	ug/L	11.73024	0.4692096		0.5	0	0	0.0671	0.5	500	94%	70	130	0%	
Toluene	A	ug/L	11.28985	0.451594		0.5	0	0	0.0679	0.5	500	90%	70	130	0%	
trans-1,2-Dichloroethene	A	ug/L	12.50224	0.5000896		0.5	0	0	0.125	0.5	500	100%	50	150	0%	
trans-1,3-Dichloropropene	A	ug/L	11.75888	0.4703552		0.5	0	0	0.0846	0.5	500	94%	50	150	0%	
Trichloroethene	A	ug/L	11.67527	0.4670108		0.5	0	0	0.0993	0.5	500	93%	50	150	0%	
Trichlorofluoromethane	A	ug/L	11.36372	0.4545488		0.5	0	0	0.134	0.5	500	91%	50	150	0%	
Vinyl chloride	A	ug/L	12.54456	0.5017824		0.5	0	0	0.153	0.5	500	100%	50	150	0%	
1,4-Dichlorobenzene-d4	I	ug/L	250	10		0	0	0	0	0	500	0%	50	150	0%	
Chlorobenzene-d5	I	ug/L	250	10		0	0	0	0	0	500	0%	50	150	0%	
Fluorobenzene	I	ug/L	250	10		0	0	0	0	0	500	0%	50	150	0%	
Xylenes, Total	M	ug/L	32.80215	1.312086		1.5	0	0	0.0604	0.5	1500	87%	50	150	0%	
1,2-Dichloroethane-d4	S	ug/L	12.66005	0.506402		0.5	0	0	0.229	0.5	500	101%	50	150	0%	
Dibromofluoromethane	S	ug/L	12.59997	0.5039988		0.5	0	0	0.129	0.5	500	101%	50	150	0%	
p-Bromofluorobenzene	S	ug/L	11.33932	0.4535728		0.5	0	0	0.149	0.5	500	91%	50	150	0%	
Toluene-d8	S	ug/L	11.30891	0.4523564		0.5	0	0	0.23	0.5	500	90%	50	150	0%	

Seq No	Lab ID	Test Code	Sample Typ	File ID	Analysis Date	DF	Batch ID	Prep Date	SPKref	RPDref	pmoist					
14970902	ICAL010422_3	VOC-8260-W-Q	CAL3	DA5975C\VG010	1/4/2022 4:28:05	1	R372940		0	0						
Analyte	T	Units	RAW	Final	Text	Spike	SPKref	RPDref	MDL	PQL	UQL	%REC	LOW	HIGH	%RPD	Q

Seq No	Lab ID	Test Code	Sample Typ	File ID	Analysis Date	DF	Batch ID	Prep Date	SPKref	RPDref	pmoist					
14970902	ICAL010422_3	VOC-8260-W-Q	CAL3	DA5975C\VG010	1/4/2022 4:28:05	1	R372940		0	0						
Analyte	T	Units	RAW	Final	Text	Spike	SPKref	RPDref	MDL	PQL	UQL	%REC	LOW	HIGH	%RPD	Q
1,1,1,2-Tetrachloroethane	A	ug/L	24.15093	0.9660372		1	0	0	0.101	0.5	500	97%	70	130	0%	
1,1,1-Trichloroethane	A	ug/L	25.18087	1.0072348		1	0	0	0.131	0.5	500	101%	70	130	0%	
1,1,2,2-Tetrachloroethane	A	ug/L	27.78828	1.1115312		1	0	0	0.0872	0.5	500	111%	70	130	0%	
1,1,2-Trichloroethane	A	ug/L	25.84	1.0336		1	0	0	0.108	0.5	500	103%	70	130	0%	
1,1-Dichloroethane	A	ug/L	25.68346	1.0273384		1	0	0	0.135	0.5	500	103%	70	130	0%	
1,1-Dichloroethene	A	ug/L	25.88489	1.0353956		1	0	0	0.141	0.5	500	104%	70	130	0%	
1,1-Dichloropropene	A	ug/L	24.36174	0.9744696		1	0	0	0.083	0.5	500	97%	70	130	0%	
1,2,3-Trichloropropane	A	ug/L	26.71444	1.0685776		1	0	0	0.235	0.5	500	107%	70	130	0%	
1,2-Dibromoethane	A	ug/L	24.36006	0.9744024		1	0	0	0.0916	0.5	500	97%	70	130	0%	
1,2-Dichlorobenzene	A	ug/L	24.94023	0.9976092		1	0	0	0.0746	0.5	500	100%	70	130	0%	
1,2-Dichloroethane	A	ug/L	23.46155	0.938462		1	0	0	0.116	0.5	500	94%	70	130	0%	
1,2-Dichloropropane	A	ug/L	25.11474	1.0045896		1	0	0	0.0847	0.5	500	100%	70	130	0%	
1,3-Dichlorobenzene	A	ug/L	25.77252	1.0309008		1	0	0	0.0803	0.5	500	103%	70	130	0%	
1,3-Dichloropropane	A	ug/L	24.38386	0.9753544		1	0	0	0.0791	0.5	500	98%	70	130	0%	
1,4-Dichlorobenzene	A	ug/L	25.32843	1.0131372		1	0	0	0.0858	0.5	500	101%	70	130	0%	
2,2-Dichloropropane	A	ug/L	26.26917	1.0507668		1	0	0	0.186	0.5	500	105%	70	130	0%	
2-Chlorotoluene	A	ug/L	25.05504	1.0022016		1	0	0	0.0876	0.5	500	100%	70	130	0%	
4-Chlorotoluene	A	ug/L	24.39357	0.9757428		1	0	0	0.0728	0.5	500	98%	70	130	0%	
Benzene	A	ug/L	23.79187	0.9516748		1	0	0	0.0914	0.5	500	95%	70	130	0%	
Bromobenzene	A	ug/L	24.76128	0.9904512		1	0	0	0.0831	0.5	500	99%	70	130	0%	
Bromochloromethane	A	ug/L	25.4383	1.017532		1	0	0	0.141	0.5	500	102%	70	130	0%	
Bromodichloromethane	A	ug/L	24.39404	0.9757616		1	0	0	0.12	0.5	500	98%	70	130	0%	
Bromoform	A	ug/L	25.92121	1.0368484		1	0	0	0.119	0.5	500	104%	70	130	0%	
Bromomethane	A	ug/L	25.77927	1.0311708		1	0	0	0.253	0.5	500	103%	70	130	0%	
Carbon tetrachloride	A	ug/L	24.77733	0.9910932		1	0	0	0.143	0.5	500	99%	70	130	0%	
Chlorobenzene	A	ug/L	24.70152	0.9880608		1	0	0	0.0914	0.5	500	99%	70	130	0%	
Chlorodibromomethane	A	ug/L	24.3492	0.973968		1	0	0	0.0841	0.5	500	97%	70	130	0%	
Chloroethane	A	ug/L	26.12501	1.0450004		1	0	0	0.169	0.5	500	105%	70	130	0%	
Chloroform	A	ug/L	24.17337	0.9669348		1	0	0	0.0789	0.5	500	97%	70	130	0%	
Chloromethane	A	ug/L	26.34224	1.0536896		1	0	0	0.162	0.5	500	105%	70	130	0%	
cis-1,2-Dichloroethene	A	ug/L	24.5653	0.982612		1	0	0	0.108	0.5	500	98%	70	130	0%	
cis-1,3-Dichloropropene	A	ug/L	23.25283	0.9301132		1	0	0	0.073	0.5	500	93%	70	130	0%	
Dibromomethane	A	ug/L	23.84392	0.9537568		1	0	0	0.147	0.5	500	95%	70	130	0%	
Dichlorodifluoromethane	A	ug/L	25.67929	1.0271716		1	0	0	0.175	0.5	500	103%	70	130	0%	
Ethylbenzene	A	ug/L	23.74212	0.9496848		1	0	0	0.0836	0.5	500	95%	70	130	0%	

Seq No	Lab ID	Test Code	Sample Typ	File ID	Analysis Date	DF	Batch ID	Prep Date	SPKref	RPDref	pmoist					
14970902	ICAL010422_3	VOC-8260-W-Q	CAL3	DA5975C\VG010	1/4/2022 4:28:05	1	R372940		0	0						
Analyte	T	Units	RAW	Final	Text	Spike	SPKref	RPDref	MDL	PQL	UQL	%REC	LOW	HIGH	%RPD	Q
m+p-Xylenes	A	ug/L	45.78355	1.831342		2	0	0	0.15	0.5	1000	92%	70	130	0%	
Methyl ethyl ketone	A	ug/L	235.05043	9.4020172		10	0	0	1.77	10	5000	94%	70	130	0%	
Methyl tert-butyl ether (MTBE)	A	ug/L	23.04184	0.9216736		1	0	0	0.101	0.5	500	92%	70	130	0%	
Methylene chloride	A	ug/L	26.30581	1.0522324		1	0	0	0.338	0.5	500	105%	70	130	0%	
o-Xylene	A	ug/L	23.64197	0.9456788		1	0	0	0.0604	0.5	500	95%	70	130	0%	
Styrene	A	ug/L	23.41194	0.9364776		1	0	0	0.067	0.5	500	94%	70	130	0%	
Tetrachloroethene	A	ug/L	25.39483	1.0157932		1	0	0	0.0671	0.5	500	102%	70	130	0%	
Toluene	A	ug/L	23.63186	0.9452744		1	0	0	0.0679	0.5	500	95%	70	130	0%	
trans-1,2-Dichloroethene	A	ug/L	25.46407	1.0185628		1	0	0	0.125	0.5	500	102%	70	130	0%	
trans-1,3-Dichloropropene	A	ug/L	23.78943	0.9515772		1	0	0	0.0846	0.5	500	95%	70	130	0%	
Trichloroethene	A	ug/L	24.14841	0.9659364		1	0	0	0.0993	0.5	500	97%	70	130	0%	
Trichlorofluoromethane	A	ug/L	26.65307	1.0661228		1	0	0	0.134	0.5	500	107%	70	130	0%	
Vinyl chloride	A	ug/L	25.64884	1.0259536		1	0	0	0.153	0.5	500	103%	70	130	0%	
1,4-Dichlorobenzene-d4	I	ug/L	250	10		0	0	0	0	0	500	0%	70	130	0%	
Chlorobenzene-d5	I	ug/L	250	10		0	0	0	0	0	500	0%	70	130	0%	
Fluorobenzene	I	ug/L	250	10		0	0	0	0	0	500	0%	70	130	0%	
Xylenes, Total	M	ug/L	69.42552	2.7770208		3	0	0	0.0604	0.5	1500	93%	70	130	0%	
1,2-Dichloroethane-d4	S	ug/L	25.72803	1.0291212		1	0	0	0.229	0.5	500	103%	70	130	0%	
Dibromofluoromethane	S	ug/L	25.62188	1.0248752		1	0	0	0.129	0.5	500	102%	70	130	0%	
p-Bromofluorobenzene	S	ug/L	25.28989	1.0115956		1	0	0	0.149	0.5	500	101%	70	130	0%	
Toluene-d8	S	ug/L	23.3046	0.932184		1	0	0	0.23	0.5	500	93%	70	130	0%	

Seq No	Lab ID	Test Code	Sample Typ	File ID	Analysis Date	DF	Batch ID	Prep Date	SPKref	RPDref	pmoist					
14970904	ICAL010422_4	VOC-8260-W-Q	CAL4	DA5975C\VG010	1/4/2022 4:55:32	1	R372940		0	0						
Analyte	T	Units	RAW	Final	Text	Spike	SPKref	RPDref	MDL	PQL	UQL	%REC	LOW	HIGH	%RPD	Q
1,1,1,2-Tetrachloroethane	A	ug/L	47.50287	1.9001148		2	0	0	0.101	0.5	500	95%	70	130	0%	
1,1,1-Trichloroethane	A	ug/L	48.26875	1.93075		2	0	0	0.131	0.5	500	97%	70	130	0%	
1,1,2,2-Tetrachloroethane	A	ug/L	48.61239	1.9444956		2	0	0	0.0872	0.5	500	97%	70	130	0%	
1,1,2-Trichloroethane	A	ug/L	48.47589	1.9390356		2	0	0	0.108	0.5	500	97%	70	130	0%	
1,1-Dichloroethane	A	ug/L	49.18279	1.9673116		2	0	0	0.135	0.5	500	98%	70	130	0%	
1,1-Dichloroethene	A	ug/L	48.80561	1.9522244		2	0	0	0.141	0.5	500	98%	70	130	0%	
1,1-Dichloropropene	A	ug/L	47.76266	1.9105064		2	0	0	0.083	0.5	500	96%	70	130	0%	
1,2,3-Trichloropropane	A	ug/L	49.19244	1.9676976		2	0	0	0.235	0.5	500	98%	70	130	0%	
1,2-Dibromoethane	A	ug/L	49.38886	1.9755544		2	0	0	0.0916	0.5	500	99%	70	130	0%	

Seq No	Lab ID	Test Code	Sample Typ	File ID	Analysis Date	DF	Batch ID	Prep Date	SPKref	RPDref	pmoist					
14970904	ICAL010422_4	VOC-8260-W-Q	CAL4	DA5975C\VG010	1/4/2022 4:55:32	1	R372940		0	0						
Analyte	T	Units	RAW	Final	Text	Spike	SPKref	RPDref	MDL	PQL	UQL	%REC	LOW	HIGH	%RPD	Q
1,2-Dichlorobenzene	A	ug/L	48.54976	1.9419904		2	0	0	0.0746	0.5	500	97%	70	130	0%	
1,2-Dichloroethane	A	ug/L	48.98798	1.9595192		2	0	0	0.116	0.5	500	98%	70	130	0%	
1,2-Dichloropropane	A	ug/L	47.52725	1.90109		2	0	0	0.0847	0.5	500	95%	70	130	0%	
1,3-Dichlorobenzene	A	ug/L	47.38535	1.895414		2	0	0	0.0803	0.5	500	95%	70	130	0%	
1,3-Dichloropropane	A	ug/L	48.8841	1.955364		2	0	0	0.0791	0.5	500	98%	70	130	0%	
1,4-Dichlorobenzene	A	ug/L	48.01064	1.9204256		2	0	0	0.0858	0.5	500	96%	70	130	0%	
2,2-Dichloropropane	A	ug/L	50.38039	2.0152156		2	0	0	0.186	0.5	500	101%	70	130	0%	
2-Chlorotoluene	A	ug/L	47.44663	1.8978652		2	0	0	0.0876	0.5	500	95%	70	130	0%	
4-Chlorotoluene	A	ug/L	48.3865	1.93546		2	0	0	0.0728	0.5	500	97%	70	130	0%	
Benzene	A	ug/L	48.00539	1.9202156		2	0	0	0.0914	0.5	500	96%	70	130	0%	
Bromobenzene	A	ug/L	47.5759	1.903036		2	0	0	0.0831	0.5	500	95%	70	130	0%	
Bromochloromethane	A	ug/L	51.62325	2.06493		2	0	0	0.141	0.5	500	103%	70	130	0%	
Bromodichloromethane	A	ug/L	47.2409	1.889636		2	0	0	0.12	0.5	500	94%	70	130	0%	
Bromoform	A	ug/L	50.51704	2.0206816		2	0	0	0.119	0.5	500	101%	70	130	0%	
Bromomethane	A	ug/L	47.59212	1.9036848		2	0	0	0.253	0.5	500	95%	70	130	0%	
Carbon tetrachloride	A	ug/L	47.75203	1.9100812		2	0	0	0.143	0.5	500	96%	70	130	0%	
Chlorobenzene	A	ug/L	47.39593	1.8958372		2	0	0	0.0914	0.5	500	95%	70	130	0%	
Chlorodibromomethane	A	ug/L	46.24113	1.8496452		2	0	0	0.0841	0.5	500	92%	70	130	0%	
Chloroethane	A	ug/L	46.22429	1.8489716		2	0	0	0.169	0.5	500	92%	70	130	0%	
Chloroform	A	ug/L	48.20314	1.9281256		2	0	0	0.0789	0.5	500	96%	70	130	0%	
Chloromethane	A	ug/L	49.79828	1.9919312		2	0	0	0.162	0.5	500	100%	70	130	0%	
cis-1,2-Dichloroethene	A	ug/L	48.41535	1.936614		2	0	0	0.108	0.5	500	97%	70	130	0%	
cis-1,3-Dichloropropene	A	ug/L	46.52826	1.8611304		2	0	0	0.073	0.5	500	93%	70	130	0%	
Dibromomethane	A	ug/L	47.4844	1.899376		2	0	0	0.147	0.5	500	95%	70	130	0%	
Dichlorodifluoromethane	A	ug/L	49.48348	1.9793392		2	0	0	0.175	0.5	500	99%	70	130	0%	
Ethylbenzene	A	ug/L	46.80795	1.872318		2	0	0	0.0836	0.5	500	94%	70	130	0%	
m+p-Xylenes	A	ug/L	92.53468	3.7013872		4	0	0	0.15	0.5	1000	93%	70	130	0%	
Methyl ethyl ketone	A	ug/L	479.42958	19.1771832		20	0	0	1.77	10	5000	96%	70	130	0%	
Methyl tert-butyl ether (MTBE)	A	ug/L	47.53006	1.9012024		2	0	0	0.101	0.5	500	95%	70	130	0%	
Methylene chloride	A	ug/L	50.44212	2.0176848		2	0	0	0.338	0.5	500	101%	70	130	0%	
o-Xylene	A	ug/L	47.5086	1.900344		2	0	0	0.0604	0.5	500	95%	70	130	0%	
Styrene	A	ug/L	46.70518	1.8682072		2	0	0	0.067	0.5	500	93%	70	130	0%	
Tetrachloroethene	A	ug/L	46.29317	1.8517268		2	0	0	0.0671	0.5	500	93%	70	130	0%	
Toluene	A	ug/L	47.01163	1.8804652		2	0	0	0.0679	0.5	500	94%	70	130	0%	
trans-1,2-Dichloroethene	A	ug/L	49.51777	1.9807108		2	0	0	0.125	0.5	500	99%	70	130	0%	



Seq No	Lab ID	Test Code	Sample Typ	File ID	Analysis Date	DF	Batch ID	Prep Date	SPKref	RPDref	pmoist					
14970904	ICAL010422_4	VOC-8260-W-Q	CAL4	DA5975C\VG010	1/4/2022 4:55:32	1	R372940		0	0						
Analyte	T	Units	RAW	Final	Text	Spike	SPKref	RPDref	MDL	PQL	UQL	%REC	LOW	HIGH	%RPD	Q
trans-1,3-Dichloropropene	A	ug/L	47.0378	1.881512		2	0	0	0.0846	0.5	500	94%	70	130	0%	
Trichloroethene	A	ug/L	47.11894	1.8847576		2	0	0	0.0993	0.5	500	94%	70	130	0%	
Trichlorofluoromethane	A	ug/L	49.31283	1.9725132		2	0	0	0.134	0.5	500	99%	70	130	0%	
Vinyl chloride	A	ug/L	48.95796	1.9583184		2	0	0	0.153	0.5	500	98%	70	130	0%	
1,4-Dichlorobenzene-d4	I	ug/L	250	10		0	0	0	0	0	500	0%	70	130	0%	
Chlorobenzene-d5	I	ug/L	250	10		0	0	0	0	0	500	0%	70	130	0%	
Fluorobenzene	I	ug/L	250	10		0	0	0	0	0	500	0%	70	130	0%	
Xylenes, Total	M	ug/L	140.04328	5.6017312		6	0	0	0.0604	0.5	1500	93%	70	130	0%	
1,2-Dichloroethane-d4	S	ug/L	48.12519	1.9250076		2	0	0	0.229	0.5	500	96%	70	130	0%	
Dibromofluoromethane	S	ug/L	48.16607	1.9266428		2	0	0	0.129	0.5	500	96%	70	130	0%	
p-Bromofluorobenzene	S	ug/L	46.6647	1.866588		2	0	0	0.149	0.5	500	93%	70	130	0%	
Toluene-d8	S	ug/L	47.14406	1.8857624		2	0	0	0.23	0.5	500	94%	70	130	0%	

Seq No	Lab ID	Test Code	Sample Typ	File ID	Analysis Date	DF	Batch ID	Prep Date	SPKref	RPDref	pmoist					
14970905	ICAL010422_5	VOC-8260-W-Q	CAL5	DA5975C\VG010	1/4/2022 5:50:25	1	R372940		0	0						
Analyte	T	Units	RAW	Final	Text	Spike	SPKref	RPDref	MDL	PQL	UQL	%REC	LOW	HIGH	%RPD	Q
1,1,1,2-Tetrachloroethane	A	ug/L	119.0492	4.761968		5	0	0	0.101	0.5	500	95%	70	130	0%	
1,1,1-Trichloroethane	A	ug/L	118.57641	4.7430564		5	0	0	0.131	0.5	500	95%	70	130	0%	
1,1,2,2-Tetrachloroethane	A	ug/L	115.61793	4.6247172		5	0	0	0.0872	0.5	500	92%	70	130	0%	
1,1,2-Trichloroethane	A	ug/L	117.41297	4.6965188		5	0	0	0.108	0.5	500	94%	70	130	0%	
1,1-Dichloroethane	A	ug/L	118.11254	4.7245016		5	0	0	0.135	0.5	500	94%	70	130	0%	
1,1-Dichloroethene	A	ug/L	119.87977	4.7951908		5	0	0	0.141	0.5	500	96%	70	130	0%	
1,1-Dichloropropene	A	ug/L	119.80016	4.7920064		5	0	0	0.083	0.5	500	96%	70	130	0%	
1,2,3-Trichloropropane	A	ug/L	112.62609	4.5050436		5	0	0	0.235	0.5	500	90%	70	130	0%	
1,2-Dibromoethane	A	ug/L	119.23942	4.7695768		5	0	0	0.0916	0.5	500	95%	70	130	0%	
1,2-Dichlorobenzene	A	ug/L	115.43227	4.6172908		5	0	0	0.0746	0.5	500	92%	70	130	0%	
1,2-Dichloroethane	A	ug/L	118.21434	4.7285736		5	0	0	0.116	0.5	500	95%	70	130	0%	
1,2-Dichloropropane	A	ug/L	121.98902	4.8795608		5	0	0	0.0847	0.5	500	98%	70	130	0%	
1,3-Dichlorobenzene	A	ug/L	117.4899	4.699596		5	0	0	0.0803	0.5	500	94%	70	130	0%	
1,3-Dichloropropane	A	ug/L	123.01316	4.9205264		5	0	0	0.0791	0.5	500	98%	70	130	0%	
1,4-Dichlorobenzene	A	ug/L	118.7699	4.750796		5	0	0	0.0858	0.5	500	95%	70	130	0%	
2,2-Dichloropropane	A	ug/L	118.32027	4.7328108		5	0	0	0.186	0.5	500	95%	70	130	0%	
2-Chlorotoluene	A	ug/L	120.26748	4.8106992		5	0	0	0.0876	0.5	500	96%	70	130	0%	
4-Chlorotoluene	A	ug/L	121.05908	4.8423632		5	0	0	0.0728	0.5	500	97%	70	130	0%	

Seq No	Lab ID	Test Code	Sample Typ	File ID	Analysis Date	DF	Batch ID	Prep Date	SPKref	RPDref	pmoist					
14970905	ICAL010422_5	VOC-8260-W-Q	CAL5	DA5975C\VG010	1/4/2022 5:50:25	1	R372940		0	0						
Analyte	T	Units	RAW	Final	Text	Spike	SPKref	RPDref	MDL	PQL	UQL	%REC	LOW	HIGH	%RPD	Q
Benzene	A	ug/L	116.95526	4.6782104		5	0	0	0.0914	0.5	500	94%	70	130	0%	
Bromobenzene	A	ug/L	119.48008	4.7792032		5	0	0	0.0831	0.5	500	96%	70	130	0%	
Bromochloromethane	A	ug/L	118.06829	4.7227316		5	0	0	0.141	0.5	500	94%	70	130	0%	
Bromodichloromethane	A	ug/L	121.97488	4.8789952		5	0	0	0.12	0.5	500	98%	70	130	0%	
Bromoform	A	ug/L	115.7218	4.628872		5	0	0	0.119	0.5	500	93%	70	130	0%	
Bromomethane	A	ug/L	123.65037	4.9460148		5	0	0	0.253	0.5	500	99%	70	130	0%	
Carbon tetrachloride	A	ug/L	119.4667	4.778668		5	0	0	0.143	0.5	500	96%	70	130	0%	
Chlorobenzene	A	ug/L	120.69031	4.8276124		5	0	0	0.0914	0.5	500	97%	70	130	0%	
Chlorodibromomethane	A	ug/L	120.74537	4.8298148		5	0	0	0.0841	0.5	500	97%	70	130	0%	
Chloroethane	A	ug/L	122.40855	4.896342		5	0	0	0.169	0.5	500	98%	70	130	0%	
Chloroform	A	ug/L	114.59119	4.5836476		5	0	0	0.0789	0.5	500	92%	70	130	0%	
Chloromethane	A	ug/L	122.61785	4.904714		5	0	0	0.162	0.5	500	98%	70	130	0%	
cis-1,2-Dichloroethene	A	ug/L	116.61895	4.664758		5	0	0	0.108	0.5	500	93%	70	130	0%	
cis-1,3-Dichloropropene	A	ug/L	120.71159	4.8284636		5	0	0	0.073	0.5	500	97%	70	130	0%	
Dibromomethane	A	ug/L	118.24252	4.7297008		5	0	0	0.147	0.5	500	95%	70	130	0%	
Dichlorodifluoromethane	A	ug/L	127.81927	5.1127708		5	0	0	0.175	0.5	500	102%	70	130	0%	
Ethylbenzene	A	ug/L	122.52434	4.9009736		5	0	0	0.0836	0.5	500	98%	70	130	0%	
m+p-Xylenes	A	ug/L	250.25869	10.0103476		10	0	0	0.15	0.5	1000	100%	70	130	0%	
Methyl ethyl ketone	A	ug/L	1159.30194	46.3720776		50	0	0	1.77	10	5000	93%	70	130	0%	
Methyl tert-butyl ether (MTBE)	A	ug/L	127.13745	5.085498		5	0	0	0.101	0.5	500	102%	70	130	0%	
Methylene chloride	A	ug/L	110.6249	4.424996		5	0	0	0.338	0.5	500	88%	70	130	0%	
o-Xylene	A	ug/L	123.23778	4.9295112		5	0	0	0.0604	0.5	500	99%	70	130	0%	
Styrene	A	ug/L	127.19102	5.0876408		5	0	0	0.067	0.5	500	102%	70	130	0%	
Tetrachloroethene	A	ug/L	119.90031	4.7960124		5	0	0	0.0671	0.5	500	96%	70	130	0%	
Toluene	A	ug/L	122.65711	4.9062844		5	0	0	0.0679	0.5	500	98%	70	130	0%	
trans-1,2-Dichloroethene	A	ug/L	118.65107	4.7460428		5	0	0	0.125	0.5	500	95%	70	130	0%	
trans-1,3-Dichloropropene	A	ug/L	121.49288	4.8597152		5	0	0	0.0846	0.5	500	97%	70	130	0%	
Trichloroethene	A	ug/L	123.46463	4.9385852		5	0	0	0.0993	0.5	500	99%	70	130	0%	
Trichlorofluoromethane	A	ug/L	129.06871	5.1627484		5	0	0	0.134	0.5	500	103%	70	130	0%	
Vinyl chloride	A	ug/L	125.88087	5.0352348		5	0	0	0.153	0.5	500	101%	70	130	0%	
1,4-Dichlorobenzene-d4	I	ug/L	250	10		0	0	0	0	0	500	0%	70	130	0%	
Chlorobenzene-d5	I	ug/L	250	10		0	0	0	0	0	500	0%	70	130	0%	
Fluorobenzene	I	ug/L	250	10		0	0	0	0	0	500	0%	70	130	0%	
Xylenes, Total	M	ug/L	373.49647	14.9398588		15	0	0	0.0604	0.5	1500	100%	70	130	0%	
1,2-Dichloroethane-d4	S	ug/L	116.64203	4.6656812		5	0	0	0.229	0.5	500	93%	70	130	0%	

Seq No	Lab ID	Test Code	Sample Typ	File ID	Analysis Date	DF	Batch ID	Prep Date	SPKref	RPDref	pmoist					
14970905	ICAL010422_5	VOC-8260-W-Q	CAL5	DA5975C\VG010	1/4/2022 5:50:25	1	R372940		0	0						
Analyte	T	Units	RAW	Final	Text	Spike	SPKref	RPDref	MDL	PQL	UQL	%REC	LOW	HIGH	%RPD	Q
Dibromofluoromethane	S	ug/L	115.11464	4.6045856		5	0	0	0.129	0.5	500	92%	70	130	0%	
p-Bromofluorobenzene	S	ug/L	117.93503	4.7174012		5	0	0	0.149	0.5	500	94%	70	130	0%	
Toluene-d8	S	ug/L	121.27495	4.850998		5	0	0	0.23	0.5	500	97%	70	130	0%	

Seq No	Lab ID	Test Code	Sample Typ	File ID	Analysis Date	DF	Batch ID	Prep Date	SPKref	RPDref	pmoist					
14970906	ICAL010422_6	VOC-8260-W-Q	CAL6	DA5975C\VG010	1/4/2022 6:45:10	1	R372940		0	0						
Analyte	T	Units	RAW	Final	Text	Spike	SPKref	RPDref	MDL	PQL	UQL	%REC	LOW	HIGH	%RPD	Q
1,1,1,2-Tetrachloroethane	A	ug/L	254.82737	10.1930948		10	0	0	0.101	0.5	500	102%	70	130	0%	
1,1,1-Trichloroethane	A	ug/L	258.72281	10.3489124		10	0	0	0.131	0.5	500	103%	70	130	0%	
1,1,2,2-Tetrachloroethane	A	ug/L	250.15769	10.0063076		10	0	0	0.0872	0.5	500	100%	70	130	0%	
1,1,2-Trichloroethane	A	ug/L	248.28816	9.9315264		10	0	0	0.108	0.5	500	99%	70	130	0%	
1,1-Dichloroethane	A	ug/L	258.43252	10.3373008		10	0	0	0.135	0.5	500	103%	70	130	0%	
1,1-Dichloroethene	A	ug/L	258.09028	10.3236112		10	0	0	0.141	0.5	500	103%	70	130	0%	
1,1-Dichloropropene	A	ug/L	264.6638	10.586552		10	0	0	0.083	0.5	500	106%	70	130	0%	
1,2,3-Trichloropropane	A	ug/L	249.26347	9.9705388		10	0	0	0.235	0.5	500	100%	70	130	0%	
1,2-Dibromoethane	A	ug/L	257.88869	10.3155476		10	0	0	0.0916	0.5	500	103%	70	130	0%	
1,2-Dichlorobenzene	A	ug/L	257.65242	10.3060968		10	0	0	0.0746	0.5	500	103%	70	130	0%	
1,2-Dichloroethane	A	ug/L	251.96754	10.0787016		10	0	0	0.116	0.5	500	101%	70	130	0%	
1,2-Dichloropropane	A	ug/L	254.71606	10.1886424		10	0	0	0.0847	0.5	500	102%	70	130	0%	
1,3-Dichlorobenzene	A	ug/L	258.62971	10.3451884		10	0	0	0.0803	0.5	500	103%	70	130	0%	
1,3-Dichloropropane	A	ug/L	263.47539	10.5390156		10	0	0	0.0791	0.5	500	105%	70	130	0%	
1,4-Dichlorobenzene	A	ug/L	254.91697	10.1966788		10	0	0	0.0858	0.5	500	102%	70	130	0%	
2,2-Dichloropropane	A	ug/L	253.03965	10.121586		10	0	0	0.186	0.5	500	101%	70	130	0%	
2-Chlorotoluene	A	ug/L	267.26165	10.690466		10	0	0	0.0876	0.5	500	107%	70	130	0%	
4-Chlorotoluene	A	ug/L	267.44092	10.6976368		10	0	0	0.0728	0.5	500	107%	70	130	0%	
Benzene	A	ug/L	257.54165	10.301666		10	0	0	0.0914	0.5	500	103%	70	130	0%	
Bromobenzene	A	ug/L	263.29438	10.5317752		10	0	0	0.0831	0.5	500	105%	70	130	0%	
Bromochloromethane	A	ug/L	247.05862	9.8823448		10	0	0	0.141	0.5	500	99%	70	130	0%	
Bromodichloromethane	A	ug/L	257.22856	10.2891424		10	0	0	0.12	0.5	500	103%	70	130	0%	
Bromoform	A	ug/L	257.5099	10.300396		10	0	0	0.119	0.5	500	103%	70	130	0%	
Bromomethane	A	ug/L	251.76065	10.070426		10	0	0	0.253	0.5	500	101%	70	130	0%	
Carbon tetrachloride	A	ug/L	260.87744	10.4350976		10	0	0	0.143	0.5	500	104%	70	130	0%	
Chlorobenzene	A	ug/L	258.25445	10.330178		10	0	0	0.0914	0.5	500	103%	70	130	0%	
Chlorodibromomethane	A	ug/L	258.35353	10.3341412		10	0	0	0.0841	0.5	500	103%	70	130	0%	

Seq No	Lab ID	Test Code	Sample Typ	File ID	Analysis Date	DF	Batch ID	Prep Date	SPKref	RPDref	pmoist					
14970906	ICAL010422_6	VOC-8260-W-Q	CAL6	DA5975C\VG010	1/4/2022 6:45:10	1	R372940		0	0						
Analyte	T	Units	RAW	Final	Text	Spike	SPKref	RPDref	MDL	PQL	UQL	%REC	LOW	HIGH	%RPD	Q
Chloroethane	A	ug/L	231.74321	9.2697284		10	0	0	0.169	0.5	500	93%	70	130	0%	
Chloroform	A	ug/L	248.08043	9.9232172		10	0	0	0.0789	0.5	500	99%	70	130	0%	
Chloromethane	A	ug/L	240.2183	9.608732		10	0	0	0.162	0.5	500	96%	70	130	0%	
cis-1,2-Dichloroethene	A	ug/L	261.87064	10.4748256		10	0	0	0.108	0.5	500	105%	70	130	0%	
cis-1,3-Dichloropropene	A	ug/L	265.28626	10.6114504		10	0	0	0.073	0.5	500	106%	70	130	0%	
Dibromomethane	A	ug/L	252.27336	10.0909344		10	0	0	0.147	0.5	500	101%	70	130	0%	
Dichlorodifluoromethane	A	ug/L	252.15586	10.0862344		10	0	0	0.175	0.5	500	101%	70	130	0%	
Ethylbenzene	A	ug/L	266.81931	10.6727724		10	0	0	0.0836	0.5	500	107%	70	130	0%	
m+p-Xylenes	A	ug/L	543.42617	21.7370468		20	0	0	0.15	0.5	1000	109%	70	130	0%	
Methyl ethyl ketone	A	ug/L	2688.24739	107.529896		100	0	0	1.77	10	5000	108%	70	130	0%	
Methyl tert-butyl ether (MTBE)	A	ug/L	258.95351	10.3581404		10	0	0	0.101	0.5	500	104%	70	130	0%	
Methylene chloride	A	ug/L	235.46573	9.4186292		10	0	0	0.338	0.5	500	94%	70	130	0%	
o-Xylene	A	ug/L	270.46357	10.8185428		10	0	0	0.0604	0.5	500	108%	70	130	0%	
Styrene	A	ug/L	278.0455	11.12182		10	0	0	0.067	0.5	500	111%	70	130	0%	
Tetrachloroethene	A	ug/L	259.74185	10.389674		10	0	0	0.0671	0.5	500	104%	70	130	0%	
Toluene	A	ug/L	263.13299	10.5253196		10	0	0	0.0679	0.5	500	105%	70	130	0%	
trans-1,2-Dichloroethene	A	ug/L	254.6608	10.186432		10	0	0	0.125	0.5	500	102%	70	130	0%	
trans-1,3-Dichloropropene	A	ug/L	263.80268	10.5521072		10	0	0	0.0846	0.5	500	106%	70	130	0%	
Trichloroethene	A	ug/L	262.29307	10.4917228		10	0	0	0.0993	0.5	500	105%	70	130	0%	
Trichlorofluoromethane	A	ug/L	259.05024	10.3620096		10	0	0	0.134	0.5	500	104%	70	130	0%	
Vinyl chloride	A	ug/L	248.65325	9.94613		10	0	0	0.153	0.5	500	99%	70	130	0%	
1,4-Dichlorobenzene-d4	I	ug/L	250	10		0	0	0	0	0	500	0%	70	130	0%	
Chlorobenzene-d5	I	ug/L	250	10		0	0	0	0	0	500	0%	70	130	0%	
Fluorobenzene	I	ug/L	250	10		0	0	0	0	0	500	0%	70	130	0%	
Xylenes, Total	M	ug/L	813.88974	32.5555896		30	0	0	0.0604	0.5	1500	109%	70	130	0%	
1,2-Dichloroethane-d4	S	ug/L	258.23239	10.3292956		10	0	0	0.229	0.5	500	103%	70	130	0%	
Dibromofluoromethane	S	ug/L	259.02233	10.3608932		10	0	0	0.129	0.5	500	104%	70	130	0%	
p-Bromofluorobenzene	S	ug/L	267.31855	10.692742		10	0	0	0.149	0.5	500	107%	70	130	0%	
Toluene-d8	S	ug/L	270.0265	10.80106		10	0	0	0.23	0.5	500	108%	70	130	0%	

Seq No	Lab ID	Test Code	Sample Typ	File ID	Analysis Date	DF	Batch ID	Prep Date	SPKref	RPDref	pmoist					
14970907	ICAL010422_7	VOC-8260-W-Q	CAL7	DA5975C\VG010	1/4/2022 7:39:45	1	R372940		0	0						
Analyte	T	Units	RAW	Final	Text	Spike	SPKref	RPDref	MDL	PQL	UQL	%REC	LOW	HIGH	%RPD	Q

Seq No	Lab ID	Test Code	Sample Typ	File ID	Analysis Date	DF	Batch ID	Prep Date	SPKref	RPDref	pmoist					
14970907	ICAL010422_7	VOC-8260-W-Q	CAL7	DA5975C\VG010	1/4/2022 7:39:45	1	R372940		0	0						
Analyte	T	Units	RAW	Final	Text	Spike	SPKref	RPDref	MDL	PQL	UQL	%REC	LOW	HIGH	%RPD	Q
1,1,1,2-Tetrachloroethane	A	ug/L	392.18595	15.687438		15	0	0	0.101	0.5	500	105%	70	130	0%	
1,1,1-Trichloroethane	A	ug/L	386.6625	15.4665		15	0	0	0.131	0.5	500	103%	70	130	0%	
1,1,2,2-Tetrachloroethane	A	ug/L	367.42759	14.6971036		15	0	0	0.0872	0.5	500	98%	70	130	0%	
1,1,2-Trichloroethane	A	ug/L	373.25341	14.9301364		15	0	0	0.108	0.5	500	100%	70	130	0%	
1,1-Dichloroethane	A	ug/L	380.44366	15.2177464		15	0	0	0.135	0.5	500	101%	70	130	0%	
1,1-Dichloroethene	A	ug/L	380.37253	15.2149012		15	0	0	0.141	0.5	500	101%	70	130	0%	
1,1-Dichloropropene	A	ug/L	397.13223	15.8852892		15	0	0	0.083	0.5	500	106%	70	130	0%	
1,2,3-Trichloropropane	A	ug/L	363.67316	14.5469264		15	0	0	0.235	0.5	500	97%	70	130	0%	
1,2-Dibromoethane	A	ug/L	377.7698	15.110792		15	0	0	0.0916	0.5	500	101%	70	130	0%	
1,2-Dichlorobenzene	A	ug/L	375.32826	15.0131304		15	0	0	0.0746	0.5	500	100%	70	130	0%	
1,2-Dichloroethane	A	ug/L	366.9787	14.679148		15	0	0	0.116	0.5	500	98%	70	130	0%	
1,2-Dichloropropane	A	ug/L	388.85021	15.5540084		15	0	0	0.0847	0.5	500	104%	70	130	0%	
1,3-Dichlorobenzene	A	ug/L	383.62247	15.3448988		15	0	0	0.0803	0.5	500	102%	70	130	0%	
1,3-Dichloropropane	A	ug/L	389.34421	15.5737684		15	0	0	0.0791	0.5	500	104%	70	130	0%	
1,4-Dichlorobenzene	A	ug/L	371.39689	14.8558756		15	0	0	0.0858	0.5	500	99%	70	130	0%	
2,2-Dichloropropane	A	ug/L	369.84356	14.7937424		15	0	0	0.186	0.5	500	99%	70	130	0%	
2-Chlorotoluene	A	ug/L	391.82688	15.6730752		15	0	0	0.0876	0.5	500	104%	70	130	0%	
4-Chlorotoluene	A	ug/L	396.27563	15.8510252		15	0	0	0.0728	0.5	500	106%	70	130	0%	
Benzene	A	ug/L	385.85261	15.4341044		15	0	0	0.0914	0.5	500	103%	70	130	0%	
Bromobenzene	A	ug/L	386.44198	15.4576792		15	0	0	0.0831	0.5	500	103%	70	130	0%	
Bromochloromethane	A	ug/L	371.80037	14.8720148		15	0	0	0.141	0.5	500	99%	70	130	0%	
Bromodichloromethane	A	ug/L	386.19404	15.4477616		15	0	0	0.12	0.5	500	103%	70	130	0%	
Bromoform	A	ug/L	378.22002	15.1288008		15	0	0	0.119	0.5	500	101%	70	130	0%	
Bromomethane	A	ug/L	385.12594	15.4050376		15	0	0	0.253	0.5	500	103%	70	130	0%	
Carbon tetrachloride	A	ug/L	386.9014	15.476056		15	0	0	0.143	0.5	500	103%	70	130	0%	
Chlorobenzene	A	ug/L	386.94547	15.4778188		15	0	0	0.0914	0.5	500	103%	70	130	0%	
Chlorodibromomethane	A	ug/L	387.68121	15.5072484		15	0	0	0.0841	0.5	500	103%	70	130	0%	
Chloroethane	A	ug/L	364.45728	14.5782912		15	0	0	0.169	0.5	500	97%	70	130	0%	
Chloroform	A	ug/L	366.93889	14.6775556		15	0	0	0.0789	0.5	500	98%	70	130	0%	
Chloromethane	A	ug/L	352.08363	14.0833452		15	0	0	0.162	0.5	500	94%	70	130	0%	
cis-1,2-Dichloroethene	A	ug/L	386.72365	15.468946		15	0	0	0.108	0.5	500	103%	70	130	0%	
cis-1,3-Dichloropropene	A	ug/L	400.79296	16.0317184		15	0	0	0.073	0.5	500	107%	70	130	0%	
Dibromomethane	A	ug/L	380.65469	15.2261876		15	0	0	0.147	0.5	500	102%	70	130	0%	
Dichlorodifluoromethane	A	ug/L	373.94485	14.957794		15	0	0	0.175	0.5	500	100%	70	130	0%	
Ethylbenzene	A	ug/L	404.7587	16.190348		15	0	0	0.0836	0.5	500	108%	70	130	0%	

Seq No	Lab ID	Test Code	Sample Typ	File ID	Analysis Date	DF	Batch ID	Prep Date	SPKref	RPDref	pmoist					
14970907	ICAL010422_7	VOC-8260-W-Q	CAL7	DA5975C\VG010	1/4/2022 7:39:45	1	R372940		0	0						
Analyte	T	Units	RAW	Final	Text	Spike	SPKref	RPDref	MDL	PQL	UQL	%REC	LOW	HIGH	%RPD	Q
m+p-Xylenes	A	ug/L	812.85557	32.5142228		30	0	0	0.15	0.5	1000	108%	70	130	0%	
Methyl ethyl ketone	A	ug/L	3961.341	158.45364		150	0	0	1.77	10	5000	106%	70	130	0%	
Methyl tert-butyl ether (MTBE)	A	ug/L	391.17667	15.6470668		15	0	0	0.101	0.5	500	104%	70	130	0%	
Methylene chloride	A	ug/L	348.06663	13.9226652		15	0	0	0.338	0.5	500	93%	70	130	0%	
o-Xylene	A	ug/L	408.20432	16.3281728		15	0	0	0.0604	0.5	500	109%	70	130	0%	
Styrene	A	ug/L	413.75947	16.5503788		15	0	0	0.067	0.5	500	110%	70	130	0%	
Tetrachloroethene	A	ug/L	382.87963	15.3151852		15	0	0	0.0671	0.5	500	102%	70	130	0%	
Toluene	A	ug/L	397.01061	15.8804244		15	0	0	0.0679	0.5	500	106%	70	130	0%	
trans-1,2-Dichloroethene	A	ug/L	376.13673	15.0454692		15	0	0	0.125	0.5	500	100%	70	130	0%	
trans-1,3-Dichloropropene	A	ug/L	402.10977	16.0843908		15	0	0	0.0846	0.5	500	107%	70	130	0%	
Trichloroethene	A	ug/L	394.48959	15.7795836		15	0	0	0.0993	0.5	500	105%	70	130	0%	
Trichlorofluoromethane	A	ug/L	371.42899	14.8571596		15	0	0	0.134	0.5	500	99%	70	130	0%	
Vinyl chloride	A	ug/L	372.35639	14.8942556		15	0	0	0.153	0.5	500	99%	70	130	0%	
1,4-Dichlorobenzene-d4	I	ug/L	250	10		0	0	0	0	0	500	0%	70	130	0%	
Chlorobenzene-d5	I	ug/L	250	10		0	0	0	0	0	500	0%	70	130	0%	
Fluorobenzene	I	ug/L	250	10		0	0	0	0	0	500	0%	70	130	0%	
Xylenes, Total	M	ug/L	1221.05989	48.8423956		45	0	0	0.0604	0.5	1500	109%	70	130	0%	
1,2-Dichloroethane-d4	S	ug/L	378.33349	15.1333396		15	0	0	0.229	0.5	500	101%	70	130	0%	
Dibromofluoromethane	S	ug/L	384.7503	15.390012		15	0	0	0.129	0.5	500	103%	70	130	0%	
p-Bromofluorobenzene	S	ug/L	394.65655	15.786262		15	0	0	0.149	0.5	500	105%	70	130	0%	
Toluene-d8	S	ug/L	405.5583	16.222332		15	0	0	0.23	0.5	500	108%	70	130	0%	

Seq No	Lab ID	Test Code	Sample Typ	File ID	Analysis Date	DF	Batch ID	Prep Date	SPKref	RPDref	pmoist					
14970908	ICAL010422_8	VOC-8260-W-Q	CAL8	DA5975C\VG010	1/4/2022 8:34:31	1	R372940		0	0						
Analyte	T	Units	RAW	Final	Text	Spike	SPKref	RPDref	MDL	PQL	UQL	%REC	LOW	HIGH	%RPD	Q
1,1,1,2-Tetrachloroethane	A	ug/L	520.28551	20.8114204		20	0	0	0.101	0.5	500	104%	70	130	0%	
1,1,1-Trichloroethane	A	ug/L	518.83124	20.7532496		20	0	0	0.131	0.5	500	104%	70	130	0%	
1,1,2,2-Tetrachloroethane	A	ug/L	491.66999	19.6667996		20	0	0	0.0872	0.5	500	98%	70	130	0%	
1,1,2-Trichloroethane	A	ug/L	505.18031	20.2072124		20	0	0	0.108	0.5	500	101%	70	130	0%	
1,1-Dichloroethane	A	ug/L	515.3207	20.612828		20	0	0	0.135	0.5	500	103%	70	130	0%	
1,1-Dichloroethene	A	ug/L	515.06031	20.6024124		20	0	0	0.141	0.5	500	103%	70	130	0%	
1,1-Dichloropropene	A	ug/L	543.51208	21.7404832		20	0	0	0.083	0.5	500	109%	70	130	0%	
1,2,3-Trichloropropane	A	ug/L	491.52294	19.6609176		20	0	0	0.235	0.5	500	98%	70	130	0%	
1,2-Dibromoethane	A	ug/L	507.9234	20.316936		20	0	0	0.0916	0.5	500	102%	70	130	0%	

Seq No	Lab ID	Test Code	Sample Typ	File ID	Analysis Date	DF	Batch ID	Prep Date	SPKref	RPDref	pmoist					
14970908	ICAL010422_8	VOC-8260-W-Q	CAL8	DA5975C\VG010	1/4/2022 8:34:31	1	R372940		0	0						
Analyte	T	Units	RAW	Final	Text	Spike	SPKref	RPDref	MDL	PQL	UQL	%REC	LOW	HIGH	%RPD	Q
1,2-Dichlorobenzene	A	ug/L	506.38707	20.2554828		20	0	0	0.0746	0.5	500	101%	70	130	0%	
1,2-Dichloroethane	A	ug/L	497.36991	19.8947964		20	0	0	0.116	0.5	500	99%	70	130	0%	
1,2-Dichloropropane	A	ug/L	524.16945	20.966778		20	0	0	0.0847	0.5	500	105%	70	130	0%	
1,3-Dichlorobenzene	A	ug/L	511.55042	20.4620168		20	0	0	0.0803	0.5	500	102%	70	130	0%	
1,3-Dichloropropane	A	ug/L	511.24793	20.4499172		20	0	0	0.0791	0.5	500	102%	70	130	0%	
1,4-Dichlorobenzene	A	ug/L	502.30007	20.0920028		20	0	0	0.0858	0.5	500	100%	70	130	0%	
2,2-Dichloropropane	A	ug/L	499.04726	19.9618904		20	0	0	0.186	0.5	500	100%	70	130	0%	
2-Chlorotoluene	A	ug/L	538.49638	21.5398552		20	0	0	0.0876	0.5	500	108%	70	130	0%	
4-Chlorotoluene	A	ug/L	531.84706	21.2738824		20	0	0	0.0728	0.5	500	106%	70	130	0%	
Benzene	A	ug/L	511.66576	20.4666304		20	0	0	0.0914	0.5	500	102%	70	130	0%	
Bromobenzene	A	ug/L	516.0104	20.640416		20	0	0	0.0831	0.5	500	103%	70	130	0%	
Bromochloromethane	A	ug/L	494.60544	19.7842176		20	0	0	0.141	0.5	500	99%	70	130	0%	
Bromodichloromethane	A	ug/L	518.37176	20.7348704		20	0	0	0.12	0.5	500	104%	70	130	0%	
Bromoform	A	ug/L	522.76605	20.910642		20	0	0	0.119	0.5	500	105%	70	130	0%	
Bromomethane	A	ug/L	515.01414	20.6005656		20	0	0	0.253	0.5	500	103%	70	130	0%	
Carbon tetrachloride	A	ug/L	521.26297	20.8505188		20	0	0	0.143	0.5	500	104%	70	130	0%	
Chlorobenzene	A	ug/L	515.99575	20.63983		20	0	0	0.0914	0.5	500	103%	70	130	0%	
Chlorodibromomethane	A	ug/L	520.43607	20.8174428		20	0	0	0.0841	0.5	500	104%	70	130	0%	
Chloroethane	A	ug/L	481.51432	19.2605728		20	0	0	0.169	0.5	500	96%	70	130	0%	
Chloroform	A	ug/L	489.12212	19.5648848		20	0	0	0.0789	0.5	500	98%	70	130	0%	
Chloromethane	A	ug/L	480.17469	19.2069876		20	0	0	0.162	0.5	500	96%	70	130	0%	
cis-1,2-Dichloroethene	A	ug/L	516.05445	20.642178		20	0	0	0.108	0.5	500	103%	70	130	0%	
cis-1,3-Dichloropropene	A	ug/L	538.90085	21.556034		20	0	0	0.073	0.5	500	108%	70	130	0%	
Dibromomethane	A	ug/L	500.74556	20.0298224		20	0	0	0.147	0.5	500	100%	70	130	0%	
Dichlorodifluoromethane	A	ug/L	494.74738	19.7898952		20	0	0	0.175	0.5	500	99%	70	130	0%	
Ethylbenzene	A	ug/L	544.68805	21.787522		20	0	0	0.0836	0.5	500	109%	70	130	0%	
m+p-Xylenes	A	ug/L	1087.40818	43.4963272		40	0	0	0.15	0.5	1000	109%	70	130	0%	
Methyl ethyl ketone	A	ug/L	5327.12526	213.085010		200	0	0	1.77	10	5000	107%	70	130	0%	
Methyl tert-butyl ether (MTBE)	A	ug/L	522.81865	20.912746		20	0	0	0.101	0.5	500	105%	70	130	0%	
Methylene chloride	A	ug/L	466.99932	18.6799728		20	0	0	0.338	0.5	500	93%	70	130	0%	
o-Xylene	A	ug/L	547.47638	21.8990552		20	0	0	0.0604	0.5	500	109%	70	130	0%	
Styrene	A	ug/L	555.79455	22.231782		20	0	0	0.067	0.5	500	111%	70	130	0%	
Tetrachloroethene	A	ug/L	514.92548	20.5970192		20	0	0	0.0671	0.5	500	103%	70	130	0%	
Toluene	A	ug/L	536.51007	21.4604028		20	0	0	0.0679	0.5	500	107%	70	130	0%	
trans-1,2-Dichloroethene	A	ug/L	510.00974	20.4003896		20	0	0	0.125	0.5	500	102%	70	130	0%	

Seq No	Lab ID	Test Code	Sample Typ	File ID	Analysis Date	DF	Batch ID	Prep Date	SPKref	RPDref	pmoist					
14970908	ICAL010422_8	VOC-8260-W-Q	CAL8	DA5975C\VG010	1/4/2022 8:34:31	1	R372940		0	0						
Analyte	T	Units	RAW	Final	Text	Spike	SPKref	RPDref	MDL	PQL	UQL	%REC	LOW	HIGH	%RPD	Q
trans-1,3-Dichloropropene	A	ug/L	533.75507	21.3502028		20	0	0	0.0846	0.5	500	107%	70	130	0%	
Trichloroethene	A	ug/L	534.40073	21.3760292		20	0	0	0.0993	0.5	500	107%	70	130	0%	
Trichlorofluoromethane	A	ug/L	489.6475	19.5859		20	0	0	0.134	0.5	500	98%	70	130	0%	
Vinyl chloride	A	ug/L	498.3563	19.934252		20	0	0	0.153	0.5	500	100%	70	130	0%	
1,4-Dichlorobenzene-d4	I	ug/L	250	10		0	0	0	0	0	500	0%	70	130	0%	
Chlorobenzene-d5	I	ug/L	250	10		0	0	0	0	0	500	0%	70	130	0%	
Fluorobenzene	I	ug/L	250	10		0	0	0	0	0	500	0%	70	130	0%	
Xylenes, Total	M	ug/L	1634.88456	65.3953824		60	0	0	0.0604	0.5	1500	109%	70	130	0%	
1,2-Dichloroethane-d4	S	ug/L	510.30803	20.4123212		20	0	0	0.229	0.5	500	102%	70	130	0%	
Dibromofluoromethane	S	ug/L	510.39915	20.415966		20	0	0	0.129	0.5	500	102%	70	130	0%	
p-Bromofluorobenzene	S	ug/L	541.3964	21.655856		20	0	0	0.149	0.5	500	108%	70	130	0%	
Toluene-d8	S	ug/L	544.21357	21.7685428		20	0	0	0.23	0.5	500	109%	70	130	0%	

Seq No	Lab ID	Test Code	Sample Typ	File ID	Analysis Date	DF	Batch ID	Prep Date	SPKref	RPDref	pmoist					
14970909	ICV010422	VOC-8260-W-Q	ICV	DA5975C\VG010	1/4/2022 9:29:14	1	R372940		0	0						
Analyte	T	Units	RAW	Final	Text	Spike	SPKref	RPDref	MDL	PQL	UQL	%REC	LOW	HIGH	%RPD	Q
1,1,1,2-Tetrachloroethane	A	ug/L	126.66575	5.06663		5	0	0	0.101	0.5	500	101%	80	120	0%	
1,1,1-Trichloroethane	A	ug/L	128.25238	5.1300952		5	0	0	0.131	0.5	500	103%	80	120	0%	
1,1,2,2-Tetrachloroethane	A	ug/L	127.47217	5.0988868		5	0	0	0.0872	0.5	500	102%	80	120	0%	
1,1,2-Trichloroethane	A	ug/L	123.03611	4.9214444		5	0	0	0.108	0.5	500	98%	80	120	0%	
1,1-Dichloroethane	A	ug/L	135.803	5.43212		5	0	0	0.135	0.5	500	109%	80	120	0%	
1,1-Dichloroethene	A	ug/L	134.45663	5.3782652		5	0	0	0.141	0.5	500	108%	80	120	0%	
1,1-Dichloropropene	A	ug/L	124.18526	4.9674104		5	0	0	0.083	0.5	500	99%	80	120	0%	
1,2,3-Trichloropropane	A	ug/L	122.95232	4.9180928		5	0	0	0.235	0.5	500	98%	80	120	0%	
1,2-Dibromoethane	A	ug/L	124.27642	4.9710568		5	0	0	0.0916	0.5	500	99%	80	120	0%	
1,2-Dichlorobenzene	A	ug/L	128.71039	5.1484156		5	0	0	0.0746	0.5	500	103%	80	120	0%	
1,2-Dichloroethane	A	ug/L	120.79914	4.8319656		5	0	0	0.116	0.5	500	97%	80	120	0%	
1,2-Dichloropropane	A	ug/L	125.66265	5.026506		5	0	0	0.0847	0.5	500	101%	80	120	0%	
1,3-Dichlorobenzene	A	ug/L	135.11854	5.4047416		5	0	0	0.0803	0.5	500	108%	80	120	0%	
1,3-Dichloropropane	A	ug/L	121.84417	4.8737668		5	0	0	0.0791	0.5	500	97%	80	120	0%	
1,4-Dichlorobenzene	A	ug/L	129.88123	5.1952492		5	0	0	0.0858	0.5	500	104%	80	120	0%	
2,2-Dichloropropane	A	ug/L	131.40305	5.256122		5	0	0	0.186	0.5	500	105%	80	120	0%	
2-Chlorotoluene	A	ug/L	131.29475	5.25179		5	0	0	0.0876	0.5	500	105%	80	120	0%	
4-Chlorotoluene	A	ug/L	137.07902	5.4831608		5	0	0	0.0728	0.5	500	110%	80	120	0%	



Seq No	Lab ID	Test Code	Sample Typ	File ID	Analysis Date	DF	Batch ID	Prep Date	SPKref	RPDref	pmoist					
14970909	ICV010422	VOC-8260-W-Q	ICV	DA5975C\VG010	1/4/2022 9:29:14	1	R372940		0	0						
Analyte	T	Units	RAW	Final	Text	Spike	SPKref	RPDref	MDL	PQL	UQL	%REC	LOW	HIGH	%RPD	Q
Benzene	A	ug/L	131.31393	5.2525572		5	0	0	0.0914	0.5	500	105%	80	120	0%	
Bromobenzene	A	ug/L	131.67879	5.2671516		5	0	0	0.0831	0.5	500	105%	80	120	0%	
Bromochloromethane	A	ug/L	123.60094	4.9440376		5	0	0	0.141	0.5	500	99%	80	120	0%	
Bromodichloromethane	A	ug/L	128.87588	5.1550352		5	0	0	0.12	0.5	500	103%	80	120	0%	
Bromoform	A	ug/L	129.9644	5.198576		5	0	0	0.119	0.5	500	104%	80	120	0%	
Bromomethane	A	ug/L	116.91567	4.6766268		5	0	0	0.253	0.5	500	94%	80	120	0%	
Carbon tetrachloride	A	ug/L	128.79275	5.15171		5	0	0	0.143	0.5	500	103%	80	120	0%	
Chlorobenzene	A	ug/L	131.63517	5.2654068		5	0	0	0.0914	0.5	500	105%	80	120	0%	
Chlorodibromomethane	A	ug/L	125.11031	5.0044124		5	0	0	0.0841	0.5	500	100%	80	120	0%	
Chloroethane	A	ug/L	115.59324	4.6237296		5	0	0	0.169	0.5	500	92%	80	120	0%	
Chloroform	A	ug/L	120.42358	4.8169432		5	0	0	0.0789	0.5	500	96%	80	120	0%	
Chloromethane	A	ug/L	108.77392	4.3509568		5	0	0	0.162	0.5	500	87%	80	120	0%	
cis-1,2-Dichloroethene	A	ug/L	130.12309	5.2049236		5	0	0	0.108	0.5	500	104%	80	120	0%	
cis-1,3-Dichloropropene	A	ug/L	121.55615	4.862246		5	0	0	0.073	0.5	500	97%	80	120	0%	
Dibromomethane	A	ug/L	125.30472	5.0121888		5	0	0	0.147	0.5	500	100%	80	120	0%	
Dichlorodifluoromethane	A	ug/L	111.37489	4.4549956		5	0	0	0.175	0.5	500	89%	80	120	0%	
Ethylbenzene	A	ug/L	131.91134	5.2764536		5	0	0	0.0836	0.5	500	106%	80	120	0%	
m+p-Xylenes	A	ug/L	262.75886	10.5103544		10	0	0	0.15	0.5	1000	105%	80	120	0%	
Methyl ethyl ketone	A	ug/L	1198.44392	47.9377568		50	0	0	1.77	10	5000	96%	80	120	0%	
Methyl tert-butyl ether (MTBE)	A	ug/L	134.72237	5.3888948		5	0	0	0.101	0.5	500	108%	80	120	0%	
Methylene chloride	A	ug/L	121.52968	4.8611872		5	0	0	0.338	0.5	500	97%	80	120	0%	
o-Xylene	A	ug/L	132.22141	5.2888564		5	0	0	0.0604	0.5	500	106%	80	120	0%	
Styrene	A	ug/L	137.49736	5.4998944		5	0	0	0.067	0.5	500	110%	80	120	0%	
Tetrachloroethene	A	ug/L	126.01413	5.0405652		5	0	0	0.0671	0.5	500	101%	80	120	0%	
Toluene	A	ug/L	132.0244	5.280976		5	0	0	0.0679	0.5	500	106%	80	120	0%	
trans-1,2-Dichloroethene	A	ug/L	134.70283	5.3881132		5	0	0	0.125	0.5	500	108%	80	120	0%	
trans-1,3-Dichloropropene	A	ug/L	129.02156	5.1608624		5	0	0	0.0846	0.5	500	103%	80	120	0%	
Trichloroethene	A	ug/L	131.10958	5.2443832		5	0	0	0.0993	0.5	500	105%	80	120	0%	
Trichlorofluoromethane	A	ug/L	121.7847	4.871388		5	0	0	0.134	0.5	500	97%	80	120	0%	
Vinyl chloride	A	ug/L	120.15175	4.80607		5	0	0	0.153	0.5	500	96%	80	120	0%	
1,4-Dichlorobenzene-d4	I	ug/L	250	10		0	0	0	0	0	500	0%	0	0	0%	
Chlorobenzene-d5	I	ug/L	250	10		0	0	0	0	0	500	0%	0	0	0%	
Fluorobenzene	I	ug/L	250	10		0	0	0	0	0	500	0%	0	0	0%	
Xylenes, Total	M	ug/L	394.98027	15.7992108		15	0	0	0.0604	0.5	1500	105%	80	120	0%	
1,2-Dichloroethane-d4	S	ug/L	280.28858	11.2115432		10	0	0	0.229	0.5	500	112%	80	120	0%	

Seq No	Lab ID	Test Code	Sample Typ	File ID	Analysis Date	DF	Batch ID	Prep Date	SPKref	RPDref	pmoist					
14970909	ICV010422	VOC-8260-W-Q	ICV	DA5975C\VG010	1/4/2022 9:29:14	1	R372940		0	0						
Analyte	T	Units	RAW	Final	Text	Spike	SPKref	RPDref	MDL	PQL	UQL	%REC	LOW	HIGH	%RPD	Q
Dibromofluoromethane	S	ug/L	271.19937	10.8479748		10	0	0	0.129	0.5	500	108%	80	120	0%	
p-Bromofluorobenzene	S	ug/L	269.89759	10.7959036		10	0	0	0.149	0.5	500	108%	80	120	0%	
Toluene-d8	S	ug/L	276.91062	11.0764248		10	0	0	0.23	0.5	500	111%	80	120	0%	

Data file Name : C:\MSDCHEM\1\DATA\VG010422\04JAN01.D  
Sample Name : PRIMER  
Operator : MSC  
Date injected : 4 Jan 2022 9:44 am  
Instrument : VOA5975C  
Method used : 5975CACQF  
No of spectra : 5616  
Start Time : 0.840  
End Time : 16.498  
Vial Number : 1

---

Data file Name : C:\MSDCHEM\1\DATA\VG010422\04JAN02.D  
Sample Name : BFB010422\_  
Operator : MSC  
Date injected : 4 Jan 2022 10:11 am  
Instrument : VOA5975C  
Method used : 5975CACQF  
No of spectra : 5616  
Start Time : 0.840  
End Time : 16.498  
Vial Number : 2

---

Data file Name : C:\MSDCHEM\1\DATA\VG010422\04JAN03.D  
Sample Name : CCV010422\_  
Operator : MSC  
Date injected : 4 Jan 2022 10:56 am  
Instrument : VOA5975C  
Method used : 5975CACQF  
No of spectra : 5616  
Start Time : 0.840  
End Time : 16.498  
Vial Number : 3

---

Data file Name : C:\MSDCHEM\1\DATA\VG010422\04JAN04.D  
Sample Name : PRIMER  
Misc. Info. : Replaced purge trap  
Operator : MSC  
Date injected : 4 Jan 2022 12:17 pm  
Instrument : VOA5975C  
Method used : 5975CACQF  
No of spectra : 5616  
Start Time : 0.840  
End Time : 16.498  
Vial Number : 4

---

Data file Name : C:\MSDCHEM\1\DATA\VG010422\04JAN05.D  
Sample Name : BFB010422\_

Operator : MSC  
Date injected : 4 Jan 2022 12:44 pm  
Instrument : VOA5975C  
Method used : 5975CACQF  
No of spectra : 5616  
Start Time : 0.840  
End Time : 16.498  
Vial Number : 5

---

Data file Name : C:\MSDCHEM\1\DATA\VG010422\04JAN06.D  
Sample Name : CCV010422\_  
Operator : MSC  
Date injected : 4 Jan 2022 1:24 pm  
Instrument : VOA5975C  
Method used : 5975CACQF  
No of spectra : 5616  
Start Time : 0.840  
End Time : 16.498  
Vial Number : 6

---

Data file Name : C:\MSDCHEM\1\DATA\VG010422\04JAN07.D  
Sample Name : BLK  
Operator : MSC  
Date injected : 4 Jan 2022 2:09 pm  
Instrument : VOA5975C  
Method used : 5975CACQF  
No of spectra : 5616  
Start Time : 0.839  
End Time : 16.498  
Vial Number : 7

---

Data file Name : C:\MSDCHEM\1\DATA\VG010422\04JAN08.D  
Sample Name : BFB010422\_  
Operator : MSC  
Date injected : 4 Jan 2022 2:38 pm  
Instrument : VOA5975C  
Method used : 5975CACQF  
No of spectra : 5616  
Start Time : 0.840  
End Time : 16.498  
Vial Number : 8

---

Data file Name : C:\MSDCHEM\1\DATA\VG010422\04JAN09.D  
Sample Name : MBLK010422\_  
Operator : MSC  
Date injected : 4 Jan 2022 3:05 pm  
Instrument : VOA5975C

Method used : 5975CACQF  
No of spectra : 5616  
Start Time : 0.840  
End Time : 16.498  
Vial Number : 9

---

Data file Name : C:\MSDCHEM\1\DATA\VG010422\04JAN10.D  
Sample Name : ICAL010422\_1  
Operator : MSC  
Date injected : 4 Jan 2022 3:33 pm  
Instrument : VOA5975C  
Method used : 5975CACQF  
No of spectra : 5616  
Start Time : 0.840  
End Time : 16.498  
Vial Number : 10

---

Data file Name : C:\MSDCHEM\1\DATA\VG010422\04JAN11.D  
Sample Name : ICAL010422\_2  
Operator : MSC  
Date injected : 4 Jan 2022 4:00 pm  
Instrument : VOA5975C  
Method used : 5975CACQF  
No of spectra : 5616  
Start Time : 0.840  
End Time : 16.498  
Vial Number : 11

---

Data file Name : C:\MSDCHEM\1\DATA\VG010422\04JAN12.D  
Sample Name : ICAL010422\_3  
Operator : MSC  
Date injected : 4 Jan 2022 4:28 pm  
Instrument : VOA5975C  
Method used : 5975CACQF  
No of spectra : 5616  
Start Time : 0.840  
End Time : 16.498  
Vial Number : 12

---

Data file Name : C:\MSDCHEM\1\DATA\VG010422\04JAN13.D  
Sample Name : ICAL010422\_4  
Operator : MSC  
Date injected : 4 Jan 2022 4:55 pm  
Instrument : VOA5975C  
Method used : 5975CACQF  
No of spectra : 5616  
Start Time : 0.840

End Time : 16.498  
Vial Number : 13

---

Data file Name : C:\MSDCHEM\1\DATA\VG010422\04JAN14.D  
Sample Name : BLK  
Operator : MSC  
Date injected : 4 Jan 2022 5:22 pm  
Instrument : VOA5975C  
Method used : 5975CACQF  
No of spectra : 5616  
Start Time : 0.840  
End Time : 16.498  
Vial Number : 14

---

Data file Name : C:\MSDCHEM\1\DATA\VG010422\04JAN15.D  
Sample Name : ICAL010422\_5  
Operator : MSC  
Date injected : 4 Jan 2022 5:50 pm  
Instrument : VOA5975C  
Method used : 5975CACQF  
No of spectra : 5616  
Start Time : 0.840  
End Time : 16.498  
Vial Number : 15

---

Data file Name : C:\MSDCHEM\1\DATA\VG010422\04JAN16.D  
Sample Name : BLK  
Operator : MSC  
Date injected : 4 Jan 2022 6:17 pm  
Instrument : VOA5975C  
Method used : 5975CACQF  
No of spectra : 5616  
Start Time : 0.840  
End Time : 16.498  
Vial Number : 16

---

Data file Name : C:\MSDCHEM\1\DATA\VG010422\04JAN17.D  
Sample Name : ICAL010422\_6  
Operator : MSC  
Date injected : 4 Jan 2022 6:45 pm  
Instrument : VOA5975C  
Method used : 5975CACQF  
No of spectra : 5616  
Start Time : 0.840  
End Time : 16.498  
Vial Number : 17

---

Data file Name : C:\MSDCHEM\1\DATA\VG010422\04JAN18.D  
Sample Name : BLK  
Operator : MSC  
Date injected : 4 Jan 2022 7:12 pm  
Instrument : VOA5975C  
Method used : 5975CACQF  
No of spectra : 5616  
Start Time : 0.840  
End Time : 16.498  
Vial Number : 18

---

Data file Name : C:\MSDCHEM\1\DATA\VG010422\04JAN19.D  
Sample Name : ICAL010422\_7  
Operator : MSC  
Date injected : 4 Jan 2022 7:39 pm  
Instrument : VOA5975C  
Method used : 5975CACQF  
No of spectra : 5616  
Start Time : 0.840  
End Time : 16.498  
Vial Number : 19

---

Data file Name : C:\MSDCHEM\1\DATA\VG010422\04JAN20.D  
Sample Name : BLK  
Operator : MSC  
Date injected : 4 Jan 2022 8:07 pm  
Instrument : VOA5975C  
Method used : 5975CACQF  
No of spectra : 5616  
Start Time : 0.839  
End Time : 16.498  
Vial Number : 20

---

Data file Name : C:\MSDCHEM\1\DATA\VG010422\04JAN21.D  
Sample Name : ICAL010422\_8  
Operator : MSC  
Date injected : 4 Jan 2022 8:34 pm  
Instrument : VOA5975C  
Method used : 5975CACQF  
No of spectra : 5616  
Start Time : 0.840  
End Time : 16.498  
Vial Number : 21

---

Data file Name : C:\MSDCHEM\1\DATA\VG010422\04JAN22.D  
Sample Name : BLK

Operator : MSC  
Date injected : 4 Jan 2022 9:01 pm  
Instrument : VOA5975C  
Method used : 5975CACQF  
No of spectra : 5616  
Start Time : 0.839  
End Time : 16.498  
Vial Number : 22

---

Data file Name : C:\MSDCHEM\1\DATA\VG010422\04JAN23.D  
Sample Name : ICV010422  
Operator : MSC  
Date injected : 4 Jan 2022 9:29 pm  
Instrument : VOA5975C  
Method used : 5975CACQF  
No of spectra : 5616  
Start Time : 0.840  
End Time : 16.498  
Vial Number : 23

---

Data file Name : C:\MSDCHEM\1\DATA\VG010422\04JAN24.D  
Sample Name : BLK  
Operator : MSC  
Date injected : 4 Jan 2022 9:56 pm  
Instrument : VOA5975C  
Method used : 5975CACQF  
No of spectra : 5616  
Start Time : 0.839  
End Time : 16.498  
Vial Number : 24

---

Data file Name : C:\MSDCHEM\1\DATA\VG010422\04JAN25.D  
Sample Name : MDL010422\_Q1\_1  
Operator : MSC  
Date injected : 4 Jan 2022 10:23 pm  
Instrument : VOA5975C  
Method used : 5975CACQF  
No of spectra : 5616  
Start Time : 0.840  
End Time : 16.498  
Vial Number : 25

---

Data file Name : C:\MSDCHEM\1\DATA\VG010422\04JAN26.D  
Sample Name : LOD010422\_Q1\_HalfCAL2  
Operator : MSC  
Date injected : 4 Jan 2022 10:51 pm  
Instrument : VOA5975C



Method used : 5975CACQF  
No of spectra : 5616  
Start Time : 0.839  
End Time : 16.498  
Vial Number : 26

---

Data file Name : C:\MSDCHEM\1\DATA\VG010422\04JAN27.D  
Sample Name : MDL010422\_Q1\_2xCAL1  
Operator : MSC  
Date injected : 4 Jan 2022 11:18 pm  
Instrument : VOA5975C  
Method used : 5975CACQF  
No of spectra : 5616  
Start Time : 0.840  
End Time : 16.498  
Vial Number : 27

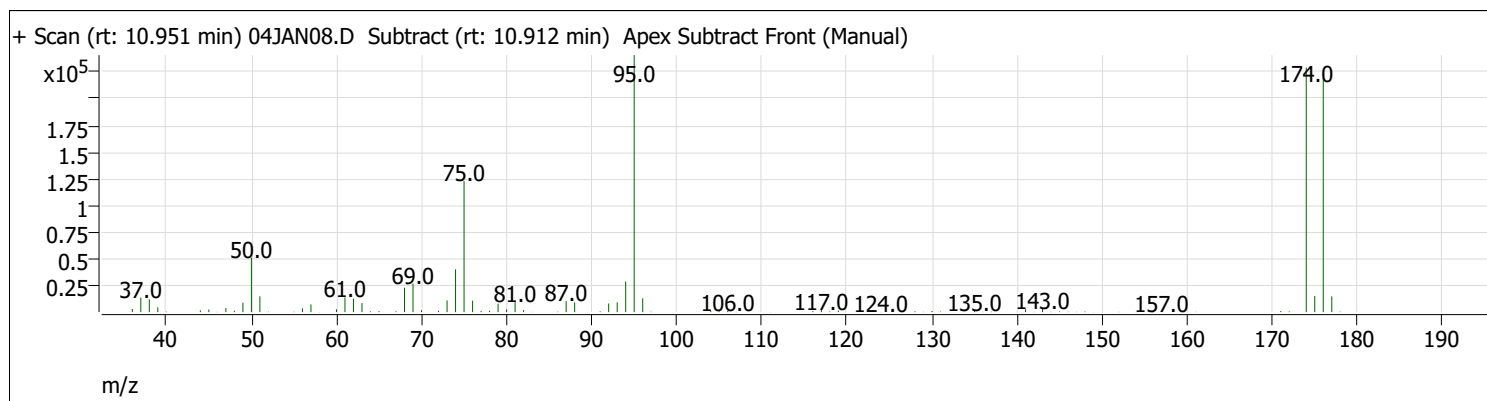
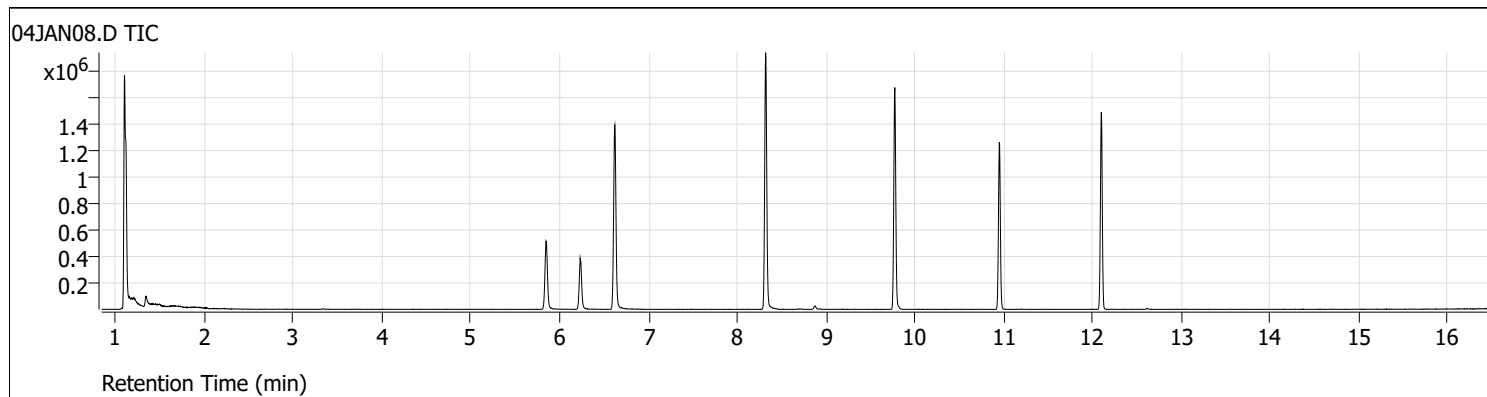
---

Data file Name : C:\MSDCHEM\1\DATA\VG010422\04JAN28.D  
Sample Name : BLK  
Operator : MSC  
Date injected : 4 Jan 2022 11:45 pm  
Instrument : VOA5975C  
Method used : 5975CACQF  
No of spectra : 5616  
Start Time : 0.840  
End Time : 16.498  
Vial Number : 28

---

# Tune Evaluation Report

Data Path: D:\Org\Data\VOA5975C\VG010422\04JAN08.D  
 Acq on: 1/4/2022 2:38:09 PM  
 Operator: MSC  
 Sample: BFB010422\_  
 Inst Name: VOA5975C  
 ALS Vial: 8  
 Method: \\MASSHUNTER\Org\Data\Methods\BFBapex.m



Target Mass	Rel. To Mass	Lower Limit%	Upper Limit%	Rel. Abn%	Raw Abn	Pass/Fail
50	95	15	40	21.2	51080	Pass
75	95	30	60	51.0	122824	Pass
95	95	100	100	100.0	240768	Pass
96	95	5	9	5.4	12961	Pass
173	174	0	2	0.0	0	Pass
174	95	50	100	95.2	229120	Pass
175	174	5	9	6.6	15102	Pass
176	174	95	101	95.7	219264	Pass
177	176	5	9	6.7	14796	Pass

# Quantitative Analysis Results Summary Report

Batch Path	D:\Org\Data\VOA5975C\VG010422\QuantResults\VG010422_8260B.batch.bin	Analyst Name	BL2000\mchavez
Analysis Time	2/28/2022 1:57 PM	Reporter Name	BL2000\mchavez
Report Time	2/28/2022 2:00:48 PM	Batch State	Processed
Last Calib Update	1/9/2022 8:59 PM	Quant Report Version	10.0
Quant Batch Version	10.0		

## Sequence Table

Data File	sample Name	Sample Type	Vial Position	Inj Vol	Level	Acq Method File
04JAN09.D	MBLK010422_	Method Blank	9	0		5975CACQF.M
04JAN10.D	ICAL010422_1	Cal	10	0	1	5975CACQF.M
04JAN11.D	ICAL010422_2	Cal	11	0	2	5975CACQF.M
04JAN12.D	ICAL010422_3	Cal	12	0	3	5975CACQF.M
04JAN13.D	ICAL010422_4	Cal	13	0	4	5975CACQF.M
04JAN15.D	ICAL010422_5	Cal	15	0	5	5975CACQF.M
04JAN17.D	ICAL010422_6	Cal	17	0	6	5975CACQF.M
04JAN19.D	ICAL010422_7	Cal	19	0	7	5975CACQF.M
04JAN21.D	ICAL010422_8	Cal	21	0	8	5975CACQF.M
04JAN23.D	ICV010422	QC	23	0	QC	5975CACQF.M

## Quantitation Results

### Compound: Dichlorodifluoromethane

Data File	Sample Type	ISTD	RT	Resp	ISTD Resp	Resp Ratio	Final Conc	Exp. Conc	Accuracy
04JAN09.D	Blank	Fluorobenzene			775552		ND		
04JAN10.D	Calibration	Fluorobenzene	1.241	4353	770895	0.0056	4.3090	2.5000	172.4
04JAN11.D	Calibration	Fluorobenzene	1.244	12087	764419	0.0158	12.0663	12.5000	96.5
04JAN12.D	Calibration	Fluorobenzene	1.244	26627	791270	0.0337	25.6793	25.0000	102.7
04JAN13.D	Calibration	Fluorobenzene	1.241	50457	778120	0.0648	49.4835	50.0000	99.0
04JAN15.D	Calibration	Fluorobenzene	1.241	137933	823488	0.1675	127.8193	125.0000	102.3
04JAN17.D	Calibration	Fluorobenzene	1.241	276334	836278	0.3304	252.1559	250.0000	100.9
04JAN19.D	Calibration	Fluorobenzene	1.241	412544	841876	0.4900	373.9449	375.0000	99.7
04JAN21.D	Calibration	Fluorobenzene	1.241	545484	841364	0.6483	494.7474	500.0000	98.9
04JAN23.D	QC	Fluorobenzene	1.241	116936	801210	0.1459	111.3749	125.0000	

### Compound: Chloromethane

Data File	Sample Type	ISTD	RT	Resp	ISTD Resp	Resp Ratio	Final Conc	Exp. Conc	Accuracy
04JAN09.D	Blank	Fluorobenzene	1.333	0	775552	0.0000	ND		
04JAN10.D	Calibration	Fluorobenzene	1.406	7435	770895	0.0096	6.0637	2.5000	242.5
04JAN11.D	Calibration	Fluorobenzene	1.406	16859	764419	0.0221	13.8661	12.5000	110.9
04JAN12.D	Calibration	Fluorobenzene	1.406	33153	791270	0.0419	26.3422	25.0000	105.4
04JAN13.D	Calibration	Fluorobenzene	1.408	61632	778120	0.0792	49.7983	50.0000	99.6
04JAN15.D	Calibration	Fluorobenzene	1.409	160604	823488	0.1950	122.6179	125.0000	98.1
04JAN17.D	Calibration	Fluorobenzene	1.408	319523	836278	0.3821	240.2183	250.0000	96.1
04JAN19.D	Calibration	Fluorobenzene	1.409	471454	841876	0.5600	352.0836	375.0000	93.9
04JAN21.D	Calibration	Fluorobenzene	1.406	642582	841364	0.7637	480.1747	500.0000	96.0

# Quantitative Analysis Results Summary Report

**Compound: Chloromethane**

Data File	Sample Type	ISTD	RT	Resp	ISTD Resp	Resp Ratio	Final Conc	Exp. Conc	Accuracy
04JAN23.D	QC	Fluorobenzene	1.406	138617	801210	0.1730	108.7739	125.0000	

**Compound: Vinyl chloride**

Data File	Sample Type	ISTD	RT	Resp	ISTD Resp	Resp Ratio	Final Conc	Exp. Conc	Accuracy
04JAN09.D	Blank	Fluorobenzene	1.489	0	775552	0.0000	ND		
04JAN10.D	Calibration	Fluorobenzene	1.495	4274	770895	0.0055	3.8739	2.5000	155.0
04JAN11.D	Calibration	Fluorobenzene	1.498	13724	764419	0.0180	12.5446	12.5000	100.4
04JAN12.D	Calibration	Fluorobenzene	1.495	29046	791270	0.0367	25.6488	25.0000	102.6
04JAN13.D	Calibration	Fluorobenzene	1.495	54521	778120	0.0701	48.9580	50.0000	97.9
04JAN15.D	Calibration	Fluorobenzene	1.495	148358	823488	0.1802	125.8809	125.0000	100.7
04JAN17.D	Calibration	Fluorobenzene	1.498	297604	836278	0.3559	248.6532	250.0000	99.5
04JAN19.D	Calibration	Fluorobenzene	1.498	448643	841876	0.5329	372.3564	375.0000	99.3
04JAN21.D	Calibration	Fluorobenzene	1.495	600092	841364	0.7132	498.3563	500.0000	99.7
04JAN23.D	QC	Fluorobenzene	1.495	137775	801210	0.1720	120.1518	125.0000	

**Compound: Bromomethane**

Data File	Sample Type	ISTD	RT	Resp	ISTD Resp	Resp Ratio	Final Conc	Exp. Conc	Accuracy
04JAN09.D	Blank	Fluorobenzene			775552		ND		
04JAN10.D	Calibration	Fluorobenzene	1.796	1902	770895	0.0025	3.8547	2.5000	154.2
04JAN11.D	Calibration	Fluorobenzene	1.796	5893	764419	0.0077	12.0464	12.5000	96.4
04JAN12.D	Calibration	Fluorobenzene	1.796	13054	791270	0.0165	25.7793	25.0000	103.1
04JAN13.D	Calibration	Fluorobenzene	1.799	23699	778120	0.0305	47.5921	50.0000	95.2
04JAN15.D	Calibration	Fluorobenzene	1.799	65163	823488	0.0791	123.6504	125.0000	98.9
04JAN17.D	Calibration	Fluorobenzene	1.799	134737	836278	0.1611	251.7606	250.0000	100.7
04JAN19.D	Calibration	Fluorobenzene	1.796	207491	841876	0.2465	385.1259	375.0000	102.7
04JAN21.D	Calibration	Fluorobenzene	1.793	277301	841364	0.3296	515.0141	500.0000	103.0
04JAN23.D	QC	Fluorobenzene	1.796	59947	801210	0.0748	116.9157	125.0000	

**Compound: Chloroethane**

Data File	Sample Type	ISTD	RT	Resp	ISTD Resp	Resp Ratio	Final Conc	Exp. Conc	Accuracy
04JAN09.D	Blank	Fluorobenzene			775552		ND		
04JAN10.D	Calibration	Fluorobenzene	1.899	2178	770895	0.0028	3.9871	2.5000	159.5
04JAN11.D	Calibration	Fluorobenzene	1.897	8052	764419	0.0105	14.8670	12.5000	118.9
04JAN12.D	Calibration	Fluorobenzene	1.897	14646	791270	0.0185	26.1250	25.0000	104.5
04JAN13.D	Calibration	Fluorobenzene	1.897	25484	778120	0.0328	46.2243	50.0000	92.4
04JAN15.D	Calibration	Fluorobenzene	1.894	71420	823488	0.0867	122.4086	125.0000	97.9
04JAN17.D	Calibration	Fluorobenzene	1.894	137312	836278	0.1642	231.7432	250.0000	92.7
04JAN19.D	Calibration	Fluorobenzene	1.897	217393	841876	0.2582	364.4573	375.0000	97.2
04JAN21.D	Calibration	Fluorobenzene	1.894	287041	841364	0.3412	481.5143	500.0000	96.3
04JAN23.D	QC	Fluorobenzene	1.897	65619	801210	0.0819	115.5932	125.0000	

# Quantitative Analysis Results Summary Report

**Compound: Trichlorofluoromethane**

Data File	Sample Type	ISTD	RT	Resp	ISTD Resp	Resp Ratio	Final Conc	Exp. Conc	Accuracy
04JAN09.D	Blank	Fluorobenzene			775552		ND		
04JAN10.D	Calibration	Fluorobenzene	2.153	5030	770895	0.0065	3.6731	2.5000	146.9
04JAN11.D	Calibration	Fluorobenzene	2.142	15431	764419	0.0202	11.3637	12.5000	90.9
04JAN12.D	Calibration	Fluorobenzene	2.142	37464	791270	0.0473	26.6531	25.0000	106.6
04JAN13.D	Calibration	Fluorobenzene	2.145	68163	778120	0.0876	49.3128	50.0000	98.6
04JAN15.D	Calibration	Fluorobenzene	2.142	188808	823488	0.2293	129.0687	125.0000	103.3
04JAN17.D	Calibration	Fluorobenzene	2.145	384837	836278	0.4602	259.0502	250.0000	103.6
04JAN19.D	Calibration	Fluorobenzene	2.145	555477	841876	0.6598	371.4290	375.0000	99.0
04JAN21.D	Calibration	Fluorobenzene	2.145	731829	841364	0.8698	489.6475	500.0000	97.9
04JAN23.D	QC	Fluorobenzene	2.145	173333	801210	0.2163	121.7847	125.0000	

**Compound: 1,1-Dichloroethene**

Data File	Sample Type	ISTD	RT	Resp	ISTD Resp	Resp Ratio	Final Conc	Exp. Conc	Accuracy
04JAN09.D	Blank	Fluorobenzene			775552		ND		
04JAN10.D	Calibration	Fluorobenzene	2.700	2084	770895	0.0027	2.6839	2.5000	107.4
04JAN11.D	Calibration	Fluorobenzene	2.700	9169	764419	0.0120	11.9081	12.5000	95.3
04JAN12.D	Calibration	Fluorobenzene	2.700	20631	791270	0.0261	25.8849	25.0000	103.5
04JAN13.D	Calibration	Fluorobenzene	2.702	38253	778120	0.0492	48.8056	50.0000	97.6
04JAN15.D	Calibration	Fluorobenzene	2.697	99438	823488	0.1208	119.8798	125.0000	95.9
04JAN17.D	Calibration	Fluorobenzene	2.702	217406	836278	0.2600	258.0903	250.0000	103.2
04JAN19.D	Calibration	Fluorobenzene	2.700	322557	841876	0.3831	380.3725	375.0000	101.4
04JAN21.D	Calibration	Fluorobenzene	2.700	436507	841364	0.5188	515.0603	500.0000	103.0
04JAN23.D	QC	Fluorobenzene	2.702	108512	801210	0.1354	134.4566	125.0000	

**Compound: Methylene chloride**

Data File	Sample Type	ISTD	RT	Resp	ISTD Resp	Resp Ratio	Final Conc	Exp. Conc	Accuracy
04JAN09.D	Blank	Fluorobenzene	3.335	1661	775552	0.0021	1.4424		
04JAN10.D	Calibration	Fluorobenzene	3.324	4095	770895	0.0053	3.5774	2.5000	143.1
04JAN11.D	Calibration	Fluorobenzene	3.338	17734	764419	0.0232	15.6236	12.5000	125.0
04JAN12.D	Calibration	Fluorobenzene	3.333	30908	791270	0.0391	26.3058	25.0000	105.2
04JAN13.D	Calibration	Fluorobenzene	3.335	58282	778120	0.0749	50.4421	50.0000	100.9
04JAN15.D	Calibration	Fluorobenzene	3.336	135271	823488	0.1643	110.6249	125.0000	88.5
04JAN17.D	Calibration	Fluorobenzene	3.333	292397	836278	0.3496	235.4657	250.0000	94.2
04JAN19.D	Calibration	Fluorobenzene	3.330	435116	841876	0.5168	348.0666	375.0000	92.8
04JAN21.D	Calibration	Fluorobenzene	3.330	583438	841364	0.6934	466.9993	500.0000	93.4
04JAN23.D	QC	Fluorobenzene	3.330	144585	801210	0.1805	121.5297	125.0000	

**Compound: trans-1,2-Dichloroethene**

Data File	Sample Type	ISTD	RT	Resp	ISTD Resp	Resp Ratio	Final Conc	Exp. Conc	Accuracy
04JAN09.D	Blank	Fluorobenzene			775552		ND		
04JAN10.D	Calibration	Fluorobenzene	3.723	2146	770895	0.0028	2.7090	2.5000	108.4
04JAN11.D	Calibration	Fluorobenzene	3.720	9821	764419	0.0128	12.5022	12.5000	100.0

# Quantitative Analysis Results Summary Report

**Compound: trans-1,2-Dichloroethene**

Data File	Sample Type	ISTD	RT	Resp	ISTD Resp	Resp Ratio	Final Conc	Exp. Conc	Accuracy
04JAN12.D	Calibration	Fluorobenzene	3.712	20706	791270	0.0262	25.4641	25.0000	101.9
04JAN13.D	Calibration	Fluorobenzene	3.717	39596	778120	0.0509	49.5178	50.0000	99.0
04JAN15.D	Calibration	Fluorobenzene	3.718	100409	823488	0.1219	118.6511	125.0000	94.9
04JAN17.D	Calibration	Fluorobenzene	3.715	218855	836278	0.2617	254.6608	250.0000	101.9
04JAN19.D	Calibration	Fluorobenzene	3.715	325415	841876	0.3865	376.1367	375.0000	100.3
04JAN21.D	Calibration	Fluorobenzene	3.718	440967	841364	0.5241	510.0097	500.0000	102.0
04JAN23.D	QC	Fluorobenzene	3.715	110909	801210	0.1384	134.7028	125.0000	

**Compound: Methyl tert-butyl ether (MTBE)**

Data File	Sample Type	ISTD	RT	Resp	ISTD Resp	Resp Ratio	Final Conc	Exp. Conc	Accuracy
04JAN09.D	Blank	Fluorobenzene			775552		ND		
04JAN10.D	Calibration	Fluorobenzene	3.759	2717	770895	0.0035	2.6532	2.5000	106.1
04JAN11.D	Calibration	Fluorobenzene	3.762	12515	764419	0.0164	12.3255	12.5000	98.6
04JAN12.D	Calibration	Fluorobenzene	3.754	24218	791270	0.0306	23.0418	25.0000	92.2
04JAN13.D	Calibration	Fluorobenzene	3.757	49126	778120	0.0631	47.5301	50.0000	95.1
04JAN15.D	Calibration	Fluorobenzene	3.754	139068	823488	0.1689	127.1375	125.0000	101.7
04JAN17.D	Calibration	Fluorobenzene	3.751	287653	836278	0.3440	258.9535	250.0000	103.6
04JAN19.D	Calibration	Fluorobenzene	3.751	437439	841876	0.5196	391.1767	375.0000	104.3
04JAN21.D	Calibration	Fluorobenzene	3.754	584294	841364	0.6945	522.8187	500.0000	104.6
04JAN23.D	QC	Fluorobenzene	3.754	143378	801210	0.1790	134.7224	125.0000	

**Compound: 1,1-Dichloroethane**

Data File	Sample Type	ISTD	RT	Resp	ISTD Resp	Resp Ratio	Final Conc	Exp. Conc	Accuracy
04JAN09.D	Blank	Fluorobenzene			775552		ND		
04JAN10.D	Calibration	Fluorobenzene	4.376	3892	770895	0.0050	2.6393	2.5000	105.6
04JAN11.D	Calibration	Fluorobenzene	4.378	17642	764419	0.0231	12.0652	12.5000	96.5
04JAN12.D	Calibration	Fluorobenzene	4.379	38874	791270	0.0491	25.6835	25.0000	102.7
04JAN13.D	Calibration	Fluorobenzene	4.381	73205	778120	0.0941	49.1828	50.0000	98.4
04JAN15.D	Calibration	Fluorobenzene	4.378	186052	823488	0.2259	118.1125	125.0000	94.5
04JAN17.D	Calibration	Fluorobenzene	4.384	413408	836278	0.4943	258.4325	250.0000	103.4
04JAN19.D	Calibration	Fluorobenzene	4.381	612660	841876	0.7277	380.4437	375.0000	101.5
04JAN21.D	Calibration	Fluorobenzene	4.378	829359	841364	0.9857	515.3207	500.0000	103.1
04JAN23.D	QC	Fluorobenzene	4.376	208131	801210	0.2598	135.8030	125.0000	

**Compound: 2,2-Dichloropropane**

Data File	Sample Type	ISTD	RT	Resp	ISTD Resp	Resp Ratio	Final Conc	Exp. Conc	Accuracy
04JAN09.D	Blank	Fluorobenzene			775552		ND		
04JAN10.D	Calibration	Fluorobenzene	5.196	2930	770895	0.0038	2.6520	2.5000	106.1
04JAN11.D	Calibration	Fluorobenzene	5.196	13676	764419	0.0179	12.4820	12.5000	99.9
04JAN12.D	Calibration	Fluorobenzene	5.190	29793	791270	0.0377	26.2692	25.0000	105.1
04JAN13.D	Calibration	Fluorobenzene	5.193	56189	778120	0.0722	50.3804	50.0000	100.8
04JAN15.D	Calibration	Fluorobenzene	5.196	139656	823488	0.1696	118.3203	125.0000	94.7

# Quantitative Analysis Results Summary Report

**Compound: 2,2-Dichloropropane**

Data File	Sample Type	ISTD	RT	Resp	ISTD Resp	Resp Ratio	Final Conc	Exp. Conc	Accuracy
04JAN17.D	Calibration	Fluorobenzene	5.190	303307	836278	0.3627	253.0397	250.0000	101.2
04JAN19.D	Calibration	Fluorobenzene	5.190	446282	841876	0.5301	369.8436	375.0000	98.6
04JAN21.D	Calibration	Fluorobenzene	5.190	601823	841364	0.7153	499.0473	500.0000	99.8
04JAN23.D	QC	Fluorobenzene	5.190	150902	801210	0.1883	131.4031	125.0000	

**Compound: cis-1,2-Dichloroethene**

Data File	Sample Type	ISTD	RT	Resp	ISTD Resp	Resp Ratio	Final Conc	Exp. Conc	Accuracy
04JAN09.D	Blank	Fluorobenzene			775552		ND		
04JAN10.D	Calibration	Fluorobenzene	5.212	2376	770895	0.0031	2.9581	2.5000	118.3
04JAN11.D	Calibration	Fluorobenzene	5.221	10008	764419	0.0131	12.5659	12.5000	100.5
04JAN12.D	Calibration	Fluorobenzene	5.212	20252	791270	0.0256	24.5653	25.0000	98.3
04JAN13.D	Calibration	Fluorobenzene	5.209	39251	778120	0.0504	48.4154	50.0000	96.8
04JAN15.D	Calibration	Fluorobenzene	5.215	100057	823488	0.1215	116.6190	125.0000	93.3
04JAN17.D	Calibration	Fluorobenzene	5.215	228170	836278	0.2728	261.8706	250.0000	104.7
04JAN19.D	Calibration	Fluorobenzene	5.212	339211	841876	0.4029	386.7236	375.0000	103.1
04JAN21.D	Calibration	Fluorobenzene	5.212	452377	841364	0.5377	516.0544	500.0000	103.2
04JAN23.D	QC	Fluorobenzene	5.209	108623	801210	0.1356	130.1231	125.0000	

**Compound: Methyl ethyl ketone**

Data File	Sample Type	ISTD	RT	Resp	ISTD Resp	Resp Ratio	Final Conc	Exp. Conc	Accuracy
04JAN09.D	Blank	Fluorobenzene			775552		ND		
04JAN10.D	Calibration	Fluorobenzene	5.302	3035	770895	0.0039	27.8967	25.0000	111.6
04JAN11.D	Calibration	Fluorobenzene	5.288	13167	764419	0.0172	122.0520	125.0000	97.6
04JAN12.D	Calibration	Fluorobenzene	5.282	26248	791270	0.0332	235.0504	250.0000	94.0
04JAN13.D	Calibration	Fluorobenzene	5.285	52648	778120	0.0677	479.4296	500.0000	95.9
04JAN15.D	Calibration	Fluorobenzene	5.282	134730	823488	0.1636	1159.3019	1250.0000	92.7
04JAN17.D	Calibration	Fluorobenzene	5.279	317271	836278	0.3794	2688.2474	2500.0000	107.5
04JAN19.D	Calibration	Fluorobenzene	5.279	470653	841876	0.5591	3961.3410	3750.0000	105.6
04JAN21.D	Calibration	Fluorobenzene	5.279	632539	841364	0.7518	5327.1253	5000.0000	106.5
04JAN23.D	QC	Fluorobenzene	5.282	135511	801210	0.1691	1198.4439	1250.0000	

**Compound: Bromochloromethane**

Data File	Sample Type	ISTD	RT	Resp	ISTD Resp	Resp Ratio	Final Conc	Exp. Conc	Accuracy
04JAN09.D	Blank	Fluorobenzene			775552		ND		
04JAN10.D	Calibration	Fluorobenzene	5.522	807	770895	0.0010	2.4260	2.5000	97.0
04JAN11.D	Calibration	Fluorobenzene	5.516	4275	764419	0.0056	12.9568	12.5000	103.7
04JAN12.D	Calibration	Fluorobenzene	5.522	8688	791270	0.0110	25.4383	25.0000	101.8
04JAN13.D	Calibration	Fluorobenzene	5.516	17338	778120	0.0223	51.6233	50.0000	103.2
04JAN15.D	Calibration	Fluorobenzene	5.519	41966	823488	0.0510	118.0683	125.0000	94.5
04JAN17.D	Calibration	Fluorobenzene	5.519	89178	836278	0.1066	247.0586	250.0000	98.8
04JAN19.D	Calibration	Fluorobenzene	5.516	135103	841876	0.1605	371.8004	375.0000	99.1
04JAN21.D	Calibration	Fluorobenzene	5.519	179618	841364	0.2135	494.6054	500.0000	98.9

# Quantitative Analysis Results Summary Report

**Compound: Bromochloromethane**

Data File	Sample Type	ISTD	RT	Resp	ISTD Resp	Resp Ratio	Final Conc	Exp. Conc	Accuracy
04JAN23.D	QC	Fluorobenzene	5.513	42744	801210	0.0533	123.6009	125.0000	

**Compound: Chloroform**

Data File	Sample Type	ISTD	RT	Resp	ISTD Resp	Resp Ratio	Final Conc	Exp. Conc	Accuracy
04JAN09.D	Blank	Fluorobenzene			775552		ND		
04JAN10.D	Calibration	Fluorobenzene	5.659	4248	770895	0.0055	2.8946	2.5000	115.8
04JAN11.D	Calibration	Fluorobenzene	5.656	19015	764419	0.0249	13.0668	12.5000	104.5
04JAN12.D	Calibration	Fluorobenzene	5.653	36413	791270	0.0460	24.1734	25.0000	96.7
04JAN13.D	Calibration	Fluorobenzene	5.650	71403	778120	0.0918	48.2031	50.0000	96.4
04JAN15.D	Calibration	Fluorobenzene	5.653	179640	823488	0.2181	114.5912	125.0000	91.7
04JAN17.D	Calibration	Fluorobenzene	5.653	394946	836278	0.4723	248.0804	250.0000	99.2
04JAN19.D	Calibration	Fluorobenzene	5.650	588080	841876	0.6985	366.9389	375.0000	97.9
04JAN21.D	Calibration	Fluorobenzene	5.653	783422	841364	0.9311	489.1221	500.0000	97.8
04JAN23.D	QC	Fluorobenzene	5.647	183676	801210	0.2292	120.4236	125.0000	

**Compound: 1,1,1-Trichloroethane**

Data File	Sample Type	ISTD	RT	Resp	ISTD Resp	Resp Ratio	Final Conc	Exp. Conc	Accuracy
04JAN09.D	Blank	Fluorobenzene			775552		ND		
04JAN10.D	Calibration	Fluorobenzene	5.831	3510	770895	0.0046	2.5521	2.5000	102.1
04JAN11.D	Calibration	Fluorobenzene	5.837	16623	764419	0.0217	12.1891	12.5000	97.5
04JAN12.D	Calibration	Fluorobenzene	5.826	35547	791270	0.0449	25.1809	25.0000	100.7
04JAN13.D	Calibration	Fluorobenzene	5.834	67007	778120	0.0861	48.2688	50.0000	96.5
04JAN15.D	Calibration	Fluorobenzene	5.834	174206	823488	0.2115	118.5764	125.0000	94.9
04JAN17.D	Calibration	Fluorobenzene	5.831	386005	836278	0.4616	258.7228	250.0000	103.5
04JAN19.D	Calibration	Fluorobenzene	5.831	580748	841876	0.6898	386.6625	375.0000	103.1
04JAN21.D	Calibration	Fluorobenzene	5.834	778785	841364	0.9256	518.8312	500.0000	103.8
04JAN23.D	QC	Fluorobenzene	5.831	183324	801210	0.2288	128.2524	125.0000	

**Compound: Dibromofluoromethane**

Data File	Sample Type	ISTD	RT	Resp	ISTD Resp	Resp Ratio	Final Conc	Exp. Conc	Accuracy
04JAN09.D	Blank	Fluorobenzene	5.848	203459	775552	0.2623	278.4635		
04JAN10.D	Calibration	Fluorobenzene	5.851	2508	770895	0.0033	3.4533	2.5000	138.1
04JAN11.D	Calibration	Fluorobenzene	5.845	9074	764419	0.0119	12.6000	12.5000	100.8
04JAN12.D	Calibration	Fluorobenzene	5.845	19100	791270	0.0241	25.6219	25.0000	102.5
04JAN13.D	Calibration	Fluorobenzene	5.848	35309	778120	0.0454	48.1661	50.0000	96.3
04JAN15.D	Calibration	Fluorobenzene	5.845	89307	823488	0.1084	115.1146	125.0000	92.1
04JAN17.D	Calibration	Fluorobenzene	5.845	204073	836278	0.2440	259.0223	250.0000	103.6
04JAN19.D	Calibration	Fluorobenzene	5.848	305158	841876	0.3625	384.7503	375.0000	102.6
04JAN21.D	Calibration	Fluorobenzene	5.845	404568	841364	0.4808	510.3991	500.0000	102.1
04JAN23.D	QC	Fluorobenzene	5.848	204707	801210	0.2555	271.1994	250.0000	



# Quantitative Analysis Results Summary Report

**Compound: Carbon tetrachloride**

Data File	Sample Type	ISTD	RT	Resp	ISTD Resp	Resp Ratio	Final Conc	Exp. Conc	Accuracy
04JAN09.D	Blank	Fluorobenzene			775552		ND		
04JAN10.D	Calibration	Fluorobenzene	6.029	4342	770895	0.0056	3.2043	2.5000	128.2
04JAN11.D	Calibration	Fluorobenzene	6.021	16466	764419	0.0215	12.2545	12.5000	98.0
04JAN12.D	Calibration	Fluorobenzene	6.024	34462	791270	0.0436	24.7773	25.0000	99.1
04JAN13.D	Calibration	Fluorobenzene	6.026	65313	778120	0.0839	47.7520	50.0000	95.5
04JAN15.D	Calibration	Fluorobenzene	6.024	172928	823488	0.2100	119.4667	125.0000	95.6
04JAN17.D	Calibration	Fluorobenzene	6.026	383485	836278	0.4586	260.8774	250.0000	104.4
04JAN19.D	Calibration	Fluorobenzene	6.024	572545	841876	0.6801	386.9014	375.0000	103.2
04JAN21.D	Calibration	Fluorobenzene	6.024	770907	841364	0.9163	521.2630	500.0000	104.3
04JAN23.D	QC	Fluorobenzene	6.027	181384	801210	0.2264	128.7928	125.0000	

**Compound: 1,1-Dichloropropene**

Data File	Sample Type	ISTD	RT	Resp	ISTD Resp	Resp Ratio	Final Conc	Exp. Conc	Accuracy
04JAN09.D	Blank	Fluorobenzene			775552		ND		
04JAN10.D	Calibration	Fluorobenzene	6.041	2830	770895	0.0037	2.4201	2.5000	96.8
04JAN11.D	Calibration	Fluorobenzene	6.038	13149	764419	0.0172	11.3397	12.5000	90.7
04JAN12.D	Calibration	Fluorobenzene	6.038	29241	791270	0.0370	24.3617	25.0000	97.4
04JAN13.D	Calibration	Fluorobenzene	6.035	56376	778120	0.0725	47.7627	50.0000	95.5
04JAN15.D	Calibration	Fluorobenzene	6.038	149649	823488	0.1817	119.8002	125.0000	95.8
04JAN17.D	Calibration	Fluorobenzene	6.038	335741	836278	0.4015	264.6638	250.0000	105.9
04JAN19.D	Calibration	Fluorobenzene	6.040	507157	841876	0.6024	397.1322	375.0000	105.9
04JAN21.D	Calibration	Fluorobenzene	6.038	693669	841364	0.8245	543.5121	500.0000	108.7
04JAN23.D	QC	Fluorobenzene	6.038	150930	801210	0.1884	124.1853	125.0000	

**Compound: 1,2-Dichloroethane-d4**

Data File	Sample Type	ISTD	RT	Resp	ISTD Resp	Resp Ratio	Final Conc	Exp. Conc	Accuracy
04JAN09.D	Blank	Fluorobenzene	6.233	88174	775552	0.1137	279.3964		
04JAN10.D	Calibration	Fluorobenzene	6.233	923	770895	0.0012	2.9438	2.5000	117.8
04JAN11.D	Calibration	Fluorobenzene	6.227	3938	764419	0.0052	12.6600	12.5000	101.3
04JAN12.D	Calibration	Fluorobenzene	6.236	8284	791270	0.0105	25.7280	25.0000	102.9
04JAN13.D	Calibration	Fluorobenzene	6.233	15238	778120	0.0196	48.1252	50.0000	96.3
04JAN15.D	Calibration	Fluorobenzene	6.233	39086	823488	0.0475	116.6420	125.0000	93.3
04JAN17.D	Calibration	Fluorobenzene	6.236	87876	836278	0.1051	258.2324	250.0000	103.3
04JAN19.D	Calibration	Fluorobenzene	6.233	129608	841876	0.1540	378.3335	375.0000	100.9
04JAN21.D	Calibration	Fluorobenzene	6.233	174713	841364	0.2077	510.3080	500.0000	102.1
04JAN23.D	QC	Fluorobenzene	6.230	91382	801210	0.1141	280.2886	250.0000	

**Compound: Benzene**

Data File	Sample Type	ISTD	RT	Resp	ISTD Resp	Resp Ratio	Final Conc	Exp. Conc	Accuracy
04JAN09.D	Blank	Fluorobenzene	6.266	381	775552	0.0005	0.1233		
04JAN10.D	Calibration	Fluorobenzene	6.278	8408	770895	0.0109	2.7393	2.5000	109.6
04JAN11.D	Calibration	Fluorobenzene	6.278	37071	764419	0.0485	12.1801	12.5000	97.4

# Quantitative Analysis Results Summary Report

**Compound: Benzene**

Data File	Sample Type	ISTD	RT	Resp	ISTD Resp	Resp Ratio	Final Conc	Exp. Conc	Accuracy
04JAN12.D	Calibration	Fluorobenzene	6.278	74956	791270	0.0947	23.7919	25.0000	95.2
04JAN13.D	Calibration	Fluorobenzene	6.277	148727	778120	0.1911	48.0054	50.0000	96.0
04JAN15.D	Calibration	Fluorobenzene	6.278	383469	823488	0.4657	116.9553	125.0000	93.6
04JAN17.D	Calibration	Fluorobenzene	6.280	857534	836278	1.0254	257.5416	250.0000	103.0
04JAN19.D	Calibration	Fluorobenzene	6.278	1293370	841876	1.5363	385.8526	375.0000	102.9
04JAN21.D	Calibration	Fluorobenzene	6.280	1714050	841364	2.0372	511.6658	500.0000	102.3
04JAN23.D	QC	Fluorobenzene	6.280	418900	801210	0.5228	131.3139	125.0000	

**Compound: 1,2-Dichloroethane**

Data File	Sample Type	ISTD	RT	Resp	ISTD Resp	Resp Ratio	Final Conc	Exp. Conc	Accuracy
04JAN09.D	Blank	Fluorobenzene			775552		ND		
04JAN10.D	Calibration	Fluorobenzene	6.322	2415	770895	0.0031	2.9090	2.5000	116.4
04JAN11.D	Calibration	Fluorobenzene	6.322	10202	764419	0.0133	12.3906	12.5000	99.1
04JAN12.D	Calibration	Fluorobenzene	6.322	19996	791270	0.0253	23.4616	25.0000	93.8
04JAN13.D	Calibration	Fluorobenzene	6.325	41058	778120	0.0528	48.9880	50.0000	98.0
04JAN15.D	Calibration	Fluorobenzene	6.322	104855	823488	0.1273	118.2143	125.0000	94.6
04JAN17.D	Calibration	Fluorobenzene	6.322	226964	836278	0.2714	251.9675	250.0000	100.8
04JAN19.D	Calibration	Fluorobenzene	6.322	332775	841876	0.3953	366.9787	375.0000	97.9
04JAN21.D	Calibration	Fluorobenzene	6.322	450739	841364	0.5357	497.3699	500.0000	99.5
04JAN23.D	QC	Fluorobenzene	6.325	104249	801210	0.1301	120.7991	125.0000	

**Compound: Trichloroethene**

Data File	Sample Type	ISTD	RT	Resp	ISTD Resp	Resp Ratio	Final Conc	Exp. Conc	Accuracy
04JAN09.D	Blank	Chlorobenzene-d5			301196		ND		
04JAN10.D	Calibration	Chlorobenzene-d5	7.033	2372	296081	0.0080	2.6564	2.5000	106.3
04JAN11.D	Calibration	Chlorobenzene-d5	7.025	10442	296554	0.0352	11.6753	12.5000	93.4
04JAN12.D	Calibration	Chlorobenzene-d5	7.028	21946	301338	0.0728	24.1484	25.0000	96.6
04JAN13.D	Calibration	Chlorobenzene-d5	7.030	42682	300356	0.1421	47.1189	50.0000	94.2
04JAN15.D	Calibration	Chlorobenzene-d5	7.030	114123	306491	0.3724	123.4646	125.0000	98.8
04JAN17.D	Calibration	Chlorobenzene-d5	7.030	250285	316399	0.7910	262.2931	250.0000	104.9
04JAN19.D	Calibration	Chlorobenzene-d5	7.028	374370	314668	1.1897	394.4896	375.0000	105.2
04JAN21.D	Calibration	Chlorobenzene-d5	7.028	505400	313585	1.6117	534.4007	500.0000	106.9
04JAN23.D	QC	Chlorobenzene-d5	7.025	121734	307868	0.3954	131.1096	125.0000	

**Compound: 1,2-Dichloropropane**

Data File	Sample Type	ISTD	RT	Resp	ISTD Resp	Resp Ratio	Final Conc	Exp. Conc	Accuracy
04JAN09.D	Blank	Chlorobenzene-d5			301196		ND		
04JAN10.D	Calibration	Chlorobenzene-d5	7.273	2148	296081	0.0073	2.7347	2.5000	109.4
04JAN11.D	Calibration	Chlorobenzene-d5	7.270	9488	296554	0.0320	12.0602	12.5000	96.5
04JAN12.D	Calibration	Chlorobenzene-d5	7.270	20077	301338	0.0666	25.1147	25.0000	100.5
04JAN13.D	Calibration	Chlorobenzene-d5	7.273	37870	300356	0.1261	47.5273	50.0000	95.1
04JAN15.D	Calibration	Chlorobenzene-d5	7.270	99187	306491	0.3236	121.9890	125.0000	97.6

# Quantitative Analysis Results Summary Report

**Compound: 1,2-Dichloropropane**

Data File	Sample Type	ISTD	RT	Resp	ISTD Resp	Resp Ratio	Final Conc	Exp. Conc	Accuracy
04JAN17.D	Calibration	Chlorobenzene-d5	7.270	213800	316399	0.6757	254.7161	250.0000	101.9
04JAN19.D	Calibration	Chlorobenzene-d5	7.270	324602	314668	1.0316	388.8502	375.0000	103.7
04JAN21.D	Calibration	Chlorobenzene-d5	7.270	436057	313585	1.3906	524.1695	500.0000	104.8
04JAN23.D	QC	Chlorobenzene-d5	7.270	102633	307868	0.3334	125.6626	125.0000	

**Compound: Dibromomethane**

Data File	Sample Type	ISTD	RT	Resp	ISTD Resp	Resp Ratio	Final Conc	Exp. Conc	Accuracy
04JAN09.D	Blank	Chlorobenzene-d5			301196		ND		
04JAN10.D	Calibration	Chlorobenzene-d5	7.396	902	296081	0.0030	2.7162	2.5000	108.6
04JAN11.D	Calibration	Chlorobenzene-d5	7.399	4675	296554	0.0158	14.0619	12.5000	112.5
04JAN12.D	Calibration	Chlorobenzene-d5	7.393	8055	301338	0.0267	23.8439	25.0000	95.4
04JAN13.D	Calibration	Chlorobenzene-d5	7.396	15989	300356	0.0532	47.4844	50.0000	95.0
04JAN15.D	Calibration	Chlorobenzene-d5	7.399	40628	306491	0.1326	118.2425	125.0000	94.6
04JAN17.D	Calibration	Chlorobenzene-d5	7.396	89483	316399	0.2828	252.2734	250.0000	100.9
04JAN19.D	Calibration	Chlorobenzene-d5	7.396	134282	314668	0.4267	380.6547	375.0000	101.5
04JAN21.D	Calibration	Chlorobenzene-d5	7.396	176038	313585	0.5614	500.7456	500.0000	100.1
04JAN23.D	QC	Chlorobenzene-d5	7.393	43248	307868	0.1405	125.3047	125.0000	

**Compound: Bromodichloromethane**

Data File	Sample Type	ISTD	RT	Resp	ISTD Resp	Resp Ratio	Final Conc	Exp. Conc	Accuracy
04JAN09.D	Blank	Chlorobenzene-d5			301196		ND		
04JAN10.D	Calibration	Chlorobenzene-d5	7.597	2536	296081	0.0086	2.7684	2.5000	110.7
04JAN11.D	Calibration	Chlorobenzene-d5	7.585	11562	296554	0.0390	12.6014	12.5000	100.8
04JAN12.D	Calibration	Chlorobenzene-d5	7.583	22743	301338	0.0755	24.3940	25.0000	97.6
04JAN13.D	Calibration	Chlorobenzene-d5	7.585	43900	300356	0.1462	47.2409	50.0000	94.5
04JAN15.D	Calibration	Chlorobenzene-d5	7.585	115664	306491	0.3774	121.9749	125.0000	97.6
04JAN17.D	Calibration	Chlorobenzene-d5	7.582	251805	316399	0.7958	257.2286	250.0000	102.9
04JAN19.D	Calibration	Chlorobenzene-d5	7.585	375983	314668	1.1949	386.1940	375.0000	103.0
04JAN21.D	Calibration	Chlorobenzene-d5	7.585	502929	313585	1.6038	518.3718	500.0000	103.7
04JAN23.D	QC	Chlorobenzene-d5	7.585	122757	307868	0.3987	128.8759	125.0000	

**Compound: cis-1,3-Dichloropropene**

Data File	Sample Type	ISTD	RT	Resp	ISTD Resp	Resp Ratio	Final Conc	Exp. Conc	Accuracy
04JAN09.D	Blank	Chlorobenzene-d5			301196		ND		
04JAN10.D	Calibration	Chlorobenzene-d5	8.054	2583	296081	0.0087	2.4939	2.5000	99.8
04JAN11.D	Calibration	Chlorobenzene-d5	8.062	12525	296554	0.0422	12.0738	12.5000	96.6
04JAN12.D	Calibration	Chlorobenzene-d5	8.057	24511	301338	0.0813	23.2528	25.0000	93.0
04JAN13.D	Calibration	Chlorobenzene-d5	8.057	48886	300356	0.1628	46.5283	50.0000	93.1
04JAN15.D	Calibration	Chlorobenzene-d5	8.059	129419	306491	0.4223	120.7116	125.0000	96.6
04JAN17.D	Calibration	Chlorobenzene-d5	8.057	293617	316399	0.9280	265.2863	250.0000	106.1
04JAN19.D	Calibration	Chlorobenzene-d5	8.057	441168	314668	1.4020	400.7930	375.0000	106.9
04JAN21.D	Calibration	Chlorobenzene-d5	8.059	591147	313585	1.8851	538.9008	500.0000	107.8

# Quantitative Analysis Results Summary Report

**Compound: cis-1,3-Dichloropropene**

Data File	Sample Type	ISTD	RT	Resp	ISTD Resp	Resp Ratio	Final Conc	Exp. Conc	Accuracy
04JAN23.D	QC	Chlorobenzene-d5	8.054	130910	307868	0.4252	121.5561	125.0000	

**Compound: Toluene-d8**

Data File	Sample Type	ISTD	RT	Resp	ISTD Resp	Resp Ratio	Final Conc	Exp. Conc	Accuracy
04JAN09.D	Blank	Chlorobenzene-d5	8.319	770154	301196	2.5570	265.3436		
04JAN10.D	Calibration	Chlorobenzene-d5	8.322	7777	296081	0.0263	2.7257	2.5000	109.0
04JAN11.D	Calibration	Chlorobenzene-d5	8.322	32318	296554	0.1090	11.3089	12.5000	90.5
04JAN12.D	Calibration	Chlorobenzene-d5	8.319	67673	301338	0.2246	23.3046	25.0000	93.2
04JAN13.D	Calibration	Chlorobenzene-d5	8.319	136453	300356	0.4543	47.1441	50.0000	94.3
04JAN15.D	Calibration	Chlorobenzene-d5	8.319	358186	306491	1.1687	121.2749	125.0000	97.0
04JAN17.D	Calibration	Chlorobenzene-d5	8.319	823306	316399	2.6021	270.0265	250.0000	108.0
04JAN19.D	Calibration	Chlorobenzene-d5	8.322	1229775	314668	3.9082	405.5583	375.0000	108.1
04JAN21.D	Calibration	Chlorobenzene-d5	8.319	1644540	313585	5.2443	544.2136	500.0000	108.8
04JAN23.D	QC	Chlorobenzene-d5	8.322	821531	307868	2.6685	276.9106	250.0000	

**Compound: Toluene**

Data File	Sample Type	ISTD	RT	Resp	ISTD Resp	Resp Ratio	Final Conc	Exp. Conc	Accuracy
04JAN09.D	Blank	Chlorobenzene-d5			301196		ND		
04JAN10.D	Calibration	Chlorobenzene-d5	8.380	5039	296081	0.0170	2.6145	2.5000	104.6
04JAN11.D	Calibration	Chlorobenzene-d5	8.388	21794	296554	0.0735	11.2899	12.5000	90.3
04JAN12.D	Calibration	Chlorobenzene-d5	8.389	46355	301338	0.1538	23.6319	25.0000	94.5
04JAN13.D	Calibration	Chlorobenzene-d5	8.388	91915	300356	0.3060	47.0116	50.0000	94.0
04JAN15.D	Calibration	Chlorobenzene-d5	8.389	244712	306491	0.7984	122.6571	125.0000	98.1
04JAN17.D	Calibration	Chlorobenzene-d5	8.386	541945	316399	1.7129	263.1330	250.0000	105.3
04JAN19.D	Calibration	Chlorobenzene-d5	8.388	813204	314668	2.5843	397.0106	375.0000	105.9
04JAN21.D	Calibration	Chlorobenzene-d5	8.389	1095161	313585	3.4924	536.5101	500.0000	107.3
04JAN23.D	QC	Chlorobenzene-d5	8.386	264584	307868	0.8594	132.0244	125.0000	

**Compound: trans-1,3-Dichloropropene**

Data File	Sample Type	ISTD	RT	Resp	ISTD Resp	Resp Ratio	Final Conc	Exp. Conc	Accuracy
04JAN09.D	Blank	Chlorobenzene-d5			301196		ND		
04JAN10.D	Calibration	Chlorobenzene-d5	8.634	1470	296081	0.0050	1.9942	2.5000	79.8
04JAN11.D	Calibration	Chlorobenzene-d5	8.645	8683	296554	0.0293	11.7589	12.5000	94.1
04JAN12.D	Calibration	Chlorobenzene-d5	8.634	17850	301338	0.0592	23.7894	25.0000	95.2
04JAN13.D	Calibration	Chlorobenzene-d5	8.639	35179	300356	0.1171	47.0378	50.0000	94.1
04JAN15.D	Calibration	Chlorobenzene-d5	8.637	92719	306491	0.3025	121.4929	125.0000	97.2
04JAN17.D	Calibration	Chlorobenzene-d5	8.639	207833	316399	0.6569	263.8027	250.0000	105.5
04JAN19.D	Calibration	Chlorobenzene-d5	8.639	315063	314668	1.0013	402.1098	375.0000	107.2
04JAN21.D	Calibration	Chlorobenzene-d5	8.637	416771	313585	1.3291	533.7551	500.0000	106.8
04JAN23.D	QC	Chlorobenzene-d5	8.637	98907	307868	0.3213	129.0216	125.0000	

# Quantitative Analysis Results Summary Report

## Compound: 1,1,2-Trichloroethane

Data File	Sample Type	ISTD	RT	Resp	ISTD Resp	Resp Ratio	Final Conc	Exp. Conc	Accuracy
04JAN09.D	Blank	Chlorobenzene-d5			301196		ND		
04JAN10.D	Calibration	Chlorobenzene-d5	8.810	960	296081	0.0032	2.5012	2.5000	100.0
04JAN11.D	Calibration	Chlorobenzene-d5	8.824	5090	296554	0.0172	13.2340	12.5000	105.9
04JAN12.D	Calibration	Chlorobenzene-d5	8.815	10099	301338	0.0335	25.8400	25.0000	103.4
04JAN13.D	Calibration	Chlorobenzene-d5	8.815	18884	300356	0.0629	48.4759	50.0000	97.0
04JAN15.D	Calibration	Chlorobenzene-d5	8.818	46673	306491	0.1523	117.4130	125.0000	93.9
04JAN17.D	Calibration	Chlorobenzene-d5	8.815	101888	316399	0.3220	248.2882	250.0000	99.3
04JAN19.D	Calibration	Chlorobenzene-d5	8.818	152331	314668	0.4841	373.2534	375.0000	99.5
04JAN21.D	Calibration	Chlorobenzene-d5	8.815	205463	313585	0.6552	505.1803	500.0000	101.0
04JAN23.D	QC	Chlorobenzene-d5	8.815	49128	307868	0.1596	123.0361	125.0000	

## Compound: Tetrachloroethene

Data File	Sample Type	ISTD	RT	Resp	ISTD Resp	Resp Ratio	Final Conc	Exp. Conc	Accuracy
04JAN09.D	Blank	Chlorobenzene-d5			301196		ND		
04JAN10.D	Calibration	Chlorobenzene-d5	8.932	2105	296081	0.0071	2.6772	2.5000	107.1
04JAN11.D	Calibration	Chlorobenzene-d5	8.935	9238	296554	0.0312	11.7302	12.5000	93.8
04JAN12.D	Calibration	Chlorobenzene-d5	8.935	20322	301338	0.0674	25.3948	25.0000	101.6
04JAN13.D	Calibration	Chlorobenzene-d5	8.935	36925	300356	0.1229	46.2932	50.0000	92.6
04JAN15.D	Calibration	Chlorobenzene-d5	8.935	97590	306491	0.3184	119.9003	125.0000	95.9
04JAN17.D	Calibration	Chlorobenzene-d5	8.938	218245	316399	0.6898	259.7419	250.0000	103.9
04JAN19.D	Calibration	Chlorobenzene-d5	8.938	319950	314668	1.0168	382.8796	375.0000	102.1
04JAN21.D	Calibration	Chlorobenzene-d5	8.938	428812	313585	1.3675	514.9255	500.0000	103.0
04JAN23.D	QC	Chlorobenzene-d5	8.935	103027	307868	0.3346	126.0141	125.0000	

## Compound: 1,3-Dichloropropane

Data File	Sample Type	ISTD	RT	Resp	ISTD Resp	Resp Ratio	Final Conc	Exp. Conc	Accuracy
04JAN09.D	Blank	Chlorobenzene-d5			301196		ND		
04JAN10.D	Calibration	Chlorobenzene-d5	8.977	2257	296081	0.0076	2.9881	2.5000	119.5
04JAN11.D	Calibration	Chlorobenzene-d5	8.985	8967	296554	0.0302	11.8526	12.5000	94.8
04JAN12.D	Calibration	Chlorobenzene-d5	8.983	18745	301338	0.0622	24.3839	25.0000	97.5
04JAN13.D	Calibration	Chlorobenzene-d5	8.980	37457	300356	0.1247	48.8841	50.0000	97.8
04JAN15.D	Calibration	Chlorobenzene-d5	8.980	96183	306491	0.3138	123.0132	125.0000	98.4
04JAN17.D	Calibration	Chlorobenzene-d5	8.980	212669	316399	0.6722	263.4754	250.0000	105.4
04JAN19.D	Calibration	Chlorobenzene-d5	8.980	312547	314668	0.9933	389.3442	375.0000	103.8
04JAN21.D	Calibration	Chlorobenzene-d5	8.980	408993	313585	1.3042	511.2479	500.0000	102.2
04JAN23.D	QC	Chlorobenzene-d5	8.980	95697	307868	0.3108	121.8442	125.0000	

## Compound: Chlorodibromomethane

Data File	Sample Type	ISTD	RT	Resp	ISTD Resp	Resp Ratio	Final Conc	Exp. Conc	Accuracy
04JAN09.D	Blank	Chlorobenzene-d5			301196		ND		
04JAN10.D	Calibration	Chlorobenzene-d5	9.203	1468	296081	0.0050	2.4461	2.5000	97.8
04JAN11.D	Calibration	Chlorobenzene-d5	9.206	7718	296554	0.0260	12.8393	12.5000	102.7

# Quantitative Analysis Results Summary Report

**Compound: Chlorodibromomethane**

Data File	Sample Type	ISTD	RT	Resp	ISTD Resp	Resp Ratio	Final Conc	Exp. Conc	Accuracy
04JAN12.D	Calibration	Chlorobenzene-d5	9.197	14873	301338	0.0494	24.3492	25.0000	97.4
04JAN13.D	Calibration	Chlorobenzene-d5	9.203	28153	300356	0.0937	46.2411	50.0000	92.5
04JAN15.D	Calibration	Chlorobenzene-d5	9.206	75015	306491	0.2448	120.7454	125.0000	96.6
04JAN17.D	Calibration	Chlorobenzene-d5	9.203	165695	316399	0.5237	258.3535	250.0000	103.3
04JAN19.D	Calibration	Chlorobenzene-d5	9.203	247279	314668	0.7858	387.6812	375.0000	103.4
04JAN21.D	Calibration	Chlorobenzene-d5	9.203	330813	313585	1.0549	520.4361	500.0000	104.1
04JAN23.D	QC	Chlorobenzene-d5	9.203	78076	307868	0.2536	125.1103	125.0000	

**Compound: 1,2-Dibromoethane**

Data File	Sample Type	ISTD	RT	Resp	ISTD Resp	Resp Ratio	Final Conc	Exp. Conc	Accuracy
04JAN09.D	Blank	Chlorobenzene-d5			301196		ND		
04JAN10.D	Calibration	Chlorobenzene-d5	9.300	1299	296081	0.0044	3.0943	2.5000	123.8
04JAN11.D	Calibration	Chlorobenzene-d5	9.300	5410	296554	0.0182	12.8640	12.5000	102.9
04JAN12.D	Calibration	Chlorobenzene-d5	9.309	10410	301338	0.0345	24.3601	25.0000	97.4
04JAN13.D	Calibration	Chlorobenzene-d5	9.303	21037	300356	0.0700	49.3889	50.0000	98.8
04JAN15.D	Calibration	Chlorobenzene-d5	9.306	51827	306491	0.1691	119.2394	125.0000	95.4
04JAN17.D	Calibration	Chlorobenzene-d5	9.306	115714	316399	0.3657	257.8887	250.0000	103.2
04JAN19.D	Calibration	Chlorobenzene-d5	9.306	168577	314668	0.5357	377.7698	375.0000	100.7
04JAN21.D	Calibration	Chlorobenzene-d5	9.303	225877	313585	0.7203	507.9234	500.0000	101.6
04JAN23.D	QC	Chlorobenzene-d5	9.306	54259	307868	0.1762	124.2764	125.0000	

**Compound: Chlorobenzene**

Data File	Sample Type	ISTD	RT	Resp	ISTD Resp	Resp Ratio	Final Conc	Exp. Conc	Accuracy
04JAN09.D	Blank	Chlorobenzene-d5			301196		ND		
04JAN10.D	Calibration	Chlorobenzene-d5	9.805	5771	296081	0.0195	2.7350	2.5000	109.4
04JAN11.D	Calibration	Chlorobenzene-d5	9.802	26461	296554	0.0892	12.5204	12.5000	100.2
04JAN12.D	Calibration	Chlorobenzene-d5	9.802	53047	301338	0.1760	24.7015	25.0000	98.8
04JAN13.D	Calibration	Chlorobenzene-d5	9.802	101452	300356	0.3378	47.3959	50.0000	94.8
04JAN15.D	Calibration	Chlorobenzene-d5	9.802	263617	306491	0.8601	120.6903	125.0000	96.6
04JAN17.D	Calibration	Chlorobenzene-d5	9.802	582326	316399	1.8405	258.2544	250.0000	103.3
04JAN19.D	Calibration	Chlorobenzene-d5	9.802	867732	314668	2.7576	386.9455	375.0000	103.2
04JAN21.D	Calibration	Chlorobenzene-d5	9.802	1153147	313585	3.6773	515.9957	500.0000	103.2
04JAN23.D	QC	Chlorobenzene-d5	9.802	288815	307868	0.9381	131.6352	125.0000	

**Compound: 1,1,1,2-Tetrachloroethane**

Data File	Sample Type	ISTD	RT	Resp	ISTD Resp	Resp Ratio	Final Conc	Exp. Conc	Accuracy
04JAN09.D	Blank	Chlorobenzene-d5			301196		ND		
04JAN10.D	Calibration	Chlorobenzene-d5	9.889	1893	296081	0.0064	2.5659	2.5000	102.6
04JAN11.D	Calibration	Chlorobenzene-d5	9.889	9473	296554	0.0319	12.8225	12.5000	102.6
04JAN12.D	Calibration	Chlorobenzene-d5	9.889	18130	301338	0.0602	24.1509	25.0000	96.6
04JAN13.D	Calibration	Chlorobenzene-d5	9.889	35544	300356	0.1183	47.5029	50.0000	95.0
04JAN15.D	Calibration	Chlorobenzene-d5	9.889	90898	306491	0.2966	119.0492	125.0000	95.2

# Quantitative Analysis Results Summary Report

**Compound: 1,1,1,2-Tetrachloroethane**

Data File	Sample Type	ISTD	RT	Resp	ISTD Resp	Resp Ratio	Final Conc	Exp. Conc	Accuracy
04JAN17.D	Calibration	Chlorobenzene-d5	9.891	200859	316399	0.6348	254.8274	250.0000	101.9
04JAN19.D	Calibration	Chlorobenzene-d5	9.892	307436	314668	0.9770	392.1859	375.0000	104.6
04JAN21.D	Calibration	Chlorobenzene-d5	9.892	406450	313585	1.2961	520.2855	500.0000	104.1
04JAN23.D	QC	Chlorobenzene-d5	9.892	97148	307868	0.3156	126.6657	125.0000	

**Compound: Ethylbenzene**

Data File	Sample Type	ISTD	RT	Resp	ISTD Resp	Resp Ratio	Final Conc	Exp. Conc	Accuracy
04JAN09.D	Blank	Chlorobenzene-d5			301196		ND		
04JAN10.D	Calibration	Chlorobenzene-d5	9.920	9283	296081	0.0314	2.5367	2.5000	101.5
04JAN11.D	Calibration	Chlorobenzene-d5	9.917	40470	296554	0.1365	11.0411	12.5000	88.3
04JAN12.D	Calibration	Chlorobenzene-d5	9.917	88428	301338	0.2935	23.7421	25.0000	95.0
04JAN13.D	Calibration	Chlorobenzene-d5	9.917	173769	300356	0.5785	46.8079	50.0000	93.6
04JAN15.D	Calibration	Chlorobenzene-d5	9.920	464148	306491	1.5144	122.5243	125.0000	98.0
04JAN17.D	Calibration	Chlorobenzene-d5	9.919	1043443	316399	3.2979	266.8193	250.0000	106.7
04JAN19.D	Calibration	Chlorobenzene-d5	9.919	1574219	314668	5.0028	404.7587	375.0000	107.9
04JAN21.D	Calibration	Chlorobenzene-d5	9.919	2111152	313585	6.7323	544.6881	500.0000	108.9
04JAN23.D	QC	Chlorobenzene-d5	9.917	501953	307868	1.6304	131.9113	125.0000	

**Compound: m+p-Xylenes**

Data File	Sample Type	ISTD	RT	Resp	ISTD Resp	Resp Ratio	Final Conc	Exp. Conc	Accuracy
04JAN09.D	Blank	Chlorobenzene-d5			301196		ND		
04JAN10.D	Calibration	Chlorobenzene-d5	10.045	7212	296081	0.0244	5.0712	5.0000	101.4
04JAN11.D	Calibration	Chlorobenzene-d5	10.037	31538	296554	0.1063	22.1410	25.0000	88.6
04JAN12.D	Calibration	Chlorobenzene-d5	10.039	66267	301338	0.2199	45.7836	50.0000	91.6
04JAN13.D	Calibration	Chlorobenzene-d5	10.039	133498	300356	0.4445	92.5347	100.0000	92.5
04JAN15.D	Calibration	Chlorobenzene-d5	10.039	368418	306491	1.2021	250.2587	250.0000	100.1
04JAN17.D	Calibration	Chlorobenzene-d5	10.039	825866	316399	2.6102	543.4262	500.0000	108.7
04JAN19.D	Calibration	Chlorobenzene-d5	10.039	1228570	314668	3.9043	812.8556	750.0000	108.4
04JAN21.D	Calibration	Chlorobenzene-d5	10.039	1637879	313585	5.2231	1087.4082	1000.0000	108.7
04JAN23.D	QC	Chlorobenzene-d5	10.039	388558	307868	1.2621	262.7589	250.0000	

**Compound: o-Xylene**

Data File	Sample Type	ISTD	RT	Resp	ISTD Resp	Resp Ratio	Final Conc	Exp. Conc	Accuracy
04JAN09.D	Blank	Chlorobenzene-d5			301196		ND		
04JAN10.D	Calibration	Chlorobenzene-d5	10.430	3330	296081	0.0112	2.6303	2.5000	105.2
04JAN11.D	Calibration	Chlorobenzene-d5	10.430	13519	296554	0.0456	10.6612	12.5000	85.3
04JAN12.D	Calibration	Chlorobenzene-d5	10.427	30463	301338	0.1011	23.6420	25.0000	94.6
04JAN13.D	Calibration	Chlorobenzene-d5	10.430	61016	300356	0.2031	47.5086	50.0000	95.0
04JAN15.D	Calibration	Chlorobenzene-d5	10.430	161509	306491	0.5270	123.2378	125.0000	98.6
04JAN17.D	Calibration	Chlorobenzene-d5	10.430	365914	316399	1.1565	270.4636	250.0000	108.2
04JAN19.D	Calibration	Chlorobenzene-d5	10.433	549244	314668	1.7455	408.2043	375.0000	108.9
04JAN21.D	Calibration	Chlorobenzene-d5	10.430	734101	313585	2.3410	547.4764	500.0000	109.5

# Quantitative Analysis Results Summary Report

**Compound: o-Xylene**

Data File	Sample Type	ISTD	RT	Resp	ISTD Resp	Resp Ratio	Final Conc	Exp. Conc	Accuracy
04JAN23.D	QC	Chlorobenzene-d5	10.430	174061	307868	0.5654	132.2214	125.0000	

**Compound: Styrene**

Data File	Sample Type	ISTD	RT	Resp	ISTD Resp	Resp Ratio	Final Conc	Exp. Conc	Accuracy
04JAN09.D	Blank	Chlorobenzene-d5			301196		ND		
04JAN10.D	Calibration	Chlorobenzene-d5	10.444	4408	296081	0.0149	2.1625	2.5000	86.5
04JAN11.D	Calibration	Chlorobenzene-d5	10.449	23472	296554	0.0791	11.4968	12.5000	92.0
04JAN12.D	Calibration	Chlorobenzene-d5	10.447	48569	301338	0.1612	23.4119	25.0000	93.6
04JAN13.D	Calibration	Chlorobenzene-d5	10.444	96576	300356	0.3215	46.7052	50.0000	93.4
04JAN15.D	Calibration	Chlorobenzene-d5	10.447	268375	306491	0.8756	127.1910	125.0000	101.8
04JAN17.D	Calibration	Chlorobenzene-d5	10.446	605646	316399	1.9142	278.0455	250.0000	111.2
04JAN19.D	Calibration	Chlorobenzene-d5	10.447	896331	314668	2.8485	413.7595	375.0000	110.3
04JAN21.D	Calibration	Chlorobenzene-d5	10.449	1199879	313585	3.8263	555.7946	500.0000	111.2
04JAN23.D	QC	Chlorobenzene-d5	10.449	291425	307868	0.9466	137.4974	125.0000	

**Compound: Bromoform**

Data File	Sample Type	ISTD	RT	Resp	ISTD Resp	Resp Ratio	Final Conc	Exp. Conc	Accuracy
04JAN09.D	Blank	1,4-Dichlorobenzene-d4			231562		ND		
04JAN10.D	Calibration	1,4-Dichlorobenzene-d4	10.625	708	227879	0.0031	2.4287	2.5000	97.1
04JAN11.D	Calibration	1,4-Dichlorobenzene-d4	10.625	3652	242142	0.0151	11.7860	12.5000	94.3
04JAN12.D	Calibration	1,4-Dichlorobenzene-d4	10.625	7972	240335	0.0332	25.9212	25.0000	103.7
04JAN13.D	Calibration	1,4-Dichlorobenzene-d4	10.625	16073	248636	0.0646	50.5170	50.0000	101.0
04JAN15.D	Calibration	1,4-Dichlorobenzene-d4	10.628	39165	264477	0.1481	115.7218	125.0000	92.6
04JAN17.D	Calibration	1,4-Dichlorobenzene-d4	10.628	87836	266553	0.3295	257.5099	250.0000	103.0
04JAN19.D	Calibration	1,4-Dichlorobenzene-d4	10.628	129038	266611	0.4840	378.2200	375.0000	100.9
04JAN21.D	Calibration	1,4-Dichlorobenzene-d4	10.625	175918	262971	0.6690	522.7660	500.0000	104.6
04JAN23.D	QC	1,4-Dichlorobenzene-d4	10.628	42560	255907	0.1663	129.9644	125.0000	

**Compound: p-Bromofluorobenzene**

Data File	Sample Type	ISTD	RT	Resp	ISTD Resp	Resp Ratio	Final Conc	Exp. Conc	Accuracy
04JAN09.D	Blank	1,4-Dichlorobenzene-d4	10.951	226743	231562	0.9792	267.2815		
04JAN10.D	Calibration	1,4-Dichlorobenzene-d4	10.951	2719	227879	0.0119	3.2569	2.5000	130.3
04JAN11.D	Calibration	1,4-Dichlorobenzene-d4	10.948	10059	242142	0.0415	11.3393	12.5000	90.7
04JAN12.D	Calibration	1,4-Dichlorobenzene-d4	10.951	22267	240335	0.0926	25.2899	25.0000	101.2
04JAN13.D	Calibration	1,4-Dichlorobenzene-d4	10.951	42506	248636	0.1710	46.6647	50.0000	93.3
04JAN15.D	Calibration	1,4-Dichlorobenzene-d4	10.954	114269	264477	0.4321	117.9350	125.0000	94.3
04JAN17.D	Calibration	1,4-Dichlorobenzene-d4	10.951	261042	266553	0.9793	267.3186	250.0000	106.9
04JAN19.D	Calibration	1,4-Dichlorobenzene-d4	10.951	385474	266611	1.4458	394.6566	375.0000	105.2
04JAN21.D	Calibration	1,4-Dichlorobenzene-d4	10.949	521580	262971	1.9834	541.3964	500.0000	108.3
04JAN23.D	QC	1,4-Dichlorobenzene-d4	10.951	253034	255907	0.9888	269.8976	250.0000	



# Quantitative Analysis Results Summary Report

**Compound: Bromobenzene**

Data File	Sample Type	ISTD	RT	Resp	ISTD Resp	Resp Ratio	Final Conc	Exp. Conc	Accuracy
04JAN09.D	Blank	1,4-Dichlorobenzene-d4			231562		ND		
04JAN10.D	Calibration	1,4-Dichlorobenzene-d4	11.088	2024	227879	0.0089	2.7439	2.5000	109.8
04JAN11.D	Calibration	1,4-Dichlorobenzene-d4	11.096	9663	242142	0.0399	12.3310	12.5000	98.6
04JAN12.D	Calibration	1,4-Dichlorobenzene-d4	11.094	19259	240335	0.0801	24.7613	25.0000	99.0
04JAN13.D	Calibration	1,4-Dichlorobenzene-d4	11.093	38282	248636	0.1540	47.5759	50.0000	95.2
04JAN15.D	Calibration	1,4-Dichlorobenzene-d4	11.094	102265	264477	0.3867	119.4801	125.0000	95.6
04JAN17.D	Calibration	1,4-Dichlorobenzene-d4	11.093	227127	266553	0.8521	263.2944	250.0000	105.3
04JAN19.D	Calibration	1,4-Dichlorobenzene-d4	11.093	333431	266611	1.2506	386.4420	375.0000	103.1
04JAN21.D	Calibration	1,4-Dichlorobenzene-d4	11.094	439147	262971	1.6699	516.0104	500.0000	103.2
04JAN23.D	QC	1,4-Dichlorobenzene-d4	11.093	109054	255907	0.4261	131.6788	125.0000	

**Compound: 1,1,2,2-Tetrachloroethane**

Data File	Sample Type	ISTD	RT	Resp	ISTD Resp	Resp Ratio	Final Conc	Exp. Conc	Accuracy
04JAN09.D	Blank	1,4-Dichlorobenzene-d4			231562		ND		
04JAN10.D	Calibration	1,4-Dichlorobenzene-d4	11.113	1142	227879	0.0050	2.6916	2.5000	107.7
04JAN11.D	Calibration	1,4-Dichlorobenzene-d4	11.116	5793	242142	0.0239	12.8437	12.5000	102.7
04JAN12.D	Calibration	1,4-Dichlorobenzene-d4	11.110	12440	240335	0.0518	27.7883	25.0000	111.2
04JAN13.D	Calibration	1,4-Dichlorobenzene-d4	11.105	22514	248636	0.0906	48.6124	50.0000	97.2
04JAN15.D	Calibration	1,4-Dichlorobenzene-d4	11.116	56958	264477	0.2154	115.6179	125.0000	92.5
04JAN17.D	Calibration	1,4-Dichlorobenzene-d4	11.113	124205	266553	0.4660	250.1577	250.0000	100.1
04JAN19.D	Calibration	1,4-Dichlorobenzene-d4	11.110	182470	266611	0.6844	367.4276	375.0000	98.0
04JAN21.D	Calibration	1,4-Dichlorobenzene-d4	11.113	240837	262971	0.9158	491.6700	500.0000	98.3
04JAN23.D	QC	1,4-Dichlorobenzene-d4	11.113	60763	255907	0.2374	127.4722	125.0000	

**Compound: 1,2,3-Trichloropropane**

Data File	Sample Type	ISTD	RT	Resp	ISTD Resp	Resp Ratio	Final Conc	Exp. Conc	Accuracy
04JAN09.D	Blank	1,4-Dichlorobenzene-d4			231562		ND		
04JAN10.D	Calibration	1,4-Dichlorobenzene-d4			227879		ND	2.5000	
04JAN11.D	Calibration	1,4-Dichlorobenzene-d4	11.144	1654	242142	0.0068	13.7084	12.5000	109.7
04JAN12.D	Calibration	1,4-Dichlorobenzene-d4	11.149	3200	240335	0.0133	26.7144	25.0000	106.9
04JAN13.D	Calibration	1,4-Dichlorobenzene-d4	11.146	6096	248636	0.0245	49.1924	50.0000	98.4
04JAN15.D	Calibration	1,4-Dichlorobenzene-d4	11.147	14846	264477	0.0561	112.6261	125.0000	90.1
04JAN17.D	Calibration	1,4-Dichlorobenzene-d4	11.152	33115	266553	0.1242	249.2635	250.0000	99.7
04JAN19.D	Calibration	1,4-Dichlorobenzene-d4	11.149	48325	266611	0.1813	363.6732	375.0000	97.0
04JAN21.D	Calibration	1,4-Dichlorobenzene-d4	11.146	64422	262971	0.2450	491.5229	500.0000	98.3
04JAN23.D	QC	1,4-Dichlorobenzene-d4	11.146	15682	255907	0.0613	122.9523	125.0000	

**Compound: 2-Chlorotoluene**

Data File	Sample Type	ISTD	RT	Resp	ISTD Resp	Resp Ratio	Final Conc	Exp. Conc	Accuracy
04JAN09.D	Blank	1,4-Dichlorobenzene-d4			231562		ND		
04JAN10.D	Calibration	1,4-Dichlorobenzene-d4	11.292	1844	227879	0.0081	2.5124	2.5000	100.5
04JAN11.D	Calibration	1,4-Dichlorobenzene-d4	11.289	8731	242142	0.0361	11.1977	12.5000	89.6

# Quantitative Analysis Results Summary Report

## Compound: 2-Chlorotoluene

Data File	Sample Type	ISTD	RT	Resp	ISTD Resp	Resp Ratio	Final Conc	Exp. Conc	Accuracy
04JAN12.D	Calibration	1,4-Dichlorobenzene-d4	11.286	19390	240335	0.0807	25.0550	25.0000	100.2
04JAN13.D	Calibration	1,4-Dichlorobenzene-d4	11.289	37987	248636	0.1528	47.4466	50.0000	94.9
04JAN15.D	Calibration	1,4-Dichlorobenzene-d4	11.292	102424	264477	0.3873	120.2675	125.0000	96.2
04JAN17.D	Calibration	1,4-Dichlorobenzene-d4	11.291	229396	266553	0.8606	267.2616	250.0000	106.9
04JAN19.D	Calibration	1,4-Dichlorobenzene-d4	11.291	336386	266611	1.2617	391.8269	375.0000	104.5
04JAN21.D	Calibration	1,4-Dichlorobenzene-d4	11.292	455991	262971	1.7340	538.4964	500.0000	107.7
04JAN23.D	QC	1,4-Dichlorobenzene-d4	11.291	108192	255907	0.4228	131.2948	125.0000	

## Compound: 4-Chlorotoluene

Data File	Sample Type	ISTD	RT	Resp	ISTD Resp	Resp Ratio	Final Conc	Exp. Conc	Accuracy
04JAN09.D	Blank	1,4-Dichlorobenzene-d4			231562		ND		
04JAN10.D	Calibration	1,4-Dichlorobenzene-d4	11.400	5419	227879	0.0238	2.2650	2.5000	90.6
04JAN11.D	Calibration	1,4-Dichlorobenzene-d4	11.400	28532	242142	0.1178	11.2233	12.5000	89.8
04JAN12.D	Calibration	1,4-Dichlorobenzene-d4	11.400	61551	240335	0.2561	24.3936	25.0000	97.6
04JAN13.D	Calibration	1,4-Dichlorobenzene-d4	11.400	126308	248636	0.5080	48.3865	50.0000	96.8
04JAN15.D	Calibration	1,4-Dichlorobenzene-d4	11.400	336146	264477	1.2710	121.0591	125.0000	96.8
04JAN17.D	Calibration	1,4-Dichlorobenzene-d4	11.400	748435	266553	2.8078	267.4409	250.0000	107.0
04JAN19.D	Calibration	1,4-Dichlorobenzene-d4	11.400	1109221	266611	4.1604	396.2756	375.0000	105.7
04JAN21.D	Calibration	1,4-Dichlorobenzene-d4	11.400	1468376	262971	5.5838	531.8471	500.0000	106.4
04JAN23.D	QC	1,4-Dichlorobenzene-d4	11.400	368295	255907	1.4392	137.0790	125.0000	

## Compound: 1,3-Dichlorobenzene

Data File	Sample Type	ISTD	RT	Resp	ISTD Resp	Resp Ratio	Final Conc	Exp. Conc	Accuracy
04JAN09.D	Blank	1,4-Dichlorobenzene-d4			231562		ND		
04JAN10.D	Calibration	1,4-Dichlorobenzene-d4	12.033	3541	227879	0.0155	2.6327	2.5000	105.3
04JAN11.D	Calibration	1,4-Dichlorobenzene-d4	12.036	16932	242142	0.0699	11.8473	12.5000	94.8
04JAN12.D	Calibration	1,4-Dichlorobenzene-d4	12.033	36559	240335	0.1521	25.7725	25.0000	103.1
04JAN13.D	Calibration	1,4-Dichlorobenzene-d4	12.033	69539	248636	0.2797	47.3853	50.0000	94.8
04JAN15.D	Calibration	1,4-Dichlorobenzene-d4	12.031	183404	264477	0.6935	117.4899	125.0000	94.0
04JAN17.D	Calibration	1,4-Dichlorobenzene-d4	12.033	406895	266553	1.5265	258.6297	250.0000	103.5
04JAN19.D	Calibration	1,4-Dichlorobenzene-d4	12.033	603674	266611	2.2643	383.6225	375.0000	102.3
04JAN21.D	Calibration	1,4-Dichlorobenzene-d4	12.033	793993	262971	3.0193	511.5504	500.0000	102.3
04JAN23.D	QC	1,4-Dichlorobenzene-d4	12.033	204088	255907	0.7975	135.1185	125.0000	

## Compound: 1,4-Dichlorobenzene

Data File	Sample Type	ISTD	RT	Resp	ISTD Resp	Resp Ratio	Final Conc	Exp. Conc	Accuracy
04JAN09.D	Blank	1,4-Dichlorobenzene-d4			231562		ND		
04JAN10.D	Calibration	1,4-Dichlorobenzene-d4	12.125	3787	227879	0.0166	2.7613	2.5000	110.5
04JAN11.D	Calibration	1,4-Dichlorobenzene-d4	12.122	17438	242142	0.0720	11.9662	12.5000	95.7
04JAN12.D	Calibration	1,4-Dichlorobenzene-d4	12.125	36635	240335	0.1524	25.3284	25.0000	101.3
04JAN13.D	Calibration	1,4-Dichlorobenzene-d4	12.125	71841	248636	0.2889	48.0106	50.0000	96.0
04JAN15.D	Calibration	1,4-Dichlorobenzene-d4	12.125	189045	264477	0.7148	118.7699	125.0000	95.0

# Quantitative Analysis Results Summary Report

**Compound: 1,4-Dichlorobenzene**

Data File	Sample Type	ISTD	RT	Resp	ISTD Resp	Resp Ratio	Final Conc	Exp. Conc	Accuracy
04JAN17.D	Calibration	1,4-Dichlorobenzene-d4	12.122	408934	266553	1.5342	254.9170	250.0000	102.0
04JAN19.D	Calibration	1,4-Dichlorobenzene-d4	12.125	595919	266611	2.2352	371.3969	375.0000	99.0
04JAN21.D	Calibration	1,4-Dichlorobenzene-d4	12.125	794954	262971	3.0230	502.3001	500.0000	100.5
04JAN23.D	QC	1,4-Dichlorobenzene-d4	12.122	200032	255907	0.7817	129.8812	125.0000	

**Compound: 1,2-Dichlorobenzene**

Data File	Sample Type	ISTD	RT	Resp	ISTD Resp	Resp Ratio	Final Conc	Exp. Conc	Accuracy
04JAN09.D	Blank	1,4-Dichlorobenzene-d4			231562		ND		
04JAN10.D	Calibration	1,4-Dichlorobenzene-d4	12.499	3104	227879	0.0136	2.7307	2.5000	109.2
04JAN11.D	Calibration	1,4-Dichlorobenzene-d4	12.493	14666	242142	0.0606	12.1423	12.5000	97.1
04JAN12.D	Calibration	1,4-Dichlorobenzene-d4	12.488	29899	240335	0.1244	24.9402	25.0000	99.8
04JAN13.D	Calibration	1,4-Dichlorobenzene-d4	12.491	60213	248636	0.2422	48.5498	50.0000	97.1
04JAN15.D	Calibration	1,4-Dichlorobenzene-d4	12.493	152284	264477	0.5758	115.4323	125.0000	92.3
04JAN17.D	Calibration	1,4-Dichlorobenzene-d4	12.493	342576	266553	1.2852	257.6524	250.0000	103.1
04JAN19.D	Calibration	1,4-Dichlorobenzene-d4	12.493	499147	266611	1.8722	375.3283	375.0000	100.1
04JAN21.D	Calibration	1,4-Dichlorobenzene-d4	12.493	664247	262971	2.5259	506.3871	500.0000	101.3
04JAN23.D	QC	1,4-Dichlorobenzene-d4	12.493	164299	255907	0.6420	128.7104	125.0000	

# Initial Calibration Report - VOA5975C

Method Path \\MASSHUNTER\Org\Data\Methods\Quant\VOA5975C\VOA5975C\_010422\_CAL  
 Method File VOA5975C\_8260B\_SHT\_DoD\_L4\_010422.m  
 Batch Name D:\Org\Data\VOA5975C\VG010422\QuantResults\VG010422\_8260B.batch.bin  
 Last Calib Update 1/9/2022 8:59:52 PM

Level Name	Calibration Files	Acq. Date-Time	Level Last Update Time
1	D:\Org\Data\VOA5975C\VG010422\04JAN10.D	1/4/2022 3:33:04 PM	1/5/2022 11:05:51 AM
2	D:\Org\Data\VOA5975C\VG010422\04JAN11.D	1/4/2022 4:00:35 PM	1/5/2022 11:05:51 AM
3	D:\Org\Data\VOA5975C\VG010422\04JAN12.D	1/4/2022 4:28:05 PM	1/5/2022 11:05:51 AM
4	D:\Org\Data\VOA5975C\VG010422\04JAN13.D	1/4/2022 4:55:32 PM	1/5/2022 11:05:51 AM
5	D:\Org\Data\VOA5975C\VG010422\04JAN15.D	1/4/2022 5:50:25 PM	1/5/2022 11:05:51 AM
6	D:\Org\Data\VOA5975C\VG010422\04JAN17.D	1/4/2022 6:45:10 PM	1/5/2022 11:05:51 AM
7	D:\Org\Data\VOA5975C\VG010422\04JAN19.D	1/4/2022 7:39:45 PM	1/5/2022 11:05:51 AM
8	D:\Org\Data\VOA5975C\VG010422\04JAN21.D	1/4/2022 8:34:31 PM	1/5/2022 11:05:51 AM

Compound	Curve Fit	1	2	3	4	5	6	7	8	Avg RF	%RSD
----- ISTD -----											
I Fluorobenzene											
T Dichlorodifluoromethane	Avg RF		0.3162	0.3365	0.3242	0.3350	0.3304	0.3267	0.3242	0.3276	2.141
T Chloromethane	Avg RF		0.4411	0.4190	0.3960	0.3901	0.3821	0.3733	0.3819	0.3976	6.061
T Vinyl chloride	Avg RF		0.3591	0.3671	0.3503	0.3603	0.3559	0.3553	0.3566	0.3578	1.449
T Bromomethane	Avg RF		0.1542	0.1650	0.1523	0.1583	0.1611	0.1643	0.1648	0.1600	3.267
T Chloroethane	Avg RF		0.2107	0.1851	0.1638	0.1735	0.1642	0.1721	0.1706	0.1771	9.265
T Trichlorofluoromethane	Avg RF		0.4037	0.4735	0.4380	0.4586	0.4602	0.4399	0.4349	0.4441	5.118
T 1,1-Dichloroethene	Avg RF		0.2399	0.2607	0.2458	0.2415	0.2600	0.2554	0.2594	0.2518	3.629
T Methylene chloride	Avg RF		0.4640	0.3906	0.3745	0.3285	0.3496	0.3446	0.3467	0.3712	12.340
T trans-1,2-Dichloroethene	Avg RF		0.2570	0.2617	0.2544	0.2439	0.2617	0.2577	0.2621	0.2569	2.508
T Methyl tert-butyl ether (MTBE)	Avg RF		0.3274	0.3061	0.3157	0.3378	0.3440	0.3464	0.3472	0.3321	4.880
T 1,1-Dichloroethane	Avg RF		0.4616	0.4913	0.4704	0.4519	0.4943	0.4852	0.4929	0.4782	3.547
T 2,2-Dichloropropane	Avg RF		0.3578	0.3765	0.3611	0.3392	0.3627	0.3534	0.3576	0.3583	3.118
T cis-1,2-Dichloroethene	Avg RF		0.2618	0.2559	0.2522	0.2430	0.2728	0.2686	0.2688	0.2605	4.101
T Methyl ethyl ketone	Avg RF		0.0344	0.0332	0.0338	0.0327	0.0379	0.0373	0.0376	0.0353 #	6.353
T Bromochloromethane	Avg RF		0.1118	0.1098	0.1114	0.1019	0.1066	0.1070	0.1067	0.1079	3.188
T Chloroform	Avg RF	0.5510	0.4975	0.4602	0.4588	0.4363	0.4723	0.4657	0.4656	0.4759	7.299
T 1,1,1-Trichloroethane	Avg RF		0.4349	0.4492	0.4306	0.4231	0.4616	0.4599	0.4628	0.4460	3.677
S Dibromofluoromethane	Avg RF		0.2374	0.2414	0.2269	0.2169	0.2440	0.2416	0.2404	0.2355	4.222
T Carbon tetrachloride	Avg RF		0.4308	0.4355	0.4197	0.4200	0.4586	0.4534	0.4581	0.4394	3.906
T 1,1-Dichloropropene	Avg RF		0.3440	0.3695	0.3623	0.3635	0.4015	0.4016	0.4122	0.3792	6.770
S 1,2-Dichloroethane-d4	Avg RF		0.1030	0.1047	0.0979	0.0949	0.1051	0.1026	0.1038	0.1017	3.759
T Benzene	Avg RF	1.0907	0.9699	0.9473	0.9557	0.9313	1.0254	1.0242	1.0186	0.9954	5.369
T 1,2-Dichloroethane	Avg RF	0.3133	0.2669	0.2527	0.2638	0.2547	0.2714	0.2635	0.2679	0.2693	7.024
----- ISTD -----											
I Chlorobenzene-d5											
T Trichloroethene	Avg RF		0.7042	0.7283	0.7105	0.7447	0.7910	0.7932	0.8058	0.7540	5.603
T 1,2-Dichloropropane	Avg RF		0.6399	0.6663	0.6304	0.6472	0.6757	0.6877	0.6953	0.6632	3.729
T Dibromomethane	Avg RF		0.3153	0.2673	0.2662	0.2651	0.2828	0.2845	0.2807	0.2803	6.261
T Bromodichloromethane	Avg RF		0.7798	0.7547	0.7308	0.7548	0.7958	0.7966	0.8019	0.7735	3.503

## Initial Calibration Report - VOA5975C

Compound	Curve Fit	1	2	3	4	5	6	7	8	Avg RF	%RSD
T cis-1,3-Dichloropropene	Avg RF		0.8447	0.8134	0.8138	0.8445	0.9280	0.9347	0.9426	0.8745	6.654
S Toluene-d8	Avg RF		2.1796	2.2458	2.2715	2.3373	2.6021	2.6054	2.6222	2.4091	8.032
T Toluene	Avg RF	1.7019	1.4698	1.5383	1.5301	1.5969	1.7129	1.7229	1.7462	1.6274	6.538
T trans-1,3-Dichloropropene	Avg RF		0.5856	0.5924	0.5856	0.6050	0.6569	0.6675	0.6645	0.6225	6.190
T 1,1,2-Trichloroethane	Avg RF		0.3433	0.3351	0.3144	0.3046	0.3220	0.3227	0.3276	0.3242	3.951
T Tetrachloroethene	Avg RF	0.7110	0.6230	0.6744	0.6147	0.6368	0.6898	0.6779	0.6837	0.6639	5.221
T 1,3-Dichloropropane	Avg RF		0.6047	0.6221	0.6235	0.6276	0.6722	0.6622	0.6521	0.6378	3.855
T Chlorodibromomethane	Avg RF		0.5205	0.4936	0.4687	0.4895	0.5237	0.5239	0.5275	0.5068	4.501
T 1,2-Dibromoethane	Avg RF		0.3649	0.3455	0.3502	0.3382	0.3657	0.3572	0.3602	0.3545	2.909
T Chlorobenzene	Avg RF		1.7846	1.7604	1.6889	1.7202	1.8405	1.8384	1.8387	1.7817	3.458
T 1,1,1,2-Tetrachloroethane	Avg RF		0.6389	0.6016	0.5917	0.5932	0.6348	0.6513	0.6481	0.6228	4.223
T Ethylbenzene	Avg RF	3.1353	2.7294	2.9345	2.8927	3.0288	3.2979	3.3352	3.3662	3.0900	7.526
T m+p-Xylenes	Avg RF	1.2179	1.0635	1.0995	1.1112	1.2021	1.3051	1.3014	1.3058	1.2008	8.296
T o-Xylene	Avg RF		0.9117	1.0109	1.0157	1.0539	1.1565	1.1636	1.1705	1.0690	9.204
T Styrene	Avg RF	1.4888	1.5830	1.6118	1.6077	1.7513	1.9142	1.8990	1.9132	1.7211	9.933
I 1,4-Dichlorobenzene-d4											
----- ISTD -----											
T Bromoform	Avg RF		0.3016	0.3317	0.3232	0.2962	0.3295	0.3227	0.3345	0.3199	4.706
S p-Bromofluorobenzene	Avg RF		0.8308	0.9265	0.8548	0.8641	0.9793	0.9639	0.9917	0.9159	7.165
T Bromobenzene	Avg RF		0.7981	0.8013	0.7698	0.7733	0.8521	0.8338	0.8350	0.8091	3.949
T 1,1,2,2-Tetrachloroethane	Avg RF		0.4785	0.5176	0.4528	0.4307	0.4660	0.4563	0.4579	0.4657	5.814
T 1,2,3-Trichloropropane	Avg RF		0.1366	0.1331	0.1226	0.1123	0.1242	0.1208	0.1225	0.1246	6.496
T 2-Chlorotoluene	Avg RF		0.7211	0.8068	0.7639	0.7745	0.8606	0.8411	0.8670	0.8050	6.783
T 4-Chlorotoluene	Avg RF		2.3566	2.5611	2.5400	2.5420	2.8078	2.7736	2.7919	2.6247	6.481
T 1,3-Dichlorobenzene	Avg RF	1.5539	1.3985	1.5212	1.3984	1.3869	1.5265	1.5095	1.5097	1.4756	4.644
T 1,4-Dichlorobenzene	Avg RF	1.6618	1.4403	1.5243	1.4447	1.4296	1.5342	1.4901	1.5115	1.5046	4.999
T 1,2-Dichlorobenzene	Avg RF	1.3621	1.2114	1.2441	1.2109	1.1516	1.2852	1.2481	1.2630	1.2470	4.949

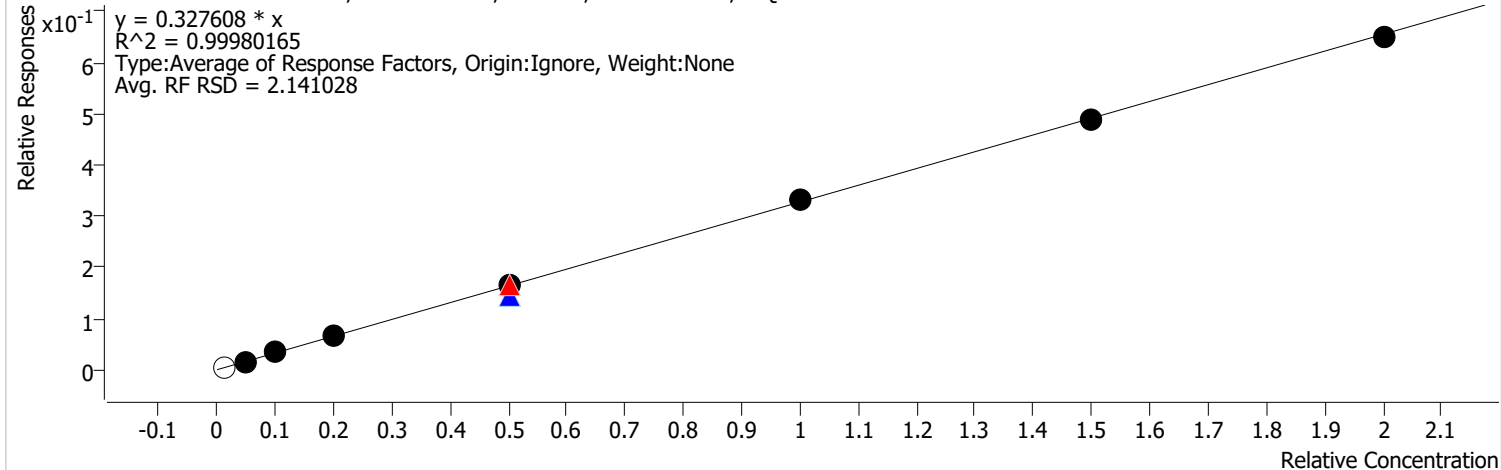
(RedFont and #) = Outlier Flag; (I) = Internal Standard; (T) = Target; (S) = Surrogate; (M) = Matrix Spike

# Calibration Report

<b>Batch Path</b>	D:\Org\Data\VOA5975C\VG010422\QuantResults\VG010422_8260B.batch.bin	<b>Analyst Name</b>	BL2000\mchavez
<b>Analysis Time</b>	2/28/2022 1:57 PM	<b>Reporter Name</b>	BL2000\mchavez
<b>Report Time</b>	2/28/2022 2:00:39 PM	<b>Batch State</b>	Processed
<b>Last Calib Update</b>	1/9/2022 8:59 PM	<b>Quant Report Version</b>	10.0
<b>Quant Batch Version</b>	10.0		

**Dichlorodifluoromethane %RSE = 2.1**

Dichlorodifluoromethane - 8 Levels, 7 Levels Used, 8 Points, 7 Points Used, 1 QCs



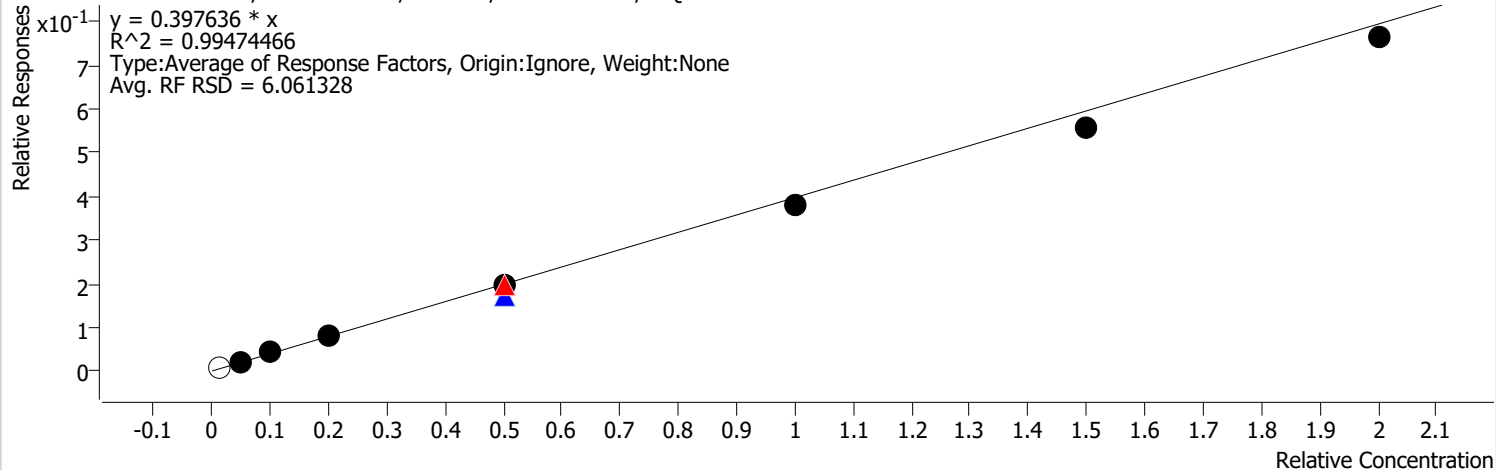
Calibration STD Path	Cal Type	Level	Enabled	Resp.	Exp. Conc	Resp. Factor	Level RSD
D:\Org\Data\VOA5975C\VG010422\04JAN10.D	Calibration	1		4353	2.5000	0.5647	
D:\Org\Data\VOA5975C\VG010422\04JAN11.D	Calibration	2	x	12087	12.5000	0.3162	
D:\Org\Data\VOA5975C\VG010422\04JAN12.D	Calibration	3	x	26627	25.0000	0.3365	
D:\Org\Data\VOA5975C\VG010422\04JAN13.D	Calibration	4	x	50457	50.0000	0.3242	
D:\Org\Data\VOA5975C\VG010422\04JAN23.D	QC	QC	x	116936	125.0000	0.2919	
D:\Org\Data\VOA5975C\VG010422\04JAN15.D	Calibration	5	x	137933	125.0000	0.3350	
D:\Org\Data\VOA5975C\VG010422\04JAN15CC.D	CC	CC	x	137933	125.0000	0.3350	
D:\Org\Data\VOA5975C\VG010422\04JAN17.D	Calibration	6	x	276334	250.0000	0.3304	
D:\Org\Data\VOA5975C\VG010422\04JAN19.D	Calibration	7	x	412544	375.0000	0.3267	
D:\Org\Data\VOA5975C\VG010422\04JAN21.D	Calibration	8	x	545484	500.0000	0.3242	

# Calibration Report

<b>Batch Path</b>	D:\Org\Data\VOA5975C\VG010422\QuantResults\VG010422_8260B.batch.bin	<b>Analyst Name</b>	BL2000\mchavez
<b>Analysis Time</b>	2/28/2022 1:57 PM	<b>Reporter Name</b>	BL2000\mchavez
<b>Report Time</b>	2/28/2022 2:00:42 PM	<b>Batch State</b>	Processed
<b>Last Calib Update</b>	1/9/2022 8:59 PM	<b>Quant Report Version</b>	10.0
<b>Quant Batch Version</b>	10.0		

**Chloromethane %RSE = 6.1**

Chloromethane - 8 Levels, 7 Levels Used, 8 Points, 7 Points Used, 1 QCs



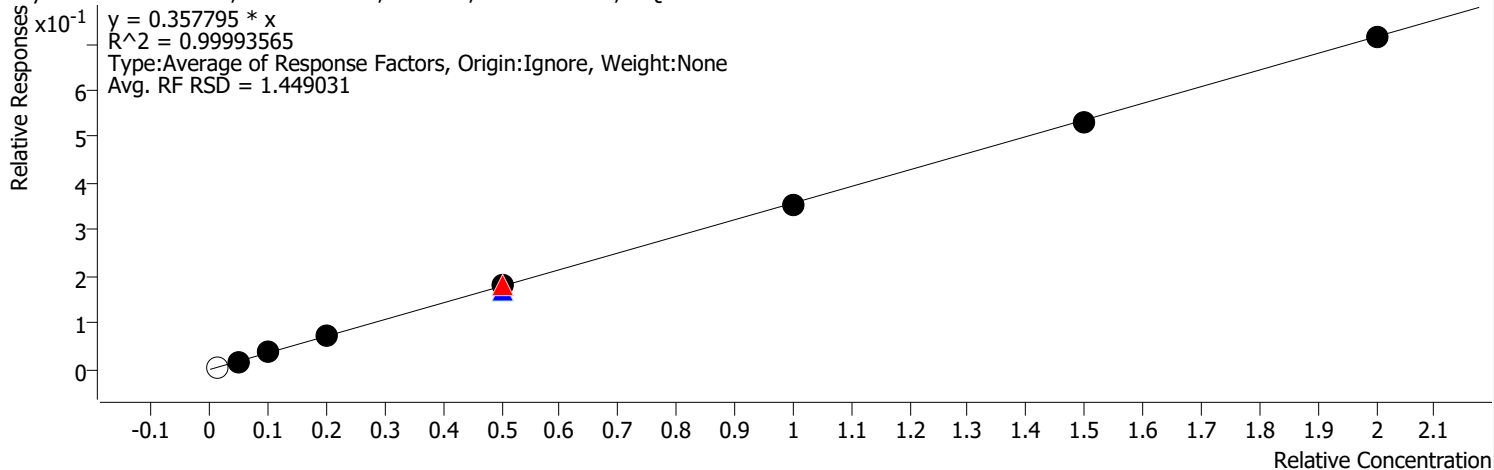
Calibration STD Path	Cal Type	Level	Enabled	Resp.	Exp. Conc	Resp. Factor	Level RSD
D:\Org\Data\VOA5975C\VG010422\04JAN10.D	Calibration	1		7435	2.5000	0.9645	
D:\Org\Data\VOA5975C\VG010422\04JAN11.D	Calibration	2	x	16859	12.5000	0.4411	
D:\Org\Data\VOA5975C\VG010422\04JAN12.D	Calibration	3	x	33153	25.0000	0.4190	
D:\Org\Data\VOA5975C\VG010422\04JAN13.D	Calibration	4	x	61632	50.0000	0.3960	
D:\Org\Data\VOA5975C\VG010422\04JAN23.D	QC	QC	x	138617	125.0000	0.3460	
D:\Org\Data\VOA5975C\VG010422\04JAN15.D	Calibration	5	x	160604	125.0000	0.3901	
D:\Org\Data\VOA5975C\VG010422\04JAN15CC.D	CC	CC	x	160604	125.0000	0.3901	
D:\Org\Data\VOA5975C\VG010422\04JAN17.D	Calibration	6	x	319523	250.0000	0.3821	
D:\Org\Data\VOA5975C\VG010422\04JAN19.D	Calibration	7	x	471454	375.0000	0.3733	
D:\Org\Data\VOA5975C\VG010422\04JAN21.D	Calibration	8	x	642582	500.0000	0.3819	

# Calibration Report

<b>Batch Path</b>	D:\Org\Data\VOA5975C\VG010422\QuantResults\VG010422_8260B.batch.bin	<b>Analyst Name</b>	BL2000\mchavez
<b>Analysis Time</b>	2/28/2022 1:57 PM	<b>Reporter Name</b>	BL2000\mchavez
<b>Report Time</b>	2/28/2022 2:00:42 PM	<b>Batch State</b>	Processed
<b>Last Calib Update</b>	1/9/2022 8:59 PM	<b>Quant Report Version</b>	10.0
<b>Quant Batch Version</b>	10.0		

**Vinyl chloride %RSE = 1.4**

Vinyl chloride - 8 Levels, 7 Levels Used, 8 Points, 7 Points Used, 1 QCs



Calibration STD Path	Cal Type	Level	Enabled	Resp.	Exp. Conc	Resp. Factor	Level RSD
D:\Org\Data\VOA5975C\VG010422\04JAN10.D	Calibration	1		4274	2.5000	0.5544	
D:\Org\Data\VOA5975C\VG010422\04JAN11.D	Calibration	2	x	13724	12.5000	0.3591	
D:\Org\Data\VOA5975C\VG010422\04JAN12.D	Calibration	3	x	29046	25.0000	0.3671	
D:\Org\Data\VOA5975C\VG010422\04JAN13.D	Calibration	4	x	54521	50.0000	0.3503	
D:\Org\Data\VOA5975C\VG010422\04JAN23.D	QC	QC	x	137775	125.0000	0.3439	
D:\Org\Data\VOA5975C\VG010422\04JAN15.D	Calibration	5	x	148358	125.0000	0.3603	
D:\Org\Data\VOA5975C\VG010422\04JAN15CC.D	CC	CC	x	148358	125.0000	0.3603	
D:\Org\Data\VOA5975C\VG010422\04JAN17.D	Calibration	6	x	297604	250.0000	0.3559	
D:\Org\Data\VOA5975C\VG010422\04JAN19.D	Calibration	7	x	448643	375.0000	0.3553	
D:\Org\Data\VOA5975C\VG010422\04JAN21.D	Calibration	8	x	600092	500.0000	0.3566	

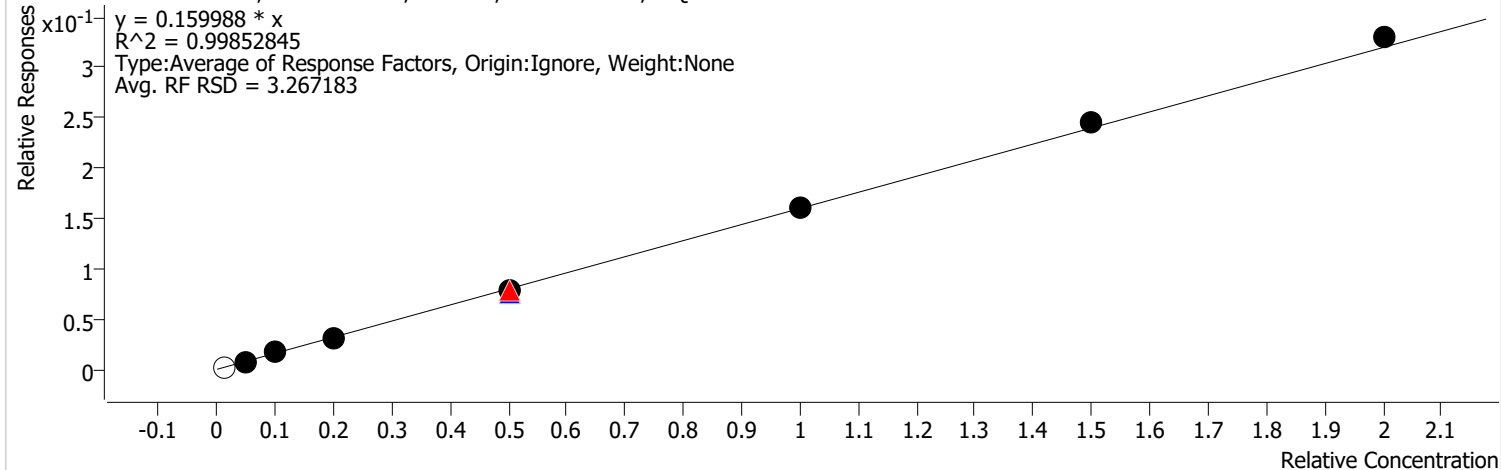


# Calibration Report

<b>Batch Path</b>	D:\Org\Data\VOA5975C\VG010422\QuantResults\VG010422_8260B.batch.bin	<b>Analyst Name</b>	BL2000\mchavez
<b>Analysis Time</b>	2/28/2022 1:57 PM	<b>Reporter Name</b>	BL2000\mchavez
<b>Report Time</b>	2/28/2022 2:00:42 PM	<b>Batch State</b>	Processed
<b>Last Calib Update</b>	1/9/2022 8:59 PM	<b>Quant Report Version</b>	10.0
<b>Quant Batch Version</b>	10.0		

**Bromomethane %RSE = 3.3**

Bromomethane - 8 Levels, 7 Levels Used, 8 Points, 7 Points Used, 1 QCs



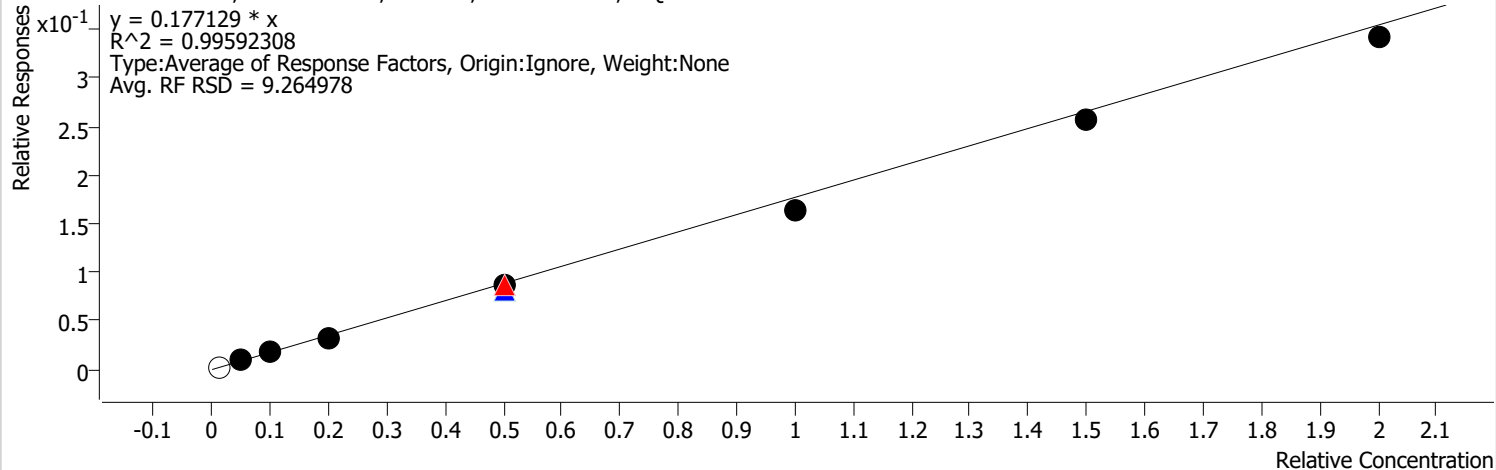
Calibration STD Path	Cal Type	Level	Enabled	Resp.	Exp. Conc	Resp. Factor	Level RSD
D:\Org\Data\VOA5975C\VG010422\04JAN10.D	Calibration	1		1902	2.5000	0.2467	
D:\Org\Data\VOA5975C\VG010422\04JAN11.D	Calibration	2	x	5893	12.5000	0.1542	
D:\Org\Data\VOA5975C\VG010422\04JAN12.D	Calibration	3	x	13054	25.0000	0.1650	
D:\Org\Data\VOA5975C\VG010422\04JAN13.D	Calibration	4	x	23699	50.0000	0.1523	
D:\Org\Data\VOA5975C\VG010422\04JAN23.D	QC	QC	x	59947	125.0000	0.1496	
D:\Org\Data\VOA5975C\VG010422\04JAN15.D	Calibration	5	x	65163	125.0000	0.1583	
D:\Org\Data\VOA5975C\VG010422\04JAN15CC.D	CC	CC	x	65163	125.0000	0.1583	
D:\Org\Data\VOA5975C\VG010422\04JAN17.D	Calibration	6	x	134737	250.0000	0.1611	
D:\Org\Data\VOA5975C\VG010422\04JAN19.D	Calibration	7	x	207491	375.0000	0.1643	
D:\Org\Data\VOA5975C\VG010422\04JAN21.D	Calibration	8	x	277301	500.0000	0.1648	

# Calibration Report

<b>Batch Path</b>	D:\Org\Data\VOA5975C\VG010422\QuantResults\VG010422_8260B.batch.bin	<b>Analyst Name</b>	BL2000\mchavez
<b>Analysis Time</b>	2/28/2022 1:57 PM	<b>Reporter Name</b>	BL2000\mchavez
<b>Report Time</b>	2/28/2022 2:00:42 PM	<b>Batch State</b>	Processed
<b>Last Calib Update</b>	1/9/2022 8:59 PM	<b>Quant Report Version</b>	10.0
<b>Quant Batch Version</b>	10.0		

**Chloroethane %RSE = 9.3**

Chloroethane - 8 Levels, 7 Levels Used, 8 Points, 7 Points Used, 1 QCs



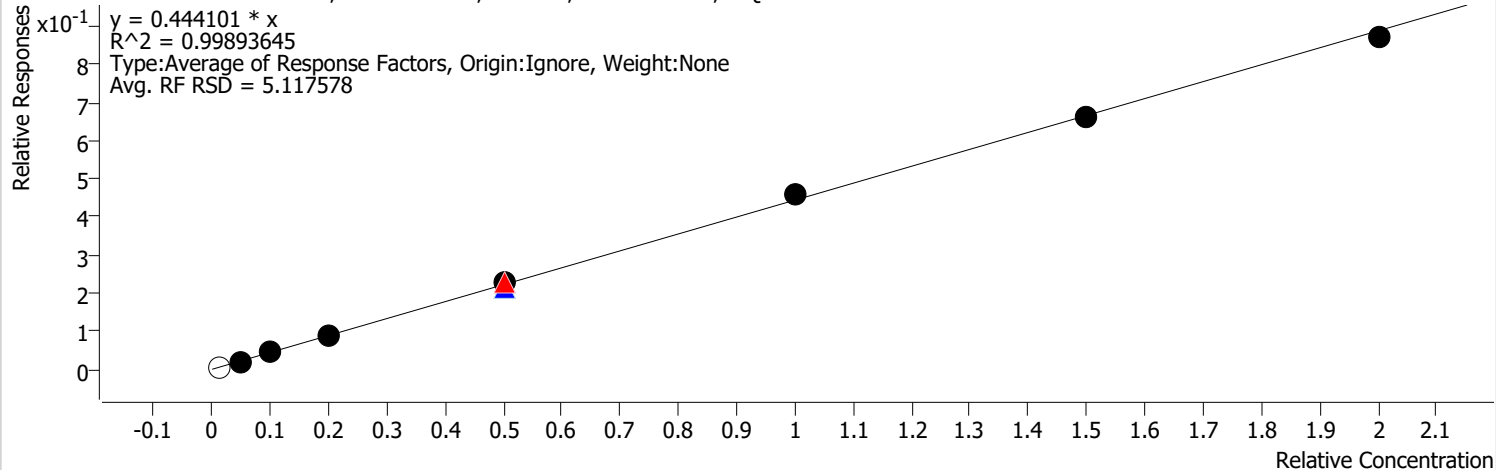
Calibration STD Path	Cal Type	Level	Enabled	Resp.	Exp. Conc	Resp. Factor	Level RSD
D:\Org\Data\VOA5975C\VG010422\04JAN10.D	Calibration	1		2178	2.5000	0.2825	
D:\Org\Data\VOA5975C\VG010422\04JAN11.D	Calibration	2	x	8052	12.5000	0.2107	
D:\Org\Data\VOA5975C\VG010422\04JAN12.D	Calibration	3	x	14646	25.0000	0.1851	
D:\Org\Data\VOA5975C\VG010422\04JAN13.D	Calibration	4	x	25484	50.0000	0.1638	
D:\Org\Data\VOA5975C\VG010422\04JAN23.D	QC	QC	x	65619	125.0000	0.1638	
D:\Org\Data\VOA5975C\VG010422\04JAN15.D	Calibration	5	x	71420	125.0000	0.1735	
D:\Org\Data\VOA5975C\VG010422\04JAN15CC.D	CC	CC	x	71420	125.0000	0.1735	
D:\Org\Data\VOA5975C\VG010422\04JAN17.D	Calibration	6	x	137312	250.0000	0.1642	
D:\Org\Data\VOA5975C\VG010422\04JAN19.D	Calibration	7	x	217393	375.0000	0.1721	
D:\Org\Data\VOA5975C\VG010422\04JAN21.D	Calibration	8	x	287041	500.0000	0.1706	

# Calibration Report

<b>Batch Path</b>	D:\Org\Data\VOA5975C\VG010422\QuantResults\VG010422_8260B.batch.bin	<b>Analyst Name</b>	BL2000\mchavez
<b>Analysis Time</b>	2/28/2022 1:57 PM	<b>Reporter Name</b>	BL2000\mchavez
<b>Report Time</b>	2/28/2022 2:00:43 PM	<b>Batch State</b>	Processed
<b>Last Calib Update</b>	1/9/2022 8:59 PM	<b>Quant Report Version</b>	10.0
<b>Quant Batch Version</b>	10.0		

**Trichlorofluoromethane %RSE = 5.1**

Trichlorofluoromethane - 8 Levels, 7 Levels Used, 8 Points, 7 Points Used, 1 QCs

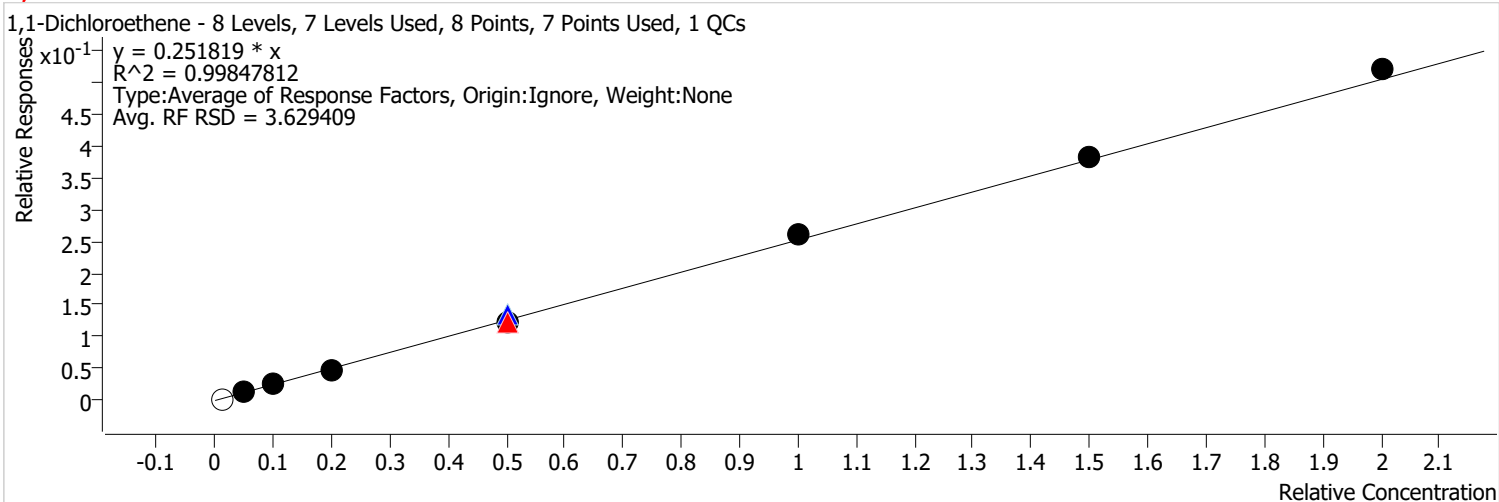


Calibration STD Path	Cal Type	Level	Enabled	Resp.	Exp. Conc	Resp. Factor	Level RSD
D:\Org\Data\VOA5975C\VG010422\04JAN10.D	Calibration	1		5030	2.5000	0.6525	
D:\Org\Data\VOA5975C\VG010422\04JAN11.D	Calibration	2	x	15431	12.5000	0.4037	
D:\Org\Data\VOA5975C\VG010422\04JAN12.D	Calibration	3	x	37464	25.0000	0.4735	
D:\Org\Data\VOA5975C\VG010422\04JAN13.D	Calibration	4	x	68163	50.0000	0.4380	
D:\Org\Data\VOA5975C\VG010422\04JAN23.D	QC	QC	x	173333	125.0000	0.4327	
D:\Org\Data\VOA5975C\VG010422\04JAN15.D	Calibration	5	x	188808	125.0000	0.4586	
D:\Org\Data\VOA5975C\VG010422\04JAN15CC.D	CC	CC	x	188808	125.0000	0.4586	
D:\Org\Data\VOA5975C\VG010422\04JAN17.D	Calibration	6	x	384837	250.0000	0.4602	
D:\Org\Data\VOA5975C\VG010422\04JAN19.D	Calibration	7	x	555477	375.0000	0.4399	
D:\Org\Data\VOA5975C\VG010422\04JAN21.D	Calibration	8	x	731829	500.0000	0.4349	

# Calibration Report

<b>Batch Path</b>	D:\Org\Data\VOA5975C\VG010422\QuantResults\VG010422_8260B.batch.bin	<b>Analyst Name</b>	BL2000\mchavez
<b>Analysis Time</b>	2/28/2022 1:57 PM	<b>Reporter Name</b>	BL2000\mchavez
<b>Report Time</b>	2/28/2022 2:00:43 PM	<b>Batch State</b>	Processed
<b>Last Calib Update</b>	1/9/2022 8:59 PM	<b>Quant Report Version</b>	10.0
<b>Quant Batch Version</b>	10.0		

**1,1-Dichloroethene %RSE = 3.6**

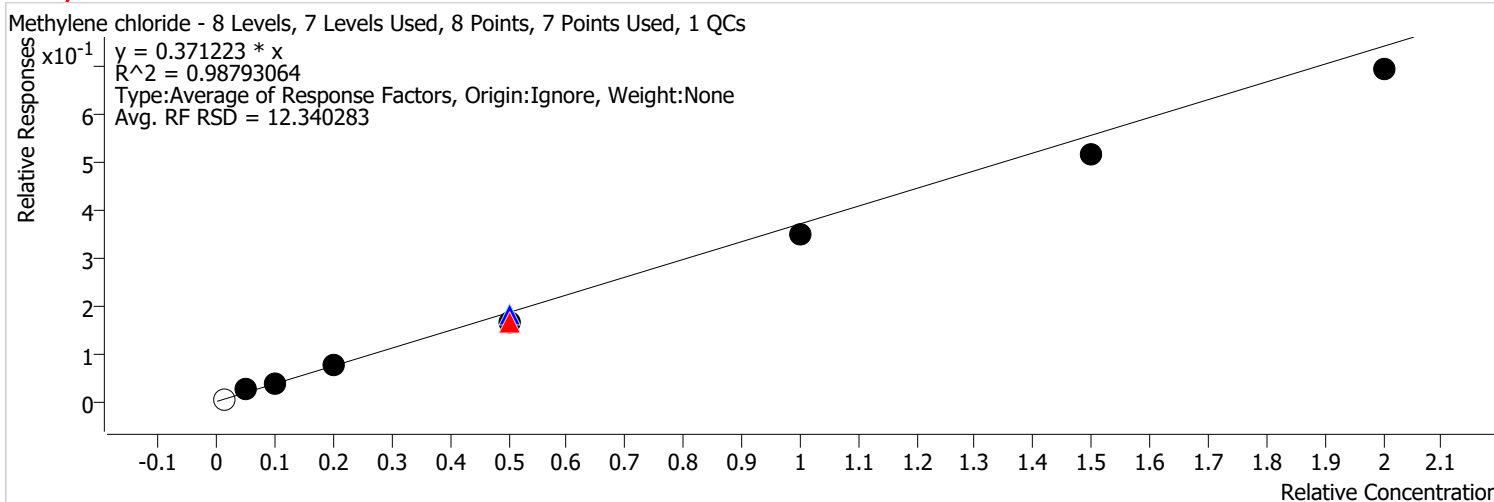


Calibration STD Path	Cal Type	Level	Enabled	Resp.	Exp. Conc	Resp. Factor	Level RSD
D:\Org\Data\VOA5975C\VG010422\04JAN10.D	Calibration	1		2084	2.5000	0.2703	
D:\Org\Data\VOA5975C\VG010422\04JAN11.D	Calibration	2	x	9169	12.5000	0.2399	
D:\Org\Data\VOA5975C\VG010422\04JAN12.D	Calibration	3	x	20631	25.0000	0.2607	
D:\Org\Data\VOA5975C\VG010422\04JAN13.D	Calibration	4	x	38253	50.0000	0.2458	
D:\Org\Data\VOA5975C\VG010422\04JAN23.D	QC	QC	x	108512	125.0000	0.2709	
D:\Org\Data\VOA5975C\VG010422\04JAN15.D	Calibration	5	x	99438	125.0000	0.2415	
D:\Org\Data\VOA5975C\VG010422\04JAN15CC.D	CC	CC	x	99438	125.0000	0.2415	
D:\Org\Data\VOA5975C\VG010422\04JAN17.D	Calibration	6	x	217406	250.0000	0.2600	
D:\Org\Data\VOA5975C\VG010422\04JAN19.D	Calibration	7	x	322557	375.0000	0.2554	
D:\Org\Data\VOA5975C\VG010422\04JAN21.D	Calibration	8	x	436507	500.0000	0.2594	

# Calibration Report

<b>Batch Path</b>	D:\Org\Data\VOA5975C\VG010422\QuantResults\VG010422_8260B.batch.bin	<b>Analyst Name</b>	BL2000\mchavez
<b>Analysis Time</b>	2/28/2022 1:57 PM	<b>Reporter Name</b>	BL2000\mchavez
<b>Report Time</b>	2/28/2022 2:00:43 PM	<b>Batch State</b>	Processed
<b>Last Calib Update</b>	1/9/2022 8:59 PM	<b>Quant Report Version</b>	10.0
<b>Quant Batch Version</b>	10.0		

**Methylene chloride %RSE = 12.3**



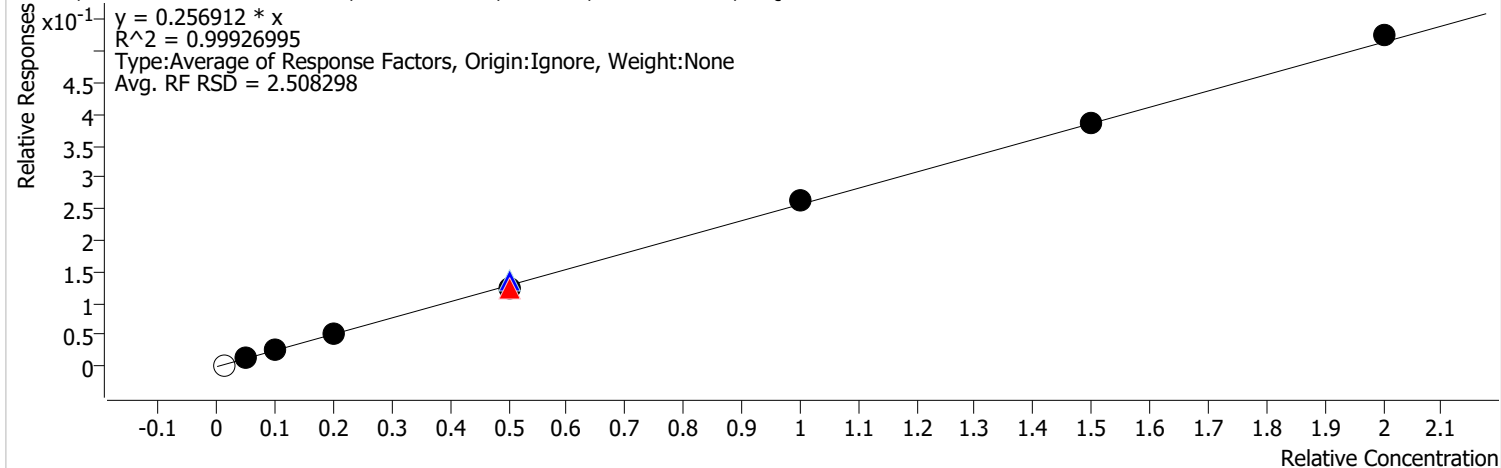
Calibration STD Path	Cal Type	Level	Enabled	Resp.	Exp. Conc	Resp. Factor	Level RSD
D:\Org\Data\VOA5975C\VG010422\04JAN10.D	Calibration	1		4095	2.5000	0.5312	
D:\Org\Data\VOA5975C\VG010422\04JAN11.D	Calibration	2	x	17734	12.5000	0.4640	
D:\Org\Data\VOA5975C\VG010422\04JAN12.D	Calibration	3	x	30908	25.0000	0.3906	
D:\Org\Data\VOA5975C\VG010422\04JAN13.D	Calibration	4	x	58282	50.0000	0.3745	
D:\Org\Data\VOA5975C\VG010422\04JAN23.D	QC	QC	x	144585	125.0000	0.3609	
D:\Org\Data\VOA5975C\VG010422\04JAN15.D	Calibration	5	x	135271	125.0000	0.3285	
D:\Org\Data\VOA5975C\VG010422\04JAN15CC.D	CC	CC	x	135271	125.0000	0.3285	
D:\Org\Data\VOA5975C\VG010422\04JAN17.D	Calibration	6	x	292397	250.0000	0.3496	
D:\Org\Data\VOA5975C\VG010422\04JAN19.D	Calibration	7	x	435116	375.0000	0.3446	
D:\Org\Data\VOA5975C\VG010422\04JAN21.D	Calibration	8	x	583438	500.0000	0.3467	

# Calibration Report

<b>Batch Path</b>	D:\Org\Data\VOA5975C\VG010422\QuantResults\VG010422_8260B.batch.bin	<b>Analyst Name</b>	BL2000\mchavez
<b>Analysis Time</b>	2/28/2022 1:57 PM	<b>Reporter Name</b>	BL2000\mchavez
<b>Report Time</b>	2/28/2022 2:00:43 PM	<b>Batch State</b>	Processed
<b>Last Calib Update</b>	1/9/2022 8:59 PM	<b>Quant Report Version</b>	10.0
<b>Quant Batch Version</b>	10.0		

**trans-1,2-Dichloroethene %RSE = 2.5**

trans-1,2-Dichloroethene - 8 Levels, 7 Levels Used, 8 Points, 7 Points Used, 1 QCs



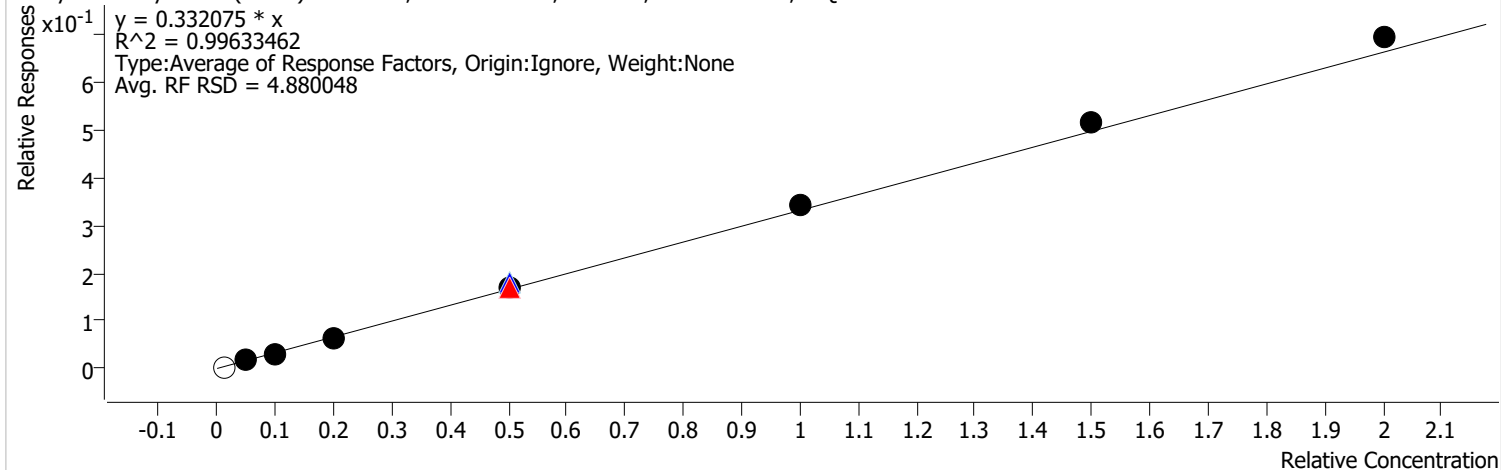
Calibration STD Path	Cal Type	Level	Enabled	Resp.	Exp. Conc	Resp. Factor	Level RSD
D:\Org\Data\VOA5975C\VG010422\04JAN10.D	Calibration	1		2146	2.5000	0.2784	
D:\Org\Data\VOA5975C\VG010422\04JAN11.D	Calibration	2	x	9821	12.5000	0.2570	
D:\Org\Data\VOA5975C\VG010422\04JAN12.D	Calibration	3	x	20706	25.0000	0.2617	
D:\Org\Data\VOA5975C\VG010422\04JAN13.D	Calibration	4	x	39596	50.0000	0.2544	
D:\Org\Data\VOA5975C\VG010422\04JAN23.D	QC	QC	x	110909	125.0000	0.2769	
D:\Org\Data\VOA5975C\VG010422\04JAN15.D	Calibration	5	x	100409	125.0000	0.2439	
D:\Org\Data\VOA5975C\VG010422\04JAN15CC.D	CC	CC	x	100409	125.0000	0.2439	
D:\Org\Data\VOA5975C\VG010422\04JAN17.D	Calibration	6	x	218855	250.0000	0.2617	
D:\Org\Data\VOA5975C\VG010422\04JAN19.D	Calibration	7	x	325415	375.0000	0.2577	
D:\Org\Data\VOA5975C\VG010422\04JAN21.D	Calibration	8	x	440967	500.0000	0.2621	

# Calibration Report

<b>Batch Path</b>	D:\Org\Data\VOA5975C\VG010422\QuantResults\VG010422_8260B.batch.bin	<b>Analyst Name</b>	BL2000\mchavez
<b>Analysis Time</b>	2/28/2022 1:57 PM	<b>Reporter Name</b>	BL2000\mchavez
<b>Report Time</b>	2/28/2022 2:00:43 PM	<b>Batch State</b>	Processed
<b>Last Calib Update</b>	1/9/2022 8:59 PM	<b>Quant Report Version</b>	10.0
<b>Quant Batch Version</b>	10.0		

**Methyl tert-butyl ether (MTBE) %RSE = 4.9**

Methyl tert-butyl ether (MTBE) - 8 Levels, 7 Levels Used, 8 Points, 7 Points Used, 1 QCs

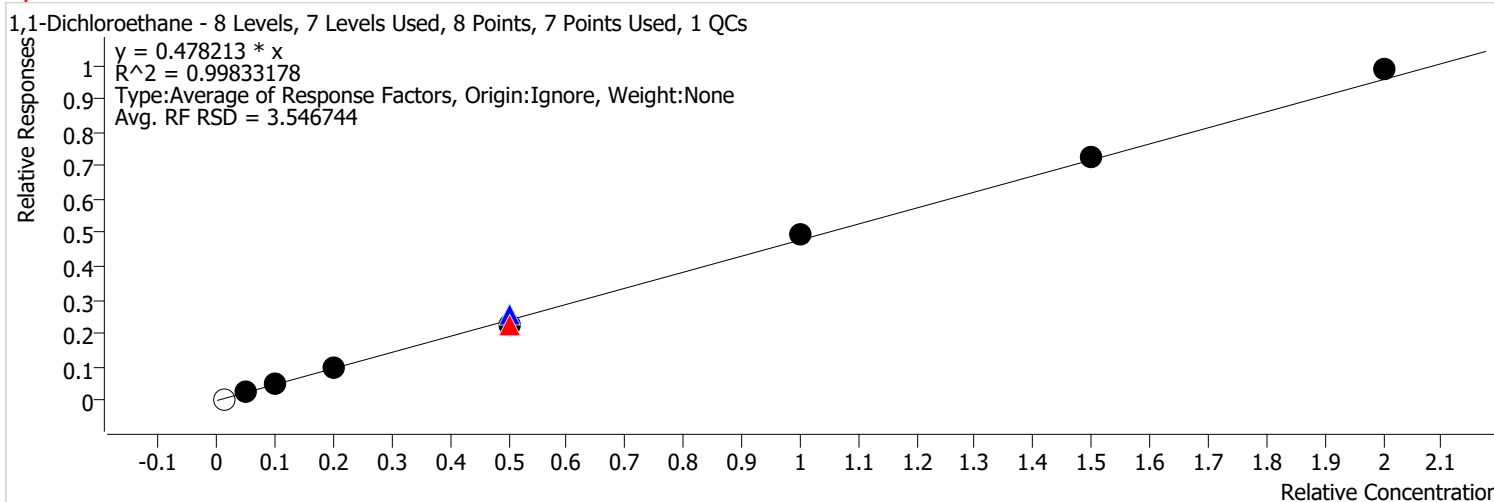


Calibration STD Path	Cal Type	Level	Enabled	Resp.	Exp. Conc	Resp. Factor	Level RSD
D:\Org\Data\VOA5975C\VG010422\04JAN10.D	Calibration	1		2717	2.5000	0.3524	
D:\Org\Data\VOA5975C\VG010422\04JAN11.D	Calibration	2	x	12515	12.5000	0.3274	
D:\Org\Data\VOA5975C\VG010422\04JAN12.D	Calibration	3	x	24218	25.0000	0.3061	
D:\Org\Data\VOA5975C\VG010422\04JAN13.D	Calibration	4	x	49126	50.0000	0.3157	
D:\Org\Data\VOA5975C\VG010422\04JAN23.D	QC	QC	x	143378	125.0000	0.3579	
D:\Org\Data\VOA5975C\VG010422\04JAN15.D	Calibration	5	x	139068	125.0000	0.3378	
D:\Org\Data\VOA5975C\VG010422\04JAN15CC.D	CC	CC	x	139068	125.0000	0.3378	
D:\Org\Data\VOA5975C\VG010422\04JAN17.D	Calibration	6	x	287653	250.0000	0.3440	
D:\Org\Data\VOA5975C\VG010422\04JAN19.D	Calibration	7	x	437439	375.0000	0.3464	
D:\Org\Data\VOA5975C\VG010422\04JAN21.D	Calibration	8	x	584294	500.0000	0.3472	

# Calibration Report

<b>Batch Path</b>	D:\Org\Data\VOA5975C\VG010422\QuantResults\VG010422_8260B.batch.bin	<b>Analyst Name</b>	BL2000\mchavez
<b>Analysis Time</b>	2/28/2022 1:57 PM	<b>Reporter Name</b>	BL2000\mchavez
<b>Report Time</b>	2/28/2022 2:00:43 PM	<b>Batch State</b>	Processed
<b>Last Calib Update</b>	1/9/2022 8:59 PM	<b>Quant Report Version</b>	10.0
<b>Quant Batch Version</b>	10.0		

**1,1-Dichloroethane %RSE = 3.5**



Calibration STD Path	Cal Type	Level	Enabled	Resp.	Exp. Conc	Resp. Factor	Level RSD
D:\Org\Data\VOA5975C\VG010422\04JAN10.D	Calibration	1		3892	2.5000	0.5049	
D:\Org\Data\VOA5975C\VG010422\04JAN11.D	Calibration	2	x	17642	12.5000	0.4616	
D:\Org\Data\VOA5975C\VG010422\04JAN12.D	Calibration	3	x	38874	25.0000	0.4913	
D:\Org\Data\VOA5975C\VG010422\04JAN13.D	Calibration	4	x	73205	50.0000	0.4704	
D:\Org\Data\VOA5975C\VG010422\04JAN23.D	QC	QC	x	208131	125.0000	0.5195	
D:\Org\Data\VOA5975C\VG010422\04JAN15.D	Calibration	5	x	186052	125.0000	0.4519	
D:\Org\Data\VOA5975C\VG010422\04JAN15CC.D	CC	CC	x	186052	125.0000	0.4519	
D:\Org\Data\VOA5975C\VG010422\04JAN17.D	Calibration	6	x	413408	250.0000	0.4943	
D:\Org\Data\VOA5975C\VG010422\04JAN19.D	Calibration	7	x	612660	375.0000	0.4852	
D:\Org\Data\VOA5975C\VG010422\04JAN21.D	Calibration	8	x	829359	500.0000	0.4929	

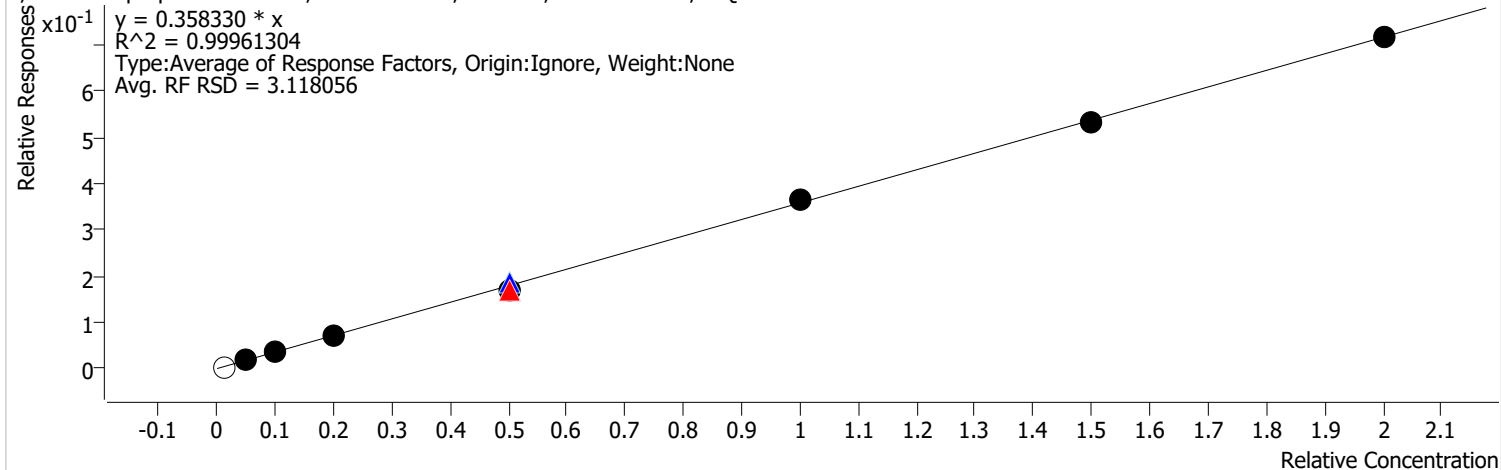


# Calibration Report

<b>Batch Path</b>	D:\Org\Data\VOA5975C\VG010422\QuantResults\VG010422_8260B.batch.bin	<b>Analyst Name</b>	BL2000\mchavez
<b>Analysis Time</b>	2/28/2022 1:57 PM	<b>Reporter Name</b>	BL2000\mchavez
<b>Report Time</b>	2/28/2022 2:00:43 PM	<b>Batch State</b>	Processed
<b>Last Calib Update</b>	1/9/2022 8:59 PM	<b>Quant Report Version</b>	10.0
<b>Quant Batch Version</b>	10.0		

**2,2-Dichloropropane %RSE = 3.1**

2,2-Dichloropropane - 8 Levels, 7 Levels Used, 8 Points, 7 Points Used, 1 QCs



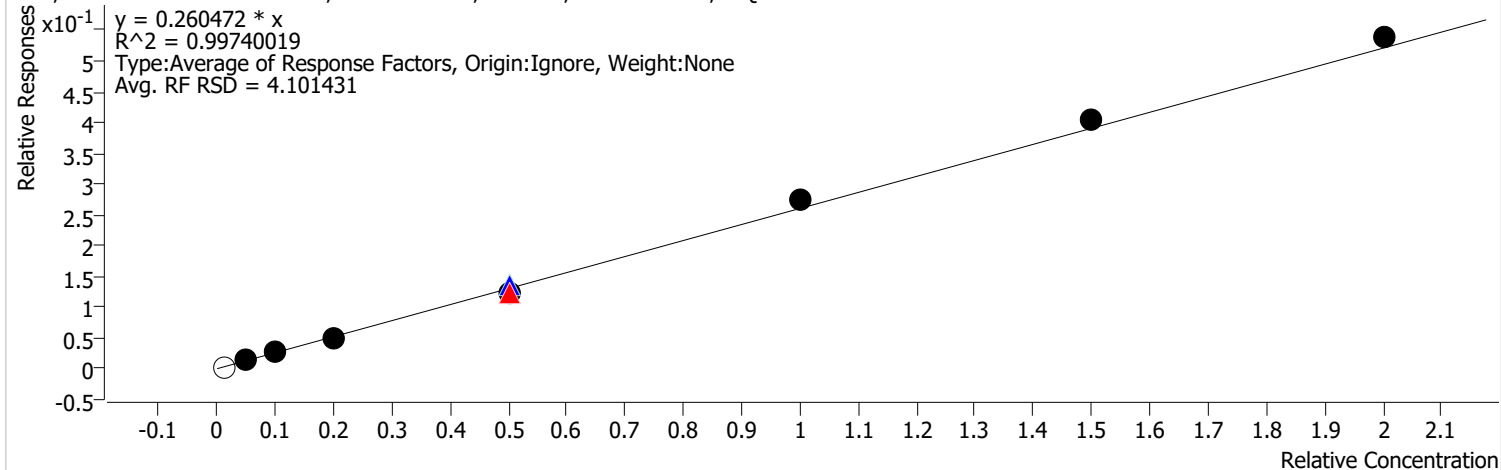
Calibration STD Path	Cal Type	Level	Enabled	Resp.	Exp. Conc	Resp. Factor	Level RSD
D:\Org\Data\VOA5975C\VG010422\04JAN10.D	Calibration	1		2930	2.5000	0.3801	
D:\Org\Data\VOA5975C\VG010422\04JAN11.D	Calibration	2	x	13676	12.5000	0.3578	
D:\Org\Data\VOA5975C\VG010422\04JAN12.D	Calibration	3	x	29793	25.0000	0.3765	
D:\Org\Data\VOA5975C\VG010422\04JAN13.D	Calibration	4	x	56189	50.0000	0.3611	
D:\Org\Data\VOA5975C\VG010422\04JAN23.D	QC	QC	x	150902	125.0000	0.3767	
D:\Org\Data\VOA5975C\VG010422\04JAN15.D	Calibration	5	x	139656	125.0000	0.3392	
D:\Org\Data\VOA5975C\VG010422\04JAN15CC.D	CC	CC	x	139656	125.0000	0.3392	
D:\Org\Data\VOA5975C\VG010422\04JAN17.D	Calibration	6	x	303307	250.0000	0.3627	
D:\Org\Data\VOA5975C\VG010422\04JAN19.D	Calibration	7	x	446282	375.0000	0.3534	
D:\Org\Data\VOA5975C\VG010422\04JAN21.D	Calibration	8	x	601823	500.0000	0.3576	

# Calibration Report

<b>Batch Path</b>	D:\Org\Data\VOA5975C\VG010422\QuantResults\VG010422_8260B.batch.bin	<b>Analyst Name</b>	BL2000\mchavez
<b>Analysis Time</b>	2/28/2022 1:57 PM	<b>Reporter Name</b>	BL2000\mchavez
<b>Report Time</b>	2/28/2022 2:00:43 PM	<b>Batch State</b>	Processed
<b>Last Calib Update</b>	1/9/2022 8:59 PM	<b>Quant Report Version</b>	10.0
<b>Quant Batch Version</b>	10.0		

**cis-1,2-Dichloroethene %RSE = 4.1**

cis-1,2-Dichloroethene - 8 Levels, 7 Levels Used, 8 Points, 7 Points Used, 1 QCs

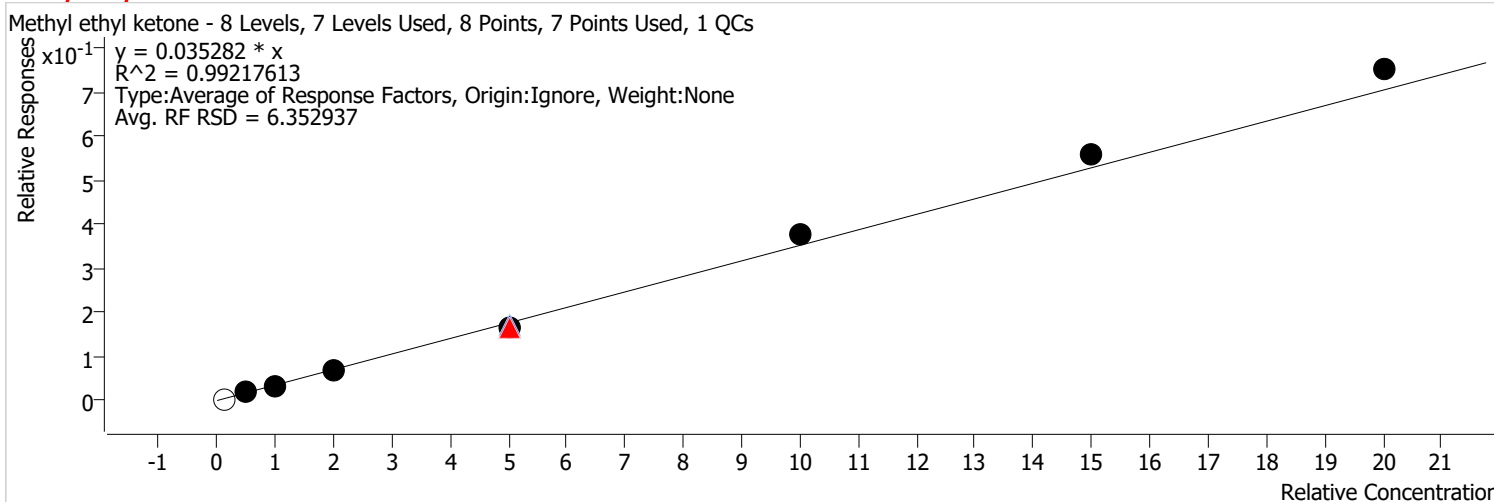


Calibration STD Path	Cal Type	Level	Enabled	Resp.	Exp. Conc	Resp. Factor	Level RSD
D:\Org\Data\VOA5975C\VG010422\04JAN10.D	Calibration	1		2376	2.5000	0.3082	
D:\Org\Data\VOA5975C\VG010422\04JAN11.D	Calibration	2	x	10008	12.5000	0.2618	
D:\Org\Data\VOA5975C\VG010422\04JAN12.D	Calibration	3	x	20252	25.0000	0.2559	
D:\Org\Data\VOA5975C\VG010422\04JAN13.D	Calibration	4	x	39251	50.0000	0.2522	
D:\Org\Data\VOA5975C\VG010422\04JAN23.D	QC	QC	x	108623	125.0000	0.2711	
D:\Org\Data\VOA5975C\VG010422\04JAN15.D	Calibration	5	x	100057	125.0000	0.2430	
D:\Org\Data\VOA5975C\VG010422\04JAN15CC.D	CC	CC	x	100057	125.0000	0.2430	
D:\Org\Data\VOA5975C\VG010422\04JAN17.D	Calibration	6	x	228170	250.0000	0.2728	
D:\Org\Data\VOA5975C\VG010422\04JAN19.D	Calibration	7	x	339211	375.0000	0.2686	
D:\Org\Data\VOA5975C\VG010422\04JAN21.D	Calibration	8	x	452377	500.0000	0.2688	

# Calibration Report

<b>Batch Path</b>	D:\Org\Data\VOA5975C\VG010422\QuantResults\VG010422_8260B.batch.bin	<b>Analyst Name</b>	BL2000\mchavez
<b>Analysis Time</b>	2/28/2022 1:57 PM	<b>Reporter Name</b>	BL2000\mchavez
<b>Report Time</b>	2/28/2022 2:00:43 PM	<b>Batch State</b>	Processed
<b>Last Calib Update</b>	1/9/2022 8:59 PM	<b>Quant Report Version</b>	10.0
<b>Quant Batch Version</b>	10.0		

**Methyl ethyl ketone %RSE = 6.4**



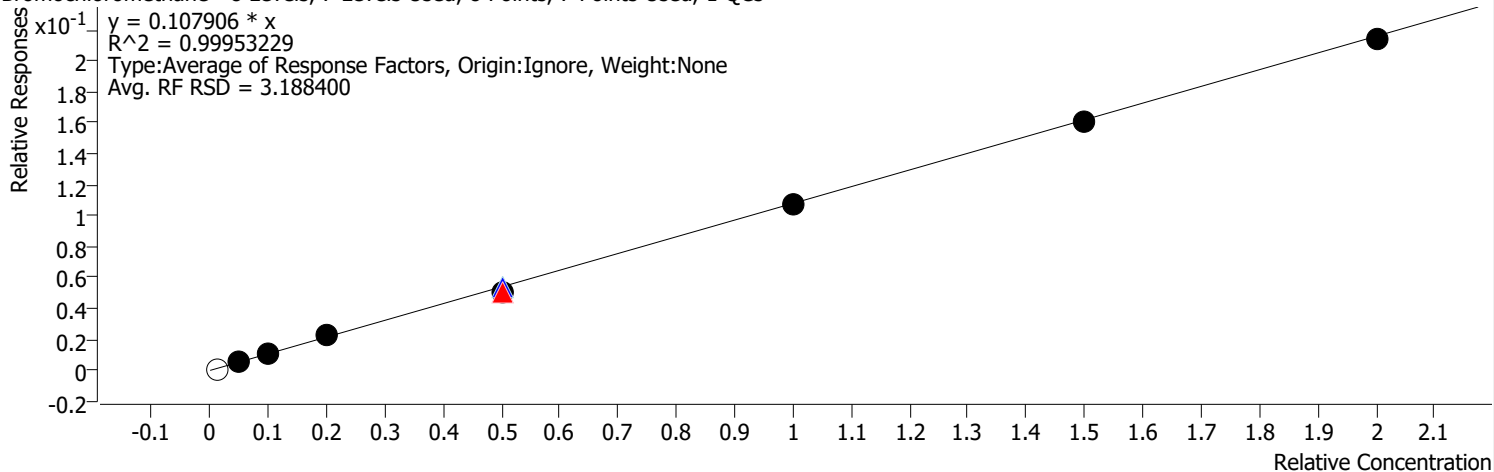
Calibration STD Path	Cal Type	Level	Enabled	Resp.	Exp. Conc	Resp. Factor	Level RSD
D:\Org\Data\VOA5975C\VG010422\04JAN10.D	Calibration	1		3035	25.0000	0.0394	
D:\Org\Data\VOA5975C\VG010422\04JAN11.D	Calibration	2	x	13167	125.0000	0.0344	
D:\Org\Data\VOA5975C\VG010422\04JAN12.D	Calibration	3	x	26248	250.0000	0.0332	
D:\Org\Data\VOA5975C\VG010422\04JAN13.D	Calibration	4	x	52648	500.0000	0.0338	
D:\Org\Data\VOA5975C\VG010422\04JAN23.D	QC	QC	x	135511	1250.0000	0.0338	
D:\Org\Data\VOA5975C\VG010422\04JAN15.D	Calibration	5	x	134730	1250.0000	0.0327	
D:\Org\Data\VOA5975C\VG010422\04JAN15CC.D	CC	CC	x	134730	1250.0000	0.0327	
D:\Org\Data\VOA5975C\VG010422\04JAN17.D	Calibration	6	x	317271	2500.0000	0.0379	
D:\Org\Data\VOA5975C\VG010422\04JAN19.D	Calibration	7	x	470653	3750.0000	0.0373	
D:\Org\Data\VOA5975C\VG010422\04JAN21.D	Calibration	8	x	632539	5000.0000	0.0376	

# Calibration Report

Batch Path	D:\Org\Data\VOA5975C\VG010422\QuantResults\VG010422_8260B.batch.bin	Analyst Name	BL2000\mchavez
Analysis Time	2/28/2022 1:57 PM	Reporter Name	BL2000\mchavez
Report Time	2/28/2022 2:00:43 PM	Batch State	Processed
Last Calib Update	1/9/2022 8:59 PM	Quant Report Version	10.0
Quant Batch Version	10.0		

**Bromochloromethane %RSE = 3.2**

Bromochloromethane - 8 Levels, 7 Levels Used, 8 Points, 7 Points Used, 1 QCs



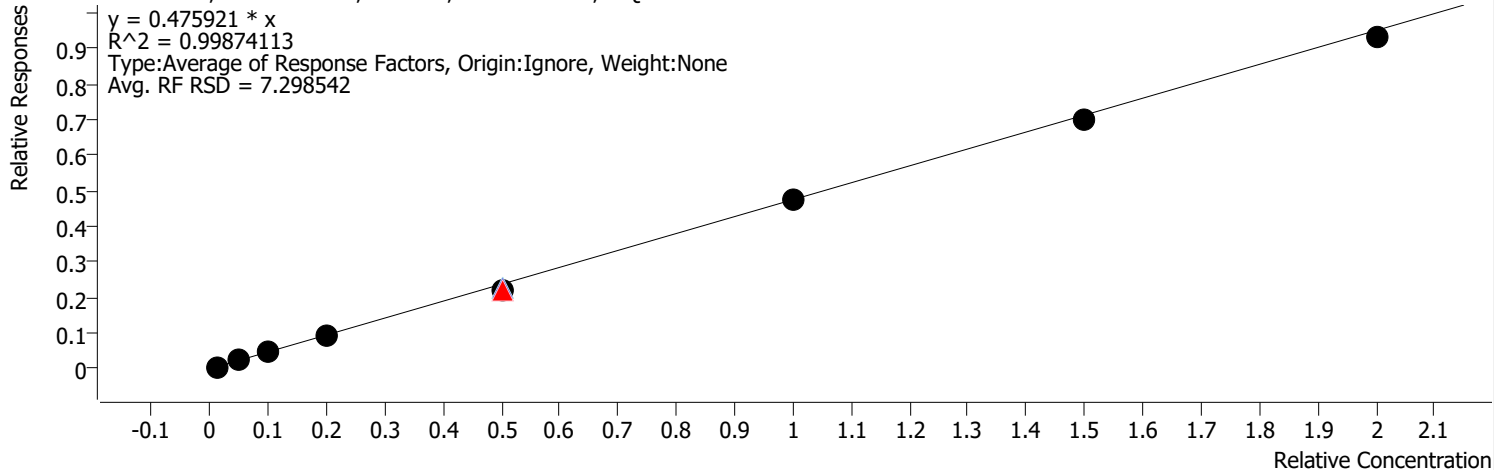
Calibration STD Path	Cal Type	Level	Enabled	Resp.	Exp. Conc	Resp. Factor	Level RSD
D:\Org\Data\VOA5975C\VG010422\04JAN10.D	Calibration	1		807	2.5000	0.1047	
D:\Org\Data\VOA5975C\VG010422\04JAN11.D	Calibration	2	x	4275	12.5000	0.1118	
D:\Org\Data\VOA5975C\VG010422\04JAN12.D	Calibration	3	x	8688	25.0000	0.1098	
D:\Org\Data\VOA5975C\VG010422\04JAN13.D	Calibration	4	x	17338	50.0000	0.1114	
D:\Org\Data\VOA5975C\VG010422\04JAN23.D	QC	QC	x	42744	125.0000	0.1067	
D:\Org\Data\VOA5975C\VG010422\04JAN15.D	Calibration	5	x	41966	125.0000	0.1019	
D:\Org\Data\VOA5975C\VG010422\04JAN15CC.D	CC	CC	x	41966	125.0000	0.1019	
D:\Org\Data\VOA5975C\VG010422\04JAN17.D	Calibration	6	x	89178	250.0000	0.1066	
D:\Org\Data\VOA5975C\VG010422\04JAN19.D	Calibration	7	x	135103	375.0000	0.1070	
D:\Org\Data\VOA5975C\VG010422\04JAN21.D	Calibration	8	x	179618	500.0000	0.1067	

# Calibration Report

<b>Batch Path</b>	D:\Org\Data\VOA5975C\VG010422\QuantResults\VG010422_8260B.batch.bin	<b>Analyst Name</b>	BL2000\mchavez
<b>Analysis Time</b>	2/28/2022 1:57 PM	<b>Reporter Name</b>	BL2000\mchavez
<b>Report Time</b>	2/28/2022 2:00:43 PM	<b>Batch State</b>	Processed
<b>Last Calib Update</b>	1/9/2022 8:59 PM	<b>Quant Report Version</b>	10.0
<b>Quant Batch Version</b>	10.0		

**Chloroform %RSE = 7.3**

Chloroform - 8 Levels, 8 Levels Used, 8 Points, 8 Points Used, 1 QCs

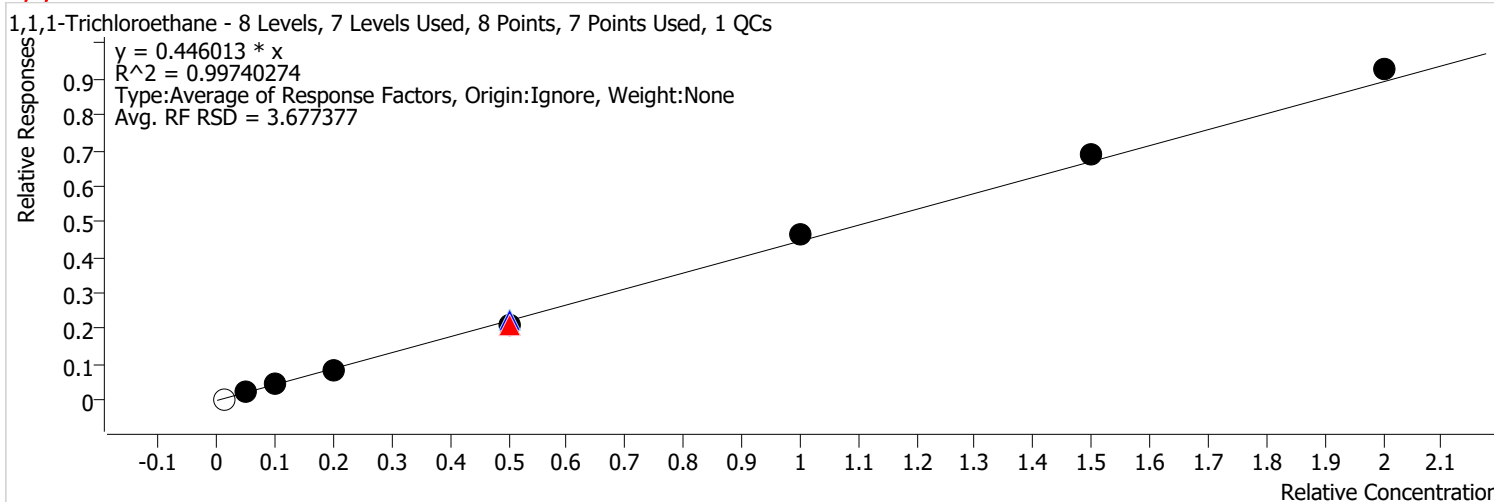


Calibration STD Path	Cal Type	Level	Enabled	Resp.	Exp. Conc	Resp. Factor	Level RSD
D:\Org\Data\VOA5975C\VG010422\04JAN10.D	Calibration	1	x	4248	2.5000	0.5510	
D:\Org\Data\VOA5975C\VG010422\04JAN11.D	Calibration	2	x	19015	12.5000	0.4975	
D:\Org\Data\VOA5975C\VG010422\04JAN12.D	Calibration	3	x	36413	25.0000	0.4602	
D:\Org\Data\VOA5975C\VG010422\04JAN13.D	Calibration	4	x	71403	50.0000	0.4588	
D:\Org\Data\VOA5975C\VG010422\04JAN23.D	QC	QC	x	183676	125.0000	0.4585	
D:\Org\Data\VOA5975C\VG010422\04JAN15.D	Calibration	5	x	179640	125.0000	0.4363	
D:\Org\Data\VOA5975C\VG010422\04JAN15CC.D	CC	CC	x	179640	125.0000	0.4363	
D:\Org\Data\VOA5975C\VG010422\04JAN17.D	Calibration	6	x	394946	250.0000	0.4723	
D:\Org\Data\VOA5975C\VG010422\04JAN19.D	Calibration	7	x	588080	375.0000	0.4657	
D:\Org\Data\VOA5975C\VG010422\04JAN21.D	Calibration	8	x	783422	500.0000	0.4656	

# Calibration Report

<b>Batch Path</b>	D:\Org\Data\VOA5975C\VG010422\QuantResults\VG010422_8260B.batch.bin	<b>Analyst Name</b>	BL2000\mchavez
<b>Analysis Time</b>	2/28/2022 1:57 PM	<b>Reporter Name</b>	BL2000\mchavez
<b>Report Time</b>	2/28/2022 2:00:43 PM	<b>Batch State</b>	Processed
<b>Last Calib Update</b>	1/9/2022 8:59 PM	<b>Quant Report Version</b>	10.0
<b>Quant Batch Version</b>	10.0		

**1,1,1-Trichloroethane %RSE = 3.7**



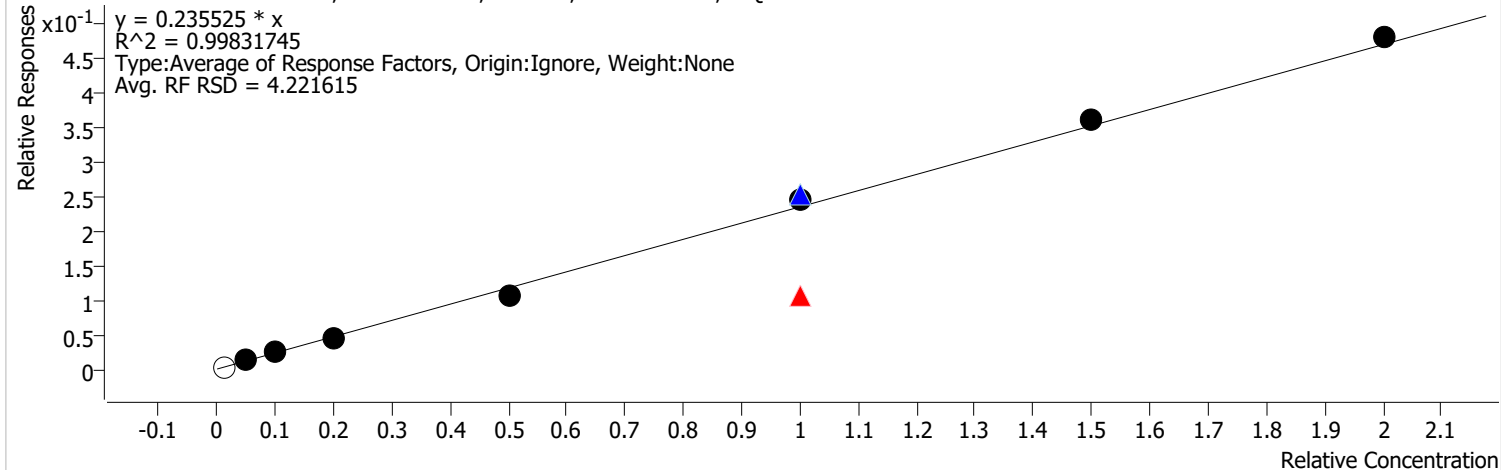
Calibration STD Path	Cal Type	Level	Enabled	Resp.	Exp. Conc	Resp. Factor	Level RSD
D:\Org\Data\VOA5975C\VG010422\04JAN10.D	Calibration	1		3510	2.5000	0.4553	
D:\Org\Data\VOA5975C\VG010422\04JAN11.D	Calibration	2	x	16623	12.5000	0.4349	
D:\Org\Data\VOA5975C\VG010422\04JAN12.D	Calibration	3	x	35547	25.0000	0.4492	
D:\Org\Data\VOA5975C\VG010422\04JAN13.D	Calibration	4	x	67007	50.0000	0.4306	
D:\Org\Data\VOA5975C\VG010422\04JAN23.D	QC	QC	x	183324	125.0000	0.4576	
D:\Org\Data\VOA5975C\VG010422\04JAN15.D	Calibration	5	x	174206	125.0000	0.4231	
D:\Org\Data\VOA5975C\VG010422\04JAN15CC.D	CC	CC	x	174206	125.0000	0.4231	
D:\Org\Data\VOA5975C\VG010422\04JAN17.D	Calibration	6	x	386005	250.0000	0.4616	
D:\Org\Data\VOA5975C\VG010422\04JAN19.D	Calibration	7	x	580748	375.0000	0.4599	
D:\Org\Data\VOA5975C\VG010422\04JAN21.D	Calibration	8	x	778785	500.0000	0.4628	

# Calibration Report

<b>Batch Path</b>	D:\Org\Data\VOA5975C\VG010422\QuantResults\VG010422_8260B.batch.bin	<b>Analyst Name</b>	BL2000\mchavez
<b>Analysis Time</b>	2/28/2022 1:57 PM	<b>Reporter Name</b>	BL2000\mchavez
<b>Report Time</b>	2/28/2022 2:00:43 PM	<b>Batch State</b>	Processed
<b>Last Calib Update</b>	1/9/2022 8:59 PM	<b>Quant Report Version</b>	10.0
<b>Quant Batch Version</b>	10.0		

**Dibromofluoromethane %RSE =**

Dibromofluoromethane - 8 Levels, 7 Levels Used, 8 Points, 7 Points Used, 1 QCs



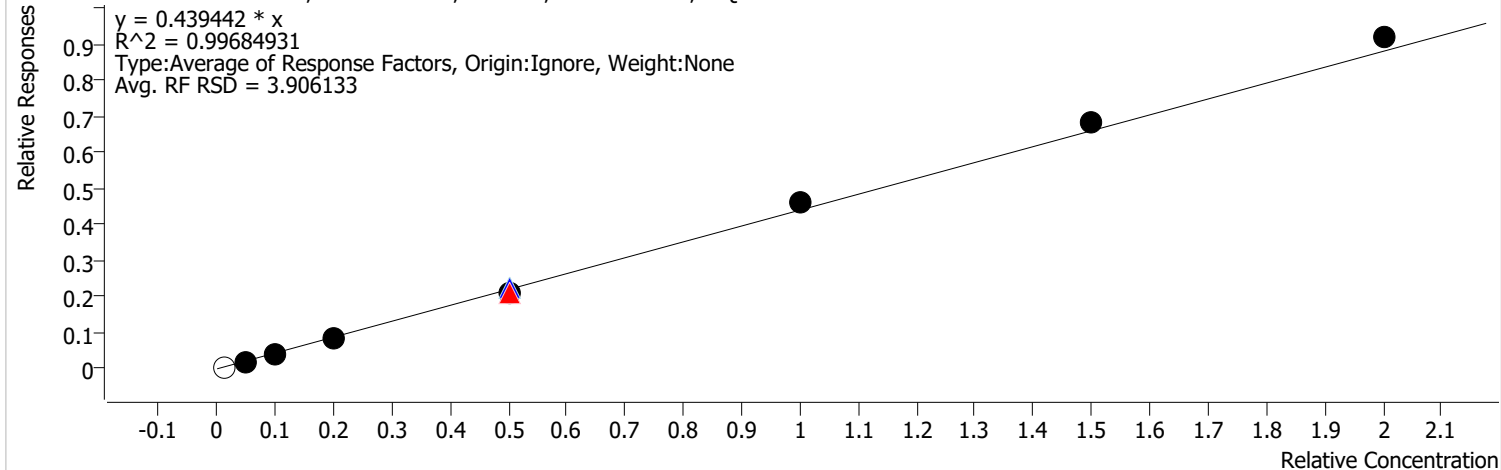
Calibration STD Path	Cal Type	Level	Enabled	Resp.	Exp. Conc	Resp. Factor	Level RSD
D:\Org\Data\VOA5975C\VG010422\04JAN10.D	Calibration	1		2508	2.5000	0.3253	
D:\Org\Data\VOA5975C\VG010422\04JAN11.D	Calibration	2	x	9074	12.5000	0.2374	
D:\Org\Data\VOA5975C\VG010422\04JAN12.D	Calibration	3	x	19100	25.0000	0.2414	
D:\Org\Data\VOA5975C\VG010422\04JAN13.D	Calibration	4	x	35309	50.0000	0.2269	
D:\Org\Data\VOA5975C\VG010422\04JAN15.D	Calibration	5	x	89307	125.0000	0.2169	
D:\Org\Data\VOA5975C\VG010422\04JAN23.D	QC	QC	x	204707	250.0000	0.2555	
D:\Org\Data\VOA5975C\VG010422\04JAN17.D	Calibration	6	x	204073	250.0000	0.2440	
D:\Org\Data\VOA5975C\VG010422\04JAN15CC.D	CC	CC	x	89307	250.0000	0.1084	
D:\Org\Data\VOA5975C\VG010422\04JAN19.D	Calibration	7	x	305158	375.0000	0.2416	
D:\Org\Data\VOA5975C\VG010422\04JAN21.D	Calibration	8	x	404568	500.0000	0.2404	

# Calibration Report

<b>Batch Path</b>	D:\Org\Data\VOA5975C\VG010422\QuantResults\VG010422_8260B.batch.bin	<b>Analyst Name</b>	BL2000\mchavez
<b>Analysis Time</b>	2/28/2022 1:57 PM	<b>Reporter Name</b>	BL2000\mchavez
<b>Report Time</b>	2/28/2022 2:00:43 PM	<b>Batch State</b>	Processed
<b>Last Calib Update</b>	1/9/2022 8:59 PM	<b>Quant Report Version</b>	10.0
<b>Quant Batch Version</b>	10.0		

**Carbon tetrachloride %RSE = 3.9**

Carbon tetrachloride - 8 Levels, 7 Levels Used, 8 Points, 7 Points Used, 1 QCs



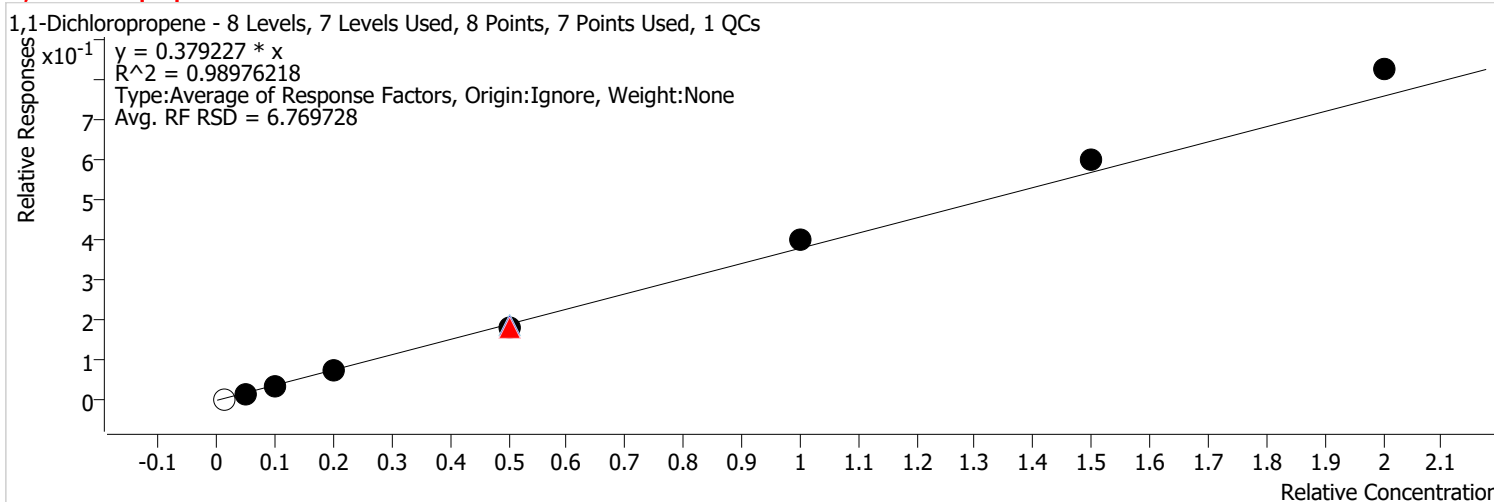
Calibration STD Path	Cal Type	Level	Enabled	Resp.	Exp. Conc	Resp. Factor	Level RSD
D:\Org\Data\VOA5975C\VG010422\04JAN10.D	Calibration	1		4342	2.5000	0.5632	
D:\Org\Data\VOA5975C\VG010422\04JAN11.D	Calibration	2	x	16466	12.5000	0.4308	
D:\Org\Data\VOA5975C\VG010422\04JAN12.D	Calibration	3	x	34462	25.0000	0.4355	
D:\Org\Data\VOA5975C\VG010422\04JAN13.D	Calibration	4	x	65313	50.0000	0.4197	
D:\Org\Data\VOA5975C\VG010422\04JAN23.D	QC	QC	x	181384	125.0000	0.4528	
D:\Org\Data\VOA5975C\VG010422\04JAN15.D	Calibration	5	x	172928	125.0000	0.4200	
D:\Org\Data\VOA5975C\VG010422\04JAN15CC.D	CC	CC	x	172928	125.0000	0.4200	
D:\Org\Data\VOA5975C\VG010422\04JAN17.D	Calibration	6	x	383485	250.0000	0.4586	
D:\Org\Data\VOA5975C\VG010422\04JAN19.D	Calibration	7	x	572545	375.0000	0.4534	
D:\Org\Data\VOA5975C\VG010422\04JAN21.D	Calibration	8	x	770907	500.0000	0.4581	



# Calibration Report

<b>Batch Path</b>	D:\Org\Data\VOA5975C\VG010422\QuantResults\VG010422_8260B.batch.bin	<b>Analyst Name</b>	BL2000\mchavez
<b>Analysis Time</b>	2/28/2022 1:57 PM	<b>Reporter Name</b>	BL2000\mchavez
<b>Report Time</b>	2/28/2022 2:00:44 PM	<b>Batch State</b>	Processed
<b>Last Calib Update</b>	1/9/2022 8:59 PM	<b>Quant Report Version</b>	10.0
<b>Quant Batch Version</b>	10.0		

**1,1-Dichloropropene %RSE = 6.8**

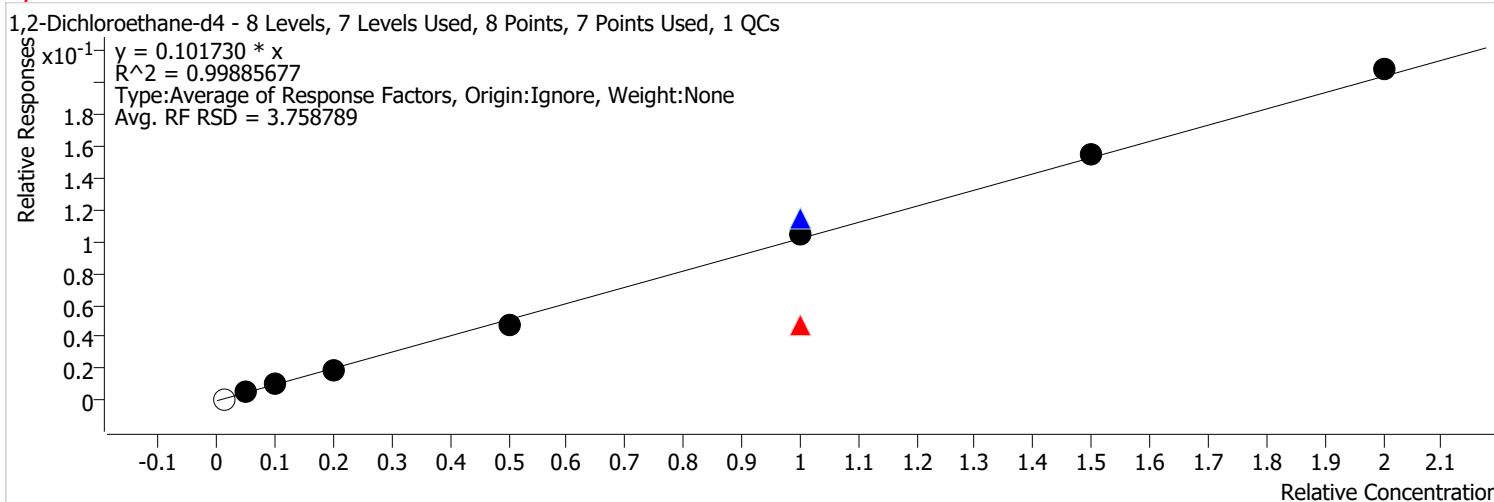


Calibration STD Path	Cal Type	Level	Enabled	Resp.	Exp. Conc	Resp. Factor	Level RSD
D:\Org\Data\VOA5975C\VG010422\04JAN10.D	Calibration	1		2830	2.5000	0.3671	
D:\Org\Data\VOA5975C\VG010422\04JAN11.D	Calibration	2	x	13149	12.5000	0.3440	
D:\Org\Data\VOA5975C\VG010422\04JAN12.D	Calibration	3	x	29241	25.0000	0.3695	
D:\Org\Data\VOA5975C\VG010422\04JAN13.D	Calibration	4	x	56376	50.0000	0.3623	
D:\Org\Data\VOA5975C\VG010422\04JAN23.D	QC	QC	x	150930	125.0000	0.3768	
D:\Org\Data\VOA5975C\VG010422\04JAN15.D	Calibration	5	x	149649	125.0000	0.3635	
D:\Org\Data\VOA5975C\VG010422\04JAN15CC.D	CC	CC	x	149649	125.0000	0.3635	
D:\Org\Data\VOA5975C\VG010422\04JAN17.D	Calibration	6	x	335741	250.0000	0.4015	
D:\Org\Data\VOA5975C\VG010422\04JAN19.D	Calibration	7	x	507157	375.0000	0.4016	
D:\Org\Data\VOA5975C\VG010422\04JAN21.D	Calibration	8	x	693669	500.0000	0.4122	

# Calibration Report

<b>Batch Path</b>	D:\Org\Data\VOA5975C\VG010422\QuantResults\VG010422_8260B.batch.bin	<b>Analyst Name</b>	BL2000\mchavez
<b>Analysis Time</b>	2/28/2022 1:57 PM	<b>Reporter Name</b>	BL2000\mchavez
<b>Report Time</b>	2/28/2022 2:00:44 PM	<b>Batch State</b>	Processed
<b>Last Calib Update</b>	1/9/2022 8:59 PM	<b>Quant Report Version</b>	10.0
<b>Quant Batch Version</b>	10.0		

**1,2-Dichloroethane-d4 %RSE =**

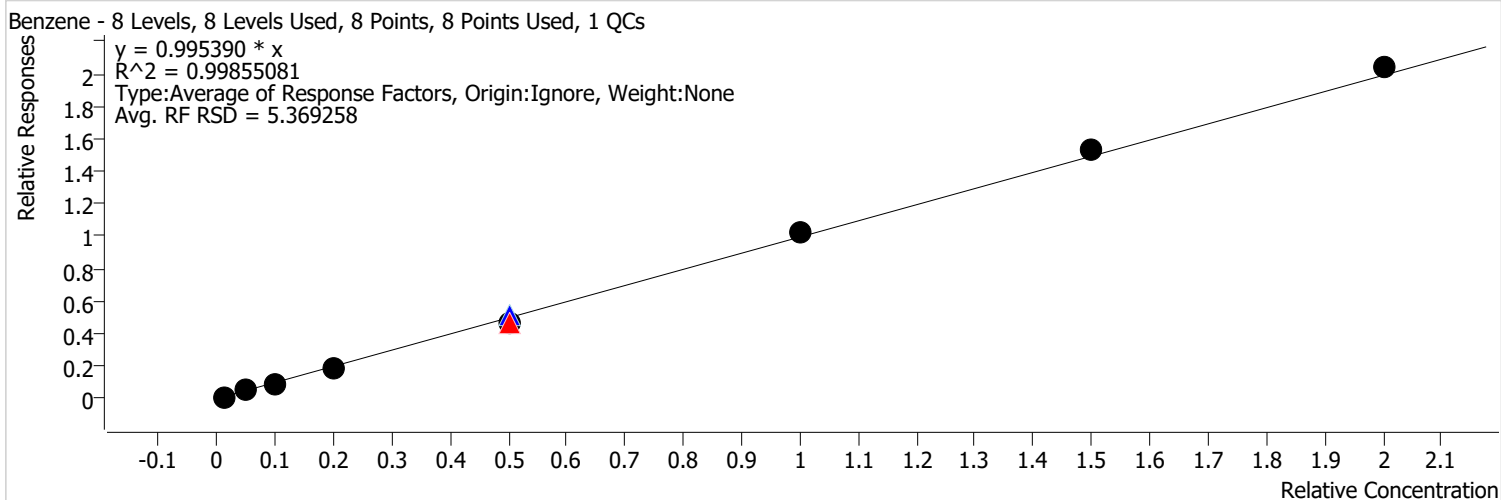


Calibration STD Path	Cal Type	Level	Enabled	Resp.	Exp. Conc	Resp. Factor	Level RSD
D:\Org\Data\VOA5975C\VG010422\04JAN10.D	Calibration	1		923	2.5000	0.1198	
D:\Org\Data\VOA5975C\VG010422\04JAN11.D	Calibration	2	x	3938	12.5000	0.1030	
D:\Org\Data\VOA5975C\VG010422\04JAN12.D	Calibration	3	x	8284	25.0000	0.1047	
D:\Org\Data\VOA5975C\VG010422\04JAN13.D	Calibration	4	x	15238	50.0000	0.0979	
D:\Org\Data\VOA5975C\VG010422\04JAN15.D	Calibration	5	x	39086	125.0000	0.0949	
D:\Org\Data\VOA5975C\VG010422\04JAN23.D	QC	QC	x	91382	250.0000	0.1141	
D:\Org\Data\VOA5975C\VG010422\04JAN17.D	Calibration	6	x	87876	250.0000	0.1051	
D:\Org\Data\VOA5975C\VG010422\04JAN15CC.D	CC	CC	x	39086	250.0000	0.0475	
D:\Org\Data\VOA5975C\VG010422\04JAN19.D	Calibration	7	x	129608	375.0000	0.1026	
D:\Org\Data\VOA5975C\VG010422\04JAN21.D	Calibration	8	x	174713	500.0000	0.1038	

# Calibration Report

<b>Batch Path</b>	D:\Org\Data\VOA5975C\VG010422\QuantResults\VG010422_8260B.batch.bin	<b>Analyst Name</b>	BL2000\mchavez
<b>Analysis Time</b>	2/28/2022 1:57 PM	<b>Reporter Name</b>	BL2000\mchavez
<b>Report Time</b>	2/28/2022 2:00:44 PM	<b>Batch State</b>	Processed
<b>Last Calib Update</b>	1/9/2022 8:59 PM	<b>Quant Report Version</b>	10.0
<b>Quant Batch Version</b>	10.0		

**Benzene %RSE = 5.4**

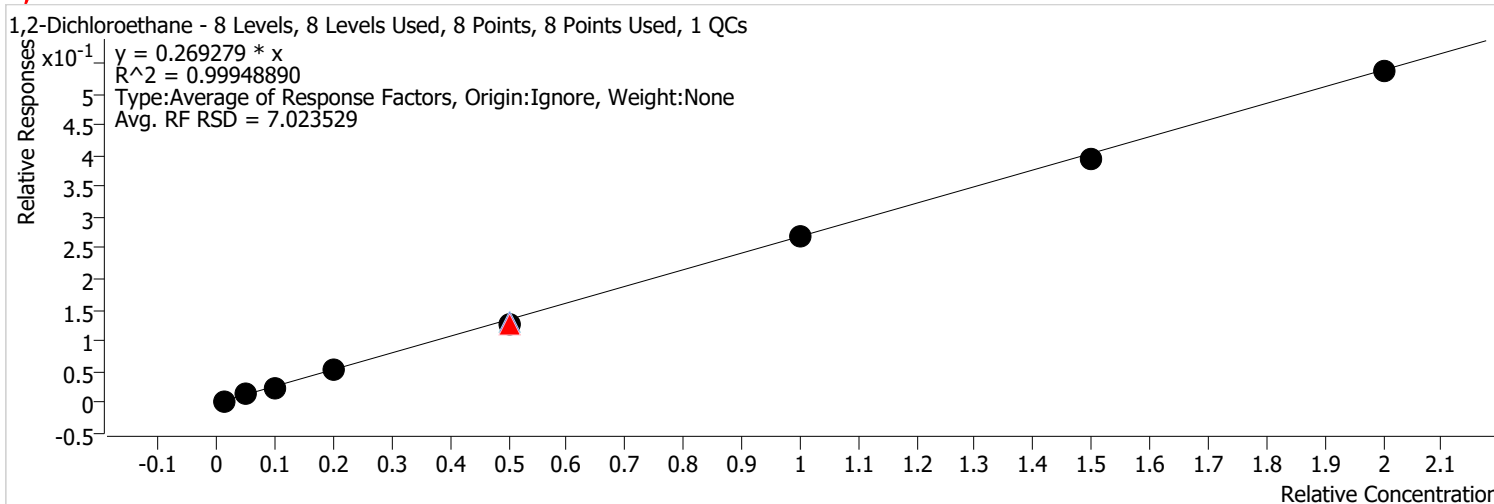


Calibration STD Path	Cal Type	Level	Enabled	Resp.	Exp. Conc	Resp. Factor	Level RSD
D:\Org\Data\VOA5975C\VG010422\04JAN10.D	Calibration	1	x	8408	2.5000	1.0907	
D:\Org\Data\VOA5975C\VG010422\04JAN11.D	Calibration	2	x	37071	12.5000	0.9699	
D:\Org\Data\VOA5975C\VG010422\04JAN12.D	Calibration	3	x	74956	25.0000	0.9473	
D:\Org\Data\VOA5975C\VG010422\04JAN13.D	Calibration	4	x	148727	50.0000	0.9557	
D:\Org\Data\VOA5975C\VG010422\04JAN23.D	QC	QC	x	418900	125.0000	1.0457	
D:\Org\Data\VOA5975C\VG010422\04JAN15.D	Calibration	5	x	383469	125.0000	0.9313	
D:\Org\Data\VOA5975C\VG010422\04JAN15CC.D	CC	CC	x	383469	125.0000	0.9313	
D:\Org\Data\VOA5975C\VG010422\04JAN17.D	Calibration	6	x	857534	250.0000	1.0254	
D:\Org\Data\VOA5975C\VG010422\04JAN19.D	Calibration	7	x	1293370	375.0000	1.0242	
D:\Org\Data\VOA5975C\VG010422\04JAN21.D	Calibration	8	x	1714050	500.0000	1.0186	

# Calibration Report

<b>Batch Path</b>	D:\Org\Data\VOA5975C\VG010422\QuantResults\VG010422_8260B.batch.bin	<b>Analyst Name</b>	BL2000\mchavez
<b>Analysis Time</b>	2/28/2022 1:57 PM	<b>Reporter Name</b>	BL2000\mchavez
<b>Report Time</b>	2/28/2022 2:00:44 PM	<b>Batch State</b>	Processed
<b>Last Calib Update</b>	1/9/2022 8:59 PM	<b>Quant Report Version</b>	10.0
<b>Quant Batch Version</b>	10.0		

**1,2-Dichloroethane %RSE = 7.0**

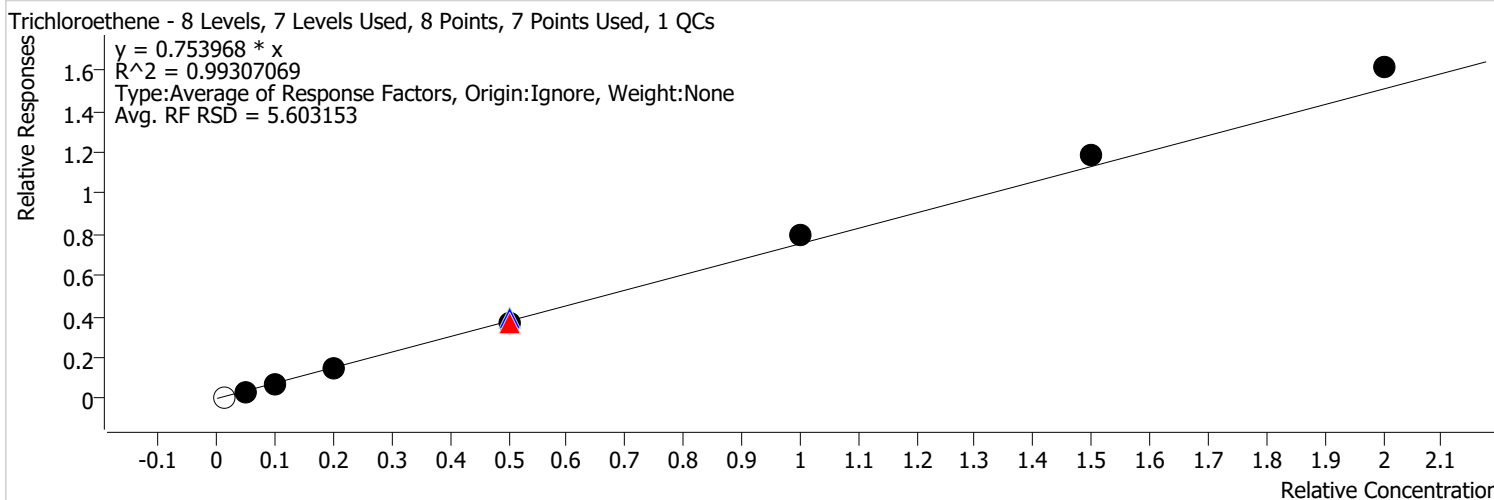


Calibration STD Path	Cal Type	Level	Enabled	Resp.	Exp. Conc	Resp. Factor	Level RSD
D:\Org\Data\VOA5975C\VG010422\04JAN10.D	Calibration	1	x	2415	2.5000	0.3133	
D:\Org\Data\VOA5975C\VG010422\04JAN11.D	Calibration	2	x	10202	12.5000	0.2669	
D:\Org\Data\VOA5975C\VG010422\04JAN12.D	Calibration	3	x	19996	25.0000	0.2527	
D:\Org\Data\VOA5975C\VG010422\04JAN13.D	Calibration	4	x	41058	50.0000	0.2638	
D:\Org\Data\VOA5975C\VG010422\04JAN23.D	QC	QC	x	104249	125.0000	0.2602	
D:\Org\Data\VOA5975C\VG010422\04JAN15.D	Calibration	5	x	104855	125.0000	0.2547	
D:\Org\Data\VOA5975C\VG010422\04JAN15CC.D	CC	CC	x	104855	125.0000	0.2547	
D:\Org\Data\VOA5975C\VG010422\04JAN17.D	Calibration	6	x	226964	250.0000	0.2714	
D:\Org\Data\VOA5975C\VG010422\04JAN19.D	Calibration	7	x	332775	375.0000	0.2635	
D:\Org\Data\VOA5975C\VG010422\04JAN21.D	Calibration	8	x	450739	500.0000	0.2679	

# Calibration Report

<b>Batch Path</b>	D:\Org\Data\VOA5975C\VG010422\QuantResults\VG010422_8260B.batch.bin	<b>Analyst Name</b>	BL2000\mchavez
<b>Analysis Time</b>	2/28/2022 1:57 PM	<b>Reporter Name</b>	BL2000\mchavez
<b>Report Time</b>	2/28/2022 2:00:44 PM	<b>Batch State</b>	Processed
<b>Last Calib Update</b>	1/9/2022 8:59 PM	<b>Quant Report Version</b>	10.0
<b>Quant Batch Version</b>	10.0		

**Trichloroethene %RSE = 5.6**

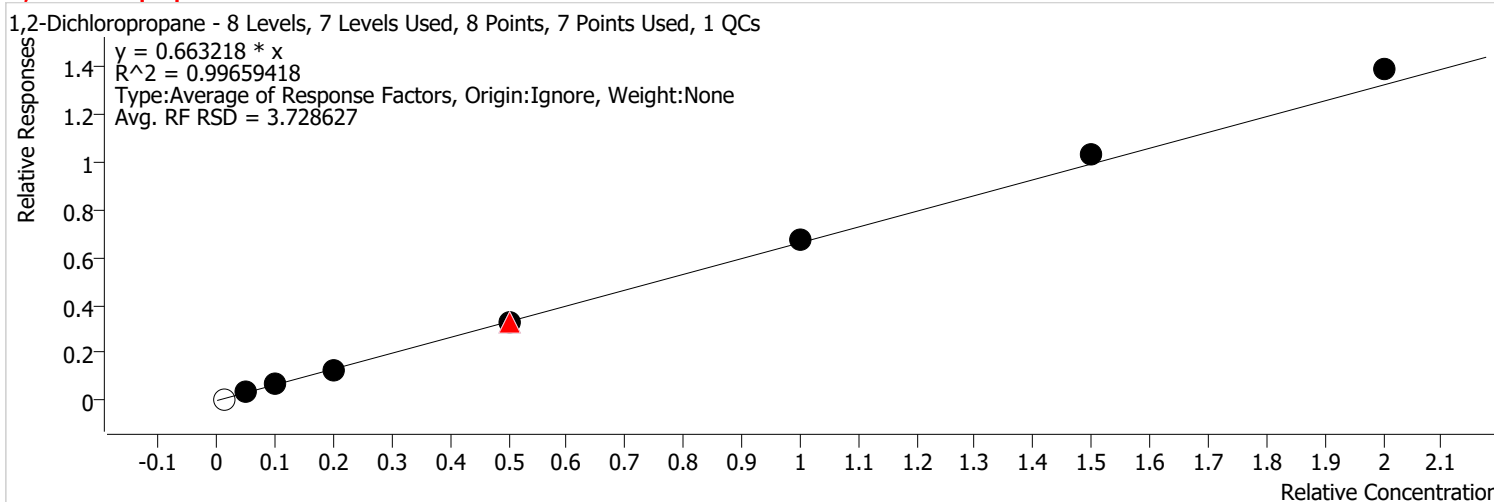


Calibration STD Path	Cal Type	Level	Enabled	Resp.	Exp. Conc	Resp. Factor	Level RSD
D:\Org\Data\VOA5975C\VG010422\04JAN10.D	Calibration	1		2372	2.5000	0.8011	
D:\Org\Data\VOA5975C\VG010422\04JAN11.D	Calibration	2	x	10442	12.5000	0.7042	
D:\Org\Data\VOA5975C\VG010422\04JAN12.D	Calibration	3	x	21946	25.0000	0.7283	
D:\Org\Data\VOA5975C\VG010422\04JAN13.D	Calibration	4	x	42682	50.0000	0.7105	
D:\Org\Data\VOA5975C\VG010422\04JAN23.D	QC	QC	x	121734	125.0000	0.7908	
D:\Org\Data\VOA5975C\VG010422\04JAN15.D	Calibration	5	x	114123	125.0000	0.7447	
D:\Org\Data\VOA5975C\VG010422\04JAN15CC.D	CC	CC	x	114123	125.0000	0.7447	
D:\Org\Data\VOA5975C\VG010422\04JAN17.D	Calibration	6	x	250285	250.0000	0.7910	
D:\Org\Data\VOA5975C\VG010422\04JAN19.D	Calibration	7	x	374370	375.0000	0.7932	
D:\Org\Data\VOA5975C\VG010422\04JAN21.D	Calibration	8	x	505400	500.0000	0.8058	

# Calibration Report

<b>Batch Path</b>	D:\Org\Data\VOA5975C\VG010422\QuantResults\VG010422_8260B.batch.bin	<b>Analyst Name</b>	BL2000\mchavez
<b>Analysis Time</b>	2/28/2022 1:57 PM	<b>Reporter Name</b>	BL2000\mchavez
<b>Report Time</b>	2/28/2022 2:00:44 PM	<b>Batch State</b>	Processed
<b>Last Calib Update</b>	1/9/2022 8:59 PM	<b>Quant Report Version</b>	10.0
<b>Quant Batch Version</b>	10.0		

**1,2-Dichloropropane %RSE = 3.7**

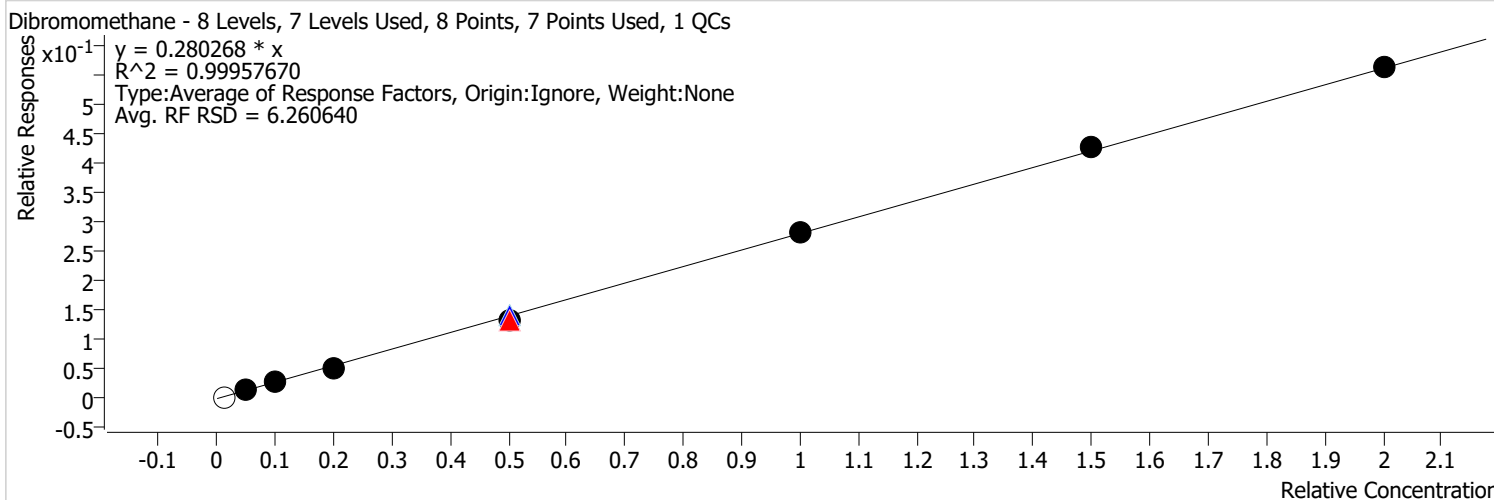


Calibration STD Path	Cal Type	Level	Enabled	Resp.	Exp. Conc	Resp. Factor	Level RSD
D:\Org\Data\VOA5975C\VG010422\04JAN10.D	Calibration	1		2148	2.5000	0.7255	
D:\Org\Data\VOA5975C\VG010422\04JAN11.D	Calibration	2	x	9488	12.5000	0.6399	
D:\Org\Data\VOA5975C\VG010422\04JAN12.D	Calibration	3	x	20077	25.0000	0.6663	
D:\Org\Data\VOA5975C\VG010422\04JAN13.D	Calibration	4	x	37870	50.0000	0.6304	
D:\Org\Data\VOA5975C\VG010422\04JAN23.D	QC	QC	x	102633	125.0000	0.6667	
D:\Org\Data\VOA5975C\VG010422\04JAN15.D	Calibration	5	x	99187	125.0000	0.6472	
D:\Org\Data\VOA5975C\VG010422\04JAN15CC.D	CC	CC	x	99187	125.0000	0.6472	
D:\Org\Data\VOA5975C\VG010422\04JAN17.D	Calibration	6	x	213800	250.0000	0.6757	
D:\Org\Data\VOA5975C\VG010422\04JAN19.D	Calibration	7	x	324602	375.0000	0.6877	
D:\Org\Data\VOA5975C\VG010422\04JAN21.D	Calibration	8	x	436057	500.0000	0.6953	

# Calibration Report

<b>Batch Path</b>	D:\Org\Data\VOA5975C\VG010422\QuantResults\VG010422_8260B.batch.bin	<b>Analyst Name</b>	BL2000\mchavez
<b>Analysis Time</b>	2/28/2022 1:57 PM	<b>Reporter Name</b>	BL2000\mchavez
<b>Report Time</b>	2/28/2022 2:00:44 PM	<b>Batch State</b>	Processed
<b>Last Calib Update</b>	1/9/2022 8:59 PM	<b>Quant Report Version</b>	10.0
<b>Quant Batch Version</b>	10.0		

**Dibromomethane %RSE = 6.3**



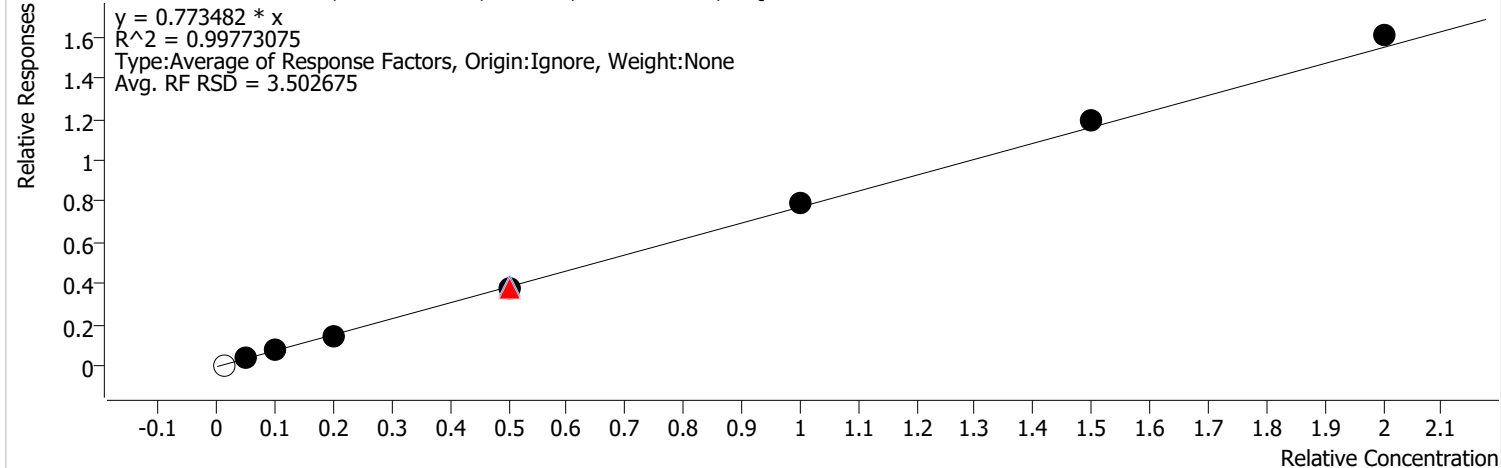
Calibration STD Path	Cal Type	Level	Enabled	Resp.	Exp. Conc	Resp. Factor	Level RSD
D:\Org\Data\VOA5975C\VG010422\04JAN10.D	Calibration	1		902	2.5000	0.3045	
D:\Org\Data\VOA5975C\VG010422\04JAN11.D	Calibration	2	x	4675	12.5000	0.3153	
D:\Org\Data\VOA5975C\VG010422\04JAN12.D	Calibration	3	x	8055	25.0000	0.2673	
D:\Org\Data\VOA5975C\VG010422\04JAN13.D	Calibration	4	x	15989	50.0000	0.2662	
D:\Org\Data\VOA5975C\VG010422\04JAN23.D	QC	QC	x	43248	125.0000	0.2810	
D:\Org\Data\VOA5975C\VG010422\04JAN15.D	Calibration	5	x	40628	125.0000	0.2651	
D:\Org\Data\VOA5975C\VG010422\04JAN15CC.D	CC	CC	x	40628	125.0000	0.2651	
D:\Org\Data\VOA5975C\VG010422\04JAN17.D	Calibration	6	x	89483	250.0000	0.2828	
D:\Org\Data\VOA5975C\VG010422\04JAN19.D	Calibration	7	x	134282	375.0000	0.2845	
D:\Org\Data\VOA5975C\VG010422\04JAN21.D	Calibration	8	x	176038	500.0000	0.2807	

# Calibration Report

<b>Batch Path</b>	D:\Org\Data\VOA5975C\VG010422\QuantResults\VG010422_8260B.batch.bin	<b>Analyst Name</b>	BL2000\mchavez
<b>Analysis Time</b>	2/28/2022 1:57 PM	<b>Reporter Name</b>	BL2000\mchavez
<b>Report Time</b>	2/28/2022 2:00:44 PM	<b>Batch State</b>	Processed
<b>Last Calib Update</b>	1/9/2022 8:59 PM	<b>Quant Report Version</b>	10.0
<b>Quant Batch Version</b>	10.0		

**Bromodichloromethane %RSE = 3.5**

Bromodichloromethane - 8 Levels, 7 Levels Used, 8 Points, 7 Points Used, 1 QCs



Calibration STD Path	Cal Type	Level	Enabled	Resp.	Exp. Conc	Resp. Factor	Level RSD
D:\Org\Data\VOA5975C\VG010422\04JAN10.D	Calibration	1		2536	2.5000	0.8565	
D:\Org\Data\VOA5975C\VG010422\04JAN11.D	Calibration	2	x	11562	12.5000	0.7798	
D:\Org\Data\VOA5975C\VG010422\04JAN12.D	Calibration	3	x	22743	25.0000	0.7547	
D:\Org\Data\VOA5975C\VG010422\04JAN13.D	Calibration	4	x	43900	50.0000	0.7308	
D:\Org\Data\VOA5975C\VG010422\04JAN23.D	QC	QC	x	122757	125.0000	0.7975	
D:\Org\Data\VOA5975C\VG010422\04JAN15.D	Calibration	5	x	115664	125.0000	0.7548	
D:\Org\Data\VOA5975C\VG010422\04JAN15CC.D	CC	CC	x	115664	125.0000	0.7548	
D:\Org\Data\VOA5975C\VG010422\04JAN17.D	Calibration	6	x	251805	250.0000	0.7958	
D:\Org\Data\VOA5975C\VG010422\04JAN19.D	Calibration	7	x	375983	375.0000	0.7966	
D:\Org\Data\VOA5975C\VG010422\04JAN21.D	Calibration	8	x	502929	500.0000	0.8019	

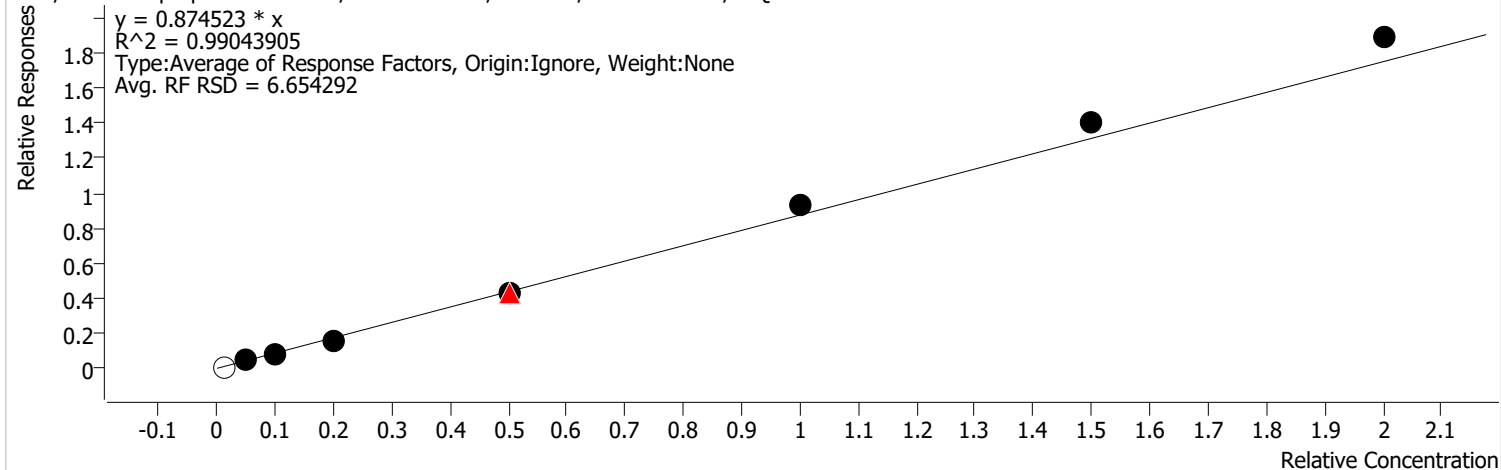


# Calibration Report

<b>Batch Path</b>	D:\Org\Data\VOA5975C\VG010422\QuantResults\VG010422_8260B.batch.bin	<b>Analyst Name</b>	BL2000\mchavez
<b>Analysis Time</b>	2/28/2022 1:57 PM	<b>Reporter Name</b>	BL2000\mchavez
<b>Report Time</b>	2/28/2022 2:00:44 PM	<b>Batch State</b>	Processed
<b>Last Calib Update</b>	1/9/2022 8:59 PM	<b>Quant Report Version</b>	10.0
<b>Quant Batch Version</b>	10.0		

**cis-1,3-Dichloropropene %RSE = 6.7**

cis-1,3-Dichloropropene - 8 Levels, 7 Levels Used, 8 Points, 7 Points Used, 1 QCs

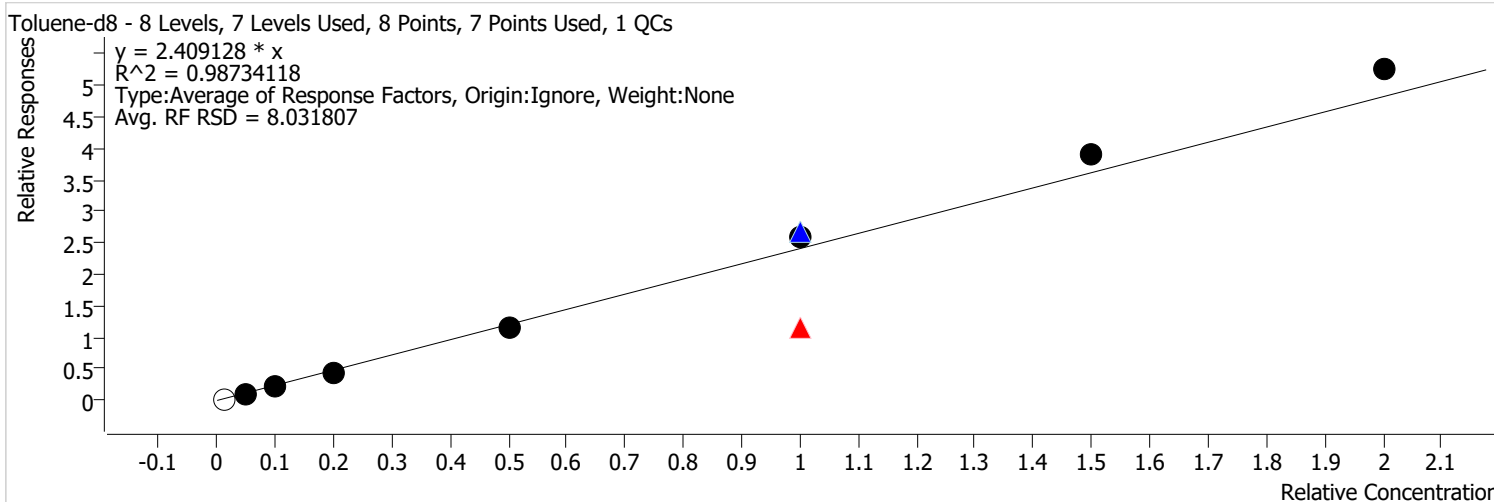


Calibration STD Path	Cal Type	Level	Enabled	Resp.	Exp. Conc	Resp. Factor	Level RSD
D:\Org\Data\VOA5975C\VG010422\04JAN10.D	Calibration	1		2583	2.5000	0.8724	
D:\Org\Data\VOA5975C\VG010422\04JAN11.D	Calibration	2	x	12525	12.5000	0.8447	
D:\Org\Data\VOA5975C\VG010422\04JAN12.D	Calibration	3	x	24511	25.0000	0.8134	
D:\Org\Data\VOA5975C\VG010422\04JAN13.D	Calibration	4	x	48886	50.0000	0.8138	
D:\Org\Data\VOA5975C\VG010422\04JAN23.D	QC	QC	x	130910	125.0000	0.8504	
D:\Org\Data\VOA5975C\VG010422\04JAN15.D	Calibration	5	x	129419	125.0000	0.8445	
D:\Org\Data\VOA5975C\VG010422\04JAN15CC.D	CC	CC	x	129419	125.0000	0.8445	
D:\Org\Data\VOA5975C\VG010422\04JAN17.D	Calibration	6	x	293617	250.0000	0.9280	
D:\Org\Data\VOA5975C\VG010422\04JAN19.D	Calibration	7	x	441168	375.0000	0.9347	
D:\Org\Data\VOA5975C\VG010422\04JAN21.D	Calibration	8	x	591147	500.0000	0.9426	

# Calibration Report

<b>Batch Path</b>	D:\Org\Data\VOA5975C\VG010422\QuantResults\VG010422_8260B.batch.bin	<b>Analyst Name</b>	BL2000\mchavez
<b>Analysis Time</b>	2/28/2022 1:57 PM	<b>Reporter Name</b>	BL2000\mchavez
<b>Report Time</b>	2/28/2022 2:00:44 PM	<b>Batch State</b>	Processed
<b>Last Calib Update</b>	1/9/2022 8:59 PM	<b>Quant Report Version</b>	10.0
<b>Quant Batch Version</b>	10.0		

**Toluene-d8 %RSE =**

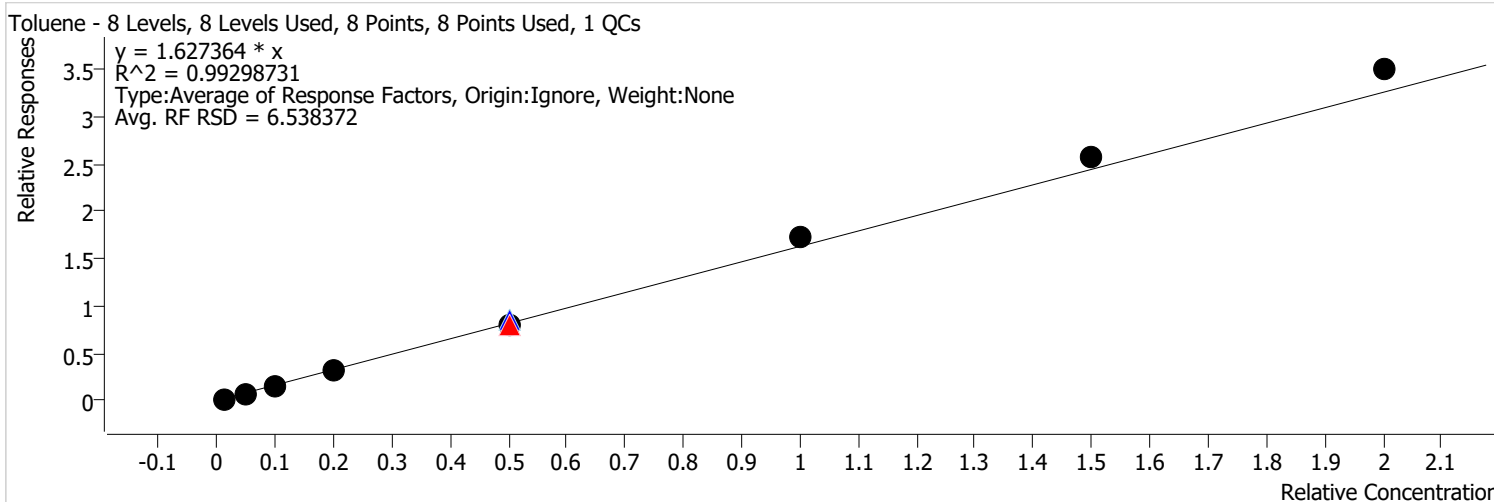


Calibration STD Path	Cal Type	Level	Enabled	Resp.	Exp. Conc	Resp. Factor	Level RSD
D:\Org\Data\VOA5975C\VG010422\04JAN10.D	Calibration	1		7777	2.5000	2.6266	
D:\Org\Data\VOA5975C\VG010422\04JAN11.D	Calibration	2	x	32318	12.5000	2.1796	
D:\Org\Data\VOA5975C\VG010422\04JAN12.D	Calibration	3	x	67673	25.0000	2.2458	
D:\Org\Data\VOA5975C\VG010422\04JAN13.D	Calibration	4	x	136453	50.0000	2.2715	
D:\Org\Data\VOA5975C\VG010422\04JAN15.D	Calibration	5	x	358186	125.0000	2.3373	
D:\Org\Data\VOA5975C\VG010422\04JAN23.D	QC	QC	x	821531	250.0000	2.6685	
D:\Org\Data\VOA5975C\VG010422\04JAN17.D	Calibration	6	x	823306	250.0000	2.6021	
D:\Org\Data\VOA5975C\VG010422\04JAN15CC.D	CC	CC	x	358186	250.0000	1.1687	
D:\Org\Data\VOA5975C\VG010422\04JAN19.D	Calibration	7	x	1229775	375.0000	2.6054	
D:\Org\Data\VOA5975C\VG010422\04JAN21.D	Calibration	8	x	1644540	500.0000	2.6222	

# Calibration Report

<b>Batch Path</b>	D:\Org\Data\VOA5975C\VG010422\QuantResults\VG010422_8260B.batch.bin	<b>Analyst Name</b>	BL2000\mchavez
<b>Analysis Time</b>	2/28/2022 1:57 PM	<b>Reporter Name</b>	BL2000\mchavez
<b>Report Time</b>	2/28/2022 2:00:44 PM	<b>Batch State</b>	Processed
<b>Last Calib Update</b>	1/9/2022 8:59 PM	<b>Quant Report Version</b>	10.0
<b>Quant Batch Version</b>	10.0		

**Toluene %RSE = 6.5**

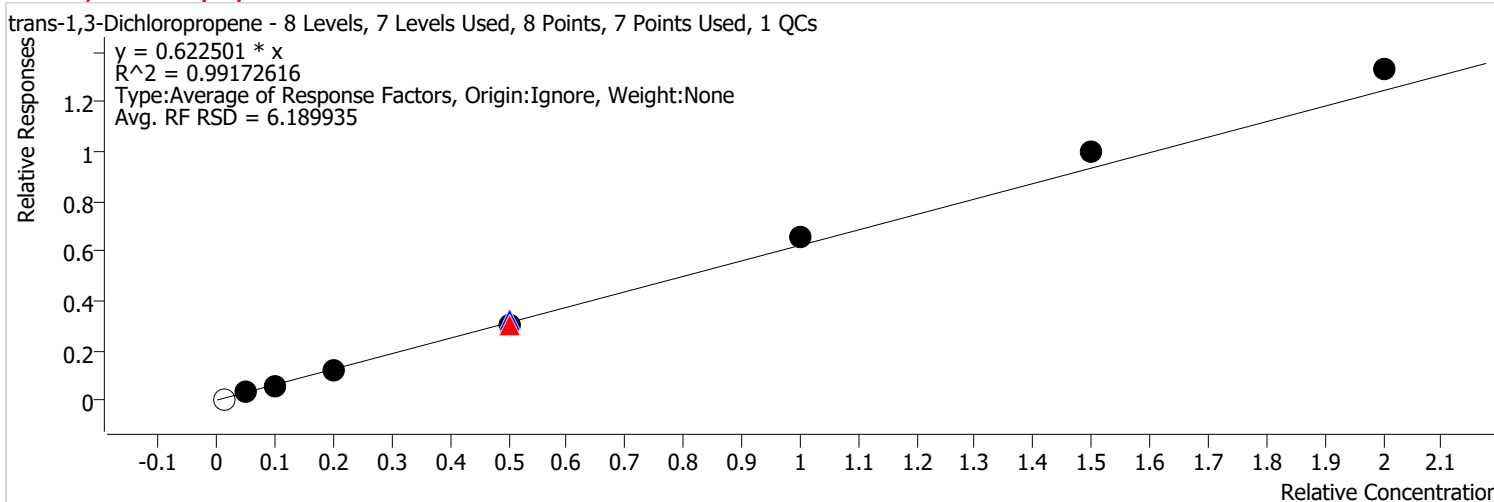


Calibration STD Path	Cal Type	Level	Enabled	Resp.	Exp. Conc	Resp. Factor	Level RSD
D:\Org\Data\VOA5975C\VG010422\04JAN10.D	Calibration	1	x	5039	2.5000	1.7019	
D:\Org\Data\VOA5975C\VG010422\04JAN11.D	Calibration	2	x	21794	12.5000	1.4698	
D:\Org\Data\VOA5975C\VG010422\04JAN12.D	Calibration	3	x	46355	25.0000	1.5383	
D:\Org\Data\VOA5975C\VG010422\04JAN13.D	Calibration	4	x	91915	50.0000	1.5301	
D:\Org\Data\VOA5975C\VG010422\04JAN23.D	QC	QC	x	264584	125.0000	1.7188	
D:\Org\Data\VOA5975C\VG010422\04JAN15.D	Calibration	5	x	244712	125.0000	1.5969	
D:\Org\Data\VOA5975C\VG010422\04JAN15CC.D	CC	CC	x	244712	125.0000	1.5969	
D:\Org\Data\VOA5975C\VG010422\04JAN17.D	Calibration	6	x	541945	250.0000	1.7129	
D:\Org\Data\VOA5975C\VG010422\04JAN19.D	Calibration	7	x	813204	375.0000	1.7229	
D:\Org\Data\VOA5975C\VG010422\04JAN21.D	Calibration	8	x	1095161	500.0000	1.7462	

# Calibration Report

Batch Path	D:\Org\Data\VOA5975C\VG010422\QuantResults\VG010422_8260B.batch.bin	Analyst Name	BL2000\mchavez
Analysis Time	2/28/2022 1:57 PM	Reporter Name	BL2000\mchavez
Report Time	2/28/2022 2:00:44 PM	Batch State	Processed
Last Calib Update	1/9/2022 8:59 PM	Quant Report Version	10.0
Quant Batch Version	10.0		

**trans-1,3-Dichloropropene %RSE = 6.2**

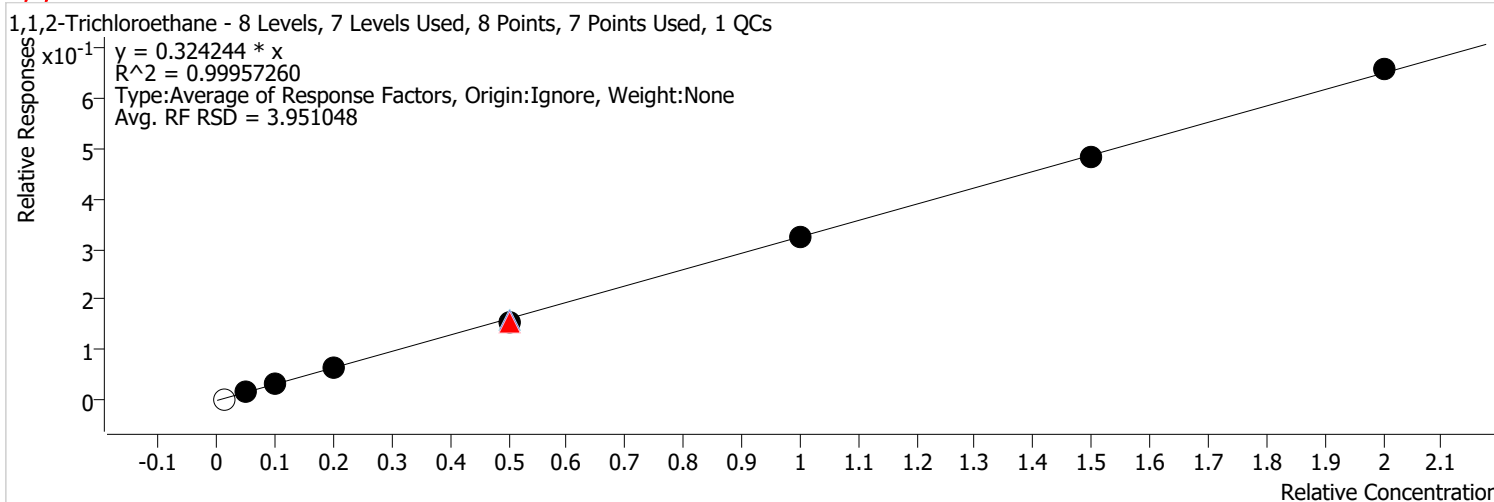


Calibration STD Path	Cal Type	Level	Enabled	Resp.	Exp. Conc	Resp. Factor	Level RSD
D:\Org\Data\VOA5975C\VG010422\04JAN10.D	Calibration	1		1470	2.5000	0.4966	
D:\Org\Data\VOA5975C\VG010422\04JAN11.D	Calibration	2	x	8683	12.5000	0.5856	
D:\Org\Data\VOA5975C\VG010422\04JAN12.D	Calibration	3	x	17850	25.0000	0.5924	
D:\Org\Data\VOA5975C\VG010422\04JAN13.D	Calibration	4	x	35179	50.0000	0.5856	
D:\Org\Data\VOA5975C\VG010422\04JAN23.D	QC	QC	x	98907	125.0000	0.6425	
D:\Org\Data\VOA5975C\VG010422\04JAN15.D	Calibration	5	x	92719	125.0000	0.6050	
D:\Org\Data\VOA5975C\VG010422\04JAN15CC.D	CC	CC	x	92719	125.0000	0.6050	
D:\Org\Data\VOA5975C\VG010422\04JAN17.D	Calibration	6	x	207833	250.0000	0.6569	
D:\Org\Data\VOA5975C\VG010422\04JAN19.D	Calibration	7	x	315063	375.0000	0.6675	
D:\Org\Data\VOA5975C\VG010422\04JAN21.D	Calibration	8	x	416771	500.0000	0.6645	

# Calibration Report

Batch Path	D:\Org\Data\VOA5975C\VG010422\QuantResults\VG010422_8260B.batch.bin	Analyst Name	BL2000\mchavez
Analysis Time	2/28/2022 1:57 PM	Reporter Name	BL2000\mchavez
Report Time	2/28/2022 2:00:44 PM	Batch State	Processed
Last Calib Update	1/9/2022 8:59 PM	Quant Report Version	10.0
Quant Batch Version	10.0		

**1,1,2-Trichloroethane %RSE = 4.0**

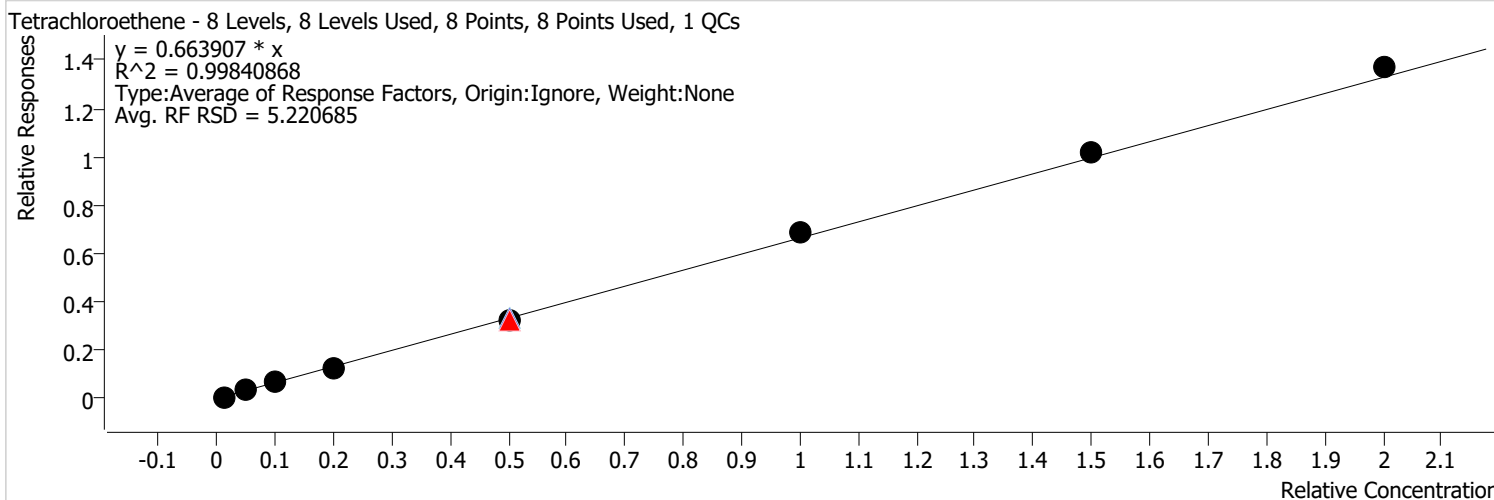


Calibration STD Path	Cal Type	Level	Enabled	Resp.	Exp. Conc	Resp. Factor	Level RSD
D:\Org\Data\VOA5975C\VG010422\04JAN10.D	Calibration	1		960	2.5000	0.3244	
D:\Org\Data\VOA5975C\VG010422\04JAN11.D	Calibration	2	x	5090	12.5000	0.3433	
D:\Org\Data\VOA5975C\VG010422\04JAN12.D	Calibration	3	x	10099	25.0000	0.3351	
D:\Org\Data\VOA5975C\VG010422\04JAN13.D	Calibration	4	x	18884	50.0000	0.3144	
D:\Org\Data\VOA5975C\VG010422\04JAN23.D	QC	QC	x	49128	125.0000	0.3191	
D:\Org\Data\VOA5975C\VG010422\04JAN15.D	Calibration	5	x	46673	125.0000	0.3046	
D:\Org\Data\VOA5975C\VG010422\04JAN15CC.D	CC	CC	x	46673	125.0000	0.3046	
D:\Org\Data\VOA5975C\VG010422\04JAN17.D	Calibration	6	x	101888	250.0000	0.3220	
D:\Org\Data\VOA5975C\VG010422\04JAN19.D	Calibration	7	x	152331	375.0000	0.3227	
D:\Org\Data\VOA5975C\VG010422\04JAN21.D	Calibration	8	x	205463	500.0000	0.3276	

# Calibration Report

Batch Path	D:\Org\Data\VOA5975C\VG010422\QuantResults\VG010422_8260B.batch.bin	Analyst Name	BL2000\mchavez
Analysis Time	2/28/2022 1:57 PM	Reporter Name	BL2000\mchavez
Report Time	2/28/2022 2:00:44 PM	Batch State	Processed
Last Calib Update	1/9/2022 8:59 PM	Quant Report Version	10.0
Quant Batch Version	10.0		

**Tetrachloroethene %RSE = 5.2**

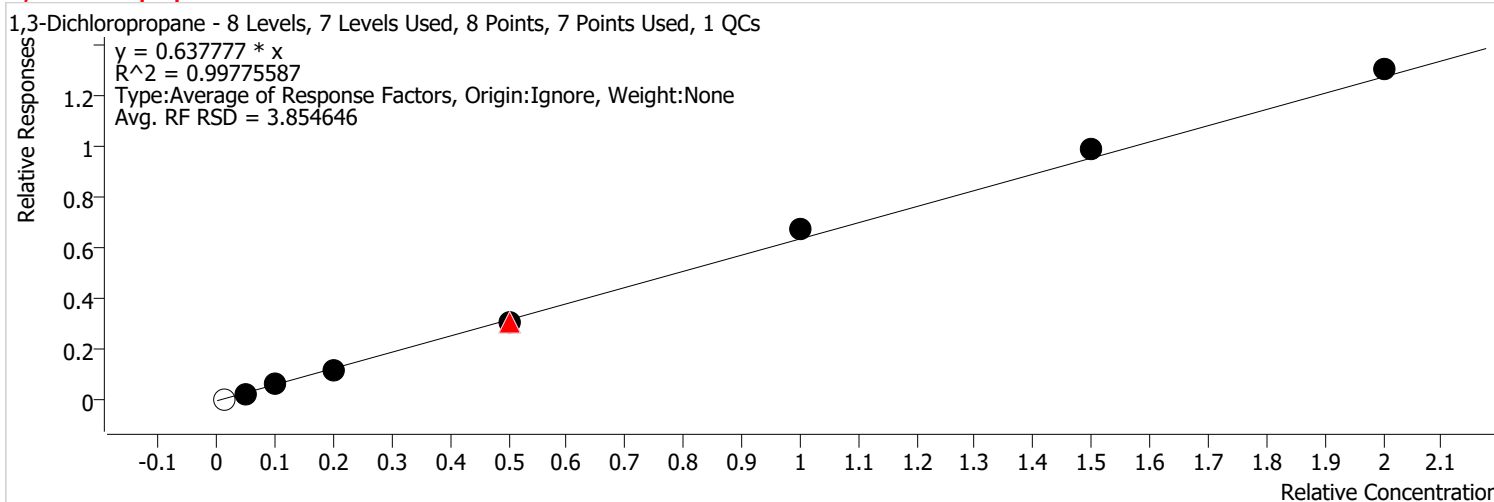


Calibration STD Path	Cal Type	Level	Enabled	Resp.	Exp. Conc	Resp. Factor	Level RSD
D:\Org\Data\VOA5975C\VG010422\04JAN10.D	Calibration	1	x	2105	2.5000	0.7110	
D:\Org\Data\VOA5975C\VG010422\04JAN11.D	Calibration	2	x	9238	12.5000	0.6230	
D:\Org\Data\VOA5975C\VG010422\04JAN12.D	Calibration	3	x	20322	25.0000	0.6744	
D:\Org\Data\VOA5975C\VG010422\04JAN13.D	Calibration	4	x	36925	50.0000	0.6147	
D:\Org\Data\VOA5975C\VG010422\04JAN23.D	QC	QC	x	103027	125.0000	0.6693	
D:\Org\Data\VOA5975C\VG010422\04JAN15.D	Calibration	5	x	97590	125.0000	0.6368	
D:\Org\Data\VOA5975C\VG010422\04JAN15CC.D	CC	CC	x	97590	125.0000	0.6368	
D:\Org\Data\VOA5975C\VG010422\04JAN17.D	Calibration	6	x	218245	250.0000	0.6898	
D:\Org\Data\VOA5975C\VG010422\04JAN19.D	Calibration	7	x	319950	375.0000	0.6779	
D:\Org\Data\VOA5975C\VG010422\04JAN21.D	Calibration	8	x	428812	500.0000	0.6837	

# Calibration Report

Batch Path	D:\Org\Data\VOA5975C\VG010422\QuantResults\VG010422_8260B.batch.bin	Analyst Name	BL2000\mchavez
Analysis Time	2/28/2022 1:57 PM	Reporter Name	BL2000\mchavez
Report Time	2/28/2022 2:00:44 PM	Batch State	Processed
Last Calib Update	1/9/2022 8:59 PM	Quant Report Version	10.0
Quant Batch Version	10.0		

**1,3-Dichloropropane %RSE = 3.9**



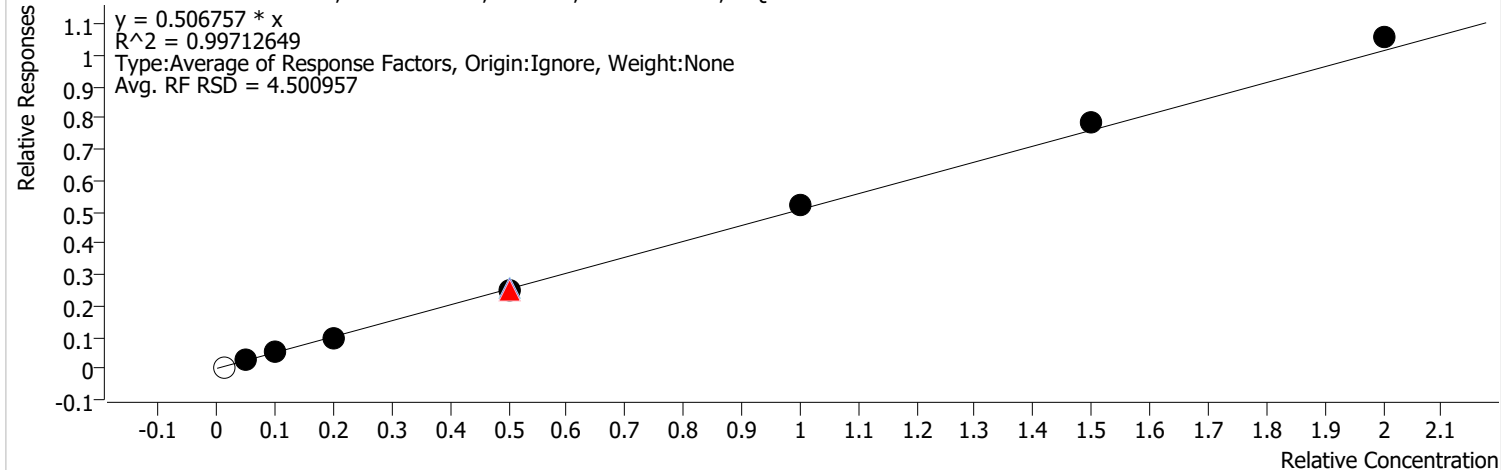
Calibration STD Path	Cal Type	Level	Enabled	Resp.	Exp. Conc	Resp. Factor	Level RSD
D:\Org\Data\VOA5975C\VG010422\04JAN10.D	Calibration	1		2257	2.5000	0.7623	
D:\Org\Data\VOA5975C\VG010422\04JAN11.D	Calibration	2	x	8967	12.5000	0.6047	
D:\Org\Data\VOA5975C\VG010422\04JAN12.D	Calibration	3	x	18745	25.0000	0.6221	
D:\Org\Data\VOA5975C\VG010422\04JAN13.D	Calibration	4	x	37457	50.0000	0.6235	
D:\Org\Data\VOA5975C\VG010422\04JAN23.D	QC	QC	x	95697	125.0000	0.6217	
D:\Org\Data\VOA5975C\VG010422\04JAN15.D	Calibration	5	x	96183	125.0000	0.6276	
D:\Org\Data\VOA5975C\VG010422\04JAN15CC.D	CC	CC	x	96183	125.0000	0.6276	
D:\Org\Data\VOA5975C\VG010422\04JAN17.D	Calibration	6	x	212669	250.0000	0.6722	
D:\Org\Data\VOA5975C\VG010422\04JAN19.D	Calibration	7	x	312547	375.0000	0.6622	
D:\Org\Data\VOA5975C\VG010422\04JAN21.D	Calibration	8	x	408993	500.0000	0.6521	

# Calibration Report

<b>Batch Path</b>	D:\Org\Data\VOA5975C\VG010422\QuantResults\VG010422_8260B.batch.bin	<b>Analyst Name</b>	BL2000\mchavez
<b>Analysis Time</b>	2/28/2022 1:57 PM	<b>Reporter Name</b>	BL2000\mchavez
<b>Report Time</b>	2/28/2022 2:00:44 PM	<b>Batch State</b>	Processed
<b>Last Calib Update</b>	1/9/2022 8:59 PM	<b>Quant Report Version</b>	10.0
<b>Quant Batch Version</b>	10.0		

**Chlorodibromomethane %RSE = 4.5**

Chlorodibromomethane - 8 Levels, 7 Levels Used, 8 Points, 7 Points Used, 1 QCs



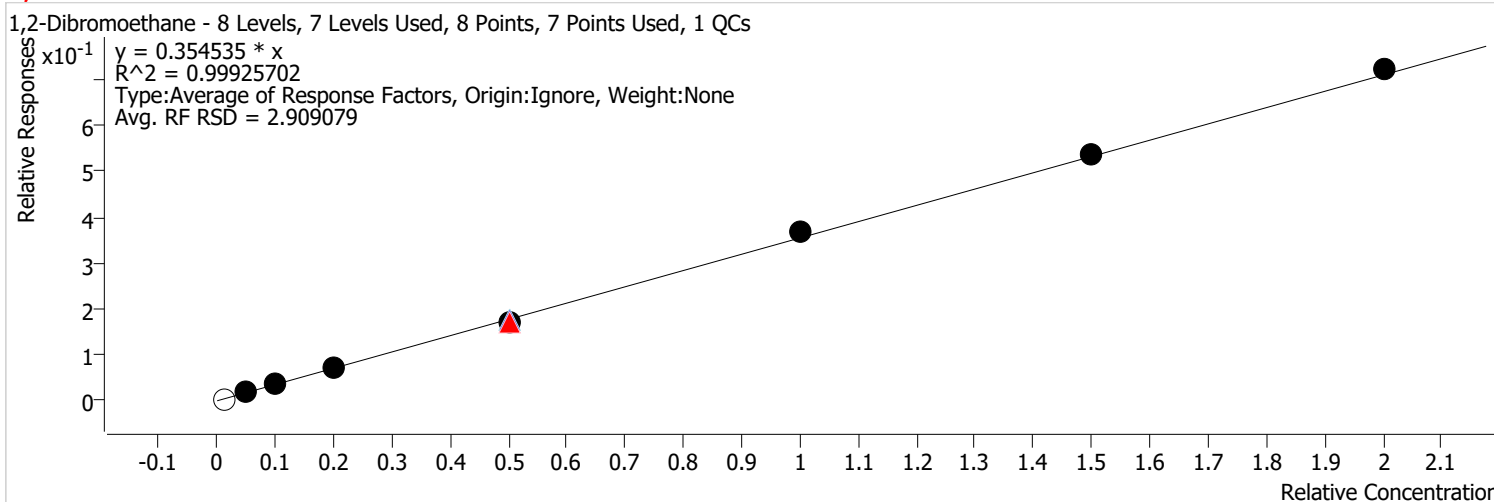
Calibration STD Path	Cal Type	Level	Enabled	Resp.	Exp. Conc	Resp. Factor	Level RSD
D:\Org\Data\VOA5975C\VG010422\04JAN10.D	Calibration	1		1468	2.5000	0.4958	
D:\Org\Data\VOA5975C\VG010422\04JAN11.D	Calibration	2	x	7718	12.5000	0.5205	
D:\Org\Data\VOA5975C\VG010422\04JAN12.D	Calibration	3	x	14873	25.0000	0.4936	
D:\Org\Data\VOA5975C\VG010422\04JAN13.D	Calibration	4	x	28153	50.0000	0.4687	
D:\Org\Data\VOA5975C\VG010422\04JAN23.D	QC	QC	x	78076	125.0000	0.5072	
D:\Org\Data\VOA5975C\VG010422\04JAN15.D	Calibration	5	x	75015	125.0000	0.4895	
D:\Org\Data\VOA5975C\VG010422\04JAN15CC.D	CC	CC	x	75015	125.0000	0.4895	
D:\Org\Data\VOA5975C\VG010422\04JAN17.D	Calibration	6	x	165695	250.0000	0.5237	
D:\Org\Data\VOA5975C\VG010422\04JAN19.D	Calibration	7	x	247279	375.0000	0.5239	
D:\Org\Data\VOA5975C\VG010422\04JAN21.D	Calibration	8	x	330813	500.0000	0.5275	



# Calibration Report

<b>Batch Path</b>	D:\Org\Data\VOA5975C\VG010422\QuantResults\VG010422_8260B.batch.bin	<b>Analyst Name</b>	BL2000\mchavez
<b>Analysis Time</b>	2/28/2022 1:57 PM	<b>Reporter Name</b>	BL2000\mchavez
<b>Report Time</b>	2/28/2022 2:00:44 PM	<b>Batch State</b>	Processed
<b>Last Calib Update</b>	1/9/2022 8:59 PM	<b>Quant Report Version</b>	10.0
<b>Quant Batch Version</b>	10.0		

**1,2-Dibromoethane %RSE = 2.9**



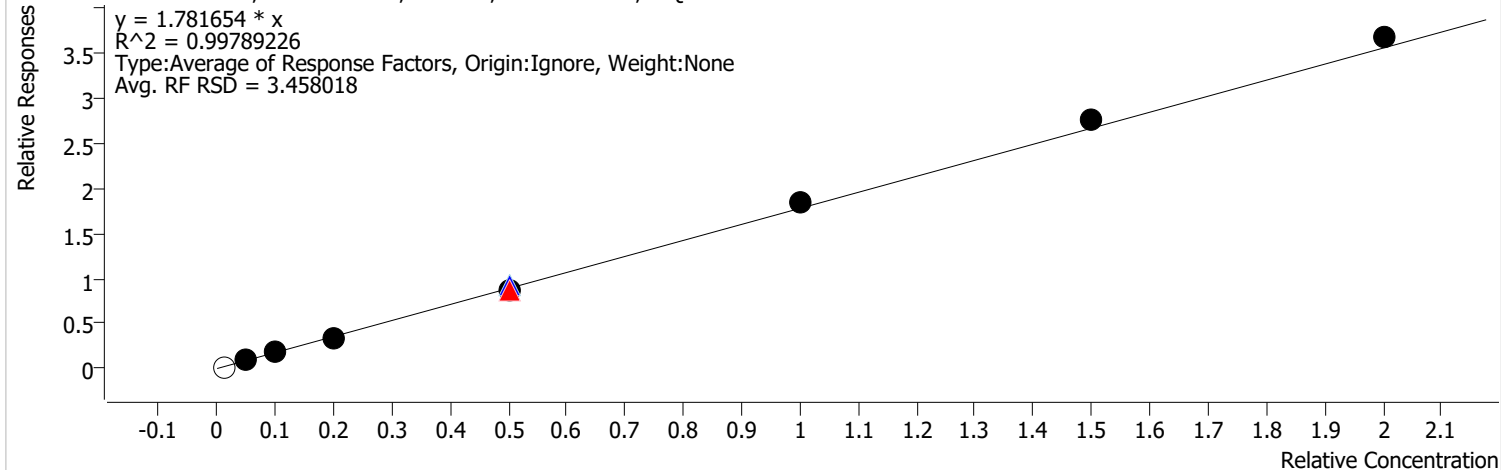
Calibration STD Path	Cal Type	Level	Enabled	Resp.	Exp. Conc	Resp. Factor	Level RSD
D:\Org\Data\VOA5975C\VG010422\04JAN10.D	Calibration	1		1299	2.5000	0.4388	
D:\Org\Data\VOA5975C\VG010422\04JAN11.D	Calibration	2	x	5410	12.5000	0.3649	
D:\Org\Data\VOA5975C\VG010422\04JAN12.D	Calibration	3	x	10410	25.0000	0.3455	
D:\Org\Data\VOA5975C\VG010422\04JAN13.D	Calibration	4	x	21037	50.0000	0.3502	
D:\Org\Data\VOA5975C\VG010422\04JAN23.D	QC	QC	x	54259	125.0000	0.3525	
D:\Org\Data\VOA5975C\VG010422\04JAN15.D	Calibration	5	x	51827	125.0000	0.3382	
D:\Org\Data\VOA5975C\VG010422\04JAN15CC.D	CC	CC	x	51827	125.0000	0.3382	
D:\Org\Data\VOA5975C\VG010422\04JAN17.D	Calibration	6	x	115714	250.0000	0.3657	
D:\Org\Data\VOA5975C\VG010422\04JAN19.D	Calibration	7	x	168577	375.0000	0.3572	
D:\Org\Data\VOA5975C\VG010422\04JAN21.D	Calibration	8	x	225877	500.0000	0.3602	

# Calibration Report

<b>Batch Path</b>	D:\Org\Data\VOA5975C\VG010422\QuantResults\VG010422_8260B.batch.bin	<b>Analyst Name</b>	BL2000\mchavez
<b>Analysis Time</b>	2/28/2022 1:57 PM	<b>Reporter Name</b>	BL2000\mchavez
<b>Report Time</b>	2/28/2022 2:00:44 PM	<b>Batch State</b>	Processed
<b>Last Calib Update</b>	1/9/2022 8:59 PM	<b>Quant Report Version</b>	10.0
<b>Quant Batch Version</b>	10.0		

**Chlorobenzene %RSE = 3.5**

Chlorobenzene - 8 Levels, 7 Levels Used, 8 Points, 7 Points Used, 1 QCs

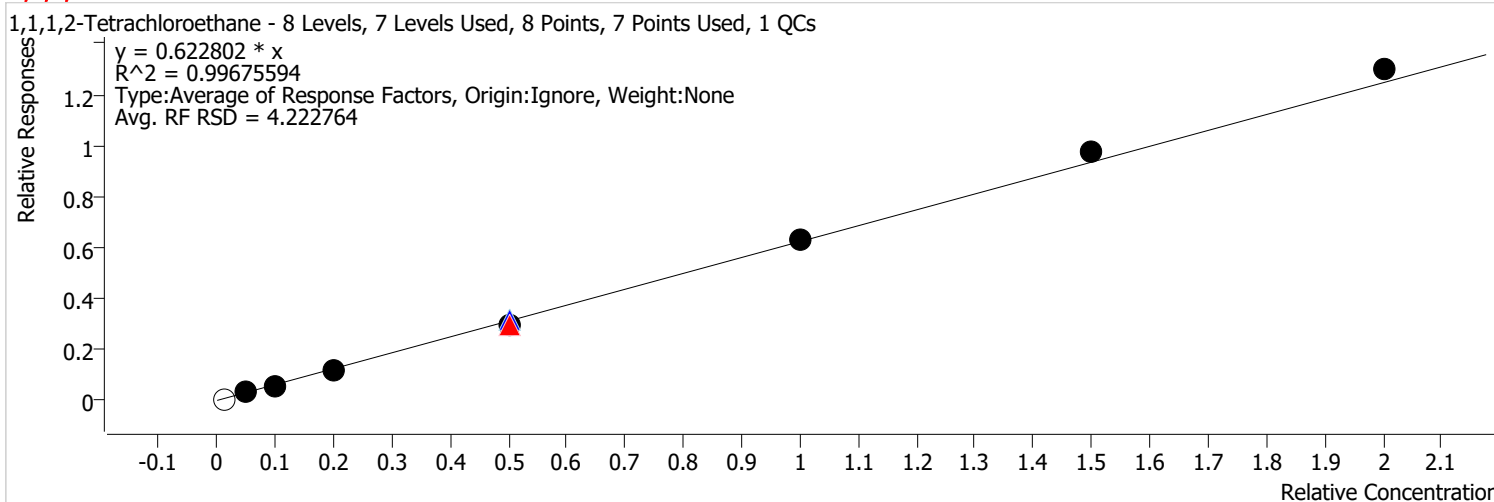


Calibration STD Path	Cal Type	Level	Enabled	Resp.	Exp. Conc	Resp. Factor	Level RSD
D:\Org\Data\VOA5975C\VG010422\04JAN10.D	Calibration	1		5771	2.5000	1.9491	
D:\Org\Data\VOA5975C\VG010422\04JAN11.D	Calibration	2	x	26461	12.5000	1.7846	
D:\Org\Data\VOA5975C\VG010422\04JAN12.D	Calibration	3	x	53047	25.0000	1.7604	
D:\Org\Data\VOA5975C\VG010422\04JAN13.D	Calibration	4	x	101452	50.0000	1.6889	
D:\Org\Data\VOA5975C\VG010422\04JAN23.D	QC	QC	x	288815	125.0000	1.8762	
D:\Org\Data\VOA5975C\VG010422\04JAN15.D	Calibration	5	x	263617	125.0000	1.7202	
D:\Org\Data\VOA5975C\VG010422\04JAN15CC.D	CC	CC	x	263617	125.0000	1.7202	
D:\Org\Data\VOA5975C\VG010422\04JAN17.D	Calibration	6	x	582326	250.0000	1.8405	
D:\Org\Data\VOA5975C\VG010422\04JAN19.D	Calibration	7	x	867732	375.0000	1.8384	
D:\Org\Data\VOA5975C\VG010422\04JAN21.D	Calibration	8	x	1153147	500.0000	1.8387	

# Calibration Report

Batch Path	D:\Org\Data\VOA5975C\VG010422\QuantResults\VG010422_8260B.batch.bin	Analyst Name	BL2000\mchavez
Analysis Time	2/28/2022 1:57 PM	Reporter Name	BL2000\mchavez
Report Time	2/28/2022 2:00:44 PM	Batch State	Processed
Last Calib Update	1/9/2022 8:59 PM	Quant Report Version	10.0
Quant Batch Version	10.0		

**1,1,1,2-Tetrachloroethane %RSE = 4.2**



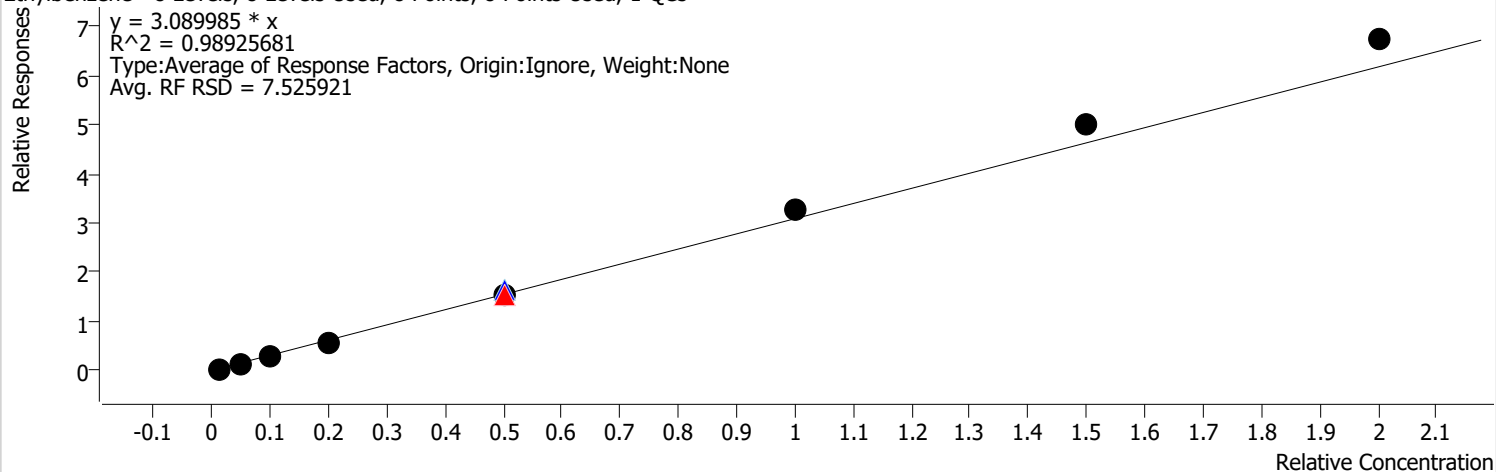
Calibration STD Path	Cal Type	Level	Enabled	Resp.	Exp. Conc	Resp. Factor	Level RSD
D:\Org\Data\VOA5975C\VG010422\04JAN10.D	Calibration	1		1893	2.5000	0.6392	
D:\Org\Data\VOA5975C\VG010422\04JAN11.D	Calibration	2	x	9473	12.5000	0.6389	
D:\Org\Data\VOA5975C\VG010422\04JAN12.D	Calibration	3	x	18130	25.0000	0.6016	
D:\Org\Data\VOA5975C\VG010422\04JAN13.D	Calibration	4	x	35544	50.0000	0.5917	
D:\Org\Data\VOA5975C\VG010422\04JAN23.D	QC	QC	x	97148	125.0000	0.6311	
D:\Org\Data\VOA5975C\VG010422\04JAN15.D	Calibration	5	x	90898	125.0000	0.5932	
D:\Org\Data\VOA5975C\VG010422\04JAN15CC.D	CC	CC	x	90898	125.0000	0.5932	
D:\Org\Data\VOA5975C\VG010422\04JAN17.D	Calibration	6	x	200859	250.0000	0.6348	
D:\Org\Data\VOA5975C\VG010422\04JAN19.D	Calibration	7	x	307436	375.0000	0.6513	
D:\Org\Data\VOA5975C\VG010422\04JAN21.D	Calibration	8	x	406450	500.0000	0.6481	

# Calibration Report

<b>Batch Path</b>	D:\Org\Data\VOA5975C\VG010422\QuantResults\VG010422_8260B.batch.bin	<b>Analyst Name</b>	BL2000\mchavez
<b>Analysis Time</b>	2/28/2022 1:57 PM	<b>Reporter Name</b>	BL2000\mchavez
<b>Report Time</b>	2/28/2022 2:00:45 PM	<b>Batch State</b>	Processed
<b>Last Calib Update</b>	1/9/2022 8:59 PM	<b>Quant Report Version</b>	10.0
<b>Quant Batch Version</b>	10.0		

**Ethylbenzene %RSE = 7.5**

Ethylbenzene - 8 Levels, 8 Levels Used, 8 Points, 8 Points Used, 1 QCs

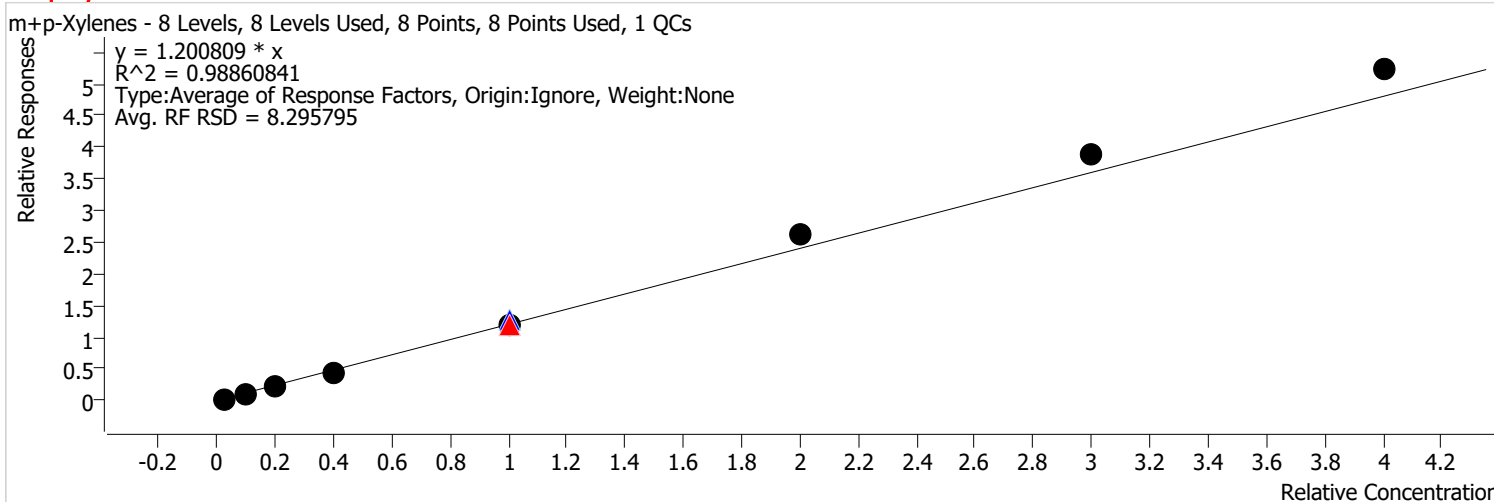


Calibration STD Path	Cal Type	Level	Enabled	Resp.	Exp. Conc	Resp. Factor	Level RSD
D:\Org\Data\VOA5975C\VG010422\04JAN10.D	Calibration	1	x	9283	2.5000	3.1353	
D:\Org\Data\VOA5975C\VG010422\04JAN11.D	Calibration	2	x	40470	12.5000	2.7294	
D:\Org\Data\VOA5975C\VG010422\04JAN12.D	Calibration	3	x	88428	25.0000	2.9345	
D:\Org\Data\VOA5975C\VG010422\04JAN13.D	Calibration	4	x	173769	50.0000	2.8927	
D:\Org\Data\VOA5975C\VG010422\04JAN23.D	QC	QC	x	501953	125.0000	3.2608	
D:\Org\Data\VOA5975C\VG010422\04JAN15.D	Calibration	5	x	464148	125.0000	3.0288	
D:\Org\Data\VOA5975C\VG010422\04JAN15CC.D	CC	CC	x	464148	125.0000	3.0288	
D:\Org\Data\VOA5975C\VG010422\04JAN17.D	Calibration	6	x	1043443	250.0000	3.2979	
D:\Org\Data\VOA5975C\VG010422\04JAN19.D	Calibration	7	x	1574219	375.0000	3.3352	
D:\Org\Data\VOA5975C\VG010422\04JAN21.D	Calibration	8	x	2111152	500.0000	3.3662	

# Calibration Report

<b>Batch Path</b>	D:\Org\Data\VOA5975C\VG010422\QuantResults\VG010422_8260B.batch.bin	<b>Analyst Name</b>	BL2000\mchavez
<b>Analysis Time</b>	2/28/2022 1:57 PM	<b>Reporter Name</b>	BL2000\mchavez
<b>Report Time</b>	2/28/2022 2:00:45 PM	<b>Batch State</b>	Processed
<b>Last Calib Update</b>	1/9/2022 8:59 PM	<b>Quant Report Version</b>	10.0
<b>Quant Batch Version</b>	10.0		

**m+p-Xylenes %RSE = 8.3**



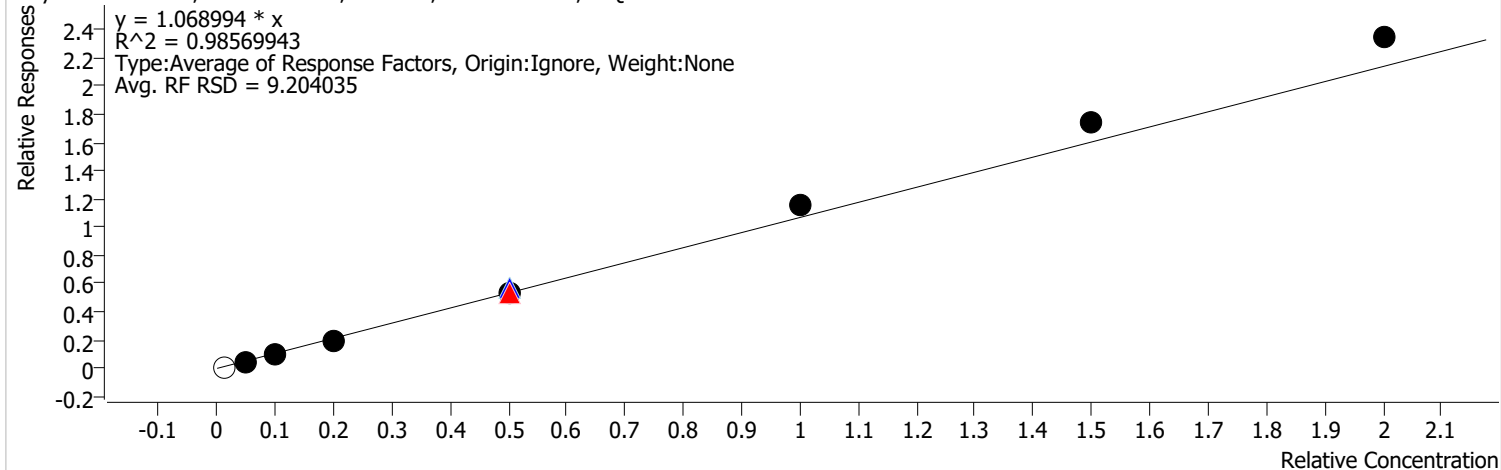
Calibration STD Path	Cal Type	Level	Enabled	Resp.	Exp. Conc	Resp. Factor	Level RSD
D:\Org\Data\VOA5975C\VG010422\04JAN10.D	Calibration	1	x	7212	5.0000	1.2179	
D:\Org\Data\VOA5975C\VG010422\04JAN11.D	Calibration	2	x	31538	25.0000	1.0635	
D:\Org\Data\VOA5975C\VG010422\04JAN12.D	Calibration	3	x	66267	50.0000	1.0995	
D:\Org\Data\VOA5975C\VG010422\04JAN13.D	Calibration	4	x	133498	100.0000	1.1112	
D:\Org\Data\VOA5975C\VG010422\04JAN23.D	QC	QC	x	388558	250.0000	1.2621	
D:\Org\Data\VOA5975C\VG010422\04JAN15.D	Calibration	5	x	368418	250.0000	1.2021	
D:\Org\Data\VOA5975C\VG010422\04JAN15CC.D	CC	CC	x	368418	250.0000	1.2021	
D:\Org\Data\VOA5975C\VG010422\04JAN17.D	Calibration	6	x	825866	500.0000	1.3051	
D:\Org\Data\VOA5975C\VG010422\04JAN19.D	Calibration	7	x	1228570	750.0000	1.3014	
D:\Org\Data\VOA5975C\VG010422\04JAN21.D	Calibration	8	x	1637879	1000.0000	1.3058	

# Calibration Report

<b>Batch Path</b>	D:\Org\Data\VOA5975C\VG010422\QuantResults\VG010422_8260B.batch.bin	<b>Analyst Name</b>	BL2000\mchavez
<b>Analysis Time</b>	2/28/2022 1:57 PM	<b>Reporter Name</b>	BL2000\mchavez
<b>Report Time</b>	2/28/2022 2:00:45 PM	<b>Batch State</b>	Processed
<b>Last Calib Update</b>	1/9/2022 8:59 PM	<b>Quant Report Version</b>	10.0
<b>Quant Batch Version</b>	10.0		

**o-Xylene %RSE = 9.2**

o-Xylene - 8 Levels, 7 Levels Used, 8 Points, 7 Points Used, 1 QCs



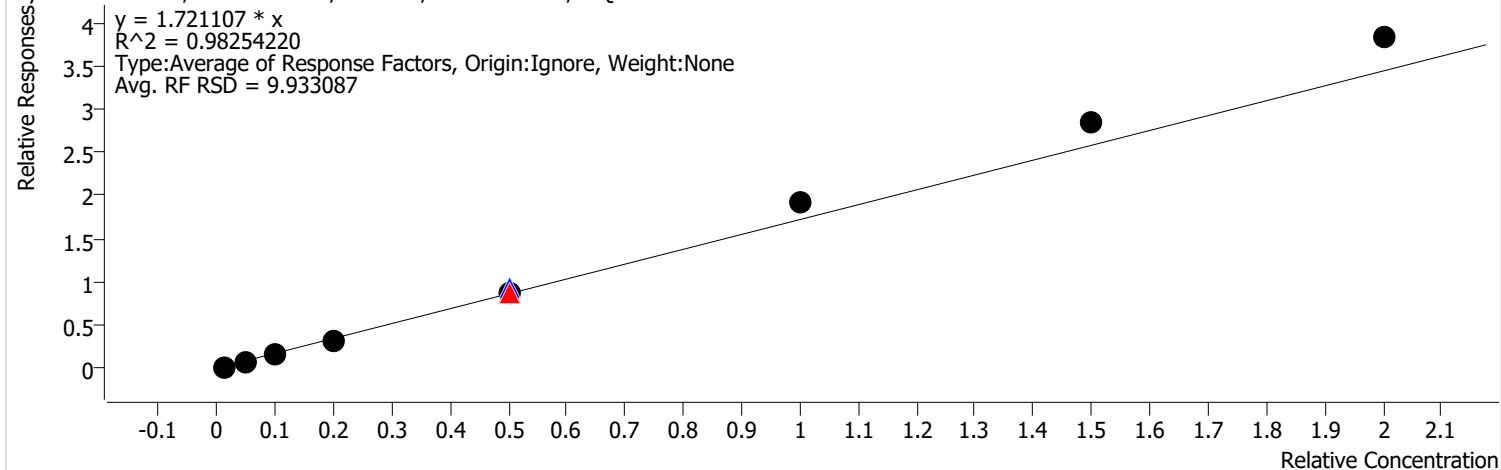
Calibration STD Path	Cal Type	Level	Enabled	Resp.	Exp. Conc	Resp. Factor	Level RSD
D:\Org\Data\VOA5975C\VG010422\04JAN10.D	Calibration	1		3330	2.5000	1.1247	
D:\Org\Data\VOA5975C\VG010422\04JAN11.D	Calibration	2	x	13519	12.5000	0.9117	
D:\Org\Data\VOA5975C\VG010422\04JAN12.D	Calibration	3	x	30463	25.0000	1.0109	
D:\Org\Data\VOA5975C\VG010422\04JAN13.D	Calibration	4	x	61016	50.0000	1.0157	
D:\Org\Data\VOA5975C\VG010422\04JAN23.D	QC	QC	x	174061	125.0000	1.1308	
D:\Org\Data\VOA5975C\VG010422\04JAN15.D	Calibration	5	x	161509	125.0000	1.0539	
D:\Org\Data\VOA5975C\VG010422\04JAN15CC.D	CC	CC	x	161509	125.0000	1.0539	
D:\Org\Data\VOA5975C\VG010422\04JAN17.D	Calibration	6	x	365914	250.0000	1.1565	
D:\Org\Data\VOA5975C\VG010422\04JAN19.D	Calibration	7	x	549244	375.0000	1.1636	
D:\Org\Data\VOA5975C\VG010422\04JAN21.D	Calibration	8	x	734101	500.0000	1.1705	

# Calibration Report

<b>Batch Path</b>	D:\Org\Data\VOA5975C\VG010422\QuantResults\VG010422_8260B.batch.bin	<b>Analyst Name</b>	BL2000\mchavez
<b>Analysis Time</b>	2/28/2022 1:57 PM	<b>Reporter Name</b>	BL2000\mchavez
<b>Report Time</b>	2/28/2022 2:00:45 PM	<b>Batch State</b>	Processed
<b>Last Calib Update</b>	1/9/2022 8:59 PM	<b>Quant Report Version</b>	10.0
<b>Quant Batch Version</b>	10.0		

**Styrene %RSE = 9.9**

Styrene - 8 Levels, 8 Levels Used, 8 Points, 8 Points Used, 1 QCs



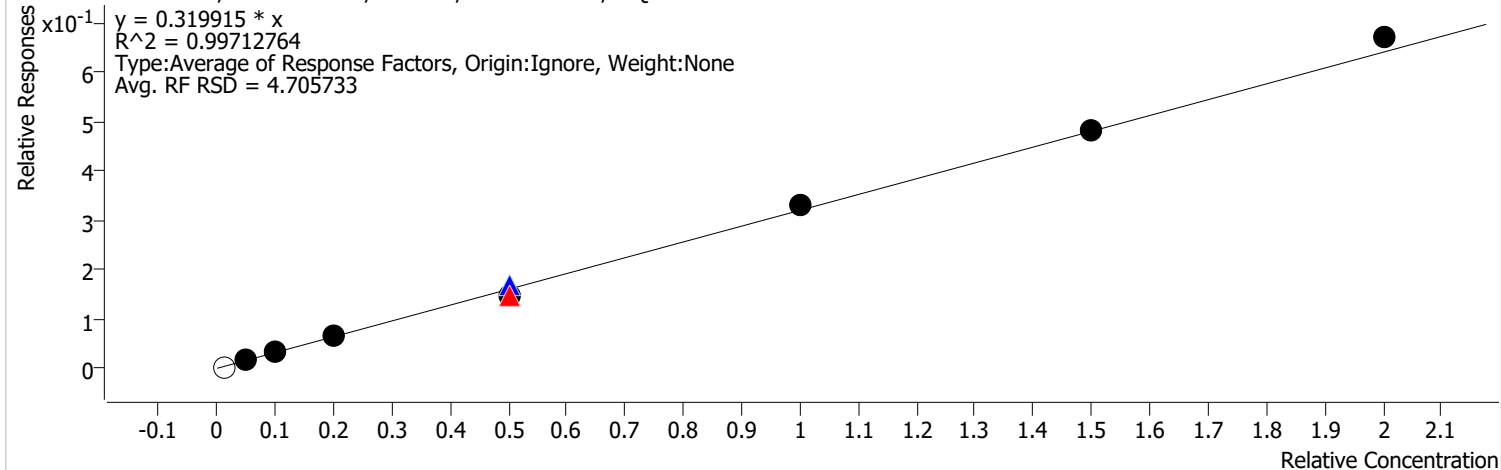
Calibration STD Path	Cal Type	Level	Enabled	Resp.	Exp. Conc	Resp. Factor	Level RSD
D:\Org\Data\VOA5975C\VG010422\04JAN10.D	Calibration	1	x	4408	2.5000	1.4888	
D:\Org\Data\VOA5975C\VG010422\04JAN11.D	Calibration	2	x	23472	12.5000	1.5830	
D:\Org\Data\VOA5975C\VG010422\04JAN12.D	Calibration	3	x	48569	25.0000	1.6118	
D:\Org\Data\VOA5975C\VG010422\04JAN13.D	Calibration	4	x	96576	50.0000	1.6077	
D:\Org\Data\VOA5975C\VG010422\04JAN23.D	QC	QC	x	291425	125.0000	1.8932	
D:\Org\Data\VOA5975C\VG010422\04JAN15.D	Calibration	5	x	268375	125.0000	1.7513	
D:\Org\Data\VOA5975C\VG010422\04JAN15CC.D	CC	CC	x	268375	125.0000	1.7513	
D:\Org\Data\VOA5975C\VG010422\04JAN17.D	Calibration	6	x	605646	250.0000	1.9142	
D:\Org\Data\VOA5975C\VG010422\04JAN19.D	Calibration	7	x	896331	375.0000	1.8990	
D:\Org\Data\VOA5975C\VG010422\04JAN21.D	Calibration	8	x	1199879	500.0000	1.9132	

# Calibration Report

<b>Batch Path</b>	D:\Org\Data\VOA5975C\VG010422\QuantResults\VG010422_8260B.batch.bin	<b>Analyst Name</b>	BL2000\mchavez
<b>Analysis Time</b>	2/28/2022 1:57 PM	<b>Reporter Name</b>	BL2000\mchavez
<b>Report Time</b>	2/28/2022 2:00:45 PM	<b>Batch State</b>	Processed
<b>Last Calib Update</b>	1/9/2022 8:59 PM	<b>Quant Report Version</b>	10.0
<b>Quant Batch Version</b>	10.0		

**Bromoform %RSE = 4.7**

Bromoform - 8 Levels, 7 Levels Used, 8 Points, 7 Points Used, 1 QCs



Calibration STD Path	Cal Type	Level	Enabled	Resp.	Exp. Conc	Resp. Factor	Level RSD
D:\Org\Data\VOA5975C\VG010422\04JAN10.D	Calibration	1		708	2.5000	0.3108	
D:\Org\Data\VOA5975C\VG010422\04JAN11.D	Calibration	2	x	3652	12.5000	0.3016	
D:\Org\Data\VOA5975C\VG010422\04JAN12.D	Calibration	3	x	7972	25.0000	0.3317	
D:\Org\Data\VOA5975C\VG010422\04JAN13.D	Calibration	4	x	16073	50.0000	0.3232	
D:\Org\Data\VOA5975C\VG010422\04JAN23.D	QC	QC	x	42560	125.0000	0.3326	
D:\Org\Data\VOA5975C\VG010422\04JAN15.D	Calibration	5	x	39165	125.0000	0.2962	
D:\Org\Data\VOA5975C\VG010422\04JAN15CC.D	CC	CC	x	39165	125.0000	0.2962	
D:\Org\Data\VOA5975C\VG010422\04JAN17.D	Calibration	6	x	87836	250.0000	0.3295	
D:\Org\Data\VOA5975C\VG010422\04JAN19.D	Calibration	7	x	129038	375.0000	0.3227	
D:\Org\Data\VOA5975C\VG010422\04JAN21.D	Calibration	8	x	175918	500.0000	0.3345	

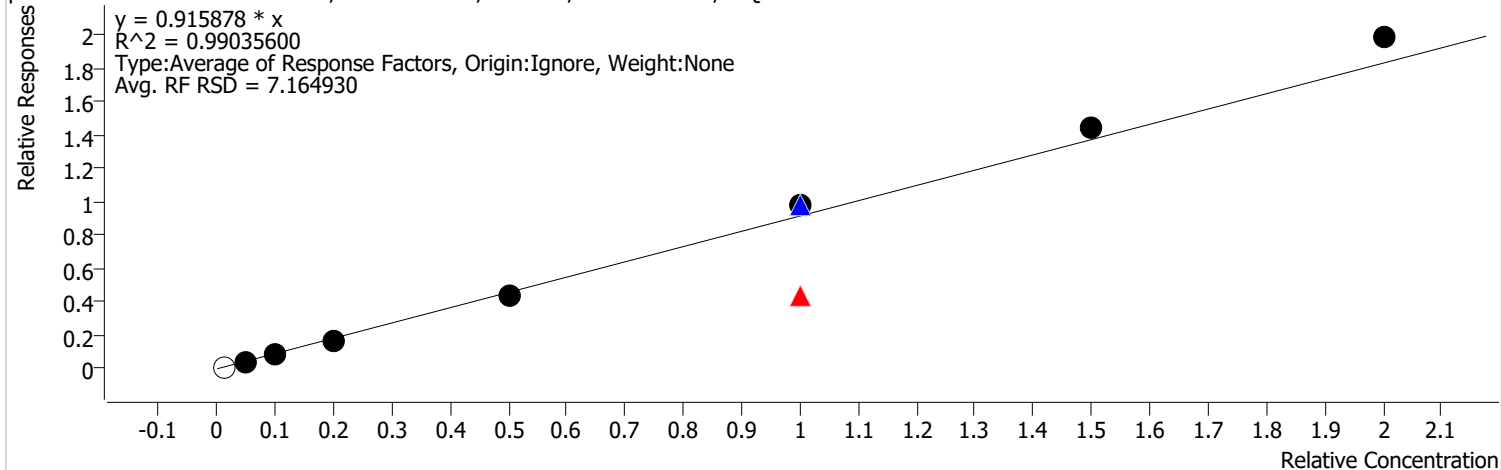


# Calibration Report

<b>Batch Path</b>	D:\Org\Data\VOA5975C\VG010422\QuantResults\VG010422_8260B.batch.bin	<b>Analyst Name</b>	BL2000\mchavez
<b>Analysis Time</b>	2/28/2022 1:57 PM	<b>Reporter Name</b>	BL2000\mchavez
<b>Report Time</b>	2/28/2022 2:00:45 PM	<b>Batch State</b>	Processed
<b>Last Calib Update</b>	1/9/2022 8:59 PM	<b>Quant Report Version</b>	10.0
<b>Quant Batch Version</b>	10.0		

**p-Bromofluorobenzene %RSE =**

p-Bromofluorobenzene - 8 Levels, 7 Levels Used, 8 Points, 7 Points Used, 1 QCs

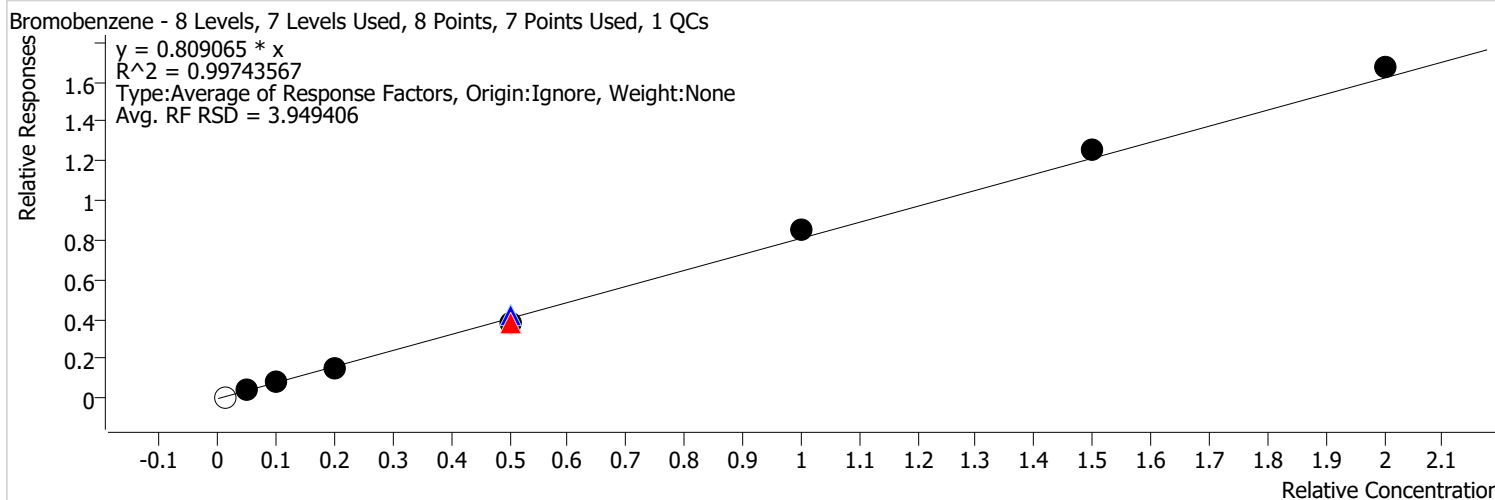


Calibration STD Path	Cal Type	Level	Enabled	Resp.	Exp. Conc	Resp. Factor	Level RSD
D:\Org\Data\VOA5975C\VG010422\04JAN10.D	Calibration	1		2719	2.5000	1.1932	
D:\Org\Data\VOA5975C\VG010422\04JAN11.D	Calibration	2	x	10059	12.5000	0.8308	
D:\Org\Data\VOA5975C\VG010422\04JAN12.D	Calibration	3	x	22267	25.0000	0.9265	
D:\Org\Data\VOA5975C\VG010422\04JAN13.D	Calibration	4	x	42506	50.0000	0.8548	
D:\Org\Data\VOA5975C\VG010422\04JAN15.D	Calibration	5	x	114269	125.0000	0.8641	
D:\Org\Data\VOA5975C\VG010422\04JAN23.D	QC	QC	x	253034	250.0000	0.9888	
D:\Org\Data\VOA5975C\VG010422\04JAN17.D	Calibration	6	x	261042	250.0000	0.9793	
D:\Org\Data\VOA5975C\VG010422\04JAN15CC.D	CC	CC	x	114269	250.0000	0.4321	
D:\Org\Data\VOA5975C\VG010422\04JAN19.D	Calibration	7	x	385474	375.0000	0.9639	
D:\Org\Data\VOA5975C\VG010422\04JAN21.D	Calibration	8	x	521580	500.0000	0.9917	

# Calibration Report

<b>Batch Path</b>	D:\Org\Data\VOA5975C\VG010422\QuantResults\VG010422_8260B.batch.bin	<b>Analyst Name</b>	BL2000\mchavez
<b>Analysis Time</b>	2/28/2022 1:57 PM	<b>Reporter Name</b>	BL2000\mchavez
<b>Report Time</b>	2/28/2022 2:00:45 PM	<b>Batch State</b>	Processed
<b>Last Calib Update</b>	1/9/2022 8:59 PM	<b>Quant Report Version</b>	10.0
<b>Quant Batch Version</b>	10.0		

**Bromobenzene %RSE = 3.9**

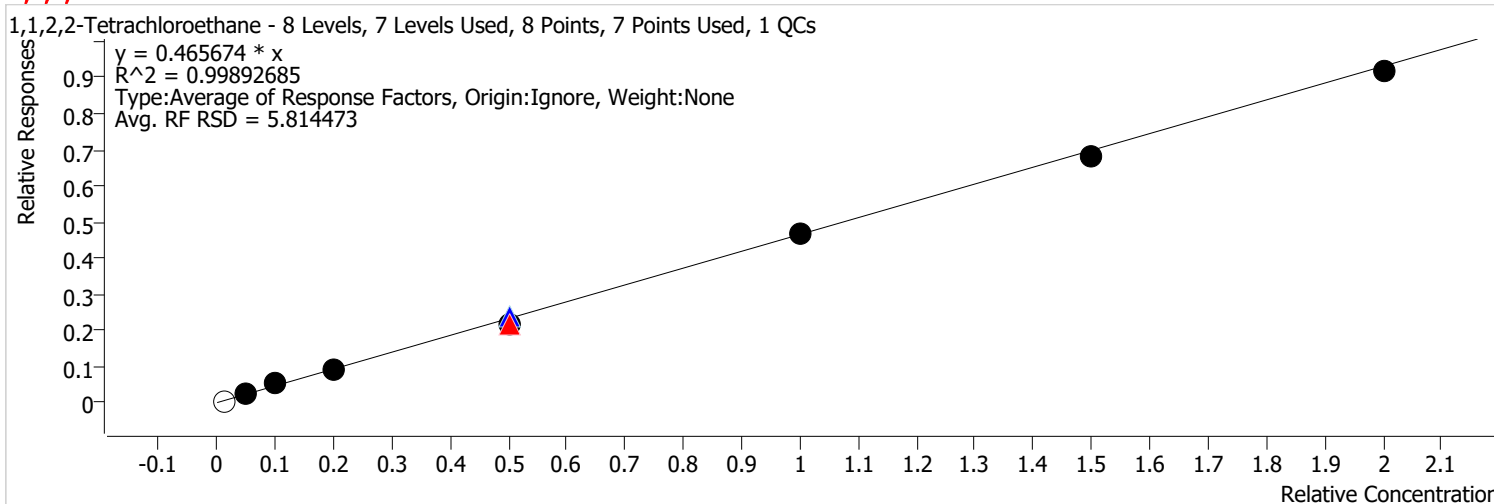


Calibration STD Path	Cal Type	Level	Enabled	Resp.	Exp. Conc	Resp. Factor	Level RSD
D:\Org\Data\VOA5975C\VG010422\04JAN10.D	Calibration	1		2024	2.5000	0.8880	
D:\Org\Data\VOA5975C\VG010422\04JAN11.D	Calibration	2	x	9663	12.5000	0.7981	
D:\Org\Data\VOA5975C\VG010422\04JAN12.D	Calibration	3	x	19259	25.0000	0.8013	
D:\Org\Data\VOA5975C\VG010422\04JAN13.D	Calibration	4	x	38282	50.0000	0.7698	
D:\Org\Data\VOA5975C\VG010422\04JAN23.D	QC	QC	x	109054	125.0000	0.8523	
D:\Org\Data\VOA5975C\VG010422\04JAN15.D	Calibration	5	x	102265	125.0000	0.7733	
D:\Org\Data\VOA5975C\VG010422\04JAN15CC.D	CC	CC	x	102265	125.0000	0.7733	
D:\Org\Data\VOA5975C\VG010422\04JAN17.D	Calibration	6	x	227127	250.0000	0.8521	
D:\Org\Data\VOA5975C\VG010422\04JAN19.D	Calibration	7	x	333431	375.0000	0.8338	
D:\Org\Data\VOA5975C\VG010422\04JAN21.D	Calibration	8	x	439147	500.0000	0.8350	

# Calibration Report

Batch Path	D:\Org\Data\VOA5975C\VG010422\QuantResults\VG010422_8260B.batch.bin	Analyst Name	BL2000\mchavez
Analysis Time	2/28/2022 1:57 PM	Reporter Name	BL2000\mchavez
Report Time	2/28/2022 2:00:45 PM	Batch State	Processed
Last Calib Update	1/9/2022 8:59 PM	Quant Report Version	10.0
Quant Batch Version	10.0		

**1,1,2,2-Tetrachloroethane %RSE = 5.8**

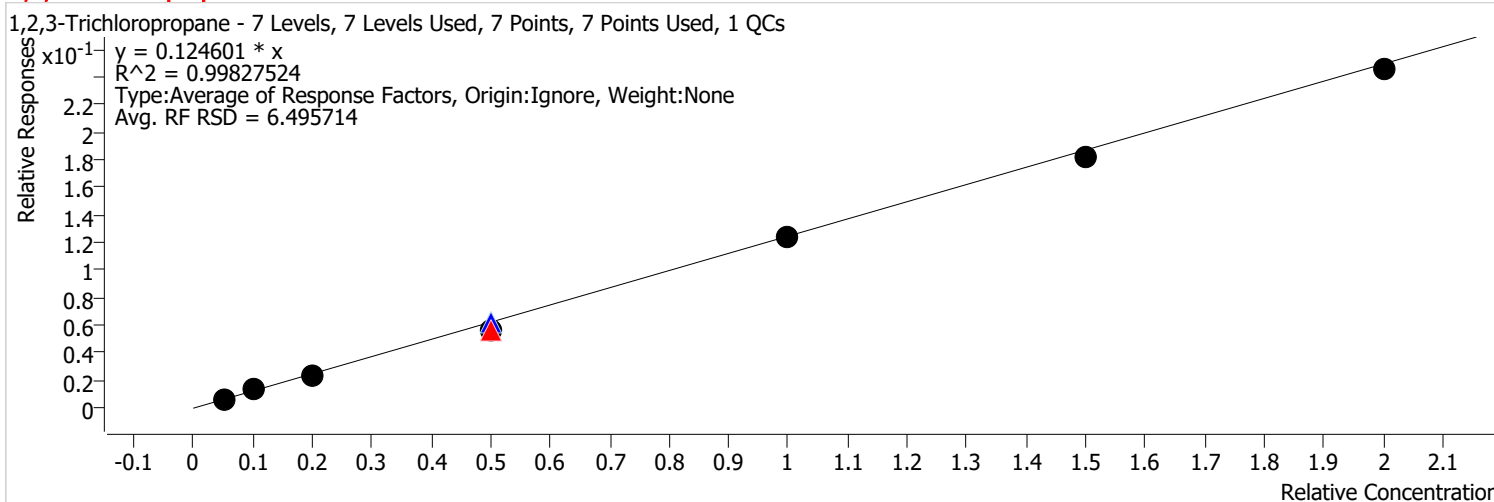


Calibration STD Path	Cal Type	Level	Enabled	Resp.	Exp. Conc	Resp. Factor	Level RSD
D:\Org\Data\VOA5975C\VG010422\04JAN10.D	Calibration	1		1142	2.5000	0.5014	
D:\Org\Data\VOA5975C\VG010422\04JAN11.D	Calibration	2	x	5793	12.5000	0.4785	
D:\Org\Data\VOA5975C\VG010422\04JAN12.D	Calibration	3	x	12440	25.0000	0.5176	
D:\Org\Data\VOA5975C\VG010422\04JAN13.D	Calibration	4	x	22514	50.0000	0.4528	
D:\Org\Data\VOA5975C\VG010422\04JAN23.D	QC	QC	x	60763	125.0000	0.4749	
D:\Org\Data\VOA5975C\VG010422\04JAN15.D	Calibration	5	x	56958	125.0000	0.4307	
D:\Org\Data\VOA5975C\VG010422\04JAN15CC.D	CC	CC	x	56958	125.0000	0.4307	
D:\Org\Data\VOA5975C\VG010422\04JAN17.D	Calibration	6	x	124205	250.0000	0.4660	
D:\Org\Data\VOA5975C\VG010422\04JAN19.D	Calibration	7	x	182470	375.0000	0.4563	
D:\Org\Data\VOA5975C\VG010422\04JAN21.D	Calibration	8	x	240837	500.0000	0.4579	

# Calibration Report

<b>Batch Path</b>	D:\Org\Data\VOA5975C\VG010422\QuantResults\VG010422_8260B.batch.bin	<b>Analyst Name</b>	BL2000\mchavez
<b>Analysis Time</b>	2/28/2022 1:57 PM	<b>Reporter Name</b>	BL2000\mchavez
<b>Report Time</b>	2/28/2022 2:00:45 PM	<b>Batch State</b>	Processed
<b>Last Calib Update</b>	1/9/2022 8:59 PM	<b>Quant Report Version</b>	10.0
<b>Quant Batch Version</b>	10.0		

**1,2,3-Trichloropropane %RSE = 6.5**



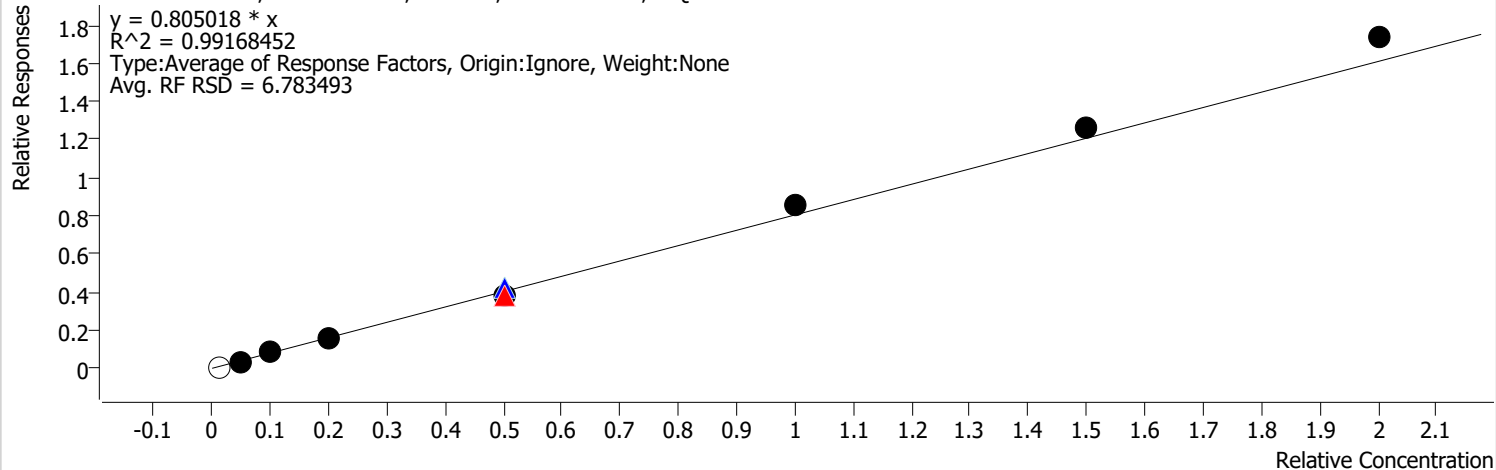
Calibration STD Path	Cal Type	Level	Enabled	Resp.	Exp. Conc	Resp. Factor	Level RSD
D:\Org\Data\VOA5975C\VG010422\04JAN11.D	Calibration	2	x	1654	12.5000	0.1366	
D:\Org\Data\VOA5975C\VG010422\04JAN12.D	Calibration	3	x	3200	25.0000	0.1331	
D:\Org\Data\VOA5975C\VG010422\04JAN13.D	Calibration	4	x	6096	50.0000	0.1226	
D:\Org\Data\VOA5975C\VG010422\04JAN23.D	QC	QC	x	15682	125.0000	0.1226	
D:\Org\Data\VOA5975C\VG010422\04JAN15.D	Calibration	5	x	14846	125.0000	0.1123	
D:\Org\Data\VOA5975C\VG010422\04JAN15CC.D	CC	CC	x	14846	125.0000	0.1123	
D:\Org\Data\VOA5975C\VG010422\04JAN17.D	Calibration	6	x	33115	250.0000	0.1242	
D:\Org\Data\VOA5975C\VG010422\04JAN19.D	Calibration	7	x	48325	375.0000	0.1208	
D:\Org\Data\VOA5975C\VG010422\04JAN21.D	Calibration	8	x	64422	500.0000	0.1225	

# Calibration Report

<b>Batch Path</b>	D:\Org\Data\VOA5975C\VG010422\QuantResults\VG010422_8260B.batch.bin	<b>Analyst Name</b>	BL2000\mchavez
<b>Analysis Time</b>	2/28/2022 1:57 PM	<b>Reporter Name</b>	BL2000\mchavez
<b>Report Time</b>	2/28/2022 2:00:45 PM	<b>Batch State</b>	Processed
<b>Last Calib Update</b>	1/9/2022 8:59 PM	<b>Quant Report Version</b>	10.0
<b>Quant Batch Version</b>	10.0		

**2-Chlorotoluene %RSE = 6.8**

2-Chlorotoluene - 8 Levels, 7 Levels Used, 8 Points, 7 Points Used, 1 QCs

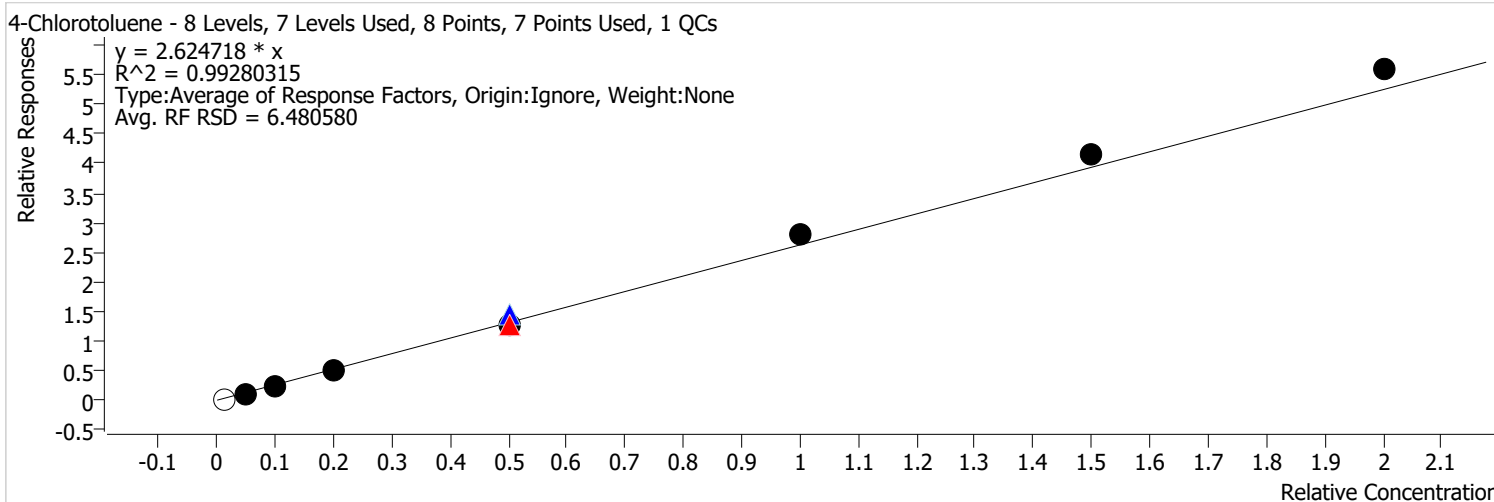


Calibration STD Path	Cal Type	Level	Enabled	Resp.	Exp. Conc	Resp. Factor	Level RSD
D:\Org\Data\VOA5975C\VG010422\04JAN10.D	Calibration	1		1844	2.5000	0.8090	
D:\Org\Data\VOA5975C\VG010422\04JAN11.D	Calibration	2	x	8731	12.5000	0.7211	
D:\Org\Data\VOA5975C\VG010422\04JAN12.D	Calibration	3	x	19390	25.0000	0.8068	
D:\Org\Data\VOA5975C\VG010422\04JAN13.D	Calibration	4	x	37987	50.0000	0.7639	
D:\Org\Data\VOA5975C\VG010422\04JAN23.D	QC	QC	x	108192	125.0000	0.8456	
D:\Org\Data\VOA5975C\VG010422\04JAN15.D	Calibration	5	x	102424	125.0000	0.7745	
D:\Org\Data\VOA5975C\VG010422\04JAN15CC.D	CC	CC	x	102424	125.0000	0.7745	
D:\Org\Data\VOA5975C\VG010422\04JAN17.D	Calibration	6	x	229396	250.0000	0.8606	
D:\Org\Data\VOA5975C\VG010422\04JAN19.D	Calibration	7	x	336386	375.0000	0.8411	
D:\Org\Data\VOA5975C\VG010422\04JAN21.D	Calibration	8	x	455991	500.0000	0.8670	

# Calibration Report

<b>Batch Path</b>	D:\Org\Data\VOA5975C\VG010422\QuantResults\VG010422_8260B.batch.bin	<b>Analyst Name</b>	BL2000\mchavez
<b>Analysis Time</b>	2/28/2022 1:57 PM	<b>Reporter Name</b>	BL2000\mchavez
<b>Report Time</b>	2/28/2022 2:00:45 PM	<b>Batch State</b>	Processed
<b>Last Calib Update</b>	1/9/2022 8:59 PM	<b>Quant Report Version</b>	10.0
<b>Quant Batch Version</b>	10.0		

**4-Chlorotoluene %RSE = 6.5**

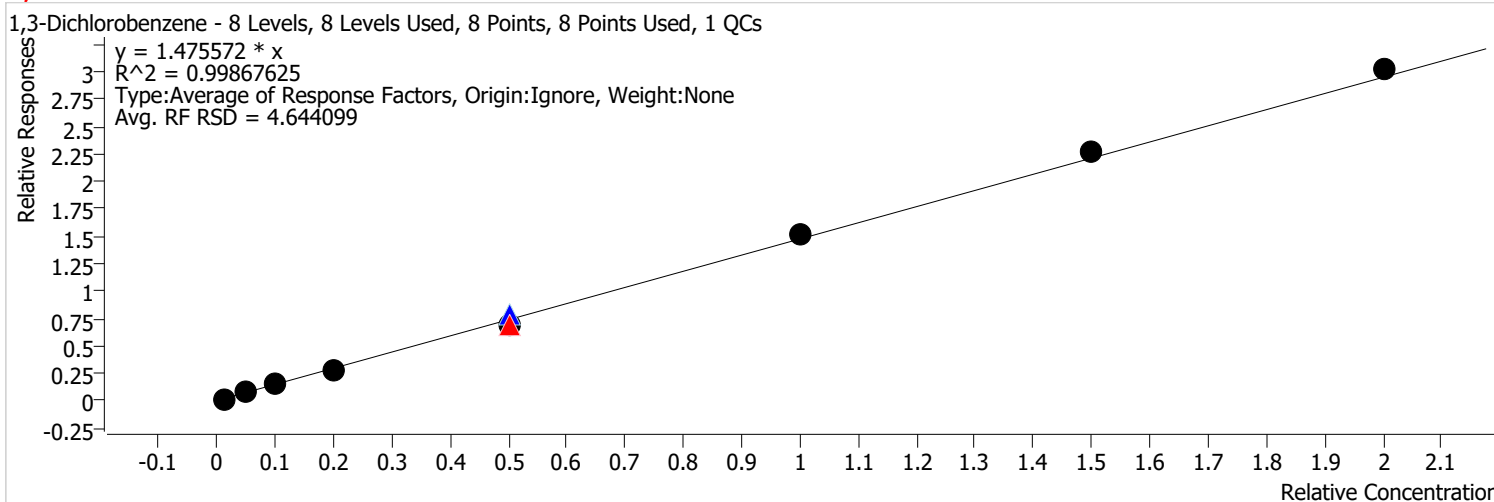


Calibration STD Path	Cal Type	Level	Enabled	Resp.	Exp. Conc	Resp. Factor	Level RSD
D:\Org\Data\VOA5975C\VG010422\04JAN10.D	Calibration	1		5419	2.5000	2.3780	
D:\Org\Data\VOA5975C\VG010422\04JAN11.D	Calibration	2	x	28532	12.5000	2.3566	
D:\Org\Data\VOA5975C\VG010422\04JAN12.D	Calibration	3	x	61551	25.0000	2.5611	
D:\Org\Data\VOA5975C\VG010422\04JAN13.D	Calibration	4	x	126308	50.0000	2.5400	
D:\Org\Data\VOA5975C\VG010422\04JAN23.D	QC	QC	x	368295	125.0000	2.8784	
D:\Org\Data\VOA5975C\VG010422\04JAN15.D	Calibration	5	x	336146	125.0000	2.5420	
D:\Org\Data\VOA5975C\VG010422\04JAN15CC.D	CC	CC	x	336146	125.0000	2.5420	
D:\Org\Data\VOA5975C\VG010422\04JAN17.D	Calibration	6	x	748435	250.0000	2.8078	
D:\Org\Data\VOA5975C\VG010422\04JAN19.D	Calibration	7	x	1109221	375.0000	2.7736	
D:\Org\Data\VOA5975C\VG010422\04JAN21.D	Calibration	8	x	1468376	500.0000	2.7919	

# Calibration Report

Batch Path	D:\Org\Data\VOA5975C\VG010422\QuantResults\VG010422_8260B.batch.bin	Analyst Name	BL2000\mchavez
Analysis Time	2/28/2022 1:57 PM	Reporter Name	BL2000\mchavez
Report Time	2/28/2022 2:00:45 PM	Batch State	Processed
Last Calib Update	1/9/2022 8:59 PM	Quant Report Version	10.0
Quant Batch Version	10.0		

**1,3-Dichlorobenzene %RSE = 4.6**

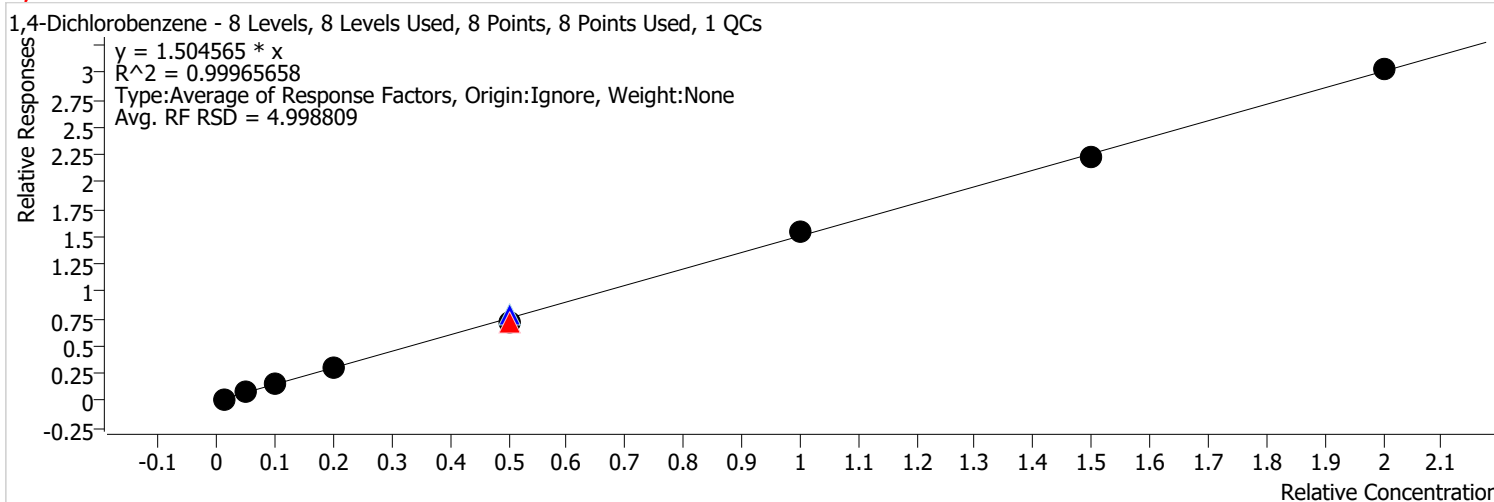


Calibration STD Path	Cal Type	Level	Enabled	Resp.	Exp. Conc	Resp. Factor	Level RSD
D:\Org\Data\VOA5975C\VG010422\04JAN10.D	Calibration	1	x	3541	2.5000	1.5539	
D:\Org\Data\VOA5975C\VG010422\04JAN11.D	Calibration	2	x	16932	12.5000	1.3985	
D:\Org\Data\VOA5975C\VG010422\04JAN12.D	Calibration	3	x	36559	25.0000	1.5212	
D:\Org\Data\VOA5975C\VG010422\04JAN13.D	Calibration	4	x	69539	50.0000	1.3984	
D:\Org\Data\VOA5975C\VG010422\04JAN23.D	QC	QC	x	204088	125.0000	1.5950	
D:\Org\Data\VOA5975C\VG010422\04JAN15.D	Calibration	5	x	183404	125.0000	1.3869	
D:\Org\Data\VOA5975C\VG010422\04JAN15CC.D	CC	CC	x	183404	125.0000	1.3869	
D:\Org\Data\VOA5975C\VG010422\04JAN17.D	Calibration	6	x	406895	250.0000	1.5265	
D:\Org\Data\VOA5975C\VG010422\04JAN19.D	Calibration	7	x	603674	375.0000	1.5095	
D:\Org\Data\VOA5975C\VG010422\04JAN21.D	Calibration	8	x	793993	500.0000	1.5097	

# Calibration Report

<b>Batch Path</b>	D:\Org\Data\VOA5975C\VG010422\QuantResults\VG010422_8260B.batch.bin	<b>Analyst Name</b>	BL2000\mchavez
<b>Analysis Time</b>	2/28/2022 1:57 PM	<b>Reporter Name</b>	BL2000\mchavez
<b>Report Time</b>	2/28/2022 2:00:45 PM	<b>Batch State</b>	Processed
<b>Last Calib Update</b>	1/9/2022 8:59 PM	<b>Quant Report Version</b>	10.0
<b>Quant Batch Version</b>	10.0		

**1,4-Dichlorobenzene %RSE = 5.0**



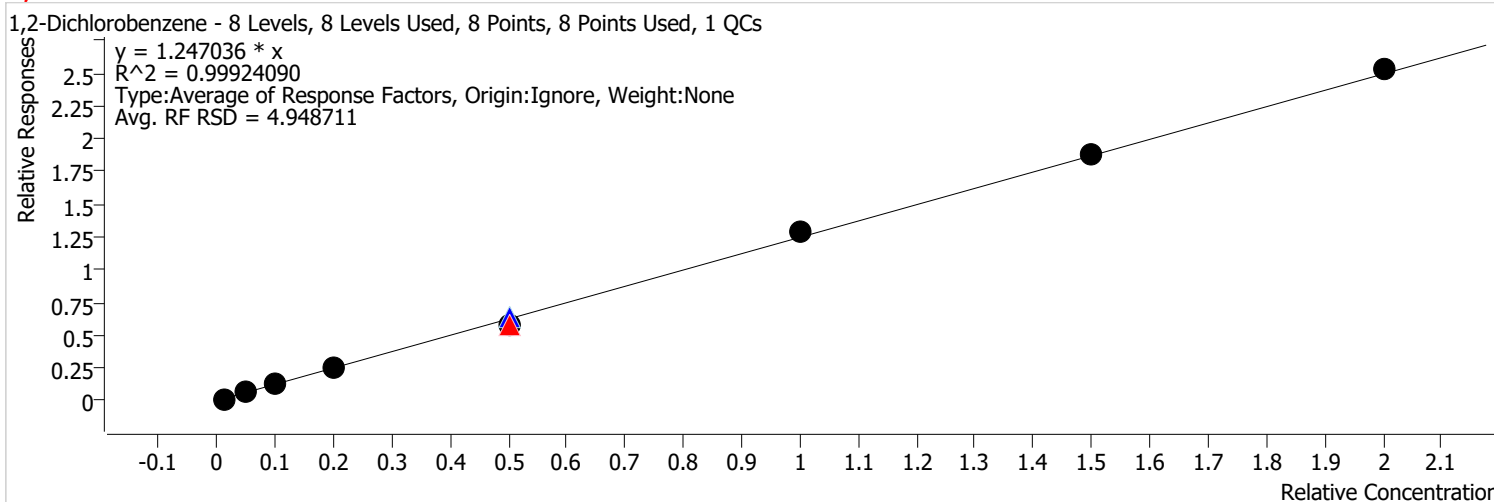
Calibration STD Path	Cal Type	Level	Enabled	Resp.	Exp. Conc	Resp. Factor	Level RSD
D:\Org\Data\VOA5975C\VG010422\04JAN10.D	Calibration	1	x	3787	2.5000	1.6618	
D:\Org\Data\VOA5975C\VG010422\04JAN11.D	Calibration	2	x	17438	12.5000	1.4403	
D:\Org\Data\VOA5975C\VG010422\04JAN12.D	Calibration	3	x	36635	25.0000	1.5243	
D:\Org\Data\VOA5975C\VG010422\04JAN13.D	Calibration	4	x	71841	50.0000	1.4447	
D:\Org\Data\VOA5975C\VG010422\04JAN23.D	QC	QC	x	200032	125.0000	1.5633	
D:\Org\Data\VOA5975C\VG010422\04JAN15.D	Calibration	5	x	189045	125.0000	1.4296	
D:\Org\Data\VOA5975C\VG010422\04JAN15CC.D	CC	CC	x	189045	125.0000	1.4296	
D:\Org\Data\VOA5975C\VG010422\04JAN17.D	Calibration	6	x	408934	250.0000	1.5342	
D:\Org\Data\VOA5975C\VG010422\04JAN19.D	Calibration	7	x	595919	375.0000	1.4901	
D:\Org\Data\VOA5975C\VG010422\04JAN21.D	Calibration	8	x	794954	500.0000	1.5115	



# Calibration Report

<b>Batch Path</b>	D:\Org\Data\VOA5975C\VG010422\QuantResults\VG010422_8260B.batch.bin	<b>Analyst Name</b>	BL2000\mchavez
<b>Analysis Time</b>	2/28/2022 1:57 PM	<b>Reporter Name</b>	BL2000\mchavez
<b>Report Time</b>	2/28/2022 2:00:45 PM	<b>Batch State</b>	Processed
<b>Last Calib Update</b>	1/9/2022 8:59 PM	<b>Quant Report Version</b>	10.0
<b>Quant Batch Version</b>	10.0		

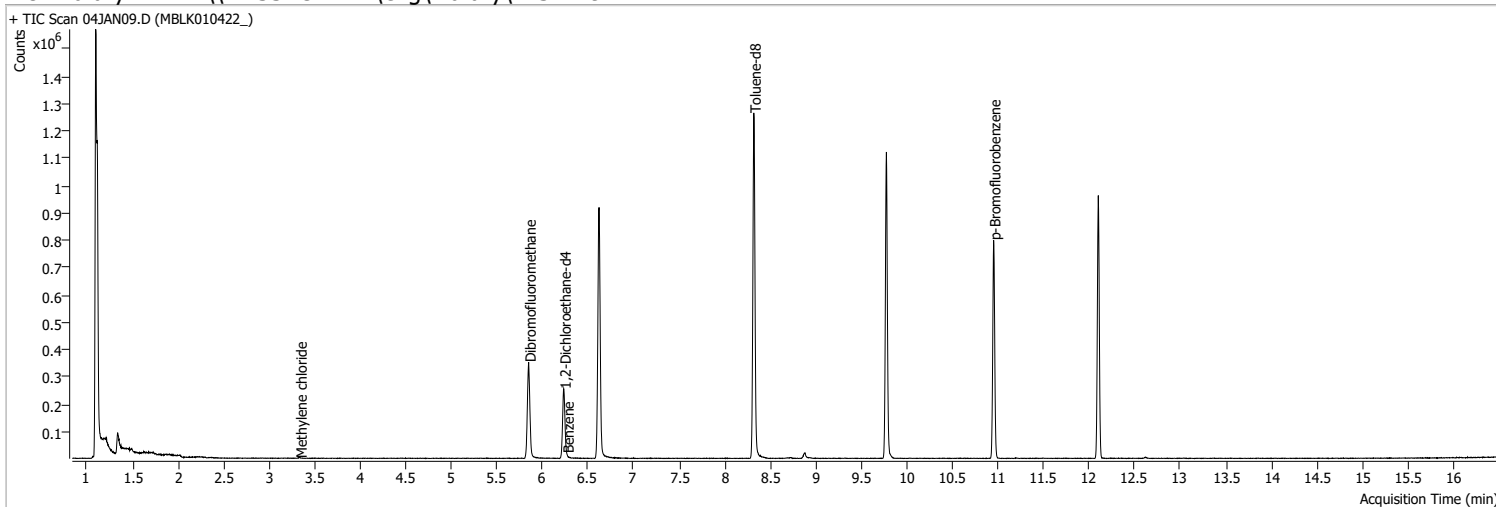
**1,2-Dichlorobenzene %RSE = 4.9**



Calibration STD Path	Cal Type	Level	Enabled	Resp.	Exp. Conc	Resp. Factor	Level RSD
D:\Org\Data\VOA5975C\VG010422\04JAN10.D	Calibration	1	x	3104	2.5000	1.3621	
D:\Org\Data\VOA5975C\VG010422\04JAN11.D	Calibration	2	x	14666	12.5000	1.2114	
D:\Org\Data\VOA5975C\VG010422\04JAN12.D	Calibration	3	x	29899	25.0000	1.2441	
D:\Org\Data\VOA5975C\VG010422\04JAN13.D	Calibration	4	x	60213	50.0000	1.2109	
D:\Org\Data\VOA5975C\VG010422\04JAN23.D	QC	QC	x	164299	125.0000	1.2841	
D:\Org\Data\VOA5975C\VG010422\04JAN15.D	Calibration	5	x	152284	125.0000	1.1516	
D:\Org\Data\VOA5975C\VG010422\04JAN15CC.D	CC	CC	x	152284	125.0000	1.1516	
D:\Org\Data\VOA5975C\VG010422\04JAN17.D	Calibration	6	x	342576	250.0000	1.2852	
D:\Org\Data\VOA5975C\VG010422\04JAN19.D	Calibration	7	x	499147	375.0000	1.2481	
D:\Org\Data\VOA5975C\VG010422\04JAN21.D	Calibration	8	x	664247	500.0000	1.2630	

# Quantitation Results Report (QT Reviewed)

Data File	04JAN09.D	Operator	MSC
Acq. Method	5975CACQF.M	Acq. Date-Time	1/4/2022 3:05:37 PM
Sample Name	MBLK010422_	Instrument	VOA5975C
Vial	9	Multiplier	1.00
DA Method File	VOA5975C_8260B_SHT_DoD_L4_010422.m	Comment	
Tune File	BFB_Atune3.u	Tune Date	10/11/2021 4:02:00 PM
Batch Name	VG010422_8260B.batch.bin	Last Calib Update	1/9/2022 8:59:52 PM
Ref Library	\\MASSHUNTER\Org\Library\NIST129K.I		



Compound	RT	QIon	Resp.	Conc.	Units	Dev(Min)
----------	----	------	-------	-------	-------	----------

**Internal Standards**

M Fluorobenzene	6.620	96.0	775552	250.0000	ng	-0.003
M Chlorobenzene-d5	9.774	82.0	301196	250.0000	ng	0.003
M 1,4-Dichlorobenzene-d4	12.100	152.0	231562	250.0000	ng	0.000

**System Monitoring Compounds**

S Dibromofluoromethane	5.848	113.0	203459	278.4635	ng	0.003
Spiked Amount: 250.000	Range: 80.0 - 119.0%			Recovery = 111.39%		
S 1,2-Dichloroethane-d4	6.233	67.0	88174	279.3964	ng	0.000
Spiked Amount: 250.000	Range: 81.0 - 118.0%			Recovery = 111.76%		
S Toluene-d8	8.319	98.0	770154	265.3436	ng	0.000
Spiked Amount: 250.000	Range: 89.0 - 112.0%			Recovery = 106.14%		
S p-Bromofluorobenzene	10.951	95.0	226743	267.2815	ng	-0.003
Spiked Amount: 250.000	Range: 85.0 - 114.0%			Recovery = 106.91%		

**Target Compounds**

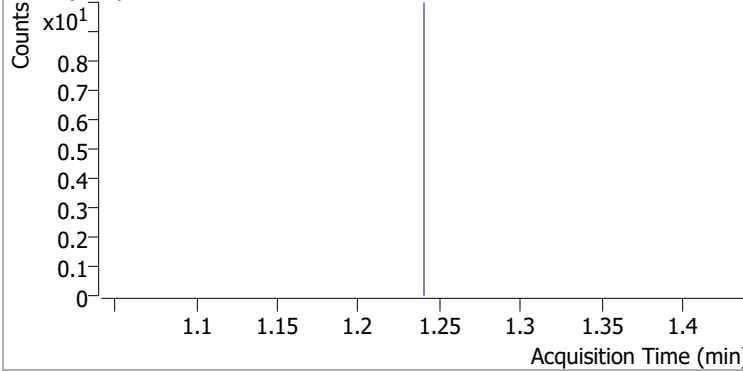
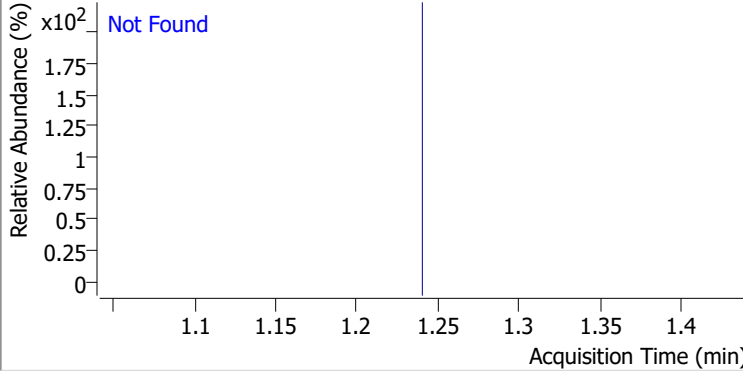
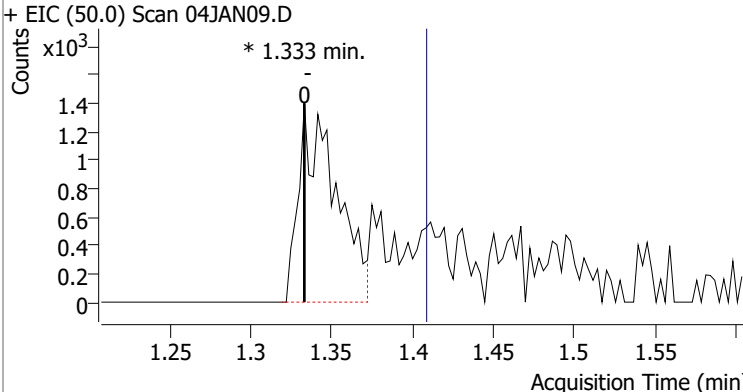
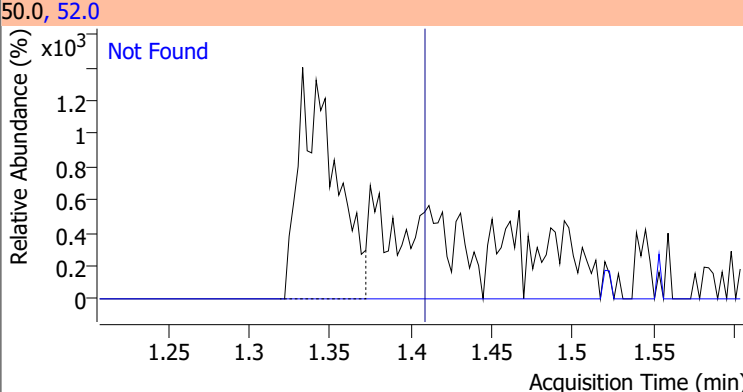
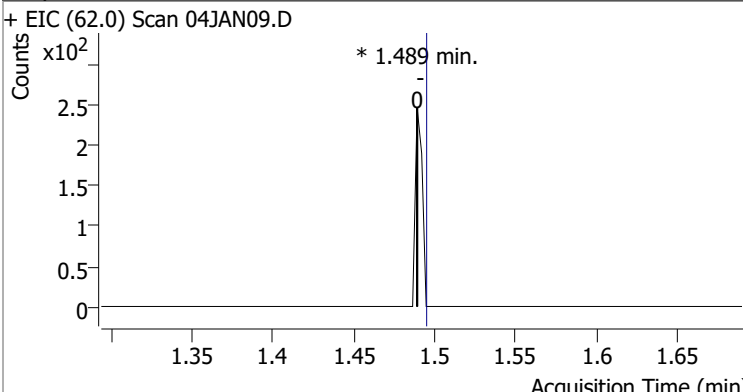
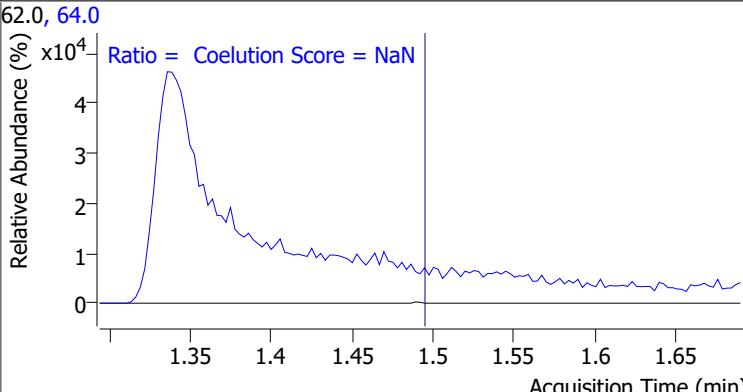
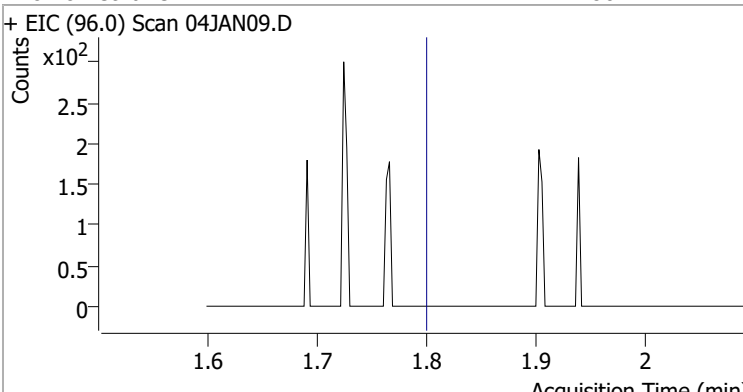
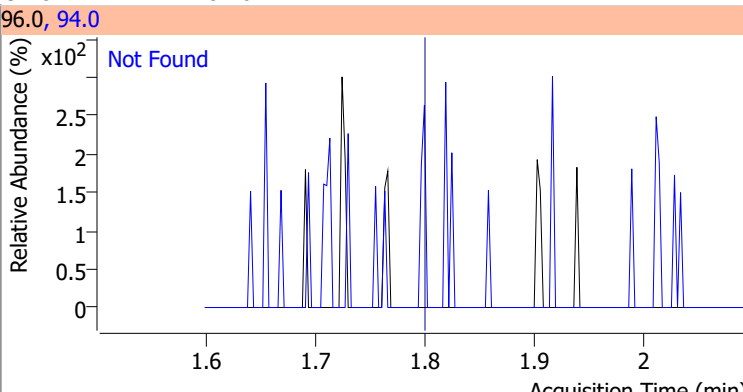
Compound	RT	QIon	Resp.	Conc.	Units	QValue
T Dichlorodifluoromethane	0.000		0	N.D.		
T Chloromethane	1.333	50.0	0		ng md	1
T Vinyl chloride	1.489	62.0	0		ng md	1
T Bromomethane	0.000		0	N.D.		
T Chloroethane	0.000		0	N.D.		
T Trichlorofluoromethane	0.000		0	N.D.		
T 1,1-Dichloroethene	0.000		0	N.D.		
T Methylene chloride	3.335	49.0	1661	1.4424	ng m	97
T trans-1,2-Dichloroethene	0.000		0	N.D.		
T Methyl tert-butyl ether (MTBE)	0.000		0	N.D.		
T 1,1-Dichloroethane	0.000		0	N.D.		
T 2,2-Dichloropropane	0.000		0	N.D.		
T cis-1,2-Dichloroethene	0.000		0	N.D.		
T Methyl ethyl ketone	0.000		0	N.D.		
T Bromochloromethane	0.000		0	N.D.		
T Chloroform	0.000		0	N.D.		

# Quantitation Results Report (QT Reviewed)

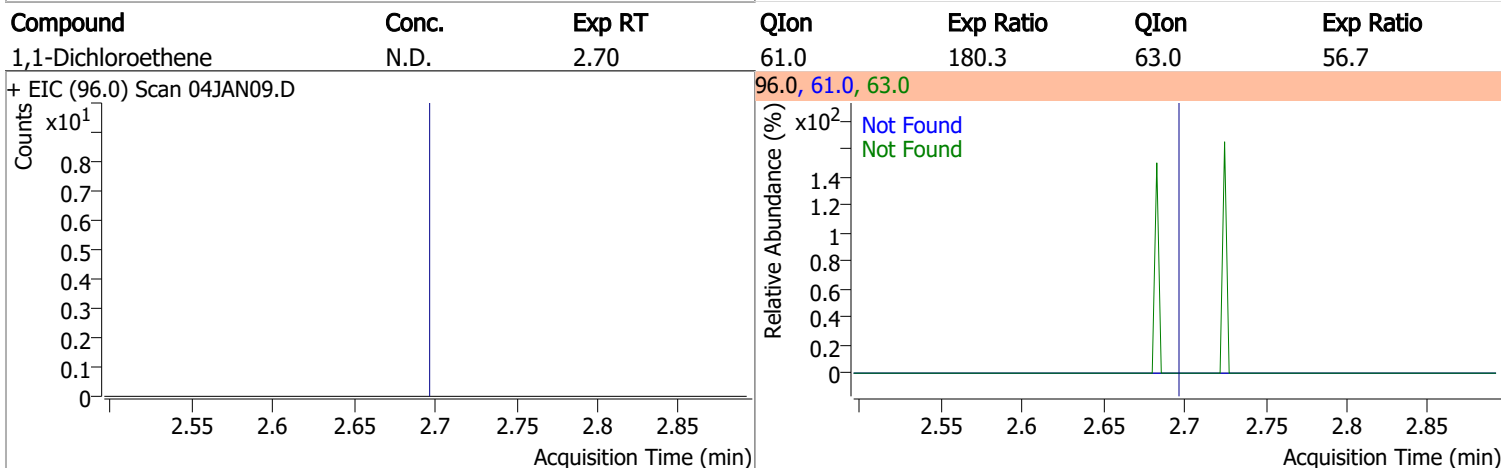
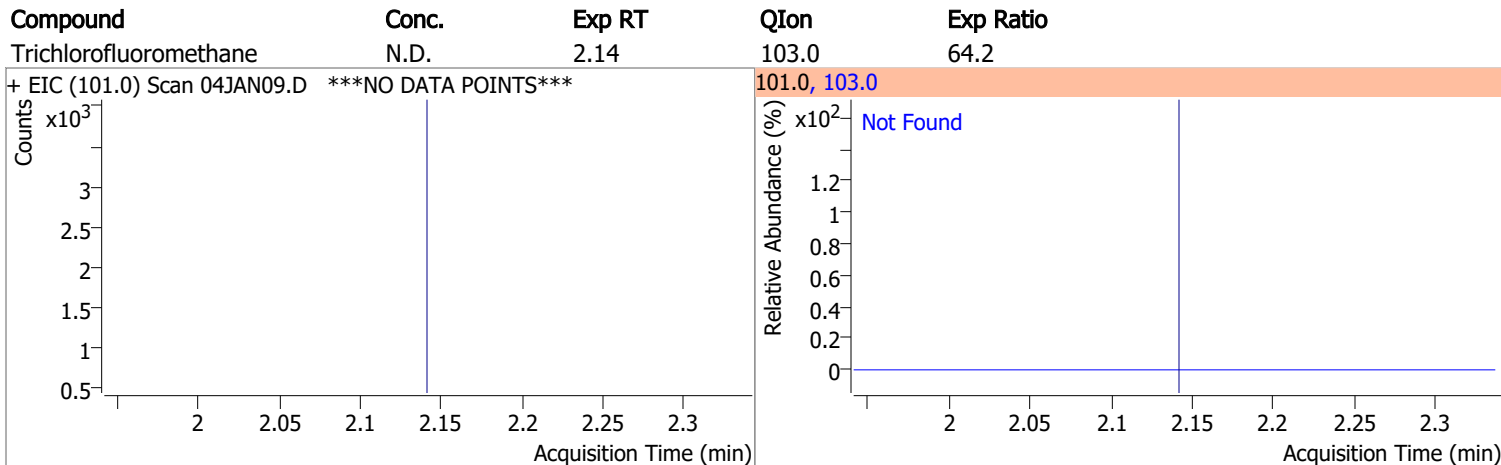
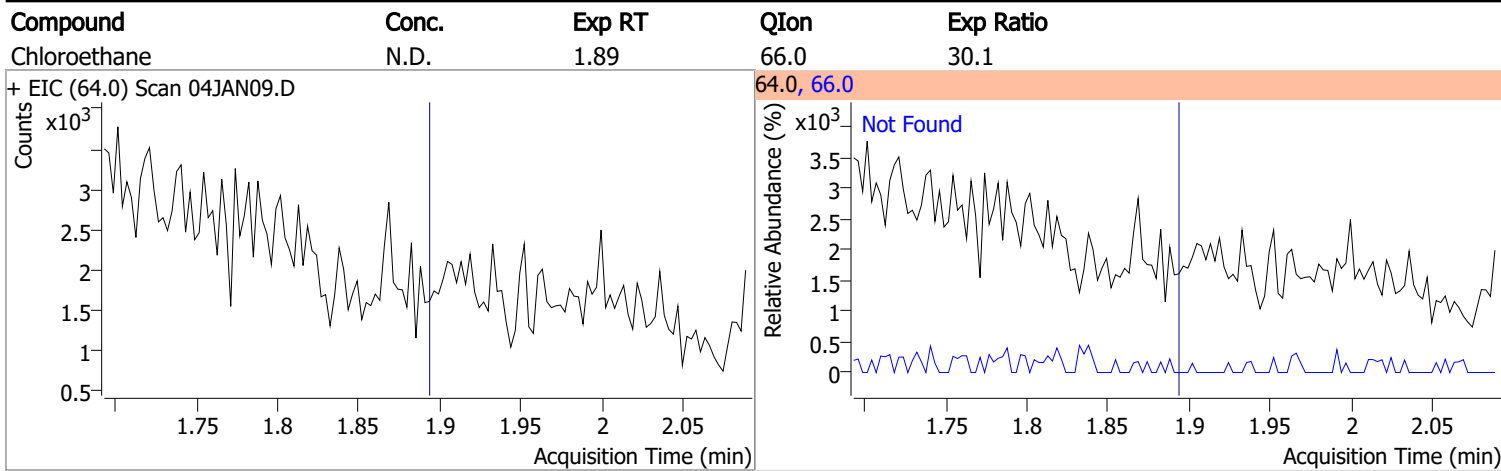
Compound	RT	QIon	Resp.	Conc.	Units		Dev(Min)
T 1,1,1-Trichloroethane	0.000		0	N.D.			
T Carbon tetrachloride	0.000		0	N.D.			
T 1,1-Dichloropropene	0.000		0	N.D.			
T Benzene	6.266	78.0	381	0.1233	ng	m	98
T 1,2-Dichloroethane	0.000		0	N.D.			
T Trichloroethene	0.000		0	N.D.			
T 1,2-Dichloropropane	0.000		0	N.D.			
T Dibromomethane	0.000		0	N.D.			
T Bromodichloromethane	0.000		0	N.D.			
T cis-1,3-Dichloropropene	0.000		0	N.D.			
T Toluene	0.000		0	N.D.			
T trans-1,3-Dichloropropene	0.000		0	N.D.			
T 1,1,2-Trichloroethane	0.000		0	N.D.			
T Tetrachloroethene	0.000		0	N.D.			
T 1,3-Dichloropropane	0.000		0	N.D.			
T Chlorodibromomethane	0.000		0	N.D.			
T 1,2-Dibromoethane	0.000		0	N.D.			
T Chlorobenzene	0.000		0	N.D.			
T 1,1,1,2-Tetrachloroethane	0.000		0	N.D.			
T Ethylbenzene	0.000		0	N.D.			
T m+p-Xylenes	0.000		0	N.D.			
T o-Xylene	0.000		0	N.D.			
T Styrene	0.000		0	N.D.			
T Bromoform	0.000		0	N.D.			
T Bromobenzene	0.000		0	N.D.			
T 1,1,2,2-Tetrachloroethane	0.000		0	N.D.			
T 1,2,3-Trichloropropane	0.000		0	N.D.			
T 2-Chlorotoluene	0.000		0	N.D.			
T 4-Chlorotoluene	0.000		0	N.D.			
T 1,3-Dichlorobenzene	0.000		0	N.D.			
T 1,4-Dichlorobenzene	0.000		0	N.D.			
T 1,2-Dichlorobenzene	0.000		0	N.D.			

(#) = Qualifier Out of Range; (m) = Manual Integration; (+) = Area Summed; (\*) = Surrogate Percent Recovery Out of Range; (d): Zeroed Peak

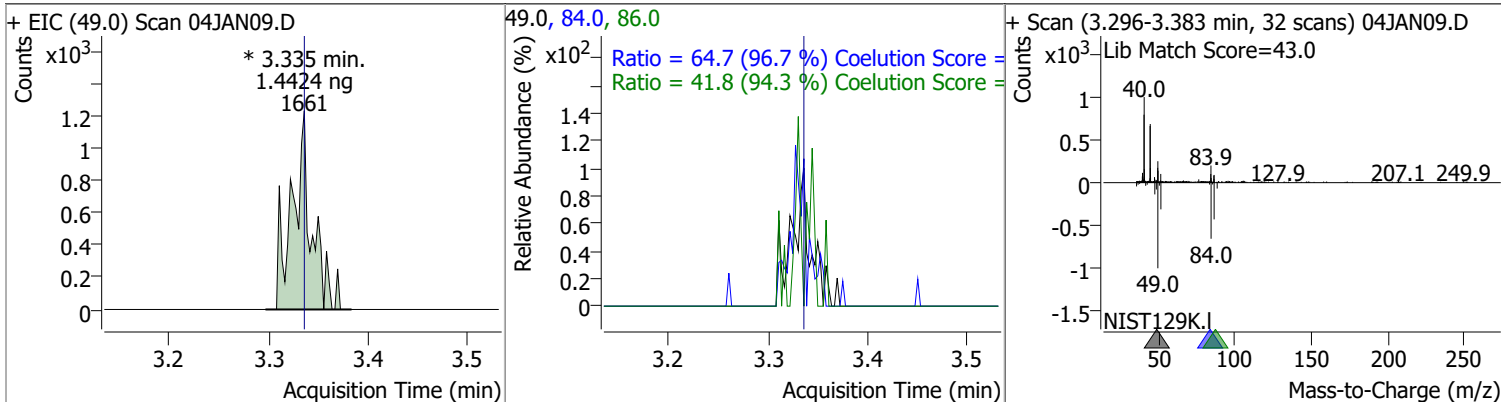
# Quantitation Results Report (QT Reviewed)

Compound	Conc.	Exp RT	QIon	Exp Ratio				
Dichlorodifluoromethane	N.D.	1.24	87.0	32.3				
<div style="display: flex; justify-content: space-between;"> <div style="width: 48%;"> <p>+ EIC (85.0) Scan 04JAN09.D ***NO DATA POINTS***</p>  </div> <div style="width: 48%;"> <p>85.0, 87.0</p>  <p>Not Found</p> </div> </div>								
Compound	Conc.	RT	Dev(Min)	Resp.	QIon	QRatio	Lower	Upper
Chloromethane	0	0	0	0	52.0		2.1	62.1
<div style="display: flex; justify-content: space-between;"> <div style="width: 48%;"> <p>+ EIC (50.0) Scan 04JAN09.D</p> <p>* 1.333 min.</p>  </div> <div style="width: 48%;"> <p>50.0, 52.0</p>  <p>Not Found</p> </div> </div>								
Compound	Conc.	RT	Dev(Min)	Resp.	QIon	QRatio	Lower	Upper
Vinyl chloride	0	0	0	0	64.0		0.0	59.9
<div style="display: flex; justify-content: space-between;"> <div style="width: 48%;"> <p>+ EIC (62.0) Scan 04JAN09.D</p> <p>* 1.489 min.</p>  </div> <div style="width: 48%;"> <p>62.0, 64.0</p>  <p>Ratio = Coelution Score = NaN</p> </div> </div>								
Compound	Conc.	Exp RT	QIon	Exp Ratio				
Bromomethane	N.D.	1.80	94.0	104.6				
<div style="display: flex; justify-content: space-between;"> <div style="width: 48%;"> <p>+ EIC (96.0) Scan 04JAN09.D</p>  </div> <div style="width: 48%;"> <p>96.0, 94.0</p>  <p>Not Found</p> </div> </div>								

# Quantitation Results Report (QT Reviewed)

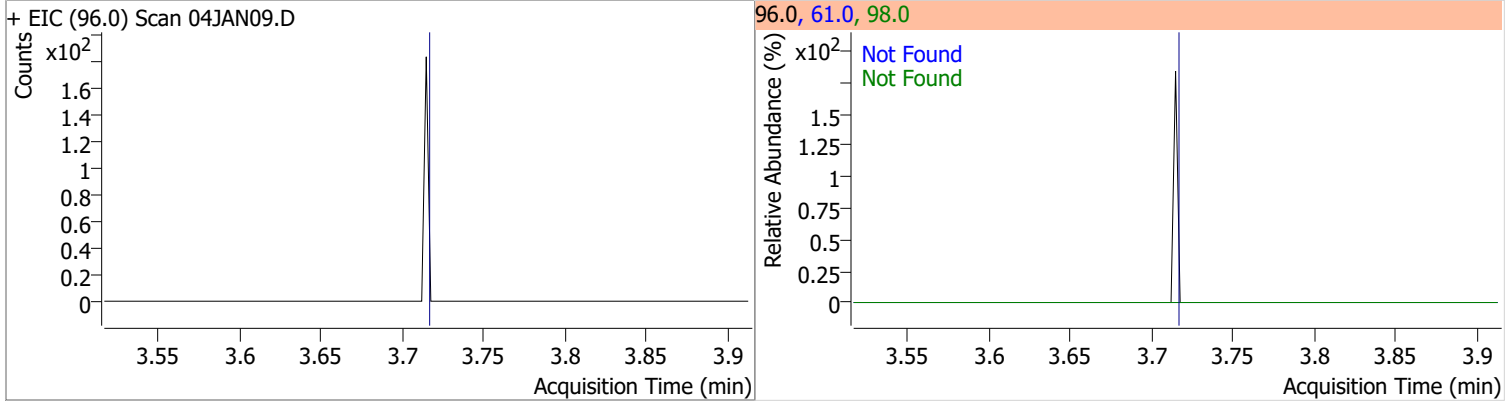


Compound	Conc.	RT	Dev(Min)	Resp.	QIon	QRatio	Lower	Upper
Methylene chloride	1.4424	3.34	0.00	1661 (m)	84.0	64.7	36.9	96.9
					86.0	41.8	14.3	74.3

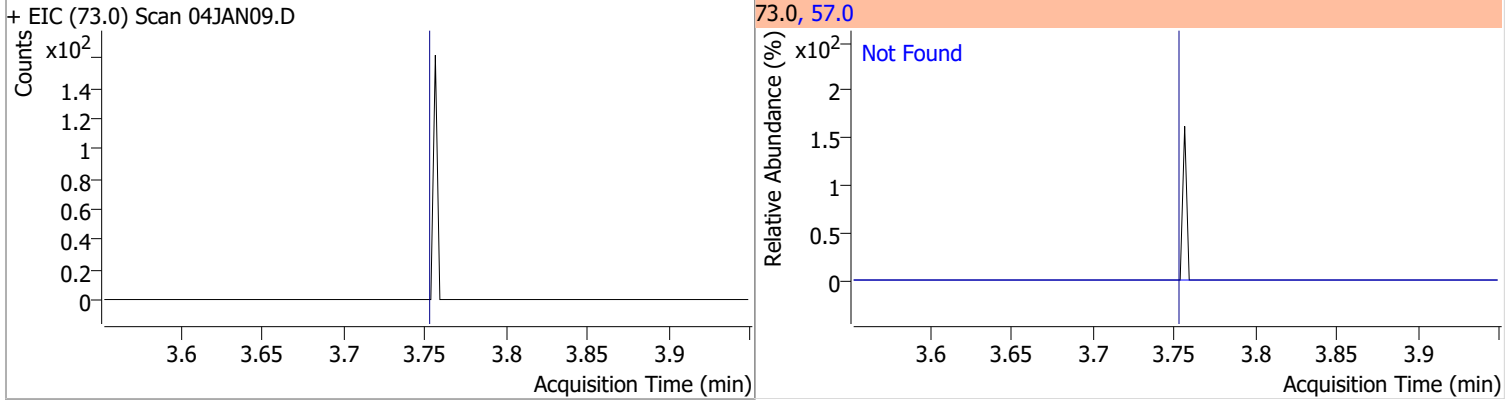


# Quantitation Results Report (QT Reviewed)

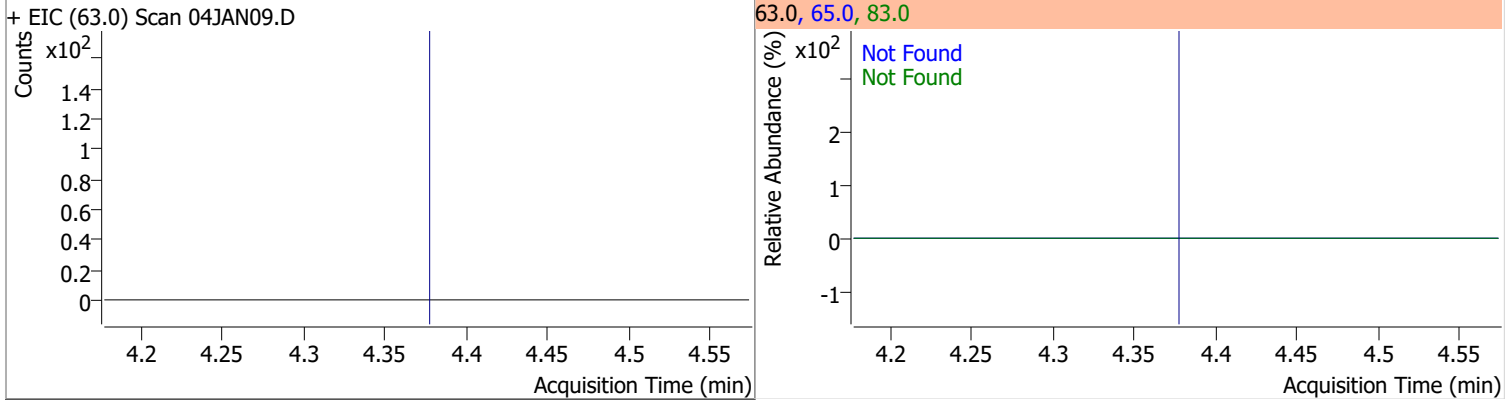
Compound	Conc.	Exp RT	QIon	Exp Ratio	QIon	Exp Ratio
trans-1,2-Dichloroethene	N.D.	3.72	61.0	153.9	98.0	65.7



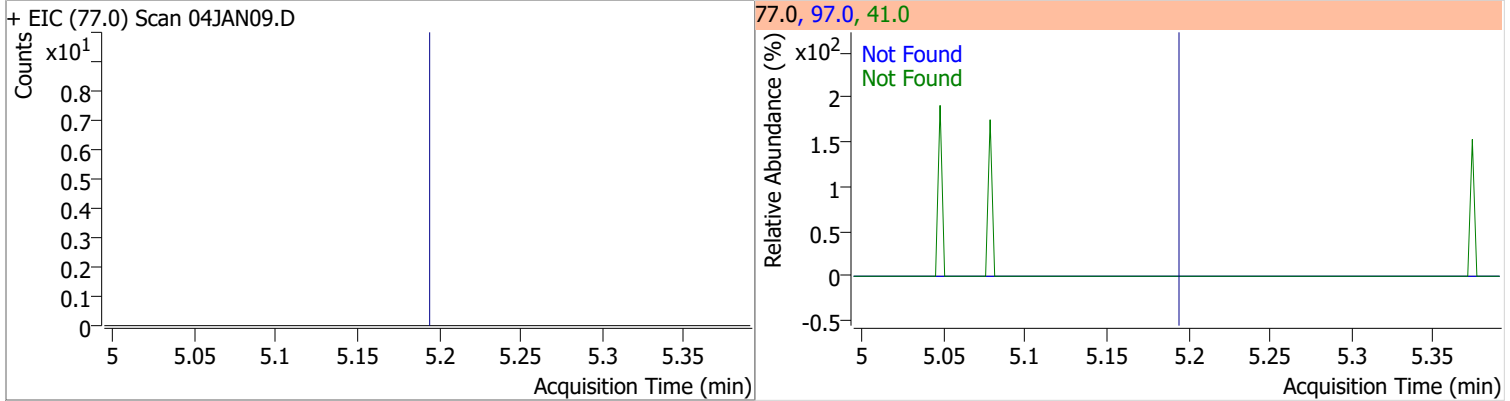
Compound	Conc.	Exp RT	QIon	Exp Ratio
Methyl tert-butyl ether (MTBE)	N.D.	3.75	57.0	24.6



Compound	Conc.	Exp RT	QIon	Exp Ratio	QIon	Exp Ratio
1,1-Dichloroethane	N.D.	4.38	65.0	32.1	83.0	13.7

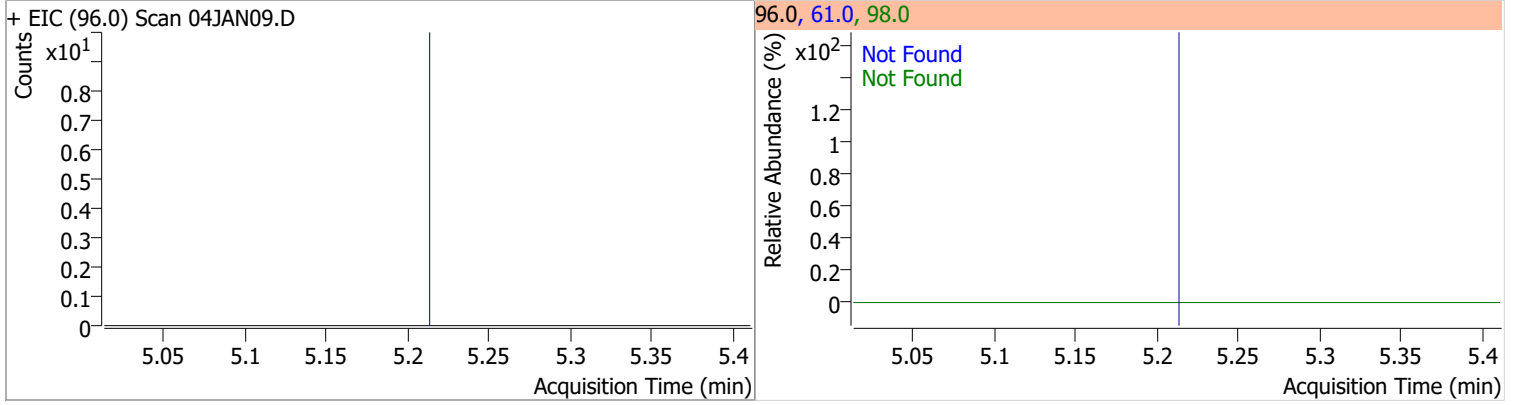


Compound	Conc.	Exp RT	QIon	Exp Ratio	QIon	Exp Ratio
2,2-Dichloropropane	N.D.	5.20	41.0	66.5	97.0	23.2

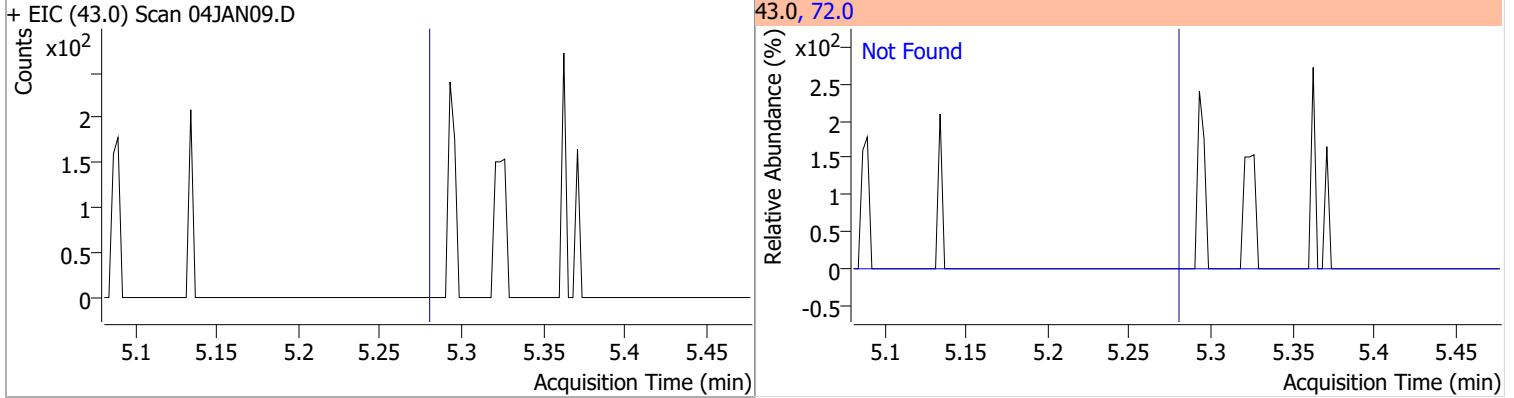


# Quantitation Results Report (QT Reviewed)

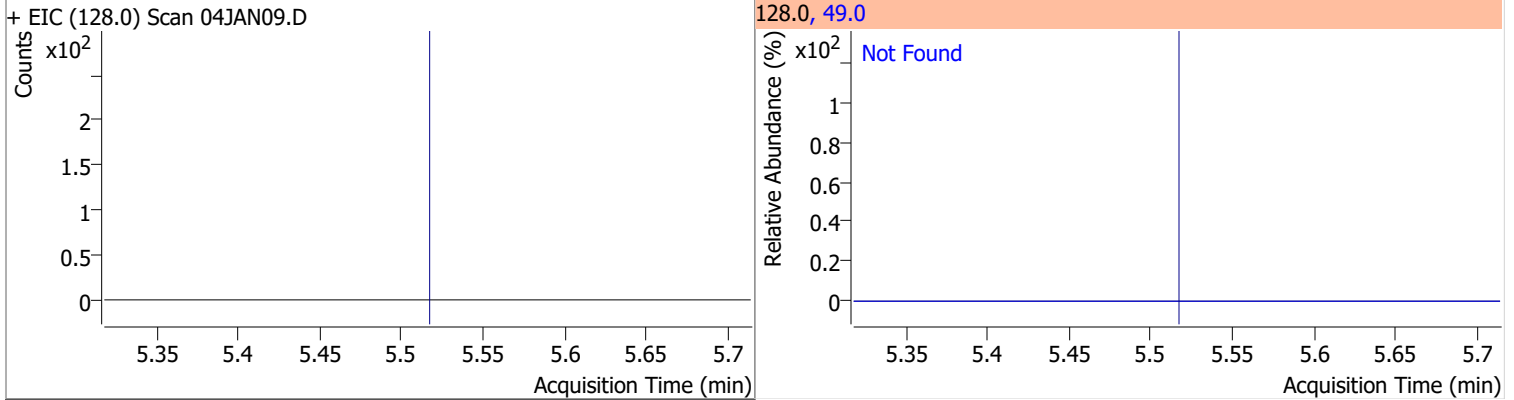
Compound	Conc.	Exp RT	QIon	Exp Ratio	QIon	Exp Ratio
cis-1,2-Dichloroethene	N.D.	5.22	61.0	167.2	98.0	67.3



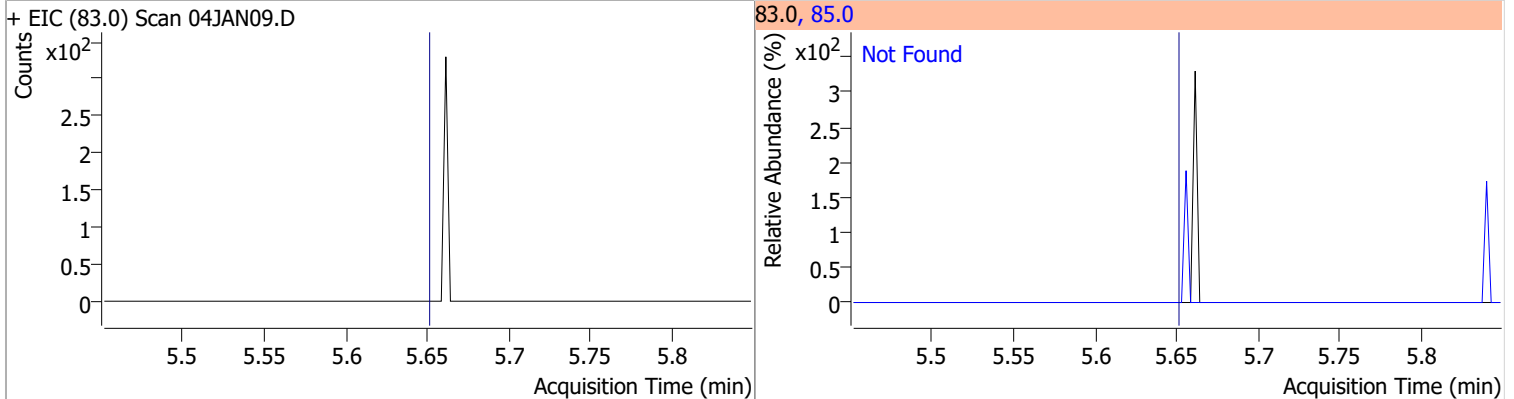
Compound	Conc.	Exp RT	QIon	Exp Ratio
Methyl ethyl ketone	N.D.	5.28	72.0	21.3



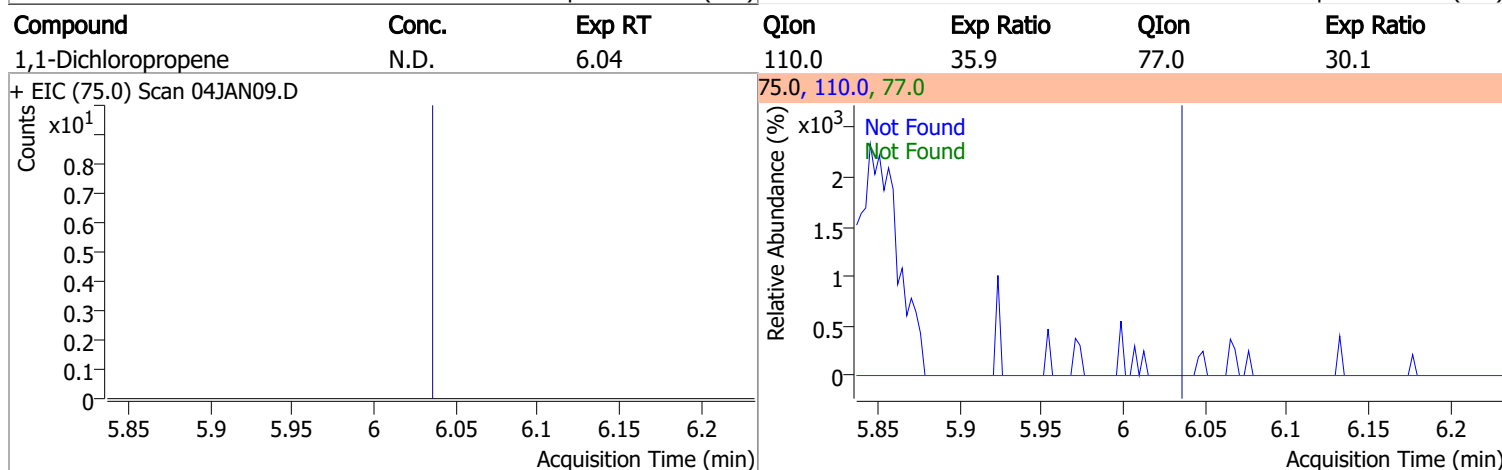
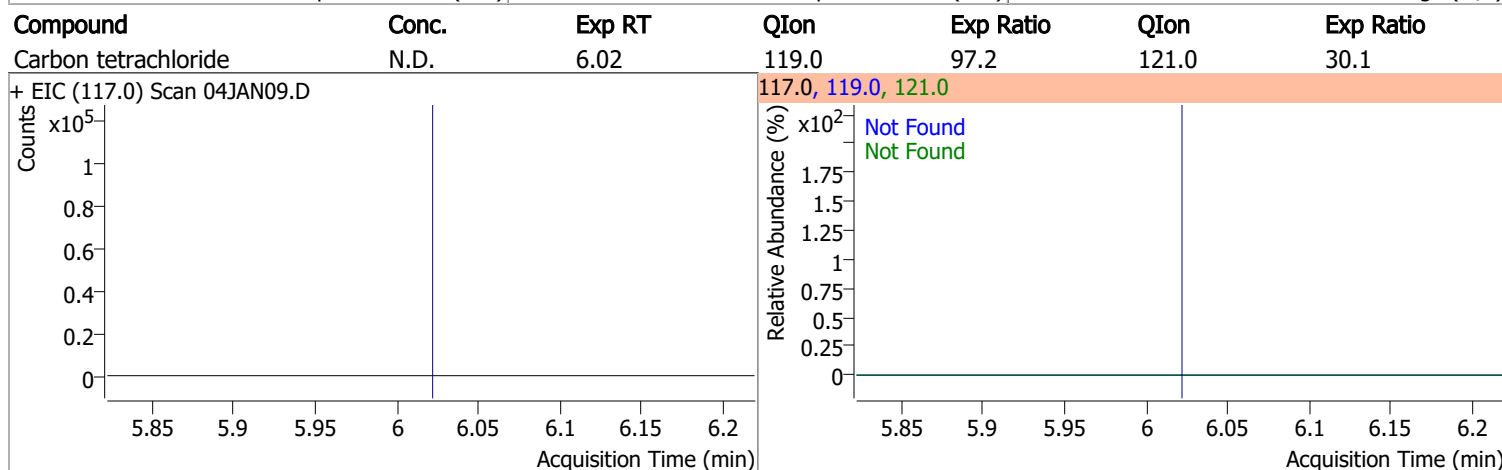
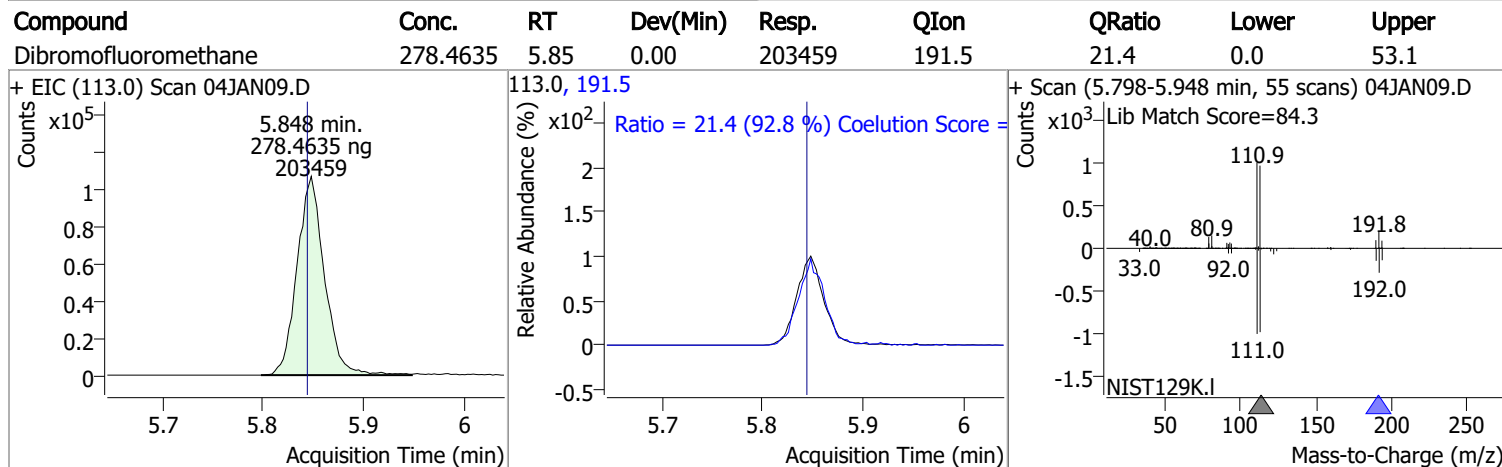
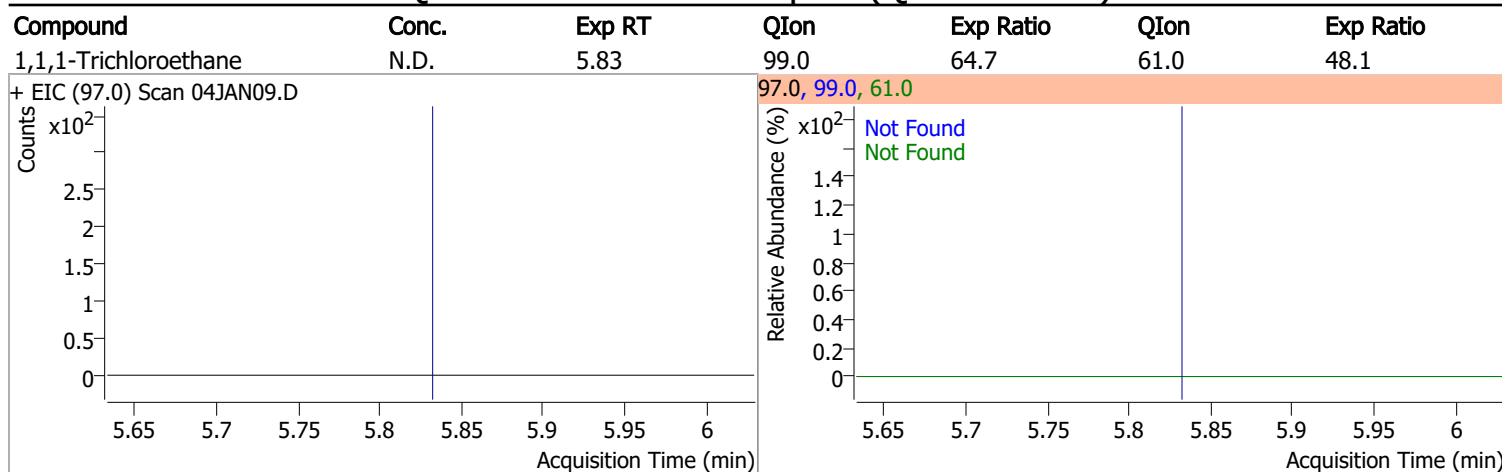
Compound	Conc.	Exp RT	QIon	Exp Ratio
Bromochloromethane	N.D.	5.52	49.0	182.9



Compound	Conc.	Exp RT	QIon	Exp Ratio
Chloroform	N.D.	5.65	85.0	66.0



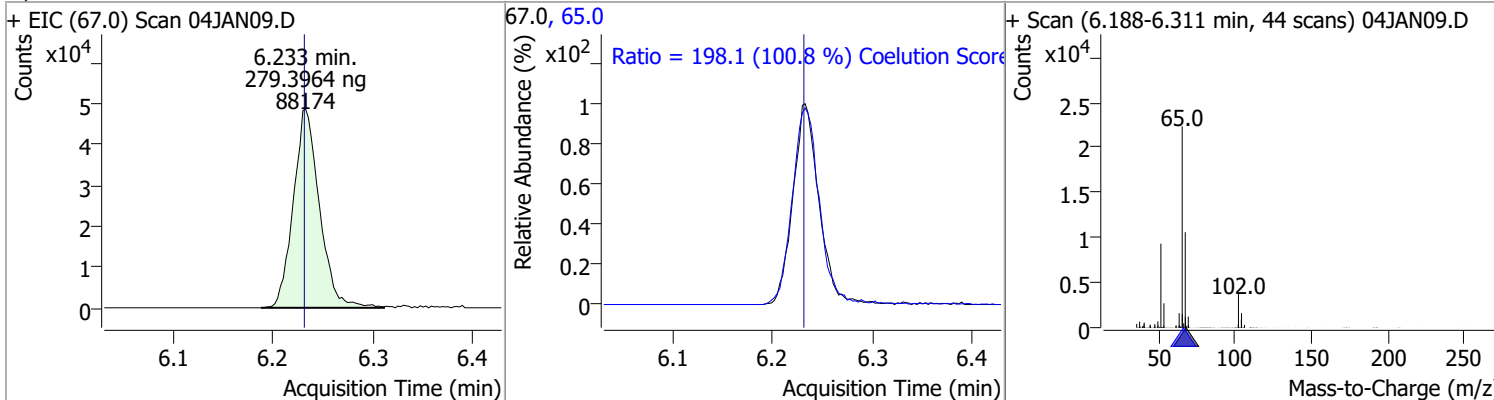
# Quantitation Results Report (QT Reviewed)



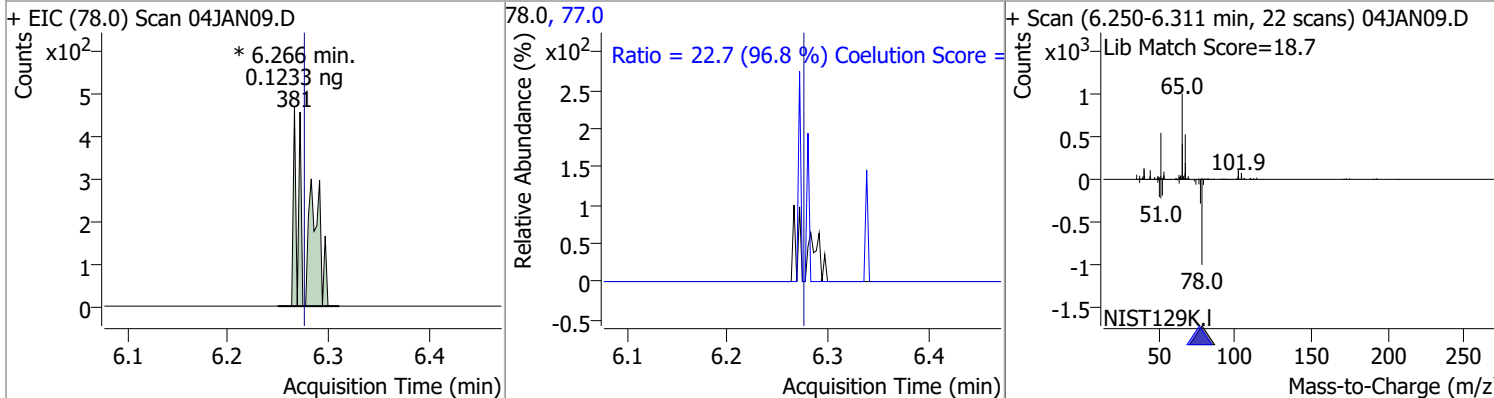


# Quantitation Results Report (QT Reviewed)

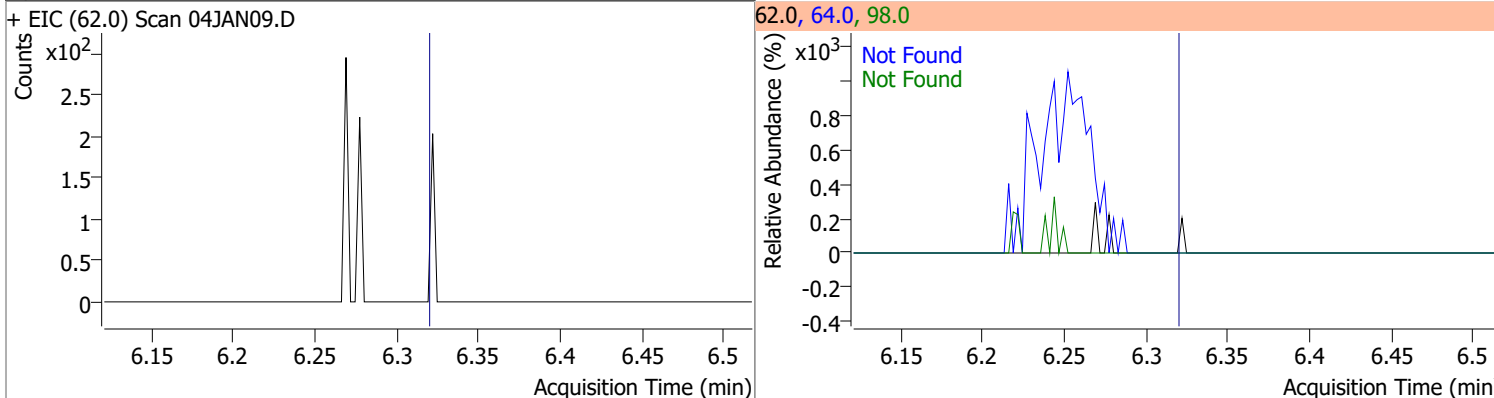
Compound	Conc.	RT	Dev(Min)	Resp.	QIon	QRatio	Lower	Upper
1,2-Dichloroethane-d4	279.3964	6.23	0.00	88174	65.0	198.1	166.5	226.5



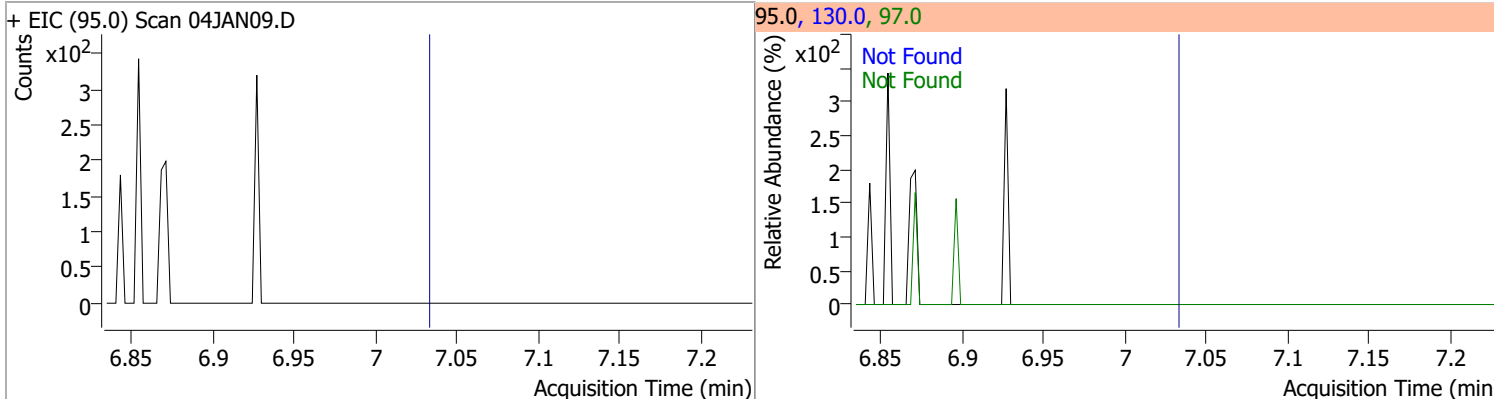
Compound	Conc.	RT	Dev(Min)	Resp.	QIon	QRatio	Lower	Upper
Benzene	0.1233	6.27	-0.01	381 (m)	77.0	22.7	0.0	53.5



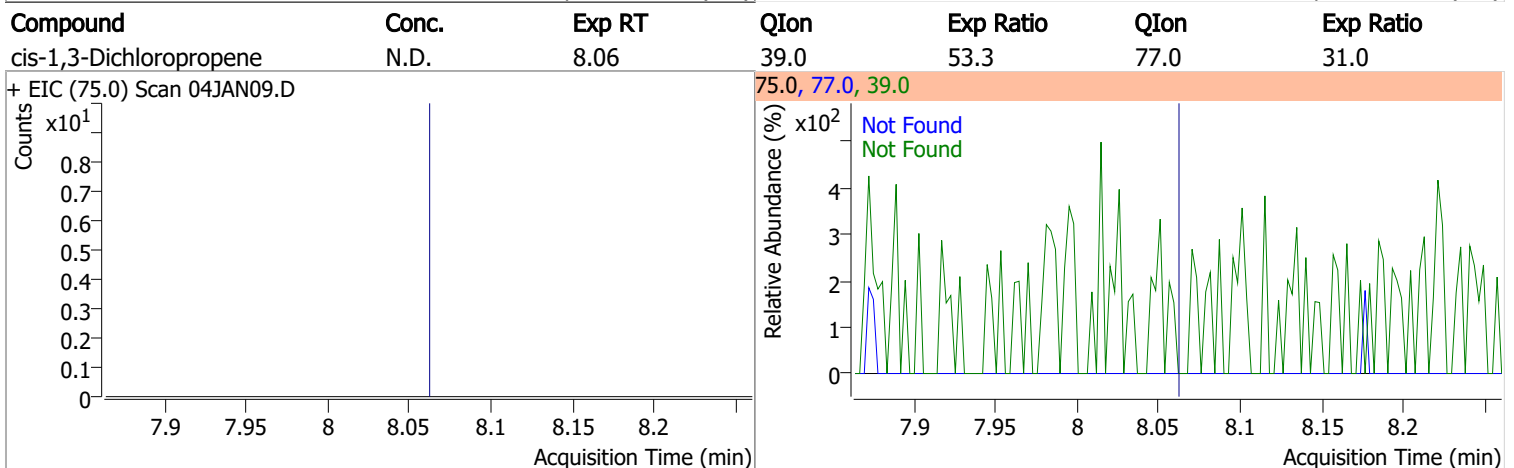
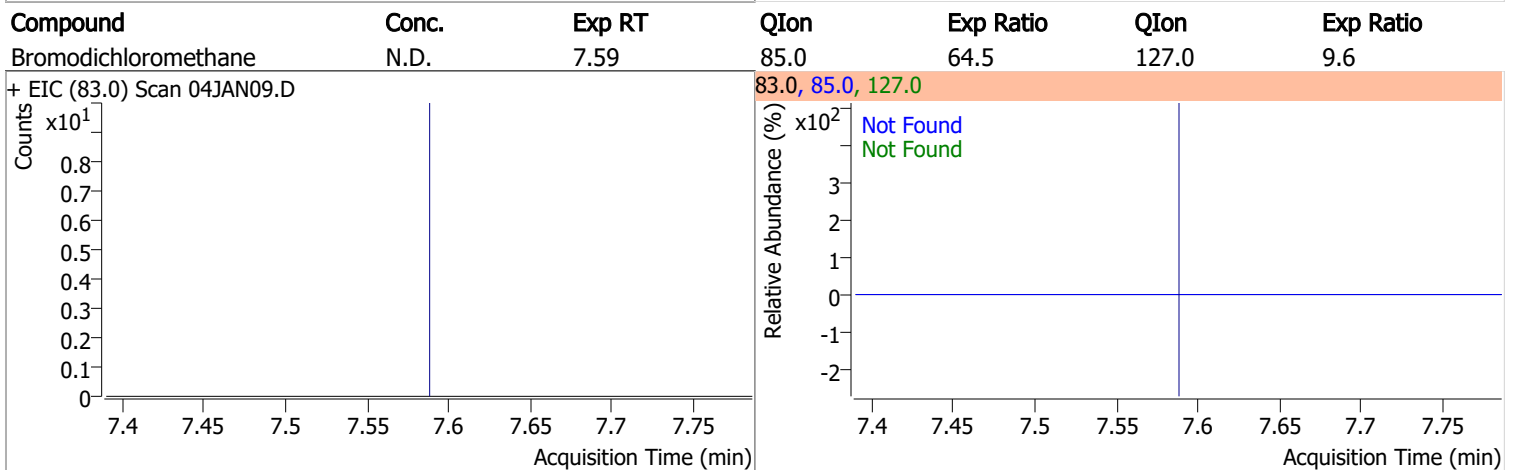
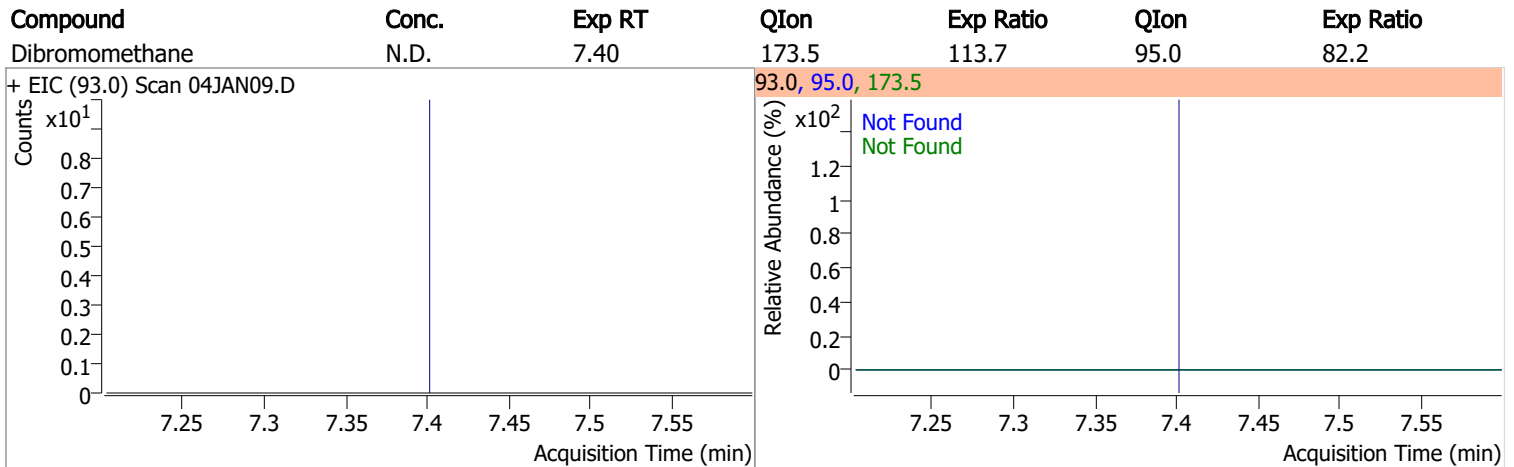
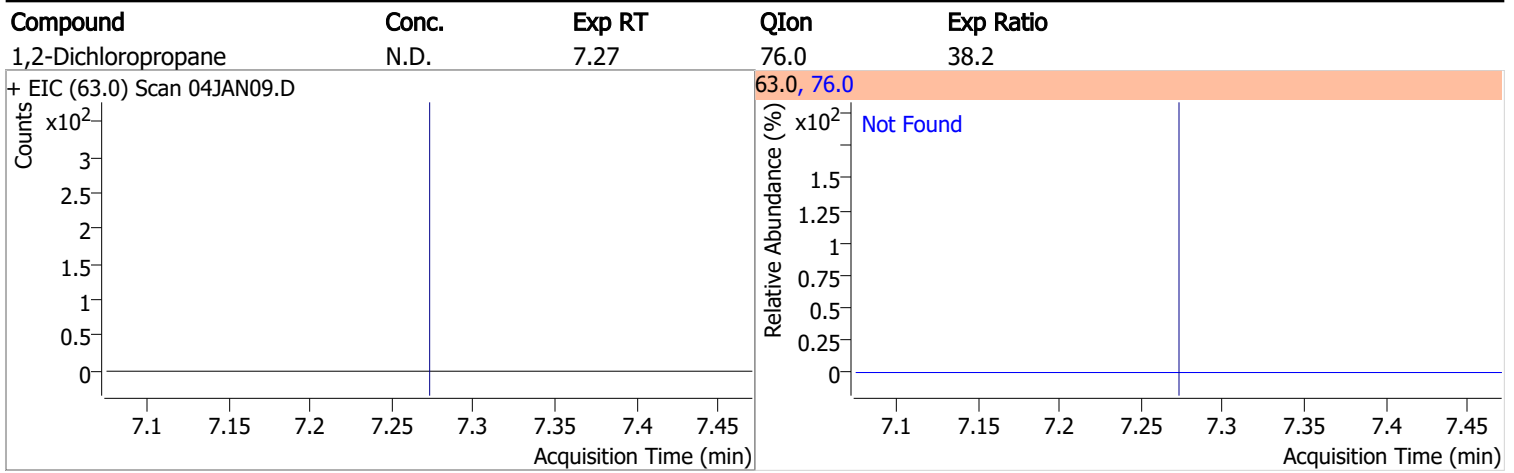
Compound	Conc.	Exp RT	QIon	Exp Ratio	QIon	Exp Ratio
1,2-Dichloroethane	N.D.	6.32	64.0	29.9	98.0	7.6



Compound	Conc.	Exp RT	QIon	Exp Ratio	QIon	Exp Ratio
Trichloroethene	N.D.	7.03	130.0	101.5	97.0	64.1

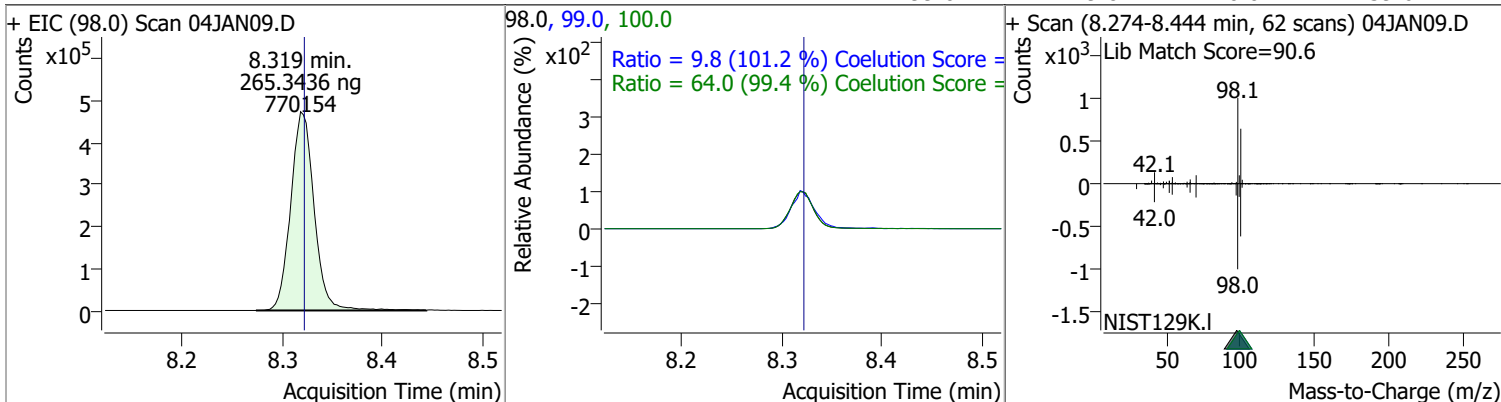


# Quantitation Results Report (QT Reviewed)

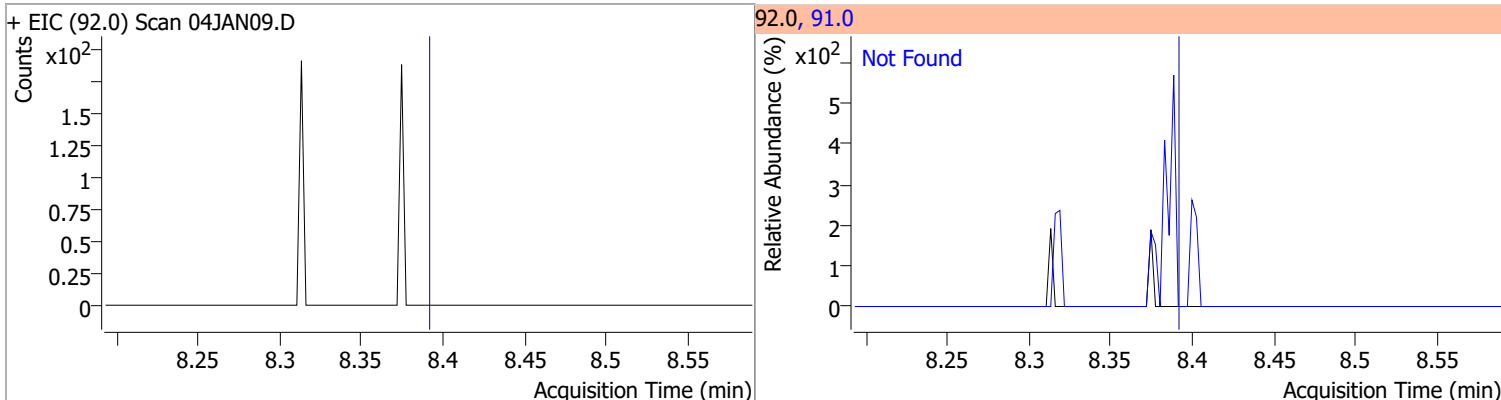


# Quantitation Results Report (QT Reviewed)

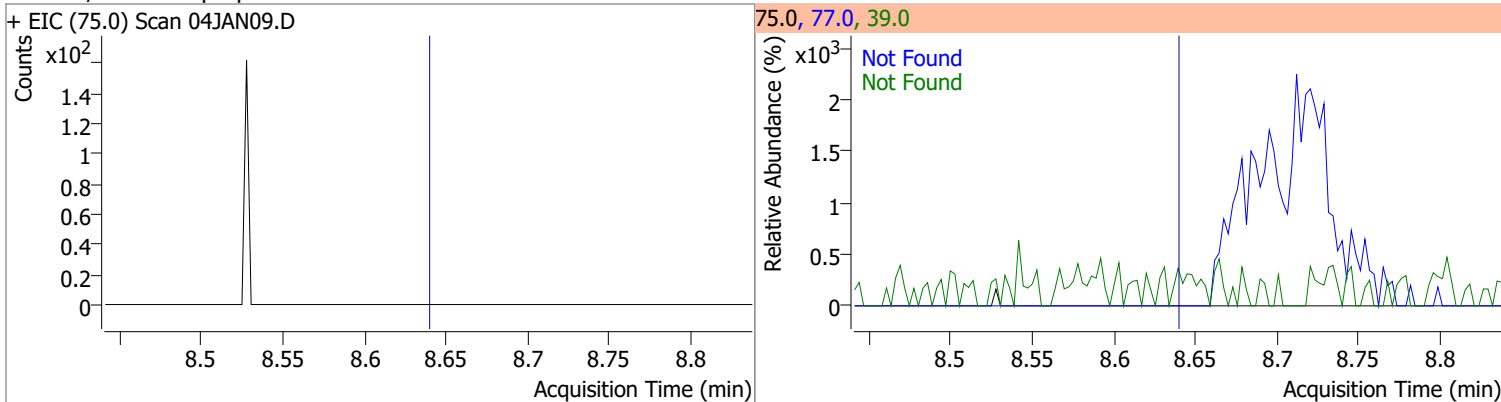
Compound	Conc.	RT	Dev(Min)	Resp.	QIon	QRatio	Lower	Upper
Toluene-d8	265.3436	8.32	0.00	770154	100.0	64.0	34.4	94.4
					99.0	9.8	0.0	39.6



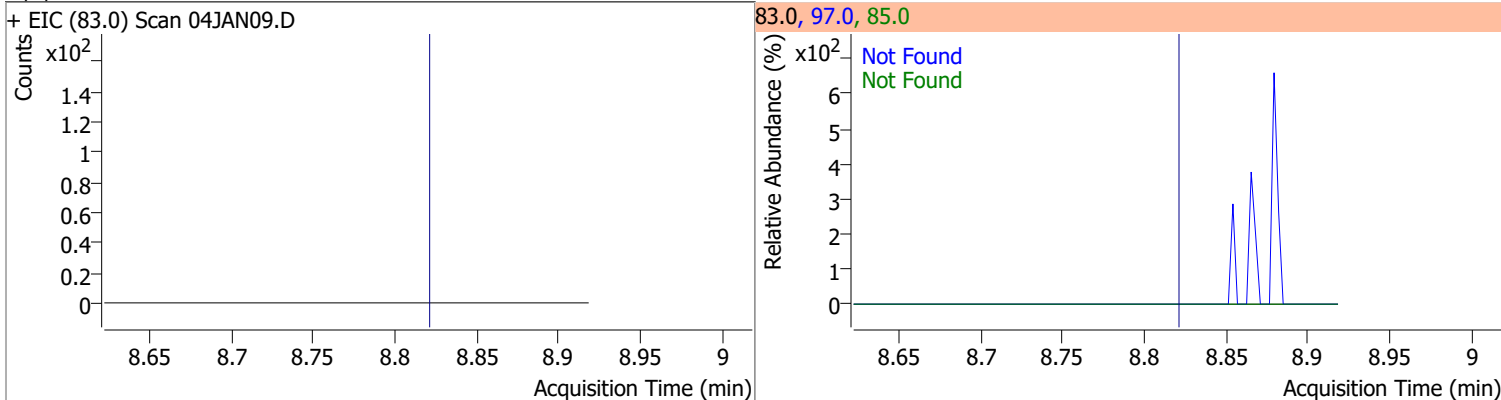
Compound	Conc.	Exp RT	QIon	Exp Ratio
Toluene	N.D.	8.39	91.0	175.8



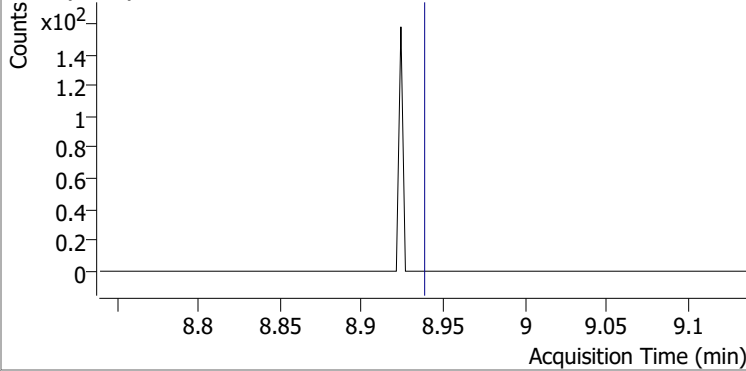
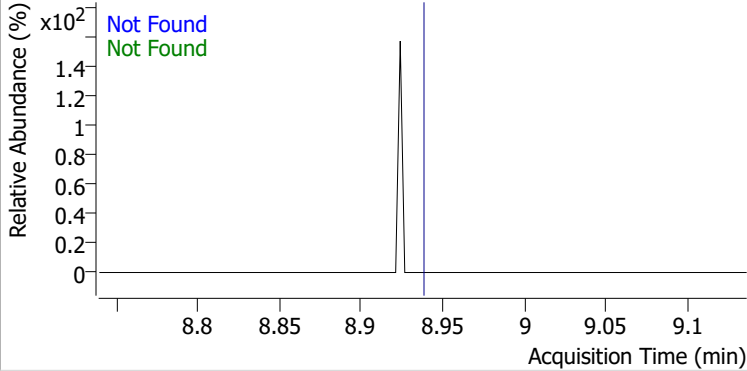
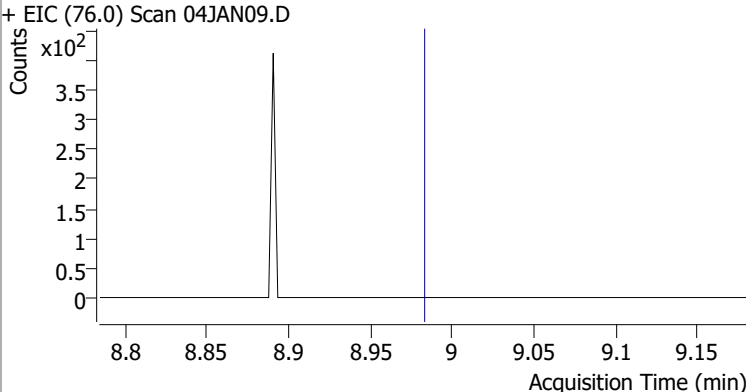
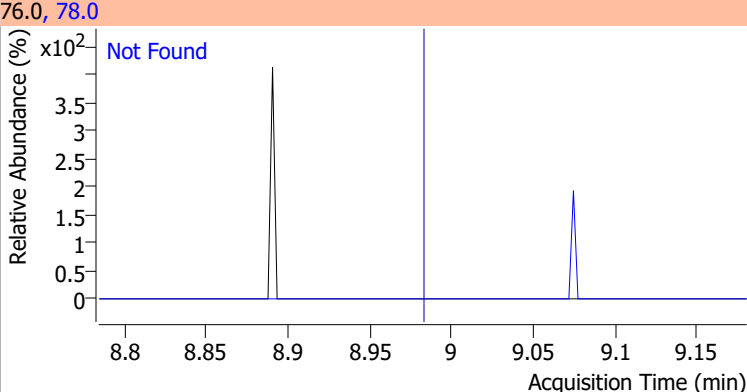
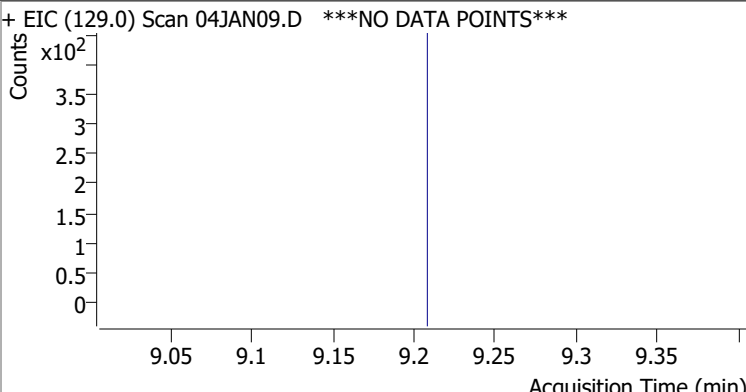
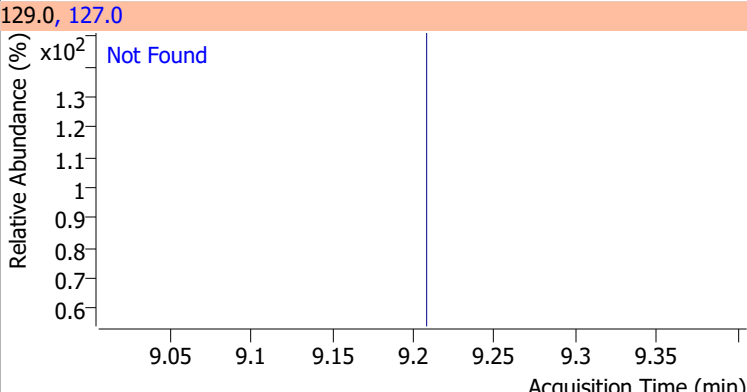
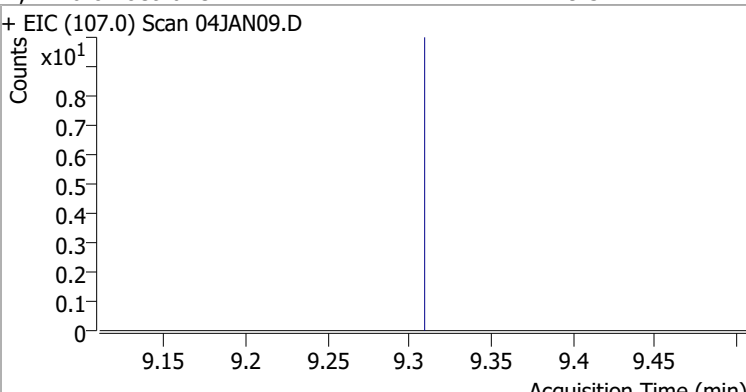
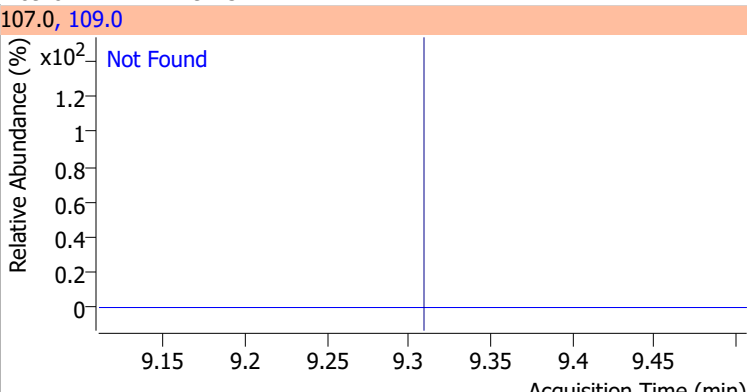
Compound	Conc.	Exp RT	QIon	Exp Ratio	QIon	Exp Ratio
trans-1,3-Dichloropropene	N.D.	8.64	39.0	53.4	77.0	32.4



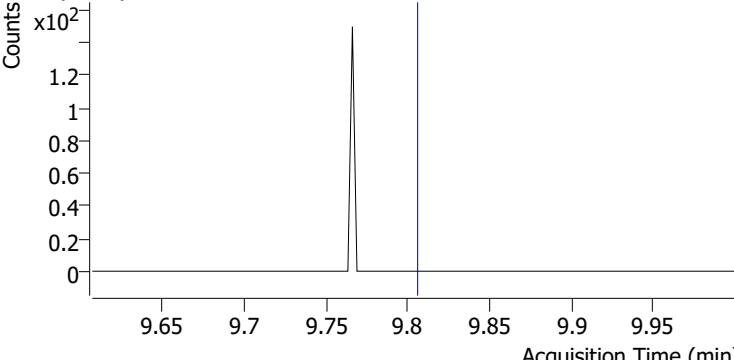
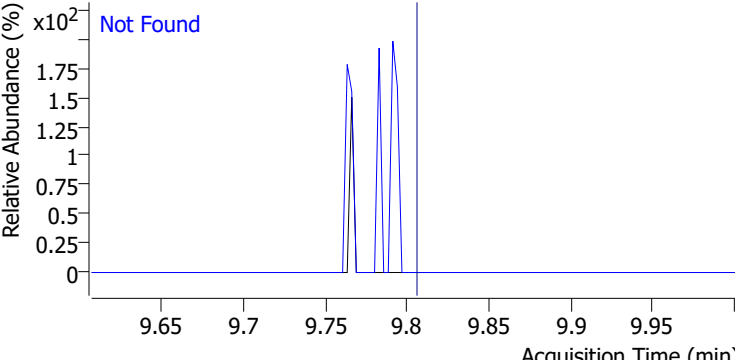
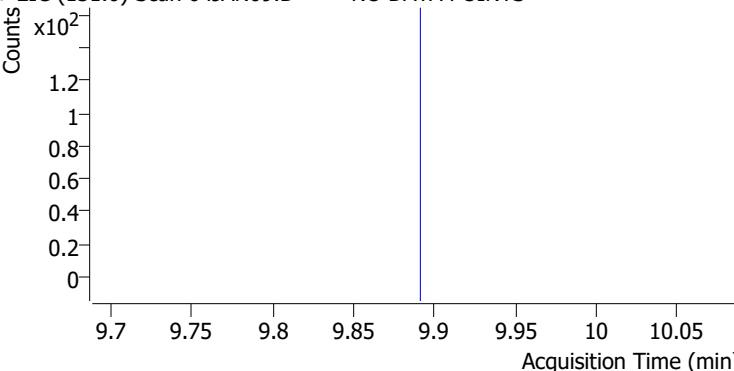
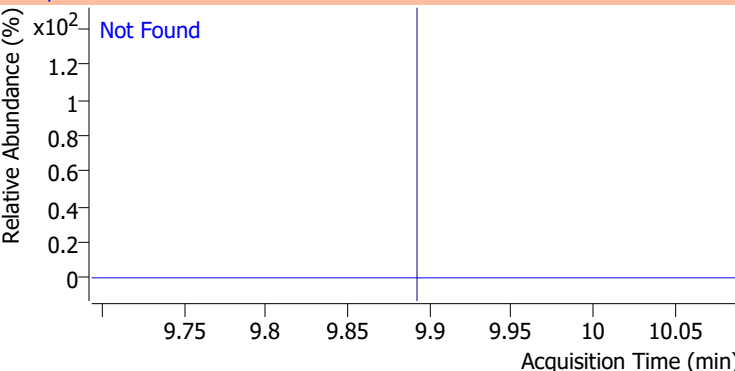
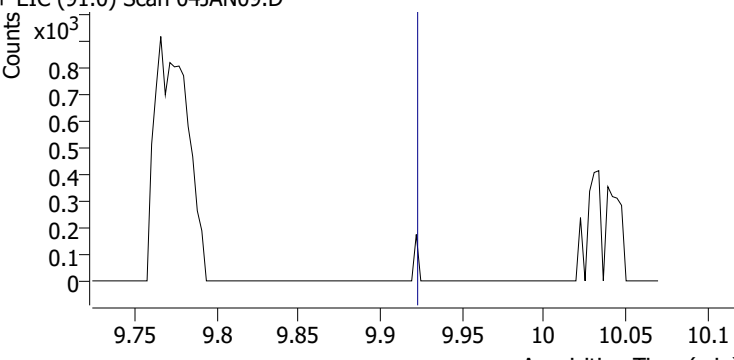
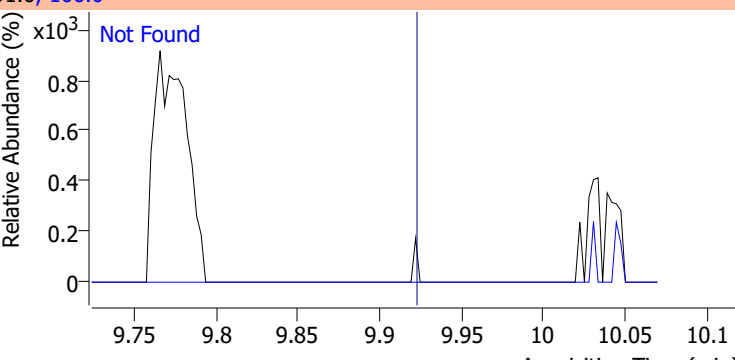
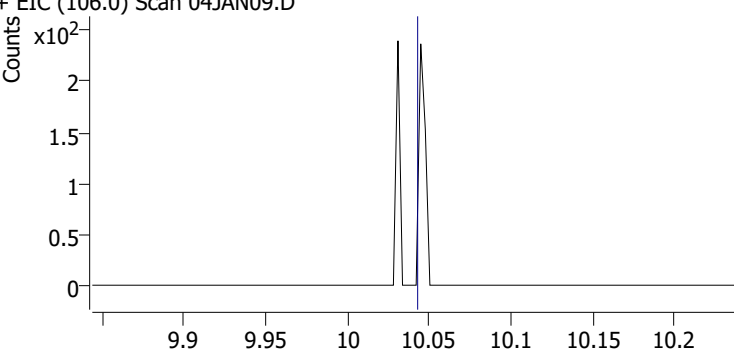
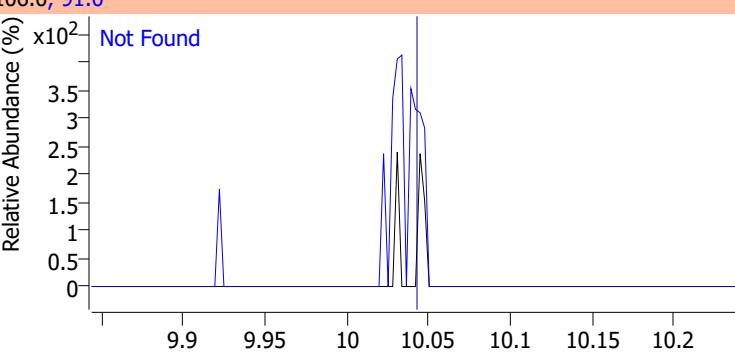
Compound	Conc.	Exp RT	QIon	Exp Ratio	QIon	Exp Ratio
1,1,2-Trichloroethane	N.D.	8.82	97.0	114.6	85.0	67.6



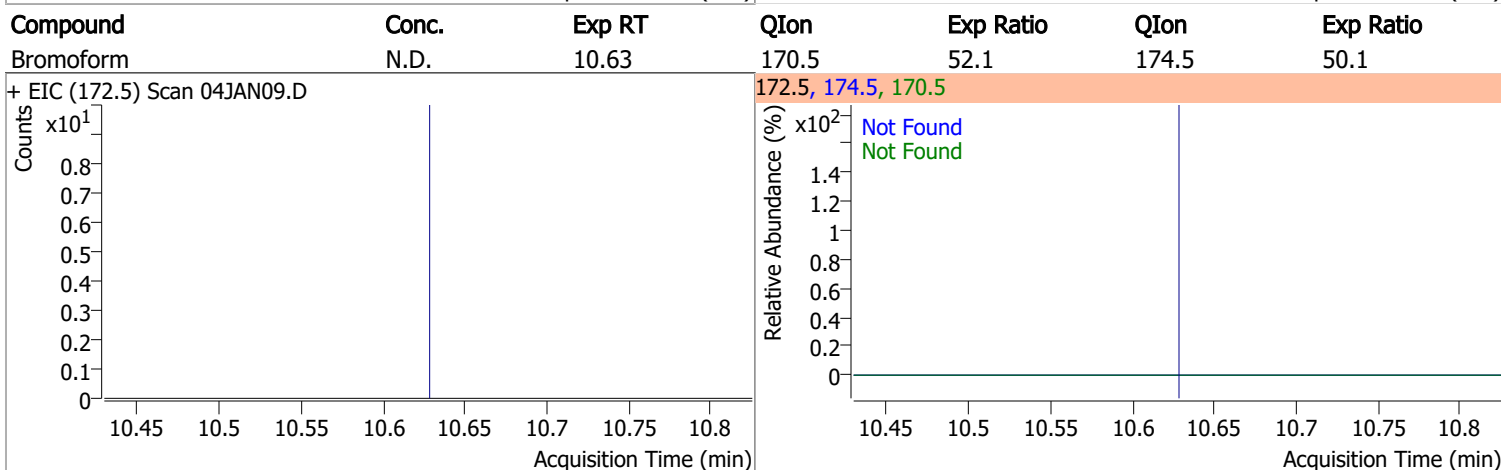
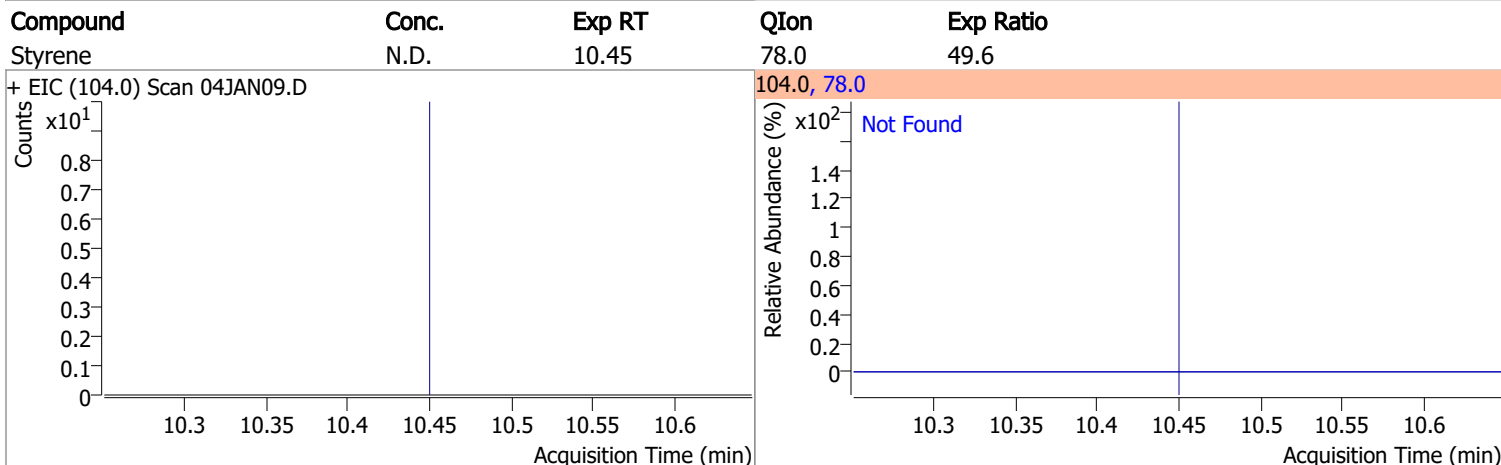
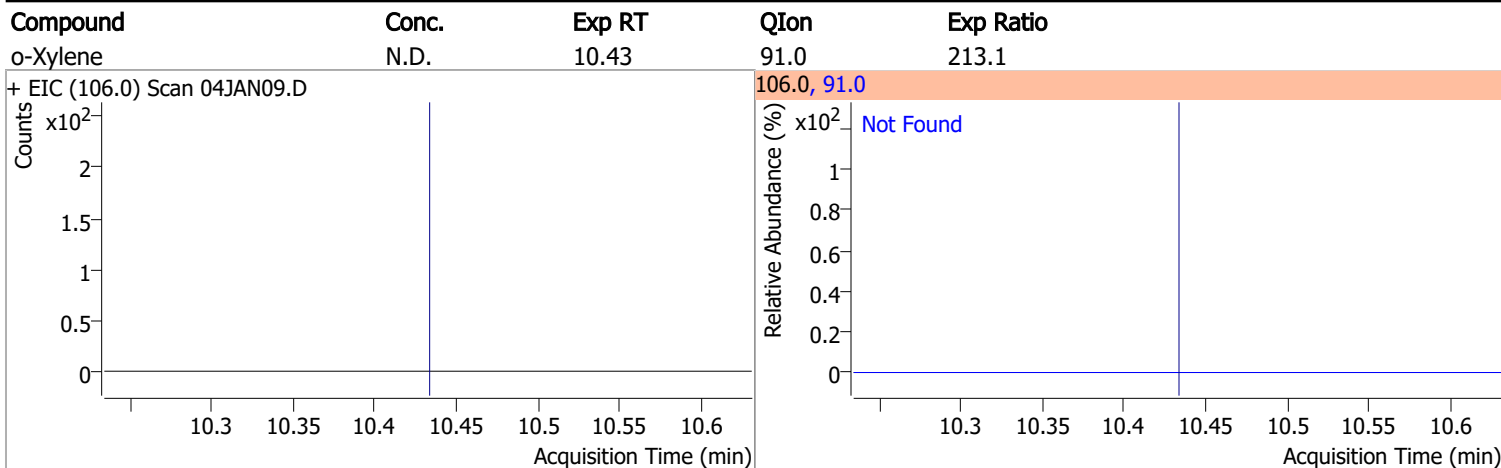
# Quantitation Results Report (QT Reviewed)

Compound	Conc.	Exp RT	QIon	Exp Ratio	QIon	Exp Ratio
Tetrachloroethene	N.D.	8.94	165.8	128.6	129.0	91.5
+ EIC (163.8) Scan 04JAN09.D			163.8, 129.0, 165.8			
						
1,3-Dichloropropane	N.D.	8.98	78.0	32.9		
+ EIC (76.0) Scan 04JAN09.D			76.0, 78.0			
						
Chlorodibromomethane	N.D.	9.21	127.0	78.0		
+ EIC (129.0) Scan 04JAN09.D ***NO DATA POINTS***			129.0, 127.0			
						
1,2-Dibromoethane	N.D.	9.31	109.0	94.5		
+ EIC (107.0) Scan 04JAN09.D			107.0, 109.0			
						

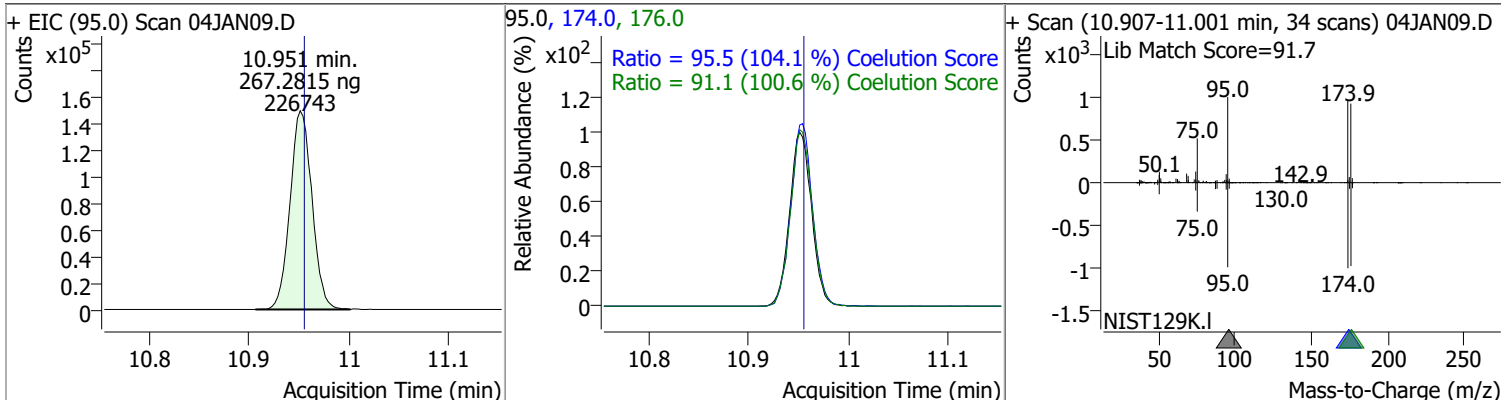
# Quantitation Results Report (QT Reviewed)

Compound	Conc.	Exp RT	QIon	Exp Ratio
Chlorobenzene	N.D.	9.80	114.0	32.1
+ EIC (112.0) Scan 04JAN09.D			112.0, 114.0	
				
1,1,1,2-Tetrachloroethane	N.D.	9.89	133.0	98.6
+ EIC (131.0) Scan 04JAN09.D ***NO DATA POINTS***			131.0, 133.0	
				
Ethylbenzene	N.D.	9.92	106.0	31.1
+ EIC (91.0) Scan 04JAN09.D			91.0, 106.0	
				
m+p-Xylenes	N.D.	10.04	91.0	201.4
+ EIC (106.0) Scan 04JAN09.D			106.0, 91.0	
				

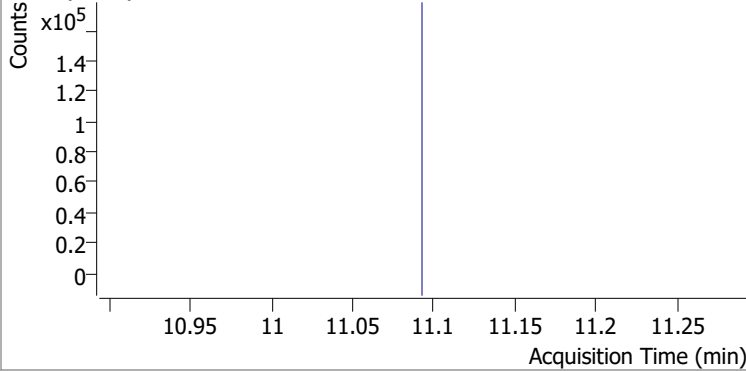
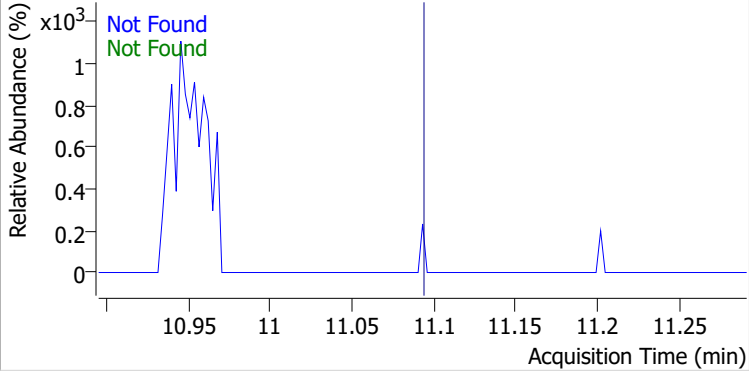
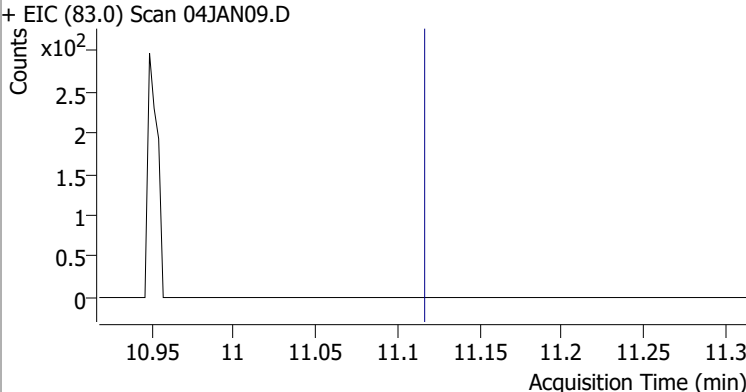
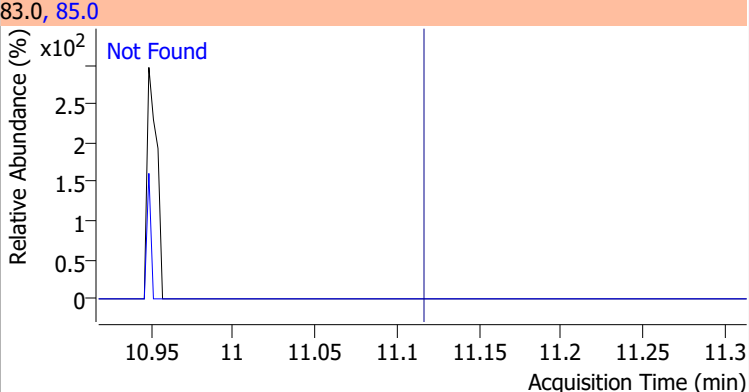
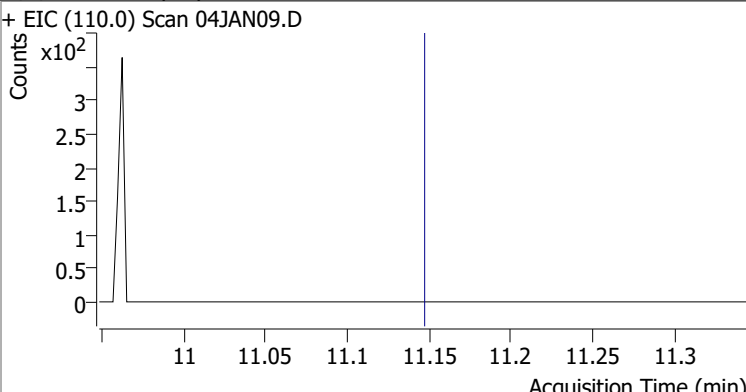
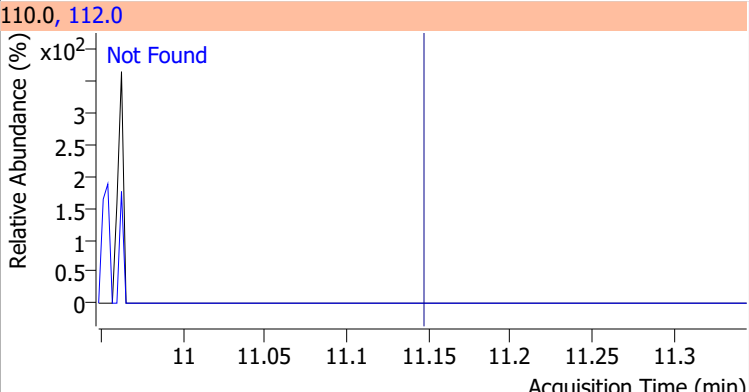
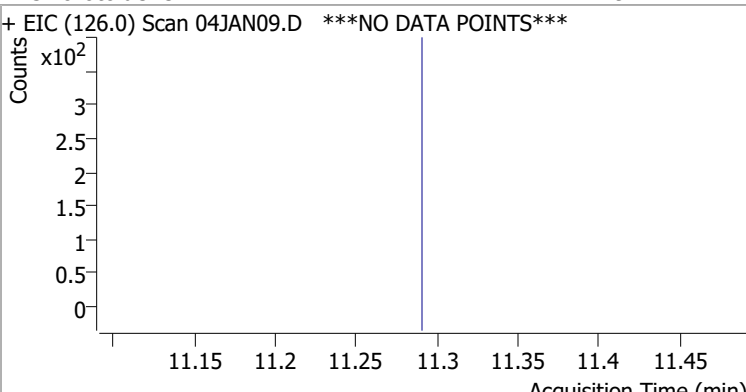
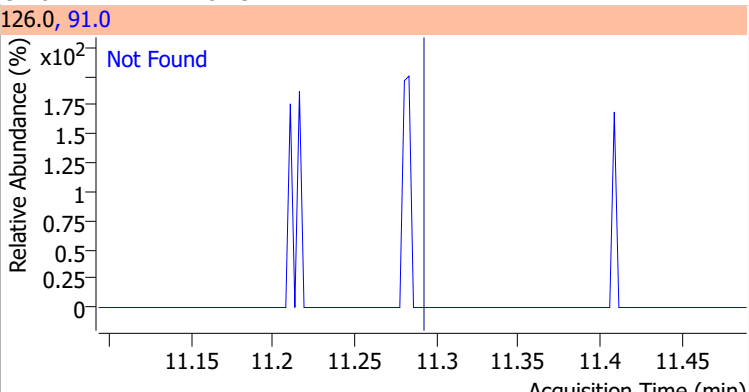
# Quantitation Results Report (QT Reviewed)



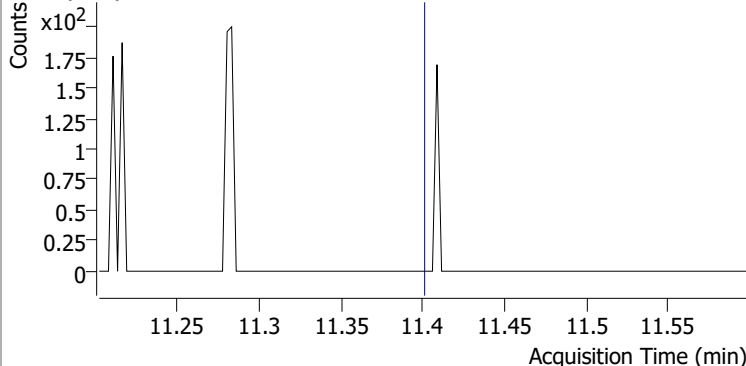
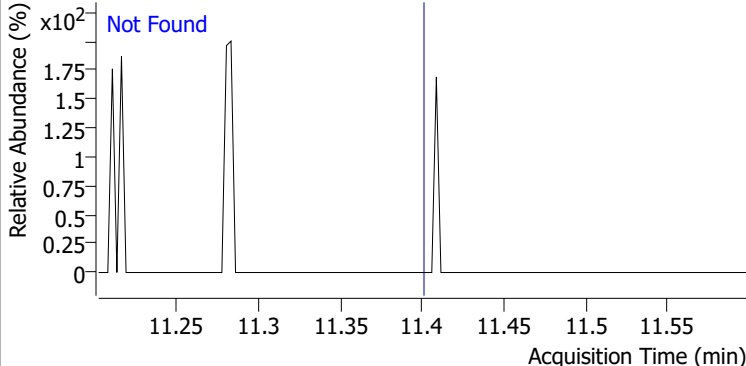
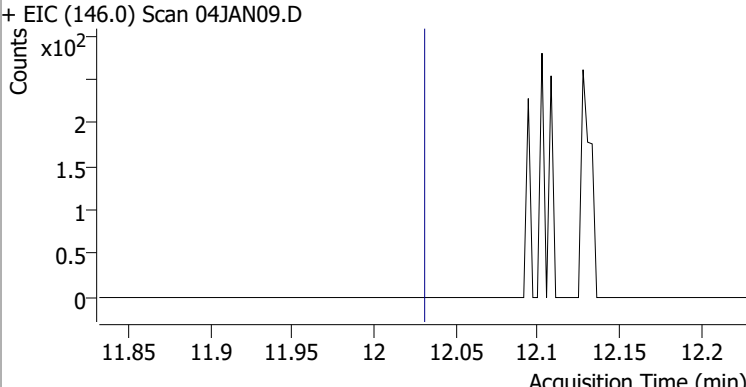
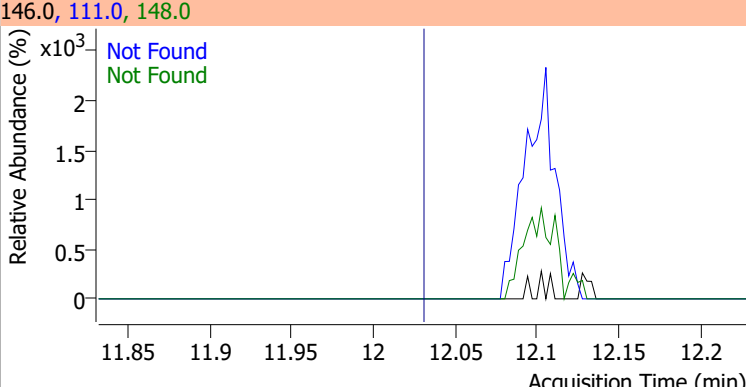
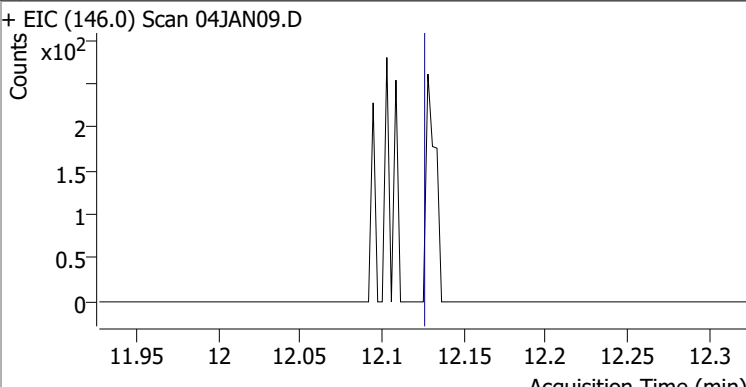
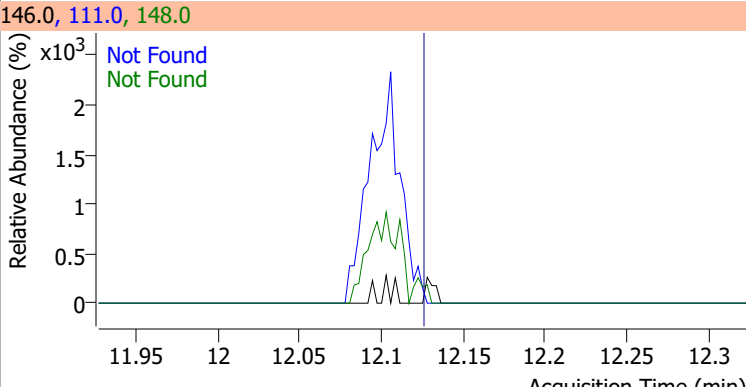
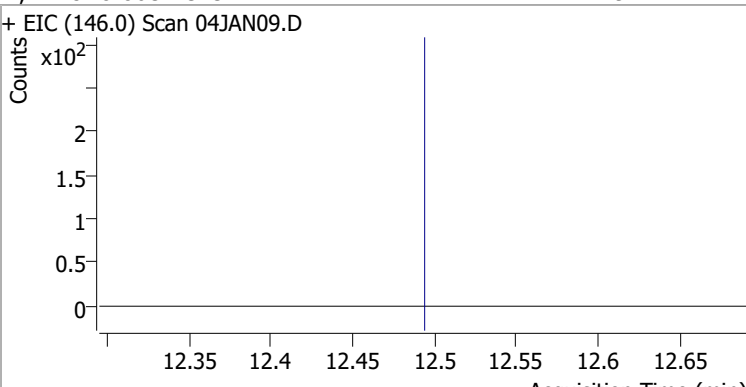
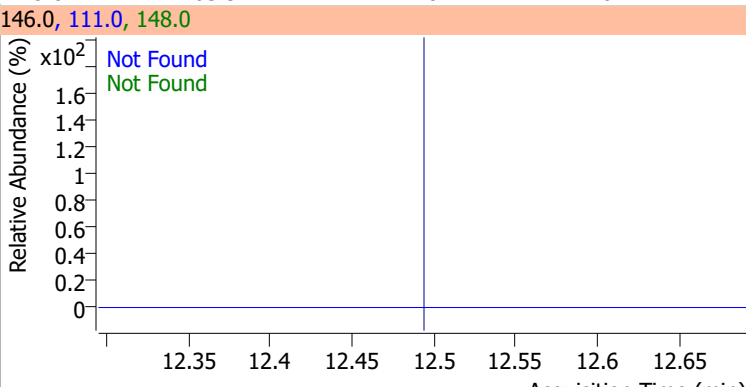
Compound	Conc.	RT	Dev(Min)	Resp.	QIon	QRatio	Lower	Upper
p-Bromofluorobenzene	267.2815	10.95	0.00	226743	174.0	95.5	61.7	121.7
					176.0	91.1	60.6	120.6



# Quantitation Results Report (QT Reviewed)

Compound	Conc.	Exp RT	QIon	Exp Ratio	QIon	Exp Ratio
Bromobenzene	N.D.	11.09	77.0	145.7	158.0	96.5
+ EIC (156.0) Scan 04JAN09.D ***NO DATA POINTS***			156.0, 77.0, 158.0			
						
1,1,2-Tetrachloroethane	N.D.	11.12	85.0	66.2		
+ EIC (83.0) Scan 04JAN09.D			83.0, 85.0			
						
1,2,3-Trichloropropane	N.D.	11.15	112.0	63.5		
+ EIC (110.0) Scan 04JAN09.D			110.0, 112.0			
						
2-Chlorotoluene	N.D.	11.29	91.0	282.3		
+ EIC (126.0) Scan 04JAN09.D ***NO DATA POINTS***			126.0, 91.0			
						

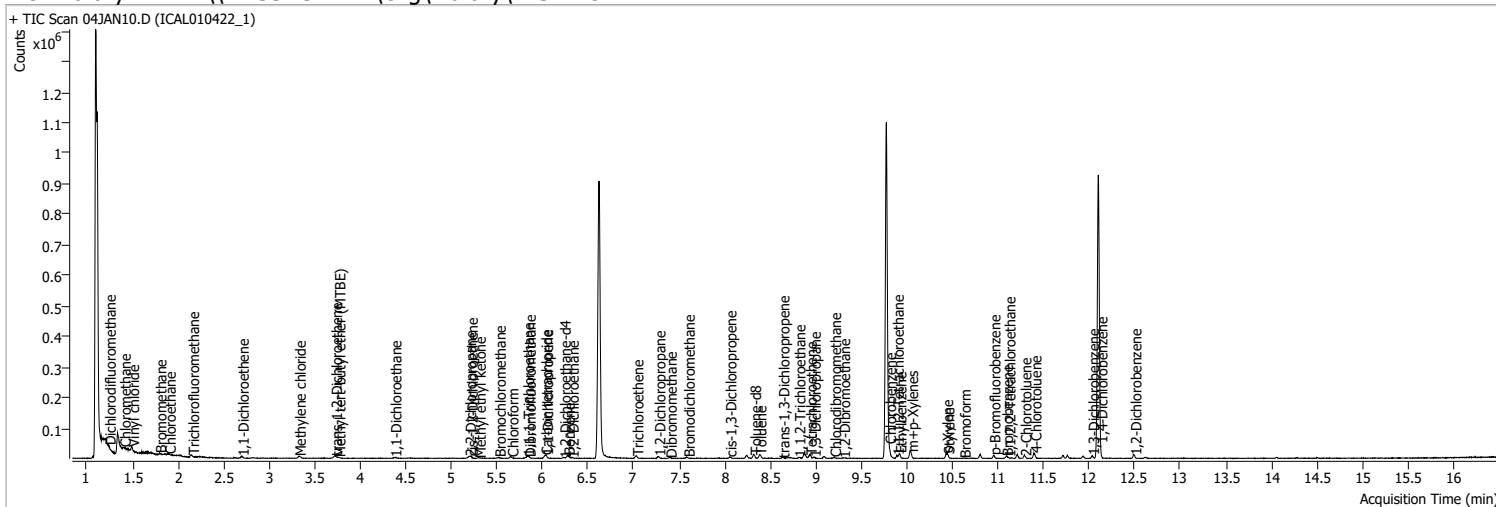
# Quantitation Results Report (QT Reviewed)

Compound	Conc.	Exp RT	QIon	Exp Ratio		
4-Chlorotoluene	N.D.	11.40	126.0	31.7		
+ EIC (91.0) Scan 04JAN09.D			91.0, 126.0			
						
1,3-Dichlorobenzene	N.D.	12.03	148.0	63.6	QIon	Exp Ratio
+ EIC (146.0) Scan 04JAN09.D			146.0, 111.0, 148.0			
						
1,4-Dichlorobenzene	N.D.	12.13	148.0	63.1	QIon	Exp Ratio
+ EIC (146.0) Scan 04JAN09.D			146.0, 111.0, 148.0			
						
1,2-Dichlorobenzene	N.D.	12.49	148.0	63.9	QIon	Exp Ratio
+ EIC (146.0) Scan 04JAN09.D			146.0, 111.0, 148.0			
						



# Quantitation Results Report (QT Reviewed)

Data File	04JAN10.D	Operator	MSC
Acq. Method	5975CACQF.M	Acq. Date-Time	1/4/2022 3:33:04 PM
Sample Name	ICAL010422_1	Instrument	VOA5975C
Vial	10	Multiplier	1.00
DA Method File	VOA5975C_8260B_SHT_DoD_L4_010422.m	Comment	
Tune File	BFB_Atune3.u	Tune Date	10/11/2021 4:02:00 PM
Batch Name	VG010422_8260B.batch.bin	Last Calib Update	1/9/2022 8:59:52 PM
Ref Library	\\MASSHUNTER\Org\Library\NIST129K.l		



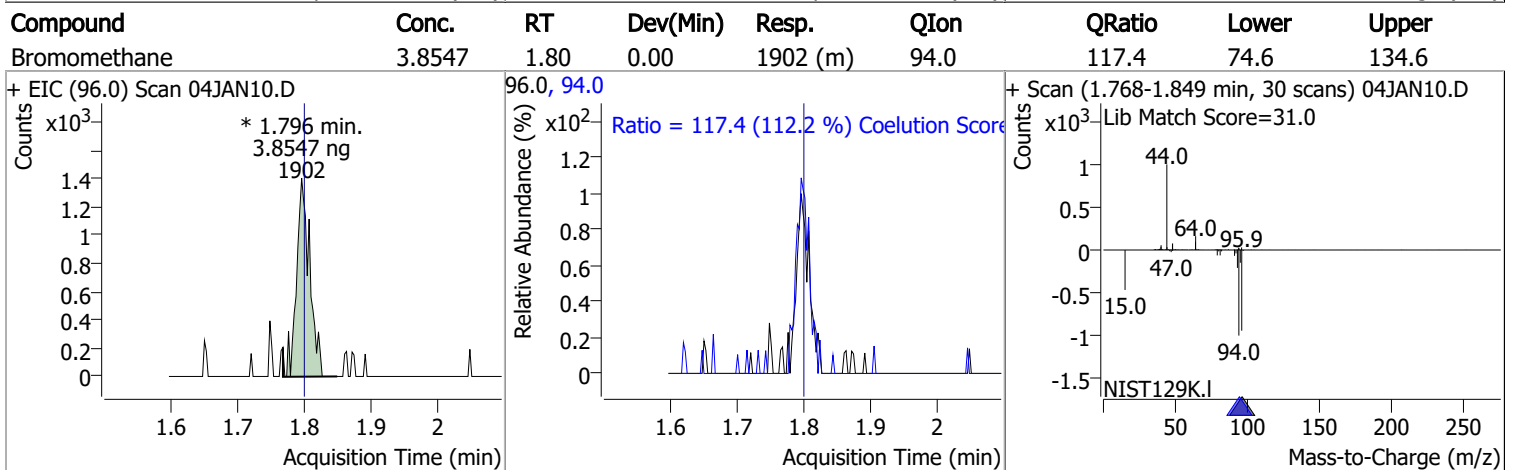
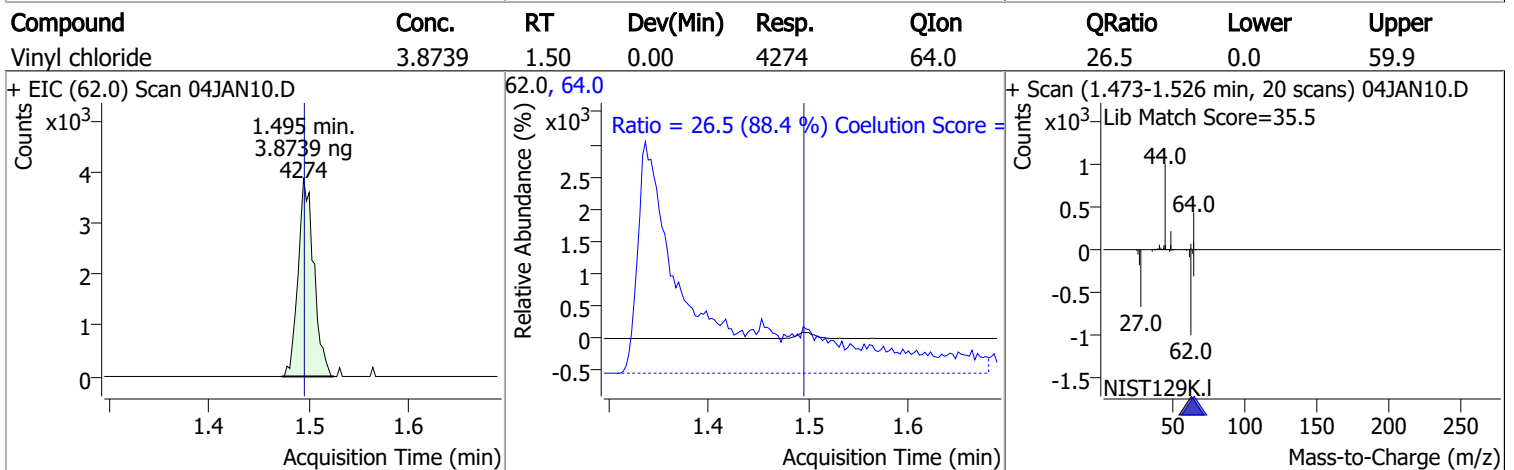
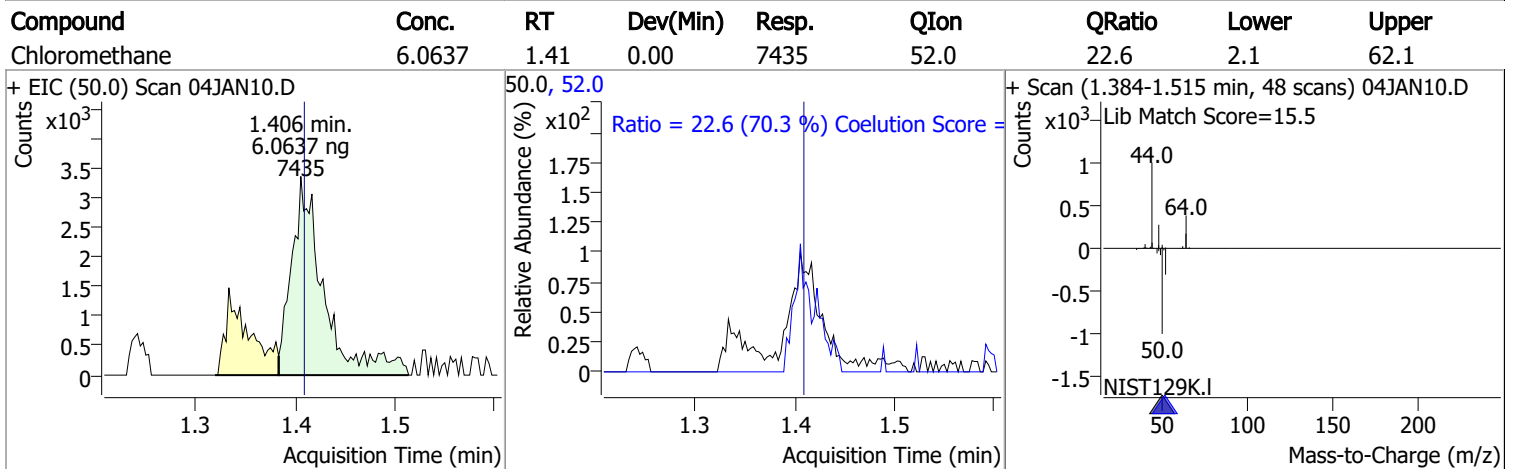
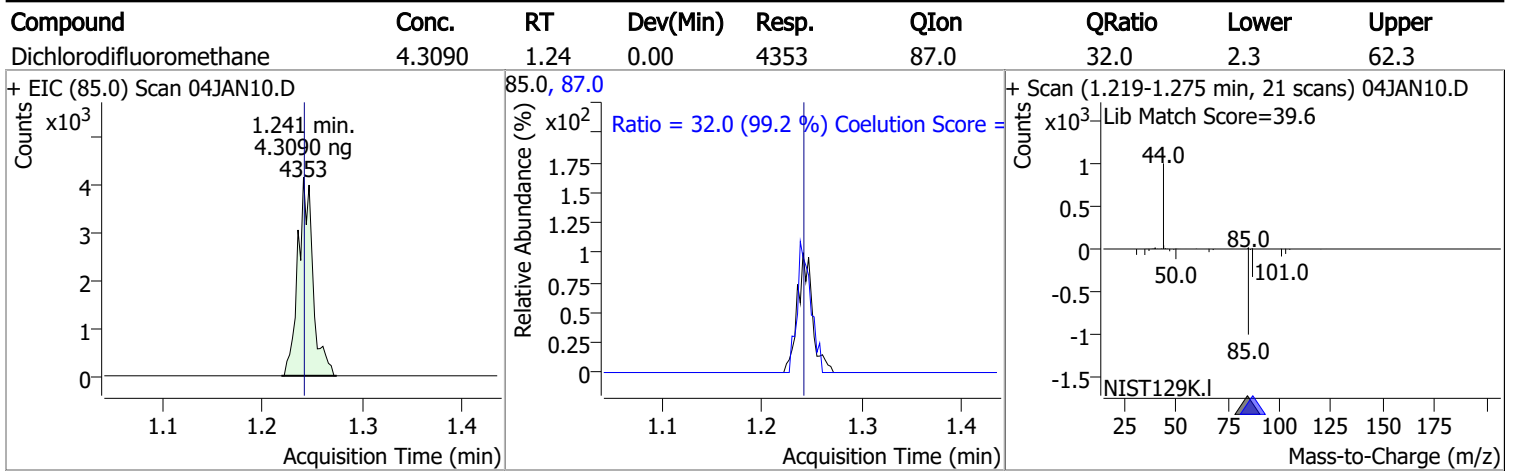
Compound	RT	QIon	Resp.	Conc.	Units	Dev(Min)
<b>Internal Standards</b>						
M Fluorobenzene	6.621	96.0	770895	250.0000	ng	-0.003
M Chlorobenzene-d5	9.772	82.0	296081	250.0000	ng	0.000
M 1,4-Dichlorobenzene-d4	12.100	152.0	227879	250.0000	ng	0.000
<b>System Monitoring Compounds</b>						
S Dibromofluoromethane	5.851	113.0	2508	3.4533	ng	m
Spiked Amount: 250.000	Range: 80.0 - 119.0%			Recovery = 1.38%	*	
S 1,2-Dichloroethane-d4	6.233	67.0	923	2.9438	ng	m
Spiked Amount: 250.000	Range: 81.0 - 118.0%			Recovery = 1.18%	*	
S Toluene-d8	8.322	98.0	7777	2.7257	ng	
Spiked Amount: 250.000	Range: 89.0 - 112.0%			Recovery = 1.09%	*	
S p-Bromofluorobenzene	10.951	95.0	2719	3.2569	ng	-0.003
Spiked Amount: 250.000	Range: 85.0 - 114.0%			Recovery = 1.30%	*	
<b>Target Compounds</b>						
T Dichlorodifluoromethane	1.241	85.0	4353	4.3090	ng	99
T Chloromethane	1.406	50.0	7435	6.0637	ng	83
T Vinyl chloride	1.495	62.0	4274	3.8739	ng	94
T Bromomethane	1.796	96.0	1902	3.8547	ng	m
T Chloroethane	1.899	64.0	2178	3.9871	ng	m
T Trichlorofluoromethane	2.153	101.0	5030	3.6731	ng	91
T 1,1-Dichloroethene	2.700	96.0	2084	2.6839	ng	m
T Methylene chloride	3.324	49.0	4095	3.5774	ng	88
T trans-1,2-Dichloroethene	3.723	96.0	2146	2.7090	ng	m
T Methyl tert-butyl ether (MTBE)	3.759	73.0	2717	2.6532	ng	m
T 1,1-Dichloroethane	4.376	63.0	3892	2.6393	ng	91
T 2,2-Dichloropropane	5.196	77.0	2930	2.6520	ng	m
T cis-1,2-Dichloroethene	5.212	96.0	2376	2.9581	ng	m
T Methyl ethyl ketone	5.302	43.0	3035	27.8967	ng	85
T Bromochloromethane	5.522	128.0	807	2.4260	ng	m
T Chloroform	5.659	83.0	4248	2.8946	ng	97

# Quantitation Results Report (QT Reviewed)

Compound	RT	QIon	Resp.	Conc.	Units	Dev(Min)
T 1,1,1-Trichloroethane	5.831	97.0	3510	2.5521	ng	99
T Carbon tetrachloride	6.029	117.0	4342	3.2043	ng	77
T 1,1-Dichloropropene	6.041	75.0	2830	2.4201	ng	91
T Benzene	6.278	78.0	8408	2.7393	ng	98
T 1,2-Dichloroethane	6.322	62.0	2415	2.9090	ng m	96
T Trichloroethene	7.033	95.0	2372	2.6564	ng m	93
T 1,2-Dichloropropane	7.273	63.0	2148	2.7347	ng	93
T Dibromomethane	7.396	93.0	902	2.7162	ng m	88
T Bromodichloromethane	7.597	83.0	2536	2.7684	ng	98
T cis-1,3-Dichloropropene	8.054	75.0	2583	2.4939	ng	94
T Toluene	8.380	92.0	5039	2.6145	ng	93
T trans-1,3-Dichloropropene	8.634	75.0	1470	1.9942	ng m	83
T 1,1,2-Trichloroethane	8.810	83.0	960	2.5012	ng m	89
T Tetrachloroethene	8.932	163.8	2105	2.6772	ng m	95
T 1,3-Dichloropropane	8.977	76.0	2257	2.9881	ng	77
T Chlorodibromomethane	9.203	129.0	1468	2.4461	ng m	100
T 1,2-Dibromoethane	9.300	107.0	1299	3.0943	ng m	85
T Chlorobenzene	9.805	112.0	5771	2.7350	ng	100
T 1,1,1,2-Tetrachloroethane	9.889	131.0	1893	2.5659	ng m	98
T Ethylbenzene	9.920	91.0	9283	2.5367	ng	93
T m+p-Xylenes	10.045	106.0	7212	5.0712	ng	88
T o-Xylene	10.430	106.0	3330	2.6303	ng #	80
T Styrene	10.444	104.0	4408	2.1625	ng	98
T Bromoform	10.625	172.5	708	2.4287	ng m	87
T Bromobenzene	11.088	156.0	2024	2.7439	ng m	94
T 1,1,2,2-Tetrachloroethane	11.113	83.0	1142	2.6916	ng m	92
T 1,2,3-Trichloropropane	0.000		0	N.D.		
T 2-Chlorotoluene	11.292	126.0	1844	2.5124	ng m	97
T 4-Chlorotoluene	11.400	91.0	5419	2.2650	ng	96
T 1,3-Dichlorobenzene	12.033	146.0	3541	2.6327	ng	99
T 1,4-Dichlorobenzene	12.125	146.0	3787	2.7613	ng	90
T 1,2-Dichlorobenzene	12.499	146.0	3104	2.7307	ng	96

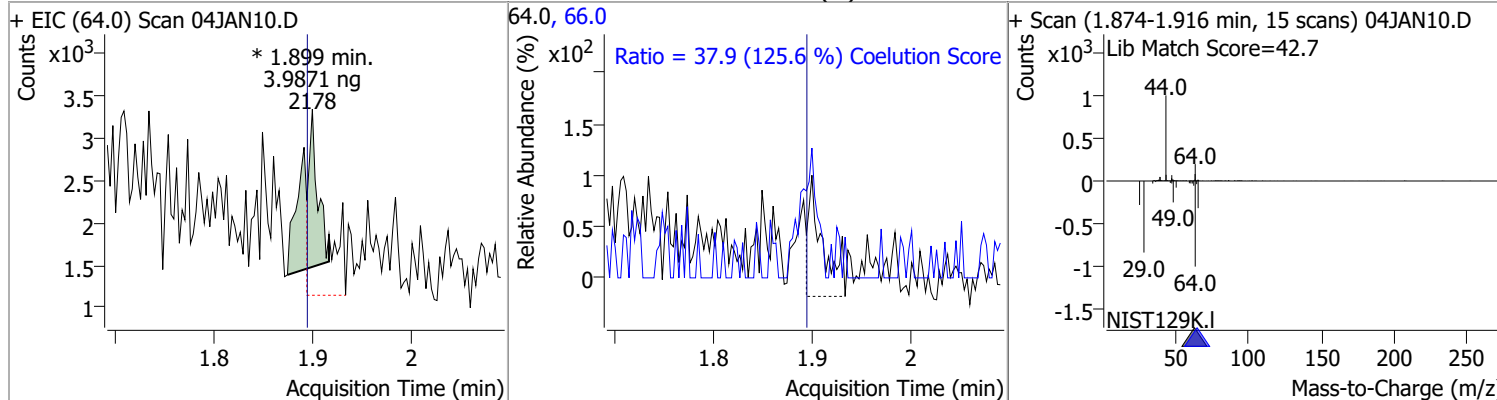
(#) = Qualifier Out of Range; (m) = Manual Integration; (+) = Area Summed; (\*) = Surrogate Percent Recovery Out of Range; (d): Zeroed Peak

# Quantitation Results Report (QT Reviewed)

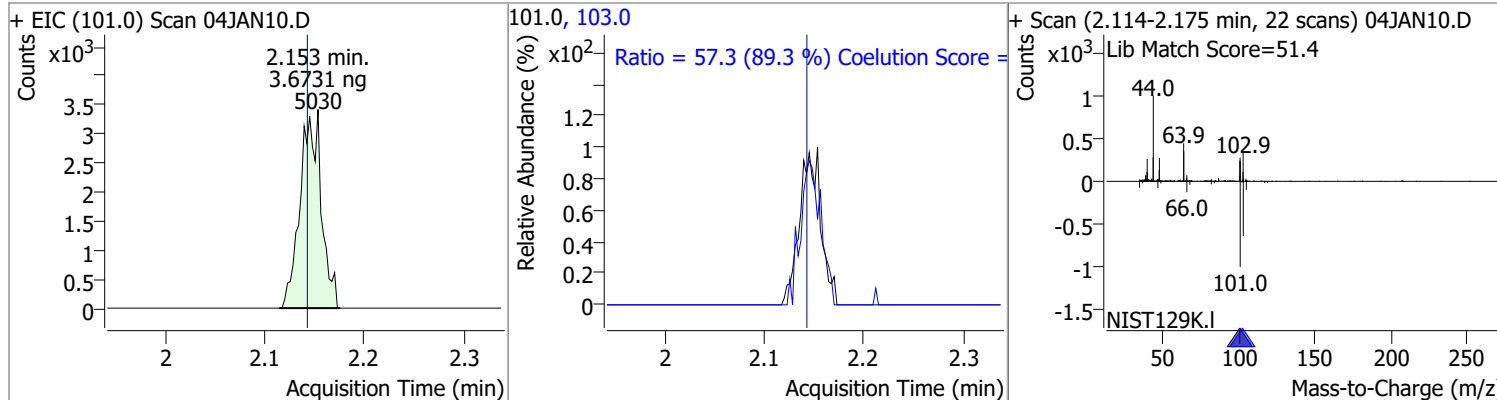


# Quantitation Results Report (QT Reviewed)

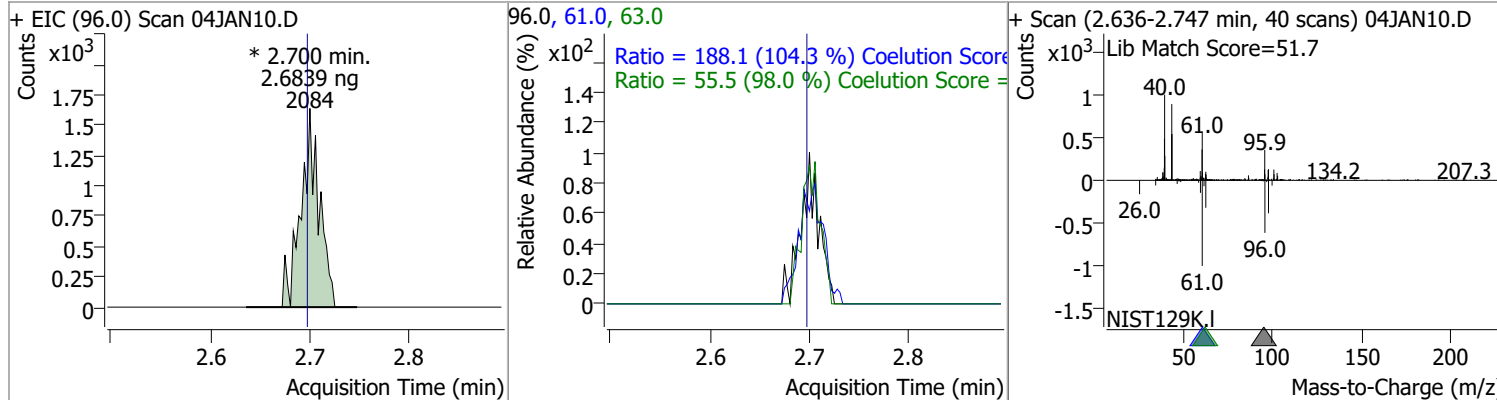
Compound	Conc.	RT	Dev(Min)	Resp.	QIon	QRatio	Lower	Upper
Chloroethane	3.9871	1.90	0.01	2178 (m)	66.0	37.9	0.1	60.1



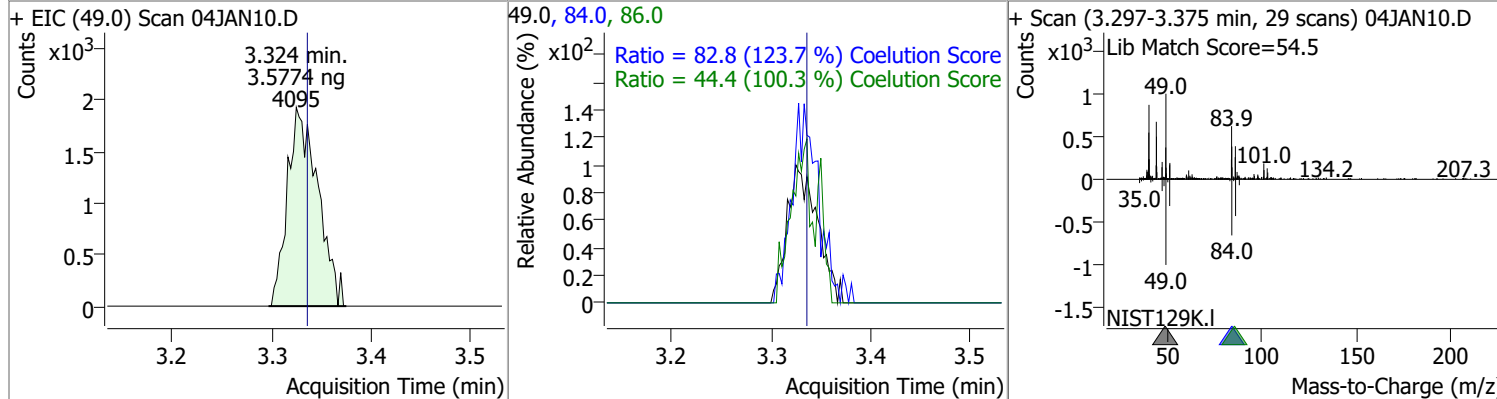
Compound	Conc.	RT	Dev(Min)	Resp.	QIon	QRatio	Lower	Upper
Trichlorofluoromethane	3.6731	2.15	0.01	5030	103.0	57.3	34.2	94.2



Compound	Conc.	RT	Dev(Min)	Resp.	QIon	QRatio	Lower	Upper
1,1-Dichloroethene	2.6839	2.70	0.00	2084 (m)	61.0	188.1	150.3	210.3
					63.0	55.5	26.7	86.7

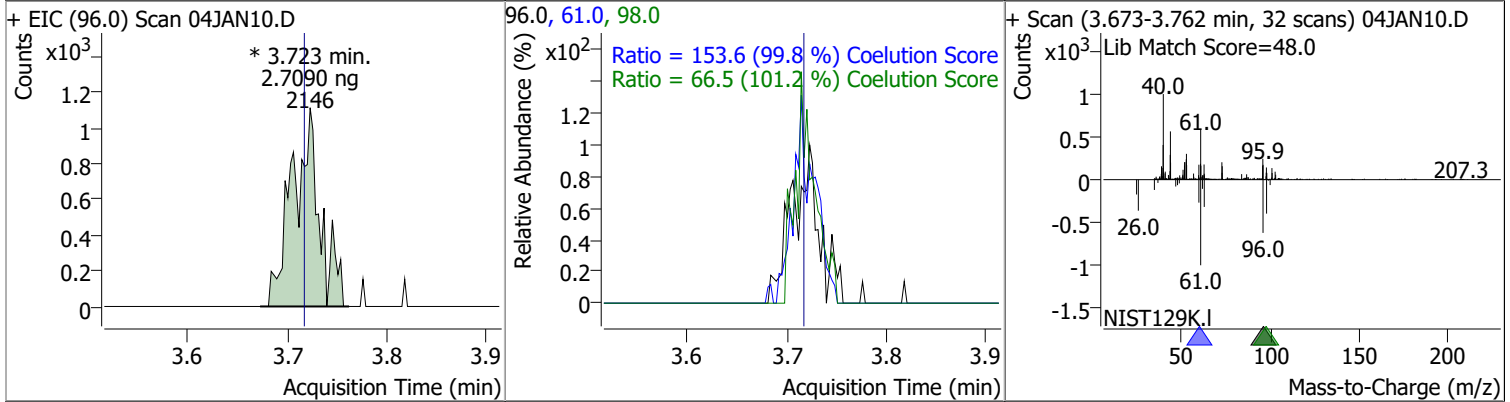


Compound	Conc.	RT	Dev(Min)	Resp.	QIon	QRatio	Lower	Upper
Methylene chloride	3.5774	3.32	-0.01	4095	84.0	82.8	36.9	96.9
					86.0	44.4	14.3	74.3

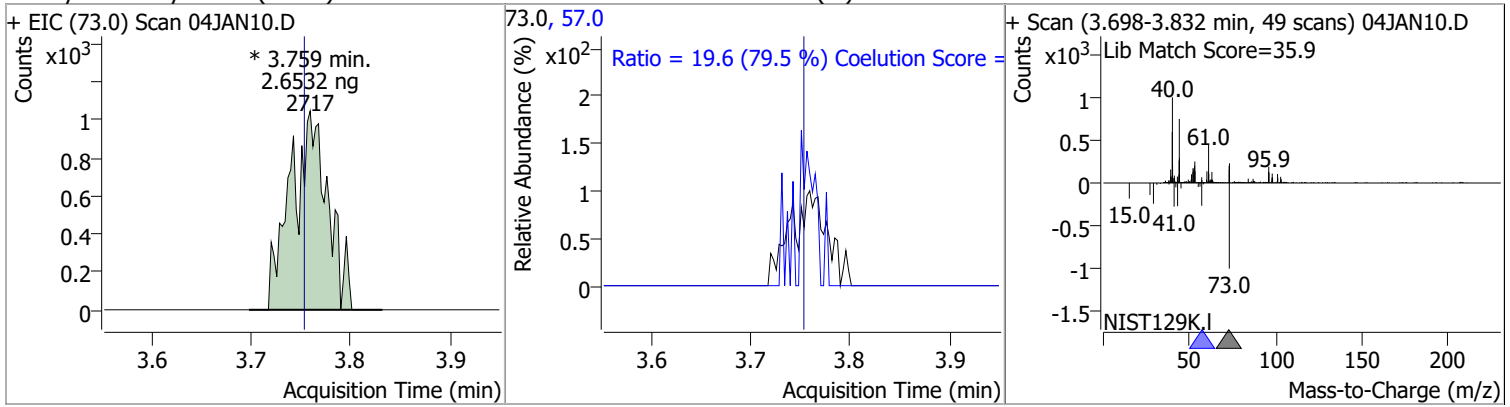


# Quantitation Results Report (QT Reviewed)

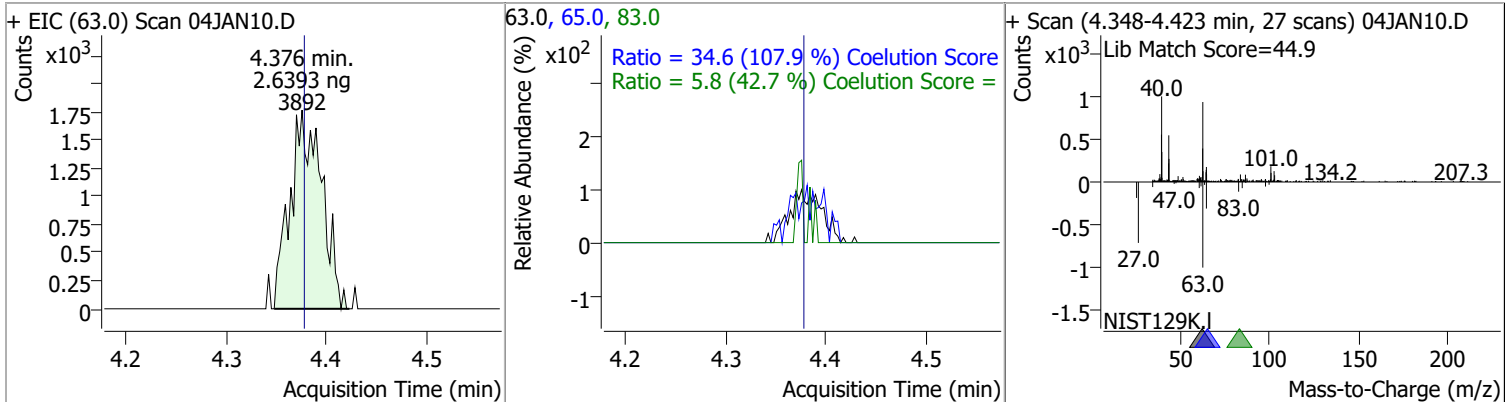
Compound	Conc.	RT	Dev(Min)	Resp.	QIon	QRatio	Lower	Upper
trans-1,2-Dichloroethene	2.7090	3.72	0.01	2146 (m)	61.0	153.6	123.9	183.9
					98.0	66.5	35.7	95.7



Compound	Conc.	RT	Dev(Min)	Resp.	QIon	QRatio	Lower	Upper
Methyl tert-butyl ether (MTBE)	2.6532	3.76	0.01	2717 (m)	57.0	19.6	0.0	54.6

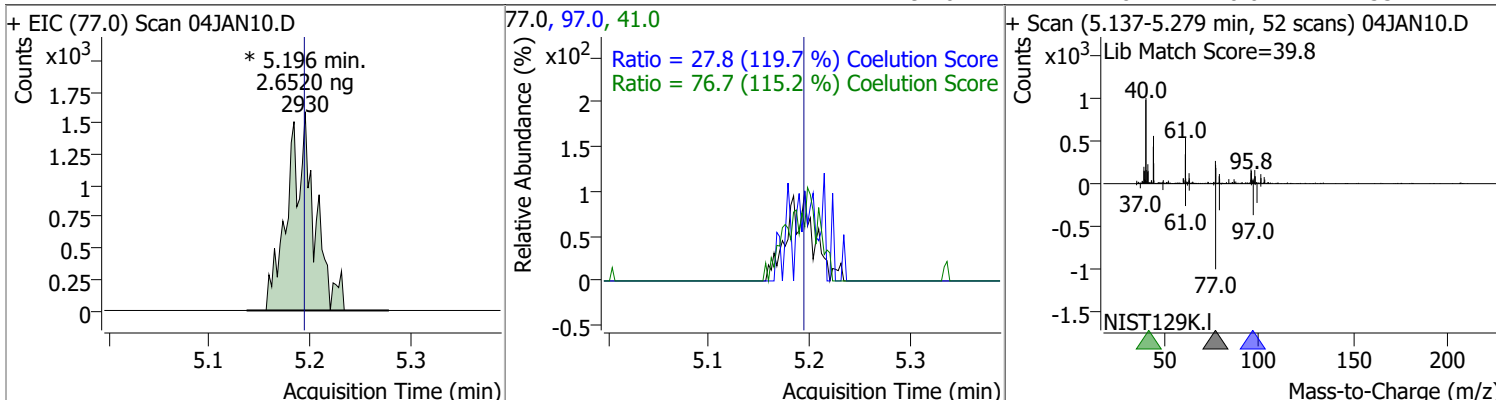


Compound	Conc.	RT	Dev(Min)	Resp.	QIon	QRatio	Lower	Upper
1,1-Dichloroethane	2.6393	4.38	0.00	3892	65.0	34.6	2.1	62.1
					83.0	5.8	0.0	43.7

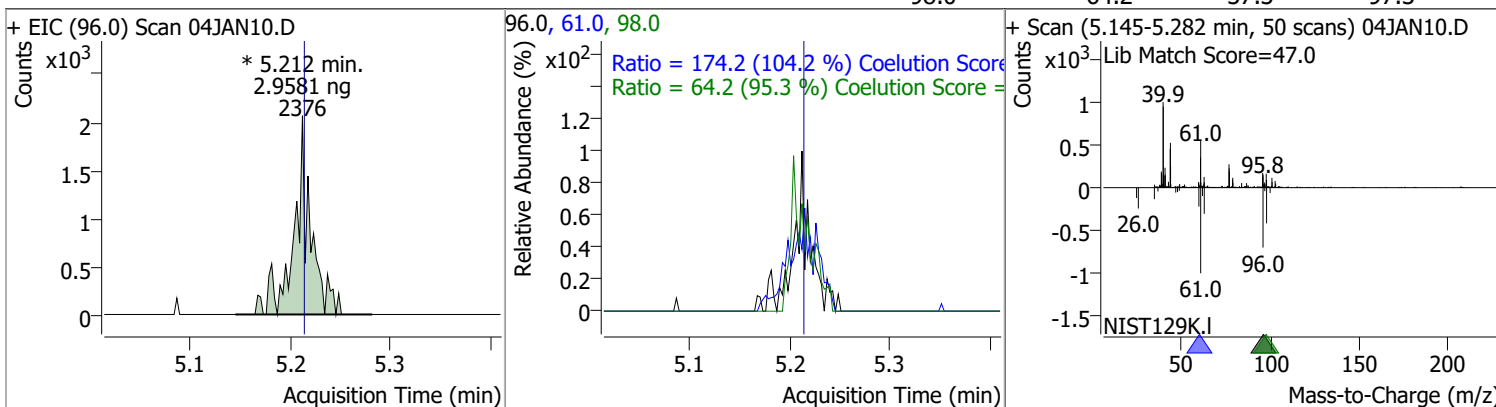


# Quantitation Results Report (QT Reviewed)

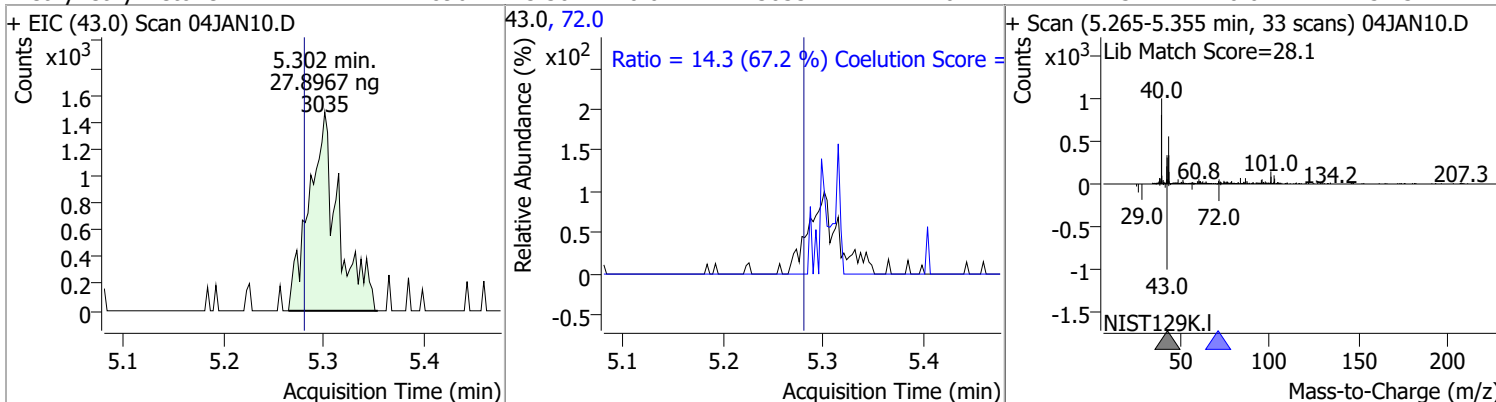
Compound	Conc.	RT	Dev(Min)	Resp.	QIon	QRatio	Lower	Upper
2,2-Dichloropropane	2.6520	5.20	0.00	2930 (m)	41.0	76.7	36.5	96.5
					97.0	27.8	0.0	53.2



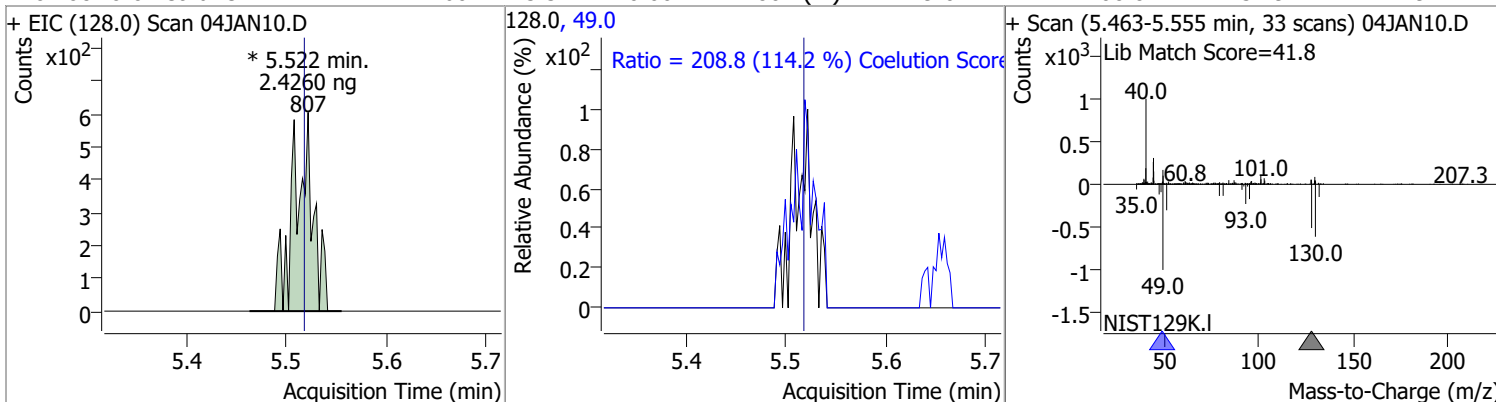
Compound	Conc.	RT	Dev(Min)	Resp.	QIon	QRatio	Lower	Upper
cis-1,2-Dichloroethene	2.9581	5.21	0.00	2376 (m)	61.0	174.2	137.2	197.2
					98.0	64.2	37.3	97.3



Compound	Conc.	RT	Dev(Min)	Resp.	QIon	QRatio	Lower	Upper
Methyl ethyl ketone	27.8967	5.30	0.02	3035	72.0	14.3	0.0	51.3

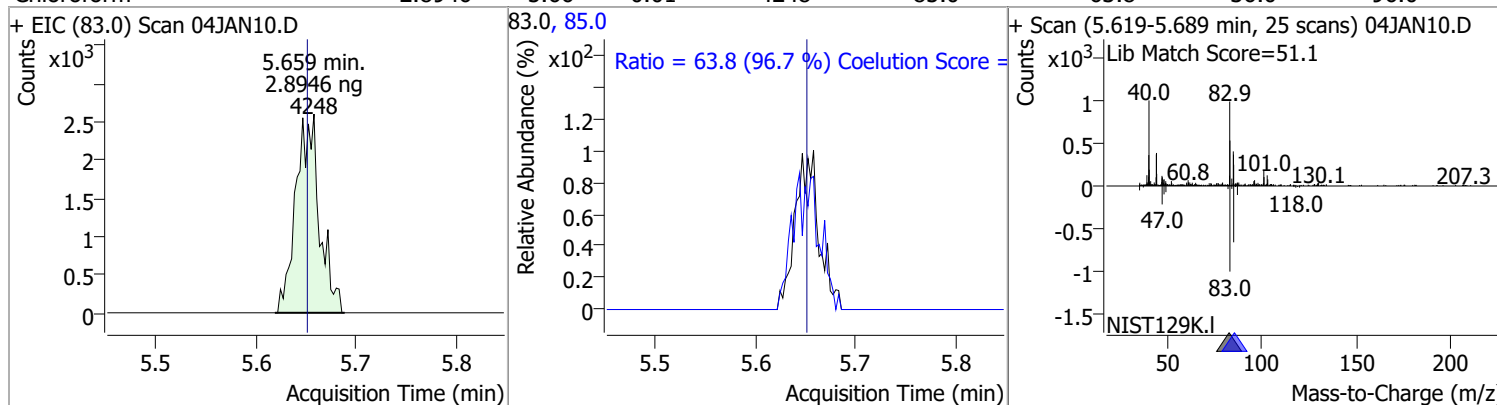


Compound	Conc.	RT	Dev(Min)	Resp.	QIon	QRatio	Lower	Upper
Bromochloromethane	2.4260	5.52	0.00	807 (m)	49.0	208.8	152.9	212.9

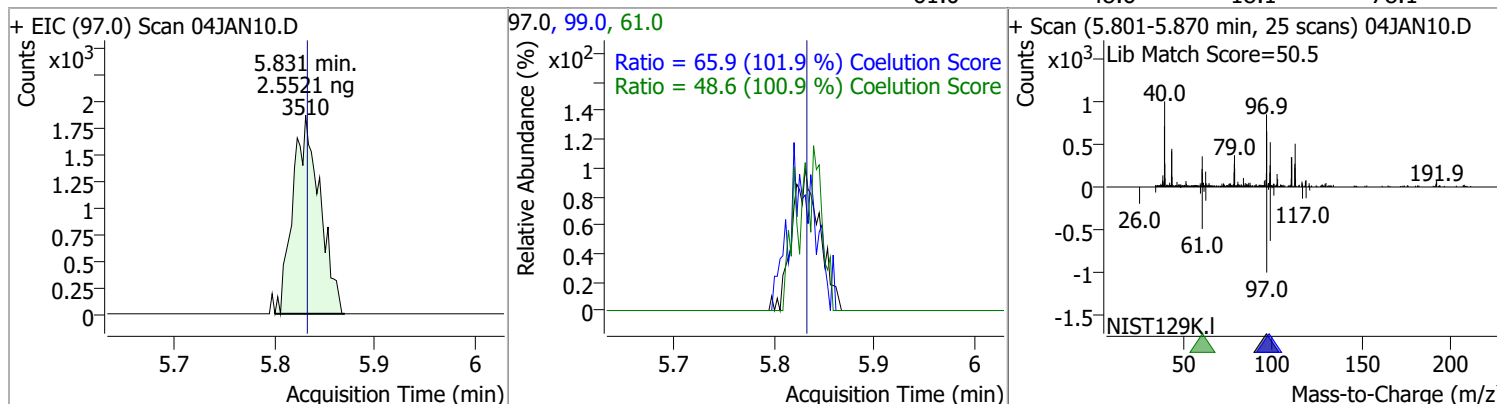


# Quantitation Results Report (QT Reviewed)

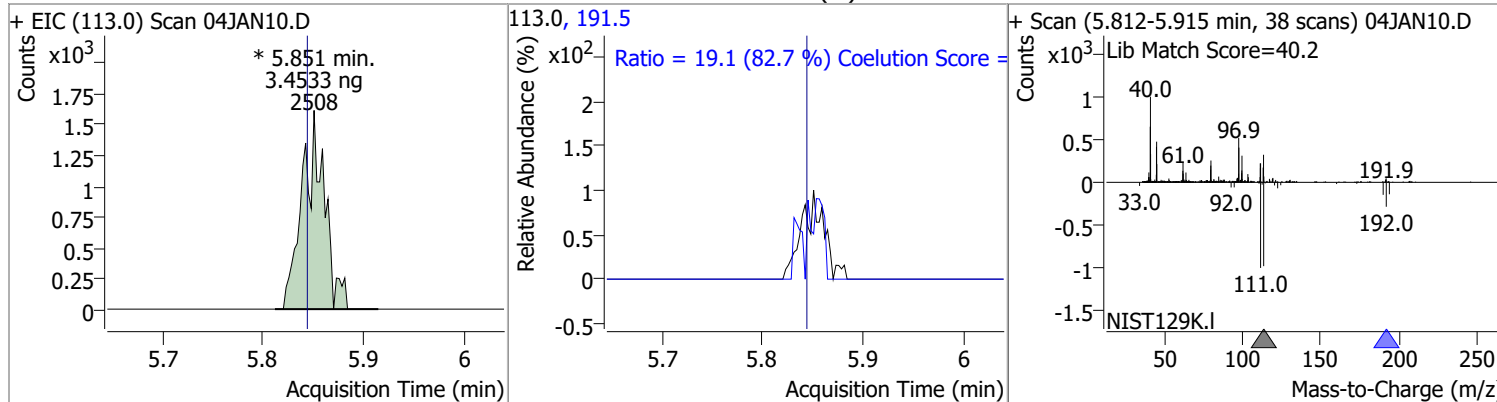
Compound	Conc.	RT	Dev(Min)	Resp.	QIon	QRatio	Lower	Upper
Chloroform	2.8946	5.66	0.01	4248	85.0	63.8	36.0	96.0



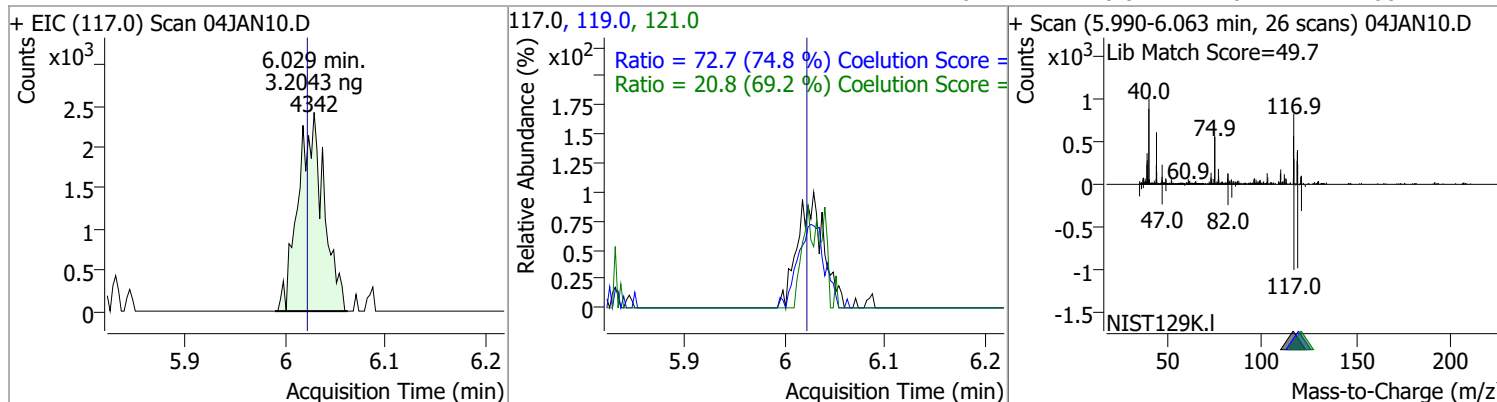
Compound	Conc.	RT	Dev(Min)	Resp.	QIon	QRatio	Lower	Upper
1,1,1-Trichloroethane	2.5521	5.83	0.00	3510	99.0	65.9	34.7	94.7
					61.0	48.6	18.1	78.1



Compound	Conc.	RT	Dev(Min)	Resp.	QIon	QRatio	Lower	Upper
Dibromofluoromethane	3.4533	5.85	0.01	2508 (m)	191.5	19.1	0.0	53.1

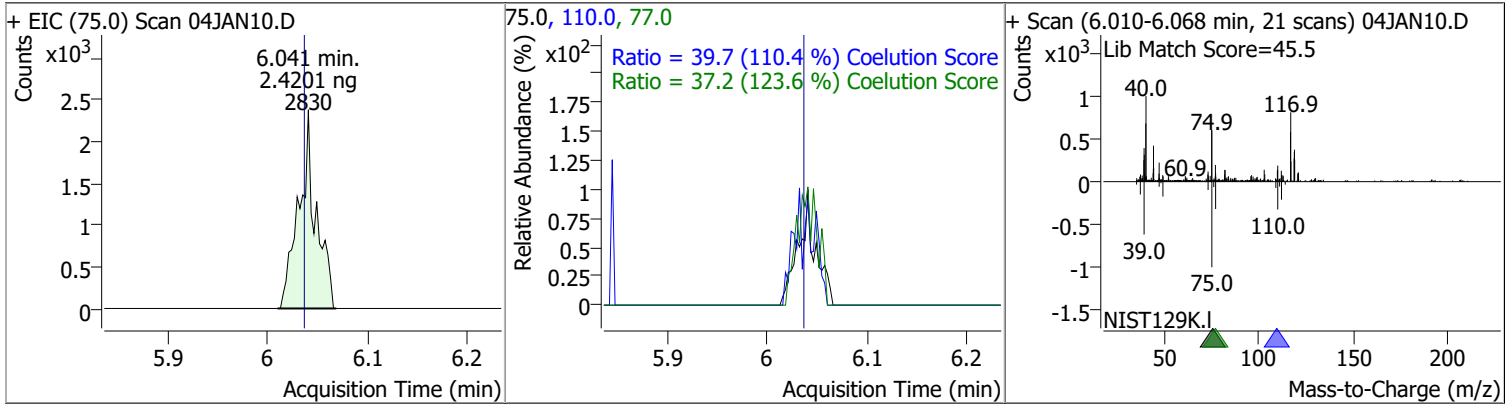


Compound	Conc.	RT	Dev(Min)	Resp.	QIon	QRatio	Lower	Upper
Carbon tetrachloride	3.2043	6.03	0.01	4342	119.0	72.7	67.2	127.2
					121.0	20.8	0.1	60.1

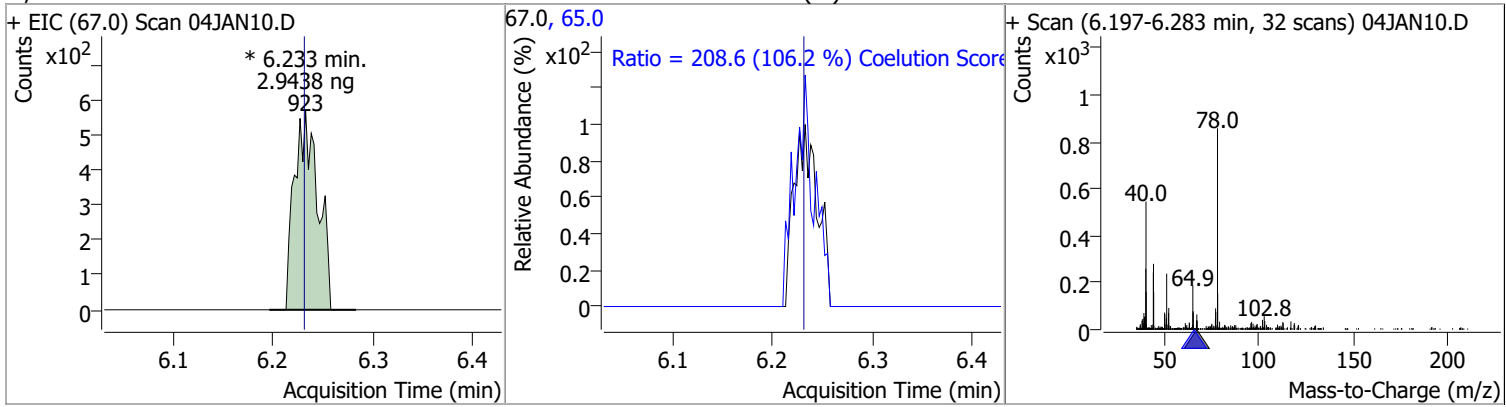


# Quantitation Results Report (QT Reviewed)

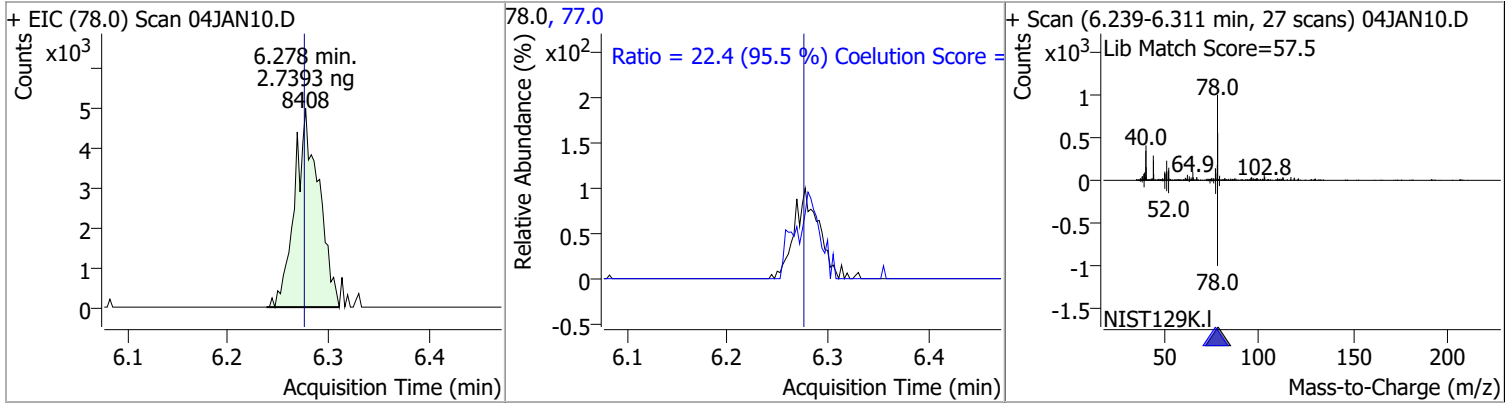
Compound	Conc.	RT	Dev(Min)	Resp.	QIon	QRatio	Lower	Upper
1,1-Dichloropropene	2.4201	6.04	0.00	2830	110.0	39.7	5.9	65.9
					77.0	37.2	0.1	60.1



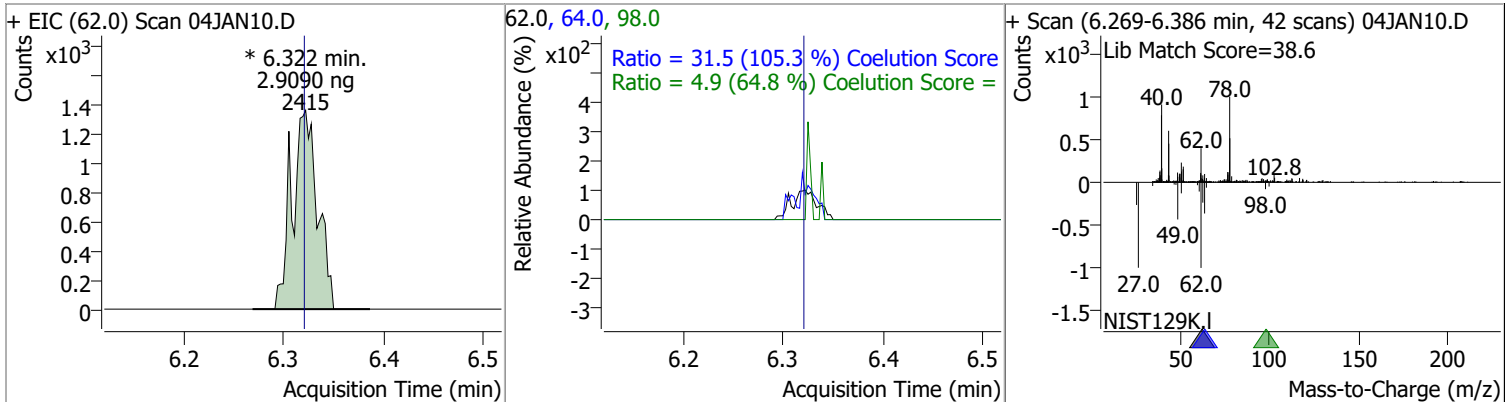
Compound	Conc.	RT	Dev(Min)	Resp.	QIon	QRatio	Lower	Upper
1,2-Dichloroethane-d4	2.9438	6.23	0.00	923 (m)	65.0	208.6	166.5	226.5



Compound	Conc.	RT	Dev(Min)	Resp.	QIon	QRatio	Lower	Upper
Benzene	2.7393	6.28	0.00	8408	77.0	22.4	0.0	53.5



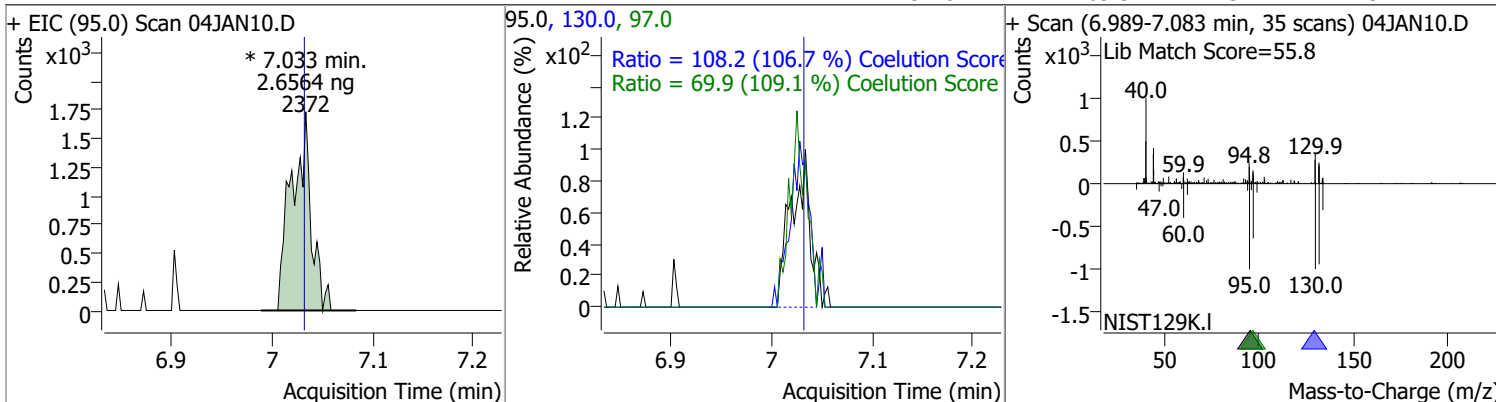
Compound	Conc.	RT	Dev(Min)	Resp.	QIon	QRatio	Lower	Upper
1,2-Dichloroethane	2.9090	6.32	0.00	2415 (m)	64.0	31.5	0.0	59.9
					98.0	4.9	0.0	37.6



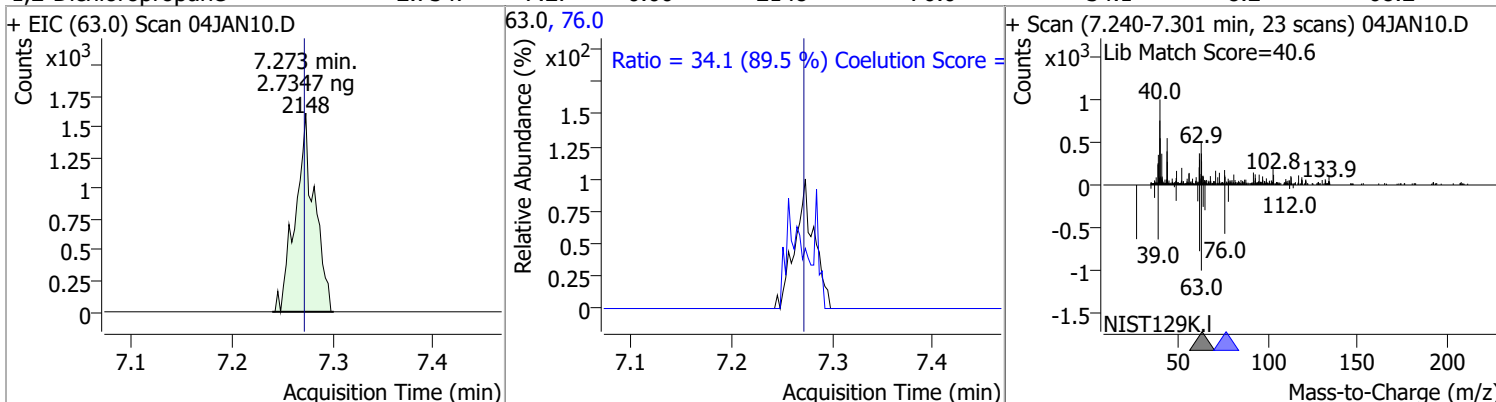


# Quantitation Results Report (QT Reviewed)

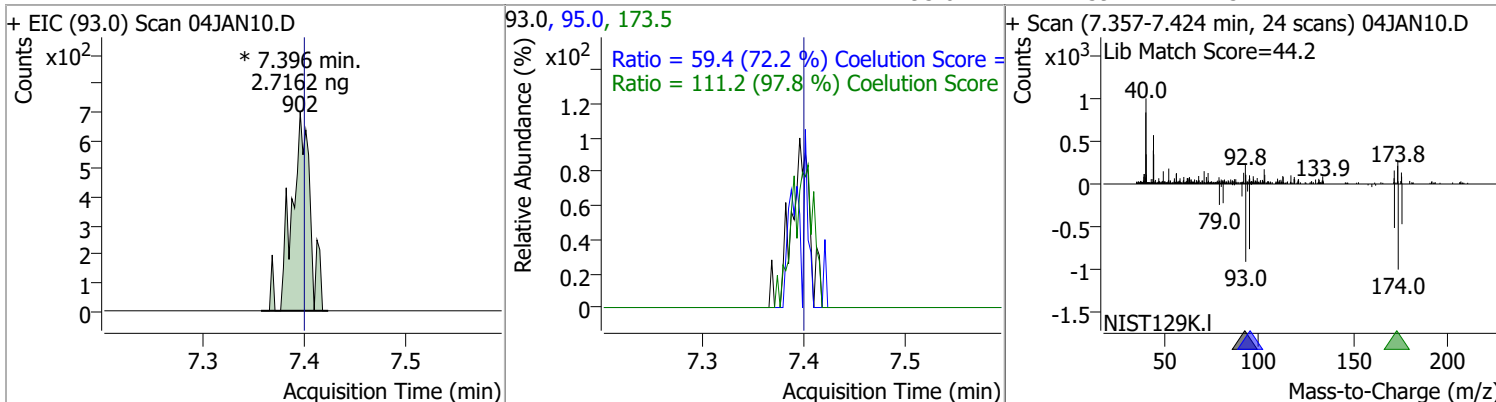
Compound	Conc.	RT	Dev(Min)	Resp.	QIon	QRatio	Lower	Upper
Trichloroethene	2.6564	7.03	0.00	2372 (m)	130.0	108.2	71.5	131.5
					97.0	69.9	34.1	94.1



Compound	Conc.	RT	Dev(Min)	Resp.	QIon	QRatio	Lower	Upper
1,2-Dichloropropane	2.7347	7.27	0.00	2148	76.0	34.1	8.2	68.2

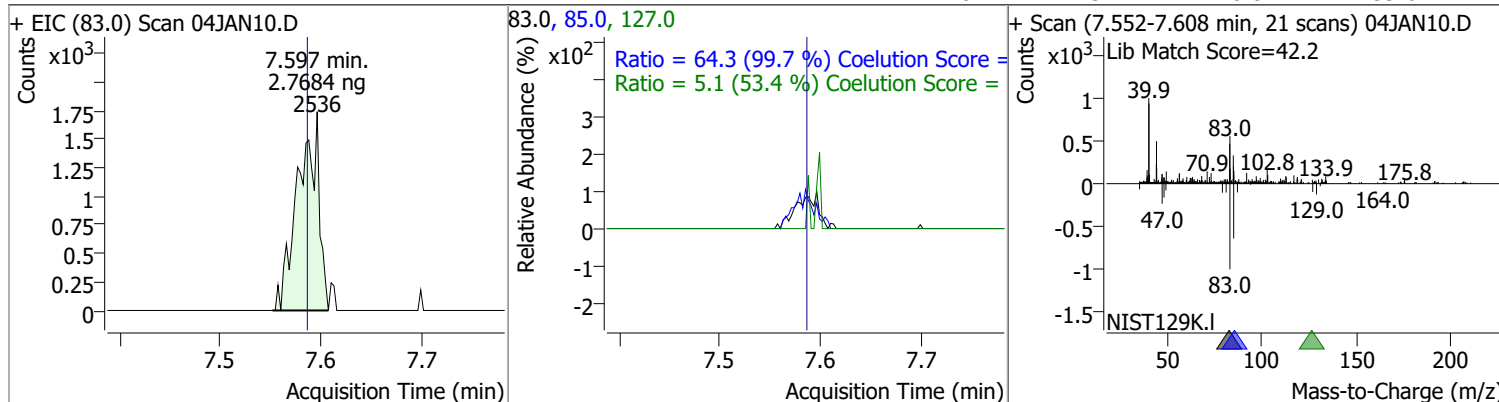


Compound	Conc.	RT	Dev(Min)	Resp.	QIon	QRatio	Lower	Upper
Dibromomethane	2.7162	7.40	0.00	902 (m)	173.5	111.2	83.7	143.7
					95.0	59.4	52.2	112.2

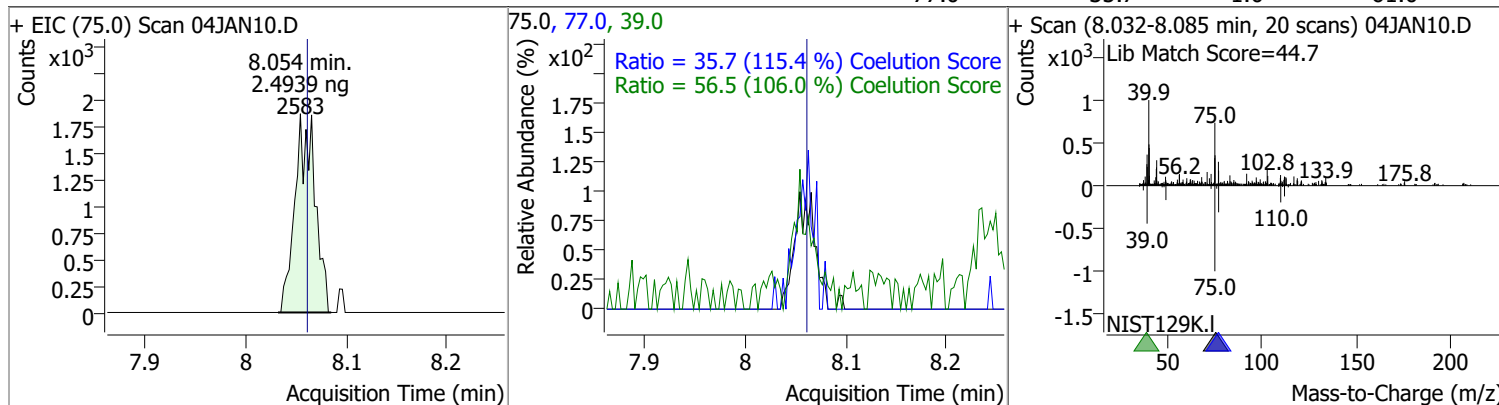


# Quantitation Results Report (QT Reviewed)

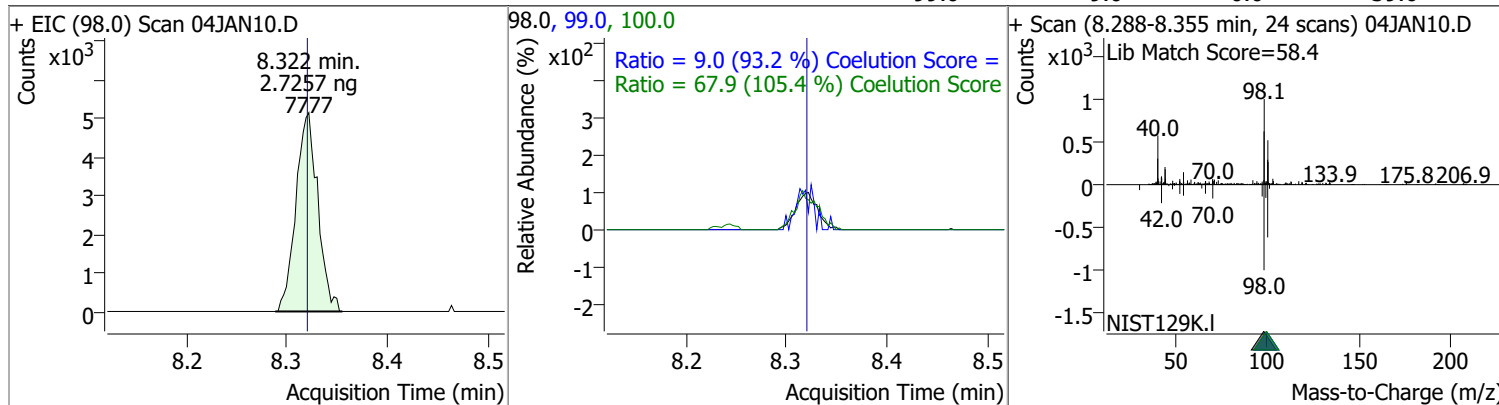
Compound	Conc.	RT	Dev(Min)	Resp.	QIon	QRatio	Lower	Upper
Bromodichloromethane	2.7684	7.60	0.01	2536	85.0	64.3	34.5	94.5
					127.0	5.1	0.0	39.6



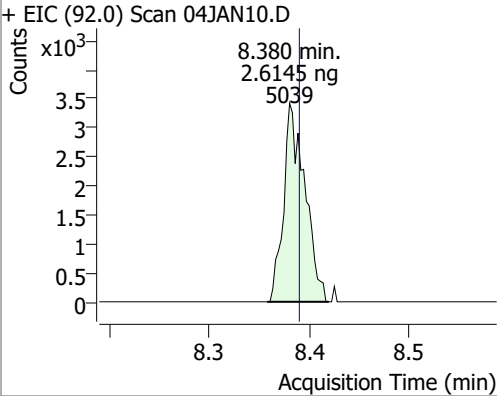
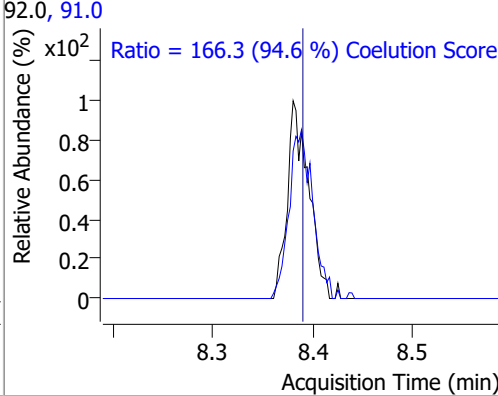
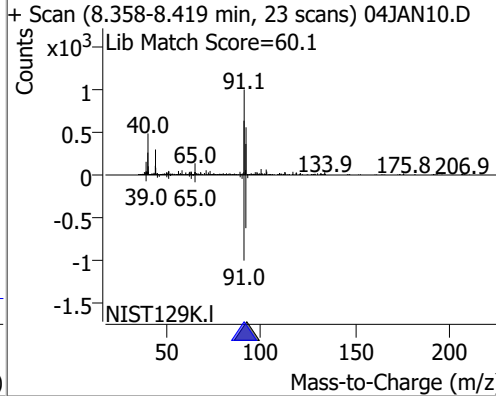
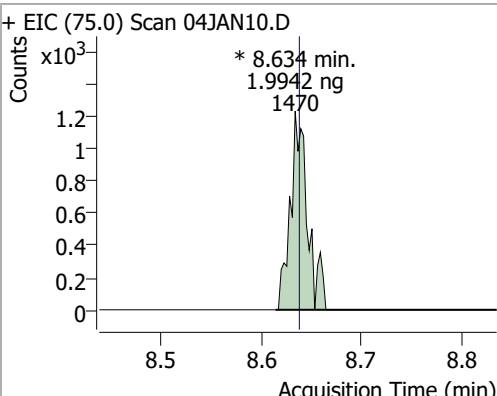
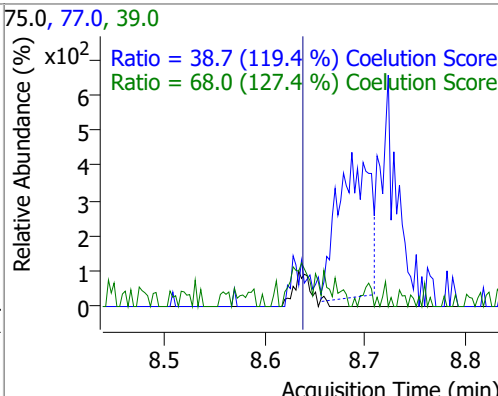
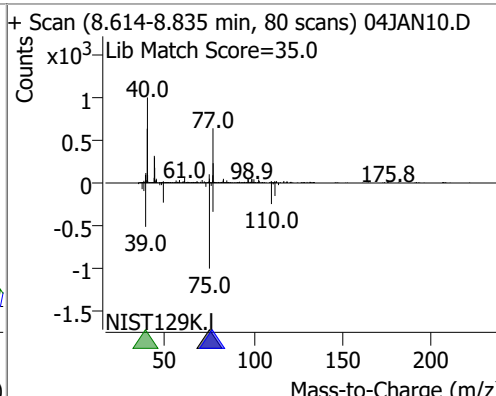
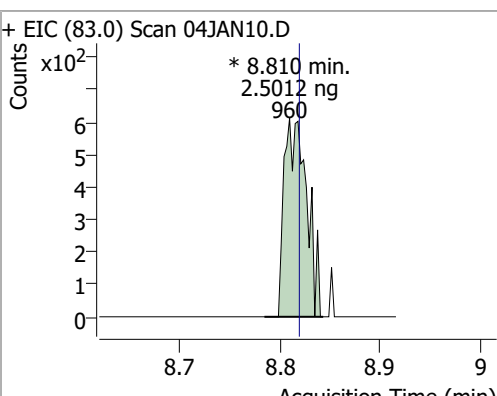
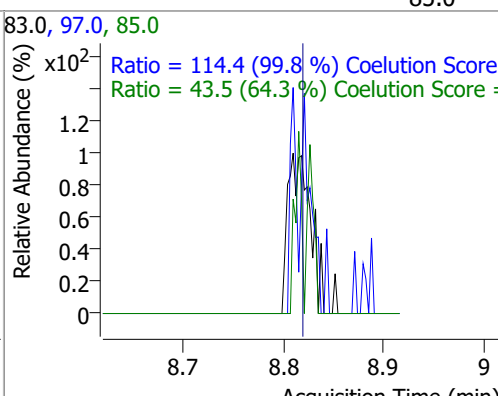
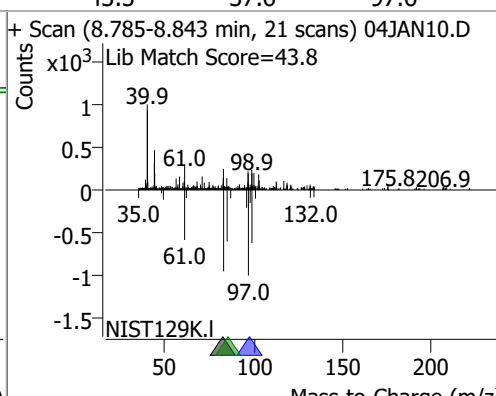
Compound	Conc.	RT	Dev(Min)	Resp.	QIon	QRatio	Lower	Upper
cis-1,3-Dichloropropene	2.4939	8.05	-0.01	2583	39.0	56.5	23.3	83.3
					77.0	35.7	1.0	61.0



Compound	Conc.	RT	Dev(Min)	Resp.	QIon	QRatio	Lower	Upper
Toluene-d8	2.7257	8.32	0.00	7777	100.0	67.9	34.4	94.4
					99.0	9.0	0.0	39.6

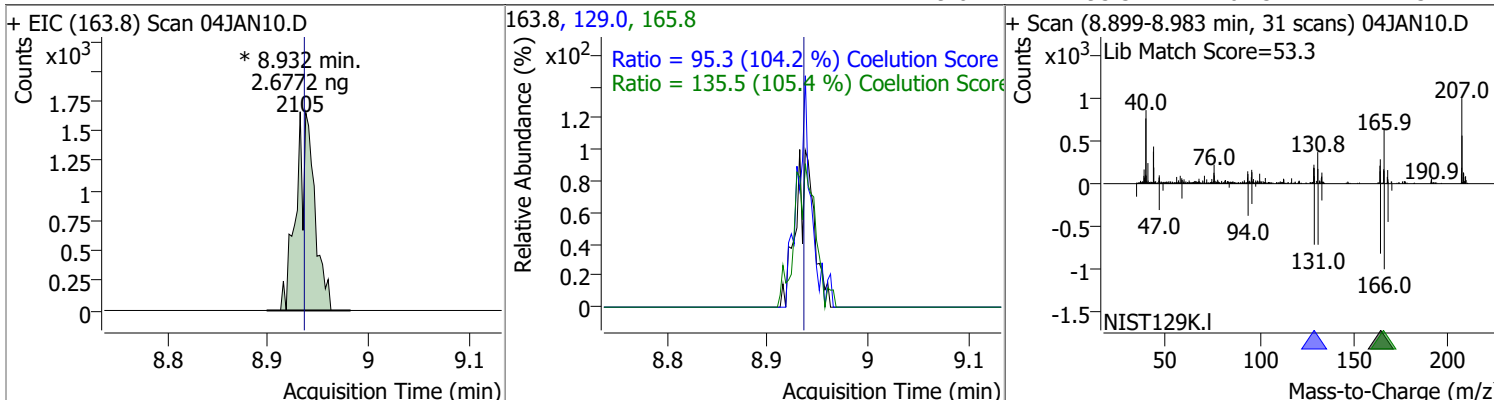


# Quantitation Results Report (QT Reviewed)

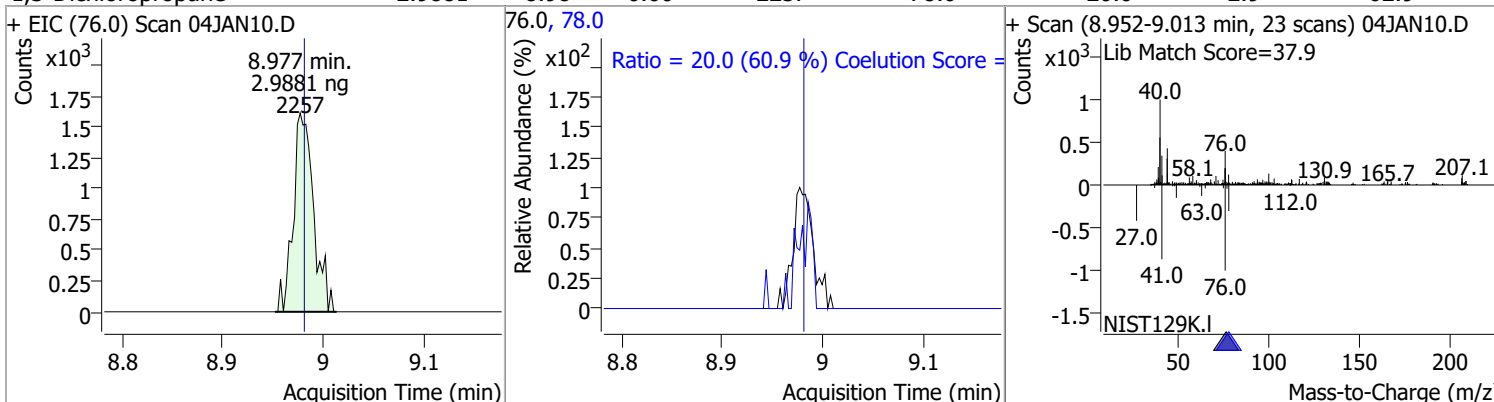
Compound	Conc.	RT	Dev(Min)	Resp.	QIon	QRatio	Lower	Upper
Toluene	2.6145	8.38	-0.01	5039	91.0	166.3	145.8	205.8
+ EIC (92.0) Scan 04JAN10.D			92.0, 91.0			+ Scan (8.358-8.419 min, 23 scans) 04JAN10.D		
								
trans-1,3-Dichloropropene	1.9942	8.63	0.00	1470 (m)	39.0	68.0	23.4	83.4
					77.0	38.7	2.4	62.4
+ EIC (75.0) Scan 04JAN10.D			75.0, 77.0, 39.0			+ Scan (8.614-8.835 min, 80 scans) 04JAN10.D		
								
1,1,2-Trichloroethane	2.5012	8.81	-0.01	960 (m)	97.0	114.4	84.6	144.6
					85.0	43.5	37.6	97.6
+ EIC (83.0) Scan 04JAN10.D			83.0, 97.0, 85.0			+ Scan (8.785-8.843 min, 21 scans) 04JAN10.D		
								

# Quantitation Results Report (QT Reviewed)

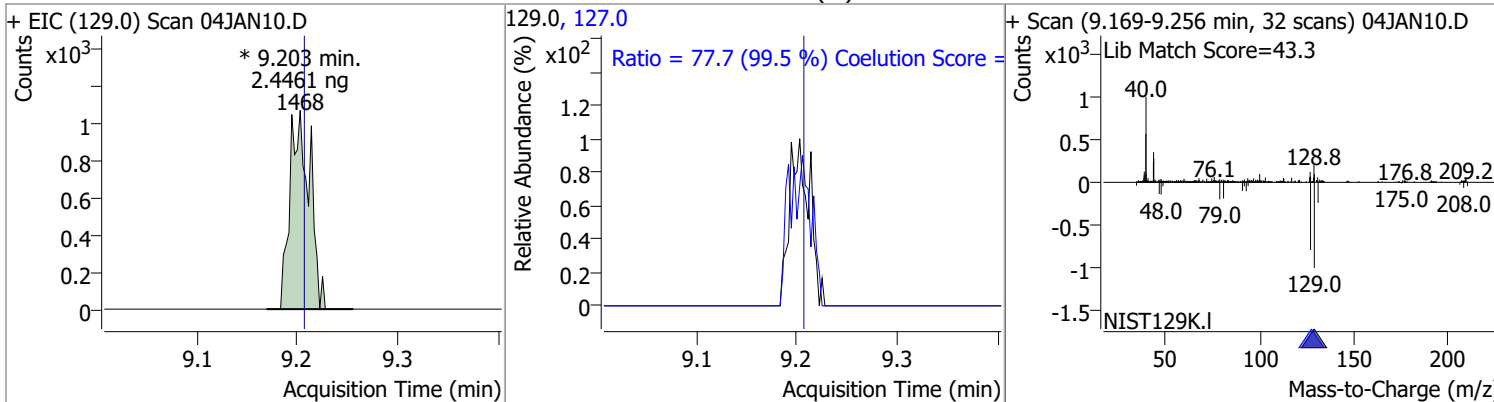
Compound	Conc.	RT	Dev(Min)	Resp.	QIon	QRatio	Lower	Upper
Tetrachloroethene	2.6772	8.93	0.00	2105 (m)	165.8	135.5	98.6	158.6
					129.0	95.3	61.5	121.5



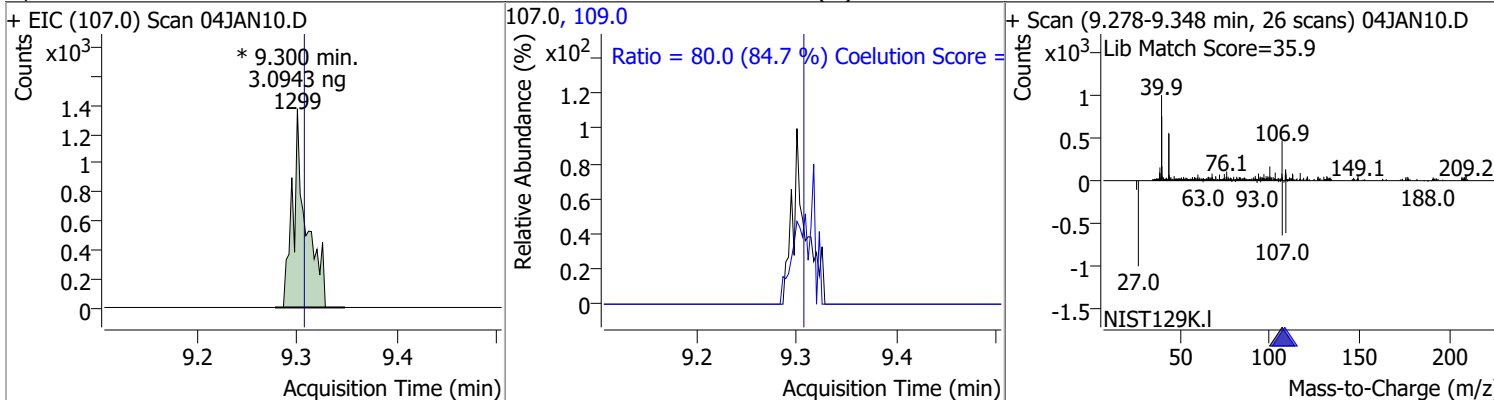
Compound	Conc.	RT	Dev(Min)	Resp.	QIon	QRatio	Lower	Upper
1,3-Dichloropropane	2.9881	8.98	0.00	2257	78.0	20.0	2.9	62.9



Compound	Conc.	RT	Dev(Min)	Resp.	QIon	QRatio	Lower	Upper
Chlorodibromomethane	2.4461	9.20	0.00	1468 (m)	127.0	77.7	48.0	108.0

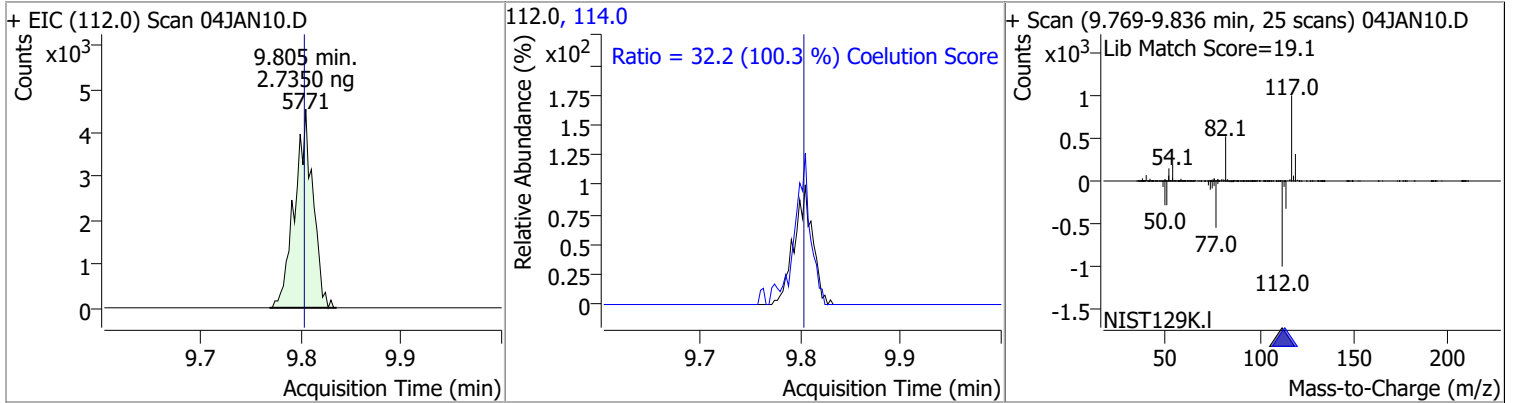


Compound	Conc.	RT	Dev(Min)	Resp.	QIon	QRatio	Lower	Upper
1,2-Dibromoethane	3.0943	9.30	-0.01	1299 (m)	109.0	80.0	64.5	124.5

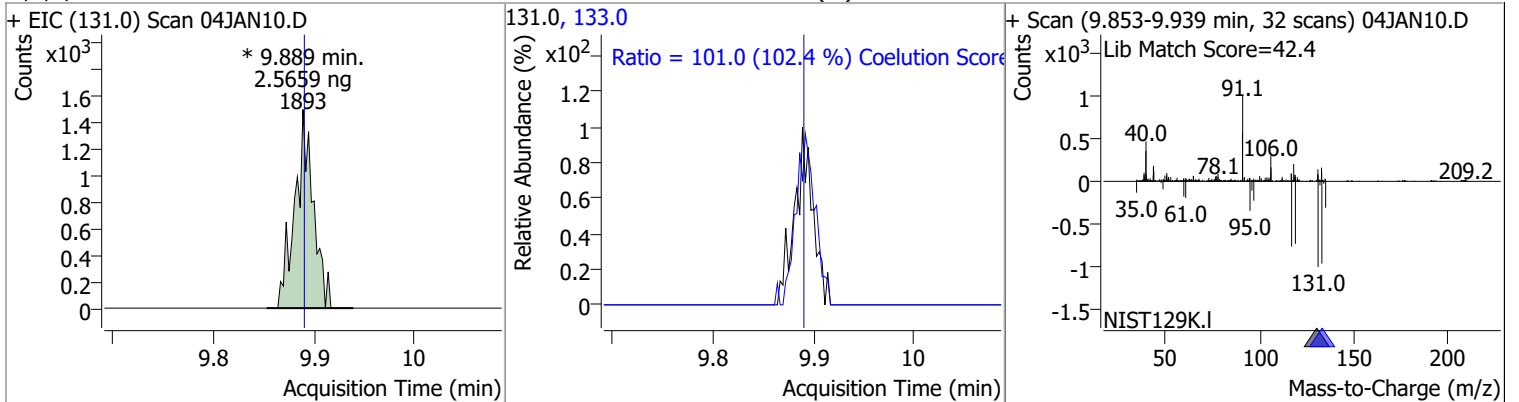


# Quantitation Results Report (QT Reviewed)

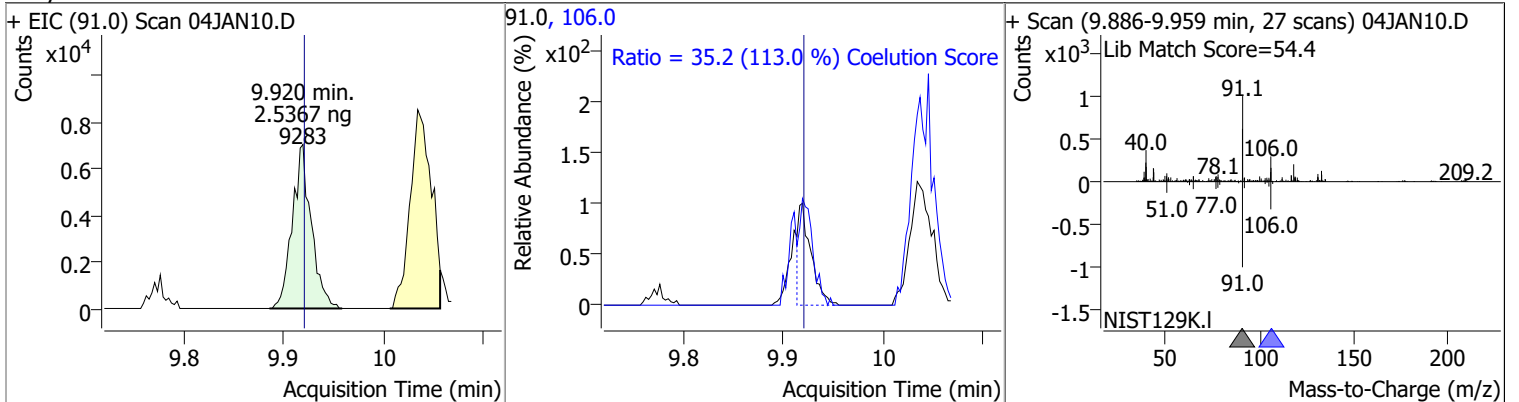
Compound	Conc.	RT	Dev(Min)	Resp.	QIon	QRatio	Lower	Upper
----------	-------	----	----------	-------	------	--------	-------	-------



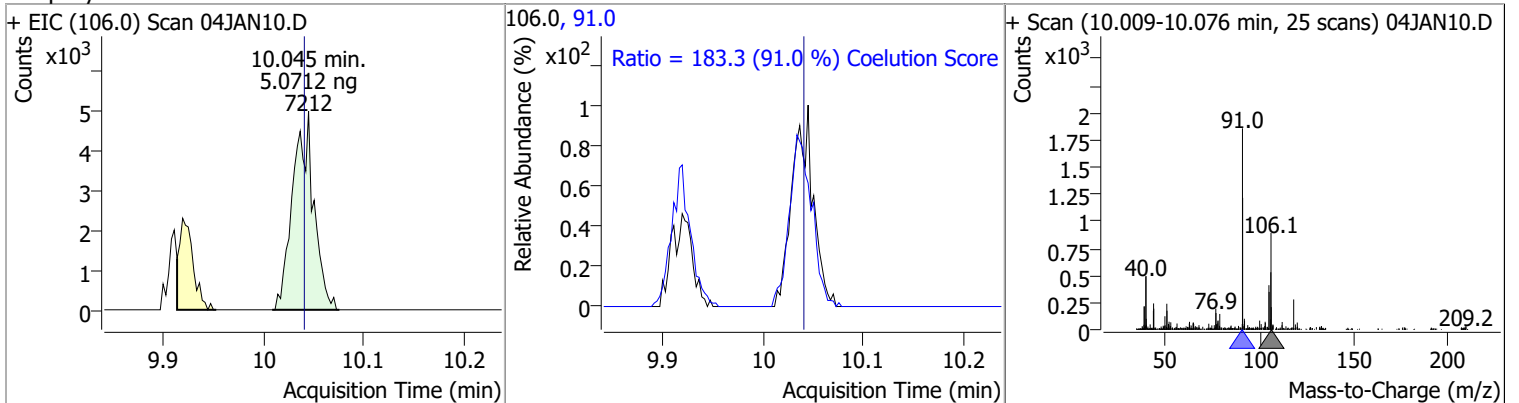
Compound	Conc.	RT	Dev(Min)	Resp.	QIon	QRatio	Lower	Upper
----------	-------	----	----------	-------	------	--------	-------	-------



Compound	Conc.	RT	Dev(Min)	Resp.	QIon	QRatio	Lower	Upper
----------	-------	----	----------	-------	------	--------	-------	-------

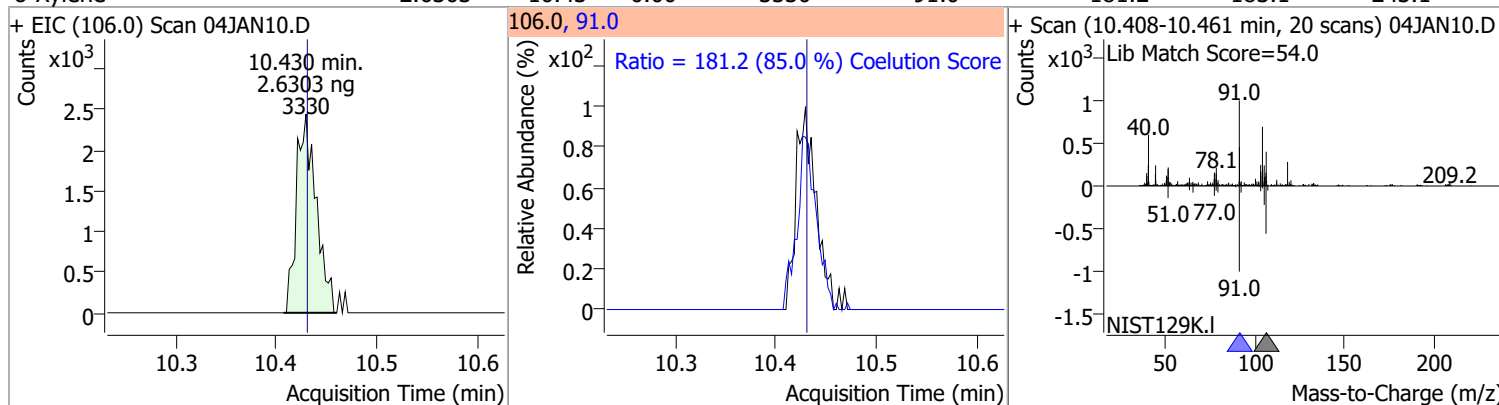


Compound	Conc.	RT	Dev(Min)	Resp.	QIon	QRatio	Lower	Upper
----------	-------	----	----------	-------	------	--------	-------	-------

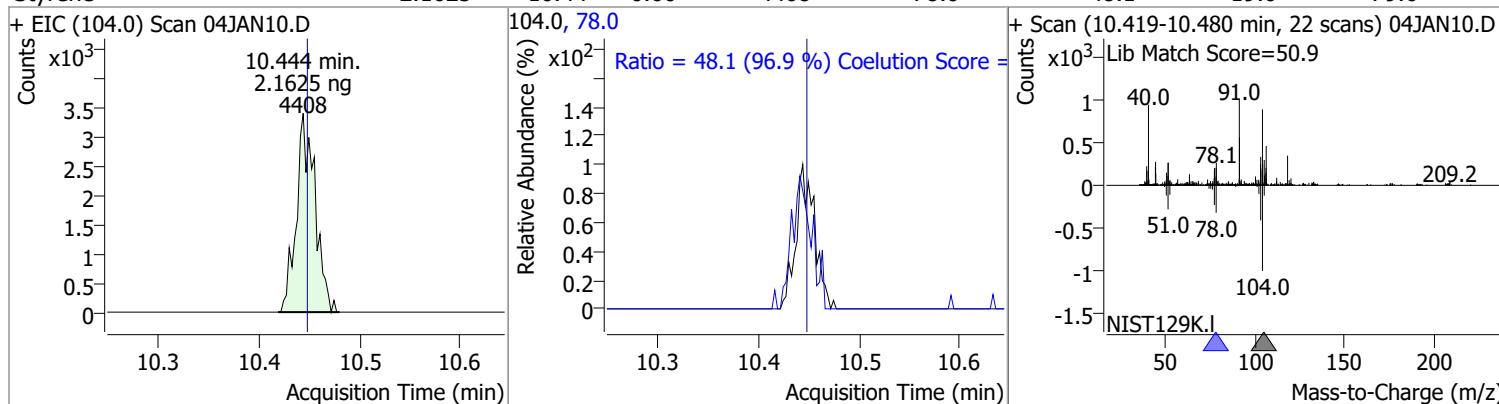


# Quantitation Results Report (QT Reviewed)

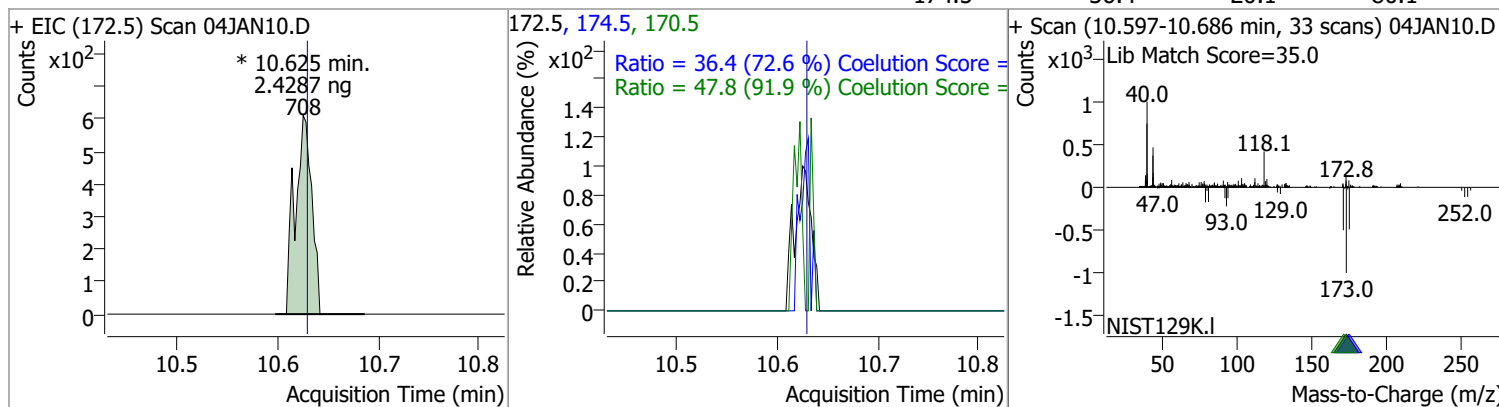
Compound	Conc.	RT	Dev(Min)	Resp.	QIon	QRatio	Lower	Upper
o-Xylene	2.6303	10.43	0.00	3330	91.0	181.2	183.1	243.1



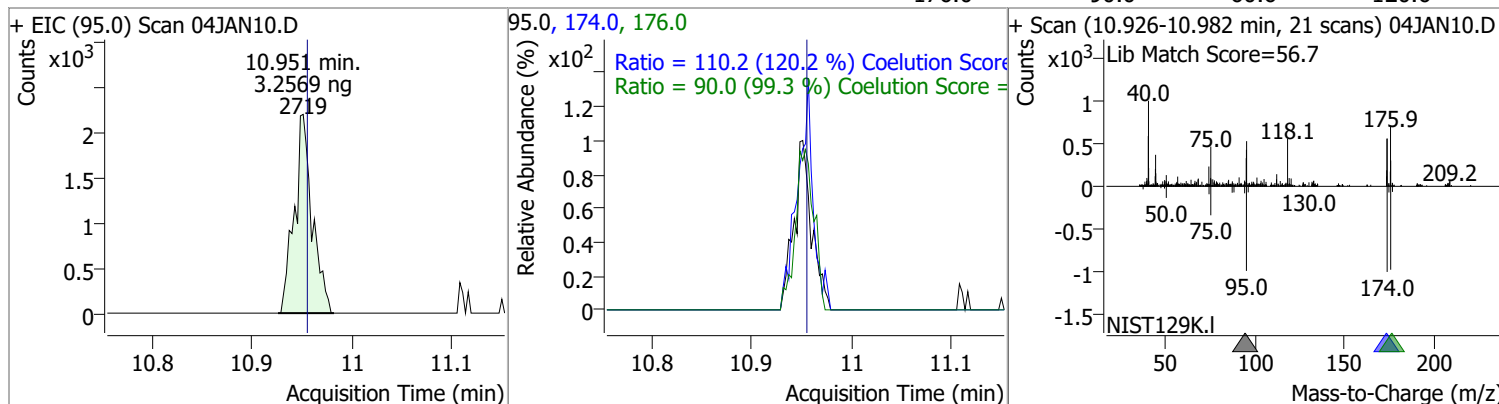
Compound	Conc.	RT	Dev(Min)	Resp.	QIon	QRatio	Lower	Upper
Styrene	2.1625	10.44	0.00	4408	78.0	48.1	19.6	79.6



Compound	Conc.	RT	Dev(Min)	Resp.	QIon	QRatio	Lower	Upper
Bromoform	2.4287	10.63	0.00	708 (m)	170.5	47.8	22.1	82.1
					174.5	36.4	20.1	80.1

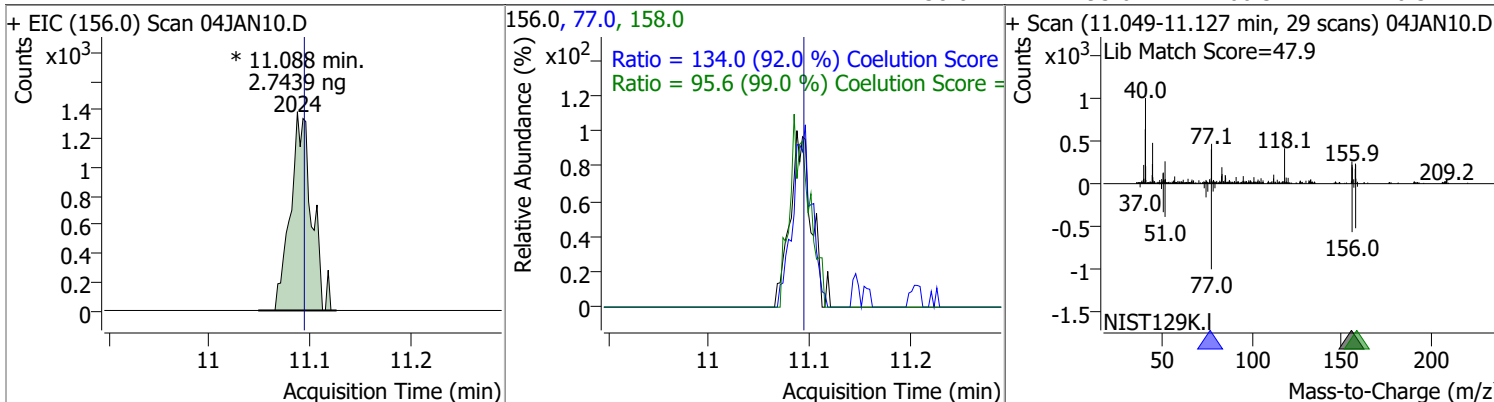


Compound	Conc.	RT	Dev(Min)	Resp.	QIon	QRatio	Lower	Upper
p-Bromofluorobenzene	3.2569	10.95	0.00	2719	174.0	110.2	61.7	121.7
					176.0	90.0	60.6	120.6

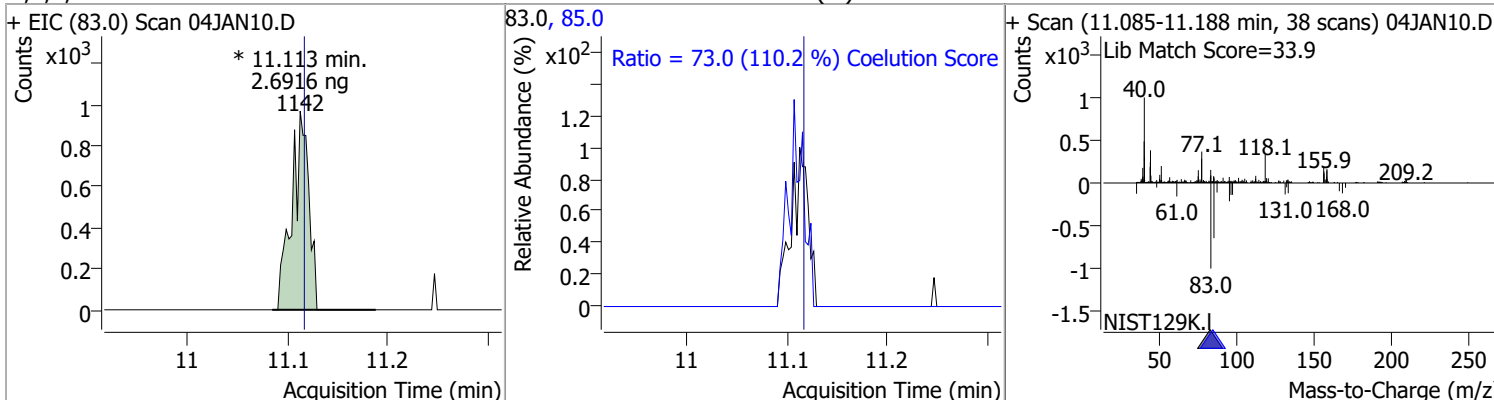


# Quantitation Results Report (QT Reviewed)

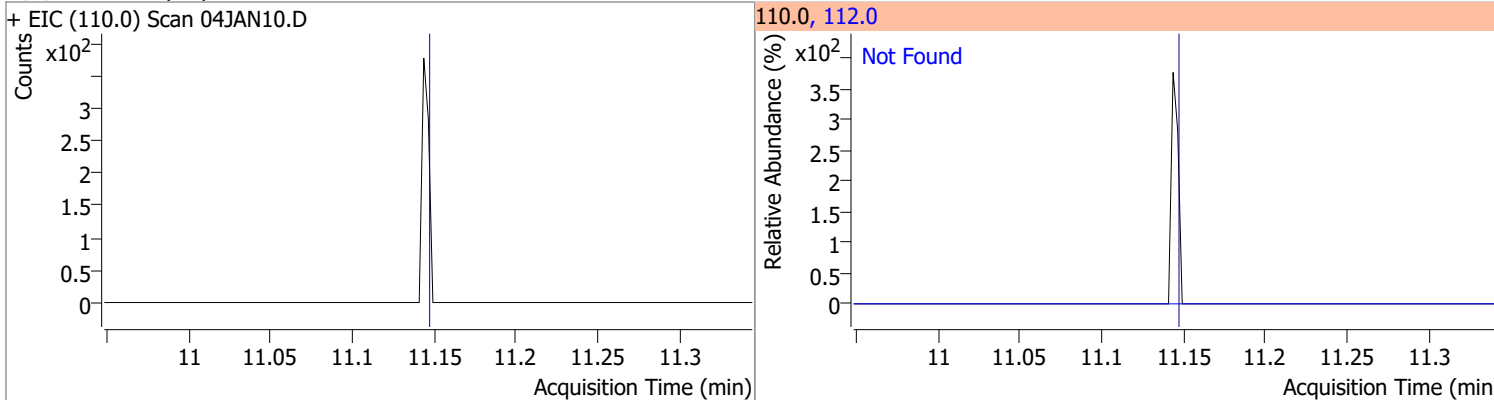
Compound	Conc.	RT	Dev(Min)	Resp.	QIon	QRatio	Lower	Upper
Bromobenzene	2.7439	11.09	-0.01	2024 (m)	77.0	134.0	115.7	175.7
					158.0	95.6	66.5	126.5



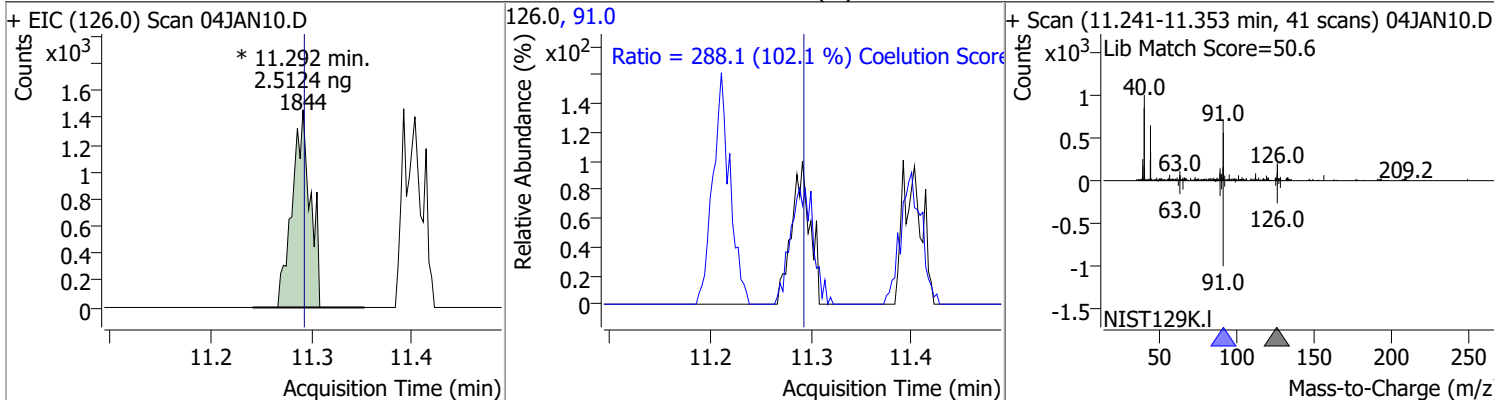
Compound	Conc.	RT	Dev(Min)	Resp.	QIon	QRatio	Lower	Upper
1,1,2,2-Tetrachloroethane	2.6916	11.11	0.00	1142 (m)	85.0	73.0	36.2	96.2



Compound	Conc.	Exp RT	QIon	Exp Ratio
1,2,3-Trichloropropane	N.D.	11.15	112.0	63.5

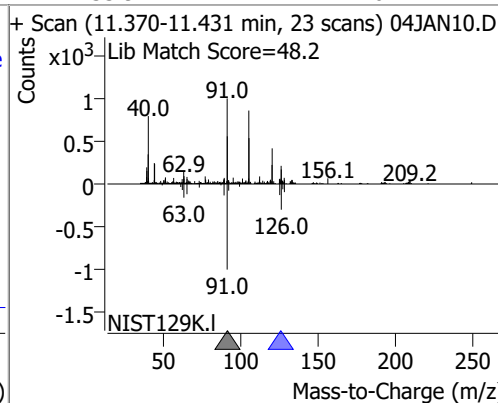
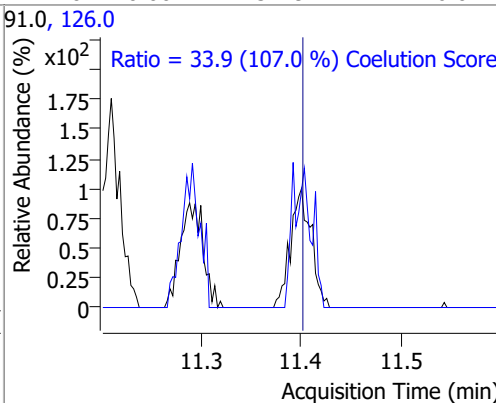
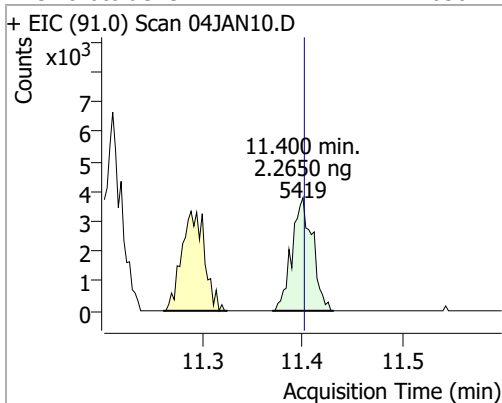


Compound	Conc.	RT	Dev(Min)	Resp.	QIon	QRatio	Lower	Upper
2-Chlorotoluene	2.5124	11.29	0.00	1844 (m)	91.0	288.1	252.3	312.3

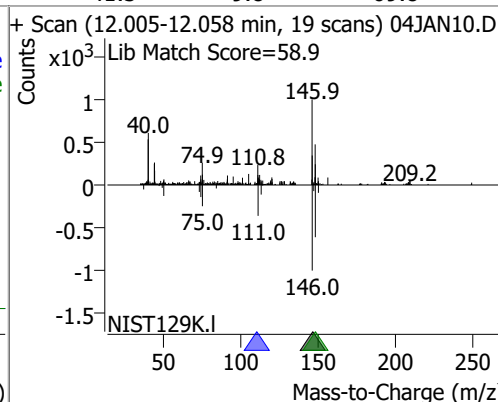
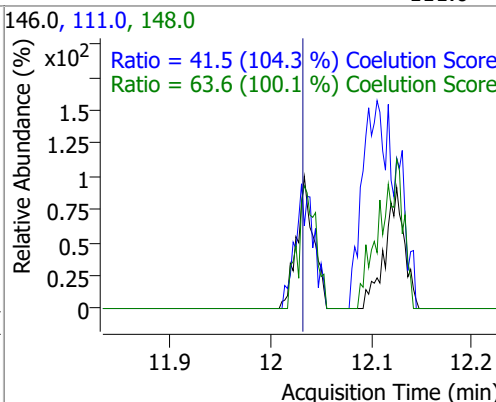
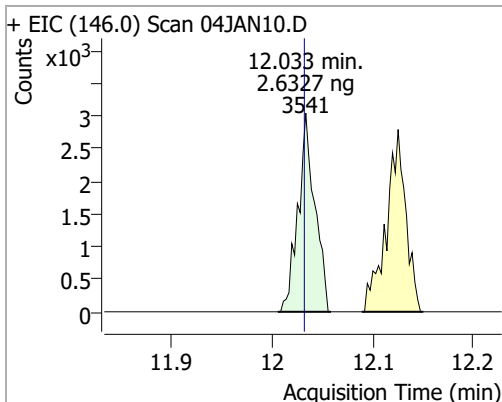


# Quantitation Results Report (QT Reviewed)

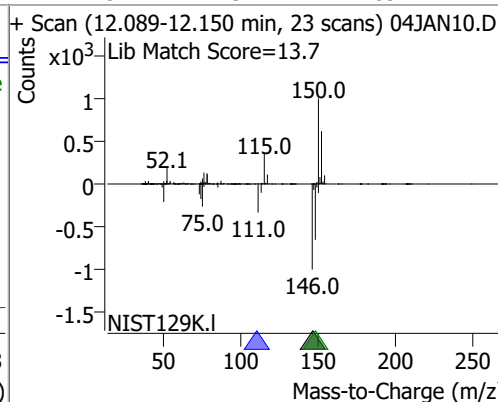
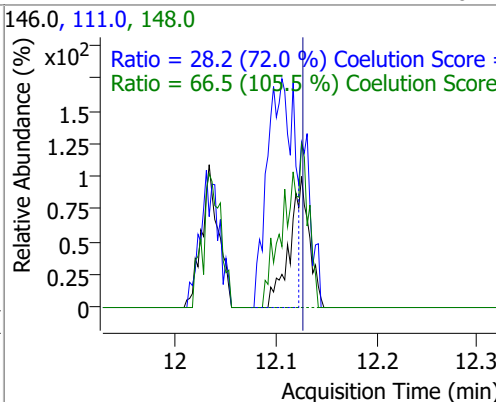
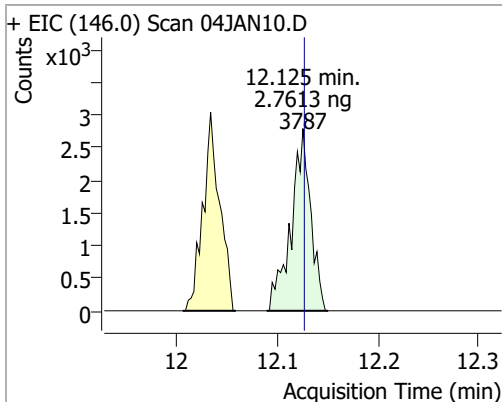
Compound	Conc.	RT	Dev(Min)	Resp.	QIon	QRatio	Lower	Upper
4-Chlorotoluene	2.2650	11.40	0.00	5419	126.0	33.9	1.7	61.7



Compound	Conc.	RT	Dev(Min)	Resp.	QIon	QRatio	Lower	Upper
1,3-Dichlorobenzene	2.6327	12.03	0.00	3541	148.0	63.6	33.6	93.6
					111.0	41.5	9.8	69.8



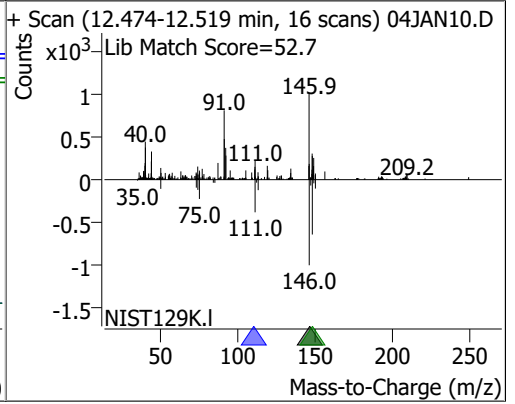
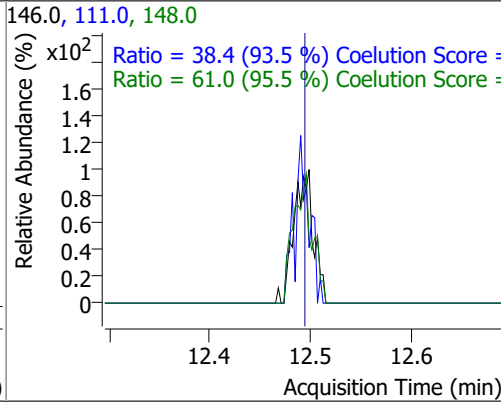
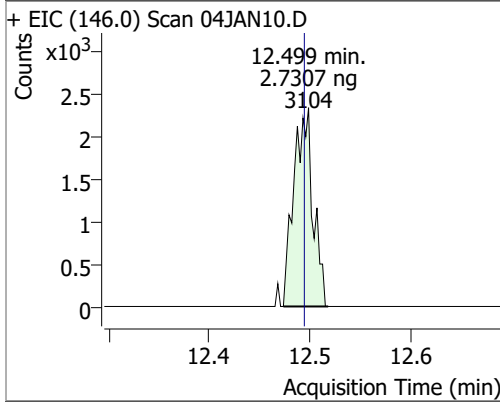
Compound	Conc.	RT	Dev(Min)	Resp.	QIon	QRatio	Lower	Upper
1,4-Dichlorobenzene	2.7613	12.13	0.00	3787	148.0	66.5	33.1	93.1
					111.0	28.2	9.1	69.1





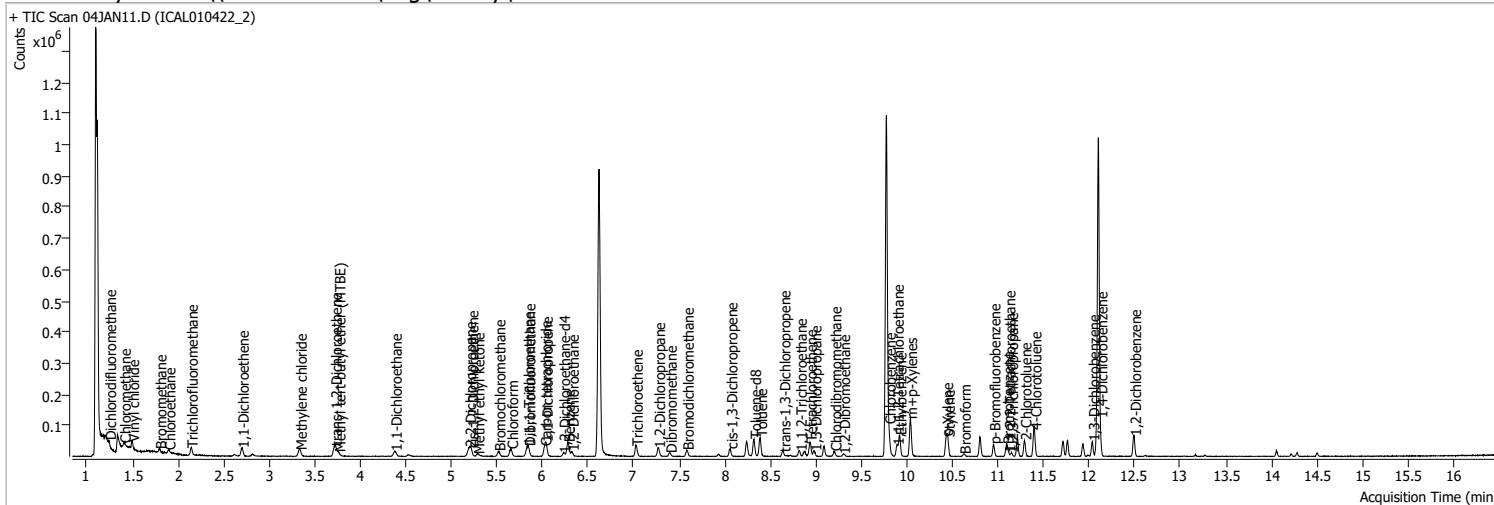
# Quantitation Results Report (QT Reviewed)

Compound	Conc.	RT	Dev(Min)	Resp.	QIon	QRatio	Lower	Upper
1,2-Dichlorobenzene	2.7307	12.50	0.01	3104	148.0	61.0	33.9	93.9
					111.0	38.4	11.0	71.0



# Quantitation Results Report (QT Reviewed)

Data File      04JAN11.D Acq. Method    5975CACQF.M Sample Name    ICAL010422_2 Vial            11 DA Method File VOA5975C_8260B_SHT_DoD_L4_010422.m Tune File       BFB_Atune3.u Batch Name     VG010422_8260B.batch.bin Ref Library     \\MASSHUNTER\Org\Library\NIST129K.I	Operator        MSC Acq. Date-Time   1/4/2022 4:00:35 PM Instrument       VOA5975C Multiplier       1.00 Comment Tune Date        10/11/2021 4:02:00 PM Last Calib Update 1/9/2022 8:59:52 PM
--	---



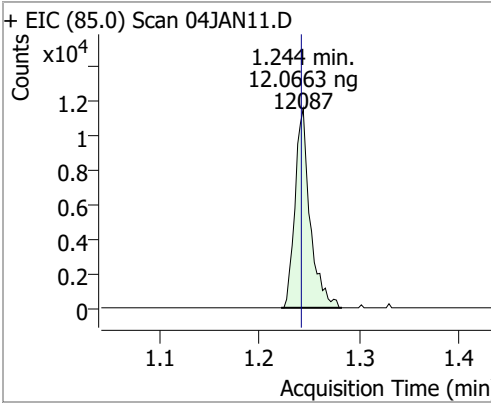
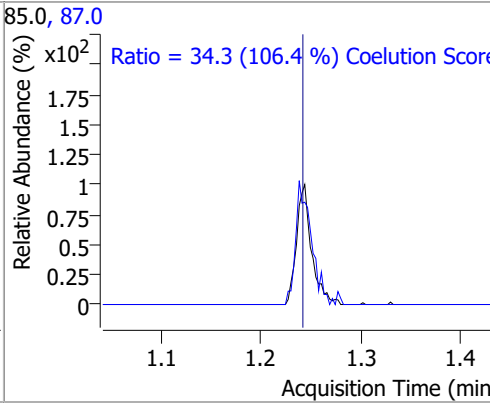
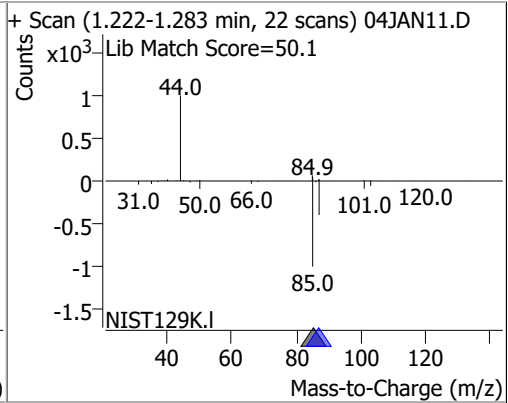
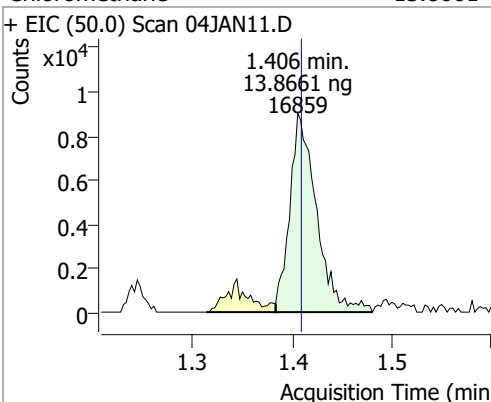
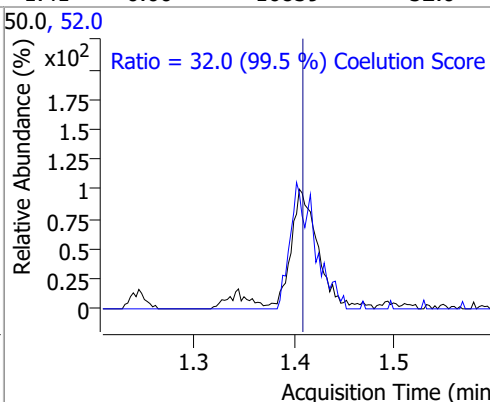
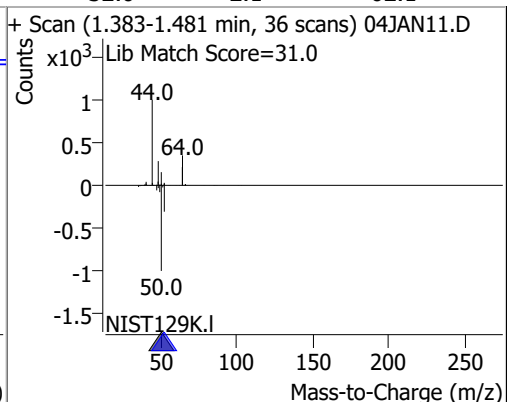
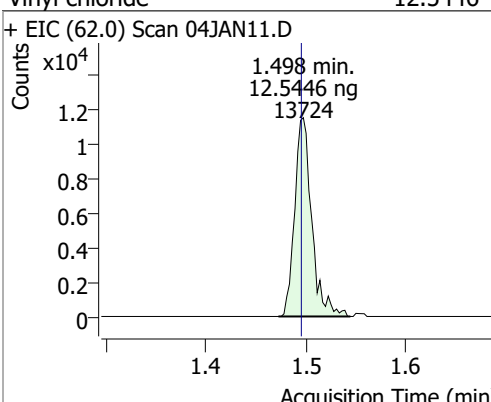
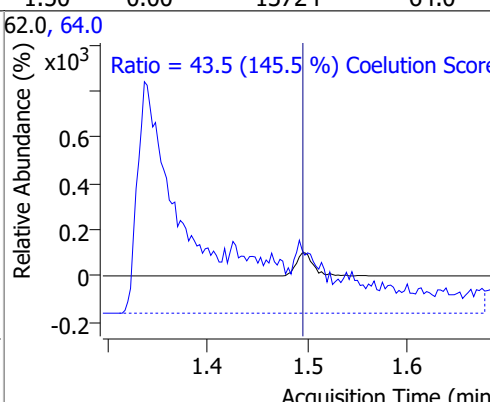
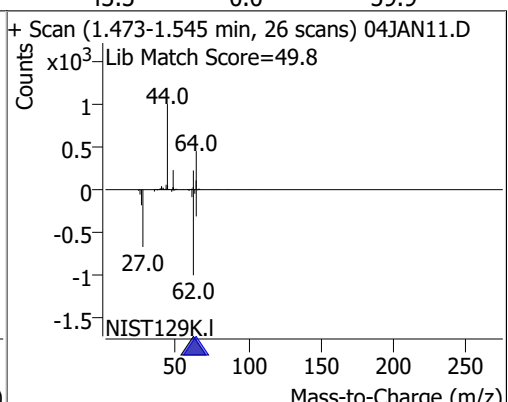
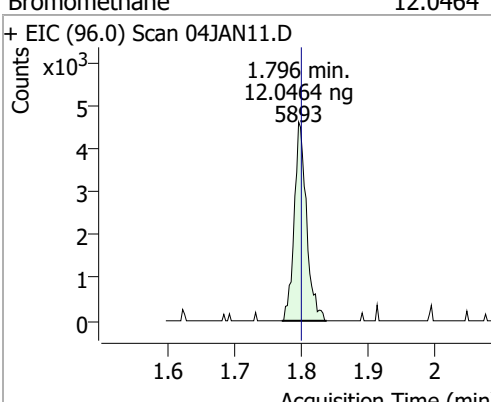
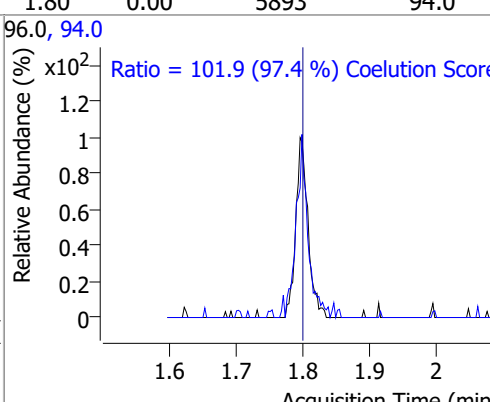
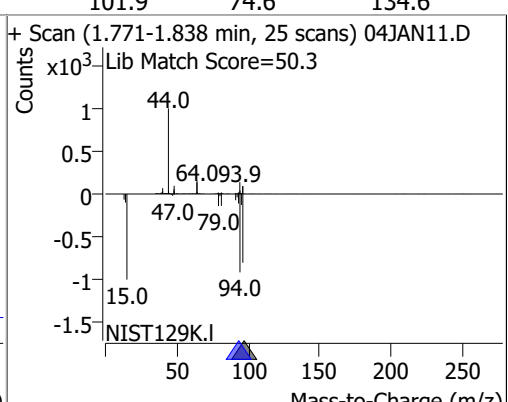
Compound	RT	QIon	Resp.	Conc.	Units	Dev(Min)
<b>Internal Standards</b>						
M Fluorobenzene	6.621	96.0	764419	250.0000	ng	-0.003
M Chlorobenzene-d5	9.774	82.0	296554	250.0000	ng	0.003
M 1,4-Dichlorobenzene-d4	12.103	152.0	242142	250.0000	ng	0.003
<b>System Monitoring Compounds</b>						
S Dibromofluoromethane	5.845	113.0	9074	12.6000	ng	0.000
Spiked Amount: 250.000	Range: 80.0 - 119.0%			Recovery = 5.04%	*	
S 1,2-Dichloroethane-d4	6.227	67.0	3938	12.6600	ng	-0.006
Spiked Amount: 250.000	Range: 81.0 - 118.0%			Recovery = 5.06%	*	
S Toluene-d8	8.322	98.0	32318	11.3089	ng	0.003
Spiked Amount: 250.000	Range: 89.0 - 112.0%			Recovery = 4.52%	*	
S p-Bromofluorobenzene	10.948	95.0	10059	11.3393	ng	-0.006
Spiked Amount: 250.000	Range: 85.0 - 114.0%			Recovery = 4.54%	*	
<b>Target Compounds</b>						
T Dichlorodifluoromethane	1.244	85.0	12087	12.0663	ng	96
T Chloromethane	1.406	50.0	16859	13.8661	ng	100
T Vinyl chloride	1.498	62.0	13724	12.5446	ng	75
T Bromomethane	1.796	96.0	5893	12.0464	ng	97
T Chloroethane	1.897	64.0	8052	14.8670	ng	m 98
T Trichlorofluoromethane	2.142	101.0	15431	11.3637	ng	95
T 1,1-Dichloroethene	2.700	96.0	9169	11.9081	ng	96
T Methylene chloride	3.338	49.0	17734	15.6236	ng	93
T trans-1,2-Dichloroethene	3.720	96.0	9821	12.5022	ng	m 95
T Methyl tert-butyl ether (MTBE)	3.762	73.0	12515	12.3255	ng	m 99
T 1,1-Dichloroethane	4.378	63.0	17642	12.0652	ng	94
T 2,2-Dichloropropane	5.196	77.0	13676	12.4820	ng	95
T cis-1,2-Dichloroethene	5.221	96.0	10008	12.5659	ng	95
T Methyl ethyl ketone	5.288	43.0	13167	122.0520	ng	95
T Bromochloromethane	5.516	128.0	4275	12.9568	ng	91
T Chloroform	5.656	83.0	19015	13.0668	ng	98

# Quantitation Results Report (QT Reviewed)

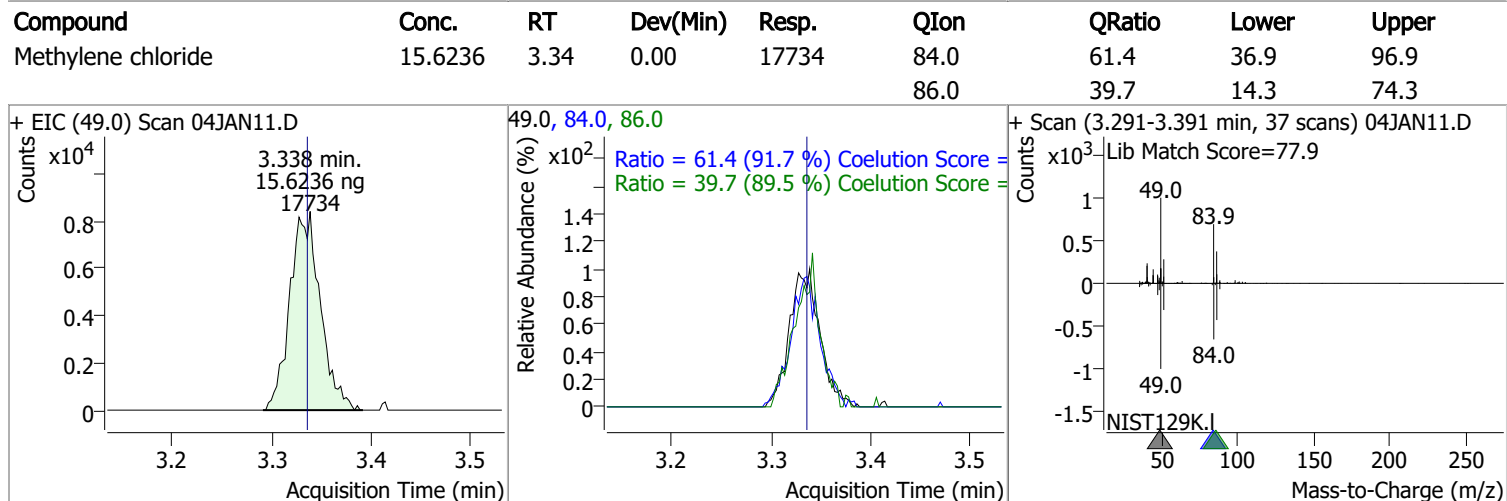
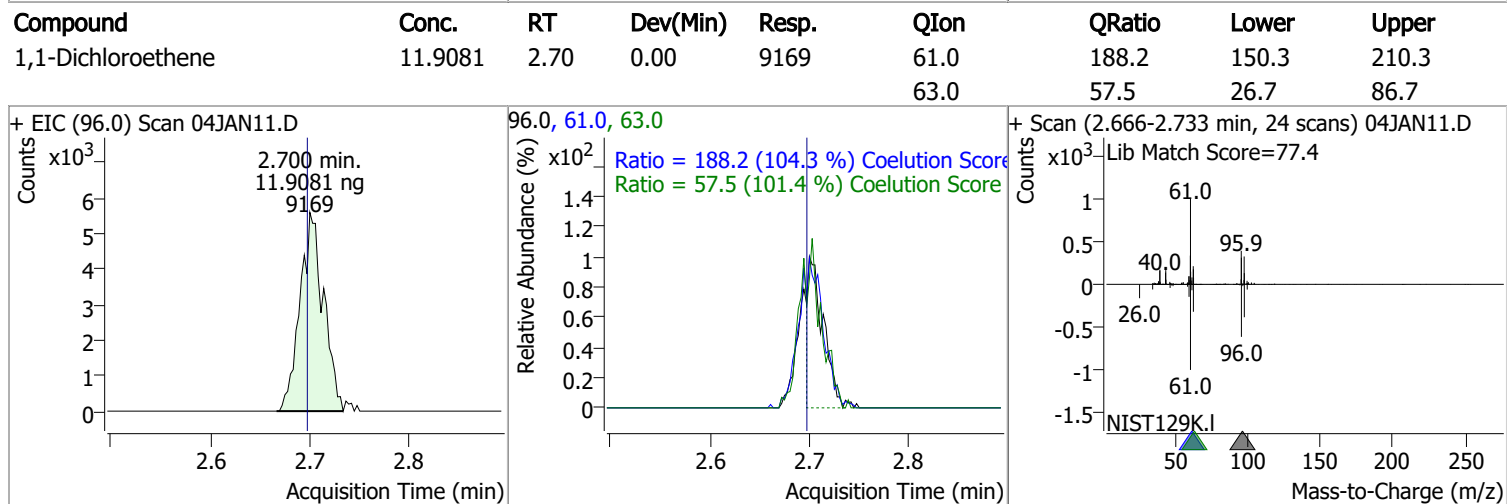
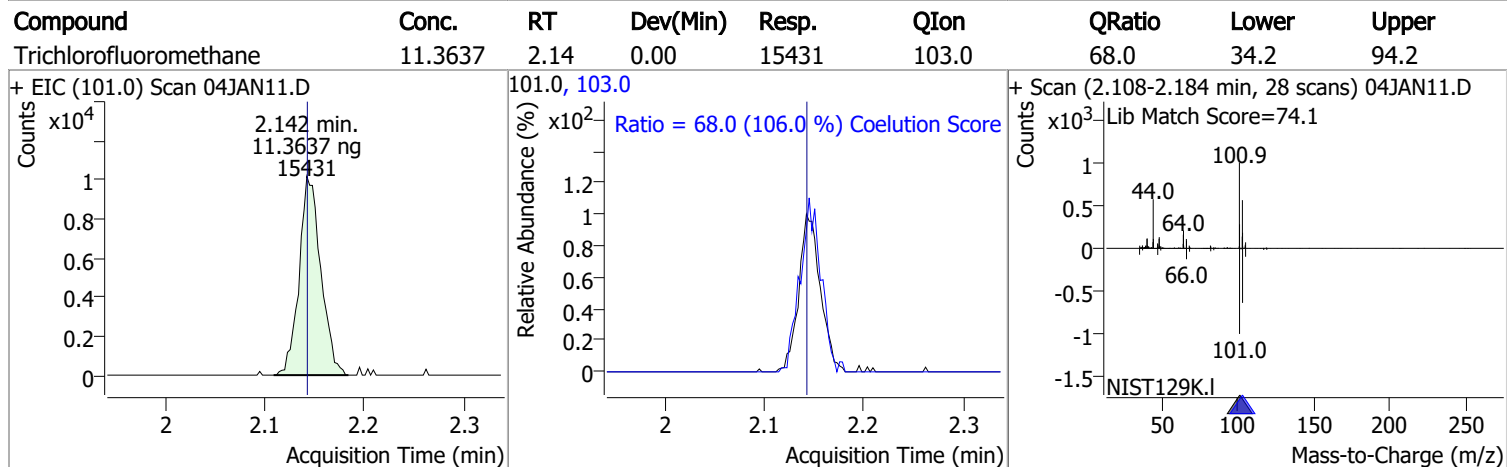
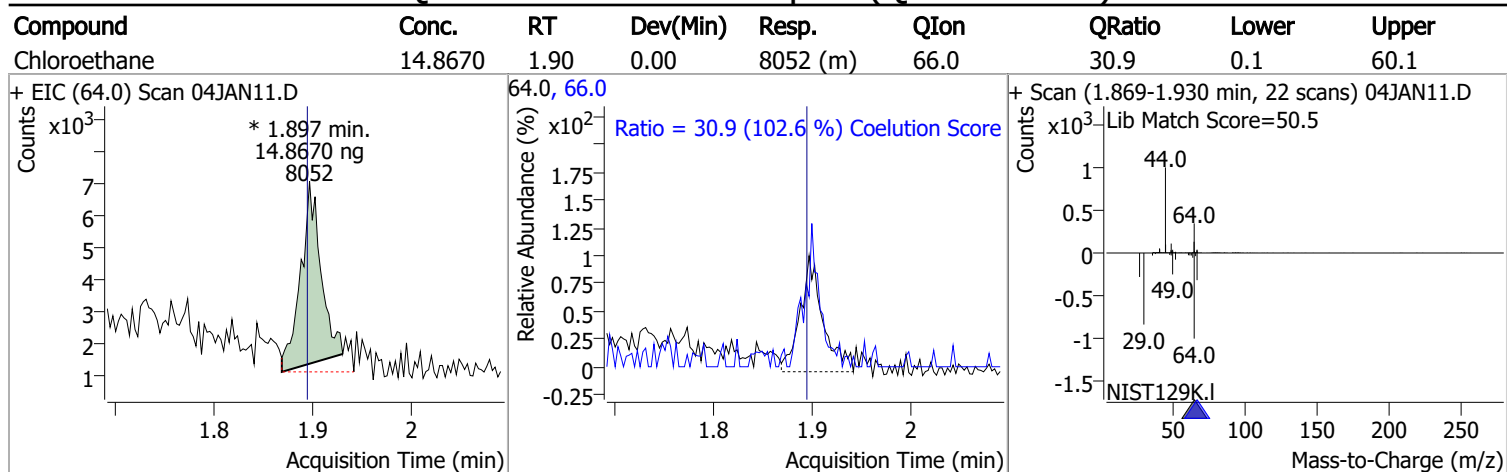
Compound	RT	QIon	Resp.	Conc.	Units	Dev(Min)
T 1,1,1-Trichloroethane	5.837	97.0	16623	12.1891	ng	97
T Carbon tetrachloride	6.021	117.0	16466	12.2545	ng	98
T 1,1-Dichloropropene	6.038	75.0	13149	11.3397	ng	94
T Benzene	6.278	78.0	37071	12.1801	ng	99
T 1,2-Dichloroethane	6.322	62.0	10202	12.3906	ng	92
T Trichloroethene	7.025	95.0	10442	11.6753	ng	94
T 1,2-Dichloropropane	7.270	63.0	9488	12.0602	ng	99
T Dibromomethane	7.399	93.0	4675	14.0619	ng	93
T Bromodichloromethane	7.585	83.0	11562	12.6014	ng	97
T cis-1,3-Dichloropropene	8.062	75.0	12525	12.0738	ng	94
T Toluene	8.388	92.0	21794	11.2899	ng	97
T trans-1,3-Dichloropropene	8.645	75.0	8683	11.7589	ng	98
T 1,1,2-Trichloroethane	8.824	83.0	5090	13.2340	ng	m 91
T Tetrachloroethene	8.935	163.8	9238	11.7302	ng	99
T 1,3-Dichloropropane	8.985	76.0	8967	11.8526	ng	97
T Chlorodibromomethane	9.206	129.0	7718	12.8393	ng	97
T 1,2-Dibromoethane	9.300	107.0	5410	12.8640	ng	100
T Chlorobenzene	9.802	112.0	26461	12.5204	ng	99
T 1,1,1,2-Tetrachloroethane	9.889	131.0	9473	12.8225	ng	88
T Ethylbenzene	9.917	91.0	40470	11.0411	ng	99
T m+p-Xylenes	10.037	106.0	31538	22.1410	ng	100
T o-Xylene	10.430	106.0	13519	10.6612	ng	92
T Styrene	10.449	104.0	23472	11.4968	ng	100
T Bromoform	10.625	172.5	3652	11.7860	ng	92
T Bromobenzene	11.096	156.0	9663	12.3310	ng	96
T 1,1,2,2-Tetrachloroethane	11.116	83.0	5793	12.8437	ng	99
T 1,2,3-Trichloropropane	11.144	110.0	1654	13.7084	ng	m 99
T 2-Chlorotoluene	11.289	126.0	8731	11.1977	ng	94
T 4-Chlorotoluene	11.400	91.0	28532	11.2233	ng	100
T 1,3-Dichlorobenzene	12.036	146.0	16932	11.8473	ng	99
T 1,4-Dichlorobenzene	12.122	146.0	17438	11.9662	ng	94
T 1,2-Dichlorobenzene	12.493	146.0	14666	12.1423	ng	98

(#) = Qualifier Out of Range; (m) = Manual Integration; (+) = Area Summed; (\*) = Surrogate Percent Recovery Out of Range; (d): Zeroed Peak

# Quantitation Results Report (QT Reviewed)

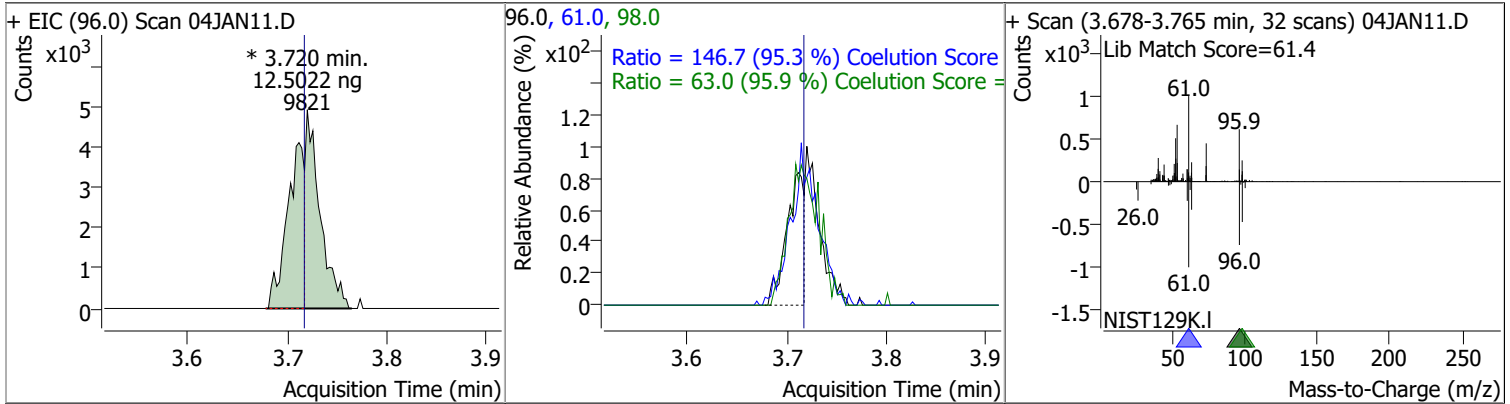
Compound	Conc.	RT	Dev(Min)	Resp.	QIon	QRatio	Lower	Upper
Dichlorodifluoromethane	12.0663	1.24	0.00	12087	87.0	34.3	2.3	62.3
+ EIC (85.0) Scan 04JAN11.D 			85.0, 87.0 			+ Scan (1.222-1.283 min, 22 scans) 04JAN11.D Lib Match Score=50.1 		
Chloromethane	13.8661	1.41	0.00	16859	52.0	32.0	2.1	62.1
+ EIC (50.0) Scan 04JAN11.D 			50.0, 52.0 			+ Scan (1.383-1.481 min, 36 scans) 04JAN11.D Lib Match Score=31.0 		
Vinyl chloride	12.5446	1.50	0.00	13724	64.0	43.5	0.0	59.9
+ EIC (62.0) Scan 04JAN11.D 			62.0, 64.0 			+ Scan (1.473-1.545 min, 26 scans) 04JAN11.D Lib Match Score=49.8 		
Bromomethane	12.0464	1.80	0.00	5893	94.0	101.9	74.6	134.6
+ EIC (96.0) Scan 04JAN11.D 			96.0, 94.0 			+ Scan (1.771-1.838 min, 25 scans) 04JAN11.D Lib Match Score=50.3 		

# Quantitation Results Report (QT Reviewed)

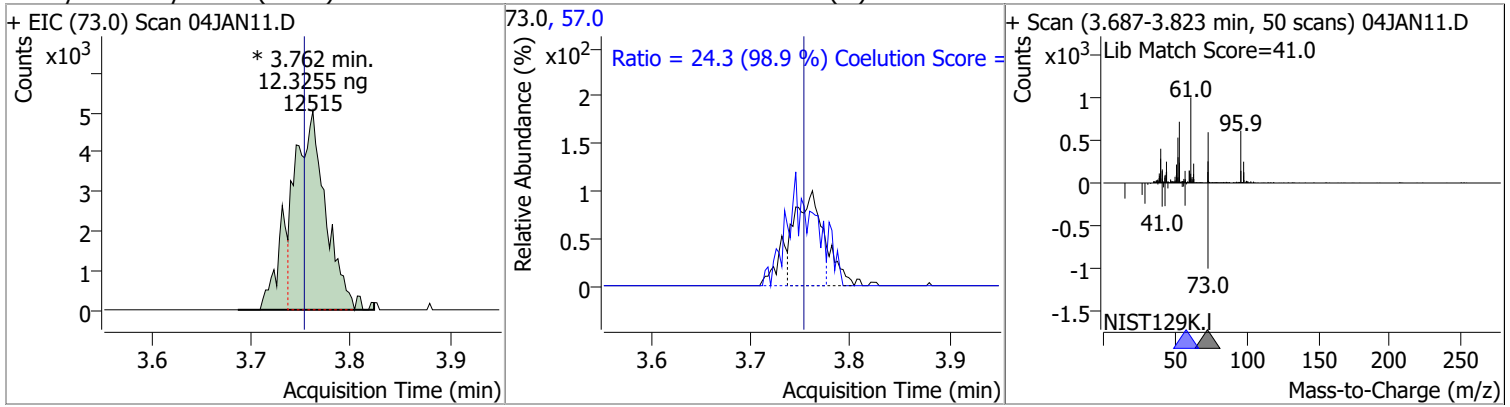


# Quantitation Results Report (QT Reviewed)

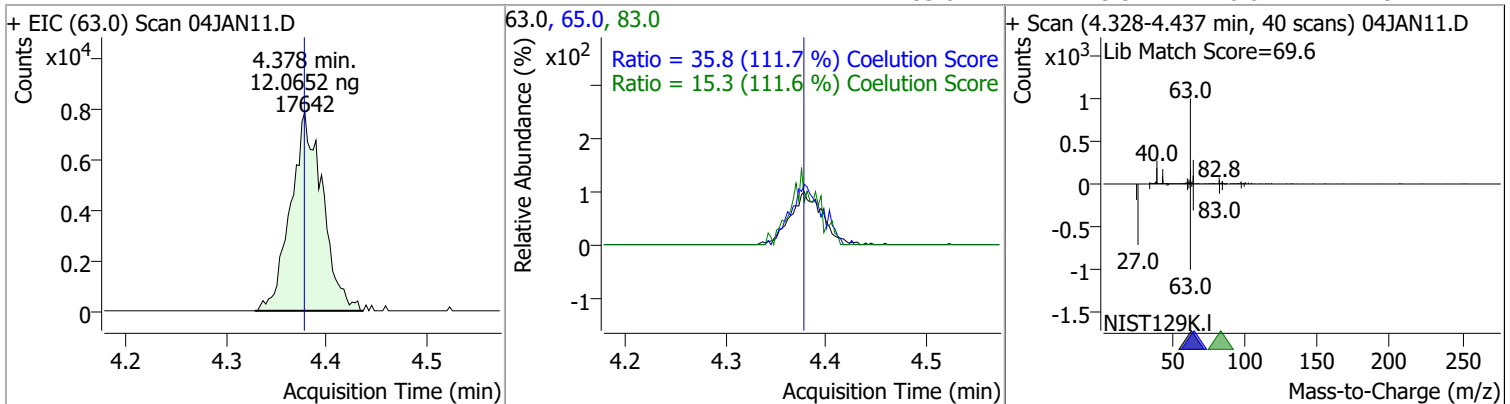
Compound	Conc.	RT	Dev(Min)	Resp.	QIon	QRatio	Lower	Upper
trans-1,2-Dichloroethene	12.5022	3.72	0.00	9821 (m)	61.0	146.7	123.9	183.9
					98.0	63.0	35.7	95.7



Compound	Conc.	RT	Dev(Min)	Resp.	QIon	QRatio	Lower	Upper
Methyl tert-butyl ether (MTBE)	12.3255	3.76	0.01	12515 (m)	57.0	24.3	0.0	54.6

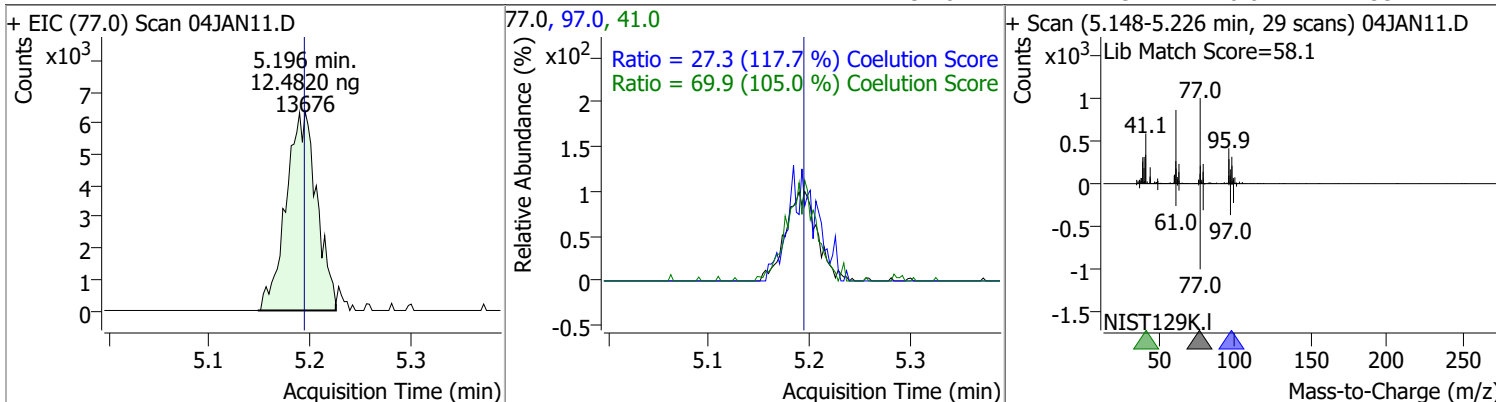


Compound	Conc.	RT	Dev(Min)	Resp.	QIon	QRatio	Lower	Upper
1,1-Dichloroethane	12.0652	4.38	0.00	17642 (m)	65.0	35.8	2.1	62.1
					83.0	15.3	0.0	43.7

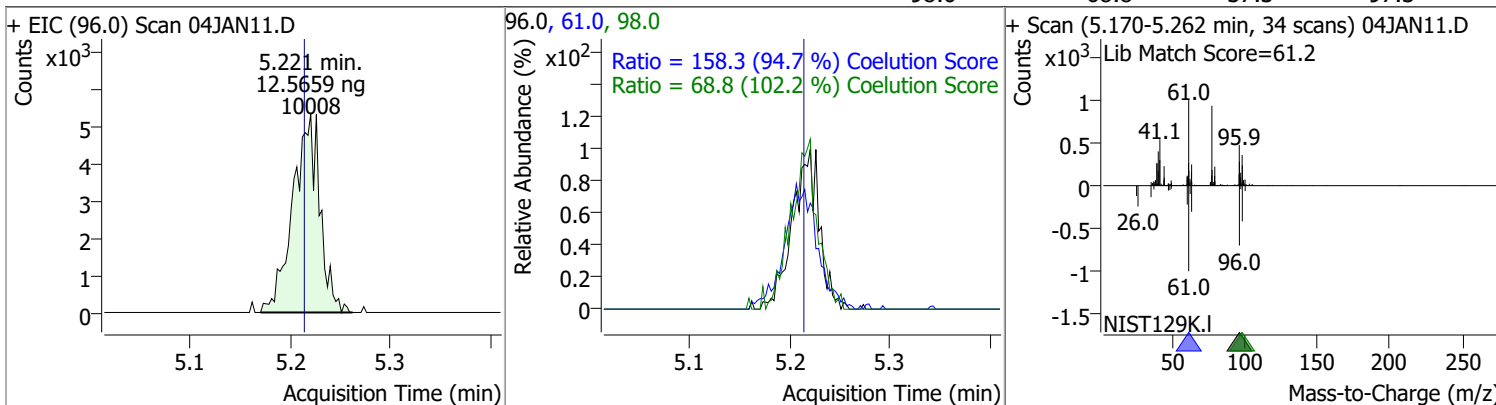


# Quantitation Results Report (QT Reviewed)

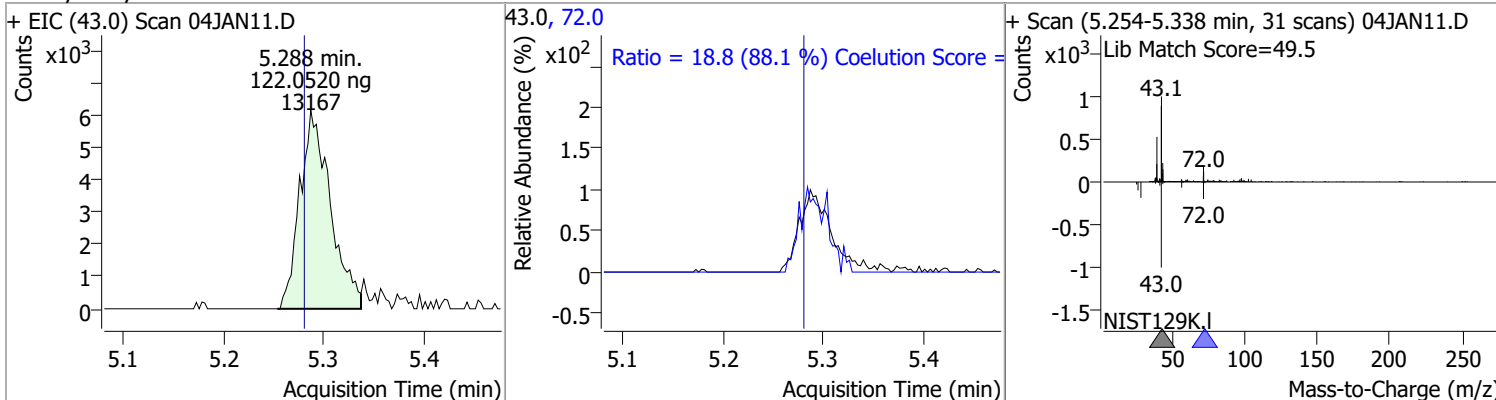
Compound	Conc.	RT	Dev(Min)	Resp.	QIon	QRatio	Lower	Upper
2,2-Dichloropropane	12.4820	5.20	0.00	13676	41.0	69.9	36.5	96.5
					97.0	27.3	0.0	53.2



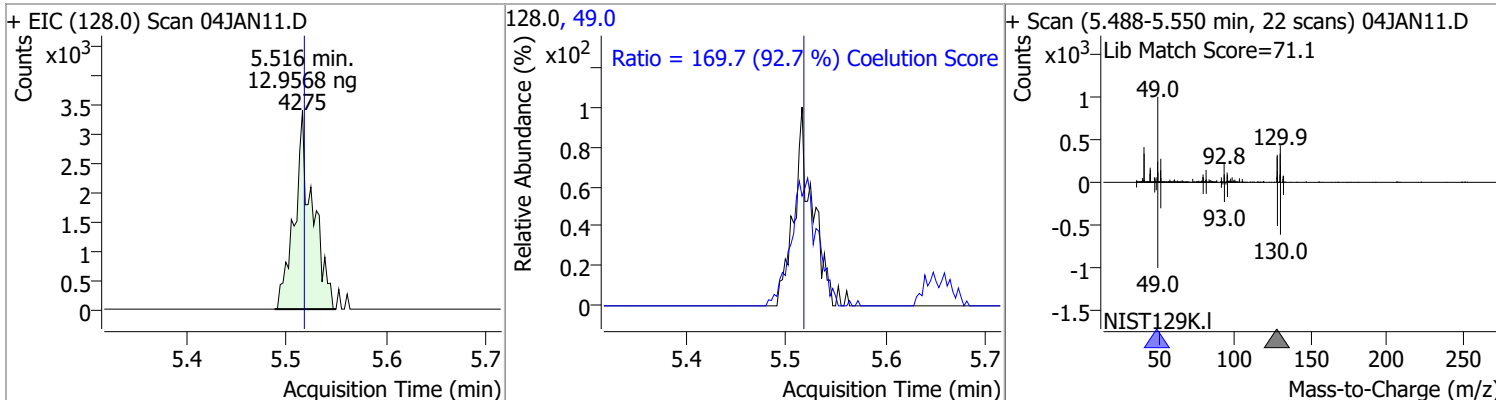
Compound	Conc.	RT	Dev(Min)	Resp.	QIon	QRatio	Lower	Upper
cis-1,2-Dichloroethene	12.5659	5.22	0.01	10008	61.0	158.3	137.2	197.2
					98.0	68.8	37.3	97.3



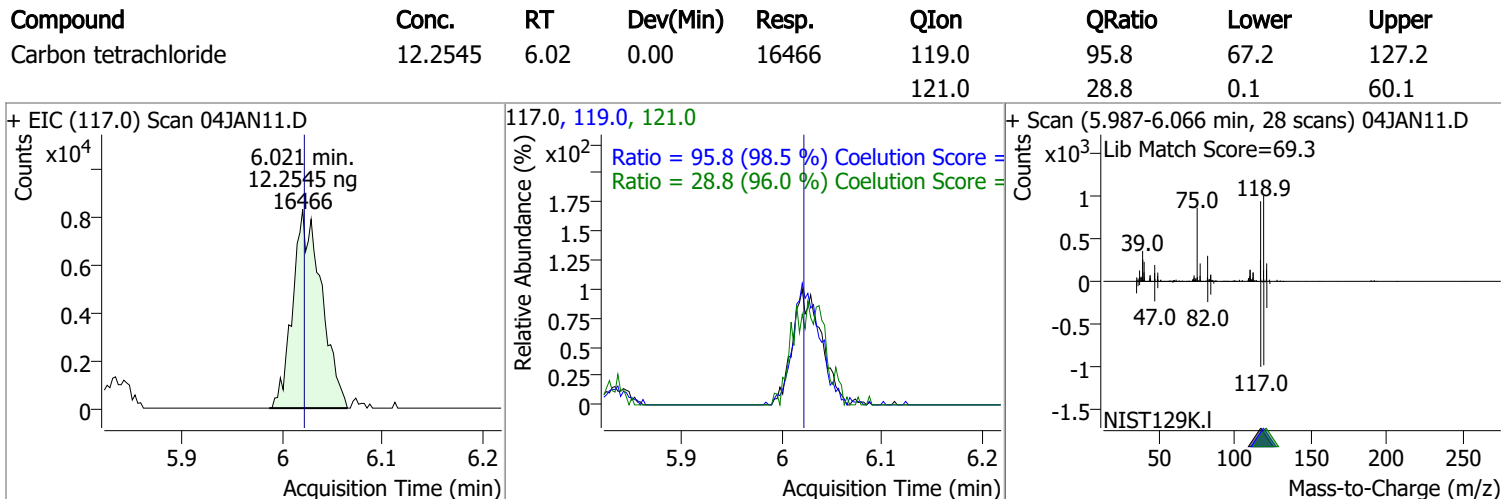
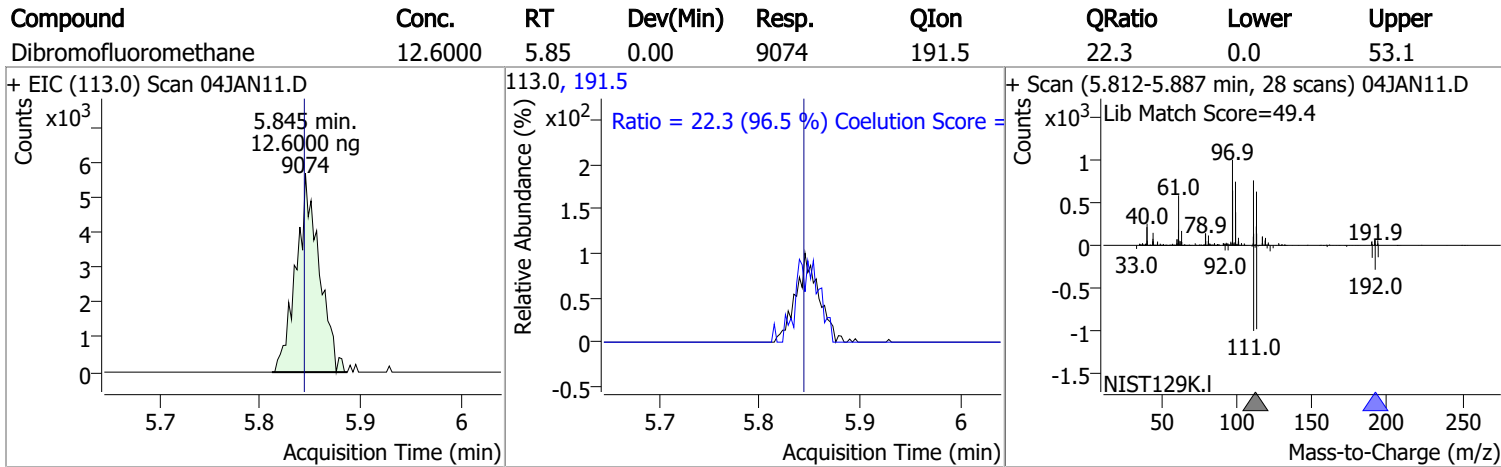
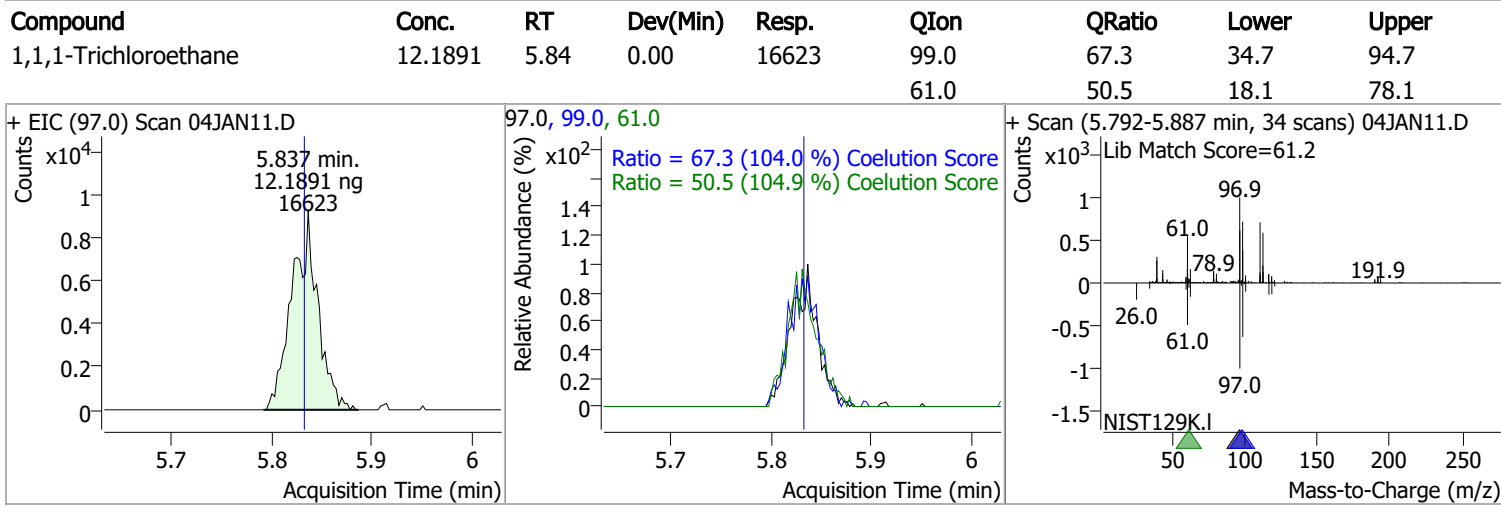
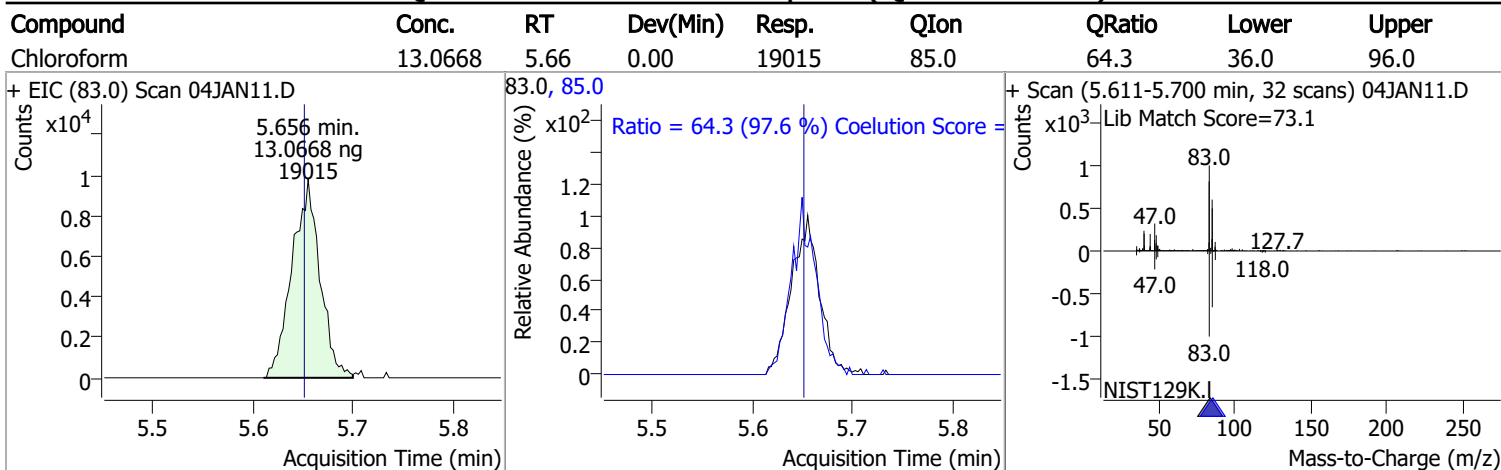
Compound	Conc.	RT	Dev(Min)	Resp.	QIon	QRatio	Lower	Upper
Methyl ethyl ketone	122.0520	5.29	0.01	13167	72.0	18.8	0.0	51.3



Compound	Conc.	RT	Dev(Min)	Resp.	QIon	QRatio	Lower	Upper
Bromochloromethane	12.9568	5.52	0.00	4275	49.0	169.7	152.9	212.9



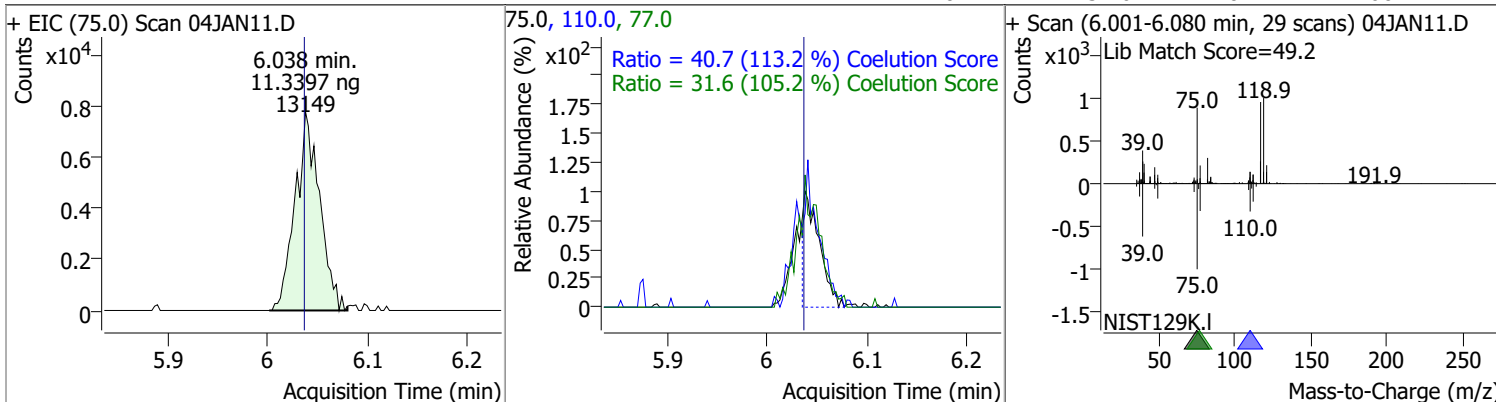
# Quantitation Results Report (QT Reviewed)



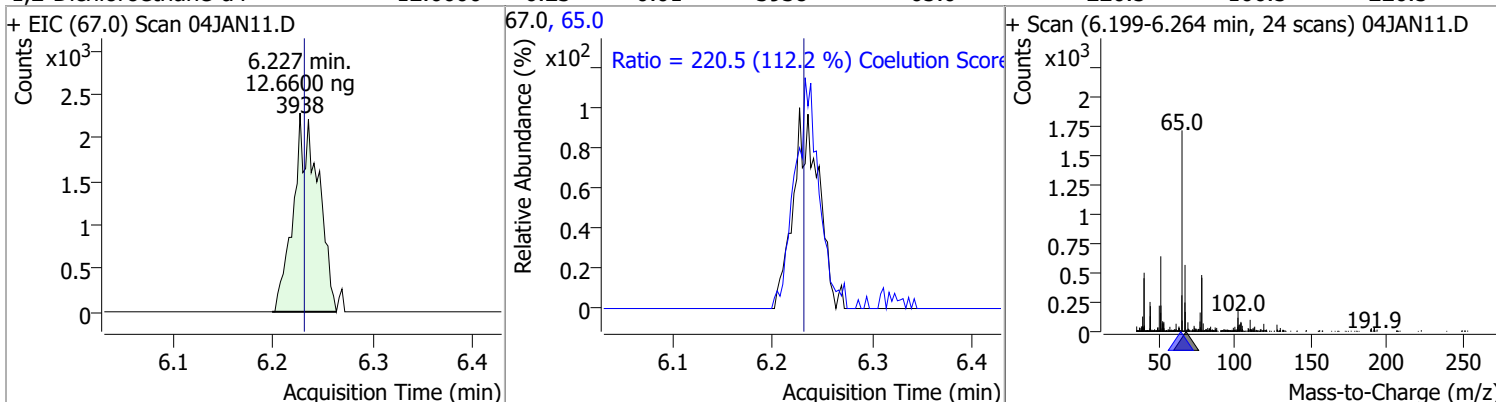


# Quantitation Results Report (QT Reviewed)

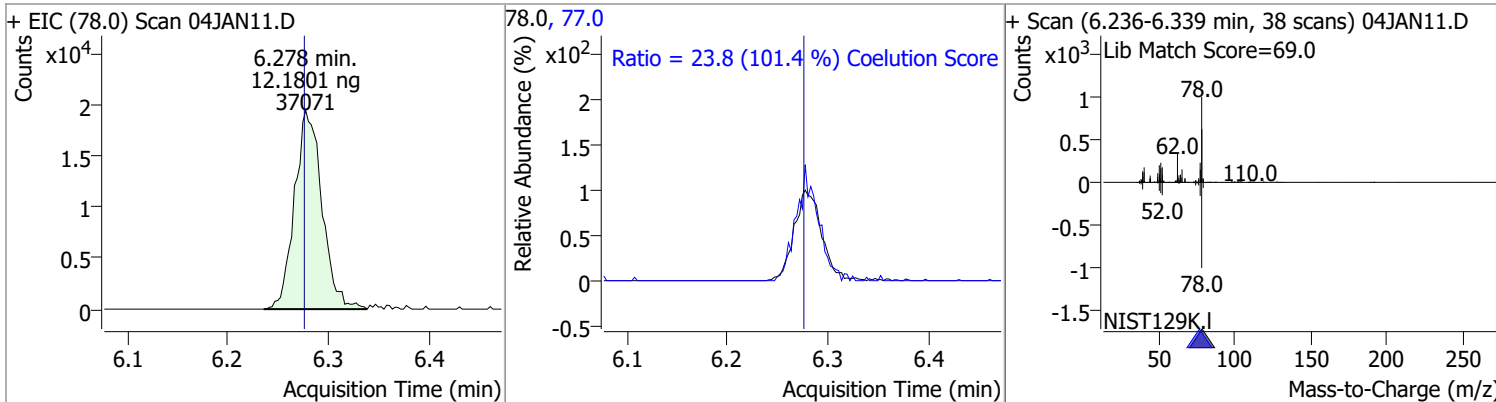
Compound	Conc.	RT	Dev(Min)	Resp.	QIon	QRatio	Lower	Upper
1,1-Dichloropropene	11.3397	6.04	0.00	13149	110.0	40.7	5.9	65.9
					77.0	31.6	0.1	60.1



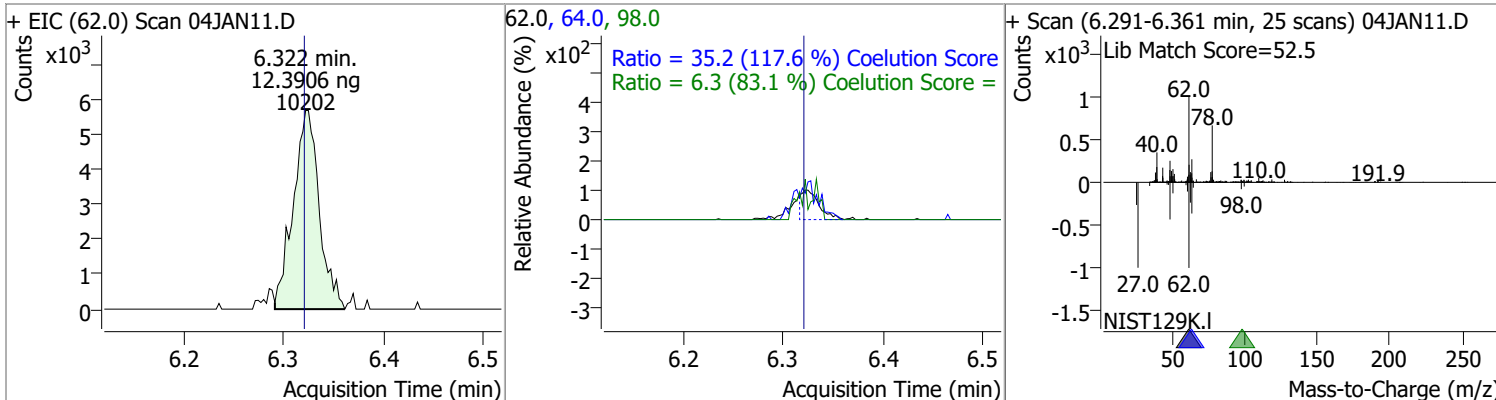
Compound	Conc.	RT	Dev(Min)	Resp.	QIon	QRatio	Lower	Upper
1,2-Dichloroethane-d4	12.6600	6.23	-0.01	3938	65.0	220.5	166.5	226.5



Compound	Conc.	RT	Dev(Min)	Resp.	QIon	QRatio	Lower	Upper
Benzene	12.1801	6.28	0.00	37071	77.0	23.8	0.0	53.5

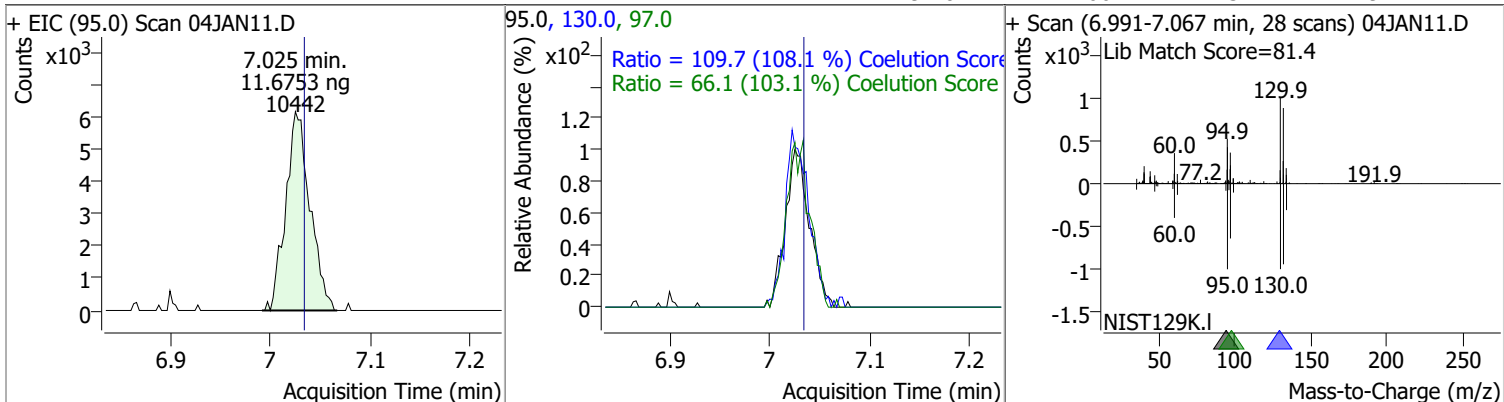


Compound	Conc.	RT	Dev(Min)	Resp.	QIon	QRatio	Lower	Upper
1,2-Dichloroethane	12.3906	6.32	0.00	10202	64.0	35.2	0.0	59.9
					98.0	6.3	0.0	37.6

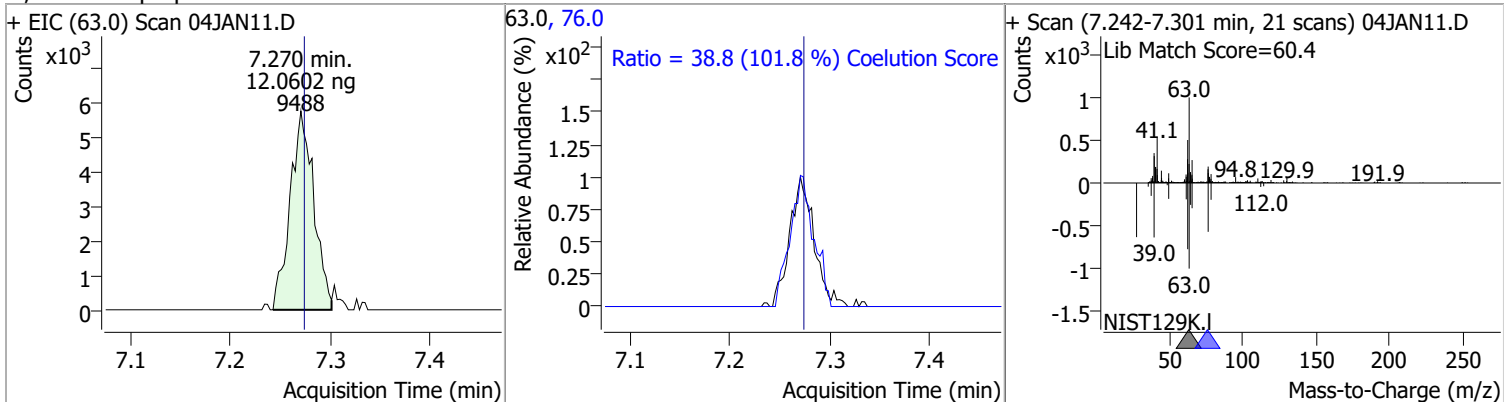


# Quantitation Results Report (QT Reviewed)

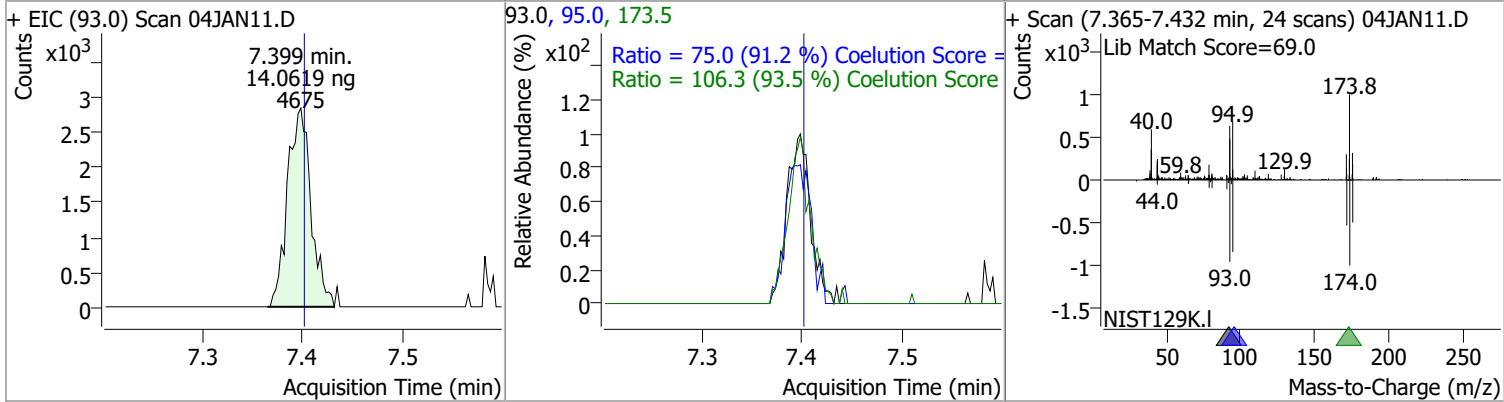
Compound	Conc.	RT	Dev(Min)	Resp.	QIon	QRatio	Lower	Upper
Trichloroethene	11.6753	7.02	-0.01	10442	130.0	109.7	71.5	131.5
					97.0	66.1	34.1	94.1



Compound	Conc.	RT	Dev(Min)	Resp.	QIon	QRatio	Lower	Upper
1,2-Dichloropropane	12.0602	7.27	0.00	9488	76.0	38.8	8.2	68.2

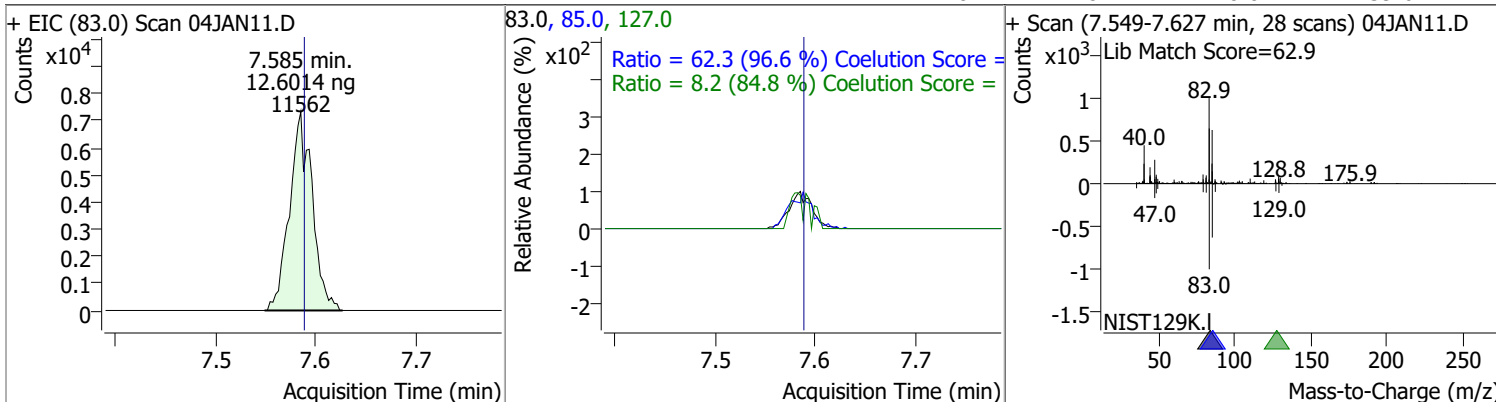


Compound	Conc.	RT	Dev(Min)	Resp.	QIon	QRatio	Lower	Upper
Dibromomethane	14.0619	7.40	0.00	4675	173.5	106.3	83.7	143.7
					95.0	75.0	52.2	112.2

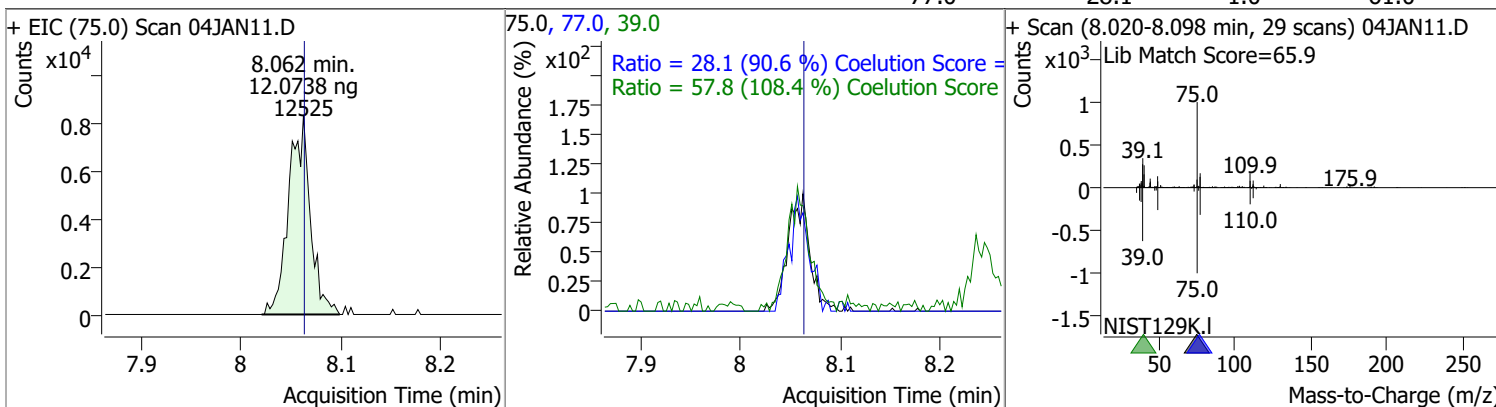


# Quantitation Results Report (QT Reviewed)

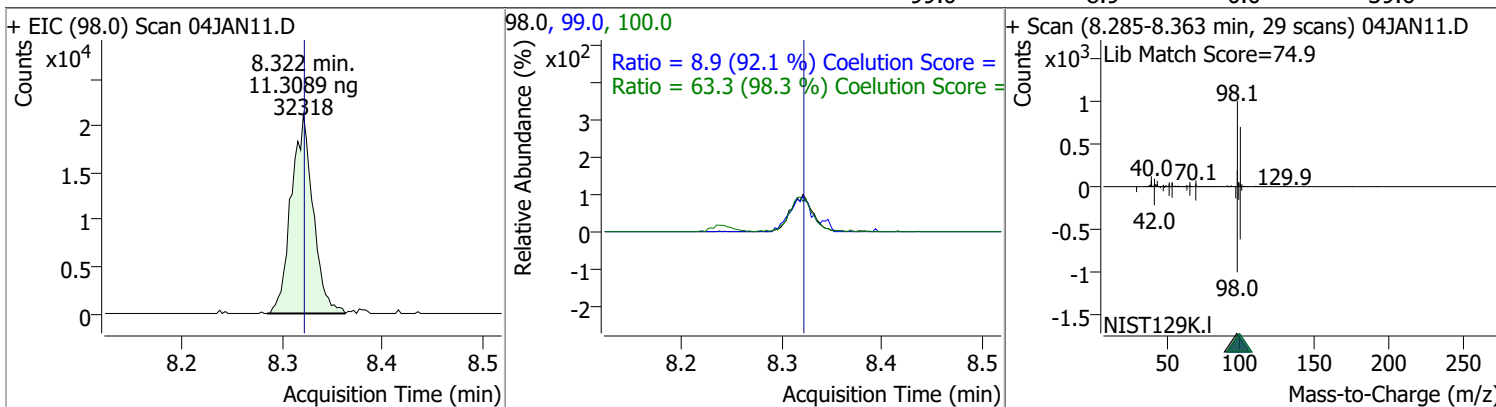
Compound	Conc.	RT	Dev(Min)	Resp.	QIon	QRatio	Lower	Upper
Bromodichloromethane	12.6014	7.59	0.00	11562	85.0	62.3	34.5	94.5
					127.0	8.2	0.0	39.6



Compound	Conc.	RT	Dev(Min)	Resp.	QIon	QRatio	Lower	Upper
cis-1,3-Dichloropropene	12.0738	8.06	0.00	12525	39.0	57.8	23.3	83.3
					77.0	28.1	1.0	61.0

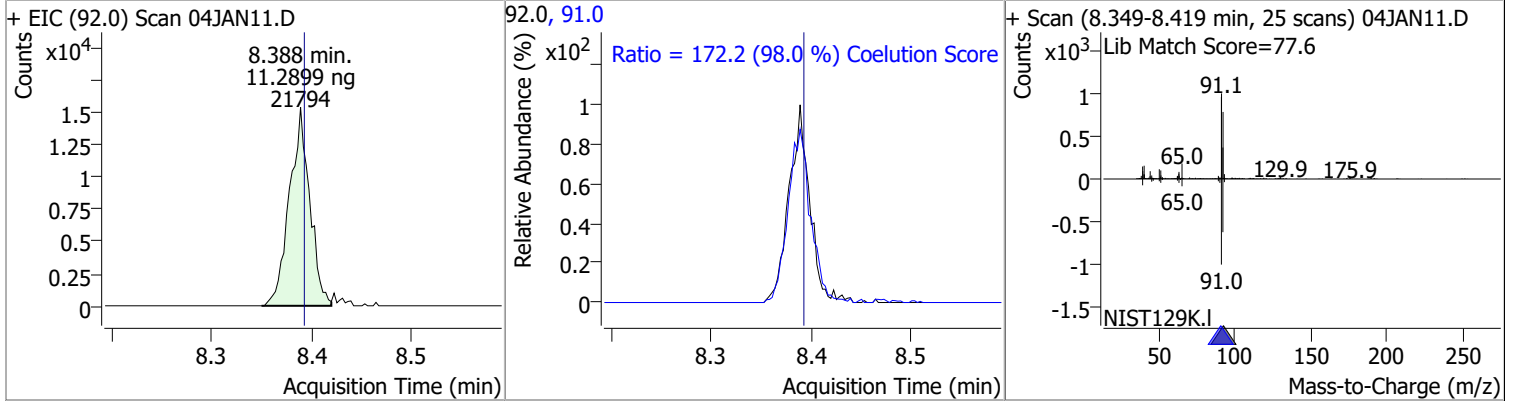


Compound	Conc.	RT	Dev(Min)	Resp.	QIon	QRatio	Lower	Upper
Toluene-d8	11.3089	8.32	0.00	32318	100.0	63.3	34.4	94.4
					99.0	8.9	0.0	39.6

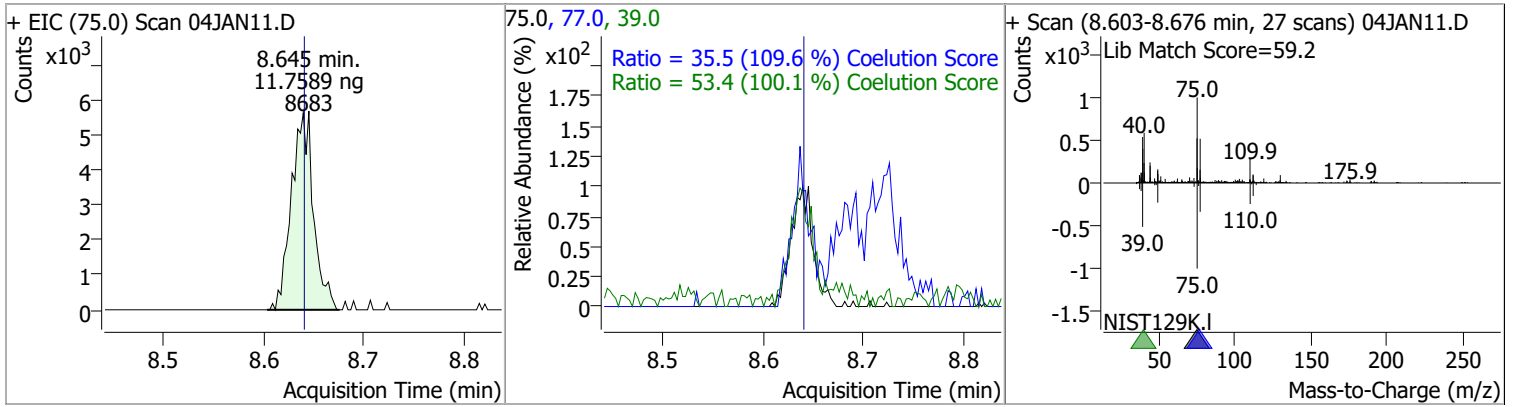


# Quantitation Results Report (QT Reviewed)

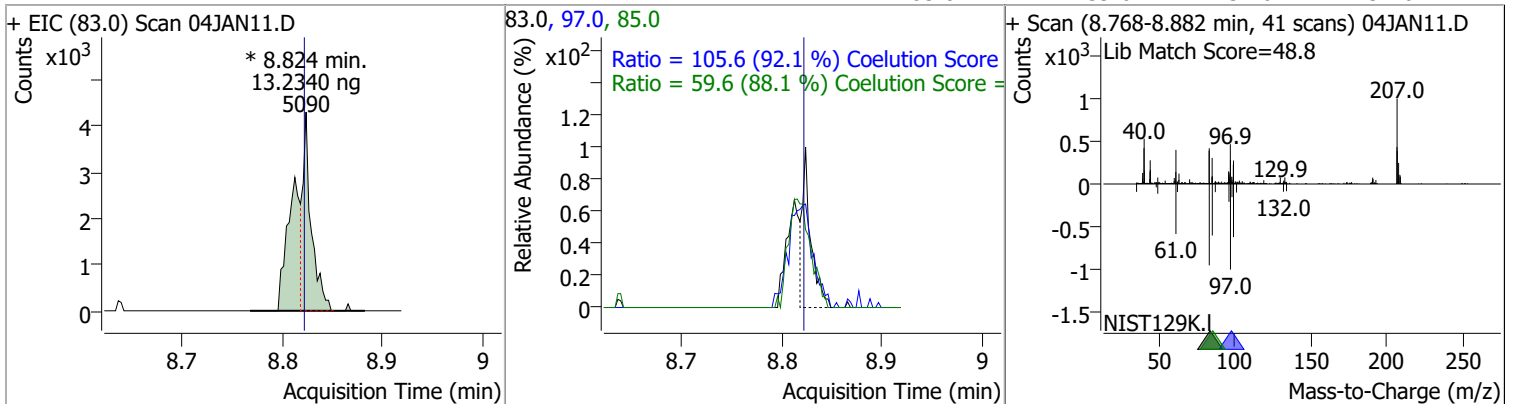
Compound	Conc.	RT	Dev(Min)	Resp.	QIon	QRatio	Lower	Upper
Toluene	11.2899	8.39	0.00	21794	91.0	172.2	145.8	205.8



Compound	Conc.	RT	Dev(Min)	Resp.	QIon	QRatio	Lower	Upper
trans-1,3-Dichloropropene	11.7589	8.65	0.01	8683	39.0 77.0	53.4 35.5	23.4 2.4	83.4 62.4

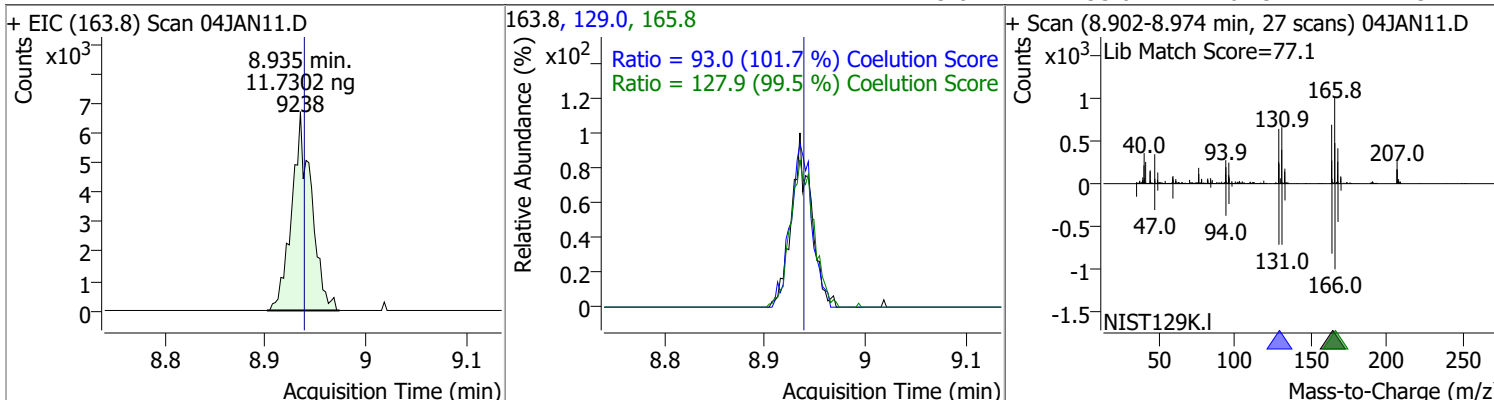


Compound	Conc.	RT	Dev(Min)	Resp.	QIon	QRatio	Lower	Upper
1,1,2-Trichloroethane	13.2340	8.82	0.01	5090 (m)	97.0 85.0	105.6 59.6	84.6 37.6	144.6 97.6

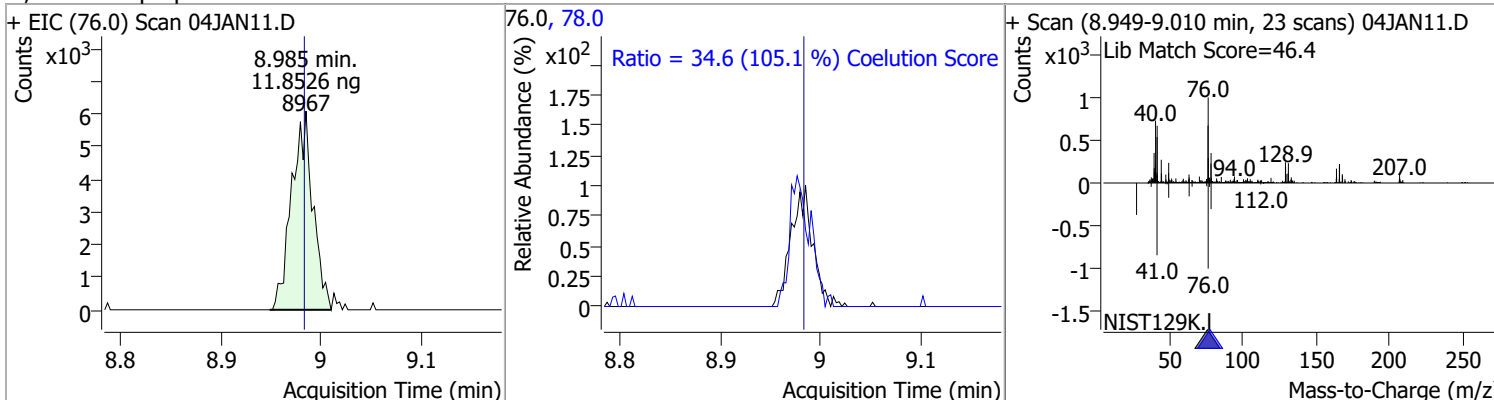


# Quantitation Results Report (QT Reviewed)

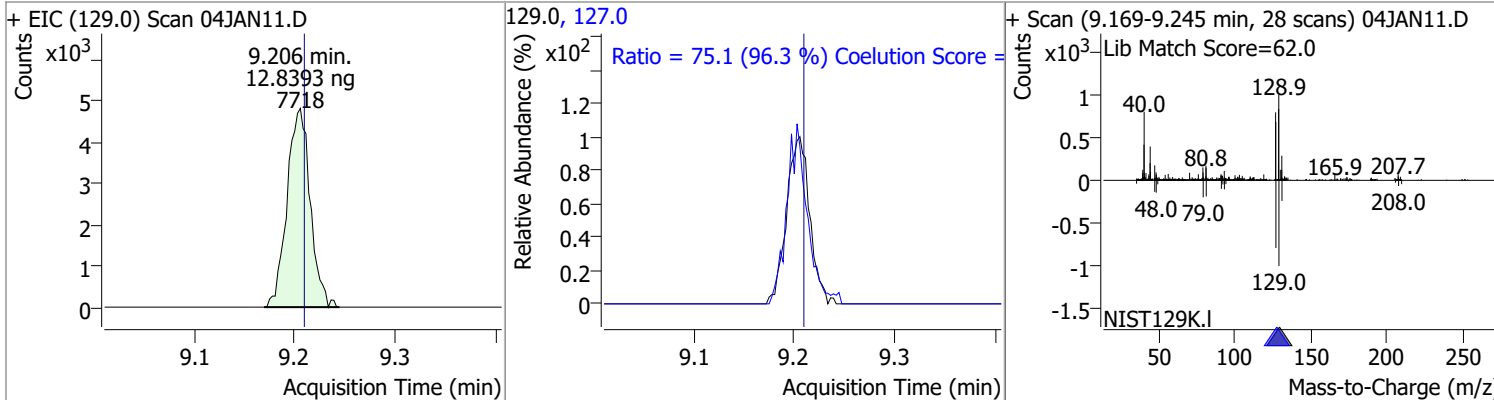
Compound	Conc.	RT	Dev(Min)	Resp.	QIon	QRatio	Lower	Upper
Tetrachloroethene	11.7302	8.94	0.00	9238	165.8 129.0	127.9 93.0	98.6 61.5	158.6 121.5



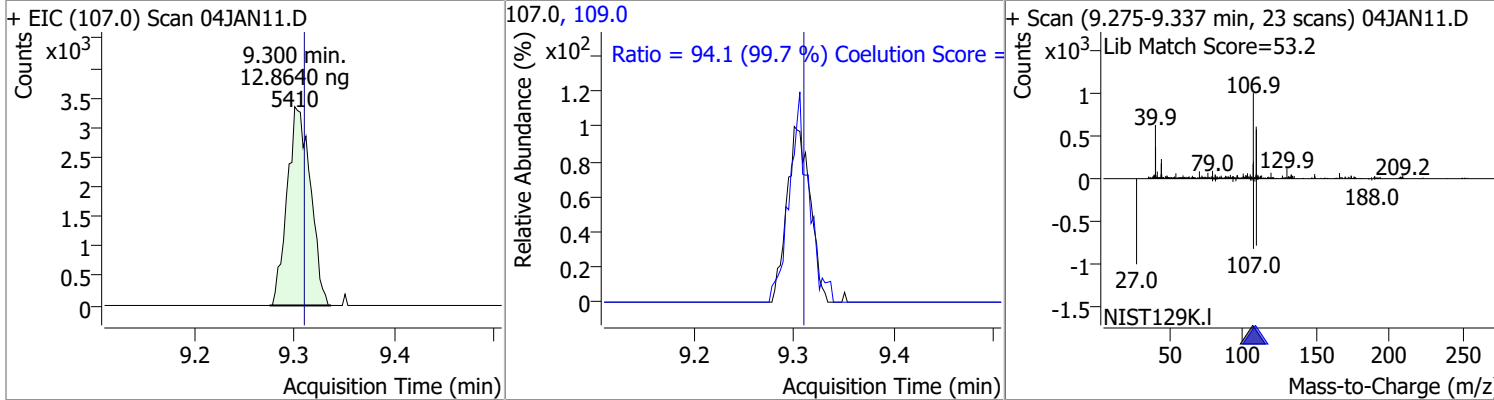
Compound	Conc.	RT	Dev(Min)	Resp.	QIon	QRatio	Lower	Upper
1,3-Dichloropropane	11.8526	8.99	0.01	8967	78.0	34.6	2.9	62.9



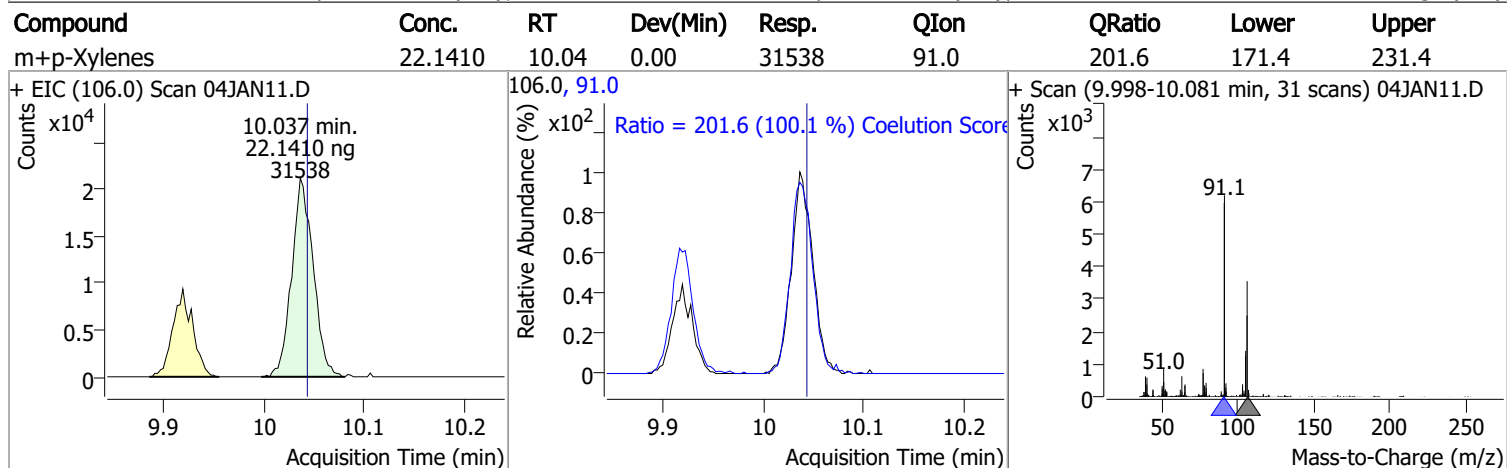
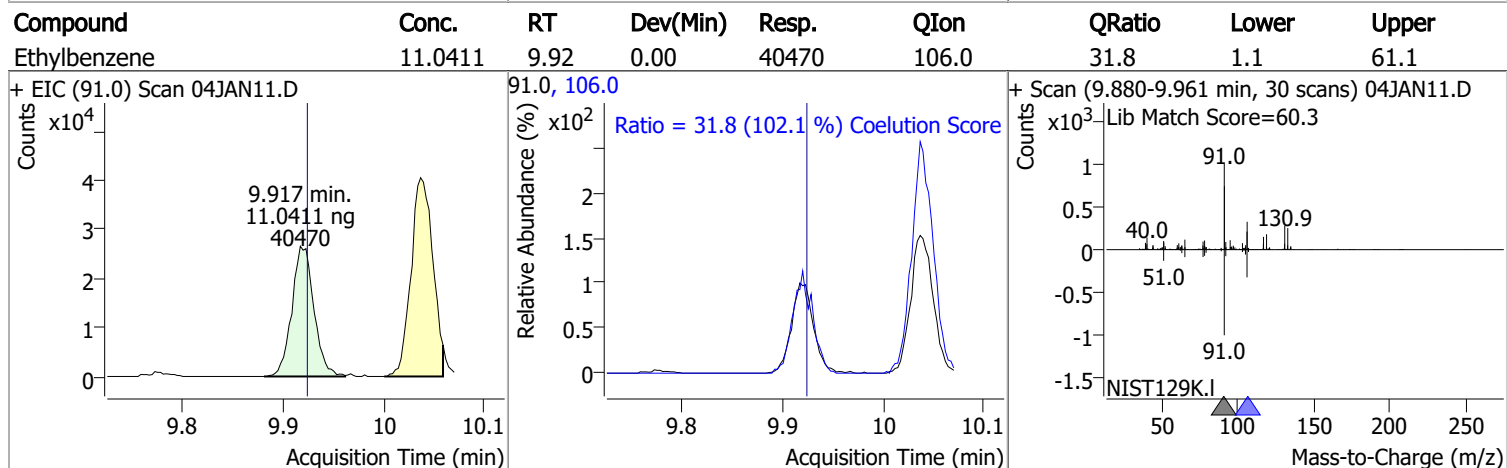
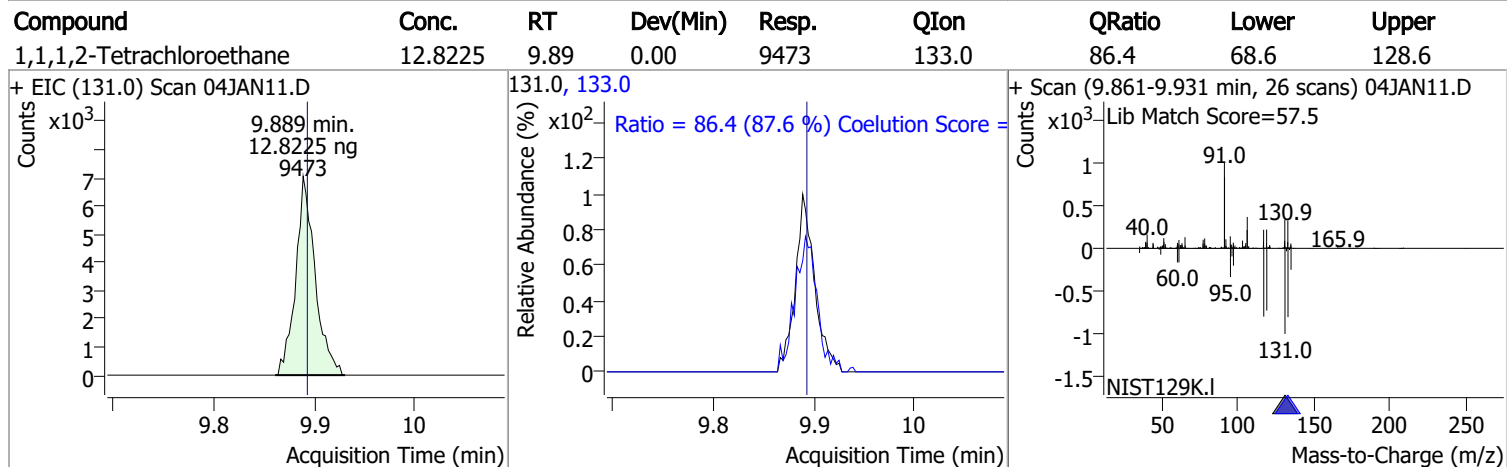
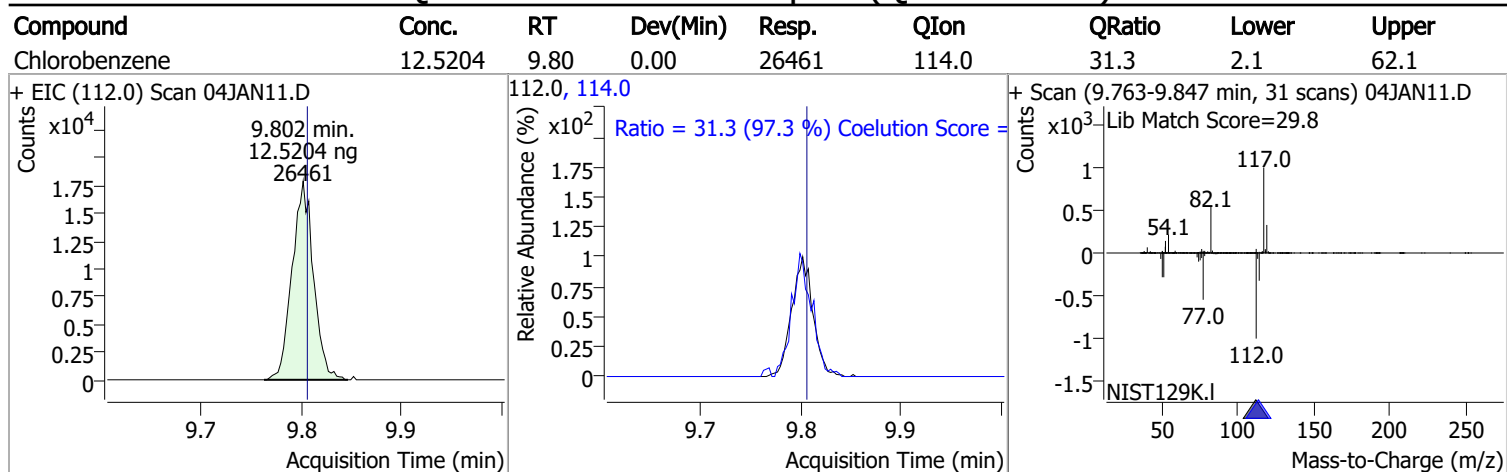
Compound	Conc.	RT	Dev(Min)	Resp.	QIon	QRatio	Lower	Upper
Chlorodibromomethane	12.8393	9.21	0.00	7718	127.0	75.1	48.0	108.0



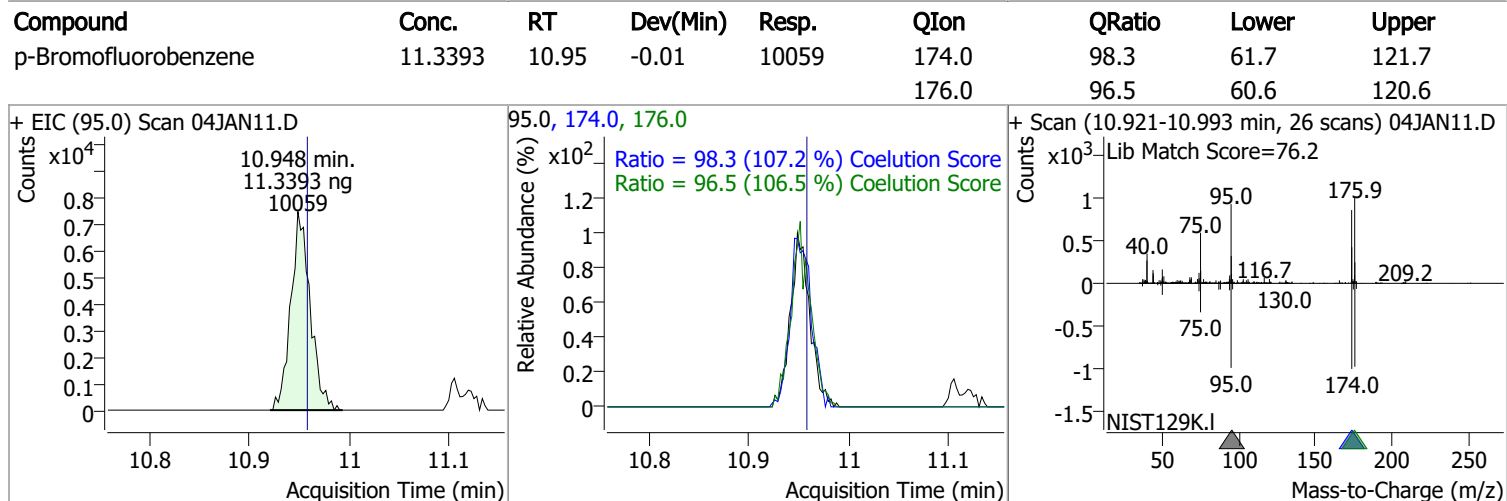
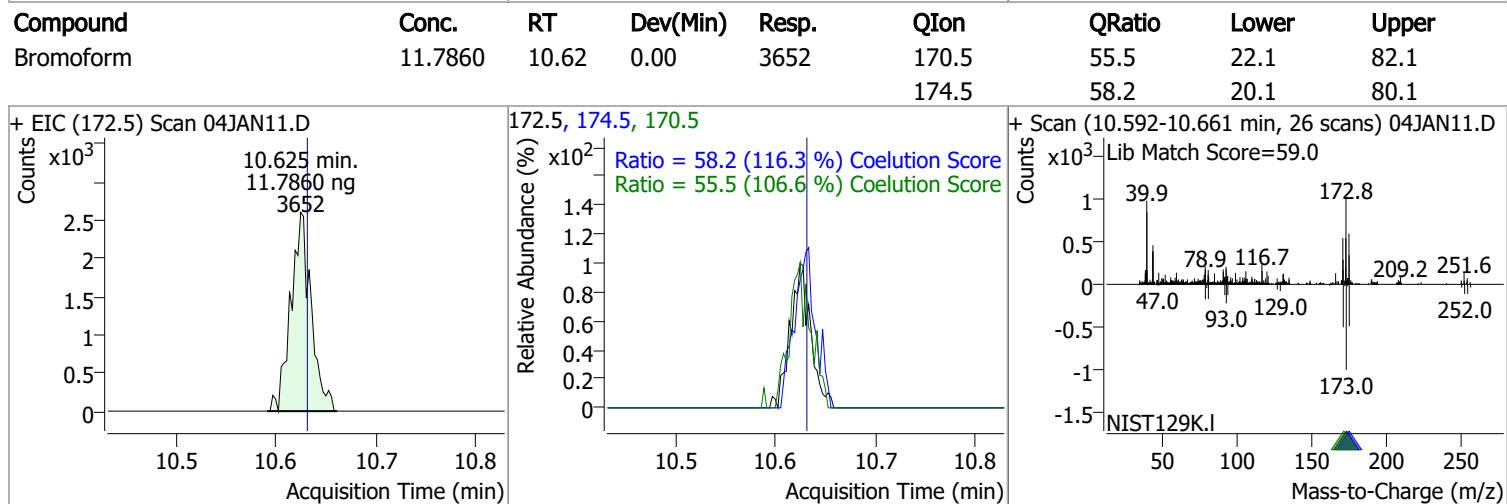
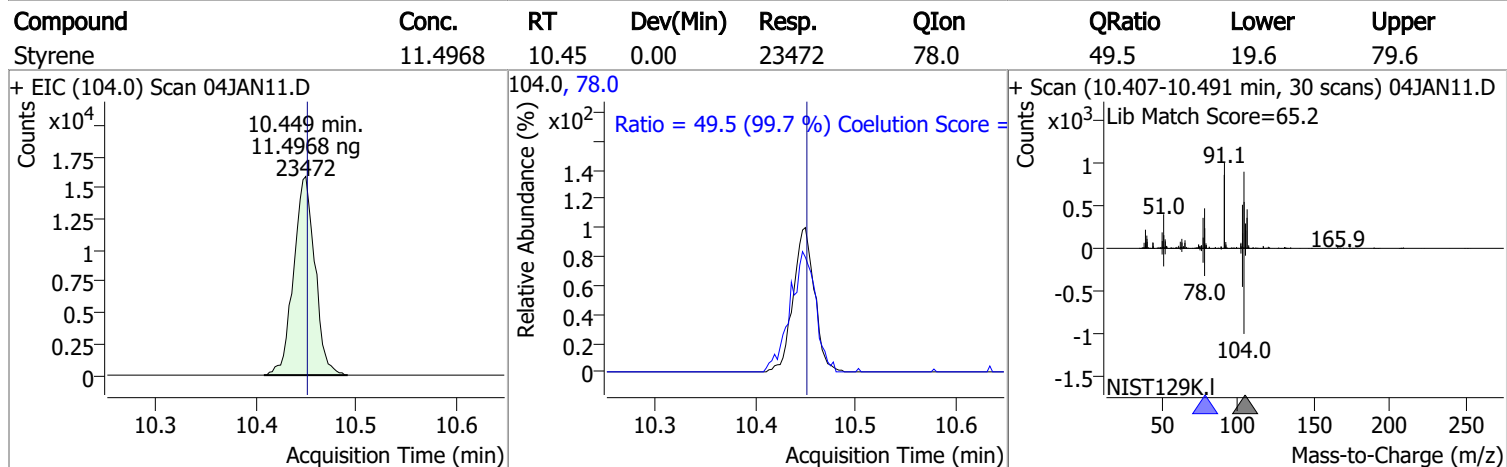
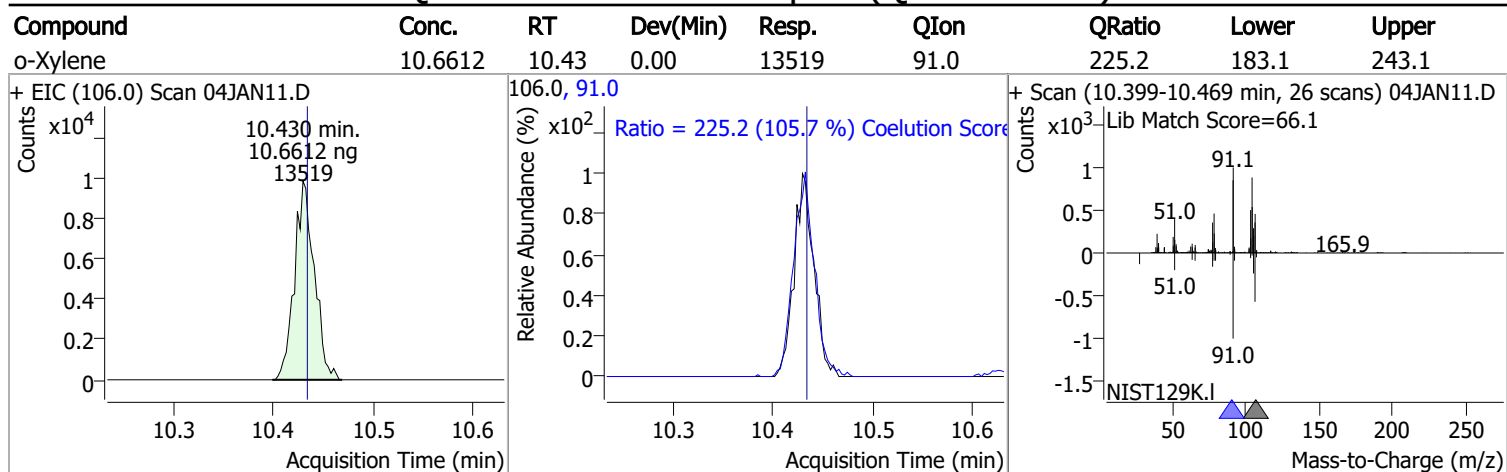
Compound	Conc.	RT	Dev(Min)	Resp.	QIon	QRatio	Lower	Upper
1,2-Dibromoethane	12.8640	9.30	-0.01	5410	109.0	94.1	64.5	124.5



# Quantitation Results Report (QT Reviewed)

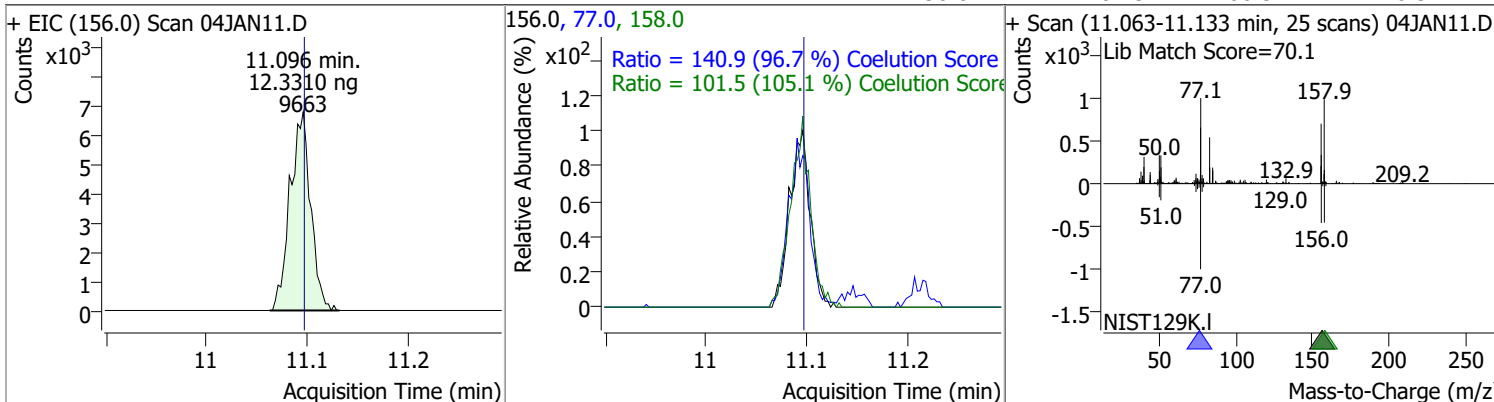


# Quantitation Results Report (QT Reviewed)

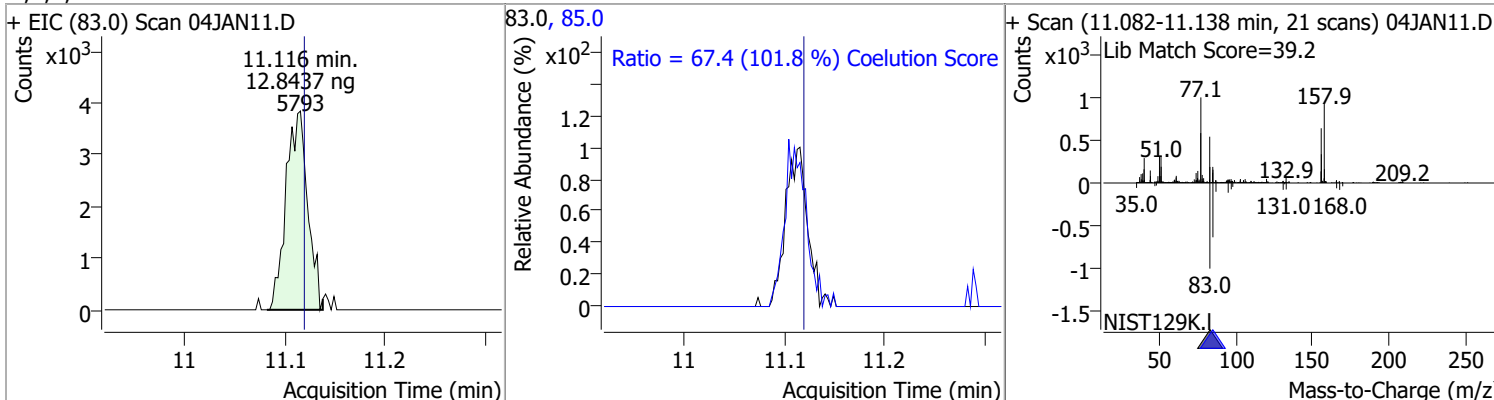


# Quantitation Results Report (QT Reviewed)

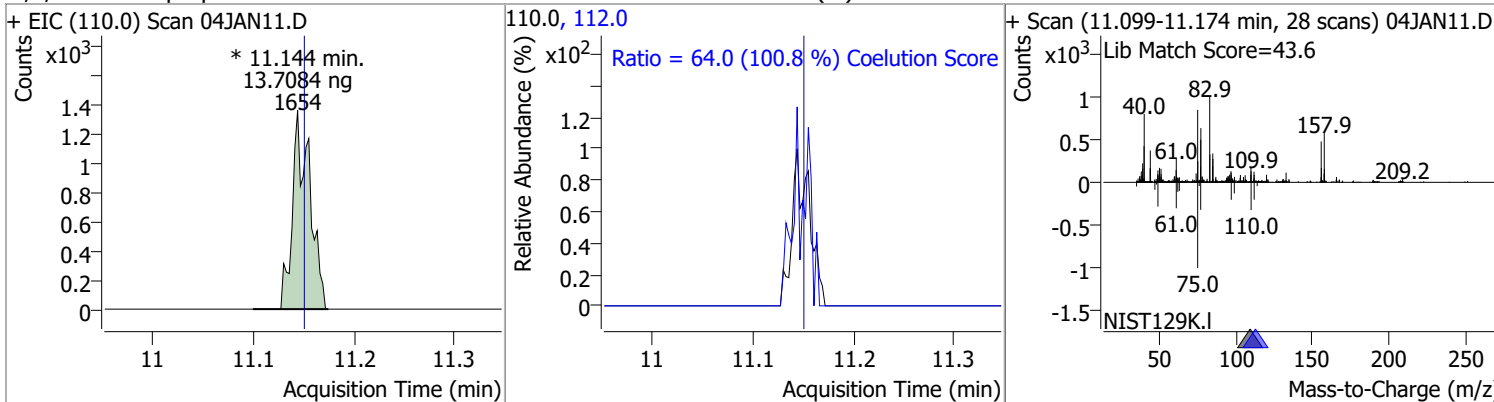
Compound	Conc.	RT	Dev(Min)	Resp.	QIon	QRatio	Lower	Upper
Bromobenzene	12.3310	11.10	0.00	9663	77.0	140.9	115.7	175.7
					158.0	101.5	66.5	126.5



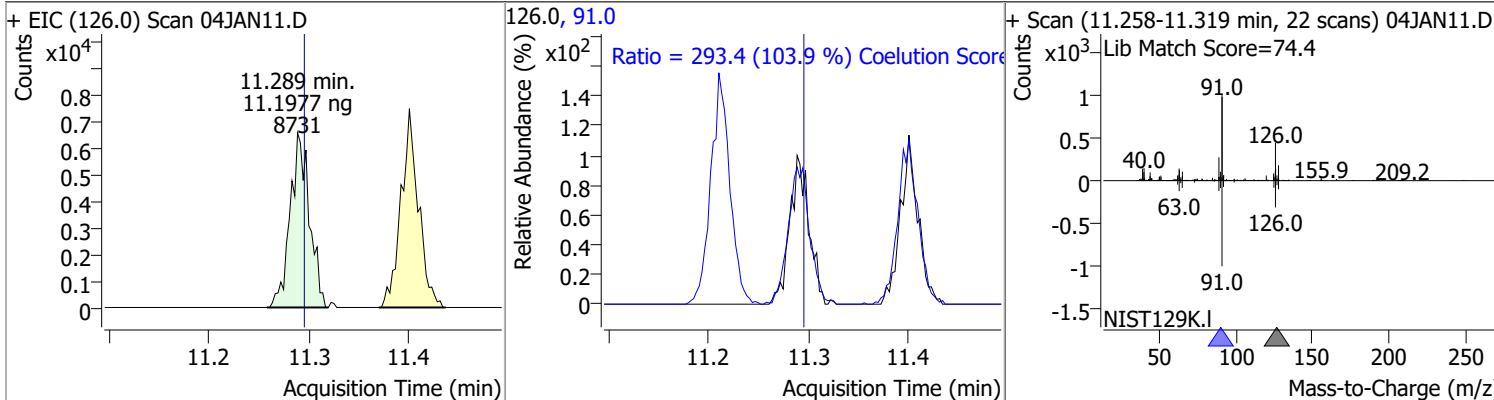
Compound	Conc.	RT	Dev(Min)	Resp.	QIon	QRatio	Lower	Upper
1,1,2,2-Tetrachloroethane	12.8437	11.12	0.00	5793	85.0	67.4	36.2	96.2



Compound	Conc.	RT	Dev(Min)	Resp.	QIon	QRatio	Lower	Upper
1,2,3-Trichloropropane	13.7084	11.14	0.00	1654 (m)	112.0	64.0	33.5	93.5



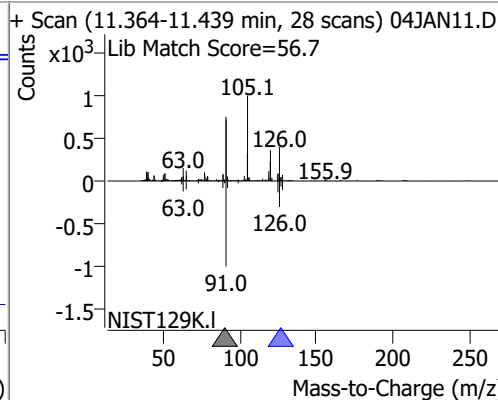
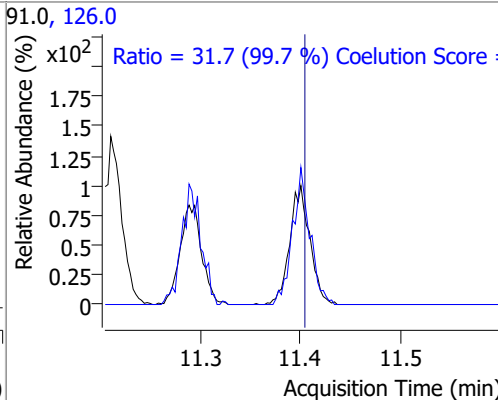
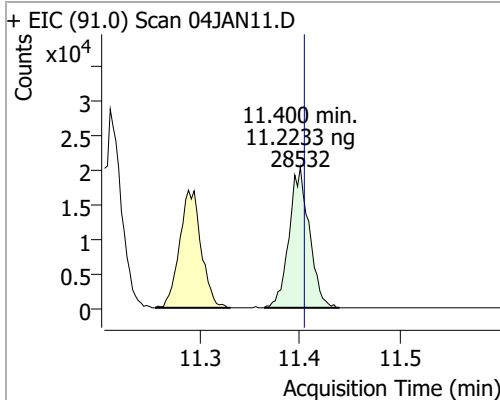
Compound	Conc.	RT	Dev(Min)	Resp.	QIon	QRatio	Lower	Upper
2-Chlorotoluene	11.1977	11.29	0.00	8731	91.0	293.4	252.3	312.3



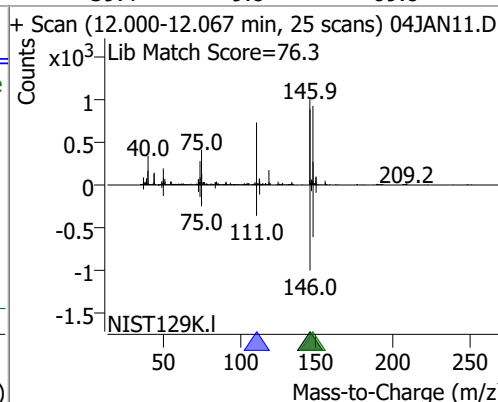
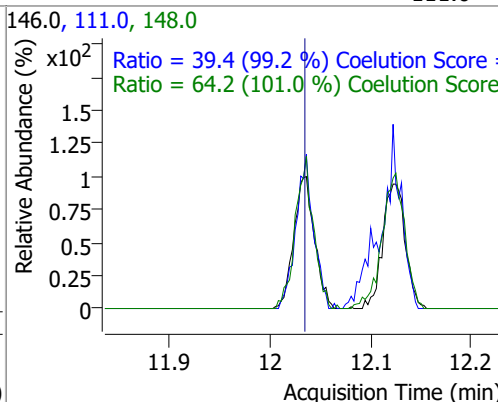
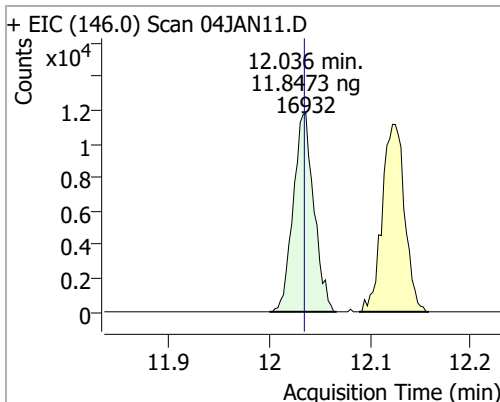


# Quantitation Results Report (QT Reviewed)

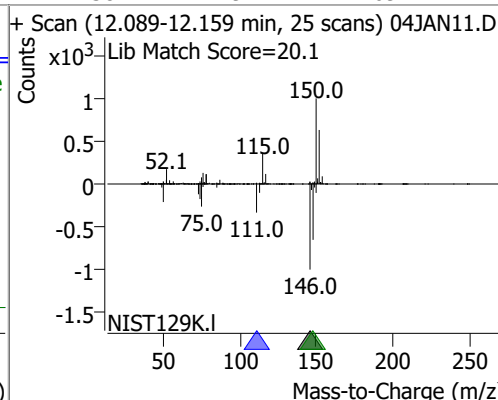
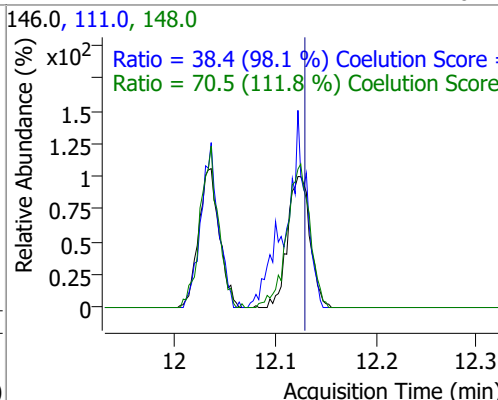
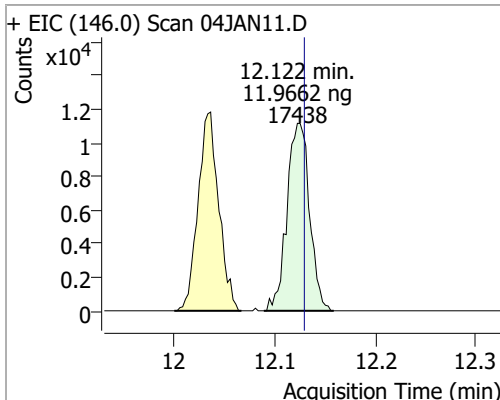
Compound	Conc.	RT	Dev(Min)	Resp.	QIon	QRatio	Lower	Upper
4-Chlorotoluene	11.2233	11.40	0.00	28532	126.0	31.7	1.7	61.7



1,3-Dichlorobenzene	11.8473	12.04	0.01	16932	148.0	64.2	33.6	93.6
					111.0	39.4	9.8	69.8

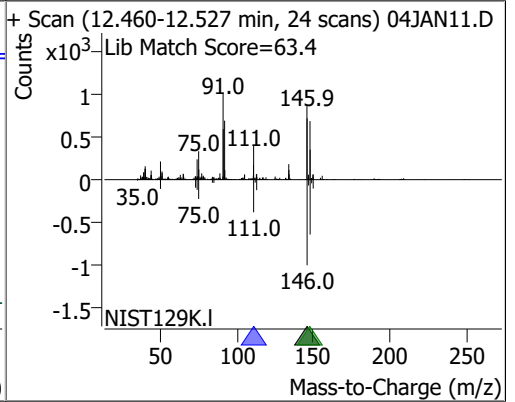
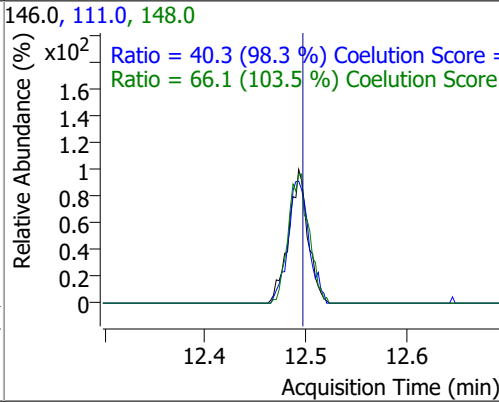
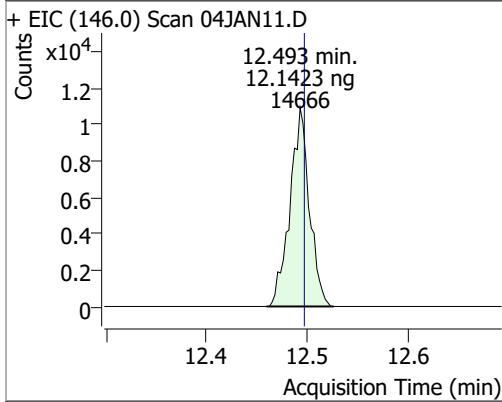


1,4-Dichlorobenzene	11.9662	12.12	0.00	17438	148.0	70.5	33.1	93.1
					111.0	38.4	9.1	69.1



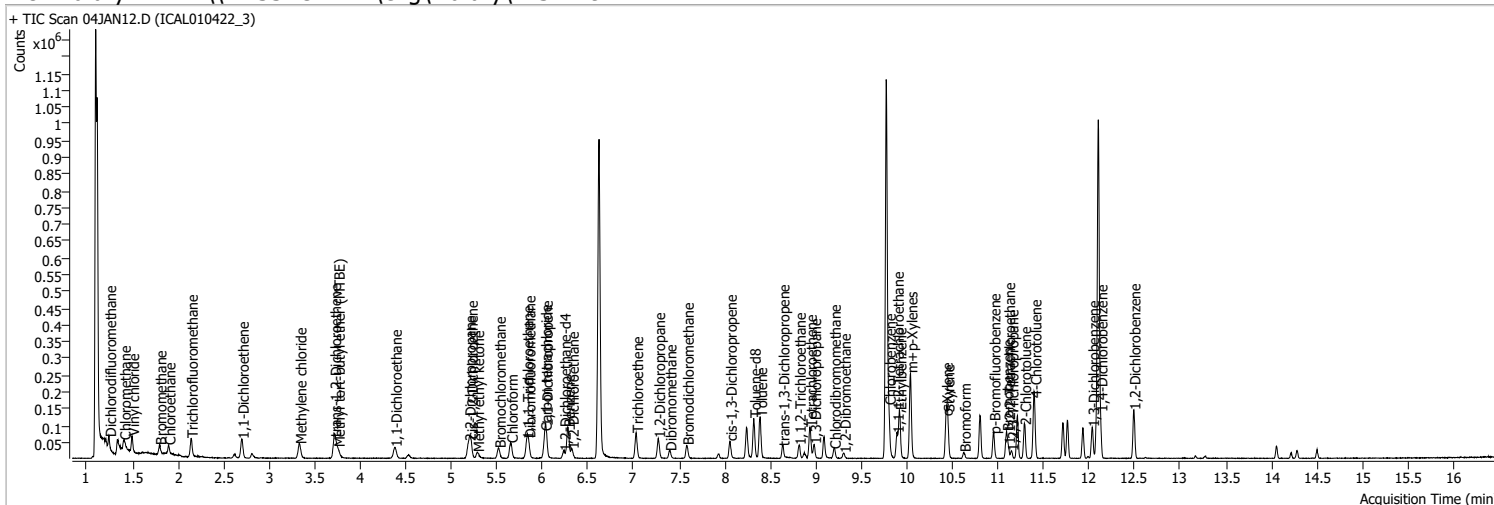
# Quantitation Results Report (QT Reviewed)

Compound	Conc.	RT	Dev(Min)	Resp.	QIon	QRatio	Lower	Upper
1,2-Dichlorobenzene	12.1423	12.49	0.00	14666	148.0	66.1	33.9	93.9
					111.0	40.3	11.0	71.0



# Quantitation Results Report (QT Reviewed)

Data File	04JAN12.D	Operator	MSC
Acq. Method	5975CACQF.M	Acq. Date-Time	1/4/2022 4:28:05 PM
Sample Name	ICAL010422_3	Instrument	VOA5975C
Vial	12	Multiplier	1.00
DA Method File	VOA5975C_8260B_SHT_DoD_L4_010422.m	Comment	
Tune File	BFB_Atune3.u	Tune Date	10/11/2021 4:02:00 PM
Batch Name	VG010422_8260B.batch.bin	Last Calib Update	1/9/2022 8:59:52 PM
Ref Library	\\MASSHUNTER\Org\Library\NIST129K.I		



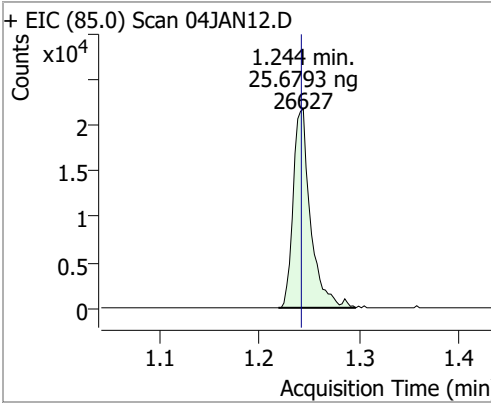
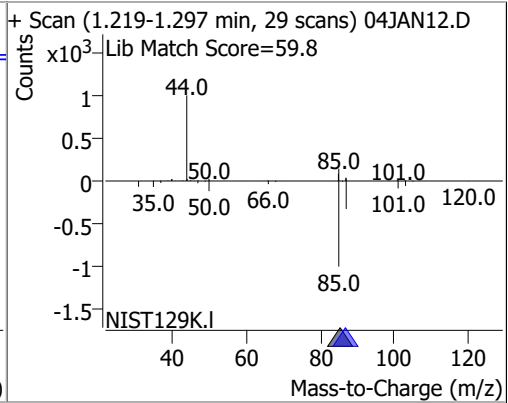
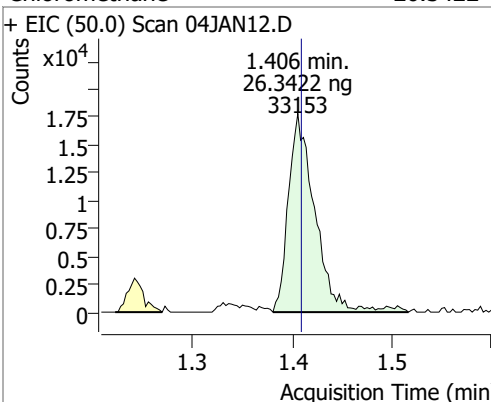
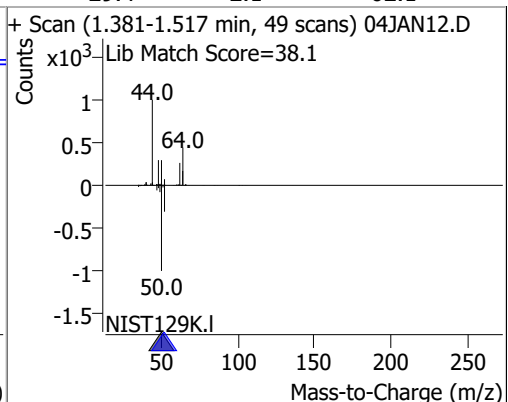
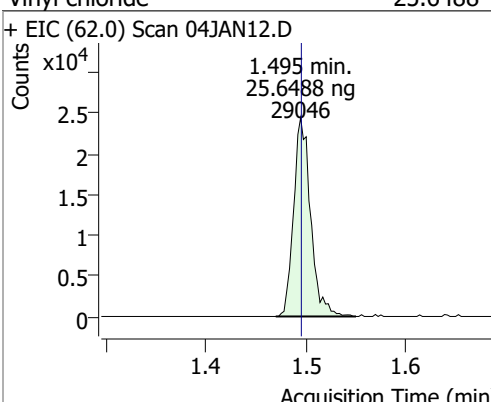
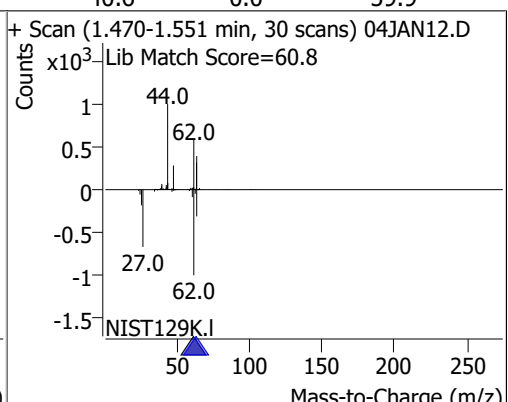
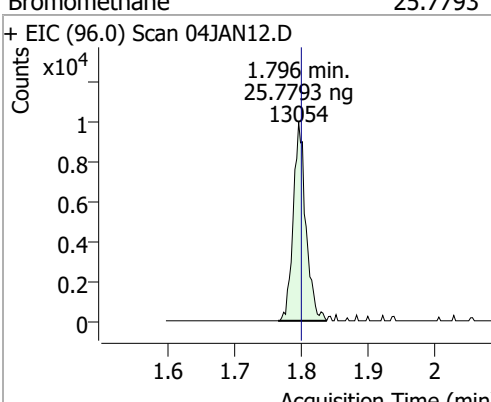
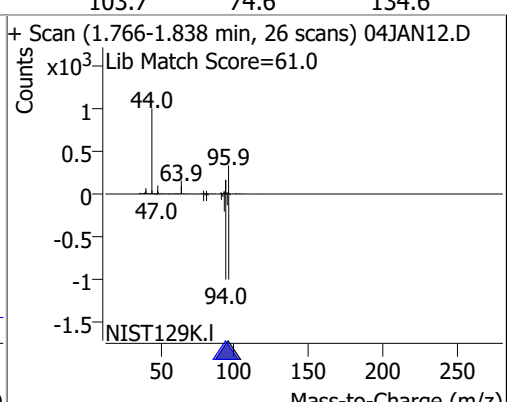
Compound	RT	QIon	Resp.	Conc.	Units	Dev(Min)
<b>Internal Standards</b>						
M Fluorobenzene	6.621	96.0	791270	250.0000	ng	-0.003
M Chlorobenzene-d5	9.775	82.0	301338	250.0000	ng	0.003
M 1,4-Dichlorobenzene-d4	12.103	152.0	240335	250.0000	ng	0.003
<b>System Monitoring Compounds</b>						
S Dibromofluoromethane	5.845	113.0	19100	25.6219	ng	0.000
Spiked Amount: 250.000	Range: 80.0 - 119.0%			Recovery = 10.25%	*	
S 1,2-Dichloroethane-d4	6.236	67.0	8284	25.7280	ng	0.003
Spiked Amount: 250.000	Range: 81.0 - 118.0%			Recovery = 10.29%	*	
S Toluene-d8	8.319	98.0	67673	23.3046	ng	0.000
Spiked Amount: 250.000	Range: 89.0 - 112.0%			Recovery = 9.32%	*	
S p-Bromofluorobenzene	10.951	95.0	22267	25.2899	ng	-0.003
Spiked Amount: 250.000	Range: 85.0 - 114.0%			Recovery = 10.12%	*	
<b>Target Compounds</b>						
T Dichlorodifluoromethane	1.244	85.0	26627	25.6793	ng	99
T Chloromethane	1.406	50.0	33153	26.3422	ng	95
T Vinyl chloride	1.495	62.0	29046	25.6488	ng	80
T Bromomethane	1.796	96.0	13054	25.7793	ng	99
T Chloroethane	1.897	64.0	14646	26.1250	ng	m 92
T Trichlorofluoromethane	2.142	101.0	37464	26.6531	ng	98
T 1,1-Dichloroethene	2.700	96.0	20631	25.8849	ng	93
T Methylene chloride	3.333	49.0	30908	26.3058	ng	100
T trans-1,2-Dichloroethene	3.712	96.0	20706	25.4641	ng	97
T Methyl tert-butyl ether (MTBE)	3.754	73.0	24218	23.0418	ng	92
T 1,1-Dichloroethane	4.379	63.0	38874	25.6835	ng	97
T 2,2-Dichloropropane	5.190	77.0	29793	26.2692	ng	100
T cis-1,2-Dichloroethene	5.212	96.0	20252	24.5653	ng	98
T Methyl ethyl ketone	5.282	43.0	26248	235.0504	ng	98
T Bromochloromethane	5.522	128.0	8688	25.4383	ng	98
T Chloroform	5.653	83.0	36413	24.1734	ng	97

# Quantitation Results Report (QT Reviewed)

Compound	RT	QIon	Resp.	Conc.	Units	Dev(Min)	
T 1,1,1-Trichloroethane	5.826	97.0	35547	25.1809	ng	96	
T Carbon tetrachloride	6.024	117.0	34462	24.7773	ng	99	
T 1,1-Dichloropropene	6.038	75.0	29241	24.3617	ng	96	
T Benzene	6.278	78.0	74956	23.7919	ng	97	
T 1,2-Dichloroethane	6.322	62.0	19996	23.4616	ng	97	
T Trichloroethene	7.028	95.0	21946	24.1484	ng	98	
T 1,2-Dichloropropane	7.270	63.0	20077	25.1147	ng	98	
T Dibromomethane	7.393	93.0	8055	23.8439	ng	97	
T Bromodichloromethane	7.583	83.0	22743	24.3940	ng	98	
T cis-1,3-Dichloropropene	8.057	75.0	24511	23.2528	ng	97	
T Toluene	8.389	92.0	46355	23.6319	ng	99	
T trans-1,3-Dichloropropene	8.634	75.0	17850	23.7894	ng	97	
T 1,1,2-Trichloroethane	8.815	83.0	10099	25.8400	ng	95	
T Tetrachloroethene	8.935	163.8	20322	25.3948	ng	97	
T 1,3-Dichloropropane	8.983	76.0	18745	24.3839	ng	99	
T Chlorodibromomethane	9.197	129.0	14873	24.3492	ng	99	
T 1,2-Dibromoethane	9.309	107.0	10410	24.3601	ng	95	
T Chlorobenzene	9.802	112.0	53047	24.7015	ng	100	
T 1,1,1,2-Tetrachloroethane	9.889	131.0	18130	24.1509	ng	100	
T Ethylbenzene	9.917	91.0	88428	23.7421	ng	100	
T m+p-Xylenes	10.039	106.0	66267	45.7836	ng	98	
T o-Xylene	10.427	106.0	30463	23.6420	ng	98	
T Styrene	10.447	104.0	48569	23.4119	ng	97	
T Bromoform	10.625	172.5	7972	25.9212	ng	96	
T Bromobenzene	11.094	156.0	19259	24.7613	ng	94	
T 1,1,2,2-Tetrachloroethane	11.110	83.0	12440	27.7883	ng	93	
T 1,2,3-Trichloropropane	11.149	110.0	3200	26.7144	ng	m	96
T 2-Chlorotoluene	11.286	126.0	19390	25.0550	ng	94	
T 4-Chlorotoluene	11.400	91.0	61551	24.3936	ng	100	
T 1,3-Dichlorobenzene	12.033	146.0	36559	25.7725	ng	97	
T 1,4-Dichlorobenzene	12.125	146.0	36635	25.3284	ng	92	
T 1,2-Dichlorobenzene	12.488	146.0	29899	24.9402	ng	98	

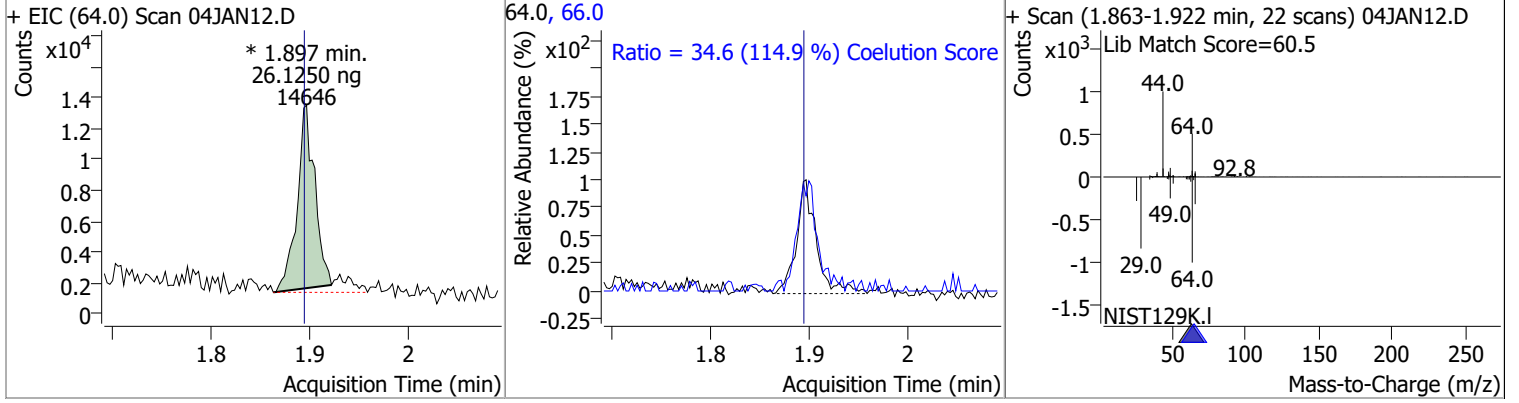
(#) = Qualifier Out of Range; (m) = Manual Integration; (+) = Area Summed; (\*) = Surrogate Percent Recovery Out of Range; (d): Zeroed Peak

# Quantitation Results Report (QT Reviewed)

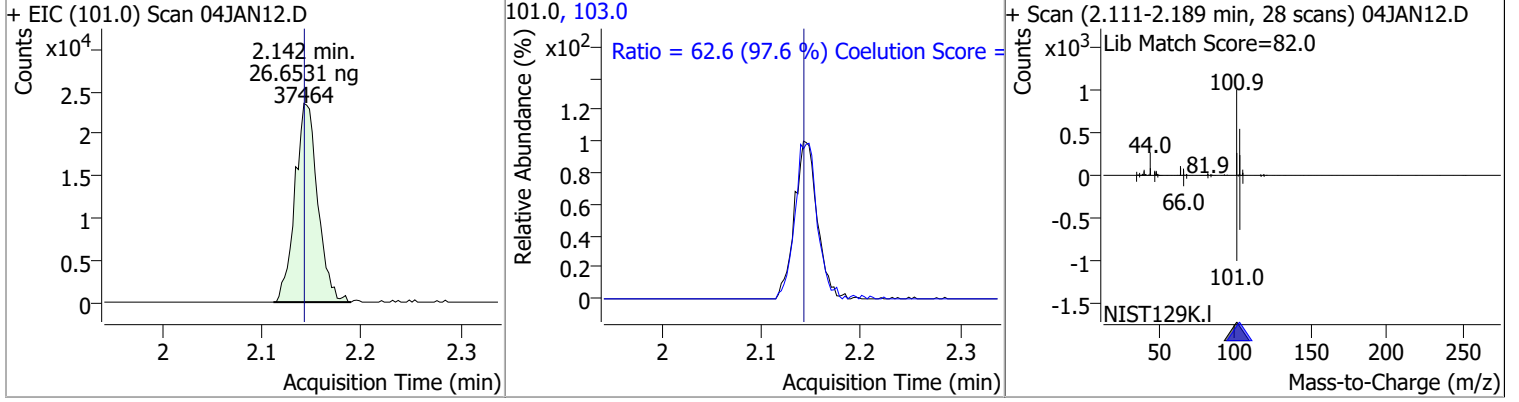
Compound	Conc.	RT	Dev(Min)	Resp.	QIon	QRatio	Lower	Upper
Dichlorodifluoromethane	25.6793	1.24	0.00	26627	87.0	31.7	2.3	62.3
+ EIC (85.0) Scan 04JAN12.D			85.0, 87.0			+ Scan (1.219-1.297 min, 29 scans) 04JAN12.D		
	Ratio = 31.7 (98.4 %) Coelution Score =							
Chloromethane	26.3422	1.41	0.00	33153	52.0	29.4	2.1	62.1
+ EIC (50.0) Scan 04JAN12.D			50.0, 52.0			+ Scan (1.381-1.517 min, 49 scans) 04JAN12.D		
	Ratio = 29.4 (91.6 %) Coelution Score =							
Vinyl chloride	25.6488	1.50	0.00	29046	64.0	40.6	0.0	59.9
+ EIC (62.0) Scan 04JAN12.D			62.0, 64.0			+ Scan (1.470-1.551 min, 30 scans) 04JAN12.D		
	Ratio = 40.6 (135.6 %) Coelution Score =							
Bromomethane	25.7793	1.80	0.00	13054	94.0	103.7	74.6	134.6
+ EIC (96.0) Scan 04JAN12.D			96.0, 94.0			+ Scan (1.766-1.838 min, 26 scans) 04JAN12.D		
	Ratio = 103.7 (99.1 %) Coelution Score =							

# Quantitation Results Report (QT Reviewed)

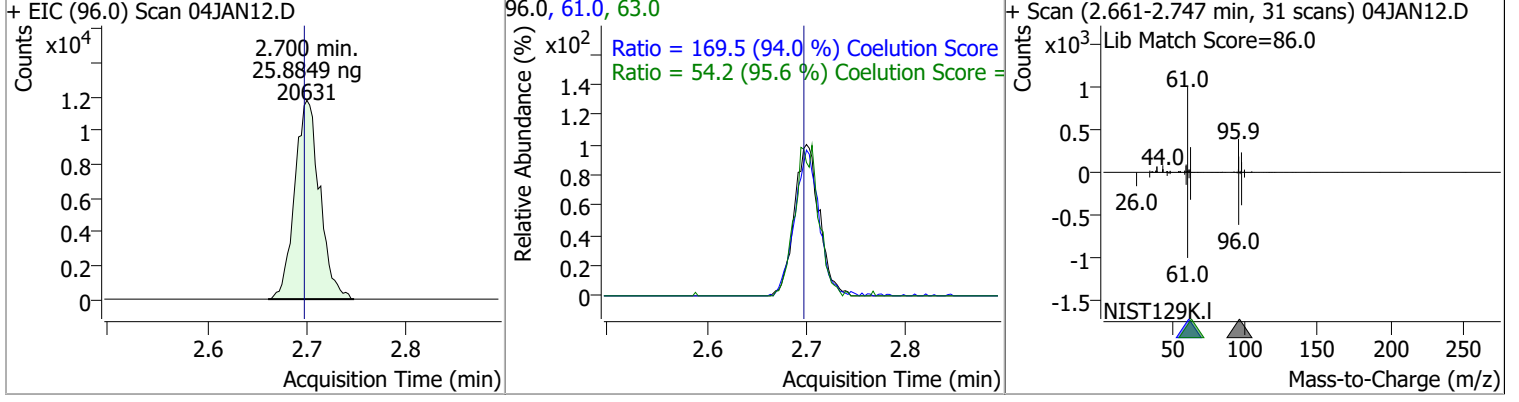
Compound	Conc.	RT	Dev(Min)	Resp.	QIon	QRatio	Lower	Upper
Chloroethane	26.1250	1.90	0.00	14646 (m)	66.0	34.6	0.1	60.1



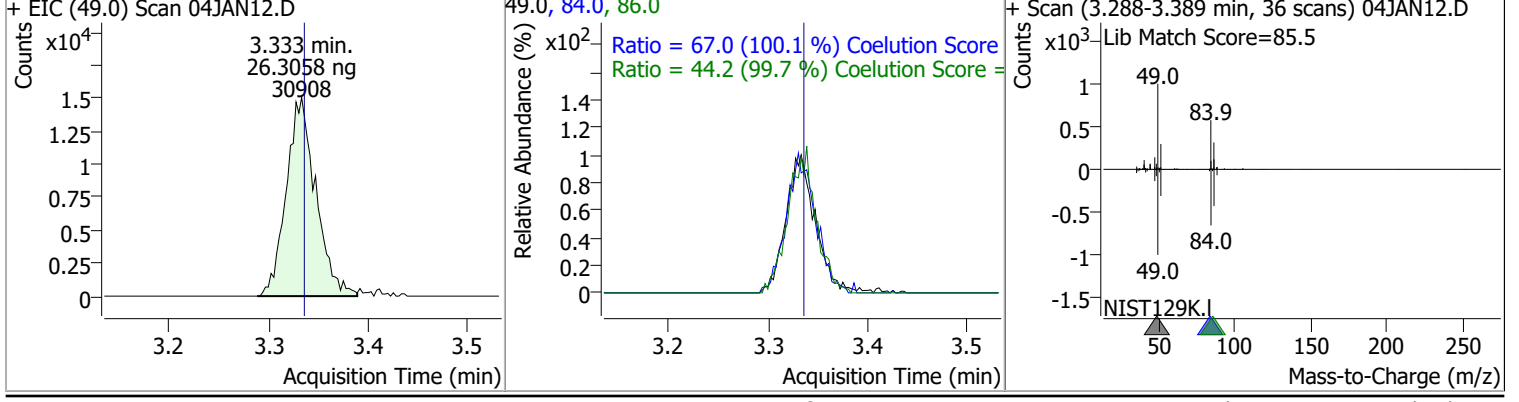
Trichlorofluoromethane	26.6531	2.14	0.00	37464	103.0	62.6	34.2	94.2
------------------------	---------	------	------	-------	-------	------	------	------



1,1-Dichloroethene	25.8849	2.70	0.00	20631	61.0	169.5	150.3	210.3
					63.0	54.2	26.7	86.7

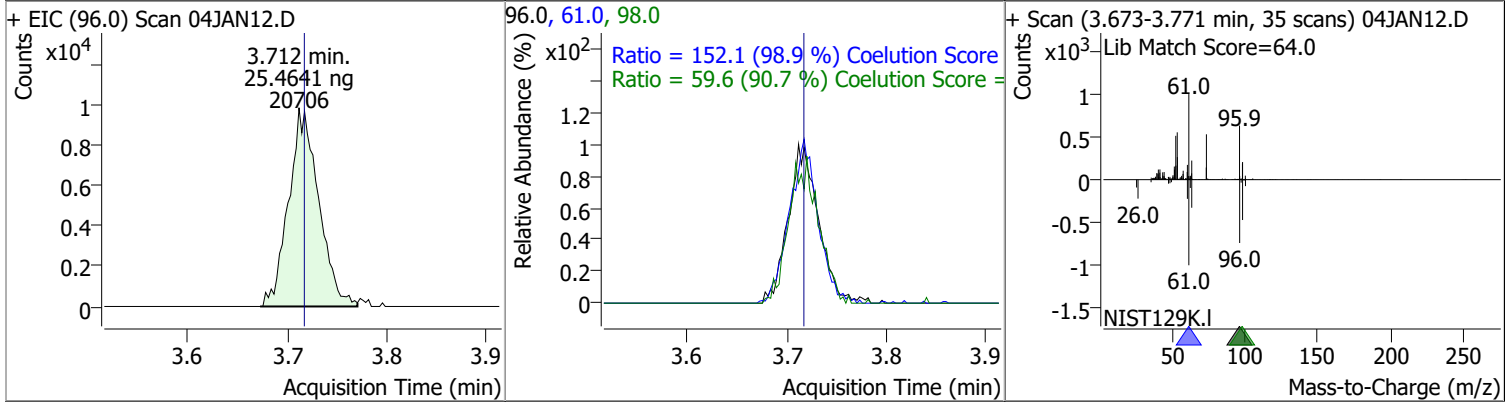


Methylene chloride	26.3058	3.33	0.00	30908	84.0	67.0	36.9	96.9
					86.0	44.2	14.3	74.3

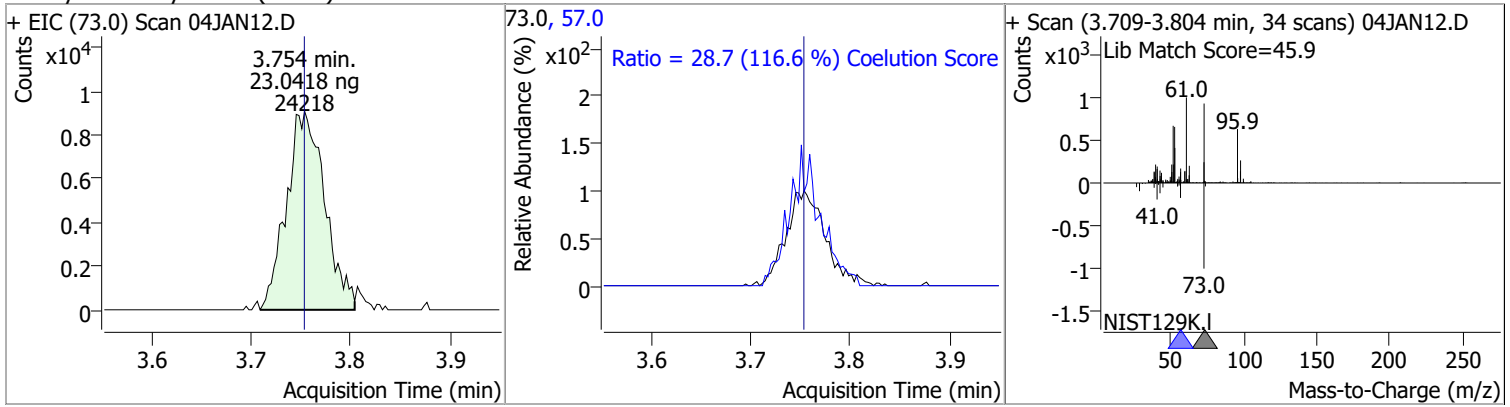


# Quantitation Results Report (QT Reviewed)

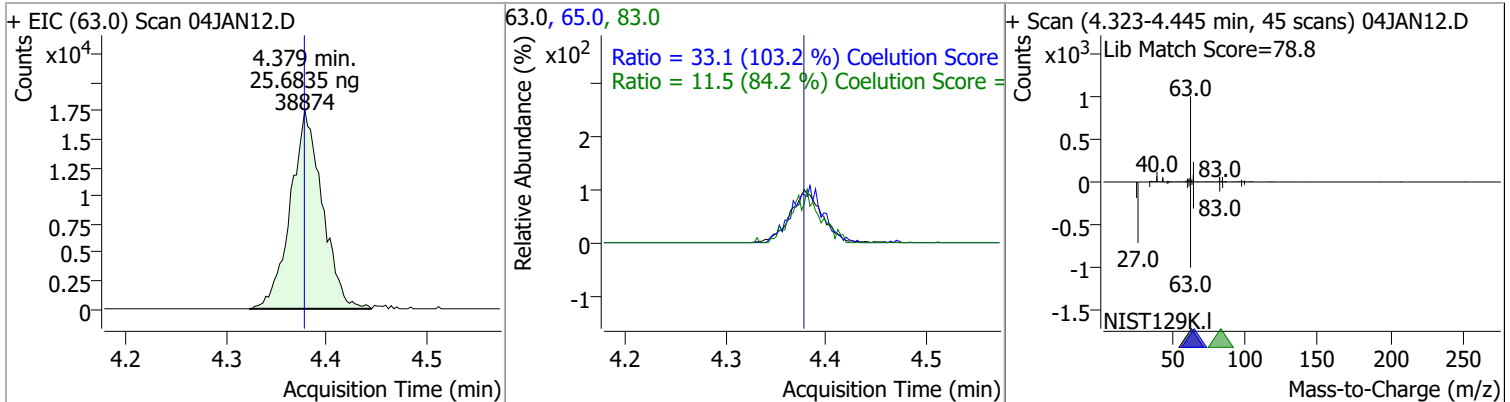
Compound	Conc.	RT	Dev(Min)	Resp.	QIon	QRatio	Lower	Upper
trans-1,2-Dichloroethene	25.4641	3.71	-0.01	20706	61.0	152.1	123.9	183.9
					98.0	59.6	35.7	95.7



Compound	Conc.	RT	Dev(Min)	Resp.	QIon	QRatio	Lower	Upper
Methyl tert-butyl ether (MTBE)	23.0418	3.75	0.00	24218	57.0	28.7	0.0	54.6

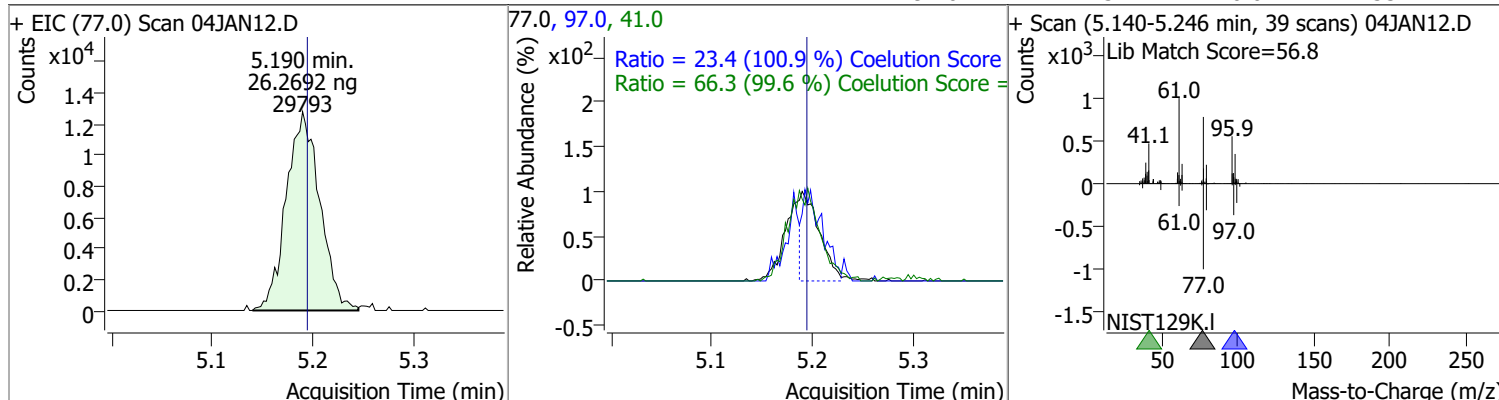


Compound	Conc.	RT	Dev(Min)	Resp.	QIon	QRatio	Lower	Upper
1,1-Dichloroethane	25.6835	4.38	0.00	38874	65.0	33.1	2.1	62.1
					83.0	11.5	0.0	43.7

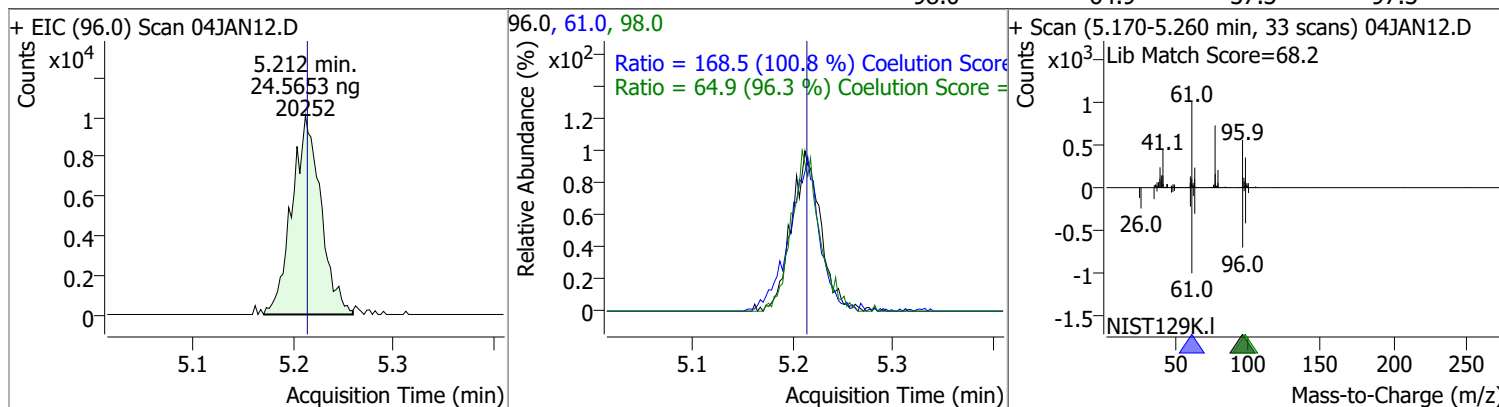


# Quantitation Results Report (QT Reviewed)

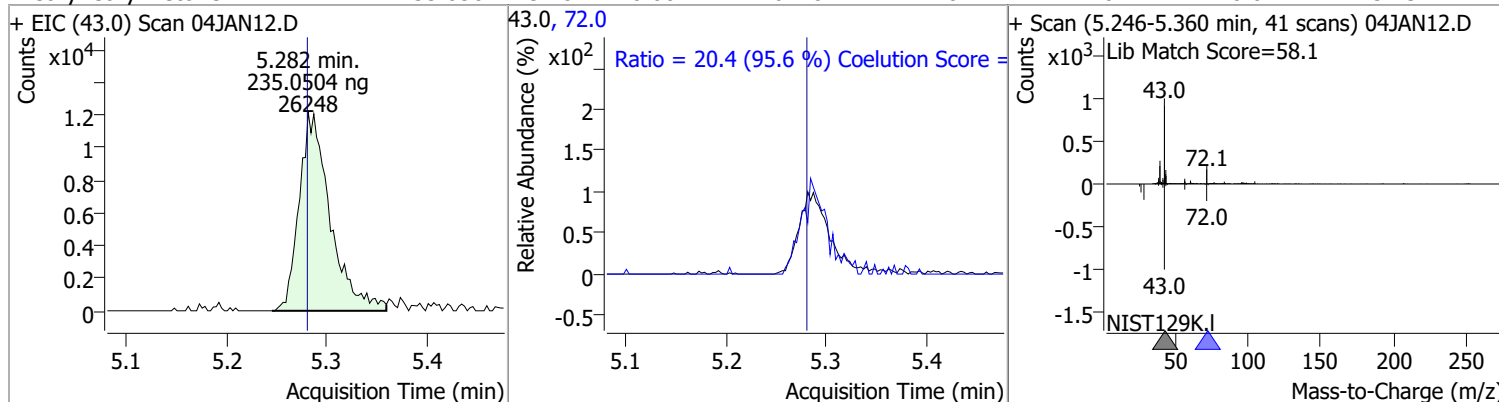
Compound	Conc.	RT	Dev(Min)	Resp.	QIon	QRatio	Lower	Upper
2,2-Dichloropropane	26.2692	5.19	-0.01	29793	41.0	66.3	36.5	96.5
					97.0	23.4	0.0	53.2



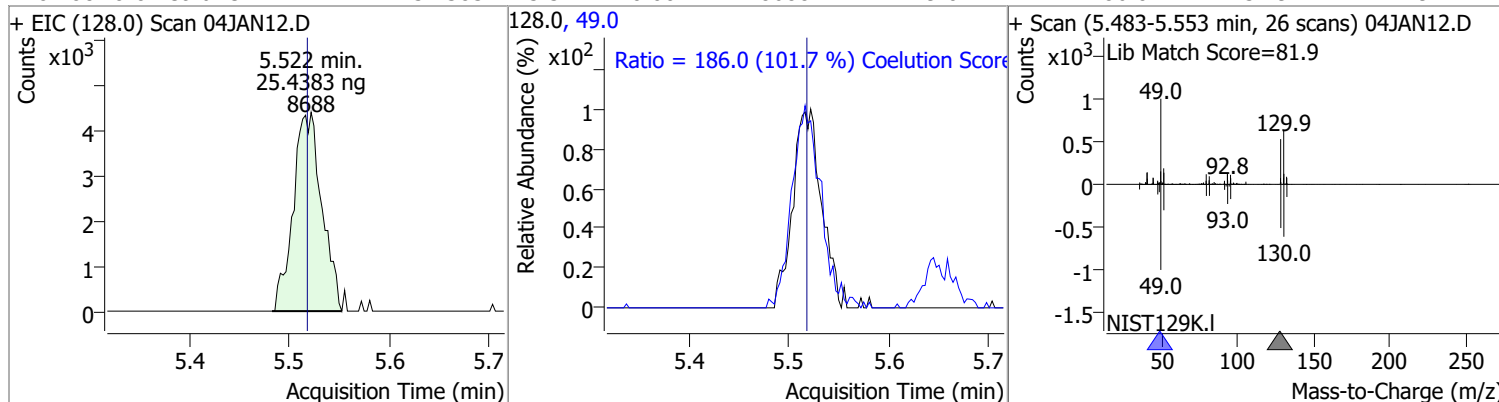
Compound	Conc.	RT	Dev(Min)	Resp.	QIon	QRatio	Lower	Upper
cis-1,2-Dichloroethene	24.5653	5.21	0.00	20252	61.0	168.5	137.2	197.2
					98.0	64.9	37.3	97.3



Compound	Conc.	RT	Dev(Min)	Resp.	QIon	QRatio	Lower	Upper
Methyl ethyl ketone	235.0504	5.28	0.00	26248	72.0	20.4	0.0	51.3

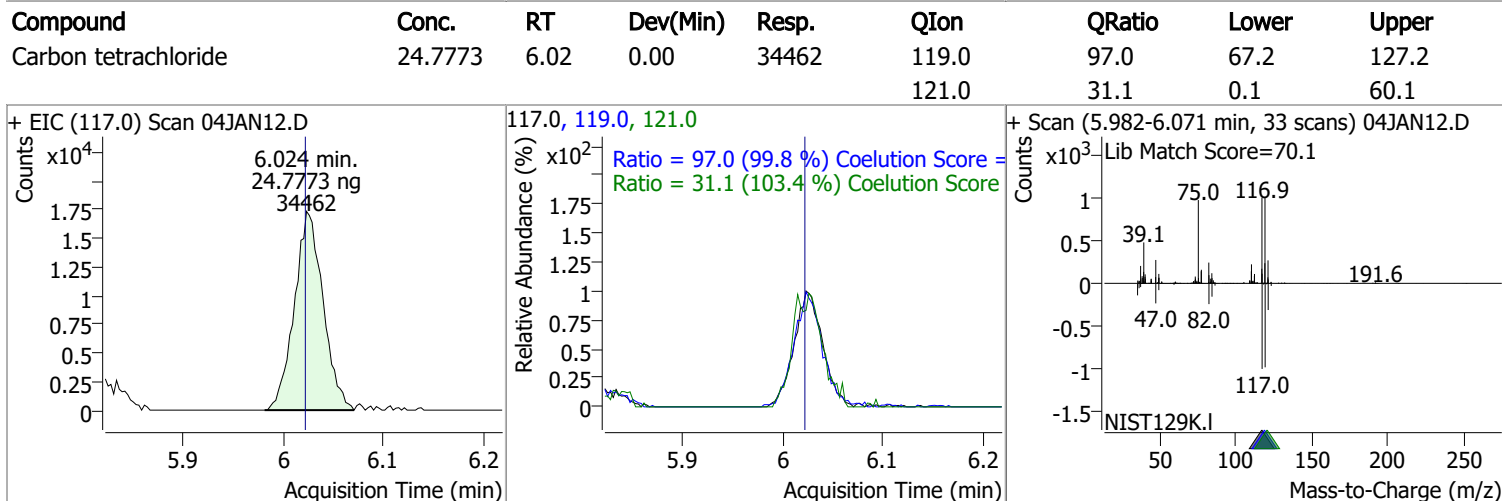
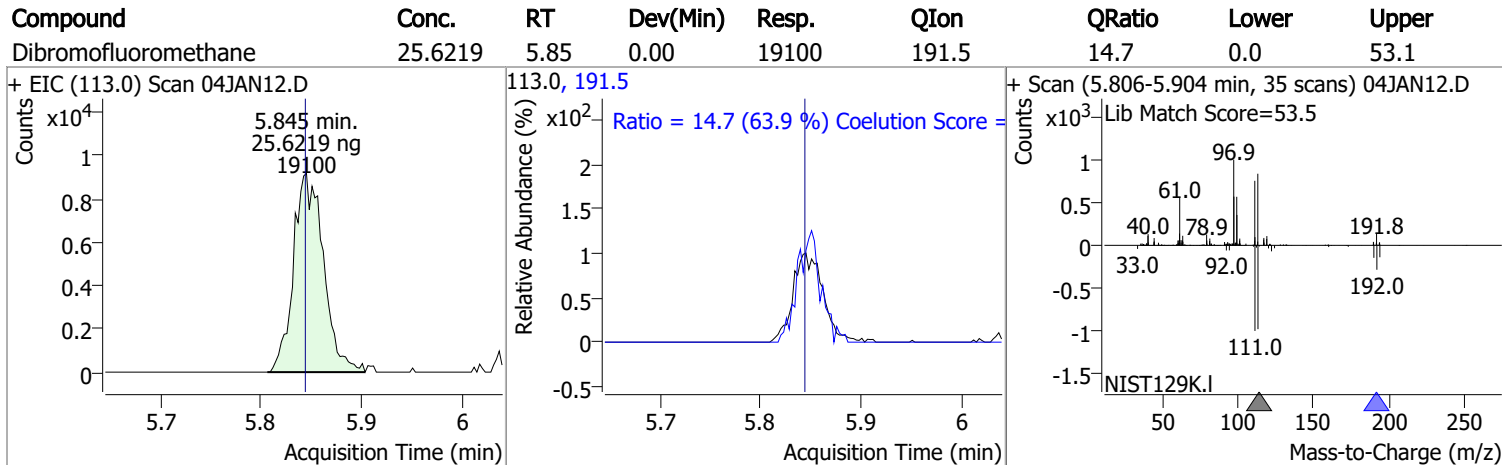
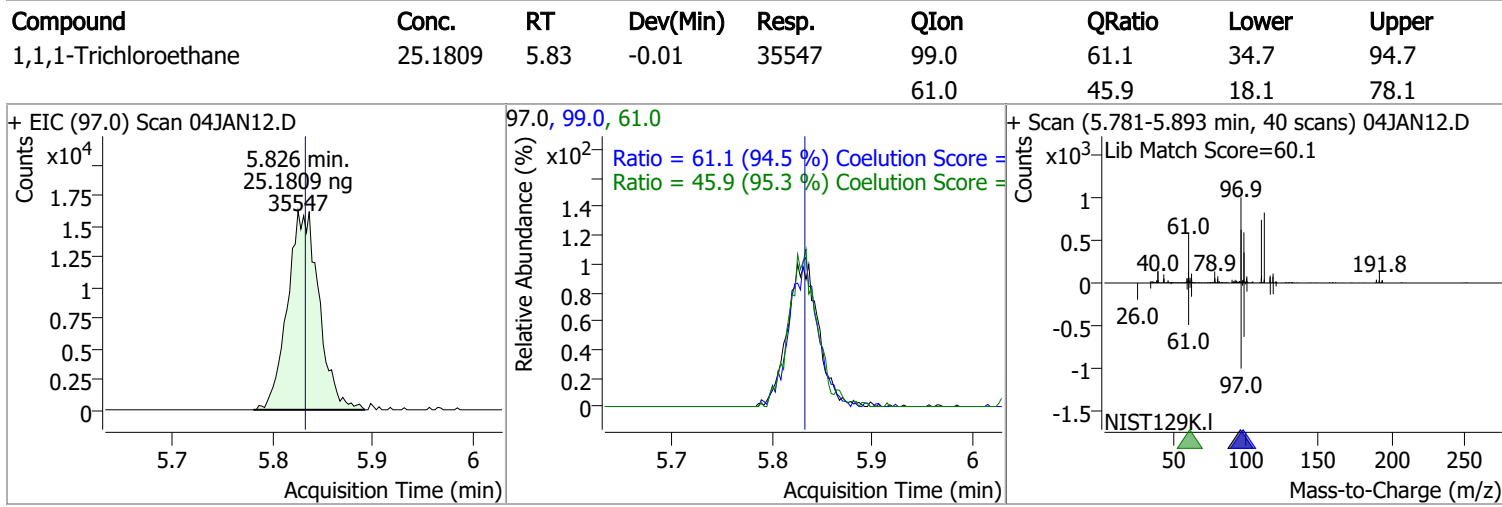
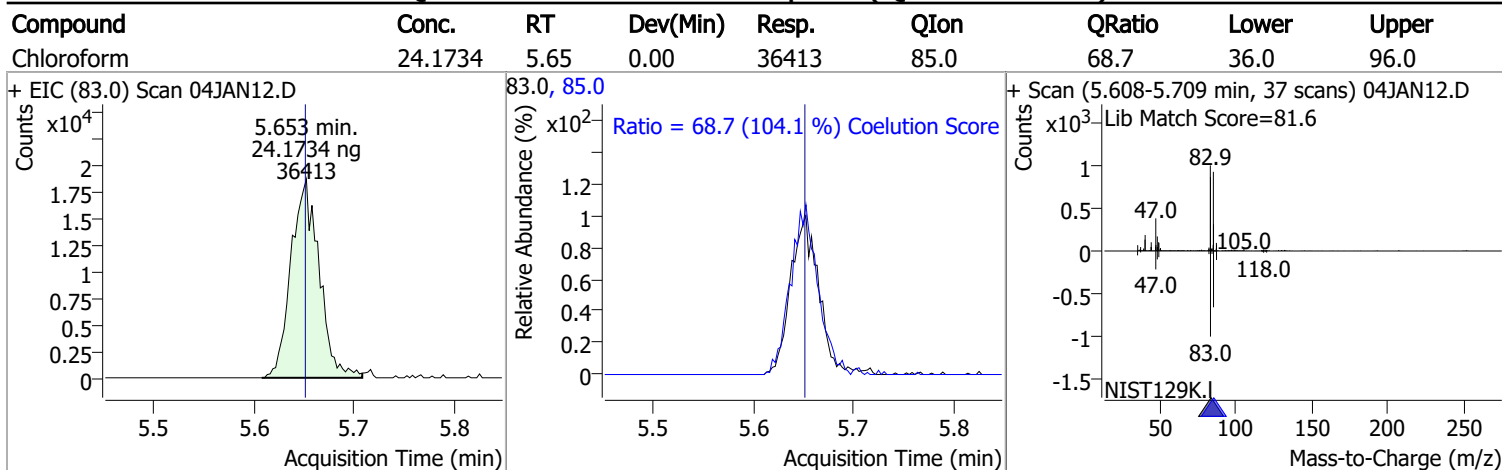


Compound	Conc.	RT	Dev(Min)	Resp.	QIon	QRatio	Lower	Upper
Bromochloromethane	25.4383	5.52	0.00	8688	49.0	186.0	152.9	212.9



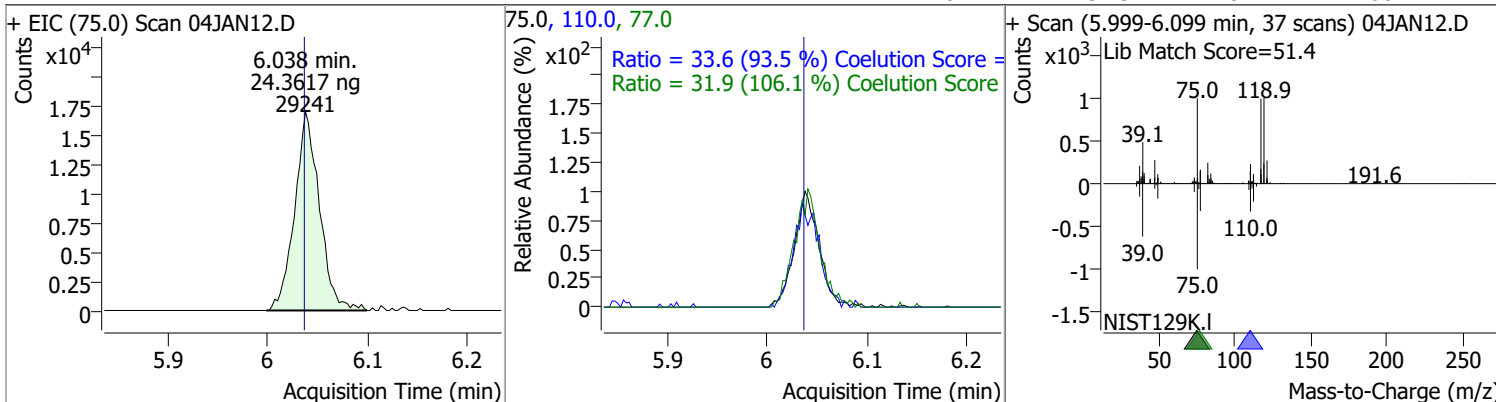


# Quantitation Results Report (QT Reviewed)

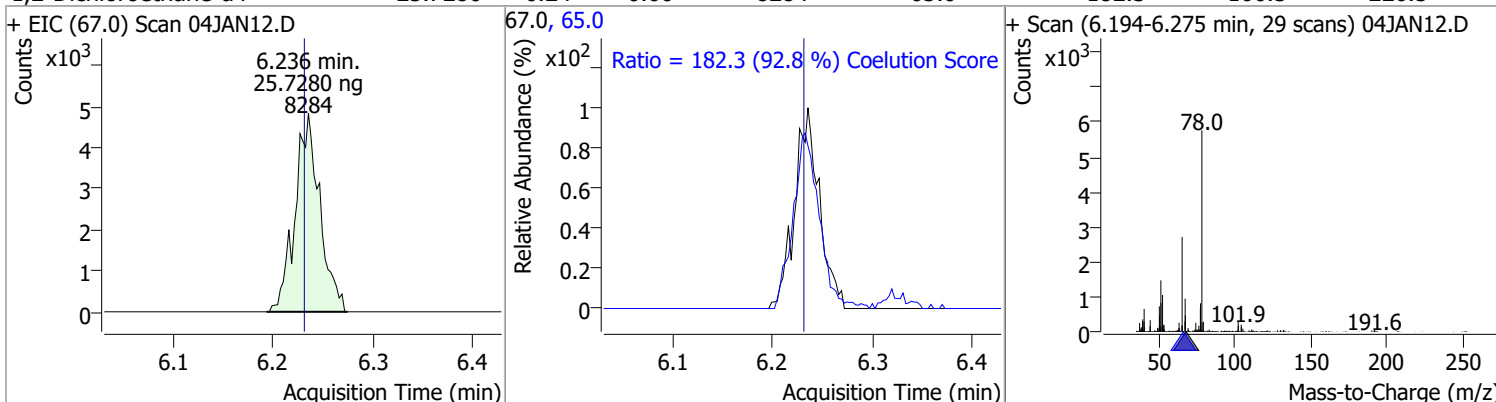


# Quantitation Results Report (QT Reviewed)

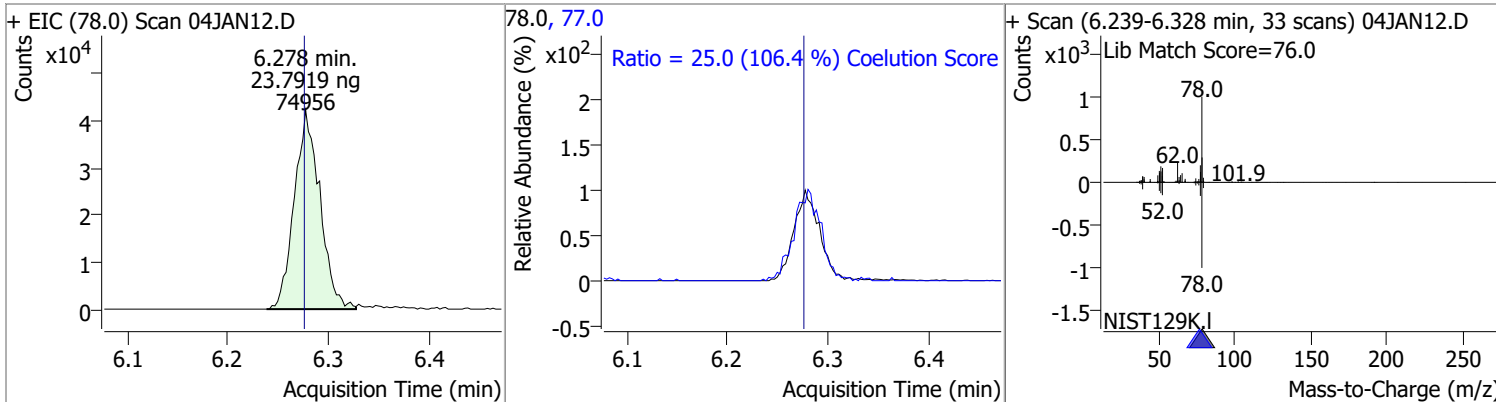
Compound	Conc.	RT	Dev(Min)	Resp.	QIon	QRatio	Lower	Upper
1,1-Dichloropropene	24.3617	6.04	0.00	29241	110.0	33.6	5.9	65.9
					77.0	31.9	0.1	60.1



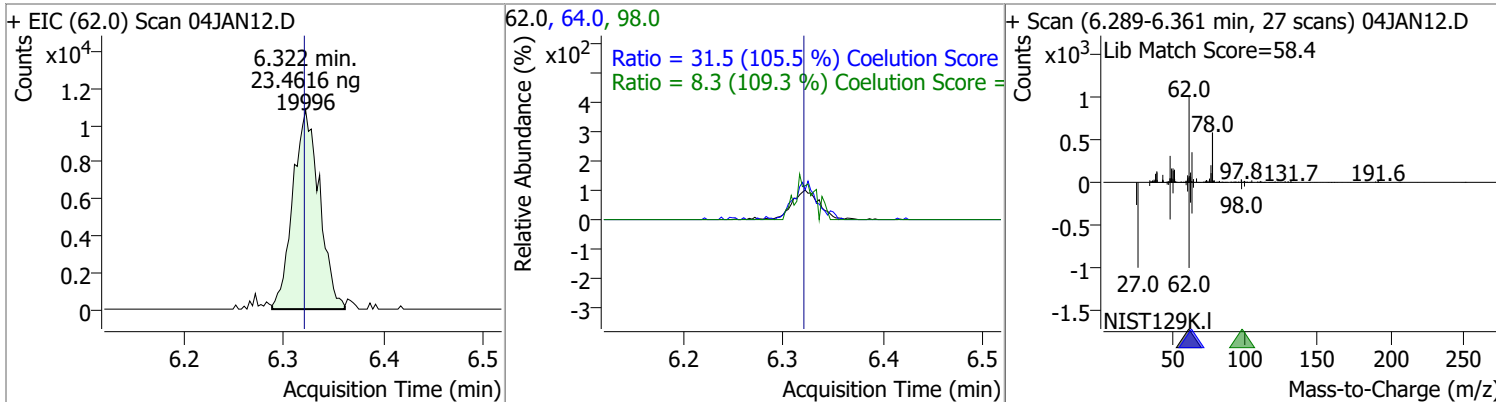
Compound	Conc.	RT	Dev(Min)	Resp.	QIon	QRatio	Lower	Upper
1,2-Dichloroethane-d4	25.7280	6.24	0.00	8284	65.0	182.3	166.5	226.5



Compound	Conc.	RT	Dev(Min)	Resp.	QIon	QRatio	Lower	Upper
Benzene	23.7919	6.28	0.00	74956	77.0	25.0	0.0	53.5

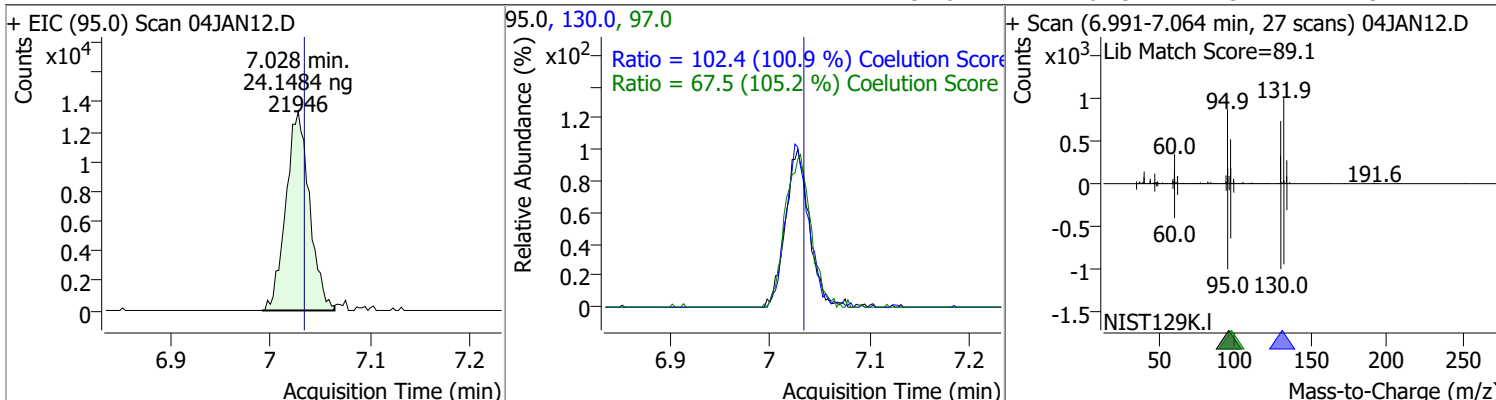


Compound	Conc.	RT	Dev(Min)	Resp.	QIon	QRatio	Lower	Upper
1,2-Dichloroethane	23.4616	6.32	0.00	19996	64.0	31.5	0.0	59.9
					98.0	8.3	0.0	37.6

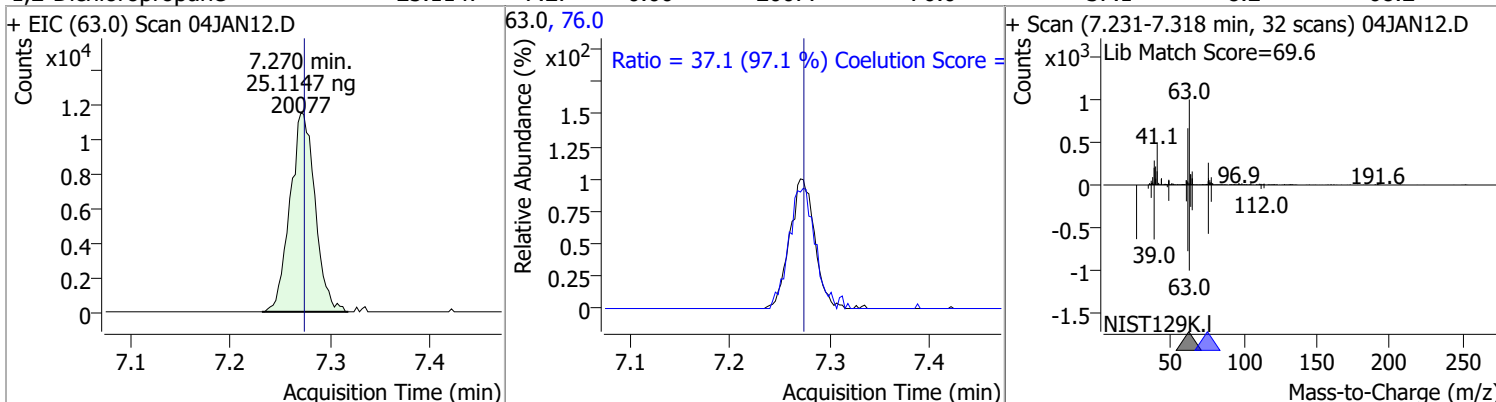


# Quantitation Results Report (QT Reviewed)

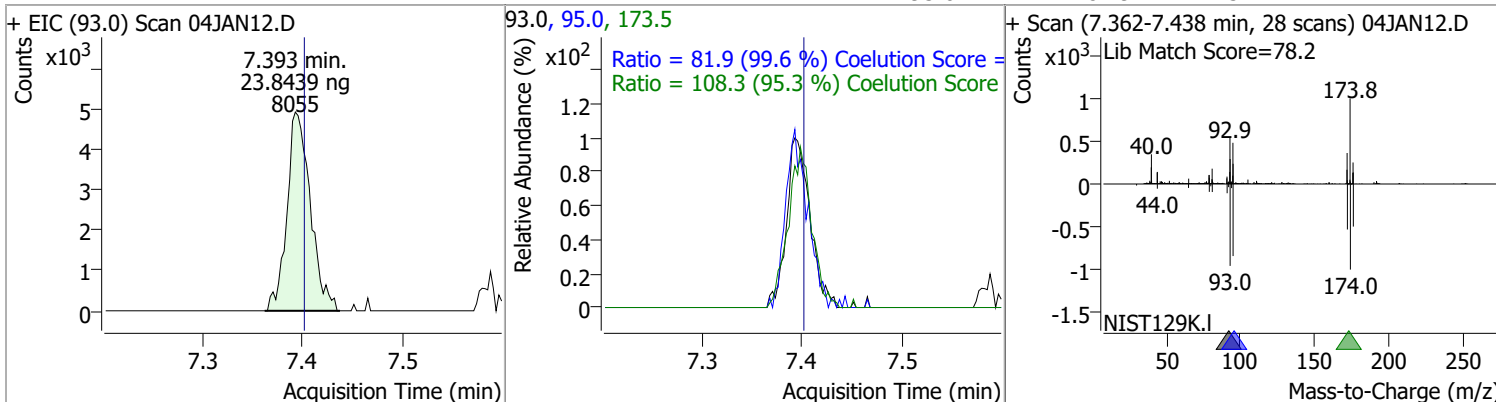
Compound	Conc.	RT	Dev(Min)	Resp.	QIon	QRatio	Lower	Upper
Trichloroethene	24.1484	7.03	0.00	21946	130.0	102.4	71.5	131.5
					97.0	67.5	34.1	94.1



Compound	Conc.	RT	Dev(Min)	Resp.	QIon	QRatio	Lower	Upper
1,2-Dichloropropane	25.1147	7.27	0.00	20077	76.0	37.1	8.2	68.2

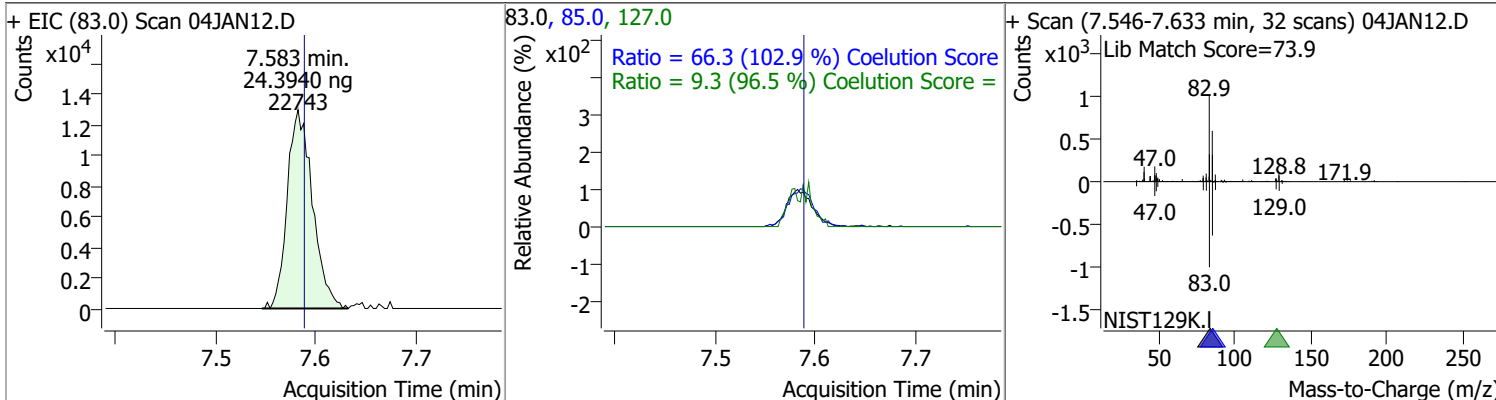


Compound	Conc.	RT	Dev(Min)	Resp.	QIon	QRatio	Lower	Upper
Dibromomethane	23.8439	7.39	-0.01	8055	173.5	108.3	83.7	143.7
					95.0	81.9	52.2	112.2

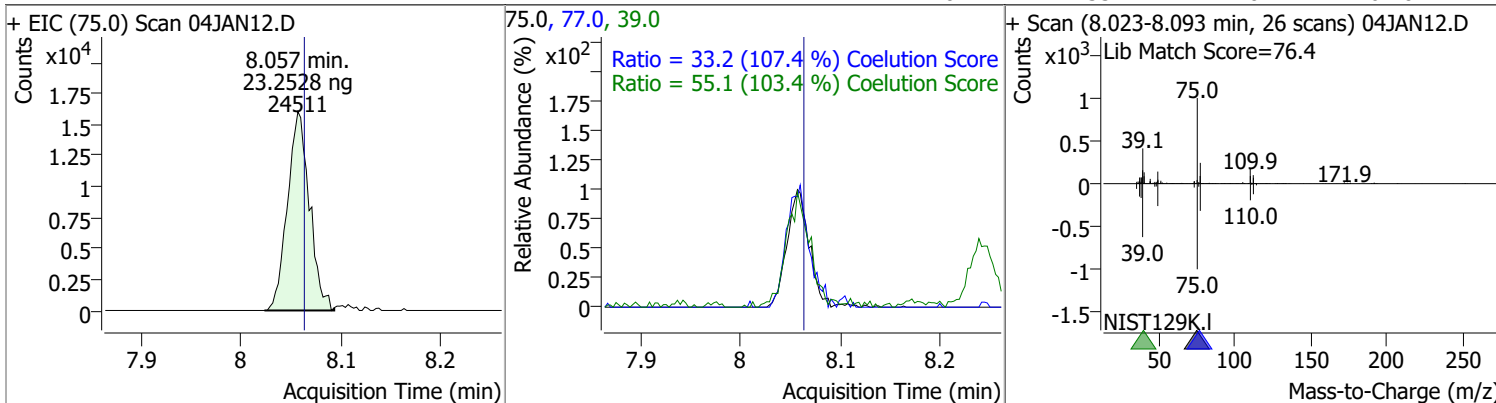


# Quantitation Results Report (QT Reviewed)

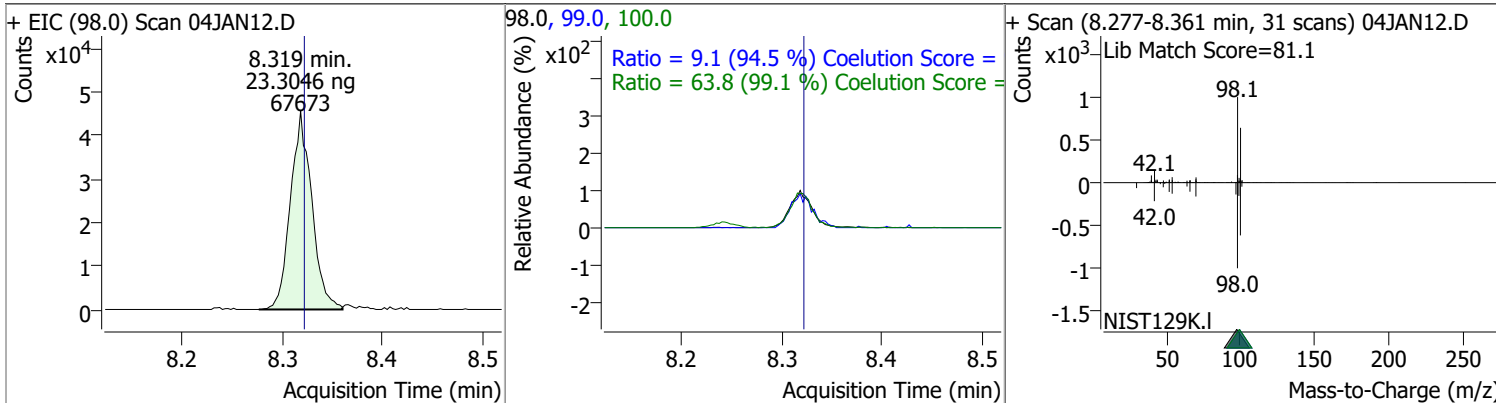
Compound	Conc.	RT	Dev(Min)	Resp.	QIon	QRatio	Lower	Upper
Bromodichloromethane	24.3940	7.58	0.00	22743	85.0	66.3	34.5	94.5
					127.0	9.3	0.0	39.6



Compound	Conc.	RT	Dev(Min)	Resp.	QIon	QRatio	Lower	Upper
cis-1,3-Dichloropropene	23.2528	8.06	0.00	24511	39.0	55.1	23.3	83.3
					77.0	33.2	1.0	61.0

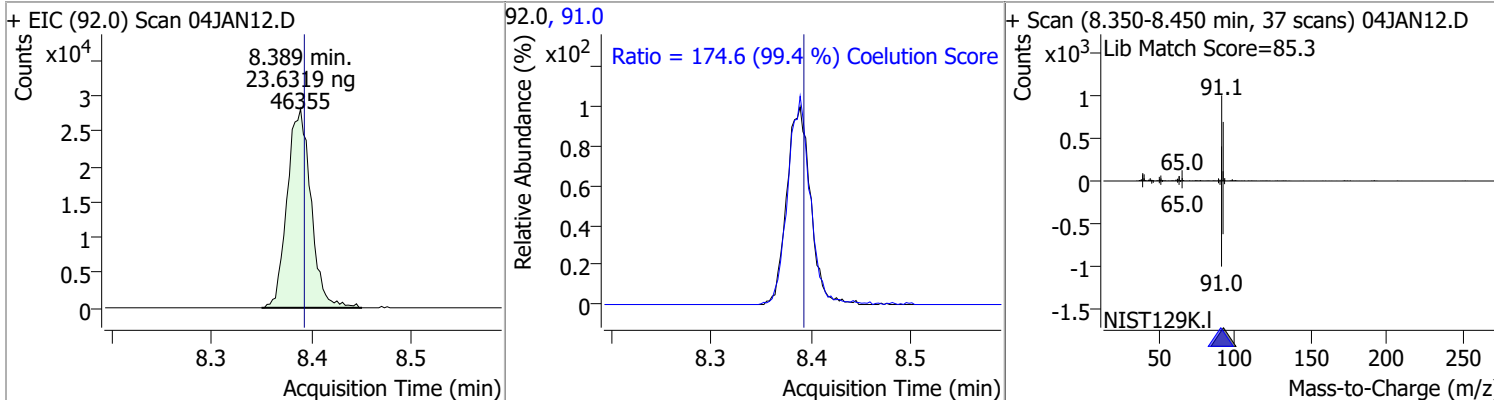


Compound	Conc.	RT	Dev(Min)	Resp.	QIon	QRatio	Lower	Upper
Toluene-d8	23.3046	8.32	0.00	67673	100.0	63.8	34.4	94.4
					99.0	9.1	0.0	39.6

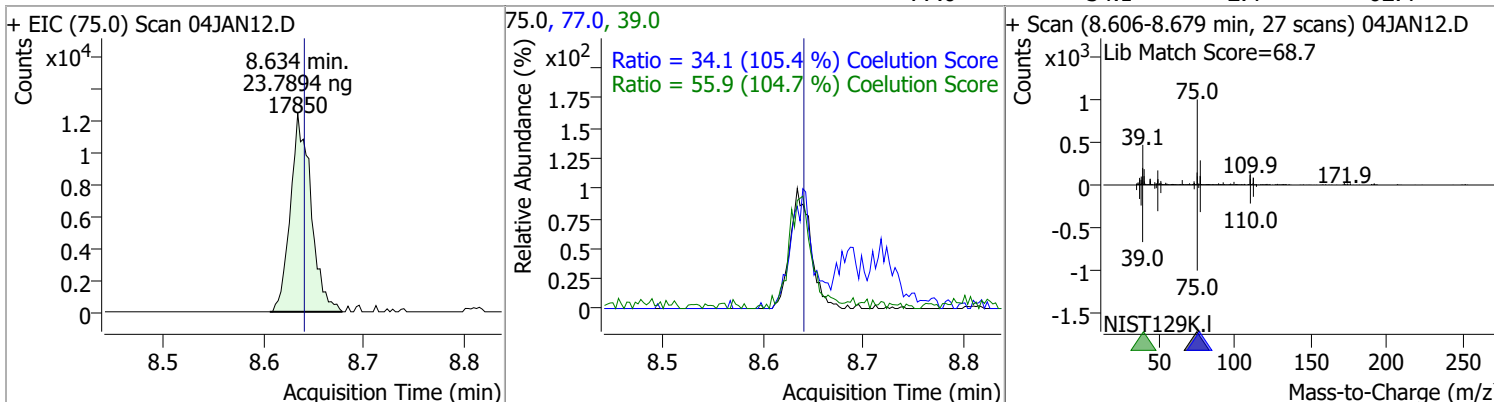


# Quantitation Results Report (QT Reviewed)

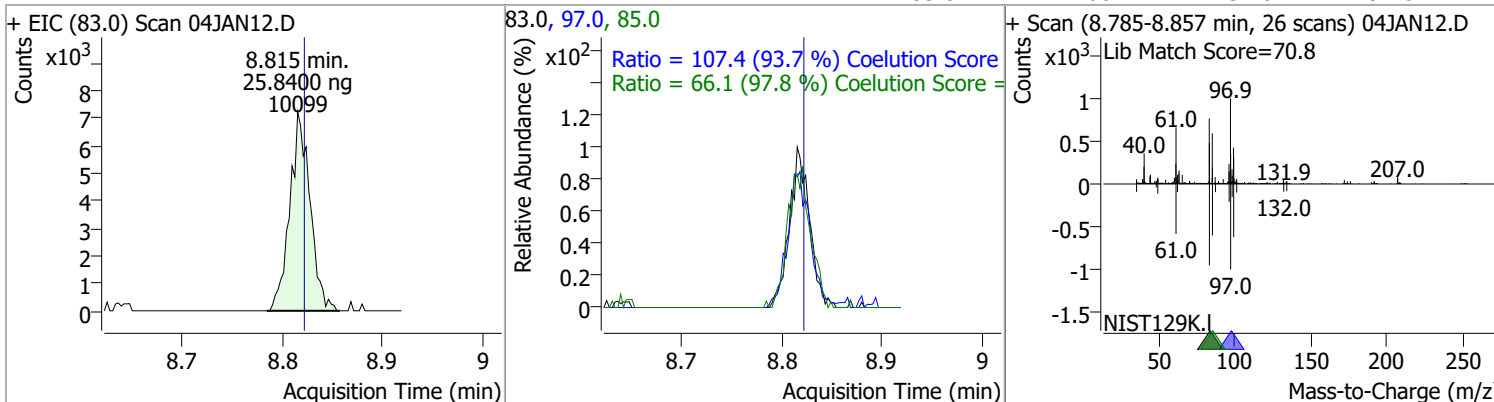
Compound	Conc.	RT	Dev(Min)	Resp.	QIon	QRatio	Lower	Upper
Toluene	23.6319	8.39	0.00	46355	91.0	174.6	145.8	205.8



Compound	Conc.	RT	Dev(Min)	Resp.	QIon	QRatio	Lower	Upper
trans-1,3-Dichloropropene	23.7894	8.63	0.00	17850	39.0	55.9	23.4	83.4
					77.0	34.1	2.4	62.4

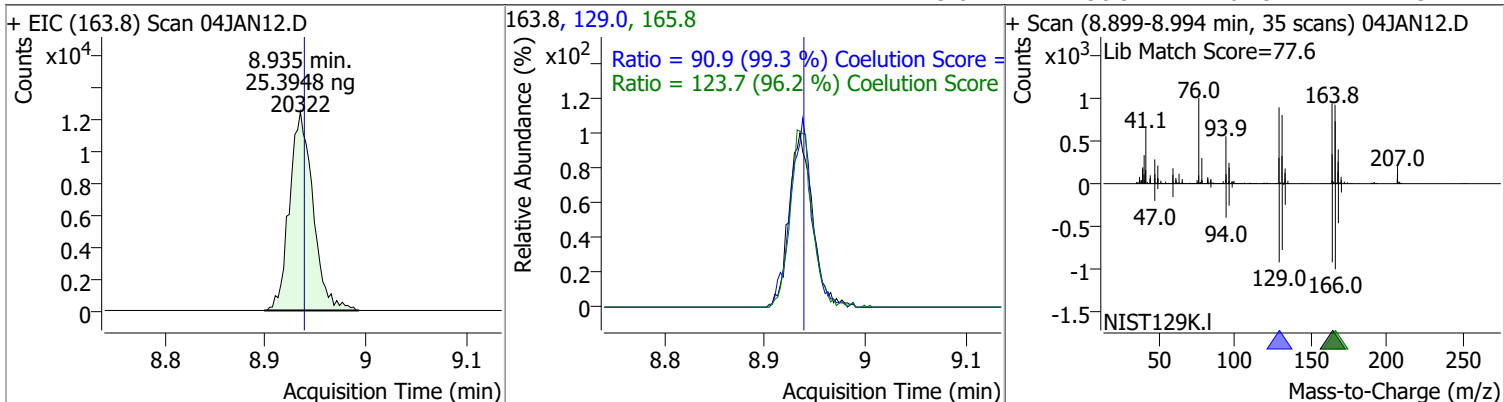


Compound	Conc.	RT	Dev(Min)	Resp.	QIon	QRatio	Lower	Upper
1,1,2-Trichloroethane	25.8400	8.82	0.00	10099	97.0	107.4	84.6	144.6
					85.0	66.1	37.6	97.6

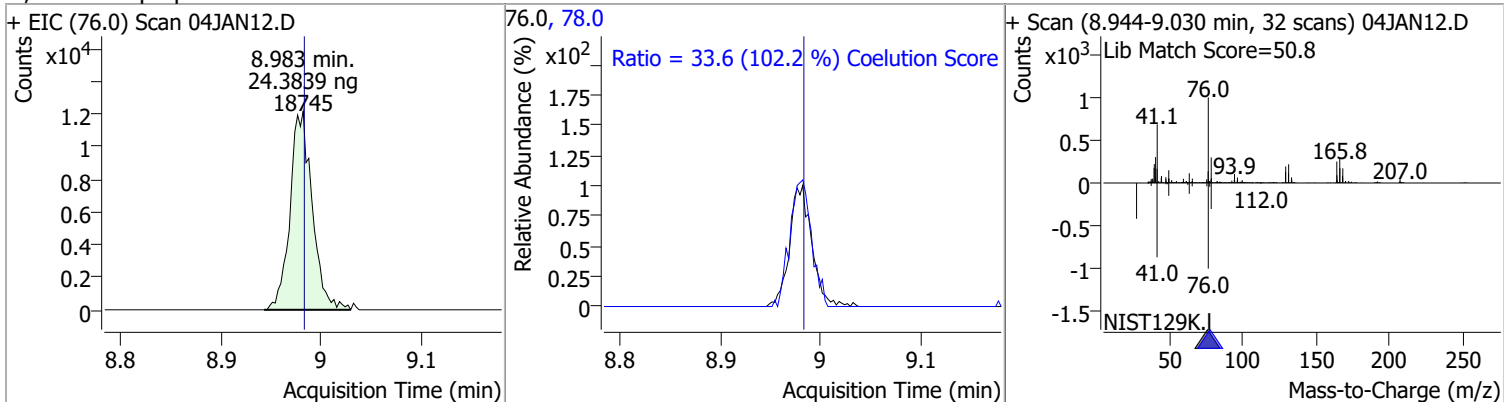


# Quantitation Results Report (QT Reviewed)

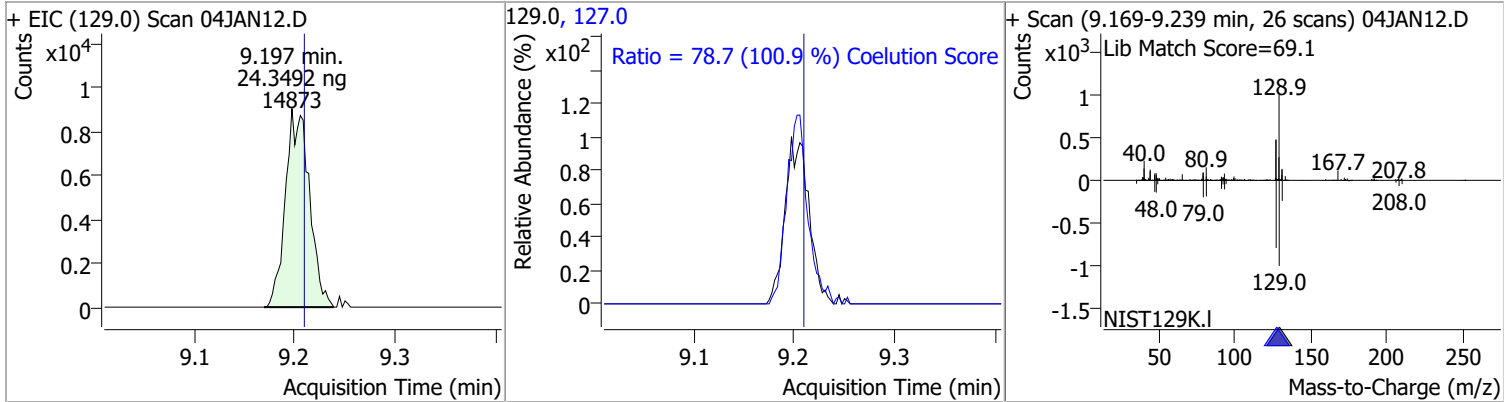
Compound	Conc.	RT	Dev(Min)	Resp.	QIon	QRatio	Lower	Upper
Tetrachloroethene	25.3948	8.94	0.00	20322	165.8	123.7	98.6	158.6
					129.0	90.9	61.5	121.5



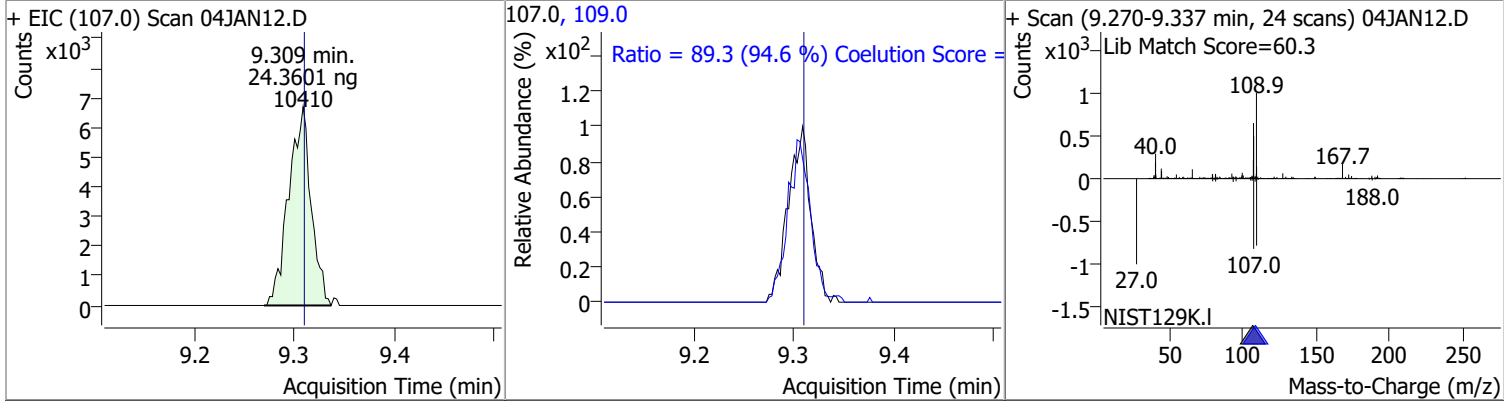
Compound	Conc.	RT	Dev(Min)	Resp.	QIon	QRatio	Lower	Upper
1,3-Dichloropropane	24.3839	8.98	0.00	18745	78.0	33.6	2.9	62.9



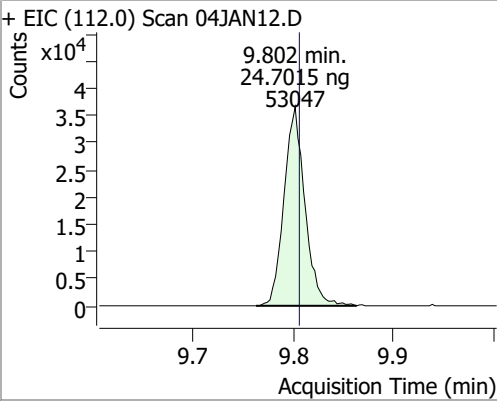
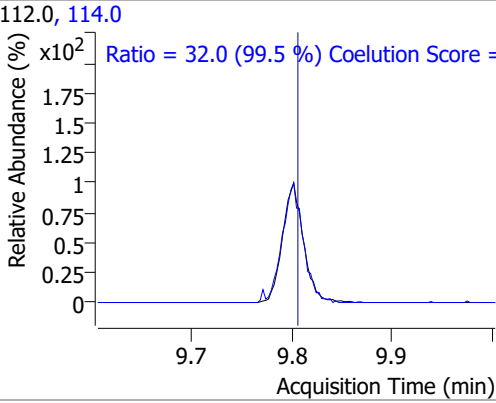
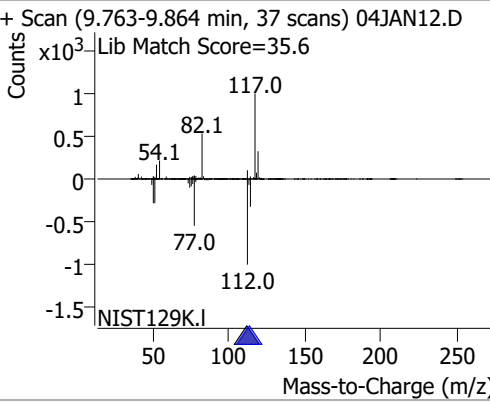
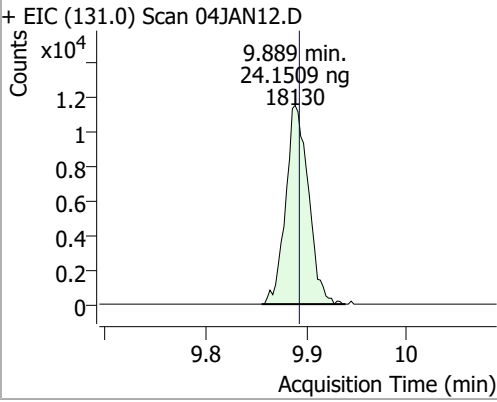
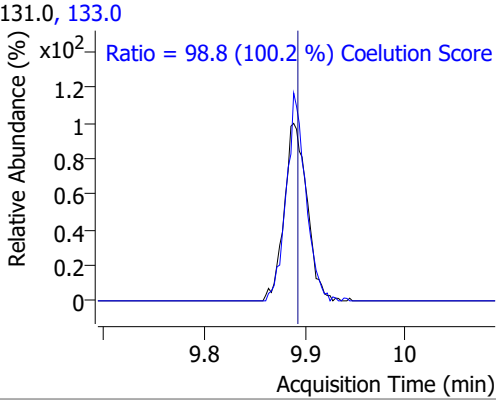
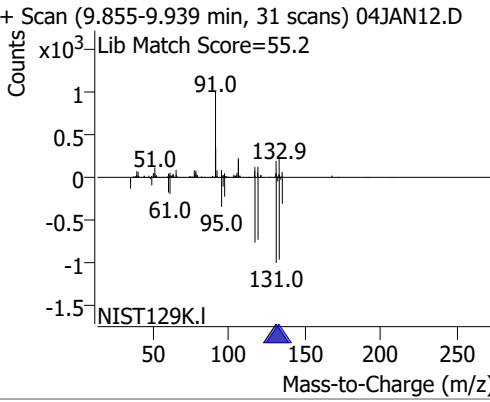
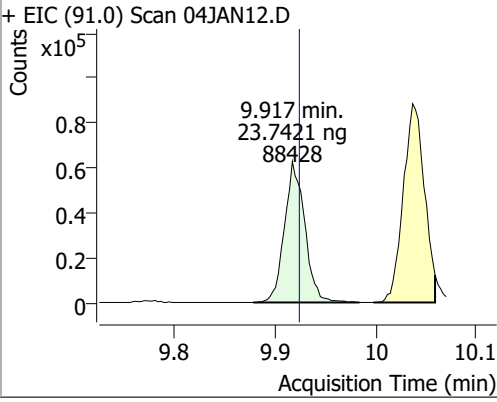
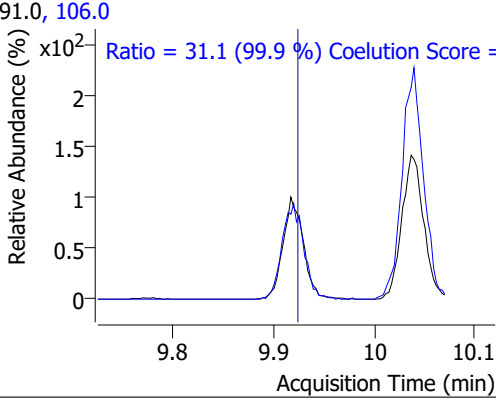
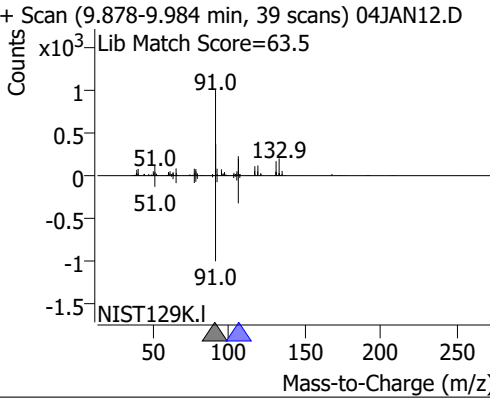
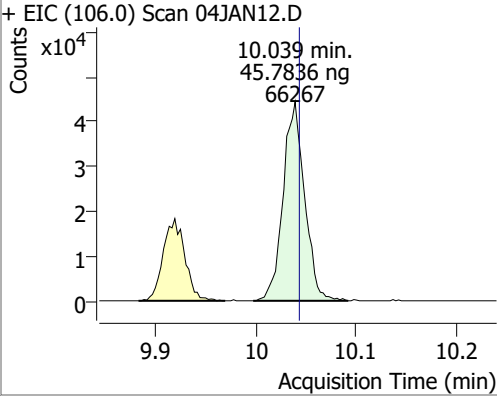
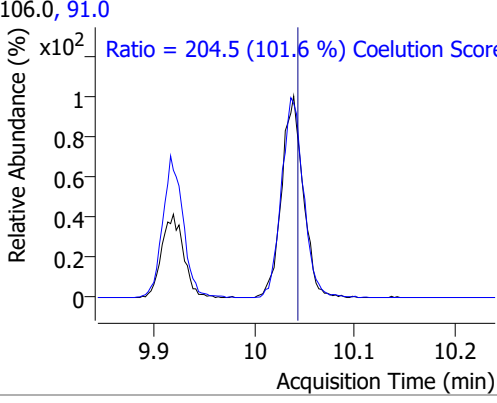
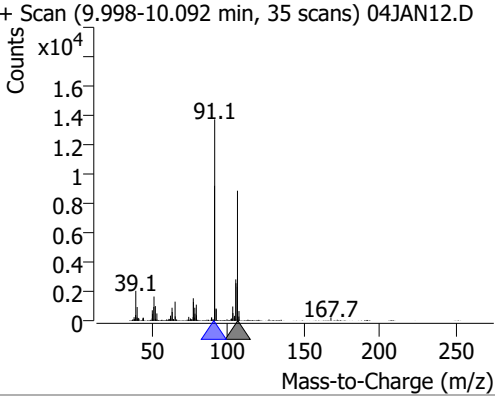
Compound	Conc.	RT	Dev(Min)	Resp.	QIon	QRatio	Lower	Upper
Chlorodibromomethane	24.3492	9.20	-0.01	14873	127.0	78.7	48.0	108.0



Compound	Conc.	RT	Dev(Min)	Resp.	QIon	QRatio	Lower	Upper
1,2-Dibromoethane	24.3601	9.31	0.00	10410	109.0	89.3	64.5	124.5

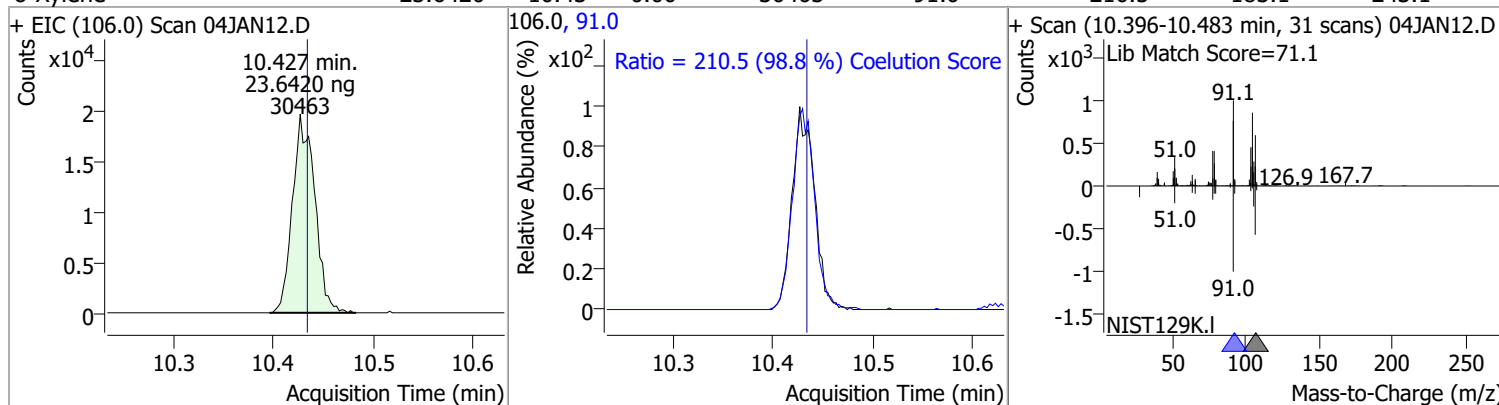


# Quantitation Results Report (QT Reviewed)

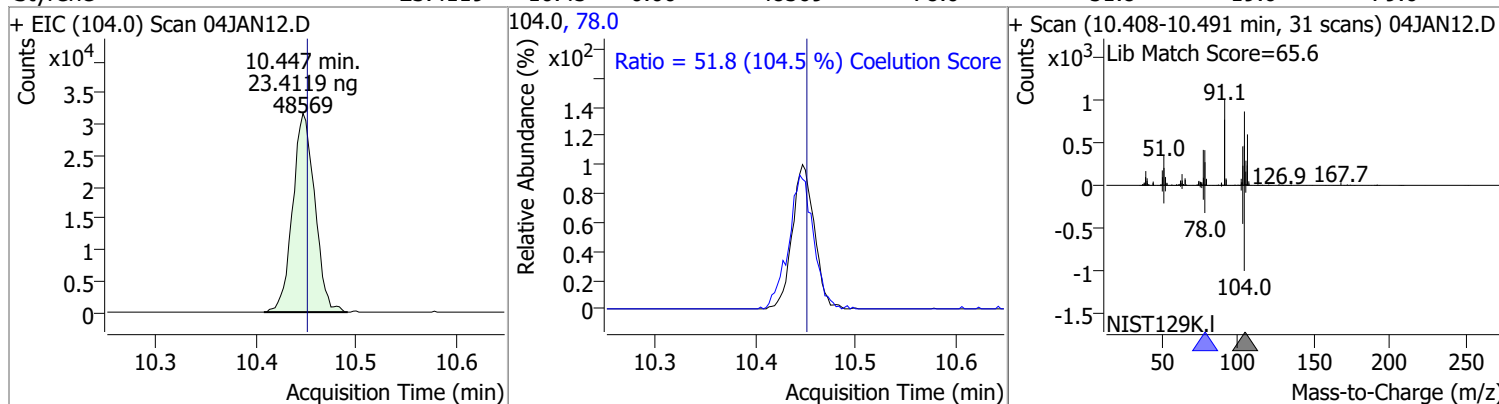
Compound	Conc.	RT	Dev(Min)	Resp.	QIon	QRatio	Lower	Upper
Chlorobenzene	24.7015	9.80	0.00	53047	114.0	32.0	2.1	62.1
+ EIC (112.0) Scan 04JAN12.D			112.0, 114.0			+ Scan (9.763-9.864 min, 37 scans) 04JAN12.D		
								
			Ratio = 32.0 (99.5 %) Coelution Score =					
1,1,1,2-Tetrachloroethane	24.1509	9.89	0.00	18130	133.0	98.8	68.6	128.6
+ EIC (131.0) Scan 04JAN12.D			131.0, 133.0			+ Scan (9.855-9.939 min, 31 scans) 04JAN12.D		
								
			Ratio = 98.8 (100.2 %) Coelution Score =					
Ethylbenzene	23.7421	9.92	0.00	88428	106.0	31.1	1.1	61.1
+ EIC (91.0) Scan 04JAN12.D			91.0, 106.0			+ Scan (9.878-9.984 min, 39 scans) 04JAN12.D		
								
			Ratio = 31.1 (99.9 %) Coelution Score =					
m+p-Xylenes	45.7836	10.04	0.00	66267	91.0	204.5	171.4	231.4
+ EIC (106.0) Scan 04JAN12.D			106.0, 91.0			+ Scan (9.998-10.092 min, 35 scans) 04JAN12.D		
								
			Ratio = 204.5 (101.6 %) Coelution Score =					

# Quantitation Results Report (QT Reviewed)

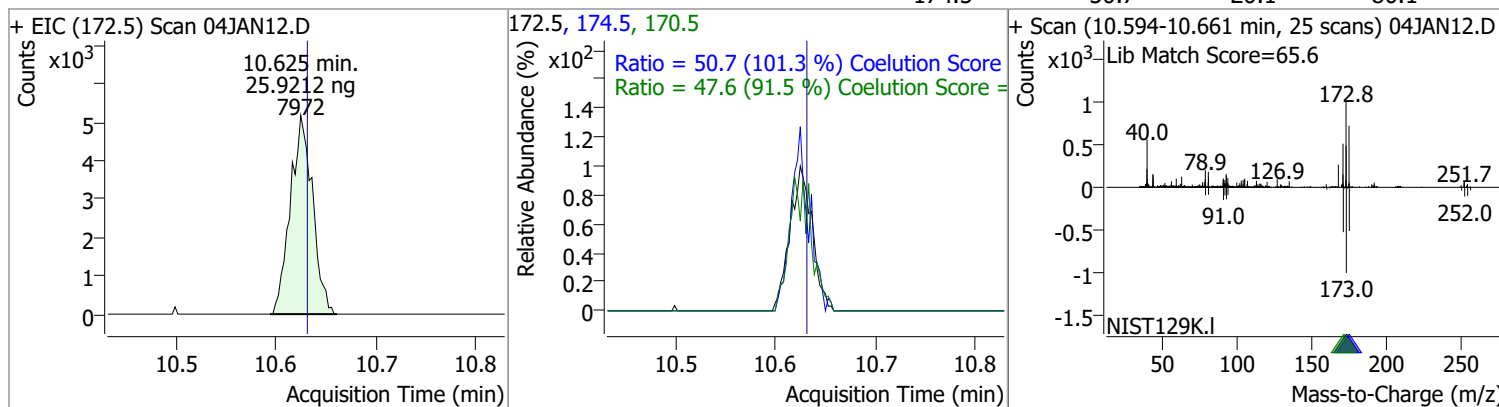
Compound	Conc.	RT	Dev(Min)	Resp.	QIon	QRatio	Lower	Upper
o-Xylene	23.6420	10.43	0.00	30463	91.0	210.5	183.1	243.1



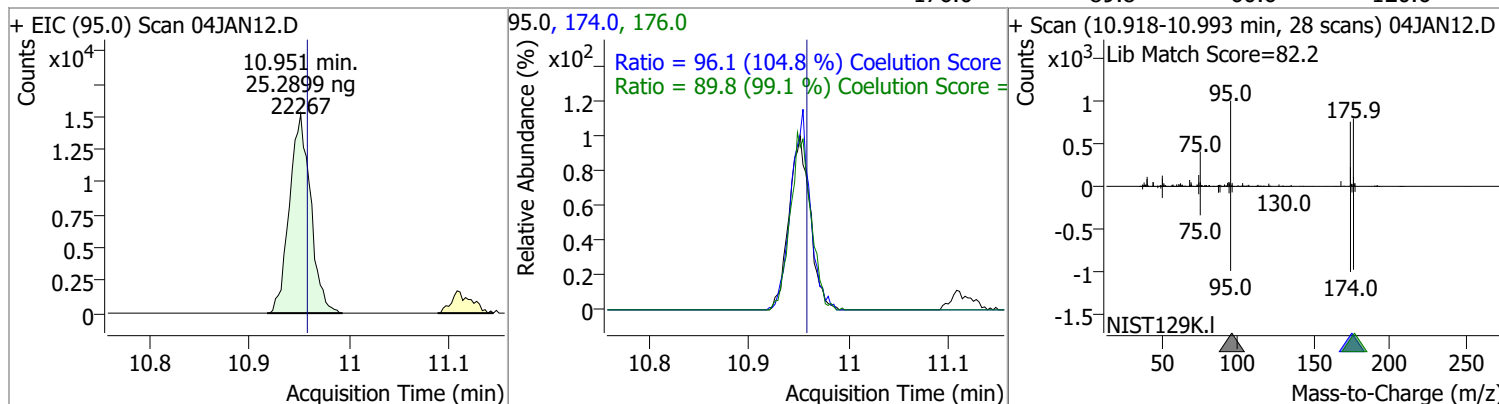
Compound	Conc.	RT	Dev(Min)	Resp.	QIon	QRatio	Lower	Upper
Styrene	23.4119	10.45	0.00	48569	78.0	51.8	19.6	79.6



Compound	Conc.	RT	Dev(Min)	Resp.	QIon	QRatio	Lower	Upper
Bromoform	25.9212	10.63	0.00	7972	170.5	47.6	22.1	82.1
					174.5	50.7	20.1	80.1



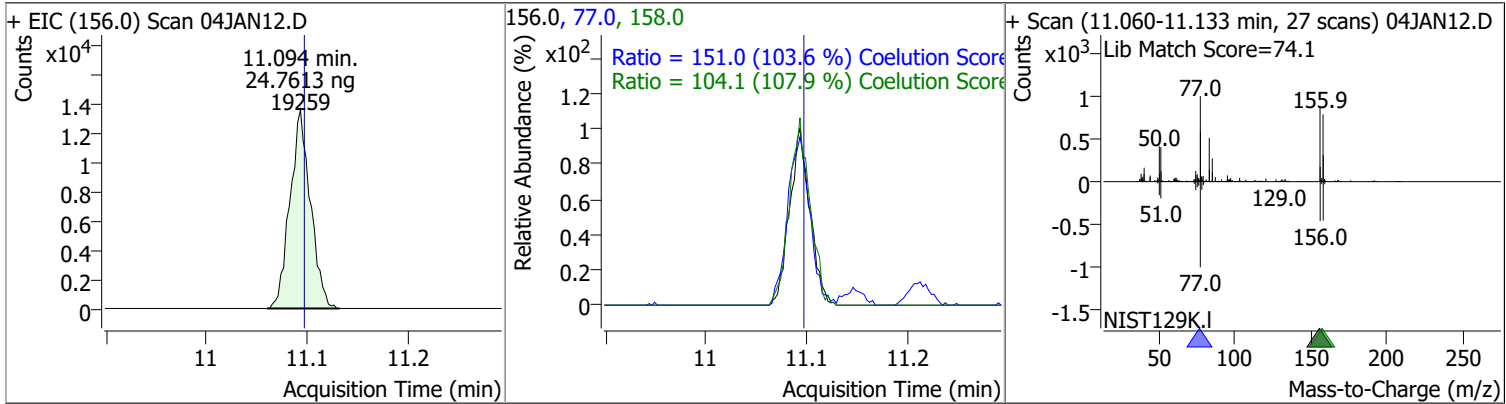
Compound	Conc.	RT	Dev(Min)	Resp.	QIon	QRatio	Lower	Upper
p-Bromofluorobenzene	25.2899	10.95	0.00	22267	174.0	96.1	61.7	121.7
					176.0	89.8	60.6	120.6



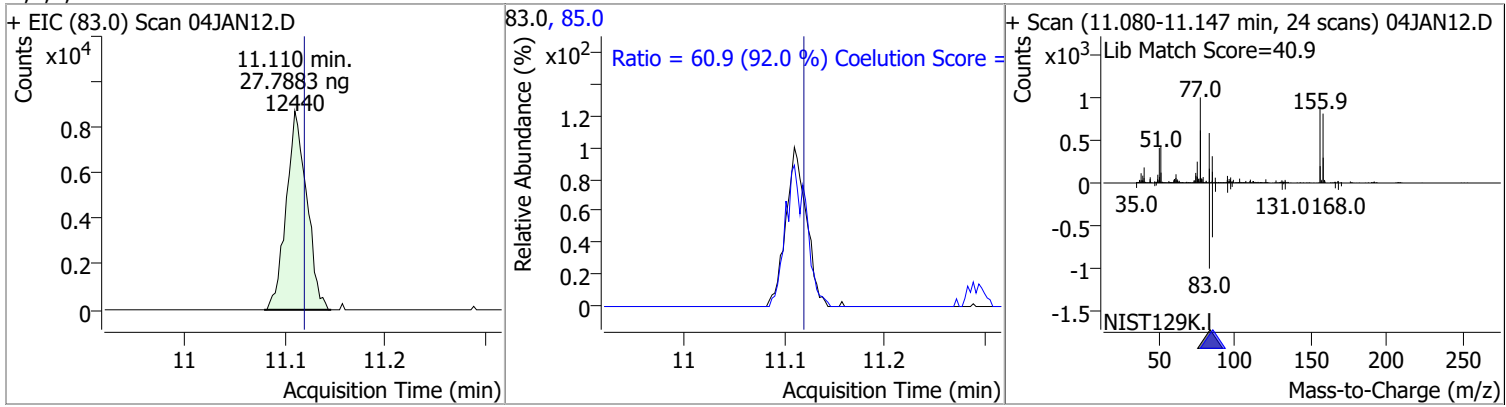


# Quantitation Results Report (QT Reviewed)

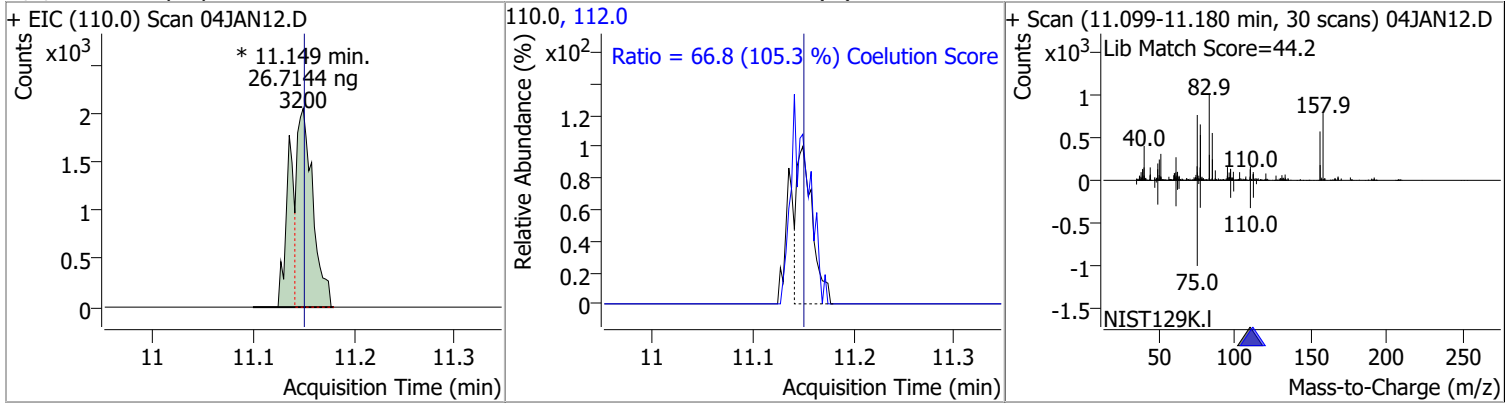
Compound	Conc.	RT	Dev(Min)	Resp.	QIon	QRatio	Lower	Upper
Bromobenzene	24.7613	11.09	0.00	19259	77.0	151.0	115.7	175.7
					158.0	104.1	66.5	126.5



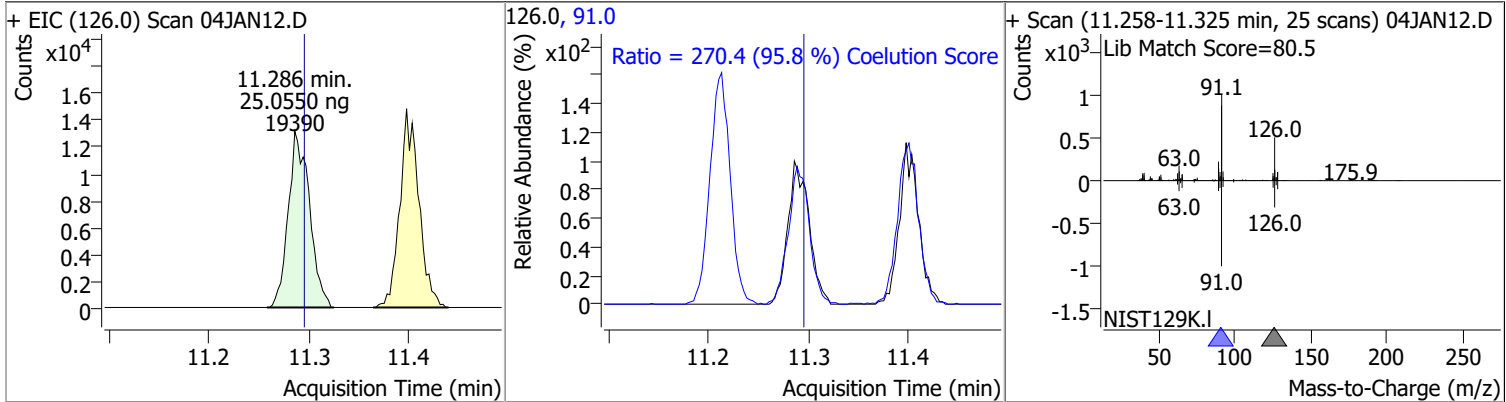
Compound	Conc.	RT	Dev(Min)	Resp.	QIon	QRatio	Lower	Upper
1,1,2,2-Tetrachloroethane	27.7883	11.11	-0.01	12440	85.0	60.9	36.2	96.2



Compound	Conc.	RT	Dev(Min)	Resp.	QIon	QRatio	Lower	Upper
1,2,3-Trichloropropane	26.7144	11.15	0.00	3200 (m)	112.0	66.8	33.5	93.5

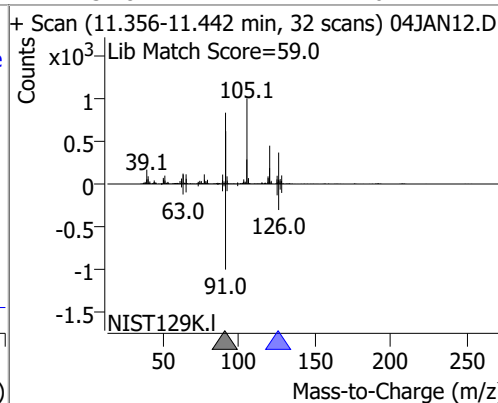
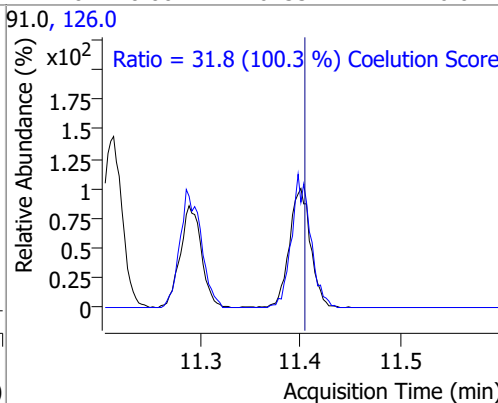
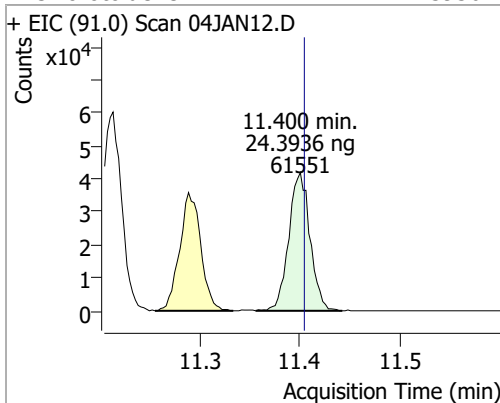


Compound	Conc.	RT	Dev(Min)	Resp.	QIon	QRatio	Lower	Upper
2-Chlorotoluene	25.0550	11.29	-0.01	19390	91.0	270.4	252.3	312.3

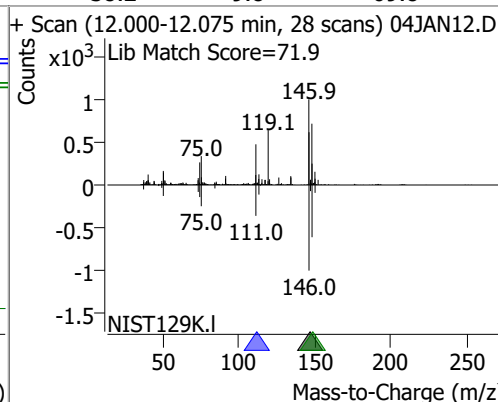
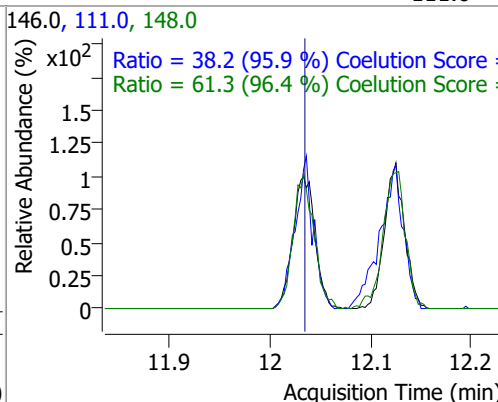
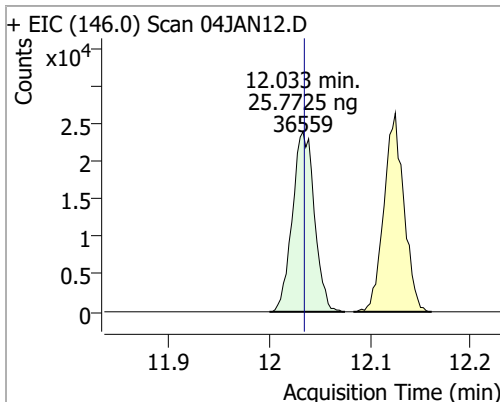


# Quantitation Results Report (QT Reviewed)

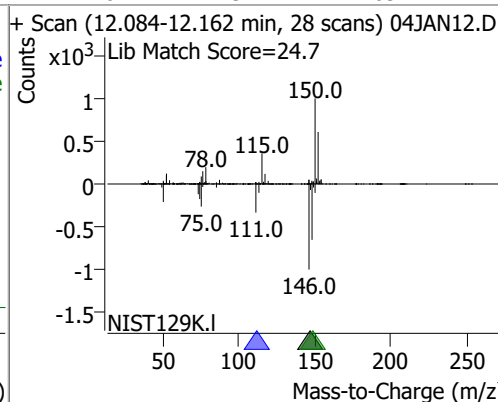
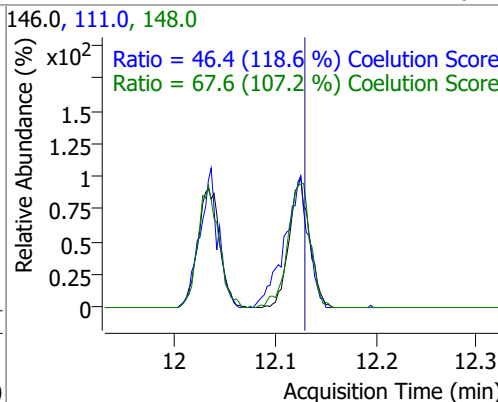
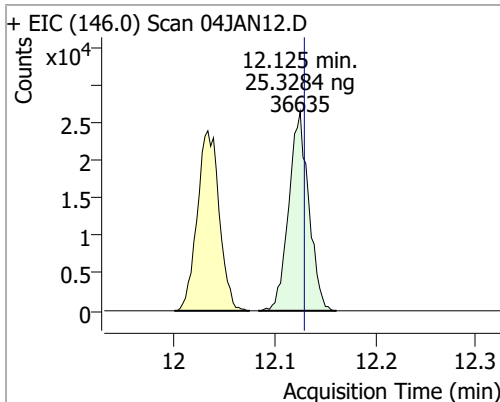
Compound	Conc.	RT	Dev(Min)	Resp.	QIon	QRatio	Lower	Upper
4-Chlorotoluene	24.3936	11.40	0.00	61551	126.0	31.8	1.7	61.7



Compound	Conc.	RT	Dev(Min)	Resp.	QIon	QRatio	Lower	Upper
1,3-Dichlorobenzene	25.7725	12.03	0.00	36559	148.0	61.3	33.6	93.6
					111.0	38.2	9.8	69.8

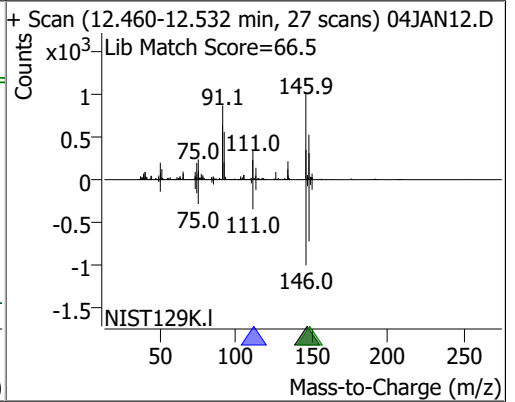
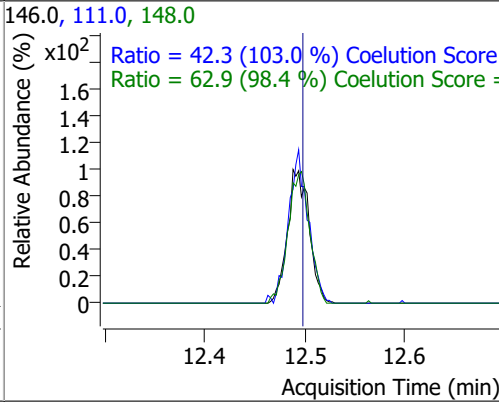
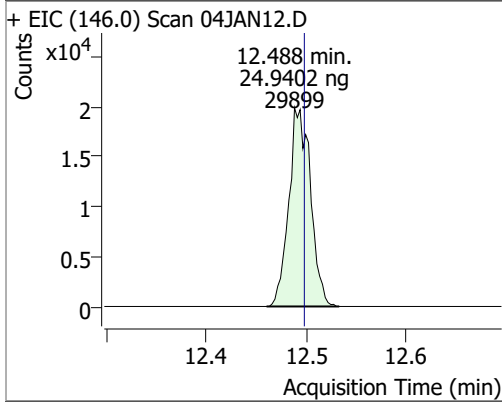


Compound	Conc.	RT	Dev(Min)	Resp.	QIon	QRatio	Lower	Upper
1,4-Dichlorobenzene	25.3284	12.13	0.00	36635	148.0	67.6	33.1	93.1
					111.0	46.4	9.1	69.1



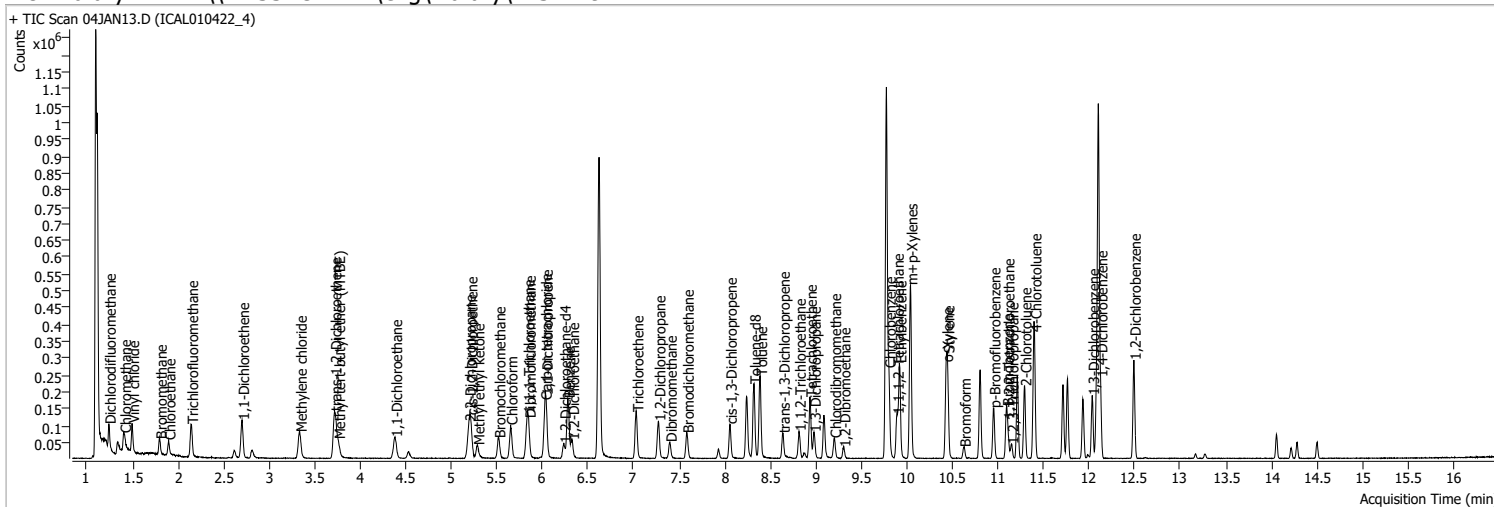
# Quantitation Results Report (QT Reviewed)

Compound	Conc.	RT	Dev(Min)	Resp.	QIon	QRatio	Lower	Upper
1,2-Dichlorobenzene	24.9402	12.49	-0.01	29899	148.0	62.9	33.9	93.9
					111.0	42.3	11.0	71.0



# Quantitation Results Report (QT Reviewed)

Data File	04JAN13.D	Operator	MSC
Acq. Method	5975CACQF.M	Acq. Date-Time	1/4/2022 4:55:32 PM
Sample Name	ICAL010422_4	Instrument	VOA5975C
Vial	13	Multiplier	1.00
DA Method File	VOA5975C_8260B_SHT_DoD_L4_010422.m	Comment	
Tune File	BFB_Atune3.u	Tune Date	10/11/2021 4:02:00 PM
Batch Name	VG010422_8260B.batch.bin	Last Calib Update	1/9/2022 8:59:52 PM
Ref Library	\\MASSHUNTER\Org\Library\NIST129K.I		



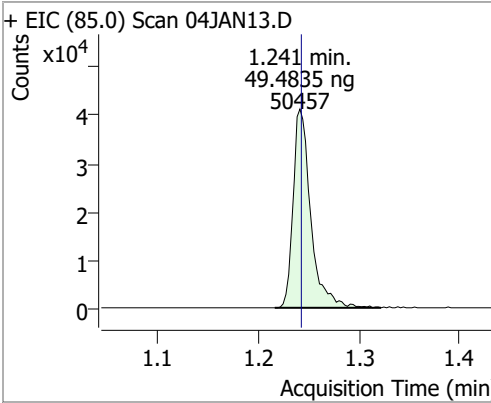
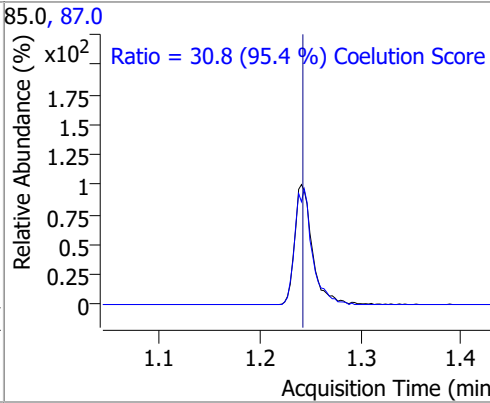
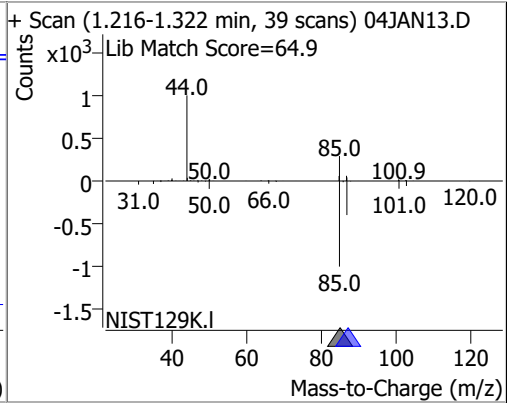
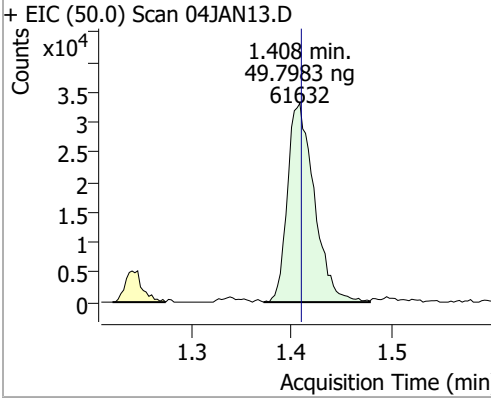
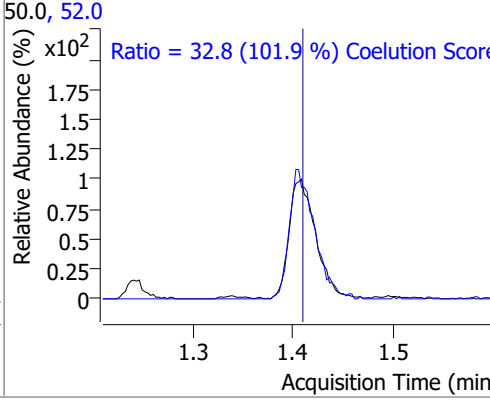
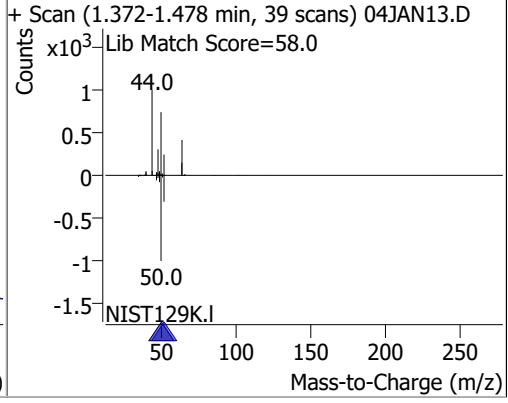
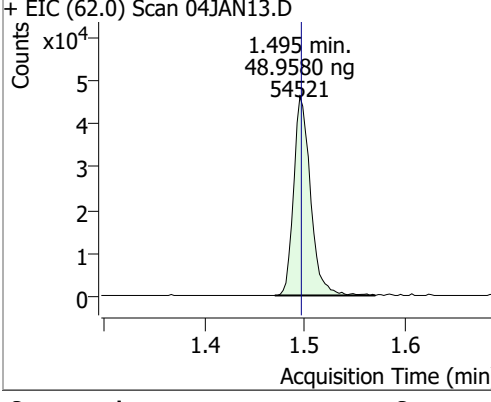
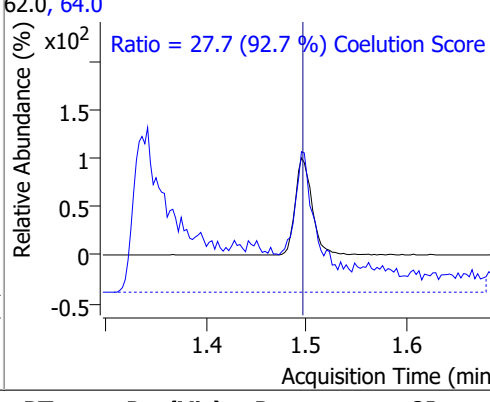
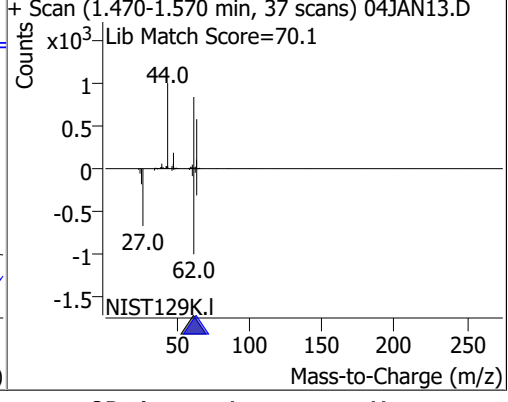
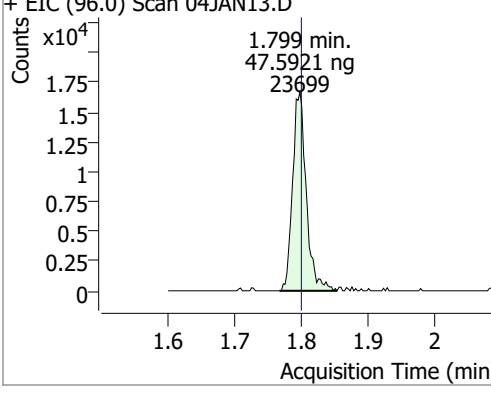
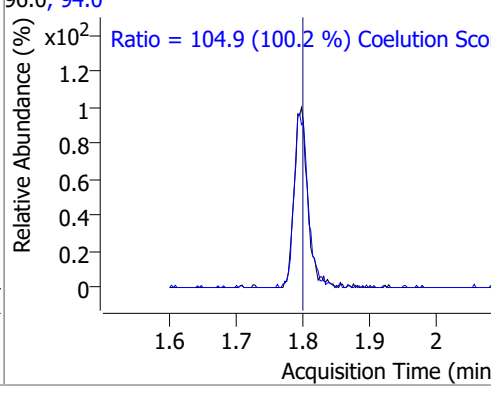
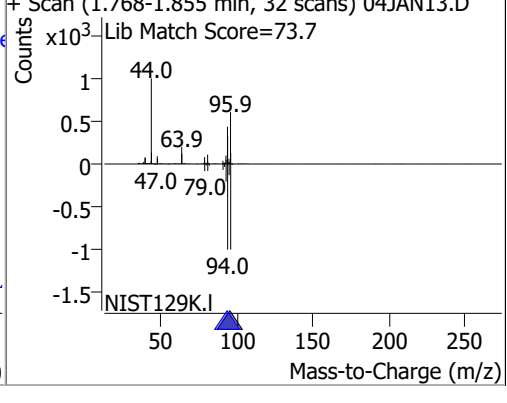
Compound	RT	QIon	Resp.	Conc.	Units	Dev(Min)
<b>Internal Standards</b>						
M Fluorobenzene	6.623	96.0	778120	250.0000	ng	0.000
M Chlorobenzene-d5	9.774	82.0	300356	250.0000	ng	0.003
M 1,4-Dichlorobenzene-d4	12.100	152.0	248636	250.0000	ng	0.000
<b>System Monitoring Compounds</b>						
S Dibromofluoromethane	5.848	113.0	35309	48.1661	ng	0.003
Spiked Amount: 250.000	Range: 80.0 - 119.0%			Recovery = 19.27%	*	
S 1,2-Dichloroethane-d4	6.233	67.0	15238	48.1252	ng	0.000
Spiked Amount: 250.000	Range: 81.0 - 118.0%			Recovery = 19.25%	*	
S Toluene-d8	8.319	98.0	136453	47.1441	ng	0.000
Spiked Amount: 250.000	Range: 89.0 - 112.0%			Recovery = 18.86%	*	
S p-Bromofluorobenzene	10.951	95.0	42506	46.6647	ng	-0.003
Spiked Amount: 250.000	Range: 85.0 - 114.0%			Recovery = 18.67%	*	
<b>Target Compounds</b>						
T Dichlorodifluoromethane	1.241	85.0	50457	49.4835	ng	97
T Chloromethane	1.408	50.0	61632	49.7983	ng	99
T Vinyl chloride	1.495	62.0	54521	48.9580	ng	96
T Bromomethane	1.799	96.0	23699	47.5921	ng	100
T Chloroethane	1.897	64.0	25484	46.2243	ng	98
T Trichlorofluoromethane	2.145	101.0	68163	49.3128	ng	98
T 1,1-Dichloroethene	2.702	96.0	38253	48.8056	ng	100
T Methylene chloride	3.335	49.0	58282	50.4421	ng	99
T trans-1,2-Dichloroethene	3.717	96.0	39596	49.5178	ng	99
T Methyl tert-butyl ether (MTBE)	3.757	73.0	49126	47.5301	ng	100
T 1,1-Dichloroethane	4.381	63.0	73205	49.1828	ng	100
T 2,2-Dichloropropane	5.193	77.0	56189	50.3804	ng	100
T cis-1,2-Dichloroethene	5.209	96.0	39251	48.4154	ng	99
T Methyl ethyl ketone	5.285	43.0	52648	479.4296	ng	99
T Bromochloromethane	5.516	128.0	17338	51.6233	ng	96
T Chloroform	5.650	83.0	71403	48.2031	ng	99

# Quantitation Results Report (QT Reviewed)

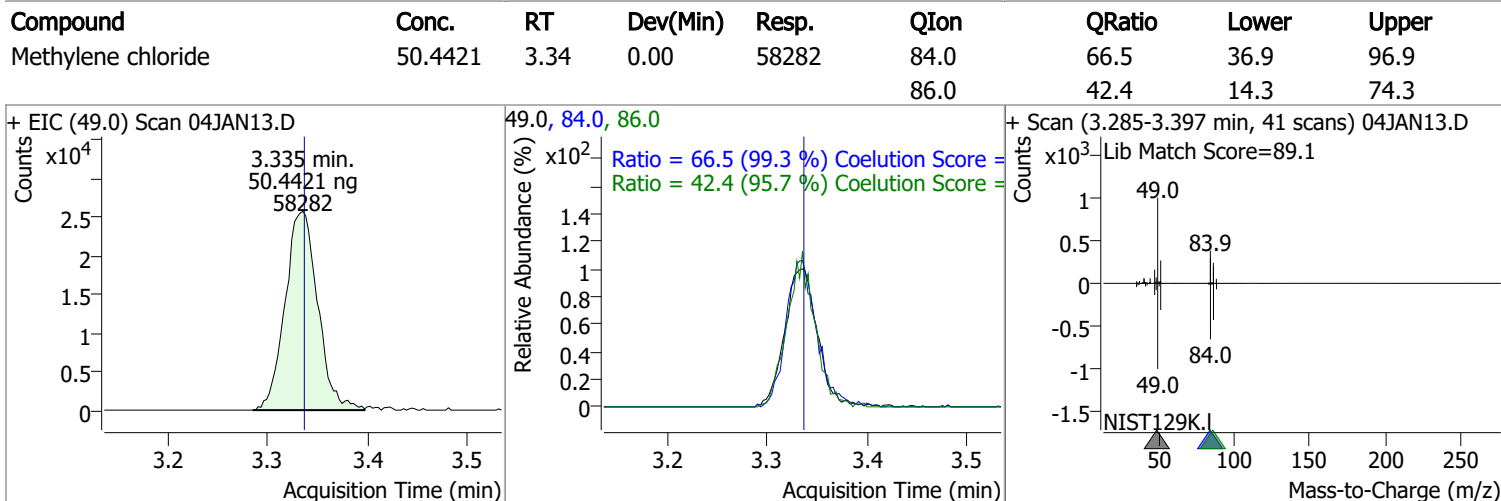
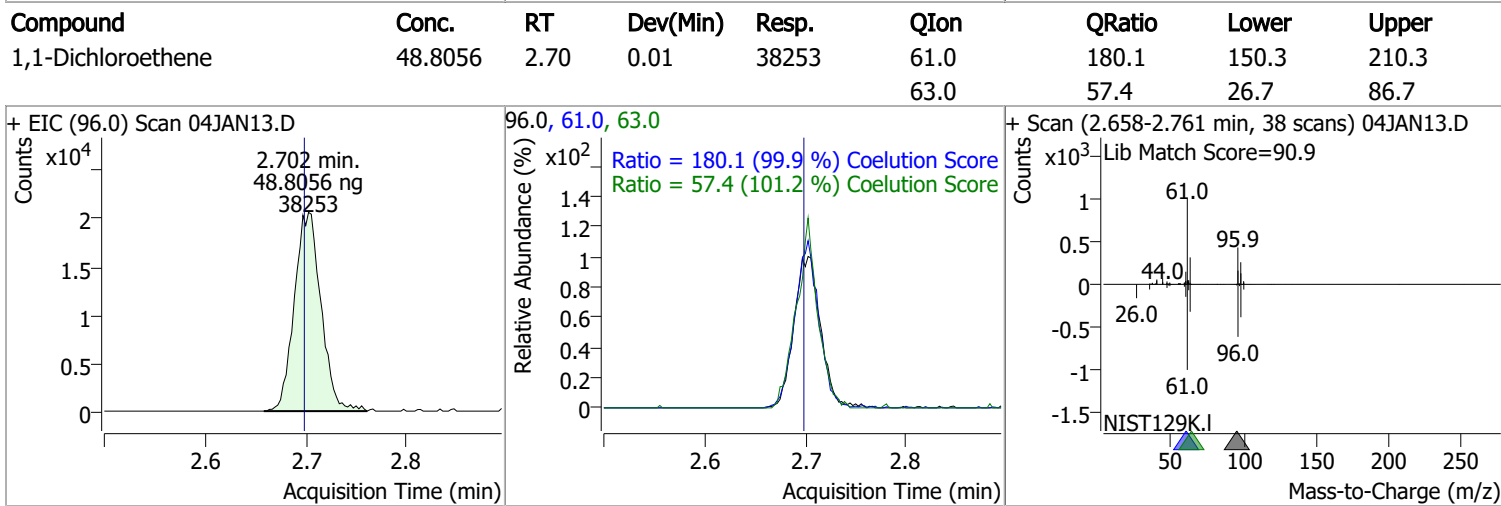
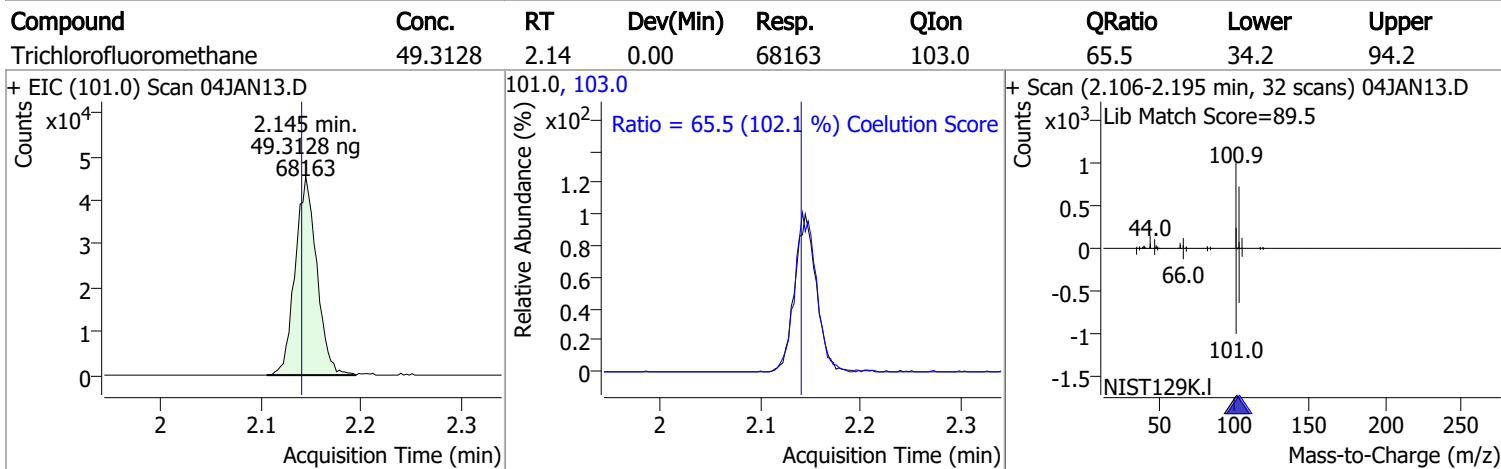
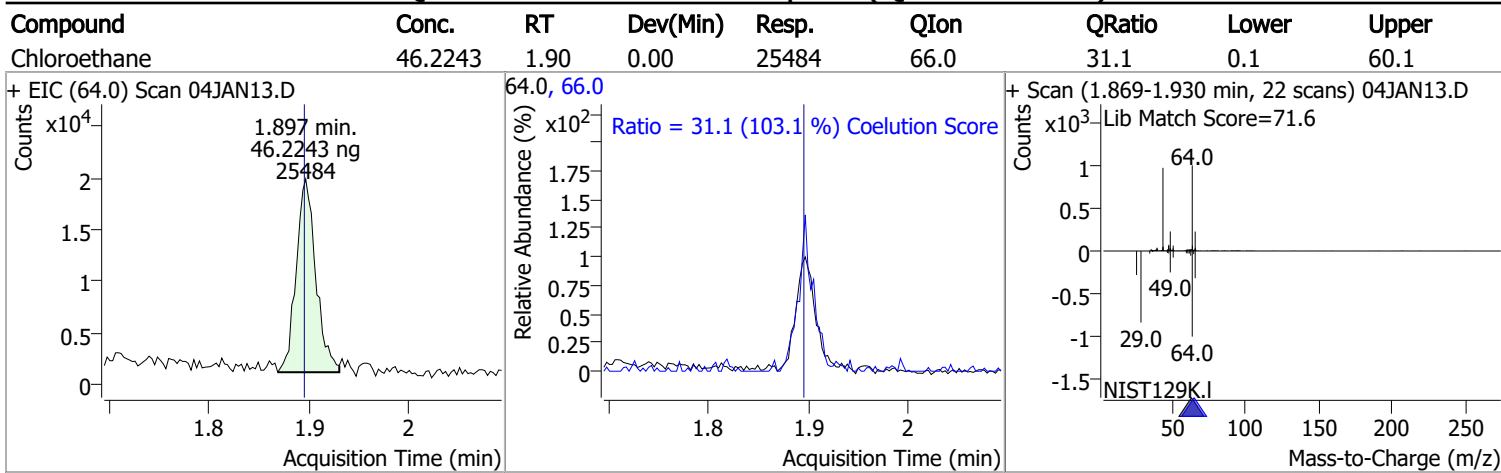
Compound	RT	QIon	Resp.	Conc.	Units	Dev(Min)
T 1,1,1-Trichloroethane	5.834	97.0	67007	48.2688	ng	98
T Carbon tetrachloride	6.026	117.0	65313	47.7520	ng	98
T 1,1-Dichloropropene	6.035	75.0	56376	47.7627	ng	99
T Benzene	6.277	78.0	148727	48.0054	ng	100
T 1,2-Dichloroethane	6.325	62.0	41058	48.9880	ng	97
T Trichloroethene	7.030	95.0	42682	47.1189	ng	98
T 1,2-Dichloropropane	7.273	63.0	37870	47.5273	ng	96
T Dibromomethane	7.396	93.0	15989	47.4844	ng	97
T Bromodichloromethane	7.585	83.0	43900	47.2409	ng	97
T cis-1,3-Dichloropropene	8.057	75.0	48886	46.5283	ng	97
T Toluene	8.388	92.0	91915	47.0116	ng	100
T trans-1,3-Dichloropropene	8.639	75.0	35179	47.0378	ng	100
T 1,1,2-Trichloroethane	8.815	83.0	18884	48.4759	ng	99
T Tetrachloroethene	8.935	163.8	36925	46.2932	ng	97
T 1,3-Dichloropropane	8.980	76.0	37457	48.8841	ng	98
T Chlorodibromomethane	9.203	129.0	28153	46.2411	ng	99
T 1,2-Dibromoethane	9.303	107.0	21037	49.3889	ng	93
T Chlorobenzene	9.802	112.0	101452	47.3959	ng	99
T 1,1,1,2-Tetrachloroethane	9.889	131.0	35544	47.5029	ng	99
T Ethylbenzene	9.917	91.0	173769	46.8079	ng	99
T m+p-Xylenes	10.039	106.0	133498	92.5347	ng	98
T o-Xylene	10.430	106.0	61016	47.5086	ng	98
T Styrene	10.444	104.0	96576	46.7052	ng	100
T Bromoform	10.625	172.5	16073	50.5170	ng	96
T Bromobenzene	11.093	156.0	38282	47.5759	ng	98
T 1,1,2,2-Tetrachloroethane	11.105	83.0	22514	48.6124	ng	99
T 1,2,3-Trichloropropane	11.146	110.0	6096	49.1924	ng	97
T 2-Chlorotoluene	11.289	126.0	37987	47.4466	ng	99
T 4-Chlorotoluene	11.400	91.0	126308	48.3865	ng	100
T 1,3-Dichlorobenzene	12.033	146.0	69539	47.3853	ng	99
T 1,4-Dichlorobenzene	12.125	146.0	71841	48.0106	ng	97
T 1,2-Dichlorobenzene	12.491	146.0	60213	48.5498	ng	98

(#) = Qualifier Out of Range; (m) = Manual Integration; (+) = Area Summed; (\*) = Surrogate Percent Recovery Out of Range; (d): Zeroed Peak

# Quantitation Results Report (QT Reviewed)

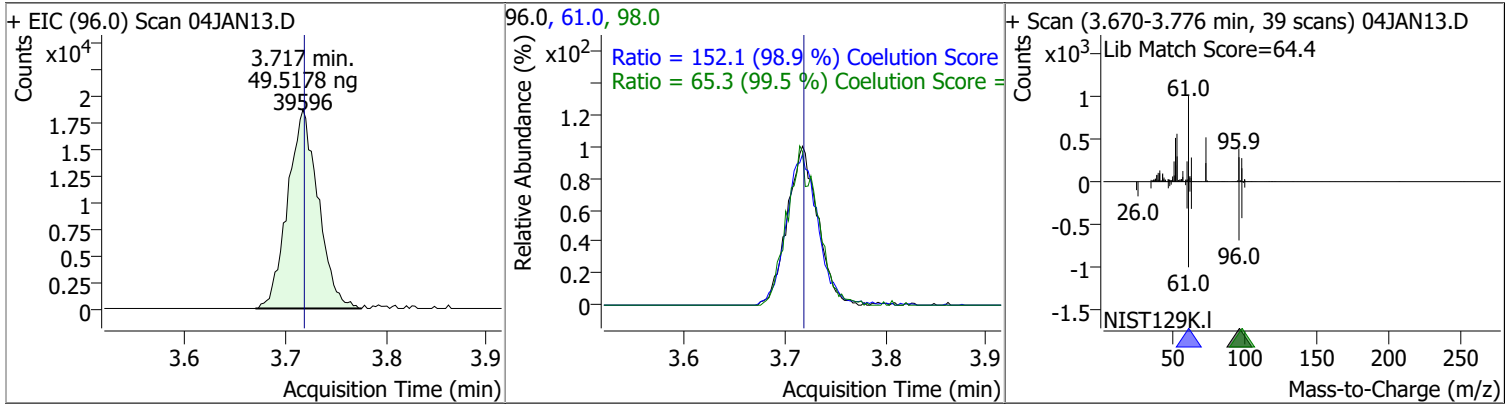
Compound	Conc.	RT	Dev(Min)	Resp.	QIon	QRatio	Lower	Upper
Dichlorodifluoromethane	49.4835	1.24	0.00	50457	87.0	30.8	2.3	62.3
+ EIC (85.0) Scan 04JAN13.D 			85.0, 87.0 			+ Scan (1.216-1.322 min, 39 scans) 04JAN13.D Lib Match Score=64.9 		
Chloromethane	49.7983	1.41	0.00	61632	52.0	32.8	2.1	62.1
+ EIC (50.0) Scan 04JAN13.D 			50.0, 52.0 			+ Scan (1.372-1.478 min, 39 scans) 04JAN13.D Lib Match Score=58.0 		
Vinyl chloride	48.9580	1.49	0.00	54521	64.0	27.7	0.0	59.9
+ EIC (62.0) Scan 04JAN13.D 			62.0, 64.0 			+ Scan (1.470-1.570 min, 37 scans) 04JAN13.D Lib Match Score=70.1 		
Bromomethane	47.5921	1.80	0.00	23699	94.0	104.9	74.6	134.6
+ EIC (96.0) Scan 04JAN13.D 			96.0, 94.0 			+ Scan (1.768-1.855 min, 32 scans) 04JAN13.D Lib Match Score=73.7 		

# Quantitation Results Report (QT Reviewed)

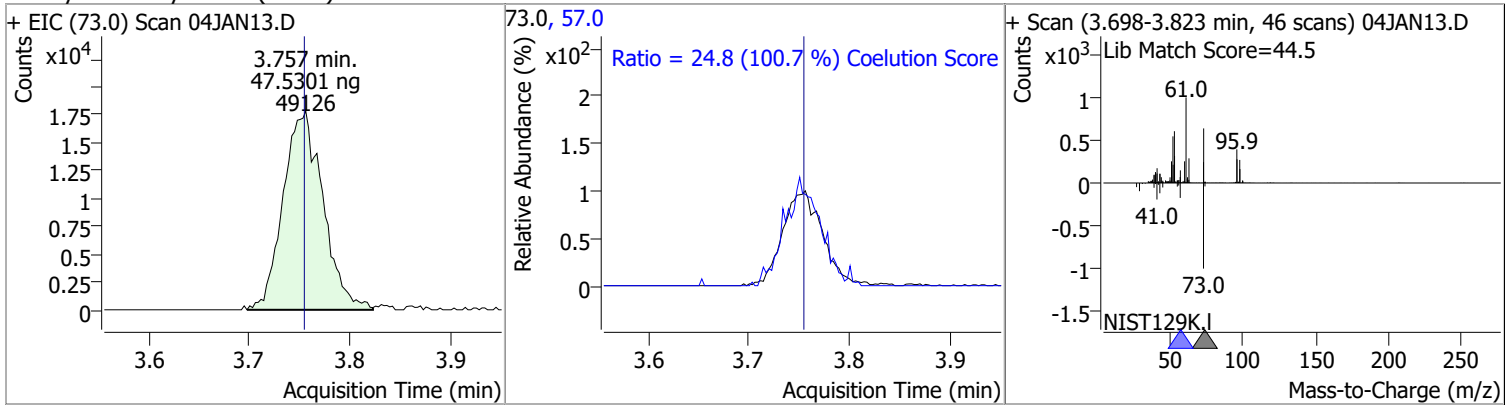


# Quantitation Results Report (QT Reviewed)

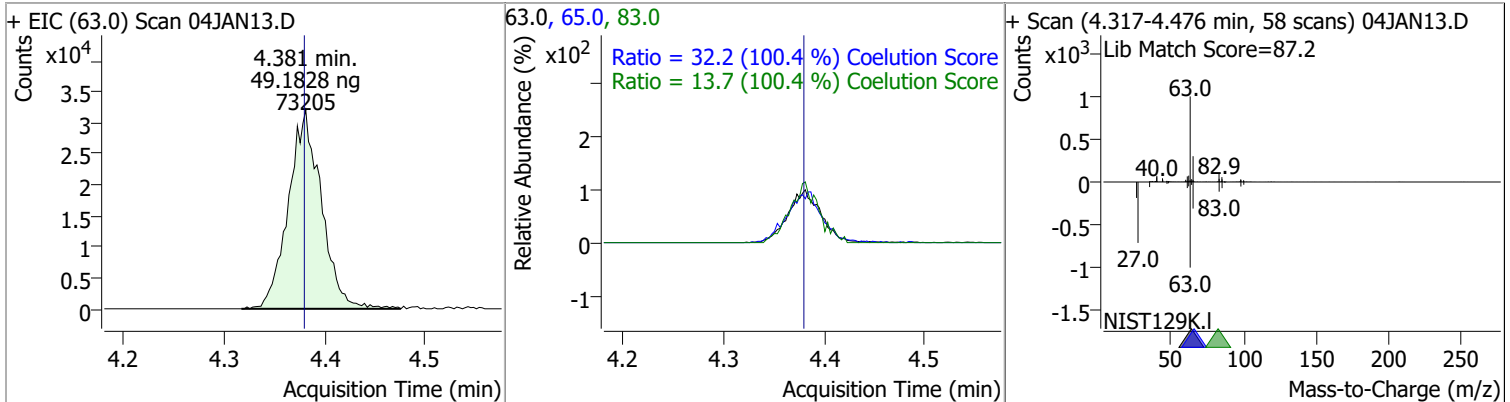
Compound	Conc.	RT	Dev(Min)	Resp.	QIon	QRatio	Lower	Upper
trans-1,2-Dichloroethene	49.5178	3.72	0.00	39596	61.0	152.1	123.9	183.9
					98.0	65.3	35.7	95.7



Compound	Conc.	RT	Dev(Min)	Resp.	QIon	QRatio	Lower	Upper
Methyl tert-butyl ether (MTBE)	47.5301	3.76	0.00	49126	57.0	24.8	0.0	54.6



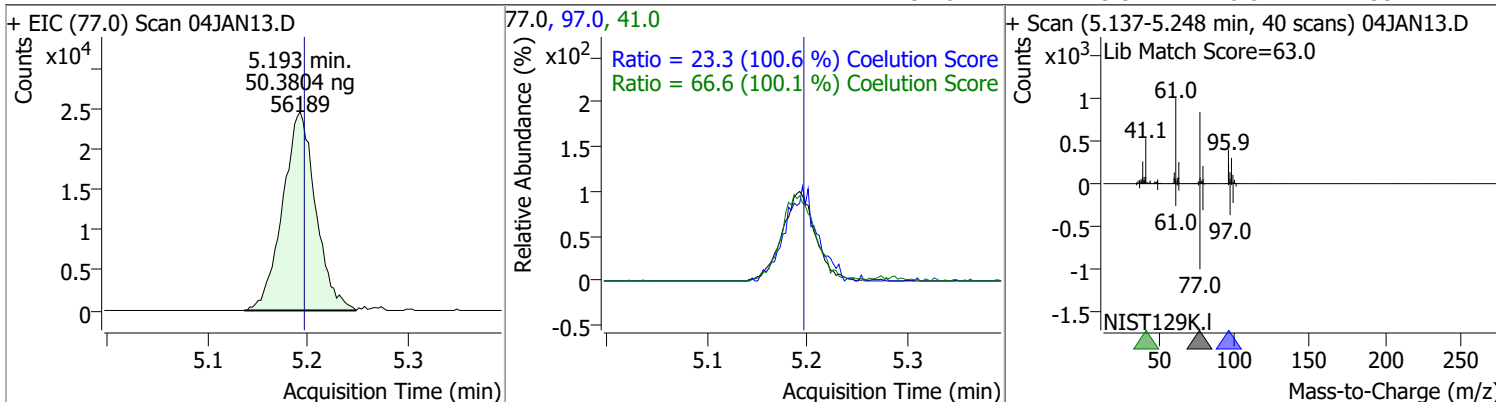
Compound	Conc.	RT	Dev(Min)	Resp.	QIon	QRatio	Lower	Upper
1,1-Dichloroethane	49.1828	4.38	0.00	73205	65.0	32.2	2.1	62.1
					83.0	13.7	0.0	43.7



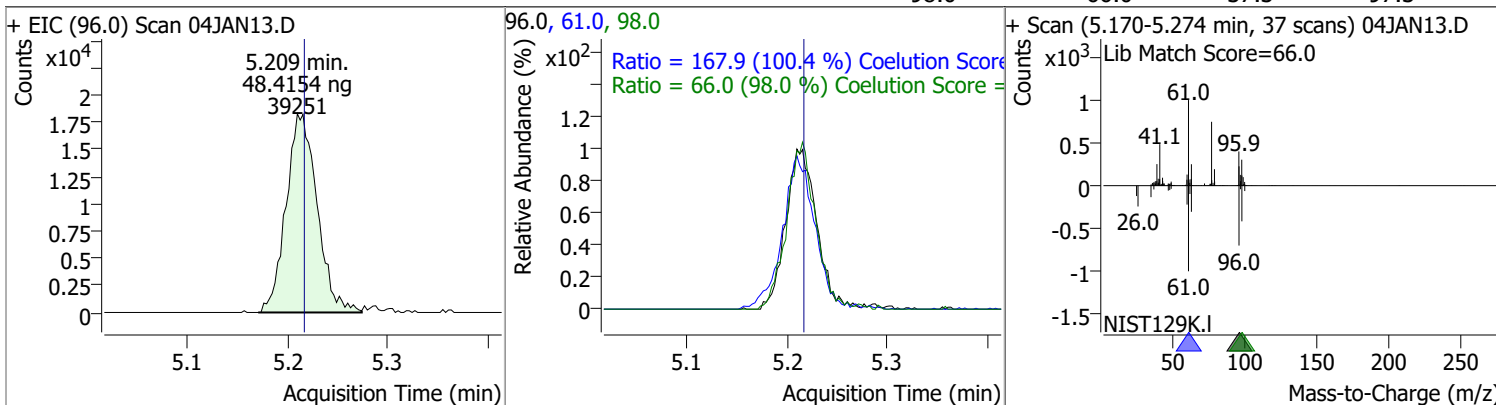


# Quantitation Results Report (QT Reviewed)

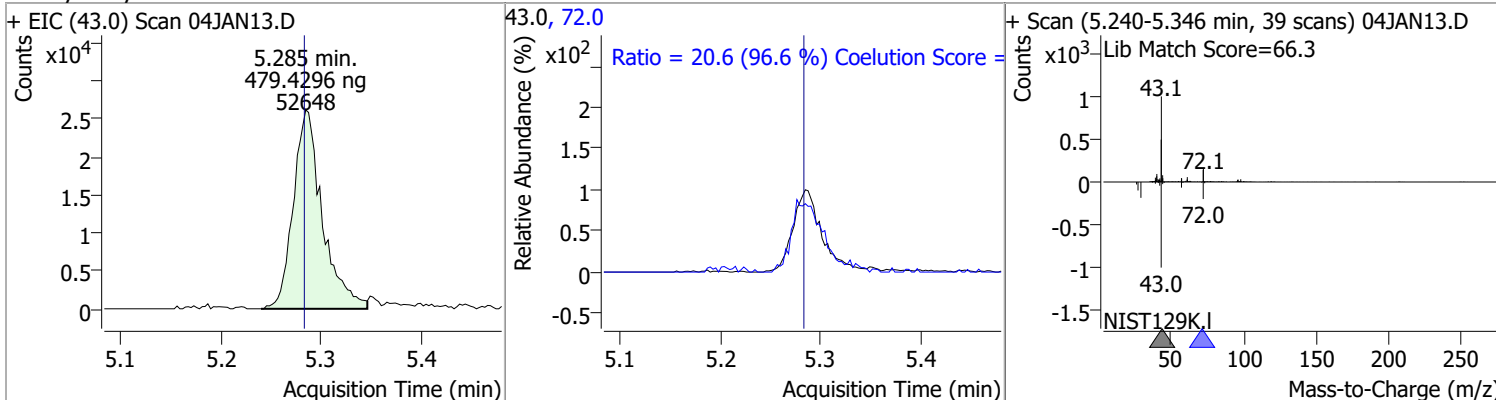
Compound	Conc.	RT	Dev(Min)	Resp.	QIon	QRatio	Lower	Upper
2,2-Dichloropropane	50.3804	5.19	0.00	56189	41.0	66.6	36.5	96.5
					97.0	23.3	0.0	53.2



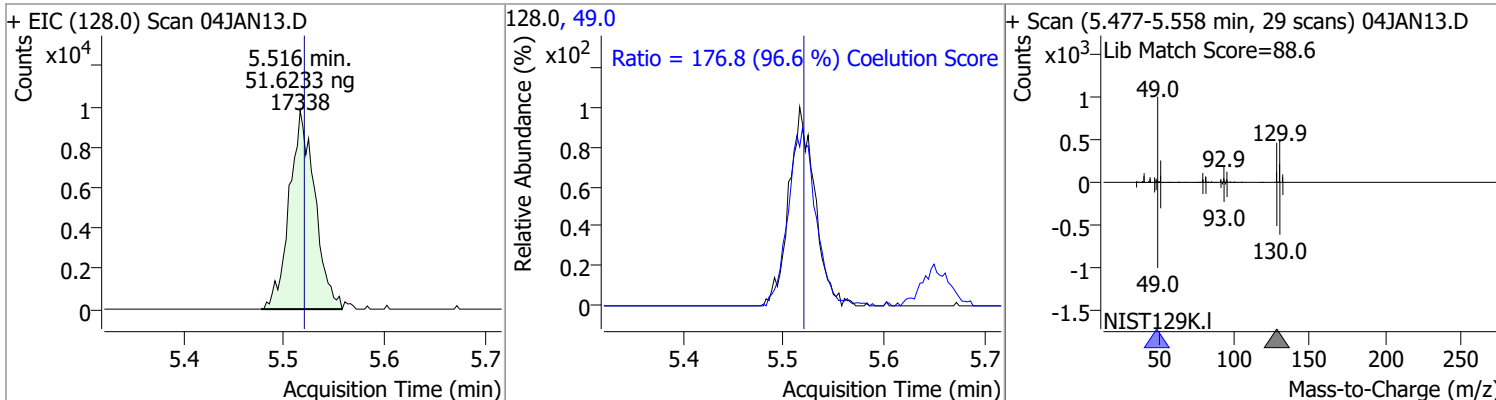
Compound	Conc.	RT	Dev(Min)	Resp.	QIon	QRatio	Lower	Upper
cis-1,2-Dichloroethene	48.4154	5.21	-0.01	39251	61.0	167.9	137.2	197.2
					98.0	66.0	37.3	97.3



Compound	Conc.	RT	Dev(Min)	Resp.	QIon	QRatio	Lower	Upper
Methyl ethyl ketone	479.4296	5.28	0.00	52648	72.0	20.6	0.0	51.3

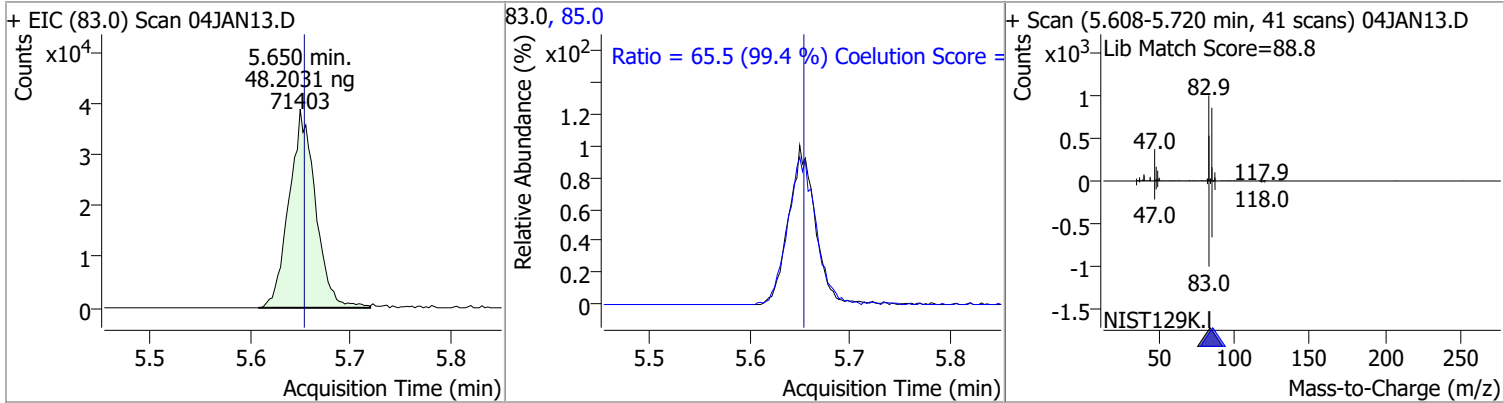


Compound	Conc.	RT	Dev(Min)	Resp.	QIon	QRatio	Lower	Upper
Bromochloromethane	51.6233	5.52	0.00	17338	49.0	176.8	152.9	212.9

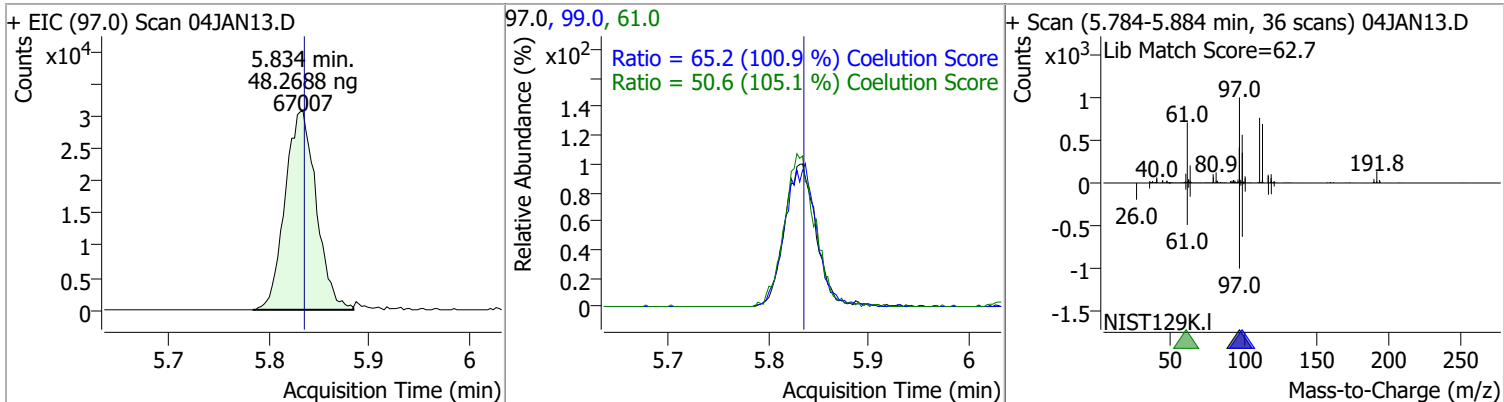


# Quantitation Results Report (QT Reviewed)

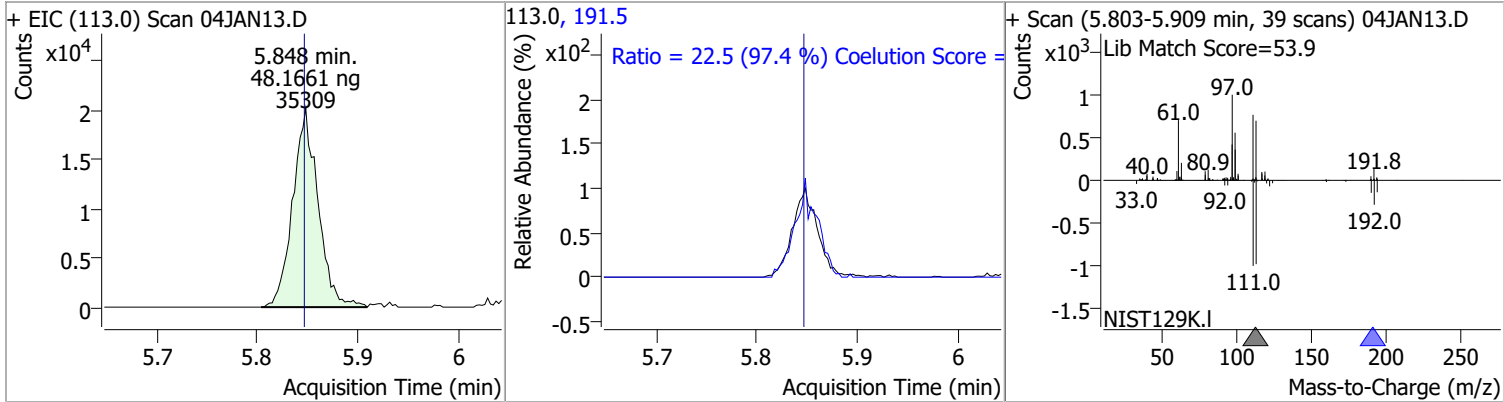
Compound	Conc.	RT	Dev(Min)	Resp.	QIon	QRatio	Lower	Upper
Chloroform	48.2031	5.65	0.00	71403	85.0	65.5	36.0	96.0



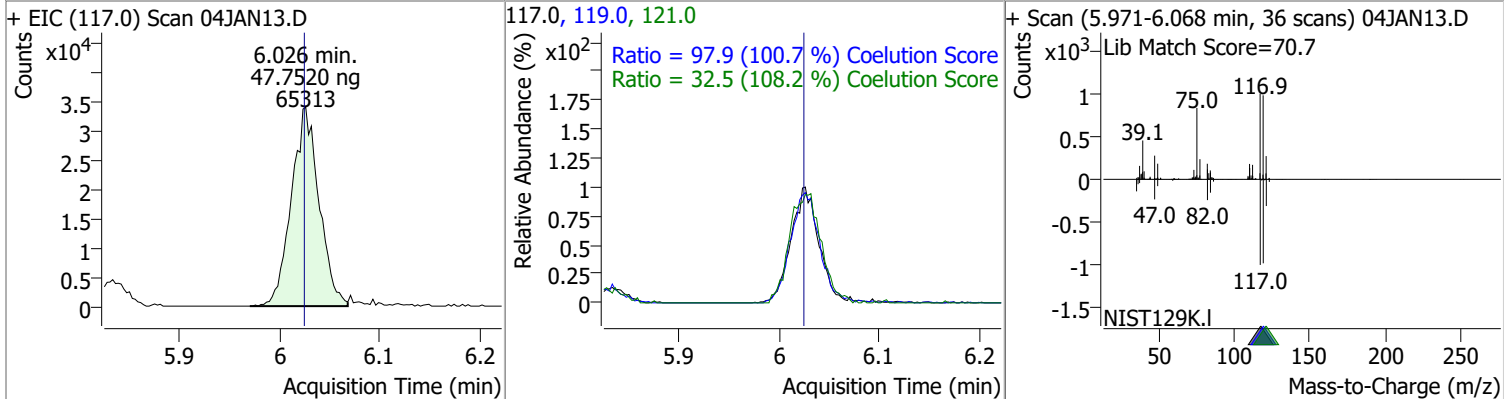
Compound	Conc.	RT	Dev(Min)	Resp.	QIon	QRatio	Lower	Upper
1,1,1-Trichloroethane	48.2688	5.83	0.00	67007	99.0	65.2	34.7	94.7
					61.0	50.6	18.1	78.1



Compound	Conc.	RT	Dev(Min)	Resp.	QIon	QRatio	Lower	Upper
Dibromofluoromethane	48.1661	5.85	0.00	35309	191.5	22.5	0.0	53.1

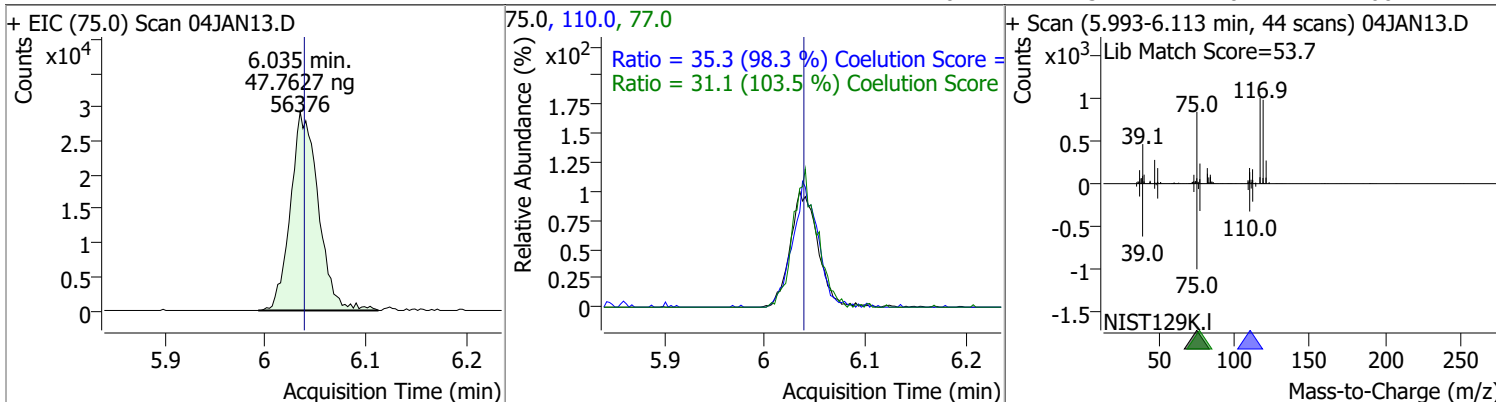


Compound	Conc.	RT	Dev(Min)	Resp.	QIon	QRatio	Lower	Upper
Carbon tetrachloride	47.7520	6.03	0.00	65313	119.0	97.9	67.2	127.2
					121.0	32.5	0.1	60.1

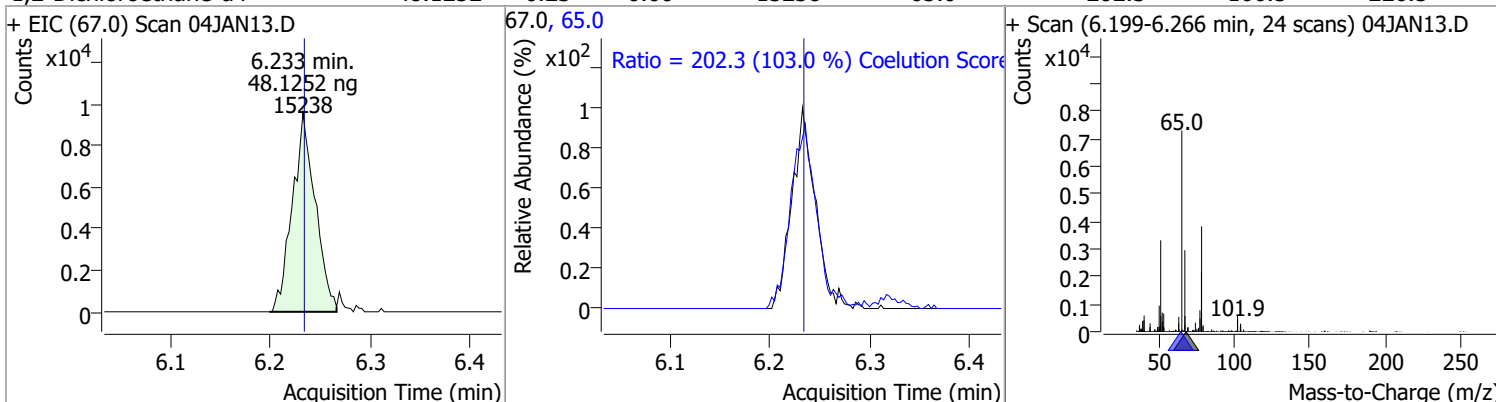


# Quantitation Results Report (QT Reviewed)

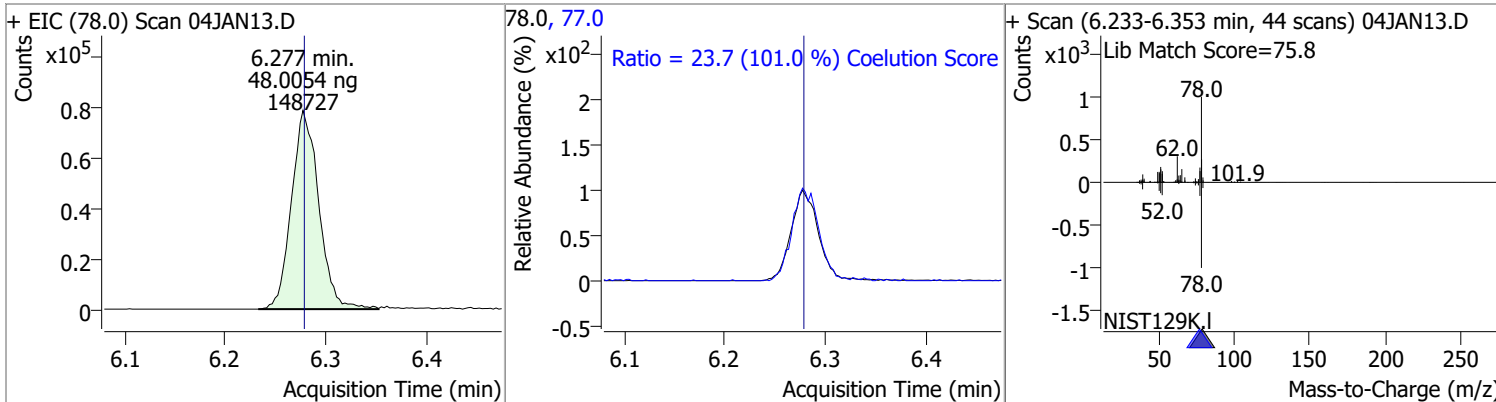
Compound	Conc.	RT	Dev(Min)	Resp.	QIon	QRatio	Lower	Upper
1,1-Dichloropropene	47.7627	6.03	0.00	56376	110.0	35.3	5.9	65.9
					77.0	31.1	0.1	60.1



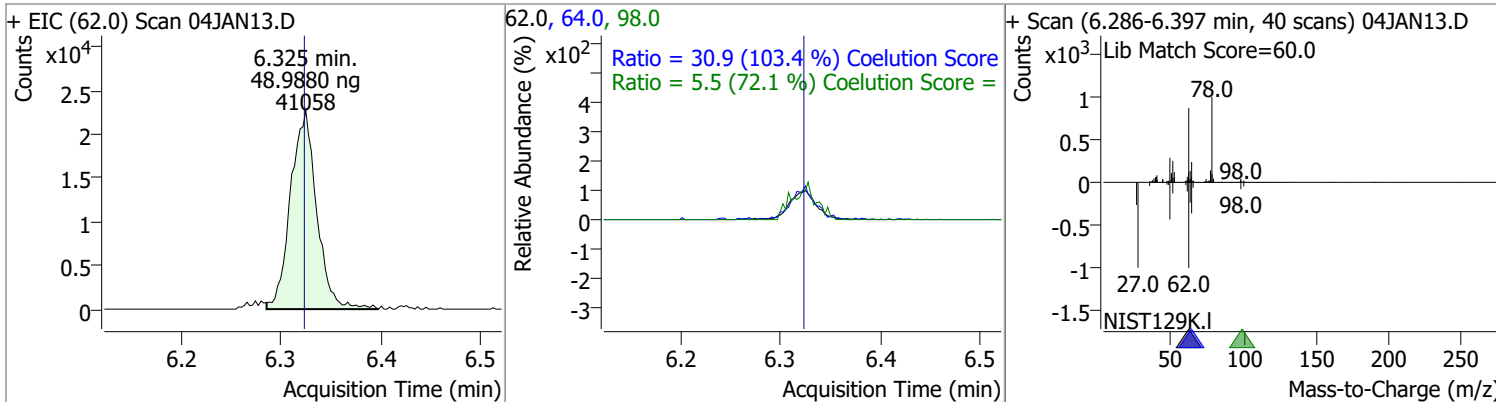
Compound	Conc.	RT	Dev(Min)	Resp.	QIon	QRatio	Lower	Upper
1,2-Dichloroethane-d4	48.1252	6.23	0.00	15238	65.0	202.3	166.5	226.5



Compound	Conc.	RT	Dev(Min)	Resp.	QIon	QRatio	Lower	Upper
Benzene	48.0054	6.28	0.00	148727	77.0	23.7	0.0	53.5

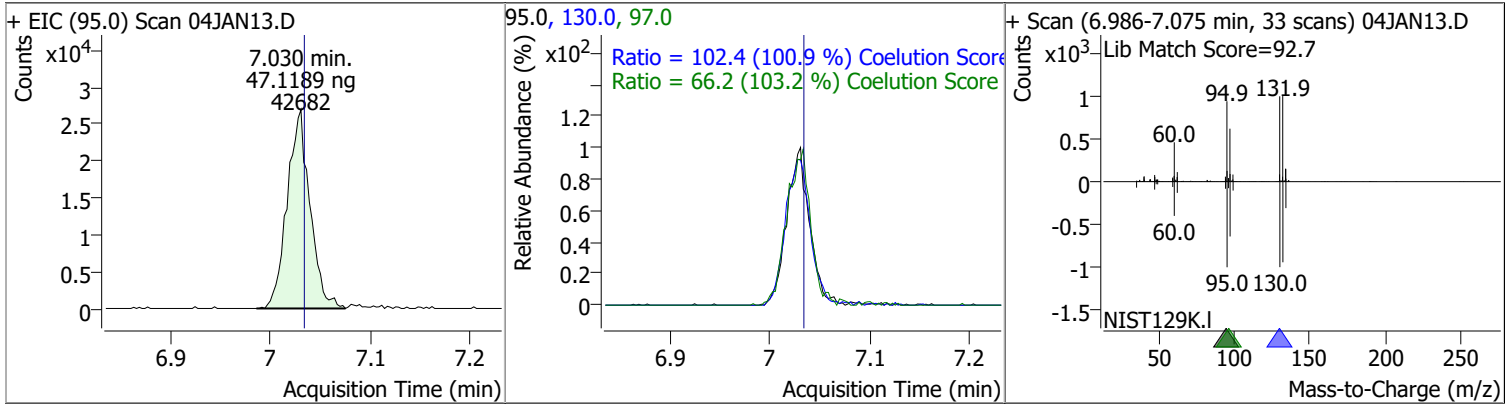


Compound	Conc.	RT	Dev(Min)	Resp.	QIon	QRatio	Lower	Upper
1,2-Dichloroethane	48.9880	6.32	0.00	41058	64.0	30.9	0.0	59.9
					98.0	5.5	0.0	37.6

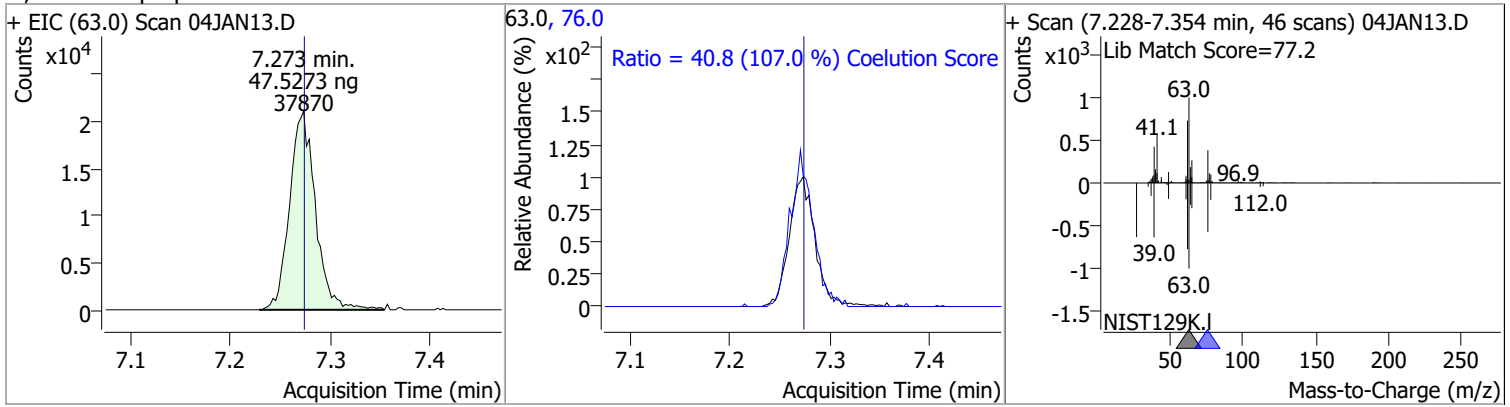


# Quantitation Results Report (QT Reviewed)

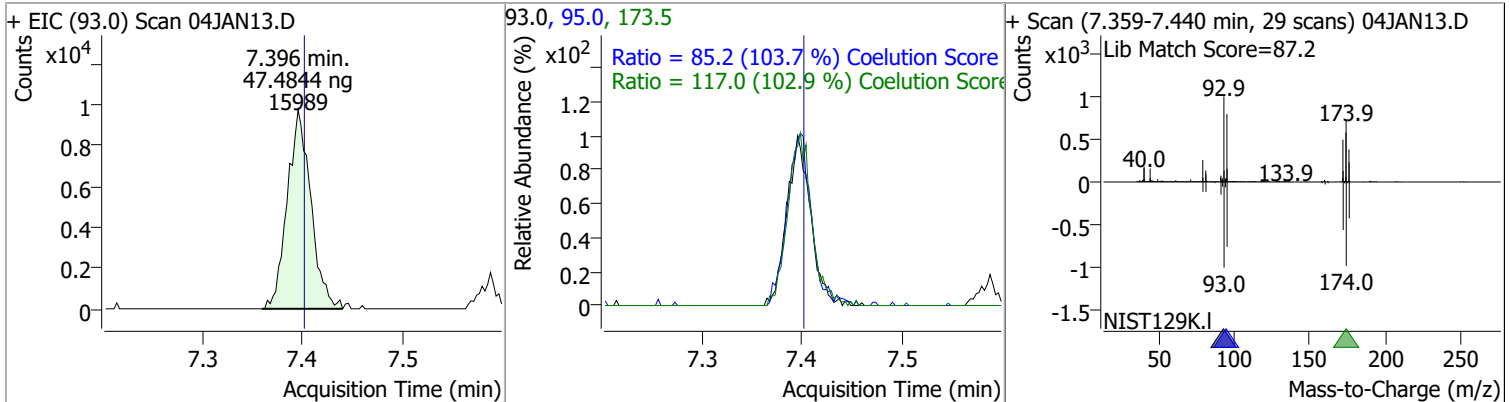
Compound	Conc.	RT	Dev(Min)	Resp.	QIon	QRatio	Lower	Upper
Trichloroethene	47.1189	7.03	0.00	42682	130.0 97.0	102.4 66.2	71.5 34.1	131.5 94.1



Compound	Conc.	RT	Dev(Min)	Resp.	QIon	QRatio	Lower	Upper
1,2-Dichloropropane	47.5273	7.27	0.00	37870	76.0	40.8	8.2	68.2

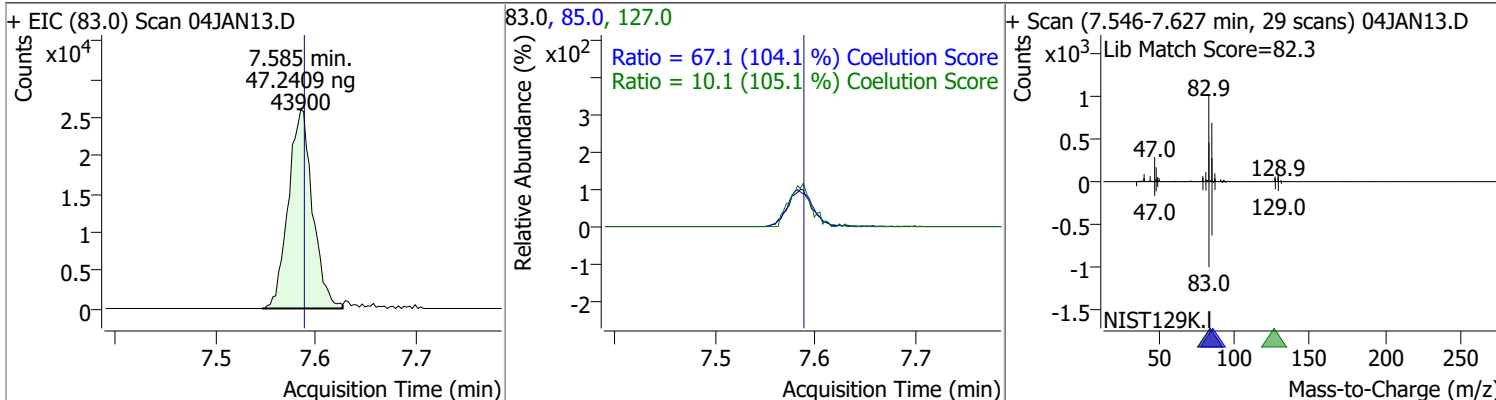


Compound	Conc.	RT	Dev(Min)	Resp.	QIon	QRatio	Lower	Upper
Dibromomethane	47.4844	7.40	0.00	15989	173.5 95.0	117.0 85.2	83.7 52.2	143.7 112.2

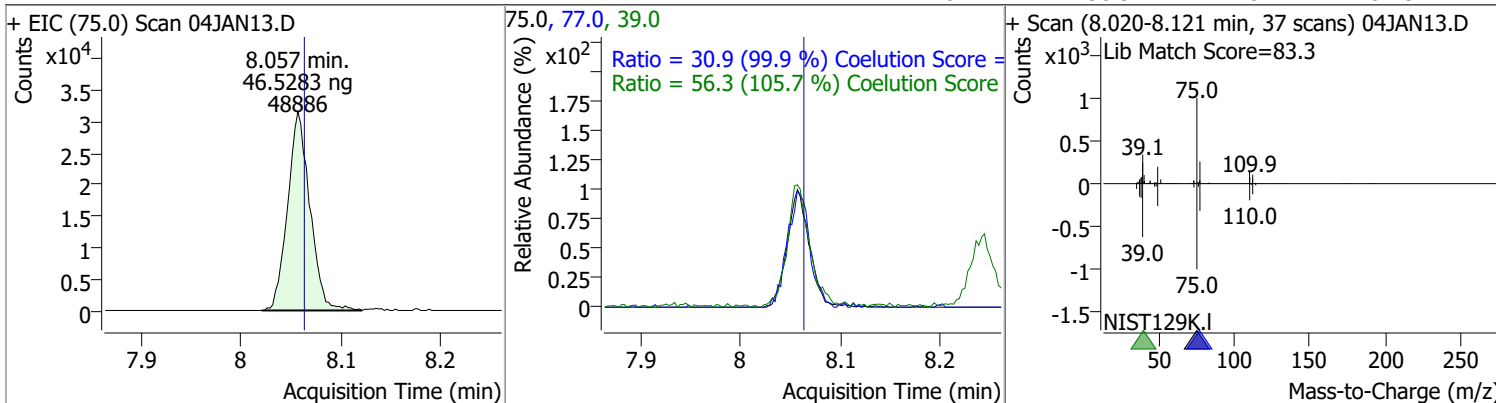


# Quantitation Results Report (QT Reviewed)

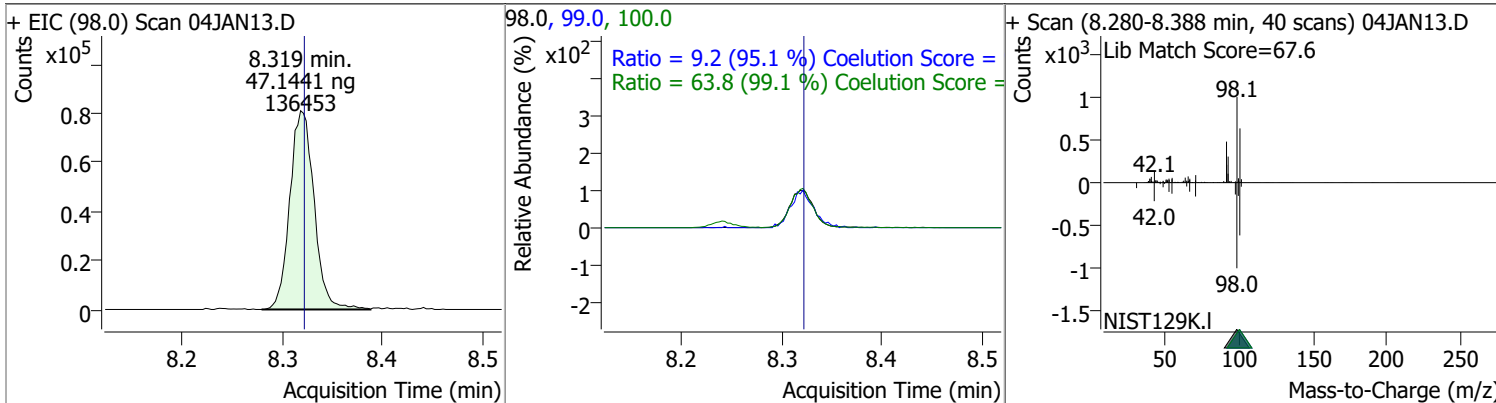
Compound	Conc.	RT	Dev(Min)	Resp.	QIon	QRatio	Lower	Upper
Bromodichloromethane	47.2409	7.59	0.00	43900	85.0	67.1	34.5	94.5
					127.0	10.1	0.0	39.6



Compound	Conc.	RT	Dev(Min)	Resp.	QIon	QRatio	Lower	Upper
cis-1,3-Dichloropropene	46.5283	8.06	0.00	48886	39.0	56.3	23.3	83.3
					77.0	30.9	1.0	61.0

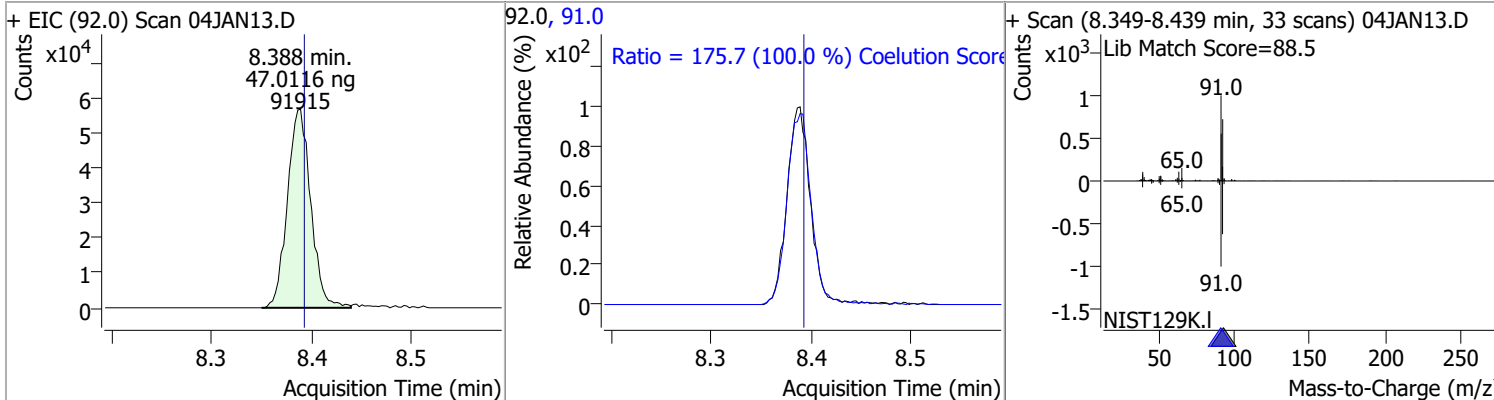


Compound	Conc.	RT	Dev(Min)	Resp.	QIon	QRatio	Lower	Upper
Toluene-d8	47.1441	8.32	0.00	136453	100.0	63.8	34.4	94.4
					99.0	9.2	0.0	39.6

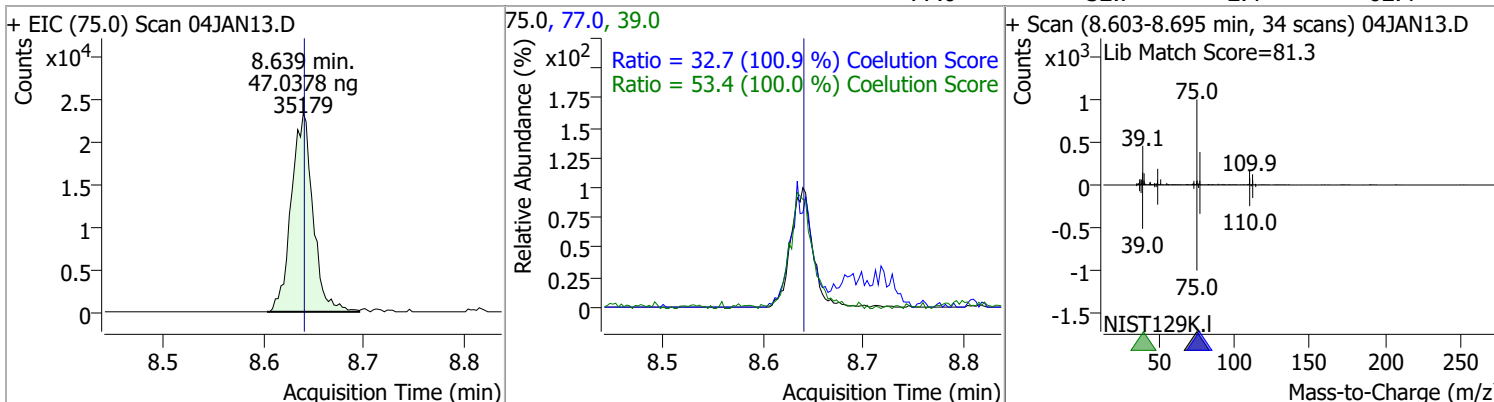


# Quantitation Results Report (QT Reviewed)

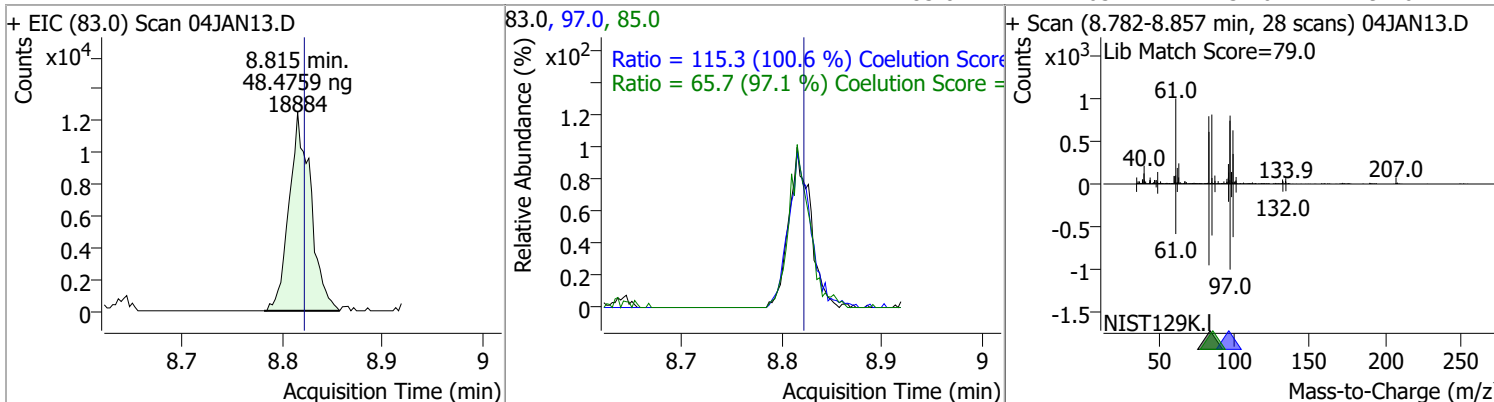
Compound	Conc.	RT	Dev(Min)	Resp.	QIon	QRatio	Lower	Upper
Toluene	47.0116	8.39	0.00	91915	91.0	175.7	145.8	205.8



Compound	Conc.	RT	Dev(Min)	Resp.	QIon	QRatio	Lower	Upper
trans-1,3-Dichloropropene	47.0378	8.64	0.00	35179	39.0	53.4	23.4	83.4
					77.0	32.7	2.4	62.4

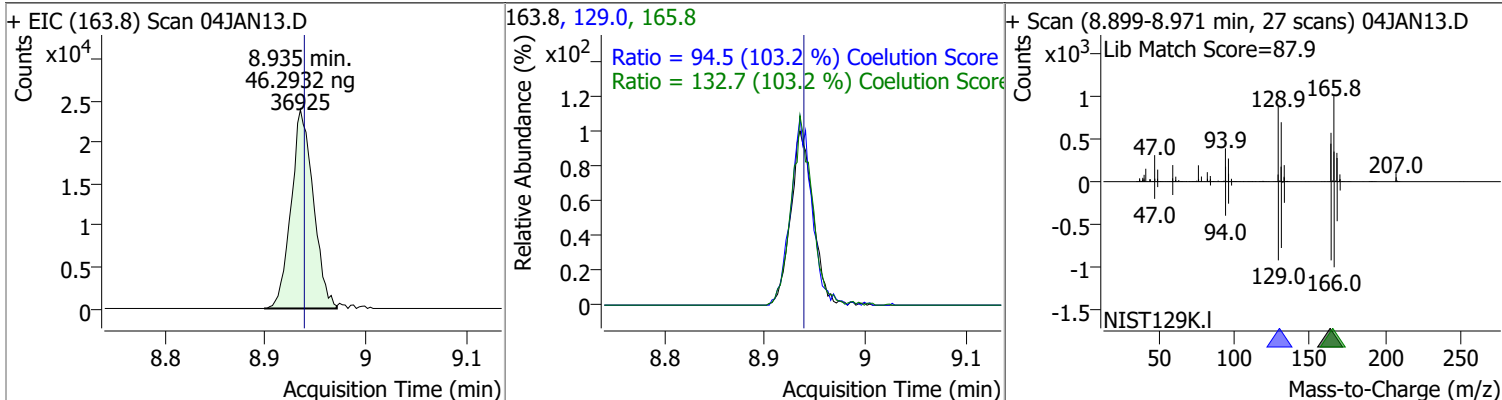


Compound	Conc.	RT	Dev(Min)	Resp.	QIon	QRatio	Lower	Upper
1,1,2-Trichloroethane	48.4759	8.82	0.00	18884	97.0	115.3	84.6	144.6
					85.0	65.7	37.6	97.6

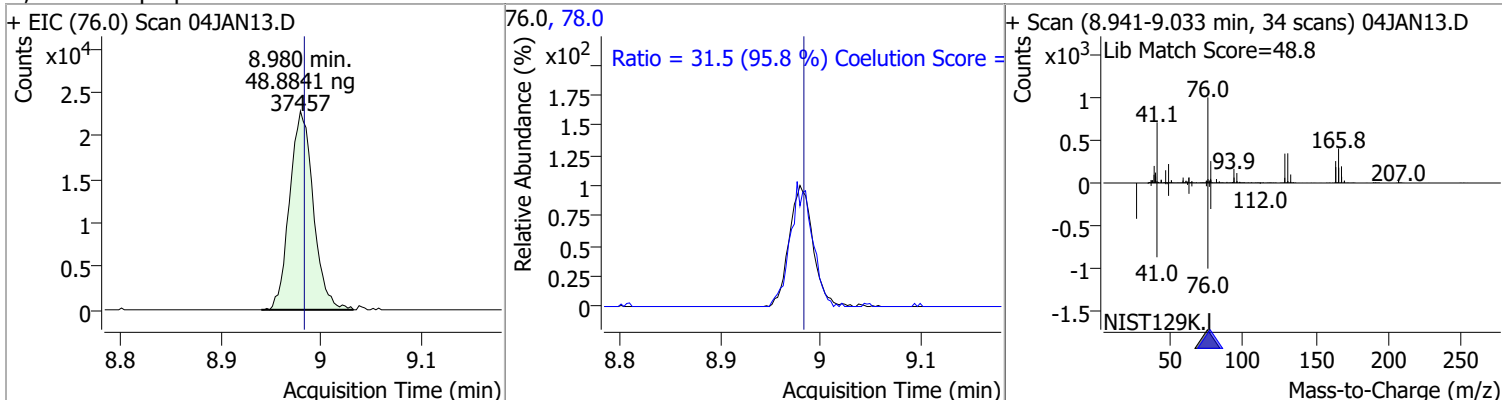


# Quantitation Results Report (QT Reviewed)

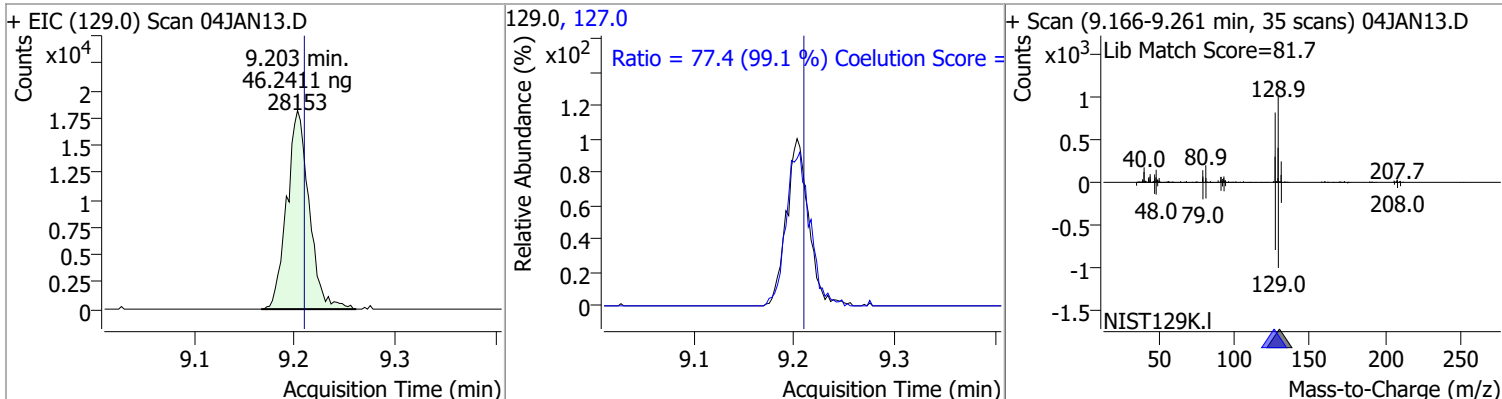
Compound	Conc.	RT	Dev(Min)	Resp.	QIon	QRatio	Lower	Upper
Tetrachloroethene	46.2932	8.94	0.00	36925	165.8	132.7	98.6	158.6
					129.0	94.5	61.5	121.5



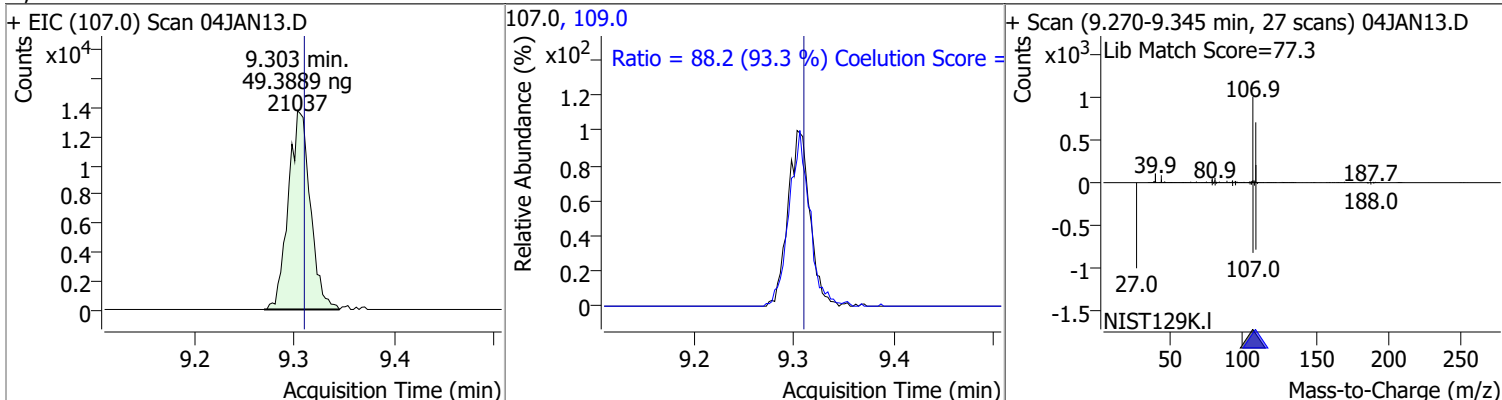
Compound	Conc.	RT	Dev(Min)	Resp.	QIon	QRatio	Lower	Upper
1,3-Dichloropropane	48.8841	8.98	0.00	37457	78.0	31.5	2.9	62.9



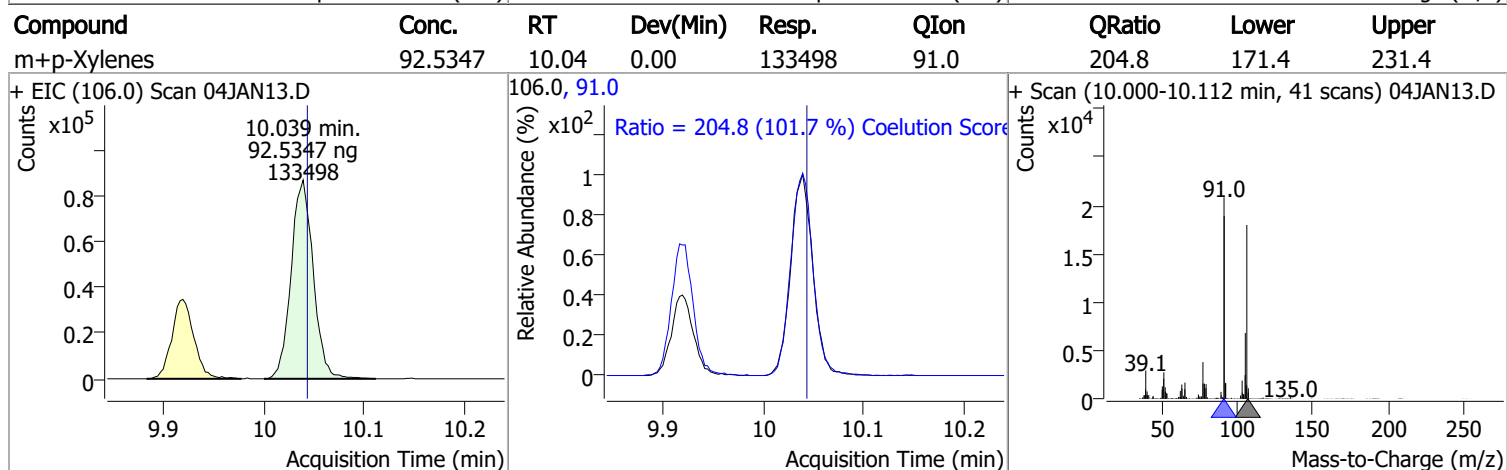
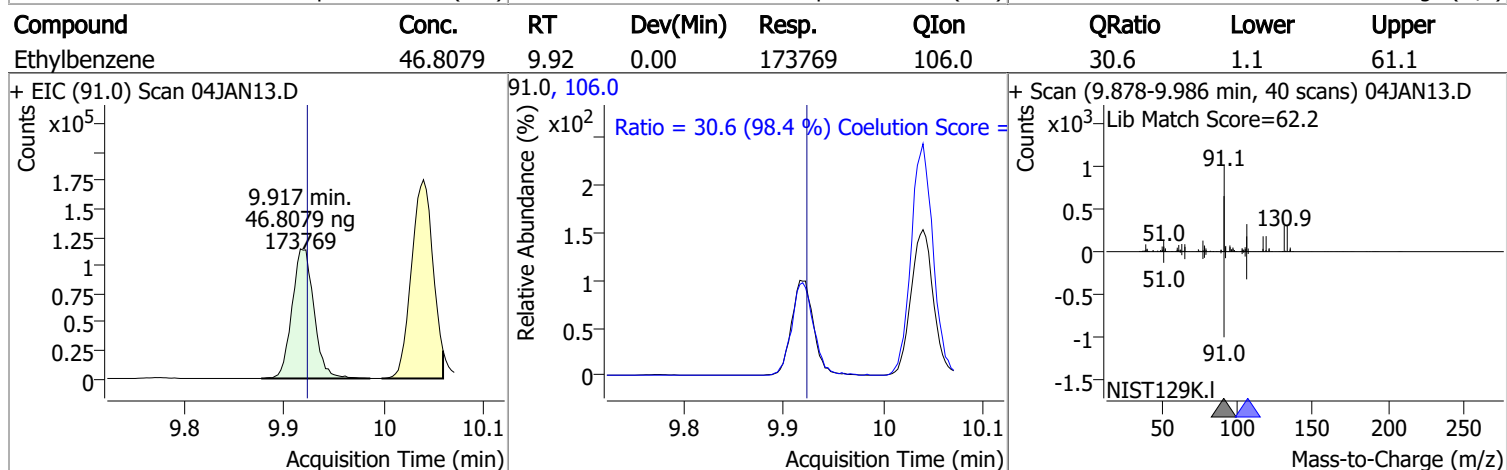
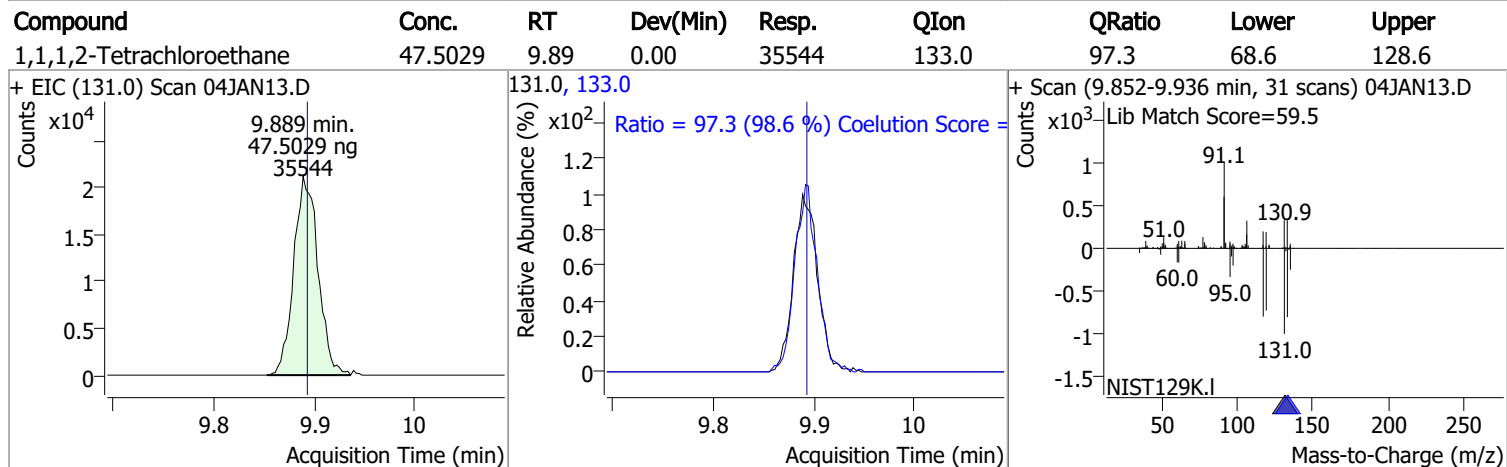
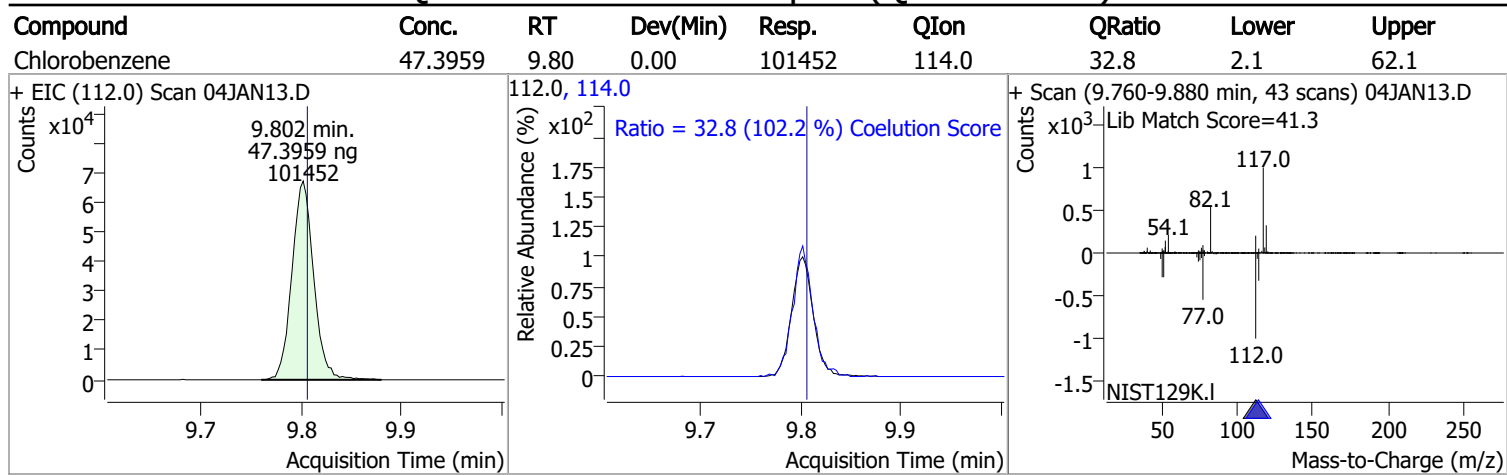
Compound	Conc.	RT	Dev(Min)	Resp.	QIon	QRatio	Lower	Upper
Chlorodibromomethane	46.2411	9.20	0.00	28153	127.0	77.4	48.0	108.0



Compound	Conc.	RT	Dev(Min)	Resp.	QIon	QRatio	Lower	Upper
1,2-Dibromoethane	49.3889	9.30	0.00	21037	109.0	88.2	64.5	124.5



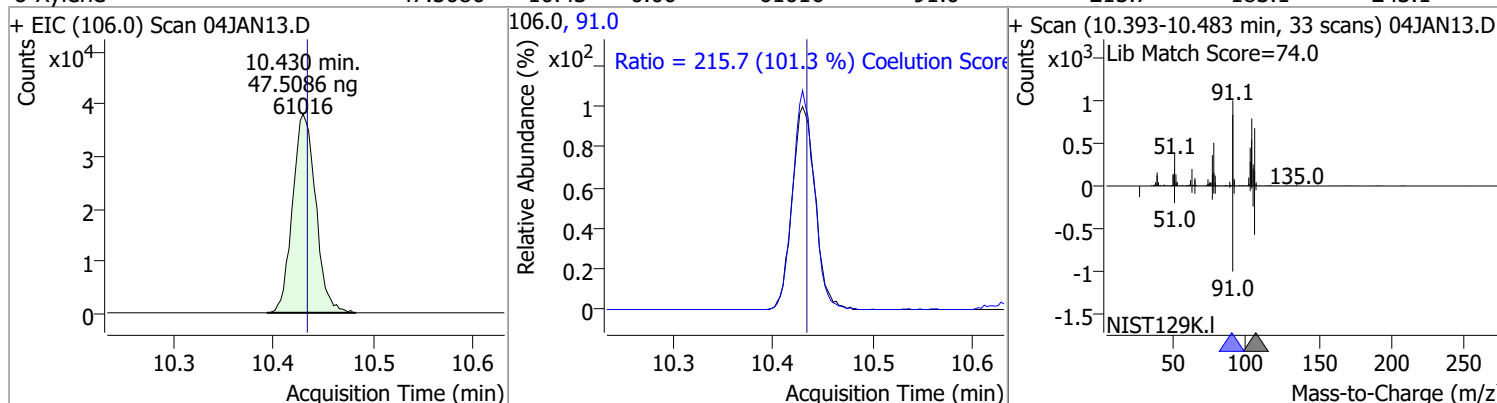
# Quantitation Results Report (QT Reviewed)



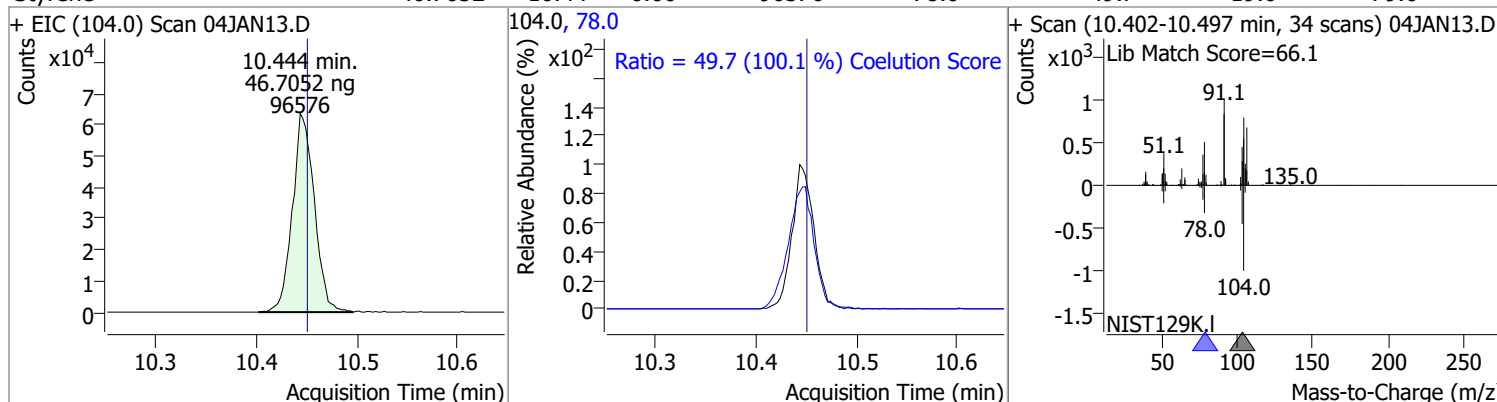


# Quantitation Results Report (QT Reviewed)

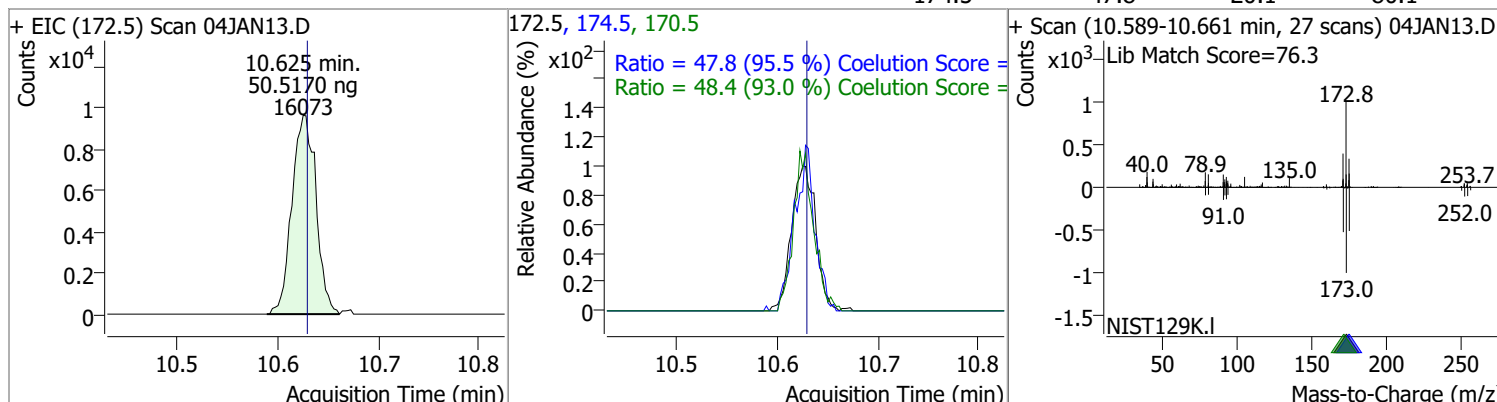
Compound	Conc.	RT	Dev(Min)	Resp.	QIon	QRatio	Lower	Upper
o-Xylene	47.5086	10.43	0.00	61016	91.0	215.7	183.1	243.1



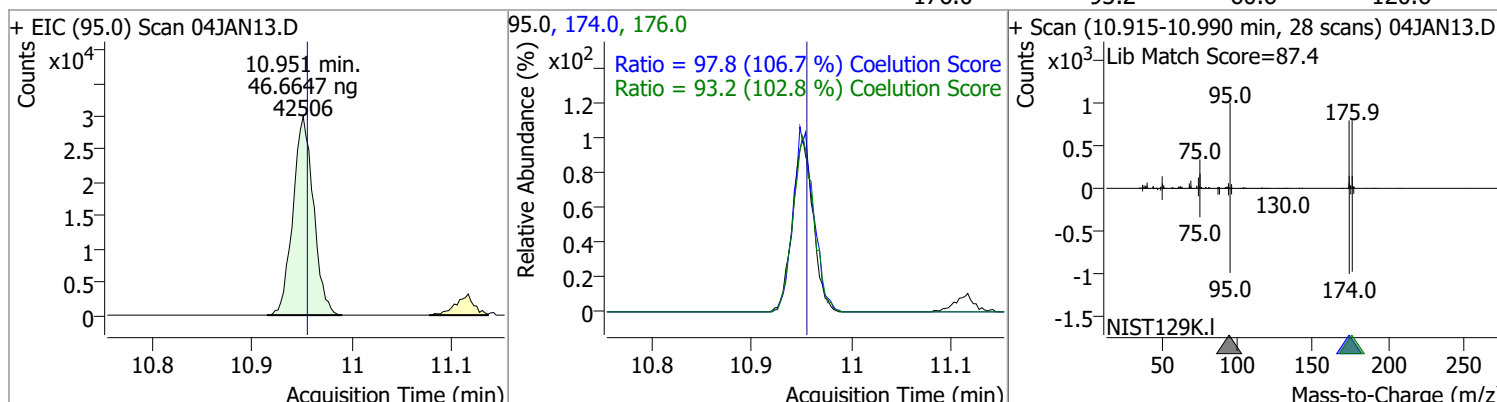
Compound	Conc.	RT	Dev(Min)	Resp.	QIon	QRatio	Lower	Upper
Styrene	46.7052	10.44	0.00	96576	78.0	49.7	19.6	79.6



Compound	Conc.	RT	Dev(Min)	Resp.	QIon	QRatio	Lower	Upper
Bromoform	50.5170	10.62	0.00	16073	170.5	48.4	22.1	82.1
					174.5	47.8	20.1	80.1

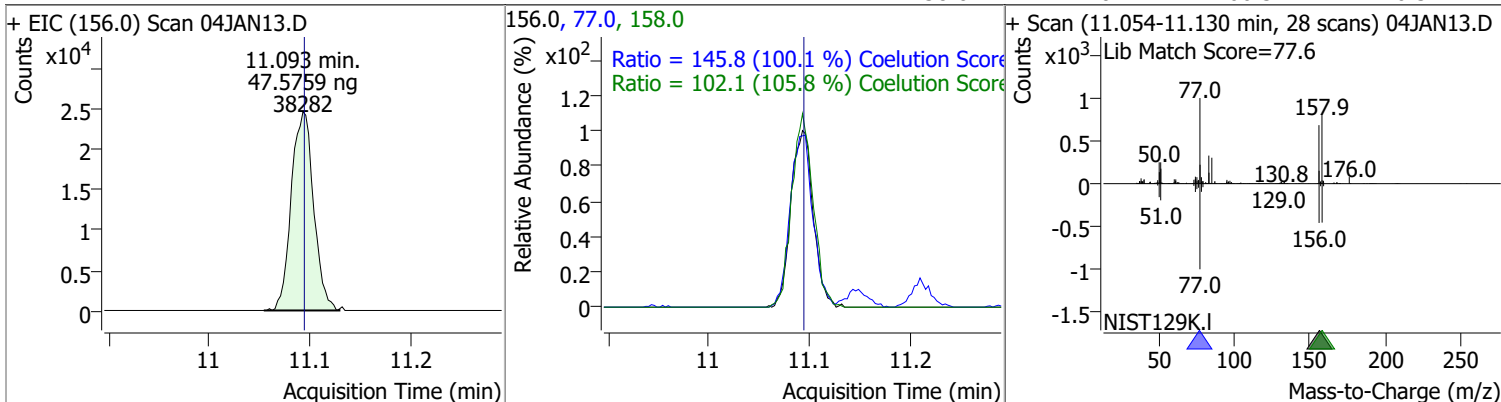


Compound	Conc.	RT	Dev(Min)	Resp.	QIon	QRatio	Lower	Upper
p-Bromofluorobenzene	46.6647	10.95	0.00	42506	174.0	97.8	61.7	121.7
					176.0	93.2	60.6	120.6

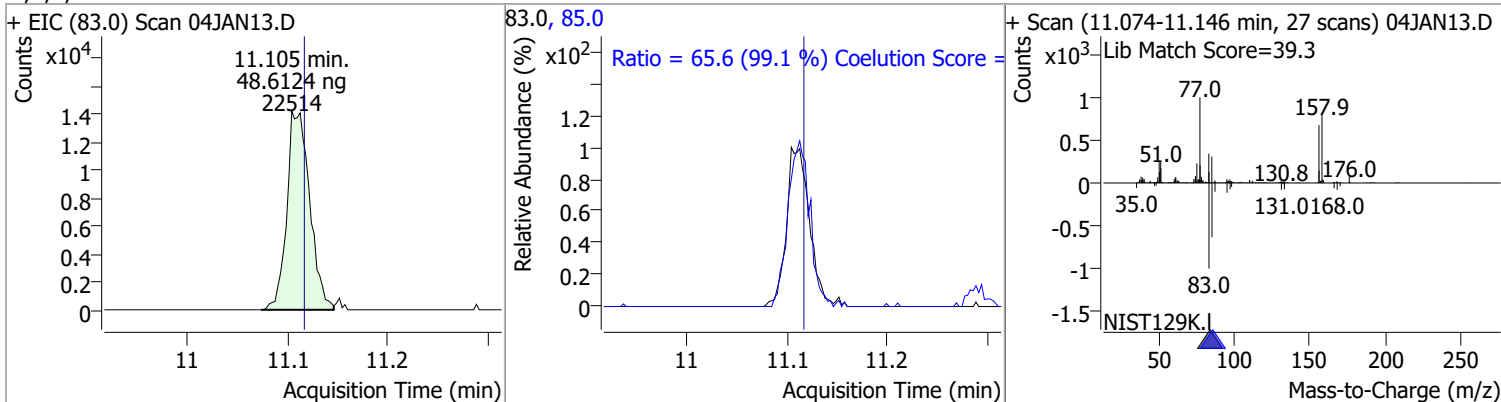


# Quantitation Results Report (QT Reviewed)

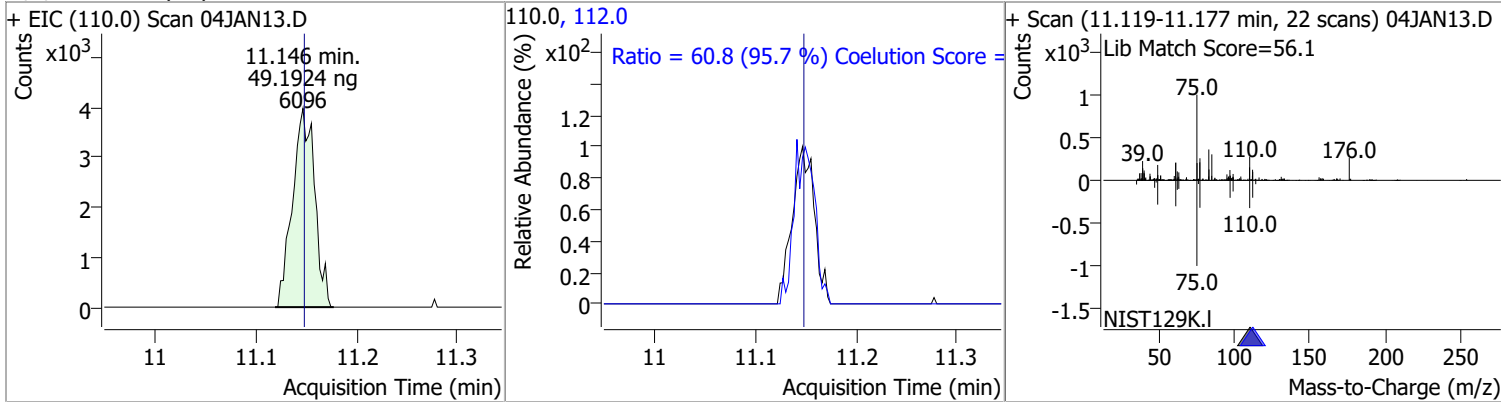
Compound	Conc.	RT	Dev(Min)	Resp.	QIon	QRatio	Lower	Upper
Bromobenzene	47.5759	11.09	0.00	38282	77.0	145.8	115.7	175.7
					158.0	102.1	66.5	126.5



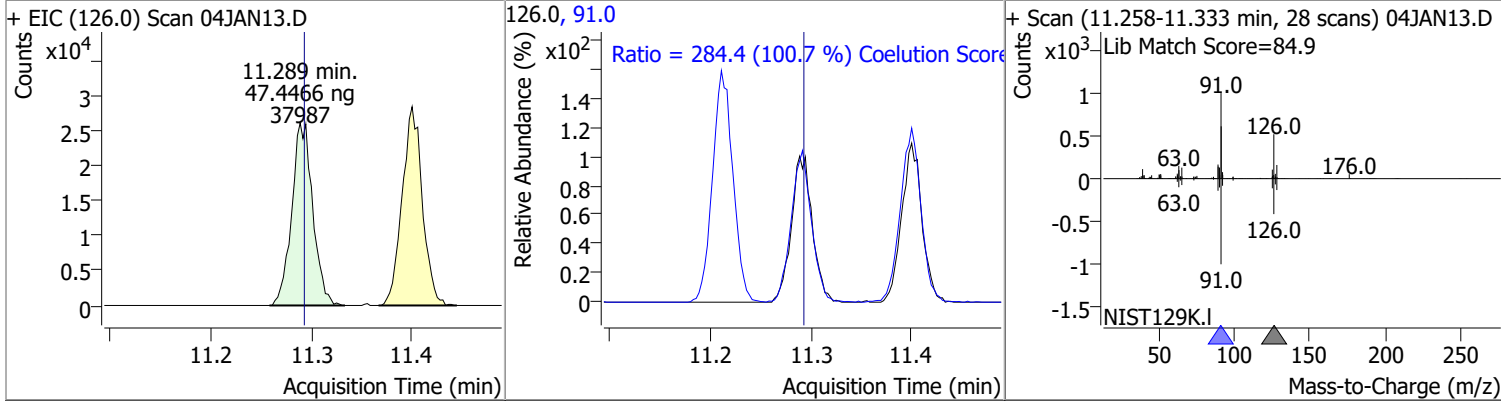
Compound	Conc.	RT	Dev(Min)	Resp.	QIon	QRatio	Lower	Upper
1,1,2,2-Tetrachloroethane	48.6124	11.10	-0.01	22514	85.0	65.6	36.2	96.2



Compound	Conc.	RT	Dev(Min)	Resp.	QIon	QRatio	Lower	Upper
1,2,3-Trichloropropane	49.1924	11.15	0.00	6096	112.0	60.8	33.5	93.5

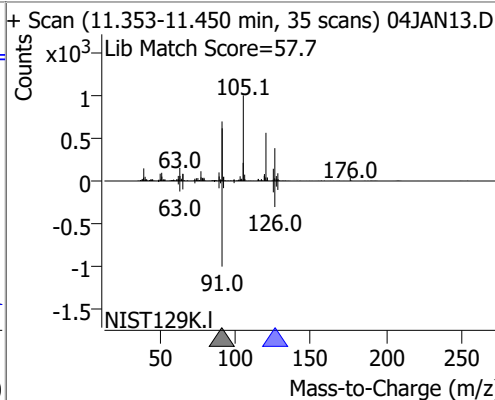
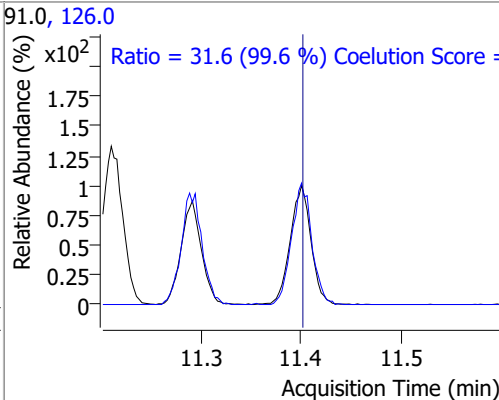
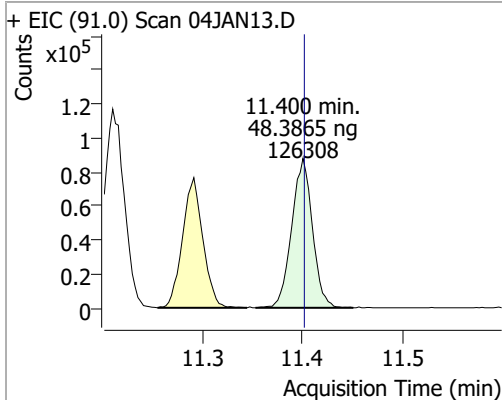


Compound	Conc.	RT	Dev(Min)	Resp.	QIon	QRatio	Lower	Upper
2-Chlorotoluene	47.4466	11.29	0.00	37987	91.0	284.4	252.3	312.3

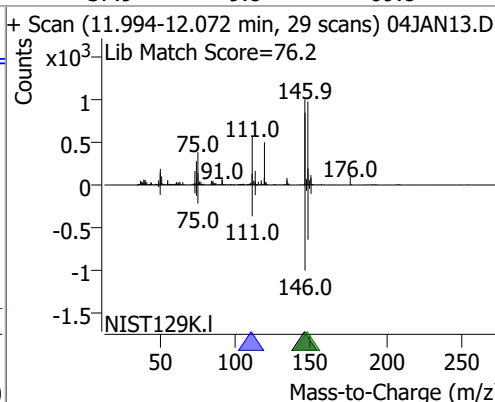
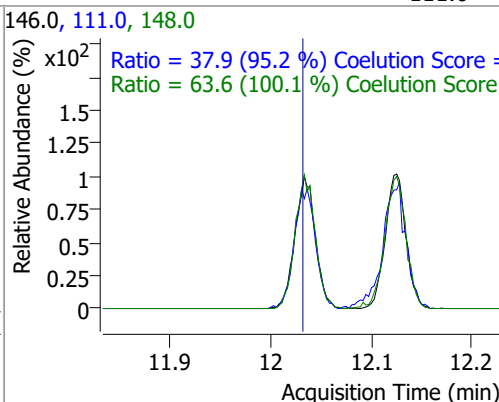
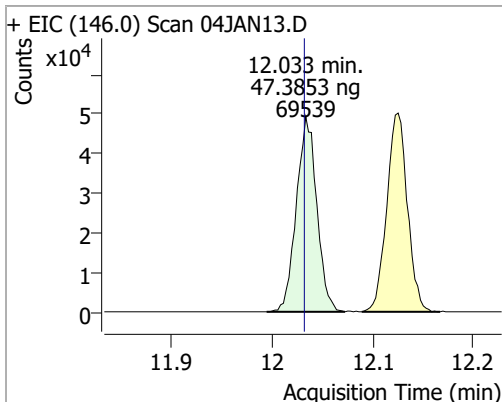


# Quantitation Results Report (QT Reviewed)

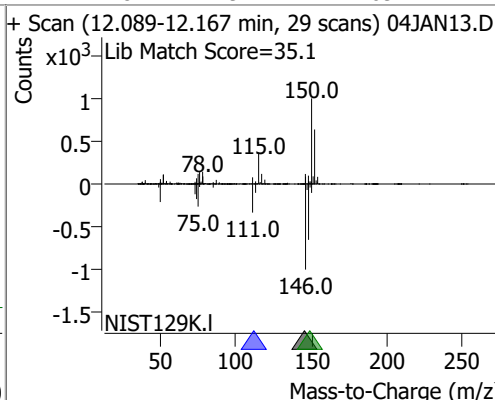
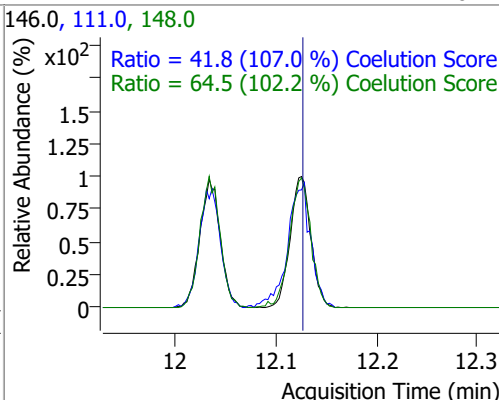
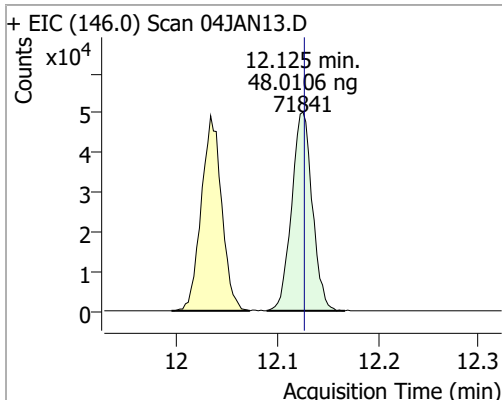
Compound	Conc.	RT	Dev(Min)	Resp.	QIon	QRatio	Lower	Upper
4-Chlorotoluene	48.3865	11.40	0.00	126308	126.0	31.6	1.7	61.7



1,3-Dichlorobenzene	47.3853	12.03	0.00	69539	148.0	63.6	33.6	93.6
					111.0	37.9	9.8	69.8

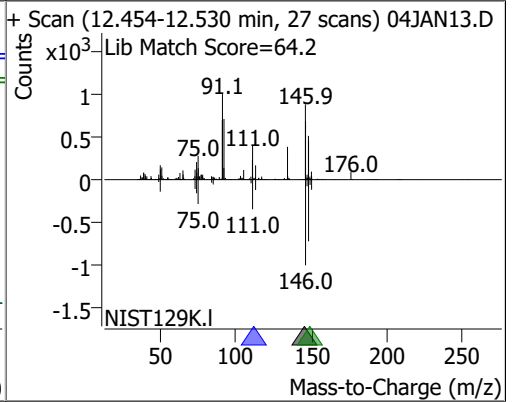
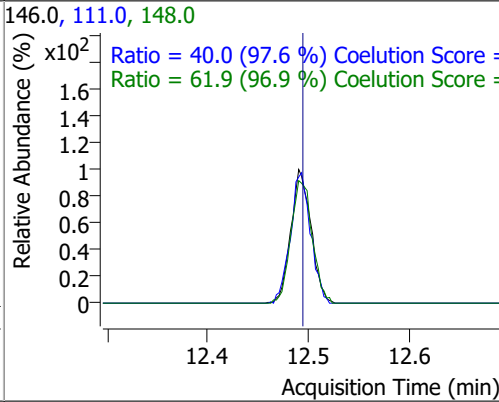
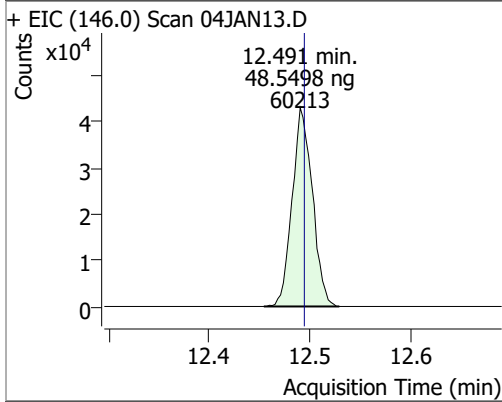


1,4-Dichlorobenzene	48.0106	12.13	0.00	71841	148.0	64.5	33.1	93.1
					111.0	41.8	9.1	69.1



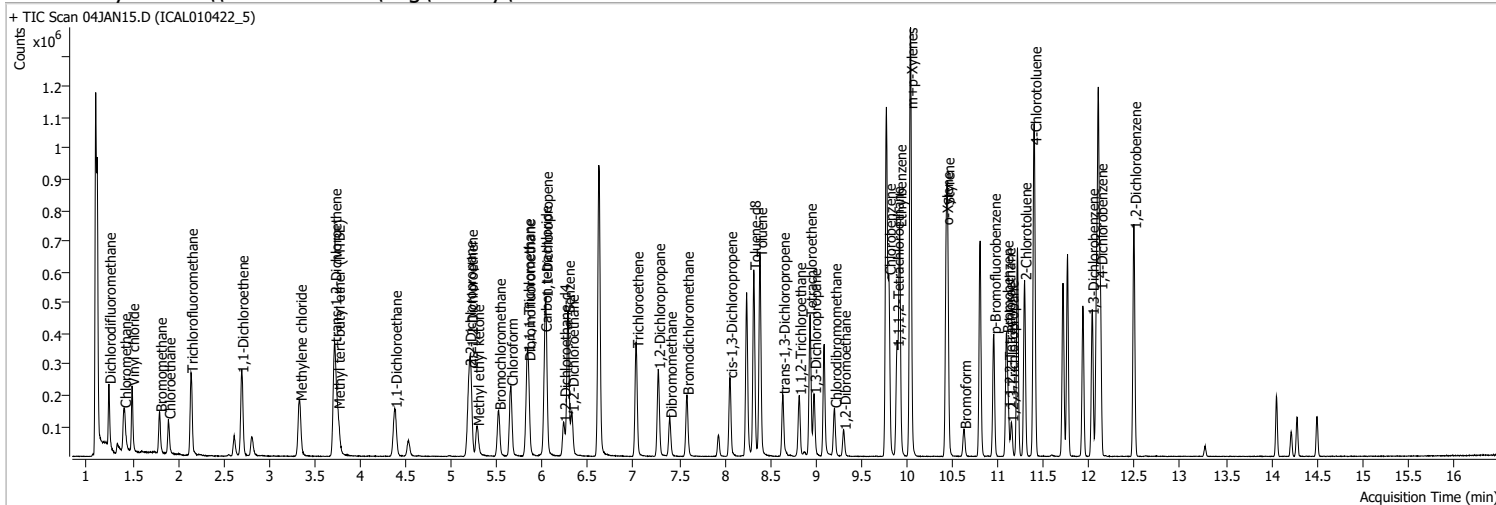
# Quantitation Results Report (QT Reviewed)

Compound	Conc.	RT	Dev(Min)	Resp.	QIon	QRatio	Lower	Upper
1,2-Dichlorobenzene	48.5498	12.49	0.00	60213	148.0	61.9	33.9	93.9
					111.0	40.0	11.0	71.0



# Quantitation Results Report (QT Reviewed)

Data File	04JAN15.D	Operator	MSC
Acq. Method	5975CACQF.M	Acq. Date-Time	1/4/2022 5:50:25 PM
Sample Name	ICAL010422_5	Instrument	VOA5975C
Vial	15	Multiplier	1.00
DA Method File	VOA5975C_8260B_SHT_DoD_L4_010422.m	Comment	
Tune File	BFB_Atune3.u	Tune Date	10/11/2021 4:02:00 PM
Batch Name	VG010422_8260B.batch.bin	Last Calib Update	1/9/2022 8:59:52 PM
Ref Library	\\MASSHUNTER\Org\Library\NIST129K.I		



Compound	RT	QIon	Resp.	Conc.	Units	Dev(Min)
----------	----	------	-------	-------	-------	----------

**Internal Standards**

M Fluorobenzene	6.623	96.0	823488	250.0000	ng	0.000
M Chlorobenzene-d5	9.772	82.0	306491	250.0000	ng	0.000
M 1,4-Dichlorobenzene-d4	12.100	152.0	264477	250.0000	ng	0.000

**System Monitoring Compounds**

S Dibromofluoromethane	5.845	113.0	89307	115.1146	ng	0.000
Spiked Amount: 250.000	Range: 80.0 - 119.0%			Recovery = 46.05%	*	
S 1,2-Dichloroethane-d4	6.233	67.0	39086	116.6420	ng	0.000
Spiked Amount: 250.000	Range: 81.0 - 118.0%			Recovery = 46.66%	*	
S Toluene-d8	8.319	98.0	358186	121.2749	ng	0.000
Spiked Amount: 250.000	Range: 89.0 - 112.0%			Recovery = 48.51%	*	
S p-Bromofluorobenzene	10.954	95.0	114269	117.9350	ng	0.000
Spiked Amount: 250.000	Range: 85.0 - 114.0%			Recovery = 47.17%	*	

**Target Compounds**

Compound	RT	QIon	Resp.	Conc.	Units	QValue
T Dichlorodifluoromethane	1.241	85.0	137933	127.8193	ng	100
T Chloromethane	1.409	50.0	160604	122.6179	ng	100
T Vinyl chloride	1.495	62.0	148358	125.8809	ng	100
T Bromomethane	1.799	96.0	65163	123.6504	ng	100
T Chloroethane	1.894	64.0	71420	122.4086	ng	100
T Trichlorofluoromethane	2.142	101.0	188808	129.0687	ng	100
T 1,1-Dichloroethene	2.697	96.0	99438	119.8798	ng	100
T Methylene chloride	3.336	49.0	135271	110.6249	ng	100
T trans-1,2-Dichloroethene	3.718	96.0	100409	118.6511	ng	100
T Methyl tert-butyl ether (MTBE)	3.754	73.0	139068	127.1375	ng	100
T 1,1-Dichloroethane	4.378	63.0	186052	118.1125	ng	100
T 2,2-Dichloropropane	5.196	77.0	139656	118.3203	ng	100
T cis-1,2-Dichloroethene	5.215	96.0	100057	116.6190	ng	100
T Methyl ethyl ketone	5.282	43.0	134730	1159.3019	ng	100
T Bromochloromethane	5.519	128.0	41966	118.0683	ng	100
T Chloroform	5.653	83.0	179640	114.5912	ng	100

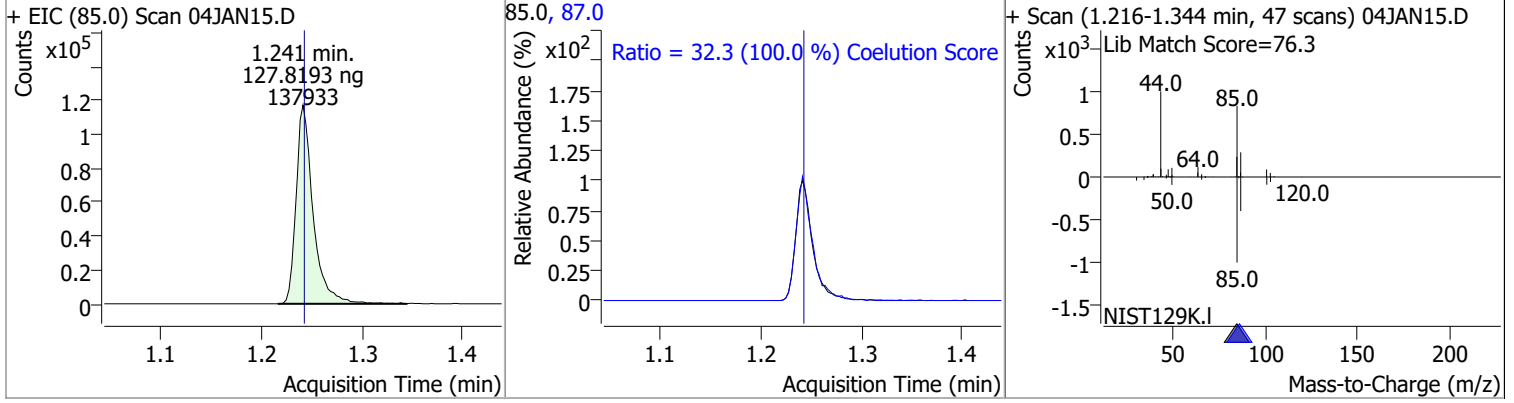
# Quantitation Results Report (QT Reviewed)

Compound	RT	QIon	Resp.	Conc.	Units	Dev(Min)
T 1,1,1-Trichloroethane	5.834	97.0	174206	118.5764	ng	100
T Carbon tetrachloride	6.024	117.0	172928	119.4667	ng	100
T 1,1-Dichloropropene	6.038	75.0	149649	119.8002	ng	100
T Benzene	6.278	78.0	383469	116.9553	ng	100
T 1,2-Dichloroethane	6.322	62.0	104855	118.2143	ng	100
T Trichloroethene	7.030	95.0	114123	123.4646	ng	100
T 1,2-Dichloropropane	7.270	63.0	99187	121.9890	ng	100
T Dibromomethane	7.399	93.0	40628	118.2425	ng	100
T Bromodichloromethane	7.585	83.0	115664	121.9749	ng	100
T cis-1,3-Dichloropropene	8.059	75.0	129419	120.7116	ng	100
T Toluene	8.389	92.0	244712	122.6571	ng	100
T trans-1,3-Dichloropropene	8.637	75.0	92719	121.4929	ng	100
T 1,1,2-Trichloroethane	8.818	83.0	46673	117.4130	ng	100
T Tetrachloroethene	8.935	163.8	97590	119.9003	ng	100
T 1,3-Dichloropropane	8.980	76.0	96183	123.0132	ng	100
T Chlorodibromomethane	9.206	129.0	75015	120.7454	ng	100
T 1,2-Dibromoethane	9.306	107.0	51827	119.2394	ng	100
T Chlorobenzene	9.802	112.0	263617	120.6903	ng	100
T 1,1,1,2-Tetrachloroethane	9.889	131.0	90898	119.0492	ng	100
T Ethylbenzene	9.920	91.0	464148	122.5243	ng	100
T m+p-Xylenes	10.039	106.0	368418	250.2587	ng	100
T o-Xylene	10.430	106.0	161509	123.2378	ng	100
T Styrene	10.447	104.0	268375	127.1910	ng	100
T Bromoform	10.628	172.5	39165	115.7218	ng	100
T Bromobenzene	11.094	156.0	102265	119.4801	ng	100
T 1,1,2,2-Tetrachloroethane	11.116	83.0	56958	115.6179	ng	100
T 1,2,3-Trichloropropane	11.147	110.0	14846	112.6261	ng	100
T 2-Chlorotoluene	11.292	126.0	102424	120.2675	ng	100
T 4-Chlorotoluene	11.400	91.0	336146	121.0591	ng	100
T 1,3-Dichlorobenzene	12.031	146.0	183404	117.4899	ng	100
T 1,4-Dichlorobenzene	12.125	146.0	189045	118.7699	ng	100
T 1,2-Dichlorobenzene	12.493	146.0	152284	115.4323	ng	100

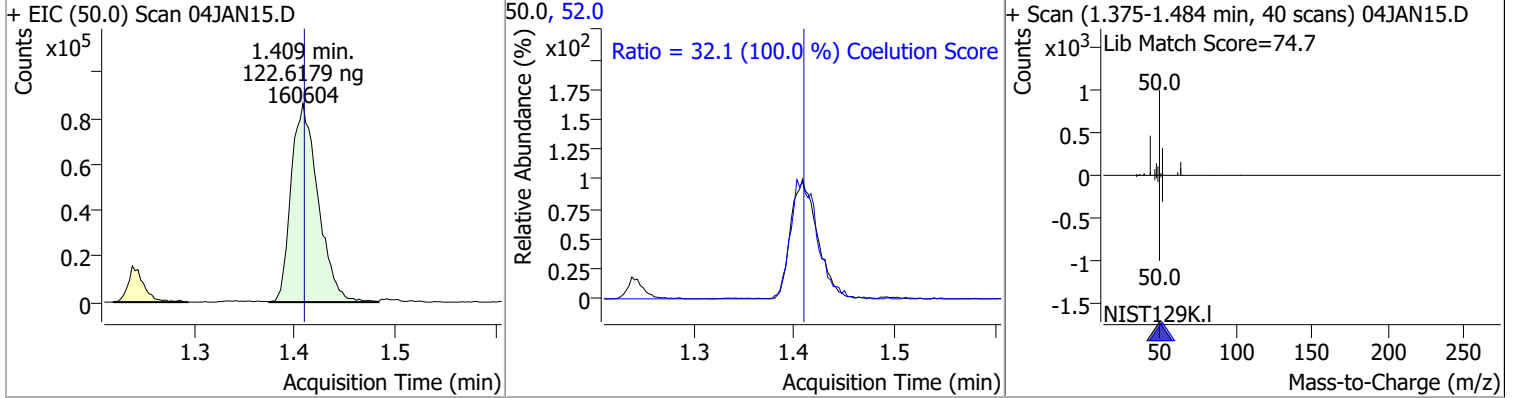
(#) = Qualifier Out of Range; (m) = Manual Integration; (+) = Area Summed; (\*) = Surrogate Percent Recovery Out of Range; (d): Zeroed Peak

# Quantitation Results Report (QT Reviewed)

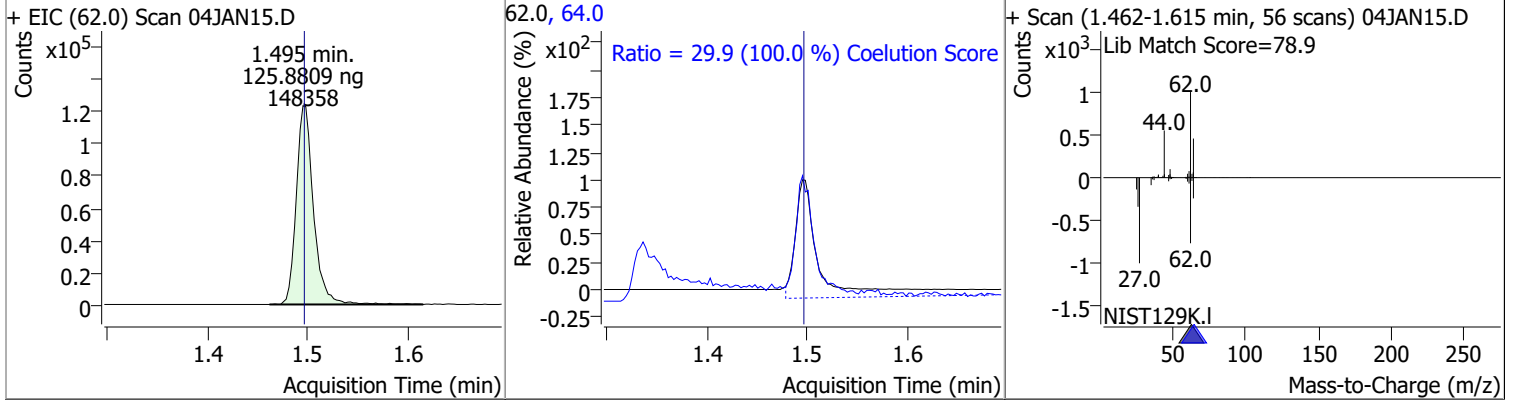
Compound	Conc.	RT	Dev(Min)	Resp.	QIon	QRatio	Lower	Upper
Dichlorodifluoromethane	127.8193	1.24	0.00	137933	87.0	32.3	2.3	62.3



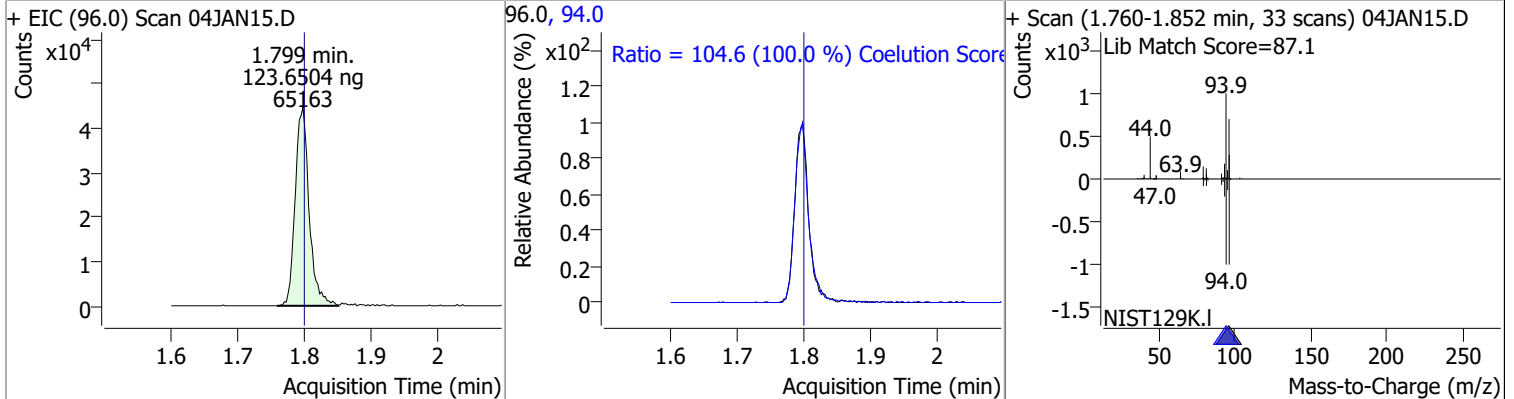
Compound	Conc.	RT	Dev(Min)	Resp.	QIon	QRatio	Lower	Upper
Chloromethane	122.6179	1.41	0.00	160604	52.0	32.1	2.1	62.1



Compound	Conc.	RT	Dev(Min)	Resp.	QIon	QRatio	Lower	Upper
Vinyl chloride	125.8809	1.50	0.00	148358	64.0	29.9	0.0	59.9

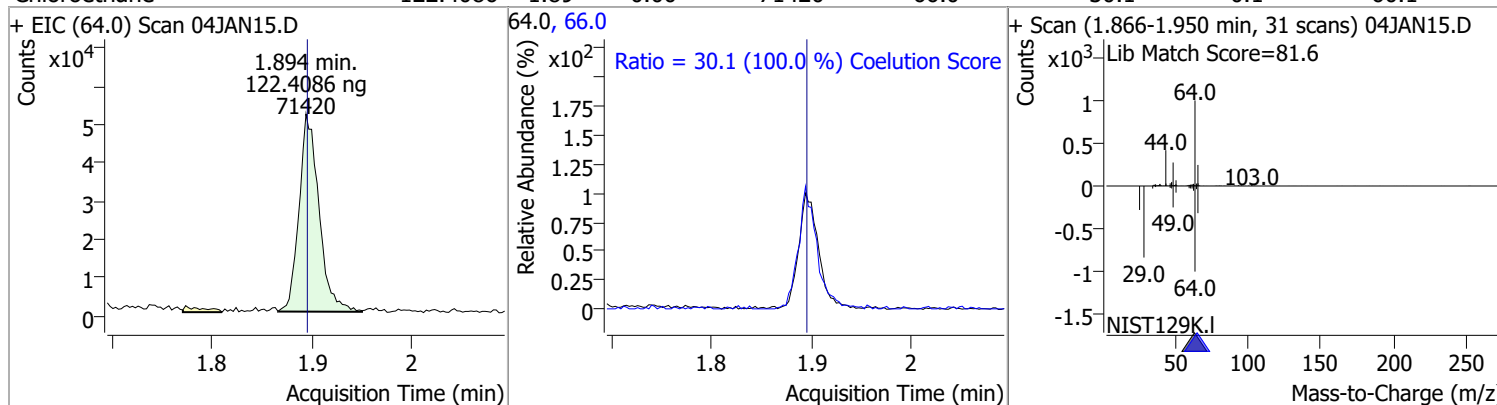


Compound	Conc.	RT	Dev(Min)	Resp.	QIon	QRatio	Lower	Upper
Bromomethane	123.6504	1.80	0.00	65163	94.0	104.6	74.6	134.6

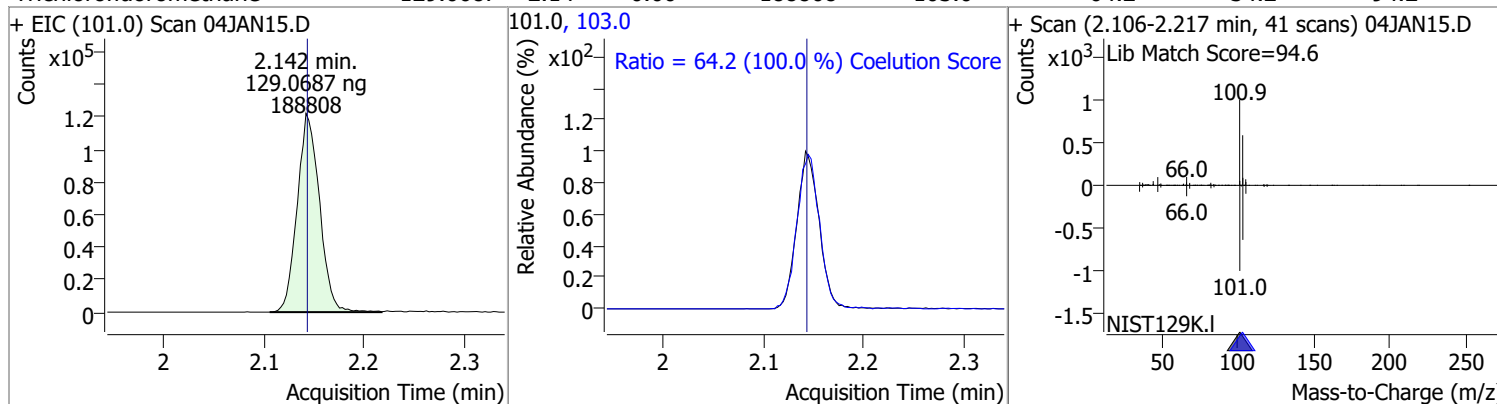


# Quantitation Results Report (QT Reviewed)

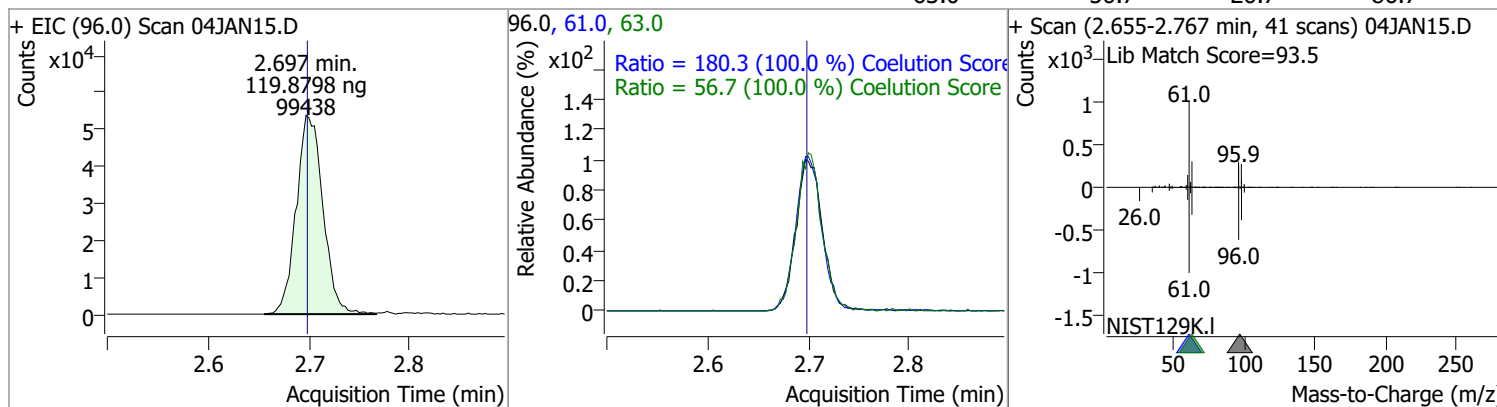
Compound	Conc.	RT	Dev(Min)	Resp.	QIon	QRatio	Lower	Upper
Chloroethane	122.4086	1.89	0.00	71420	66.0	30.1	0.1	60.1



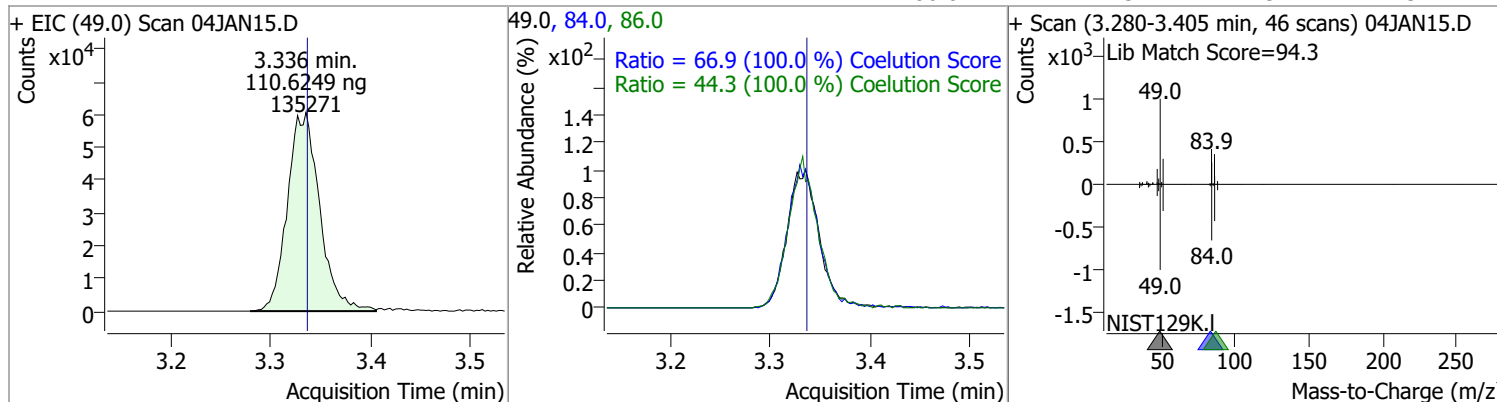
Compound	Conc.	RT	Dev(Min)	Resp.	QIon	QRatio	Lower	Upper
Trichlorofluoromethane	129.0687	2.14	0.00	188808	103.0	64.2	34.2	94.2



Compound	Conc.	RT	Dev(Min)	Resp.	QIon	QRatio	Lower	Upper
1,1-Dichloroethene	119.8798	2.70	0.00	99438	61.0	180.3	150.3	210.3
					63.0	56.7	26.7	86.7



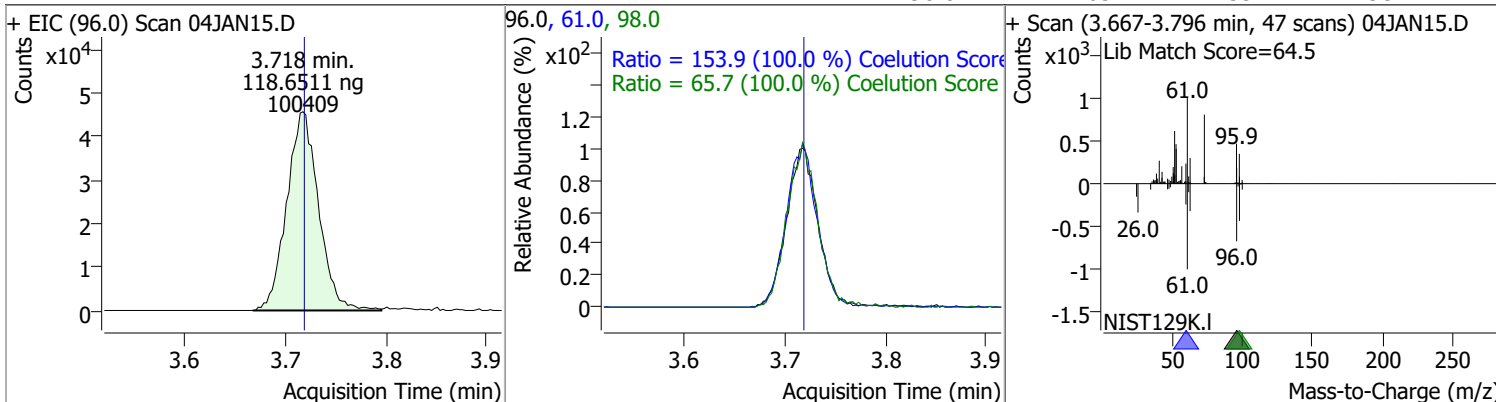
Compound	Conc.	RT	Dev(Min)	Resp.	QIon	QRatio	Lower	Upper
Methylene chloride	110.6249	3.34	0.00	135271	84.0	66.9	36.9	96.9
					86.0	44.3	14.3	74.3



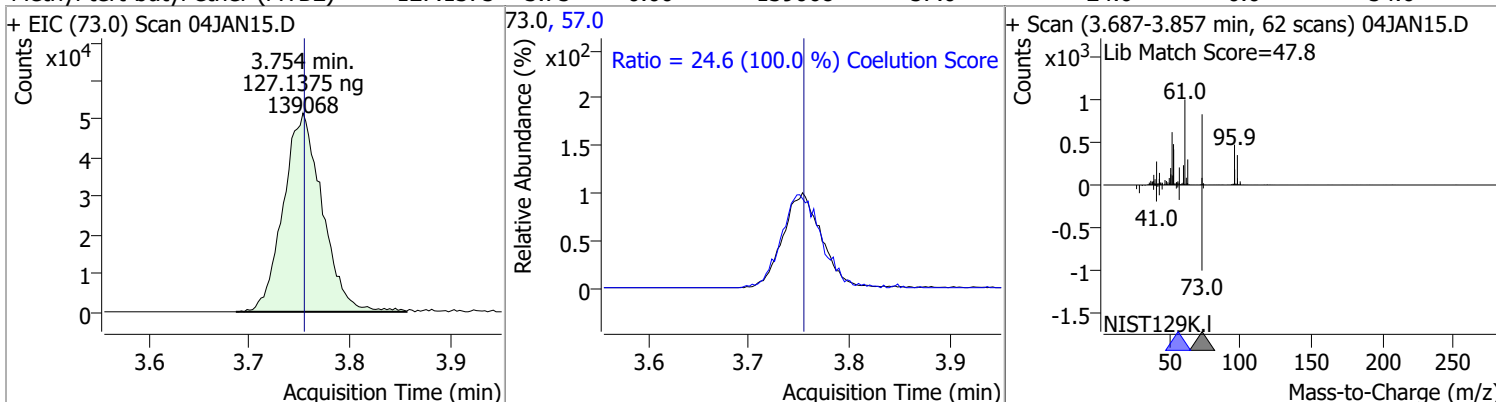


# Quantitation Results Report (QT Reviewed)

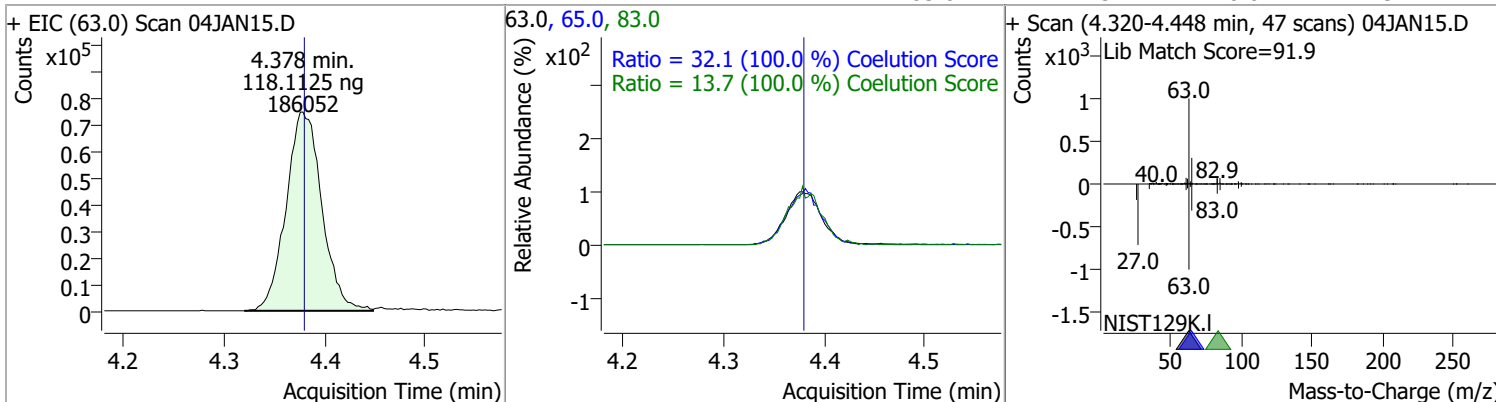
Compound	Conc.	RT	Dev(Min)	Resp.	QIon	QRatio	Lower	Upper
trans-1,2-Dichloroethene	118.6511	3.72	0.00	100409	61.0	153.9	123.9	183.9
					98.0	65.7	35.7	95.7



Compound	Conc.	RT	Dev(Min)	Resp.	QIon	QRatio	Lower	Upper
Methyl tert-butyl ether (MTBE)	127.1375	3.75	0.00	139068	57.0	24.6	0.0	54.6

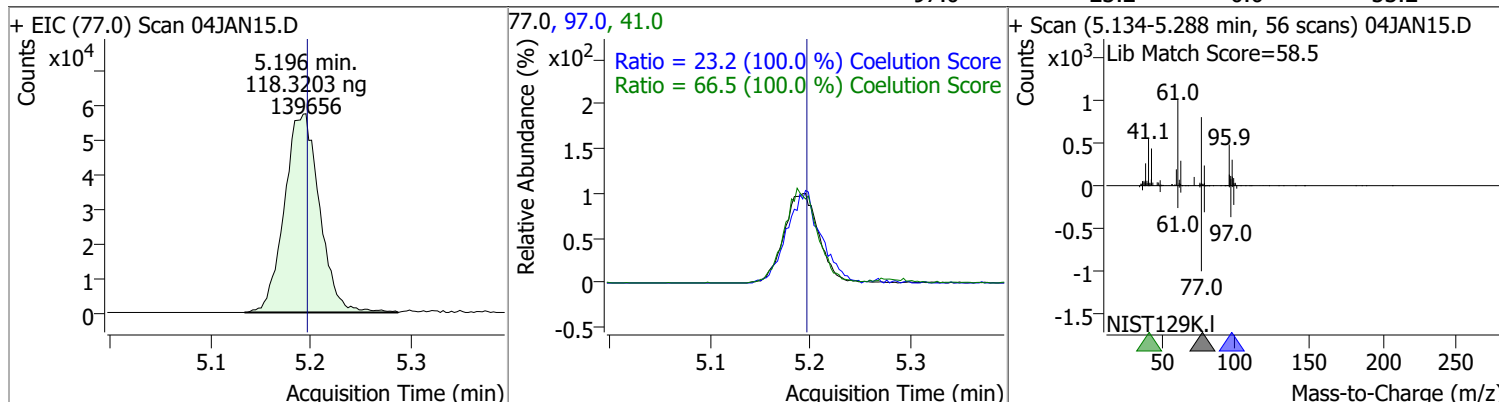


Compound	Conc.	RT	Dev(Min)	Resp.	QIon	QRatio	Lower	Upper
1,1-Dichloroethane	118.1125	4.38	0.00	186052	65.0	32.1	2.1	62.1
					83.0	13.7	0.0	43.7

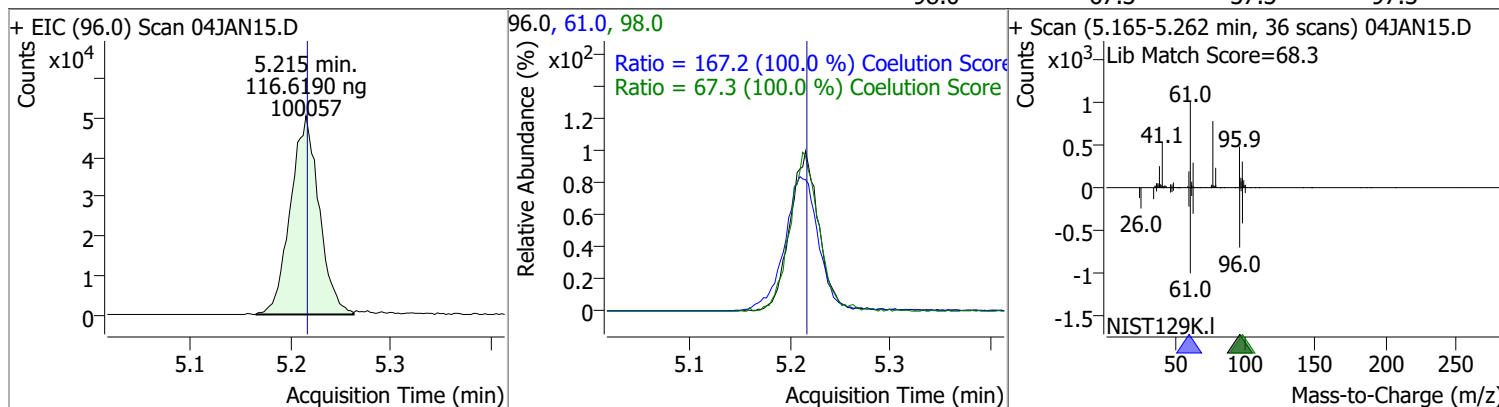


# Quantitation Results Report (QT Reviewed)

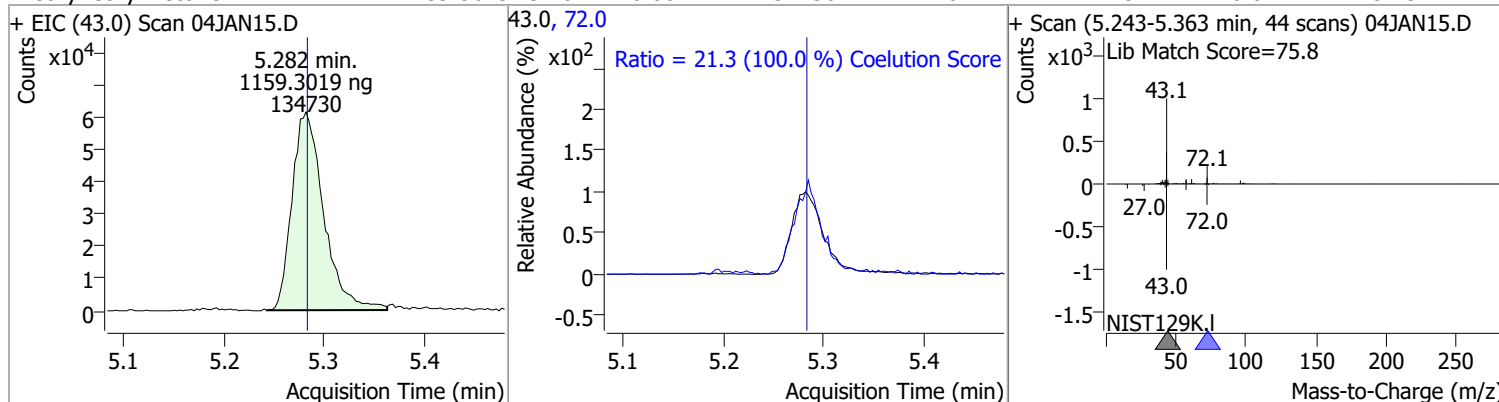
Compound	Conc.	RT	Dev(Min)	Resp.	QIon	QRatio	Lower	Upper
2,2-Dichloropropane	118.3203	5.20	0.00	139656	41.0	66.5	36.5	96.5
					97.0	23.2	0.0	53.2



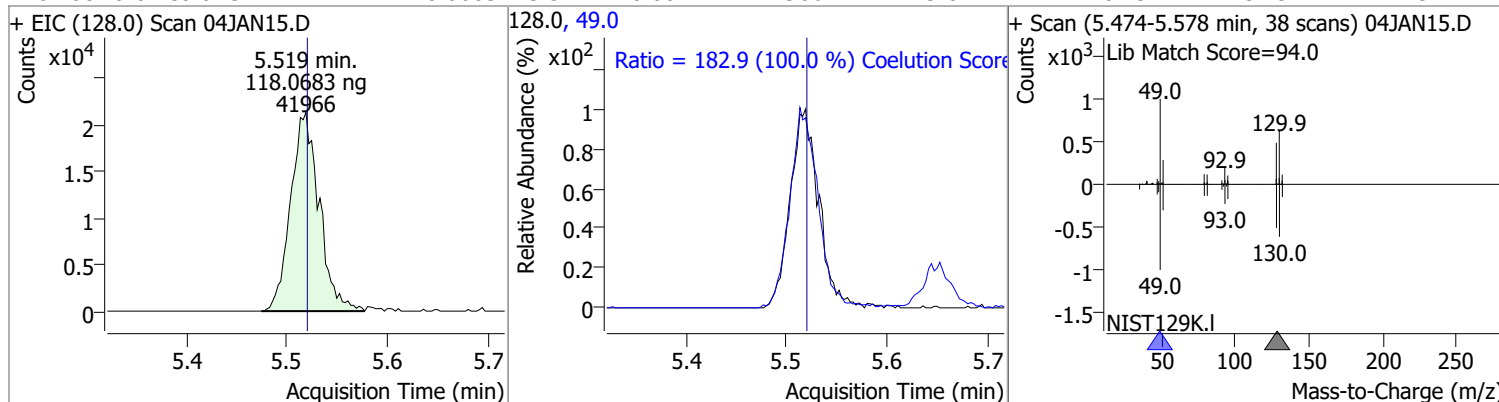
Compound	Conc.	RT	Dev(Min)	Resp.	QIon	QRatio	Lower	Upper
cis-1,2-Dichloroethene	116.6190	5.22	0.00	100057	61.0	167.2	137.2	197.2
					98.0	67.3	37.3	97.3



Compound	Conc.	RT	Dev(Min)	Resp.	QIon	QRatio	Lower	Upper
Methyl ethyl ketone	1159.3019	5.28	0.00	134730	72.0	21.3	0.0	51.3

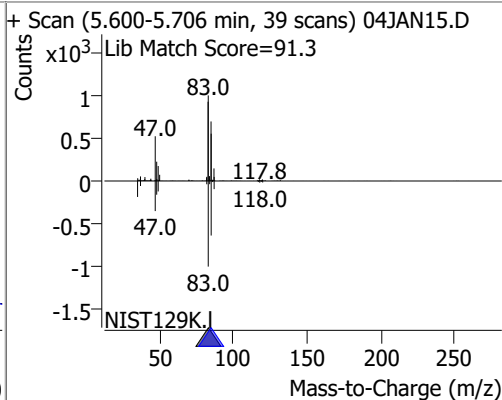
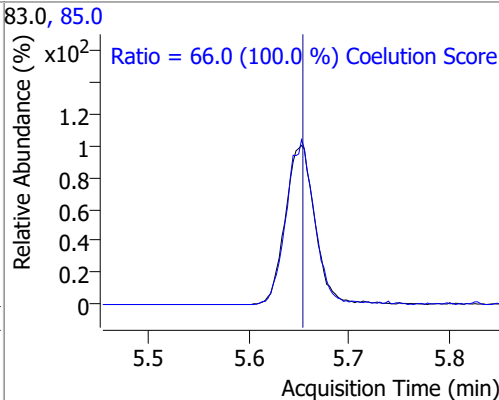
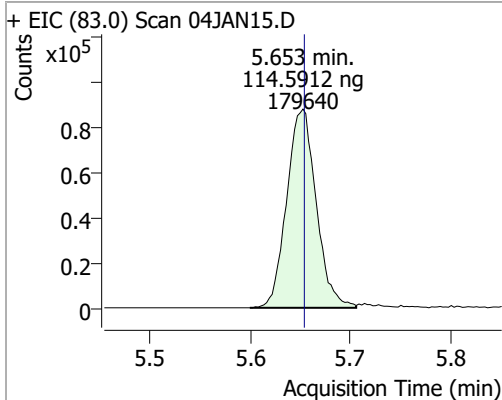


Compound	Conc.	RT	Dev(Min)	Resp.	QIon	QRatio	Lower	Upper
Bromochloromethane	118.0683	5.52	0.00	41966	49.0	182.9	152.9	212.9

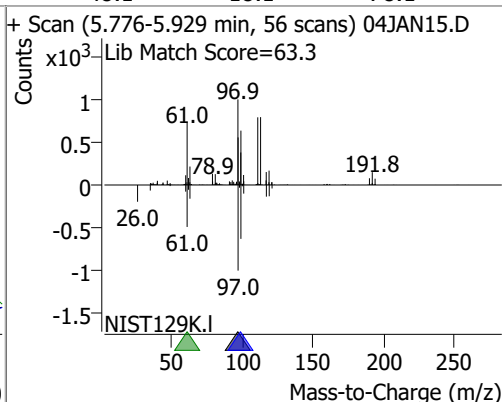
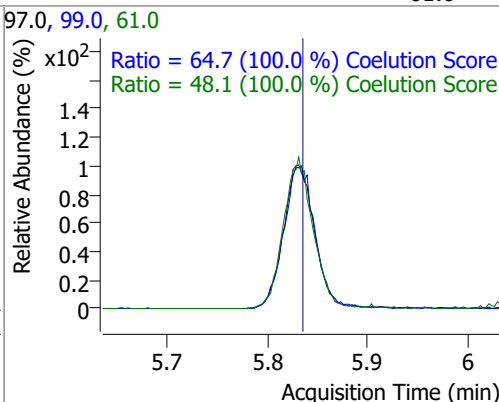
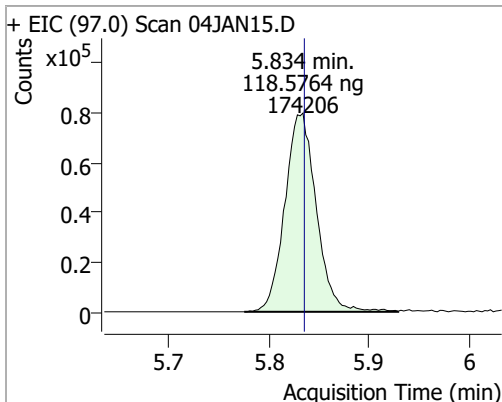


# Quantitation Results Report (QT Reviewed)

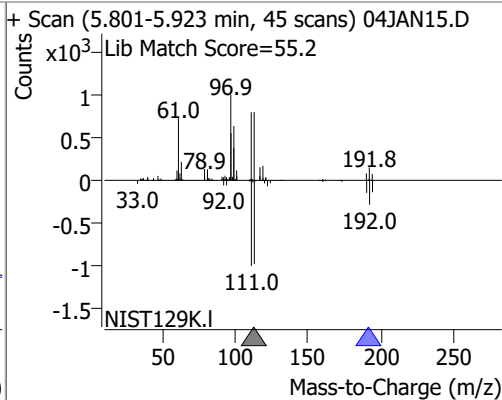
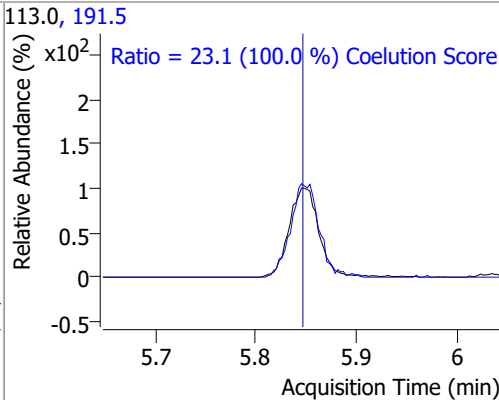
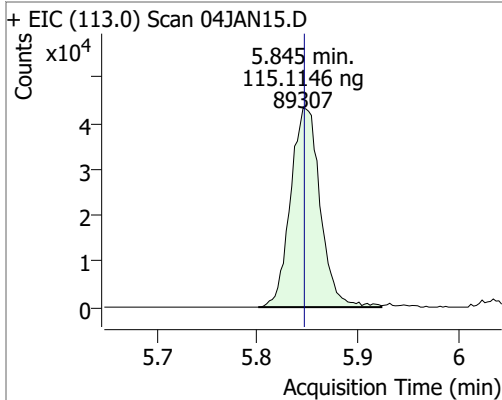
Compound	Conc.	RT	Dev(Min)	Resp.	QIon	QRatio	Lower	Upper
Chloroform	114.5912	5.65	0.00	179640	85.0	66.0	36.0	96.0



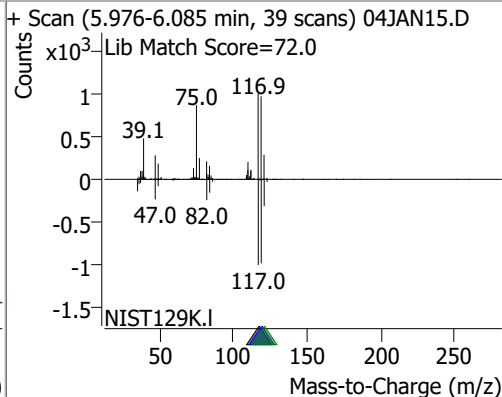
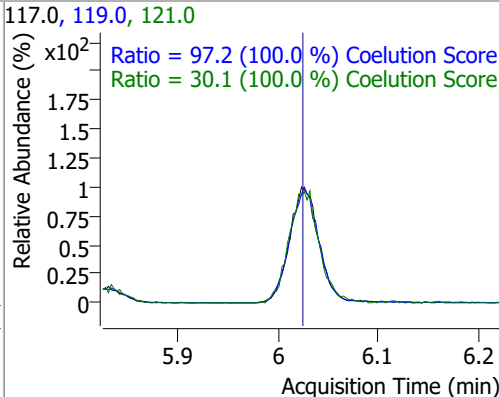
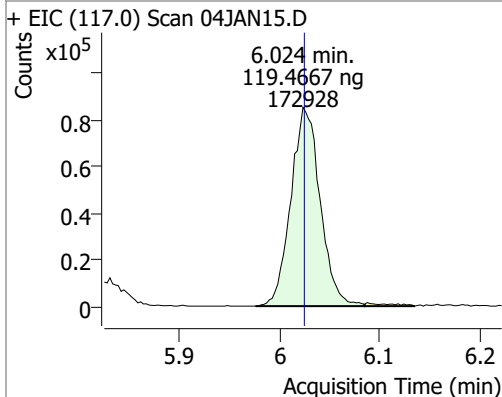
Compound	Conc.	RT	Dev(Min)	Resp.	QIon	QRatio	Lower	Upper
1,1,1-Trichloroethane	118.5764	5.83	0.00	174206	99.0	64.7	34.7	94.7
					61.0	48.1	18.1	78.1



Compound	Conc.	RT	Dev(Min)	Resp.	QIon	QRatio	Lower	Upper
Dibromofluoromethane	115.1146	5.85	0.00	89307	191.5	23.1	0.0	53.1

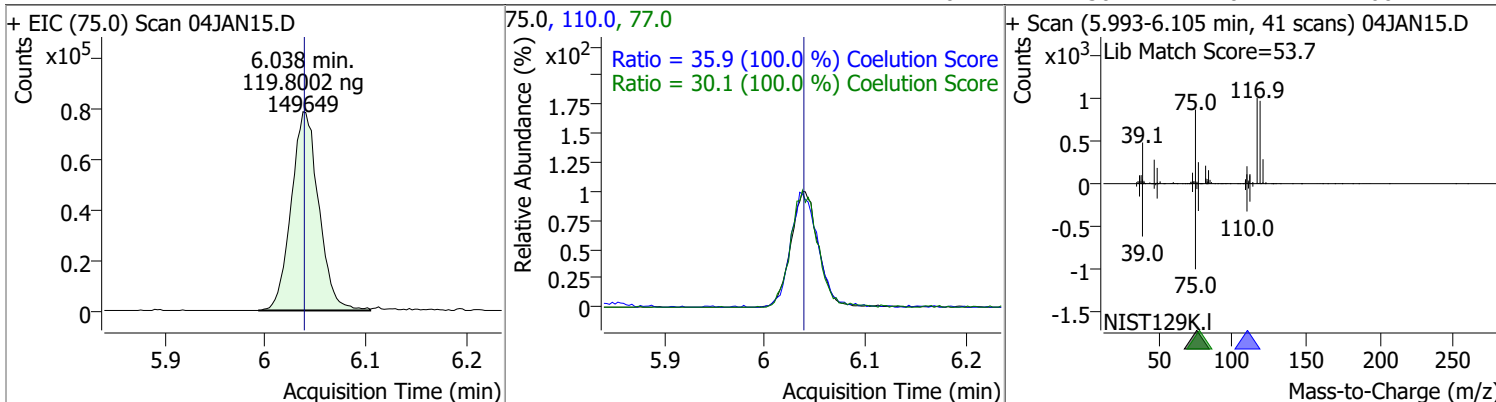


Compound	Conc.	RT	Dev(Min)	Resp.	QIon	QRatio	Lower	Upper
Carbon tetrachloride	119.4667	6.02	0.00	172928	119.0	97.2	67.2	127.2
					121.0	30.1	0.1	60.1

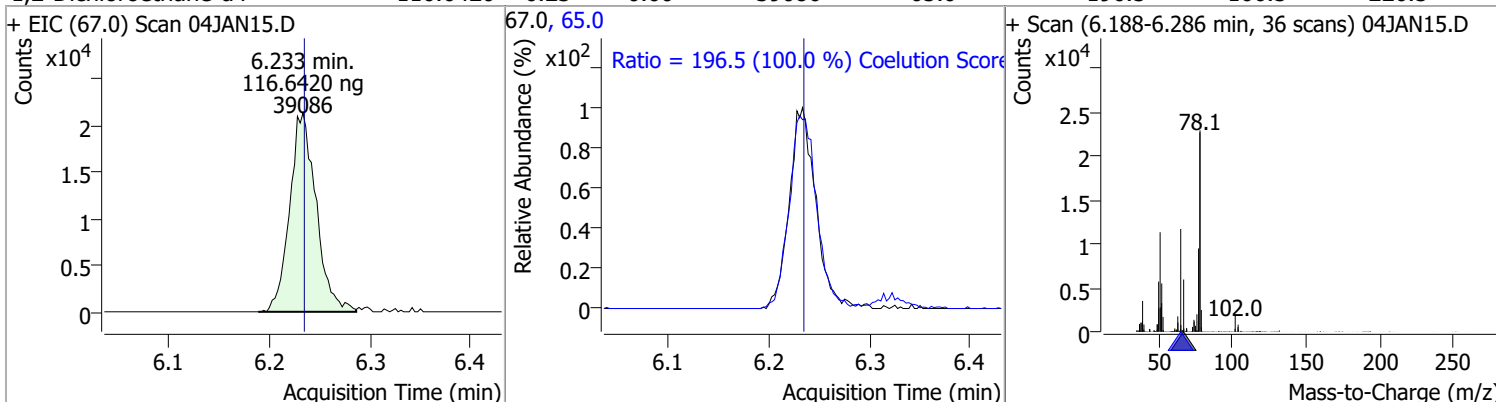


# Quantitation Results Report (QT Reviewed)

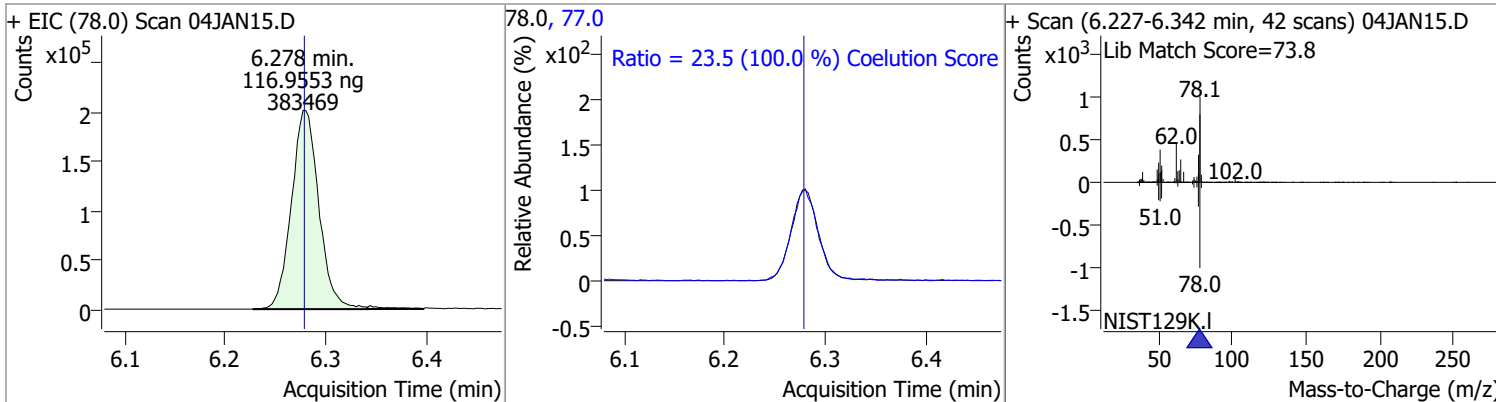
Compound	Conc.	RT	Dev(Min)	Resp.	QIon	QRatio	Lower	Upper
1,1-Dichloropropene	119.8002	6.04	0.00	149649	110.0	35.9	5.9	65.9
					77.0	30.1	0.1	60.1



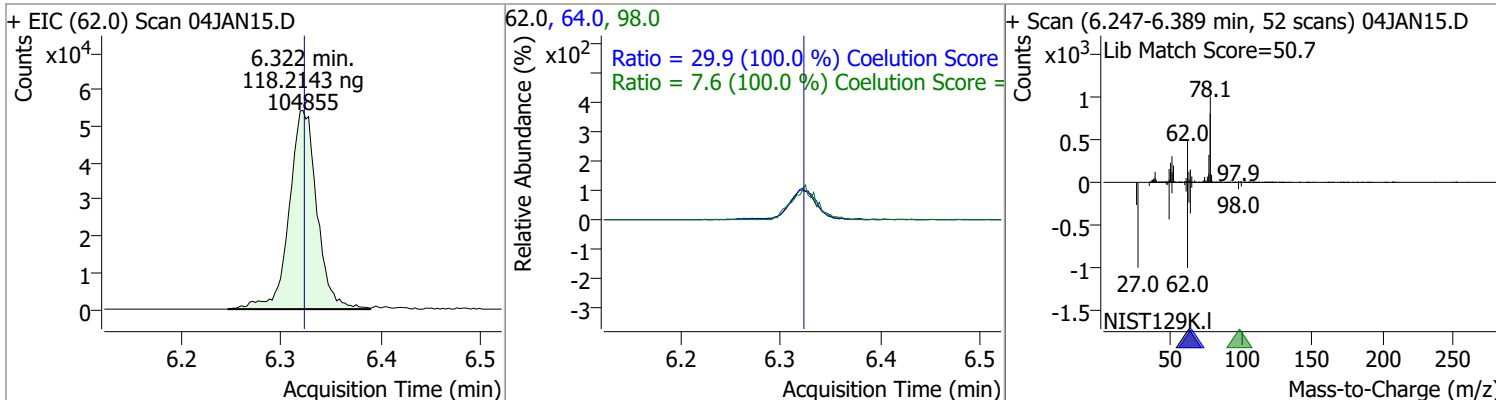
Compound	Conc.	RT	Dev(Min)	Resp.	QIon	QRatio	Lower	Upper
1,2-Dichloroethane-d4	116.6420	6.23	0.00	39086	65.0	196.5	166.5	226.5



Compound	Conc.	RT	Dev(Min)	Resp.	QIon	QRatio	Lower	Upper
Benzene	116.9553	6.28	0.00	383469	77.0	23.5	0.0	53.5

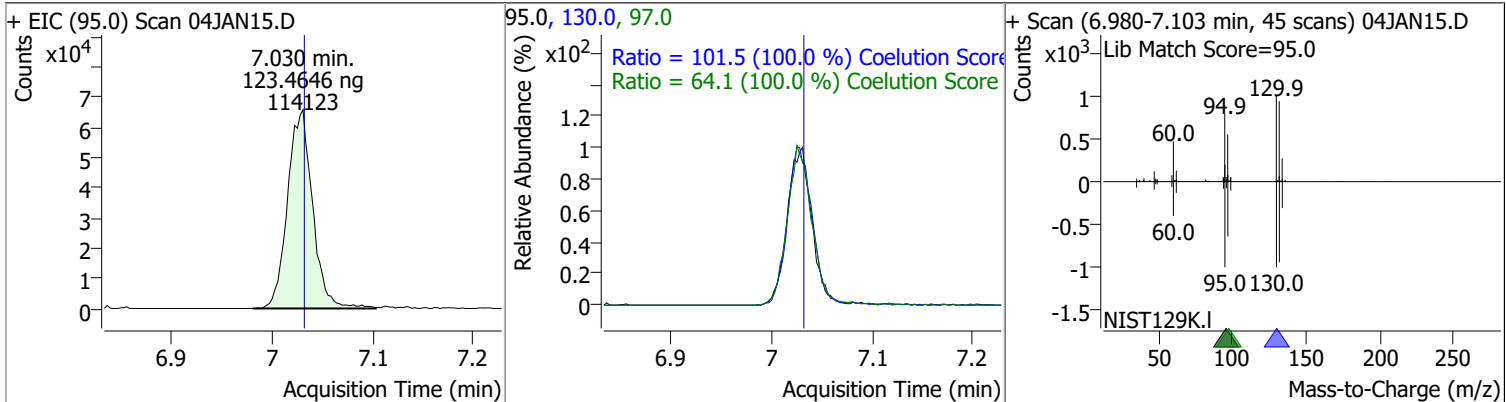


Compound	Conc.	RT	Dev(Min)	Resp.	QIon	QRatio	Lower	Upper
1,2-Dichloroethane	118.2143	6.32	0.00	104855	64.0	29.9	0.0	59.9
					98.0	7.6	0.0	37.6

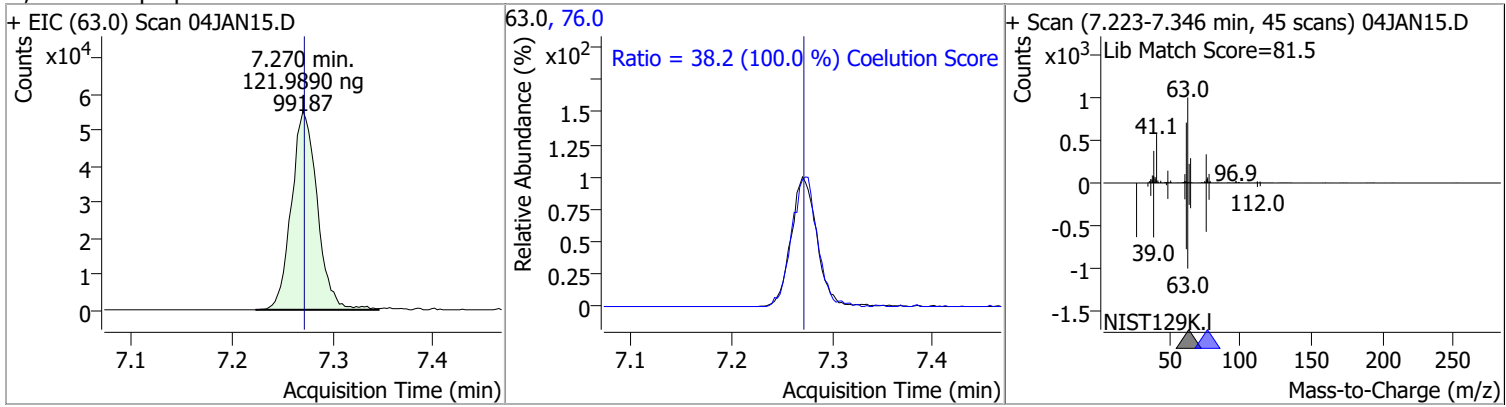


# Quantitation Results Report (QT Reviewed)

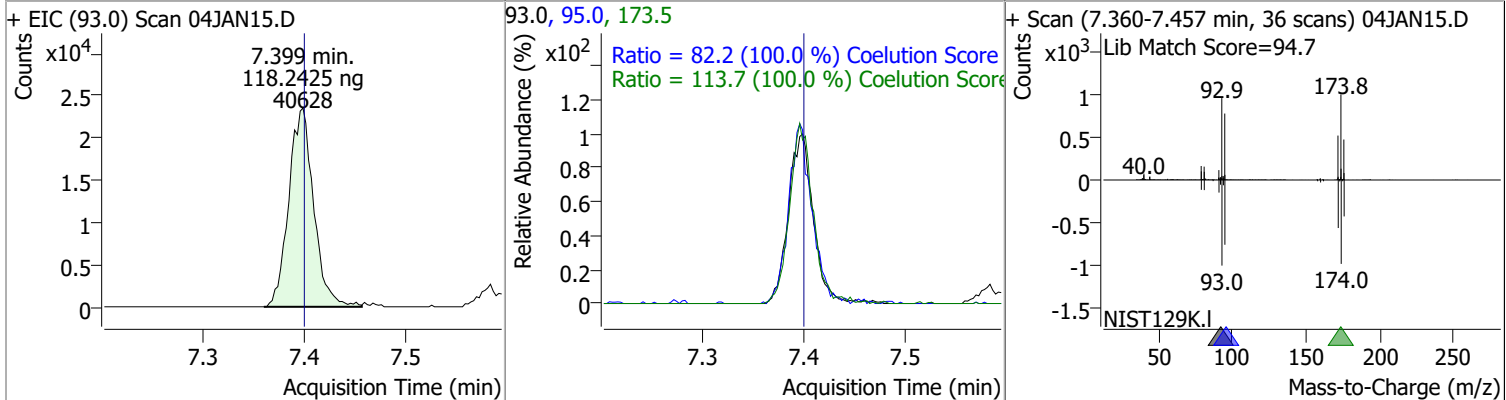
Compound	Conc.	RT	Dev(Min)	Resp.	QIon	QRatio	Lower	Upper
Trichloroethene	123.4646	7.03	0.00	114123	130.0	101.5	71.5	131.5
					97.0	64.1	34.1	94.1



Compound	Conc.	RT	Dev(Min)	Resp.	QIon	QRatio	Lower	Upper
1,2-Dichloropropane	121.9890	7.27	0.00	99187	76.0	38.2	8.2	68.2

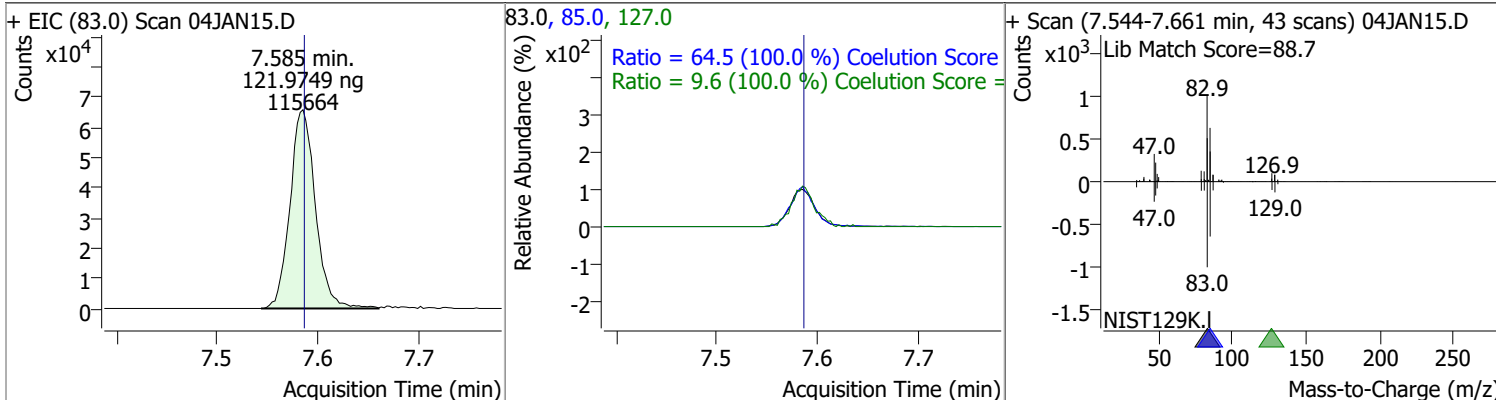


Compound	Conc.	RT	Dev(Min)	Resp.	QIon	QRatio	Lower	Upper
Dibromomethane	118.2425	7.40	0.00	40628	173.5	113.7	83.7	143.7
					95.0	82.2	52.2	112.2

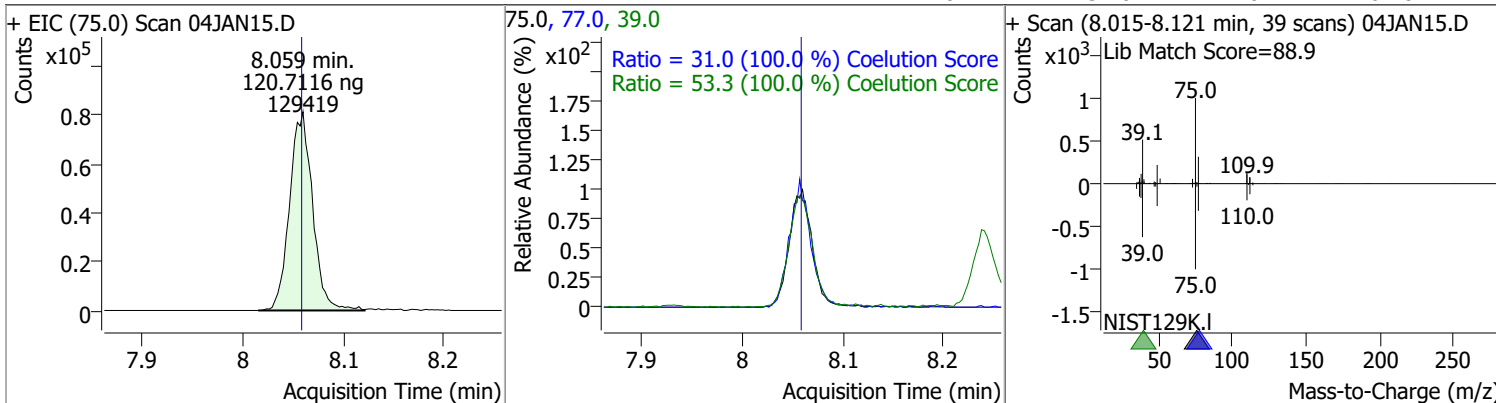


# Quantitation Results Report (QT Reviewed)

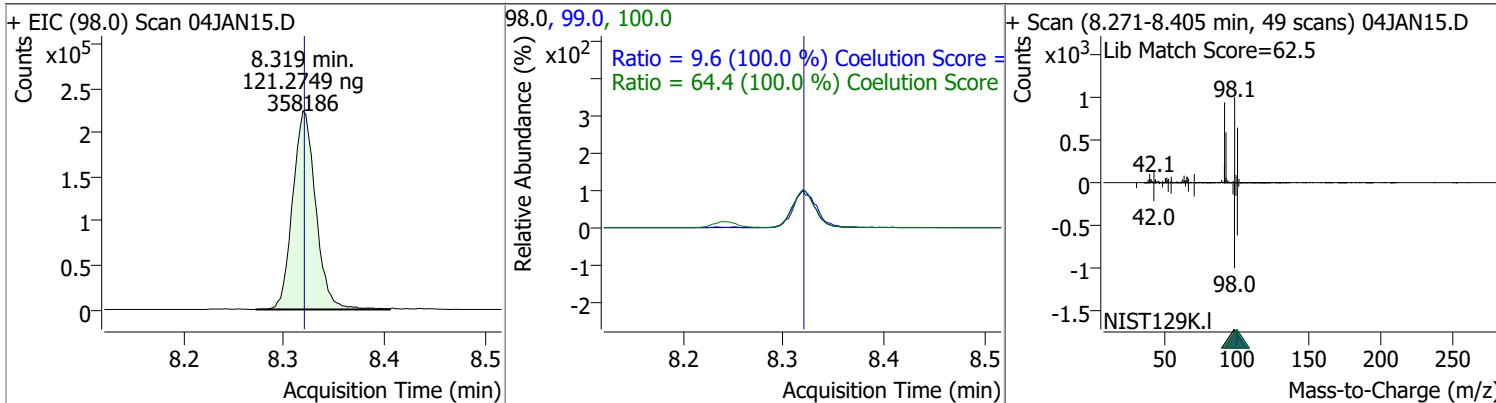
Compound	Conc.	RT	Dev(Min)	Resp.	QIon	QRatio	Lower	Upper
Bromodichloromethane	121.9749	7.59	0.00	115664	85.0	64.5	34.5	94.5
					127.0	9.6	0.0	39.6



Compound	Conc.	RT	Dev(Min)	Resp.	QIon	QRatio	Lower	Upper
cis-1,3-Dichloropropene	120.7116	8.06	0.00	129419	39.0	53.3	23.3	83.3
					77.0	31.0	1.0	61.0

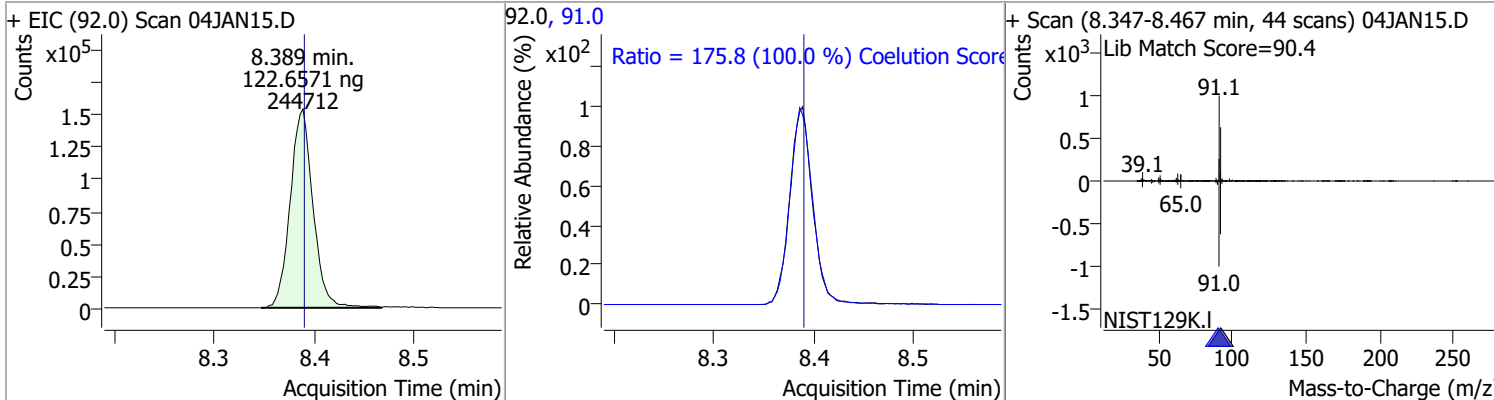


Compound	Conc.	RT	Dev(Min)	Resp.	QIon	QRatio	Lower	Upper
Toluene-d8	121.2749	8.32	0.00	358186	100.0	64.4	34.4	94.4
					99.0	9.6	0.0	39.6

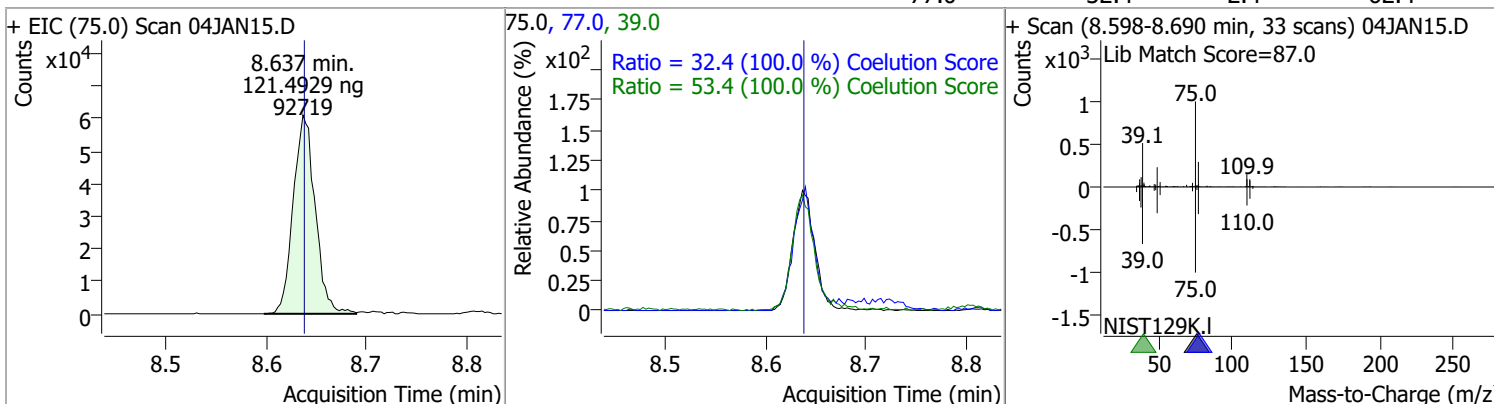


# Quantitation Results Report (QT Reviewed)

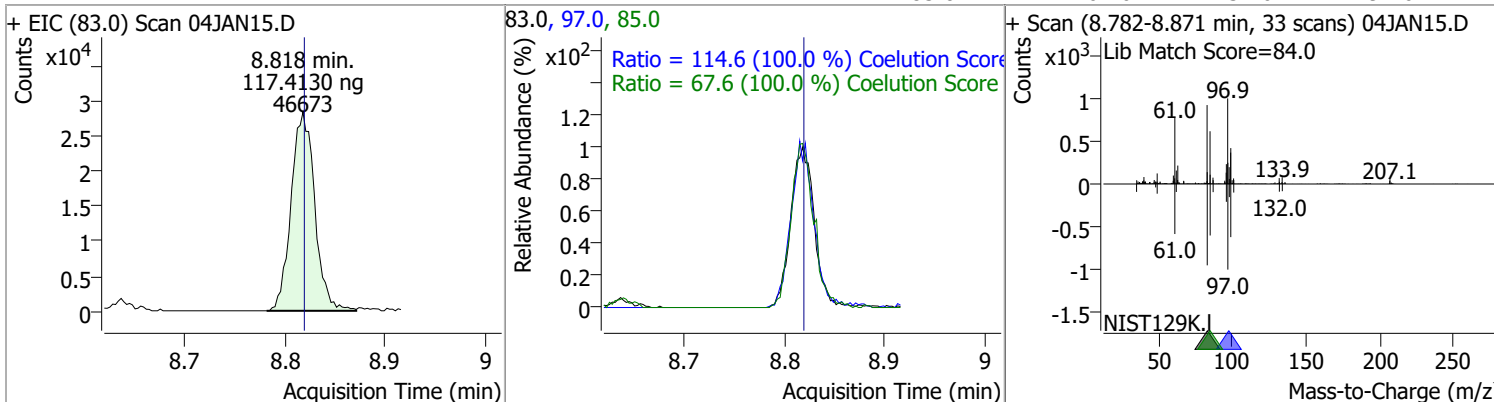
Compound	Conc.	RT	Dev(Min)	Resp.	QIon	QRatio	Lower	Upper
Toluene	122.6571	8.39	0.00	244712	91.0	175.8	145.8	205.8



Compound	Conc.	RT	Dev(Min)	Resp.	QIon	QRatio	Lower	Upper
trans-1,3-Dichloropropene	121.4929	8.64	0.00	92719	39.0	53.4	23.4	83.4
					77.0	32.4	2.4	62.4

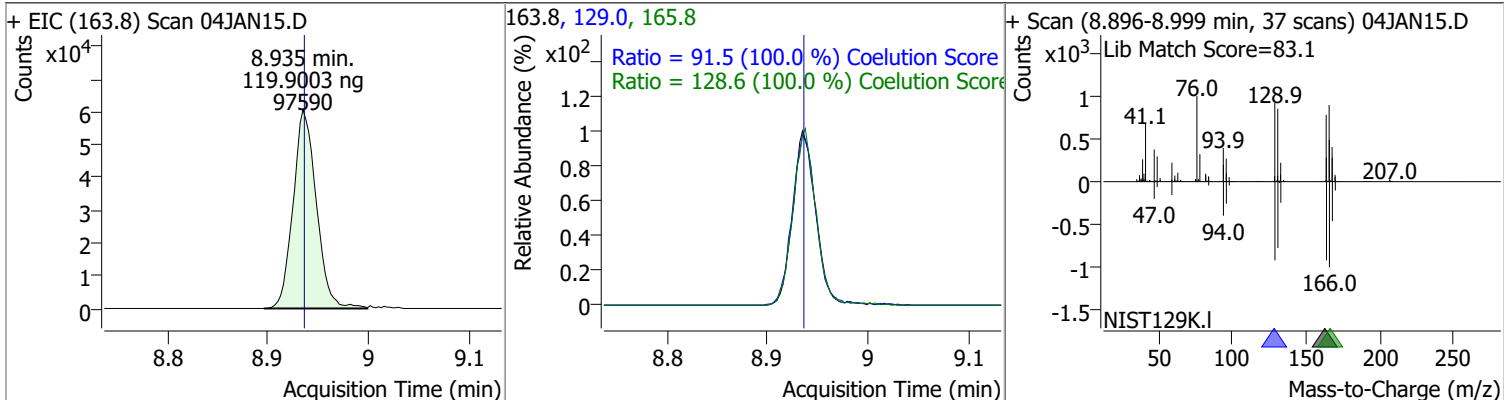


Compound	Conc.	RT	Dev(Min)	Resp.	QIon	QRatio	Lower	Upper
1,1,2-Trichloroethane	117.4130	8.82	0.00	46673	97.0	114.6	84.6	144.6
					85.0	67.6	37.6	97.6

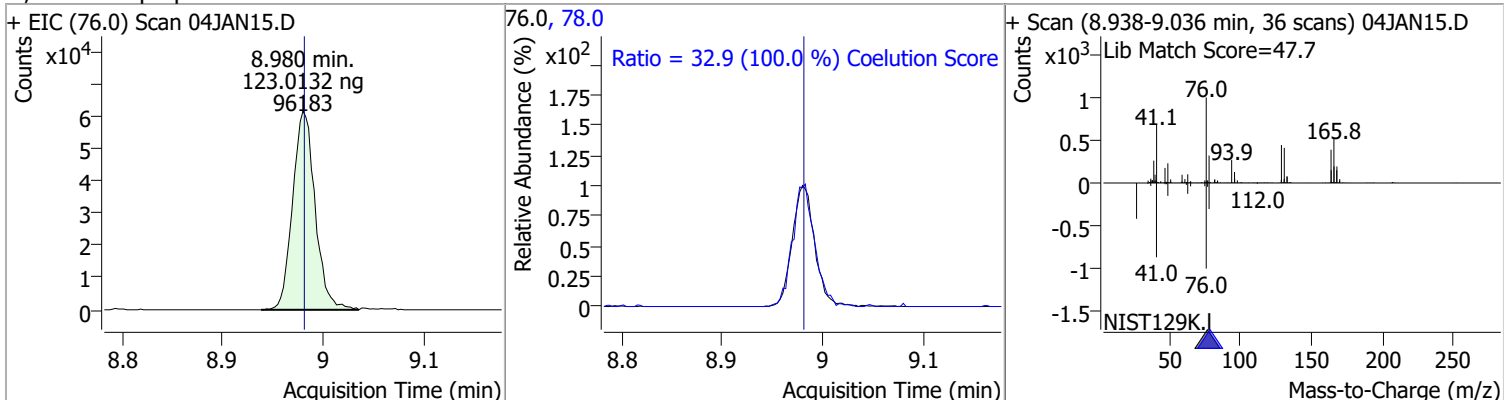


# Quantitation Results Report (QT Reviewed)

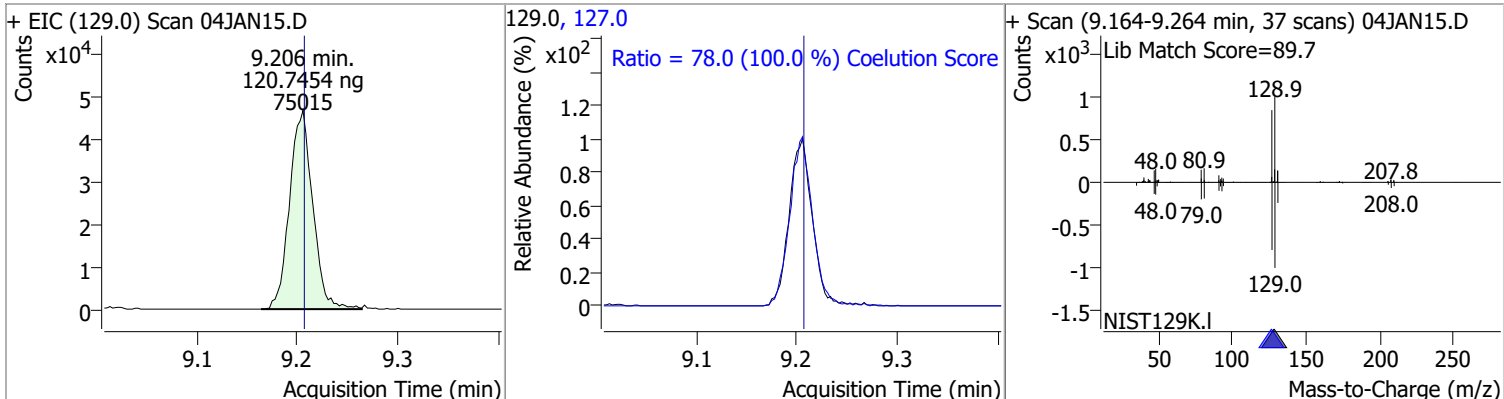
Compound	Conc.	RT	Dev(Min)	Resp.	QIon	QRatio	Lower	Upper
Tetrachloroethene	119.9003	8.94	0.00	97590	165.8	128.6	98.6	158.6
					129.0	91.5	61.5	121.5



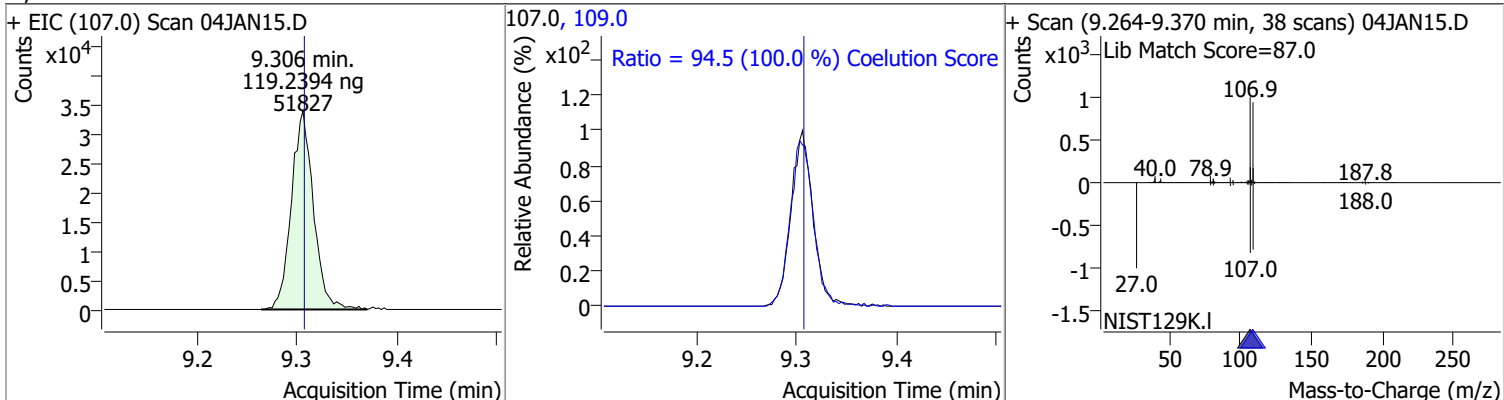
Compound	Conc.	RT	Dev(Min)	Resp.	QIon	QRatio	Lower	Upper
1,3-Dichloropropane	123.0132	8.98	0.00	96183	78.0	32.9	2.9	62.9



Compound	Conc.	RT	Dev(Min)	Resp.	QIon	QRatio	Lower	Upper
Chlorodibromomethane	120.7454	9.21	0.00	75015	127.0	78.0	48.0	108.0



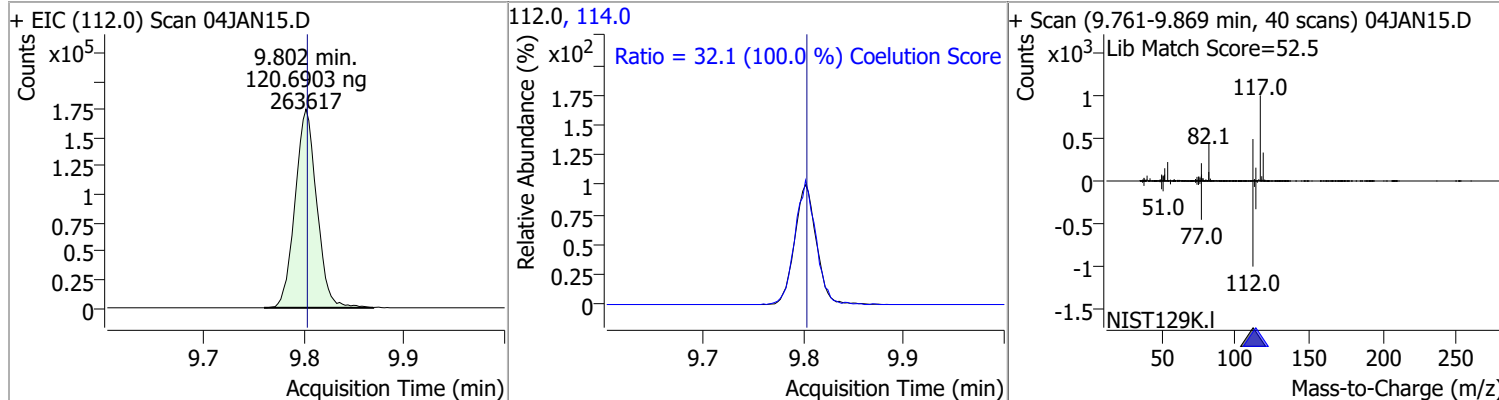
Compound	Conc.	RT	Dev(Min)	Resp.	QIon	QRatio	Lower	Upper
1,2-Dibromoethane	119.2394	9.31	0.00	51827	109.0	94.5	64.5	124.5



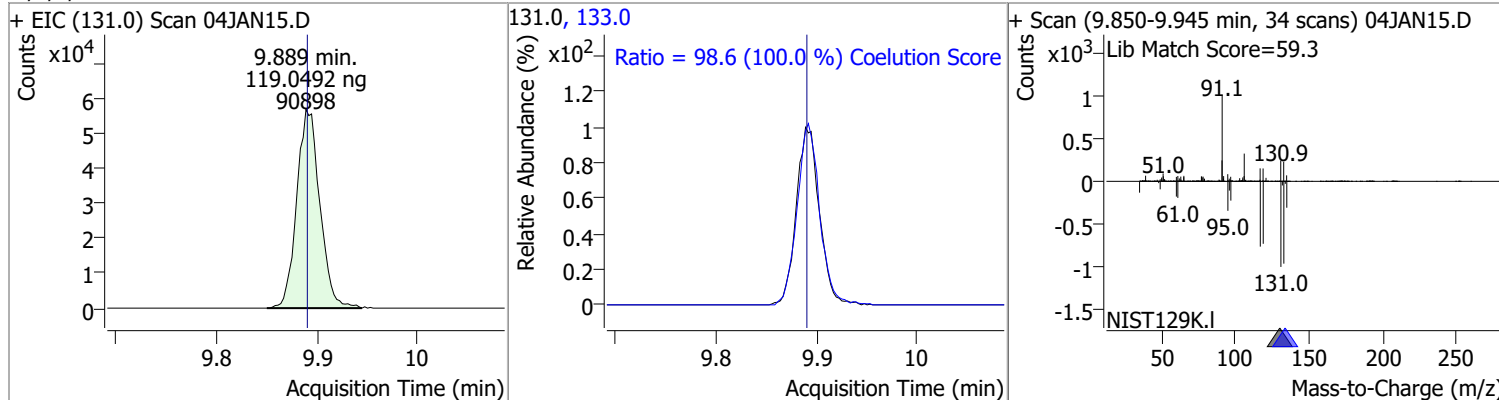


# Quantitation Results Report (QT Reviewed)

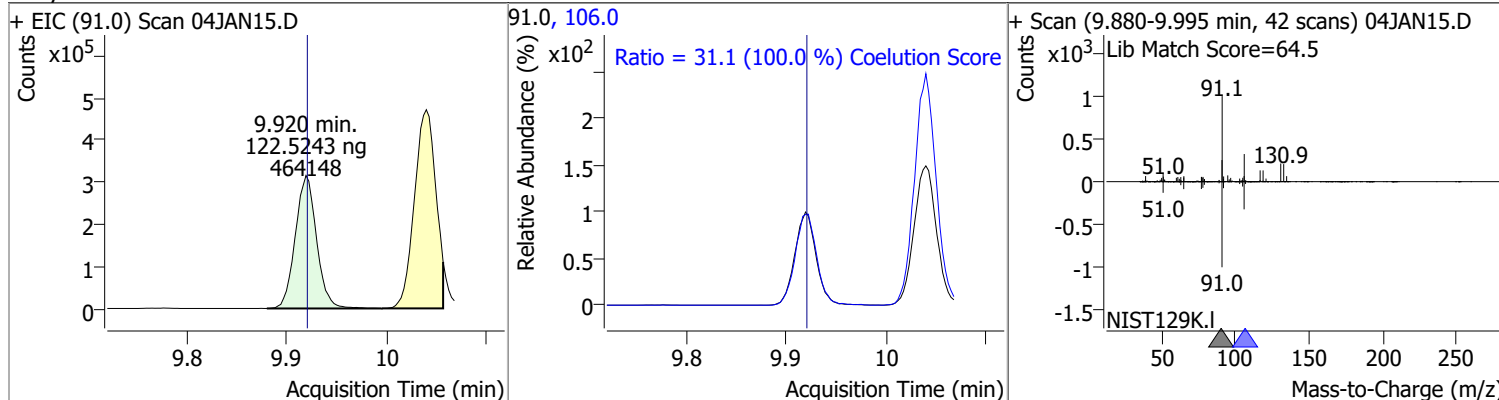
Compound	Conc.	RT	Dev(Min)	Resp.	QIon	QRatio	Lower	Upper
Chlorobenzene	120.6903	9.80	0.00	263617	114.0	32.1	2.1	62.1



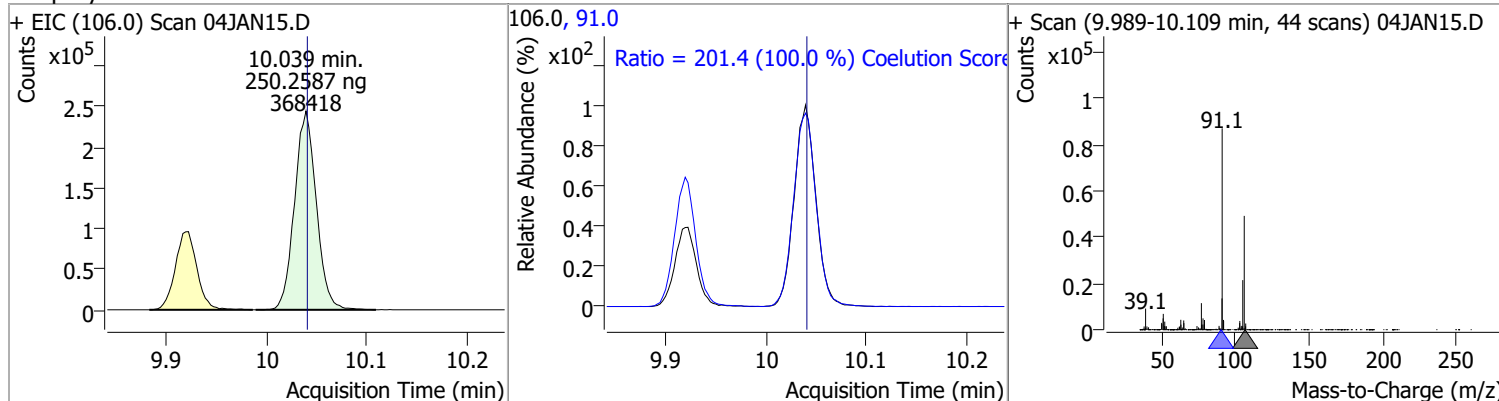
Compound	Conc.	RT	Dev(Min)	Resp.	QIon	QRatio	Lower	Upper
1,1,1,2-Tetrachloroethane	119.0492	9.89	0.00	90898	133.0	98.6	68.6	128.6



Compound	Conc.	RT	Dev(Min)	Resp.	QIon	QRatio	Lower	Upper
Ethylbenzene	122.5243	9.92	0.00	464148	106.0	31.1	1.1	61.1

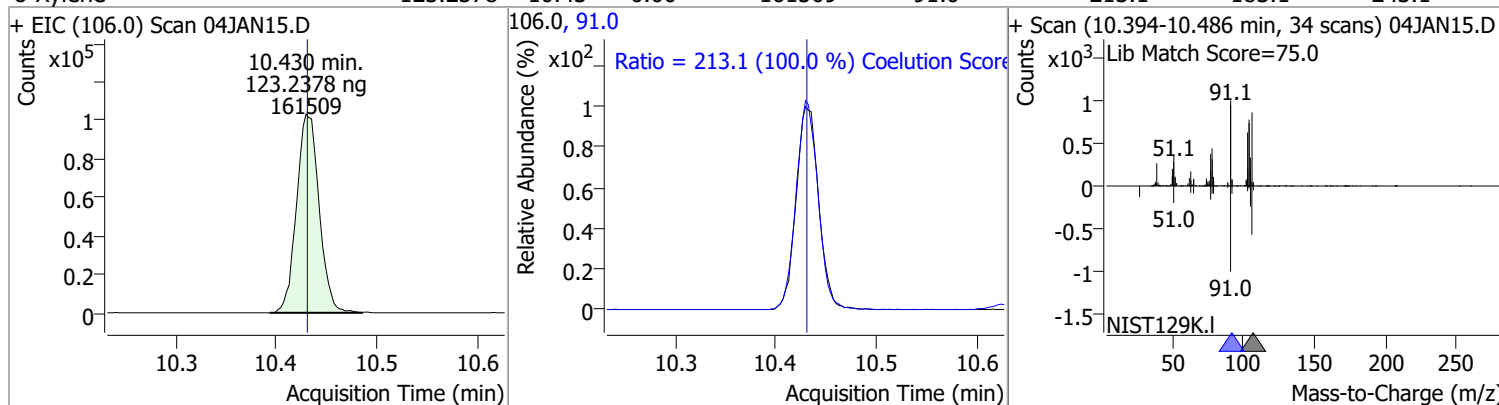


Compound	Conc.	RT	Dev(Min)	Resp.	QIon	QRatio	Lower	Upper
m+p-Xylenes	250.2587	10.04	0.00	368418	91.0	201.4	171.4	231.4

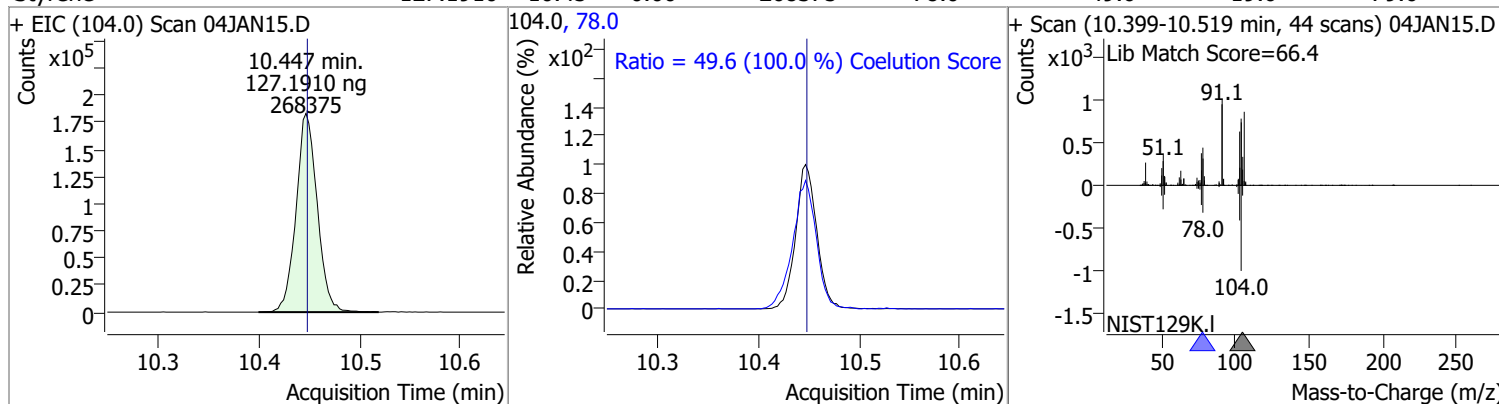


# Quantitation Results Report (QT Reviewed)

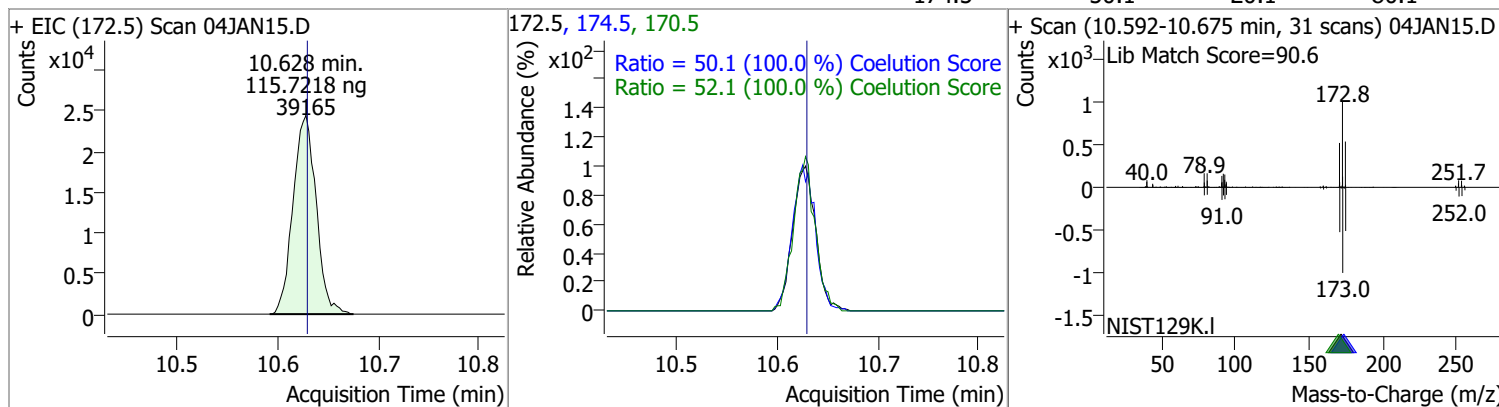
Compound	Conc.	RT	Dev(Min)	Resp.	QIon	QRatio	Lower	Upper
o-Xylene	123.2378	10.43	0.00	161509	91.0	213.1	183.1	243.1



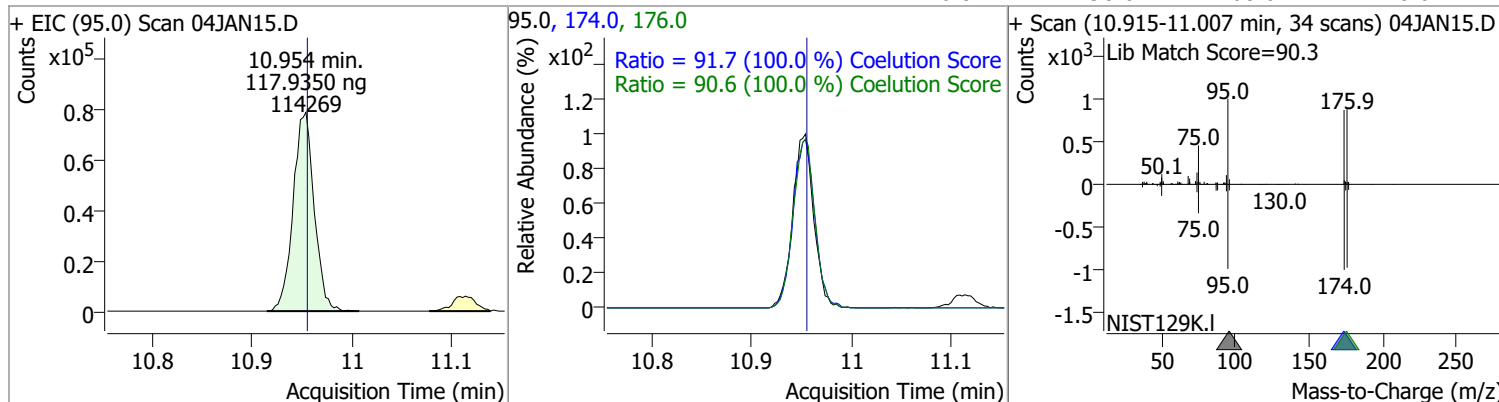
Compound	Conc.	RT	Dev(Min)	Resp.	QIon	QRatio	Lower	Upper
Styrene	127.1910	10.45	0.00	268375	78.0	49.6	19.6	79.6



Compound	Conc.	RT	Dev(Min)	Resp.	QIon	QRatio	Lower	Upper
Bromoform	115.7218	10.63	0.00	39165	170.5	52.1	22.1	82.1
					174.5	50.1	20.1	80.1

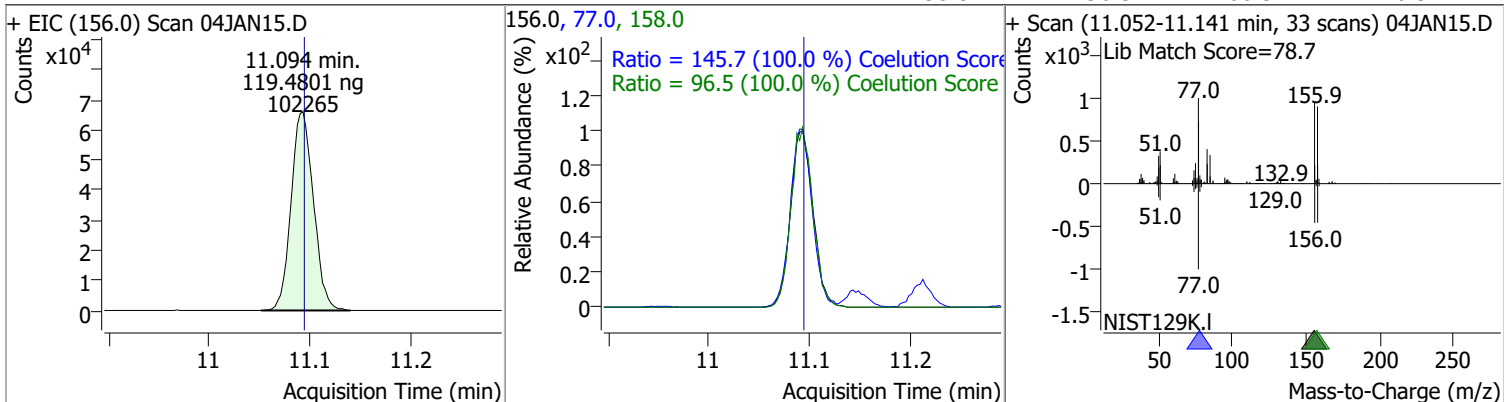


Compound	Conc.	RT	Dev(Min)	Resp.	QIon	QRatio	Lower	Upper
p-Bromofluorobenzene	117.9350	10.95	0.00	114269	174.0	91.7	61.7	121.7
					176.0	90.6	60.6	120.6

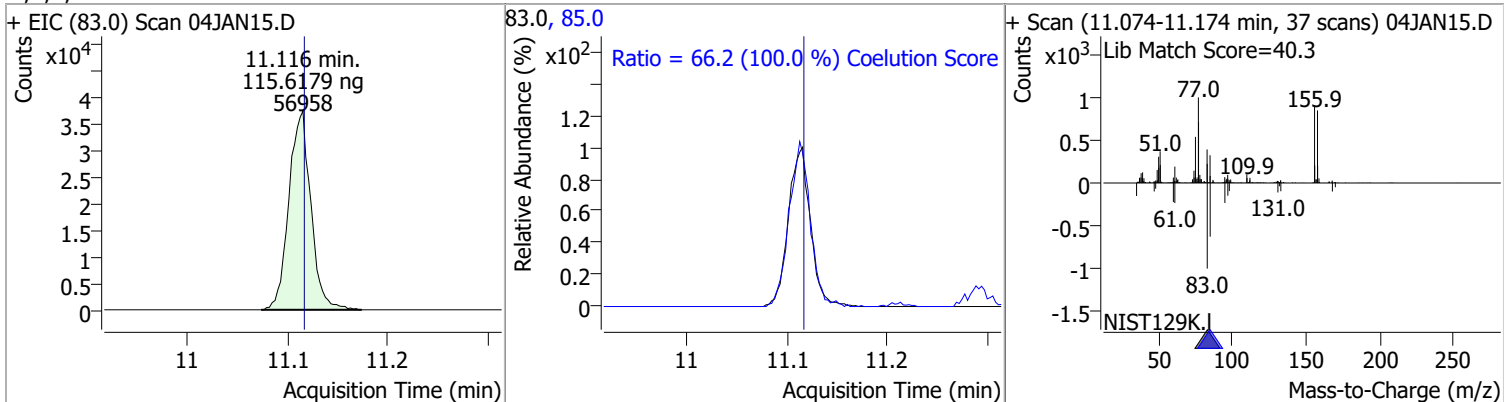


# Quantitation Results Report (QT Reviewed)

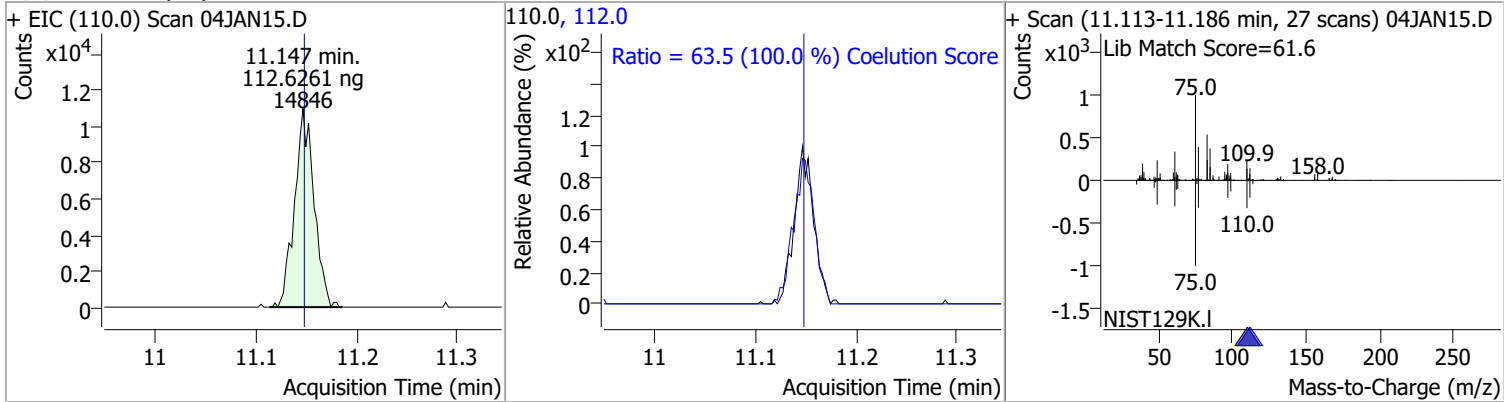
Compound	Conc.	RT	Dev(Min)	Resp.	QIon	QRatio	Lower	Upper
Bromobenzene	119.4801	11.09	0.00	102265	77.0	145.7	115.7	175.7
					158.0	96.5	66.5	126.5



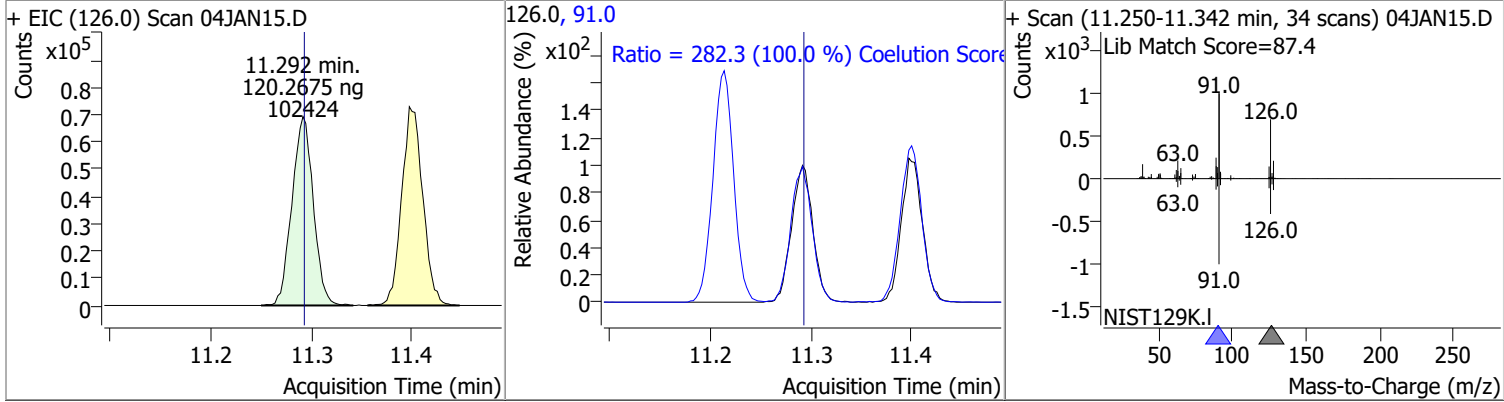
Compound	Conc.	RT	Dev(Min)	Resp.	QIon	QRatio	Lower	Upper
1,1,2,2-Tetrachloroethane	115.6179	11.12	0.00	56958	85.0	66.2	36.2	96.2



Compound	Conc.	RT	Dev(Min)	Resp.	QIon	QRatio	Lower	Upper
1,2,3-Trichloropropane	112.6261	11.15	0.00	14846	112.0	63.5	33.5	93.5

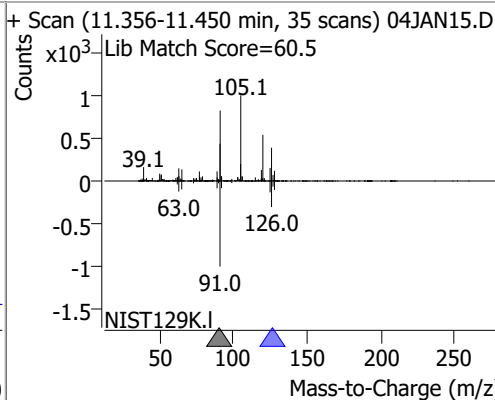
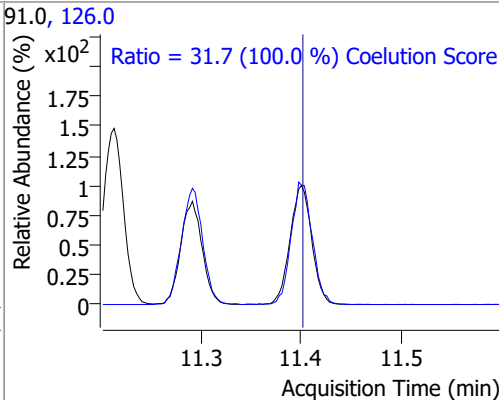
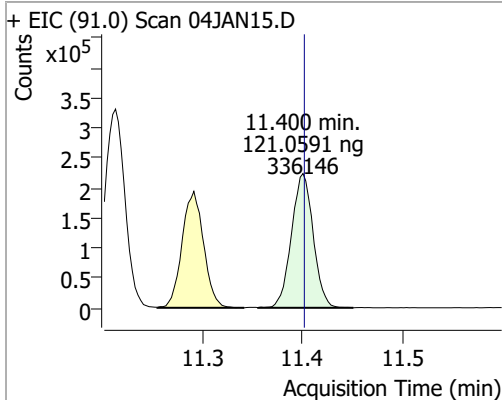


Compound	Conc.	RT	Dev(Min)	Resp.	QIon	QRatio	Lower	Upper
2-Chlorotoluene	120.2675	11.29	0.00	102424	91.0	282.3	252.3	312.3

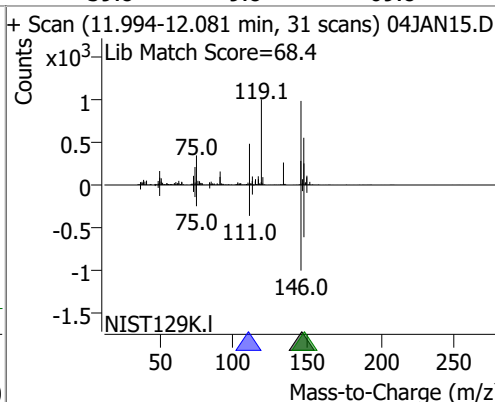
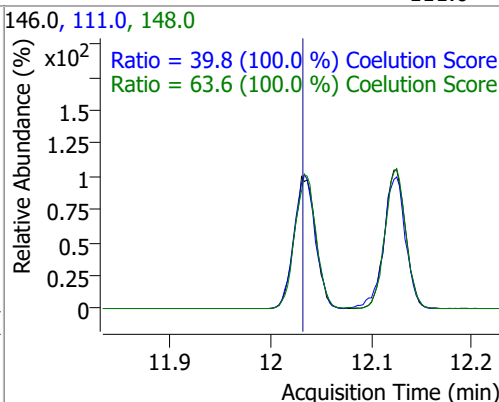
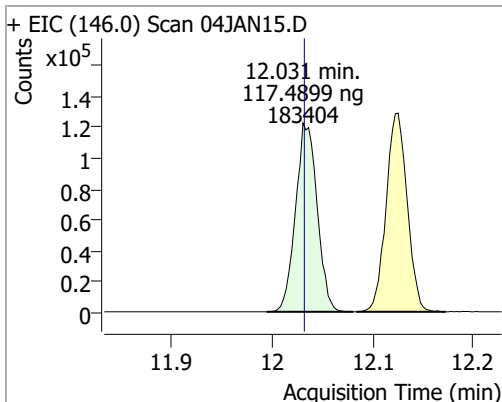


# Quantitation Results Report (QT Reviewed)

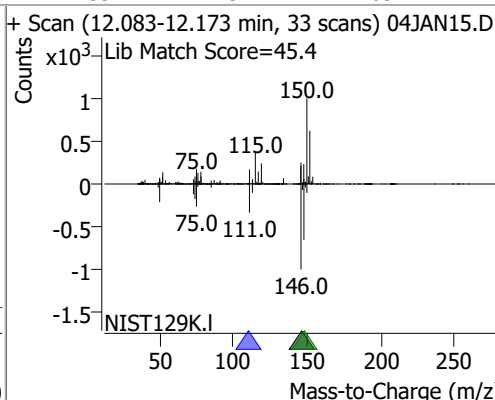
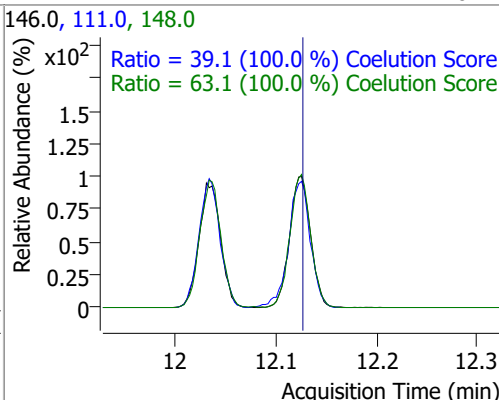
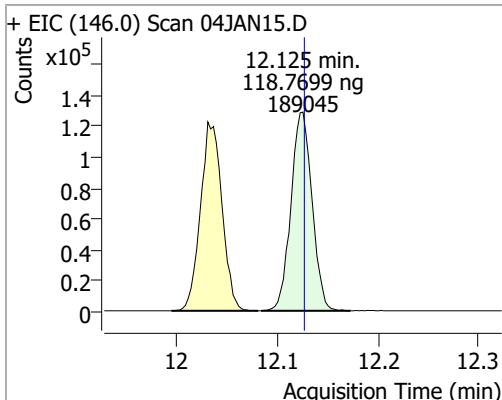
Compound	Conc.	RT	Dev(Min)	Resp.	QIon	QRatio	Lower	Upper
4-Chlorotoluene	121.0591	11.40	0.00	336146	126.0	31.7	1.7	61.7



1,3-Dichlorobenzene	117.4899	12.03	0.00	183404	148.0	63.6	33.6	93.6
					111.0	39.8	9.8	69.8

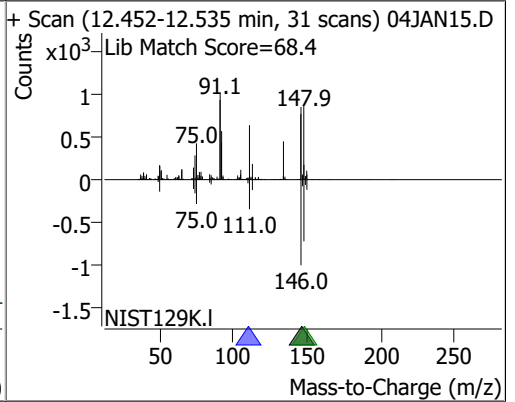
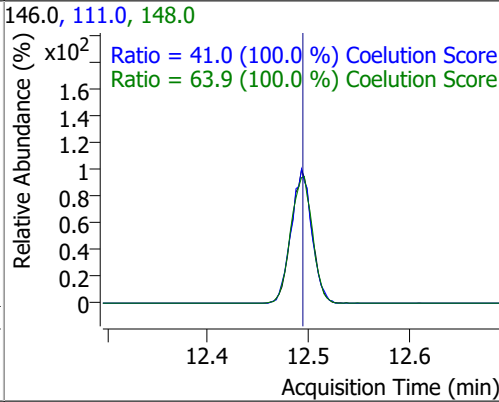
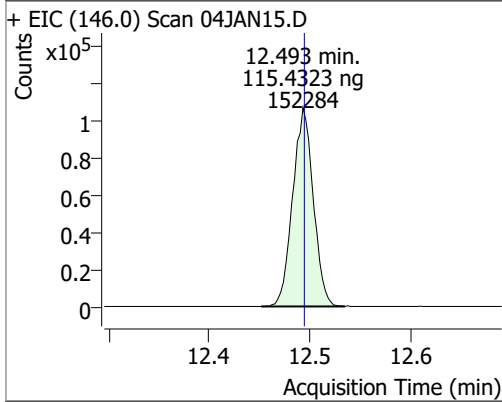


1,4-Dichlorobenzene	118.7699	12.13	0.00	189045	148.0	63.1	33.1	93.1
					111.0	39.1	9.1	69.1



# Quantitation Results Report (QT Reviewed)

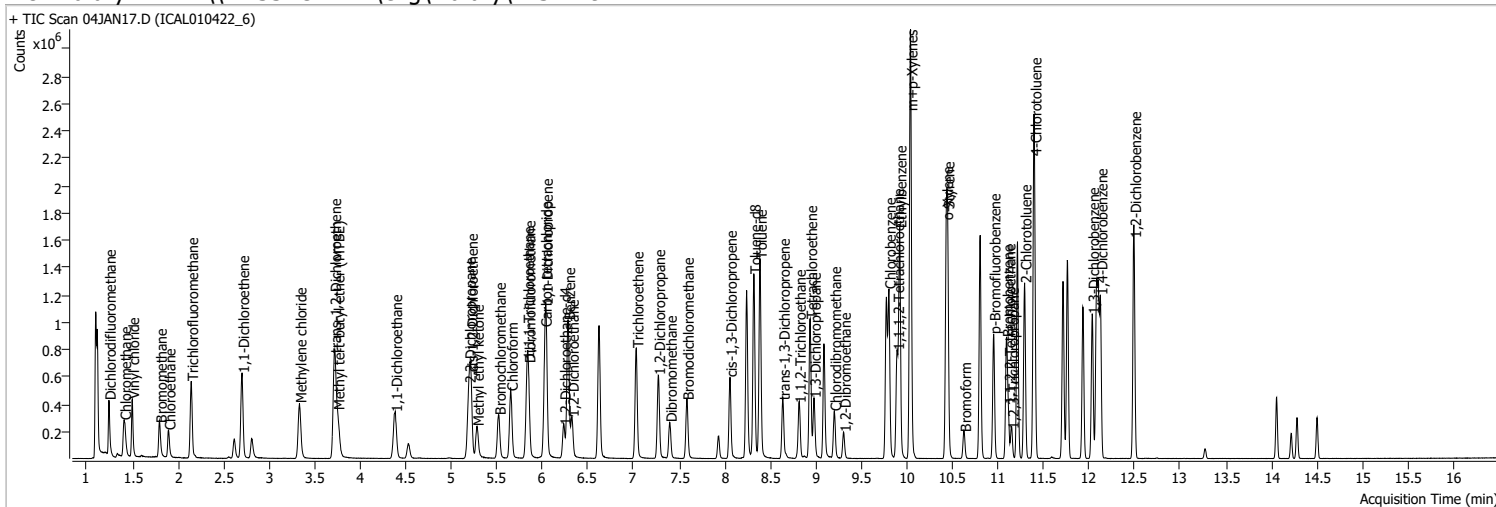
Compound	Conc.	RT	Dev(Min)	Resp.	QIon	QRatio	Lower	Upper
1,2-Dichlorobenzene	115.4323	12.49	0.00	152284	148.0	63.9	33.9	93.9
					111.0	41.0	11.0	71.0



# Quantitation Results Report (QT Reviewed)

Data File 04JAN17.D  
 Acq. Method 5975CACQF.M  
 Sample Name ICAL010422\_6  
 Vial 17  
 DA Method File VOA5975C\_8260B\_SHT\_DoD\_L4\_010422.m  
 Tune File BFB\_Atune3.u  
 Batch Name VG010422\_8260B.batch.bin  
 Ref Library \\MASSHUNTER\Org\Library\NIST129K.I

Operator MSC  
 Acq. Date-Time 1/4/2022 6:45:10 PM  
 Instrument VOA5975C  
 Multiplier 1.00  
 Comment  
 Tune Date 10/11/2021 4:02:00 PM  
 Last Calib Update 1/9/2022 8:59:52 PM



Compound	RT	QIon	Resp.	Conc.	Units	Dev(Min)
----------	----	------	-------	-------	-------	----------

**Internal Standards**

M Fluorobenzene	6.620	96.0	836278	250.0000	ng	-0.003
M Chlorobenzene-d5	9.774	82.0	316399	250.0000	ng	0.003
M 1,4-Dichlorobenzene-d4	12.100	152.0	266553	250.0000	ng	0.000

**System Monitoring Compounds**

S Dibromofluoromethane	5.845	113.0	204073	259.0223	ng	0.000
Spiked Amount: 250.000	Range: 80.0 - 119.0%			Recovery = 103.61%		
S 1,2-Dichloroethane-d4	6.236	67.0	87876	258.2324	ng	0.003
Spiked Amount: 250.000	Range: 81.0 - 118.0%			Recovery = 103.29%		
S Toluene-d8	8.319	98.0	823306	270.0265	ng	0.000
Spiked Amount: 250.000	Range: 89.0 - 112.0%			Recovery = 108.01%		
S p-Bromofluorobenzene	10.951	95.0	261042	267.3186	ng	-0.003
Spiked Amount: 250.000	Range: 85.0 - 114.0%			Recovery = 106.93%		

**Target Compounds**

Compound	RT	QIon	Resp.	Conc.	Units	QValue
T Dichlorodifluoromethane	1.241	85.0	276334	252.1559	ng	99
T Chloromethane	1.408	50.0	319523	240.2183	ng	99
T Vinyl chloride	1.498	62.0	297604	248.6532	ng	86
T Bromomethane	1.799	96.0	134737	251.7606	ng	97
T Chloroethane	1.894	64.0	137312	231.7432	ng	98
T Trichlorofluoromethane	2.145	101.0	384837	259.0502	ng	98
T 1,1-Dichloroethene	2.702	96.0	217406	258.0903	ng	99
T Methylene chloride	3.333	49.0	292397	235.4657	ng	99
T trans-1,2-Dichloroethene	3.715	96.0	218855	254.6608	ng	99
T Methyl tert-butyl ether (MTBE)	3.751	73.0	287653	258.9535	ng	99
T 1,1-Dichloroethane	4.384	63.0	413408	258.4325	ng	99
T 2,2-Dichloropropane	5.190	77.0	303307	253.0397	ng	99
T cis-1,2-Dichloroethene	5.215	96.0	228170	261.8706	ng	96
T Methyl ethyl ketone	5.279	43.0	317271	2688.2474	ng	99
T Bromochloromethane	5.519	128.0	89178	247.0586	ng	95
T Chloroform	5.653	83.0	394946	248.0804	ng	99

# Quantitation Results Report (QT Reviewed)

Compound	RT	QIon	Resp.	Conc.	Units	Dev(Min)
T 1,1,1-Trichloroethane	5.831	97.0	386005	258.7228	ng	99
T Carbon tetrachloride	6.026	117.0	383485	260.8774	ng	99
T 1,1-Dichloropropene	6.038	75.0	335741	264.6638	ng	99
T Benzene	6.280	78.0	857534	257.5416	ng	100
T 1,2-Dichloroethane	6.322	62.0	226964	251.9675	ng	99
T Trichloroethene	7.030	95.0	250285	262.2931	ng	100
T 1,2-Dichloropropane	7.270	63.0	213800	254.7161	ng	100
T Dibromomethane	7.396	93.0	89483	252.2734	ng	97
T Bromodichloromethane	7.582	83.0	251805	257.2286	ng	100
T cis-1,3-Dichloropropene	8.057	75.0	293617	265.2863	ng	99
T Toluene	8.386	92.0	541945	263.1330	ng	100
T trans-1,3-Dichloropropene	8.639	75.0	207833	263.8027	ng	98
T 1,1,2-Trichloroethane	8.815	83.0	101888	248.2882	ng	99
T Tetrachloroethene	8.938	163.8	218245	259.7419	ng	98
T 1,3-Dichloropropane	8.980	76.0	212669	263.4754	ng	98
T Chlorodibromomethane	9.203	129.0	165695	258.3535	ng	100
T 1,2-Dibromoethane	9.306	107.0	115714	257.8887	ng	100
T Chlorobenzene	9.802	112.0	582326	258.2544	ng	100
T 1,1,1,2-Tetrachloroethane	9.891	131.0	200859	254.8274	ng	100
T Ethylbenzene	9.919	91.0	1043443	266.8193	ng	100
T m+p-Xylenes	10.039	106.0	825866	543.4262	ng	100
T o-Xylene	10.430	106.0	365914	270.4636	ng	100
T Styrene	10.446	104.0	605646	278.0455	ng	99
T Bromoform	10.628	172.5	87836	257.5099	ng	100
T Bromobenzene	11.093	156.0	227127	263.2944	ng	99
T 1,1,2,2-Tetrachloroethane	11.113	83.0	124205	250.1577	ng	97
T 1,2,3-Trichloropropane	11.152	110.0	33115	249.2635	ng	97
T 2-Chlorotoluene	11.291	126.0	229396	267.2616	ng	99
T 4-Chlorotoluene	11.400	91.0	748435	267.4409	ng	99
T 1,3-Dichlorobenzene	12.033	146.0	406895	258.6297	ng	99
T 1,4-Dichlorobenzene	12.122	146.0	408934	254.9170	ng	98
T 1,2-Dichlorobenzene	12.493	146.0	342576	257.6524	ng	99

(#) = Qualifier Out of Range; (m) = Manual Integration; (+) = Area Summed; (\*) = Surrogate Percent Recovery Out of Range; (d): Zeroed Peak

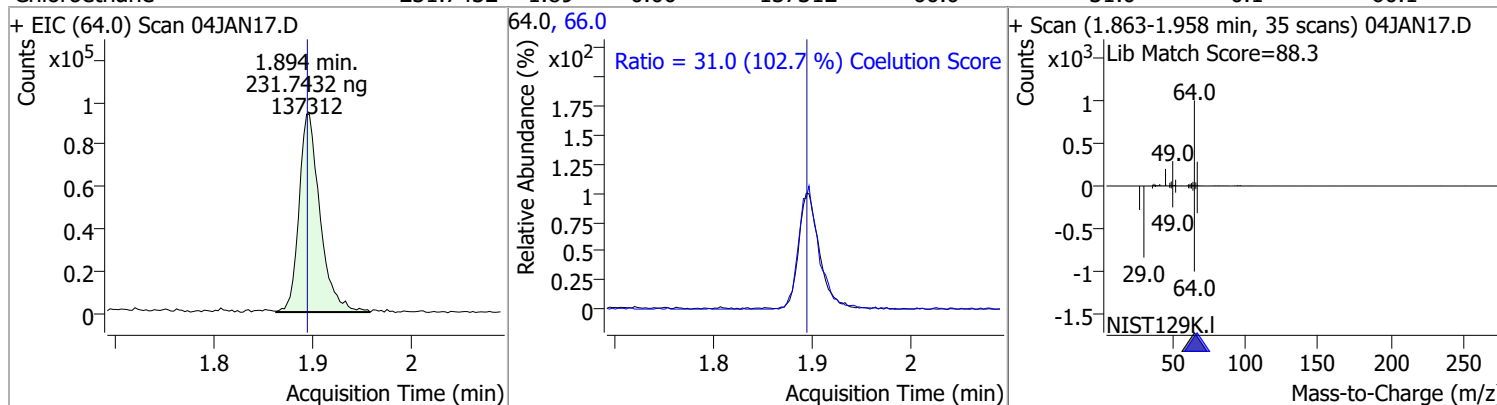
# Quantitation Results Report (QT Reviewed)

Compound	Conc.	RT	Dev(Min)	Resp.	QIon	QRatio	Lower	Upper
Dichlorodifluoromethane	252.1559	1.24	0.00	276334	87.0	31.6	2.3	62.3
+ EIC (85.0) Scan 04JAN17.D			85.0, 87.0			+ Scan (1.216-1.344 min, 47 scans) 04JAN17.D		
Chloromethane	240.2183	1.41	0.00	319523	52.0	32.9	2.1	62.1
+ EIC (50.0) Scan 04JAN17.D			50.0, 52.0			+ Scan (1.367-1.537 min, 62 scans) 04JAN17.D		
Vinyl chloride	248.6532	1.50	0.00	297604	64.0	37.7	0.0	59.9
+ EIC (62.0) Scan 04JAN17.D			62.0, 64.0			+ Scan (1.467-1.615 min, 54 scans) 04JAN17.D		
Bromomethane	251.7606	1.80	0.00	134737	94.0	107.5	74.6	134.6
+ EIC (96.0) Scan 04JAN17.D			96.0, 94.0			+ Scan (1.760-1.919 min, 58 scans) 04JAN17.D		

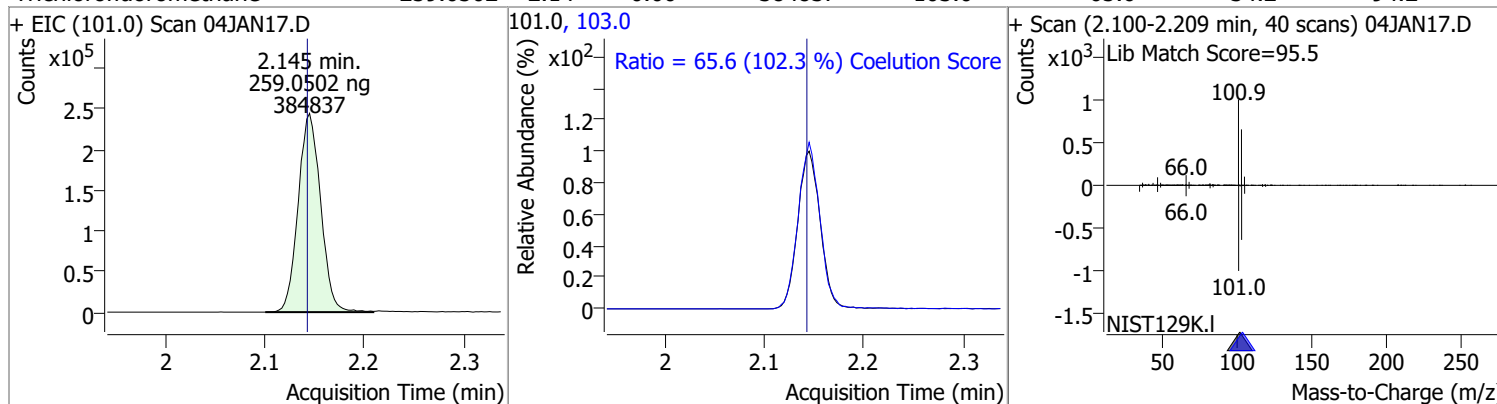


# Quantitation Results Report (QT Reviewed)

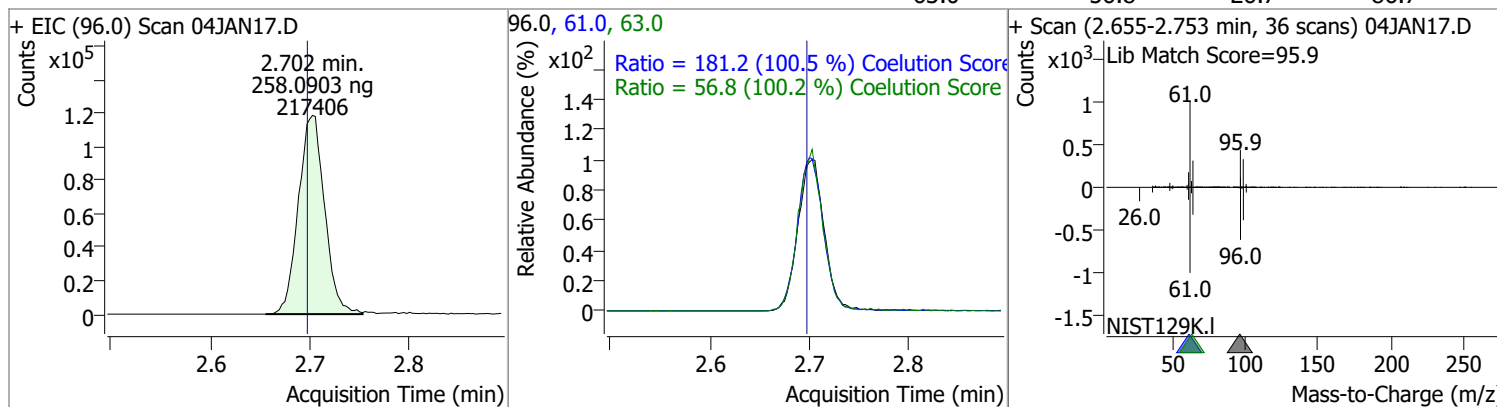
Compound	Conc.	RT	Dev(Min)	Resp.	QIon	QRatio	Lower	Upper
Chloroethane	231.7432	1.89	0.00	137312	66.0	31.0	0.1	60.1



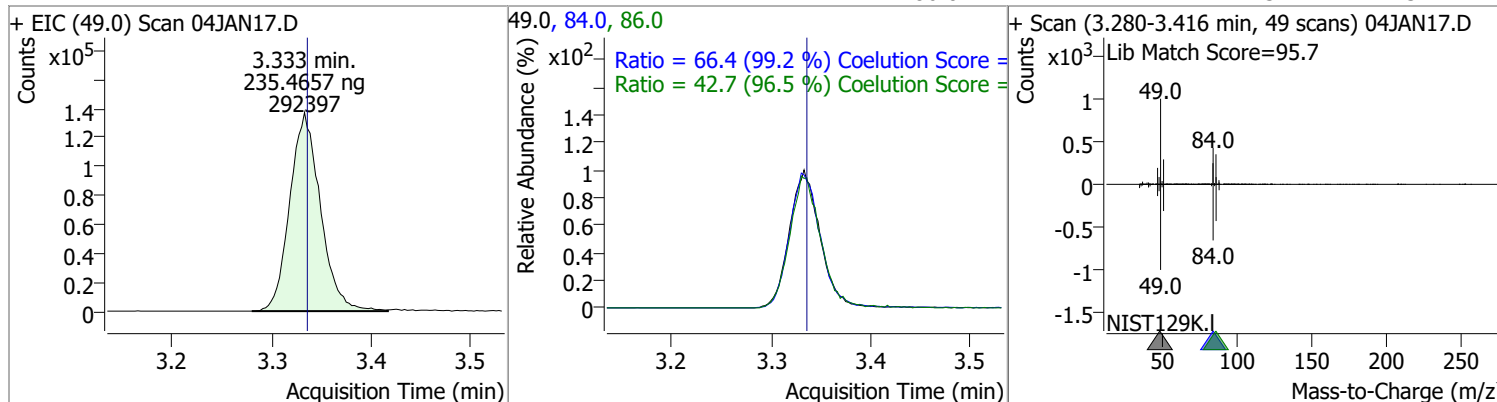
Trichlorofluoromethane	259.0502	2.14	0.00	384837	103.0	65.6	34.2	94.2
------------------------	----------	------	------	--------	-------	------	------	------



1,1-Dichloroethene	258.0903	2.70	0.01	217406	61.0	181.2	150.3	210.3
					63.0	56.8	26.7	86.7

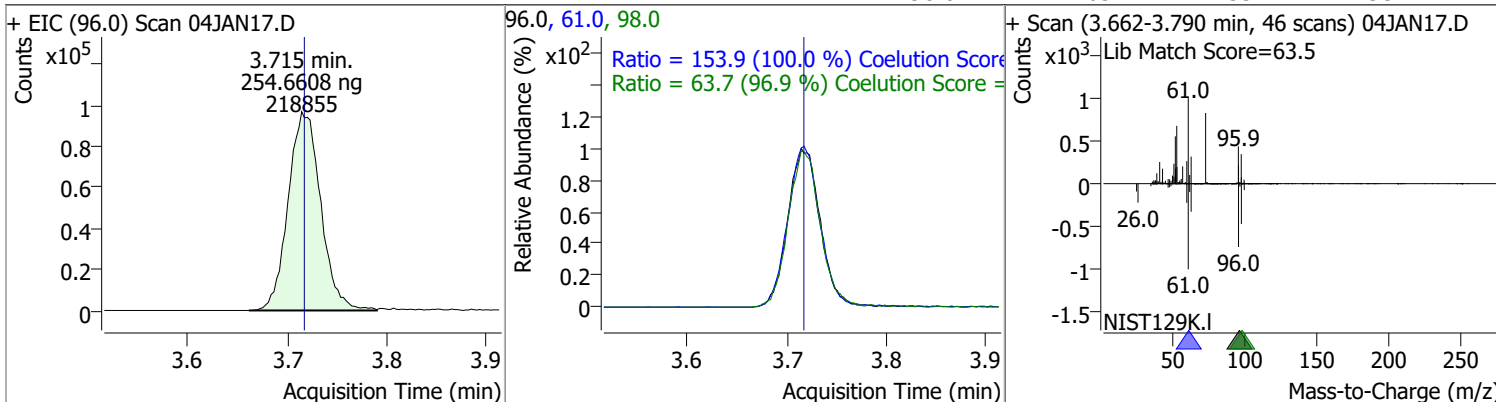


Methylene chloride	235.4657	3.33	0.00	292397	84.0	66.4	36.9	96.9
					86.0	42.7	14.3	74.3

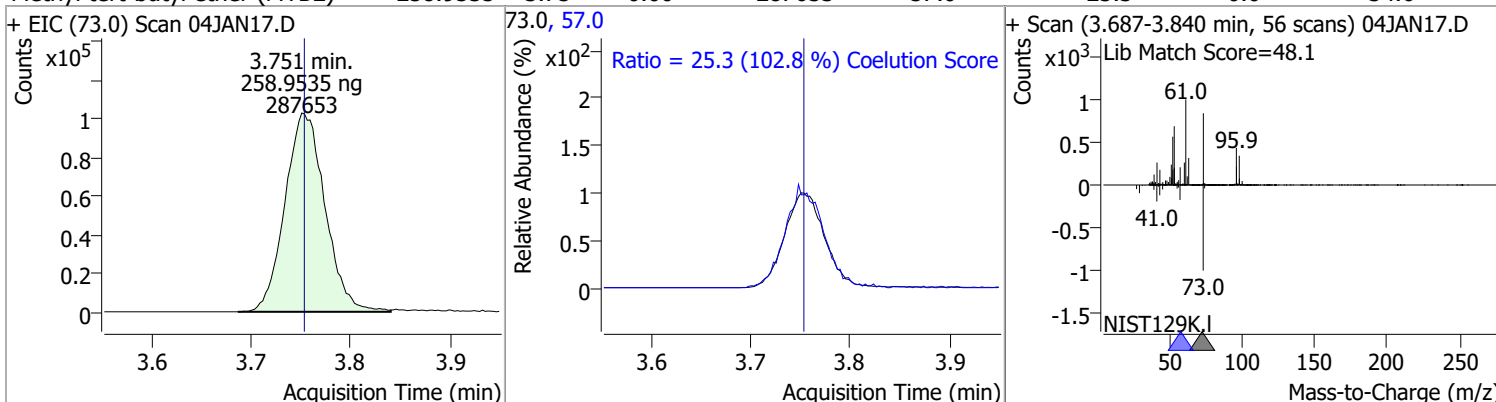


# Quantitation Results Report (QT Reviewed)

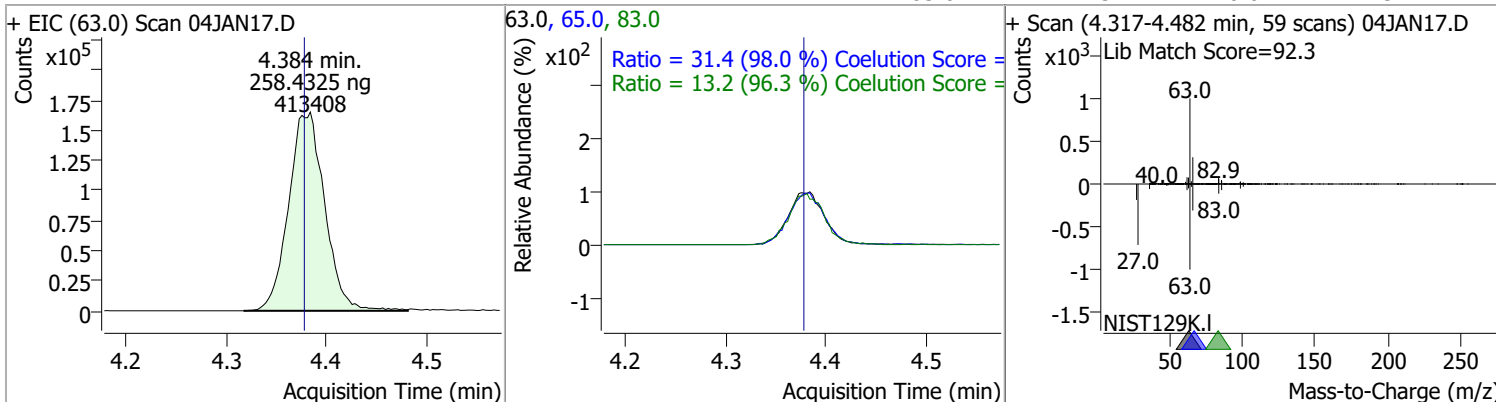
Compound	Conc.	RT	Dev(Min)	Resp.	QIon	QRatio	Lower	Upper
trans-1,2-Dichloroethene	254.6608	3.71	0.00	218855	61.0	153.9	123.9	183.9
					98.0	63.7	35.7	95.7



Compound	Conc.	RT	Dev(Min)	Resp.	QIon	QRatio	Lower	Upper
Methyl tert-butyl ether (MTBE)	258.9535	3.75	0.00	287653	57.0	25.3	0.0	54.6

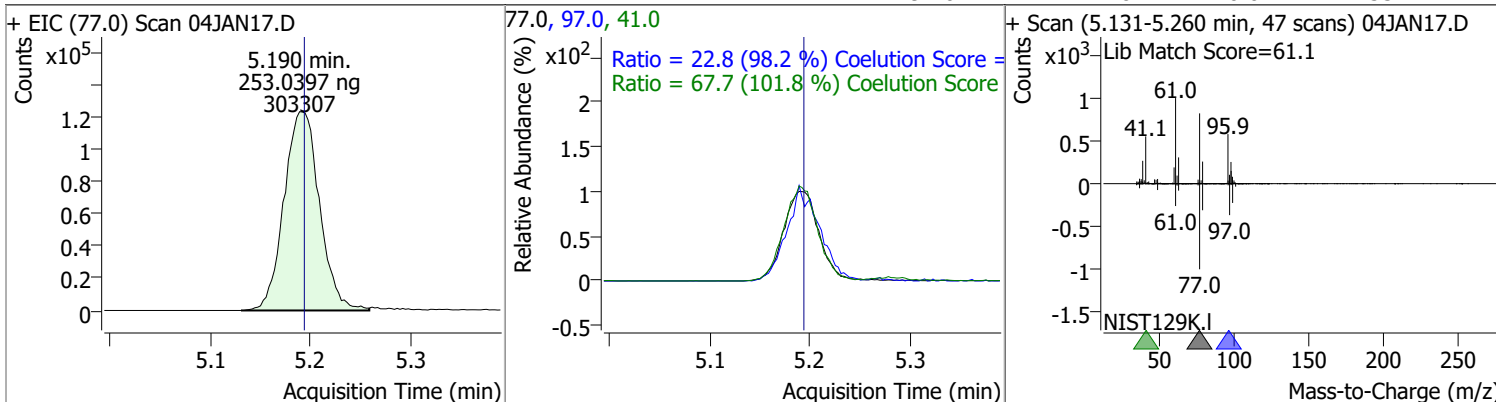


Compound	Conc.	RT	Dev(Min)	Resp.	QIon	QRatio	Lower	Upper
1,1-Dichloroethane	258.4325	4.38	0.01	413408	65.0	31.4	2.1	62.1
					83.0	13.2	0.0	43.7

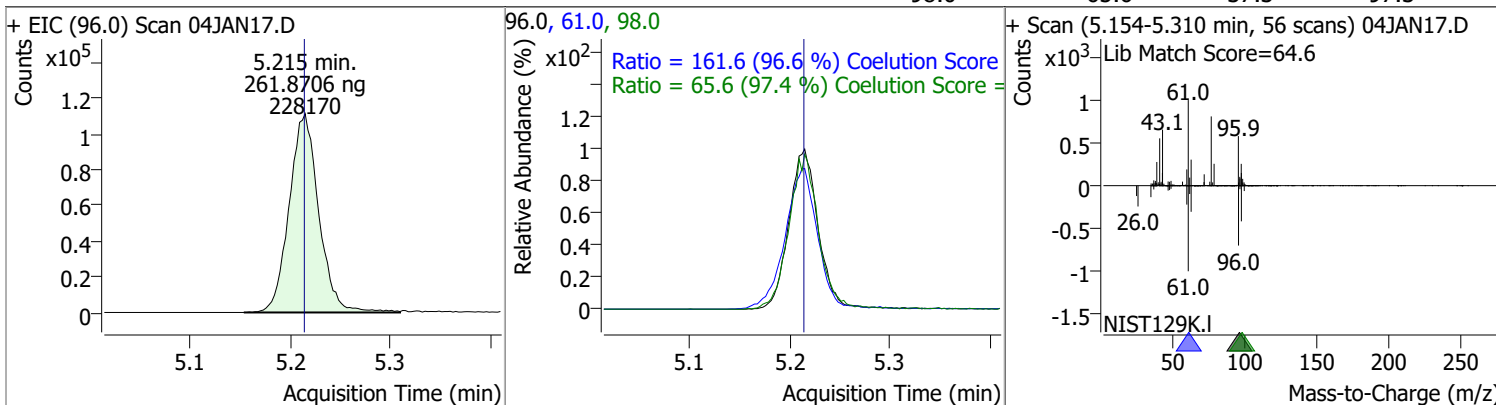


# Quantitation Results Report (QT Reviewed)

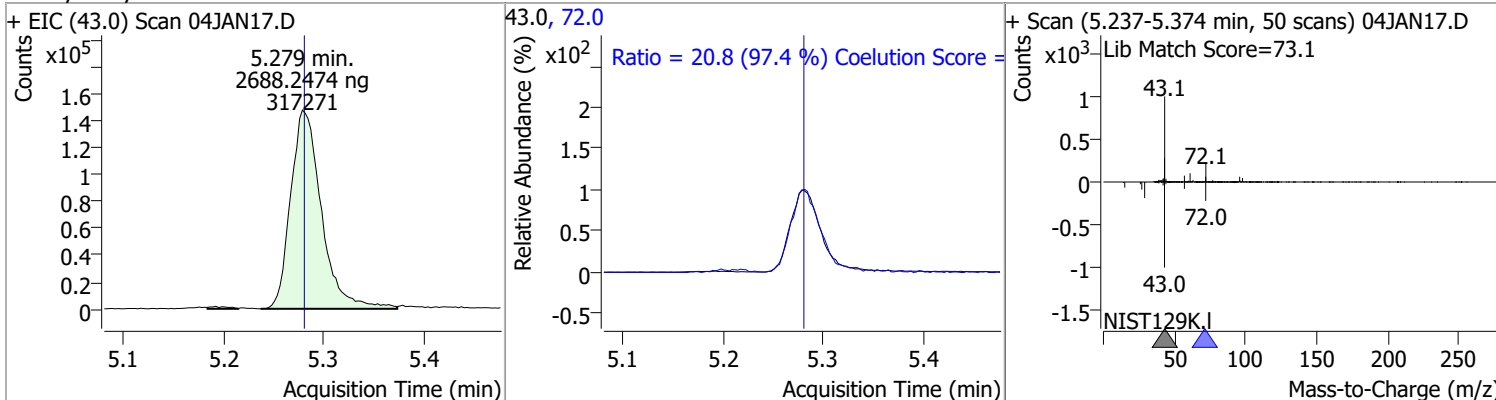
Compound	Conc.	RT	Dev(Min)	Resp.	QIon	QRatio	Lower	Upper
2,2-Dichloropropane	253.0397	5.19	-0.01	303307	41.0	67.7	36.5	96.5
					97.0	22.8	0.0	53.2



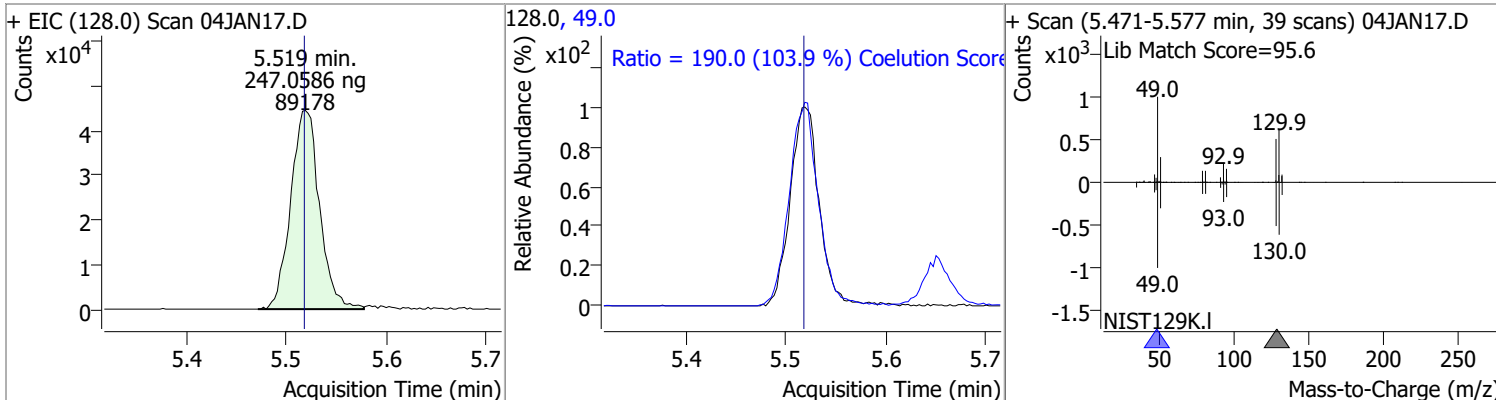
Compound	Conc.	RT	Dev(Min)	Resp.	QIon	QRatio	Lower	Upper
cis-1,2-Dichloroethene	261.8706	5.21	0.00	228170	61.0	161.6	137.2	197.2
					98.0	65.6	37.3	97.3



Compound	Conc.	RT	Dev(Min)	Resp.	QIon	QRatio	Lower	Upper
Methyl ethyl ketone	2688.2474	5.28	0.00	317271	72.0	20.8	0.0	51.3

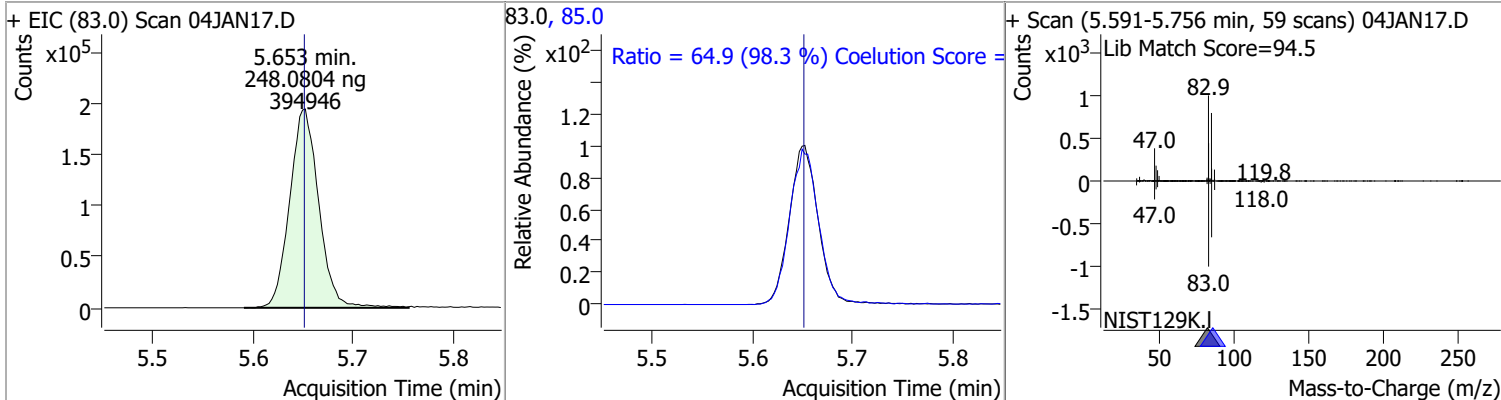


Compound	Conc.	RT	Dev(Min)	Resp.	QIon	QRatio	Lower	Upper
Bromochloromethane	247.0586	5.52	0.00	89178	49.0	190.0	152.9	212.9

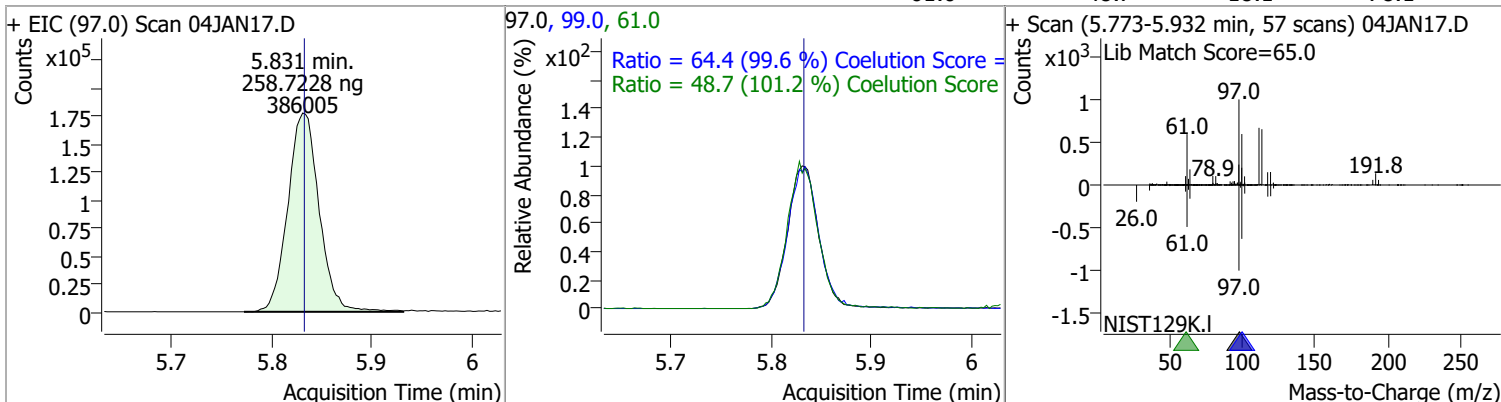


# Quantitation Results Report (QT Reviewed)

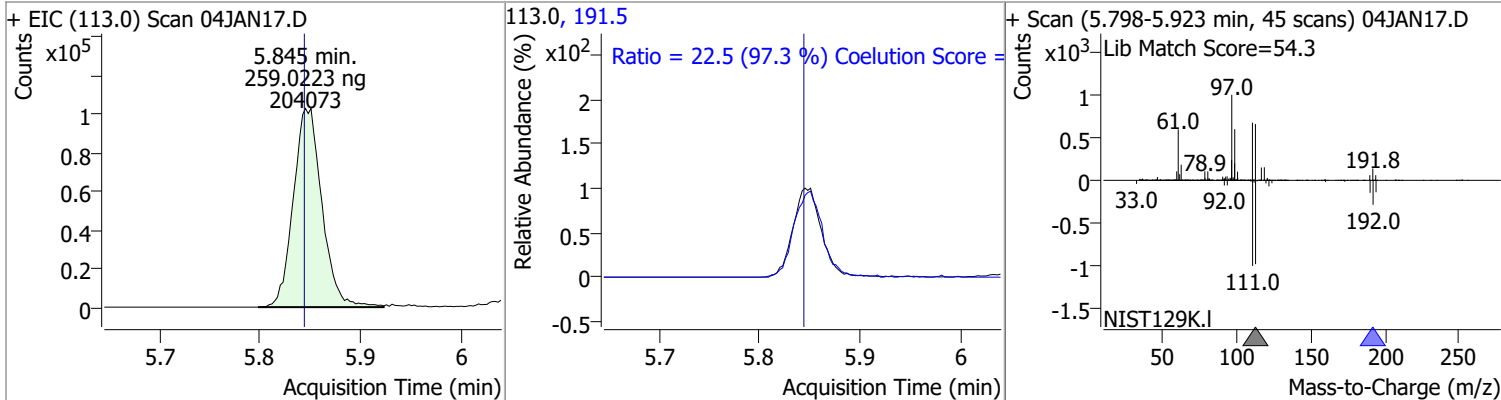
Compound	Conc.	RT	Dev(Min)	Resp.	QIon	QRatio	Lower	Upper
Chloroform	248.0804	5.65	0.00	394946	85.0	64.9	36.0	96.0



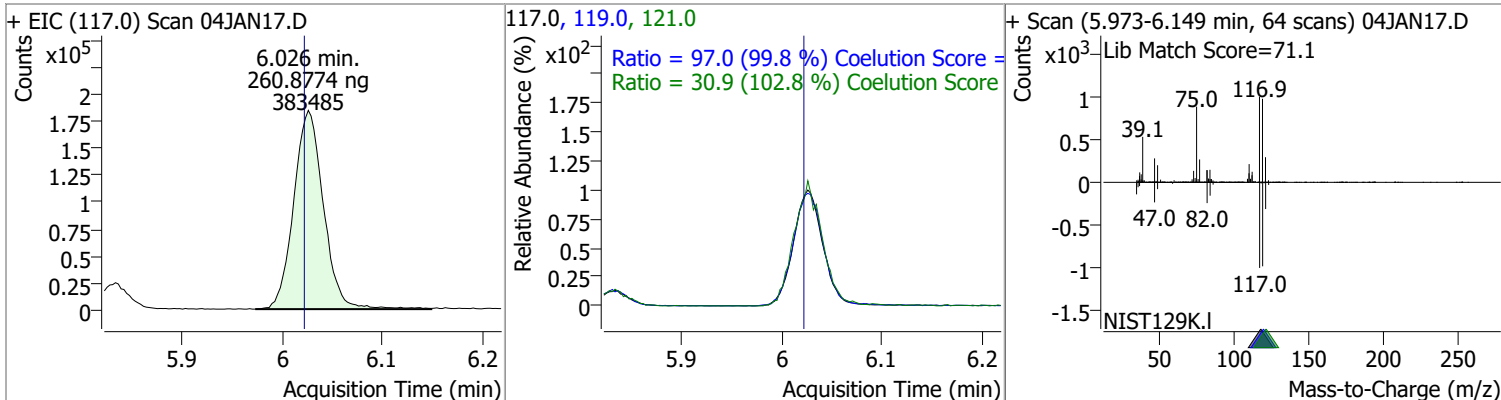
Compound	Conc.	RT	Dev(Min)	Resp.	QIon	QRatio	Lower	Upper
1,1,1-Trichloroethane	258.7228	5.83	0.00	386005	99.0	64.4	34.7	94.7
					61.0	48.7	18.1	78.1



Compound	Conc.	RT	Dev(Min)	Resp.	QIon	QRatio	Lower	Upper
Dibromofluoromethane	259.0223	5.85	0.00	204073	191.5	22.5	0.0	53.1

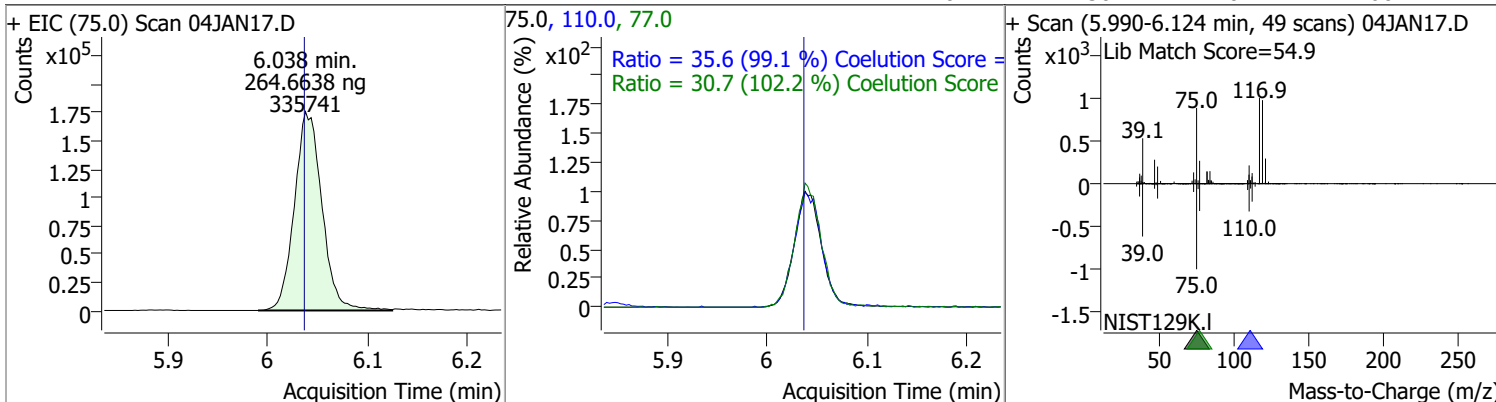


Compound	Conc.	RT	Dev(Min)	Resp.	QIon	QRatio	Lower	Upper
Carbon tetrachloride	260.8774	6.03	0.00	383485	119.0	97.0	67.2	127.2
					121.0	30.9	0.1	60.1

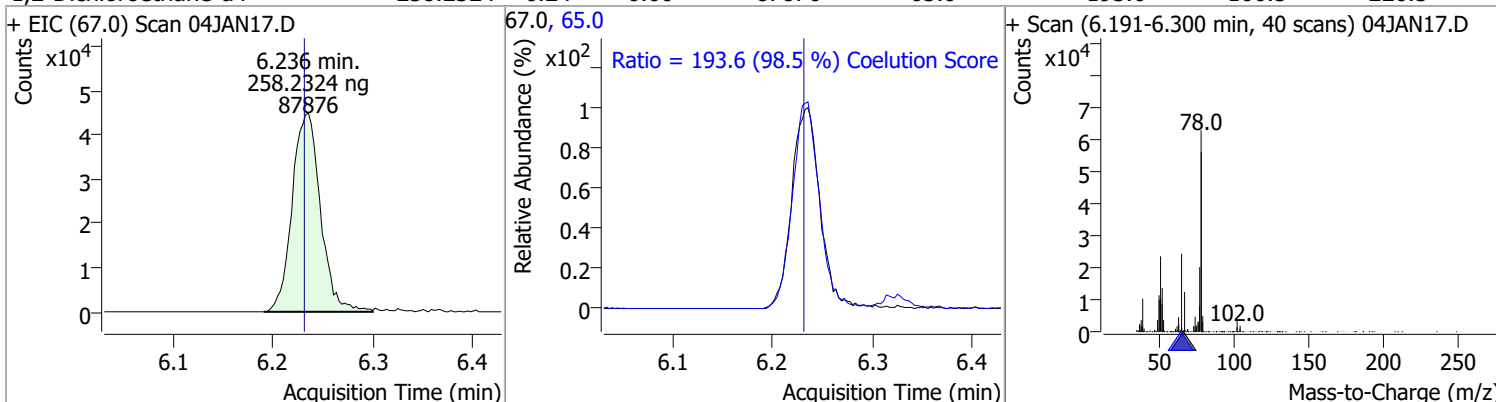


# Quantitation Results Report (QT Reviewed)

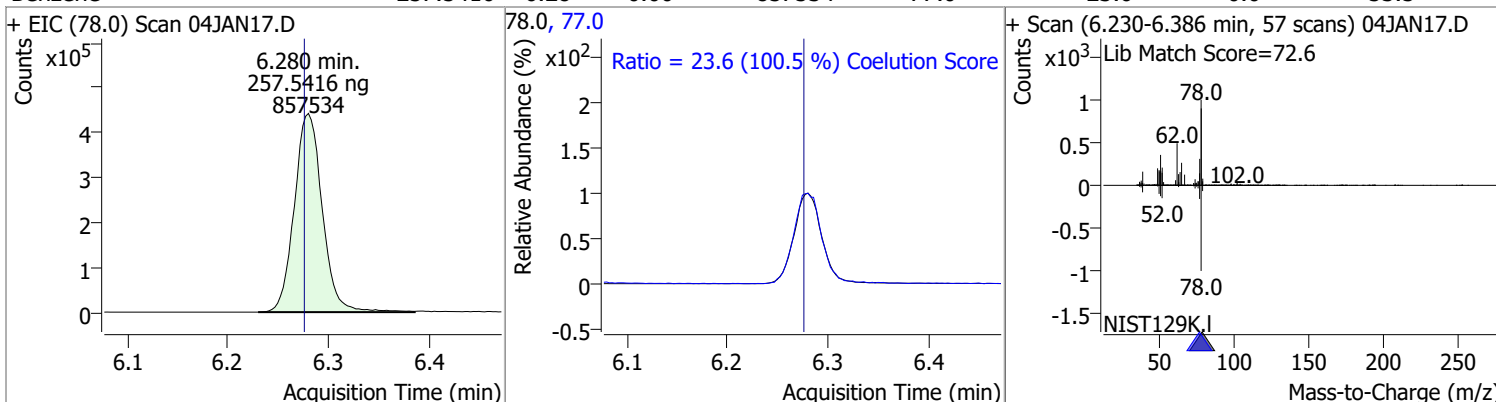
Compound	Conc.	RT	Dev(Min)	Resp.	QIon	QRatio	Lower	Upper
1,1-Dichloropropene	264.6638	6.04	0.00	335741	110.0	35.6	5.9	65.9
					77.0	30.7	0.1	60.1



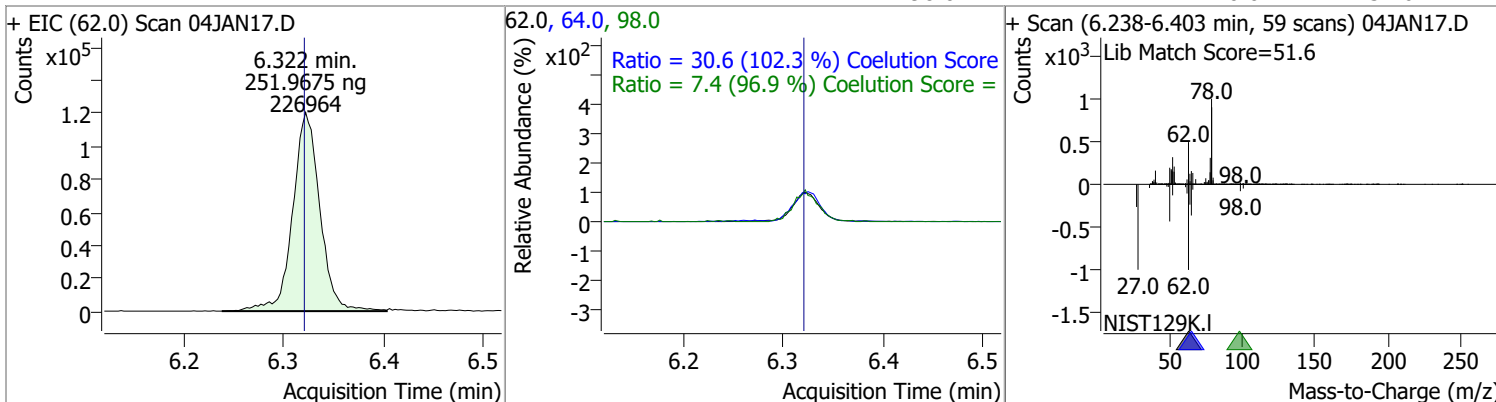
Compound	Conc.	RT	Dev(Min)	Resp.	QIon	QRatio	Lower	Upper
1,2-Dichloroethane-d4	258.2324	6.24	0.00	87876	65.0	193.6	166.5	226.5



Compound	Conc.	RT	Dev(Min)	Resp.	QIon	QRatio	Lower	Upper
Benzene	257.5416	6.28	0.00	857534	77.0	23.6	0.0	53.5

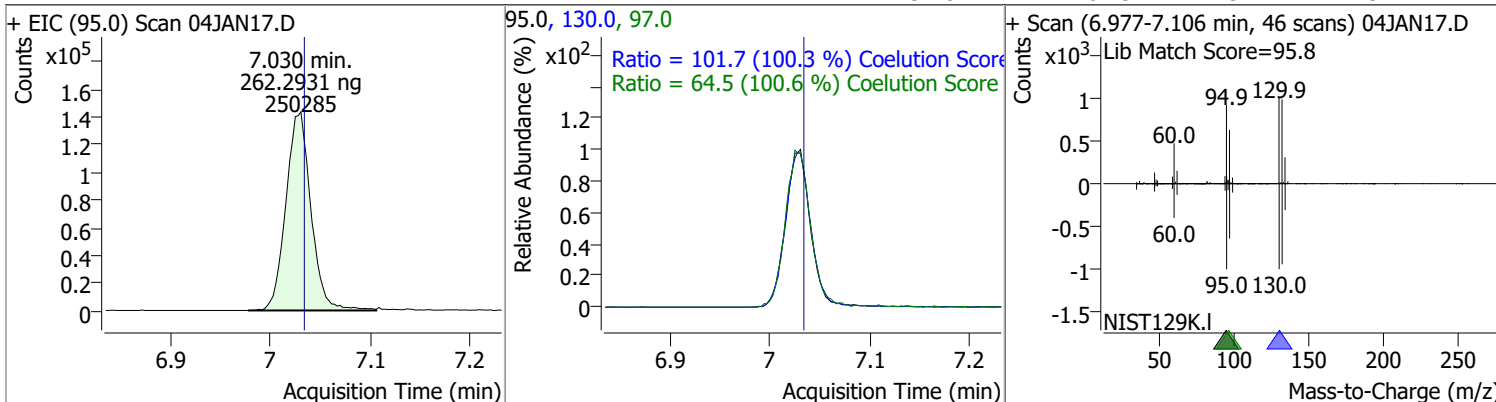


Compound	Conc.	RT	Dev(Min)	Resp.	QIon	QRatio	Lower	Upper
1,2-Dichloroethane	251.9675	6.32	0.00	226964	64.0	30.6	0.0	59.9
					98.0	7.4	0.0	37.6

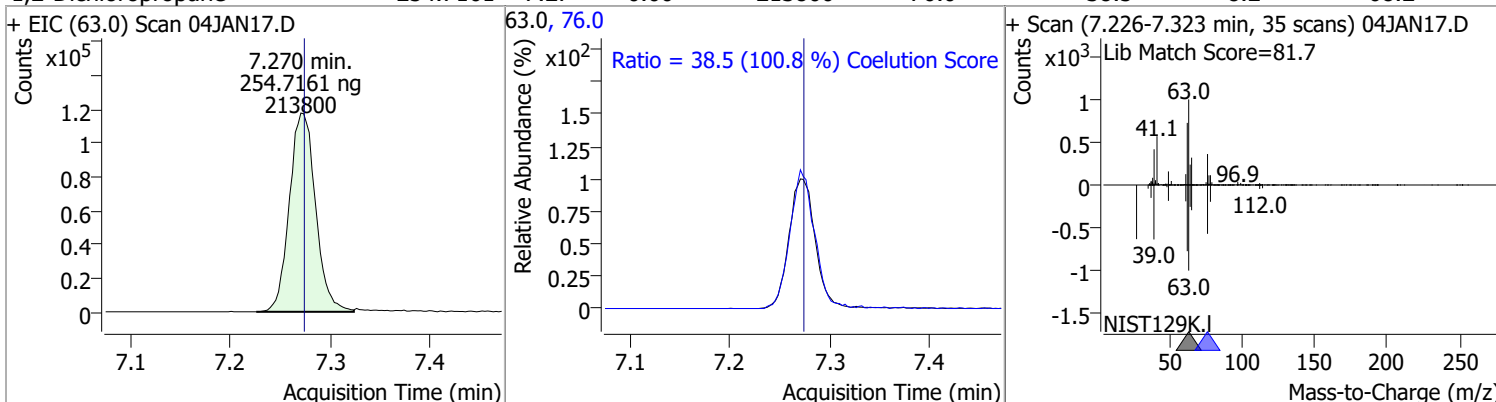


# Quantitation Results Report (QT Reviewed)

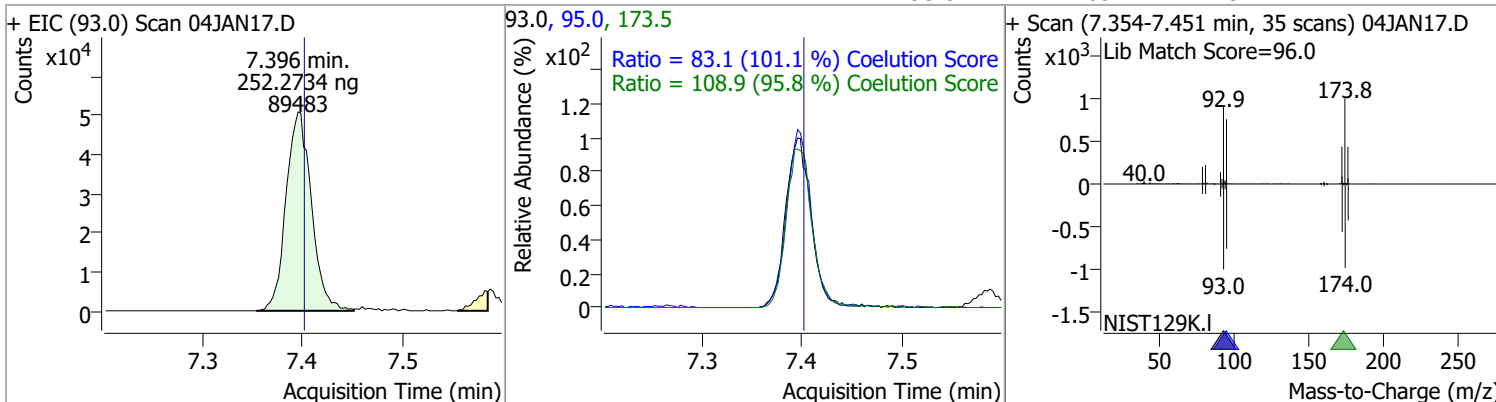
Compound	Conc.	RT	Dev(Min)	Resp.	QIon	QRatio	Lower	Upper
Trichloroethene	262.2931	7.03	0.00	250285	130.0	101.7	71.5	131.5
					97.0	64.5	34.1	94.1



Compound	Conc.	RT	Dev(Min)	Resp.	QIon	QRatio	Lower	Upper
1,2-Dichloropropane	254.7161	7.27	0.00	213800	76.0	38.5	8.2	68.2

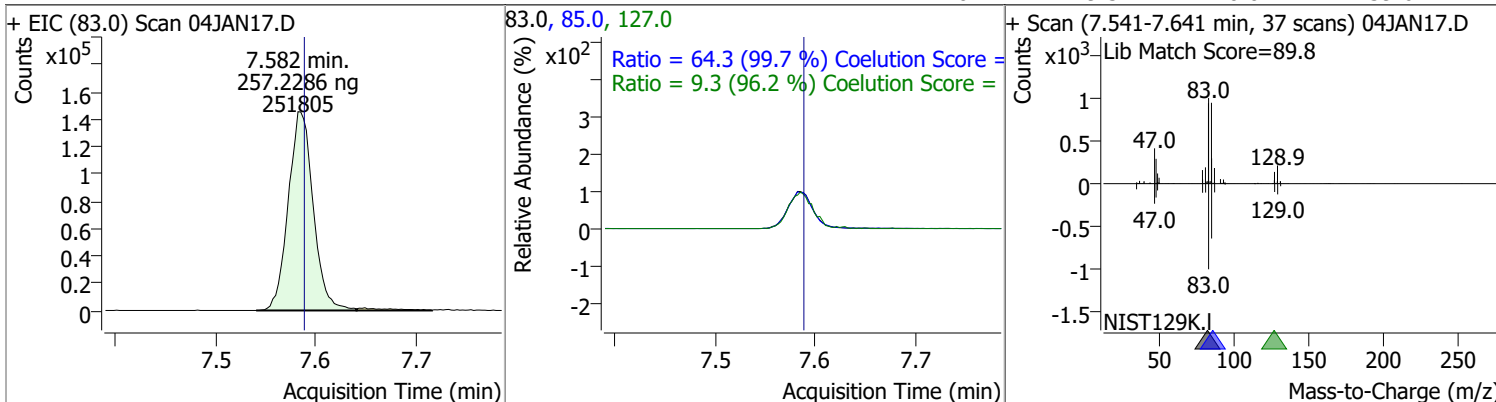


Compound	Conc.	RT	Dev(Min)	Resp.	QIon	QRatio	Lower	Upper
Dibromomethane	252.2734	7.40	0.00	89483	173.5	108.9	83.7	143.7
					95.0	83.1	52.2	112.2

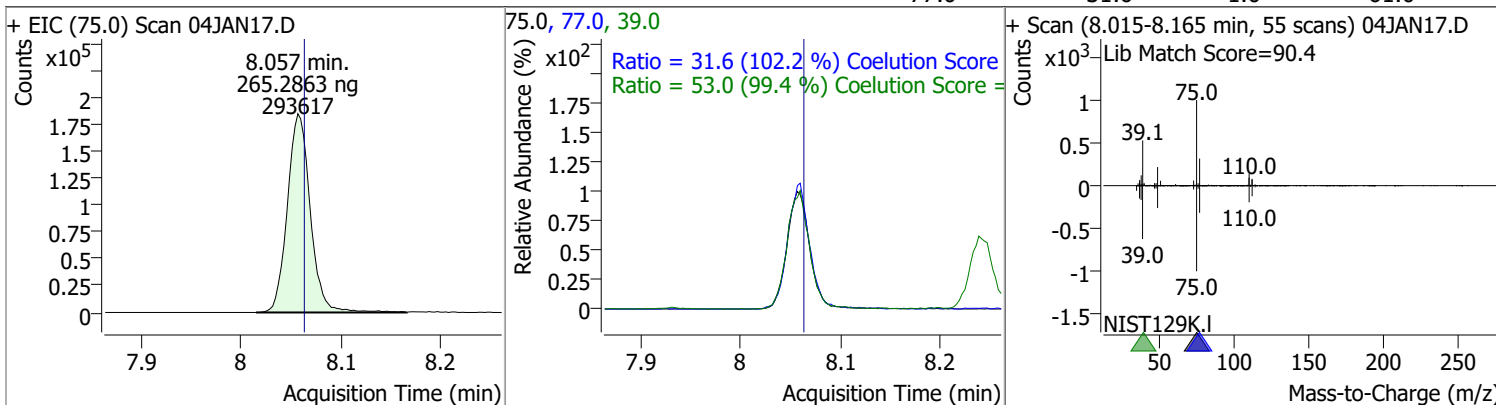


# Quantitation Results Report (QT Reviewed)

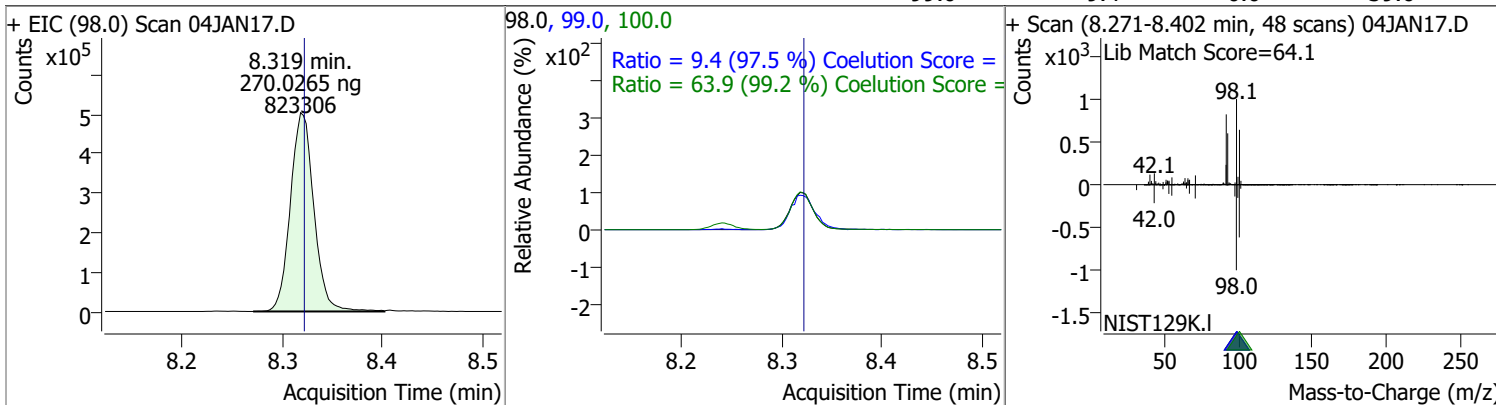
Compound	Conc.	RT	Dev(Min)	Resp.	QIon	QRatio	Lower	Upper
Bromodichloromethane	257.2286	7.58	0.00	251805	85.0	64.3	34.5	94.5
					127.0	9.3	0.0	39.6



Compound	Conc.	RT	Dev(Min)	Resp.	QIon	QRatio	Lower	Upper
cis-1,3-Dichloropropene	265.2863	8.06	0.00	293617	39.0	53.0	23.3	83.3
					77.0	31.6	1.0	61.0

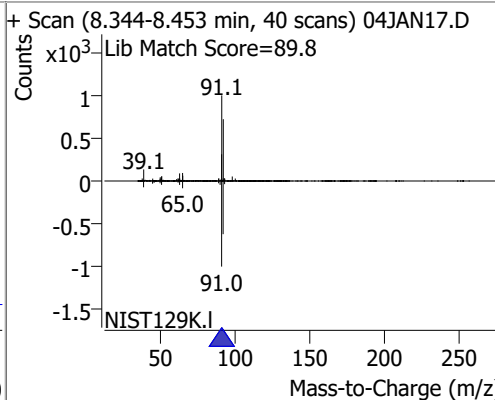
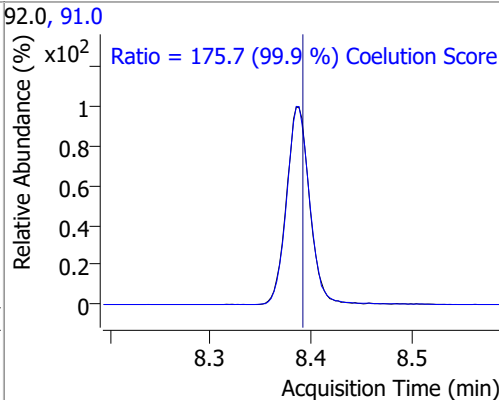
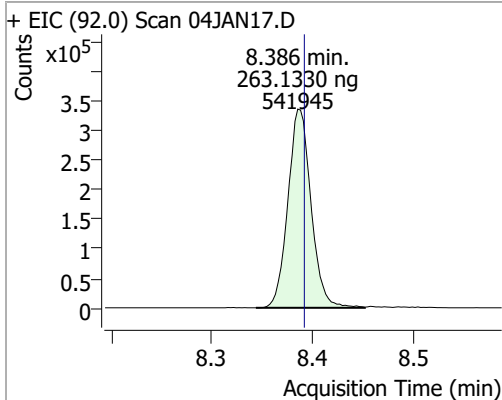


Compound	Conc.	RT	Dev(Min)	Resp.	QIon	QRatio	Lower	Upper
Toluene-d8	270.0265	8.32	0.00	823306	100.0	63.9	34.4	94.4
					99.0	9.4	0.0	39.6

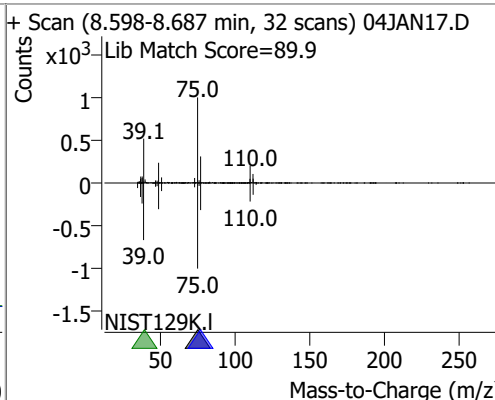
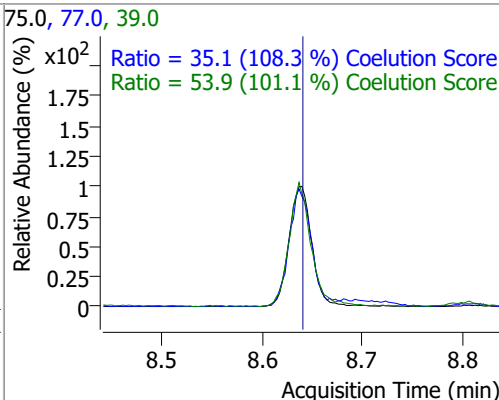
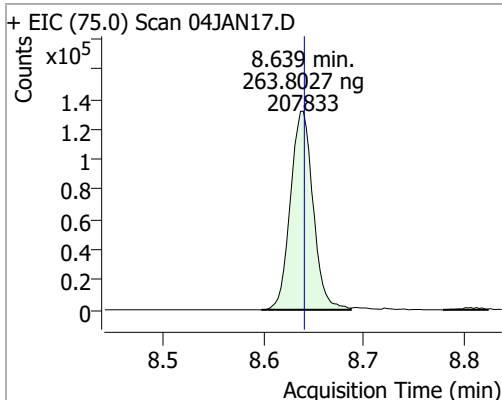


# Quantitation Results Report (QT Reviewed)

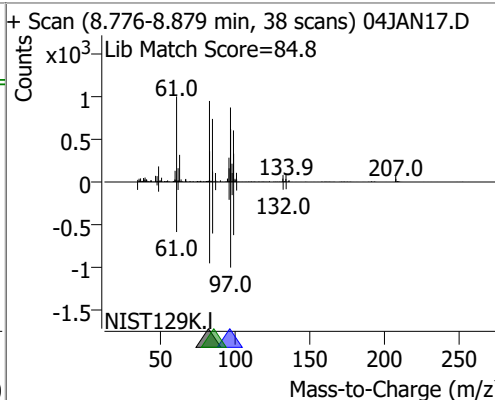
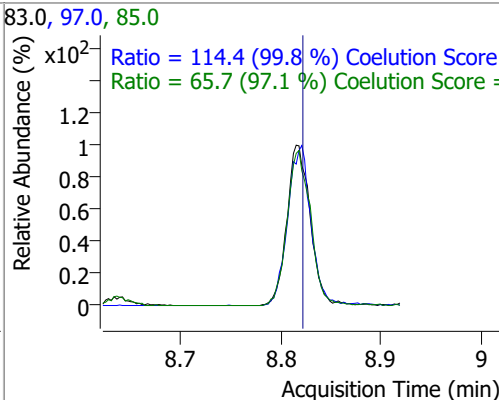
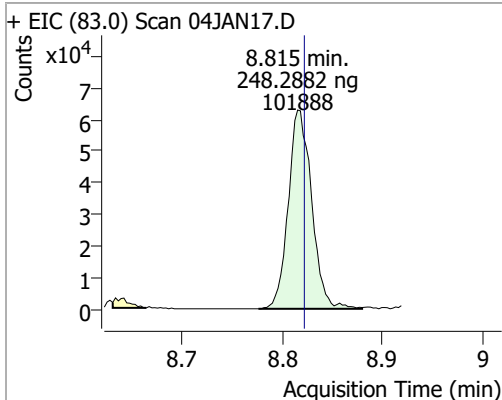
Compound	Conc.	RT	Dev(Min)	Resp.	QIon	QRatio	Lower	Upper
Toluene	263.1330	8.39	0.00	541945	91.0	175.7	145.8	205.8



Compound	Conc.	RT	Dev(Min)	Resp.	QIon	QRatio	Lower	Upper
trans-1,3-Dichloropropene	263.8027	8.64	0.00	207833	39.0 77.0	53.9 35.1	23.4 2.4	83.4 62.4



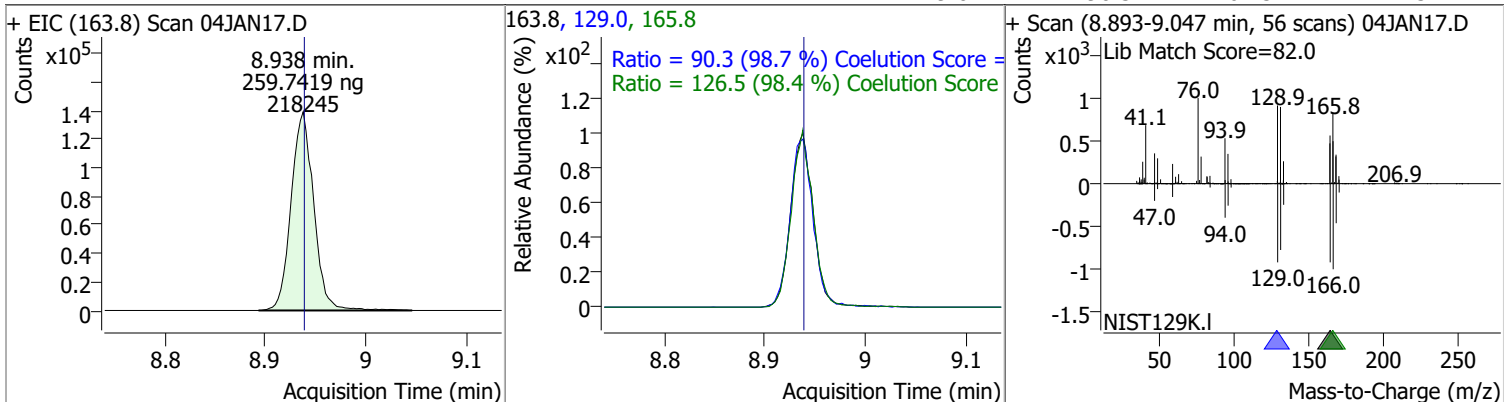
Compound	Conc.	RT	Dev(Min)	Resp.	QIon	QRatio	Lower	Upper
1,1,2-Trichloroethane	248.2882	8.82	0.00	101888	97.0 85.0	114.4 65.7	84.6 37.6	144.6 97.6



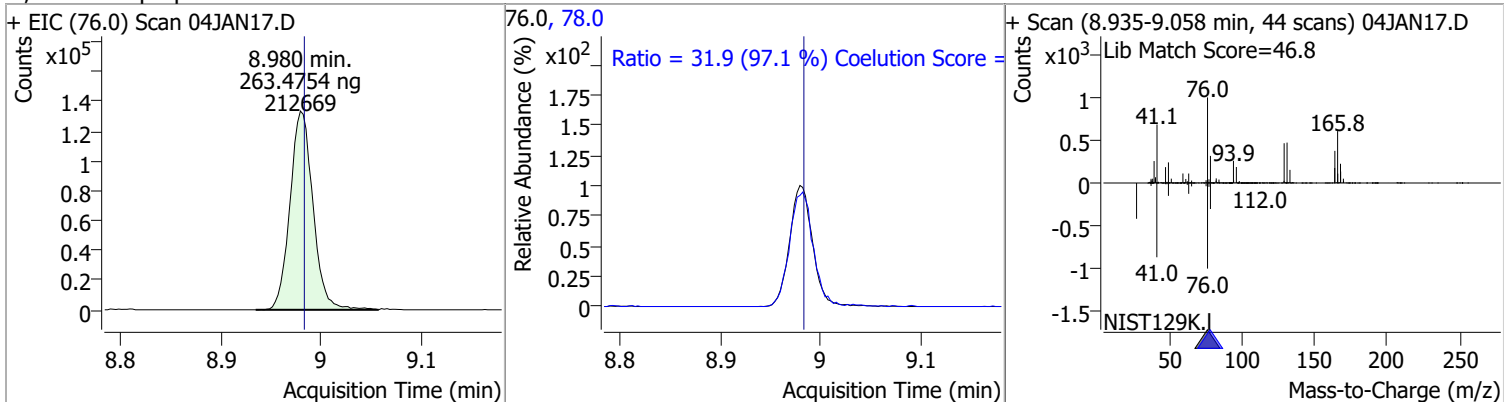


# Quantitation Results Report (QT Reviewed)

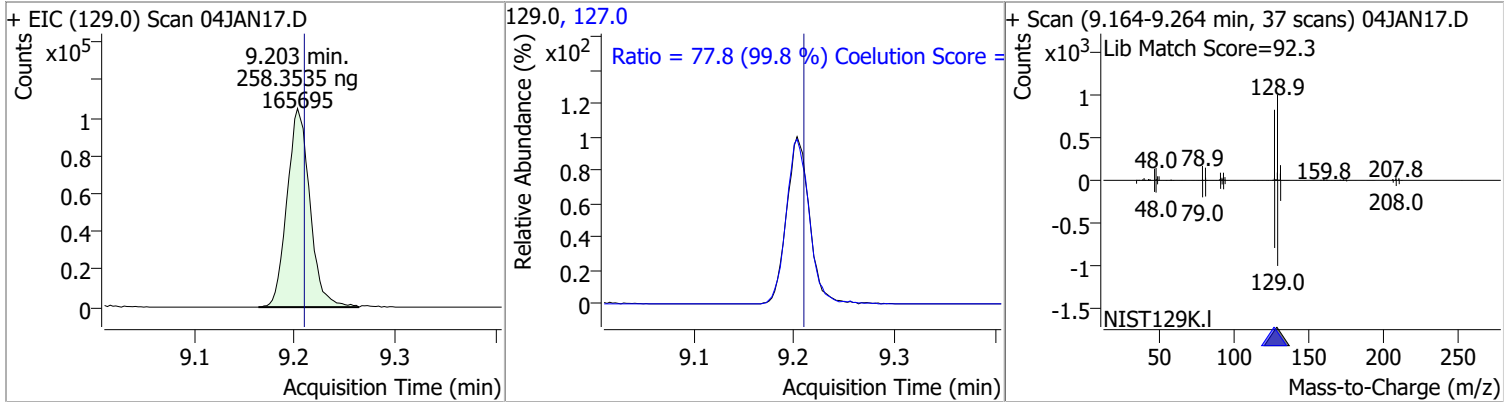
Compound	Conc.	RT	Dev(Min)	Resp.	QIon	QRatio	Lower	Upper
Tetrachloroethene	259.7419	8.94	0.00	218245	165.8	126.5	98.6	158.6
					129.0	90.3	61.5	121.5



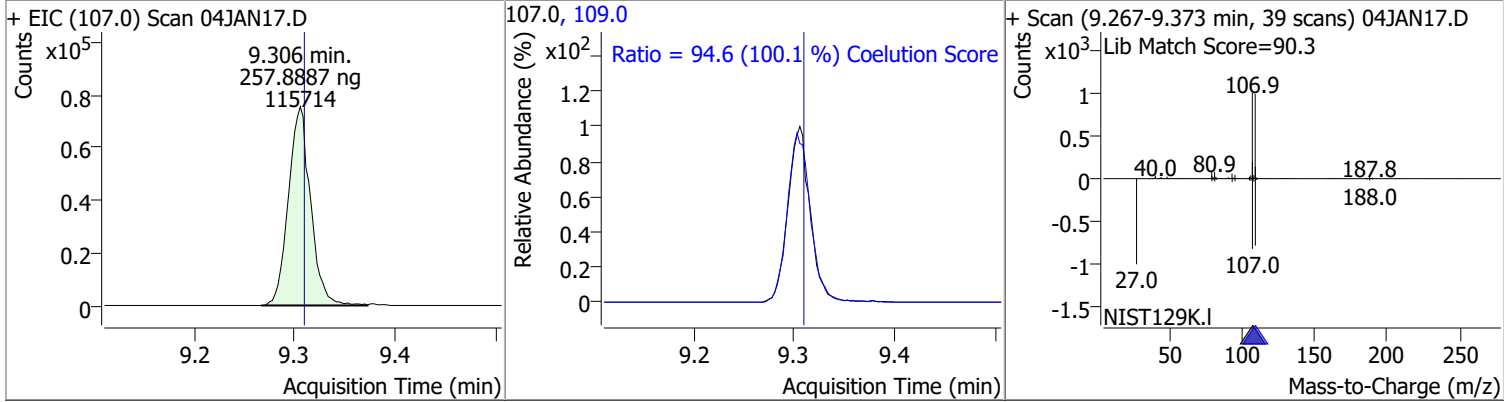
Compound	Conc.	RT	Dev(Min)	Resp.	QIon	QRatio	Lower	Upper
1,3-Dichloropropane	263.4754	8.98	0.00	212669	78.0	31.9	2.9	62.9



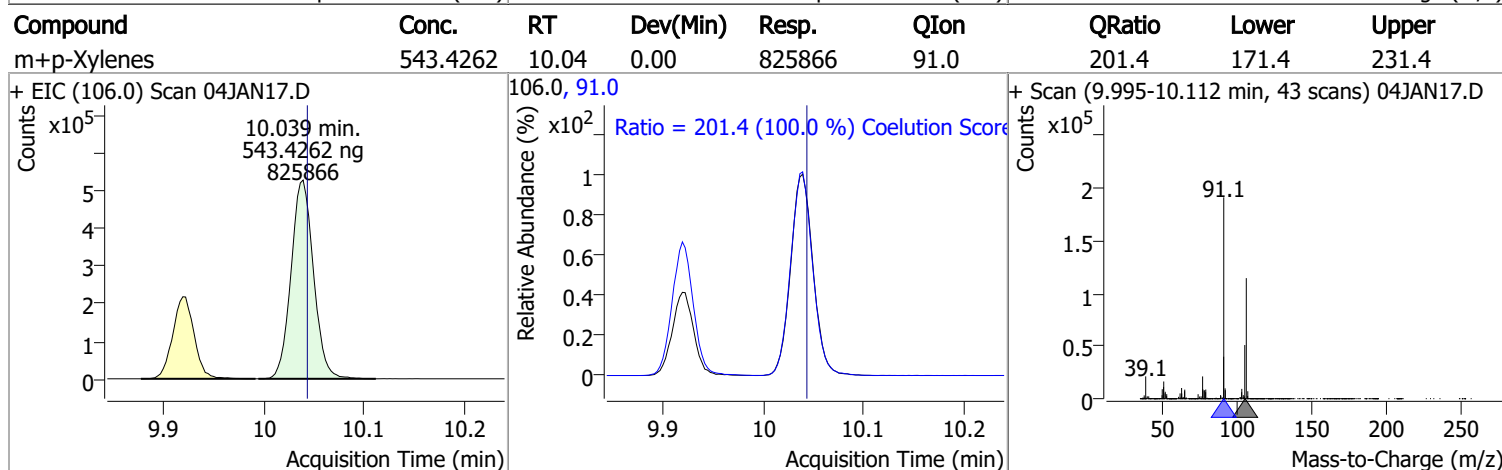
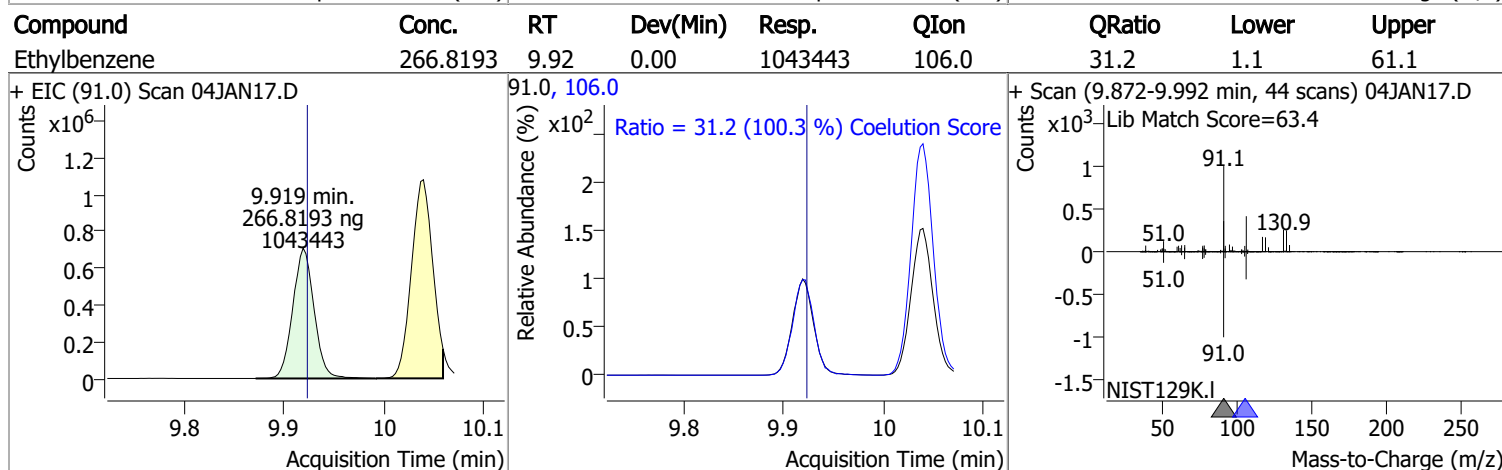
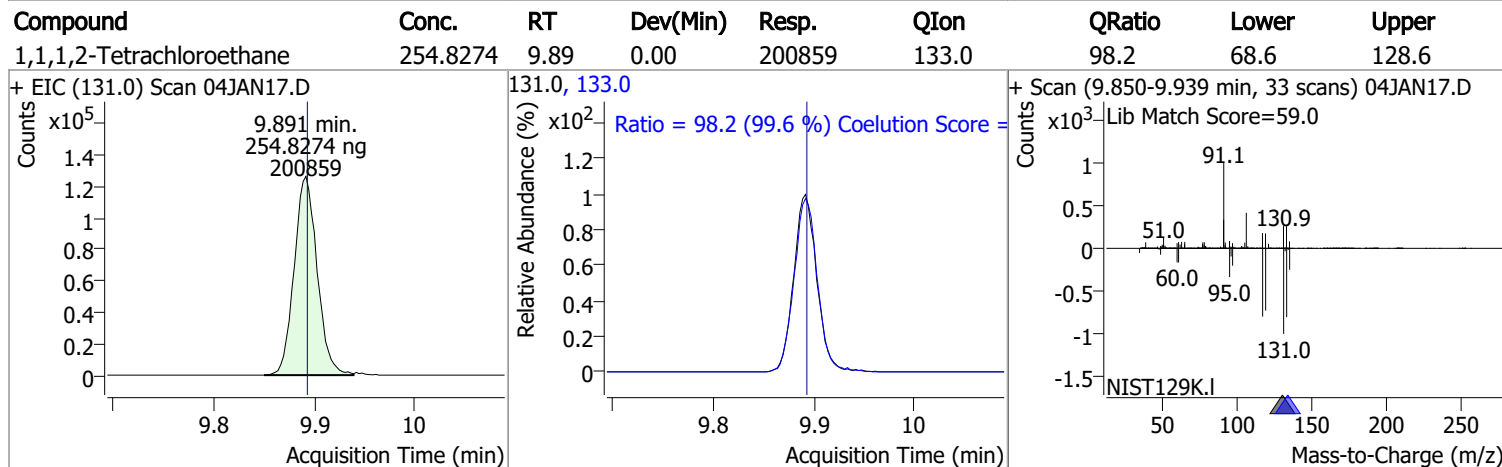
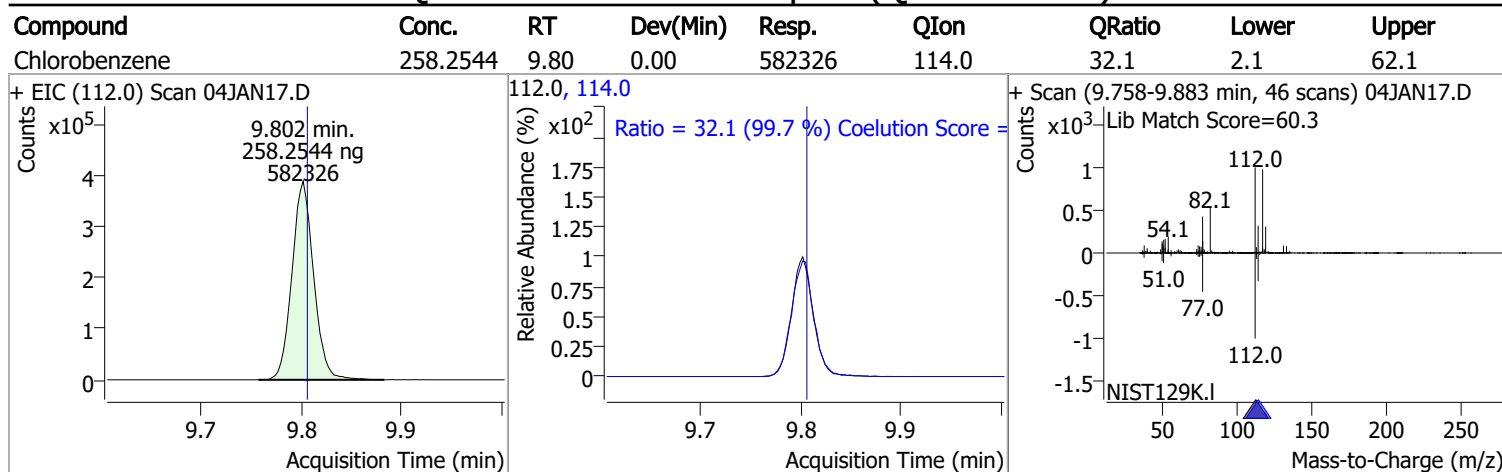
Compound	Conc.	RT	Dev(Min)	Resp.	QIon	QRatio	Lower	Upper
Chlorodibromomethane	258.3535	9.20	0.00	165695	127.0	77.8	48.0	108.0



Compound	Conc.	RT	Dev(Min)	Resp.	QIon	QRatio	Lower	Upper
1,2-Dibromoethane	257.8887	9.31	0.00	115714	109.0	94.6	64.5	124.5

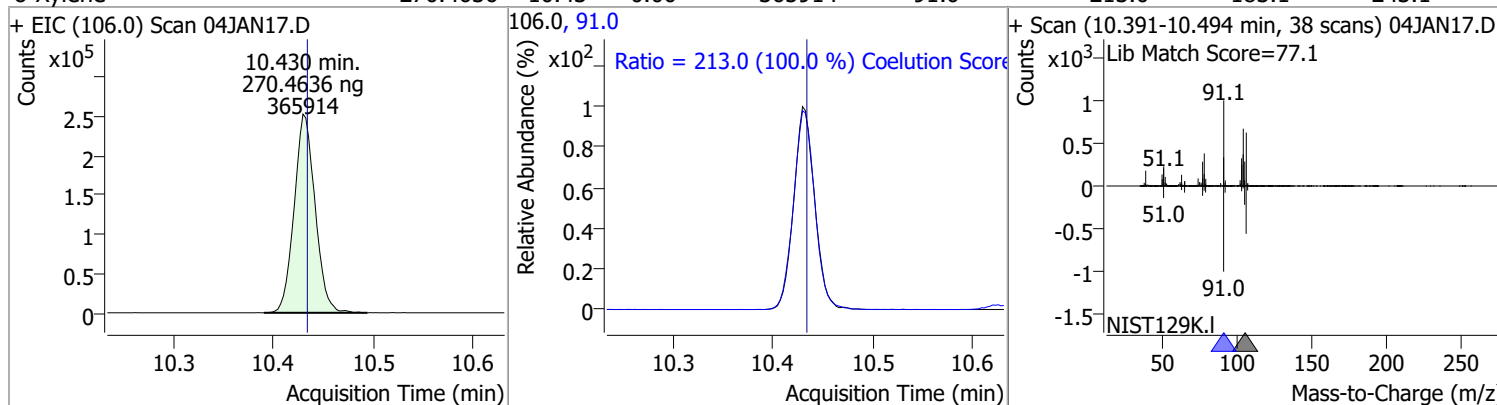


# Quantitation Results Report (QT Reviewed)

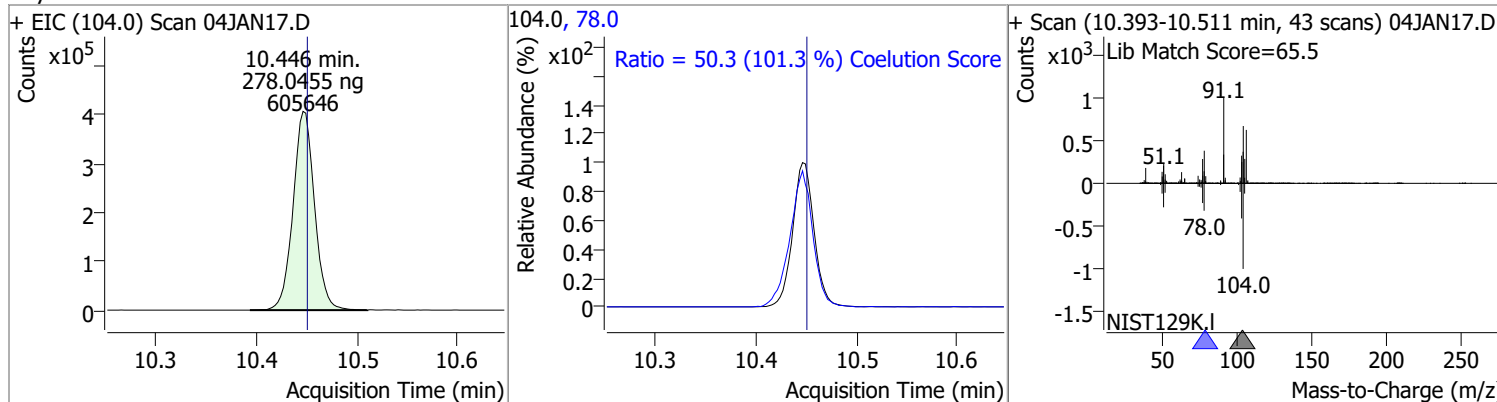


# Quantitation Results Report (QT Reviewed)

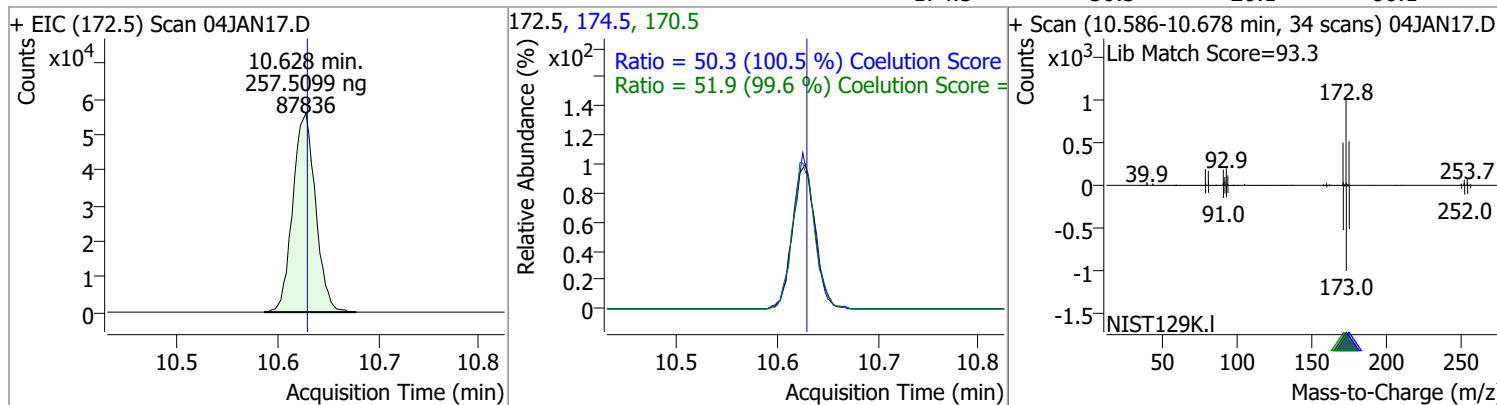
Compound	Conc.	RT	Dev(Min)	Resp.	QIon	QRatio	Lower	Upper
o-Xylene	270.4636	10.43	0.00	365914	91.0	213.0	183.1	243.1



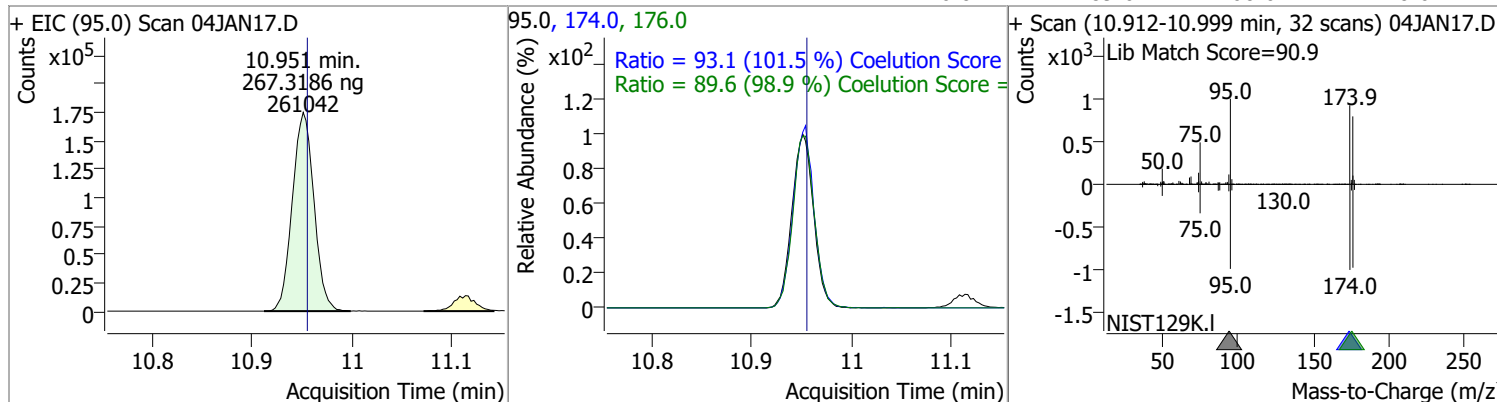
Compound	Conc.	RT	Dev(Min)	Resp.	QIon	QRatio	Lower	Upper
Styrene	278.0455	10.45	0.00	605646	78.0	50.3	19.6	79.6



Compound	Conc.	RT	Dev(Min)	Resp.	QIon	QRatio	Lower	Upper
Bromoform	257.5099	10.63	0.00	87836	170.5	51.9	22.1	82.1
					174.5	50.3	20.1	80.1

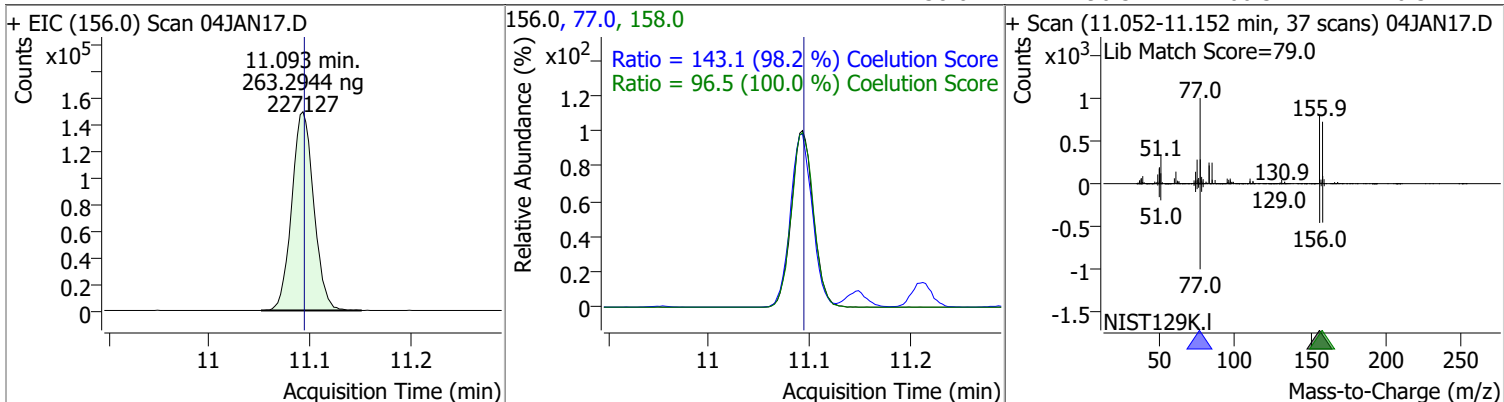


Compound	Conc.	RT	Dev(Min)	Resp.	QIon	QRatio	Lower	Upper
p-Bromofluorobenzene	267.3186	10.95	0.00	261042	174.0	93.1	61.7	121.7
					176.0	89.6	60.6	120.6

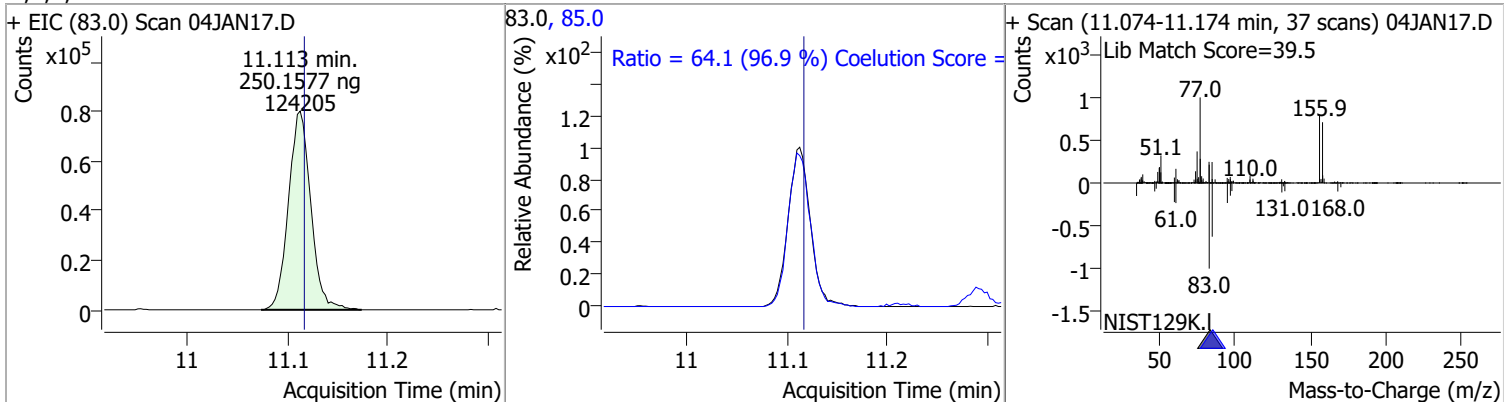


# Quantitation Results Report (QT Reviewed)

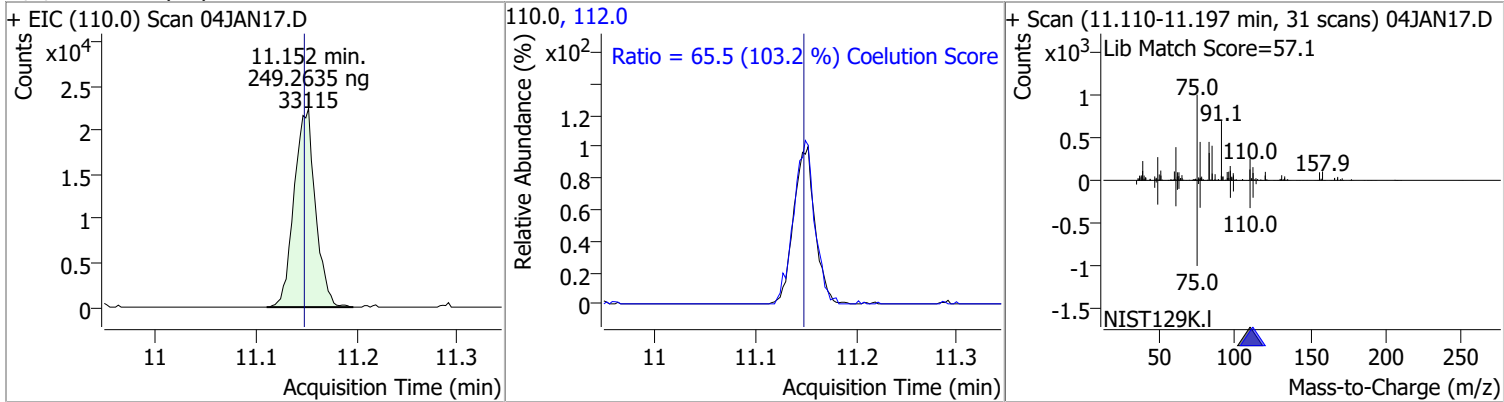
Compound	Conc.	RT	Dev(Min)	Resp.	QIon	QRatio	Lower	Upper
Bromobenzene	263.2944	11.09	0.00	227127	77.0	143.1	115.7	175.7
					158.0	96.5	66.5	126.5



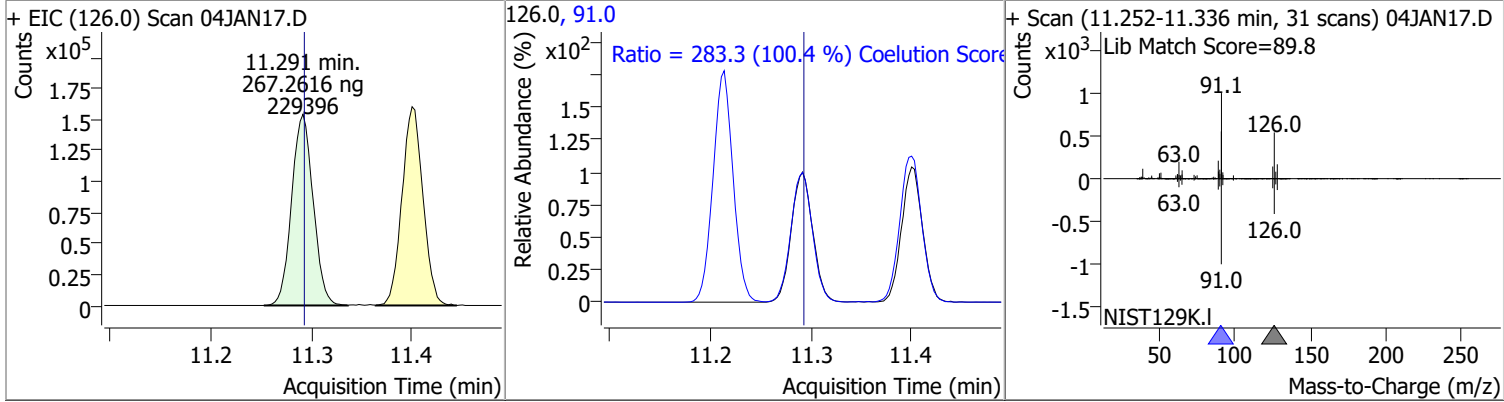
Compound	Conc.	RT	Dev(Min)	Resp.	QIon	QRatio	Lower	Upper
1,1,2,2-Tetrachloroethane	250.1577	11.11	0.00	124205	85.0	64.1	36.2	96.2



Compound	Conc.	RT	Dev(Min)	Resp.	QIon	QRatio	Lower	Upper
1,2,3-Trichloropropane	249.2635	11.15	0.01	33115	112.0	65.5	33.5	93.5

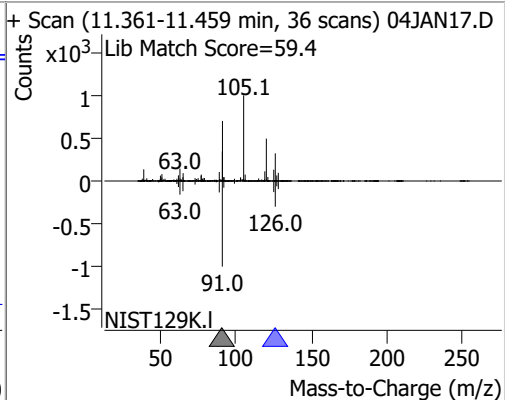
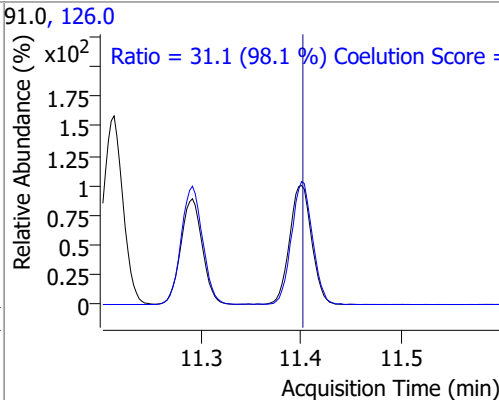
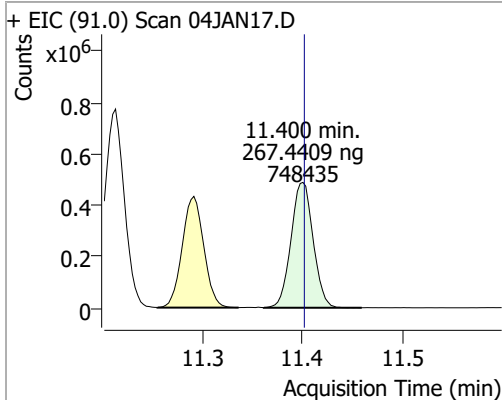


Compound	Conc.	RT	Dev(Min)	Resp.	QIon	QRatio	Lower	Upper
2-Chlorotoluene	267.2616	11.29	0.00	229396	91.0	283.3	252.3	312.3

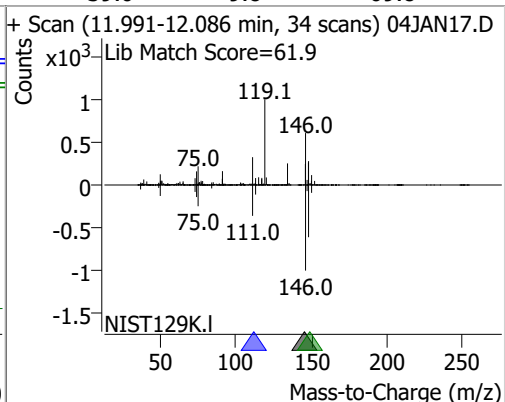
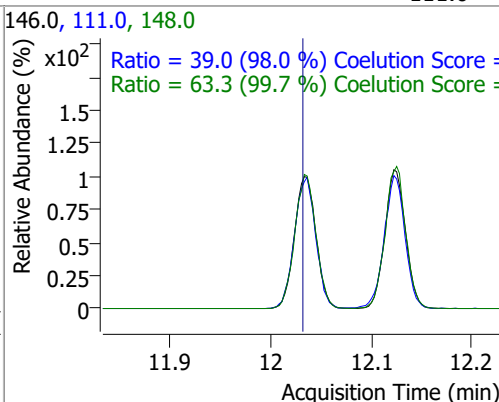
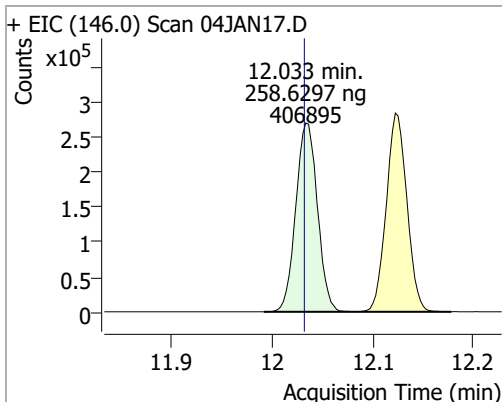


# Quantitation Results Report (QT Reviewed)

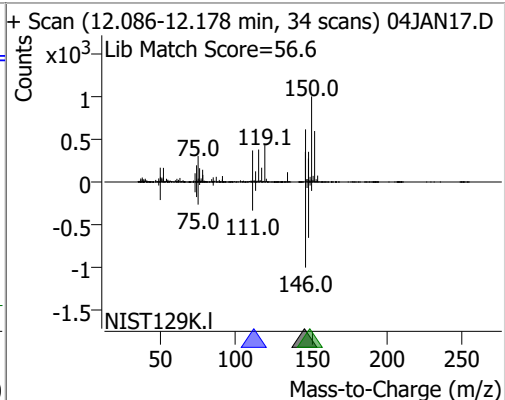
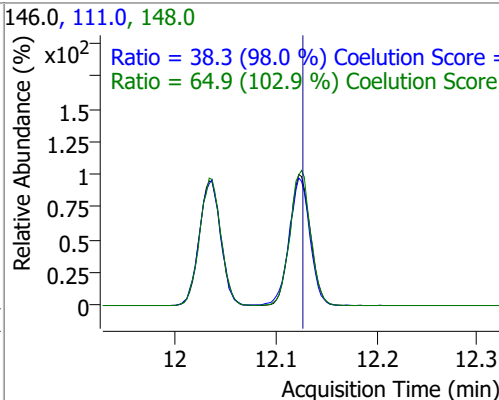
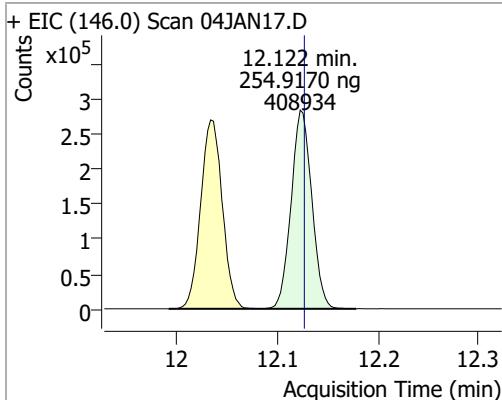
Compound	Conc.	RT	Dev(Min)	Resp.	QIon	QRatio	Lower	Upper
4-Chlorotoluene	267.4409	11.40	0.00	748435	126.0	31.1	1.7	61.7



Compound	Conc.	RT	Dev(Min)	Resp.	QIon	QRatio	Lower	Upper
1,3-Dichlorobenzene	258.6297	12.03	0.00	406895	148.0	63.3	33.6	93.6
					111.0	39.0	9.8	69.8

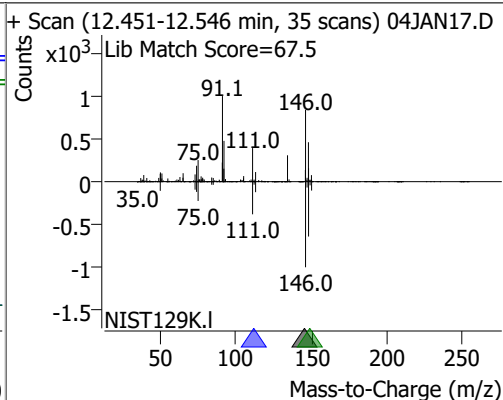
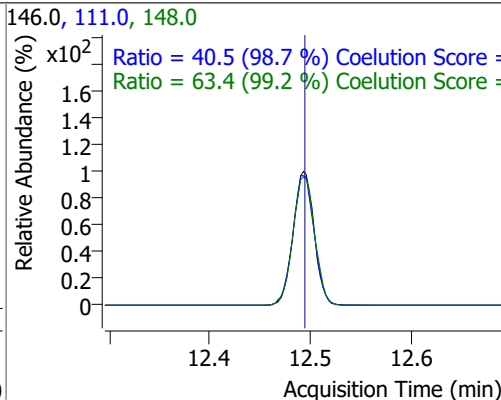
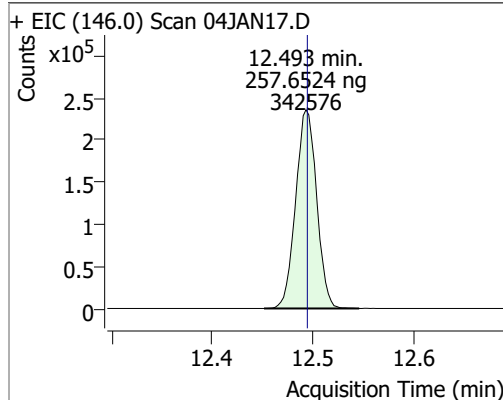


Compound	Conc.	RT	Dev(Min)	Resp.	QIon	QRatio	Lower	Upper
1,4-Dichlorobenzene	254.9170	12.12	0.00	408934	148.0	64.9	33.1	93.1
					111.0	38.3	9.1	69.1



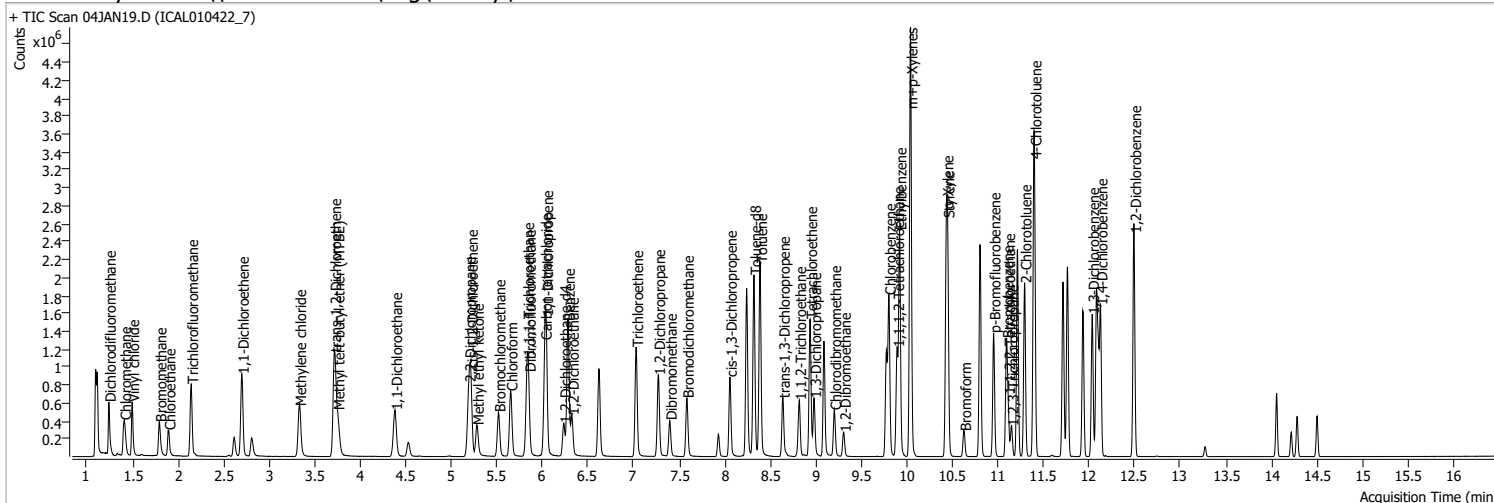
# Quantitation Results Report (QT Reviewed)

Compound	Conc.	RT	Dev(Min)	Resp.	QIon	QRatio	Lower	Upper
1,2-Dichlorobenzene	257.6524	12.49	0.00	342576	148.0	63.4	33.9	93.9
					111.0	40.5	11.0	71.0



# Quantitation Results Report (QT Reviewed)

Data File	04JAN19.D	Operator	MSC
Acq. Method	5975CACQF.M	Acq. Date-Time	1/4/2022 7:39:45 PM
Sample Name	ICAL010422_7	Instrument	VOA5975C
Vial	19	Multiplier	1.00
DA Method File	VOA5975C_8260B_SHT_DoD_L4_010422.m	Comment	
Tune File	BFB_Atune3.u	Tune Date	10/11/2021 4:02:00 PM
Batch Name	VG010422_8260B.batch.bin	Last Calib Update	1/9/2022 8:59:52 PM
Ref Library	\\MASSHUNTER\Org\Library\NIST129K.I		



Compound	RT	QIon	Resp.	Conc.	Units	Dev(Min)
<b>Internal Standards</b>						
M Fluorobenzene	6.621	96.0	841876	250.0000	ng	-0.003
M Chlorobenzene-d5	9.772	82.0	314668	250.0000	ng	0.000
M 1,4-Dichlorobenzene-d4	12.100	152.0	266611	250.0000	ng	0.000
<b>System Monitoring Compounds</b>						
S Dibromofluoromethane	5.848	113.0	305158	384.7503	ng	0.003
Spiked Amount: 250.000	Range: 80.0 - 119.0%			Recovery = 153.90%	*	
S 1,2-Dichloroethane-d4	6.233	67.0	129608	378.3335	ng	0.000
Spiked Amount: 250.000	Range: 81.0 - 118.0%			Recovery = 151.33%	*	
S Toluene-d8	8.322	98.0	1229775	405.5583	ng	0.003
Spiked Amount: 250.000	Range: 89.0 - 112.0%			Recovery = 162.22%	*	
S p-Bromofluorobenzene	10.951	95.0	385474	394.6566	ng	-0.003
Spiked Amount: 250.000	Range: 85.0 - 114.0%			Recovery = 157.86%	*	
<b>Target Compounds</b>						
T Dichlorodifluoromethane	1.241	85.0	412544	373.9449	ng	100
T Chloromethane	1.409	50.0	471454	352.0836	ng	99
T Vinyl chloride	1.498	62.0	448643	372.3564	ng	95
T Bromomethane	1.796	96.0	207491	385.1259	ng	98
T Chloroethane	1.897	64.0	217393	364.4573	ng	99
T Trichlorofluoromethane	2.145	101.0	555477	371.4290	ng	98
T 1,1-Dichloroethene	2.700	96.0	322557	380.3725	ng	100
T Methylene chloride	3.330	49.0	435116	348.0666	ng	99
T trans-1,2-Dichloroethene	3.715	96.0	325415	376.1367	ng	97
T Methyl tert-butyl ether (MTBE)	3.751	73.0	437439	391.1767	ng	100
T 1,1-Dichloroethane	4.381	63.0	612660	380.4437	ng	99
T 2,2-Dichloropropane	5.190	77.0	446282	369.8436	ng	100
T cis-1,2-Dichloroethene	5.212	96.0	339211	386.7236	ng	97
T Methyl ethyl ketone	5.279	43.0	470653	3961.3410	ng	100
T Bromochloromethane	5.516	128.0	135103	371.8004	ng	99
T Chloroform	5.650	83.0	588080	366.9389	ng	99

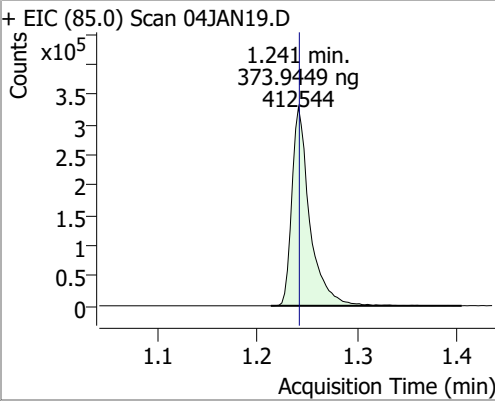
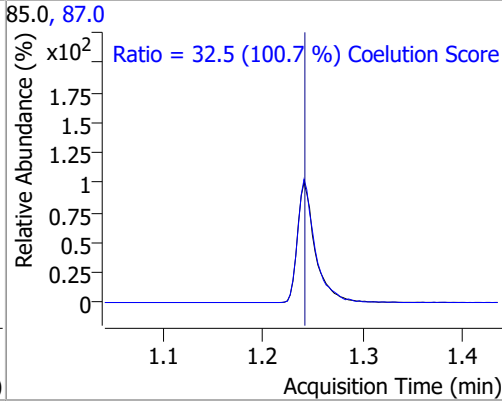
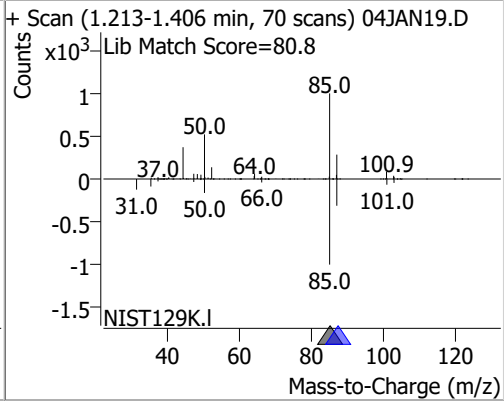
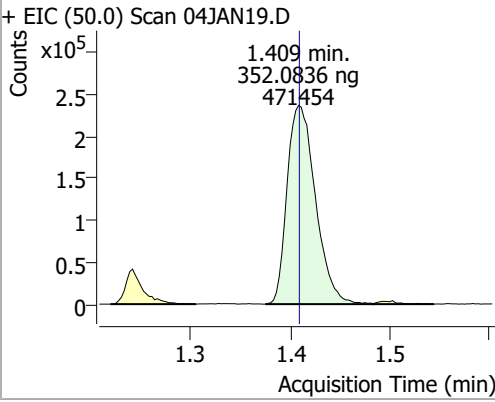
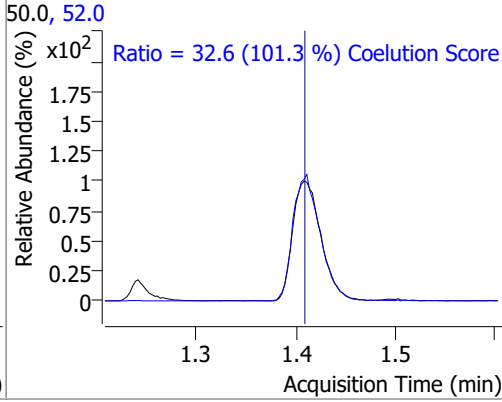
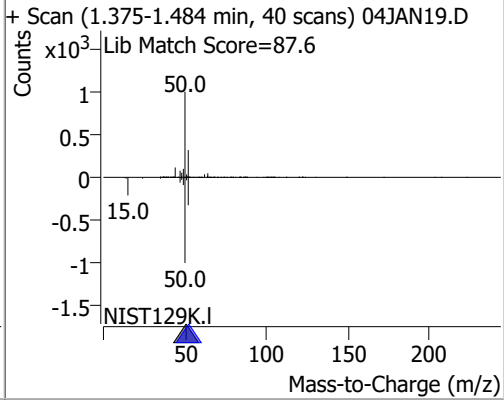
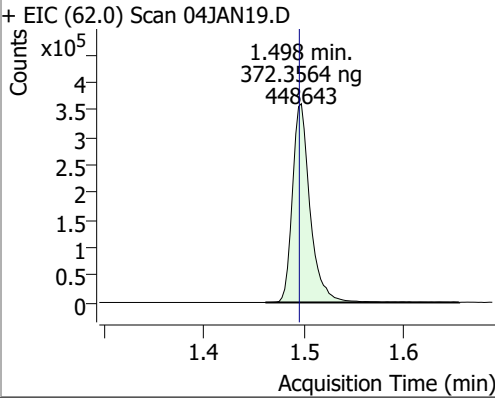
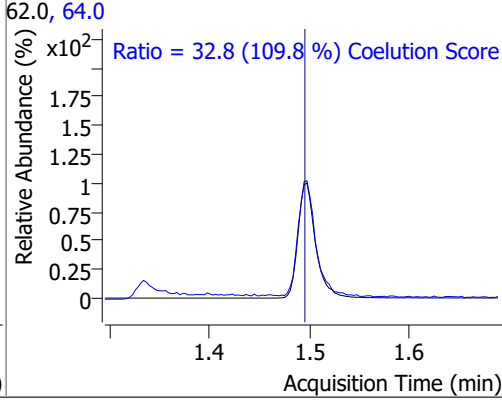
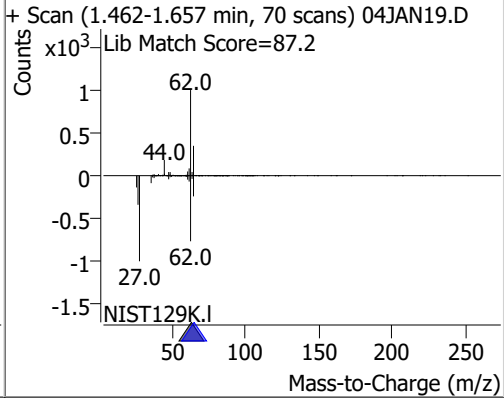
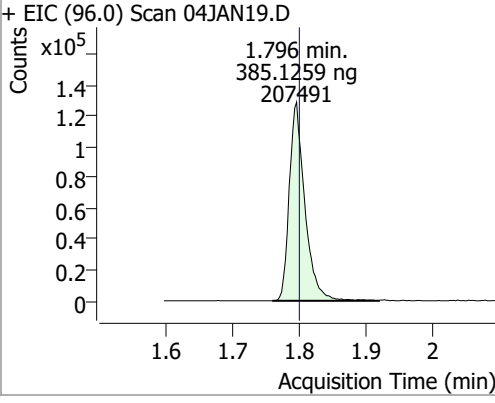
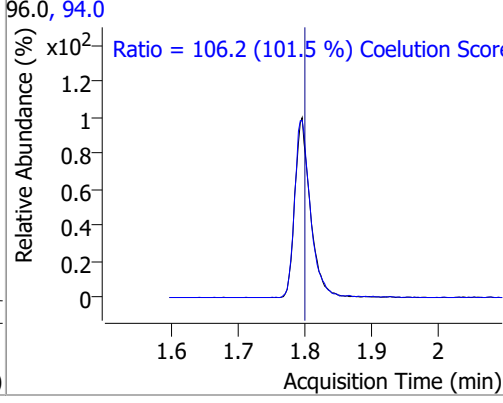
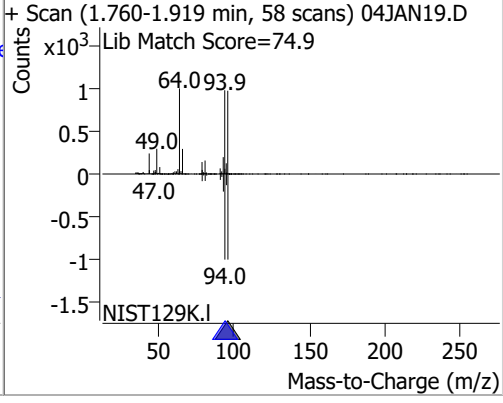
# Quantitation Results Report (QT Reviewed)

Compound	RT	QIon	Resp.	Conc.	Units	Dev(Min)
T 1,1,1-Trichloroethane	5.831	97.0	580748	386.6625	ng	99
T Carbon tetrachloride	6.024	117.0	572545	386.9014	ng	99
T 1,1-Dichloropropene	6.040	75.0	507157	397.1322	ng	100
T Benzene	6.278	78.0	1293370	385.8526	ng	99
T 1,2-Dichloroethane	6.322	62.0	332775	366.9787	ng	97
T Trichloroethene	7.028	95.0	374370	394.4896	ng	99
T 1,2-Dichloropropane	7.270	63.0	324602	388.8502	ng	98
T Dibromomethane	7.396	93.0	134282	380.6547	ng	96
T Bromodichloromethane	7.585	83.0	375983	386.1940	ng	100
T cis-1,3-Dichloropropene	8.057	75.0	441168	400.7930	ng	99
T Toluene	8.388	92.0	813204	397.0106	ng	100
T trans-1,3-Dichloropropene	8.639	75.0	315063	402.1098	ng	99
T 1,1,2-Trichloroethane	8.818	83.0	152331	373.2534	ng	100
T Tetrachloroethene	8.938	163.8	319950	382.8796	ng	99
T 1,3-Dichloropropane	8.980	76.0	312547	389.3442	ng	99
T Chlorodibromomethane	9.203	129.0	247279	387.6812	ng	99
T 1,2-Dibromoethane	9.306	107.0	168577	377.7698	ng	100
T Chlorobenzene	9.802	112.0	867732	386.9455	ng	100
T 1,1,1,2-Tetrachloroethane	9.892	131.0	307436	392.1859	ng	96
T Ethylbenzene	9.919	91.0	1574219	404.7587	ng	100
T m+p-Xylenes	10.039	106.0	1228570	812.8556	ng	100
T o-Xylene	10.433	106.0	549244	408.2043	ng	100
T Styrene	10.447	104.0	896331	413.7595	ng	99
T Bromoform	10.628	172.5	129038	378.2200	ng	99
T Bromobenzene	11.093	156.0	333431	386.4420	ng	98
T 1,1,2,2-Tetrachloroethane	11.110	83.0	182470	367.4276	ng	98
T 1,2,3-Trichloropropane	11.149	110.0	48325	363.6732	ng	100
T 2-Chlorotoluene	11.291	126.0	336386	391.8269	ng	98
T 4-Chlorotoluene	11.400	91.0	1109221	396.2756	ng	100
T 1,3-Dichlorobenzene	12.033	146.0	603674	383.6225	ng	100
T 1,4-Dichlorobenzene	12.125	146.0	595919	371.3969	ng	98
T 1,2-Dichlorobenzene	12.493	146.0	499147	375.3283	ng	99

(#) = Qualifier Out of Range; (m) = Manual Integration; (+) = Area Summed; (\*) = Surrogate Percent Recovery Out of Range; (d): Zeroed Peak

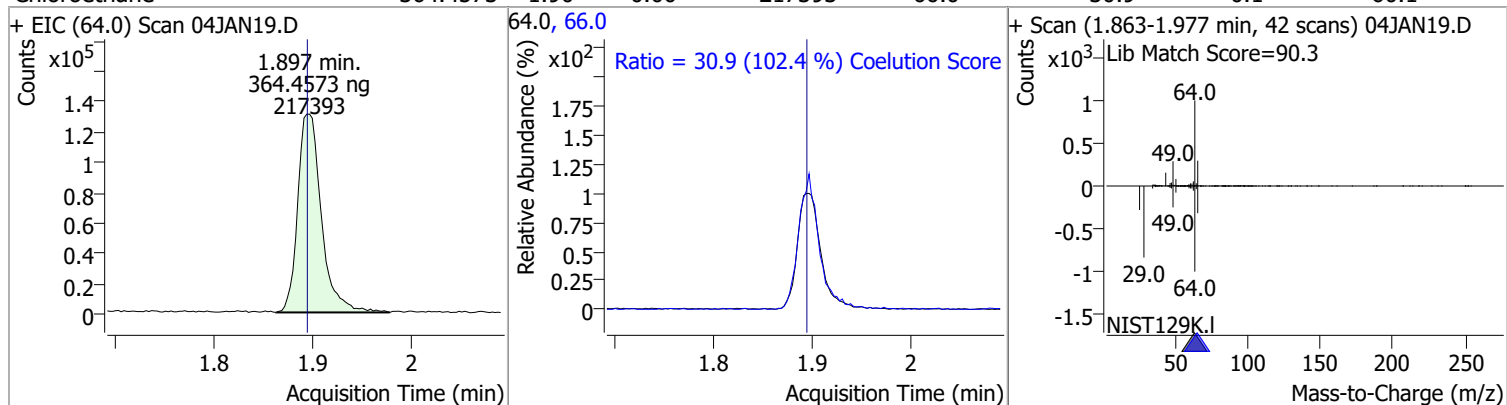


# Quantitation Results Report (QT Reviewed)

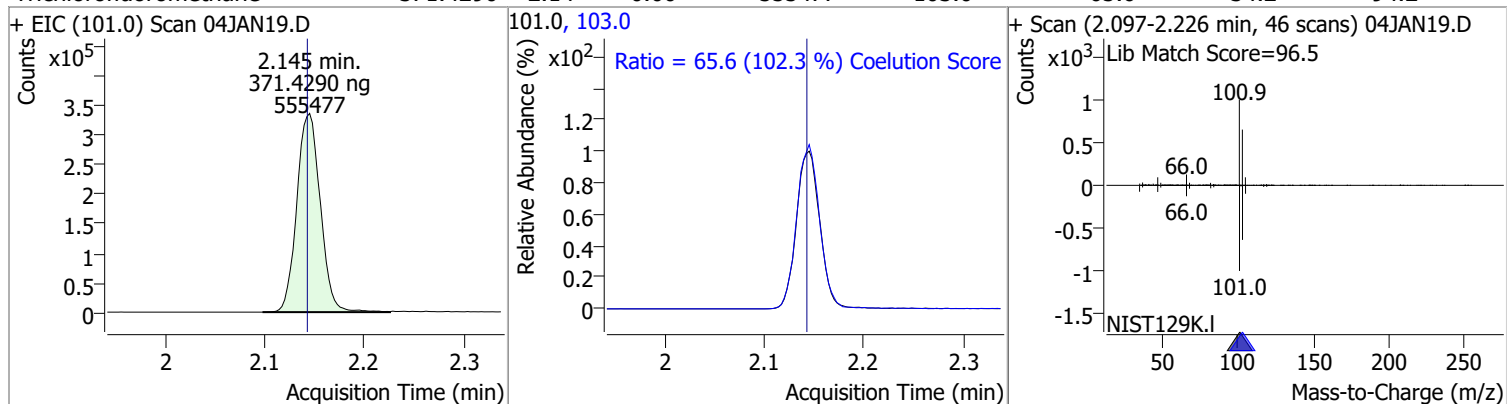
Compound	Conc.	RT	Dev(Min)	Resp.	QIon	QRatio	Lower	Upper
Dichlorodifluoromethane	373.9449	1.24	0.00	412544	87.0	32.5	2.3	62.3
+ EIC (85.0) Scan 04JAN19.D 			85.0, 87.0 			+ Scan (1.213-1.406 min, 70 scans) 04JAN19.D Lib Match Score=80.8 		
Chloromethane	352.0836	1.41	0.00	471454	52.0	32.6	2.1	62.1
+ EIC (50.0) Scan 04JAN19.D 			50.0, 52.0 			+ Scan (1.375-1.484 min, 40 scans) 04JAN19.D Lib Match Score=87.6 		
Vinyl chloride	372.3564	1.50	0.00	448643	64.0	32.8	0.0	59.9
+ EIC (62.0) Scan 04JAN19.D 			62.0, 64.0 			+ Scan (1.462-1.657 min, 70 scans) 04JAN19.D Lib Match Score=87.2 		
Bromomethane	385.1259	1.80	0.00	207491	94.0	106.2	74.6	134.6
+ EIC (96.0) Scan 04JAN19.D 			96.0, 94.0 			+ Scan (1.760-1.919 min, 58 scans) 04JAN19.D Lib Match Score=74.9 		

# Quantitation Results Report (QT Reviewed)

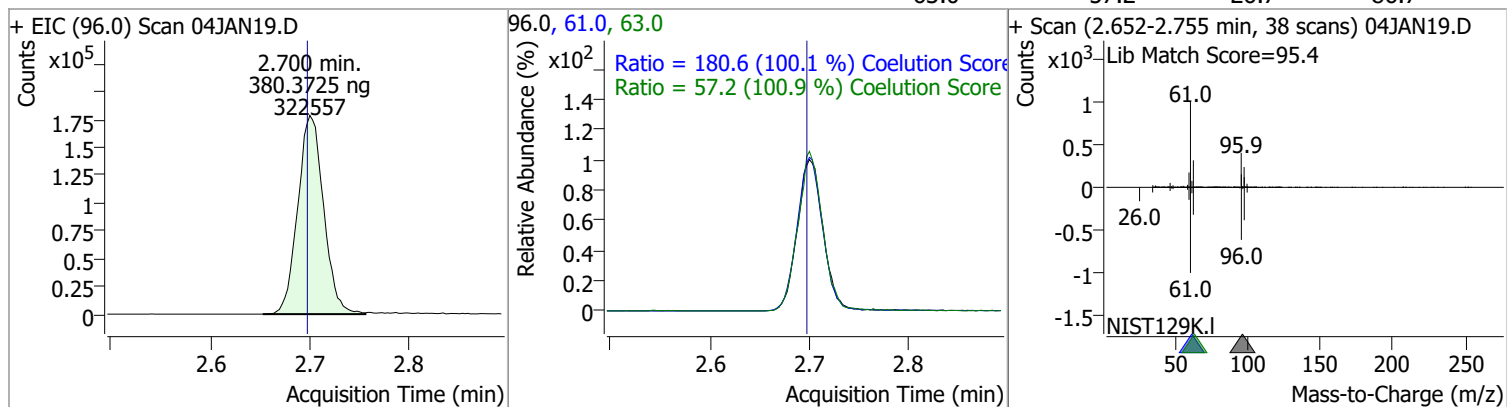
Compound	Conc.	RT	Dev(Min)	Resp.	QIon	QRatio	Lower	Upper
Chloroethane	364.4573	1.90	0.00	217393	66.0	30.9	0.1	60.1



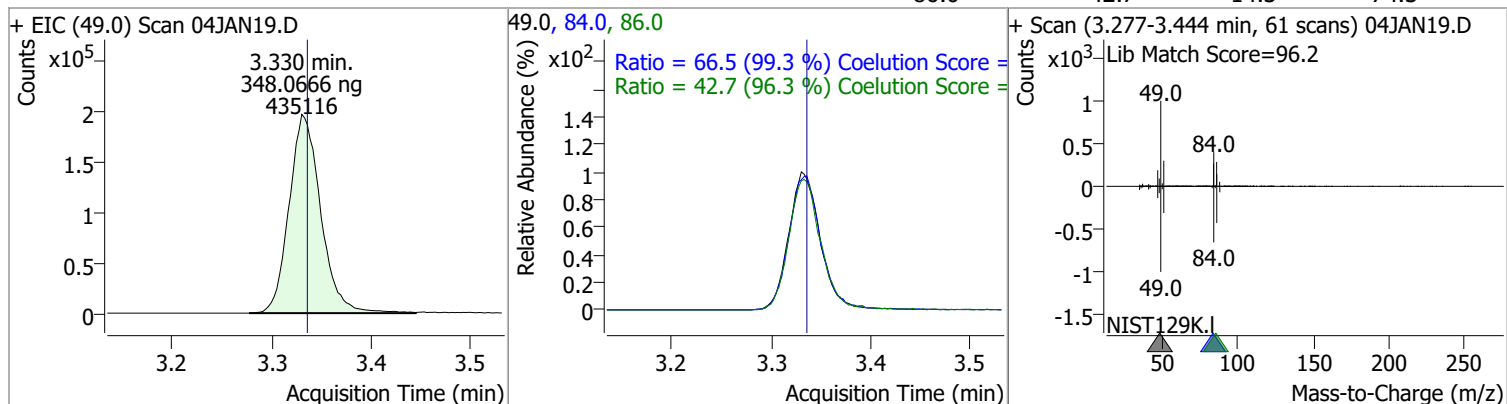
Compound	Conc.	RT	Dev(Min)	Resp.	QIon	QRatio	Lower	Upper
Trichlorofluoromethane	371.4290	2.14	0.00	555477	103.0	65.6	34.2	94.2



Compound	Conc.	RT	Dev(Min)	Resp.	QIon	QRatio	Lower	Upper
1,1-Dichloroethene	380.3725	2.70	0.00	322557	61.0	180.6	150.3	210.3
					63.0	57.2	26.7	86.7

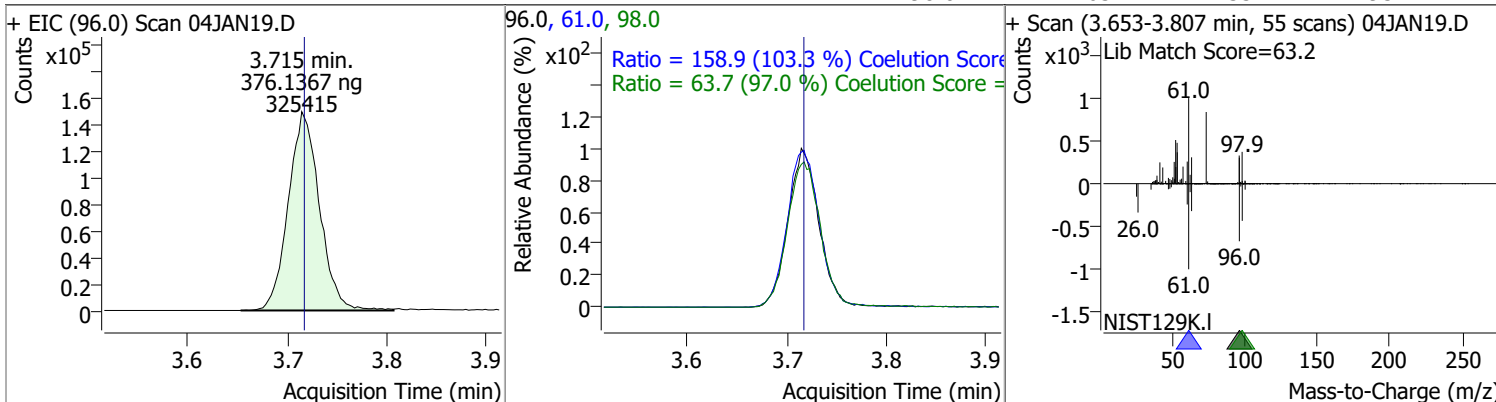


Compound	Conc.	RT	Dev(Min)	Resp.	QIon	QRatio	Lower	Upper
Methylene chloride	348.0666	3.33	-0.01	435116	84.0	66.5	36.9	96.9
					86.0	42.7	14.3	74.3

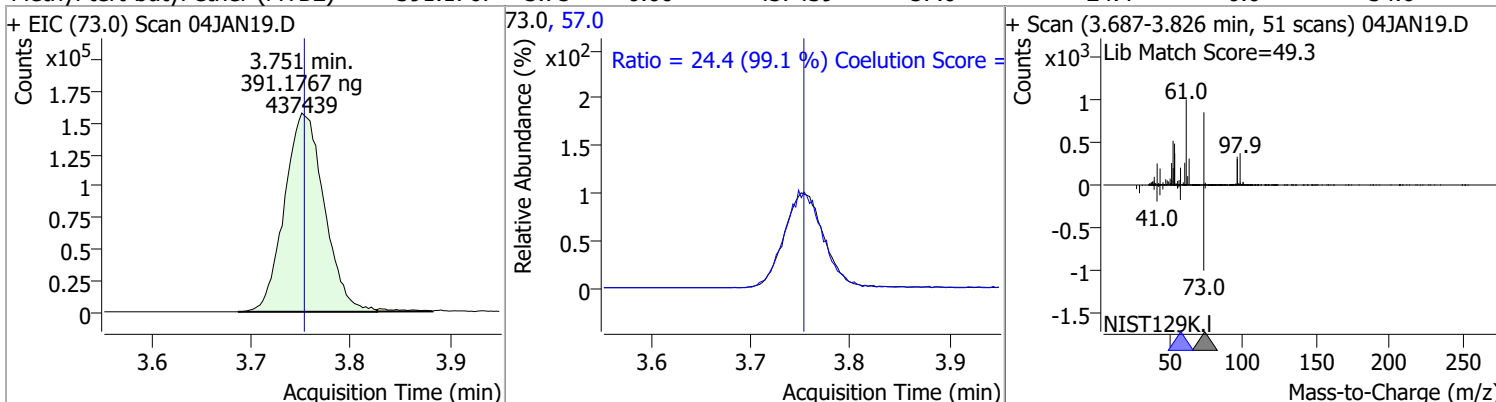


# Quantitation Results Report (QT Reviewed)

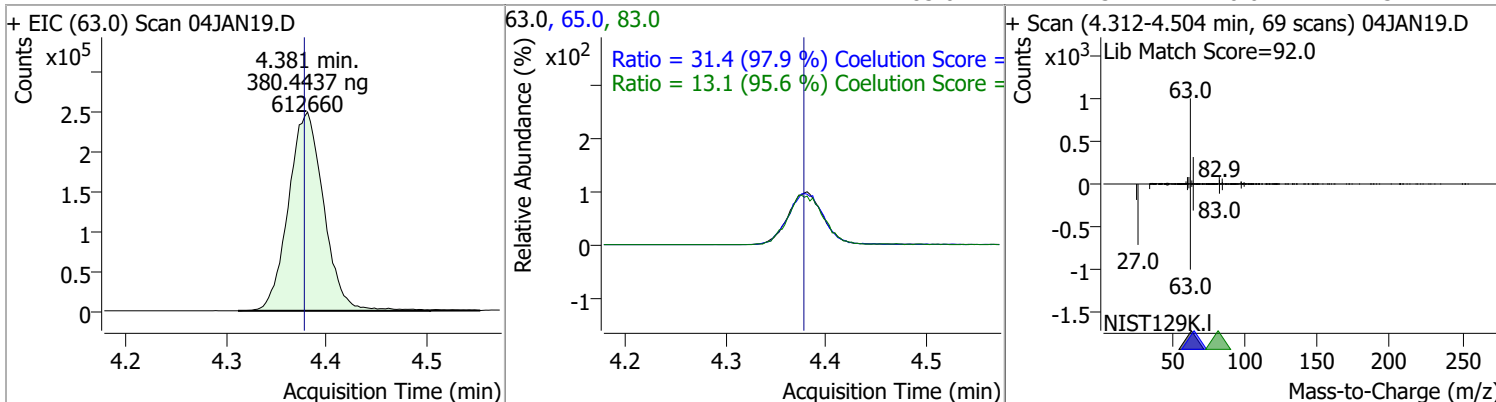
Compound	Conc.	RT	Dev(Min)	Resp.	QIon	QRatio	Lower	Upper
trans-1,2-Dichloroethene	376.1367	3.71	0.00	325415	61.0	158.9	123.9	183.9
					98.0	63.7	35.7	95.7



Compound	Conc.	RT	Dev(Min)	Resp.	QIon	QRatio	Lower	Upper
Methyl tert-butyl ether (MTBE)	391.1767	3.75	0.00	437439	57.0	24.4	0.0	54.6

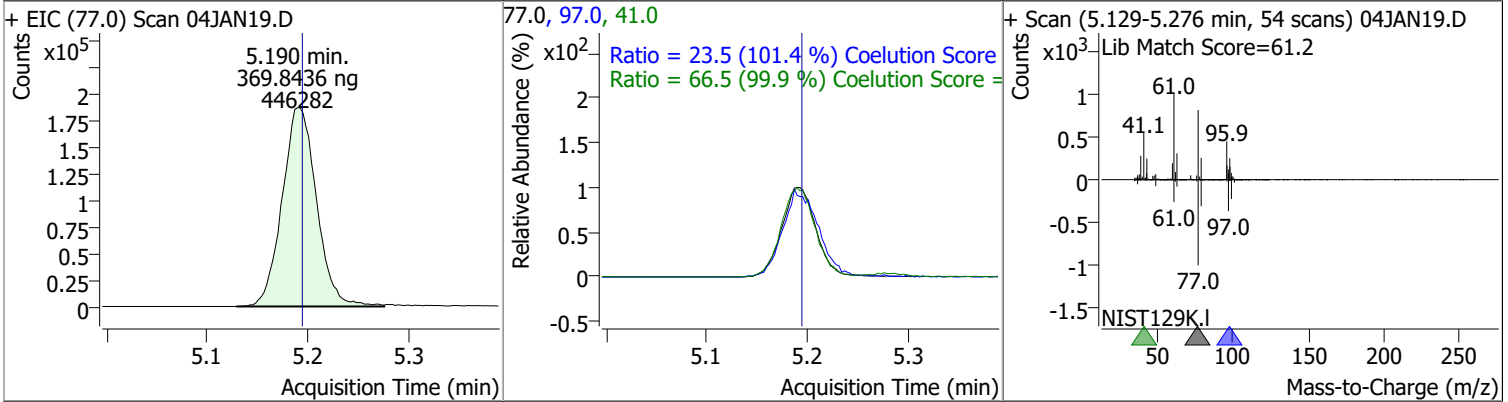


Compound	Conc.	RT	Dev(Min)	Resp.	QIon	QRatio	Lower	Upper
1,1-Dichloroethane	380.4437	4.38	0.00	612660	65.0	31.4	2.1	62.1
					83.0	13.1	0.0	43.7

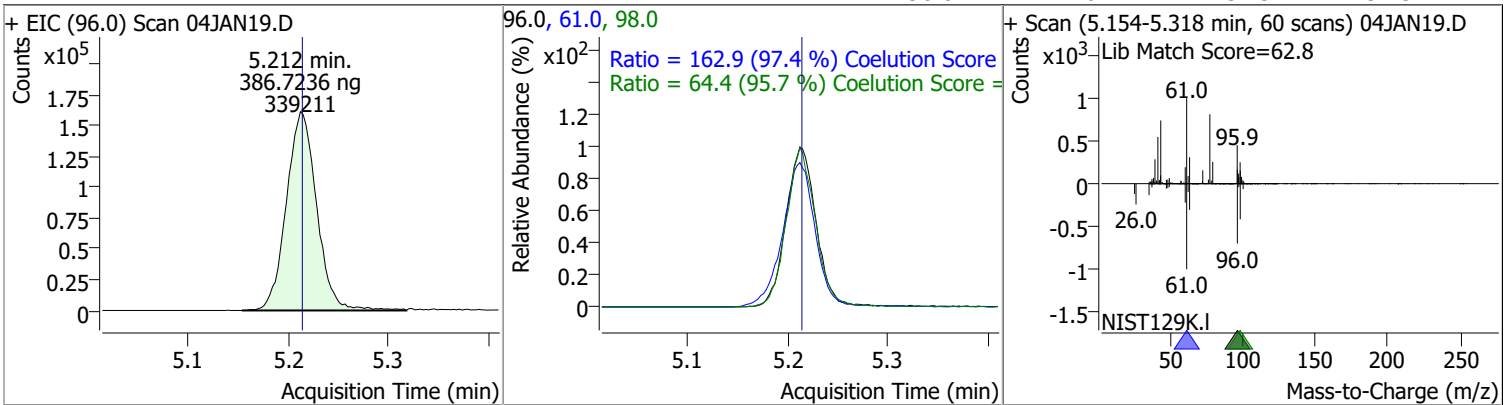


# Quantitation Results Report (QT Reviewed)

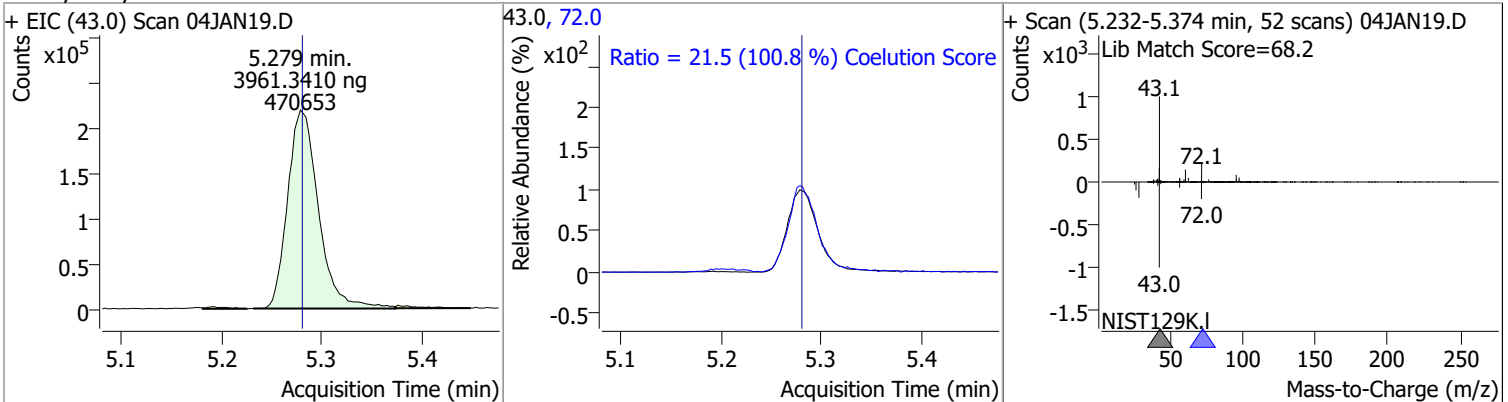
Compound	Conc.	RT	Dev(Min)	Resp.	QIon	QRatio	Lower	Upper
2,2-Dichloropropane	369.8436	5.19	-0.01	446282	41.0	66.5	36.5	96.5
					97.0	23.5	0.0	53.2



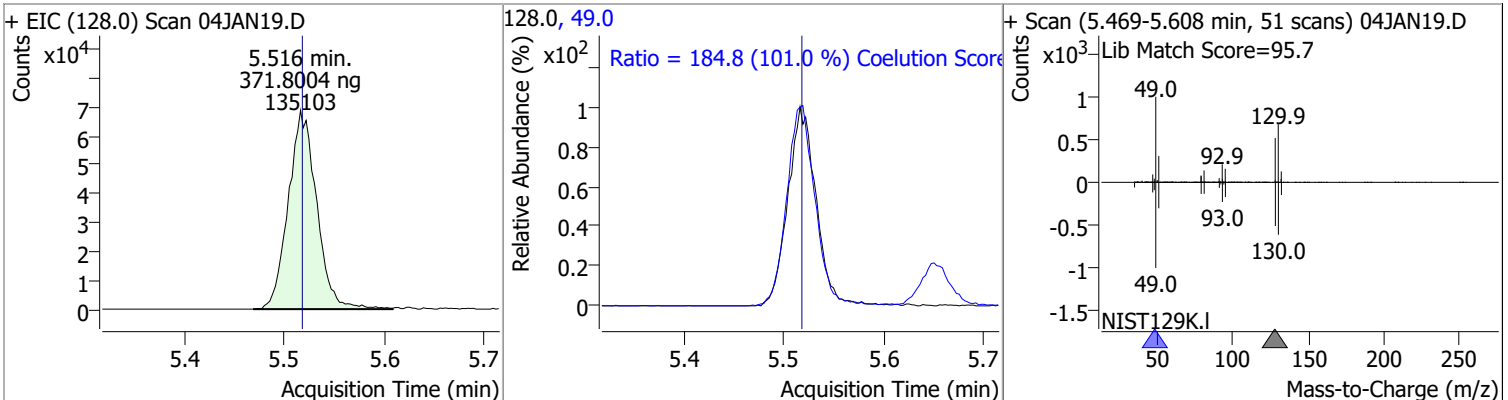
Compound	Conc.	RT	Dev(Min)	Resp.	QIon	QRatio	Lower	Upper
cis-1,2-Dichloroethene	386.7236	5.21	0.00	339211	61.0	162.9	137.2	197.2
					98.0	64.4	37.3	97.3



Compound	Conc.	RT	Dev(Min)	Resp.	QIon	QRatio	Lower	Upper
Methyl ethyl ketone	3961.3410	5.28	0.00	470653	72.0	21.5	0.0	51.3

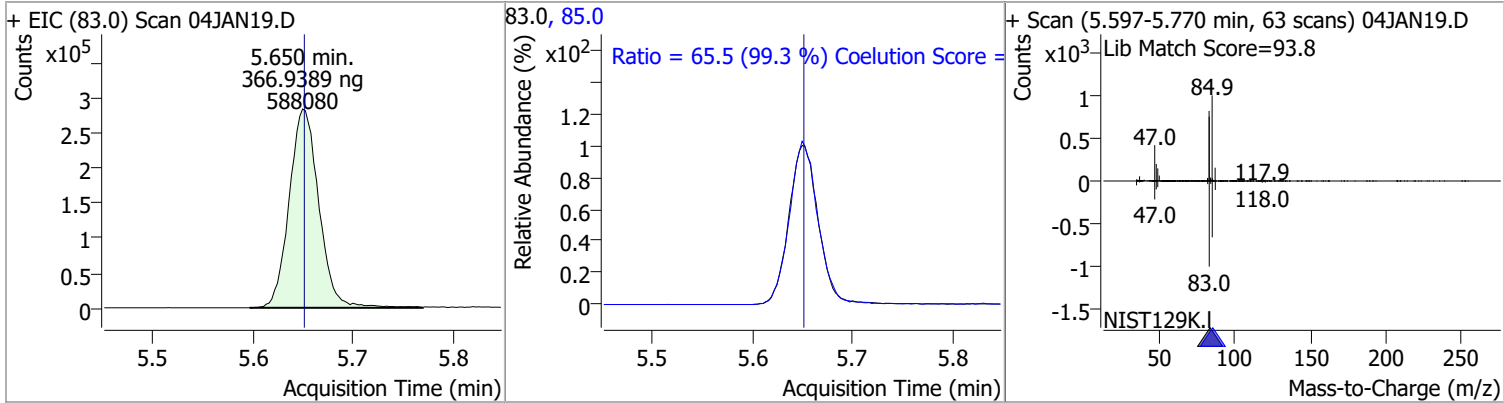


Compound	Conc.	RT	Dev(Min)	Resp.	QIon	QRatio	Lower	Upper
Bromochloromethane	371.8004	5.52	0.00	135103	49.0	184.8	152.9	212.9

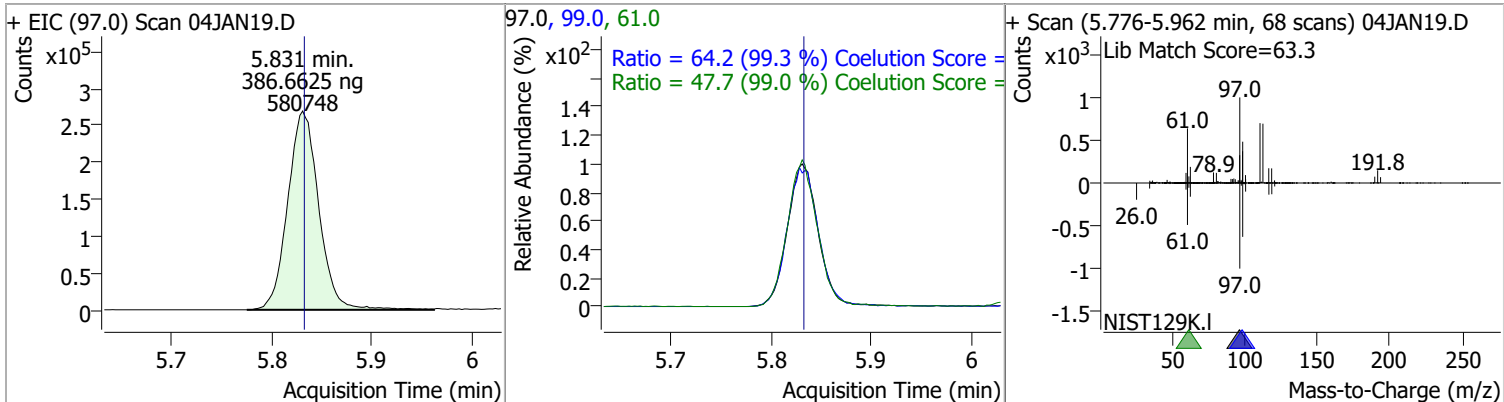


# Quantitation Results Report (QT Reviewed)

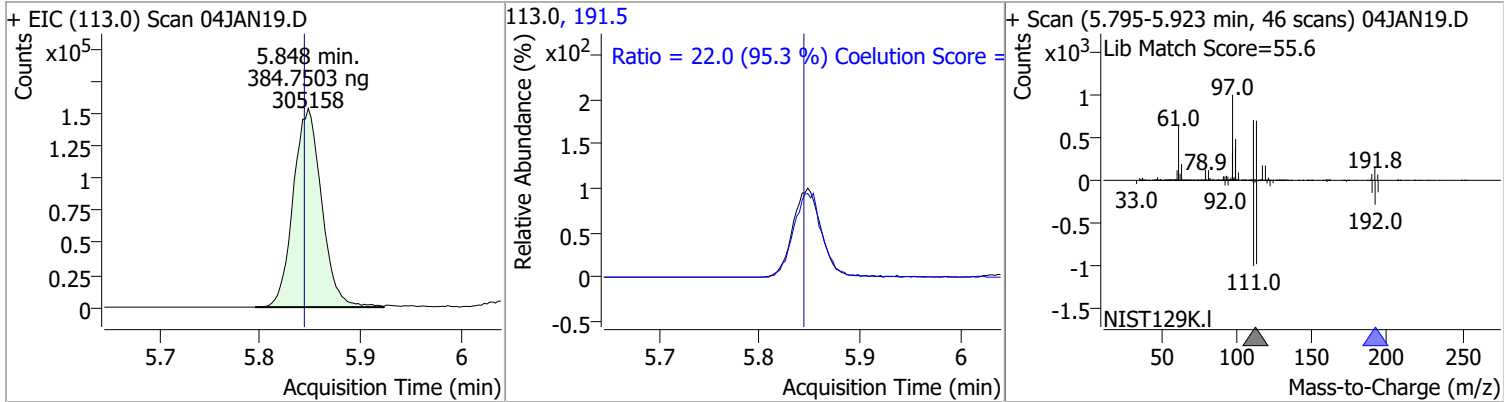
Compound	Conc.	RT	Dev(Min)	Resp.	QIon	QRatio	Lower	Upper
Chloroform	366.9389	5.65	0.00	588080	85.0	65.5	36.0	96.0



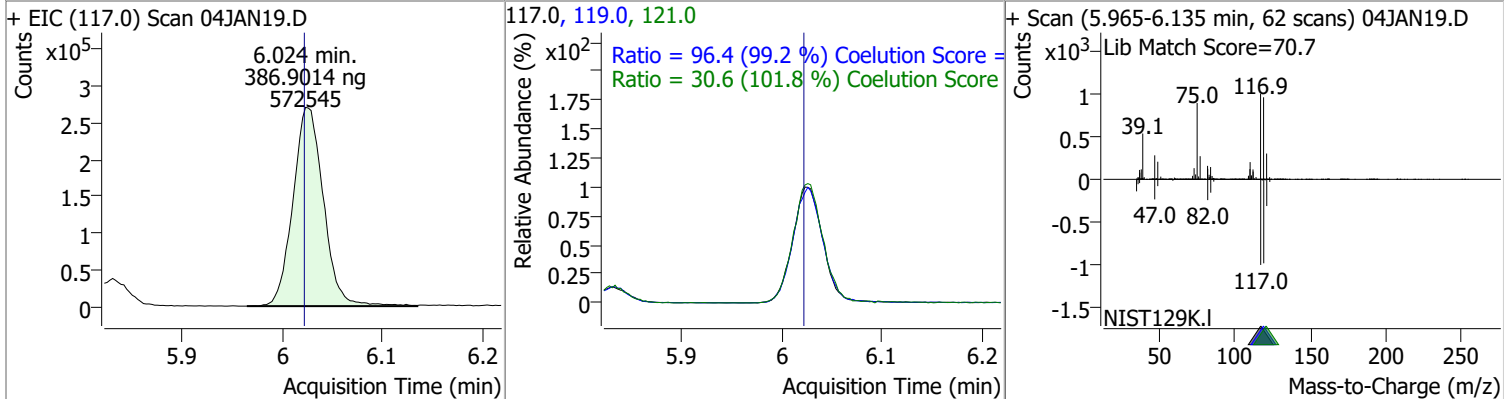
Compound	Conc.	RT	Dev(Min)	Resp.	QIon	QRatio	Lower	Upper
1,1,1-Trichloroethane	386.6625	5.83	0.00	580748	99.0	64.2	34.7	94.7
					61.0	47.7	18.1	78.1



Compound	Conc.	RT	Dev(Min)	Resp.	QIon	QRatio	Lower	Upper
Dibromofluoromethane	384.7503	5.85	0.00	305158	191.5	22.0	0.0	53.1

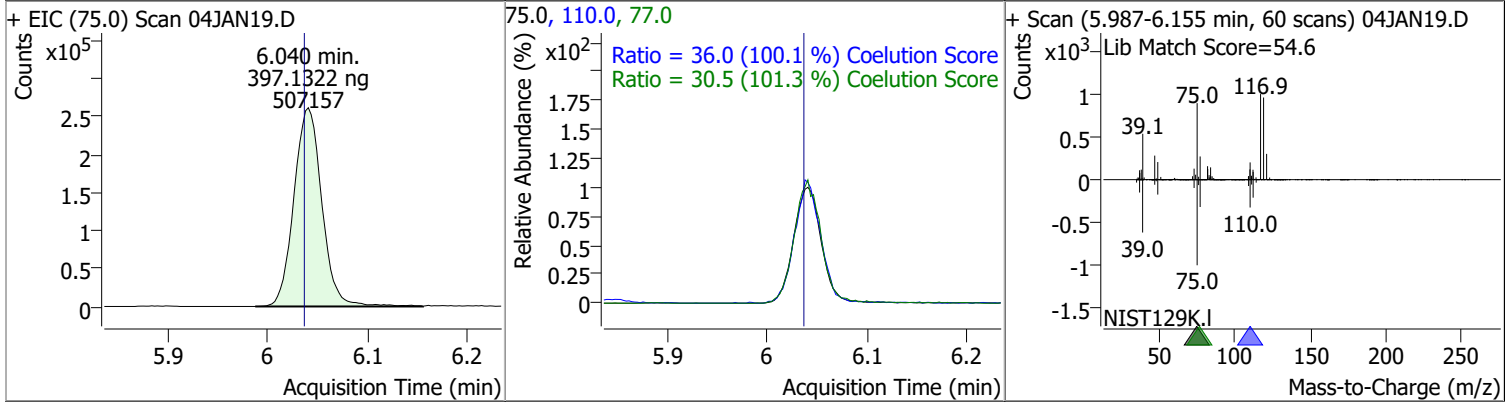


Compound	Conc.	RT	Dev(Min)	Resp.	QIon	QRatio	Lower	Upper
Carbon tetrachloride	386.9014	6.02	0.00	572545	119.0	96.4	67.2	127.2
					121.0	30.6	0.1	60.1

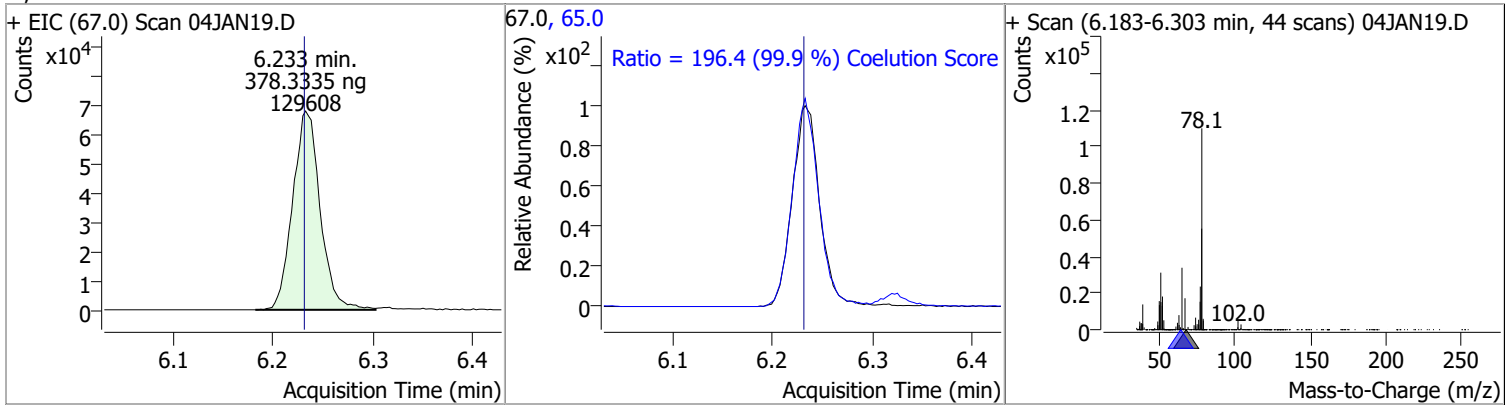


# Quantitation Results Report (QT Reviewed)

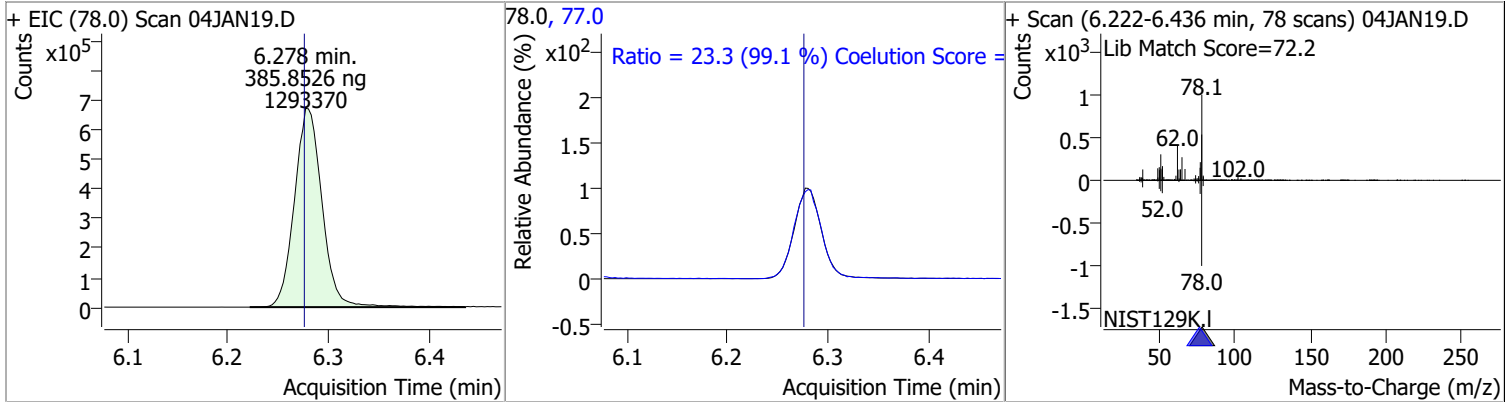
Compound	Conc.	RT	Dev(Min)	Resp.	QIon	QRatio	Lower	Upper
1,1-Dichloropropene	397.1322	6.04	0.00	507157	110.0	36.0	5.9	65.9
					77.0	30.5	0.1	60.1



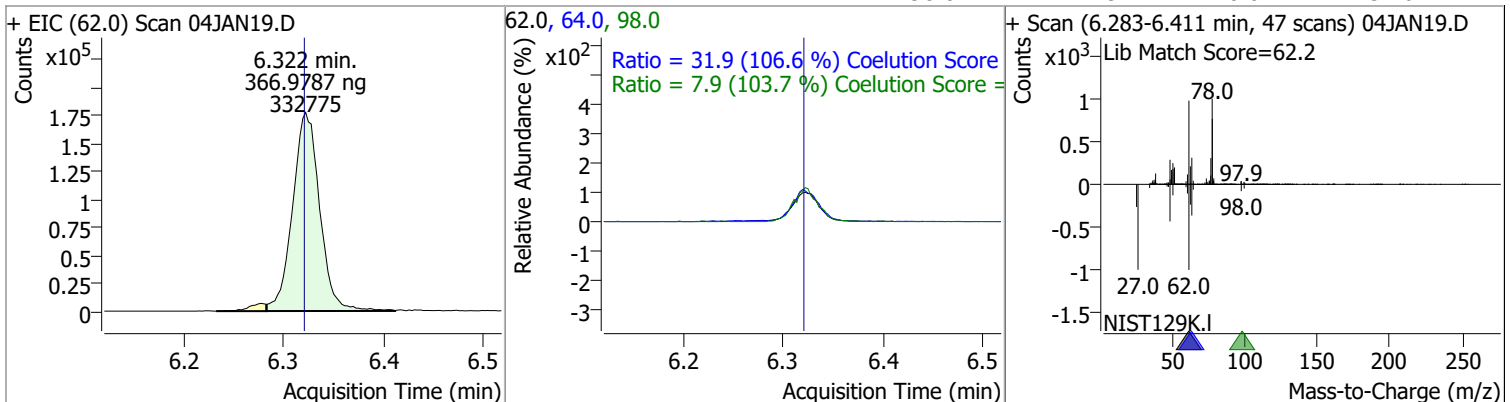
Compound	Conc.	RT	Dev(Min)	Resp.	QIon	QRatio	Lower	Upper
1,2-Dichloroethane-d4	378.3335	6.23	0.00	129608	65.0	196.4	166.5	226.5



Compound	Conc.	RT	Dev(Min)	Resp.	QIon	QRatio	Lower	Upper
Benzene	385.8526	6.28	0.00	1293370	77.0	23.3	0.0	53.5

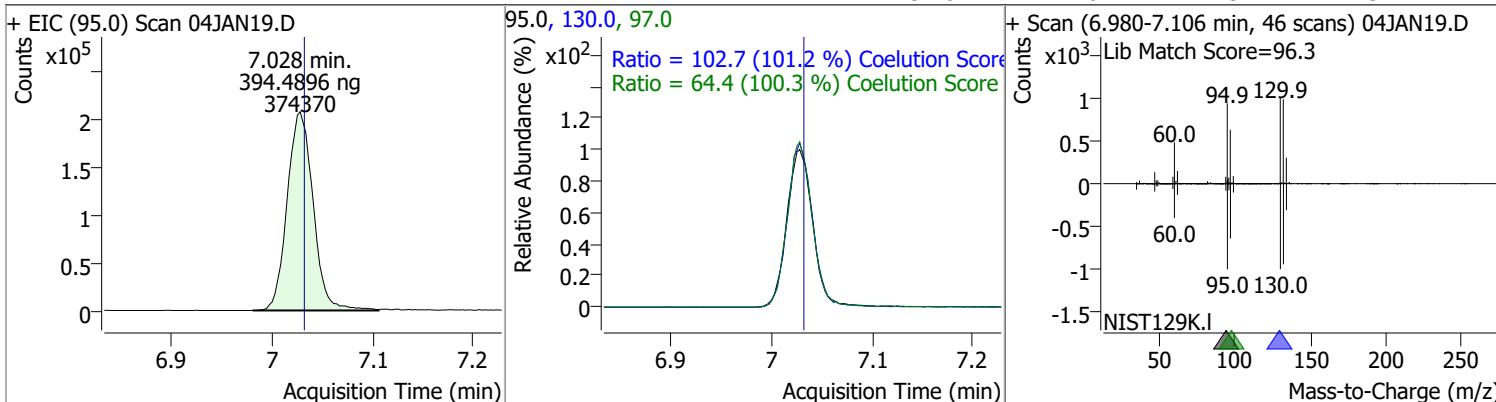


Compound	Conc.	RT	Dev(Min)	Resp.	QIon	QRatio	Lower	Upper
1,2-Dichloroethane	366.9787	6.32	0.00	332775	64.0	31.9	0.0	59.9
					98.0	7.9	0.0	37.6

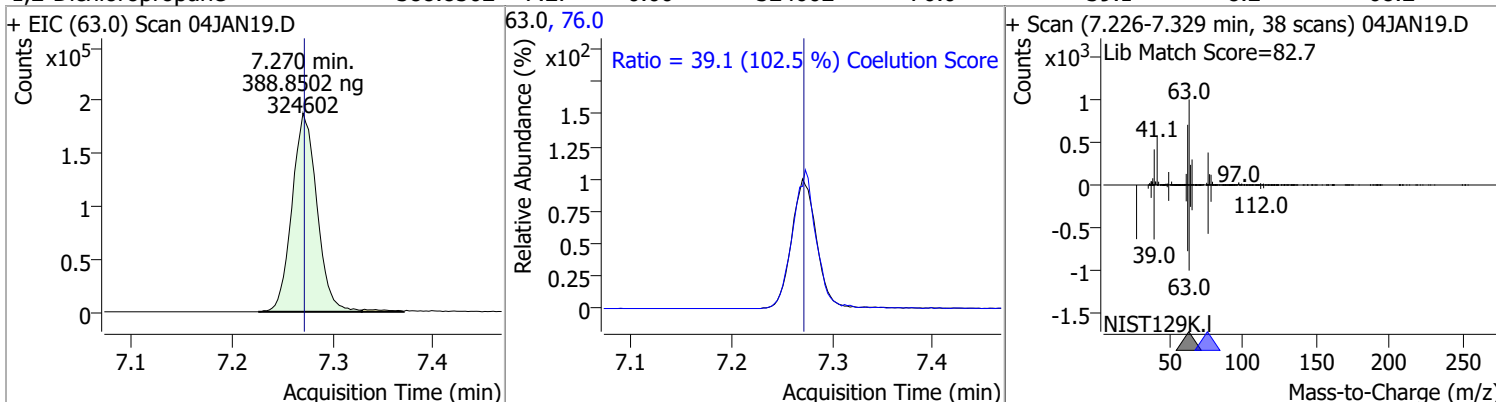


# Quantitation Results Report (QT Reviewed)

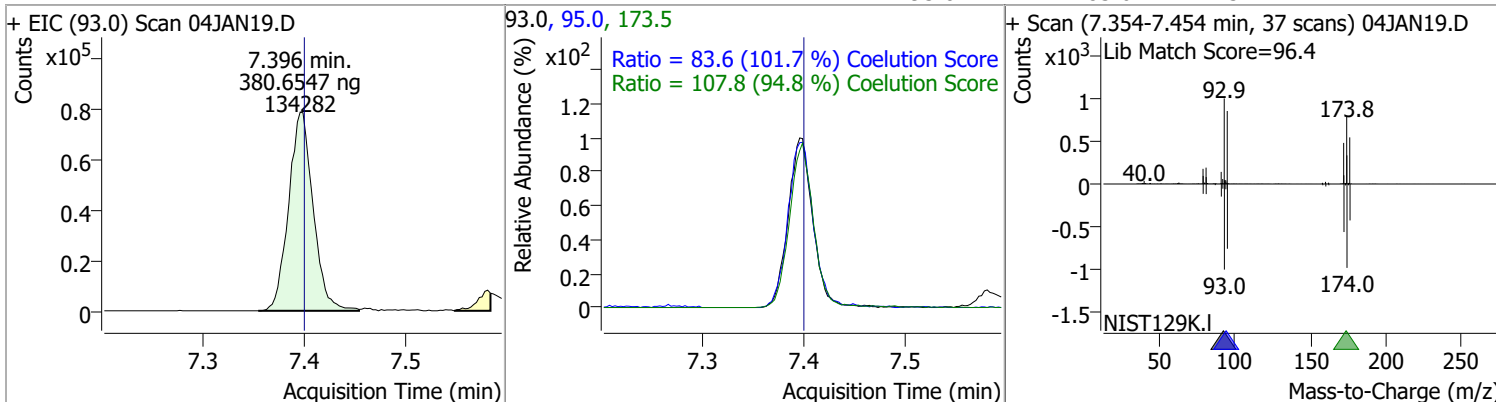
Compound	Conc.	RT	Dev(Min)	Resp.	QIon	QRatio	Lower	Upper
Trichloroethene	394.4896	7.03	0.00	374370	130.0	102.7	71.5	131.5
					97.0	64.4	34.1	94.1



Compound	Conc.	RT	Dev(Min)	Resp.	QIon	QRatio	Lower	Upper
1,2-Dichloropropane	388.8502	7.27	0.00	324602	76.0	39.1	8.2	68.2

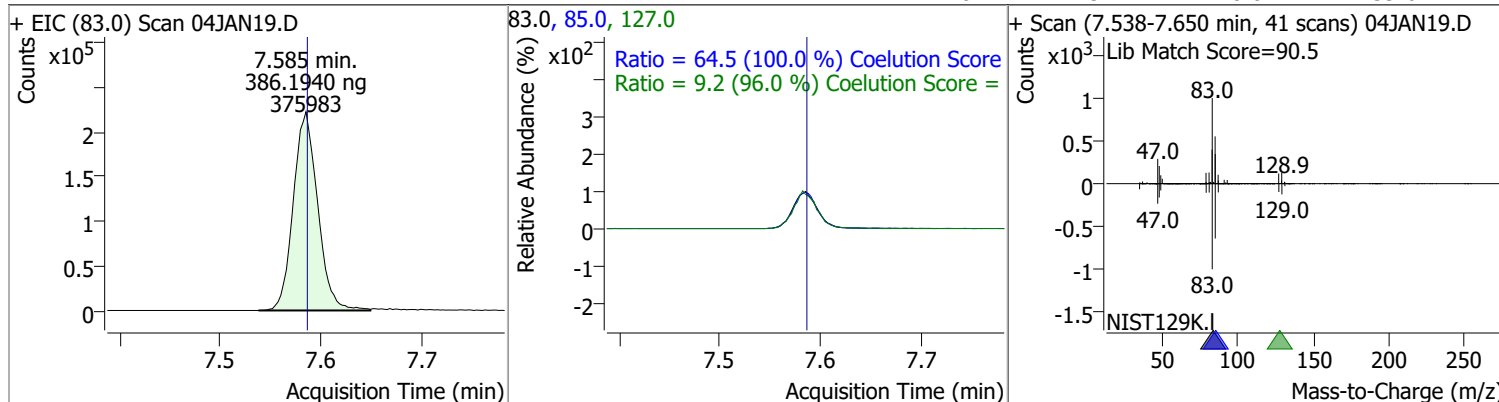


Compound	Conc.	RT	Dev(Min)	Resp.	QIon	QRatio	Lower	Upper
Dibromomethane	380.6547	7.40	0.00	134282	173.5	107.8	83.7	143.7
					95.0	83.6	52.2	112.2

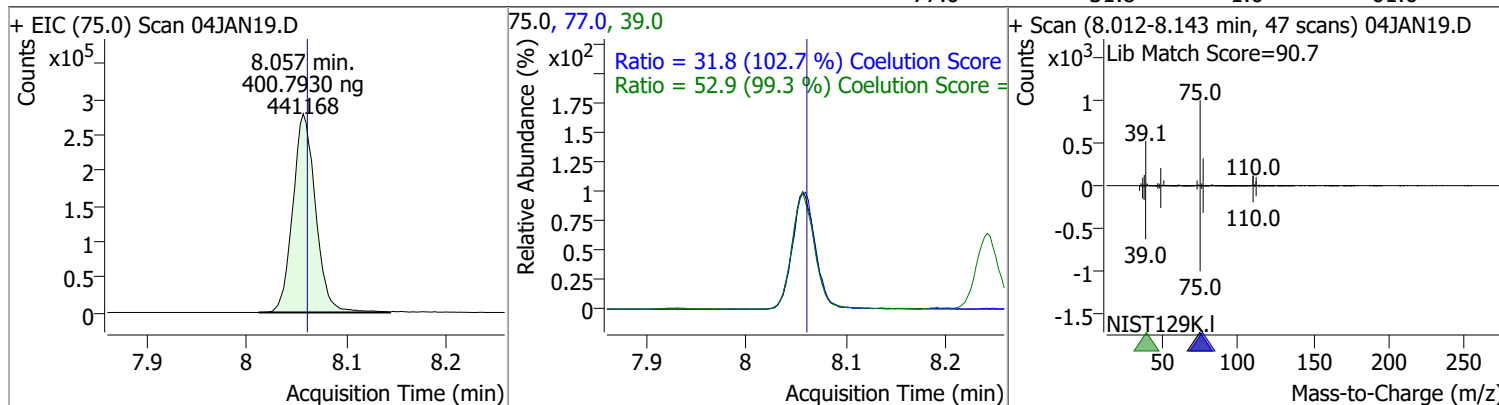


# Quantitation Results Report (QT Reviewed)

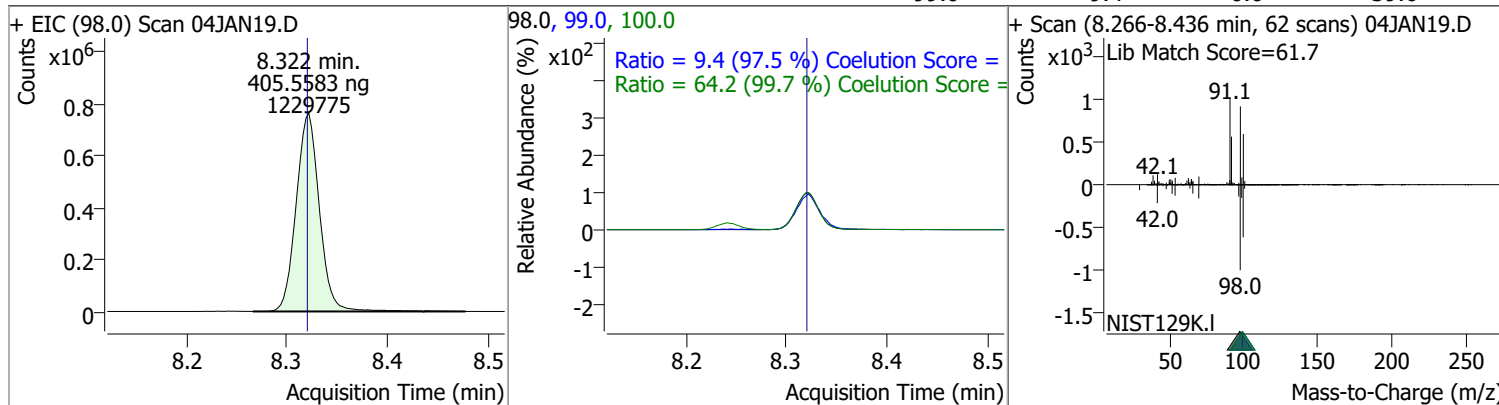
Compound	Conc.	RT	Dev(Min)	Resp.	QIon	QRatio	Lower	Upper
Bromodichloromethane	386.1940	7.59	0.00	375983	85.0	64.5	34.5	94.5
					127.0	9.2	0.0	39.6



Compound	Conc.	RT	Dev(Min)	Resp.	QIon	QRatio	Lower	Upper
cis-1,3-Dichloropropene	400.7930	8.06	0.00	441168	39.0	52.9	23.3	83.3
					77.0	31.8	1.0	61.0



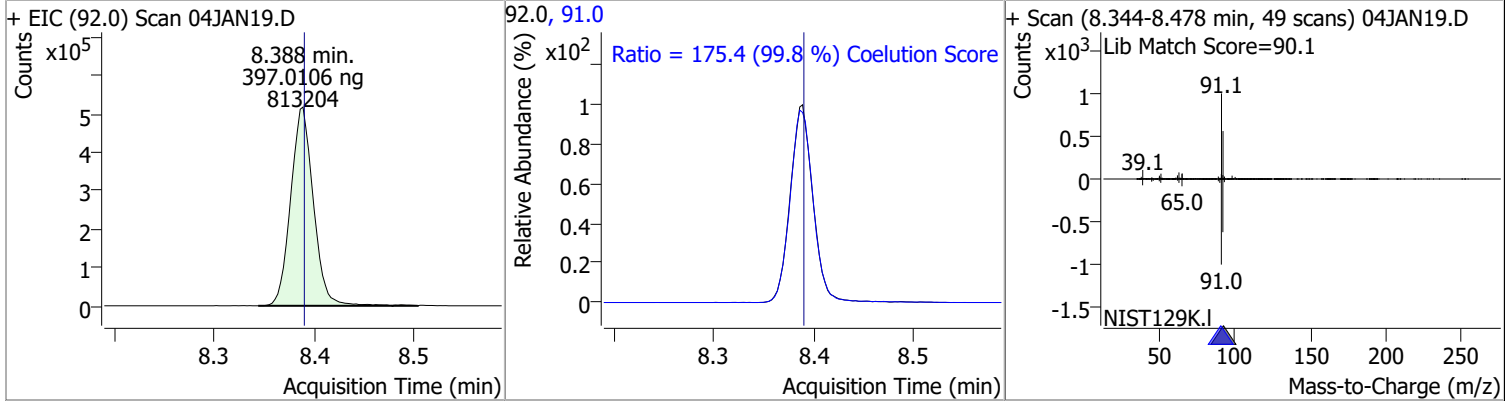
Compound	Conc.	RT	Dev(Min)	Resp.	QIon	QRatio	Lower	Upper
Toluene-d8	405.5583	8.32	0.00	1229775	100.0	64.2	34.4	94.4
					99.0	9.4	0.0	39.6



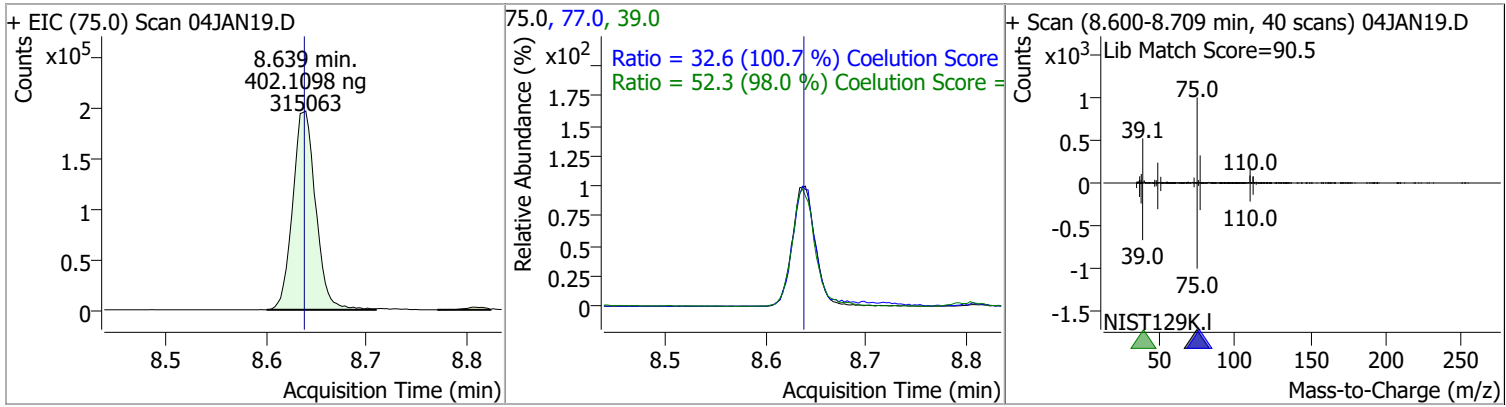


# Quantitation Results Report (QT Reviewed)

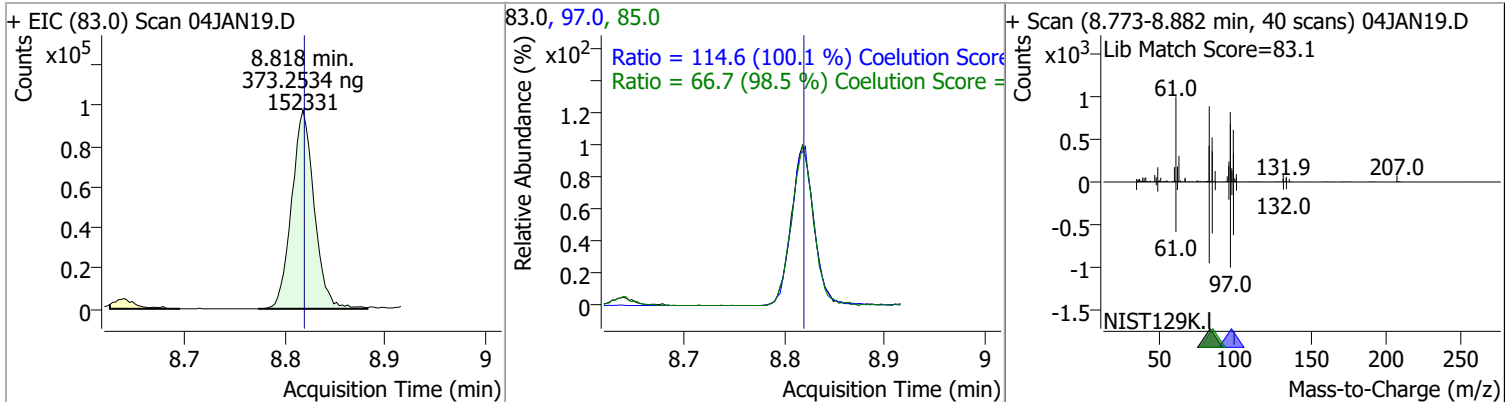
Compound	Conc.	RT	Dev(Min)	Resp.	QIon	QRatio	Lower	Upper
Toluene	397.0106	8.39	0.00	813204	91.0	175.4	145.8	205.8



Compound	Conc.	RT	Dev(Min)	Resp.	QIon	QRatio	Lower	Upper
trans-1,3-Dichloropropene	402.1098	8.64	0.00	315063	39.0	52.3	23.4	83.4
					77.0	32.6	2.4	62.4

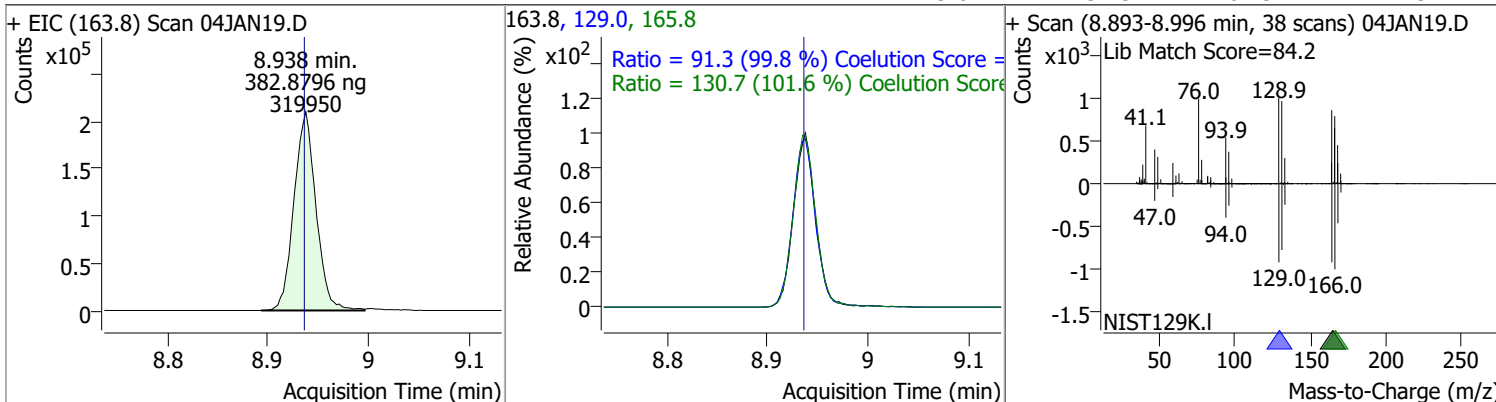


Compound	Conc.	RT	Dev(Min)	Resp.	QIon	QRatio	Lower	Upper
1,1,2-Trichloroethane	373.2534	8.82	0.00	152331	97.0	114.6	84.6	144.6
					85.0	66.7	37.6	97.6

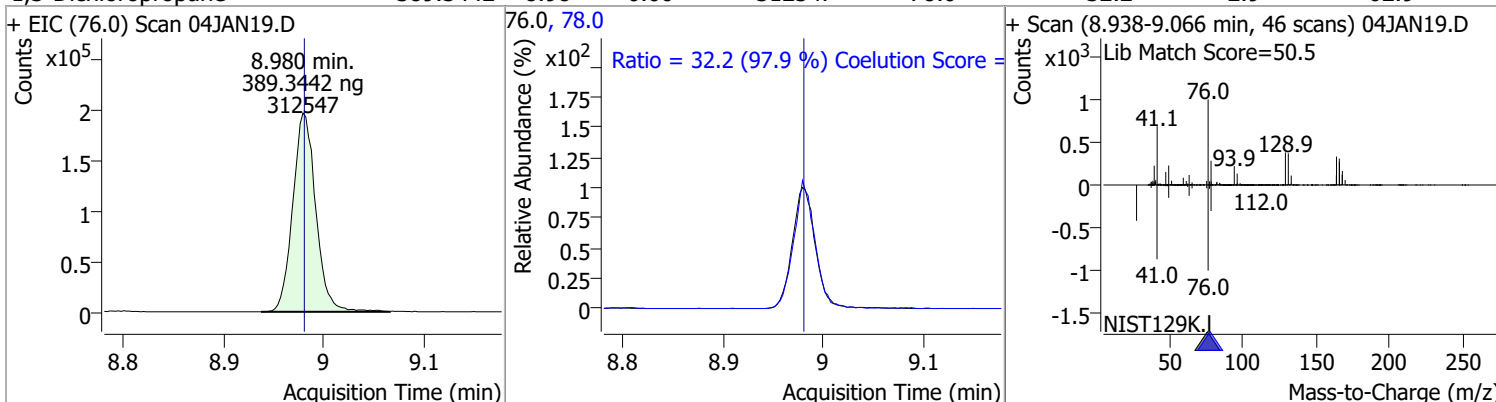


# Quantitation Results Report (QT Reviewed)

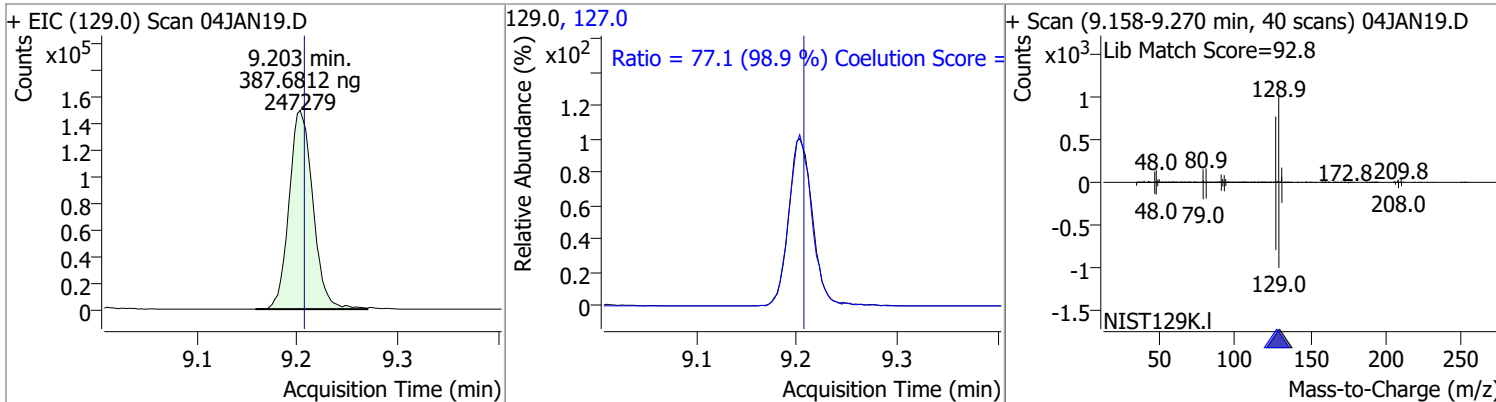
Compound	Conc.	RT	Dev(Min)	Resp.	QIon	QRatio	Lower	Upper
Tetrachloroethene	382.8796	8.94	0.00	319950	165.8	130.7	98.6	158.6
					129.0	91.3	61.5	121.5



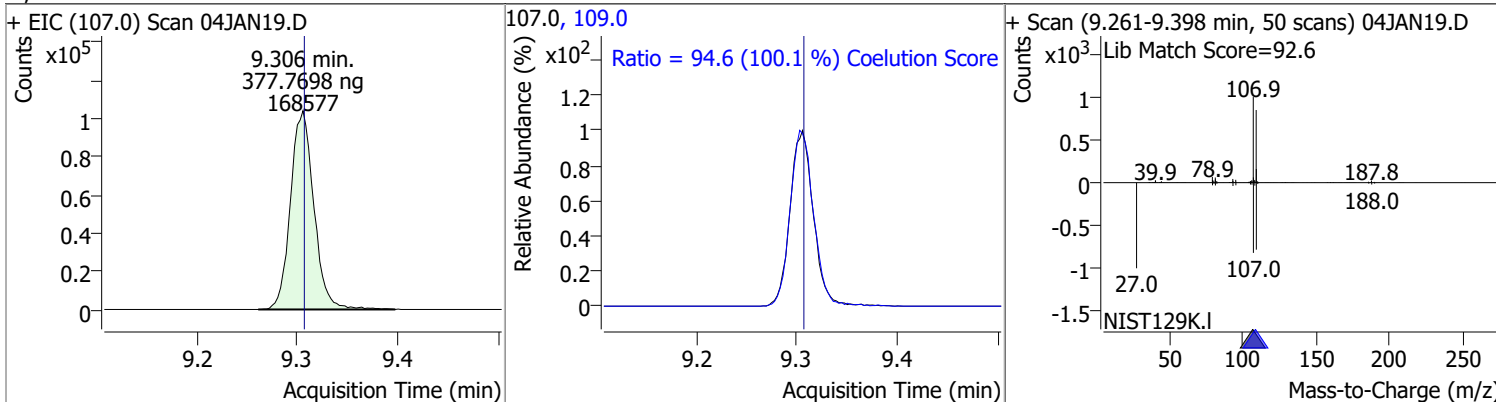
Compound	Conc.	RT	Dev(Min)	Resp.	QIon	QRatio	Lower	Upper
1,3-Dichloropropane	389.3442	8.98	0.00	312547	78.0	32.2	2.9	62.9



Compound	Conc.	RT	Dev(Min)	Resp.	QIon	QRatio	Lower	Upper
Chlorodibromomethane	387.6812	9.20	0.00	247279	127.0	77.1	48.0	108.0

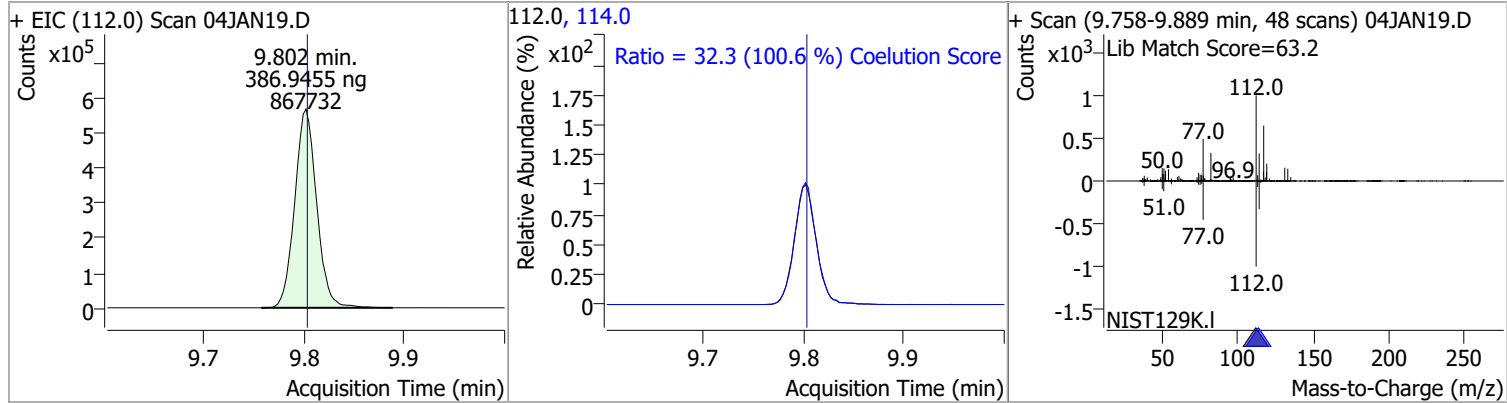


Compound	Conc.	RT	Dev(Min)	Resp.	QIon	QRatio	Lower	Upper
1,2-Dibromoethane	377.7698	9.31	0.00	168577	109.0	94.6	64.5	124.5

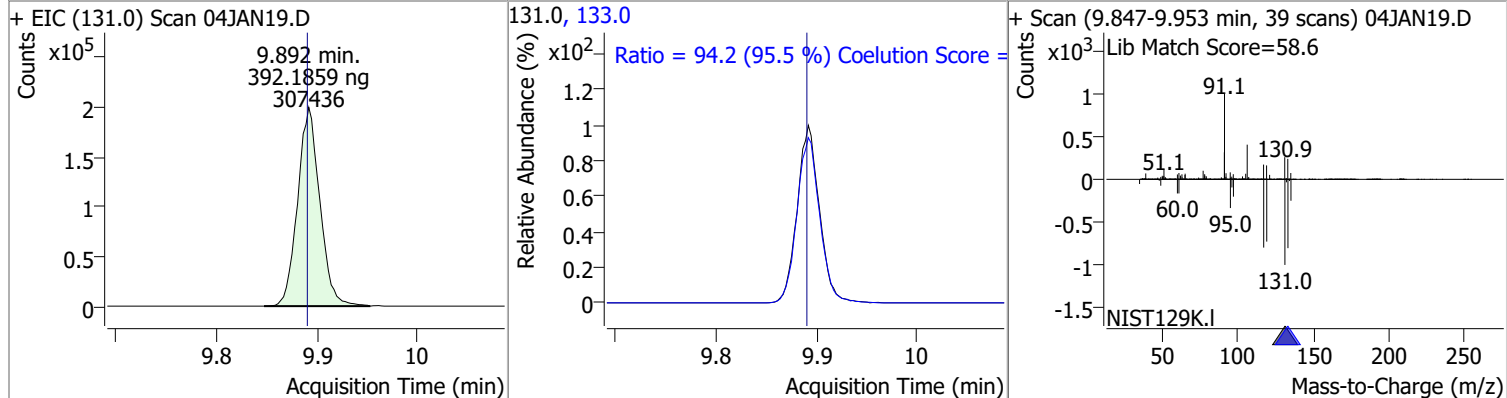


# Quantitation Results Report (QT Reviewed)

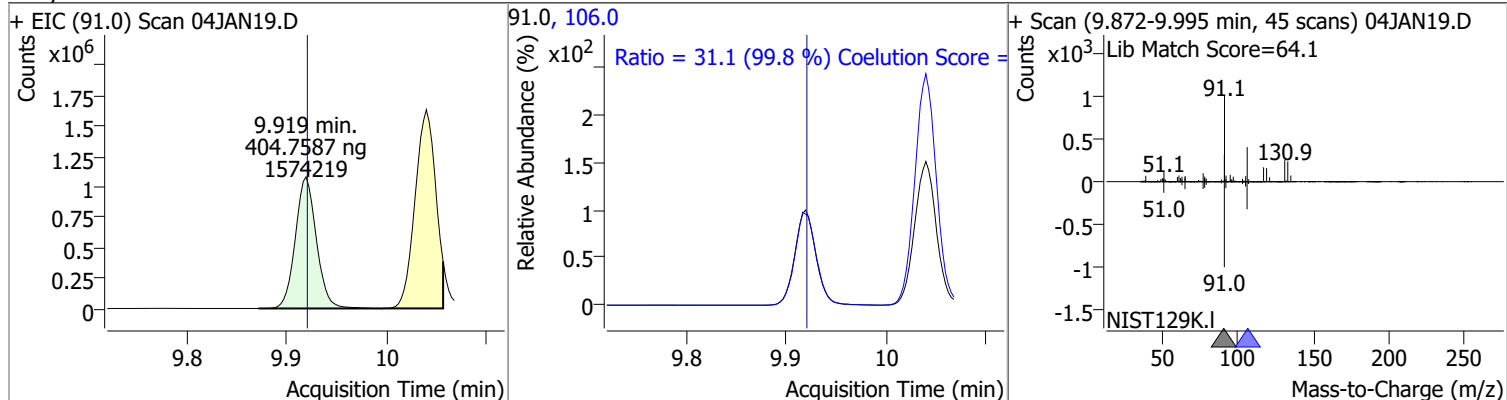
Compound	Conc.	RT	Dev(Min)	Resp.	QIon	QRatio	Lower	Upper
Chlorobenzene	386.9455	9.80	0.00	867732	114.0	32.3	2.1	62.1



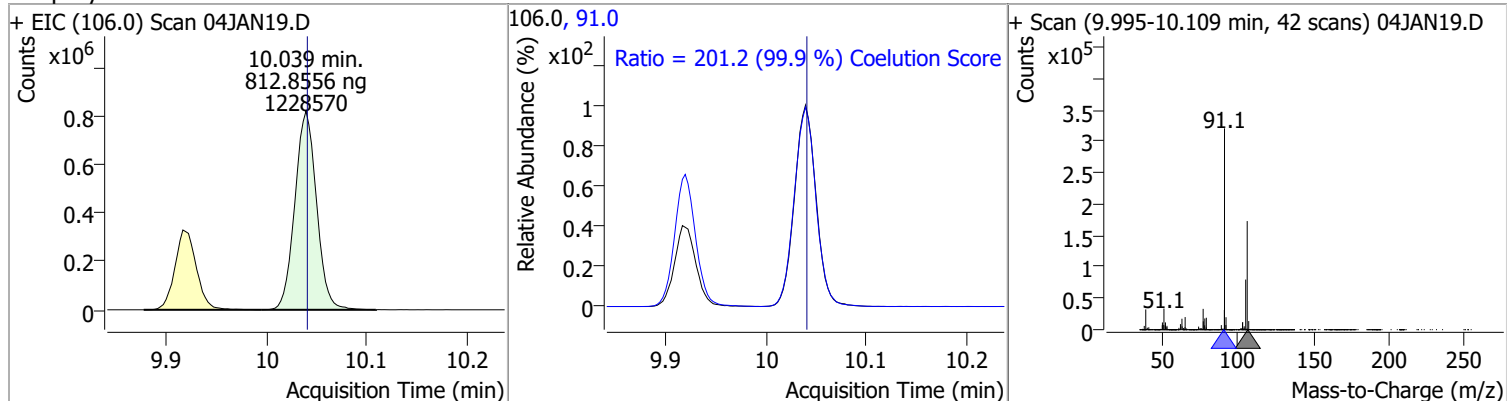
Compound	Conc.	RT	Dev(Min)	Resp.	QIon	QRatio	Lower	Upper
1,1,1,2-Tetrachloroethane	392.1859	9.89	0.00	307436	133.0	94.2	68.6	128.6



Compound	Conc.	RT	Dev(Min)	Resp.	QIon	QRatio	Lower	Upper
Ethylbenzene	404.7587	9.92	0.00	1574219	106.0	31.1	1.1	61.1

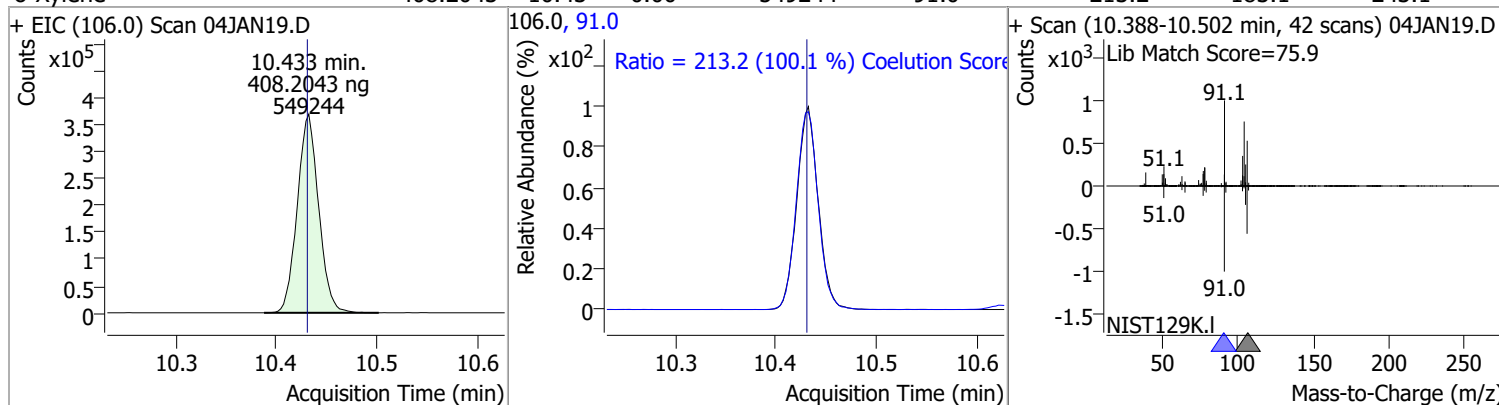


Compound	Conc.	RT	Dev(Min)	Resp.	QIon	QRatio	Lower	Upper
m+p-Xylenes	812.8556	10.04	0.00	1228570	91.0	201.2	171.4	231.4

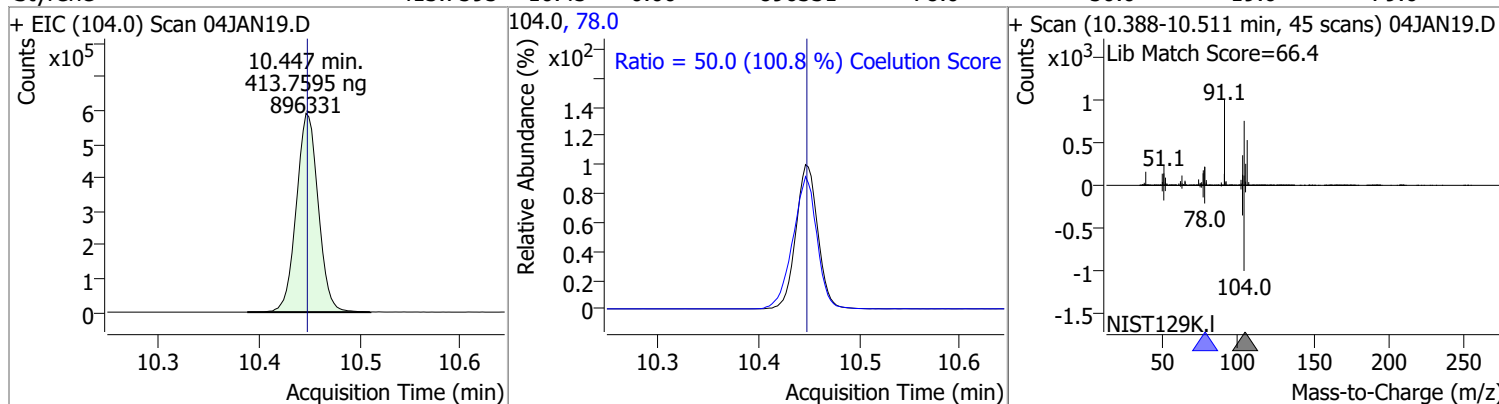


# Quantitation Results Report (QT Reviewed)

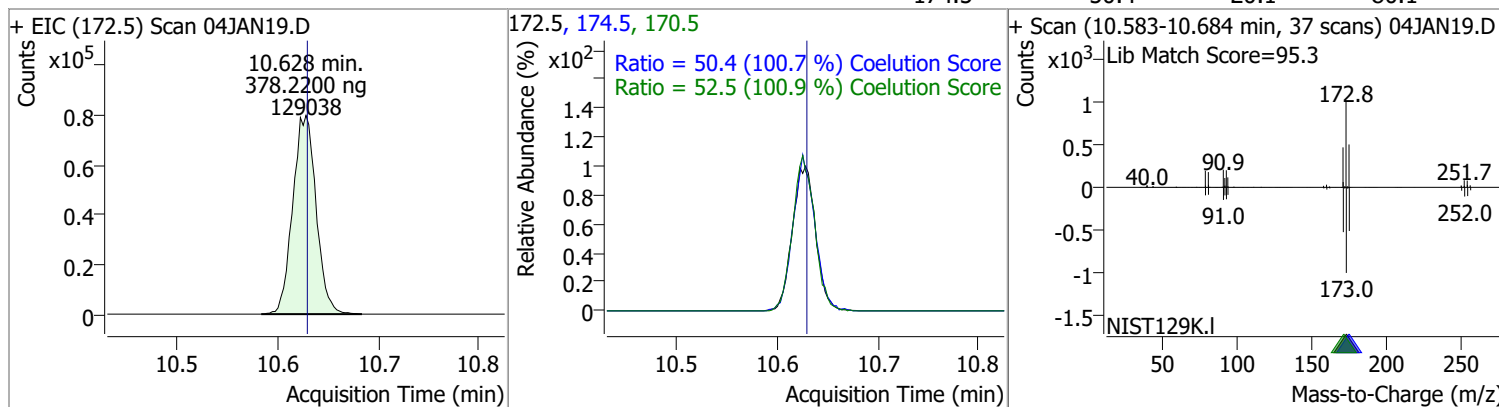
Compound	Conc.	RT	Dev(Min)	Resp.	QIon	QRatio	Lower	Upper
o-Xylene	408.2043	10.43	0.00	549244	91.0	213.2	183.1	243.1



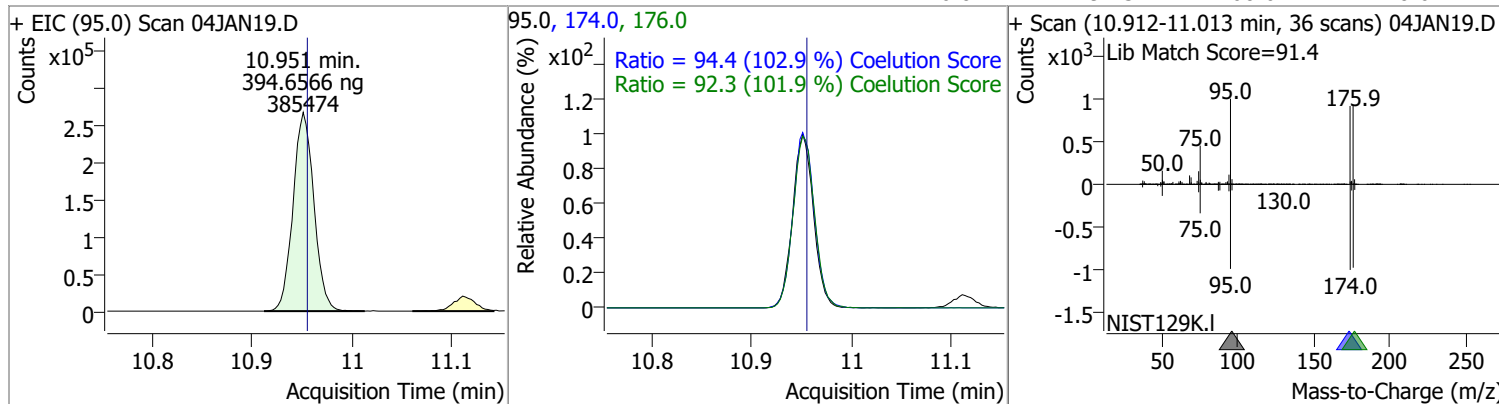
Compound	Conc.	RT	Dev(Min)	Resp.	QIon	QRatio	Lower	Upper
Styrene	413.7595	10.45	0.00	896331	78.0	50.0	19.6	79.6



Compound	Conc.	RT	Dev(Min)	Resp.	QIon	QRatio	Lower	Upper
Bromoform	378.2200	10.63	0.00	129038	170.5	52.5	22.1	82.1
					174.5	50.4	20.1	80.1

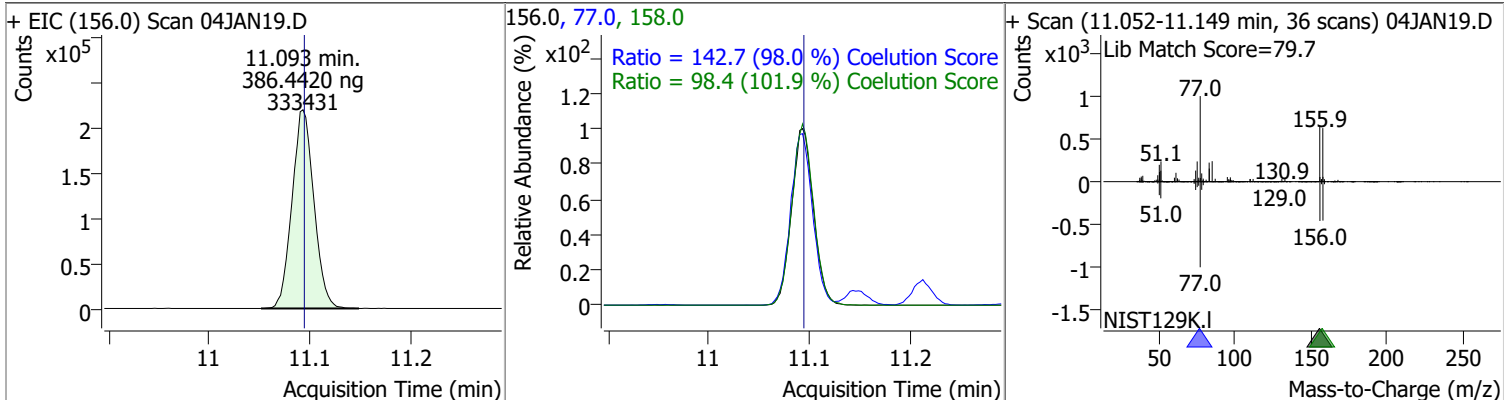


Compound	Conc.	RT	Dev(Min)	Resp.	QIon	QRatio	Lower	Upper
p-Bromofluorobenzene	394.6566	10.95	0.00	385474	174.0	94.4	61.7	121.7
					176.0	92.3	60.6	120.6

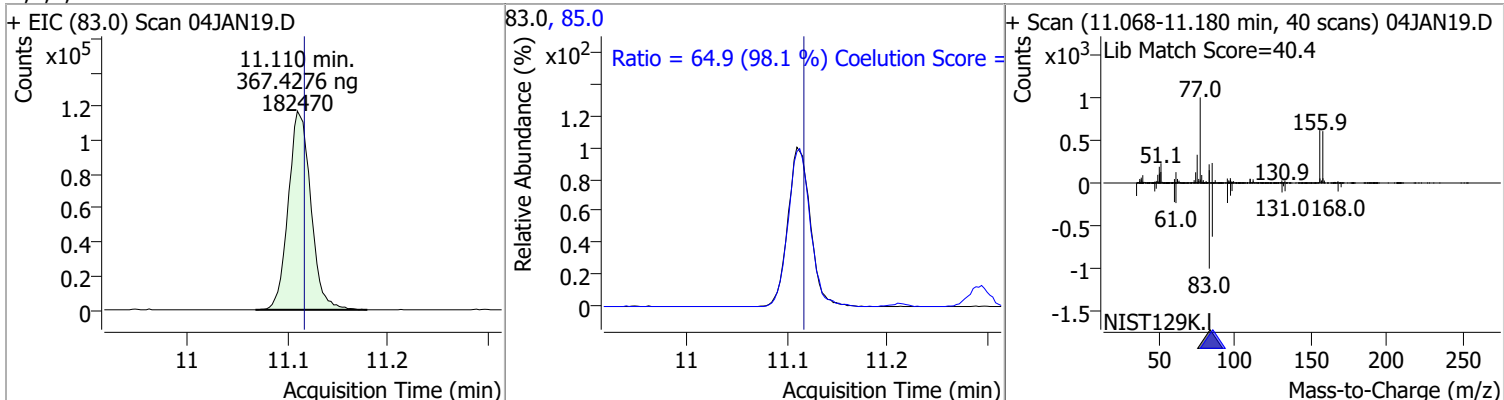


# Quantitation Results Report (QT Reviewed)

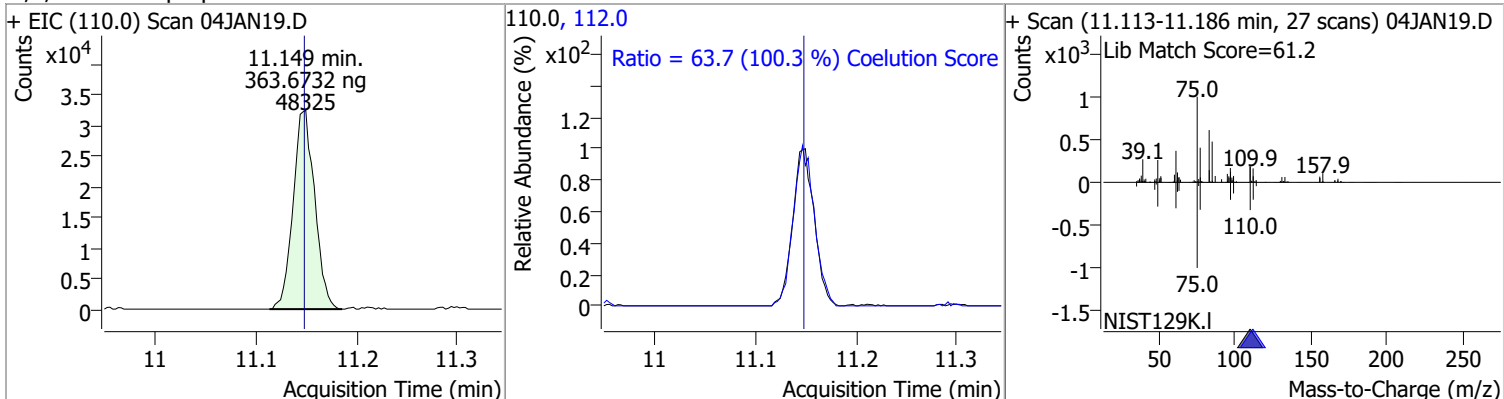
Compound	Conc.	RT	Dev(Min)	Resp.	QIon	QRatio	Lower	Upper
Bromobenzene	386.4420	11.09	0.00	333431	77.0	142.7	115.7	175.7
					158.0	98.4	66.5	126.5



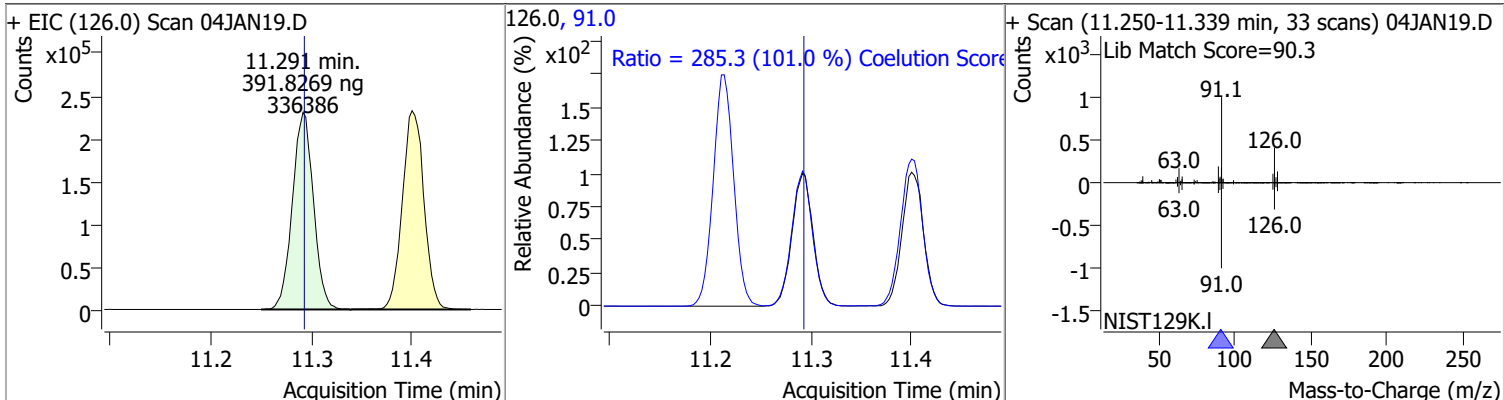
Compound	Conc.	RT	Dev(Min)	Resp.	QIon	QRatio	Lower	Upper
1,1,2,2-Tetrachloroethane	367.4276	11.11	-0.01	182470	85.0	64.9	36.2	96.2



Compound	Conc.	RT	Dev(Min)	Resp.	QIon	QRatio	Lower	Upper
1,2,3-Trichloropropane	363.6732	11.15	0.00	48325	112.0	63.7	33.5	93.5

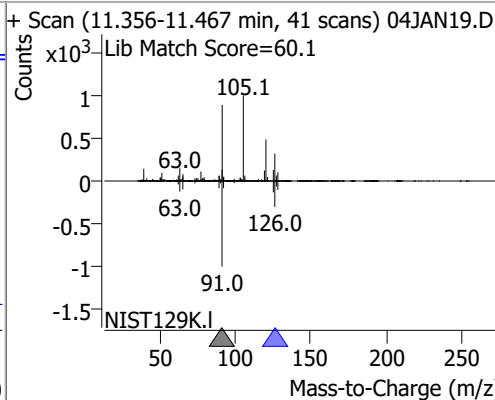
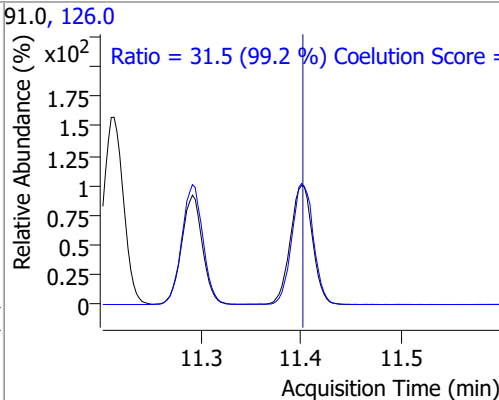
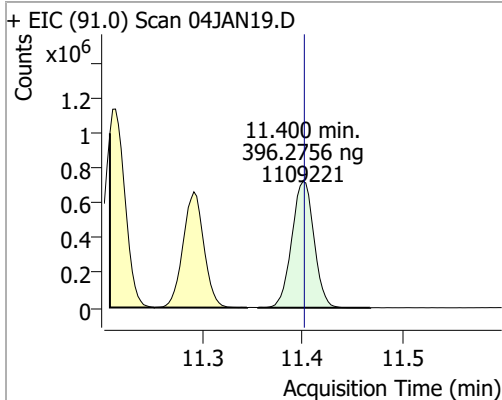


Compound	Conc.	RT	Dev(Min)	Resp.	QIon	QRatio	Lower	Upper
2-Chlorotoluene	391.8269	11.29	0.00	336386	91.0	285.3	252.3	312.3

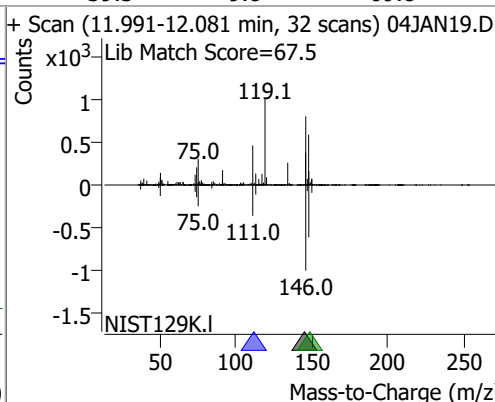
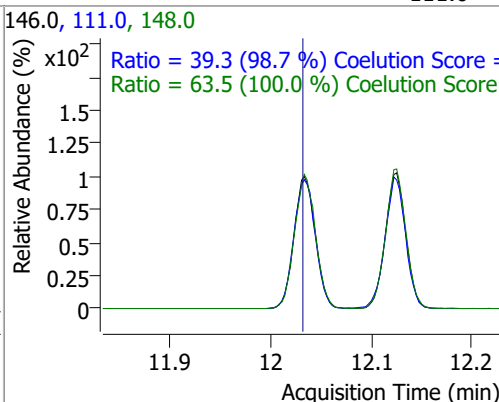
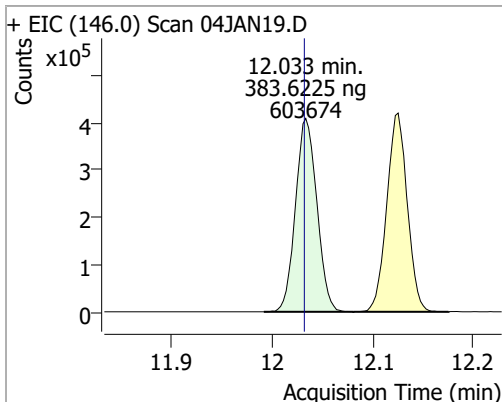


# Quantitation Results Report (QT Reviewed)

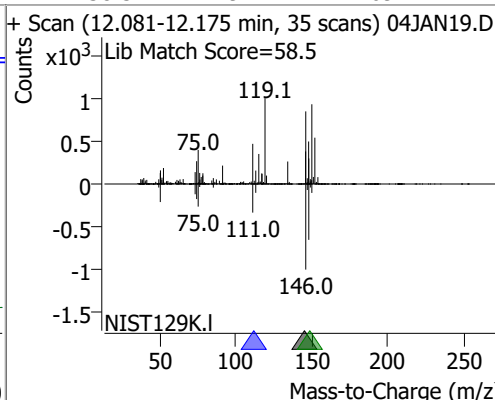
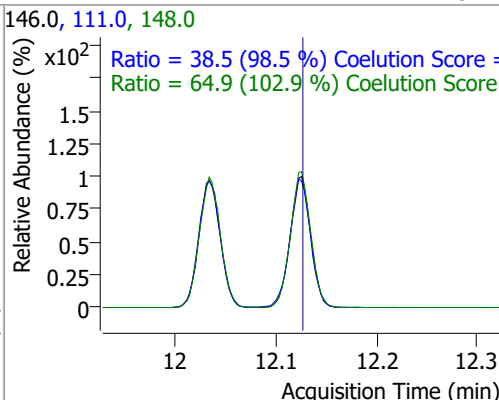
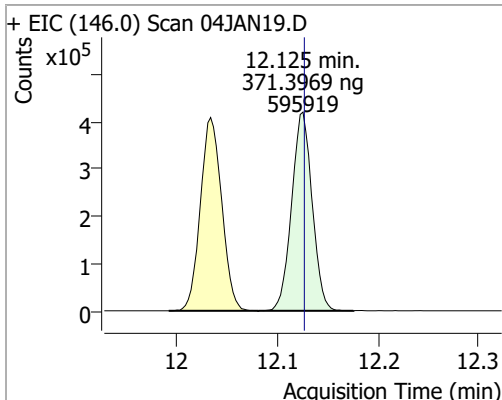
Compound	Conc.	RT	Dev(Min)	Resp.	QIon	QRatio	Lower	Upper
4-Chlorotoluene	396.2756	11.40	0.00	1109221	126.0	31.5	1.7	61.7



1,3-Dichlorobenzene	383.6225	12.03	0.00	603674	148.0	63.5	33.6	93.6
					111.0	39.3	9.8	69.8

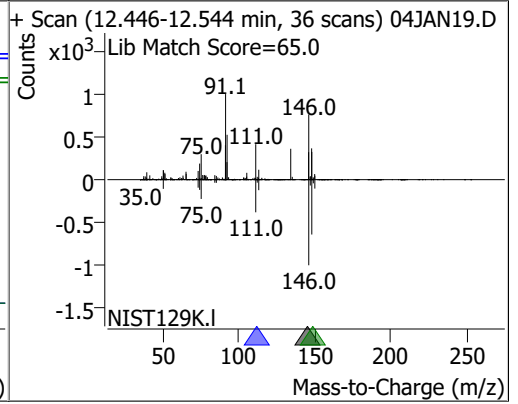
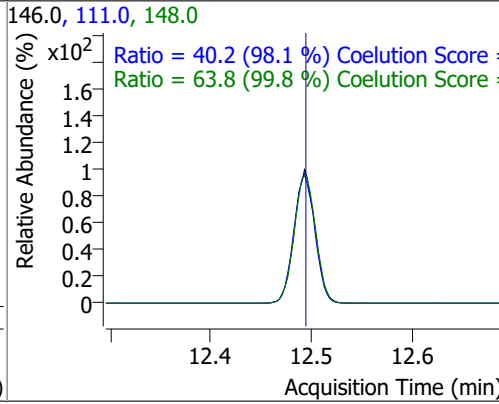
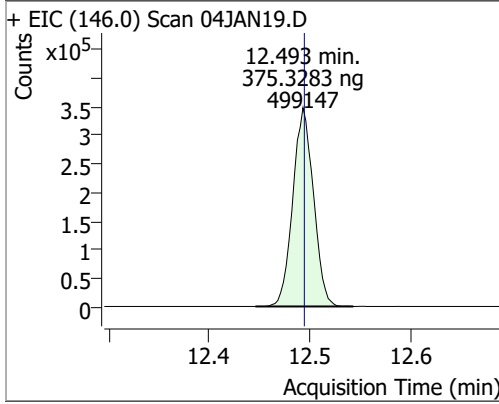


1,4-Dichlorobenzene	371.3969	12.13	0.00	595919	148.0	64.9	33.1	93.1
					111.0	38.5	9.1	69.1



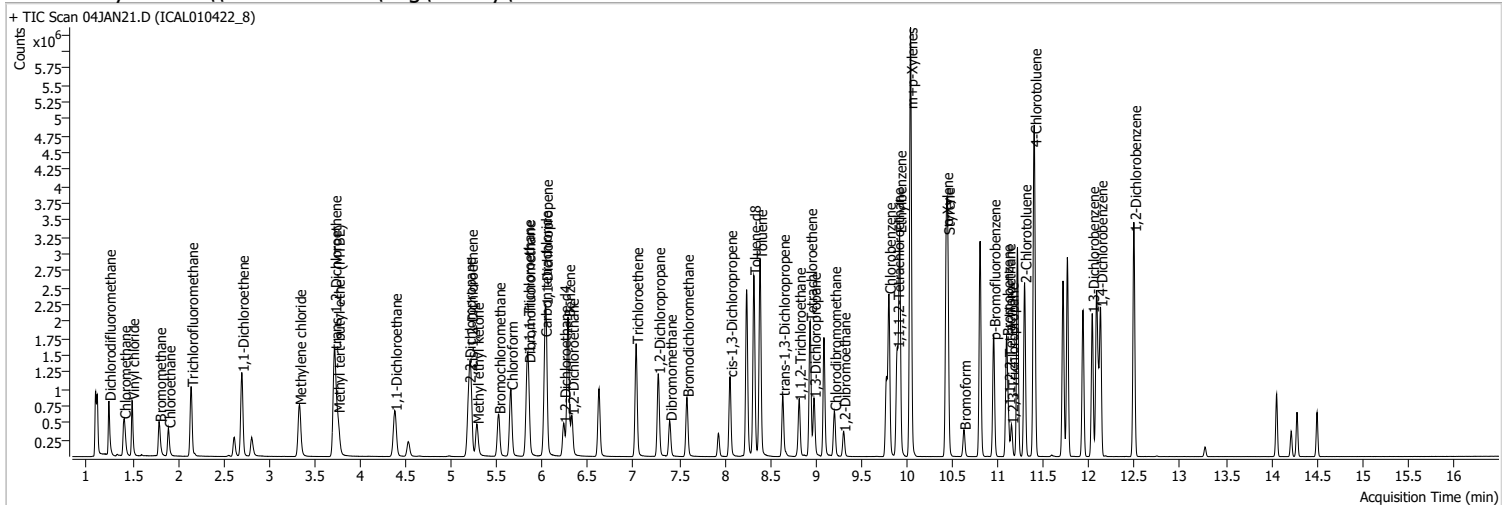
# Quantitation Results Report (QT Reviewed)

Compound	Conc.	RT	Dev(Min)	Resp.	QIon	QRatio	Lower	Upper
1,2-Dichlorobenzene	375.3283	12.49	0.00	499147	148.0	63.8	33.9	93.9
					111.0	40.2	11.0	71.0



# Quantitation Results Report (QT Reviewed)

Data File	04JAN21.D	Operator	MSC
Acq. Method	5975CACQF.M	Acq. Date-Time	1/4/2022 8:34:31 PM
Sample Name	ICAL010422_8	Instrument	VOA5975C
Vial	21	Multiplier	1.00
DA Method File	VOA5975C_8260B_SHT_DoD_L4_010422.m	Comment	
Tune File	BFB_Atune3.u	Tune Date	10/11/2021 4:02:00 PM
Batch Name	VG010422_8260B.batch.bin	Last Calib Update	1/9/2022 8:59:52 PM
Ref Library	\\MASSHUNTER\Org\Library\NIST129K.I		



Compound	RT	QIon	Resp.	Conc.	Units	Dev(Min)
<b>Internal Standards</b>						
M Fluorobenzene	6.621	96.0	841364	250.0000	ng	-0.003
M Chlorobenzene-d5	9.774	82.0	313585	250.0000	ng	0.003
M 1,4-Dichlorobenzene-d4	12.103	152.0	262971	250.0000	ng	0.003
<b>System Monitoring Compounds</b>						
S Dibromofluoromethane	5.845	113.0	404568	510.3991	ng	0.000
Spiked Amount: 250.000	Range: 80.0 - 119.0%			Recovery = 204.16%	*	
S 1,2-Dichloroethane-d4	6.233	67.0	174713	510.3080	ng	0.000
Spiked Amount: 250.000	Range: 81.0 - 118.0%			Recovery = 204.12%	*	
S Toluene-d8	8.319	98.0	1644540	544.2136	ng	0.000
Spiked Amount: 250.000	Range: 89.0 - 112.0%			Recovery = 217.69%	*	
S p-Bromofluorobenzene	10.949	95.0	521580	541.3964	ng	-0.006
Spiked Amount: 250.000	Range: 85.0 - 114.0%			Recovery = 216.56%	*	
<b>Target Compounds</b>						
T Dichlorodifluoromethane	1.241	85.0	545484	494.7474	ng	99
T Chloromethane	1.406	50.0	642582	480.1747	ng	100
T Vinyl chloride	1.495	62.0	600092	498.3563	ng	95
T Bromomethane	1.793	96.0	277301	515.0141	ng	98
T Chloroethane	1.894	64.0	287041	481.5143	ng	98
T Trichlorofluoromethane	2.145	101.0	731829	489.6475	ng	99
T 1,1-Dichloroethene	2.700	96.0	436507	515.0603	ng	98
T Methylene chloride	3.330	49.0	583438	466.9993	ng	98
T trans-1,2-Dichloroethene	3.718	96.0	440967	510.0097	ng	98
T Methyl tert-butyl ether (MTBE)	3.754	73.0	584294	522.8187	ng	99
T 1,1-Dichloroethane	4.378	63.0	829359	515.3207	ng	99
T 2,2-Dichloropropane	5.190	77.0	601823	499.0473	ng	98
T cis-1,2-Dichloroethene	5.212	96.0	452377	516.0544	ng	99
T Methyl ethyl ketone	5.279	43.0	632539	5327.1253	ng	99
T Bromochloromethane	5.519	128.0	179618	494.6054	ng	98
T Chloroform	5.653	83.0	783422	489.1221	ng	99

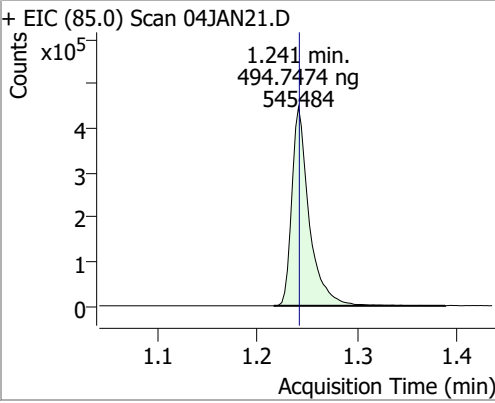
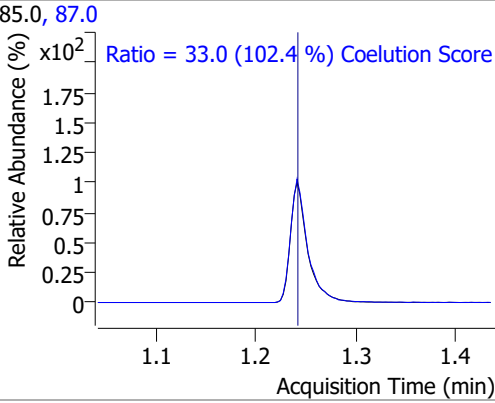
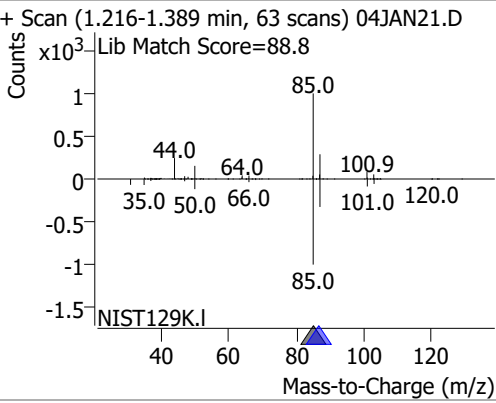
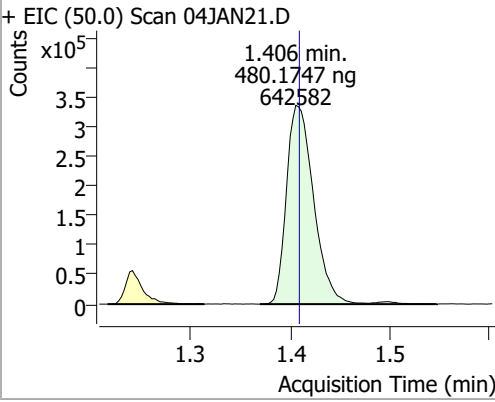
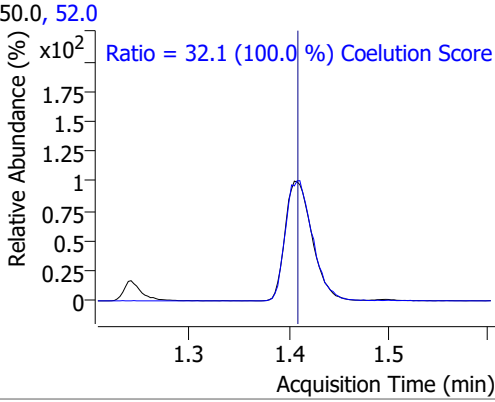
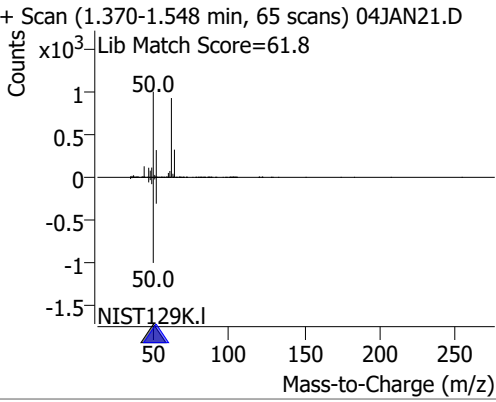
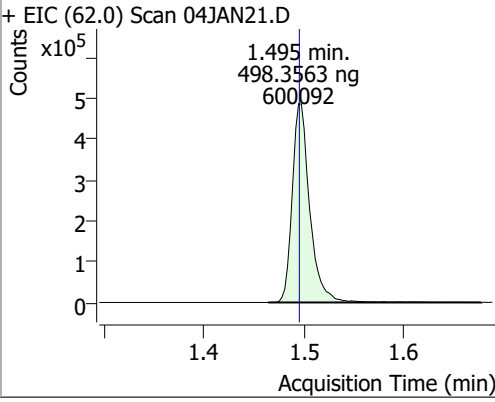
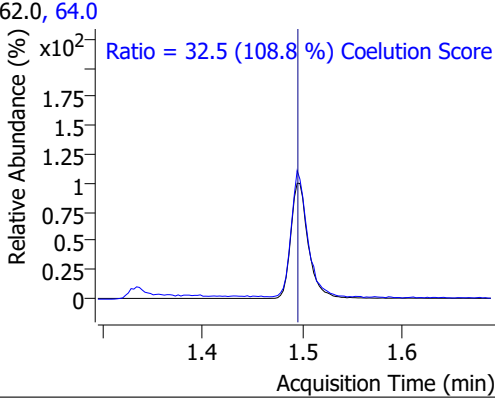
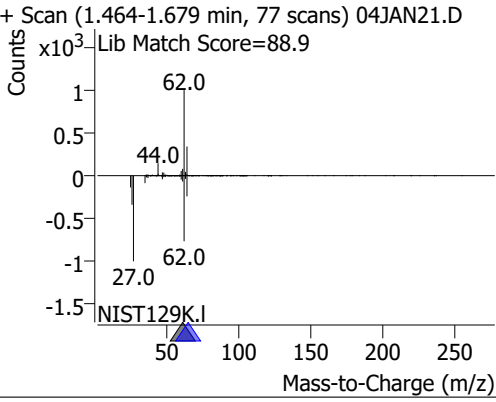
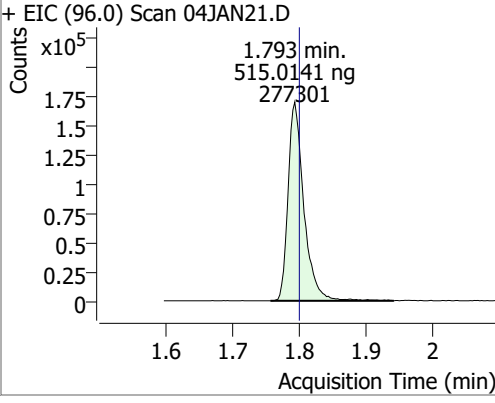
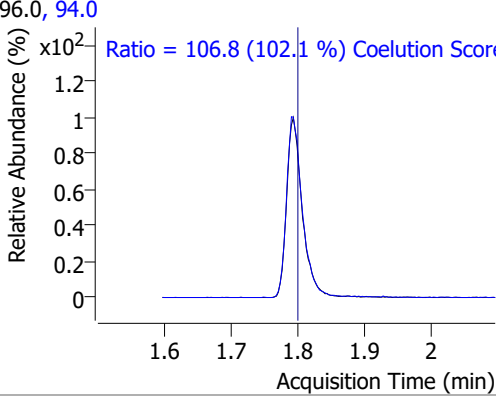
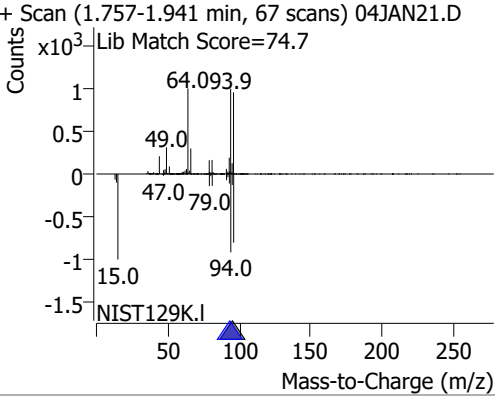


# Quantitation Results Report (QT Reviewed)

Compound	RT	QIon	Resp.	Conc.	Units	Dev(Min)
T 1,1,1-Trichloroethane	5.834	97.0	778785	518.8312	ng	99
T Carbon tetrachloride	6.024	117.0	770907	521.2630	ng	98
T 1,1-Dichloropropene	6.038	75.0	693669	543.5121	ng	99
T Benzene	6.280	78.0	1714050	511.6658	ng	100
T 1,2-Dichloroethane	6.322	62.0	450739	497.3699	ng	100
T Trichloroethene	7.028	95.0	505400	534.4007	ng	99
T 1,2-Dichloropropane	7.270	63.0	436057	524.1695	ng	100
T Dibromomethane	7.396	93.0	176038	500.7456	ng	98
T Bromodichloromethane	7.585	83.0	502929	518.3718	ng	100
T cis-1,3-Dichloropropene	8.059	75.0	591147	538.9008	ng	99
T Toluene	8.389	92.0	1095161	536.5101	ng	99
T trans-1,3-Dichloropropene	8.637	75.0	416771	533.7551	ng	99
T 1,1,2-Trichloroethane	8.815	83.0	205463	505.1803	ng	97
T Tetrachloroethene	8.938	163.8	428812	514.9255	ng	100
T 1,3-Dichloropropane	8.980	76.0	408993	511.2479	ng	100
T Chlorodibromomethane	9.203	129.0	330813	520.4361	ng	99
T 1,2-Dibromoethane	9.303	107.0	225877	507.9234	ng	99
T Chlorobenzene	9.802	112.0	1153147	515.9957	ng	100
T 1,1,1,2-Tetrachloroethane	9.892	131.0	406450	520.2855	ng	98
T Ethylbenzene	9.919	91.0	2111152	544.6881	ng	100
T m+p-Xylenes	10.039	106.0	1637879	1087.4082	ng	99
T o-Xylene	10.430	106.0	734101	547.4764	ng	100
T Styrene	10.449	104.0	1199879	555.7946	ng	99
T Bromoform	10.625	172.5	175918	522.7660	ng	98
T Bromobenzene	11.094	156.0	439147	516.0104	ng	98
T 1,1,2,2-Tetrachloroethane	11.113	83.0	240837	491.6700	ng	99
T 1,2,3-Trichloropropane	11.146	110.0	64422	491.5229	ng	99
T 2-Chlorotoluene	11.292	126.0	455991	538.4964	ng	99
T 4-Chlorotoluene	11.400	91.0	1468376	531.8471	ng	100
T 1,3-Dichlorobenzene	12.033	146.0	793993	511.5504	ng	100
T 1,4-Dichlorobenzene	12.125	146.0	794954	502.3001	ng	99
T 1,2-Dichlorobenzene	12.493	146.0	664247	506.3871	ng	99

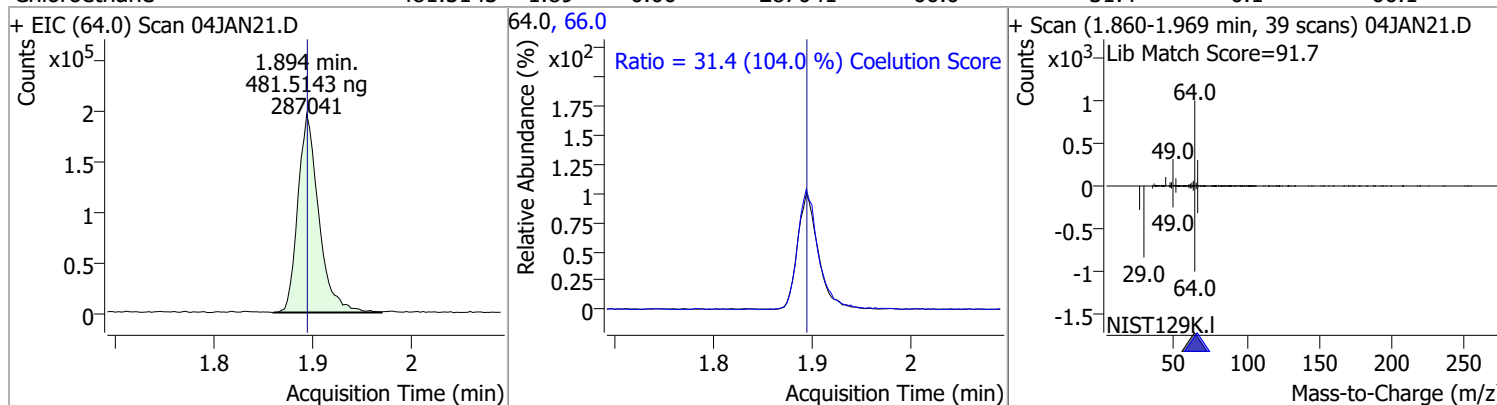
(#) = Qualifier Out of Range; (m) = Manual Integration; (+) = Area Summed; (\*) = Surrogate Percent Recovery Out of Range; (d): Zeroed Peak

# Quantitation Results Report (QT Reviewed)

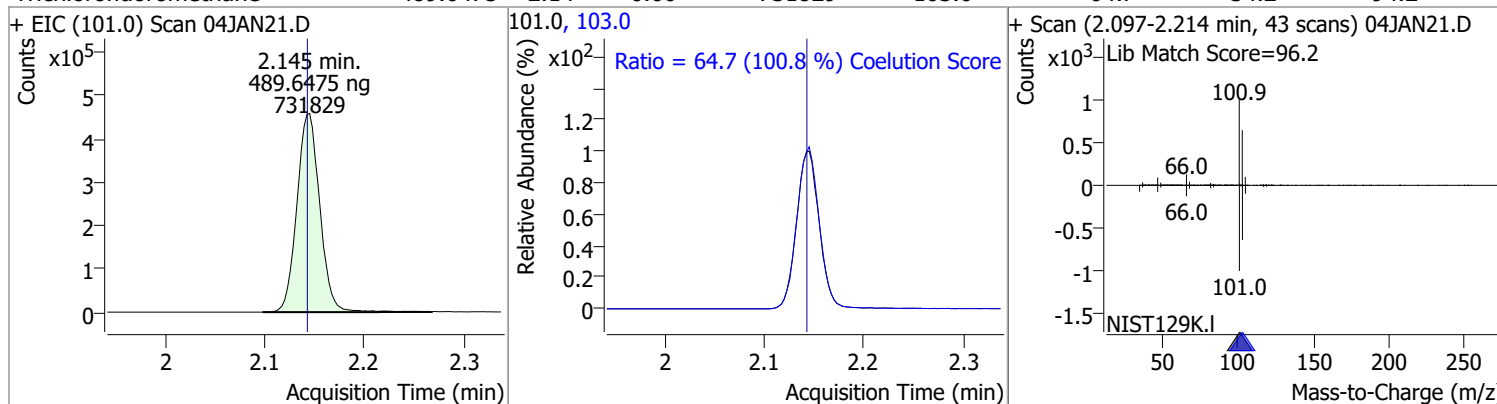
Compound	Conc.	RT	Dev(Min)	Resp.	QIon	QRatio	Lower	Upper
Dichlorodifluoromethane	494.7474	1.24	0.00	545484	87.0	33.0	2.3	62.3
+ EIC (85.0) Scan 04JAN21.D 			85.0, 87.0 			+ Scan (1.216-1.389 min, 63 scans) 04JAN21.D Lib Match Score=88.8 		
Chloromethane	480.1747	1.41	0.00	642582	52.0	32.1	2.1	62.1
+ EIC (50.0) Scan 04JAN21.D 			50.0, 52.0 			+ Scan (1.370-1.548 min, 65 scans) 04JAN21.D Lib Match Score=61.8 		
Vinyl chloride	498.3563	1.50	0.00	600092	64.0	32.5	0.0	59.9
+ EIC (62.0) Scan 04JAN21.D 			62.0, 64.0 			+ Scan (1.464-1.679 min, 77 scans) 04JAN21.D Lib Match Score=88.9 		
Bromomethane	515.0141	1.79	-0.01	277301	94.0	106.8	74.6	134.6
+ EIC (96.0) Scan 04JAN21.D 			96.0, 94.0 			+ Scan (1.757-1.941 min, 67 scans) 04JAN21.D Lib Match Score=74.7 		

# Quantitation Results Report (QT Reviewed)

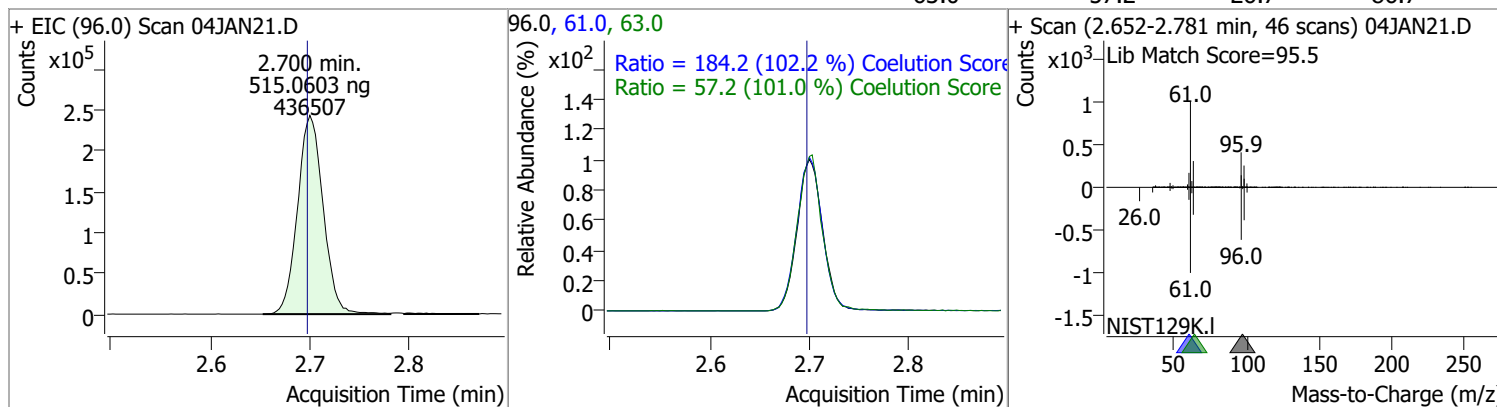
Compound	Conc.	RT	Dev(Min)	Resp.	QIon	QRatio	Lower	Upper
Chloroethane	481.5143	1.89	0.00	287041	66.0	31.4	0.1	60.1



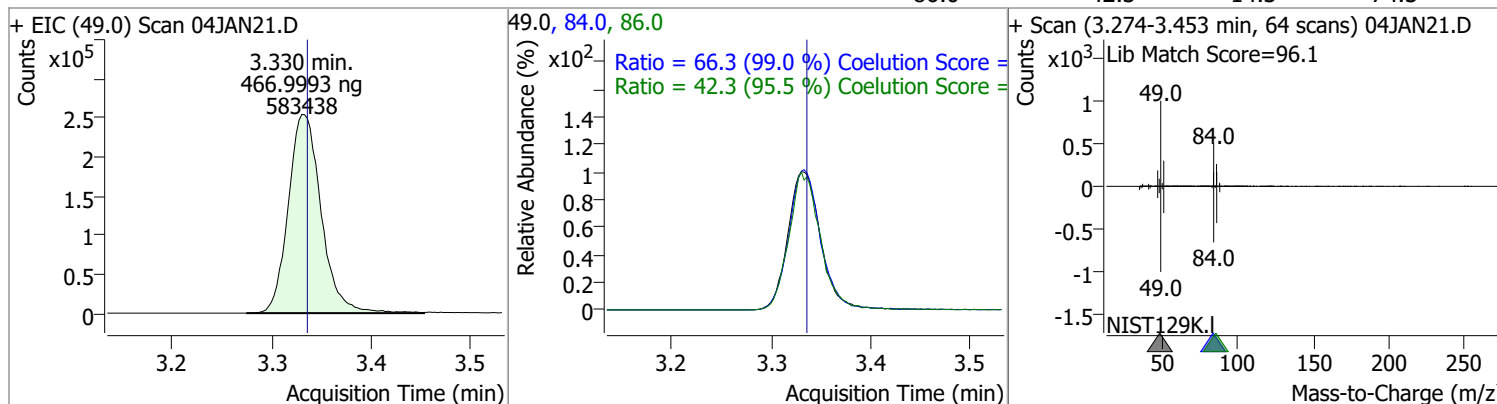
Compound	Conc.	RT	Dev(Min)	Resp.	QIon	QRatio	Lower	Upper
Trichlorofluoromethane	489.6475	2.14	0.00	731829	103.0	64.7	34.2	94.2



Compound	Conc.	RT	Dev(Min)	Resp.	QIon	QRatio	Lower	Upper
1,1-Dichloroethene	515.0603	2.70	0.00	436507	61.0	184.2	150.3	210.3
					63.0	57.2	26.7	86.7

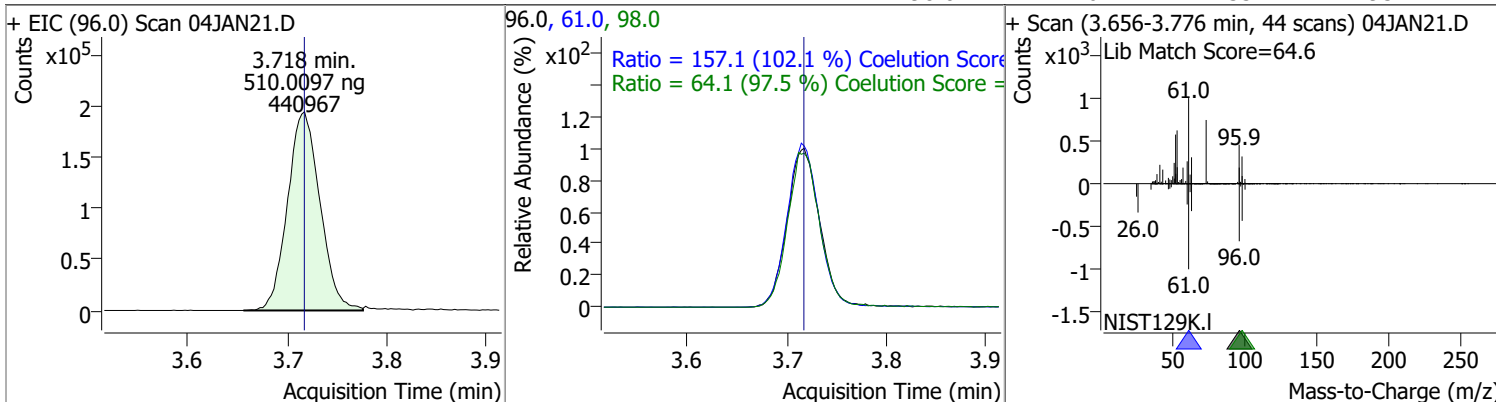


Compound	Conc.	RT	Dev(Min)	Resp.	QIon	QRatio	Lower	Upper
Methylene chloride	466.9993	3.33	-0.01	583438	84.0	66.3	36.9	96.9
					86.0	42.3	14.3	74.3

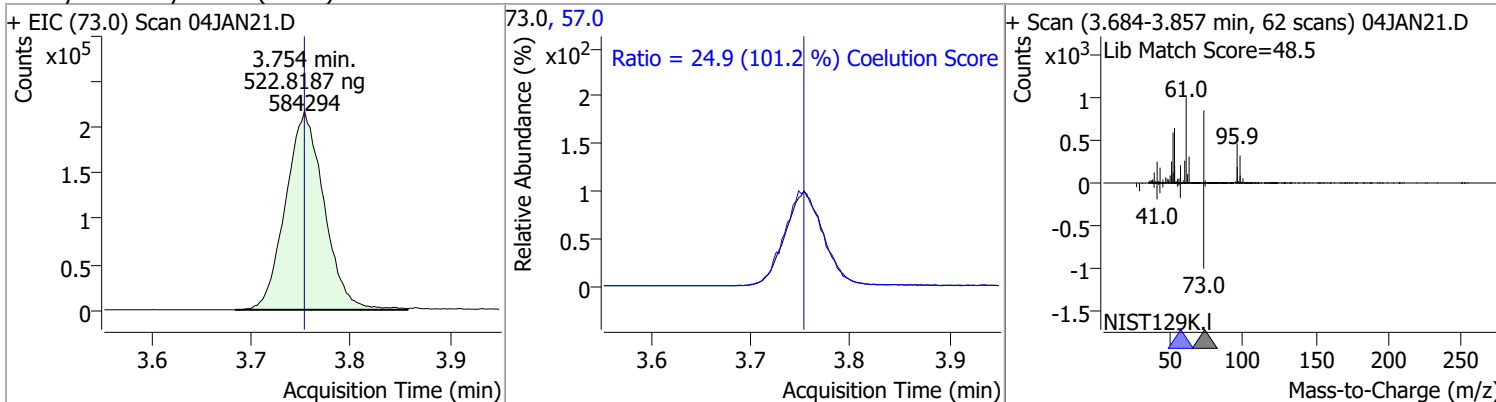


# Quantitation Results Report (QT Reviewed)

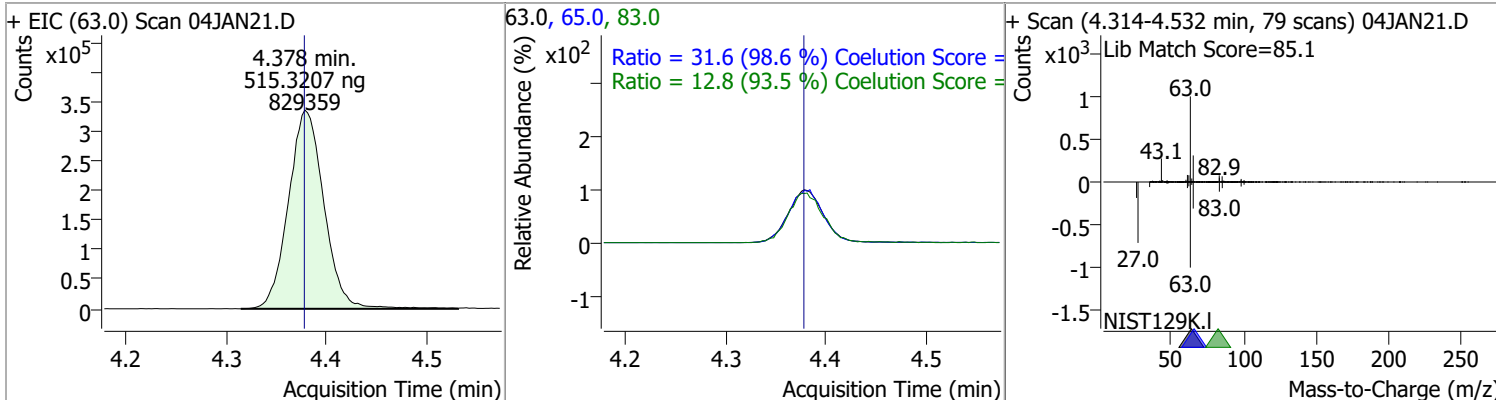
Compound	Conc.	RT	Dev(Min)	Resp.	QIon	QRatio	Lower	Upper
trans-1,2-Dichloroethene	510.0097	3.72	0.00	440967	61.0	157.1	123.9	183.9
					98.0	64.1	35.7	95.7



Compound	Conc.	RT	Dev(Min)	Resp.	QIon	QRatio	Lower	Upper
Methyl tert-butyl ether (MTBE)	522.8187	3.75	0.00	584294	57.0	24.9	0.0	54.6

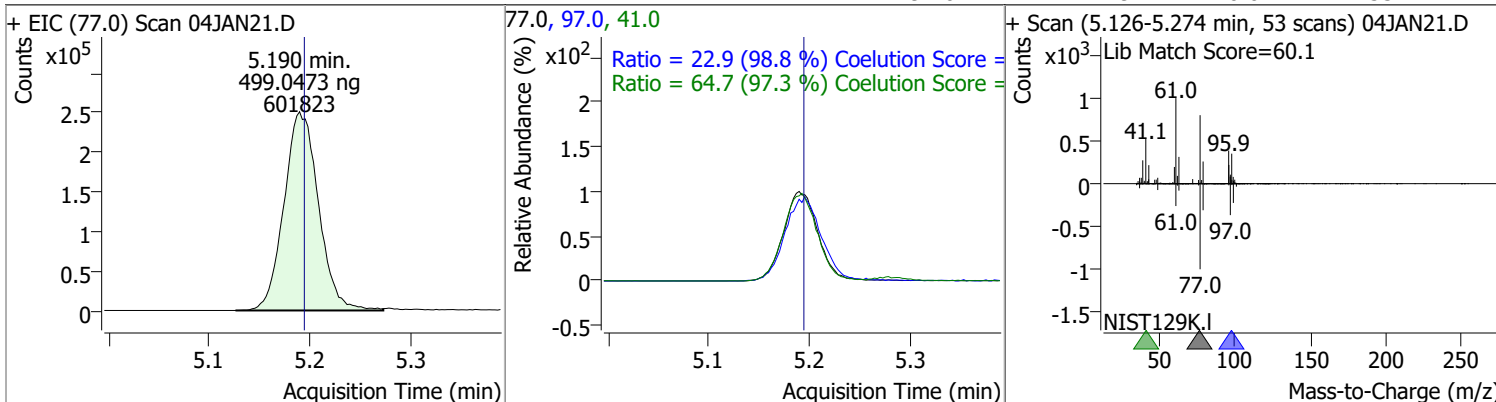


Compound	Conc.	RT	Dev(Min)	Resp.	QIon	QRatio	Lower	Upper
1,1-Dichloroethane	515.3207	4.38	0.00	829359	65.0	31.6	2.1	62.1
					83.0	12.8	0.0	43.7

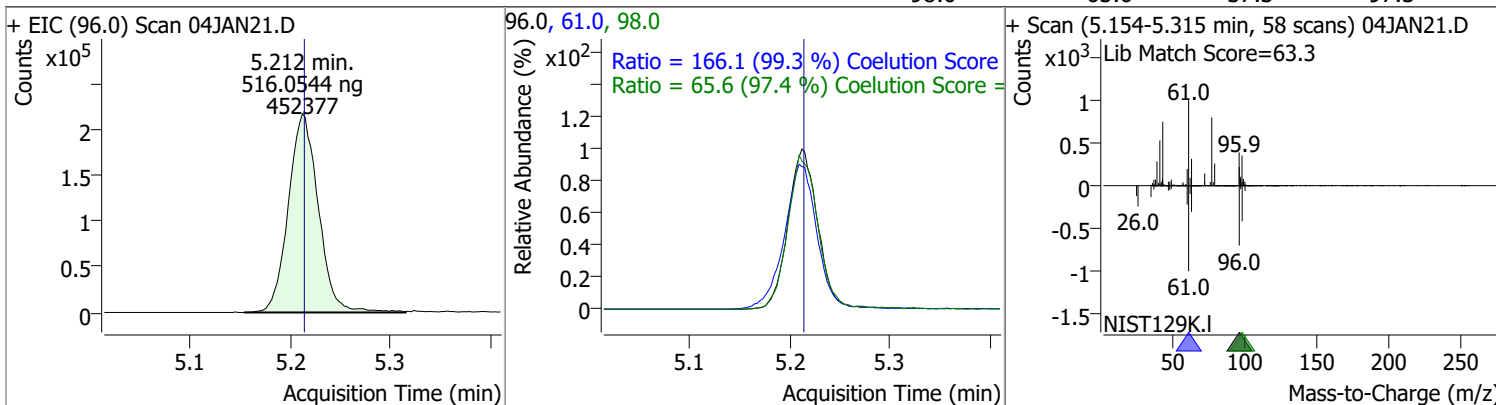


# Quantitation Results Report (QT Reviewed)

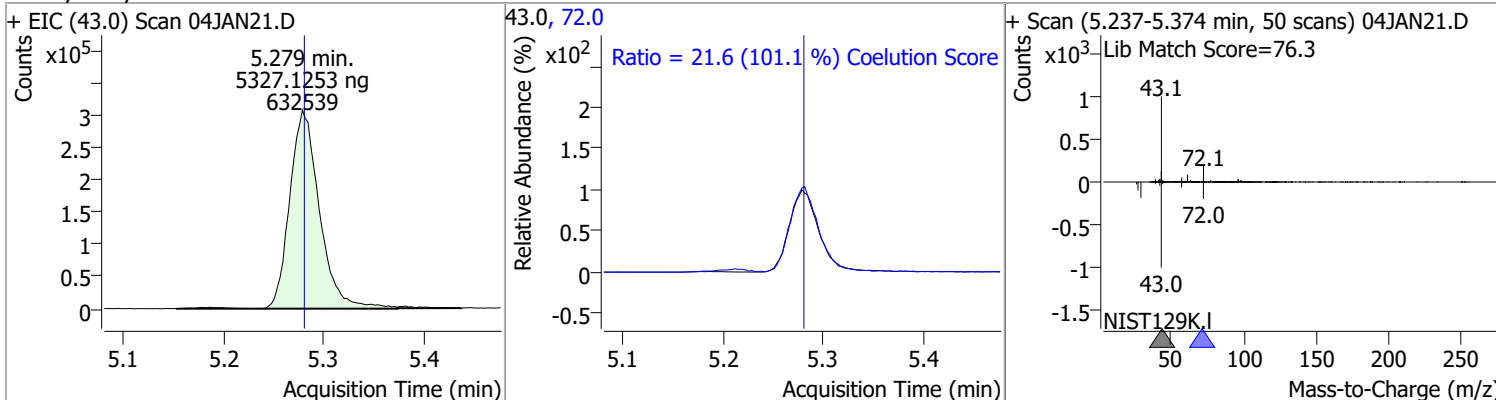
Compound	Conc.	RT	Dev(Min)	Resp.	QIon	QRatio	Lower	Upper
2,2-Dichloropropane	499.0473	5.19	-0.01	601823	41.0	64.7	36.5	96.5
					97.0	22.9	0.0	53.2



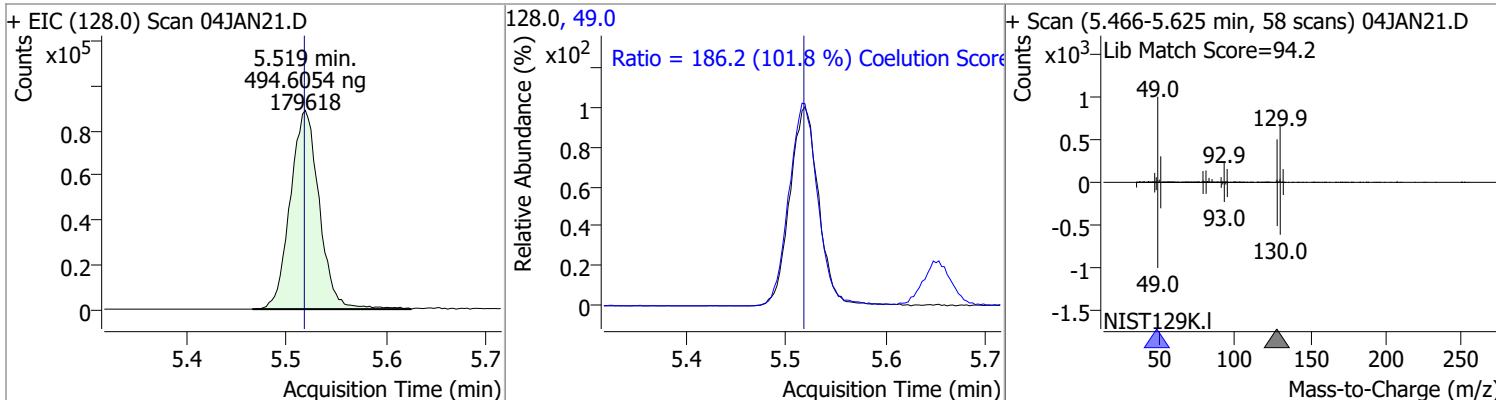
Compound	Conc.	RT	Dev(Min)	Resp.	QIon	QRatio	Lower	Upper
cis-1,2-Dichloroethene	516.0544	5.21	0.00	452377	61.0	166.1	137.2	197.2
					98.0	65.6	37.3	97.3



Compound	Conc.	RT	Dev(Min)	Resp.	QIon	QRatio	Lower	Upper
Methyl ethyl ketone	5327.1253	5.28	0.00	632539	72.0	21.6	0.0	51.3

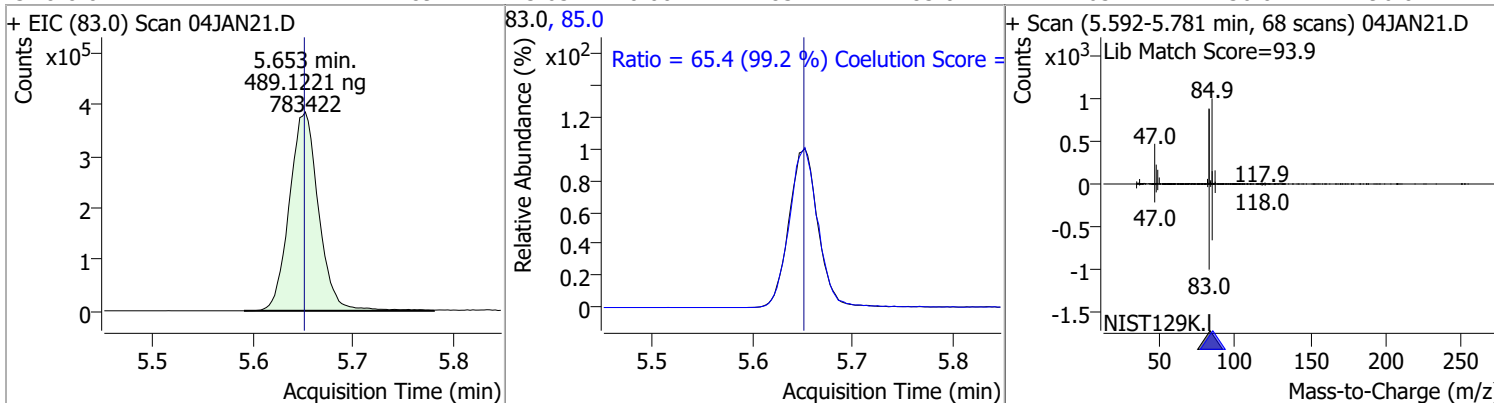


Compound	Conc.	RT	Dev(Min)	Resp.	QIon	QRatio	Lower	Upper
Bromochloromethane	494.6054	5.52	0.00	179618	49.0	186.2	152.9	212.9

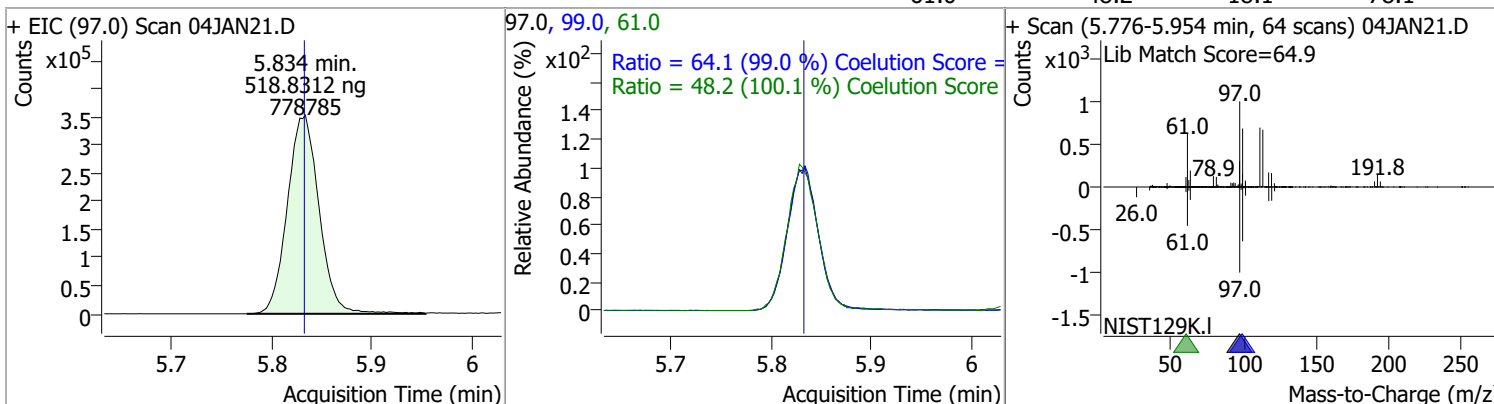


# Quantitation Results Report (QT Reviewed)

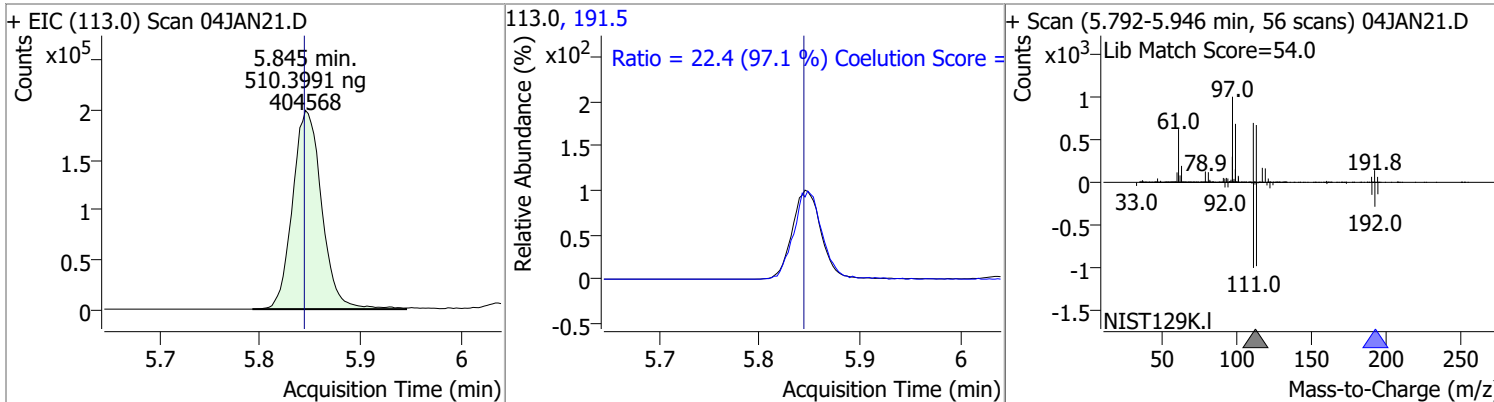
Compound	Conc.	RT	Dev(Min)	Resp.	QIon	QRatio	Lower	Upper
Chloroform	489.1221	5.65	0.00	783422	85.0	65.4	36.0	96.0



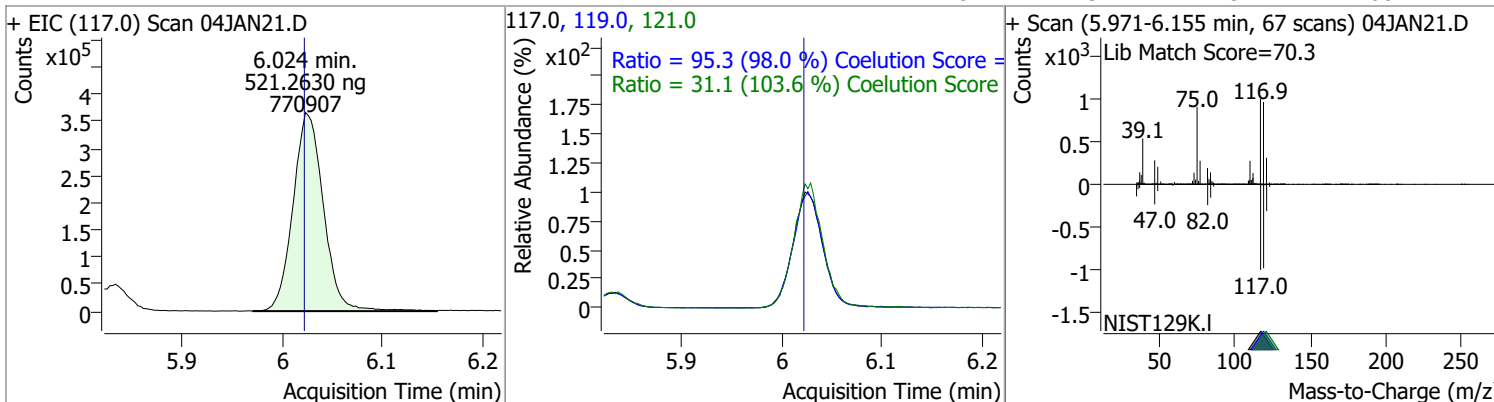
Compound	Conc.	RT	Dev(Min)	Resp.	QIon	QRatio	Lower	Upper
1,1,1-Trichloroethane	518.8312	5.83	0.00	778785	99.0	64.1	34.7	94.7
					61.0	48.2	18.1	78.1



Compound	Conc.	RT	Dev(Min)	Resp.	QIon	QRatio	Lower	Upper
Dibromofluoromethane	510.3991	5.85	0.00	404568	191.5	22.4	0.0	53.1

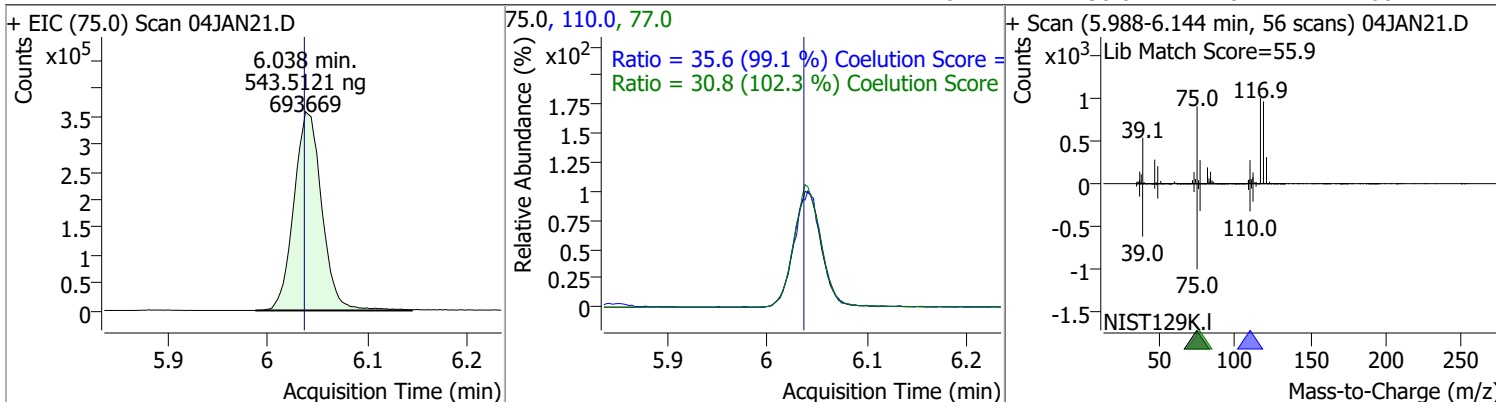


Compound	Conc.	RT	Dev(Min)	Resp.	QIon	QRatio	Lower	Upper
Carbon tetrachloride	521.2630	6.02	0.00	770907	119.0	95.3	67.2	127.2
					121.0	31.1	0.1	60.1

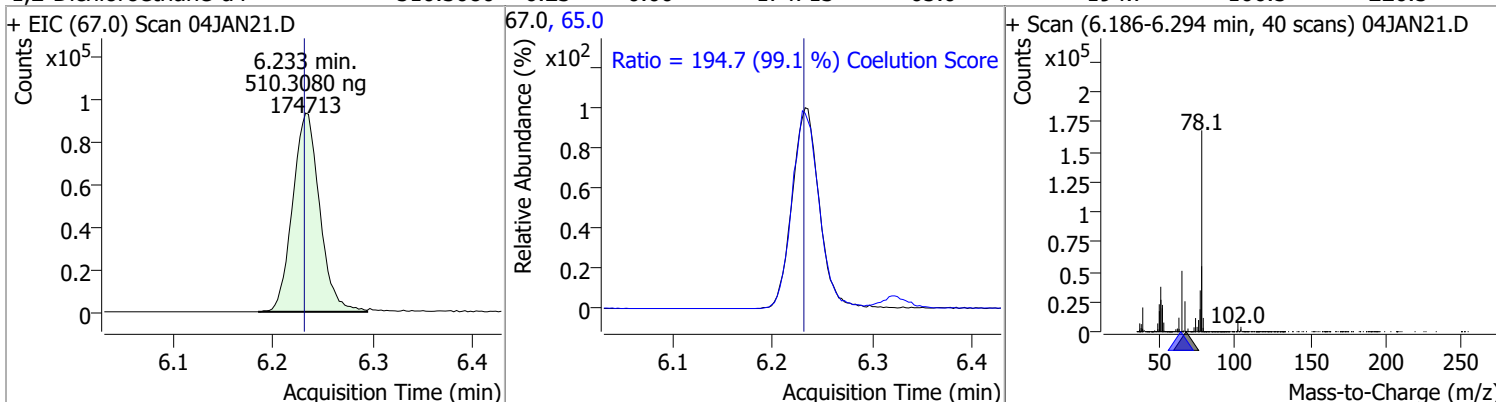


# Quantitation Results Report (QT Reviewed)

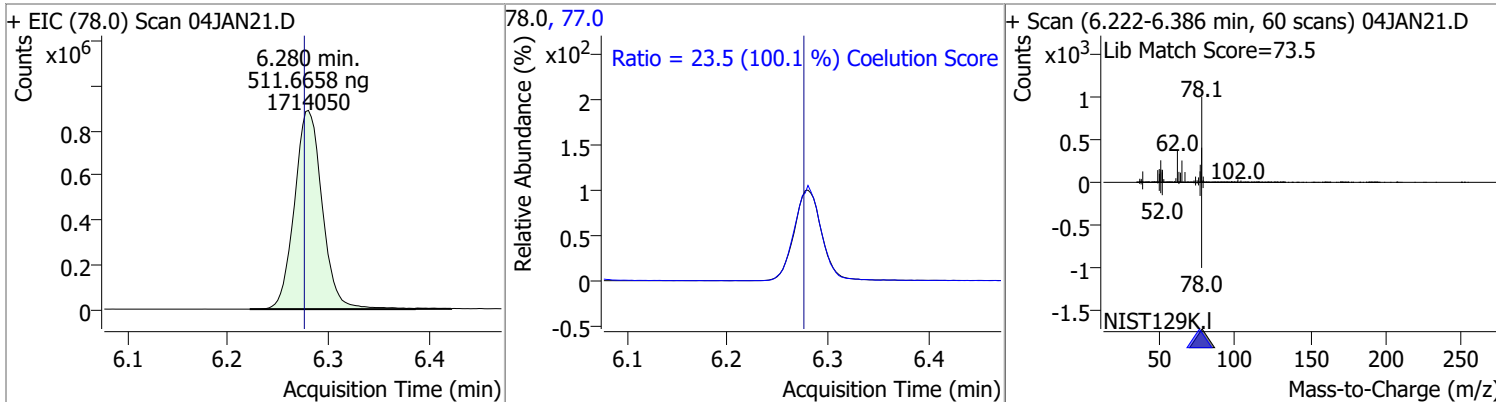
Compound	Conc.	RT	Dev(Min)	Resp.	QIon	QRatio	Lower	Upper
1,1-Dichloropropene	543.5121	6.04	0.00	693669	110.0	35.6	5.9	65.9
					77.0	30.8	0.1	60.1



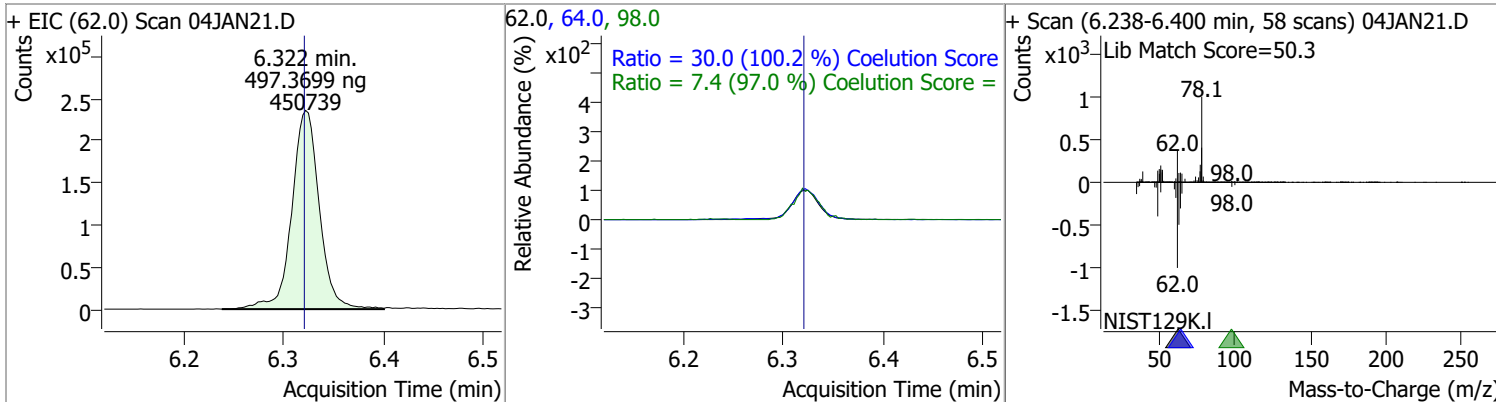
Compound	Conc.	RT	Dev(Min)	Resp.	QIon	QRatio	Lower	Upper
1,2-Dichloroethane-d4	510.3080	6.23	0.00	174713	65.0	194.7	166.5	226.5



Compound	Conc.	RT	Dev(Min)	Resp.	QIon	QRatio	Lower	Upper
Benzene	511.6658	6.28	0.00	1714050	77.0	23.5	0.0	53.5

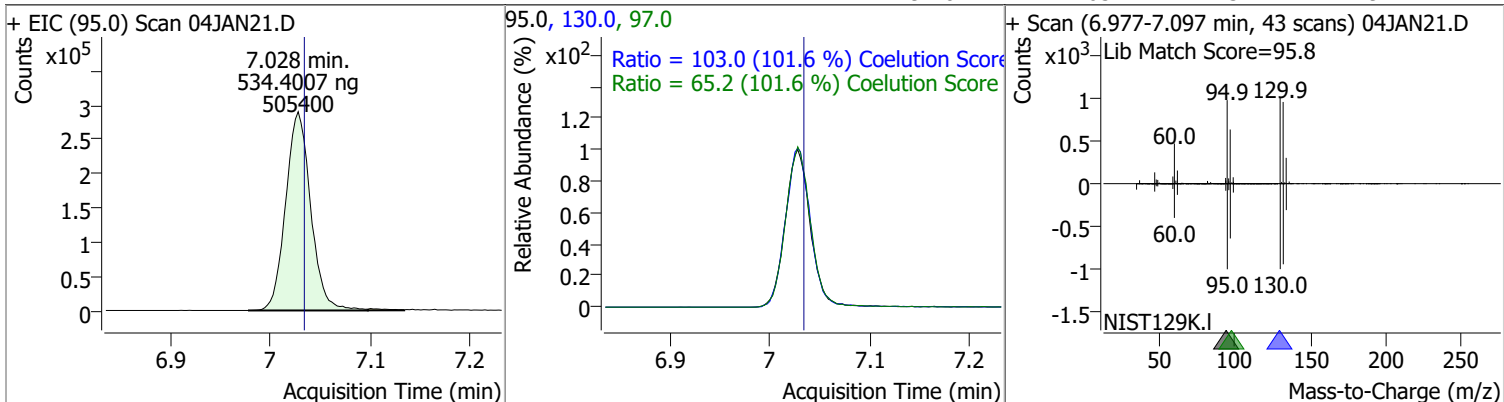


Compound	Conc.	RT	Dev(Min)	Resp.	QIon	QRatio	Lower	Upper
1,2-Dichloroethane	497.3699	6.32	0.00	450739	64.0	30.0	0.0	59.9
					98.0	7.4	0.0	37.6

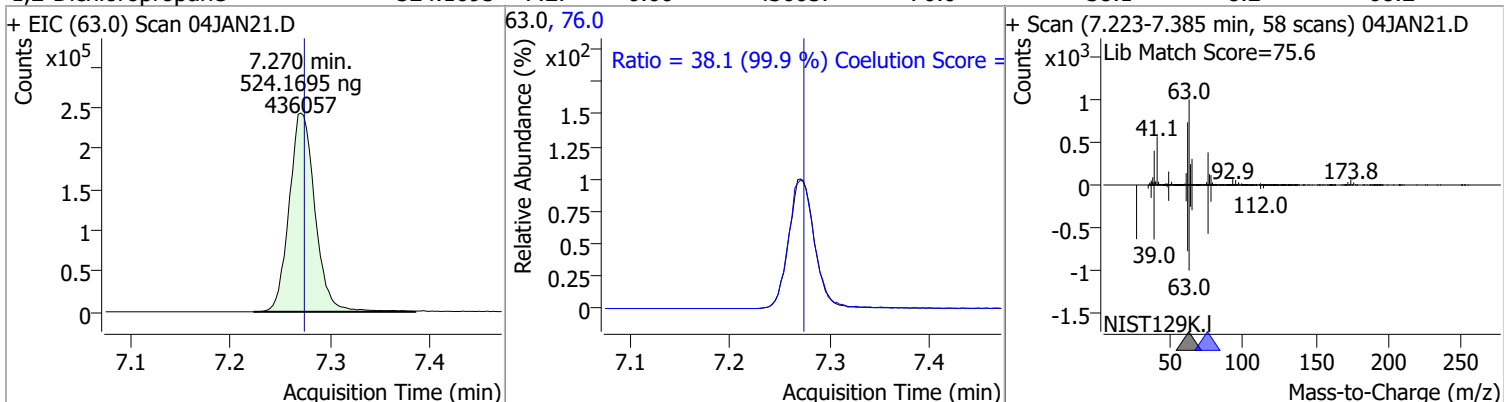


# Quantitation Results Report (QT Reviewed)

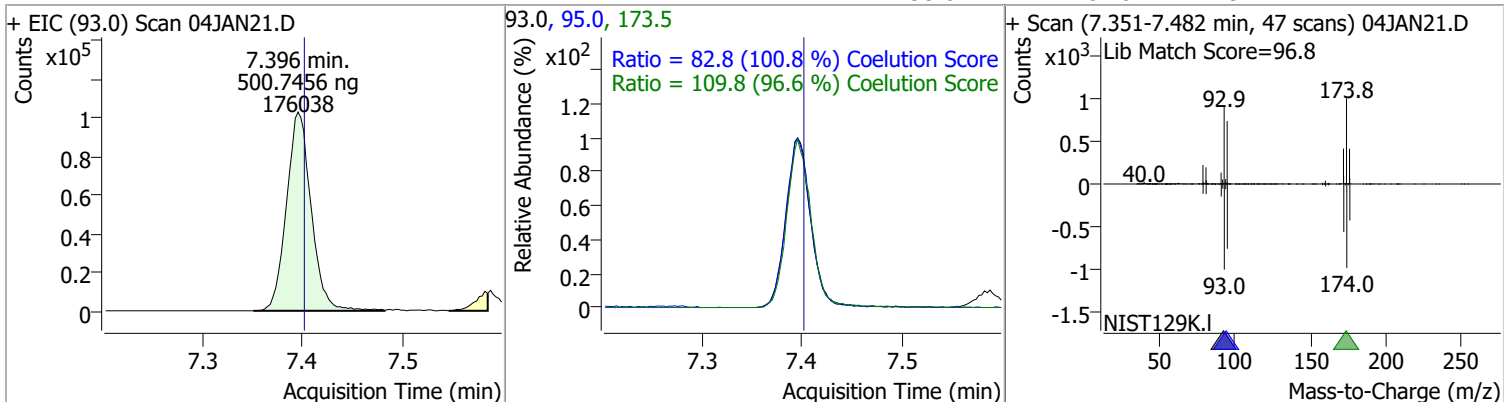
Compound	Conc.	RT	Dev(Min)	Resp.	QIon	QRatio	Lower	Upper
Trichloroethene	534.4007	7.03	0.00	505400	130.0	103.0	71.5	131.5
					97.0	65.2	34.1	94.1



Compound	Conc.	RT	Dev(Min)	Resp.	QIon	QRatio	Lower	Upper
1,2-Dichloropropane	524.1695	7.27	0.00	436057	76.0	38.1	8.2	68.2



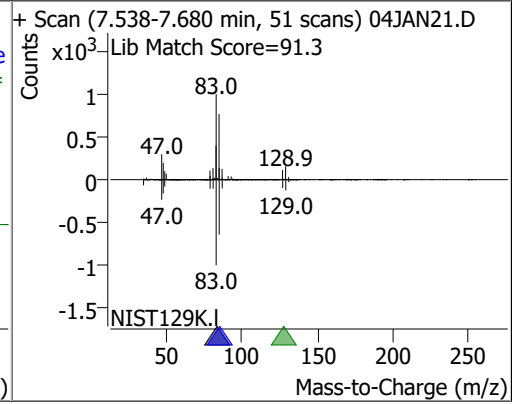
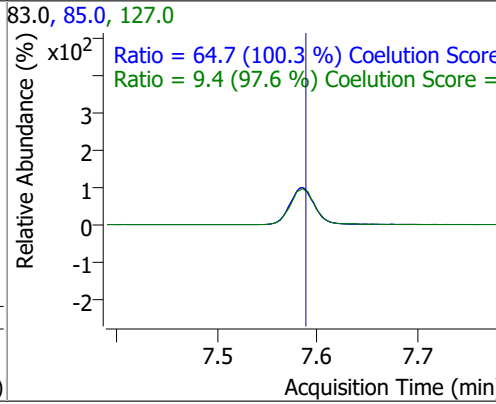
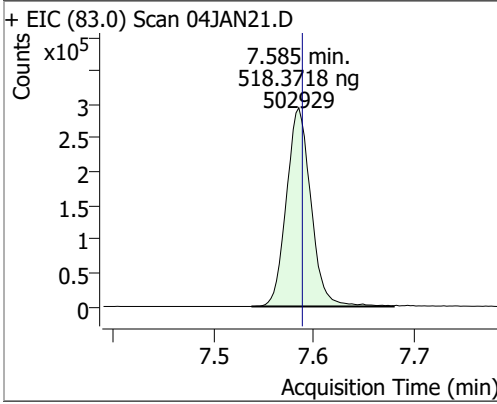
Compound	Conc.	RT	Dev(Min)	Resp.	QIon	QRatio	Lower	Upper
Dibromomethane	500.7456	7.40	0.00	176038	173.5	109.8	83.7	143.7
					95.0	82.8	52.2	112.2



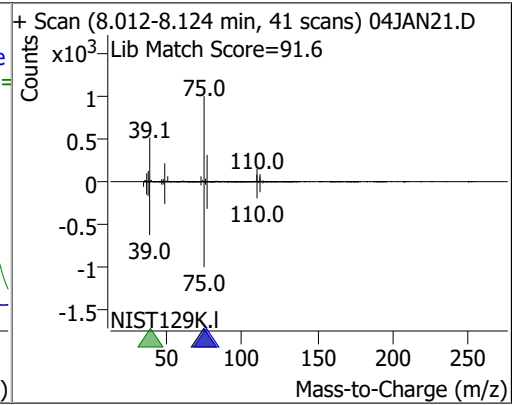
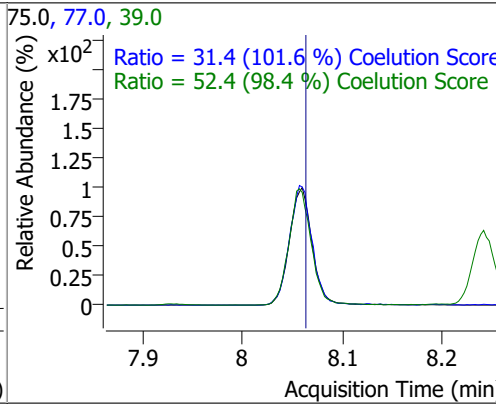
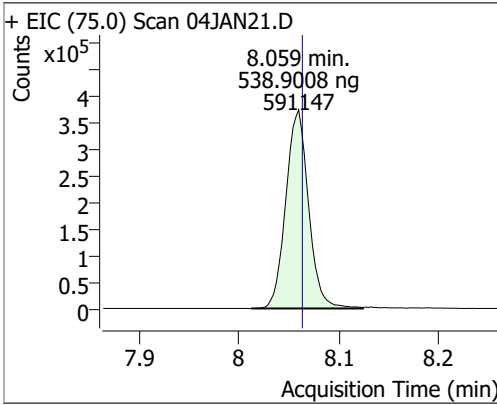


# Quantitation Results Report (QT Reviewed)

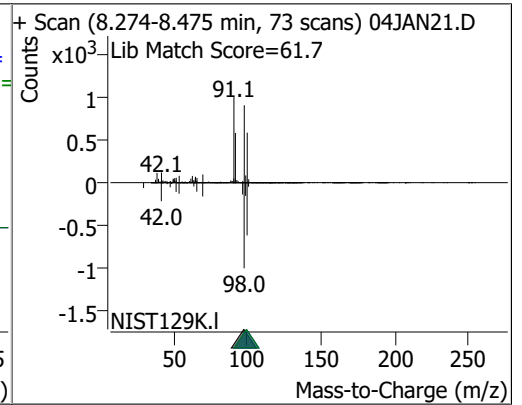
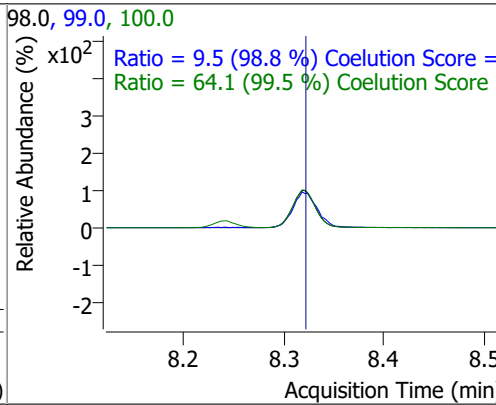
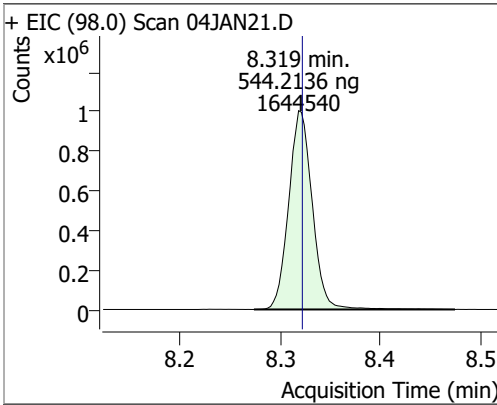
Compound	Conc.	RT	Dev(Min)	Resp.	QIon	QRatio	Lower	Upper
Bromodichloromethane	518.3718	7.59	0.00	502929	85.0	64.7	34.5	94.5
					127.0	9.4	0.0	39.6



Compound	Conc.	RT	Dev(Min)	Resp.	QIon	QRatio	Lower	Upper
cis-1,3-Dichloropropene	538.9008	8.06	0.00	591147	39.0	52.4	23.3	83.3
					77.0	31.4	1.0	61.0

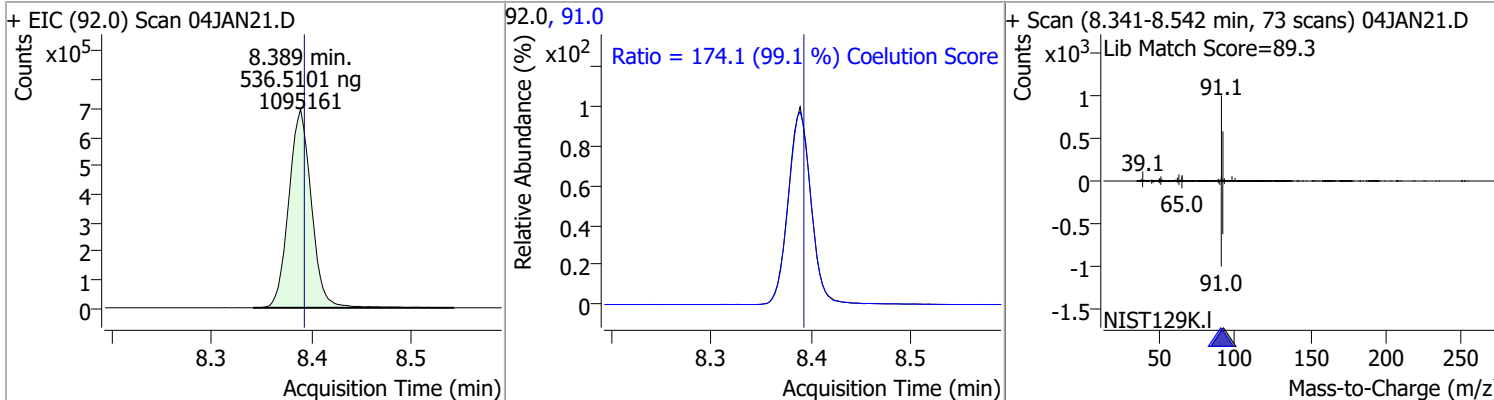


Compound	Conc.	RT	Dev(Min)	Resp.	QIon	QRatio	Lower	Upper
Toluene-d8	544.2136	8.32	0.00	1644540	100.0	64.1	34.4	94.4
					99.0	9.5	0.0	39.6

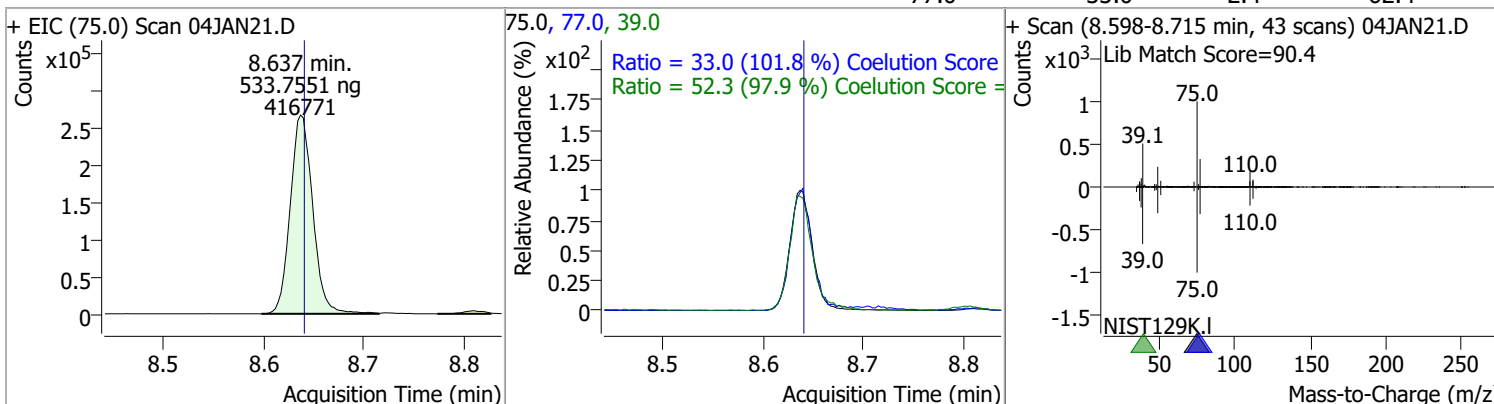


# Quantitation Results Report (QT Reviewed)

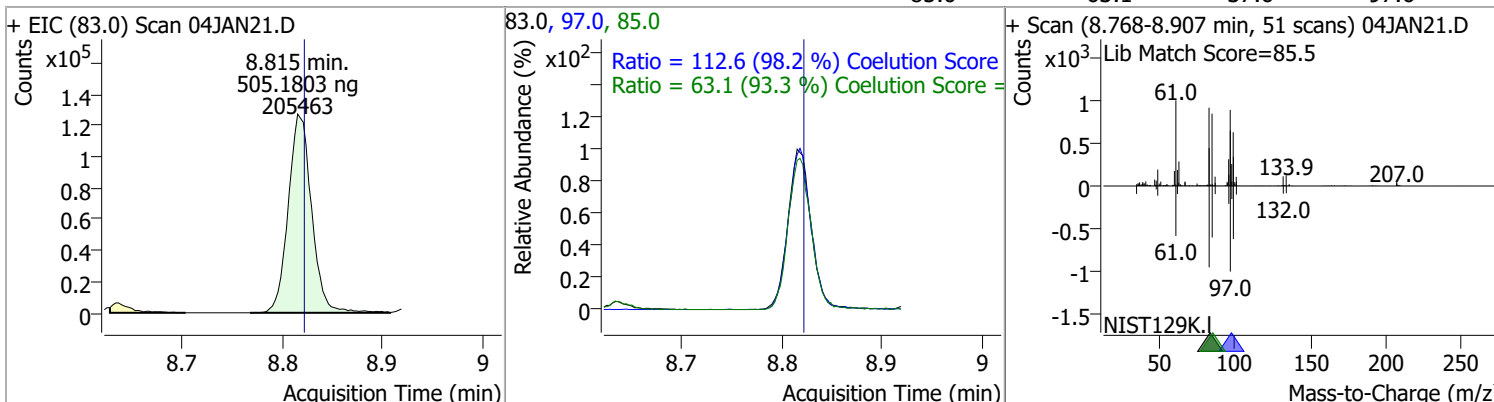
Compound	Conc.	RT	Dev(Min)	Resp.	QIon	QRatio	Lower	Upper
Toluene	536.5101	8.39	0.00	1095161	91.0	174.1	145.8	205.8



Compound	Conc.	RT	Dev(Min)	Resp.	QIon	QRatio	Lower	Upper
trans-1,3-Dichloropropene	533.7551	8.64	0.00	416771	39.0	52.3	23.4	83.4
					77.0	33.0	2.4	62.4

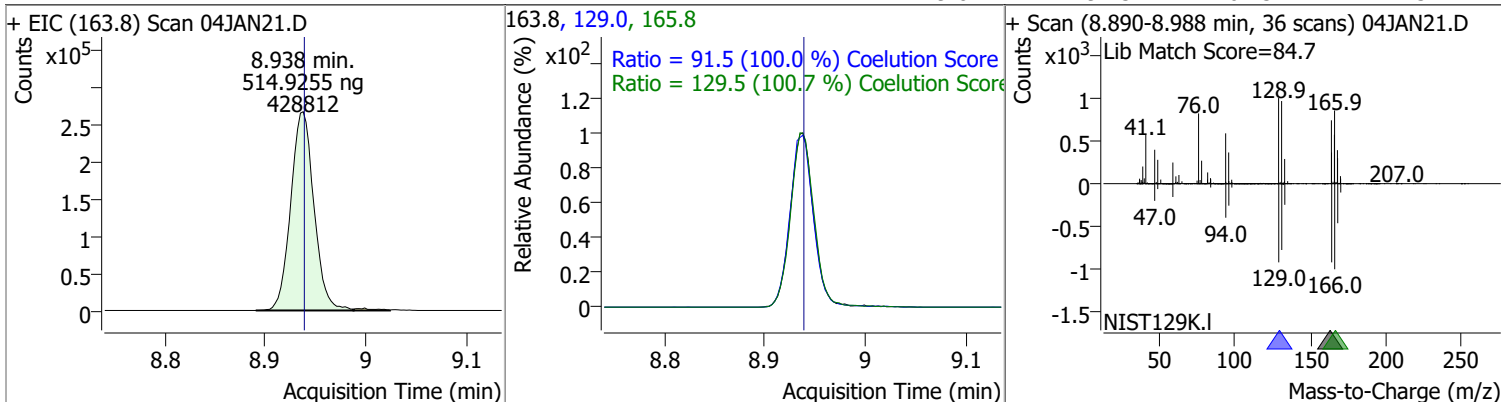


Compound	Conc.	RT	Dev(Min)	Resp.	QIon	QRatio	Lower	Upper
1,1,2-Trichloroethane	505.1803	8.82	0.00	205463	97.0	112.6	84.6	144.6
					85.0	63.1	37.6	97.6

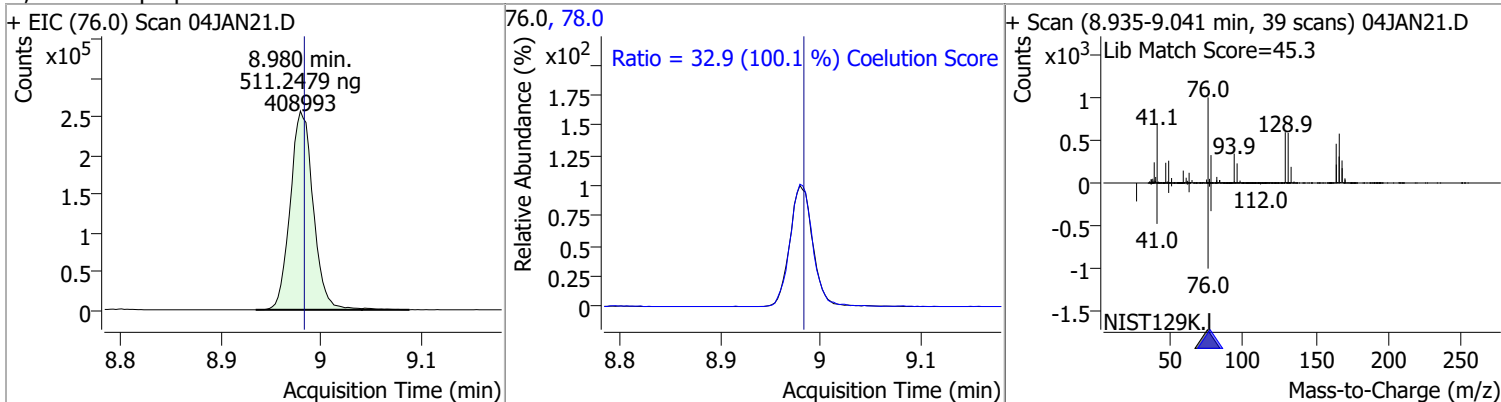


# Quantitation Results Report (QT Reviewed)

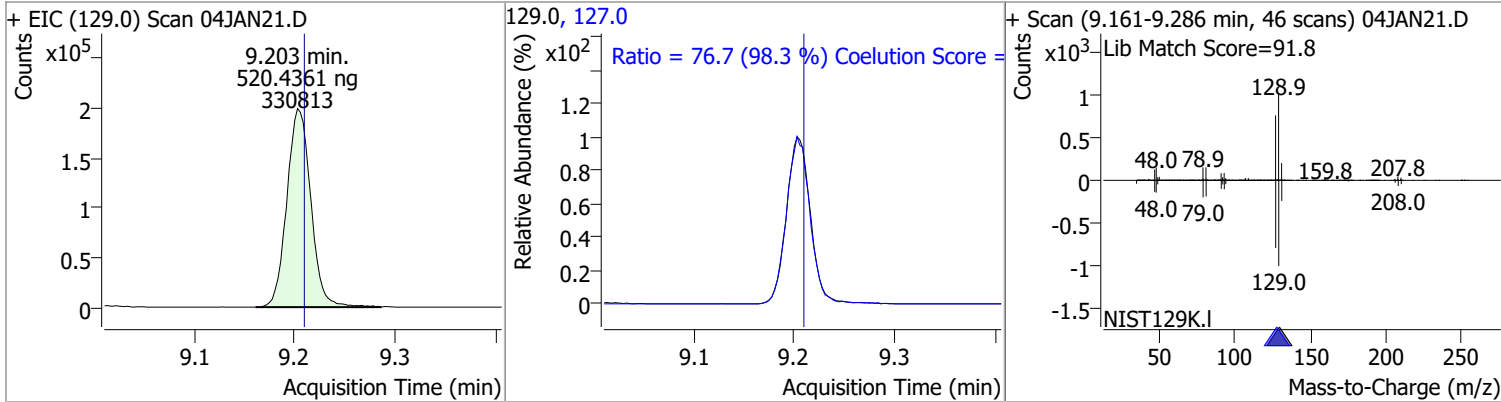
Compound	Conc.	RT	Dev(Min)	Resp.	QIon	QRatio	Lower	Upper
Tetrachloroethene	514.9255	8.94	0.00	428812	165.8	129.5	98.6	158.6
					129.0	91.5	61.5	121.5



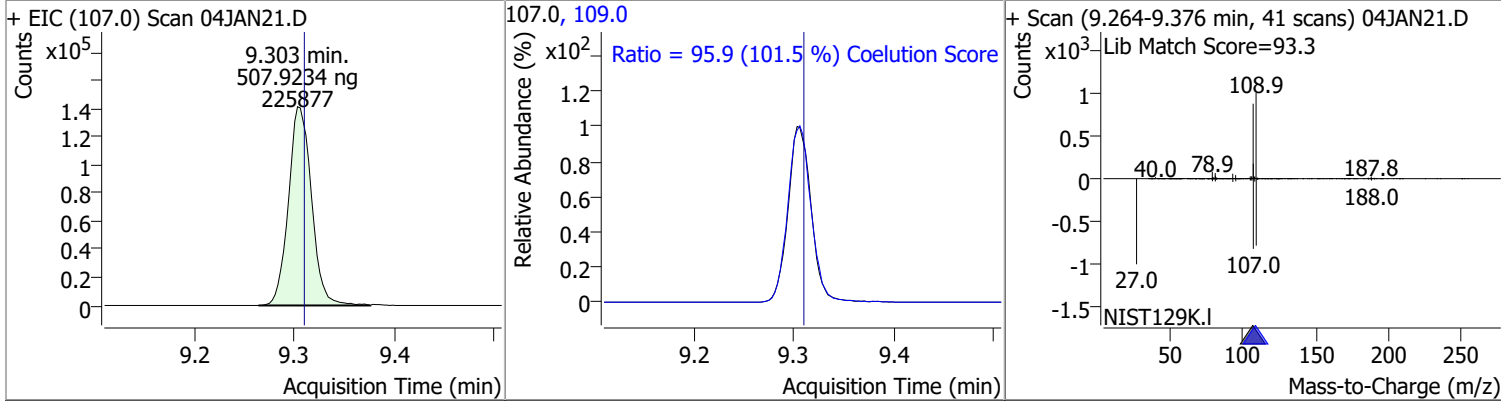
Compound	Conc.	RT	Dev(Min)	Resp.	QIon	QRatio	Lower	Upper
1,3-Dichloropropane	511.2479	8.98	0.00	408993	78.0	32.9	2.9	62.9



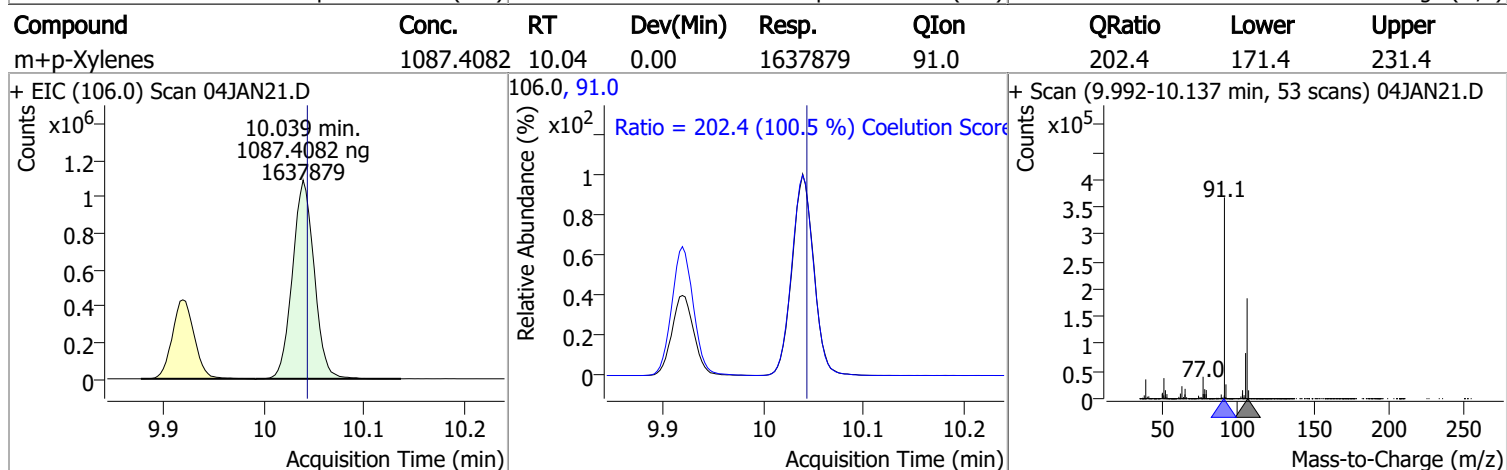
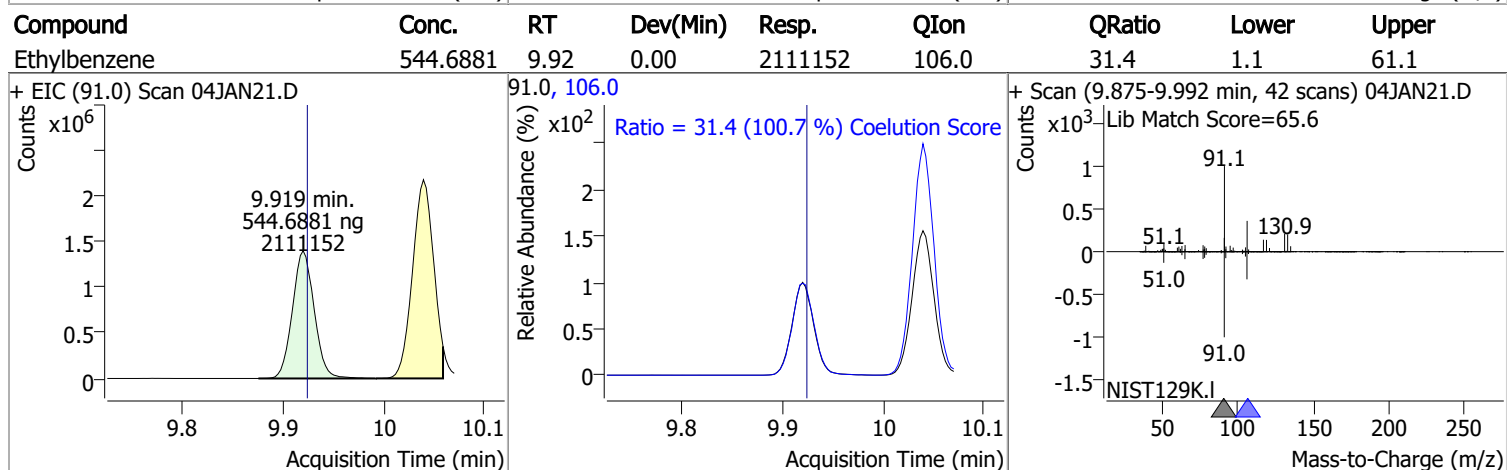
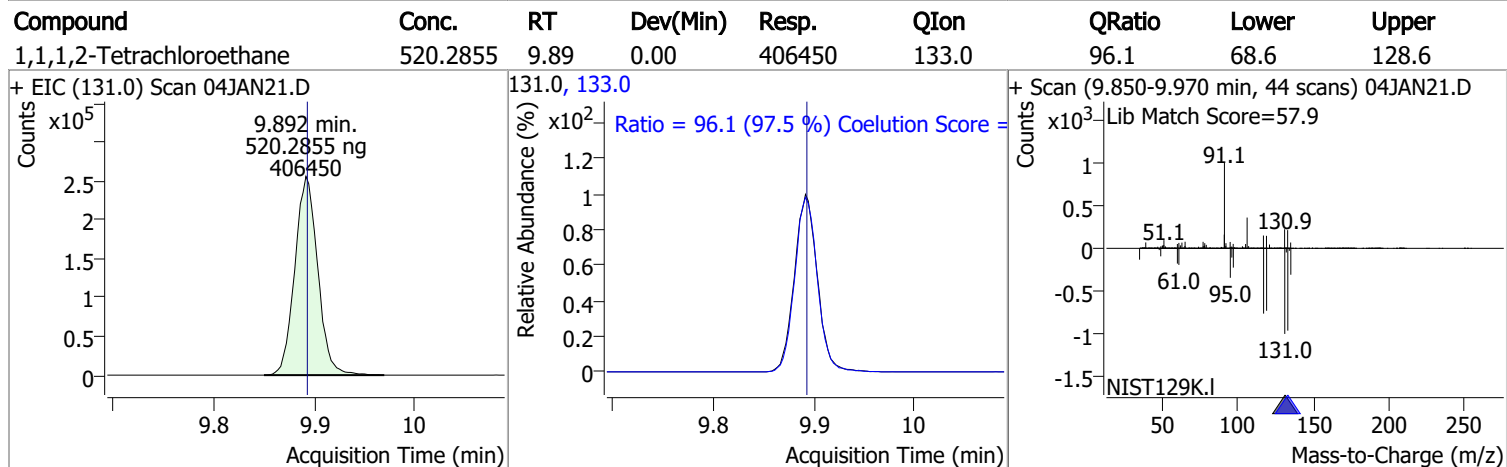
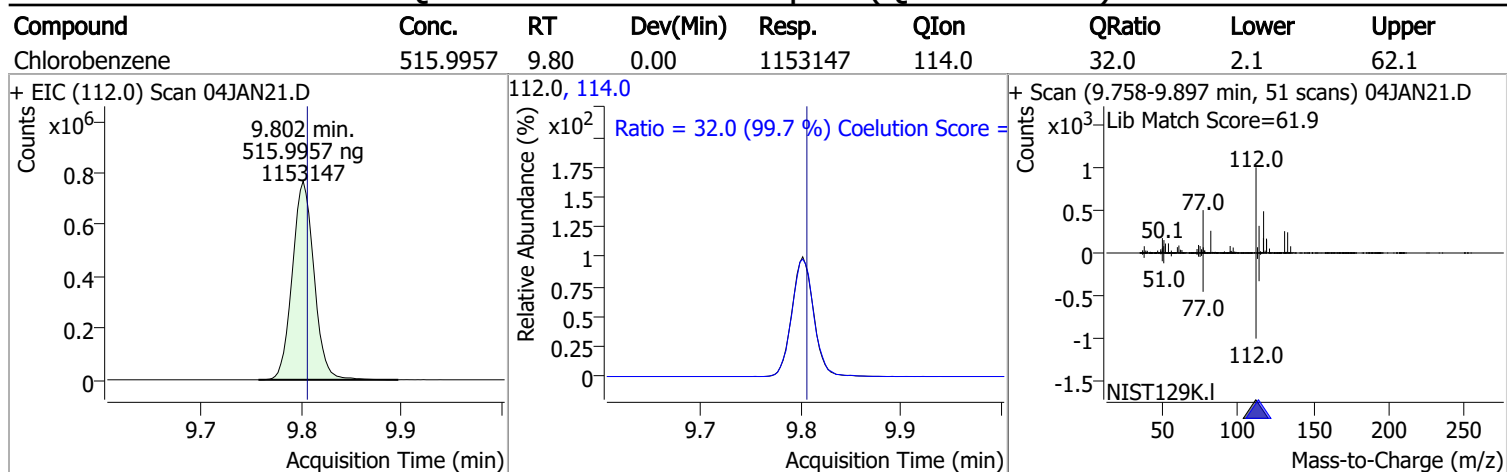
Compound	Conc.	RT	Dev(Min)	Resp.	QIon	QRatio	Lower	Upper
Chlorodibromomethane	520.4361	9.20	0.00	330813	127.0	76.7	48.0	108.0



Compound	Conc.	RT	Dev(Min)	Resp.	QIon	QRatio	Lower	Upper
1,2-Dibromoethane	507.9234	9.30	0.00	225877	109.0	95.9	64.5	124.5

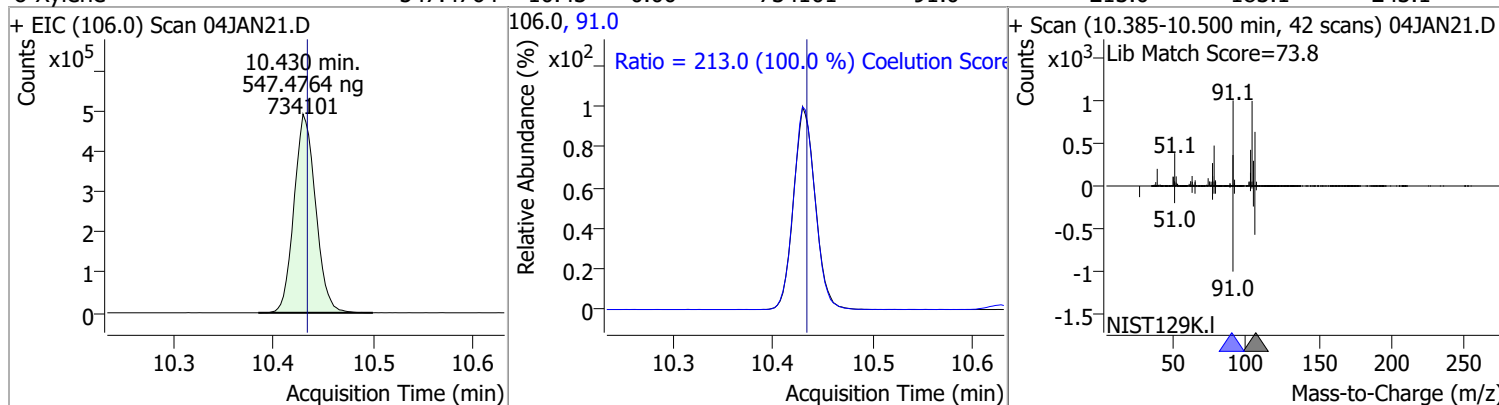


# Quantitation Results Report (QT Reviewed)

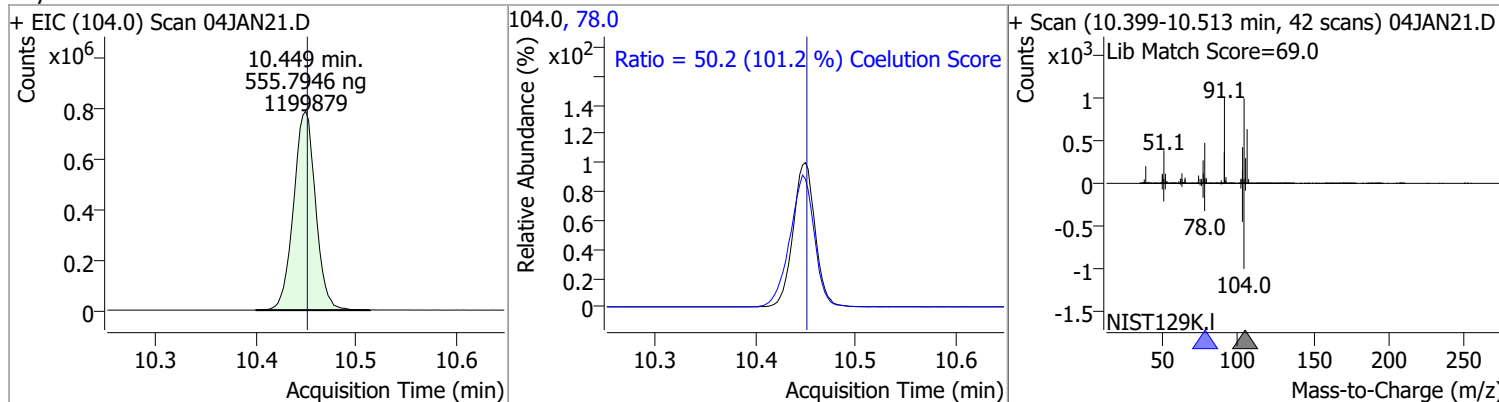


# Quantitation Results Report (QT Reviewed)

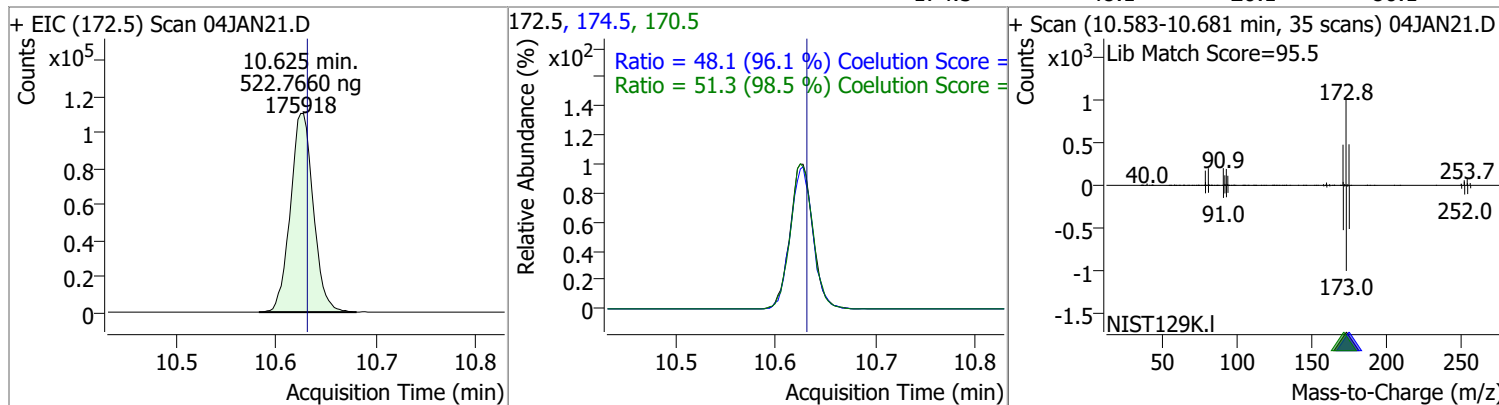
Compound	Conc.	RT	Dev(Min)	Resp.	QIon	QRatio	Lower	Upper
o-Xylene	547.4764	10.43	0.00	734101	91.0	213.0	183.1	243.1



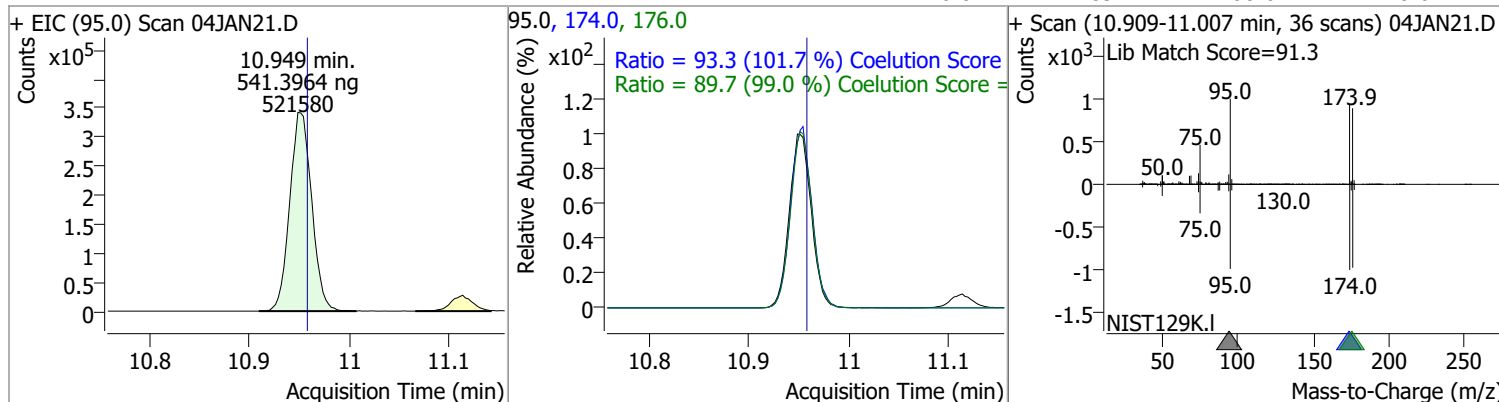
Compound	Conc.	RT	Dev(Min)	Resp.	QIon	QRatio	Lower	Upper
Styrene	555.7946	10.45	0.00	1199879	78.0	50.2	19.6	79.6



Compound	Conc.	RT	Dev(Min)	Resp.	QIon	QRatio	Lower	Upper
Bromoform	522.7660	10.63	0.00	175918	170.5	51.3	22.1	82.1
					174.5	48.1	20.1	80.1

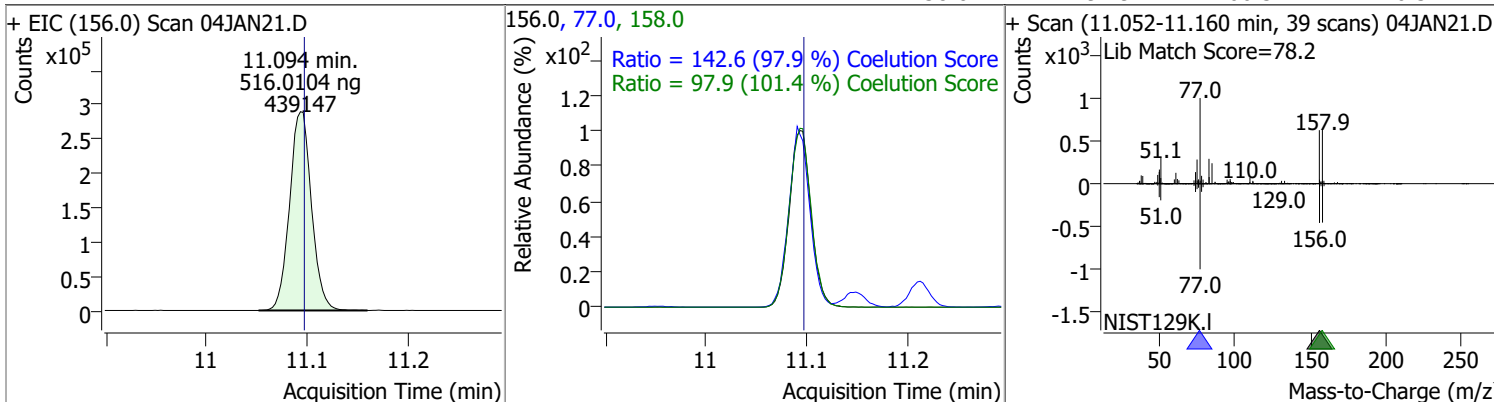


Compound	Conc.	RT	Dev(Min)	Resp.	QIon	QRatio	Lower	Upper
p-Bromofluorobenzene	541.3964	10.95	-0.01	521580	174.0	93.3	61.7	121.7
					176.0	89.7	60.6	120.6

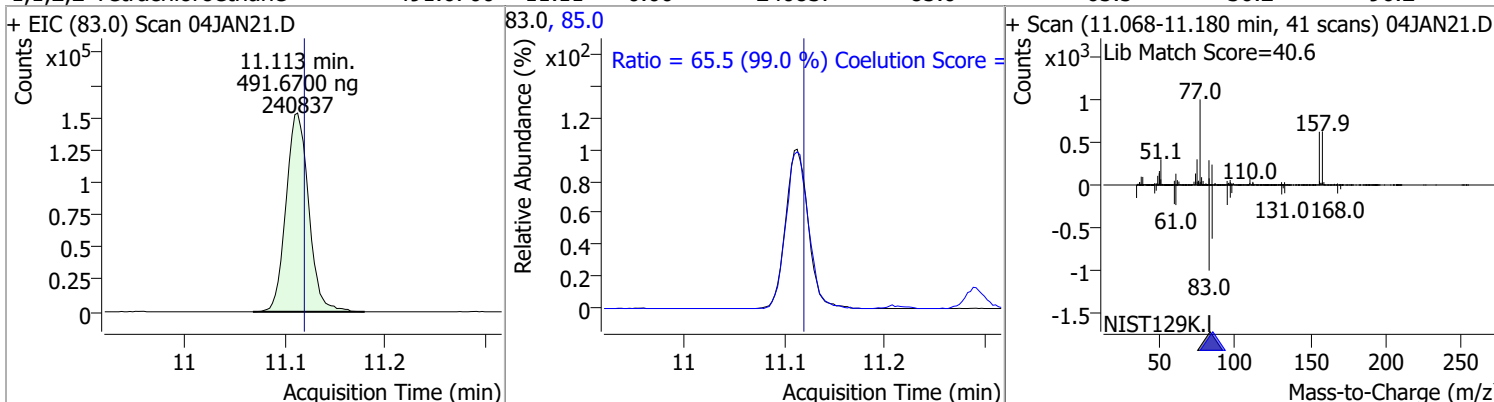


# Quantitation Results Report (QT Reviewed)

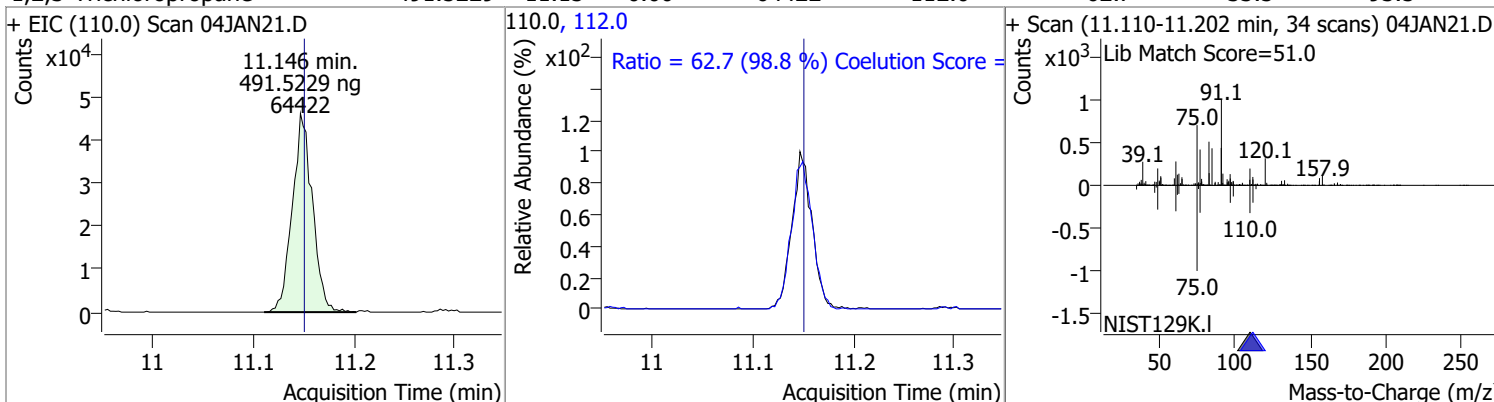
Compound	Conc.	RT	Dev(Min)	Resp.	QIon	QRatio	Lower	Upper
Bromobenzene	516.0104	11.09	0.00	439147	77.0	142.6	115.7	175.7
					158.0	97.9	66.5	126.5



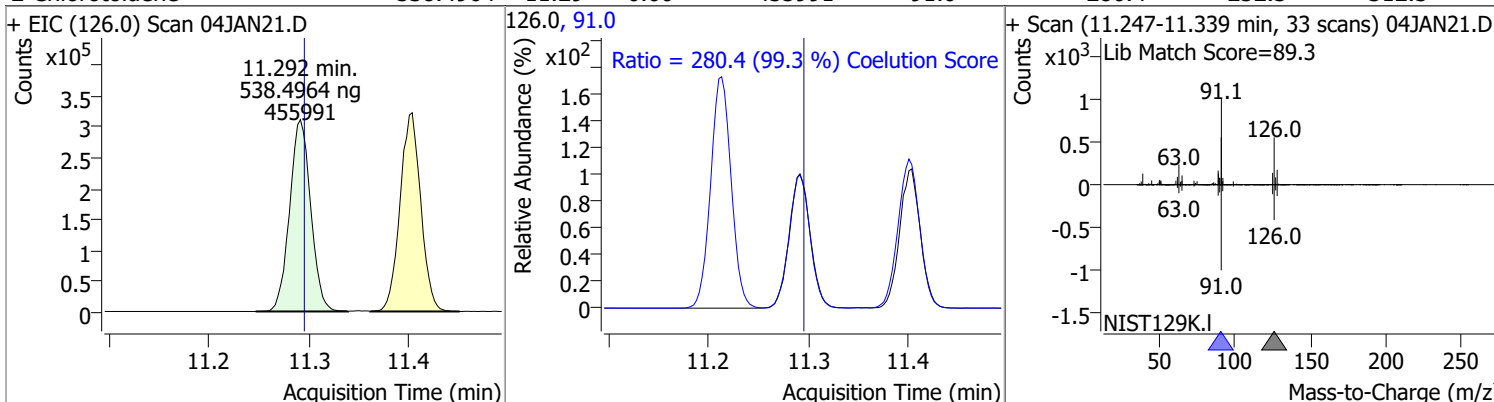
Compound	Conc.	RT	Dev(Min)	Resp.	QIon	QRatio	Lower	Upper
1,1,2,2-Tetrachloroethane	491.6700	11.11	0.00	240837	85.0	65.5	36.2	96.2



Compound	Conc.	RT	Dev(Min)	Resp.	QIon	QRatio	Lower	Upper
1,2,3-Trichloropropane	491.5229	11.15	0.00	64422	112.0	62.7	33.5	93.5

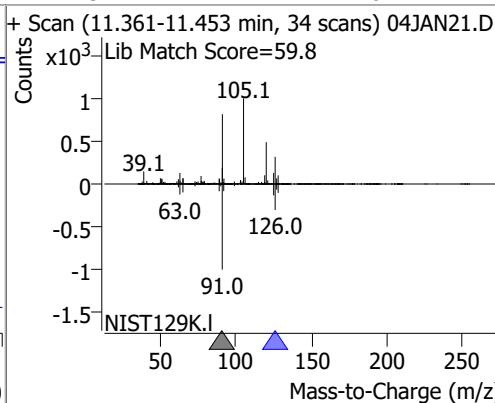
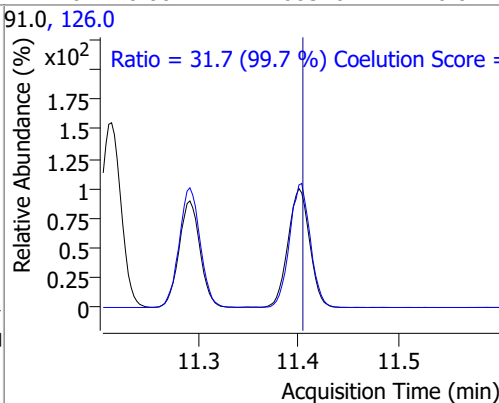
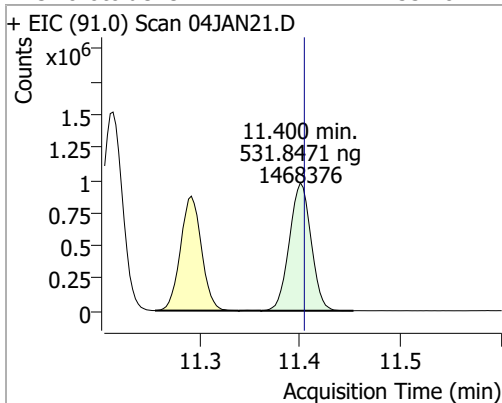


Compound	Conc.	RT	Dev(Min)	Resp.	QIon	QRatio	Lower	Upper
2-Chlorotoluene	538.4964	11.29	0.00	455991	91.0	280.4	252.3	312.3

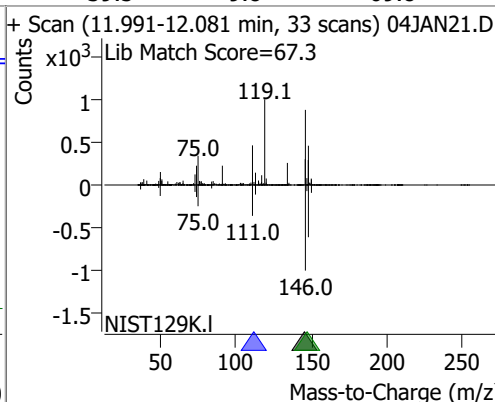
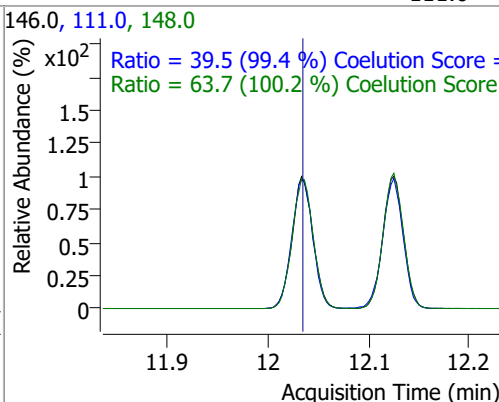
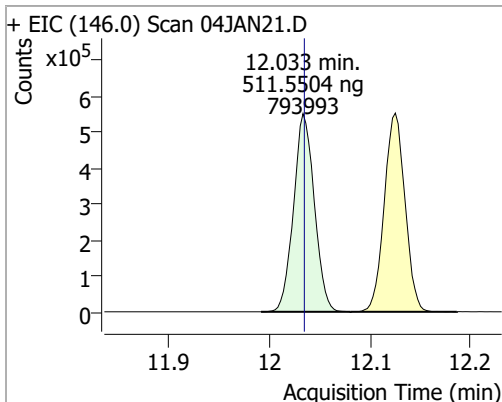


# Quantitation Results Report (QT Reviewed)

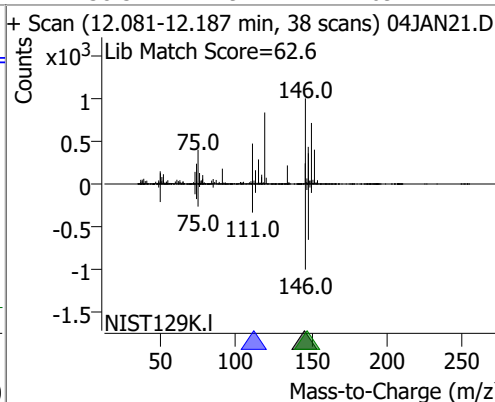
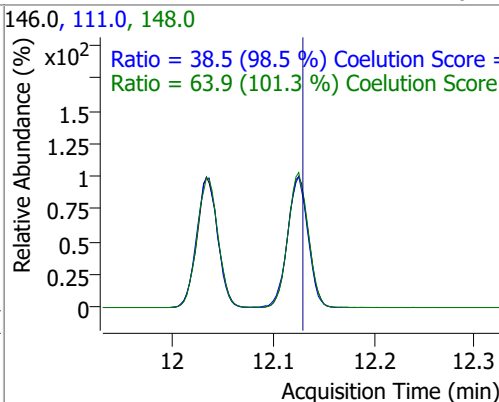
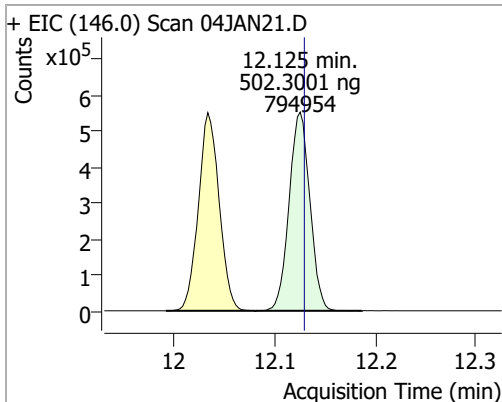
Compound	Conc.	RT	Dev(Min)	Resp.	QIon	QRatio	Lower	Upper
4-Chlorotoluene	531.8471	11.40	0.00	1468376	126.0	31.7	1.7	61.7



Compound	Conc.	RT	Dev(Min)	Resp.	QIon	QRatio	Lower	Upper
1,3-Dichlorobenzene	511.5504	12.03	0.00	793993	148.0	63.7	33.6	93.6
					111.0	39.5	9.8	69.8

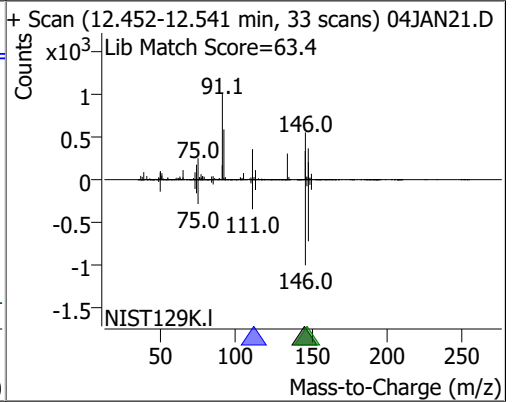
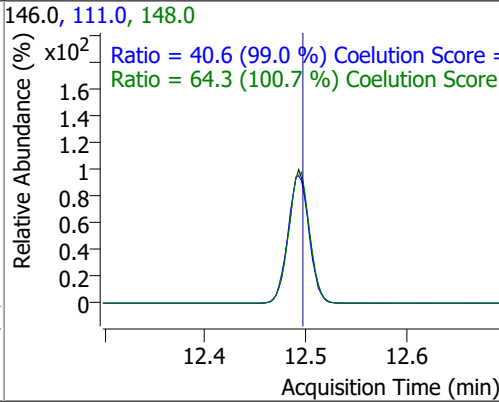
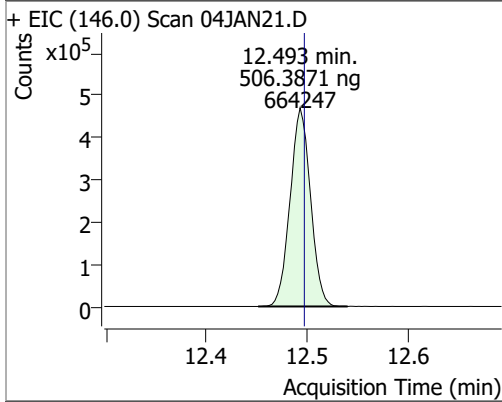


Compound	Conc.	RT	Dev(Min)	Resp.	QIon	QRatio	Lower	Upper
1,4-Dichlorobenzene	502.3001	12.13	0.00	794954	148.0	63.9	33.1	93.1
					111.0	38.5	9.1	69.1



# Quantitation Results Report (QT Reviewed)

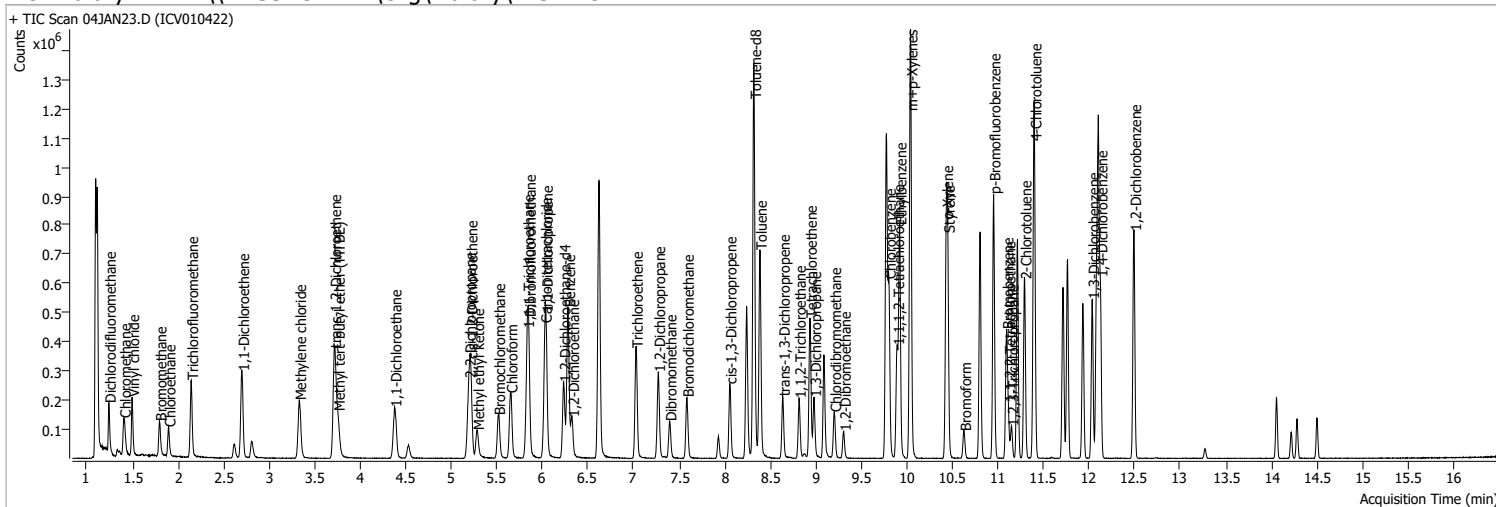
Compound	Conc.	RT	Dev(Min)	Resp.	QIon	QRatio	Lower	Upper
1,2-Dichlorobenzene	506.3871	12.49	0.00	664247	148.0	64.3	33.9	93.9
					111.0	40.6	11.0	71.0





# Quantitation Results Report (QT Reviewed)

Data File	04JAN23.D	Operator	MSC
Acq. Method	5975CACQF.M	Acq. Date-Time	1/4/2022 9:29:14 PM
Sample Name	ICV010422	Instrument	VOA5975C
Vial	23	Multiplier	1.00
DA Method File	VOA5975C_8260B_SHT_DoD_L4_010422.m	Comment	
Tune File	BFB_Atune3.u	Tune Date	10/11/2021 4:02:00 PM
Batch Name	VG010422_8260B.batch.bin	Last Calib Update	1/9/2022 8:59:52 PM
Ref Library	\\MASSHUNTER\Org\Library\NIST129K.I		



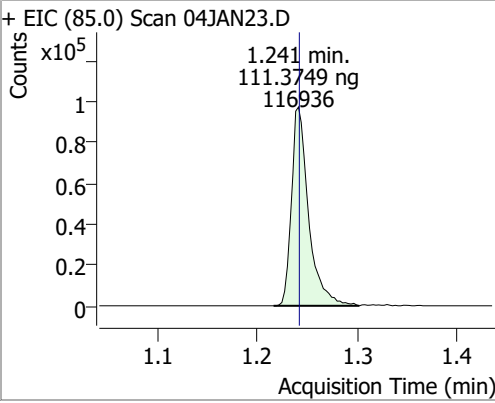
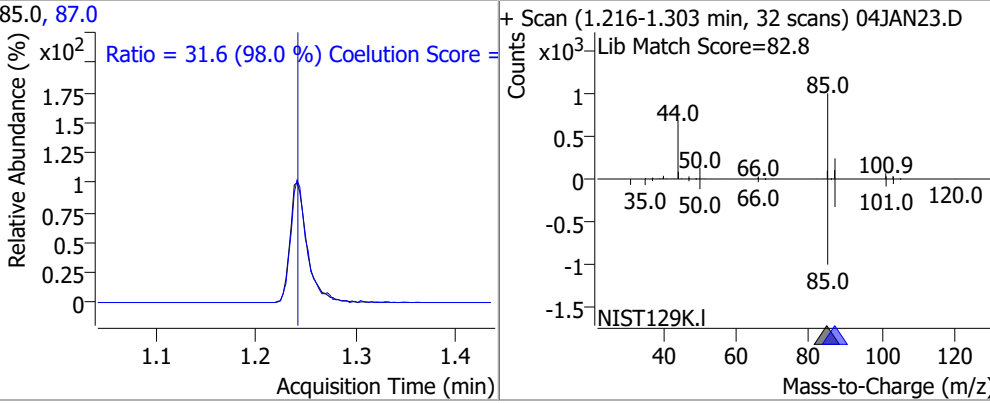
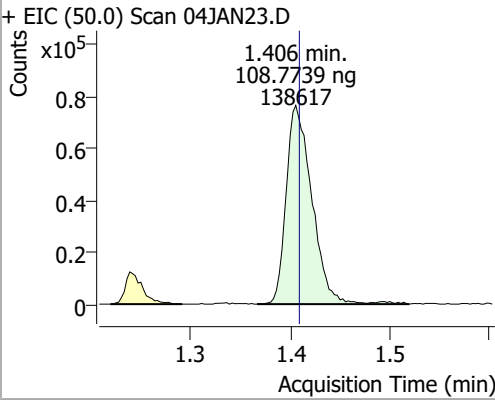
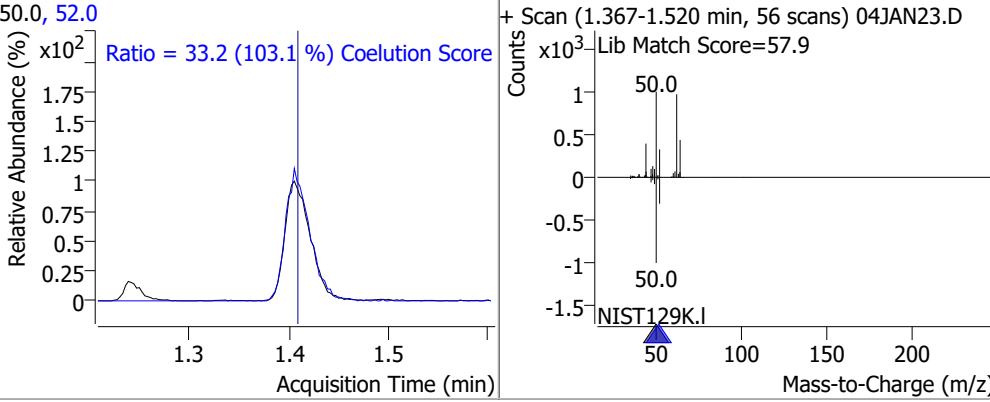
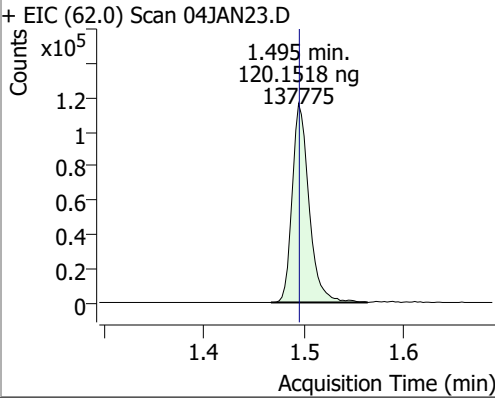
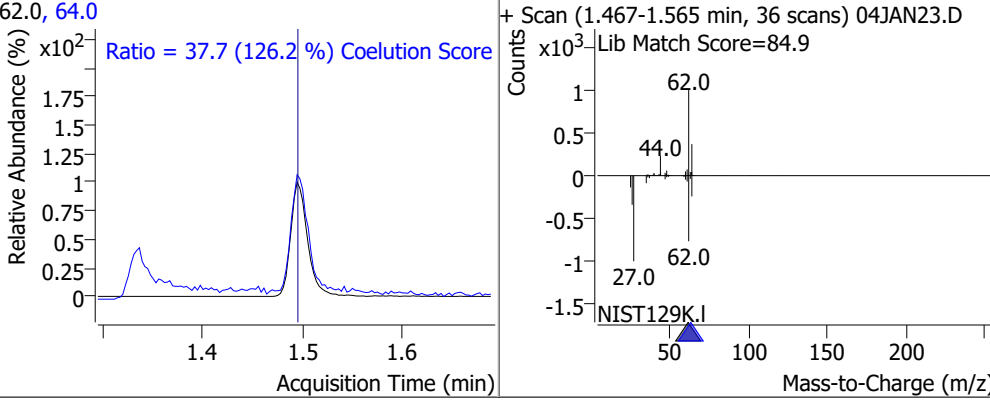
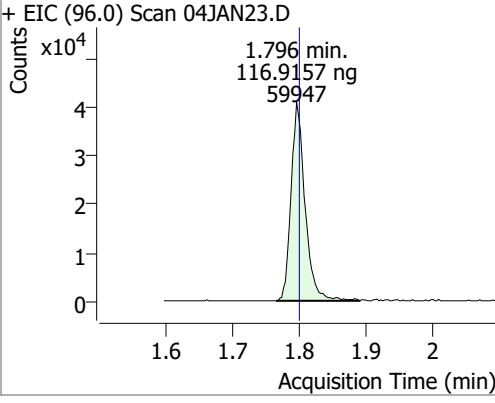
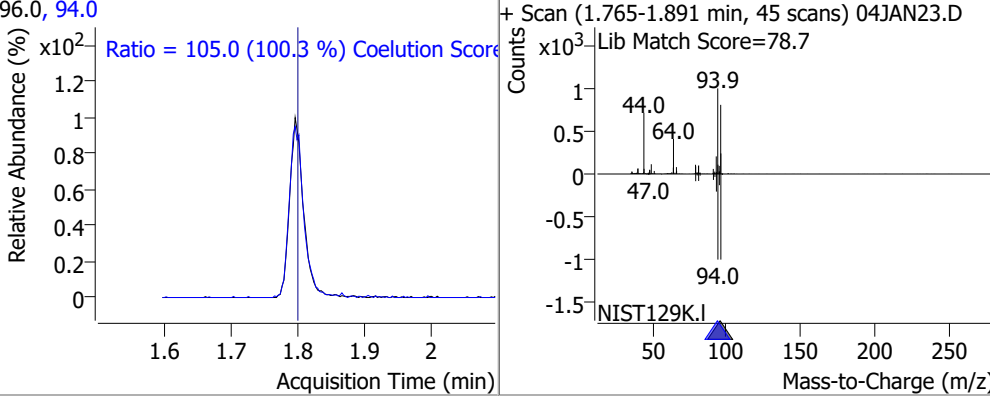
Compound	RT	QIon	Resp.	Conc.	Units	Dev(Min)
<b>Internal Standards</b>						
M Fluorobenzene	6.621	96.0	801210	250.0000	ng	-0.003
M Chlorobenzene-d5	9.774	82.0	307868	250.0000	ng	0.003
M 1,4-Dichlorobenzene-d4	12.100	152.0	255907	250.0000	ng	0.000
<b>System Monitoring Compounds</b>						
S Dibromofluoromethane	5.848	113.0	204707	271.1994	ng	0.003
Spiked Amount: 250.000	Range: 80.0 - 119.0%			Recovery = 108.48%		
S 1,2-Dichloroethane-d4	6.230	67.0	91382	280.2886	ng	-0.003
Spiked Amount: 250.000	Range: 81.0 - 118.0%			Recovery = 112.12%		
S Toluene-d8	8.322	98.0	821531	276.9106	ng	0.003
Spiked Amount: 250.000	Range: 89.0 - 112.0%			Recovery = 110.76%		
S p-Bromofluorobenzene	10.951	95.0	253034	269.8976	ng	-0.003
Spiked Amount: 250.000	Range: 85.0 - 114.0%			Recovery = 107.96%		
<b>Target Compounds</b>						
T Dichlorodifluoromethane	1.241	85.0	116936	111.3749	ng	99
T Chloromethane	1.406	50.0	138617	108.7739	ng	98
T Vinyl chloride	1.495	62.0	137775	120.1518	ng	86
T Bromomethane	1.796	96.0	59947	116.9157	ng	100
T Chloroethane	1.897	64.0	65619	115.5932	ng	99
T Trichlorofluoromethane	2.145	101.0	173333	121.7847	ng	97
T 1,1-Dichloroethene	2.702	96.0	108512	134.4566	ng	100
T Methylene chloride	3.330	49.0	144585	121.5297	ng	98
T trans-1,2-Dichloroethene	3.715	96.0	110909	134.7028	ng	98
T Methyl tert-butyl ether (MTBE)	3.754	73.0	143378	134.7224	ng	99
T 1,1-Dichloroethane	4.376	63.0	208131	135.8030	ng	98
T 2,2-Dichloropropane	5.190	77.0	150902	131.4031	ng	97
T cis-1,2-Dichloroethene	5.209	96.0	108623	130.1231	ng	99
T Methyl ethyl ketone	5.282	43.0	135511	1198.4439	ng	98
T Bromochloromethane	5.513	128.0	42744	123.6009	ng	99
T Chloroform	5.647	83.0	183676	120.4236	ng	100

# Quantitation Results Report (QT Reviewed)

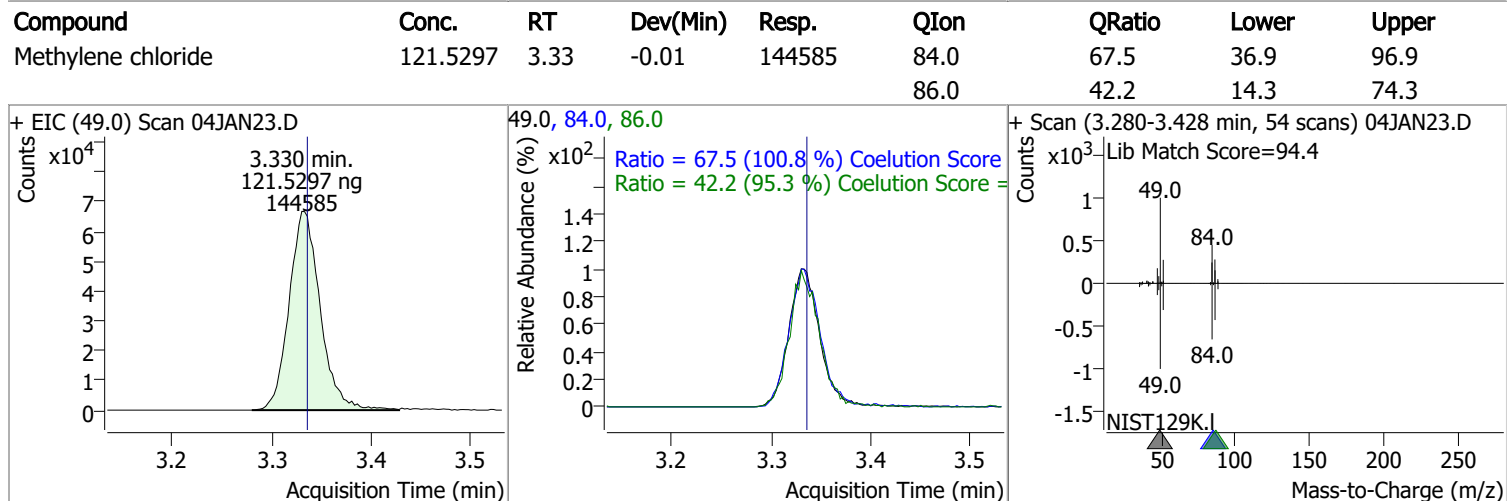
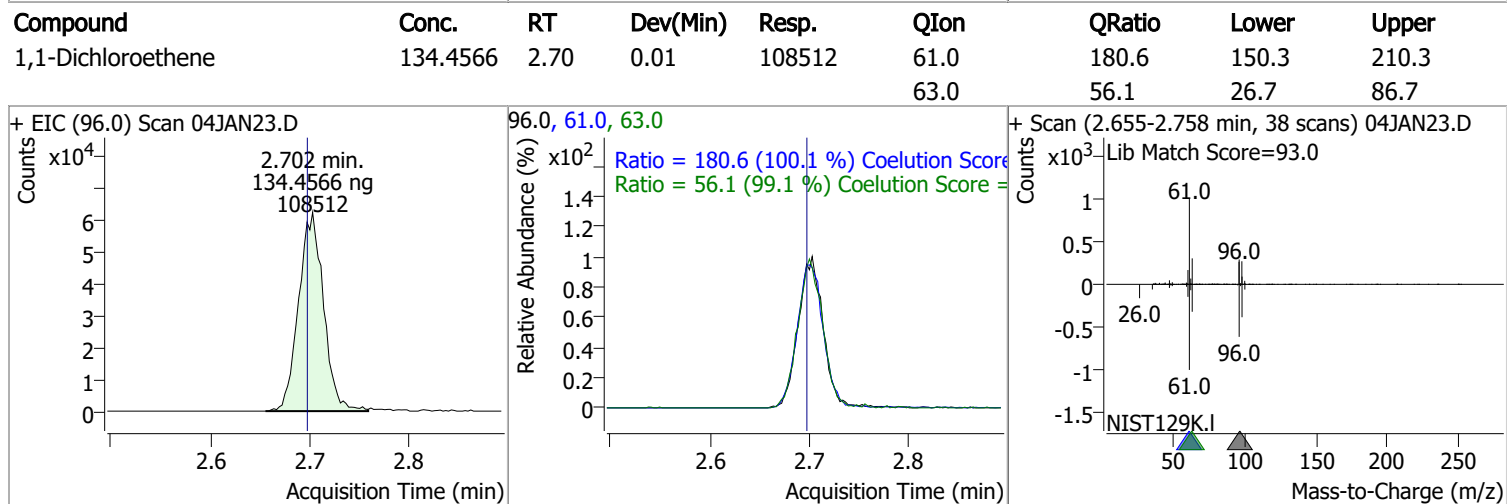
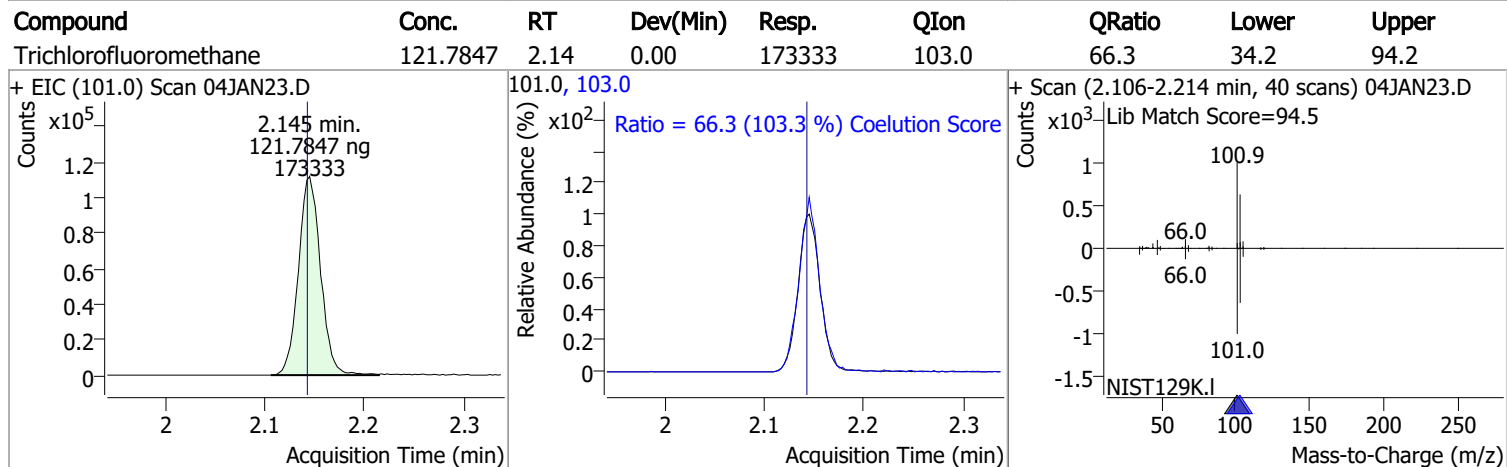
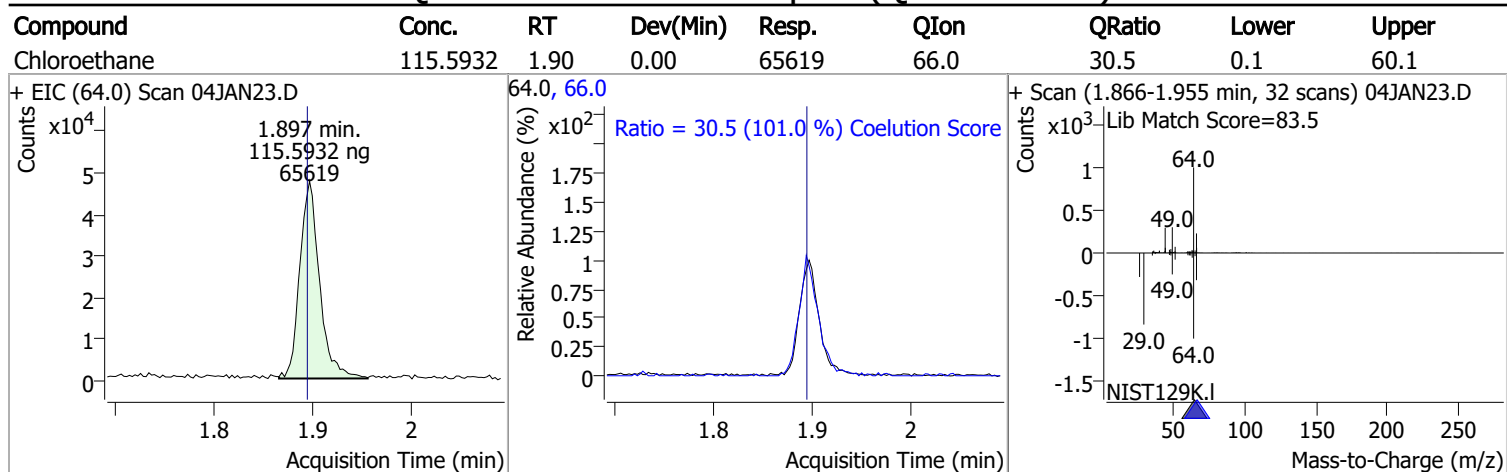
Compound	RT	QIon	Resp.	Conc.	Units	Dev(Min)
T 1,1,1-Trichloroethane	5.831	97.0	183324	128.2524	ng	99
T Carbon tetrachloride	6.027	117.0	181384	128.7928	ng	99
T 1,1-Dichloropropene	6.038	75.0	150930	124.1853	ng	100
T Benzene	6.280	78.0	418900	131.3139	ng	99
T 1,2-Dichloroethane	6.325	62.0	104249	120.7991	ng	95
T Trichloroethene	7.025	95.0	121734	131.1096	ng	99
T 1,2-Dichloropropane	7.270	63.0	102633	125.6626	ng	99
T Dibromomethane	7.393	93.0	43248	125.3047	ng	97
T Bromodichloromethane	7.585	83.0	122757	128.8759	ng	100
T cis-1,3-Dichloropropene	8.054	75.0	130910	121.5561	ng	98
T Toluene	8.386	92.0	264584	132.0244	ng	100
T trans-1,3-Dichloropropene	8.637	75.0	98907	129.0216	ng	97
T 1,1,2-Trichloroethane	8.815	83.0	49128	123.0361	ng	98
T Tetrachloroethene	8.935	163.8	103027	126.0141	ng	99
T 1,3-Dichloropropane	8.980	76.0	95697	121.8442	ng	98
T Chlorodibromomethane	9.203	129.0	78076	125.1103	ng	98
T 1,2-Dibromoethane	9.306	107.0	54259	124.2764	ng	100
T Chlorobenzene	9.802	112.0	288815	131.6352	ng	99
T 1,1,1,2-Tetrachloroethane	9.892	131.0	97148	126.6657	ng	95
T Ethylbenzene	9.917	91.0	501953	131.9113	ng	99
T m+p-Xylenes	10.039	106.0	388558	262.7589	ng	100
T o-Xylene	10.430	106.0	174061	132.2214	ng	98
T Styrene	10.449	104.0	291425	137.4974	ng	98
T Bromoform	10.628	172.5	42560	129.9644	ng	98
T Bromobenzene	11.093	156.0	109054	131.6788	ng	99
T 1,1,2,2-Tetrachloroethane	11.113	83.0	60763	127.4722	ng	98
T 1,2,3-Trichloropropane	11.146	110.0	15682	122.9523	ng	99
T 2-Chlorotoluene	11.291	126.0	108192	131.2948	ng	95
T 4-Chlorotoluene	11.400	91.0	368295	137.0790	ng	100
T 1,3-Dichlorobenzene	12.033	146.0	204088	135.1185	ng	99
T 1,4-Dichlorobenzene	12.122	146.0	200032	129.8812	ng	99
T 1,2-Dichlorobenzene	12.493	146.0	164299	128.7104	ng	99

(#) = Qualifier Out of Range; (m) = Manual Integration; (+) = Area Summed; (\*) = Surrogate Percent Recovery Out of Range; (d): Zeroed Peak

# Quantitation Results Report (QT Reviewed)

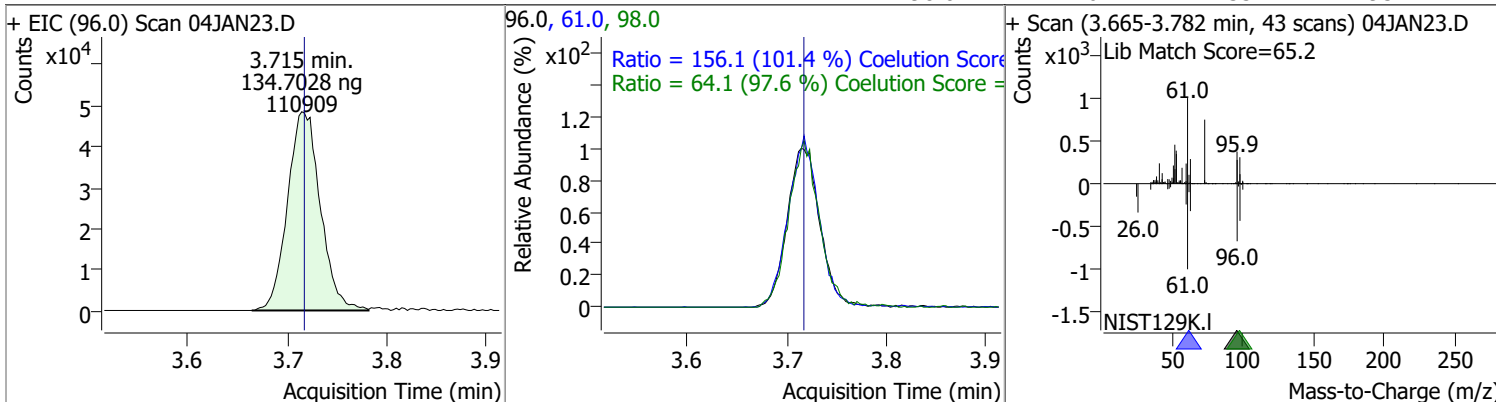
Compound	Conc.	RT	Dev(Min)	Resp.	QIon	QRatio	Lower	Upper
Dichlorodifluoromethane	111.3749	1.24	0.00	116936	87.0	31.6	2.3	62.3
+ EIC (85.0) Scan 04JAN23.D			85.0, 87.0			+ Scan (1.216-1.303 min, 32 scans) 04JAN23.D		
	Ratio = 31.6 (98.0 %) Coelution Score =							
Chloromethane	108.7739	1.41	0.00	138617	52.0	33.2	2.1	62.1
+ EIC (50.0) Scan 04JAN23.D			50.0, 52.0			+ Scan (1.367-1.520 min, 56 scans) 04JAN23.D		
	Ratio = 33.2 (103.1 %) Coelution Score =							
Vinyl chloride	120.1518	1.49	0.00	137775	64.0	37.7	0.0	59.9
+ EIC (62.0) Scan 04JAN23.D			62.0, 64.0			+ Scan (1.467-1.565 min, 36 scans) 04JAN23.D		
	Ratio = 37.7 (126.2 %) Coelution Score =							
Bromomethane	116.9157	1.80	0.00	59947	94.0	105.0	74.6	134.6
+ EIC (96.0) Scan 04JAN23.D			96.0, 94.0			+ Scan (1.765-1.891 min, 45 scans) 04JAN23.D		
	Ratio = 105.0 (100.3 %) Coelution Score =							

# Quantitation Results Report (QT Reviewed)

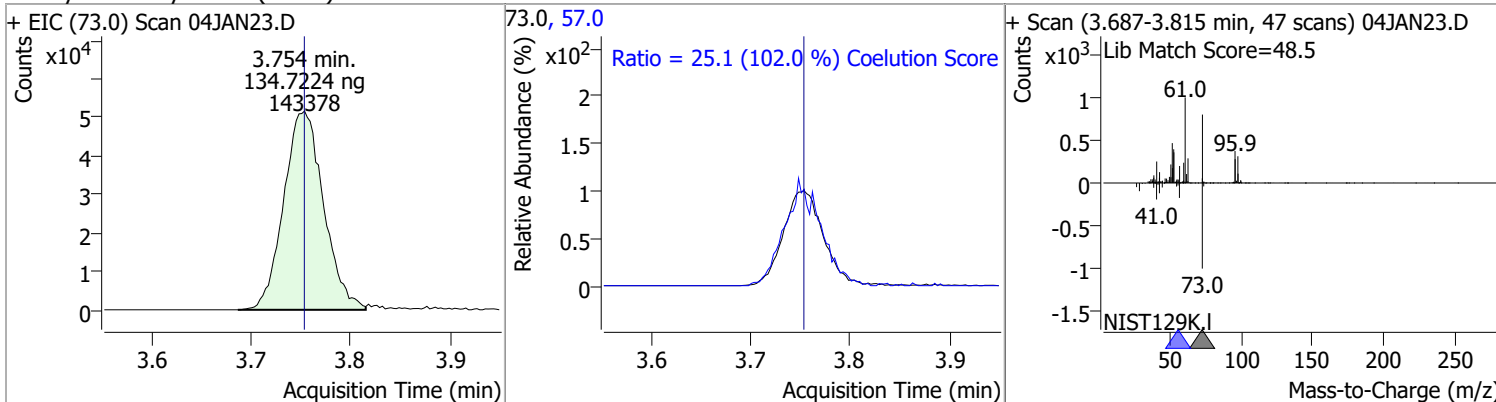


# Quantitation Results Report (QT Reviewed)

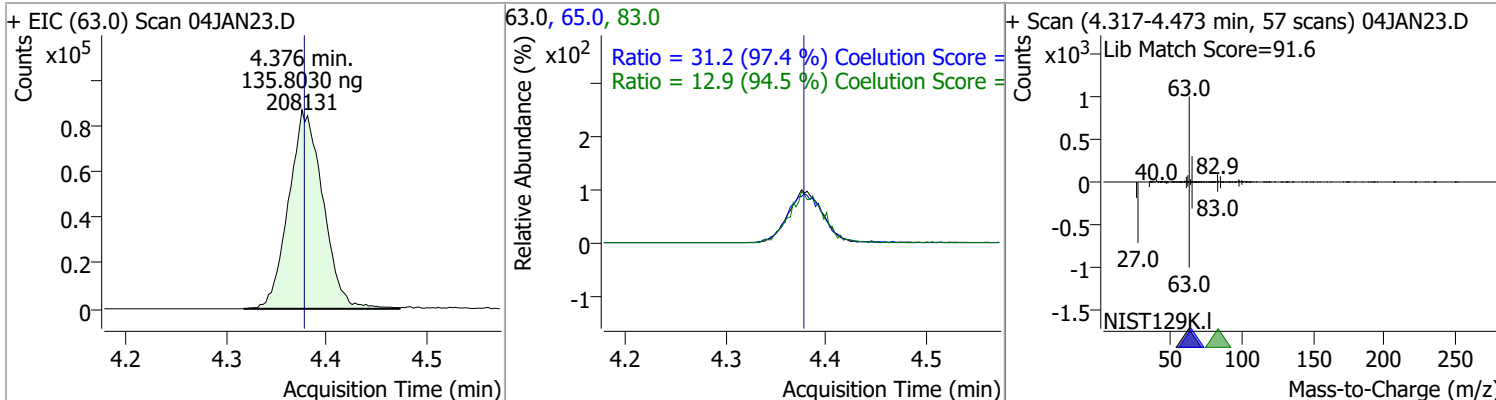
Compound	Conc.	RT	Dev(Min)	Resp.	QIon	QRatio	Lower	Upper
trans-1,2-Dichloroethene	134.7028	3.71	0.00	110909	61.0	156.1	123.9	183.9
					98.0	64.1	35.7	95.7



Compound	Conc.	RT	Dev(Min)	Resp.	QIon	QRatio	Lower	Upper
Methyl tert-butyl ether (MTBE)	134.7224	3.75	0.00	143378	57.0	25.1	0.0	54.6

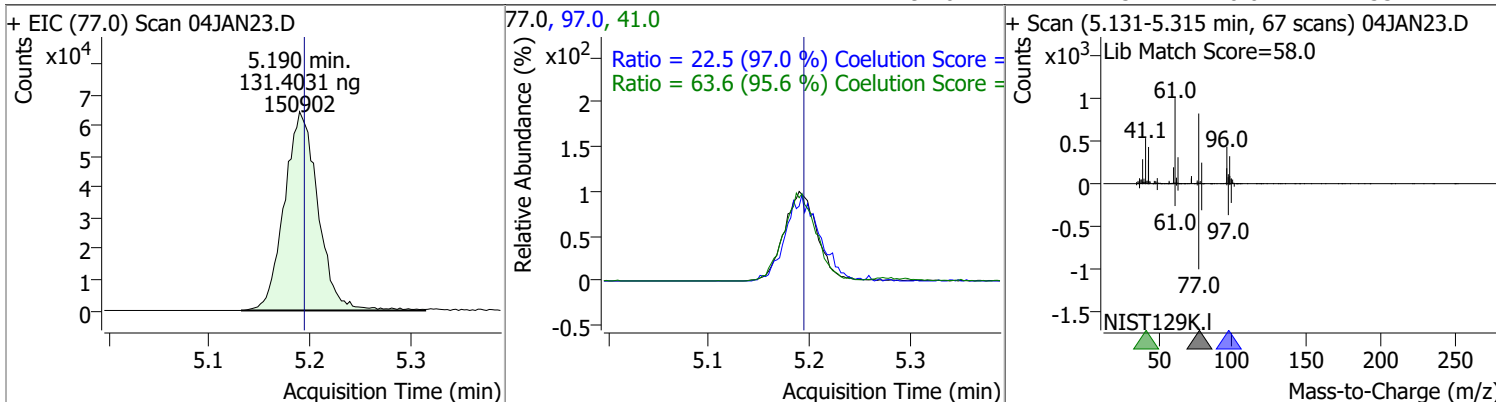


Compound	Conc.	RT	Dev(Min)	Resp.	QIon	QRatio	Lower	Upper
1,1-Dichloroethane	135.8030	4.38	0.00	208131	65.0	31.2	2.1	62.1
					83.0	12.9	0.0	43.7

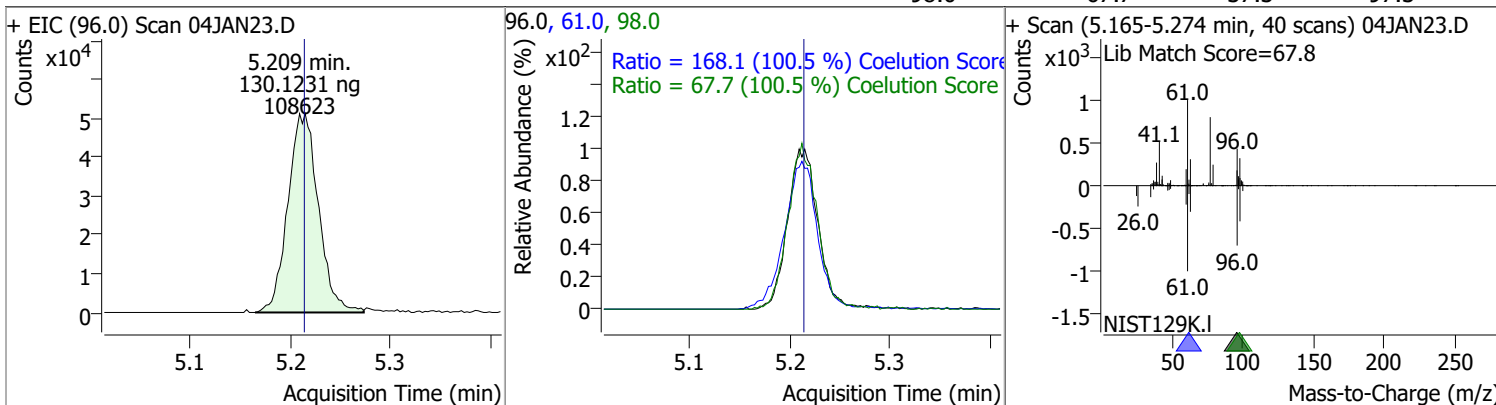


# Quantitation Results Report (QT Reviewed)

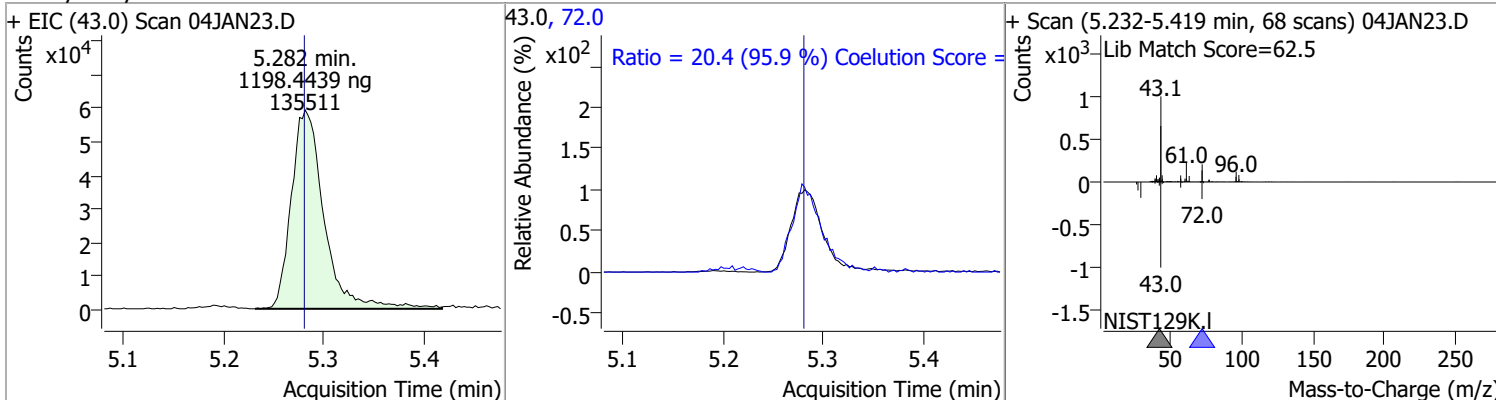
Compound	Conc.	RT	Dev(Min)	Resp.	QIon	QRatio	Lower	Upper
2,2-Dichloropropane	131.4031	5.19	-0.01	150902	41.0	63.6	36.5	96.5
					97.0	22.5	0.0	53.2



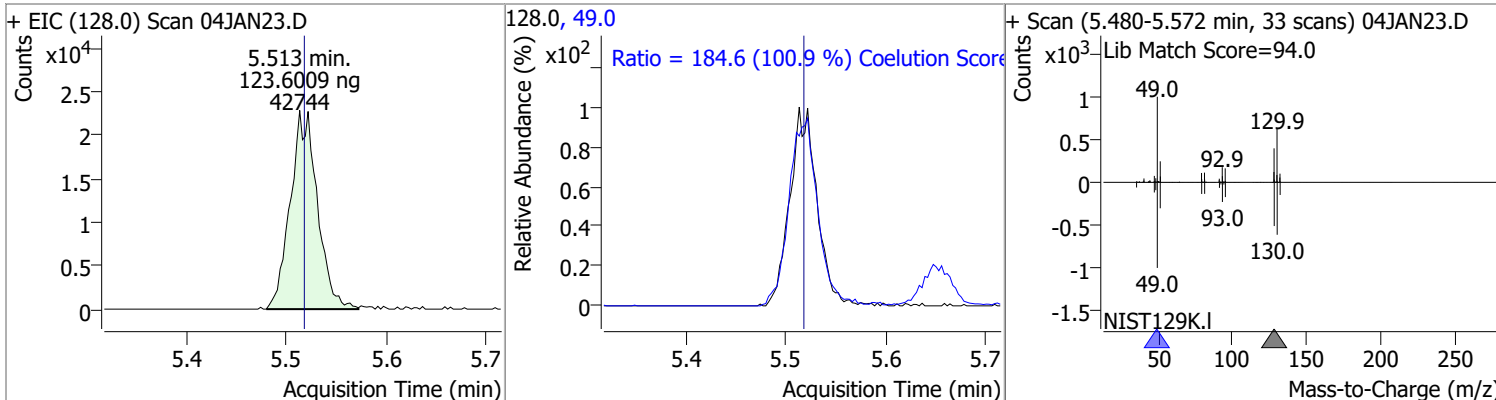
Compound	Conc.	RT	Dev(Min)	Resp.	QIon	QRatio	Lower	Upper
cis-1,2-Dichloroethene	130.1231	5.21	-0.01	108623	61.0	168.1	137.2	197.2
					98.0	67.7	37.3	97.3



Compound	Conc.	RT	Dev(Min)	Resp.	QIon	QRatio	Lower	Upper
Methyl ethyl ketone	1198.4439	5.28	0.00	135511	72.0	20.4	0.0	51.3

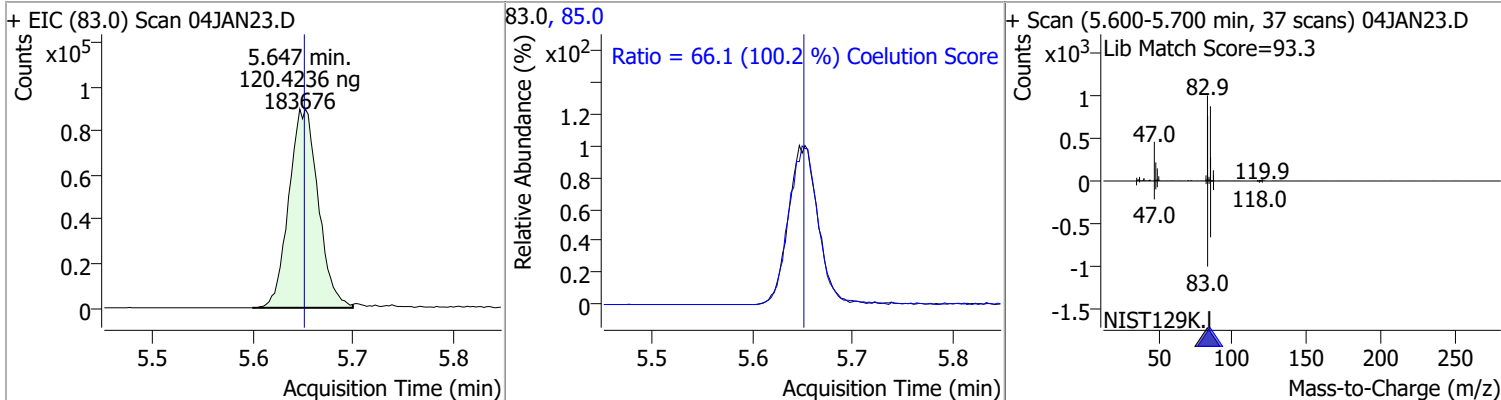


Compound	Conc.	RT	Dev(Min)	Resp.	QIon	QRatio	Lower	Upper
Bromochloromethane	123.6009	5.51	-0.01	42744	49.0	184.6	152.9	212.9

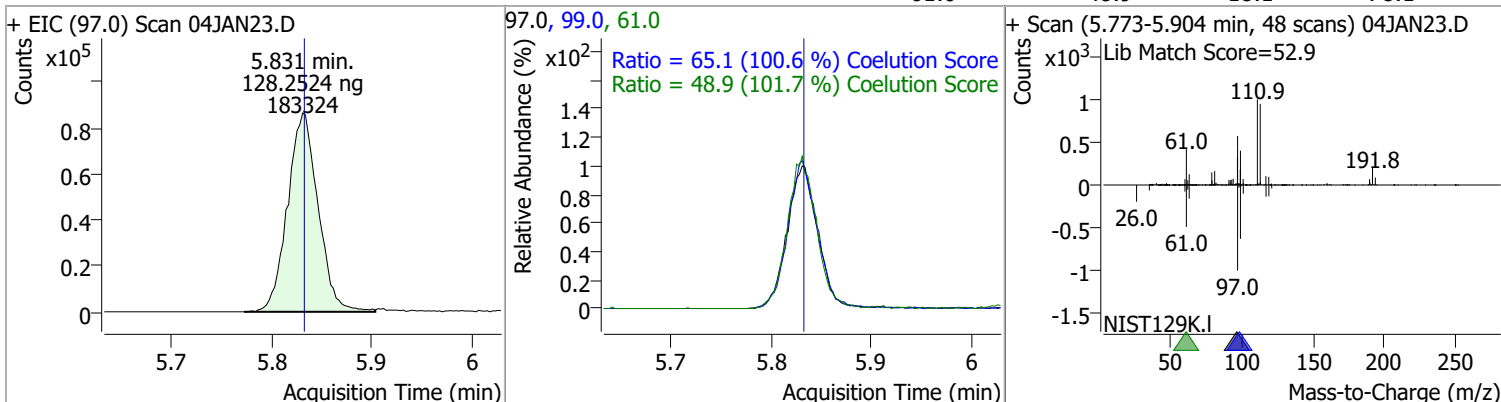


# Quantitation Results Report (QT Reviewed)

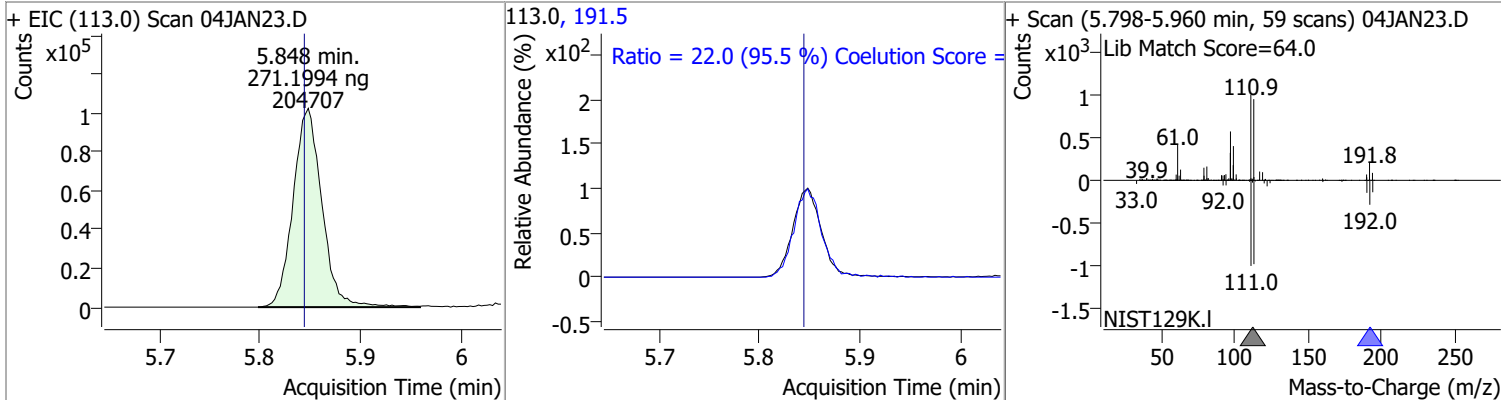
Compound	Conc.	RT	Dev(Min)	Resp.	QIon	QRatio	Lower	Upper
Chloroform	120.4236	5.65	-0.01	183676	85.0	66.1	36.0	96.0



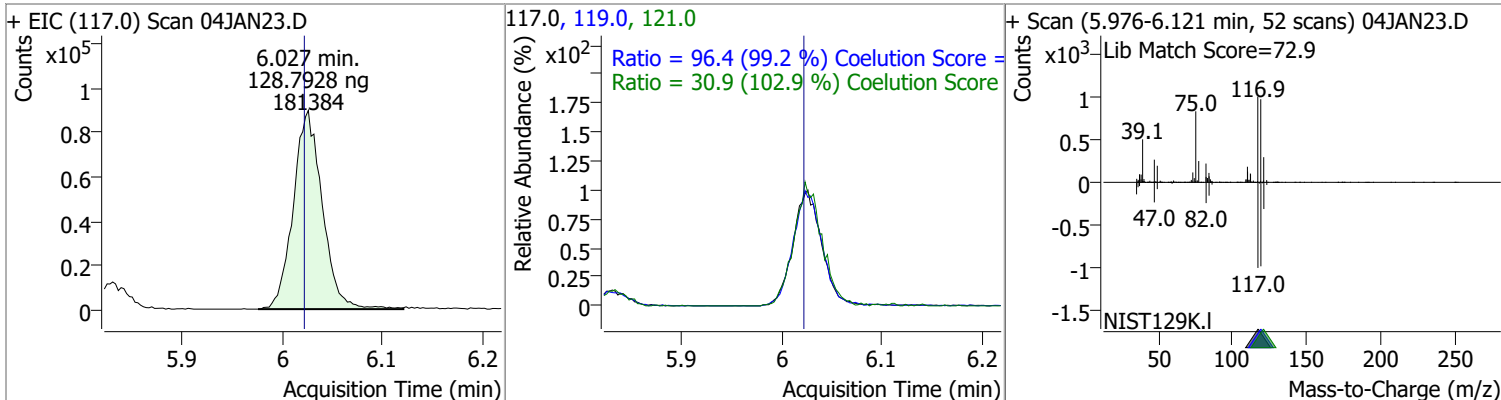
Compound	Conc.	RT	Dev(Min)	Resp.	QIon	QRatio	Lower	Upper
1,1,1-Trichloroethane	128.2524	5.83	0.00	183324	99.0	65.1	34.7	94.7
					61.0	48.9	18.1	78.1



Compound	Conc.	RT	Dev(Min)	Resp.	QIon	QRatio	Lower	Upper
Dibromofluoromethane	271.1994	5.85	0.00	204707	191.5	22.0	0.0	53.1

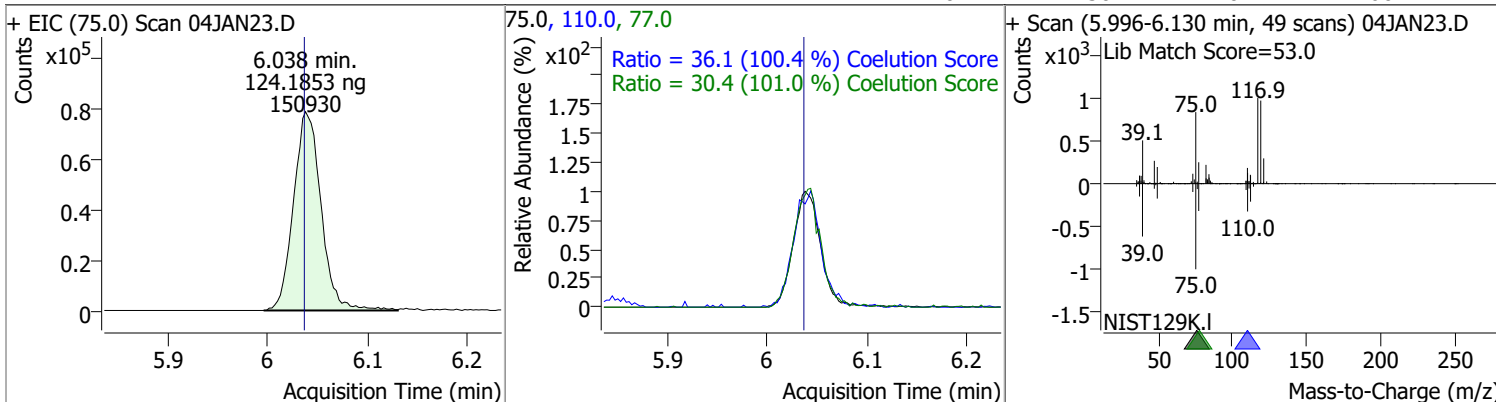


Compound	Conc.	RT	Dev(Min)	Resp.	QIon	QRatio	Lower	Upper
Carbon tetrachloride	128.7928	6.03	0.00	181384	119.0	96.4	67.2	127.2
					121.0	30.9	0.1	60.1

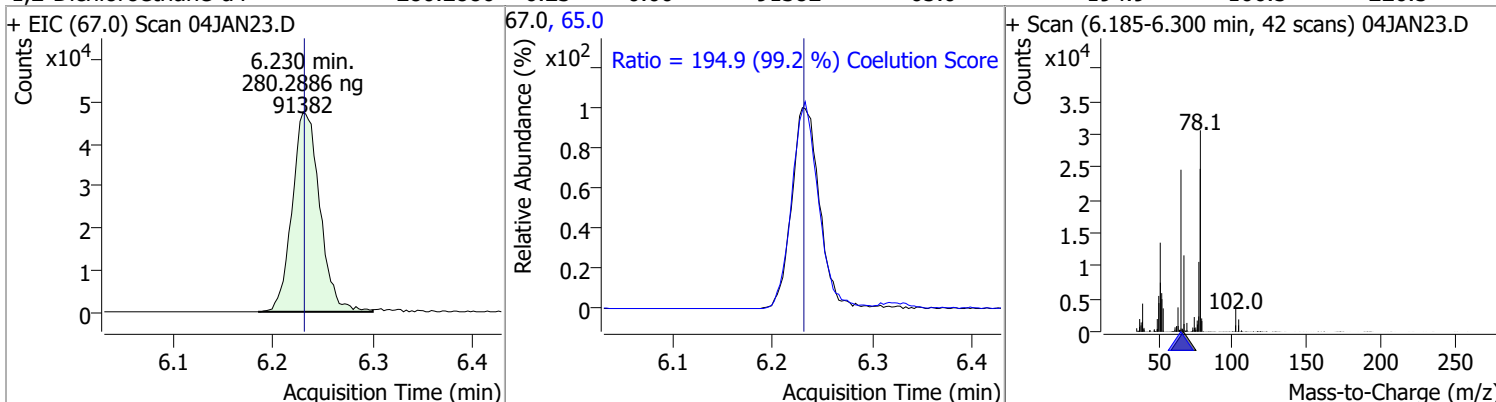


# Quantitation Results Report (QT Reviewed)

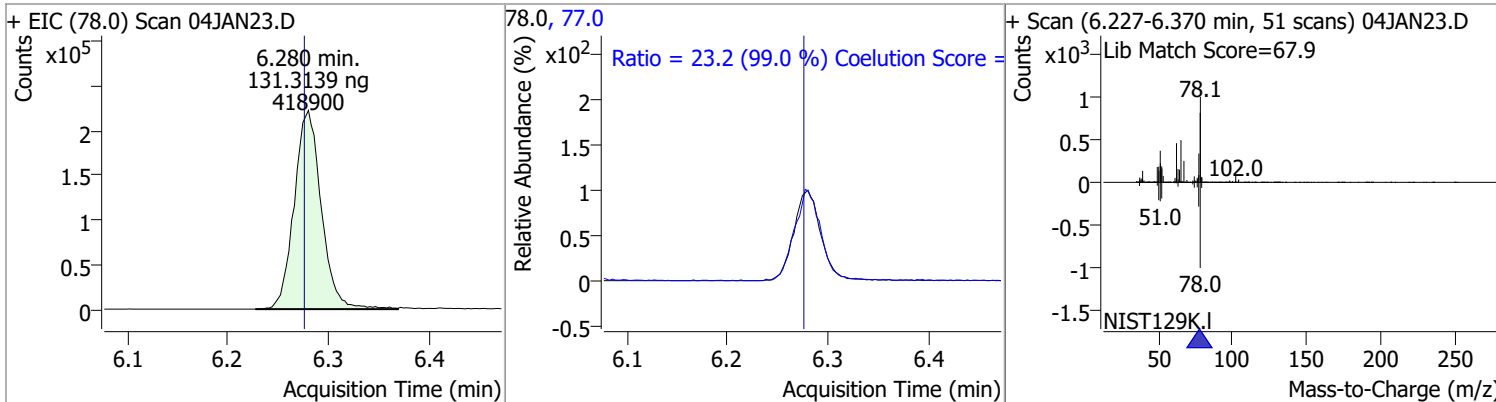
Compound	Conc.	RT	Dev(Min)	Resp.	QIon	QRatio	Lower	Upper
1,1-Dichloropropene	124.1853	6.04	0.00	150930	110.0	36.1	5.9	65.9
					77.0	30.4	0.1	60.1



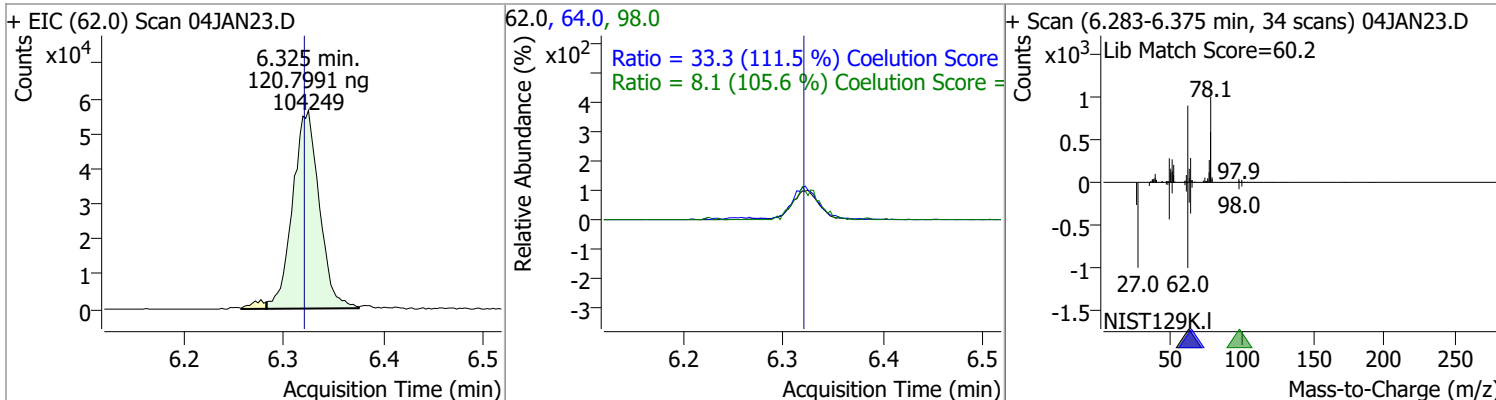
Compound	Conc.	RT	Dev(Min)	Resp.	QIon	QRatio	Lower	Upper
1,2-Dichloroethane-d4	280.2886	6.23	0.00	91382	65.0	194.9	166.5	226.5



Compound	Conc.	RT	Dev(Min)	Resp.	QIon	QRatio	Lower	Upper
Benzene	131.3139	6.28	0.00	418900	77.0	23.2	0.0	53.5



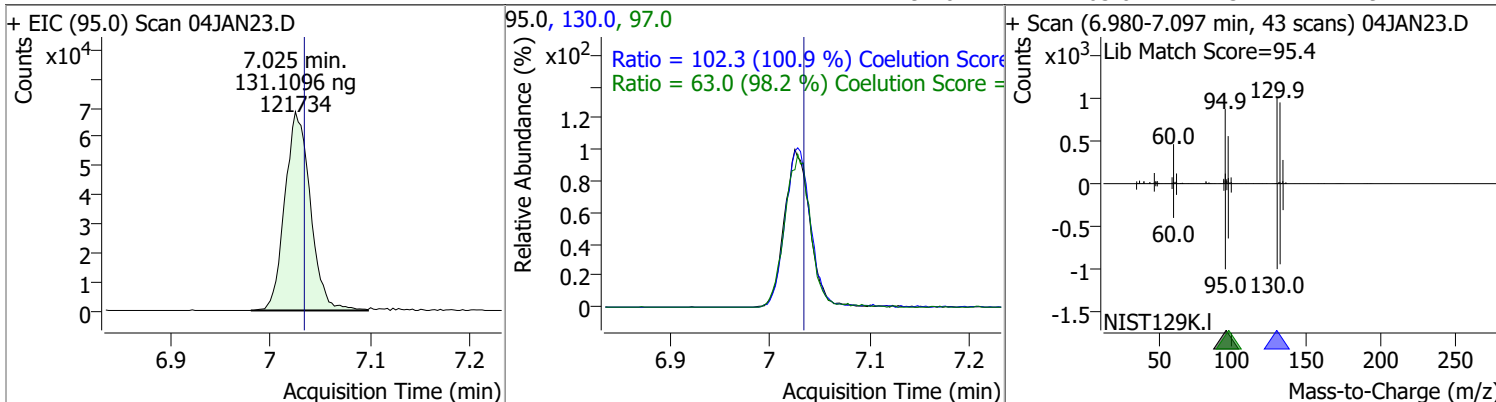
Compound	Conc.	RT	Dev(Min)	Resp.	QIon	QRatio	Lower	Upper
1,2-Dichloroethane	120.7991	6.32	0.00	104249	64.0	33.3	0.0	59.9
					98.0	8.1	0.0	37.6



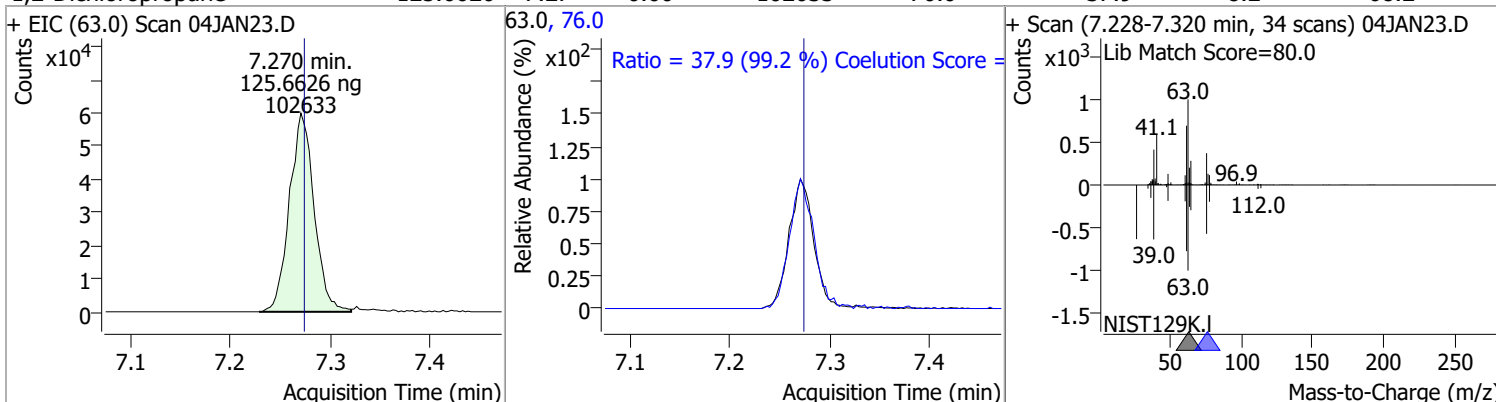


# Quantitation Results Report (QT Reviewed)

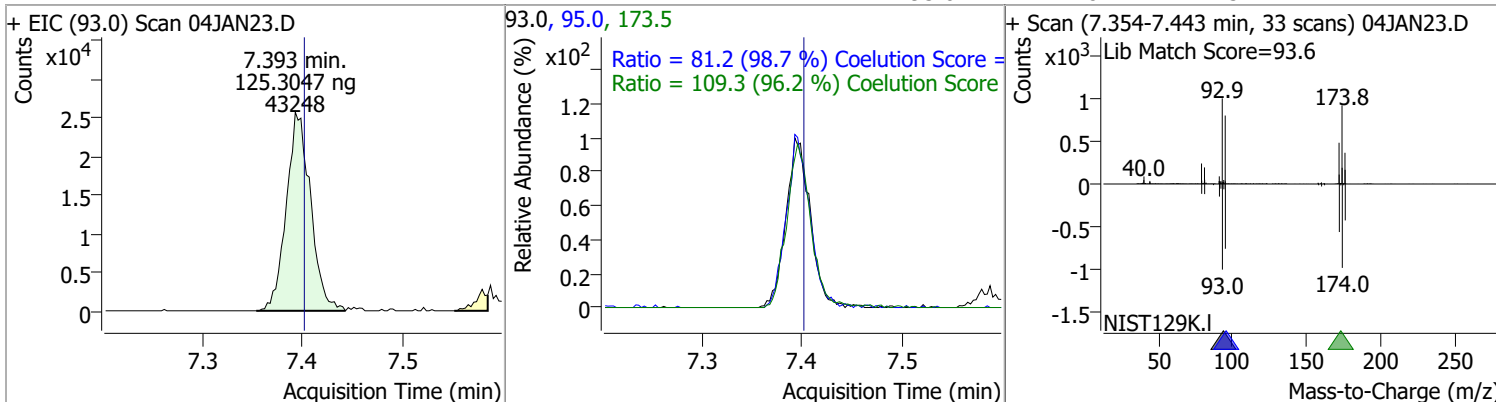
Compound	Conc.	RT	Dev(Min)	Resp.	QIon	QRatio	Lower	Upper
Trichloroethene	131.1096	7.02	-0.01	121734	130.0	102.3	71.5	131.5
					97.0	63.0	34.1	94.1



Compound	Conc.	RT	Dev(Min)	Resp.	QIon	QRatio	Lower	Upper
1,2-Dichloropropane	125.6626	7.27	0.00	102633	76.0	37.9	8.2	68.2

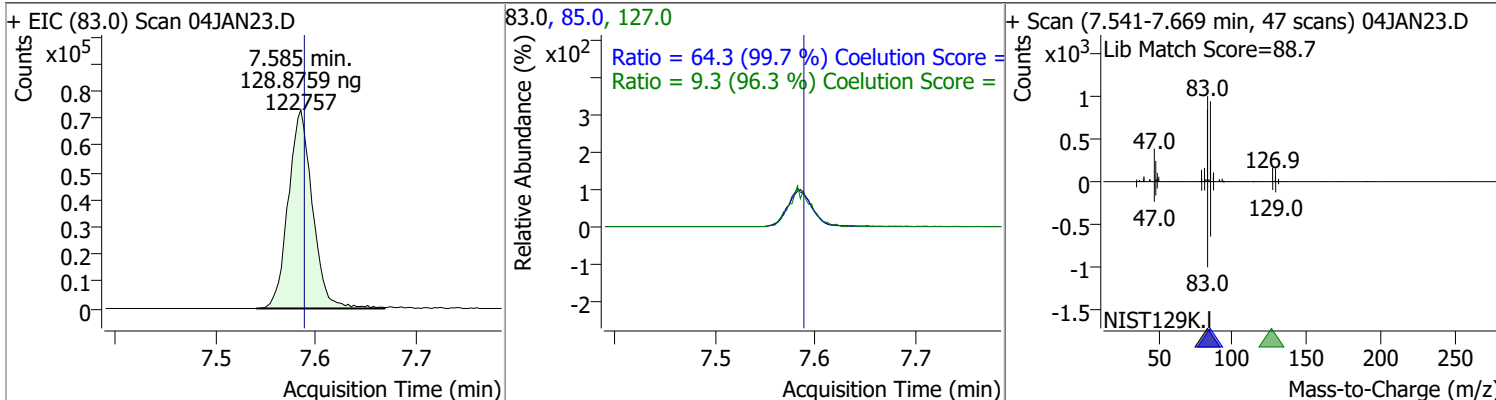


Compound	Conc.	RT	Dev(Min)	Resp.	QIon	QRatio	Lower	Upper
Dibromomethane	125.3047	7.39	-0.01	43248	173.5	109.3	83.7	143.7
					95.0	81.2	52.2	112.2

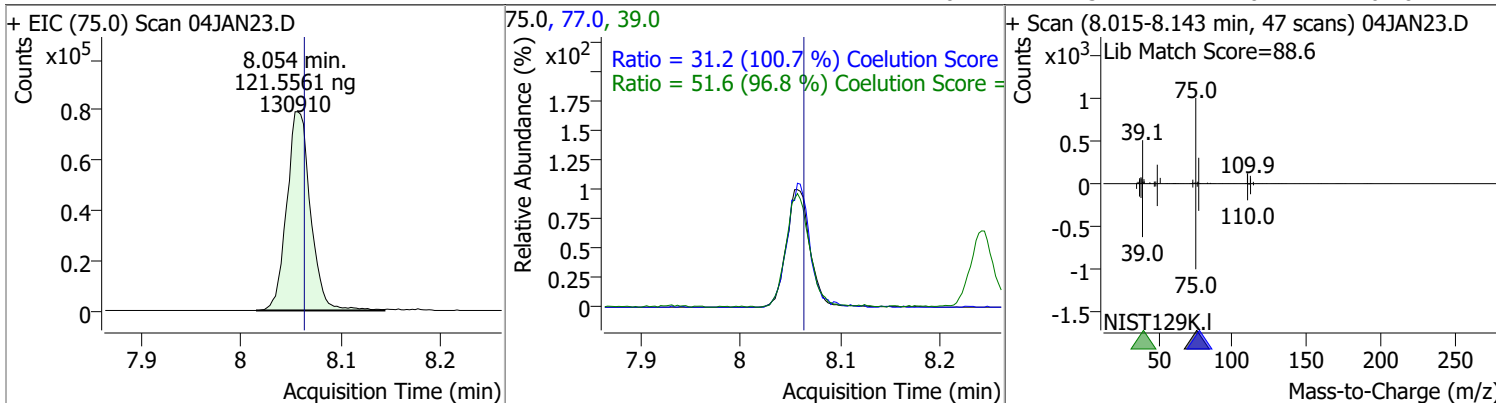


# Quantitation Results Report (QT Reviewed)

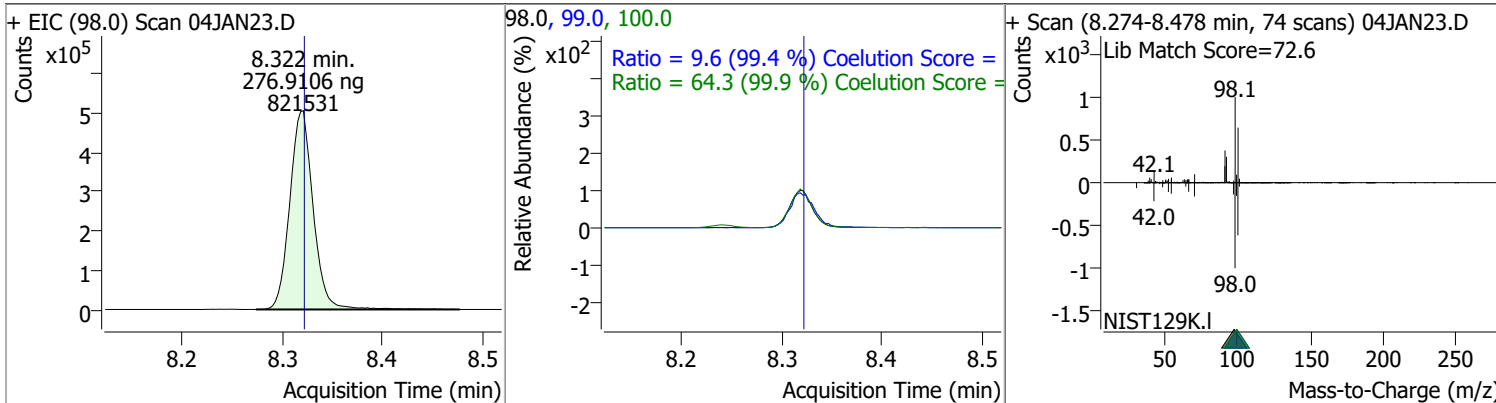
Compound	Conc.	RT	Dev(Min)	Resp.	QIon	QRatio	Lower	Upper
Bromodichloromethane	128.8759	7.59	0.00	122757	85.0	64.3	34.5	94.5
					127.0	9.3	0.0	39.6



Compound	Conc.	RT	Dev(Min)	Resp.	QIon	QRatio	Lower	Upper
cis-1,3-Dichloropropene	121.5561	8.05	-0.01	130910	39.0	51.6	23.3	83.3
					77.0	31.2	1.0	61.0

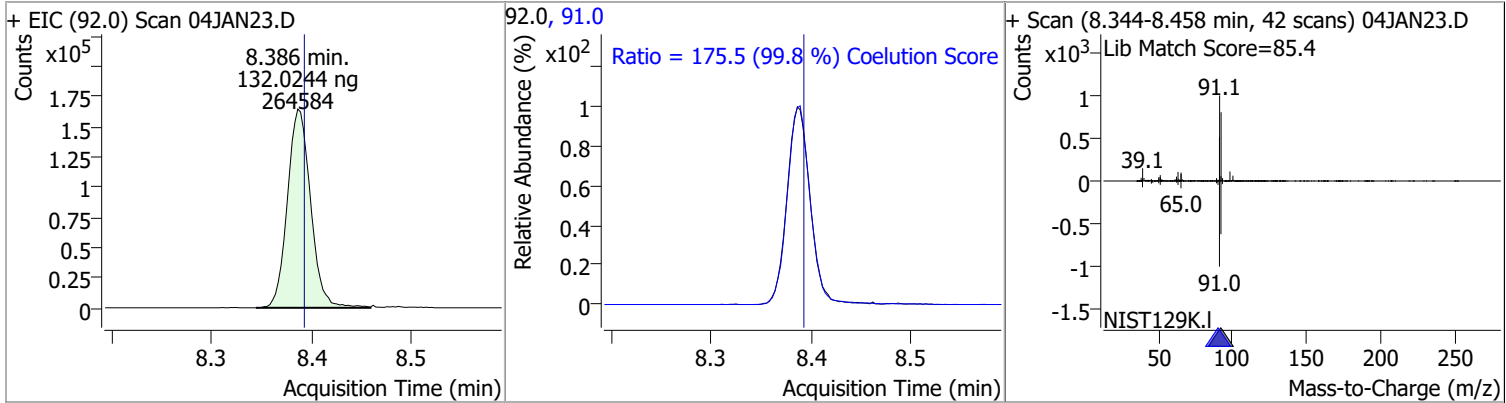


Compound	Conc.	RT	Dev(Min)	Resp.	QIon	QRatio	Lower	Upper
Toluene-d8	276.9106	8.32	0.00	821531	100.0	64.3	34.4	94.4
					99.0	9.6	0.0	39.6

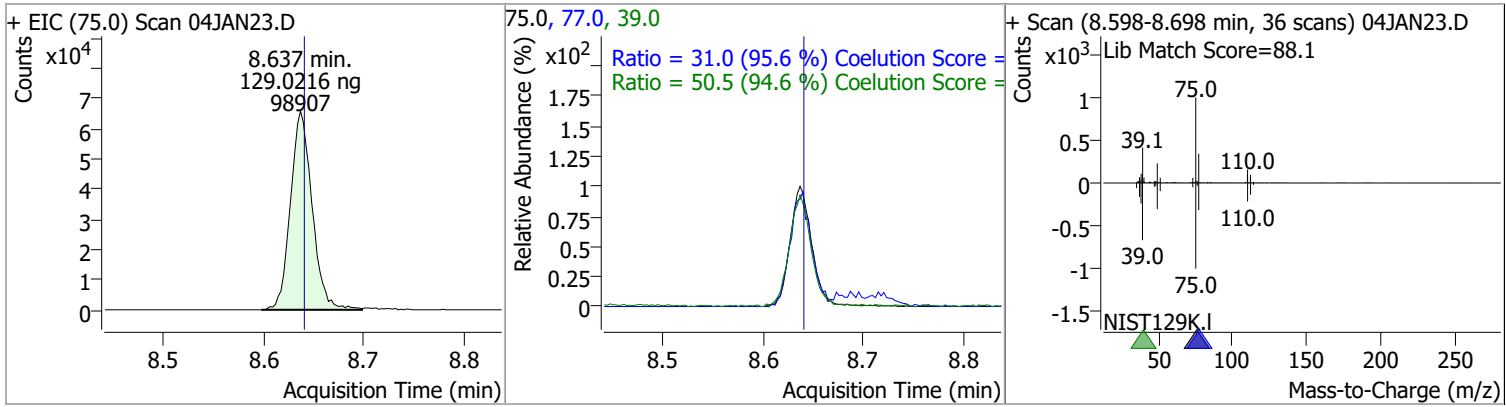


# Quantitation Results Report (QT Reviewed)

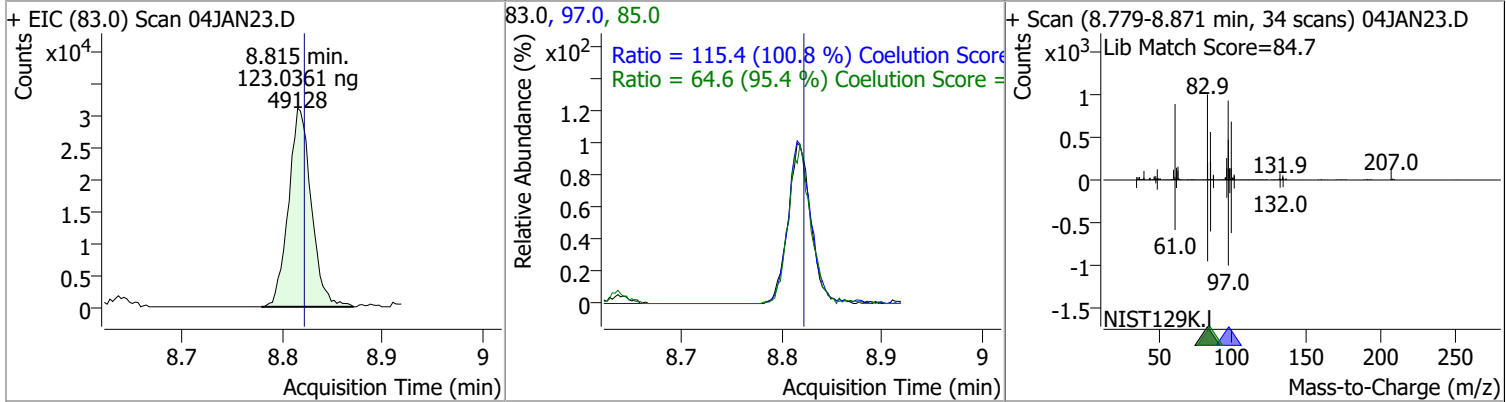
Compound	Conc.	RT	Dev(Min)	Resp.	QIon	QRatio	Lower	Upper
Toluene	132.0244	8.39	0.00	264584	91.0	175.5	145.8	205.8



Compound	Conc.	RT	Dev(Min)	Resp.	QIon	QRatio	Lower	Upper
trans-1,3-Dichloropropene	129.0216	8.64	0.00	98907	39.0	50.5	23.4	83.4
					77.0	31.0	2.4	62.4

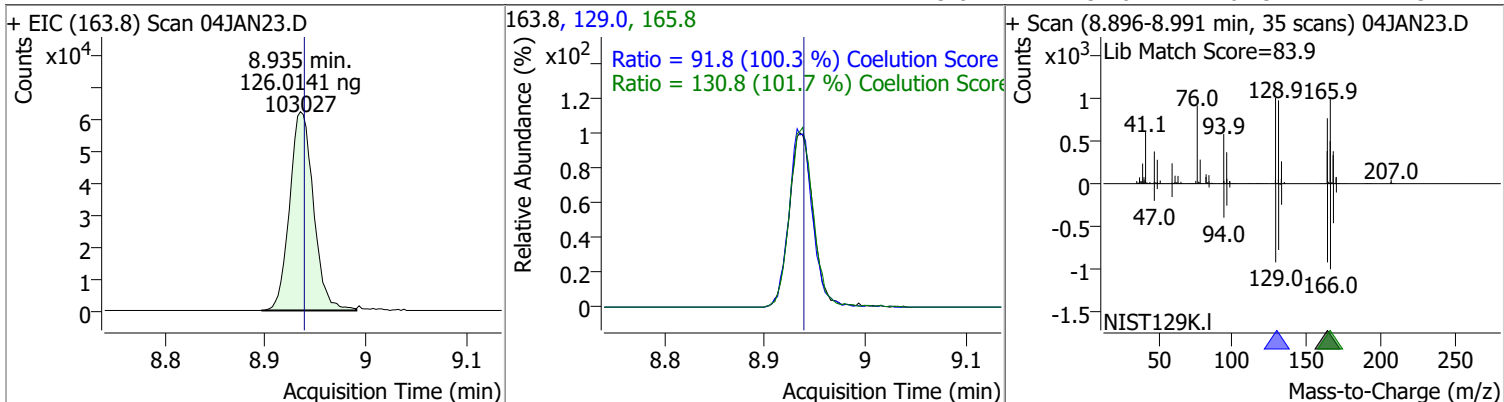


Compound	Conc.	RT	Dev(Min)	Resp.	QIon	QRatio	Lower	Upper
1,1,2-Trichloroethane	123.0361	8.82	0.00	49128	97.0	115.4	84.6	144.6
					85.0	64.6	37.6	97.6

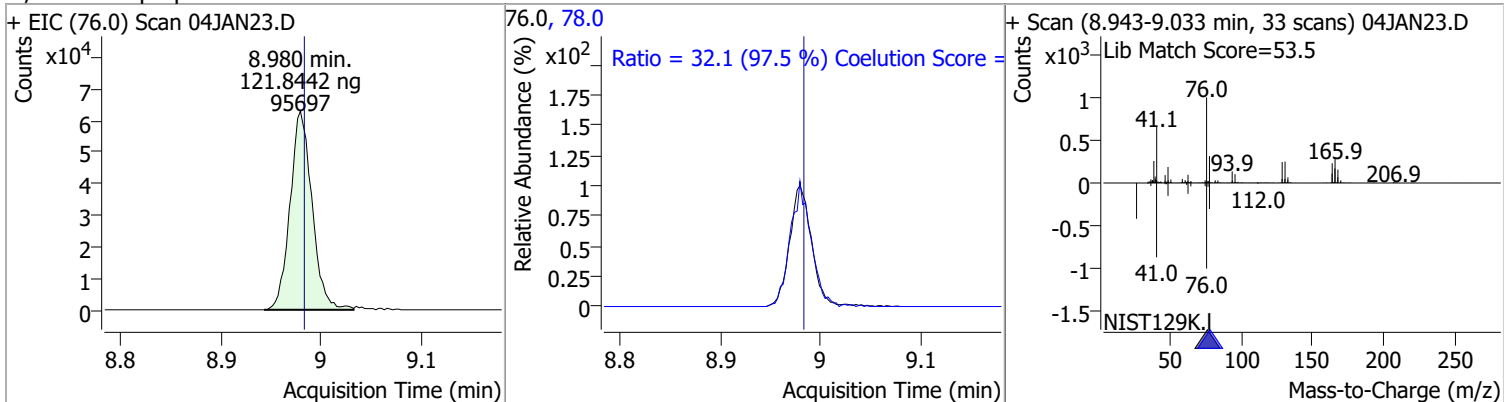


# Quantitation Results Report (QT Reviewed)

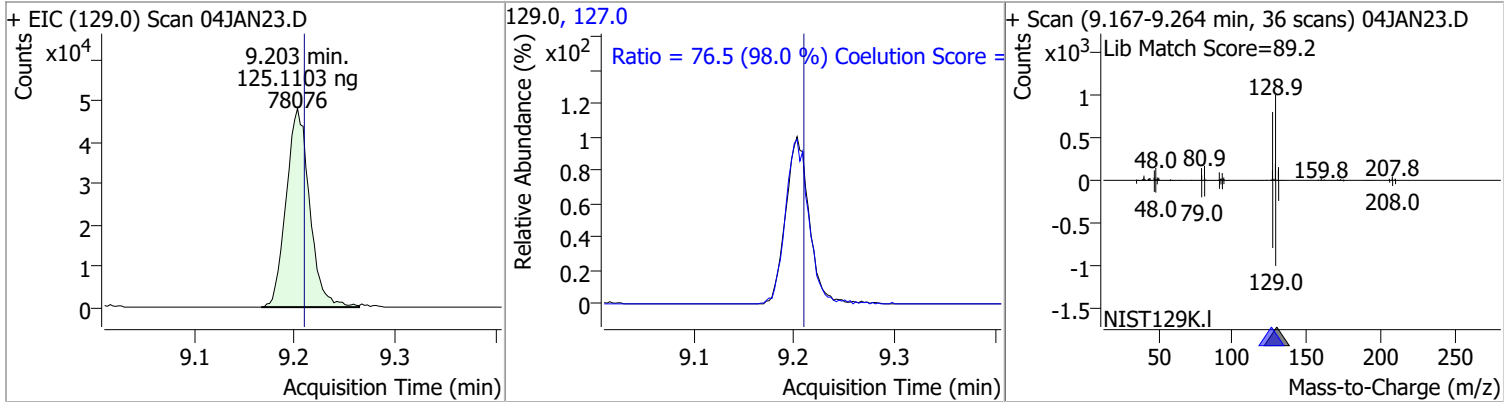
Compound	Conc.	RT	Dev(Min)	Resp.	QIon	QRatio	Lower	Upper
Tetrachloroethene	126.0141	8.94	0.00	103027	165.8	130.8	98.6	158.6
					129.0	91.8	61.5	121.5



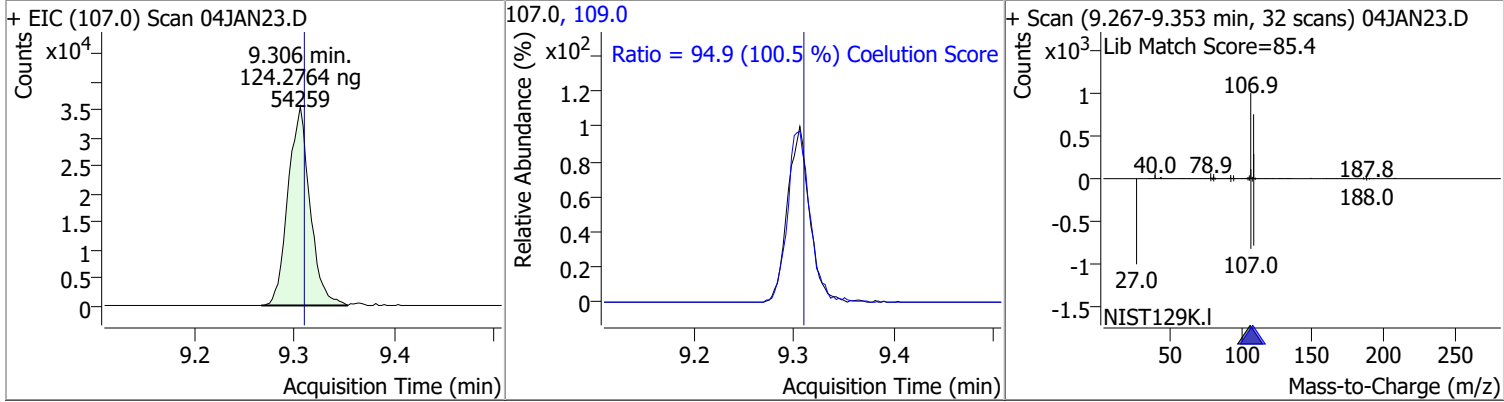
Compound	Conc.	RT	Dev(Min)	Resp.	QIon	QRatio	Lower	Upper
1,3-Dichloropropane	121.8442	8.98	0.00	95697	78.0	32.1	2.9	62.9



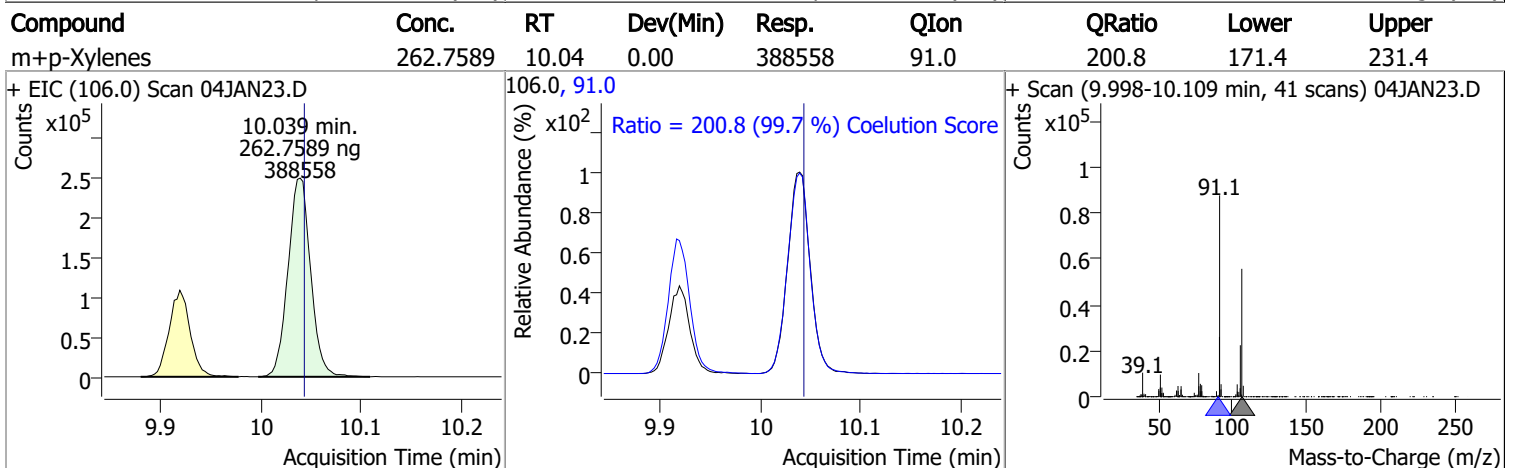
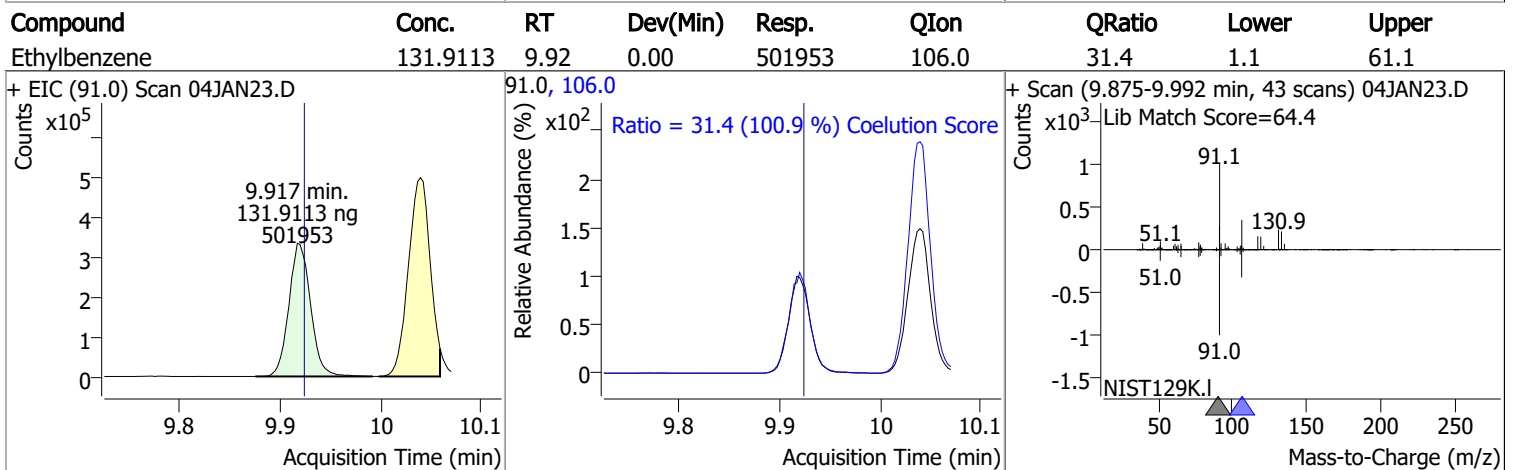
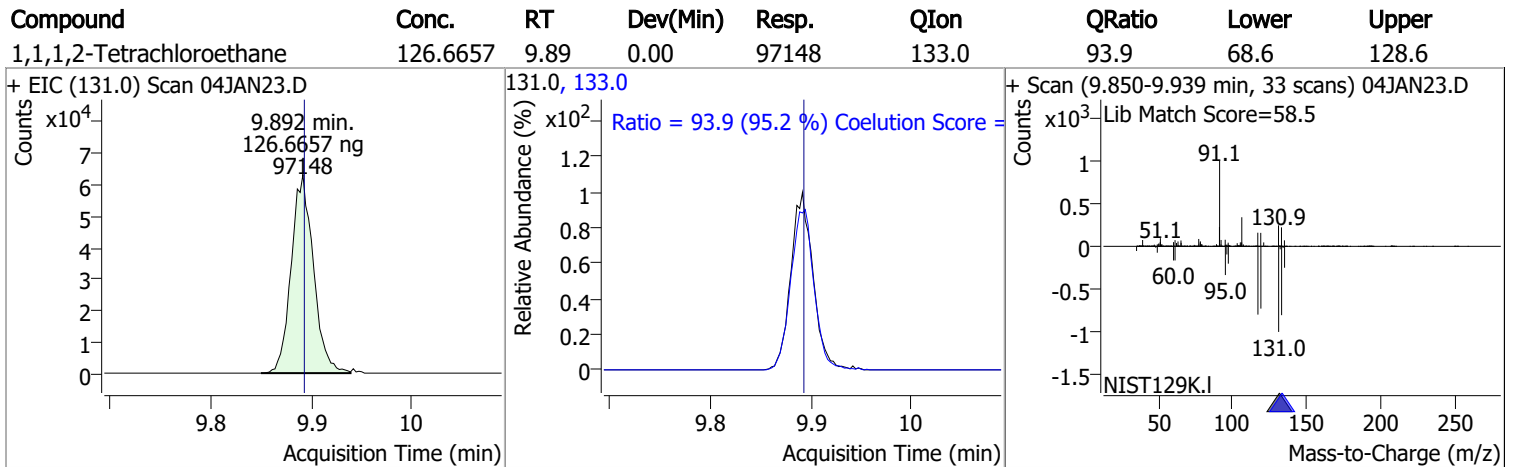
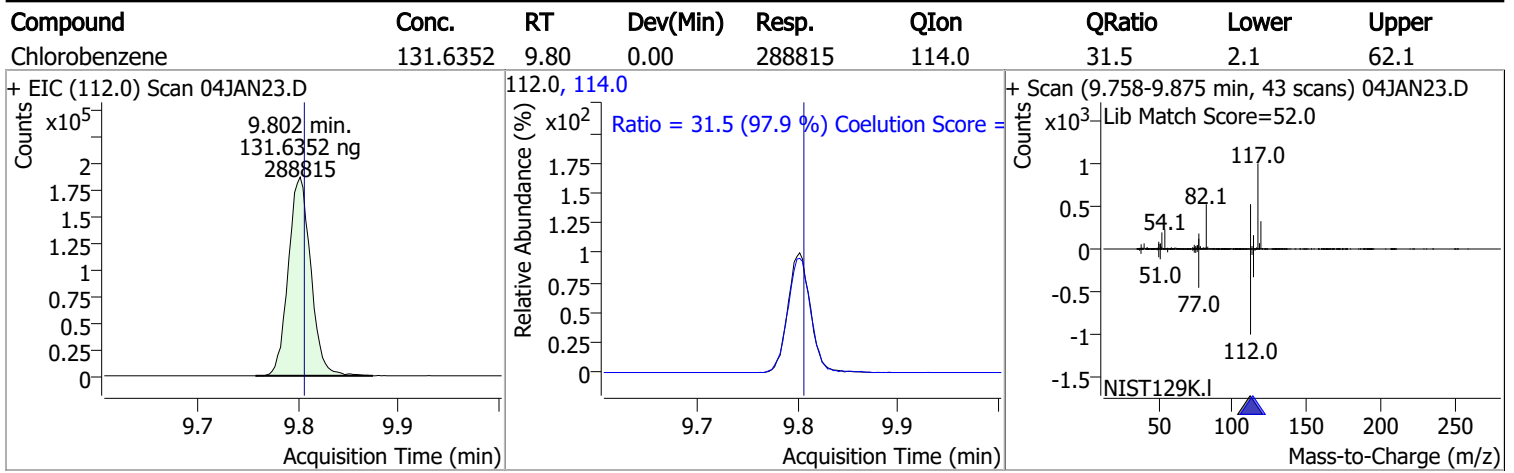
Compound	Conc.	RT	Dev(Min)	Resp.	QIon	QRatio	Lower	Upper
Chlorodibromomethane	125.1103	9.20	0.00	78076	127.0	76.5	48.0	108.0



Compound	Conc.	RT	Dev(Min)	Resp.	QIon	QRatio	Lower	Upper
1,2-Dibromoethane	124.2764	9.31	0.00	54259	109.0	94.9	64.5	124.5

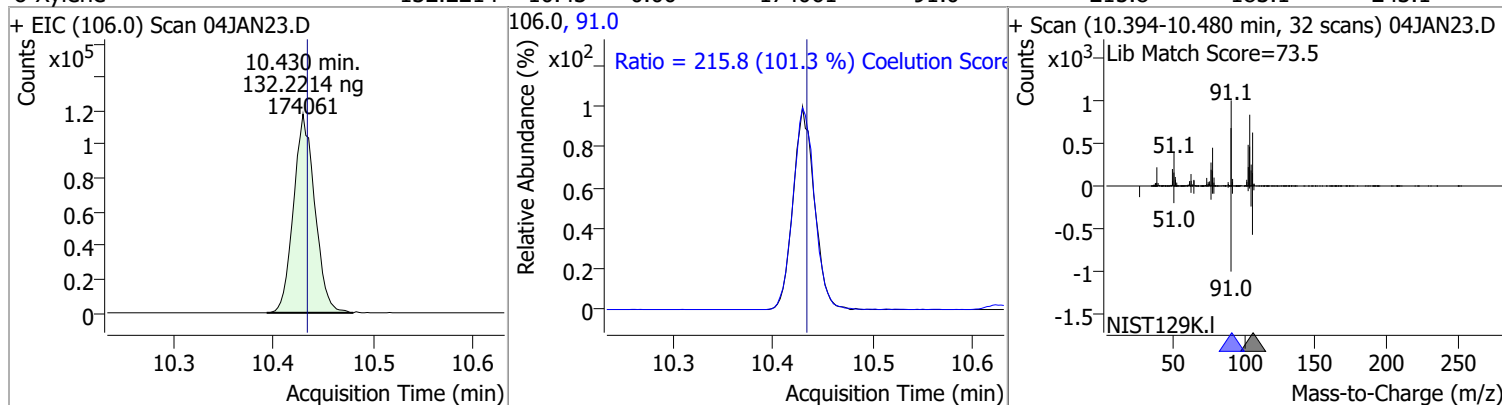


# Quantitation Results Report (QT Reviewed)

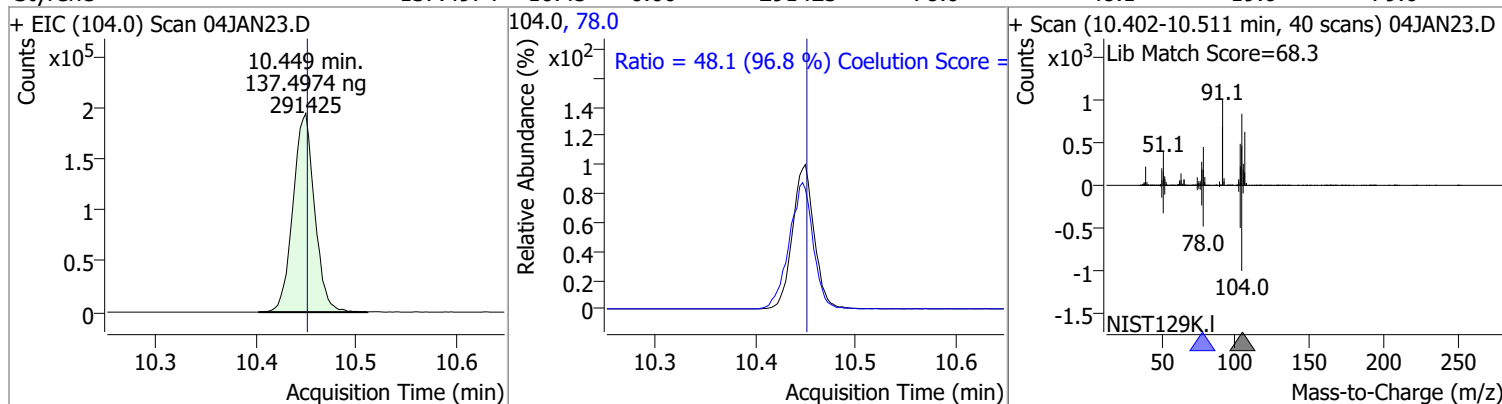


# Quantitation Results Report (QT Reviewed)

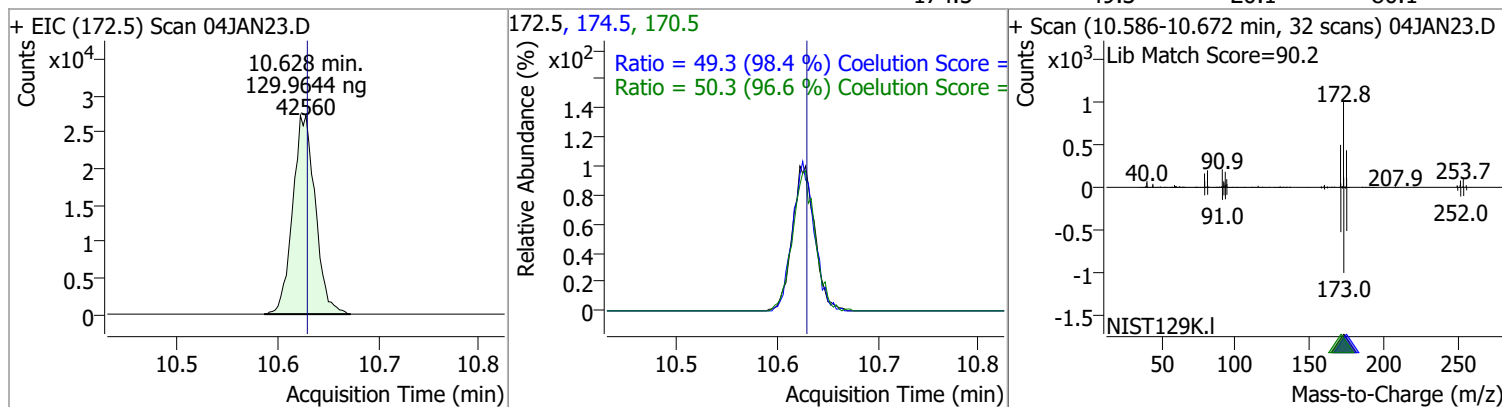
Compound	Conc.	RT	Dev(Min)	Resp.	QIon	QRatio	Lower	Upper
o-Xylene	132.2214	10.43	0.00	174061	91.0	215.8	183.1	243.1



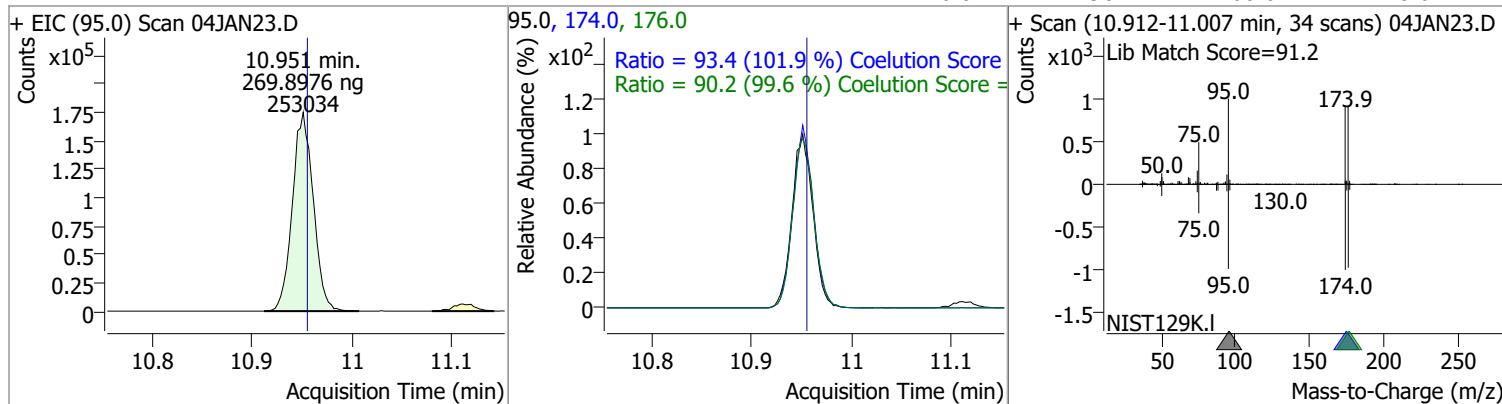
Compound	Conc.	RT	Dev(Min)	Resp.	QIon	QRatio	Lower	Upper
Styrene	137.4974	10.45	0.00	291425	78.0	48.1	19.6	79.6



Compound	Conc.	RT	Dev(Min)	Resp.	QIon	QRatio	Lower	Upper
Bromoform	129.9644	10.63	0.00	42560	170.5	50.3	22.1	82.1
					174.5	49.3	20.1	80.1

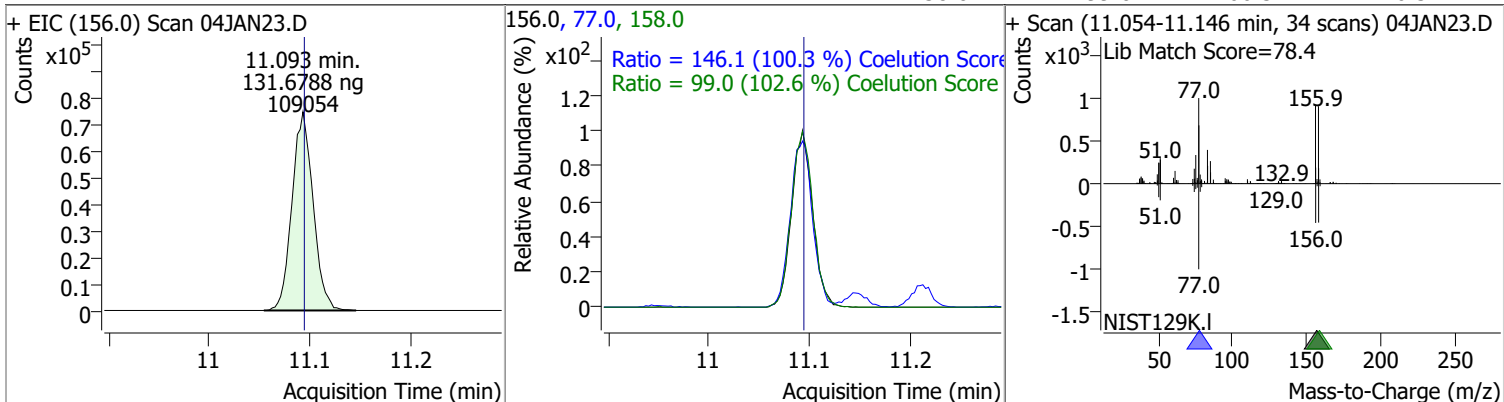


Compound	Conc.	RT	Dev(Min)	Resp.	QIon	QRatio	Lower	Upper
p-Bromofluorobenzene	269.8976	10.95	0.00	253034	174.0	93.4	61.7	121.7
					176.0	90.2	60.6	120.6

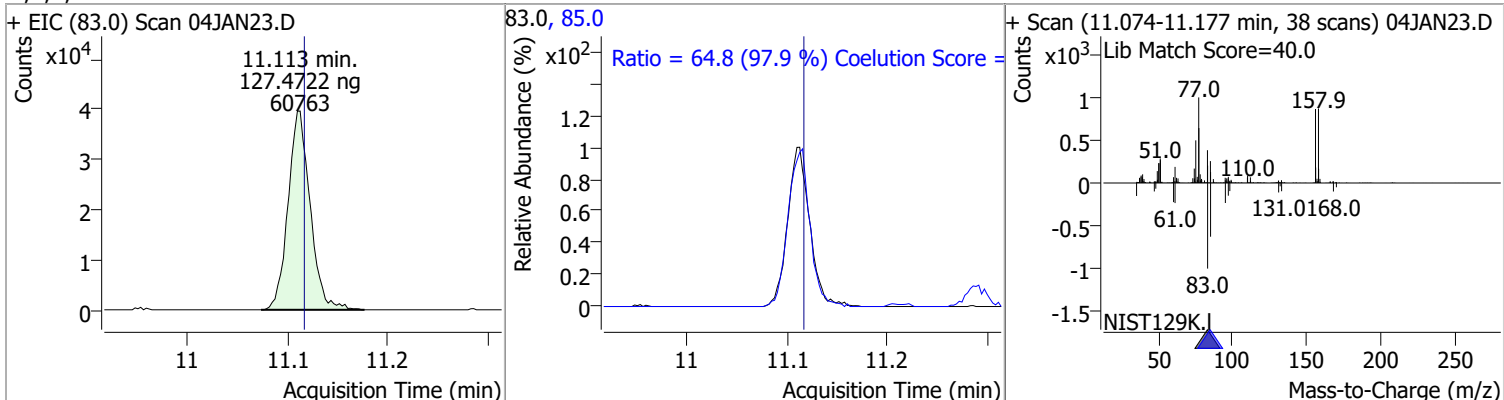


# Quantitation Results Report (QT Reviewed)

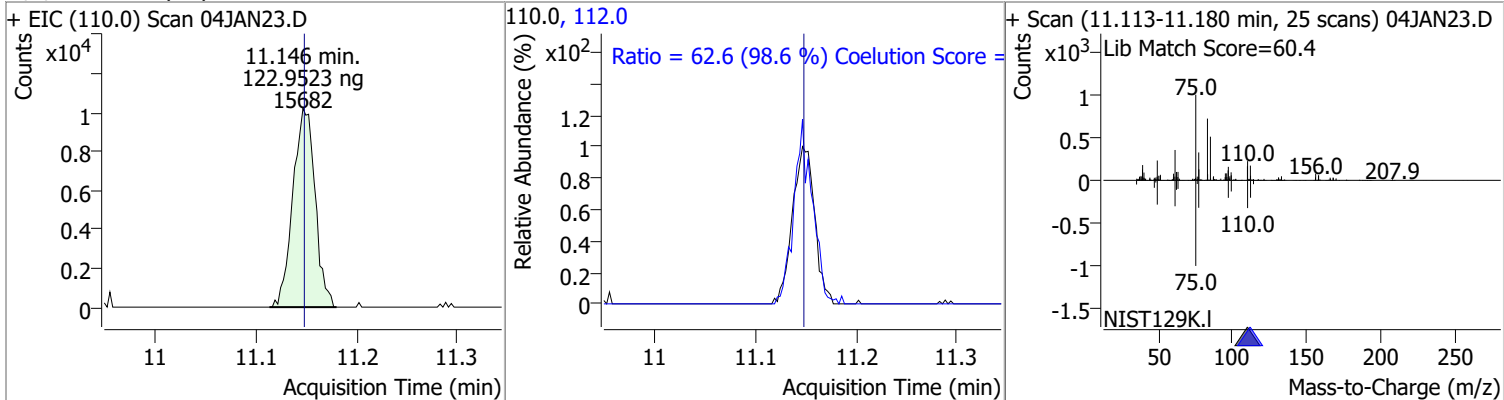
Compound	Conc.	RT	Dev(Min)	Resp.	QIon	QRatio	Lower	Upper
Bromobenzene	131.6788	11.09	0.00	109054	77.0	146.1	115.7	175.7
					158.0	99.0	66.5	126.5



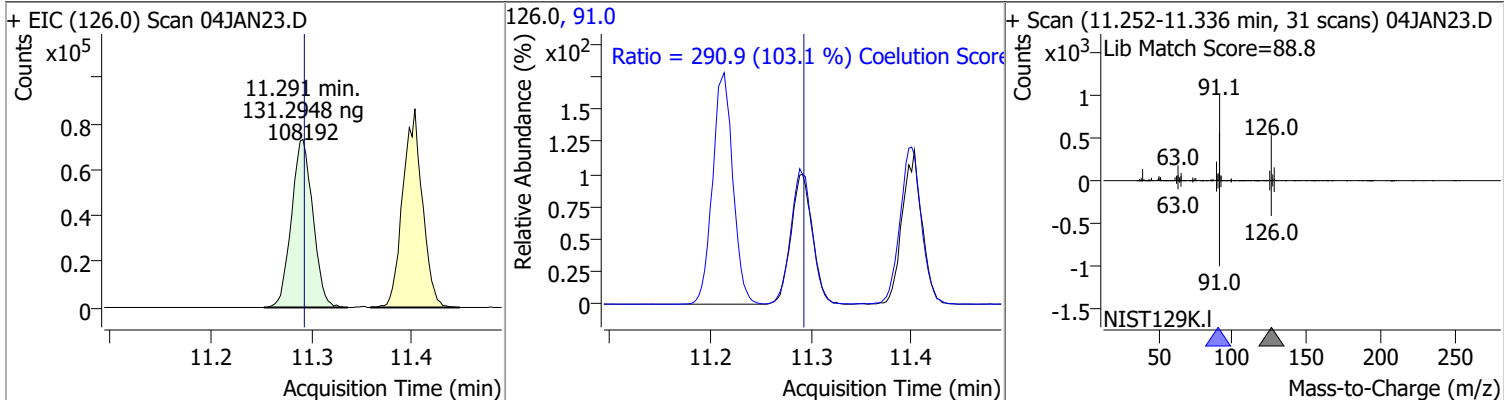
Compound	Conc.	RT	Dev(Min)	Resp.	QIon	QRatio	Lower	Upper
1,1,2,2-Tetrachloroethane	127.4722	11.11	0.00	60763	85.0	64.8	36.2	96.2



Compound	Conc.	RT	Dev(Min)	Resp.	QIon	QRatio	Lower	Upper
1,2,3-Trichloropropane	122.9523	11.15	0.00	15682	112.0	62.6	33.5	93.5

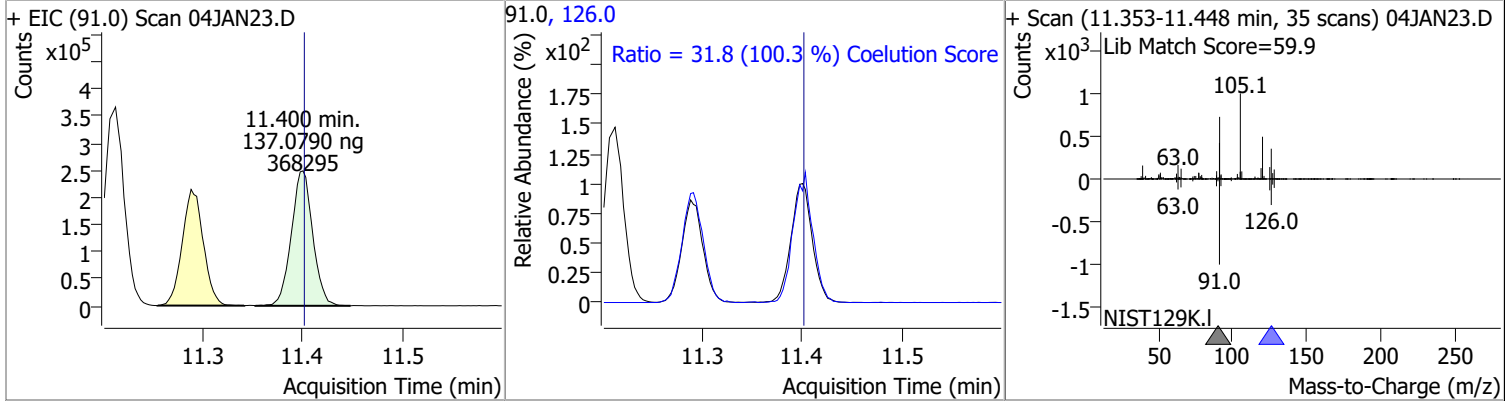


Compound	Conc.	RT	Dev(Min)	Resp.	QIon	QRatio	Lower	Upper
2-Chlorotoluene	131.2948	11.29	0.00	108192	91.0	290.9	252.3	312.3

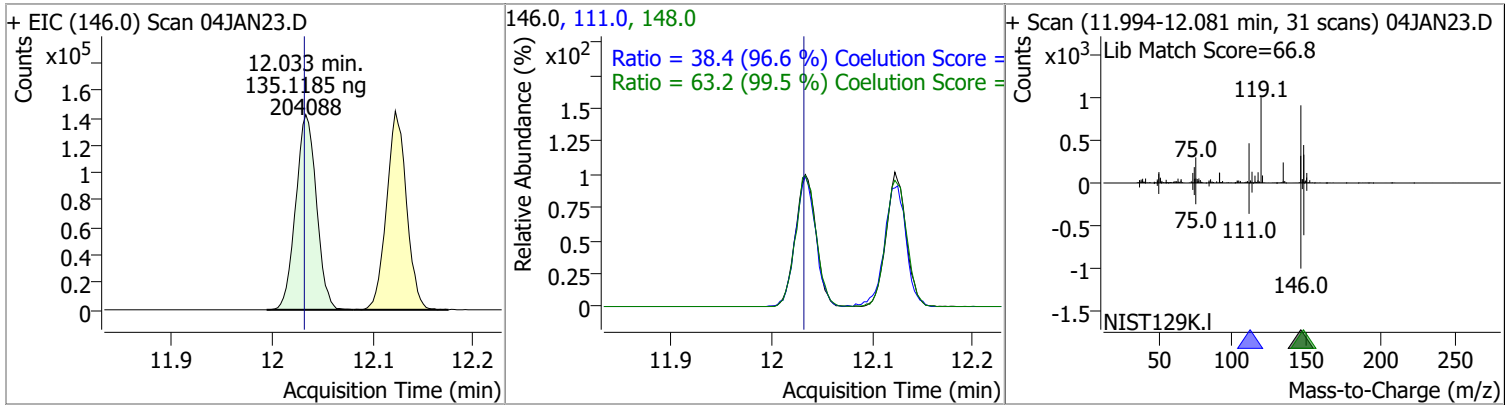


# Quantitation Results Report (QT Reviewed)

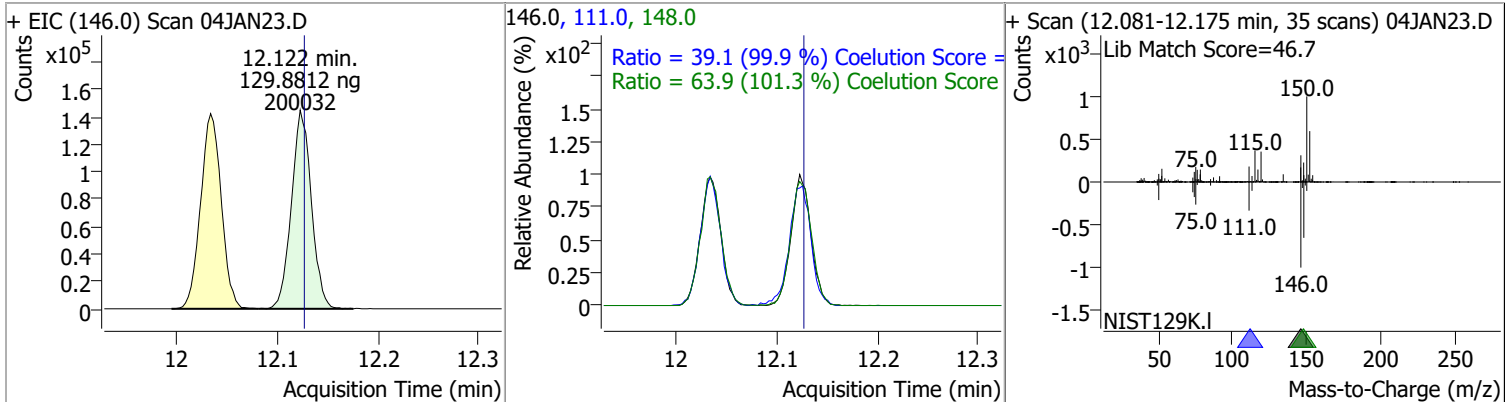
Compound	Conc.	RT	Dev(Min)	Resp.	QIon	QRatio	Lower	Upper
4-Chlorotoluene	137.0790	11.40	0.00	368295	126.0	31.8	1.7	61.7



1,3-Dichlorobenzene	135.1185	12.03	0.00	204088	148.0	63.2	33.6	93.6
					111.0	38.4	9.8	69.8



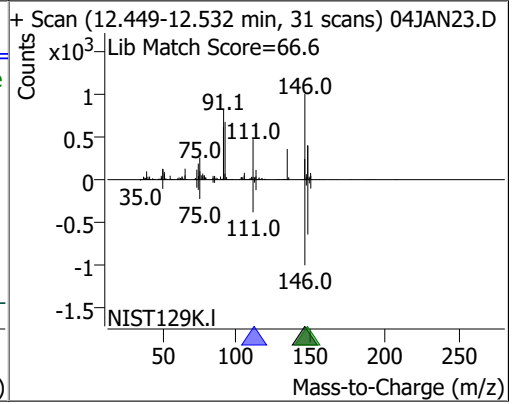
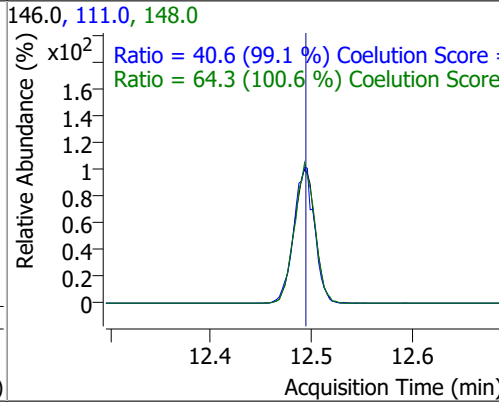
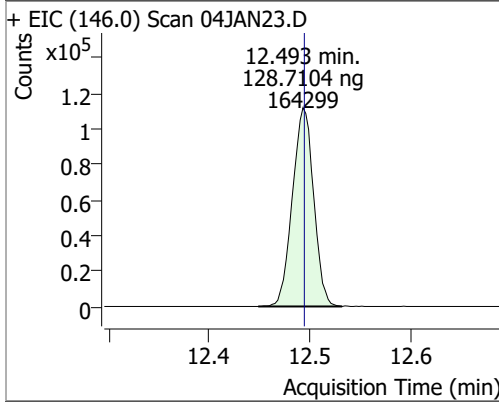
1,4-Dichlorobenzene	129.8812	12.12	0.00	200032	148.0	63.9	33.1	93.1
					111.0	39.1	9.1	69.1





# Quantitation Results Report (QT Reviewed)

Compound	Conc.	RT	Dev(Min)	Resp.	QIon	QRatio	Lower	Upper
1,2-Dichlorobenzene	128.7104	12.49	0.00	164299	148.0	64.3	33.9	93.9
					111.0	40.6	11.0	71.0



# Audit Trail report

**Batch name and path:** D:\Org\Data\VOA5975C\VG010422\QuantResults\VG010422\_8260B.batch.bin  
**Quant batch version:** 10.0  
**Quant reporting version:** 10.0

Name	User	Time	Action	Reason	Comment	Succeed	Exception
CmdNewBatchTable	BL2000\mchavez	1/4/2022 10:36:43 AM	Create new batch D:\Org\Data\VOA5975C\VG010422\VG010422_8260B.batch.bin			✓	
CmdImportSamplesFromWorklist	BL2000\mchavez	1/4/2022 10:36:56 AM	Add samples from worklist: D:\Org\Data\VOA5975C\VG010422\04JAN02.D, D:\Org\Data\VOA5975C\VG010422\04JAN01.D			✓	
CmdSetSampleAttribute	BL2000\mchavez	1/4/2022 10:37:01 AM	Set SampleType = MatrixBlank for sample 04JAN02.D; previous value = Sample			✓	
CmdSetSampleAttribute	BL2000\mchavez	1/4/2022 10:37:04 AM	Set SampleType = TuneCheck for sample 04JAN02.D; previous value = MatrixBlank			✓	
CmdStartMethodEditing	BL2000\mchavez	1/4/2022 10:52:58 AM	Start method editing			✓	
CmdImportMethodFromBatch	BL2000\mchavez	1/4/2022 10:52:59 AM	Import method from batch D:\Org\Data\VOA5975C\VG010322\VG010322_8260B_2ndRun.batch.bin			✓	
CmdApplyMethodToAllSamples	BL2000\mchavez	1/4/2022 10:53:03 AM	Apply method to all samples			✓	
CmdMethodClear	BL2000\mchavez	1/4/2022 10:53:03 AM	Clear method			✓	
CmdEndMethodEditing	BL2000\mchavez	1/4/2022 10:53:03 AM	End method editing			✓	
CmdQuantitate	BL2000\mchavez	1/4/2022 10:53:07 AM	Quantitate all compounds in all samples			✓	
CmdSaveBatchTable	BL2000\mchavez	1/4/2022 10:54:55 AM	Save batch D:\Org\Data\VOA5975C\VG010422\QuantResults\VG010422_8260B.batch.bin			✓	
CmdOpenBatchTable	BL2000\mchavez	1/4/2022 11:14:07 AM	Open batch D:\Org\Data\VOA5975C\VG010422\VG010422_8260B.batch.bin			✓	
CmdImportSamplesFromWorklist	BL2000\mchavez	1/4/2022 11:14:24 AM	Add samples from worklist: D:\Org\Data\VOA5975C\VG010422\04JAN03.D			✓	
CmdSetSampleAttribute	BL2000\mchavez	1/4/2022 11:14:28 AM	Set SampleType = CC for sample 04JAN03.D; previous value = Sample			✓	
CmdSetSampleAttribute	BL2000\mchavez	1/4/2022 11:14:31 AM	Set LevelName = CC for sample 04JAN03.D; previous value =			✓	
CmdQuantitate	BL2000\mchavez	1/4/2022 11:14:35 AM	Quantitate all compounds in all samples			✓	
CmdSaveBatchTable	BL2000\mchavez	1/4/2022 11:15:38 AM	Save batch D:\Org\Data\VOA5975C\VG010422\QuantResults\VG010422_8260B.batch.bin			✓	
CmdOpenBatchTable	BL2000\mchavez	1/4/2022 1:02:39 PM	Open batch D:\Org\Data\VOA5975C\VG010422\VG010422_8260B.batch.bin			✓	

# Audit Trail report

Name	User	Time	Action	Reason	Comment	Succeed	Exception
CmdImportSamplesFromWorklist	BL2000\mchavez	1/4/2022 1:02:58 PM	Add samples from worklist: D:\Org\Data\VOA5975C\VG010422\04JAN05.D, D:\Org\Data\VOA5975C\VG010422\04JAN04.D			✓	
CmdSetSampleAttribute	BL2000\mchavez	1/4/2022 1:03:09 PM	Set SampleType = TuneCheck for sample 04JAN05.D; previous value = Sample			✓	
CmdQuantitate	BL2000\mchavez	1/4/2022 1:03:40 PM	Quantitate all compounds in all samples			✓	
CmdSaveBatchTable	BL2000\mchavez	1/4/2022 1:14:26 PM	Save batch D:\Org\Data\VOA5975C\VG010422\QuantResults\VG010422_8260B.batch.bin			✓	
CmdOpenBatchTable	BL2000\mchavez	1/4/2022 1:47:13 PM	Open batch D:\Org\Data\VOA5975C\VG010422\VG010422_8260B.batch.bin			✓	
CmdImportSamplesFromWorklist	BL2000\mchavez	1/4/2022 1:47:29 PM	Add samples from worklist: D:\Org\Data\VOA5975C\VG010422\04JAN06.D			✓	
CmdSetSampleAttribute	BL2000\mchavez	1/4/2022 1:47:35 PM	Set SampleType = CC for sample 04JAN06.D; previous value = Sample			✓	
CmdSetSampleAttribute	BL2000\mchavez	1/4/2022 1:47:38 PM	Set LevelName = CC for sample 04JAN06.D; previous value =			✓	
CmdQuantitate	BL2000\mchavez	1/4/2022 1:47:44 PM	Quantitate all compounds in all samples			✓	
CmdSaveBatchTable	BL2000\mchavez	1/4/2022 1:53:45 PM	Save batch D:\Org\Data\VOA5975C\VG010422\QuantResults\VG010422_8260B.batch.bin			✓	
CmdOpenBatchTable	BL2000\mchavez	1/4/2022 3:05:35 PM	Open batch D:\Org\Data\VOA5975C\VG010422\VG010422_8260B.batch.bin			✓	
CmdImportSamplesFromWorklist	BL2000\mchavez	1/4/2022 3:06:14 PM	Add samples from worklist: D:\Org\Data\VOA5975C\VG010422\04JAN08.D, D:\Org\Data\VOA5975C\VG010422\04JAN07.D			✓	
CmdSetSampleAttribute	BL2000\mchavez	1/4/2022 3:06:26 PM	Set SampleType = TuneCheck for sample 04JAN08.D; previous value = Sample			✓	
CmdSaveBatchTable	BL2000\mchavez	1/4/2022 3:24:14 PM	Save batch D:\Org\Data\VOA5975C\VG010422\QuantResults\VG010422_8260B.batch.bin			✓	
CmdOpenBatchTable	BL2000\mchavez	1/5/2022 8:56:03 AM	Open batch D:\Org\Data\VOA5975C\VG010422\VG010422_8260B.batch.bin			✓	

# Audit Trail report

Name	User	Time	Action	Reason	Comment	Succeed	Exception
CmdImportSamplesFromWorklist	BL2000\mchavez	1/5/2022 8:58:43 AM	Add samples from worklist: D:\Org\Data\VOA5975C\VG010422\04JAN28.D, D:\Org\Data\VOA5975C\VG010422\04JAN27.D, D:\Org\Data\VOA5975C\VG010422\04JAN26.D, D:\Org\Data\VOA5975C\VG010422\04JAN25.D, D:\Org\Data\VOA5975C\VG010422\04JAN24.D, D:\Org\Data\VOA5975C\VG010422\04JAN23.D, D:\Org\Data\VOA5975C\VG010422\04JAN22.D, D:\Org\Data\VOA5975C\VG010422\04JAN21.D, D:\Org\Data\VOA5975C\VG010422\04JAN20.D, D:\Org\Data\VOA5975C\VG010422\04JAN19.D, D:\Org\Data\VOA5975C\VG010422\04JAN18.D, D:\Org\Data\VOA5975C\VG010422\04JAN17.D, D:\Org\Data\VOA5975C\VG010422\04JAN16.D, D:\Org\Data\VOA5975C\VG010422\04JAN15.D, D:\Org\Data\VOA5975C\VG010422\04JAN14.D, D:\Org\Data\VOA5975C\VG010422\04JAN13.D, D:\Org\Data\VOA5975C\VG010422\04JAN12.D, D:\Org\Data\VOA5975C\VG010422\04JAN11.D, D:\Org\Data\VOA5975C\VG010422\04JAN10.D, D:\Org\Data\VOA5975C\VG010422\04JAN09.D			✓	
CmdSetSampleAttribute	BL2000\mchavez	1/5/2022 8:59:26 AM	Set SampleType = Blank for sample 04JAN09.D; previous value = Sample			✓	
CmdSetSampleAttribute	BL2000\mchavez	1/5/2022 8:59:31 AM	Set SampleType = Calibration for sample 04JAN10.D; previous value = Sample			✓	
CmdSetSampleAttribute	BL2000\mchavez	1/5/2022 8:59:35 AM	Set SampleType = Calibration for sample 04JAN11.D; previous value = Sample			✓	
CmdSetSampleAttribute	BL2000\mchavez	1/5/2022 8:59:40 AM	Set SampleType = Calibration for sample 04JAN12.D; previous value = Sample			✓	
CmdSetSampleAttribute	BL2000\mchavez	1/5/2022 8:59:45 AM	Set SampleType = Calibration for sample 04JAN13.D; previous value = Sample			✓	

# Audit Trail report

Name	User	Time	Action	Reason	Comment	Succeed	Exception
CmdSetSampleAttribute	BL2000\mchavez	1/5/2022 8:59:50 AM	Set SampleType = Calibration for sample 04JAN15.D; previous value = Sample			✓	
CmdSetSampleAttribute	BL2000\mchavez	1/5/2022 8:59:55 AM	Set SampleType = Calibration for sample 04JAN17.D; previous value = Sample			✓	
CmdSetSampleAttribute	BL2000\mchavez	1/5/2022 9:00:00 AM	Set SampleType = Calibration for sample 04JAN19.D; previous value = Sample			✓	
CmdSetSampleAttribute	BL2000\mchavez	1/5/2022 9:00:08 AM	Set SampleType = Calibration for sample 04JAN21.D; previous value = Sample			✓	
CmdSetSampleAttribute	BL2000\mchavez	1/5/2022 9:00:14 AM	Set SampleType = QC for sample 04JAN23.D; previous value = Sample			✓	
CmdSaveBatchTable	BL2000\mchavez	1/5/2022 9:11:16 AM	Save batch D:\Org\Data\VOA5975C\VG010422\QuantResults\VG010422_8260B.batch.bin			✓	
CmdOpenBatchTable	BL2000\mchavez	1/5/2022 9:58:34 AM	Open batch D:\Org\Data\VOA5975C\VG010422\VG010422_8260B.batch.bin			✓	
CmdQuantitate	BL2000\mchavez	1/5/2022 9:58:40 AM	Quantitate all compounds in all samples				Agilent.MassSpectrometry.DataAnalysis.Quantitative.ApplicationCommandException: Batch quantitation failed ---> Agilent.MassSpectrometry.DataAnalysis.Quantitative.ApplicationCommandException: Sample not validated: Level name is undefined for a Calibration or QC sample. at Agilent.MassSpectrometry.DataAnalysis.Quantitative.Analysis.Batch.ValidateBatchMethod() at Agilent.MassSpectrometry.DataAnalysis.Quantitative.Analysis.Batch.Quantitate() --- End of inner exception stack trace --- at Agilent.MassSpectrometry.DataAnalysis.Quantitative.Analysis.Batch.Quantitate() at Agilent.MassSpectrometry.DataAnalysis.Quantitative.CmdQuantitate.QuantitateBatch(Int16 batchId) at Agilent.MassSpectrometry.CommandModel.CommandHistory.Invoke(ICommand cmd) at Agilent.MassSpectrometry.DataAnalysis.Quantitative.AppCommandContext.Invoke(ICommand cmd)

# Audit Trail report

Name	User	Time	Action	Reason	Comment	Succeed	Exception
CmdSetSampleAttribute	BL2000\mchavez	1/5/2022 10:06:05 AM	Set LevelName = 1 for sample 04JAN10.D; previous value =			✓	
CmdSaveBatchTable	BL2000\mchavez	1/5/2022 10:06:09 AM	Save batch D:\Org\Data\VOA5975C\VG010422\QuantResults\VG010422_8260B.batch.bin			✓	
CmdOpenBatchTable	BL2000\mchavez	1/5/2022 10:14:38 AM	Open batch D:\Org\Data\VOA5975C\VG010422\VG010422_8260B.batch.bin			✓	
CmdSetSampleAttribute	BL2000\mchavez	1/5/2022 10:14:47 AM	Set LevelName = 2 for sample 04JAN11.D; previous value =			✓	
CmdSetSampleAttribute	BL2000\mchavez	1/5/2022 10:14:52 AM	Set LevelName = 3 for sample 04JAN12.D; previous value =			✓	
CmdSetSampleAttribute	BL2000\mchavez	1/5/2022 10:14:57 AM	Set LevelName = 4 for sample 04JAN13.D; previous value =			✓	
CmdSetSampleAttribute	BL2000\mchavez	1/5/2022 10:15:05 AM	Set LevelName = 5 for sample 04JAN15.D; previous value =			✓	
CmdSetSampleAttribute	BL2000\mchavez	1/5/2022 10:15:11 AM	Set LevelName = 6 for sample 04JAN17.D; previous value =			✓	
CmdSetSampleAttribute	BL2000\mchavez	1/5/2022 10:15:16 AM	Set LevelName = 7 for sample 04JAN19.D; previous value =			✓	
CmdSetSampleAttribute	BL2000\mchavez	1/5/2022 10:15:21 AM	Set LevelName = 8 for sample 04JAN21.D; previous value =			✓	
CmdSetSampleAttribute	BL2000\mchavez	1/5/2022 10:15:29 AM	Set LevelName = QC for sample 04JAN23.D; previous value =			✓	
CmdSetSampleAttribute	BL2000\mchavez	1/5/2022 10:15:36 AM	Set SampleInformation = LCSA for sample 04JAN23.D; previous value =			✓	
CmdQuantitate	BL2000\mchavez	1/5/2022 10:16:01 AM	Quantitate all compounds in all samples			✓	
CmdManuallyIntegratePeak	BL2000\mchavez	1/5/2022 10:16:49 AM	Manually integrate compound Chloroethane in sample 04JAN10.D, from x, y = 1.874, 1384 to 1.916, 1542, result = 2178; previous integration is from x, y = 1.894, 1143 to 1.933, 1143 and previous response = 2132.			✓	
CmdManuallyIntegrateQualifierPeak	BL2000\mchavez	1/5/2022 10:16:53 AM	Manually integrate qualifier 66.0 of compound Chloroethane in sample 04JAN10.D from x, y = 1.869, 0 to 1.908, 8; result = 781			✓	
CmdManuallyIntegrateQualifierPeak	BL2000\mchavez	1/5/2022 10:16:54 AM	Manually integrate qualifier 66.0 of compound Chloroethane in sample 04JAN10.D, from x, y = 1.869, 0 to 1.913, 0, result = 824; previous integration is from x, y = 1.869, 0 to 1.908, 8 and previous response = 781.			✓	
CmdManuallyIntegratePeak	BL2000\mchavez	1/5/2022 10:17:08 AM	Manually integrate compound Bromomethane in sample 04JAN10.D from x, y = 1.768, -2 to 1.849, 0; result = 1902			✓	

# Audit Trail report

Name	User	Time	Action	Reason	Comment	Succeed	Exception
CmdManuallyIntegrateQualifierPeak	BL2000\mchavez	1/5/2022 10:17:15 AM	Manually integrate qualifier 87.0 of compound Dichlorodifluoromethane in sample 04JAN10.D from x, y = 1.202, 0 to 1.289, 0; result = 1393			✓	
CmdManuallyIntegrateQualifierPeak	BL2000\mchavez	1/5/2022 10:17:25 AM	Manually integrate qualifier 52.0 of compound Chloromethane in sample 04JAN10.D from x, y = 1.370, 0 to 1.459, 0; result = 1679			✓	
CmdManuallyIntegrateQualifierPeak	BL2000\mchavez	1/5/2022 10:17:55 AM	Manually integrate qualifier 64.0 of compound Vinyl chloride in sample 04JAN10.D, from x, y = 1.492, 6362 to 1.506, 5900, result = 1131; previous integration is from x, y = 1.308, 0 to 1.682, 0 and previous response = 192320.			✓	
CmdManuallyIntegratePeak	BL2000\mchavez	1/5/2022 10:18:11 AM	Manually integrate compound 1,1-Dichloroethene in sample 04JAN10.D from x, y = 2.636, 0 to 2.747, 0; result = 2084			✓	
CmdManuallyIntegrateQualifierPeak	BL2000\mchavez	1/5/2022 10:18:16 AM	Manually integrate qualifier 63.0 of compound 1,1-Dichloroethene in sample 04JAN10.D from x, y = 2.672, 0 to 2.753, 0; result = 1158			✓	
CmdManuallyIntegrateQualifierPeak	BL2000\mchavez	1/5/2022 10:18:38 AM	Manually integrate qualifier 86.0 of compound Methylene chloride in sample 04JAN10.D from x, y = 3.288, 0 to 3.386, 0; result = 1820			✓	
CmdManuallyIntegratePeak	BL2000\mchavez	1/5/2022 10:19:27 AM	Manually integrate compound trans-1,2-Dichloroethene in sample 04JAN10.D from x, y = 3.673, 0 to 3.762, 0; result = 2146			✓	
CmdManuallyIntegrateQualifierPeak	BL2000\mchavez	1/5/2022 10:19:31 AM	Manually integrate qualifier 98.0 of compound trans-1,2-Dichloroethene in sample 04JAN10.D from x, y = 3.684, 0 to 3.779, 0; result = 1426			✓	
CmdManuallyIntegratePeak	BL2000\mchavez	1/5/2022 10:19:36 AM	Manually integrate compound Methyl tert-butyl ether (MTBE) in sample 04JAN10.D from x, y = 3.698, 0 to 3.832, 0; result = 2717			✓	
CmdManuallyIntegrateQualifierPeak	BL2000\mchavez	1/5/2022 10:19:38 AM	Manually integrate qualifier 57.0 of compound Methyl tert-butyl ether (MTBE) in sample 04JAN10.D from x, y = 3.690, 0 to 3.798, 0; result = 531			✓	
CmdManuallyIntegratePeak	BL2000\mchavez	1/5/2022 10:19:46 AM	Manually integrate compound 2,2-Dichloropropane in sample 04JAN10.D from x, y = 5.137, 0 to 5.279, 0; result = 2930			✓	
CmdManuallyIntegrateQualifierPeak	BL2000\mchavez	1/5/2022 10:19:49 AM	Manually integrate qualifier 97.0 of compound 2,2-Dichloropropane in sample 04JAN10.D from x, y = 5.151, 0 to 5.285, 0; result = 814			✓	

# Audit Trail report

Name	User	Time	Action	Reason	Comment	Succeed	Exception
CmdManuallyIntegrateQualifierPeak	BL2000\mchavez	1/5/2022 10:19:52 AM	Manually integrate qualifier41.0 of compound 2,2-Dichloropropane in sample 04JAN10.D from x, y = 5.151, 0 to 5.257, 0; result = 2246			✓	
CmdManuallyIntegrateQualifierPeak	BL2000\mchavez	1/5/2022 10:20:11 AM	Manually integrate qualifier65.0 of compound 1,1-Dichloroethane in sample 04JAN10.D from x, y = 4.323, 0 to 4.465, 0; result = 1347			✓	
CmdManuallyIntegrateQualifierPeak	BL2000\mchavez	1/5/2022 10:20:13 AM	Manually integrate qualifier83.0 of compound 1,1-Dichloroethane in sample 04JAN10.D from x, y = 4.342, 0 to 4.426, 0; result = 227			✓	
CmdManuallyIntegratePeak	BL2000\mchavez	1/5/2022 10:26:02 AM	Manually integrate compound cis-1,2-Dichloroethene in sample 04JAN10.D from x, y = 5.145, 0 to 5.282, 0; result = 2376			✓	
CmdManuallyIntegrateQualifierPeak	BL2000\mchavez	1/5/2022 10:26:05 AM	Manually integrate qualifier61.0 of compound cis-1,2-Dichloroethene in sample 04JAN10.D from x, y = 5.151, 0 to 5.274, 0; result = 4139			✓	
CmdManuallyIntegrateQualifierPeak	BL2000\mchavez	1/5/2022 10:26:07 AM	Manually integrate qualifier98.0 of compound cis-1,2-Dichloroethene in sample 04JAN10.D from x, y = 5.176, 0 to 5.257, 0; result = 1525			✓	
CmdManuallyIntegrateQualifierPeak	BL2000\mchavez	1/5/2022 10:26:12 AM	Manually integrate qualifier72.0 of compound Methyl ethyl ketone in sample 04JAN10.D from x, y = 5.274, 0 to 5.343, 0; result = 435			✓	
CmdManuallyIntegratePeak	BL2000\mchavez	1/5/2022 10:26:18 AM	Manually integrate compound Bromochloromethane in sample 04JAN10.D from x, y = 5.463, 0 to 5.555, 0; result = 807			✓	
CmdManuallyIntegrateQualifierPeak	BL2000\mchavez	1/5/2022 10:26:20 AM	Manually integrate qualifier49.0 of compound Bromochloromethane in sample 04JAN10.D from x, y = 5.472, 0 to 5.558, 0; result = 1686			✓	
CmdManuallyIntegrateQualifierPeak	BL2000\mchavez	1/5/2022 10:26:23 AM	Manually integrate qualifier85.0 of compound Chloroform in sample 04JAN10.D from x, y = 5.592, 0 to 5.734, 0; result = 2708			✓	
CmdManuallyIntegratePeak	BL2000\mchavez	1/5/2022 10:26:28 AM	Manually integrate compound Dibromofluoromethane in sample 04JAN10.D from x, y = 5.812, 0 to 5.915, 0; result = 2508			✓	
CmdManuallyIntegrateQualifierPeak	BL2000\mchavez	1/5/2022 10:26:30 AM	Manually integrate qualifier191.5 of compound Dibromofluoromethane in sample 04JAN10.D from x, y = 5.809, 0 to 5.884, 0; result = 479			✓	
CmdManuallyIntegrateQualifierPeak	BL2000\mchavez	1/5/2022 10:26:37 AM	Manually integrate qualifier61.0 of compound 1,1,1-Trichloroethane in sample 04JAN10.D from x, y = 5.790, 0 to 5.890, 0; result = 1705			✓	



# Audit Trail report

Name	User	Time	Action	Reason	Comment	Succeed	Exception
CmdManuallyIntegrateQualifierPeak	BL2000\mchavez	1/5/2022 10:26:42 AM	Manually integrate qualifier121.0 of compound Carbon tetrachloride in sample 04JAN10.D from x, y = 5.999, 0 to 6.068, 0; result = 903			✓	
CmdManuallyIntegrateQualifierPeak	BL2000\mchavez	1/5/2022 10:26:46 AM	Manually integrate qualifier110.0 of compound 1,1-Dichloropropene in sample 04JAN10.D from x, y = 5.993, 0 to 6.074, 0; result = 1122			✓	
CmdManuallyIntegrateQualifierPeak	BL2000\mchavez	1/5/2022 10:26:48 AM	Manually integrate qualifier77.0 of compound 1,1-Dichloropropene in sample 04JAN10.D from x, y = 6.013, 0 to 6.099, 0; result = 1052			✓	
CmdManuallyIntegratePeak	BL2000\mchavez	1/5/2022 10:26:53 AM	Manually integrate compound 1,2-Dichloroethane-d4 in sample 04JAN10.D from x, y = 6.188, -35 to 6.283, 0; result = 1023			✓	
CmdManuallyIntegratePeak	BL2000\mchavez	1/5/2022 10:26:58 AM	Manually integrate compound 1,2-Dichloroethane-d4 in sample 04JAN10.D, from x, y = 6.197, 0 to 6.283, 0, result = 923; previous integration is from x, y = 6.188, -35 to 6.283, 0 and previous response = 1023.			✓	
CmdManuallyIntegrateQualifierPeak	BL2000\mchavez	1/5/2022 10:27:00 AM	Manually integrate qualifier65.0 of compound 1,2-Dichloroethane-d4 in sample 04JAN10.D from x, y = 6.199, 0 to 6.275, 0; result = 1927			✓	
CmdManuallyIntegrateQualifierPeak	BL2000\mchavez	1/5/2022 10:27:34 AM	Manually integrate qualifier77.0 of compound Benzene in sample 04JAN10.D from x, y = 6.222, 0 to 6.339, 0; result = 1884			✓	
CmdManuallyIntegratePeak	BL2000\mchavez	1/5/2022 10:27:39 AM	Manually integrate compound 1,2-Dichloroethane in sample 04JAN10.D from x, y = 6.269, 0 to 6.386, 0; result = 2415			✓	
CmdManuallyIntegrateQualifierPeak	BL2000\mchavez	1/5/2022 10:27:41 AM	Manually integrate qualifier64.0 of compound 1,2-Dichloroethane in sample 04JAN10.D from x, y = 6.280, 0 to 6.378, 0; result = 761			✓	
CmdManuallyIntegrateQualifierPeak	BL2000\mchavez	1/5/2022 10:27:43 AM	Manually integrate qualifier98.0 of compound 1,2-Dichloroethane in sample 04JAN10.D from x, y = 6.303, 0 to 6.386, 0; result = 119			✓	
CmdManuallyIntegratePeak	BL2000\mchavez	1/5/2022 10:27:47 AM	Manually integrate compound Trichloroethene in sample 04JAN10.D from x, y = 6.989, 0 to 7.083, 0; result = 2372			✓	
CmdManuallyIntegrateQualifierPeak	BL2000\mchavez	1/5/2022 10:27:51 AM	Manually integrate qualifier 130.0 of compound Trichloroethene in sample 04JAN10.D, from x, y = 6.997, 0 to 7.072, 0, result = 2567; previous integration is from x, y = 6.997, 0 to 7.044, 0 and previous response = 2405.			✓	

# Audit Trail report

Name	User	Time	Action	Reason	Comment	Succeed	Exception
CmdManuallyIntegrateQualifierPeak	BL2000\mchavez	1/5/2022 10:27:53 AM	Manually integrate qualifier 97.0 of compound Trichloroethene in sample 04JAN10.D from x, y = 6.991, 0 to 7.078, 0; result = 1659			✓	
CmdManuallyIntegrateQualifierPeak	BL2000\mchavez	1/5/2022 10:27:59 AM	Manually integrate qualifier 76.0 of compound 1,2-Dichloropropane in sample 04JAN10.D from x, y = 7.231, 0 to 7.321, 0; result = 733			✓	
CmdManuallyIntegratePeak	BL2000\mchavez	1/5/2022 10:28:03 AM	Manually integrate compound Dibromomethane in sample 04JAN10.D from x, y = 7.357, 0 to 7.424, 0; result = 902			✓	
CmdManuallyIntegrateQualifierPeak	BL2000\mchavez	1/5/2022 10:28:06 AM	Manually integrate qualifier 95.0 of compound Dibromomethane in sample 04JAN10.D from x, y = 7.357, 0 to 7.454, 0; result = 535			✓	
CmdManuallyIntegrateQualifierPeak	BL2000\mchavez	1/5/2022 10:28:09 AM	Manually integrate qualifier 173.5 of compound Dibromomethane in sample 04JAN10.D from x, y = 7.360, 0 to 7.429, 0; result = 1002			✓	
CmdManuallyIntegrateQualifierPeak	BL2000\mchavez	1/5/2022 10:28:15 AM	Manually integrate qualifier 85.0 of compound Bromodichloromethane in sample 04JAN10.D from x, y = 7.546, 0 to 7.633, 0; result = 1631			✓	
CmdManuallyIntegrateQualifierPeak	BL2000\mchavez	1/5/2022 10:28:17 AM	Manually integrate qualifier 127.0 of compound Bromodichloromethane in sample 04JAN10.D from x, y = 7.569, 0 to 7.633, 0; result = 130			✓	
CmdManuallyIntegrateQualifierPeak	BL2000\mchavez	1/5/2022 10:28:23 AM	Manually integrate qualifier 77.0 of compound cis-1,3-Dichloropropene in sample 04JAN10.D from x, y = 8.009, 0 to 8.107, 0; result = 922			✓	
CmdManuallyIntegrateQualifierPeak	BL2000\mchavez	1/5/2022 10:28:35 AM	Manually integrate qualifier 39.0 of compound cis-1,3-Dichloropropene in sample 04JAN10.D from x, y = 8.037, 0 to 8.090, 0; result = 1459			✓	
CmdManuallyIntegrateQualifierPeak	BL2000\mchavez	1/5/2022 10:28:40 AM	Manually integrate qualifier 99.0 of compound Toluene-d8 in sample 04JAN10.D from x, y = 8.271, 0 to 8.350, 0; result = 699			✓	
CmdManuallyIntegratePeak	BL2000\mchavez	1/5/2022 10:28:47 AM	Manually integrate compound trans-1,3-Dichloropropene in sample 04JAN10.D from x, y = 8.614, 0 to 8.684, 0; result = 1470			✓	
CmdManuallyIntegrateQualifierPeak	BL2000\mchavez	1/5/2022 10:28:50 AM	Manually integrate qualifier 77.0 of compound trans-1,3-Dichloropropene in sample 04JAN10.D, from x, y = 8.601, 0 to 8.656, -10, result = 8023; previous integration is from x, y = 8.656, 57 to 8.709, 135 and previous response = 3575.			✓	

# Audit Trail report

Name	User	Time	Action	Reason	Comment	Succeed	Exception
CmdManuallyIntegrateQualifierPeak	BL2000\mchavez	1/5/2022 10:29:03 AM	Manually integrate qualifier 77.0 of compound trans-1,3-Dichloropropene in sample 04JAN10.D, from x, y = 8.601, 0 to 8.656, 156, result = 6858; previous integration is from x, y = 8.601, 0 to 8.835, -10 and previous response = 8023.			✓	
CmdManuallyIntegrateDropBaseline	BL2000\mchavez	1/5/2022 10:29:04 AM	Drop baseline for qualifier 77.0 of compound trans-1,3-Dichloropropene in sample 04JAN10.D to y = 0, new integration is from x, y = 8.601, 0 to 8.835, 0 and new response = 7954; previous integration is from x, y = 8.601, 0 to 8.835, 156 and previous response = 6858.			✓	
CmdManuallyIntegrateQualifierPeak	BL2000\mchavez	1/5/2022 10:29:09 AM	Manually integrate qualifier 77.0 of compound trans-1,3-Dichloropropene in sample 04JAN10.D, from x, y = 8.601, 0 to 8.648, 141, result = 368; previous integration is from x, y = 8.601, 0 to 8.835, 0 and previous response = 7954.			✓	
CmdManuallyIntegrateDropBaseline	BL2000\mchavez	1/5/2022 10:29:12 AM	Drop baseline for qualifier 77.0 of compound trans-1,3-Dichloropropene in sample 04JAN10.D to y = 0, new integration is from x, y = 8.601, 0 to 8.648, 0 and new response = 568; previous integration is from x, y = 8.601, 0 to 8.648, 141 and previous response = 368.			✓	
CmdManuallyIntegrateQualifierPeak	BL2000\mchavez	1/5/2022 10:29:19 AM	Manually integrate qualifier 39.0 of compound trans-1,3-Dichloropropene in sample 04JAN10.D from x, y = 8.614, 0 to 8.648, 26; result = 974			✓	
CmdManuallyIntegrateDropBaseline	BL2000\mchavez	1/5/2022 10:29:21 AM	Drop baseline for qualifier 39.0 of compound trans-1,3-Dichloropropene in sample 04JAN10.D to y = 0, new integration is from x, y = 8.614, 0 to 8.648, 0 and new response = 1000; previous integration is from x, y = 8.614, 0 to 8.648, 26 and previous response = 974.			✓	
CmdManuallyIntegratePeak	BL2000\mchavez	1/5/2022 10:29:29 AM	Manually integrate compound 1,1,2-Trichloroethane in sample 04JAN10.D from x, y = 8.785, 0 to 8.843, 0; result = 960			✓	
CmdManuallyIntegrateQualifierPeak	BL2000\mchavez	1/5/2022 10:29:31 AM	Manually integrate qualifier 97.0 of compound 1,1,2-Trichloroethane in sample 04JAN10.D from x, y = 8.782, 0 to 8.857, 0; result = 1099			✓	
CmdManuallyIntegrateQualifierPeak	BL2000\mchavez	1/5/2022 10:29:34 AM	Manually integrate qualifier 85.0 of compound 1,1,2-Trichloroethane in sample 04JAN10.D from x, y = 8.796, 0 to 8.851, 0; result = 418			✓	

# Audit Trail report

Name	User	Time	Action	Reason	Comment	Succeed	Exception
CmdManuallyIntegratePeak	BL2000\mchavez	1/5/2022 10:29:39 AM	Manually integrate compound Tetrachloroethene in sample 04JAN10.D from x, y = 8.899, 0 to 8.983, 0; result = 2105			✓	
CmdManuallyIntegrateQualifierPeak	BL2000\mchavez	1/5/2022 10:29:43 AM	Manually integrate qualifier 165.8 of compound Tetrachloroethene in sample 04JAN10.D from x, y = 8.885, 0 to 9.019, 0; result = 2853			✓	
CmdManuallyIntegrateQualifierPeak	BL2000\mchavez	1/5/2022 10:29:48 AM	Manually integrate qualifier 78.0 of compound 1,3-Dichloropropane in sample 04JAN10.D from x, y = 8.952, 0 to 9.010, 0; result = 452			✓	
CmdManuallyIntegratePeak	BL2000\mchavez	1/5/2022 10:29:52 AM	Manually integrate compound Chlorodibromomethane in sample 04JAN10.D from x, y = 9.169, 0 to 9.256, 0; result = 1468			✓	
CmdManuallyIntegrateQualifierPeak	BL2000\mchavez	1/5/2022 10:29:54 AM	Manually integrate qualifier 127.0 of compound Chlorodibromomethane in sample 04JAN10.D from x, y = 9.175, 0 to 9.242, 0; result = 1140			✓	
CmdManuallyIntegratePeak	BL2000\mchavez	1/5/2022 10:29:58 AM	Manually integrate compound 1,2-Dibromoethane in sample 04JAN10.D from x, y = 9.278, 0 to 9.348, 0; result = 1299			✓	
CmdManuallyIntegrateQualifierPeak	BL2000\mchavez	1/5/2022 10:30:00 AM	Manually integrate qualifier 109.0 of compound 1,2-Dibromoethane in sample 04JAN10.D from x, y = 9.275, 0 to 9.340, 0; result = 1039			✓	
CmdManuallyIntegrateQualifierPeak	BL2000\mchavez	1/5/2022 10:30:35 AM	Manually integrate qualifier 64.0 of compound Vinyl chloride in sample 04JAN15.D, from x, y = 1.476, 4348 to 1.540, 3059, result = 44384; previous integration is from x, y = 1.478, 954 to 1.687, 2147 and previous response = 61198.			✓	
CmdSetSampleAttribute	BL2000\mchavez	1/5/2022 10:35:03 AM	Set SampleApproved = True for sample 04JAN15.D; previous value = False			✓	
CmdStartMethodEditing	BL2000\mchavez	1/5/2022 10:35:10 AM	Start method editing			✓	
CmdImportMethodFromSample	BL2000\mchavez	1/5/2022 10:35:10 AM	Import method from sample 04JAN15.D			✓	

# Audit Trail report

Name	User	Time	Action	Reason	Comment	Succeed	Exception
CmdUpdateRetentionTimes	BL2000\mchavez	1/5/2022 10:35:27 AM	Update retention time for compound 1,4-Dichlorobenzene; 1,3-Dichlorobenzene; 4-Chlorotoluene; 2-Chlorotoluene; 1,2,3-Trichloropropane; Bromobenzene; 1,1,2,2-Tetrachloroethane; p-Bromofluorobenzene; Bromoform; Styrene; o-Xylene; m+p-Xylenes; Ethylbenzene; 1,1,1,2-Tetrachloroethane; Chlorobenzene; 1,2-Dibromoethane; Chlorodibromomethane; 1,3-Dichloropropane; Tetrachloroethene; 1,1,2-Trichloroethane; trans-1,3-Dichloropropene; Toluene; Toluene-d8; cis-1,3-Dichloropropene; Bromodichloromethane; Dibromomethane; 1,2-Dichloropropane; Trichloroethene; 1,2-Dichloroethane; Benzene; 1,2-Dichloroethane-d4; 1,1-Dichloropropene; Carbon tetrachloride; 1,1,1-Trichloroethane; Dibromofluoromethane; Chloroform; Bromochloromethane; Methyl ethyl ketone; cis-1,2-Dichloroethene; 2,2-Dichloropropane; 1,1-Dichloroethane; Methyl tert-butyl ether (MTBE); trans-1,2-Dichloroethene; Methylene chloride; 1,1-Dichloroethene; Trichlorofluoromethane; Chloroethane; Bromomethane; Vinyl chloride; Chloromethane; Dichlorodifluoromethane; 1,4-Dichlorobenzene-d4; Chlorobenzene-d5; Fluorobenzene; 1,2-Dichlorobenzene;			✓	

# Audit Trail report

Name	User	Time	Action	Reason	Comment	Succeed	Exception
CmdUpdateQualifierRatios	BL2000\mchavez	1/5/2022 10:35:32 AM	Update qualifier ratios for compound 1,4-Dichlorobenzene; Update qualifier ratios for compound 1,3-Dichlorobenzene; Update qualifier ratios for compound 4-Chlorotoluene; Update qualifier ratios for compound 2-Chlorotoluene; Update qualifier ratios for compound 1,2,3-Trichloropropane; Update qualifier ratios for compound Bromobenzene; Update qualifier ratios for compound 1,1,2,2-Tetrachloroethane; Update qualifier ratios for compound p-Bromofluorobenzene; Update qualifier ratios for compound Bromoform; Update qualifier ratios for compound Styrene; Update qualifier ratios for compound o-Xylene; Update qualifier ratios for compound m+p-Xylenes; Update qualifier ratios for compound Ethylbenzene; Update qualifier ratios for compound 1,1,1,2-Tetrachloroethane; Update qualifier ratios for compound Chlorobenzene; Update qualifier ratios for compound 1,2-Dibromoethane; Update qualifier ratios for compound Chlorodibromomethane; Update qualifier ratios for compound 1,3-Dichloropropane; Update qualifier ratios for compound Tetrachloroethene; Update qualifier ratios for compound 1,1,2-Trichloroethane; Update qualifier ratios for compound trans-1,3-Dichloropropene; Update qualifier ratios for compound Toluene; Update qualifier ratios for compound Toluene-d8; Update qualifier ratios for compound cis-1,3-Dichloropropene; Update qualifier ratios for compound Bromodichloromethane; Update qualifier ratios for compound Dibromomethane; Update qualifier ratios for compound 1,2-Dichloropropane; Update qualifier ratios for compound Trichloroethene; Update qualifier ratios for compound 1,2-Dichloroethane; Update qualifier ratios for compound Benzene; Update qualifier ratios for compound 1,2-Dichloroethane-d4; Update qualifier ratios for compound 1,1-Dichloropropene; Update qualifier ratios for compound Carbon tetrachloride; Update qualifier ratios for compound 1,1,1-Trichloroethane; Update qualifier ratios for compound Dibromofluoromethane; Update			✓	

# Audit Trail report

Name	User	Time	Action	Reason	Comment	Succeed	Exception
			qualifier ratios for compound Chloroform; Update qualifier ratios for compound Bromochloromethane; Update qualifier ratios for compound Methyl ethyl ketone; Update qualifier ratios for compound cis-1,2-Dichloroethene; Update qualifier ratios for compound 2,2-Dichloropropane; Update qualifier ratios for compound 1,1-Dichloroethane; Update qualifier ratios for compound Methyl tert-butyl ether (MTBE); Update qualifier ratios for compound trans-1,2-Dichloroethene; Update qualifier ratios for compound Methylene chloride; Update qualifier ratios for compound 1,1-Dichloroethene; Update qualifier ratios for compound Trichlorofluoromethane; Update qualifier ratios for compound Chloroethane; Update qualifier ratios for compound Bromomethane; Update qualifier ratios for compound Vinyl chloride; Update qualifier ratios for compound Chloromethane; Update qualifier ratios for compound Dichlorodifluoromethane; Update qualifier ratios for compound 1,4-Dichlorobenzene-d4; Update qualifier ratios for compound Chlorobenzene-d5; Update qualifier ratios for compound Fluorobenzene; Update qualifier ratios for compound 1,2-Dichlorobenzene;				
CmdApplyMethodToAllSamples	BL2000\mchavez	1/5/2022 10:35:43 AM	Apply method to all samples			✓	
CmdMethodClear	BL2000\mchavez	1/5/2022 10:35:43 AM	Clear method			✓	
CmdEndMethodEditing	BL2000\mchavez	1/5/2022 10:35:43 AM	End method editing			✓	
CmdQuantitate	BL2000\mchavez	1/5/2022 10:36:02 AM	Quantitate all compounds in all samples			✓	
CmdManuallyIntegratePeak	BL2000\mchavez	1/5/2022 10:37:04 AM	Manually integrate compound 2-Chlorotoluene in sample 04JAN10.D from x, y = 11.241, 0 to 11.353, 0; result = 1844			✓	
CmdManuallyIntegratePeak	BL2000\mchavez	1/5/2022 10:37:15 AM	Manually integrate compound Bromobenzene in sample 04JAN10.D from x, y = 11.049, 0 to 11.127, 0; result = 2024			✓	
CmdManuallyIntegrateQualifierPeak	BL2000\mchavez	1/5/2022 10:37:18 AM	Manually integrate qualifier 158.0 of compound Bromobenzene in sample 04JAN10.D from x, y = 11.063, 0 to 11.152, 0; result = 1934			✓	

# Audit Trail report

Name	User	Time	Action	Reason	Comment	Succeed	Exception
CmdManuallyIntegratePeak	BL2000\mchavez	1/5/2022 10:37:23 AM	Manually integrate compound 1,1,2,2-Tetrachloroethane in sample 04JAN10.D from x, y = 11.085, 0 to 11.188, 0; result = 1142			✓	
CmdManuallyIntegrateQualifierPeak	BL2000\mchavez	1/5/2022 10:37:25 AM	Manually integrate qualifier 85.0 of compound 1,1,2,2-Tetrachloroethane in sample 04JAN10.D from x, y = 11.071, 0 to 11.147, 0; result = 834			✓	
CmdManuallyIntegratePeak	BL2000\mchavez	1/5/2022 10:37:35 AM	Manually integrate compound Bromoform in sample 04JAN10.D from x, y = 10.597, 0 to 10.686, 0; result = 708			✓	
CmdManuallyIntegrateQualifierPeak	BL2000\mchavez	1/5/2022 10:37:36 AM	Manually integrate qualifier 174.5 of compound Bromoform in sample 04JAN10.D from x, y = 10.594, 0 to 10.698, 0; result = 258			✓	
CmdManuallyIntegrateQualifierPeak	BL2000\mchavez	1/5/2022 10:37:38 AM	Manually integrate qualifier 170.5 of compound Bromoform in sample 04JAN10.D from x, y = 10.603, 0 to 10.672, 0; result = 339			✓	
CmdSetLevelEnable	BL2000\mchavez	1/5/2022 10:37:45 AM	Set LevelEnable = False for calibration level 1, levelId = 20 of compound 1,1,2,2-Tetrachloroethane in sample 04JAN15.D; previous value = True			✓	
CmdSetLevelEnable	BL2000\mchavez	1/5/2022 10:37:53 AM	Set LevelEnable = False for calibration level 1, levelId = 20 of compound 2-Chlorotoluene in sample 04JAN15.D; previous value = True			✓	
CmdSetLevelEnable	BL2000\mchavez	1/5/2022 10:37:55 AM	Set LevelEnable = False for calibration level 1, levelId = 20 of compound 4-Chlorotoluene in sample 04JAN15.D; previous value = True			✓	
CmdManuallyIntegrateQualifierPeak	BL2000\mchavez	1/5/2022 10:37:58 AM	Manually integrate qualifier 126.0 of compound 4-Chlorotoluene in sample 04JAN10.D from x, y = 11.367, 0 to 11.467, 0; result = 1839			✓	
CmdManuallyIntegrateQualifierPeak	BL2000\mchavez	1/5/2022 10:38:03 AM	Manually integrate qualifier 111.0 of compound 1,3-Dichlorobenzene in sample 04JAN10.D from x, y = 12.000, 0 to 12.061, 0; result = 1469			✓	
CmdSetLevelEnable	BL2000\mchavez	1/5/2022 10:38:05 AM	Set LevelEnable = False for calibration level 1, levelId = 20 of compound 1,3-Dichlorobenzene in sample 04JAN15.D; previous value = True			✓	
CmdManuallyIntegrateQualifierPeak	BL2000\mchavez	1/5/2022 10:38:13 AM	Manually integrate qualifier 111.0 of compound 1,2-Dichlorobenzene in sample 04JAN10.D from x, y = 12.432, 0 to 12.538, 0; result = 1190			✓	
CmdSetLevelEnable	BL2000\mchavez	1/5/2022 10:38:15 AM	Set LevelEnable = False for calibration level 1, levelId = 20 of compound 1,2-Dichlorobenzene in sample 04JAN15.D; previous value = True			✓	



# Audit Trail report

Name	User	Time	Action	Reason	Comment	Succeed	Exception
CmdSetLevelEnable	BL2000\mchavez	1/5/2022 10:38:19 AM	Set LevelEnable = False for calibration level 1, levelId = 20 of compound 1,4-Dichlorobenzene in sample 04JAN15.D; previous value = True			✓	
CmdManuallyIntegrateQualifierPeak	BL2000\mchavez	1/5/2022 10:38:25 AM	Manually integrate qualifier 148.0 of compound 1,2-Dichlorobenzene in sample 04JAN10.D from x, y = 12.468, 0 to 12.555, 0; result = 1894			✓	
CmdSetLevelEnable	BL2000\mchavez	1/5/2022 10:38:44 AM	Set LevelEnable = False for calibration level 1, levelId = 20 of compound Styrene in sample 04JAN15.D; previous value = True			✓	
CmdSetLevelEnable	BL2000\mchavez	1/5/2022 10:38:48 AM	Set LevelEnable = False for calibration level 1, levelId = 20 of compound o-Xylene in sample 04JAN15.D; previous value = True			✓	
CmdSetLevelEnable	BL2000\mchavez	1/5/2022 10:38:51 AM	Set LevelEnable = False for calibration level 1, levelId = 20 of compound m+p-Xylenes in sample 04JAN15.D; previous value = True			✓	
CmdSetLevelEnable	BL2000\mchavez	1/5/2022 10:38:58 AM	Set LevelEnable = False for calibration level 1, levelId = 20 of compound Ethylbenzene in sample 04JAN15.D; previous value = True			✓	
CmdManuallyIntegrateQualifierPeak	BL2000\mchavez	1/5/2022 10:40:02 AM	Manually integrate qualifier 106.0 of compound Ethylbenzene in sample 04JAN10.D, from x, y = 9.883, 0 to 9.953, 0, result = 3266; previous integration is from x, y = 9.914, 0 to 9.953, 0 and previous response = 2097.			✓	
CmdManuallyIntegratePeak	BL2000\mchavez	1/5/2022 10:40:07 AM	Manually integrate compound 1,1,1,2-Tetrachloroethane in sample 04JAN10.D from x, y = 9.853, 0 to 9.939, 0; result = 1893			✓	
CmdManuallyIntegrateQualifierPeak	BL2000\mchavez	1/5/2022 10:40:11 AM	Manually integrate qualifier 133.0 of compound 1,1,1,2-Tetrachloroethane in sample 04JAN10.D from x, y = 9.841, 0 to 9.931, 0; result = 1911			✓	
CmdManuallyIntegrateQualifierPeak	BL2000\mchavez	1/5/2022 10:40:23 AM	Manually integrate qualifier 114.0 of compound Chlorobenzene in sample 04JAN10.D from x, y = 9.783, 18 to 9.844, 0; result = 1827			✓	
CmdManuallyIntegrateDropBaseline	BL2000\mchavez	1/5/2022 10:40:24 AM	Drop baseline for qualifier 114.0 of compound Chlorobenzene in sample 04JAN10.D to y = 0, new integration is from x, y = 9.783, 0 to 9.844, 0 and new response = 1861; previous integration is from x, y = 9.783, 18 to 9.844, 0 and previous response = 1827.			✓	
CmdSetSampleAttribute	BL2000\mchavez	1/5/2022 10:41:20 AM	Set SampleApproved = True for sample 04JAN10.D; previous value = False			✓	

# Audit Trail report

Name	User	Time	Action	Reason	Comment	Succeed	Exception
CmdManuallyIntegrateQualifierPeak	BL2000\mchavez	1/5/2022 10:41:35 AM	Manually integrate qualifier 64.0 of compound Vinyl chloride in sample 04JAN11.D, from x, y = 1.487, 5730 to 1.520, 4652, result = 5622; previous integration is from x, y = 1.311, 0 to 1.679, 0 and previous response = 180129.			✓	
CmdManuallyIntegrateQualifierPeak	BL2000\mchavez	1/5/2022 10:41:38 AM	Manually integrate qualifier 64.0 of compound Vinyl chloride in sample 04JAN11.D, from x, y = 1.484, 5832 to 1.520, 4652, result = 5972; previous integration is from x, y = 1.487, 5730 to 1.520, 4652 and previous response = 5622.			✓	
CmdManuallyIntegrateQualifierPeak	BL2000\mchavez	1/5/2022 10:41:51 AM	Manually integrate qualifier 63.0 of compound 1,1-Dichloroethene in sample 04JAN11.D, from x, y = 2.663, 0 to 2.736, 0, result = 5268; previous integration is from x, y = 2.697, 0 to 2.736, 0 and previous response = 3135.			✓	
CmdManuallyIntegratePeak	BL2000\mchavez	1/5/2022 10:41:59 AM	Manually integrate compound trans-1,2-Dichloroethene in sample 04JAN11.D, from x, y = 3.678, 0 to 3.765, 0, result = 9821; previous integration is from x, y = 3.678, 0 to 3.718, 0 and previous response = 5041.			✓	
CmdManuallyIntegratePeak	BL2000\mchavez	1/5/2022 10:42:05 AM	Manually integrate compound Methyl tert-butyl ether (MTBE) in sample 04JAN11.D, from x, y = 3.687, 0 to 3.823, 182, result = 11769; previous integration is from x, y = 3.737, 0 to 3.804, 0 and previous response = 10323.			✓	
CmdManuallyIntegrateDropBaseline	BL2000\mchavez	1/5/2022 10:42:08 AM	Drop baseline for compound Methyl tert-butyl ether (MTBE) in sample 04JAN11.D to y = 0, new integration is from x, y = 3.687, 0 to 3.823, 0 and new response = 12515; previous integration is from x, y = 3.687, 0 to 3.823, 182 and previous response = 11769.			✓	
CmdManuallyIntegrateQualifierPeak	BL2000\mchavez	1/5/2022 10:42:12 AM	Manually integrate qualifier 57.0 of compound Methyl tert-butyl ether (MTBE) in sample 04JAN11.D, from x, y = 3.681, 0 to 3.821, 0, result = 3045; previous integration is from x, y = 3.709, 0 to 3.776, 0 and previous response = 2643.			✓	
CmdManuallyIntegrateQualifierPeak	BL2000\mchavez	1/5/2022 10:42:20 AM	Manually integrate qualifier 97.0 of compound 2,2-Dichloropropane in sample 04JAN11.D from x, y = 5.140, 0 to 5.240, 0; result = 3733			✓	

# Audit Trail report

Name	User	Time	Action	Reason	Comment	Succeed	Exception
CmdManuallyIntegrateQualifierPeak	BL2000\mchavez	1/5/2022 10:42:32 AM	Manually integrate qualifier 191.5 of compound Dibromofluoromethane in sample 04JAN11.D from x, y = 5.809, 0 to 5.918, 0; result = 2020			✓	
CmdManuallyIntegrateQualifierPeak	BL2000\mchavez	1/5/2022 10:42:45 AM	Manually integrate qualifier 110.0 of compound 1,1-Dichloropropene in sample 04JAN11.D, from x, y = 5.985, 0 to 6.077, 0, result = 5349; previous integration is from x, y = 6.035, 0 to 6.077, 0 and previous response = 3323.			✓	
CmdManuallyIntegrateQualifierPeak	BL2000\mchavez	1/5/2022 10:42:59 AM	Manually integrate qualifier 98.0 of compound 1,2-Dichloroethane in sample 04JAN11.D from x, y = 6.275, 0 to 6.381, 0; result = 648			✓	
CmdManuallyIntegrateQualifierPeak	BL2000\mchavez	1/5/2022 10:43:02 AM	Manually integrate qualifier 64.0 of compound 1,2-Dichloroethane in sample 04JAN11.D, from x, y = 6.266, 0 to 6.361, 0, result = 3587; previous integration is from x, y = 6.317, 0 to 6.361, 0 and previous response = 2405.			✓	
CmdManuallyIntegrateQualifierPeak	BL2000\mchavez	1/5/2022 10:43:11 AM	Manually integrate qualifier 127.0 of compound Bromodichloromethane in sample 04JAN11.D from x, y = 7.549, 0 to 7.627, 0; result = 943			✓	
CmdManuallyIntegratePeak	BL2000\mchavez	1/5/2022 10:43:21 AM	Manually integrate compound 1,1,2-Trichloroethane in sample 04JAN11.D, from x, y = 8.768, 0 to 8.882, 0, result = 5090; previous integration is from x, y = 8.818, 0 to 8.851, 0 and previous response = 2437.			✓	
CmdManuallyIntegratePeak	BL2000\mchavez	1/5/2022 10:44:13 AM	Manually integrate compound 1,2,3-Trichloropropane in sample 04JAN11.D from x, y = 11.099, 0 to 11.174, 0; result = 1654			✓	
CmdManuallyIntegrateQualifierPeak	BL2000\mchavez	1/5/2022 10:44:16 AM	Manually integrate qualifier 112.0 of compound 1,2,3-Trichloropropane in sample 04JAN11.D from x, y = 11.096, 0 to 11.191, 0; result = 1059			✓	
CmdSetSampleAttribute	BL2000\mchavez	1/5/2022 10:44:25 AM	Set SampleApproved = True for sample 04JAN11.D; previous value = False			✓	
CmdManuallyIntegratePeak	BL2000\mchavez	1/5/2022 10:44:48 AM	Manually integrate compound 1,2,3-Trichloropropane in sample 04JAN12.D, from x, y = 11.099, 0 to 11.180, 0, result = 3200; previous integration is from x, y = 11.141, 0 to 11.180, 0 and previous response = 2198.			✓	
CmdSetLevelEnable	BL2000\mchavez	1/5/2022 10:45:22 AM	Set LevelEnable = False for calibration level 1, levelId = 20 of compound Chlorodibromomethane in sample 04JAN15.D; previous value = True			✓	

# Audit Trail report

Name	User	Time	Action	Reason	Comment	Succeed	Exception
CmdSetLevelEnable	BL2000\mchavez	1/5/2022 10:45:30 AM	Set LevelEnable = False for calibration level 1, levelId = 20 of compound Tetrachloroethene in sample 04JAN15.D; previous value = True			✓	
CmdSetLevelEnable	BL2000\mchavez	1/5/2022 10:45:37 AM	Set LevelEnable = False for calibration level 1, levelId = 20 of compound 1,1,2-Trichloroethane in sample 04JAN15.D; previous value = True			✓	
CmdSetLevelEnable	BL2000\mchavez	1/5/2022 10:45:40 AM	Set LevelEnable = False for calibration level 1, levelId = 20 of compound trans-1,3-Dichloropropene in sample 04JAN15.D; previous value = True			✓	
CmdSetLevelEnable	BL2000\mchavez	1/5/2022 10:45:45 AM	Set LevelEnable = False for calibration level 1, levelId = 20 of compound Toluene in sample 04JAN15.D; previous value = True			✓	
CmdSetLevelEnable	BL2000\mchavez	1/5/2022 10:45:57 AM	Set LevelEnable = False for calibration level 1, levelId = 20 of compound cis-1,3-Dichloropropene in sample 04JAN15.D; previous value = True			✓	
CmdManuallyIntegrate QualifierPeak	BL2000\mchavez	1/5/2022 10:46:03 AM	Manually integrate qualifier 127.0 of compound Bromodichloromethane in sample 04JAN12.D from x, y = 7.541, 0 to 7.633, 0; result = 2111			✓	
CmdManuallyIntegrate QualifierPeak	BL2000\mchavez	1/5/2022 10:46:15 AM	Manually integrate qualifier 98.0 of compound 1,2-Dichloroethane in sample 04JAN12.D from x, y = 6.278, 83 to 6.370, 0; result = 1440			✓	
CmdManuallyIntegrate DropBaseline	BL2000\mchavez	1/5/2022 10:46:16 AM	Drop baseline for qualifier 98.0 of compound 1,2-Dichloroethane in sample 04JAN12.D to y = 0, new integration is from x, y = 6.278, 0 to 6.370, 0 and new response = 1669; previous integration is from x, y = 6.278, 83 to 6.370, 0 and previous response = 1440.			✓	
CmdManuallyIntegrate QualifierPeak	BL2000\mchavez	1/5/2022 10:46:38 AM	Manually integrate qualifier 97.0 of compound 2,2-Dichloropropane in sample 04JAN12.D, from x, y = 5.143, 0 to 5.254, 0, result = 6975; previous integration is from x, y = 5.187, 0 to 5.229, 0 and previous response = 4210.			✓	
CmdManuallyIntegrate QualifierPeak	BL2000\mchavez	1/5/2022 10:46:55 AM	Manually integrate qualifier 64.0 of compound Vinyl chloride in sample 04JAN12.D, from x, y = 1.473, 6379 to 1.526, 4265, result = 8175; previous integration is from x, y = 1.305, 0 to 1.676, 0 and previous response = 154800.			✓	

# Audit Trail report

Name	User	Time	Action	Reason	Comment	Succeed	Exception
CmdManuallyIntegrateQualifierPeak	BL2000\mchavez	1/5/2022 10:47:03 AM	Manually integrate qualifier 64.0 of compound Vinyl chloride in sample 04JAN12.D, from x, y = 1.467, 4922 to 1.529, 3954, result = 11779; previous integration is from x, y = 1.473, 6379 to 1.526, 4265 and previous response = 8175.			✓	
CmdSetSampleAttribute	BL2000\mchavez	1/5/2022 10:47:11 AM	Set SampleApproved = True for sample 04JAN12.D; previous value = False			✓	
CmdManuallyIntegrateQualifierPeak	BL2000\mchavez	1/5/2022 10:47:23 AM	Manually integrate qualifier 64.0 of compound Vinyl chloride in sample 04JAN13.D, from x, y = 1.470, 5496 to 1.517, 5210, result = 15113; previous integration is from x, y = 1.308, 0 to 1.679, 0 and previous response = 148305.			✓	
CmdSetLevelEnable	BL2000\mchavez	1/5/2022 10:47:46 AM	Set LevelEnable = False for calibration level 1, levelId = 20 of compound Chloroform in sample 04JAN15.D; previous value = True			✓	
CmdSetLevelEnable	BL2000\mchavez	1/5/2022 10:47:57 AM	Set LevelEnable = False for calibration level 1, levelId = 20 of compound 1,1-Dichloropropene in sample 04JAN15.D; previous value = True			✓	
CmdSetLevelEnable	BL2000\mchavez	1/5/2022 10:48:15 AM	Set LevelEnable = False for calibration level 1, levelId = 20 of compound Trichloroethene in sample 04JAN15.D; previous value = True			✓	
CmdSetLevelEnable	BL2000\mchavez	1/5/2022 10:48:21 AM	Set LevelEnable = False for calibration level 1, levelId = 20 of compound 1,2-Dichloropropane in sample 04JAN15.D; previous value = True			✓	
CmdSetSampleAttribute	BL2000\mchavez	1/5/2022 10:48:59 AM	Set SampleApproved = True for sample 04JAN13.D; previous value = False			✓	
CmdQuantitate	BL2000\mchavez	1/5/2022 10:49:20 AM	Quantitate all compounds in all samples			✓	
CmdSetSampleAttribute	BL2000\mchavez	1/5/2022 10:53:33 AM	Set SampleApproved = True for sample 04JAN17.D; previous value = False			✓	
CmdSetSampleAttribute	BL2000\mchavez	1/5/2022 10:53:45 AM	Set SampleApproved = True for sample 04JAN19.D; previous value = False			✓	
CmdSetSampleAttribute	BL2000\mchavez	1/5/2022 10:53:56 AM	Set SampleApproved = True for sample 04JAN21.D; previous value = False			✓	
CmdSetSampleAttribute	BL2000\mchavez	1/5/2022 10:55:07 AM	Set SampleApproved = True for sample 04JAN23.D; previous value = False			✓	

# Audit Trail report

Name	User	Time	Action	Reason	Comment	Succeed	Exception
CmdCalibrate	BL2000\mchavez	1/5/2022 10:55:43 AM	Replace level QC with QC sample 04JAN23.D for compounds {1,2-Dichlorobenzene, 1,4-Dichlorobenzene, 1,3-Dichlorobenzene, 4-Chlorotoluene, 2-Chlorotoluene, 1,2,3-Trichloropropane, 1,1,2,2-Tetrachloroethane, Bromobenzene, p-Bromofluorobenzene, Bromoform, Styrene, m+p-Xylenes, Ethylbenzene, 1,1,1,2-Tetrachloroethane, Chlorobenzene, 1,2-Dibromoethane, Chlorodibromomethane, 1,3-Dichloropropane, Tetrachloroethene, 1,1,2-Trichloroethane, trans-1,3-Dichloropropene, Toluene, Toluene-d8, cis-1,3-Dichloropropene, Bromodichloromethane, Dibromomethane, 1,2-Dichloropropane, Trichloroethene, 1,2-Dichloroethane, Benzene, 1,2-Dichloroethane-d4, 1,1-Dichloropropene, Carbon tetrachloride, Dibromofluoromethane, 1,1,1-Trichloroethane, Chloroform, Bromochloromethane, Methyl ethyl ketone, cis-1,2-Dichloroethene, 2,2-Dichloropropane, 1,1-Dichloroethane, Methyl tert-butyl ether (MTBE), trans-1,2-Dichloroethene, Methylene chloride, 1,1-Dichloroethene, Trichlorofluoromethane, Chloroethane, Bromomethane, Vinyl chloride, Chloromethane, Dichlorodifluoromethane, o-Xylene}; Replace level 8 with Calibration sample 04JAN21.D for compounds {1,2-Dichlorobenzene, 1,4-Dichlorobenzene, 1,3-Dichlorobenzene, 4-Chlorotoluene, 2-Chlorotoluene, 1,2,3-Trichloropropane, 1,1,2,2-Tetrachloroethane, Bromobenzene, p-Bromofluorobenzene, Bromoform, Styrene, m+p-Xylenes, Ethylbenzene, 1,1,1,2-Tetrachloroethane, Chlorobenzene, 1,2-Dibromoethane, Chlorodibromomethane, 1,3-Dichloropropane, Tetrachloroethene, 1,1,2-Trichloroethane, trans-1,3-Dichloropropene, Toluene, Toluene-d8, cis-1,3-Dichloropropene, Bromodichloromethane, Dibromomethane, 1,2-Dichloropropane, Trichloroethene, 1,2-Dichloroethane, Benzene, 1,2-Dichloroethane-d4, 1,1-Dichloropropene, Carbon tetrachloride, Dibromofluoromethane, 1,1,1-Trichloroethane, Chloroform, Bromochloromethane, Methyl ethyl			✓	

# Audit Trail report

Name	User	Time	Action	Reason	Comment	Succeed	Exception
			ketone, cis-1,2-Dichloroethene, 2,2-Dichloropropane, 1,1-Dichloroethane, Methyl tert-butyl ether (MTBE), trans-1,2-Dichloroethene, Methylene chloride, 1,1-Dichloroethene, Trichlorofluoromethane, Chloroethane, Bromomethane, Vinyl chloride, Chloromethane, Dichlorodifluoromethane, o-Xylene}; Replace level 7 with Calibration sample 04JAN19.D for compounds {1,2-Dichlorobenzene, 1,4-Dichlorobenzene, 1,3-Dichlorobenzene, 4-Chlorotoluene, 2-Chlorotoluene, 1,2,3-Trichloropropane, 1,1,2,2-Tetrachloroethane, Bromobenzene, p-Bromofluorobenzene, Bromoform, Styrene, m+p-Xylenes, Ethylbenzene, 1,1,1,2-Tetrachloroethane, Chlorobenzene, 1,2-Dibromoethane, Chlorodibromomethane, 1,3-Dichloropropane, Tetrachloroethene, 1,1,2-Trichloroethane, trans-1,3-Dichloropropene, Toluene, Toluene-d8, cis-1,3-Dichloropropene, Bromodichloromethane, Dibromomethane, 1,2-Dichloropropane, Trichloroethene, 1,2-Dichloroethane, Benzene, 1,2-Dichloroethane-d4, 1,1-Dichloropropene, Carbon tetrachloride, Dibromofluoromethane, 1,1,1-Trichloroethane, Chloroform, Bromochloromethane, Methyl ethyl ketone, cis-1,2-Dichloroethene, 2,2-Dichloropropane, 1,1-Dichloroethane, Methyl tert-butyl ether (MTBE), trans-1,2-Dichloroethene, Methylene chloride, 1,1-Dichloroethene, Trichlorofluoromethane, Chloroethane, Bromomethane, Vinyl chloride, Chloromethane, Dichlorodifluoromethane, o-Xylene}; Replace level 6 with Calibration sample 04JAN17.D for compounds {1,2-Dichlorobenzene, 1,4-Dichlorobenzene, 1,3-Dichlorobenzene, 4-Chlorotoluene, 2-Chlorotoluene, 1,2,3-Trichloropropane, 1,1,2,2-Tetrachloroethane, Bromobenzene, p-Bromofluorobenzene, Bromoform, Styrene, m+p-Xylenes, Ethylbenzene, 1,1,1,2-Tetrachloroethane, Chlorobenzene, 1,2-Dibromoethane, Chlorodibromomethane, 1,3-Dichloropropane, Tetrachloroethene, 1,1,2-Trichloroethane, trans-1,3-Dichloropropene, Toluene, Toluene-d8, cis-1,3-Dichloropropene,				

# Audit Trail report

Name	User	Time	Action	Reason	Comment	Succeed	Exception
			Bromodichloromethane, Dibromomethane, 1,2- Dichloropropane, Trichloroethene, 1,2- Dichloroethane, Benzene, 1,2- Dichloroethane-d4, 1,1- Dichloropropene, Carbon tetrachloride, Dibromofluoromethane, 1,1,1- Trichloroethane, Chloroform, Bromochloromethane, Methyl ethyl ketone, cis-1,2-Dichloroethene, 2,2- Dichloropropane, 1,1-Dichloroethane, Methyl tert-butyl ether (MTBE), trans- 1,2-Dichloroethene, Methylene chloride, 1,1-Dichloroethene, Trichlorofluoromethane, Chloroethane, Bromomethane, Vinyl chloride, Chloromethane, Dichlorodifluoromethane, o-Xylene}; Replace level 5 with Calibration sample 04JAN15.D for compounds {1,2- Dichlorobenzene, 1,4-Dichlorobenzene, 1,3-Dichlorobenzene, 4-Chlorotoluene, 2-Chlorotoluene, 1,2,3- Trichloropropane, 1,1,2,2- Tetrachloroethane, Bromobenzene, p- Bromofluorobenzene, Bromoform, Styrene, m+p-Xylenes, Ethylbenzene, 1,1,1,2-Tetrachloroethane, Chlorobenzene, 1,2-Dibromoethane, Chlorodibromomethane, 1,3- Dichloropropane, Tetrachloroethene, 1,1,2-Trichloroethane, trans-1,3- Dichloropropene, Toluene, Toluene-d8, cis-1,3-Dichloropropene, Bromodichloromethane, Dibromomethane, 1,2- Dichloropropane, Trichloroethene, 1,2- Dichloroethane, Benzene, 1,2- Dichloroethane-d4, 1,1- Dichloropropene, Carbon tetrachloride, Dibromofluoromethane, 1,1,1- Trichloroethane, Chloroform, Bromochloromethane, Methyl ethyl ketone, cis-1,2-Dichloroethene, 2,2- Dichloropropane, 1,1-Dichloroethane, Methyl tert-butyl ether (MTBE), trans- 1,2-Dichloroethene, Methylene chloride, 1,1-Dichloroethene, Trichlorofluoromethane, Chloroethane, Bromomethane, Vinyl chloride, Chloromethane, Dichlorodifluoromethane, o-Xylene}; Replace level 4 with Calibration sample 04JAN13.D for compounds {1,2- Dichlorobenzene, 1,4-Dichlorobenzene, 1,3-Dichlorobenzene, 4-Chlorotoluene, 2-Chlorotoluene, 1,2,3- Trichloropropane, 1,1,2,2- Tetrachloroethane, Bromobenzene, p-				



# Audit Trail report

Name	User	Time	Action	Reason	Comment	Succeed	Exception
			Bromofluorobenzene, Bromoform, Styrene, m+p-Xylenes, Ethylbenzene, 1,1,1,2-Tetrachloroethane, Chlorobenzene, 1,2-Dibromoethane, Chlorodibromomethane, 1,3-Dichloropropane, Tetrachloroethene, 1,1,2-Trichloroethane, trans-1,3-Dichloropropene, Toluene, Toluene-d8, cis-1,3-Dichloropropene, Bromodichloromethane, Dibromomethane, 1,2-Dichloropropane, Trichloroethene, 1,2-Dichloroethane, Benzene, 1,2-Dichloroethane-d4, 1,1-Dichloropropene, Carbon tetrachloride, Dibromofluoromethane, 1,1,1-Trichloroethane, Chloroform, Bromochloromethane, Methyl ethyl ketone, cis-1,2-Dichloroethene, 2,2-Dichloropropane, 1,1-Dichloroethane, Methyl tert-butyl ether (MTBE), trans-1,2-Dichloroethene, Methylene chloride, 1,1-Dichloroethene, Trichlorofluoromethane, Chloroethane, Bromomethane, Vinyl chloride, Chloromethane, Dichlorodifluoromethane, o-Xylene}; Replace level 3 with Calibration sample 04JAN12.D for compounds {1,2-Dichlorobenzene, 1,4-Dichlorobenzene, 1,3-Dichlorobenzene, 4-Chlorotoluene, 2-Chlorotoluene, 1,2,3-Trichloropropane, 1,1,2,2-Tetrachloroethane, Bromobenzene, p-Bromofluorobenzene, Bromoform, Styrene, m+p-Xylenes, Ethylbenzene, 1,1,1,2-Tetrachloroethane, Chlorobenzene, 1,2-Dibromoethane, Chlorodibromomethane, 1,3-Dichloropropane, Tetrachloroethene, 1,1,2-Trichloroethane, trans-1,3-Dichloropropene, Toluene, Toluene-d8, cis-1,3-Dichloropropene, Bromodichloromethane, Dibromomethane, 1,2-Dichloropropane, Trichloroethene, 1,2-Dichloroethane, Benzene, 1,2-Dichloroethane-d4, 1,1-Dichloropropene, Carbon tetrachloride, Dibromofluoromethane, 1,1,1-Trichloroethane, Chloroform, Bromochloromethane, Methyl ethyl ketone, cis-1,2-Dichloroethene, 2,2-Dichloropropane, 1,1-Dichloroethane, Methyl tert-butyl ether (MTBE), trans-1,2-Dichloroethene, Methylene chloride, 1,1-Dichloroethene, Trichlorofluoromethane, Chloroethane, Bromomethane, Vinyl chloride,				

# Audit Trail report

Name	User	Time	Action	Reason	Comment	Succeed	Exception
			Chloromethane, Dichlorodifluoromethane, o-Xylene}; Replace level 2 with Calibration sample 04JAN11.D for compounds {1,2- Dichlorobenzene, 1,4-Dichlorobenzene, 1,3-Dichlorobenzene, 4-Chlorotoluene, 2-Chlorotoluene, 1,2,3- Trichloropropane, 1,1,2,2- Tetrachloroethane, Bromobenzene, p- Bromofluorobenzene, Bromoform, Styrene, m+p-Xylenes, Ethylbenzene, 1,1,1,2-Tetrachloroethane, Chlorobenzene, 1,2-Dibromoethane, Chlorodibromomethane, 1,3- Dichloropropane, Tetrachloroethene, 1,1,2-Trichloroethane, trans-1,3- Dichloropropene, Toluene, Toluene-d8, cis-1,3-Dichloropropene, Bromodichloromethane, Dibromomethane, 1,2- Dichloropropane, Trichloroethene, 1,2- Dichloroethane, Benzene, 1,2- Dichloroethane-d4, 1,1- Dichloropropene, Carbon tetrachloride, Dibromofluoromethane, 1,1,1- Trichloroethane, Chloroform, Bromochloromethane, Methyl ethyl ketone, cis-1,2-Dichloroethene, 2,2- Dichloropropane, 1,1-Dichloroethane, Methyl tert-butyl ether (MTBE), trans- 1,2-Dichloroethene, Methylene chloride, 1,1-Dichloroethene, Trichlorofluoromethane, Chloroethane, Bromomethane, Vinyl chloride, Chloromethane, Dichlorodifluoromethane, o-Xylene}; Replace level 1 with Calibration sample 04JAN10.D for compounds {1,2- Dichlorobenzene, 1,4-Dichlorobenzene, 1,3-Dichlorobenzene, 4-Chlorotoluene, 2-Chlorotoluene, 1,2,3- Trichloropropane, 1,1,2,2- Tetrachloroethane, Bromobenzene, p- Bromofluorobenzene, Bromoform, Styrene, m+p-Xylenes, Ethylbenzene, 1,1,1,2-Tetrachloroethane, Chlorobenzene, 1,2-Dibromoethane, Chlorodibromomethane, 1,3- Dichloropropane, Tetrachloroethene, 1,1,2-Trichloroethane, trans-1,3- Dichloropropene, Toluene, Toluene-d8, cis-1,3-Dichloropropene, Bromodichloromethane, Dibromomethane, 1,2- Dichloropropane, Trichloroethene, 1,2- Dichloroethane, Benzene, 1,2- Dichloroethane-d4, 1,1- Dichloropropene, Carbon tetrachloride, Dibromofluoromethane, 1,1,1-				

# Audit Trail report

Name	User	Time	Action	Reason	Comment	Succeed	Exception
			Trichloroethane, Chloroform, Bromochloromethane, Methyl ethyl ketone, cis-1,2-Dichloroethene, 2,2-Dichloropropane, 1,1-Dichloroethane, Methyl tert-butyl ether (MTBE), trans-1,2-Dichloroethene, Methylene chloride, 1,1-Dichloroethene, Trichlorofluoromethane, Chloroethane, Bromomethane, Vinyl chloride, Chloromethane, Dichlorodifluoromethane, o-Xylene};				
CmdQuantitate	BL2000\mchavez	1/5/2022 10:55:58 AM	Quantitate all compounds in all samples			✓	
CmdManuallyIntegratePeak	BL2000\mchavez	1/5/2022 11:01:11 AM	Manually integrate compound Methylene chloride in sample 04JAN09.D from x, y = 3.296, 0 to 3.383, 0; result = 1661			✓	
CmdManuallyIntegrateQualifierPeak	BL2000\mchavez	1/5/2022 11:01:17 AM	Manually integrate qualifier84.0 of compound Methylene chloride in sample 04JAN09.D from x, y = 3.299, 0 to 3.369, 0; result = 1075			✓	
CmdManuallyIntegrateQualifierPeak	BL2000\mchavez	1/5/2022 11:01:19 AM	Manually integrate qualifier86.0 of compound Methylene chloride in sample 04JAN09.D from x, y = 3.294, 0 to 3.413, 0; result = 694			✓	
CmdManuallyIntegratePeak	BL2000\mchavez	1/5/2022 11:02:10 AM	Manually integrate compound Vinyl chloride in sample 04JAN09.D from x, y = 1.467, 0 to 1.520, 0; result = 73			✓	
CmdStartMethodEditing	BL2000\mchavez	1/5/2022 11:02:39 AM	Start method editing			✓	
CmdImportMethodFromSample	BL2000\mchavez	1/5/2022 11:02:39 AM	Import method from sample 04JAN09.D			✓	
CmdSetMethodTargetCompoundAttribute	BL2000\mchavez	1/5/2022 11:03:13 AM	Set CurveFit = fitAverageOfResponseFactors for compound Bromomethane; previous value = fitQuadratic			✓	
CmdSetMethodTargetCompoundAttribute	BL2000\mchavez	1/5/2022 11:03:16 AM	Set CurveFitWeight = weightEqual for compound Bromomethane; previous value = weightOneOverX			✓	
CmdApplyMethodToAllSamples	BL2000\mchavez	1/5/2022 11:03:28 AM	Apply method to all samples			✓	
CmdMethodClear	BL2000\mchavez	1/5/2022 11:03:28 AM	Clear method			✓	
CmdEndMethodEditing	BL2000\mchavez	1/5/2022 11:03:29 AM	End method editing			✓	
CmdQuantitate	BL2000\mchavez	1/5/2022 11:03:49 AM	Quantitate all compounds in all samples			✓	
CmdManuallyIntegratePeak	BL2000\mchavez	1/5/2022 11:05:06 AM	Manually integrate compound Chloroethane in sample 04JAN12.D, from x, y = 1.863, 1400 to 1.922, 1881, result = 14646; previous integration is from x, y = 1.863, 1400 to 1.958, 1400 and previous response = 16843.			✓	

# Audit Trail report

Name	User	Time	Action	Reason	Comment	Succeed	Exception
CmdManuallyIntegratePeak	BL2000\mchavez	1/5/2022 11:05:19 AM	Manually integrate compound Chloroethane in sample 04JAN11.D, from x, y = 1.869, 1143 to 1.930, 1702, result = 8052; previous integration is from x, y = 1.869, 1143 to 1.941, 1143 and previous response = 9540.			✓	

# Audit Trail report

Name	User	Time	Action	Reason	Comment	Succeed	Exception
CmdCalibrate	BL2000\mchavez	1/5/2022 11:05:53 AM	Replace level QC with QC sample 04JAN23.D for compounds {1,2-Dichlorobenzene, 1,4-Dichlorobenzene, 1,3-Dichlorobenzene, 4-Chlorotoluene, 2-Chlorotoluene, 1,2,3-Trichloropropane, 1,1,2,2-Tetrachloroethane, Bromobenzene, p-Bromofluorobenzene, Bromoform, Styrene, o-Xylene, m+p-Xylenes, Ethylbenzene, 1,1,1,2-Tetrachloroethane, Chlorobenzene, 1,2-Dibromoethane, Chlorodibromomethane, 1,3-Dichloropropane, Tetrachloroethene, 1,1,2-Trichloroethane, trans-1,3-Dichloropropene, Toluene, Toluene-d8, cis-1,3-Dichloropropene, Bromodichloromethane, Dibromomethane, 1,2-Dichloropropane, Trichloroethene, 1,2-Dichloroethane, Benzene, 1,2-Dichloroethane-d4, 1,1-Dichloropropene, Carbon tetrachloride, Dibromofluoromethane, 1,1,1-Trichloroethane, Chloroform, Bromochloromethane, Methyl ethyl ketone, cis-1,2-Dichloroethene, 2,2-Dichloropropane, 1,1-Dichloroethane, Methyl tert-butyl ether (MTBE), trans-1,2-Dichloroethene, Methylene chloride, 1,1-Dichloroethene, Trichlorofluoromethane, Bromomethane, Vinyl chloride, Chloromethane, Dichlorodifluoromethane, Chloroethane}; Replace level 8 with Calibration sample 04JAN21.D for compounds {1,2-Dichlorobenzene, 1,4-Dichlorobenzene, 1,3-Dichlorobenzene, 4-Chlorotoluene, 2-Chlorotoluene, 1,2,3-Trichloropropane, 1,1,2,2-Tetrachloroethane, Bromobenzene, p-Bromofluorobenzene, Bromoform, Styrene, o-Xylene, m+p-Xylenes, Ethylbenzene, 1,1,1,2-Tetrachloroethane, Chlorobenzene, 1,2-Dibromoethane, Chlorodibromomethane, 1,3-Dichloropropane, Tetrachloroethene, 1,1,2-Trichloroethane, trans-1,3-Dichloropropene, Toluene, Toluene-d8, cis-1,3-Dichloropropene, Bromodichloromethane, Dibromomethane, 1,2-Dichloropropane, Trichloroethene, 1,2-Dichloroethane, Benzene, 1,2-Dichloroethane-d4, 1,1-Dichloropropene, Carbon tetrachloride, Dibromofluoromethane, 1,1,1-			✓	

# Audit Trail report

Name	User	Time	Action	Reason	Comment	Succeed	Exception
			Trichloroethane, Chloroform, Bromochloromethane, Methyl ethyl ketone, cis-1,2-Dichloroethene, 2,2-Dichloropropane, 1,1-Dichloroethane, Methyl tert-butyl ether (MTBE), trans-1,2-Dichloroethene, Methylene chloride, 1,1-Dichloroethene, Trichlorofluoromethane, Bromomethane, Vinyl chloride, Chloromethane, Dichlorodifluoromethane, Chloroethane}; Replace level 7 with Calibration sample 04JAN19.D for compounds {1,2-Dichlorobenzene, 1,4-Dichlorobenzene, 1,3-Dichlorobenzene, 4-Chlorotoluene, 2-Chlorotoluene, 1,2,3-Trichloropropane, 1,1,2,2-Tetrachloroethane, Bromobenzene, p-Bromofluorobenzene, Bromoform, Styrene, o-Xylene, m+p-Xylenes, Ethylbenzene, 1,1,1,2-Tetrachloroethane, Chlorobenzene, 1,2-Dibromoethane, Chlorodibromomethane, 1,3-Dichloropropane, Tetrachloroethene, 1,1,2-Trichloroethane, trans-1,3-Dichloropropene, Toluene, Toluene-d8, cis-1,3-Dichloropropene, Bromodichloromethane, Dibromomethane, 1,2-Dichloropropane, Trichloroethene, 1,2-Dichloroethane, Benzene, 1,2-Dichloroethane-d4, 1,1-Dichloropropene, Carbon tetrachloride, Dibromofluoromethane, 1,1,1-Trichloroethane, Chloroform, Bromochloromethane, Methyl ethyl ketone, cis-1,2-Dichloroethene, 2,2-Dichloropropane, 1,1-Dichloroethane, Methyl tert-butyl ether (MTBE), trans-1,2-Dichloroethene, Methylene chloride, 1,1-Dichloroethene, Trichlorofluoromethane, Bromomethane, Vinyl chloride, Chloromethane, Dichlorodifluoromethane, Chloroethane}; Replace level 6 with Calibration sample 04JAN17.D for compounds {1,2-Dichlorobenzene, 1,4-Dichlorobenzene, 1,3-Dichlorobenzene, 4-Chlorotoluene, 2-Chlorotoluene, 1,2,3-Trichloropropane, 1,1,2,2-Tetrachloroethane, Bromobenzene, p-Bromofluorobenzene, Bromoform, Styrene, o-Xylene, m+p-Xylenes, Ethylbenzene, 1,1,1,2-Tetrachloroethane, Chlorobenzene, 1,2-Dibromoethane, Chlorodibromomethane, 1,3-				

# Audit Trail report

Name	User	Time	Action	Reason	Comment	Succeed	Exception
			Dichloropropane, Tetrachloroethene, 1,1,2-Trichloroethane, trans-1,3-Dichloropropene, Toluene, Toluene-d8, cis-1,3-Dichloropropene, Bromodichloromethane, Dibromomethane, 1,2-Dichloropropane, Trichloroethene, 1,2-Dichloroethane, Benzene, 1,2-Dichloroethane-d4, 1,1-Dichloropropene, Carbon tetrachloride, Dibromofluoromethane, 1,1,1-Trichloroethane, Chloroform, Bromochloromethane, Methyl ethyl ketone, cis-1,2-Dichloroethene, 2,2-Dichloropropane, 1,1-Dichloroethane, Methyl tert-butyl ether (MTBE), trans-1,2-Dichloroethene, Methylene chloride, 1,1-Dichloroethene, Trichlorofluoromethane, Bromomethane, Vinyl chloride, Chloromethane, Dichlorodifluoromethane, Chloroethane}; Replace level 5 with Calibration sample 04JAN15.D for compounds {1,2-Dichlorobenzene, 1,4-Dichlorobenzene, 1,3-Dichlorobenzene, 4-Chlorotoluene, 2-Chlorotoluene, 1,2,3-Trichloropropane, 1,1,2,2-Tetrachloroethane, Bromobenzene, p-Bromofluorobenzene, Bromoform, Styrene, o-Xylene, m+p-Xylenes, Ethylbenzene, 1,1,1,2-Tetrachloroethane, Chlorobenzene, 1,2-Dibromoethane, Chlorodibromomethane, 1,3-Dichloropropane, Tetrachloroethene, 1,1,2-Trichloroethane, trans-1,3-Dichloropropene, Toluene, Toluene-d8, cis-1,3-Dichloropropene, Bromodichloromethane, Dibromomethane, 1,2-Dichloropropane, Trichloroethene, 1,2-Dichloroethane, Benzene, 1,2-Dichloroethane-d4, 1,1-Dichloropropene, Carbon tetrachloride, Dibromofluoromethane, 1,1,1-Trichloroethane, Chloroform, Bromochloromethane, Methyl ethyl ketone, cis-1,2-Dichloroethene, 2,2-Dichloropropane, 1,1-Dichloroethane, Methyl tert-butyl ether (MTBE), trans-1,2-Dichloroethene, Methylene chloride, 1,1-Dichloroethene, Trichlorofluoromethane, Bromomethane, Vinyl chloride, Chloromethane, Dichlorodifluoromethane, Chloroethane}; Replace level 4 with Calibration sample 04JAN13.D for				

# Audit Trail report

Name	User	Time	Action	Reason	Comment	Succeed	Exception
			compounds {1,2-Dichlorobenzene, 1,4-Dichlorobenzene, 1,3-Dichlorobenzene, 4-Chlorotoluene, 2-Chlorotoluene, 1,2,3-Trichloropropane, 1,1,2,2-Tetrachloroethane, Bromobenzene, p-Bromofluorobenzene, Bromoform, Styrene, o-Xylene, m+p-Xylenes, Ethylbenzene, 1,1,1,2-Tetrachloroethane, Chlorobenzene, 1,2-Dibromoethane, Chlorodibromomethane, 1,3-Dichloropropane, Tetrachloroethene, 1,1,2-Trichloroethane, trans-1,3-Dichloropropene, Toluene, Toluene-d8, cis-1,3-Dichloropropene, Bromodichloromethane, Dibromomethane, 1,2-Dichloropropane, Trichloroethene, 1,2-Dichloroethane, Benzene, 1,2-Dichloroethane-d4, 1,1-Dichloropropene, Carbon tetrachloride, Dibromofluoromethane, 1,1,1-Trichloroethane, Chloroform, Bromochloromethane, Methyl ethyl ketone, cis-1,2-Dichloroethene, 2,2-Dichloropropane, 1,1-Dichloroethane, Methyl tert-butyl ether (MTBE), trans-1,2-Dichloroethene, Methylene chloride, 1,1-Dichloroethene, Trichlorofluoromethane, Bromomethane, Vinyl chloride, Chloromethane, Dichlorodifluoromethane, Chloroethane}; Replace level 3 with Calibration sample 04JAN12.D for compounds {1,2-Dichlorobenzene, 1,4-Dichlorobenzene, 1,3-Dichlorobenzene, 4-Chlorotoluene, 2-Chlorotoluene, 1,2,3-Trichloropropane, 1,1,2,2-Tetrachloroethane, Bromobenzene, p-Bromofluorobenzene, Bromoform, Styrene, o-Xylene, m+p-Xylenes, Ethylbenzene, 1,1,1,2-Tetrachloroethane, Chlorobenzene, 1,2-Dibromoethane, Chlorodibromomethane, 1,3-Dichloropropane, Tetrachloroethene, 1,1,2-Trichloroethane, trans-1,3-Dichloropropene, Toluene, Toluene-d8, cis-1,3-Dichloropropene, Bromodichloromethane, Dibromomethane, 1,2-Dichloropropane, Trichloroethene, 1,2-Dichloroethane, Benzene, 1,2-Dichloroethane-d4, 1,1-Dichloropropene, Carbon tetrachloride, Dibromofluoromethane, 1,1,1-Trichloroethane, Chloroform, Bromochloromethane, Methyl ethyl				



# Audit Trail report

Name	User	Time	Action	Reason	Comment	Succeed	Exception
			ketone, cis-1,2-Dichloroethene, 2,2-Dichloropropane, 1,1-Dichloroethane, Methyl tert-butyl ether (MTBE), trans-1,2-Dichloroethene, Methylene chloride, 1,1-Dichloroethene, Trichlorofluoromethane, Bromomethane, Vinyl chloride, Chloromethane, Dichlorodifluoromethane, Chloroethane}; Replace level 2 with Calibration sample 04JAN11.D for compounds {1,2-Dichlorobenzene, 1,4-Dichlorobenzene, 1,3-Dichlorobenzene, 4-Chlorotoluene, 2-Chlorotoluene, 1,2,3-Trichloropropane, 1,1,2,2-Tetrachloroethane, Bromobenzene, p-Bromofluorobenzene, Bromoform, Styrene, o-Xylene, m+p-Xylenes, Ethylbenzene, 1,1,1,2-Tetrachloroethane, Chlorobenzene, 1,2-Dibromoethane, Chlorodibromomethane, 1,3-Dichloropropane, Tetrachloroethene, 1,1,2-Trichloroethane, trans-1,3-Dichloropropene, Toluene, Toluene-d8, cis-1,3-Dichloropropene, Bromodichloromethane, Dibromomethane, 1,2-Dichloropropane, Trichloroethene, 1,2-Dichloroethane, Benzene, 1,2-Dichloroethane-d4, 1,1-Dichloropropene, Carbon tetrachloride, Dibromofluoromethane, 1,1,1-Trichloroethane, Chloroform, Bromochloromethane, Methyl ethyl ketone, cis-1,2-Dichloroethene, 2,2-Dichloropropane, 1,1-Dichloroethane, Methyl tert-butyl ether (MTBE), trans-1,2-Dichloroethene, Methylene chloride, 1,1-Dichloroethene, Trichlorofluoromethane, Bromomethane, Vinyl chloride, Chloromethane, Dichlorodifluoromethane, Chloroethane}; Replace level 1 with Calibration sample 04JAN10.D for compounds {1,2-Dichlorobenzene, 1,4-Dichlorobenzene, 1,3-Dichlorobenzene, 4-Chlorotoluene, 2-Chlorotoluene, 1,2,3-Trichloropropane, 1,1,2,2-Tetrachloroethane, Bromobenzene, p-Bromofluorobenzene, Bromoform, Styrene, o-Xylene, m+p-Xylenes, Ethylbenzene, 1,1,1,2-Tetrachloroethane, Chlorobenzene, 1,2-Dibromoethane, Chlorodibromomethane, 1,3-Dichloropropane, Tetrachloroethene, 1,1,2-Trichloroethane, trans-1,3-				

# Audit Trail report

Name	User	Time	Action	Reason	Comment	Succeed	Exception
			Dichloropropene, Toluene, Toluene-d8, cis-1,3-Dichloropropene, Bromodichloromethane, Dibromomethane, 1,2-Dichloropropane, Trichloroethene, 1,2-Dichloroethane, Benzene, 1,2-Dichloroethane-d4, 1,1-Dichloropropene, Carbon tetrachloride, Dibromofluoromethane, 1,1,1-Trichloroethane, Chloroform, Bromochloromethane, Methyl ethyl ketone, cis-1,2-Dichloroethene, 2,2-Dichloropropane, 1,1-Dichloroethane, Methyl tert-butyl ether (MTBE), trans-1,2-Dichloroethene, Methylene chloride, 1,1-Dichloroethene, Trichlorofluoromethane, Bromomethane, Vinyl chloride, Chloromethane, Dichlorodifluoromethane, Chloroethane};				
CmdQuantitate	BL2000\mchavez	1/5/2022 11:06:12 AM	Quantitate all compounds in all samples			✓	
CmdQuantitate	BL2000\mchavez	1/5/2022 11:07:28 AM	Quantitate all compounds in all samples			✓	
CmdSaveBatchTable	BL2000\mchavez	1/5/2022 11:07:47 AM	Save batch D:\Org\Data\VOA5975C\VG010422\QuantResults\VG010422_8260B.batch.bin			✓	
CmdOpenBatchTable	BL2000\mchavez	1/9/2022 8:45:32 PM	Open batch D:\Org\Data\VOA5975C\VG010422\VG010422_8260B.batch.bin			✓	
CmdSetLevelEnable	BL2000\mchavez	1/9/2022 8:47:42 PM	Set LevelEnable = True for calibration level 1, levelId = 30 of compound o-Xylene in sample 04JAN09.D; previous value = False			✓	
CmdQuantitate	BL2000\mchavez	1/9/2022 8:48:01 PM	Quantitate all compounds in all samples			✓	
CmdSetLevelEnable	BL2000\mchavez	1/9/2022 8:48:47 PM	Set LevelEnable = True for calibration level 1, levelId = 30 of compound m+p-Xylenes in sample 04JAN09.D; previous value = False			✓	
CmdQuantitate	BL2000\mchavez	1/9/2022 8:49:03 PM	Quantitate all compounds in all samples			✓	
CmdSetLevelEnable	BL2000\mchavez	1/9/2022 8:49:35 PM	Set LevelEnable = True for calibration level 1, levelId = 30 of compound Ethylbenzene in sample 04JAN09.D; previous value = False			✓	
CmdQuantitate	BL2000\mchavez	1/9/2022 8:49:50 PM	Quantitate all compounds in all samples			✓	
CmdSetLevelEnable	BL2000\mchavez	1/9/2022 8:50:18 PM	Set LevelEnable = True for calibration level 1, levelId = 30 of compound Styrene in sample 04JAN09.D; previous value = False			✓	

# Audit Trail report

Name	User	Time	Action	Reason	Comment	Succeed	Exception
CmdQuantitate	BL2000\mchavez	1/9/2022 8:50:35 PM	Quantitate all compounds in all samples			✓	
CmdSetLevelEnable	BL2000\mchavez	1/9/2022 8:50:51 PM	Set LevelEnable = True for calibration level 1, levelId = 30 of compound Tetrachloroethene in sample 04JAN09.D; previous value = False			✓	
CmdQuantitate	BL2000\mchavez	1/9/2022 8:51:06 PM	Quantitate all compounds in all samples			✓	
CmdSetLevelEnable	BL2000\mchavez	1/9/2022 8:51:27 PM	Set LevelEnable = True for calibration level 1, levelId = 30 of compound Toluene in sample 04JAN09.D; previous value = False			✓	
CmdQuantitate	BL2000\mchavez	1/9/2022 8:51:42 PM	Quantitate all compounds in all samples			✓	
CmdSetLevelEnable	BL2000\mchavez	1/9/2022 8:52:26 PM	Set LevelEnable = True for calibration level 1, levelId = 30 of compound trans-1,3-Dichloropropene in sample 04JAN09.D; previous value = False			✓	
CmdQuantitate	BL2000\mchavez	1/9/2022 8:52:42 PM	Quantitate all compounds in all samples			✓	
CmdSetLevelEnable	BL2000\mchavez	1/9/2022 8:52:55 PM	Set LevelEnable = False for calibration level 1, levelId = 30 of compound trans-1,3-Dichloropropene in sample 04JAN09.D; previous value = True			✓	
CmdSetLevelEnable	BL2000\mchavez	1/9/2022 8:53:25 PM	Set LevelEnable = True for calibration level 1, levelId = 30 of compound Benzene in sample 04JAN09.D; previous value = False			✓	
CmdQuantitate	BL2000\mchavez	1/9/2022 8:53:41 PM	Quantitate all compounds in all samples			✓	
CmdSetLevelEnable	BL2000\mchavez	1/9/2022 8:54:07 PM	Set LevelEnable = True for calibration level 1, levelId = 30 of compound Chloroform in sample 04JAN09.D; previous value = False			✓	
CmdQuantitate	BL2000\mchavez	1/9/2022 8:54:23 PM	Quantitate all compounds in all samples			✓	
CmdSetLevelEnable	BL2000\mchavez	1/9/2022 8:54:39 PM	Set LevelEnable = True for calibration level 1, levelId = 30 of compound 1,3-Dichlorobenzene in sample 04JAN09.D; previous value = False			✓	
CmdSetLevelEnable	BL2000\mchavez	1/9/2022 8:54:49 PM	Set LevelEnable = True for calibration level 1, levelId = 30 of compound 1,4-Dichlorobenzene in sample 04JAN09.D; previous value = False			✓	
CmdSetLevelEnable	BL2000\mchavez	1/9/2022 8:54:54 PM	Set LevelEnable = True for calibration level 1, levelId = 30 of compound 1,2-Dichlorobenzene in sample 04JAN09.D; previous value = False			✓	
CmdQuantitate	BL2000\mchavez	1/9/2022 8:55:10 PM	Quantitate all compounds in all samples			✓	

# Audit Trail report

Name	User	Time	Action	Reason	Comment	Succeed	Exception
CmdSetLevelEnable	BL2000\mchavez	1/9/2022 8:56:06 PM	Set LevelEnable = True for calibration level 1, levelId = 30 of compound 1,2-Dichloroethane in sample 04JAN09.D; previous value = False			✓	
CmdQuantitate	BL2000\mchavez	1/9/2022 8:56:22 PM	Quantitate all compounds in all samples			✓	
CmdImportSamplesFromWorklist	BL2000\mchavez	1/9/2022 8:56:50 PM	Add samples from worklist: D:\Org\Data\VOA5975C\VG010422\04JAN15CC.D			✓	
CmdSetSampleAttribute	BL2000\mchavez	1/9/2022 8:57:23 PM	Set SampleType = Calibration for sample 04JAN15CC.D; previous value = Sample			✓	
CmdSetSampleAttribute	BL2000\mchavez	1/9/2022 8:57:29 PM	Set LevelName = 5 for sample 04JAN15CC.D; previous value =			✓	
CmdQuantitate	BL2000\mchavez	1/9/2022 8:57:56 PM	Quantitate all compounds in all samples			✓	
CmdSetSampleAttribute	BL2000\mchavez	1/9/2022 8:58:36 PM	Set SampleType = CC for sample 04JAN15CC.D; previous value = Calibration			✓	
CmdSetSampleAttribute	BL2000\mchavez	1/9/2022 8:58:43 PM	Set LevelName = CC for sample 04JAN15CC.D; previous value = 5			✓	
CmdSetSampleAttribute	BL2000\mchavez	1/9/2022 8:59:05 PM	Set UserDefined = Reimported midpoint as CC for sample 04JAN15CC.D; previous value =			✓	
CmdSetSampleAttribute	BL2000\mchavez	1/9/2022 8:59:31 PM	Set SampleName = CC010422 for sample 04JAN15CC.D; previous value = ICAL010422_5			✓	

# Audit Trail report

Name	User	Time	Action	Reason	Comment	Succeed	Exception
CmdCalibrate	BL2000\mchavez	1/9/2022 8:59:53 PM	Replace level CC with CC sample 04JAN15CC.D for compounds {1,2-Dichlorobenzene, 1,4-Dichlorobenzene, 1,3-Dichlorobenzene, 4-Chlorotoluene, 2-Chlorotoluene, 1,2,3-Trichloropropane, 1,1,2,2-Tetrachloroethane, Bromobenzene, p-Bromofluorobenzene, Bromoform, Styrene, o-Xylene, m+p-Xylenes, Ethylbenzene, 1,1,1,2-Tetrachloroethane, Chlorobenzene, 1,2-Dibromoethane, Chlorodibromomethane, 1,3-Dichloropropane, Tetrachloroethene, 1,1,2-Trichloroethane, trans-1,3-Dichloropropene, Toluene, Toluene-d8, cis-1,3-Dichloropropene, Bromodichloromethane, Dibromomethane, 1,2-Dichloropropane, Trichloroethene, Benzene, 1,2-Dichloroethane-d4, 1,1-Dichloropropene, Carbon tetrachloride, Dibromofluoromethane, 1,1,1-Trichloroethane, Chloroform, Bromochloromethane, Methyl ethyl ketone, cis-1,2-Dichloroethene, 2,2-Dichloropropane, 1,1-Dichloroethane, Methyl tert-butyl ether (MTBE), trans-1,2-Dichloroethene, Methylene chloride, 1,1-Dichloroethene, Trichlorofluoromethane, Chloroethane, Bromomethane, Vinyl chloride, Chloromethane, Dichlorodifluoromethane, 1,2-Dichloroethane};			✓	
CmdQuantitate	BL2000\mchavez	1/9/2022 9:00:09 PM	Quantitate all compounds in all samples			✓	
CmdStartMethodEditing	BL2000\mchavez	1/9/2022 9:00:22 PM	Start method editing			✓	
CmdImportMethodFrom Sample	BL2000\mchavez	1/9/2022 9:00:22 PM	Import method from sample 04JAN23.D			✓	
CmdSaveMethodAs	BL2000\mchavez	1/9/2022 9:00:57 PM	Save method to file \\MASSHUNTER\Org\Data\Methods\Quant\VOA5975C\VOA5975C_010422_CAL.m			✓	
CmdSaveMethodAs	BL2000\mchavez	1/9/2022 9:02:42 PM	Save method to file \\MASSHUNTER\Org\Data\Methods\Quant\VOA5975C\VOA5975C_010422_CAL\VOA5975C_8260B_SHT_DoD_L4_010422.m			✓	
CmdMethodClear	BL2000\mchavez	1/9/2022 9:02:55 PM	Clear method			✓	
CmdEndMethodEditing	BL2000\mchavez	1/9/2022 9:02:56 PM	End method editing			✓	
CmdStartMethodEditing	BL2000\mchavez	1/9/2022 9:03:07 PM	Start method editing			✓	

# Audit Trail report

Name	User	Time	Action	Reason	Comment	Succeed	Exception
CmdImportMethodFromFile	BL2000\mchavez	1/9/2022 9:03:07 PM	Import method from file \\MASSHUNTER\Org\Data\Methods\Quant\VOA5975C\VOA5975C_010422_CAL\VOA5975C_8260B_SHT_DoD_L4_010422.m			✓	
CmdApplyMethodToAllSamples	BL2000\mchavez	1/9/2022 9:03:19 PM	Apply method to all samples			✓	
CmdMethodClear	BL2000\mchavez	1/9/2022 9:03:19 PM	Clear method			✓	
CmdEndMethodEditing	BL2000\mchavez	1/9/2022 9:03:20 PM	End method editing			✓	
CmdQuantitate	BL2000\mchavez	1/9/2022 9:03:36 PM	Quantitate all compounds in all samples			✓	
CmdSaveBatchTable	BL2000\mchavez	1/9/2022 9:04:21 PM	Save batch D:\Org\Data\VOA5975C\VG010422\QuantResults\VG010422_8260B.batch.bin			✓	
CmdOpenBatchTable	BL2000\mchavez	1/10/2022 2:13:24 PM	Open batch D:\Org\Data\VOA5975C\VG010422\VG010422_8260B.batch.bin			✓	
CmdSetSampleAttribute	BL2000\mchavez	1/10/2022 2:13:38 PM	Set SampleApproved = True for sample 04JAN08.D; previous value = False			✓	
CmdZeroOutPeak	BL2000\mchavez	1/10/2022 2:14:50 PM	Zero out primary peak of compound Chloromethane in sample 04JAN09.D			✓	
CmdZeroOutPeak	BL2000\mchavez	1/10/2022 2:14:56 PM	Zero out primary peak of compound Vinyl chloride in sample 04JAN09.D			✓	
CmdManuallyIntegratePeak	BL2000\mchavez	1/10/2022 2:15:19 PM	Manually integrate compound Benzene in sample 04JAN09.D from x, y = 6.250, 0 to 6.311, 0; result = 381			✓	
CmdManuallyIntegrateQualifierPeak	BL2000\mchavez	1/10/2022 2:15:21 PM	Manually integrate qualifier 77.0 of compound Benzene in sample 04JAN09.D from x, y = 6.258, 0 to 6.308, 0; result = 86			✓	
CmdSetSampleAttribute	BL2000\mchavez	1/10/2022 2:16:46 PM	Set SampleApproved = True for sample 04JAN09.D; previous value = False			✓	
CmdSetTargetCompoundAttribute	BL2000\mchavez	1/10/2022 2:17:02 PM	Set UserAnnotation = NI for compound Methylene chloride in sample 04JAN09.D; previous value =			✓	
CmdSetTargetCompoundAttribute	BL2000\mchavez	1/10/2022 2:17:09 PM	Set UserAnnotation = NI for compound Benzene in sample 04JAN09.D; previous value =			✓	
CmdSetTargetCompoundAttribute	BL2000\mchavez	1/10/2022 2:18:45 PM	Set UserAnnotation = NI for compound Tetrachloroethene in sample 04JAN10.D; previous value =			✓	
CmdSetTargetCompoundAttribute	BL2000\mchavez	1/10/2022 2:18:48 PM	Set UserAnnotation = NI for compound Chlorodibromomethane in sample 04JAN10.D; previous value =			✓	
CmdSetTargetCompoundAttribute	BL2000\mchavez	1/10/2022 2:18:53 PM	Set UserAnnotation = NI for compound 1,2-Dibromoethane in sample 04JAN10.D; previous value =			✓	

# Audit Trail report

Name	User	Time	Action	Reason	Comment	Succeed	Exception
CmdSetTargetCompoundAttribute	BL2000\mchavez	1/10/2022 2:18:58 PM	Set UserAnnotation = NI for compound 1,1,1,2-Tetrachloroethane in sample 04JAN10.D; previous value =			✓	
CmdSetTargetCompoundAttribute	BL2000\mchavez	1/10/2022 2:19:02 PM	Set UserAnnotation = NI for compound Bromoform in sample 04JAN10.D; previous value =			✓	
CmdSetTargetCompoundAttribute	BL2000\mchavez	1/10/2022 2:19:08 PM	Set UserAnnotation = NI for compound 1,1,2,2-Tetrachloroethane in sample 04JAN10.D; previous value =			✓	
CmdSetTargetCompoundAttribute	BL2000\mchavez	1/10/2022 2:19:13 PM	Set UserAnnotation = NI for compound Bromobenzene in sample 04JAN10.D; previous value =			✓	
CmdSetTargetCompoundAttribute	BL2000\mchavez	1/10/2022 2:19:30 PM	Set UserAnnotation = NI for compound 2-Chlorotoluene in sample 04JAN10.D; previous value =			✓	
CmdSetTargetCompoundAttribute	BL2000\mchavez	1/10/2022 2:20:15 PM	Set UserAnnotation = GT for compound Chloroethane in sample 04JAN11.D; previous value =			✓	
CmdSetTargetCompoundAttribute	BL2000\mchavez	1/10/2022 2:20:34 PM	Set UserAnnotation = LT for compound trans-1,2-Dichloroethene in sample 04JAN11.D; previous value =			✓	
CmdSetTargetCompoundAttribute	BL2000\mchavez	1/10/2022 2:25:39 PM	Set UserAnnotation = LT for compound Methyl tert-butyl ether (MTBE) in sample 04JAN11.D; previous value =			✓	
CmdSetTargetCompoundAttribute	BL2000\mchavez	1/10/2022 2:26:14 PM	Set UserAnnotation = LT for compound 1,1,2-Trichloroethane in sample 04JAN11.D; previous value =			✓	
CmdSetTargetCompoundAttribute	BL2000\mchavez	1/10/2022 2:26:26 PM	Set UserAnnotation = NI for compound 1,2,3-Trichloropropane in sample 04JAN11.D; previous value =			✓	
CmdSetTargetCompoundAttribute	BL2000\mchavez	1/10/2022 2:26:46 PM	Set UserAnnotation = LT for compound 1,2,3-Trichloropropane in sample 04JAN12.D; previous value =			✓	
CmdSetTargetCompoundAttribute	BL2000\mchavez	1/10/2022 2:26:59 PM	Set UserAnnotation = GT for compound Chloroethane in sample 04JAN12.D; previous value =			✓	
CmdManuallyIntegrateQualifierPeak	BL2000\mchavez	1/10/2022 3:00:42 PM	Manually integrate qualifier 148.0 of compound 1,4-Dichlorobenzene in sample 04JAN10.D, from x, y = 12.109, 0 to 12.145, 0, result = 2520; previous integration is from x, y = 12.084, 0 to 12.145, 0 and previous response = 3603.			✓	
CmdManuallyIntegrateQualifierPeak	BL2000\mchavez	1/10/2022 3:00:52 PM	Manually integrate qualifier 111.0 of compound 1,4-Dichlorobenzene in sample 04JAN10.D, from x, y = 12.123, 0 to 12.148, 0, result = 1067; previous integration is from x, y = 12.075, 0 to 12.123, 0 and previous response = 3515.			✓	

# Audit Trail report

Name	User	Time	Action	Reason	Comment	Succeed	Exception
CmdManuallyIntegrateQualifierPeak	BL2000\mchavez	1/10/2022 3:01:20 PM	Manually integrate qualifier 91.0 of compound o-Xylene in sample 04JAN10.D, from x, y = 10.405, 0 to 10.483, 0, result = 6062; previous integration is from x, y = 10.405, 0 to 10.466, 0 and previous response = 6034.			✓	
CmdClearManualIntegration	BL2000\mchavez	1/10/2022 3:01:29 PM	Clear manual integration of qualifier 91.0 for compound o-Xylene in sample 04JAN10.D			✓	
CmdSetLevelEnable	BL2000\mchavez	1/10/2022 3:07:00 PM	Set LevelEnable = False for calibration level 1, levelId = 30 of compound o-Xylene in sample 04JAN23.D; previous value = True			✓	
CmdQuantitate	BL2000\mchavez	1/10/2022 3:07:39 PM	Quantitate all compounds in all samples			✓	
CmdSaveBatchTable	BL2000\mchavez	1/10/2022 3:12:09 PM	Save batch D:\Org\Data\VOA5975C\VG010422\QuantResults\VG010422_8260B.batch.bin			✓	
CmdOpenBatchTable	BL2000\mchavez	1/11/2022 8:47:03 AM	Open batch D:\Org\Data\VOA5975C\VG010422\VG010422_8260B.batch.bin			✓	
CmdStartMethodEditing	BL2000\mchavez	1/11/2022 8:47:16 AM	Start method editing			✓	
CmdImportMethodFromSample	BL2000\mchavez	1/11/2022 8:47:16 AM	Import method from sample 04JAN01.D			✓	
CmdSaveMethodAs	BL2000\mchavez	1/11/2022 8:47:26 AM	Save method to file \\MASSHUNTER\Org\Data\Methods\Quant\VOA5975C\VOA5975C_010422_CAL\VOA5975C_8260B_SHT_DoD_L4_010422.m			✓	
CmdApplyMethodToAllSamples	BL2000\mchavez	1/11/2022 8:48:57 AM	Apply method to all samples			✓	
CmdMethodClear	BL2000\mchavez	1/11/2022 8:48:57 AM	Clear method			✓	
CmdEndMethodEditing	BL2000\mchavez	1/11/2022 8:48:58 AM	End method editing			✓	
CmdQuantitate	BL2000\mchavez	1/11/2022 8:49:22 AM	Quantitate all compounds in all samples			✓	
CmdSaveBatchTable	BL2000\mchavez	1/11/2022 8:54:59 AM	Save batch D:\Org\Data\VOA5975C\VG010422\QuantResults\VG010422_8260B.batch.bin			✓	
CmdOpenBatchTable	BL2000\mchavez	2/28/2022 1:48:49 PM	Open batch D:\Org\Data\VOA5975C\VG010422\VG010422_8260B.batch.bin			✓	
CmdSetTargetCompoundAttribute	BL2000\mchavez	2/28/2022 1:49:23 PM	Set UserAnnotation = NI for compound Bromomethane in sample 04JAN10.D; previous value =			✓	
CmdSetTargetCompoundAttribute	BL2000\mchavez	2/28/2022 1:49:29 PM	Set UserAnnotation = GT for compound Chloroethane in sample 04JAN10.D; previous value =			✓	
CmdSetTargetCompoundAttribute	BL2000\mchavez	2/28/2022 1:49:34 PM	Set UserAnnotation = NI for compound 1,1-Dichloroethene in sample 04JAN10.D; previous value =			✓	



# Audit Trail report

Name	User	Time	Action	Reason	Comment	Succeed	Exception
CmdSetTargetCompoundAttribute	BL2000\mchavez	2/28/2022 1:49:38 PM	Set UserAnnotation = NI for compound trans-1,2-Dichloroethene in sample 04JAN10.D; previous value =			✓	
CmdSetTargetCompoundAttribute	BL2000\mchavez	2/28/2022 1:49:43 PM	Set UserAnnotation = NI for compound Methyl tert-butyl ether (MTBE) in sample 04JAN10.D; previous value =			✓	
CmdSetTargetCompoundAttribute	BL2000\mchavez	2/28/2022 1:49:46 PM	Set UserAnnotation = NI for compound 2,2-Dichloropropane in sample 04JAN10.D; previous value =			✓	
CmdSetTargetCompoundAttribute	BL2000\mchavez	2/28/2022 1:49:51 PM	Set UserAnnotation = NI for compound cis-1,2-Dichloroethene in sample 04JAN10.D; previous value =			✓	
CmdSetTargetCompoundAttribute	BL2000\mchavez	2/28/2022 1:49:55 PM	Set UserAnnotation = NI for compound Bromochloromethane in sample 04JAN10.D; previous value =			✓	
CmdSetTargetCompoundAttribute	BL2000\mchavez	2/28/2022 1:49:59 PM	Set UserAnnotation = NI for compound Dibromofluoromethane in sample 04JAN10.D; previous value =			✓	
CmdSetTargetCompoundAttribute	BL2000\mchavez	2/28/2022 1:50:03 PM	Set UserAnnotation = NI for compound 1,2-Dichloroethane-d4 in sample 04JAN10.D; previous value =			✓	
CmdSetTargetCompoundAttribute	BL2000\mchavez	2/28/2022 1:50:06 PM	Set UserAnnotation = NI for compound 1,2-Dichloroethane in sample 04JAN10.D; previous value =			✓	
CmdSetTargetCompoundAttribute	BL2000\mchavez	2/28/2022 1:50:10 PM	Set UserAnnotation = NI for compound Trichloroethene in sample 04JAN10.D; previous value =			✓	
CmdSetTargetCompoundAttribute	BL2000\mchavez	2/28/2022 1:50:14 PM	Set UserAnnotation = NI for compound Dibromomethane in sample 04JAN10.D; previous value =			✓	
CmdSetTargetCompoundAttribute	BL2000\mchavez	2/28/2022 1:50:19 PM	Set UserAnnotation = NI for compound trans-1,3-Dichloropropene in sample 04JAN10.D; previous value =			✓	
CmdSetTargetCompoundAttribute	BL2000\mchavez	2/28/2022 1:50:23 PM	Set UserAnnotation = NI for compound 1,1,2-Trichloroethane in sample 04JAN10.D; previous value =			✓	
CmdSaveBatchTable	BL2000\mchavez	2/28/2022 1:54:50 PM	Save batch D:\Org\Data\VOA5975C\VG010422\QuantResults\VG010422_8260B.batch.bin			✓	
GenerateReport	BL2000\mchavez	2/28/2022 1:56:23 PM	Generates report - Method: \\MASSHUNTER\Org\reports\LevelIV_Reports\Calibration\01_Init_Cal+Gen_Calibration+Gen_ResultsSummary.m, Output Path: D:\Org\Data\VOA5975C\VG010422\QuantReports\VG010422_8260B			✓	
CmdStartMethodEditing	BL2000\mchavez	2/28/2022 1:57:20 PM	Start method editing			✓	

# Audit Trail report

Name	User	Time	Action	Reason	Comment	Succeed	Exception
CmdImportMethodFromFile	BL2000\mchavez	2/28/2022 1:57:21 PM	Import method from file \\MASSHUNTER\Org\Data\Methods\Quant\VOA5975C\VOA5975C_010422_CAL\VOA5975C_8260B_SHT_DoD_L4_010422.m			✓	
CmdApplyMethodToAllSamples	BL2000\mchavez	2/28/2022 1:57:33 PM	Apply method to all samples			✓	
CmdMethodClear	BL2000\mchavez	2/28/2022 1:57:33 PM	Clear method			✓	
CmdEndMethodEditing	BL2000\mchavez	2/28/2022 1:57:33 PM	End method editing			✓	
CmdQuantitate	BL2000\mchavez	2/28/2022 1:57:54 PM	Quantitate all compounds in all samples			✓	
CmdSaveBatchTable	BL2000\mchavez	2/28/2022 1:59:46 PM	Save batch D:\Org\Data\VOA5975C\VG010422\QuantResults\VG010422_8260B.batch.bin			✓	
GenerateReport	BL2000\mchavez	2/28/2022 2:00:55 PM	Generates report - Method: \\MASSHUNTER\Org\reports\LevelIV_Reports\Calibration\01_Init_Cal+Gen_Calibration+Gen_ResultsSummary.m, Output Path: D:\Org\Data\VOA5975C\VG010422\QuantReports\VG010422_8260B-1			✓	

# Energy Laboratories Inc

# ANALYTICAL RUN Summary

28-Feb-22

Run ID VOA5975C.I\_220105A

<b>Run Start Date:</b> 1/5/2022
<b>Analyst:</b> Melissa Chavez
<b>Ical:</b>
<b>Column ID:</b>
<b>Comments:</b>

Std ID	Std Name	Std Amount	Std Units	Samp Amount	Samp Units	SampType	Expiration Date
VOCF3517	Internal Standard / Surrogates (INT/SURR)	8.4	ul	42	ml	ALL (TUNE	12/31/2022
VOCF3529B	2nd Source MtBE	1.05	ul	42	ml	LCS, MS, M	1/29/2022
VOCF3546A	Liquids	1.05	ul	42	ml	CCV	1/13/2022
VOCF3549	2nd Source Ketones	1.05	ul	42	ml	LCS, MS, M	1/15/2022
VOCF3550	Ketones	1.05	ul	42	ml	CCV	1/16/2022
VOCF3558B	2nd Source Liquids	1.05	ul	42	ml	LCS, MS, M	2/27/2022
VOCF3559A	MtBE	1.05	ul	42	ml	CCV	1/27/2022
VOCF3562A	Gases	1.05	ul	42	ml	CCV	1/10/2022
VOCF3566A	2nd Source Gases	1.05	ul	42	ml	LCS, MS, M	1/11/2022

Seq No	Lab ID	Test Code	Sample Typ	File ID	Analysis Date	DF	Batch ID	Prep Date	SPKref	RPDref	pmoist					
14971523	05JAN02_D_TU	VOC-8260-BFB	TUNE	DA5975C\VG010	1/5/2022 9:49:00	1	R372966		0	0						
Analyte	T	Units	RAW	Final	Text	Spike	SPKref	RPDref	MDL	PQL	UQL	%REC	LOW	HIGH	%RPD	Q
173, % of mass 174	A	%	1.6	1.6		100	0	0	0	0	0	2%	0	2	0%	
174, % of mass 95	A	%	92	92		100	0	0	0	0	0	92%	50	99.99	0%	
175, % of mass 174	A	%	7.2	7.2		100	0	0	0	0	0	7%	5	9	0%	
176, % of mass 174	A	%	96.9	96.9		100	0	0	0	0	0	97%	95	101	0%	
177, % of mass 176	A	%	7.1	7.1		100	0	0	0	0	0	7%	5	9	0%	
50, % of mass 95	A	%	20.8	20.8		100	0	0	0	0	0	21%	15	40	0%	
75, % of mass 95	A	%	48.4	48.4		100	0	0	0	0	0	48%	30	60	0%	
95, Base Peak	A	%	100	100		100	0	0	0	0	0	100%	0	100	0%	
96, % of mass 95	A	%	6.4	6.4		100	0	0	0	0	0	6%	5	9	0%	

Seq No	Lab ID	Test Code	Sample Typ	File ID	Analysis Date	DF	Batch ID	Prep Date	SPKref	RPDref	pmoist					
14971524	CCV010522_	VOC-8260-W-Q	CCV	DA5975CVVG010:1/5/2022	10:28:4	1	R372966		0	0						
Analyte	T	Units	RAW	Final	Text	Spike	SPKref	RPDref	MDL	PQL	UQL	%REC	LOW	HIGH	%RPD	Q
1,1,1,2-Tetrachloroethane	A	ug/L	133.50715	5.340286		5	0	0	0.101	0.5	500	107%	80	120	0%	
1,1,1-Trichloroethane	A	ug/L	129.2681	5.170724		5	0	0	0.131	0.5	500	103%	80	120	0%	
1,1,2,2-Tetrachloroethane	A	ug/L	140.25396	5.6101584		5	0	0	0.0872	0.5	500	112%	80	120	0%	
1,1,2-Trichloroethane	A	ug/L	139.08201	5.5632804		5	0	0	0.108	0.5	500	111%	80	120	0%	
1,1-Dichloroethane	A	ug/L	137.31142	5.4924568		5	0	0	0.135	0.5	500	110%	80	120	0%	
1,1-Dichloroethene	A	ug/L	129.17613	5.1670452		5	0	0	0.141	0.5	500	103%	80	120	0%	
1,1-Dichloropropene	A	ug/L	130.63845	5.225538		5	0	0	0.083	0.5	500	105%	80	120	0%	
1,2,3-Trichloropropane	A	ug/L	141.95667	5.6782668		5	0	0	0.235	0.5	500	114%	80	120	0%	
1,2-Dibromoethane	A	ug/L	136.93185	5.477274		5	0	0	0.0916	0.5	500	110%	80	120	0%	
1,2-Dichlorobenzene	A	ug/L	128.75548	5.1502192		5	0	0	0.0746	0.5	500	103%	80	120	0%	
1,2-Dichloroethane	A	ug/L	135.03684	5.4014736		5	0	0	0.116	0.5	500	108%	80	120	0%	
1,2-Dichloropropane	A	ug/L	136.29508	5.4518032		5	0	0	0.0847	0.5	500	109%	80	120	0%	
1,3-Dichlorobenzene	A	ug/L	129.89302	5.1957208		5	0	0	0.0803	0.5	500	104%	80	120	0%	
1,3-Dichloropropane	A	ug/L	140.48351	5.6193404		5	0	0	0.0791	0.5	500	112%	80	120	0%	
1,4-Dichlorobenzene	A	ug/L	131.37325	5.25493		5	0	0	0.0858	0.5	500	105%	80	120	0%	
2,2-Dichloropropane	A	ug/L	133.6522	5.346088		5	0	0	0.186	0.5	500	107%	80	120	0%	
2-Chlorotoluene	A	ug/L	132.18454	5.2873816		5	0	0	0.0876	0.5	500	106%	80	120	0%	
4-Chlorotoluene	A	ug/L	136.46816	5.4587264		5	0	0	0.0728	0.5	500	109%	80	120	0%	
Benzene	A	ug/L	135.33085	5.413234		5	0	0	0.0914	0.5	500	108%	80	120	0%	
Bromobenzene	A	ug/L	134.77223	5.3908892		5	0	0	0.0831	0.5	500	108%	80	120	0%	
Bromochloromethane	A	ug/L	140.79267	5.6317068		5	0	0	0.141	0.5	500	113%	80	120	0%	
Bromodichloromethane	A	ug/L	134.29565	5.371826		5	0	0	0.12	0.5	500	107%	80	120	0%	
Bromoform	A	ug/L	140.26683	5.6106732		5	0	0	0.119	0.5	500	112%	80	120	0%	
Bromomethane	A	ug/L	130.74018	5.2296072		5	0	0	0.253	0.5	500	105%	80	120	0%	
Carbon tetrachloride	A	ug/L	128.23107	5.1292428		5	0	0	0.143	0.5	500	103%	80	120	0%	
Chlorobenzene	A	ug/L	132.67301	5.3069204		5	0	0	0.0914	0.5	500	106%	80	120	0%	
Chlorodibromomethane	A	ug/L	139.12487	5.5649948		5	0	0	0.0841	0.5	500	111%	80	120	0%	
Chloroethane	A	ug/L	121.24857	4.8499428		5	0	0	0.169	0.5	500	97%	80	120	0%	
Chloroform	A	ug/L	128.66267	5.1465068		5	0	0	0.0789	0.5	500	103%	80	120	0%	
Chloromethane	A	ug/L	121.36946	4.8547784		5	0	0	0.162	0.5	500	97%	80	120	0%	
cis-1,2-Dichloroethene	A	ug/L	137.38746	5.4954984		5	0	0	0.108	0.5	500	110%	80	120	0%	
cis-1,3-Dichloropropene	A	ug/L	131.91959	5.2767836		5	0	0	0.073	0.5	500	106%	80	120	0%	
Dibromomethane	A	ug/L	136.15206	5.4460824		5	0	0	0.147	0.5	500	109%	80	120	0%	
Dichlorodifluoromethane	A	ug/L	121.63771	4.8655084		5	0	0	0.175	0.5	500	97%	80	120	0%	
Ethylbenzene	A	ug/L	132.4334	5.297336		5	0	0	0.0836	0.5	500	106%	80	120	0%	

Seq No	Lab ID	Test Code	Sample Typ	File ID	Analysis Date	DF	Batch ID	Prep Date	SPKref	RPDref	pmoist					
14971524	CCV010522_	VOC-8260-W-Q	CCV	DA5975C\VG010:1/5/2022	10:28:4	1	R372966		0	0						
Analyte	T	Units	RAW	Final	Text	Spike	SPKref	RPDref	MDL	PQL	UQL	%REC	LOW	HIGH	%RPD	Q
m+p-Xylenes	A	ug/L	268.36958	10.7347832		10	0	0	0.15	0.5	1000	107%	80	120	0%	
Methyl ethyl ketone	A	ug/L	1283.79984	51.3519936		50	0	0	1.77	10	5000	103%	80	120	0%	
Methyl tert-butyl ether (MTBE)	A	ug/L	129.87058	5.1948232		5	0	0	0.101	0.5	500	104%	80	120	0%	
Methylene chloride	A	ug/L	126.69785	5.067914		5	0	0	0.338	0.5	500	101%	80	120	0%	
o-Xylene	A	ug/L	133.90371	5.3561484		5	0	0	0.0604	0.5	500	107%	80	120	0%	
Styrene	A	ug/L	140.5011	5.620044		5	0	0	0.067	0.5	500	112%	80	120	0%	
Tetrachloroethene	A	ug/L	129.30964	5.1723856		5	0	0	0.0671	0.5	500	103%	80	120	0%	
Toluene	A	ug/L	136.47421	5.4589684		5	0	0	0.0679	0.5	500	109%	80	120	0%	
trans-1,2-Dichloroethene	A	ug/L	132.27222	5.2908888		5	0	0	0.125	0.5	500	106%	80	120	0%	
trans-1,3-Dichloropropene	A	ug/L	145.66628	5.8266512		5	0	0	0.0846	0.5	500	117%	80	120	0%	
Trichloroethene	A	ug/L	131.52849	5.2611396		5	0	0	0.0993	0.5	500	105%	80	120	0%	
Trichlorofluoromethane	A	ug/L	124.38242	4.9752968		5	0	0	0.134	0.5	500	100%	80	120	0%	
Vinyl chloride	A	ug/L	124.08337	4.9633348		5	0	0	0.153	0.5	500	99%	80	120	0%	
1,4-Dichlorobenzene-d4	I	ug/L	250	10		0	0	0	0	0	500	0%	0	0	0%	
Chlorobenzene-d5	I	ug/L	250	10		0	0	0	0	0	500	0%	0	0	0%	
Fluorobenzene	I	ug/L	250	10		0	0	0	0	0	500	0%	0	0	0%	
Xylenes, Total	M	ug/L	402.27329	16.0909316		15	0	0	0.0604	0.5	1500	107%	80	120	0%	
1,2-Dichloroethane-d4	S	ug/L	290.732	11.62928		10	0	0	0.229	0.5	500	116%	80	120	0%	
Dibromofluoromethane	S	ug/L	281.66353	11.2665412		10	0	0	0.129	0.5	500	113%	80	120	0%	
p-Bromofluorobenzene	S	ug/L	266.74216	10.6696864		10	0	0	0.149	0.5	500	107%	80	120	0%	
Toluene-d8	S	ug/L	277.8286	11.113144		10	0	0	0.23	0.5	500	111%	80	120	0%	

Seq No	Lab ID	Test Code	Sample Typ	File ID	Analysis Date	DF	Batch ID	Prep Date	SPKref	RPDref	pmoist					
14971525	LCS010522_	VOC-8260-W-Q	LCS-DOD	DA5975C\VG010:1/5/2022	11:27:3	1	R372966		0	0						
Analyte	T	Units	RAW	Final	Text	Spike	SPKref	RPDref	MDL	PQL	UQL	%REC	LOW	HIGH	%RPD	Q
1,1,1,2-Tetrachloroethane	A	ug/L	127.23054	5.0892216		5	0	0	0.101	0.5	500	102%	78	124	0%	
1,1,1-Trichloroethane	A	ug/L	126.12815	5.045126		5	0	0	0.131	0.5	500	101%	74	131	0%	
1,1,2,2-Tetrachloroethane	A	ug/L	133.32389	5.3329556		5	0	0	0.0872	0.5	500	107%	71	121	0%	
1,1,2-Trichloroethane	A	ug/L	132.3073	5.292292		5	0	0	0.108	0.5	500	106%	80	119	0%	
1,1-Dichloroethane	A	ug/L	139.1372	5.565488		5	0	0	0.135	0.5	500	111%	77	125	0%	
1,1-Dichloroethene	A	ug/L	136.91271	5.4765084		5	0	0	0.141	0.5	500	110%	71	131	0%	
1,1-Dichloropropene	A	ug/L	122.64472	4.9057888		5	0	0	0.083	0.5	500	98%	79	125	0%	
1,2,3-Trichloropropane	A	ug/L	131.68394	5.2673576		5	0	0	0.235	0.5	500	105%	73	125	0%	
1,2-Dibromoethane	A	ug/L	133.82951	5.3531804		5	0	0	0.0916	0.5	500	107%	78	122	0%	

Seq No	Lab ID	Test Code	Sample Typ	File ID	Analysis Date	DF	Batch ID	Prep Date	SPKref	RPDref	pmoist					
14971525	LCS010522_	VOC-8260-W-Q	LCS-DOD	DA5975C\VG010:1/5/2022	11:27:3	1	R372966		0	0						
Analyte	T	Units	RAW	Final	Text	Spike	SPKref	RPDref	MDL	PQL	UQL	%REC	LOW	HIGH	%RPD	Q
1,2-Dichlorobenzene	A	ug/L	131.99403	5.2797612		5	0	0	0.0746	0.5	500	106%	80	119	0%	
1,2-Dichloroethane	A	ug/L	127.24721	5.0898884		5	0	0	0.116	0.5	500	102%	73	128	0%	
1,2-Dichloropropane	A	ug/L	128.20824	5.1283296		5	0	0	0.0847	0.5	500	103%	78	122	0%	
1,3-Dichlorobenzene	A	ug/L	134.73853	5.3895412		5	0	0	0.0803	0.5	500	108%	80	119	0%	
1,3-Dichloropropane	A	ug/L	129.22354	5.1689416		5	0	0	0.0791	0.5	500	103%	80	119	0%	
1,4-Dichlorobenzene	A	ug/L	130.15948	5.2063792		5	0	0	0.0858	0.5	500	104%	79	118	0%	
2,2-Dichloropropane	A	ug/L	132.56709	5.3026836		5	0	0	0.186	0.5	500	106%	60	139	0%	
2-Chlorotoluene	A	ug/L	134.41808	5.3767232		5	0	0	0.0876	0.5	500	108%	79	122	0%	
4-Chlorotoluene	A	ug/L	136.3209	5.452836		5	0	0	0.0728	0.5	500	109%	78	122	0%	
Benzene	A	ug/L	134.27415	5.370966		5	0	0	0.0914	0.5	500	107%	79	120	0%	
Bromobenzene	A	ug/L	136.35762	5.4543048		5	0	0	0.0831	0.5	500	109%	80	120	0%	
Bromochloromethane	A	ug/L	135.31234	5.4124936		5	0	0	0.141	0.5	500	108%	78	123	0%	
Bromodichloromethane	A	ug/L	134.10931	5.3643724		5	0	0	0.12	0.5	500	107%	79	125	0%	
Bromoform	A	ug/L	141.79502	5.6718008		5	0	0	0.119	0.5	500	113%	66	130	0%	
Bromomethane	A	ug/L	109.56541	4.3826164		5	0	0	0.253	0.5	500	88%	53	141	0%	
Carbon tetrachloride	A	ug/L	120.65262	4.8261048		5	0	0	0.143	0.5	500	97%	72	136	0%	
Chlorobenzene	A	ug/L	132.50734	5.3002936		5	0	0	0.0914	0.5	500	106%	82	118	0%	
Chlorodibromomethane	A	ug/L	132.59884	5.3039536		5	0	0	0.0841	0.5	500	106%	74	126	0%	
Chloroethane	A	ug/L	115.63369	4.6253476		5	0	0	0.169	0.5	500	93%	60	138	0%	
Chloroform	A	ug/L	123.16066	4.9264264		5	0	0	0.0789	0.5	500	99%	79	124	0%	
Chloromethane	A	ug/L	112.36777	4.4947108		5	0	0	0.162	0.5	500	90%	50	139	0%	
cis-1,2-Dichloroethene	A	ug/L	134.08788	5.3635152		5	0	0	0.108	0.5	500	107%	78	123	0%	
cis-1,3-Dichloropropene	A	ug/L	125.62939	5.0251756		5	0	0	0.073	0.5	500	101%	75	124	0%	
Dibromomethane	A	ug/L	130.25809	5.2103236		5	0	0	0.147	0.5	500	104%	79	123	0%	
Dichlorodifluoromethane	A	ug/L	109.0928	4.363712		5	0	0	0.175	0.5	500	87%	32	152	0%	
Ethylbenzene	A	ug/L	129.1693	5.166772		5	0	0	0.0836	0.5	500	103%	79	121	0%	
m+p-Xylenes	A	ug/L	260.07995	10.403198		10	0	0	0.15	0.5	1000	104%	80	121	0%	
Methyl ethyl ketone	A	ug/L	1303.70201	52.1480804		50	0	0	1.77	10	5000	104%	56	143	0%	
Methyl tert-butyl ether (MTBE)	A	ug/L	143.1239	5.724956		5	0	0	0.101	0.5	500	114%	71	124	0%	
Methylene chloride	A	ug/L	128.32091	5.1328364		5	0	0	0.338	0.5	500	103%	74	124	0%	
o-Xylene	A	ug/L	131.27324	5.2509296		5	0	0	0.0604	0.5	500	105%	78	122	0%	
Styrene	A	ug/L	135.16583	5.4066332		5	0	0	0.067	0.5	500	108%	78	123	0%	
Tetrachloroethene	A	ug/L	127.47099	5.0988396		5	0	0	0.0671	0.5	500	102%	74	129	0%	
Toluene	A	ug/L	134.40455	5.376182		5	0	0	0.0679	0.5	500	108%	80	121	0%	
trans-1,2-Dichloroethene	A	ug/L	135.07074	5.4028296		5	0	0	0.125	0.5	500	108%	75	124	0%	

Seq No	Lab ID	Test Code	Sample Typ	File ID	Analysis Date	DF	Batch ID	Prep Date	SPKref	RPDref	pmoist					
14971525	LCS010522_	VOC-8260-W-Q	LCS-DOD	DA5975C\VG010:1/5/2022	11:27:3	1	R372966		0	0						
Analyte	T	Units	RAW	Final	Text	Spike	SPKref	RPDref	MDL	PQL	UQL	%REC	LOW	HIGH	%RPD	Q
trans-1,3-Dichloropropene	A	ug/L	138.03838	5.5215352		5	0	0	0.0846	0.5	500	110%	73	127	0%	
Trichloroethene	A	ug/L	128.09371	5.1237484		5	0	0	0.0993	0.5	500	102%	79	123	0%	
Trichlorofluoromethane	A	ug/L	123.94233	4.9576932		5	0	0	0.134	0.5	500	99%	65	141	0%	
Vinyl chloride	A	ug/L	120.82943	4.8331772		5	0	0	0.153	0.5	500	97%	58	137	0%	
1,4-Dichlorobenzene-d4	I	ug/L	250	10		0	0	0	0	0	500	0%	0	0	0%	
Chlorobenzene-d5	I	ug/L	250	10		0	0	0	0	0	500	0%	0	0	0%	
Fluorobenzene	I	ug/L	250	10		0	0	0	0	0	500	0%	0	0	0%	
Xylenes, Total	M	ug/L	391.35319	15.6541276		15	0	0	0.0604	0.5	1500	104%	79	121	0%	
1,2-Dichloroethane-d4	S	ug/L	282.23542	11.2894168		10	0	0	0.229	0.5	500	113%	81	118	0%	
Dibromofluoromethane	S	ug/L	274.12732	10.9650928		10	0	0	0.129	0.5	500	110%	80	119	0%	
p-Bromofluorobenzene	S	ug/L	269.64098	10.7856392		10	0	0	0.149	0.5	500	108%	85	114	0%	
Toluene-d8	S	ug/L	272.33887	10.8935548		10	0	0	0.23	0.5	500	109%	89	112	0%	

Seq No	Lab ID	Test Code	Sample Typ	File ID	Analysis Date	DF	Batch ID	Prep Date	SPKref	RPDref	pmoist					
14971526	MBLK010522_	VOC-8260-W-Q	MBLK	DA5975C\VG010:1/5/2022	12:21:5	1	R372966		0	0						
Analyte	T	Units	RAW	Final	Text	Spike	SPKref	RPDref	MDL	PQL	UQL	%REC	LOW	HIGH	%RPD	Q
1,1,1,2-Tetrachloroethane	A	ug/L	0	0		0	0	0	0.101	0.5	500	0%	0	0	0%	
1,1,1-Trichloroethane	A	ug/L	0	0		0	0	0	0.131	0.5	500	0%	0	0	0%	
1,1,2,2-Tetrachloroethane	A	ug/L	0	0		0	0	0	0.0872	0.5	500	0%	0	0	0%	
1,1,2-Trichloroethane	A	ug/L	0	0		0	0	0	0.108	0.5	500	0%	0	0	0%	
1,1-Dichloroethane	A	ug/L	0	0		0	0	0	0.135	0.5	500	0%	0	0	0%	
1,1-Dichloroethene	A	ug/L	0	0		0	0	0	0.141	0.5	500	0%	0	0	0%	
1,1-Dichloropropene	A	ug/L	0	0		0	0	0	0.083	0.5	500	0%	0	0	0%	
1,2,3-Trichloropropane	A	ug/L	0	0		0	0	0	0.235	0.5	500	0%	0	0	0%	
1,2-Dibromoethane	A	ug/L	0	0		0	0	0	0.0916	0.5	500	0%	0	0	0%	
1,2-Dichlorobenzene	A	ug/L	0	0		0	0	0	0.0746	0.5	500	0%	0	0	0%	
1,2-Dichloroethane	A	ug/L	0	0		0	0	0	0.116	0.5	500	0%	0	0	0%	
1,2-Dichloropropane	A	ug/L	0	0		0	0	0	0.0847	0.5	500	0%	0	0	0%	
1,3-Dichlorobenzene	A	ug/L	0	0		0	0	0	0.0803	0.5	500	0%	0	0	0%	
1,3-Dichloropropane	A	ug/L	0	0		0	0	0	0.0791	0.5	500	0%	0	0	0%	
1,4-Dichlorobenzene	A	ug/L	0	0		0	0	0	0.0858	0.5	500	0%	0	0	0%	
2,2-Dichloropropane	A	ug/L	0	0		0	0	0	0.186	0.5	500	0%	0	0	0%	
2-Chlorotoluene	A	ug/L	0	0		0	0	0	0.0876	0.5	500	0%	0	0	0%	
4-Chlorotoluene	A	ug/L	0	0		0	0	0	0.0728	0.5	500	0%	0	0	0%	

Seq No	Lab ID	Test Code	Sample Typ	File ID	Analysis Date	DF	Batch ID	Prep Date	SPKref	RPDref	pmoist					
14971526	MBLK010522_	VOC-8260-W-Q	MBLK	DA5975CVVG010	1/5/2022 12:21:5	1	R372966		0	0						
Analyte	T	Units	RAW	Final	Text	Spike	SPKref	RPDref	MDL	PQL	UQL	%REC	LOW	HIGH	%RPD	Q
Benzene	A	ug/L	0	0		0	0	0	0.0914	0.5	500	0%	0	0	0%	
Bromobenzene	A	ug/L	0	0		0	0	0	0.0831	0.5	500	0%	0	0	0%	
Bromochloromethane	A	ug/L	0	0		0	0	0	0.141	0.5	500	0%	0	0	0%	
Bromodichloromethane	A	ug/L	0	0		0	0	0	0.12	0.5	500	0%	0	0	0%	
Bromoform	A	ug/L	0	0		0	0	0	0.119	0.5	500	0%	0	0	0%	
Bromomethane	A	ug/L	0	0		0	0	0	0.253	0.5	500	0%	0	0	0%	
Carbon tetrachloride	A	ug/L	0	0		0	0	0	0.143	0.5	500	0%	0	0	0%	
Chlorobenzene	A	ug/L	0	0		0	0	0	0.0914	0.5	500	0%	0	0	0%	
Chlorodibromomethane	A	ug/L	0	0		0	0	0	0.0841	0.5	500	0%	0	0	0%	
Chloroethane	A	ug/L	0	0		0	0	0	0.169	0.5	500	0%	0	0	0%	
Chloroform	A	ug/L	0	0		0	0	0	0.0789	0.5	500	0%	0	0	0%	
Chloromethane	A	ug/L	0	0		0	0	0	0.162	0.5	500	0%	0	0	0%	
cis-1,2-Dichloroethene	A	ug/L	0	0		0	0	0	0.108	0.5	500	0%	0	0	0%	
cis-1,3-Dichloropropene	A	ug/L	0	0		0	0	0	0.073	0.5	500	0%	0	0	0%	
Dibromomethane	A	ug/L	0	0		0	0	0	0.147	0.5	500	0%	0	0	0%	
Dichlorodifluoromethane	A	ug/L	0	0		0	0	0	0.175	0.5	500	0%	0	0	0%	
Ethylbenzene	A	ug/L	0	0		0	0	0	0.0836	0.5	500	0%	0	0	0%	
m+p-Xylenes	A	ug/L	0	0		0	0	0	0.15	0.5	1000	0%	0	0	0%	
Methyl ethyl ketone	A	ug/L	0	0		0	0	0	1.77	10	5000	0%	0	0	0%	
Methyl tert-butyl ether (MTBE)	A	ug/L	0	0		0	0	0	0.101	0.5	500	0%	0	0	0%	
Methylene chloride	A	ug/L	1.48861	0		0	0	0	0.338	0.5	500	0%	0	0	0%	
o-Xylene	A	ug/L	0	0		0	0	0	0.0604	0.5	500	0%	0	0	0%	
Styrene	A	ug/L	0	0		0	0	0	0.067	0.5	500	0%	0	0	0%	
Tetrachloroethene	A	ug/L	0	0		0	0	0	0.0671	0.5	500	0%	0	0	0%	
Toluene	A	ug/L	0	0		0	0	0	0.0679	0.5	500	0%	0	0	0%	
trans-1,2-Dichloroethene	A	ug/L	0	0		0	0	0	0.125	0.5	500	0%	0	0	0%	
trans-1,3-Dichloropropene	A	ug/L	0	0		0	0	0	0.0846	0.5	500	0%	0	0	0%	
Trichloroethene	A	ug/L	0	0		0	0	0	0.0993	0.5	500	0%	0	0	0%	
Trichlorofluoromethane	A	ug/L	0	0		0	0	0	0.134	0.5	500	0%	0	0	0%	
Vinyl chloride	A	ug/L	0	0		0	0	0	0.153	0.5	500	0%	0	0	0%	
1,4-Dichlorobenzene-d4	I	ug/L	250	10		0	0	0	0	0	500	0%	0	0	0%	
Chlorobenzene-d5	I	ug/L	250	10		0	0	0	0	0	500	0%	0	0	0%	
Fluorobenzene	I	ug/L	250	10		0	0	0	0	0	500	0%	0	0	0%	
Xylenes, Total	M	ug/L	0	0		0	0	0	0.0604	0.5	1500	0%	0	0	0%	
1,2-Dichloroethane-d4	S	ug/L	291.50907	11.6603628		10	0	0	0.229	0.5	500	117%	81	118	0%	



Seq No	Lab ID	Test Code	Sample Typ	File ID	Analysis Date	DF	Batch ID	Prep Date	SPKref	RPDref	pmoist					
14971526	MBLK010522_	VOC-8260-W-Q	MBLK	DA5975C\VG010:1/5/2022	12:21:5	1	R372966		0	0						
Analyte	T	Units	RAW	Final	Text	Spike	SPKref	RPDref	MDL	PQL	UQL	%REC	LOW	HIGH	%RPD	Q
Dibromofluoromethane	S	ug/L	277.65061	11.1060244		10	0	0	0.129	0.5	500	111%	80	119	0%	
p-Bromofluorobenzene	S	ug/L	263.93399	10.5573596		10	0	0	0.149	0.5	500	106%	85	114	0%	
Toluene-d8	S	ug/L	267.09011	10.6836044		10	0	0	0.23	0.5	500	107%	89	112	0%	

Seq No	Lab ID	Test Code	Sample Typ	File ID	Analysis Date	DF	Batch ID	Prep Date	SPKref	RPDref	pmoist					
14971537	B22010002-004	VOC-8260-W-S	SAMP	DA5975C\VG010:1/5/2022	12:49:1	1	R372966		0	0						
Analyte	T	Units	RAW	Final	Text	Spike	SPKref	RPDref	MDL	PQL	UQL	%REC	LOW	HIGH	%RPD	Q

Seq No	Lab ID	Test Code	Sample Typ	File ID	Analysis Date	DF	Batch ID	Prep Date	SPKref	RPDref	pmoist					
14971538	B22010096-002	VOC-8260-W-S	SAMP	DA5975C\VG010:1/5/2022	1:16:30	1	R372966		0	0						
Analyte	T	Units	RAW	Final	Text	Spike	SPKref	RPDref	MDL	PQL	UQL	%REC	LOW	HIGH	%RPD	Q
1,1,1,2-Tetrachloroethane	A	ug/L	0	0		0	0	0	0.101	1	500	0%	0	0	0%	U
1,1,1-Trichloroethane	A	ug/L	0	0		0	0	0	0.131	1	500	0%	0	0	0%	U
1,1,2,2-Tetrachloroethane	A	ug/L	0	0		0	0	0	0.0872	1	500	0%	0	0	0%	U
1,1,2-Trichloroethane	A	ug/L	0	0		0	0	0	0.108	1	500	0%	0	0	0%	U
1,1-Dichloroethane	A	ug/L	0	0		0	0	0	0.135	1	500	0%	0	0	0%	U
1,1-Dichloroethene	A	ug/L	0	0		0	0	0	0.141	1	500	0%	0	0	0%	U
1,1-Dichloropropene	A	ug/L	0	0		0	0	0	0.083	1	500	0%	0	0	0%	U
1,2,3-Trichloropropane	A	ug/L	0	0		0	0	0	0.235	1	500	0%	0	0	0%	U
1,2-Dibromoethane	A	ug/L	0	0		0	0	0	0.0916	1	500	0%	0	0	0%	U
1,2-Dichlorobenzene	A	ug/L	0	0		0	0	0	0.0746	1	500	0%	0	0	0%	U
1,2-Dichloroethane	A	ug/L	0	0		0	0	0	0.116	1	500	0%	0	0	0%	U
1,2-Dichloropropane	A	ug/L	0	0		0	0	0	0.0847	1	500	0%	0	0	0%	U
1,3-Dichlorobenzene	A	ug/L	0	0		0	0	0	0.0803	1	500	0%	0	0	0%	U
1,3-Dichloropropane	A	ug/L	0	0		0	0	0	0.0791	1	500	0%	0	0	0%	U
1,4-Dichlorobenzene	A	ug/L	0	0		0	0	0	0.0858	1	500	0%	0	0	0%	U
2,2-Dichloropropane	A	ug/L	0	0		0	0	0	0.186	1	500	0%	0	0	0%	U
2-Chlorotoluene	A	ug/L	0	0		0	0	0	0.0876	1	500	0%	0	0	0%	U
4-Chlorotoluene	A	ug/L	0	0		0	0	0	0.0728	1	500	0%	0	0	0%	U
Benzene	A	ug/L	0	0		0	0	0	0.0914	1	500	0%	0	0	0%	U
Bromobenzene	A	ug/L	0	0		0	0	0	0.0831	1	500	0%	0	0	0%	U
Bromochloromethane	A	ug/L	0	0		0	0	0	0.141	1	500	0%	0	0	0%	U

Seq No	Lab ID	Test Code	Sample Typ	File ID	Analysis Date	DF	Batch ID	Prep Date	SPKref	RPDref	pmoist					
14971538	B22010096-002	VOC-8260-W-S	SAMP	DA5975C\VG010:1/5/2022	1:16:30	1	R372966		0	0						
Analyte	T	Units	RAW	Final	Text	Spike	SPKref	RPDref	MDL	PQL	UQL	%REC	LOW	HIGH	%RPD	Q
Bromodichloromethane	A	ug/L	0	0		0	0	0	0.12	1	500	0%	0	0	0%	U
Bromoform	A	ug/L	0	0		0	0	0	0.119	1	500	0%	0	0	0%	U
Bromomethane	A	ug/L	0	0		0	0	0	0.253	1	500	0%	0	0	0%	U
Carbon tetrachloride	A	ug/L	0	0		0	0	0	0.143	1	500	0%	0	0	0%	U
Chlorobenzene	A	ug/L	0	0		0	0	0	0.0914	1	500	0%	0	0	0%	U
Chlorodibromomethane	A	ug/L	0	0		0	0	0	0.0841	1	500	0%	0	0	0%	U
Chloroethane	A	ug/L	0	0		0	0	0	0.169	1	500	0%	0	0	0%	U
Chloroform	A	ug/L	0	0		0	0	0	0.0789	1	500	0%	0	0	0%	U
Chloromethane	A	ug/L	3.56369	0		0	0	0	0.162	1	500	0%	0	0	0%	U
cis-1,2-Dichloroethene	A	ug/L	0	0		0	0	0	0.108	1	500	0%	0	0	0%	U
cis-1,3-Dichloropropene	A	ug/L	0	0		0	0	0	0.073	1	500	0%	0	0	0%	U
Dibromomethane	A	ug/L	0	0		0	0	0	0.147	1	500	0%	0	0	0%	U
Dichlorodifluoromethane	A	ug/L	0	0		0	0	0	0.175	1	500	0%	0	0	0%	U
Ethylbenzene	A	ug/L	0	0		0	0	0	0.0836	1	500	0%	0	0	0%	U
m+p-Xylenes	A	ug/L	0	0		0	0	0	0.15	1	1000	0%	0	0	0%	U
Methyl ethyl ketone	A	ug/L	0	0		0	0	0	1.77	20	5000	0%	0	0	0%	U
Methyl tert-butyl ether (MTBE)	A	ug/L	0	0		0	0	0	0.101	1	500	0%	0	0	0%	U
Methylene chloride	A	ug/L	1.63088	0		0	0	0	0.338	1	500	0%	0	0	0%	U
o-Xylene	A	ug/L	0	0		0	0	0	0.0604	1	500	0%	0	0	0%	U
Styrene	A	ug/L	0	0		0	0	0	0.067	1	500	0%	0	0	0%	U
Tetrachloroethene	A	ug/L	0	0		0	0	0	0.0671	1	500	0%	0	0	0%	U
Toluene	A	ug/L	0.90372	0		0	0	0	0.0679	1	500	0%	0	0	0%	U
trans-1,2-Dichloroethene	A	ug/L	0	0		0	0	0	0.125	1	500	0%	0	0	0%	U
trans-1,3-Dichloropropene	A	ug/L	0	0		0	0	0	0.0846	1	500	0%	0	0	0%	U
Trichloroethene	A	ug/L	0	0		0	0	0	0.0993	1	500	0%	0	0	0%	U
Trichlorofluoromethane	A	ug/L	0	0		0	0	0	0.134	1	500	0%	0	0	0%	U
Vinyl chloride	A	ug/L	0	0		0	0	0	0.153	1	500	0%	0	0	0%	U
1,4-Dichlorobenzene-d4	I	ug/L	250	10		0	0	0	0	0	0	0%	0	0	0%	
Chlorobenzene-d5	I	ug/L	250	10		0	0	0	0.1	0	0	0%	0	0	0%	
Fluorobenzene	I	ug/L	250	10		0	0	0	0.1	0	0	0%	0	0	0%	
Xylenes, Total	M	ug/L	0	0		0	0	0	0.0604	1	0	0%	0	0	0%	U
1,2-Dichloroethane-d4	S	ug/L	289.97834	11.5991336		10	0	0	0.229	1	500	116%	81	118	0%	
Dibromofluoromethane	S	ug/L	279.85553	11.1942212		10	0	0	0.129	1	500	112%	80	119	0%	
p-Bromofluorobenzene	S	ug/L	269.73697	10.7894788		10	0	0	0.149	1	500	108%	85	114	0%	
Toluene-d8	S	ug/L	264.72126	10.5888504		10	0	0	0.23	1	500	106%	89	112	0%	

Seq No	Lab ID	Test Code	Sample Typ	File ID	Analysis Date	DF	Batch ID	Prep Date	SPKref	RPDref	pmoist					
14971539	B22010120-002	VOC-8260-W-S	SAMP	DA5975C\VG010:1	5/2022 1:43:48	1	R372966		0	0						
Analyte	T	Units	RAW	Final	Text	Spike	SPKref	RPDref	MDL	PQL	UQL	%REC	LOW	HIGH	%RPD	Q
1,1,1,2-Tetrachloroethane	A	ug/L	0	0		0	0	0	0.101	1	500	0%	0	0	0%	U
1,1,1-Trichloroethane	A	ug/L	0	0		0	0	0	0.131	1	500	0%	0	0	0%	U
1,1,2,2-Tetrachloroethane	A	ug/L	0	0		0	0	0	0.0872	1	500	0%	0	0	0%	U
1,1,2-Trichloroethane	A	ug/L	0	0		0	0	0	0.108	1	500	0%	0	0	0%	U
1,1-Dichloroethane	A	ug/L	0	0		0	0	0	0.135	1	500	0%	0	0	0%	U
1,1-Dichloroethene	A	ug/L	0	0		0	0	0	0.141	1	500	0%	0	0	0%	U
1,1-Dichloropropene	A	ug/L	0	0		0	0	0	0.083	1	500	0%	0	0	0%	U
1,2,3-Trichloropropane	A	ug/L	0	0		0	0	0	0.235	1	500	0%	0	0	0%	U
1,2-Dibromoethane	A	ug/L	0	0		0	0	0	0.0916	1	500	0%	0	0	0%	U
1,2-Dichlorobenzene	A	ug/L	0	0		0	0	0	0.0746	1	500	0%	0	0	0%	U
1,2-Dichloroethane	A	ug/L	0	0		0	0	0	0.116	1	500	0%	0	0	0%	U
1,2-Dichloropropane	A	ug/L	0	0		0	0	0	0.0847	1	500	0%	0	0	0%	U
1,3-Dichlorobenzene	A	ug/L	0	0		0	0	0	0.0803	1	500	0%	0	0	0%	U
1,3-Dichloropropane	A	ug/L	0	0		0	0	0	0.0791	1	500	0%	0	0	0%	U
1,4-Dichlorobenzene	A	ug/L	0	0		0	0	0	0.0858	1	500	0%	0	0	0%	U
2,2-Dichloropropane	A	ug/L	0	0		0	0	0	0.186	1	500	0%	0	0	0%	U
2-Chlorotoluene	A	ug/L	0	0		0	0	0	0.0876	1	500	0%	0	0	0%	U
4-Chlorotoluene	A	ug/L	0	0		0	0	0	0.0728	1	500	0%	0	0	0%	U
Benzene	A	ug/L	0	0		0	0	0	0.0914	1	500	0%	0	0	0%	U
Bromobenzene	A	ug/L	0	0		0	0	0	0.0831	1	500	0%	0	0	0%	U
Bromochloromethane	A	ug/L	0	0		0	0	0	0.141	1	500	0%	0	0	0%	U
Bromodichloromethane	A	ug/L	0	0		0	0	0	0.12	1	500	0%	0	0	0%	U
Bromoform	A	ug/L	0	0		0	0	0	0.119	1	500	0%	0	0	0%	U
Bromomethane	A	ug/L	0	0		0	0	0	0.253	1	500	0%	0	0	0%	U
Carbon tetrachloride	A	ug/L	0	0		0	0	0	0.143	1	500	0%	0	0	0%	U
Chlorobenzene	A	ug/L	0	0		0	0	0	0.0914	1	500	0%	0	0	0%	U
Chlorodibromomethane	A	ug/L	0	0		0	0	0	0.0841	1	500	0%	0	0	0%	U
Chloroethane	A	ug/L	0	0		0	0	0	0.169	1	500	0%	0	0	0%	U
Chloroform	A	ug/L	0	0		0	0	0	0.0789	1	500	0%	0	0	0%	U
Chloromethane	A	ug/L	3.49256	0		0	0	0	0.162	1	500	0%	0	0	0%	U
cis-1,2-Dichloroethene	A	ug/L	0	0		0	0	0	0.108	1	500	0%	0	0	0%	U
cis-1,3-Dichloropropene	A	ug/L	0	0		0	0	0	0.073	1	500	0%	0	0	0%	U
Dibromomethane	A	ug/L	0	0		0	0	0	0.147	1	500	0%	0	0	0%	U
Dichlorodifluoromethane	A	ug/L	0	0		0	0	0	0.175	1	500	0%	0	0	0%	U
Ethylbenzene	A	ug/L	0	0		0	0	0	0.0836	1	500	0%	0	0	0%	U

Seq No	Lab ID	Test Code	Sample Typ	File ID	Analysis Date	DF	Batch ID	Prep Date	SPKref	RPDref	pmoist					
14971539	B22010120-002	VOC-8260-W-S	SAMP	DA5975C\VG010:1/5/2022	1:43:48	1	R372966		0	0						
Analyte	T	Units	RAW	Final	Text	Spike	SPKref	RPDref	MDL	PQL	UQL	%REC	LOW	HIGH	%RPD	Q
m+p-Xylenes	A	ug/L	0	0		0	0	0	0.15	1	1000	0%	0	0	0%	U
Methyl ethyl ketone	A	ug/L	0	0		0	0	0	1.77	20	5000	0%	0	0	0%	U
Methyl tert-butyl ether (MTBE)	A	ug/L	0	0		0	0	0	0.101	1	500	0%	0	0	0%	U
Methylene chloride	A	ug/L	1.7346	0		0	0	0	0.338	1	500	0%	0	0	0%	U
o-Xylene	A	ug/L	0	0		0	0	0	0.0604	1	500	0%	0	0	0%	U
Styrene	A	ug/L	0	0		0	0	0	0.067	1	500	0%	0	0	0%	U
Tetrachloroethene	A	ug/L	0	0		0	0	0	0.0671	1	500	0%	0	0	0%	U
Toluene	A	ug/L	0	0		0	0	0	0.0679	1	500	0%	0	0	0%	U
trans-1,2-Dichloroethene	A	ug/L	0	0		0	0	0	0.125	1	500	0%	0	0	0%	U
trans-1,3-Dichloropropene	A	ug/L	0	0		0	0	0	0.0846	1	500	0%	0	0	0%	U
Trichloroethene	A	ug/L	0	0		0	0	0	0.0993	1	500	0%	0	0	0%	U
Trichlorofluoromethane	A	ug/L	0	0		0	0	0	0.134	1	500	0%	0	0	0%	U
Vinyl chloride	A	ug/L	0	0		0	0	0	0.153	1	500	0%	0	0	0%	U
1,4-Dichlorobenzene-d4	I	ug/L	250	10		0	0	0	0	0	0	0%	0	0	0%	
Chlorobenzene-d5	I	ug/L	250	10		0	0	0	0.1	0	0	0%	0	0	0%	
Fluorobenzene	I	ug/L	250	10		0	0	0	0.1	0	0	0%	0	0	0%	
Xylenes, Total	M	ug/L	0	0		0	0	0	0.0604	1	0	0%	0	0	0%	U
1,2-Dichloroethane-d4	S	ug/L	295.94538	11.8378152		10	0	0	0.229	1	500	118%	81	118	0%	
Dibromofluoromethane	S	ug/L	283.33331	11.3333324		10	0	0	0.129	1	500	113%	80	119	0%	
p-Bromofluorobenzene	S	ug/L	268.54026	10.7416104		10	0	0	0.149	1	500	107%	85	114	0%	
Toluene-d8	S	ug/L	270.74611	10.8298444		10	0	0	0.23	1	500	108%	89	112	0%	

Seq No	Lab ID	Test Code	Sample Typ	File ID	Analysis Date	DF	Batch ID	Prep Date	SPKref	RPDref	pmoist					
14971540	B22010134-002	VOC-8260-W-S	SAMP	DA5975C\VG010:1/5/2022	2:11:00	1	R372966		0	0						
Analyte	T	Units	RAW	Final	Text	Spike	SPKref	RPDref	MDL	PQL	UQL	%REC	LOW	HIGH	%RPD	Q
1,1,1,2-Tetrachloroethane	A	ug/L	0	0		0	0	0	0.101	1	500	0%	0	0	0%	U
1,1,1-Trichloroethane	A	ug/L	0	0		0	0	0	0.131	1	500	0%	0	0	0%	U
1,1,2,2-Tetrachloroethane	A	ug/L	0	0		0	0	0	0.0872	1	500	0%	0	0	0%	U
1,1,2-Trichloroethane	A	ug/L	0	0		0	0	0	0.108	1	500	0%	0	0	0%	U
1,1-Dichloroethane	A	ug/L	0	0		0	0	0	0.135	1	500	0%	0	0	0%	U
1,1-Dichloroethene	A	ug/L	0	0		0	0	0	0.141	1	500	0%	0	0	0%	U
1,1-Dichloropropene	A	ug/L	0	0		0	0	0	0.083	1	500	0%	0	0	0%	U
1,2,3-Trichloropropane	A	ug/L	0	0		0	0	0	0.235	1	500	0%	0	0	0%	U
1,2-Dibromoethane	A	ug/L	0	0		0	0	0	0.0916	1	500	0%	0	0	0%	U

Seq No	Lab ID	Test Code	Sample Typ	File ID	Analysis Date	DF	Batch ID	Prep Date	SPKref	RPDref	pmoist					
14971540	B22010134-002	VOC-8260-W-S	SAMP	DA5975C\VG010:1	5/2022 2:11:00	1	R372966		0	0						
Analyte	T	Units	RAW	Final	Text	Spike	SPKref	RPDref	MDL	PQL	UQL	%REC	LOW	HIGH	%RPD	Q
1,2-Dichlorobenzene	A	ug/L	0	0		0	0	0	0.0746	1	500	0%	0	0	0%	U
1,2-Dichloroethane	A	ug/L	0	0		0	0	0	0.116	1	500	0%	0	0	0%	U
1,2-Dichloropropane	A	ug/L	0	0		0	0	0	0.0847	1	500	0%	0	0	0%	U
1,3-Dichlorobenzene	A	ug/L	0	0		0	0	0	0.0803	1	500	0%	0	0	0%	U
1,3-Dichloropropane	A	ug/L	0	0		0	0	0	0.0791	1	500	0%	0	0	0%	U
1,4-Dichlorobenzene	A	ug/L	0	0		0	0	0	0.0858	1	500	0%	0	0	0%	U
2,2-Dichloropropane	A	ug/L	0	0		0	0	0	0.186	1	500	0%	0	0	0%	U
2-Chlorotoluene	A	ug/L	0	0		0	0	0	0.0876	1	500	0%	0	0	0%	U
4-Chlorotoluene	A	ug/L	0	0		0	0	0	0.0728	1	500	0%	0	0	0%	U
Benzene	A	ug/L	0	0		0	0	0	0.0914	1	500	0%	0	0	0%	U
Bromobenzene	A	ug/L	0	0		0	0	0	0.0831	1	500	0%	0	0	0%	U
Bromochloromethane	A	ug/L	0	0		0	0	0	0.141	1	500	0%	0	0	0%	U
Bromodichloromethane	A	ug/L	0	0		0	0	0	0.12	1	500	0%	0	0	0%	U
Bromoform	A	ug/L	0	0		0	0	0	0.119	1	500	0%	0	0	0%	U
Bromomethane	A	ug/L	0	0		0	0	0	0.253	1	500	0%	0	0	0%	U
Carbon tetrachloride	A	ug/L	0	0		0	0	0	0.143	1	500	0%	0	0	0%	U
Chlorobenzene	A	ug/L	0	0		0	0	0	0.0914	1	500	0%	0	0	0%	U
Chlorodibromomethane	A	ug/L	0	0		0	0	0	0.0841	1	500	0%	0	0	0%	U
Chloroethane	A	ug/L	0	0		0	0	0	0.169	1	500	0%	0	0	0%	U
Chloroform	A	ug/L	0	0		0	0	0	0.0789	1	500	0%	0	0	0%	U
Chloromethane	A	ug/L	1.10028	0		0	0	0	0.162	1	500	0%	0	0	0%	U
cis-1,2-Dichloroethene	A	ug/L	0	0		0	0	0	0.108	1	500	0%	0	0	0%	U
cis-1,3-Dichloropropene	A	ug/L	0	0		0	0	0	0.073	1	500	0%	0	0	0%	U
Dibromomethane	A	ug/L	0	0		0	0	0	0.147	1	500	0%	0	0	0%	U
Dichlorodifluoromethane	A	ug/L	0	0		0	0	0	0.175	1	500	0%	0	0	0%	U
Ethylbenzene	A	ug/L	0	0		0	0	0	0.0836	1	500	0%	0	0	0%	U
m+p-Xylenes	A	ug/L	0	0		0	0	0	0.15	1	1000	0%	0	0	0%	U
Methyl ethyl ketone	A	ug/L	0	0		0	0	0	1.77	20	5000	0%	0	0	0%	U
Methyl tert-butyl ether (MTBE)	A	ug/L	0	0		0	0	0	0.101	1	500	0%	0	0	0%	U
Methylene chloride	A	ug/L	1.15603	0		0	0	0	0.338	1	500	0%	0	0	0%	U
o-Xylene	A	ug/L	0	0		0	0	0	0.0604	1	500	0%	0	0	0%	U
Styrene	A	ug/L	0	0		0	0	0	0.067	1	500	0%	0	0	0%	U
Tetrachloroethene	A	ug/L	0	0		0	0	0	0.0671	1	500	0%	0	0	0%	U
Toluene	A	ug/L	0.86197	0		0	0	0	0.0679	1	500	0%	0	0	0%	U
trans-1,2-Dichloroethene	A	ug/L	0	0		0	0	0	0.125	1	500	0%	0	0	0%	U

Seq No	Lab ID	Test Code	Sample Typ	File ID	Analysis Date	DF	Batch ID	Prep Date	SPKref	RPDref	pmoist					
14971540	B22010134-002	VOC-8260-W-S	SAMP	DA5975C\VG010:1/5/2022 2:11:00		1	R372966		0	0						
Analyte	T	Units	RAW	Final	Text	Spike	SPKref	RPDref	MDL	PQL	UQL	%REC	LOW	HIGH	%RPD	Q
trans-1,3-Dichloropropene	A	ug/L	0	0		0	0	0	0.0846	1	500	0%	0	0	0%	U
Trichloroethene	A	ug/L	0	0		0	0	0	0.0993	1	500	0%	0	0	0%	U
Trichlorofluoromethane	A	ug/L	0	0		0	0	0	0.134	1	500	0%	0	0	0%	U
Vinyl chloride	A	ug/L	0	0		0	0	0	0.153	1	500	0%	0	0	0%	U
1,4-Dichlorobenzene-d4	I	ug/L	250	10		0	0	0	0	0	0	0%	0	0	0%	
Chlorobenzene-d5	I	ug/L	250	10		0	0	0	0.1	0	0	0%	0	0	0%	
Fluorobenzene	I	ug/L	250	10		0	0	0	0.1	0	0	0%	0	0	0%	
Xylenes, Total	M	ug/L	0	0		0	0	0	0.0604	1	0	0%	0	0	0%	U
1,2-Dichloroethane-d4	S	ug/L	286.86014	11.4744056		10	0	0	0.229	1	500	115%	81	118	0%	
Dibromofluoromethane	S	ug/L	280.24166	11.2096664		10	0	0	0.129	1	500	112%	80	119	0%	
p-Bromofluorobenzene	S	ug/L	275.01383	11.0005532		10	0	0	0.149	1	500	110%	85	114	0%	
Toluene-d8	S	ug/L	268.80887	10.7523548		10	0	0	0.23	1	500	108%	89	112	0%	

Seq No	Lab ID	Test Code	Sample Typ	File ID	Analysis Date	DF	Batch ID	Prep Date	SPKref	RPDref	pmoist					
14971541	B22010141-002	VOC-8260-W-S	SAMP	DA5975C\VG010:1/5/2022 2:38:23		1	R372966		0	0						
Analyte	T	Units	RAW	Final	Text	Spike	SPKref	RPDref	MDL	PQL	UQL	%REC	LOW	HIGH	%RPD	Q
1,1,1,2-Tetrachloroethane	A	ug/L	0	0		0	0	0	0.101	1	500	0%	0	0	0%	U
1,1,1-Trichloroethane	A	ug/L	0	0		0	0	0	0.131	1	500	0%	0	0	0%	U
1,1,2,2-Tetrachloroethane	A	ug/L	0	0		0	0	0	0.0872	1	500	0%	0	0	0%	U
1,1,2-Trichloroethane	A	ug/L	0	0		0	0	0	0.108	1	500	0%	0	0	0%	U
1,1-Dichloroethane	A	ug/L	0	0		0	0	0	0.135	1	500	0%	0	0	0%	U
1,1-Dichloroethene	A	ug/L	0	0		0	0	0	0.141	1	500	0%	0	0	0%	U
1,1-Dichloropropene	A	ug/L	0	0		0	0	0	0.083	1	500	0%	0	0	0%	U
1,2,3-Trichloropropane	A	ug/L	0	0		0	0	0	0.235	1	500	0%	0	0	0%	U
1,2-Dibromoethane	A	ug/L	0	0		0	0	0	0.0916	1	500	0%	0	0	0%	U
1,2-Dichlorobenzene	A	ug/L	0	0		0	0	0	0.0746	1	500	0%	0	0	0%	U
1,2-Dichloroethane	A	ug/L	0	0		0	0	0	0.116	1	500	0%	0	0	0%	U
1,2-Dichloropropane	A	ug/L	0	0		0	0	0	0.0847	1	500	0%	0	0	0%	U
1,3-Dichlorobenzene	A	ug/L	0	0		0	0	0	0.0803	1	500	0%	0	0	0%	U
1,3-Dichloropropane	A	ug/L	0	0		0	0	0	0.0791	1	500	0%	0	0	0%	U
1,4-Dichlorobenzene	A	ug/L	0	0		0	0	0	0.0858	1	500	0%	0	0	0%	U
2,2-Dichloropropane	A	ug/L	0	0		0	0	0	0.186	1	500	0%	0	0	0%	U
2-Chlorotoluene	A	ug/L	0	0		0	0	0	0.0876	1	500	0%	0	0	0%	U
4-Chlorotoluene	A	ug/L	0	0		0	0	0	0.0728	1	500	0%	0	0	0%	U

Seq No	Lab ID	Test Code	Sample Typ	File ID	Analysis Date	DF	Batch ID	Prep Date	SPKref	RPDref	pmoist					
14971541	B22010141-002	VOC-8260-W-S	SAMP	DA5975CVVG010:1/5/2022	2:38:23	1	R372966		0	0						
Analyte	T	Units	RAW	Final	Text	Spike	SPKref	RPDref	MDL	PQL	UQL	%REC	LOW	HIGH	%RPD	Q
Benzene	A	ug/L	0.14752	0		0	0	0	0.0914	1	500	0%	0	0	0%	U
Bromobenzene	A	ug/L	0	0		0	0	0	0.0831	1	500	0%	0	0	0%	U
Bromochloromethane	A	ug/L	0	0		0	0	0	0.141	1	500	0%	0	0	0%	U
Bromodichloromethane	A	ug/L	0	0		0	0	0	0.12	1	500	0%	0	0	0%	U
Bromoform	A	ug/L	0	0		0	0	0	0.119	1	500	0%	0	0	0%	U
Bromomethane	A	ug/L	0	0		0	0	0	0.253	1	500	0%	0	0	0%	U
Carbon tetrachloride	A	ug/L	0	0		0	0	0	0.143	1	500	0%	0	0	0%	U
Chlorobenzene	A	ug/L	0	0		0	0	0	0.0914	1	500	0%	0	0	0%	U
Chlorodibromomethane	A	ug/L	0	0		0	0	0	0.0841	1	500	0%	0	0	0%	U
Chloroethane	A	ug/L	0	0		0	0	0	0.169	1	500	0%	0	0	0%	U
Chloroform	A	ug/L	0	0		0	0	0	0.0789	1	500	0%	0	0	0%	U
Chloromethane	A	ug/L	1.27694	0		0	0	0	0.162	1	500	0%	0	0	0%	U
cis-1,2-Dichloroethene	A	ug/L	0	0		0	0	0	0.108	1	500	0%	0	0	0%	U
cis-1,3-Dichloropropene	A	ug/L	0	0		0	0	0	0.073	1	500	0%	0	0	0%	U
Dibromomethane	A	ug/L	0	0		0	0	0	0.147	1	500	0%	0	0	0%	U
Dichlorodifluoromethane	A	ug/L	0	0		0	0	0	0.175	1	500	0%	0	0	0%	U
Ethylbenzene	A	ug/L	0	0		0	0	0	0.0836	1	500	0%	0	0	0%	U
m+p-Xylenes	A	ug/L	0	0		0	0	0	0.15	1	1000	0%	0	0	0%	U
Methyl ethyl ketone	A	ug/L	0	0		0	0	0	1.77	20	5000	0%	0	0	0%	U
Methyl tert-butyl ether (MTBE)	A	ug/L	0	0		0	0	0	0.101	1	500	0%	0	0	0%	U
Methylene chloride	A	ug/L	1.55165	0		0	0	0	0.338	1	500	0%	0	0	0%	U
o-Xylene	A	ug/L	0	0		0	0	0	0.0604	1	500	0%	0	0	0%	U
Styrene	A	ug/L	0	0		0	0	0	0.067	1	500	0%	0	0	0%	U
Tetrachloroethene	A	ug/L	0	0		0	0	0	0.0671	1	500	0%	0	0	0%	U
Toluene	A	ug/L	1.2239	0		0	0	0	0.0679	1	500	0%	0	0	0%	U
trans-1,2-Dichloroethene	A	ug/L	0	0		0	0	0	0.125	1	500	0%	0	0	0%	U
trans-1,3-Dichloropropene	A	ug/L	0	0		0	0	0	0.0846	1	500	0%	0	0	0%	U
Trichloroethene	A	ug/L	0	0		0	0	0	0.0993	1	500	0%	0	0	0%	U
Trichlorofluoromethane	A	ug/L	0	0		0	0	0	0.134	1	500	0%	0	0	0%	U
Vinyl chloride	A	ug/L	0	0		0	0	0	0.153	1	500	0%	0	0	0%	U
1,4-Dichlorobenzene-d4	I	ug/L	250	10		0	0	0	0	0	0	0%	0	0	0%	
Chlorobenzene-d5	I	ug/L	250	10		0	0	0	0.1	0	0	0%	0	0	0%	
Fluorobenzene	I	ug/L	250	10		0	0	0	0.1	0	0	0%	0	0	0%	
Xylenes, Total	M	ug/L	0	0		0	0	0	0.0604	1	0	0%	0	0	0%	U
1,2-Dichloroethane-d4	S	ug/L	291.48037	11.6592148		10	0	0	0.229	1	500	117%	81	118	0%	

Seq No	Lab ID	Test Code	Sample Typ	File ID	Analysis Date	DF	Batch ID	Prep Date	SPKref	RPDref	pmoist					
14971541	B22010141-002	VOC-8260-W-S	SAMP	DA5975C\VG010:1/5/2022	2:38:23	1	R372966		0	0						
Analyte	T	Units	RAW	Final	Text	Spike	SPKref	RPDref	MDL	PQL	UQL	%REC	LOW	HIGH	%RPD	Q
Dibromofluoromethane	S	ug/L	280.31885	11.212754		10	0	0	0.129	1	500	112%	80	119	0%	
p-Bromofluorobenzene	S	ug/L	270.39993	10.8159972		10	0	0	0.149	1	500	108%	85	114	0%	
Toluene-d8	S	ug/L	267.76406	10.7105624		10	0	0	0.23	1	500	107%	89	112	0%	

Seq No	Lab ID	Test Code	Sample Typ	File ID	Analysis Date	DF	Batch ID	Prep Date	SPKref	RPDref	pmoist					
14971542	B22010142-002	VOC-8260-W-S	SAMP	DA5975C\VG010:1/5/2022	3:05:50	1	R372966		0	0						
Analyte	T	Units	RAW	Final	Text	Spike	SPKref	RPDref	MDL	PQL	UQL	%REC	LOW	HIGH	%RPD	Q
1,1,1,2-Tetrachloroethane	A	ug/L	0	0		0	0	0	0.101	1	500	0%	0	0	0%	U
1,1,1-Trichloroethane	A	ug/L	0	0		0	0	0	0.131	1	500	0%	0	0	0%	U
1,1,2,2-Tetrachloroethane	A	ug/L	0	0		0	0	0	0.0872	1	500	0%	0	0	0%	U
1,1,2-Trichloroethane	A	ug/L	0	0		0	0	0	0.108	1	500	0%	0	0	0%	U
1,1-Dichloroethane	A	ug/L	0	0		0	0	0	0.135	1	500	0%	0	0	0%	U
1,1-Dichloroethene	A	ug/L	0	0		0	0	0	0.141	1	500	0%	0	0	0%	U
1,1-Dichloropropene	A	ug/L	0	0		0	0	0	0.083	1	500	0%	0	0	0%	U
1,2,3-Trichloropropane	A	ug/L	0	0		0	0	0	0.235	1	500	0%	0	0	0%	U
1,2-Dibromoethane	A	ug/L	0	0		0	0	0	0.0916	1	500	0%	0	0	0%	U
1,2-Dichlorobenzene	A	ug/L	0	0		0	0	0	0.0746	1	500	0%	0	0	0%	U
1,2-Dichloroethane	A	ug/L	0	0		0	0	0	0.116	1	500	0%	0	0	0%	U
1,2-Dichloropropane	A	ug/L	0	0		0	0	0	0.0847	1	500	0%	0	0	0%	U
1,3-Dichlorobenzene	A	ug/L	0	0		0	0	0	0.0803	1	500	0%	0	0	0%	U
1,3-Dichloropropane	A	ug/L	0	0		0	0	0	0.0791	1	500	0%	0	0	0%	U
1,4-Dichlorobenzene	A	ug/L	0	0		0	0	0	0.0858	1	500	0%	0	0	0%	U
2,2-Dichloropropane	A	ug/L	0	0		0	0	0	0.186	1	500	0%	0	0	0%	U
2-Chlorotoluene	A	ug/L	0	0		0	0	0	0.0876	1	500	0%	0	0	0%	U
4-Chlorotoluene	A	ug/L	0	0		0	0	0	0.0728	1	500	0%	0	0	0%	U
Benzene	A	ug/L	0.14344	0		0	0	0	0.0914	1	500	0%	0	0	0%	U
Bromobenzene	A	ug/L	0	0		0	0	0	0.0831	1	500	0%	0	0	0%	U
Bromochloromethane	A	ug/L	0	0		0	0	0	0.141	1	500	0%	0	0	0%	U
Bromodichloromethane	A	ug/L	0	0		0	0	0	0.12	1	500	0%	0	0	0%	U
Bromoform	A	ug/L	0	0		0	0	0	0.119	1	500	0%	0	0	0%	U
Bromomethane	A	ug/L	0	0		0	0	0	0.253	1	500	0%	0	0	0%	U
Carbon tetrachloride	A	ug/L	0	0		0	0	0	0.143	1	500	0%	0	0	0%	U
Chlorobenzene	A	ug/L	0	0		0	0	0	0.0914	1	500	0%	0	0	0%	U
Chlorodibromomethane	A	ug/L	0	0		0	0	0	0.0841	1	500	0%	0	0	0%	U



Seq No	Lab ID	Test Code	Sample Typ	File ID	Analysis Date	DF	Batch ID	Prep Date	SPKref	RPDref	pmoist					
14971542	B22010142-002	VOC-8260-W-S	SAMP	DA5975C\VG010:1/5/2022	3:05:50	1	R372966		0	0						
Analyte	T	Units	RAW	Final	Text	Spike	SPKref	RPDref	MDL	PQL	UQL	%REC	LOW	HIGH	%RPD	Q
Chloroethane	A	ug/L	0	0		0	0	0	0.169	1	500	0%	0	0	0%	U
Chloroform	A	ug/L	0	0		0	0	0	0.0789	1	500	0%	0	0	0%	U
Chloromethane	A	ug/L	1.38074	0		0	0	0	0.162	1	500	0%	0	0	0%	U
cis-1,2-Dichloroethene	A	ug/L	0	0		0	0	0	0.108	1	500	0%	0	0	0%	U
cis-1,3-Dichloropropene	A	ug/L	0	0		0	0	0	0.073	1	500	0%	0	0	0%	U
Dibromomethane	A	ug/L	0	0		0	0	0	0.147	1	500	0%	0	0	0%	U
Dichlorodifluoromethane	A	ug/L	0	0		0	0	0	0.175	1	500	0%	0	0	0%	U
Ethylbenzene	A	ug/L	0	0		0	0	0	0.0836	1	500	0%	0	0	0%	U
m+p-Xylenes	A	ug/L	0	0		0	0	0	0.15	1	1000	0%	0	0	0%	U
Methyl ethyl ketone	A	ug/L	0	0		0	0	0	1.77	20	5000	0%	0	0	0%	U
Methyl tert-butyl ether (MTBE)	A	ug/L	0	0		0	0	0	0.101	1	500	0%	0	0	0%	U
Methylene chloride	A	ug/L	2.21665	0		0	0	0	0.338	1	500	0%	0	0	0%	U
o-Xylene	A	ug/L	0	0		0	0	0	0.0604	1	500	0%	0	0	0%	U
Styrene	A	ug/L	0	0		0	0	0	0.067	1	500	0%	0	0	0%	U
Tetrachloroethene	A	ug/L	0	0		0	0	0	0.0671	1	500	0%	0	0	0%	U
Toluene	A	ug/L	1.5726	0		0	0	0	0.0679	1	500	0%	0	0	0%	U
trans-1,2-Dichloroethene	A	ug/L	0	0		0	0	0	0.125	1	500	0%	0	0	0%	U
trans-1,3-Dichloropropene	A	ug/L	0	0		0	0	0	0.0846	1	500	0%	0	0	0%	U
Trichloroethene	A	ug/L	0	0		0	0	0	0.0993	1	500	0%	0	0	0%	U
Trichlorofluoromethane	A	ug/L	0	0		0	0	0	0.134	1	500	0%	0	0	0%	U
Vinyl chloride	A	ug/L	0	0		0	0	0	0.153	1	500	0%	0	0	0%	U
1,4-Dichlorobenzene-d4	I	ug/L	250	10		0	0	0	0	0	0	0%	0	0	0%	
Chlorobenzene-d5	I	ug/L	250	10		0	0	0	0.1	0	0	0%	0	0	0%	
Fluorobenzene	I	ug/L	250	10		0	0	0	0.1	0	0	0%	0	0	0%	
Xylenes, Total	M	ug/L	0	0		0	0	0	0.0604	1	0	0%	0	0	0%	U
1,2-Dichloroethane-d4	S	ug/L	288.47239	11.5388956		10	0	0	0.229	1	500	115%	81	118	0%	
Dibromofluoromethane	S	ug/L	285.77548	11.4310192		10	0	0	0.129	1	500	114%	80	119	0%	
p-Bromofluorobenzene	S	ug/L	271.31161	10.8524644		10	0	0	0.149	1	500	109%	85	114	0%	
Toluene-d8	S	ug/L	267.22171	10.6888684		10	0	0	0.23	1	500	107%	89	112	0%	

Seq No	Lab ID	Test Code	Sample Typ	File ID	Analysis Date	DF	Batch ID	Prep Date	SPKref	RPDref	pmoist					
14971543	B22010143-002	VOC-8260-W-S	SAMP	DA5975C\VG010:1/5/2022	3:33:12	1	R372966		0	0						
Analyte	T	Units	RAW	Final	Text	Spike	SPKref	RPDref	MDL	PQL	UQL	%REC	LOW	HIGH	%RPD	Q

Seq No	Lab ID	Test Code	Sample Typ	File ID	Analysis Date	DF	Batch ID	Prep Date	SPKref	RPDref	pmoist					
14971543	B22010143-002	VOC-8260-W-S	SAMP	DA5975C\VG010:1	5/2022 3:33:12	1	R372966		0	0						
Analyte	T	Units	RAW	Final	Text	Spike	SPKref	RPDref	MDL	PQL	UQL	%REC	LOW	HIGH	%RPD	Q
1,1,1,2-Tetrachloroethane	A	ug/L	0	0		0	0	0	0.101	1	500	0%	0	0	0%	U
1,1,1-Trichloroethane	A	ug/L	0	0		0	0	0	0.131	1	500	0%	0	0	0%	U
1,1,2,2-Tetrachloroethane	A	ug/L	0	0		0	0	0	0.0872	1	500	0%	0	0	0%	U
1,1,2-Trichloroethane	A	ug/L	0	0		0	0	0	0.108	1	500	0%	0	0	0%	U
1,1-Dichloroethane	A	ug/L	0	0		0	0	0	0.135	1	500	0%	0	0	0%	U
1,1-Dichloroethene	A	ug/L	0	0		0	0	0	0.141	1	500	0%	0	0	0%	U
1,1-Dichloropropene	A	ug/L	0	0		0	0	0	0.083	1	500	0%	0	0	0%	U
1,2,3-Trichloropropane	A	ug/L	0	0		0	0	0	0.235	1	500	0%	0	0	0%	U
1,2-Dibromoethane	A	ug/L	0	0		0	0	0	0.0916	1	500	0%	0	0	0%	U
1,2-Dichlorobenzene	A	ug/L	0	0		0	0	0	0.0746	1	500	0%	0	0	0%	U
1,2-Dichloroethane	A	ug/L	0	0		0	0	0	0.116	1	500	0%	0	0	0%	U
1,2-Dichloropropane	A	ug/L	0	0		0	0	0	0.0847	1	500	0%	0	0	0%	U
1,3-Dichlorobenzene	A	ug/L	0	0		0	0	0	0.0803	1	500	0%	0	0	0%	U
1,3-Dichloropropane	A	ug/L	0	0		0	0	0	0.0791	1	500	0%	0	0	0%	U
1,4-Dichlorobenzene	A	ug/L	0	0		0	0	0	0.0858	1	500	0%	0	0	0%	U
2,2-Dichloropropane	A	ug/L	0	0		0	0	0	0.186	1	500	0%	0	0	0%	U
2-Chlorotoluene	A	ug/L	0	0		0	0	0	0.0876	1	500	0%	0	0	0%	U
4-Chlorotoluene	A	ug/L	0	0		0	0	0	0.0728	1	500	0%	0	0	0%	U
Benzene	A	ug/L	0	0		0	0	0	0.0914	1	500	0%	0	0	0%	U
Bromobenzene	A	ug/L	0	0		0	0	0	0.0831	1	500	0%	0	0	0%	U
Bromochloromethane	A	ug/L	0	0		0	0	0	0.141	1	500	0%	0	0	0%	U
Bromodichloromethane	A	ug/L	0	0		0	0	0	0.12	1	500	0%	0	0	0%	U
Bromoform	A	ug/L	0	0		0	0	0	0.119	1	500	0%	0	0	0%	U
Bromomethane	A	ug/L	0	0		0	0	0	0.253	1	500	0%	0	0	0%	U
Carbon tetrachloride	A	ug/L	0	0		0	0	0	0.143	1	500	0%	0	0	0%	U
Chlorobenzene	A	ug/L	0	0		0	0	0	0.0914	1	500	0%	0	0	0%	U
Chlorodibromomethane	A	ug/L	0	0		0	0	0	0.0841	1	500	0%	0	0	0%	U
Chloroethane	A	ug/L	0	0		0	0	0	0.169	1	500	0%	0	0	0%	U
Chloroform	A	ug/L	0	0		0	0	0	0.0789	1	500	0%	0	0	0%	U
Chloromethane	A	ug/L	0.82227	0		0	0	0	0.162	1	500	0%	0	0	0%	U
cis-1,2-Dichloroethene	A	ug/L	0	0		0	0	0	0.108	1	500	0%	0	0	0%	U
cis-1,3-Dichloropropene	A	ug/L	0	0		0	0	0	0.073	1	500	0%	0	0	0%	U
Dibromomethane	A	ug/L	0	0		0	0	0	0.147	1	500	0%	0	0	0%	U
Dichlorodifluoromethane	A	ug/L	0	0		0	0	0	0.175	1	500	0%	0	0	0%	U
Ethylbenzene	A	ug/L	0	0		0	0	0	0.0836	1	500	0%	0	0	0%	U

Seq No	Lab ID	Test Code	Sample Typ	File ID	Analysis Date	DF	Batch ID	Prep Date	SPKref	RPDref	pmoist					
14971543	B22010143-002	VOC-8260-W-S	SAMP	DA5975C\VG010:1/5/2022	3:33:12	1	R372966		0	0						
Analyte	T	Units	RAW	Final	Text	Spike	SPKref	RPDref	MDL	PQL	UQL	%REC	LOW	HIGH	%RPD	Q
m+p-Xylenes	A	ug/L	0	0		0	0	0	0.15	1	1000	0%	0	0	0%	U
Methyl ethyl ketone	A	ug/L	0	0		0	0	0	1.77	20	5000	0%	0	0	0%	U
Methyl tert-butyl ether (MTBE)	A	ug/L	0	0		0	0	0	0.101	1	500	0%	0	0	0%	U
Methylene chloride	A	ug/L	1.69772	0		0	0	0	0.338	1	500	0%	0	0	0%	U
o-Xylene	A	ug/L	0	0		0	0	0	0.0604	1	500	0%	0	0	0%	U
Styrene	A	ug/L	0	0		0	0	0	0.067	1	500	0%	0	0	0%	U
Tetrachloroethene	A	ug/L	0	0		0	0	0	0.0671	1	500	0%	0	0	0%	U
Toluene	A	ug/L	1.63082	0		0	0	0	0.0679	1	500	0%	0	0	0%	U
trans-1,2-Dichloroethene	A	ug/L	0	0		0	0	0	0.125	1	500	0%	0	0	0%	U
trans-1,3-Dichloropropene	A	ug/L	0	0		0	0	0	0.0846	1	500	0%	0	0	0%	U
Trichloroethene	A	ug/L	0	0		0	0	0	0.0993	1	500	0%	0	0	0%	U
Trichlorofluoromethane	A	ug/L	0	0		0	0	0	0.134	1	500	0%	0	0	0%	U
Vinyl chloride	A	ug/L	0	0		0	0	0	0.153	1	500	0%	0	0	0%	U
1,4-Dichlorobenzene-d4	I	ug/L	250	10		0	0	0	0	0	0	0%	0	0	0%	
Chlorobenzene-d5	I	ug/L	250	10		0	0	0	0.1	0	0	0%	0	0	0%	
Fluorobenzene	I	ug/L	250	10		0	0	0	0.1	0	0	0%	0	0	0%	
Xylenes, Total	M	ug/L	0	0		0	0	0	0.0604	1	0	0%	0	0	0%	U
1,2-Dichloroethane-d4	S	ug/L	281.18364	11.2473456		10	0	0	0.229	1	500	112%	81	118	0%	
Dibromofluoromethane	S	ug/L	278.74321	11.1497284		10	0	0	0.129	1	500	111%	80	119	0%	
p-Bromofluorobenzene	S	ug/L	265.34242	10.6136968		10	0	0	0.149	1	500	106%	85	114	0%	
Toluene-d8	S	ug/L	266.87328	10.6749312		10	0	0	0.23	1	500	107%	89	112	0%	

Seq No	Lab ID	Test Code	Sample Typ	File ID	Analysis Date	DF	Batch ID	Prep Date	SPKref	RPDref	pmoist					
14971544	B22010002-001	VOC-8260-W-S	SAMP	DA5975C\VG010:1/5/2022	4:00:32	1	R372966		0	0						
Analyte	T	Units	RAW	Final	Text	Spike	SPKref	RPDref	MDL	PQL	UQL	%REC	LOW	HIGH	%RPD	Q
1,1,1,2-Tetrachloroethane	A	ug/L	0	0		0	0	0	0.101	1	500	0%	0	0	0%	U
1,1,1-Trichloroethane	A	ug/L	0	0		0	0	0	0.131	1	500	0%	0	0	0%	U
1,1,2,2-Tetrachloroethane	A	ug/L	0	0		0	0	0	0.0872	1	500	0%	0	0	0%	U
1,1,2-Trichloroethane	A	ug/L	0	0		0	0	0	0.108	1	500	0%	0	0	0%	U
1,1-Dichloroethane	A	ug/L	0	0		0	0	0	0.135	1	500	0%	0	0	0%	U
1,1-Dichloroethene	A	ug/L	0	0		0	0	0	0.141	1	500	0%	0	0	0%	U
1,1-Dichloropropene	A	ug/L	0	0		0	0	0	0.083	1	500	0%	0	0	0%	U
1,2,3-Trichloropropane	A	ug/L	0	0		0	0	0	0.235	1	500	0%	0	0	0%	U
1,2-Dibromoethane	A	ug/L	0	0		0	0	0	0.0916	1	500	0%	0	0	0%	U

Seq No	Lab ID	Test Code	Sample Typ	File ID	Analysis Date	DF	Batch ID	Prep Date	SPKref	RPDref	pmoist					
14971544	B22010002-001	VOC-8260-W-S	SAMP	DA5975C\VG010:1/5/2022	4:00:32	1	R372966		0	0						
Analyte	T	Units	RAW	Final	Text	Spike	SPKref	RPDref	MDL	PQL	UQL	%REC	LOW	HIGH	%RPD	Q
1,2-Dichlorobenzene	A	ug/L	0	0		0	0	0	0.0746	1	500	0%	0	0	0%	U
1,2-Dichloroethane	A	ug/L	0	0		0	0	0	0.116	1	500	0%	0	0	0%	U
1,2-Dichloropropane	A	ug/L	0	0		0	0	0	0.0847	1	500	0%	0	0	0%	U
1,3-Dichlorobenzene	A	ug/L	0	0		0	0	0	0.0803	1	500	0%	0	0	0%	U
1,3-Dichloropropane	A	ug/L	0	0		0	0	0	0.0791	1	500	0%	0	0	0%	U
1,4-Dichlorobenzene	A	ug/L	0	0		0	0	0	0.0858	1	500	0%	0	0	0%	U
2,2-Dichloropropane	A	ug/L	0	0		0	0	0	0.186	1	500	0%	0	0	0%	U
2-Chlorotoluene	A	ug/L	0	0		0	0	0	0.0876	1	500	0%	0	0	0%	U
4-Chlorotoluene	A	ug/L	0	0		0	0	0	0.0728	1	500	0%	0	0	0%	U
Benzene	A	ug/L	0.12664	0		0	0	0	0.0914	1	500	0%	0	0	0%	U
Bromobenzene	A	ug/L	0	0		0	0	0	0.0831	1	500	0%	0	0	0%	U
Bromochloromethane	A	ug/L	0	0		0	0	0	0.141	1	500	0%	0	0	0%	U
Bromodichloromethane	A	ug/L	1.63533	0		0	0	0	0.12	1	500	0%	0	0	0%	U
Bromoform	A	ug/L	16.54828	0.6619312		0	0	0	0.119	1	500	0%	0	0	0%	J
Bromomethane	A	ug/L	0	0		0	0	0	0.253	1	500	0%	0	0	0%	U
Carbon tetrachloride	A	ug/L	0	0		0	0	0	0.143	1	500	0%	0	0	0%	U
Chlorobenzene	A	ug/L	0	0		0	0	0	0.0914	1	500	0%	0	0	0%	U
Chlorodibromomethane	A	ug/L	5.79504	0.2318016		0	0	0	0.0841	1	500	0%	0	0	0%	J
Chloroethane	A	ug/L	0	0		0	0	0	0.169	1	500	0%	0	0	0%	U
Chloroform	A	ug/L	1.90539	0		0	0	0	0.0789	1	500	0%	0	0	0%	U
Chloromethane	A	ug/L	0.54328	0		0	0	0	0.162	1	500	0%	0	0	0%	U
cis-1,2-Dichloroethene	A	ug/L	0	0		0	0	0	0.108	1	500	0%	0	0	0%	U
cis-1,3-Dichloropropene	A	ug/L	0	0		0	0	0	0.073	1	500	0%	0	0	0%	U
Dibromomethane	A	ug/L	0	0		0	0	0	0.147	1	500	0%	0	0	0%	U
Dichlorodifluoromethane	A	ug/L	0	0		0	0	0	0.175	1	500	0%	0	0	0%	U
Ethylbenzene	A	ug/L	0.09654	0		0	0	0	0.0836	1	500	0%	0	0	0%	U
m+p-Xylenes	A	ug/L	0	0		0	0	0	0.15	1	1000	0%	0	0	0%	U
Methyl ethyl ketone	A	ug/L	0	0		0	0	0	1.77	20	5000	0%	0	0	0%	U
Methyl tert-butyl ether (MTBE)	A	ug/L	0	0		0	0	0	0.101	1	500	0%	0	0	0%	U
Methylene chloride	A	ug/L	0	0		0	0	0	0.338	1	500	0%	0	0	0%	U
o-Xylene	A	ug/L	2.13119	0.0852476		0	0	0	0.0604	1	500	0%	0	0	0%	J
Styrene	A	ug/L	0	0		0	0	0	0.067	1	500	0%	0	0	0%	U
Tetrachloroethene	A	ug/L	0	0		0	0	0	0.0671	1	500	0%	0	0	0%	U
Toluene	A	ug/L	0	0		0	0	0	0.0679	1	500	0%	0	0	0%	U
trans-1,2-Dichloroethene	A	ug/L	0	0		0	0	0	0.125	1	500	0%	0	0	0%	U

Seq No	Lab ID	Test Code	Sample Typ	File ID	Analysis Date	DF	Batch ID	Prep Date	SPKref	RPDref	pmoist					
14971544	B22010002-001	VOC-8260-W-S	SAMP	DA5975C\VG010:1/5/2022	4:00:32	1	R372966		0	0						
Analyte	T	Units	RAW	Final	Text	Spike	SPKref	RPDref	MDL	PQL	UQL	%REC	LOW	HIGH	%RPD	Q
trans-1,3-Dichloropropene	A	ug/L	0	0		0	0	0	0.0846	1	500	0%	0	0	0%	U
Trichloroethene	A	ug/L	0	0		0	0	0	0.0993	1	500	0%	0	0	0%	U
Trichlorofluoromethane	A	ug/L	0	0		0	0	0	0.134	1	500	0%	0	0	0%	U
Vinyl chloride	A	ug/L	0	0		0	0	0	0.153	1	500	0%	0	0	0%	U
1,4-Dichlorobenzene-d4	I	ug/L	250	10		0	0	0	0	0	0	0%	0	0	0%	
Chlorobenzene-d5	I	ug/L	250	10		0	0	0	0.1	0	0	0%	0	0	0%	
Fluorobenzene	I	ug/L	250	10		0	0	0	0.1	0	0	0%	0	0	0%	
Xylenes, Total	M	ug/L	2.13119	0.0852476		0	0	0	0.0604	1	0	0%	0	0	0%	J
1,2-Dichloroethane-d4	S	ug/L	295.27075	11.81083		10	0	0	0.229	1	500	118%	81	118	0%	
Dibromofluoromethane	S	ug/L	278.55532	11.1422128		10	0	0	0.129	1	500	111%	80	119	0%	
p-Bromofluorobenzene	S	ug/L	264.11239	10.5644956		10	0	0	0.149	1	500	106%	85	114	0%	
Toluene-d8	S	ug/L	264.08962	10.5635848		10	0	0	0.23	1	500	106%	89	112	0%	

Seq No	Lab ID	Test Code	Sample Typ	File ID	Analysis Date	DF	Batch ID	Prep Date	SPKref	RPDref	pmoist					
14971545	B22010002-002	VOC-8260-W-S	SAMP	DA5975C\VG010:1/5/2022	4:27:50	1	R372966		0	0						
Analyte	T	Units	RAW	Final	Text	Spike	SPKref	RPDref	MDL	PQL	UQL	%REC	LOW	HIGH	%RPD	Q
1,1,1,2-Tetrachloroethane	A	ug/L	0	0		0	0	0	0.101	1	500	0%	0	0	0%	U
1,1,1-Trichloroethane	A	ug/L	0	0		0	0	0	0.131	1	500	0%	0	0	0%	U
1,1,2,2-Tetrachloroethane	A	ug/L	0	0		0	0	0	0.0872	1	500	0%	0	0	0%	U
1,1,2-Trichloroethane	A	ug/L	0	0		0	0	0	0.108	1	500	0%	0	0	0%	U
1,1-Dichloroethane	A	ug/L	0	0		0	0	0	0.135	1	500	0%	0	0	0%	U
1,1-Dichloroethene	A	ug/L	0	0		0	0	0	0.141	1	500	0%	0	0	0%	U
1,1-Dichloropropene	A	ug/L	0	0		0	0	0	0.083	1	500	0%	0	0	0%	U
1,2,3-Trichloropropane	A	ug/L	0	0		0	0	0	0.235	1	500	0%	0	0	0%	U
1,2-Dibromoethane	A	ug/L	0	0		0	0	0	0.0916	1	500	0%	0	0	0%	U
1,2-Dichlorobenzene	A	ug/L	0	0		0	0	0	0.0746	1	500	0%	0	0	0%	U
1,2-Dichloroethane	A	ug/L	0	0		0	0	0	0.116	1	500	0%	0	0	0%	U
1,2-Dichloropropane	A	ug/L	0	0		0	0	0	0.0847	1	500	0%	0	0	0%	U
1,3-Dichlorobenzene	A	ug/L	0	0		0	0	0	0.0803	1	500	0%	0	0	0%	U
1,3-Dichloropropane	A	ug/L	0	0		0	0	0	0.0791	1	500	0%	0	0	0%	U
1,4-Dichlorobenzene	A	ug/L	0	0		0	0	0	0.0858	1	500	0%	0	0	0%	U
2,2-Dichloropropane	A	ug/L	0	0		0	0	0	0.186	1	500	0%	0	0	0%	U
2-Chlorotoluene	A	ug/L	0	0		0	0	0	0.0876	1	500	0%	0	0	0%	U
4-Chlorotoluene	A	ug/L	0	0		0	0	0	0.0728	1	500	0%	0	0	0%	U

Seq No	Lab ID	Test Code	Sample Typ	File ID	Analysis Date	DF	Batch ID	Prep Date	SPKref	RPDref	pmoist					
14971545	B22010002-002	VOC-8260-W-S	SAMP	DA5975C\VG010:1/5/2022	4:27:50	1	R372966		0	0						
Analyte	T	Units	RAW	Final	Text	Spike	SPKref	RPDref	MDL	PQL	UQL	%REC	LOW	HIGH	%RPD	Q
Benzene	A	ug/L	0	0		0	0	0	0.0914	1	500	0%	0	0	0%	U
Bromobenzene	A	ug/L	0	0		0	0	0	0.0831	1	500	0%	0	0	0%	U
Bromochloromethane	A	ug/L	0	0		0	0	0	0.141	1	500	0%	0	0	0%	U
Bromodichloromethane	A	ug/L	1.89432	0		0	0	0	0.12	1	500	0%	0	0	0%	U
Bromoform	A	ug/L	15.37295	0.614918		0	0	0	0.119	1	500	0%	0	0	0%	J
Bromomethane	A	ug/L	0	0		0	0	0	0.253	1	500	0%	0	0	0%	U
Carbon tetrachloride	A	ug/L	0	0		0	0	0	0.143	1	500	0%	0	0	0%	U
Chlorobenzene	A	ug/L	0	0		0	0	0	0.0914	1	500	0%	0	0	0%	U
Chlorodibromomethane	A	ug/L	5.20758	0.2083032		0	0	0	0.0841	1	500	0%	0	0	0%	J
Chloroethane	A	ug/L	0	0		0	0	0	0.169	1	500	0%	0	0	0%	U
Chloroform	A	ug/L	1.90877	0		0	0	0	0.0789	1	500	0%	0	0	0%	U
Chloromethane	A	ug/L	0.44409	0		0	0	0	0.162	1	500	0%	0	0	0%	U
cis-1,2-Dichloroethene	A	ug/L	0	0		0	0	0	0.108	1	500	0%	0	0	0%	U
cis-1,3-Dichloropropene	A	ug/L	0	0		0	0	0	0.073	1	500	0%	0	0	0%	U
Dibromomethane	A	ug/L	0	0		0	0	0	0.147	1	500	0%	0	0	0%	U
Dichlorodifluoromethane	A	ug/L	0	0		0	0	0	0.175	1	500	0%	0	0	0%	U
Ethylbenzene	A	ug/L	0	0		0	0	0	0.0836	1	500	0%	0	0	0%	U
m+p-Xylenes	A	ug/L	0	0		0	0	0	0.15	1	1000	0%	0	0	0%	U
Methyl ethyl ketone	A	ug/L	0	0		0	0	0	1.77	20	5000	0%	0	0	0%	U
Methyl tert-butyl ether (MTBE)	A	ug/L	0	0		0	0	0	0.101	1	500	0%	0	0	0%	U
Methylene chloride	A	ug/L	0.59257	0		0	0	0	0.338	1	500	0%	0	0	0%	U
o-Xylene	A	ug/L	0	0		0	0	0	0.0604	1	500	0%	0	0	0%	U
Styrene	A	ug/L	0	0		0	0	0	0.067	1	500	0%	0	0	0%	U
Tetrachloroethene	A	ug/L	0	0		0	0	0	0.0671	1	500	0%	0	0	0%	U
Toluene	A	ug/L	0	0		0	0	0	0.0679	1	500	0%	0	0	0%	U
trans-1,2-Dichloroethene	A	ug/L	0	0		0	0	0	0.125	1	500	0%	0	0	0%	U
trans-1,3-Dichloropropene	A	ug/L	0	0		0	0	0	0.0846	1	500	0%	0	0	0%	U
Trichloroethene	A	ug/L	0	0		0	0	0	0.0993	1	500	0%	0	0	0%	U
Trichlorofluoromethane	A	ug/L	0	0		0	0	0	0.134	1	500	0%	0	0	0%	U
Vinyl chloride	A	ug/L	0	0		0	0	0	0.153	1	500	0%	0	0	0%	U
1,4-Dichlorobenzene-d4	I	ug/L	250	10		0	0	0	0	0	0	0%	0	0	0%	
Chlorobenzene-d5	I	ug/L	250	10		0	0	0	0.1	0	0	0%	0	0	0%	
Fluorobenzene	I	ug/L	250	10		0	0	0	0.1	0	0	0%	0	0	0%	
Xylenes, Total	M	ug/L	0	0		0	0	0	0.0604	1	0	0%	0	0	0%	U
1,2-Dichloroethane-d4	S	ug/L	289.1908	11.567632		10	0	0	0.229	1	500	116%	81	118	0%	

Seq No	Lab ID	Test Code	Sample Typ	File ID	Analysis Date	DF	Batch ID	Prep Date	SPKref	RPDref	pmoist					
14971545	B22010002-002	VOC-8260-W-S	SAMP	DA5975C\VG010:1/5/2022	4:27:50	1	R372966		0	0						
Analyte	T	Units	RAW	Final	Text	Spike	SPKref	RPDref	MDL	PQL	UQL	%REC	LOW	HIGH	%RPD	Q
Dibromofluoromethane	S	ug/L	277.68068	11.1072272		10	0	0	0.129	1	500	111%	80	119	0%	
p-Bromofluorobenzene	S	ug/L	270.80782	10.8323128		10	0	0	0.149	1	500	108%	85	114	0%	
Toluene-d8	S	ug/L	265.93701	10.6374804		10	0	0	0.23	1	500	106%	89	112	0%	

Seq No	Lab ID	Test Code	Sample Typ	File ID	Analysis Date	DF	Batch ID	Prep Date	SPKref	RPDref	pmoist					
14971546	B22010002-003	VOC-8260-W-S	SAMP	DA5975C\VG010:1/5/2022	4:55:12	1	R372966		0	0						
Analyte	T	Units	RAW	Final	Text	Spike	SPKref	RPDref	MDL	PQL	UQL	%REC	LOW	HIGH	%RPD	Q
1,1,1,2-Tetrachloroethane	A	ug/L	0	0		0	0	0	0.101	1	500	0%	0	0	0%	U
1,1,1-Trichloroethane	A	ug/L	0	0		0	0	0	0.131	1	500	0%	0	0	0%	U
1,1,2,2-Tetrachloroethane	A	ug/L	0	0		0	0	0	0.0872	1	500	0%	0	0	0%	U
1,1,2-Trichloroethane	A	ug/L	0	0		0	0	0	0.108	1	500	0%	0	0	0%	U
1,1-Dichloroethane	A	ug/L	0	0		0	0	0	0.135	1	500	0%	0	0	0%	U
1,1-Dichloroethene	A	ug/L	0	0		0	0	0	0.141	1	500	0%	0	0	0%	U
1,1-Dichloropropene	A	ug/L	0	0		0	0	0	0.083	1	500	0%	0	0	0%	U
1,2,3-Trichloropropane	A	ug/L	0	0		0	0	0	0.235	1	500	0%	0	0	0%	U
1,2-Dibromoethane	A	ug/L	0	0		0	0	0	0.0916	1	500	0%	0	0	0%	U
1,2-Dichlorobenzene	A	ug/L	0	0		0	0	0	0.0746	1	500	0%	0	0	0%	U
1,2-Dichloroethane	A	ug/L	0	0		0	0	0	0.116	1	500	0%	0	0	0%	U
1,2-Dichloropropane	A	ug/L	0	0		0	0	0	0.0847	1	500	0%	0	0	0%	U
1,3-Dichlorobenzene	A	ug/L	0	0		0	0	0	0.0803	1	500	0%	0	0	0%	U
1,3-Dichloropropane	A	ug/L	0	0		0	0	0	0.0791	1	500	0%	0	0	0%	U
1,4-Dichlorobenzene	A	ug/L	0	0		0	0	0	0.0858	1	500	0%	0	0	0%	U
2,2-Dichloropropane	A	ug/L	0	0		0	0	0	0.186	1	500	0%	0	0	0%	U
2-Chlorotoluene	A	ug/L	0	0		0	0	0	0.0876	1	500	0%	0	0	0%	U
4-Chlorotoluene	A	ug/L	0	0		0	0	0	0.0728	1	500	0%	0	0	0%	U
Benzene	A	ug/L	0.14657	0		0	0	0	0.0914	1	500	0%	0	0	0%	U
Bromobenzene	A	ug/L	0	0		0	0	0	0.0831	1	500	0%	0	0	0%	U
Bromochloromethane	A	ug/L	0	0		0	0	0	0.141	1	500	0%	0	0	0%	U
Bromodichloromethane	A	ug/L	2.08157	0		0	0	0	0.12	1	500	0%	0	0	0%	U
Bromoform	A	ug/L	16.35591	0.6542364		0	0	0	0.119	1	500	0%	0	0	0%	J
Bromomethane	A	ug/L	0	0		0	0	0	0.253	1	500	0%	0	0	0%	U
Carbon tetrachloride	A	ug/L	0	0		0	0	0	0.143	1	500	0%	0	0	0%	U
Chlorobenzene	A	ug/L	0	0		0	0	0	0.0914	1	500	0%	0	0	0%	U
Chlorodibromomethane	A	ug/L	5.74957	0.2299828		0	0	0	0.0841	1	500	0%	0	0	0%	J

Seq No	Lab ID	Test Code	Sample Typ	File ID	Analysis Date	DF	Batch ID	Prep Date	SPKref	RPDref	pmoist					
14971546	B22010002-003	VOC-8260-W-S	SAMP	DA5975C\VG010:1/5/2022	4:55:12	1	R372966		0	0						
Analyte	T	Units	RAW	Final	Text	Spike	SPKref	RPDref	MDL	PQL	UQL	%REC	LOW	HIGH	%RPD	Q
Chloroethane	A	ug/L	0	0		0	0	0	0.169	1	500	0%	0	0	0%	U
Chloroform	A	ug/L	1.70841	0		0	0	0	0.0789	1	500	0%	0	0	0%	U
Chloromethane	A	ug/L	4.0503	0.162012		0	0	0	0.162	1	500	0%	0	0	0%	J
cis-1,2-Dichloroethene	A	ug/L	0	0		0	0	0	0.108	1	500	0%	0	0	0%	U
cis-1,3-Dichloropropene	A	ug/L	0	0		0	0	0	0.073	1	500	0%	0	0	0%	U
Dibromomethane	A	ug/L	0	0		0	0	0	0.147	1	500	0%	0	0	0%	U
Dichlorodifluoromethane	A	ug/L	0	0		0	0	0	0.175	1	500	0%	0	0	0%	U
Ethylbenzene	A	ug/L	0	0		0	0	0	0.0836	1	500	0%	0	0	0%	U
m+p-Xylenes	A	ug/L	0.4778	0		0	0	0	0.15	1	1000	0%	0	0	0%	U
Methyl ethyl ketone	A	ug/L	0	0		0	0	0	1.77	20	5000	0%	0	0	0%	U
Methyl tert-butyl ether (MTBE)	A	ug/L	0	0		0	0	0	0.101	1	500	0%	0	0	0%	U
Methylene chloride	A	ug/L	0	0		0	0	0	0.338	1	500	0%	0	0	0%	U
o-Xylene	A	ug/L	1.19898	0		0	0	0	0.0604	1	500	0%	0	0	0%	U
Styrene	A	ug/L	0	0		0	0	0	0.067	1	500	0%	0	0	0%	U
Tetrachloroethene	A	ug/L	0	0		0	0	0	0.0671	1	500	0%	0	0	0%	U
Toluene	A	ug/L	0	0		0	0	0	0.0679	1	500	0%	0	0	0%	U
trans-1,2-Dichloroethene	A	ug/L	0	0		0	0	0	0.125	1	500	0%	0	0	0%	U
trans-1,3-Dichloropropene	A	ug/L	0	0		0	0	0	0.0846	1	500	0%	0	0	0%	U
Trichloroethene	A	ug/L	0	0		0	0	0	0.0993	1	500	0%	0	0	0%	U
Trichlorofluoromethane	A	ug/L	0	0		0	0	0	0.134	1	500	0%	0	0	0%	U
Vinyl chloride	A	ug/L	0	0		0	0	0	0.153	1	500	0%	0	0	0%	U
1,4-Dichlorobenzene-d4	I	ug/L	250	10		0	0	0	0	0	0	0%	0	0	0%	
Chlorobenzene-d5	I	ug/L	250	10		0	0	0	0.1	0	0	0%	0	0	0%	
Fluorobenzene	I	ug/L	250	10		0	0	0	0.1	0	0	0%	0	0	0%	
Xylenes, Total	M	ug/L	1.67678	0.0670712		0	0	0	0.0604	1	0	0%	0	0	0%	J
1,2-Dichloroethane-d4	S	ug/L	284.63077	11.3852308		10	0	0	0.229	1	500	114%	81	118	0%	
Dibromofluoromethane	S	ug/L	276.66529	11.0666116		10	0	0	0.129	1	500	111%	80	119	0%	
p-Bromofluorobenzene	S	ug/L	264.52391	10.5809564		10	0	0	0.149	1	500	106%	85	114	0%	
Toluene-d8	S	ug/L	265.62246	10.6248984		10	0	0	0.23	1	500	106%	89	112	0%	

Seq No	Lab ID	Test Code	Sample Typ	File ID	Analysis Date	DF	Batch ID	Prep Date	SPKref	RPDref	pmoist					
14971547	B22010096-001	VOC-8260-W-S	SAMP	DA5975C\VG010:1/5/2022	5:22:23	1	R372966		0	0						
Analyte	T	Units	RAW	Final	Text	Spike	SPKref	RPDref	MDL	PQL	UQL	%REC	LOW	HIGH	%RPD	Q



Seq No	Lab ID	Test Code	Sample Typ	File ID	Analysis Date	DF	Batch ID	Prep Date	SPKref	RPDref	pmoist					
14971547	B22010096-001	VOC-8260-W-S	SAMP	DA5975C\VG010:1/5/2022	5:22:23	1	R372966		0	0						
Analyte	T	Units	RAW	Final	Text	Spike	SPKref	RPDref	MDL	PQL	UQL	%REC	LOW	HIGH	%RPD	Q
1,1,1,2-Tetrachloroethane	A	ug/L	0	0		0	0	0	0.101	1	500	0%	0	0	0%	U
1,1,1-Trichloroethane	A	ug/L	0	0		0	0	0	0.131	1	500	0%	0	0	0%	U
1,1,2,2-Tetrachloroethane	A	ug/L	0	0		0	0	0	0.0872	1	500	0%	0	0	0%	U
1,1,2-Trichloroethane	A	ug/L	0	0		0	0	0	0.108	1	500	0%	0	0	0%	U
1,1-Dichloroethane	A	ug/L	0	0		0	0	0	0.135	1	500	0%	0	0	0%	U
1,1-Dichloroethene	A	ug/L	0	0		0	0	0	0.141	1	500	0%	0	0	0%	U
1,1-Dichloropropene	A	ug/L	0	0		0	0	0	0.083	1	500	0%	0	0	0%	U
1,2,3-Trichloropropane	A	ug/L	0	0		0	0	0	0.235	1	500	0%	0	0	0%	U
1,2-Dibromoethane	A	ug/L	0	0		0	0	0	0.0916	1	500	0%	0	0	0%	U
1,2-Dichlorobenzene	A	ug/L	0	0		0	0	0	0.0746	1	500	0%	0	0	0%	U
1,2-Dichloroethane	A	ug/L	0	0		0	0	0	0.116	1	500	0%	0	0	0%	U
1,2-Dichloropropane	A	ug/L	0	0		0	0	0	0.0847	1	500	0%	0	0	0%	U
1,3-Dichlorobenzene	A	ug/L	0	0		0	0	0	0.0803	1	500	0%	0	0	0%	U
1,3-Dichloropropane	A	ug/L	0	0		0	0	0	0.0791	1	500	0%	0	0	0%	U
1,4-Dichlorobenzene	A	ug/L	0	0		0	0	0	0.0858	1	500	0%	0	0	0%	U
2,2-Dichloropropane	A	ug/L	0	0		0	0	0	0.186	1	500	0%	0	0	0%	U
2-Chlorotoluene	A	ug/L	0	0		0	0	0	0.0876	1	500	0%	0	0	0%	U
4-Chlorotoluene	A	ug/L	0	0		0	0	0	0.0728	1	500	0%	0	0	0%	U
Benzene	A	ug/L	0	0		0	0	0	0.0914	1	500	0%	0	0	0%	U
Bromobenzene	A	ug/L	0	0		0	0	0	0.0831	1	500	0%	0	0	0%	U
Bromochloromethane	A	ug/L	0	0		0	0	0	0.141	1	500	0%	0	0	0%	U
Bromodichloromethane	A	ug/L	0	0		0	0	0	0.12	1	500	0%	0	0	0%	U
Bromoform	A	ug/L	0	0		0	0	0	0.119	1	500	0%	0	0	0%	U
Bromomethane	A	ug/L	0	0		0	0	0	0.253	1	500	0%	0	0	0%	U
Carbon tetrachloride	A	ug/L	0	0		0	0	0	0.143	1	500	0%	0	0	0%	U
Chlorobenzene	A	ug/L	0	0		0	0	0	0.0914	1	500	0%	0	0	0%	U
Chlorodibromomethane	A	ug/L	0	0		0	0	0	0.0841	1	500	0%	0	0	0%	U
Chloroethane	A	ug/L	0	0		0	0	0	0.169	1	500	0%	0	0	0%	U
Chloroform	A	ug/L	0	0		0	0	0	0.0789	1	500	0%	0	0	0%	U
Chloromethane	A	ug/L	0.88371	0		0	0	0	0.162	1	500	0%	0	0	0%	U
cis-1,2-Dichloroethene	A	ug/L	0	0		0	0	0	0.108	1	500	0%	0	0	0%	U
cis-1,3-Dichloropropene	A	ug/L	0	0		0	0	0	0.073	1	500	0%	0	0	0%	U
Dibromomethane	A	ug/L	0	0		0	0	0	0.147	1	500	0%	0	0	0%	U
Dichlorodifluoromethane	A	ug/L	0	0		0	0	0	0.175	1	500	0%	0	0	0%	U
Ethylbenzene	A	ug/L	0	0		0	0	0	0.0836	1	500	0%	0	0	0%	U

Seq No	Lab ID	Test Code	Sample Typ	File ID	Analysis Date	DF	Batch ID	Prep Date	SPKref	RPDref	pmoist					
14971547	B22010096-001	VOC-8260-W-S	SAMP	DA5975C\VG010:1/5/2022	5:22:23	1	R372966		0	0						
Analyte	T	Units	RAW	Final	Text	Spike	SPKref	RPDref	MDL	PQL	UQL	%REC	LOW	HIGH	%RPD	Q
m+p-Xylenes	A	ug/L	0.04631	0		0	0	0	0.15	1	1000	0%	0	0	0%	U
Methyl ethyl ketone	A	ug/L	0	0		0	0	0	1.77	20	5000	0%	0	0	0%	U
Methyl tert-butyl ether (MTBE)	A	ug/L	0	0		0	0	0	0.101	1	500	0%	0	0	0%	U
Methylene chloride	A	ug/L	0	0		0	0	0	0.338	1	500	0%	0	0	0%	U
o-Xylene	A	ug/L	0	0		0	0	0	0.0604	1	500	0%	0	0	0%	U
Styrene	A	ug/L	0	0		0	0	0	0.067	1	500	0%	0	0	0%	U
Tetrachloroethene	A	ug/L	0	0		0	0	0	0.0671	1	500	0%	0	0	0%	U
Toluene	A	ug/L	0	0		0	0	0	0.0679	1	500	0%	0	0	0%	U
trans-1,2-Dichloroethene	A	ug/L	0	0		0	0	0	0.125	1	500	0%	0	0	0%	U
trans-1,3-Dichloropropene	A	ug/L	0	0		0	0	0	0.0846	1	500	0%	0	0	0%	U
Trichloroethene	A	ug/L	0	0		0	0	0	0.0993	1	500	0%	0	0	0%	U
Trichlorofluoromethane	A	ug/L	0	0		0	0	0	0.134	1	500	0%	0	0	0%	U
Vinyl chloride	A	ug/L	0	0		0	0	0	0.153	1	500	0%	0	0	0%	U
1,4-Dichlorobenzene-d4	I	ug/L	250	10		0	0	0	0	0	0	0%	0	0	0%	
Chlorobenzene-d5	I	ug/L	250	10		0	0	0	0.1	0	0	0%	0	0	0%	
Fluorobenzene	I	ug/L	250	10		0	0	0	0.1	0	0	0%	0	0	0%	
Xylenes, Total	M	ug/L	0.04631	0		0	0	0	0.0604	1	0	0%	0	0	0%	U
1,2-Dichloroethane-d4	S	ug/L	287.70198	11.5080792		10	0	0	0.229	1	500	115%	81	118	0%	
Dibromofluoromethane	S	ug/L	278.05136	11.1220544		10	0	0	0.129	1	500	111%	80	119	0%	
p-Bromofluorobenzene	S	ug/L	272.22777	10.8891108		10	0	0	0.149	1	500	109%	85	114	0%	
Toluene-d8	S	ug/L	270.87613	10.8350452		10	0	0	0.23	1	500	108%	89	112	0%	

Seq No	Lab ID	Test Code	Sample Typ	File ID	Analysis Date	DF	Batch ID	Prep Date	SPKref	RPDref	pmoist					
14971548	B22010120-001	VOC-8260-W-S	SAMP	DA5975C\VG010:1/5/2022	5:49:37	1	R372966		0	0						
Analyte	T	Units	RAW	Final	Text	Spike	SPKref	RPDref	MDL	PQL	UQL	%REC	LOW	HIGH	%RPD	Q
1,1,1,2-Tetrachloroethane	A	ug/L	0	0		0	0	0	0.101	1	500	0%	0	0	0%	U
1,1,1-Trichloroethane	A	ug/L	0	0		0	0	0	0.131	1	500	0%	0	0	0%	U
1,1,2,2-Tetrachloroethane	A	ug/L	0	0		0	0	0	0.0872	1	500	0%	0	0	0%	U
1,1,2-Trichloroethane	A	ug/L	0	0		0	0	0	0.108	1	500	0%	0	0	0%	U
1,1-Dichloroethane	A	ug/L	0	0		0	0	0	0.135	1	500	0%	0	0	0%	U
1,1-Dichloroethene	A	ug/L	0	0		0	0	0	0.141	1	500	0%	0	0	0%	U
1,1-Dichloropropene	A	ug/L	0	0		0	0	0	0.083	1	500	0%	0	0	0%	U
1,2,3-Trichloropropane	A	ug/L	0	0		0	0	0	0.235	1	500	0%	0	0	0%	U
1,2-Dibromoethane	A	ug/L	0	0		0	0	0	0.0916	1	500	0%	0	0	0%	U

Seq No	Lab ID	Test Code	Sample Typ	File ID	Analysis Date	DF	Batch ID	Prep Date	SPKref	RPDref	pmoist					
14971548	B22010120-001	VOC-8260-W-S	SAMP	DA5975C\VG010:1	1/5/2022 5:49:37	1	R372966		0	0						
Analyte	T	Units	RAW	Final	Text	Spike	SPKref	RPDref	MDL	PQL	UQL	%REC	LOW	HIGH	%RPD	Q
1,2-Dichlorobenzene	A	ug/L	0	0		0	0	0	0.0746	1	500	0%	0	0	0%	U
1,2-Dichloroethane	A	ug/L	6.00028	0.2400112		0	0	0	0.116	1	500	0%	0	0	0%	J
1,2-Dichloropropane	A	ug/L	0	0		0	0	0	0.0847	1	500	0%	0	0	0%	U
1,3-Dichlorobenzene	A	ug/L	0	0		0	0	0	0.0803	1	500	0%	0	0	0%	U
1,3-Dichloropropane	A	ug/L	0	0		0	0	0	0.0791	1	500	0%	0	0	0%	U
1,4-Dichlorobenzene	A	ug/L	0	0		0	0	0	0.0858	1	500	0%	0	0	0%	U
2,2-Dichloropropane	A	ug/L	0	0		0	0	0	0.186	1	500	0%	0	0	0%	U
2-Chlorotoluene	A	ug/L	0	0		0	0	0	0.0876	1	500	0%	0	0	0%	U
4-Chlorotoluene	A	ug/L	0	0		0	0	0	0.0728	1	500	0%	0	0	0%	U
Benzene	A	ug/L	0	0		0	0	0	0.0914	1	500	0%	0	0	0%	U
Bromobenzene	A	ug/L	0	0		0	0	0	0.0831	1	500	0%	0	0	0%	U
Bromochloromethane	A	ug/L	0	0		0	0	0	0.141	1	500	0%	0	0	0%	U
Bromodichloromethane	A	ug/L	0	0		0	0	0	0.12	1	500	0%	0	0	0%	U
Bromoform	A	ug/L	0	0		0	0	0	0.119	1	500	0%	0	0	0%	U
Bromomethane	A	ug/L	0	0		0	0	0	0.253	1	500	0%	0	0	0%	U
Carbon tetrachloride	A	ug/L	0	0		0	0	0	0.143	1	500	0%	0	0	0%	U
Chlorobenzene	A	ug/L	0	0		0	0	0	0.0914	1	500	0%	0	0	0%	U
Chlorodibromomethane	A	ug/L	0	0		0	0	0	0.0841	1	500	0%	0	0	0%	U
Chloroethane	A	ug/L	0	0		0	0	0	0.169	1	500	0%	0	0	0%	U
Chloroform	A	ug/L	0	0		0	0	0	0.0789	1	500	0%	0	0	0%	U
Chloromethane	A	ug/L	0	0		0	0	0	0.162	1	500	0%	0	0	0%	U
cis-1,2-Dichloroethene	A	ug/L	0	0		0	0	0	0.108	1	500	0%	0	0	0%	U
cis-1,3-Dichloropropene	A	ug/L	0	0		0	0	0	0.073	1	500	0%	0	0	0%	U
Dibromomethane	A	ug/L	0	0		0	0	0	0.147	1	500	0%	0	0	0%	U
Dichlorodifluoromethane	A	ug/L	0	0		0	0	0	0.175	1	500	0%	0	0	0%	U
Ethylbenzene	A	ug/L	0	0		0	0	0	0.0836	1	500	0%	0	0	0%	U
m+p-Xylenes	A	ug/L	0	0		0	0	0	0.15	1	1000	0%	0	0	0%	U
Methyl ethyl ketone	A	ug/L	0	0		0	0	0	1.77	20	5000	0%	0	0	0%	U
Methyl tert-butyl ether (MTBE)	A	ug/L	0	0		0	0	0	0.101	1	500	0%	0	0	0%	U
Methylene chloride	A	ug/L	0.42097	0		0	0	0	0.338	1	500	0%	0	0	0%	U
o-Xylene	A	ug/L	0	0		0	0	0	0.0604	1	500	0%	0	0	0%	U
Styrene	A	ug/L	0	0		0	0	0	0.067	1	500	0%	0	0	0%	U
Tetrachloroethene	A	ug/L	0	0		0	0	0	0.0671	1	500	0%	0	0	0%	U
Toluene	A	ug/L	0	0		0	0	0	0.0679	1	500	0%	0	0	0%	U
trans-1,2-Dichloroethene	A	ug/L	0	0		0	0	0	0.125	1	500	0%	0	0	0%	U

Seq No	Lab ID	Test Code	Sample Typ	File ID	Analysis Date	DF	Batch ID	Prep Date	SPKref	RPDref	pmoist					
14971548	B22010120-001	VOC-8260-W-S	SAMP	DA5975C\VG010:1/5/2022	5:49:37	1	R372966		0	0						
Analyte	T	Units	RAW	Final	Text	Spike	SPKref	RPDref	MDL	PQL	UQL	%REC	LOW	HIGH	%RPD	Q
trans-1,3-Dichloropropene	A	ug/L	0	0		0	0	0	0.0846	1	500	0%	0	0	0%	U
Trichloroethene	A	ug/L	0	0		0	0	0	0.0993	1	500	0%	0	0	0%	U
Trichlorofluoromethane	A	ug/L	0	0		0	0	0	0.134	1	500	0%	0	0	0%	U
Vinyl chloride	A	ug/L	0	0		0	0	0	0.153	1	500	0%	0	0	0%	U
1,4-Dichlorobenzene-d4	I	ug/L	250	10		0	0	0	0	0	0	0%	0	0	0%	
Chlorobenzene-d5	I	ug/L	250	10		0	0	0	0.1	0	0	0%	0	0	0%	
Fluorobenzene	I	ug/L	250	10		0	0	0	0.1	0	0	0%	0	0	0%	
Xylenes, Total	M	ug/L	0	0		0	0	0	0.0604	1	0	0%	0	0	0%	U
1,2-Dichloroethane-d4	S	ug/L	293.31496	11.7325984		10	0	0	0.229	1	500	117%	81	118	0%	
Dibromofluoromethane	S	ug/L	277.61341	11.1045364		10	0	0	0.129	1	500	111%	80	119	0%	
p-Bromofluorobenzene	S	ug/L	266.8629	10.674516		10	0	0	0.149	1	500	107%	85	114	0%	
Toluene-d8	S	ug/L	269.93541	10.7974164		10	0	0	0.23	1	500	108%	89	112	0%	

Seq No	Lab ID	Test Code	Sample Typ	File ID	Analysis Date	DF	Batch ID	Prep Date	SPKref	RPDref	pmoist					
14971549	B22010134-001	VOC-8260-W-S	SAMP	DA5975C\VG010:1/5/2022	6:16:51	1	R372966		0	0						
Analyte	T	Units	RAW	Final	Text	Spike	SPKref	RPDref	MDL	PQL	UQL	%REC	LOW	HIGH	%RPD	Q
1,1,1,2-Tetrachloroethane	A	ug/L	0	0		0	0	0	0.101	1	500	0%	0	0	0%	U
1,1,1-Trichloroethane	A	ug/L	0	0		0	0	0	0.131	1	500	0%	0	0	0%	U
1,1,2,2-Tetrachloroethane	A	ug/L	0	0		0	0	0	0.0872	1	500	0%	0	0	0%	U
1,1,2-Trichloroethane	A	ug/L	0	0		0	0	0	0.108	1	500	0%	0	0	0%	U
1,1-Dichloroethane	A	ug/L	0	0		0	0	0	0.135	1	500	0%	0	0	0%	U
1,1-Dichloroethene	A	ug/L	0	0		0	0	0	0.141	1	500	0%	0	0	0%	U
1,1-Dichloropropene	A	ug/L	0	0		0	0	0	0.083	1	500	0%	0	0	0%	U
1,2,3-Trichloropropane	A	ug/L	0	0		0	0	0	0.235	1	500	0%	0	0	0%	U
1,2-Dibromoethane	A	ug/L	0	0		0	0	0	0.0916	1	500	0%	0	0	0%	U
1,2-Dichlorobenzene	A	ug/L	0	0		0	0	0	0.0746	1	500	0%	0	0	0%	U
1,2-Dichloroethane	A	ug/L	0	0		0	0	0	0.116	1	500	0%	0	0	0%	U
1,2-Dichloropropane	A	ug/L	0	0		0	0	0	0.0847	1	500	0%	0	0	0%	U
1,3-Dichlorobenzene	A	ug/L	0	0		0	0	0	0.0803	1	500	0%	0	0	0%	U
1,3-Dichloropropane	A	ug/L	0	0		0	0	0	0.0791	1	500	0%	0	0	0%	U
1,4-Dichlorobenzene	A	ug/L	0	0		0	0	0	0.0858	1	500	0%	0	0	0%	U
2,2-Dichloropropane	A	ug/L	0	0		0	0	0	0.186	1	500	0%	0	0	0%	U
2-Chlorotoluene	A	ug/L	0	0		0	0	0	0.0876	1	500	0%	0	0	0%	U
4-Chlorotoluene	A	ug/L	0	0		0	0	0	0.0728	1	500	0%	0	0	0%	U

Seq No	Lab ID	Test Code	Sample Typ	File ID	Analysis Date	DF	Batch ID	Prep Date	SPKref	RPDref	pmoist					
14971549	B22010134-001	VOC-8260-W-S	SAMP	DA5975CVVG010:1/5/2022	6:16:51	1	R372966		0	0						
Analyte	T	Units	RAW	Final	Text	Spike	SPKref	RPDref	MDL	PQL	UQL	%REC	LOW	HIGH	%RPD	Q
Benzene	A	ug/L	0	0		0	0	0	0.0914	1	500	0%	0	0	0%	U
Bromobenzene	A	ug/L	0	0		0	0	0	0.0831	1	500	0%	0	0	0%	U
Bromochloromethane	A	ug/L	0	0		0	0	0	0.141	1	500	0%	0	0	0%	U
Bromodichloromethane	A	ug/L	0	0		0	0	0	0.12	1	500	0%	0	0	0%	U
Bromoform	A	ug/L	0	0		0	0	0	0.119	1	500	0%	0	0	0%	U
Bromomethane	A	ug/L	0	0		0	0	0	0.253	1	500	0%	0	0	0%	U
Carbon tetrachloride	A	ug/L	0	0		0	0	0	0.143	1	500	0%	0	0	0%	U
Chlorobenzene	A	ug/L	0	0		0	0	0	0.0914	1	500	0%	0	0	0%	U
Chlorodibromomethane	A	ug/L	0	0		0	0	0	0.0841	1	500	0%	0	0	0%	U
Chloroethane	A	ug/L	0	0		0	0	0	0.169	1	500	0%	0	0	0%	U
Chloroform	A	ug/L	0	0		0	0	0	0.0789	1	500	0%	0	0	0%	U
Chloromethane	A	ug/L	1.16528	0		0	0	0	0.162	1	500	0%	0	0	0%	U
cis-1,2-Dichloroethene	A	ug/L	0	0		0	0	0	0.108	1	500	0%	0	0	0%	U
cis-1,3-Dichloropropene	A	ug/L	0	0		0	0	0	0.073	1	500	0%	0	0	0%	U
Dibromomethane	A	ug/L	0	0		0	0	0	0.147	1	500	0%	0	0	0%	U
Dichlorodifluoromethane	A	ug/L	0	0		0	0	0	0.175	1	500	0%	0	0	0%	U
Ethylbenzene	A	ug/L	0	0		0	0	0	0.0836	1	500	0%	0	0	0%	U
m+p-Xylenes	A	ug/L	0	0		0	0	0	0.15	1	1000	0%	0	0	0%	U
Methyl ethyl ketone	A	ug/L	0	0		0	0	0	1.77	20	5000	0%	0	0	0%	U
Methyl tert-butyl ether (MTBE)	A	ug/L	0	0		0	0	0	0.101	1	500	0%	0	0	0%	U
Methylene chloride	A	ug/L	0.69364	0		0	0	0	0.338	1	500	0%	0	0	0%	U
o-Xylene	A	ug/L	0	0		0	0	0	0.0604	1	500	0%	0	0	0%	U
Styrene	A	ug/L	0	0		0	0	0	0.067	1	500	0%	0	0	0%	U
Tetrachloroethene	A	ug/L	0	0		0	0	0	0.0671	1	500	0%	0	0	0%	U
Toluene	A	ug/L	0	0		0	0	0	0.0679	1	500	0%	0	0	0%	U
trans-1,2-Dichloroethene	A	ug/L	0	0		0	0	0	0.125	1	500	0%	0	0	0%	U
trans-1,3-Dichloropropene	A	ug/L	0	0		0	0	0	0.0846	1	500	0%	0	0	0%	U
Trichloroethene	A	ug/L	0	0		0	0	0	0.0993	1	500	0%	0	0	0%	U
Trichlorofluoromethane	A	ug/L	0	0		0	0	0	0.134	1	500	0%	0	0	0%	U
Vinyl chloride	A	ug/L	0	0		0	0	0	0.153	1	500	0%	0	0	0%	U
1,4-Dichlorobenzene-d4	I	ug/L	250	10		0	0	0	0	0	0	0%	0	0	0%	
Chlorobenzene-d5	I	ug/L	250	10		0	0	0	0.1	0	0	0%	0	0	0%	
Fluorobenzene	I	ug/L	250	10		0	0	0	0.1	0	0	0%	0	0	0%	
Xylenes, Total	M	ug/L	0	0		0	0	0	0.0604	1	0	0%	0	0	0%	U
1,2-Dichloroethane-d4	S	ug/L	284.90915	11.396366		10	0	0	0.229	1	500	114%	81	118	0%	

Seq No	Lab ID	Test Code	Sample Typ	File ID	Analysis Date	DF	Batch ID	Prep Date	SPKref	RPDref	pmoist					
14971549	B22010134-001	VOC-8260-W-S	SAMP	DA5975C\VG010:1/5/2022	6:16:51	1	R372966		0	0						
Analyte	T	Units	RAW	Final	Text	Spike	SPKref	RPDref	MDL	PQL	UQL	%REC	LOW	HIGH	%RPD	Q
Dibromofluoromethane	S	ug/L	281.03574	11.2414296		10	0	0	0.129	1	500	112%	80	119	0%	
p-Bromofluorobenzene	S	ug/L	269.49342	10.7797368		10	0	0	0.149	1	500	108%	85	114	0%	
Toluene-d8	S	ug/L	268.66914	10.7467656		10	0	0	0.23	1	500	107%	89	112	0%	

Seq No	Lab ID	Test Code	Sample Typ	File ID	Analysis Date	DF	Batch ID	Prep Date	SPKref	RPDref	pmoist					
14971550	B22010141-001	VOC-8260-W-S	SAMP	DA5975C\VG010:1/5/2022	6:44:10	1	R372966		0	0						
Analyte	T	Units	RAW	Final	Text	Spike	SPKref	RPDref	MDL	PQL	UQL	%REC	LOW	HIGH	%RPD	Q
1,1,1,2-Tetrachloroethane	A	ug/L	0	0		0	0	0	0.101	1	500	0%	0	0	0%	U
1,1,1-Trichloroethane	A	ug/L	0	0		0	0	0	0.131	1	500	0%	0	0	0%	U
1,1,2,2-Tetrachloroethane	A	ug/L	0	0		0	0	0	0.0872	1	500	0%	0	0	0%	U
1,1,2-Trichloroethane	A	ug/L	0	0		0	0	0	0.108	1	500	0%	0	0	0%	U
1,1-Dichloroethane	A	ug/L	0	0		0	0	0	0.135	1	500	0%	0	0	0%	U
1,1-Dichloroethene	A	ug/L	0	0		0	0	0	0.141	1	500	0%	0	0	0%	U
1,1-Dichloropropene	A	ug/L	0	0		0	0	0	0.083	1	500	0%	0	0	0%	U
1,2,3-Trichloropropane	A	ug/L	0	0		0	0	0	0.235	1	500	0%	0	0	0%	U
1,2-Dibromoethane	A	ug/L	0	0		0	0	0	0.0916	1	500	0%	0	0	0%	U
1,2-Dichlorobenzene	A	ug/L	0	0		0	0	0	0.0746	1	500	0%	0	0	0%	U
1,2-Dichloroethane	A	ug/L	0	0		0	0	0	0.116	1	500	0%	0	0	0%	U
1,2-Dichloropropane	A	ug/L	0	0		0	0	0	0.0847	1	500	0%	0	0	0%	U
1,3-Dichlorobenzene	A	ug/L	0	0		0	0	0	0.0803	1	500	0%	0	0	0%	U
1,3-Dichloropropane	A	ug/L	0	0		0	0	0	0.0791	1	500	0%	0	0	0%	U
1,4-Dichlorobenzene	A	ug/L	0	0		0	0	0	0.0858	1	500	0%	0	0	0%	U
2,2-Dichloropropane	A	ug/L	0	0		0	0	0	0.186	1	500	0%	0	0	0%	U
2-Chlorotoluene	A	ug/L	0	0		0	0	0	0.0876	1	500	0%	0	0	0%	U
4-Chlorotoluene	A	ug/L	0	0		0	0	0	0.0728	1	500	0%	0	0	0%	U
Benzene	A	ug/L	0.14554	0		0	0	0	0.0914	1	500	0%	0	0	0%	U
Bromobenzene	A	ug/L	0	0		0	0	0	0.0831	1	500	0%	0	0	0%	U
Bromochloromethane	A	ug/L	0	0		0	0	0	0.141	1	500	0%	0	0	0%	U
Bromodichloromethane	A	ug/L	0	0		0	0	0	0.12	1	500	0%	0	0	0%	U
Bromoform	A	ug/L	0	0		0	0	0	0.119	1	500	0%	0	0	0%	U
Bromomethane	A	ug/L	0	0		0	0	0	0.253	1	500	0%	0	0	0%	U
Carbon tetrachloride	A	ug/L	0	0		0	0	0	0.143	1	500	0%	0	0	0%	U
Chlorobenzene	A	ug/L	0	0		0	0	0	0.0914	1	500	0%	0	0	0%	U
Chlorodibromomethane	A	ug/L	0	0		0	0	0	0.0841	1	500	0%	0	0	0%	U

Seq No	Lab ID	Test Code	Sample Typ	File ID	Analysis Date	DF	Batch ID	Prep Date	SPKref	RPDref	pmoist					
14971550	B22010141-001	VOC-8260-W-S	SAMP	DA5975C\VG010:1/5/2022	6:44:10	1	R372966		0	0						
Analyte	T	Units	RAW	Final	Text	Spike	SPKref	RPDref	MDL	PQL	UQL	%REC	LOW	HIGH	%RPD	Q
Chloroethane	A	ug/L	0	0		0	0	0	0.169	1	500	0%	0	0	0%	U
Chloroform	A	ug/L	0	0		0	0	0	0.0789	1	500	0%	0	0	0%	U
Chloromethane	A	ug/L	0	0		0	0	0	0.162	1	500	0%	0	0	0%	U
cis-1,2-Dichloroethene	A	ug/L	0	0		0	0	0	0.108	1	500	0%	0	0	0%	U
cis-1,3-Dichloropropene	A	ug/L	0	0		0	0	0	0.073	1	500	0%	0	0	0%	U
Dibromomethane	A	ug/L	0	0		0	0	0	0.147	1	500	0%	0	0	0%	U
Dichlorodifluoromethane	A	ug/L	0	0		0	0	0	0.175	1	500	0%	0	0	0%	U
Ethylbenzene	A	ug/L	0	0		0	0	0	0.0836	1	500	0%	0	0	0%	U
m+p-Xylenes	A	ug/L	0	0		0	0	0	0.15	1	1000	0%	0	0	0%	U
Methyl ethyl ketone	A	ug/L	0	0		0	0	0	1.77	20	5000	0%	0	0	0%	U
Methyl tert-butyl ether (MTBE)	A	ug/L	0	0		0	0	0	0.101	1	500	0%	0	0	0%	U
Methylene chloride	A	ug/L	0	0		0	0	0	0.338	1	500	0%	0	0	0%	U
o-Xylene	A	ug/L	0	0		0	0	0	0.0604	1	500	0%	0	0	0%	U
Styrene	A	ug/L	0	0		0	0	0	0.067	1	500	0%	0	0	0%	U
Tetrachloroethene	A	ug/L	0	0		0	0	0	0.0671	1	500	0%	0	0	0%	U
Toluene	A	ug/L	0	0		0	0	0	0.0679	1	500	0%	0	0	0%	U
trans-1,2-Dichloroethene	A	ug/L	0	0		0	0	0	0.125	1	500	0%	0	0	0%	U
trans-1,3-Dichloropropene	A	ug/L	0	0		0	0	0	0.0846	1	500	0%	0	0	0%	U
Trichloroethene	A	ug/L	0	0		0	0	0	0.0993	1	500	0%	0	0	0%	U
Trichlorofluoromethane	A	ug/L	0	0		0	0	0	0.134	1	500	0%	0	0	0%	U
Vinyl chloride	A	ug/L	0	0		0	0	0	0.153	1	500	0%	0	0	0%	U
1,4-Dichlorobenzene-d4	I	ug/L	250	10		0	0	0	0	0	0	0%	0	0	0%	
Chlorobenzene-d5	I	ug/L	250	10		0	0	0	0.1	0	0	0%	0	0	0%	
Fluorobenzene	I	ug/L	250	10		0	0	0	0.1	0	0	0%	0	0	0%	
Xylenes, Total	M	ug/L	0	0		0	0	0	0.0604	1	0	0%	0	0	0%	U
1,2-Dichloroethane-d4	S	ug/L	287.12367	11.4849468		10	0	0	0.229	1	500	115%	81	118	0%	
Dibromofluoromethane	S	ug/L	277.49716	11.0998864		10	0	0	0.129	1	500	111%	80	119	0%	
p-Bromofluorobenzene	S	ug/L	265.61597	10.6246388		10	0	0	0.149	1	500	106%	85	114	0%	
Toluene-d8	S	ug/L	266.98971	10.6795884		10	0	0	0.23	1	500	107%	89	112	0%	

Seq No	Lab ID	Test Code	Sample Typ	File ID	Analysis Date	DF	Batch ID	Prep Date	SPKref	RPDref	pmoist					
14971551	B22010142-001	VOC-8260-W-S	SAMP	DA5975C\VG010:1/5/2022	7:11:33	1	R372966		0	0						
Analyte	T	Units	RAW	Final	Text	Spike	SPKref	RPDref	MDL	PQL	UQL	%REC	LOW	HIGH	%RPD	Q

Seq No	Lab ID	Test Code	Sample Typ	File ID	Analysis Date	DF	Batch ID	Prep Date	SPKref	RPDref	pmoist					
14971551	B22010142-001	VOC-8260-W-S	SAMP	DA5975C\VG010:1/5/2022	7:11:33	1	R372966		0	0						
Analyte	T	Units	RAW	Final	Text	Spike	SPKref	RPDref	MDL	PQL	UQL	%REC	LOW	HIGH	%RPD	Q
1,1,1,2-Tetrachloroethane	A	ug/L	0	0		0	0	0	0.101	1	500	0%	0	0	0%	U
1,1,1-Trichloroethane	A	ug/L	0	0		0	0	0	0.131	1	500	0%	0	0	0%	U
1,1,2,2-Tetrachloroethane	A	ug/L	0	0		0	0	0	0.0872	1	500	0%	0	0	0%	U
1,1,2-Trichloroethane	A	ug/L	0	0		0	0	0	0.108	1	500	0%	0	0	0%	U
1,1-Dichloroethane	A	ug/L	0	0		0	0	0	0.135	1	500	0%	0	0	0%	U
1,1-Dichloroethene	A	ug/L	0	0		0	0	0	0.141	1	500	0%	0	0	0%	U
1,1-Dichloropropene	A	ug/L	0	0		0	0	0	0.083	1	500	0%	0	0	0%	U
1,2,3-Trichloropropane	A	ug/L	0	0		0	0	0	0.235	1	500	0%	0	0	0%	U
1,2-Dibromoethane	A	ug/L	0	0		0	0	0	0.0916	1	500	0%	0	0	0%	U
1,2-Dichlorobenzene	A	ug/L	0	0		0	0	0	0.0746	1	500	0%	0	0	0%	U
1,2-Dichloroethane	A	ug/L	0	0		0	0	0	0.116	1	500	0%	0	0	0%	U
1,2-Dichloropropane	A	ug/L	0	0		0	0	0	0.0847	1	500	0%	0	0	0%	U
1,3-Dichlorobenzene	A	ug/L	0	0		0	0	0	0.0803	1	500	0%	0	0	0%	U
1,3-Dichloropropane	A	ug/L	0	0		0	0	0	0.0791	1	500	0%	0	0	0%	U
1,4-Dichlorobenzene	A	ug/L	0	0		0	0	0	0.0858	1	500	0%	0	0	0%	U
2,2-Dichloropropane	A	ug/L	0	0		0	0	0	0.186	1	500	0%	0	0	0%	U
2-Chlorotoluene	A	ug/L	0	0		0	0	0	0.0876	1	500	0%	0	0	0%	U
4-Chlorotoluene	A	ug/L	0	0		0	0	0	0.0728	1	500	0%	0	0	0%	U
Benzene	A	ug/L	0.09675	0		0	0	0	0.0914	1	500	0%	0	0	0%	U
Bromobenzene	A	ug/L	0	0		0	0	0	0.0831	1	500	0%	0	0	0%	U
Bromochloromethane	A	ug/L	0	0		0	0	0	0.141	1	500	0%	0	0	0%	U
Bromodichloromethane	A	ug/L	0	0		0	0	0	0.12	1	500	0%	0	0	0%	U
Bromoform	A	ug/L	0	0		0	0	0	0.119	1	500	0%	0	0	0%	U
Bromomethane	A	ug/L	0	0		0	0	0	0.253	1	500	0%	0	0	0%	U
Carbon tetrachloride	A	ug/L	0	0		0	0	0	0.143	1	500	0%	0	0	0%	U
Chlorobenzene	A	ug/L	0	0		0	0	0	0.0914	1	500	0%	0	0	0%	U
Chlorodibromomethane	A	ug/L	0	0		0	0	0	0.0841	1	500	0%	0	0	0%	U
Chloroethane	A	ug/L	0	0		0	0	0	0.169	1	500	0%	0	0	0%	U
Chloroform	A	ug/L	0	0		0	0	0	0.0789	1	500	0%	0	0	0%	U
Chloromethane	A	ug/L	1.55746	0		0	0	0	0.162	1	500	0%	0	0	0%	U
cis-1,2-Dichloroethene	A	ug/L	0	0		0	0	0	0.108	1	500	0%	0	0	0%	U
cis-1,3-Dichloropropene	A	ug/L	0	0		0	0	0	0.073	1	500	0%	0	0	0%	U
Dibromomethane	A	ug/L	0	0		0	0	0	0.147	1	500	0%	0	0	0%	U
Dichlorodifluoromethane	A	ug/L	0	0		0	0	0	0.175	1	500	0%	0	0	0%	U
Ethylbenzene	A	ug/L	0	0		0	0	0	0.0836	1	500	0%	0	0	0%	U



Seq No	Lab ID	Test Code	Sample Typ	File ID	Analysis Date	DF	Batch ID	Prep Date	SPKref	RPDref	pmoist					
14971551	B22010142-001	VOC-8260-W-S	SAMP	DA5975C\VG010:1/5/2022	7:11:33	1	R372966		0	0						
Analyte	T	Units	RAW	Final	Text	Spike	SPKref	RPDref	MDL	PQL	UQL	%REC	LOW	HIGH	%RPD	Q
m+p-Xylenes	A	ug/L	0	0		0	0	0	0.15	1	1000	0%	0	0	0%	U
Methyl ethyl ketone	A	ug/L	0	0		0	0	0	1.77	20	5000	0%	0	0	0%	U
Methyl tert-butyl ether (MTBE)	A	ug/L	0	0		0	0	0	0.101	1	500	0%	0	0	0%	U
Methylene chloride	A	ug/L	0	0		0	0	0	0.338	1	500	0%	0	0	0%	U
o-Xylene	A	ug/L	0	0		0	0	0	0.0604	1	500	0%	0	0	0%	U
Styrene	A	ug/L	0	0		0	0	0	0.067	1	500	0%	0	0	0%	U
Tetrachloroethene	A	ug/L	0	0		0	0	0	0.0671	1	500	0%	0	0	0%	U
Toluene	A	ug/L	1.19327	0		0	0	0	0.0679	1	500	0%	0	0	0%	U
trans-1,2-Dichloroethene	A	ug/L	0	0		0	0	0	0.125	1	500	0%	0	0	0%	U
trans-1,3-Dichloropropene	A	ug/L	0	0		0	0	0	0.0846	1	500	0%	0	0	0%	U
Trichloroethene	A	ug/L	0	0		0	0	0	0.0993	1	500	0%	0	0	0%	U
Trichlorofluoromethane	A	ug/L	0	0		0	0	0	0.134	1	500	0%	0	0	0%	U
Vinyl chloride	A	ug/L	0	0		0	0	0	0.153	1	500	0%	0	0	0%	U
1,4-Dichlorobenzene-d4	I	ug/L	250	10		0	0	0	0	0	0	0%	0	0	0%	
Chlorobenzene-d5	I	ug/L	250	10		0	0	0	0.1	0	0	0%	0	0	0%	
Fluorobenzene	I	ug/L	250	10		0	0	0	0.1	0	0	0%	0	0	0%	
Xylenes, Total	M	ug/L	0	0		0	0	0	0.0604	1	0	0%	0	0	0%	U
1,2-Dichloroethane-d4	S	ug/L	294.78953	11.7915812		10	0	0	0.229	1	500	118%	81	118	0%	
Dibromofluoromethane	S	ug/L	282.3413	11.293652		10	0	0	0.129	1	500	113%	80	119	0%	
p-Bromofluorobenzene	S	ug/L	271.12478	10.8449912		10	0	0	0.149	1	500	108%	85	114	0%	
Toluene-d8	S	ug/L	266.12067	10.6448268		10	0	0	0.23	1	500	106%	89	112	0%	

Seq No	Lab ID	Test Code	Sample Typ	File ID	Analysis Date	DF	Batch ID	Prep Date	SPKref	RPDref	pmoist					
14971552	B22010143-001	VOC-8260-W-S	SAMP	DA5975C\VG010:1/5/2022	7:38:52	1	R372966		0	0						
Analyte	T	Units	RAW	Final	Text	Spike	SPKref	RPDref	MDL	PQL	UQL	%REC	LOW	HIGH	%RPD	Q
1,1,1,2-Tetrachloroethane	A	ug/L	0	0		0	0	0	0.101	1	500	0%	0	0	0%	U
1,1,1-Trichloroethane	A	ug/L	0	0		0	0	0	0.131	1	500	0%	0	0	0%	U
1,1,2,2-Tetrachloroethane	A	ug/L	0	0		0	0	0	0.0872	1	500	0%	0	0	0%	U
1,1,2-Trichloroethane	A	ug/L	0	0		0	0	0	0.108	1	500	0%	0	0	0%	U
1,1-Dichloroethane	A	ug/L	0	0		0	0	0	0.135	1	500	0%	0	0	0%	U
1,1-Dichloroethene	A	ug/L	0	0		0	0	0	0.141	1	500	0%	0	0	0%	U
1,1-Dichloropropene	A	ug/L	0	0		0	0	0	0.083	1	500	0%	0	0	0%	U
1,2,3-Trichloropropane	A	ug/L	0	0		0	0	0	0.235	1	500	0%	0	0	0%	U
1,2-Dibromoethane	A	ug/L	0	0		0	0	0	0.0916	1	500	0%	0	0	0%	U

Seq No	Lab ID	Test Code	Sample Typ	File ID	Analysis Date	DF	Batch ID	Prep Date	SPKref	RPDref	pmoist					
14971552	B22010143-001	VOC-8260-W-S	SAMP	DA5975C\VG010:1	5/2022 7:38:52	1	R372966		0	0						
Analyte	T	Units	RAW	Final	Text	Spike	SPKref	RPDref	MDL	PQL	UQL	%REC	LOW	HIGH	%RPD	Q
1,2-Dichlorobenzene	A	ug/L	0	0		0	0	0	0.0746	1	500	0%	0	0	0%	U
1,2-Dichloroethane	A	ug/L	0	0		0	0	0	0.116	1	500	0%	0	0	0%	U
1,2-Dichloropropane	A	ug/L	0	0		0	0	0	0.0847	1	500	0%	0	0	0%	U
1,3-Dichlorobenzene	A	ug/L	0	0		0	0	0	0.0803	1	500	0%	0	0	0%	U
1,3-Dichloropropane	A	ug/L	0	0		0	0	0	0.0791	1	500	0%	0	0	0%	U
1,4-Dichlorobenzene	A	ug/L	0	0		0	0	0	0.0858	1	500	0%	0	0	0%	U
2,2-Dichloropropane	A	ug/L	0	0		0	0	0	0.186	1	500	0%	0	0	0%	U
2-Chlorotoluene	A	ug/L	0	0		0	0	0	0.0876	1	500	0%	0	0	0%	U
4-Chlorotoluene	A	ug/L	0	0		0	0	0	0.0728	1	500	0%	0	0	0%	U
Benzene	A	ug/L	0.63949	0		0	0	0	0.0914	1	500	0%	0	0	0%	U
Bromobenzene	A	ug/L	0	0		0	0	0	0.0831	1	500	0%	0	0	0%	U
Bromochloromethane	A	ug/L	0	0		0	0	0	0.141	1	500	0%	0	0	0%	U
Bromodichloromethane	A	ug/L	0	0		0	0	0	0.12	1	500	0%	0	0	0%	U
Bromoform	A	ug/L	0	0		0	0	0	0.119	1	500	0%	0	0	0%	U
Bromomethane	A	ug/L	0	0		0	0	0	0.253	1	500	0%	0	0	0%	U
Carbon tetrachloride	A	ug/L	1.00552	0		0	0	0	0.143	1	500	0%	0	0	0%	U
Chlorobenzene	A	ug/L	0	0		0	0	0	0.0914	1	500	0%	0	0	0%	U
Chlorodibromomethane	A	ug/L	0	0		0	0	0	0.0841	1	500	0%	0	0	0%	U
Chloroethane	A	ug/L	3.26204	0		0	0	0	0.169	1	500	0%	0	0	0%	U
Chloroform	A	ug/L	52.21756	2.0887024		0	0	0	0.0789	1	500	0%	0	0	0%	U
Chloromethane	A	ug/L	3.23447	0		0	0	0	0.162	1	500	0%	0	0	0%	U
cis-1,2-Dichloroethene	A	ug/L	0	0		0	0	0	0.108	1	500	0%	0	0	0%	U
cis-1,3-Dichloropropene	A	ug/L	0	0		0	0	0	0.073	1	500	0%	0	0	0%	U
Dibromomethane	A	ug/L	0	0		0	0	0	0.147	1	500	0%	0	0	0%	U
Dichlorodifluoromethane	A	ug/L	0	0		0	0	0	0.175	1	500	0%	0	0	0%	U
Ethylbenzene	A	ug/L	0	0		0	0	0	0.0836	1	500	0%	0	0	0%	U
m+p-Xylenes	A	ug/L	0	0		0	0	0	0.15	1	1000	0%	0	0	0%	U
Methyl ethyl ketone	A	ug/L	0	0		0	0	0	1.77	20	5000	0%	0	0	0%	U
Methyl tert-butyl ether (MTBE)	A	ug/L	0	0		0	0	0	0.101	1	500	0%	0	0	0%	U
Methylene chloride	A	ug/L	1.02328	0		0	0	0	0.338	1	500	0%	0	0	0%	U
o-Xylene	A	ug/L	0	0		0	0	0	0.0604	1	500	0%	0	0	0%	U
Styrene	A	ug/L	0	0		0	0	0	0.067	1	500	0%	0	0	0%	U
Tetrachloroethene	A	ug/L	0	0		0	0	0	0.0671	1	500	0%	0	0	0%	U
Toluene	A	ug/L	0.14142	0		0	0	0	0.0679	1	500	0%	0	0	0%	U
trans-1,2-Dichloroethene	A	ug/L	0	0		0	0	0	0.125	1	500	0%	0	0	0%	U

Seq No	Lab ID	Test Code	Sample Typ	File ID	Analysis Date	DF	Batch ID	Prep Date	SPKref	RPDref	pmoist					
14971552	B22010143-001	VOC-8260-W-S	SAMP	DA5975C\VG010:1/5/2022	7:38:52	1	R372966		0	0						
Analyte	T	Units	RAW	Final	Text	Spike	SPKref	RPDref	MDL	PQL	UQL	%REC	LOW	HIGH	%RPD	Q
trans-1,3-Dichloropropene	A	ug/L	0	0		0	0	0	0.0846	1	500	0%	0	0	0%	U
Trichloroethene	A	ug/L	0	0		0	0	0	0.0993	1	500	0%	0	0	0%	U
Trichlorofluoromethane	A	ug/L	0	0		0	0	0	0.134	1	500	0%	0	0	0%	U
Vinyl chloride	A	ug/L	0	0		0	0	0	0.153	1	500	0%	0	0	0%	U
1,4-Dichlorobenzene-d4	I	ug/L	250	10		0	0	0	0	0	0	0%	0	0	0%	
Chlorobenzene-d5	I	ug/L	250	10		0	0	0	0.1	0	0	0%	0	0	0%	
Fluorobenzene	I	ug/L	250	10		0	0	0	0.1	0	0	0%	0	0	0%	
Xylenes, Total	M	ug/L	0	0		0	0	0	0.0604	1	0	0%	0	0	0%	U
1,2-Dichloroethane-d4	S	ug/L	287.76422	11.5105688		10	0	0	0.229	1	500	115%	81	118	0%	
Dibromofluoromethane	S	ug/L	282.74626	11.3098504		10	0	0	0.129	1	500	113%	80	119	0%	
p-Bromofluorobenzene	S	ug/L	270.11863	10.8047452		10	0	0	0.149	1	500	108%	85	114	0%	
Toluene-d8	S	ug/L	264.64337	10.5857348		10	0	0	0.23	1	500	106%	89	112	0%	

Seq No	Lab ID	Test Code	Sample Typ	File ID	Analysis Date	DF	Batch ID	Prep Date	SPKref	RPDref	pmoist					
14971553	B22010002-001	VOC-8260-W-Q	SAMP	DA5975C\VG010:1/5/2022	4:00:32	1	R372966		0	0						
Analyte	T	Units	RAW	Final	Text	Spike	SPKref	RPDref	MDL	PQL	UQL	%REC	LOW	HIGH	%RPD	Q
1,1,1,2-Tetrachloroethane	A	ug/L	0	0		0	0	0	0.101	0.5	500	0%	0	0	0%	U
1,1,1-Trichloroethane	A	ug/L	0	0		0	0	0	0.131	0.5	500	0%	0	0	0%	U
1,1,2,2-Tetrachloroethane	A	ug/L	0	0		0	0	0	0.0872	0.5	500	0%	0	0	0%	U
1,1,2-Trichloroethane	A	ug/L	0	0		0	0	0	0.108	0.5	500	0%	0	0	0%	U
1,1-Dichloroethane	A	ug/L	0	0		0	0	0	0.135	0.5	500	0%	0	0	0%	U
1,1-Dichloroethene	A	ug/L	0	0		0	0	0	0.141	0.5	500	0%	0	0	0%	U
1,1-Dichloropropene	A	ug/L	0	0		0	0	0	0.083	0.5	500	0%	0	0	0%	U
1,2,3-Trichloropropane	A	ug/L	0	0		0	0	0	0.235	0.5	500	0%	0	0	0%	U
1,2-Dibromoethane	A	ug/L	0	0		0	0	0	0.0916	0.5	500	0%	0	0	0%	U
1,2-Dichlorobenzene	A	ug/L	0	0		0	0	0	0.0746	0.5	500	0%	0	0	0%	U
1,2-Dichloroethane	A	ug/L	0	0		0	0	0	0.116	0.5	500	0%	0	0	0%	U
1,2-Dichloropropane	A	ug/L	0	0		0	0	0	0.0847	0.5	500	0%	0	0	0%	U
1,3-Dichlorobenzene	A	ug/L	0	0		0	0	0	0.0803	0.5	500	0%	0	0	0%	U
1,3-Dichloropropane	A	ug/L	0	0		0	0	0	0.0791	0.5	500	0%	0	0	0%	U
1,4-Dichlorobenzene	A	ug/L	0	0		0	0	0	0.0858	0.5	500	0%	0	0	0%	U
2,2-Dichloropropane	A	ug/L	0	0		0	0	0	0.186	0.5	500	0%	0	0	0%	U
2-Chlorotoluene	A	ug/L	0	0		0	0	0	0.0876	0.5	500	0%	0	0	0%	U
4-Chlorotoluene	A	ug/L	0	0		0	0	0	0.0728	0.5	500	0%	0	0	0%	U

Seq No	Lab ID	Test Code	Sample Typ	File ID	Analysis Date	DF	Batch ID	Prep Date	SPKref	RPDref	pmoist					
14971553	B22010002-001	VOC-8260-W-Q	SAMP	DA5975C\VG010:1/5/2022	4:00:32	1	R372966		0	0						
Analyte	T	Units	RAW	Final	Text	Spike	SPKref	RPDref	MDL	PQL	UQL	%REC	LOW	HIGH	%RPD	Q
Benzene	A	ug/L	0.12664	0		0	0	0	0.0914	0.5	500	0%	0	0	0%	U
Bromobenzene	A	ug/L	0	0		0	0	0	0.0831	0.5	500	0%	0	0	0%	U
Bromochloromethane	A	ug/L	0	0		0	0	0	0.141	0.5	500	0%	0	0	0%	U
Bromodichloromethane	A	ug/L	1.63533	0		0	0	0	0.12	0.5	500	0%	0	0	0%	U
Bromoform	A	ug/L	16.54828	0.6619312		0	0	0	0.119	0.5	500	0%	0	0	0%	
Bromomethane	A	ug/L	0	0		0	0	0	0.253	0.5	500	0%	0	0	0%	U
Carbon tetrachloride	A	ug/L	0	0		0	0	0	0.143	0.5	500	0%	0	0	0%	U
Chlorobenzene	A	ug/L	0	0		0	0	0	0.0914	0.5	500	0%	0	0	0%	U
Chlorodibromomethane	A	ug/L	5.79504	0.2318016		0	0	0	0.0841	0.5	500	0%	0	0	0%	J
Chloroethane	A	ug/L	0	0		0	0	0	0.169	0.5	500	0%	0	0	0%	U
Chloroform	A	ug/L	1.90539	0		0	0	0	0.0789	0.5	500	0%	0	0	0%	U
Chloromethane	A	ug/L	0.54328	0		0	0	0	0.162	0.5	500	0%	0	0	0%	U
cis-1,2-Dichloroethene	A	ug/L	0	0		0	0	0	0.108	0.5	500	0%	0	0	0%	U
cis-1,3-Dichloropropene	A	ug/L	0	0		0	0	0	0.073	0.5	500	0%	0	0	0%	U
Dibromomethane	A	ug/L	0	0		0	0	0	0.147	0.5	500	0%	0	0	0%	U
Dichlorodifluoromethane	A	ug/L	0	0		0	0	0	0.175	0.5	500	0%	0	0	0%	U
Ethylbenzene	A	ug/L	0.09654	0		0	0	0	0.0836	0.5	500	0%	0	0	0%	U
m+p-Xylenes	A	ug/L	0	0		0	0	0	0.15	0.5	1000	0%	0	0	0%	U
Methyl ethyl ketone	A	ug/L	0	0		0	0	0	1.77	10	5000	0%	0	0	0%	U
Methyl tert-butyl ether (MTBE)	A	ug/L	0	0		0	0	0	0.101	0.5	500	0%	0	0	0%	U
Methylene chloride	A	ug/L	0	0		0	0	0	0.338	0.5	500	0%	0	0	0%	U
o-Xylene	A	ug/L	2.13119	0.0852476		0	0	0	0.0604	0.5	500	0%	0	0	0%	J
Styrene	A	ug/L	0	0		0	0	0	0.067	0.5	500	0%	0	0	0%	U
Tetrachloroethene	A	ug/L	0	0		0	0	0	0.0671	0.5	500	0%	0	0	0%	U
Toluene	A	ug/L	0	0		0	0	0	0.0679	0.5	500	0%	0	0	0%	U
trans-1,2-Dichloroethene	A	ug/L	0	0		0	0	0	0.125	0.5	500	0%	0	0	0%	U
trans-1,3-Dichloropropene	A	ug/L	0	0		0	0	0	0.0846	0.5	500	0%	0	0	0%	U
Trichloroethene	A	ug/L	0	0		0	0	0	0.0993	0.5	500	0%	0	0	0%	U
Trichlorofluoromethane	A	ug/L	0	0		0	0	0	0.134	0.5	500	0%	0	0	0%	U
Vinyl chloride	A	ug/L	0	0		0	0	0	0.153	0.5	500	0%	0	0	0%	U
1,4-Dichlorobenzene-d4	I	ug/L	250	10		0	0	0	0	0	500	0%	0	0	0%	
Chlorobenzene-d5	I	ug/L	250	10		0	0	0	0	0	500	0%	0	0	0%	
Fluorobenzene	I	ug/L	250	10		0	0	0	0	0	500	0%	0	0	0%	
Xylenes, Total	M	ug/L	2.13119	0.0852476		0	0	0	0.0604	0.5	1500	0%	0	0	0%	J
1,2-Dichloroethane-d4	S	ug/L	295.27075	11.81083		10	0	0	0.229	0.5	500	118%	81	118	0%	

Seq No	Lab ID	Test Code	Sample Typ	File ID	Analysis Date	DF	Batch ID	Prep Date	SPKref	RPDref	pmoist					
14971553	B22010002-001	VOC-8260-W-Q	SAMP	DA5975C\VG010:1/5/2022	4:00:32	1	R372966		0	0						
Analyte	T	Units	RAW	Final	Text	Spike	SPKref	RPDref	MDL	PQL	UQL	%REC	LOW	HIGH	%RPD	Q
Dibromofluoromethane	S	ug/L	278.55532	11.1422128		10	0	0	0.129	0.5	500	111%	80	119	0%	
p-Bromofluorobenzene	S	ug/L	264.11239	10.5644956		10	0	0	0.149	0.5	500	106%	85	114	0%	
Toluene-d8	S	ug/L	264.08962	10.5635848		10	0	0	0.23	0.5	500	106%	89	112	0%	

Seq No	Lab ID	Test Code	Sample Typ	File ID	Analysis Date	DF	Batch ID	Prep Date	SPKref	RPDref	pmoist					
14971554	B22010002-001	VOC-8260-W-Q	MS-DOD	DA5975C\VG010:1/5/2022	8:33:23	1	R372966		1E+07	0						
Analyte	T	Units	RAW	Final	Text	Spike	SPKref	RPDref	MDL	PQL	UQL	%REC	LOW	HIGH	%RPD	Q
1,1,1,2-Tetrachloroethane	A	ug/L	124.2913	4.971652		5	0	0	0.101	0.5	500	99%	78	124	0%	
1,1,1-Trichloroethane	A	ug/L	126.81306	5.0725224		5	0	0	0.131	0.5	500	101%	74	131	0%	
1,1,2,2-Tetrachloroethane	A	ug/L	130.0529	5.202116		5	0	0	0.0872	0.5	500	104%	71	121	0%	
1,1,2-Trichloroethane	A	ug/L	125.70778	5.0283112		5	0	0	0.108	0.5	500	101%	80	119	0%	
1,1-Dichloroethane	A	ug/L	131.63166	5.2652664		5	0	0	0.135	0.5	500	105%	77	125	0%	
1,1-Dichloroethene	A	ug/L	130.81807	5.2327228		5	0	0	0.141	0.5	500	105%	71	131	0%	
1,1-Dichloropropene	A	ug/L	118.88429	4.7553716		5	0	0	0.083	0.5	500	95%	79	125	0%	
1,2,3-Trichloropropane	A	ug/L	124.14169	4.9656676		5	0	0	0.235	0.5	500	99%	73	125	0%	
1,2-Dibromoethane	A	ug/L	124.69649	4.9878596		5	0	0	0.0916	0.5	500	100%	78	122	0%	
1,2-Dichlorobenzene	A	ug/L	127.18373	5.0873492		5	0	0	0.0746	0.5	500	102%	80	119	0%	
1,2-Dichloroethane	A	ug/L	123.53198	4.9412792		5	0	0	0.116	0.5	500	99%	73	128	0%	
1,2-Dichloropropane	A	ug/L	123.48815	4.939526		5	0	0	0.0847	0.5	500	99%	78	122	0%	
1,3-Dichlorobenzene	A	ug/L	128.44151	5.1376604		5	0	0	0.0803	0.5	500	103%	80	119	0%	
1,3-Dichloropropane	A	ug/L	122.44612	4.8978448		5	0	0	0.0791	0.5	500	98%	80	119	0%	
1,4-Dichlorobenzene	A	ug/L	127.49417	5.0997668		5	0	0	0.0858	0.5	500	102%	79	118	0%	
2,2-Dichloropropane	A	ug/L	124.6457	4.985828		5	0	0	0.186	0.5	500	100%	60	139	0%	
2-Chlorotoluene	A	ug/L	131.40376	5.2561504		5	0	0	0.0876	0.5	500	105%	79	122	0%	
4-Chlorotoluene	A	ug/L	131.94766	5.2779064		5	0	0	0.0728	0.5	500	106%	78	122	0%	
Benzene	A	ug/L	129.18093	5.1672372		5	0	0	0.0914	0.5	500	103%	79	120	0%	
Bromobenzene	A	ug/L	130.84998	5.2339992		5	0	0	0.0831	0.5	500	105%	80	120	0%	
Bromochloromethane	A	ug/L	123.80263	4.9521052		5	0	0	0.141	0.5	500	99%	78	123	0%	
Bromodichloromethane	A	ug/L	130.40783	5.2163132		5	0	0	0.12	0.5	500	104%	79	125	0%	
Bromoform	A	ug/L	141.29554	5.6518216		5	0.6619312	0	0.119	0.5	500	100%	66	130	0%	
Bromomethane	A	ug/L	104.79494	4.1917976		5	0	0	0.253	0.5	500	84%	53	141	0%	
Carbon tetrachloride	A	ug/L	124.23425	4.96937		5	0	0	0.143	0.5	500	99%	72	136	0%	
Chlorobenzene	A	ug/L	125.98193	5.0392772		5	0	0	0.0914	0.5	500	101%	82	118	0%	
Chlorodibromomethane	A	ug/L	131.48391	5.2593564		5	0.2318016	0	0.0841	0.5	500	101%	74	126	0%	

Seq No	Lab ID	Test Code	Sample Typ	File ID	Analysis Date	DF	Batch ID	Prep Date	SPKref	RPDref	pmoist					
14971554	B22010002-001	VOC-8260-W-Q	MS-DOD	DA5975C\VG010:1/5/2022	8:33:23	1	R372966		1E+07	0						
Analyte	T	Units	RAW	Final	Text	Spike	SPKref	RPDref	MDL	PQL	UQL	%REC	LOW	HIGH	%RPD	Q
Chloroethane	A	ug/L	105.22062	4.2088248		5	0	0	0.169	0.5	500	84%	60	138	0%	
Chloroform	A	ug/L	122.94551	4.9178204		5	0	0	0.0789	0.5	500	98%	79	124	0%	
Chloromethane	A	ug/L	105.90169	4.2360676		5	0	0	0.162	0.5	500	85%	50	139	0%	
cis-1,2-Dichloroethene	A	ug/L	130.07041	5.2028164		5	0	0	0.108	0.5	500	104%	78	123	0%	
cis-1,3-Dichloropropene	A	ug/L	114.74869	4.5899476		5	0	0	0.073	0.5	500	92%	75	124	0%	
Dibromomethane	A	ug/L	128.63758	5.1455032		5	0	0	0.147	0.5	500	103%	79	123	0%	
Dichlorodifluoromethane	A	ug/L	110.02865	4.401146		5	0	0	0.175	0.5	500	88%	32	152	0%	
Ethylbenzene	A	ug/L	126.9581	5.078324		5	0	0	0.0836	0.5	500	102%	79	121	0%	
m+p-Xylenes	A	ug/L	257.70968	10.3083872		10	0	0	0.15	0.5	1000	103%	80	121	0%	
Methyl ethyl ketone	A	ug/L	1221.12605	48.845042		50	0	0	1.77	10	5000	98%	56	143	0%	
Methyl tert-butyl ether (MTBE)	A	ug/L	135.78671	5.4314684		5	0	0	0.101	0.5	500	109%	71	124	0%	
Methylene chloride	A	ug/L	120.44673	4.8178692		5	0	0	0.338	0.5	500	96%	74	124	0%	
o-Xylene	A	ug/L	129.95296	5.1981184		5	0.0852476	0	0.0604	0.5	500	102%	78	122	0%	
Styrene	A	ug/L	133.36669	5.3346676		5	0	0	0.067	0.5	500	107%	78	123	0%	
Tetrachloroethene	A	ug/L	124.83053	4.9932212		5	0	0	0.0671	0.5	500	100%	74	129	0%	
Toluene	A	ug/L	130.26584	5.2106336		5	0	0	0.0679	0.5	500	104%	80	121	0%	
trans-1,2-Dichloroethene	A	ug/L	128.76558	5.1506232		5	0	0	0.125	0.5	500	103%	75	124	0%	
trans-1,3-Dichloropropene	A	ug/L	128.12439	5.1249756		5	0	0	0.0846	0.5	500	102%	73	127	0%	
Trichloroethene	A	ug/L	127.07003	5.0828012		5	0	0	0.0993	0.5	500	102%	79	123	0%	
Trichlorofluoromethane	A	ug/L	120.46314	4.8185256		5	0	0	0.134	0.5	500	96%	65	141	0%	
Vinyl chloride	A	ug/L	116.32383	4.6529532		5	0	0	0.153	0.5	500	93%	58	137	0%	
1,4-Dichlorobenzene-d4	I	ug/L	250	10		0	0	0	0	0	500	0%	0	0	0%	
Chlorobenzene-d5	I	ug/L	250	10		0	0	0	0	0	500	0%	0	0	0%	
Fluorobenzene	I	ug/L	250	10		0	0	0	0	0	500	0%	0	0	0%	
Xylenes, Total	M	ug/L	387.66264	15.5065056		15	0.0852476	0	0.0604	0.5	1500	103%	79	121	0%	
1,2-Dichloroethane-d4	S	ug/L	281.72264	11.2689056		10	0	0	0.229	0.5	500	113%	81	118	0%	
Dibromofluoromethane	S	ug/L	274.31186	10.9724744		10	0	0	0.129	0.5	500	110%	80	119	0%	
p-Bromofluorobenzene	S	ug/L	262.94255	10.517702		10	0	0	0.149	0.5	500	105%	85	114	0%	
Toluene-d8	S	ug/L	279.18451	11.1673804		10	0	0	0.23	0.5	500	112%	89	112	0%	

Seq No	Lab ID	Test Code	Sample Typ	File ID	Analysis Date	DF	Batch ID	Prep Date	SPKref	RPDref	pmoist					
14971555	B22010002-001	VOC-8260-W-Q	MSD-DOD	DA5975C\VG010:1/5/2022	9:00:38	1	R372966		1E+07	1E+07						
Analyte	T	Units	RAW	Final	Text	Spike	SPKref	RPDref	MDL	PQL	UQL	%REC	LOW	HIGH	%RPD	Q

Seq No	Lab ID	Test Code	Sample Typ	File ID	Analysis Date	DF	Batch ID	Prep Date	SPKref	RPDref	pmoist					
14971555	B22010002-001	VOC-8260-W-Q	MSD-DOD	DA5975C\VG010:1/5/2022	9:00:38	1	R372966		1E+07	1E+07						
Analyte	T	Units	RAW	Final	Text	Spike	SPKref	RPDref	MDL	PQL	UQL	%REC	LOW	HIGH	%RPD	Q
1,1,1,2-Tetrachloroethane	A	ug/L	129.55639	5.1822556		5	0	4.971652	0.101	0.5	500	104%	78	124	4%	
1,1,1-Trichloroethane	A	ug/L	136.27134	5.4508536		5	0	5.0725224	0.131	0.5	500	109%	74	131	7%	
1,1,2,2-Tetrachloroethane	A	ug/L	138.83661	5.5534644		5	0	5.202116	0.0872	0.5	500	111%	71	121	7%	
1,1,2-Trichloroethane	A	ug/L	131.14249	5.2456996		5	0	5.0283112	0.108	0.5	500	105%	80	119	4%	
1,1-Dichloroethane	A	ug/L	142.83081	5.7132324		5	0	5.2652664	0.135	0.5	500	114%	77	125	8%	
1,1-Dichloroethene	A	ug/L	140.22157	5.6088628		5	0	5.2327228	0.141	0.5	500	112%	71	131	7%	
1,1-Dichloropropene	A	ug/L	129.15526	5.1662104		5	0	4.7553716	0.083	0.5	500	103%	79	125	8%	
1,2,3-Trichloropropane	A	ug/L	139.49707	5.5798828		5	0	4.9656676	0.235	0.5	500	112%	73	125	12%	
1,2-Dibromoethane	A	ug/L	137.04445	5.481778		5	0	4.9878596	0.0916	0.5	500	110%	78	122	9%	
1,2-Dichlorobenzene	A	ug/L	136.84112	5.4736448		5	0	5.0873492	0.0746	0.5	500	109%	80	119	7%	
1,2-Dichloroethane	A	ug/L	134.14629	5.3658516		5	0	4.9412792	0.116	0.5	500	107%	73	128	8%	
1,2-Dichloropropane	A	ug/L	133.1065	5.32426		5	0	4.939526	0.0847	0.5	500	106%	78	122	7%	
1,3-Dichlorobenzene	A	ug/L	136.27909	5.4511636		5	0	5.1376604	0.0803	0.5	500	109%	80	119	6%	
1,3-Dichloropropane	A	ug/L	132.2893	5.291572		5	0	4.8978448	0.0791	0.5	500	106%	80	119	8%	
1,4-Dichlorobenzene	A	ug/L	134.30285	5.372114		5	0	5.0997668	0.0858	0.5	500	107%	79	118	5%	
2,2-Dichloropropane	A	ug/L	132.48722	5.2994888		5	0	4.985828	0.186	0.5	500	106%	60	139	6%	
2-Chlorotoluene	A	ug/L	140.15256	5.6061024		5	0	5.2561504	0.0876	0.5	500	112%	79	122	6%	
4-Chlorotoluene	A	ug/L	140.68991	5.6275964		5	0	5.2779064	0.0728	0.5	500	113%	78	122	6%	
Benzene	A	ug/L	136.34074	5.4536296		5	0	5.1672372	0.0914	0.5	500	109%	79	120	5%	
Bromobenzene	A	ug/L	135.73709	5.4294836		5	0	5.2339992	0.0831	0.5	500	109%	80	120	4%	
Bromochloromethane	A	ug/L	133.76756	5.3507024		5	0	4.9521052	0.141	0.5	500	107%	78	123	8%	
Bromodichloromethane	A	ug/L	138.93129	5.5572516		5	0	5.2163132	0.12	0.5	500	111%	79	125	6%	
Bromoform	A	ug/L	159.40334	6.3761336		5	0.6619312	5.6518216	0.119	0.5	500	114%	66	130	12%	
Bromomethane	A	ug/L	119.28739	4.7714956		5	0	4.1917976	0.253	0.5	500	95%	53	141	13%	
Carbon tetrachloride	A	ug/L	132.5551	5.302204		5	0	4.96937	0.143	0.5	500	106%	72	136	6%	
Chlorobenzene	A	ug/L	134.83984	5.3935936		5	0	5.0392772	0.0914	0.5	500	108%	82	118	7%	
Chlorodibromomethane	A	ug/L	142.81647	5.7126588		5	0.2318016	5.2593564	0.0841	0.5	500	110%	74	126	8%	
Chloroethane	A	ug/L	113.24726	4.5298904		5	0	4.2088248	0.169	0.5	500	91%	60	138	7%	
Chloroform	A	ug/L	128.63808	5.1455232		5	0	4.9178204	0.0789	0.5	500	103%	79	124	5%	
Chloromethane	A	ug/L	115.97135	4.638854		5	0	4.2360676	0.162	0.5	500	93%	50	139	9%	
cis-1,2-Dichloroethene	A	ug/L	137.91242	5.5164968		5	0	5.2028164	0.108	0.5	500	110%	78	123	6%	
cis-1,3-Dichloropropene	A	ug/L	125.53217	5.0212868		5	0	4.5899476	0.073	0.5	500	100%	75	124	9%	
Dibromomethane	A	ug/L	131.63685	5.265474		5	0	5.1455032	0.147	0.5	500	105%	79	123	2%	
Dichlorodifluoromethane	A	ug/L	117.14005	4.685602		5	0	4.401146	0.175	0.5	500	94%	32	152	6%	
Ethylbenzene	A	ug/L	133.66902	5.3467608		5	0	5.078324	0.0836	0.5	500	107%	79	121	5%	

Seq No	Lab ID	Test Code	Sample Typ	File ID	Analysis Date	DF	Batch ID	Prep Date	SPKref	RPDref	pmoist					
14971555	B22010002-001	VOC-8260-W-Q	MSD-DOD	DA5975C\VG010:1/5/2022	9:00:38	1	R372966		1E+07	1E+07						
Analyte	T	Units	RAW	Final	Text	Spike	SPKref	RPDref	MDL	PQL	UQL	%REC	LOW	HIGH	%RPD	Q
m+p-Xylenes	A	ug/L	269.98414	10.7993656		10	0	10.308387	0.15	0.5	1000	108%	80	121	5%	
Methyl ethyl ketone	A	ug/L	1322.90752	52.9163008		50	0	48.845042	1.77	10	5000	106%	56	143	8%	
Methyl tert-butyl ether (MTBE)	A	ug/L	143.34393	5.7337572		5	0	5.4314684	0.101	0.5	500	115%	71	124	5%	
Methylene chloride	A	ug/L	126.60809	5.0643236		5	0	4.8178692	0.338	0.5	500	101%	74	124	5%	
o-Xylene	A	ug/L	137.75032	5.5100128		5	0.0852476	5.1981184	0.0604	0.5	500	108%	78	122	6%	
Styrene	A	ug/L	137.60624	5.5042496		5	0	5.3346676	0.067	0.5	500	110%	78	123	3%	
Tetrachloroethene	A	ug/L	131.87767	5.2751068		5	0	4.9932212	0.0671	0.5	500	106%	74	129	5%	
Toluene	A	ug/L	136.05295	5.442118		5	0	5.2106336	0.0679	0.5	500	109%	80	121	4%	
trans-1,2-Dichloroethene	A	ug/L	140.14648	5.6058592		5	0	5.1506232	0.125	0.5	500	112%	75	124	8%	
trans-1,3-Dichloropropene	A	ug/L	137.99611	5.5198444		5	0	5.1249756	0.0846	0.5	500	110%	73	127	7%	
Trichloroethene	A	ug/L	131.90292	5.2761168		5	0	5.0828012	0.0993	0.5	500	106%	79	123	4%	
Trichlorofluoromethane	A	ug/L	121.42559	4.8570236		5	0	4.8185256	0.134	0.5	500	97%	65	141	1%	
Vinyl chloride	A	ug/L	127.00993	5.0803972		5	0	4.6529532	0.153	0.5	500	102%	58	137	9%	
1,4-Dichlorobenzene-d4	I	ug/L	250	10		0	0	0	0	0	500	0%	0	0	0%	
Chlorobenzene-d5	I	ug/L	250	10		0	0	0	0	0	500	0%	0	0	0%	
Fluorobenzene	I	ug/L	250	10		0	0	0	0	0	500	0%	0	0	0%	
Xylenes, Total	M	ug/L	407.73446	16.3093784		15	0.0852476	15.506506	0.0604	0.5	1500	108%	79	121	5%	
1,2-Dichloroethane-d4	S	ug/L	283.13107	11.3252428		10	0	0	0.229	0.5	500	113%	81	118	0%	
Dibromofluoromethane	S	ug/L	273.11605	10.924642		10	0	0	0.129	0.5	500	109%	80	119	0%	
p-Bromofluorobenzene	S	ug/L	269.28041	10.7712164		10	0	0	0.149	0.5	500	108%	85	114	0%	
Toluene-d8	S	ug/L	276.19485	11.047794		10	0	0	0.23	0.5	500	110%	89	112	0%	

Seq No	Lab ID	Test Code	Sample Typ	File ID	Analysis Date	DF	Batch ID	Prep Date	SPKref	RPDref	pmoist					
14971556	CCV010522_CI	VOC-8260-W-Q	CCV	DA5975C\VG010:1/5/2022	9:55:17	1	R372966		0	0						
Analyte	T	Units	RAW	Final	Text	Spike	SPKref	RPDref	MDL	PQL	UQL	%REC	LOW	HIGH	%RPD	Q
1,1,1,2-Tetrachloroethane	A	ug/L	118.49712	4.7398848		5	0	0	0.101	0.5	500	95%	50	150	0%	
1,1,1-Trichloroethane	A	ug/L	121.22736	4.8490944		5	0	0	0.131	0.5	500	97%	50	150	0%	
1,1,2,2-Tetrachloroethane	A	ug/L	119.79308	4.7917232		5	0	0	0.0872	0.5	500	96%	50	150	0%	
1,1,2-Trichloroethane	A	ug/L	115.36074	4.6144296		5	0	0	0.108	0.5	500	92%	50	150	0%	
1,1-Dichloroethane	A	ug/L	122.22572	4.8890288		5	0	0	0.135	0.5	500	98%	50	150	0%	
1,1-Dichloroethene	A	ug/L	120.16154	4.8064616		5	0	0	0.141	0.5	500	96%	50	150	0%	
1,1-Dichloropropene	A	ug/L	121.57324	4.8629296		5	0	0	0.083	0.5	500	97%	50	150	0%	
1,2,3-Trichloropropane	A	ug/L	110.61728	4.4246912		5	0	0	0.235	0.5	500	88%	50	150	0%	
1,2-Dibromoethane	A	ug/L	114.75493	4.5901972		5	0	0	0.0916	0.5	500	92%	50	150	0%	



Seq No	Lab ID	Test Code	Sample Typ	File ID	Analysis Date	DF	Batch ID	Prep Date	SPKref	RPDref	pmoist					
14971556	CCV010522_CI	VOC-8260-W-Q	CCV	DA5975C\VG010:1/5/2022	9:55:17	1	R372966		0	0						
Analyte	T	Units	RAW	Final	Text	Spike	SPKref	RPDref	MDL	PQL	UQL	%REC	LOW	HIGH	%RPD	Q
1,2-Dichlorobenzene	A	ug/L	118.57342	4.7429368		5	0	0	0.0746	0.5	500	95%	50	150	0%	
1,2-Dichloroethane	A	ug/L	119.94088	4.7976352		5	0	0	0.116	0.5	500	96%	50	150	0%	
1,2-Dichloropropane	A	ug/L	115.63029	4.6252116		5	0	0	0.0847	0.5	500	93%	50	150	0%	
1,3-Dichlorobenzene	A	ug/L	121.04602	4.8418408		5	0	0	0.0803	0.5	500	97%	50	150	0%	
1,3-Dichloropropane	A	ug/L	118.36911	4.7347644		5	0	0	0.0791	0.5	500	95%	50	150	0%	
1,4-Dichlorobenzene	A	ug/L	117.19516	4.6878064		5	0	0	0.0858	0.5	500	94%	50	150	0%	
2,2-Dichloropropane	A	ug/L	119.01241	4.7604964		5	0	0	0.186	0.5	500	95%	50	150	0%	
2-Chlorotoluene	A	ug/L	125.61814	5.0247256		5	0	0	0.0876	0.5	500	100%	50	150	0%	
4-Chlorotoluene	A	ug/L	125.36003	5.0144012		5	0	0	0.0728	0.5	500	100%	50	150	0%	
Benzene	A	ug/L	122.53031	4.9012124		5	0	0	0.0914	0.5	500	98%	50	150	0%	
Bromobenzene	A	ug/L	124.30294	4.9721176		5	0	0	0.0831	0.5	500	99%	50	150	0%	
Bromochloromethane	A	ug/L	120.31319	4.8125276		5	0	0	0.141	0.5	500	96%	50	150	0%	
Bromodichloromethane	A	ug/L	119.0304	4.761216		5	0	0	0.12	0.5	500	95%	50	150	0%	
Bromoform	A	ug/L	121.44048	4.8576192		5	0	0	0.119	0.5	500	97%	50	150	0%	
Bromomethane	A	ug/L	123.70271	4.9481084		5	0	0	0.253	0.5	500	99%	50	150	0%	
Carbon tetrachloride	A	ug/L	121.82703	4.8730812		5	0	0	0.143	0.5	500	97%	50	150	0%	
Chlorobenzene	A	ug/L	120.60357	4.8241428		5	0	0	0.0914	0.5	500	96%	50	150	0%	
Chlorodibromomethane	A	ug/L	118.11044	4.7244176		5	0	0	0.0841	0.5	500	94%	50	150	0%	
Chloroethane	A	ug/L	110.53218	4.4212872		5	0	0	0.169	0.5	500	88%	50	150	0%	
Chloroform	A	ug/L	116.26028	4.6504112		5	0	0	0.0789	0.5	500	93%	50	150	0%	
Chloromethane	A	ug/L	117.04699	4.6818796		5	0	0	0.162	0.5	500	94%	50	150	0%	
cis-1,2-Dichloroethene	A	ug/L	121.6867	4.867468		5	0	0	0.108	0.5	500	97%	50	150	0%	
cis-1,3-Dichloropropene	A	ug/L	113.32001	4.5328004		5	0	0	0.073	0.5	500	91%	50	150	0%	
Dibromomethane	A	ug/L	118.13357	4.7253428		5	0	0	0.147	0.5	500	95%	50	150	0%	
Dichlorodifluoromethane	A	ug/L	120.80768	4.8323072		5	0	0	0.175	0.5	500	97%	50	150	0%	
Ethylbenzene	A	ug/L	120.81542	4.8326168		5	0	0	0.0836	0.5	500	97%	50	150	0%	
m+p-Xylenes	A	ug/L	251.01571	10.0406284		10	0	0	0.15	0.5	1000	100%	50	150	0%	
Methyl ethyl ketone	A	ug/L	1129.33406	45.1733624		50	0	0	1.77	10	5000	90%	50	150	0%	
Methyl tert-butyl ether (MTBE)	A	ug/L	117.72622	4.7090488		5	0	0	0.101	0.5	500	94%	50	150	0%	
Methylene chloride	A	ug/L	112.74658	4.5098632		5	0	0	0.338	0.5	500	90%	50	150	0%	
o-Xylene	A	ug/L	123.05663	4.9222652		5	0	0	0.0604	0.5	500	98%	50	150	0%	
Styrene	A	ug/L	126.92772	5.0771088		5	0	0	0.067	0.5	500	102%	50	150	0%	
Tetrachloroethene	A	ug/L	119.13237	4.7652948		5	0	0	0.0671	0.5	500	95%	50	150	0%	
Toluene	A	ug/L	121.81649	4.8726596		5	0	0	0.0679	0.5	500	97%	50	150	0%	
trans-1,2-Dichloroethene	A	ug/L	122.59387	4.9037548		5	0	0	0.125	0.5	500	98%	50	150	0%	

Seq No	Lab ID	Test Code	Sample Typ	File ID	Analysis Date	DF	Batch ID	Prep Date	SPKref	RPDref	pmoist					
14971556	CCV010522_CI	VOC-8260-W-Q	CCV	DA5975C\VG010:1	5/2022 9:55:17	1	R372966		0	0						
Analyte	T	Units	RAW	Final	Text	Spike	SPKref	RPDref	MDL	PQL	UQL	%REC	LOW	HIGH	%RPD	Q
trans-1,3-Dichloropropene	A	ug/L	119.58825	4.78353		5	0	0	0.0846	0.5	500	96%	50	150	0%	
Trichloroethene	A	ug/L	121.06211	4.8424844		5	0	0	0.0993	0.5	500	97%	50	150	0%	
Trichlorofluoromethane	A	ug/L	122.98084	4.9192336		5	0	0	0.134	0.5	500	98%	50	150	0%	
Vinyl chloride	A	ug/L	119.38078	4.7752312		5	0	0	0.153	0.5	500	96%	50	150	0%	
1,4-Dichlorobenzene-d4	I	ug/L	250	10		0	0	0	0	0	500	0%	0	0	0%	
Chlorobenzene-d5	I	ug/L	250	10		0	0	0	0	0	500	0%	0	0	0%	
Fluorobenzene	I	ug/L	250	10		0	0	0	0	0	500	0%	0	0	0%	
Xylenes, Total	M	ug/L	374.07234	14.9628936		15	0	0	0.0604	0.5	1500	100%	50	150	0%	
1,2-Dichloroethane-d4	S	ug/L	278.44117	11.1376468		10	0	0	0.229	0.5	500	111%	50	150	0%	
Dibromofluoromethane	S	ug/L	270.98246	10.8392984		10	0	0	0.129	0.5	500	108%	50	150	0%	
p-Bromofluorobenzene	S	ug/L	266.37534	10.6550136		10	0	0	0.149	0.5	500	107%	50	150	0%	
Toluene-d8	S	ug/L	275.15042	11.0060168		10	0	0	0.23	0.5	500	110%	50	150	0%	

DATAFILE HEADERS FROM C:\MSDCHEM\1\DATA\VG010522

Data file Name : C:\MSDCHEM\1\DATA\VG010522\05JAN01.D  
Sample Name : BLK  
Operator : MSC  
Date injected : 5 Jan 2022 9:22 am  
Instrument : VOA5975C  
Method used : 5975CACQF  
No of spectra : 5616  
Start Time : 0.840  
End Time : 16.498  
Vial Number : 1

---

Data file Name : C:\MSDCHEM\1\DATA\VG010522\05JAN02.D  
Sample Name : BFB010522\_  
Operator : MSC  
Date injected : 5 Jan 2022 9:49 am  
Instrument : VOA5975C  
Method used : 5975CACQF  
No of spectra : 5616  
Start Time : 0.840  
End Time : 16.498  
Vial Number : 2

---

Data file Name : C:\MSDCHEM\1\DATA\VG010522\05JAN03.D  
Sample Name : CCV010522\_  
Operator : MSC  
Date injected : 5 Jan 2022 10:28 am  
Instrument : VOA5975C  
Method used : 5975CACQF  
No of spectra : 5616  
Start Time : 0.840  
End Time : 16.498  
Vial Number : 3

---

Data file Name : C:\MSDCHEM\1\DATA\VG010522\05JAN04.D  
Sample Name : LCS010522\_  
Operator : MSC  
Date injected : 5 Jan 2022 11:27 am  
Instrument : VOA5975C  
Method used : 5975CACQF  
No of spectra : 5616  
Start Time : 0.840  
End Time : 16.498  
Vial Number : 4

---

Data file Name : C:\MSDCHEM\1\DATA\VG010522\05JAN05.D

Sample Name : BLK  
Operator : MSC  
Date injected : 5 Jan 2022 11:54 am  
Instrument : VOA5975C  
Method used : 5975CACQF  
No of spectra : 5616  
Start Time : 0.840  
End Time : 16.498  
Vial Number : 5

---

Data file Name : C:\MSDCHEM\1\DATA\VG010522\05JAN06.D  
Sample Name : MBLK010522\_  
Operator : MSC  
Date injected : 5 Jan 2022 12:21 pm  
Instrument : VOA5975C  
Method used : 5975CACQF  
No of spectra : 5616  
Start Time : 0.840  
End Time : 16.498  
Vial Number : 6

---

Data file Name : C:\MSDCHEM\1\DATA\VG010522\05JAN07.D  
Sample Name : B22010002-004A  
Operator : MSC  
Date injected : 5 Jan 2022 12:49 pm  
Instrument : VOA5975C  
Method used : 5975CACQF  
No of spectra : 5616  
Start Time : 0.840  
End Time : 16.498  
Vial Number : 7

---

Data file Name : C:\MSDCHEM\1\DATA\VG010522\05JAN08.D  
Sample Name : B22010096-002A  
Operator : MSC  
Date injected : 5 Jan 2022 1:16 pm  
Instrument : VOA5975C  
Method used : 5975CACQF  
No of spectra : 5616  
Start Time : 0.839  
End Time : 16.498  
Vial Number : 8

---

Data file Name : C:\MSDCHEM\1\DATA\VG010522\05JAN09.D  
Sample Name : B22010120-002A  
Operator : MSC  
Date injected : 5 Jan 2022 1:43 pm

Instrument : VOA5975C  
Method used : 5975CACQF  
No of spectra : 5616  
Start Time : 0.840  
End Time : 16.498  
Vial Number : 9

---

Data file Name : C:\MSDCHEM\1\DATA\VG010522\05JAN10.D  
Sample Name : B22010134-002A  
Operator : MSC  
Date injected : 5 Jan 2022 2:11 pm  
Instrument : VOA5975C  
Method used : 5975CACQF  
No of spectra : 5616  
Start Time : 0.840  
End Time : 16.498  
Vial Number : 10

---

Data file Name : C:\MSDCHEM\1\DATA\VG010522\05JAN11.D  
Sample Name : B22010141-002A  
Operator : MSC  
Date injected : 5 Jan 2022 2:38 pm  
Instrument : VOA5975C  
Method used : 5975CACQF  
No of spectra : 5616  
Start Time : 0.840  
End Time : 16.498  
Vial Number : 11

---

Data file Name : C:\MSDCHEM\1\DATA\VG010522\05JAN12.D  
Sample Name : B22010142-002A  
Operator : MSC  
Date injected : 5 Jan 2022 3:05 pm  
Instrument : VOA5975C  
Method used : 5975CACQF  
No of spectra : 5616  
Start Time : 0.840  
End Time : 16.498  
Vial Number : 12

---

Data file Name : C:\MSDCHEM\1\DATA\VG010522\05JAN13.D  
Sample Name : B22010143-002A  
Operator : MSC  
Date injected : 5 Jan 2022 3:33 pm  
Instrument : VOA5975C  
Method used : 5975CACQF  
No of spectra : 5616

Start Time : 0.840  
End Time : 16.498  
Vial Number : 13

---

Data file Name : C:\MSDCHEM\1\DATA\VG010522\05JAN14.D  
Sample Name : B22010002-001F  
Operator : MSC  
Date injected : 5 Jan 2022 4:00 pm  
Instrument : VOA5975C  
Method used : 5975CACQF  
No of spectra : 5616  
Start Time : 0.840  
End Time : 16.498  
Vial Number : 14

---

Data file Name : C:\MSDCHEM\1\DATA\VG010522\05JAN15.D  
Sample Name : B22010002-002F  
Operator : MSC  
Date injected : 5 Jan 2022 4:27 pm  
Instrument : VOA5975C  
Method used : 5975CACQF  
No of spectra : 5616  
Start Time : 0.839  
End Time : 16.498  
Vial Number : 15

---

Data file Name : C:\MSDCHEM\1\DATA\VG010522\05JAN16.D  
Sample Name : B22010002-003C  
Operator : MSC  
Date injected : 5 Jan 2022 4:55 pm  
Instrument : VOA5975C  
Method used : 5975CACQF  
No of spectra : 5616  
Start Time : 0.840  
End Time : 16.498  
Vial Number : 16

---

Data file Name : C:\MSDCHEM\1\DATA\VG010522\05JAN17.D  
Sample Name : B22010096-001F  
Operator : MSC  
Date injected : 5 Jan 2022 5:22 pm  
Instrument : VOA5975C  
Method used : 5975CACQF  
No of spectra : 5616  
Start Time : 0.840  
End Time : 16.498  
Vial Number : 17

-----  
Data file Name : C:\MSDCHEM\1\DATA\VG010522\05JAN18.D  
Sample Name : B22010120-001F  
Operator : MSC  
Date injected : 5 Jan 2022 5:49 pm  
Instrument : VOA5975C  
Method used : 5975CACQF  
No of spectra : 5616  
Start Time : 0.840  
End Time : 16.498  
Vial Number : 18  
-----

Data file Name : C:\MSDCHEM\1\DATA\VG010522\05JAN19.D  
Sample Name : B22010134-001F  
Operator : MSC  
Date injected : 5 Jan 2022 6:16 pm  
Instrument : VOA5975C  
Method used : 5975CACQF  
No of spectra : 5616  
Start Time : 0.839  
End Time : 16.498  
Vial Number : 19  
-----

Data file Name : C:\MSDCHEM\1\DATA\VG010522\05JAN20.D  
Sample Name : B22010141-001F  
Operator : MSC  
Date injected : 5 Jan 2022 6:44 pm  
Instrument : VOA5975C  
Method used : 5975CACQF  
No of spectra : 5616  
Start Time : 0.839  
End Time : 16.498  
Vial Number : 20  
-----

Data file Name : C:\MSDCHEM\1\DATA\VG010522\05JAN21.D  
Sample Name : B22010142-001F  
Operator : MSC  
Date injected : 5 Jan 2022 7:11 pm  
Instrument : VOA5975C  
Method used : 5975CACQF  
No of spectra : 5616  
Start Time : 0.840  
End Time : 16.498  
Vial Number : 21  
-----

Data file Name : C:\MSDCHEM\1\DATA\VG010522\05JAN22.D

Sample Name : B22010143-001F  
Operator : MSC  
Date injected : 5 Jan 2022 7:38 pm  
Instrument : VOA5975C  
Method used : 5975CACQF  
No of spectra : 5616  
Start Time : 0.840  
End Time : 16.498  
Vial Number : 22

---

Data file Name : C:\MSDCHEM\1\DATA\VG010522\05JAN23.D  
Sample Name : BLK  
Operator : MSC  
Date injected : 5 Jan 2022 8:06 pm  
Instrument : VOA5975C  
Method used : 5975CACQF  
No of spectra : 5616  
Start Time : 0.840  
End Time : 16.498  
Vial Number : 23

---

Data file Name : C:\MSDCHEM\1\DATA\VG010522\05JAN24.D  
Sample Name : B22010002-001FMS  
Operator : MSC  
Date injected : 5 Jan 2022 8:33 pm  
Instrument : VOA5975C  
Method used : 5975CACQF  
No of spectra : 5616  
Start Time : 0.840  
End Time : 16.498  
Vial Number : 24

---

Data file Name : C:\MSDCHEM\1\DATA\VG010522\05JAN25.D  
Sample Name : B22010002-001FMSD  
Operator : MSC  
Date injected : 5 Jan 2022 9:00 pm  
Instrument : VOA5975C  
Method used : 5975CACQF  
No of spectra : 5616  
Start Time : 0.840  
End Time : 16.498  
Vial Number : 25

---

Data file Name : C:\MSDCHEM\1\DATA\VG010522\05JAN26.D  
Sample Name : BLK  
Operator : MSC  
Date injected : 5 Jan 2022 9:27 pm



Instrument : VOA5975C  
Method used : 5975CACQF  
No of spectra : 5616  
Start Time : 0.840  
End Time : 16.498  
Vial Number : 26

---

Data file Name : C:\MSDCHEM\1\DATA\VG010522\05JAN27.D  
Sample Name : CCV010522\_Closing  
Operator : MSC  
Date injected : 5 Jan 2022 9:55 pm  
Instrument : VOA5975C  
Method used : 5975CACQF  
No of spectra : 5616  
Start Time : 0.840  
End Time : 16.498  
Vial Number : 27

---

Data file Name : C:\MSDCHEM\1\DATA\VG010522\05JAN28.D  
Sample Name : BLK  
Operator : MSC  
Date injected : 5 Jan 2022 10:22 pm  
Instrument : VOA5975C  
Method used : 5975CACQF  
No of spectra : 5616  
Start Time : 0.839  
End Time : 16.498  
Vial Number : 28

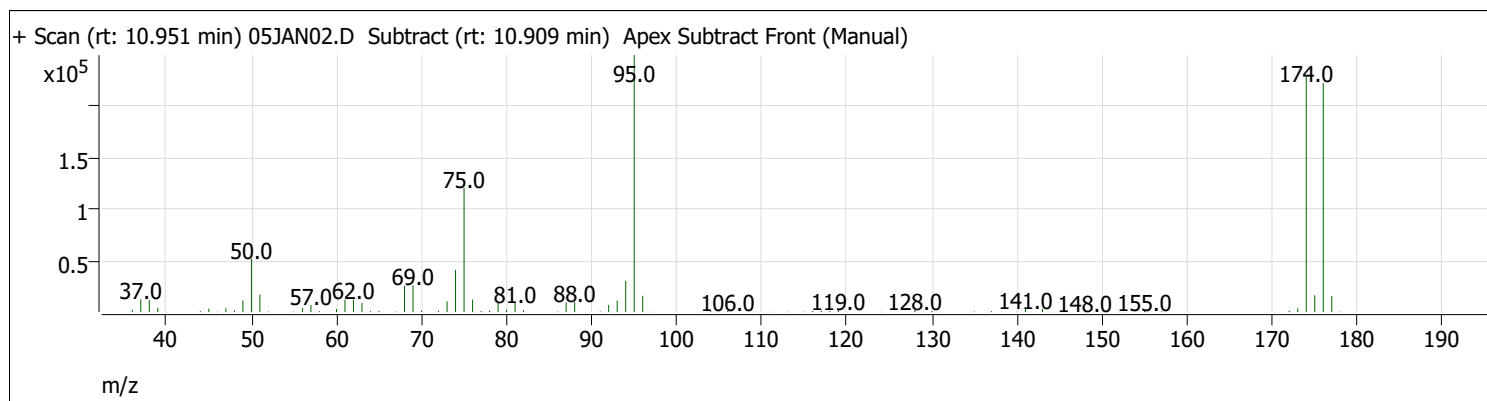
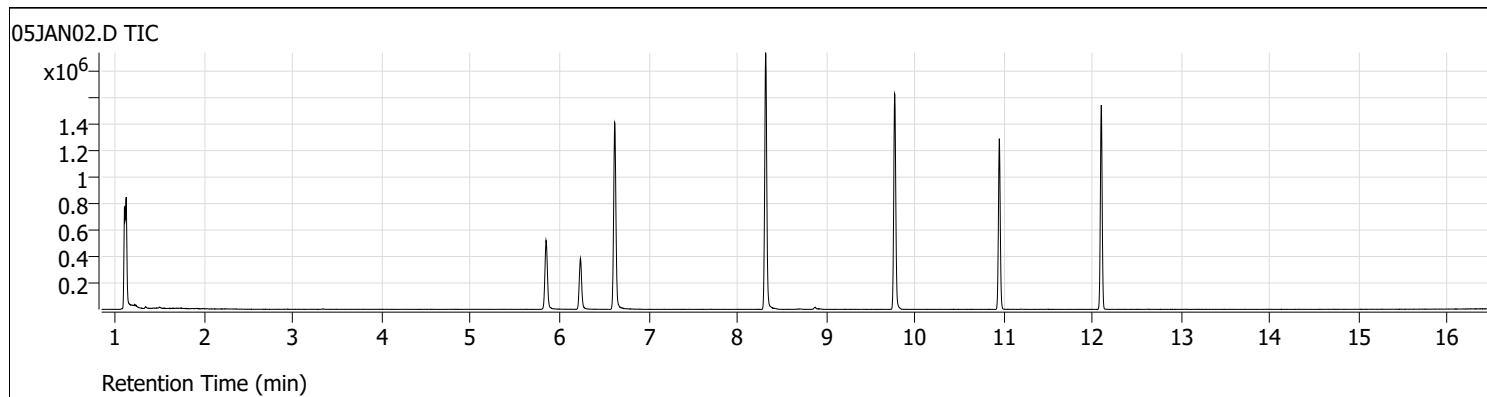
---

Data file Name : C:\MSDCHEM\1\DATA\VG010522\05JAN29.D  
Sample Name : BLK  
Operator : MSC  
Date injected : 5 Jan 2022 10:49 pm  
Instrument : VOA5975C  
Method used : 5975CACQF  
No of spectra : 5616  
Start Time : 0.840  
End Time : 16.498  
Vial Number : 29

---

# Tune Evaluation Report

Data Path: D:\Org\Data\VOA5975C\VG010522\05JAN02.D  
 Acq on: 1/5/2022 9:49:06 AM  
 Operator: MSC  
 Sample: BFB010522\_  
 Inst Name: VOA5975C  
 ALS Vial: 2  
 Method: \\MASSHUNTER\Org\Data\Methods\BFBapex.m



Target Mass	Rel. To Mass	Lower Limit%	Upper Limit%	Rel. Abn%	Raw Abn	Pass/Fail
50	95	15	40	20.8	51832	Pass
75	95	30	60	48.4	120952	Pass
95	95	100	100	100.0	249664	Pass
96	95	5	9	6.4	15975	Pass
173	174	0	2	1.6	3650	Pass
174	95	50	100	92.0	229696	Pass
175	174	5	9	7.2	16424	Pass
176	174	95	101	96.9	222464	Pass
177	176	5	9	7.1	15712	Pass

# Continuing Calibration Report

**Batch Name** D:\Org\Data\VOA5975C\VG010522\QuantResults\VG010522\_8260B.batch.bin  
**Method File** \\MASSHUNTER\Org\Data\Methods\Quant\VOA5975C\VOA5975C\_010422\_CAL\VOA5975C\_8260B\_SHT\_DoD\_L4\_010422.m  
**Daily CC** D:\Org\Data\VOA5975C\VG01052205JAN03.D

Level name	Injection Time	Calibration Files
1	1/4/2022 3:33:04 PM	D:\Org\Data\VOA5975C\VG010422\04JAN10.D
2	1/4/2022 4:00:35 PM	D:\Org\Data\VOA5975C\VG010422\04JAN11.D
3	1/4/2022 4:28:05 PM	D:\Org\Data\VOA5975C\VG010422\04JAN12.D
4	1/4/2022 4:55:32 PM	D:\Org\Data\VOA5975C\VG010422\04JAN13.D
5	1/4/2022 5:50:25 PM	D:\Org\Data\VOA5975C\VG010422\04JAN15.D
6	1/4/2022 6:45:10 PM	D:\Org\Data\VOA5975C\VG010422\04JAN17.D
7	1/4/2022 7:39:45 PM	D:\Org\Data\VOA5975C\VG010422\04JAN19.D
8	1/4/2022 8:34:31 PM	D:\Org\Data\VOA5975C\VG010422\04JAN21.D
CC	1/5/2022 10:28:43 AM	D:\Org\Data\VOA5975C\VG010522\05JAN03.D <=====

ISTD Compound:	Avg Resp	Mid Resp	CC Resp	Area%	A/M
Fluorobenzene	805964	778120	758322	97.46	M
Chlorobenzene-d5	305684	300356	289518	96.39	M
1,4-Dichlorobenzene-d4	252451	248636	242905	97.70	M

Target Compound	AvgRF/R2	CC RF	Exp. Conc	Calc. Conc	%Dev	Area%	Curve Fit
-----ISTD-----							
Dichlorodifluoromethane	0.3276	0.3188	125.00	121.64	2.69	87.63	Avg RF
Chloromethane	0.3976	0.3861	125.00	121.37	2.90	91.15	Avg RF
Vinyl chloride	0.3578	0.3552	125.00	124.08	0.73	90.77	Avg RF
Bromomethane	0.1600	0.1673	125.00	130.74	-4.59	97.37	Avg RF
Chloroethane	0.1771	0.1718	125.00	121.25	3.00	91.21	Avg RF
Trichlorofluoromethane	0.4441	0.4419	125.00	124.38	0.49	88.74	Avg RF
1,1-Dichloroethene	0.2518	0.2602	125.00	129.18	-3.34	99.23	Avg RF
Methylene chloride	0.3712	0.3763	125.00	126.70	-1.36	105.47	Avg RF
trans-1,2-Dichloroethene	0.2569	0.2719	125.00	132.27	-5.82	102.66	Avg RF
Methyl tert-butyl ether (MTBE)	0.3321	0.3450	125.00	129.87	-3.90	94.07	Avg RF
1,1-Dichloroethane	0.4782	0.5253	125.00	137.31	-9.85	107.06	Avg RF
2,2-Dichloropropane	0.3583	0.3831	125.00	133.65	-6.92	104.02	Avg RF
cis-1,2-Dichloroethene	0.2605	0.2863	125.00	137.39	-9.91	108.49	Avg RF
Methyl ethyl ketone	0.0353	0.0362 #	1250.00	1283.80	-2.70	101.98	Avg RF
Bromochloromethane	0.1079	0.1215	125.00	140.79	-12.63	109.81	Avg RF
Chloroform	0.4759	0.4899	125.00	128.66	-2.93	103.39	Avg RF
1,1,1-Trichloroethane	0.4460	0.4612	125.00	129.27	-3.41	100.39	Avg RF
Dibromofluoromethane	0.2355	0.2654	250.00	281.66	-12.67	225.32	Avg RF
Carbon tetrachloride	0.4394	0.4508	125.00	128.23	-2.58	98.84	Avg RF
1,1-Dichloropropene	0.3792	0.3963	125.00	130.64	-4.51	100.42	Avg RF
1,2-Dichloroethane-d4	0.1017	0.1183	250.00	290.73	-16.29	229.53	Avg RF
Benzene	0.9954	1.0777	125.00	135.33	-8.26	106.55	Avg RF
1,2-Dichloroethane	0.2693	0.2909	125.00	135.04	-8.03	105.19	Avg RF
-----ISTD-----							
Chlorobenzene-d5	0.7540	0.7933	125.00	131.53	-5.22	100.63	Avg RF
Trichloroethene	0.6632	0.7231	125.00	136.30	-9.04	105.54	Avg RF
1,2-Dichloropropane	0.2803	0.3053	125.00	136.15	-8.92	108.77	Avg RF
Dibromomethane	0.7735	0.8310	125.00	134.30	-7.44	104.00	Avg RF
Bromodichloromethane	0.8745	0.9229	125.00	131.92	-5.54	103.23	Avg RF
cis-1,3-Dichloropropene	2.4091	2.6773	250.00	277.83	-11.13	216.40	Avg RF
Toluene-d8	1.6274	1.7767	125.00	136.47	-9.18	105.10	Avg RF
Toluene	0.6225	0.7254	125.00	145.67	-16.53	113.26	Avg RF
trans-1,3-Dichloropropene	0.3242	0.3608	125.00	139.08	-11.27	111.90	Avg RF
1,1,2-Trichloroethane	0.6639	0.6868	125.00	129.31	-3.45	101.88	Avg RF
Tetrachloroethene							

# Continuing Calibration Report

Target Compound	AvgRF/R2	CC RF	Exp. Conc	Calc. Conc	%Dev	Area%	Curve Fit
1,3-Dichloropropane	0.6378	0.7168	125.00	140.48	-12.39	107.88	Avg RF
Chlorodibromomethane	0.5068	0.5640	125.00	139.12	-11.30	108.84	Avg RF
1,2-Dibromoethane	0.3545	0.3884	125.00	136.93	-9.55	108.48	Avg RF
Chlorobenzene	1.7817	1.8910	125.00	132.67	-6.14	103.84	Avg RF
1,1,1,2-Tetrachloroethane	0.6228	0.6652	125.00	133.51	-6.81	105.93	Avg RF
Ethylbenzene	3.0900	3.2737	125.00	132.43	-5.95	102.10	Avg RF
m+p-Xylenes	1.2008	1.2890	250.00	268.37	-7.35	101.30	Avg RF
o-Xylene	1.0690	1.1451	125.00	133.90	-7.12	102.64	Avg RF
Styrene	1.7211	1.9345	125.00	140.50	-12.40	104.35	Avg RF
1,4-Dichlorobenzene-d4	-----ISTD-----						
Bromoform	0.3199	0.3590	125.00	140.27	-12.21	111.32	Avg RF
p-Bromofluorobenzene	0.9159	0.9772	250.00	266.74	-6.70	207.73	Avg RF
Bromobenzene	0.8091	0.8723	125.00	134.77	-7.82	103.60	Avg RF
1,1,2,2-Tetrachloroethane	0.4657	0.5225	125.00	140.25	-12.20	111.41	Avg RF
1,2,3-Trichloropropane	0.1246	0.1415	125.00	141.96	-13.57	51.90	Avg RF
2-Chlorotoluene	0.8050	0.8513	125.00	132.18	-5.75	100.94	Avg RF
4-Chlorotoluene	2.6247	2.8655	125.00	136.47	-9.17	103.53	Avg RF
1,3-Dichlorobenzene	1.4756	1.5333	125.00	129.89	-3.91	101.54	Avg RF
1,4-Dichlorobenzene	1.5046	1.5813	125.00	131.37	-5.10	101.59	Avg RF
1,2-Dichlorobenzene	1.2470	1.2845	125.00	128.76	-3.00	102.44	Avg RF

A -- against Average; M -- against Mid Point; P -- against Previous CC in the Method;

# Continuing Calibration Report

**Batch Name** D:\Org\Data\VOA5975C\VG010522\QuantResults\VG010522\_8260B.batch.bin  
**Method File** \\MASSHUNTER\Org\Data\Methods\Quant\VOA5975C\VOA5975C\_010422\_CAL\VOA5975C\_8260B\_SHT\_DoD\_L4\_010422.m  
**Daily CC** D:\Org\Data\VOA5975C\VG01052205JAN27.D

Level name	Injection Time	Calibration Files
1	1/4/2022 3:33:04 PM	D:\Org\Data\VOA5975C\VG010422\04JAN10.D
2	1/4/2022 4:00:35 PM	D:\Org\Data\VOA5975C\VG010422\04JAN11.D
3	1/4/2022 4:28:05 PM	D:\Org\Data\VOA5975C\VG010422\04JAN12.D
4	1/4/2022 4:55:32 PM	D:\Org\Data\VOA5975C\VG010422\04JAN13.D
5	1/4/2022 5:50:25 PM	D:\Org\Data\VOA5975C\VG010422\04JAN15.D
6	1/4/2022 6:45:10 PM	D:\Org\Data\VOA5975C\VG010422\04JAN17.D
7	1/4/2022 7:39:45 PM	D:\Org\Data\VOA5975C\VG010422\04JAN19.D
8	1/4/2022 8:34:31 PM	D:\Org\Data\VOA5975C\VG010422\04JAN21.D
CC	1/5/2022 9:55:17 PM	D:\Org\Data\VOA5975C\VG010522\05JAN27.D <=====

ISTD Compound:	Avg Resp	Mid Resp	CC Resp	Area%	A/M
Fluorobenzene	805964	778120	792987	101.91	M
Chlorobenzene-d5	305684	300356	303776	101.14	M
1,4-Dichlorobenzene-d4	252451	248636	251051	100.97	M

Target Compound	AvgRF/R2	CC RF	Exp. Conc	Calc. Conc	%Dev	Area%	Curve Fit
-----ISTD-----							
Dichlorodifluoromethane	0.3276	0.3166	125.00	120.81	3.35	91.01	Avg RF
Chloromethane	0.3976	0.3723	125.00	117.05	6.36	91.92	Avg RF
Vinyl chloride	0.3578	0.3417	125.00	119.38	4.50	91.32	Avg RF
Bromomethane	0.1600	0.1583	125.00	123.70	1.04	96.34	Avg RF
Chloroethane	0.1771	0.1566	125.00	110.53	11.57	86.95	Avg RF
Trichlorofluoromethane	0.4441	0.4369	125.00	122.98	1.62	91.75	Avg RF
1,1-Dichloroethene	0.2518	0.2421	125.00	120.16	3.87	96.52	Avg RF
Methylene chloride	0.3712	0.3348	125.00	112.75	9.80	98.14	Avg RF
trans-1,2-Dichloroethene	0.2569	0.2520	125.00	122.59	1.92	99.50	Avg RF
Methyl tert-butyl ether (MTBE)	0.3321	0.3128	125.00	117.73	5.82	89.17	Avg RF
1,1-Dichloroethane	0.4782	0.4676	125.00	122.23	2.22	99.65	Avg RF
2,2-Dichloropropane	0.3583	0.3412	125.00	119.01	4.79	96.86	Avg RF
cis-1,2-Dichloroethene	0.2605	0.2536	125.00	121.69	2.65	100.48	Avg RF
Methyl ethyl ketone	0.0353	0.0319 #	1250.00	1129.33	9.65	93.81	Avg RF
Bromochloromethane	0.1079	0.1039	125.00	120.31	3.75	98.13	Avg RF
Chloroform	0.4759	0.4426	125.00	116.26	6.99	97.70	Avg RF
1,1,1-Trichloroethane	0.4460	0.4326	125.00	121.23	3.02	98.45	Avg RF
Dibromofluoromethane	0.2355	0.2553	250.00	270.98	-8.39	226.68	Avg RF
Carbon tetrachloride	0.4394	0.4283	125.00	121.83	2.54	98.20	Avg RF
1,1-Dichloropropene	0.3792	0.3688	125.00	121.57	2.74	97.72	Avg RF
1,2-Dichloroethane-d4	0.1017	0.1133	250.00	278.44	-11.38	229.87	Avg RF
Benzene	0.9954	0.9757	125.00	122.53	1.98	100.89	Avg RF
1,2-Dichloroethane	0.2693	0.2584	125.00	119.94	4.05	97.70	Avg RF
-----ISTD-----							
Chlorobenzene-d5							
Trichloroethene	0.7540	0.7302	125.00	121.06	3.15	97.19	Avg RF
1,2-Dichloropropane	0.6632	0.6135	125.00	115.63	7.50	93.95	Avg RF
Dibromomethane	0.2803	0.2649	125.00	118.13	5.49	99.02	Avg RF
Bromodichloromethane	0.7735	0.7365	125.00	119.03	4.78	96.72	Avg RF
cis-1,3-Dichloropropene	0.8745	0.7928	125.00	113.32	9.34	93.05	Avg RF
Toluene-d8	2.4091	2.6515	250.00	275.15	-10.06	224.87	Avg RF
Toluene	1.6274	1.5859	125.00	121.82	2.55	98.43	Avg RF
trans-1,3-Dichloropropene	0.6225	0.5956	125.00	119.59	4.33	97.56	Avg RF
1,1,2-Trichloroethane	0.3242	0.2992	125.00	115.36	7.71	97.38	Avg RF
Tetrachloroethene	0.6639	0.6327	125.00	119.13	4.69	98.48	Avg RF

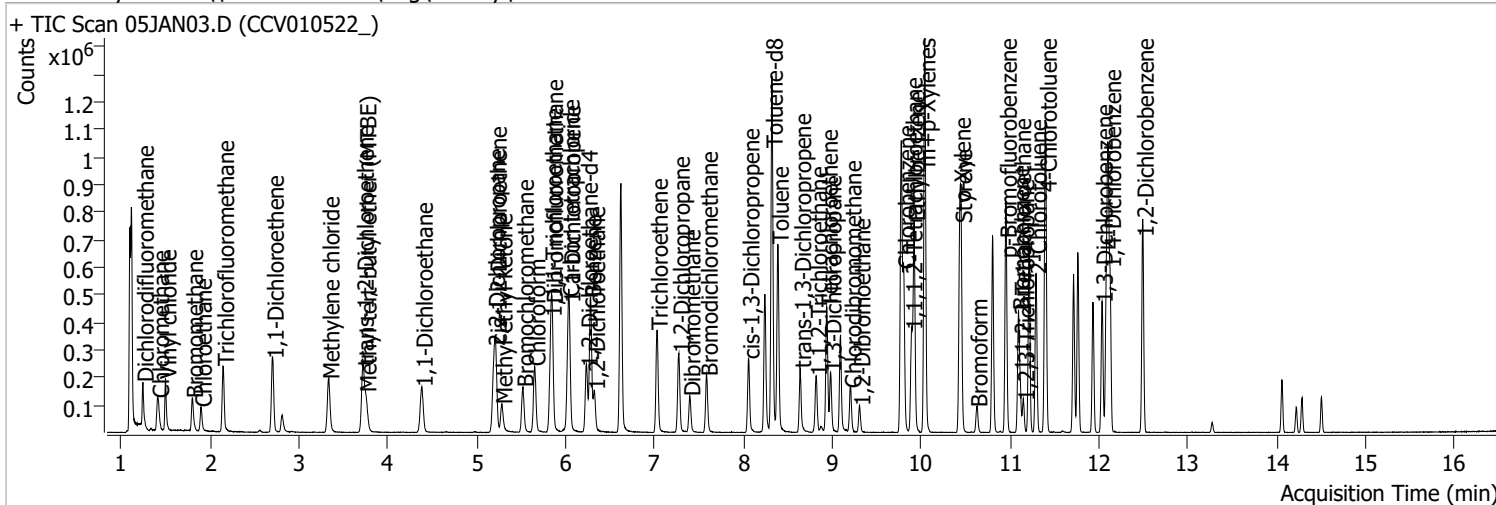
# Continuing Calibration Report

Target Compound	AvgRF/R2	CC RF	Exp. Conc	Calc. Conc	%Dev	Area%	Curve Fit
1,3-Dichloropropane	0.6378	0.6039	125.00	118.37	5.30	95.37	Avg RF
Chlorodibromomethane	0.5068	0.4788	125.00	118.11	5.51	96.95	Avg RF
1,2-Dibromoethane	0.3545	0.3255	125.00	114.75	8.20	95.39	Avg RF
Chlorobenzene	1.7817	1.7190	125.00	120.60	3.52	99.04	Avg RF
1,1,1,2-Tetrachloroethane	0.6228	0.5904	125.00	118.50	5.20	98.65	Avg RF
Ethylbenzene	3.0900	2.9865	125.00	120.82	3.35	97.73	Avg RF
m+p-Xylenes	1.2008	1.2057	250.00	251.02	-0.41	99.41	Avg RF
o-Xylene	1.0690	1.0524	125.00	123.06	1.55	98.97	Avg RF
Styrene	1.7211	1.7476	125.00	126.93	-1.54	98.91	Avg RF
1,4-Dichlorobenzene-d4	-----ISTD-----						
Bromoform	0.3199	0.3108	125.00	121.44	2.85	99.61	Avg RF
p-Bromofluorobenzene	0.9159	0.9759	250.00	266.38	-6.55	214.40	Avg RF
Bromobenzene	0.8091	0.8046	125.00	124.30	0.56	98.76	Avg RF
1,1,2,2-Tetrachloroethane	0.4657	0.4463	125.00	119.79	4.17	98.35	Avg RF
1,2,3-Trichloropropane	0.1246	0.1103	125.00	110.62	11.51	41.80	Avg RF
2-Chlorotoluene	0.8050	0.8090	125.00	125.62	-0.49	99.15	Avg RF
4-Chlorotoluene	2.6247	2.6323	125.00	125.36	-0.29	98.30	Avg RF
1,3-Dichlorobenzene	1.4756	1.4289	125.00	121.05	3.16	97.80	Avg RF
1,4-Dichlorobenzene	1.5046	1.4106	125.00	117.20	6.24	93.67	Avg RF
1,2-Dichlorobenzene	1.2470	1.1829	125.00	118.57	5.14	97.51	Avg RF

A -- against Average; M -- against Mid Point; P -- against Previous CC in the Method;

# Quantitation Results Report (QT Reviewed)

Data File	05JAN03.D	Operator	MSC
Acq. Method	5975CACQF.M	Acq. Date-Time	1/5/2022 10:28:43 AM
Sample Name	CCV010522_	Instrument	VOA5975C
Vial	3	Multiplier	1.00
DA Method File	VOA5975C_8260B_SHT_DoD_L4_010422.m	Comment	
Tune File	BFB_Atune3.u	Tune Date	10/11/2021 4:02:00 PM
Batch Name	VG010522_8260B.batch.bin	Last Calib Update	2/28/2022 2:48:47 PM
Ref Library	\\MASSHUNTER\Org\Library\NIST129K.I		



Compound	RT	QIon	Resp.	Conc.	Units	Dev(Min)
<b>Internal Standards</b>						
M Fluorobenzene	6.621	96.0	758322	250.0000	ng	-0.003
M Chlorobenzene-d5	9.774	82.0	289518	250.0000	ng	0.003
M 1,4-Dichlorobenzene-d4	12.100	152.0	242905	250.0000	ng	0.000
<b>System Monitoring Compounds</b>						
S Dibromofluoromethane	5.848	113.0	201225	281.6635	ng	0.003
Spiked Amount: 250.000	Range: 80.0 - 119.0%			Recovery = 112.67%		
S 1,2-Dichloroethane-d4	6.236	67.0	89713	290.7320	ng	0.003
Spiked Amount: 250.000	Range: 81.0 - 118.0%			Recovery = 116.29%		
S Toluene-d8	8.319	98.0	775126	277.8286	ng	0.000
Spiked Amount: 250.000	Range: 89.0 - 112.0%			Recovery = 111.13%		
S p-Bromofluorobenzene	10.951	95.0	237370	266.7422	ng	-0.003
Spiked Amount: 250.000	Range: 85.0 - 114.0%			Recovery = 106.70%		
<b>Target Compounds</b>						
T Dichlorodifluoromethane	1.244	85.0	120875	121.6377	ng	99
T Chloromethane	1.414	50.0	146389	121.3695	ng	98
T Vinyl chloride	1.498	62.0	134667	124.0834	ng	89
T Bromomethane	1.799	96.0	63447	130.7402	ng	97
T Chloroethane	1.897	64.0	65145	121.2486	ng	99
T Trichlorofluoromethane	2.148	101.0	167554	124.3824	ng	99
T 1,1-Dichloroethene	2.705	96.0	98670	129.1761	ng	100
T Methylene chloride	3.333	49.0	142665	126.6979	ng	100
T trans-1,2-Dichloroethene	3.718	96.0	103078	132.2722	ng	99
T Methyl tert-butyl ether (MTBE)	3.748	73.0	130816	129.8706	ng	99
T 1,1-Dichloroethane	4.381	63.0	199178	137.3114	ng	98
T 2,2-Dichloropropane	5.196	77.0	145269	133.6522	ng	98
T cis-1,2-Dichloroethene	5.212	96.0	108548	137.3875	ng	96
T Methyl ethyl ketone	5.279	43.0	137392	1283.7998	ng	99
T Bromochloromethane	5.519	128.0	46083	140.7927	ng	97
T Chloroform	5.650	83.0	185738	128.6627	ng	100

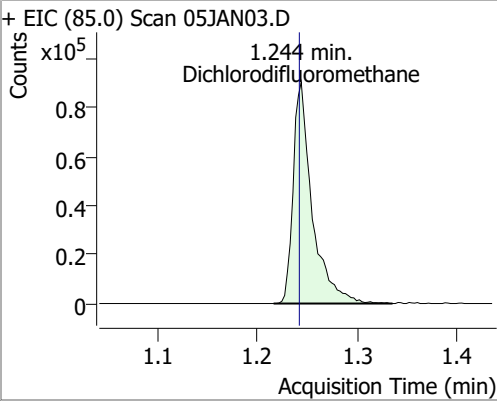
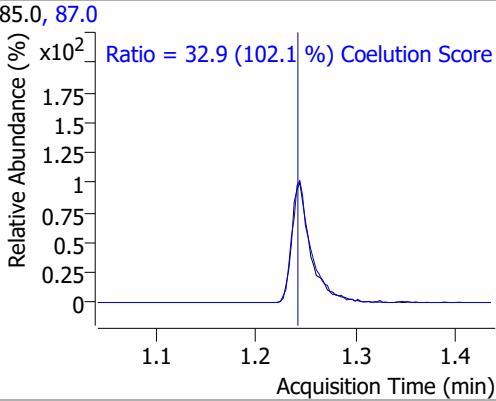
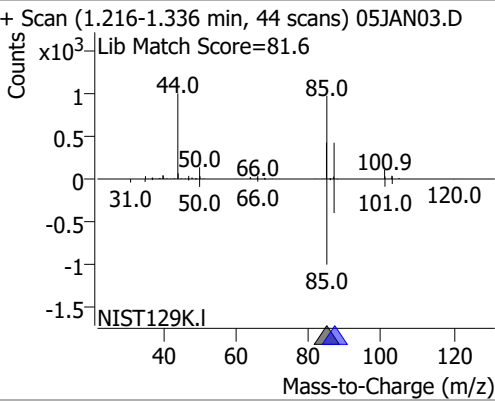
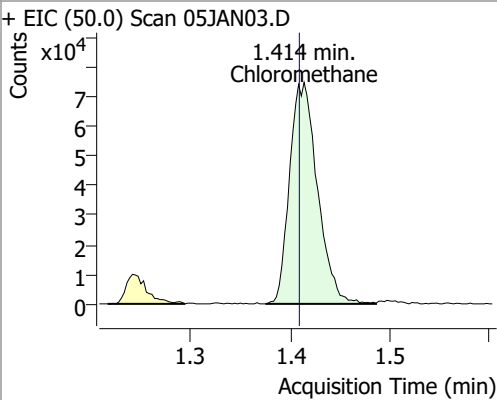
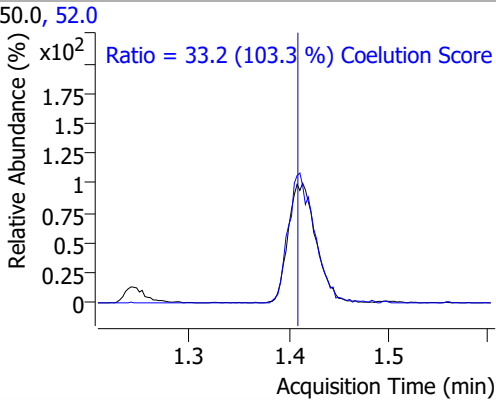
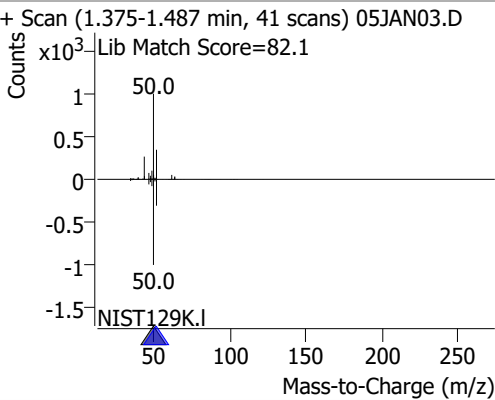
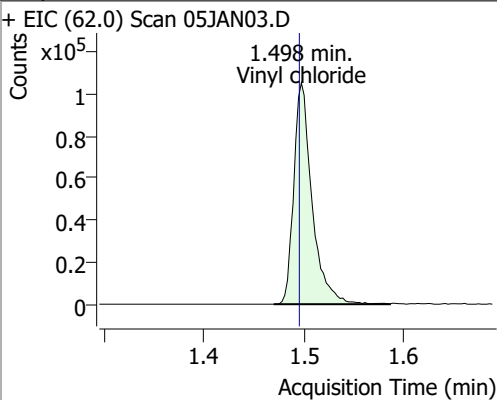
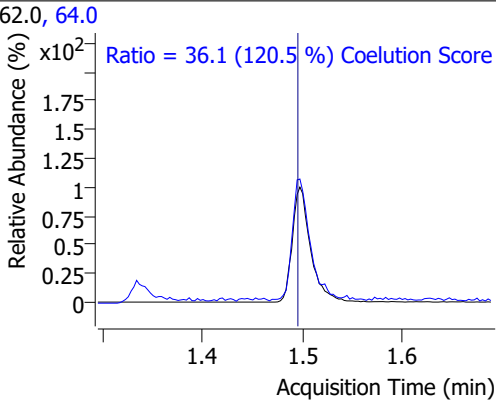
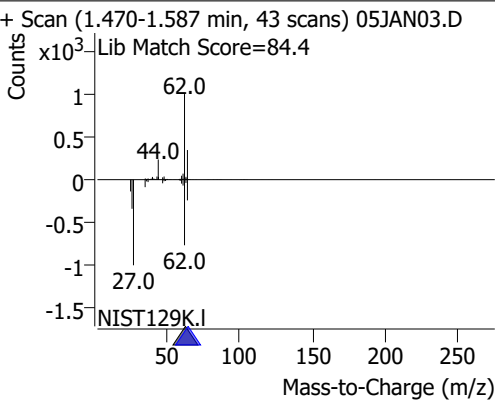
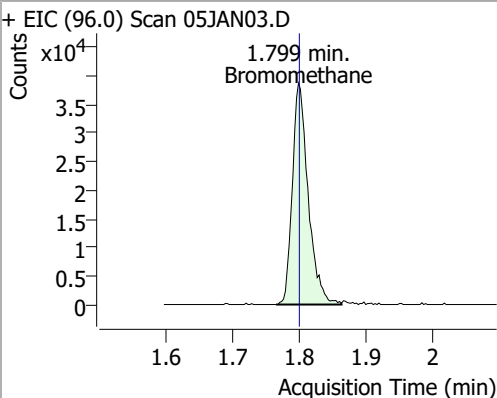
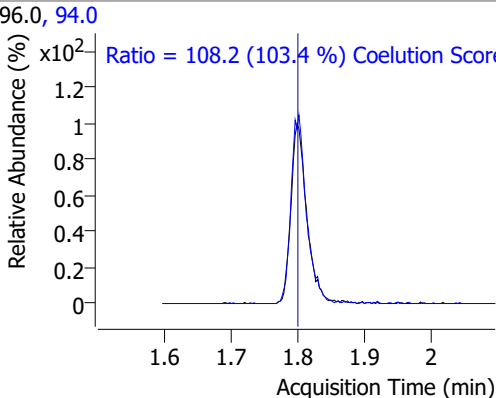
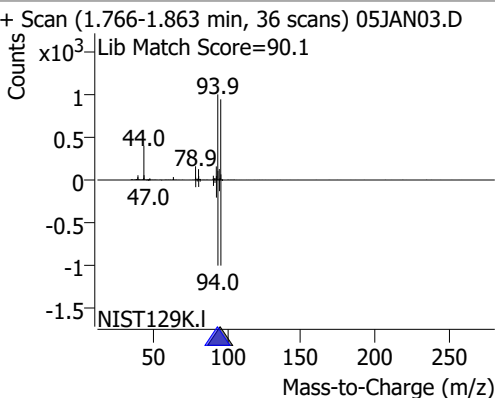
# Quantitation Results Report (QT Reviewed)

Compound	RT	QIon	Resp.	Conc.	Units	Dev(Min)
T 1,1,1-Trichloroethane	5.831	97.0	174885	129.2681	ng	99
T Carbon tetrachloride	6.029	117.0	170926	128.2311	ng	98
T 1,1-Dichloropropene	6.040	75.0	150274	130.6385	ng	99
T Benzene	6.280	78.0	408605	135.3309	ng	100
T 1,2-Dichloroethane	6.319	62.0	110298	135.0368	ng	98
T Trichloroethene	7.025	95.0	114844	131.5285	ng	98
T 1,2-Dichloropropane	7.273	63.0	104682	136.2951	ng	99
T Dibromomethane	7.393	93.0	44191	136.1521	ng	97
T Bromodichloromethane	7.585	83.0	120295	134.2956	ng	98
T cis-1,3-Dichloropropene	8.057	75.0	133603	131.9196	ng	98
T Toluene	8.386	92.0	257200	136.4742	ng	98
T trans-1,3-Dichloropropene	8.637	75.0	105011	145.6663	ng	96
T 1,1,2-Trichloroethane	8.818	83.0	52225	139.0820	ng	96
T Tetrachloroethene	8.935	163.8	99420	129.3096	ng	97
T 1,3-Dichloropropane	8.980	76.0	103760	140.4835	ng	99
T Chlorodibromomethane	9.203	129.0	81647	139.1249	ng	99
T 1,2-Dibromoethane	9.303	107.0	56221	136.9319	ng	99
T Chlorobenzene	9.802	112.0	273742	132.6730	ng	99
T 1,1,1,2-Tetrachloroethane	9.889	131.0	96292	133.5071	ng	99
T Ethylbenzene	9.919	91.0	473903	132.4334	ng	99
T m+p-Xylenes	10.037	106.0	373201	268.3696	ng	98
T o-Xylene	10.433	106.0	165769	133.9037	ng	99
T Styrene	10.449	104.0	280042	140.5011	ng	99
T Bromoform	10.622	172.5	43600	140.2668	ng	99
T Bromobenzene	11.093	156.0	105945	134.7722	ng	99
T 1,1,2,2-Tetrachloroethane	11.110	83.0	63459	140.2540	ng	97
T 1,2,3-Trichloropropane	11.149	110.0	17186	141.9567	ng	97
T 2-Chlorotoluene	11.289	126.0	103391	132.1845	ng	98
T 4-Chlorotoluene	11.400	91.0	348025	136.4682	ng	100
T 1,3-Dichlorobenzene	12.030	146.0	186227	129.8930	ng	99
T 1,4-Dichlorobenzene	12.123	146.0	192050	131.3733	ng	98
T 1,2-Dichlorobenzene	12.493	146.0	156006	128.7555	ng	98

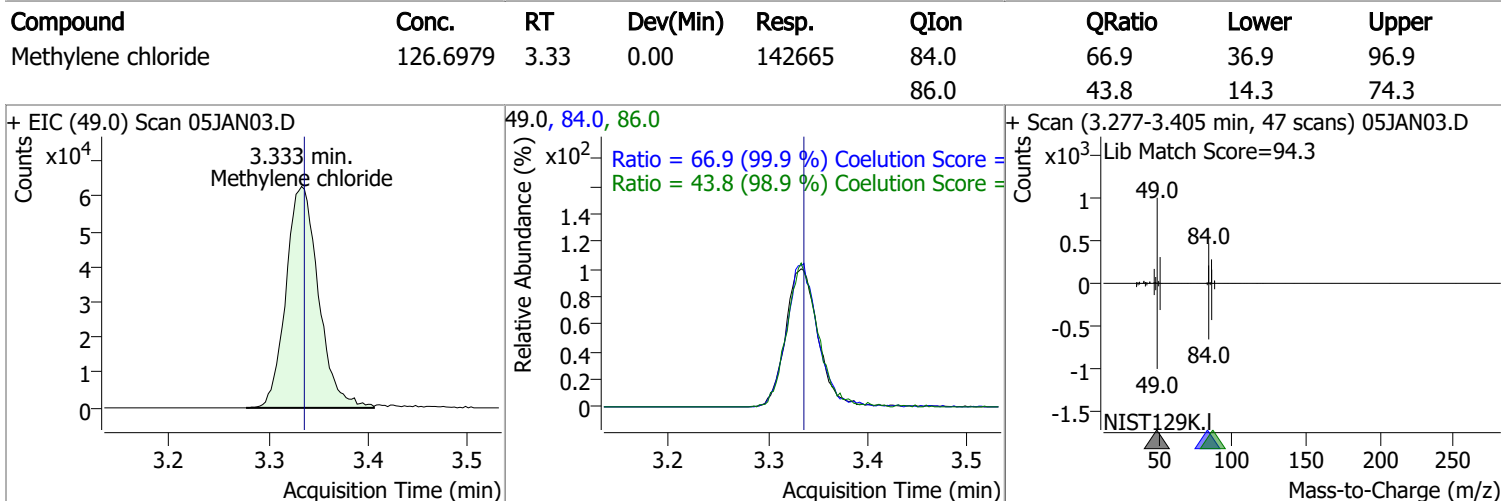
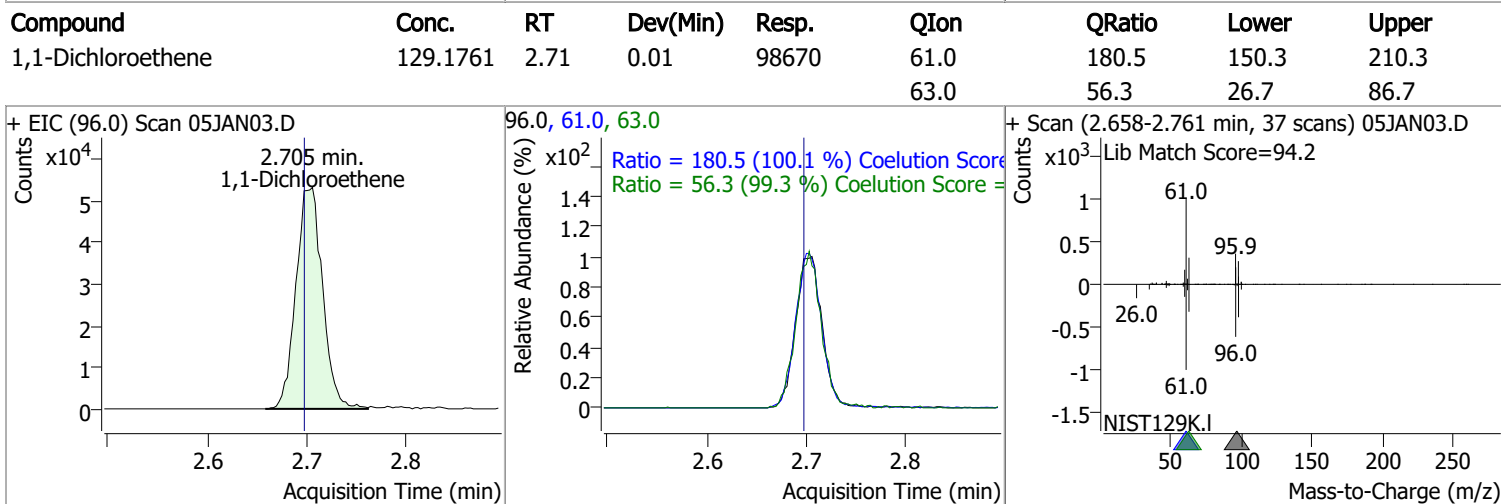
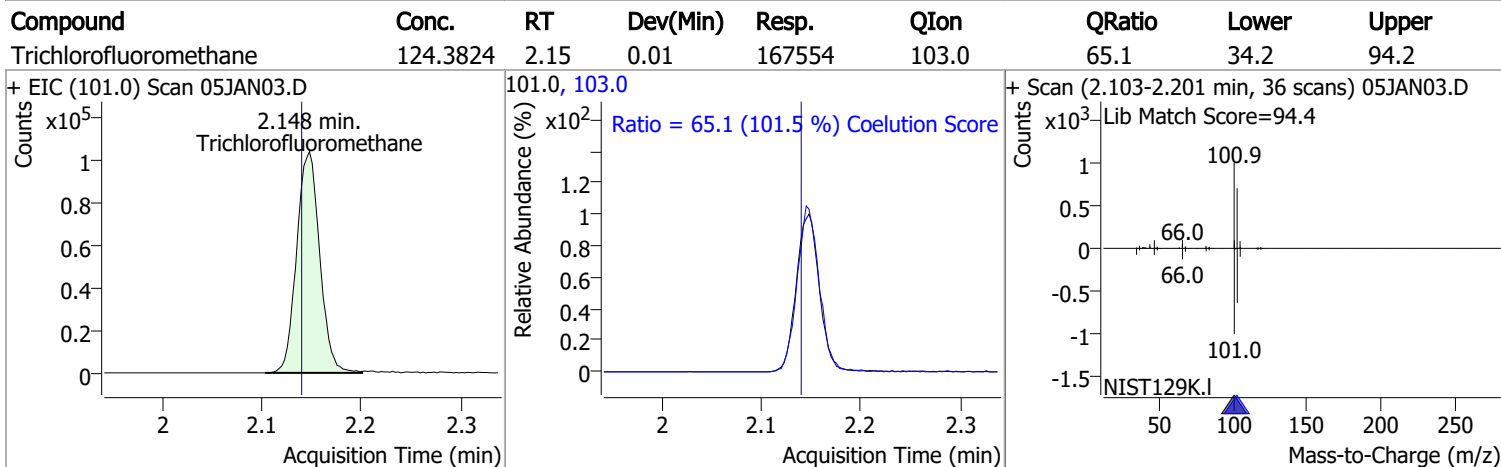
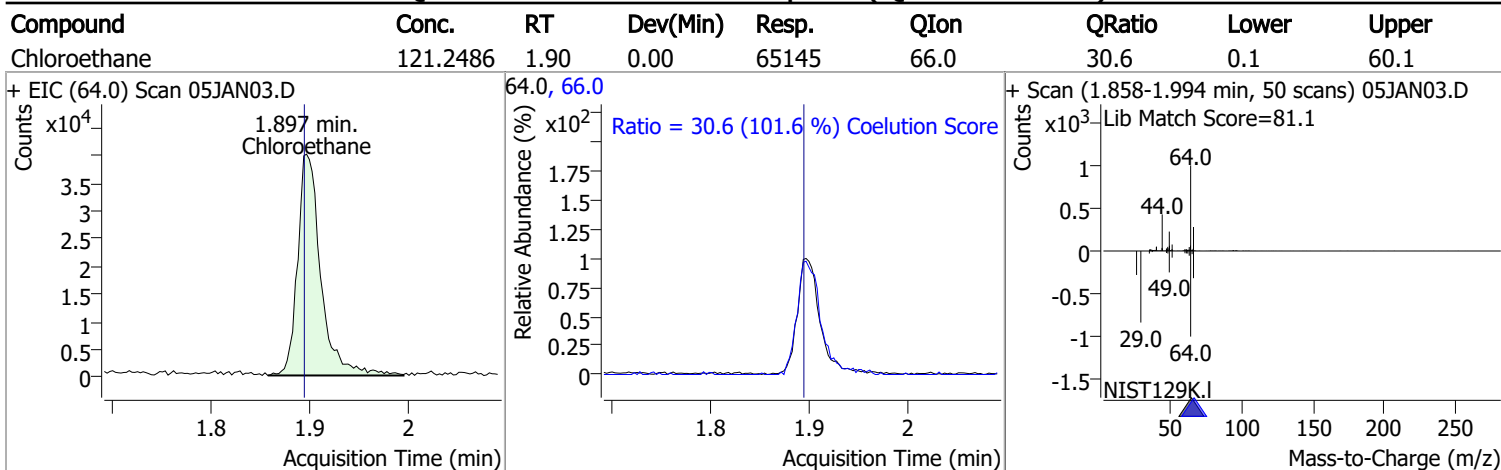
(#) = Qualifier Out of Range; (m) = Manual Integration; (+) = Area Summed; (\*) = Surrogate Percent Recovery Out of Range; (d): Zeroed Peak



# Quantitation Results Report (QT Reviewed)

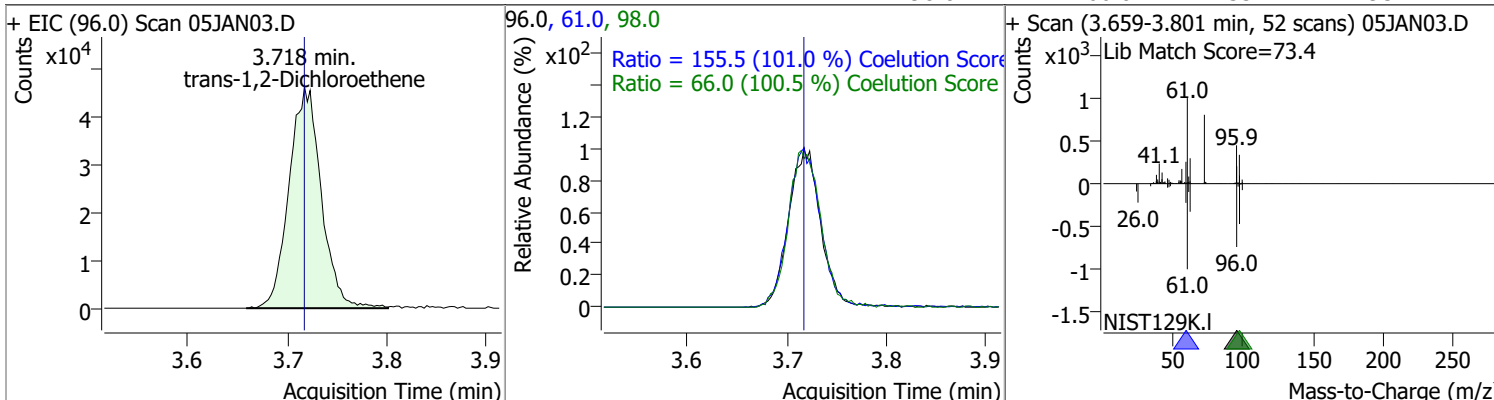
Compound	Conc.	RT	Dev(Min)	Resp.	QIon	QRatio	Lower	Upper
Dichlorodifluoromethane	121.6377	1.24	0.00	120875	87.0	32.9	2.3	62.3
+ EIC (85.0) Scan 05JAN03.D 			85.0, 87.0 			+ Scan (1.216-1.336 min, 44 scans) 05JAN03.D Lib Match Score=81.6 		
Chloromethane	121.3695	1.41	0.01	146389	52.0	33.2	2.1	62.1
+ EIC (50.0) Scan 05JAN03.D 			50.0, 52.0 			+ Scan (1.375-1.487 min, 41 scans) 05JAN03.D Lib Match Score=82.1 		
Vinyl chloride	124.0834	1.50	0.00	134667	64.0	36.1	0.0	59.9
+ EIC (62.0) Scan 05JAN03.D 			62.0, 64.0 			+ Scan (1.470-1.587 min, 43 scans) 05JAN03.D Lib Match Score=84.4 		
Bromomethane	130.7402	1.80	0.00	63447	94.0	108.2	74.6	134.6
+ EIC (96.0) Scan 05JAN03.D 			96.0, 94.0 			+ Scan (1.766-1.863 min, 36 scans) 05JAN03.D Lib Match Score=90.1 		

# Quantitation Results Report (QT Reviewed)

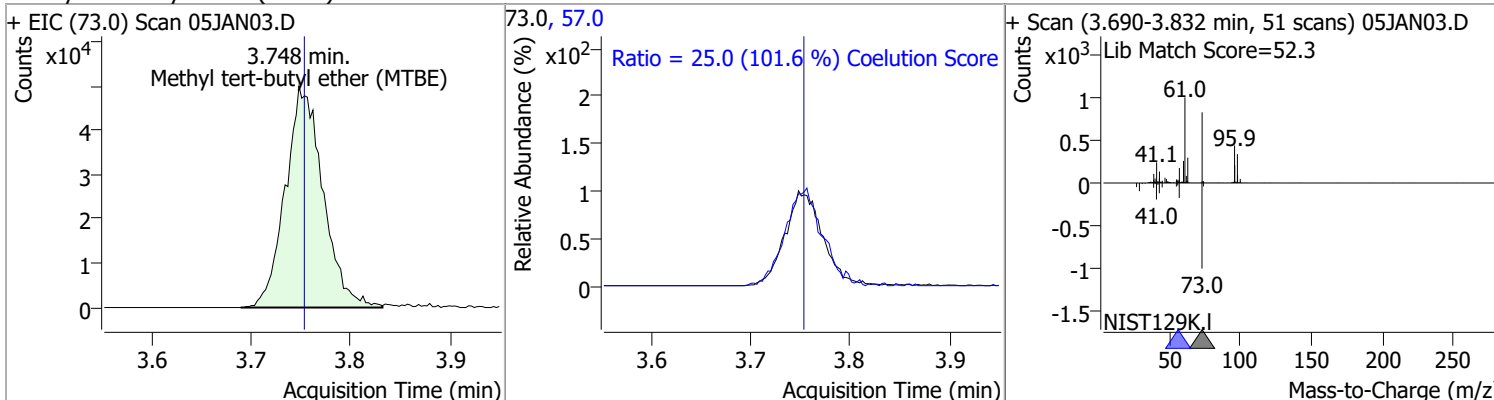


# Quantitation Results Report (QT Reviewed)

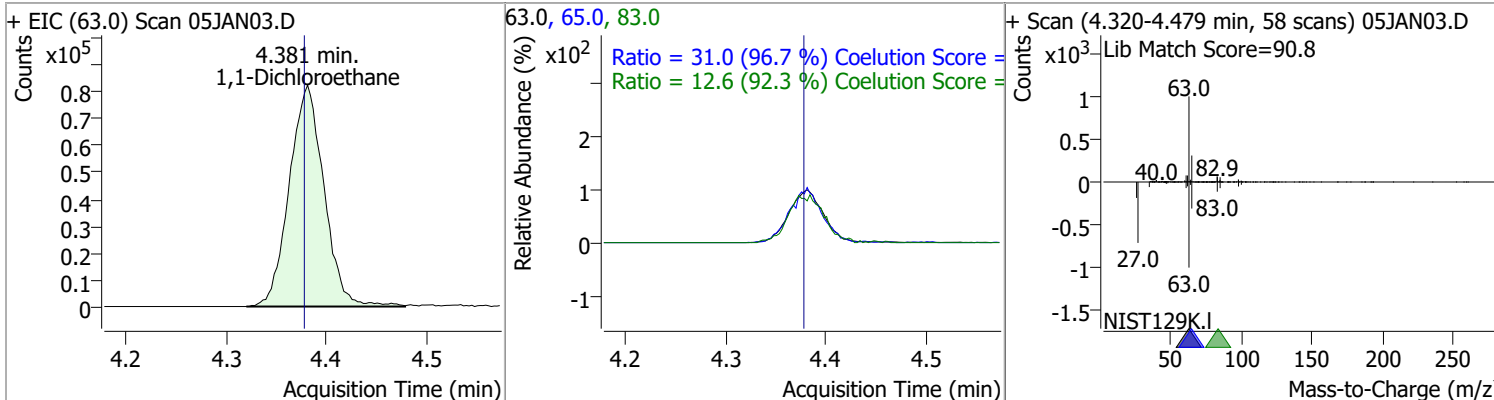
Compound	Conc.	RT	Dev(Min)	Resp.	QIon	QRatio	Lower	Upper
trans-1,2-Dichloroethene	132.2722	3.72	0.00	103078	61.0	155.5	123.9	183.9
					98.0	66.0	35.7	95.7



Compound	Conc.	RT	Dev(Min)	Resp.	QIon	QRatio	Lower	Upper
Methyl tert-butyl ether (MTBE)	129.8706	3.75	-0.01	130816	57.0	25.0	0.0	54.6

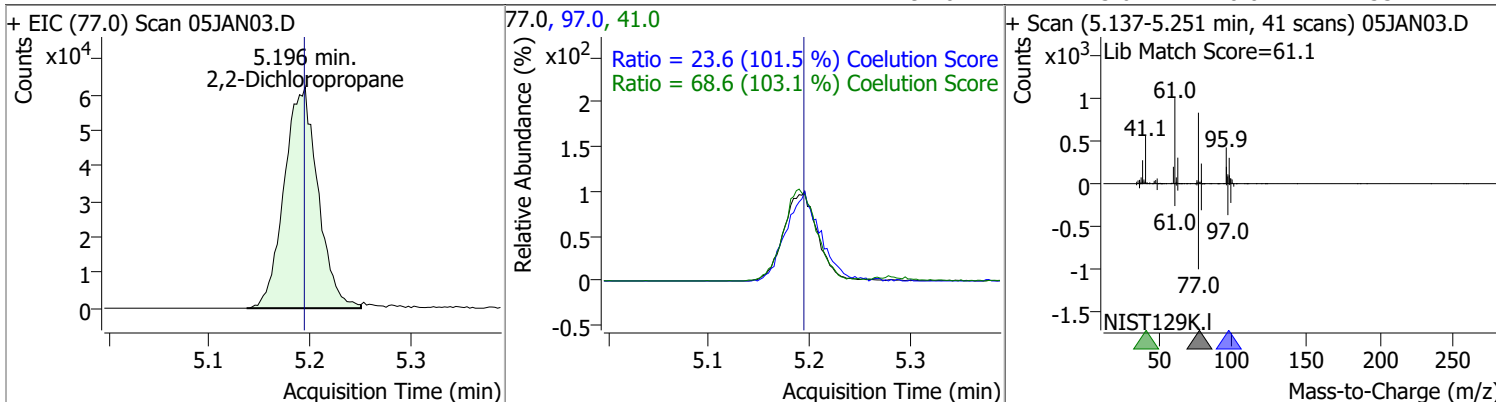


Compound	Conc.	RT	Dev(Min)	Resp.	QIon	QRatio	Lower	Upper
1,1-Dichloroethane	137.3114	4.38	0.00	199178	65.0	31.0	2.1	62.1
					83.0	12.6	0.0	43.7

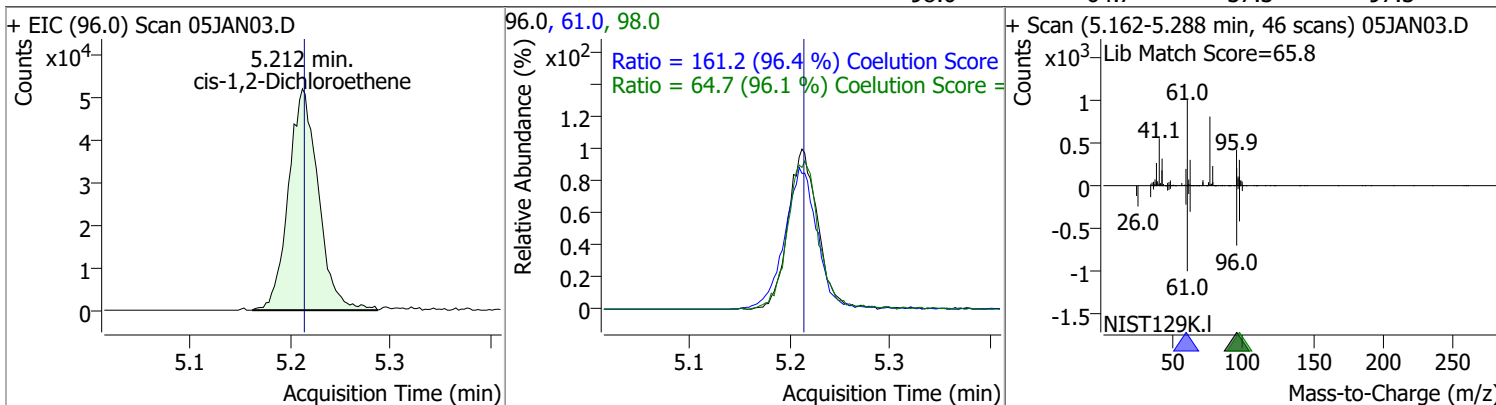


# Quantitation Results Report (QT Reviewed)

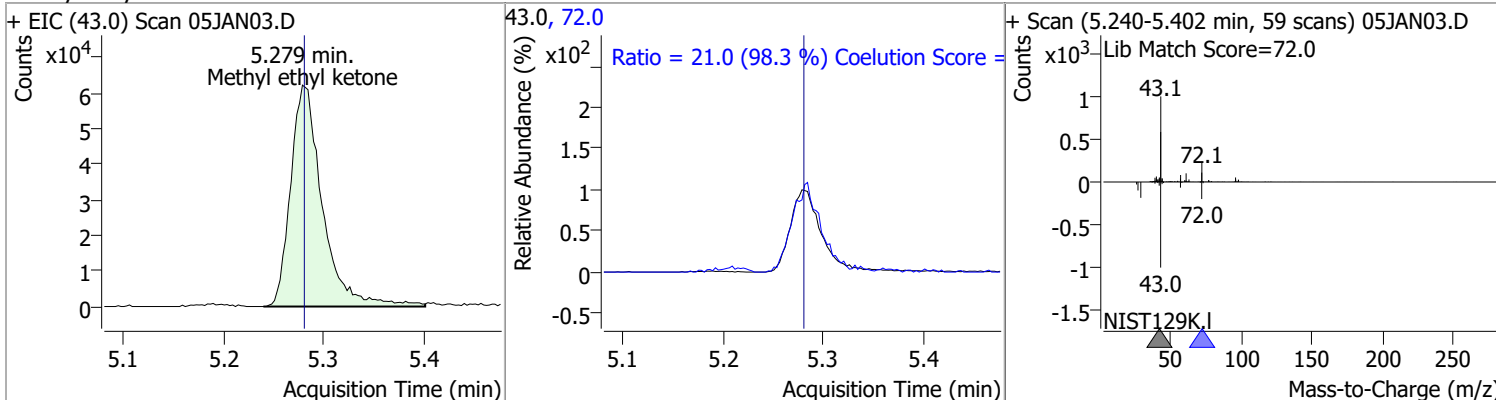
Compound	Conc.	RT	Dev(Min)	Resp.	QIon	QRatio	Lower	Upper
2,2-Dichloropropane	133.6522	5.20	0.00	145269	41.0	68.6	36.5	96.5
					97.0	23.6	0.0	53.2



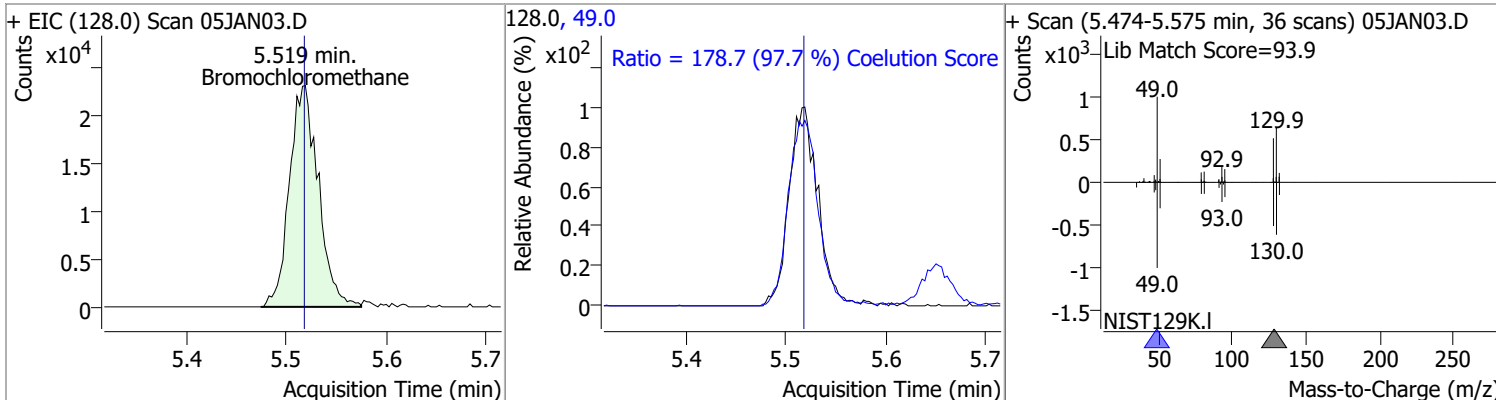
Compound	Conc.	RT	Dev(Min)	Resp.	QIon	QRatio	Lower	Upper
cis-1,2-Dichloroethene	137.3875	5.21	0.00	108548	61.0	161.2	137.2	197.2
					98.0	64.7	37.3	97.3



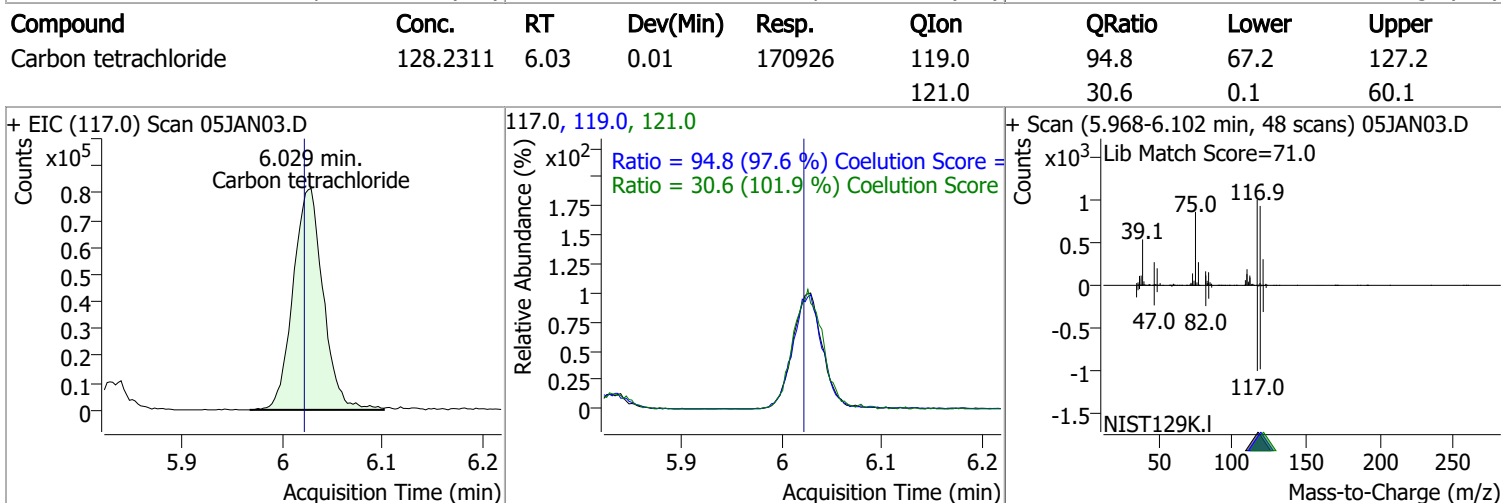
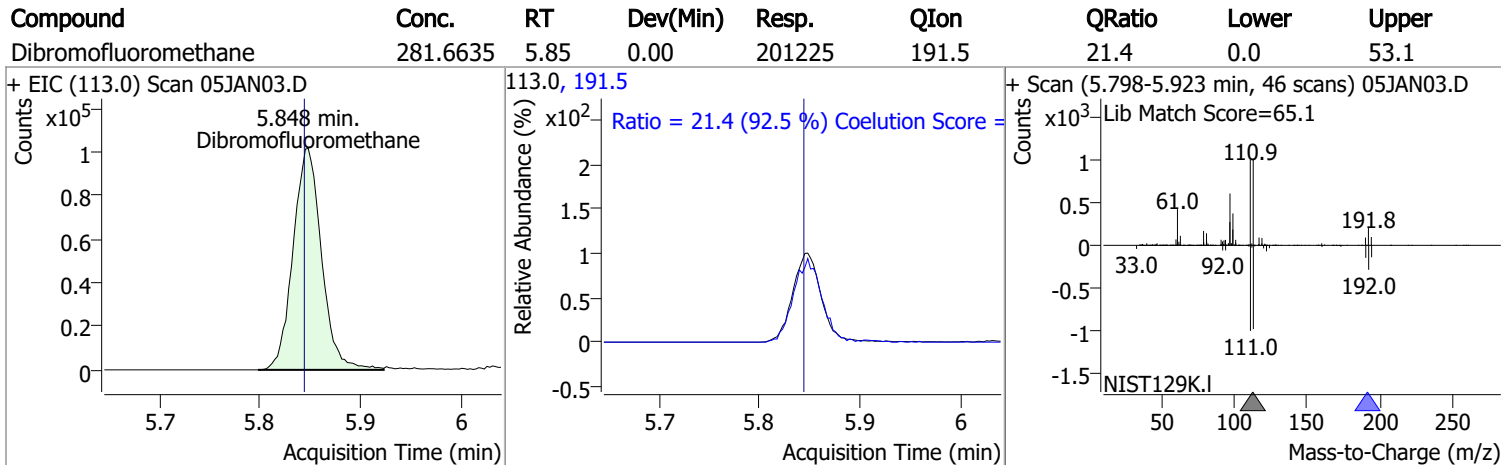
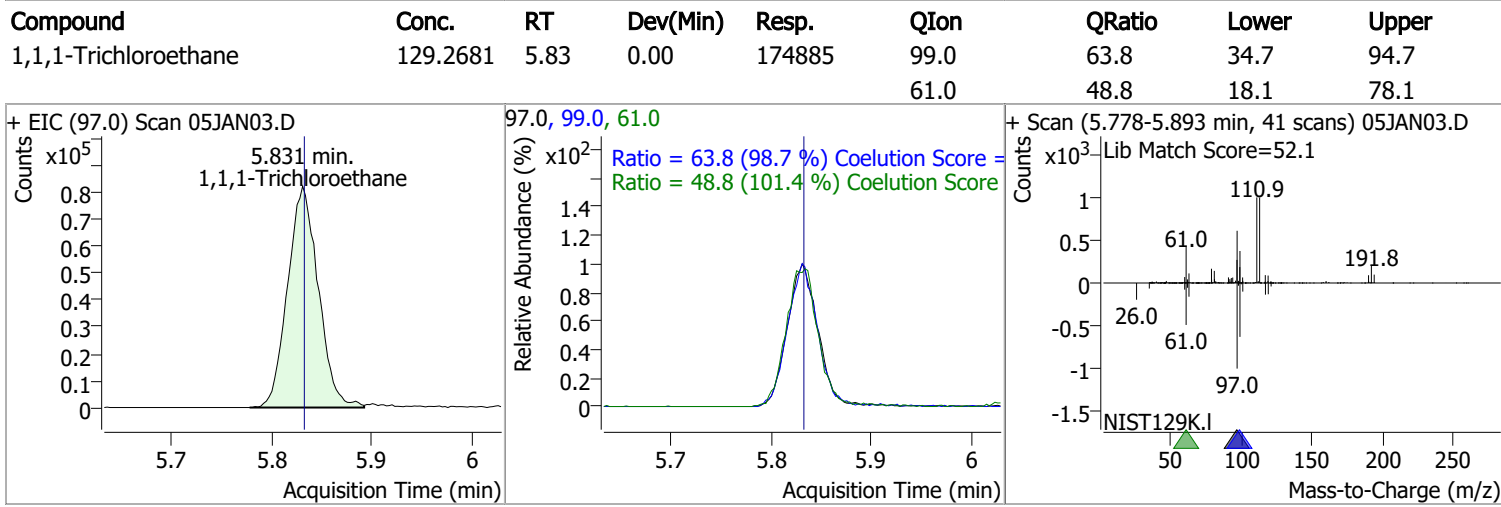
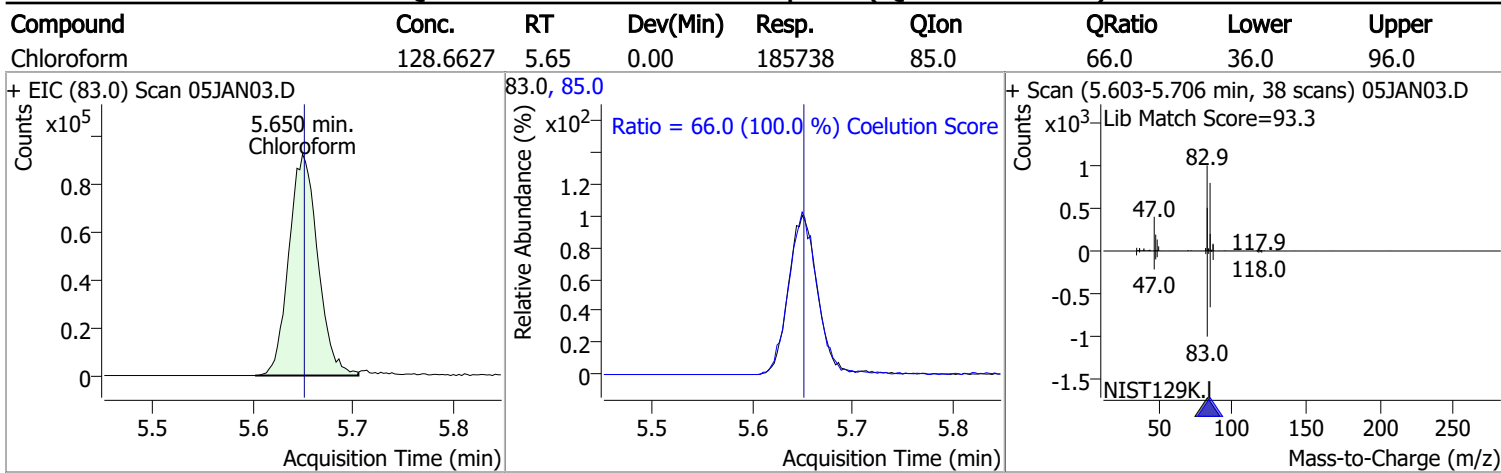
Compound	Conc.	RT	Dev(Min)	Resp.	QIon	QRatio	Lower	Upper
Methyl ethyl ketone	1283.7998	5.28	0.00	137392	72.0	21.0	0.0	51.3



Compound	Conc.	RT	Dev(Min)	Resp.	QIon	QRatio	Lower	Upper
Bromochloromethane	140.7927	5.52	0.00	46083	49.0	178.7	152.9	212.9

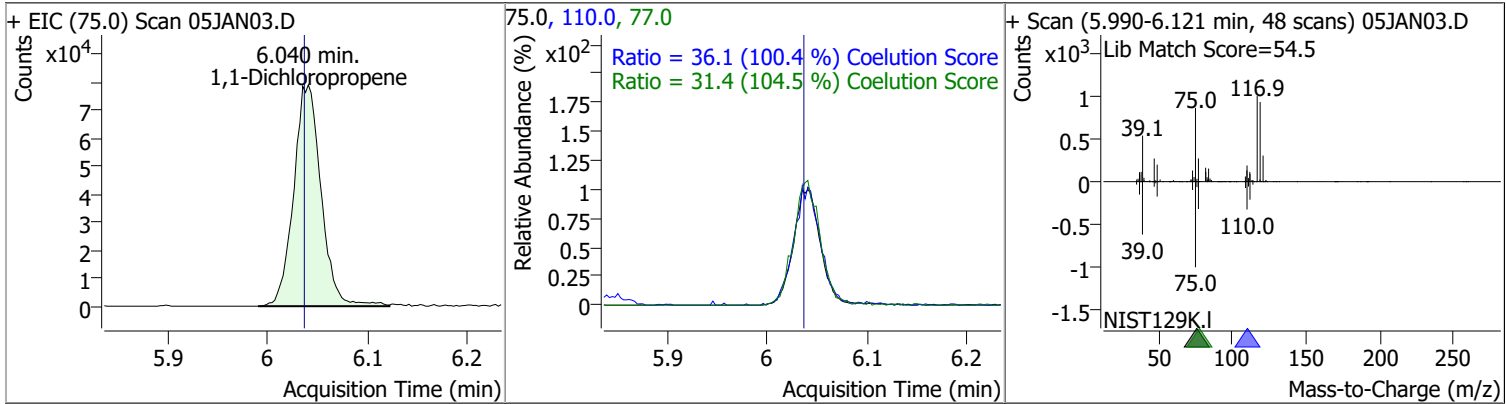


# Quantitation Results Report (QT Reviewed)

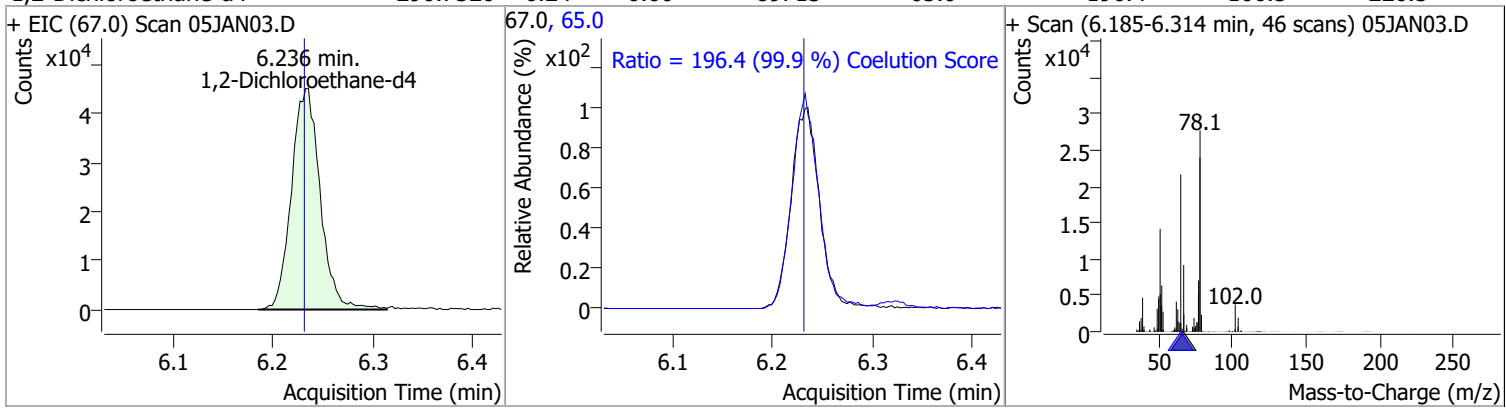


# Quantitation Results Report (QT Reviewed)

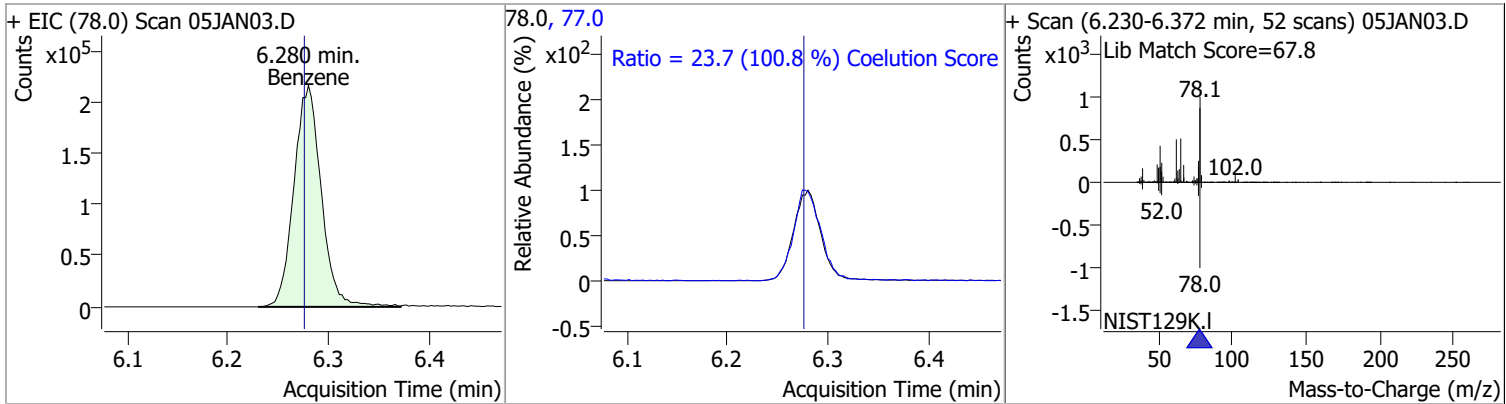
Compound	Conc.	RT	Dev(Min)	Resp.	QIon	QRatio	Lower	Upper
1,1-Dichloropropene	130.6385	6.04	0.00	150274	110.0	36.1	5.9	65.9
					77.0	31.4	0.1	60.1



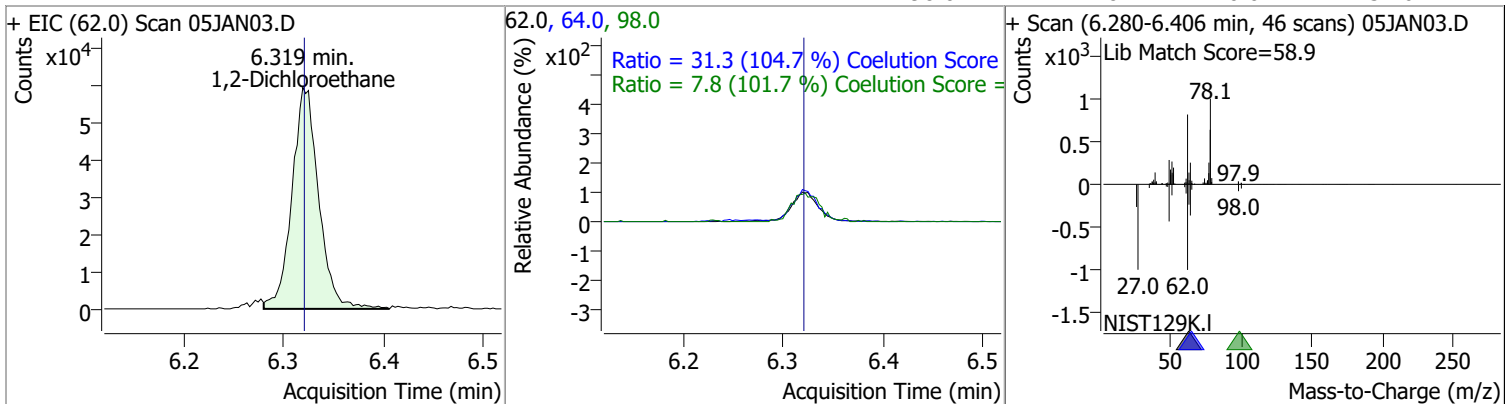
Compound	Conc.	RT	Dev(Min)	Resp.	QIon	QRatio	Lower	Upper
1,2-Dichloroethane-d4	290.7320	6.24	0.00	89713	65.0	196.4	166.5	226.5



Compound	Conc.	RT	Dev(Min)	Resp.	QIon	QRatio	Lower	Upper
Benzene	135.3309	6.28	0.00	408605	77.0	23.7	0.0	53.5

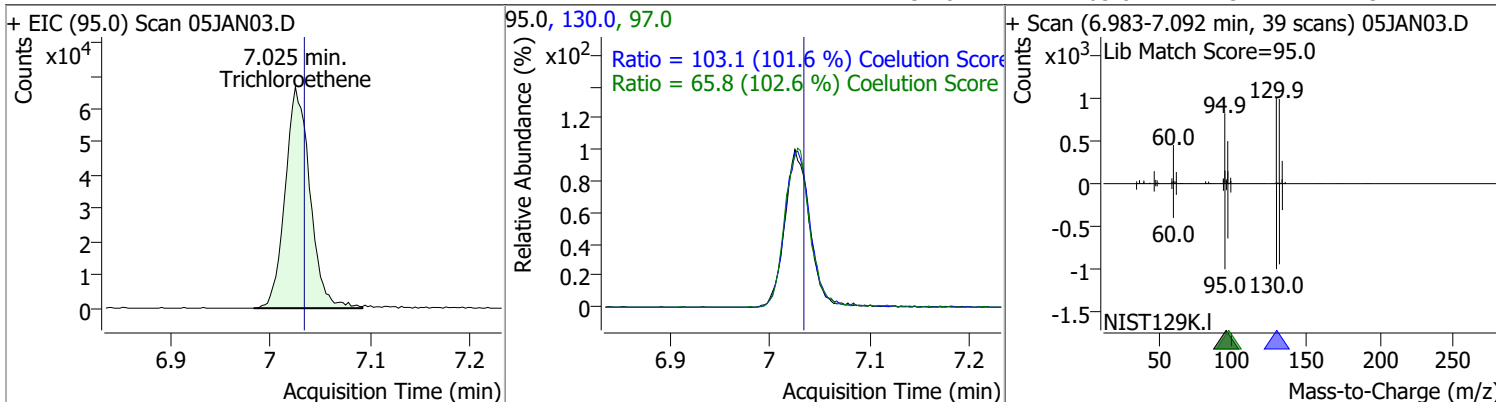


Compound	Conc.	RT	Dev(Min)	Resp.	QIon	QRatio	Lower	Upper
1,2-Dichloroethane	135.0368	6.32	0.00	110298	64.0	31.3	0.0	59.9
					98.0	7.8	0.0	37.6

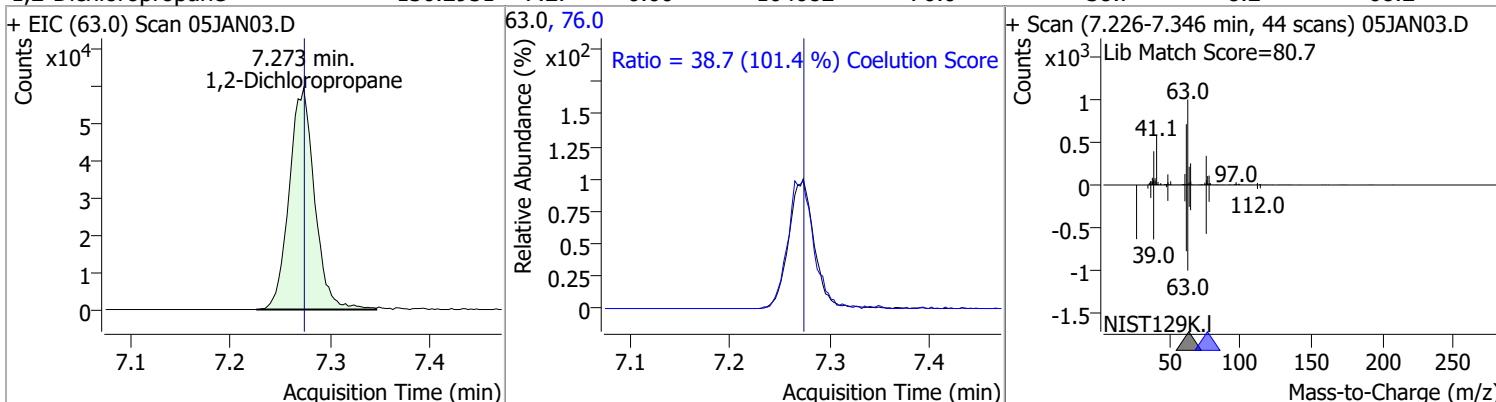


# Quantitation Results Report (QT Reviewed)

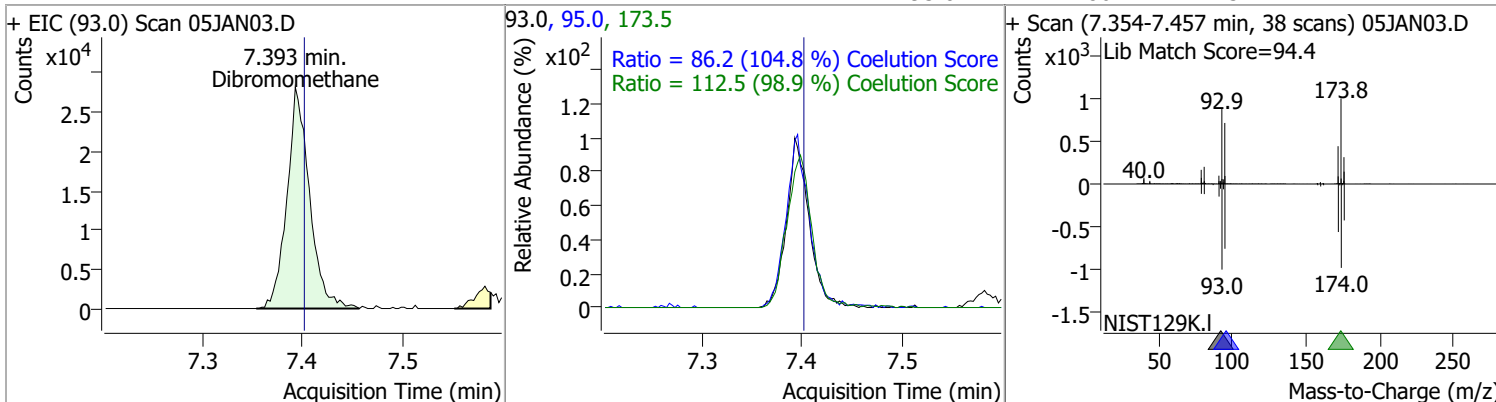
Compound	Conc.	RT	Dev(Min)	Resp.	QIon	QRatio	Lower	Upper
Trichloroethene	131.5285	7.02	-0.01	114844	130.0	103.1	71.5	131.5
					97.0	65.8	34.1	94.1



Compound	Conc.	RT	Dev(Min)	Resp.	QIon	QRatio	Lower	Upper
1,2-Dichloropropane	136.2951	7.27	0.00	104682	76.0	38.7	8.2	68.2

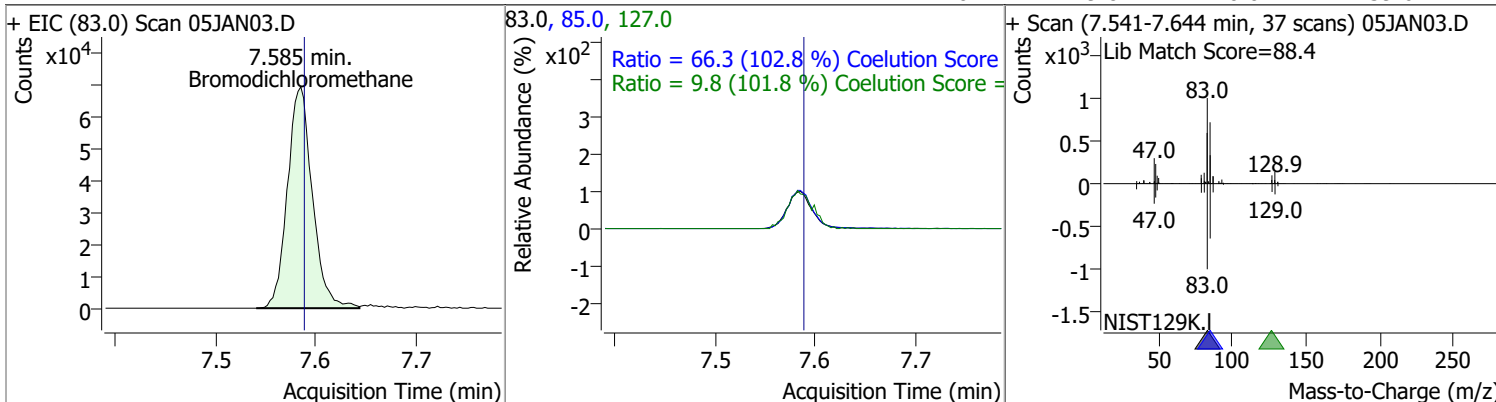


Compound	Conc.	RT	Dev(Min)	Resp.	QIon	QRatio	Lower	Upper
Dibromomethane	136.1521	7.39	-0.01	44191	173.5	112.5	83.7	143.7
					95.0	86.2	52.2	112.2

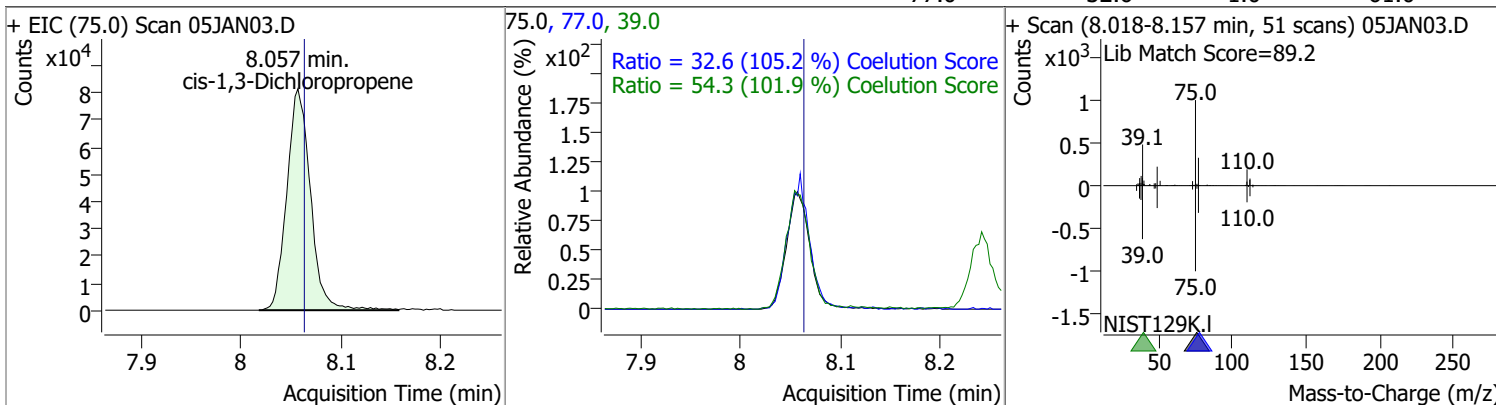


# Quantitation Results Report (QT Reviewed)

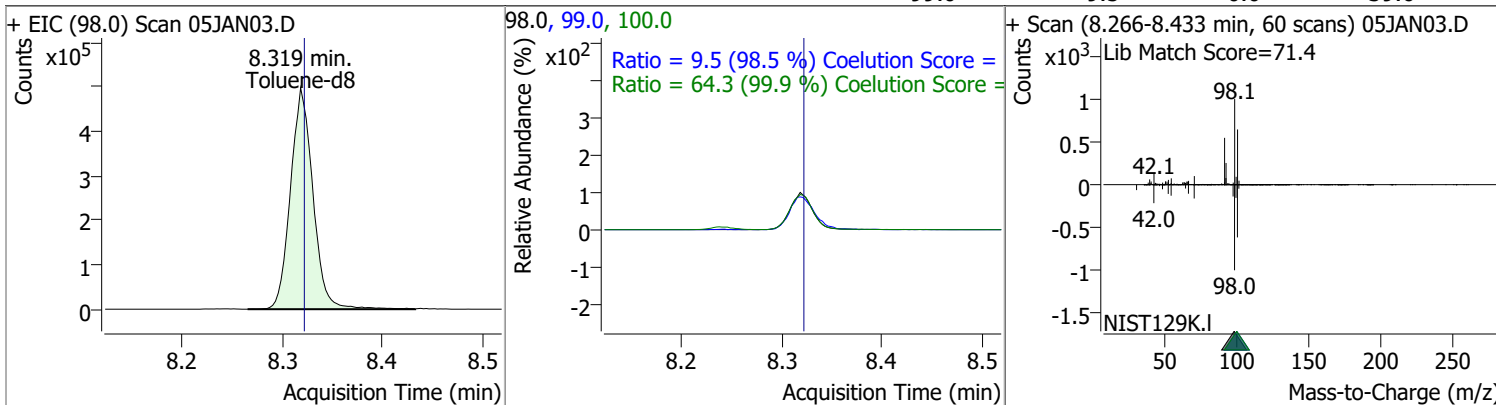
Compound	Conc.	RT	Dev(Min)	Resp.	QIon	QRatio	Lower	Upper
Bromodichloromethane	134.2956	7.59	0.00	120295	85.0	66.3	34.5	94.5
					127.0	9.8	0.0	39.6



Compound	Conc.	RT	Dev(Min)	Resp.	QIon	QRatio	Lower	Upper
cis-1,3-Dichloropropene	131.9196	8.06	0.00	133603	39.0	54.3	23.3	83.3
					77.0	32.6	1.0	61.0



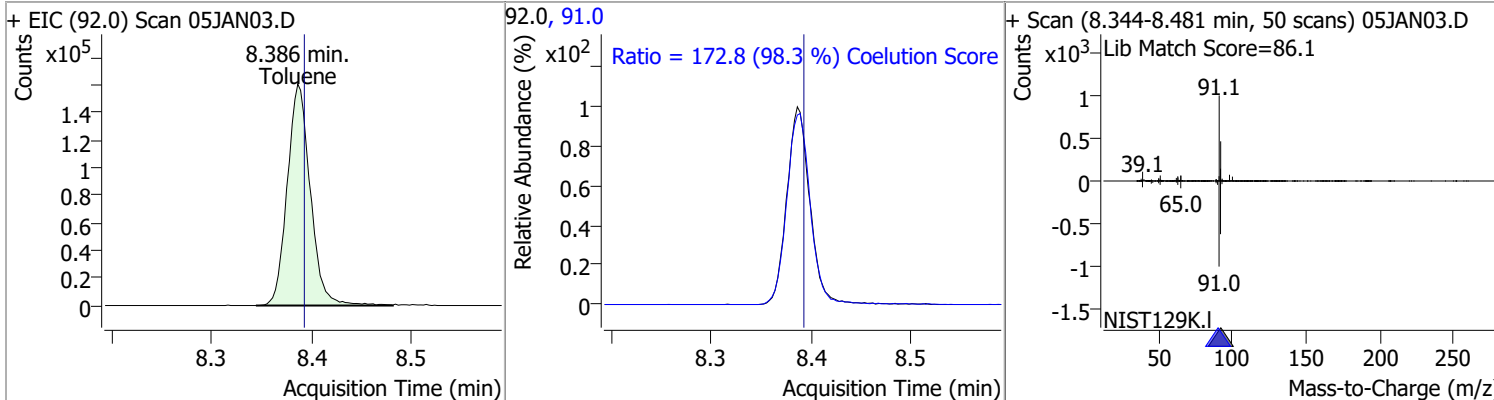
Compound	Conc.	RT	Dev(Min)	Resp.	QIon	QRatio	Lower	Upper
Toluene-d8	277.8286	8.32	0.00	775126	100.0	64.3	34.4	94.4
					99.0	9.5	0.0	39.6



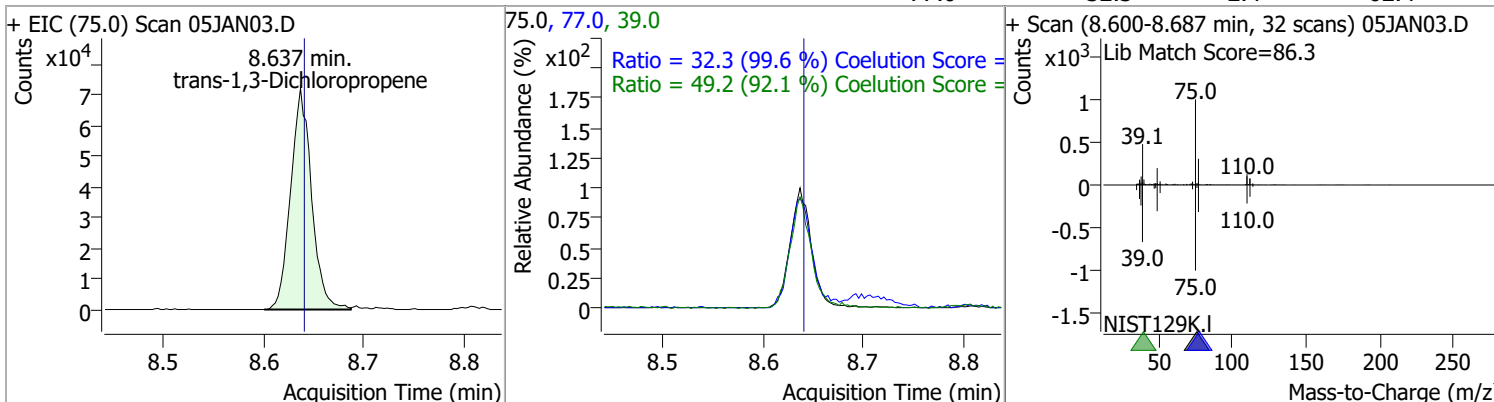


# Quantitation Results Report (QT Reviewed)

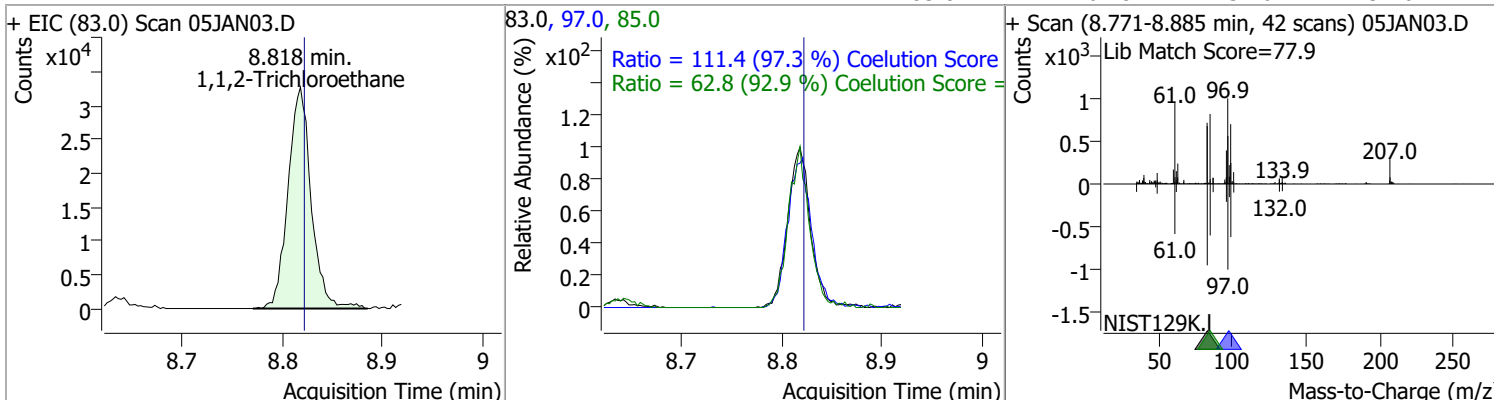
Compound	Conc.	RT	Dev(Min)	Resp.	QIon	QRatio	Lower	Upper
Toluene	136.4742	8.39	0.00	257200	91.0	172.8	145.8	205.8



Compound	Conc.	RT	Dev(Min)	Resp.	QIon	QRatio	Lower	Upper
trans-1,3-Dichloropropene	145.6663	8.64	0.00	105011	39.0 77.0	49.2 32.3	23.4 2.4	83.4 62.4

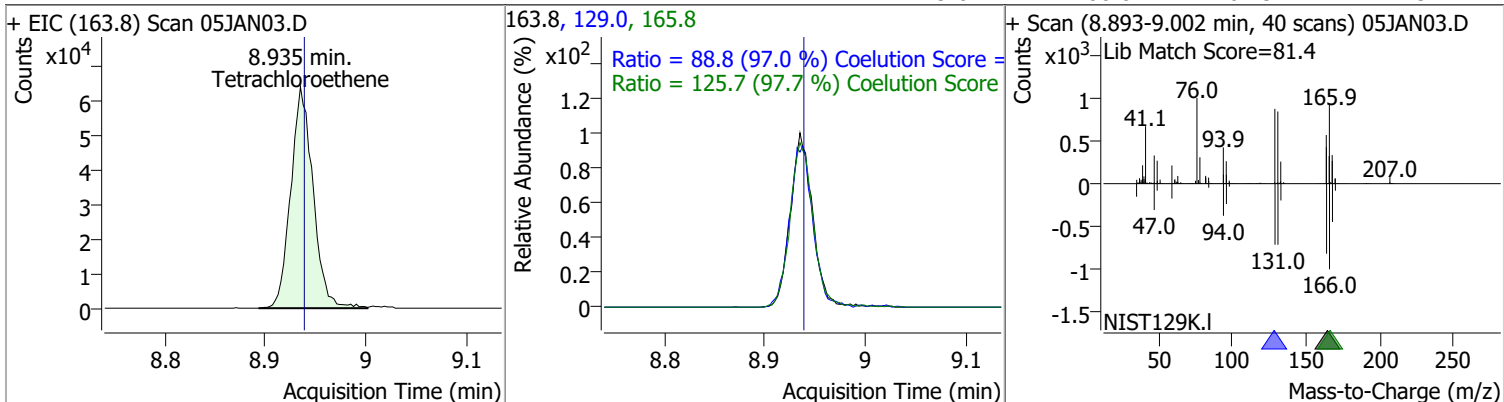


Compound	Conc.	RT	Dev(Min)	Resp.	QIon	QRatio	Lower	Upper
1,1,2-Trichloroethane	139.0820	8.82	0.00	52225	97.0 85.0	111.4 62.8	84.6 37.6	144.6 97.6

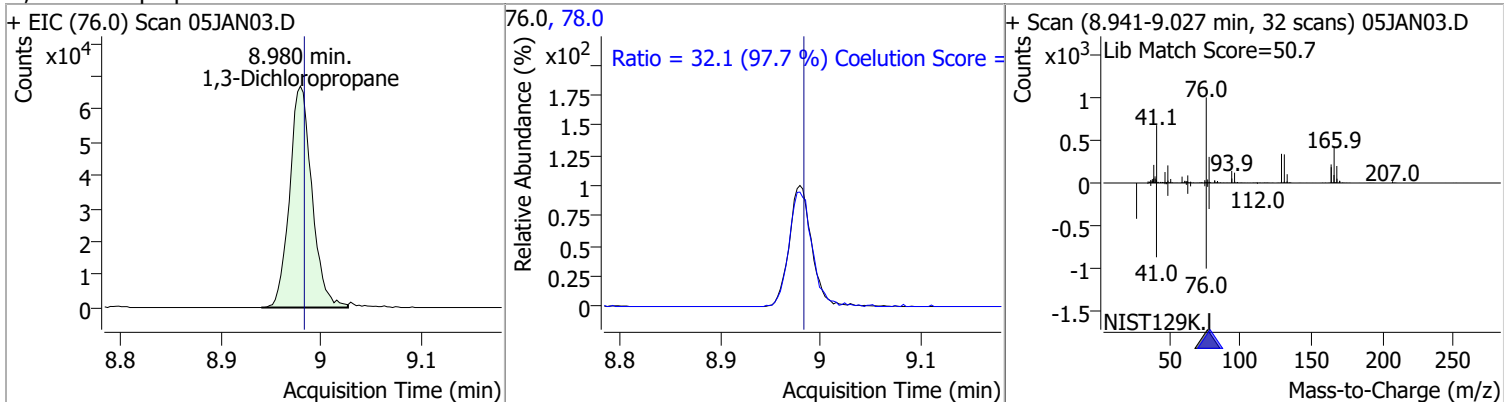


# Quantitation Results Report (QT Reviewed)

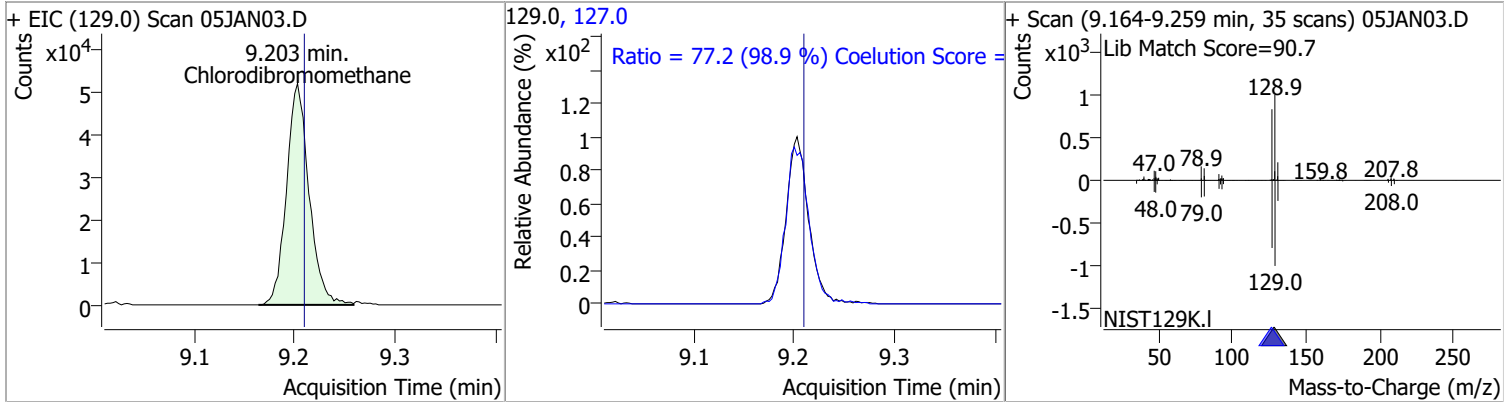
Compound	Conc.	RT	Dev(Min)	Resp.	QIon	QRatio	Lower	Upper
Tetrachloroethene	129.3096	8.94	0.00	99420	165.8	125.7	98.6	158.6
					129.0	88.8	61.5	121.5



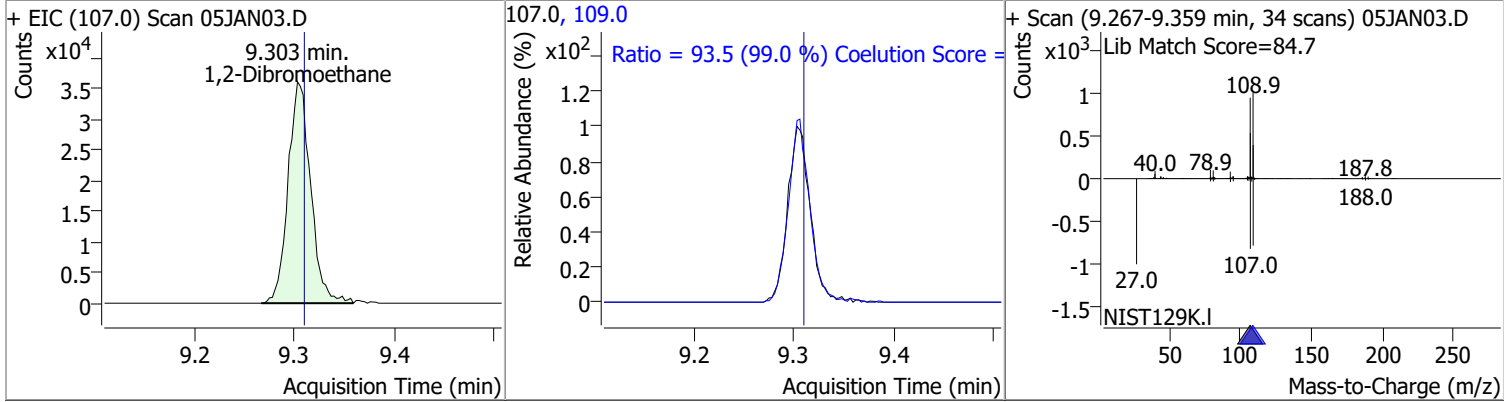
Compound	Conc.	RT	Dev(Min)	Resp.	QIon	QRatio	Lower	Upper
1,3-Dichloropropane	140.4835	8.98	0.00	103760	78.0	32.1	2.9	62.9



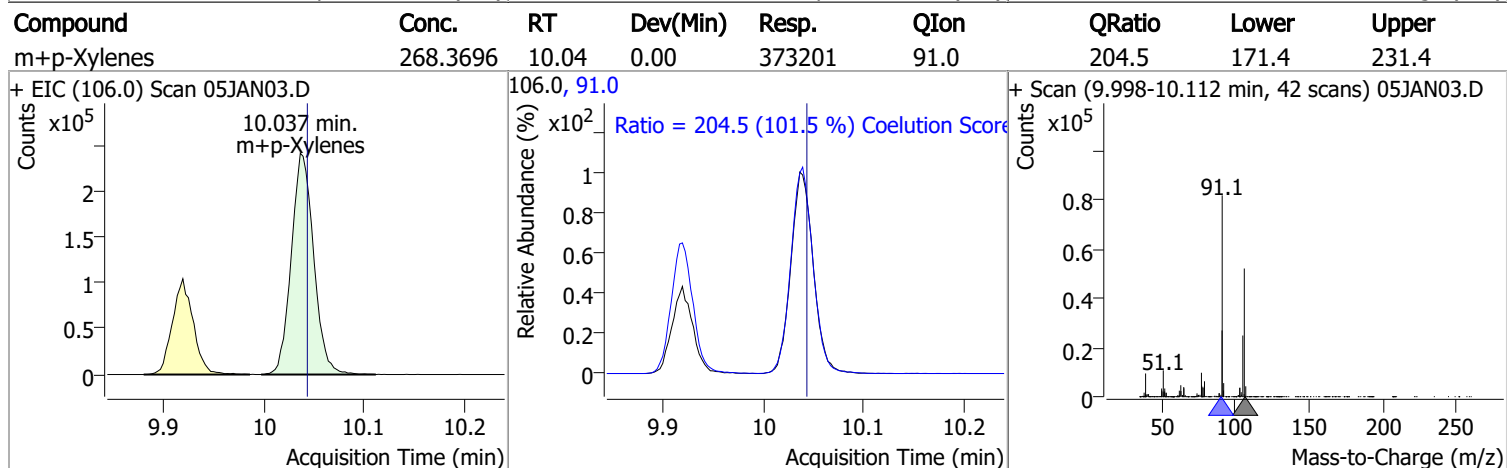
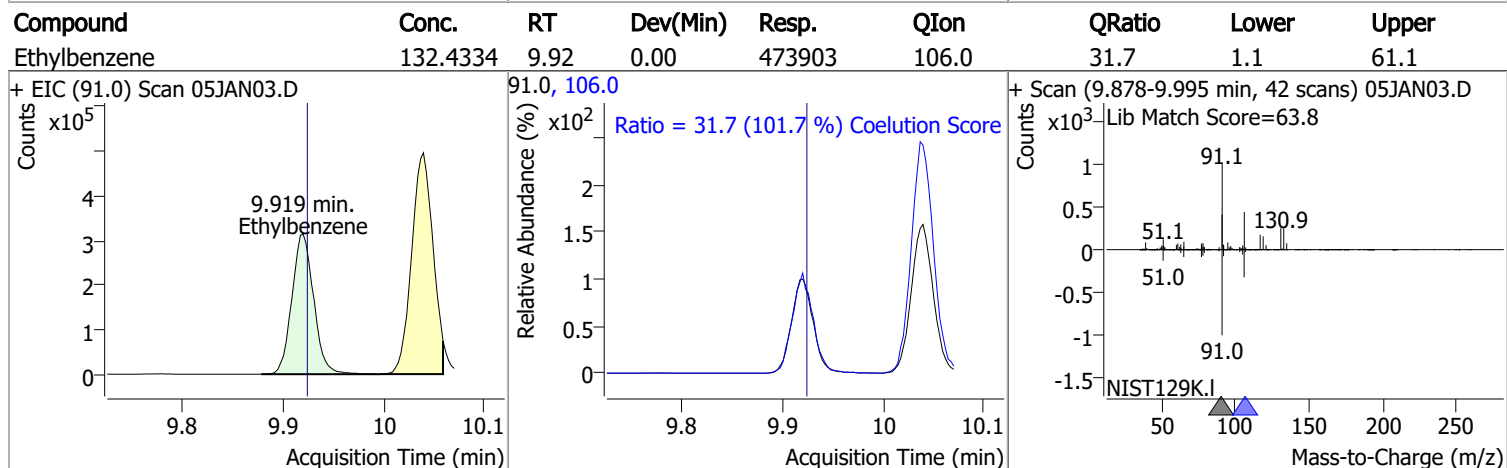
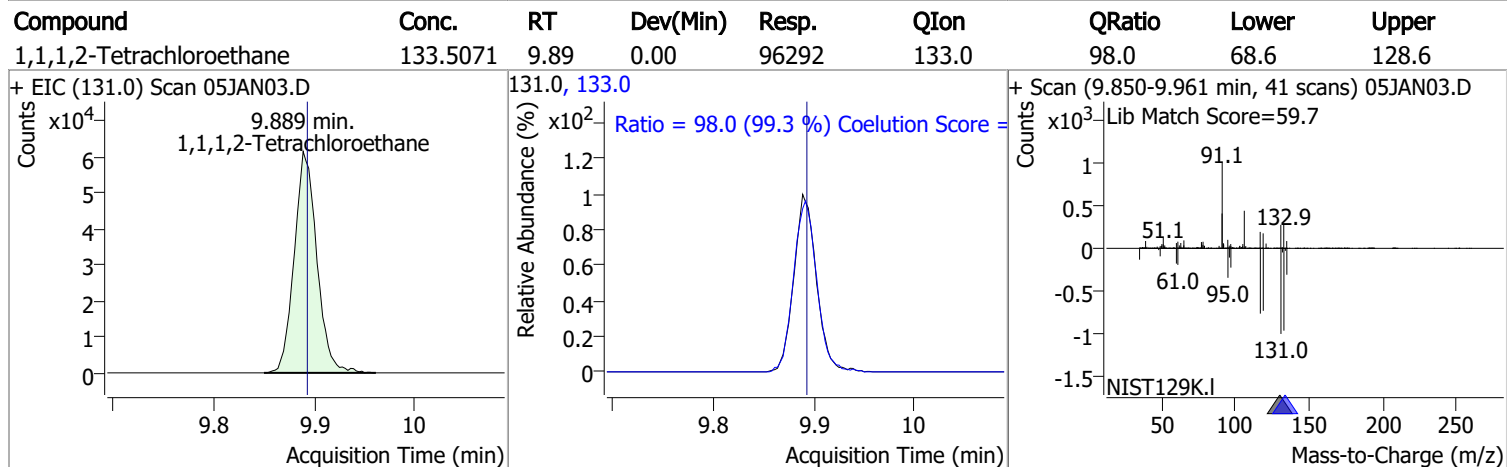
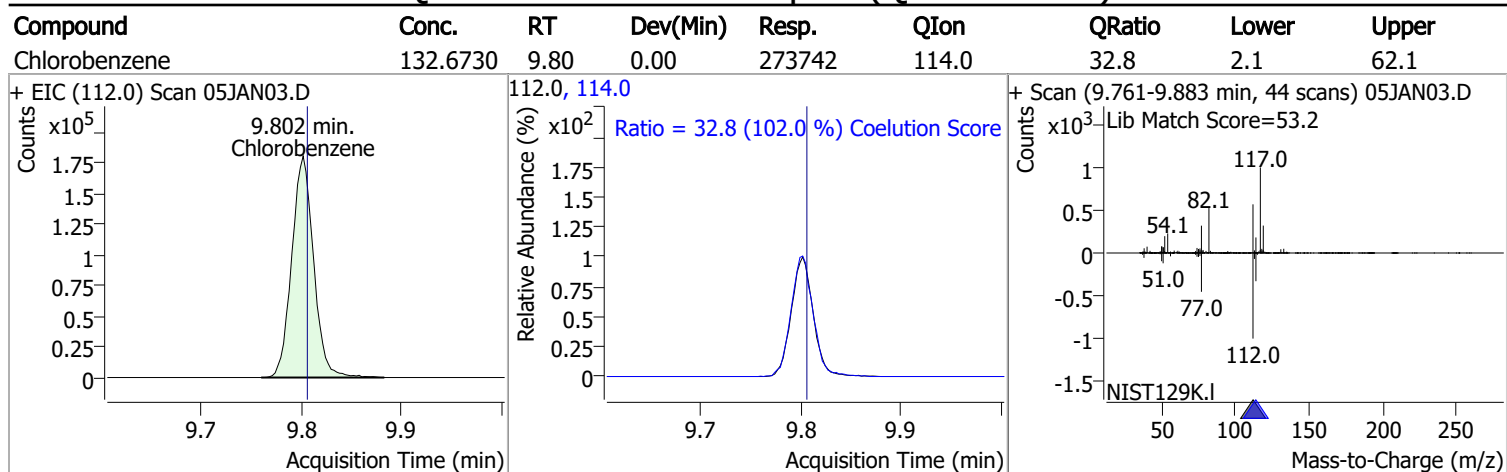
Compound	Conc.	RT	Dev(Min)	Resp.	QIon	QRatio	Lower	Upper
Chlorodibromomethane	139.1249	9.20	0.00	81647	127.0	77.2	48.0	108.0



Compound	Conc.	RT	Dev(Min)	Resp.	QIon	QRatio	Lower	Upper
1,2-Dibromoethane	136.9319	9.30	0.00	56221	109.0	93.5	64.5	124.5

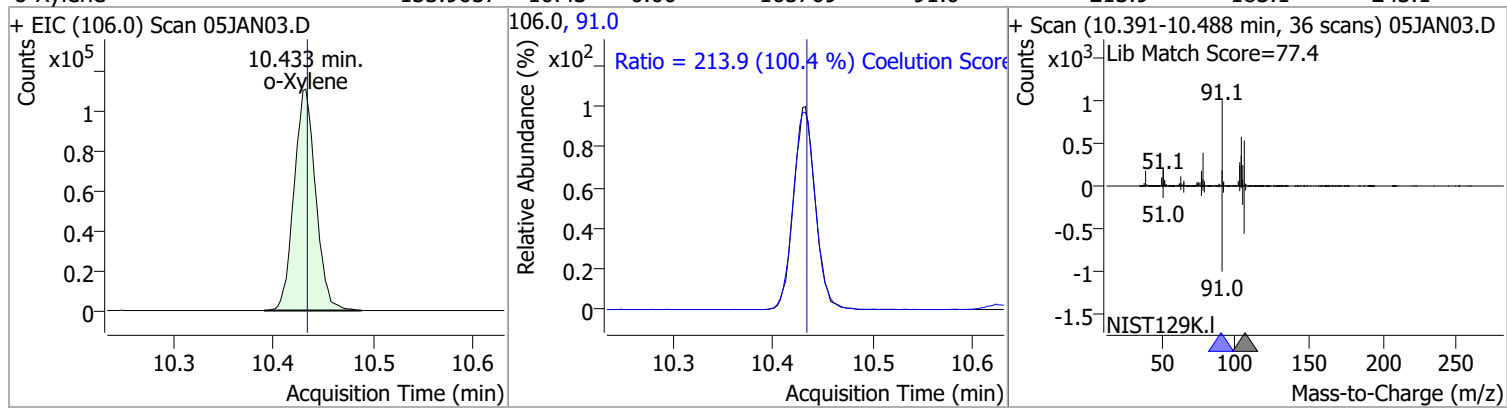


# Quantitation Results Report (QT Reviewed)

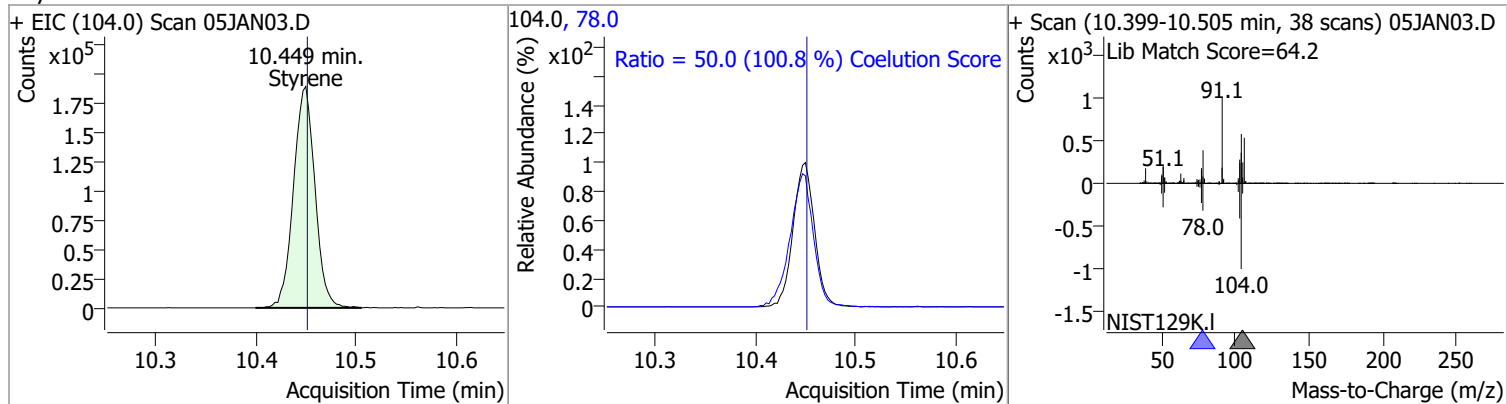


# Quantitation Results Report (QT Reviewed)

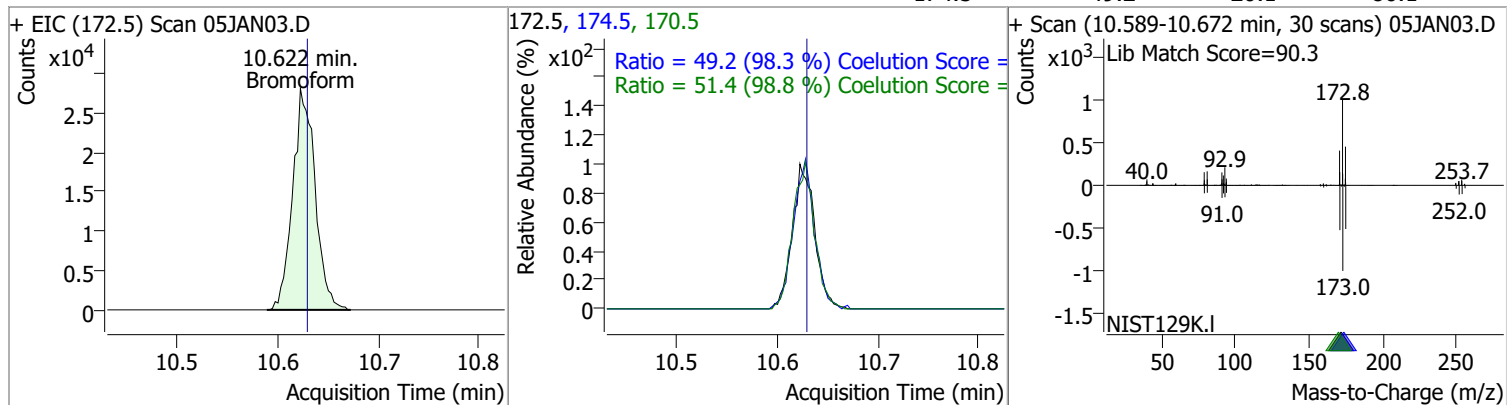
Compound	Conc.	RT	Dev(Min)	Resp.	QIon	QRatio	Lower	Upper
o-Xylene	133.9037	10.43	0.00	165769	91.0	213.9	183.1	243.1



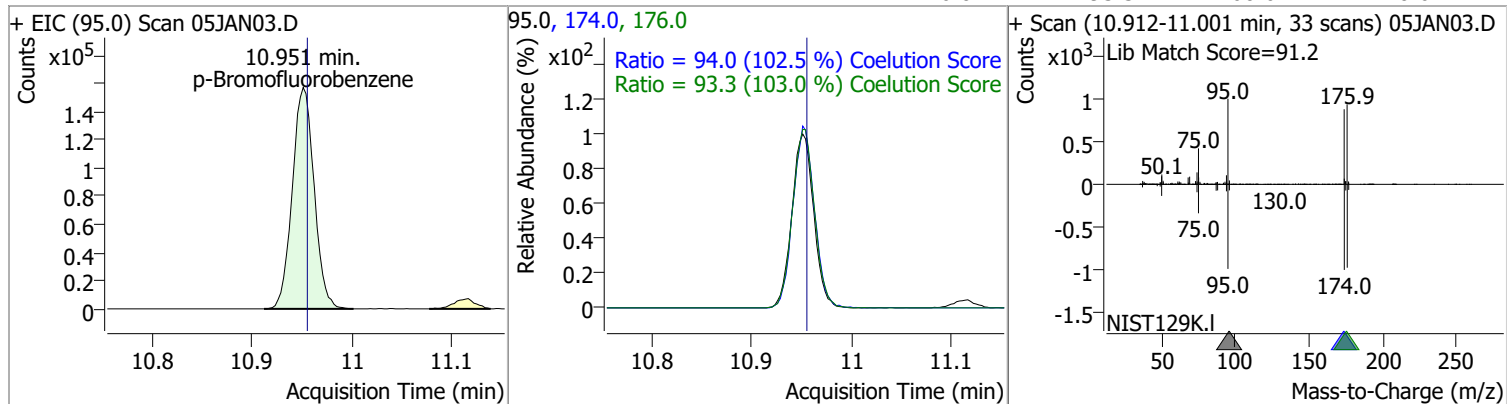
Compound	Conc.	RT	Dev(Min)	Resp.	QIon	QRatio	Lower	Upper
Styrene	140.5011	10.45	0.00	280042	78.0	50.0	19.6	79.6



Compound	Conc.	RT	Dev(Min)	Resp.	QIon	QRatio	Lower	Upper
Bromoform	140.2668	10.62	-0.01	43600	170.5	51.4	22.1	82.1
					174.5	49.2	20.1	80.1

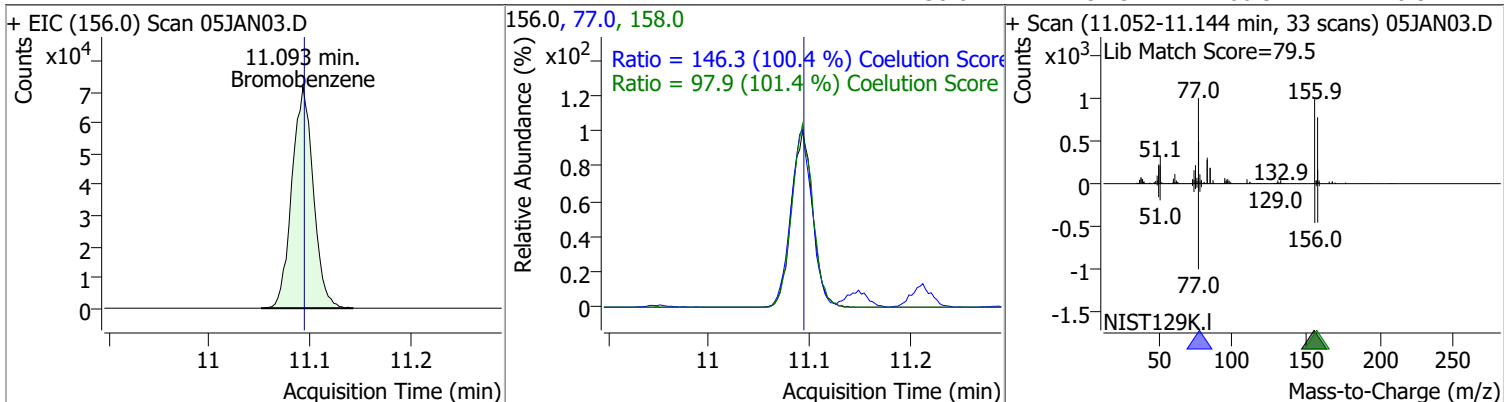


Compound	Conc.	RT	Dev(Min)	Resp.	QIon	QRatio	Lower	Upper
p-Bromofluorobenzene	266.7422	10.95	0.00	237370	174.0	94.0	61.7	121.7
					176.0	93.3	60.6	120.6

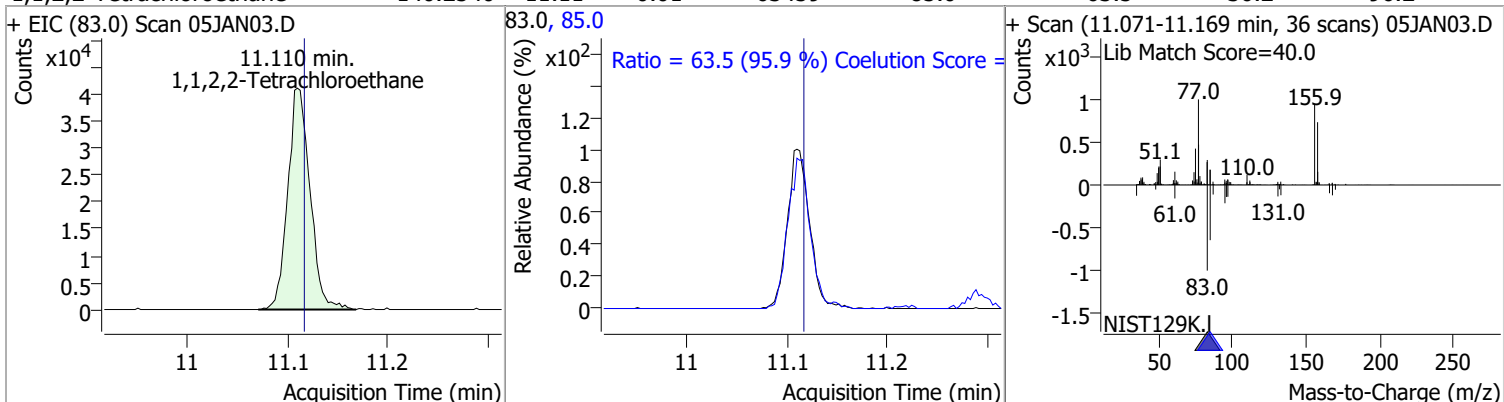


# Quantitation Results Report (QT Reviewed)

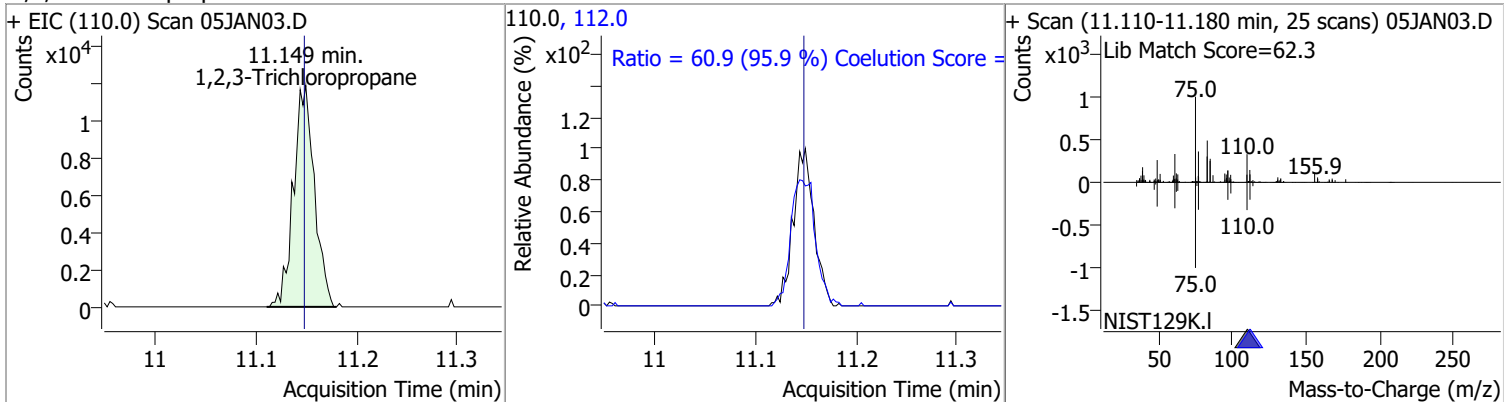
Compound	Conc.	RT	Dev(Min)	Resp.	QIon	QRatio	Lower	Upper
Bromobenzene	134.7722	11.09	0.00	105945	77.0	146.3	115.7	175.7
					158.0	97.9	66.5	126.5



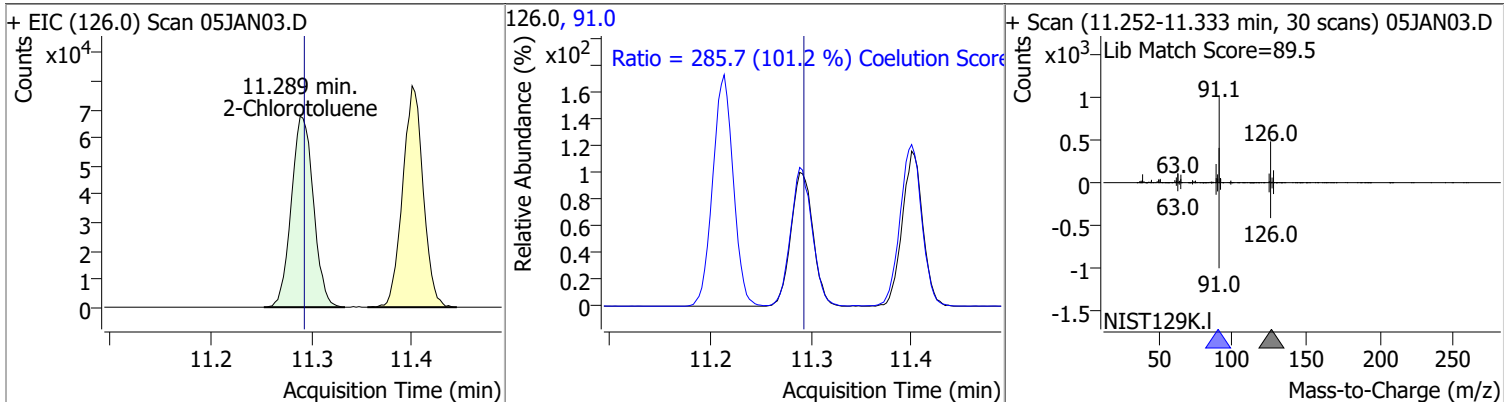
Compound	Conc.	RT	Dev(Min)	Resp.	QIon	QRatio	Lower	Upper
1,1,2,2-Tetrachloroethane	140.2540	11.11	-0.01	63459	85.0	63.5	36.2	96.2



Compound	Conc.	RT	Dev(Min)	Resp.	QIon	QRatio	Lower	Upper
1,2,3-Trichloropropane	141.9567	11.15	0.00	17186	112.0	60.9	33.5	93.5

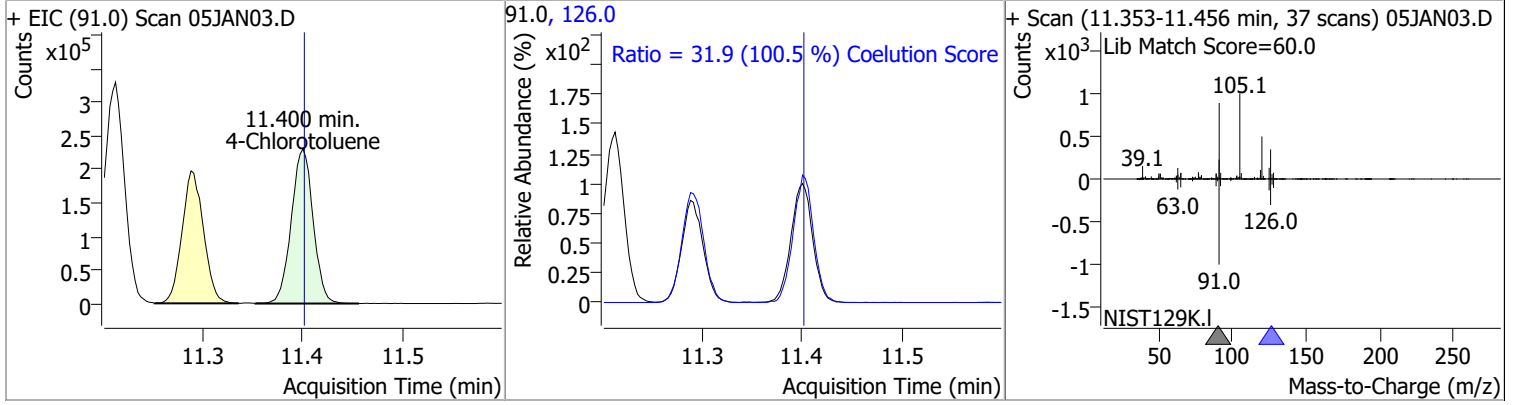


Compound	Conc.	RT	Dev(Min)	Resp.	QIon	QRatio	Lower	Upper
2-Chlorotoluene	132.1845	11.29	0.00	103391	91.0	285.7	252.3	312.3

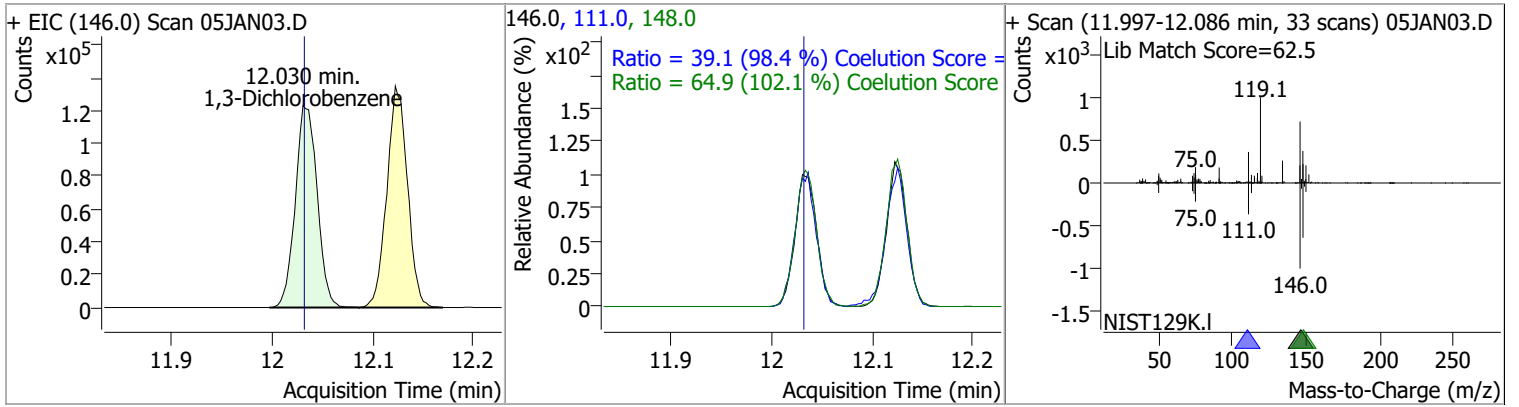


# Quantitation Results Report (QT Reviewed)

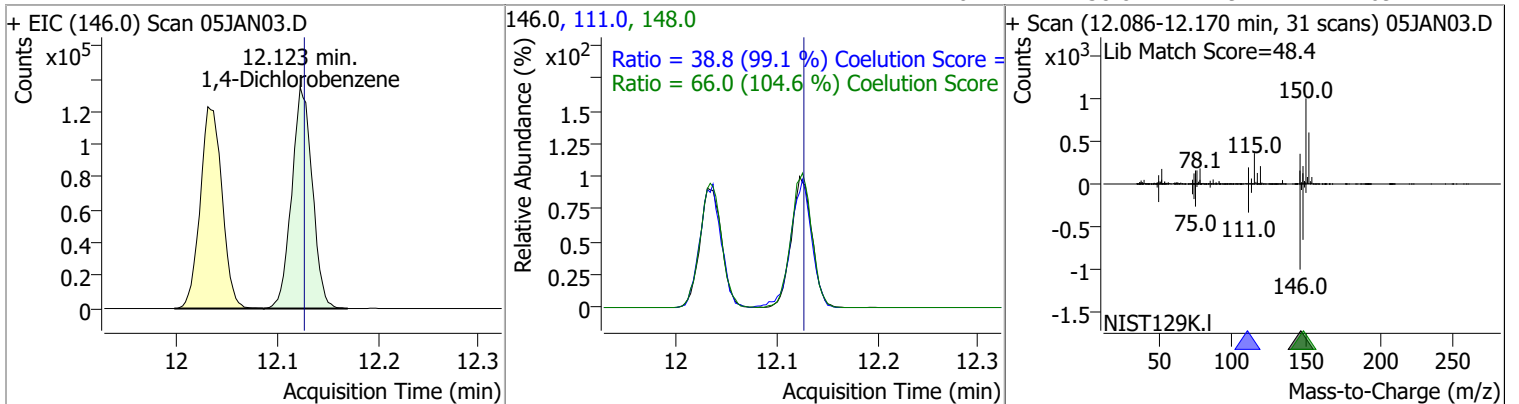
Compound	Conc.	RT	Dev(Min)	Resp.	QIon	QRatio	Lower	Upper
4-Chlorotoluene	136.4682	11.40	0.00	348025	126.0	31.9	1.7	61.7



Compound	Conc.	RT	Dev(Min)	Resp.	QIon	QRatio	Lower	Upper
1,3-Dichlorobenzene	129.8930	12.03	0.00	186227	148.0	64.9	33.6	93.6
					111.0	39.1	9.8	69.8

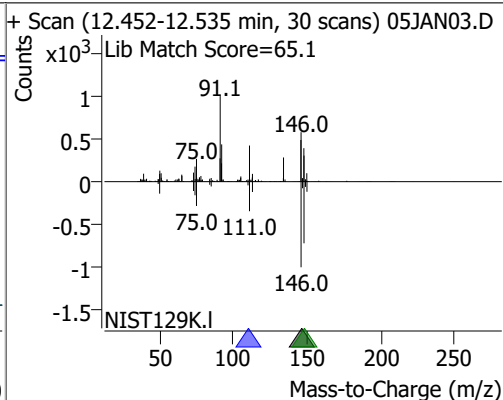
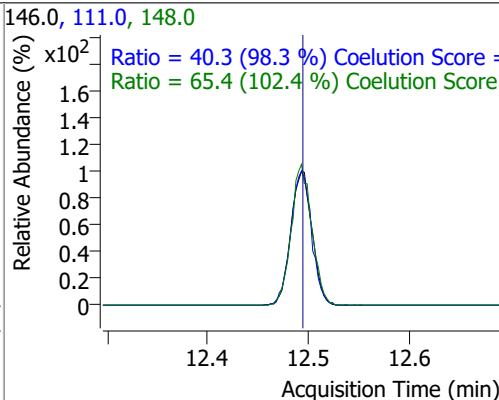
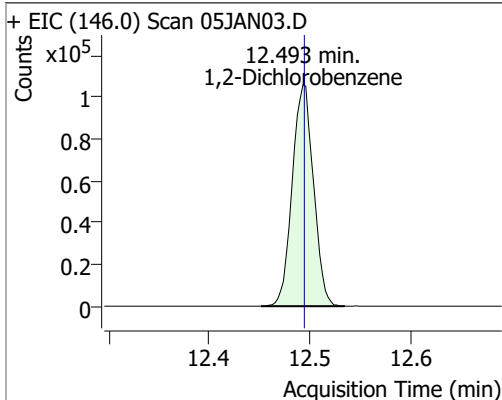


Compound	Conc.	RT	Dev(Min)	Resp.	QIon	QRatio	Lower	Upper
1,4-Dichlorobenzene	131.3733	12.12	0.00	192050	148.0	66.0	33.1	93.1
					111.0	38.8	9.1	69.1



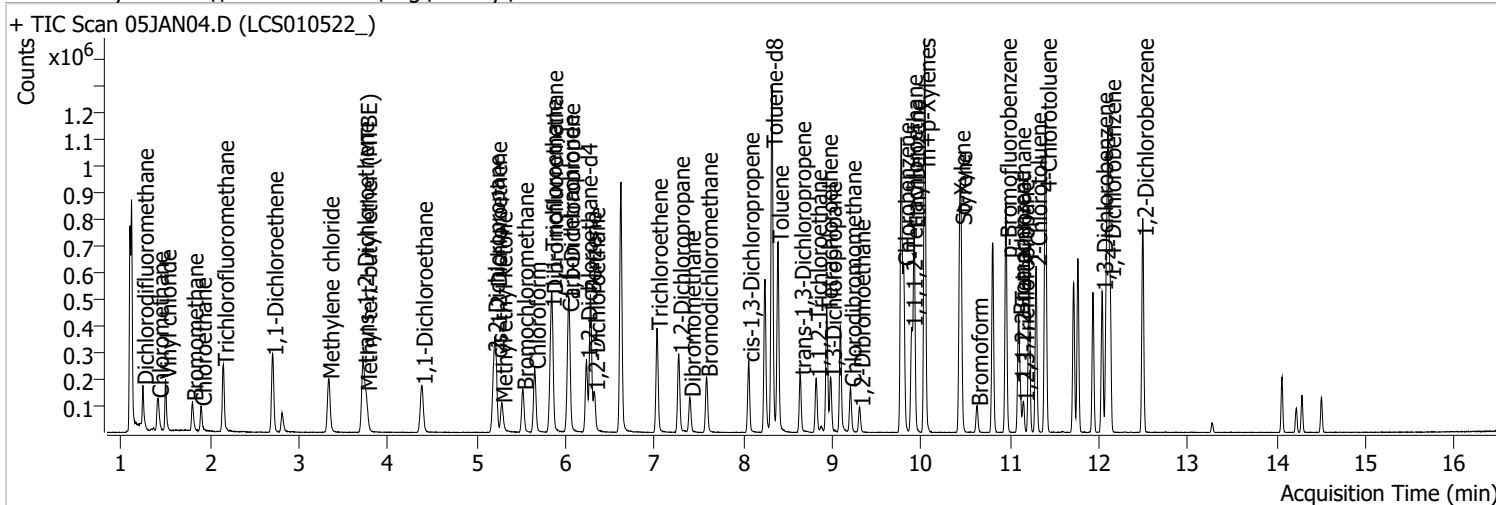
# Quantitation Results Report (QT Reviewed)

Compound	Conc.	RT	Dev(Min)	Resp.	QIon	QRatio	Lower	Upper
1,2-Dichlorobenzene	128.7555	12.49	0.00	156006	148.0	65.4	33.9	93.9
					111.0	40.3	11.0	71.0



# Quantitation Results Report (QT Reviewed)

Data File	05JAN04.D	Operator	MSC
Acq. Method	5975CACQF.M	Acq. Date-Time	1/5/2022 11:27:34 AM
Sample Name	LCS010522_	Instrument	VOA5975C
Vial	4	Multiplier	1.00
DA Method File	VOA5975C_8260B_SHT_DoD_L4_010422.m	Comment	
Tune File	BFB_Atune3.u	Tune Date	10/11/2021 4:02:00 PM
Batch Name	VG010522_8260B.batch.bin	Last Calib Update	2/28/2022 2:48:47 PM
Ref Library	\\MASSHUNTER\Org\Library\NIST129K.I		



Compound	RT	QIon	Resp.	Conc.	Units	Dev(Min)
<b>Internal Standards</b>						
M Fluorobenzene	6.620	96.0	795901	250.0000	ng	-0.003
M Chlorobenzene-d5	9.774	82.0	307268	250.0000	ng	0.003
M 1,4-Dichlorobenzene-d4	12.100	152.0	255531	250.0000	ng	0.000
<b>System Monitoring Compounds</b>						
S Dibromofluoromethane	5.845	113.0	205546	274.1273	ng	0.000
Spiked Amount: 250.000	Range: 80.0 - 119.0%			Recovery = 109.65%		
S 1,2-Dichloroethane-d4	6.233	67.0	91407	282.2354	ng	0.000
Spiked Amount: 250.000	Range: 81.0 - 118.0%			Recovery = 112.89%		
S Toluene-d8	8.319	98.0	806393	272.3389	ng	0.000
Spiked Amount: 250.000	Range: 89.0 - 112.0%			Recovery = 108.94%		
S p-Bromofluorobenzene	10.951	95.0	252422	269.6410	ng	-0.003
Spiked Amount: 250.000	Range: 85.0 - 114.0%			Recovery = 107.86%		
<b>Target Compounds</b>						
T Dichlorodifluoromethane	1.244	85.0	113781	109.0928	ng	100
T Chloromethane	1.411	50.0	142248	112.3678	ng	99
T Vinyl chloride	1.498	62.0	137634	120.8294	ng	89
T Bromomethane	1.802	96.0	55806	109.5654	ng	94
T Chloroethane	1.897	64.0	65207	115.6337	ng	99
T Trichlorofluoromethane	2.148	101.0	175235	123.9423	ng	99
T 1,1-Dichloroethene	2.700	96.0	109762	136.9127	ng	98
T Methylene chloride	3.333	49.0	151653	128.3209	ng	99
T trans-1,2-Dichloroethene	3.720	96.0	110475	135.0707	ng	99
T Methyl tert-butyl ether (MTBE)	3.754	73.0	151310	143.1239	ng	99
T 1,1-Dichloroethane	4.381	63.0	211828	139.1372	ng	99
T 2,2-Dichloropropane	5.193	77.0	151230	132.5671	ng	99
T cis-1,2-Dichloroethene	5.218	96.0	111191	134.0879	ng	99
T Methyl ethyl ketone	5.279	43.0	146436	1303.7020	ng	97
T Bromochloromethane	5.519	128.0	46484	135.3123	ng	99
T Chloroform	5.653	83.0	186606	123.1607	ng	100

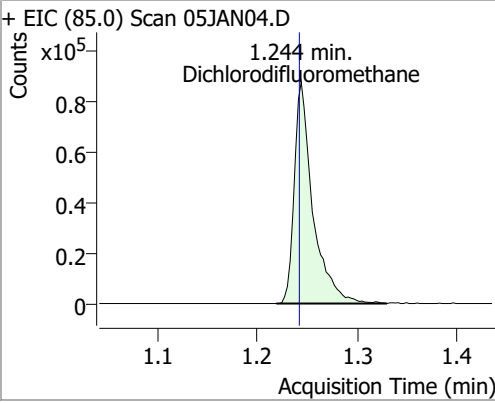
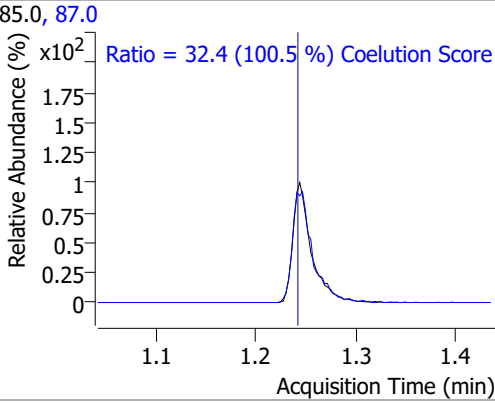
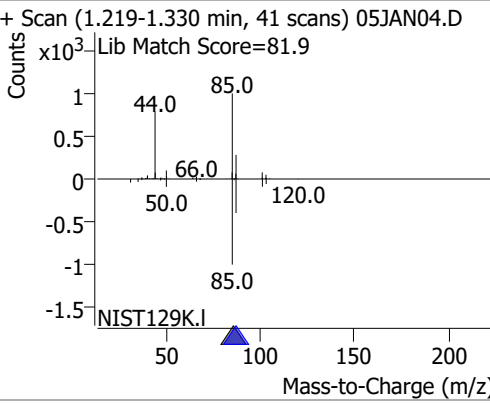
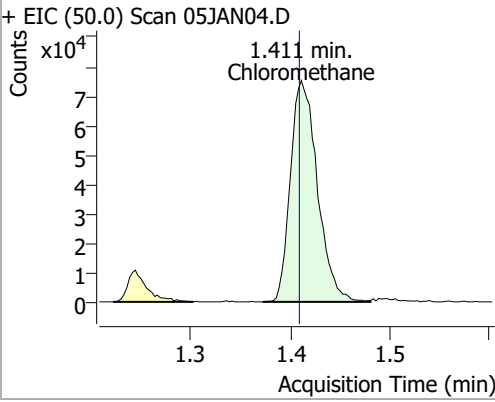
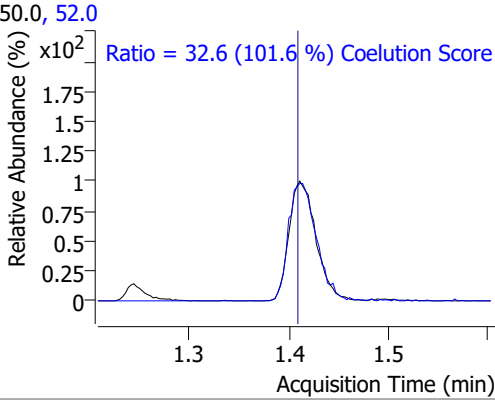
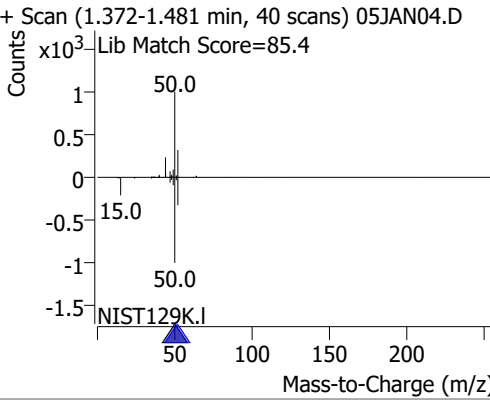
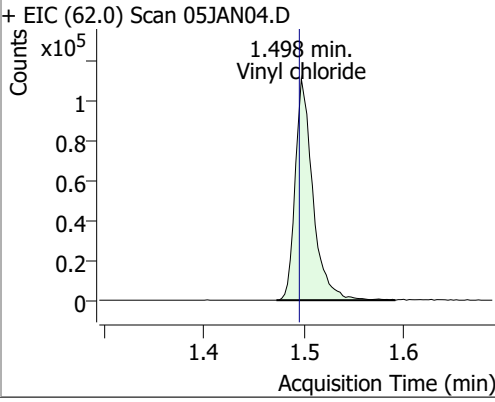
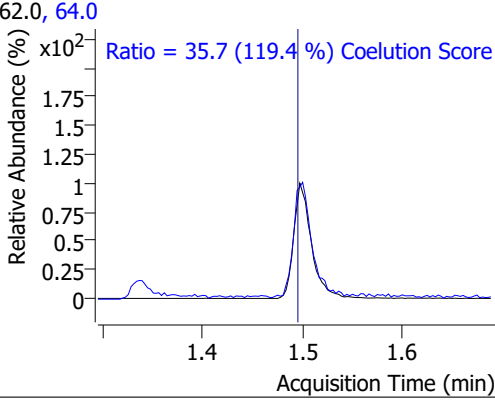
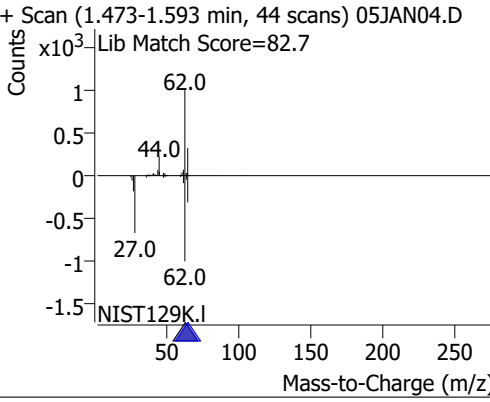
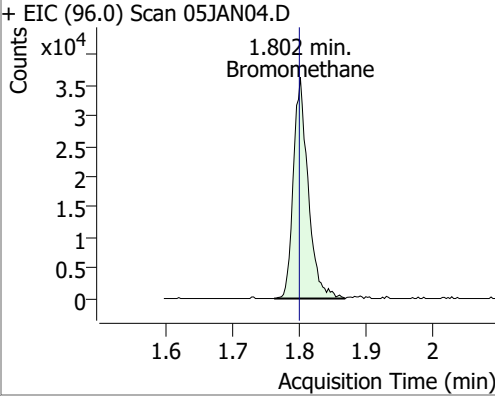
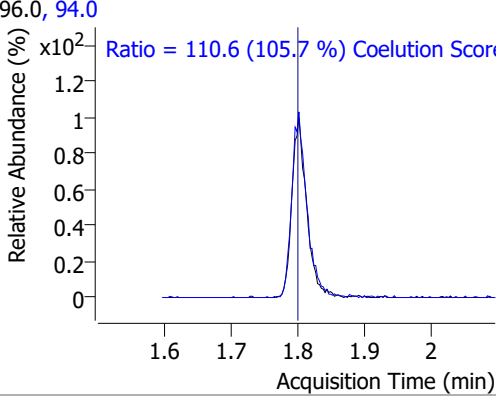
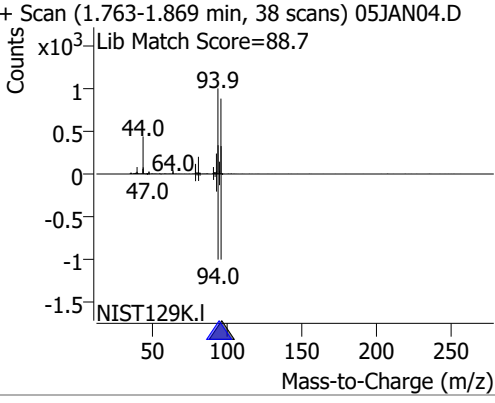


# Quantitation Results Report (QT Reviewed)

Compound	RT	QIon	Resp.	Conc.	Units	Dev(Min)
T 1,1,1-Trichloroethane	5.834	97.0	179093	126.1281	ng	99
T Carbon tetrachloride	6.027	117.0	168794	120.6526	ng	98
T 1,1-Dichloropropene	6.038	75.0	148070	122.6447	ng	100
T Benzene	6.277	78.0	425505	134.2741	ng	100
T 1,2-Dichloroethane	6.319	62.0	109086	127.2472	ng	96
T Trichloroethene	7.025	95.0	118702	128.0937	ng	98
T 1,2-Dichloropropane	7.270	63.0	104508	128.2082	ng	100
T Dibromomethane	7.396	93.0	44870	130.2581	ng	96
T Bromodichloromethane	7.585	83.0	127493	134.1093	ng	98
T cis-1,3-Dichloropropene	8.057	75.0	135033	125.6294	ng	99
T Toluene	8.386	92.0	268829	134.4045	ng	98
T trans-1,3-Dichloropropene	8.637	75.0	105613	138.0384	ng	97
T 1,1,2-Trichloroethane	8.818	83.0	52727	132.3073	ng	95
T Tetrachloroethene	8.938	163.8	104015	127.4710	ng	98
T 1,3-Dichloropropane	8.982	76.0	101295	129.2235	ng	99
T Chlorodibromomethane	9.203	129.0	82588	132.5988	ng	97
T 1,2-Dibromoethane	9.303	107.0	58316	133.8295	ng	98
T Chlorobenzene	9.802	112.0	290162	132.5073	ng	99
T 1,1,1,2-Tetrachloroethane	9.892	131.0	97391	127.2305	ng	96
T Ethylbenzene	9.922	91.0	490561	129.1693	ng	99
T m+p-Xylenes	10.037	106.0	383847	260.0800	ng	99
T o-Xylene	10.430	106.0	172476	131.2732	ng	99
T Styrene	10.449	104.0	285925	135.1658	ng	98
T Bromoform	10.628	172.5	46366	141.7950	ng	94
T Bromobenzene	11.096	156.0	112763	136.3576	ng	98
T 1,1,2,2-Tetrachloroethane	11.113	83.0	63459	133.3239	ng	97
T 1,2,3-Trichloropropane	11.149	110.0	16771	131.6839	ng	98
T 2-Chlorotoluene	11.291	126.0	110603	134.4181	ng	99
T 4-Chlorotoluene	11.400	91.0	365720	136.3209	ng	99
T 1,3-Dichlorobenzene	12.033	146.0	203215	134.7385	ng	98
T 1,4-Dichlorobenzene	12.125	146.0	200166	130.1595	ng	98
T 1,2-Dichlorobenzene	12.493	146.0	168243	131.9940	ng	99

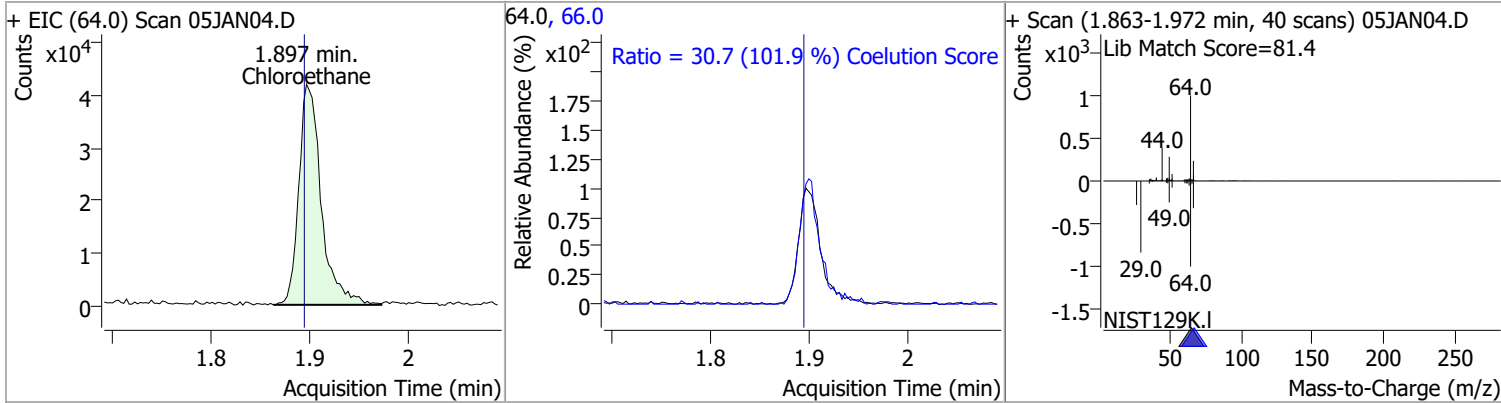
(#) = Qualifier Out of Range; (m) = Manual Integration; (+) = Area Summed; (\*) = Surrogate Percent Recovery Out of Range; (d): Zeroed Peak

# Quantitation Results Report (QT Reviewed)

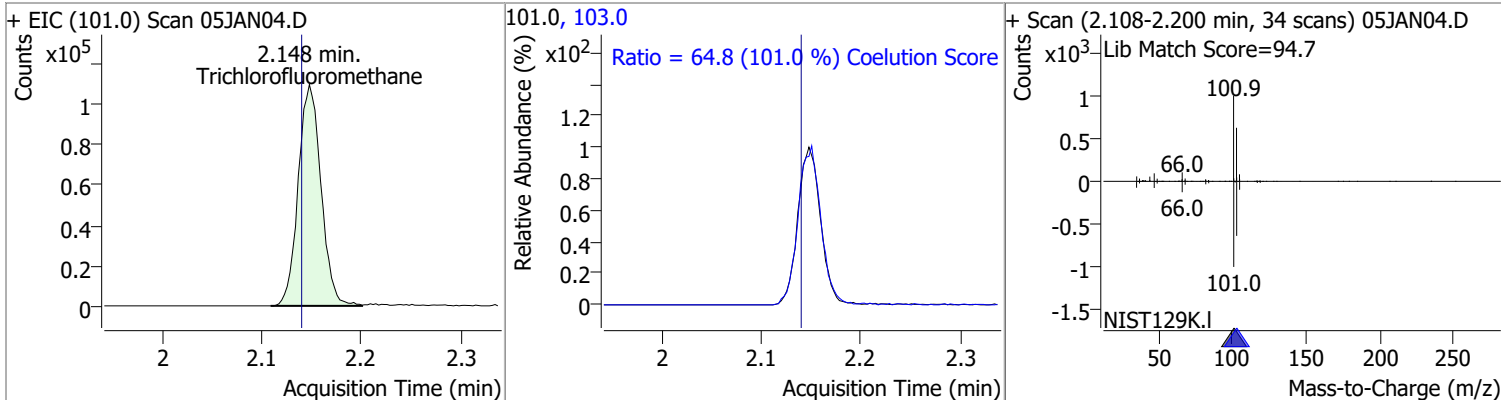
Compound	Conc.	RT	Dev(Min)	Resp.	QIon	QRatio	Lower	Upper
Dichlorodifluoromethane	109.0928	1.24	0.00	113781	87.0	32.4	2.3	62.3
+ EIC (85.0) Scan 05JAN04.D 			85.0, 87.0 			+ Scan (1.219-1.330 min, 41 scans) 05JAN04.D Lib Match Score=81.9 		
Chloromethane	112.3678	1.41	0.00	142248	52.0	32.6	2.1	62.1
+ EIC (50.0) Scan 05JAN04.D 			50.0, 52.0 			+ Scan (1.372-1.481 min, 40 scans) 05JAN04.D Lib Match Score=85.4 		
Vinyl chloride	120.8294	1.50	0.00	137634	64.0	35.7	0.0	59.9
+ EIC (62.0) Scan 05JAN04.D 			62.0, 64.0 			+ Scan (1.473-1.593 min, 44 scans) 05JAN04.D Lib Match Score=82.7 		
Bromomethane	109.5654	1.80	0.00	55806	94.0	110.6	74.6	134.6
+ EIC (96.0) Scan 05JAN04.D 			96.0, 94.0 			+ Scan (1.763-1.869 min, 38 scans) 05JAN04.D Lib Match Score=88.7 		

# Quantitation Results Report (QT Reviewed)

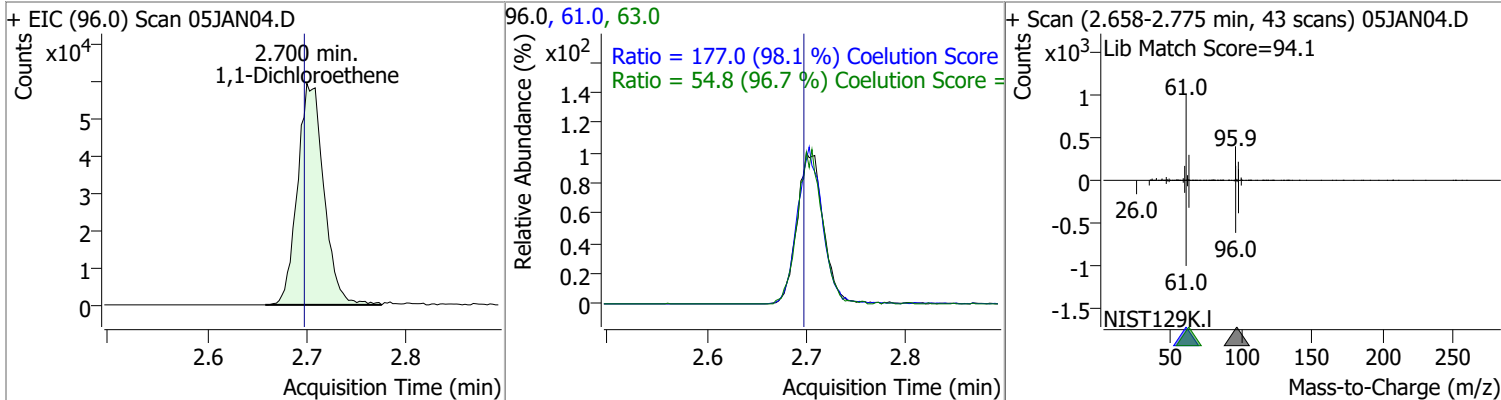
Compound	Conc.	RT	Dev(Min)	Resp.	QIon	QRatio	Lower	Upper
Chloroethane	115.6337	1.90	0.00	65207	66.0	30.7	0.1	60.1



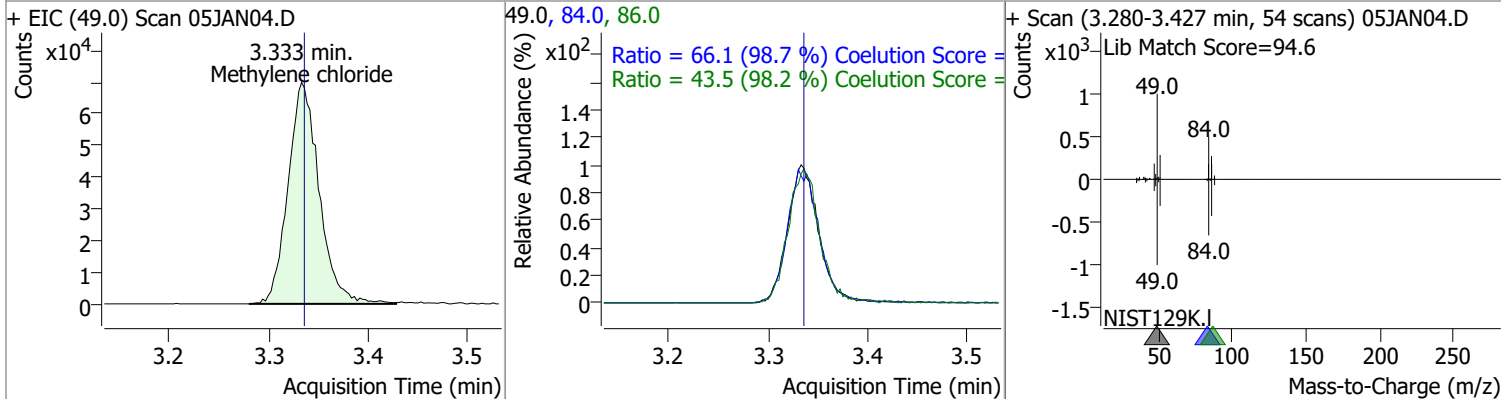
Compound	Conc.	RT	Dev(Min)	Resp.	QIon	QRatio	Lower	Upper
Trichlorofluoromethane	123.9423	2.15	0.01	175235	103.0	64.8	34.2	94.2



Compound	Conc.	RT	Dev(Min)	Resp.	QIon	QRatio	Lower	Upper
1,1-Dichloroethene	136.9127	2.70	0.00	109762	61.0	177.0	150.3	210.3
					63.0	54.8	26.7	86.7

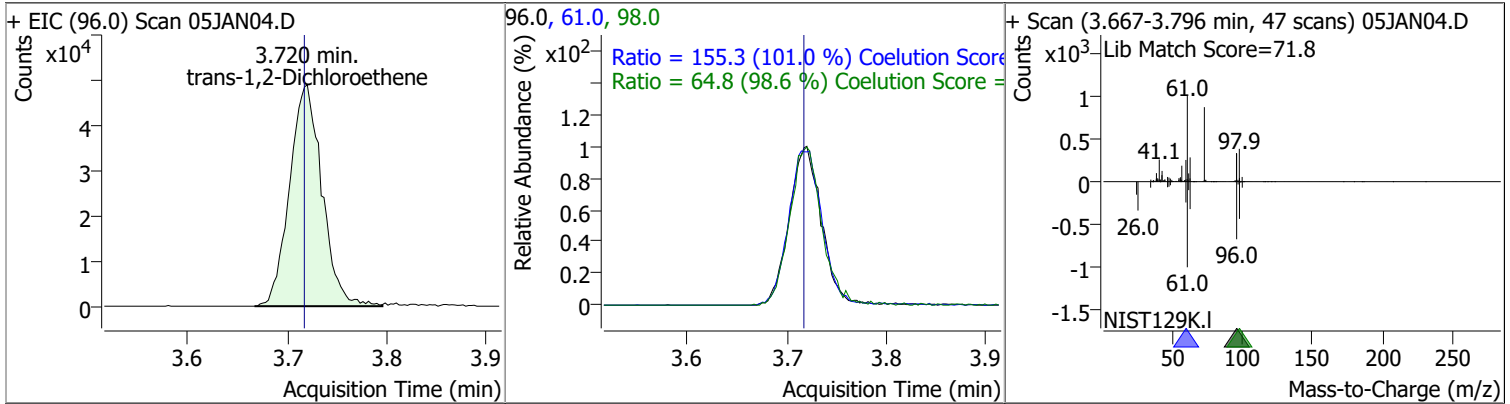


Compound	Conc.	RT	Dev(Min)	Resp.	QIon	QRatio	Lower	Upper
Methylene chloride	128.3209	3.33	0.00	151653	84.0	66.1	36.9	96.9
					86.0	43.5	14.3	74.3

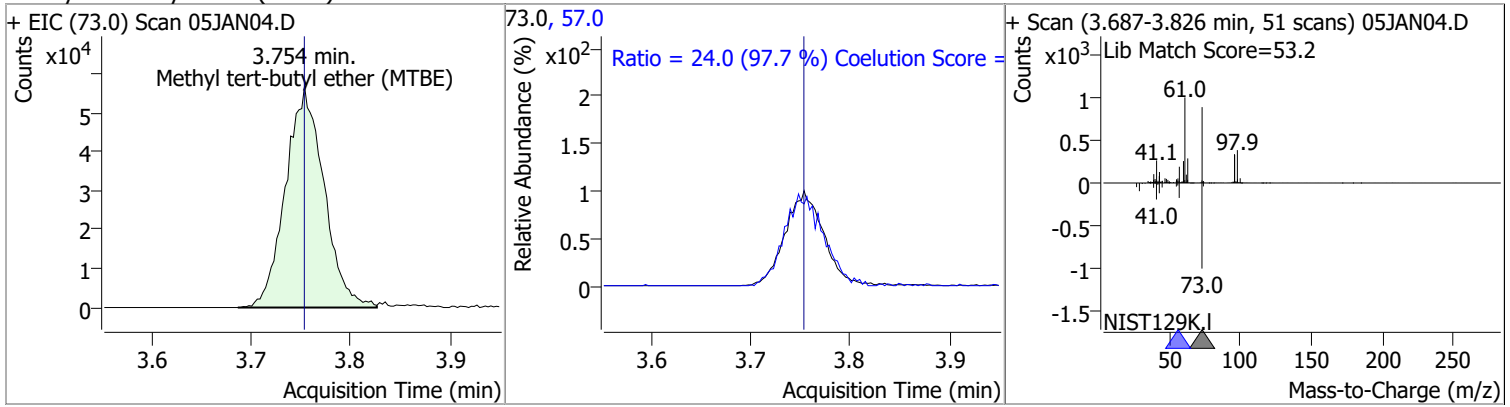


# Quantitation Results Report (QT Reviewed)

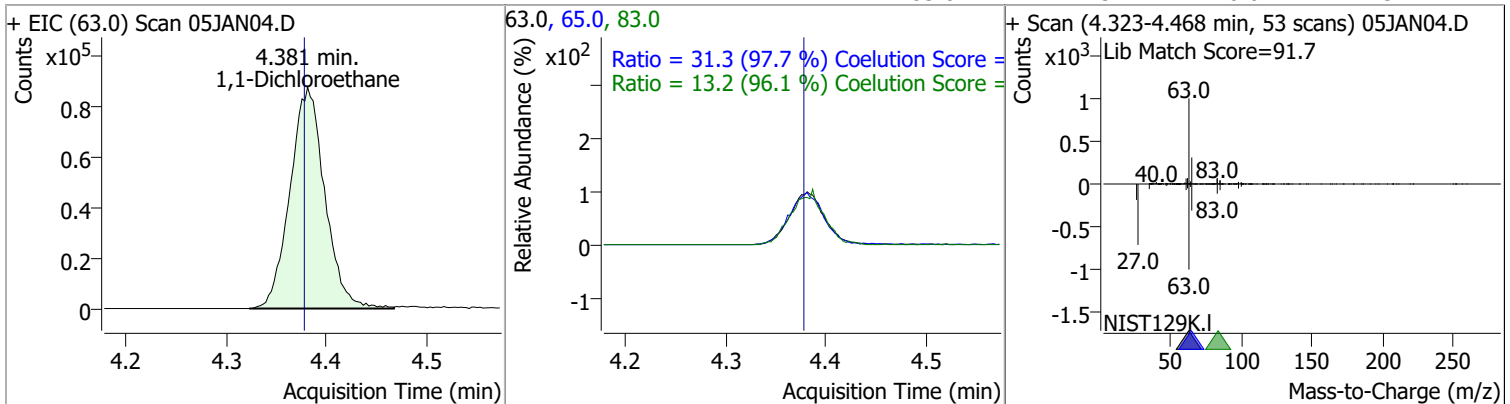
Compound	Conc.	RT	Dev(Min)	Resp.	QIon	QRatio	Lower	Upper
trans-1,2-Dichloroethene	135.0707	3.72	0.00	110475	61.0	155.3	123.9	183.9
					98.0	64.8	35.7	95.7



Compound	Conc.	RT	Dev(Min)	Resp.	QIon	QRatio	Lower	Upper
Methyl tert-butyl ether (MTBE)	143.1239	3.75	0.00	151310	57.0	24.0	0.0	54.6

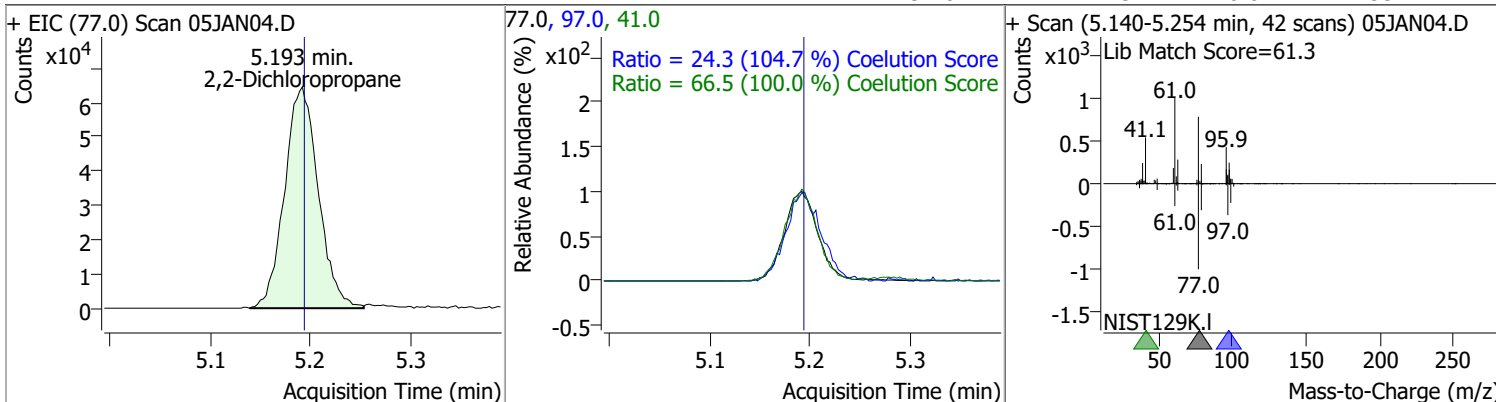


Compound	Conc.	RT	Dev(Min)	Resp.	QIon	QRatio	Lower	Upper
1,1-Dichloroethane	139.1372	4.38	0.00	211828	65.0	31.3	2.1	62.1
					83.0	13.2	0.0	43.7

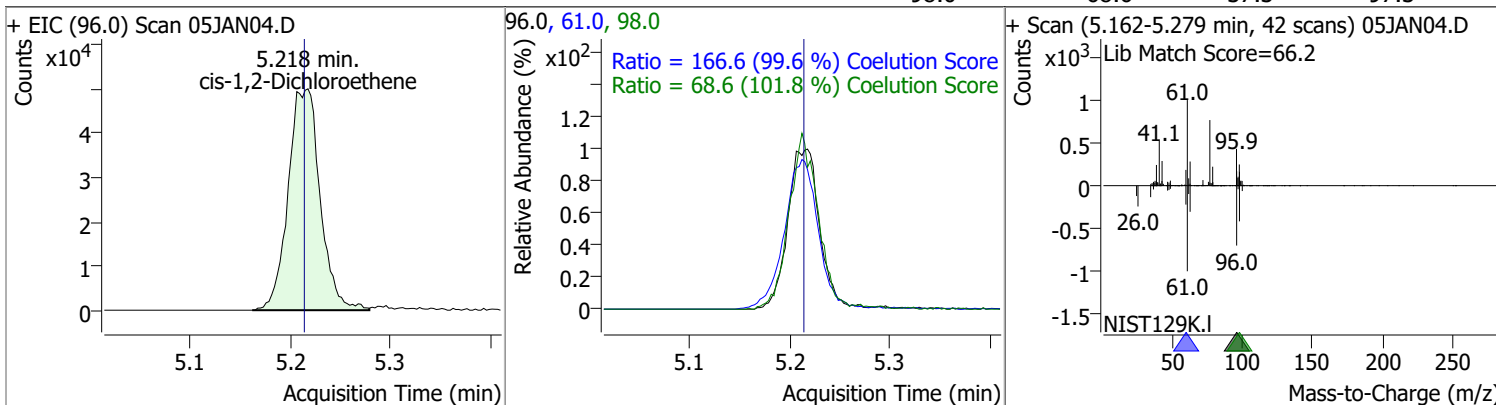


# Quantitation Results Report (QT Reviewed)

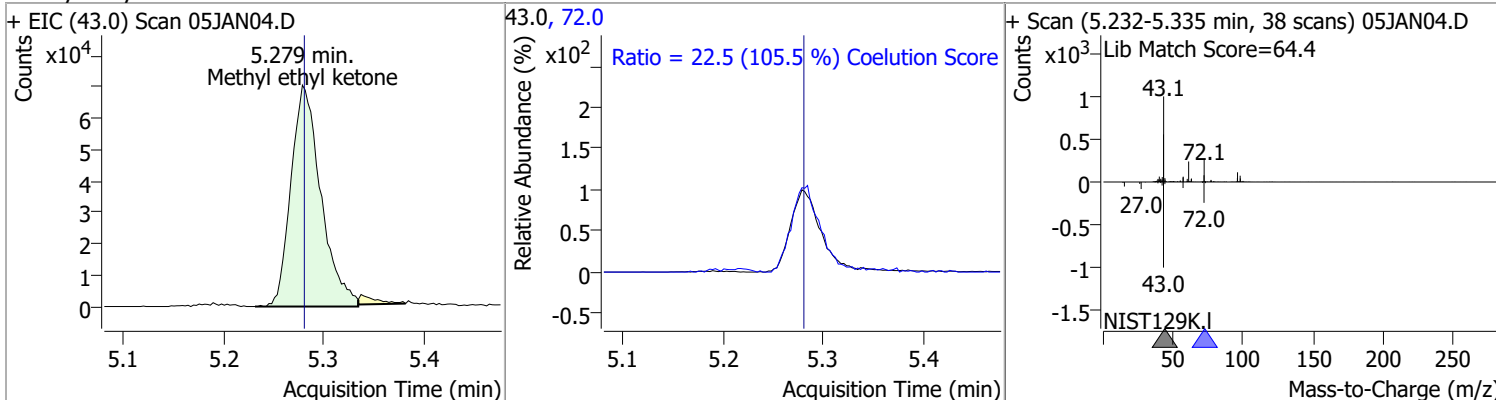
Compound	Conc.	RT	Dev(Min)	Resp.	QIon	QRatio	Lower	Upper
2,2-Dichloropropane	132.5671	5.19	0.00	151230	41.0	66.5	36.5	96.5
					97.0	24.3	0.0	53.2



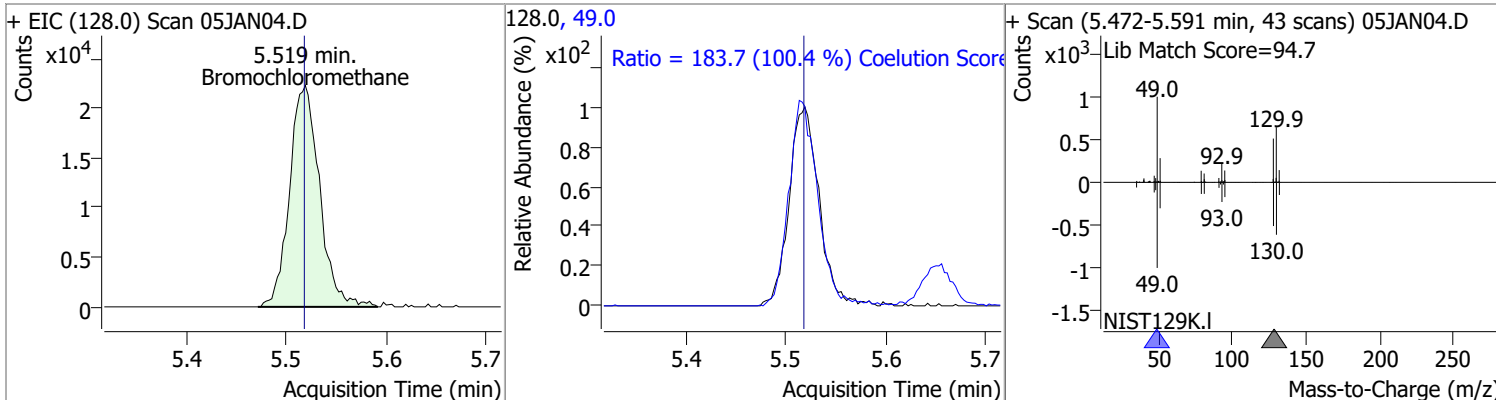
Compound	Conc.	RT	Dev(Min)	Resp.	QIon	QRatio	Lower	Upper
cis-1,2-Dichloroethene	134.0879	5.22	0.00	111191	61.0	166.6	137.2	197.2
					98.0	68.6	37.3	97.3



Compound	Conc.	RT	Dev(Min)	Resp.	QIon	QRatio	Lower	Upper
Methyl ethyl ketone	1303.7020	5.28	0.00	146436	72.0	22.5	0.0	51.3

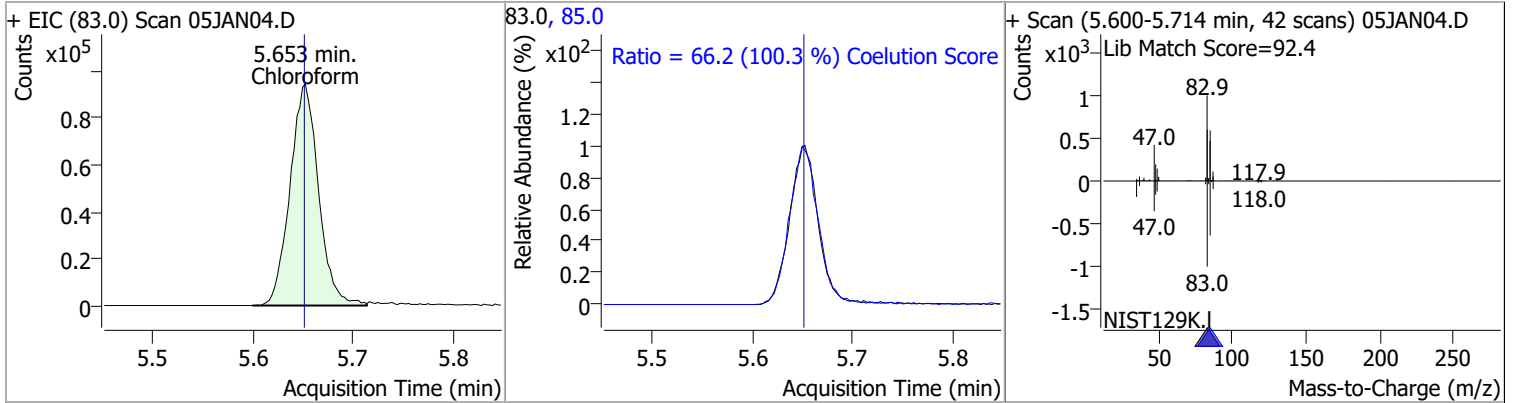


Compound	Conc.	RT	Dev(Min)	Resp.	QIon	QRatio	Lower	Upper
Bromochloromethane	135.3123	5.52	0.00	46484	49.0	183.7	152.9	212.9

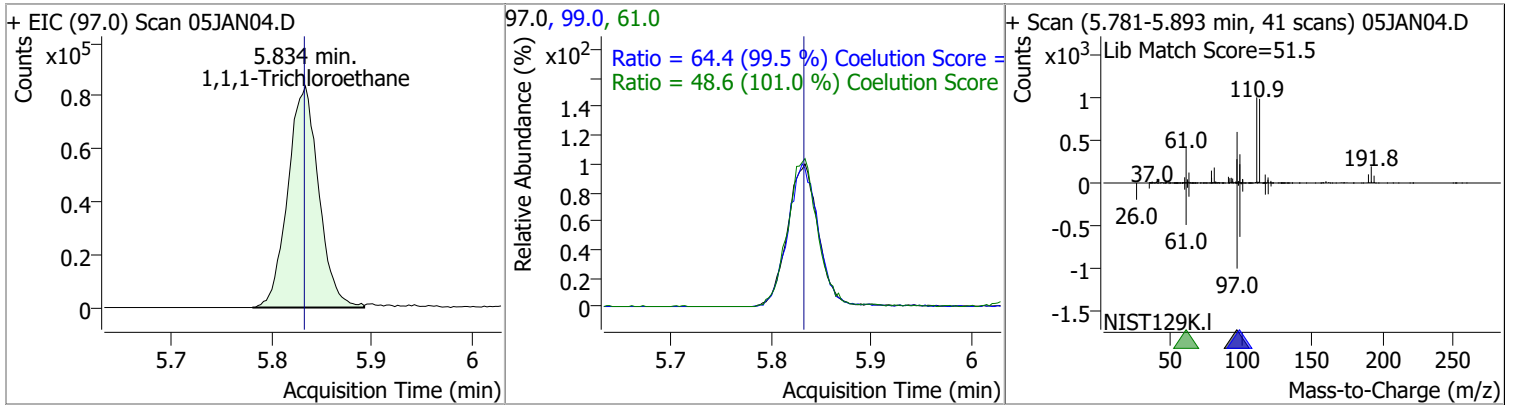


# Quantitation Results Report (QT Reviewed)

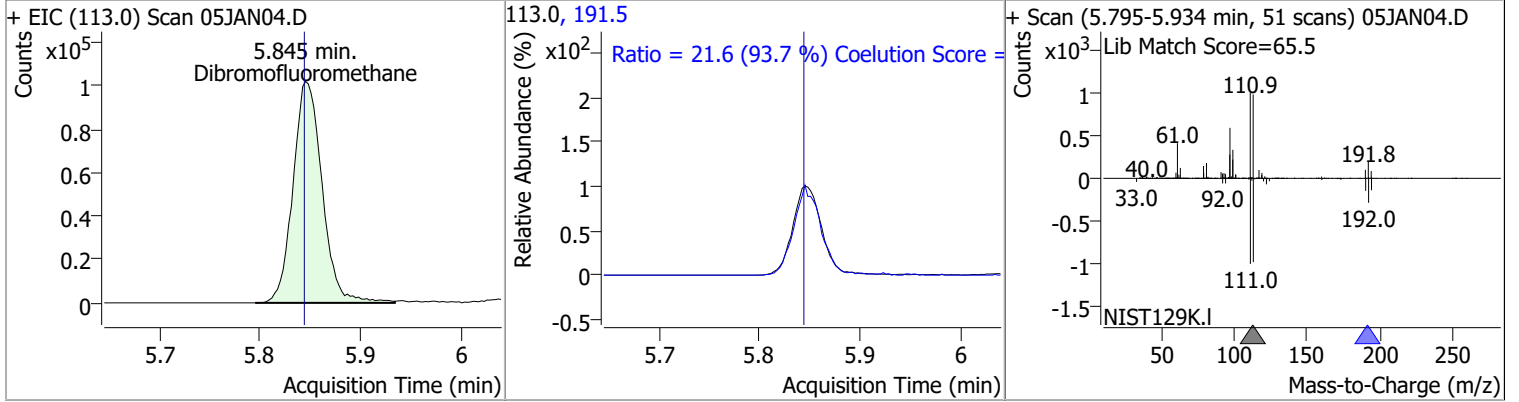
Compound	Conc.	RT	Dev(Min)	Resp.	QIon	QRatio	Lower	Upper
----------	-------	----	----------	-------	------	--------	-------	-------



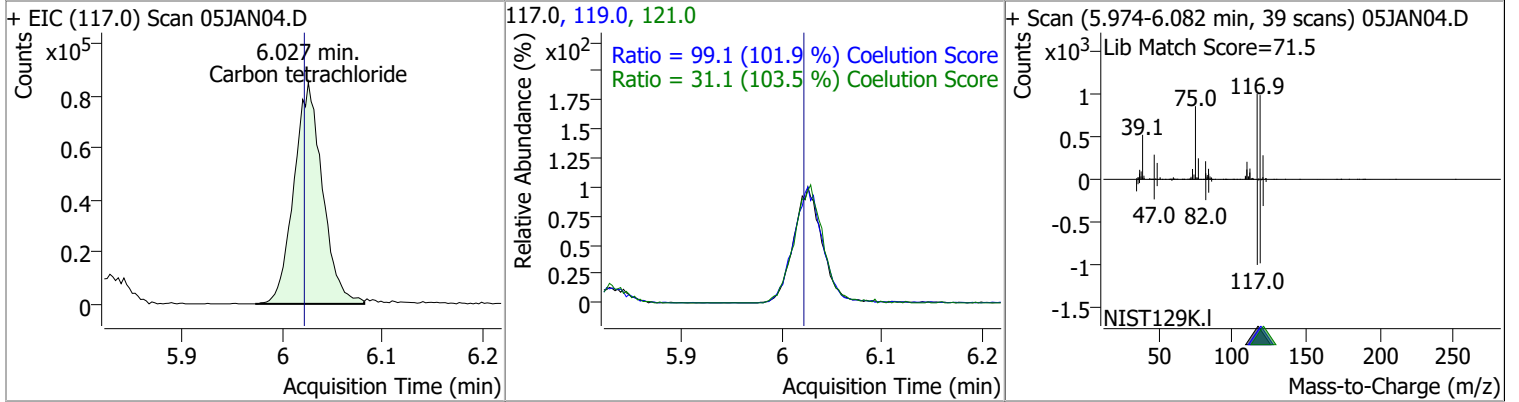
1,1,1-Trichloroethane	126.1281	5.83	0.00	179093	99.0	64.4	34.7	94.7
					61.0	48.6	18.1	78.1



Dibromofluoromethane	274.1273	5.85	0.00	205546	191.5	21.6	0.0	53.1
----------------------	----------	------	------	--------	-------	------	-----	------

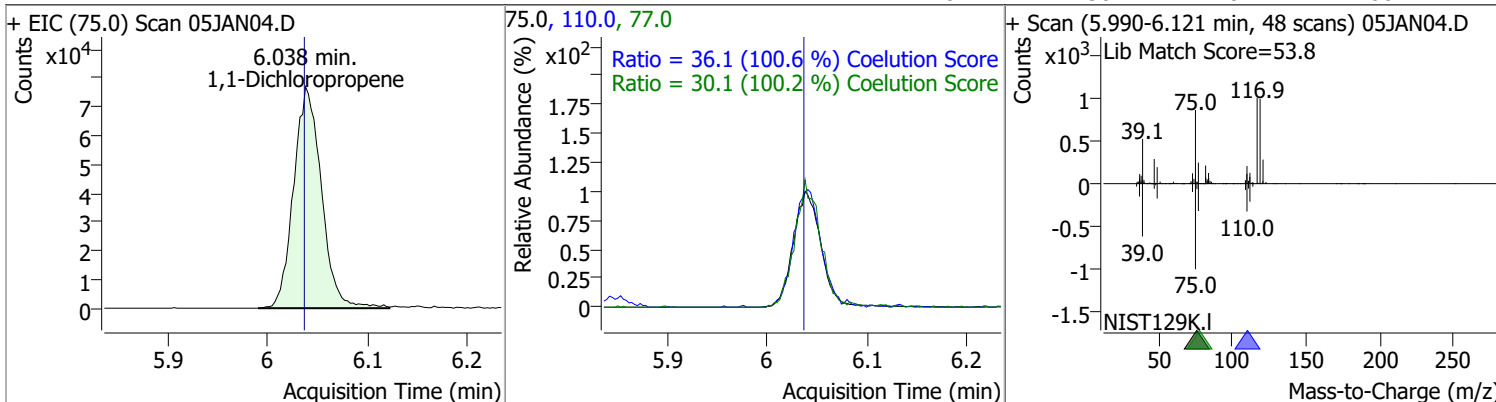


Carbon tetrachloride	120.6526	6.03	0.00	168794	119.0	99.1	67.2	127.2
					121.0	31.1	0.1	60.1

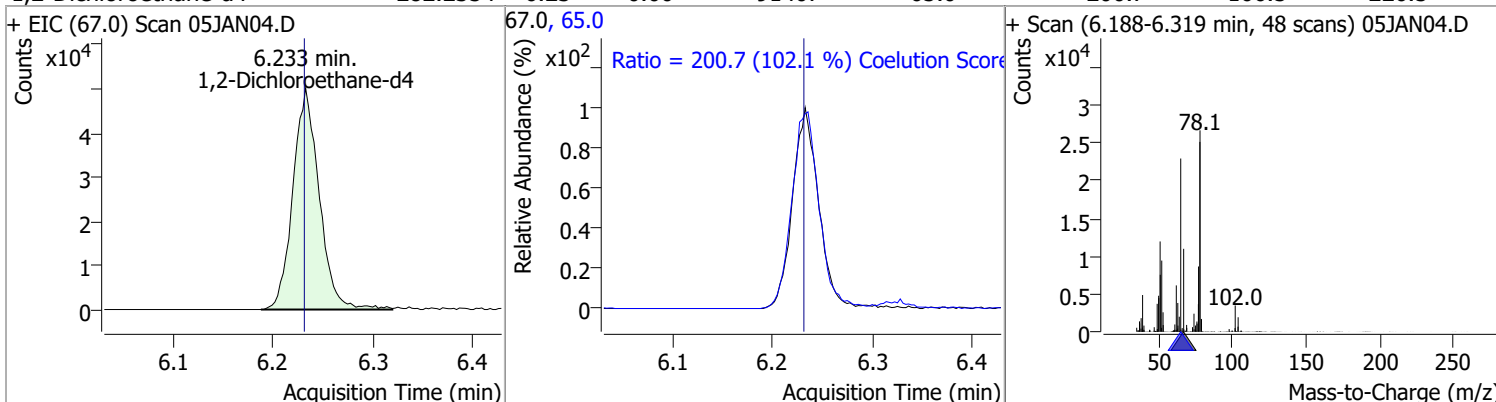


# Quantitation Results Report (QT Reviewed)

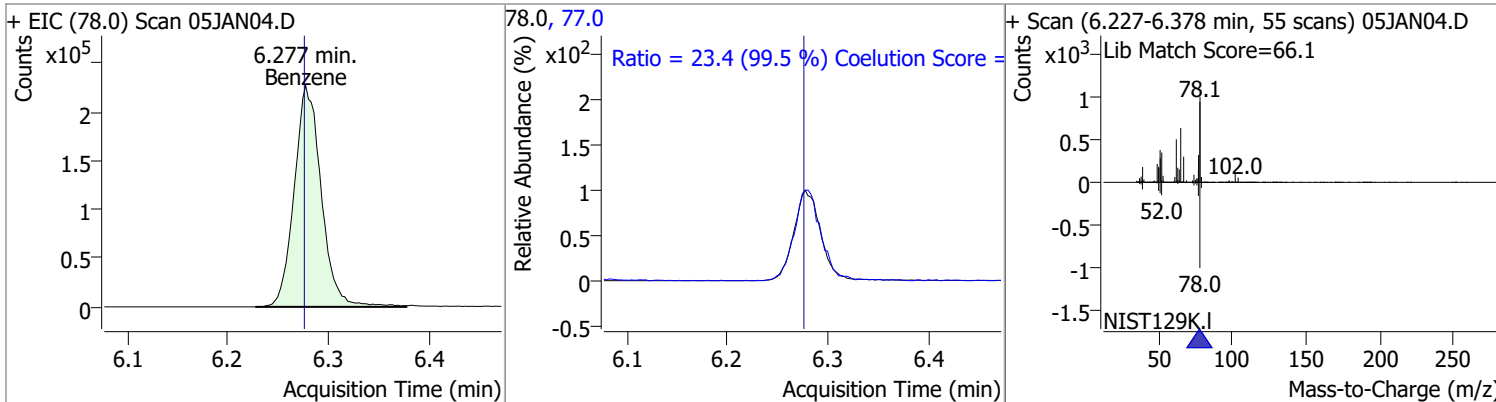
Compound	Conc.	RT	Dev(Min)	Resp.	QIon	QRatio	Lower	Upper
1,1-Dichloropropene	122.6447	6.04	0.00	148070	110.0	36.1	5.9	65.9
					77.0	30.1	0.1	60.1



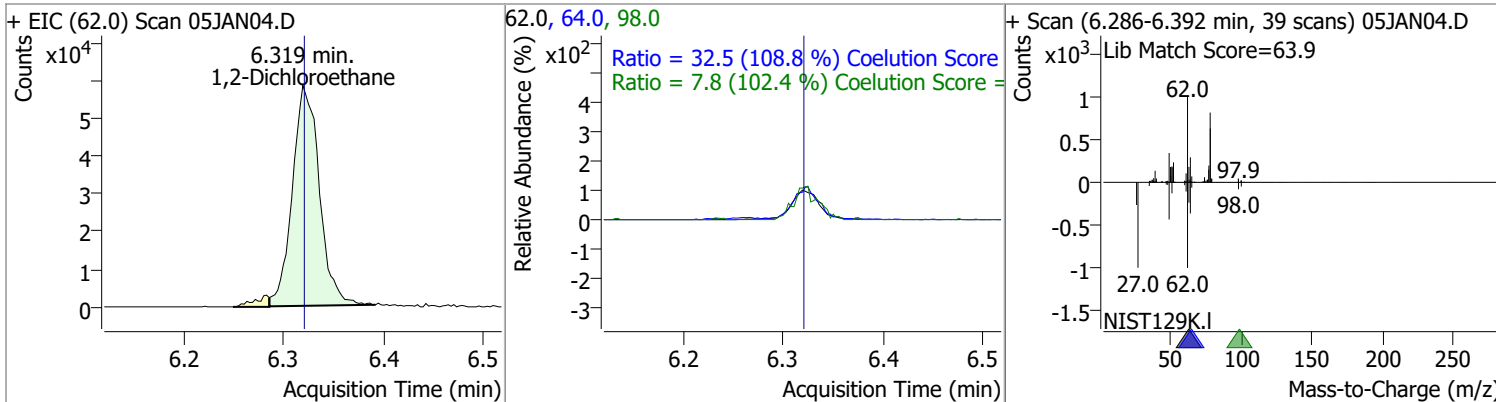
Compound	Conc.	RT	Dev(Min)	Resp.	QIon	QRatio	Lower	Upper
1,2-Dichloroethane-d4	282.2354	6.23	0.00	91407	65.0	200.7	166.5	226.5



Compound	Conc.	RT	Dev(Min)	Resp.	QIon	QRatio	Lower	Upper
Benzene	134.2741	6.28	0.00	425505	77.0	23.4	0.0	53.5

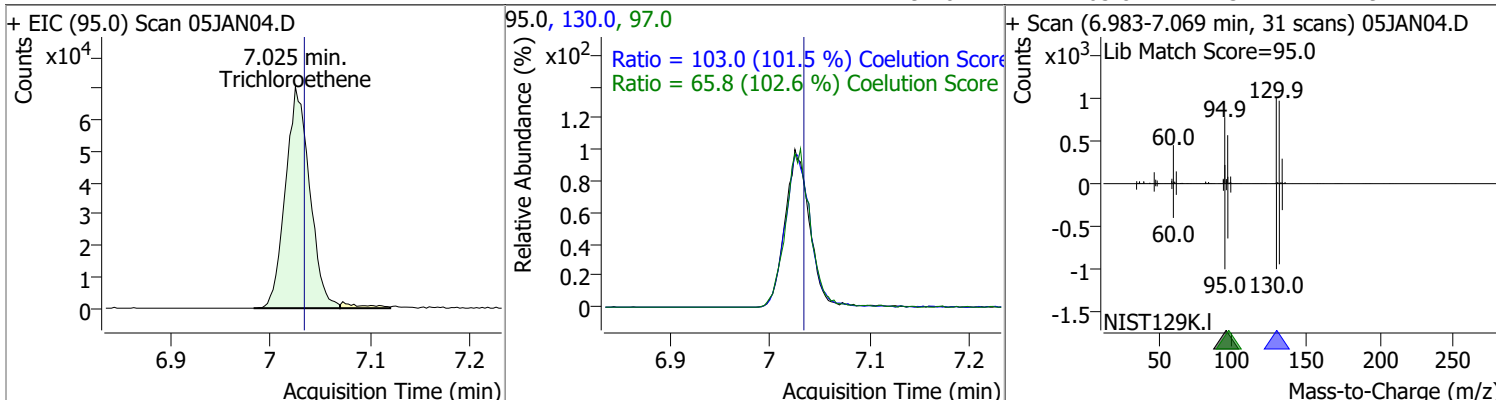


Compound	Conc.	RT	Dev(Min)	Resp.	QIon	QRatio	Lower	Upper
1,2-Dichloroethane	127.2472	6.32	0.00	109086	64.0	32.5	0.0	59.9
					98.0	7.8	0.0	37.6

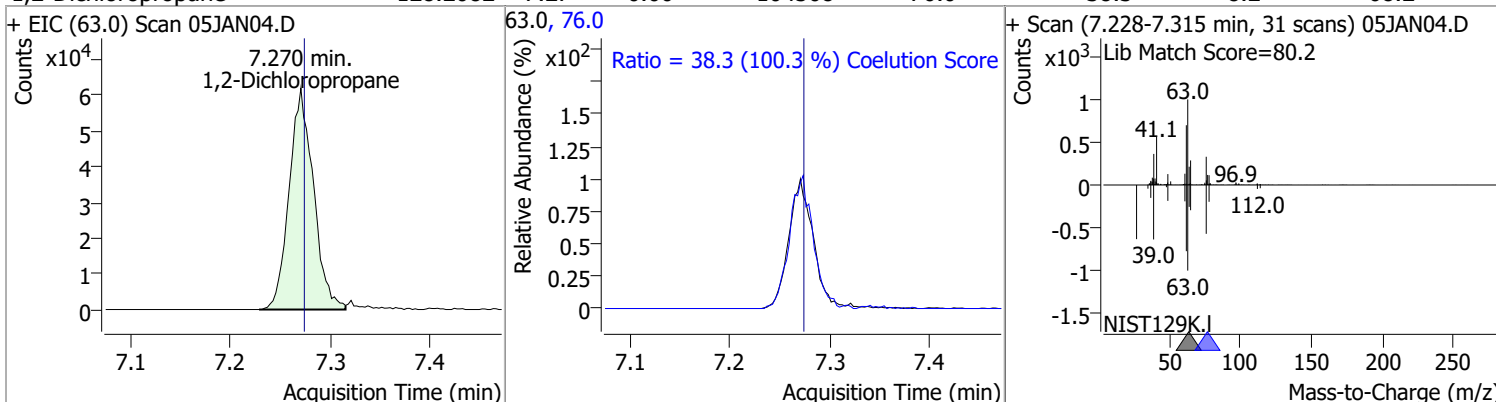


# Quantitation Results Report (QT Reviewed)

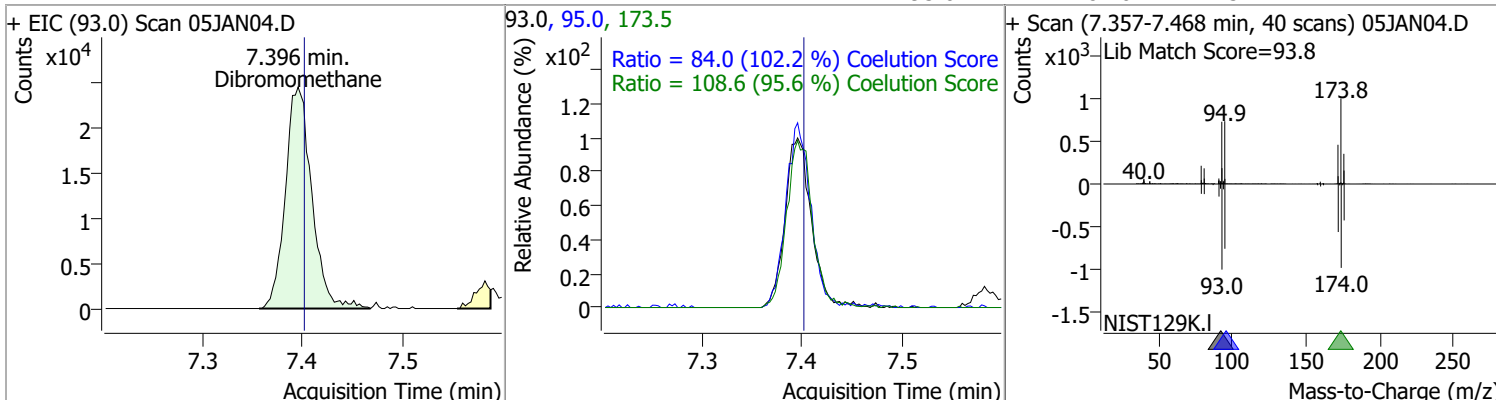
Compound	Conc.	RT	Dev(Min)	Resp.	QIon	QRatio	Lower	Upper
Trichloroethene	128.0937	7.02	-0.01	118702	130.0	103.0	71.5	131.5
					97.0	65.8	34.1	94.1



Compound	Conc.	RT	Dev(Min)	Resp.	QIon	QRatio	Lower	Upper
1,2-Dichloropropane	128.2082	7.27	0.00	104508	76.0	38.3	8.2	68.2



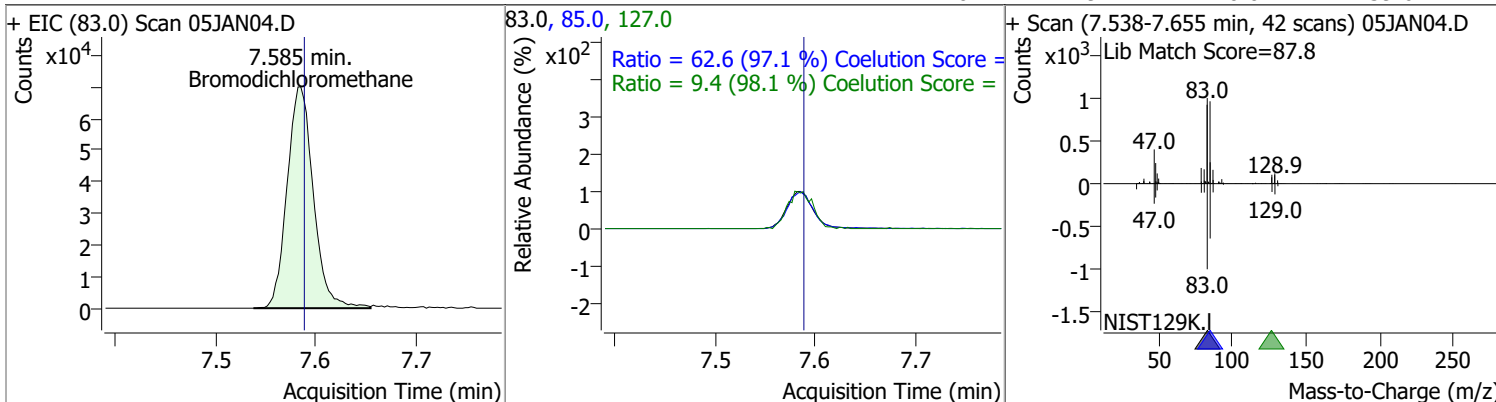
Compound	Conc.	RT	Dev(Min)	Resp.	QIon	QRatio	Lower	Upper
Dibromomethane	130.2581	7.40	0.00	44870	173.5	108.6	83.7	143.7
					95.0	84.0	52.2	112.2



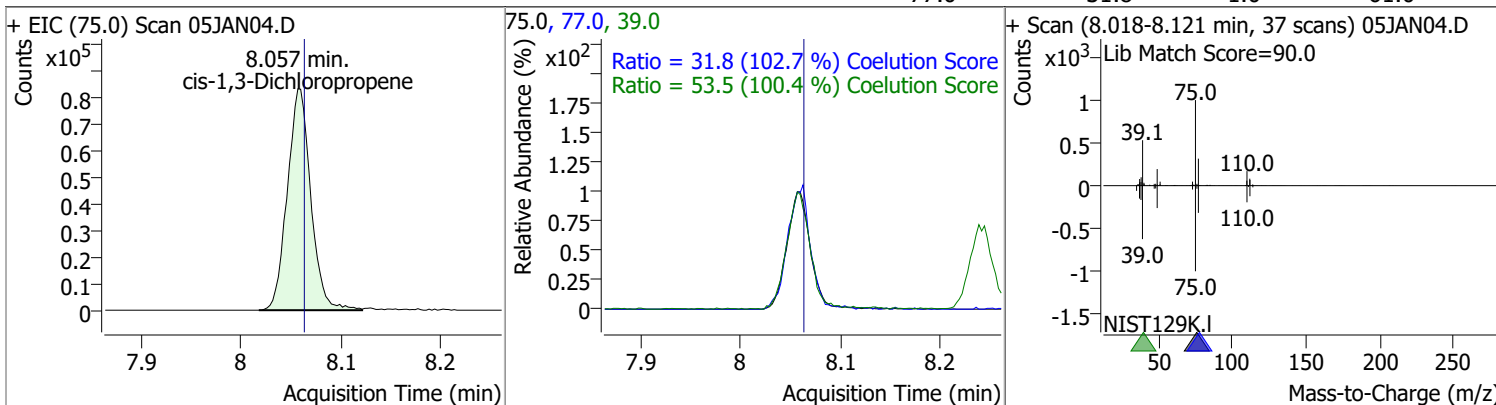


# Quantitation Results Report (QT Reviewed)

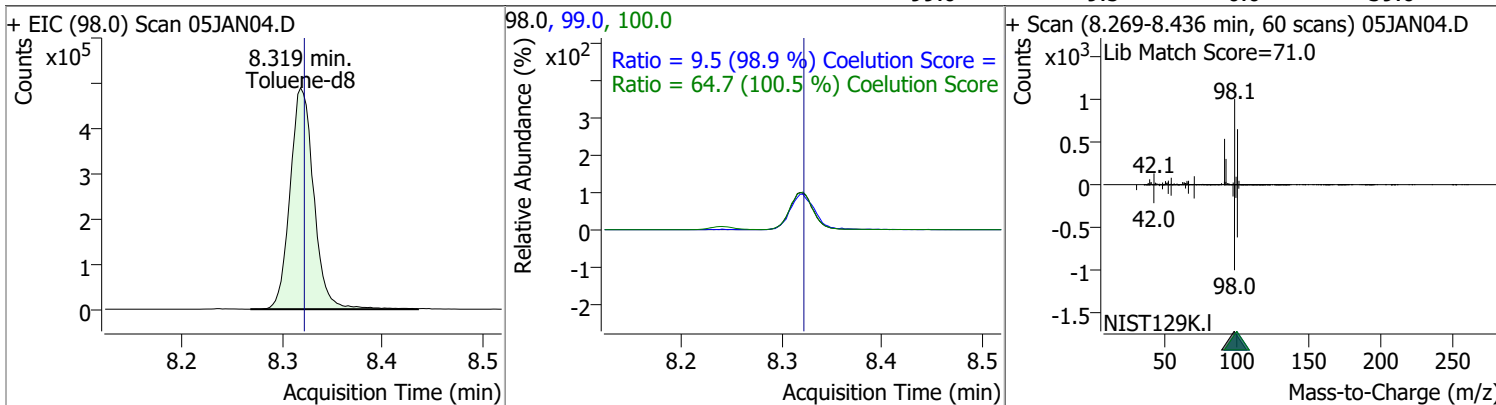
Compound	Conc.	RT	Dev(Min)	Resp.	QIon	QRatio	Lower	Upper
Bromodichloromethane	134.1093	7.59	0.00	127493	85.0	62.6	34.5	94.5
					127.0	9.4	0.0	39.6



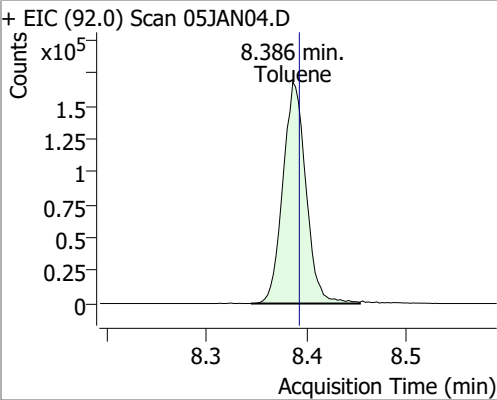
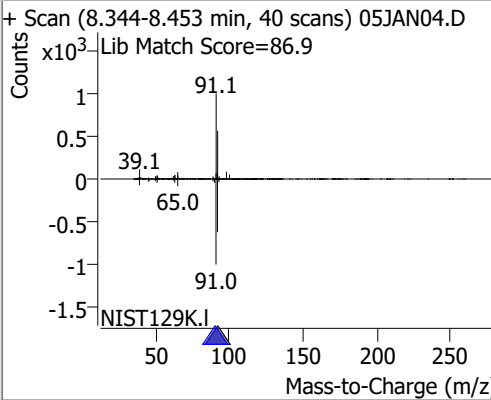
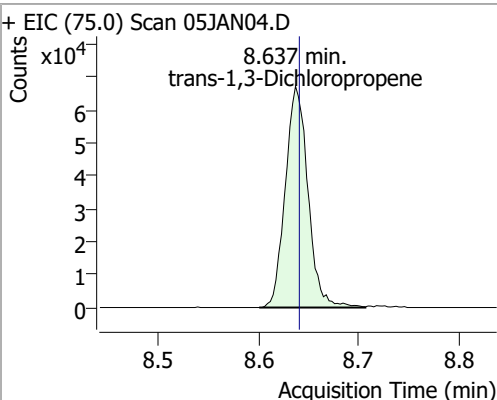
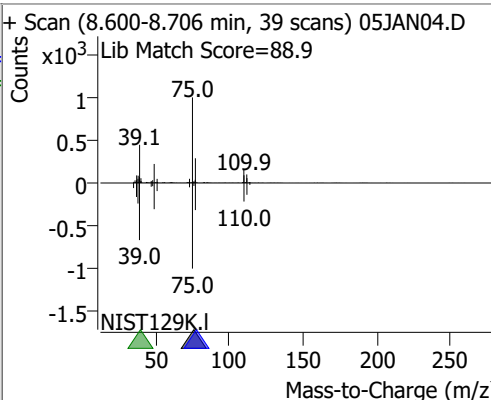
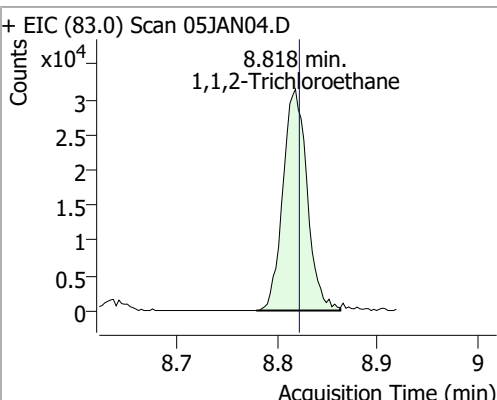
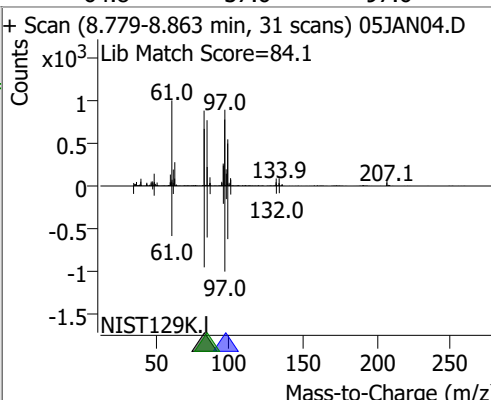
Compound	Conc.	RT	Dev(Min)	Resp.	QIon	QRatio	Lower	Upper
cis-1,3-Dichloropropene	125.6294	8.06	0.00	135033	39.0	53.5	23.3	83.3
					77.0	31.8	1.0	61.0



Compound	Conc.	RT	Dev(Min)	Resp.	QIon	QRatio	Lower	Upper
Toluene-d8	272.3389	8.32	0.00	806393	100.0	64.7	34.4	94.4
					99.0	9.5	0.0	39.6

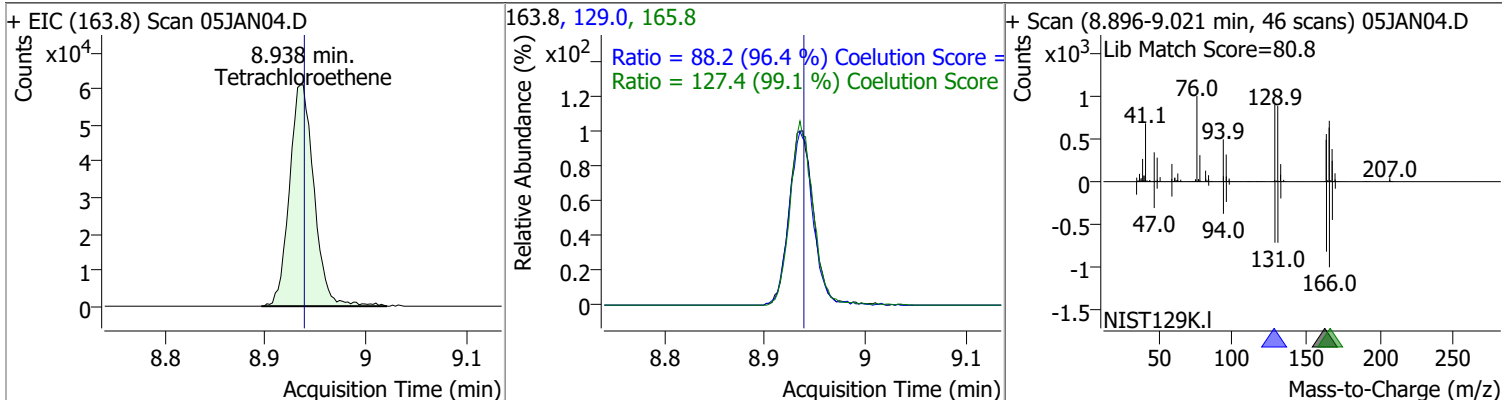


# Quantitation Results Report (QT Reviewed)

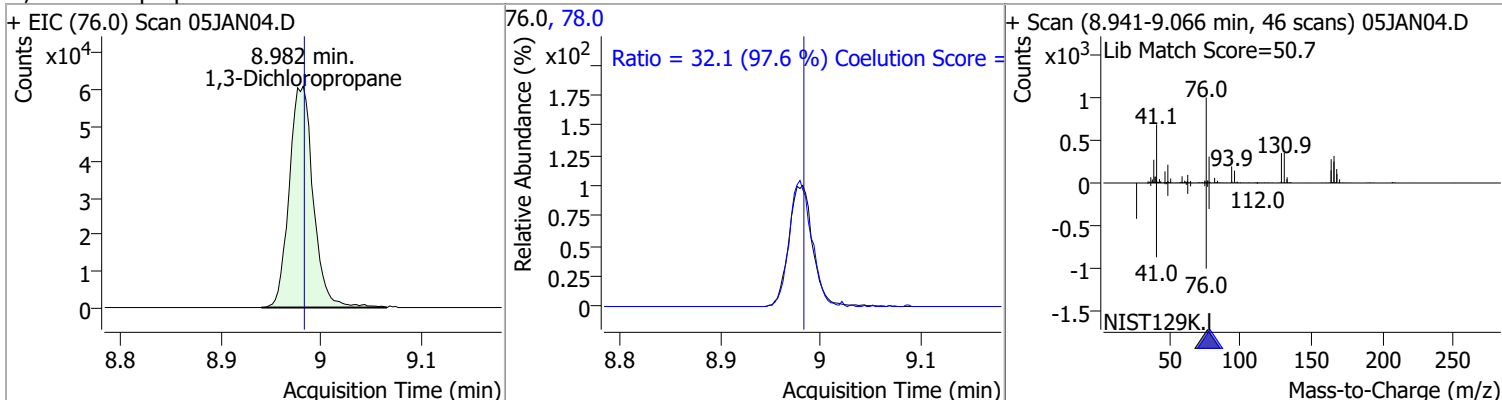
Compound	Conc.	RT	Dev(Min)	Resp.	QIon	QRatio	Lower	Upper
Toluene	134.4045	8.39	0.00	268829	91.0	172.3	145.8	205.8
+ EIC (92.0) Scan 05JAN04.D			92.0, 91.0			+ Scan (8.344-8.453 min, 40 scans) 05JAN04.D		
	8.386 min. Toluene		Ratio = 172.3 (98.1 %) Coelution Score =					
+ EIC (75.0) Scan 05JAN04.D			75.0, 77.0, 39.0			+ Scan (8.600-8.706 min, 39 scans) 05JAN04.D		
	8.637 min. trans-1,3-Dichloropropene		Ratio = 31.3 (96.8 %) Coelution Score = Ratio = 50.4 (94.4 %) Coelution Score =					
+ EIC (83.0) Scan 05JAN04.D			83.0, 97.0, 85.0			+ Scan (8.779-8.863 min, 31 scans) 05JAN04.D		
	8.818 min. 1,1,2-Trichloroethane		Ratio = 108.5 (94.7 %) Coelution Score = Ratio = 64.8 (95.8 %) Coelution Score =					
Compound	Conc.	RT	Dev(Min)	Resp.	QIon	QRatio	Lower	Upper
trans-1,3-Dichloropropene	138.0384	8.64	0.00	105613	39.0 77.0	50.4 31.3	23.4 2.4	83.4 62.4
1,1,2-Trichloroethane	132.3073	8.82	0.00	52727	97.0 85.0	108.5 64.8	84.6 37.6	144.6 97.6

# Quantitation Results Report (QT Reviewed)

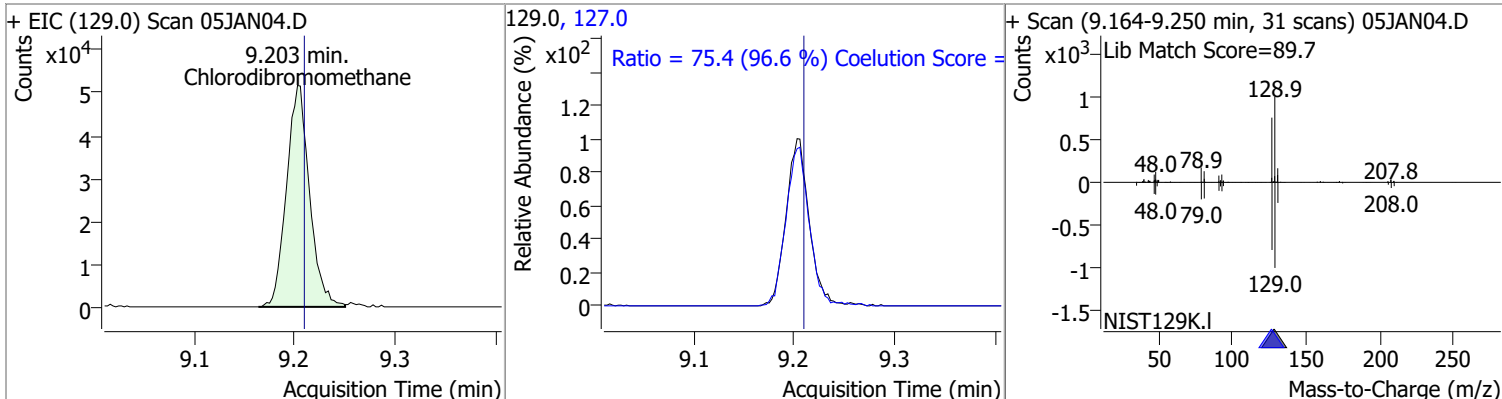
Compound	Conc.	RT	Dev(Min)	Resp.	QIon	QRatio	Lower	Upper
Tetrachloroethene	127.4710	8.94	0.00	104015	165.8	127.4	98.6	158.6
					129.0	88.2	61.5	121.5



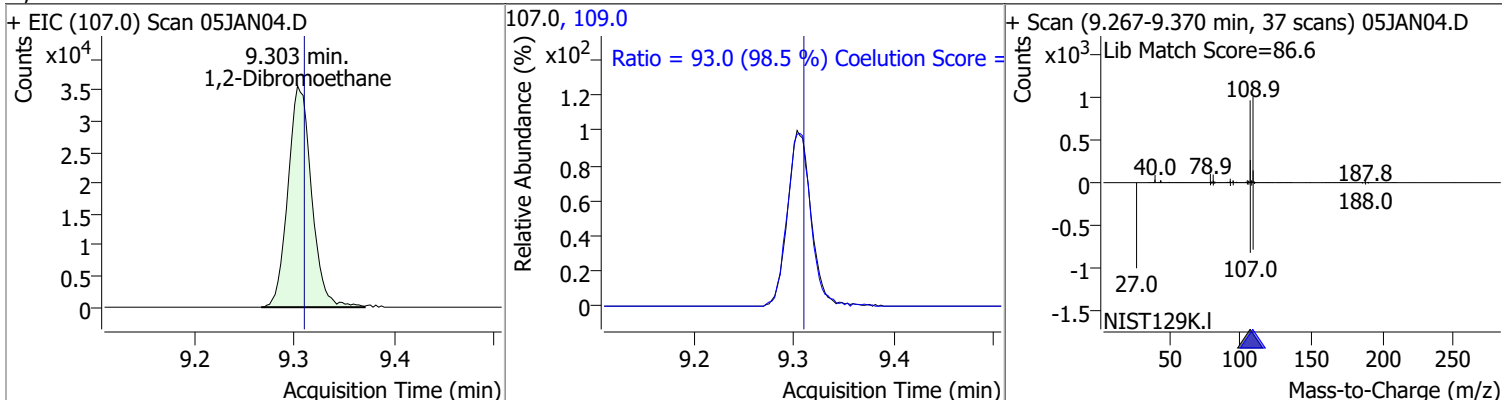
Compound	Conc.	RT	Dev(Min)	Resp.	QIon	QRatio	Lower	Upper
1,3-Dichloropropane	129.2235	8.98	0.00	101295	78.0	32.1	2.9	62.9



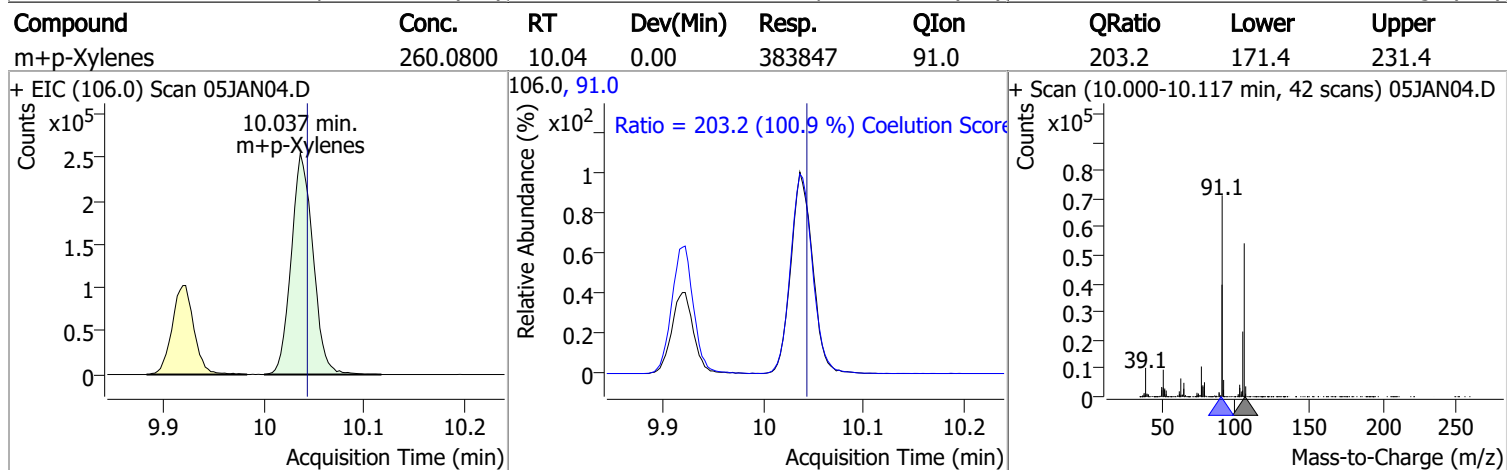
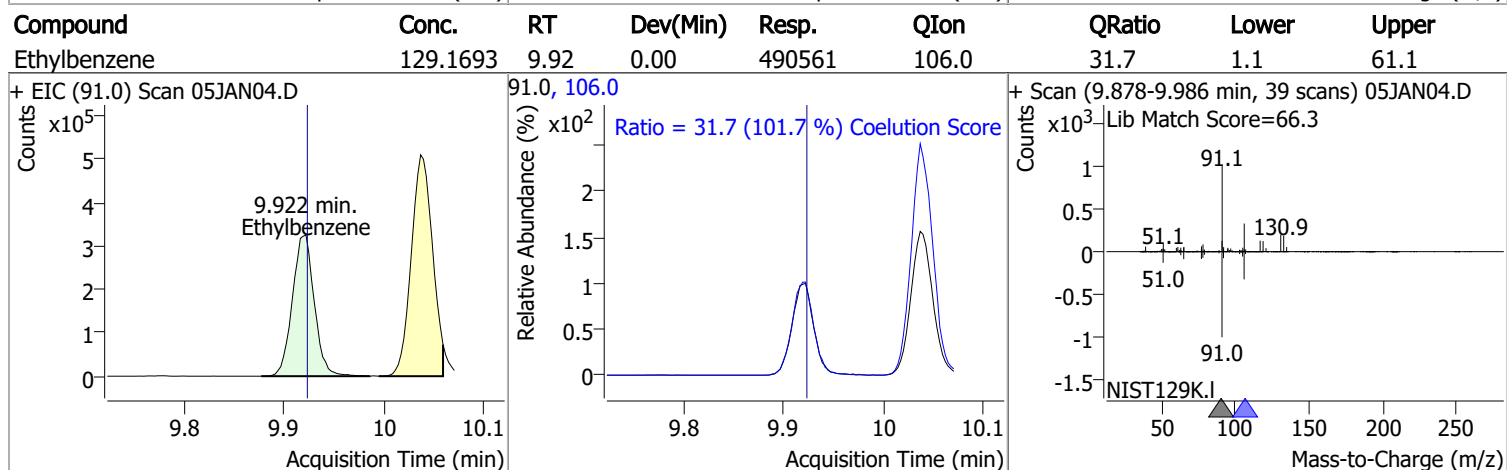
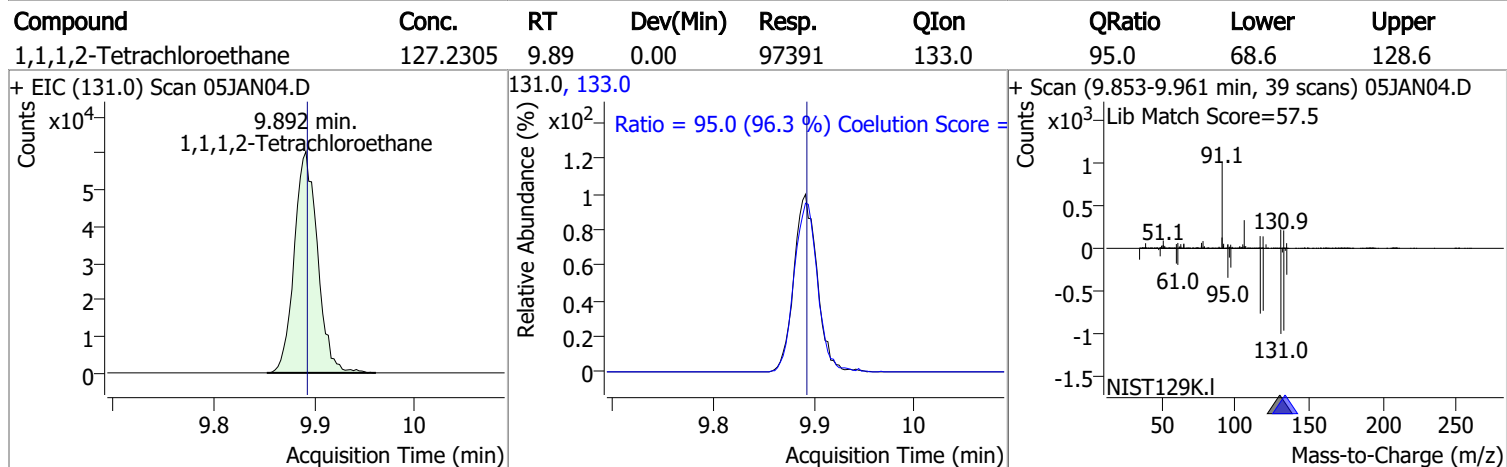
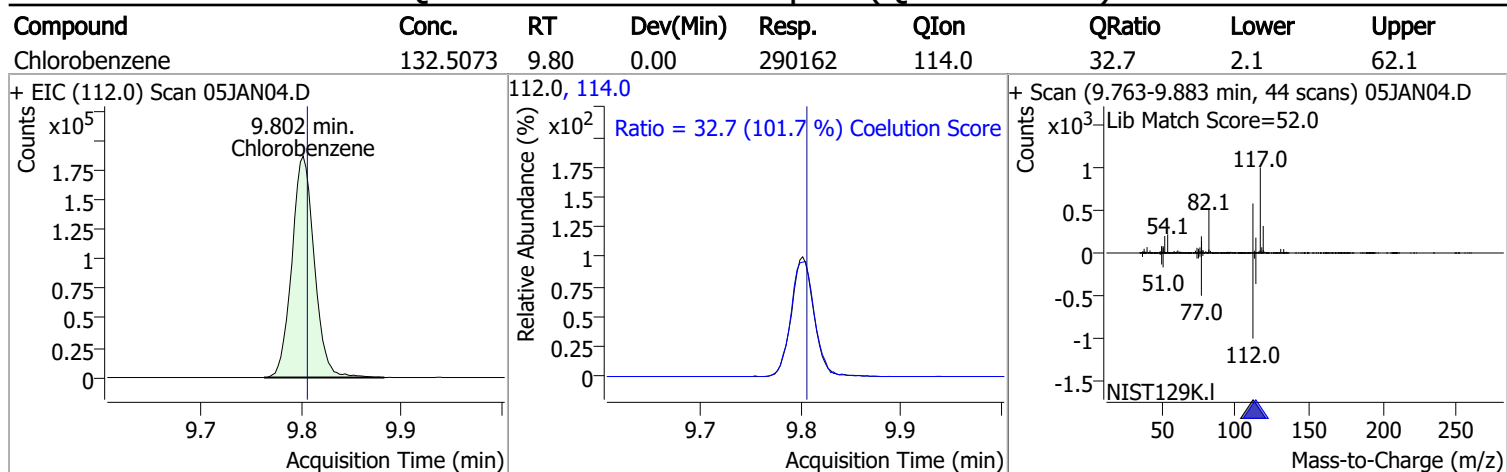
Compound	Conc.	RT	Dev(Min)	Resp.	QIon	QRatio	Lower	Upper
Chlorodibromomethane	132.5988	9.20	0.00	82588	127.0	75.4	48.0	108.0



Compound	Conc.	RT	Dev(Min)	Resp.	QIon	QRatio	Lower	Upper
1,2-Dibromoethane	133.8295	9.30	0.00	58316	109.0	93.0	64.5	124.5

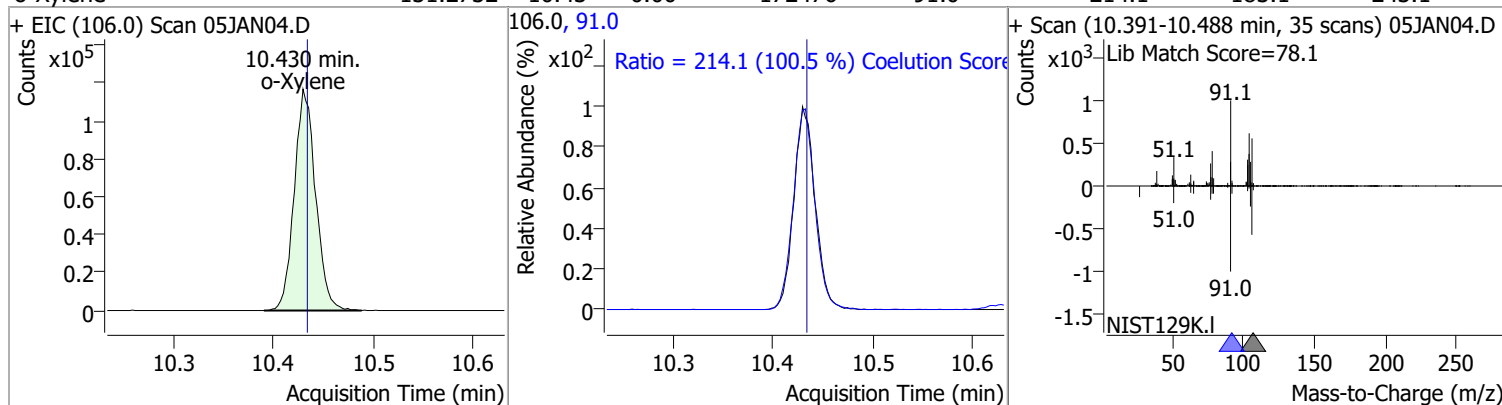


# Quantitation Results Report (QT Reviewed)

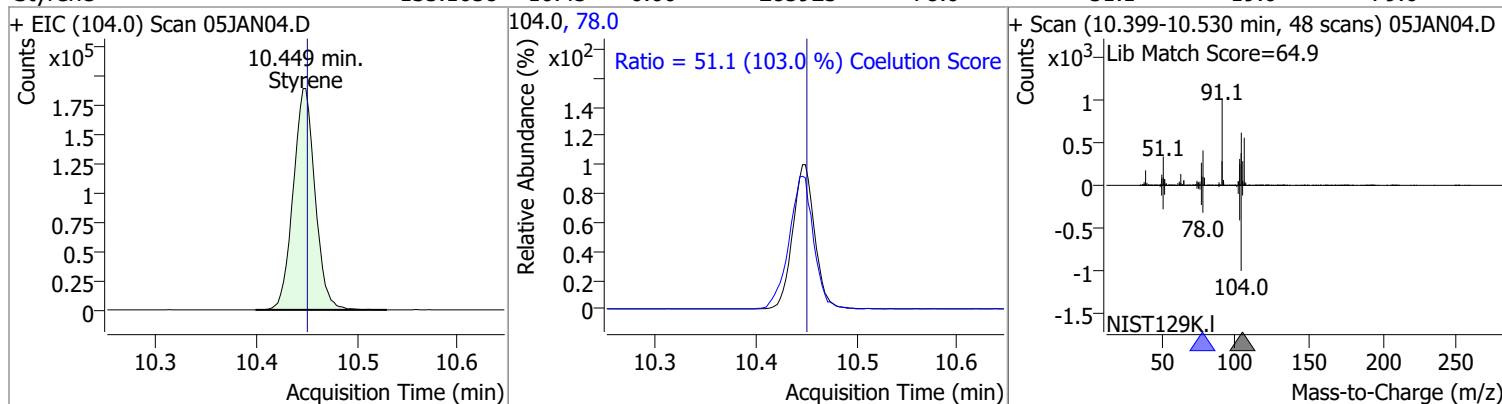


# Quantitation Results Report (QT Reviewed)

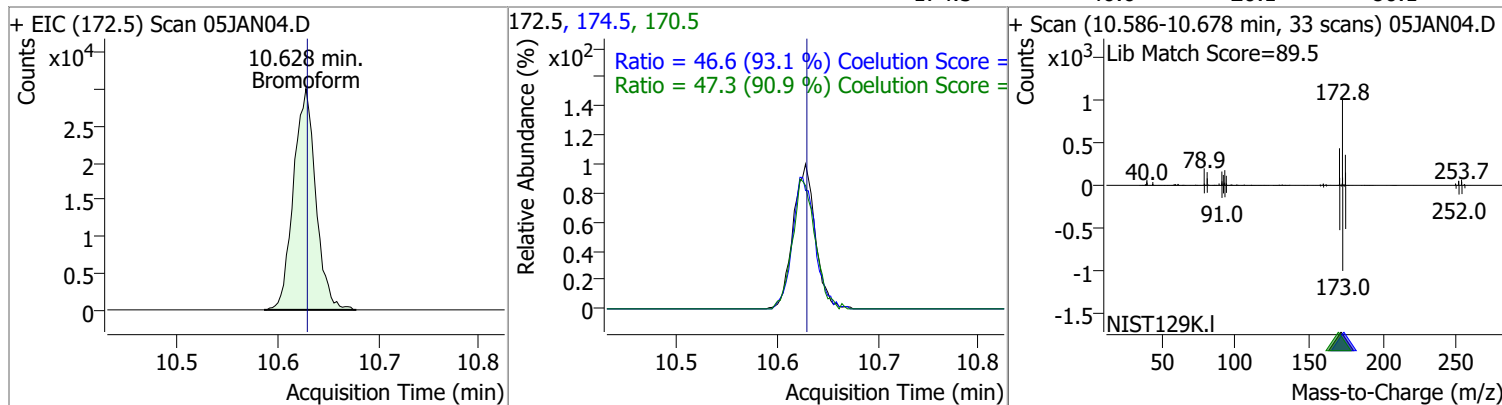
Compound	Conc.	RT	Dev(Min)	Resp.	QIon	QRatio	Lower	Upper
o-Xylene	131.2732	10.43	0.00	172476	91.0	214.1	183.1	243.1



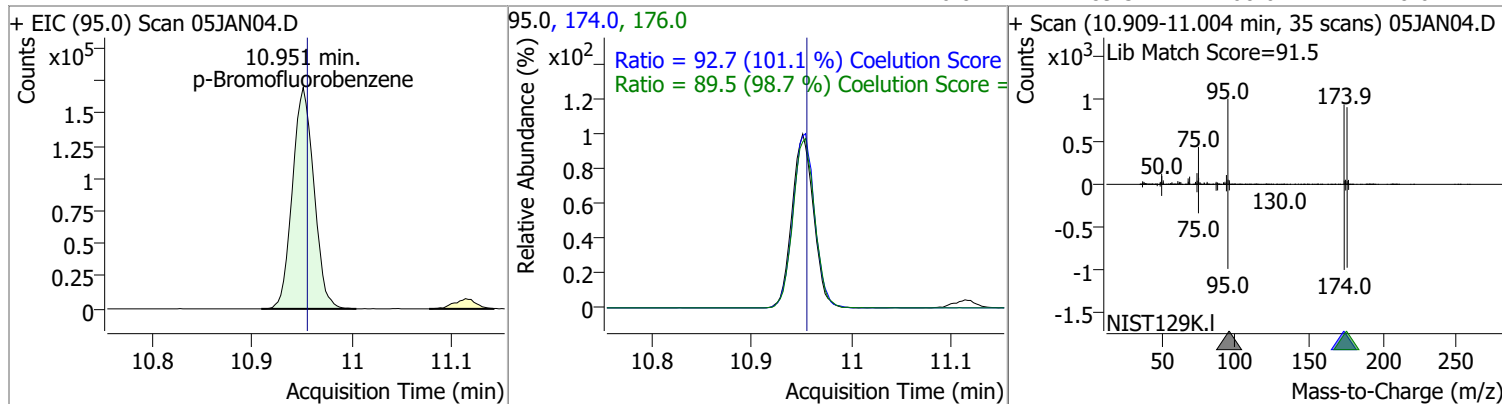
Compound	Conc.	RT	Dev(Min)	Resp.	QIon	QRatio	Lower	Upper
Styrene	135.1658	10.45	0.00	285925	78.0	51.1	19.6	79.6



Compound	Conc.	RT	Dev(Min)	Resp.	QIon	QRatio	Lower	Upper
Bromoform	141.7950	10.63	0.00	46366	170.5	47.3	22.1	82.1
					174.5	46.6	20.1	80.1

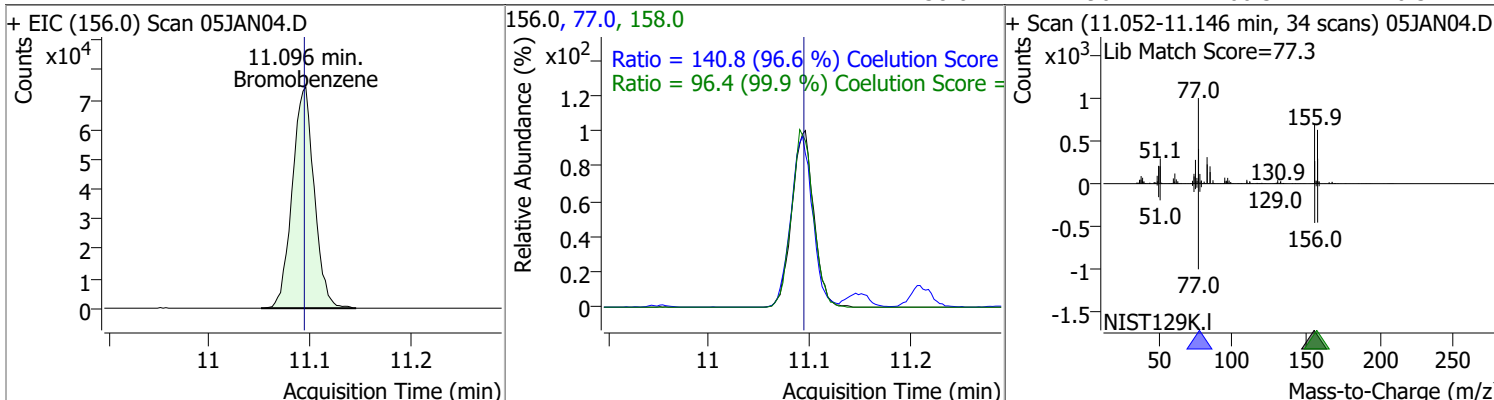


Compound	Conc.	RT	Dev(Min)	Resp.	QIon	QRatio	Lower	Upper
p-Bromofluorobenzene	269.6410	10.95	0.00	252422	174.0	92.7	61.7	121.7
					176.0	89.5	60.6	120.6

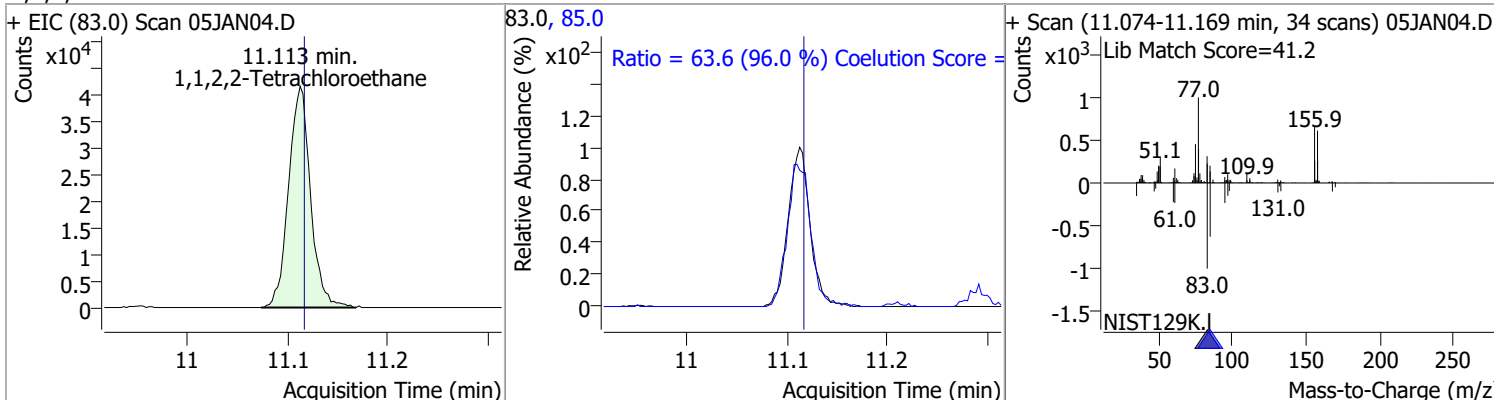


# Quantitation Results Report (QT Reviewed)

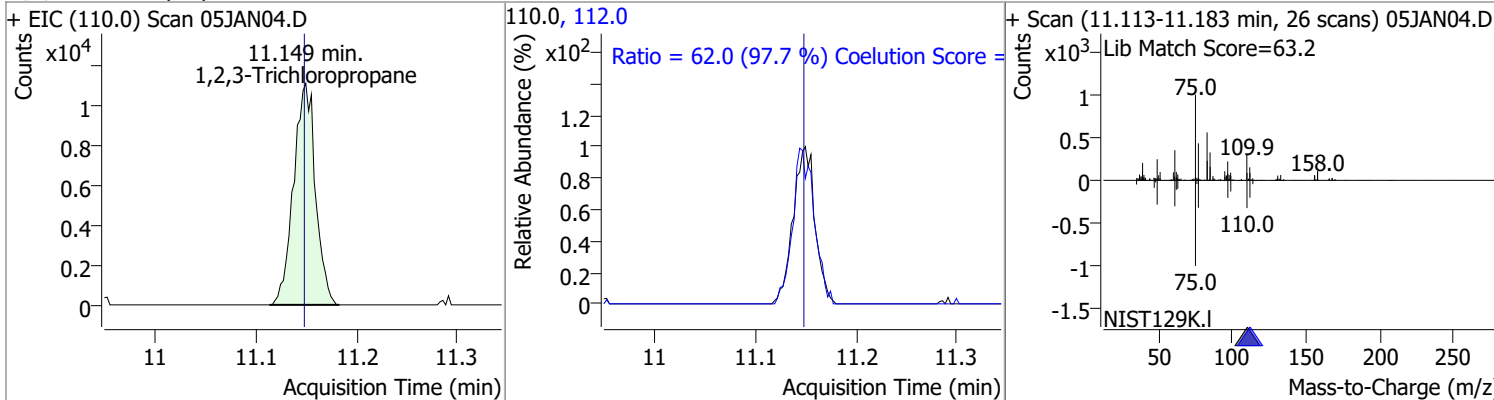
Compound	Conc.	RT	Dev(Min)	Resp.	QIon	QRatio	Lower	Upper
Bromobenzene	136.3576	11.10	0.00	112763	77.0	140.8	115.7	175.7
					158.0	96.4	66.5	126.5



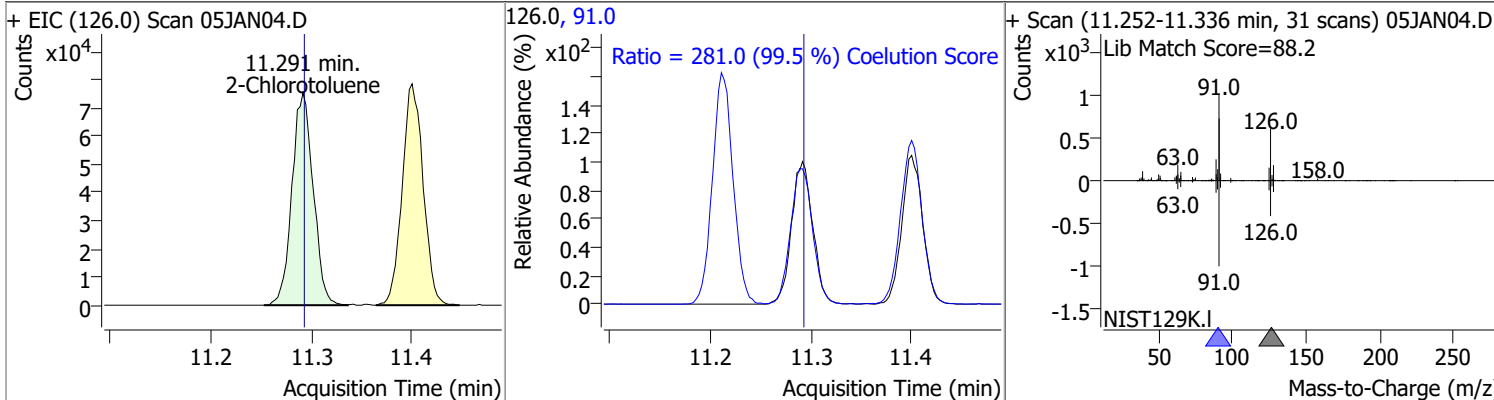
Compound	Conc.	RT	Dev(Min)	Resp.	QIon	QRatio	Lower	Upper
1,1,2,2-Tetrachloroethane	133.3239	11.11	0.00	63459	85.0	63.6	36.2	96.2



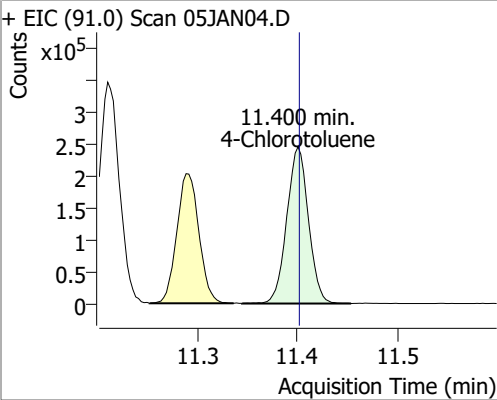
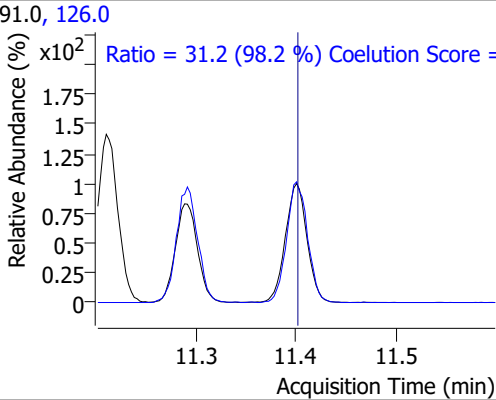
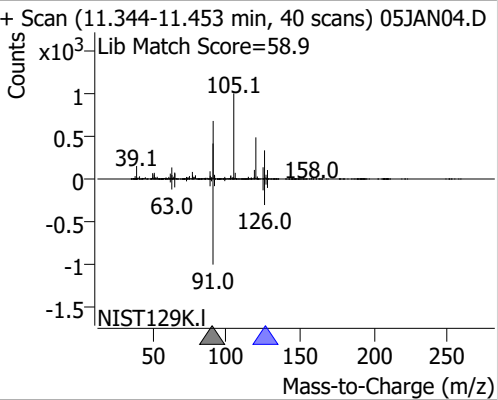
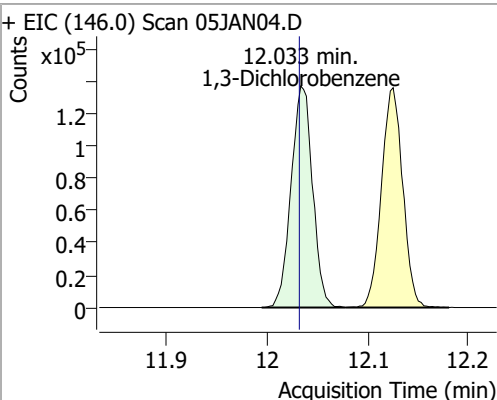
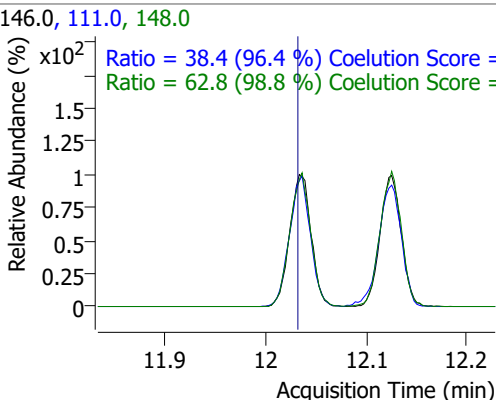
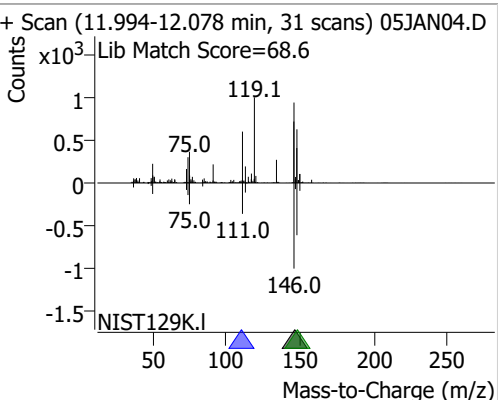
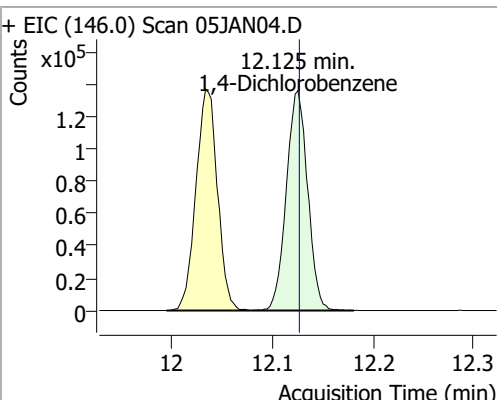
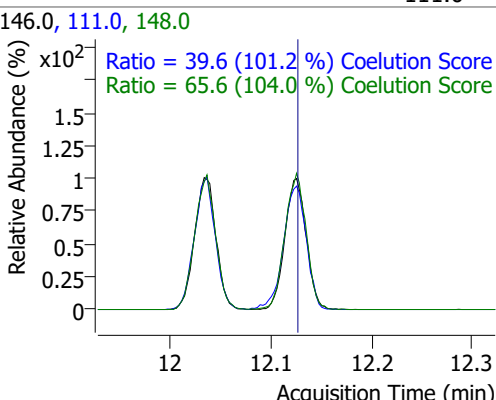
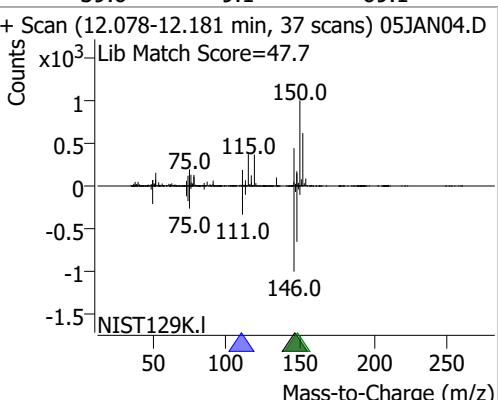
Compound	Conc.	RT	Dev(Min)	Resp.	QIon	QRatio	Lower	Upper
1,2,3-Trichloropropane	131.6839	11.15	0.00	16771	112.0	62.0	33.5	93.5



Compound	Conc.	RT	Dev(Min)	Resp.	QIon	QRatio	Lower	Upper
2-Chlorotoluene	134.4181	11.29	0.00	110603	91.0	281.0	252.3	312.3

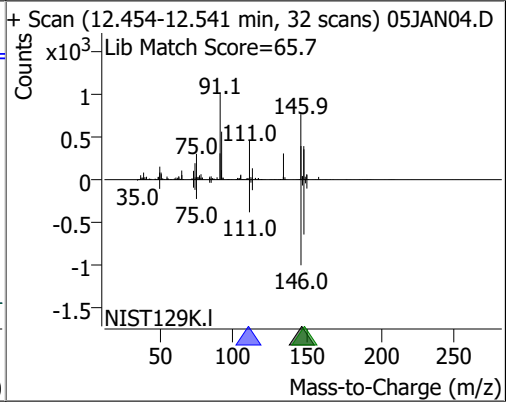
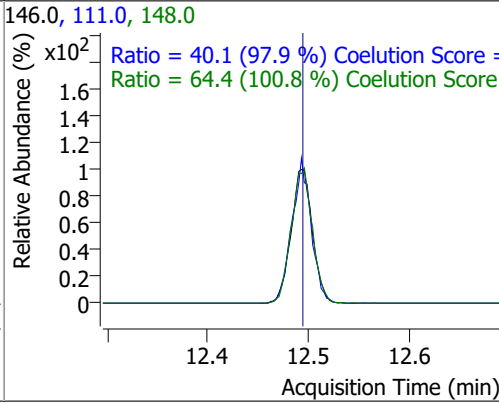
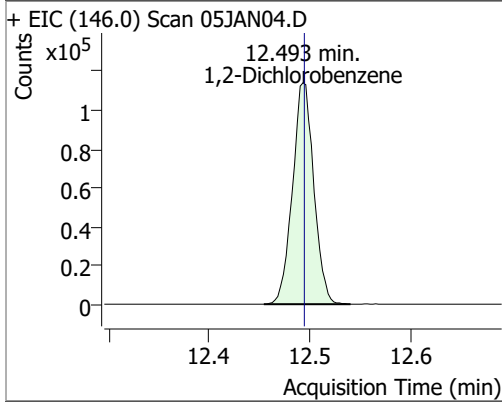


# Quantitation Results Report (QT Reviewed)

Compound	Conc.	RT	Dev(Min)	Resp.	QIon	QRatio	Lower	Upper
4-Chlorotoluene	136.3209	11.40	0.00	365720	126.0	31.2	1.7	61.7
+ EIC (91.0) Scan 05JAN04.D 			91.0, 126.0 			+ Scan (11.344-11.453 min, 40 scans) 05JAN04.D Lib Match Score=58.9 		
1,3-Dichlorobenzene	134.7385	12.03	0.00	203215	148.0	62.8	33.6	93.6
+ EIC (146.0) Scan 05JAN04.D 			146.0, 111.0, 148.0 			+ Scan (11.994-12.078 min, 31 scans) 05JAN04.D Lib Match Score=68.6 		
1,4-Dichlorobenzene	130.1595	12.13	0.00	200166	148.0	65.6	33.1	93.1
+ EIC (146.0) Scan 05JAN04.D 			146.0, 111.0, 148.0 			+ Scan (12.078-12.181 min, 37 scans) 05JAN04.D Lib Match Score=47.7 		

# Quantitation Results Report (QT Reviewed)

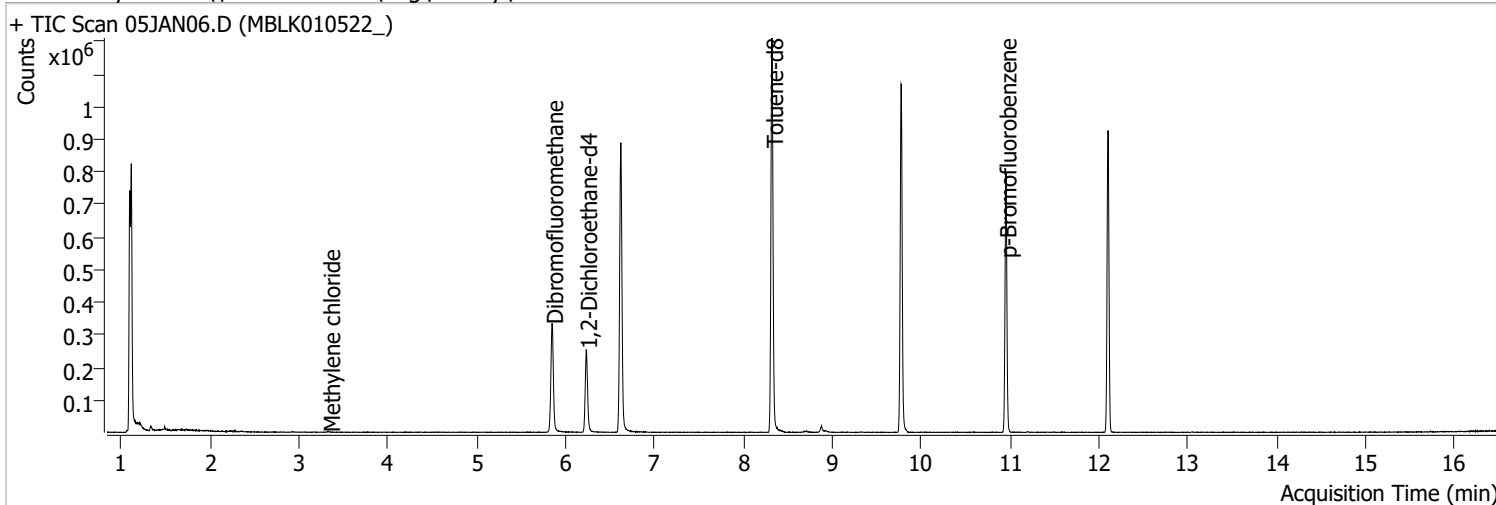
Compound	Conc.	RT	Dev(Min)	Resp.	QIon	QRatio	Lower	Upper
1,2-Dichlorobenzene	131.9940	12.49	0.00	168243	148.0	64.4	33.9	93.9
					111.0	40.1	11.0	71.0





# Quantitation Results Report (QT Reviewed)

Data File	05JAN06.D	Operator	MSC
Acq. Method	5975CACQF.M	Acq. Date-Time	1/5/2022 12:21:59 PM
Sample Name	MBLK010522_	Instrument	VOA5975C
Vial	6	Multiplier	1.00
DA Method File	VOA5975C_8260B_SHT_DoD_L4_010422.m	Comment	
Tune File	BFB_Atune3.u	Tune Date	10/11/2021 4:02:00 PM
Batch Name	VG010522_8260B.batch.bin	Last Calib Update	2/28/2022 2:48:47 PM
Ref Library	\\MASSHUNTER\Org\Library\NIST129K.I		



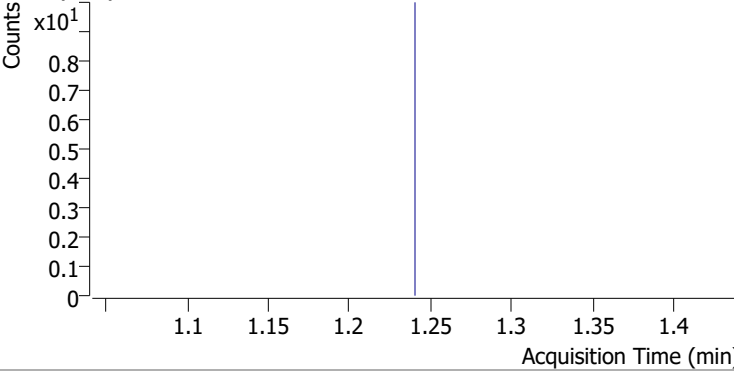
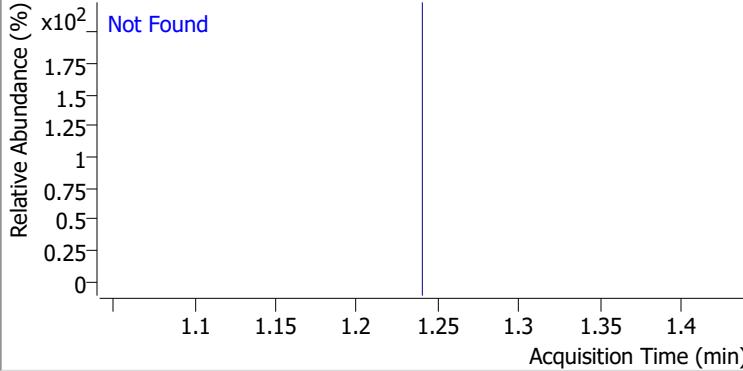
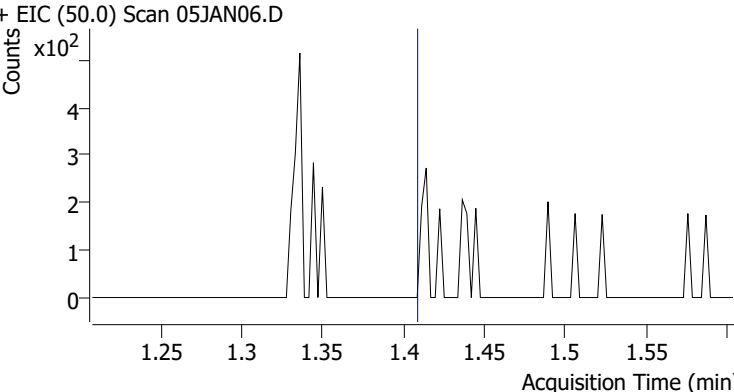
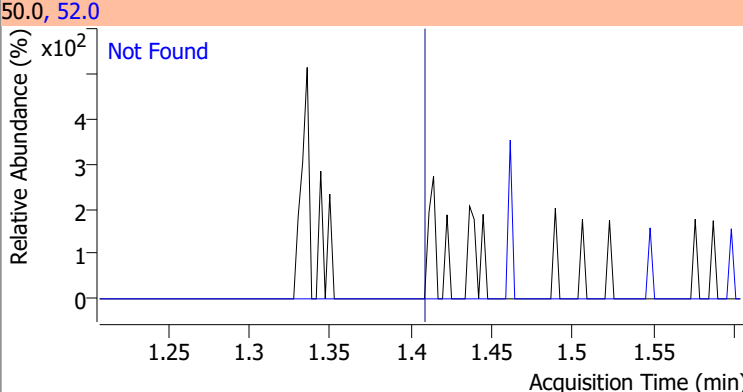
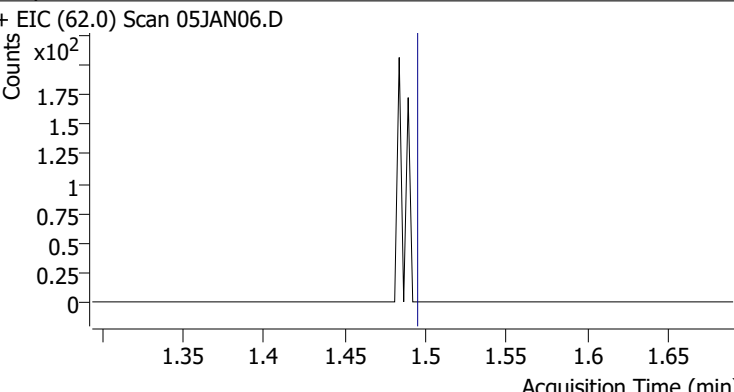
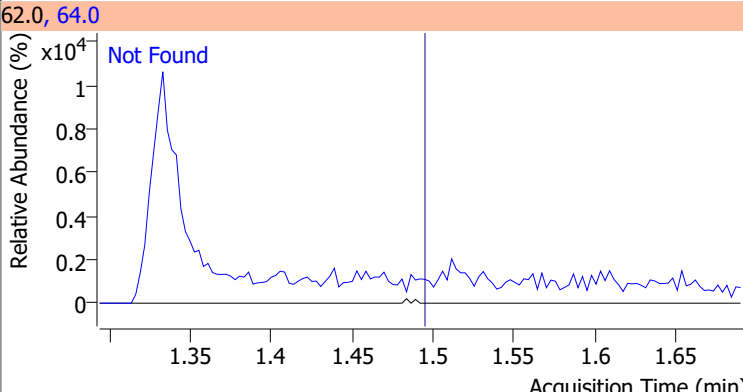
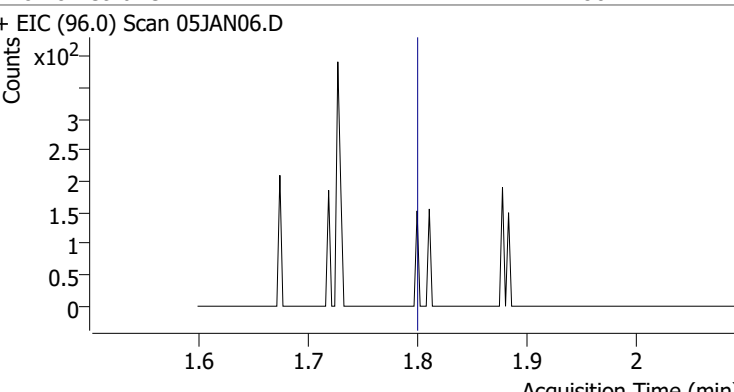
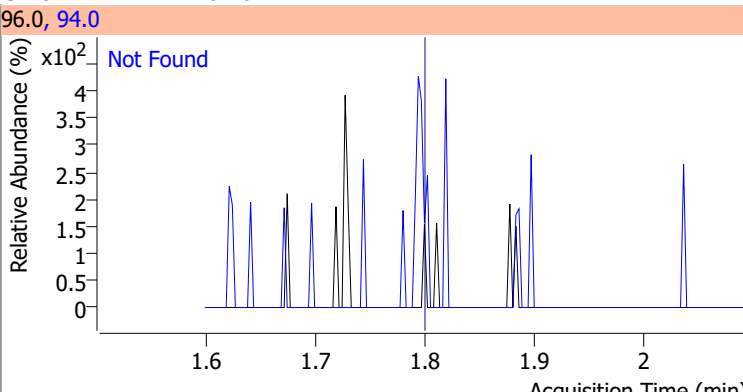
Compound	RT	QIon	Resp.	Conc.	Units	Dev(Min)
<b>Internal Standards</b>						
M Fluorobenzene	6.620	96.0	749177	250.0000	ng	-0.003
M Chlorobenzene-d5	9.772	82.0	294744	250.0000	ng	0.000
M 1,4-Dichlorobenzene-d4	12.103	152.0	226610	250.0000	ng	0.003
<b>System Monitoring Compounds</b>						
S Dibromofluoromethane	5.845	113.0	195966	277.6506	ng	0.000
Spiked Amount: 250.000	Range: 80.0 - 119.0%			Recovery = 111.06%		
S 1,2-Dichloroethane-d4	6.230	67.0	88868	291.5091	ng	-0.003
Spiked Amount: 250.000	Range: 81.0 - 118.0%			Recovery = 116.60%		
S Toluene-d8	8.322	98.0	758617	267.0901	ng	0.003
Spiked Amount: 250.000	Range: 89.0 - 112.0%			Recovery = 106.84%		
S p-Bromofluorobenzene	10.948	95.0	219115	263.9340	ng	-0.006
Spiked Amount: 250.000	Range: 85.0 - 114.0%			Recovery = 105.57%		
<b>Target Compounds</b>						
T Dichlorodifluoromethane	0.000		0	N.D.		
T Chloromethane	0.000		0	N.D.		
T Vinyl chloride	0.000		0	N.D.		
T Bromomethane	0.000		0	N.D.		
T Chloroethane	0.000		0	N.D.		
T Trichlorofluoromethane	0.000		0	N.D.		
T 1,1-Dichloroethene	0.000		0	N.D.		
T Methylene chloride	3.338	49.0	1656	1.4886	ng	m 84
T trans-1,2-Dichloroethene	0.000		0	N.D.		
T Methyl tert-butyl ether (MTBE)	0.000		0	N.D.		
T 1,1-Dichloroethane	0.000		0	N.D.		
T 2,2-Dichloropropane	0.000		0	N.D.		
T cis-1,2-Dichloroethene	0.000		0	N.D.		
T Methyl ethyl ketone	0.000		0	N.D.		
T Bromochloromethane	0.000		0	N.D.		
T Chloroform	0.000		0	N.D.		

# Quantitation Results Report (QT Reviewed)

Compound	RT	QIon	Resp.	Conc.	Units	Dev(Min)
T 1,1,1-Trichloroethane	0.000		0	N.D.		
T Carbon tetrachloride	0.000		0	N.D.		
T 1,1-Dichloropropene	0.000		0	N.D.		
T Benzene	0.000		0	N.D.		
T 1,2-Dichloroethane	0.000		0	N.D.		
T Trichloroethene	0.000		0	N.D.		
T 1,2-Dichloropropane	0.000		0	N.D.		
T Dibromomethane	0.000		0	N.D.		
T Bromodichloromethane	0.000		0	N.D.		
T cis-1,3-Dichloropropene	0.000		0	N.D.		
T Toluene	0.000		0	N.D.		
T trans-1,3-Dichloropropene	0.000		0	N.D.		
T 1,1,2-Trichloroethane	0.000		0	N.D.		
T Tetrachloroethene	0.000		0	N.D.		
T 1,3-Dichloropropane	0.000		0	N.D.		
T Chlorodibromomethane	0.000		0	N.D.		
T 1,2-Dibromoethane	0.000		0	N.D.		
T Chlorobenzene	0.000		0	N.D.		
T 1,1,1,2-Tetrachloroethane	0.000		0	N.D.		
T Ethylbenzene	0.000		0	N.D.		
T m+p-Xylenes	0.000		0	N.D.		
T o-Xylene	0.000		0	N.D.		
T Styrene	0.000		0	N.D.		
T Bromoform	0.000		0	N.D.		
T Bromobenzene	0.000		0	N.D.		
T 1,1,2,2-Tetrachloroethane	0.000		0	N.D.		
T 1,2,3-Trichloropropane	0.000		0	N.D.		
T 2-Chlorotoluene	0.000		0	N.D.		
T 4-Chlorotoluene	0.000		0	N.D.		
T 1,3-Dichlorobenzene	0.000		0	N.D.		
T 1,4-Dichlorobenzene	0.000		0	N.D.		
T 1,2-Dichlorobenzene	0.000		0	N.D.		

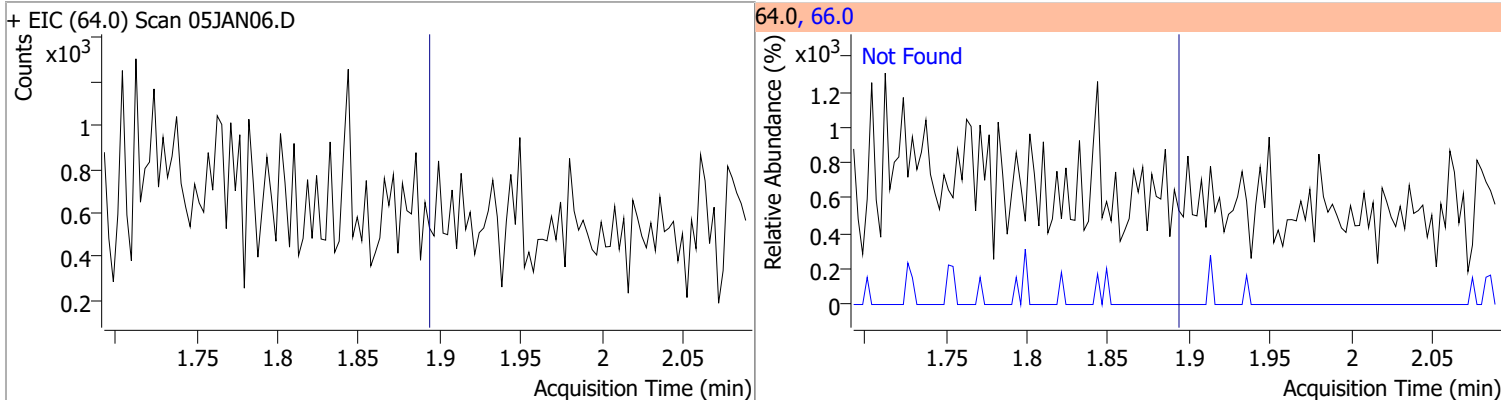
(#) = Qualifier Out of Range; (m) = Manual Integration; (+) = Area Summed; (\*) = Surrogate Percent Recovery Out of Range; (d): Zeroed Peak

# Quantitation Results Report (QT Reviewed)

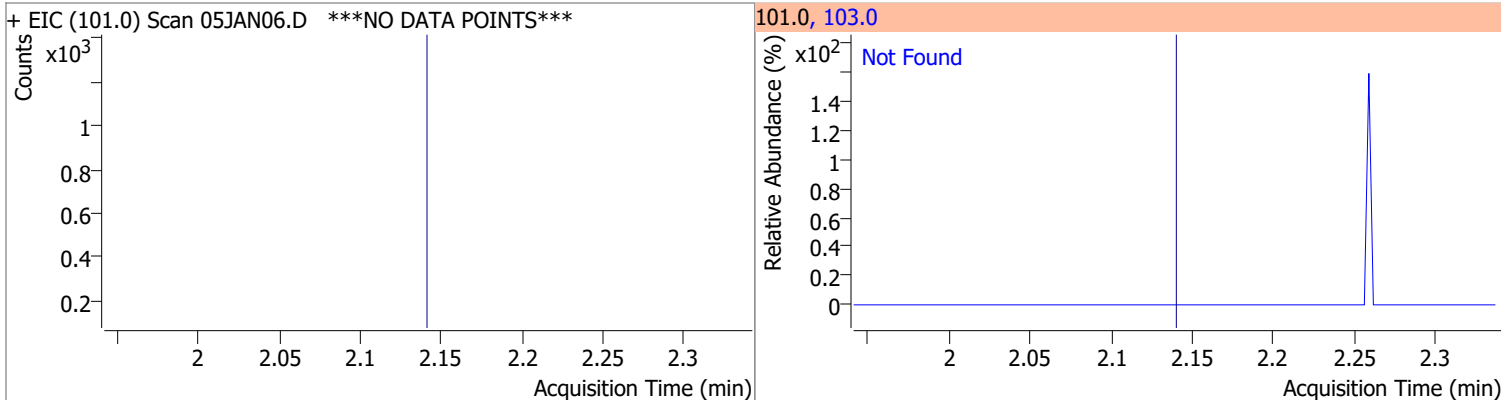
Compound	Conc.	Exp RT	QIon	Exp Ratio
Dichlorodifluoromethane	N.D.	1.24	87.0	32.3
+ EIC (85.0) Scan 05JAN06.D ***NO DATA POINTS***			85.0, 87.0	
				
Chloromethane	N.D.	1.41	52.0	32.1
+ EIC (50.0) Scan 05JAN06.D			50.0, 52.0	
				
Vinyl chloride	N.D.	1.50	64.0	29.9
+ EIC (62.0) Scan 05JAN06.D			62.0, 64.0	
				
Bromomethane	N.D.	1.80	94.0	104.6
+ EIC (96.0) Scan 05JAN06.D			96.0, 94.0	
				

# Quantitation Results Report (QT Reviewed)

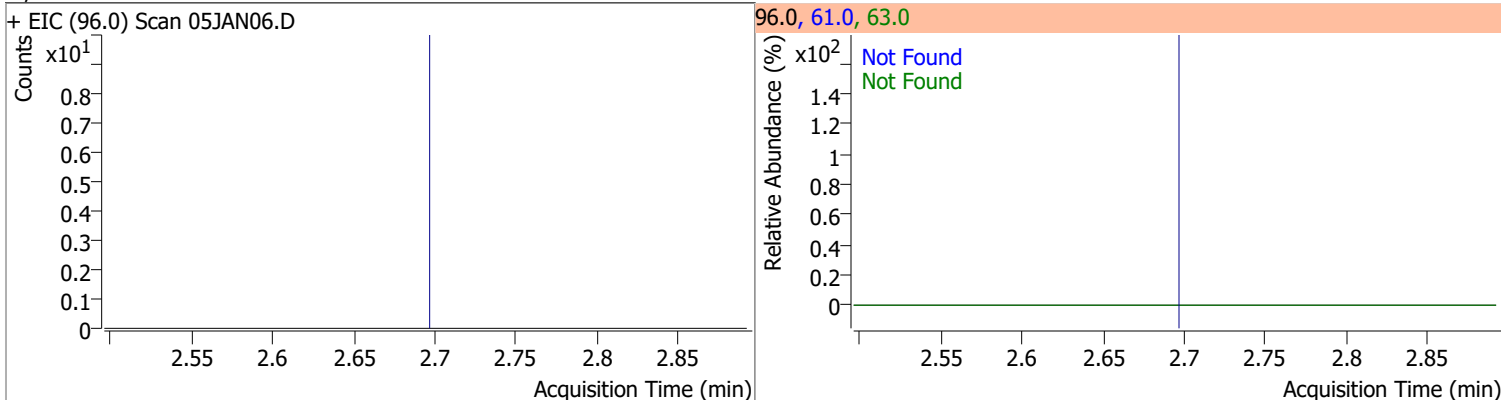
Compound	Conc.	Exp RT	QIon	Exp Ratio
Chloroethane	N.D.	1.89	66.0	30.1



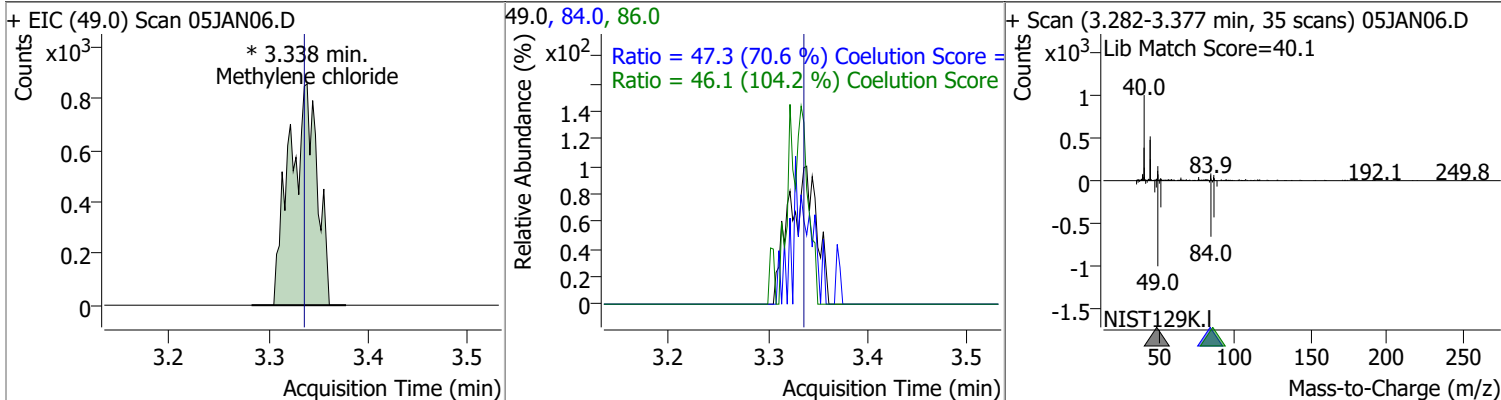
Compound	Conc.	Exp RT	QIon	Exp Ratio
Trichlorofluoromethane	N.D.	2.14	103.0	64.2



Compound	Conc.	Exp RT	QIon	Exp Ratio	QIon	Exp Ratio
1,1-Dichloroethene	N.D.	2.70	61.0	180.3	63.0	56.7

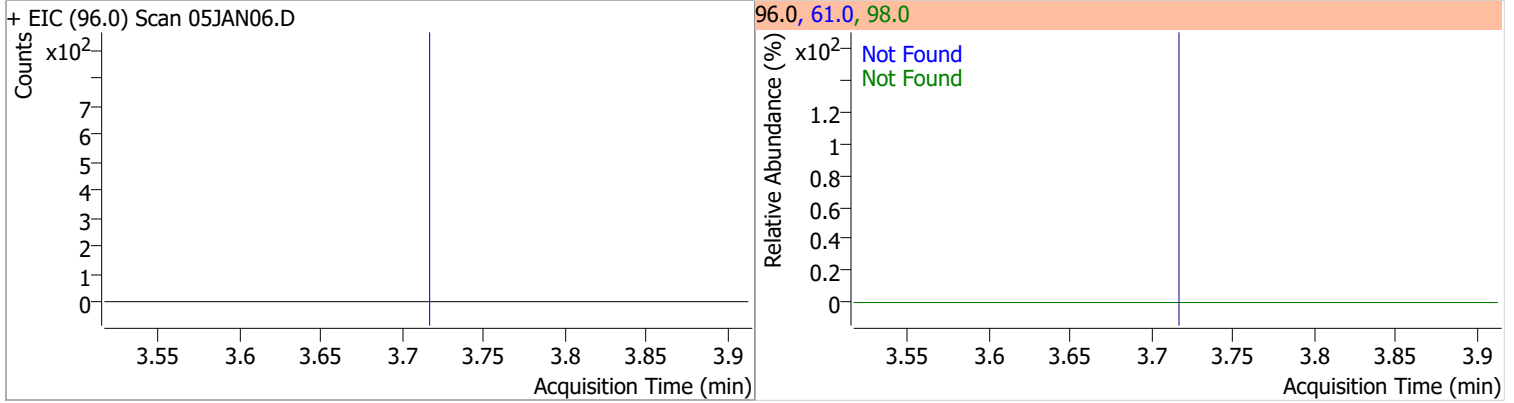


Compound	Conc.	RT	Dev(Min)	Resp.	QIon	QRatio	Lower	Upper
Methylene chloride	1.4886	3.34	0.00	1656 (m)	84.0	47.3	36.9	96.9
					86.0	46.1	14.3	74.3

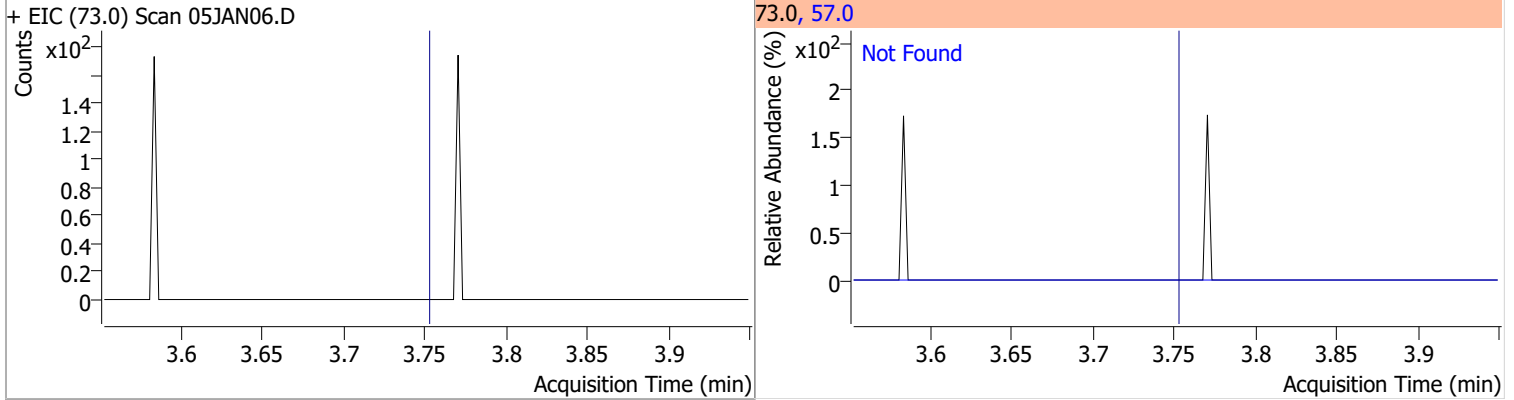


# Quantitation Results Report (QT Reviewed)

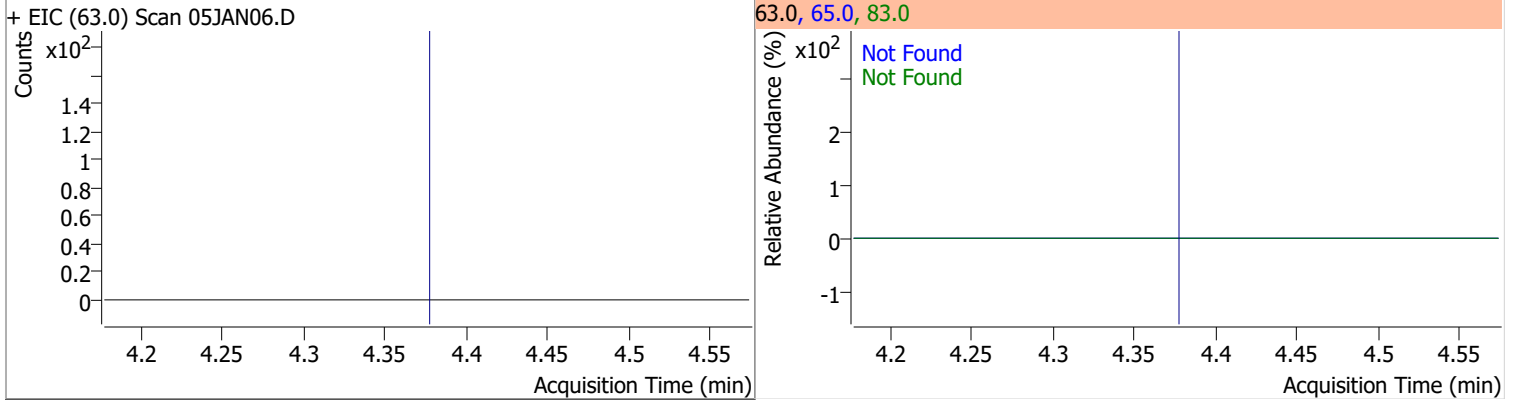
Compound	Conc.	Exp RT	QIon	Exp Ratio	QIon	Exp Ratio
trans-1,2-Dichloroethene	N.D.	3.72	61.0	153.9	98.0	65.7



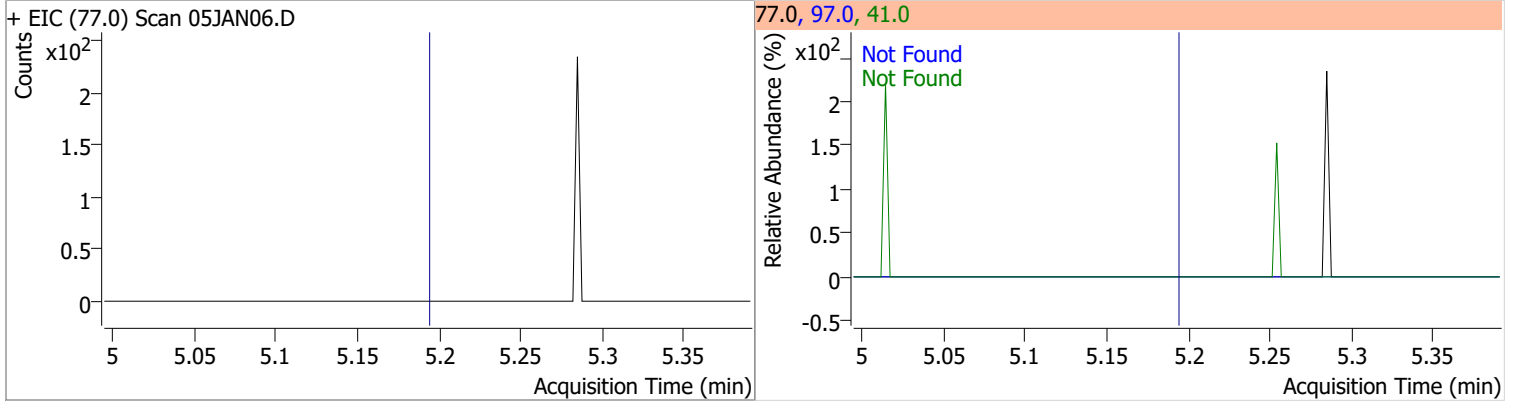
Compound	Conc.	Exp RT	QIon	Exp Ratio
Methyl tert-butyl ether (MTBE)	N.D.	3.75	57.0	24.6



Compound	Conc.	Exp RT	QIon	Exp Ratio	QIon	Exp Ratio
1,1-Dichloroethane	N.D.	4.38	65.0	32.1	83.0	13.7

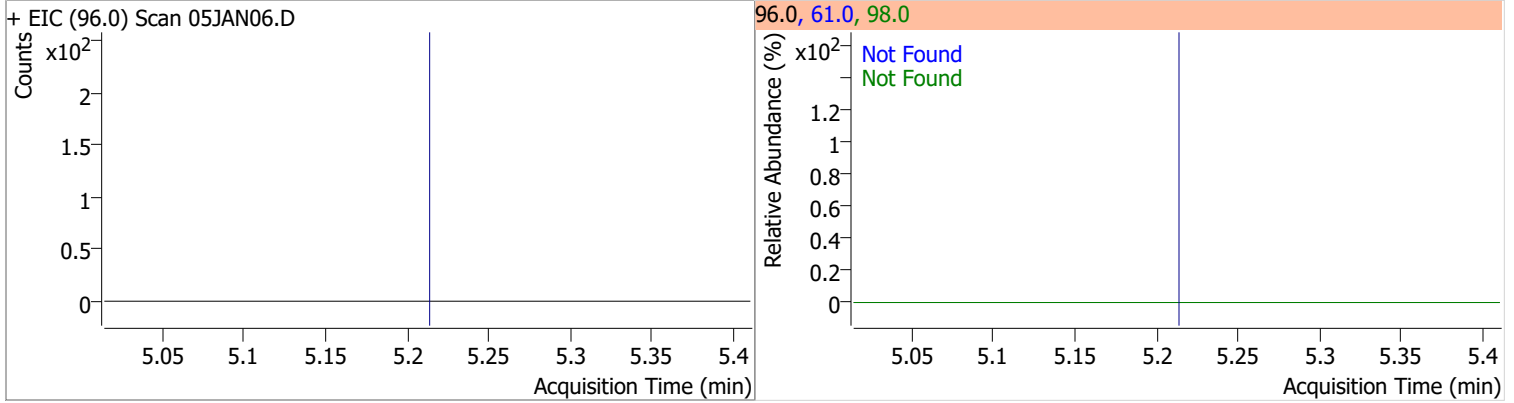


Compound	Conc.	Exp RT	QIon	Exp Ratio	QIon	Exp Ratio
2,2-Dichloropropane	N.D.	5.20	41.0	66.5	97.0	23.2

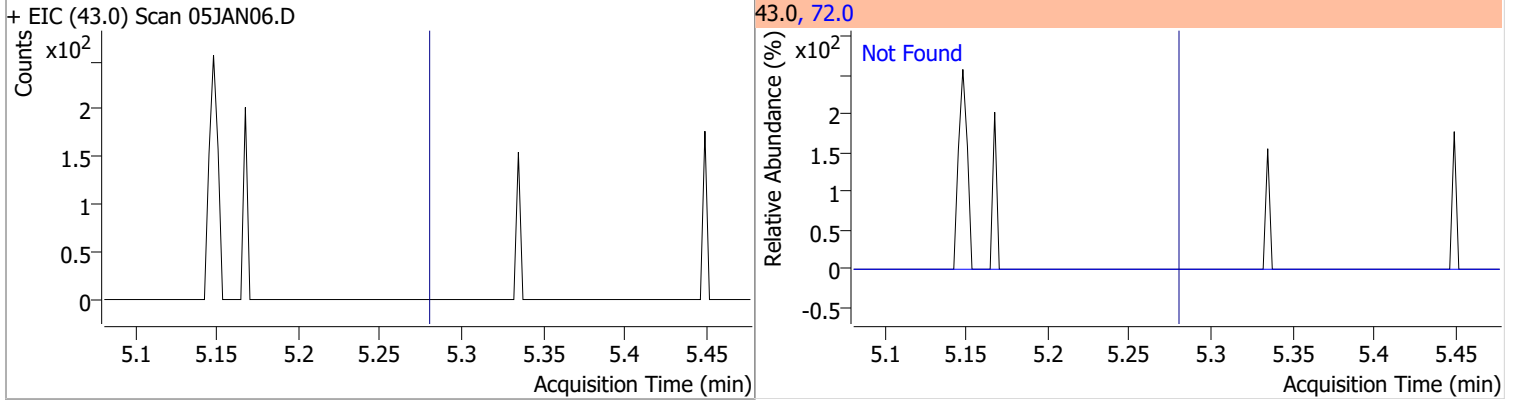


# Quantitation Results Report (QT Reviewed)

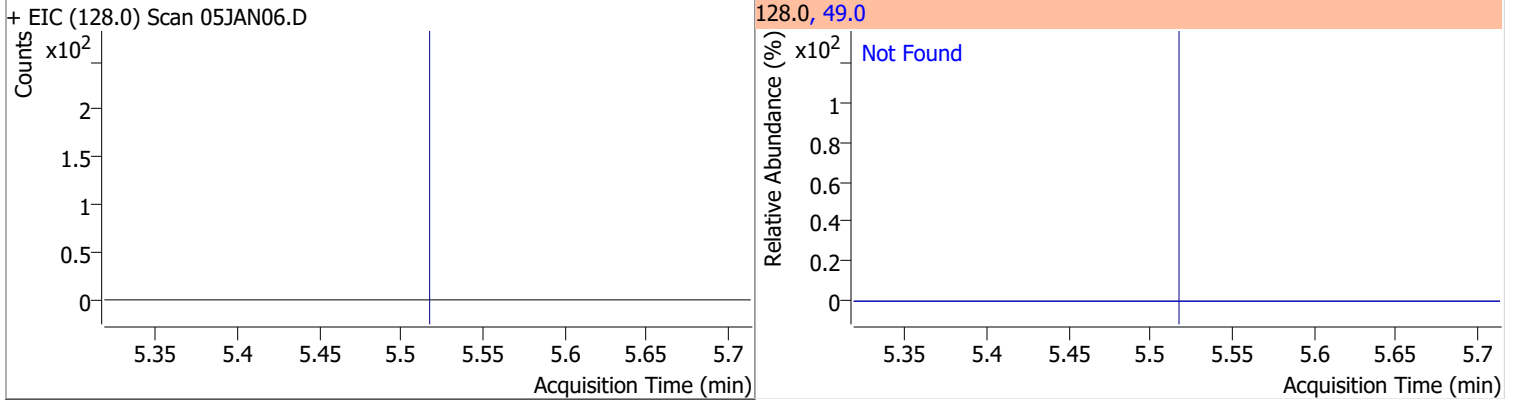
Compound	Conc.	Exp RT	QIon	Exp Ratio	QIon	Exp Ratio
cis-1,2-Dichloroethene	N.D.	5.22	61.0	167.2	98.0	67.3



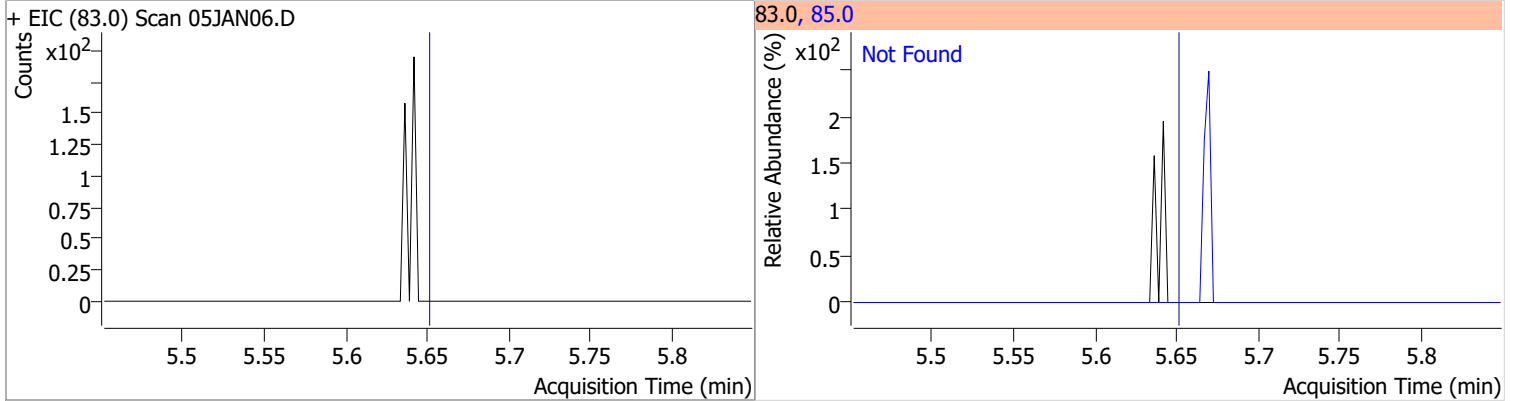
Compound	Conc.	Exp RT	QIon	Exp Ratio
Methyl ethyl ketone	N.D.	5.28	72.0	21.3



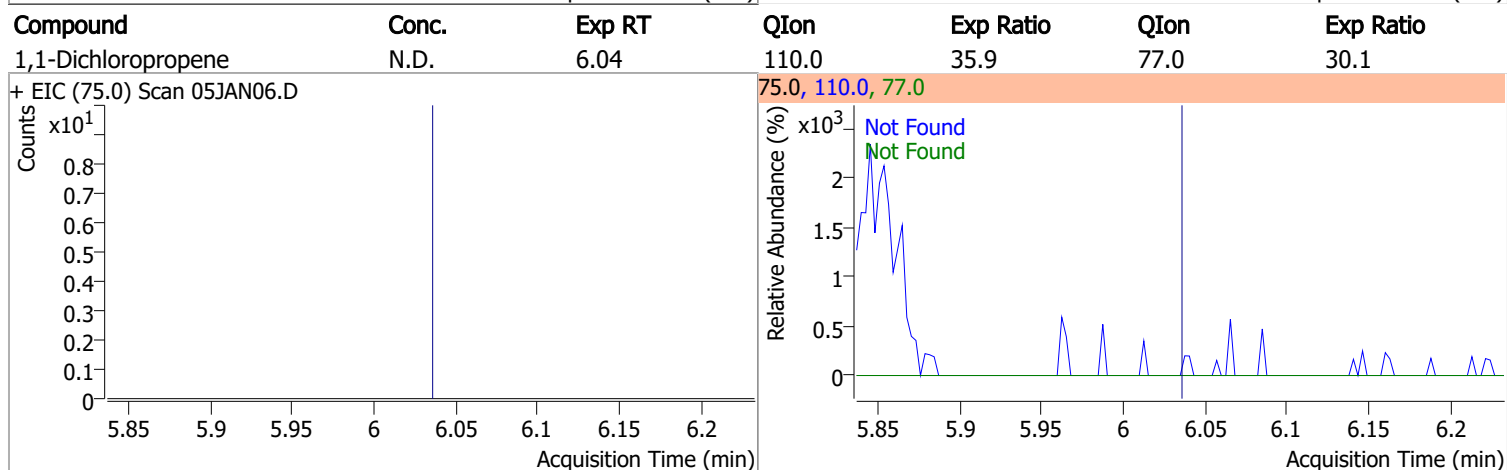
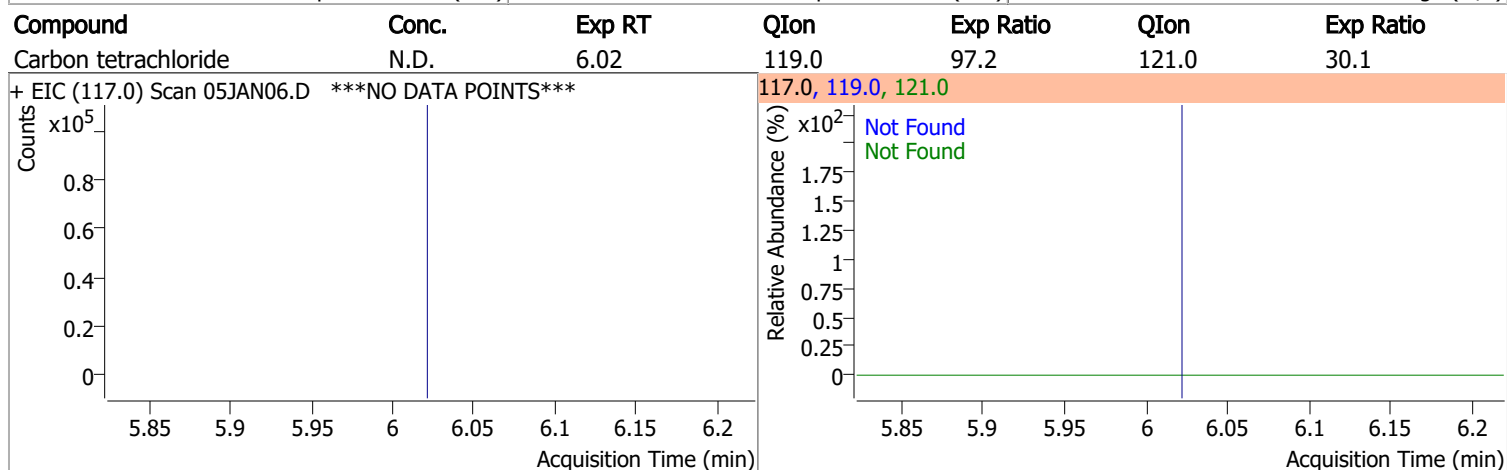
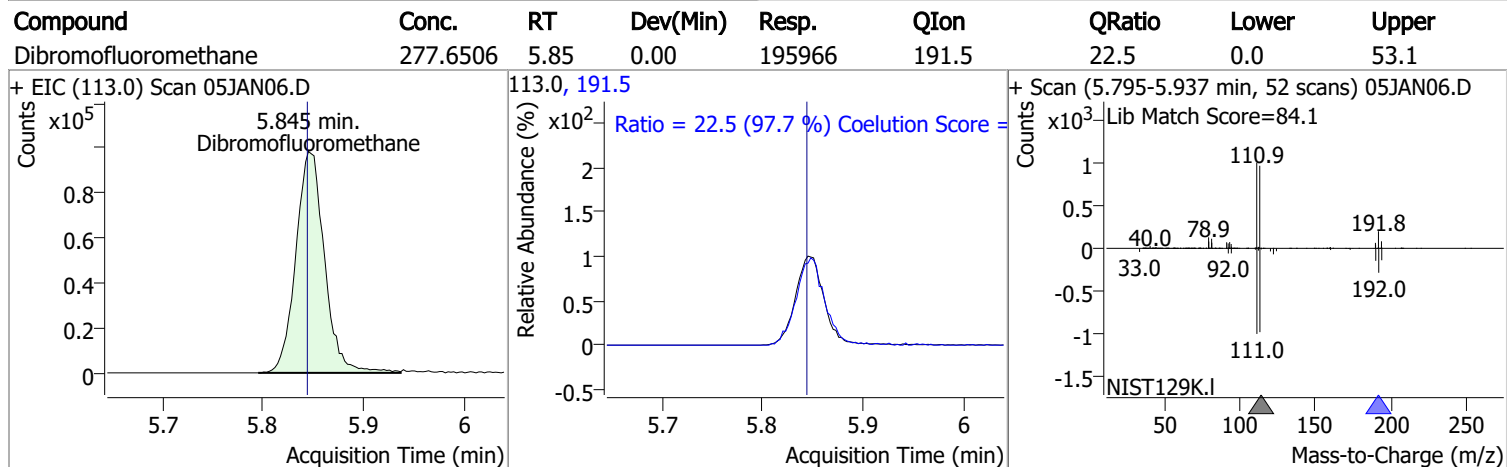
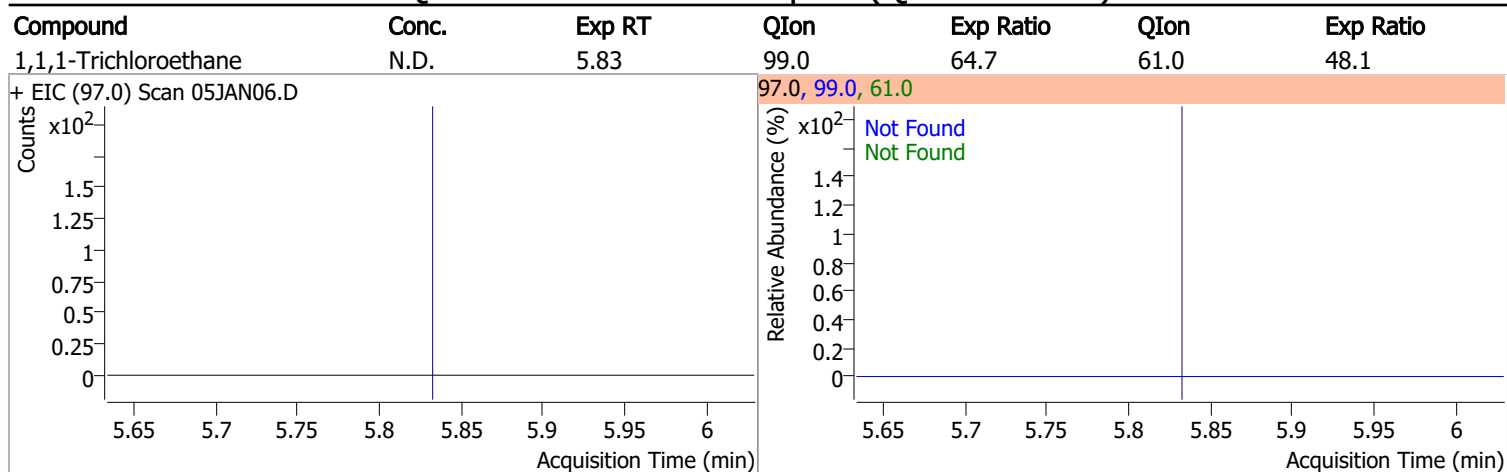
Compound	Conc.	Exp RT	QIon	Exp Ratio
Bromochloromethane	N.D.	5.52	49.0	182.9



Compound	Conc.	Exp RT	QIon	Exp Ratio
Chloroform	N.D.	5.65	85.0	66.0

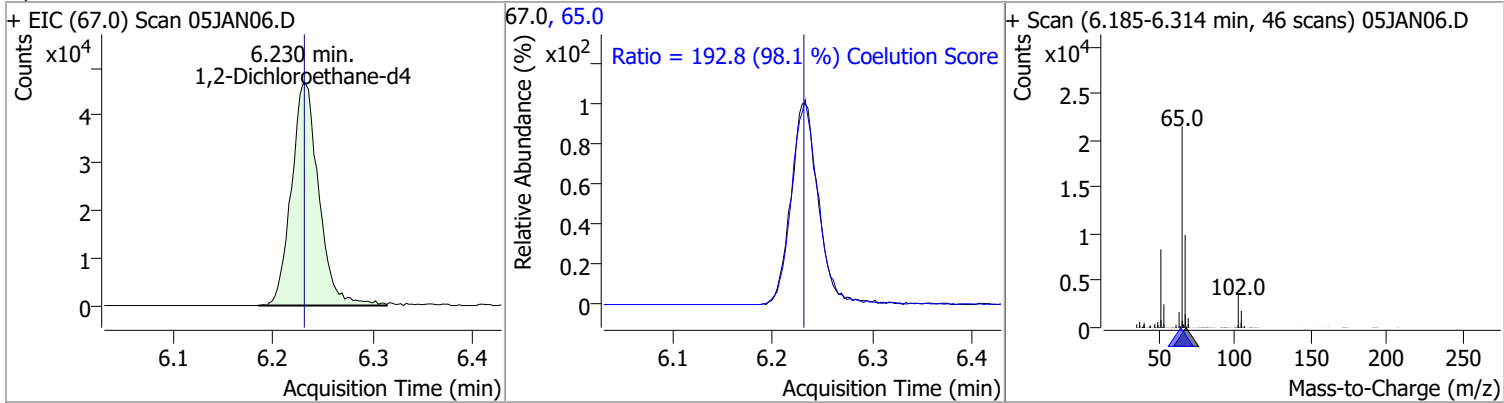


# Quantitation Results Report (QT Reviewed)

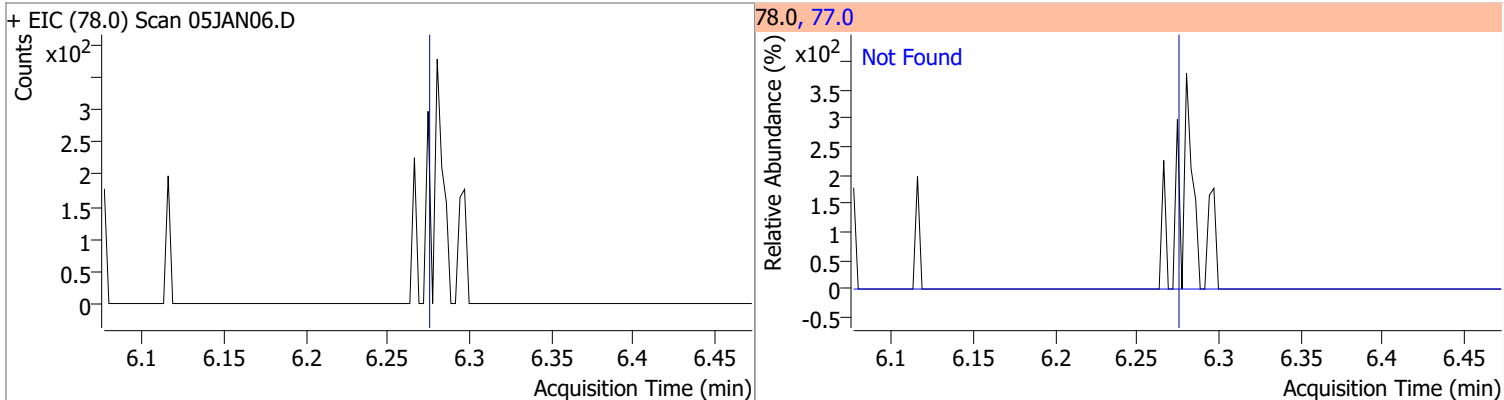


# Quantitation Results Report (QT Reviewed)

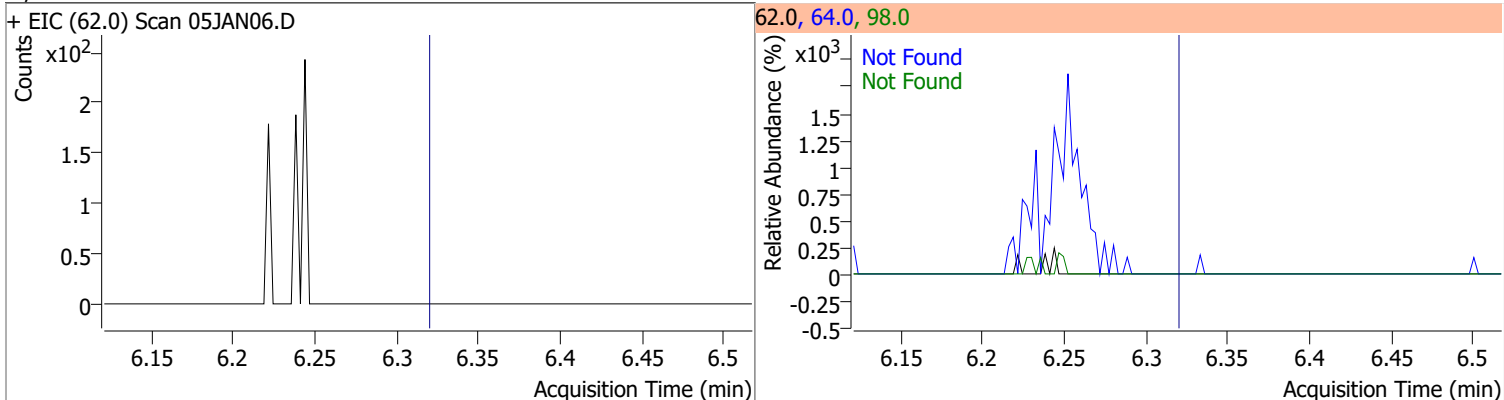
Compound	Conc.	RT	Dev(Min)	Resp.	QIon	QRatio	Lower	Upper
1,2-Dichloroethane-d4	291.5091	6.23	0.00	88868	65.0	192.8	166.5	226.5



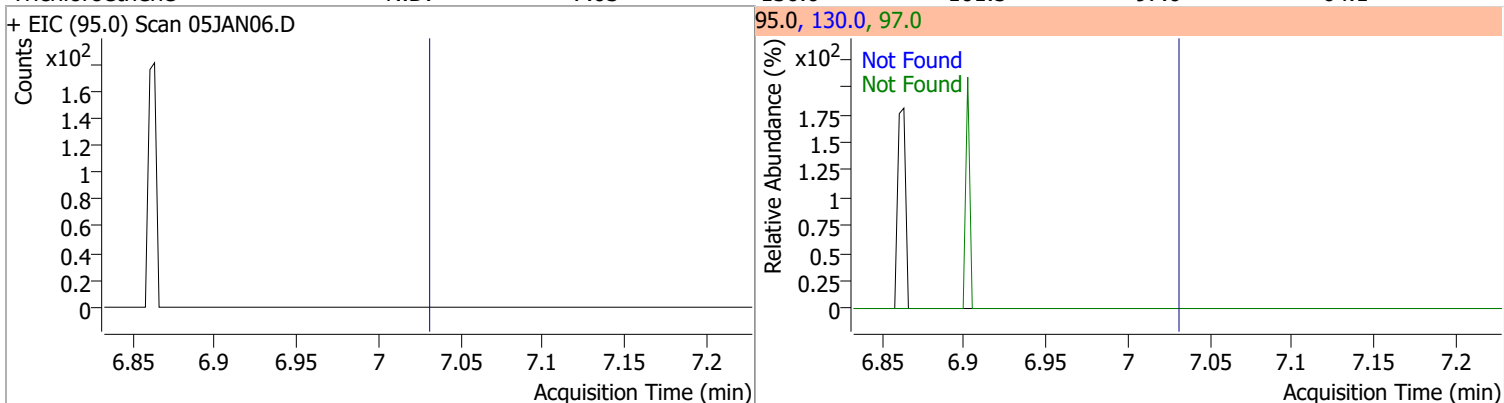
Compound	Conc.	Exp RT	QIon	Exp Ratio
Benzene	N.D.	6.28	77.0	23.5



Compound	Conc.	Exp RT	QIon	Exp Ratio	QIon	Exp Ratio
1,2-Dichloroethane	N.D.	6.32	64.0	29.9	98.0	7.6

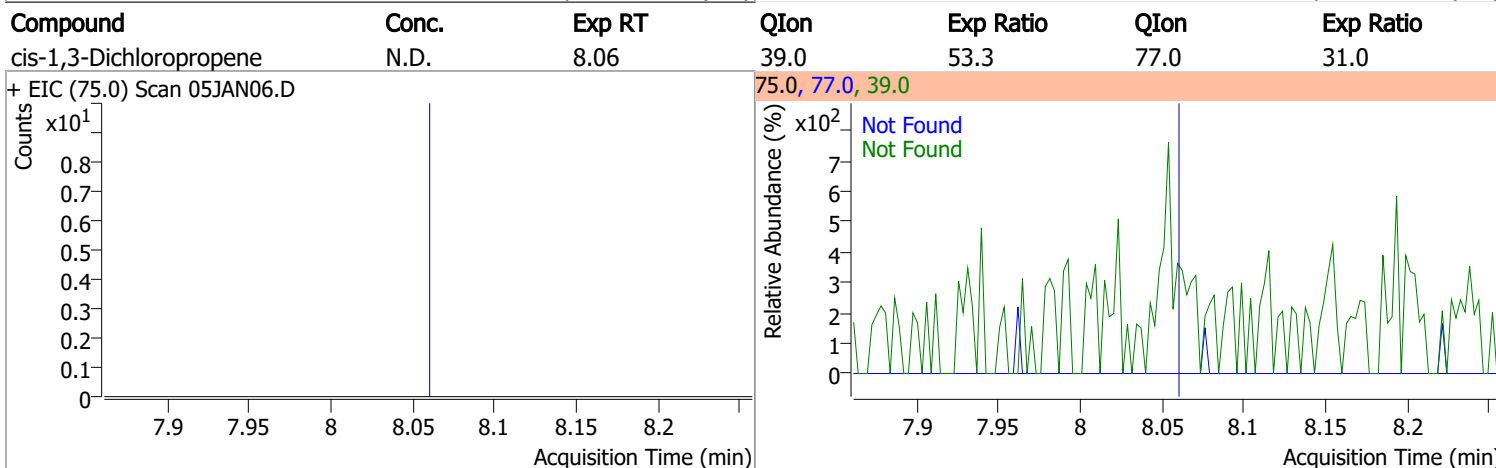
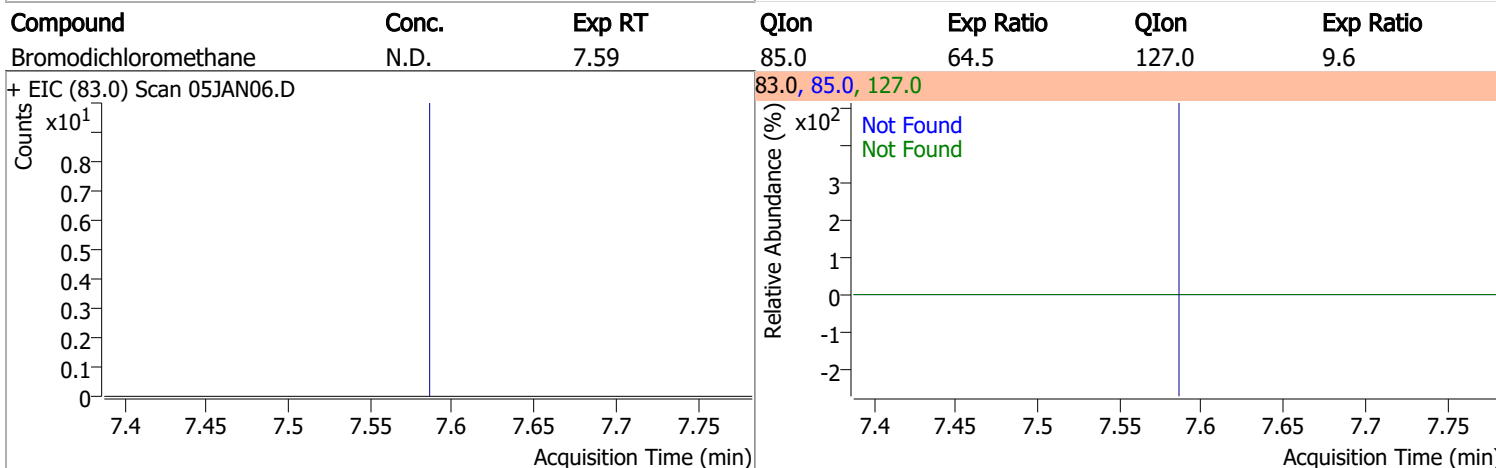
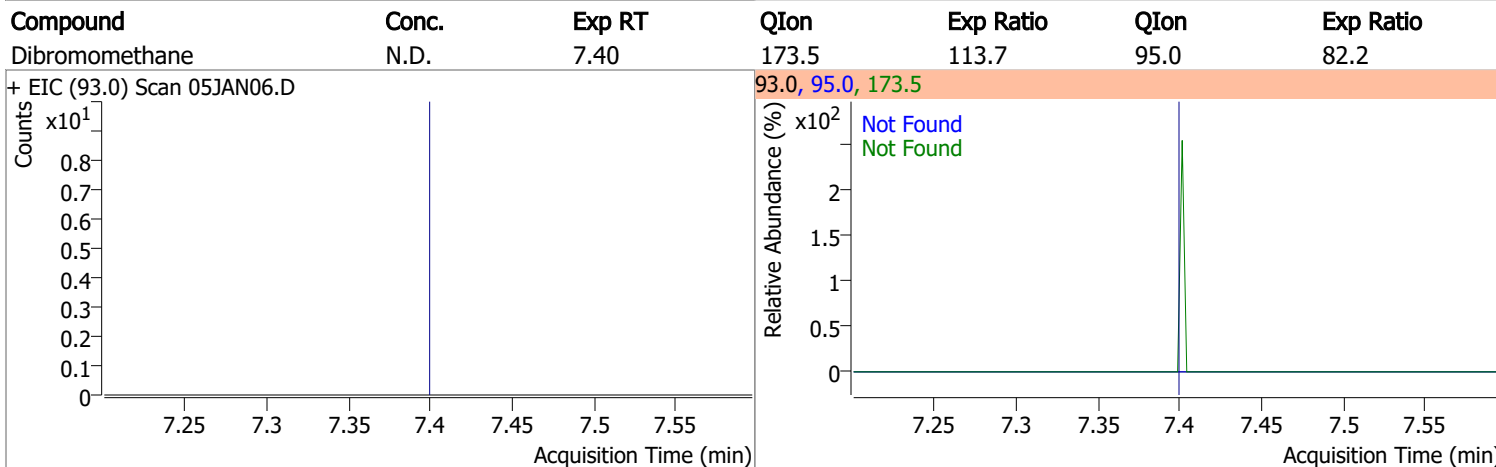
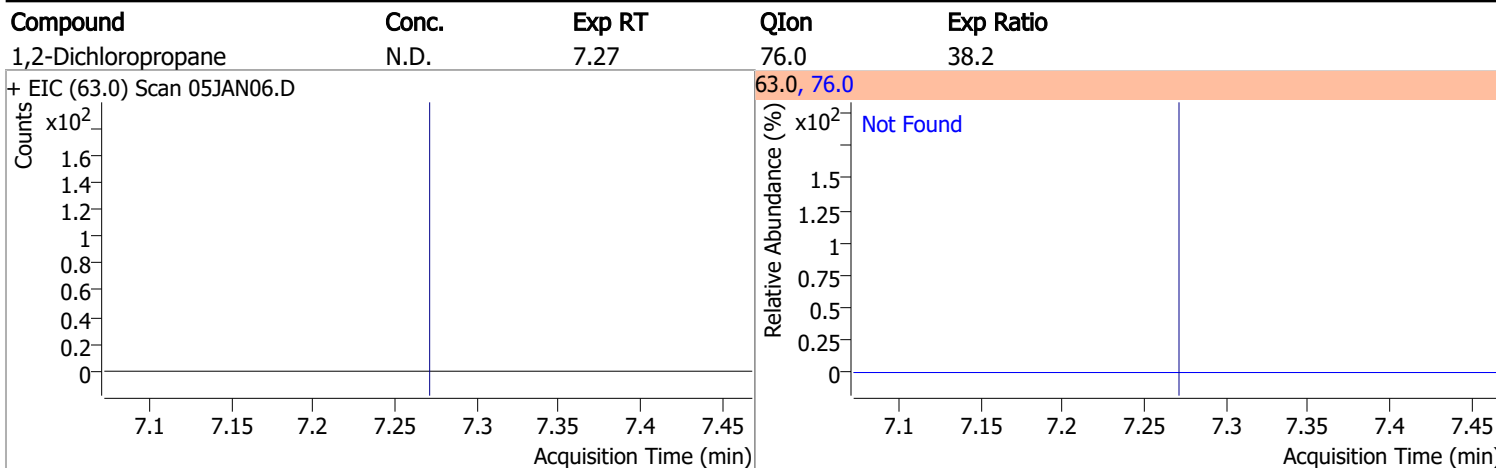


Compound	Conc.	Exp RT	QIon	Exp Ratio	QIon	Exp Ratio
Trichloroethene	N.D.	7.03	130.0	101.5	97.0	64.1



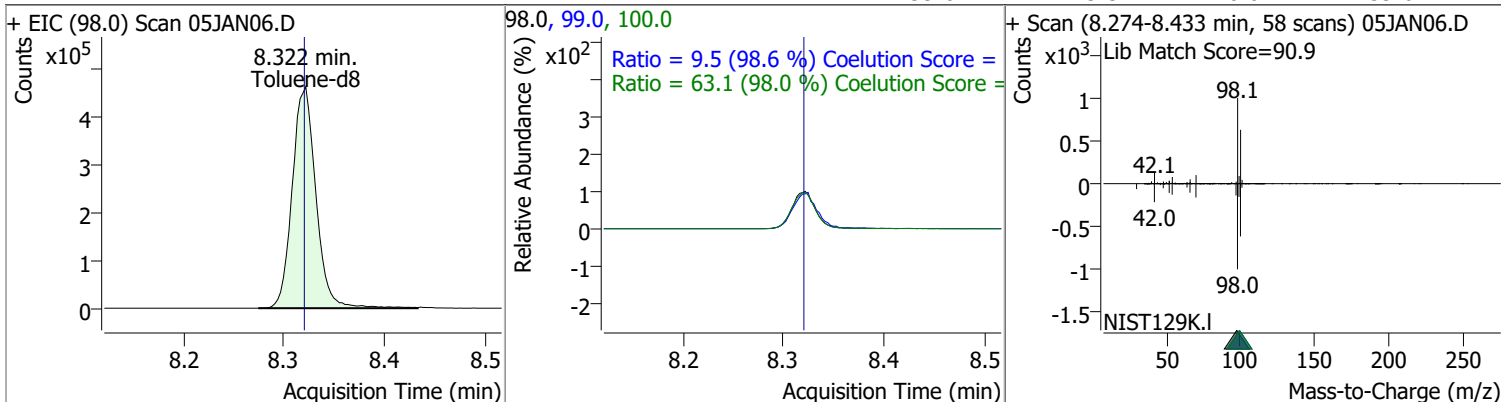


# Quantitation Results Report (QT Reviewed)

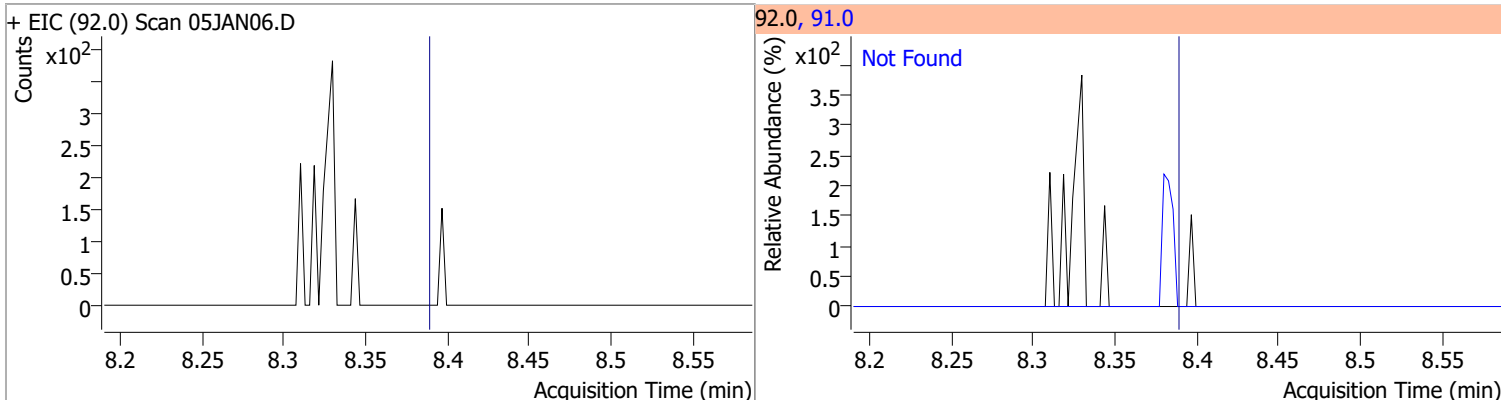


# Quantitation Results Report (QT Reviewed)

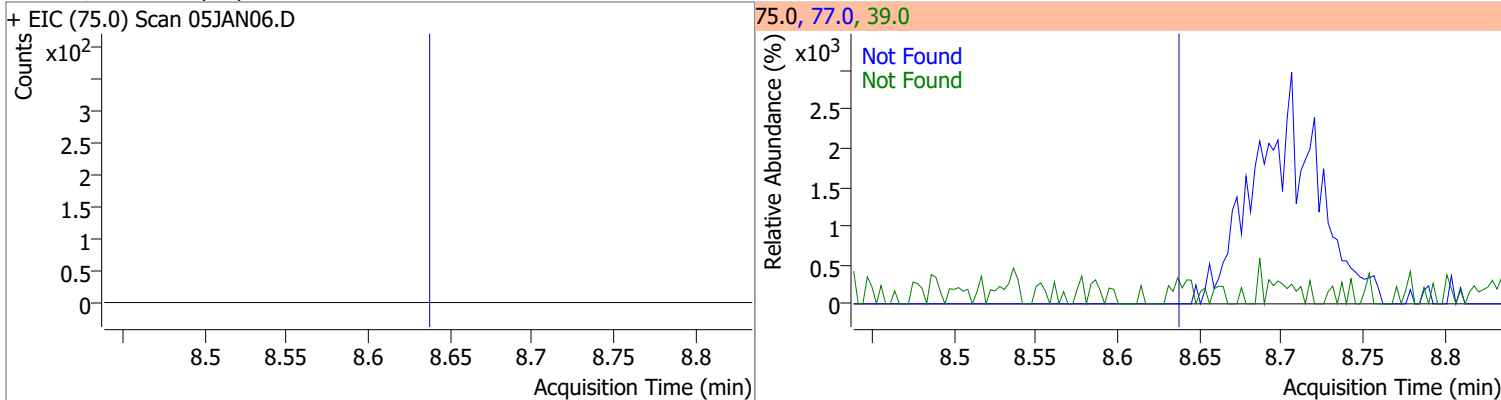
Compound	Conc.	RT	Dev(Min)	Resp.	QIon	QRatio	Lower	Upper
Toluene-d8	267.0901	8.32	0.00	758617	100.0	63.1	34.4	94.4
					99.0	9.5	0.0	39.6



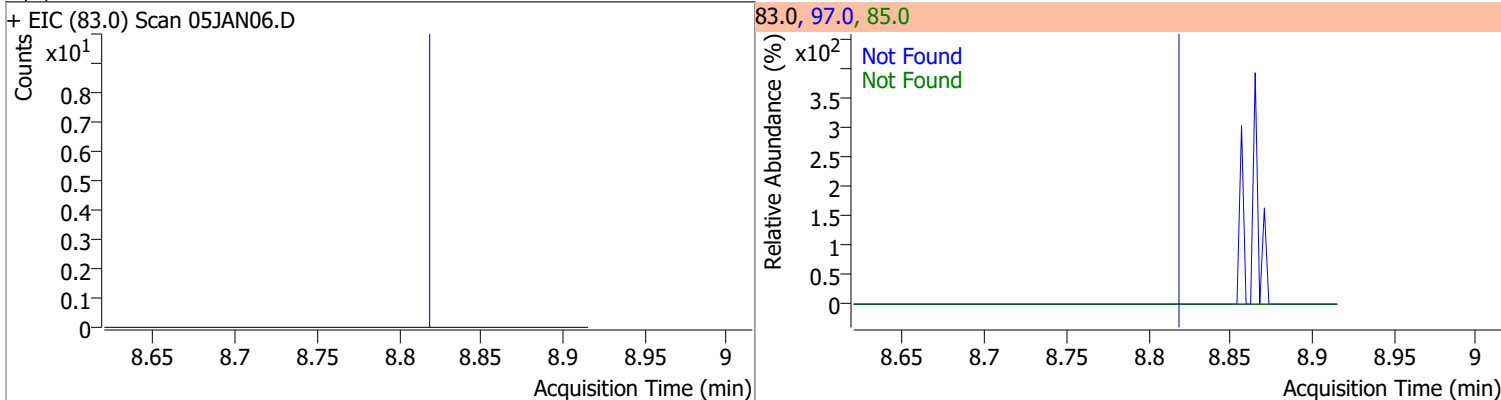
Compound	Conc.	Exp RT	QIon	Exp Ratio
Toluene	N.D.	8.39	91.0	175.8



Compound	Conc.	Exp RT	QIon	Exp Ratio	QIon	Exp Ratio
trans-1,3-Dichloropropene	N.D.	8.64	39.0	53.4	77.0	32.4

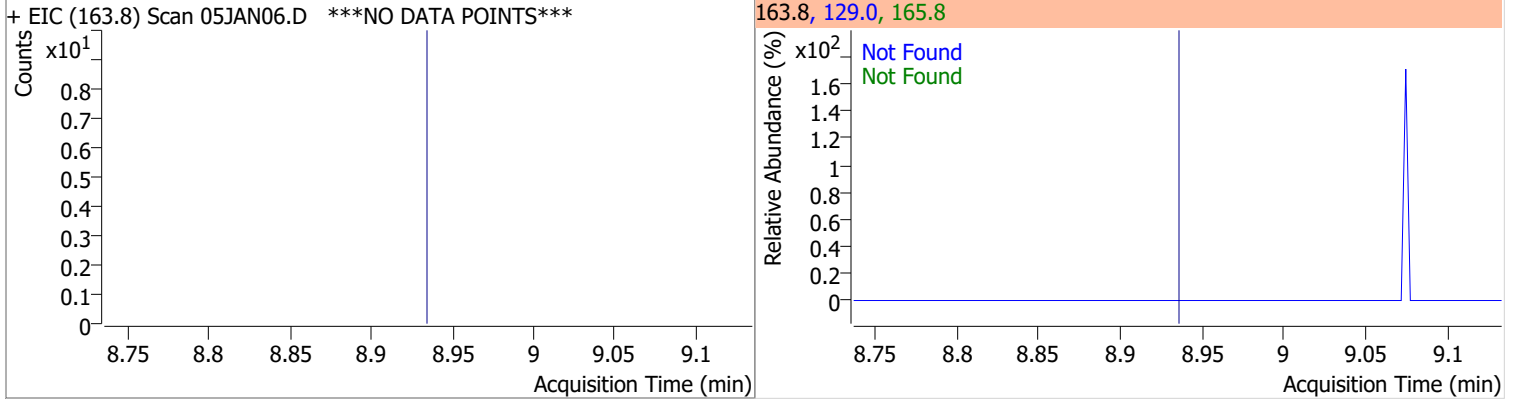


Compound	Conc.	Exp RT	QIon	Exp Ratio	QIon	Exp Ratio
1,1,2-Trichloroethane	N.D.	8.82	97.0	114.6	85.0	67.6

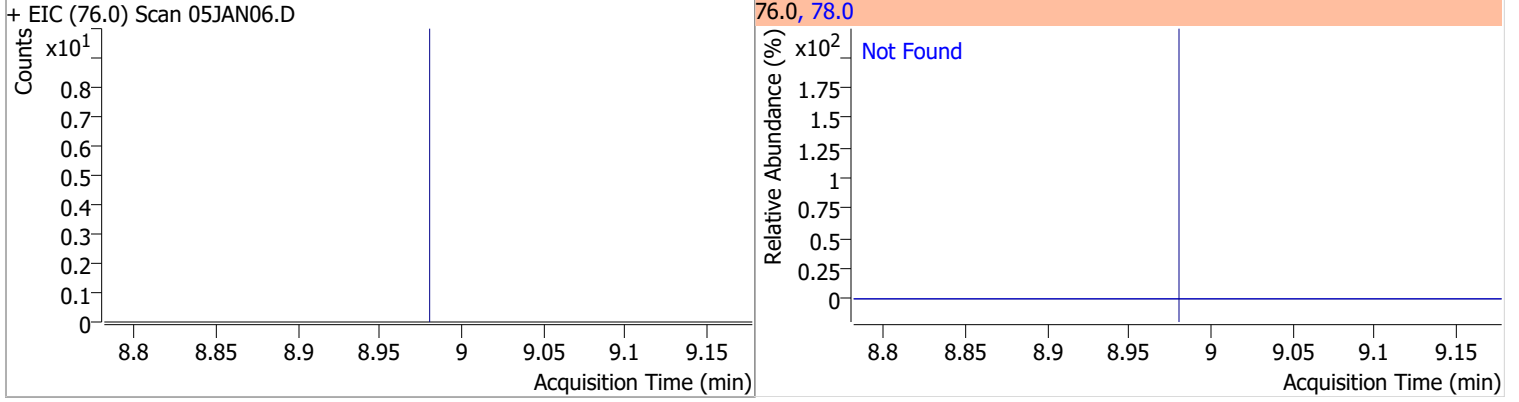


# Quantitation Results Report (QT Reviewed)

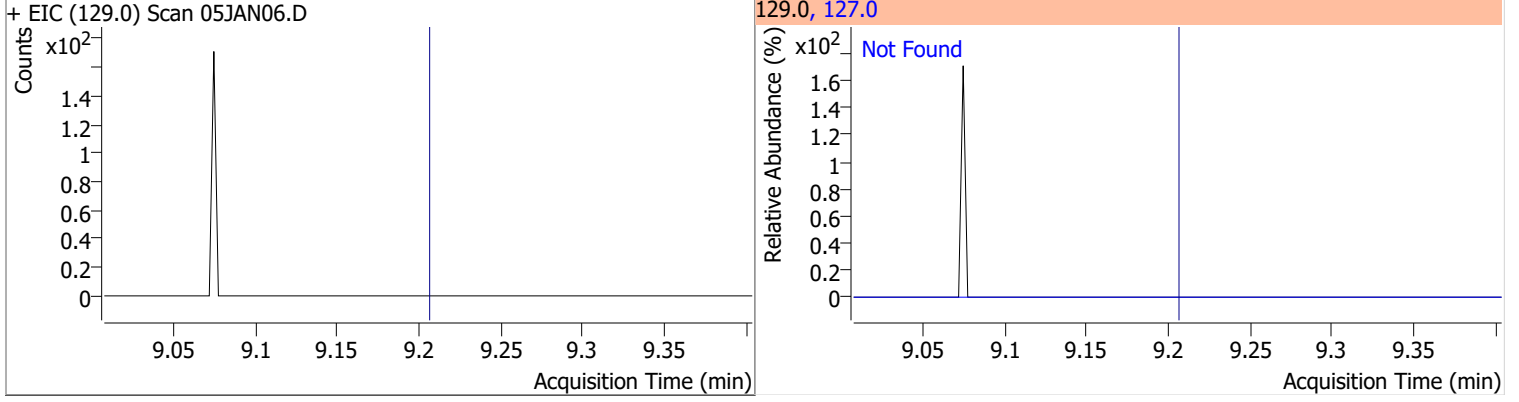
Compound	Conc.	Exp RT	QIon	Exp Ratio	QIon	Exp Ratio
Tetrachloroethene	N.D.	8.94	165.8	128.6	129.0	91.5



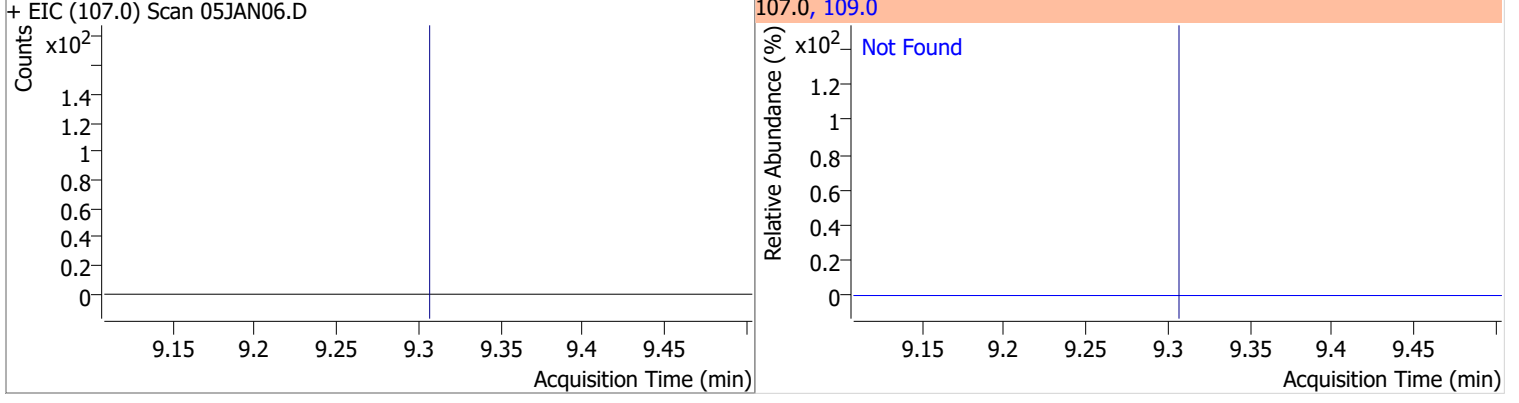
Compound	Conc.	Exp RT	QIon	Exp Ratio
1,3-Dichloropropane	N.D.	8.98	78.0	32.9



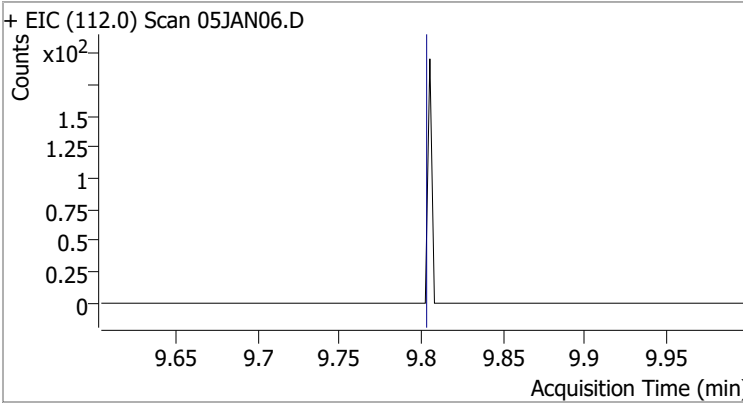
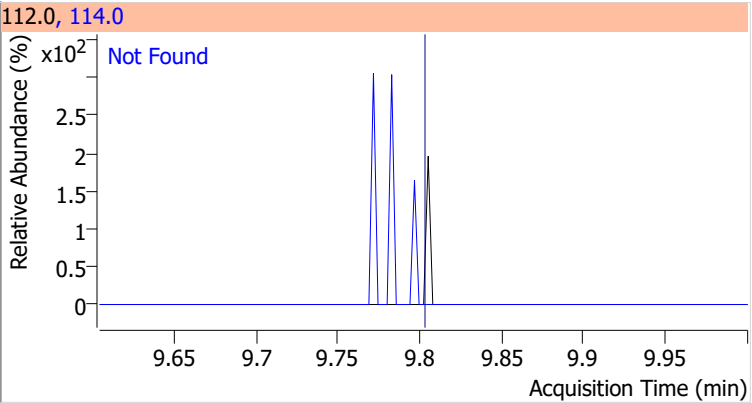
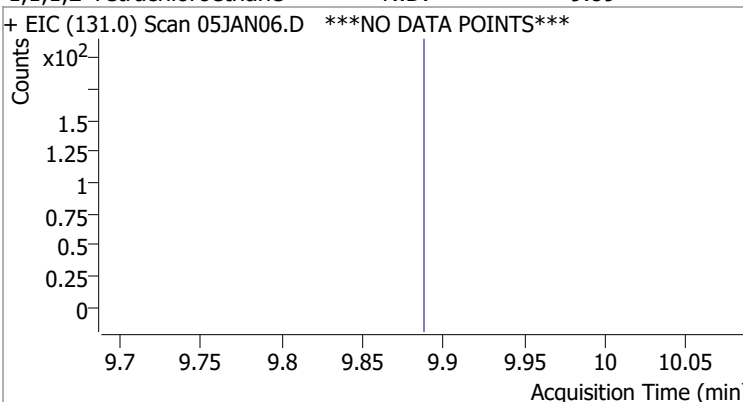
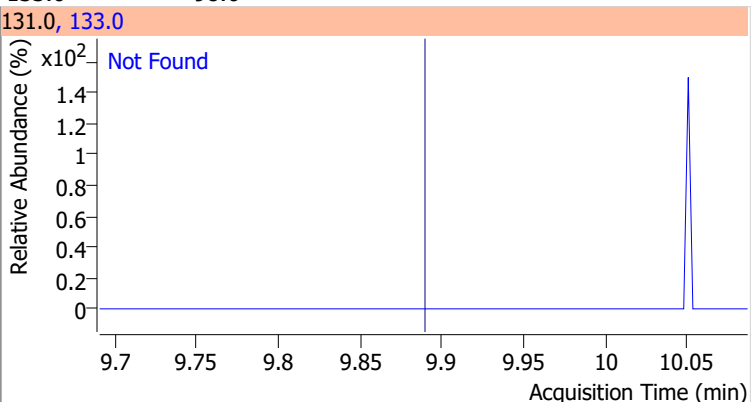
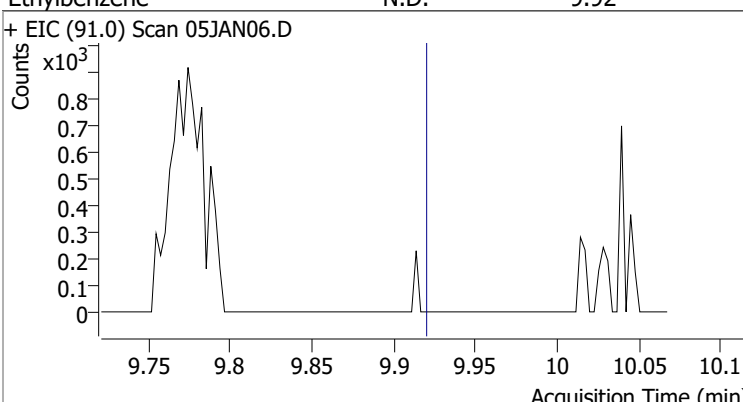
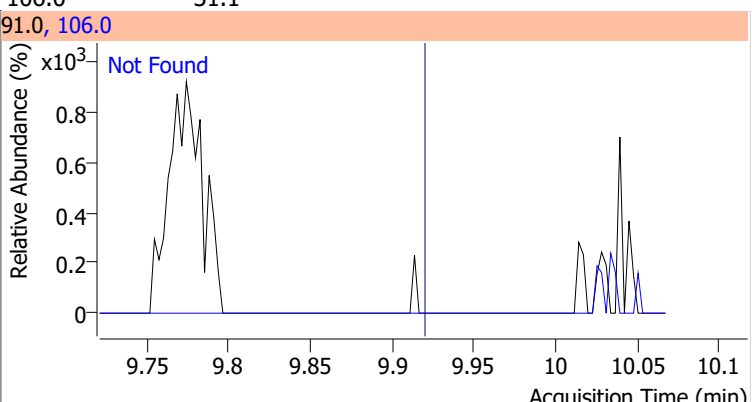
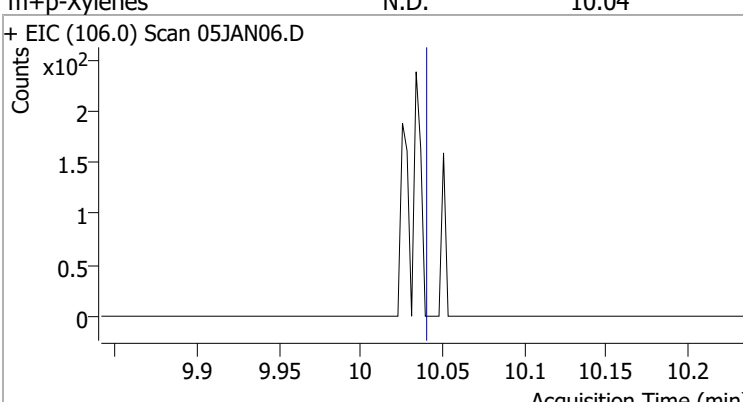
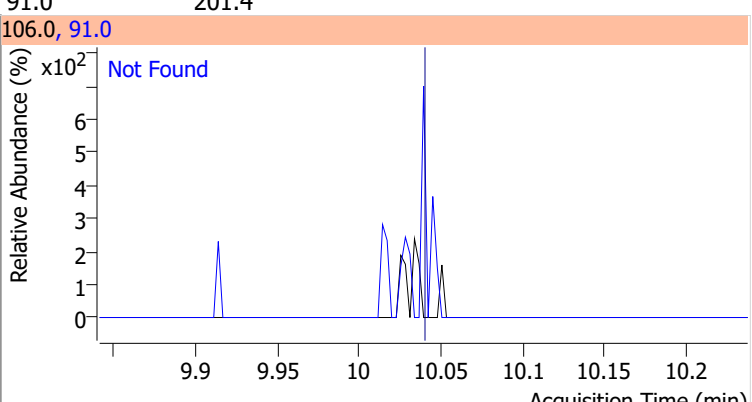
Compound	Conc.	Exp RT	QIon	Exp Ratio
Chlorodibromomethane	N.D.	9.21	127.0	78.0



Compound	Conc.	Exp RT	QIon	Exp Ratio
1,2-Dibromoethane	N.D.	9.31	109.0	94.5

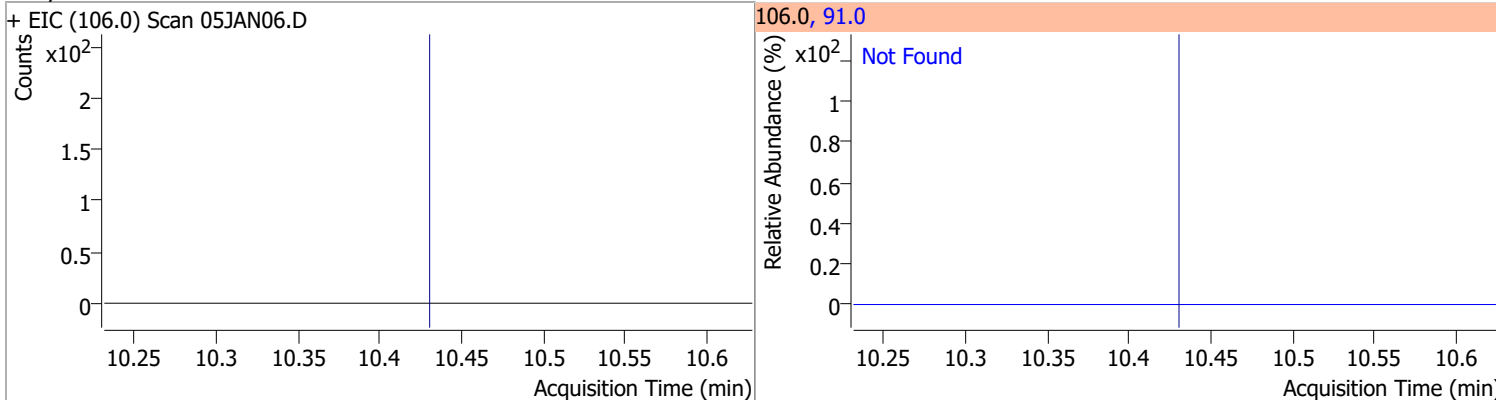


# Quantitation Results Report (QT Reviewed)

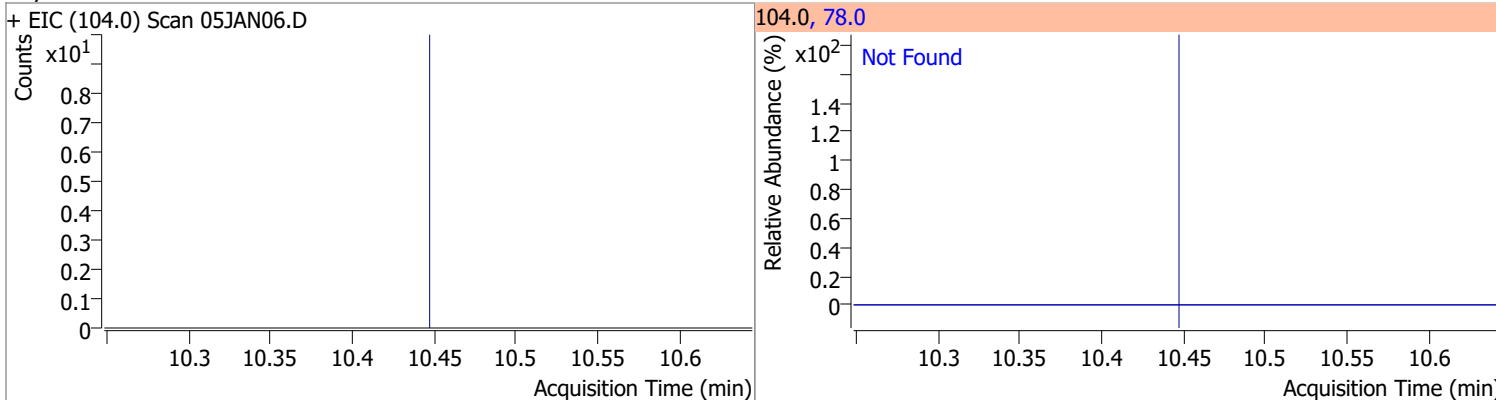
Compound	Conc.	Exp RT	QIon	Exp Ratio
Chlorobenzene	N.D.	9.80	114.0	32.1
+ EIC (112.0) Scan 05JAN06.D			112.0, 114.0	
				
1,1,1,2-Tetrachloroethane	N.D.	9.89	133.0	98.6
+ EIC (131.0) Scan 05JAN06.D ***NO DATA POINTS***			131.0, 133.0	
				
Ethylbenzene	N.D.	9.92	106.0	31.1
+ EIC (91.0) Scan 05JAN06.D			91.0, 106.0	
				
m+p-Xylenes	N.D.	10.04	91.0	201.4
+ EIC (106.0) Scan 05JAN06.D			106.0, 91.0	
				

# Quantitation Results Report (QT Reviewed)

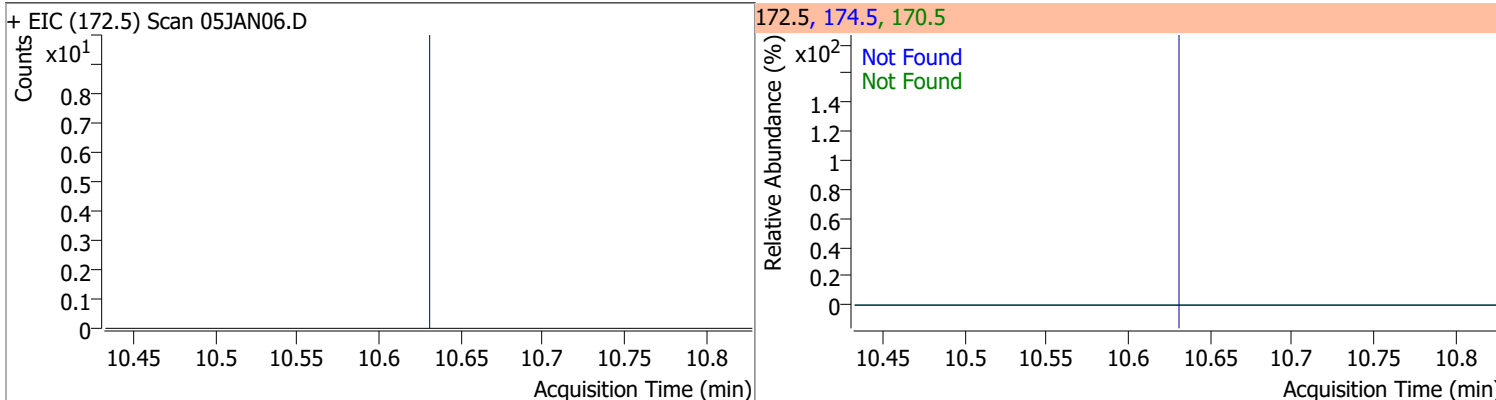
Compound	Conc.	Exp RT	QIon	Exp Ratio
o-Xylene	N.D.	10.43	91.0	213.1



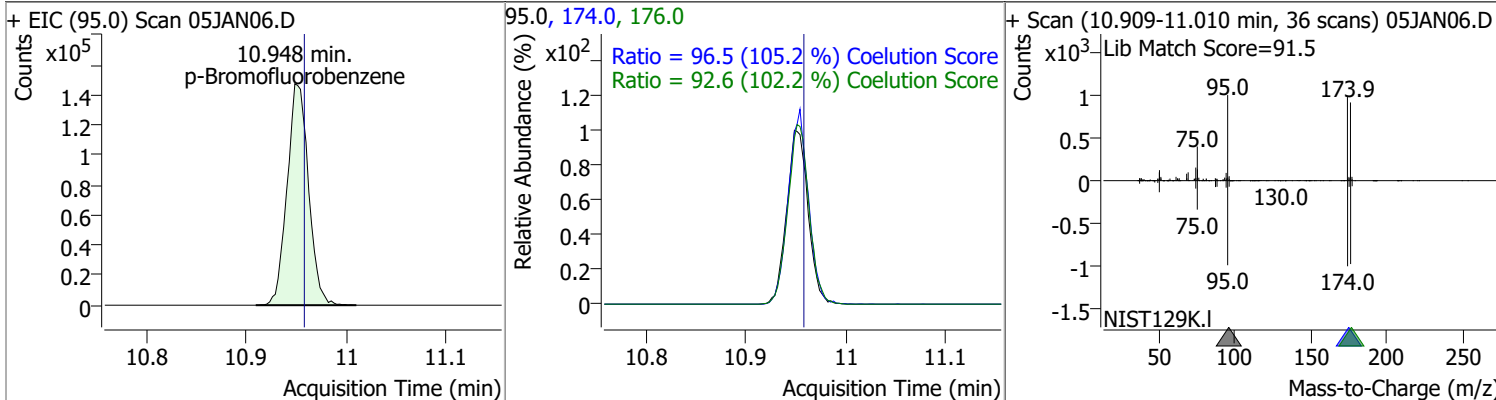
Compound	Conc.	Exp RT	QIon	Exp Ratio
Styrene	N.D.	10.45	78.0	49.6



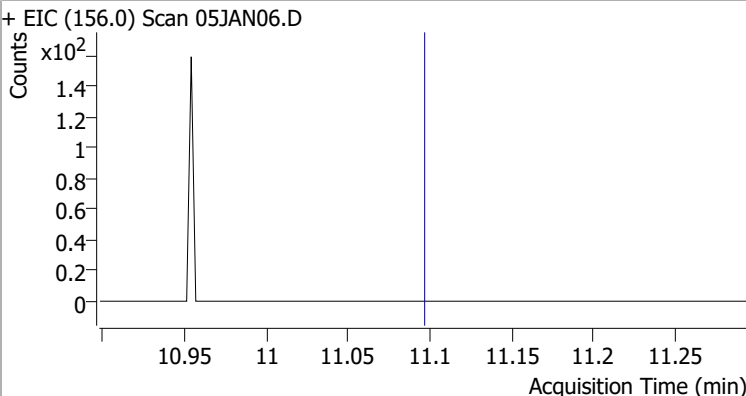
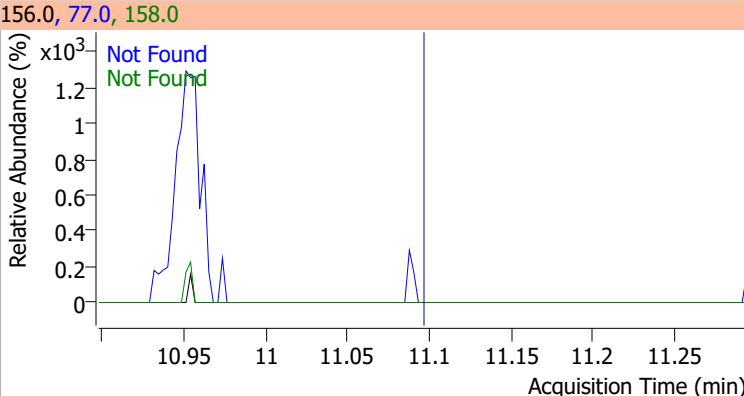
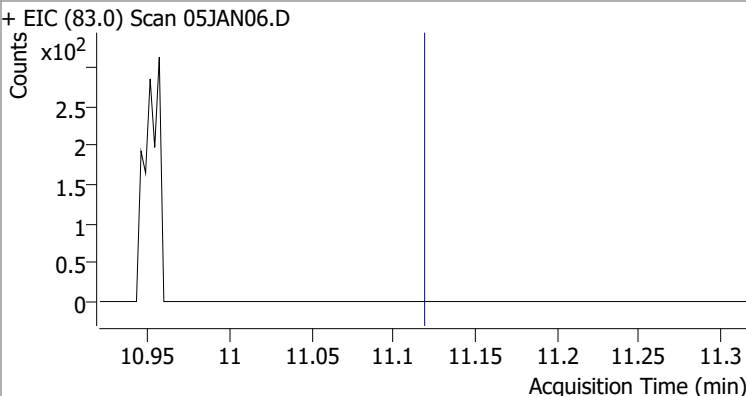
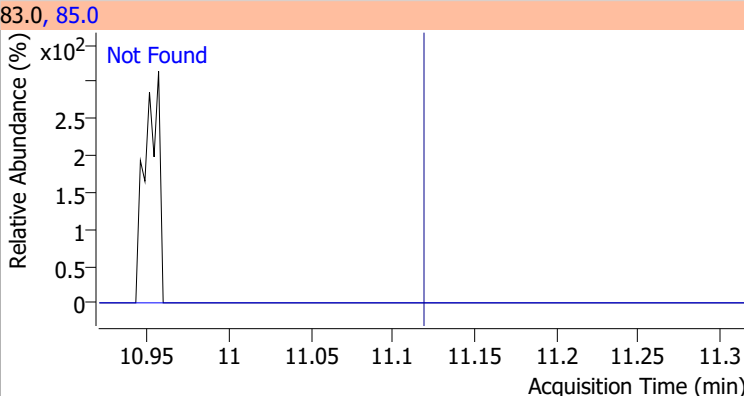
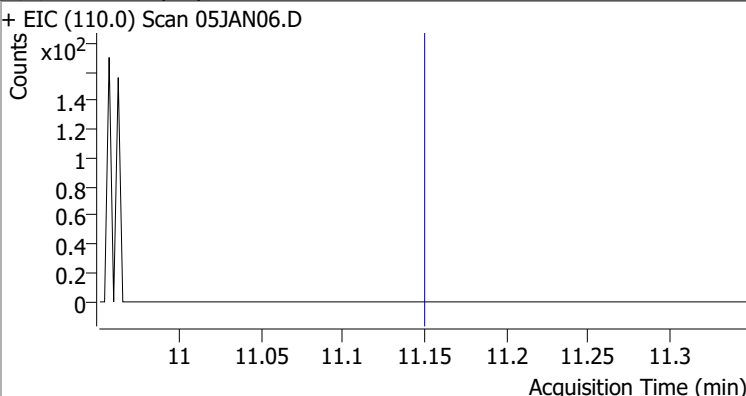
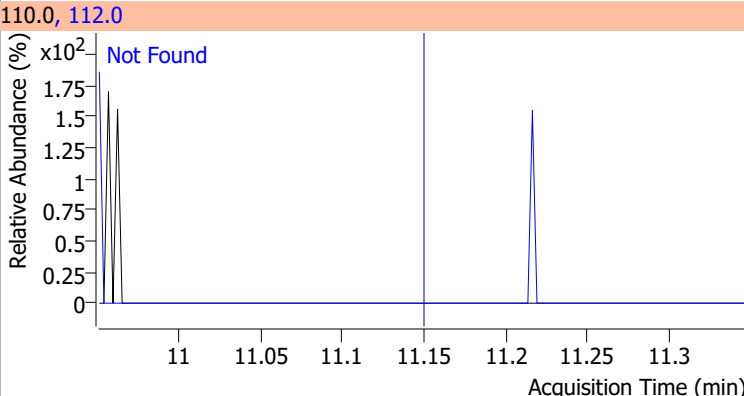
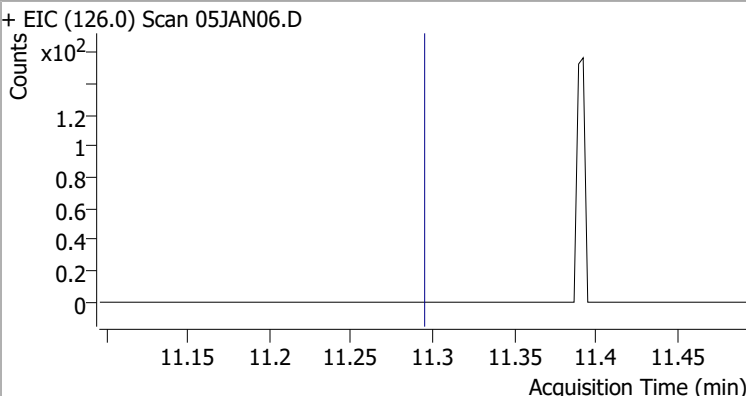
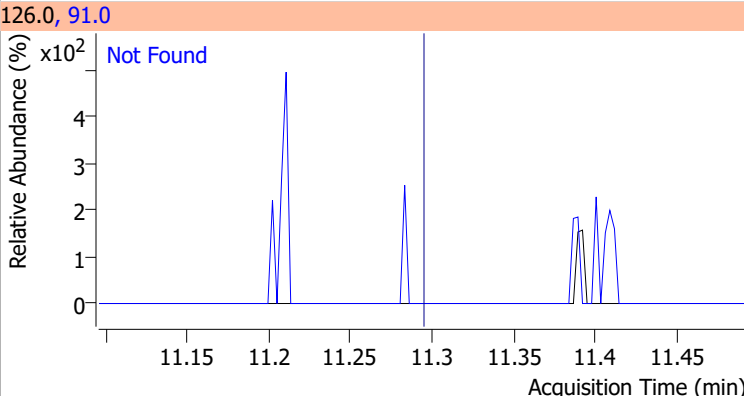
Compound	Conc.	Exp RT	QIon	Exp Ratio	QIon	Exp Ratio
Bromoform	N.D.	10.63	170.5	52.1	174.5	50.1



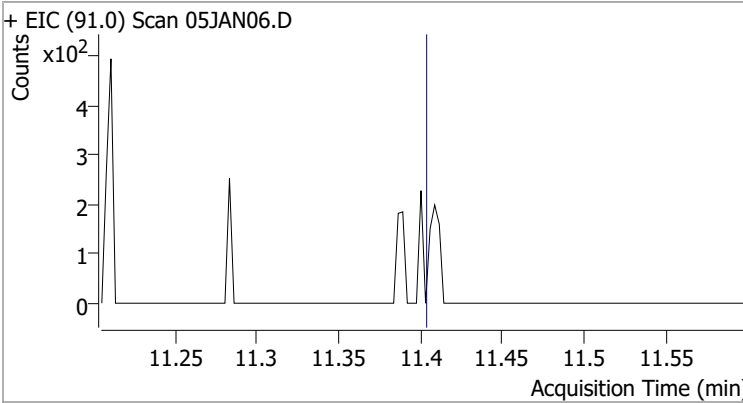
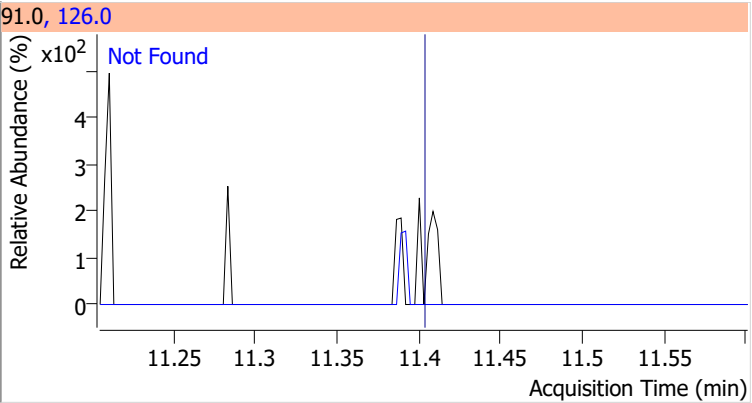
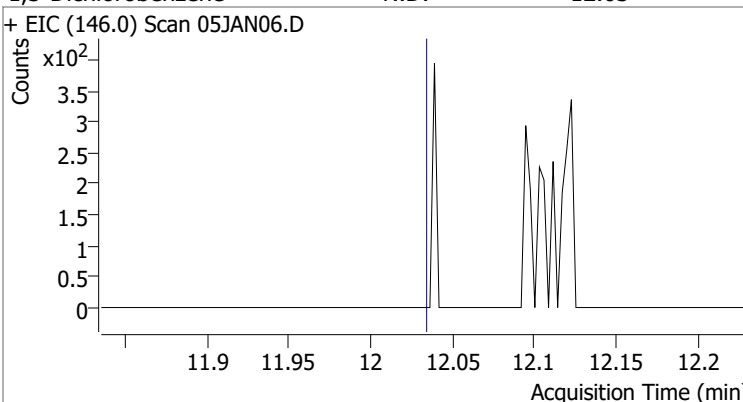
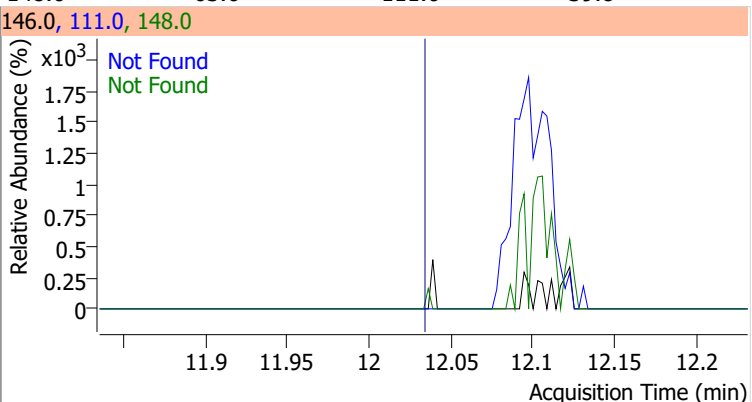
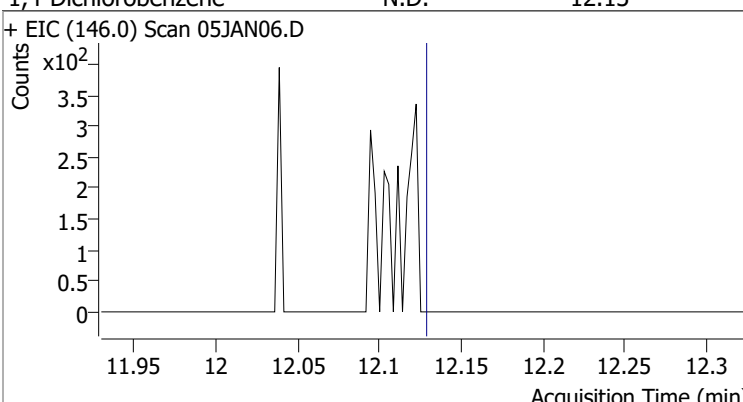
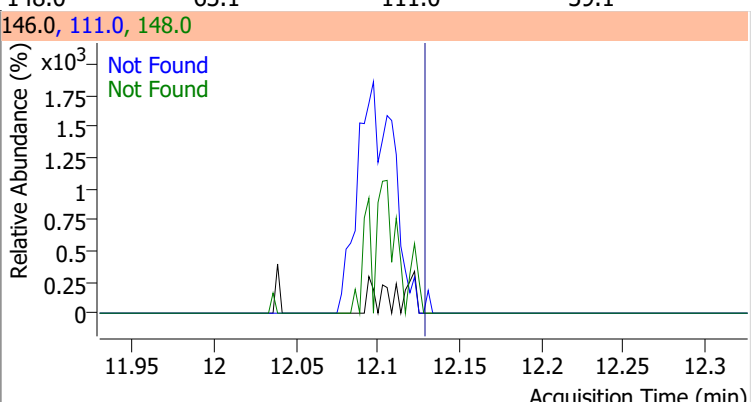
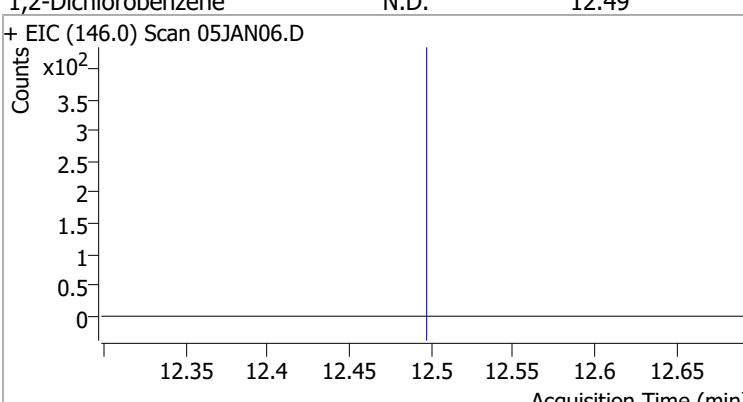
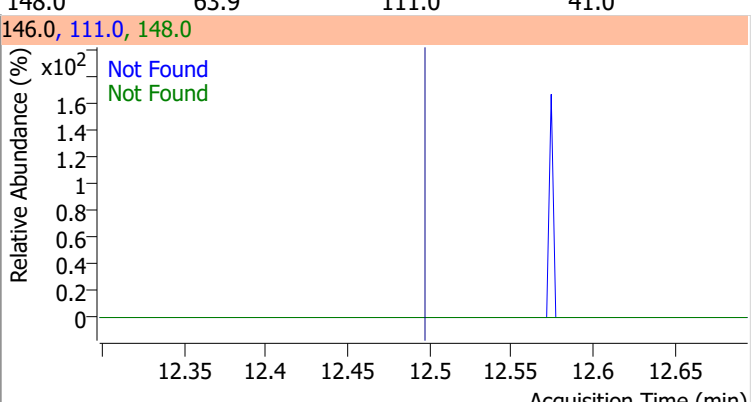
Compound	Conc.	RT	Dev(Min)	Resp.	QIon	QRatio	Lower	Upper
p-Bromofluorobenzene	263.9340	10.95	-0.01	219115	174.0	96.5	61.7	121.7
					176.0	92.6	60.6	120.6



# Quantitation Results Report (QT Reviewed)

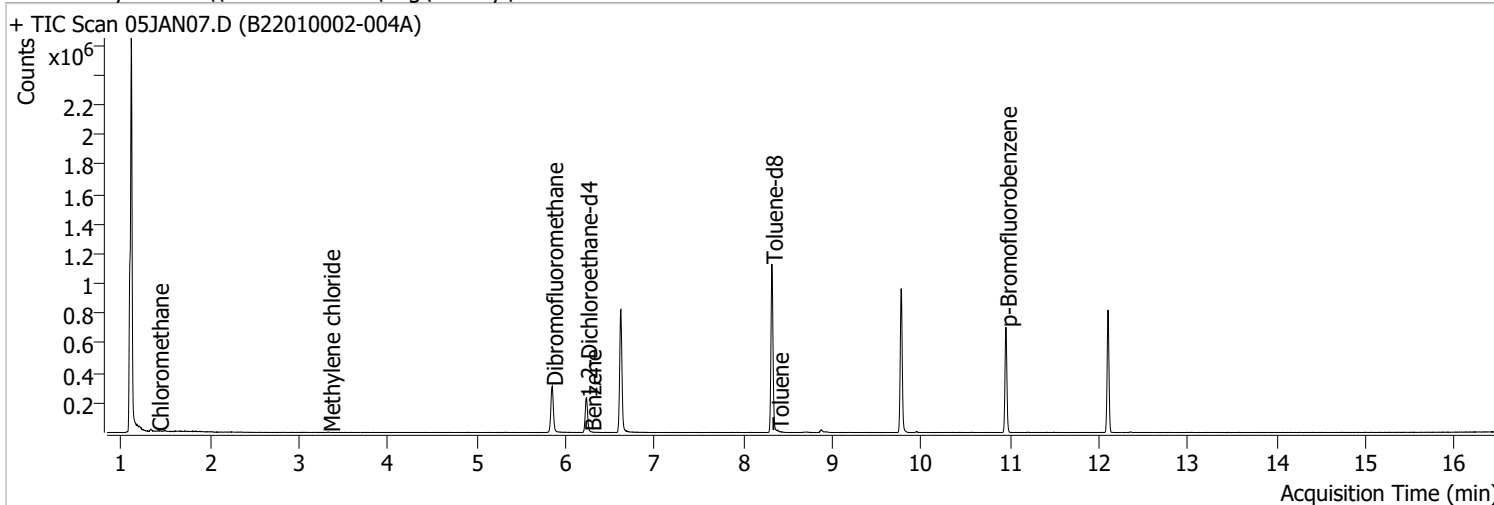
Compound	Conc.	Exp RT	QIon	Exp Ratio	QIon	Exp Ratio
Bromobenzene	N.D.	11.09	77.0	145.7	158.0	96.5
+ EIC (156.0) Scan 05JAN06.D			156.0, 77.0, 158.0			
						
1,1,2,2-Tetrachloroethane	N.D.	11.12	85.0	66.2		
+ EIC (83.0) Scan 05JAN06.D			83.0, 85.0			
						
1,2,3-Trichloropropane	N.D.	11.15	112.0	63.5		
+ EIC (110.0) Scan 05JAN06.D			110.0, 112.0			
						
2-Chlorotoluene	N.D.	11.29	91.0	282.3		
+ EIC (126.0) Scan 05JAN06.D			126.0, 91.0			
						

# Quantitation Results Report (QT Reviewed)

Compound	Conc.	Exp RT	QIon	Exp Ratio		
4-Chlorotoluene	N.D.	11.40	126.0	31.7		
+ EIC (91.0) Scan 05JAN06.D			91.0, 126.0			
						
1,3-Dichlorobenzene	N.D.	12.03	148.0	63.6	QIon	Exp Ratio
+ EIC (146.0) Scan 05JAN06.D			146.0, 111.0, 148.0			
						
1,4-Dichlorobenzene	N.D.	12.13	148.0	63.1	QIon	Exp Ratio
+ EIC (146.0) Scan 05JAN06.D			146.0, 111.0, 148.0			
						
1,2-Dichlorobenzene	N.D.	12.49	148.0	63.9	QIon	Exp Ratio
+ EIC (146.0) Scan 05JAN06.D			146.0, 111.0, 148.0			
						

# Quantitation Results Report (QT Reviewed)

Data File	05JAN07.D	Operator	MSC
Acq. Method	5975CACQF.M	Acq. Date-Time	1/5/2022 12:49:15 PM
Sample Name	B22010002-004A	Instrument	VOA5975C
Vial	7	Multiplier	1.00
DA Method File	VOA5975C_8260B_SHT_DoD_L4_010422.m	Comment	
Tune File	BFB_Atune3.u	Tune Date	10/11/2021 4:02:00 PM
Batch Name	VG010522_8260B.batch.bin	Last Calib Update	2/28/2022 2:48:47 PM
Ref Library	\\MASSHUNTER\Org\Library\NIST129K.l		



Compound	RT	QIon	Resp.	Conc.	Units	Dev(Min)
<b>Internal Standards</b>						
M Fluorobenzene	6.620	96.0	690751	250.0000	ng	-0.003
M Chlorobenzene-d5	9.774	82.0	266290	250.0000	ng	0.003
M 1,4-Dichlorobenzene-d4	12.100	152.0	193287	250.0000	ng	0.000
<b>System Monitoring Compounds</b>						
S Dibromofluoromethane	5.848	113.0	182638	280.6545	ng	0.003
Spiked Amount: 250.000	Range: 80.0 - 119.0%			Recovery = 112.26%		
S 1,2-Dichloroethane-d4	6.233	67.0	83829	298.2386	ng	0.000
Spiked Amount: 250.000	Range: 81.0 - 118.0%			Recovery = 119.30% *		
S Toluene-d8	8.319	98.0	684900	266.9024	ng	0.000
Spiked Amount: 250.000	Range: 89.0 - 112.0%			Recovery = 106.76%		
S p-Bromofluorobenzene	10.951	95.0	199881	282.2742	ng	-0.003
Spiked Amount: 250.000	Range: 85.0 - 114.0%			Recovery = 112.91%		
<b>Target Compounds</b>						
T Dichlorodifluoromethane	0.000		0	N.D.		
T Chloromethane	1.411	50.0	579	0.5270	ng	m 62
T Vinyl chloride	0.000		0	N.D.		
T Bromomethane	0.000		0	N.D.		
T Chloroethane	0.000		0	N.D.		
T Trichlorofluoromethane	0.000		0	N.D.		
T 1,1-Dichloroethene	0.000		0	N.D.		
T Methylene chloride	3.338	49.0	1563	1.5237	ng	m 81
T trans-1,2-Dichloroethene	0.000		0	N.D.		
T Methyl tert-butyl ether (MTBE)	0.000		0	N.D.		
T 1,1-Dichloroethane	0.000		0	N.D.		
T 2,2-Dichloropropane	0.000		0	N.D.		
T cis-1,2-Dichloroethene	0.000		0	N.D.		
T Methyl ethyl ketone	0.000		0	N.D.		
T Bromochloromethane	0.000		0	N.D.		
T Chloroform	0.000		0	N.D.		

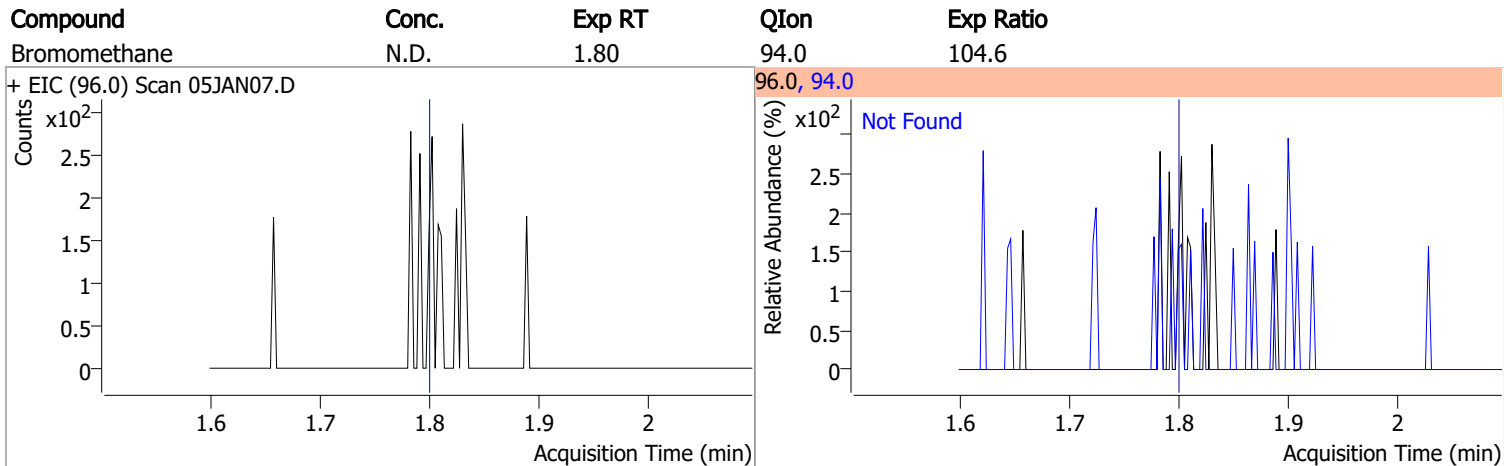
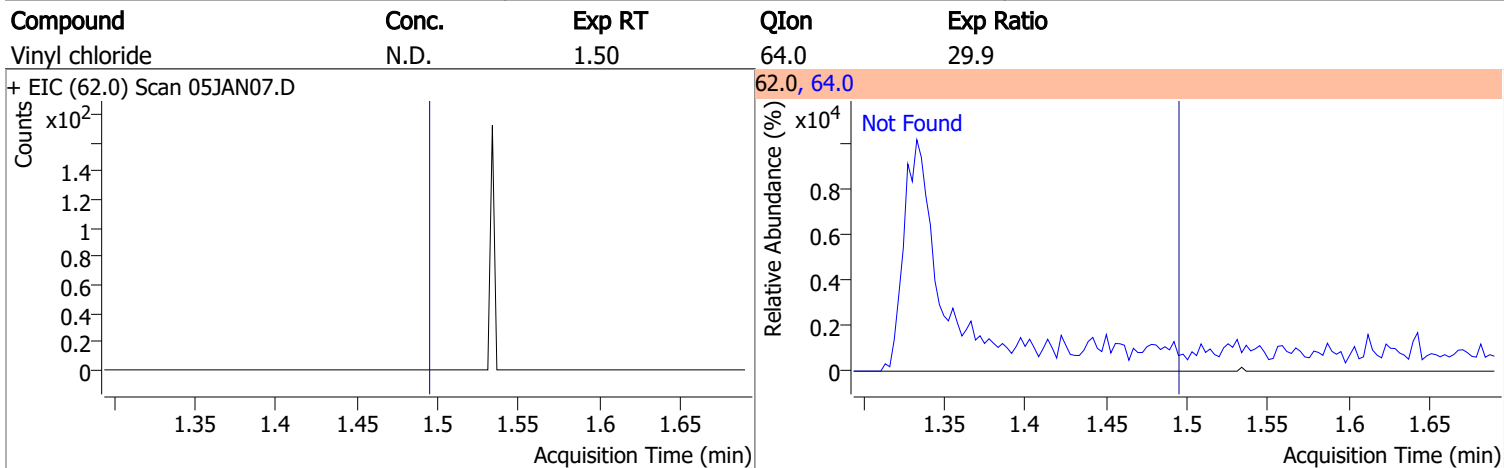
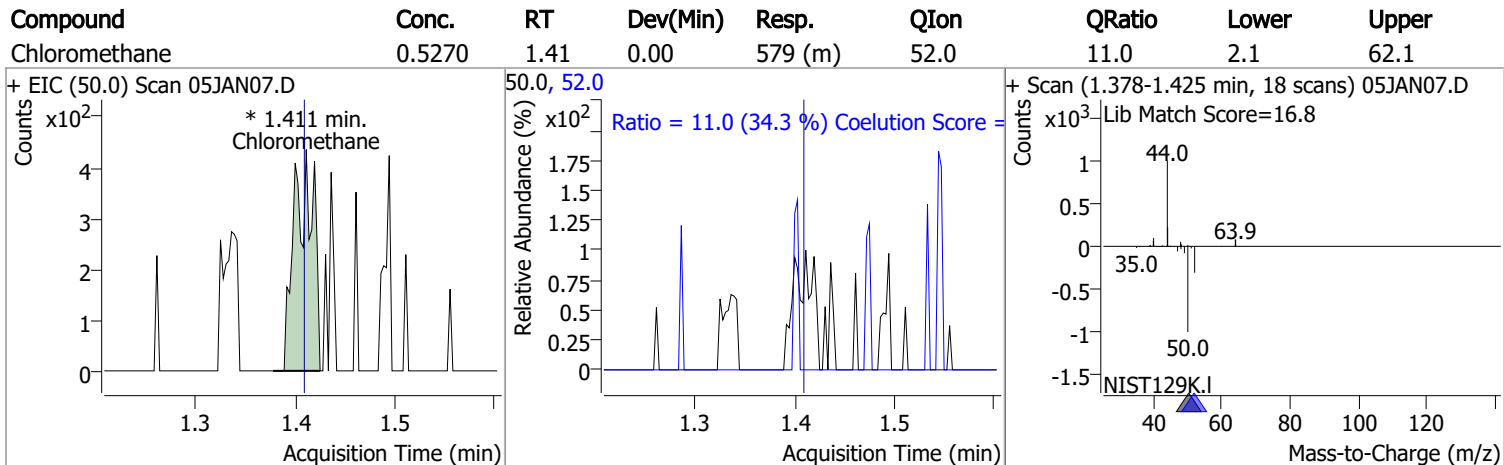
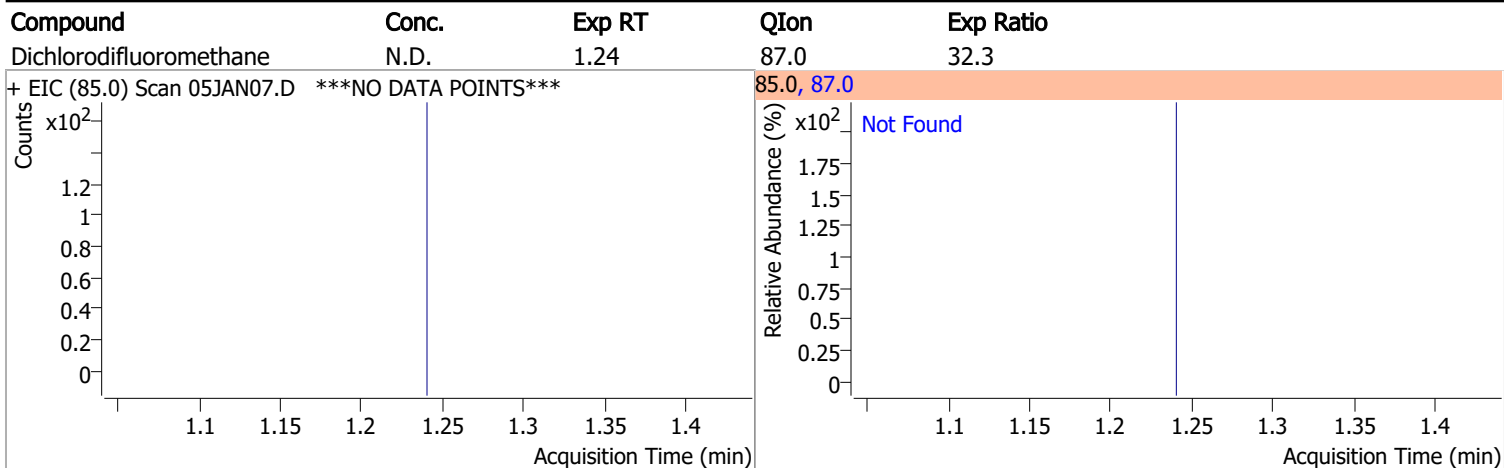


# Quantitation Results Report (QT Reviewed)

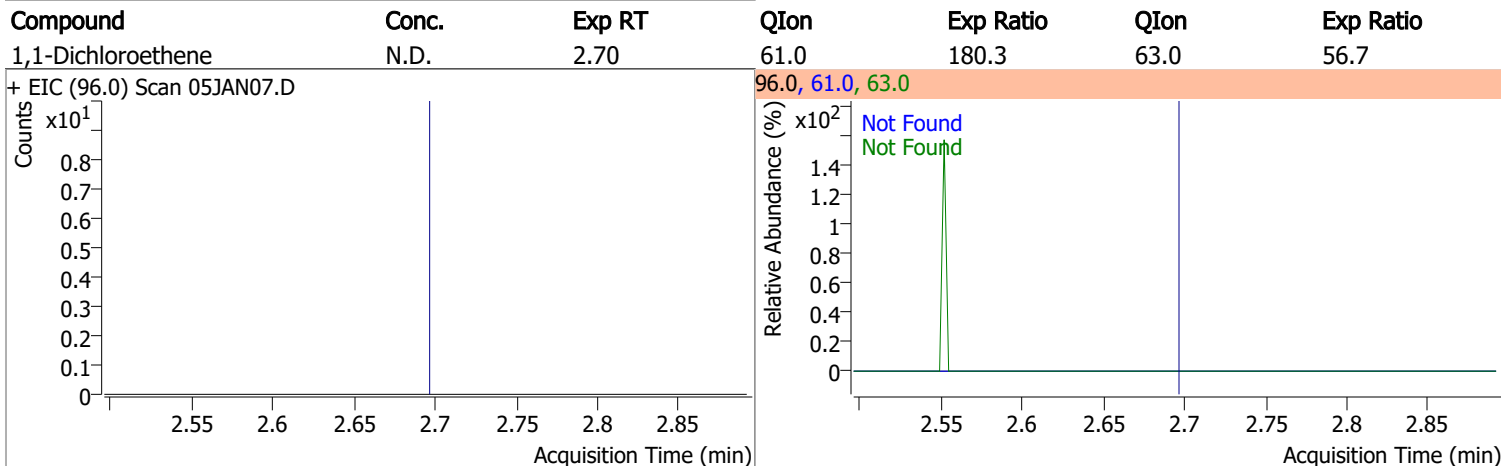
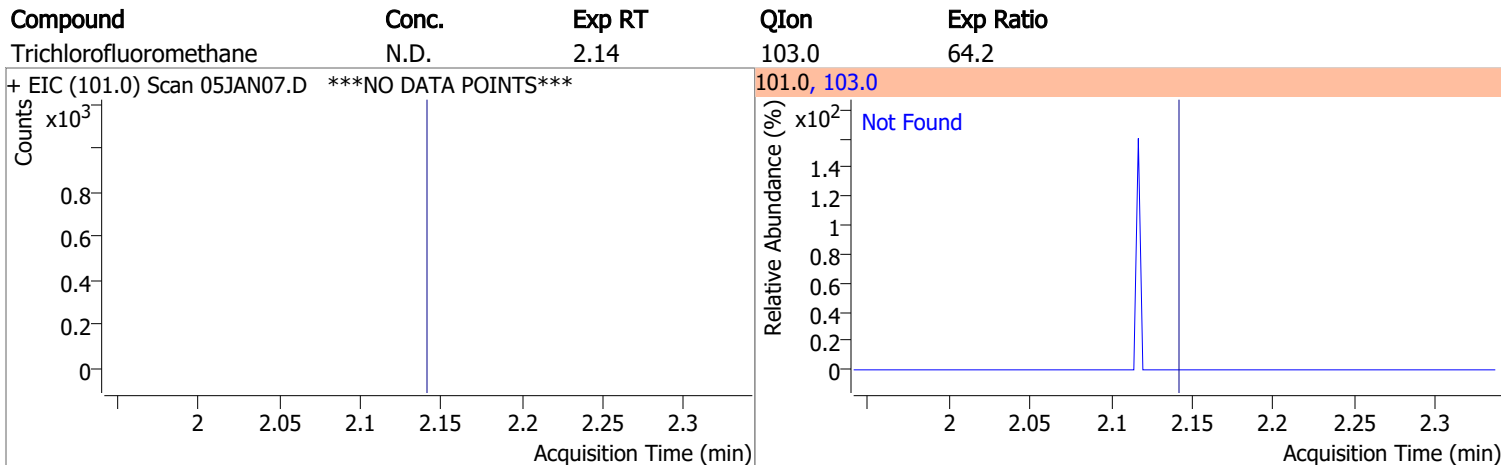
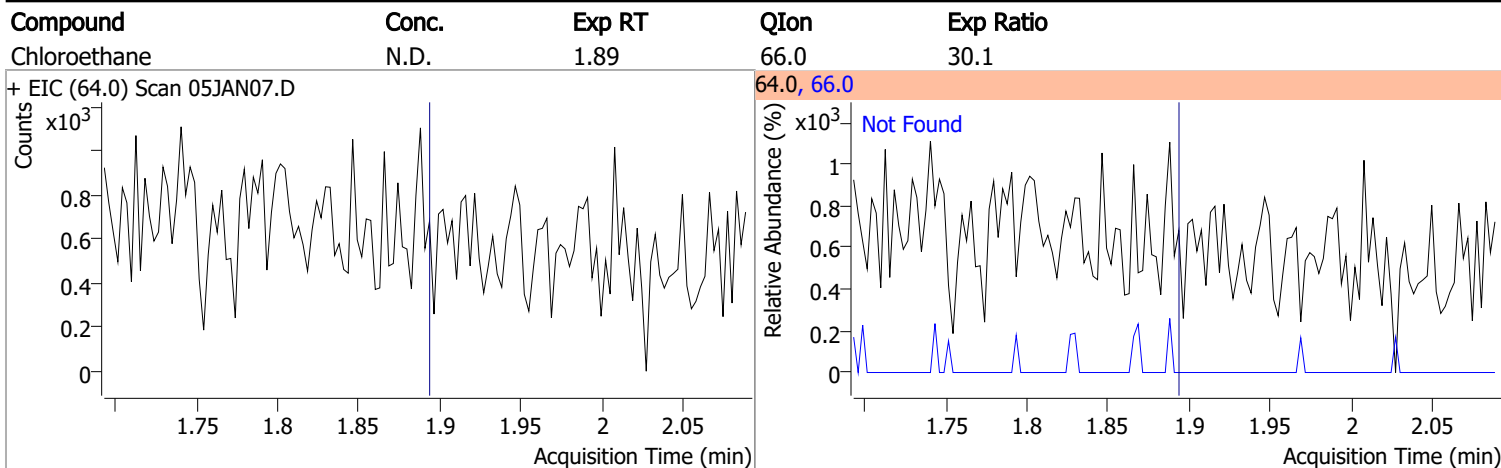
Compound	RT	QIon	Resp.	Conc.	Units		Dev(Min)
T 1,1,1-Trichloroethane	0.000		0	N.D.			
T Carbon tetrachloride	0.000		0	N.D.			
T 1,1-Dichloropropene	0.000		0	N.D.			
T Benzene	6.277	78.0	306	0.1114	ng	m	89
T 1,2-Dichloroethane	0.000		0	N.D.			
T Trichloroethene	0.000		0	N.D.			
T 1,2-Dichloropropane	0.000		0	N.D.			
T Dibromomethane	0.000		0	N.D.			
T Bromodichloromethane	0.000		0	N.D.			
T cis-1,3-Dichloropropene	0.000		0	N.D.			
T Toluene	8.386	92.0	1710	0.9866	ng	m	98
T trans-1,3-Dichloropropene	0.000		0	N.D.			
T 1,1,2-Trichloroethane	0.000		0	N.D.			
T Tetrachloroethene	0.000		0	N.D.			
T 1,3-Dichloropropane	0.000		0	N.D.			
T Chlorodibromomethane	0.000		0	N.D.			
T 1,2-Dibromoethane	0.000		0	N.D.			
T Chlorobenzene	0.000		0	N.D.			
T 1,1,1,2-Tetrachloroethane	0.000		0	N.D.			
T Ethylbenzene	0.000		0	N.D.			
T m+p-Xylenes	0.000		0	N.D.			
T o-Xylene	0.000		0	N.D.			
T Styrene	0.000		0	N.D.			
T Bromoform	0.000		0	N.D.			
T Bromobenzene	0.000		0	N.D.			
T 1,1,2,2-Tetrachloroethane	0.000		0	N.D.			
T 1,2,3-Trichloropropane	0.000		0	N.D.			
T 2-Chlorotoluene	0.000		0	N.D.			
T 4-Chlorotoluene	0.000		0	N.D.			
T 1,3-Dichlorobenzene	0.000		0	N.D.			
T 1,4-Dichlorobenzene	0.000		0	N.D.			
T 1,2-Dichlorobenzene	0.000		0	N.D.			

(#) = Qualifier Out of Range; (m) = Manual Integration; (+) = Area Summed; (\*) = Surrogate Percent Recovery Out of Range; (d): Zeroed Peak

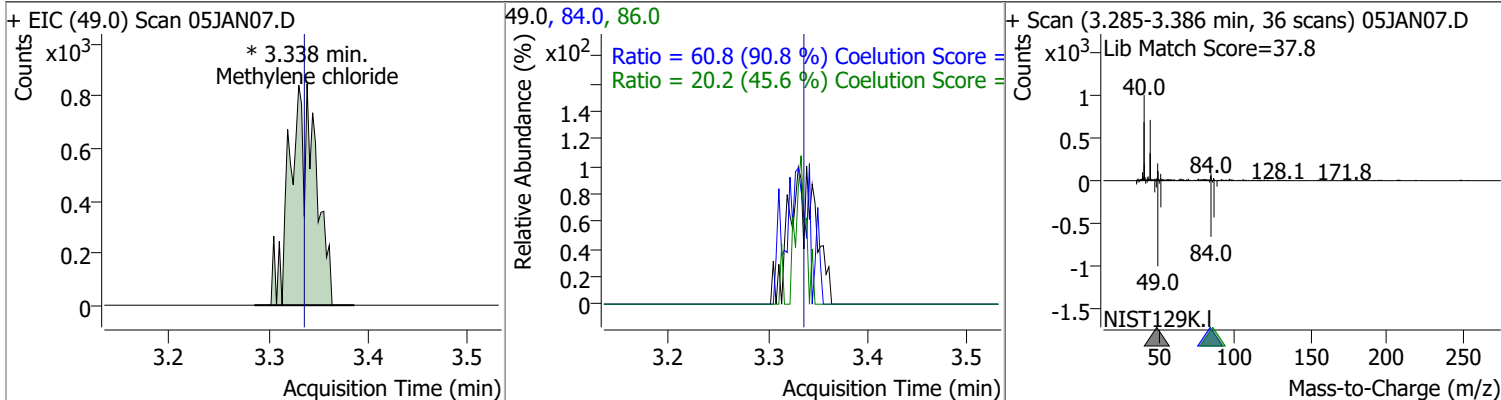
# Quantitation Results Report (QT Reviewed)



# Quantitation Results Report (QT Reviewed)

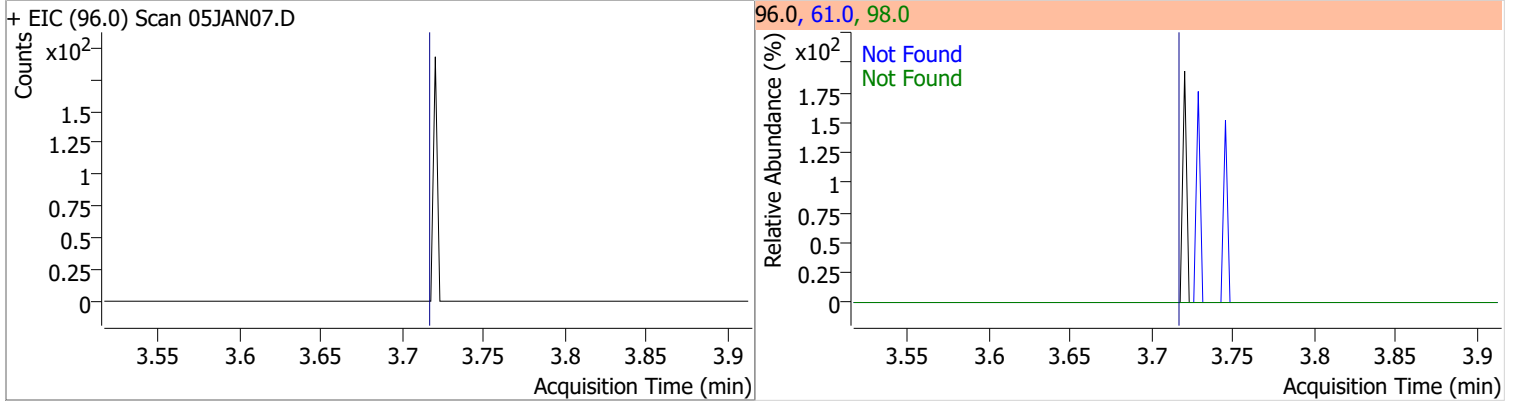


Compound	Conc.	RT	Dev(Min)	Resp.	QIon	QRatio	Lower	Upper
Methylene chloride	1.5237	3.34	0.00	1563 (m)	84.0	60.8	36.9	96.9
					86.0	20.2	14.3	74.3

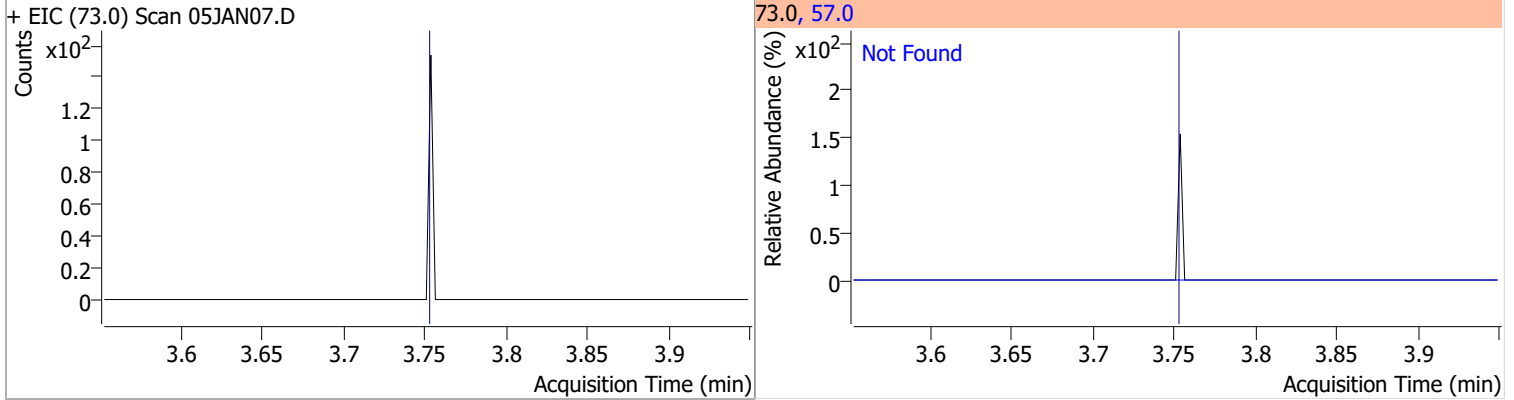


# Quantitation Results Report (QT Reviewed)

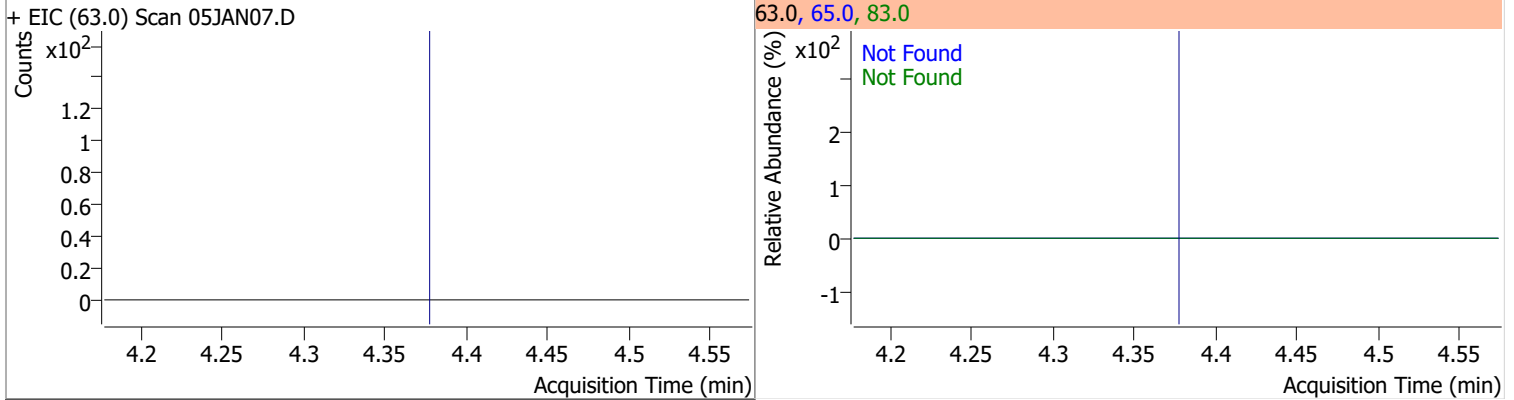
Compound	Conc.	Exp RT	QIon	Exp Ratio	QIon	Exp Ratio
trans-1,2-Dichloroethene	N.D.	3.72	61.0	153.9	98.0	65.7



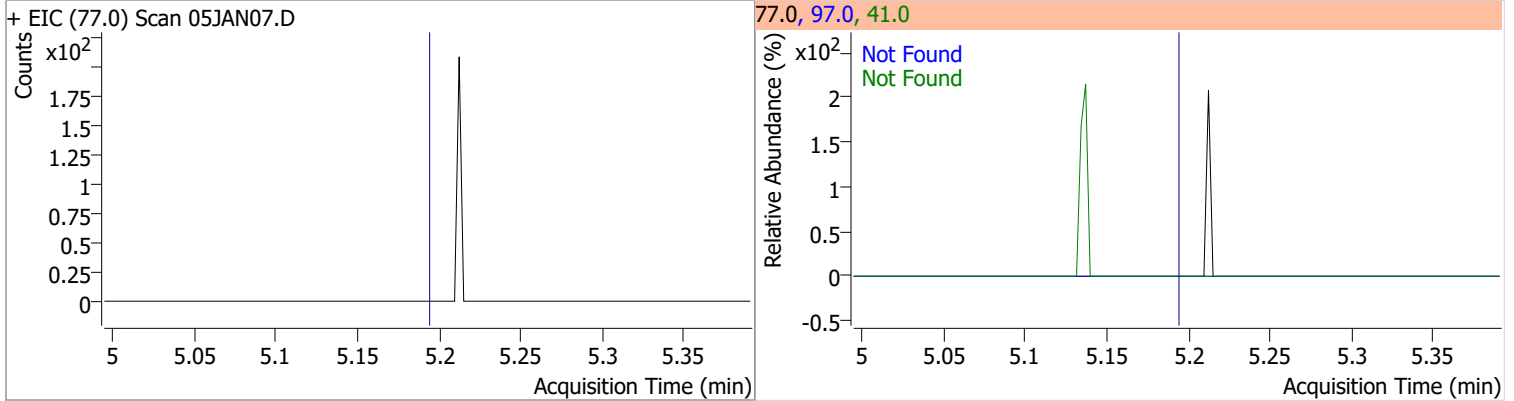
Compound	Conc.	Exp RT	QIon	Exp Ratio
Methyl tert-butyl ether (MTBE)	N.D.	3.75	57.0	24.6



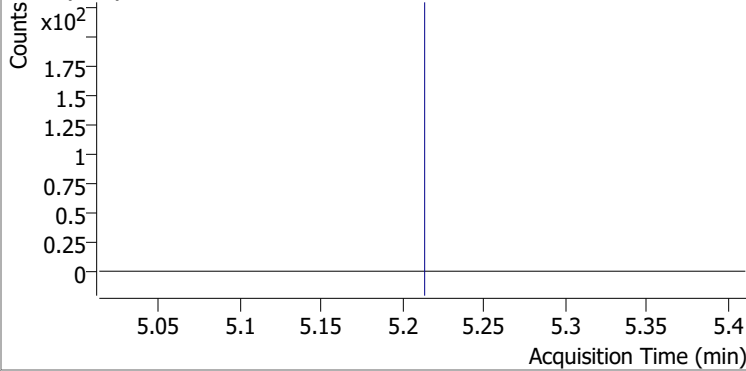
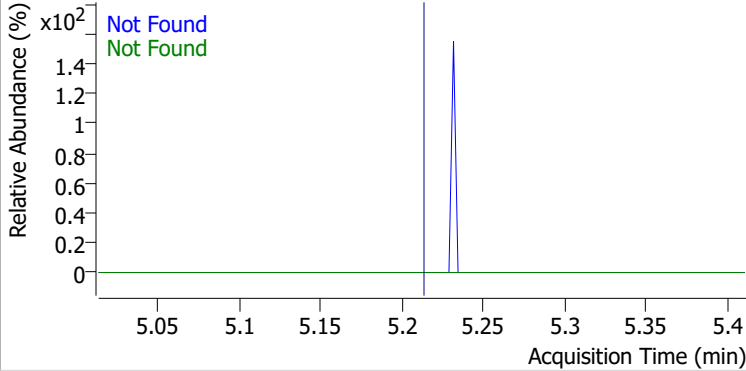
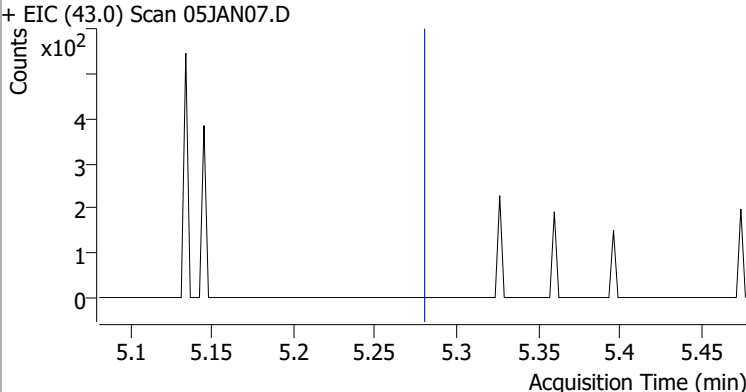
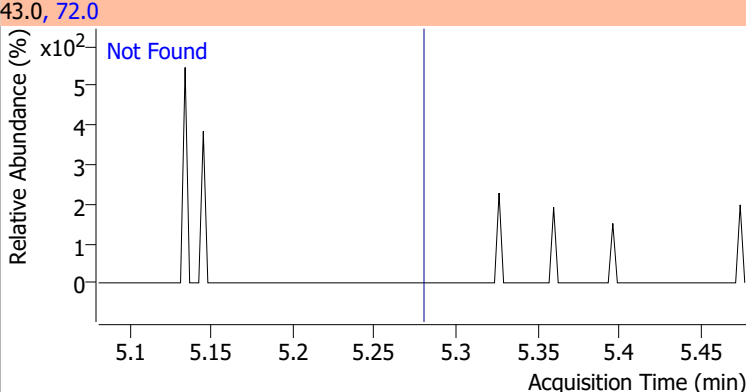
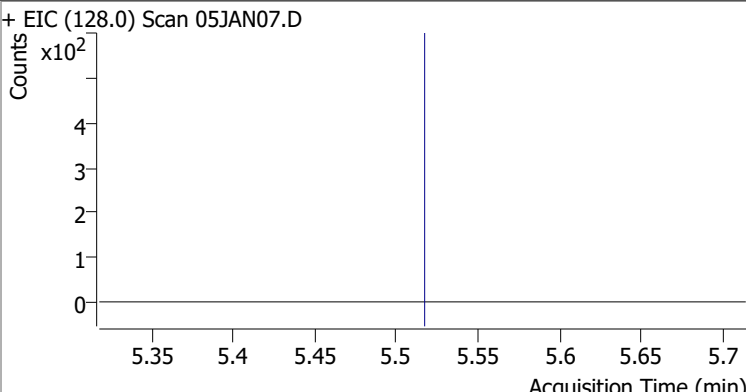
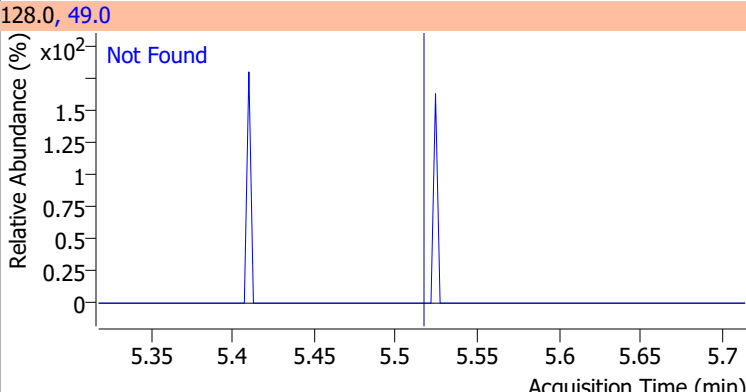
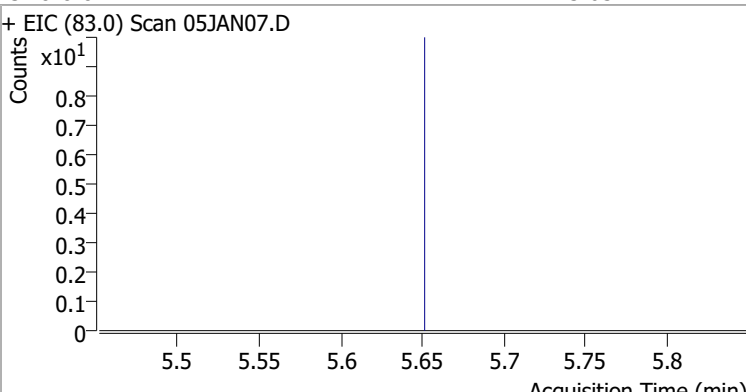
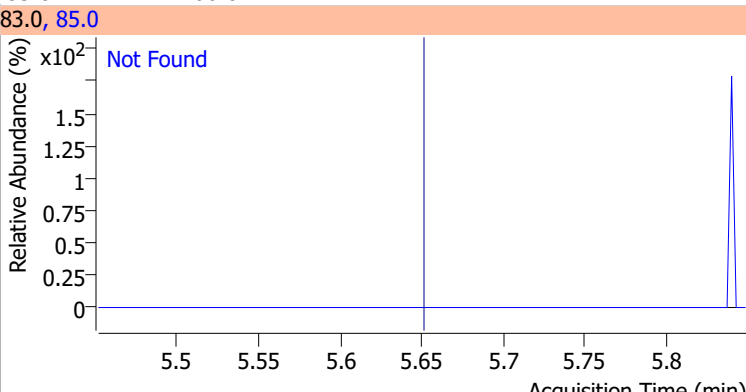
Compound	Conc.	Exp RT	QIon	Exp Ratio	QIon	Exp Ratio
1,1-Dichloroethane	N.D.	4.38	65.0	32.1	83.0	13.7



Compound	Conc.	Exp RT	QIon	Exp Ratio	QIon	Exp Ratio
2,2-Dichloropropane	N.D.	5.20	41.0	66.5	97.0	23.2

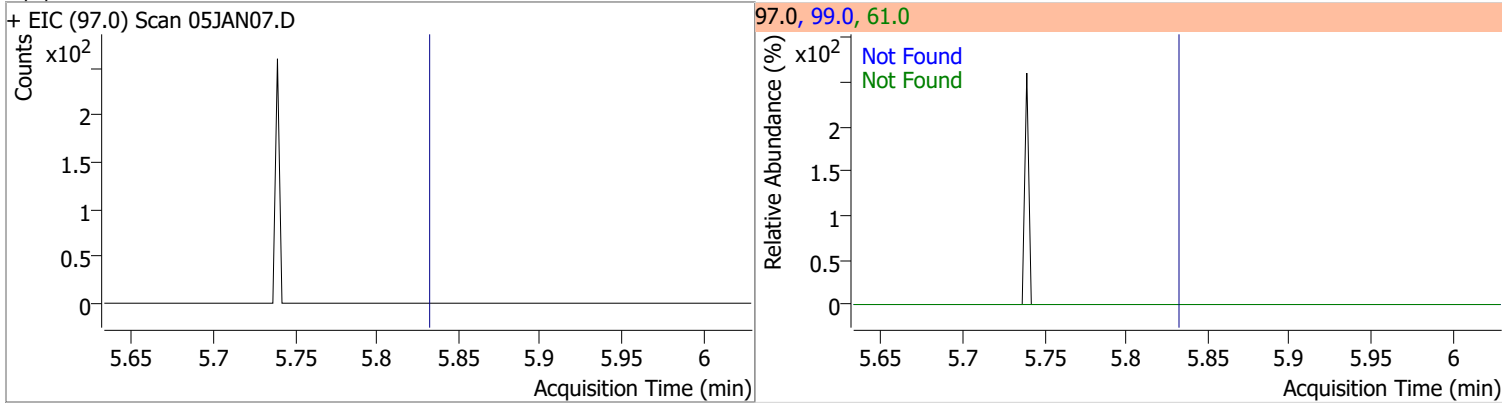


# Quantitation Results Report (QT Reviewed)

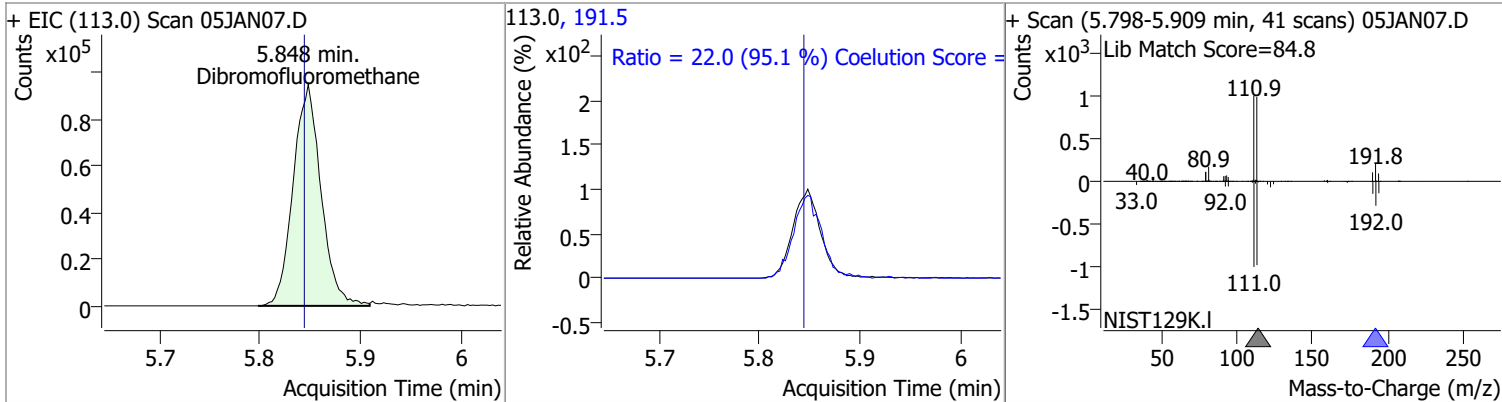
Compound	Conc.	Exp RT	QIon	Exp Ratio	QIon	Exp Ratio
cis-1,2-Dichloroethene	N.D.	5.22	61.0	167.2	98.0	67.3
+ EIC (96.0) Scan 05JAN07.D			96.0, 61.0, 98.0			
						
Methyl ethyl ketone	N.D.	5.28	72.0	21.3		
+ EIC (43.0) Scan 05JAN07.D			43.0, 72.0			
						
Bromochloromethane	N.D.	5.52	49.0	182.9		
+ EIC (128.0) Scan 05JAN07.D			128.0, 49.0			
						
Chloroform	N.D.	5.65	85.0	66.0		
+ EIC (83.0) Scan 05JAN07.D			83.0, 85.0			
						

# Quantitation Results Report (QT Reviewed)

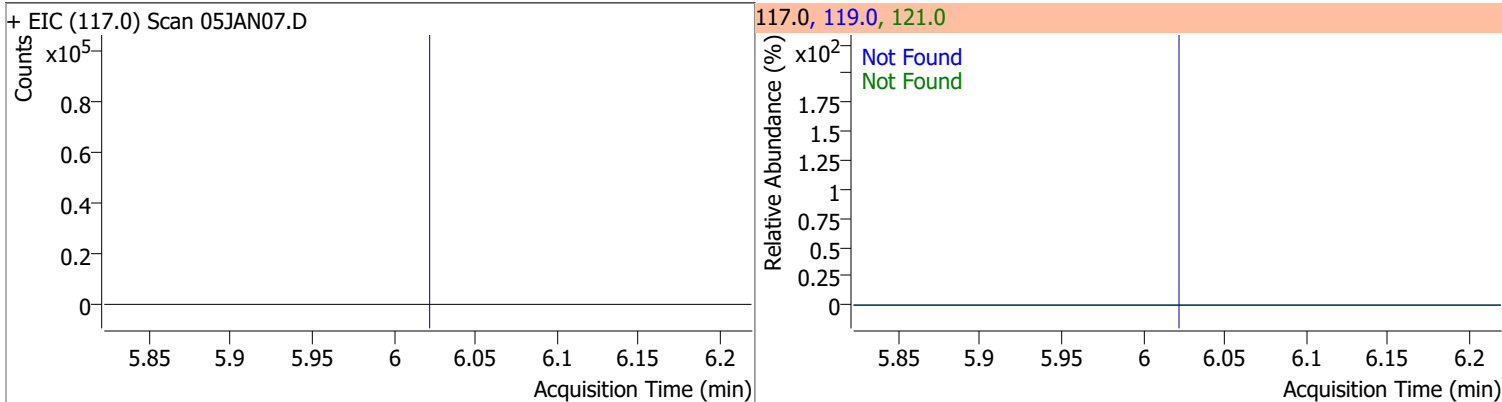
Compound	Conc.	Exp RT	QIon	Exp Ratio	QIon	Exp Ratio
1,1,1-Trichloroethane	N.D.	5.83	99.0	64.7	61.0	48.1



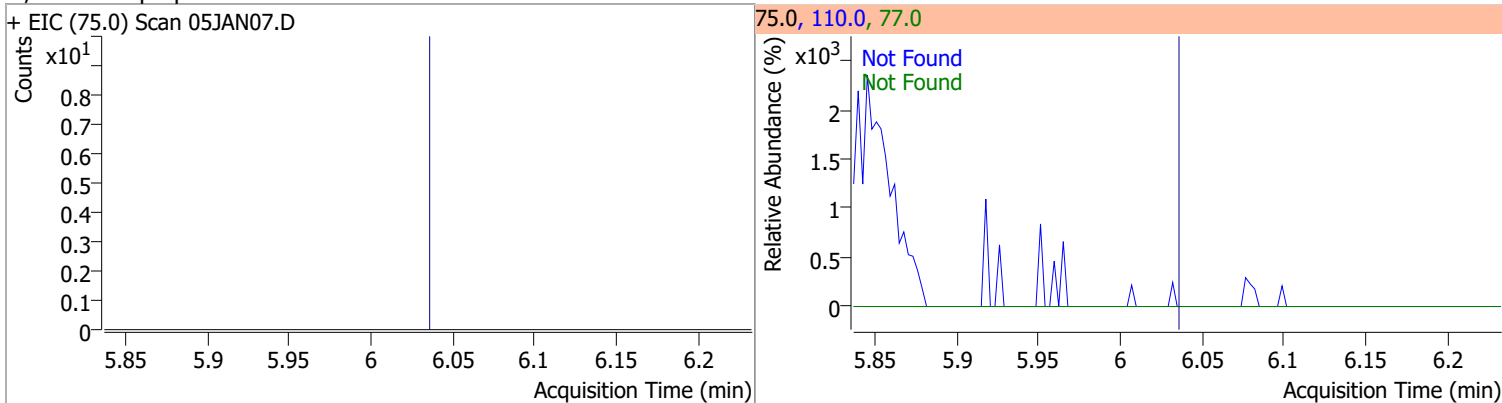
Compound	Conc.	RT	Dev(Min)	Resp.	QIon	QRatio	Lower	Upper
Dibromofluoromethane	280.6545	5.85	0.00	182638	191.5	22.0	0.0	53.1



Compound	Conc.	Exp RT	QIon	Exp Ratio	QIon	Exp Ratio
Carbon tetrachloride	N.D.	6.02	119.0	97.2	121.0	30.1

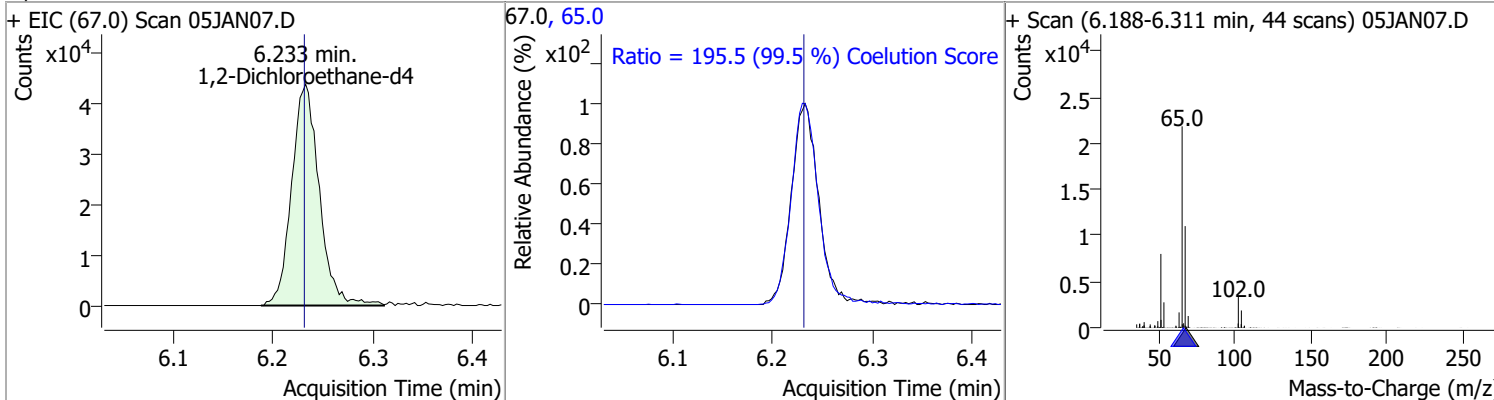


Compound	Conc.	Exp RT	QIon	Exp Ratio	QIon	Exp Ratio
1,1-Dichloropropene	N.D.	6.04	110.0	35.9	77.0	30.1

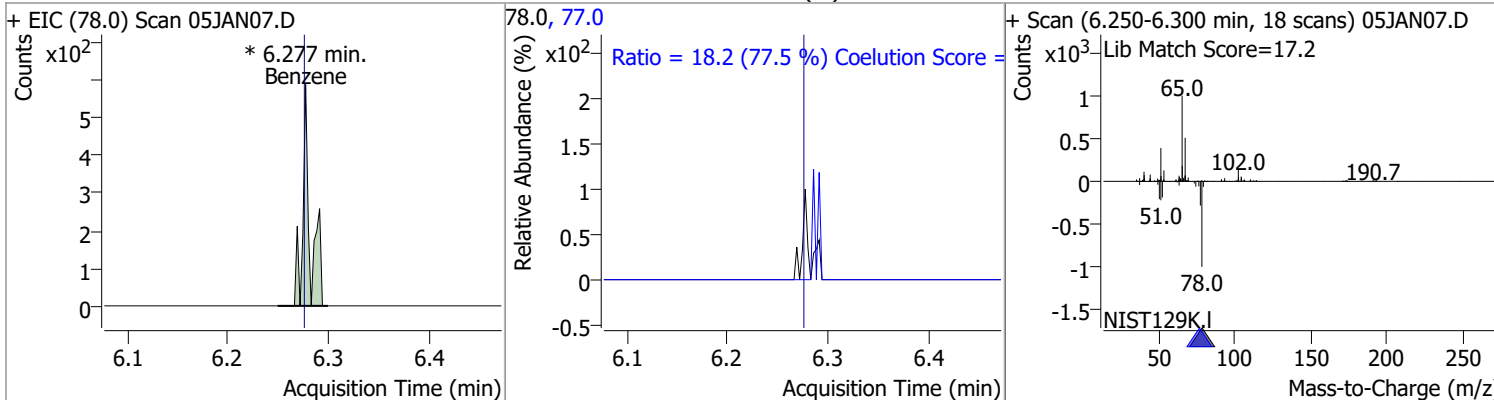


# Quantitation Results Report (QT Reviewed)

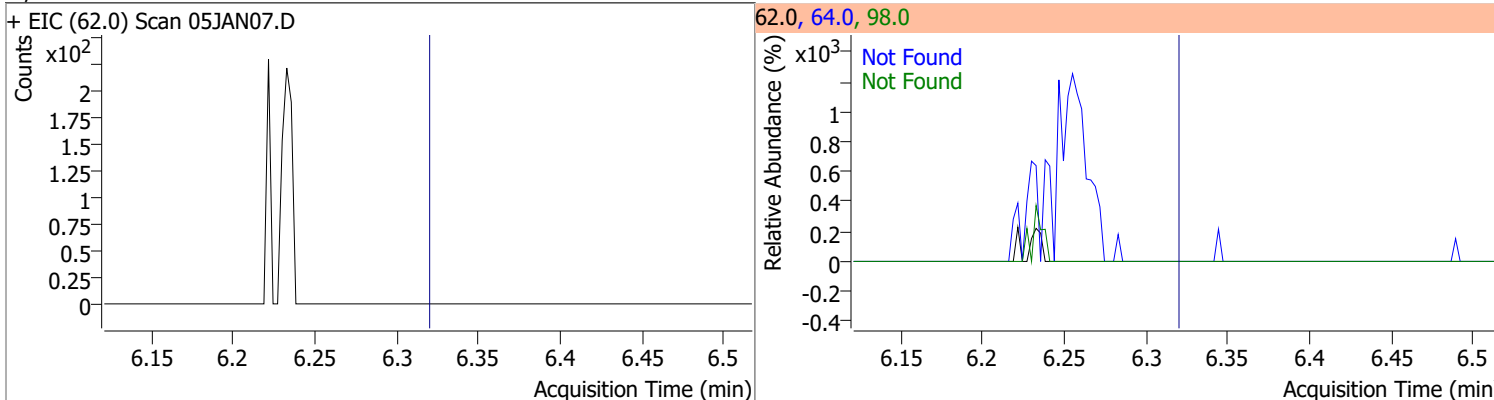
Compound	Conc.	RT	Dev(Min)	Resp.	QIon	QRatio	Lower	Upper
1,2-Dichloroethane-d4	298.2386	6.23	0.00	83829	65.0	195.5	166.5	226.5



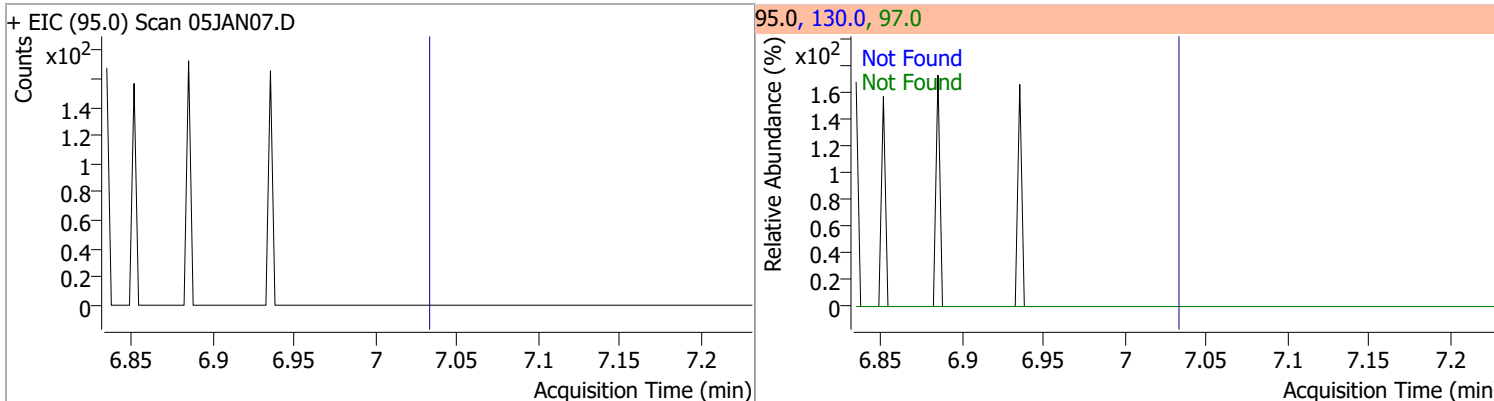
Compound	Conc.	RT	Dev(Min)	Resp.	QIon	QRatio	Lower	Upper
Benzene	0.1114	6.28	0.00	306 (m)	77.0	18.2	0.0	53.5



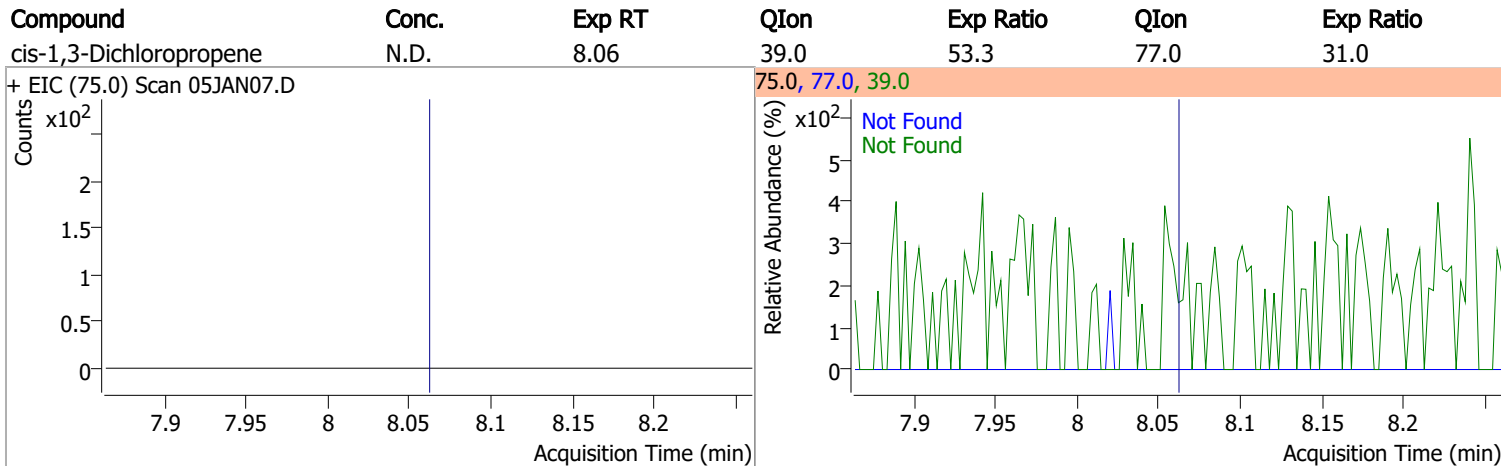
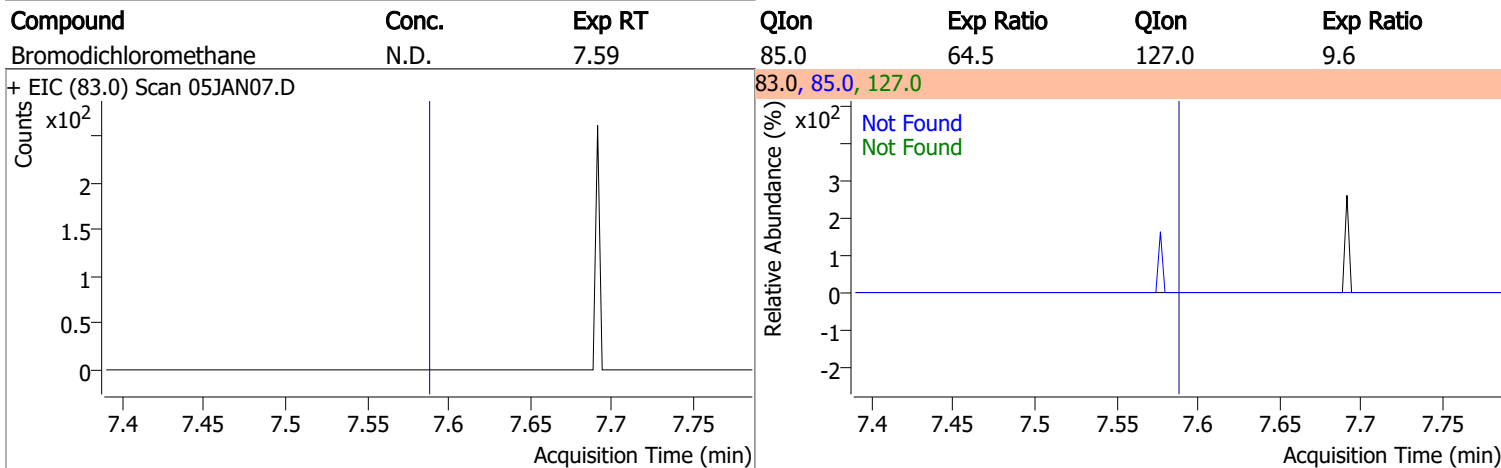
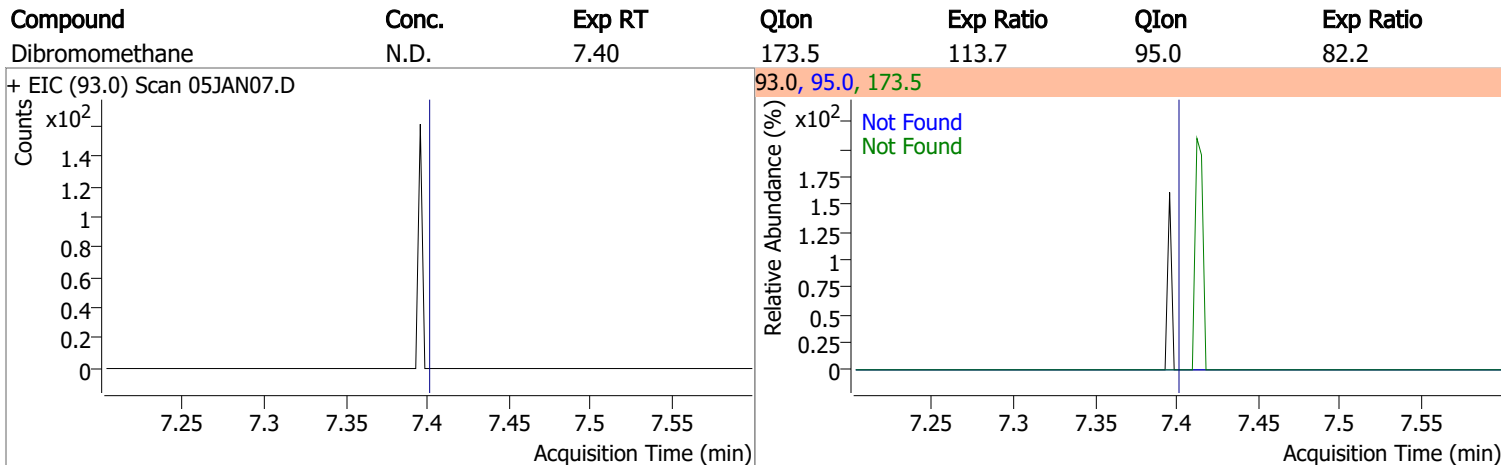
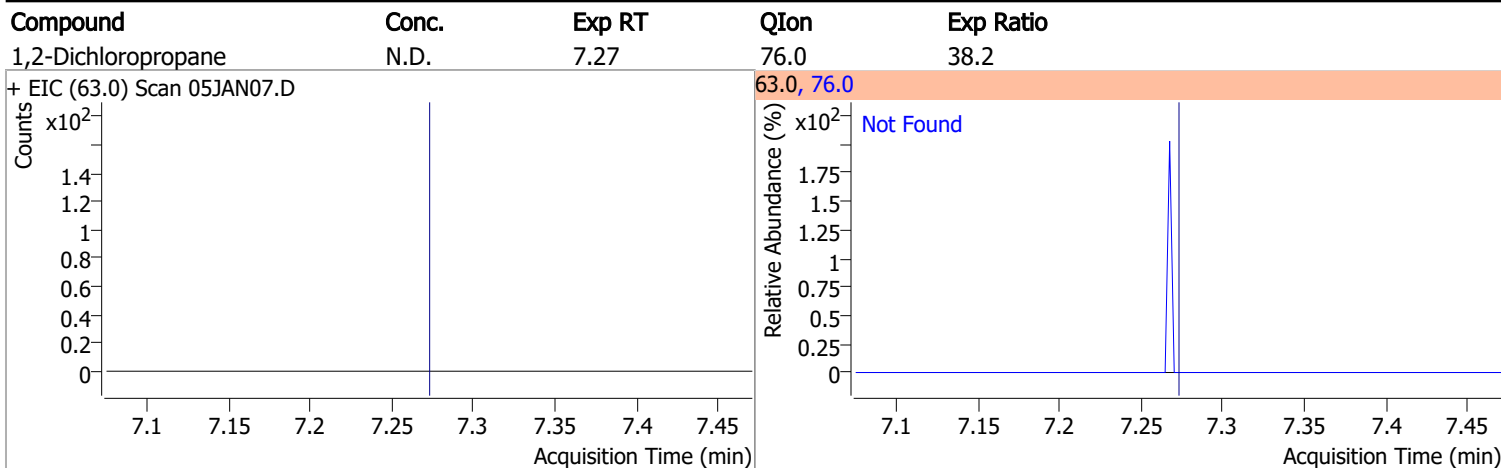
Compound	Conc.	Exp RT	QIon	Exp Ratio	QIon	Exp Ratio
1,2-Dichloroethane	N.D.	6.32	64.0	29.9	98.0	7.6



Compound	Conc.	Exp RT	QIon	Exp Ratio	QIon	Exp Ratio
Trichloroethene	N.D.	7.03	130.0	101.5	97.0	64.1



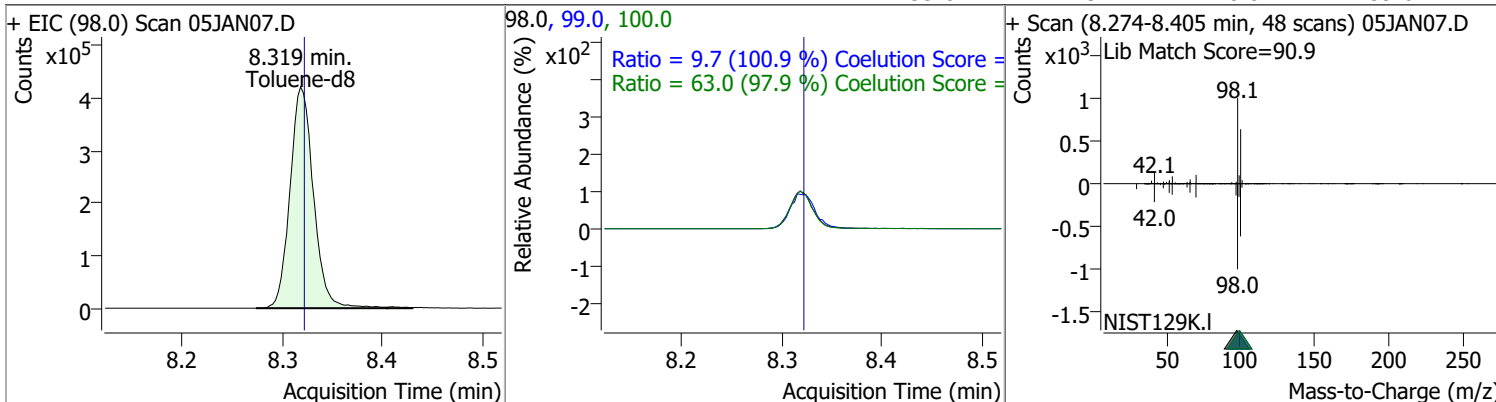
# Quantitation Results Report (QT Reviewed)



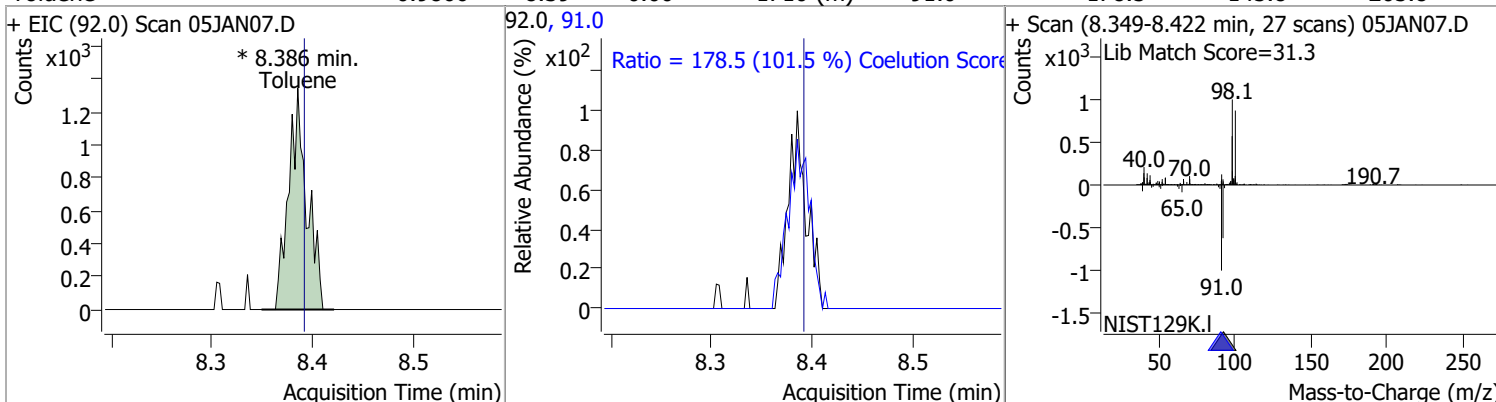


# Quantitation Results Report (QT Reviewed)

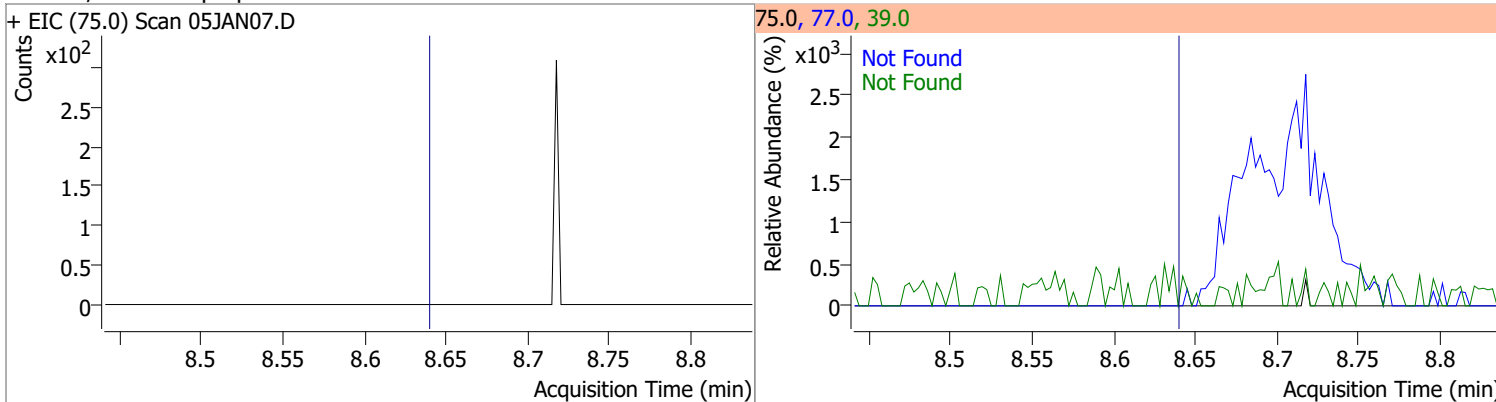
Compound	Conc.	RT	Dev(Min)	Resp.	QIon	QRatio	Lower	Upper
Toluene-d8	266.9024	8.32	0.00	684900	100.0	63.0	34.4	94.4
					99.0	9.7	0.0	39.6



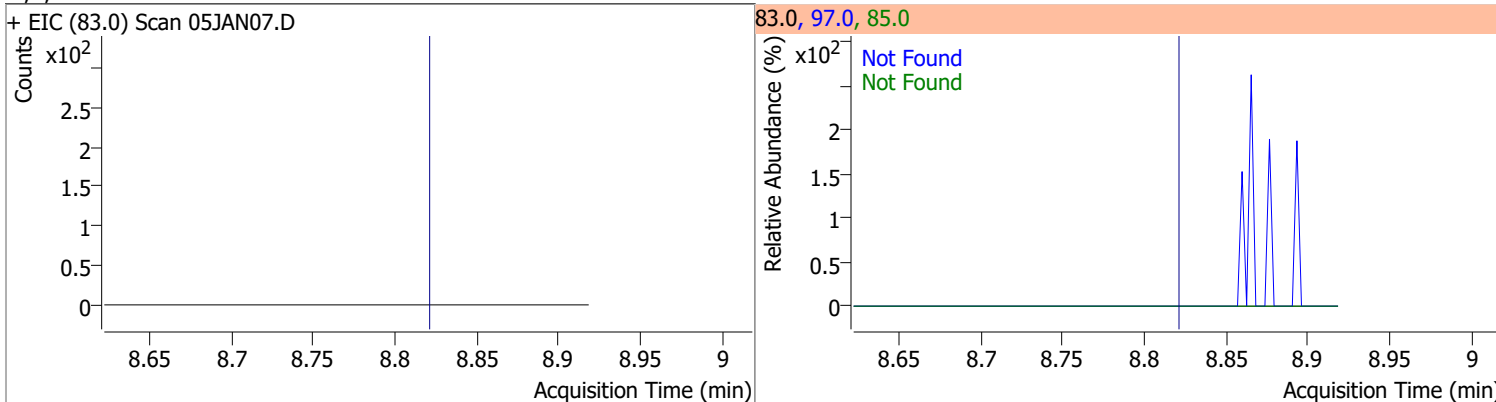
Compound	Conc.	RT	Dev(Min)	Resp.	QIon	QRatio	Lower	Upper
Toluene	0.9866	8.39	0.00	1710 (m)	91.0	178.5	145.8	205.8



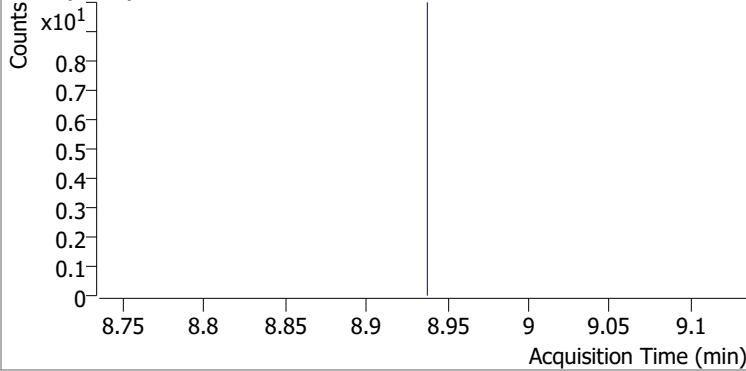
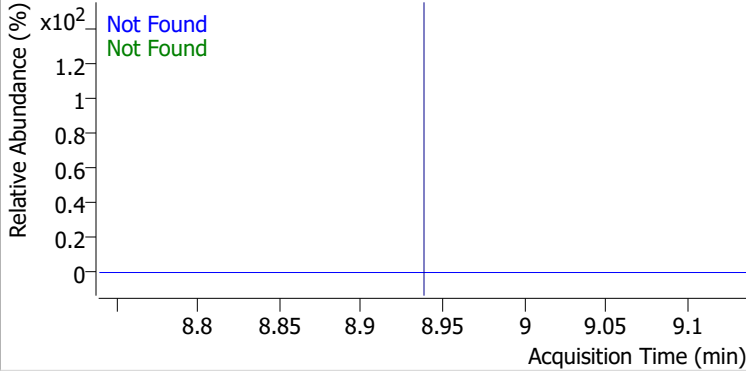
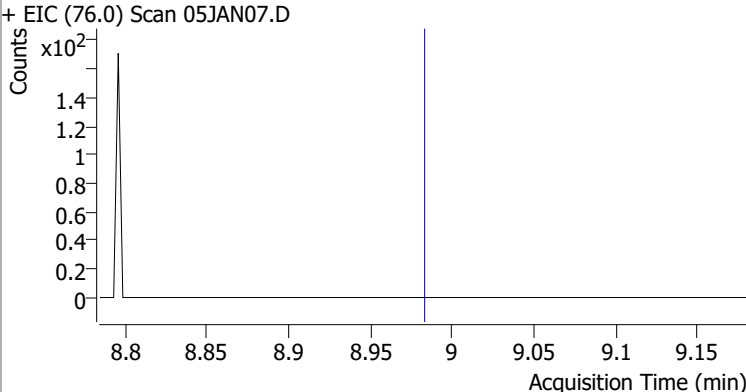
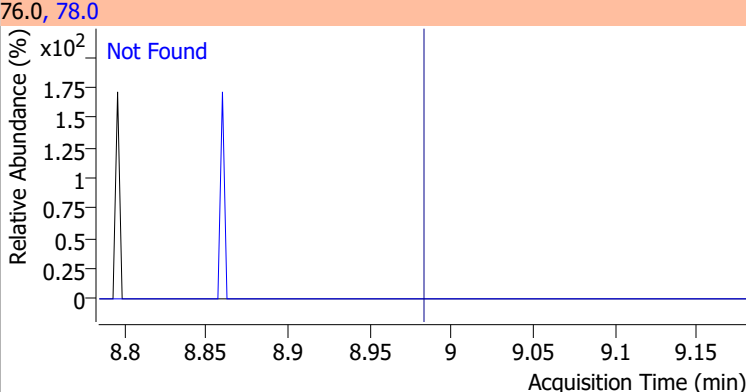
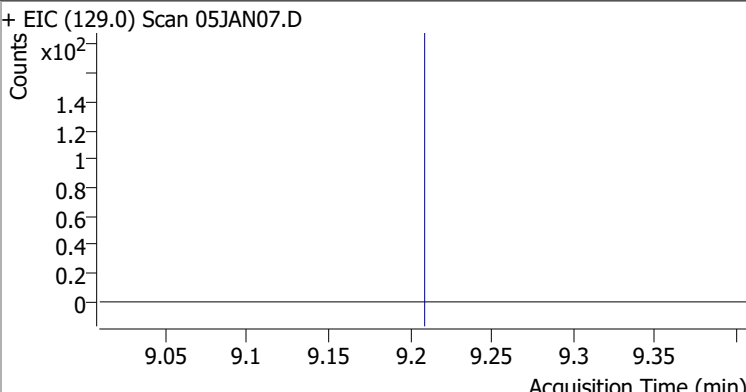
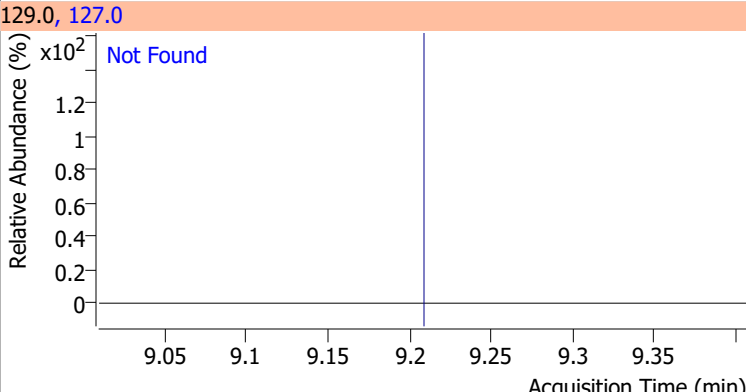
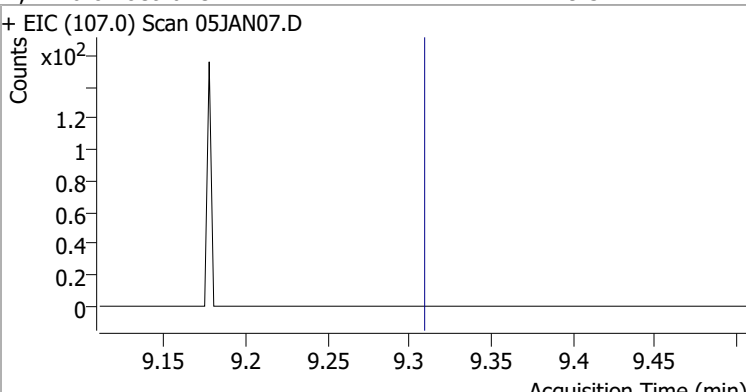
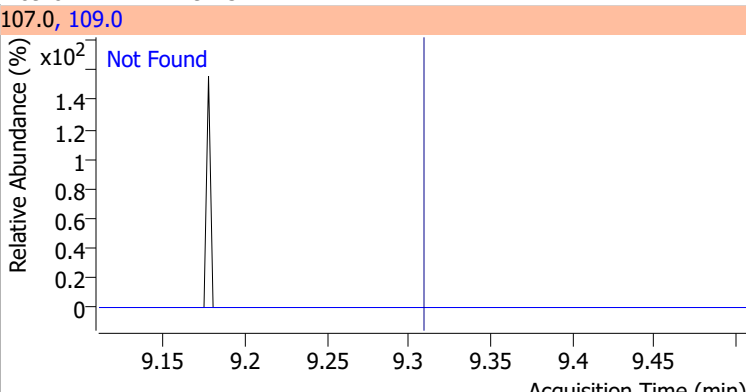
Compound	Conc.	Exp RT	QIon	Exp Ratio	QIon	Exp Ratio
trans-1,3-Dichloropropene	N.D.	8.64	39.0	53.4	77.0	32.4



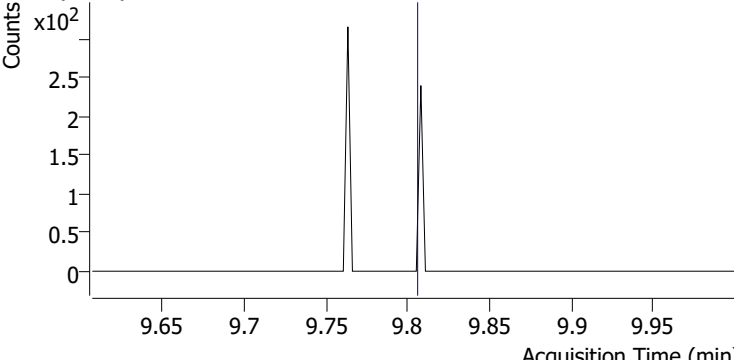
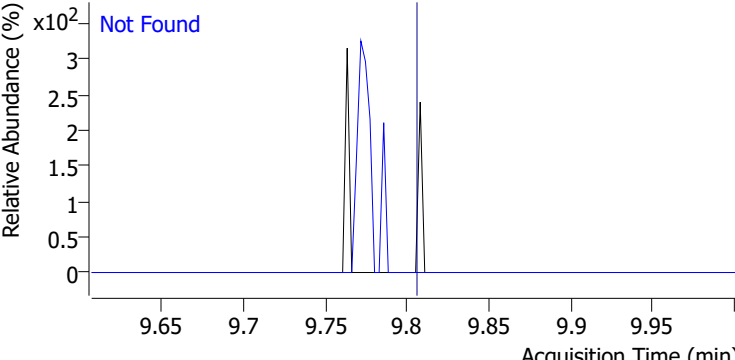
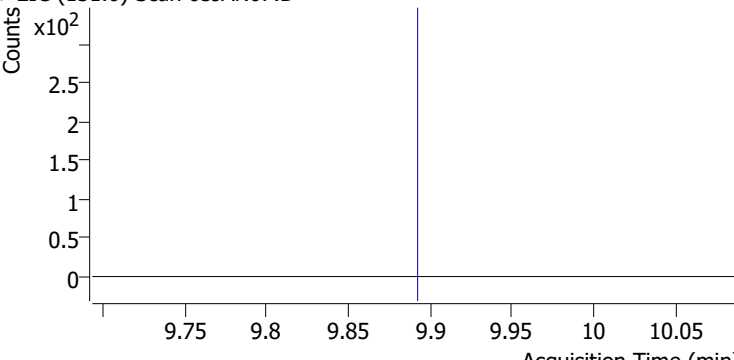
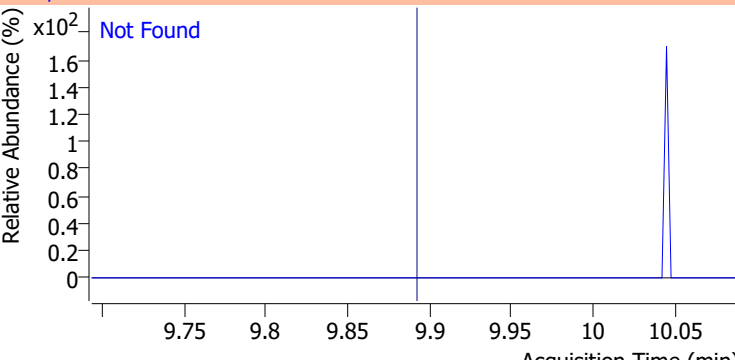
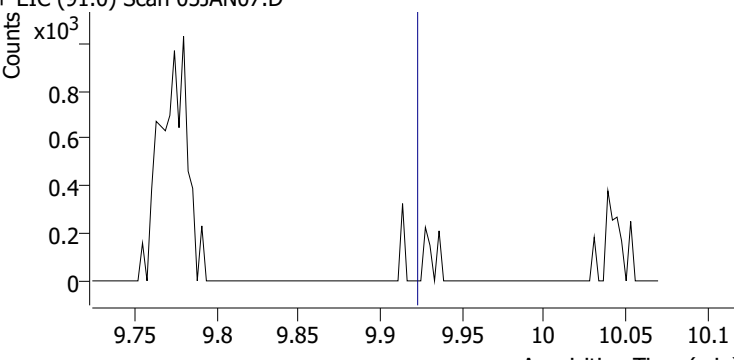
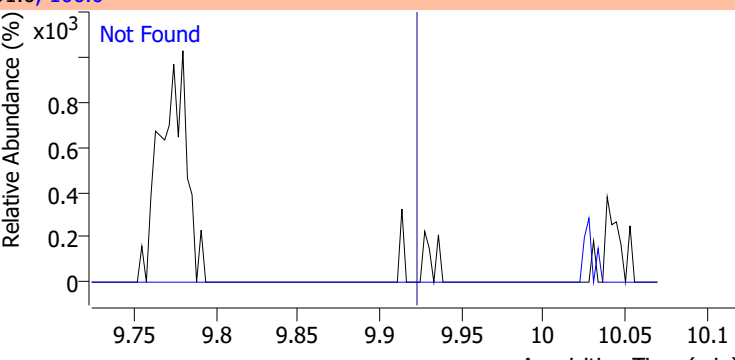
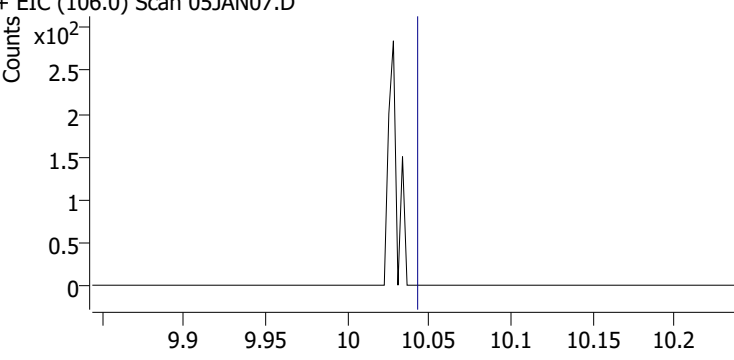
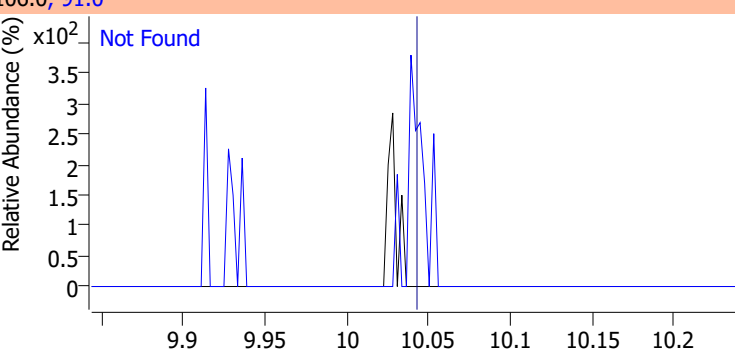
Compound	Conc.	Exp RT	QIon	Exp Ratio	QIon	Exp Ratio
1,1,2-Trichloroethane	N.D.	8.82	97.0	114.6	85.0	67.6



# Quantitation Results Report (QT Reviewed)

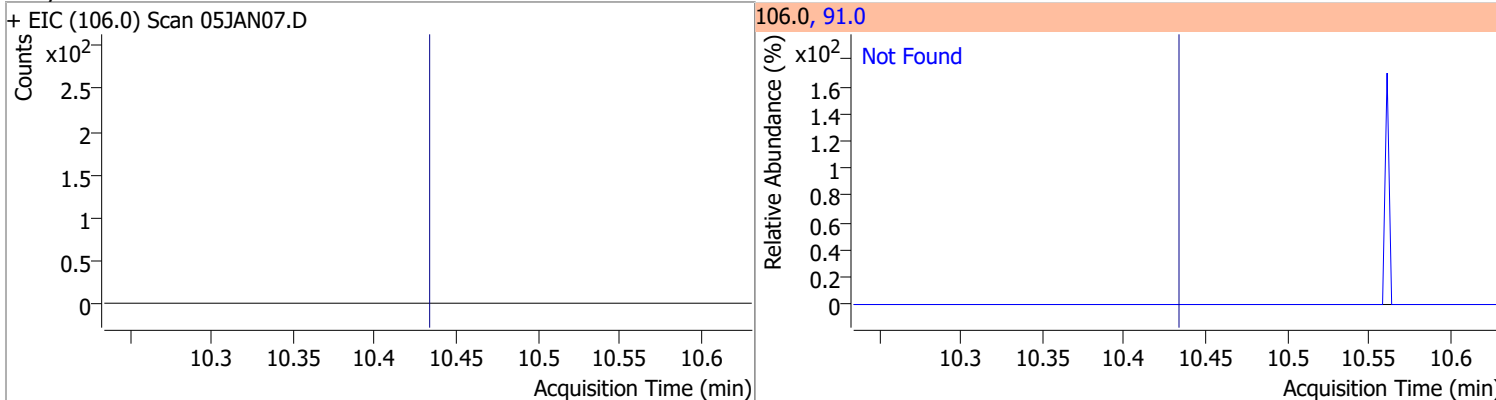
Compound	Conc.	Exp RT	QIon	Exp Ratio	QIon	Exp Ratio
Tetrachloroethene	N.D.	8.94	165.8	128.6	129.0	91.5
+ EIC (163.8) Scan 05JAN07.D ***NO DATA POINTS***			163.8, 129.0, 165.8			
						
1,3-Dichloropropane	N.D.	8.98	78.0	32.9		
+ EIC (76.0) Scan 05JAN07.D			76.0, 78.0			
						
Chlorodibromomethane	N.D.	9.21	127.0	78.0		
+ EIC (129.0) Scan 05JAN07.D			129.0, 127.0			
						
1,2-Dibromoethane	N.D.	9.31	109.0	94.5		
+ EIC (107.0) Scan 05JAN07.D			107.0, 109.0			
						

# Quantitation Results Report (QT Reviewed)

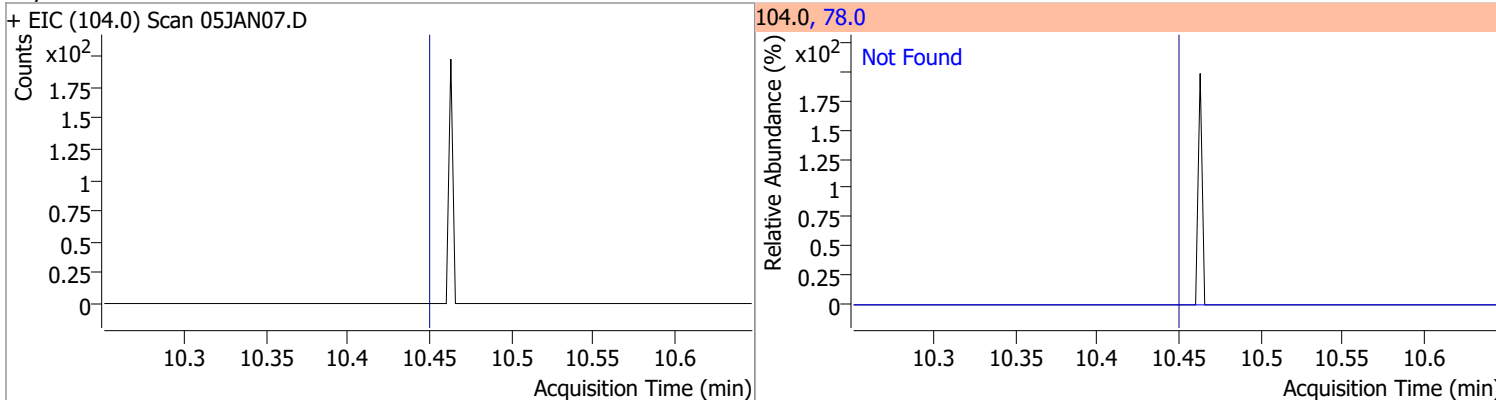
Compound	Conc.	Exp RT	QIon	Exp Ratio
Chlorobenzene	N.D.	9.80	114.0	32.1
+ EIC (112.0) Scan 05JAN07.D			112.0, 114.0	
				
1,1,1,2-Tetrachloroethane	N.D.	9.89	133.0	98.6
+ EIC (131.0) Scan 05JAN07.D			131.0, 133.0	
				
Ethylbenzene	N.D.	9.92	106.0	31.1
+ EIC (91.0) Scan 05JAN07.D			91.0, 106.0	
				
m+p-Xylenes	N.D.	10.04	91.0	201.4
+ EIC (106.0) Scan 05JAN07.D			106.0, 91.0	
				

# Quantitation Results Report (QT Reviewed)

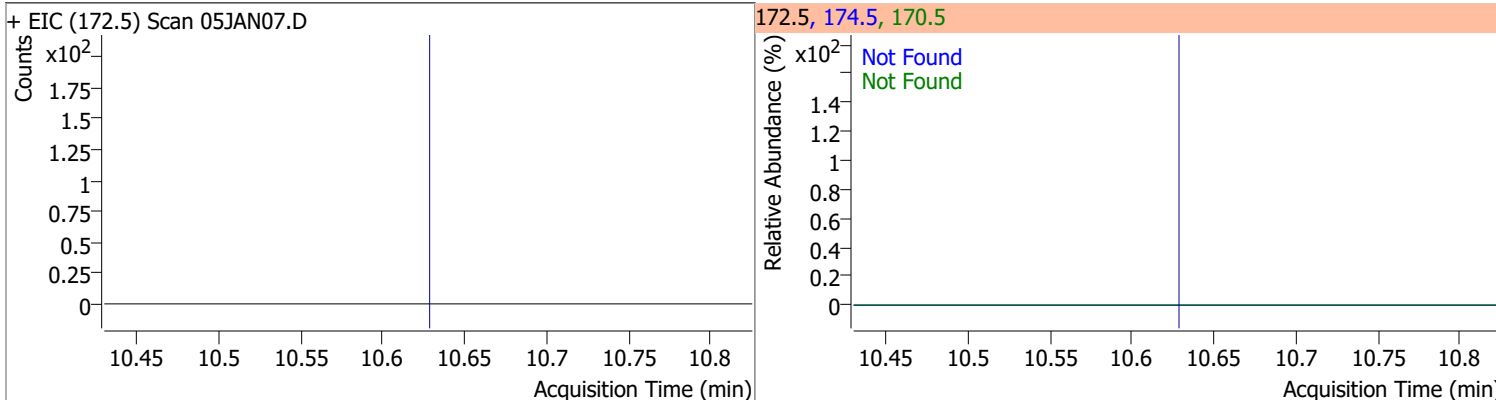
Compound	Conc.	Exp RT	QIon	Exp Ratio
o-Xylene	N.D.	10.43	91.0	213.1



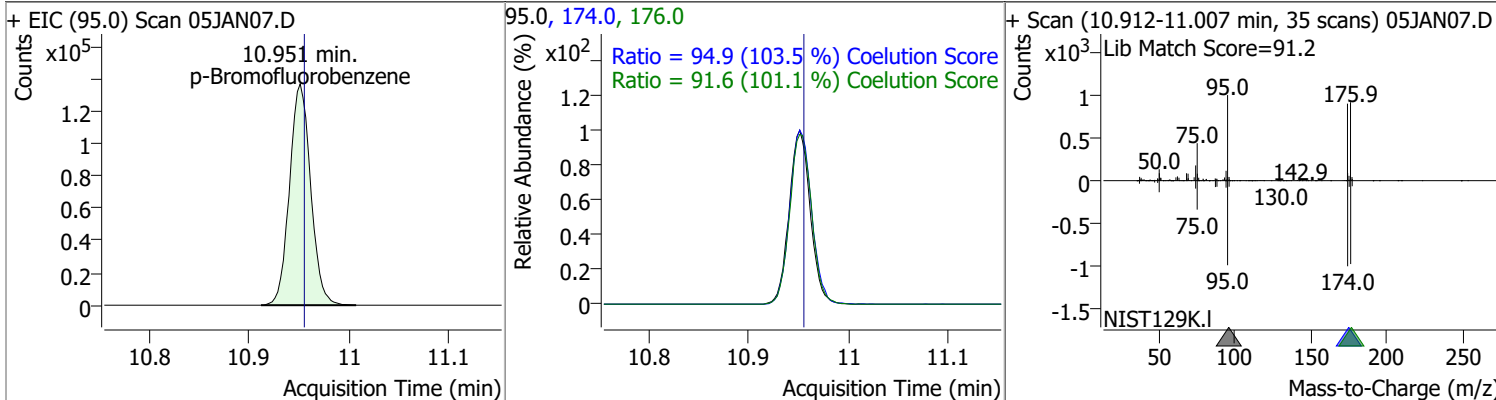
Compound	Conc.	Exp RT	QIon	Exp Ratio
Styrene	N.D.	10.45	78.0	49.6



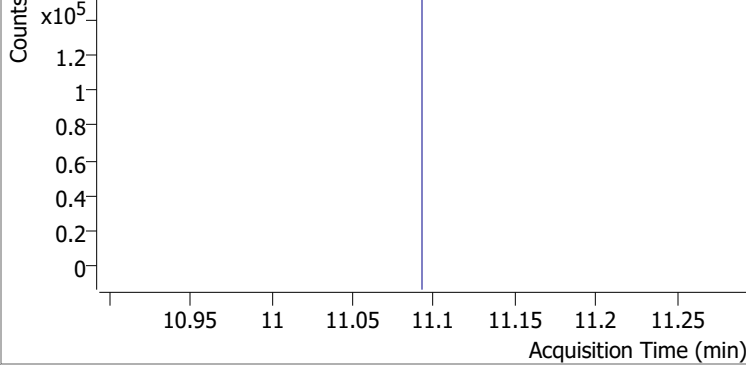
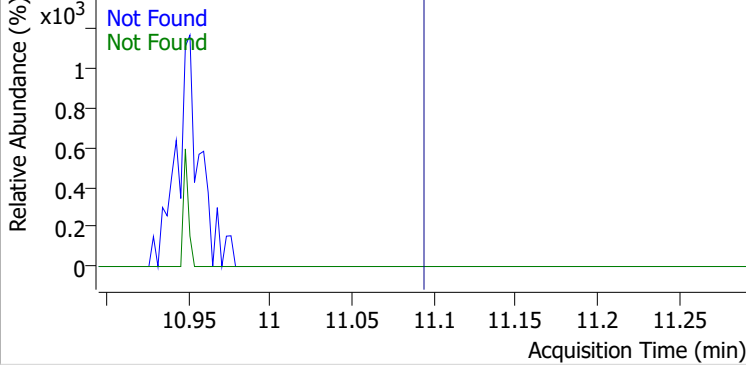
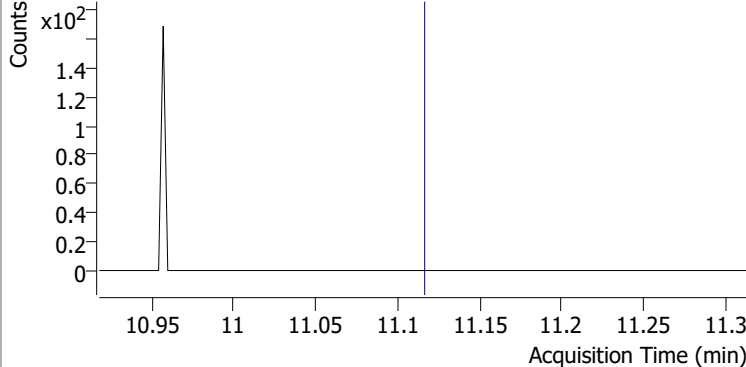
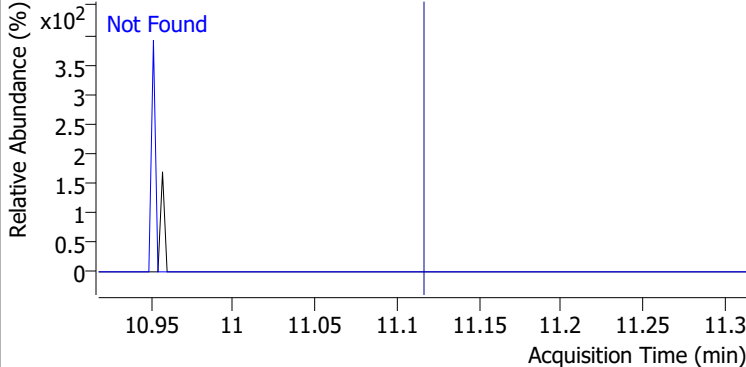
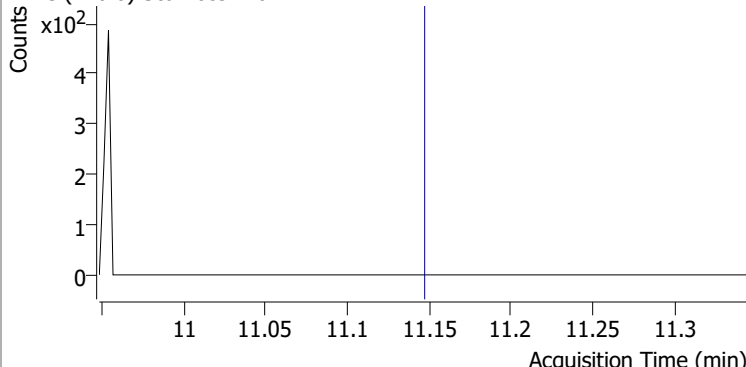
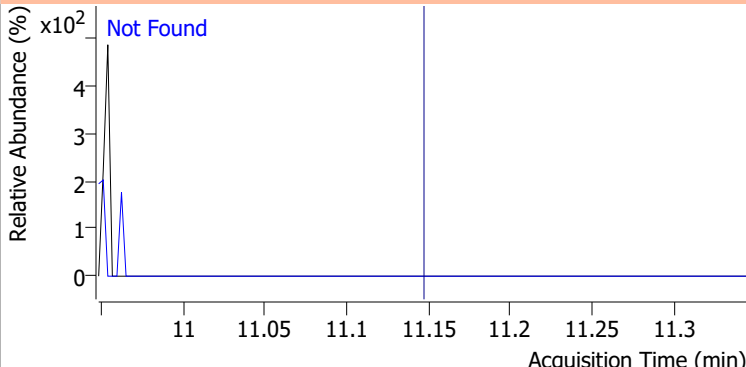
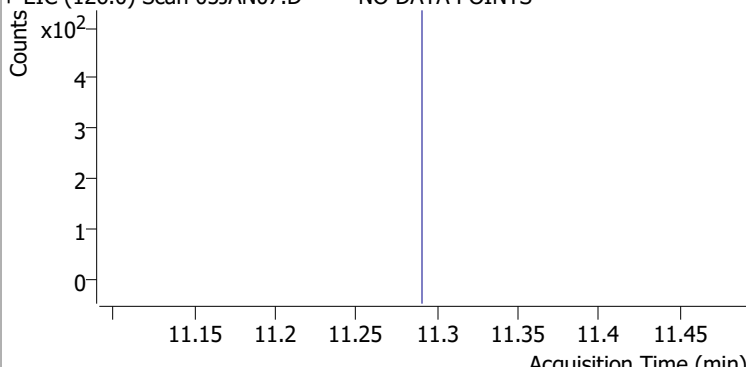
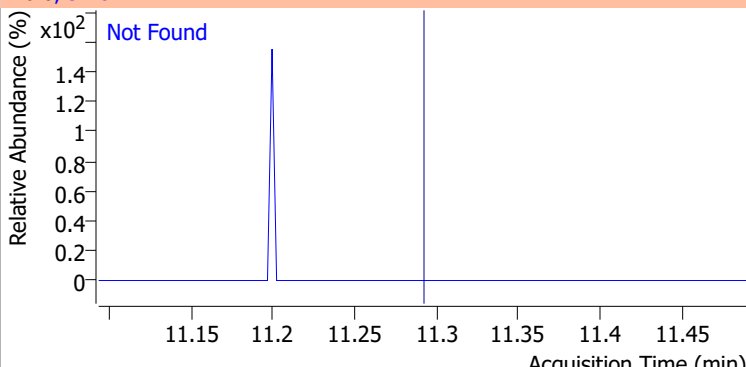
Compound	Conc.	Exp RT	QIon	Exp Ratio	QIon	Exp Ratio
Bromoform	N.D.	10.63	170.5	52.1	174.5	50.1



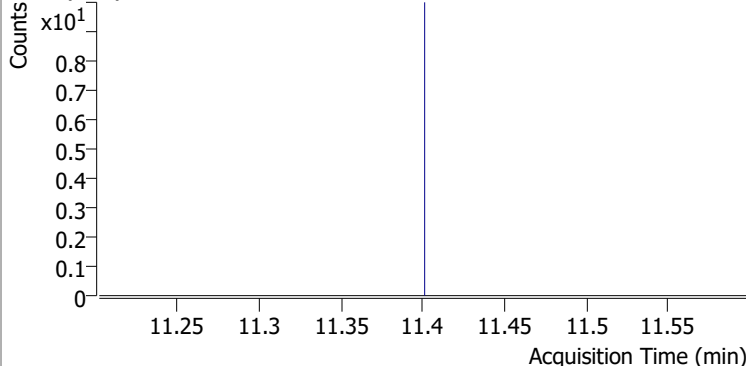
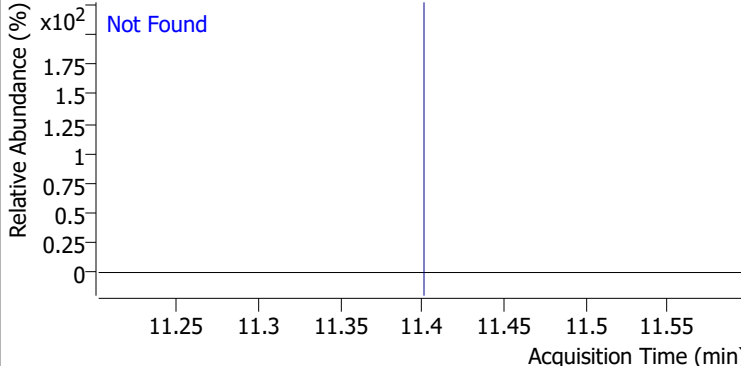
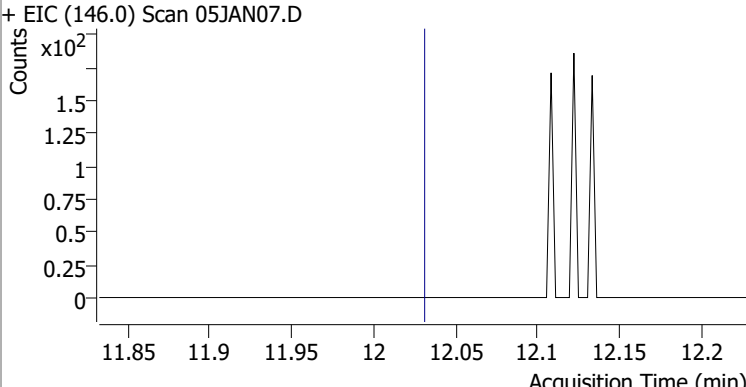
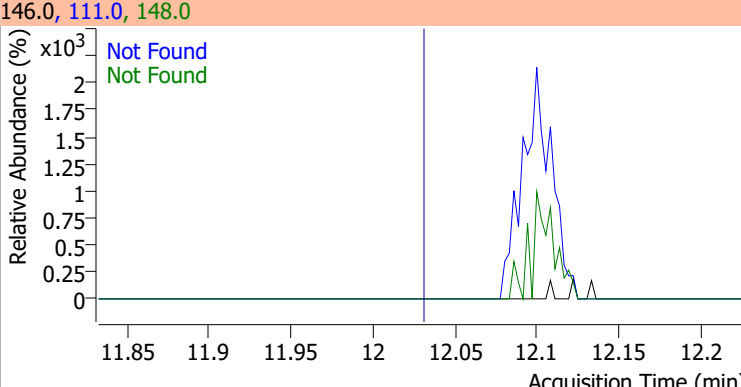
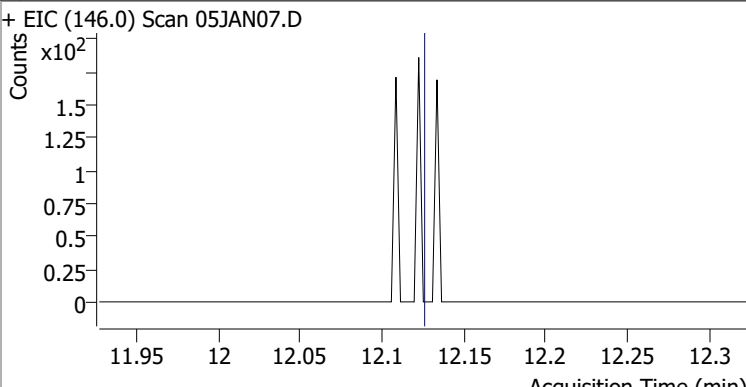
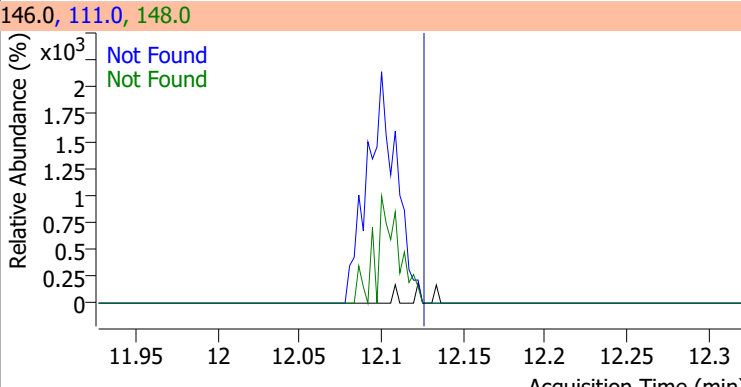
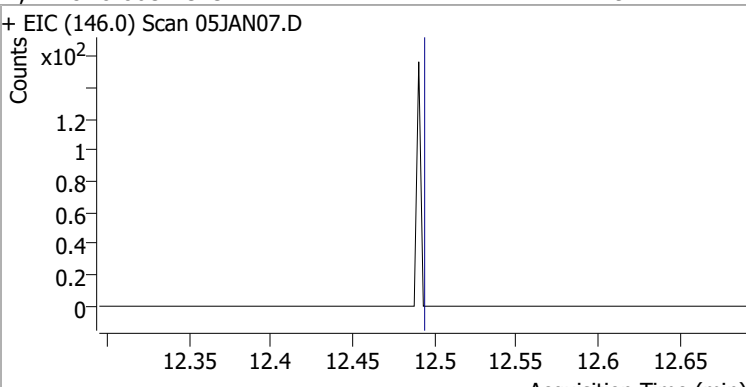
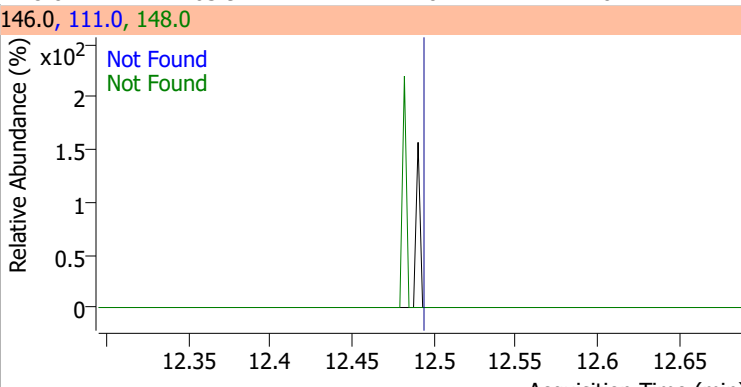
Compound	Conc.	RT	Dev(Min)	Resp.	QIon	QRatio	Lower	Upper
p-Bromofluorobenzene	282.2742	10.95	0.00	199881	174.0	94.9	61.7	121.7
					176.0	91.6	60.6	120.6



# Quantitation Results Report (QT Reviewed)

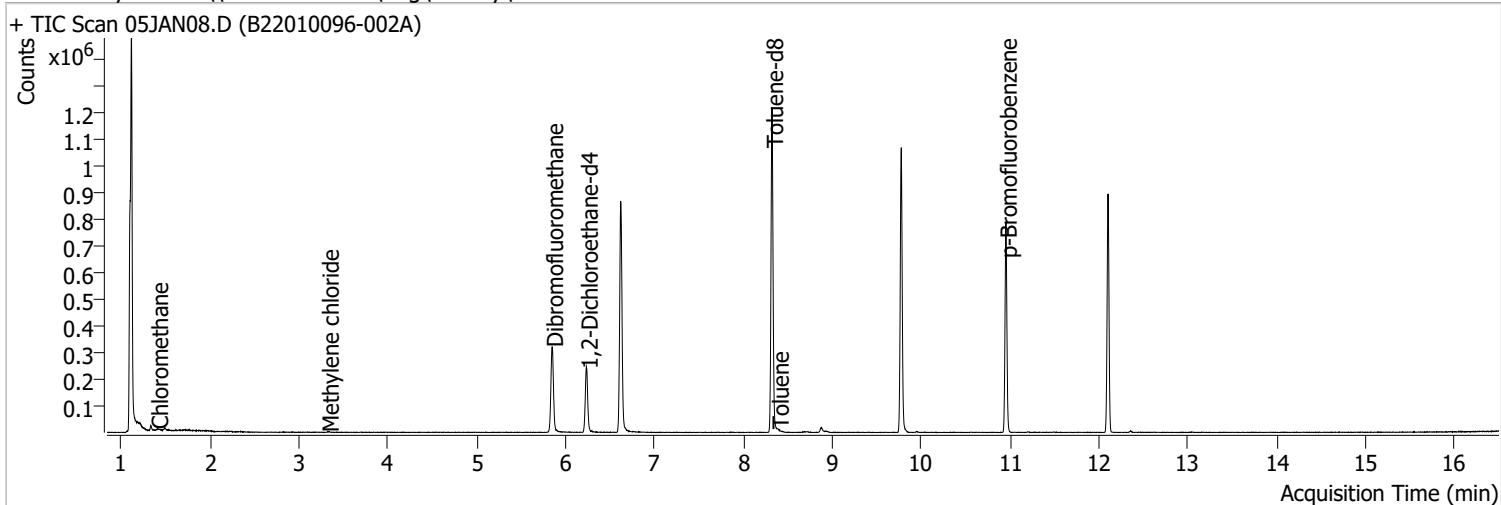
Compound	Conc.	Exp RT	QIon	Exp Ratio	QIon	Exp Ratio
Bromobenzene	N.D.	11.09	77.0	145.7	158.0	96.5
+ EIC (156.0) Scan 05JAN07.D ***NO DATA POINTS***			156.0, 77.0, 158.0			
						
1,1,2-Tetrachloroethane	N.D.	11.12	85.0	66.2		
+ EIC (83.0) Scan 05JAN07.D			83.0, 85.0			
						
1,2,3-Trichloropropane	N.D.	11.15	112.0	63.5		
+ EIC (110.0) Scan 05JAN07.D			110.0, 112.0			
						
2-Chlorotoluene	N.D.	11.29	91.0	282.3		
+ EIC (126.0) Scan 05JAN07.D ***NO DATA POINTS***			126.0, 91.0			
						

# Quantitation Results Report (QT Reviewed)

Compound	Conc.	Exp RT	QIon	Exp Ratio
4-Chlorotoluene	N.D.	11.40	126.0	31.7
+ EIC (91.0) Scan 05JAN07.D			91.0, 126.0	
				
1,3-Dichlorobenzene	N.D.	12.03	148.0	63.6
+ EIC (146.0) Scan 05JAN07.D			146.0, 111.0, 148.0	
				
1,4-Dichlorobenzene	N.D.	12.13	148.0	63.1
+ EIC (146.0) Scan 05JAN07.D			146.0, 111.0, 148.0	
				
1,2-Dichlorobenzene	N.D.	12.49	148.0	63.9
+ EIC (146.0) Scan 05JAN07.D			146.0, 111.0, 148.0	
				

# Quantitation Results Report (QT Reviewed)

Data File	05JAN08.D	Operator	MSC
Acq. Method	5975CACQF.M	Acq. Date-Time	1/5/2022 1:16:30 PM
Sample Name	B22010096-002A	Instrument	VOA5975C
Vial	8	Multiplier	1.00
DA Method File	VOA5975C_8260B_SHT_DoD_L4_010422.m	Comment	
Tune File	BFB_Atune3.u	Tune Date	10/11/2021 4:02:00 PM
Batch Name	VG010522_8260B.batch.bin	Last Calib Update	2/28/2022 2:48:47 PM
Ref Library	\\MASSHUNTER\Org\Library\NIST129K.I		



Compound	RT	QIon	Resp.	Conc.	Units	Dev(Min)
<b>Internal Standards</b>						
M Fluorobenzene	6.618	96.0	737623	250.0000	ng	-0.006
M Chlorobenzene-d5	9.774	82.0	286149	250.0000	ng	0.003
M 1,4-Dichlorobenzene-d4	12.100	152.0	220564	250.0000	ng	0.000
<b>System Monitoring Compounds</b>						
S Dibromofluoromethane	5.848	113.0	194476	279.8555	ng	0.003
Spiked Amount: 250.000	Range: 80.0 - 119.0%			Recovery = 111.94%		
S 1,2-Dichloroethane-d4	6.235	67.0	87038	289.9783	ng	0.003
Spiked Amount: 250.000	Range: 81.0 - 118.0%			Recovery = 115.99%		
S Toluene-d8	8.321	98.0	729963	264.7213	ng	0.003
Spiked Amount: 250.000	Range: 89.0 - 112.0%			Recovery = 105.89%		
S p-Bromofluorobenzene	10.951	95.0	217958	269.7370	ng	-0.003
Spiked Amount: 250.000	Range: 85.0 - 114.0%			Recovery = 107.89%		
<b>Target Compounds</b>						
T Dichlorodifluoromethane	0.000		0	N.D.		
T Chloromethane	1.406	50.0	4181	3.5637	ng	95
T Vinyl chloride	0.000		0	N.D.		
T Bromomethane	0.000		0	N.D.		
T Chloroethane	0.000		0	N.D.		
T Trichlorofluoromethane	0.000		0	N.D.		
T 1,1-Dichloroethene	0.000		0	N.D.		
T Methylene chloride	3.324	49.0	1786	1.6309	ng	m 89
T trans-1,2-Dichloroethene	0.000		0	N.D.		
T Methyl tert-butyl ether (MTBE)	0.000		0	N.D.		
T 1,1-Dichloroethane	0.000		0	N.D.		
T 2,2-Dichloropropane	0.000		0	N.D.		
T cis-1,2-Dichloroethene	0.000		0	N.D.		
T Methyl ethyl ketone	0.000		0	N.D.		
T Bromochloromethane	0.000		0	N.D.		
T Chloroform	0.000		0	N.D.		

# Quantitation Results Report (QT Reviewed)

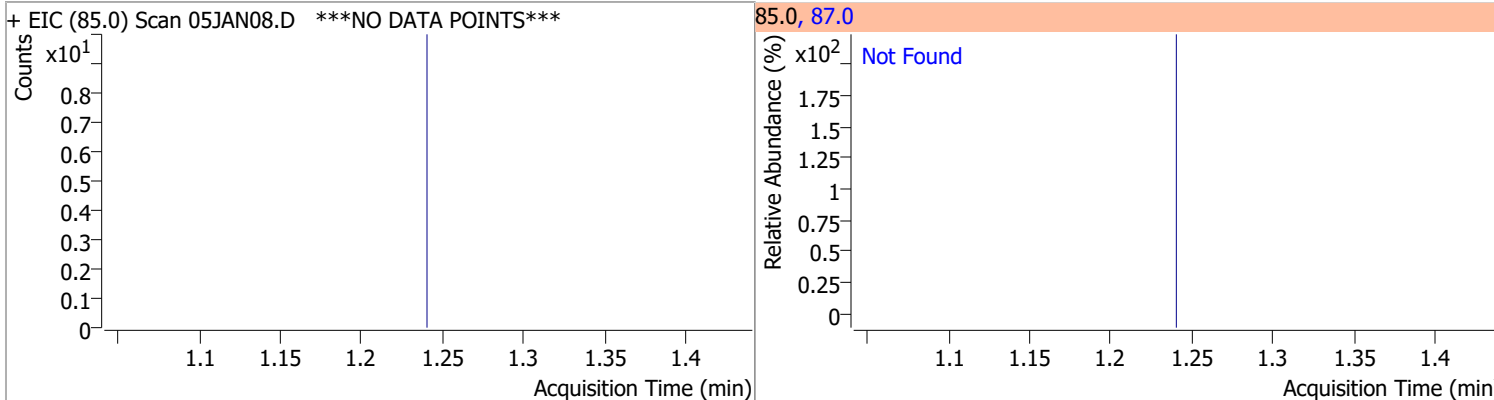
Compound	RT	QIon	Resp.	Conc.	Units	Dev(Min)
T 1,1,1-Trichloroethane	0.000		0	N.D.		
T Carbon tetrachloride	0.000		0	N.D.		
T 1,1-Dichloropropene	0.000		0	N.D.		
T Benzene	0.000		0	N.D.		
T 1,2-Dichloroethane	0.000		0	N.D.		
T Trichloroethene	0.000		0	N.D.		
T 1,2-Dichloropropane	0.000		0	N.D.		
T Dibromomethane	0.000		0	N.D.		
T Bromodichloromethane	0.000		0	N.D.		
T cis-1,3-Dichloropropene	0.000		0	N.D.		
T Toluene	8.386	92.0	1683	0.9037	ng m	82
T trans-1,3-Dichloropropene	0.000		0	N.D.		
T 1,1,2-Trichloroethane	0.000		0	N.D.		
T Tetrachloroethene	0.000		0	N.D.		
T 1,3-Dichloropropane	0.000		0	N.D.		
T Chlorodibromomethane	0.000		0	N.D.		
T 1,2-Dibromoethane	0.000		0	N.D.		
T Chlorobenzene	0.000		0	N.D.		
T 1,1,1,2-Tetrachloroethane	0.000		0	N.D.		
T Ethylbenzene	0.000		0	N.D.		
T m+p-Xylenes	0.000		0	N.D.		
T o-Xylene	0.000		0	N.D.		
T Styrene	0.000		0	N.D.		
T Bromoform	0.000		0	N.D.		
T Bromobenzene	0.000		0	N.D.		
T 1,1,2,2-Tetrachloroethane	0.000		0	N.D.		
T 1,2,3-Trichloropropane	0.000		0	N.D.		
T 2-Chlorotoluene	0.000		0	N.D.		
T 4-Chlorotoluene	0.000		0	N.D.		
T 1,3-Dichlorobenzene	0.000		0	N.D.		
T 1,4-Dichlorobenzene	0.000		0	N.D.		
T 1,2-Dichlorobenzene	0.000		0	N.D.		

(#) = Qualifier Out of Range; (m) = Manual Integration; (+) = Area Summed; (\*) = Surrogate Percent Recovery Out of Range; (d): Zeroed Peak

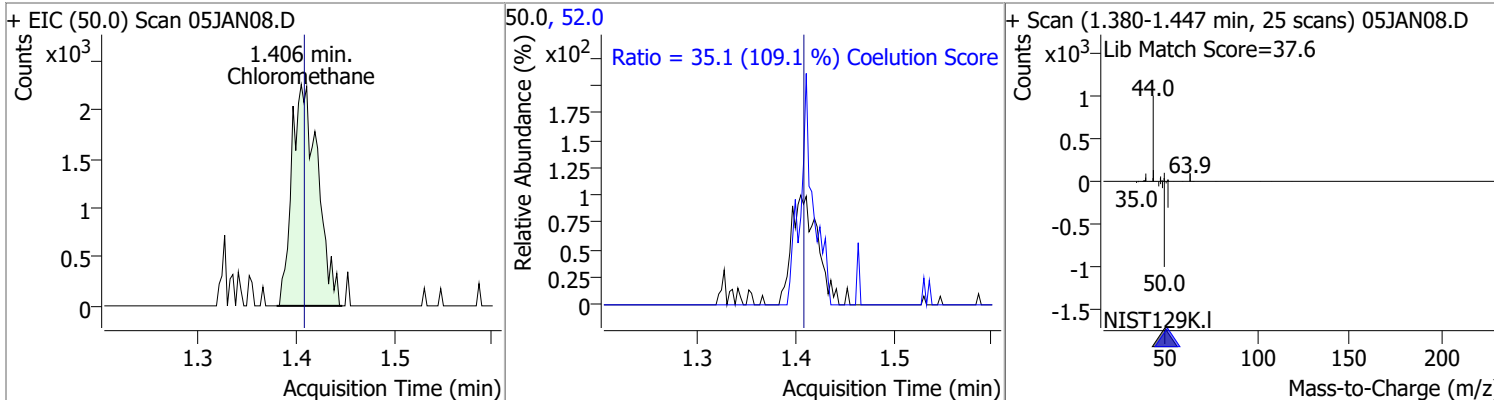


# Quantitation Results Report (QT Reviewed)

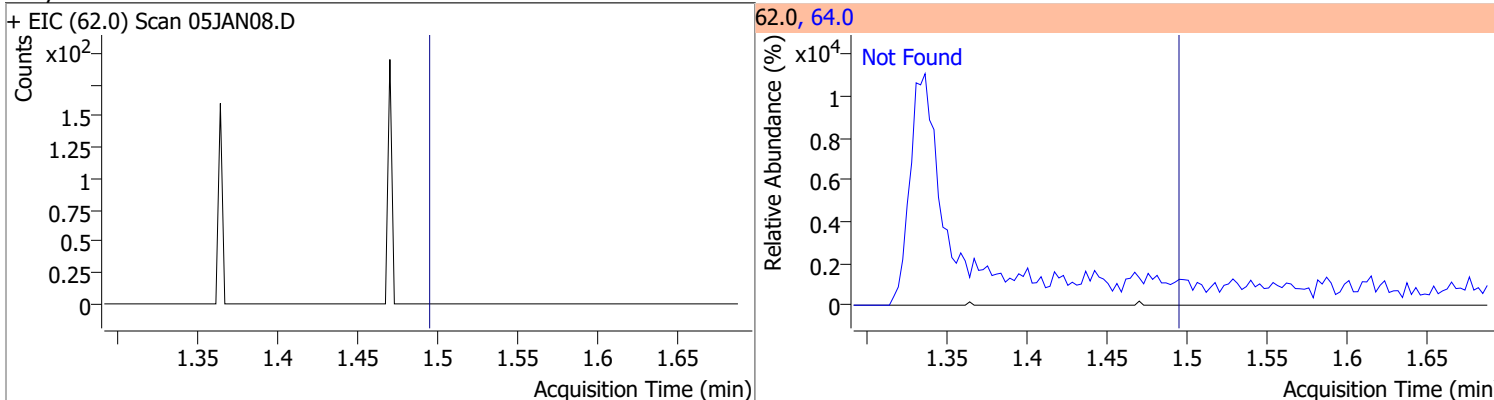
Compound	Conc.	Exp RT	QIon	Exp Ratio
Dichlorodifluoromethane	N.D.	1.24	87.0	32.3



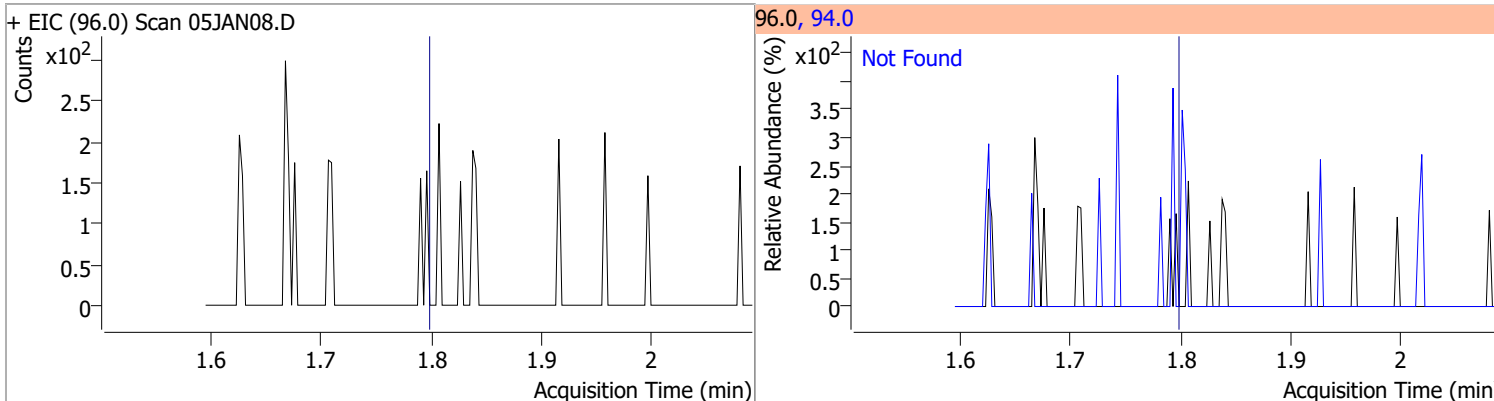
Compound	Conc.	RT	Dev(Min)	Resp.	QIon	QRatio	Lower	Upper
Chloromethane	3.5637	1.41	0.00	4181	52.0	35.1	2.1	62.1



Compound	Conc.	Exp RT	QIon	Exp Ratio
Vinyl chloride	N.D.	1.50	64.0	29.9

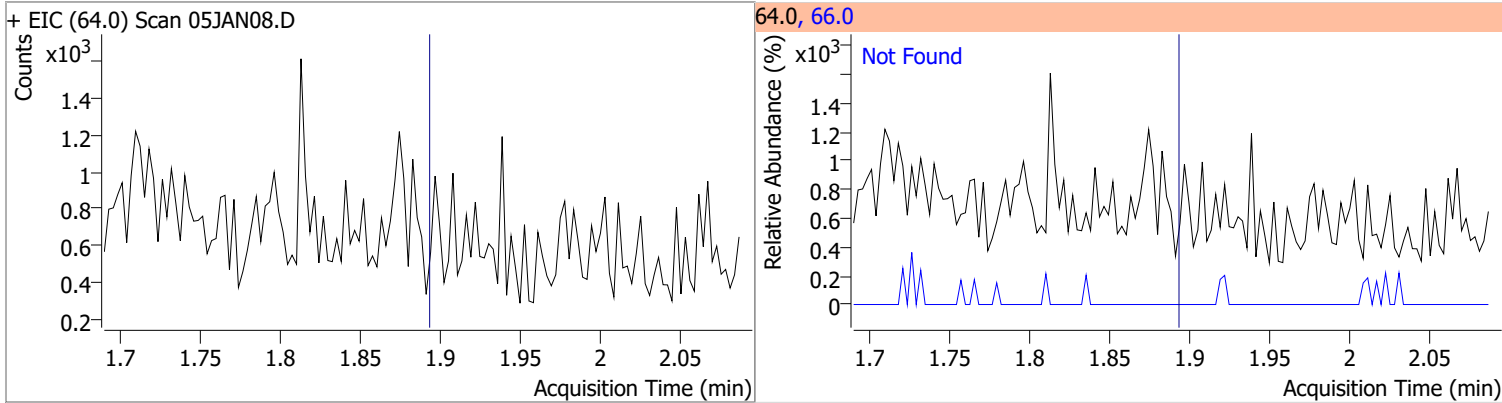


Compound	Conc.	Exp RT	QIon	Exp Ratio
Bromomethane	N.D.	1.80	94.0	104.6

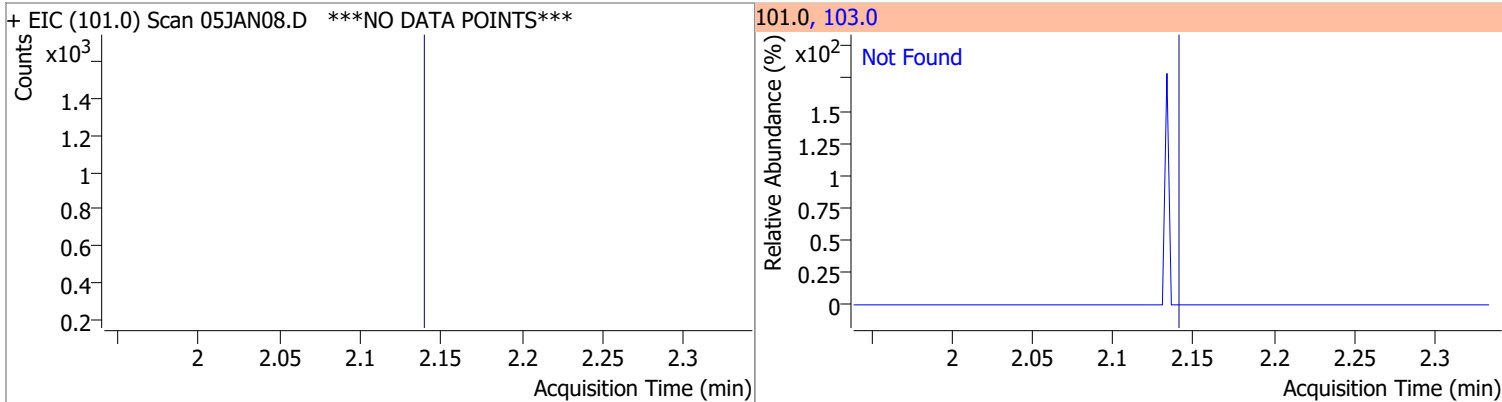


# Quantitation Results Report (QT Reviewed)

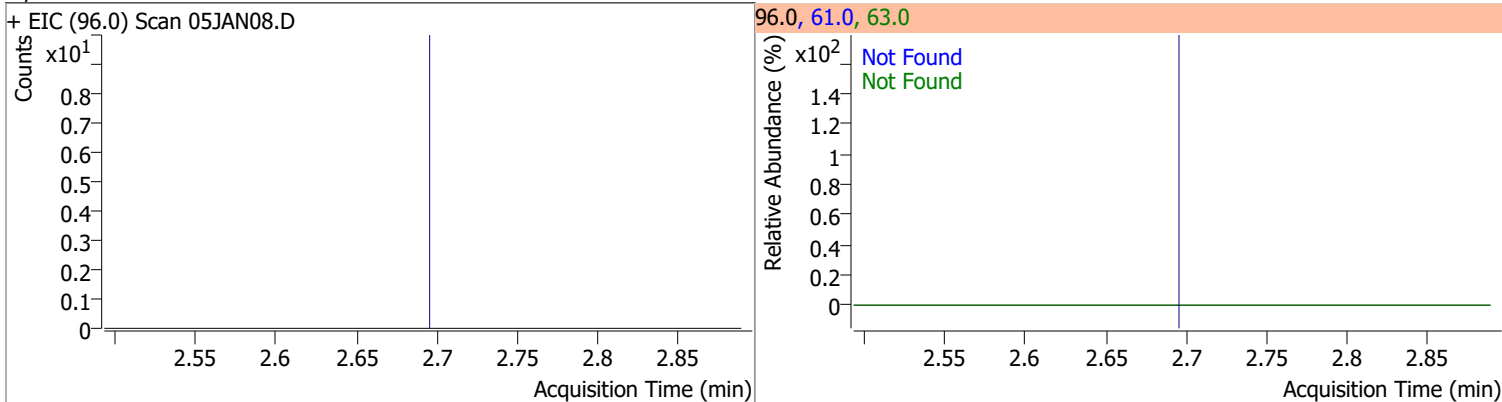
Compound	Conc.	Exp RT	QIon	Exp Ratio
Chloroethane	N.D.	1.89	66.0	30.1



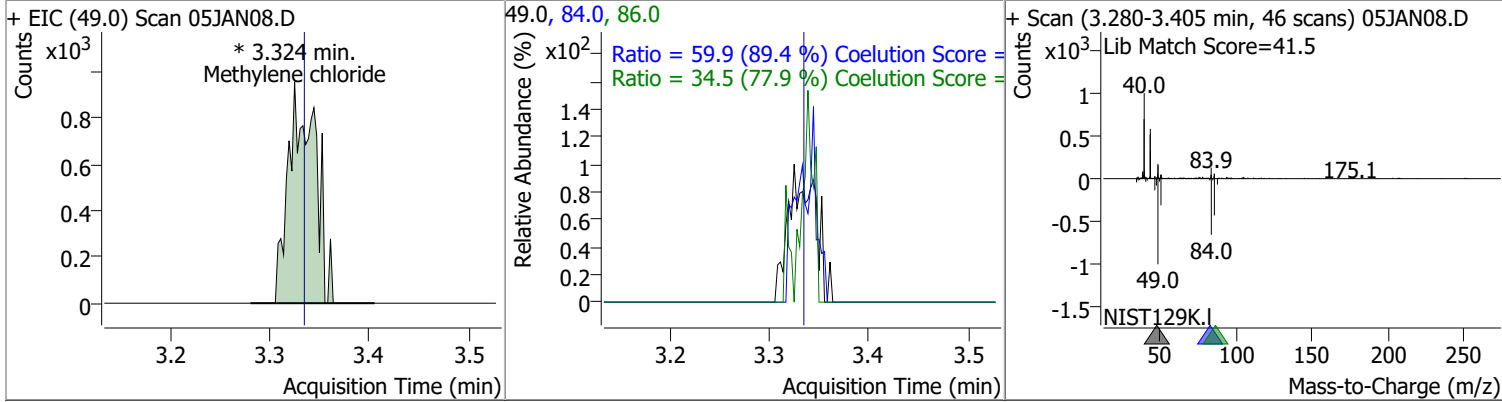
Compound	Conc.	Exp RT	QIon	Exp Ratio
Trichlorofluoromethane	N.D.	2.14	103.0	64.2



Compound	Conc.	Exp RT	QIon	Exp Ratio	QIon	Exp Ratio
1,1-Dichloroethene	N.D.	2.70	61.0	180.3	63.0	56.7

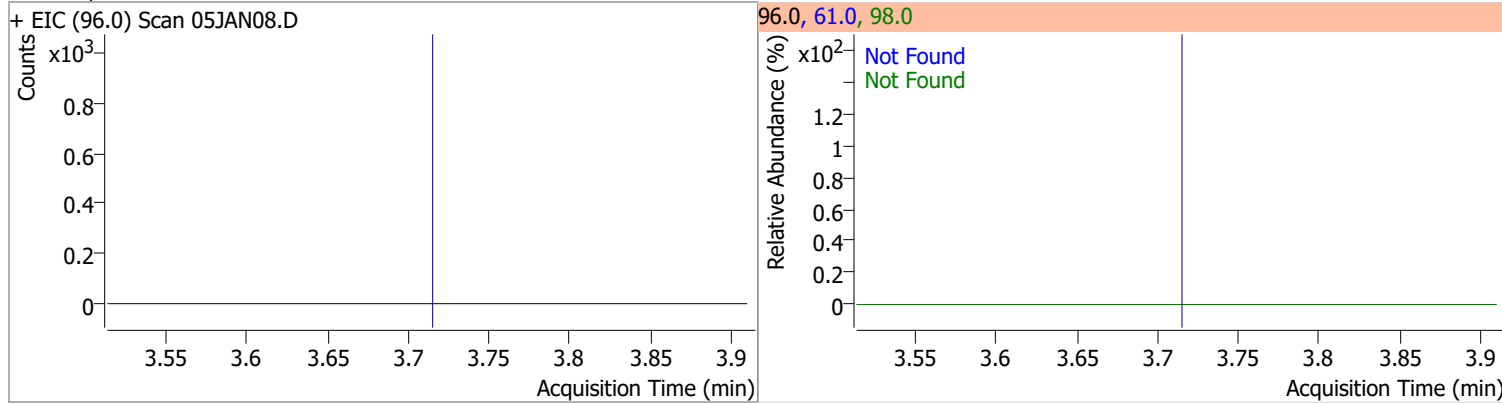


Compound	Conc.	RT	Dev(Min)	Resp.	QIon	QRatio	Lower	Upper
Methylene chloride	1.6309	3.32	-0.01	1786 (m)	84.0	59.9	36.9	96.9
					86.0	34.5	14.3	74.3

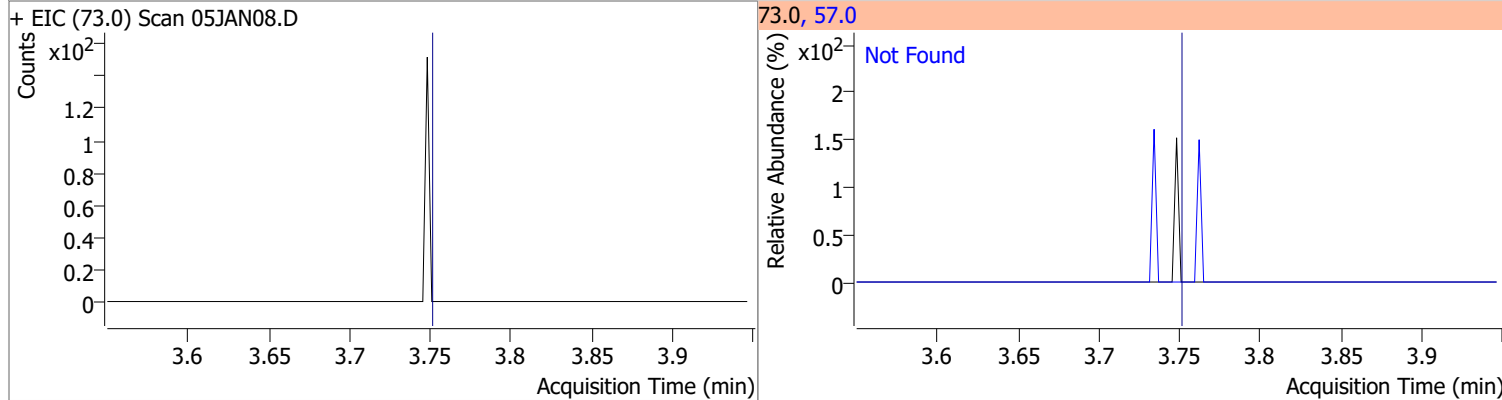


# Quantitation Results Report (QT Reviewed)

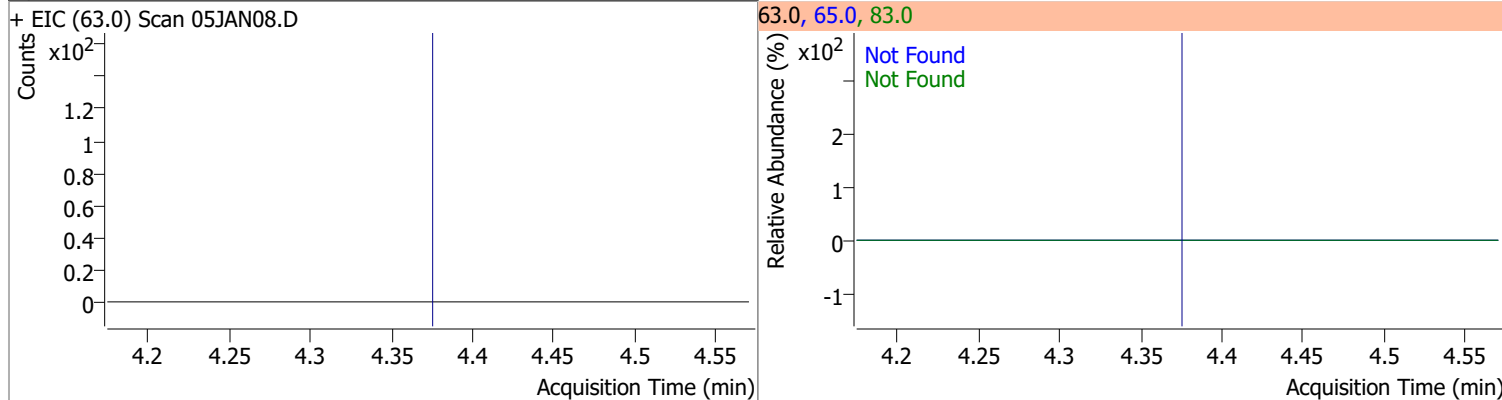
Compound	Conc.	Exp RT	QIon	Exp Ratio	QIon	Exp Ratio
trans-1,2-Dichloroethene	N.D.	3.72	61.0	153.9	98.0	65.7



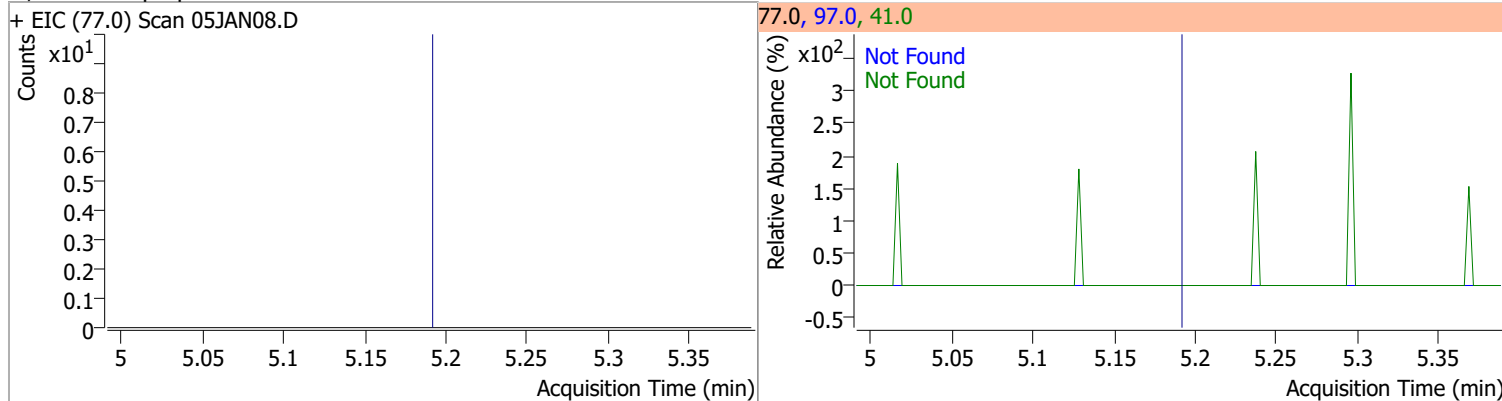
Compound	Conc.	Exp RT	QIon	Exp Ratio
Methyl tert-butyl ether (MTBE)	N.D.	3.75	57.0	24.6



Compound	Conc.	Exp RT	QIon	Exp Ratio	QIon	Exp Ratio
1,1-Dichloroethane	N.D.	4.38	65.0	32.1	83.0	13.7

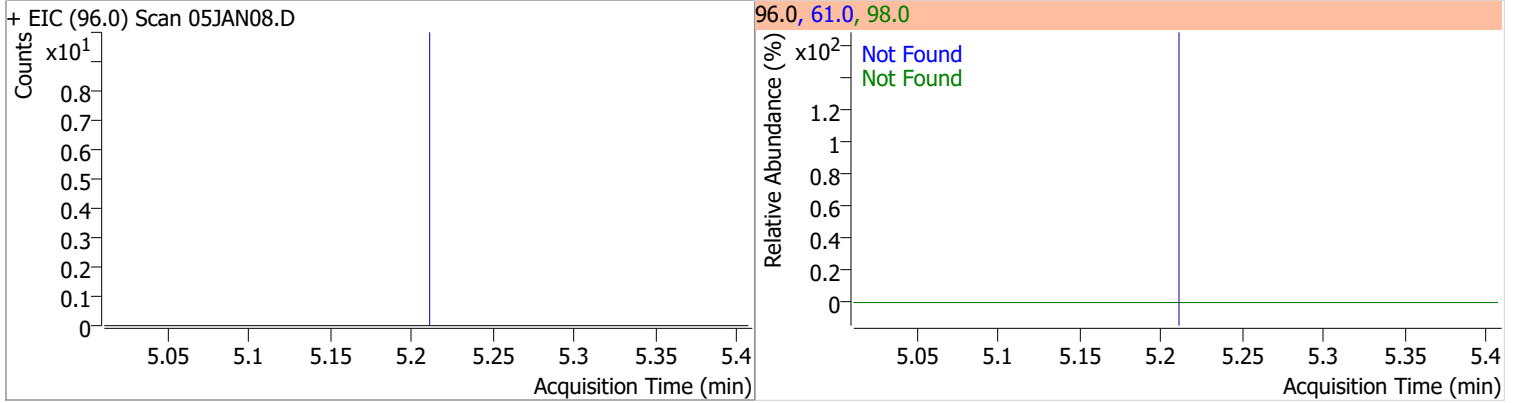


Compound	Conc.	Exp RT	QIon	Exp Ratio	QIon	Exp Ratio
2,2-Dichloropropane	N.D.	5.20	41.0	66.5	97.0	23.2

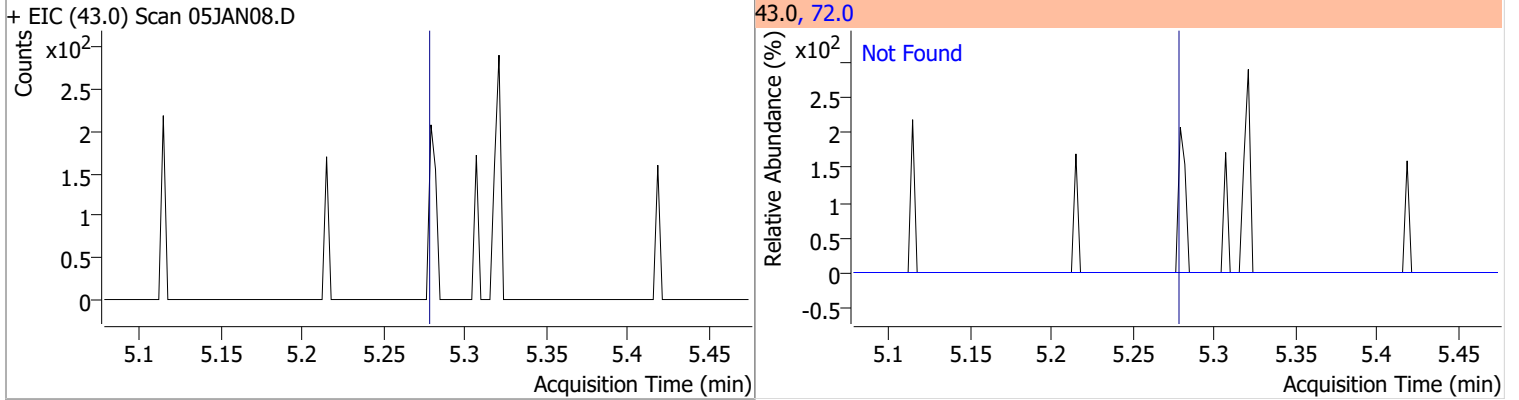


# Quantitation Results Report (QT Reviewed)

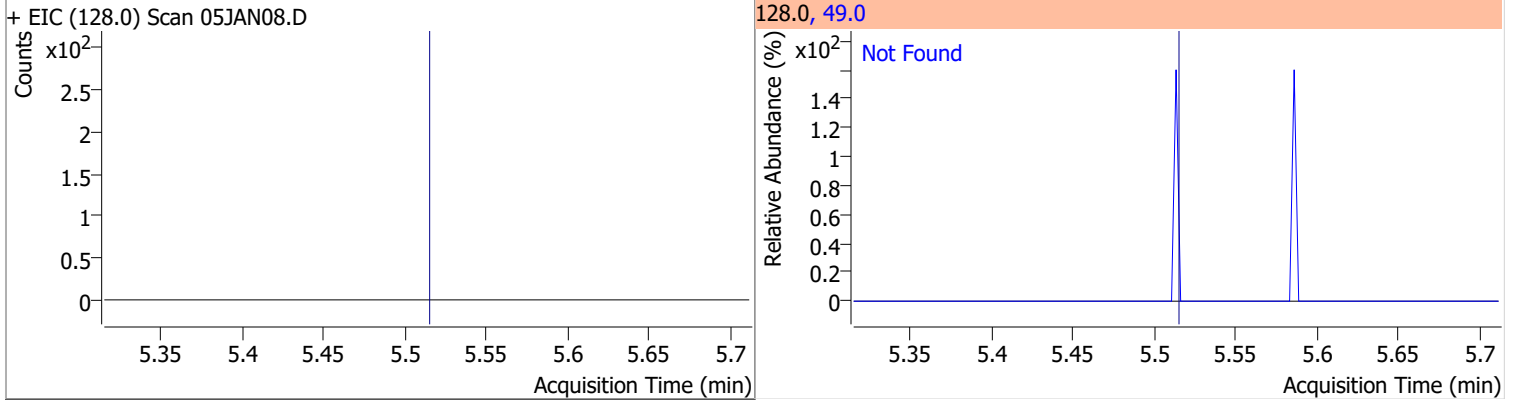
Compound	Conc.	Exp RT	QIon	Exp Ratio	QIon	Exp Ratio
cis-1,2-Dichloroethene	N.D.	5.22	61.0	167.2	98.0	67.3



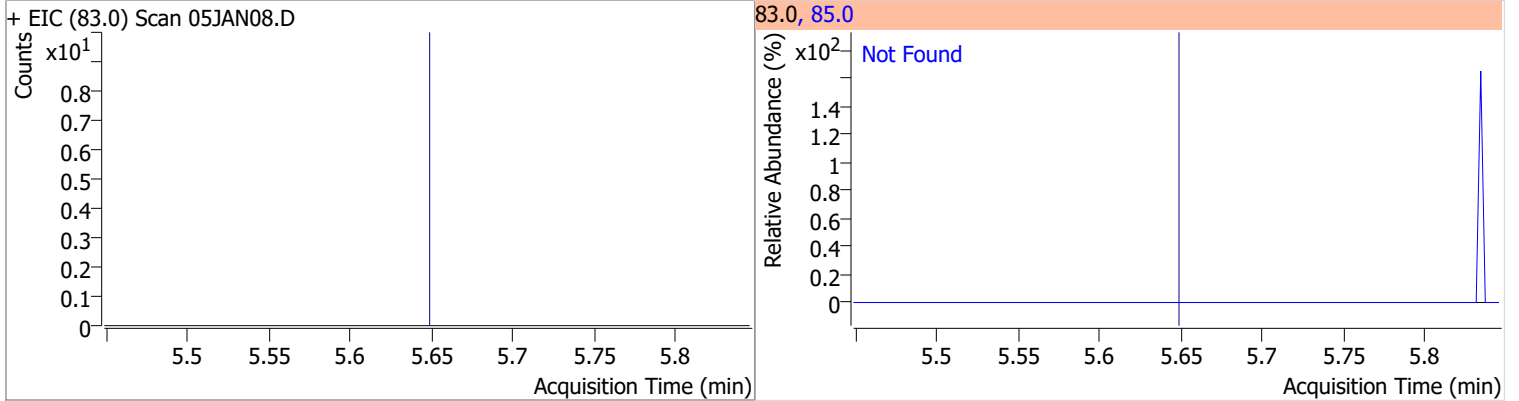
Compound	Conc.	Exp RT	QIon	Exp Ratio
Methyl ethyl ketone	N.D.	5.28	72.0	21.3



Compound	Conc.	Exp RT	QIon	Exp Ratio
Bromochloromethane	N.D.	5.52	49.0	182.9

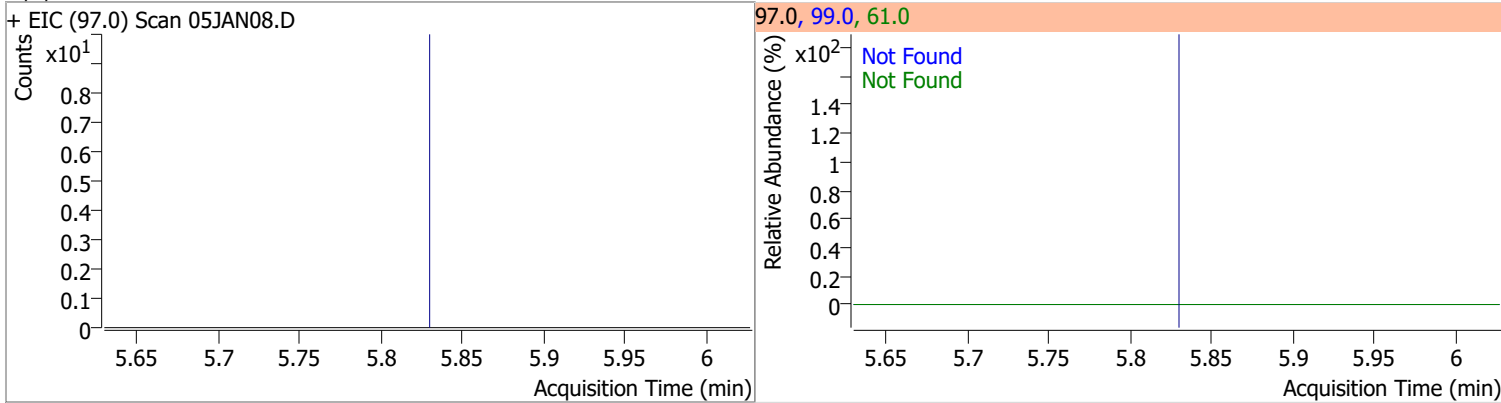


Compound	Conc.	Exp RT	QIon	Exp Ratio
Chloroform	N.D.	5.65	85.0	66.0

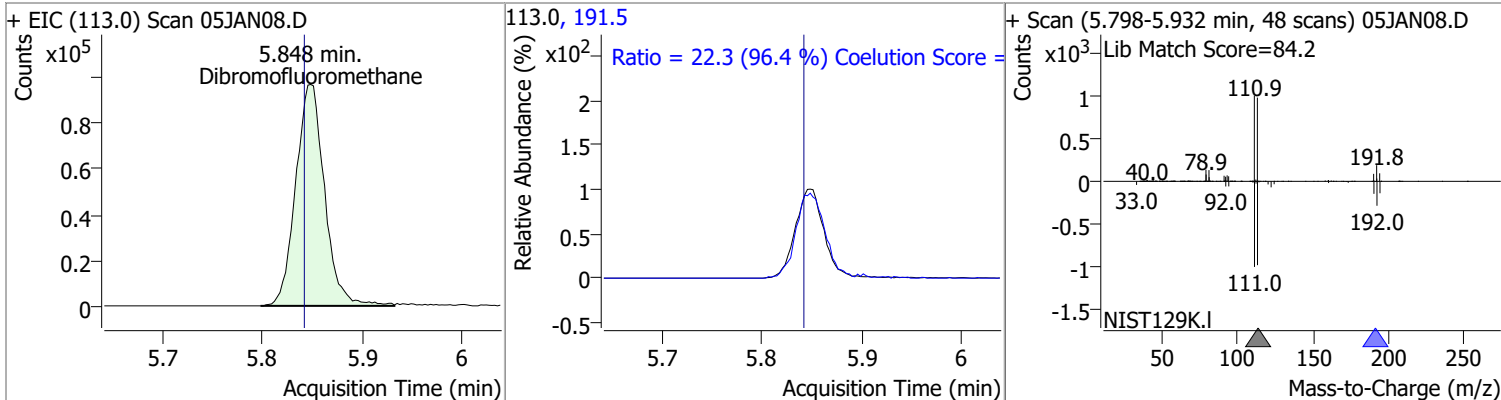


# Quantitation Results Report (QT Reviewed)

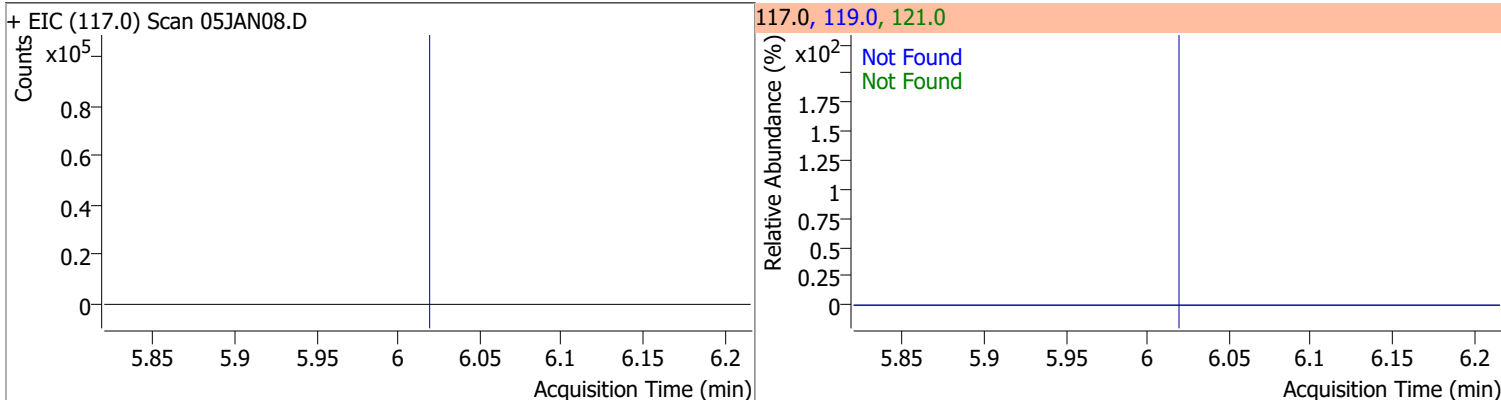
Compound	Conc.	Exp RT	QIon	Exp Ratio	QIon	Exp Ratio
1,1,1-Trichloroethane	N.D.	5.83	99.0	64.7	61.0	48.1



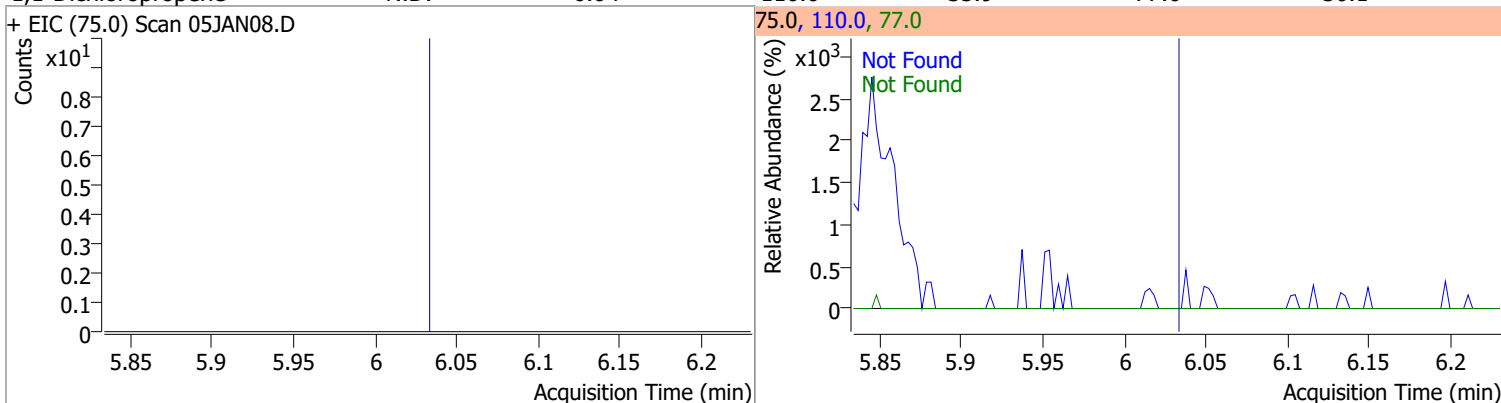
Compound	Conc.	RT	Dev(Min)	Resp.	QIon	QRatio	Lower	Upper
Dibromofluoromethane	279.8555	5.85	0.00	194476	191.5	22.3	0.0	53.1



Compound	Conc.	Exp RT	QIon	Exp Ratio	QIon	Exp Ratio
Carbon tetrachloride	N.D.	6.02	119.0	97.2	121.0	30.1

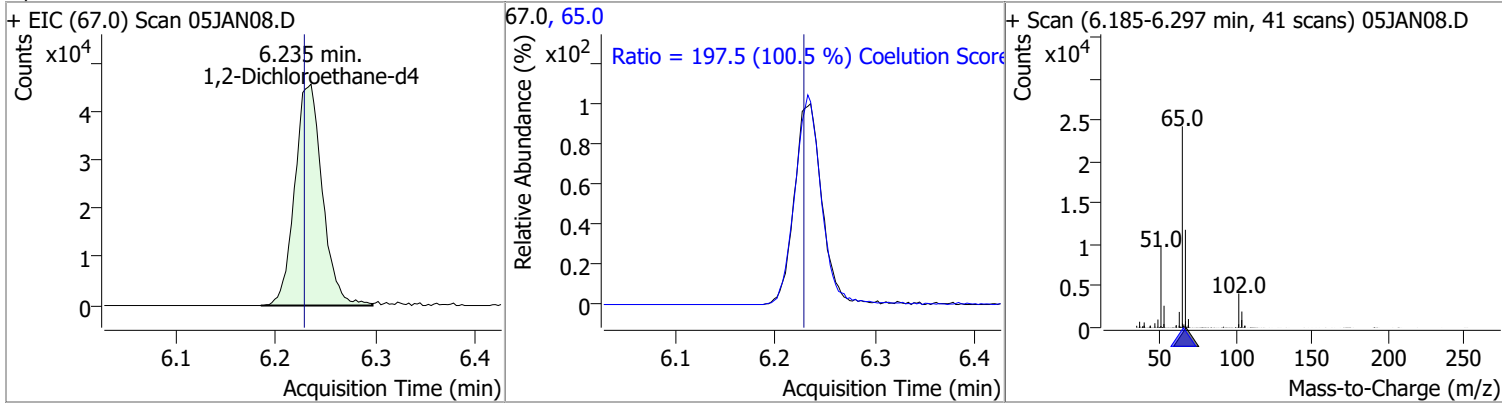


Compound	Conc.	Exp RT	QIon	Exp Ratio	QIon	Exp Ratio
1,1-Dichloropropene	N.D.	6.04	110.0	35.9	77.0	30.1

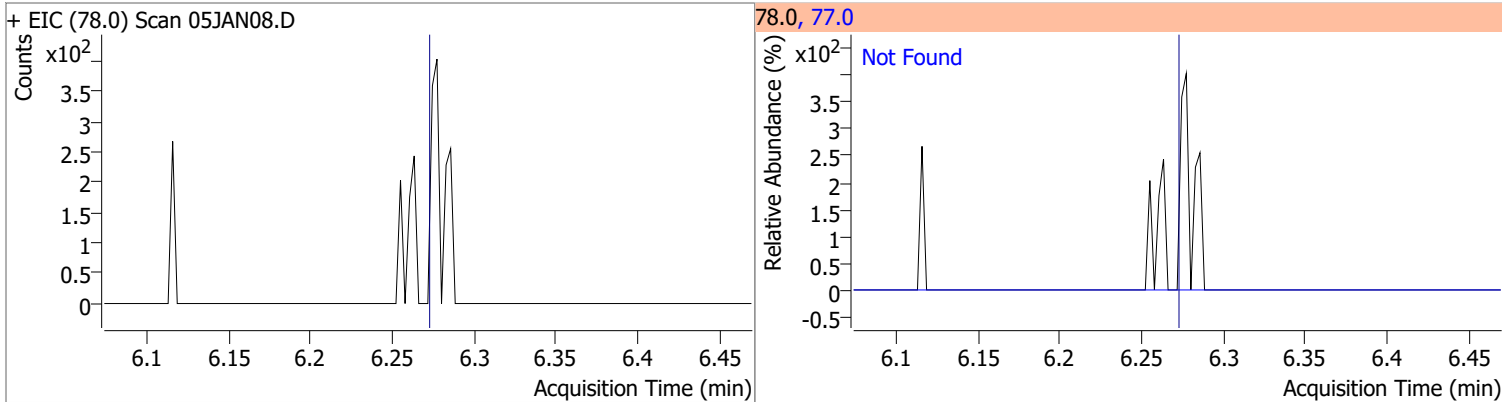


# Quantitation Results Report (QT Reviewed)

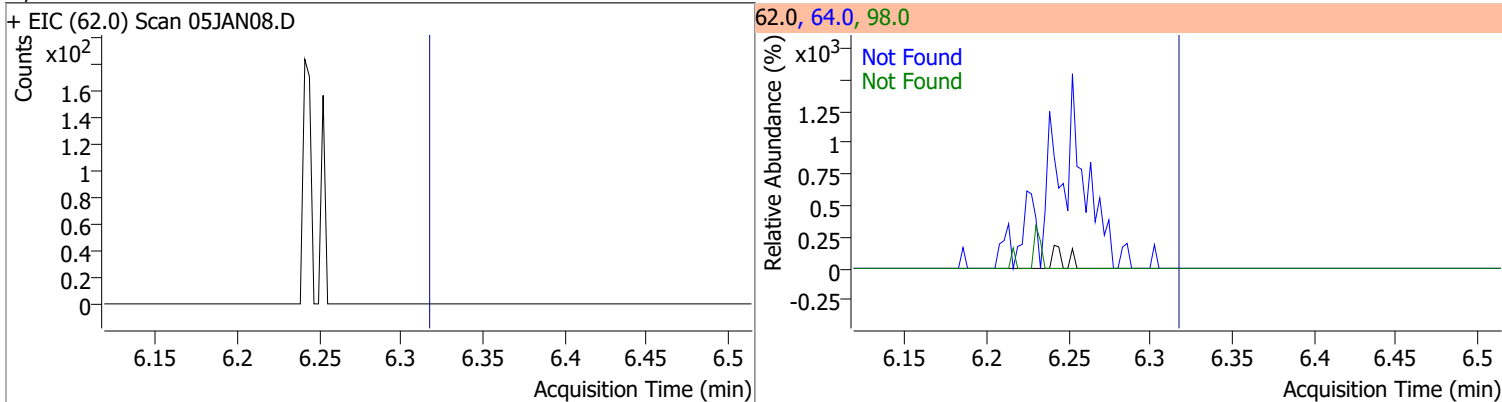
Compound	Conc.	RT	Dev(Min)	Resp.	QIon	QRatio	Lower	Upper
1,2-Dichloroethane-d4	289.9783	6.24	0.00	87038	65.0	197.5	166.5	226.5



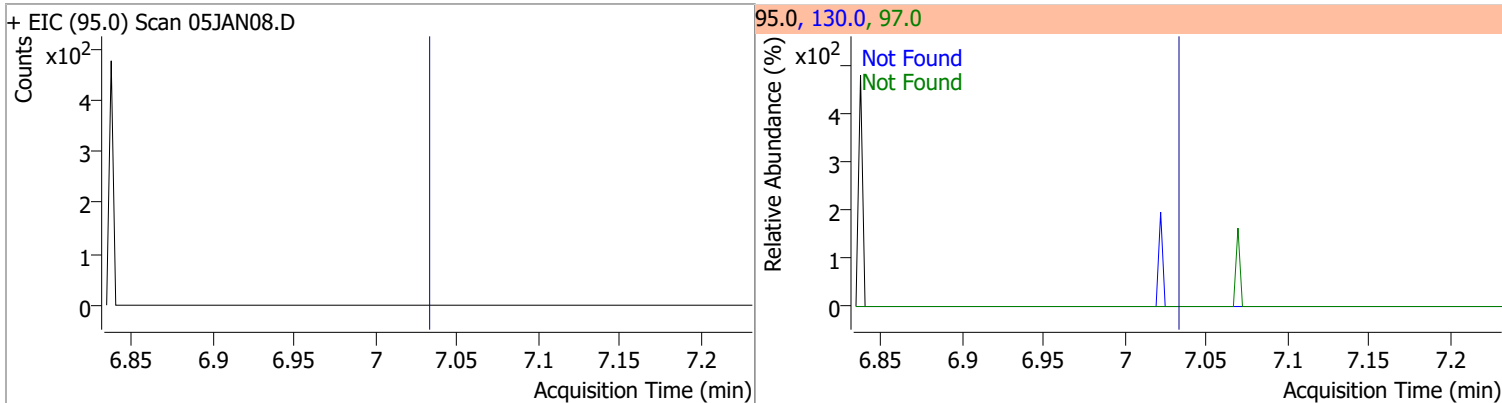
Compound	Conc.	Exp RT	QIon	Exp Ratio
Benzene	N.D.	6.28	77.0	23.5



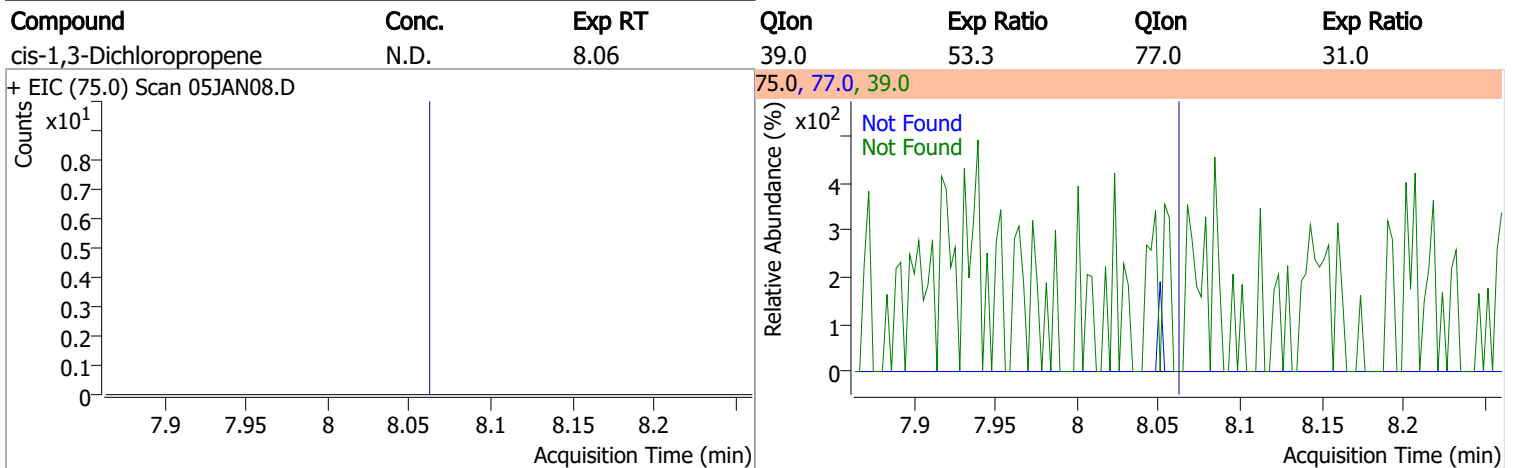
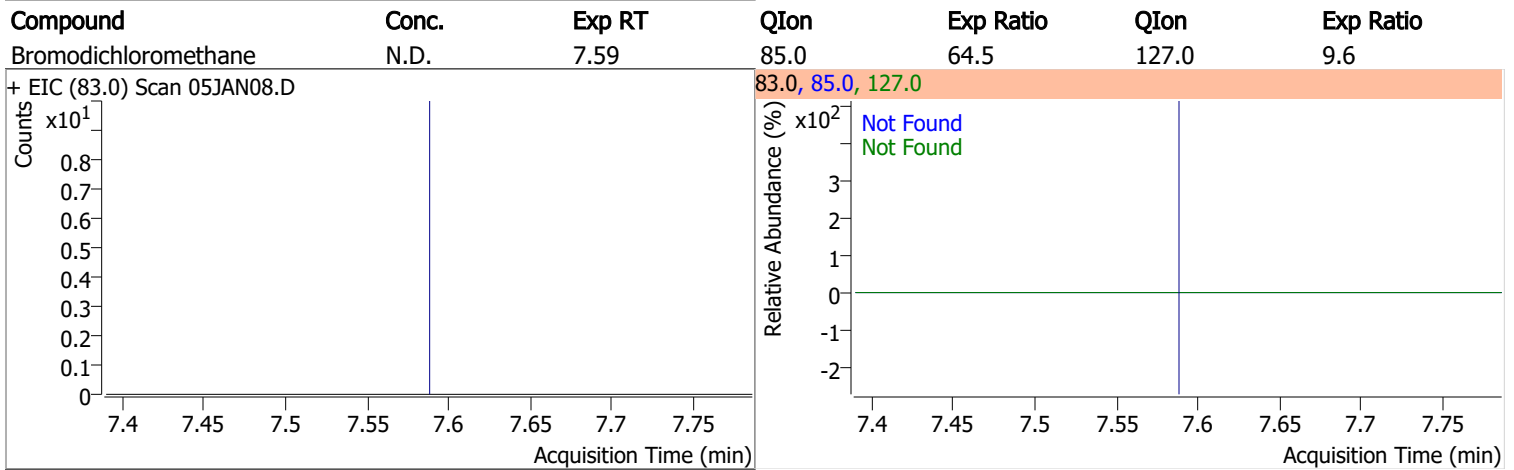
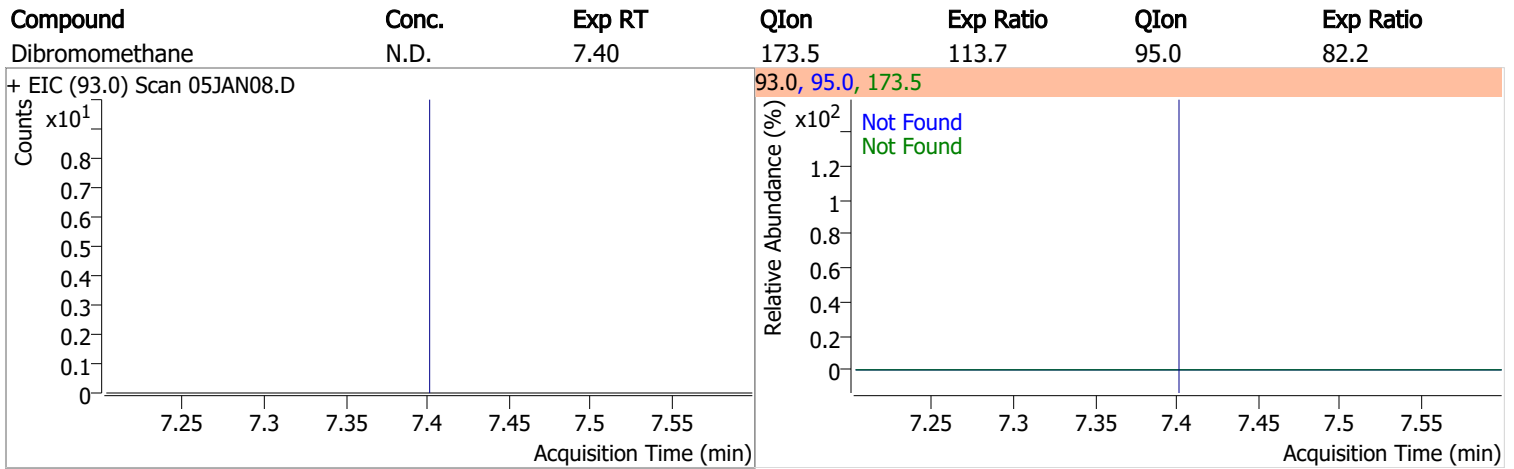
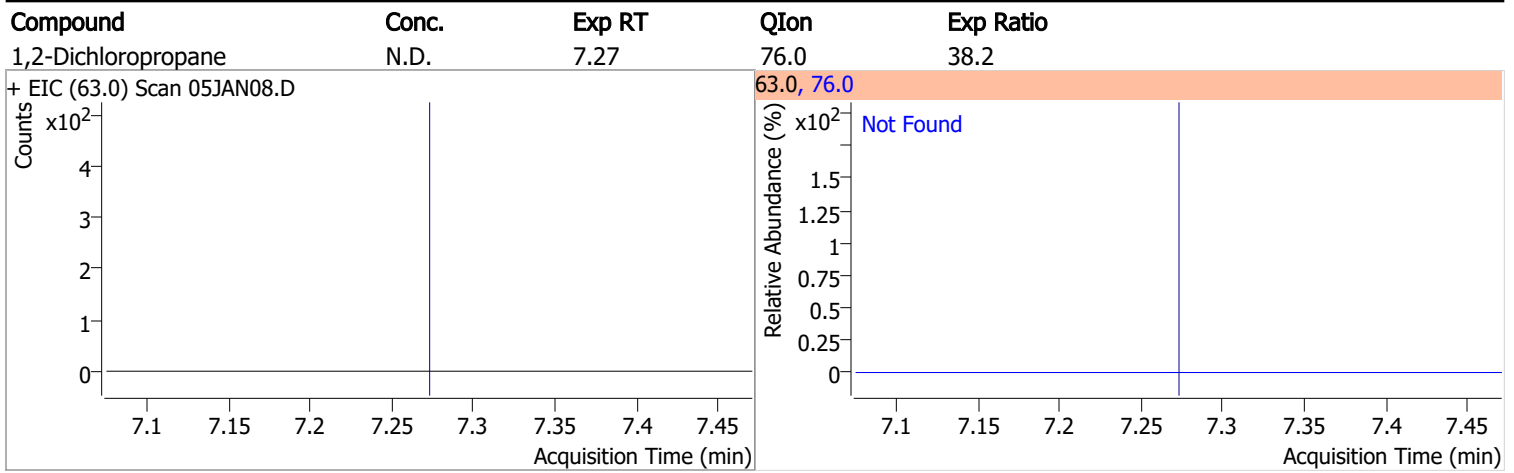
Compound	Conc.	Exp RT	QIon	Exp Ratio	QIon	Exp Ratio
1,2-Dichloroethane	N.D.	6.32	64.0	29.9	98.0	7.6



Compound	Conc.	Exp RT	QIon	Exp Ratio	QIon	Exp Ratio
Trichloroethene	N.D.	7.03	130.0	101.5	97.0	64.1

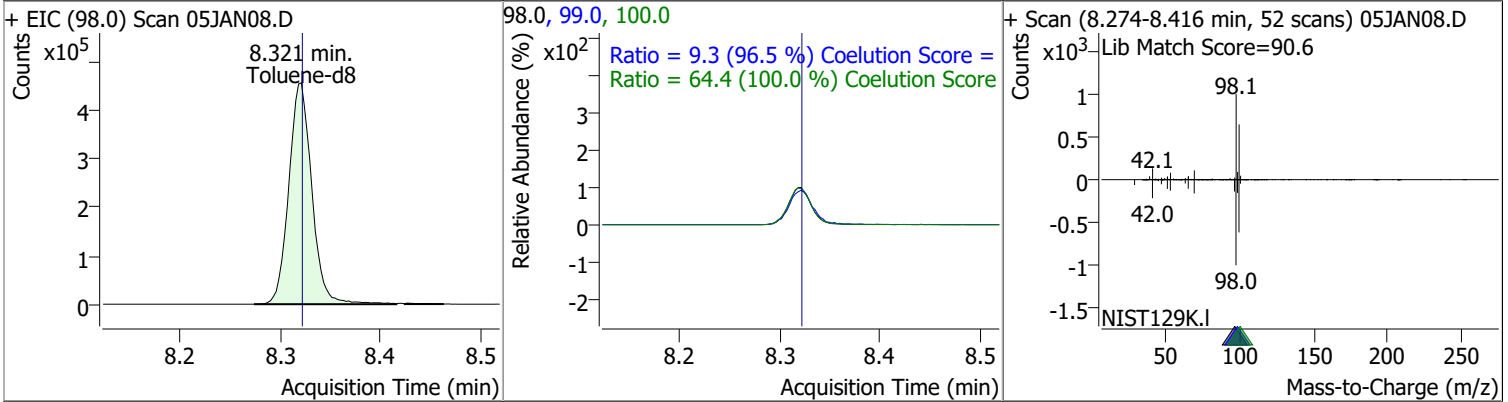


# Quantitation Results Report (QT Reviewed)

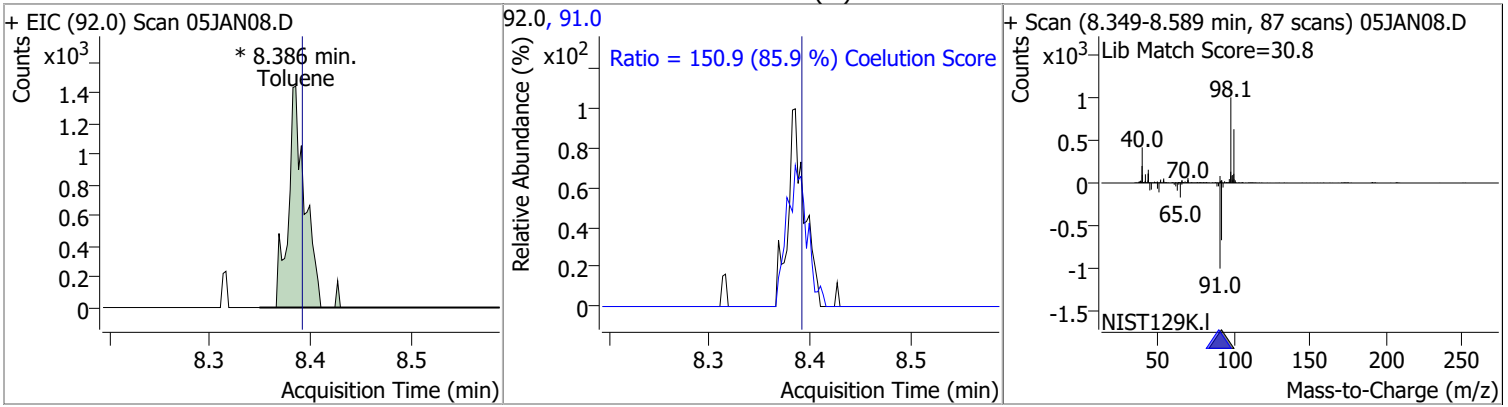


# Quantitation Results Report (QT Reviewed)

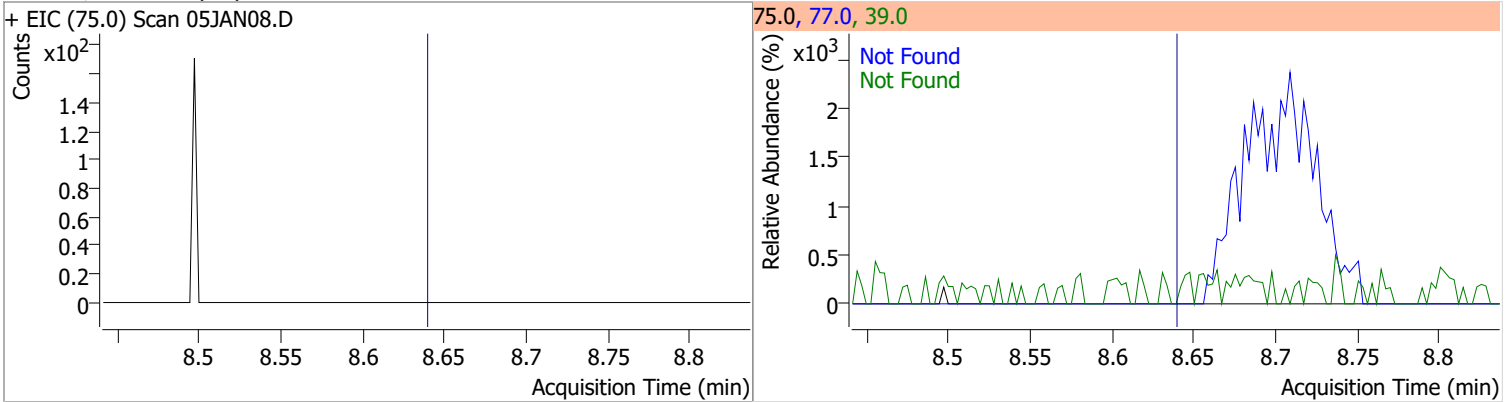
Compound	Conc.	RT	Dev(Min)	Resp.	QIon	QRatio	Lower	Upper
Toluene-d8	264.7213	8.32	0.00	729963	100.0	64.4	34.4	94.4
					99.0	9.3	0.0	39.6



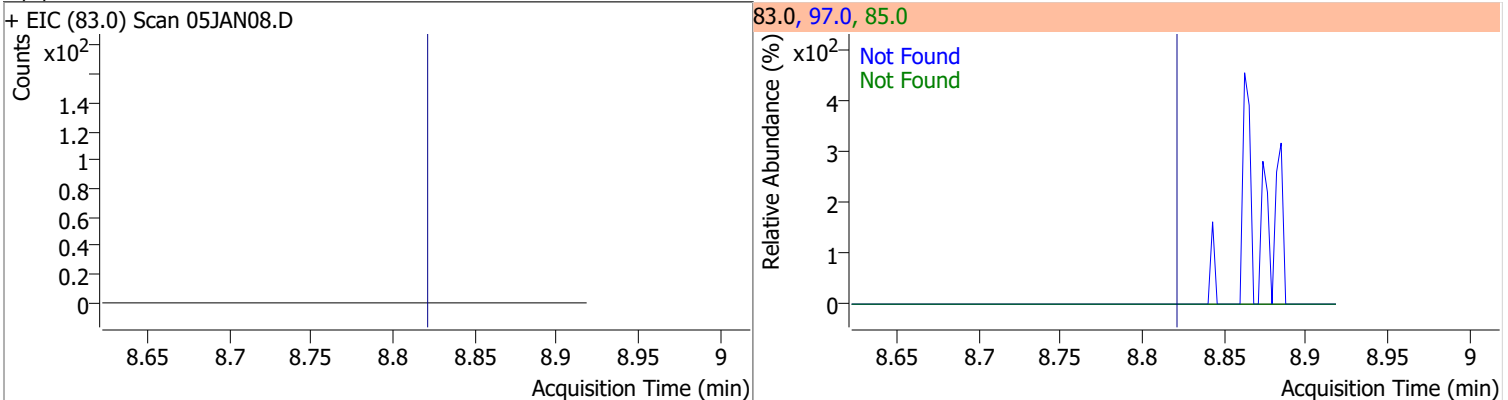
Compound	Conc.	RT	Dev(Min)	Resp.	QIon	QRatio	Lower	Upper
Toluene	0.9037	8.39	0.00	1683 (m)	91.0	150.9	145.8	205.8



Compound	Conc.	Exp RT	QIon	Exp Ratio	QIon	Exp Ratio
trans-1,3-Dichloropropene	N.D.	8.64	39.0	53.4	77.0	32.4

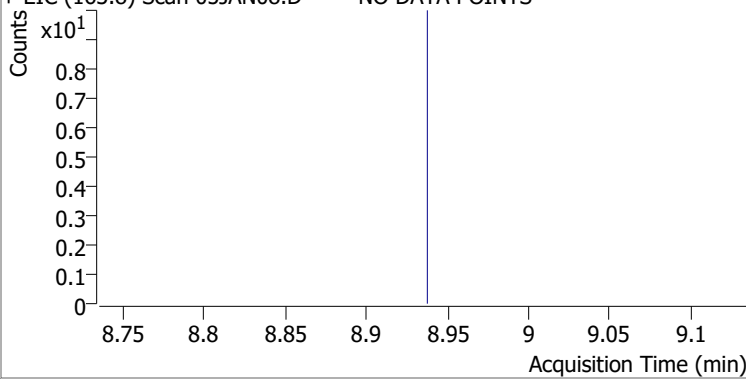
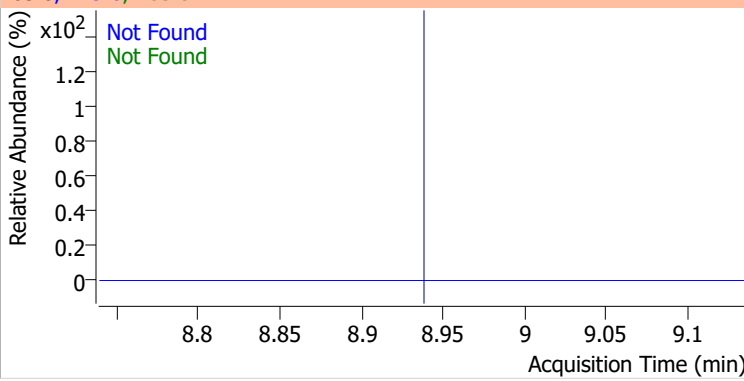
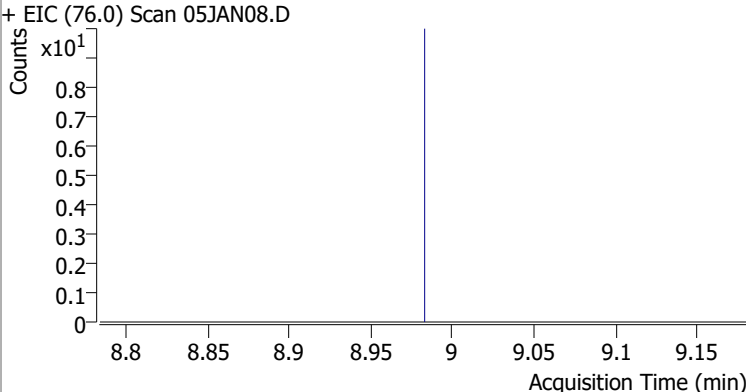
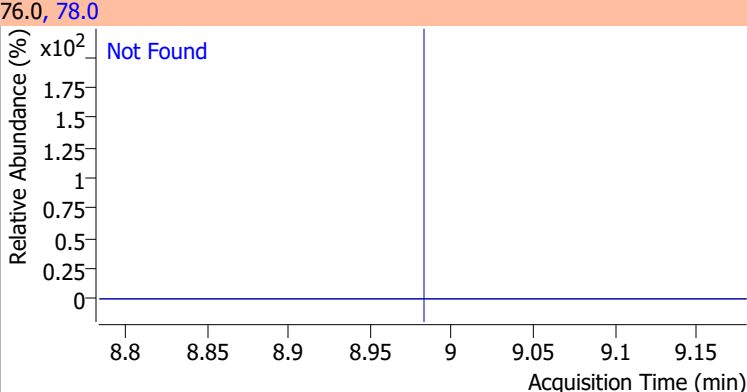
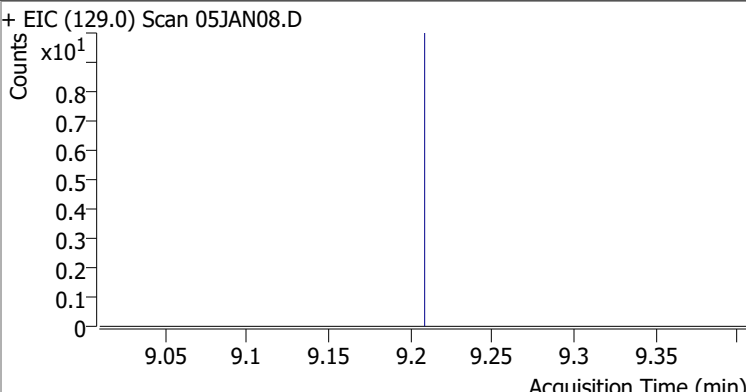
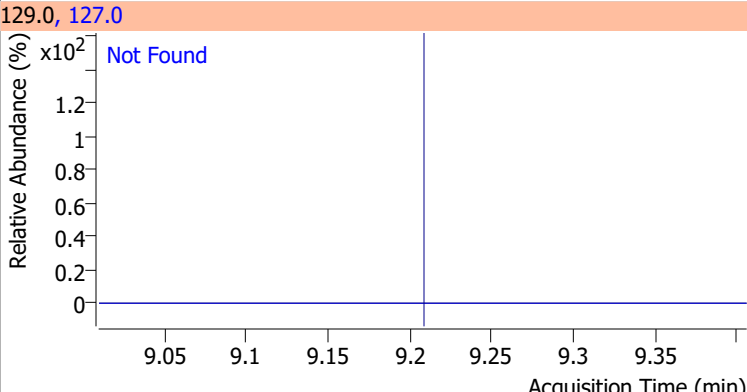
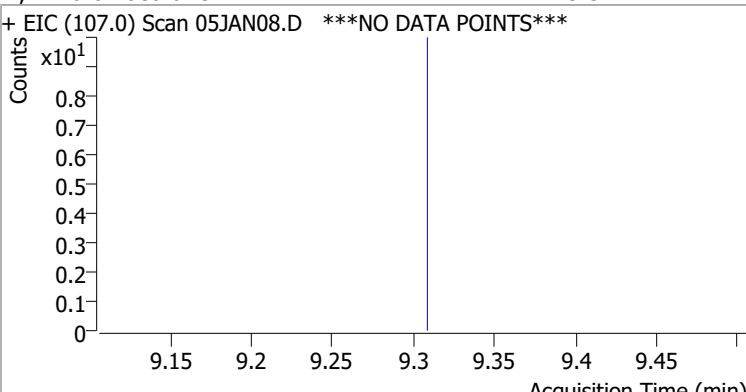
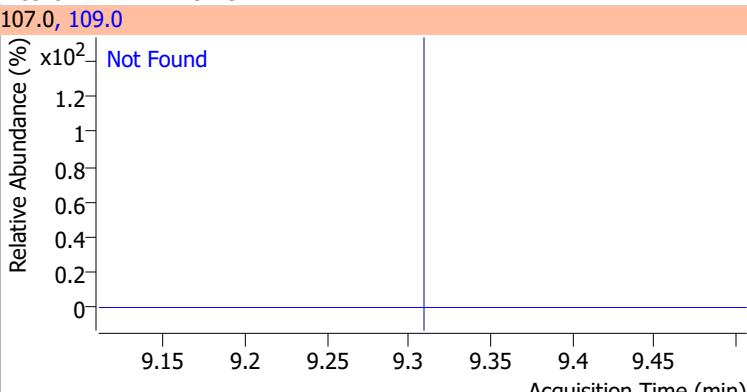


Compound	Conc.	Exp RT	QIon	Exp Ratio	QIon	Exp Ratio
1,1,2-Trichloroethane	N.D.	8.82	97.0	114.6	85.0	67.6

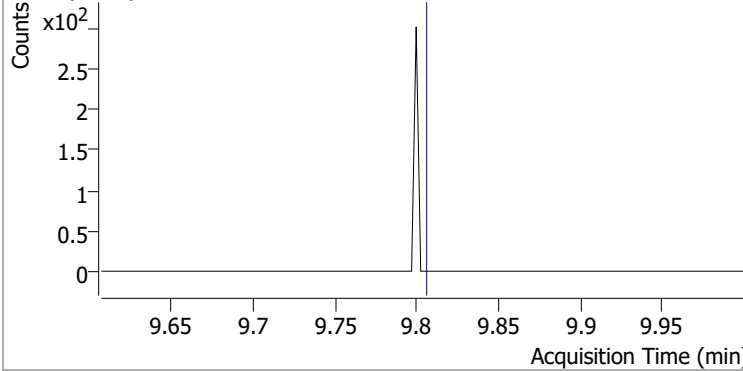
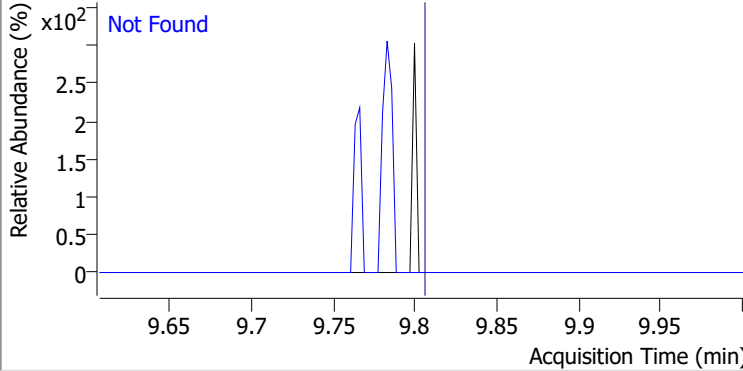
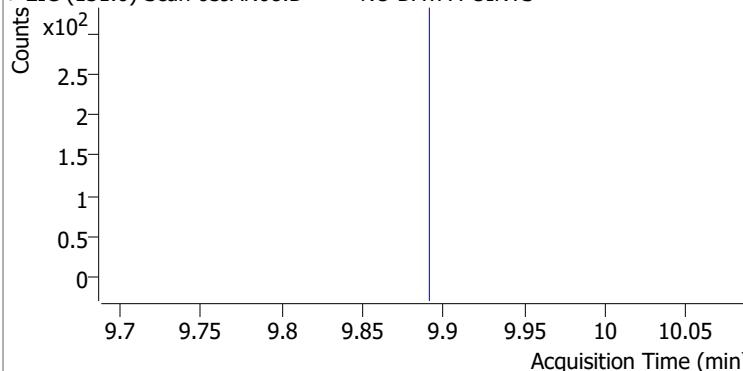
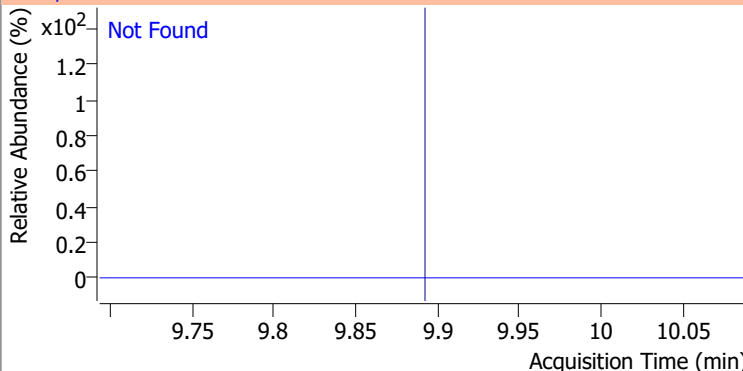
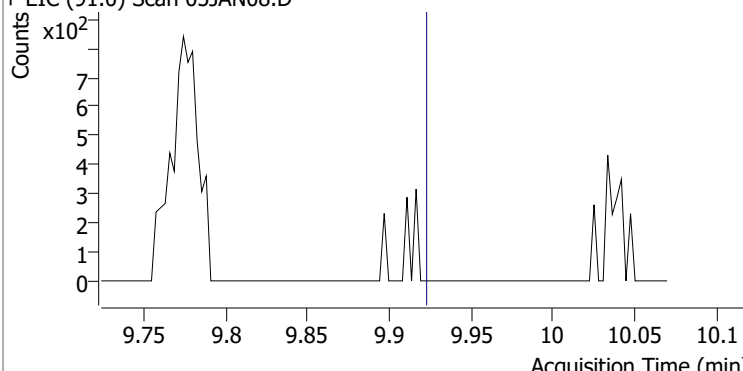
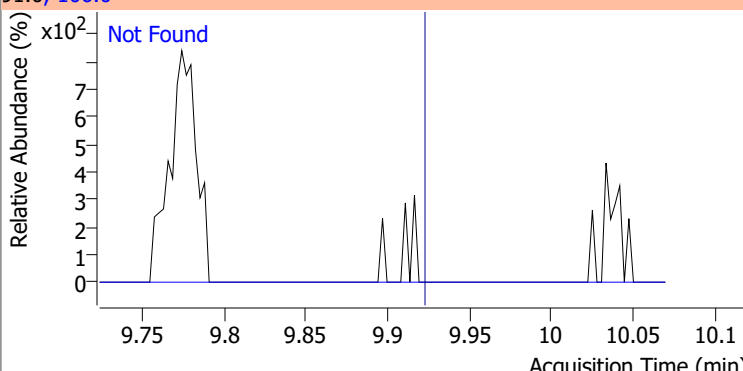
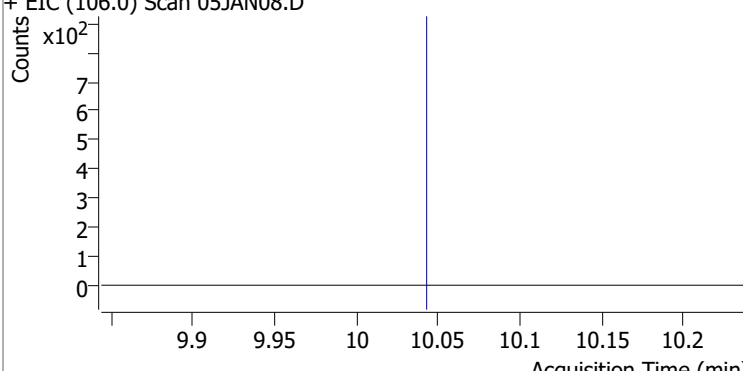
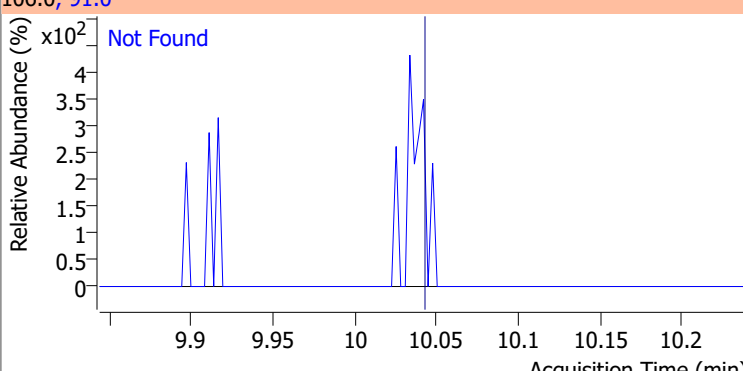




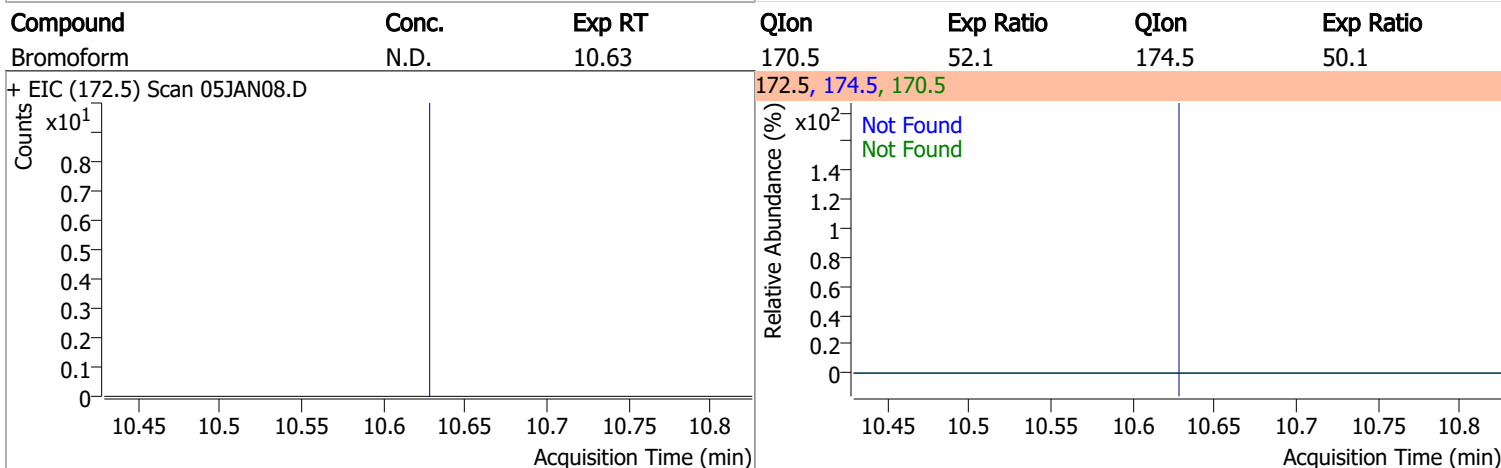
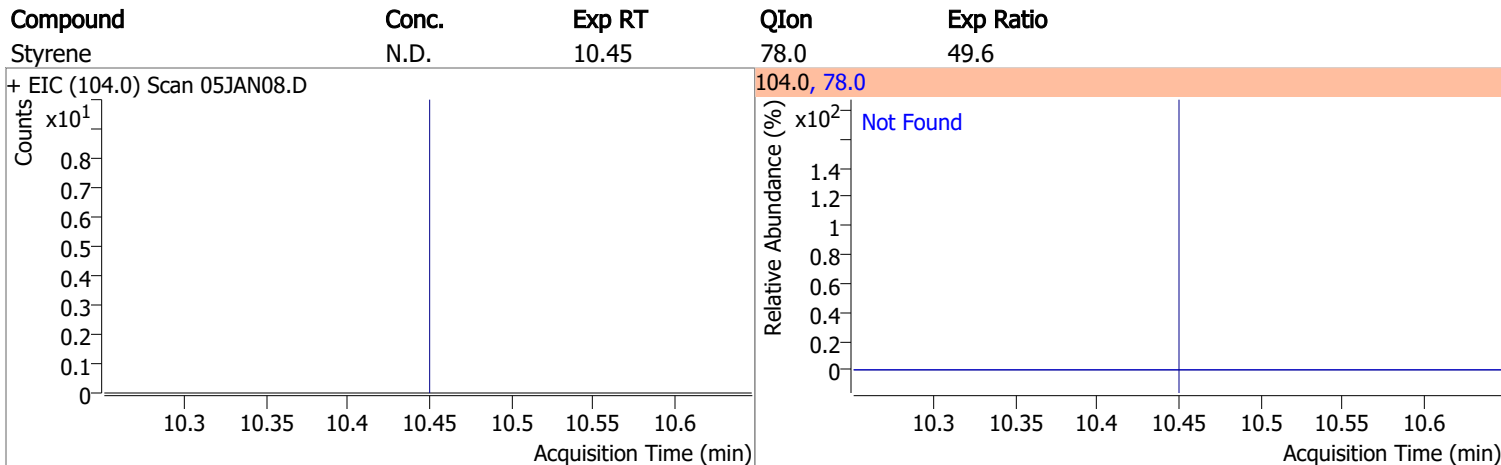
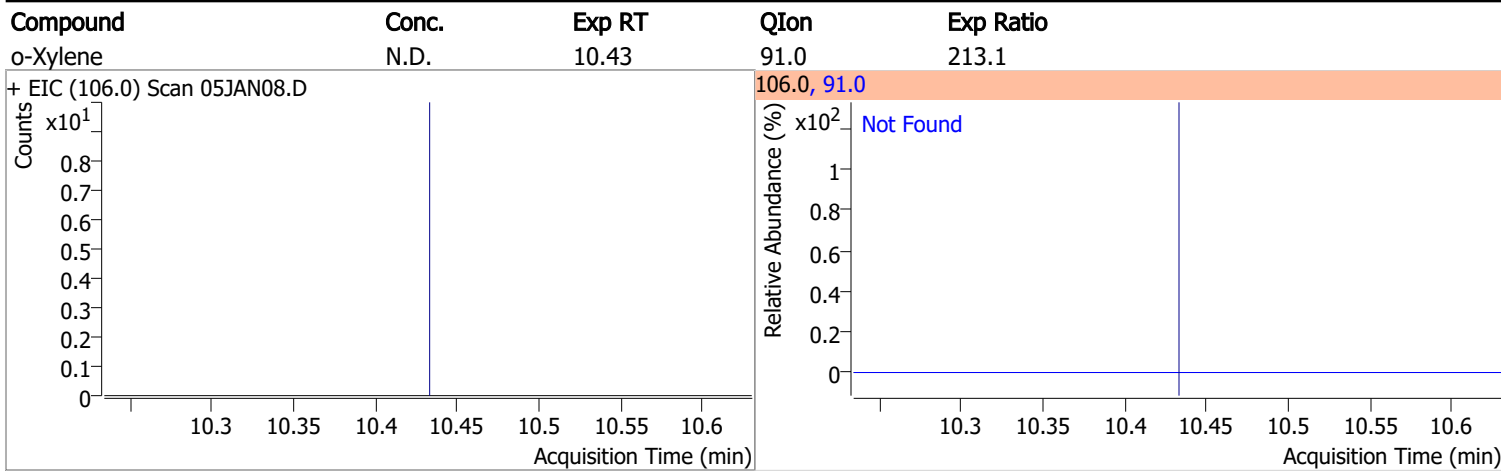
# Quantitation Results Report (QT Reviewed)

Compound	Conc.	Exp RT	QIon	Exp Ratio	QIon	Exp Ratio
Tetrachloroethene	N.D.	8.94	165.8	128.6	129.0	91.5
+ EIC (163.8) Scan 05JAN08.D ***NO DATA POINTS***			163.8, 129.0, 165.8			
						
1,3-Dichloropropane	N.D.	8.98	78.0	32.9		
+ EIC (76.0) Scan 05JAN08.D			76.0, 78.0			
						
Chlorodibromomethane	N.D.	9.21	127.0	78.0		
+ EIC (129.0) Scan 05JAN08.D			129.0, 127.0			
						
1,2-Dibromoethane	N.D.	9.31	109.0	94.5		
+ EIC (107.0) Scan 05JAN08.D ***NO DATA POINTS***			107.0, 109.0			
						

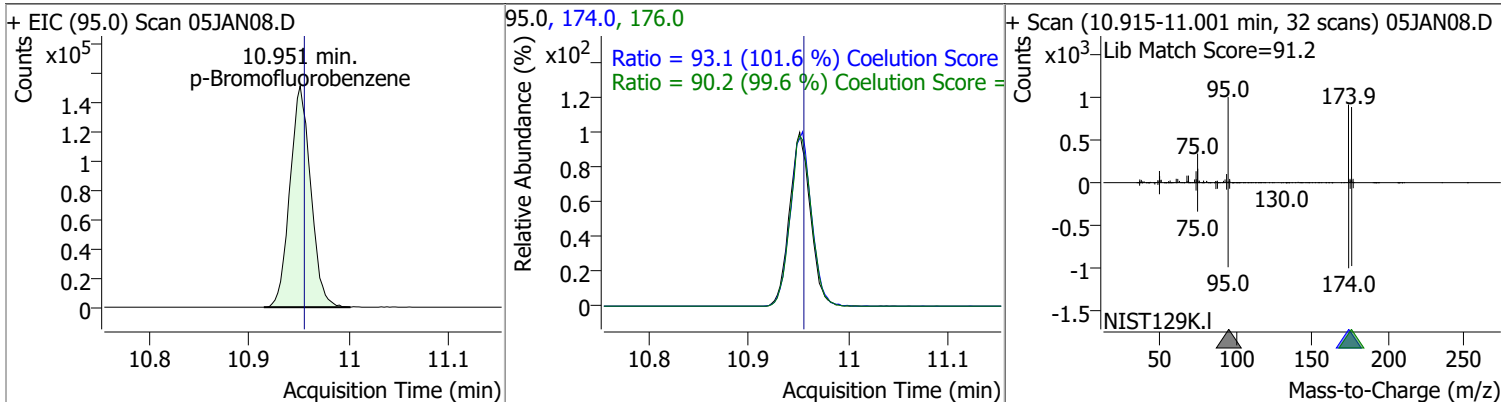
# Quantitation Results Report (QT Reviewed)

Compound	Conc.	Exp RT	QIon	Exp Ratio
Chlorobenzene	N.D.	9.80	114.0	32.1
+ EIC (112.0) Scan 05JAN08.D 			112.0, 114.0 	
1,1,1,2-Tetrachloroethane	N.D.	9.89	133.0	98.6
+ EIC (131.0) Scan 05JAN08.D ***NO DATA POINTS*** 			131.0, 133.0 	
Ethylbenzene	N.D.	9.92	106.0	31.1
+ EIC (91.0) Scan 05JAN08.D 			91.0, 106.0 	
m+p-Xylenes	N.D.	10.04	91.0	201.4
+ EIC (106.0) Scan 05JAN08.D 			106.0, 91.0 	

# Quantitation Results Report (QT Reviewed)

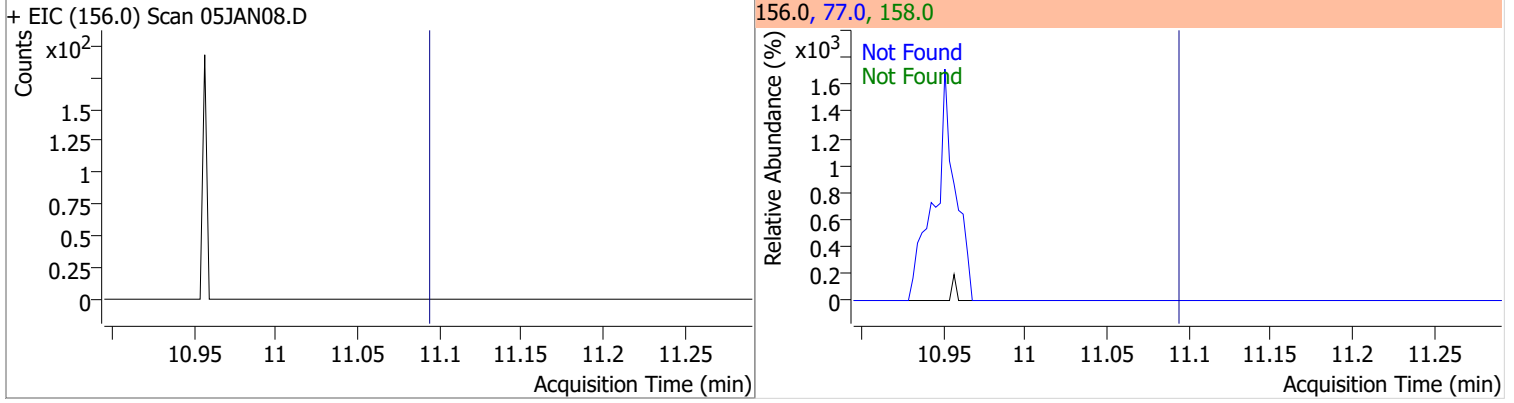


Compound	Conc.	RT	Dev(Min)	Resp.	QIon	QRatio	Lower	Upper
p-Bromofluorobenzene	269.7370	10.95	0.00	217958	174.0	93.1	61.7	121.7
					176.0	90.2	60.6	120.6

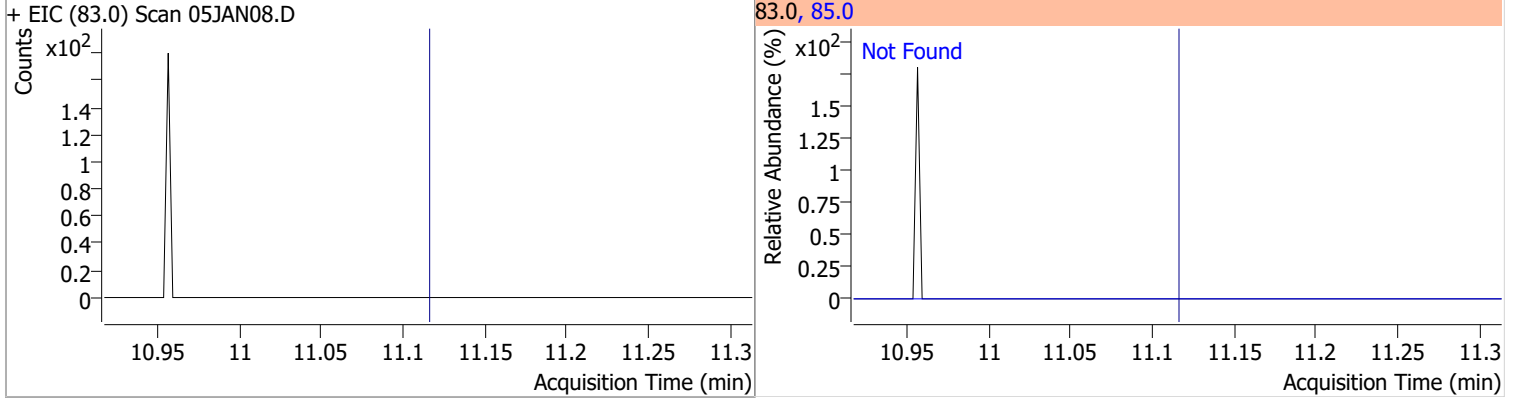


# Quantitation Results Report (QT Reviewed)

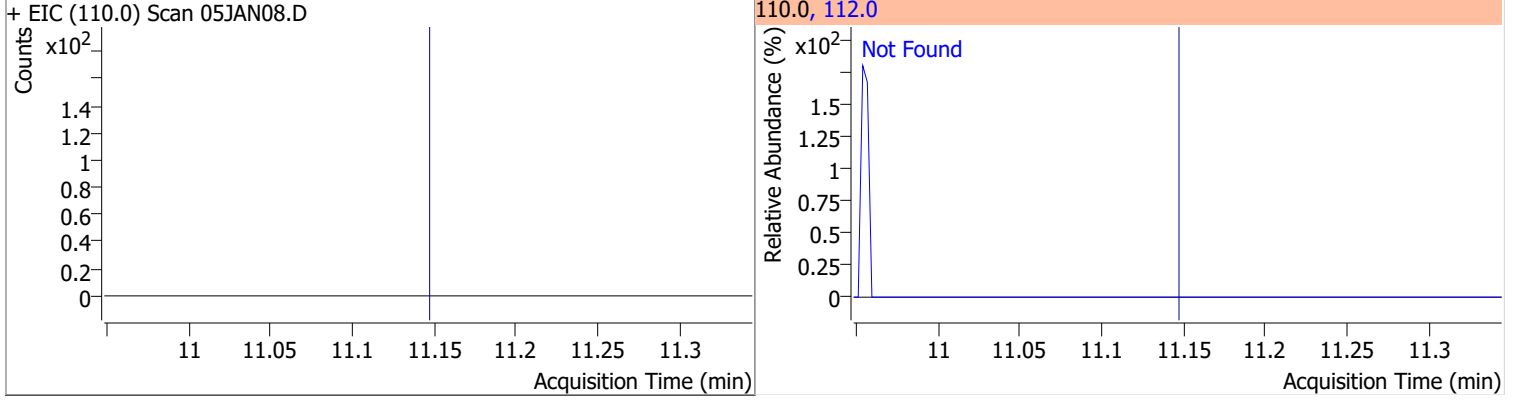
Compound	Conc.	Exp RT	QIon	Exp Ratio	QIon	Exp Ratio
Bromobenzene	N.D.	11.09	77.0	145.7	158.0	96.5



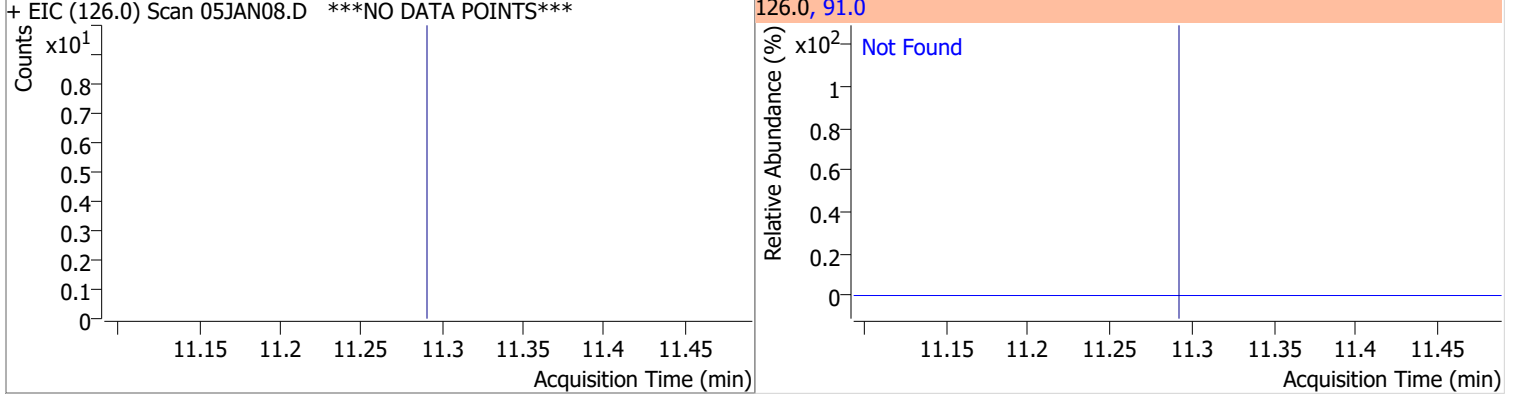
Compound	Conc.	Exp RT	QIon	Exp Ratio
1,1,2,2-Tetrachloroethane	N.D.	11.12	85.0	66.2



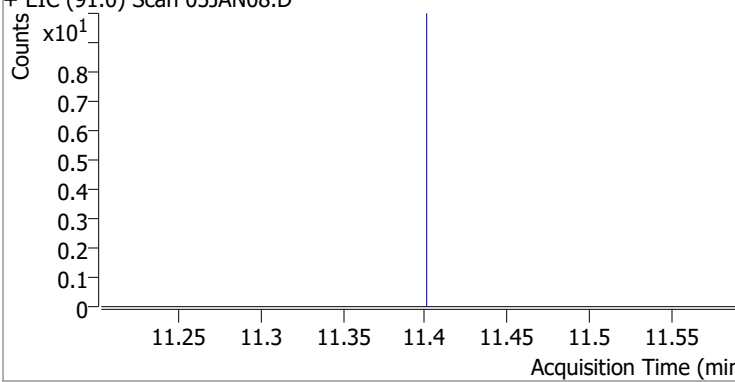
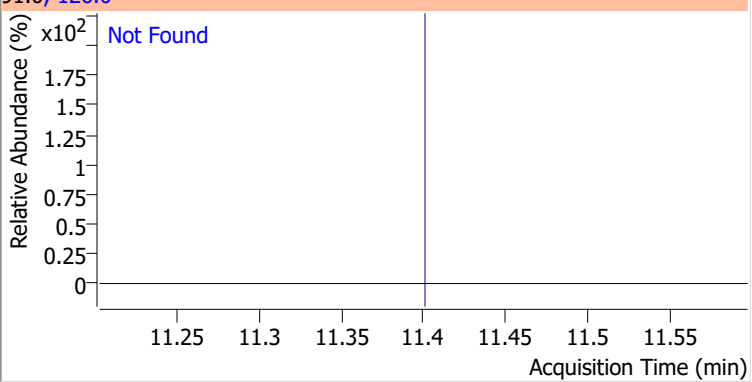
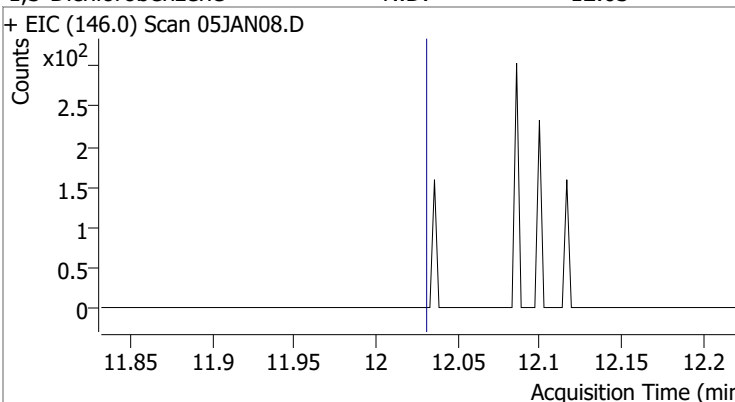
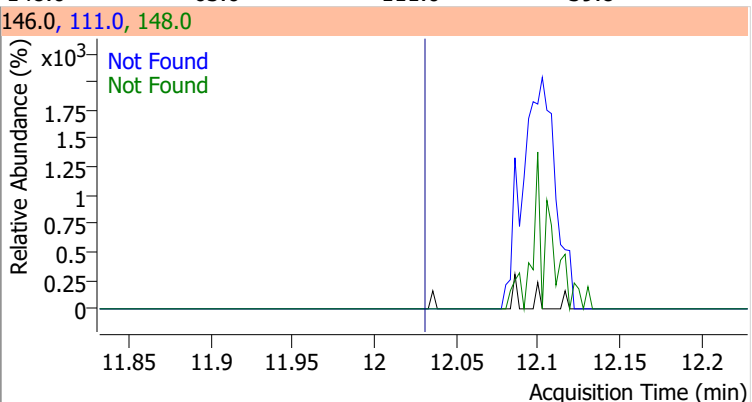
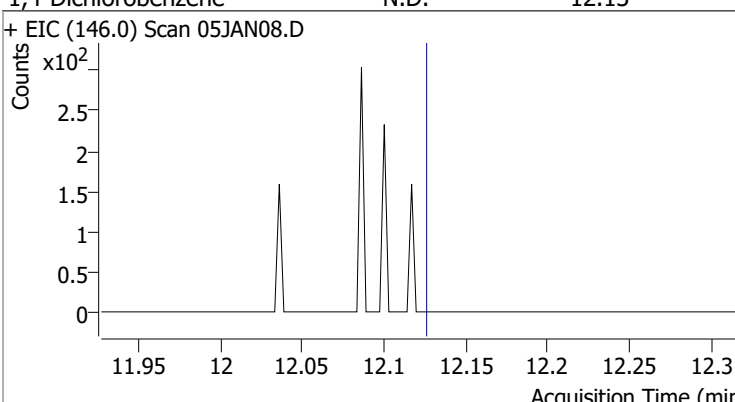
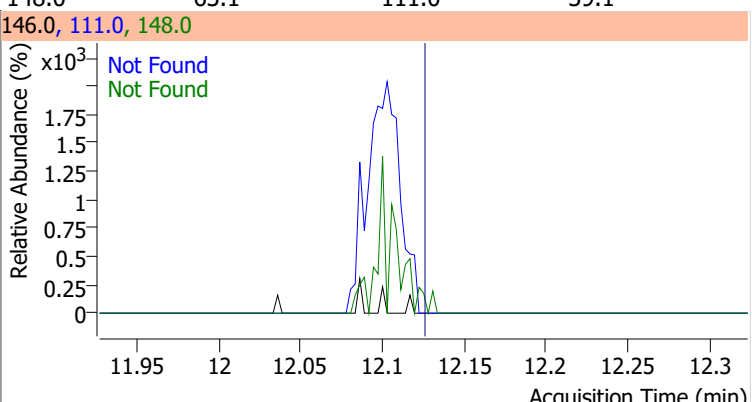
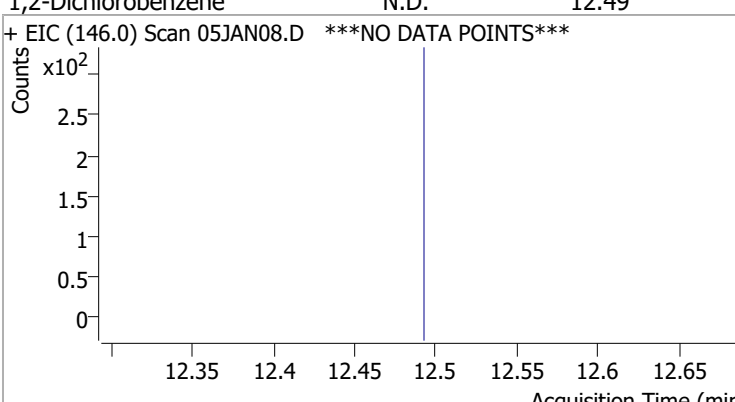
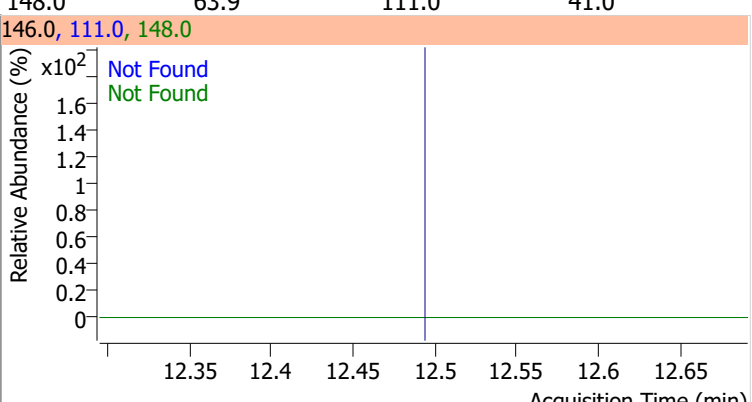
Compound	Conc.	Exp RT	QIon	Exp Ratio
1,2,3-Trichloropropane	N.D.	11.15	112.0	63.5



Compound	Conc.	Exp RT	QIon	Exp Ratio
2-Chlorotoluene	N.D.	11.29	91.0	282.3

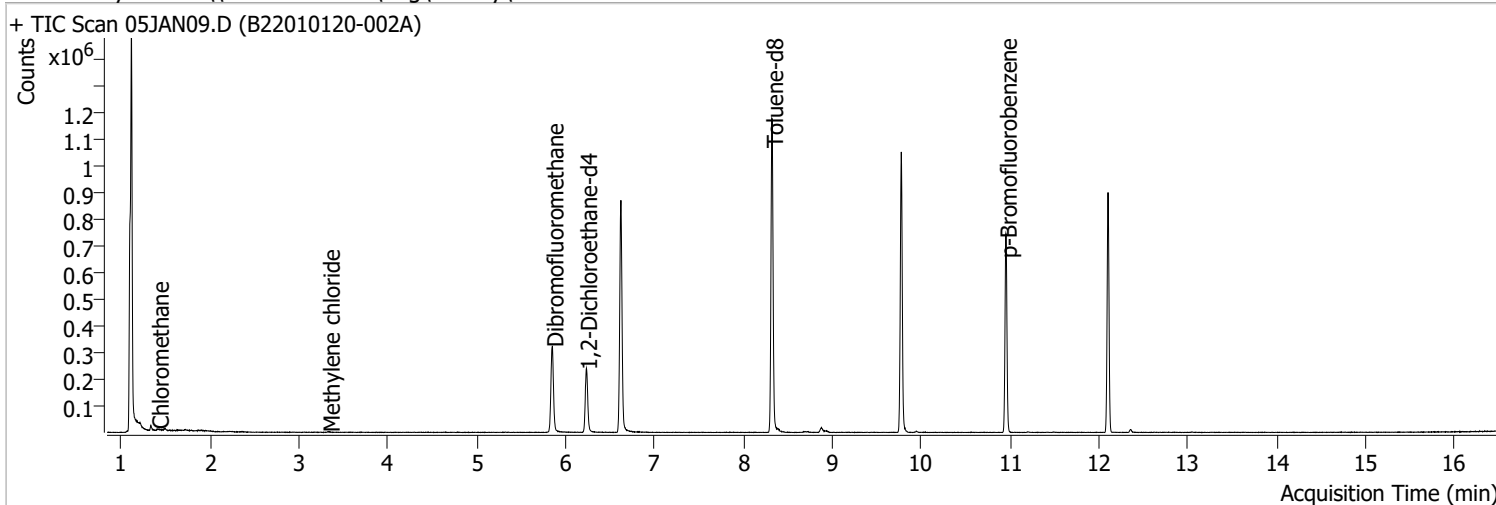


# Quantitation Results Report (QT Reviewed)

Compound	Conc.	Exp RT	QIon	Exp Ratio
4-Chlorotoluene	N.D.	11.40	126.0	31.7
+ EIC (91.0) Scan 05JAN08.D			91.0, 126.0	
				
1,3-Dichlorobenzene	N.D.	12.03	148.0	63.6
+ EIC (146.0) Scan 05JAN08.D			146.0, 111.0, 148.0	
				
1,4-Dichlorobenzene	N.D.	12.13	148.0	63.1
+ EIC (146.0) Scan 05JAN08.D			146.0, 111.0, 148.0	
				
1,2-Dichlorobenzene	N.D.	12.49	148.0	63.9
+ EIC (146.0) Scan 05JAN08.D ***NO DATA POINTS***			146.0, 111.0, 148.0	
				

# Quantitation Results Report (QT Reviewed)

Data File	05JAN09.D	Operator	MSC
Acq. Method	5975CACQF.M	Acq. Date-Time	1/5/2022 1:43:48 PM
Sample Name	B22010120-002A	Instrument	VOA5975C
Vial	9	Multiplier	1.00
DA Method File	VOA5975C_8260B_SHT_DoD_L4_010422.m	Comment	
Tune File	BFB_Atune3.u	Tune Date	10/11/2021 4:02:00 PM
Batch Name	VG010522_8260B.batch.bin	Last Calib Update	2/28/2022 2:48:47 PM
Ref Library	\\MASSHUNTER\Org\Library\NIST129K.I		



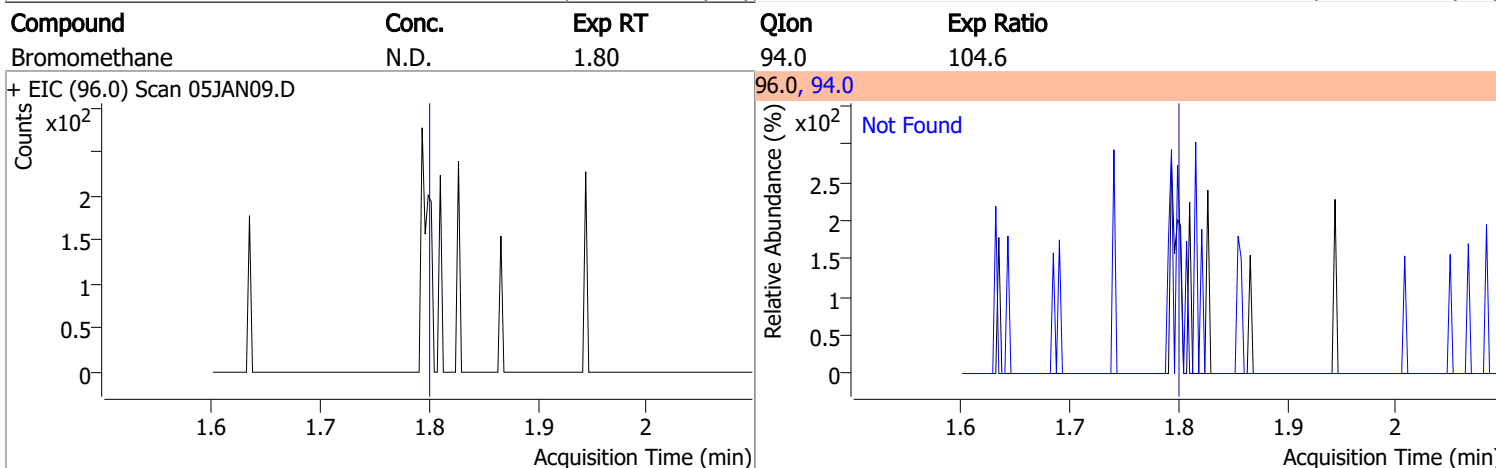
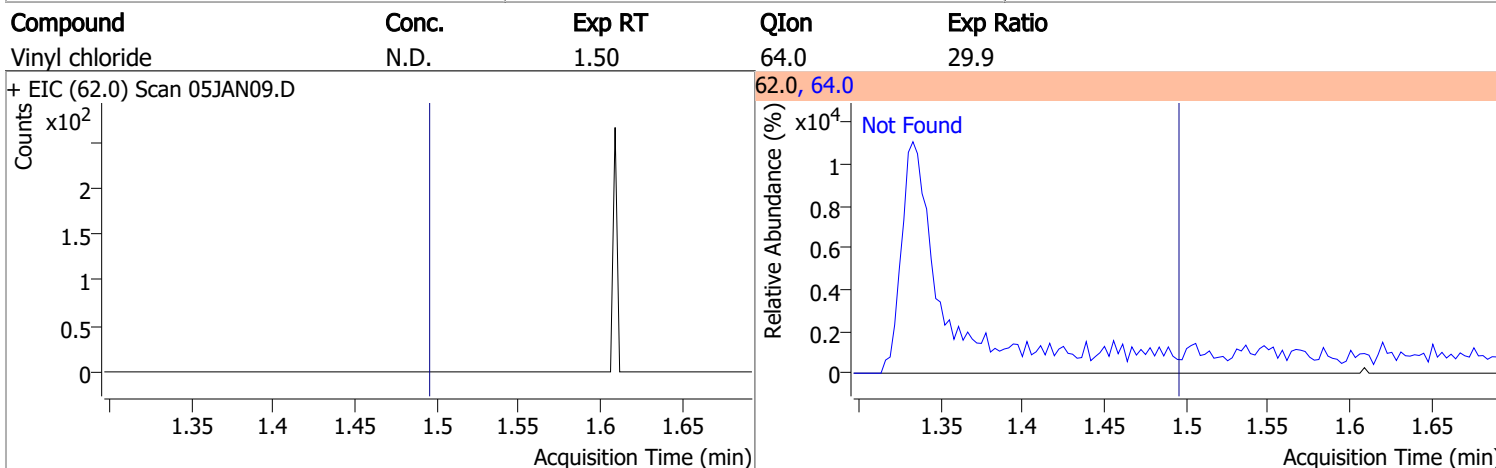
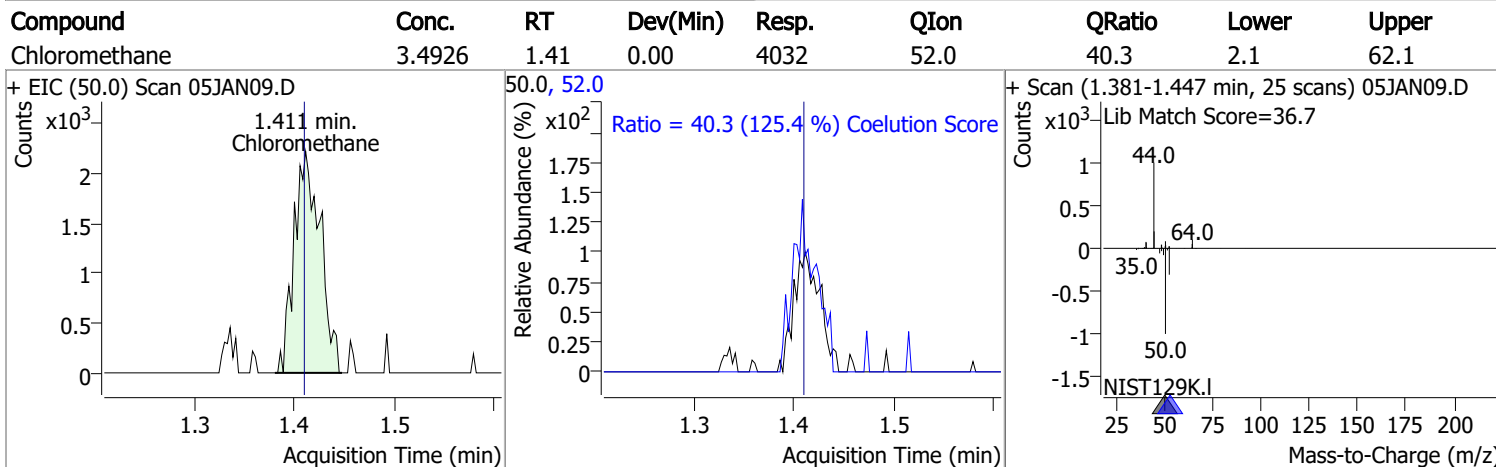
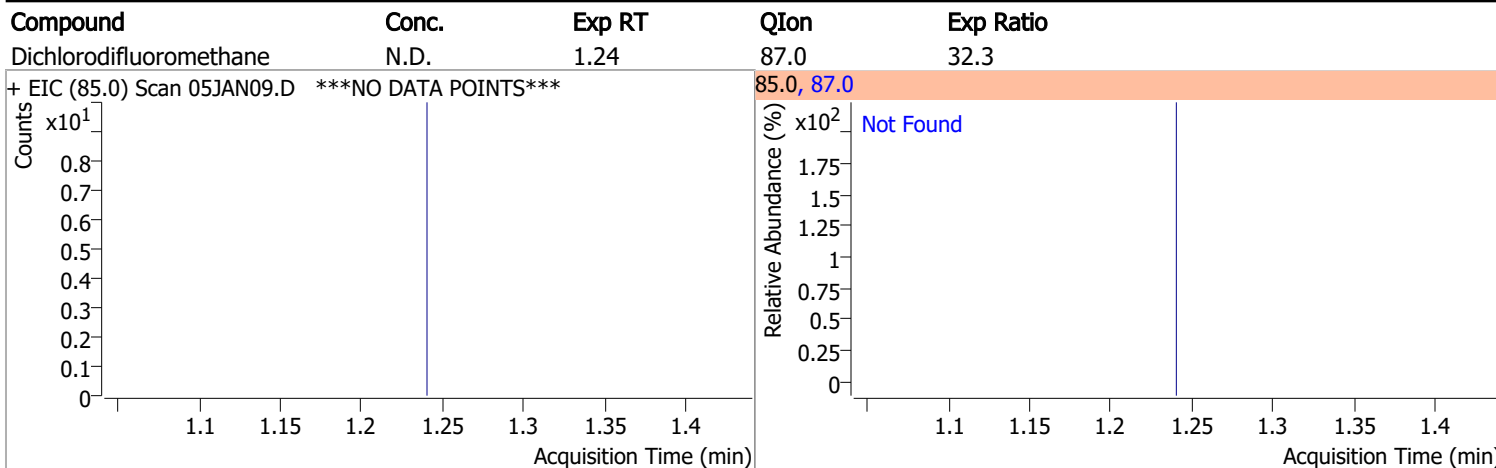
Compound	RT	QIon	Resp.	Conc.	Units	Dev(Min)
<b>Internal Standards</b>						
M Fluorobenzene	6.623	96.0	725823	250.0000	ng	0.000
M Chlorobenzene-d5	9.774	82.0	284050	250.0000	ng	0.003
M 1,4-Dichlorobenzene-d4	12.100	152.0	218466	250.0000	ng	0.000
<b>System Monitoring Compounds</b>						
S Dibromofluoromethane	5.851	113.0	193743	283.3333	ng	0.005
Spiked Amount: 250.000	Range: 80.0 - 119.0%			Recovery = 113.33%		
S 1,2-Dichloroethane-d4	6.230	67.0	87408	295.9454	ng	-0.003
Spiked Amount: 250.000	Range: 81.0 - 118.0%			Recovery = 118.38% *		
S Toluene-d8	8.321	98.0	741100	270.7461	ng	0.003
Spiked Amount: 250.000	Range: 89.0 - 112.0%			Recovery = 108.30%		
S p-Bromofluorobenzene	10.951	95.0	214927	268.5403	ng	-0.003
Spiked Amount: 250.000	Range: 85.0 - 114.0%			Recovery = 107.42%		
<b>Target Compounds</b>						
T Dichlorodifluoromethane	0.000		0	N.D.		
T Chloromethane	1.411	50.0	4032	3.4926	ng	85
T Vinyl chloride	0.000		0	N.D.		
T Bromomethane	0.000		0	N.D.		
T Chloroethane	0.000		0	N.D.		
T Trichlorofluoromethane	0.000		0	N.D.		
T 1,1-Dichloroethene	0.000		0	N.D.		
T Methylene chloride	3.335	49.0	1869	1.7346	ng	m 91
T trans-1,2-Dichloroethene	0.000		0	N.D.		
T Methyl tert-butyl ether (MTBE)	0.000		0	N.D.		
T 1,1-Dichloroethane	0.000		0	N.D.		
T 2,2-Dichloropropane	0.000		0	N.D.		
T cis-1,2-Dichloroethene	0.000		0	N.D.		
T Methyl ethyl ketone	0.000		0	N.D.		
T Bromochloromethane	0.000		0	N.D.		
T Chloroform	0.000		0	N.D.		

# Quantitation Results Report (QT Reviewed)

Compound	RT	QIon	Resp.	Conc.	Units	Dev(Min)
T 1,1,1-Trichloroethane	0.000		0	N.D.		
T Carbon tetrachloride	0.000		0	N.D.		
T 1,1-Dichloropropene	0.000		0	N.D.		
T Benzene	0.000		0	N.D.		
T 1,2-Dichloroethane	0.000		0	N.D.		
T Trichloroethene	0.000		0	N.D.		
T 1,2-Dichloropropane	0.000		0	N.D.		
T Dibromomethane	0.000		0	N.D.		
T Bromodichloromethane	0.000		0	N.D.		
T cis-1,3-Dichloropropene	0.000		0	N.D.		
T Toluene	8.391	92.0	0		ng md	1
T trans-1,3-Dichloropropene	0.000		0	N.D.		
T 1,1,2-Trichloroethane	0.000		0	N.D.		
T Tetrachloroethene	0.000		0	N.D.		
T 1,3-Dichloropropane	0.000		0	N.D.		
T Chlorodibromomethane	0.000		0	N.D.		
T 1,2-Dibromoethane	0.000		0	N.D.		
T Chlorobenzene	0.000		0	N.D.		
T 1,1,1,2-Tetrachloroethane	0.000		0	N.D.		
T Ethylbenzene	0.000		0	N.D.		
T m+p-Xylenes	0.000		0	N.D.		
T o-Xylene	0.000		0	N.D.		
T Styrene	0.000		0	N.D.		
T Bromoform	0.000		0	N.D.		
T Bromobenzene	0.000		0	N.D.		
T 1,1,2,2-Tetrachloroethane	0.000		0	N.D.		
T 1,2,3-Trichloropropane	0.000		0	N.D.		
T 2-Chlorotoluene	0.000		0	N.D.		
T 4-Chlorotoluene	0.000		0	N.D.		
T 1,3-Dichlorobenzene	0.000		0	N.D.		
T 1,4-Dichlorobenzene	0.000		0	N.D.		
T 1,2-Dichlorobenzene	0.000		0	N.D.		

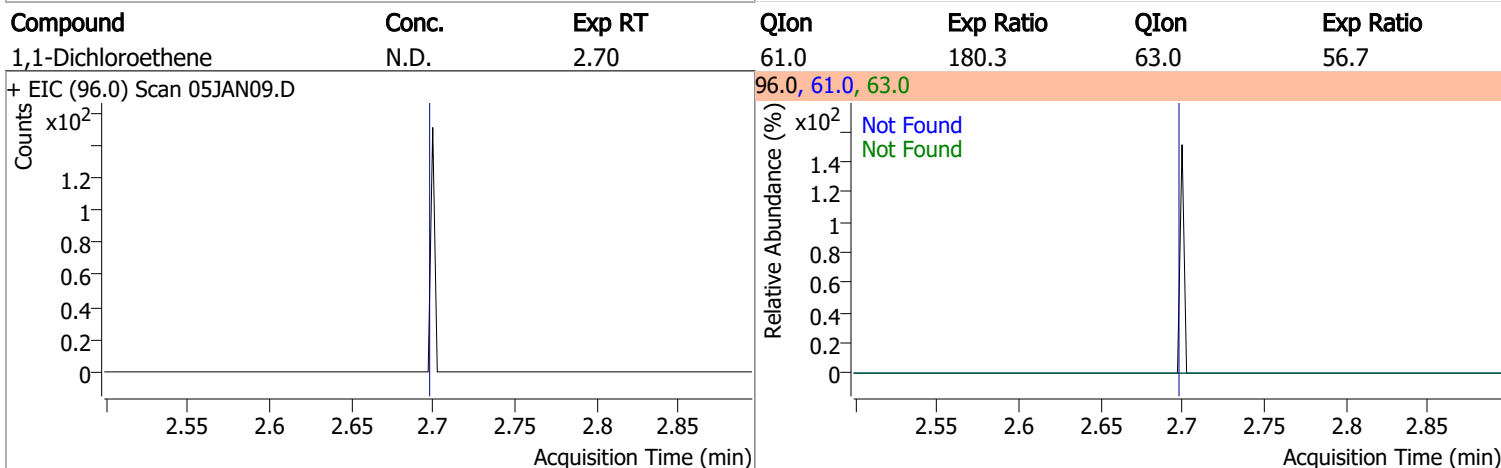
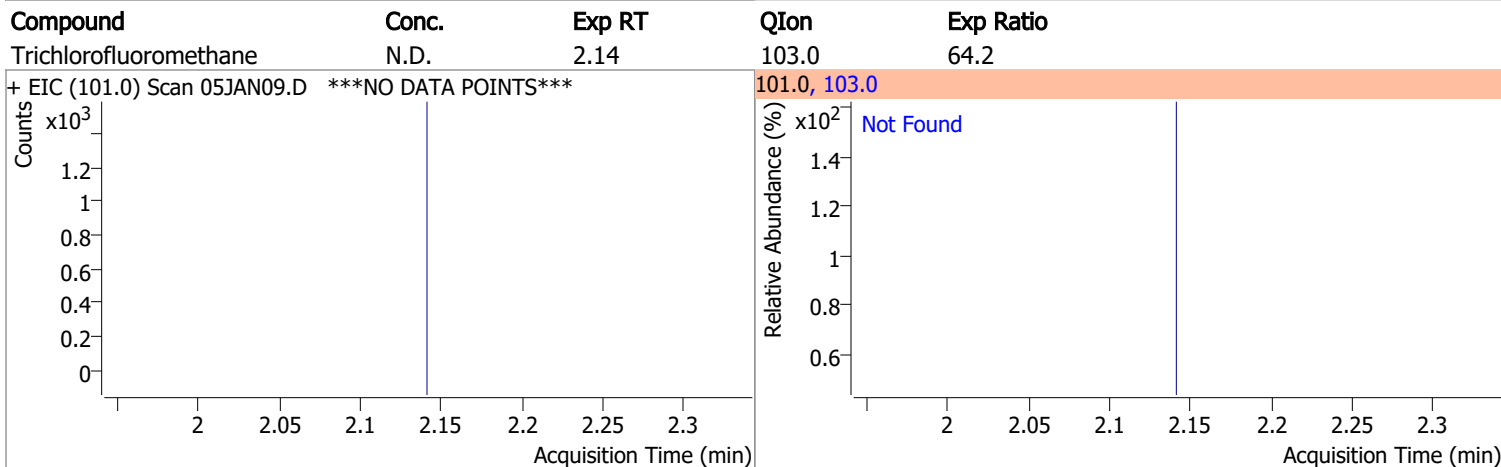
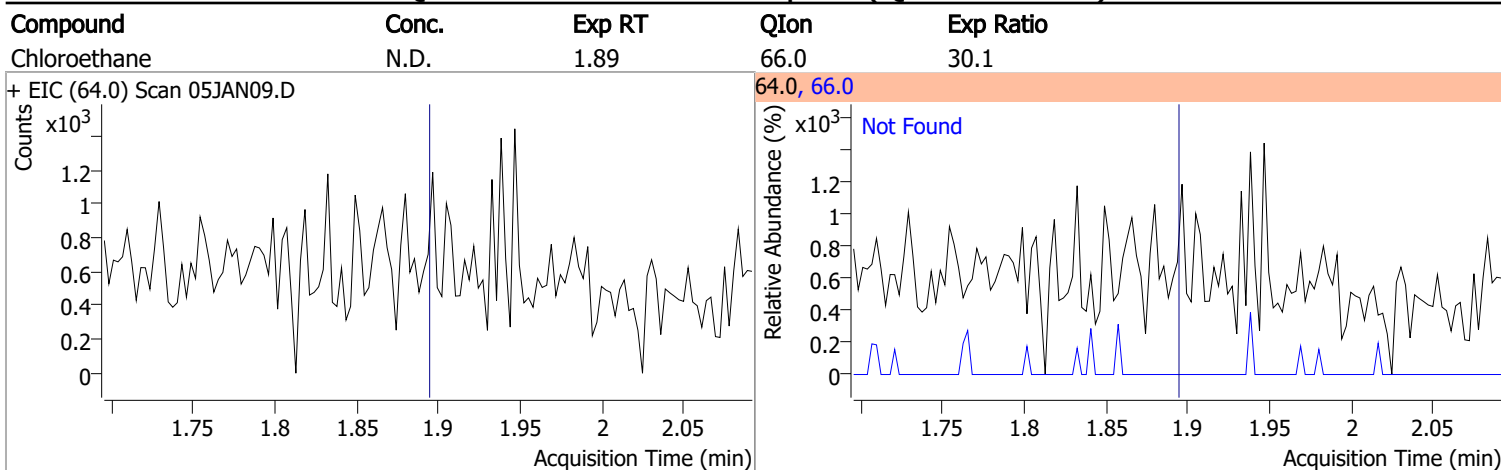
(#) = Qualifier Out of Range; (m) = Manual Integration; (+) = Area Summed; (\*) = Surrogate Percent Recovery Out of Range; (d): Zeroed Peak

# Quantitation Results Report (QT Reviewed)

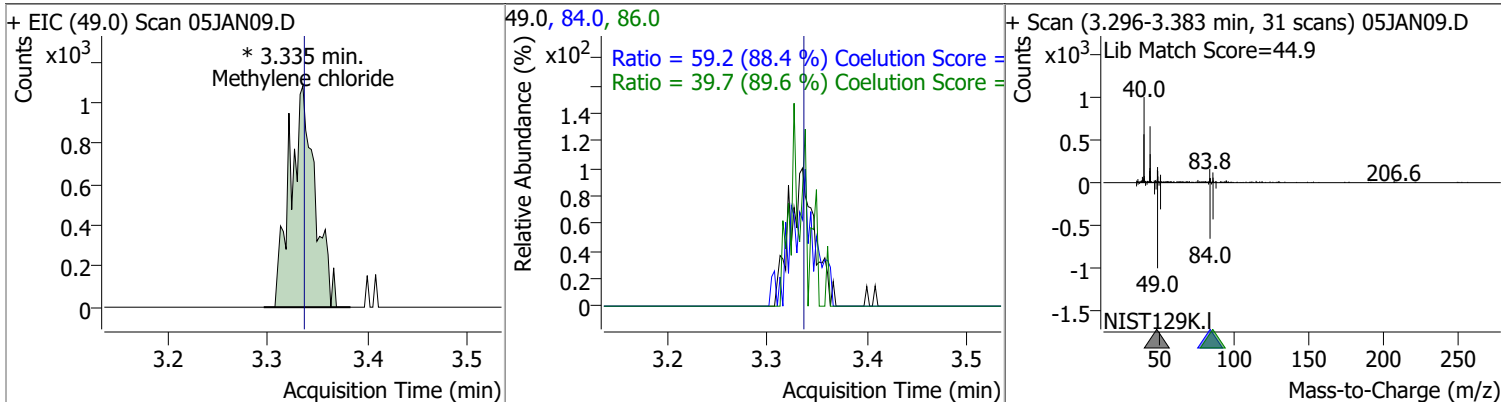




# Quantitation Results Report (QT Reviewed)

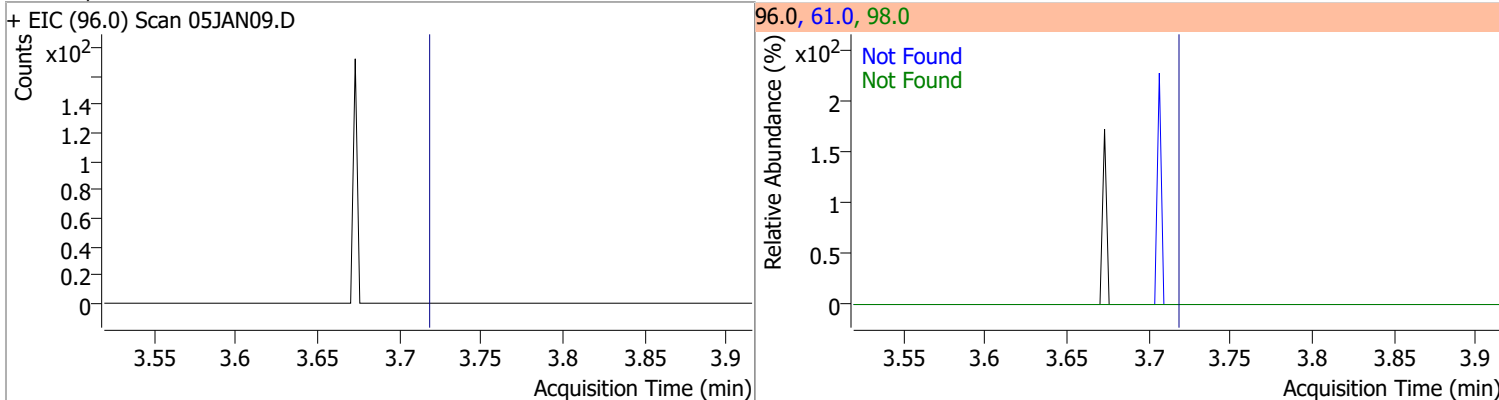


Compound	Conc.	RT	Dev(Min)	Resp.	QIon	QRatio	Lower	Upper
Methylene chloride	1.7346	3.34	0.00	1869 (m)	84.0	59.2	36.9	96.9
					86.0	39.7	14.3	74.3

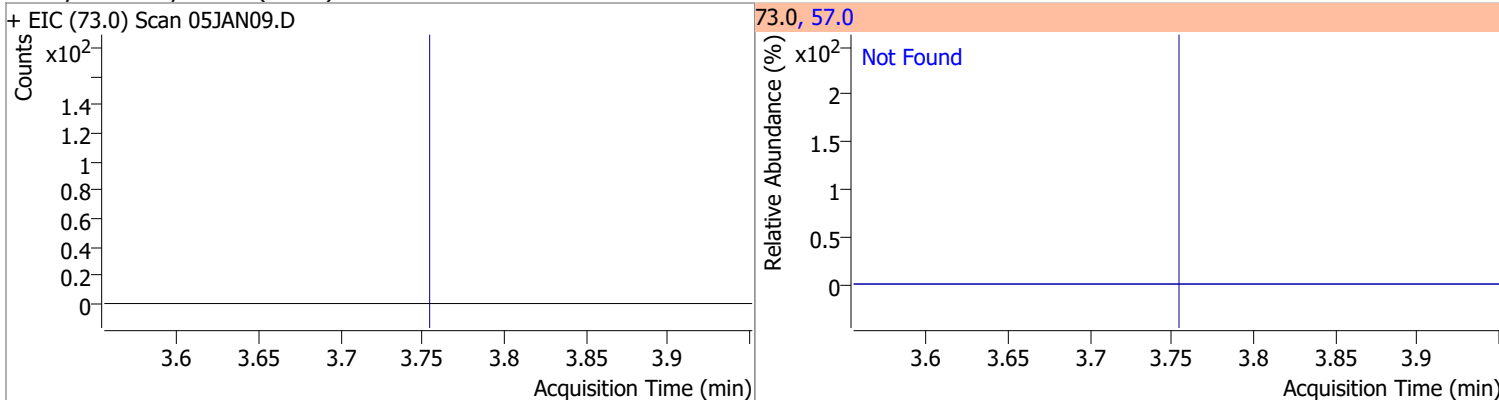


# Quantitation Results Report (QT Reviewed)

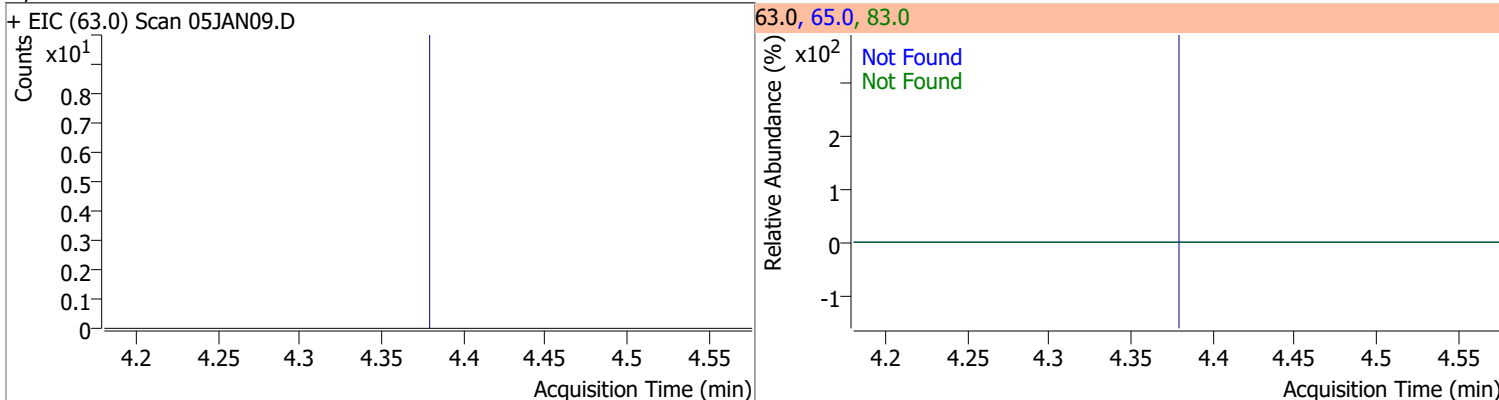
Compound	Conc.	Exp RT	QIon	Exp Ratio	QIon	Exp Ratio
trans-1,2-Dichloroethene	N.D.	3.72	61.0	153.9	98.0	65.7



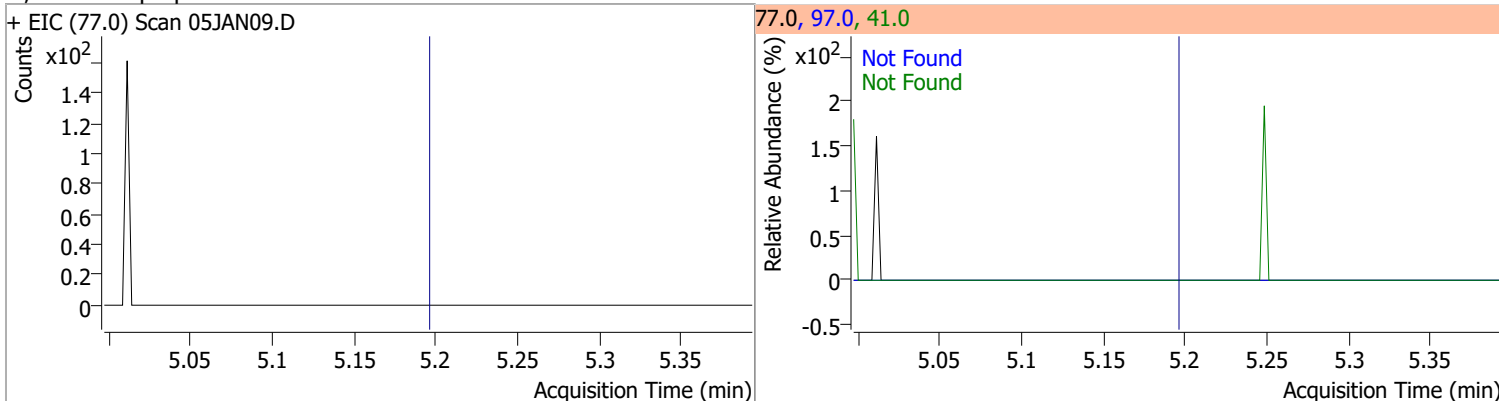
Compound	Conc.	Exp RT	QIon	Exp Ratio
Methyl tert-butyl ether (MTBE)	N.D.	3.75	57.0	24.6



Compound	Conc.	Exp RT	QIon	Exp Ratio	QIon	Exp Ratio
1,1-Dichloroethane	N.D.	4.38	65.0	32.1	83.0	13.7

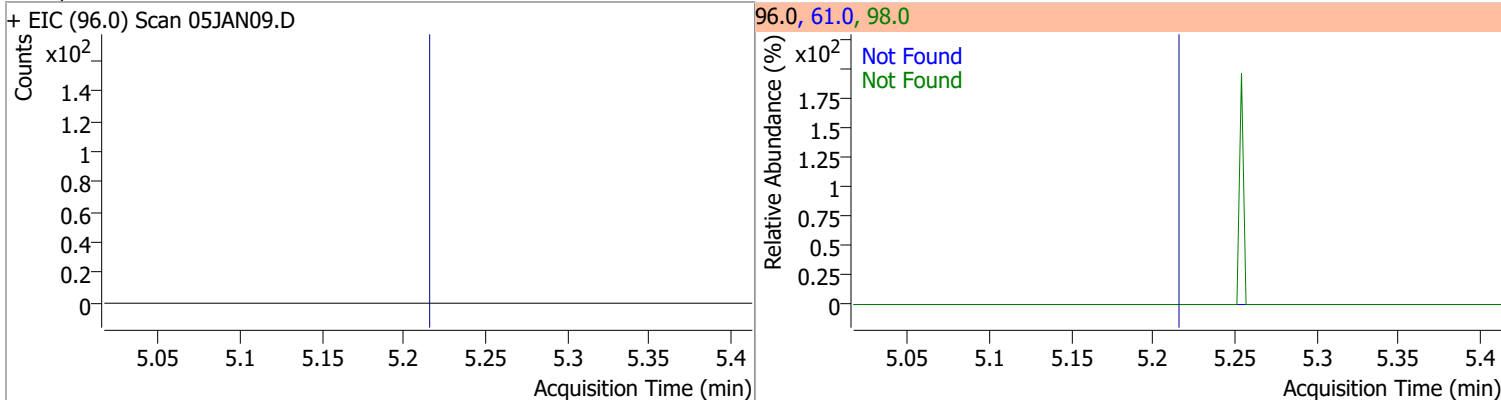


Compound	Conc.	Exp RT	QIon	Exp Ratio	QIon	Exp Ratio
2,2-Dichloropropane	N.D.	5.20	41.0	66.5	97.0	23.2

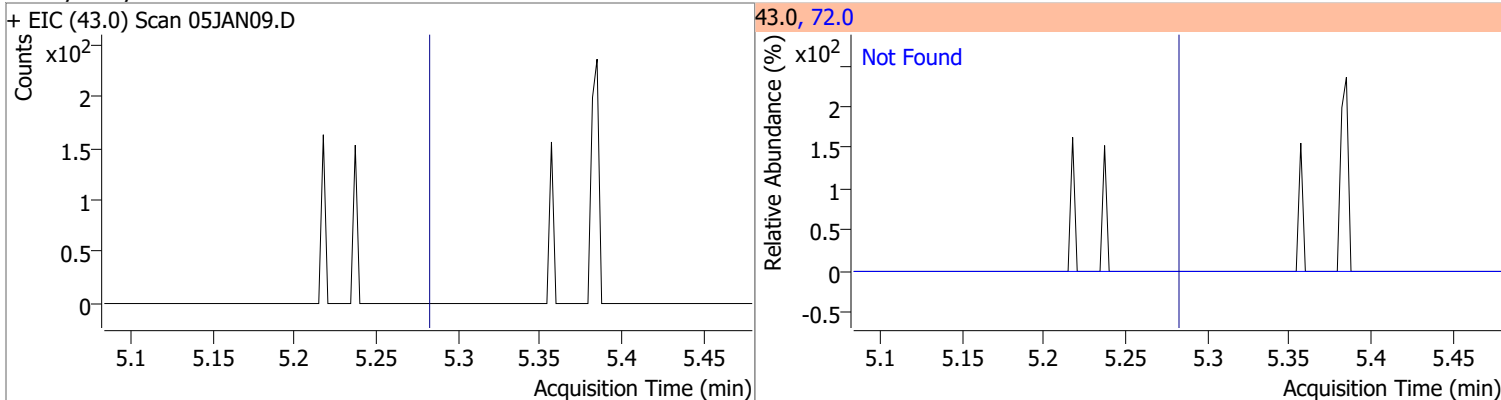


# Quantitation Results Report (QT Reviewed)

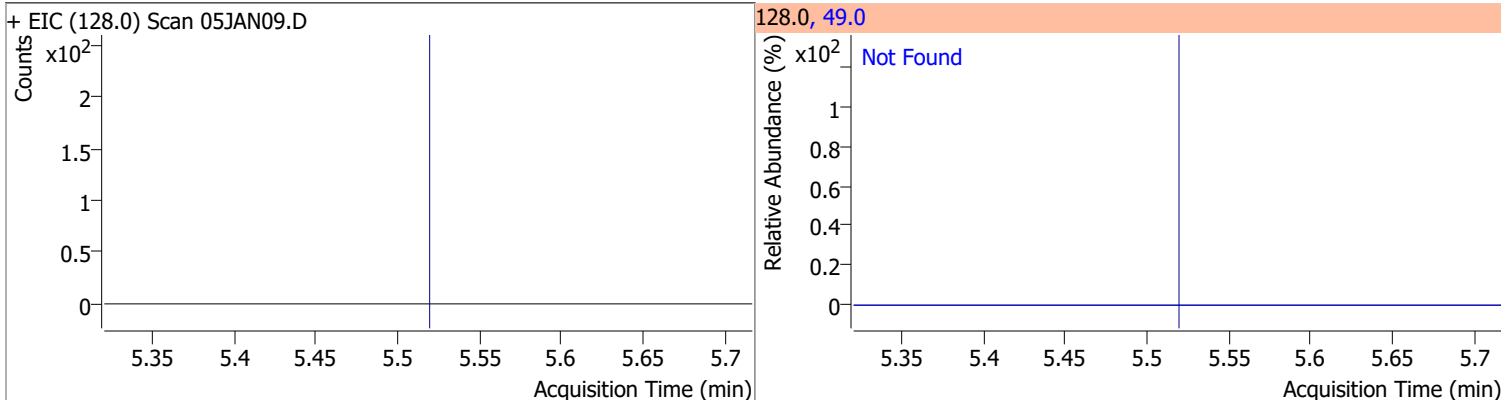
Compound	Conc.	Exp RT	QIon	Exp Ratio	QIon	Exp Ratio
cis-1,2-Dichloroethene	N.D.	5.22	61.0	167.2	98.0	67.3



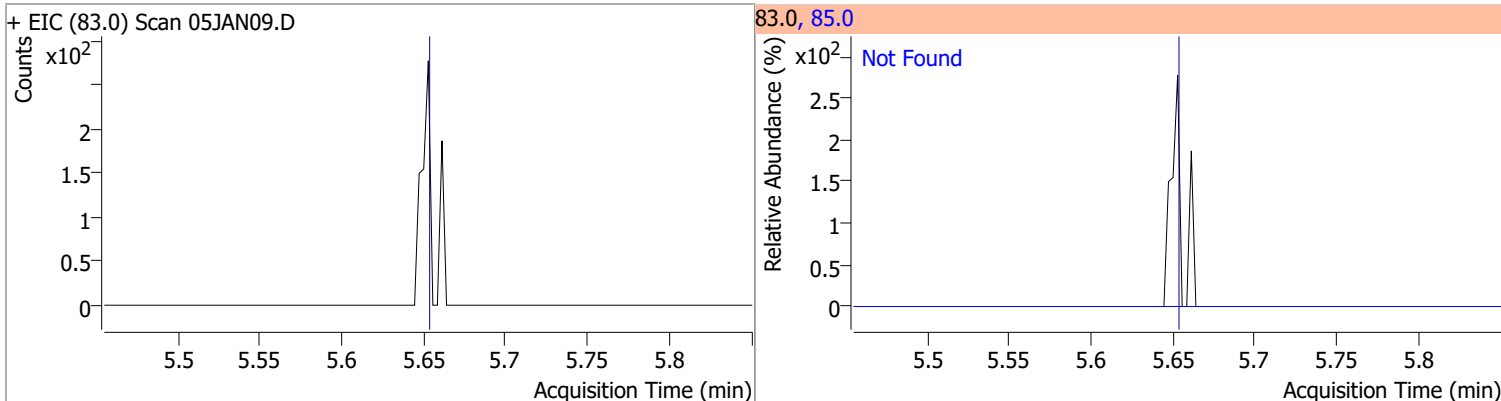
Compound	Conc.	Exp RT	QIon	Exp Ratio
Methyl ethyl ketone	N.D.	5.28	72.0	21.3



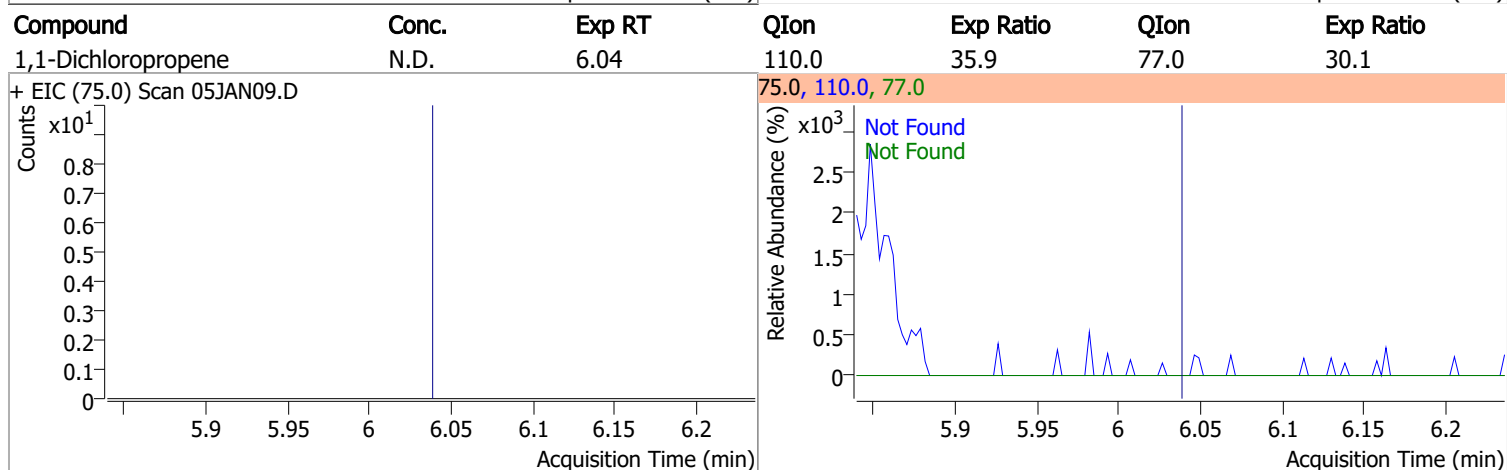
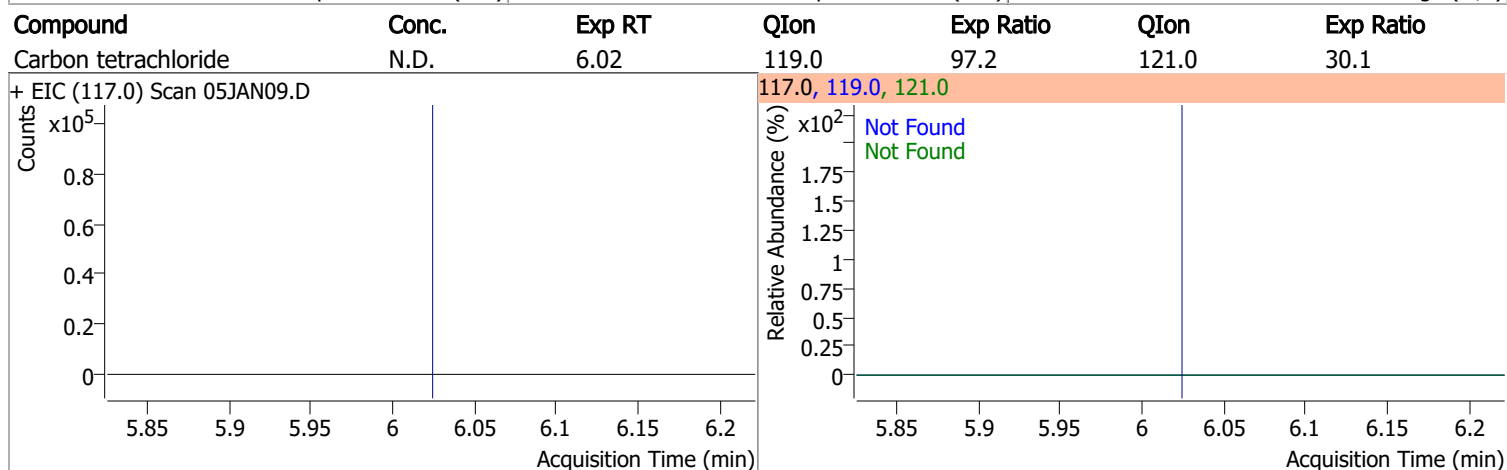
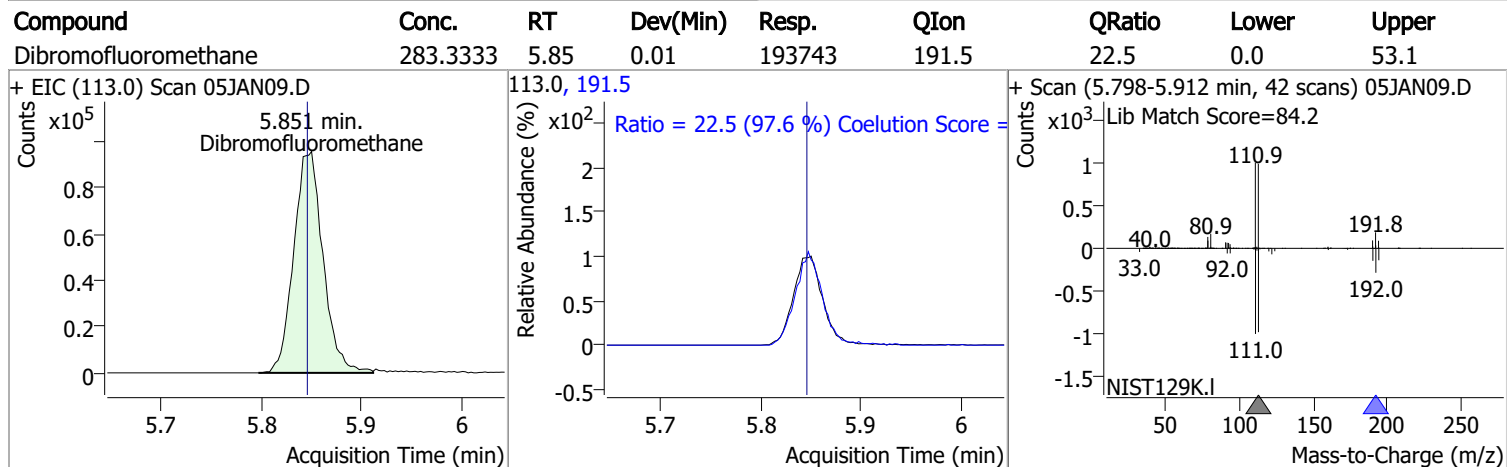
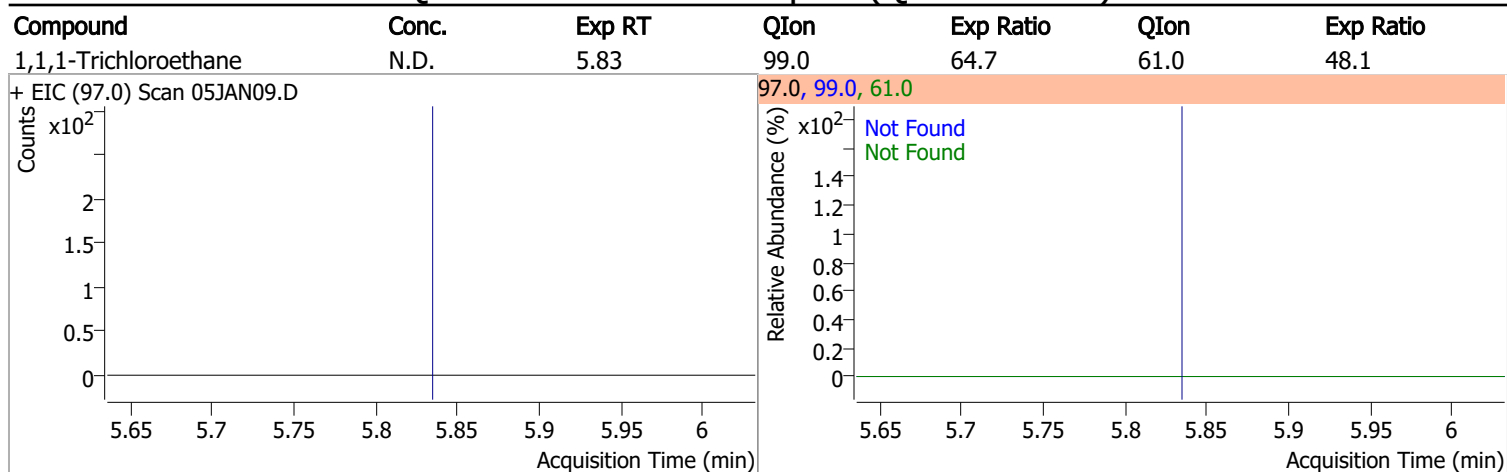
Compound	Conc.	Exp RT	QIon	Exp Ratio
Bromochloromethane	N.D.	5.52	49.0	182.9



Compound	Conc.	Exp RT	QIon	Exp Ratio
Chloroform	N.D.	5.65	85.0	66.0

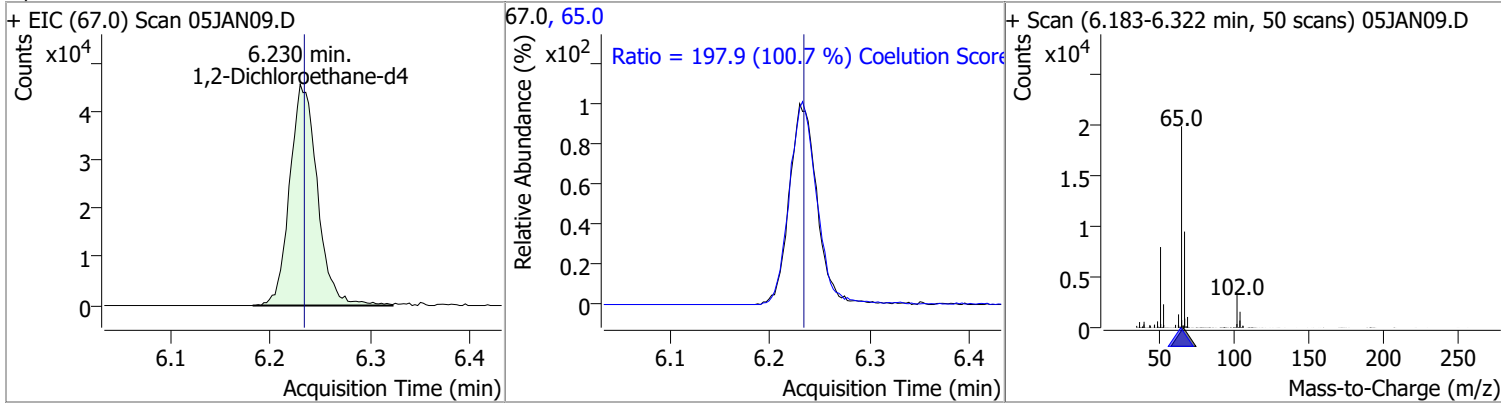


# Quantitation Results Report (QT Reviewed)

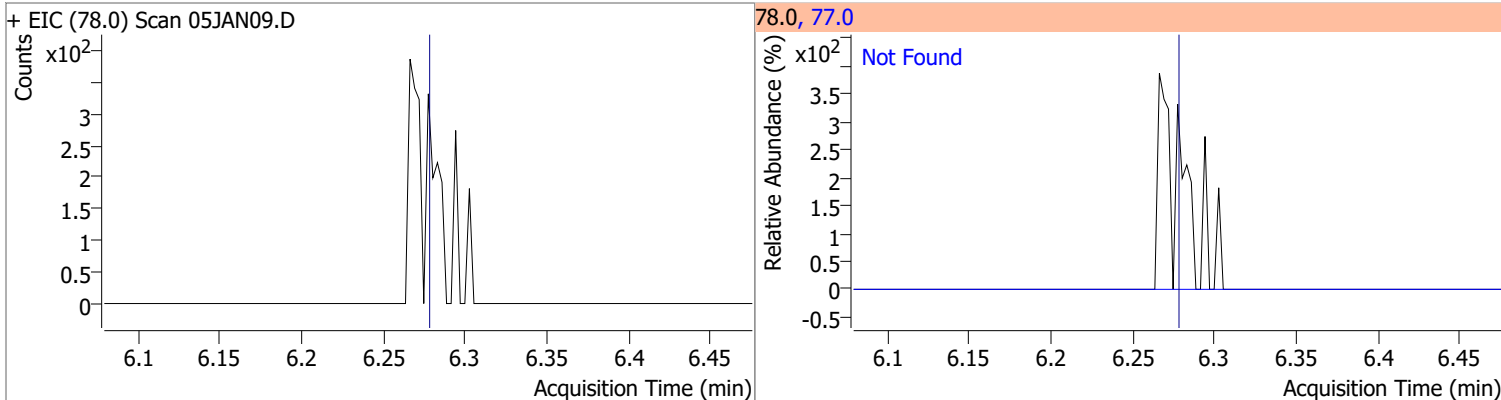


# Quantitation Results Report (QT Reviewed)

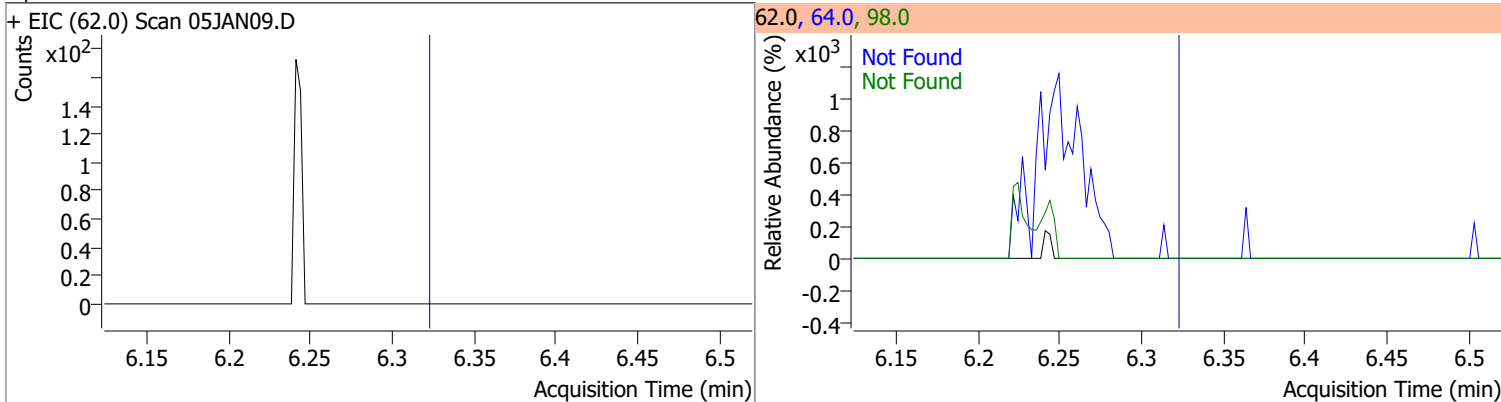
Compound	Conc.	RT	Dev(Min)	Resp.	QIon	QRatio	Lower	Upper
1,2-Dichloroethane-d4	295.9454	6.23	0.00	87408	65.0	197.9	166.5	226.5



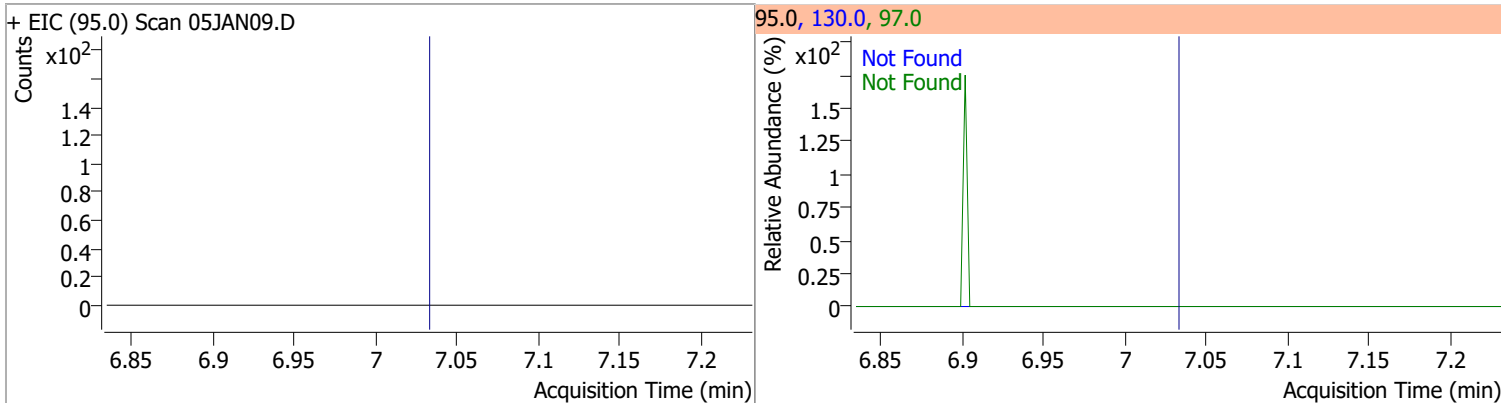
Compound	Conc.	Exp RT	QIon	Exp Ratio
Benzene	N.D.	6.28	77.0	23.5



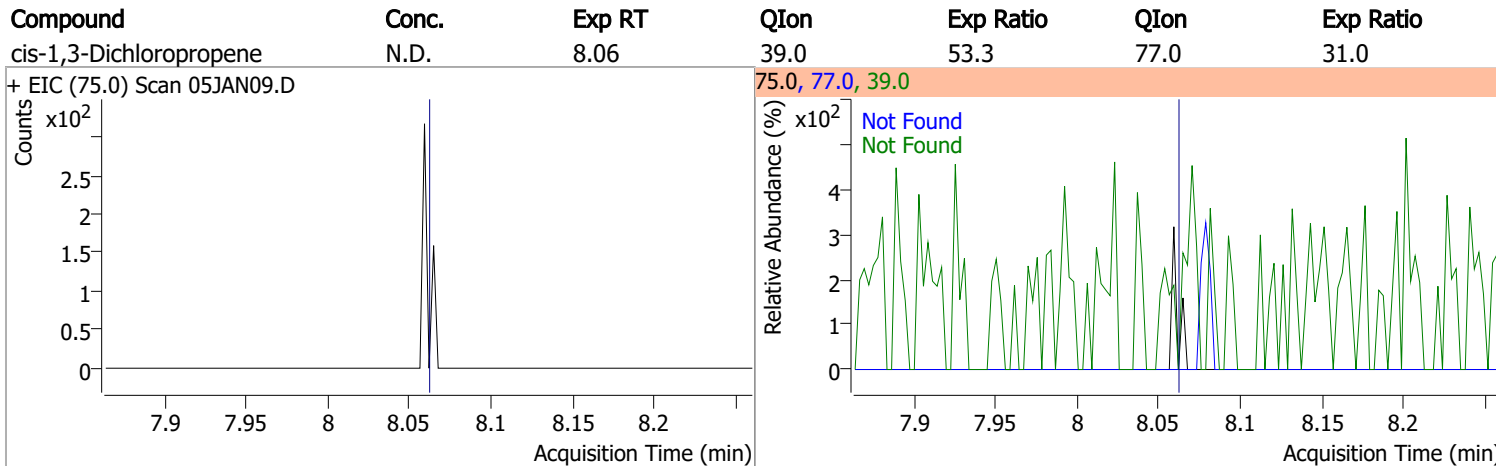
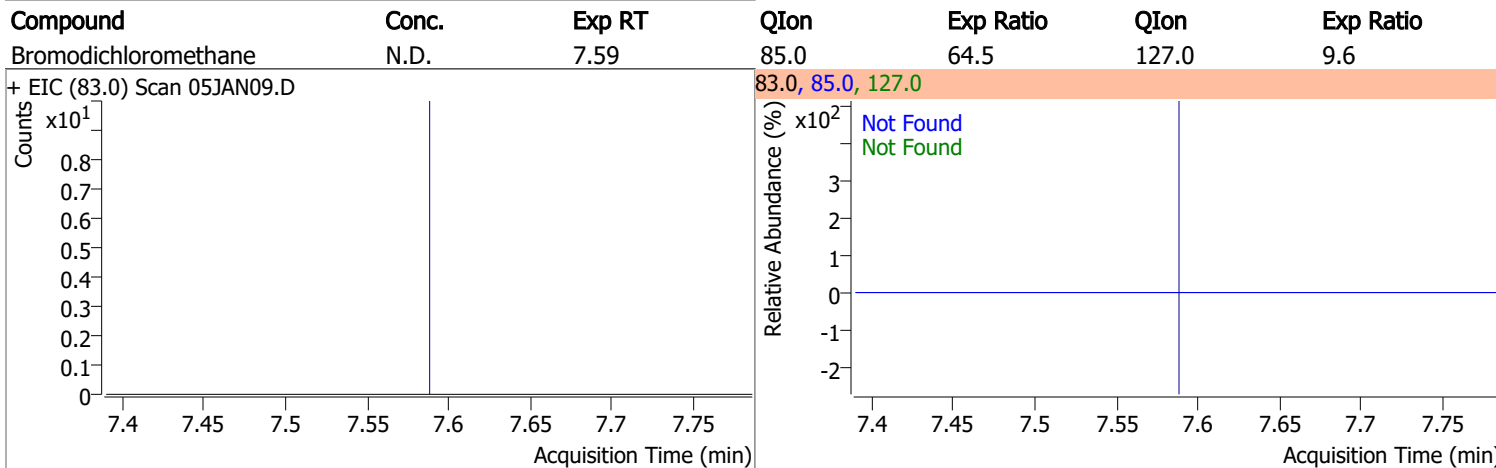
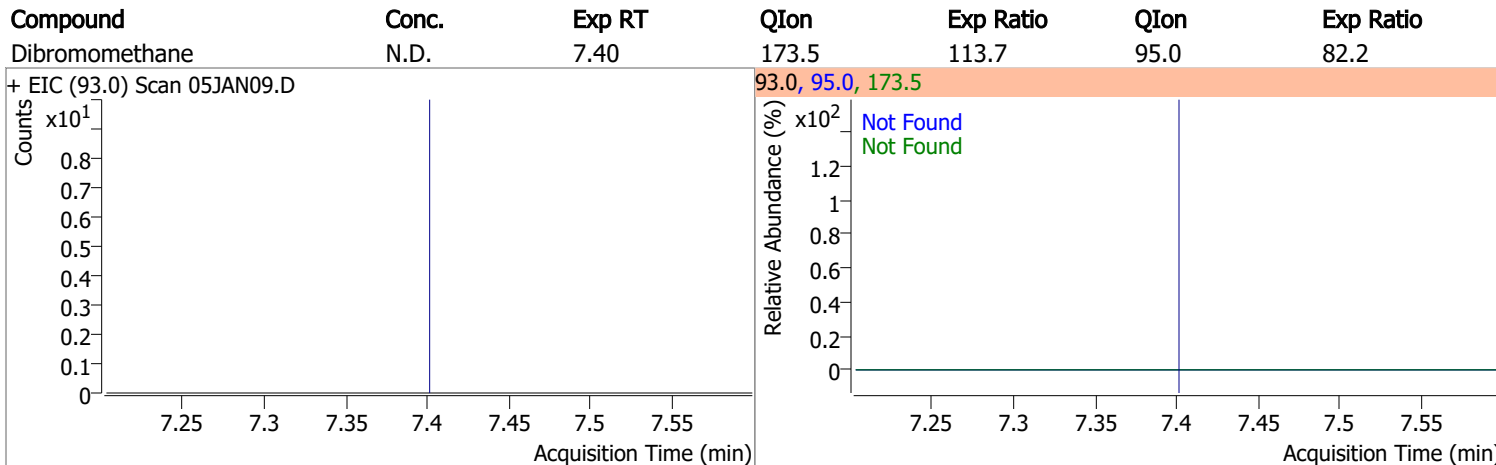
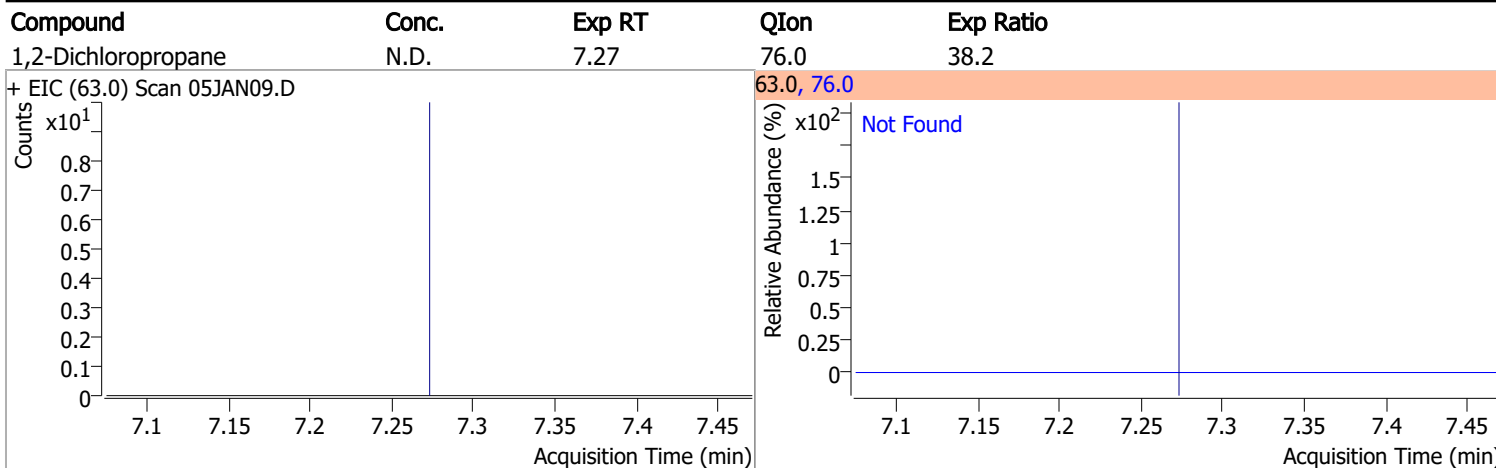
Compound	Conc.	Exp RT	QIon	Exp Ratio	QIon	Exp Ratio
1,2-Dichloroethane	N.D.	6.32	64.0	29.9	98.0	7.6



Compound	Conc.	Exp RT	QIon	Exp Ratio	QIon	Exp Ratio
Trichloroethene	N.D.	7.03	130.0	101.5	97.0	64.1

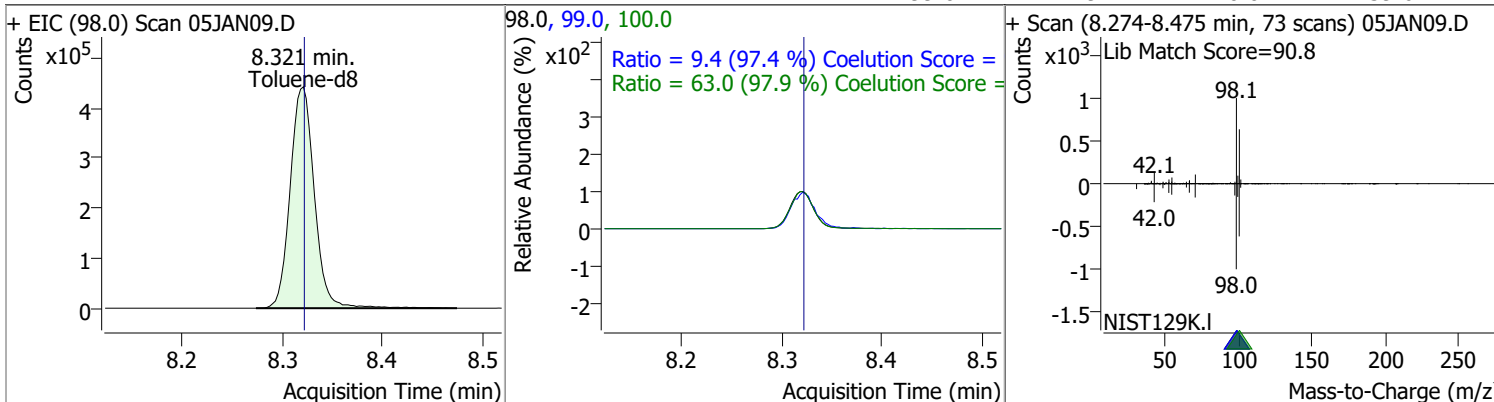


# Quantitation Results Report (QT Reviewed)

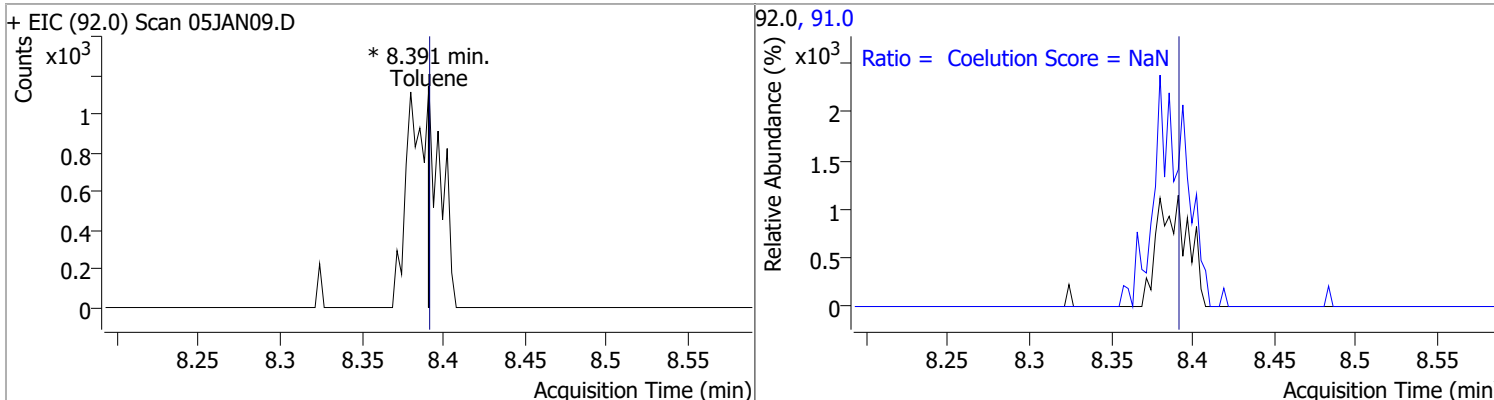


# Quantitation Results Report (QT Reviewed)

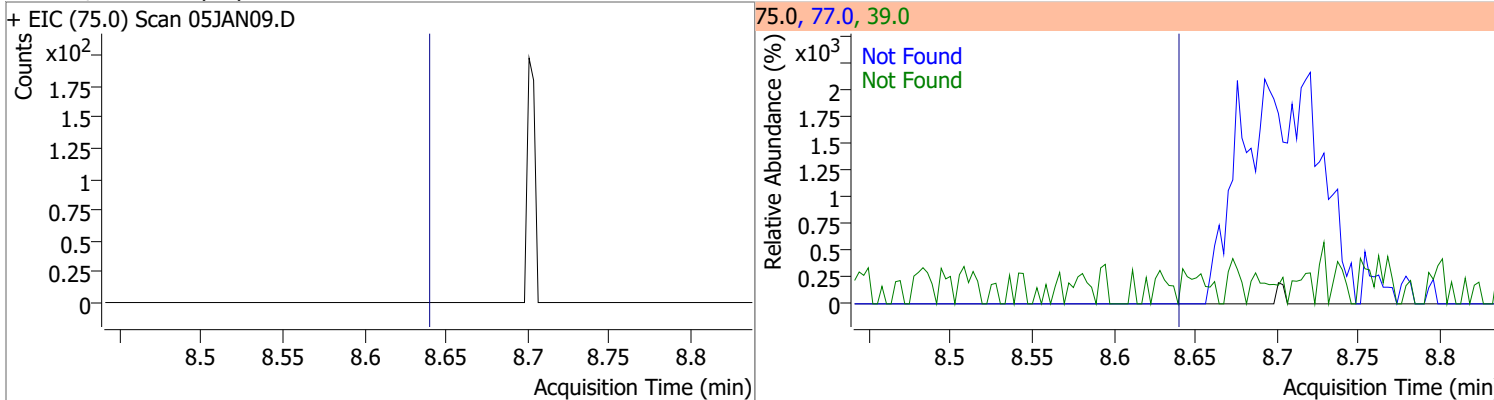
Compound	Conc.	RT	Dev(Min)	Resp.	QIon	QRatio	Lower	Upper
Toluene-d8	270.7461	8.32	0.00	741100	100.0	63.0	34.4	94.4
					99.0	9.4	0.0	39.6



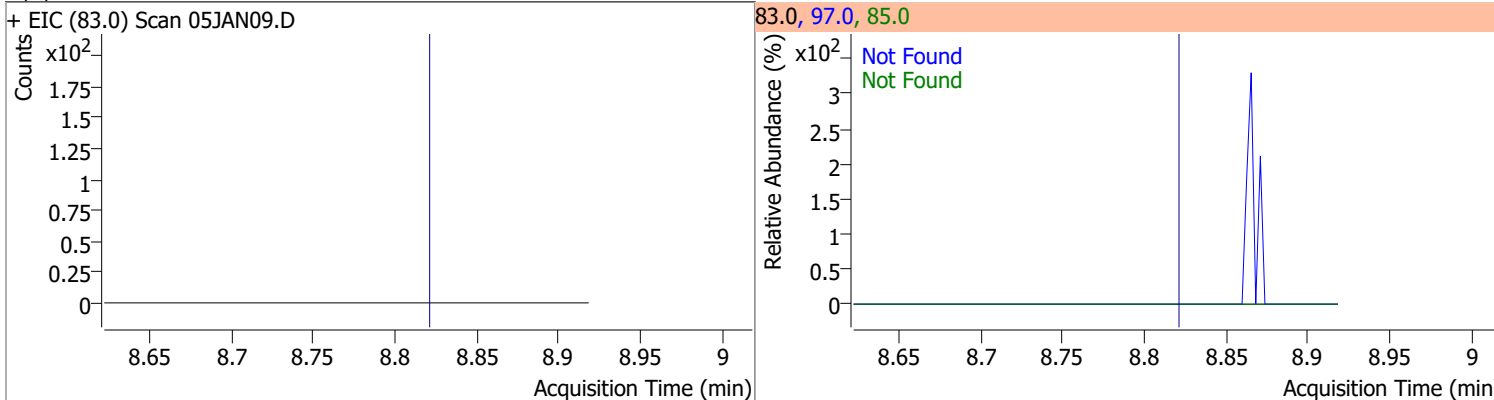
Compound	Conc.	RT	Dev(Min)	Resp.	QIon	QRatio	Lower	Upper
Toluene	0	0	0	0	91.0		145.8	205.8



Compound	Conc.	Exp RT	QIon	Exp Ratio	QIon	Exp Ratio
trans-1,3-Dichloropropene	N.D.	8.64	39.0	53.4	77.0	32.4

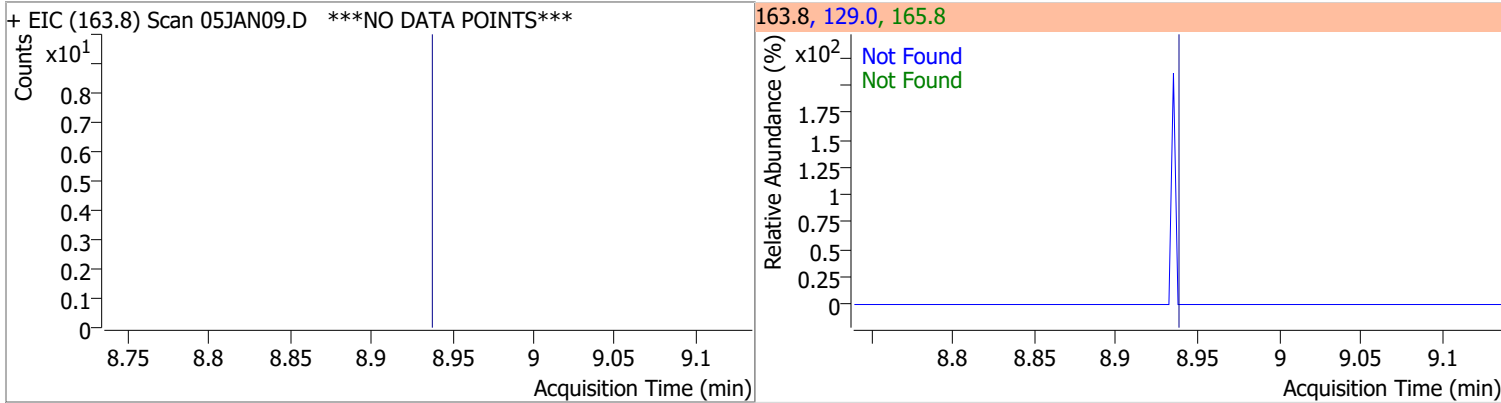


Compound	Conc.	Exp RT	QIon	Exp Ratio	QIon	Exp Ratio
1,1,2-Trichloroethane	N.D.	8.82	97.0	114.6	85.0	67.6

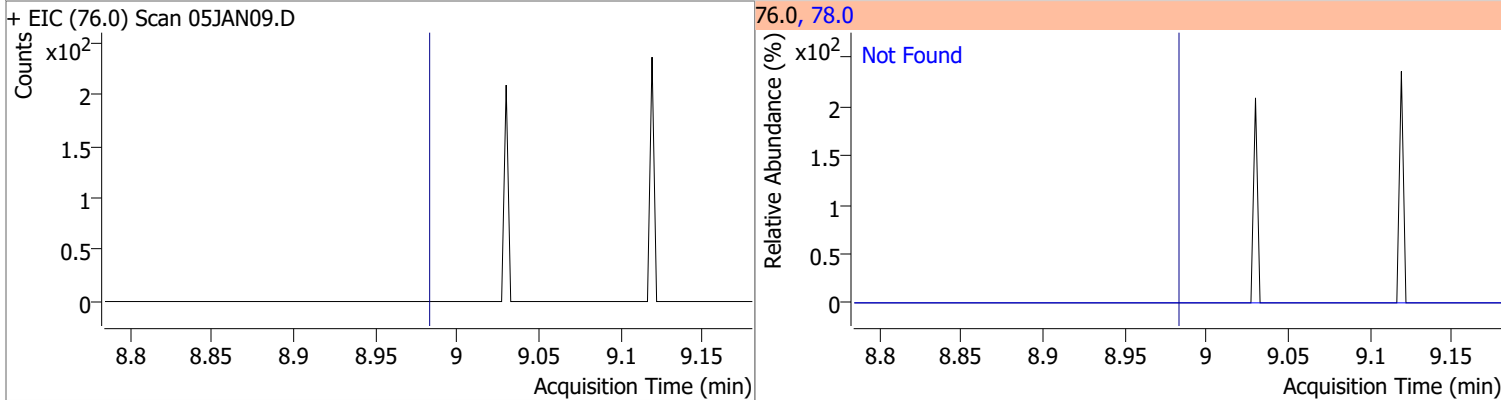


# Quantitation Results Report (QT Reviewed)

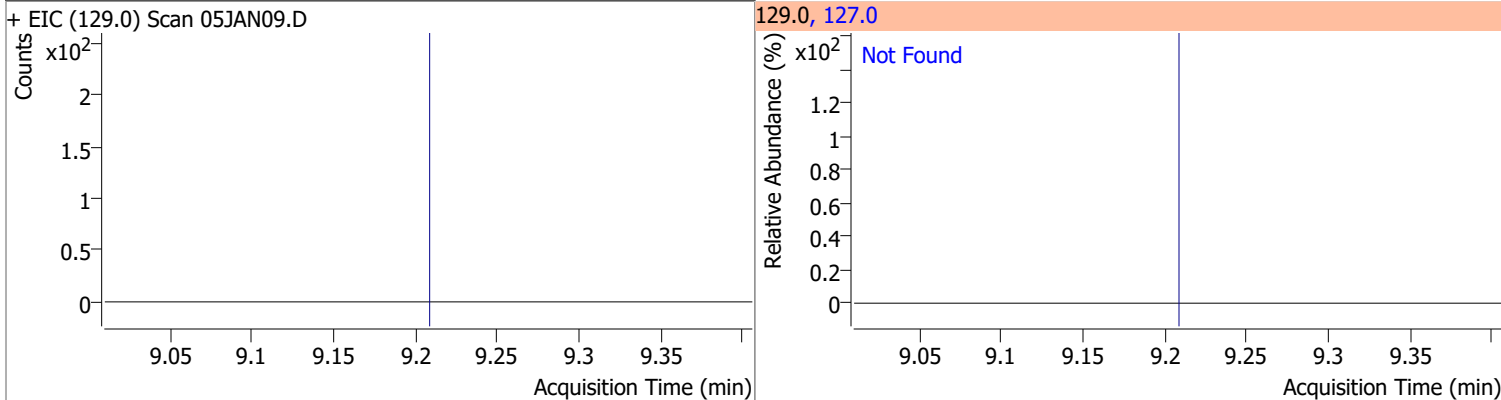
Compound	Conc.	Exp RT	QIon	Exp Ratio	QIon	Exp Ratio
Tetrachloroethene	N.D.	8.94	165.8	128.6	129.0	91.5



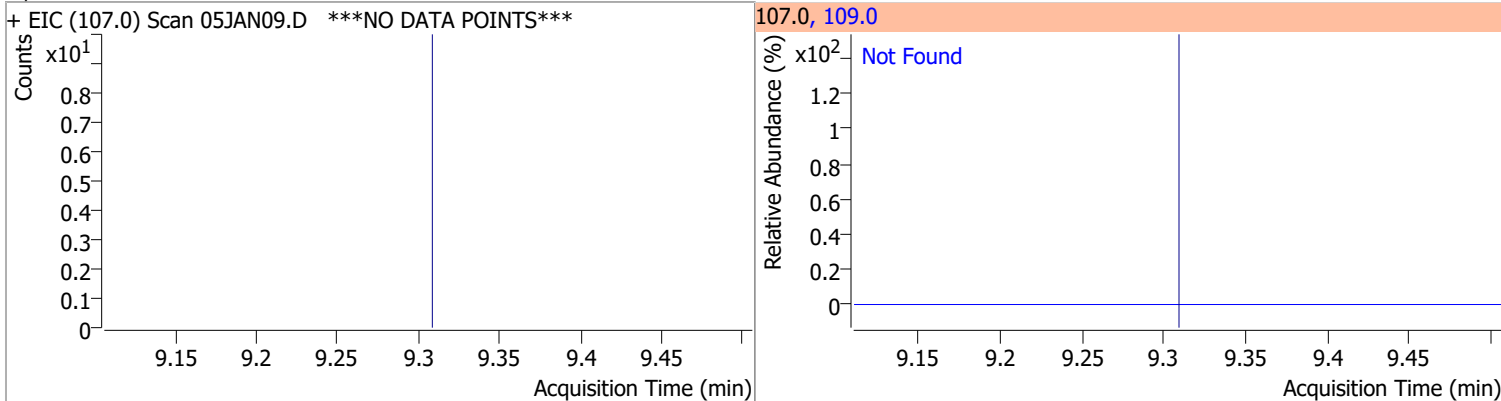
Compound	Conc.	Exp RT	QIon	Exp Ratio
1,3-Dichloropropane	N.D.	8.98	78.0	32.9



Compound	Conc.	Exp RT	QIon	Exp Ratio
Chlorodibromomethane	N.D.	9.21	127.0	78.0

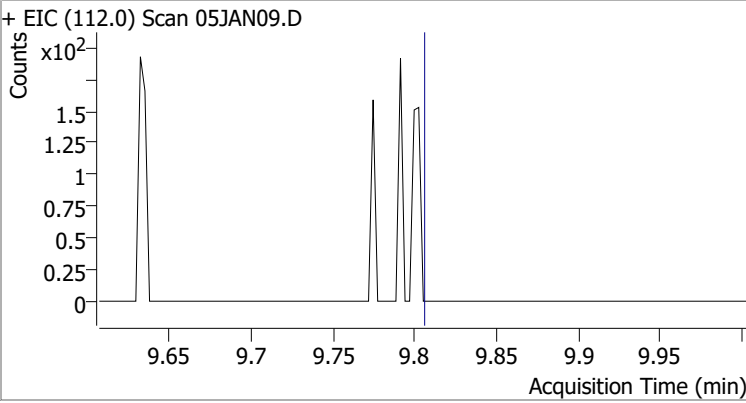
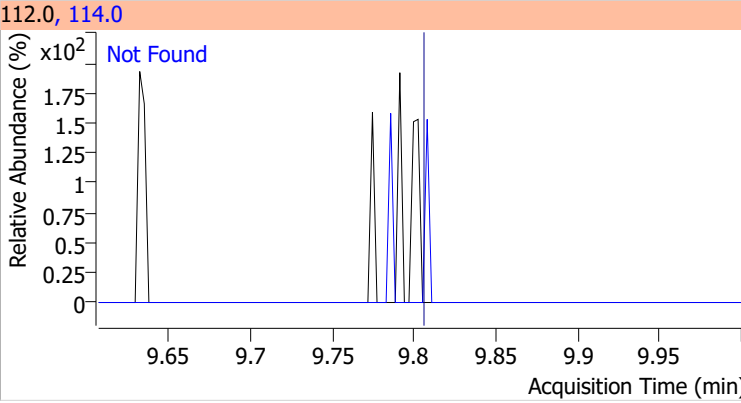
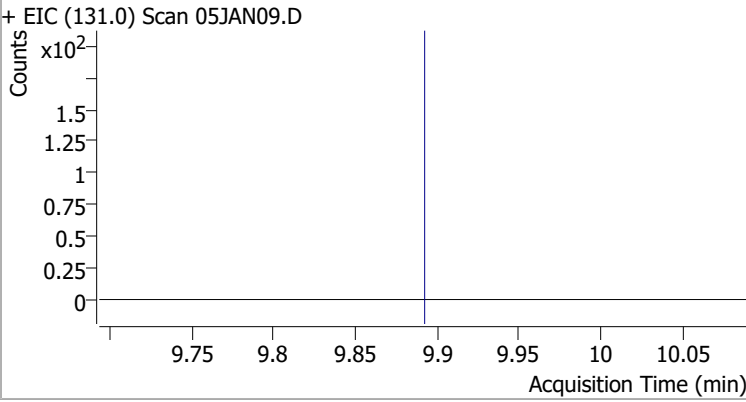
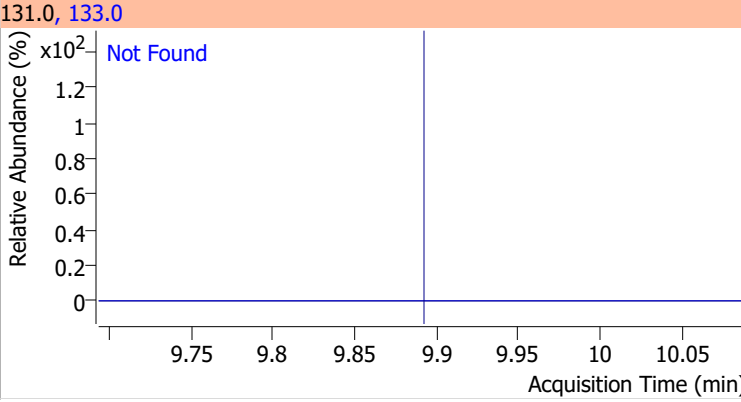
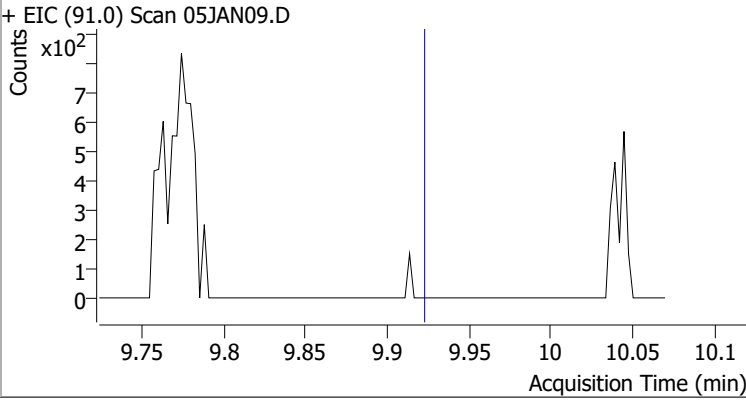
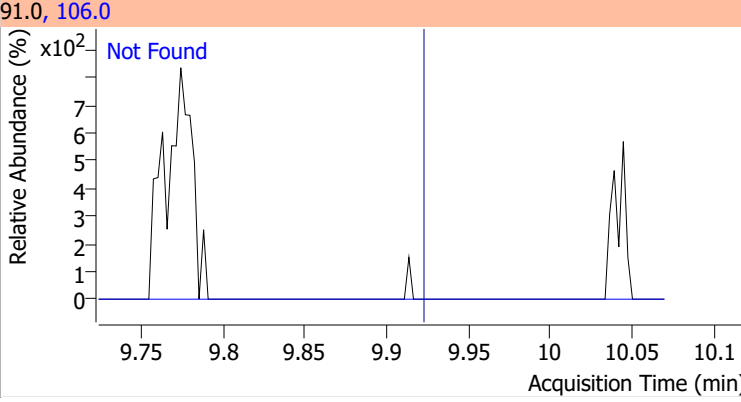
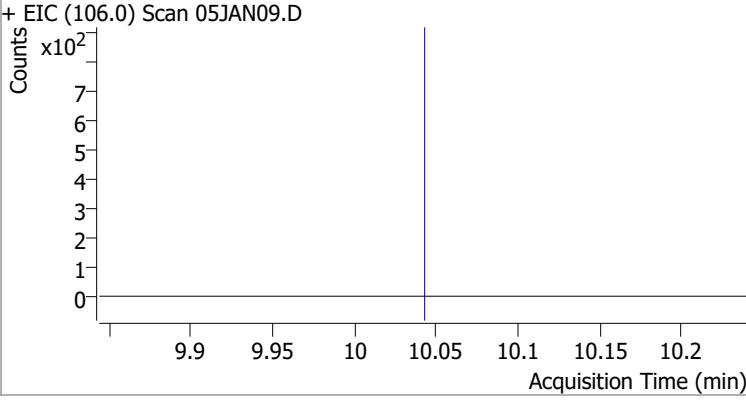
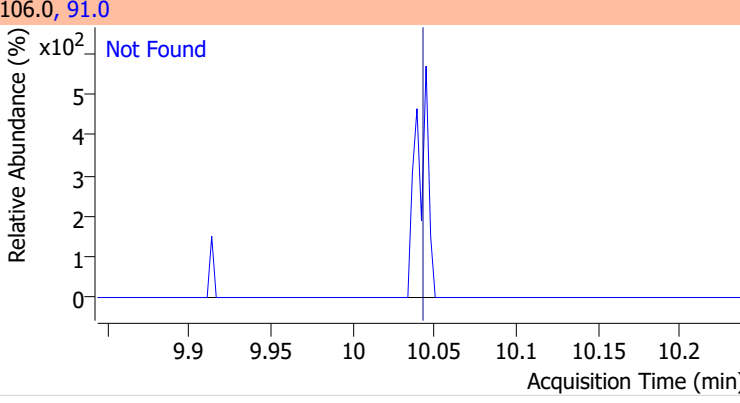


Compound	Conc.	Exp RT	QIon	Exp Ratio
1,2-Dibromoethane	N.D.	9.31	109.0	94.5



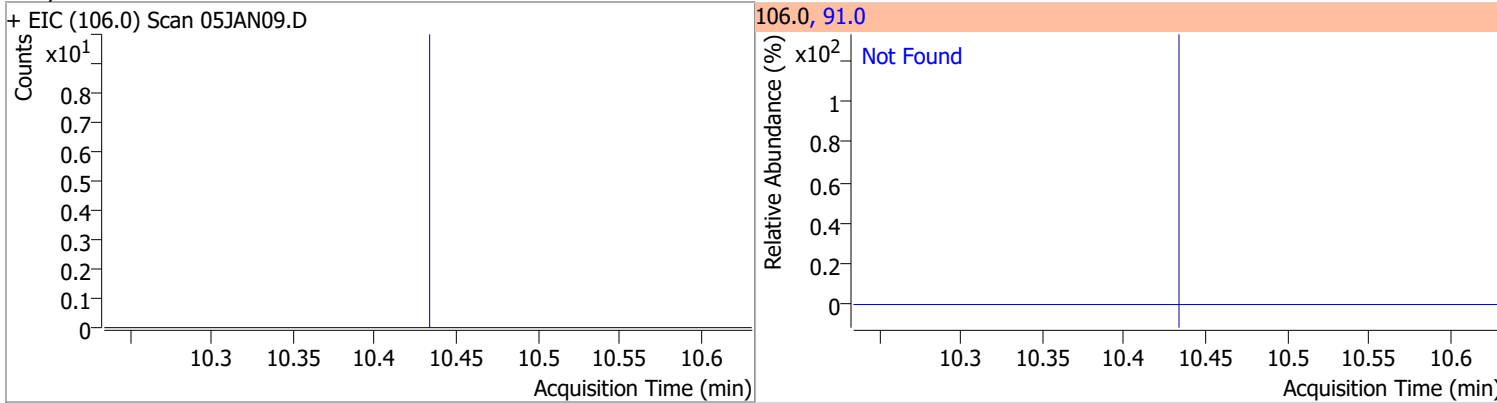


# Quantitation Results Report (QT Reviewed)

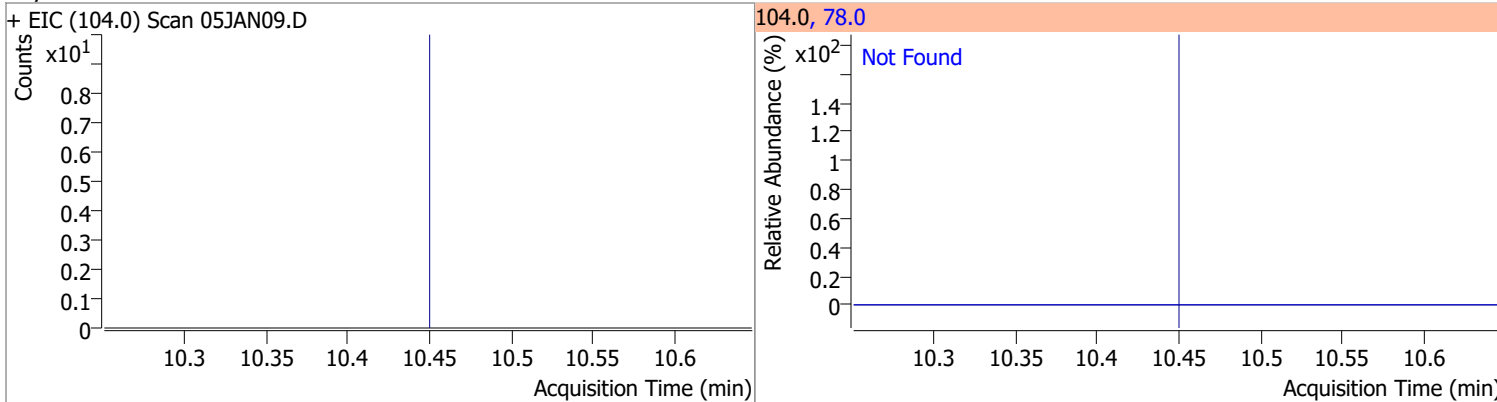
Compound	Conc.	Exp RT	QIon	Exp Ratio
Chlorobenzene	N.D.	9.80	114.0	32.1
+ EIC (112.0) Scan 05JAN09.D 			112.0, 114.0 	
1,1,1,2-Tetrachloroethane	N.D.	9.89	133.0	98.6
+ EIC (131.0) Scan 05JAN09.D 			131.0, 133.0 	
Ethylbenzene	N.D.	9.92	106.0	31.1
+ EIC (91.0) Scan 05JAN09.D 			91.0, 106.0 	
m+p-Xylenes	N.D.	10.04	91.0	201.4
+ EIC (106.0) Scan 05JAN09.D 			106.0, 91.0 	

# Quantitation Results Report (QT Reviewed)

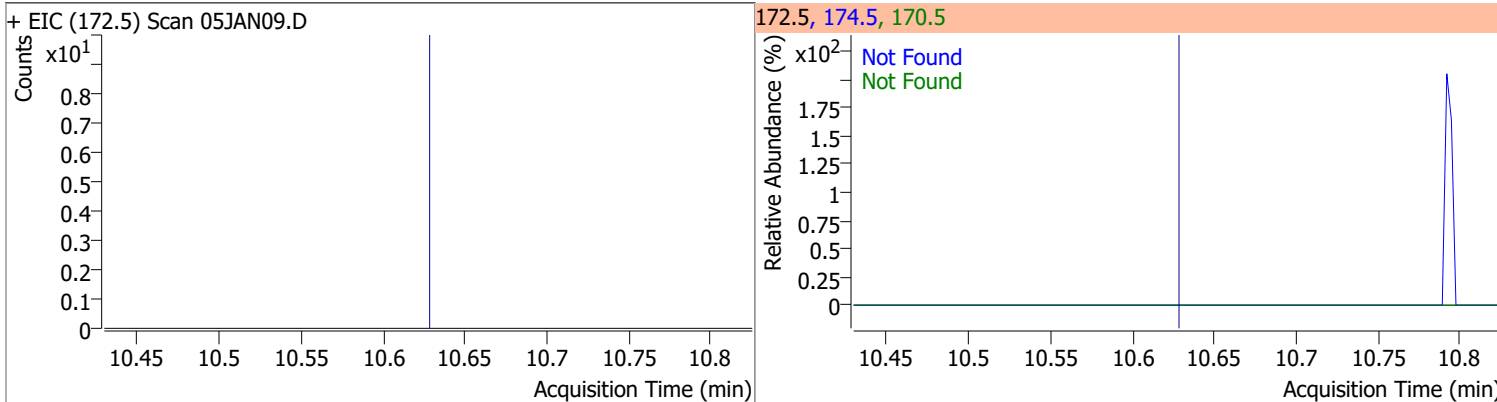
Compound	Conc.	Exp RT	QIon	Exp Ratio
o-Xylene	N.D.	10.43	91.0	213.1



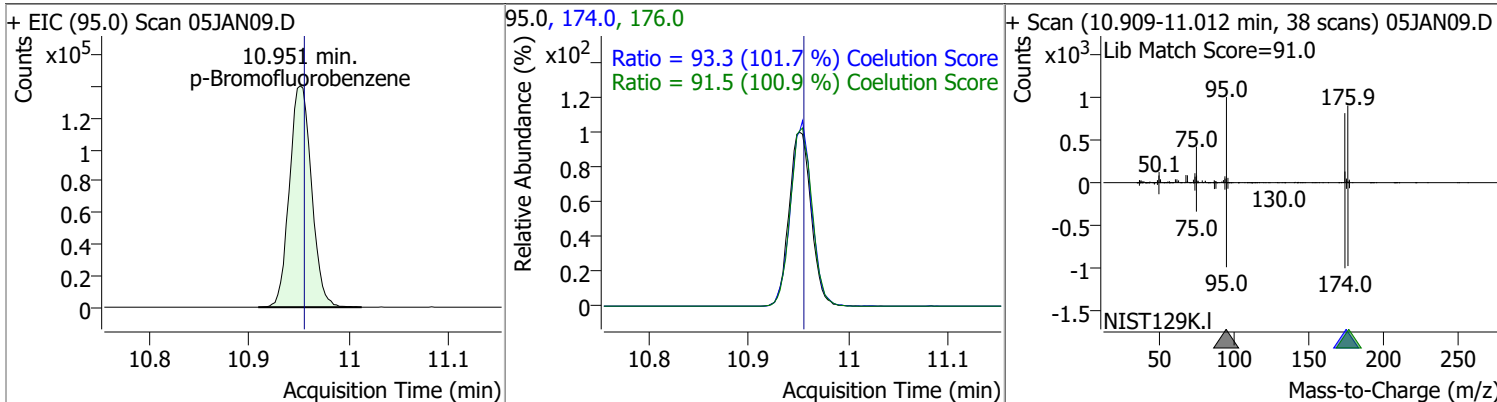
Compound	Conc.	Exp RT	QIon	Exp Ratio
Styrene	N.D.	10.45	78.0	49.6



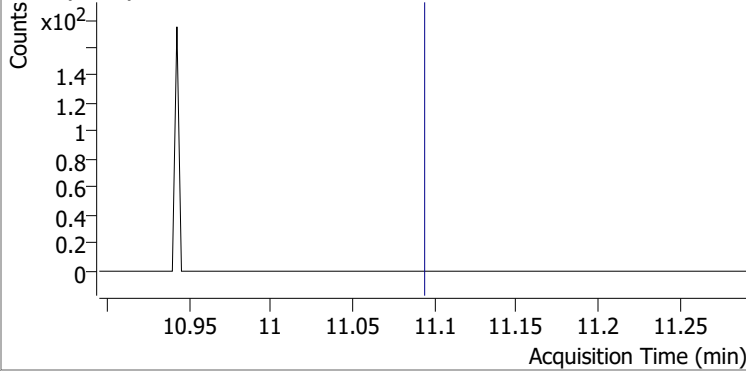
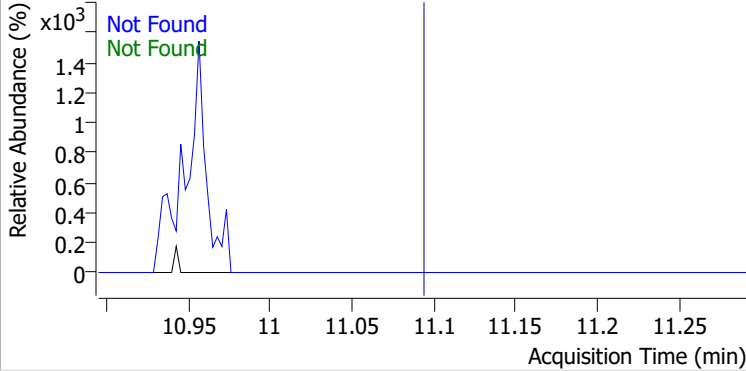
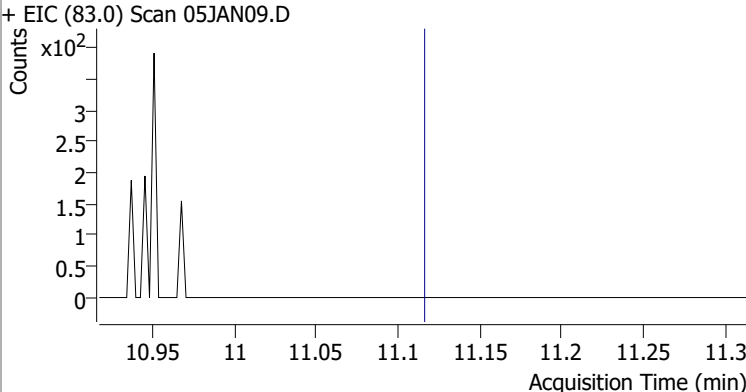
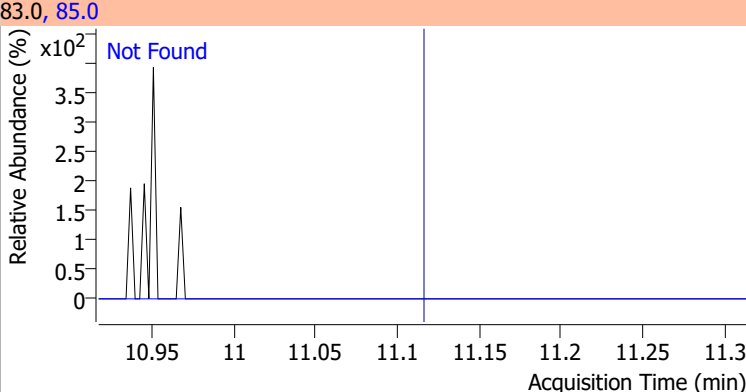
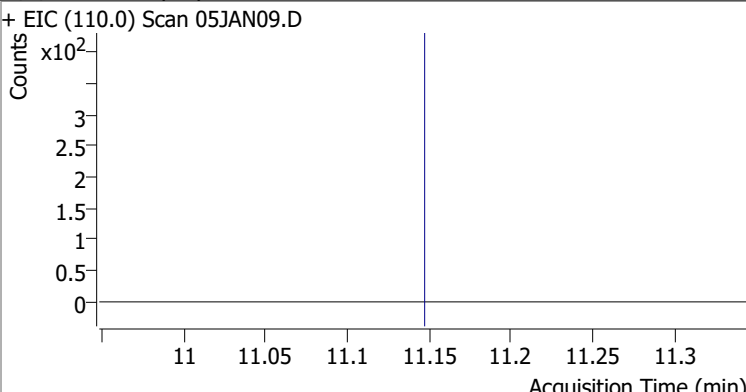
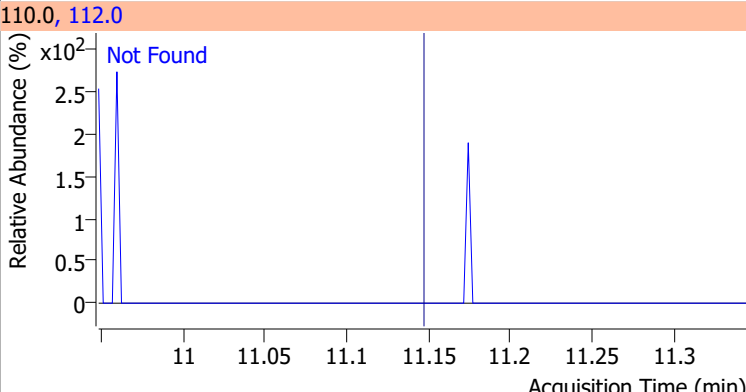
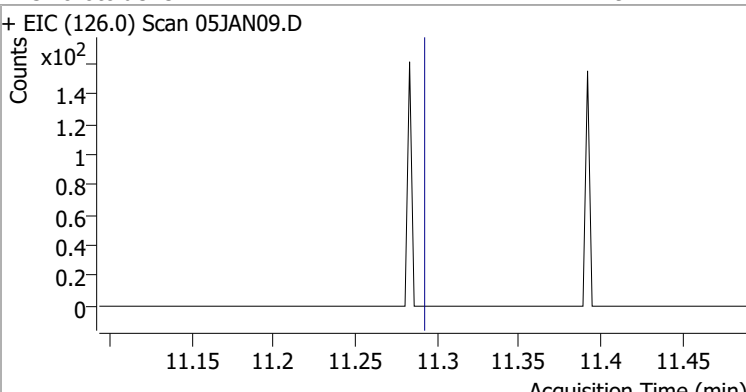
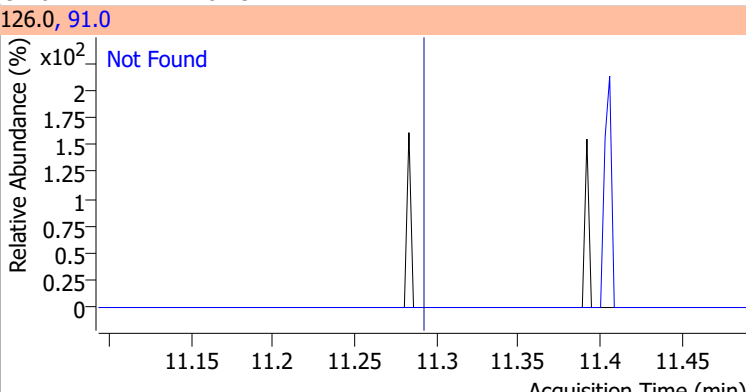
Compound	Conc.	Exp RT	QIon	Exp Ratio	QIon	Exp Ratio
Bromoform	N.D.	10.63	170.5	52.1	174.5	50.1



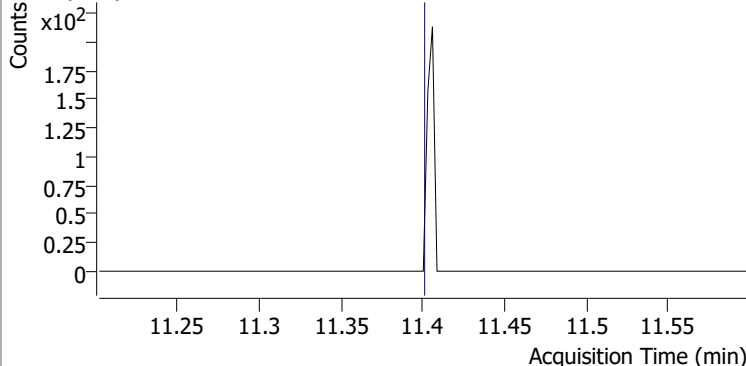
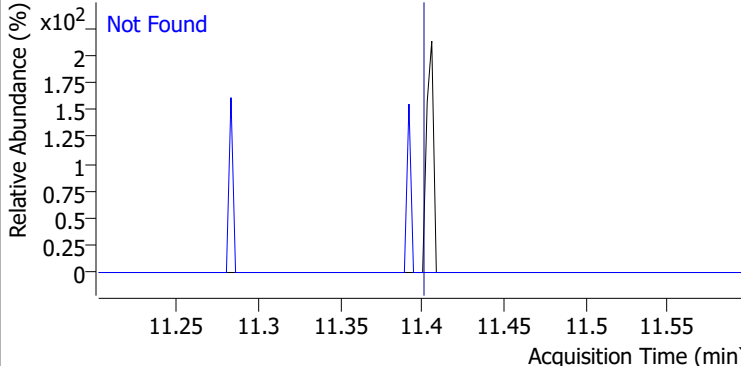
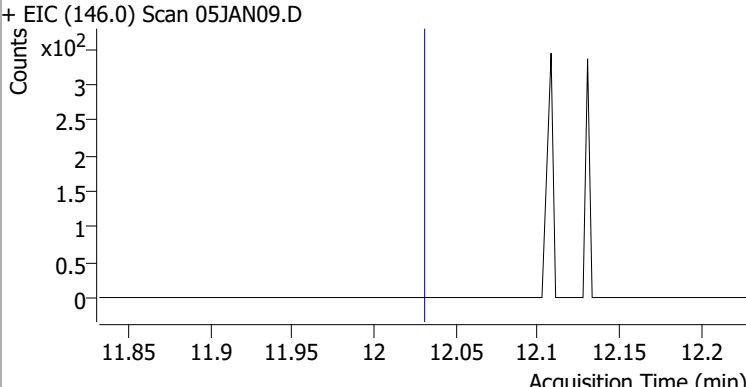
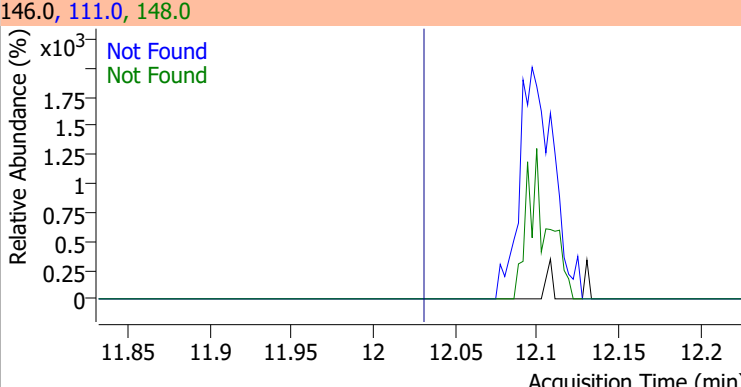
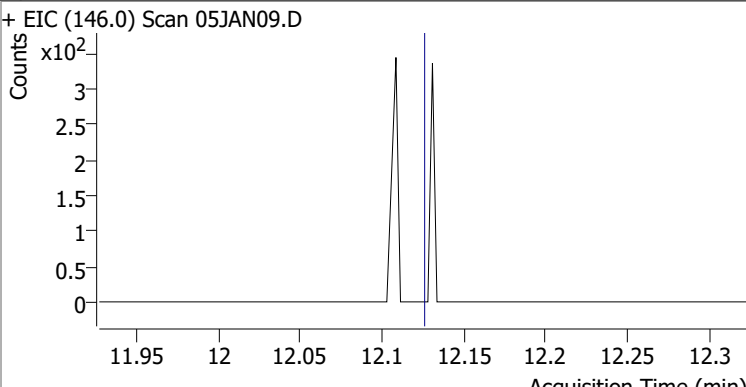
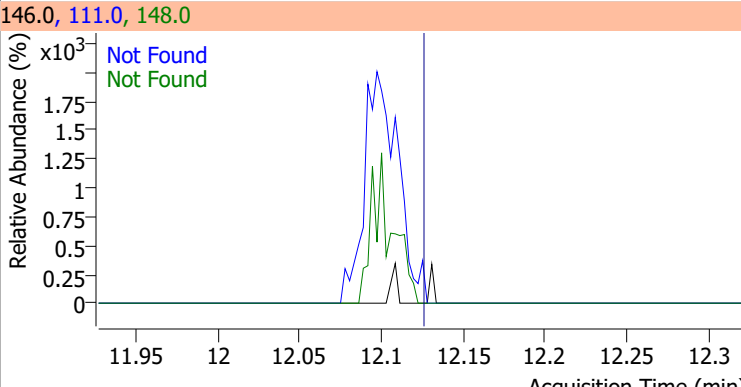
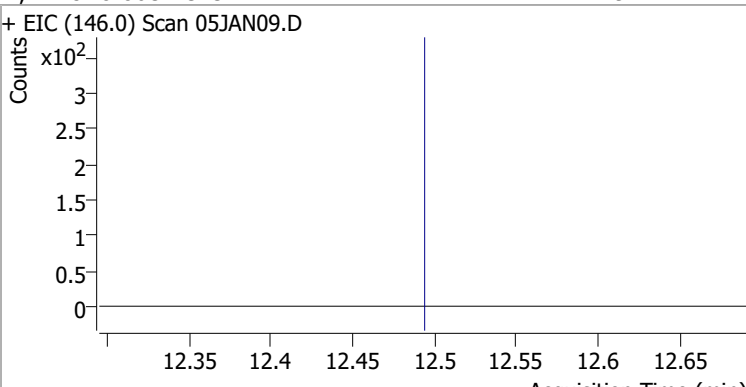
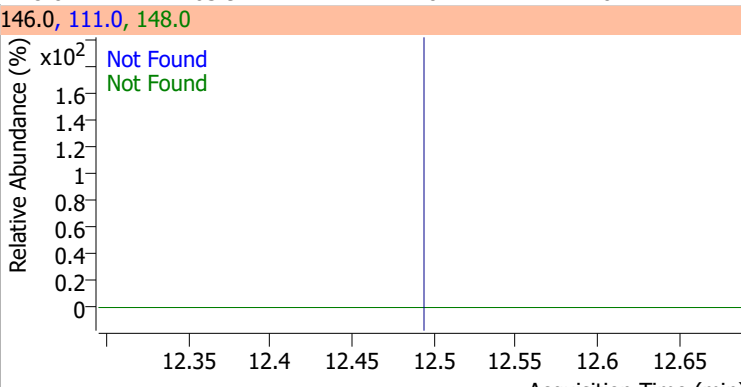
Compound	Conc.	RT	Dev(Min)	Resp.	QIon	QRatio	Lower	Upper
p-Bromofluorobenzene	268.5403	10.95	0.00	214927	174.0	93.3	61.7	121.7
					176.0	91.5	60.6	120.6



# Quantitation Results Report (QT Reviewed)

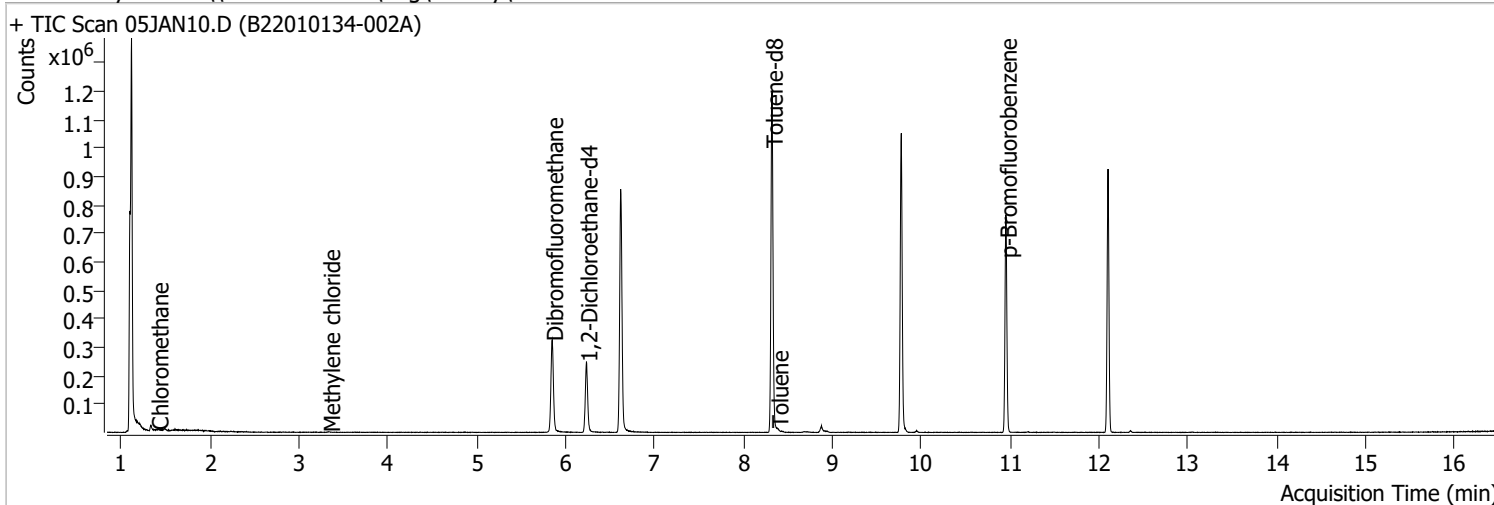
Compound	Conc.	Exp RT	QIon	Exp Ratio	QIon	Exp Ratio
Bromobenzene	N.D.	11.09	77.0	145.7	158.0	96.5
+ EIC (156.0) Scan 05JAN09.D			156.0, 77.0, 158.0			
						
1,1,2,2-Tetrachloroethane	N.D.	11.12	85.0	66.2		
+ EIC (83.0) Scan 05JAN09.D			83.0, 85.0			
						
1,2,3-Trichloropropane	N.D.	11.15	112.0	63.5		
+ EIC (110.0) Scan 05JAN09.D			110.0, 112.0			
						
2-Chlorotoluene	N.D.	11.29	91.0	282.3		
+ EIC (126.0) Scan 05JAN09.D			126.0, 91.0			
						

# Quantitation Results Report (QT Reviewed)

Compound	Conc.	Exp RT	QIon	Exp Ratio		
4-Chlorotoluene	N.D.	11.40	126.0	31.7		
+ EIC (91.0) Scan 05JAN09.D			91.0, 126.0			
						
1,3-Dichlorobenzene	N.D.	12.03	148.0	63.6	QIon	Exp Ratio
+ EIC (146.0) Scan 05JAN09.D			146.0, 111.0, 148.0			
						
1,4-Dichlorobenzene	N.D.	12.13	148.0	63.1	QIon	Exp Ratio
+ EIC (146.0) Scan 05JAN09.D			146.0, 111.0, 148.0			
						
1,2-Dichlorobenzene	N.D.	12.49	148.0	63.9	QIon	Exp Ratio
+ EIC (146.0) Scan 05JAN09.D			146.0, 111.0, 148.0			
						

# Quantitation Results Report (QT Reviewed)

Data File	05JAN10.D	Operator	MSC
Acq. Method	5975CACQF.M	Acq. Date-Time	1/5/2022 2:11:00 PM
Sample Name	B22010134-002A	Instrument	VOA5975C
Vial	10	Multiplier	1.00
DA Method File	VOA5975C_8260B_SHT_DoD_L4_010422.m	Comment	
Tune File	BFB_Atune3.u	Tune Date	10/11/2021 4:02:00 PM
Batch Name	VG010522_8260B.batch.bin	Last Calib Update	2/28/2022 2:48:47 PM
Ref Library	\\MASSHUNTER\Org\Library\NIST129K.I		



Compound	RT	QIon	Resp.	Conc.	Units	Dev(Min)
<b>Internal Standards</b>						
M Fluorobenzene	6.618	96.0	727308	250.0000	ng	-0.006
M Chlorobenzene-d5	9.772	82.0	281773	250.0000	ng	0.000
M 1,4-Dichlorobenzene-d4	12.100	152.0	213658	250.0000	ng	0.000
<b>System Monitoring Compounds</b>						
S Dibromofluoromethane	5.845	113.0	192021	280.2417	ng	0.000
Spiked Amount: 250.000	Range: 80.0 - 119.0%			Recovery = 112.10%		
S 1,2-Dichloroethane-d4	6.233	67.0	84898	286.8601	ng	0.000
Spiked Amount: 250.000	Range: 81.0 - 118.0%			Recovery = 114.74%		
S Toluene-d8	8.319	98.0	729899	268.8089	ng	0.000
Spiked Amount: 250.000	Range: 89.0 - 112.0%			Recovery = 107.52%		
S p-Bromofluorobenzene	10.951	95.0	215264	275.0138	ng	-0.003
Spiked Amount: 250.000	Range: 85.0 - 114.0%			Recovery = 110.01%		
<b>Target Compounds</b>						
T Dichlorodifluoromethane	0.000		0	N.D.		
T Chloromethane	1.409	50.0	1273	1.1003	ng	m 85
T Vinyl chloride	0.000		0	N.D.		
T Bromomethane	0.000		0	N.D.		
T Chloroethane	0.000		0	N.D.		
T Trichlorofluoromethane	0.000		0	N.D.		
T 1,1-Dichloroethene	0.000		0	N.D.		
T Methylene chloride	3.338	49.0	1248	1.1560	ng	m 83
T trans-1,2-Dichloroethene	0.000		0	N.D.		
T Methyl tert-butyl ether (MTBE)	0.000		0	N.D.		
T 1,1-Dichloroethane	0.000		0	N.D.		
T 2,2-Dichloropropane	0.000		0	N.D.		
T cis-1,2-Dichloroethene	0.000		0	N.D.		
T Methyl ethyl ketone	0.000		0	N.D.		
T Bromochloromethane	0.000		0	N.D.		
T Chloroform	0.000		0	N.D.		

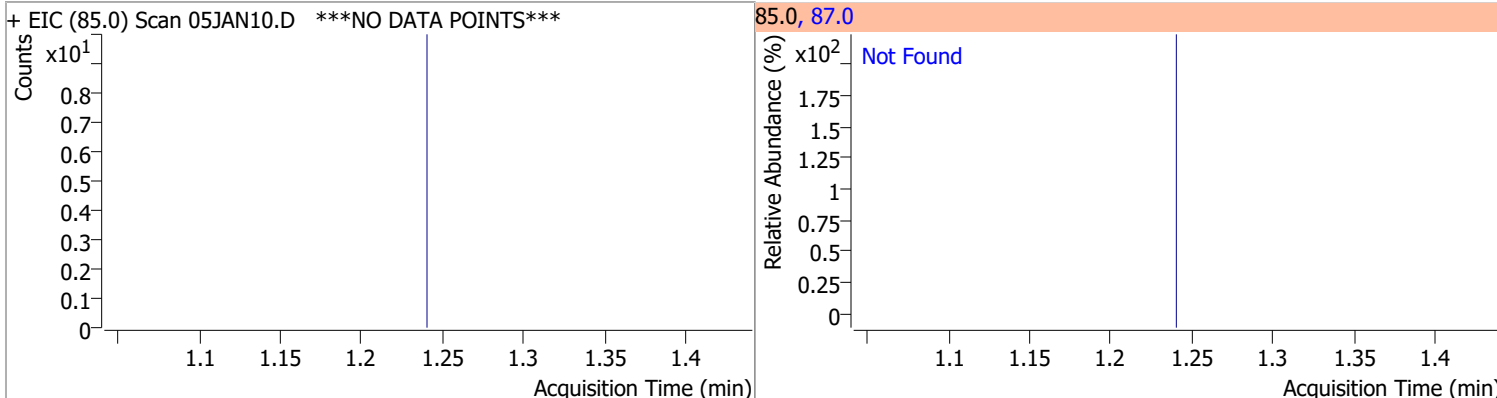
# Quantitation Results Report (QT Reviewed)

Compound	RT	QIon	Resp.	Conc.	Units		Dev(Min)
T 1,1,1-Trichloroethane	0.000		0	N.D.			
T Carbon tetrachloride	0.000		0	N.D.			
T 1,1-Dichloropropene	0.000		0	N.D.			
T Benzene	0.000		0	N.D.			
T 1,2-Dichloroethane	0.000		0	N.D.			
T Trichloroethene	0.000		0	N.D.			
T 1,2-Dichloropropane	0.000		0	N.D.			
T Dibromomethane	0.000		0	N.D.			
T Bromodichloromethane	0.000		0	N.D.			
T cis-1,3-Dichloropropene	0.000		0	N.D.			
T Toluene	8.380	92.0	1581	0.8620	ng	m	99
T trans-1,3-Dichloropropene	0.000		0	N.D.			
T 1,1,2-Trichloroethane	0.000		0	N.D.			
T Tetrachloroethene	0.000		0	N.D.			
T 1,3-Dichloropropane	0.000		0	N.D.			
T Chlorodibromomethane	0.000		0	N.D.			
T 1,2-Dibromoethane	0.000		0	N.D.			
T Chlorobenzene	0.000		0	N.D.			
T 1,1,1,2-Tetrachloroethane	0.000		0	N.D.			
T Ethylbenzene	0.000		0	N.D.			
T m+p-Xylenes	10.042	106.0	0		ng	md	1
T o-Xylene	0.000		0	N.D.			
T Styrene	0.000		0	N.D.			
T Bromoform	0.000		0	N.D.			
T Bromobenzene	0.000		0	N.D.			
T 1,1,2,2-Tetrachloroethane	0.000		0	N.D.			
T 1,2,3-Trichloropropane	0.000		0	N.D.			
T 2-Chlorotoluene	0.000		0	N.D.			
T 4-Chlorotoluene	0.000		0	N.D.			
T 1,3-Dichlorobenzene	0.000		0	N.D.			
T 1,4-Dichlorobenzene	0.000		0	N.D.			
T 1,2-Dichlorobenzene	0.000		0	N.D.			

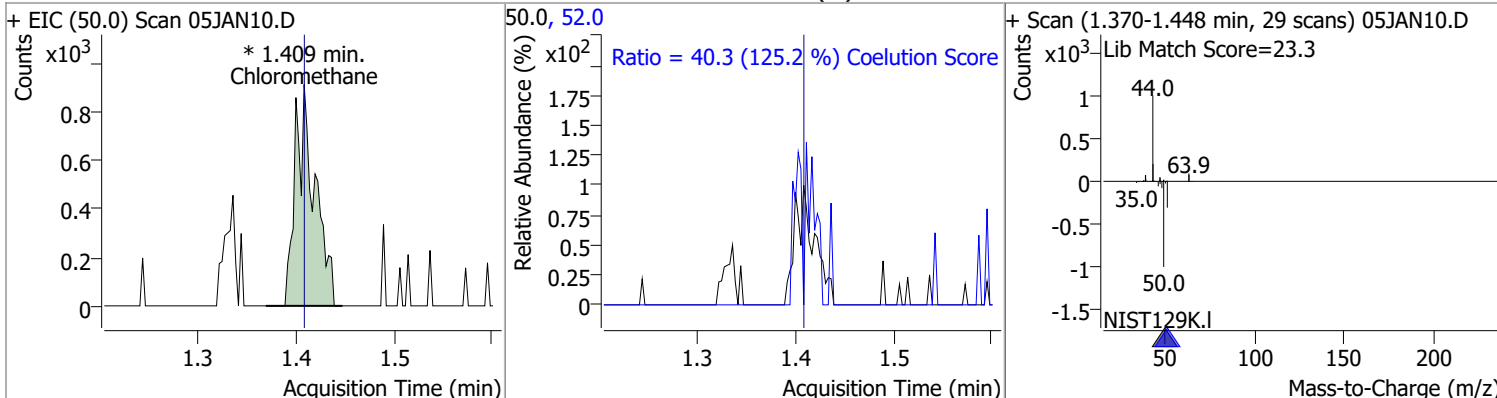
(#) = Qualifier Out of Range; (m) = Manual Integration; (+) = Area Summed; (\*) = Surrogate Percent Recovery Out of Range; (d): Zeroed Peak

# Quantitation Results Report (QT Reviewed)

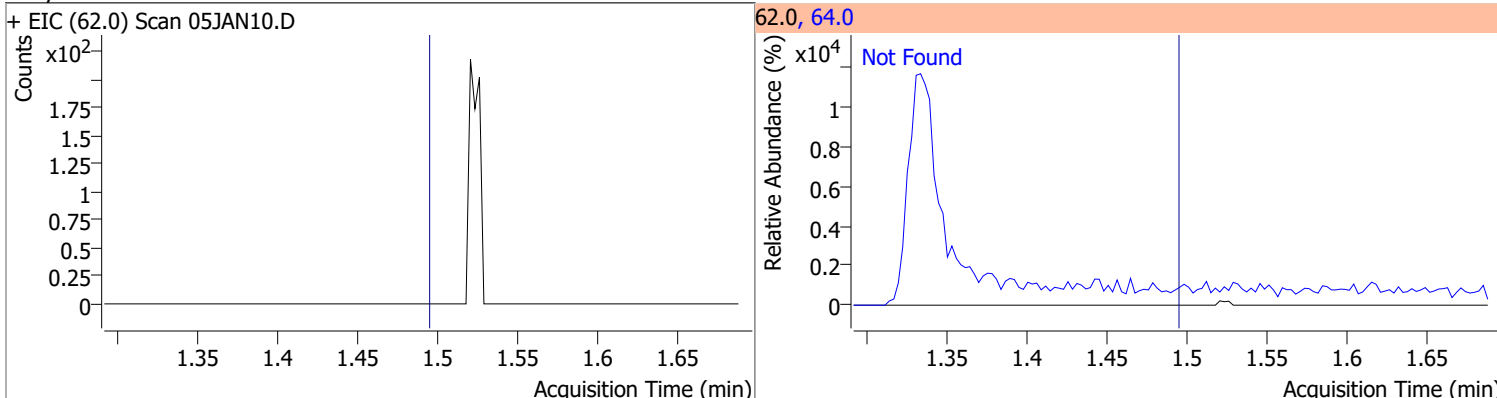
Compound	Conc.	Exp RT	QIon	Exp Ratio
Dichlorodifluoromethane	N.D.	1.24	87.0	32.3



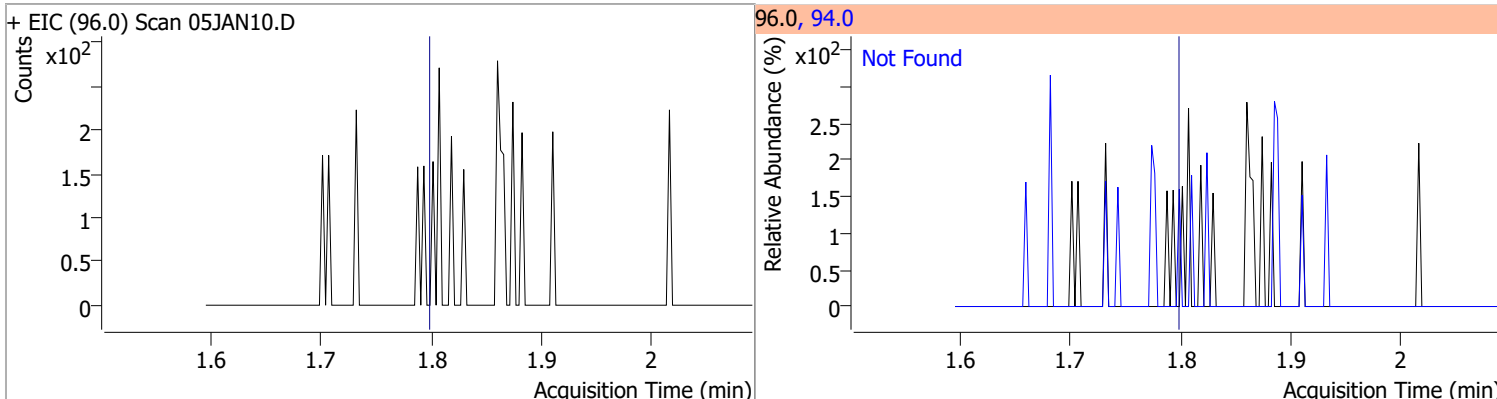
Compound	Conc.	RT	Dev(Min)	Resp.	QIon	QRatio	Lower	Upper
Chloromethane	1.1003	1.41	0.00	1273 (m)	52.0	40.3	2.1	62.1



Compound	Conc.	Exp RT	QIon	Exp Ratio
Vinyl chloride	N.D.	1.50	64.0	29.9

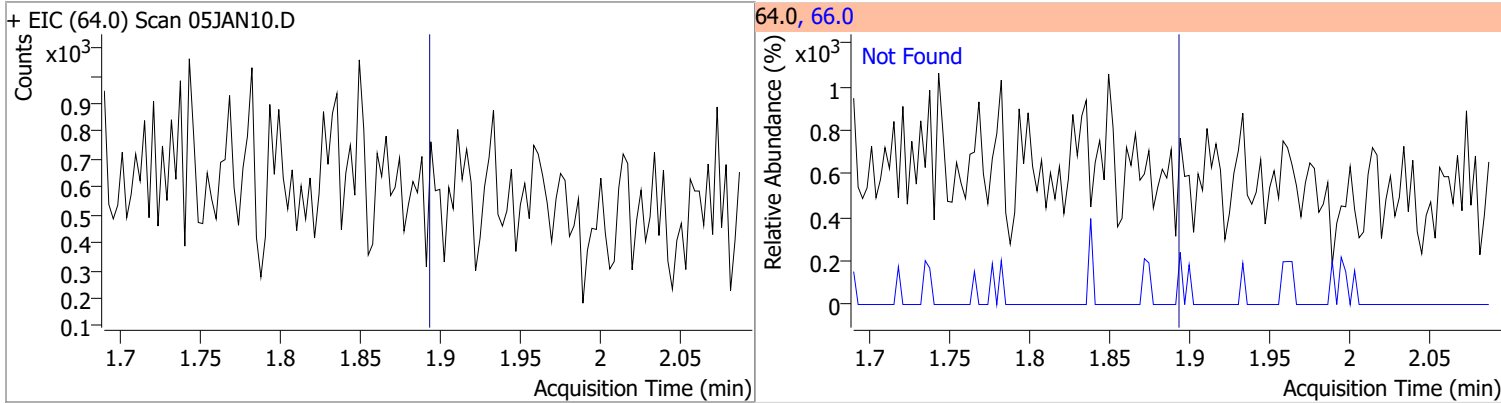


Compound	Conc.	Exp RT	QIon	Exp Ratio
Bromomethane	N.D.	1.80	94.0	104.6

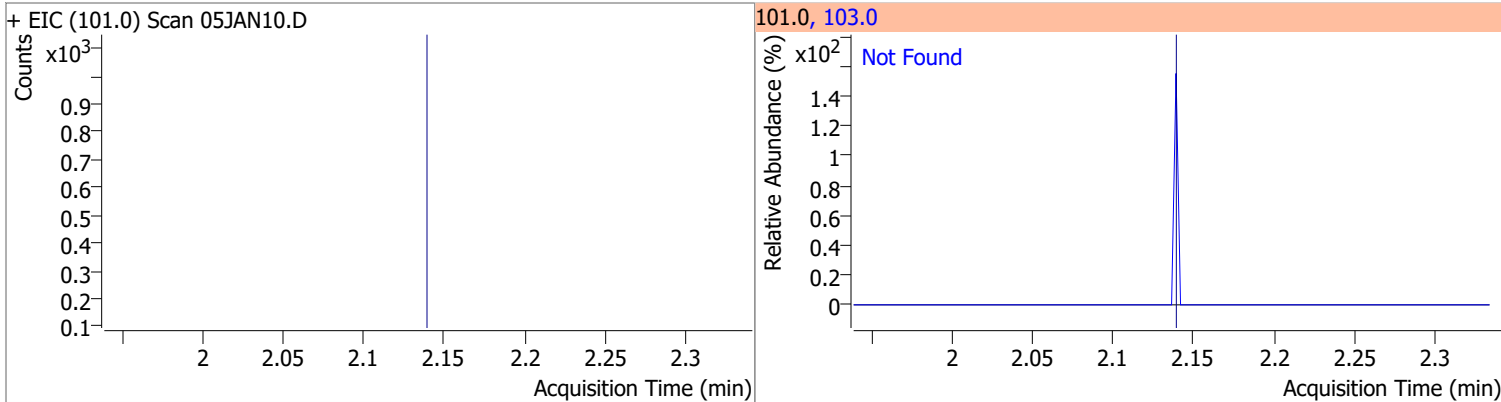


# Quantitation Results Report (QT Reviewed)

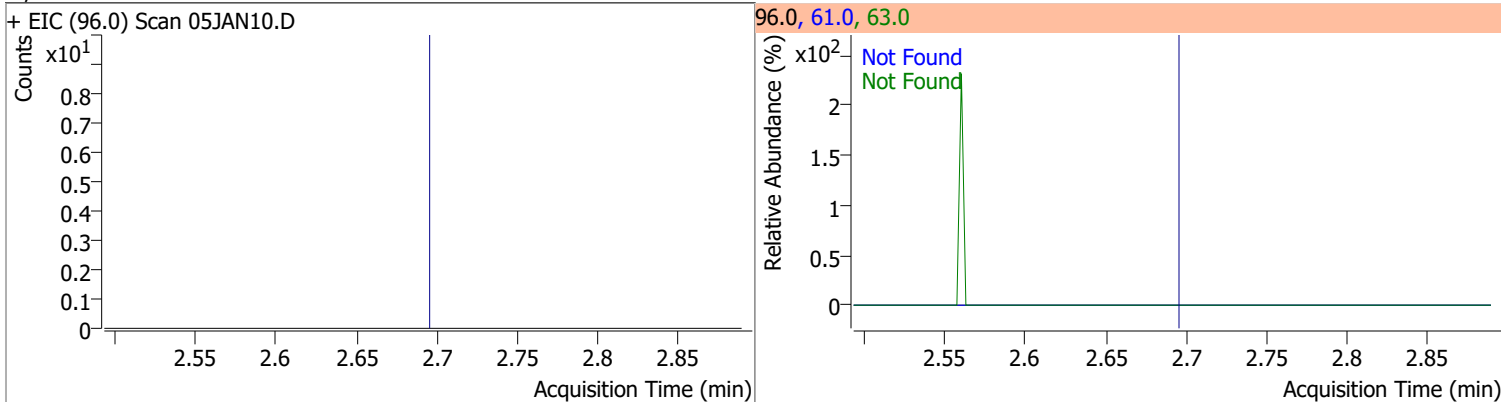
Compound	Conc.	Exp RT	QIon	Exp Ratio
Chloroethane	N.D.	1.89	66.0	30.1



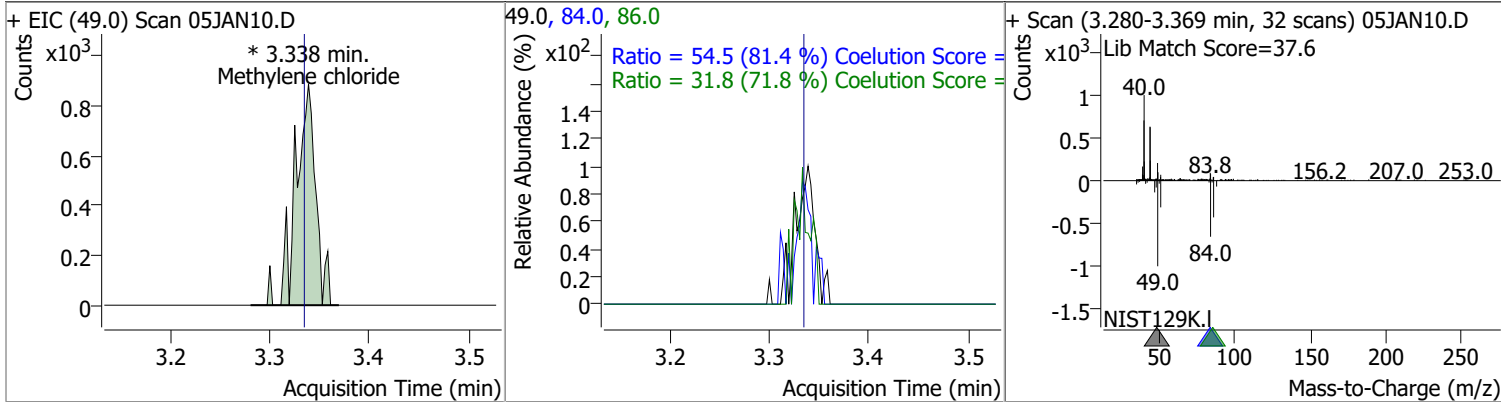
Compound	Conc.	Exp RT	QIon	Exp Ratio
Trichlorofluoromethane	N.D.	2.14	103.0	64.2



Compound	Conc.	Exp RT	QIon	Exp Ratio	QIon	Exp Ratio
1,1-Dichloroethene	N.D.	2.70	61.0	180.3	63.0	56.7



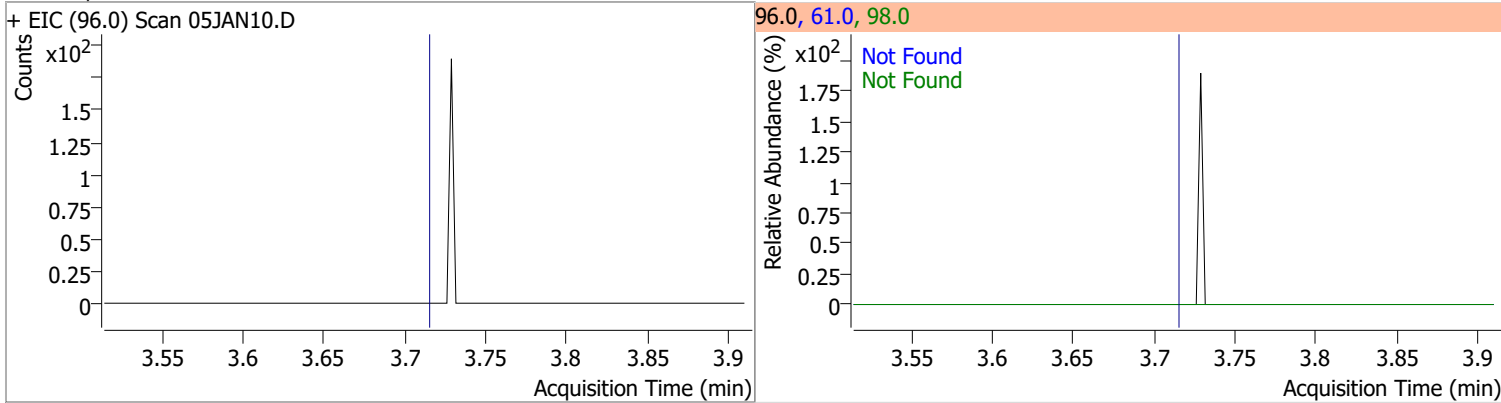
Compound	Conc.	RT	Dev(Min)	Resp.	QIon	QRatio	Lower	Upper
Methylene chloride	1.1560	3.34	0.00	1248 (m)	84.0	54.5	36.9	96.9
					86.0	31.8	14.3	74.3



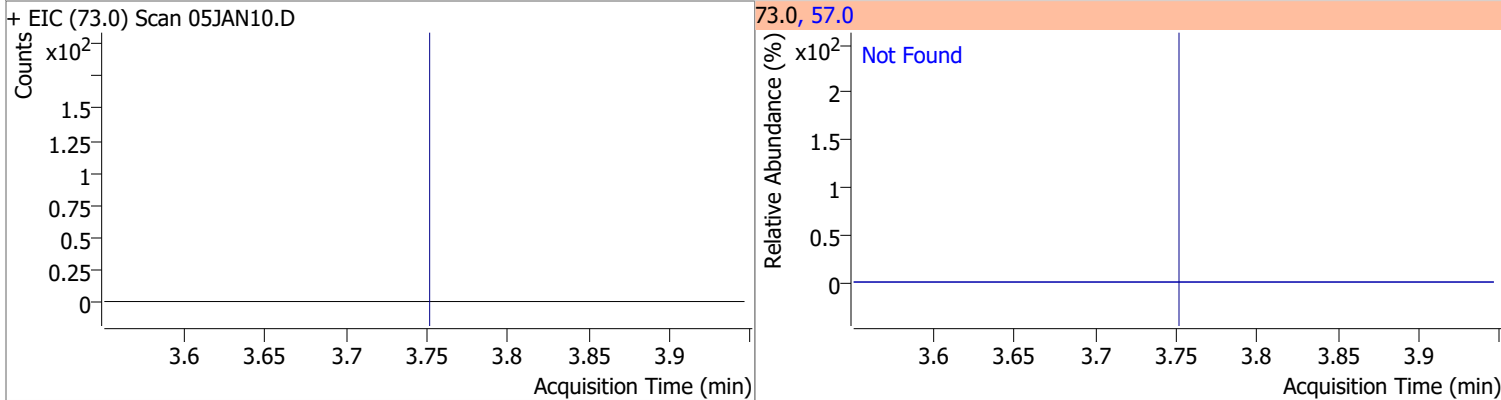


# Quantitation Results Report (QT Reviewed)

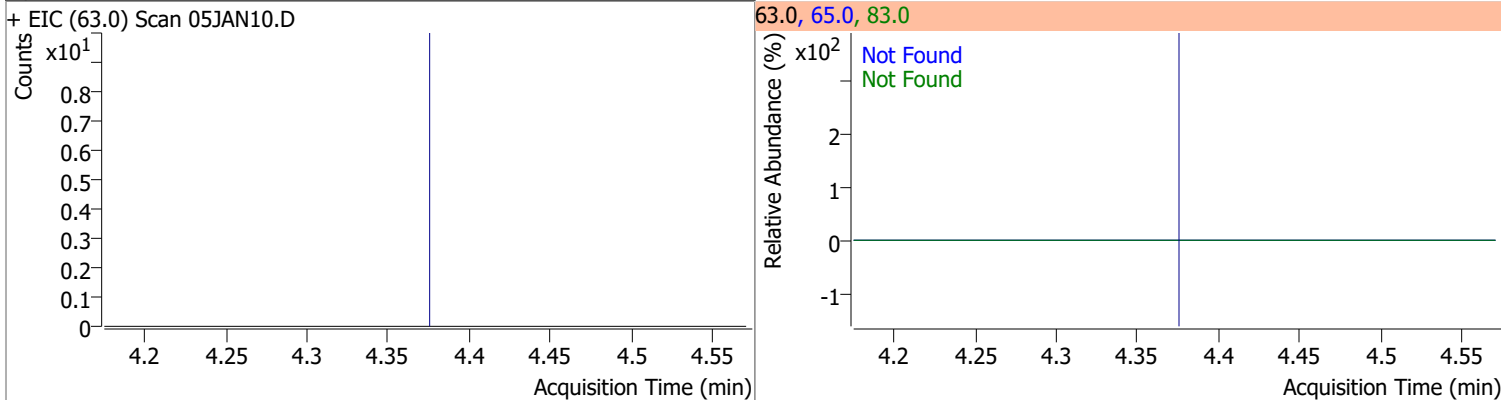
Compound	Conc.	Exp RT	QIon	Exp Ratio	QIon	Exp Ratio
trans-1,2-Dichloroethene	N.D.	3.72	61.0	153.9	98.0	65.7



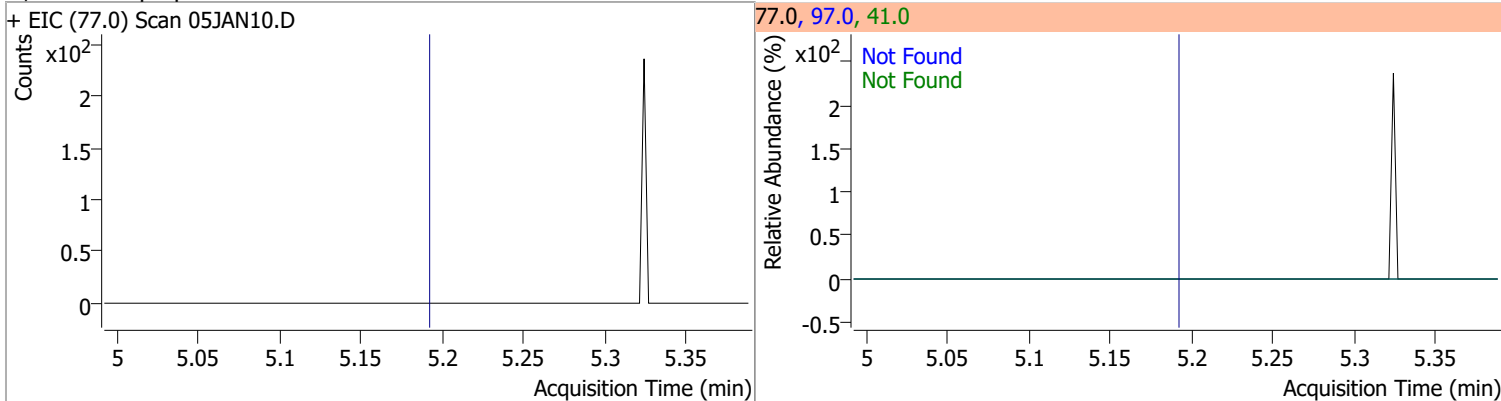
Compound	Conc.	Exp RT	QIon	Exp Ratio
Methyl tert-butyl ether (MTBE)	N.D.	3.75	57.0	24.6



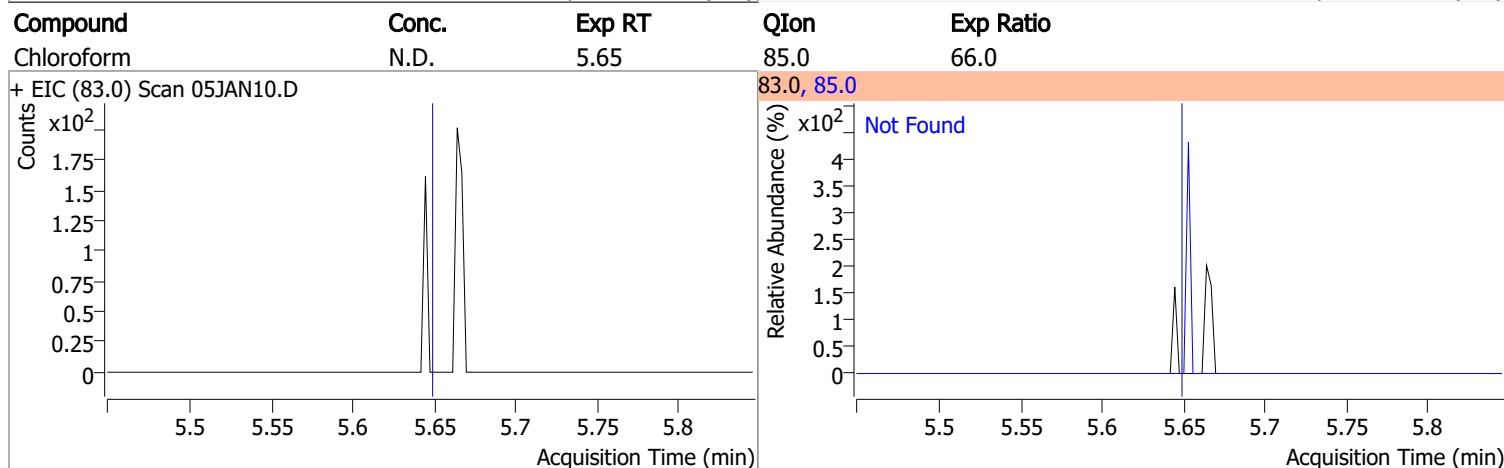
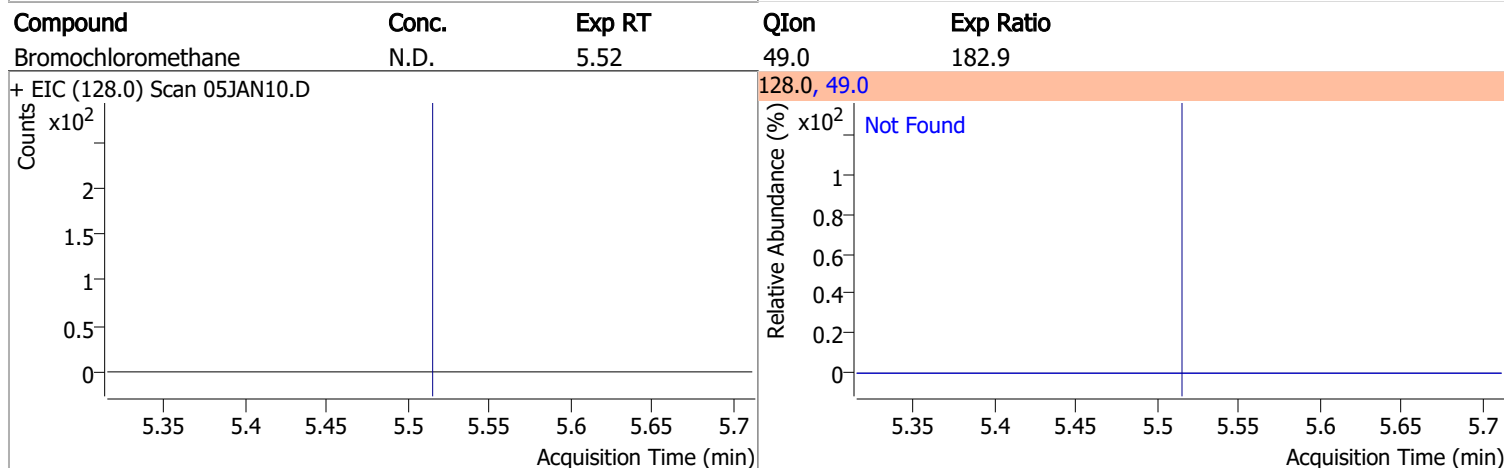
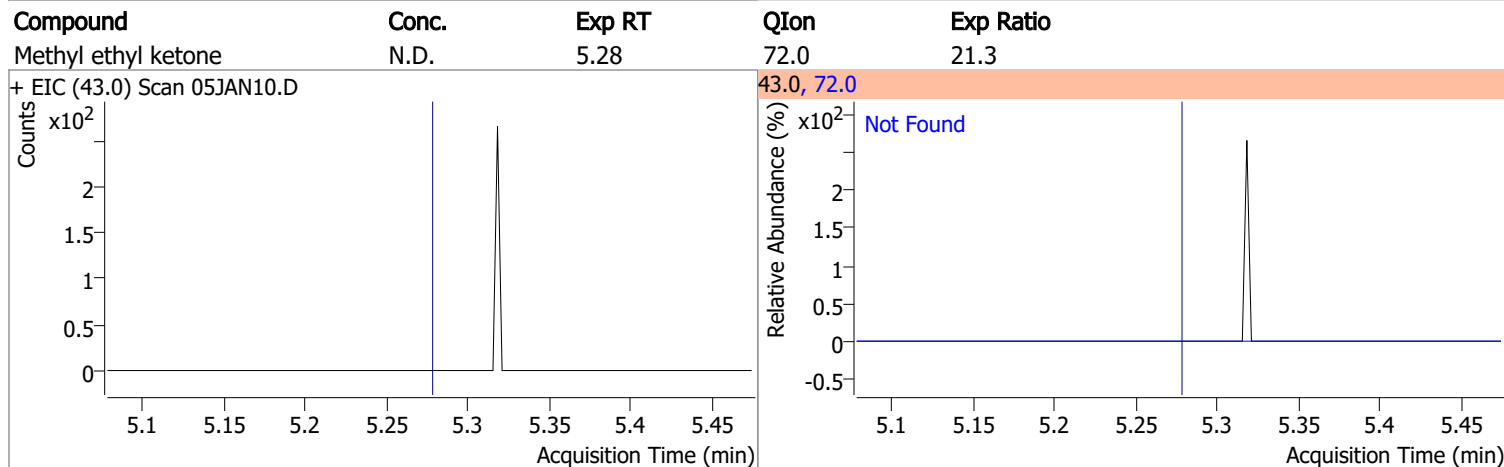
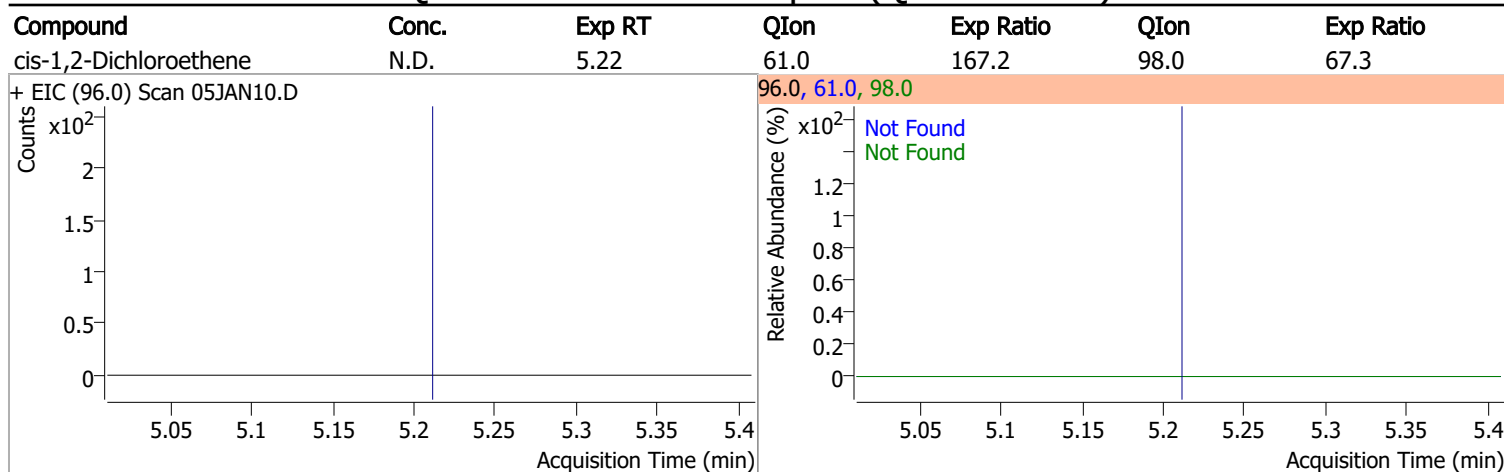
Compound	Conc.	Exp RT	QIon	Exp Ratio	QIon	Exp Ratio
1,1-Dichloroethane	N.D.	4.38	65.0	32.1	83.0	13.7



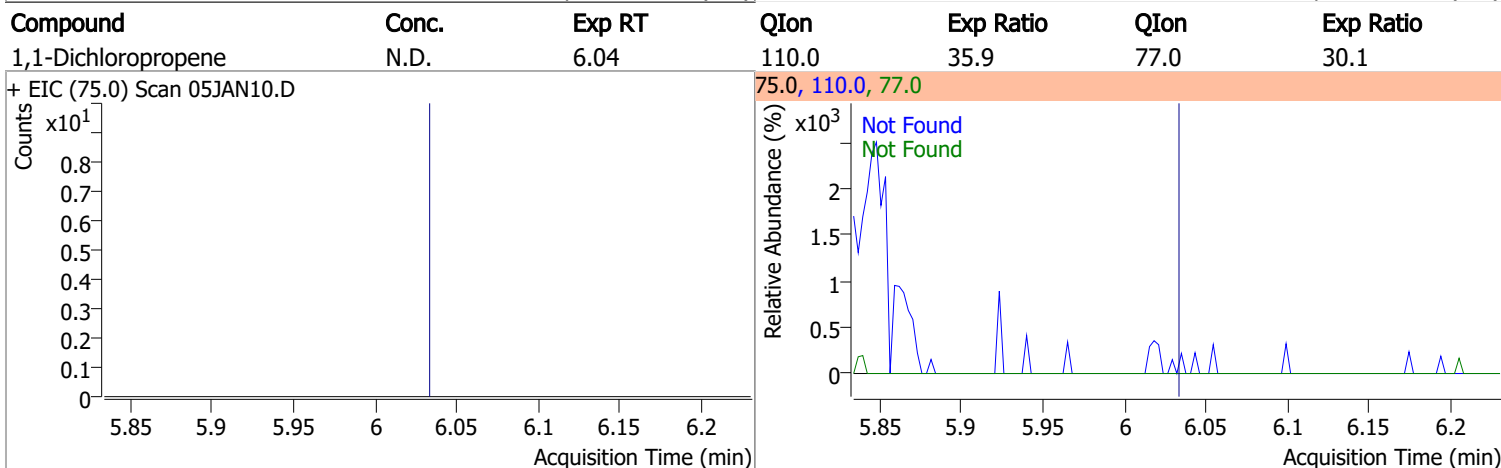
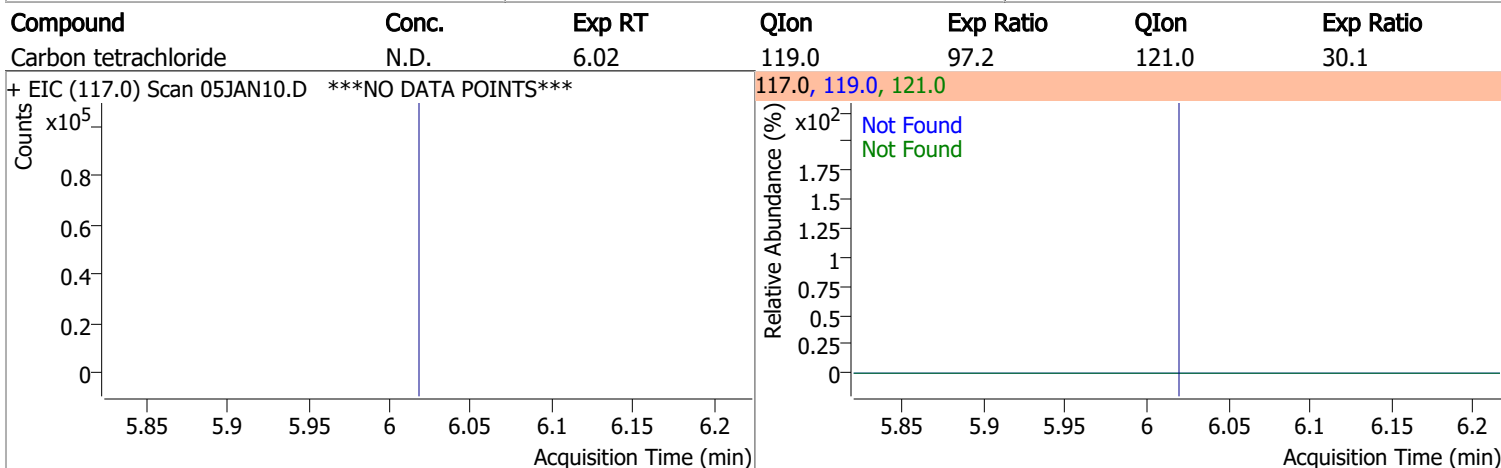
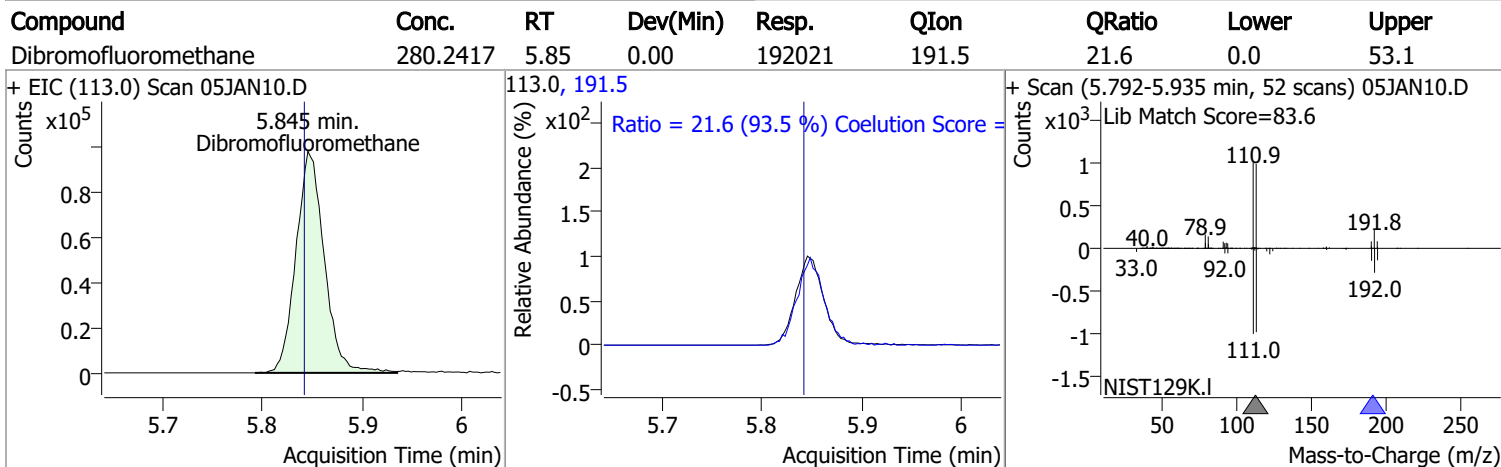
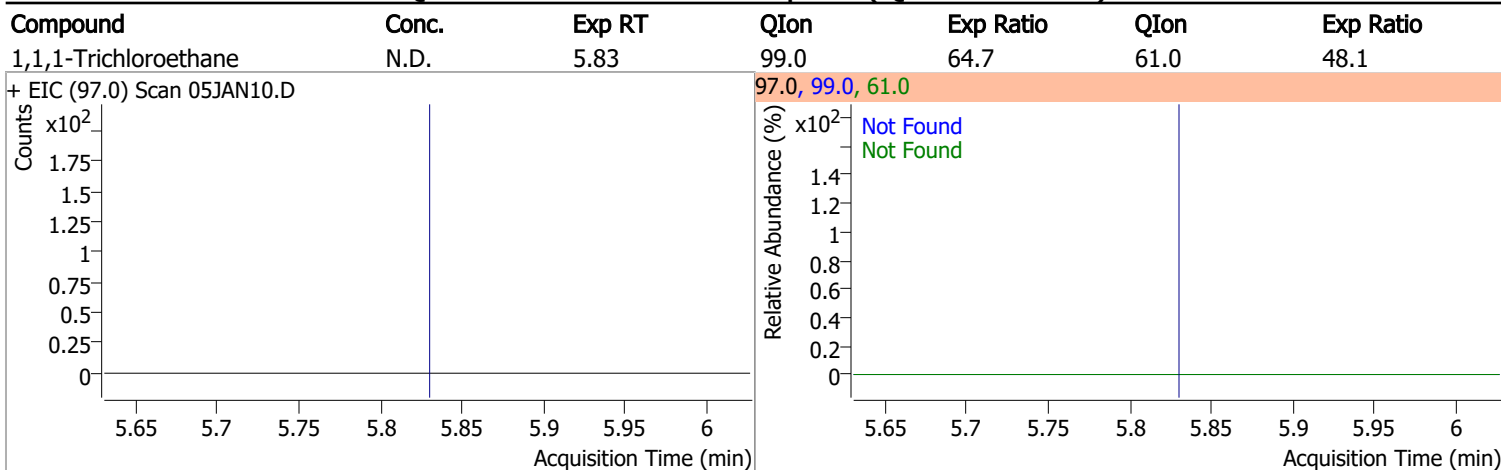
Compound	Conc.	Exp RT	QIon	Exp Ratio	QIon	Exp Ratio
2,2-Dichloropropane	N.D.	5.20	41.0	66.5	97.0	23.2



# Quantitation Results Report (QT Reviewed)

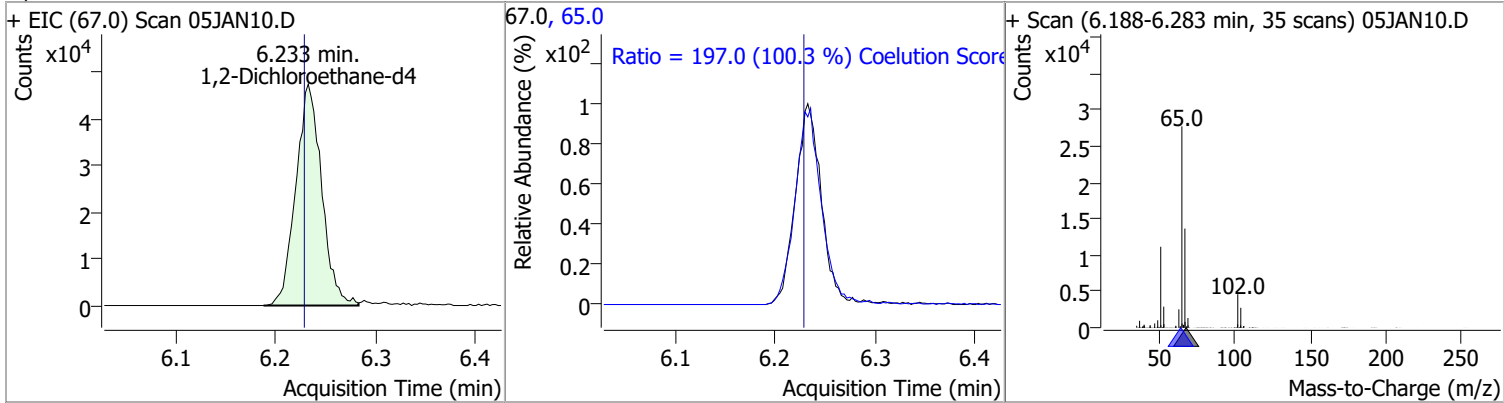


# Quantitation Results Report (QT Reviewed)

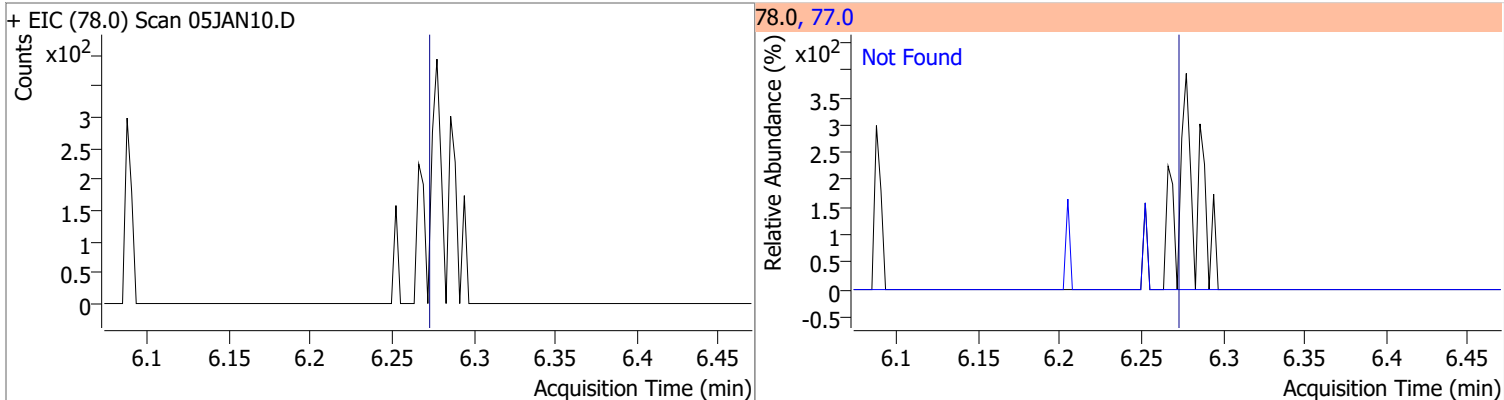


# Quantitation Results Report (QT Reviewed)

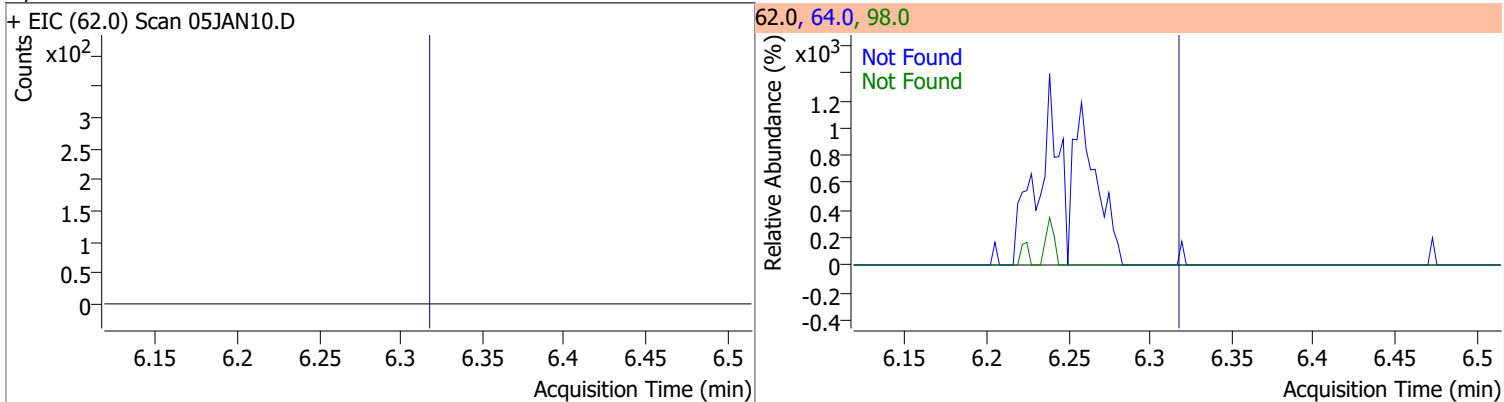
Compound	Conc.	RT	Dev(Min)	Resp.	QIon	QRatio	Lower	Upper
1,2-Dichloroethane-d4	286.8601	6.23	0.00	84898	65.0	197.0	166.5	226.5



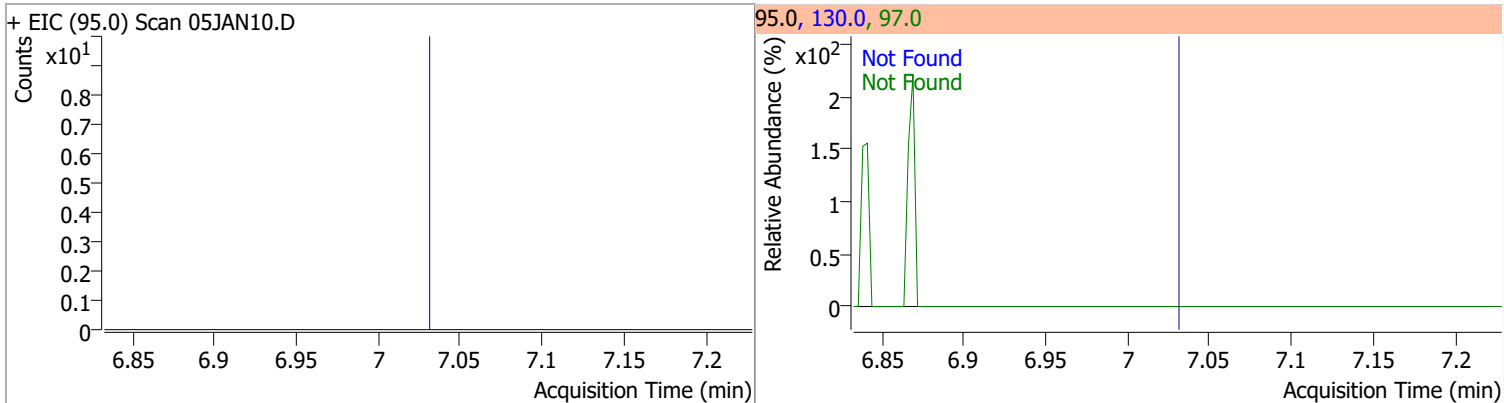
Compound	Conc.	Exp RT	QIon	Exp Ratio
Benzene	N.D.	6.28	77.0	23.5



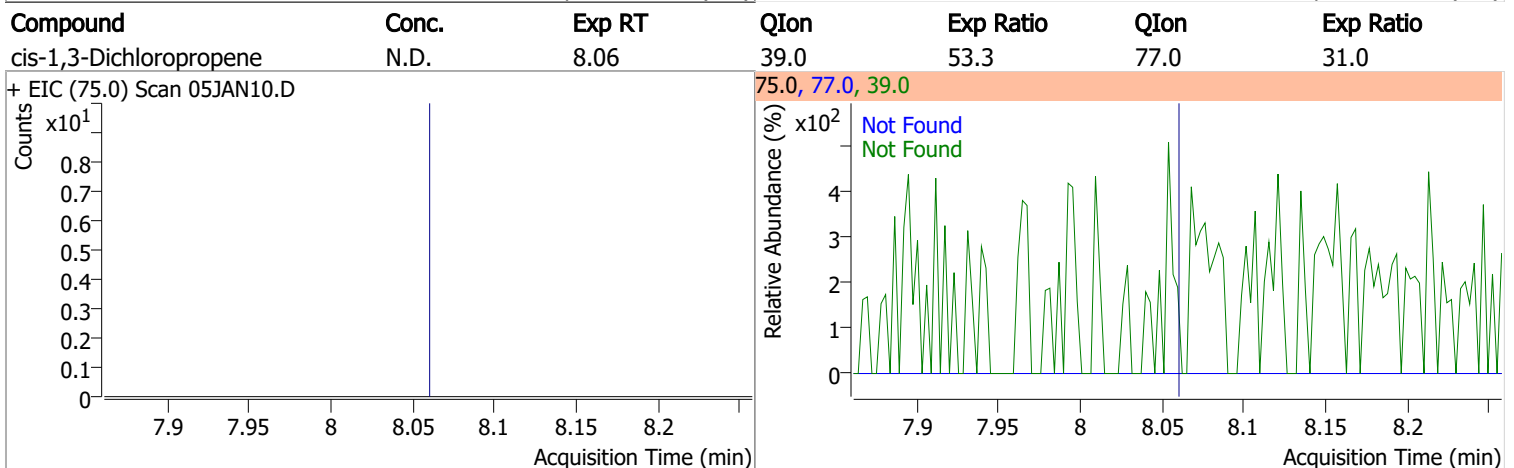
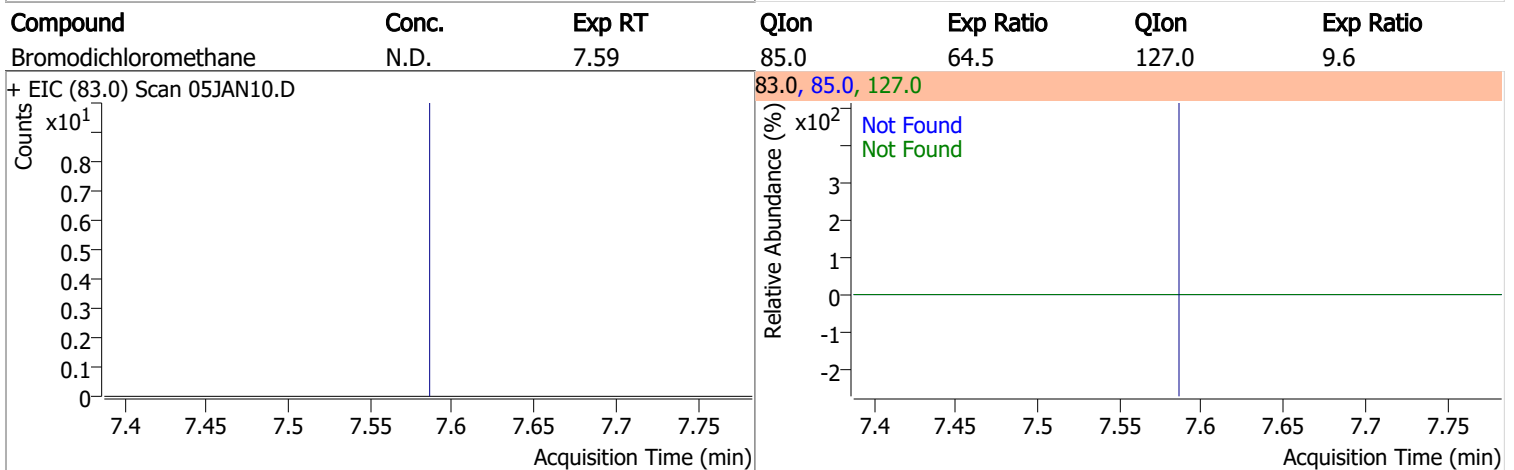
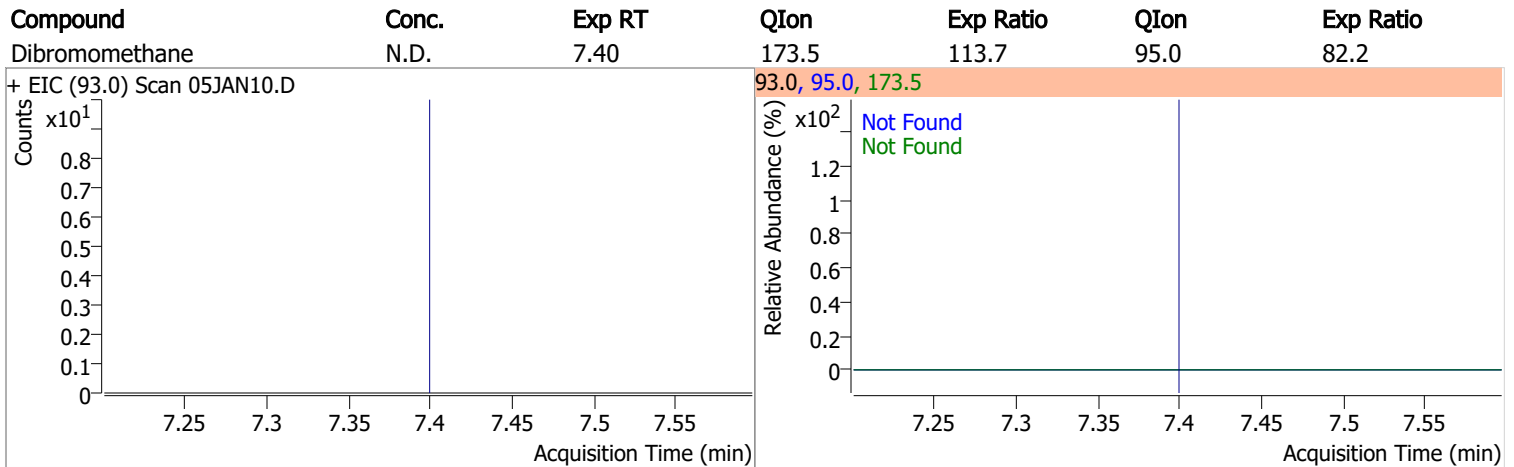
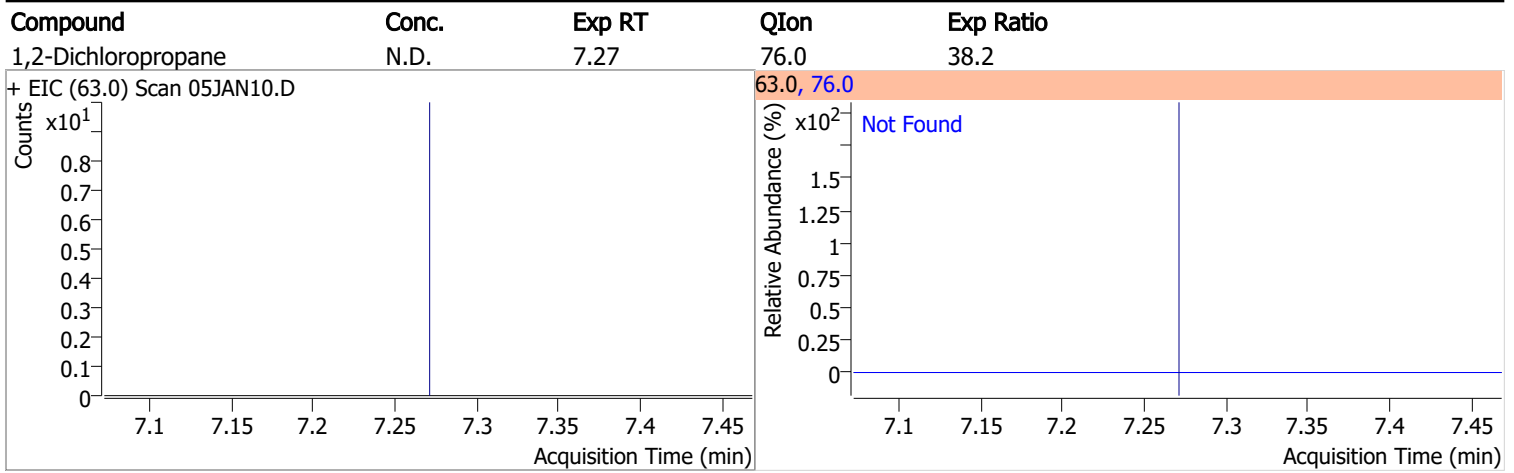
Compound	Conc.	Exp RT	QIon	Exp Ratio	QIon	Exp Ratio
1,2-Dichloroethane	N.D.	6.32	64.0	29.9	98.0	7.6



Compound	Conc.	Exp RT	QIon	Exp Ratio	QIon	Exp Ratio
Trichloroethene	N.D.	7.03	130.0	101.5	97.0	64.1

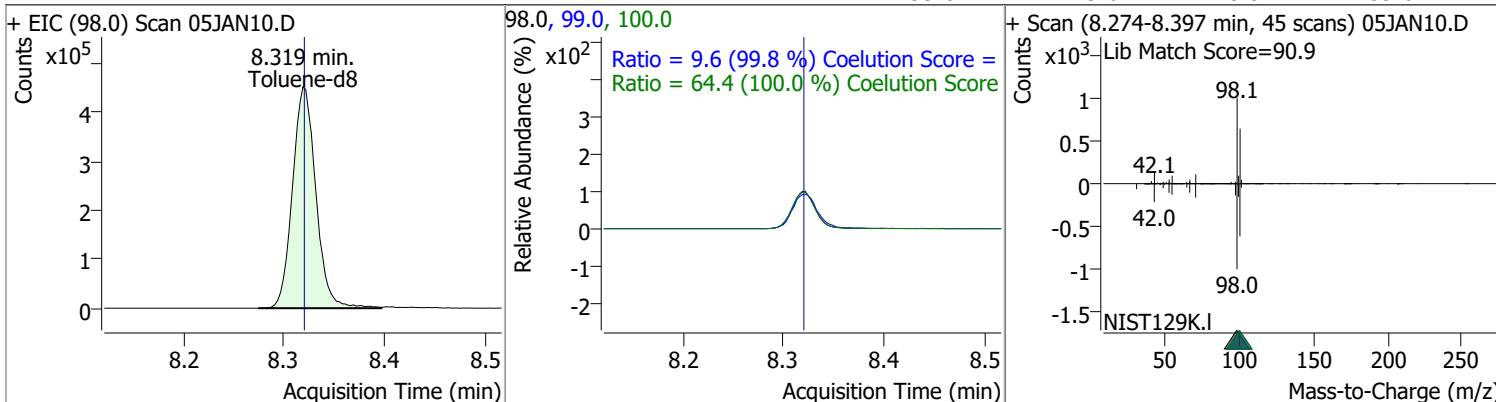


# Quantitation Results Report (QT Reviewed)

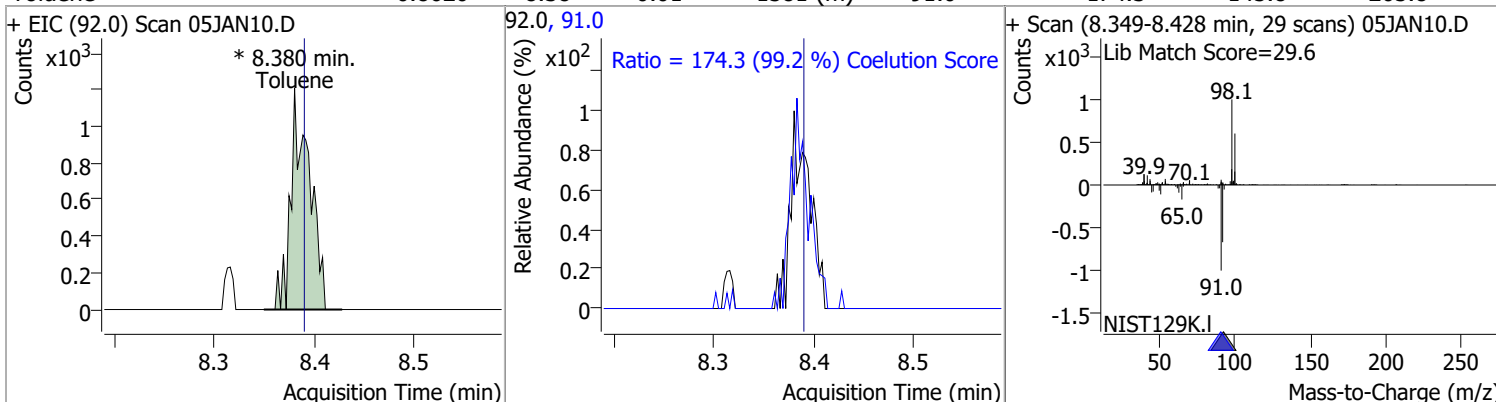


# Quantitation Results Report (QT Reviewed)

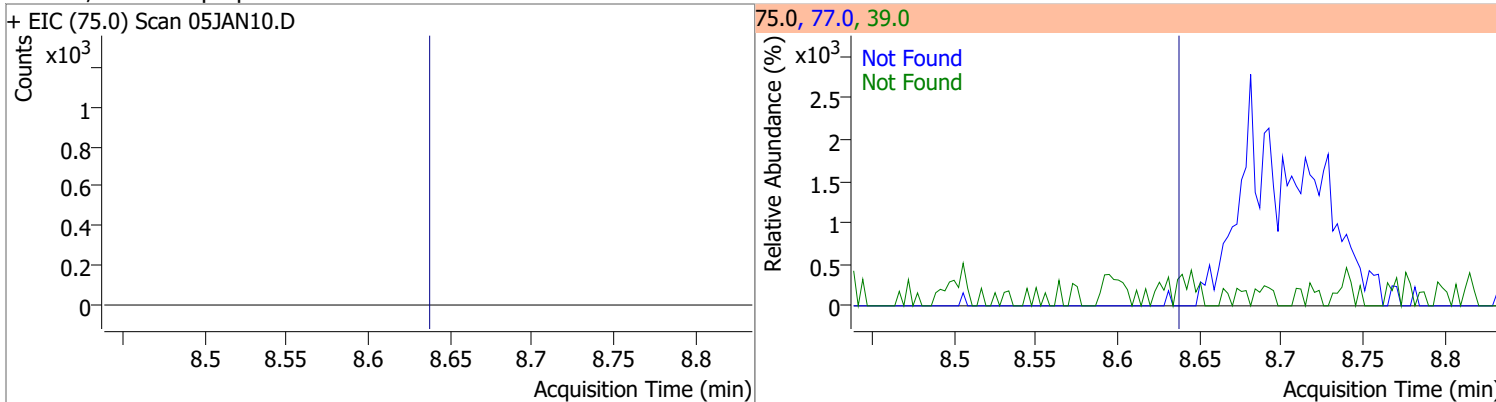
Compound	Conc.	RT	Dev(Min)	Resp.	QIon	QRatio	Lower	Upper
Toluene-d8	268.8089	8.32	0.00	729899	100.0	64.4	34.4	94.4
					99.0	9.6	0.0	39.6



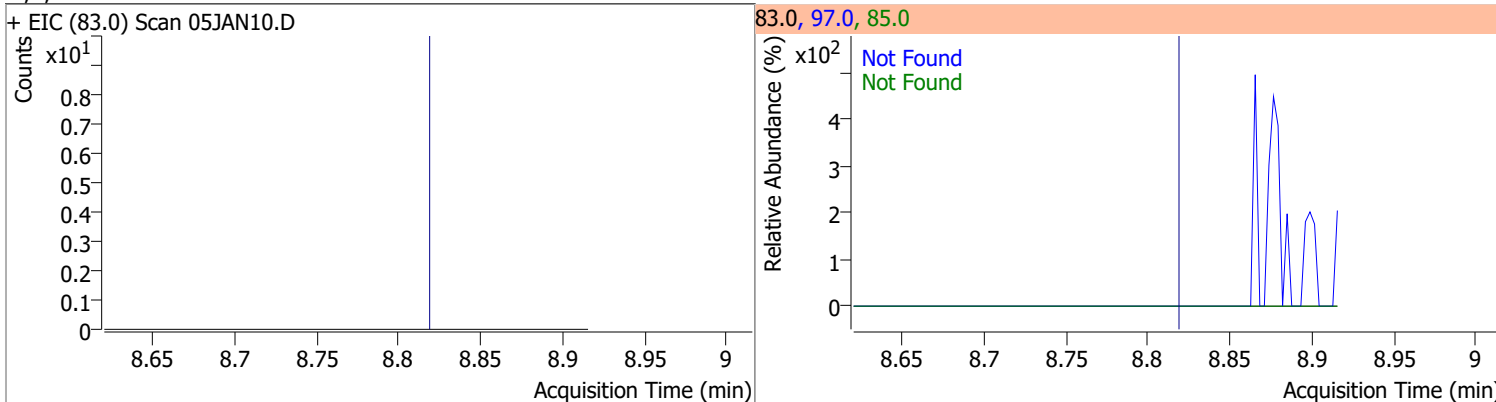
Compound	Conc.	RT	Dev(Min)	Resp.	QIon	QRatio	Lower	Upper
Toluene	0.8620	8.38	-0.01	1581 (m)	91.0	174.3	145.8	205.8



Compound	Conc.	Exp RT	QIon	Exp Ratio	QIon	Exp Ratio
trans-1,3-Dichloropropene	N.D.	8.64	39.0	53.4	77.0	32.4

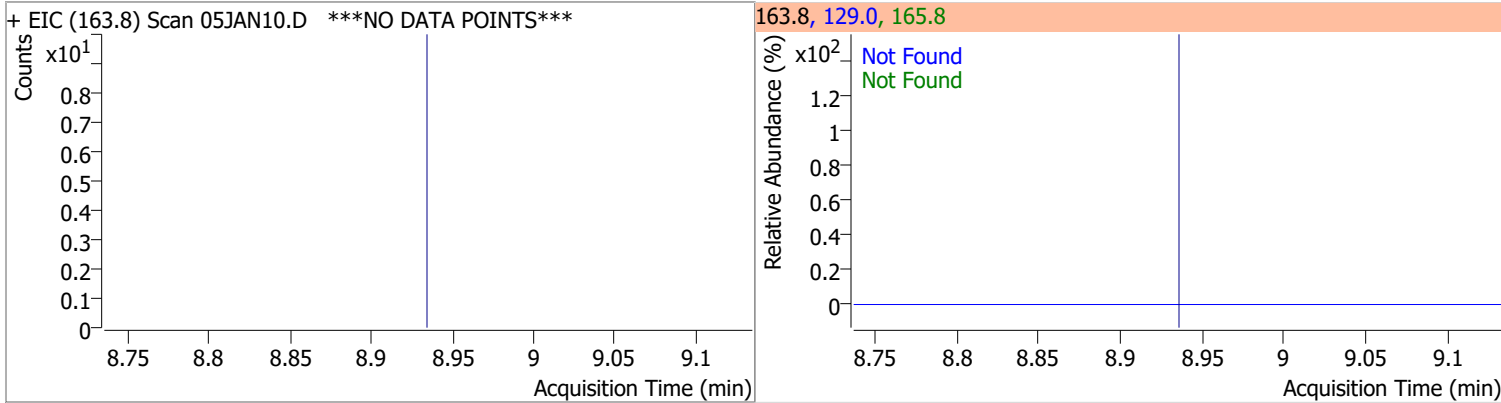


Compound	Conc.	Exp RT	QIon	Exp Ratio	QIon	Exp Ratio
1,1,2-Trichloroethane	N.D.	8.82	97.0	114.6	85.0	67.6

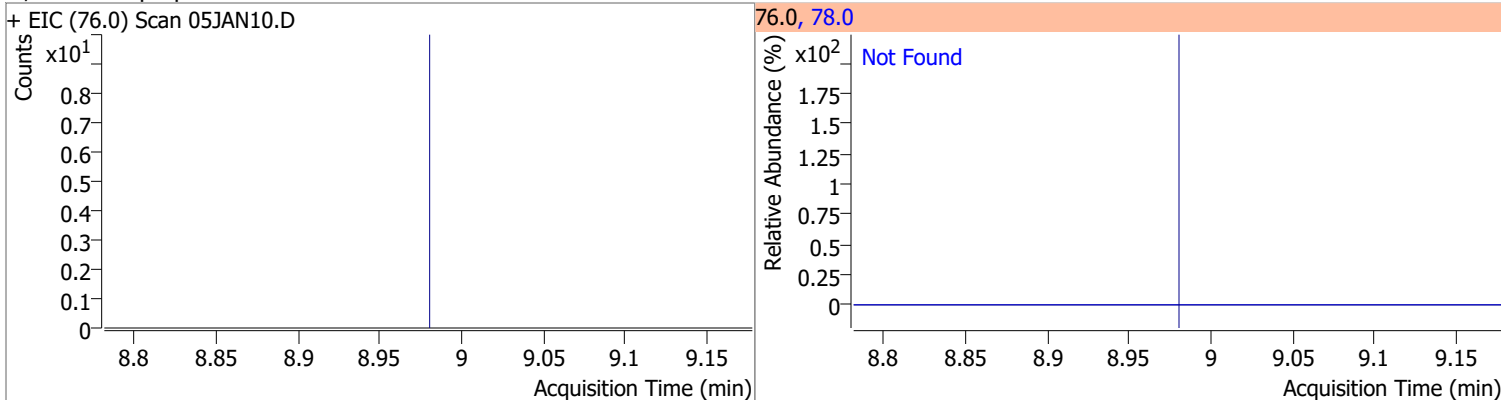


# Quantitation Results Report (QT Reviewed)

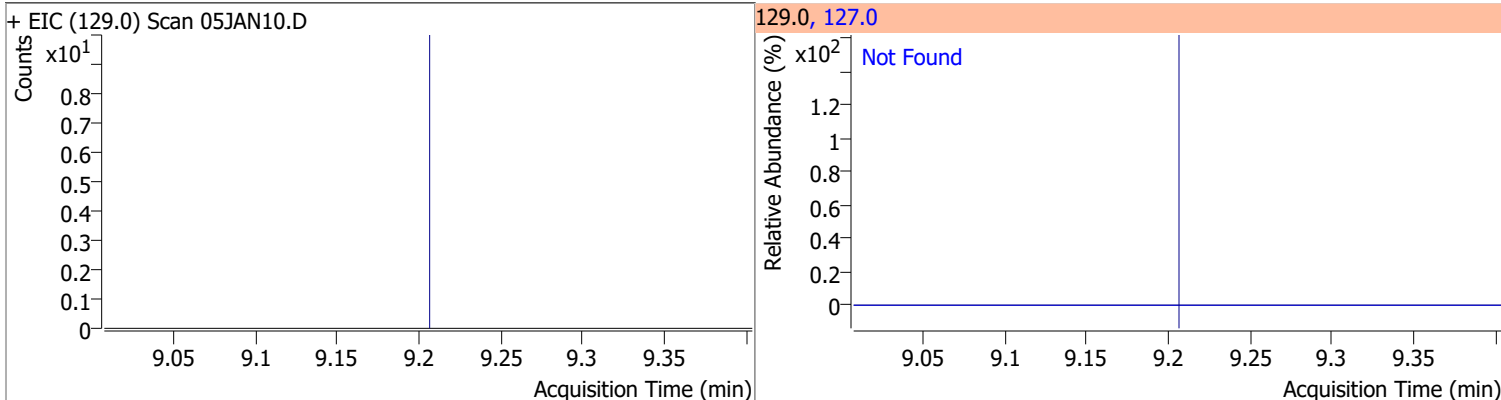
Compound	Conc.	Exp RT	QIon	Exp Ratio	QIon	Exp Ratio
Tetrachloroethene	N.D.	8.94	165.8	128.6	129.0	91.5



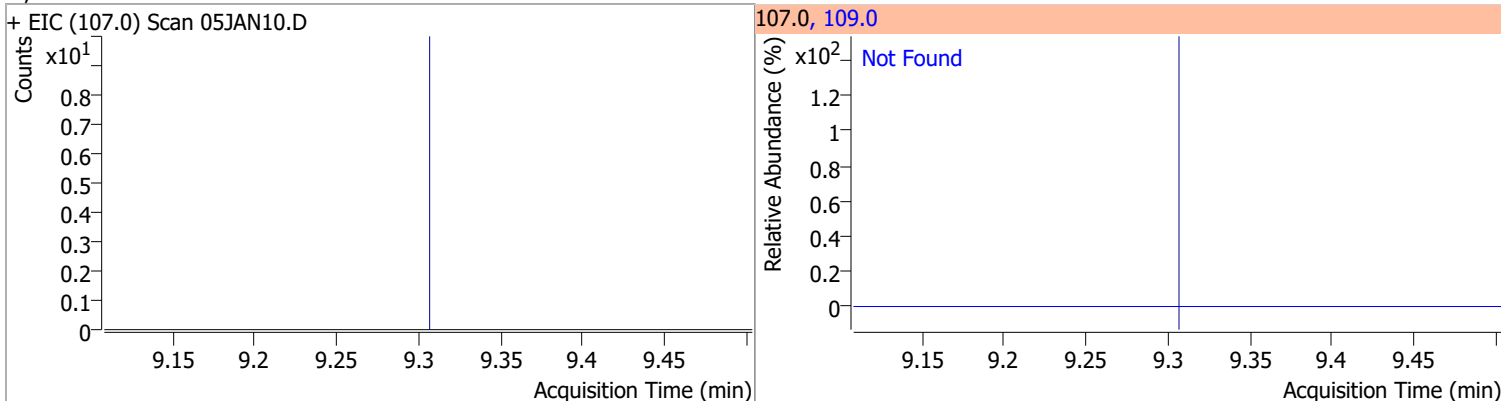
Compound	Conc.	Exp RT	QIon	Exp Ratio
1,3-Dichloropropane	N.D.	8.98	78.0	32.9



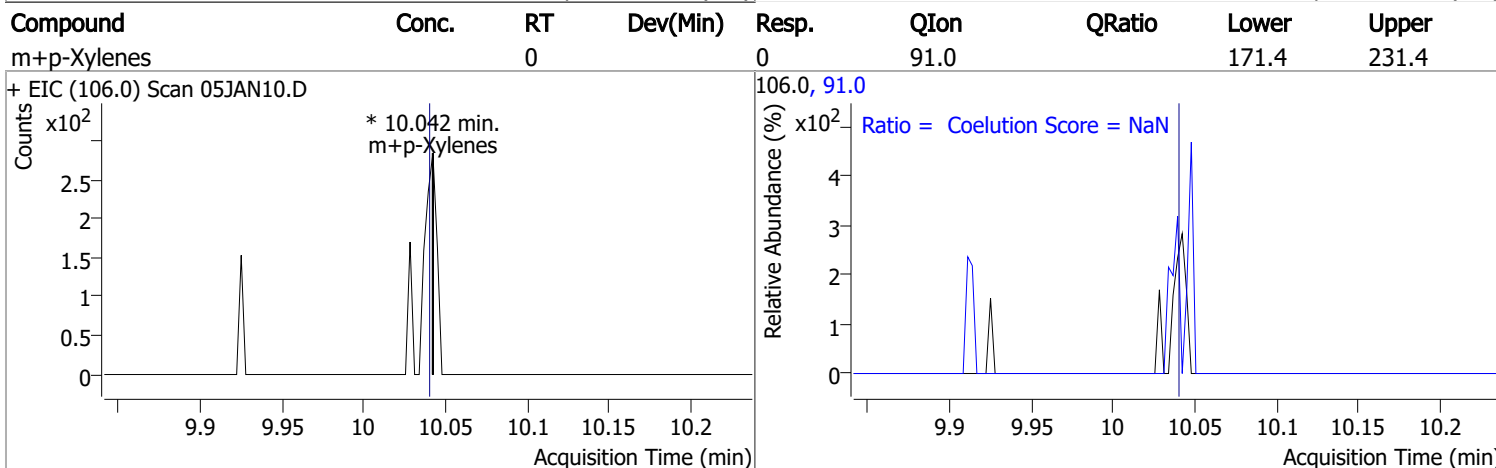
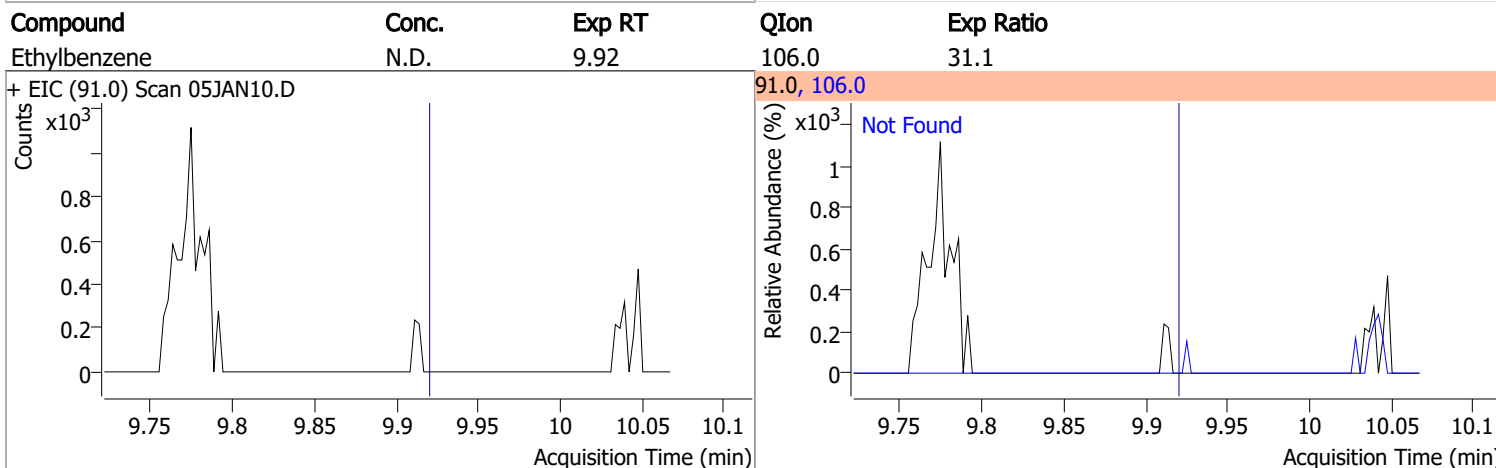
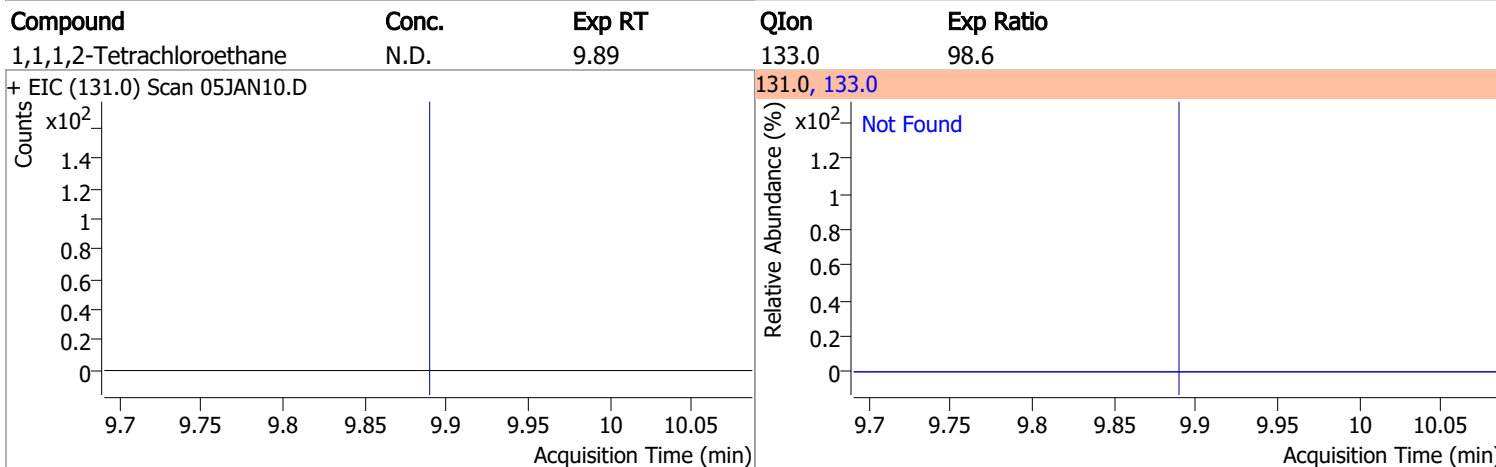
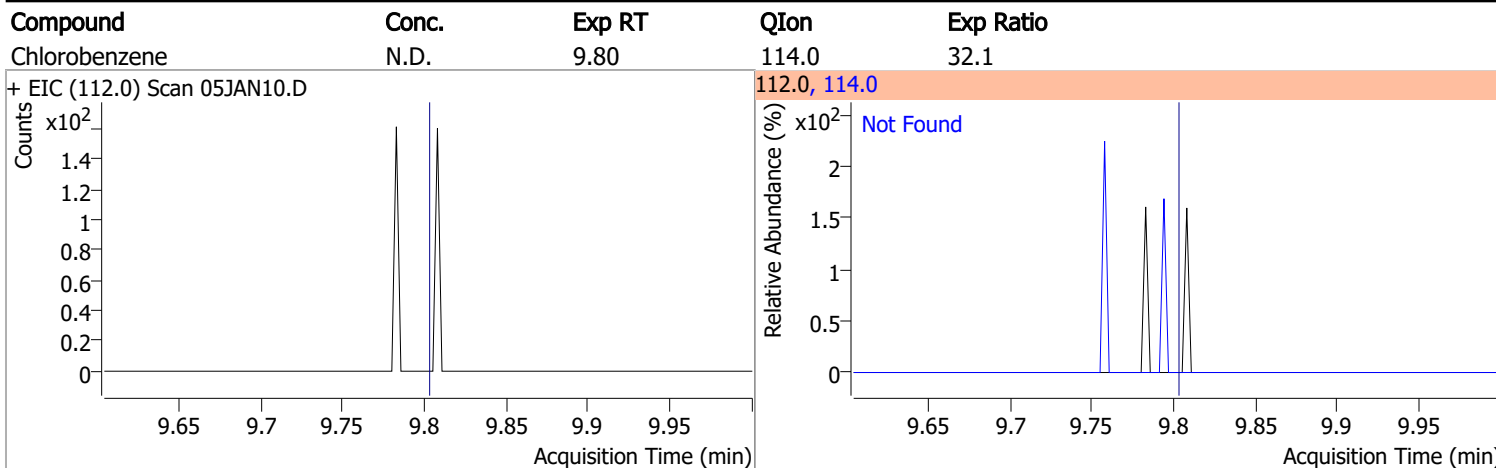
Compound	Conc.	Exp RT	QIon	Exp Ratio
Chlorodibromomethane	N.D.	9.21	127.0	78.0



Compound	Conc.	Exp RT	QIon	Exp Ratio
1,2-Dibromoethane	N.D.	9.31	109.0	94.5

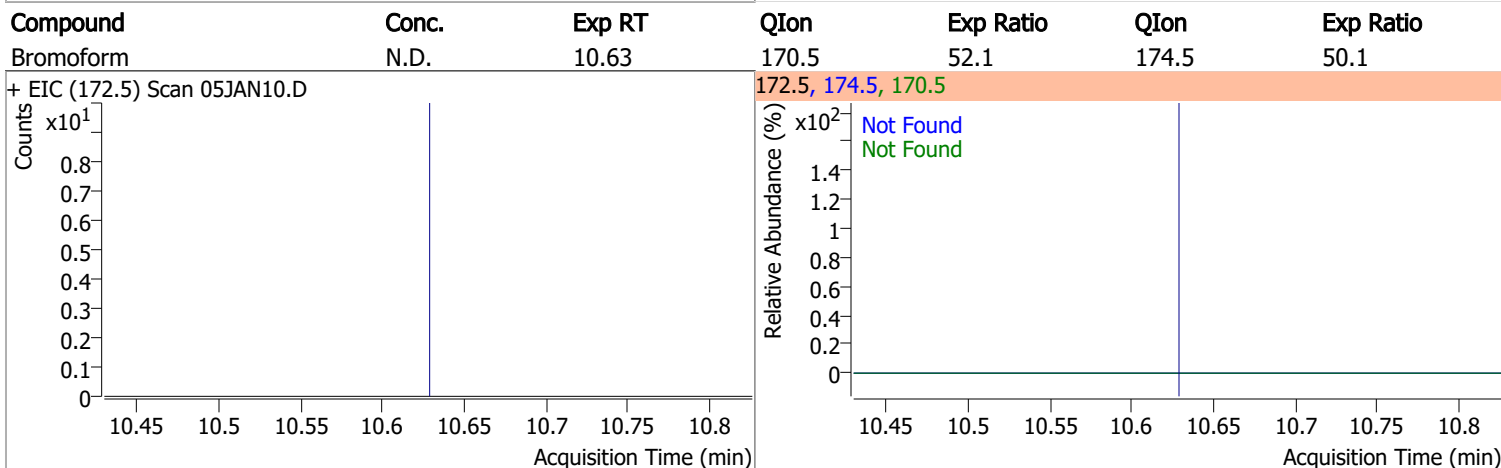
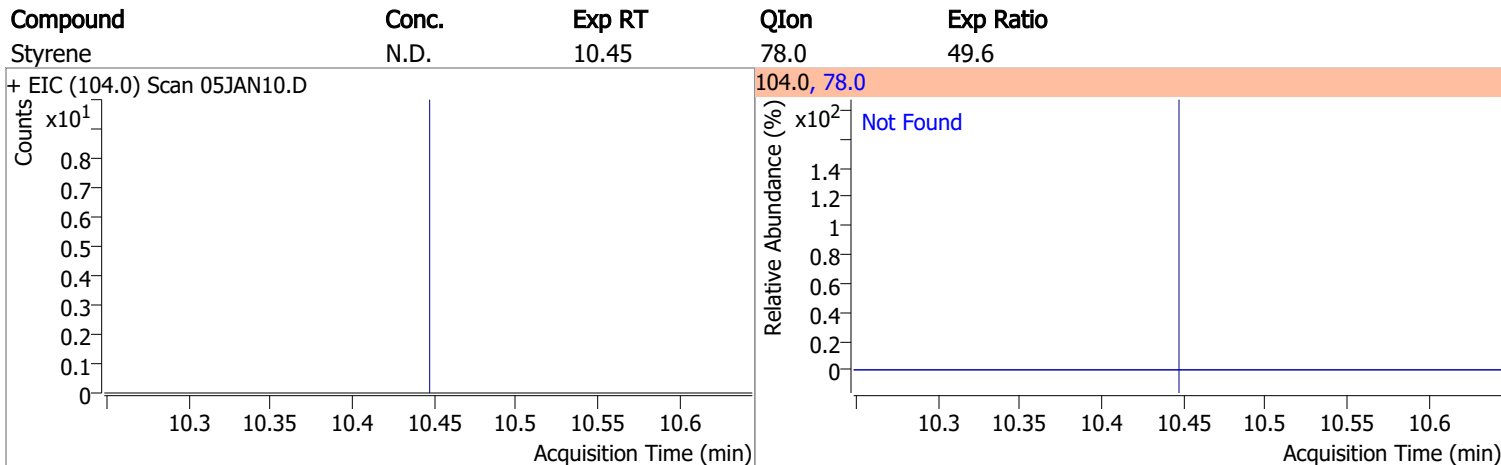
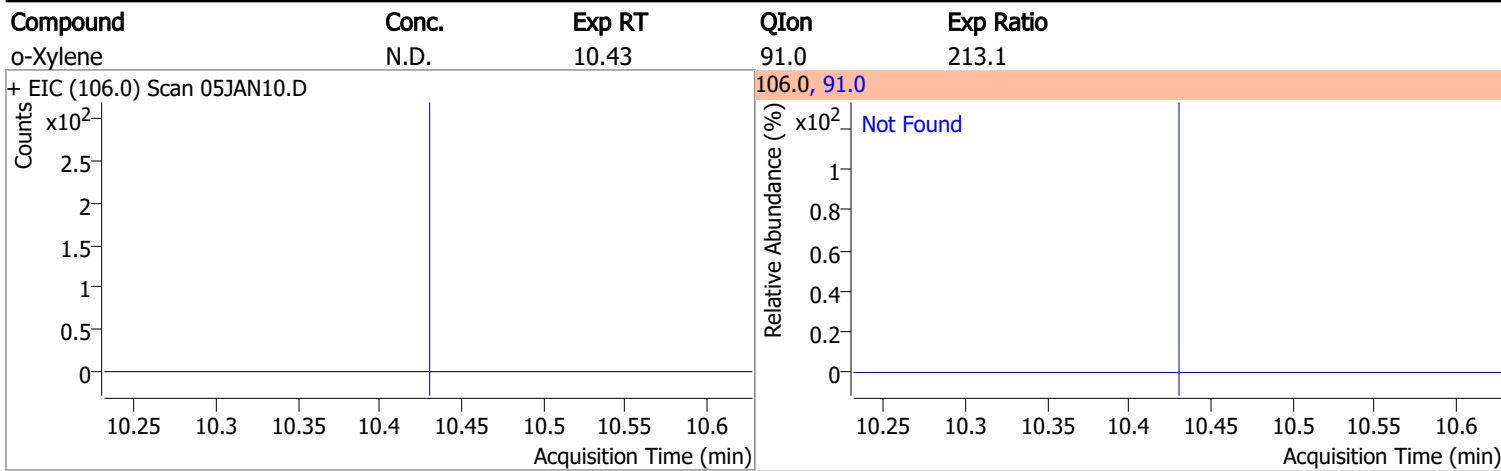


# Quantitation Results Report (QT Reviewed)

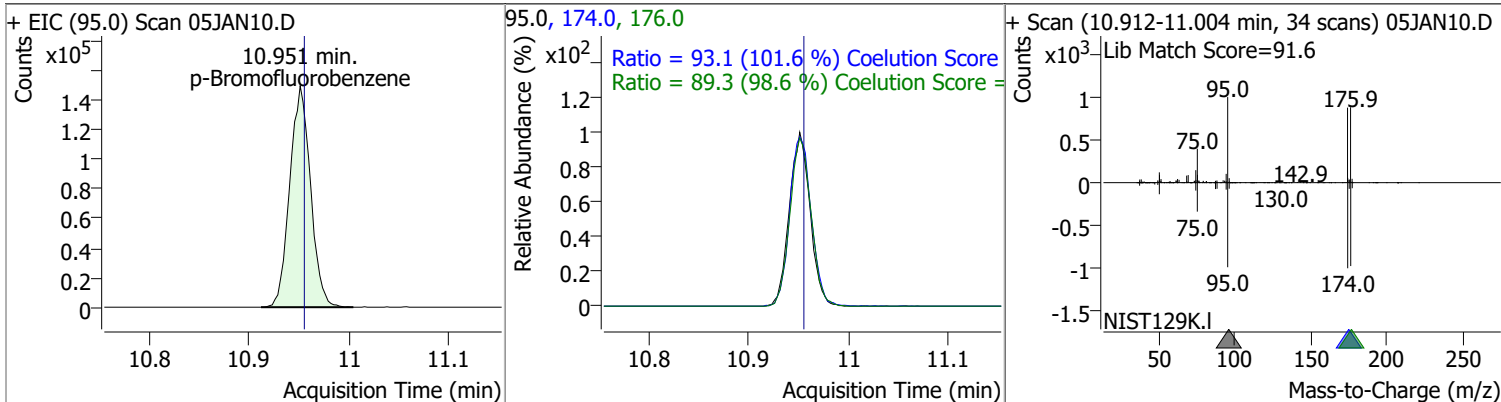




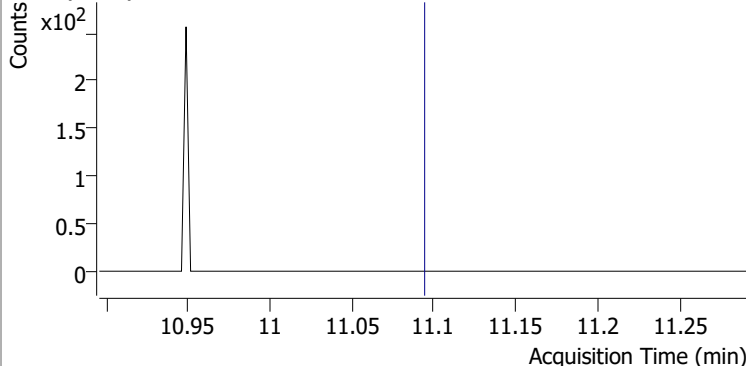
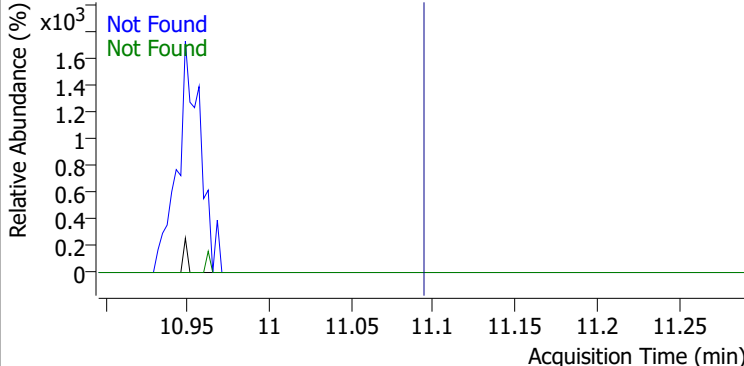
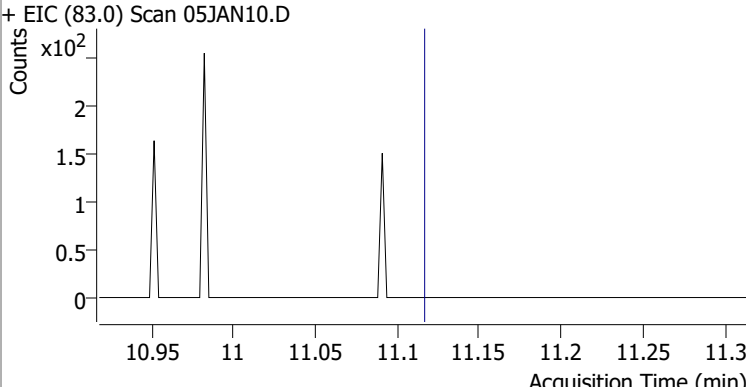
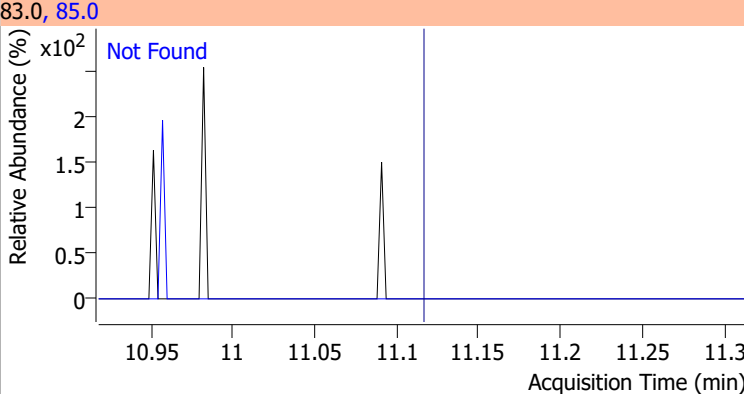
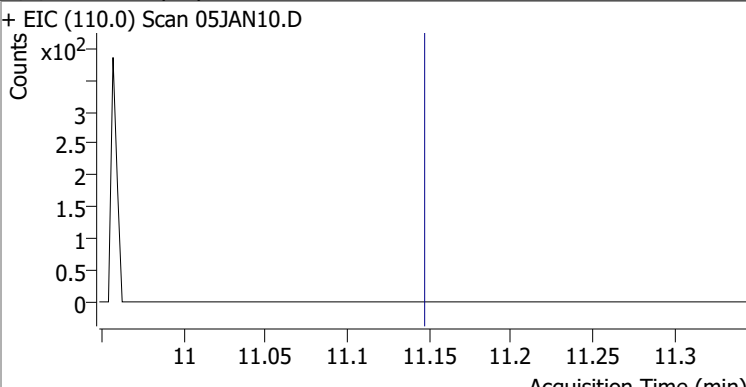
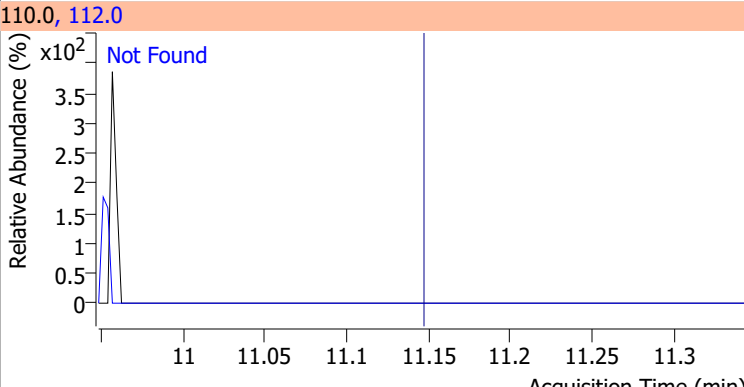
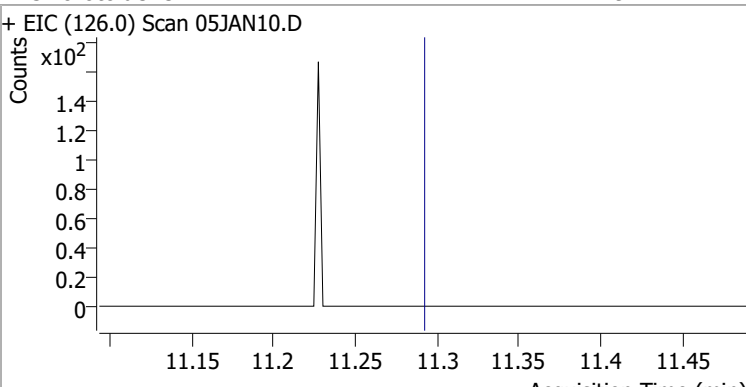
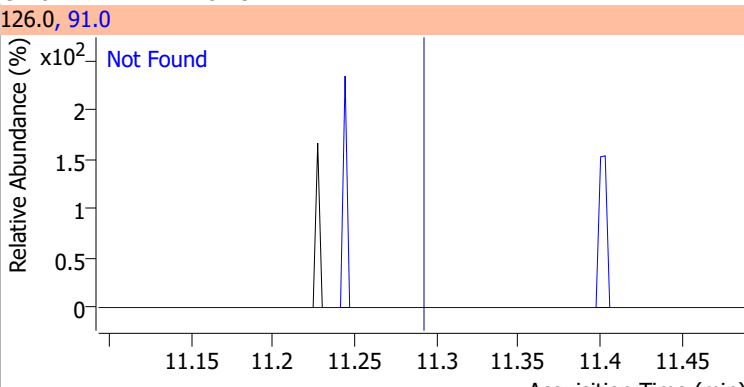
# Quantitation Results Report (QT Reviewed)



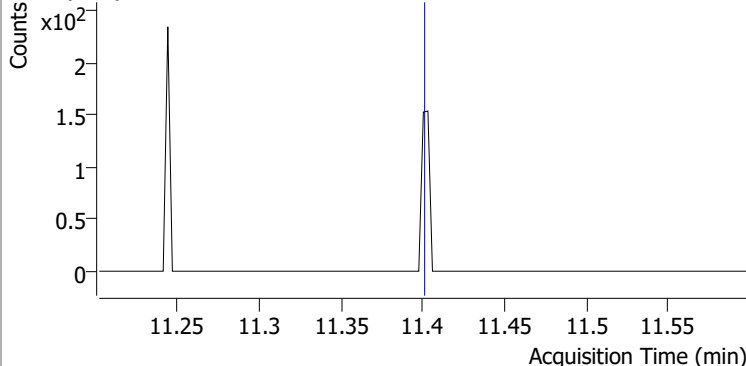
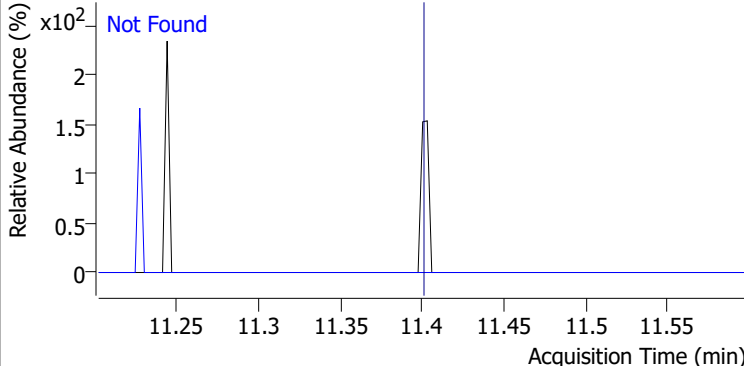
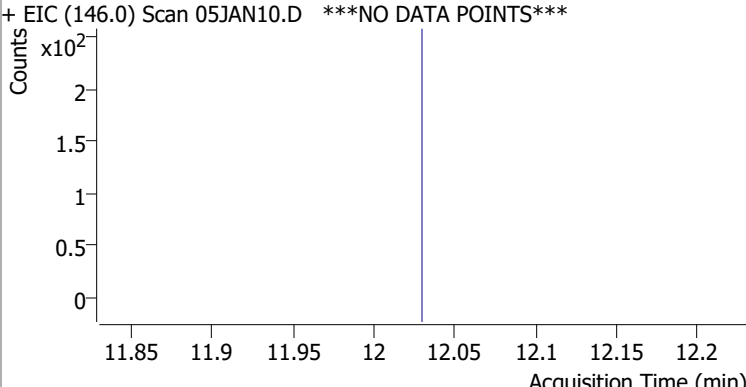
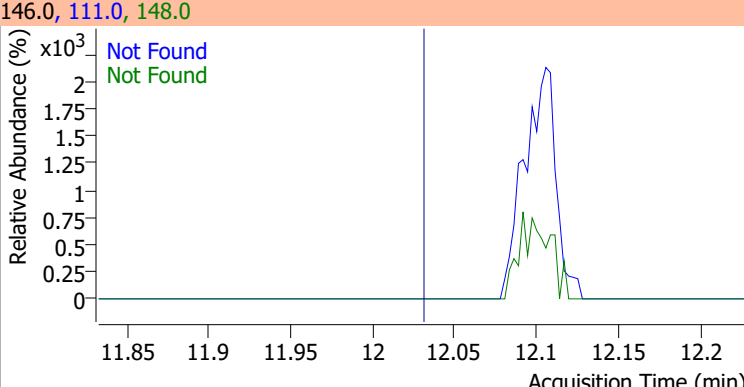
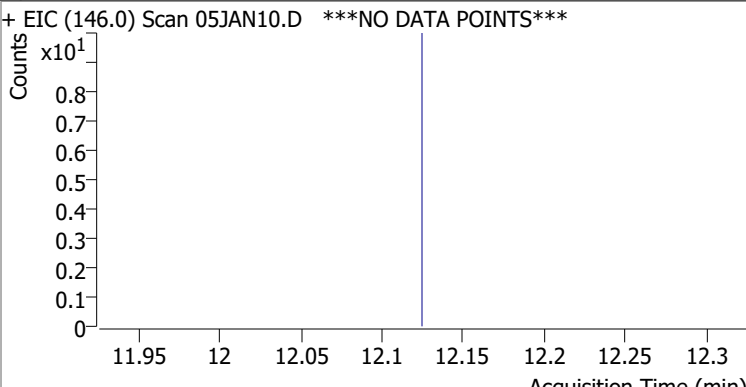
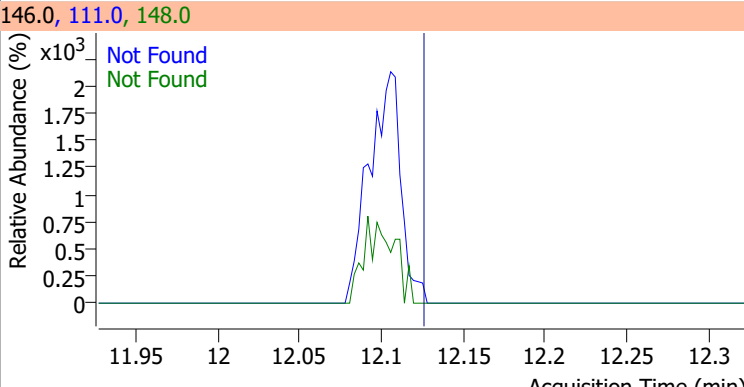
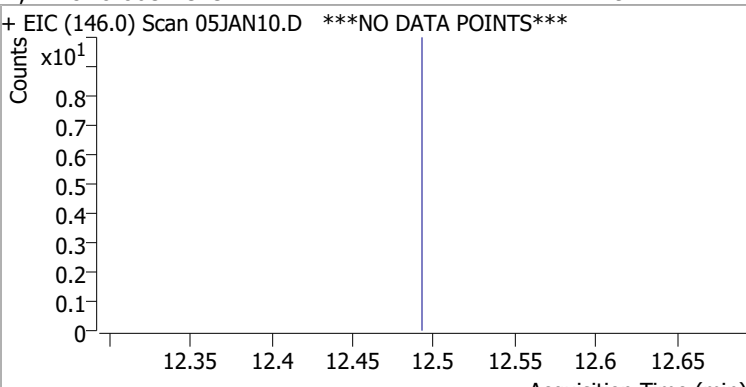
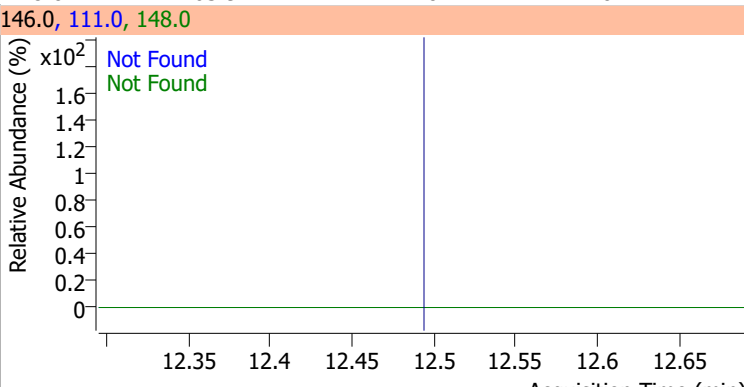
Compound	Conc.	RT	Dev(Min)	Resp.	QIon	QRatio	Lower	Upper
p-Bromofluorobenzene	275.0138	10.95	0.00	215264	174.0	93.1	61.7	121.7
					176.0	89.3	60.6	120.6



# Quantitation Results Report (QT Reviewed)

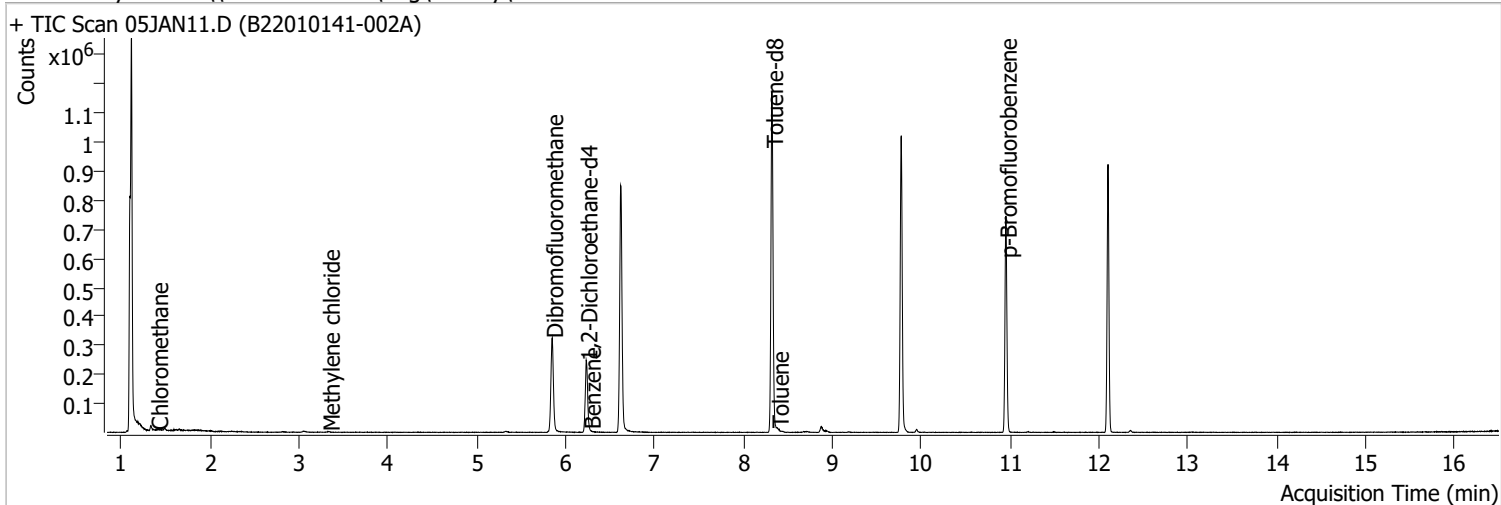
Compound	Conc.	Exp RT	QIon	Exp Ratio	QIon	Exp Ratio
Bromobenzene	N.D.	11.09	77.0	145.7	158.0	96.5
+ EIC (156.0) Scan 05JAN10.D			156.0, 77.0, 158.0			
						
1,1,2,2-Tetrachloroethane	N.D.	11.12	85.0	66.2		
+ EIC (83.0) Scan 05JAN10.D			83.0, 85.0			
						
1,2,3-Trichloropropane	N.D.	11.15	112.0	63.5		
+ EIC (110.0) Scan 05JAN10.D			110.0, 112.0			
						
2-Chlorotoluene	N.D.	11.29	91.0	282.3		
+ EIC (126.0) Scan 05JAN10.D			126.0, 91.0			
						

# Quantitation Results Report (QT Reviewed)

Compound	Conc.	Exp RT	QIon	Exp Ratio	
4-Chlorotoluene	N.D.	11.40	126.0	31.7	
+ EIC (91.0) Scan 05JAN10.D			91.0, 126.0		
					
1,3-Dichlorobenzene	N.D.	12.03	148.0	63.6	QIon 111.0, Exp Ratio 39.8
+ EIC (146.0) Scan 05JAN10.D ***NO DATA POINTS***			146.0, 111.0, 148.0		
					
1,4-Dichlorobenzene	N.D.	12.13	148.0	63.1	QIon 111.0, Exp Ratio 39.1
+ EIC (146.0) Scan 05JAN10.D ***NO DATA POINTS***			146.0, 111.0, 148.0		
					
1,2-Dichlorobenzene	N.D.	12.49	148.0	63.9	QIon 111.0, Exp Ratio 41.0
+ EIC (146.0) Scan 05JAN10.D ***NO DATA POINTS***			146.0, 111.0, 148.0		
					

# Quantitation Results Report (QT Reviewed)

Data File	05JAN11.D	Operator	MSC
Acq. Method	5975CACQF.M	Acq. Date-Time	1/5/2022 2:38:23 PM
Sample Name	B22010141-002A	Instrument	VOA5975C
Vial	11	Multiplier	1.00
DA Method File	VOA5975C_8260B_SHT_DoD_L4_010422.m	Comment	
Tune File	BFB_Atune3.u	Tune Date	10/11/2021 4:02:00 PM
Batch Name	VG010522_8260B.batch.bin	Last Calib Update	2/28/2022 2:48:47 PM
Ref Library	\\MASSHUNTER\Org\Library\NIST129K.I		



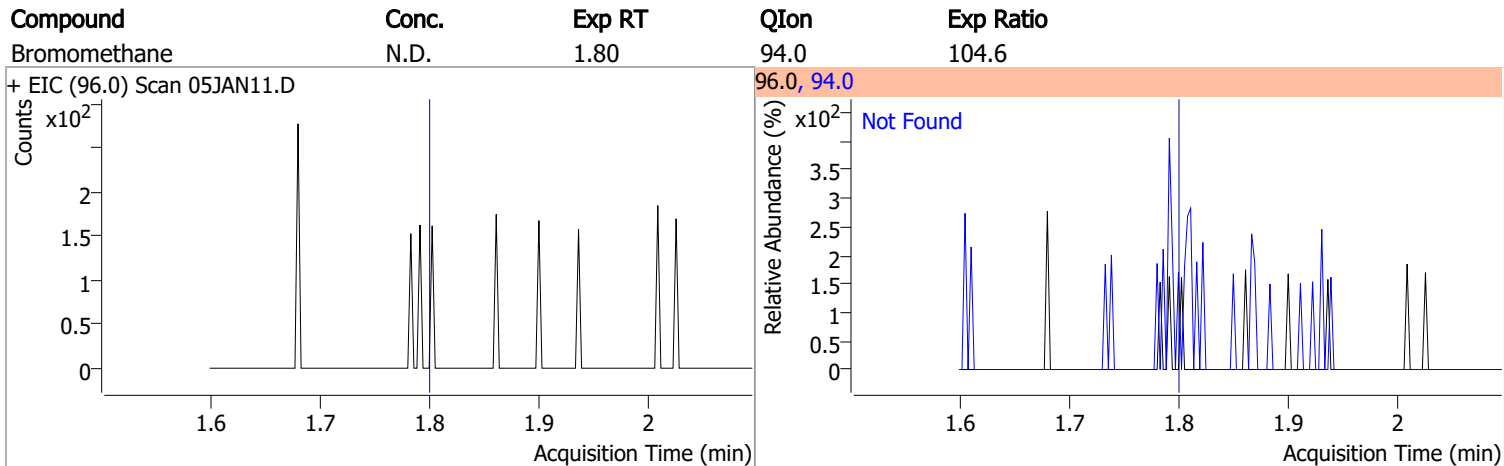
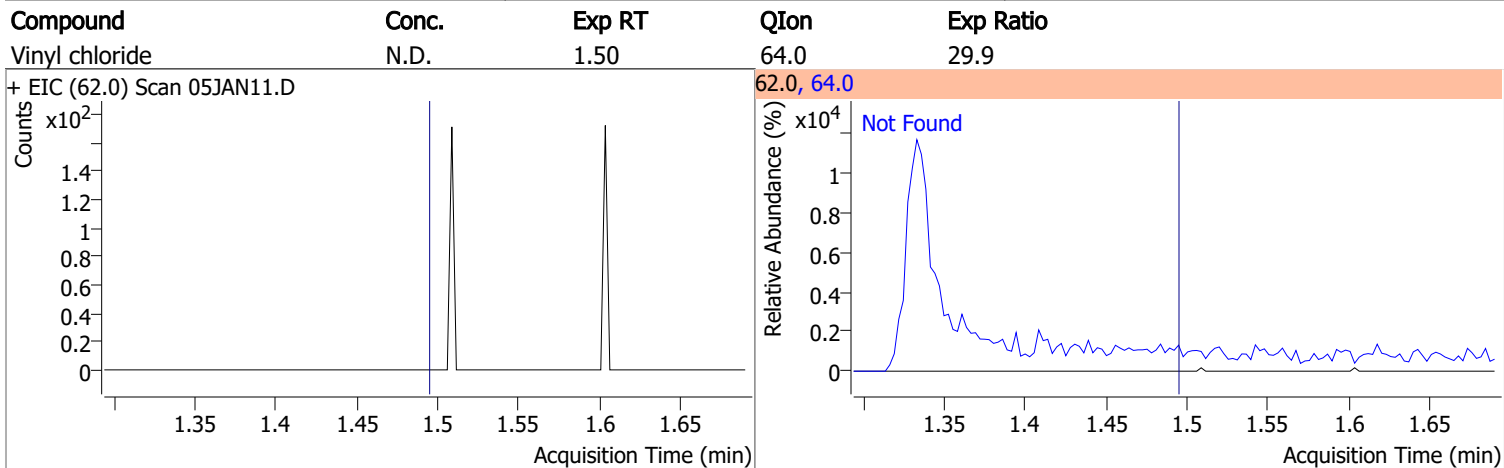
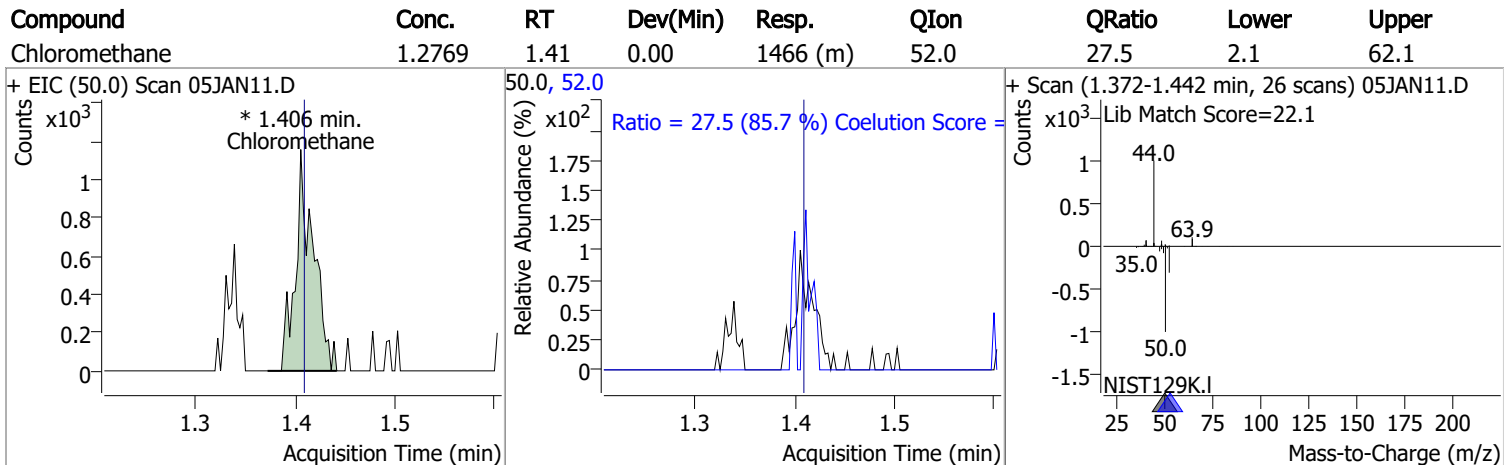
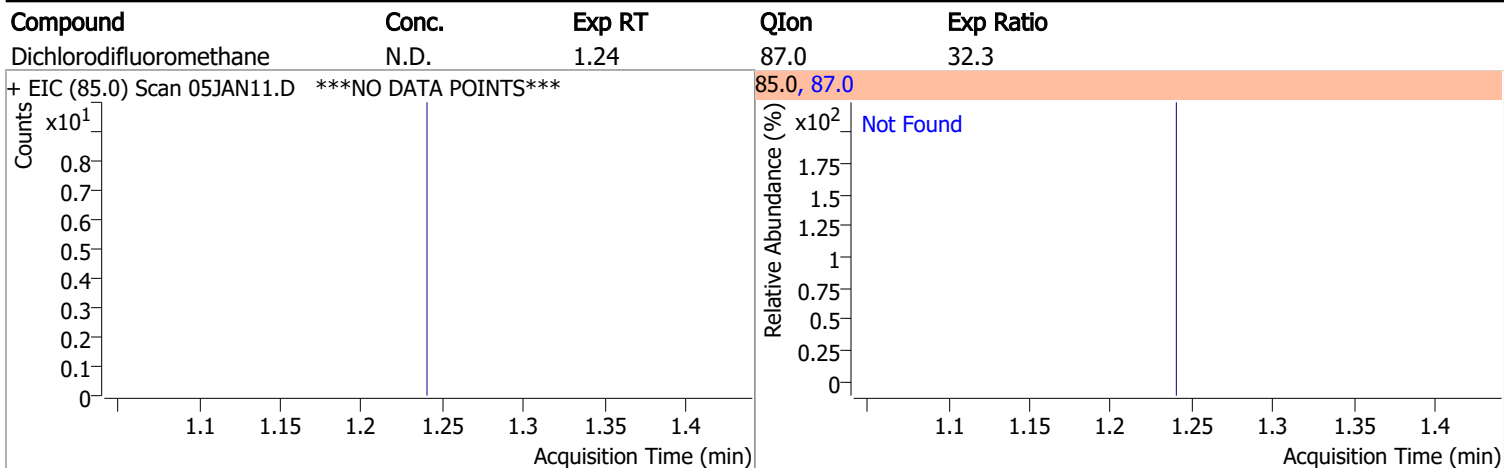
Compound	RT	QIon	Resp.	Conc.	Units	Dev(Min)
<b>Internal Standards</b>						
M Fluorobenzene	6.621	96.0	721833	250.0000	ng	-0.003
M Chlorobenzene-d5	9.774	82.0	281916	250.0000	ng	0.003
M 1,4-Dichlorobenzene-d4	12.100	152.0	214566	250.0000	ng	0.000
<b>System Monitoring Compounds</b>						
S Dibromofluoromethane	5.848	113.0	190628	280.3188	ng	0.003
Spiked Amount: 250.000	Range: 80.0 - 119.0%			Recovery = 112.13%		
S 1,2-Dichloroethane-d4	6.233	67.0	85616	291.4804	ng	0.000
Spiked Amount: 250.000	Range: 81.0 - 118.0%			Recovery = 116.59%		
S Toluene-d8	8.322	98.0	727431	267.7641	ng	0.003
Spiked Amount: 250.000	Range: 89.0 - 112.0%			Recovery = 107.11%		
S p-Bromofluorobenzene	10.951	95.0	212552	270.3999	ng	-0.003
Spiked Amount: 250.000	Range: 85.0 - 114.0%			Recovery = 108.16%		
<b>Target Compounds</b>						
T Dichlorodifluoromethane	0.000		0	N.D.		
T Chloromethane	1.406	50.0	1466	1.2769	ng	m 92
T Vinyl chloride	0.000		0	N.D.		
T Bromomethane	0.000		0	N.D.		
T Chloroethane	0.000		0	N.D.		
T Trichlorofluoromethane	0.000		0	N.D.		
T 1,1-Dichloroethene	0.000		0	N.D.		
T Methylene chloride	3.335	49.0	1663	1.5517	ng	m 90
T trans-1,2-Dichloroethene	0.000		0	N.D.		
T Methyl tert-butyl ether (MTBE)	0.000		0	N.D.		
T 1,1-Dichloroethane	0.000		0	N.D.		
T 2,2-Dichloropropane	0.000		0	N.D.		
T cis-1,2-Dichloroethene	0.000		0	N.D.		
T Methyl ethyl ketone	0.000		0	N.D.		
T Bromochloromethane	0.000		0	N.D.		
T Chloroform	5.642	83.0	0		ng	md 1

# Quantitation Results Report (QT Reviewed)

Compound	RT	QIon	Resp.	Conc.	Units		Dev(Min)
T 1,1,1-Trichloroethane	0.000		0	N.D.			
T Carbon tetrachloride	0.000		0	N.D.			
T 1,1-Dichloropropene	0.000		0	N.D.			
T Benzene	6.272	78.0	424	0.1475	ng	m	93
T 1,2-Dichloroethane	0.000		0	N.D.			
T Trichloroethene	0.000		0	N.D.			
T 1,2-Dichloropropane	0.000		0	N.D.			
T Dibromomethane	0.000		0	N.D.			
T Bromodichloromethane	0.000		0	N.D.			
T cis-1,3-Dichloropropene	0.000		0	N.D.			
T Toluene	8.386	92.0	2246	1.2239	ng		97
T trans-1,3-Dichloropropene	0.000		0	N.D.			
T 1,1,2-Trichloroethane	0.000		0	N.D.			
T Tetrachloroethene	0.000		0	N.D.			
T 1,3-Dichloropropane	0.000		0	N.D.			
T Chlorodibromomethane	0.000		0	N.D.			
T 1,2-Dibromoethane	0.000		0	N.D.			
T Chlorobenzene	0.000		0	N.D.			
T 1,1,1,2-Tetrachloroethane	0.000		0	N.D.			
T Ethylbenzene	0.000		0	N.D.			
T m+p-Xylenes	10.037	106.0	0		ng	md	1
T o-Xylene	0.000		0	N.D.			
T Styrene	0.000		0	N.D.			
T Bromoform	0.000		0	N.D.			
T Bromobenzene	0.000		0	N.D.			
T 1,1,2,2-Tetrachloroethane	0.000		0	N.D.			
T 1,2,3-Trichloropropane	0.000		0	N.D.			
T 2-Chlorotoluene	0.000		0	N.D.			
T 4-Chlorotoluene	0.000		0	N.D.			
T 1,3-Dichlorobenzene	0.000		0	N.D.			
T 1,4-Dichlorobenzene	0.000		0	N.D.			
T 1,2-Dichlorobenzene	0.000		0	N.D.			

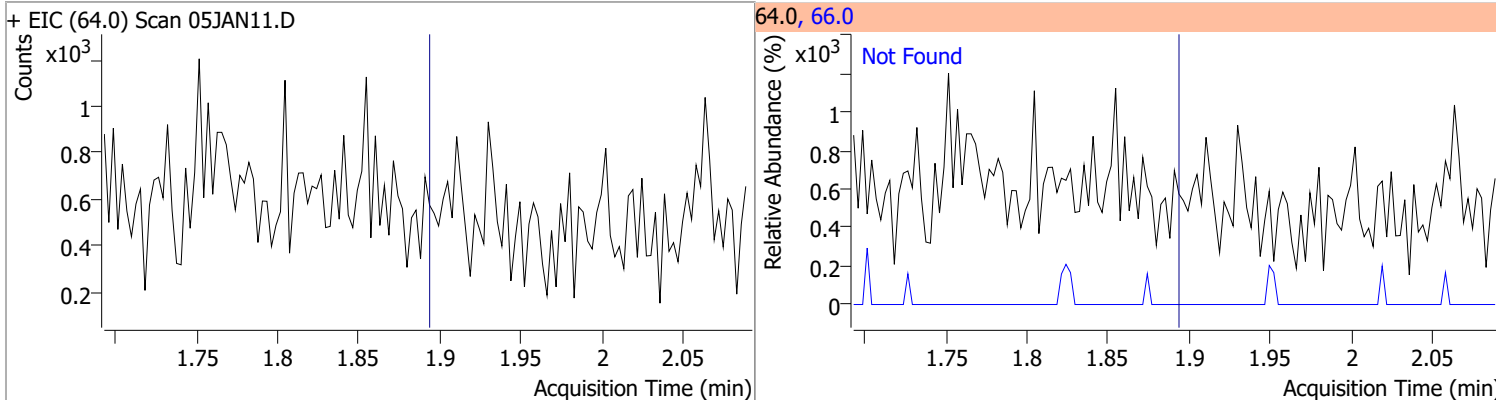
(#) = Qualifier Out of Range; (m) = Manual Integration; (+) = Area Summed; (\*) = Surrogate Percent Recovery Out of Range; (d): Zeroed Peak

# Quantitation Results Report (QT Reviewed)

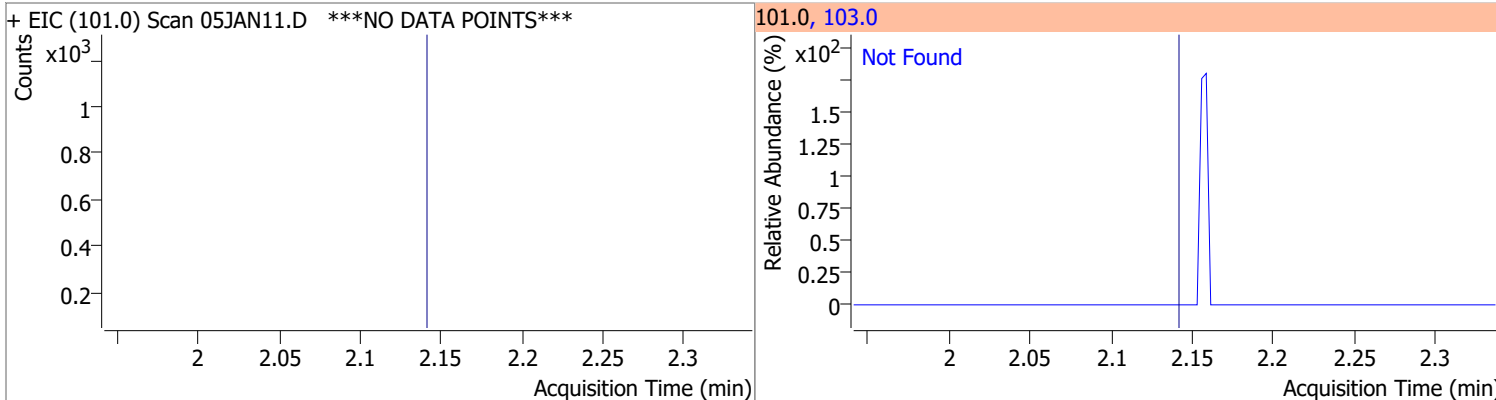


# Quantitation Results Report (QT Reviewed)

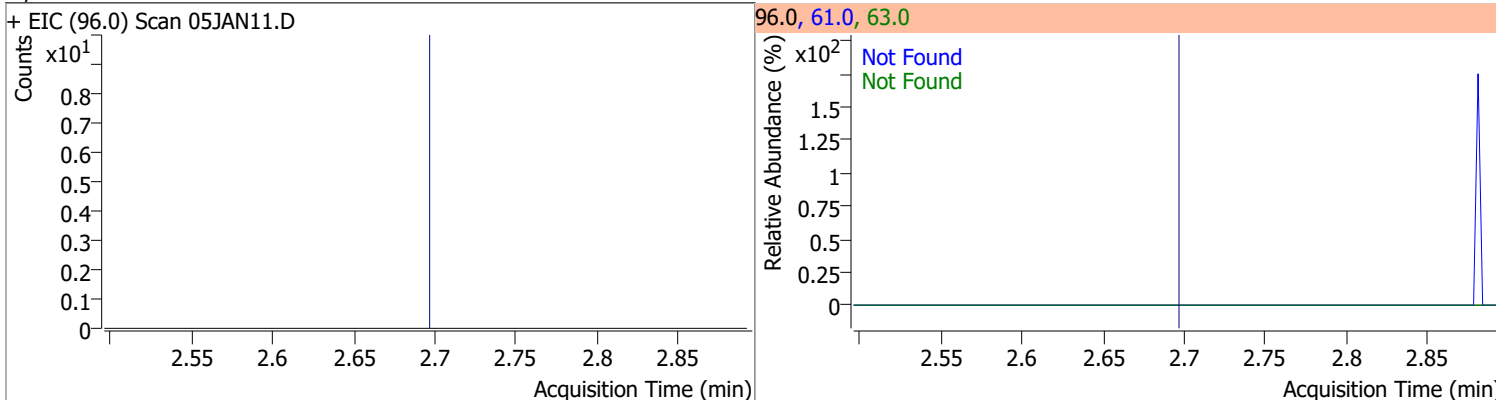
Compound	Conc.	Exp RT	QIon	Exp Ratio
Chloroethane	N.D.	1.89	66.0	30.1



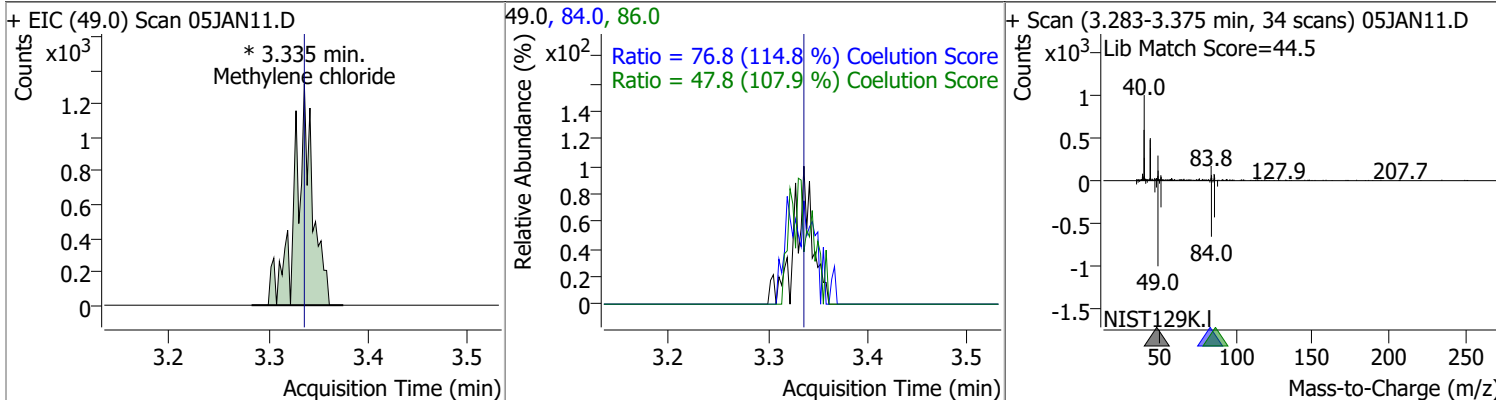
Compound	Conc.	Exp RT	QIon	Exp Ratio
Trichlorofluoromethane	N.D.	2.14	103.0	64.2



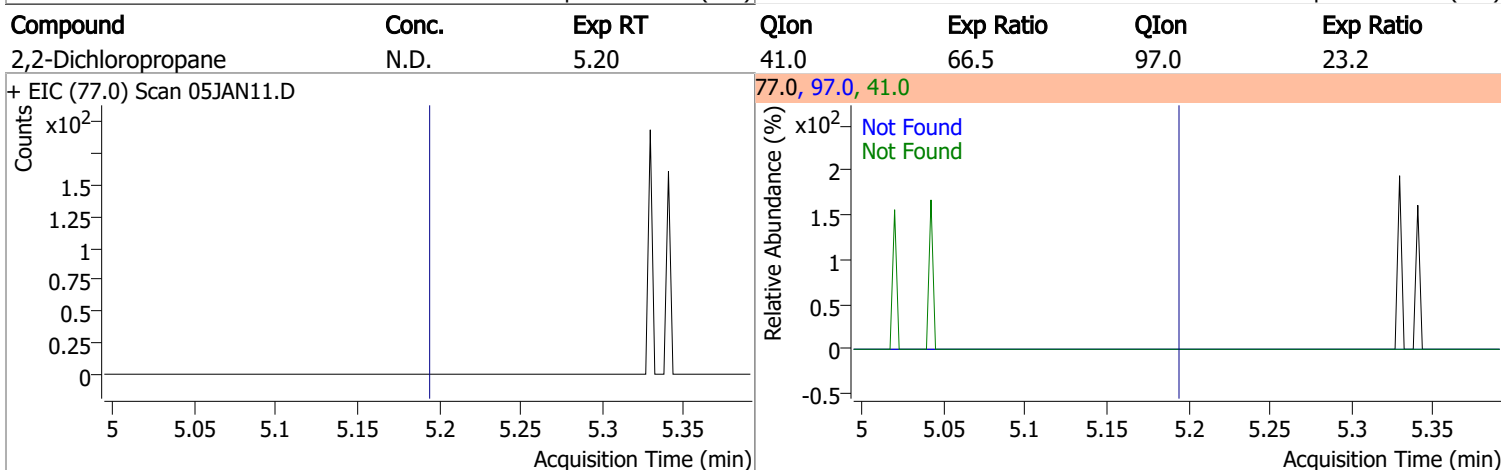
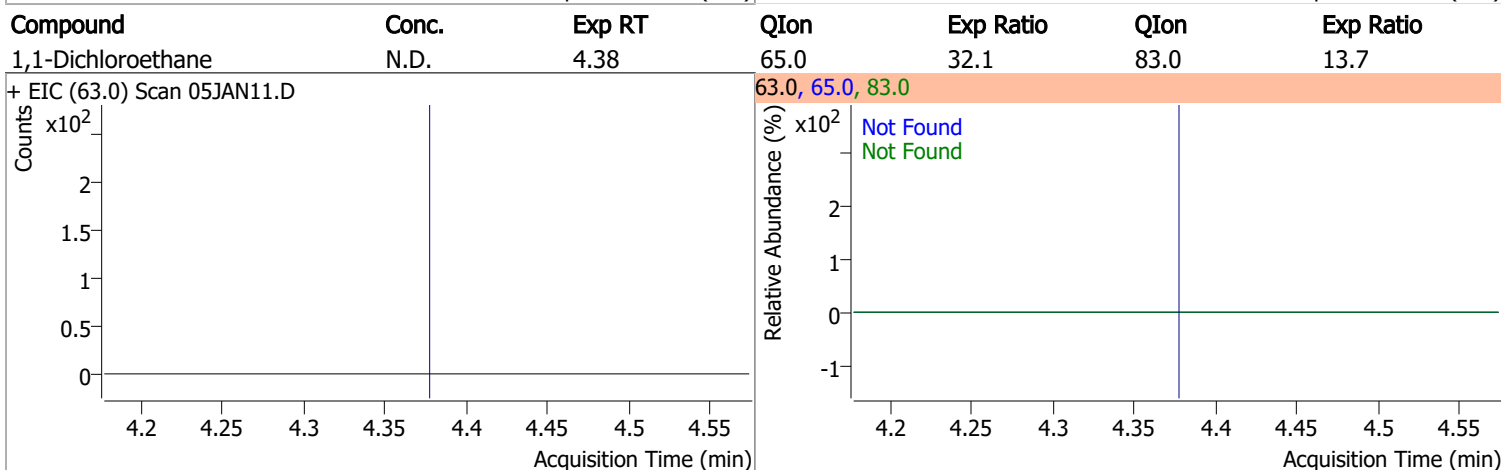
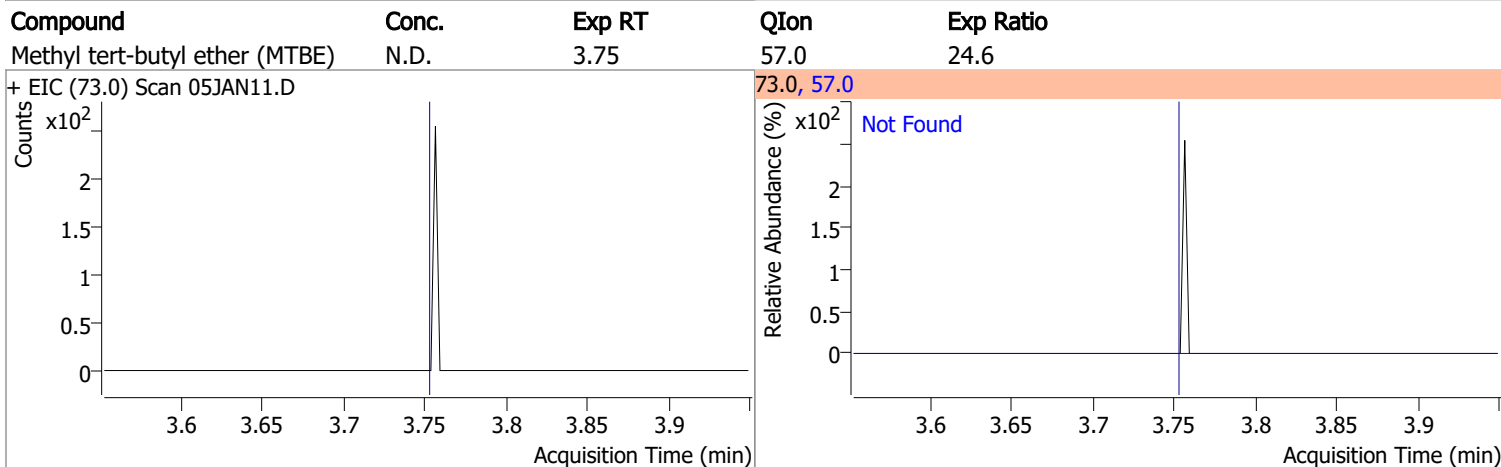
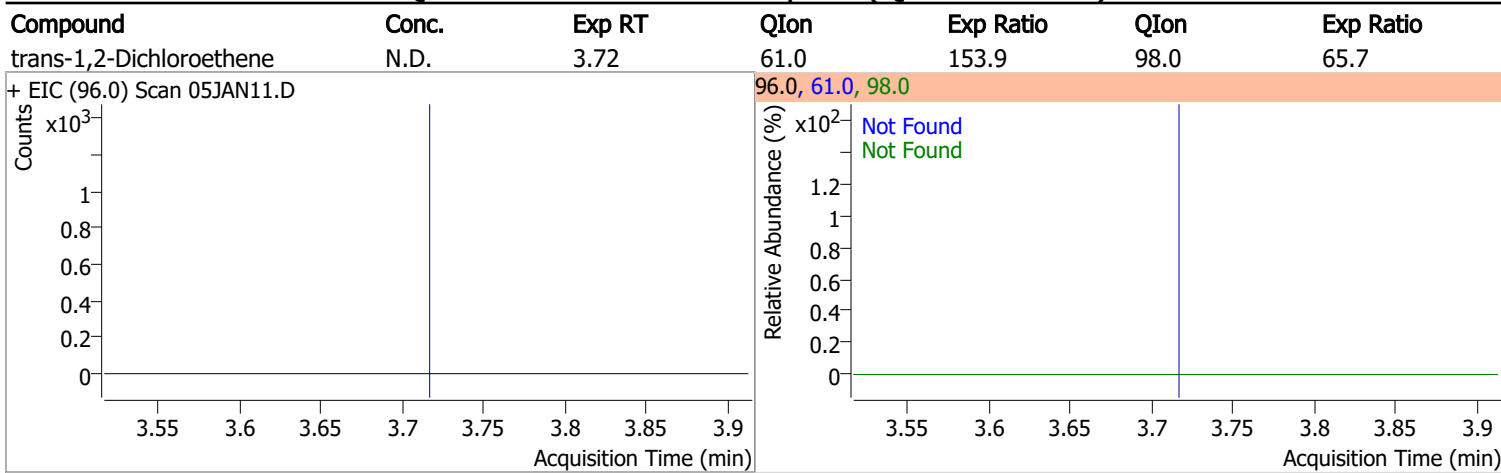
Compound	Conc.	Exp RT	QIon	Exp Ratio	QIon	Exp Ratio
1,1-Dichloroethene	N.D.	2.70	61.0	180.3	63.0	56.7



Compound	Conc.	RT	Dev(Min)	Resp.	QIon	QRatio	Lower	Upper
Methylene chloride	1.5517	3.34	0.00	1663 (m)	84.0	76.8	36.9	96.9
					86.0	47.8	14.3	74.3



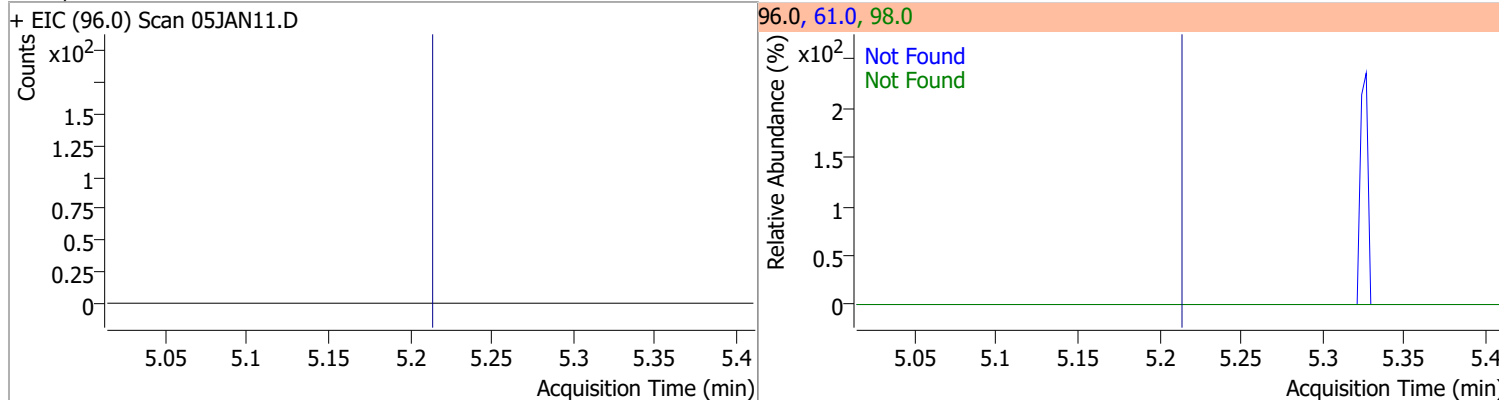
# Quantitation Results Report (QT Reviewed)



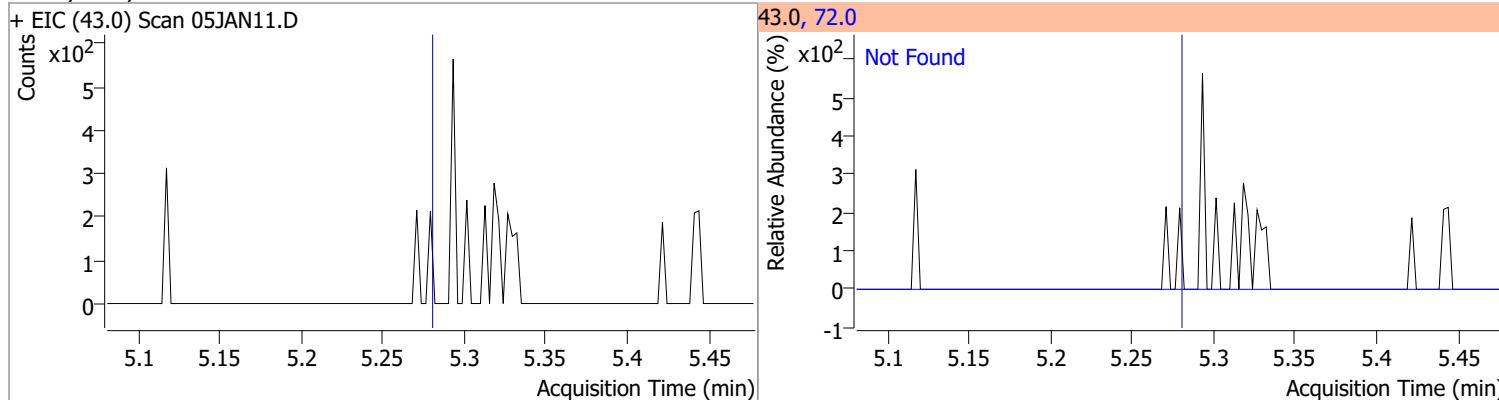


# Quantitation Results Report (QT Reviewed)

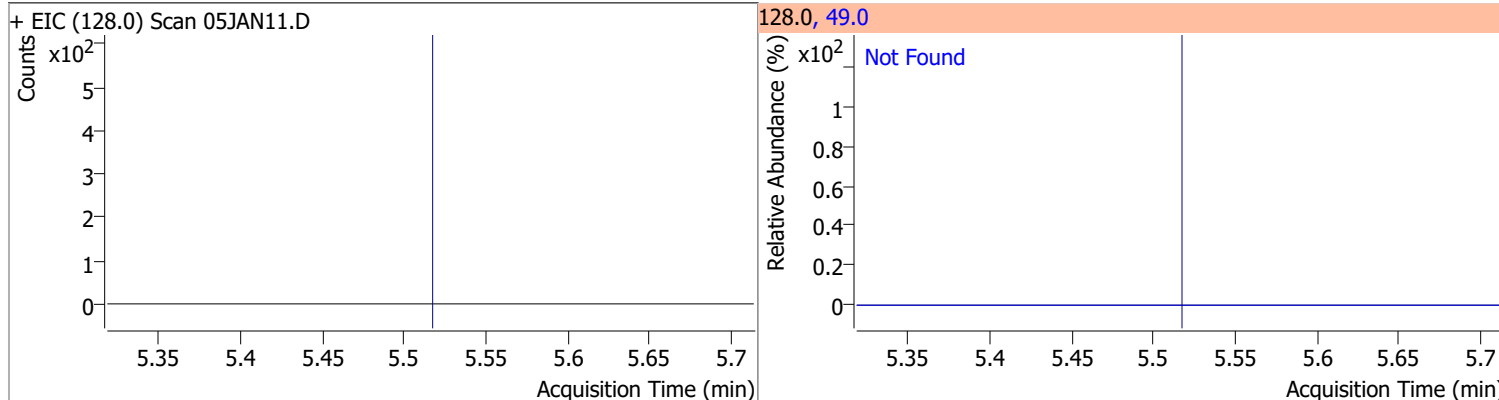
Compound	Conc.	Exp RT	QIon	Exp Ratio	QIon	Exp Ratio
cis-1,2-Dichloroethene	N.D.	5.22	61.0	167.2	98.0	67.3



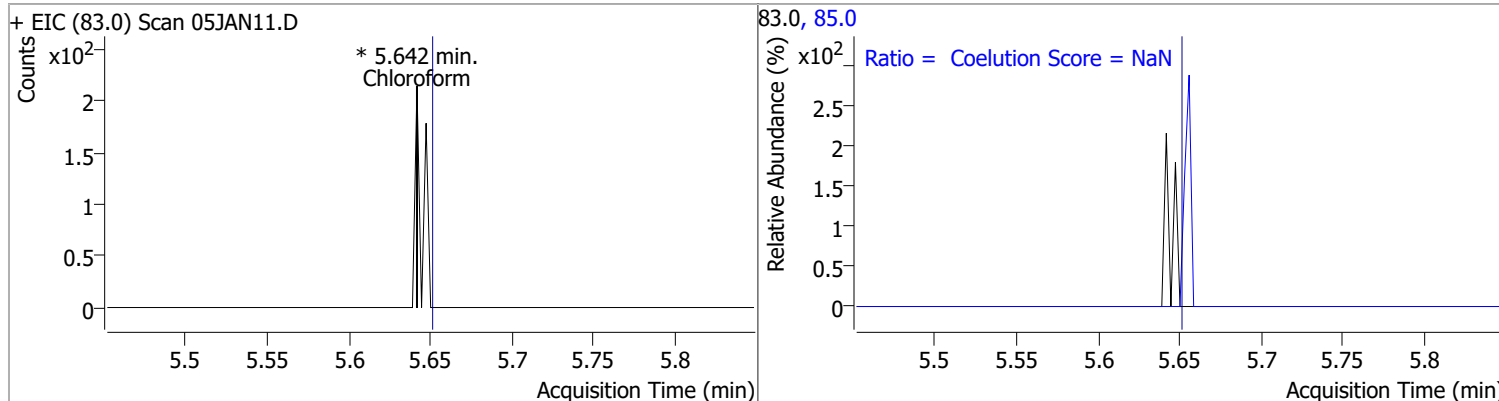
Compound	Conc.	Exp RT	QIon	Exp Ratio
Methyl ethyl ketone	N.D.	5.28	72.0	21.3



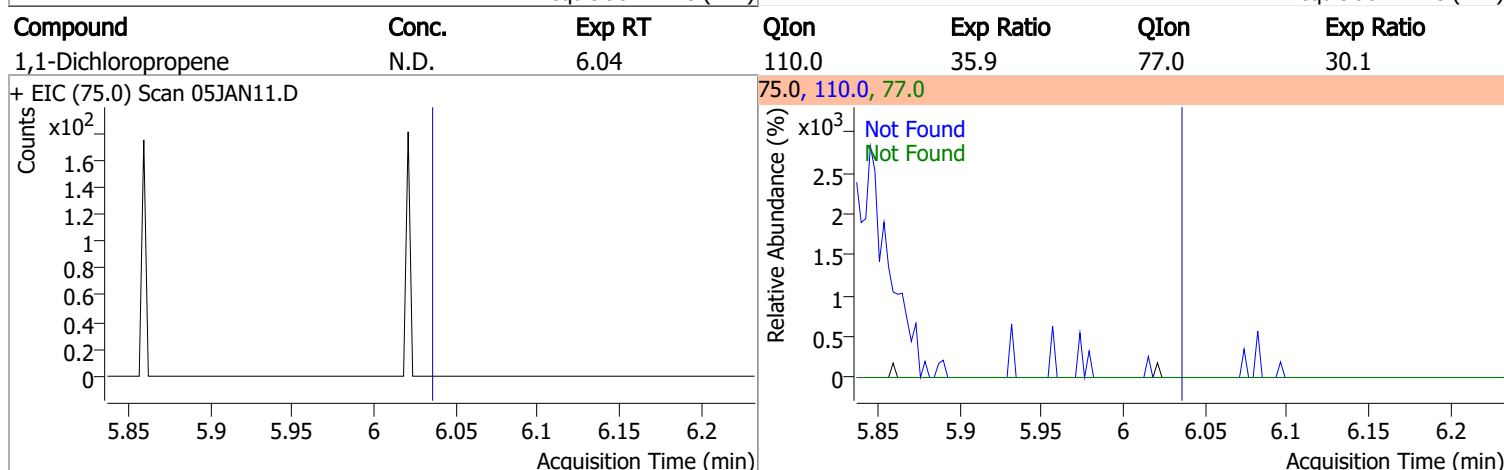
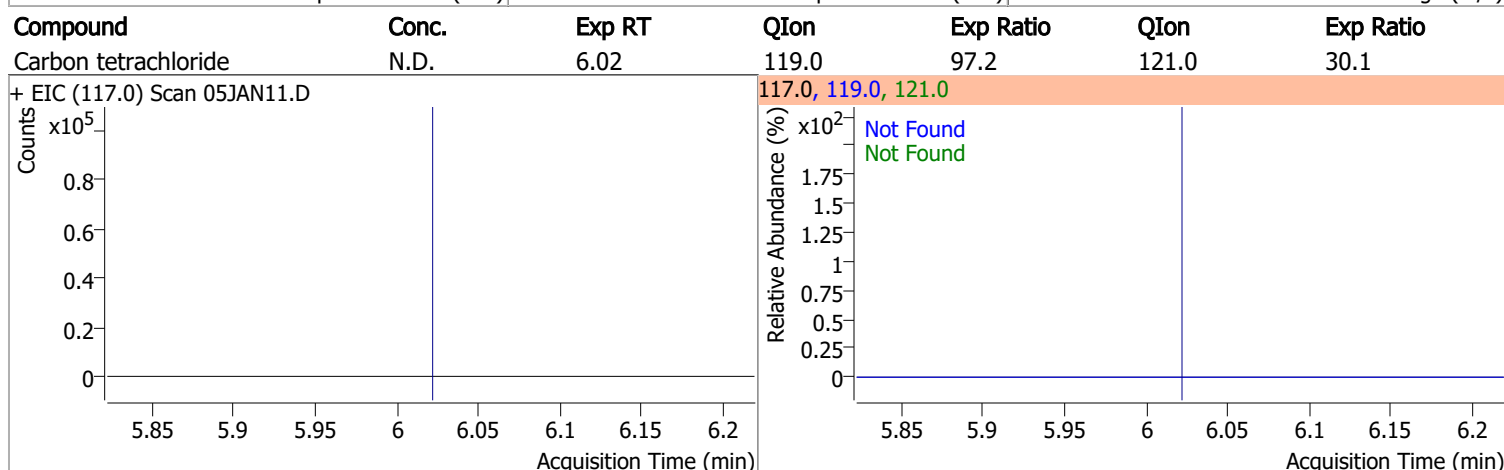
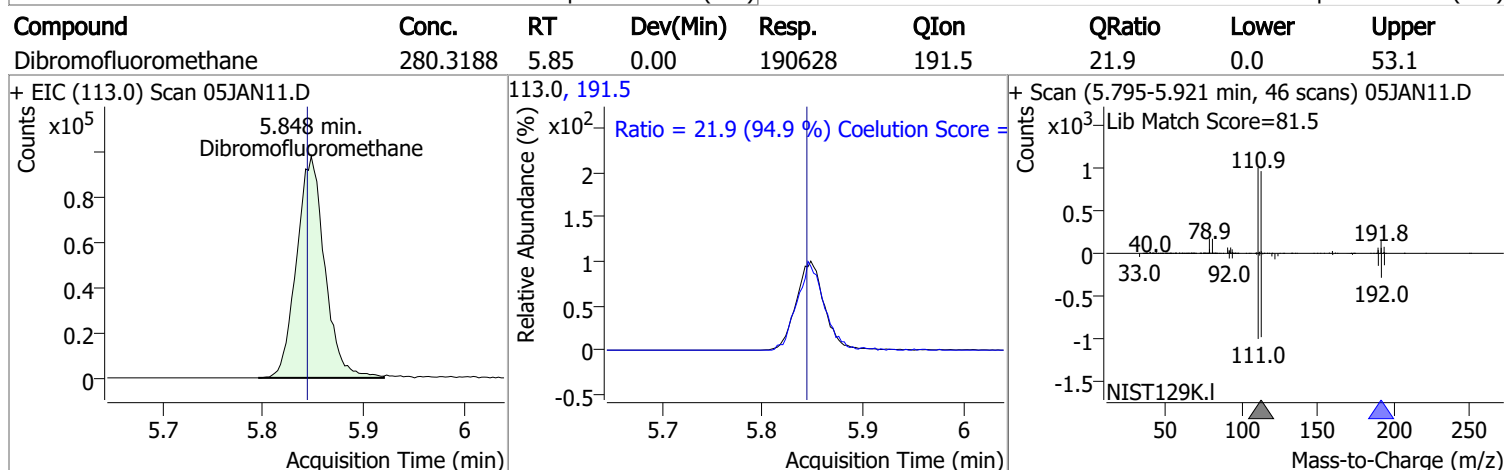
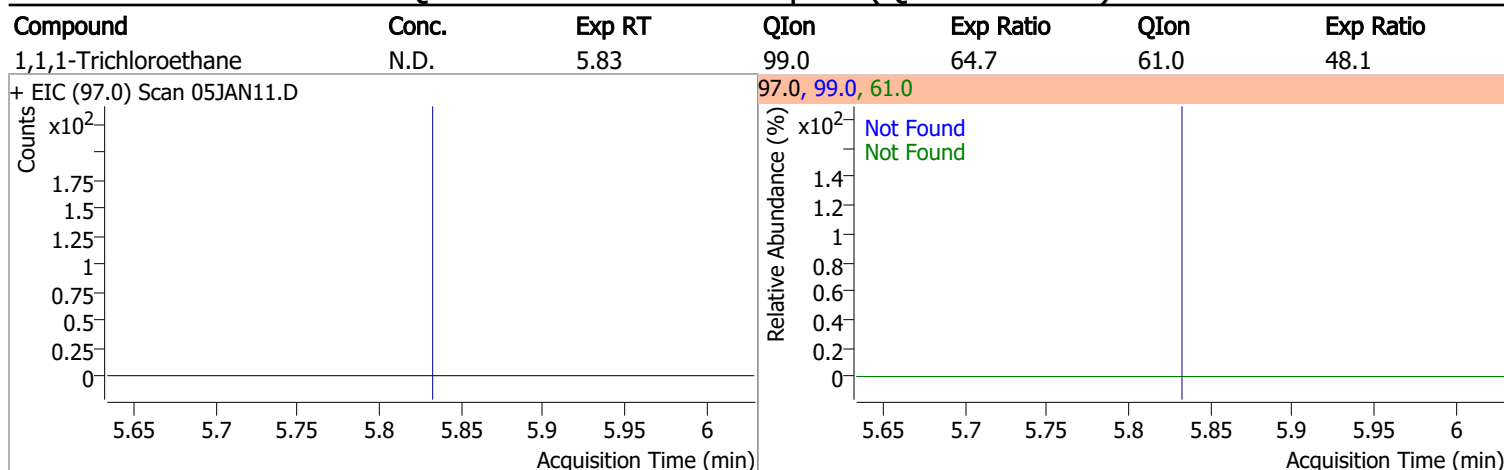
Compound	Conc.	Exp RT	QIon	Exp Ratio
Bromochloromethane	N.D.	5.52	49.0	182.9



Compound	Conc.	RT	Dev(Min)	Resp.	QIon	QRatio	Lower	Upper
Chloroform		0		0	85.0		36.0	96.0

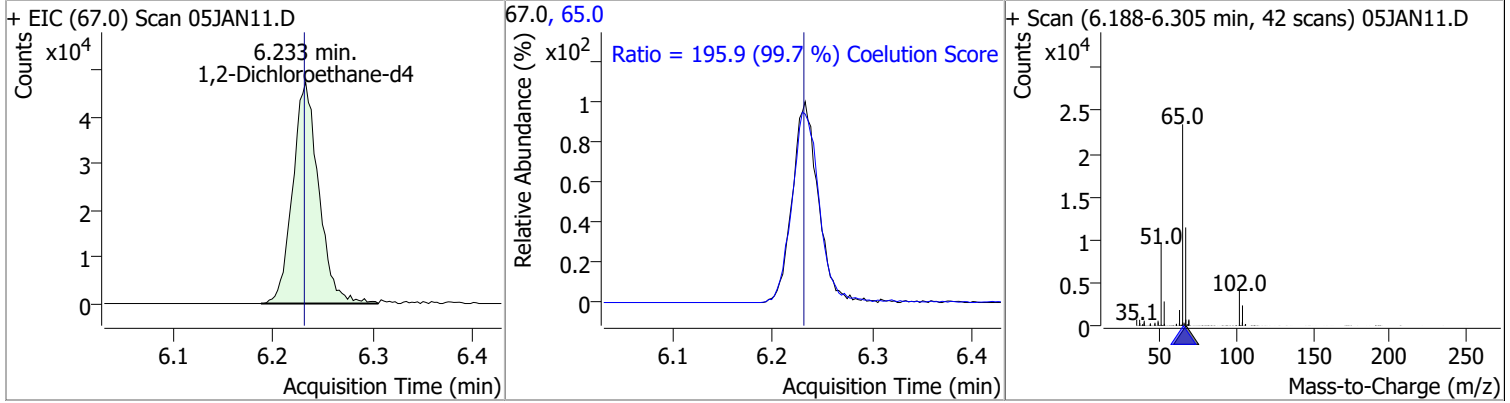


# Quantitation Results Report (QT Reviewed)

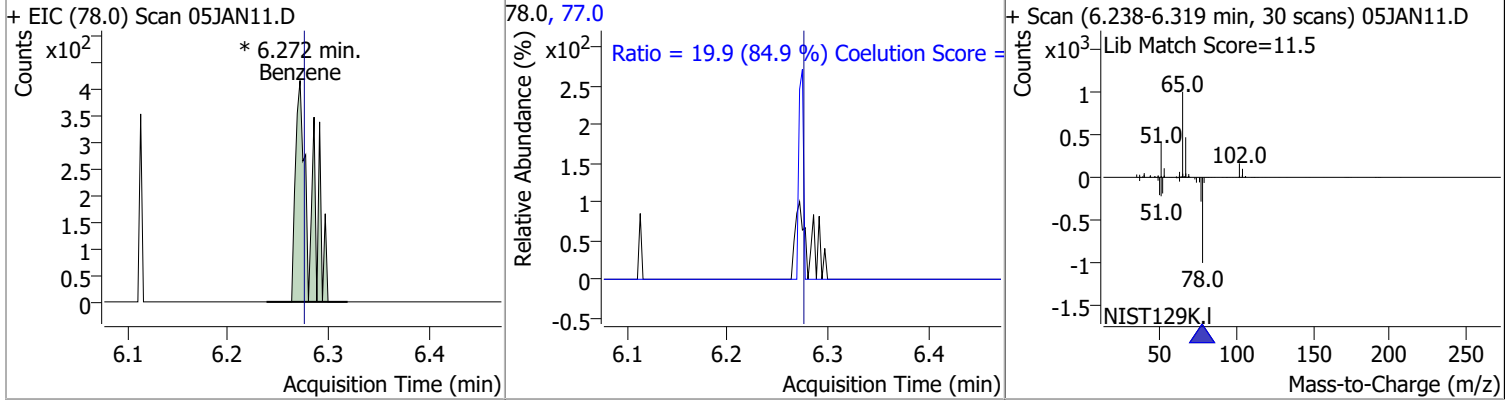


# Quantitation Results Report (QT Reviewed)

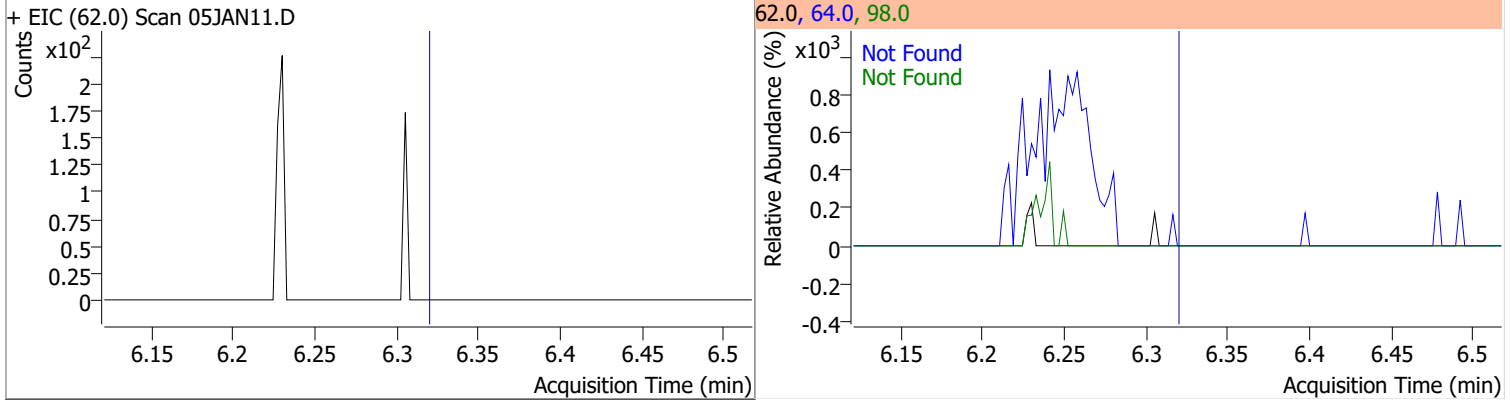
Compound	Conc.	RT	Dev(Min)	Resp.	QIon	QRatio	Lower	Upper
1,2-Dichloroethane-d4	291.4804	6.23	0.00	85616	65.0	195.9	166.5	226.5



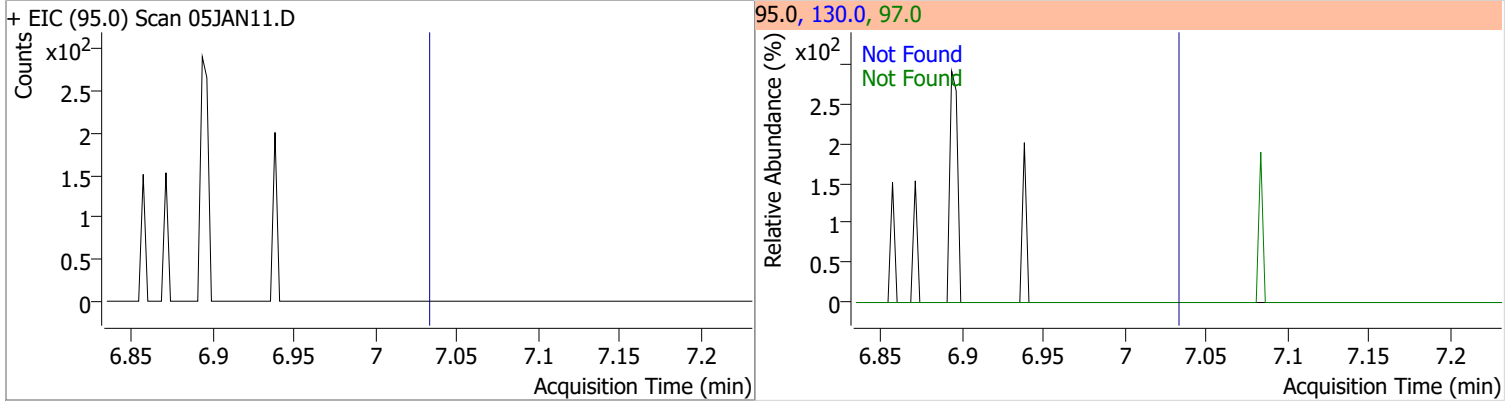
Compound	Conc.	RT	Dev(Min)	Resp.	QIon	QRatio	Lower	Upper
Benzene	0.1475	6.27	-0.01	424 (m)	77.0	19.9	0.0	53.5



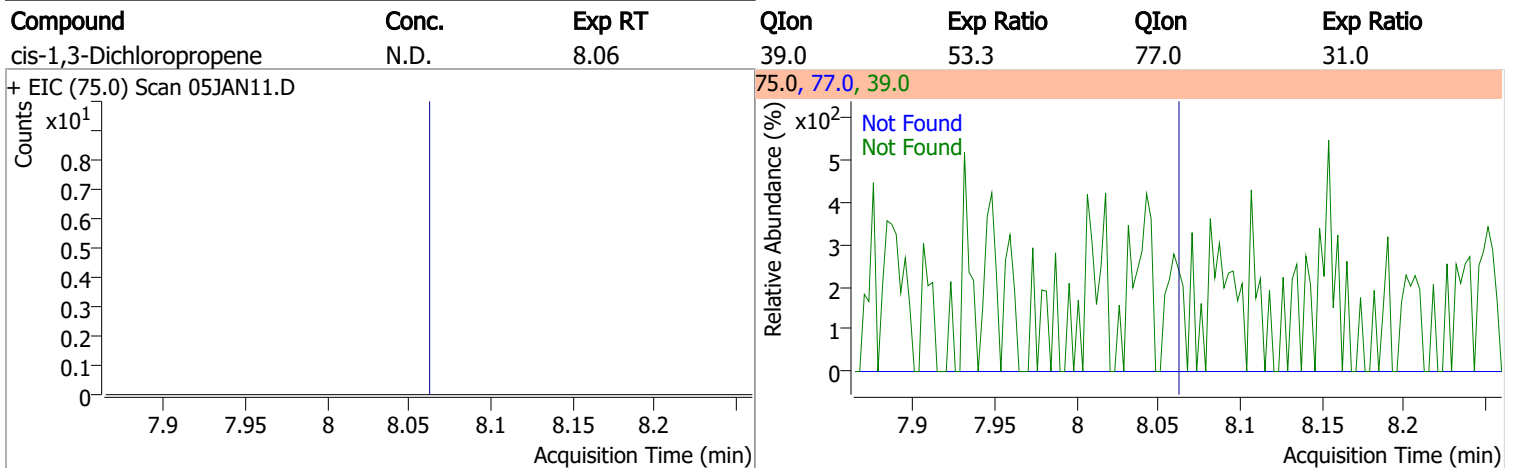
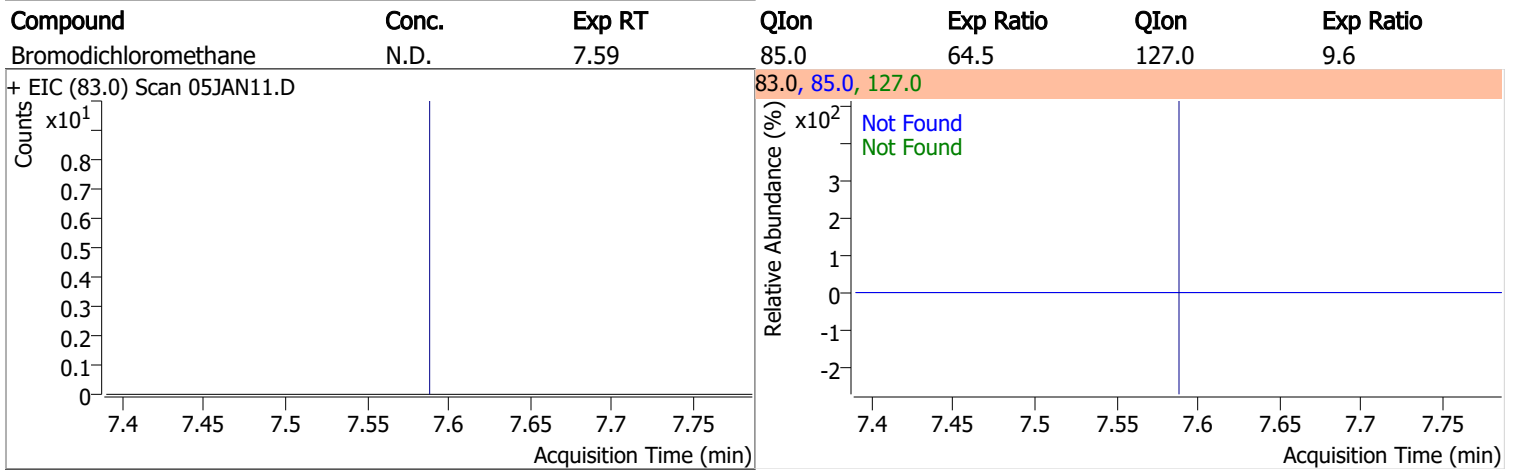
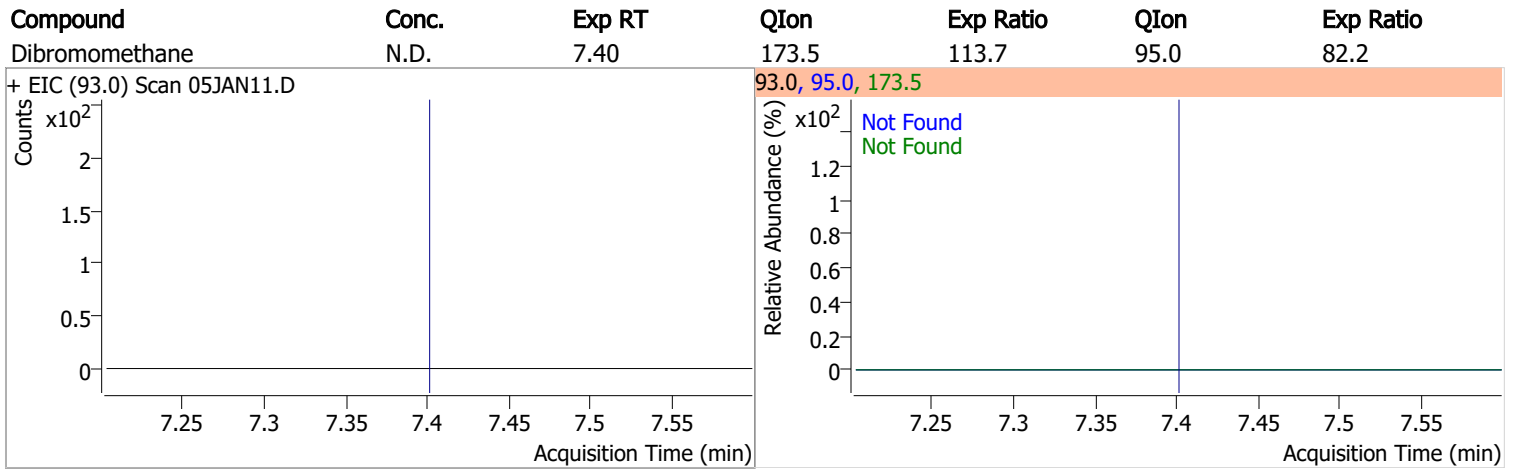
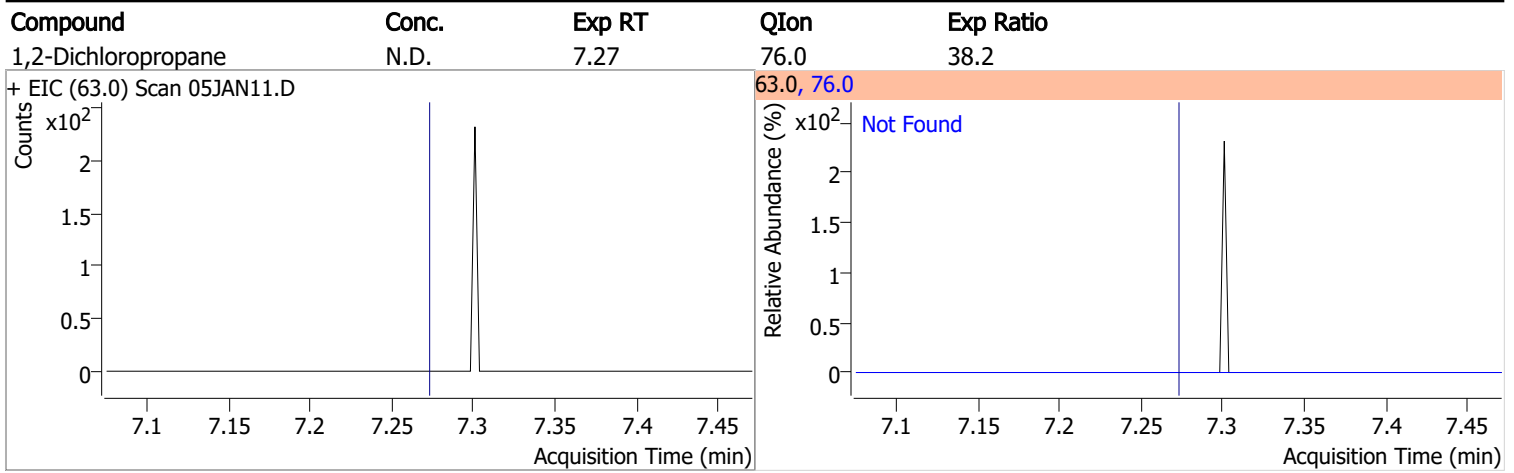
Compound	Conc.	Exp RT	QIon	Exp Ratio	QIon	Exp Ratio
1,2-Dichloroethane	N.D.	6.32	64.0	29.9	98.0	7.6



Compound	Conc.	Exp RT	QIon	Exp Ratio	QIon	Exp Ratio
Trichloroethene	N.D.	7.03	130.0	101.5	97.0	64.1

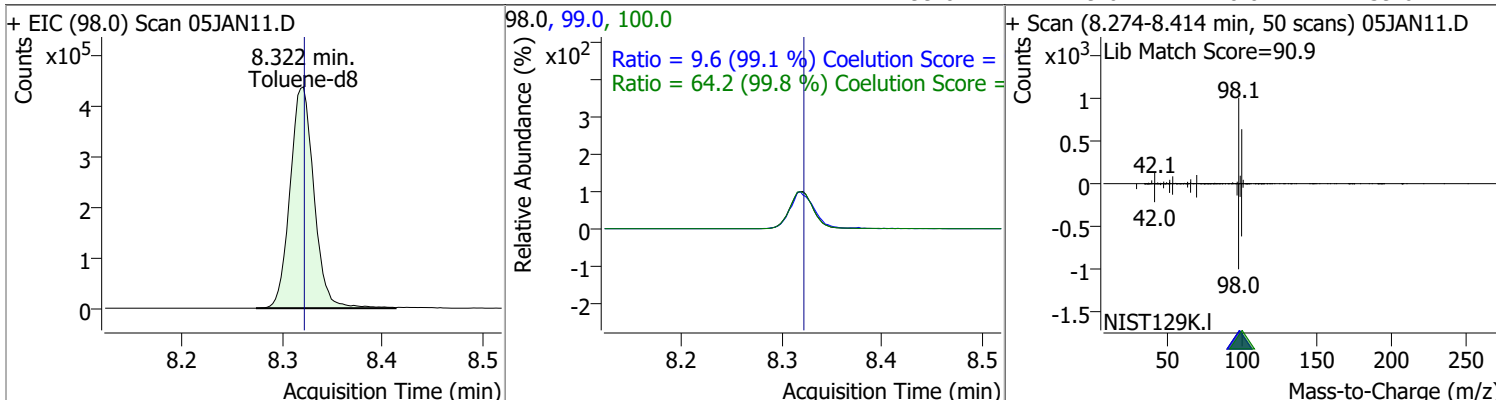


# Quantitation Results Report (QT Reviewed)

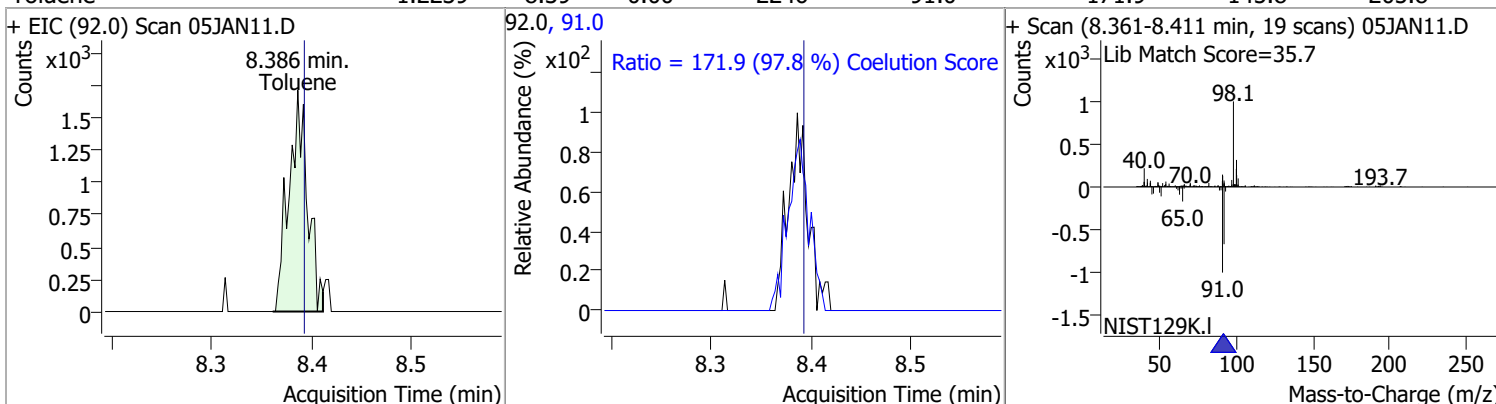


# Quantitation Results Report (QT Reviewed)

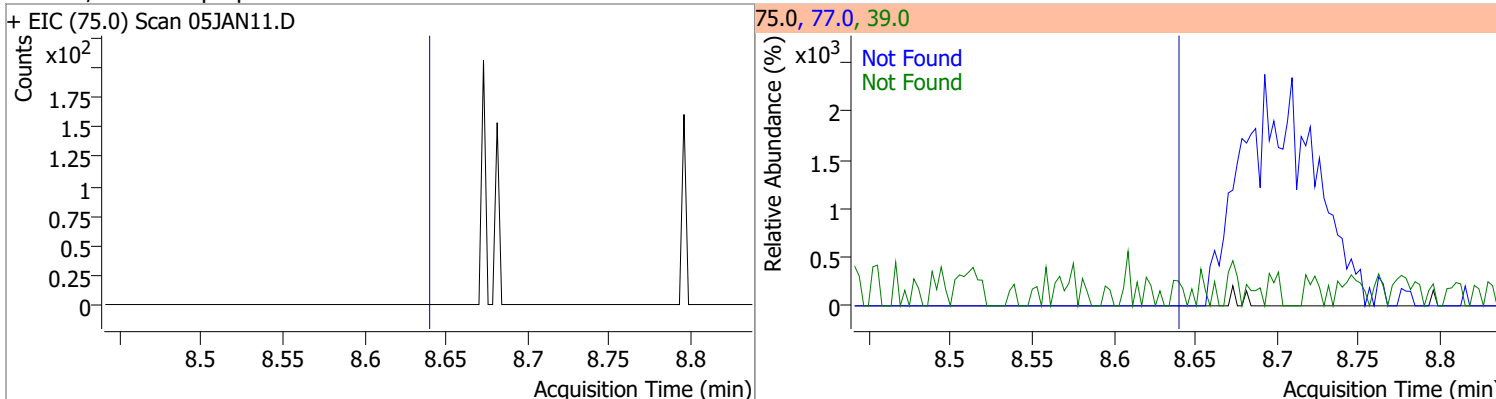
Compound	Conc.	RT	Dev(Min)	Resp.	QIon	QRatio	Lower	Upper
Toluene-d8	267.7641	8.32	0.00	727431	100.0	64.2	34.4	94.4
					99.0	9.6	0.0	39.6



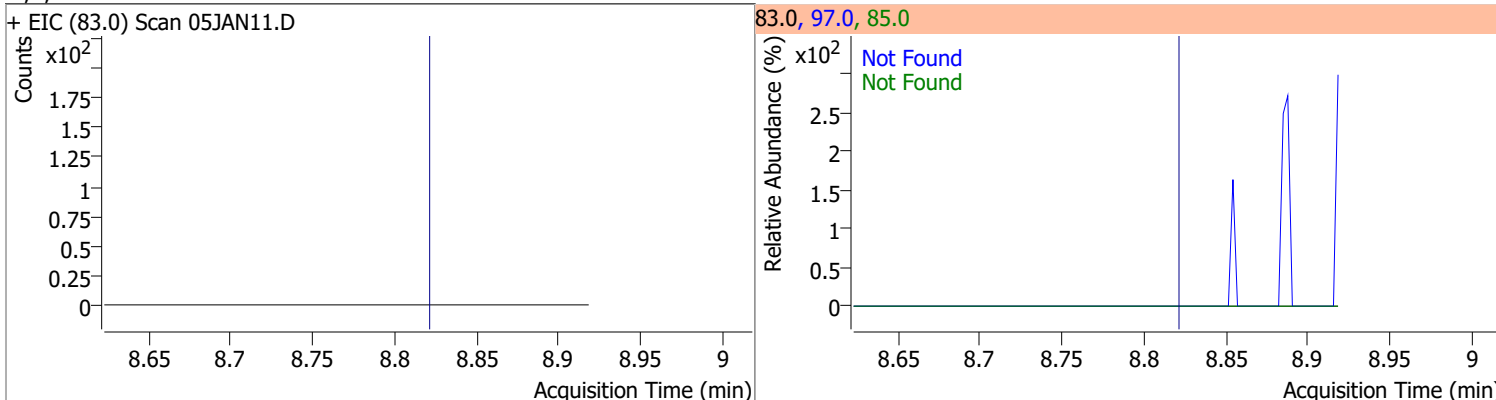
Compound	Conc.	RT	Dev(Min)	Resp.	QIon	QRatio	Lower	Upper
Toluene	1.2239	8.39	0.00	2246	91.0	171.9	145.8	205.8



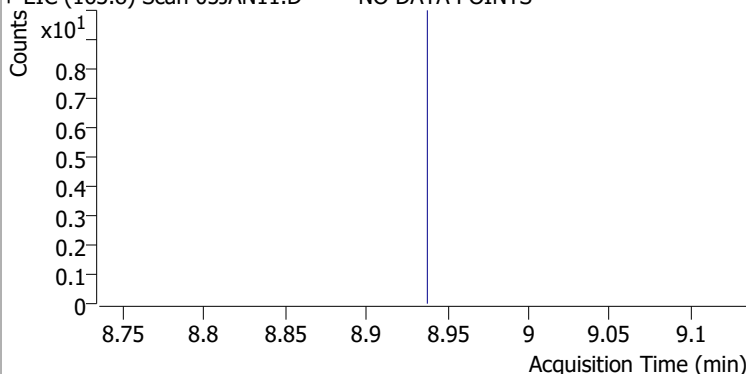
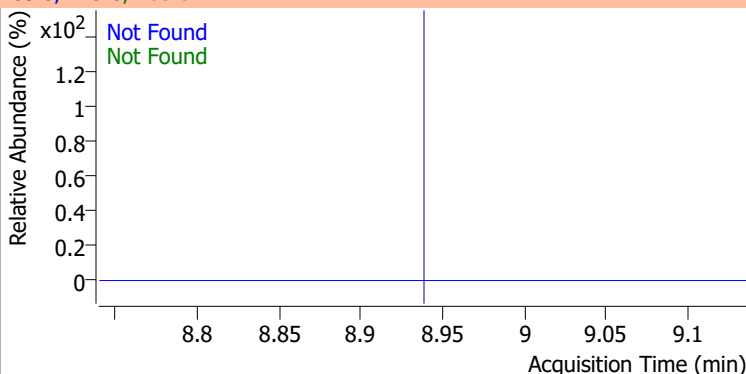
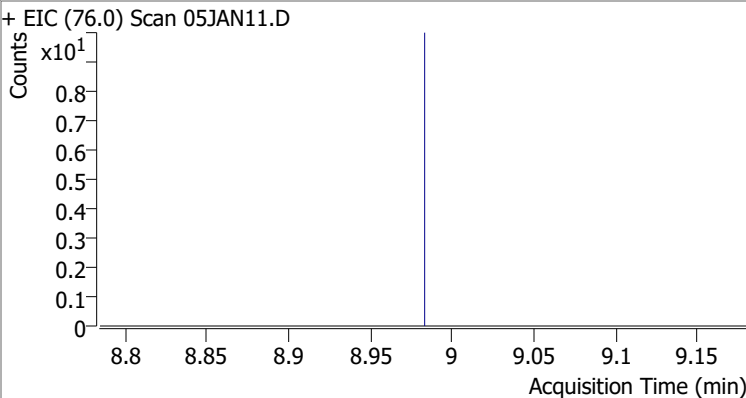
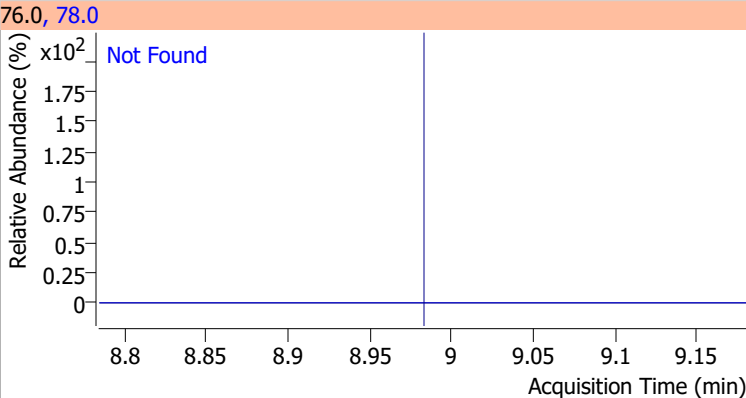
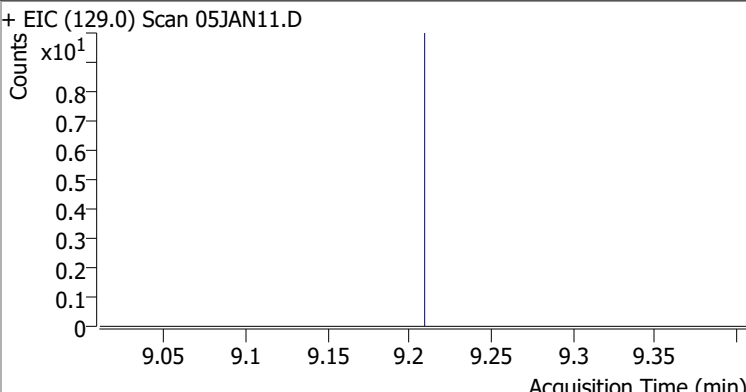
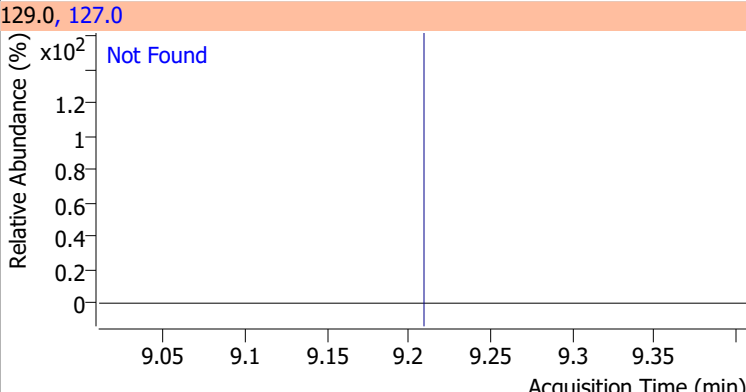
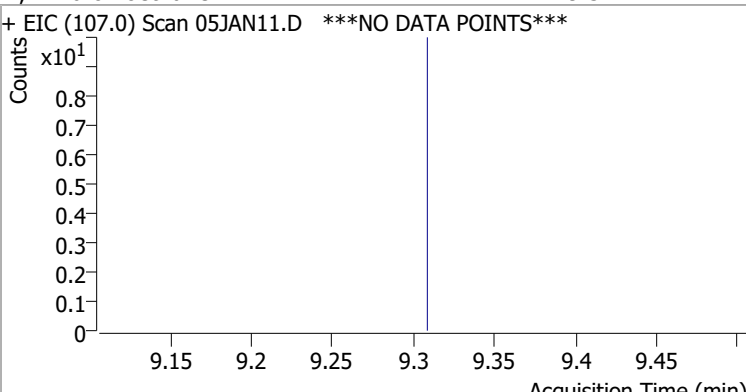
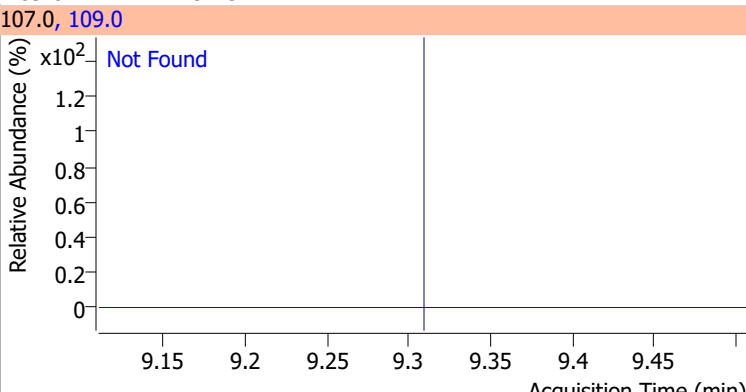
Compound	Conc.	Exp RT	QIon	Exp Ratio	QIon	Exp Ratio
trans-1,3-Dichloropropene	N.D.	8.64	39.0	53.4	77.0	32.4



Compound	Conc.	Exp RT	QIon	Exp Ratio	QIon	Exp Ratio
1,1,2-Trichloroethane	N.D.	8.82	97.0	114.6	85.0	67.6

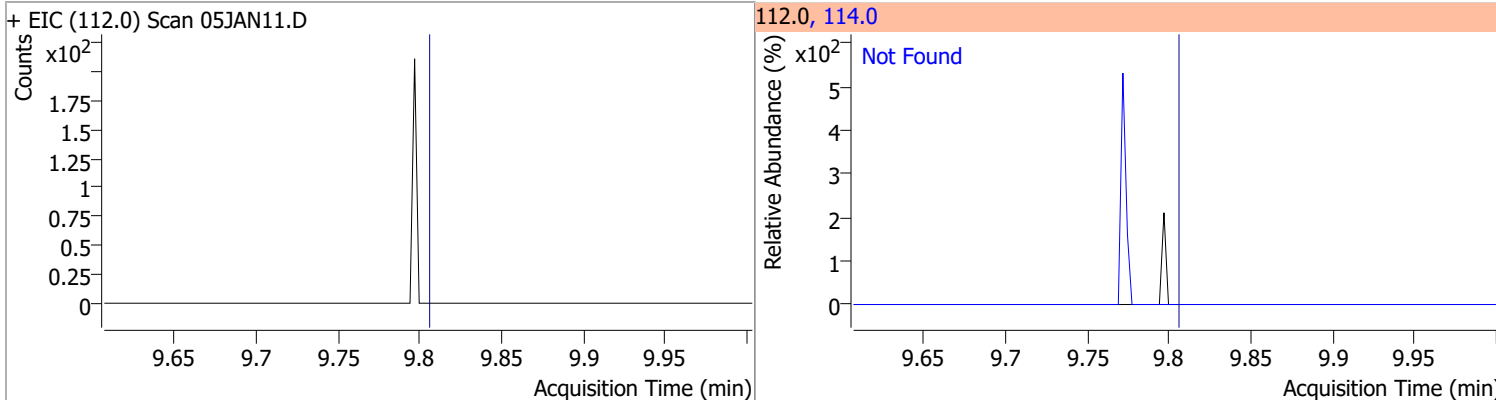


# Quantitation Results Report (QT Reviewed)

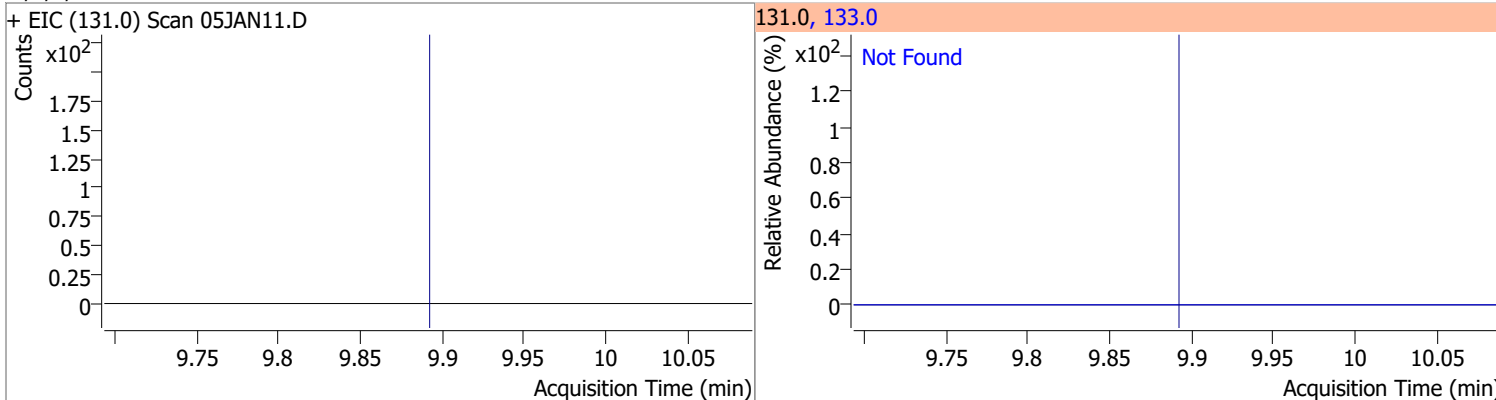
Compound	Conc.	Exp RT	QIon	Exp Ratio	QIon	Exp Ratio
Tetrachloroethene	N.D.	8.94	165.8	128.6	129.0	91.5
+ EIC (163.8) Scan 05JAN11.D ***NO DATA POINTS***			163.8, 129.0, 165.8			
						
1,3-Dichloropropane	N.D.	8.98	78.0	32.9		
+ EIC (76.0) Scan 05JAN11.D			76.0, 78.0			
						
Chlorodibromomethane	N.D.	9.21	127.0	78.0		
+ EIC (129.0) Scan 05JAN11.D			129.0, 127.0			
						
1,2-Dibromoethane	N.D.	9.31	109.0	94.5		
+ EIC (107.0) Scan 05JAN11.D ***NO DATA POINTS***			107.0, 109.0			
						

# Quantitation Results Report (QT Reviewed)

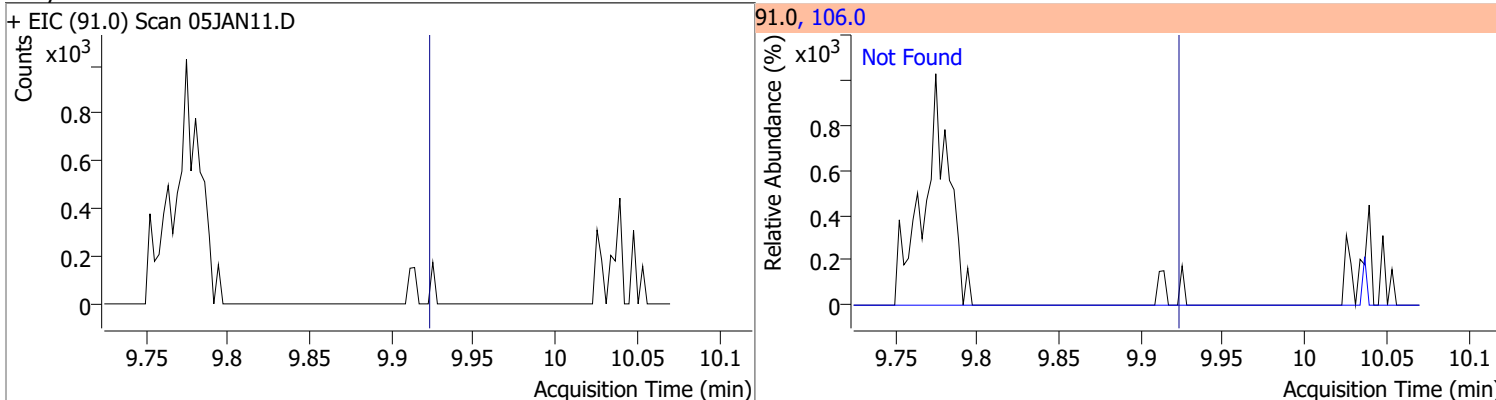
Compound	Conc.	Exp RT	QIon	Exp Ratio
Chlorobenzene	N.D.	9.80	114.0	32.1



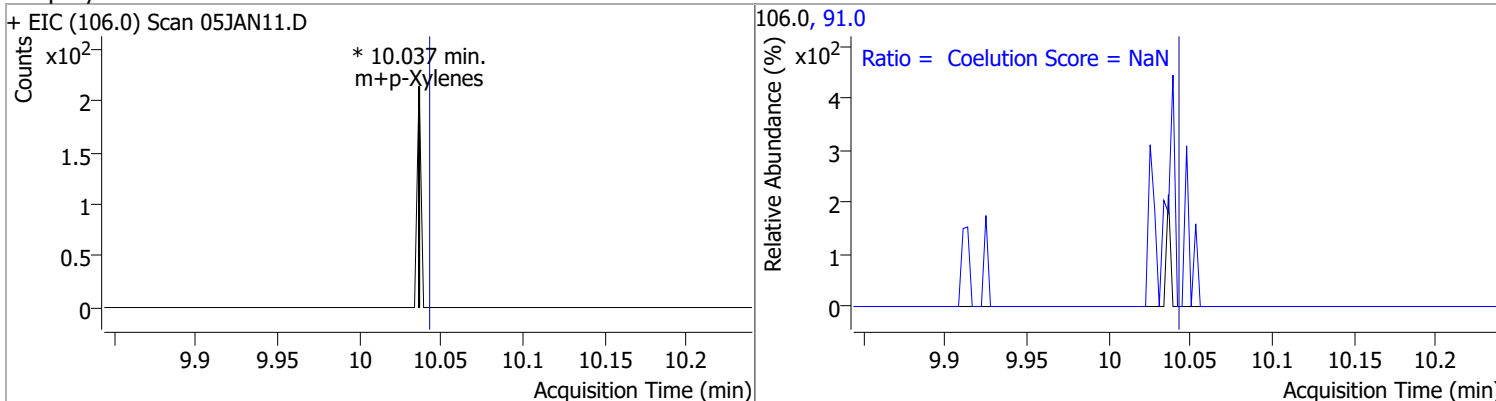
Compound	Conc.	Exp RT	QIon	Exp Ratio
1,1,1,2-Tetrachloroethane	N.D.	9.89	133.0	98.6



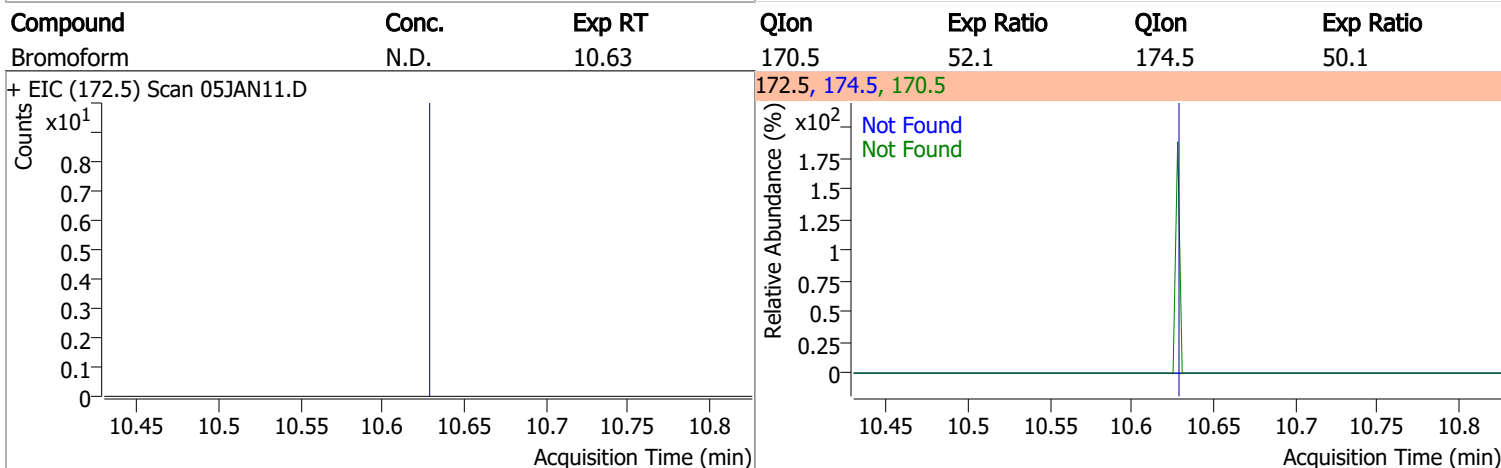
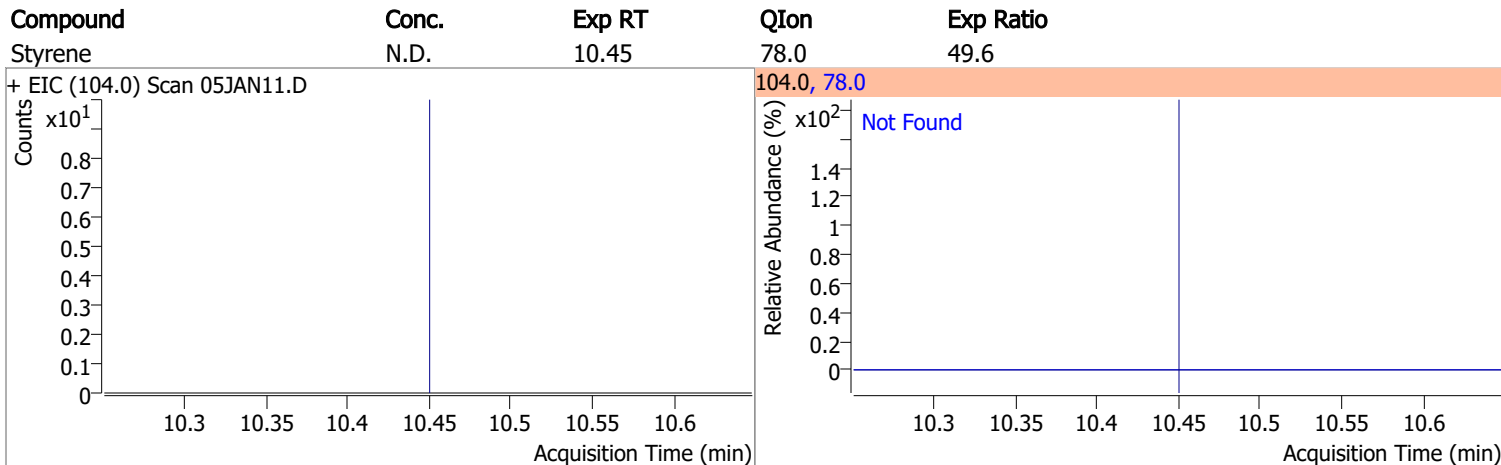
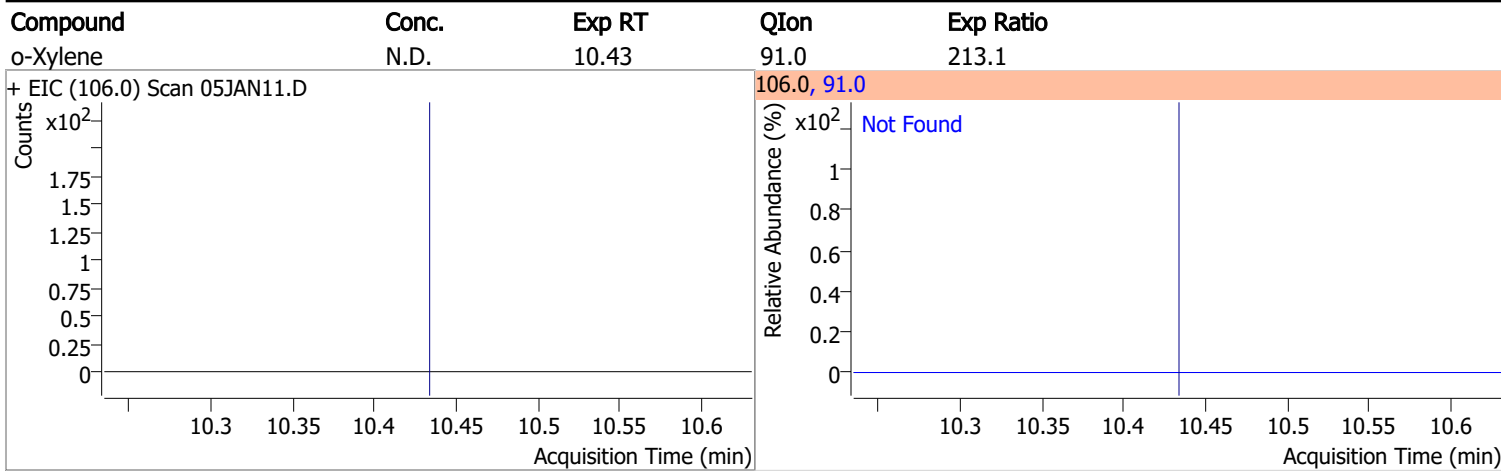
Compound	Conc.	Exp RT	QIon	Exp Ratio
Ethylbenzene	N.D.	9.92	106.0	31.1



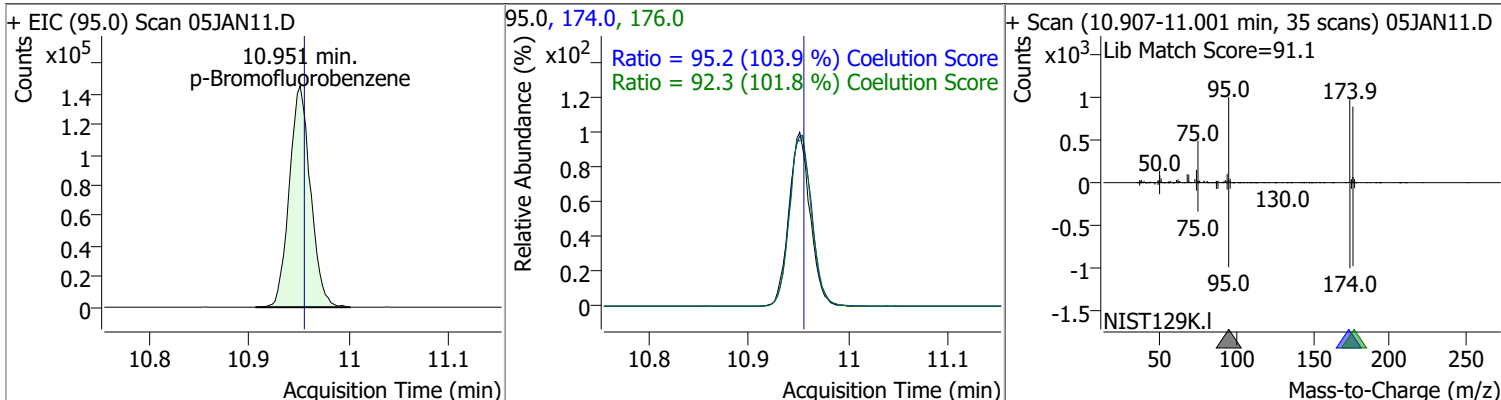
Compound	Conc.	RT	Dev(Min)	Resp.	QIon	QRatio	Lower	Upper
m+p-Xylenes		0		0	91.0		171.4	231.4



# Quantitation Results Report (QT Reviewed)

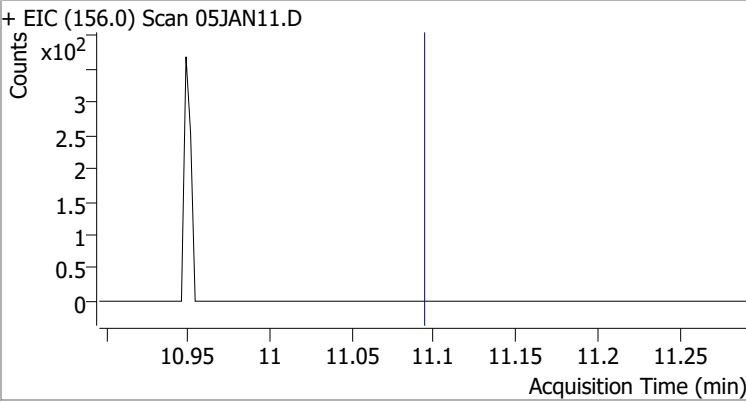
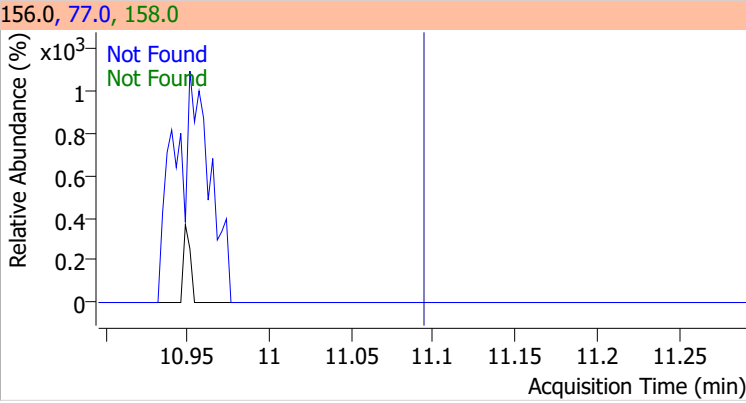
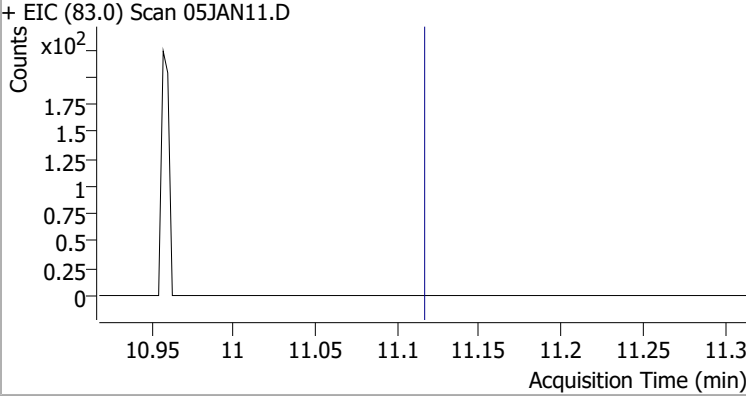
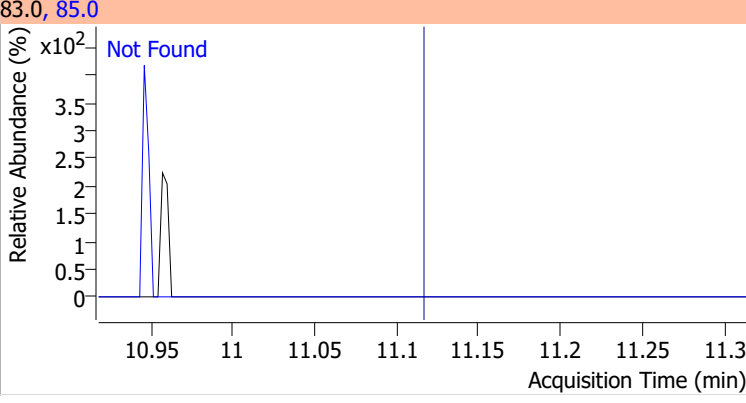
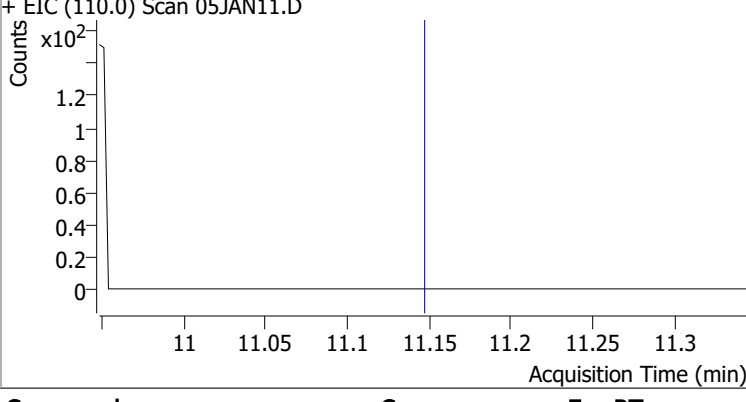
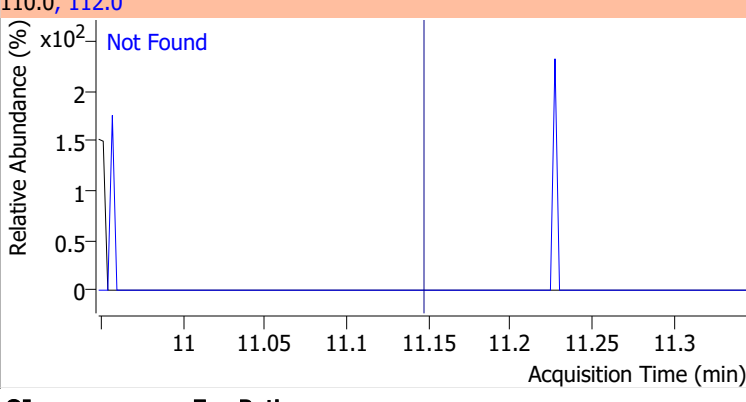
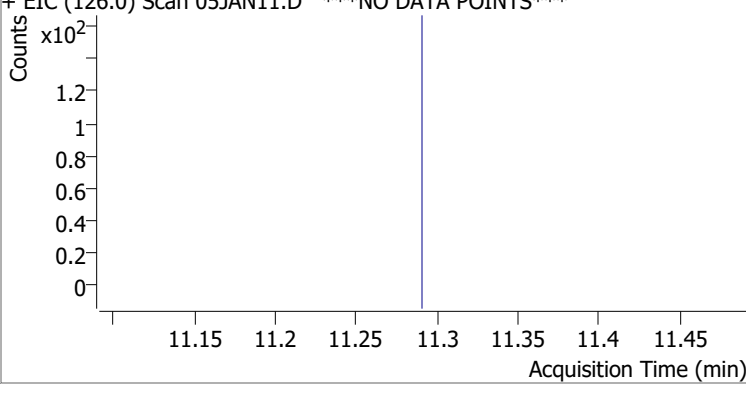
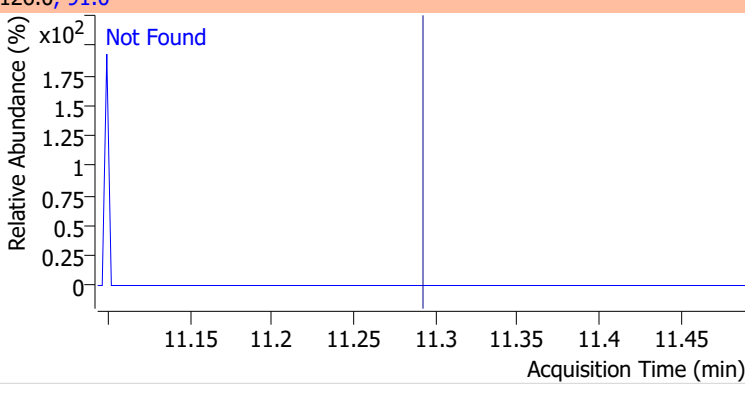


Compound	Conc.	RT	Dev(Min)	Resp.	QIon	QRatio	Lower	Upper
p-Bromofluorobenzene	270.3999	10.95	0.00	212552	174.0	95.2	61.7	121.7
					176.0	92.3	60.6	120.6

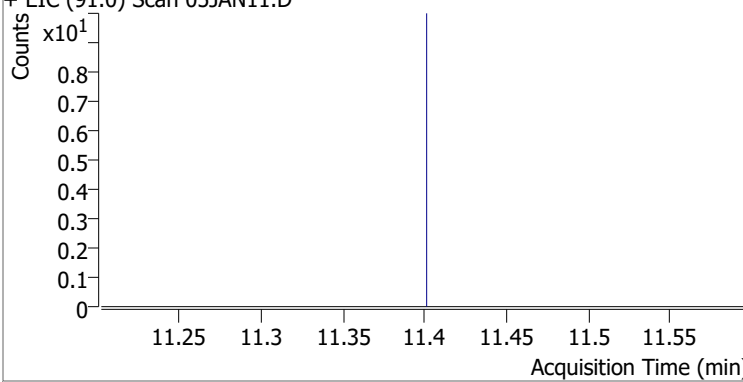
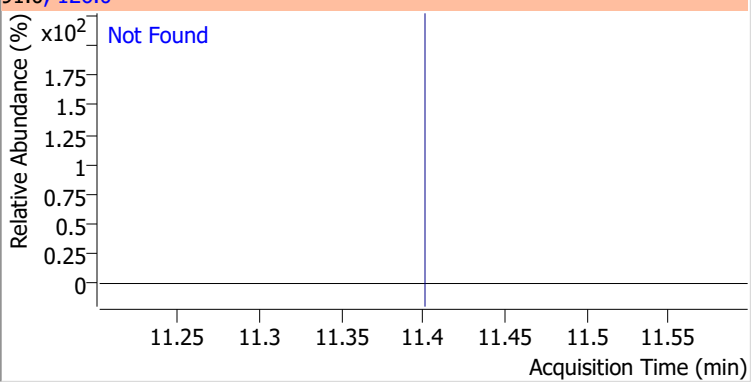
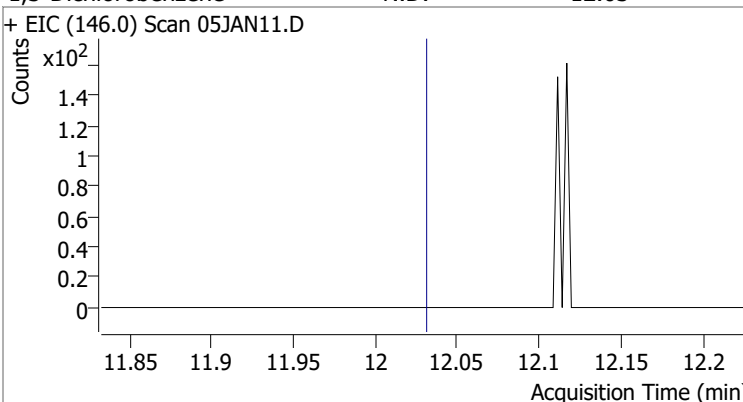
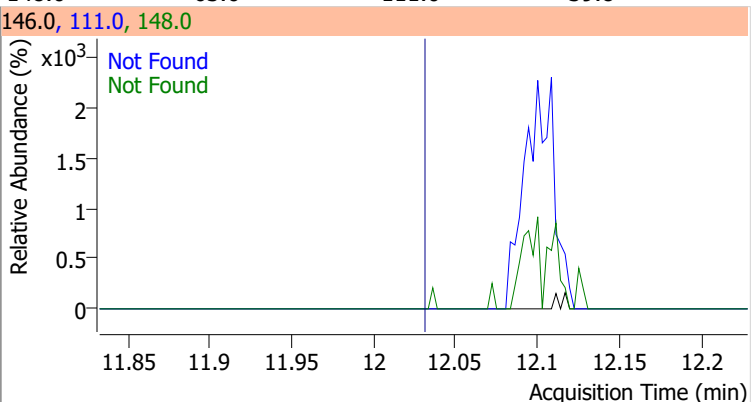
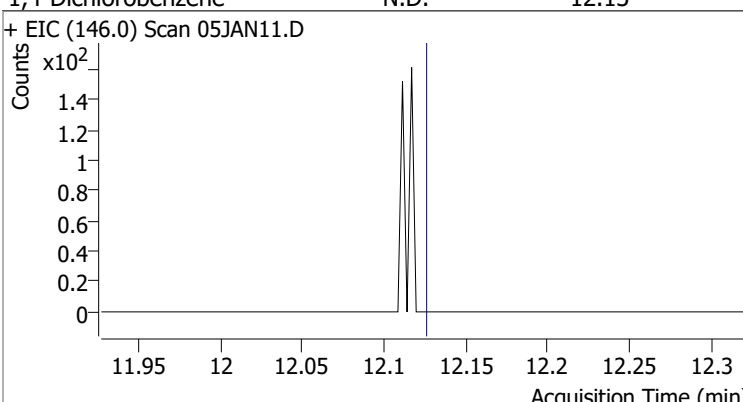
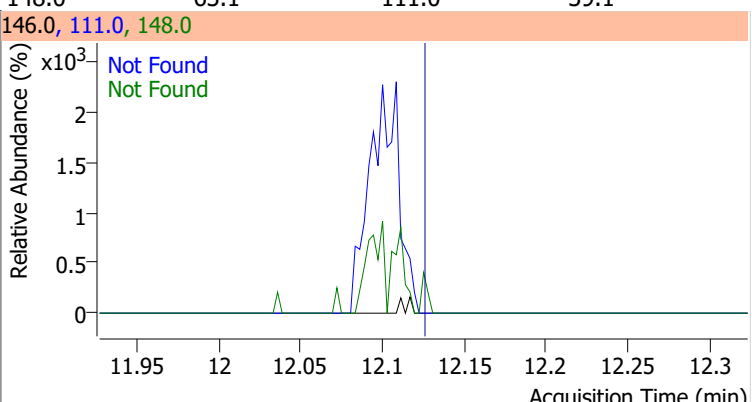
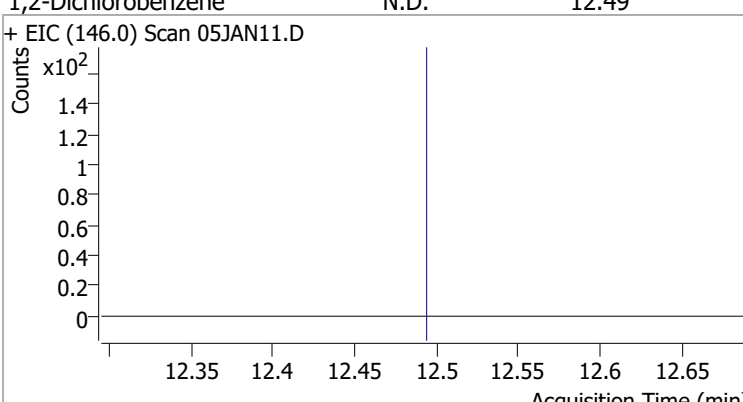
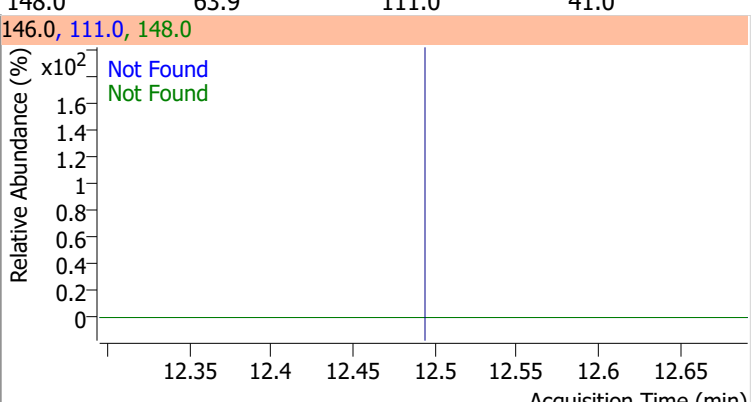




# Quantitation Results Report (QT Reviewed)

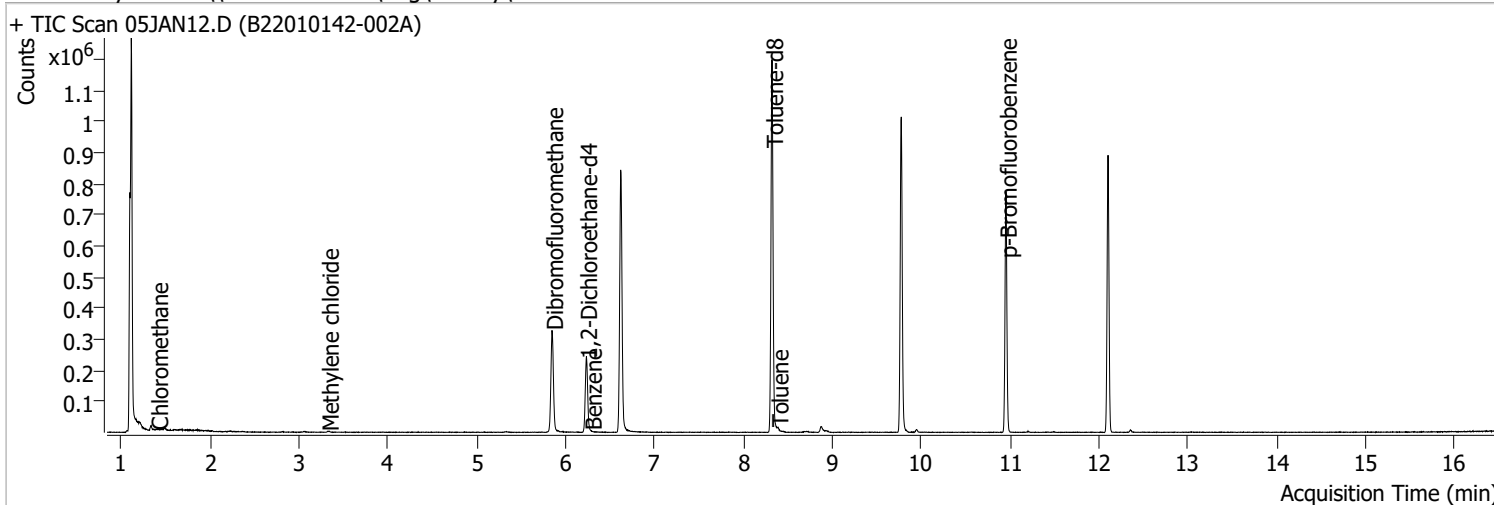
Compound	Conc.	Exp RT	QIon	Exp Ratio	QIon	Exp Ratio
Bromobenzene	N.D.	11.09	77.0	145.7	158.0	96.5
+ EIC (156.0) Scan 05JAN11.D			156.0, 77.0, 158.0			
						
1,1,2-Tetrachloroethane	N.D.	11.12	85.0	66.2		
+ EIC (83.0) Scan 05JAN11.D			83.0, 85.0			
						
1,2,3-Trichloropropane	N.D.	11.15	112.0	63.5		
+ EIC (110.0) Scan 05JAN11.D			110.0, 112.0			
						
2-Chlorotoluene	N.D.	11.29	91.0	282.3		
+ EIC (126.0) Scan 05JAN11.D ***NO DATA POINTS***			126.0, 91.0			
						

# Quantitation Results Report (QT Reviewed)

Compound	Conc.	Exp RT	QIon	Exp Ratio		
4-Chlorotoluene	N.D.	11.40	126.0	31.7		
+ EIC (91.0) Scan 05JAN11.D			91.0, 126.0			
						
1,3-Dichlorobenzene	N.D.	12.03	148.0	63.6	QIon	Exp Ratio
+ EIC (146.0) Scan 05JAN11.D			146.0, 111.0, 148.0			
						
1,4-Dichlorobenzene	N.D.	12.13	148.0	63.1	QIon	Exp Ratio
+ EIC (146.0) Scan 05JAN11.D			146.0, 111.0, 148.0			
						
1,2-Dichlorobenzene	N.D.	12.49	148.0	63.9	QIon	Exp Ratio
+ EIC (146.0) Scan 05JAN11.D			146.0, 111.0, 148.0			
						

# Quantitation Results Report (QT Reviewed)

Data File	05JAN12.D	Operator	MSC
Acq. Method	5975CACQF.M	Acq. Date-Time	1/5/2022 3:05:50 PM
Sample Name	B22010142-002A	Instrument	VOA5975C
Vial	12	Multiplier	1.00
DA Method File	VOA5975C_8260B_SHT_DoD_L4_010422.m	Comment	
Tune File	BFB_Atune3.u	Tune Date	10/11/2021 4:02:00 PM
Batch Name	VG010522_8260B.batch.bin	Last Calib Update	2/28/2022 2:48:47 PM
Ref Library	\\MASSHUNTER\Org\Library\NIST129K.I		



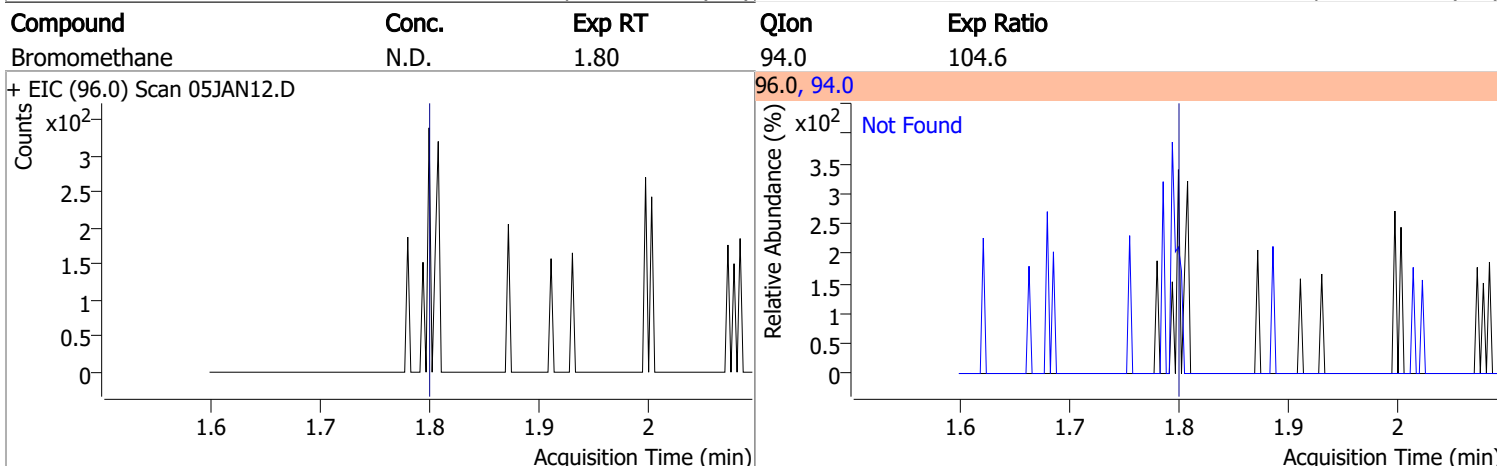
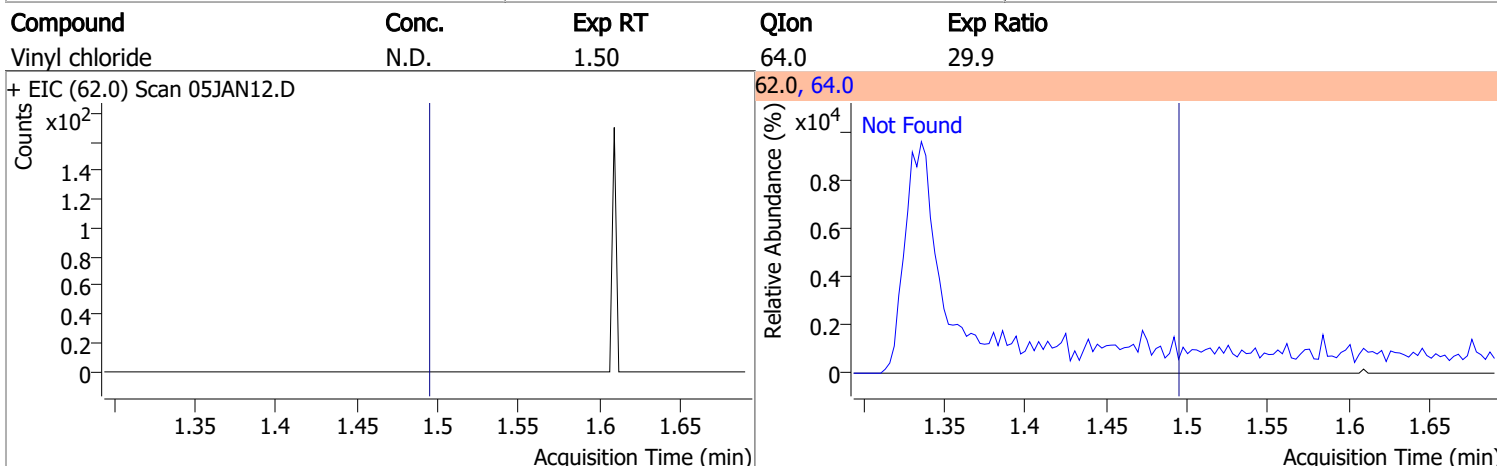
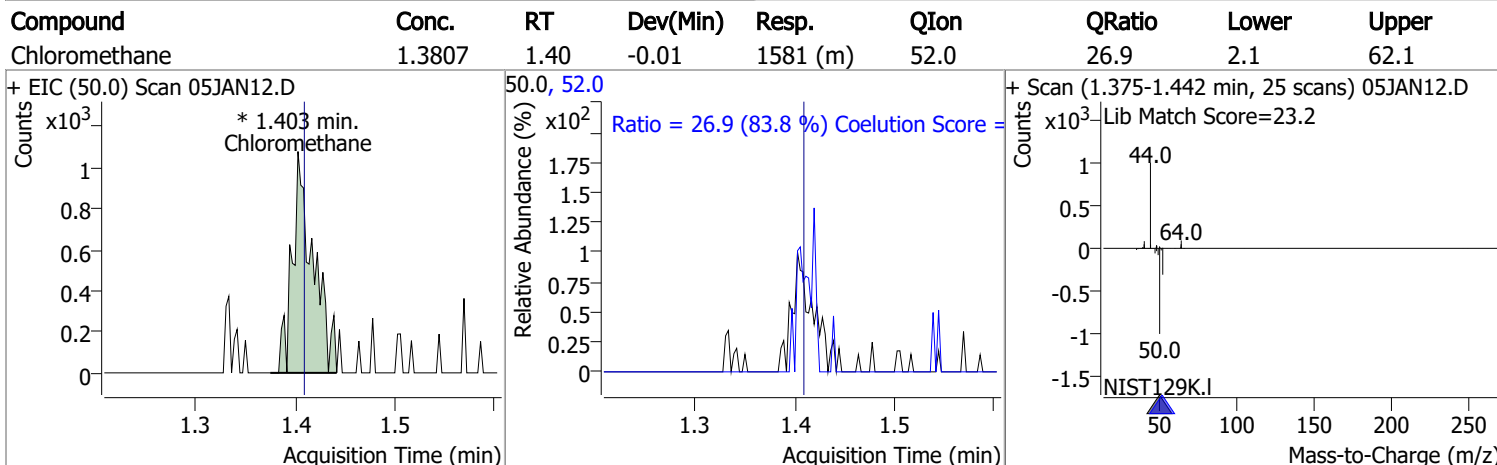
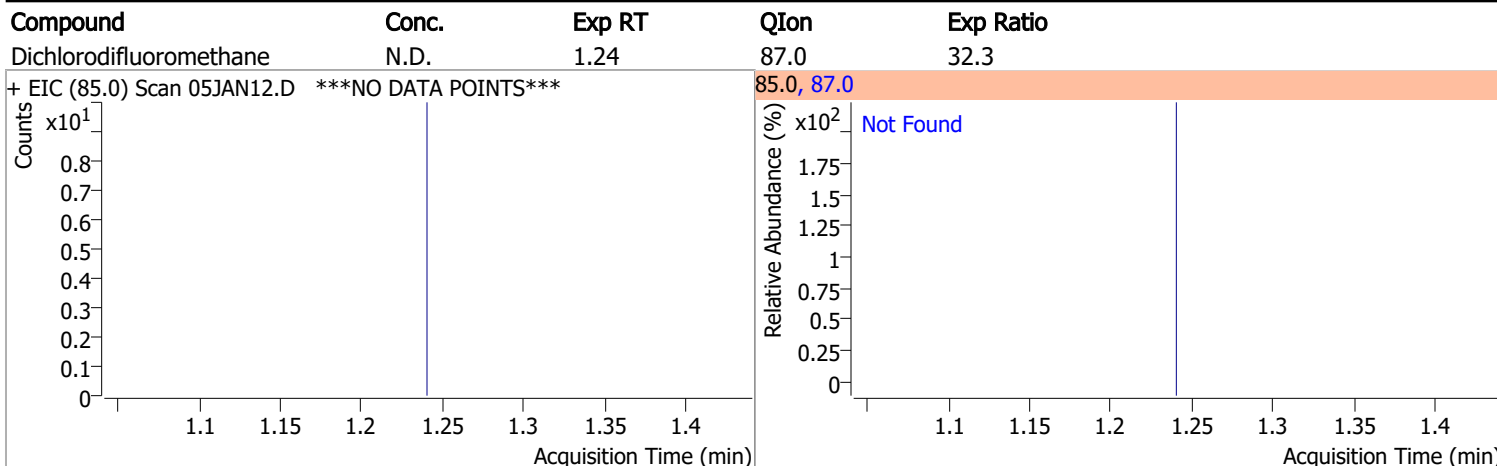
Compound	RT	QIon	Resp.	Conc.	Units	Dev(Min)
<b>Internal Standards</b>						
M Fluorobenzene	6.620	96.0	720040	250.0000	ng	-0.003
M Chlorobenzene-d5	9.774	82.0	283000	250.0000	ng	0.003
M 1,4-Dichlorobenzene-d4	12.100	152.0	215663	250.0000	ng	0.000
<b>System Monitoring Compounds</b>						
S Dibromofluoromethane	5.845	113.0	193856	285.7755	ng	0.000
Spiked Amount: 250.000	Range: 80.0 - 119.0%			Recovery = 114.31%		
S 1,2-Dichloroethane-d4	6.230	67.0	84522	288.4724	ng	-0.003
Spiked Amount: 250.000	Range: 81.0 - 118.0%			Recovery = 115.39%		
S Toluene-d8	8.322	98.0	728749	267.2217	ng	0.003
Spiked Amount: 250.000	Range: 89.0 - 112.0%			Recovery = 106.89%		
S p-Bromofluorobenzene	10.951	95.0	214359	271.3116	ng	-0.003
Spiked Amount: 250.000	Range: 85.0 - 114.0%			Recovery = 108.52%		
<b>Target Compounds</b>						
T Dichlorodifluoromethane	0.000		0	N.D.		
T Chloromethane	1.403	50.0	1581	1.3807	ng	m
T Vinyl chloride	0.000		0	N.D.		
T Bromomethane	0.000		0	N.D.		
T Chloroethane	0.000		0	N.D.		
T Trichlorofluoromethane	0.000		0	N.D.		
T 1,1-Dichloroethene	0.000		0	N.D.		
T Methylene chloride	3.324	49.0	2370	2.2167	ng	93
T trans-1,2-Dichloroethene	0.000		0	N.D.		
T Methyl tert-butyl ether (MTBE)	3.757	73.0	0		ng	md
T 1,1-Dichloroethane	0.000		0	N.D.		
T 2,2-Dichloropropane	0.000		0	N.D.		
T cis-1,2-Dichloroethene	0.000		0	N.D.		
T Methyl ethyl ketone	0.000		0	N.D.		
T Bromochloromethane	0.000		0	N.D.		
T Chloroform	5.658	83.0	0		ng	md

# Quantitation Results Report (QT Reviewed)

Compound	RT	QIon	Resp.	Conc.	Units	Dev(Min)
T 1,1,1-Trichloroethane	0.000		0	N.D.		
T Carbon tetrachloride	0.000		0	N.D.		
T 1,1-Dichloropropene	0.000		0	N.D.		
T Benzene	6.280	78.0	411	0.1434	ng m	87
T 1,2-Dichloroethane	0.000		0	N.D.		
T Trichloroethene	0.000		0	N.D.		
T 1,2-Dichloropropane	0.000		0	N.D.		
T Dibromomethane	0.000		0	N.D.		
T Bromodichloromethane	0.000		0	N.D.		
T cis-1,3-Dichloropropene	0.000		0	N.D.		
T Toluene	8.380	92.0	2897	1.5726	ng	83
T trans-1,3-Dichloropropene	0.000		0	N.D.		
T 1,1,2-Trichloroethane	0.000		0	N.D.		
T Tetrachloroethene	0.000		0	N.D.		
T 1,3-Dichloropropane	0.000		0	N.D.		
T Chlorodibromomethane	0.000		0	N.D.		
T 1,2-Dibromoethane	0.000		0	N.D.		
T Chlorobenzene	0.000		0	N.D.		
T 1,1,1,2-Tetrachloroethane	0.000		0	N.D.		
T Ethylbenzene	0.000		0	N.D.		
T m+p-Xylenes	0.000		0	N.D.		
T o-Xylene	0.000		0	N.D.		
T Styrene	0.000		0	N.D.		
T Bromoform	0.000		0	N.D.		
T Bromobenzene	0.000		0	N.D.		
T 1,1,2,2-Tetrachloroethane	0.000		0	N.D.		
T 1,2,3-Trichloropropane	0.000		0	N.D.		
T 2-Chlorotoluene	0.000		0	N.D.		
T 4-Chlorotoluene	0.000		0	N.D.		
T 1,3-Dichlorobenzene	0.000		0	N.D.		
T 1,4-Dichlorobenzene	0.000		0	N.D.		
T 1,2-Dichlorobenzene	0.000		0	N.D.		

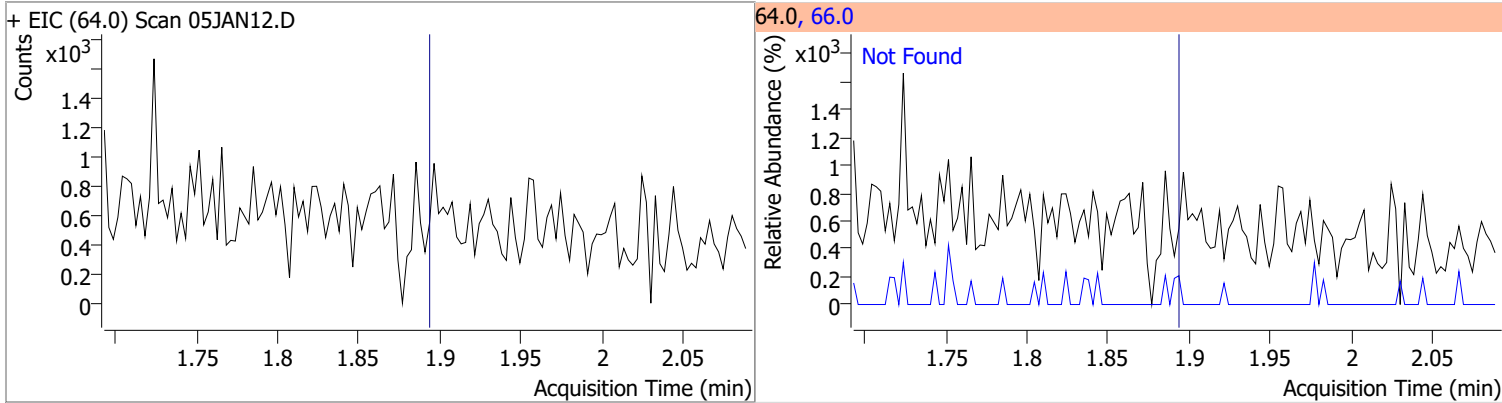
(#) = Qualifier Out of Range; (m) = Manual Integration; (+) = Area Summed; (\*) = Surrogate Percent Recovery Out of Range; (d): Zeroed Peak

# Quantitation Results Report (QT Reviewed)

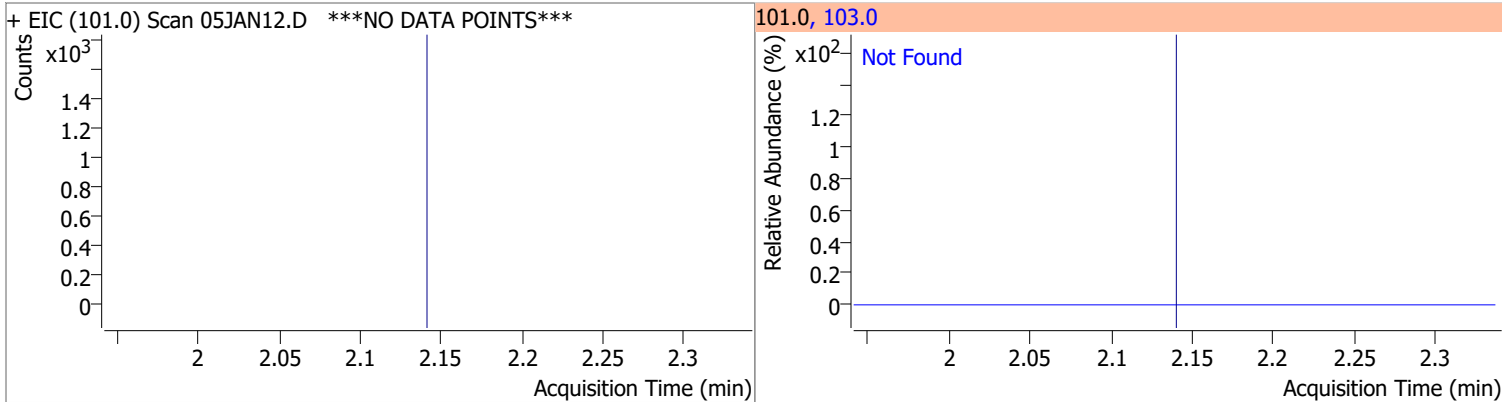


# Quantitation Results Report (QT Reviewed)

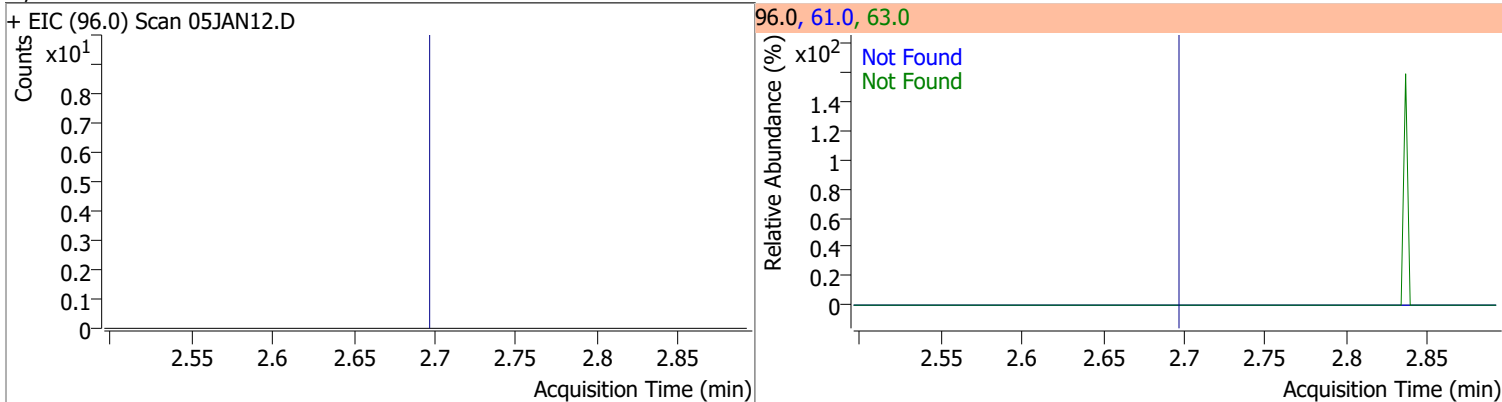
Compound	Conc.	Exp RT	QIon	Exp Ratio
Chloroethane	N.D.	1.89	66.0	30.1



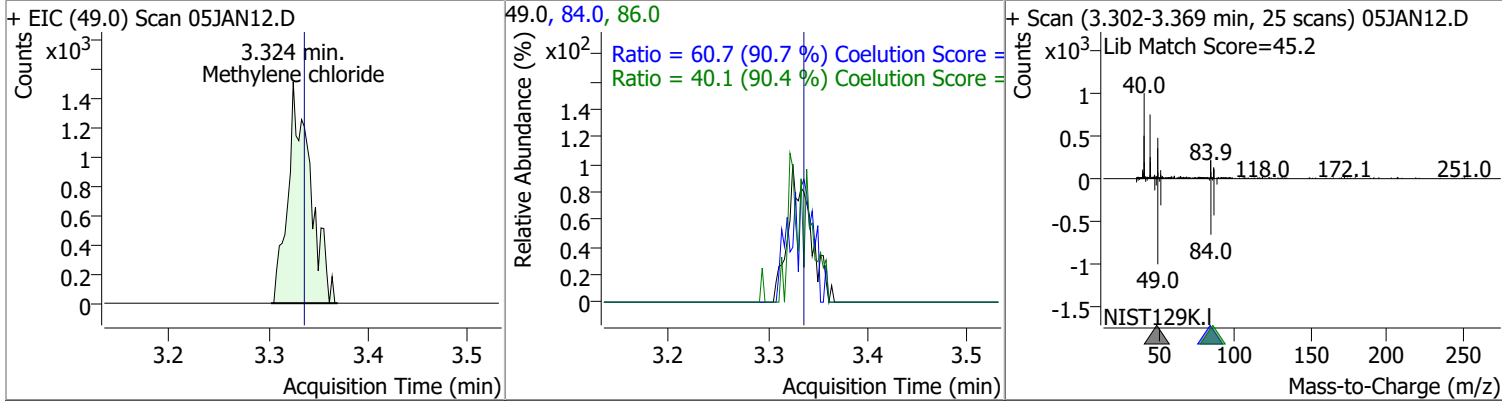
Compound	Conc.	Exp RT	QIon	Exp Ratio
Trichlorofluoromethane	N.D.	2.14	103.0	64.2



Compound	Conc.	Exp RT	QIon	Exp Ratio	QIon	Exp Ratio
1,1-Dichloroethene	N.D.	2.70	61.0	180.3	63.0	56.7

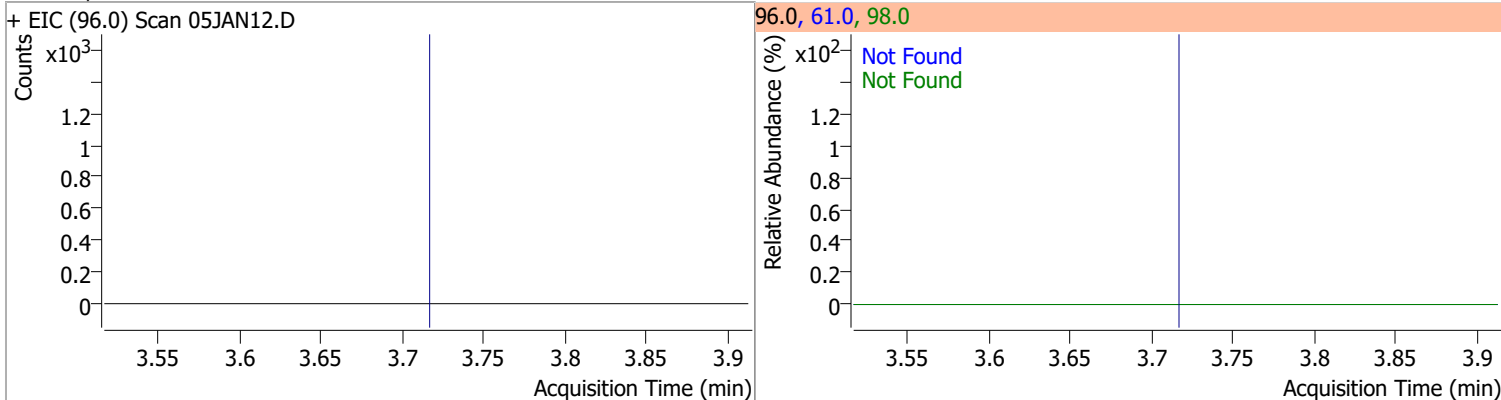


Compound	Conc.	RT	Dev(Min)	Resp.	QIon	QRatio	Lower	Upper
Methylene chloride	2.2167	3.32	-0.01	2370	84.0	60.7	36.9	96.9
					86.0	40.1	14.3	74.3

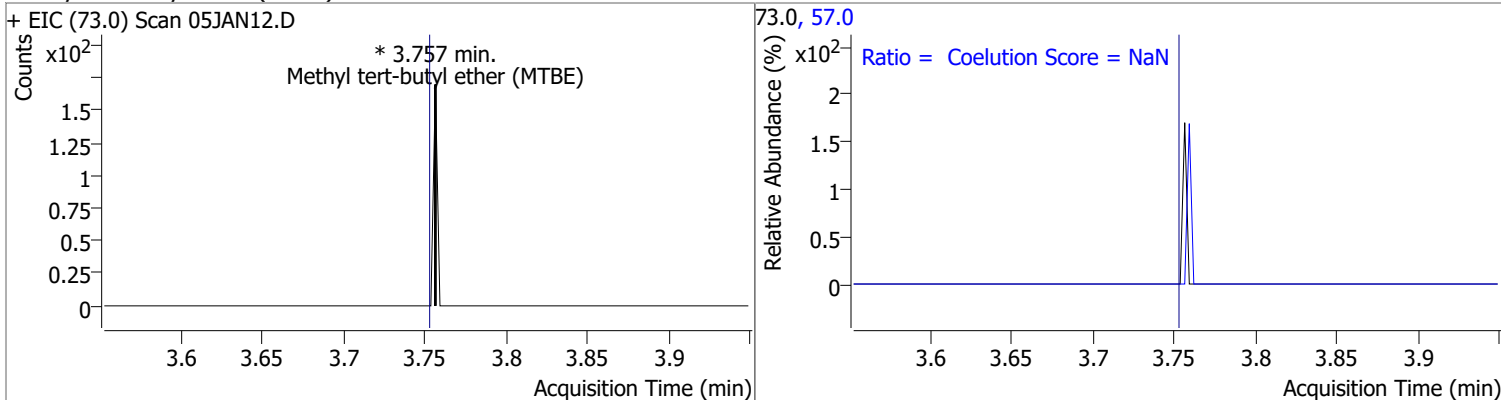


# Quantitation Results Report (QT Reviewed)

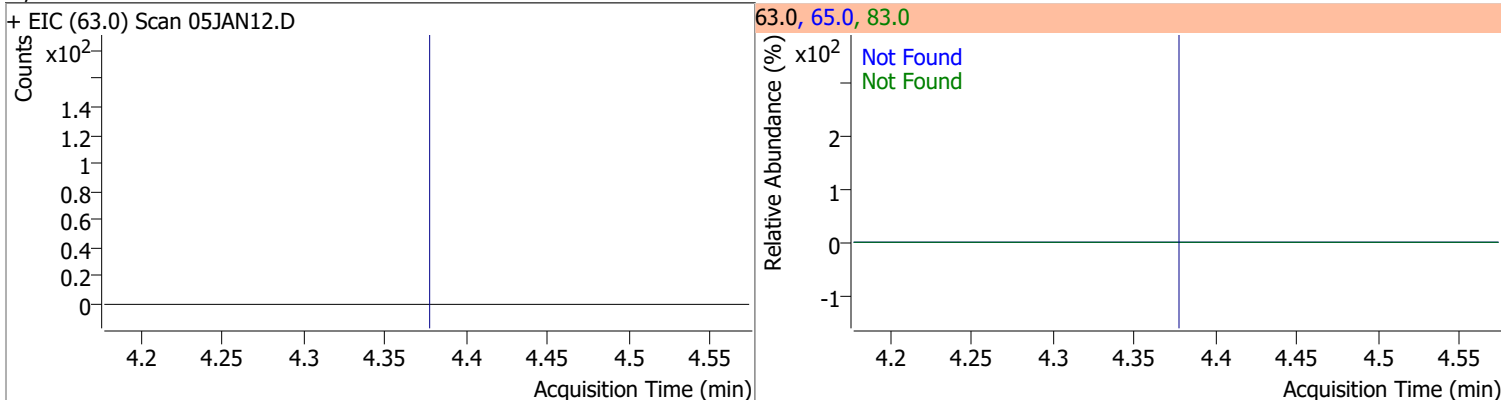
Compound	Conc.	Exp RT	QIon	Exp Ratio	QIon	Exp Ratio
trans-1,2-Dichloroethene	N.D.	3.72	61.0	153.9	98.0	65.7



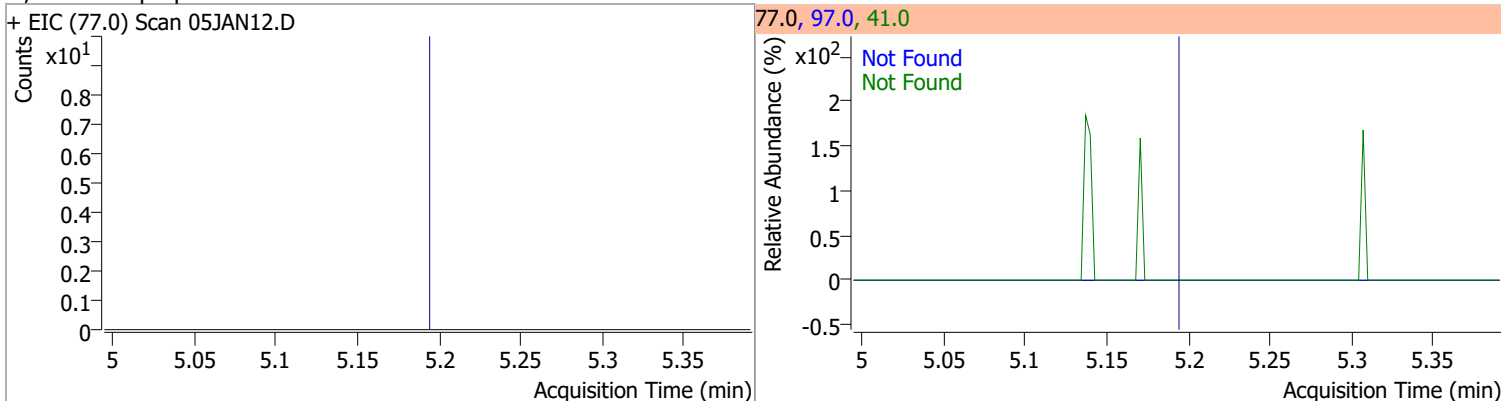
Compound	Conc.	RT	Dev(Min)	Resp.	QIon	QRatio	Lower	Upper
Methyl tert-butyl ether (MTBE)		0		0	57.0		0.0	54.6



Compound	Conc.	Exp RT	QIon	Exp Ratio	QIon	Exp Ratio
1,1-Dichloroethane	N.D.	4.38	65.0	32.1	83.0	13.7

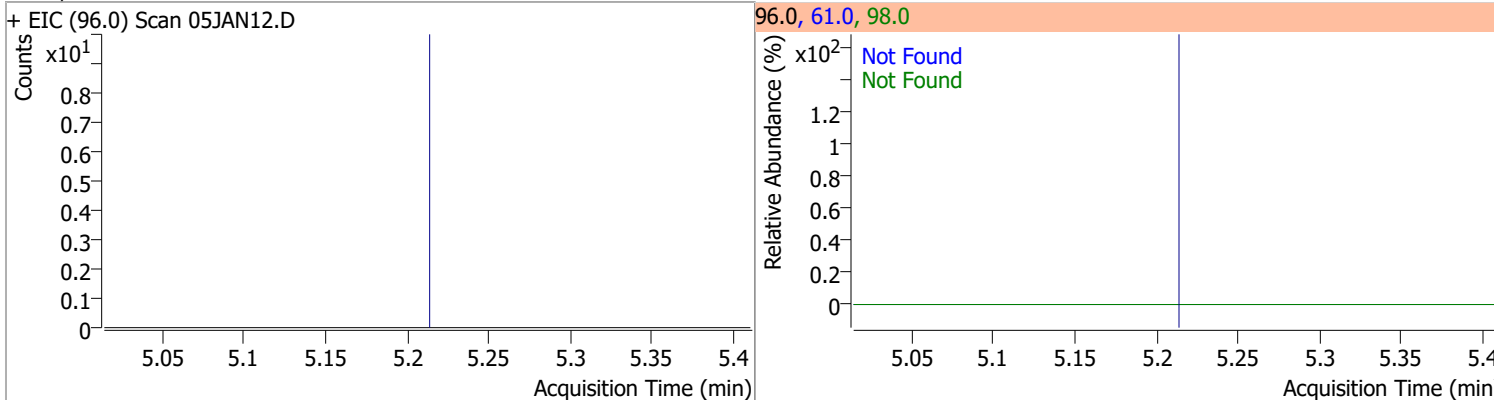


Compound	Conc.	Exp RT	QIon	Exp Ratio	QIon	Exp Ratio
2,2-Dichloropropane	N.D.	5.20	41.0	66.5	97.0	23.2

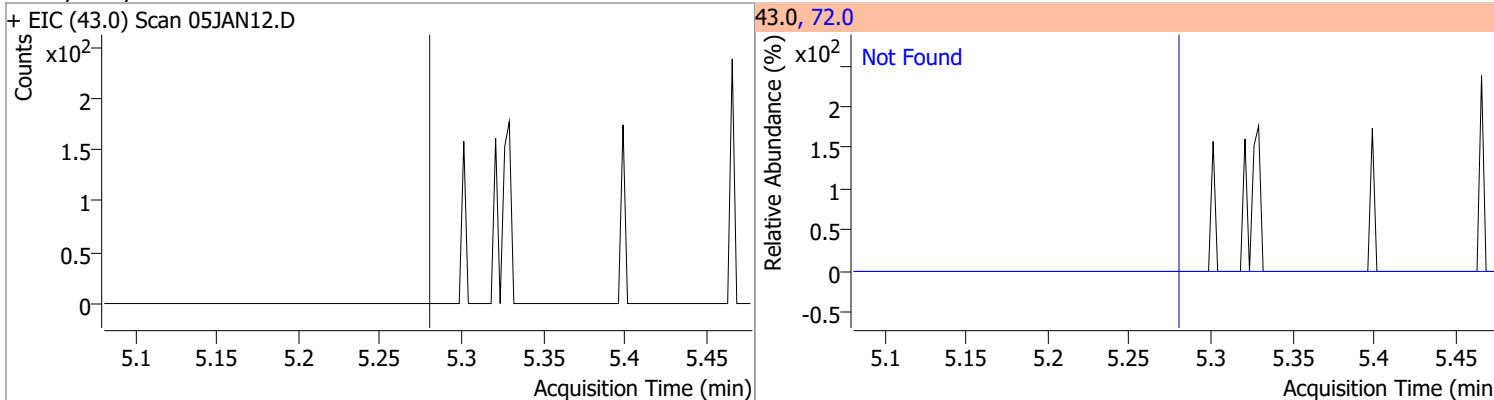


# Quantitation Results Report (QT Reviewed)

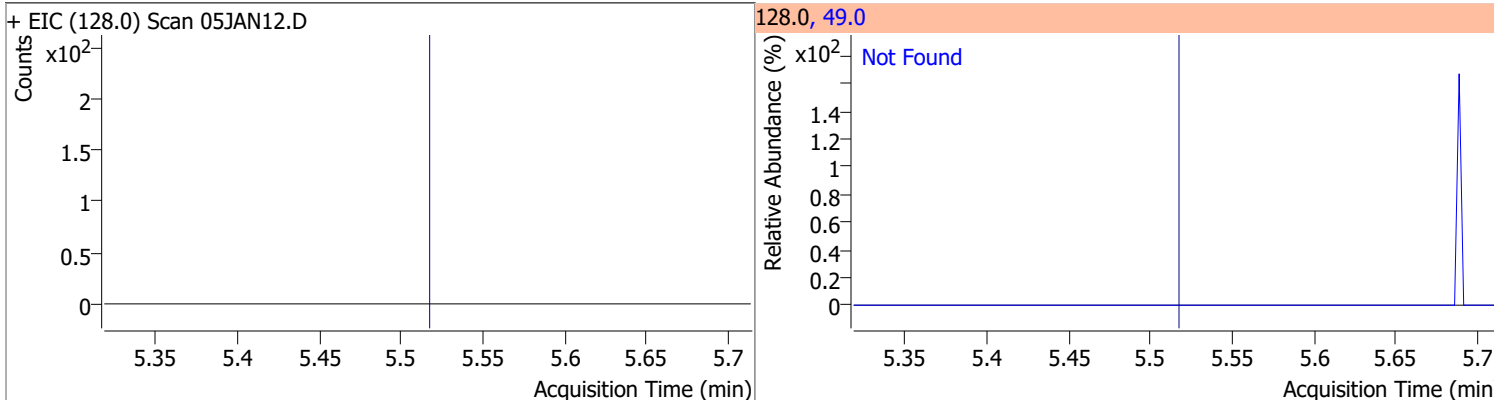
Compound	Conc.	Exp RT	QIon	Exp Ratio	QIon	Exp Ratio
cis-1,2-Dichloroethene	N.D.	5.22	61.0	167.2	98.0	67.3



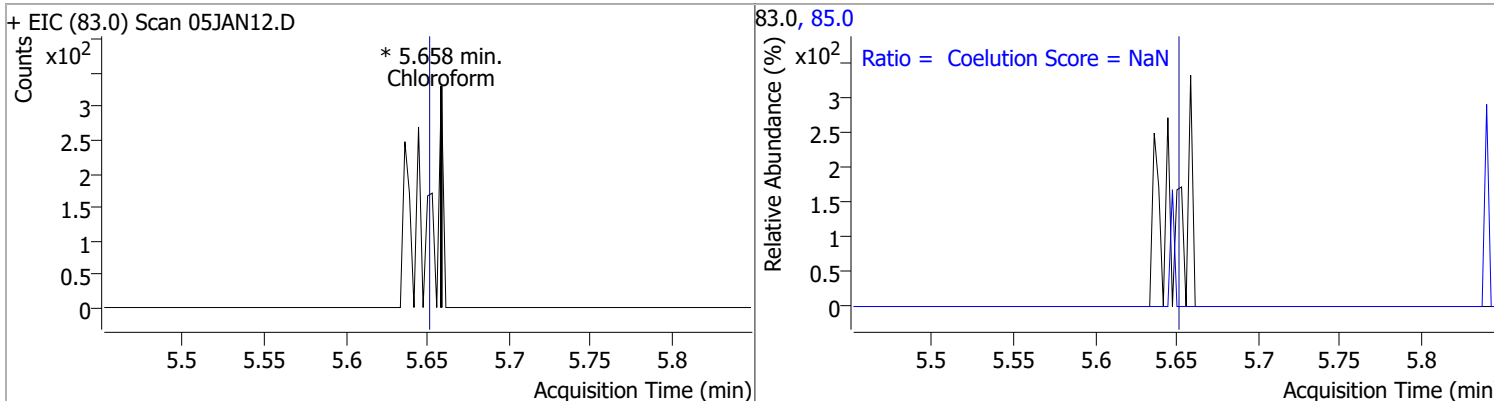
Compound	Conc.	Exp RT	QIon	Exp Ratio
Methyl ethyl ketone	N.D.	5.28	72.0	21.3



Compound	Conc.	Exp RT	QIon	Exp Ratio
Bromochloromethane	N.D.	5.52	49.0	182.9

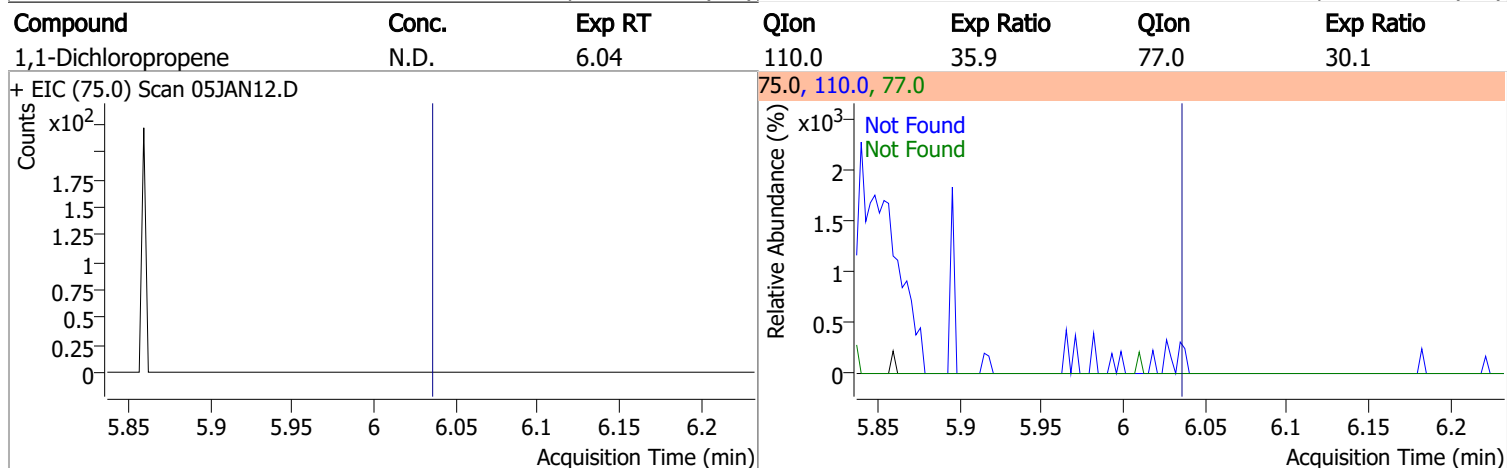
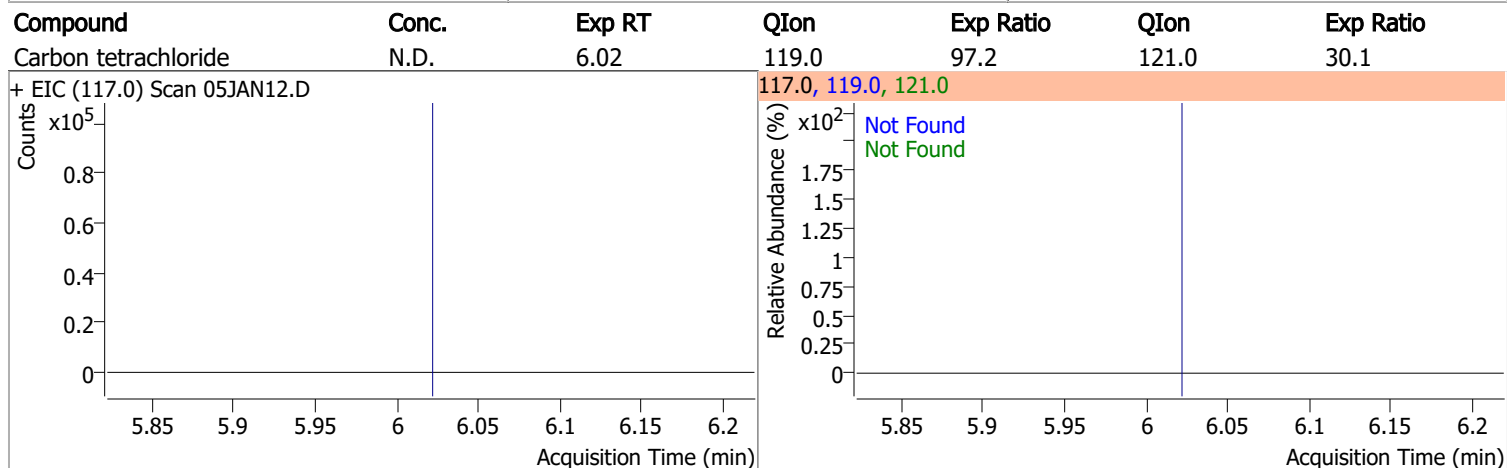
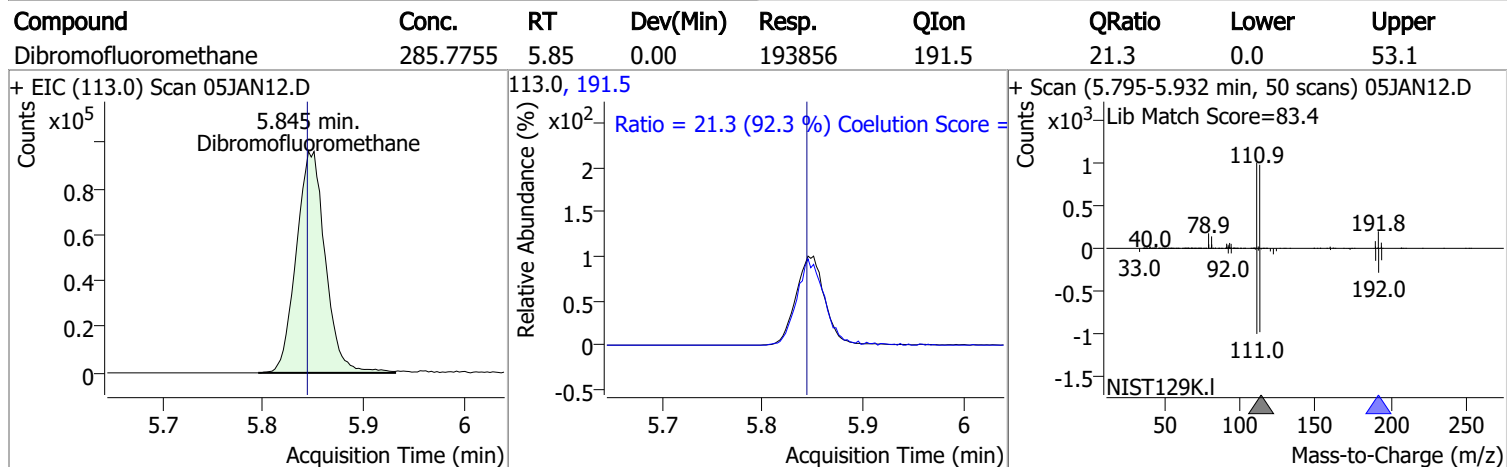
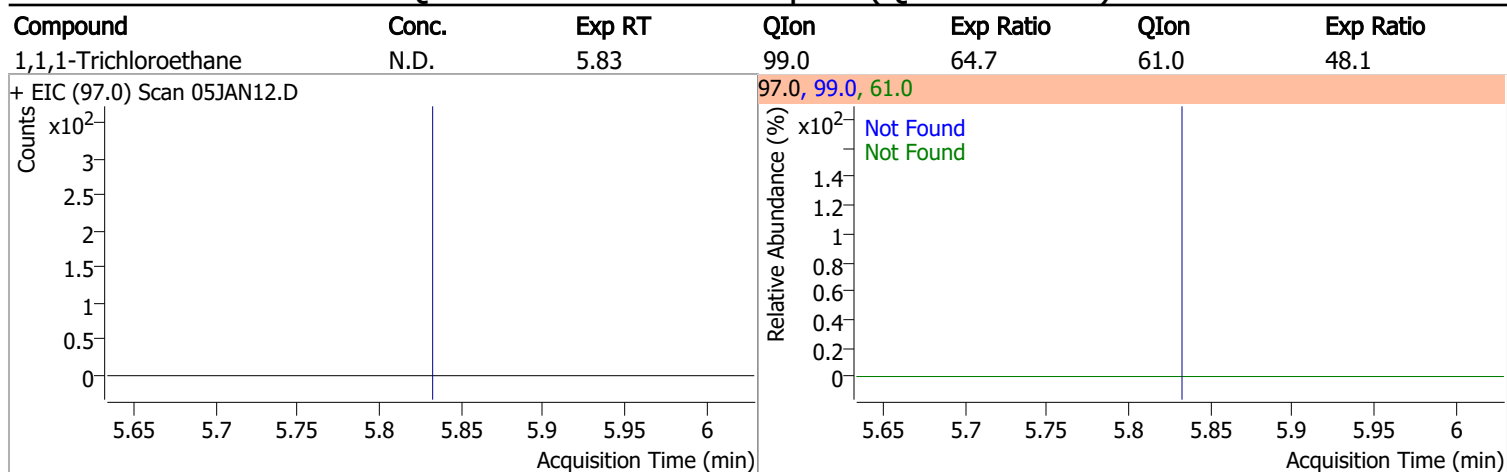


Compound	Conc.	RT	Dev(Min)	Resp.	QIon	QRatio	Lower	Upper
Chloroform		0		0	85.0		36.0	96.0



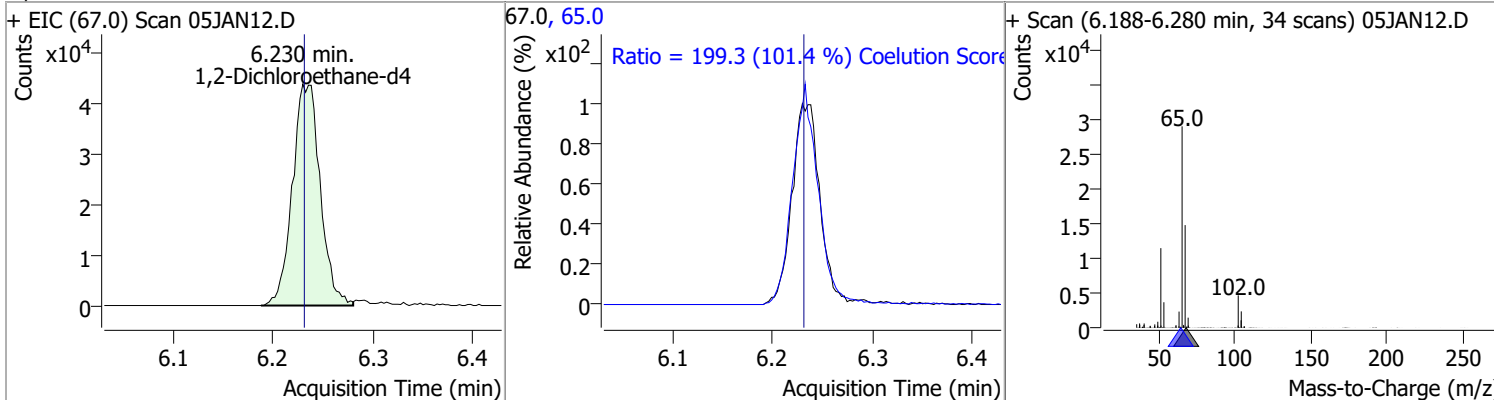


# Quantitation Results Report (QT Reviewed)

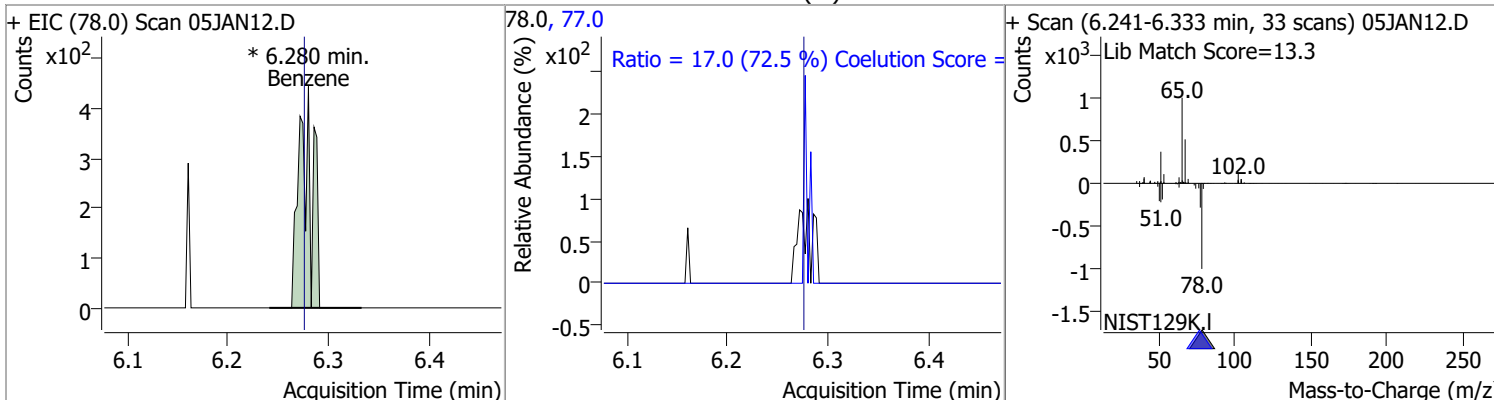


# Quantitation Results Report (QT Reviewed)

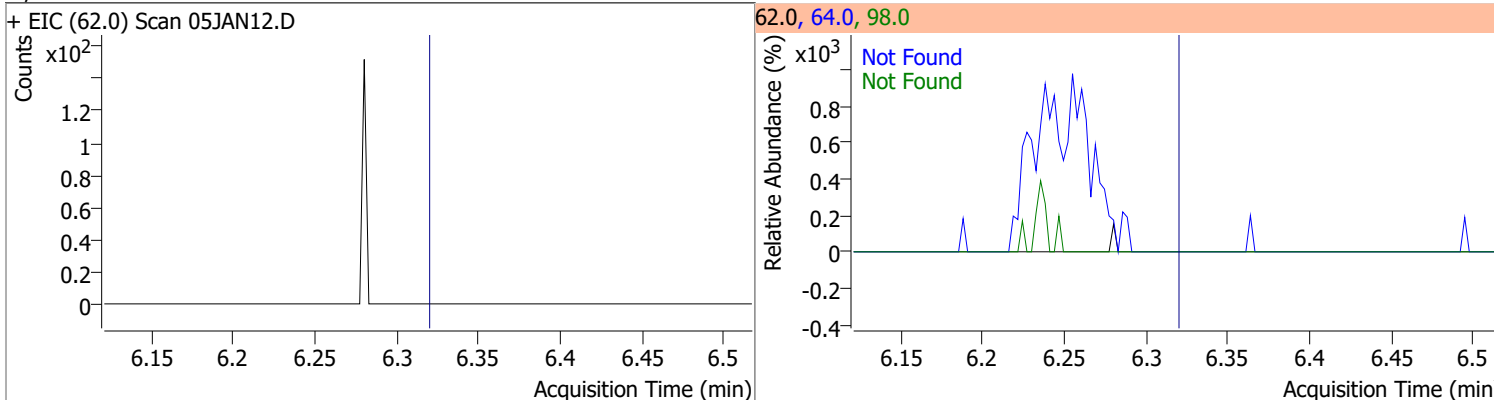
Compound	Conc.	RT	Dev(Min)	Resp.	QIon	QRatio	Lower	Upper
1,2-Dichloroethane-d4	288.4724	6.23	0.00	84522	65.0	199.3	166.5	226.5



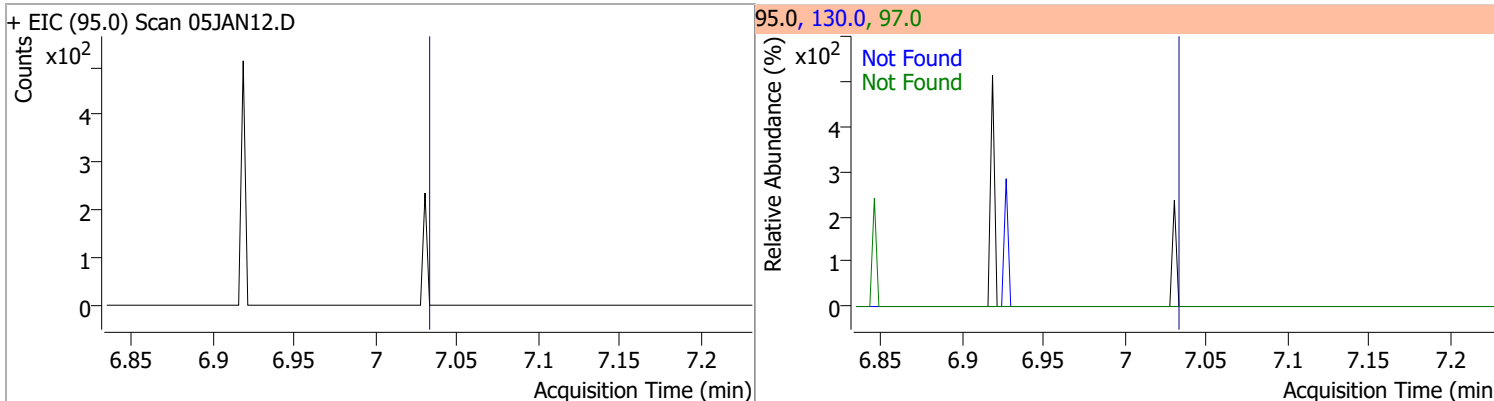
Compound	Conc.	RT	Dev(Min)	Resp.	QIon	QRatio	Lower	Upper
Benzene	0.1434	6.28	0.00	411 (m)	77.0	17.0	0.0	53.5



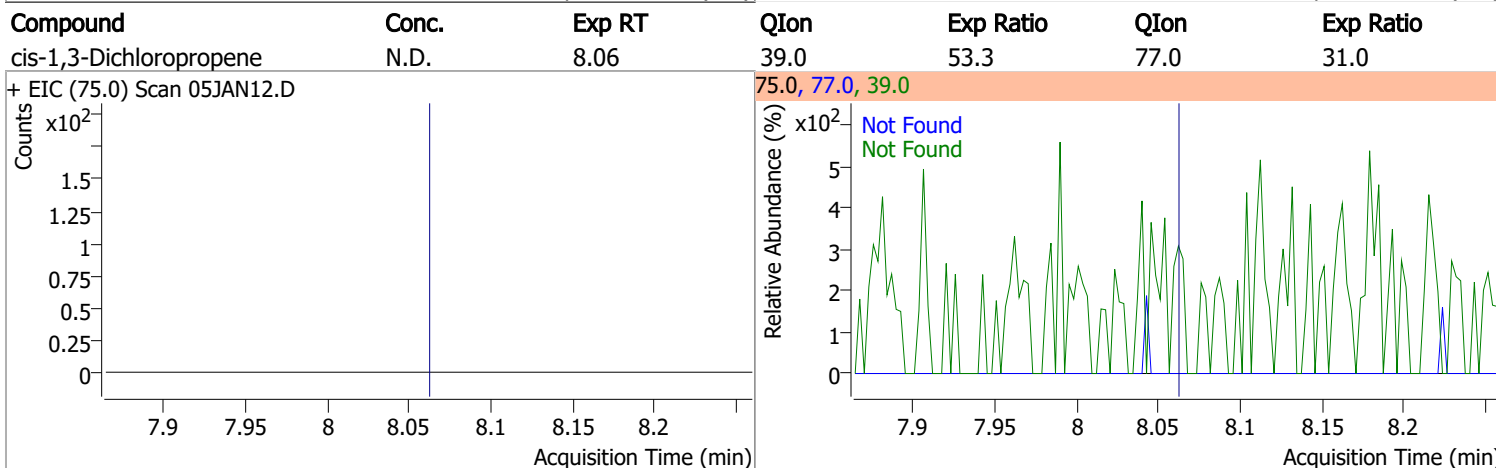
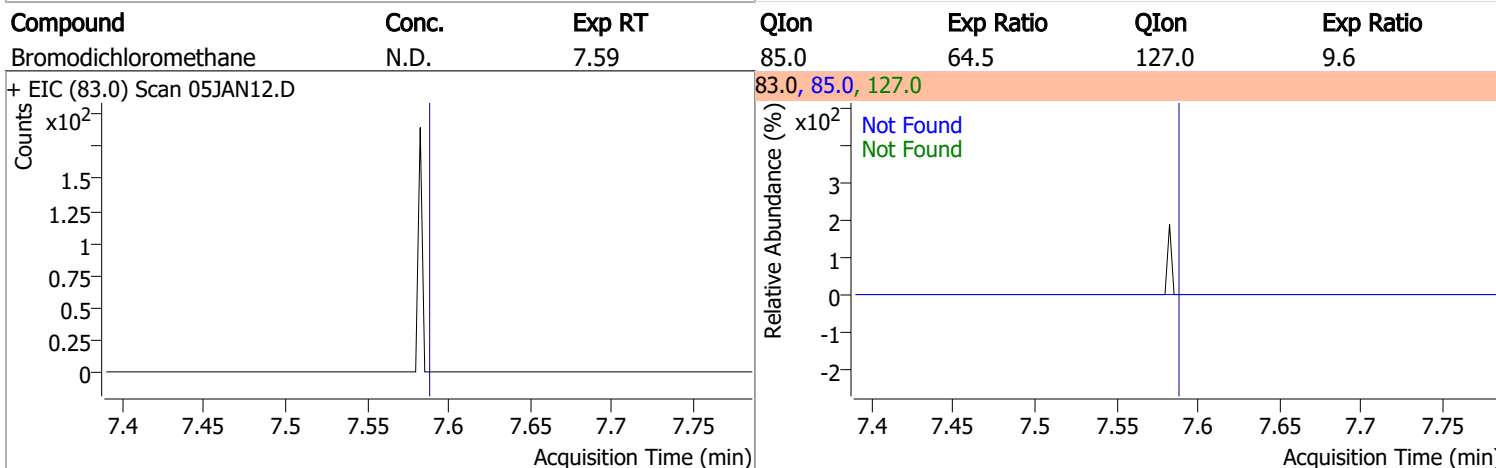
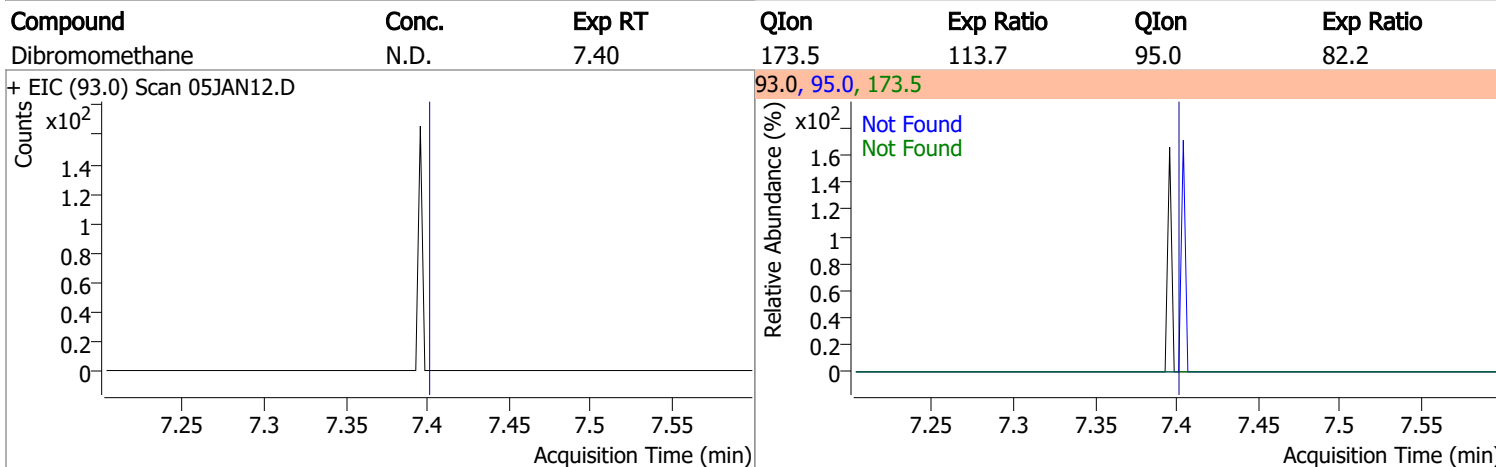
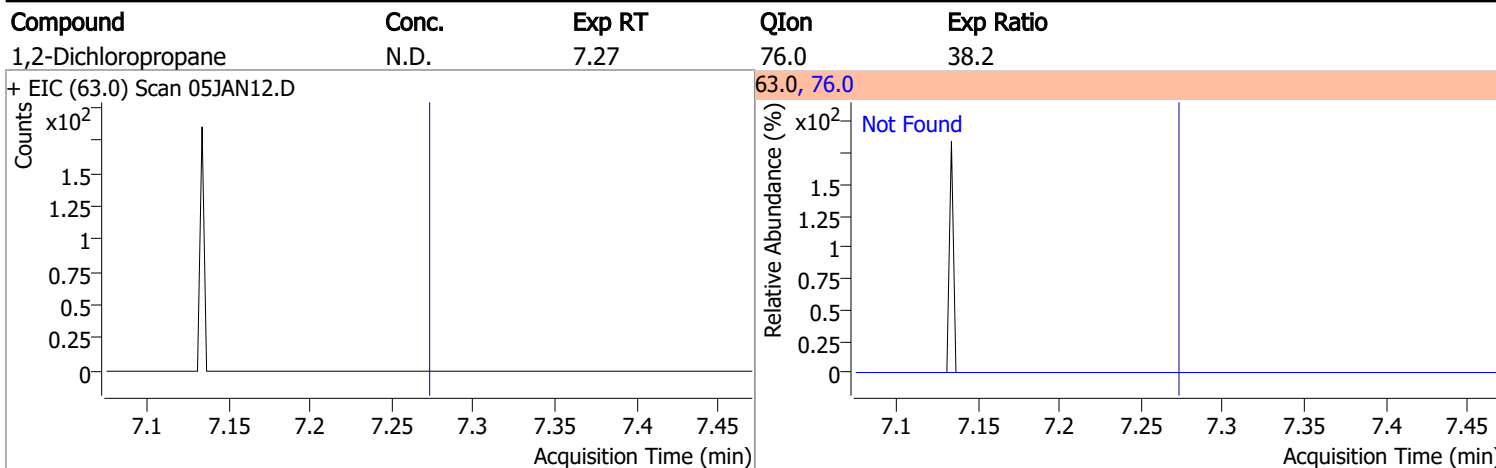
Compound	Conc.	Exp RT	QIon	Exp Ratio	QIon	Exp Ratio
1,2-Dichloroethane	N.D.	6.32	64.0	29.9	98.0	7.6



Compound	Conc.	Exp RT	QIon	Exp Ratio	QIon	Exp Ratio
Trichloroethene	N.D.	7.03	130.0	101.5	97.0	64.1

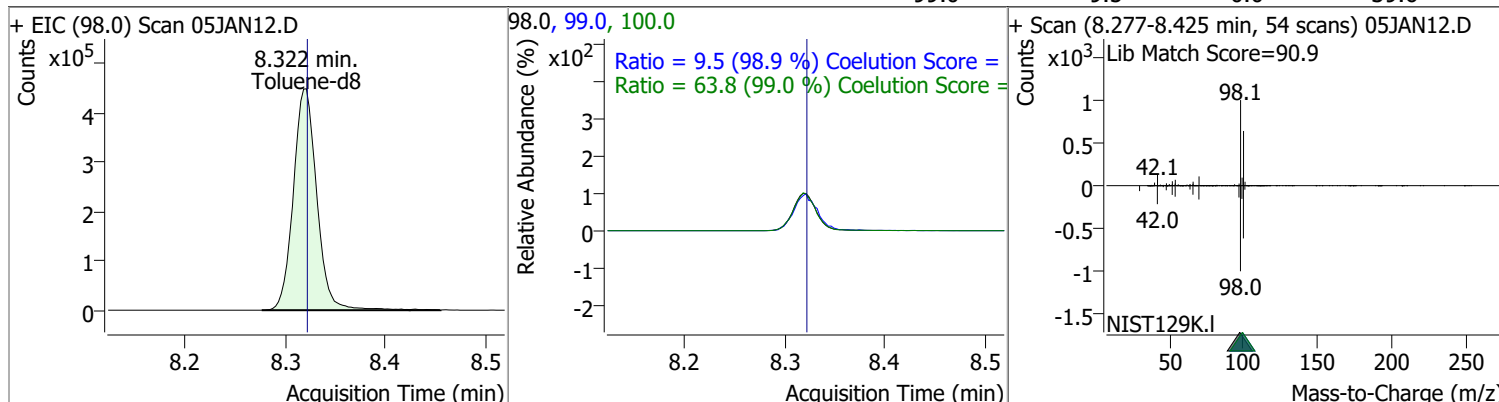


# Quantitation Results Report (QT Reviewed)

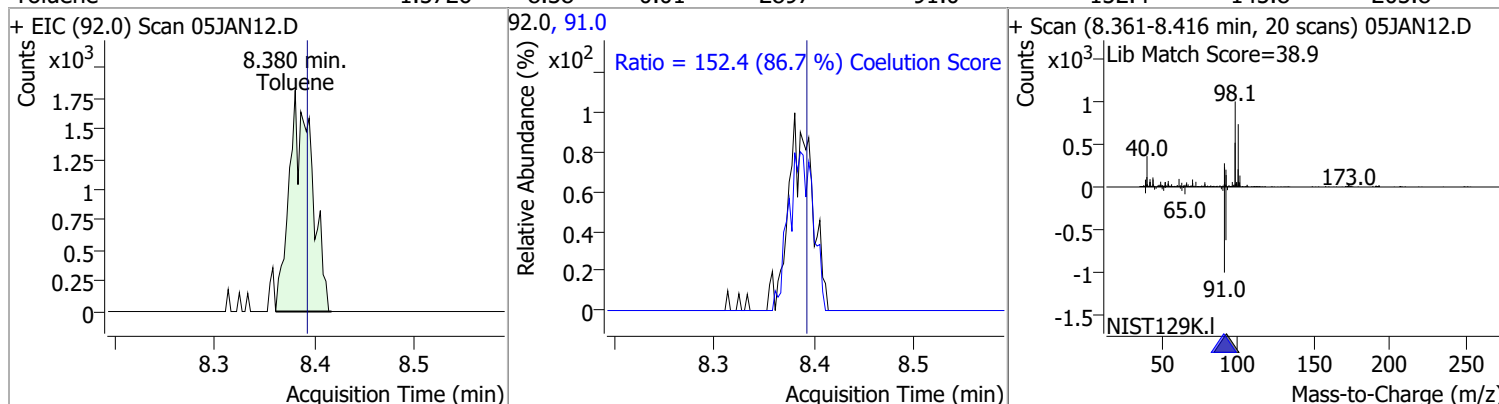


# Quantitation Results Report (QT Reviewed)

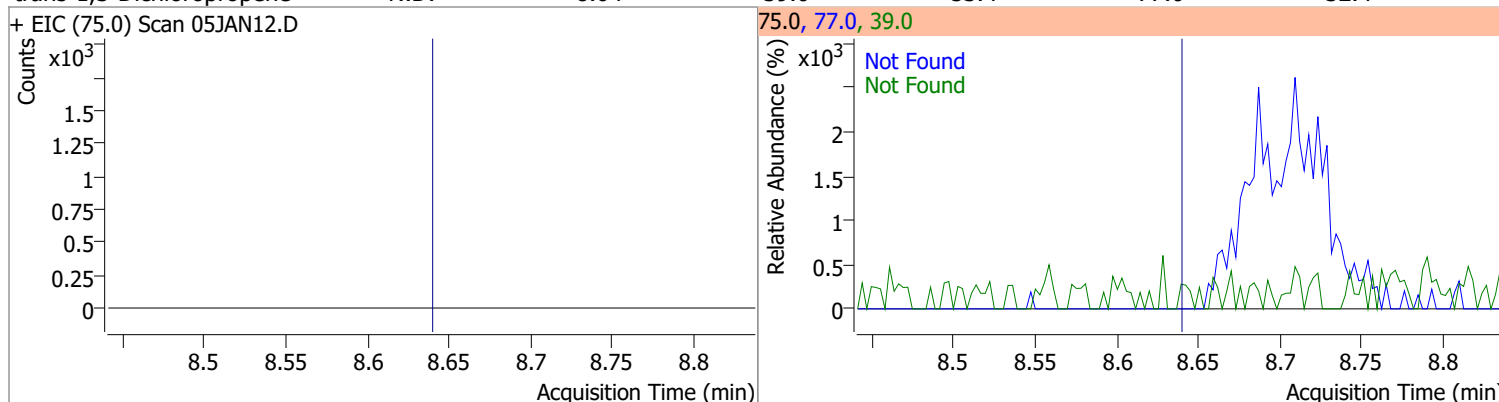
Compound	Conc.	RT	Dev(Min)	Resp.	QIon	QRatio	Lower	Upper
Toluene-d8	267.2217	8.32	0.00	728749	100.0	63.8	34.4	94.4
					99.0	9.5	0.0	39.6



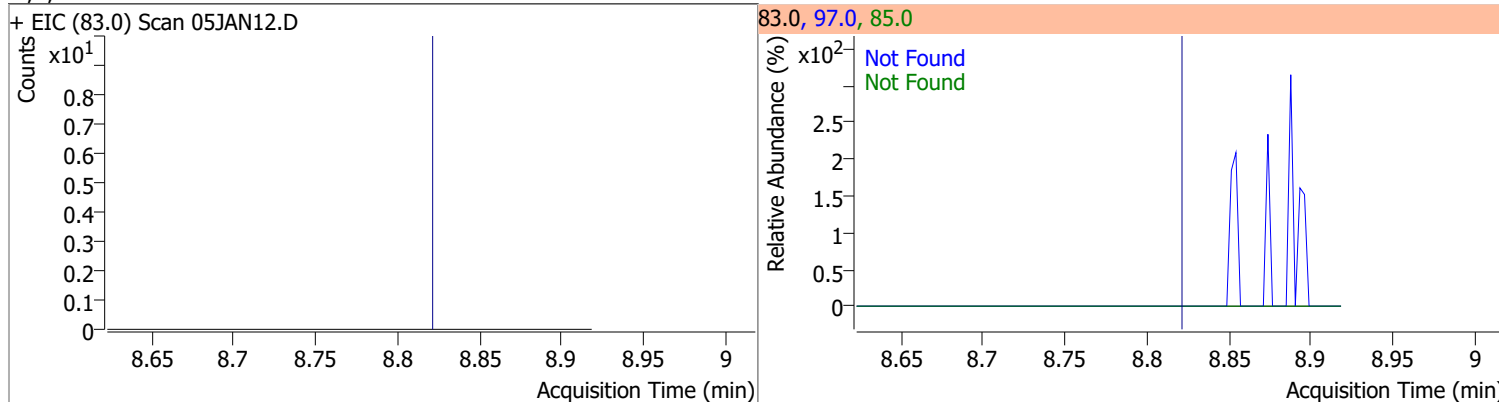
Compound	Conc.	RT	Dev(Min)	Resp.	QIon	QRatio	Lower	Upper
Toluene	1.5726	8.38	-0.01	2897	91.0	152.4	145.8	205.8



Compound	Conc.	Exp RT	QIon	Exp Ratio	QIon	Exp Ratio
trans-1,3-Dichloropropene	N.D.	8.64	39.0	53.4	77.0	32.4

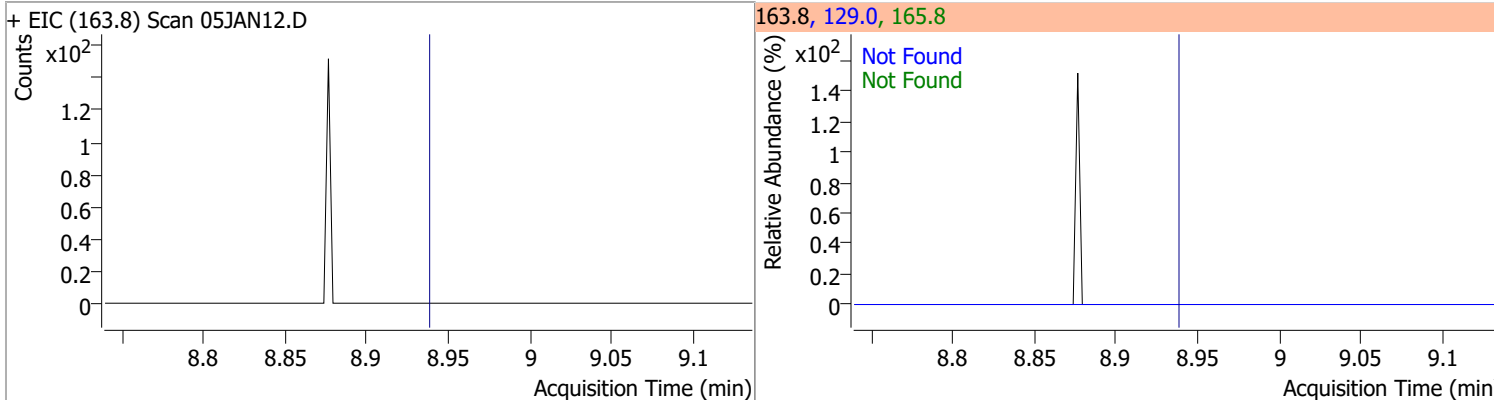


Compound	Conc.	Exp RT	QIon	Exp Ratio	QIon	Exp Ratio
1,1,2-Trichloroethane	N.D.	8.82	97.0	114.6	85.0	67.6

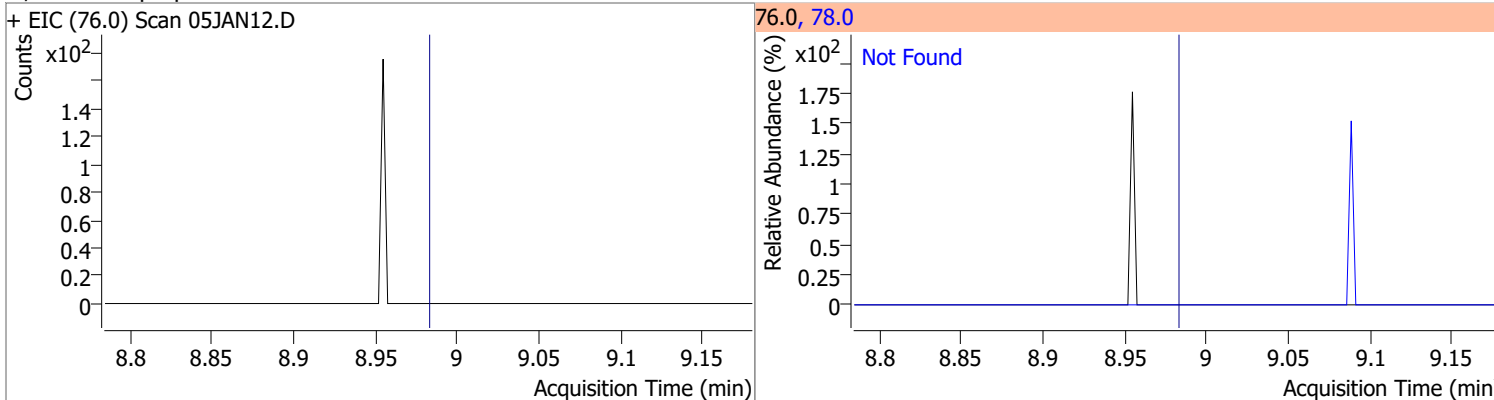


# Quantitation Results Report (QT Reviewed)

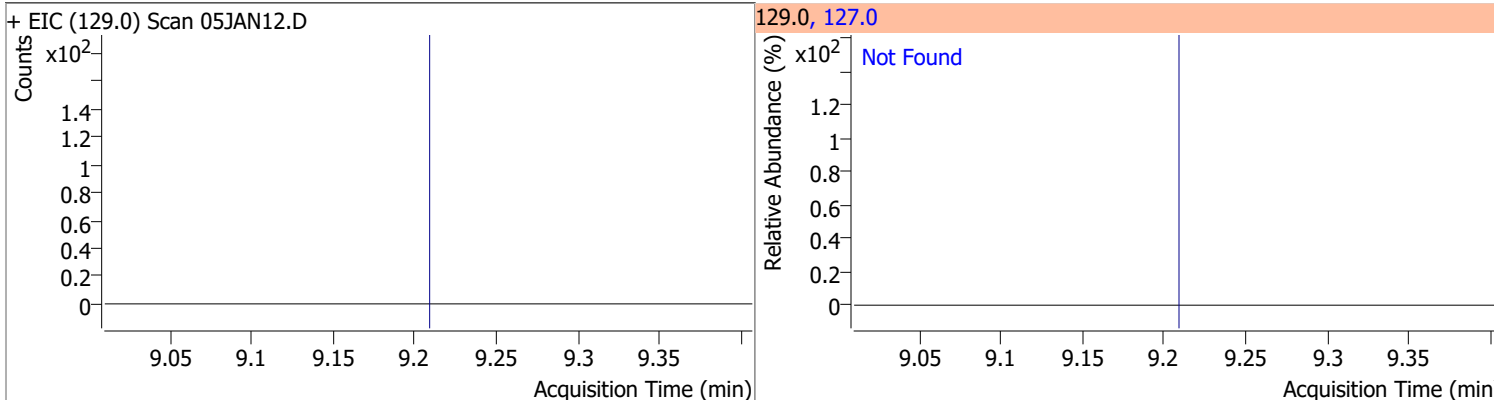
Compound	Conc.	Exp RT	QIon	Exp Ratio	QIon	Exp Ratio
Tetrachloroethene	N.D.	8.94	165.8	128.6	129.0	91.5



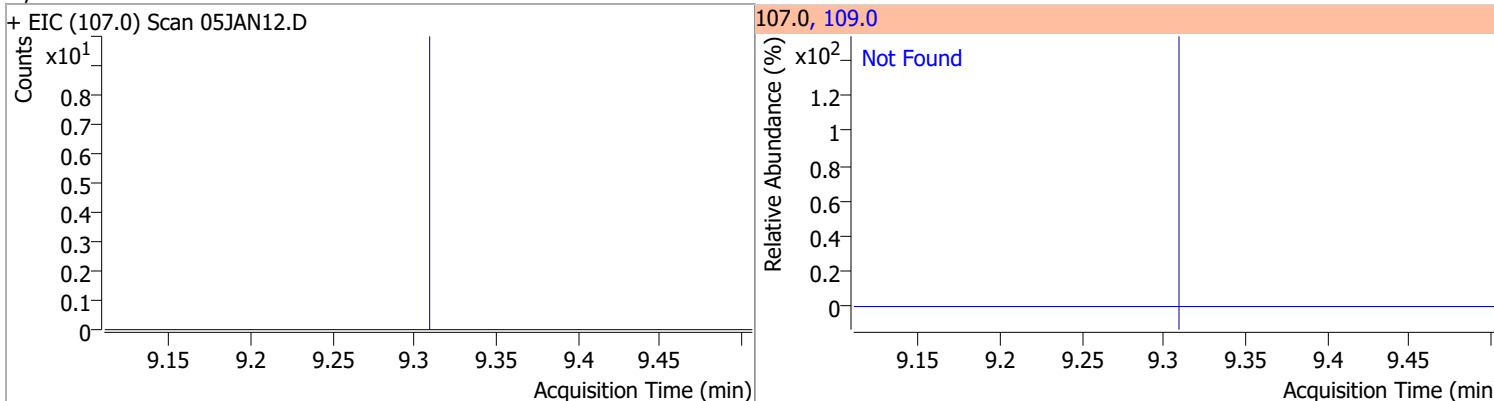
Compound	Conc.	Exp RT	QIon	Exp Ratio
1,3-Dichloropropane	N.D.	8.98	78.0	32.9



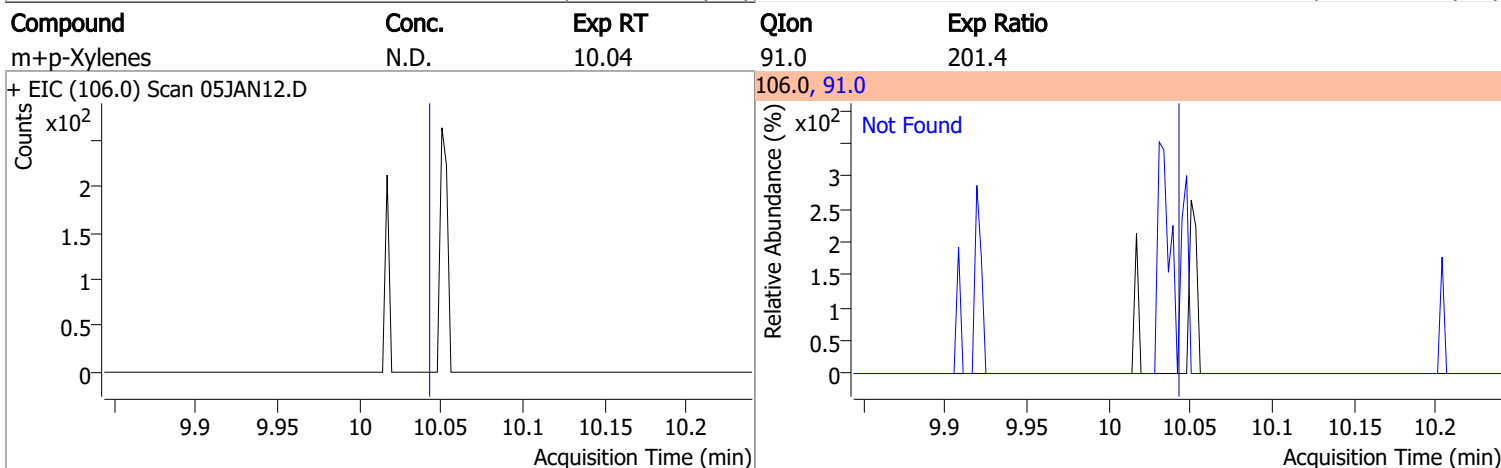
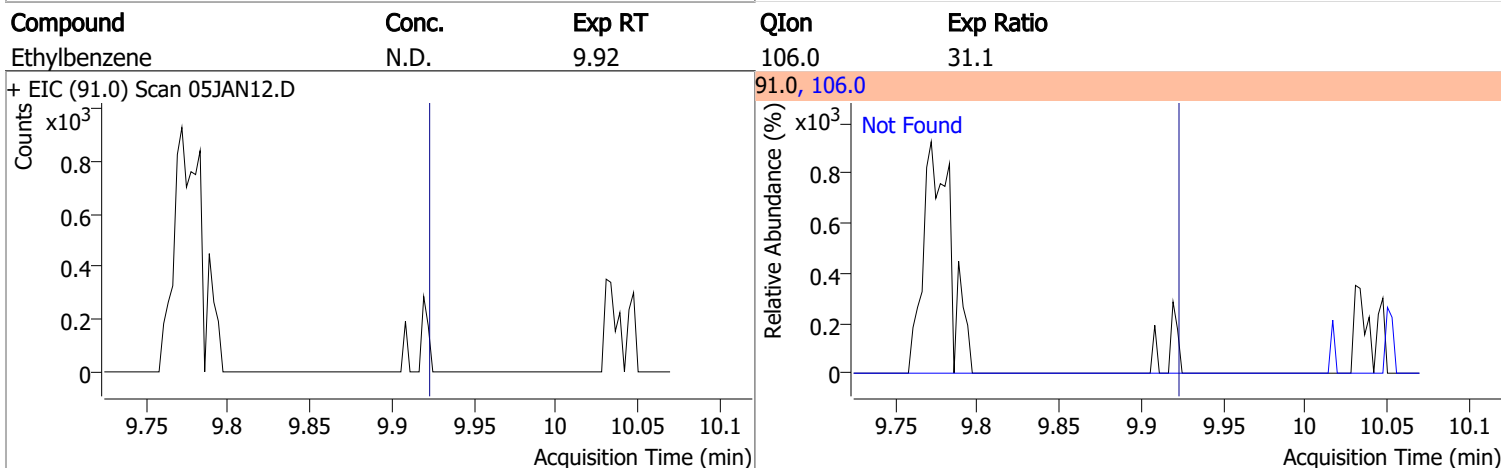
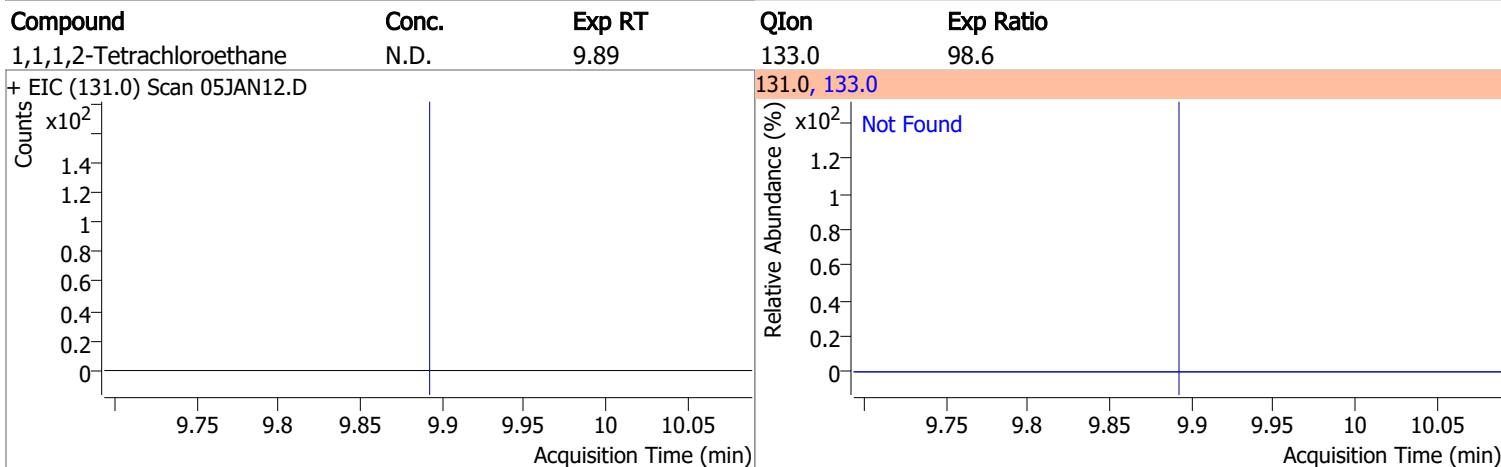
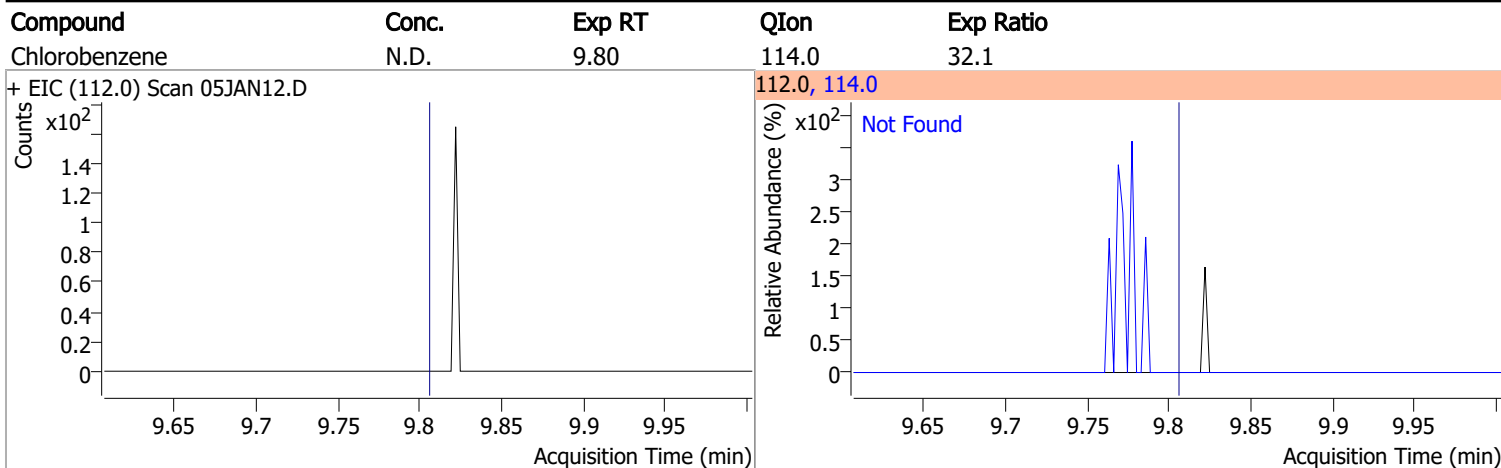
Compound	Conc.	Exp RT	QIon	Exp Ratio
Chlorodibromomethane	N.D.	9.21	127.0	78.0



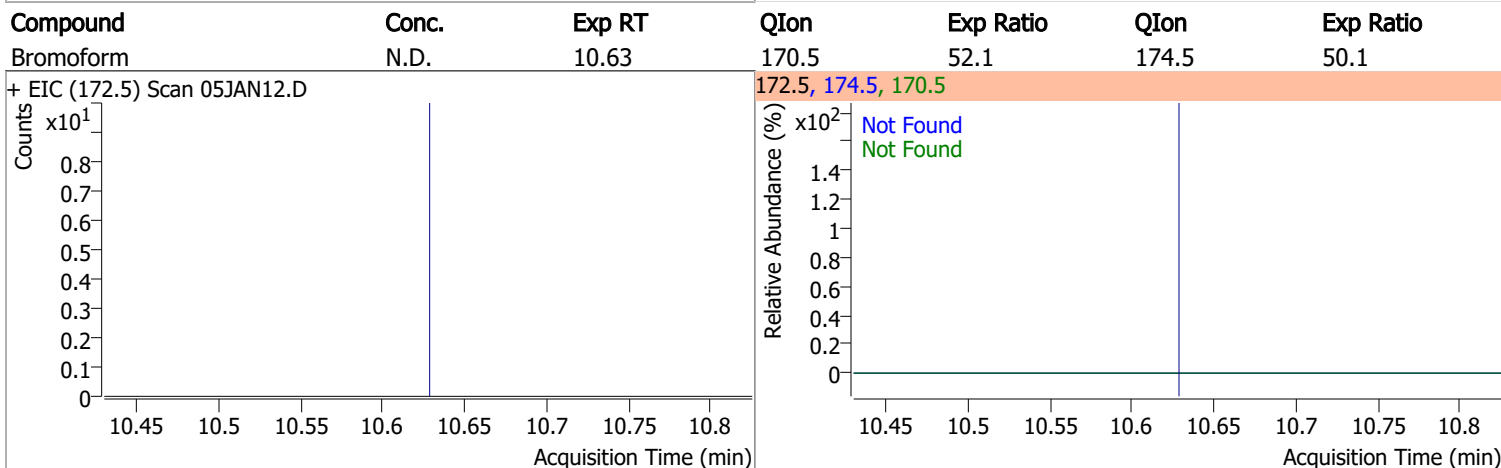
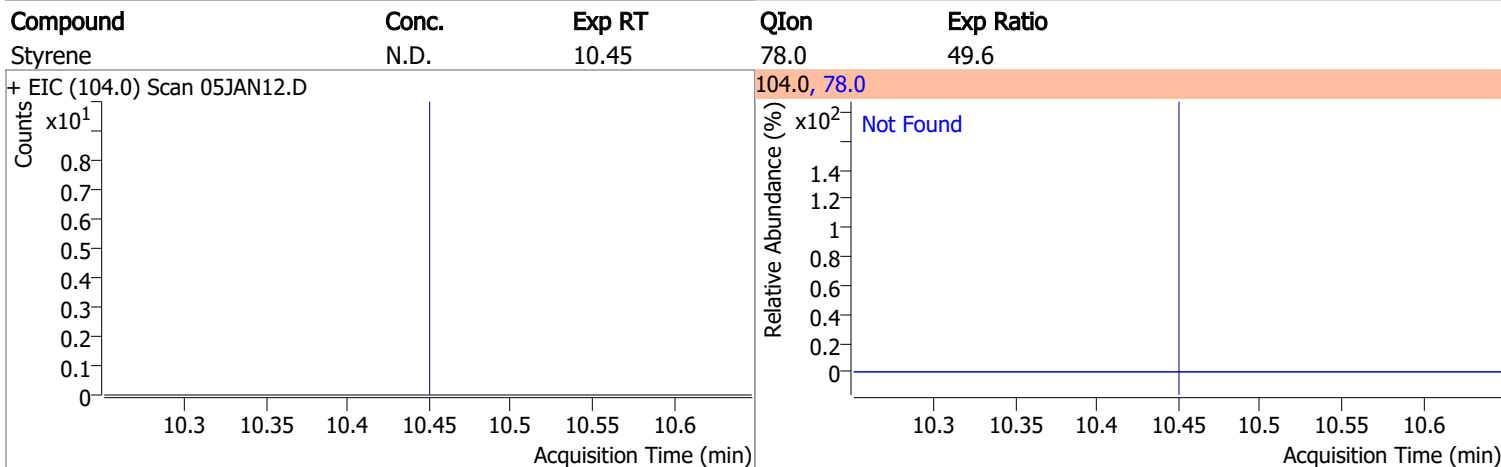
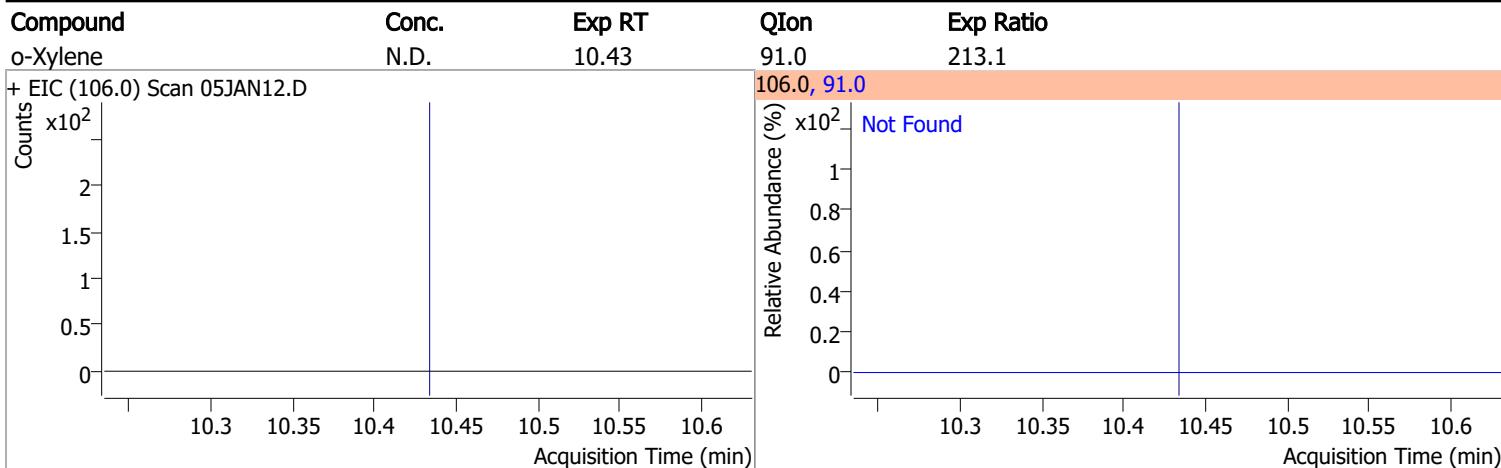
Compound	Conc.	Exp RT	QIon	Exp Ratio
1,2-Dibromoethane	N.D.	9.31	109.0	94.5



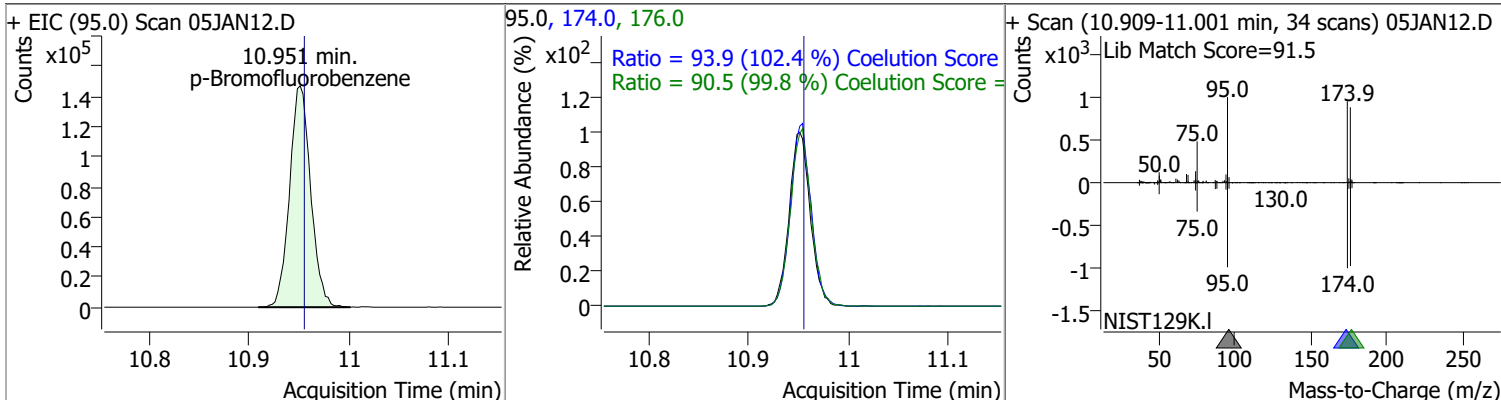
# Quantitation Results Report (QT Reviewed)



# Quantitation Results Report (QT Reviewed)



Compound	Conc.	RT	Dev(Min)	Resp.	QIon	QRatio	Lower	Upper
p-Bromofluorobenzene	271.3116	10.95	0.00	214359	174.0	93.9	61.7	121.7
					176.0	90.5	60.6	120.6

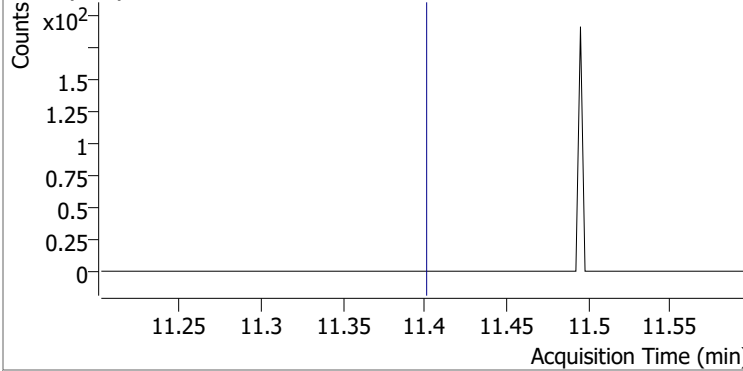
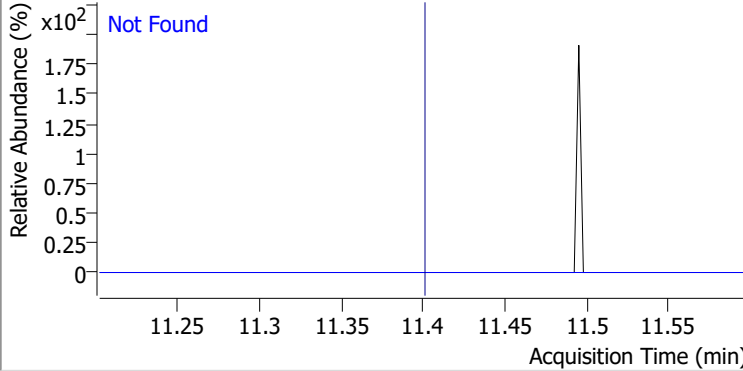
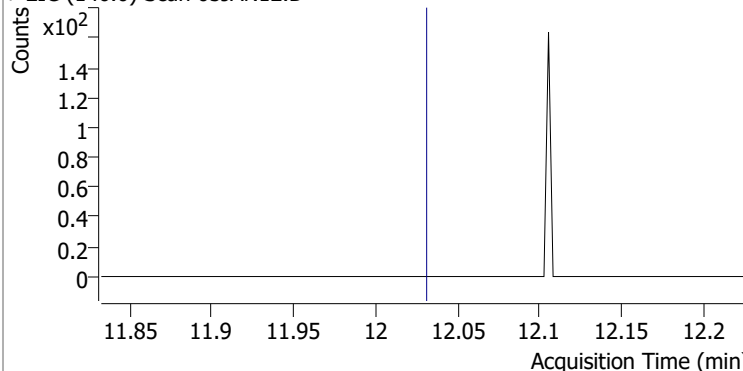
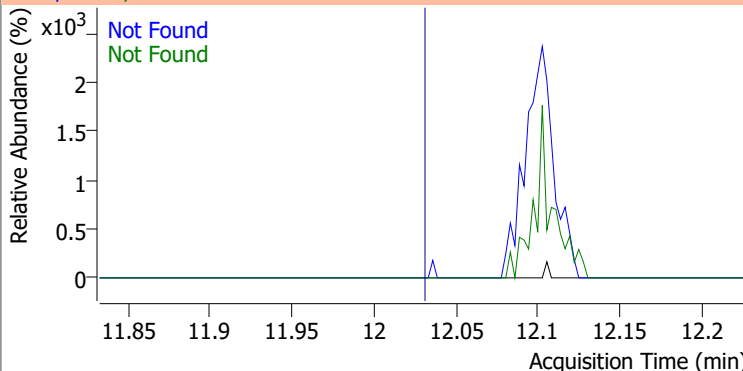
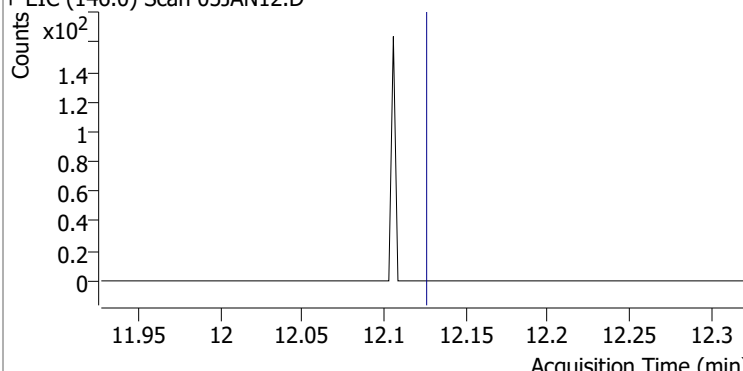
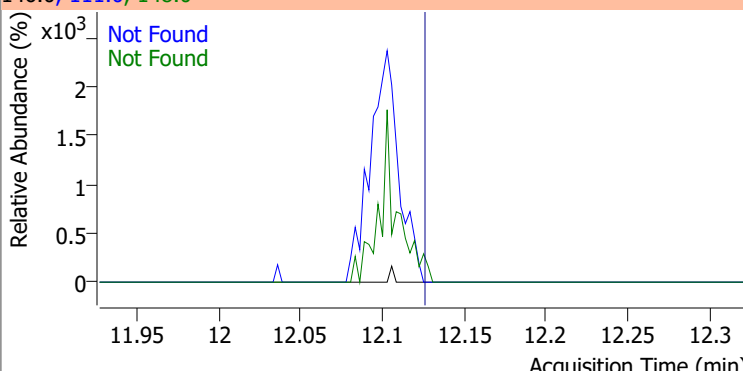
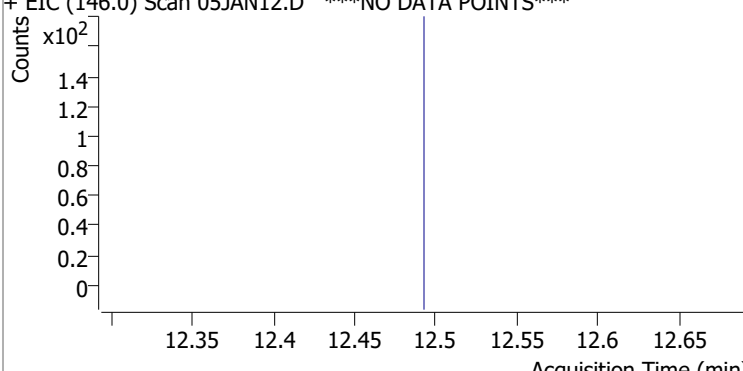
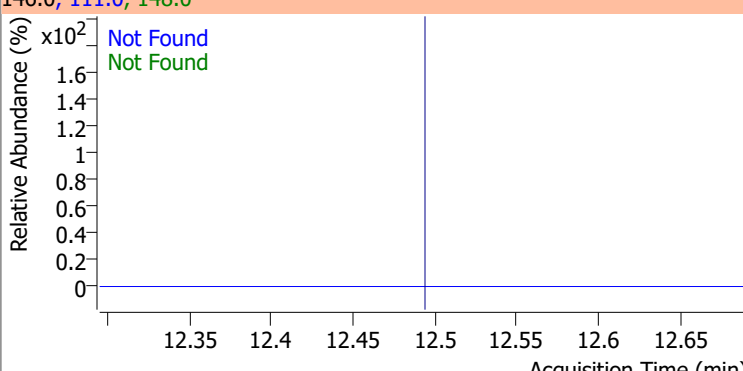


# Quantitation Results Report (QT Reviewed)

Compound	Conc.	Exp RT	QIon	Exp Ratio	QIon	Exp Ratio
Bromobenzene	N.D.	11.09	77.0	145.7	158.0	96.5
+ EIC (156.0) Scan 05JAN12.D ***NO DATA POINTS***			156.0, 77.0, 158.0			
1,1,2,2-Tetrachloroethane	N.D.	11.12	85.0	66.2		
+ EIC (83.0) Scan 05JAN12.D			83.0, 85.0			
1,2,3-Trichloropropane	N.D.	11.15	112.0	63.5		
+ EIC (110.0) Scan 05JAN12.D			110.0, 112.0			
2-Chlorotoluene	N.D.	11.29	91.0	282.3		
+ EIC (126.0) Scan 05JAN12.D			126.0, 91.0			

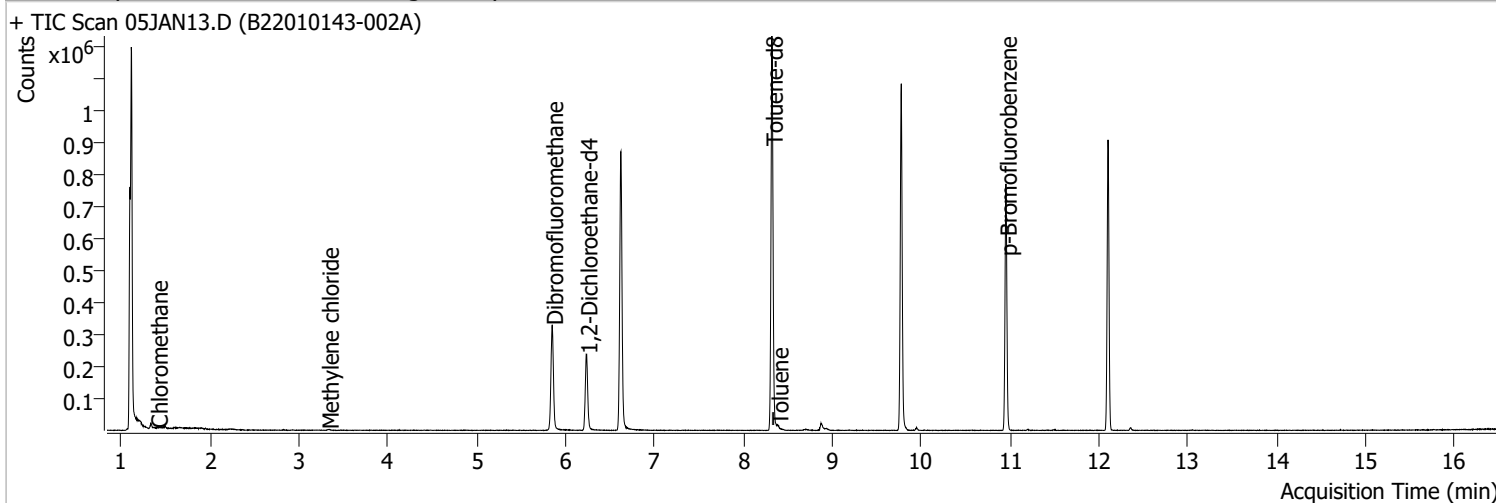


# Quantitation Results Report (QT Reviewed)

Compound	Conc.	Exp RT	QIon	Exp Ratio		
4-Chlorotoluene	N.D.	11.40	126.0	31.7		
+ EIC (91.0) Scan 05JAN12.D			91.0, 126.0			
						
1,3-Dichlorobenzene	N.D.	12.03	148.0	63.6	QIon	Exp Ratio
+ EIC (146.0) Scan 05JAN12.D			146.0, 111.0, 148.0			
						
1,4-Dichlorobenzene	N.D.	12.13	148.0	63.1	QIon	Exp Ratio
+ EIC (146.0) Scan 05JAN12.D			146.0, 111.0, 148.0			
						
1,2-Dichlorobenzene	N.D.	12.49	148.0	63.9	QIon	Exp Ratio
+ EIC (146.0) Scan 05JAN12.D ***NO DATA POINTS***			146.0, 111.0, 148.0			
						

# Quantitation Results Report (QT Reviewed)

Data File	05JAN13.D	Operator	MSC
Acq. Method	5975CACQF.M	Acq. Date-Time	1/5/2022 3:33:12 PM
Sample Name	B22010143-002A	Instrument	VOA5975C
Vial	13	Multiplier	1.00
DA Method File	VOA5975C_8260B_SHT_DoD_L4_010422.m	Comment	
Tune File	BFB_Atune3.u	Tune Date	10/11/2021 4:02:00 PM
Batch Name	VG010522_8260B.batch.bin	Last Calib Update	2/28/2022 2:48:47 PM
Ref Library	\\MASSHUNTER\Org\Library\NIST129K.I		



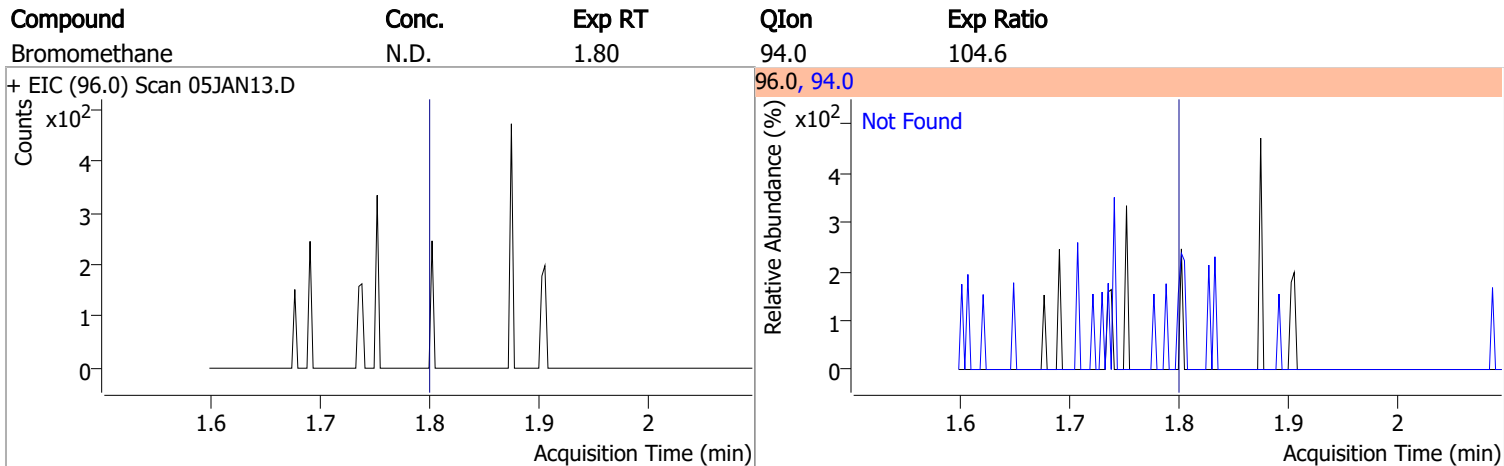
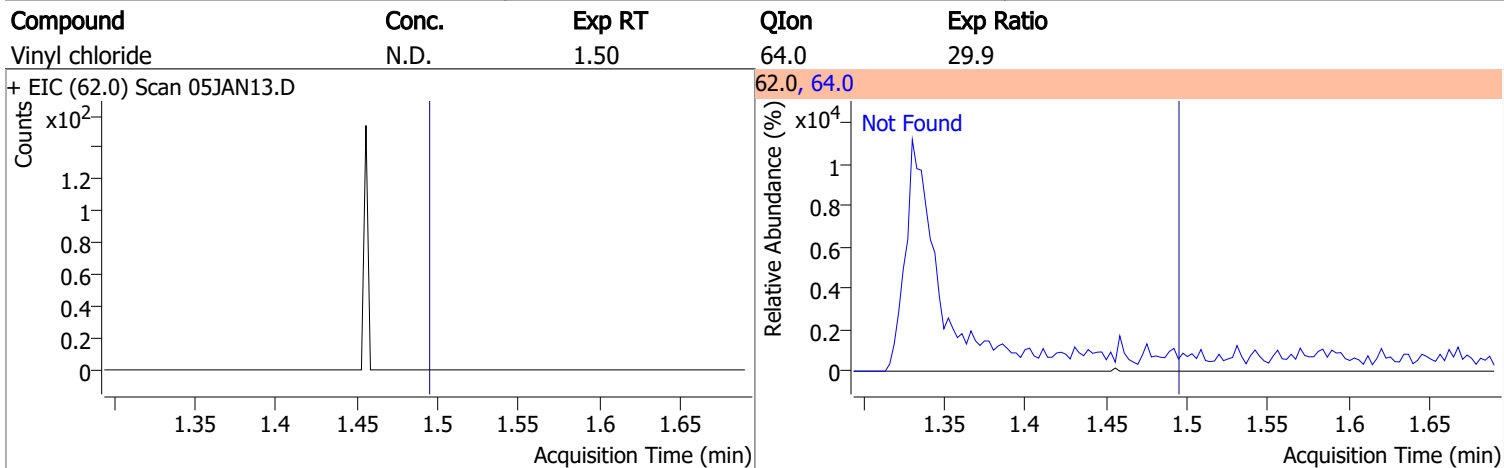
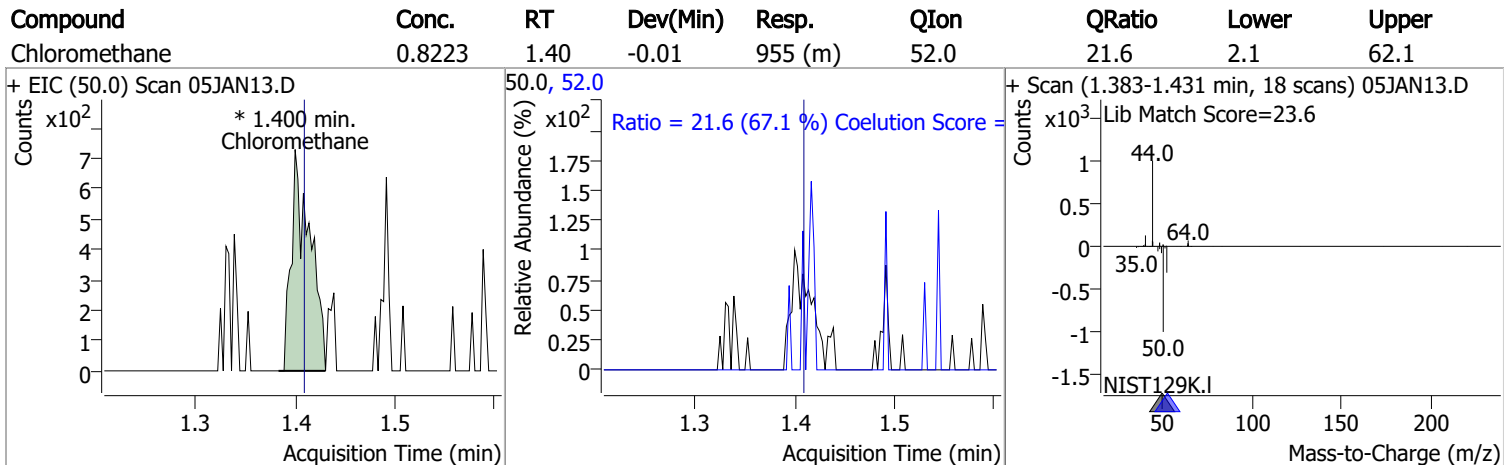
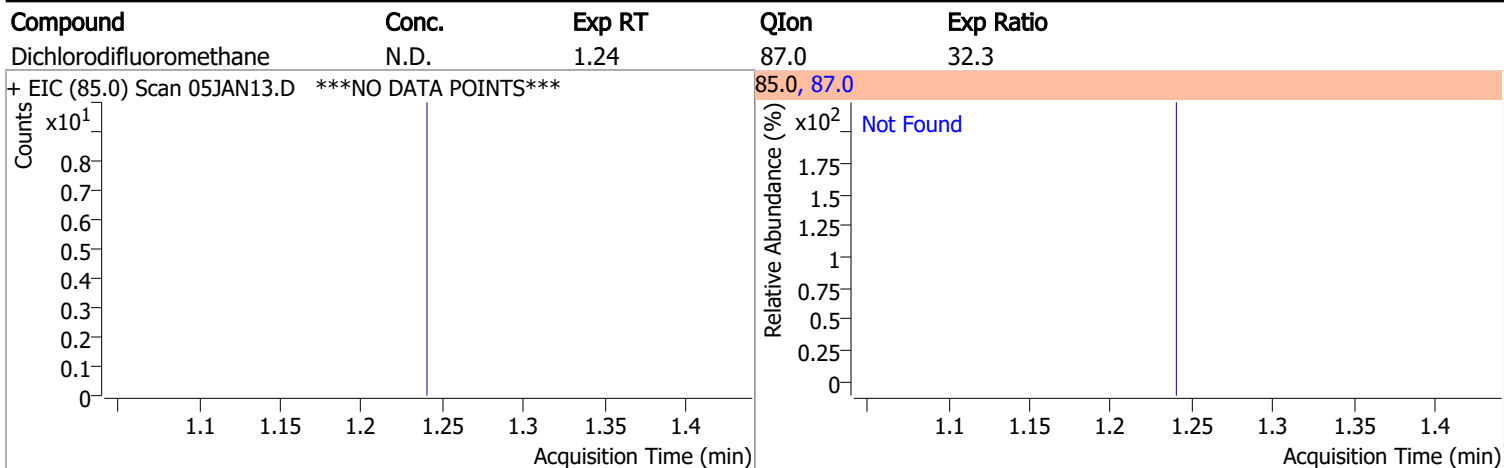
Compound	RT	QIon	Resp.	Conc.	Units	Dev(Min)
<b>Internal Standards</b>						
M Fluorobenzene	6.620	96.0	730262	250.0000	ng	-0.003
M Chlorobenzene-d5	9.774	82.0	285143	250.0000	ng	0.003
M 1,4-Dichlorobenzene-d4	12.103	152.0	216732	250.0000	ng	0.003
<b>System Monitoring Compounds</b>						
S Dibromofluoromethane	5.848	113.0	191770	278.7432	ng	0.003
Spiked Amount: 250.000	Range: 80.0 - 119.0%			Recovery = 111.50%		
S 1,2-Dichloroethane-d4	6.233	67.0	83556	281.1836	ng	0.000
Spiked Amount: 250.000	Range: 81.0 - 118.0%			Recovery = 112.47%		
S Toluene-d8	8.319	98.0	733310	266.8733	ng	0.000
Spiked Amount: 250.000	Range: 89.0 - 112.0%			Recovery = 106.75%		
S p-Bromofluorobenzene	10.951	95.0	210682	265.3424	ng	-0.003
Spiked Amount: 250.000	Range: 85.0 - 114.0%			Recovery = 106.14%		
<b>Target Compounds</b>						
T Dichlorodifluoromethane	0.000		0	N.D.		
T Chloromethane	1.400	50.0	955	0.8223	ng	m 81
T Vinyl chloride	0.000		0	N.D.		
T Bromomethane	0.000		0	N.D.		
T Chloroethane	0.000		0	N.D.		
T Trichlorofluoromethane	0.000		0	N.D.		
T 1,1-Dichloroethene	0.000		0	N.D.		
T Methylene chloride	3.324	49.0	1841	1.6977	ng	m 87
T trans-1,2-Dichloroethene	0.000		0	N.D.		
T Methyl tert-butyl ether (MTBE)	0.000		0	N.D.		
T 1,1-Dichloroethane	0.000		0	N.D.		
T 2,2-Dichloropropane	0.000		0	N.D.		
T cis-1,2-Dichloroethene	0.000		0	N.D.		
T Methyl ethyl ketone	0.000		0	N.D.		
T Bromochloromethane	0.000		0	N.D.		
T Chloroform	0.000		0	N.D.		

# Quantitation Results Report (QT Reviewed)

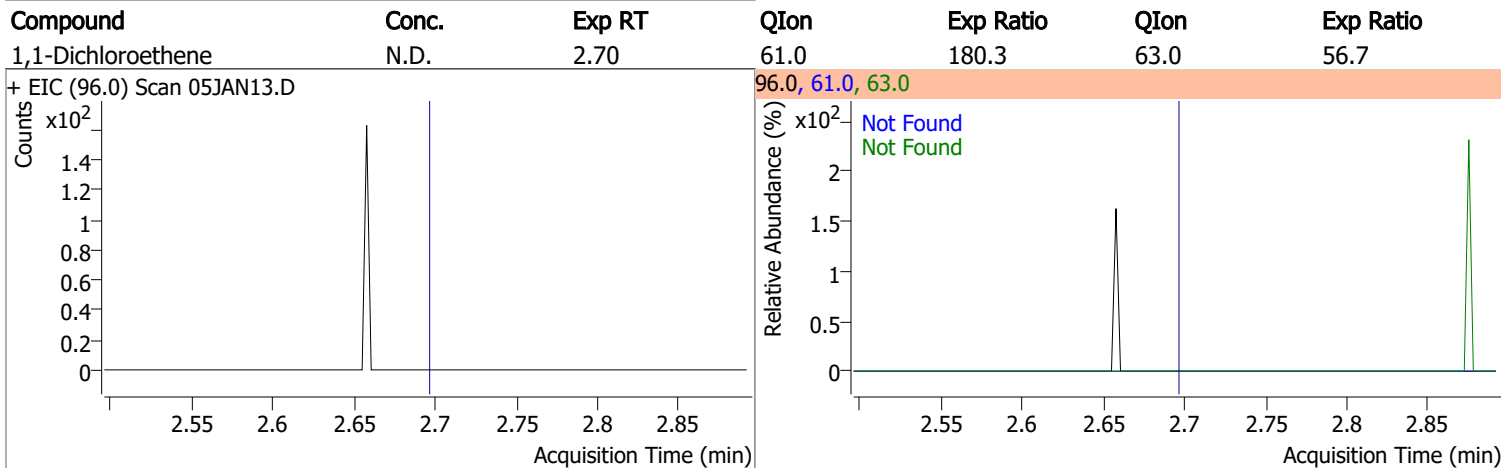
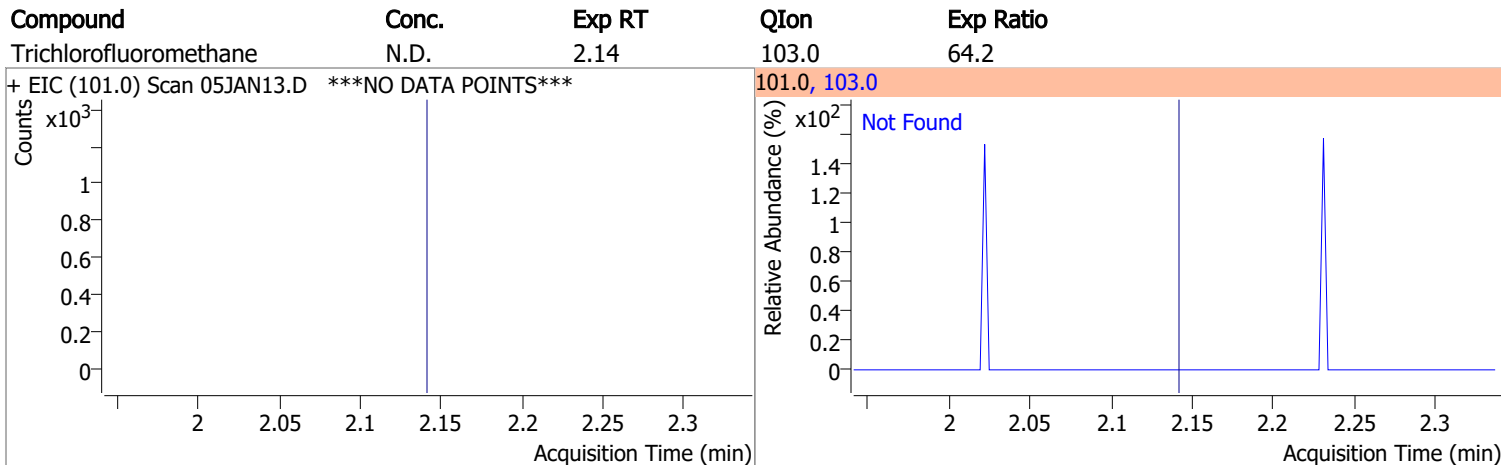
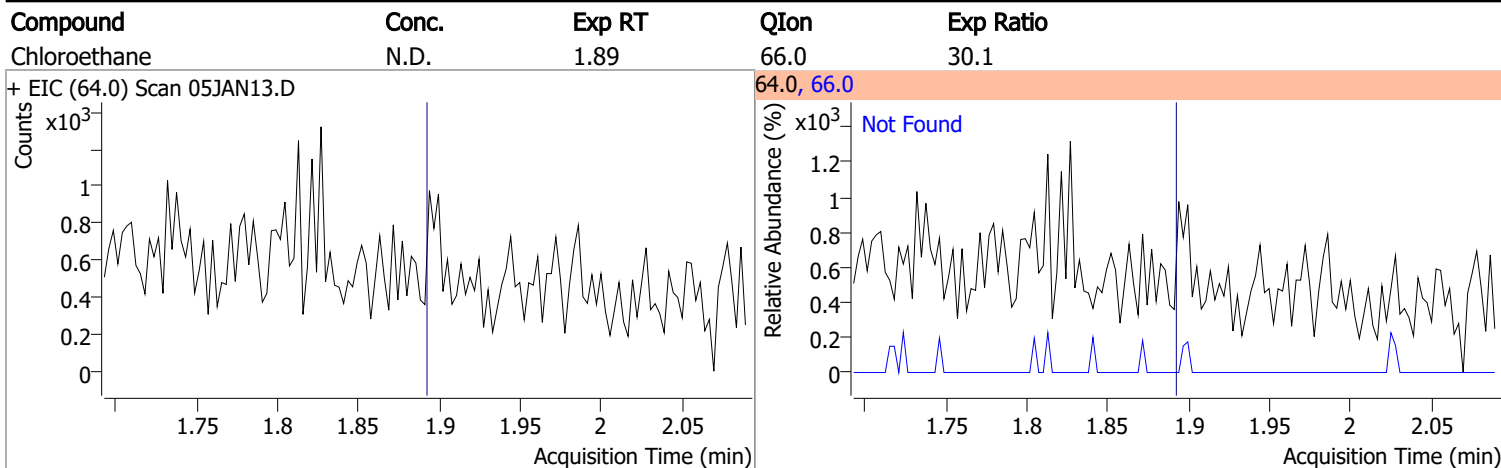
Compound	RT	QIon	Resp.	Conc.	Units	Dev(Min)
T 1,1,1-Trichloroethane	0.000		0	N.D.		
T Carbon tetrachloride	0.000		0	N.D.		
T 1,1-Dichloropropene	0.000		0	N.D.		
T Benzene	0.000		0	N.D.		
T 1,2-Dichloroethane	0.000		0	N.D.		
T Trichloroethene	0.000		0	N.D.		
T 1,2-Dichloropropane	0.000		0	N.D.		
T Dibromomethane	0.000		0	N.D.		
T Bromodichloromethane	0.000		0	N.D.		
T cis-1,3-Dichloropropene	0.000		0	N.D.		
T Toluene	8.383	92.0	3027	1.6308	ng	84
T trans-1,3-Dichloropropene	0.000		0	N.D.		
T 1,1,2-Trichloroethane	0.000		0	N.D.		
T Tetrachloroethene	0.000		0	N.D.		
T 1,3-Dichloropropane	0.000		0	N.D.		
T Chlorodibromomethane	0.000		0	N.D.		
T 1,2-Dibromoethane	0.000		0	N.D.		
T Chlorobenzene	0.000		0	N.D.		
T 1,1,1,2-Tetrachloroethane	0.000		0	N.D.		
T Ethylbenzene	0.000		0	N.D.		
T m+p-Xylenes	0.000		0	N.D.		
T o-Xylene	0.000		0	N.D.		
T Styrene	0.000		0	N.D.		
T Bromoform	0.000		0	N.D.		
T Bromobenzene	0.000		0	N.D.		
T 1,1,2,2-Tetrachloroethane	0.000		0	N.D.		
T 1,2,3-Trichloropropane	0.000		0	N.D.		
T 2-Chlorotoluene	0.000		0	N.D.		
T 4-Chlorotoluene	0.000		0	N.D.		
T 1,3-Dichlorobenzene	0.000		0	N.D.		
T 1,4-Dichlorobenzene	0.000		0	N.D.		
T 1,2-Dichlorobenzene	0.000		0	N.D.		

(#) = Qualifier Out of Range; (m) = Manual Integration; (+) = Area Summed; (\*) = Surrogate Percent Recovery Out of Range; (d): Zeroed Peak

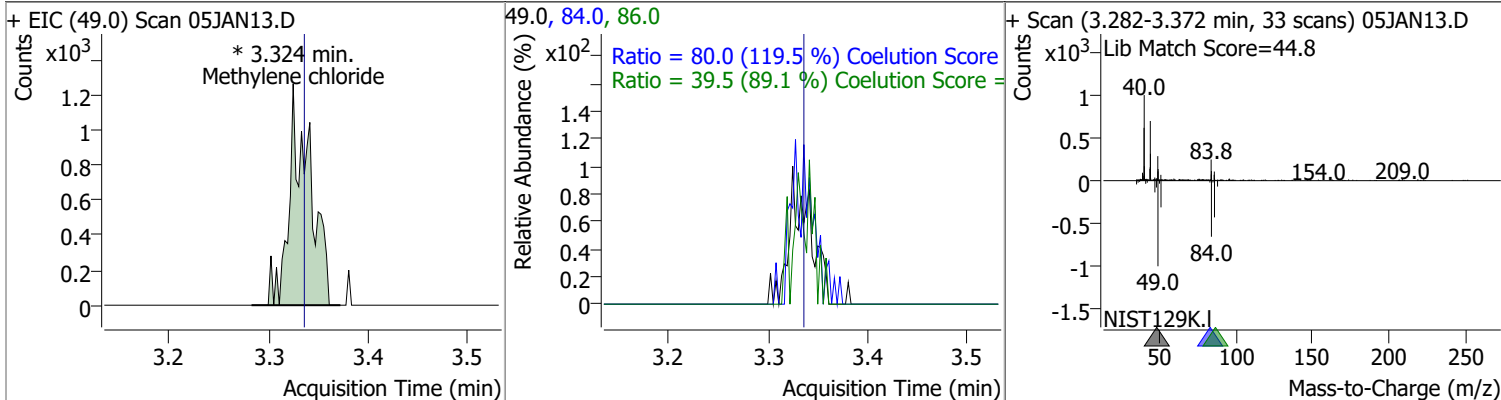
# Quantitation Results Report (QT Reviewed)



# Quantitation Results Report (QT Reviewed)

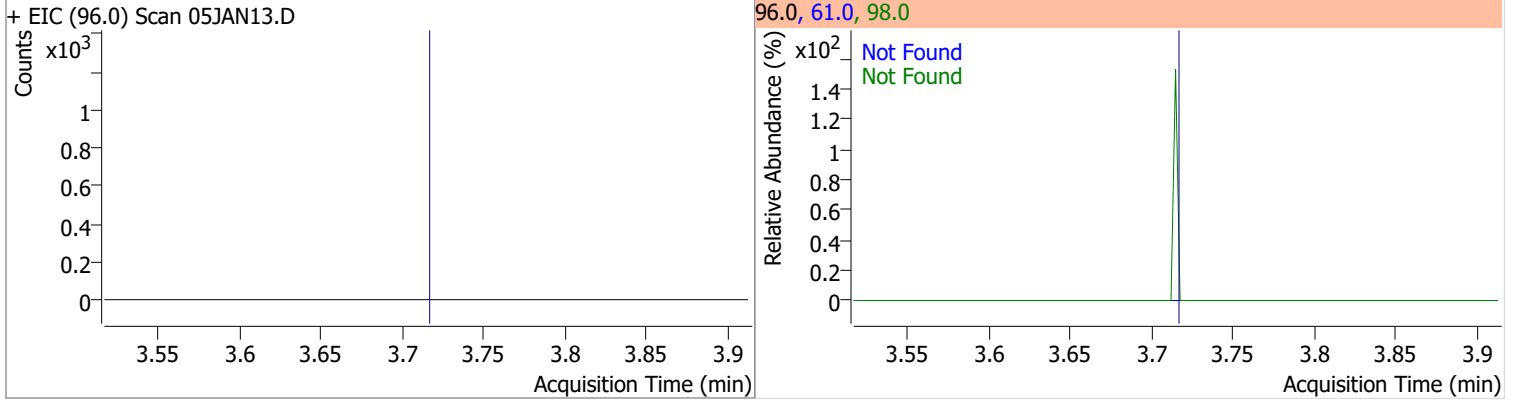


Compound	Conc.	RT	Dev(Min)	Resp.	QIon	QRatio	Lower	Upper
Methylene chloride	1.6977	3.32	-0.01	1841 (m)	84.0	80.0	36.9	96.9
					86.0	39.5	14.3	74.3

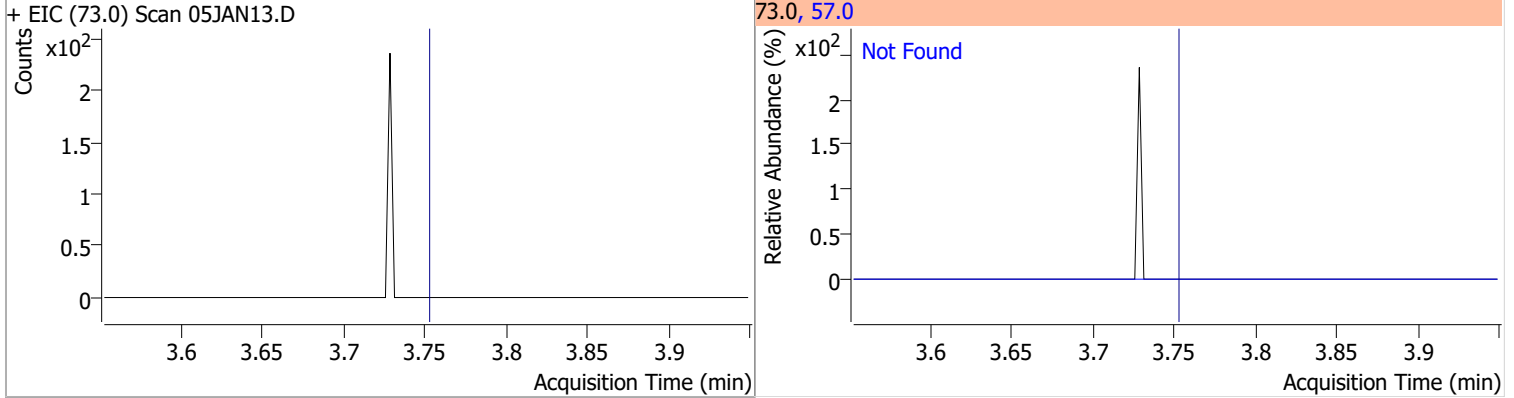


# Quantitation Results Report (QT Reviewed)

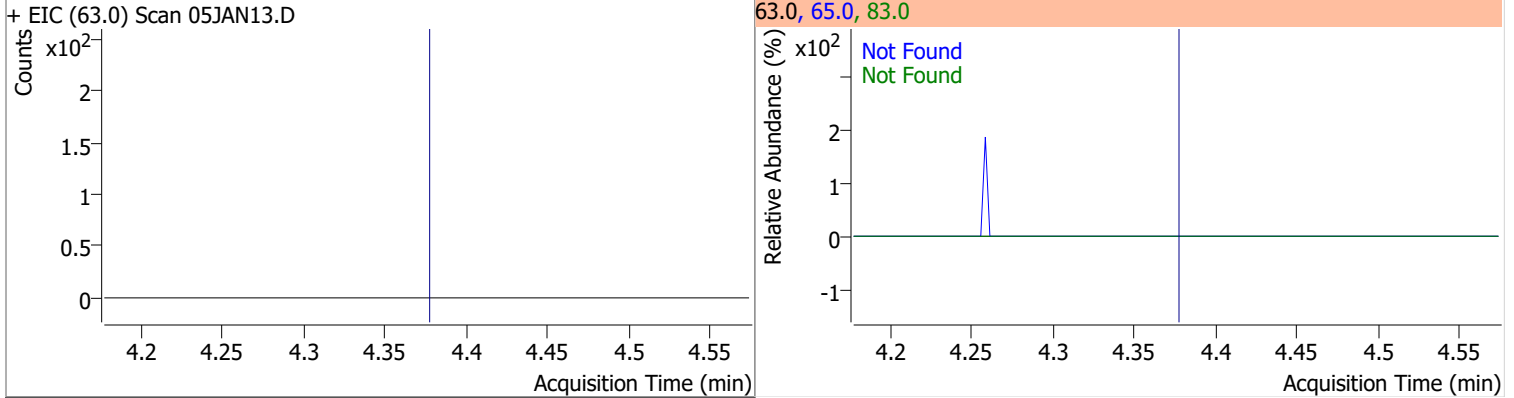
Compound	Conc.	Exp RT	QIon	Exp Ratio	QIon	Exp Ratio
trans-1,2-Dichloroethene	N.D.	3.72	61.0	153.9	98.0	65.7



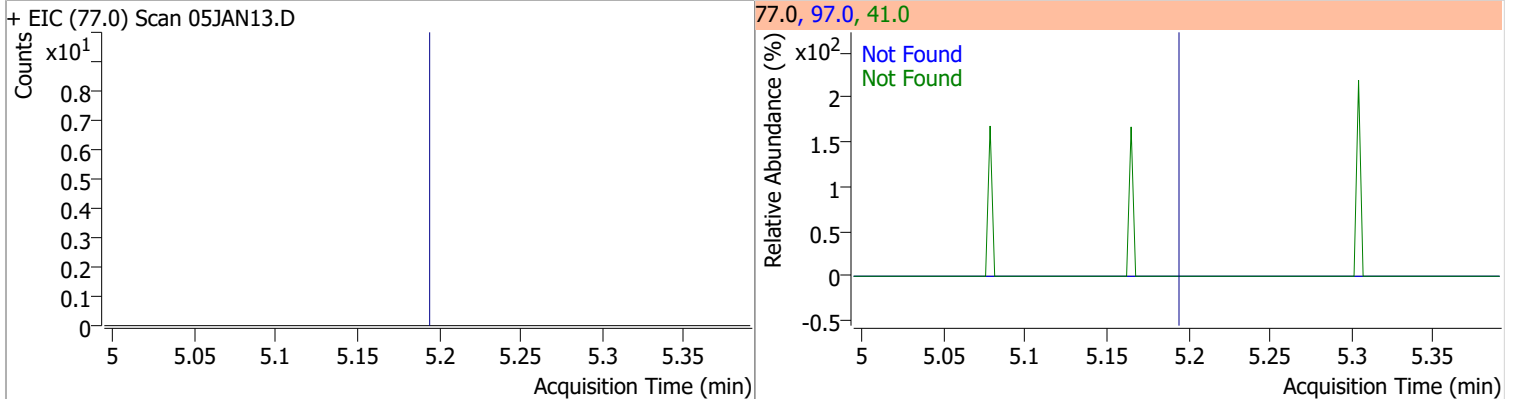
Compound	Conc.	Exp RT	QIon	Exp Ratio
Methyl tert-butyl ether (MTBE)	N.D.	3.75	57.0	24.6



Compound	Conc.	Exp RT	QIon	Exp Ratio	QIon	Exp Ratio
1,1-Dichloroethane	N.D.	4.38	65.0	32.1	83.0	13.7

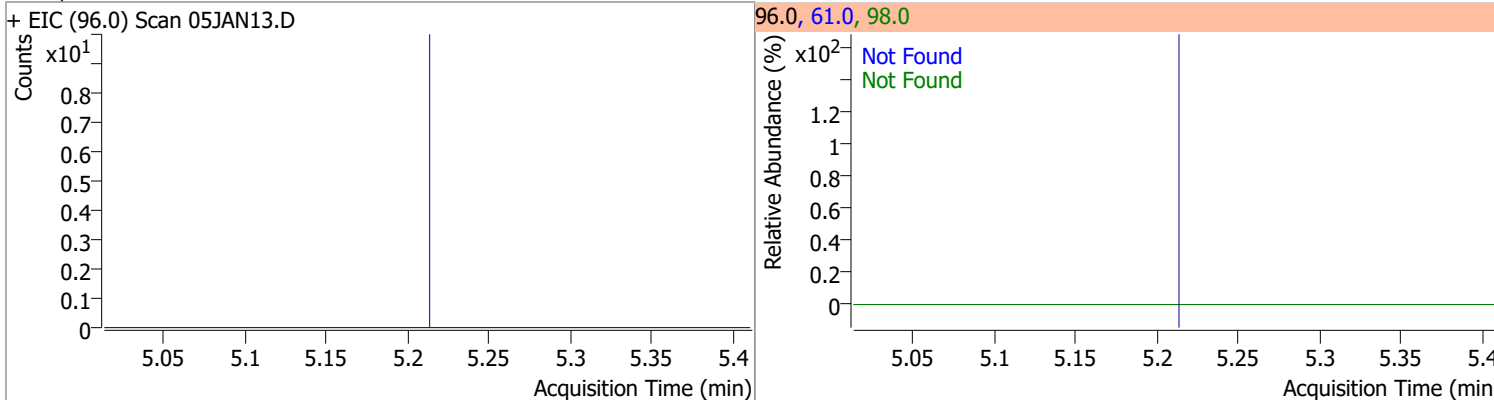


Compound	Conc.	Exp RT	QIon	Exp Ratio	QIon	Exp Ratio
2,2-Dichloropropane	N.D.	5.20	41.0	66.5	97.0	23.2

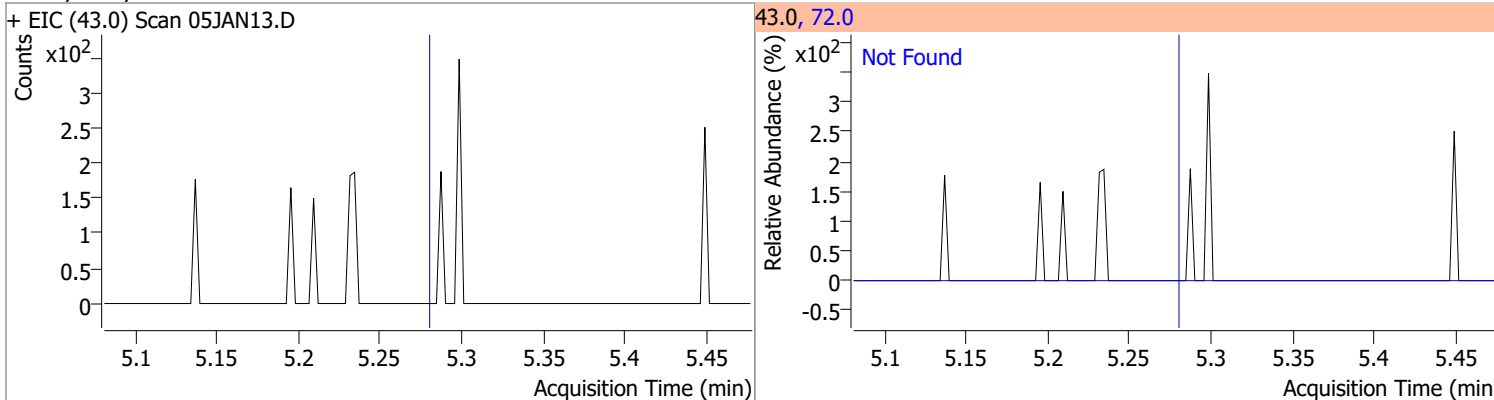


# Quantitation Results Report (QT Reviewed)

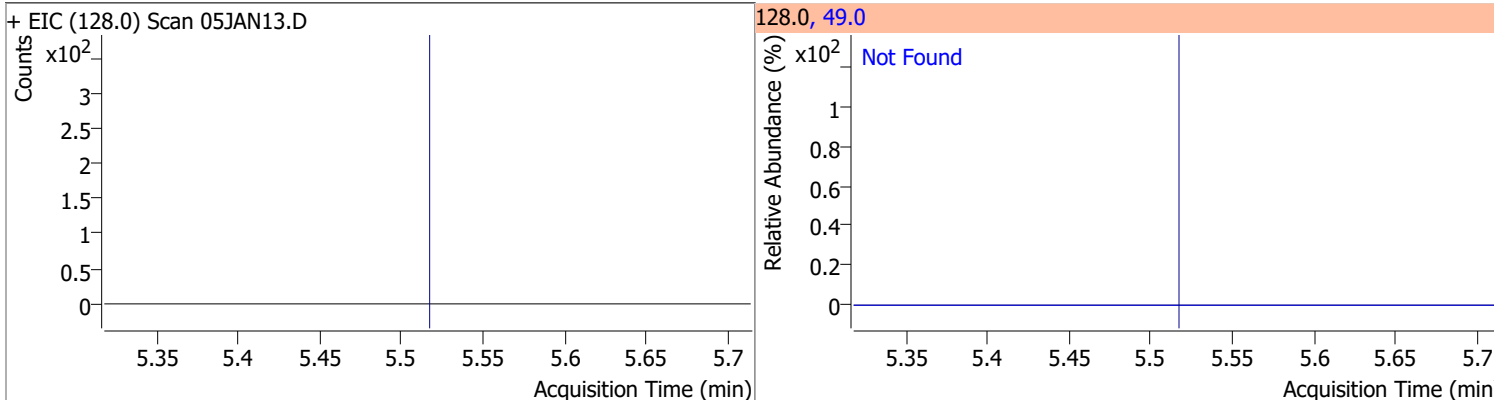
Compound	Conc.	Exp RT	QIon	Exp Ratio	QIon	Exp Ratio
cis-1,2-Dichloroethene	N.D.	5.22	61.0	167.2	98.0	67.3



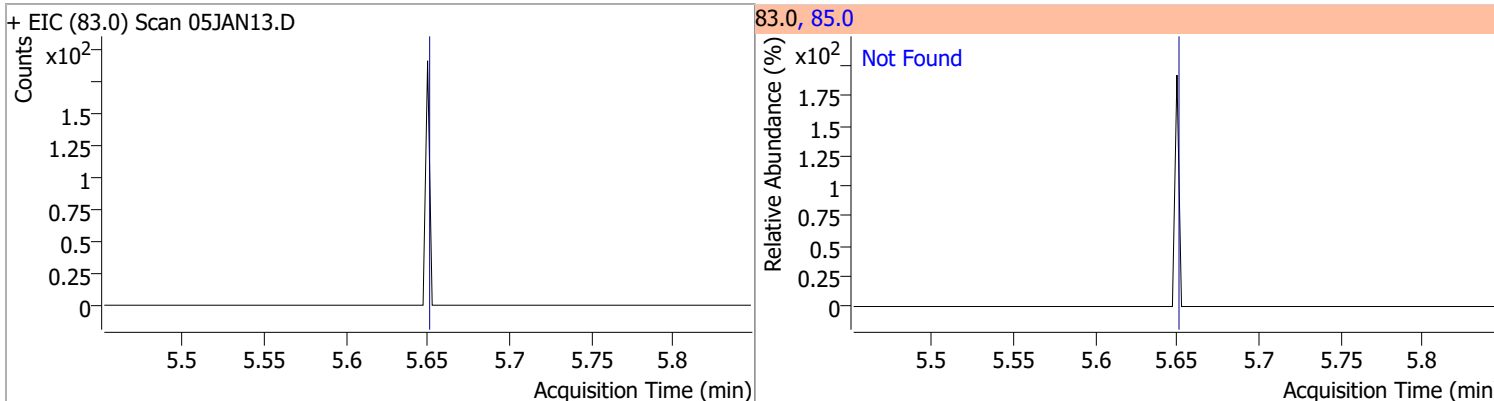
Compound	Conc.	Exp RT	QIon	Exp Ratio
Methyl ethyl ketone	N.D.	5.28	72.0	21.3



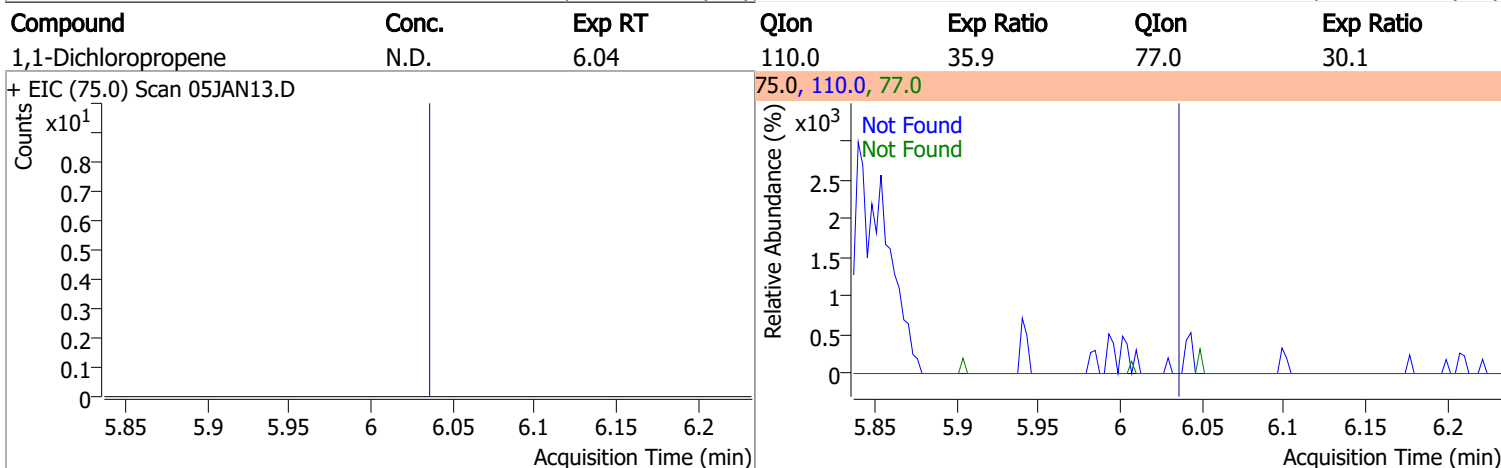
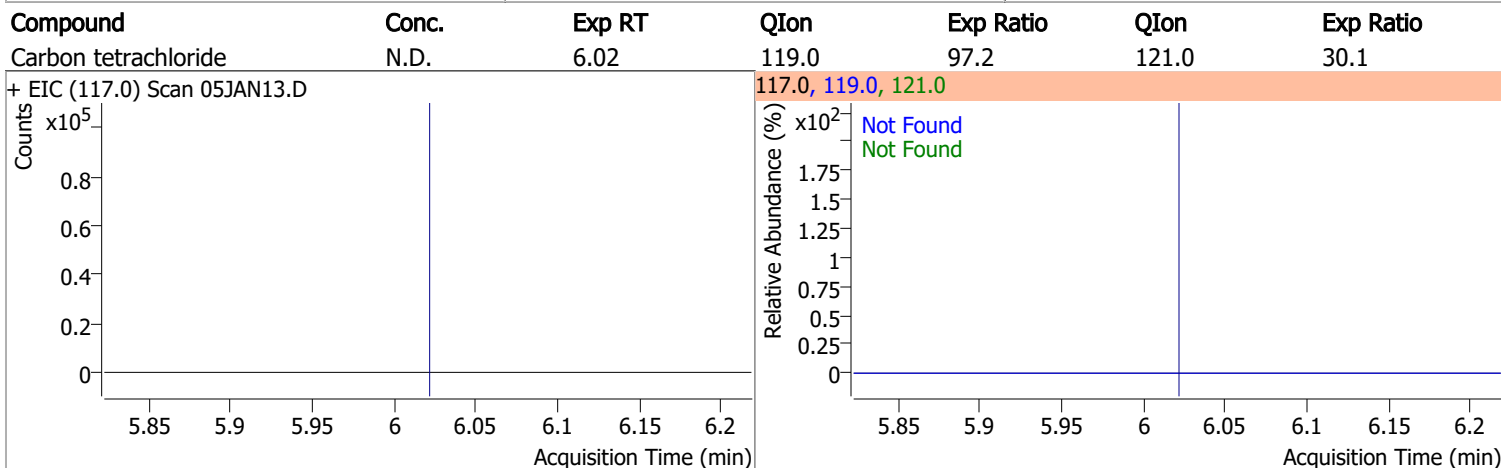
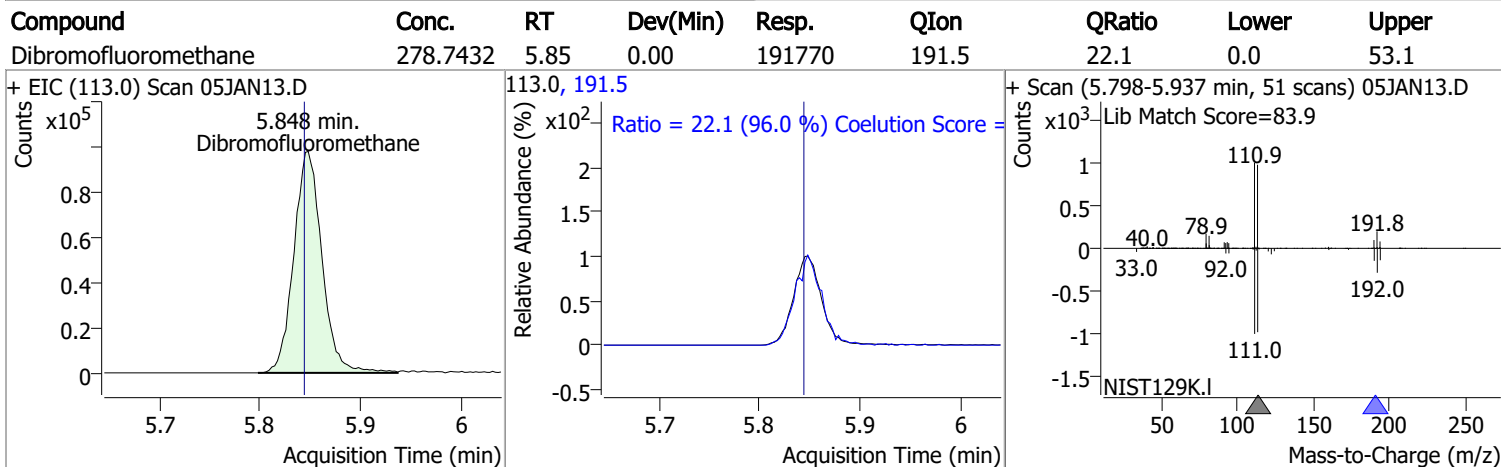
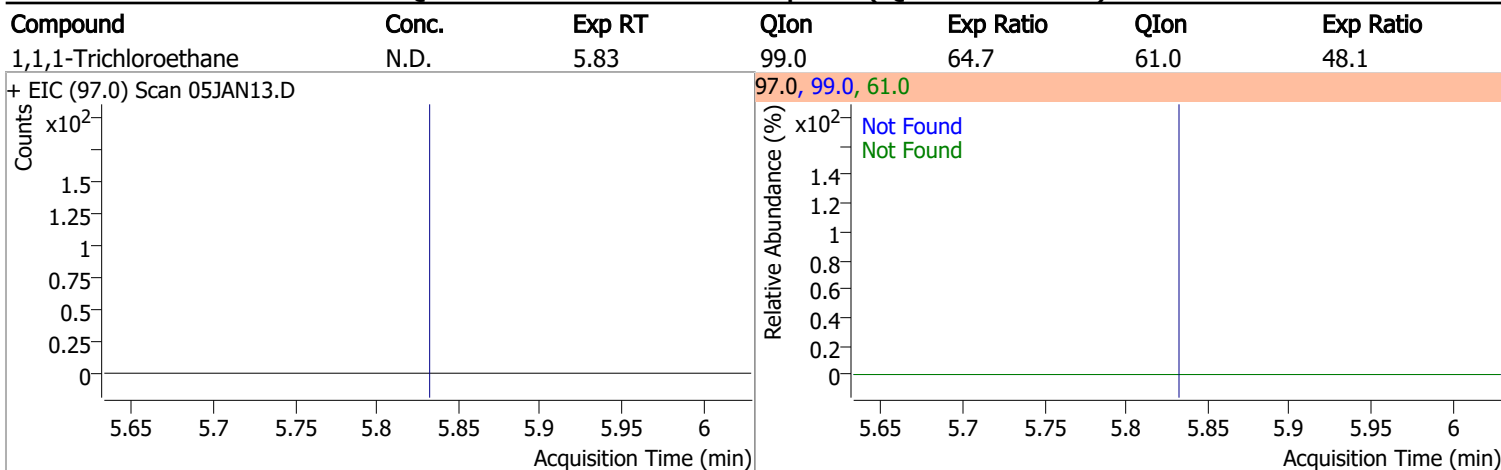
Compound	Conc.	Exp RT	QIon	Exp Ratio
Bromochloromethane	N.D.	5.52	49.0	182.9



Compound	Conc.	Exp RT	QIon	Exp Ratio
Chloroform	N.D.	5.65	85.0	66.0



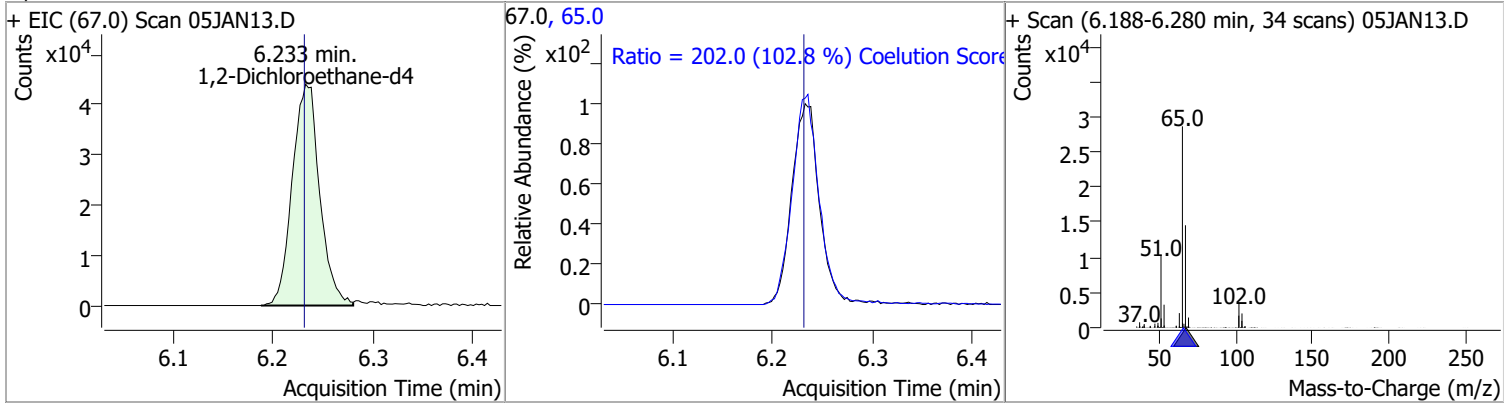
# Quantitation Results Report (QT Reviewed)



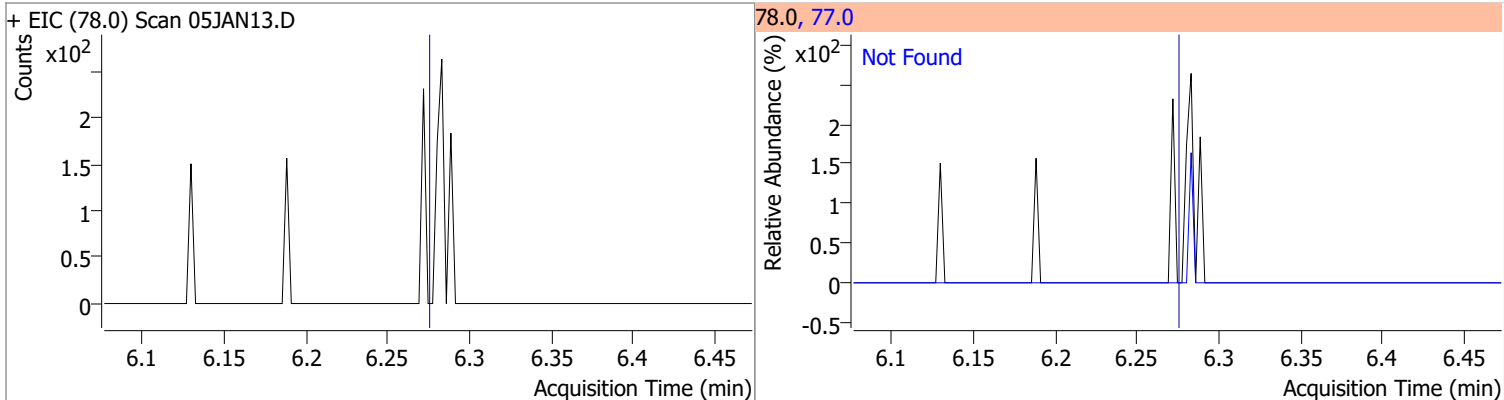


# Quantitation Results Report (QT Reviewed)

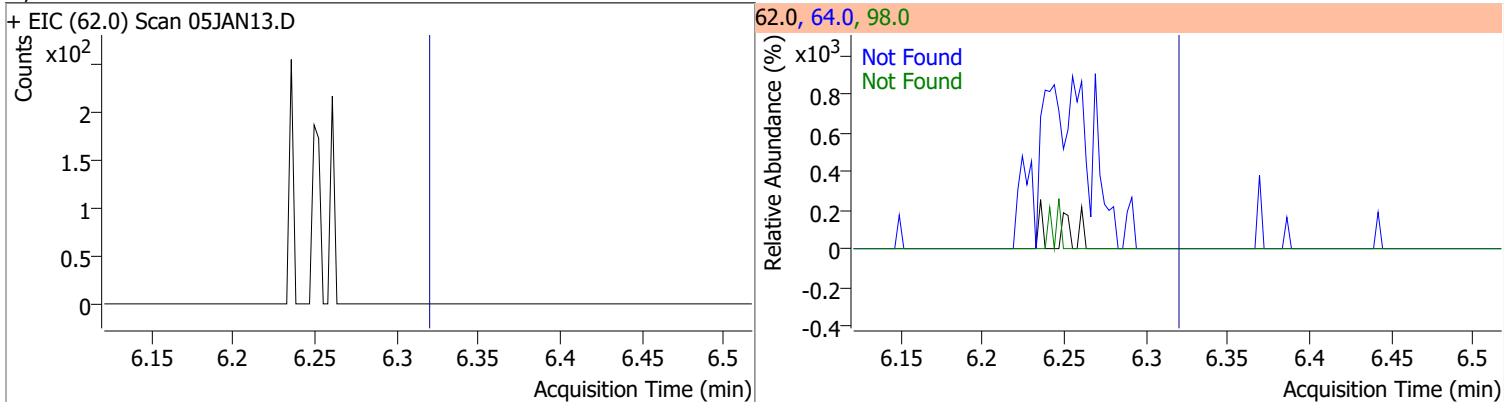
Compound	Conc.	RT	Dev(Min)	Resp.	QIon	QRatio	Lower	Upper
1,2-Dichloroethane-d4	281.1836	6.23	0.00	83556	65.0	202.0	166.5	226.5



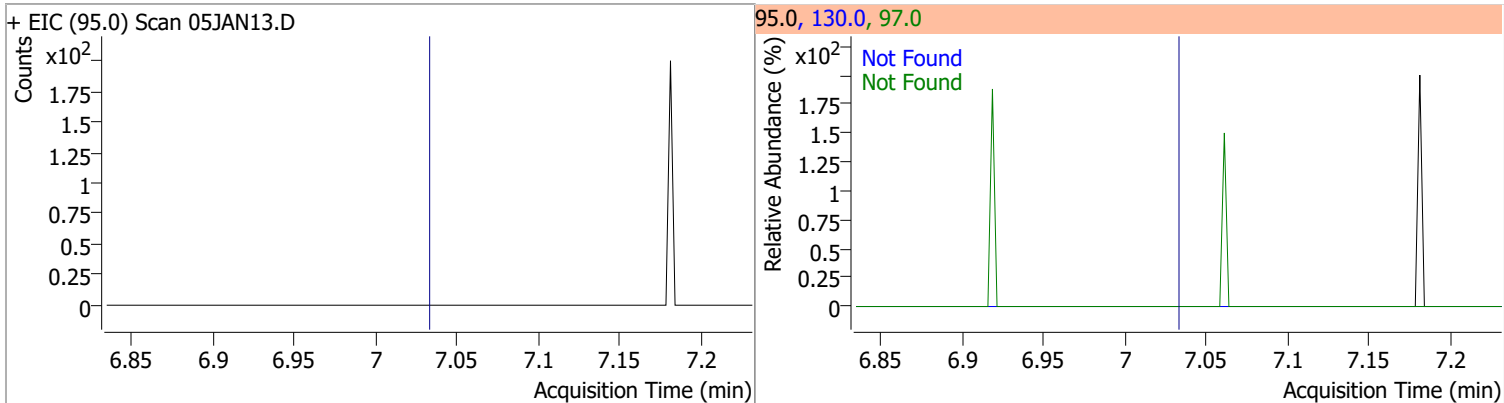
Compound	Conc.	Exp RT	QIon	Exp Ratio
Benzene	N.D.	6.28	77.0	23.5



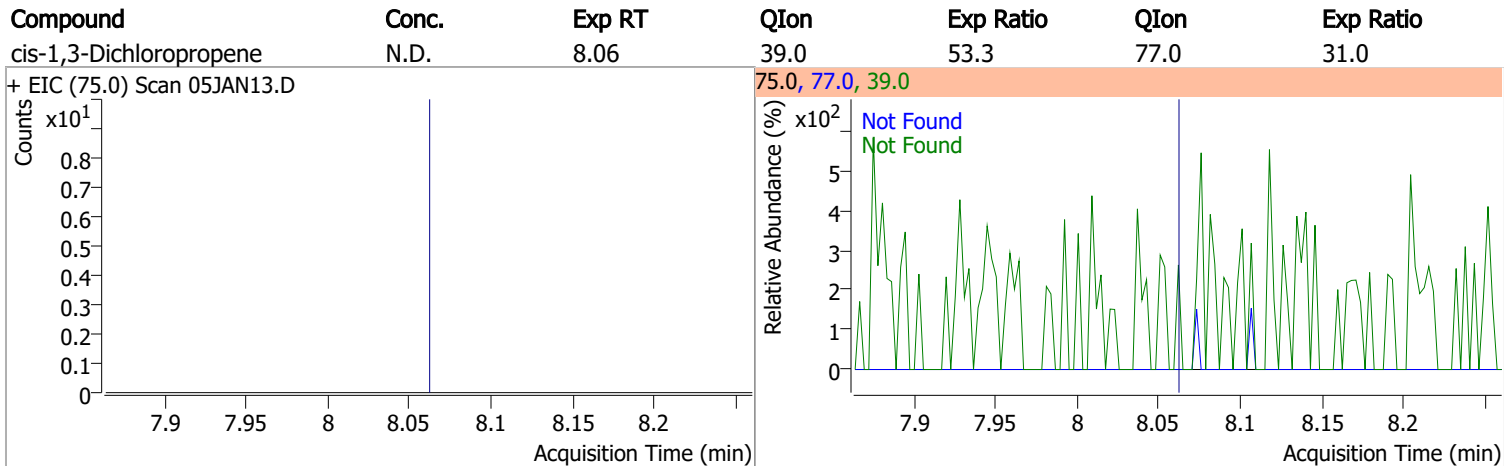
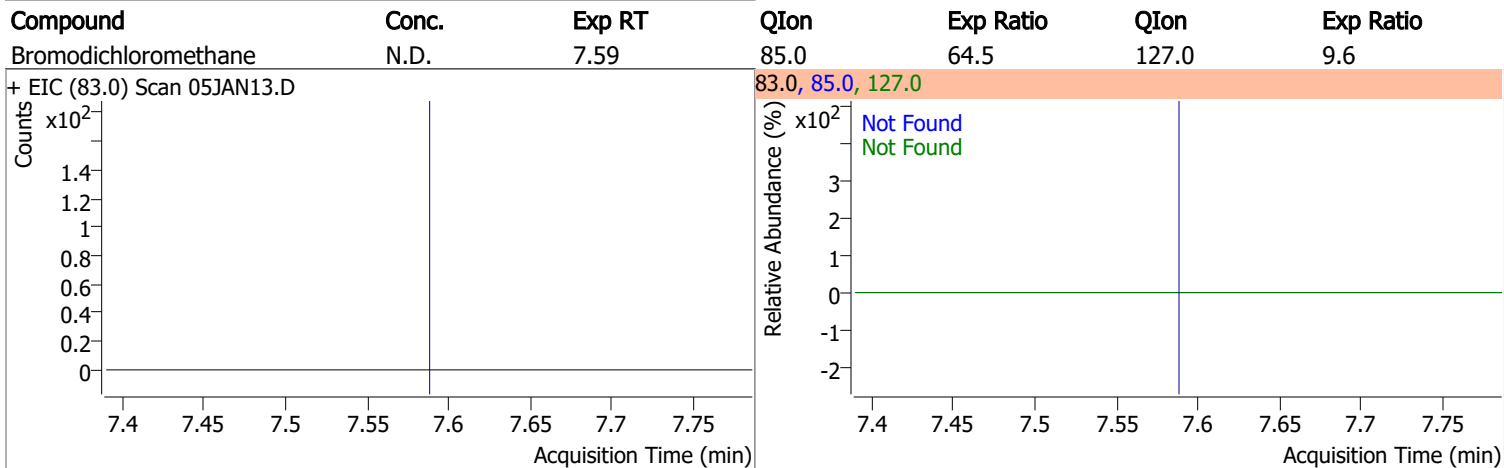
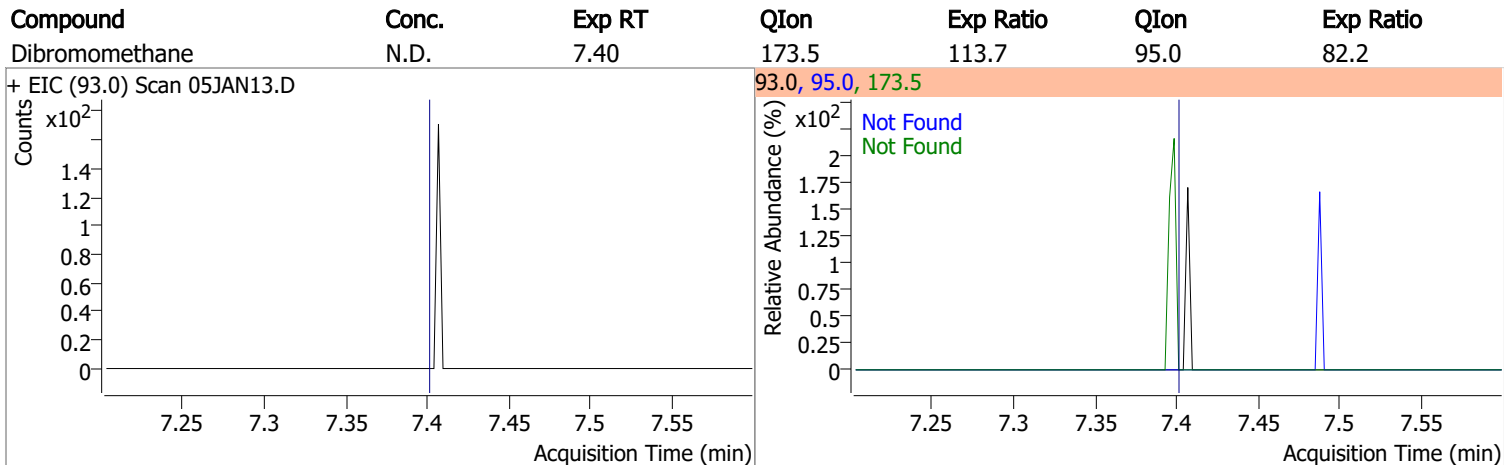
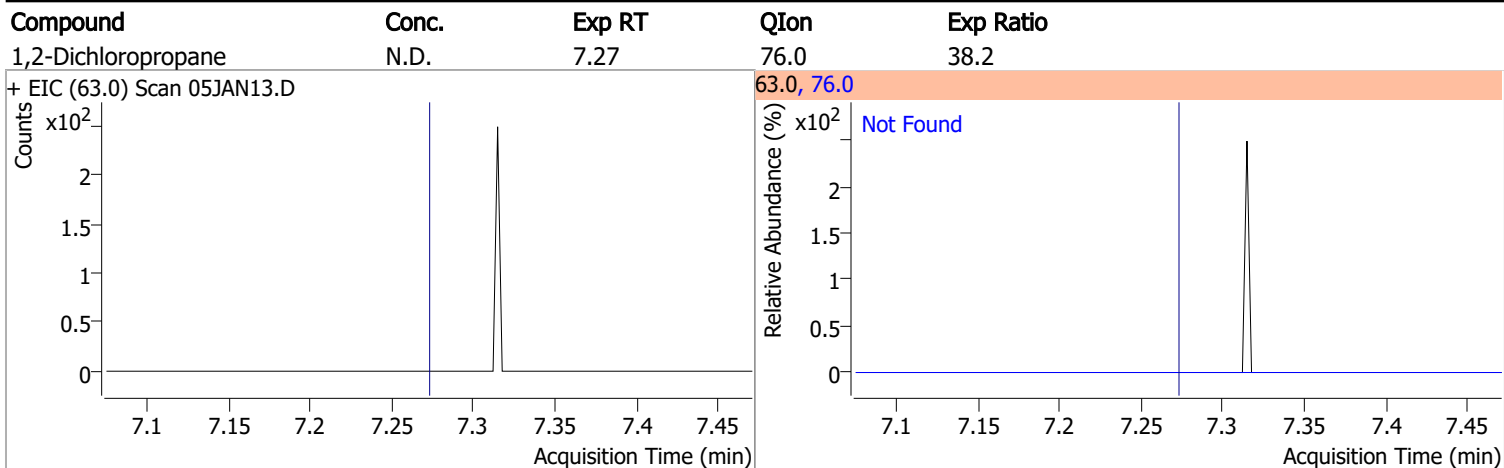
Compound	Conc.	Exp RT	QIon	Exp Ratio	QIon	Exp Ratio
1,2-Dichloroethane	N.D.	6.32	64.0	29.9	98.0	7.6



Compound	Conc.	Exp RT	QIon	Exp Ratio	QIon	Exp Ratio
Trichloroethene	N.D.	7.03	130.0	101.5	97.0	64.1

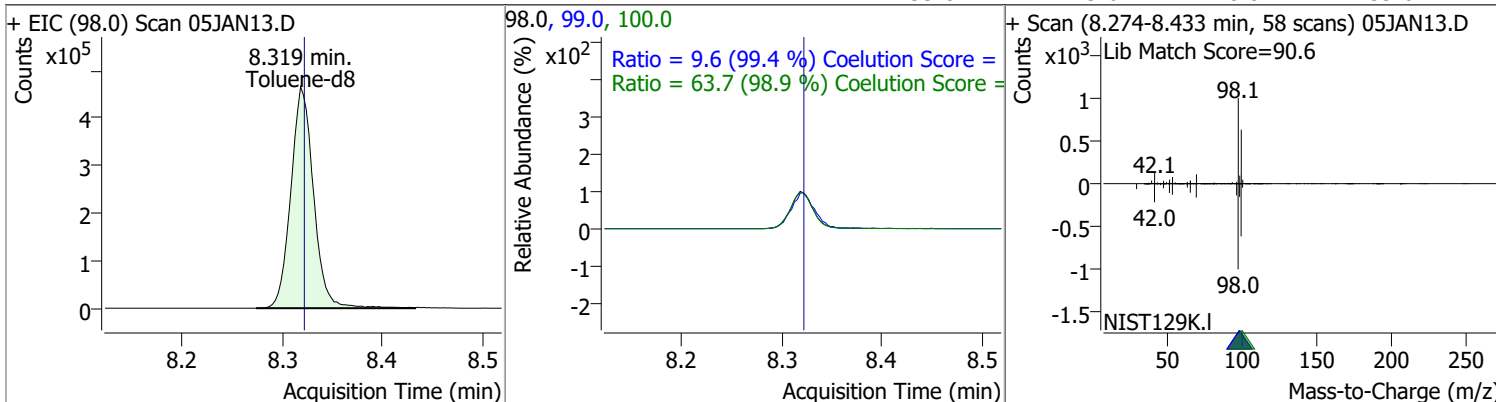


# Quantitation Results Report (QT Reviewed)

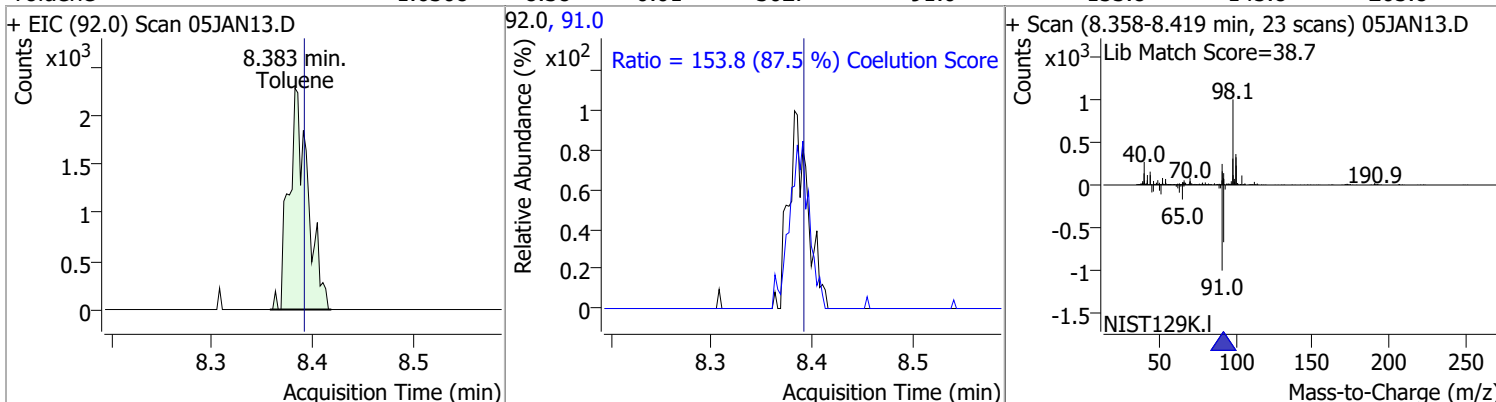


# Quantitation Results Report (QT Reviewed)

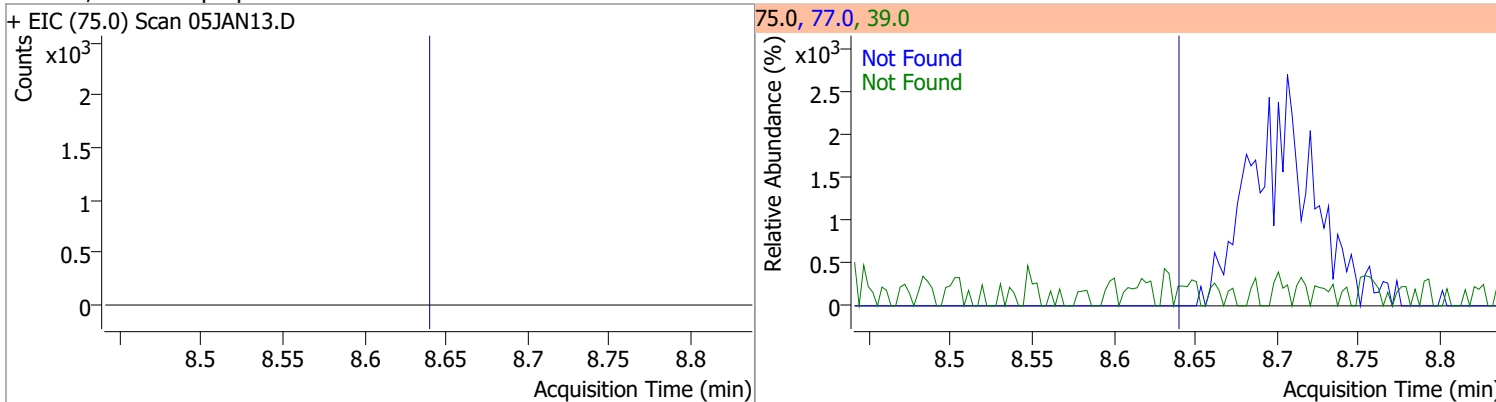
Compound	Conc.	RT	Dev(Min)	Resp.	QIon	QRatio	Lower	Upper
Toluene-d8	266.8733	8.32	0.00	733310	100.0	63.7	34.4	94.4
					99.0	9.6	0.0	39.6



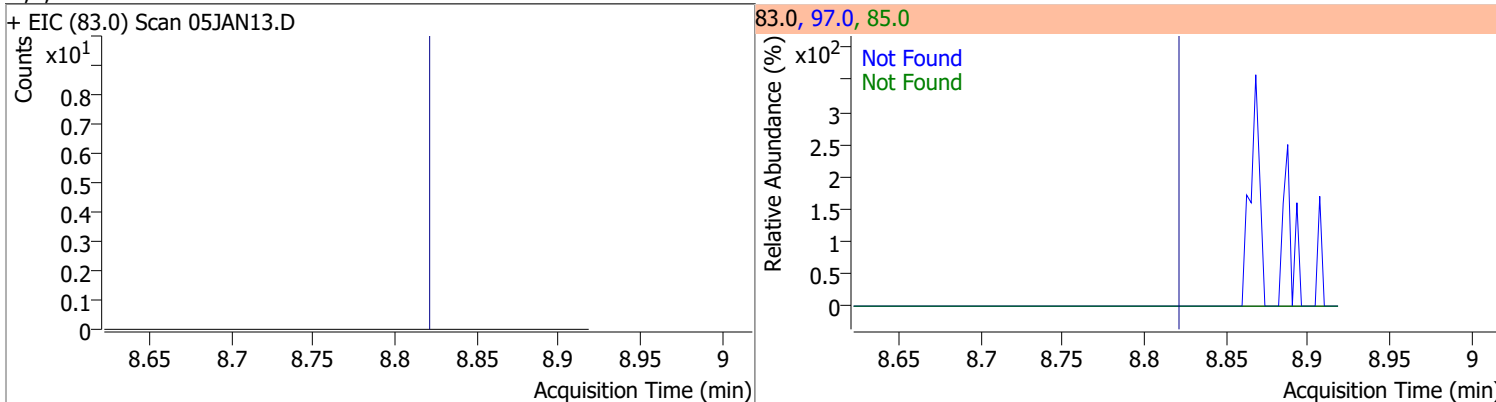
Compound	Conc.	RT	Dev(Min)	Resp.	QIon	QRatio	Lower	Upper
Toluene	1.6308	8.38	-0.01	3027	91.0	153.8	145.8	205.8



Compound	Conc.	Exp RT	QIon	Exp Ratio	QIon	Exp Ratio
trans-1,3-Dichloropropene	N.D.	8.64	39.0	53.4	77.0	32.4

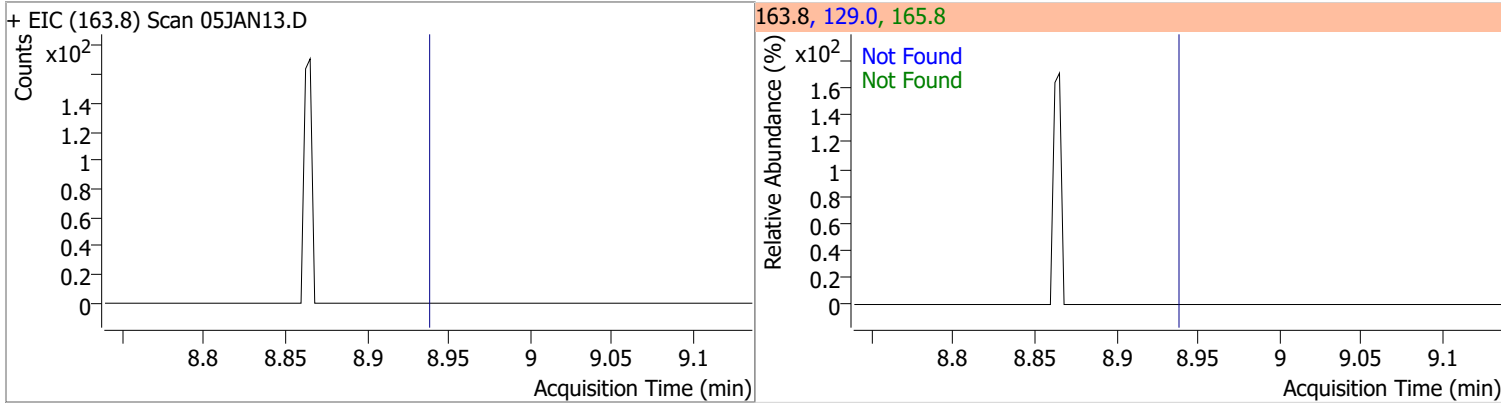


Compound	Conc.	Exp RT	QIon	Exp Ratio	QIon	Exp Ratio
1,1,2-Trichloroethane	N.D.	8.82	97.0	114.6	85.0	67.6

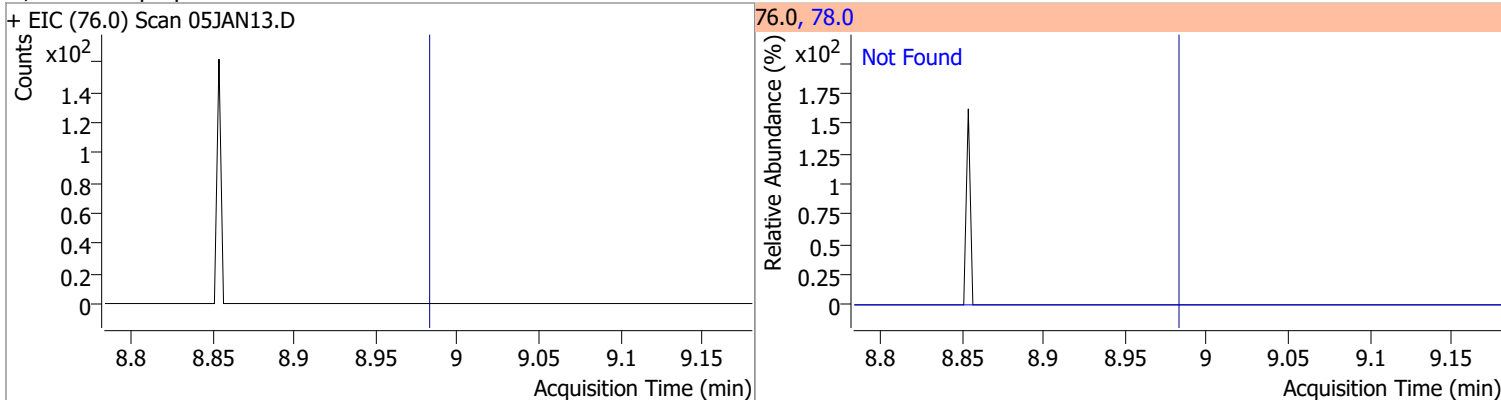


# Quantitation Results Report (QT Reviewed)

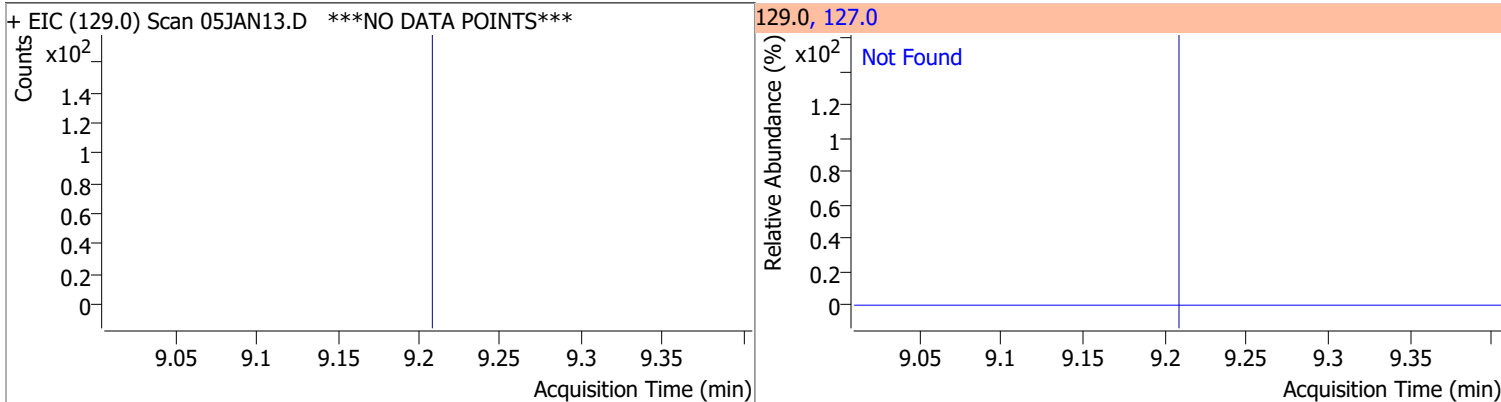
Compound	Conc.	Exp RT	QIon	Exp Ratio	QIon	Exp Ratio
Tetrachloroethene	N.D.	8.94	165.8	128.6	129.0	91.5



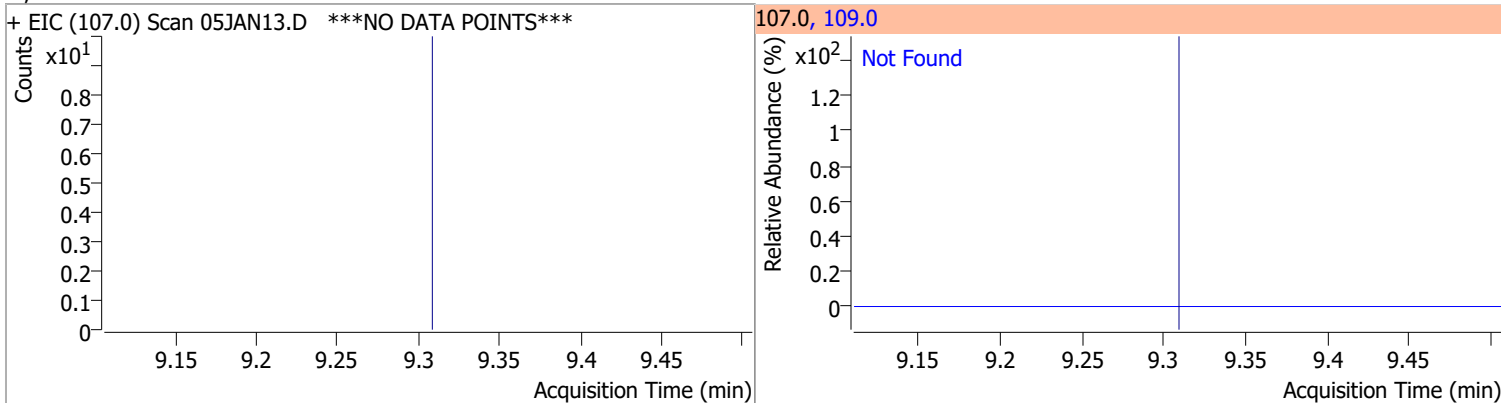
Compound	Conc.	Exp RT	QIon	Exp Ratio
1,3-Dichloropropane	N.D.	8.98	78.0	32.9



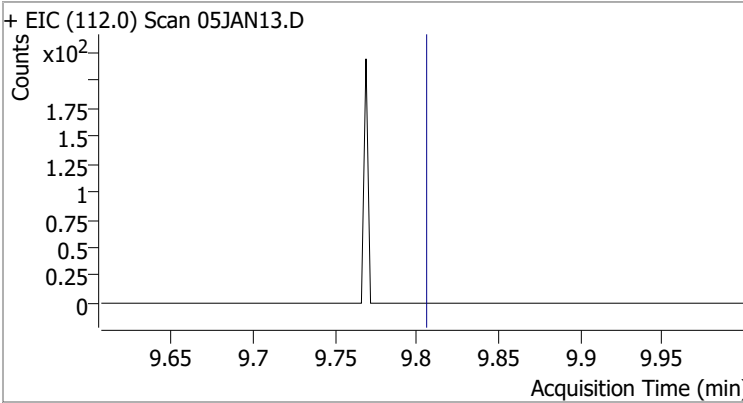
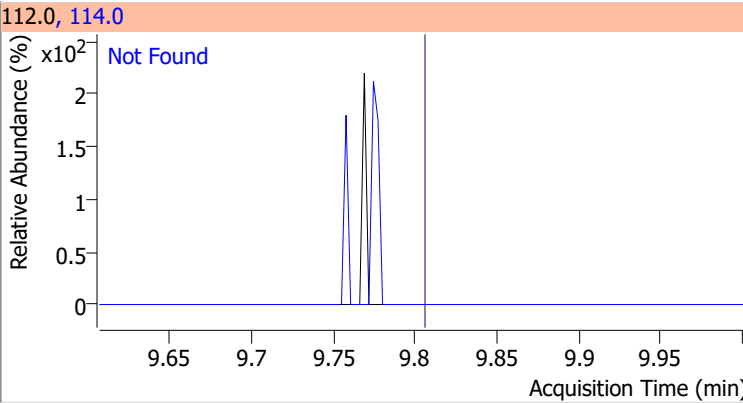
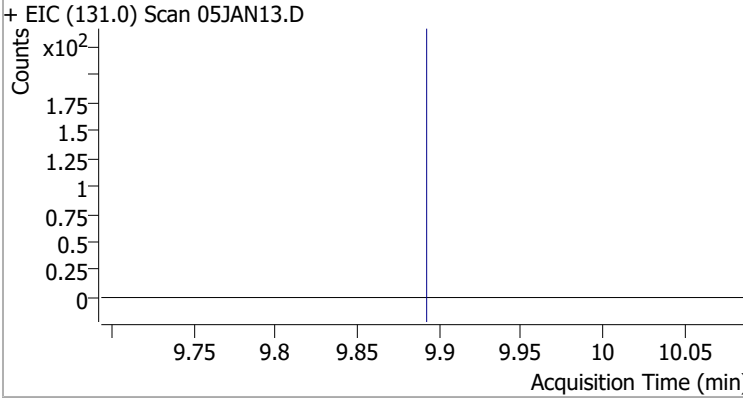
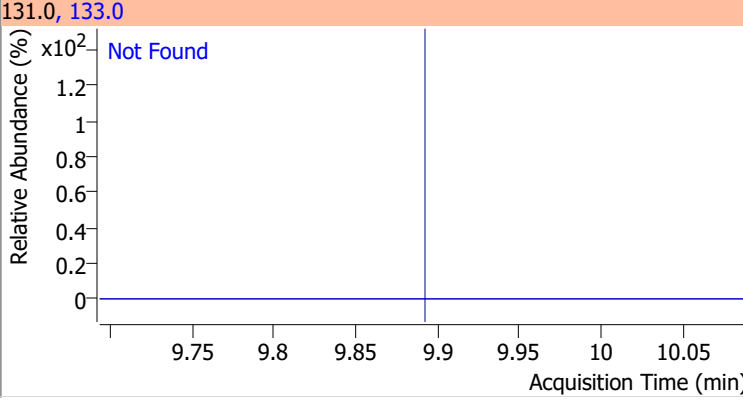
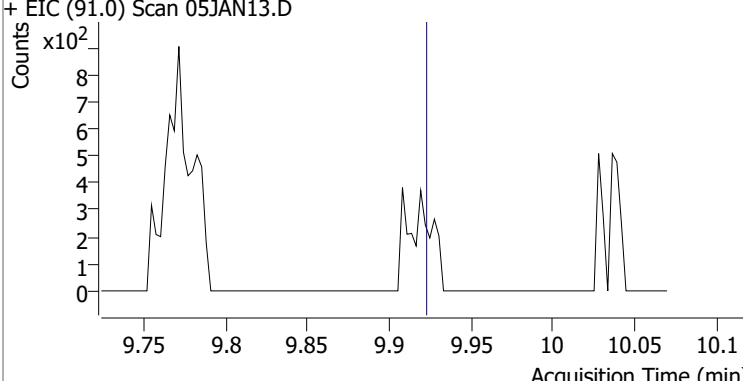
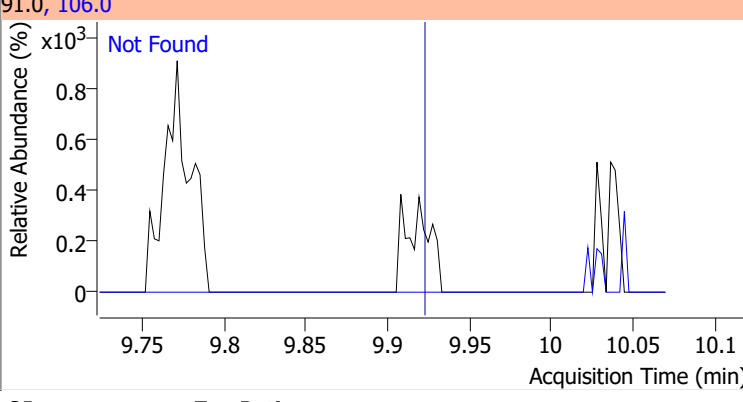
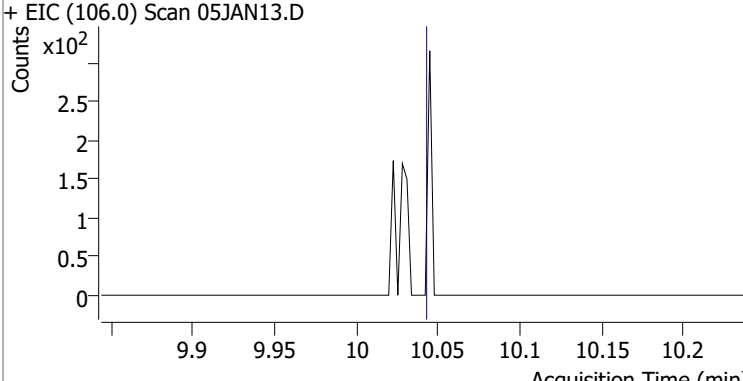
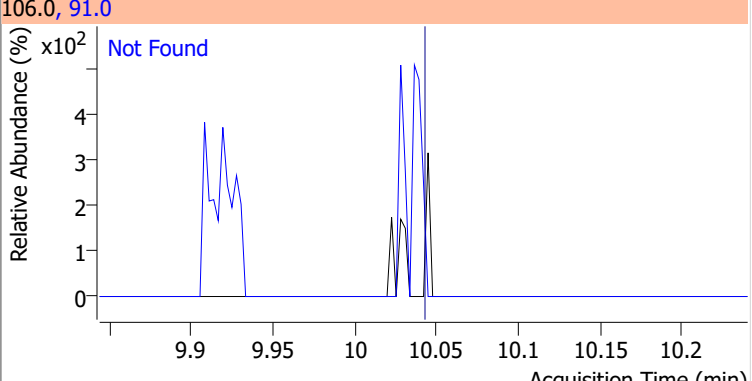
Compound	Conc.	Exp RT	QIon	Exp Ratio
Chlorodibromomethane	N.D.	9.21	127.0	78.0



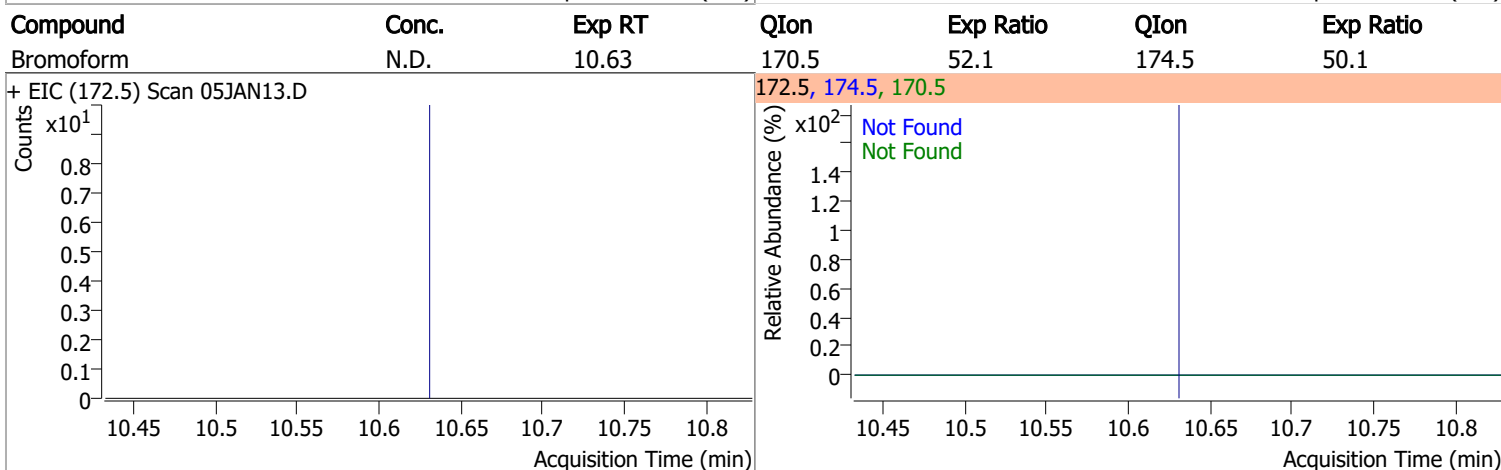
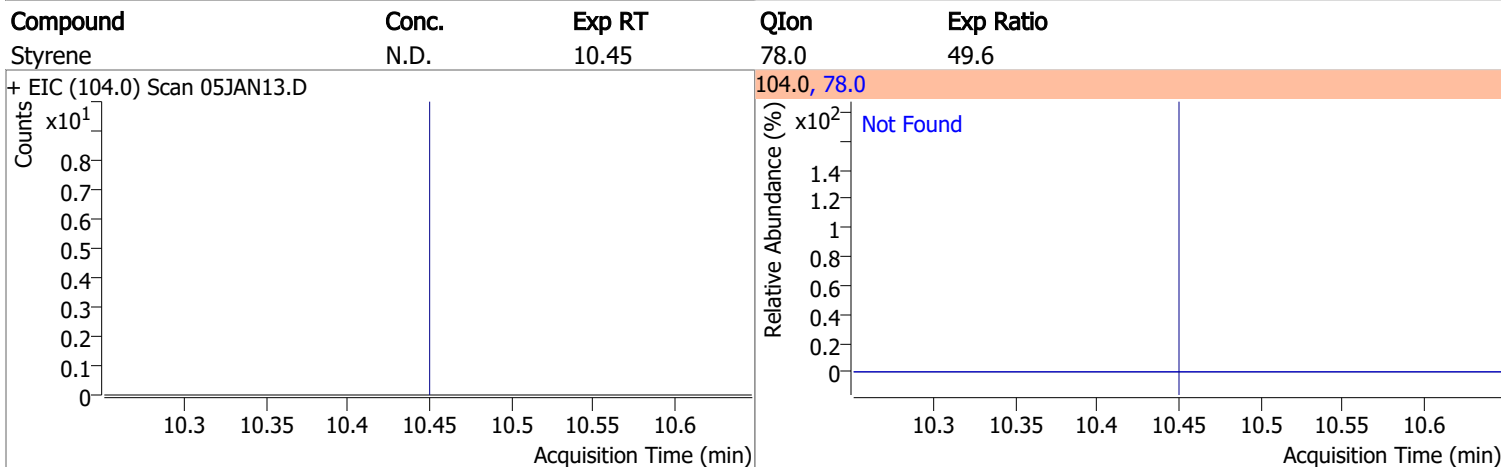
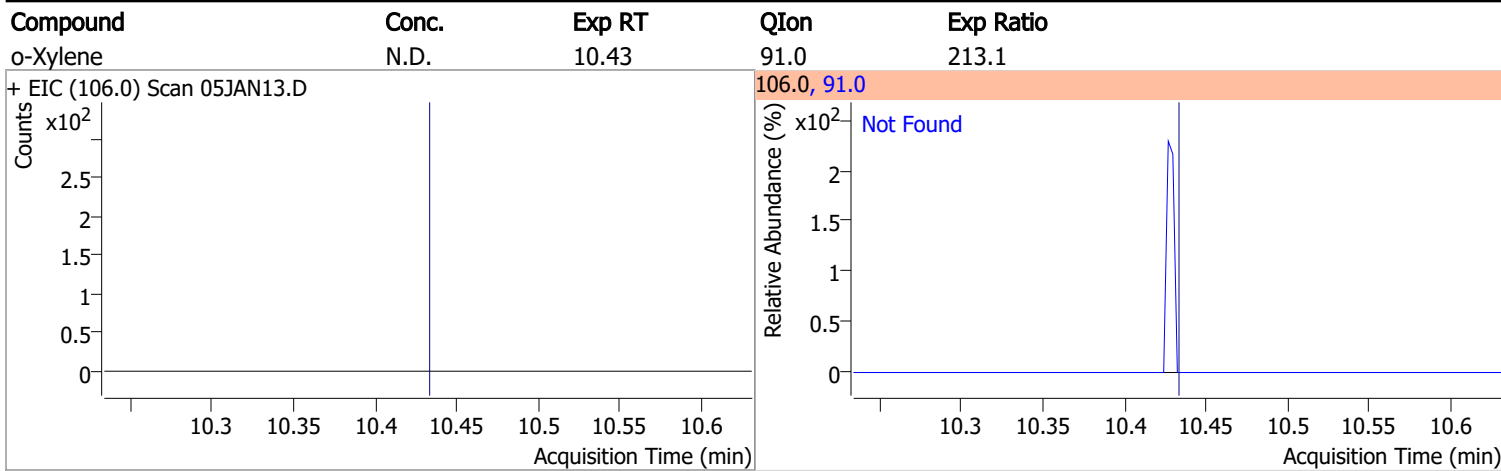
Compound	Conc.	Exp RT	QIon	Exp Ratio
1,2-Dibromoethane	N.D.	9.31	109.0	94.5



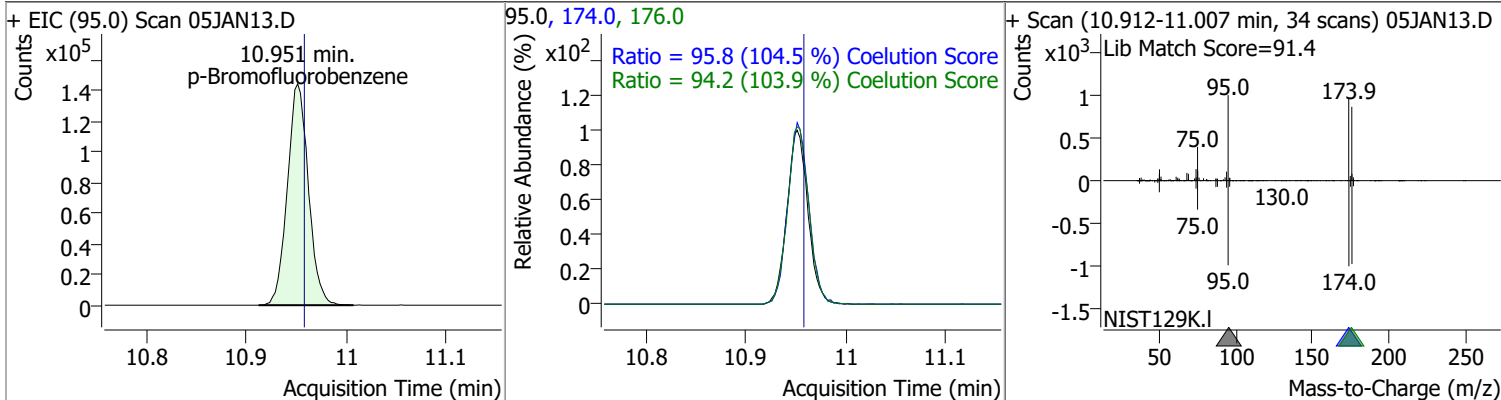
# Quantitation Results Report (QT Reviewed)

Compound	Conc.	Exp RT	QIon	Exp Ratio
Chlorobenzene	N.D.	9.80	114.0	32.1
+ EIC (112.0) Scan 05JAN13.D			112.0, 114.0	
				
1,1,1,2-Tetrachloroethane	N.D.	9.89	133.0	98.6
+ EIC (131.0) Scan 05JAN13.D			131.0, 133.0	
				
Ethylbenzene	N.D.	9.92	106.0	31.1
+ EIC (91.0) Scan 05JAN13.D			91.0, 106.0	
				
m+p-Xylenes	N.D.	10.04	91.0	201.4
+ EIC (106.0) Scan 05JAN13.D			106.0, 91.0	
				

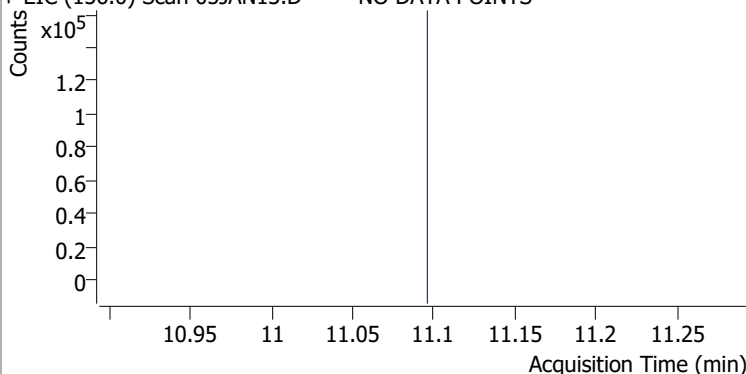
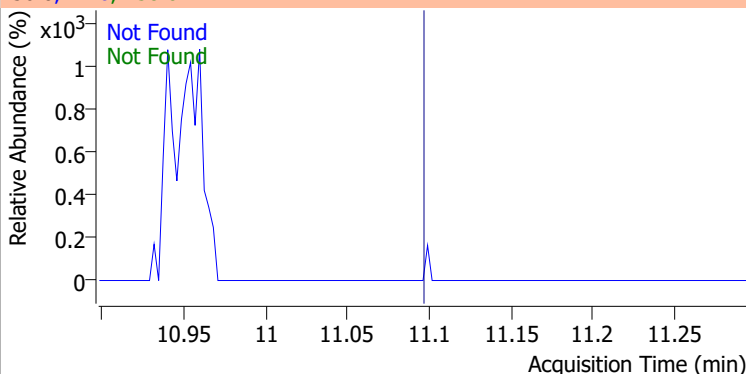
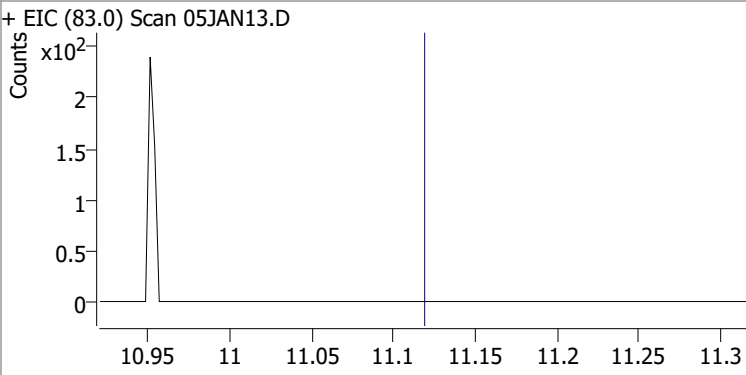
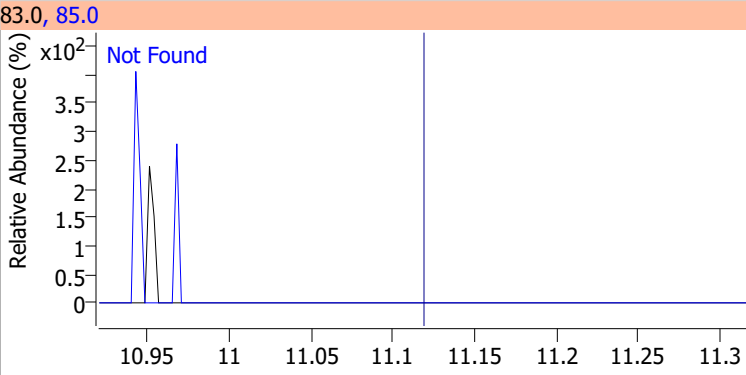
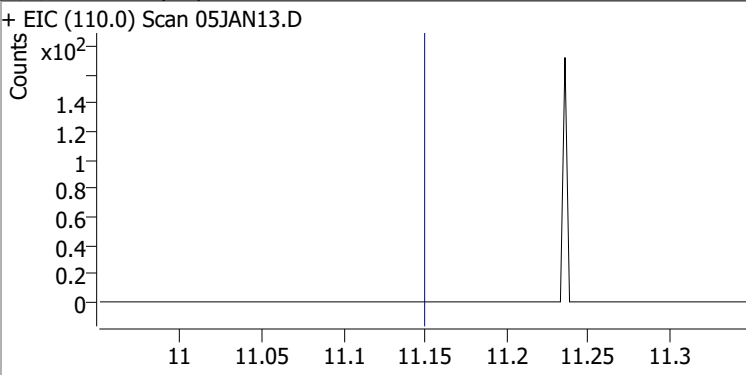
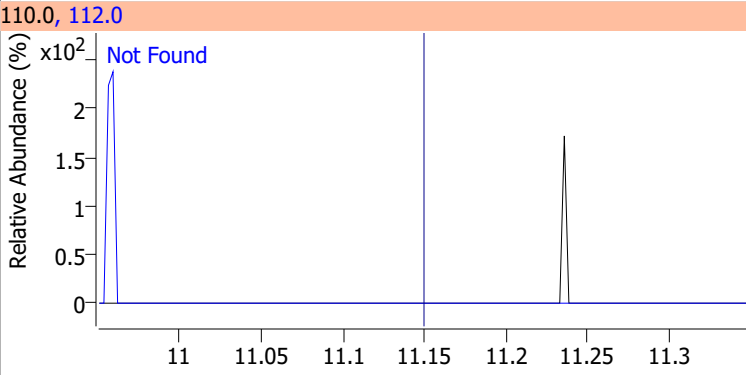
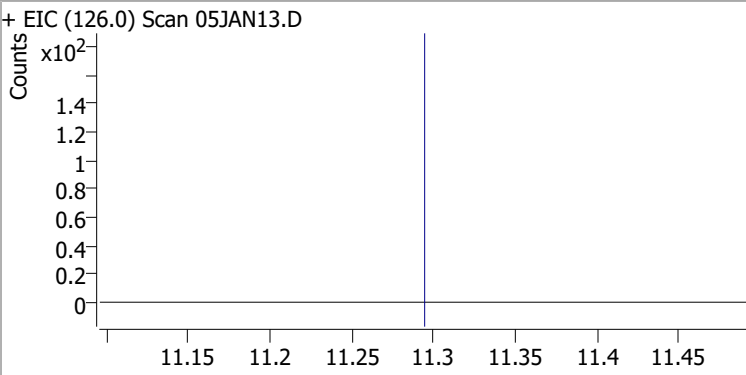
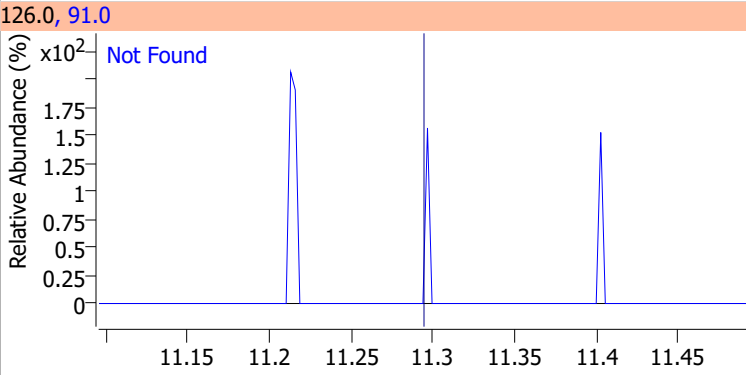
# Quantitation Results Report (QT Reviewed)



Compound	Conc.	RT	Dev(Min)	Resp.	QIon	QRatio	Lower	Upper
p-Bromofluorobenzene	265.3424	10.95	0.00	210682	174.0	95.8	61.7	121.7
					176.0	94.2	60.6	120.6

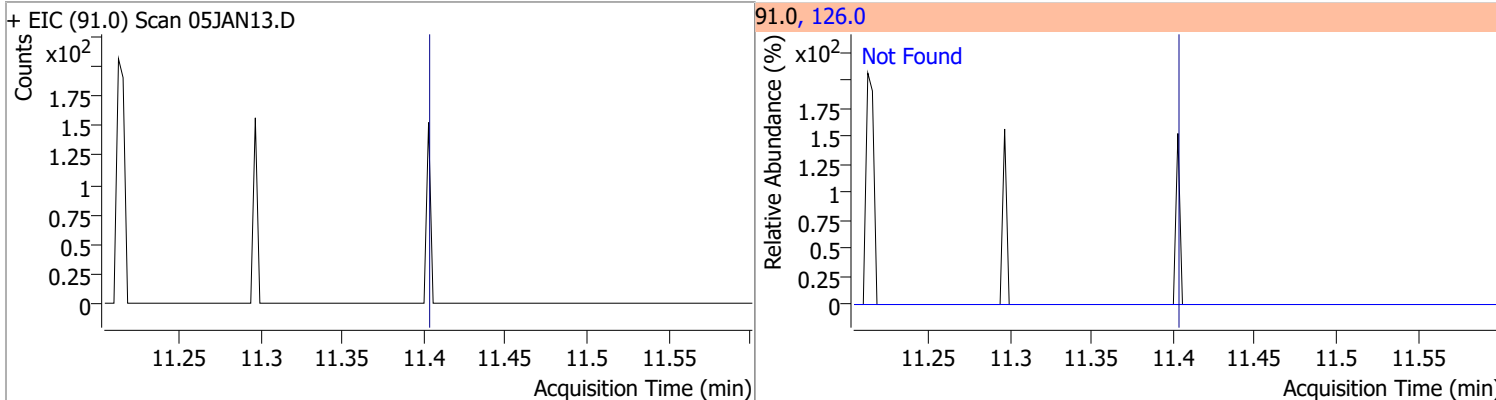


# Quantitation Results Report (QT Reviewed)

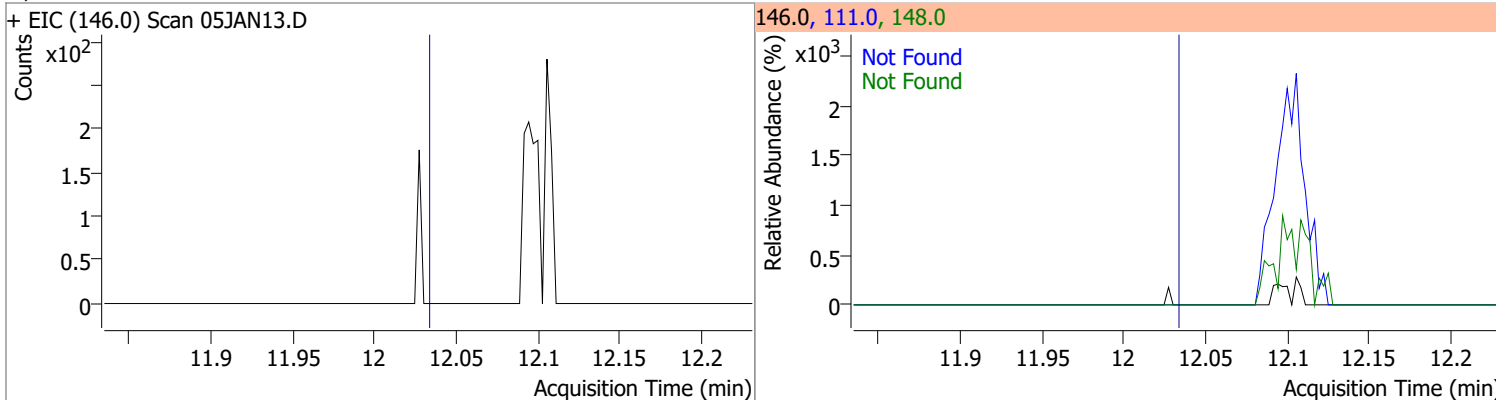
Compound	Conc.	Exp RT	QIon	Exp Ratio	QIon	Exp Ratio
Bromobenzene	N.D.	11.09	77.0	145.7	158.0	96.5
+ EIC (156.0) Scan 05JAN13.D ***NO DATA POINTS***			156.0, 77.0, 158.0			
						
1,1,2,2-Tetrachloroethane	N.D.	11.12	85.0	66.2		
+ EIC (83.0) Scan 05JAN13.D			83.0, 85.0			
						
1,2,3-Trichloropropane	N.D.	11.15	112.0	63.5		
+ EIC (110.0) Scan 05JAN13.D			110.0, 112.0			
						
2-Chlorotoluene	N.D.	11.29	91.0	282.3		
+ EIC (126.0) Scan 05JAN13.D			126.0, 91.0			
						

# Quantitation Results Report (QT Reviewed)

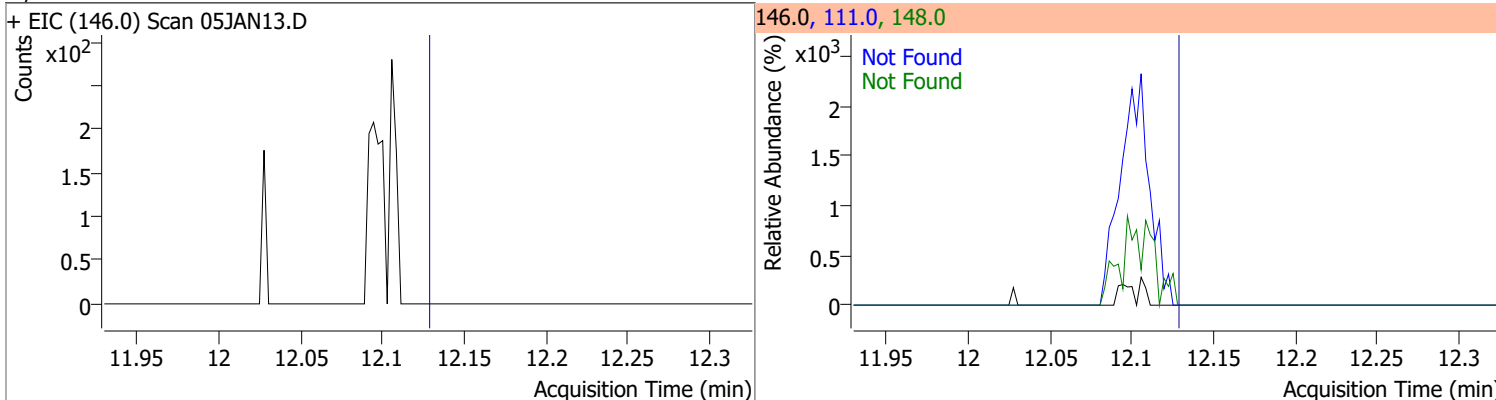
Compound	Conc.	Exp RT	QIon	Exp Ratio
4-Chlorotoluene	N.D.	11.40	126.0	31.7



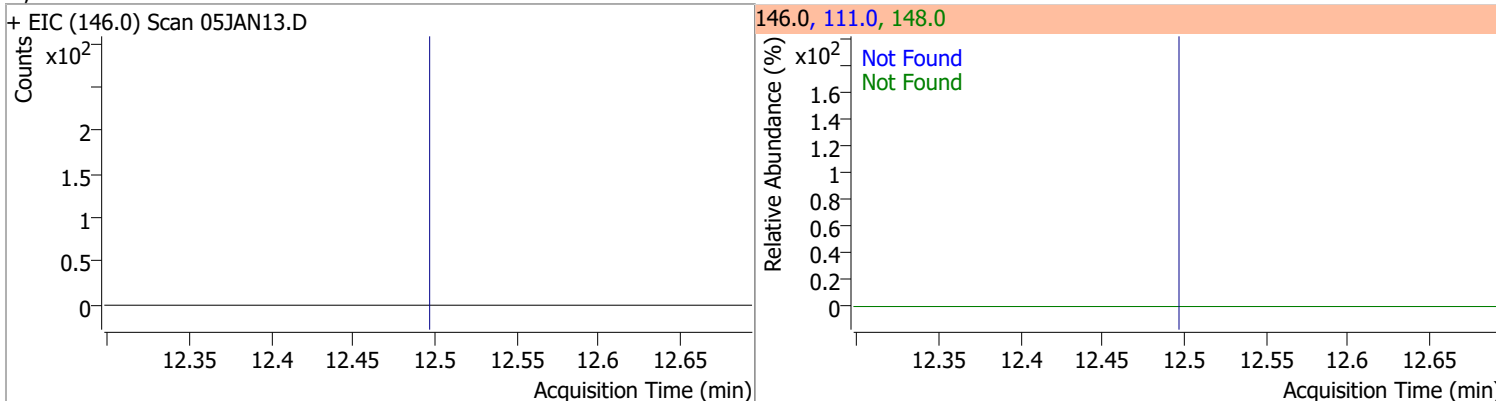
Compound	Conc.	Exp RT	QIon	Exp Ratio	QIon	Exp Ratio
1,3-Dichlorobenzene	N.D.	12.03	148.0	63.6	111.0	39.8



Compound	Conc.	Exp RT	QIon	Exp Ratio	QIon	Exp Ratio
1,4-Dichlorobenzene	N.D.	12.13	148.0	63.1	111.0	39.1



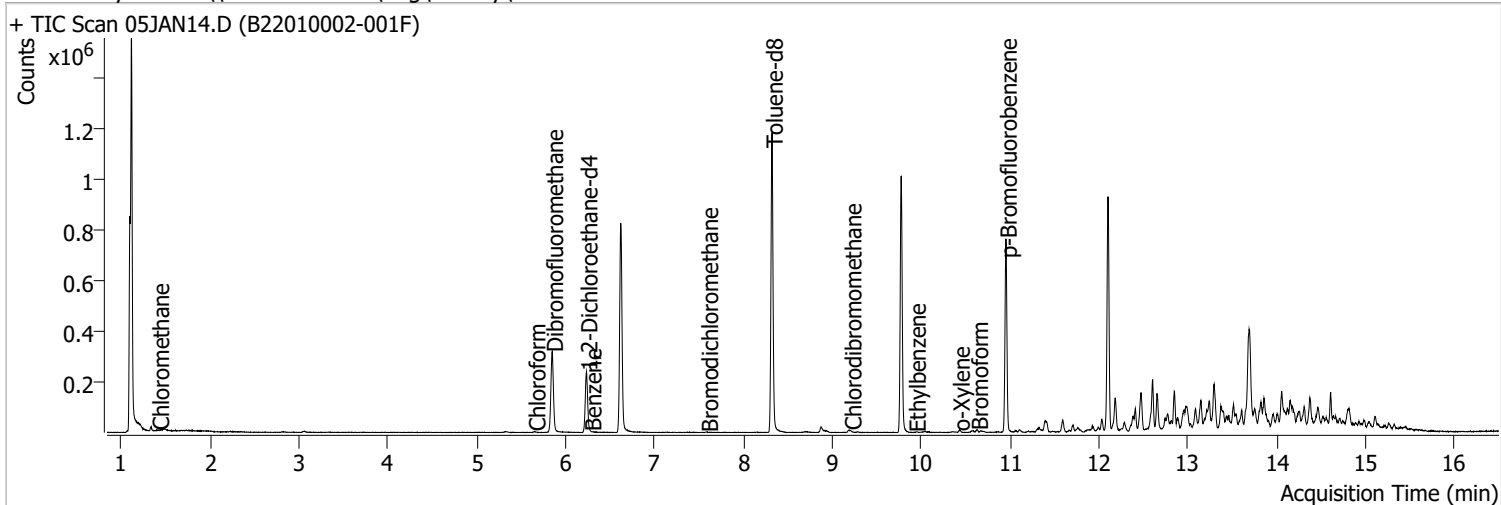
Compound	Conc.	Exp RT	QIon	Exp Ratio	QIon	Exp Ratio
1,2-Dichlorobenzene	N.D.	12.49	148.0	63.9	111.0	41.0





# Quantitation Results Report (QT Reviewed)

Data File	05JAN14.D	Operator	MSC
Acq. Method	5975CACQF.M	Acq. Date-Time	1/5/2022 4:00:32 PM
Sample Name	B22010002-001F	Instrument	VOA5975C
Vial	14	Multiplier	1.00
DA Method File	VOA5975C_8260B_SHT_DoD_L4_010422.m	Comment	
Tune File	BFB_Atune3.u	Tune Date	10/11/2021 4:02:00 PM
Batch Name	VG010522_8260B.batch.bin	Last Calib Update	2/28/2022 2:48:47 PM
Ref Library	\\MASSHUNTER\Org\Library\NIST129K.l		



Compound	RT	QIon	Resp.	Conc.	Units	Dev(Min)
<b>Internal Standards</b>						
M Fluorobenzene	6.618	96.0	708497	250.0000	ng	-0.006
M Chlorobenzene-d5	9.772	82.0	279384	250.0000	ng	0.000
M 1,4-Dichlorobenzene-d4	12.100	152.0	224639	250.0000	ng	0.000
<b>System Monitoring Compounds</b>						
S Dibromofluoromethane	5.845	113.0	185929	278.5553	ng	0.000
Spiked Amount: 250.000	Range: 80.0 - 119.0%			Recovery = 111.42%		
S 1,2-Dichloroethane-d4	6.233	67.0	85127	295.2707	ng	0.000
Spiked Amount: 250.000	Range: 81.0 - 118.0%			Recovery = 118.11% *		
S Toluene-d8	8.319	98.0	711005	264.0896	ng	0.000
Spiked Amount: 250.000	Range: 89.0 - 112.0%			Recovery = 105.64%		
S p-Bromofluorobenzene	10.951	95.0	217356	264.1124	ng	-0.003
Spiked Amount: 250.000	Range: 85.0 - 114.0%			Recovery = 105.64%		
<b>Target Compounds</b>						
T Dichlorodifluoromethane	0.000		0	N.D.		QValue
T Chloromethane	1.414	50.0	612	0.5433	ng m	87
T Vinyl chloride	0.000		0	N.D.		
T Bromomethane	0.000		0	N.D.		
T Chloroethane	0.000		0	N.D.		
T Trichlorofluoromethane	0.000		0	N.D.		
T 1,1-Dichloroethene	0.000		0	N.D.		
T Methylene chloride	3.336	49.0	0		ng md	1
T trans-1,2-Dichloroethene	0.000		0	N.D.		
T Methyl tert-butyl ether (MTBE)	0.000		0	N.D.		
T 1,1-Dichloroethane	0.000		0	N.D.		
T 2,2-Dichloropropane	0.000		0	N.D.		
T cis-1,2-Dichloroethene	0.000		0	N.D.		
T Methyl ethyl ketone	0.000		0	N.D.		
T Bromochloromethane	0.000		0	N.D.		
T Chloroform	5.647	83.0	2570	1.9054	ng m	96

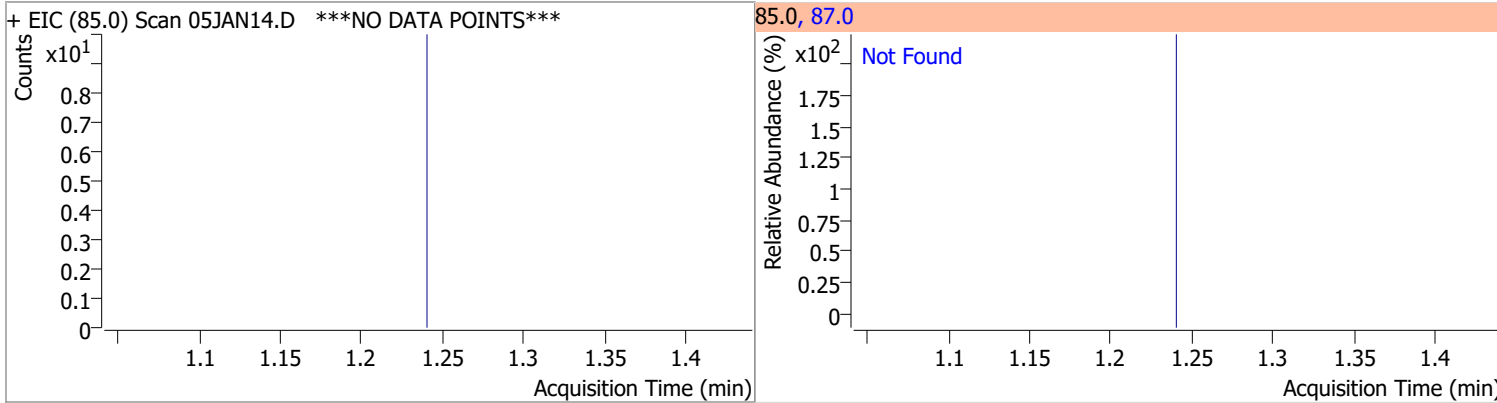
# Quantitation Results Report (QT Reviewed)

Compound	RT	QIon	Resp.	Conc.	Units		Dev(Min)
T 1,1,1-Trichloroethane	0.000		0	N.D.			
T Carbon tetrachloride	0.000		0	N.D.			
T 1,1-Dichloropropene	0.000		0	N.D.			
T Benzene	6.278	78.0	357	0.1266	ng	m	90
T 1,2-Dichloroethane	0.000		0	N.D.			
T Trichloroethene	0.000		0	N.D.			
T 1,2-Dichloropropane	0.000		0	N.D.			
T Dibromomethane	0.000		0	N.D.			
T Bromodichloromethane	7.591	83.0	1414	1.6353	ng	m	89
T cis-1,3-Dichloropropene	0.000		0	N.D.			
T Toluene	8.386	92.0	0		ng	md	1
T trans-1,3-Dichloropropene	0.000		0	N.D.			
T 1,1,2-Trichloroethane	0.000		0	N.D.			
T Tetrachloroethene	0.000		0	N.D.			
T 1,3-Dichloropropane	0.000		0	N.D.			
T Chlorodibromomethane	9.203	129.0	3282	5.7950	ng	m	94
T 1,2-Dibromoethane	0.000		0	N.D.			
T Chlorobenzene	0.000		0	N.D.			
T 1,1,1,2-Tetrachloroethane	0.000		0	N.D.			
T Ethylbenzene	9.928	91.0	333	0.0965	ng	m	74
T m+p-Xylenes	10.039	106.0	0		ng	md	1
T o-Xylene	10.421	106.0	2546	2.1312	ng		88
T Styrene	0.000		0	N.D.			
T Bromoform	10.628	172.5	4757	16.5483	ng		95
T Bromobenzene	0.000		0	N.D.			
T 1,1,2,2-Tetrachloroethane	0.000		0	N.D.			
T 1,2,3-Trichloropropane	0.000		0	N.D.			
T 2-Chlorotoluene	0.000		0	N.D.			
T 4-Chlorotoluene	11.392	91.0	0		ng	md	1
T 1,3-Dichlorobenzene	0.000		0	N.D.			
T 1,4-Dichlorobenzene	0.000		0	N.D.			
T 1,2-Dichlorobenzene	0.000		0	N.D.			

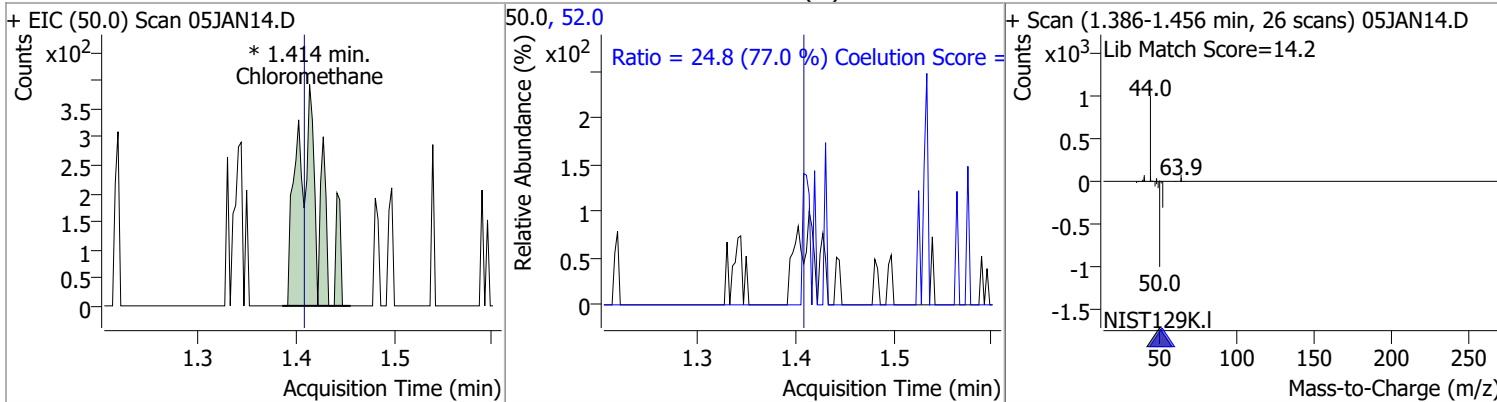
(#) = Qualifier Out of Range; (m) = Manual Integration; (+) = Area Summed; (\*) = Surrogate Percent Recovery Out of Range; (d): Zeroed Peak

# Quantitation Results Report (QT Reviewed)

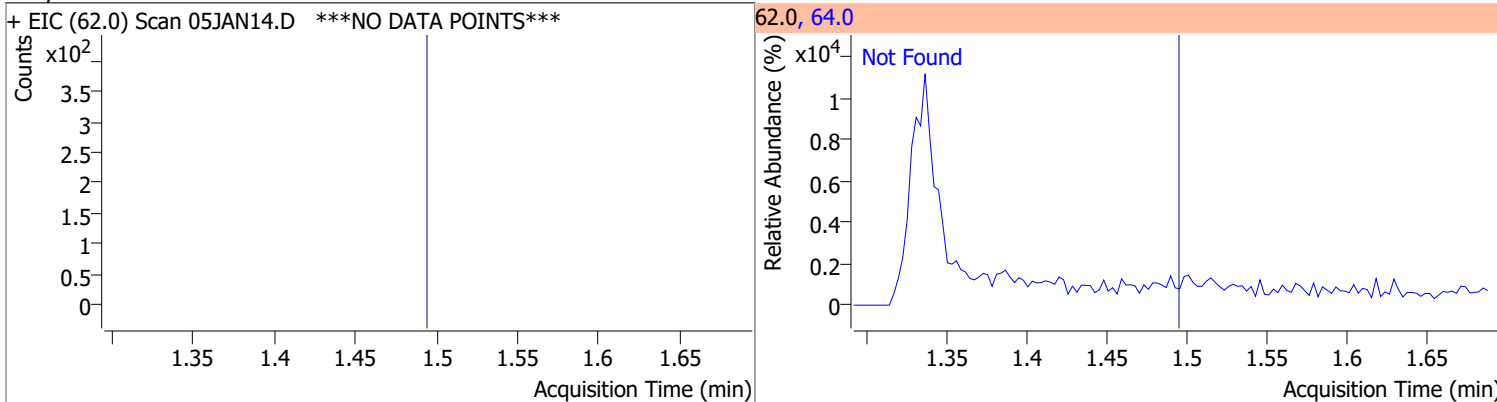
Compound	Conc.	Exp RT	QIon	Exp Ratio
Dichlorodifluoromethane	N.D.	1.24	87.0	32.3



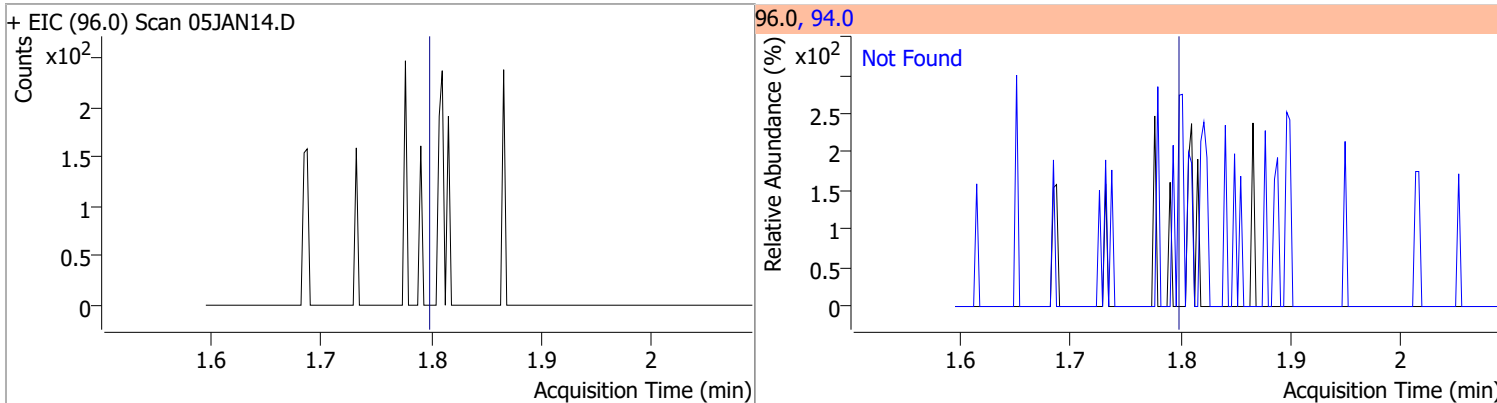
Compound	Conc.	RT	Dev(Min)	Resp.	QIon	QRatio	Lower	Upper
Chloromethane	0.5433	1.41	0.01	612 (m)	52.0	24.8	2.1	62.1



Compound	Conc.	Exp RT	QIon	Exp Ratio
Vinyl chloride	N.D.	1.50	64.0	29.9

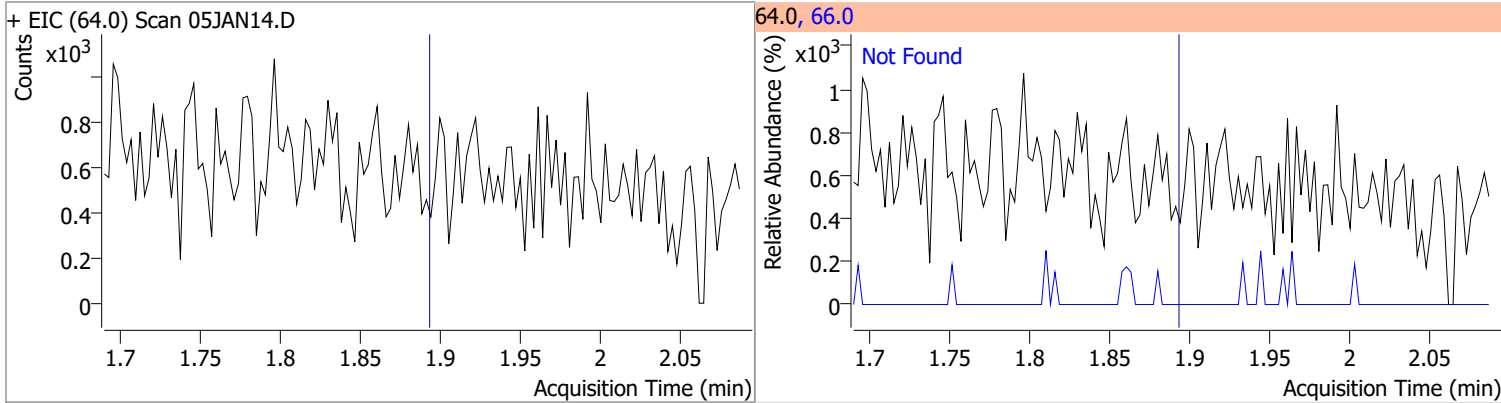


Compound	Conc.	Exp RT	QIon	Exp Ratio
Bromomethane	N.D.	1.80	94.0	104.6

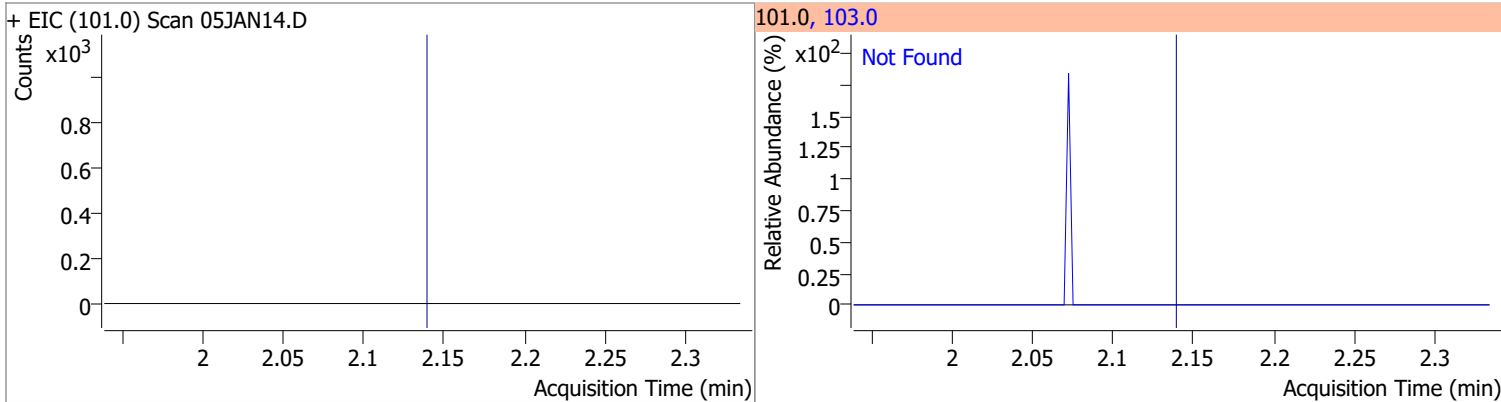


# Quantitation Results Report (QT Reviewed)

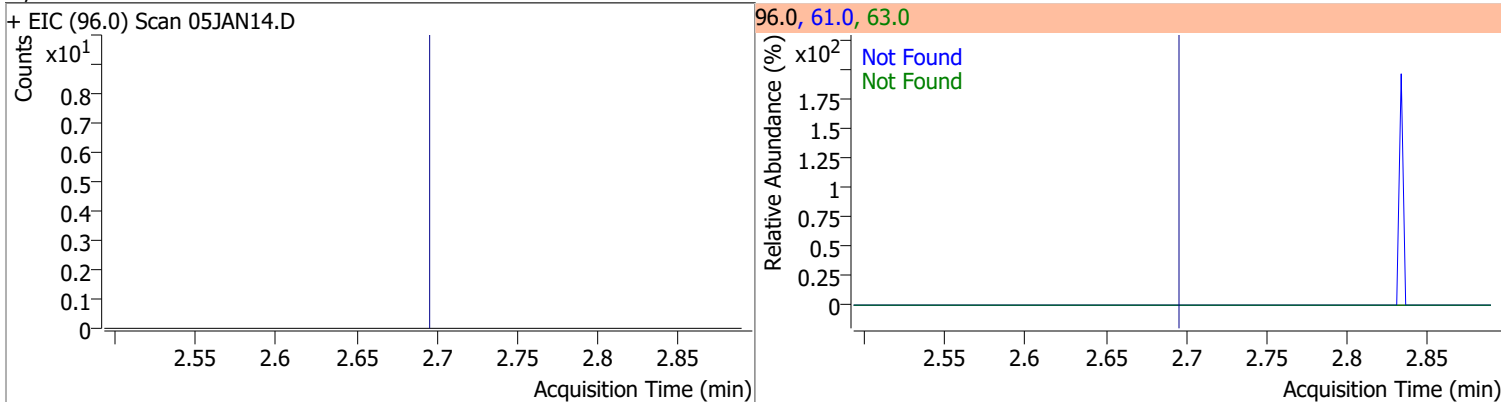
Compound	Conc.	Exp RT	QIon	Exp Ratio
Chloroethane	N.D.	1.89	66.0	30.1



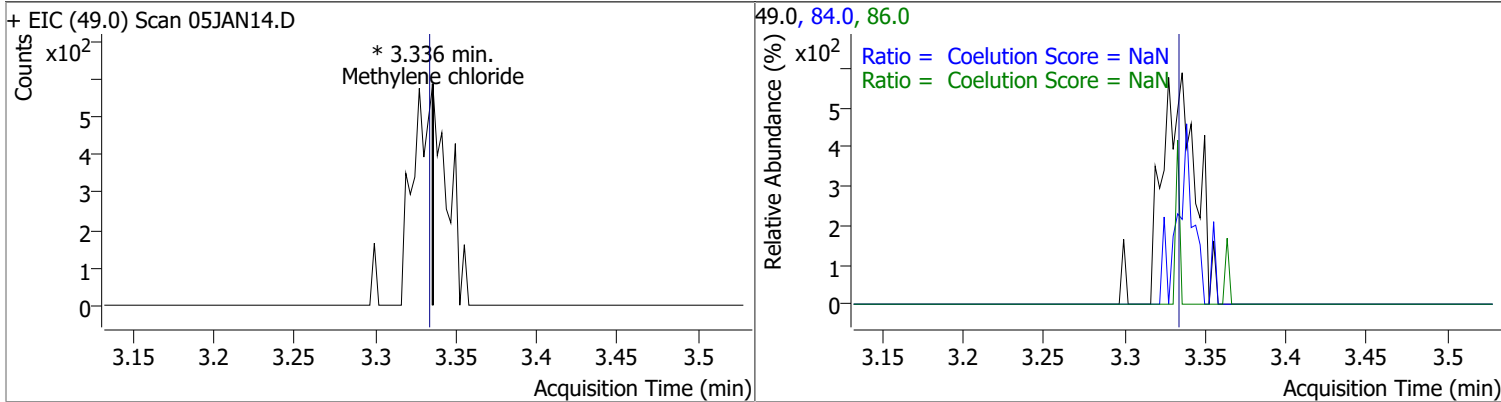
Compound	Conc.	Exp RT	QIon	Exp Ratio
Trichlorofluoromethane	N.D.	2.14	103.0	64.2



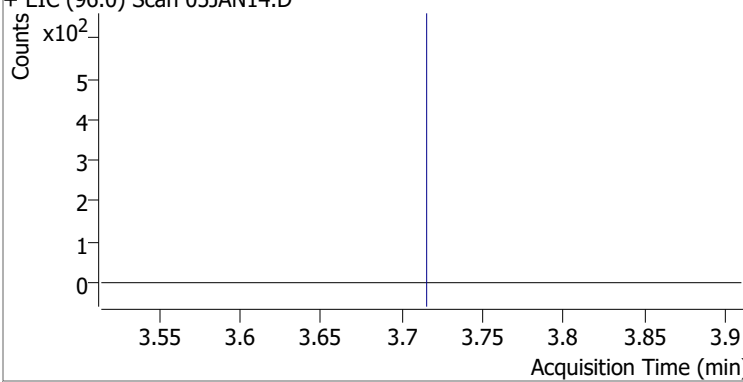
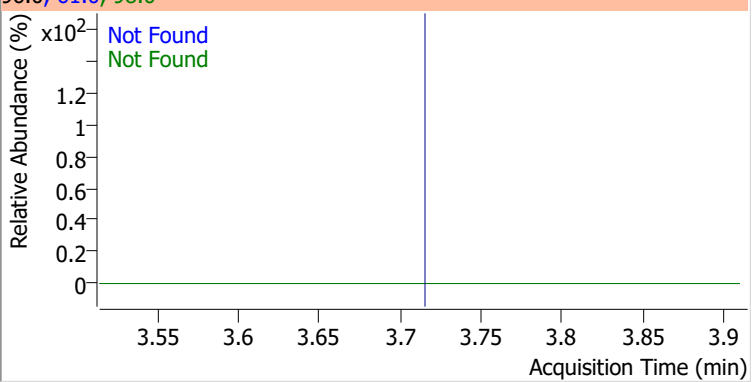
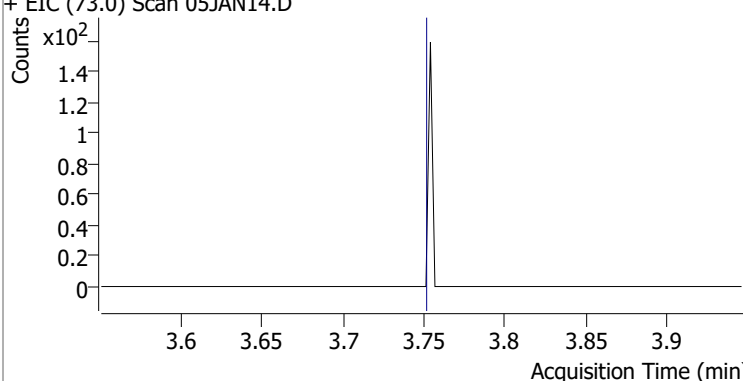
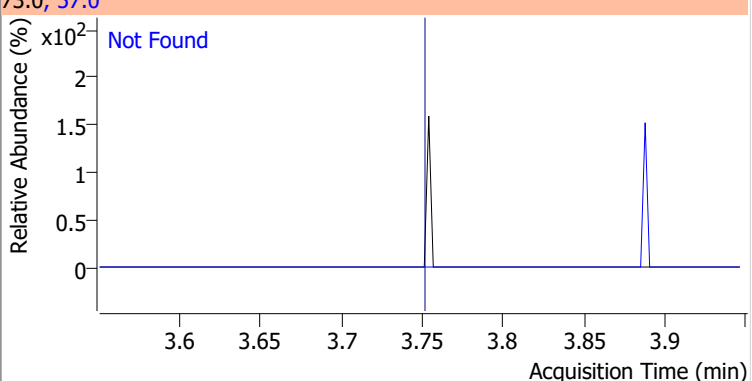
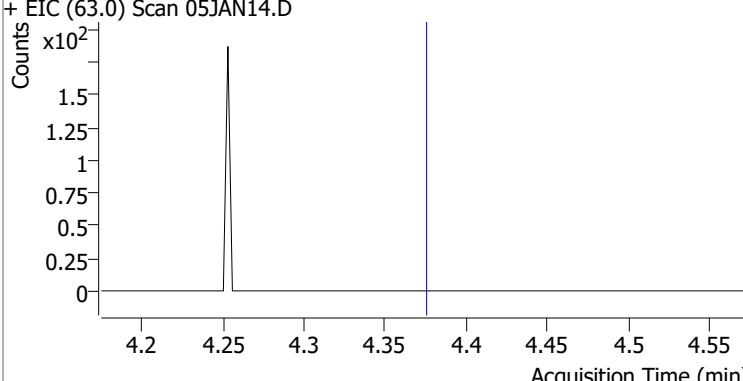
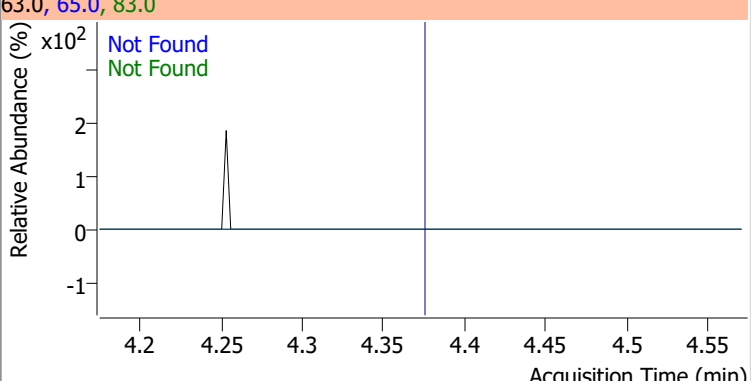
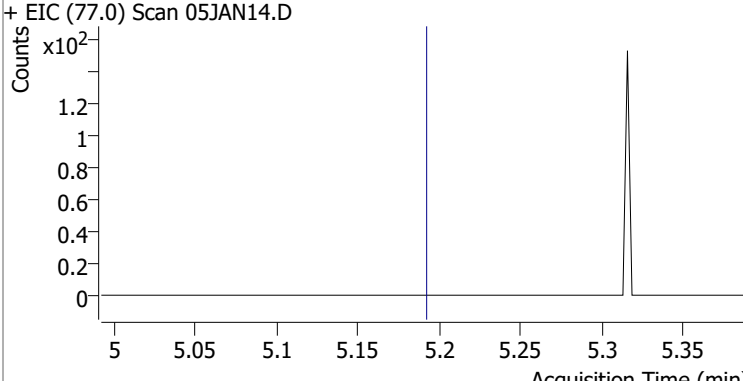
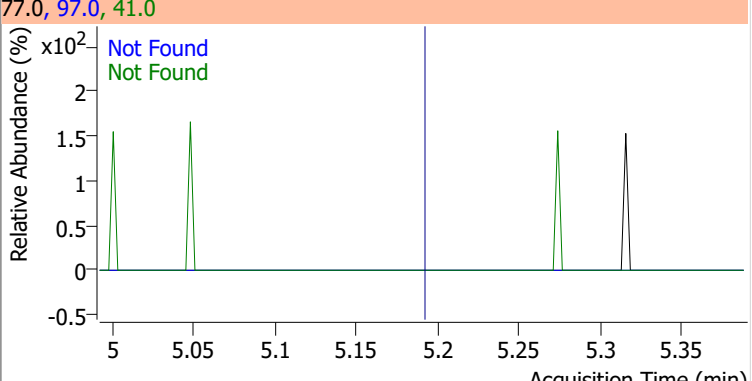
Compound	Conc.	Exp RT	QIon	Exp Ratio	QIon	Exp Ratio
1,1-Dichloroethene	N.D.	2.70	61.0	180.3	63.0	56.7



Compound	Conc.	RT	Dev(Min)	Resp.	QIon	QRatio	Lower	Upper
Methylene chloride		0		0	84.0		36.9	96.9
					86.0		14.3	74.3

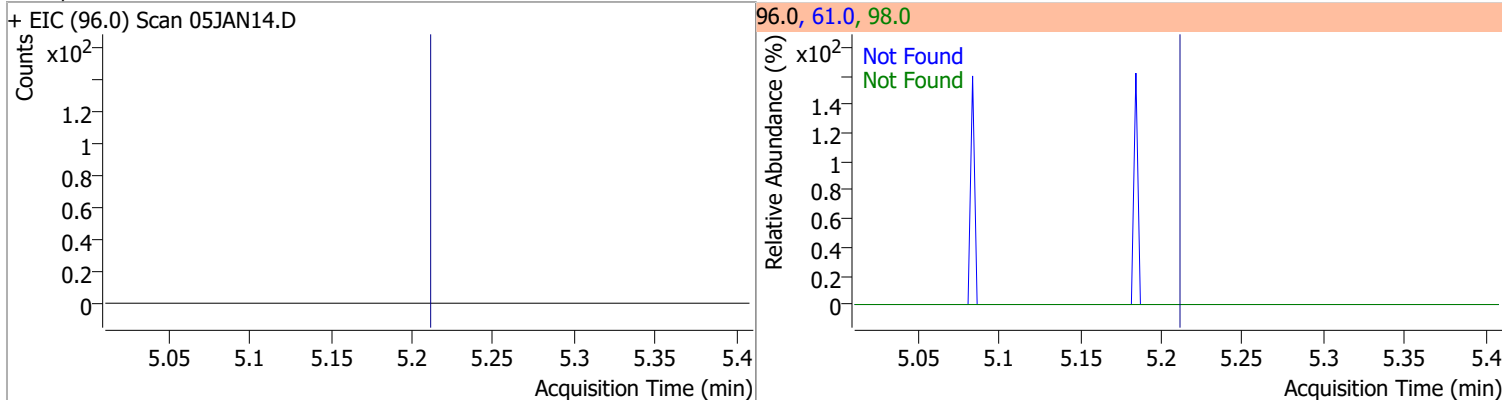


# Quantitation Results Report (QT Reviewed)

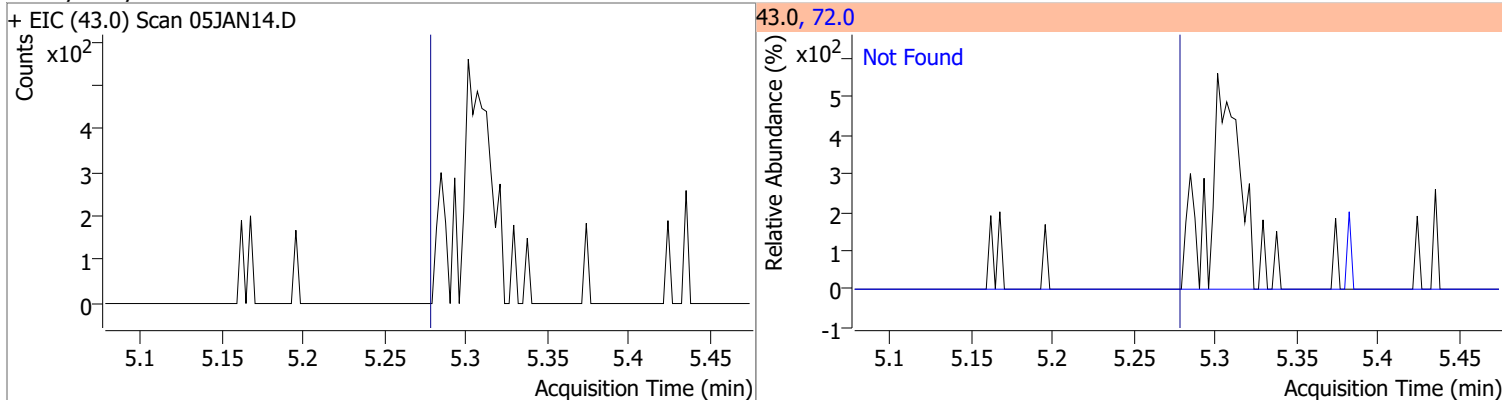
Compound	Conc.	Exp RT	QIon	Exp Ratio	QIon	Exp Ratio
trans-1,2-Dichloroethene	N.D.	3.72	61.0	153.9	98.0	65.7
+ EIC (96.0) Scan 05JAN14.D			96.0, 61.0, 98.0			
						
Methyl tert-butyl ether (MTBE)	N.D.	3.75	57.0	24.6		
+ EIC (73.0) Scan 05JAN14.D			73.0, 57.0			
						
1,1-Dichloroethane	N.D.	4.38	65.0	32.1	83.0	13.7
+ EIC (63.0) Scan 05JAN14.D			63.0, 65.0, 83.0			
						
2,2-Dichloropropane	N.D.	5.20	41.0	66.5	97.0	23.2
+ EIC (77.0) Scan 05JAN14.D			77.0, 97.0, 41.0			
						

# Quantitation Results Report (QT Reviewed)

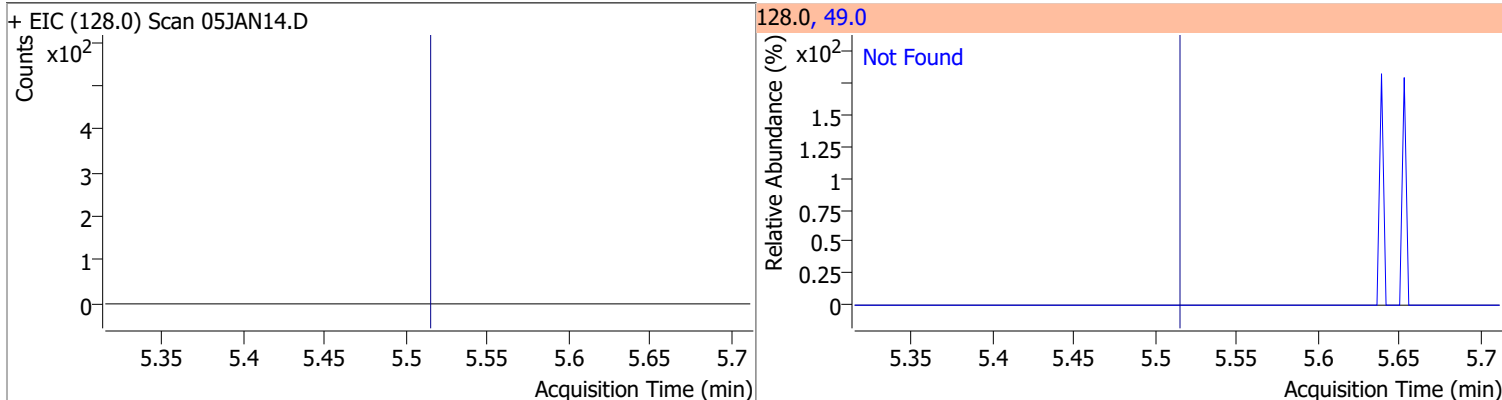
Compound	Conc.	Exp RT	QIon	Exp Ratio	QIon	Exp Ratio
cis-1,2-Dichloroethene	N.D.	5.22	61.0	167.2	98.0	67.3



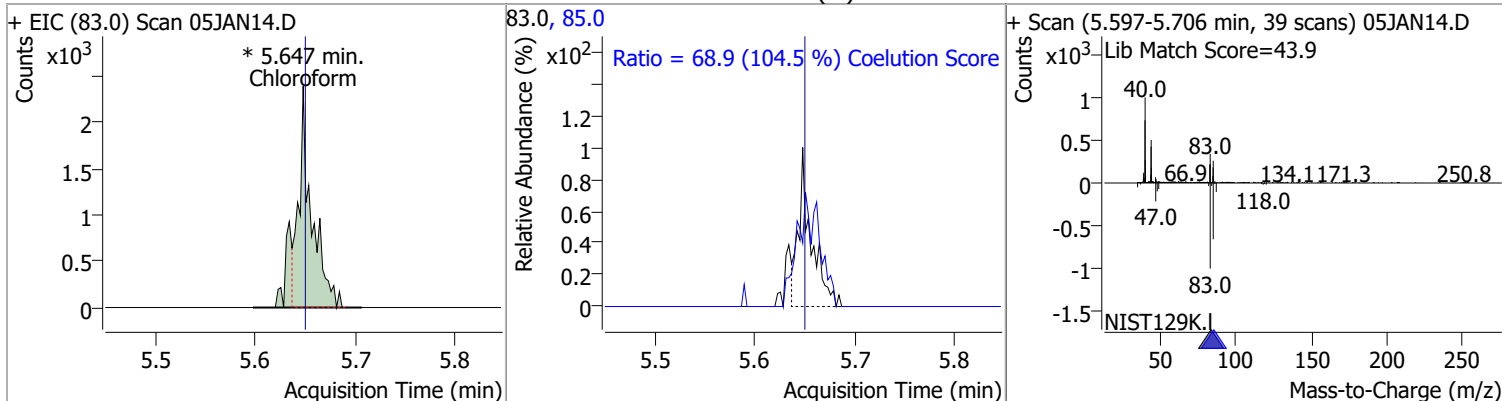
Compound	Conc.	Exp RT	QIon	Exp Ratio
Methyl ethyl ketone	N.D.	5.28	72.0	21.3



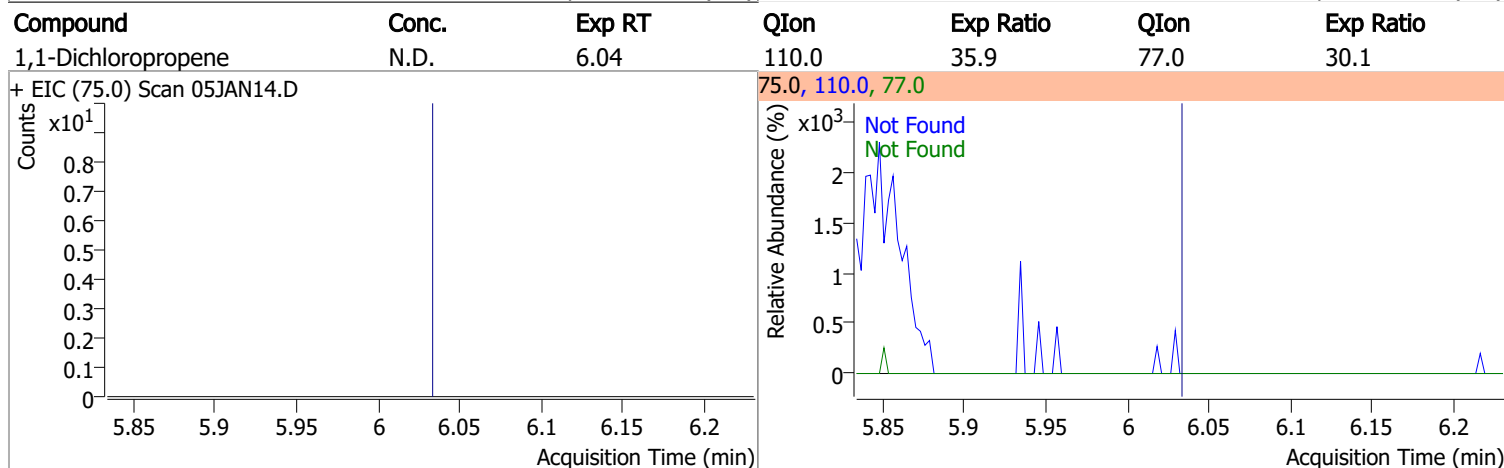
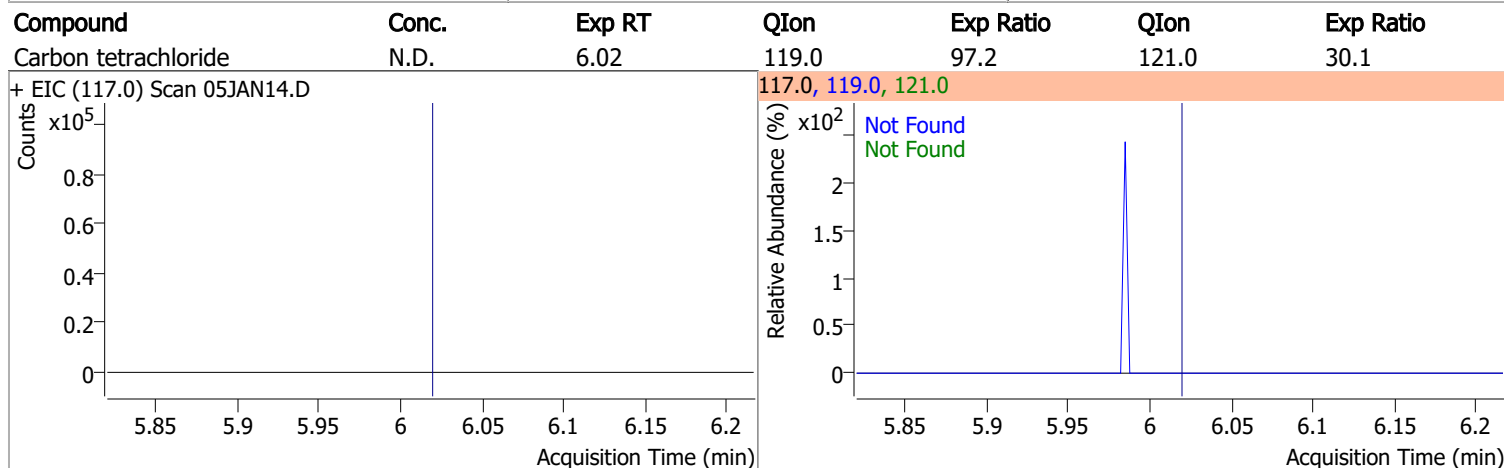
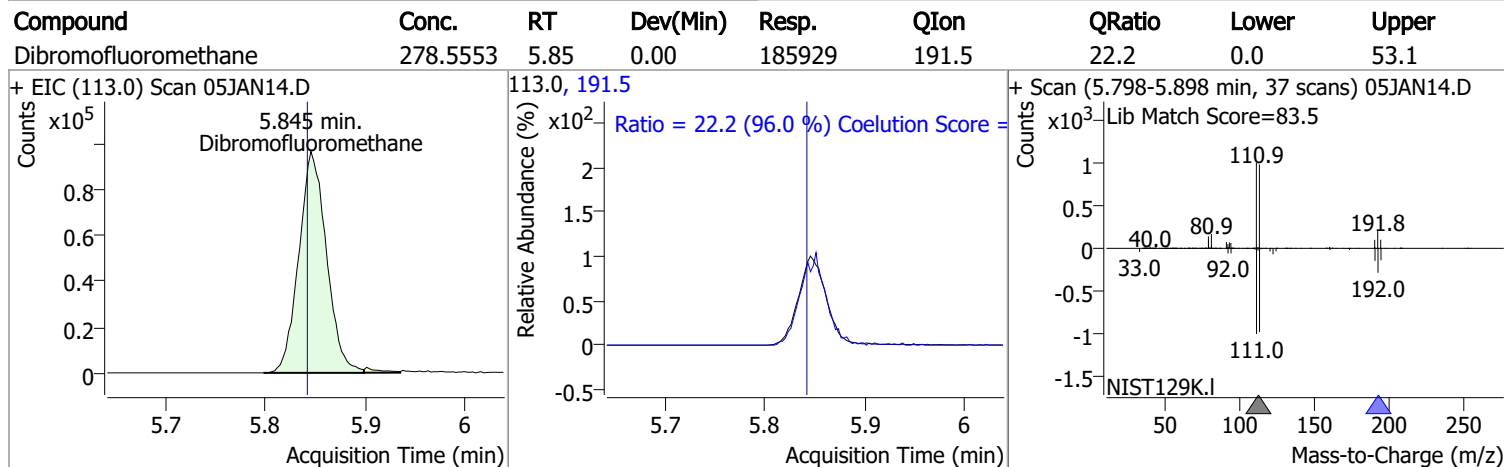
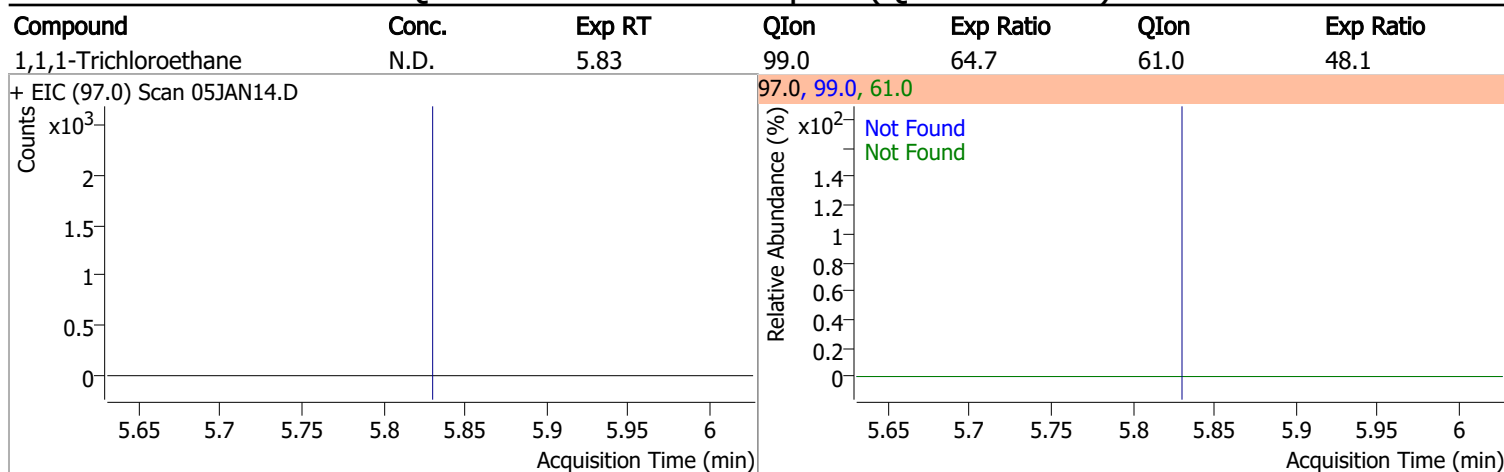
Compound	Conc.	Exp RT	QIon	Exp Ratio
Bromochloromethane	N.D.	5.52	49.0	182.9



Compound	Conc.	RT	Dev(Min)	Resp.	QIon	QRatio	Lower	Upper
Chloroform	1.9054	5.65	-0.01	2570 (m)	85.0	68.9	36.0	96.0

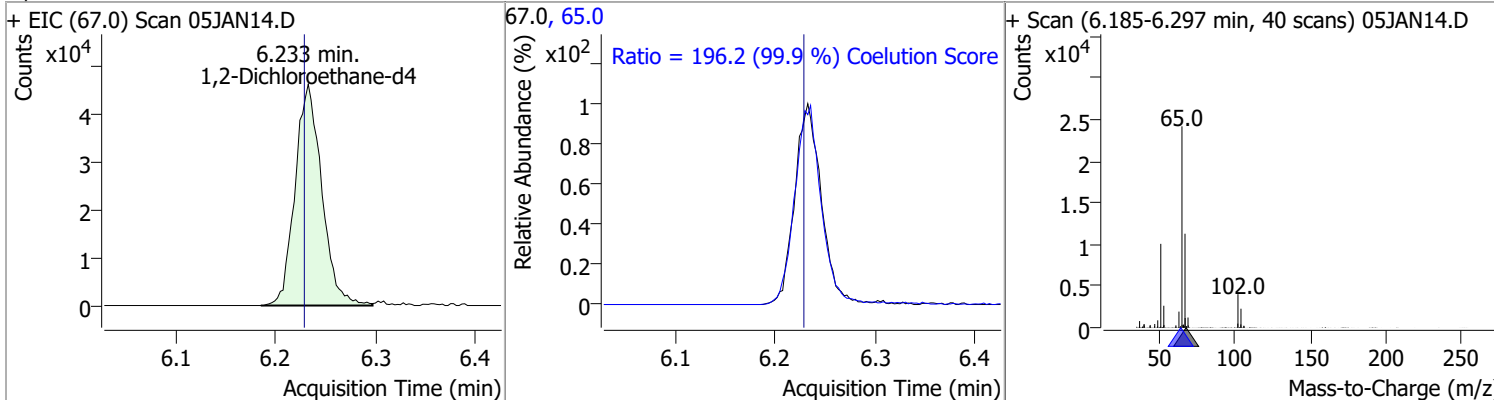


# Quantitation Results Report (QT Reviewed)

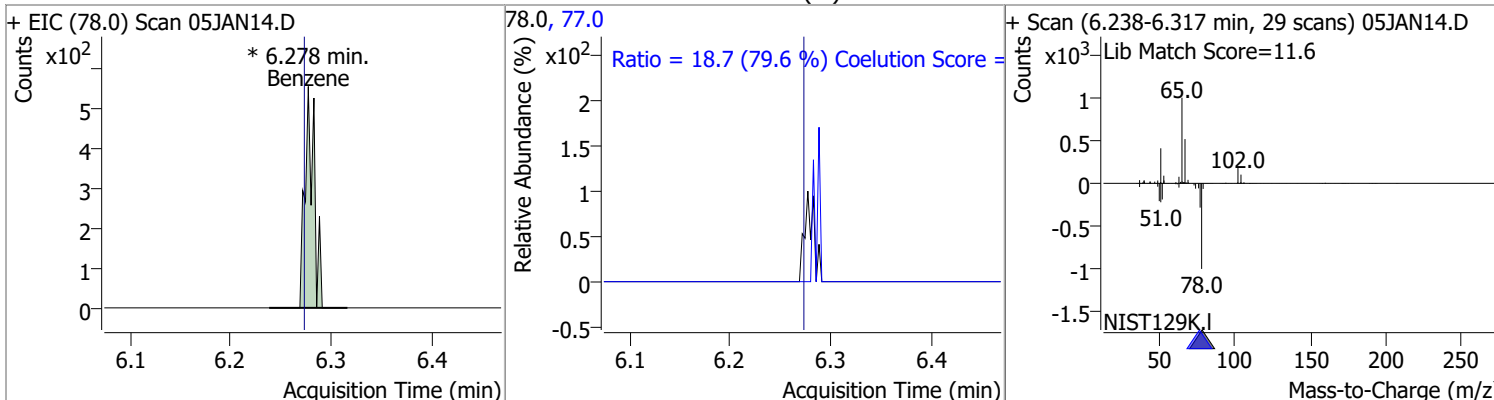


# Quantitation Results Report (QT Reviewed)

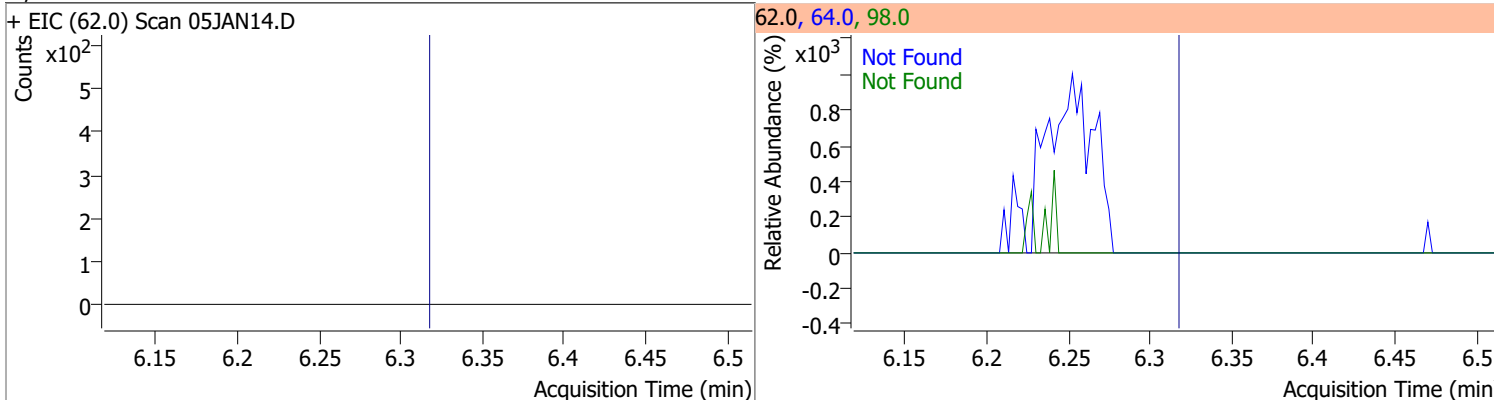
Compound	Conc.	RT	Dev(Min)	Resp.	QIon	QRatio	Lower	Upper
1,2-Dichloroethane-d4	295.2707	6.23	0.00	85127	65.0	196.2	166.5	226.5



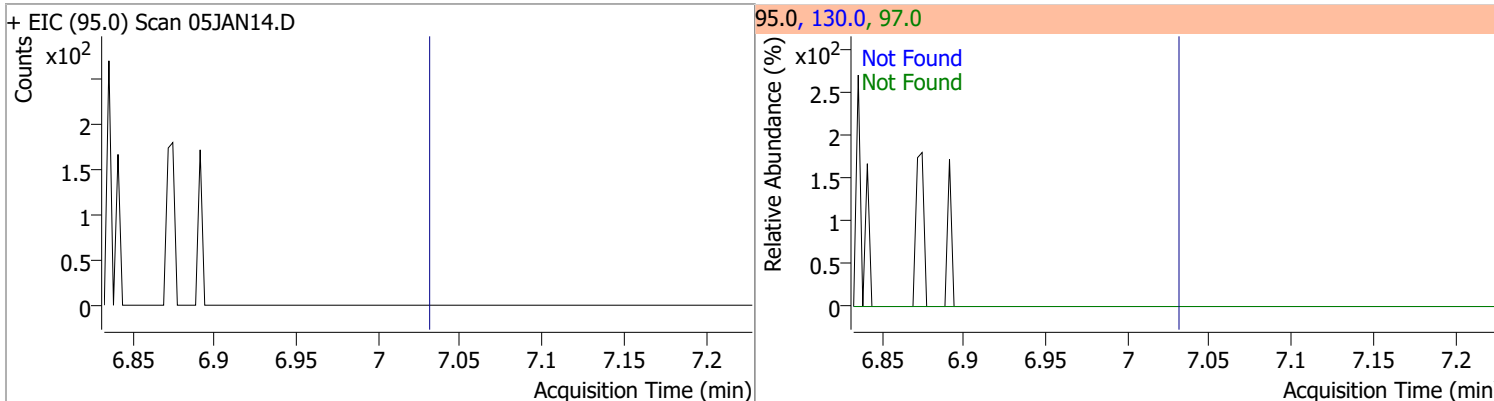
Compound	Conc.	RT	Dev(Min)	Resp.	QIon	QRatio	Lower	Upper
Benzene	0.1266	6.28	0.00	357 (m)	77.0	18.7	0.0	53.5



Compound	Conc.	Exp RT	QIon	Exp Ratio	QIon	Exp Ratio
1,2-Dichloroethane	N.D.	6.32	64.0	29.9	98.0	7.6

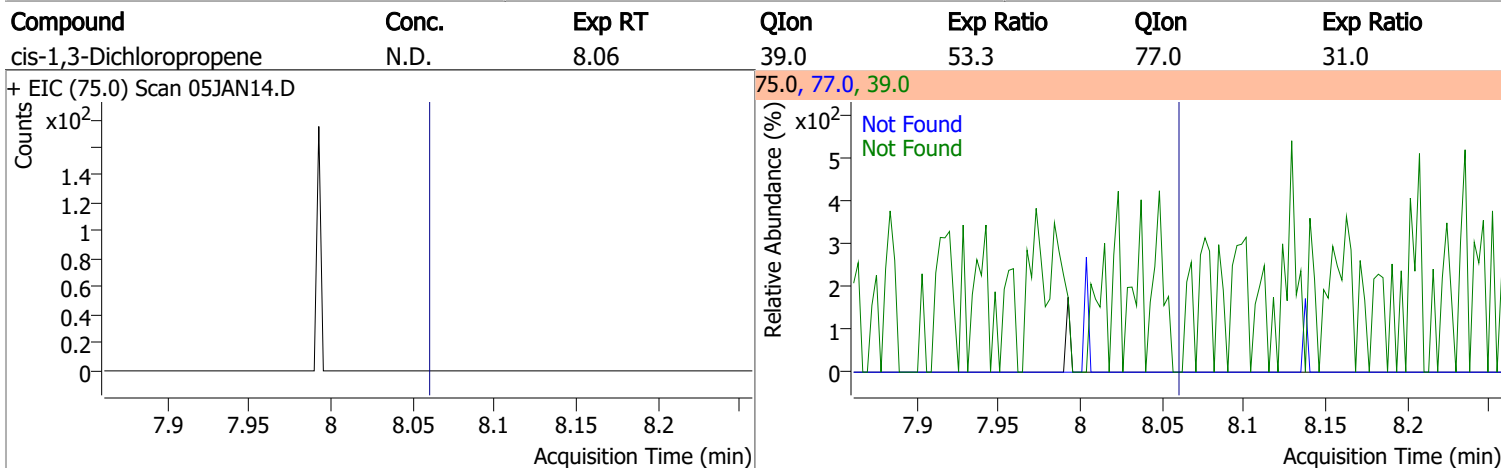
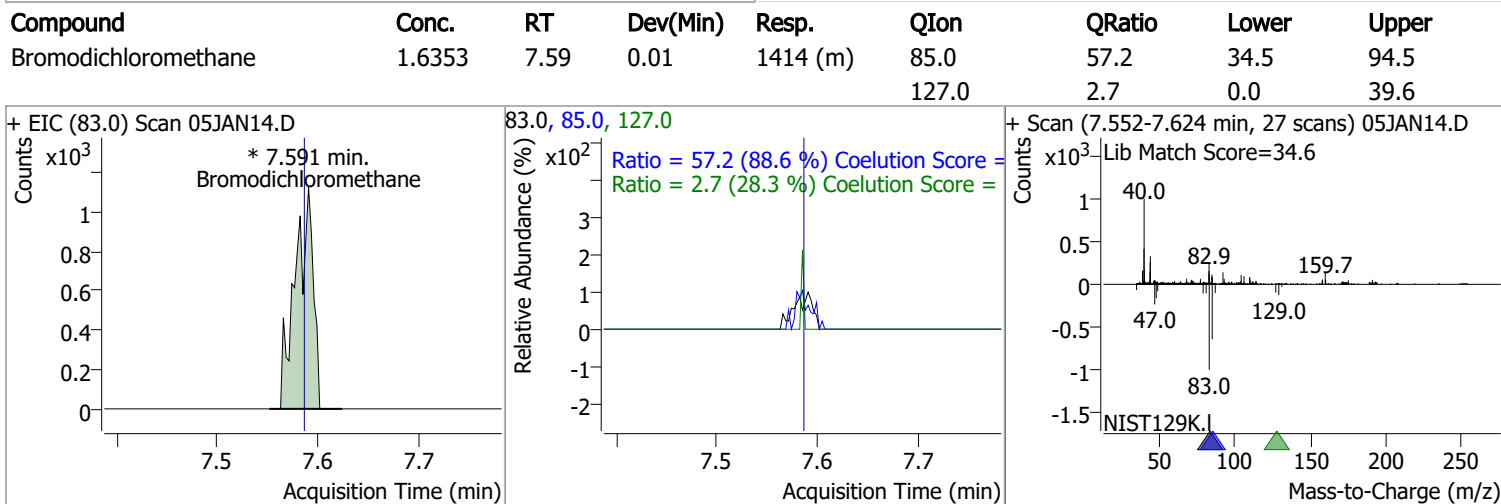
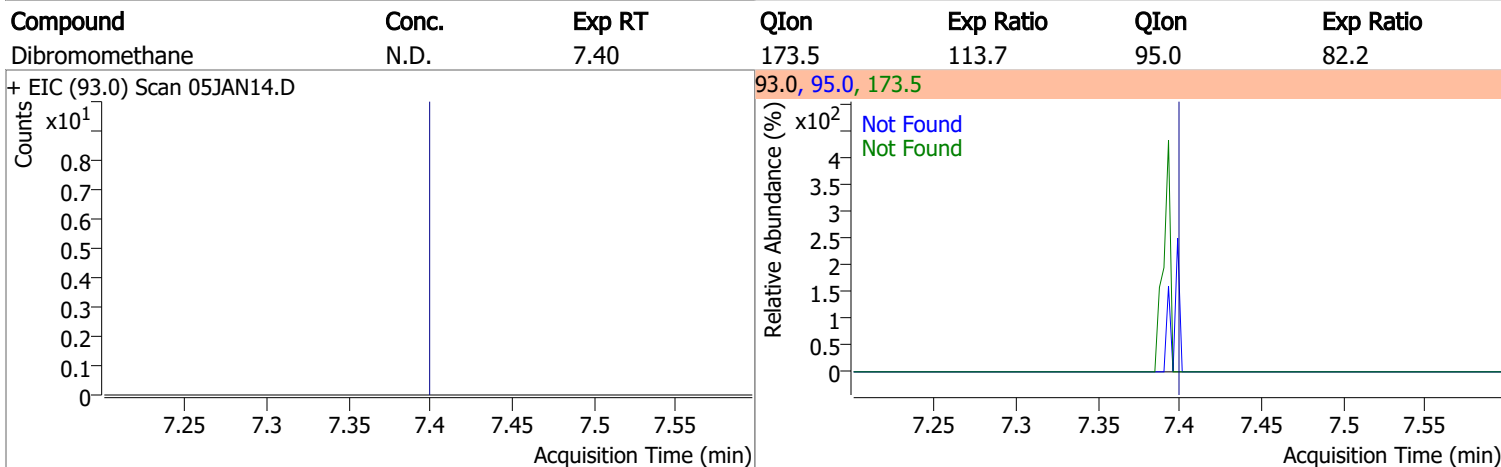
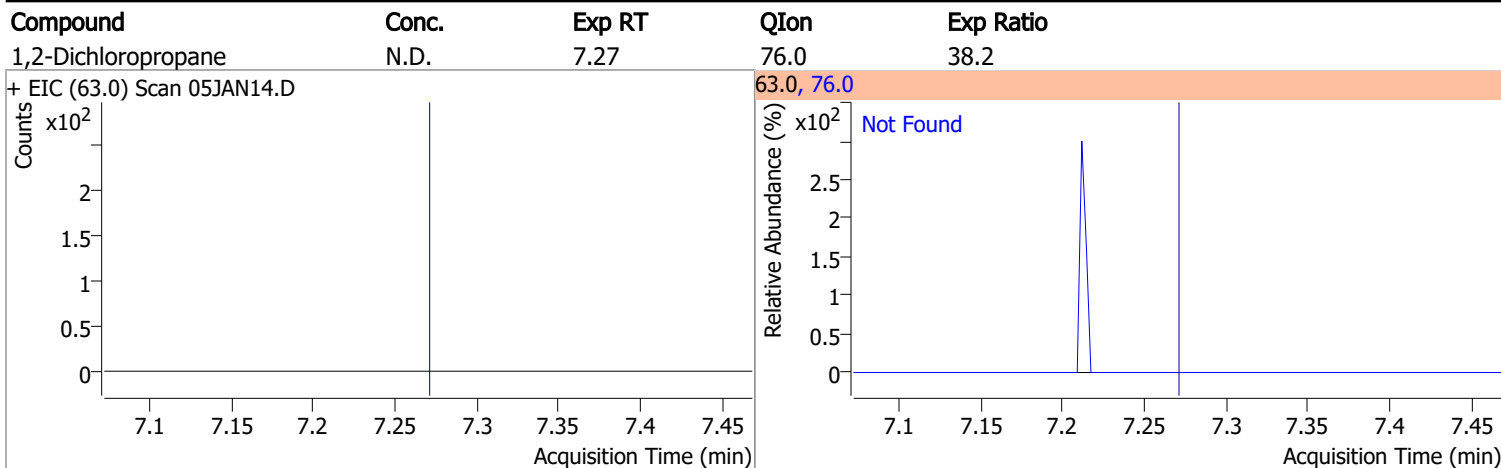


Compound	Conc.	Exp RT	QIon	Exp Ratio	QIon	Exp Ratio
Trichloroethene	N.D.	7.03	130.0	101.5	97.0	64.1



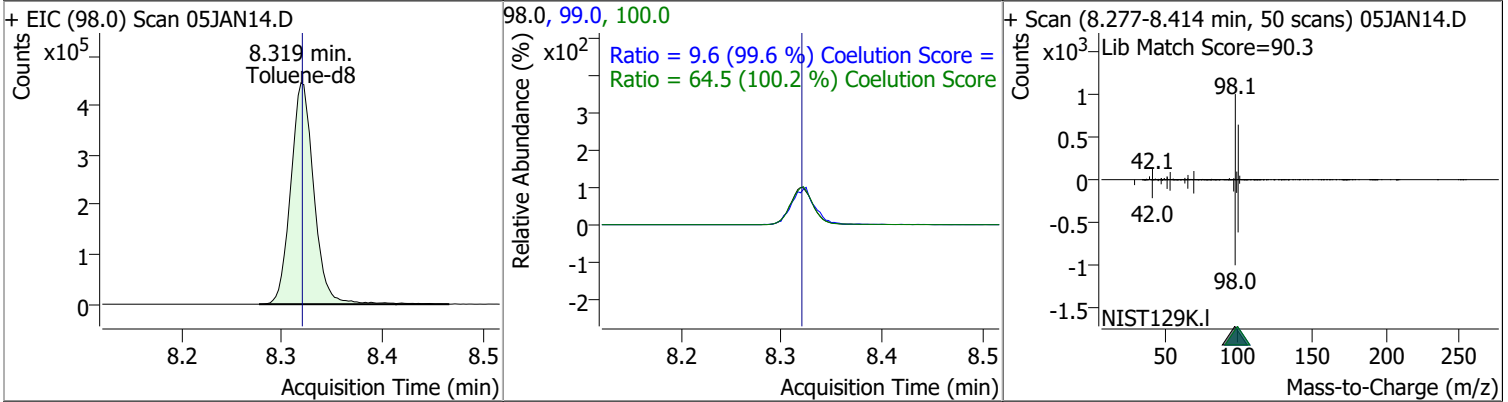


# Quantitation Results Report (QT Reviewed)

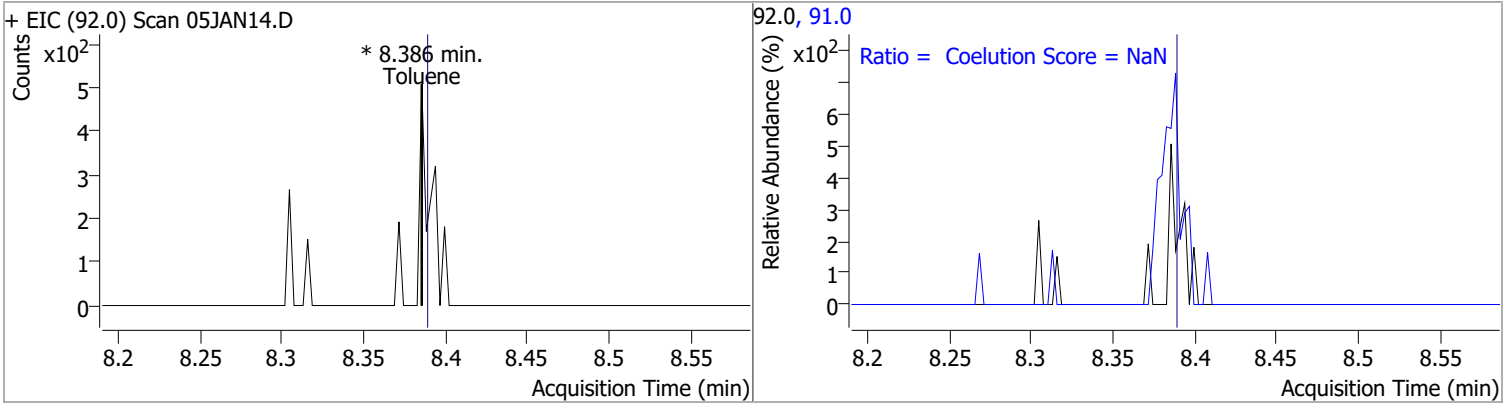


# Quantitation Results Report (QT Reviewed)

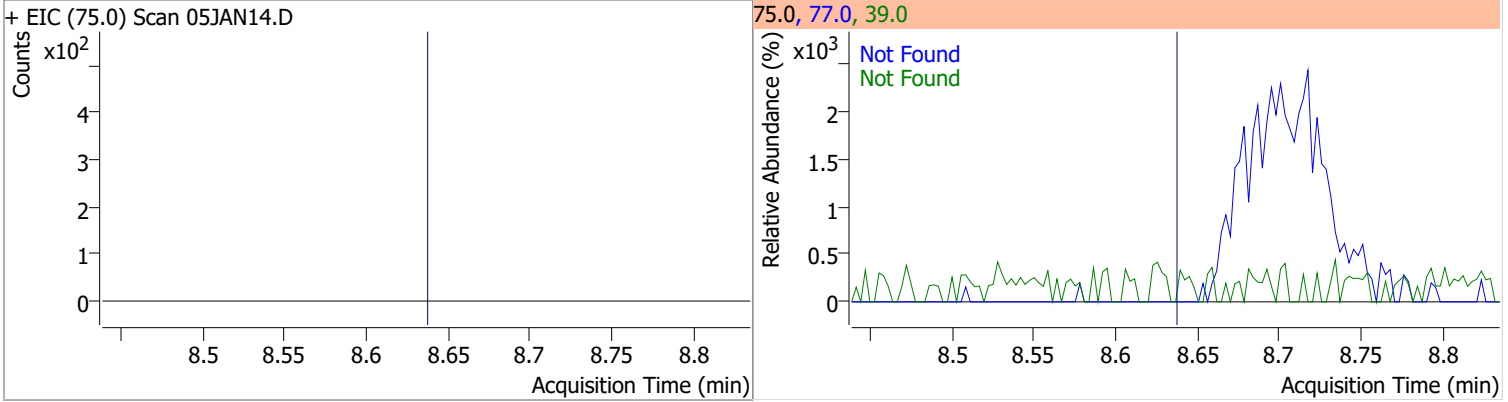
Compound	Conc.	RT	Dev(Min)	Resp.	QIon	QRatio	Lower	Upper
Toluene-d8	264.0896	8.32	0.00	711005	100.0	64.5	34.4	94.4
					99.0	9.6	0.0	39.6



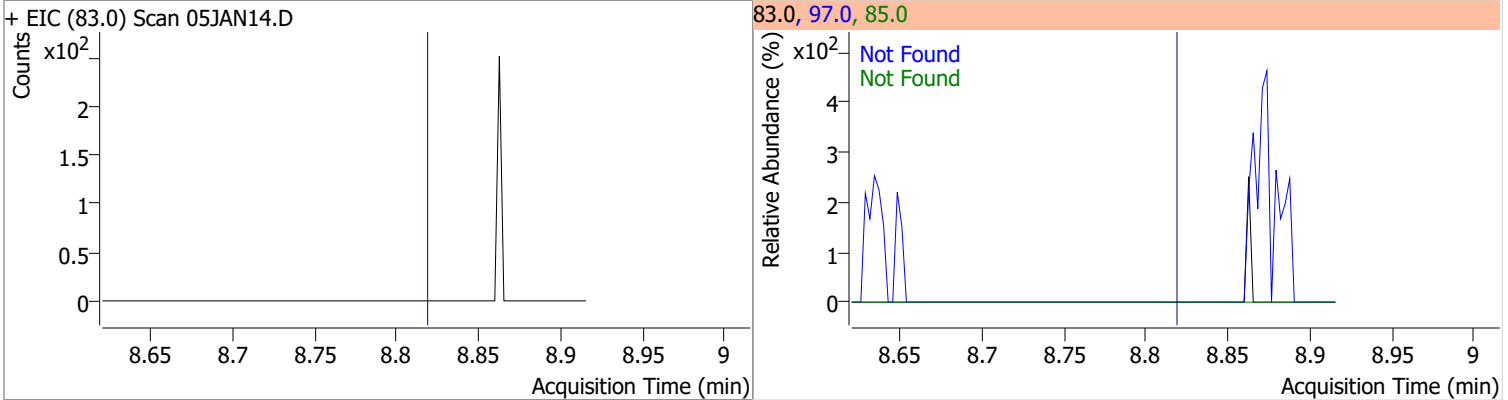
Compound	Conc.	RT	Dev(Min)	Resp.	QIon	QRatio	Lower	Upper
Toluene	0	0	0	0	91.0		145.8	205.8



Compound	Conc.	Exp RT	QIon	Exp Ratio	QIon	Exp Ratio
trans-1,3-Dichloropropene	N.D.	8.64	39.0	53.4	77.0	32.4

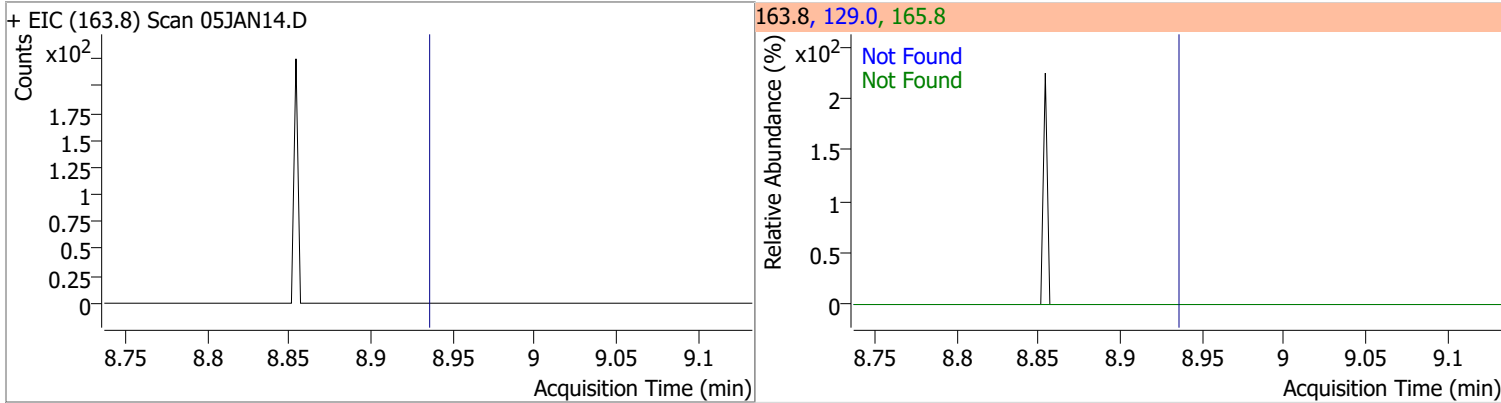


Compound	Conc.	Exp RT	QIon	Exp Ratio	QIon	Exp Ratio
1,1,2-Trichloroethane	N.D.	8.82	97.0	114.6	85.0	67.6

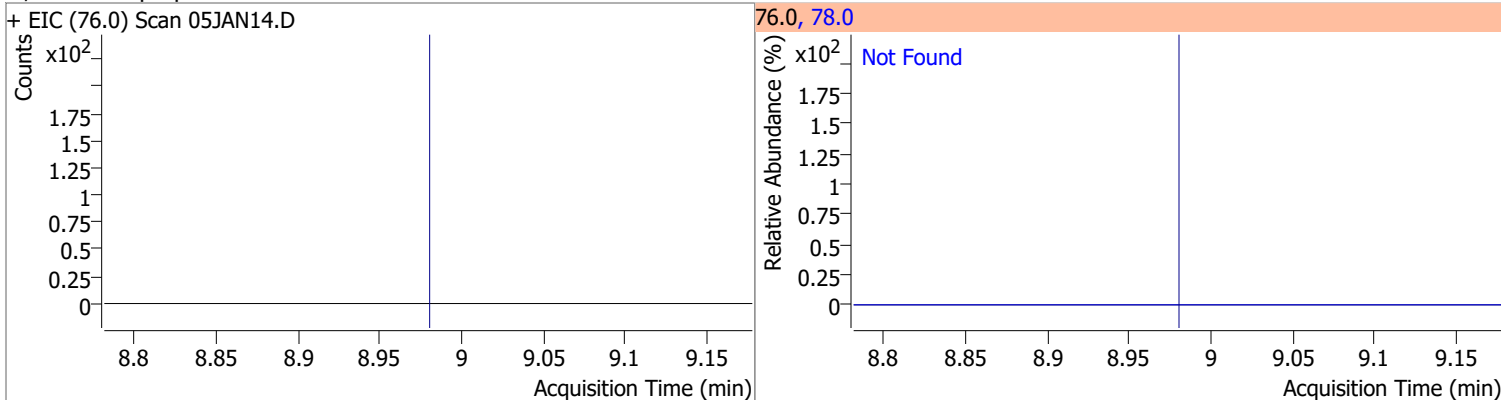


# Quantitation Results Report (QT Reviewed)

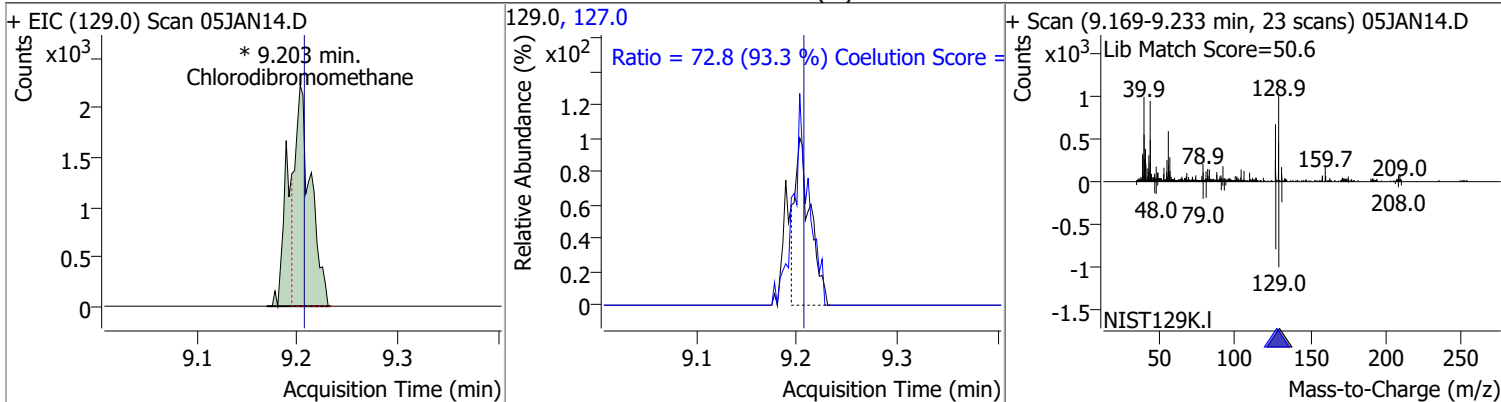
Compound	Conc.	Exp RT	QIon	Exp Ratio	QIon	Exp Ratio
Tetrachloroethene	N.D.	8.94	165.8	128.6	129.0	91.5



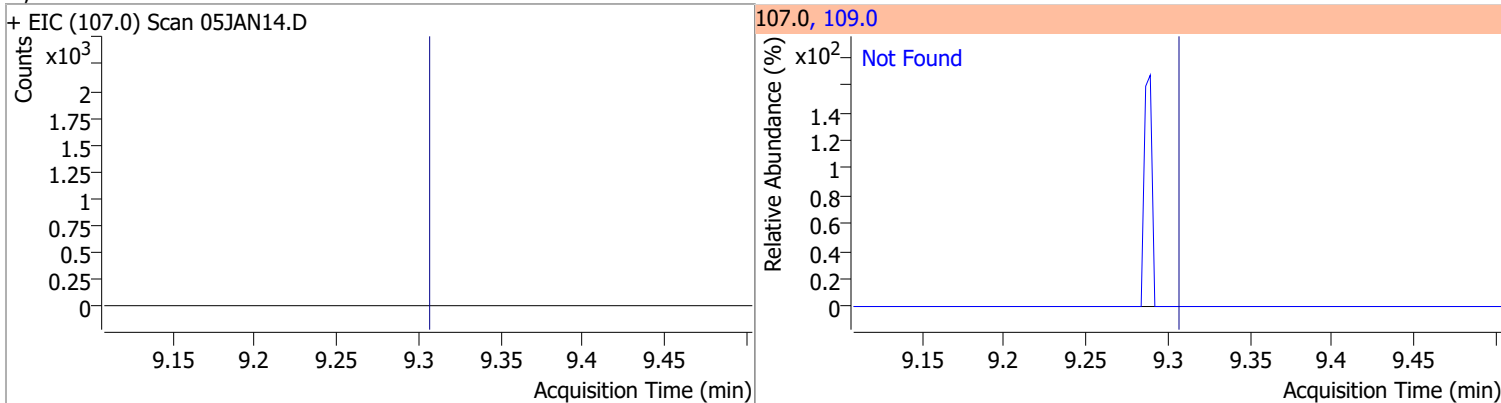
Compound	Conc.	Exp RT	QIon	Exp Ratio
1,3-Dichloropropane	N.D.	8.98	78.0	32.9



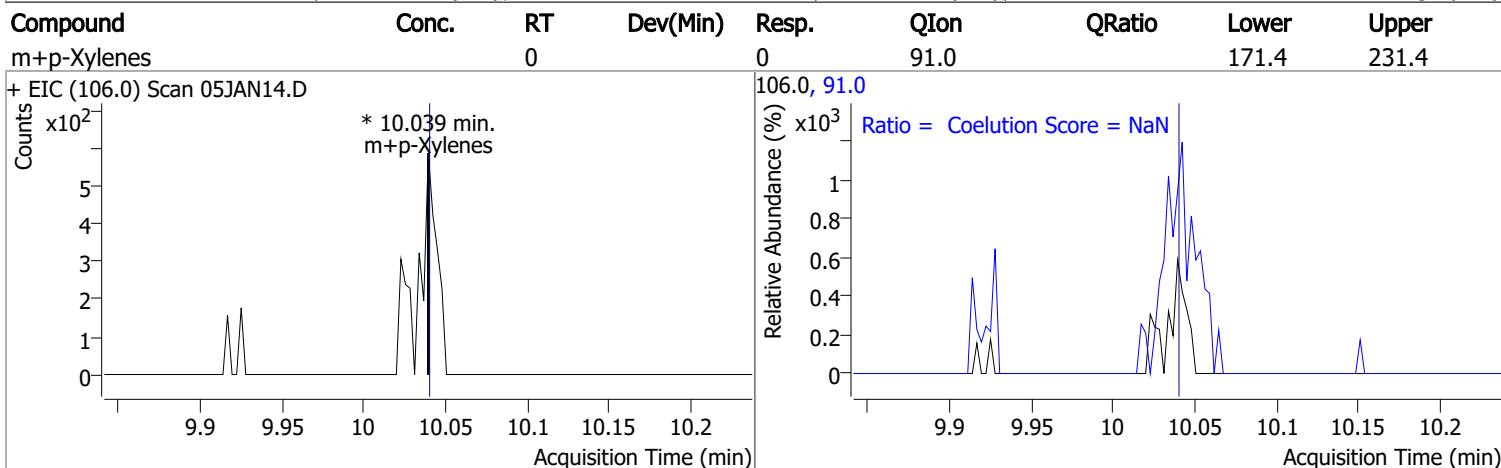
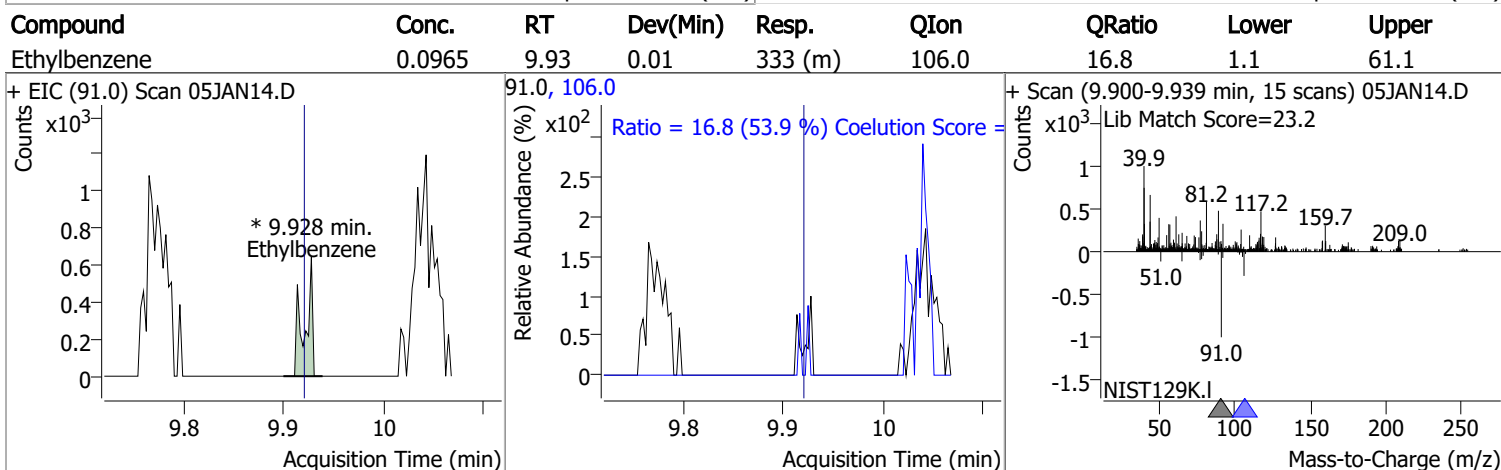
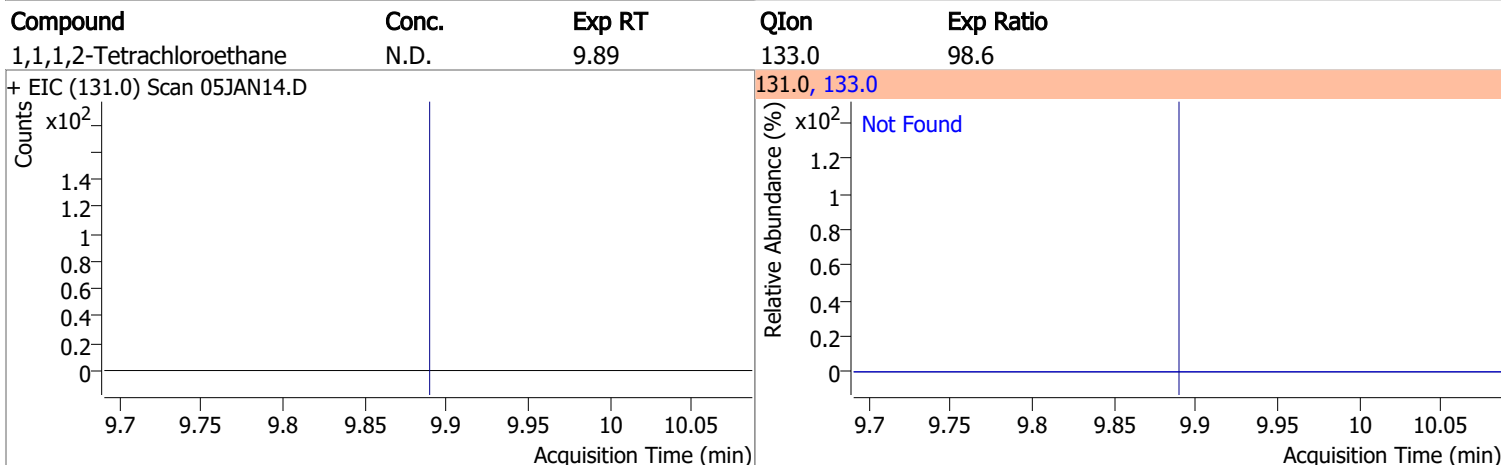
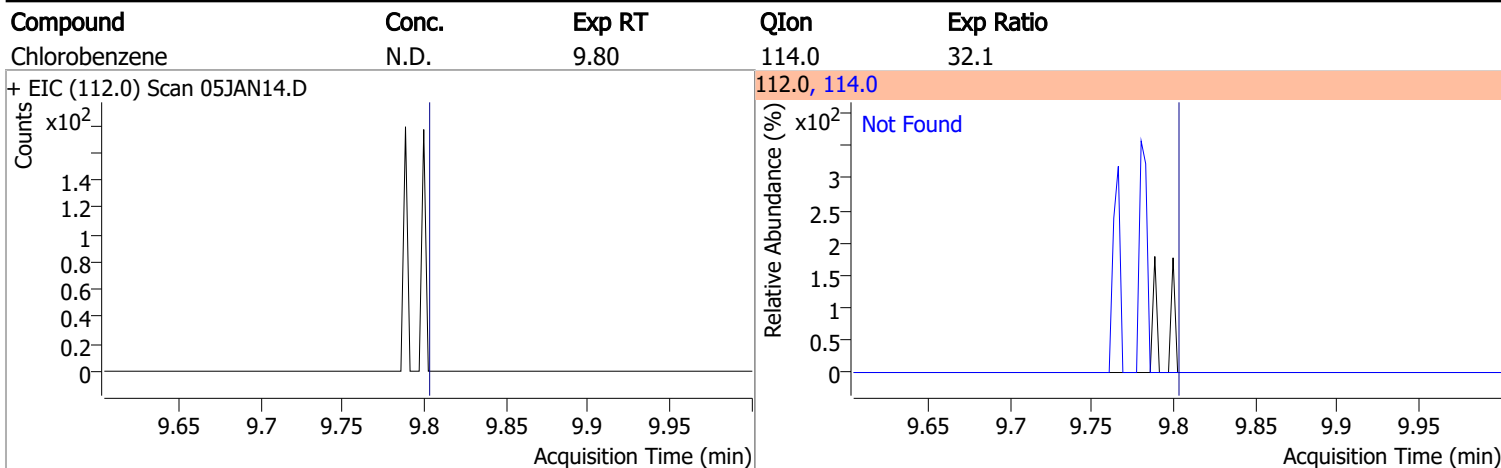
Compound	Conc.	RT	Dev(Min)	Resp.	QIon	QRatio	Lower	Upper
Chlorodibromomethane	5.7950	9.20	0.00	3282 (m)	127.0	72.8	48.0	108.0



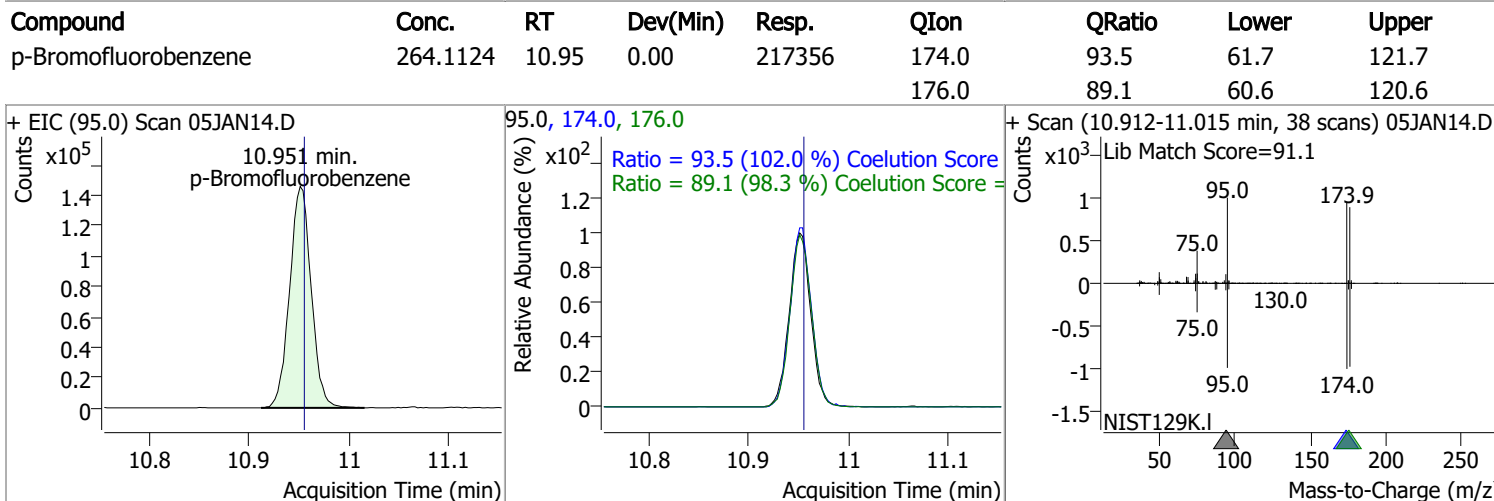
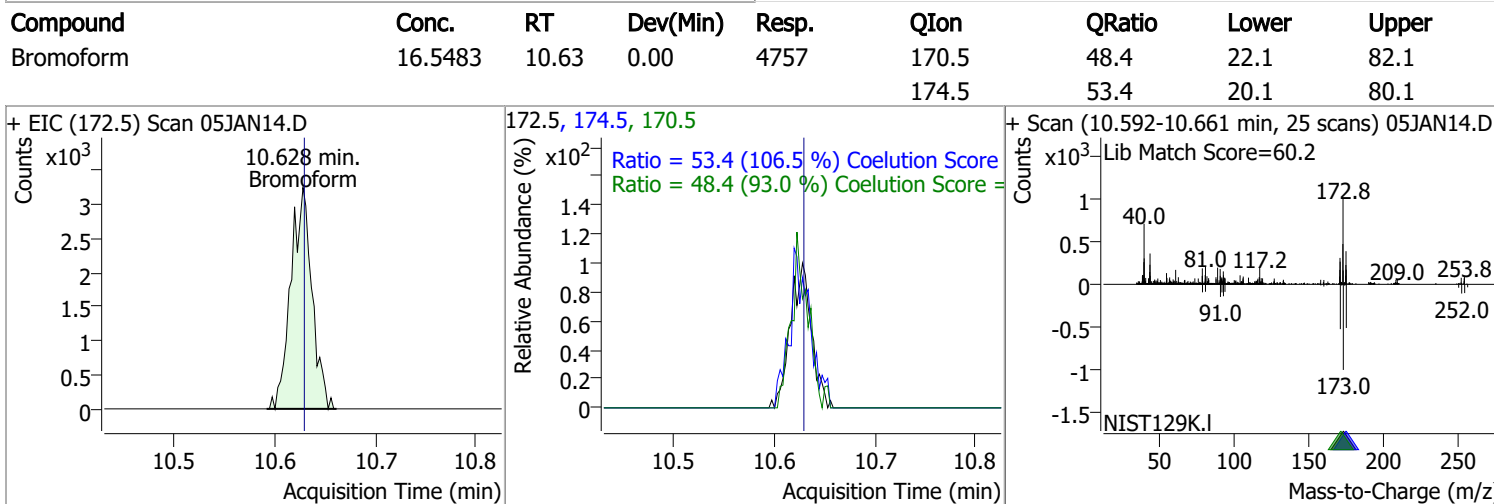
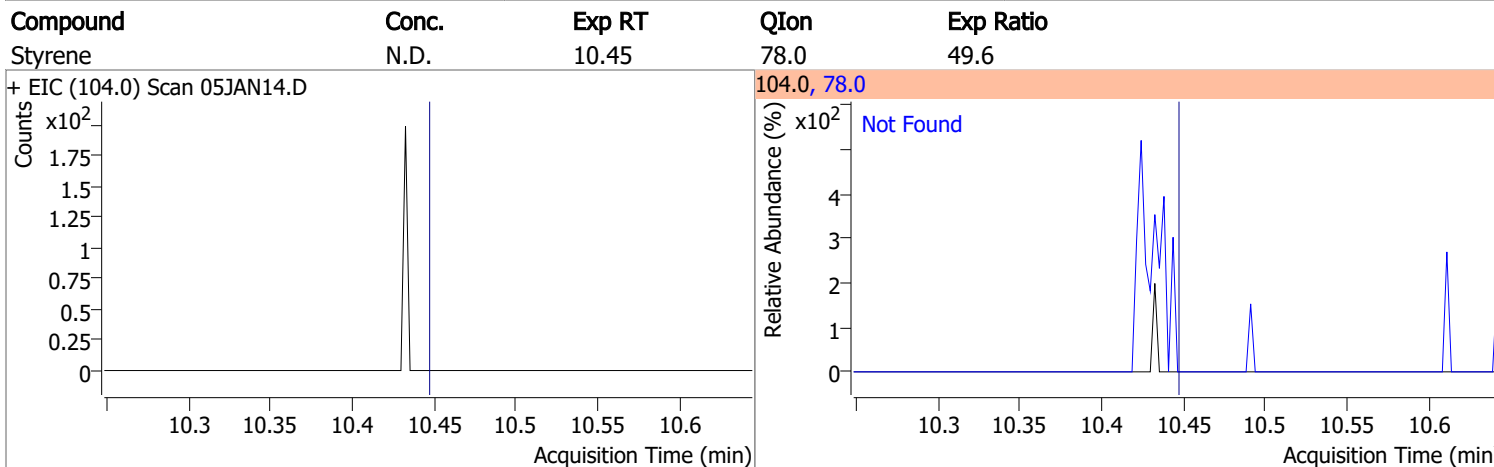
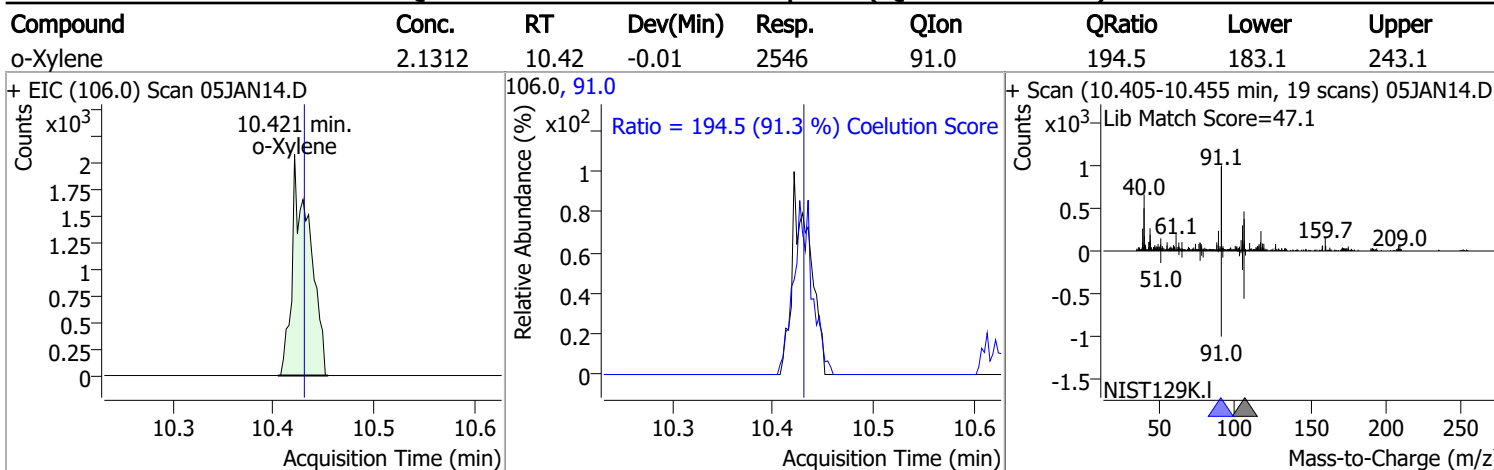
Compound	Conc.	Exp RT	QIon	Exp Ratio
1,2-Dibromoethane	N.D.	9.31	109.0	94.5



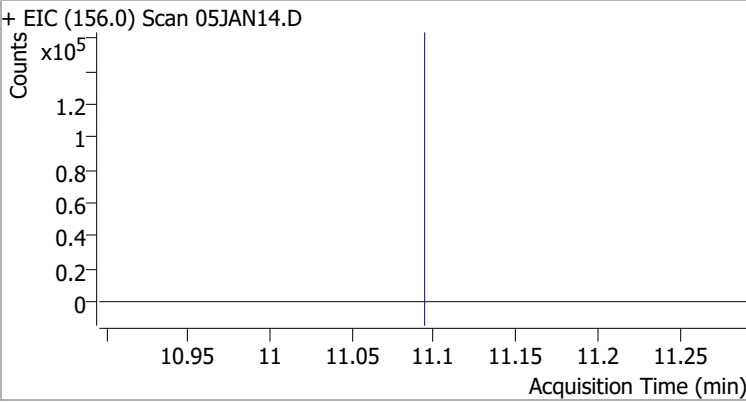
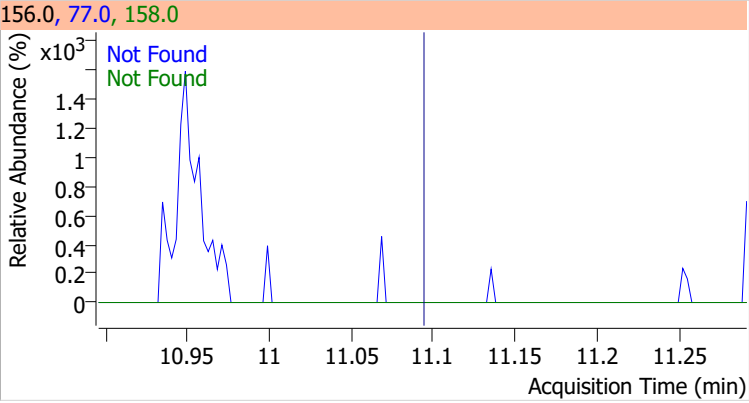
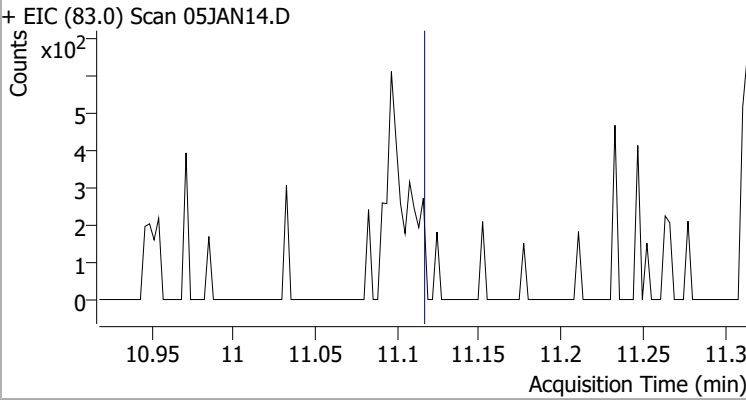
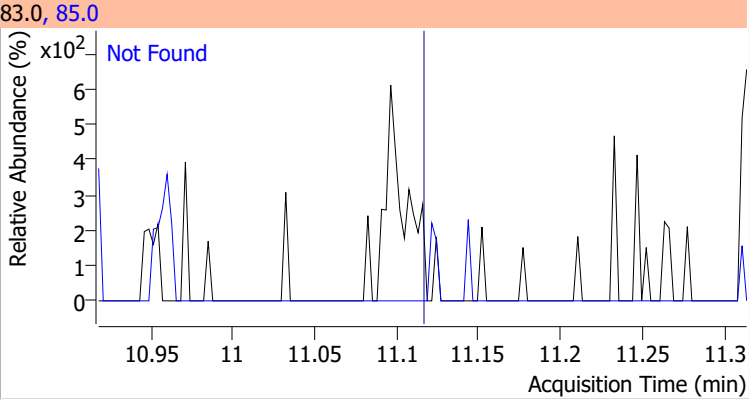
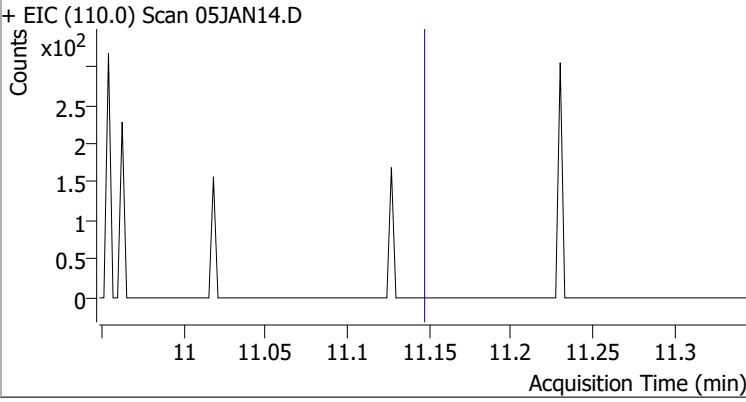
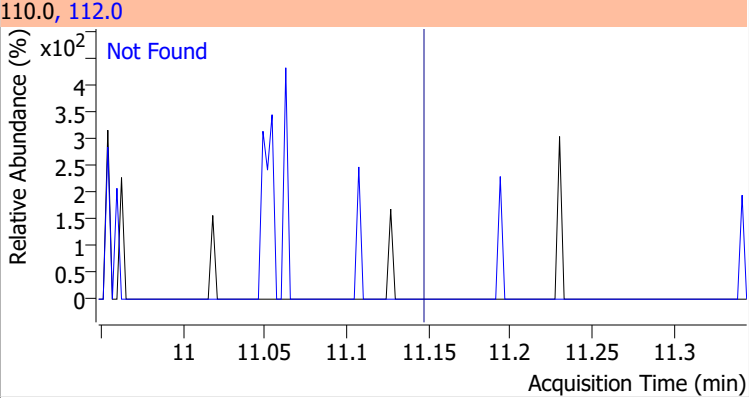
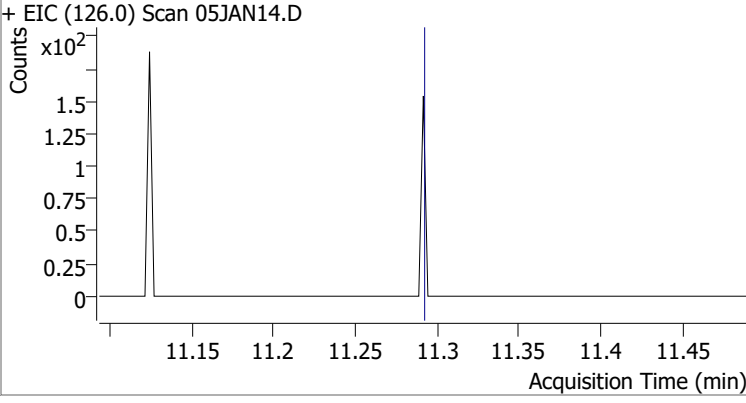
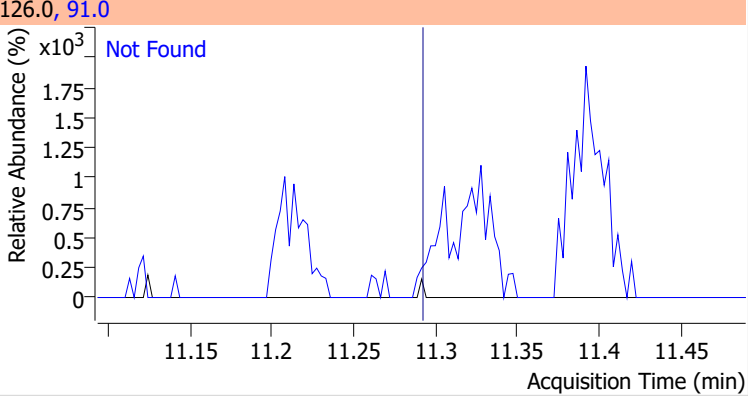
# Quantitation Results Report (QT Reviewed)



# Quantitation Results Report (QT Reviewed)

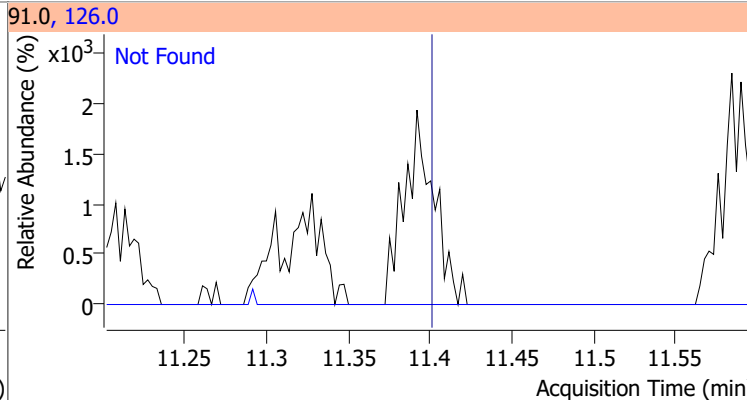
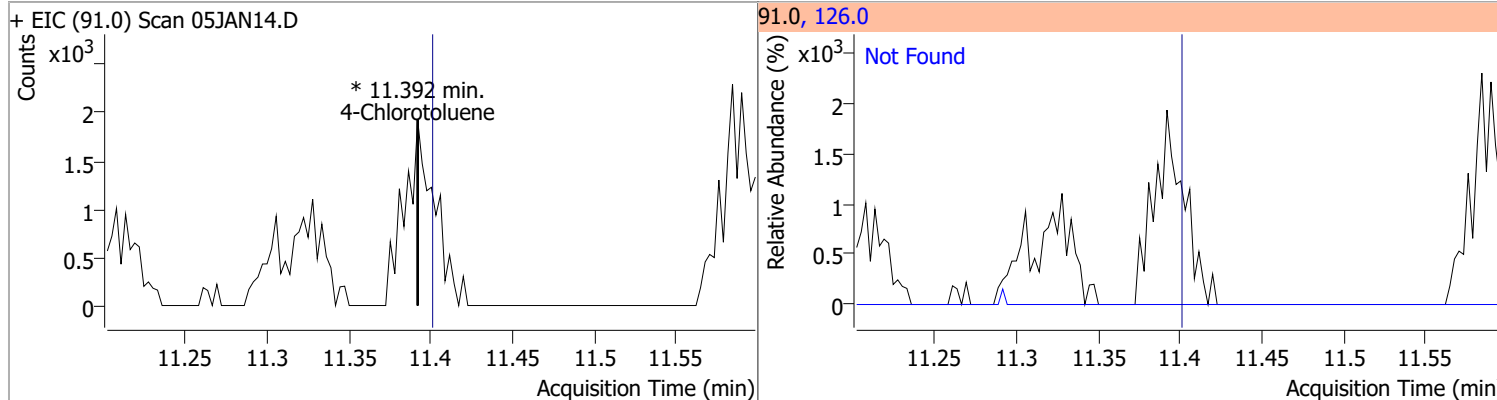


# Quantitation Results Report (QT Reviewed)

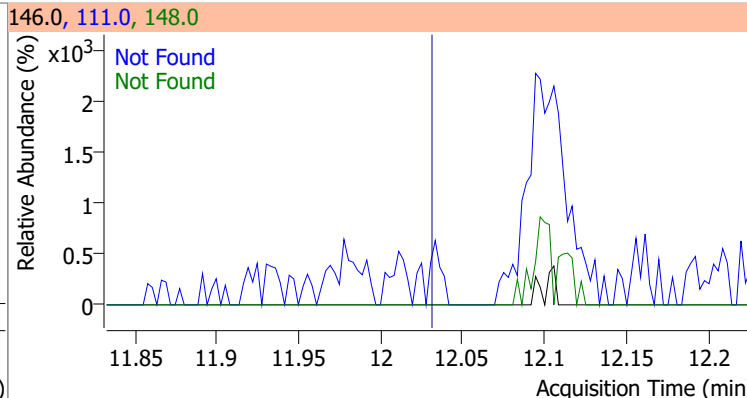
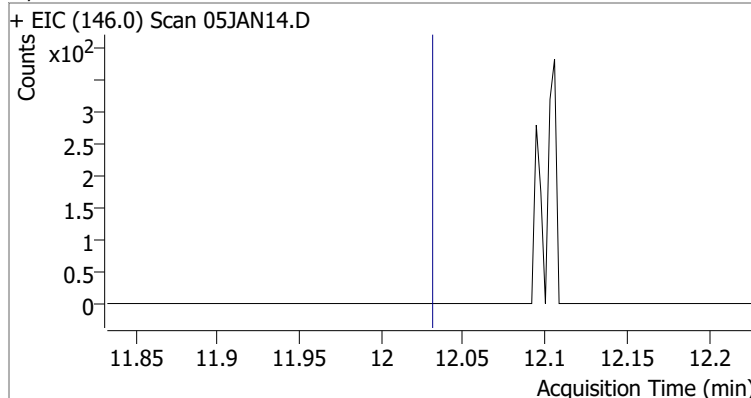
Compound	Conc.	Exp RT	QIon	Exp Ratio	QIon	Exp Ratio
Bromobenzene	N.D.	11.09	77.0	145.7	158.0	96.5
+ EIC (156.0) Scan 05JAN14.D			156.0, 77.0, 158.0			
						
1,1,2,2-Tetrachloroethane	N.D.	11.12	85.0	66.2		
+ EIC (83.0) Scan 05JAN14.D			83.0, 85.0			
						
1,2,3-Trichloropropane	N.D.	11.15	112.0	63.5		
+ EIC (110.0) Scan 05JAN14.D			110.0, 112.0			
						
2-Chlorotoluene	N.D.	11.29	91.0	282.3		
+ EIC (126.0) Scan 05JAN14.D			126.0, 91.0			
						

# Quantitation Results Report (QT Reviewed)

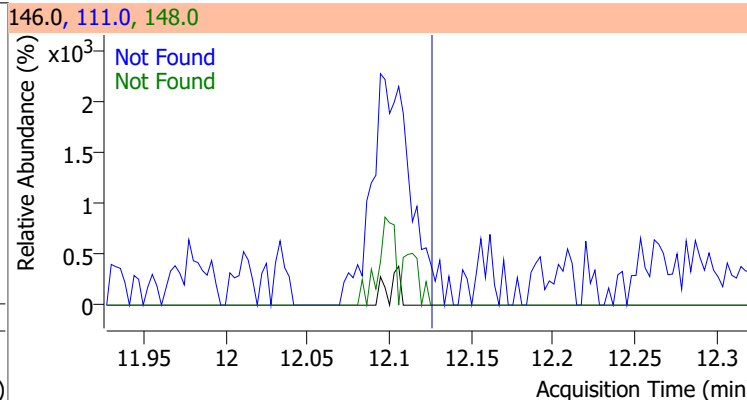
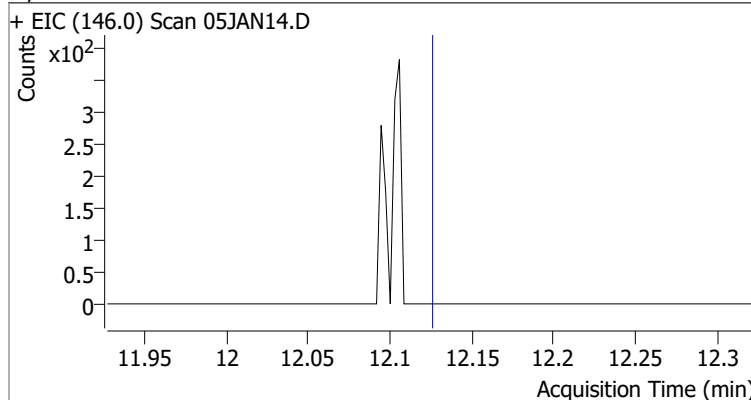
Compound	Conc.	RT	Dev(Min)	Resp.	QIon	QRatio	Lower	Upper
4-Chlorotoluene	0	0		0	126.0		1.7	61.7



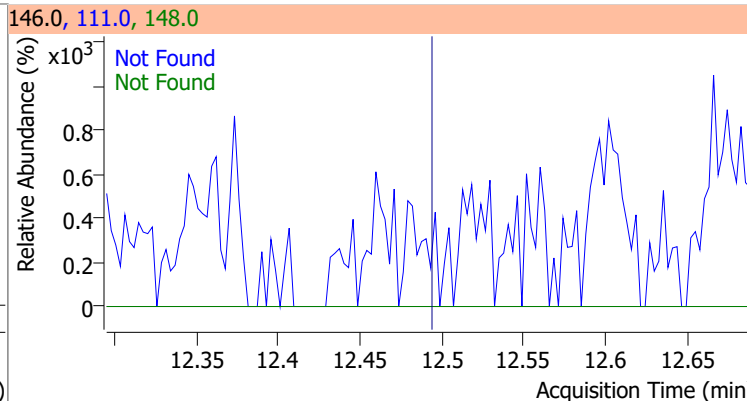
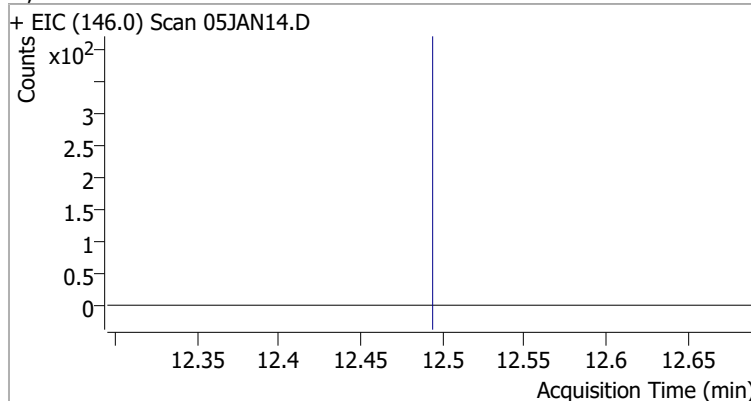
Compound	Conc.	Exp RT	QIon	Exp Ratio	QIon	Exp Ratio
1,3-Dichlorobenzene	N.D.	12.03	148.0	63.6	111.0	39.8



Compound	Conc.	Exp RT	QIon	Exp Ratio	QIon	Exp Ratio
1,4-Dichlorobenzene	N.D.	12.13	148.0	63.1	111.0	39.1

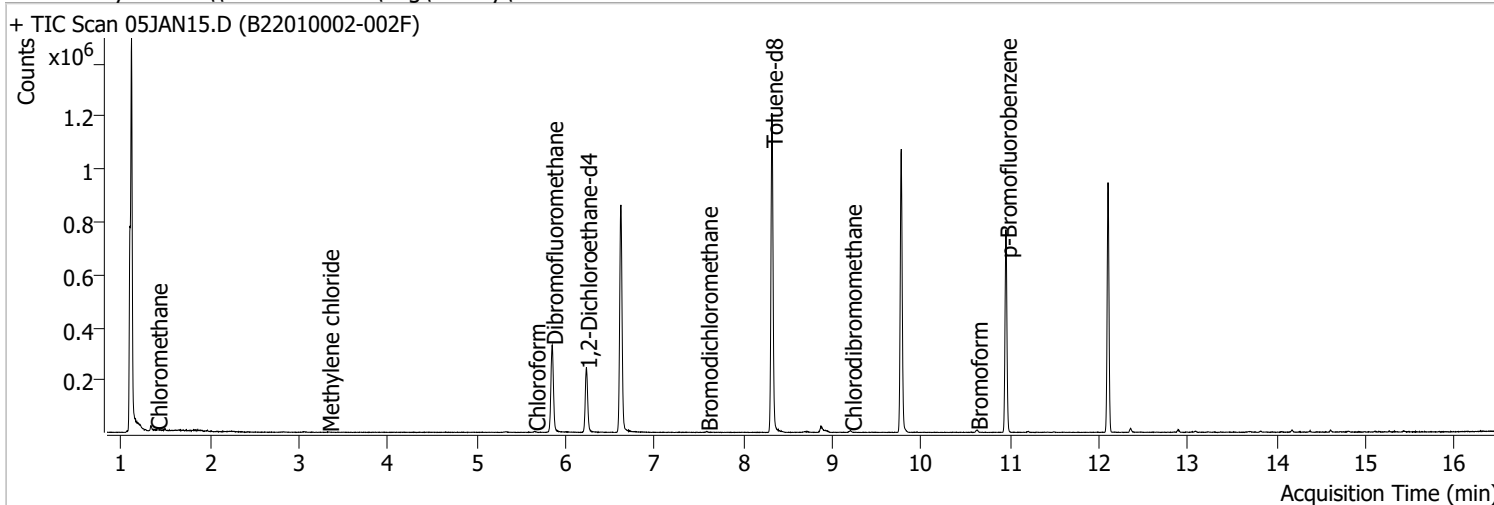


Compound	Conc.	Exp RT	QIon	Exp Ratio	QIon	Exp Ratio
1,2-Dichlorobenzene	N.D.	12.49	148.0	63.9	111.0	41.0



# Quantitation Results Report (QT Reviewed)

Data File	05JAN15.D	Operator	MSC
Acq. Method	5975CACQF.M	Acq. Date-Time	1/5/2022 4:27:50 PM
Sample Name	B22010002-002F	Instrument	VOA5975C
Vial	15	Multiplier	1.00
DA Method File	VOA5975C_8260B_SHT_DoD_L4_010422.m	Comment	
Tune File	BFB_Atune3.u	Tune Date	10/11/2021 4:02:00 PM
Batch Name	VG010522_8260B.batch.bin	Last Calib Update	2/28/2022 2:48:47 PM
Ref Library	\\MASSHUNTER\Org\Library\NIST129K.l		



Compound	RT	QIon	Resp.	Conc.	Units	Dev(Min)
<b>Internal Standards</b>						
M Fluorobenzene	6.620	96.0	748274	250.0000	ng	-0.003
M Chlorobenzene-d5	9.774	82.0	290927	250.0000	ng	0.003
M 1,4-Dichlorobenzene-d4	12.100	152.0	224022	250.0000	ng	0.000
<b>System Monitoring Compounds</b>						
S Dibromofluoromethane	5.848	113.0	195751	277.6807	ng	0.003
Spiked Amount: 250.000	Range: 80.0 - 119.0%			Recovery = 111.07%		
S 1,2-Dichloroethane-d4	6.230	67.0	88055	289.1908	ng	-0.003
Spiked Amount: 250.000	Range: 81.0 - 118.0%			Recovery = 115.68%		
S Toluene-d8	8.319	98.0	745560	265.9370	ng	0.000
Spiked Amount: 250.000	Range: 89.0 - 112.0%			Recovery = 106.37%		
S p-Bromofluorobenzene	10.951	95.0	222254	270.8078	ng	-0.003
Spiked Amount: 250.000	Range: 85.0 - 114.0%			Recovery = 108.32%		
<b>Target Compounds</b>						
T Dichlorodifluoromethane	0.000		0	N.D.		
T Chloromethane	1.397	50.0	529	0.4441	ng	m 80
T Vinyl chloride	0.000		0	N.D.		
T Bromomethane	0.000		0	N.D.		
T Chloroethane	0.000		0	N.D.		
T Trichlorofluoromethane	0.000		0	N.D.		
T 1,1-Dichloroethene	0.000		0	N.D.		
T Methylene chloride	3.327	49.0	658	0.5926	ng	m 74
T trans-1,2-Dichloroethene	0.000		0	N.D.		
T Methyl tert-butyl ether (MTBE)	0.000		0	N.D.		
T 1,1-Dichloroethane	0.000		0	N.D.		
T 2,2-Dichloropropane	0.000		0	N.D.		
T cis-1,2-Dichloroethene	0.000		0	N.D.		
T Methyl ethyl ketone	0.000		0	N.D.		
T Bromochloromethane	0.000		0	N.D.		
T Chloroform	5.647	83.0	2719	1.9088	ng	93



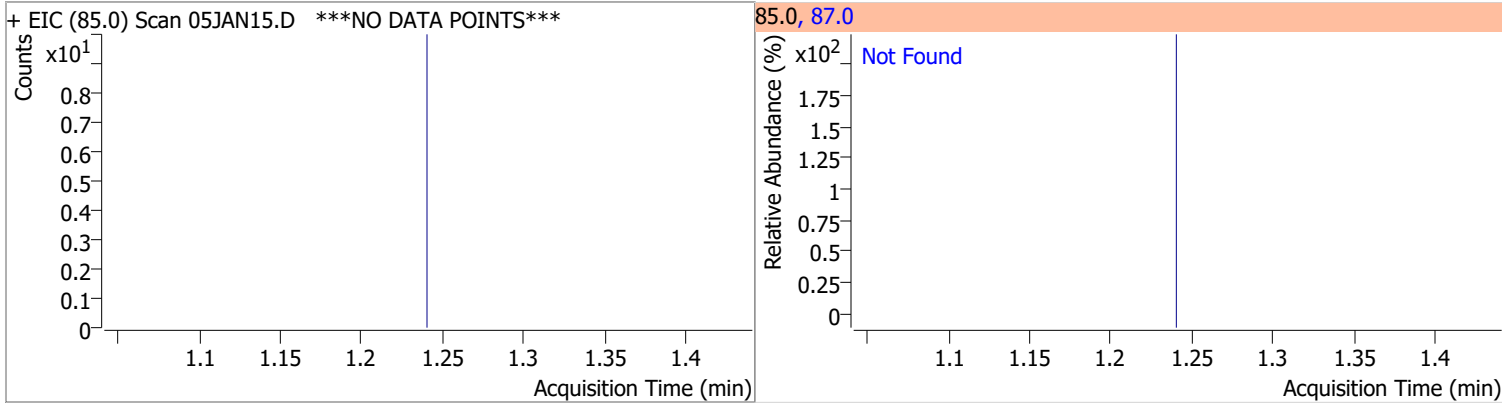
# Quantitation Results Report (QT Reviewed)

Compound	RT	QIon	Resp.	Conc.	Units	Dev(Min)
T 1,1,1-Trichloroethane	0.000		0	N.D.		
T Carbon tetrachloride	0.000		0	N.D.		
T 1,1-Dichloropropene	0.000		0	N.D.		
T Benzene	0.000		0	N.D.		
T 1,2-Dichloroethane	0.000		0	N.D.		
T Trichloroethene	0.000		0	N.D.		
T 1,2-Dichloropropane	0.000		0	N.D.		
T Dibromomethane	0.000		0	N.D.		
T Bromodichloromethane	7.588	83.0	1705	1.8943	ng m	90
T cis-1,3-Dichloropropene	0.000		0	N.D.		
T Toluene	0.000		0	N.D.		
T trans-1,3-Dichloropropene	0.000		0	N.D.		
T 1,1,2-Trichloroethane	0.000		0	N.D.		
T Tetrachloroethene	0.000		0	N.D.		
T 1,3-Dichloropropane	0.000		0	N.D.		
T Chlorodibromomethane	9.205	129.0	3071	5.2076	ng	100
T 1,2-Dibromoethane	0.000		0	N.D.		
T Chlorobenzene	0.000		0	N.D.		
T 1,1,1,2-Tetrachloroethane	0.000		0	N.D.		
T Ethylbenzene	0.000		0	N.D.		
T m+p-Xylenes	0.000		0	N.D.		
T o-Xylene	0.000		0	N.D.		
T Styrene	0.000		0	N.D.		
T Bromoform	10.625	172.5	4407	15.3730	ng	93
T Bromobenzene	0.000		0	N.D.		
T 1,1,2,2-Tetrachloroethane	0.000		0	N.D.		
T 1,2,3-Trichloropropane	0.000		0	N.D.		
T 2-Chlorotoluene	0.000		0	N.D.		
T 4-Chlorotoluene	0.000		0	N.D.		
T 1,3-Dichlorobenzene	0.000		0	N.D.		
T 1,4-Dichlorobenzene	0.000		0	N.D.		
T 1,2-Dichlorobenzene	0.000		0	N.D.		

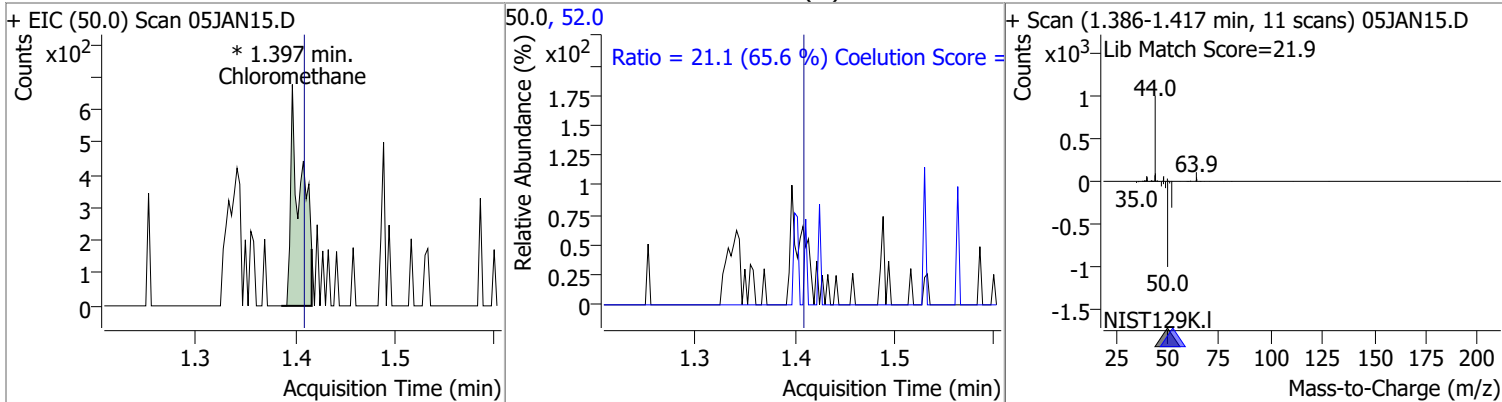
(#) = Qualifier Out of Range; (m) = Manual Integration; (+) = Area Summed; (\*) = Surrogate Percent Recovery Out of Range; (d): Zeroed Peak

# Quantitation Results Report (QT Reviewed)

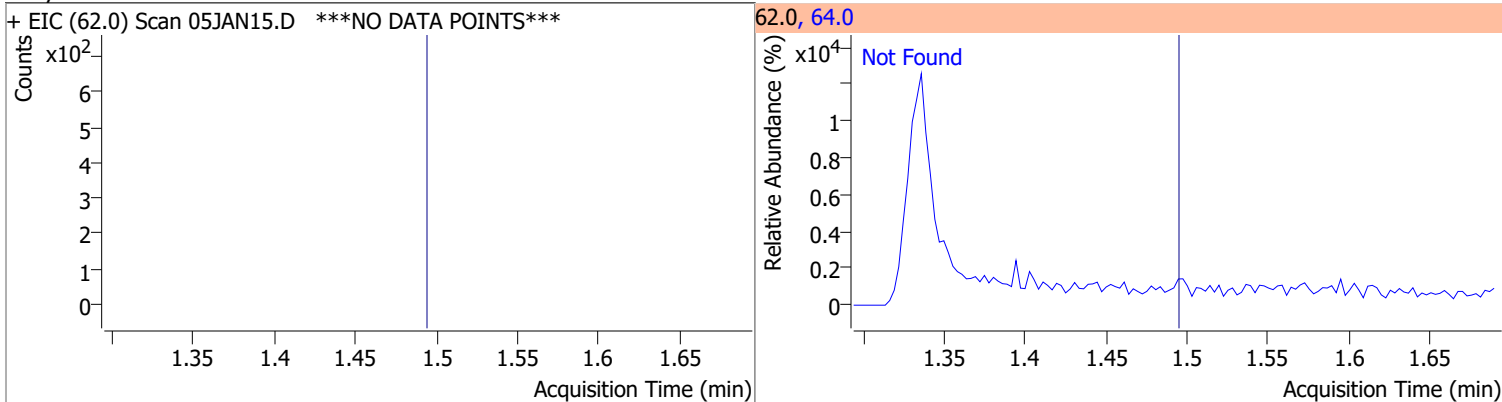
Compound	Conc.	Exp RT	QIon	Exp Ratio
Dichlorodifluoromethane	N.D.	1.24	87.0	32.3



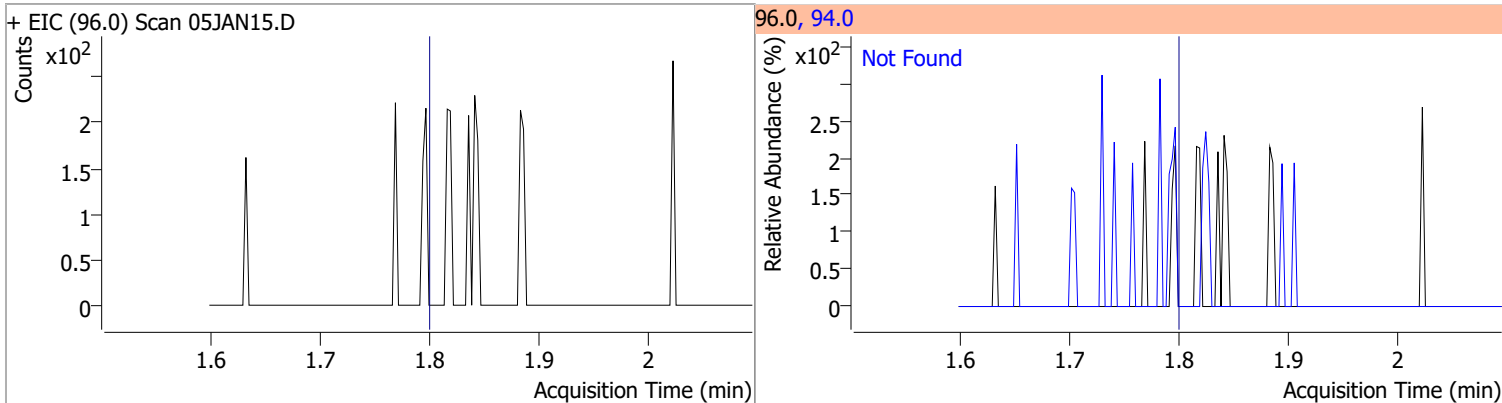
Compound	Conc.	RT	Dev(Min)	Resp.	QIon	QRatio	Lower	Upper
Chloromethane	0.4441	1.40	-0.01	529 (m)	52.0	21.1	2.1	62.1



Compound	Conc.	Exp RT	QIon	Exp Ratio
Vinyl chloride	N.D.	1.50	64.0	29.9

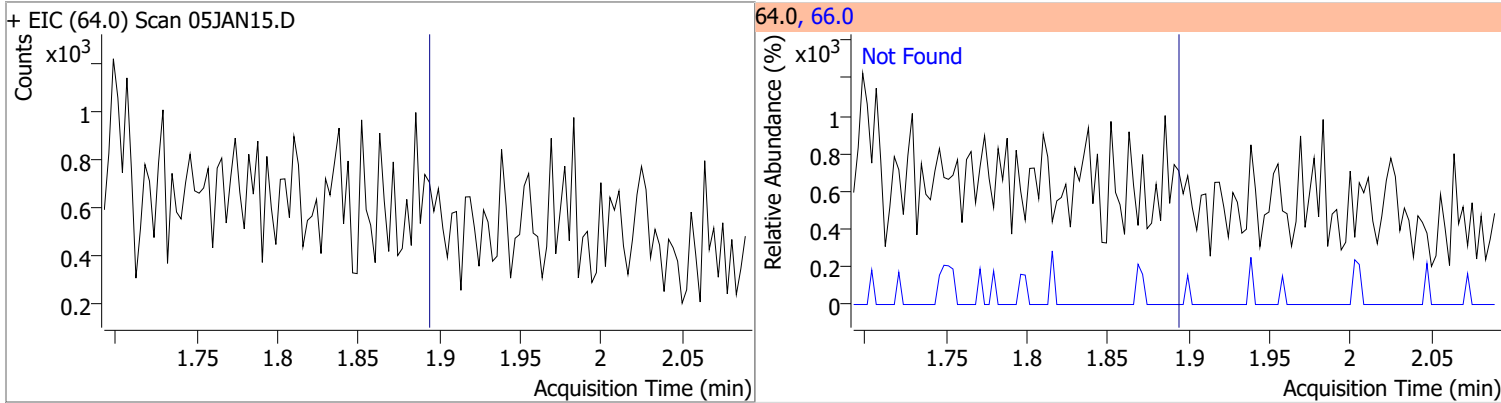


Compound	Conc.	Exp RT	QIon	Exp Ratio
Bromomethane	N.D.	1.80	94.0	104.6

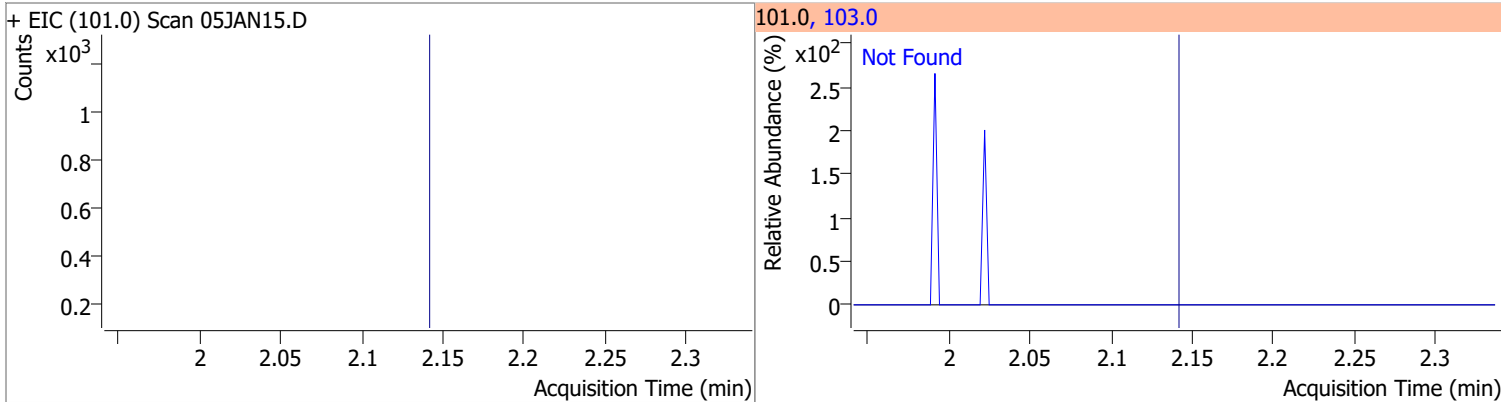


# Quantitation Results Report (QT Reviewed)

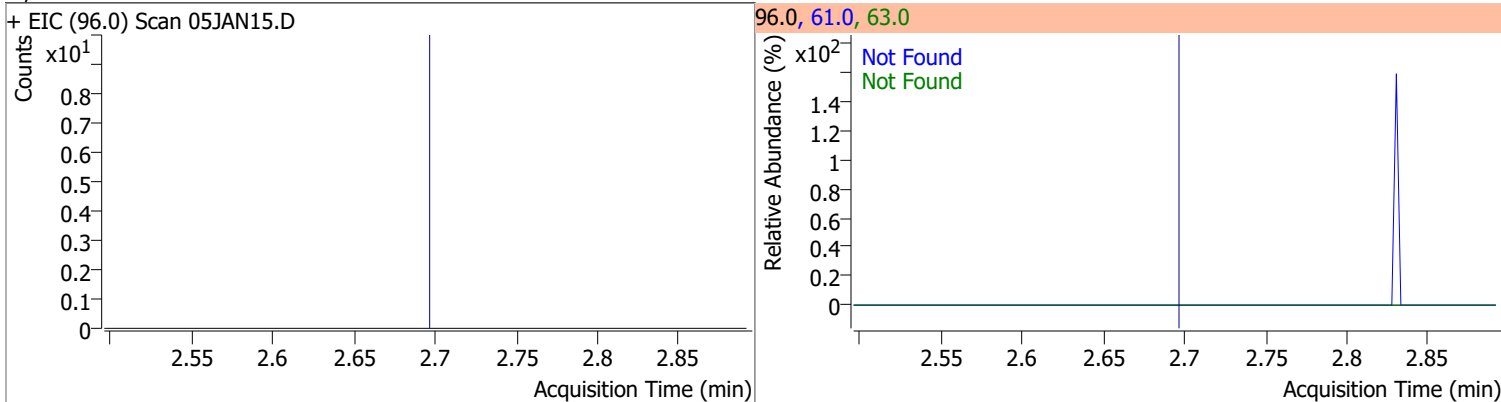
Compound	Conc.	Exp RT	QIon	Exp Ratio
Chloroethane	N.D.	1.89	66.0	30.1



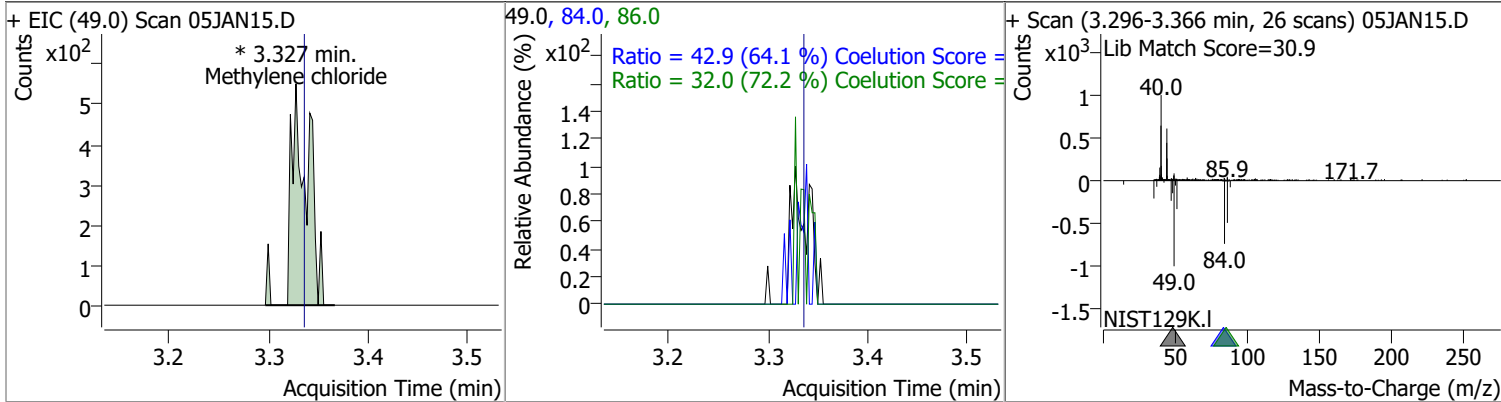
Compound	Conc.	Exp RT	QIon	Exp Ratio
Trichlorofluoromethane	N.D.	2.14	103.0	64.2



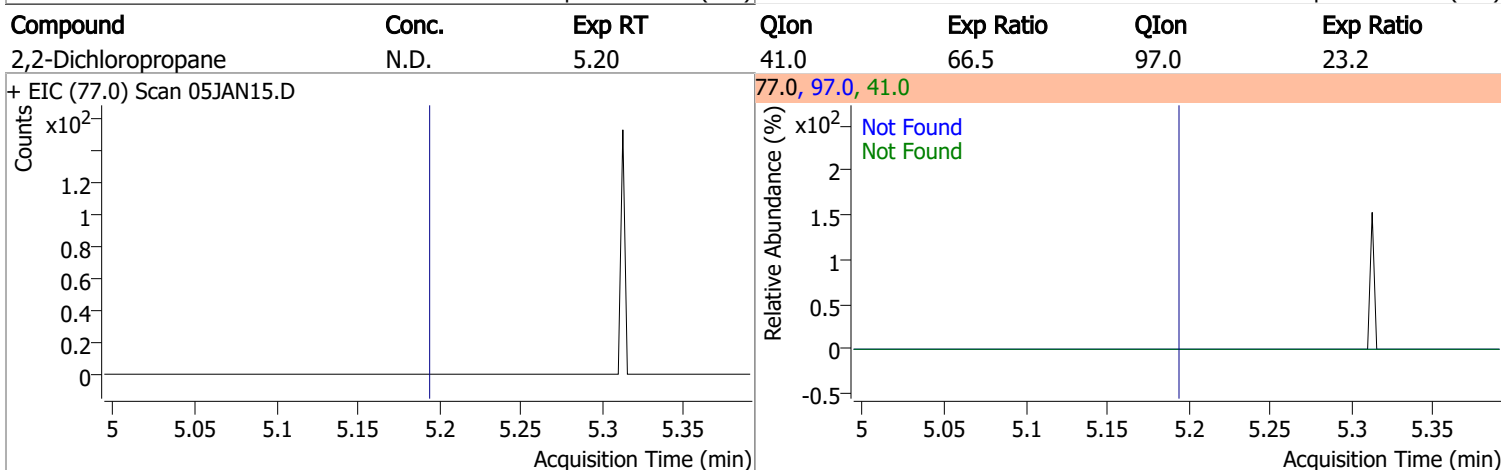
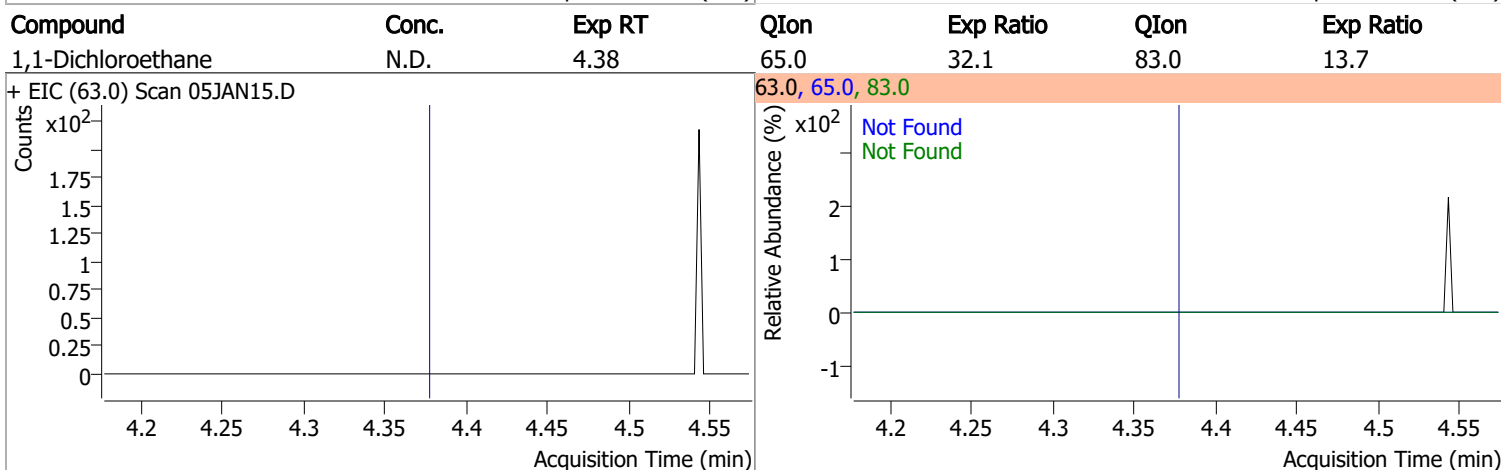
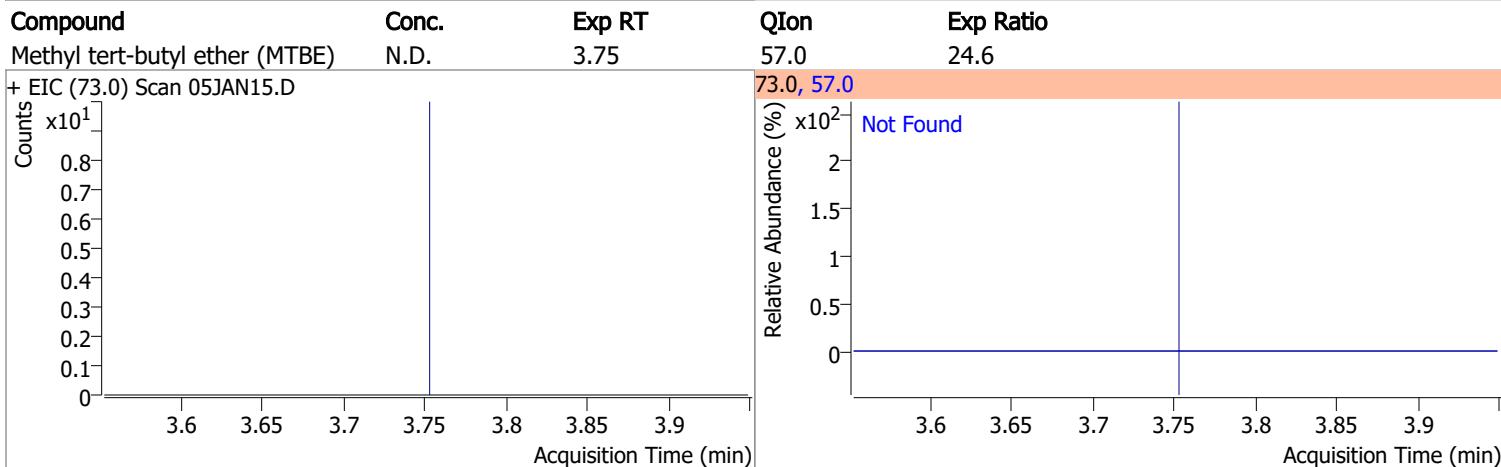
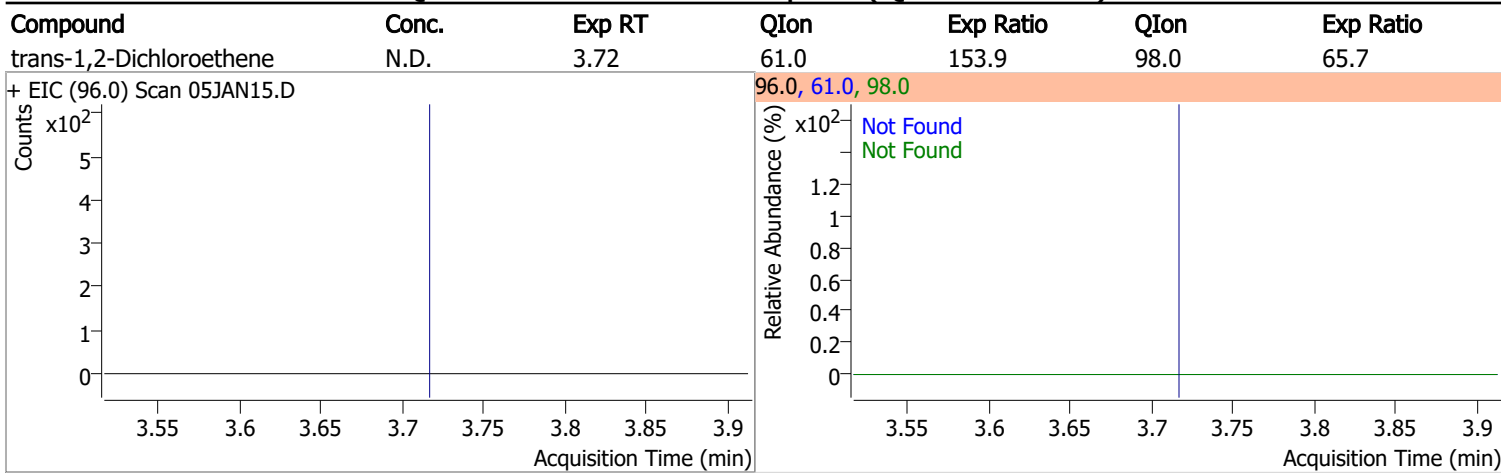
Compound	Conc.	Exp RT	QIon	Exp Ratio	QIon	Exp Ratio
1,1-Dichloroethene	N.D.	2.70	61.0	180.3	63.0	56.7



Compound	Conc.	RT	Dev(Min)	Resp.	QIon	QRatio	Lower	Upper
Methylene chloride	0.5926	3.33	-0.01	658 (m)	84.0	42.9	36.9	96.9
					86.0	32.0	14.3	74.3

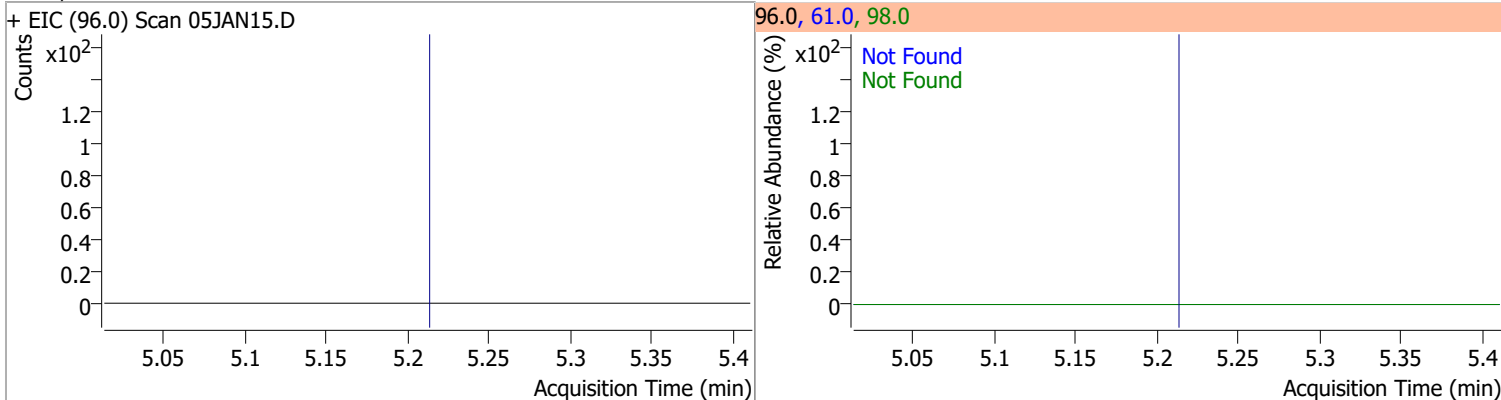


# Quantitation Results Report (QT Reviewed)

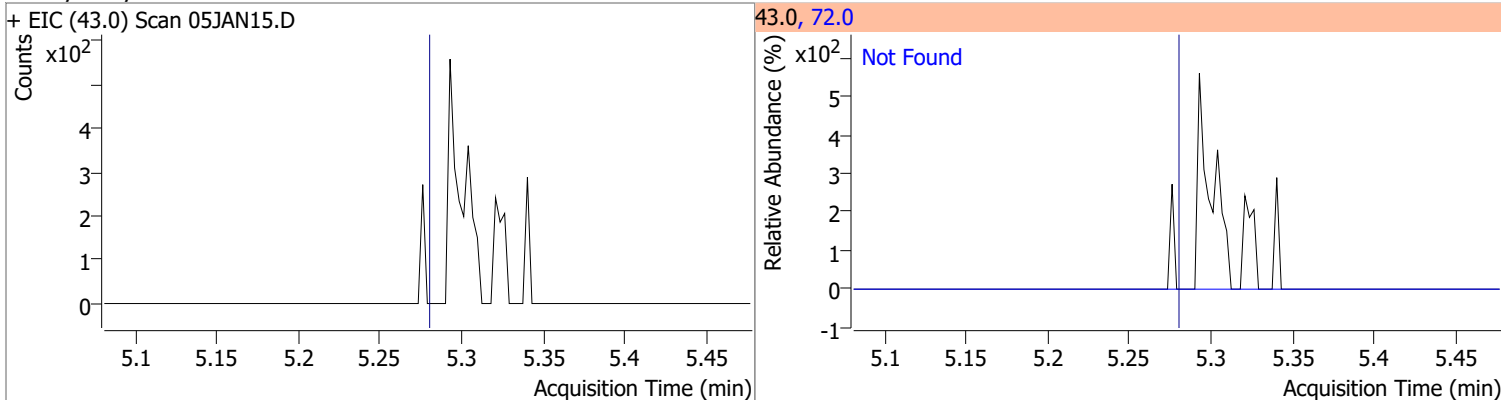


# Quantitation Results Report (QT Reviewed)

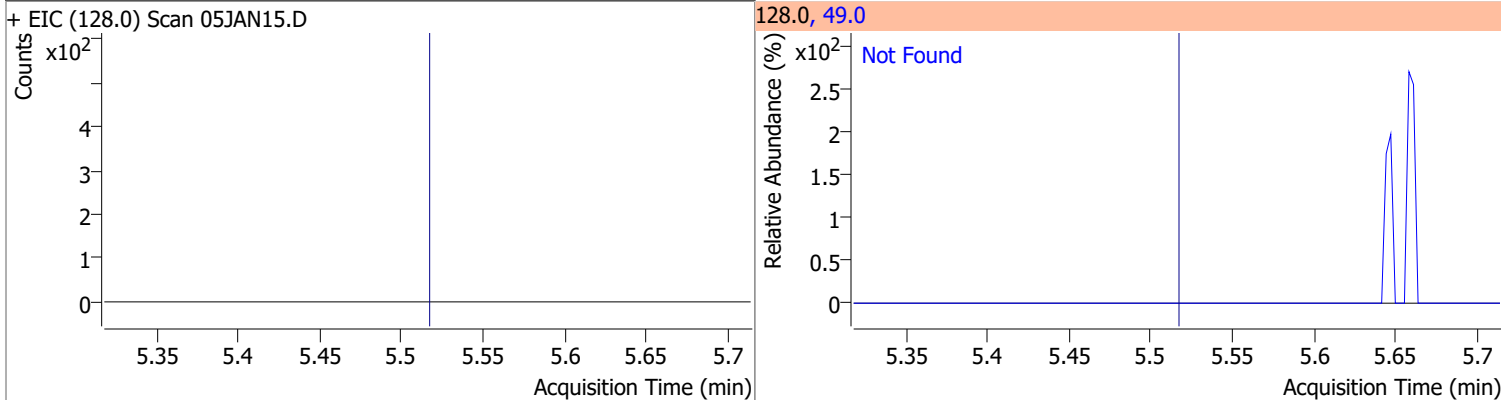
Compound	Conc.	Exp RT	QIon	Exp Ratio	QIon	Exp Ratio
cis-1,2-Dichloroethene	N.D.	5.22	61.0	167.2	98.0	67.3



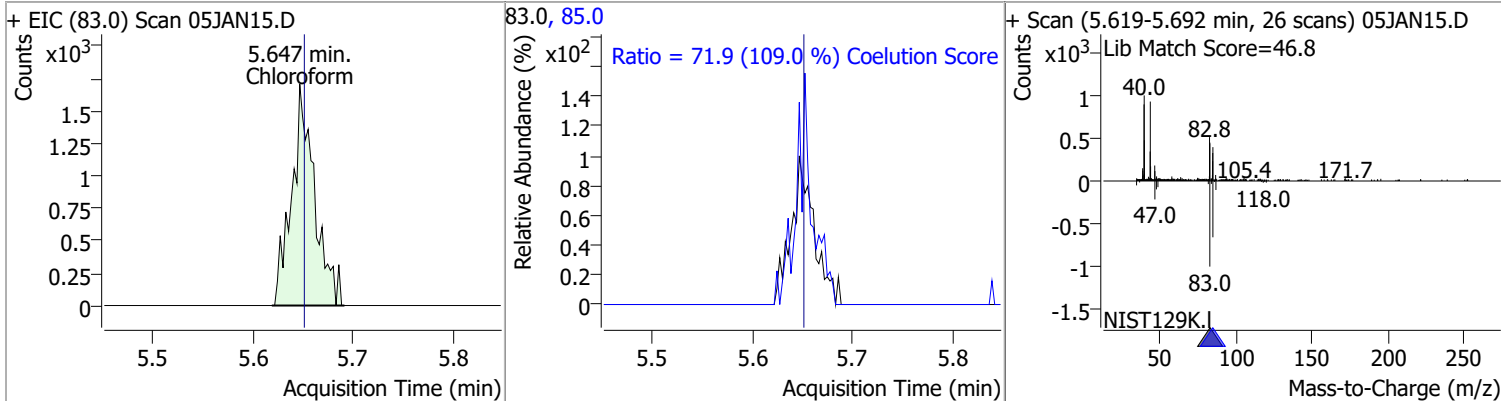
Compound	Conc.	Exp RT	QIon	Exp Ratio
Methyl ethyl ketone	N.D.	5.28	72.0	21.3



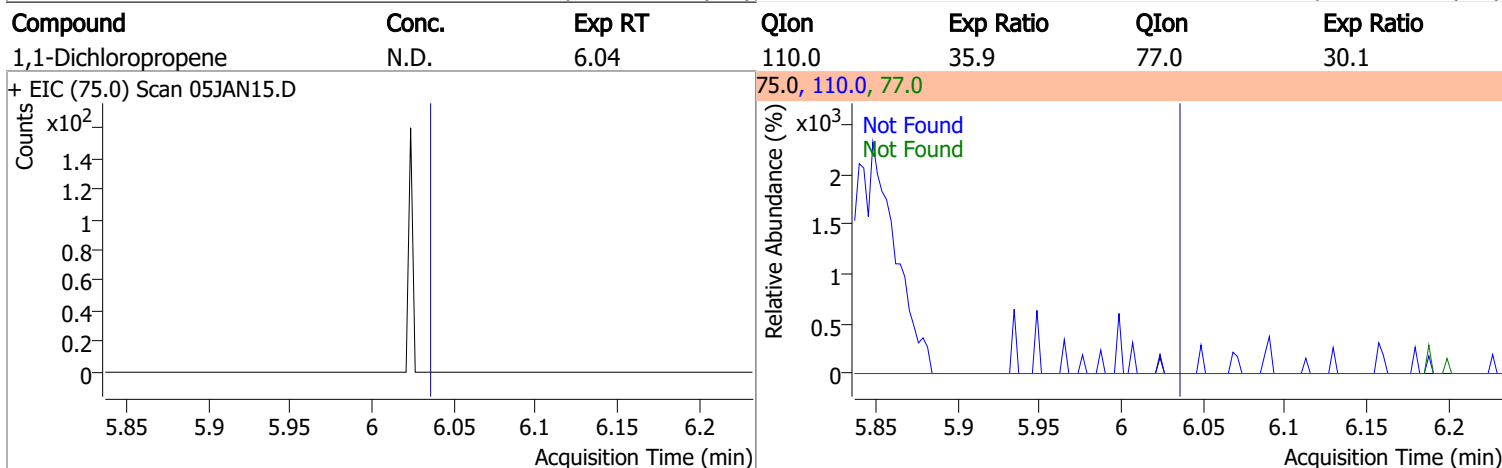
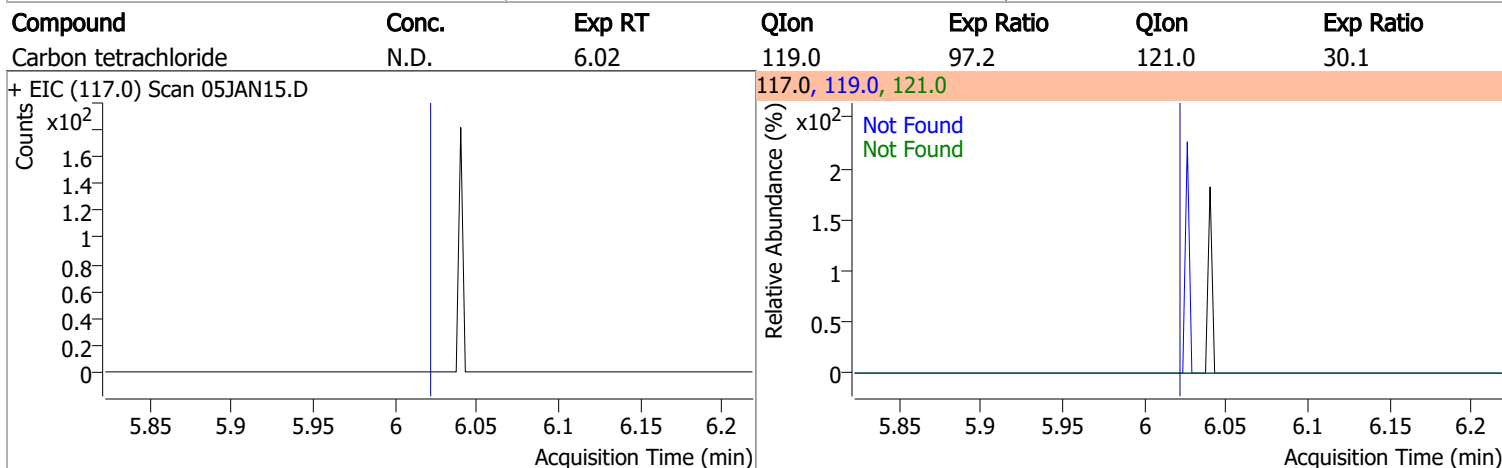
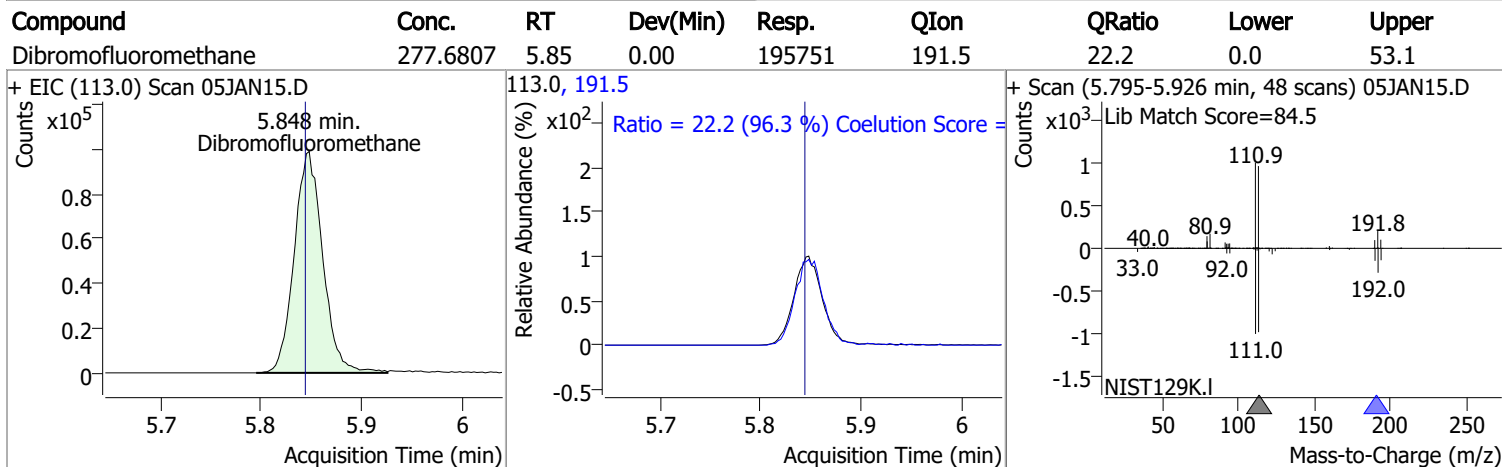
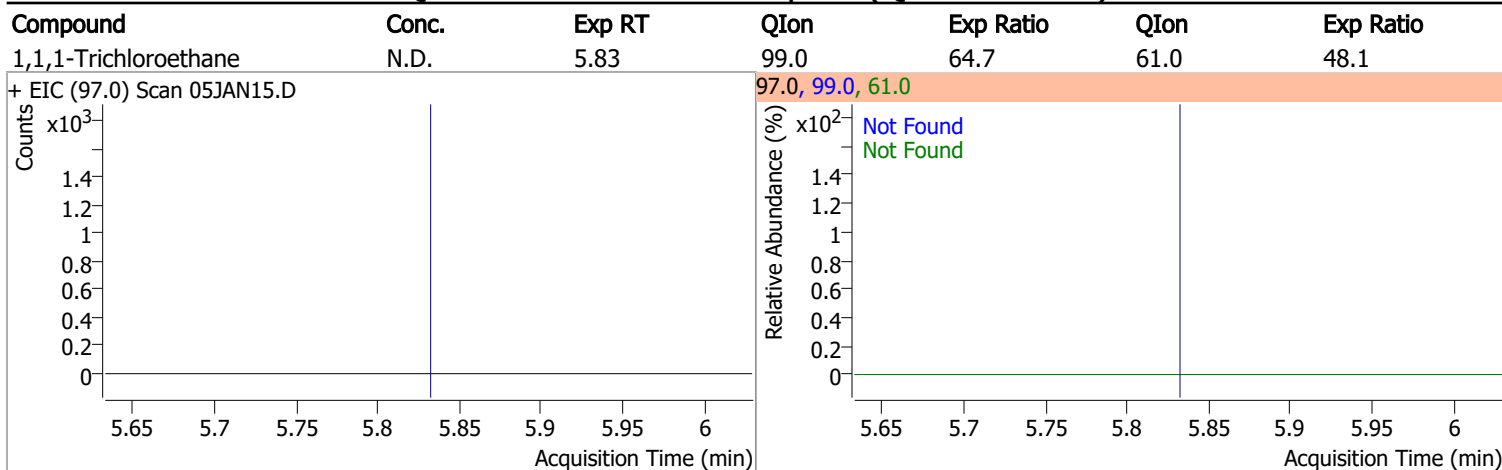
Compound	Conc.	Exp RT	QIon	Exp Ratio
Bromochloromethane	N.D.	5.52	49.0	182.9



Compound	Conc.	RT	Dev(Min)	Resp.	QIon	QRatio	Lower	Upper
Chloroform	1.9088	5.65	-0.01	2719	85.0	71.9	36.0	96.0

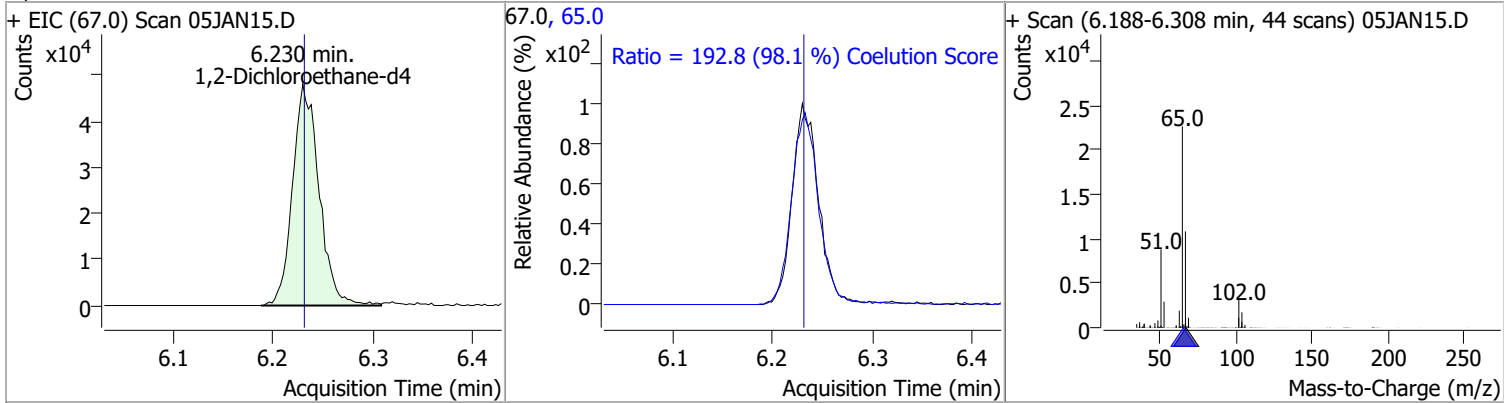


# Quantitation Results Report (QT Reviewed)

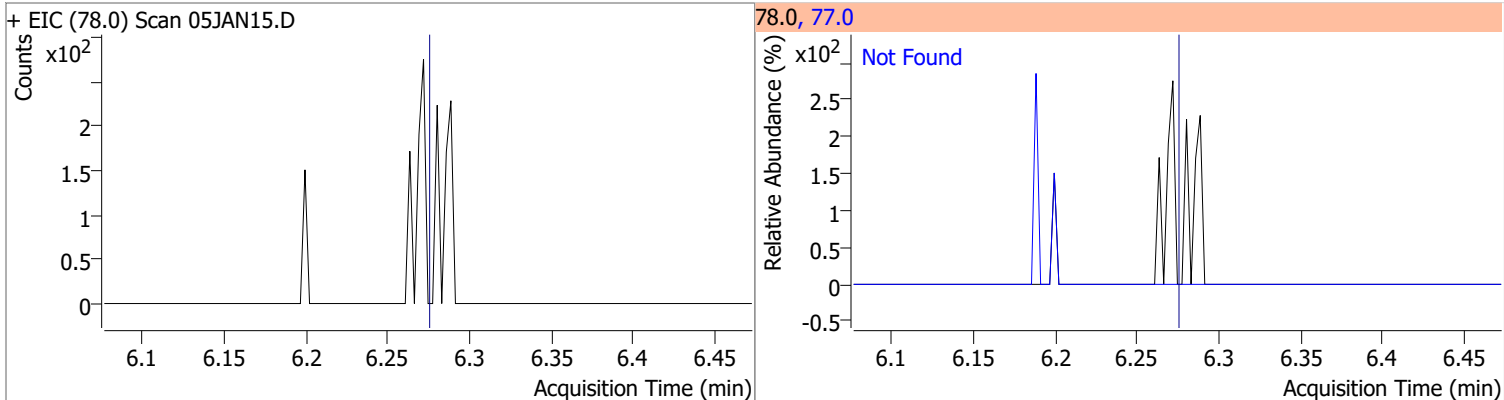


# Quantitation Results Report (QT Reviewed)

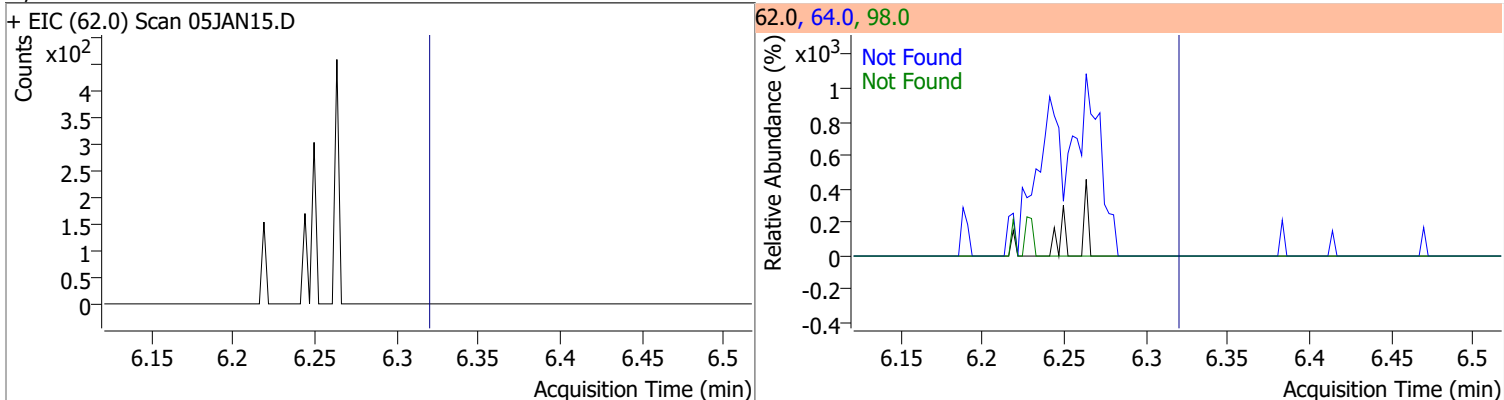
Compound	Conc.	RT	Dev(Min)	Resp.	QIon	QRatio	Lower	Upper
1,2-Dichloroethane-d4	289.1908	6.23	0.00	88055	65.0	192.8	166.5	226.5



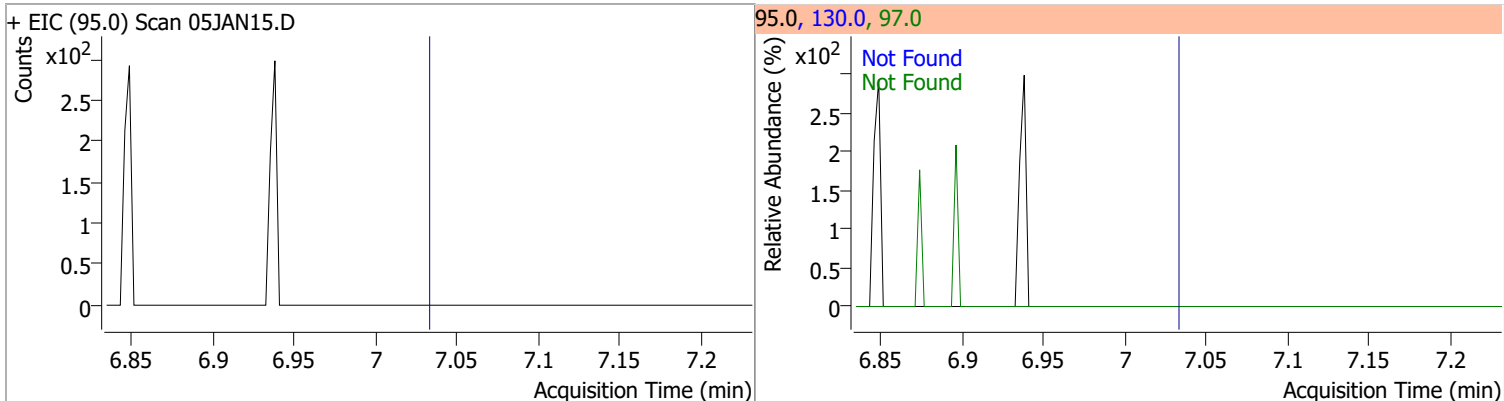
Compound	Conc.	Exp RT	QIon	Exp Ratio
Benzene	N.D.	6.28	77.0	23.5



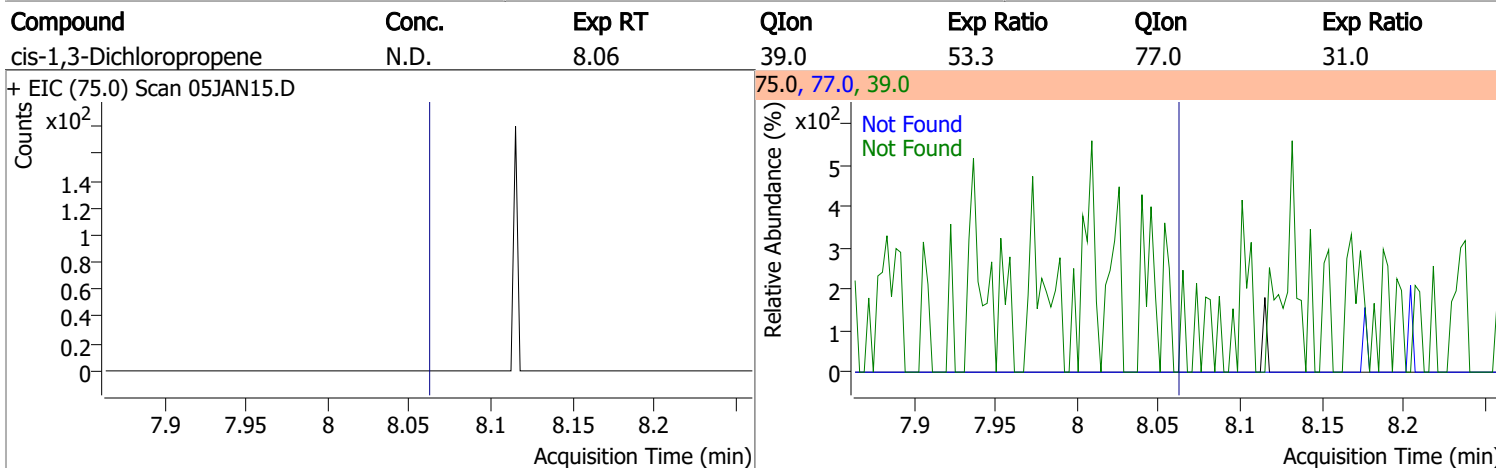
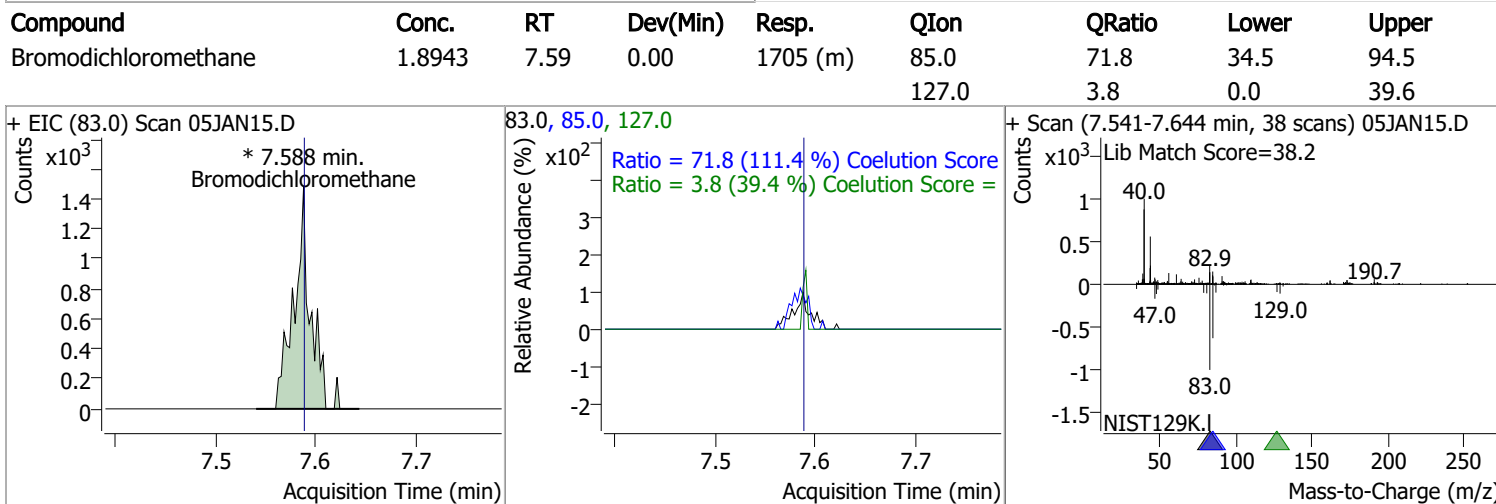
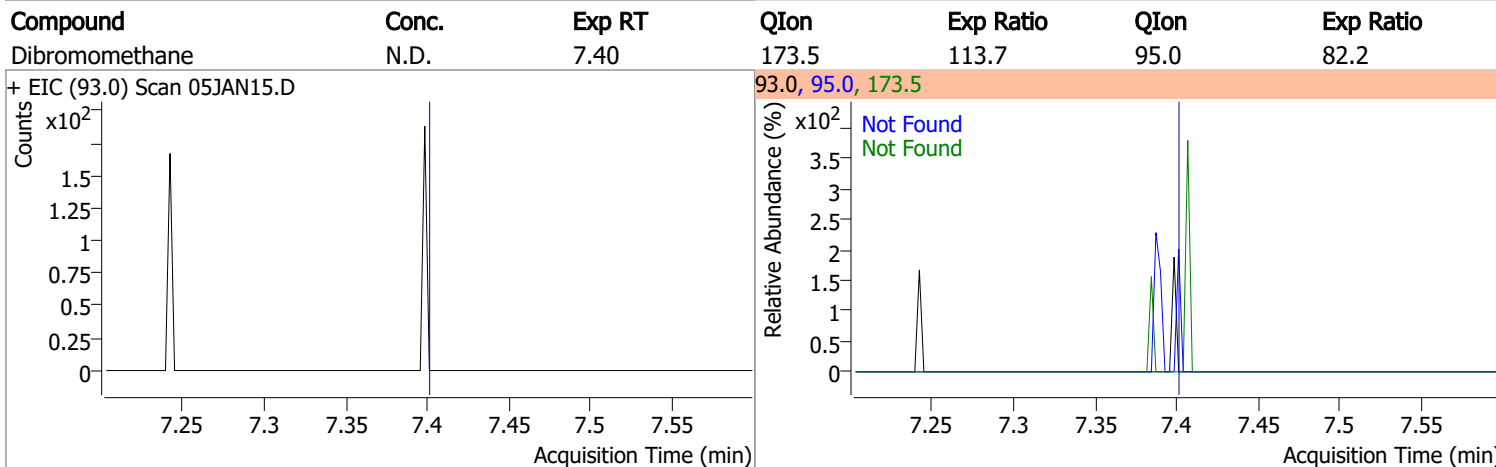
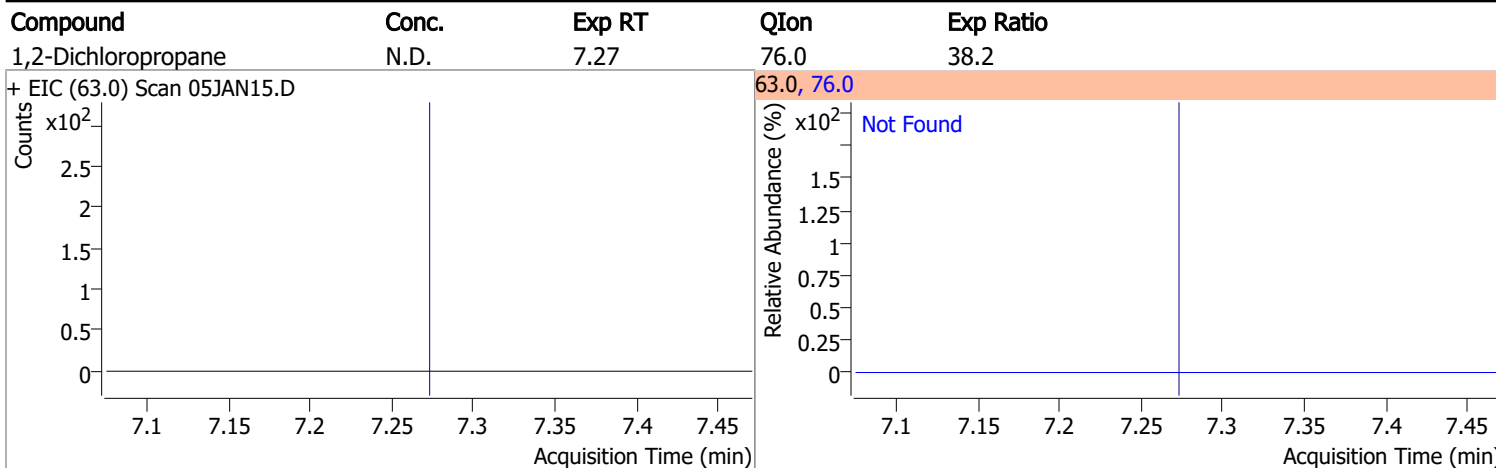
Compound	Conc.	Exp RT	QIon	Exp Ratio	QIon	Exp Ratio
1,2-Dichloroethane	N.D.	6.32	64.0	29.9	98.0	7.6



Compound	Conc.	Exp RT	QIon	Exp Ratio	QIon	Exp Ratio
Trichloroethene	N.D.	7.03	130.0	101.5	97.0	64.1



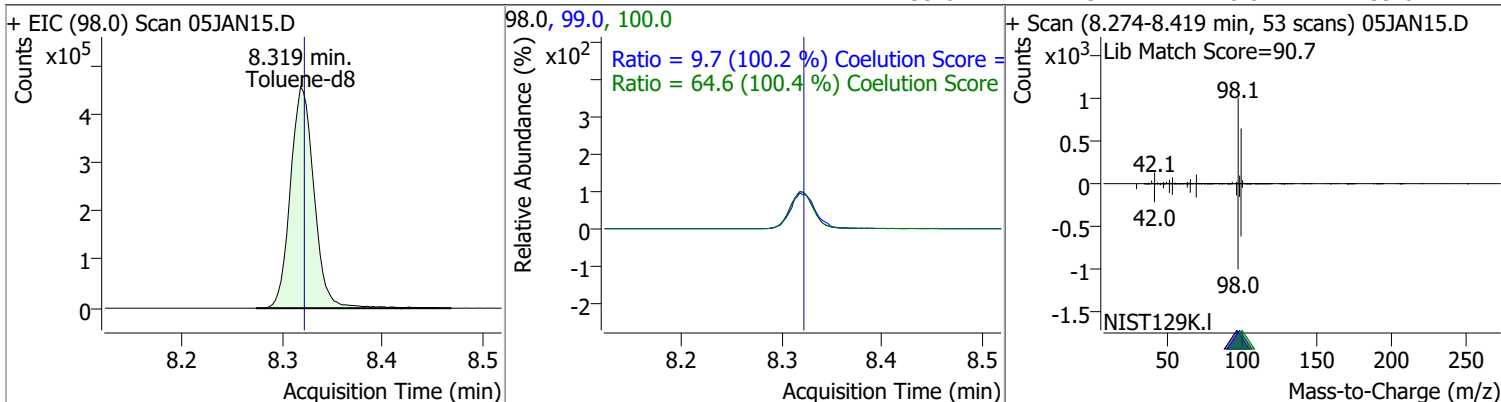
# Quantitation Results Report (QT Reviewed)



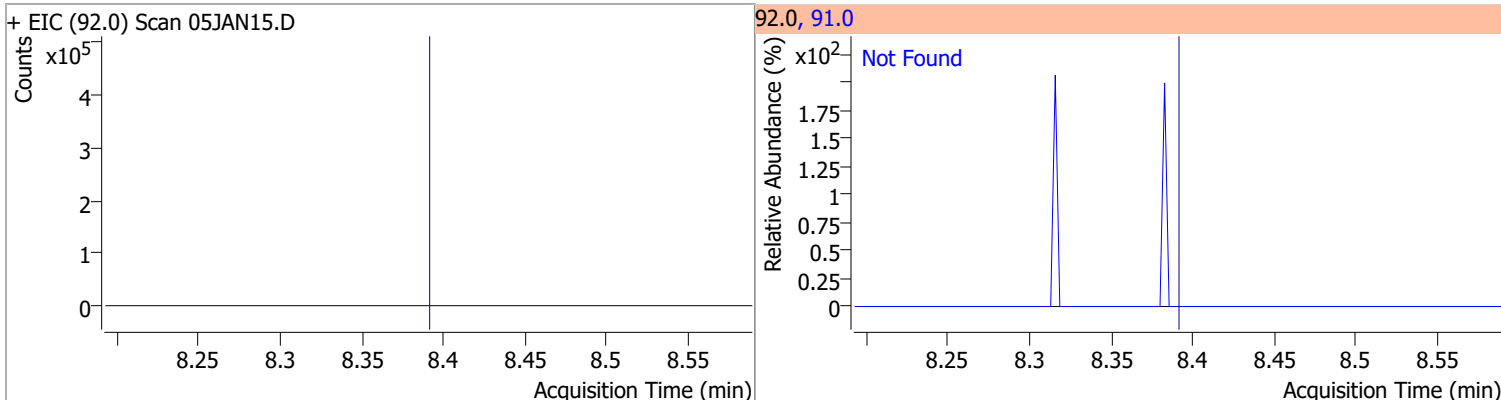


# Quantitation Results Report (QT Reviewed)

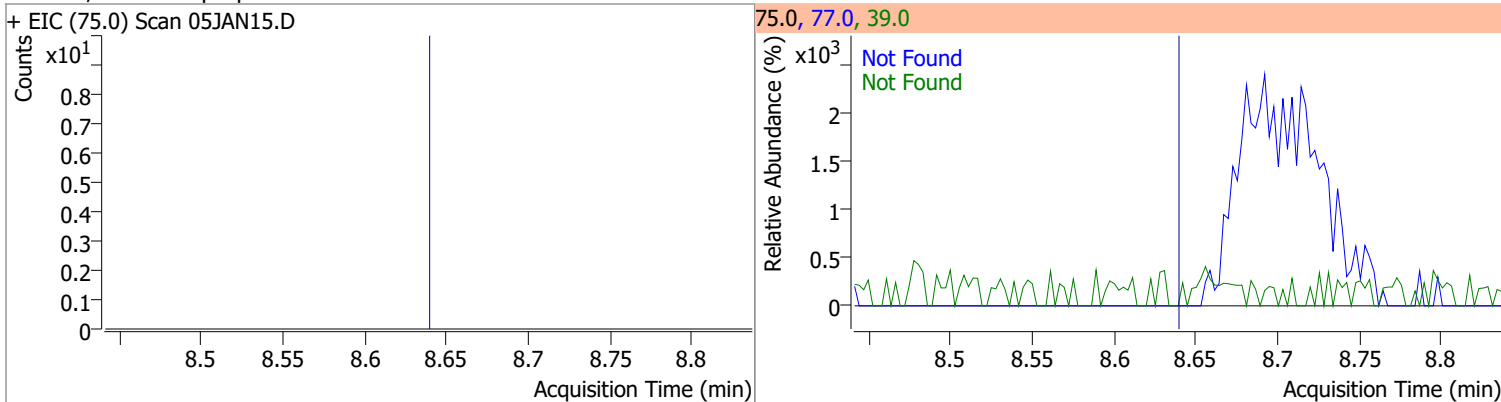
Compound	Conc.	RT	Dev(Min)	Resp.	QIon	QRatio	Lower	Upper
Toluene-d8	265.9370	8.32	0.00	745560	100.0	64.6	34.4	94.4
					99.0	9.7	0.0	39.6



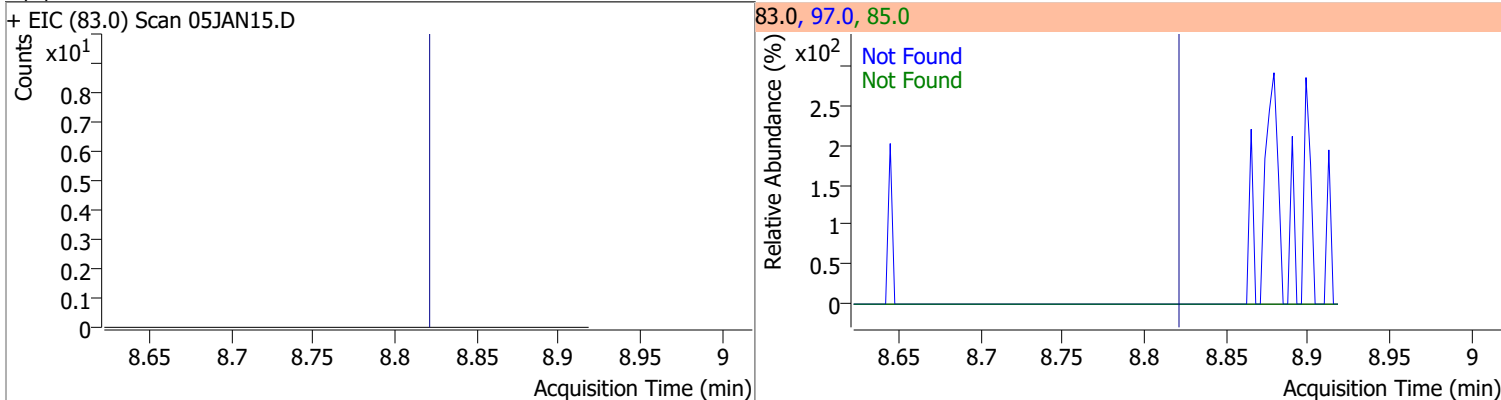
Compound	Conc.	Exp RT	QIon	Exp Ratio
Toluene	N.D.	8.39	91.0	175.8



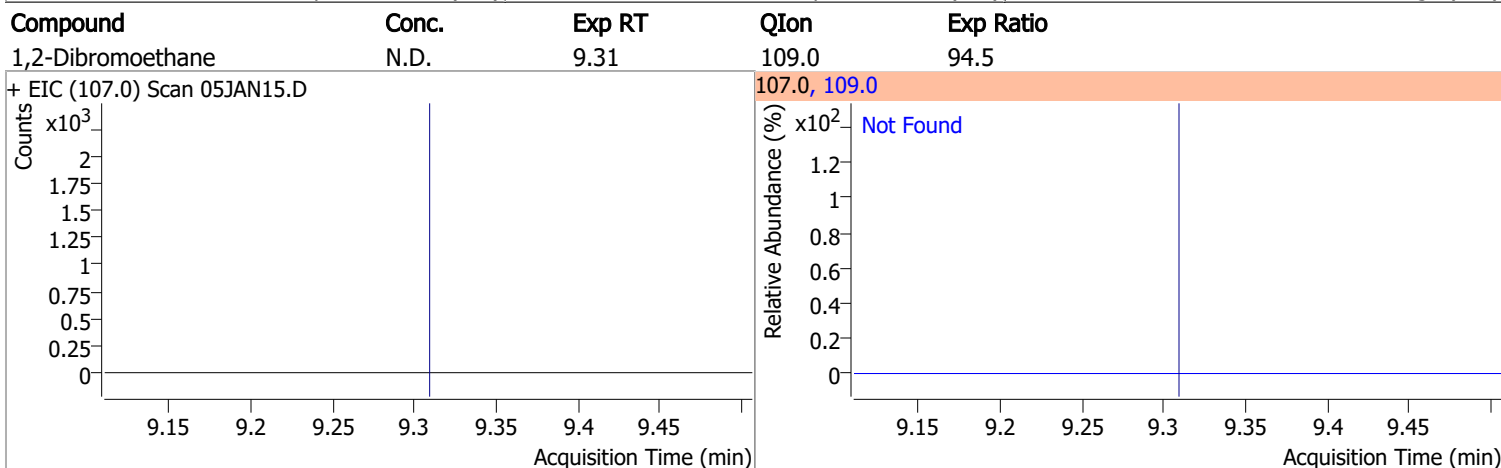
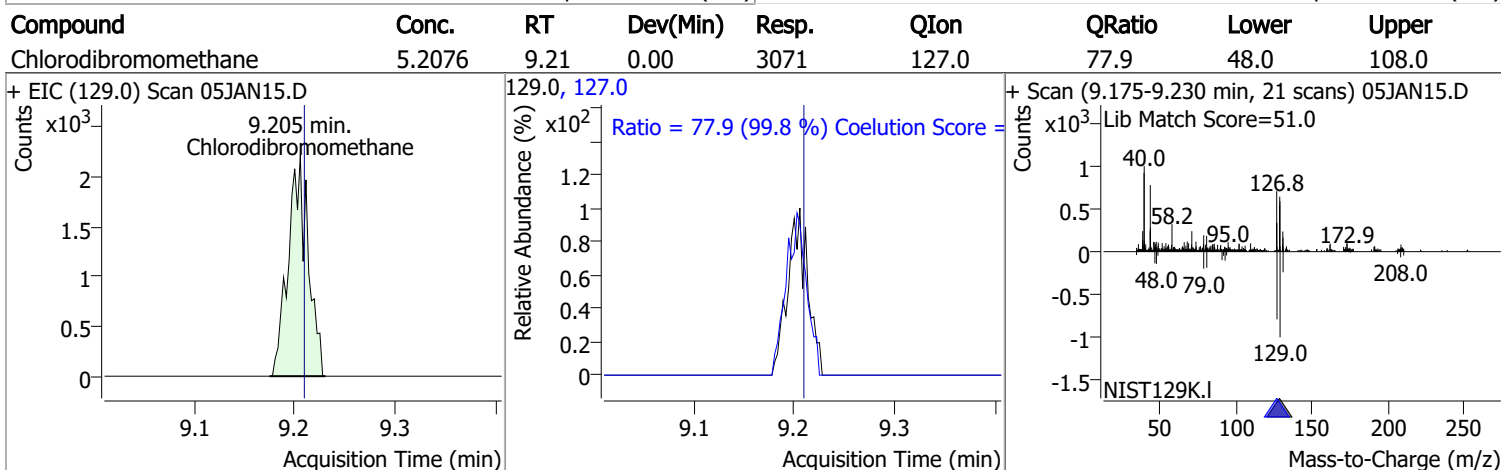
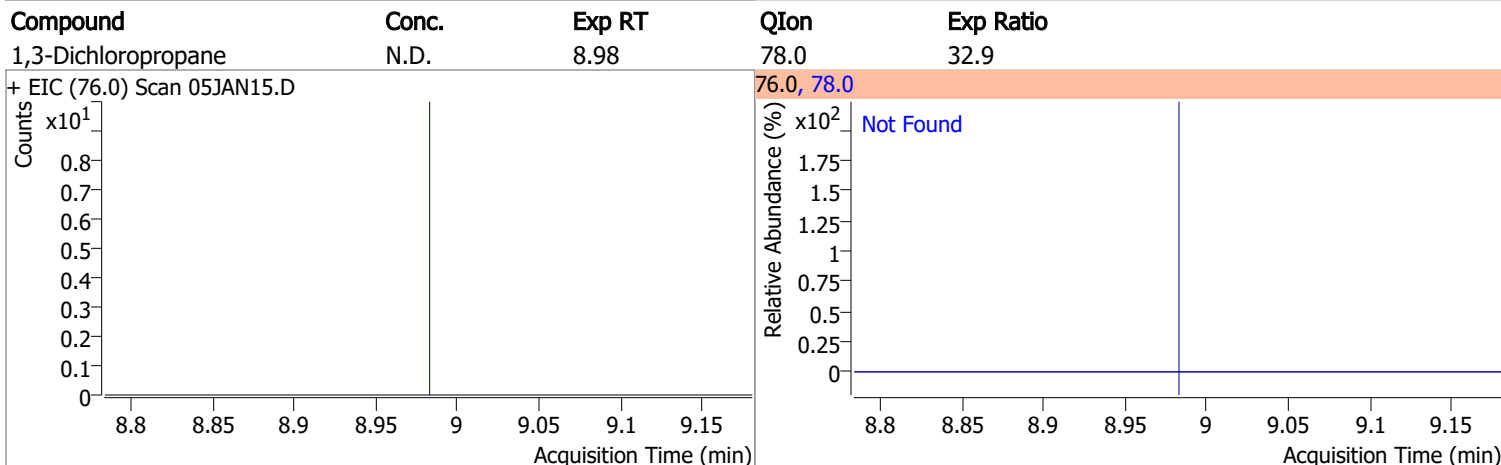
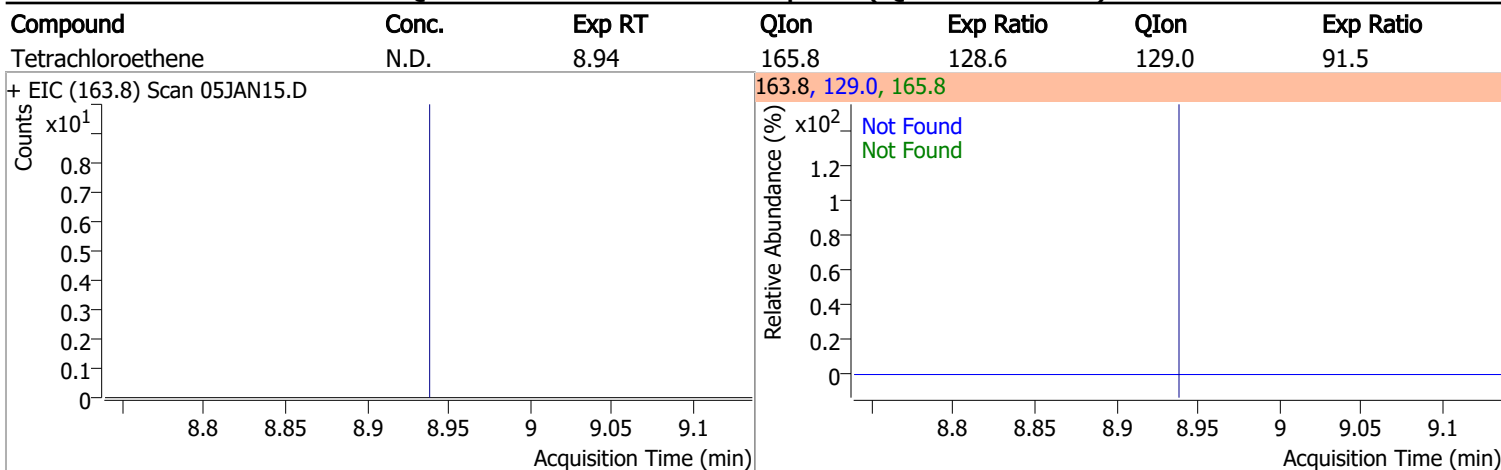
Compound	Conc.	Exp RT	QIon	Exp Ratio	QIon	Exp Ratio
trans-1,3-Dichloropropene	N.D.	8.64	39.0	53.4	77.0	32.4



Compound	Conc.	Exp RT	QIon	Exp Ratio	QIon	Exp Ratio
1,1,2-Trichloroethane	N.D.	8.82	97.0	114.6	85.0	67.6

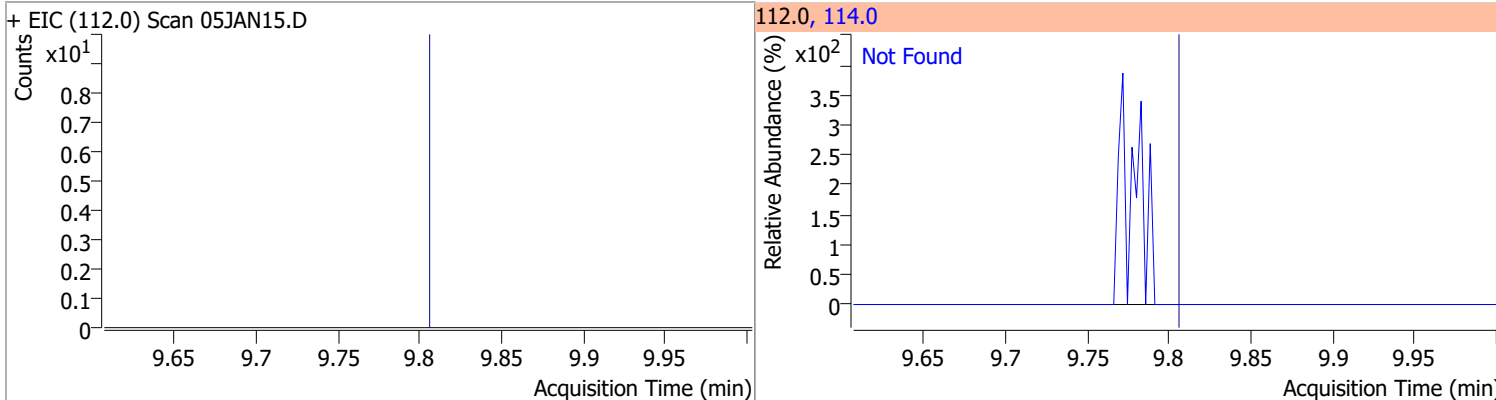


# Quantitation Results Report (QT Reviewed)

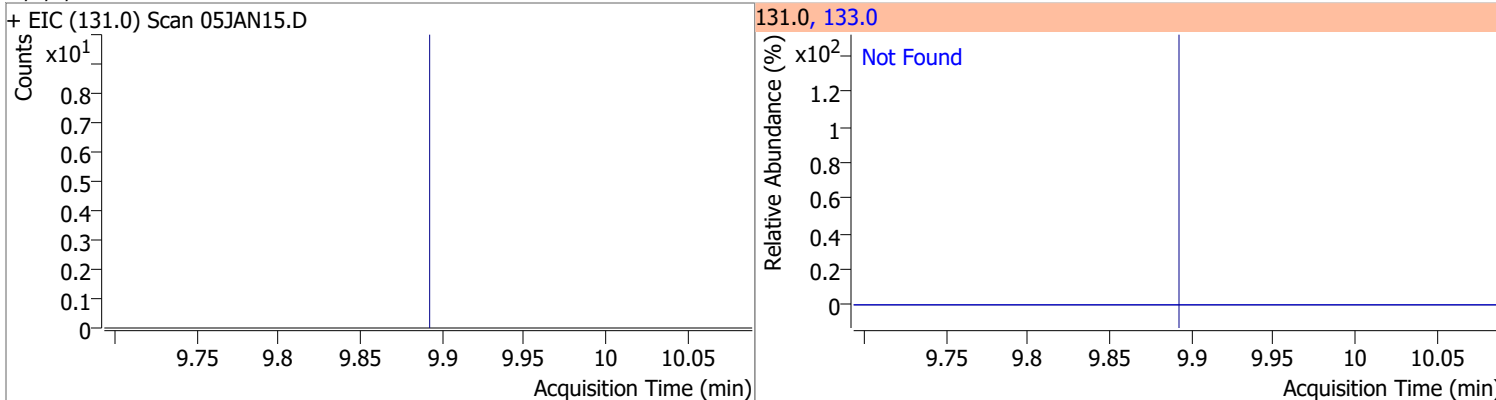


# Quantitation Results Report (QT Reviewed)

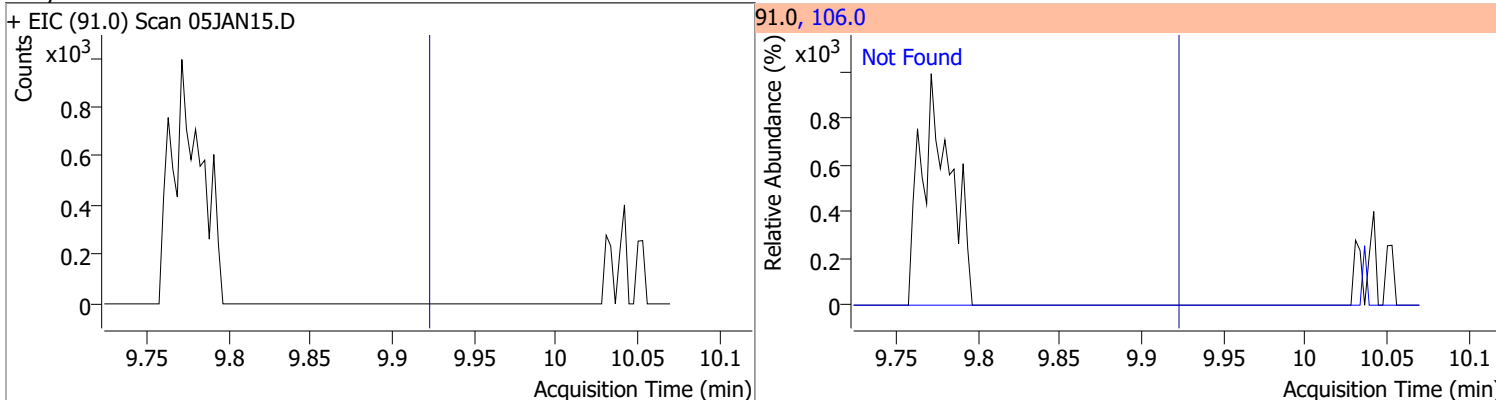
Compound	Conc.	Exp RT	QIon	Exp Ratio
Chlorobenzene	N.D.	9.80	114.0	32.1



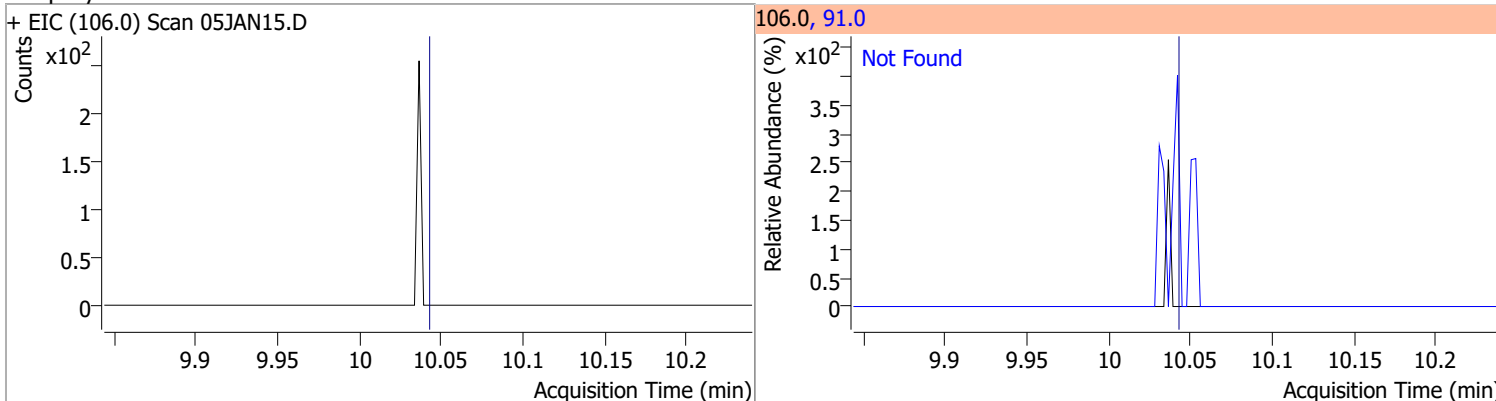
Compound	Conc.	Exp RT	QIon	Exp Ratio
1,1,1,2-Tetrachloroethane	N.D.	9.89	133.0	98.6



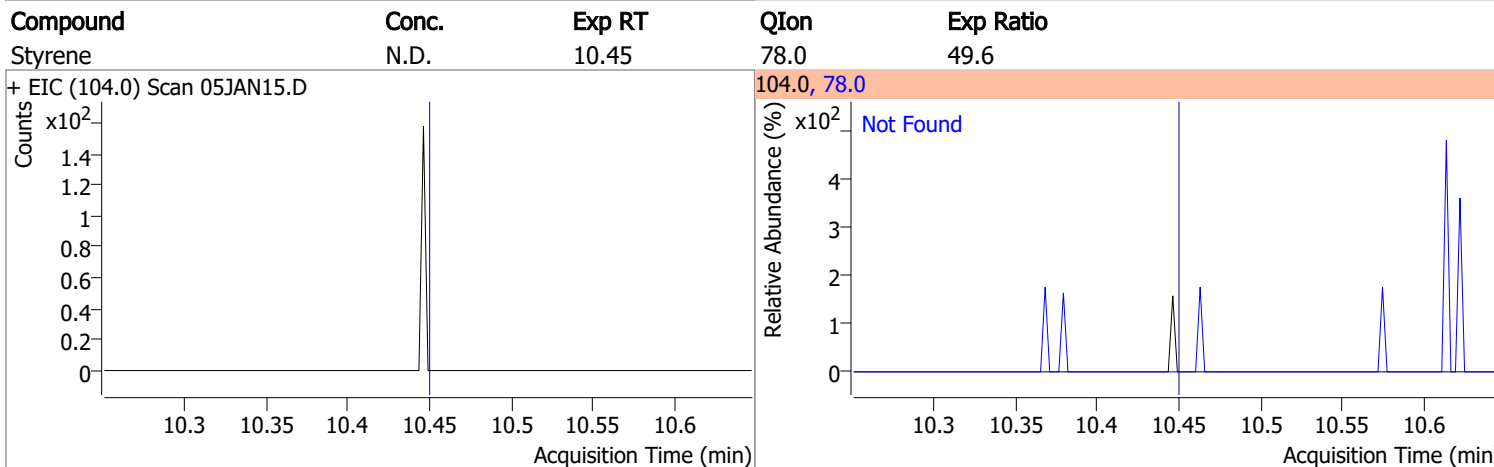
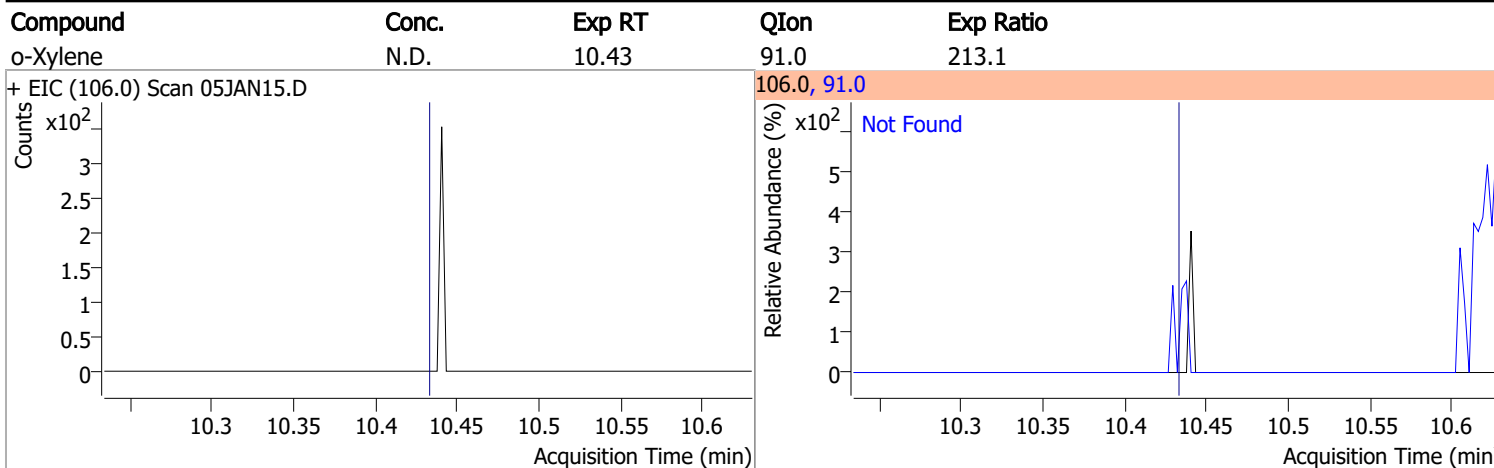
Compound	Conc.	Exp RT	QIon	Exp Ratio
Ethylbenzene	N.D.	9.92	106.0	31.1



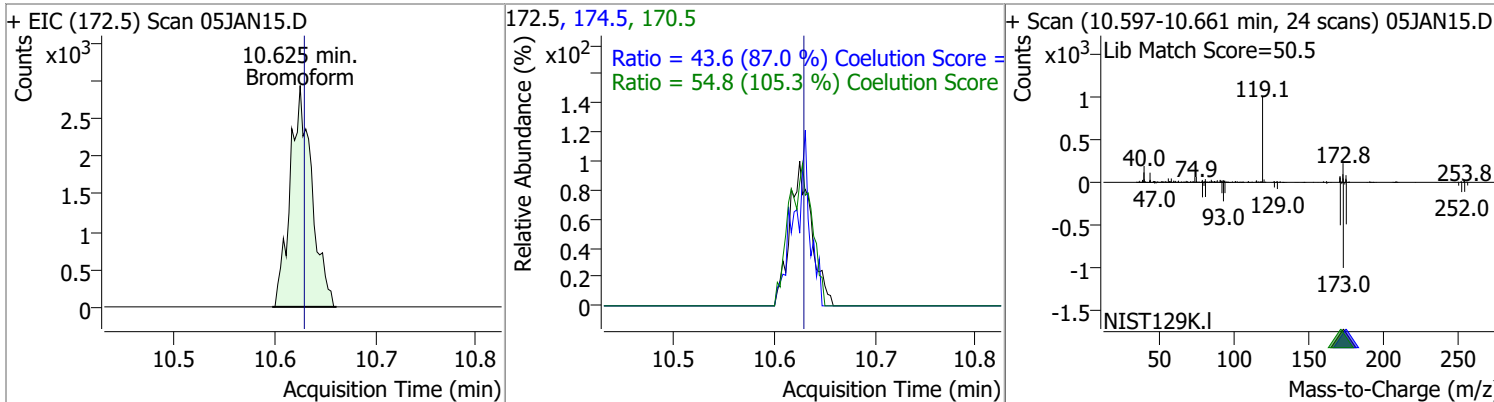
Compound	Conc.	Exp RT	QIon	Exp Ratio
m+p-Xylenes	N.D.	10.04	91.0	201.4



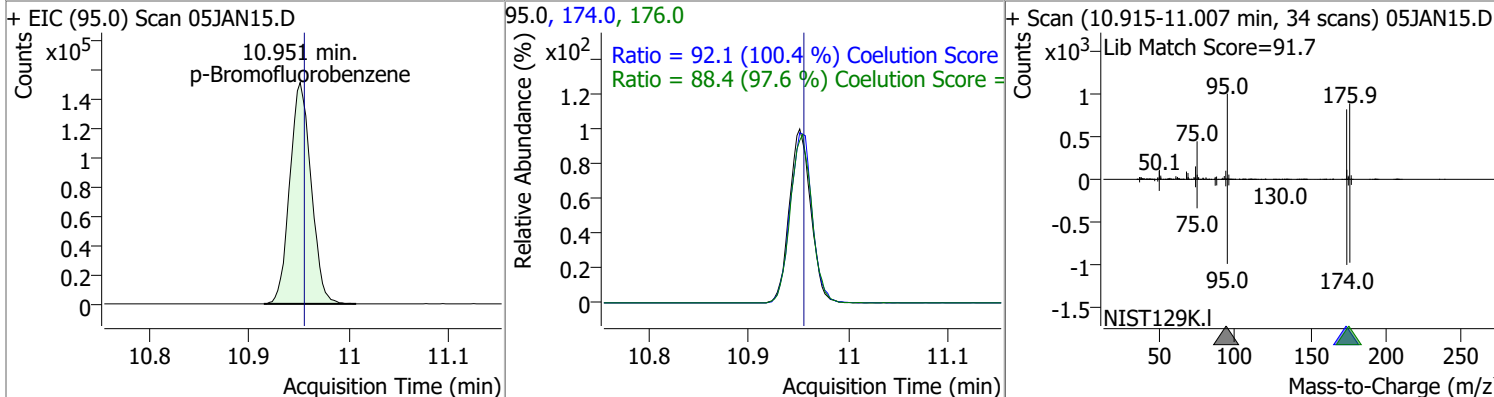
# Quantitation Results Report (QT Reviewed)



Compound	Conc.	RT	Dev(Min)	Resp.	QIon	QRatio	Lower	Upper
Bromoform	15.3730	10.62	0.00	4407	170.5	54.8	22.1	82.1
					174.5	43.6	20.1	80.1



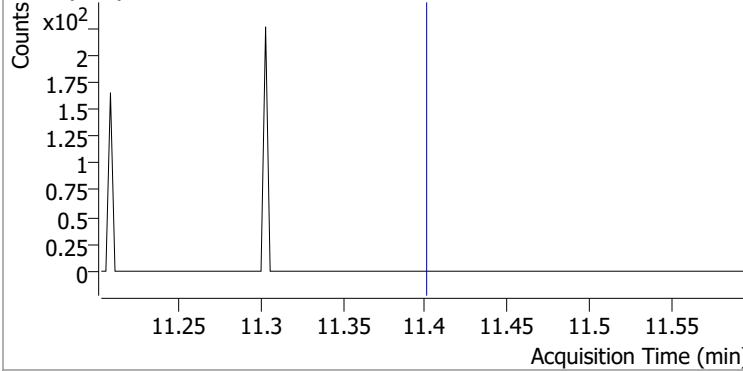
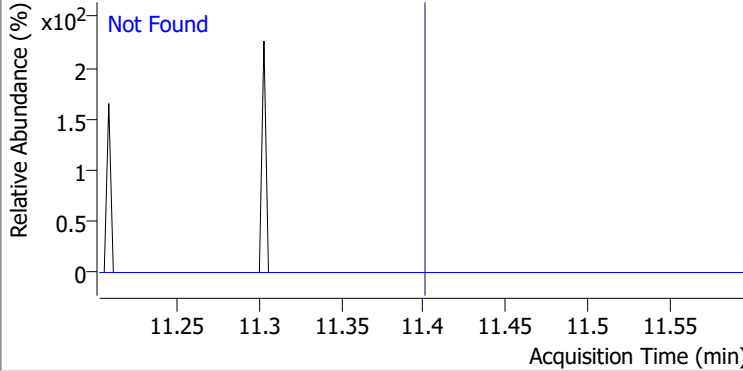
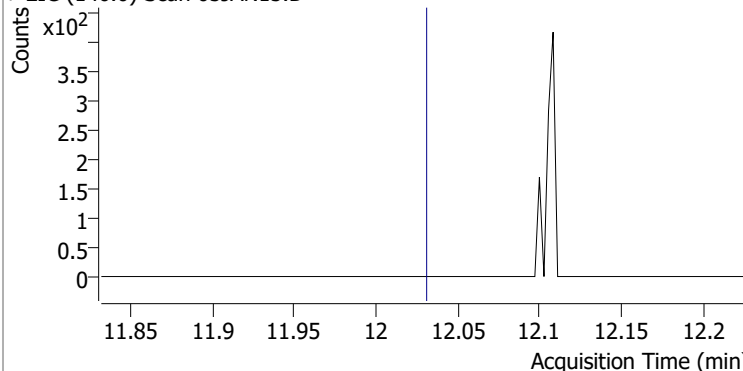
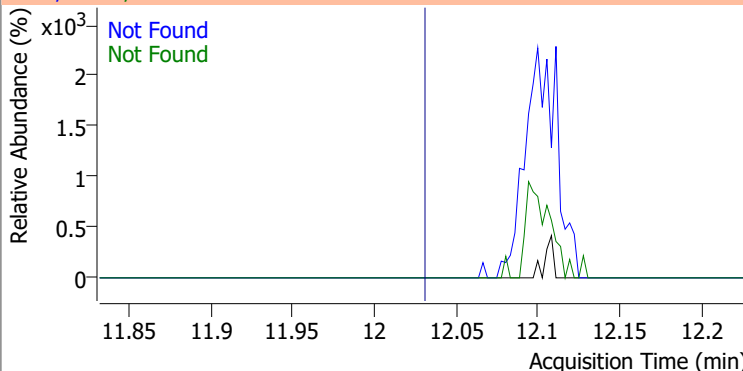
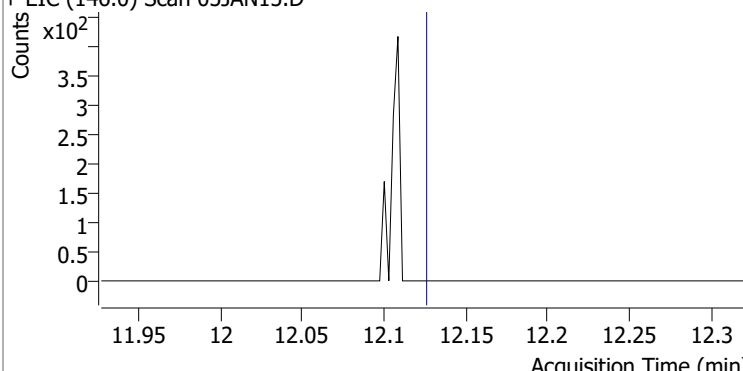
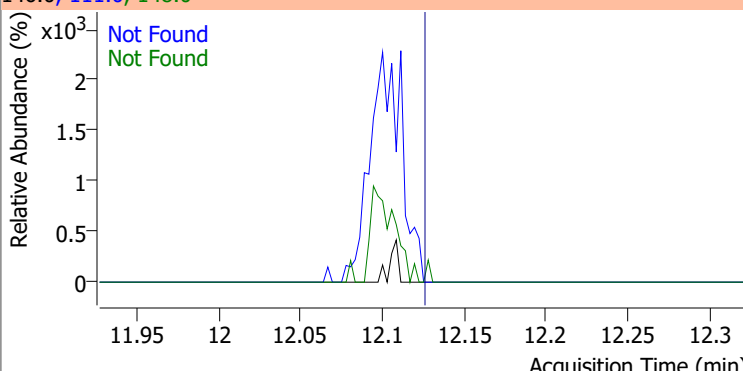
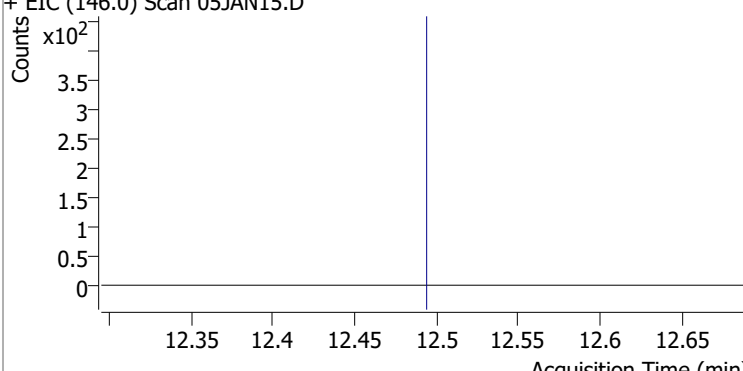
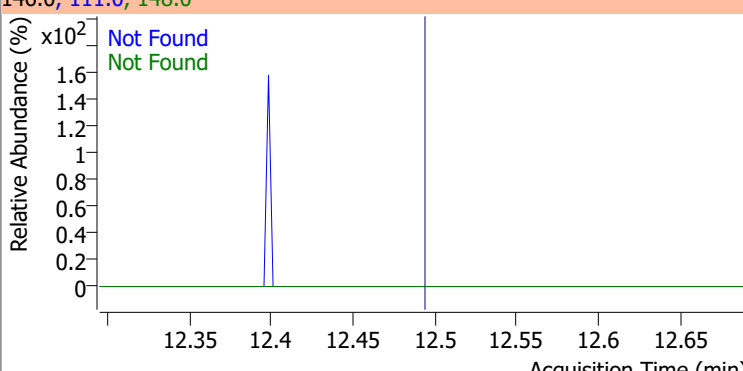
Compound	Conc.	RT	Dev(Min)	Resp.	QIon	QRatio	Lower	Upper
p-Bromofluorobenzene	270.8078	10.95	0.00	222254	174.0	92.1	61.7	121.7
					176.0	88.4	60.6	120.6



# Quantitation Results Report (QT Reviewed)

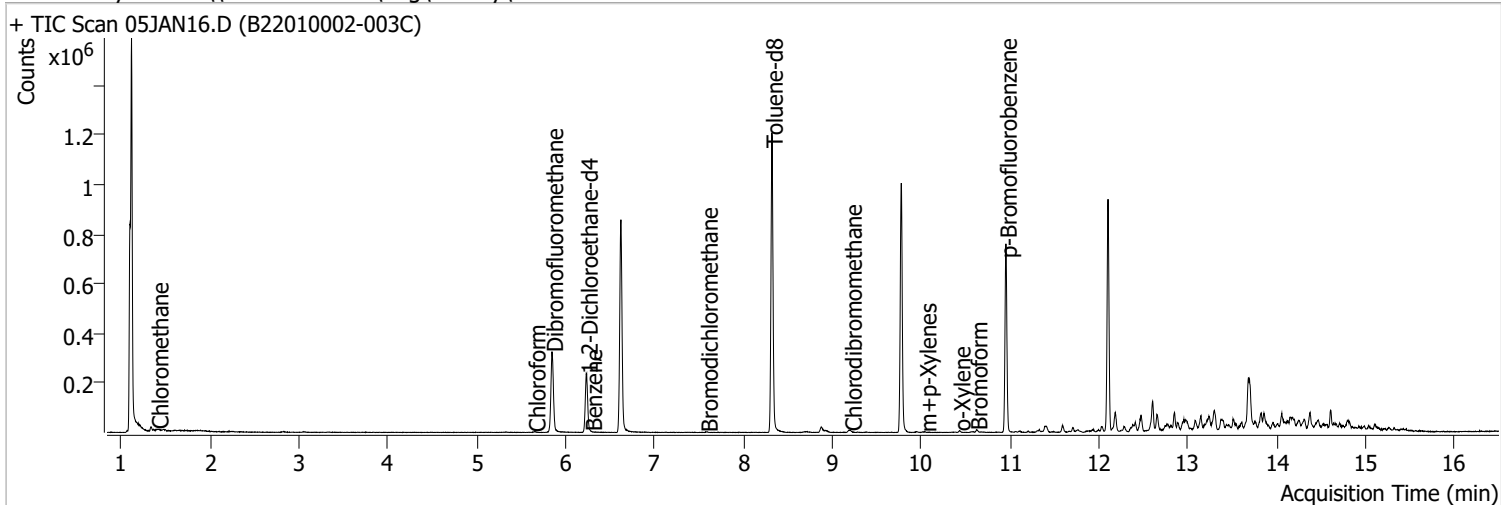
Compound	Conc.	Exp RT	QIon	Exp Ratio	QIon	Exp Ratio
Bromobenzene	N.D.	11.09	77.0	145.7	158.0	96.5
+ EIC (156.0) Scan 05JAN15.D			156.0, 77.0, 158.0			
1,1,2,2-Tetrachloroethane	N.D.	11.12	85.0	66.2		
+ EIC (83.0) Scan 05JAN15.D			83.0, 85.0			
1,2,3-Trichloropropane	N.D.	11.15	112.0	63.5		
+ EIC (110.0) Scan 05JAN15.D			110.0, 112.0			
2-Chlorotoluene	N.D.	11.29	91.0	282.3		
+ EIC (126.0) Scan 05JAN15.D			126.0, 91.0			

# Quantitation Results Report (QT Reviewed)

Compound	Conc.	Exp RT	QIon	Exp Ratio		
4-Chlorotoluene	N.D.	11.40	126.0	31.7		
+ EIC (91.0) Scan 05JAN15.D			91.0, 126.0			
						
1,3-Dichlorobenzene	N.D.	12.03	148.0	63.6	QIon	Exp Ratio
+ EIC (146.0) Scan 05JAN15.D			146.0, 111.0, 148.0			
						
1,4-Dichlorobenzene	N.D.	12.13	148.0	63.1	QIon	Exp Ratio
+ EIC (146.0) Scan 05JAN15.D			146.0, 111.0, 148.0			
						
1,2-Dichlorobenzene	N.D.	12.49	148.0	63.9	QIon	Exp Ratio
+ EIC (146.0) Scan 05JAN15.D			146.0, 111.0, 148.0			
						

# Quantitation Results Report (QT Reviewed)

Data File	05JAN16.D	Operator	MSC
Acq. Method	5975CACQF.M	Acq. Date-Time	1/5/2022 4:55:12 PM
Sample Name	B22010002-003C	Instrument	VOA5975C
Vial	16	Multiplier	1.00
DA Method File	VOA5975C_8260B_SHT_DoD_L4_010422.m	Comment	
Tune File	BFB_Atune3.u	Tune Date	10/11/2021 4:02:00 PM
Batch Name	VG010522_8260B.batch.bin	Last Calib Update	2/28/2022 2:48:47 PM
Ref Library	\\MASSHUNTER\Org\Library\NIST129K.l		



Compound	RT	QIon	Resp.	Conc.	Units	Dev(Min)
<b>Internal Standards</b>						
M Fluorobenzene	6.620	96.0	721651	250.0000	ng	-0.003
M Chlorobenzene-d5	9.774	82.0	281607	250.0000	ng	0.003
M 1,4-Dichlorobenzene-d4	12.100	152.0	221070	250.0000	ng	0.000
<b>System Monitoring Compounds</b>						
S Dibromofluoromethane	5.845	113.0	188096	276.6653	ng	0.000
Spiked Amount: 250.000	Range: 80.0 - 119.0%			Recovery = 110.67%		
S 1,2-Dichloroethane-d4	6.236	67.0	83583	284.6308	ng	0.003
Spiked Amount: 250.000	Range: 81.0 - 118.0%			Recovery = 113.85%		
S Toluene-d8	8.319	98.0	720822	265.6225	ng	0.000
Spiked Amount: 250.000	Range: 89.0 - 112.0%			Recovery = 106.25%		
S p-Bromofluorobenzene	10.951	95.0	214236	264.5239	ng	-0.003
Spiked Amount: 250.000	Range: 85.0 - 114.0%			Recovery = 105.81%		
<b>Target Compounds</b>						
T Dichlorodifluoromethane	0.000		0	N.D.		
T Chloromethane	1.408	50.0	4649	4.0503	ng	85
T Vinyl chloride	0.000		0	N.D.		
T Bromomethane	0.000		0	N.D.		
T Chloroethane	0.000		0	N.D.		
T Trichlorofluoromethane	0.000		0	N.D.		
T 1,1-Dichloroethene	0.000		0	N.D.		
T Methylene chloride	3.330	49.0	0		ng	md 1
T trans-1,2-Dichloroethene	0.000		0	N.D.		
T Methyl tert-butyl ether (MTBE)	0.000		0	N.D.		
T 1,1-Dichloroethane	0.000		0	N.D.		
T 2,2-Dichloropropane	0.000		0	N.D.		
T cis-1,2-Dichloroethene	0.000		0	N.D.		
T Methyl ethyl ketone	0.000		0	N.D.		
T Bromochloromethane	0.000		0	N.D.		
T Chloroform	5.647	83.0	2347	1.7084	ng	83

# Quantitation Results Report (QT Reviewed)

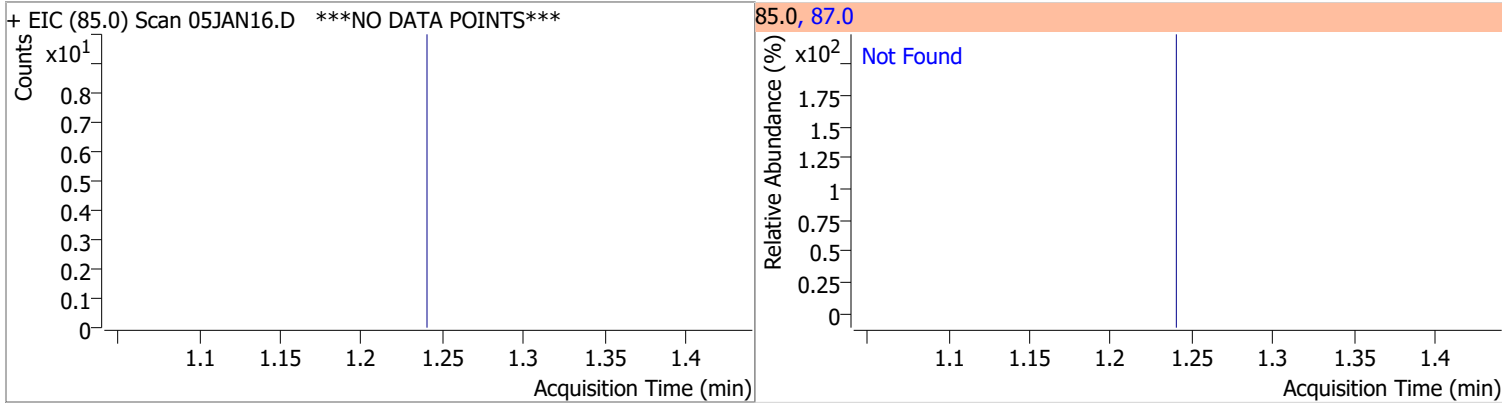
Compound	RT	QIon	Resp.	Conc.	Units		Dev(Min)
T 1,1,1-Trichloroethane	0.000		0	N.D.			
T Carbon tetrachloride	0.000		0	N.D.			
T 1,1-Dichloropropene	0.000		0	N.D.			
T Benzene	6.286	78.0	421	0.1466	ng	m	65
T 1,2-Dichloroethane	0.000		0	N.D.			
T Trichloroethene	0.000		0	N.D.			
T 1,2-Dichloropropane	0.000		0	N.D.			
T Dibromomethane	0.000		0	N.D.			
T Bromodichloromethane	7.585	83.0	1814	2.0816	ng	m	77
T cis-1,3-Dichloropropene	0.000		0	N.D.			
T Toluene	8.386	92.0	0		ng	md	1
T trans-1,3-Dichloropropene	0.000		0	N.D.			
T 1,1,2-Trichloroethane	0.000		0	N.D.			
T Tetrachloroethene	0.000		0	N.D.			
T 1,3-Dichloropropane	0.000		0	N.D.			
T Chlorodibromomethane	9.208	129.0	3282	5.7496	ng		98
T 1,2-Dibromoethane	0.000		0	N.D.			
T Chlorobenzene	0.000		0	N.D.			
T 1,1,1,2-Tetrachloroethane	0.000		0	N.D.			
T Ethylbenzene	0.000		0	N.D.			
T m+p-Xylenes	10.045	106.0	646	0.4778	ng	m	90
T o-Xylene	10.430	106.0	1444	1.1990	ng	m	81
T Styrene	0.000		0	N.D.			
T Bromoform	10.622	172.5	4627	16.3559	ng		96
T Bromobenzene	0.000		0	N.D.			
T 1,1,2,2-Tetrachloroethane	0.000		0	N.D.			
T 1,2,3-Trichloropropane	0.000		0	N.D.			
T 2-Chlorotoluene	0.000		0	N.D.			
T 4-Chlorotoluene	0.000		0	N.D.			
T 1,3-Dichlorobenzene	0.000		0	N.D.			
T 1,4-Dichlorobenzene	0.000		0	N.D.			
T 1,2-Dichlorobenzene	0.000		0	N.D.			

(#) = Qualifier Out of Range; (m) = Manual Integration; (+) = Area Summed; (\*) = Surrogate Percent Recovery Out of Range; (d): Zeroed Peak

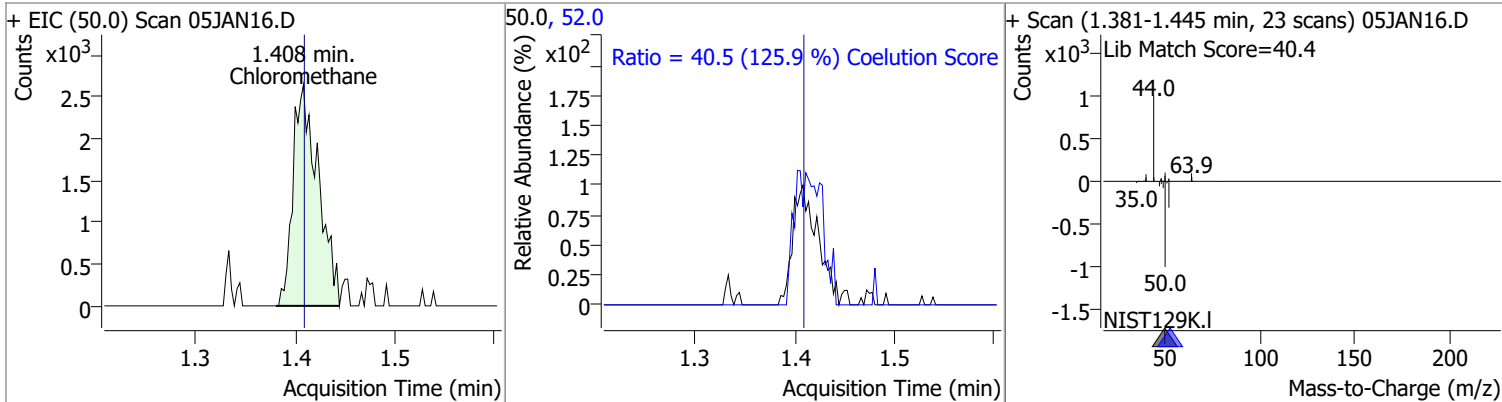


# Quantitation Results Report (QT Reviewed)

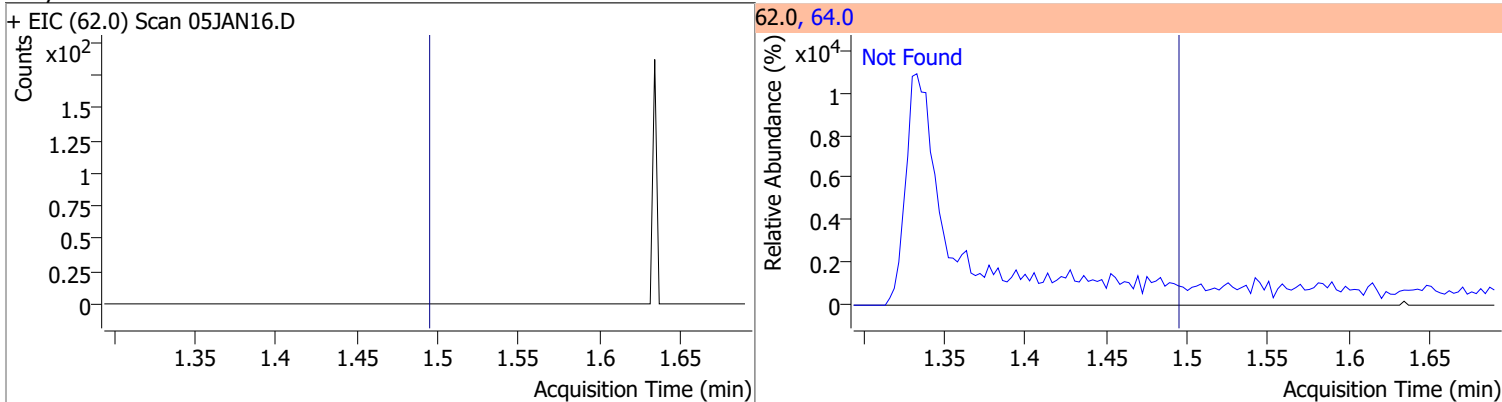
Compound	Conc.	Exp RT	QIon	Exp Ratio
Dichlorodifluoromethane	N.D.	1.24	87.0	32.3



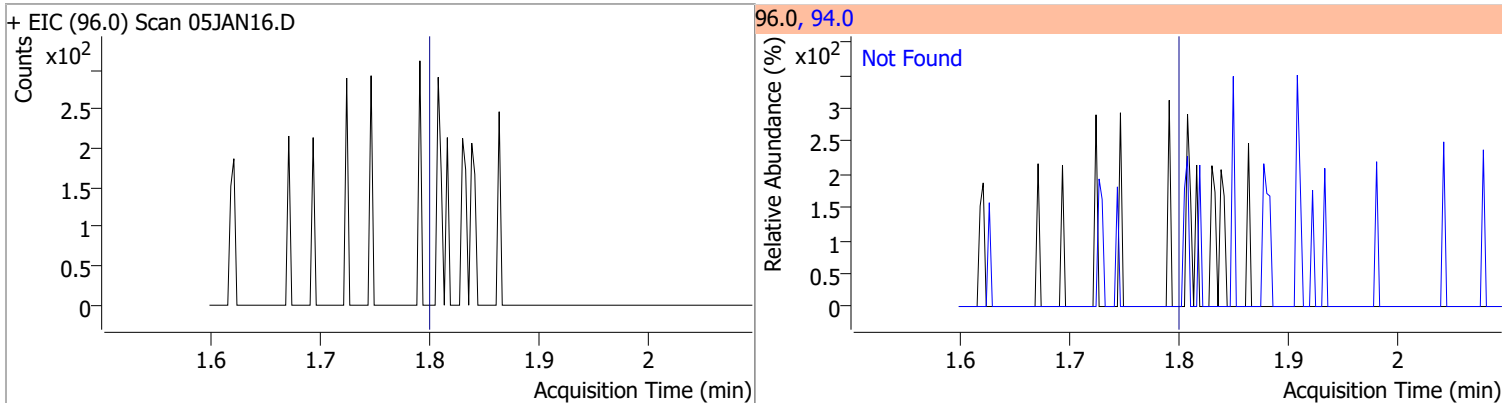
Compound	Conc.	RT	Dev(Min)	Resp.	QIon	QRatio	Lower	Upper
Chloromethane	4.0503	1.41	0.00	4649	52.0	40.5	2.1	62.1



Compound	Conc.	Exp RT	QIon	Exp Ratio
Vinyl chloride	N.D.	1.50	64.0	29.9

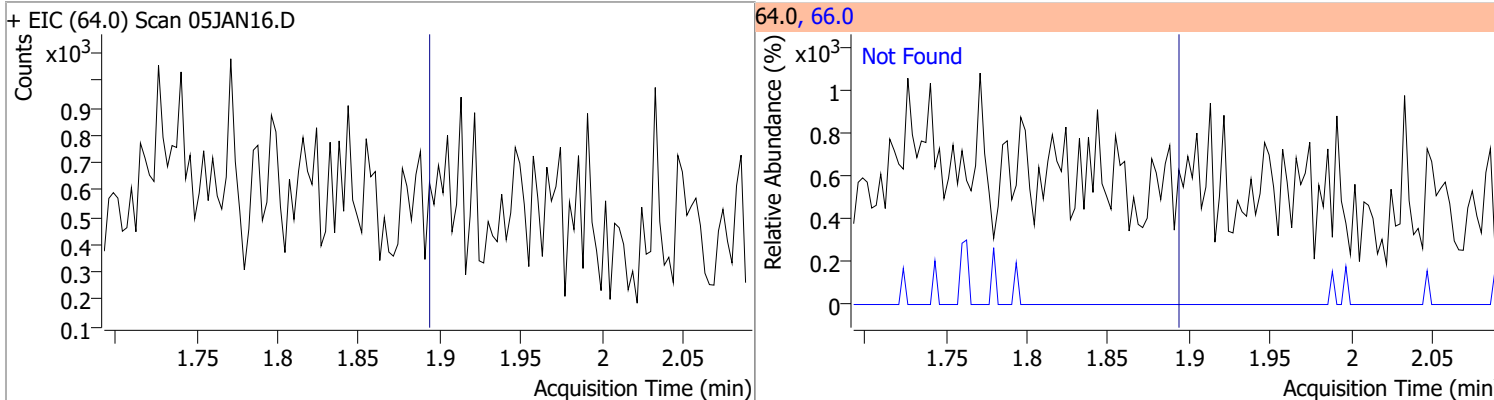


Compound	Conc.	Exp RT	QIon	Exp Ratio
Bromomethane	N.D.	1.80	94.0	104.6

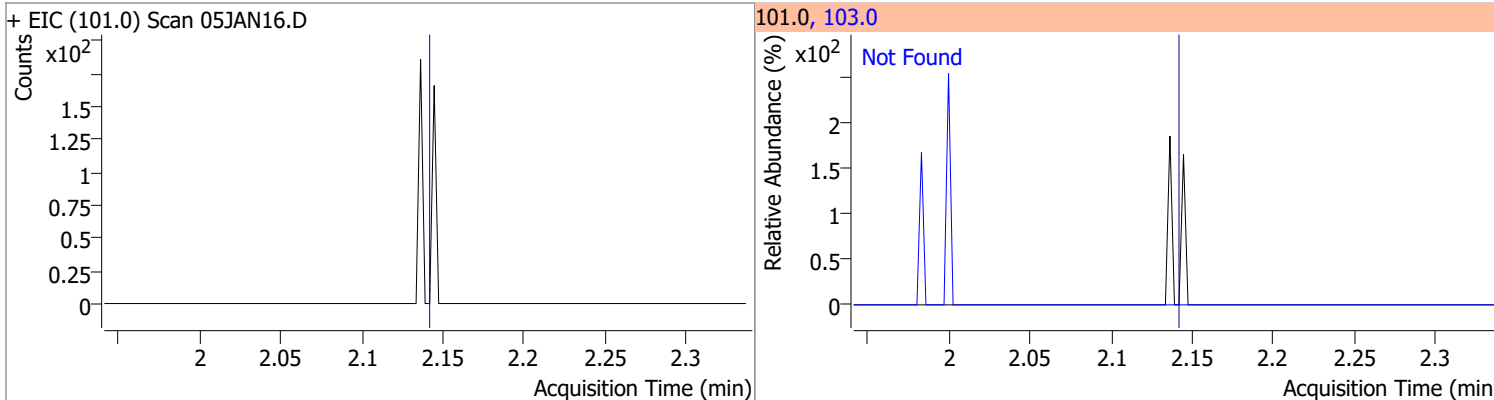


# Quantitation Results Report (QT Reviewed)

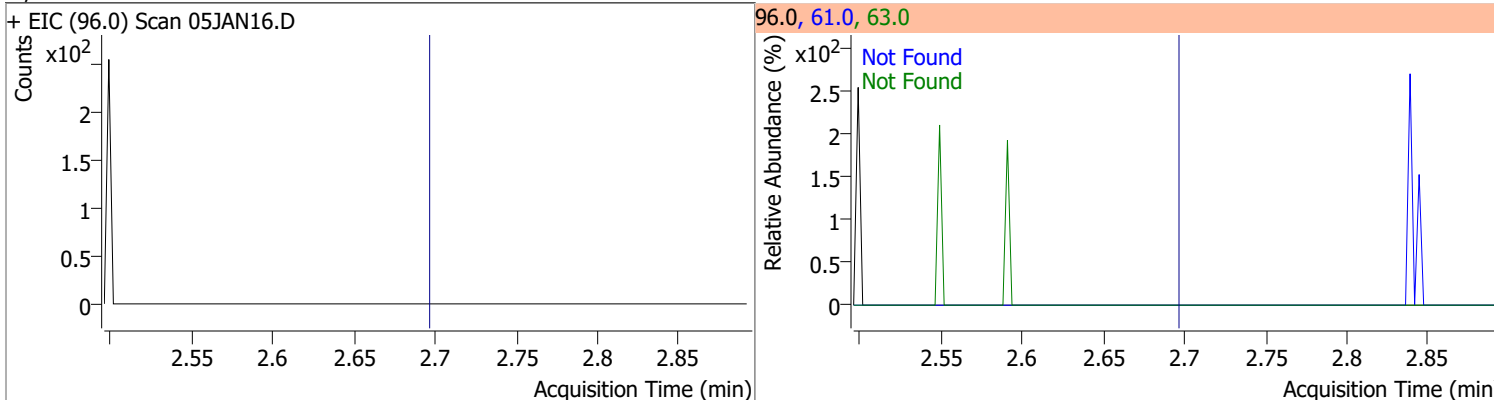
Compound	Conc.	Exp RT	QIon	Exp Ratio
Chloroethane	N.D.	1.89	66.0	30.1



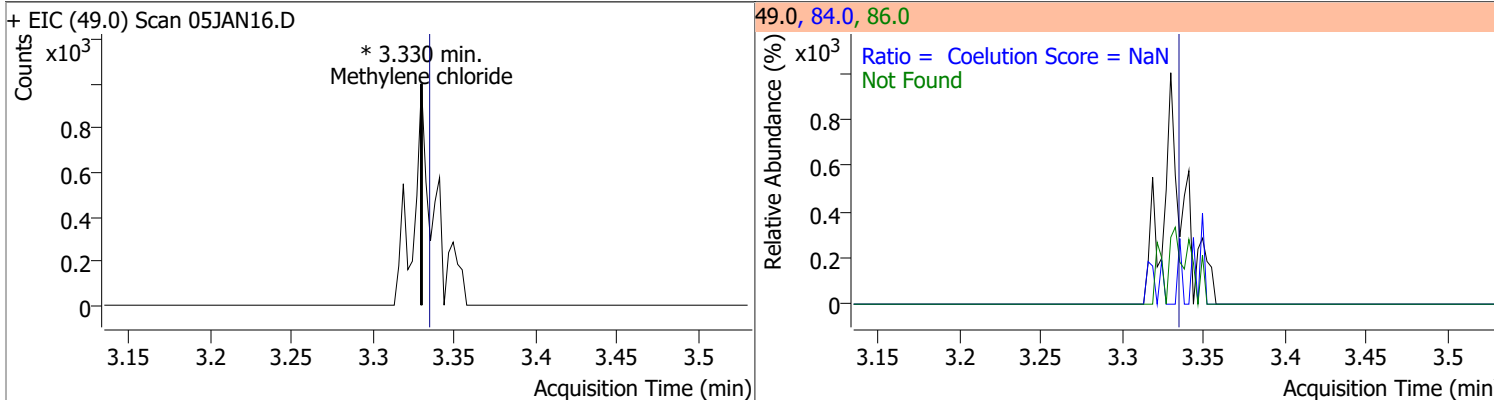
Compound	Conc.	Exp RT	QIon	Exp Ratio
Trichlorofluoromethane	N.D.	2.14	103.0	64.2



Compound	Conc.	Exp RT	QIon	Exp Ratio	QIon	Exp Ratio
1,1-Dichloroethene	N.D.	2.70	61.0	180.3	63.0	56.7

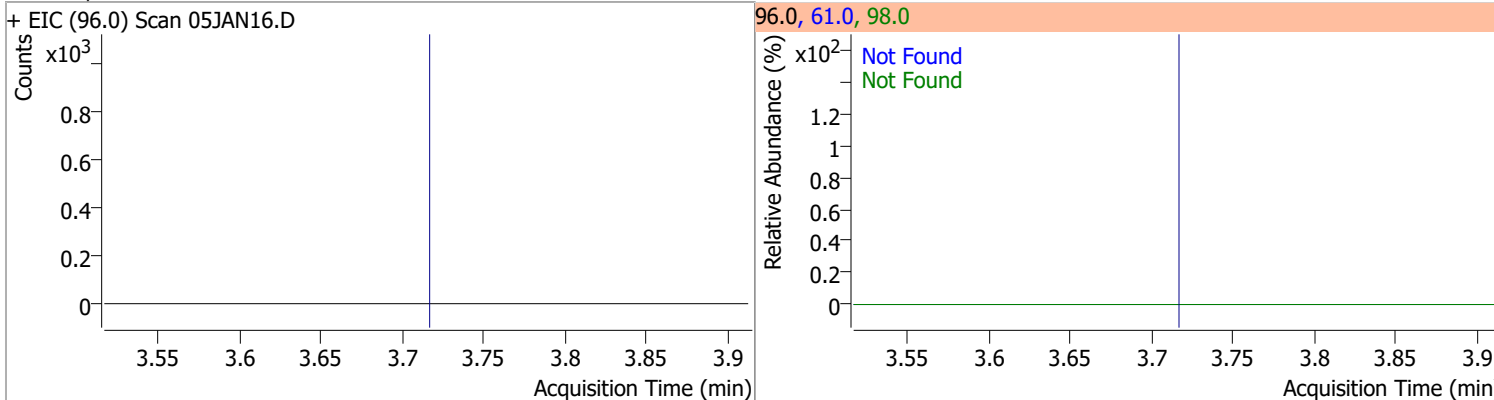


Compound	Conc.	RT	Dev(Min)	Resp.	QIon	QRatio	Lower	Upper
Methylene chloride		0		0	84.0		36.9	96.9
					86.0		14.3	74.3

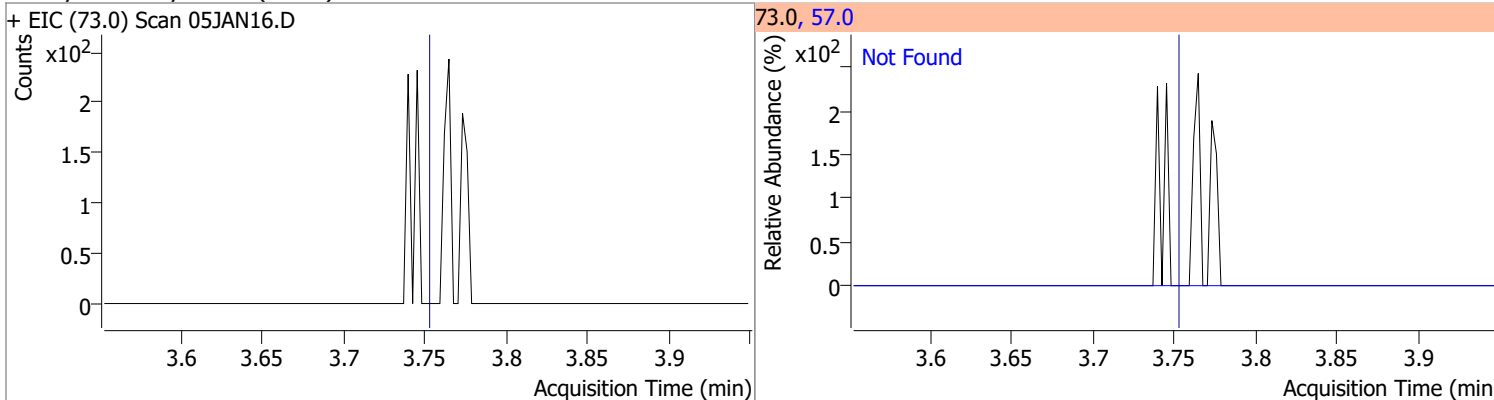


# Quantitation Results Report (QT Reviewed)

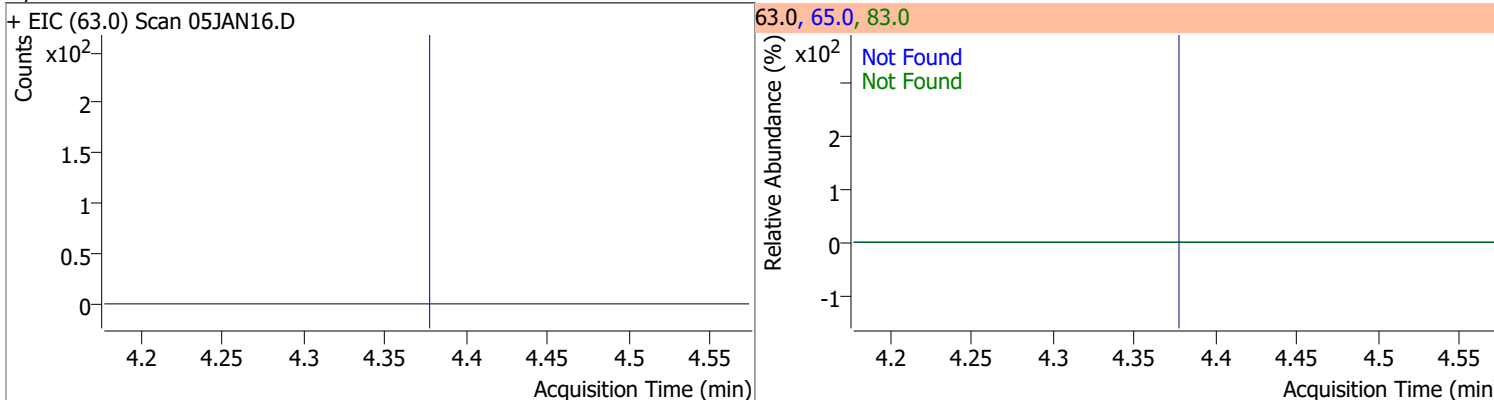
Compound	Conc.	Exp RT	QIon	Exp Ratio	QIon	Exp Ratio
trans-1,2-Dichloroethene	N.D.	3.72	61.0	153.9	98.0	65.7



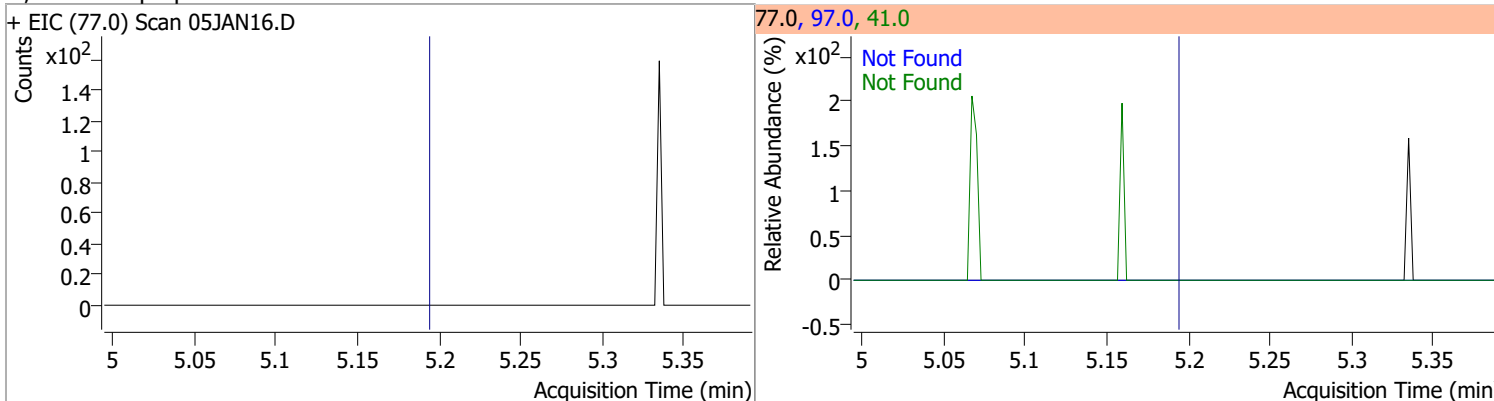
Compound	Conc.	Exp RT	QIon	Exp Ratio
Methyl tert-butyl ether (MTBE)	N.D.	3.75	57.0	24.6



Compound	Conc.	Exp RT	QIon	Exp Ratio	QIon	Exp Ratio
1,1-Dichloroethane	N.D.	4.38	65.0	32.1	83.0	13.7

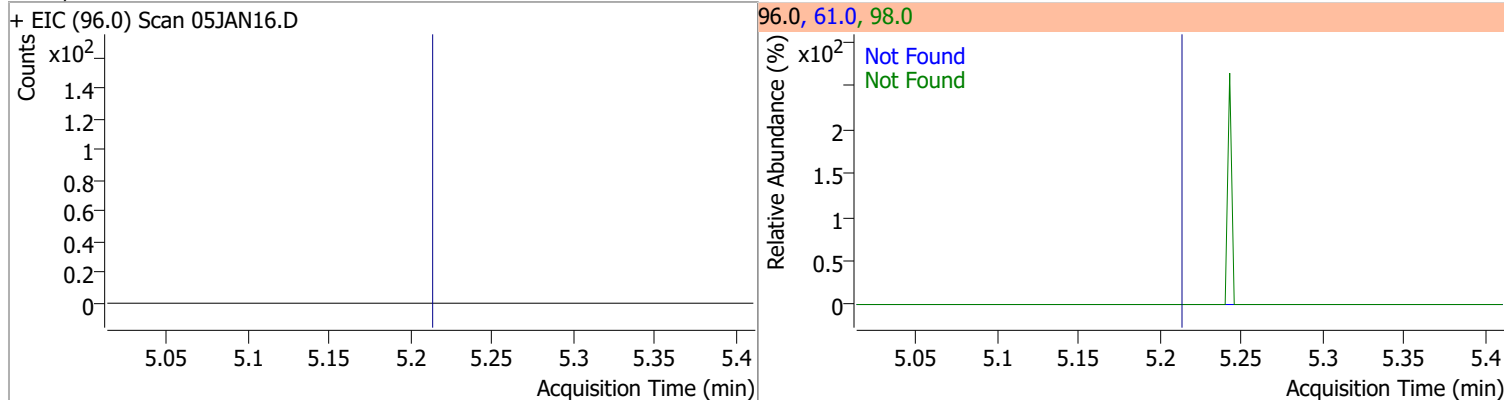


Compound	Conc.	Exp RT	QIon	Exp Ratio	QIon	Exp Ratio
2,2-Dichloropropane	N.D.	5.20	41.0	66.5	97.0	23.2

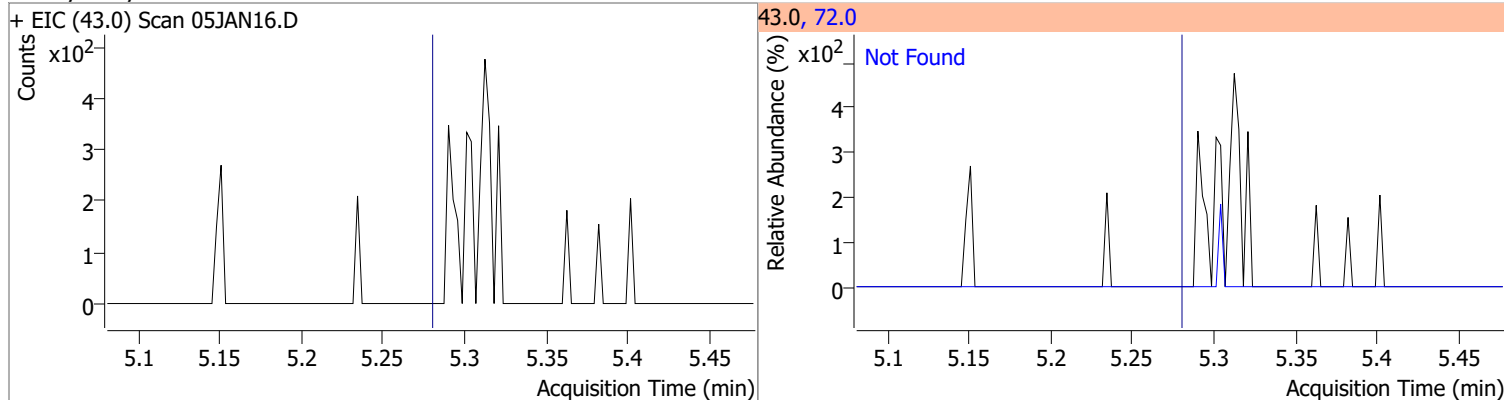


# Quantitation Results Report (QT Reviewed)

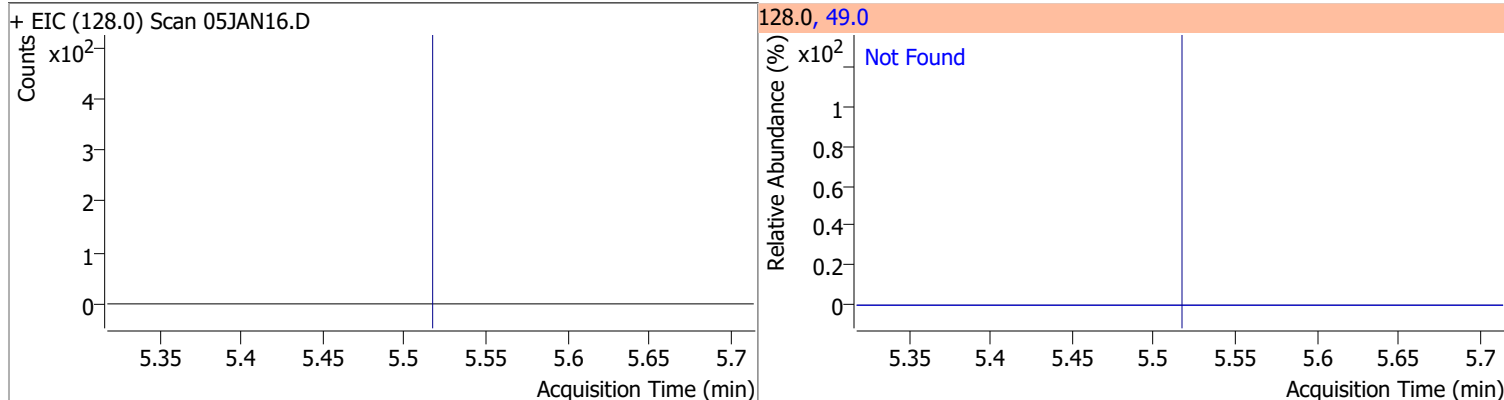
Compound	Conc.	Exp RT	QIon	Exp Ratio	QIon	Exp Ratio
cis-1,2-Dichloroethene	N.D.	5.22	61.0	167.2	98.0	67.3



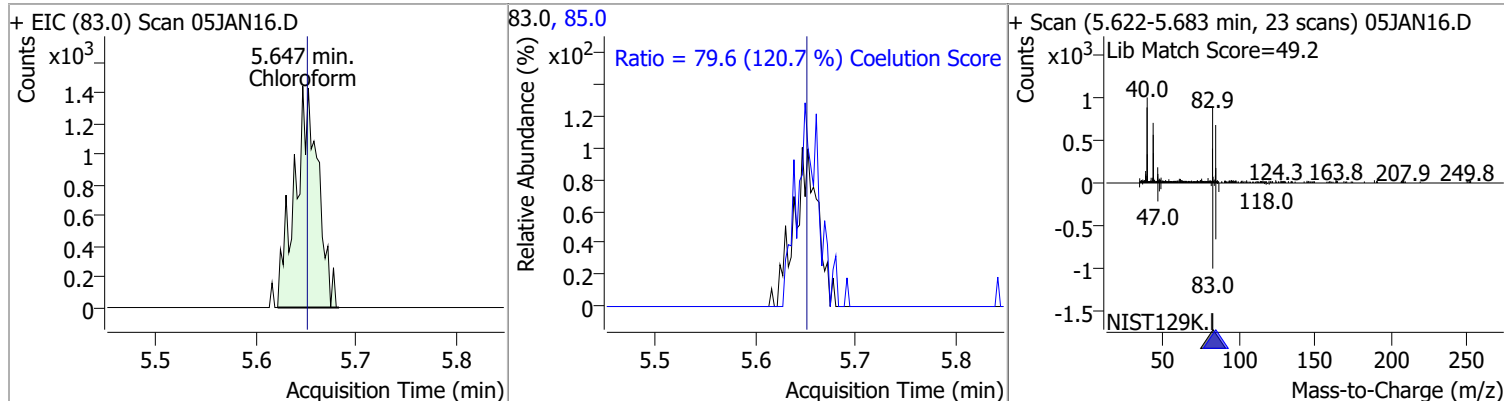
Compound	Conc.	Exp RT	QIon	Exp Ratio
Methyl ethyl ketone	N.D.	5.28	72.0	21.3



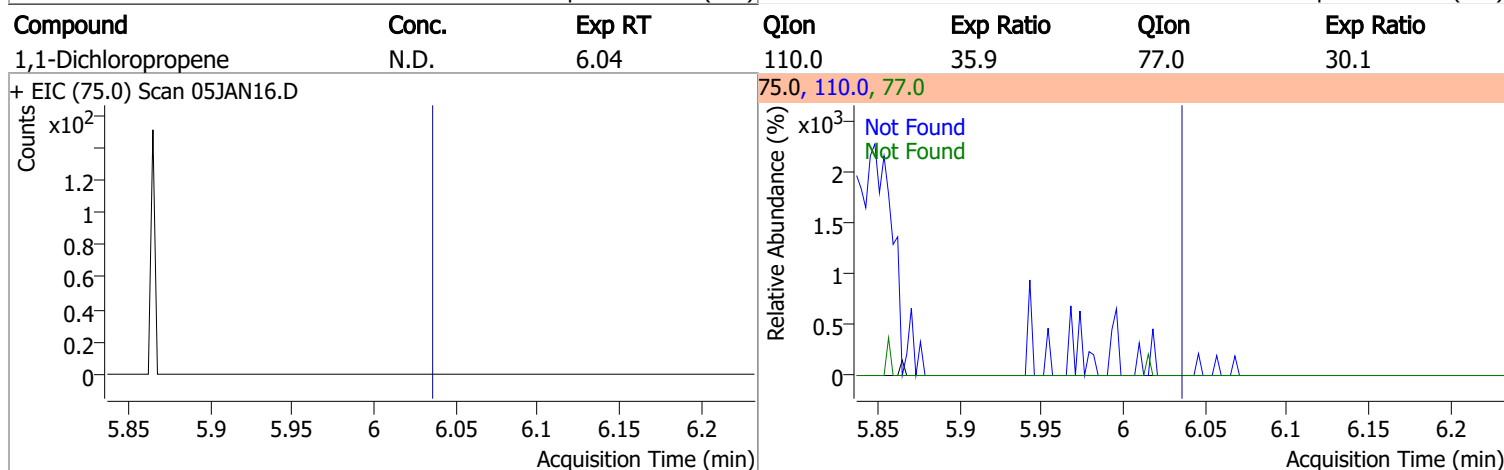
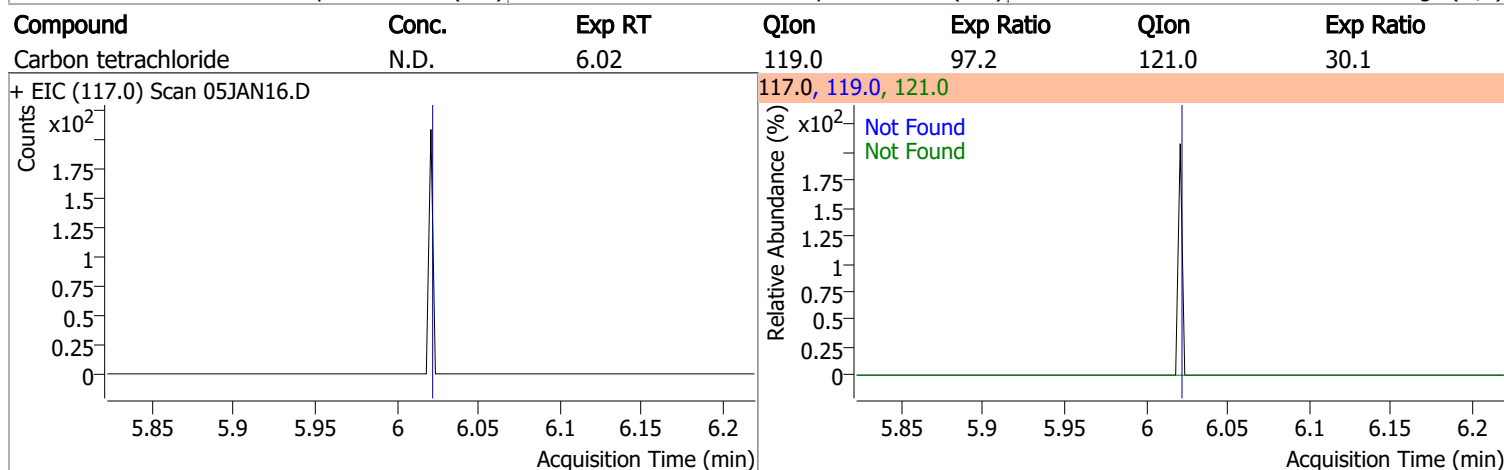
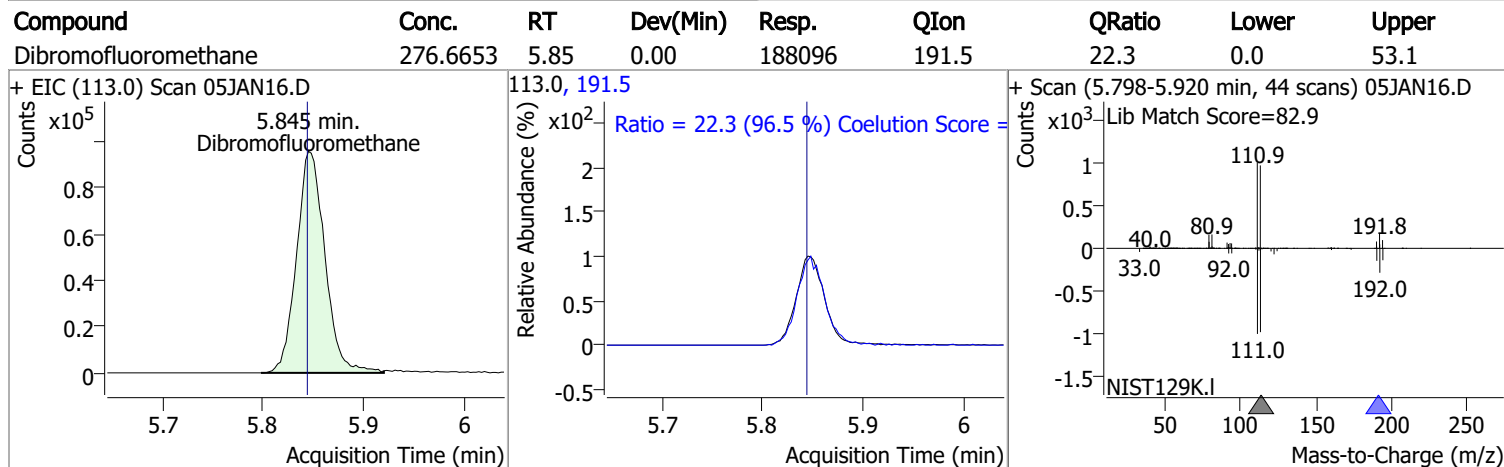
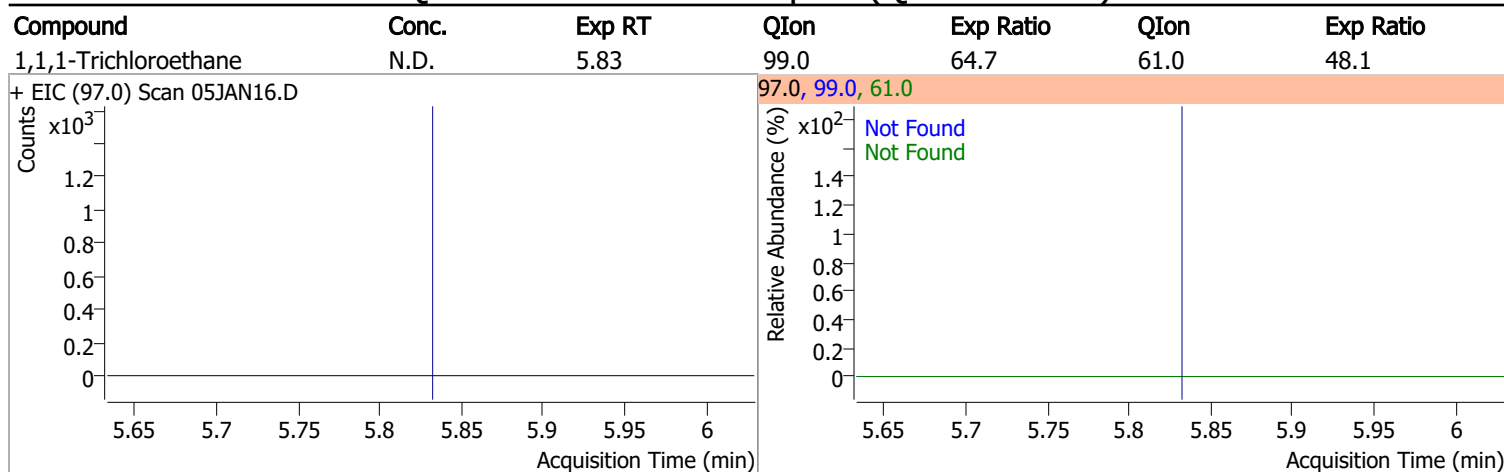
Compound	Conc.	Exp RT	QIon	Exp Ratio
Bromochloromethane	N.D.	5.52	49.0	182.9



Compound	Conc.	RT	Dev(Min)	Resp.	QIon	QRatio	Lower	Upper
Chloroform	1.7084	5.65	-0.01	2347	85.0	79.6	36.0	96.0

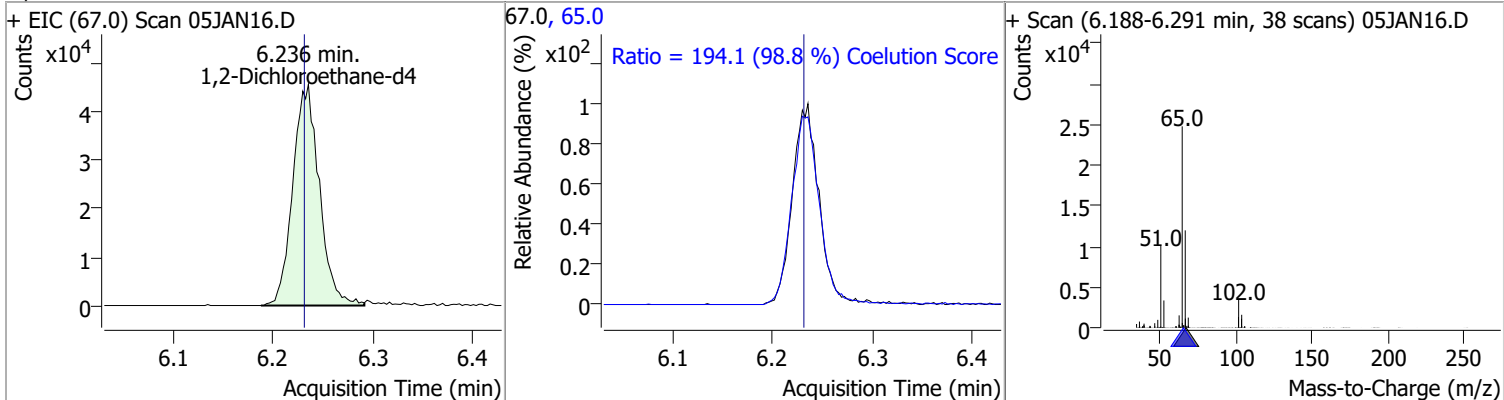


# Quantitation Results Report (QT Reviewed)

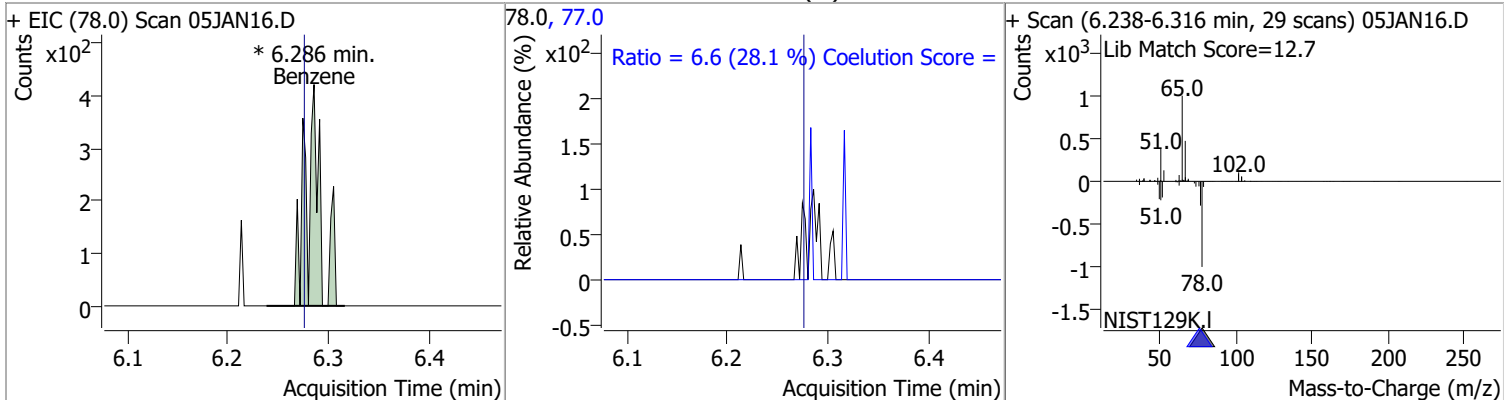


# Quantitation Results Report (QT Reviewed)

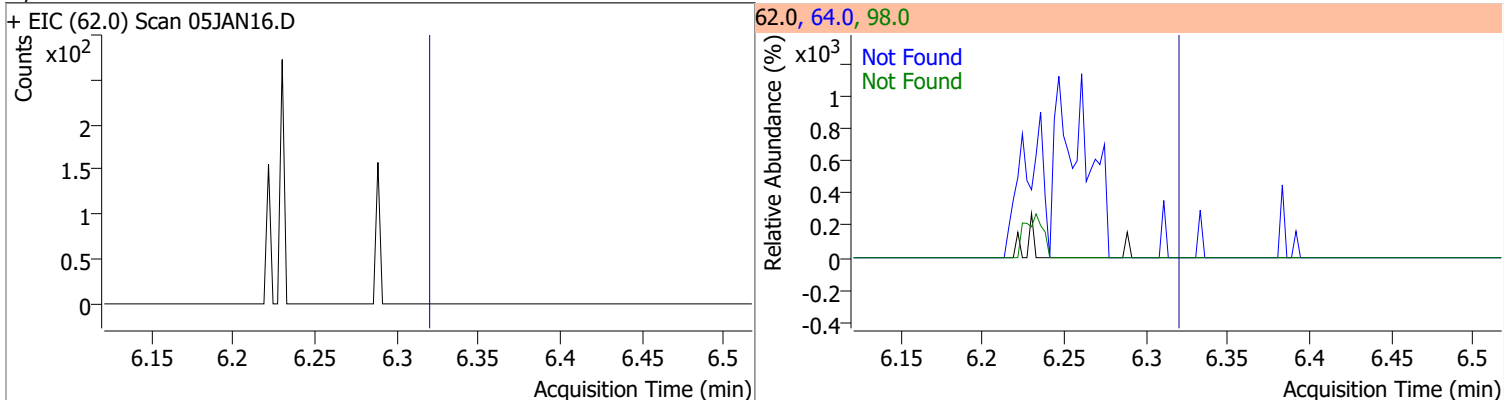
Compound	Conc.	RT	Dev(Min)	Resp.	QIon	QRatio	Lower	Upper
1,2-Dichloroethane-d4	284.6308	6.24	0.00	83583	65.0	194.1	166.5	226.5



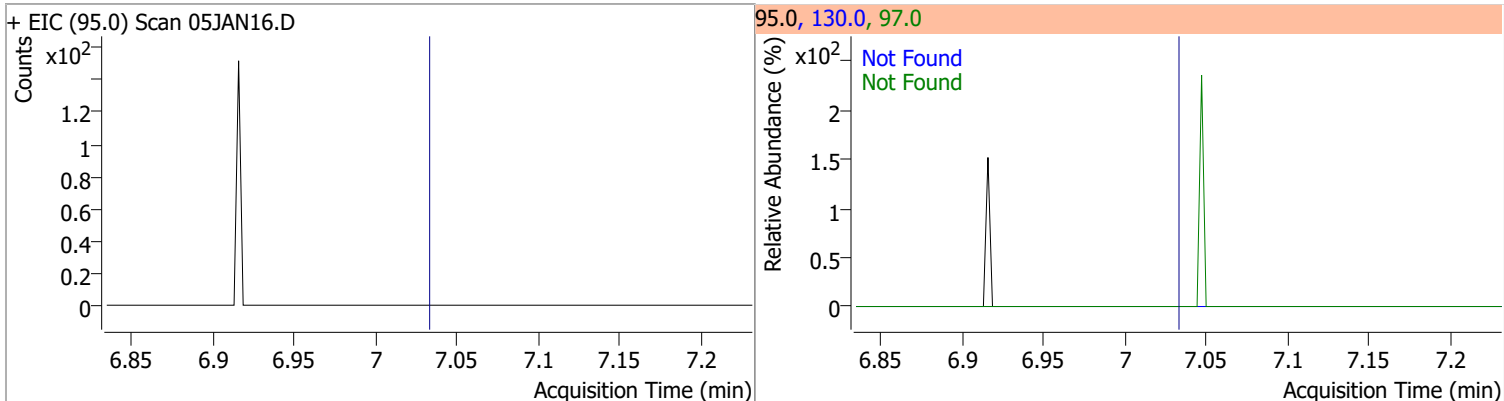
Compound	Conc.	RT	Dev(Min)	Resp.	QIon	QRatio	Lower	Upper
Benzene	0.1466	6.29	0.01	421 (m)	77.0	6.6	0.0	53.5



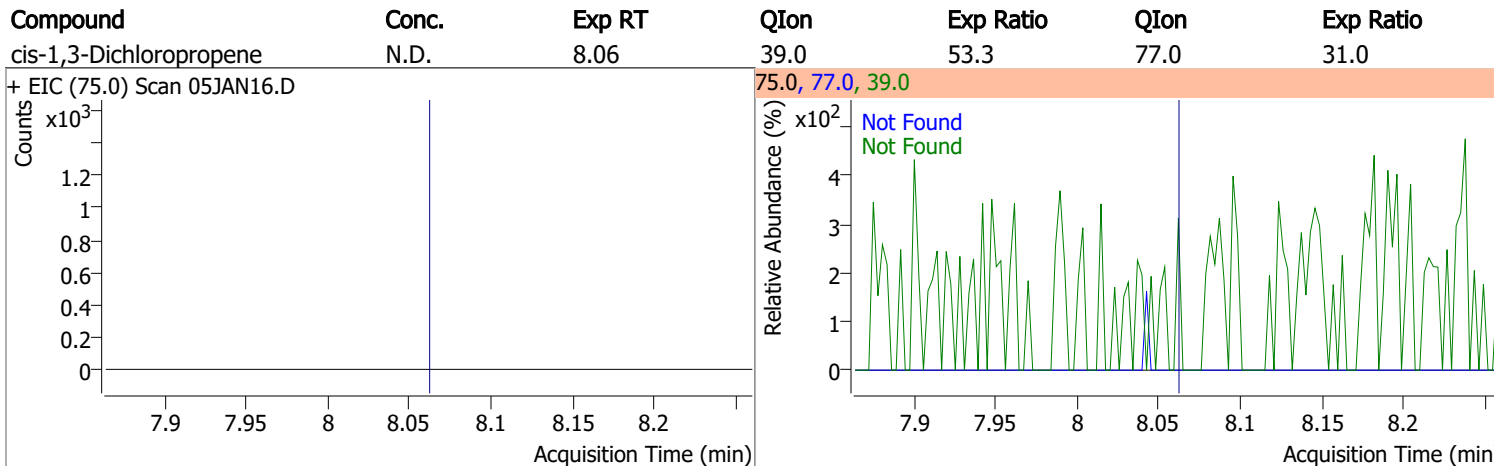
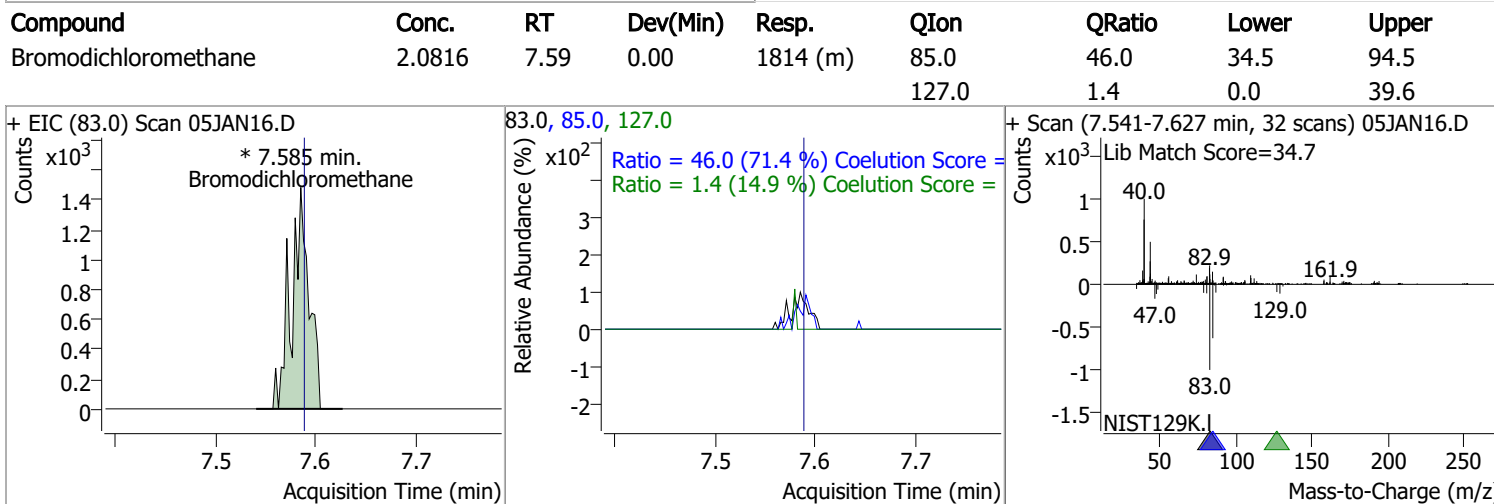
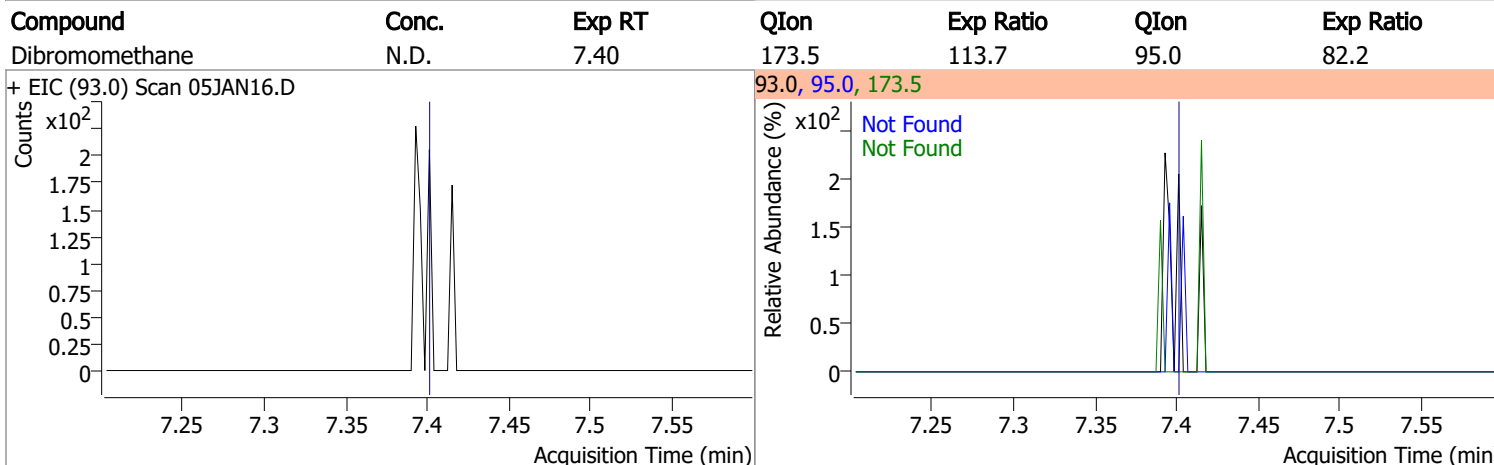
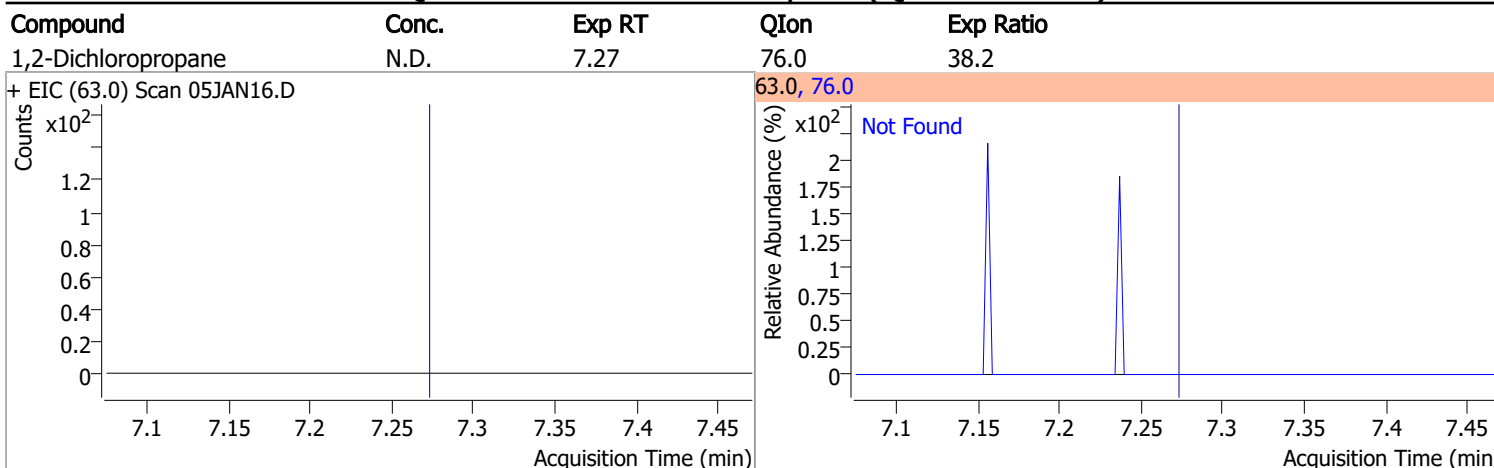
Compound	Conc.	Exp RT	QIon	Exp Ratio	QIon	Exp Ratio
1,2-Dichloroethane	N.D.	6.32	64.0	29.9	98.0	7.6



Compound	Conc.	Exp RT	QIon	Exp Ratio	QIon	Exp Ratio
Trichloroethene	N.D.	7.03	130.0	101.5	97.0	64.1

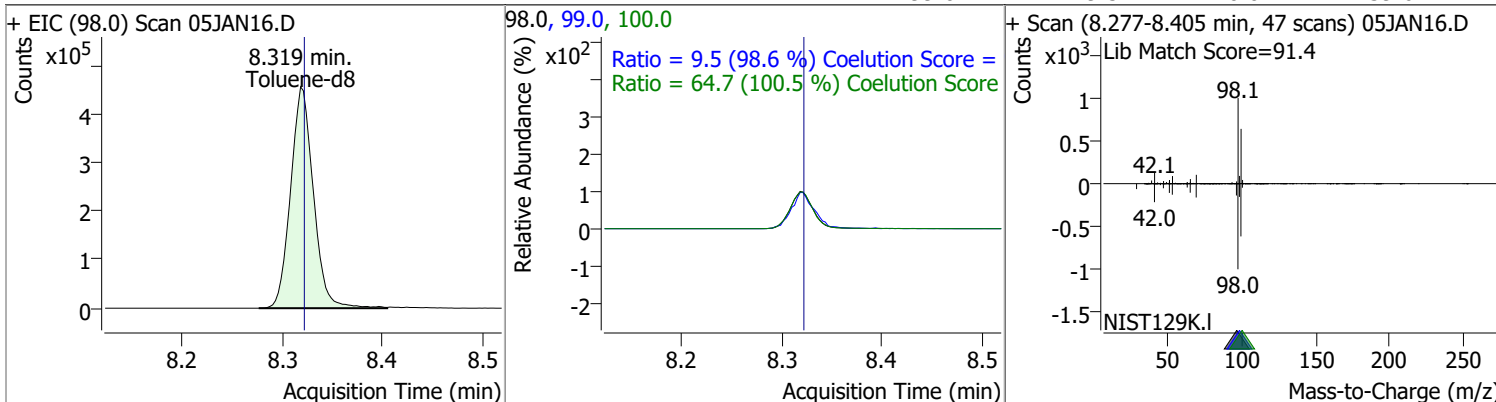


# Quantitation Results Report (QT Reviewed)

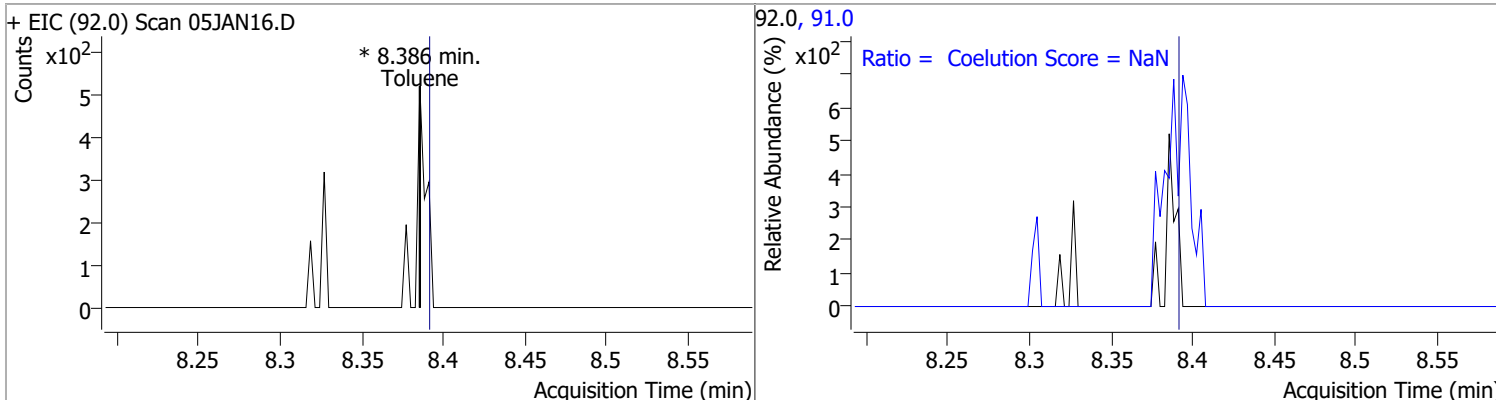


# Quantitation Results Report (QT Reviewed)

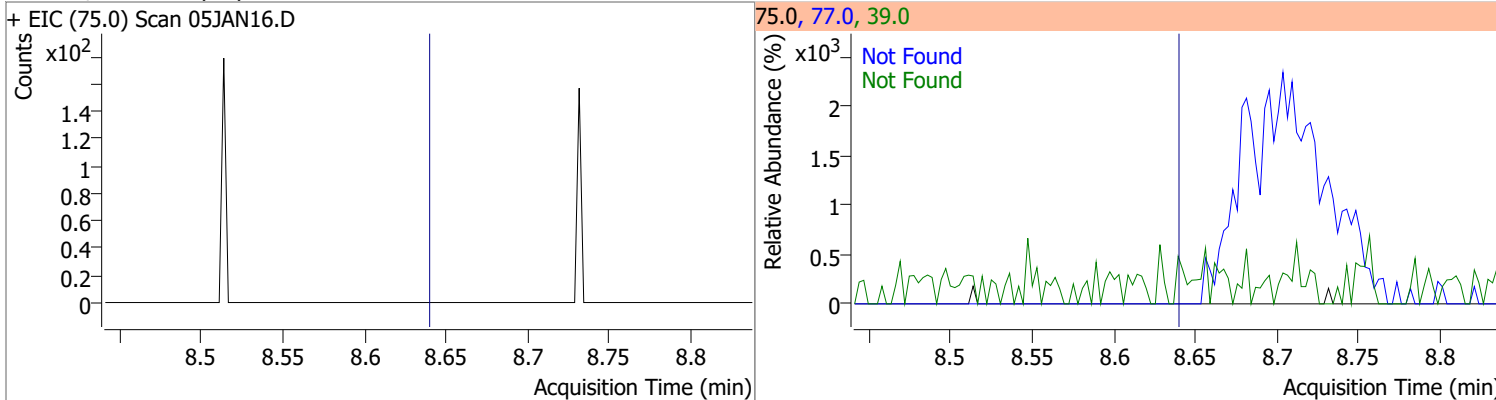
Compound	Conc.	RT	Dev(Min)	Resp.	QIon	QRatio	Lower	Upper
Toluene-d8	265.6225	8.32	0.00	720822	100.0	64.7	34.4	94.4
					99.0	9.5	0.0	39.6



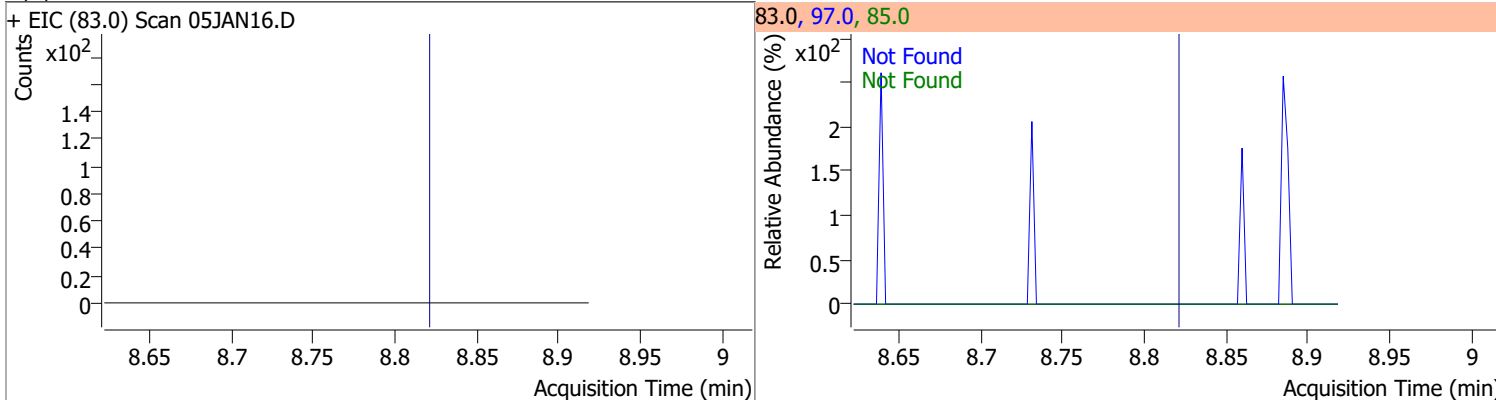
Compound	Conc.	RT	Dev(Min)	Resp.	QIon	QRatio	Lower	Upper
Toluene	0	0	0	0	91.0		145.8	205.8



Compound	Conc.	Exp RT	QIon	Exp Ratio	QIon	Exp Ratio
trans-1,3-Dichloropropene	N.D.	8.64	39.0	53.4	77.0	32.4



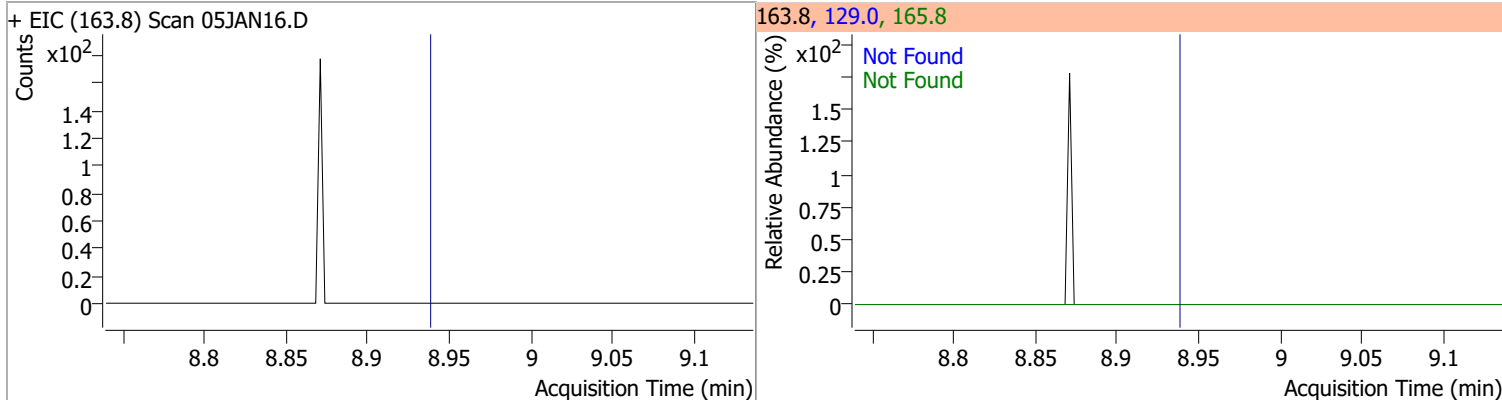
Compound	Conc.	Exp RT	QIon	Exp Ratio	QIon	Exp Ratio
1,1,2-Trichloroethane	N.D.	8.82	97.0	114.6	85.0	67.6



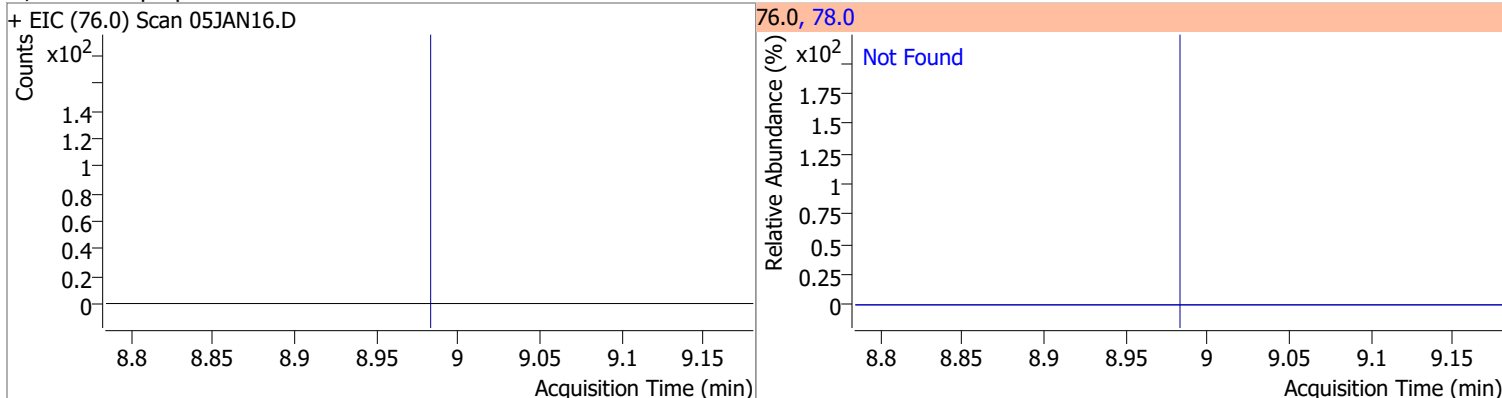


# Quantitation Results Report (QT Reviewed)

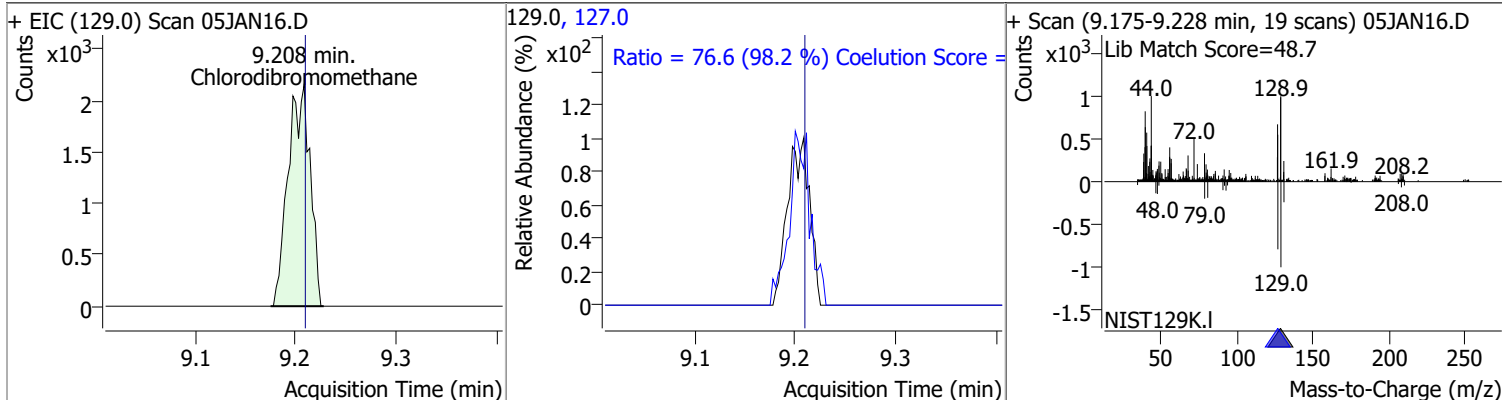
Compound	Conc.	Exp RT	QIon	Exp Ratio	QIon	Exp Ratio
Tetrachloroethene	N.D.	8.94	165.8	128.6	129.0	91.5



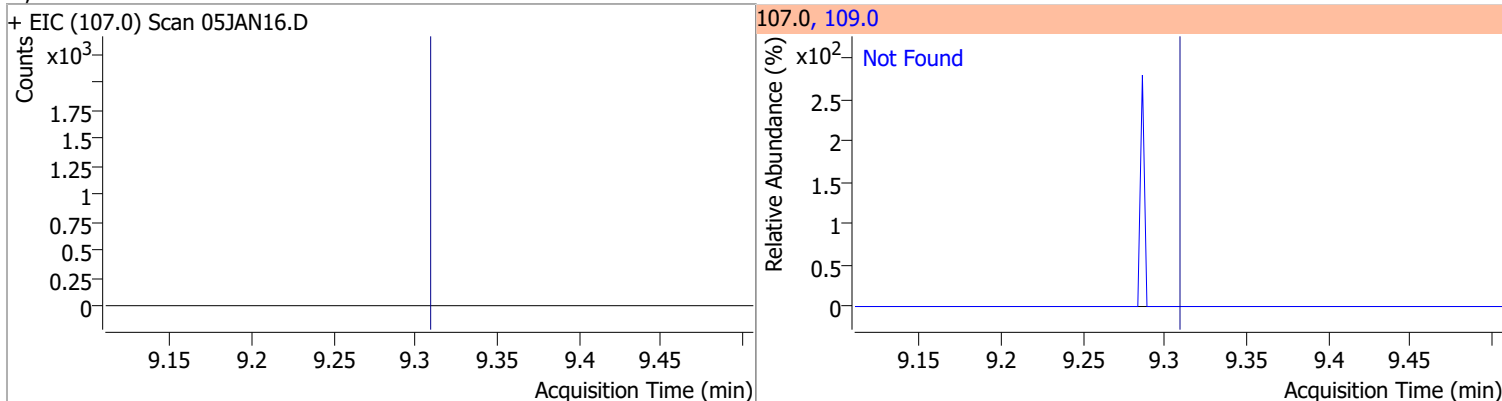
Compound	Conc.	Exp RT	QIon	Exp Ratio
1,3-Dichloropropane	N.D.	8.98	78.0	32.9



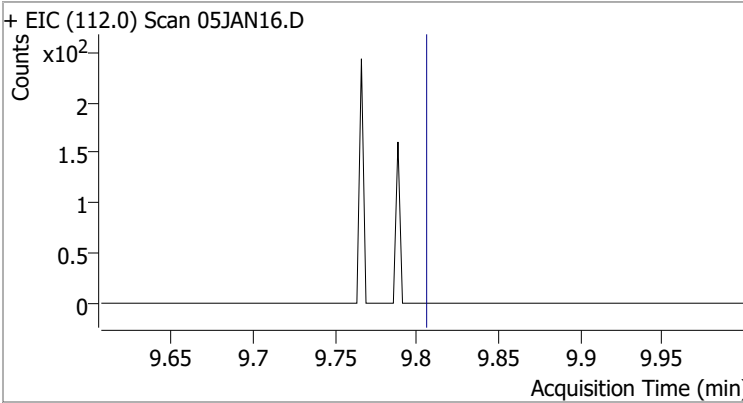
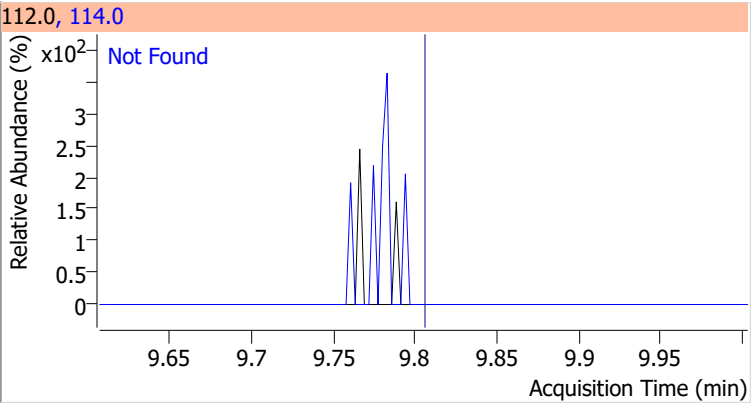
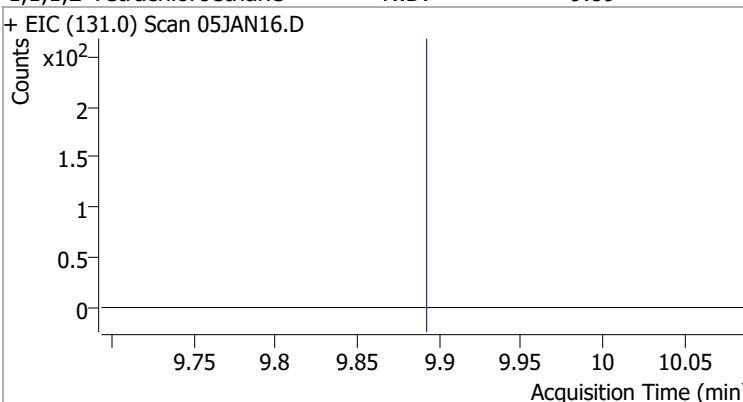
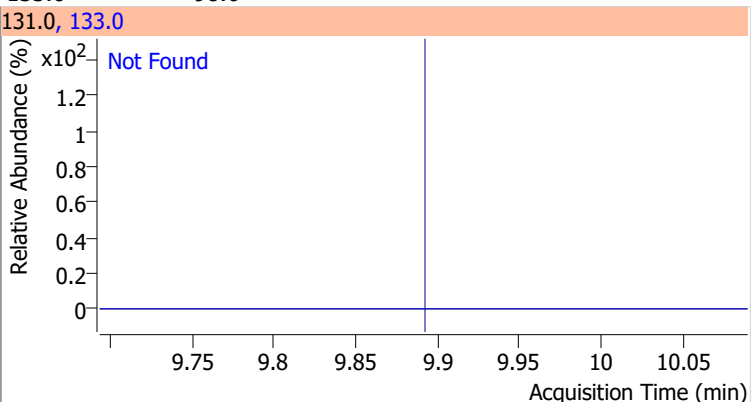
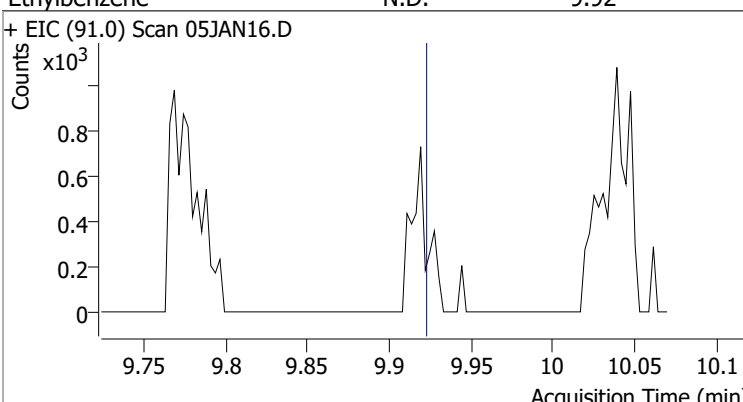
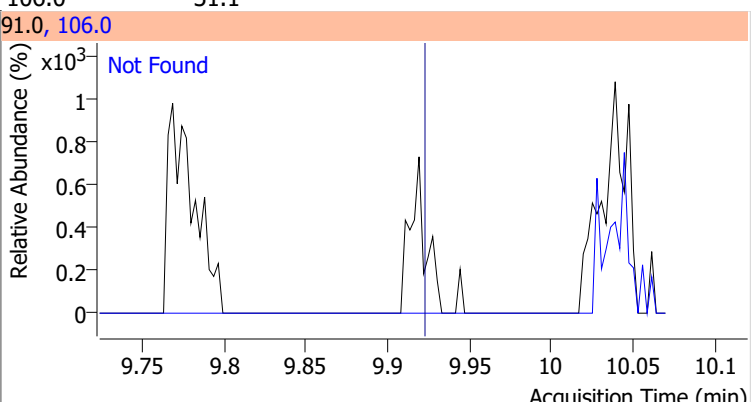
Compound	Conc.	RT	Dev(Min)	Resp.	QIon	QRatio	Lower	Upper
Chlorodibromomethane	5.7496	9.21	0.00	3282	127.0	76.6	48.0	108.0

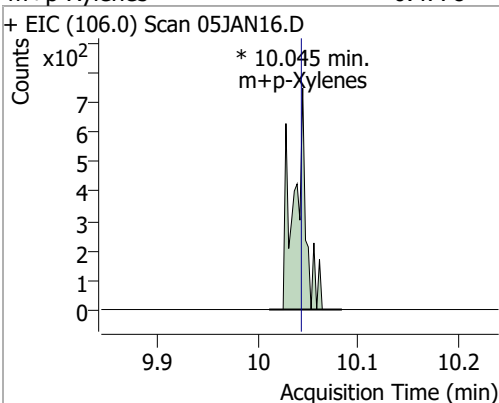
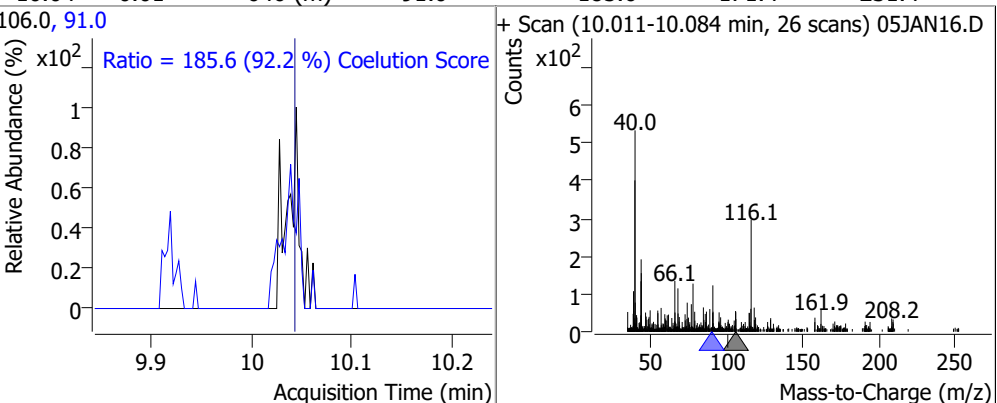
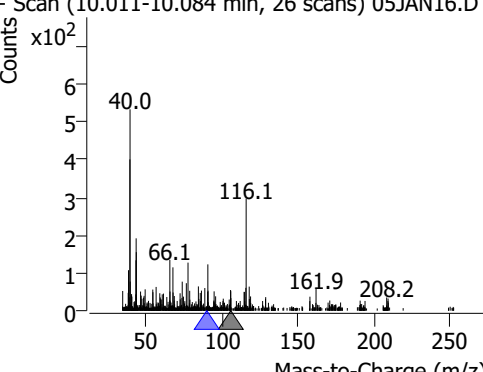


Compound	Conc.	Exp RT	QIon	Exp Ratio
1,2-Dibromoethane	N.D.	9.31	109.0	94.5

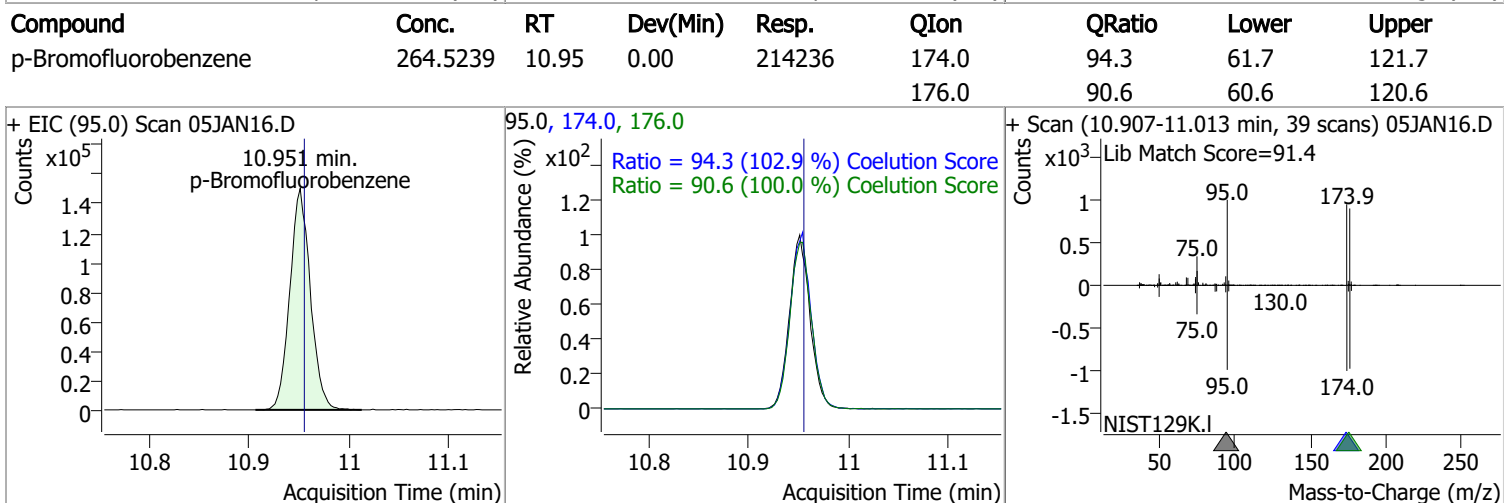
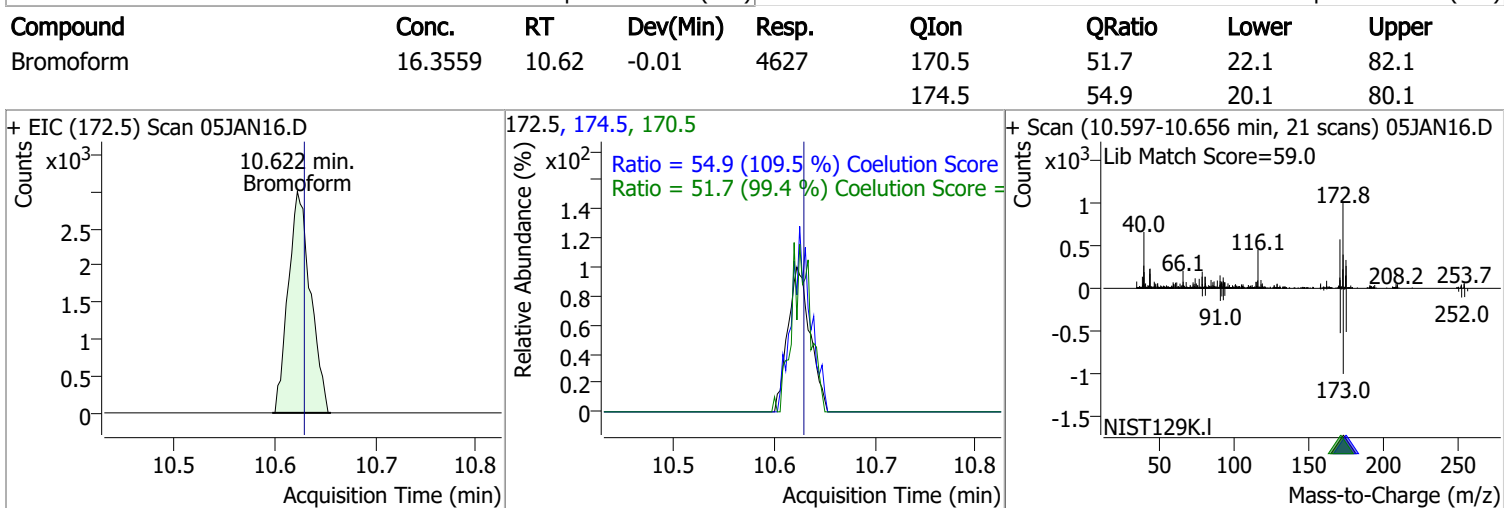
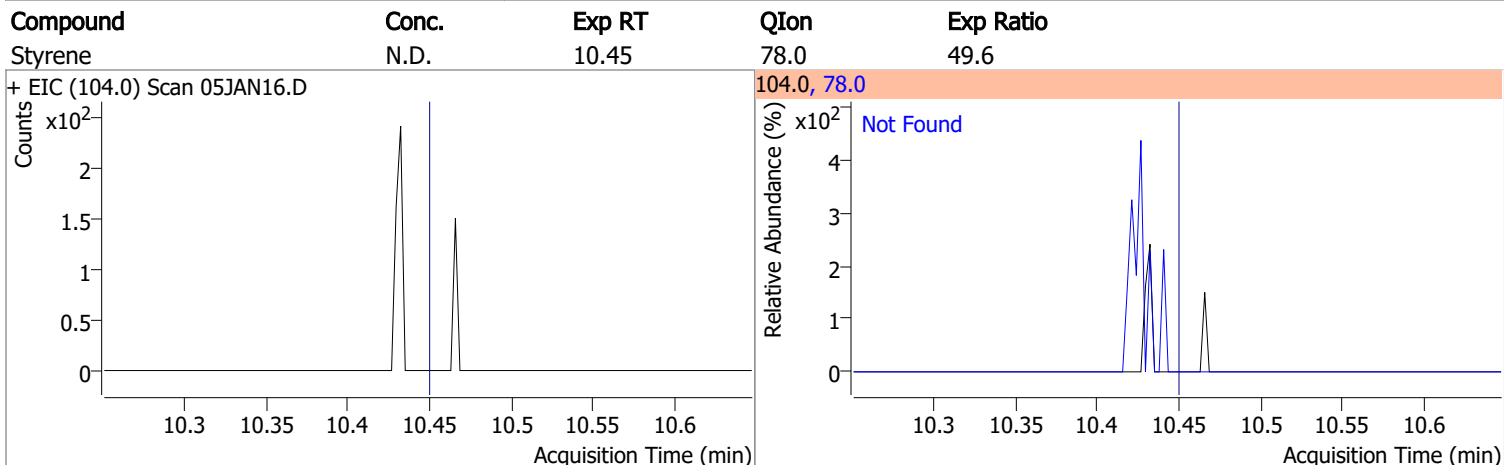
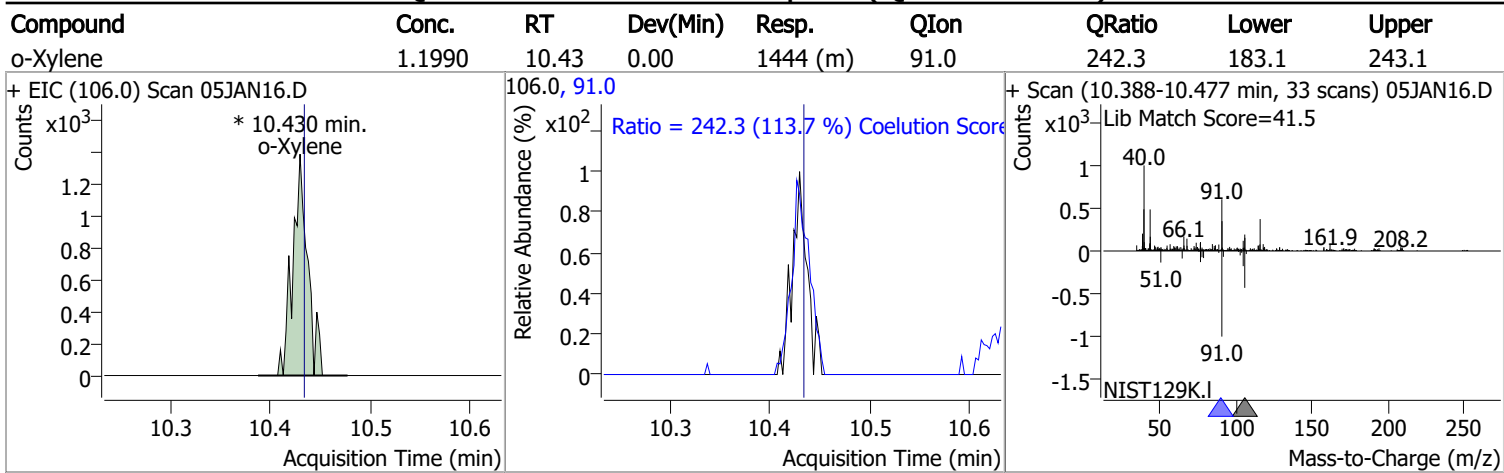


# Quantitation Results Report (QT Reviewed)

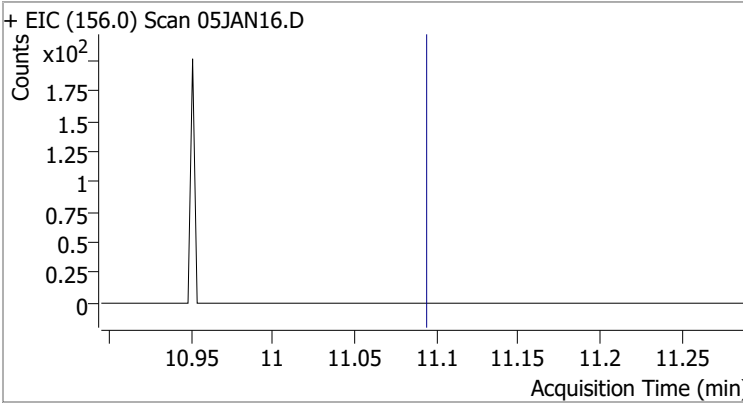
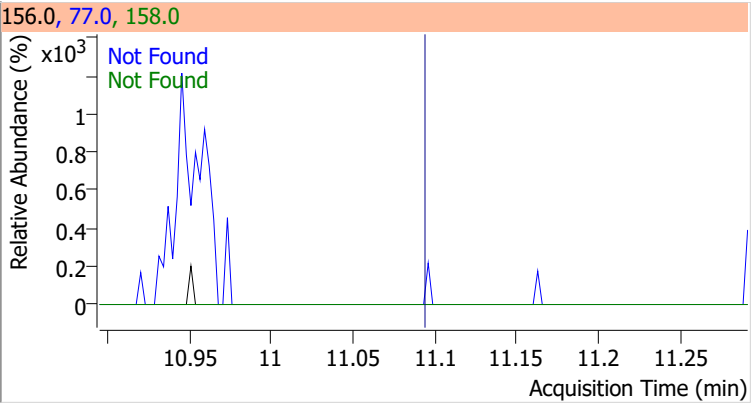
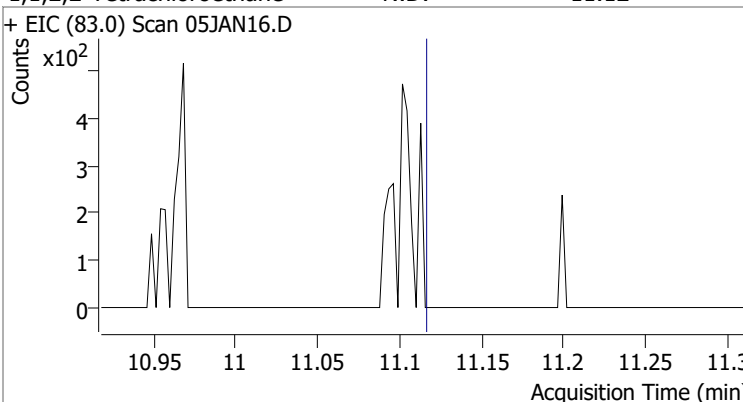
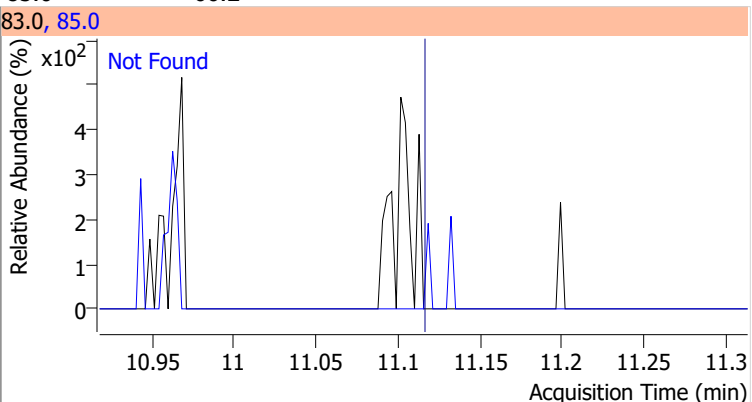
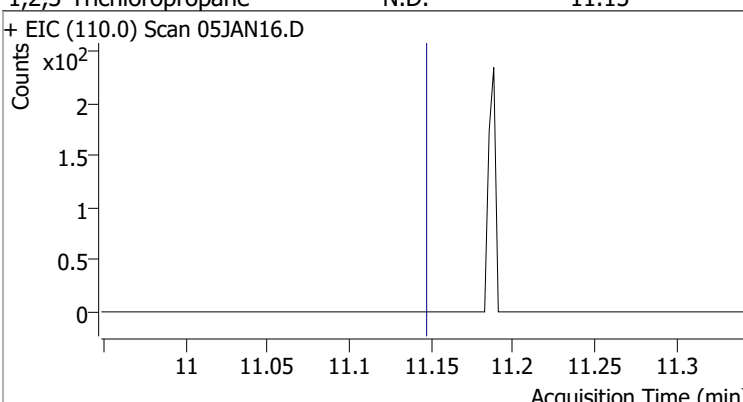
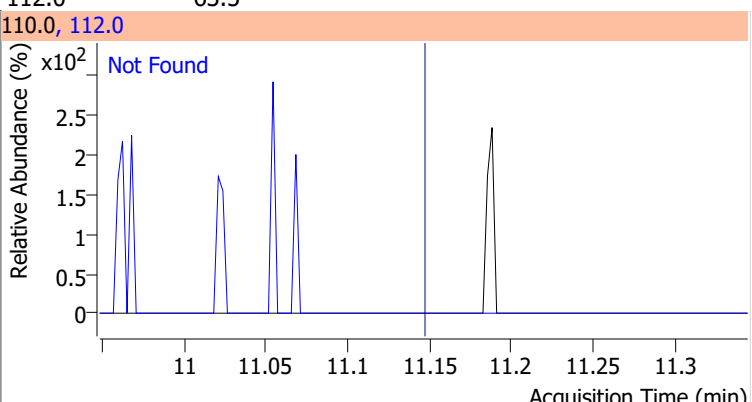
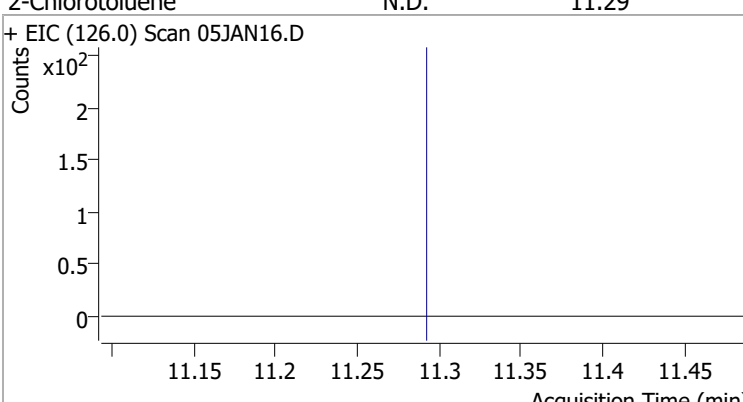
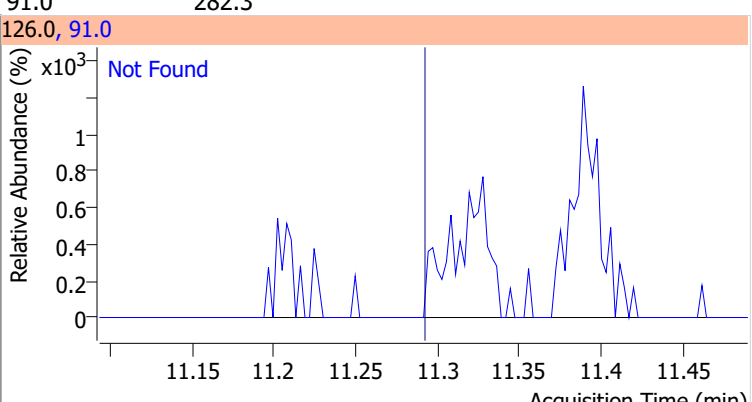
Compound	Conc.	Exp RT	QIon	Exp Ratio
Chlorobenzene	N.D.	9.80	114.0	32.1
+ EIC (112.0) Scan 05JAN16.D				
				
1,1,1,2-Tetrachloroethane	N.D.	9.89	133.0	98.6
+ EIC (131.0) Scan 05JAN16.D				
				
Ethylbenzene	N.D.	9.92	106.0	31.1
+ EIC (91.0) Scan 05JAN16.D				
				

Compound	Conc.	RT	Dev(Min)	Resp.	QIon	QRatio	Lower	Upper
m+p-Xylenes	0.4778	10.04	0.01	646 (m)	91.0	185.6	171.4	231.4
+ EIC (106.0) Scan 05JAN16.D								
		<p>* 10.045 min. m+p-Xylenes</p>			<p>Ratio = 185.6 (92.2 %) Coelution Score</p>			

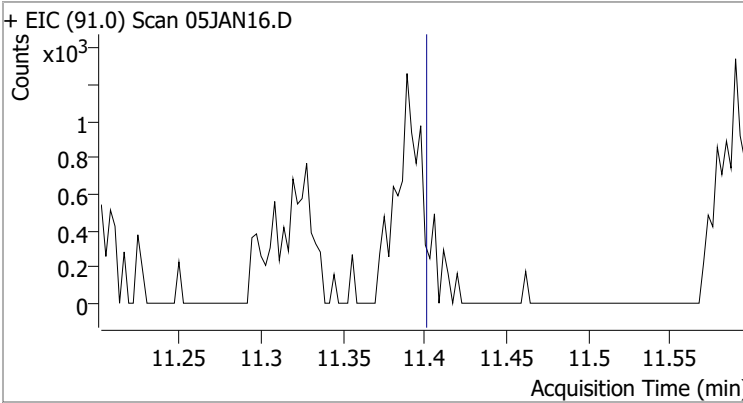
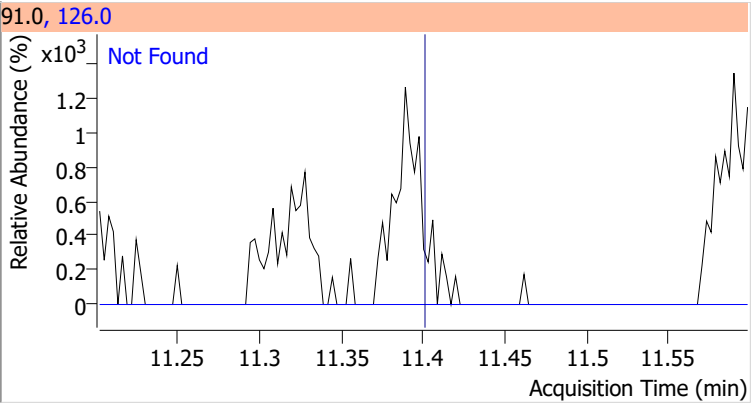
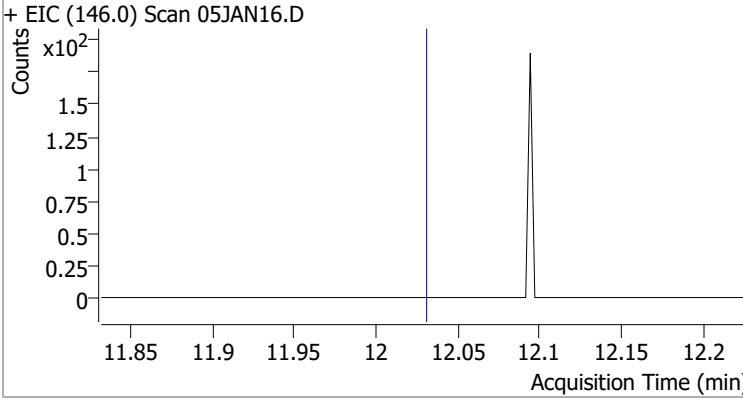
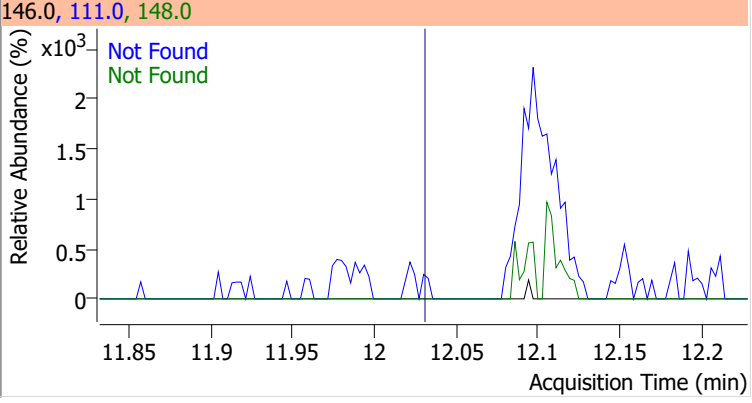
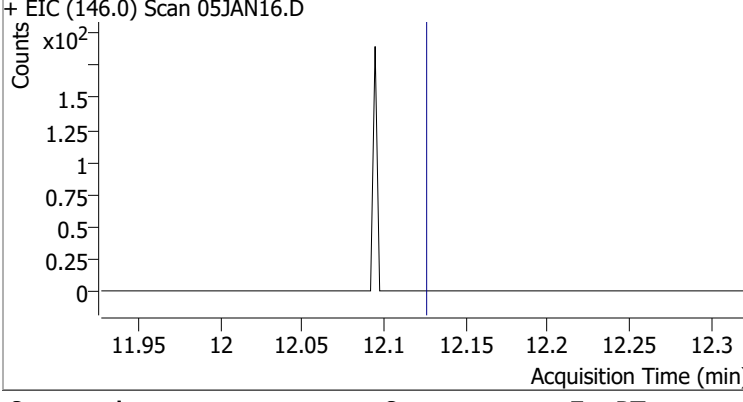
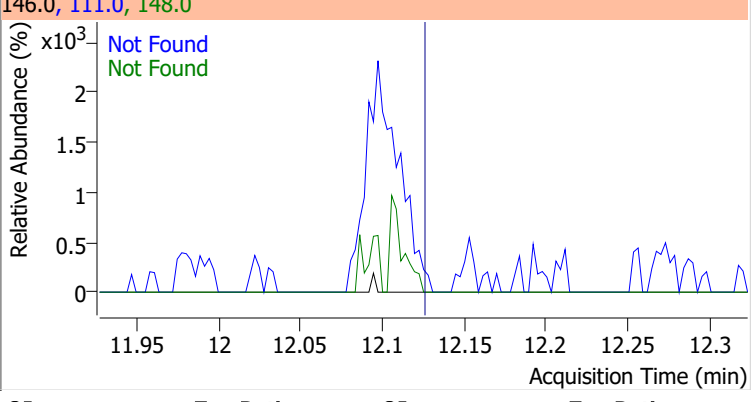
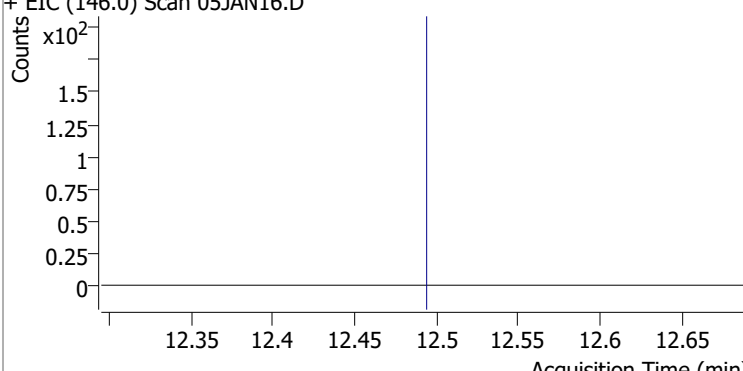
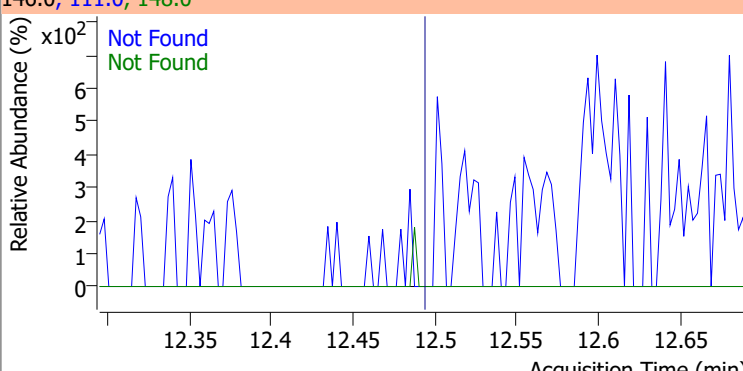
# Quantitation Results Report (QT Reviewed)



# Quantitation Results Report (QT Reviewed)

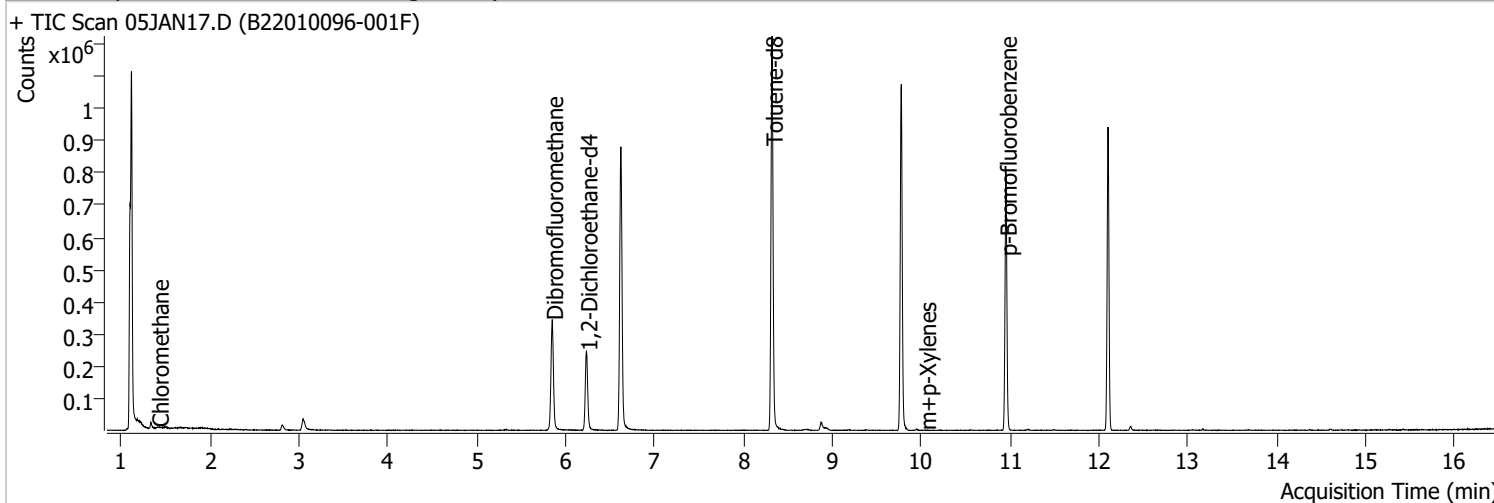
Compound	Conc.	Exp RT	QIon	Exp Ratio	QIon	Exp Ratio
Bromobenzene	N.D.	11.09	77.0	145.7	158.0	96.5
+ EIC (156.0) Scan 05JAN16.D			156.0, 77.0, 158.0			
						
1,1,2,2-Tetrachloroethane	N.D.	11.12	85.0	66.2		
+ EIC (83.0) Scan 05JAN16.D			83.0, 85.0			
						
1,2,3-Trichloropropane	N.D.	11.15	112.0	63.5		
+ EIC (110.0) Scan 05JAN16.D			110.0, 112.0			
						
2-Chlorotoluene	N.D.	11.29	91.0	282.3		
+ EIC (126.0) Scan 05JAN16.D			126.0, 91.0			
						

# Quantitation Results Report (QT Reviewed)

Compound	Conc.	Exp RT	QIon	Exp Ratio	QIon	Exp Ratio
4-Chlorotoluene	N.D.	11.40	126.0	31.7	91.0, 126.0	
+ EIC (91.0) Scan 05JAN16.D						
						
1,3-Dichlorobenzene	N.D.	12.03	148.0	63.6	111.0	39.8
+ EIC (146.0) Scan 05JAN16.D						
						
1,4-Dichlorobenzene	N.D.	12.13	148.0	63.1	111.0	39.1
+ EIC (146.0) Scan 05JAN16.D						
						
1,2-Dichlorobenzene	N.D.	12.49	148.0	63.9	111.0	41.0
+ EIC (146.0) Scan 05JAN16.D						
						

# Quantitation Results Report (QT Reviewed)

Data File	05JAN17.D	Operator	MSC
Acq. Method	5975CACQF.M	Acq. Date-Time	1/5/2022 5:22:23 PM
Sample Name	B22010096-001F	Instrument	VOA5975C
Vial	17	Multiplier	1.00
DA Method File	VOA5975C_8260B_SHT_DoD_L4_010422.m	Comment	
Tune File	BFB_Atune3.u	Tune Date	10/11/2021 4:02:00 PM
Batch Name	VG010522_8260B.batch.bin	Last Calib Update	2/28/2022 2:48:47 PM
Ref Library	\\MASSHUNTER\Org\Library\NIST129K.I		



Compound	RT	QIon	Resp.	Conc.	Units	Dev(Min)
----------	----	------	-------	-------	-------	----------

**Internal Standards**

M Fluorobenzene	6.620	96.0	750361	250.0000	ng	-0.003
M Chlorobenzene-d5	9.772	82.0	288856	250.0000	ng	0.000
M 1,4-Dichlorobenzene-d4	12.100	152.0	219694	250.0000	ng	0.000

**System Monitoring Compounds**

S Dibromofluoromethane	5.848	113.0	196559	278.0514	ng	0.003
Spiked Amount: 250.000	Range: 80.0 - 119.0%			Recovery = 111.22%		
S 1,2-Dichloroethane-d4	6.233	67.0	87846	287.7020	ng	0.000
Spiked Amount: 250.000	Range: 81.0 - 118.0%			Recovery = 115.08%		
S Toluene-d8	8.319	98.0	754001	270.8761	ng	0.000
Spiked Amount: 250.000	Range: 89.0 - 112.0%			Recovery = 108.35%		
S p-Bromofluorobenzene	10.951	95.0	219103	272.2278	ng	-0.003
Spiked Amount: 250.000	Range: 85.0 - 114.0%			Recovery = 108.89%		

**Target Compounds**

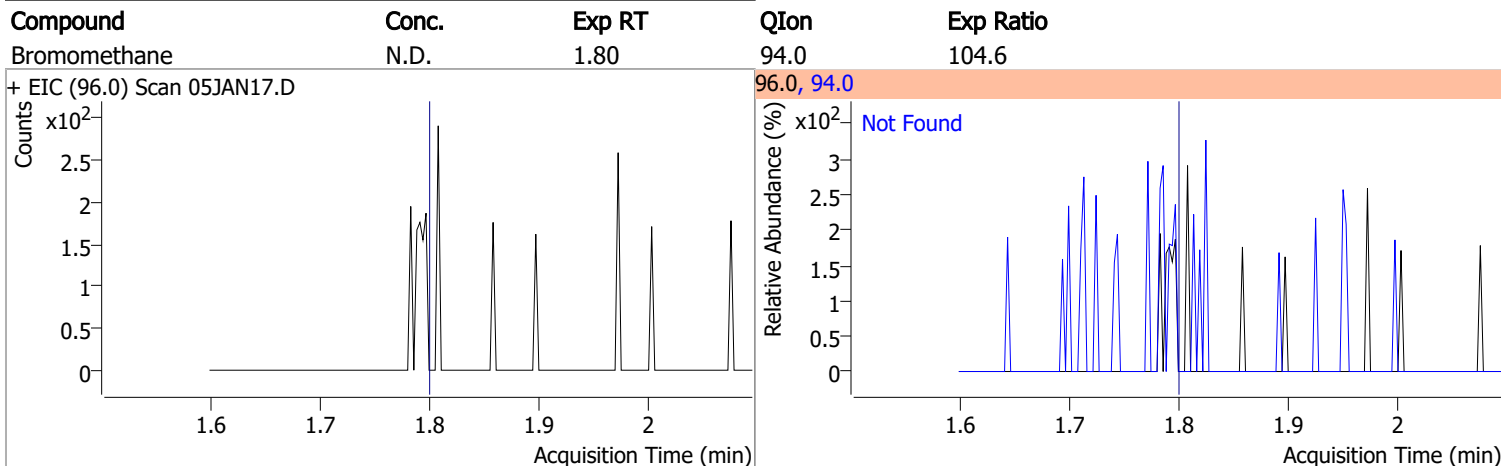
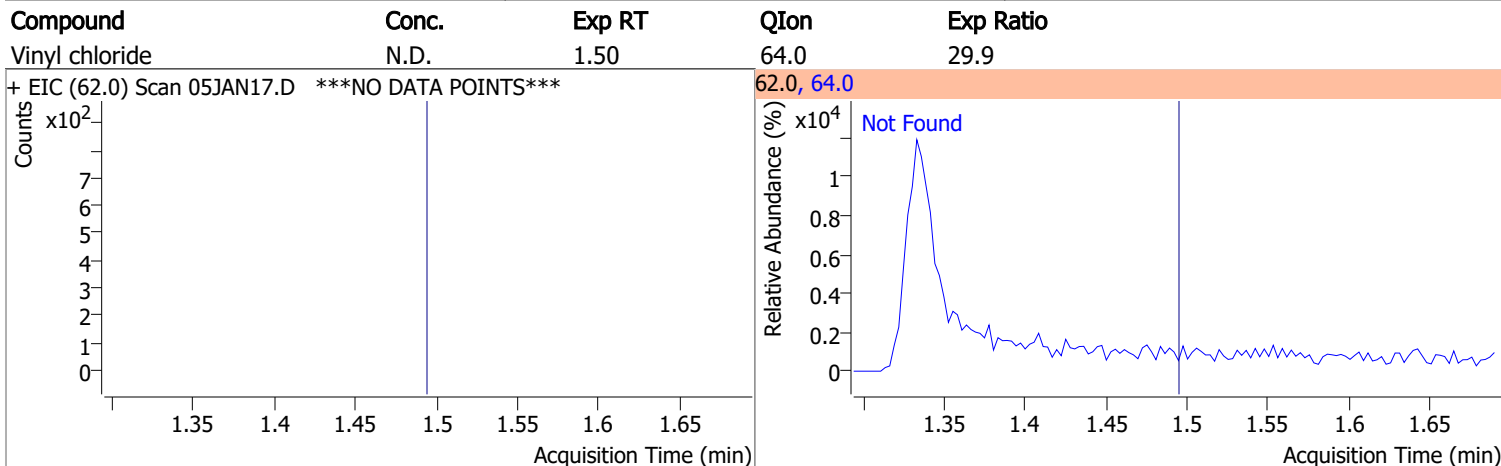
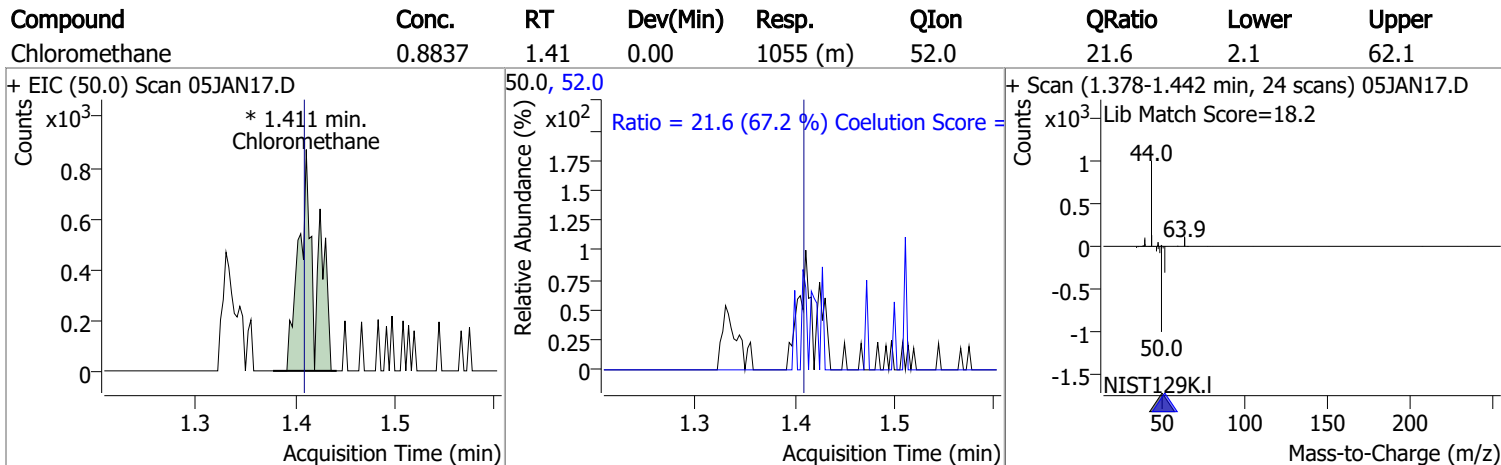
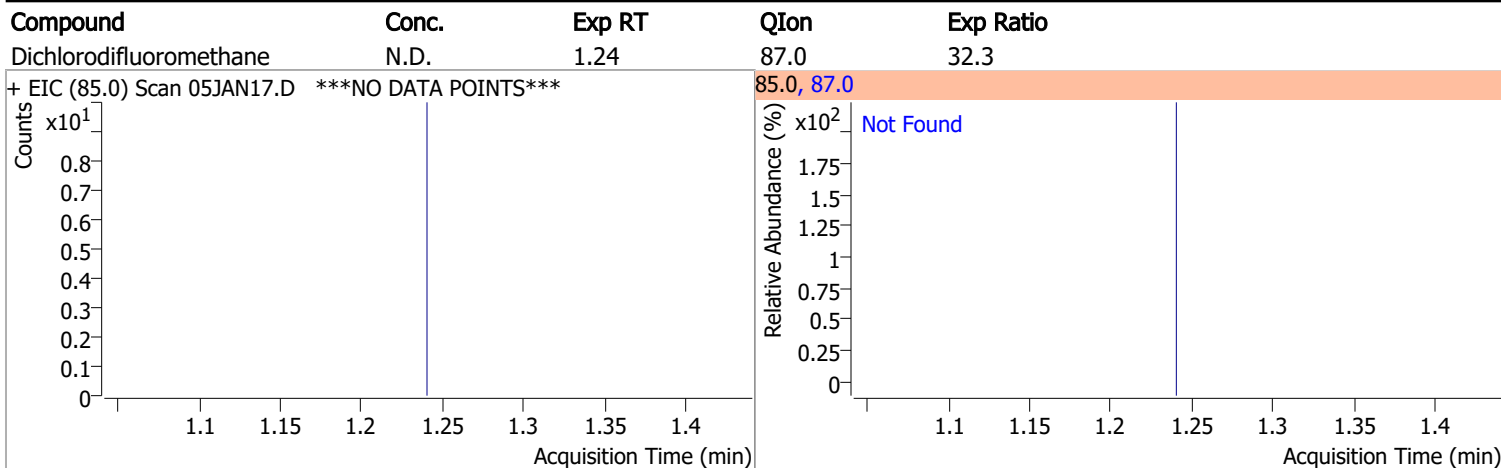
Compound	RT	QIon	Resp.	Conc.	Units	QValue
T Dichlorodifluoromethane	0.000		0	N.D.		
T Chloromethane	1.411	50.0	1055	0.8837	ng m	81
T Vinyl chloride	0.000		0	N.D.		
T Bromomethane	0.000		0	N.D.		
T Chloroethane	0.000		0	N.D.		
T Trichlorofluoromethane	0.000		0	N.D.		
T 1,1-Dichloroethene	0.000		0	N.D.		
T Methylene chloride	3.333	49.0	0		ng md	1
T trans-1,2-Dichloroethene	0.000		0	N.D.		
T Methyl tert-butyl ether (MTBE)	0.000		0	N.D.		
T 1,1-Dichloroethane	0.000		0	N.D.		
T 2,2-Dichloropropane	0.000		0	N.D.		
T cis-1,2-Dichloroethene	0.000		0	N.D.		
T Methyl ethyl ketone	0.000		0	N.D.		
T Bromochloromethane	0.000		0	N.D.		
T Chloroform	0.000		0	N.D.		

# Quantitation Results Report (QT Reviewed)

Compound	RT	QIon	Resp.	Conc.	Units		Dev(Min)
T 1,1,1-Trichloroethane	0.000		0	N.D.			
T Carbon tetrachloride	0.000		0	N.D.			
T 1,1-Dichloropropene	0.000		0	N.D.			
T Benzene	0.000		0	N.D.			
T 1,2-Dichloroethane	0.000		0	N.D.			
T Trichloroethene	0.000		0	N.D.			
T 1,2-Dichloropropane	0.000		0	N.D.			
T Dibromomethane	0.000		0	N.D.			
T Bromodichloromethane	0.000		0	N.D.			
T cis-1,3-Dichloropropene	0.000		0	N.D.			
T Toluene	0.000		0	N.D.			
T trans-1,3-Dichloropropene	0.000		0	N.D.			
T 1,1,2-Trichloroethane	0.000		0	N.D.			
T Tetrachloroethene	0.000		0	N.D.			
T 1,3-Dichloropropane	0.000		0	N.D.			
T Chlorodibromomethane	0.000		0	N.D.			
T 1,2-Dibromoethane	0.000		0	N.D.			
T Chlorobenzene	0.000		0	N.D.			
T 1,1,1,2-Tetrachloroethane	0.000		0	N.D.			
T Ethylbenzene	9.914	91.0	0		ng	md	1
T m+p-Xylenes	10.042	106.0	64	0.0463	ng	m	99
T o-Xylene	0.000		0	N.D.			
T Styrene	0.000		0	N.D.			
T Bromoform	0.000		0	N.D.			
T Bromobenzene	0.000		0	N.D.			
T 1,1,2,2-Tetrachloroethane	0.000		0	N.D.			
T 1,2,3-Trichloropropane	0.000		0	N.D.			
T 2-Chlorotoluene	0.000		0	N.D.			
T 4-Chlorotoluene	0.000		0	N.D.			
T 1,3-Dichlorobenzene	0.000		0	N.D.			
T 1,4-Dichlorobenzene	0.000		0	N.D.			
T 1,2-Dichlorobenzene	0.000		0	N.D.			

(#) = Qualifier Out of Range; (m) = Manual Integration; (+) = Area Summed; (\*) = Surrogate Percent Recovery Out of Range; (d): Zeroed Peak

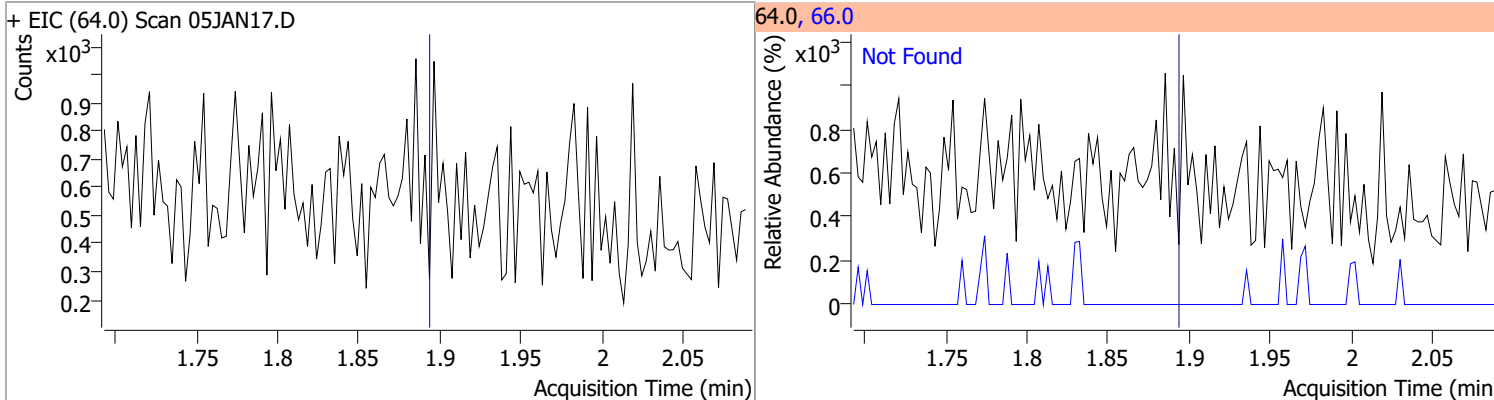
# Quantitation Results Report (QT Reviewed)



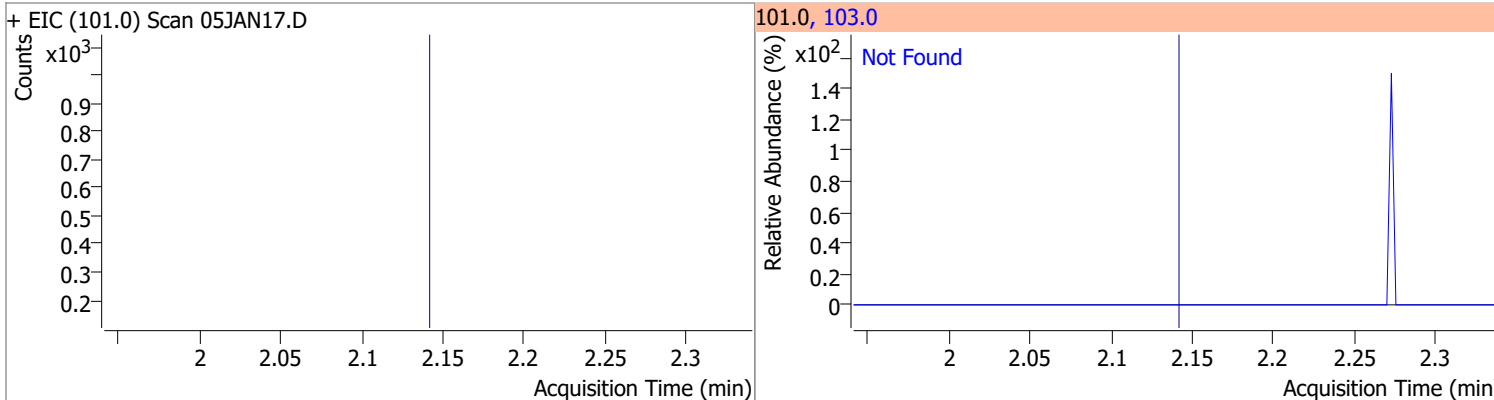


# Quantitation Results Report (QT Reviewed)

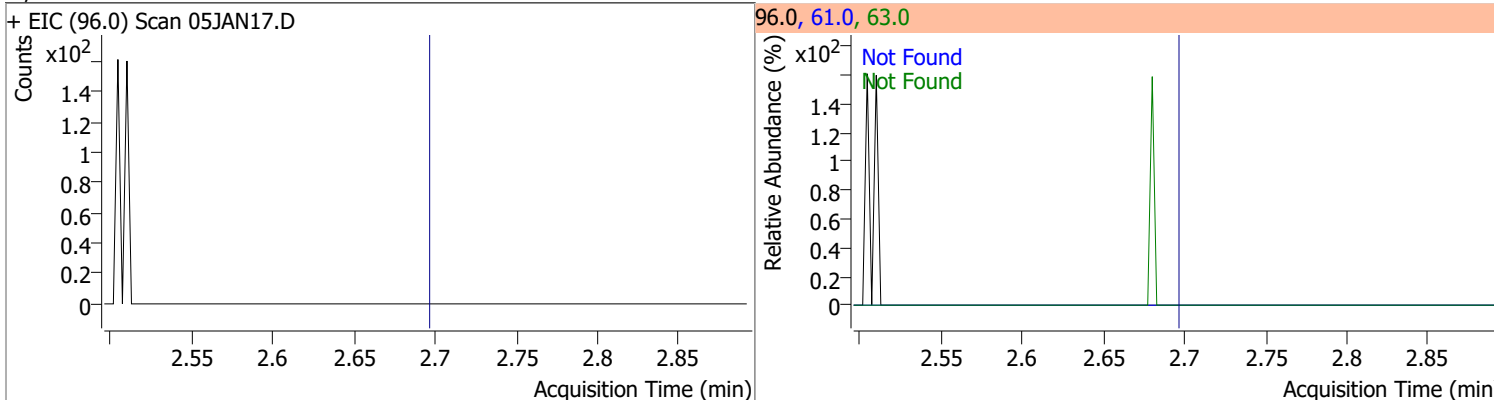
Compound	Conc.	Exp RT	QIon	Exp Ratio
Chloroethane	N.D.	1.89	66.0	30.1



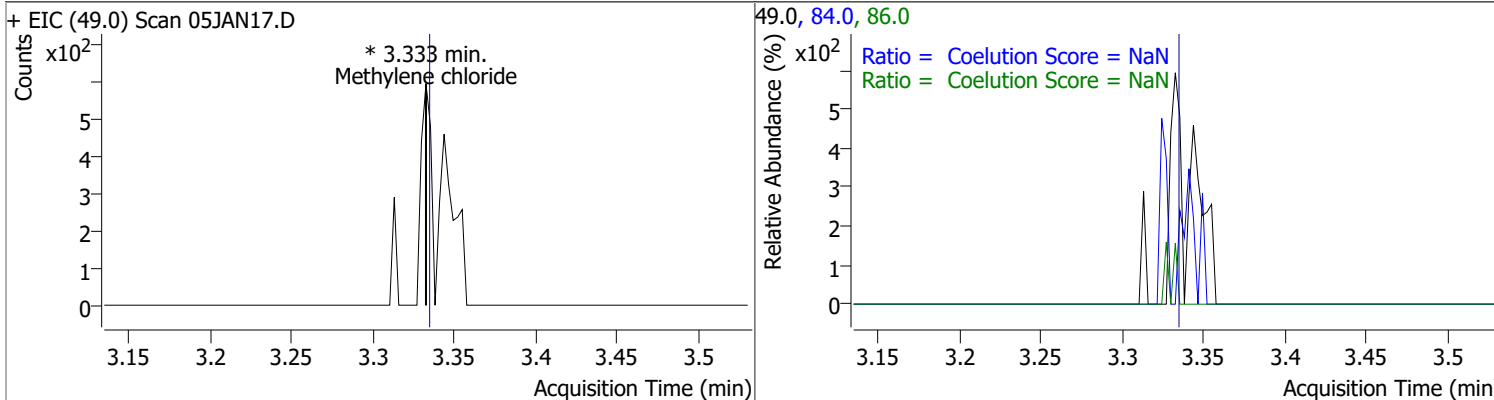
Compound	Conc.	Exp RT	QIon	Exp Ratio
Trichlorofluoromethane	N.D.	2.14	103.0	64.2



Compound	Conc.	Exp RT	QIon	Exp Ratio	QIon	Exp Ratio
1,1-Dichloroethene	N.D.	2.70	61.0	180.3	63.0	56.7

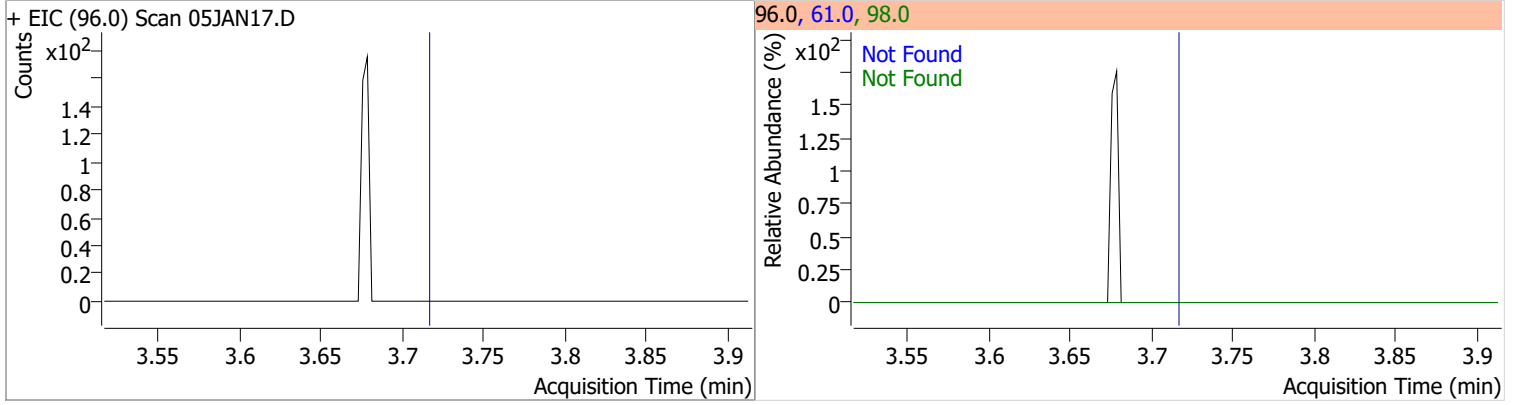


Compound	Conc.	RT	Dev(Min)	Resp.	QIon	QRatio	Lower	Upper
Methylene chloride		0		0	84.0		36.9	96.9
					86.0		14.3	74.3

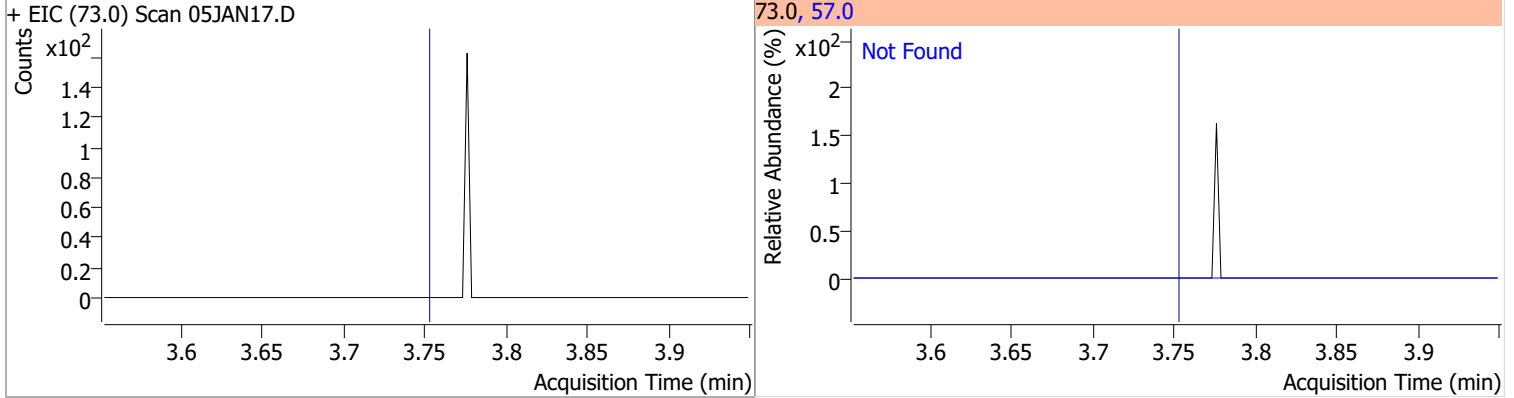


# Quantitation Results Report (QT Reviewed)

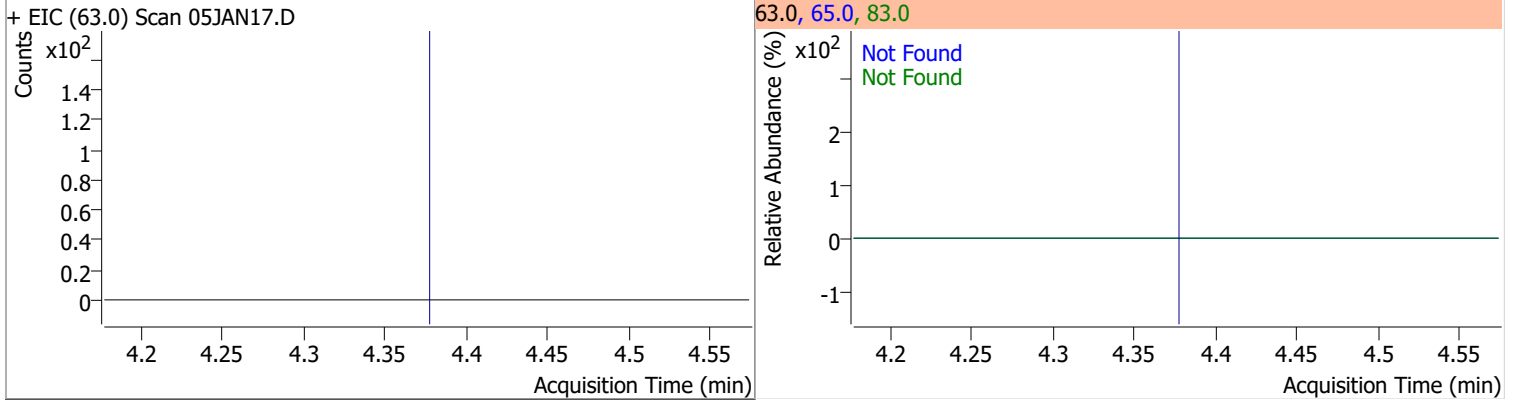
Compound	Conc.	Exp RT	QIon	Exp Ratio	QIon	Exp Ratio
trans-1,2-Dichloroethene	N.D.	3.72	61.0	153.9	98.0	65.7



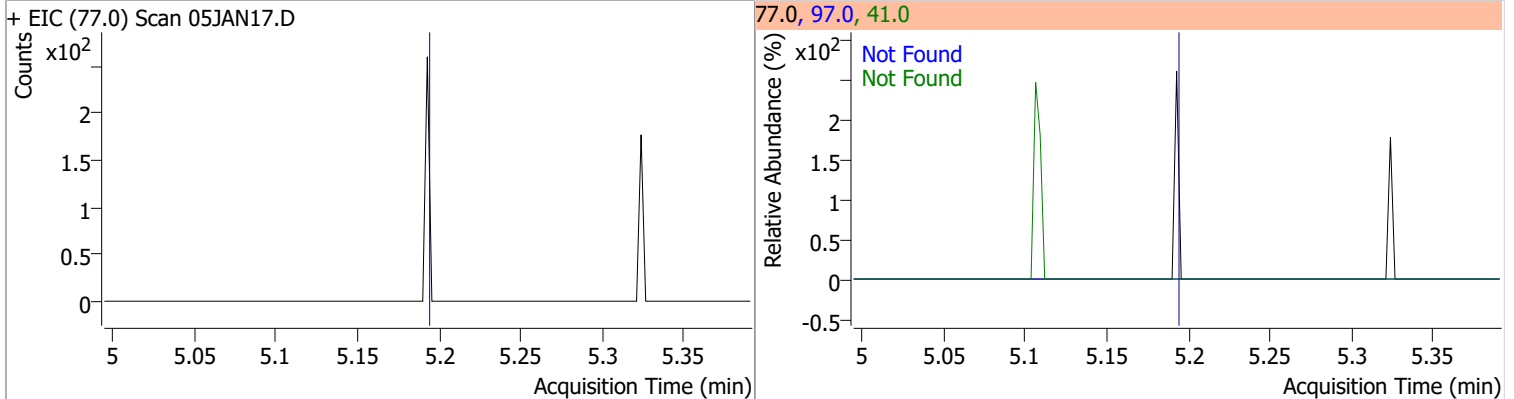
Compound	Conc.	Exp RT	QIon	Exp Ratio
Methyl tert-butyl ether (MTBE)	N.D.	3.75	57.0	24.6



Compound	Conc.	Exp RT	QIon	Exp Ratio	QIon	Exp Ratio
1,1-Dichloroethane	N.D.	4.38	65.0	32.1	83.0	13.7

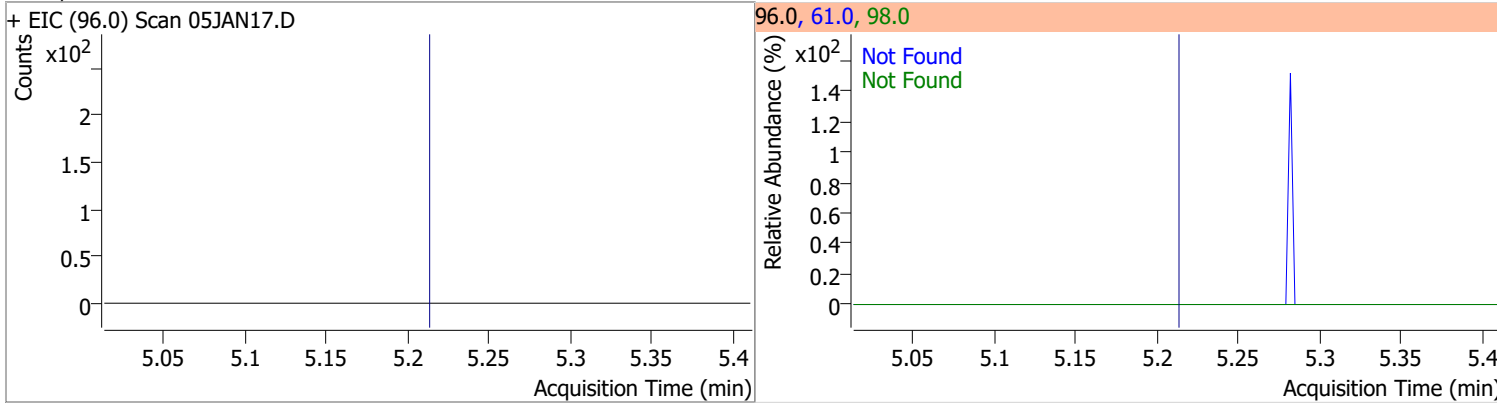


Compound	Conc.	Exp RT	QIon	Exp Ratio	QIon	Exp Ratio
2,2-Dichloropropane	N.D.	5.20	41.0	66.5	97.0	23.2

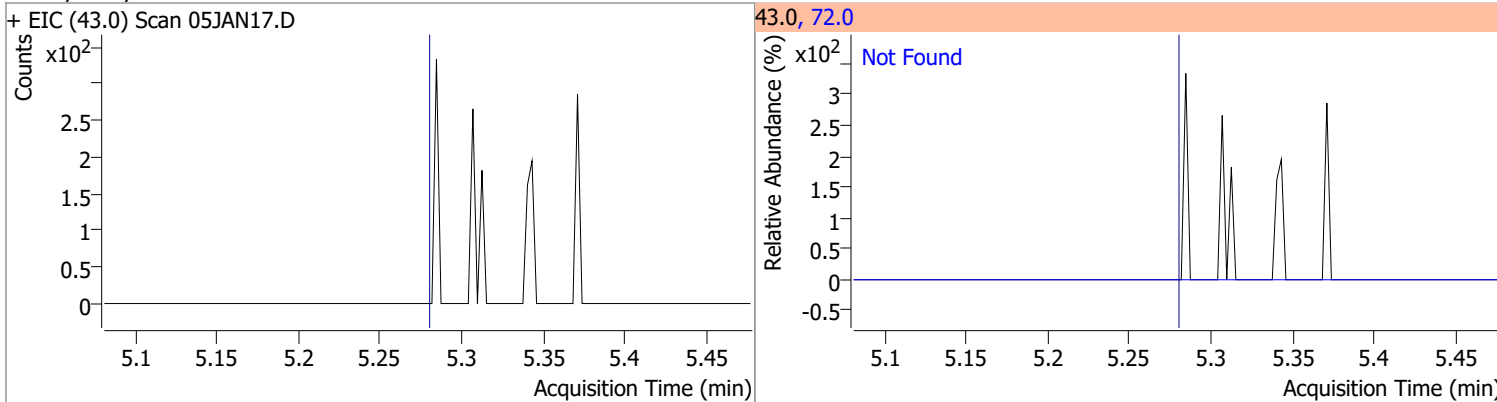


# Quantitation Results Report (QT Reviewed)

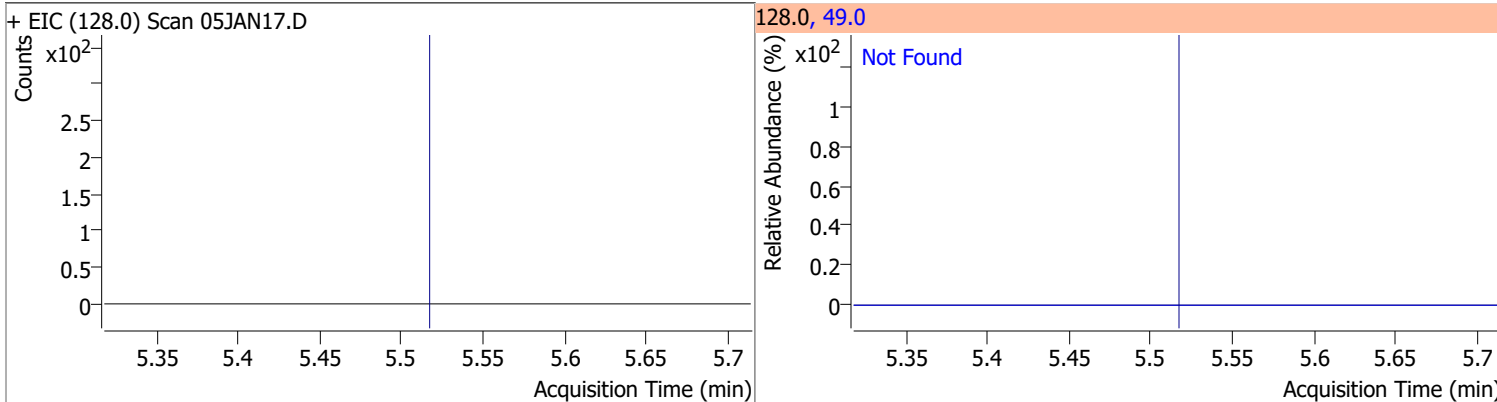
Compound	Conc.	Exp RT	QIon	Exp Ratio	QIon	Exp Ratio
cis-1,2-Dichloroethene	N.D.	5.22	61.0	167.2	98.0	67.3



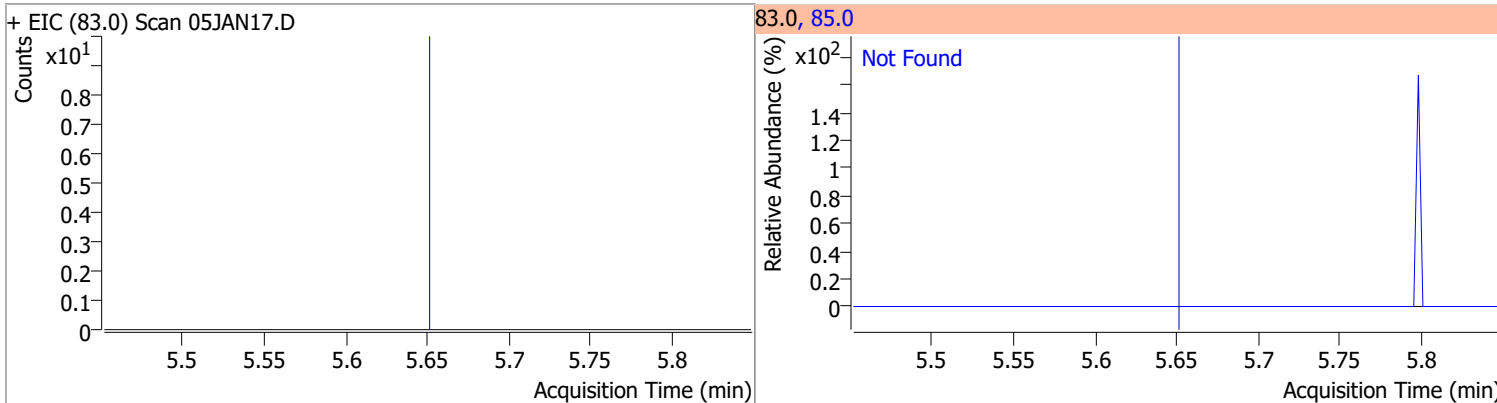
Compound	Conc.	Exp RT	QIon	Exp Ratio
Methyl ethyl ketone	N.D.	5.28	72.0	21.3



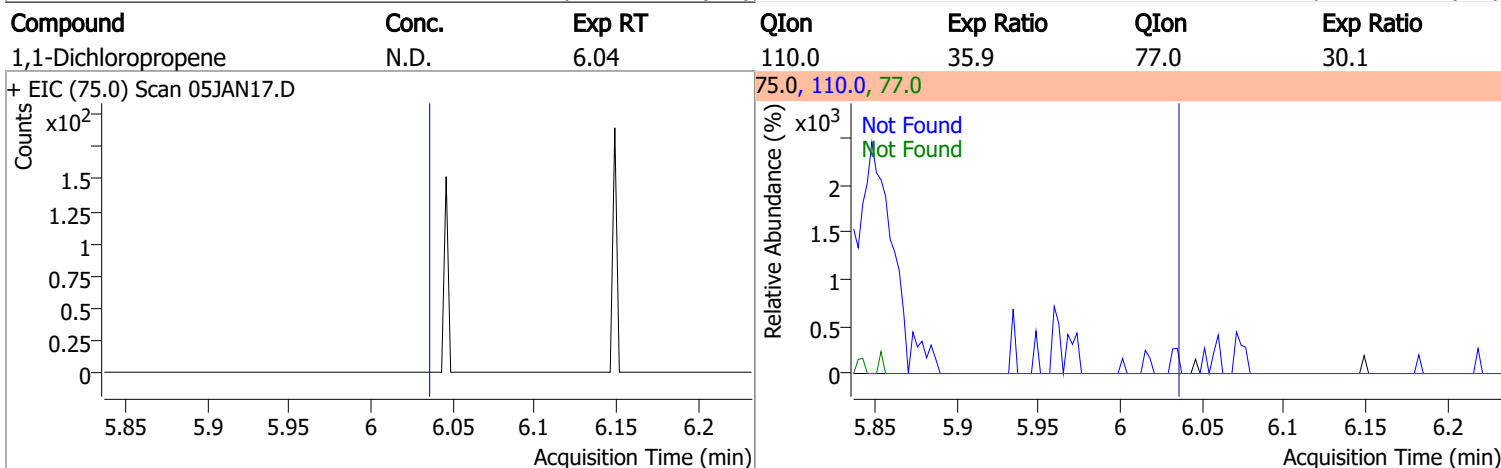
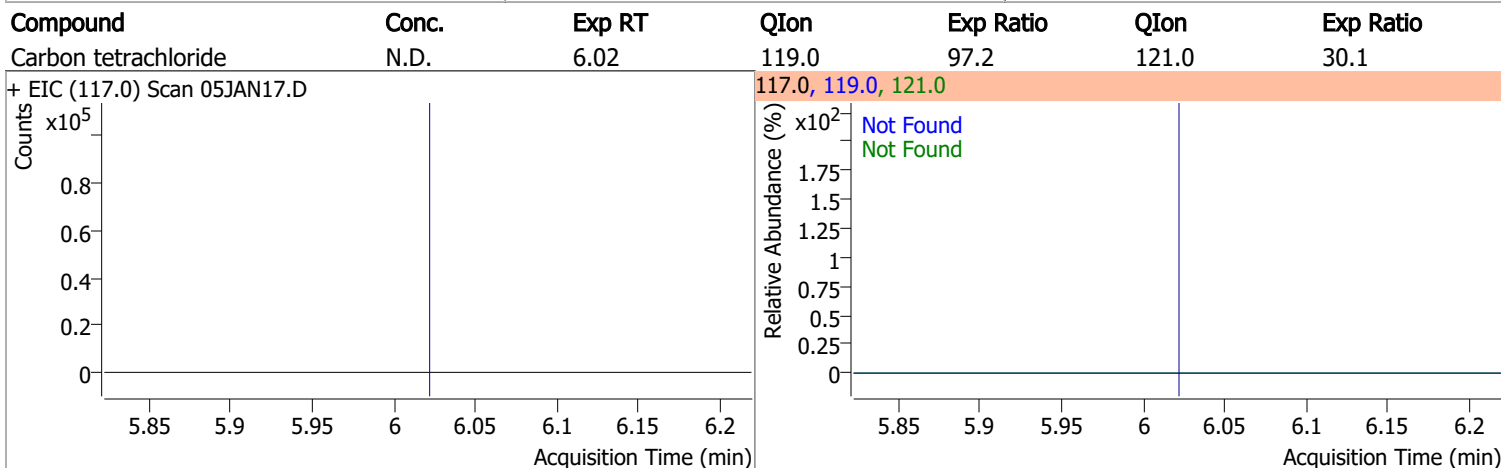
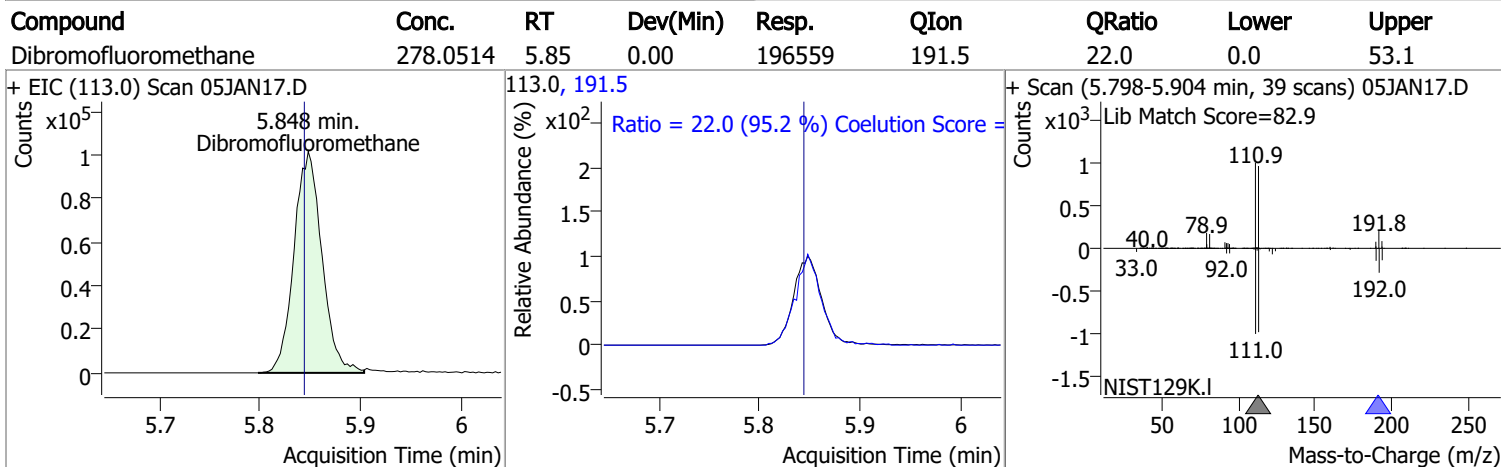
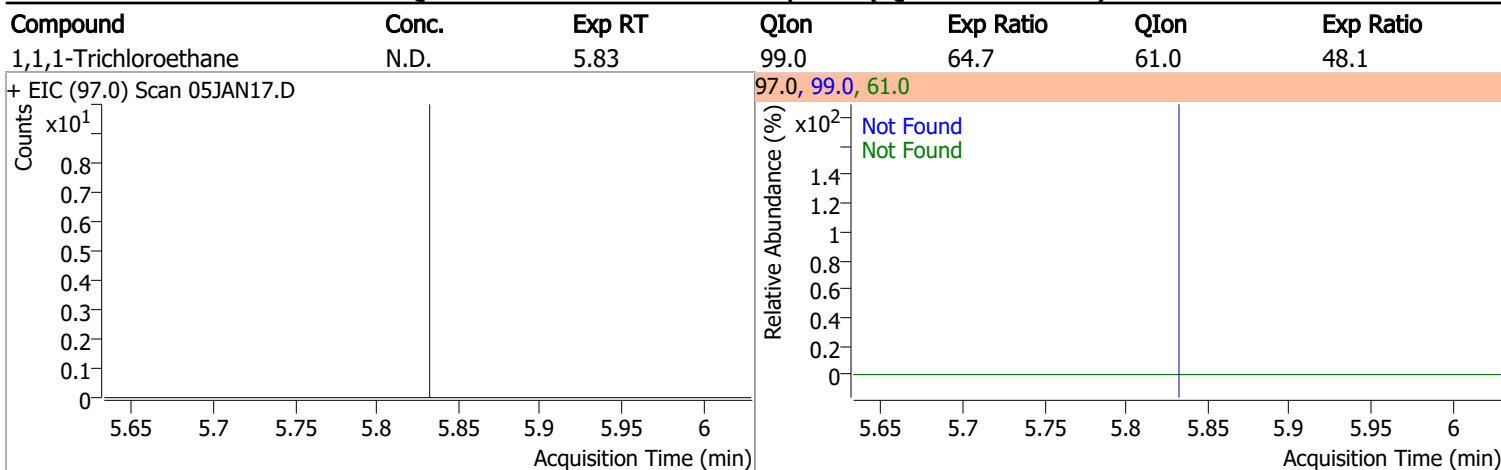
Compound	Conc.	Exp RT	QIon	Exp Ratio
Bromochloromethane	N.D.	5.52	49.0	182.9



Compound	Conc.	Exp RT	QIon	Exp Ratio
Chloroform	N.D.	5.65	85.0	66.0

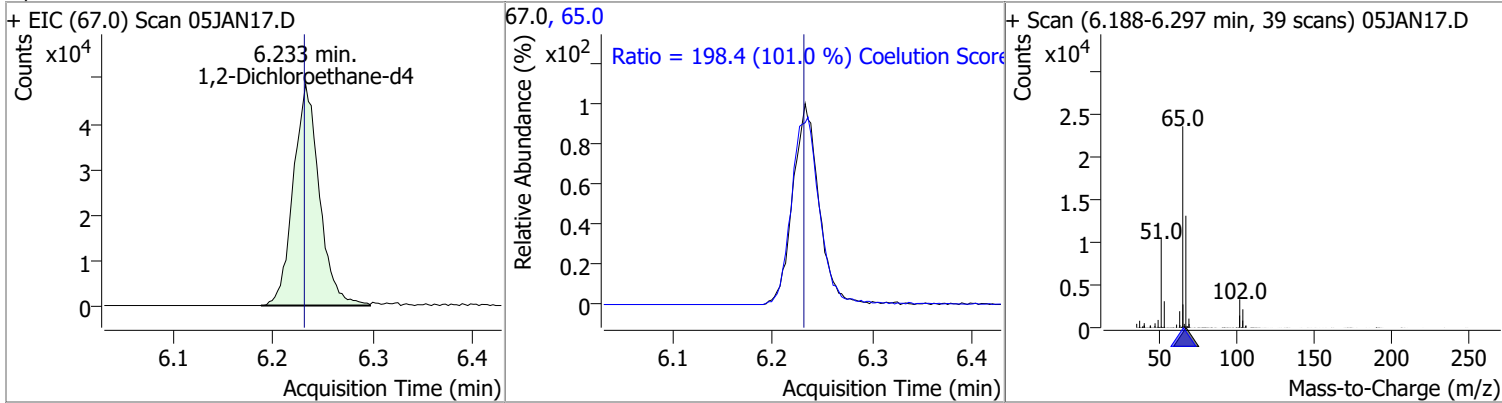


# Quantitation Results Report (QT Reviewed)

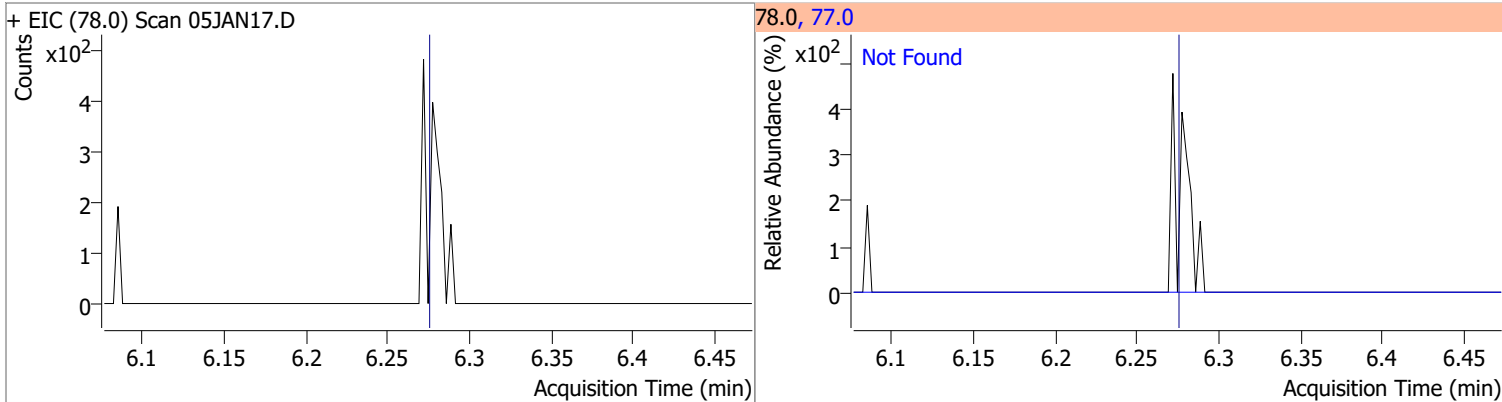


# Quantitation Results Report (QT Reviewed)

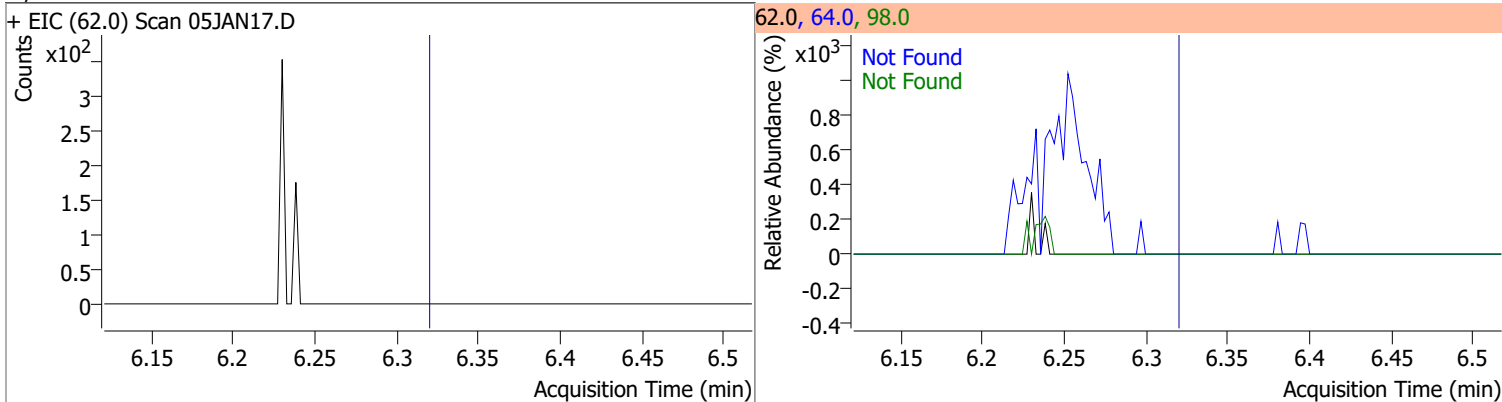
Compound	Conc.	RT	Dev(Min)	Resp.	QIon	QRatio	Lower	Upper
1,2-Dichloroethane-d4	287.7020	6.23	0.00	87846	65.0	198.4	166.5	226.5



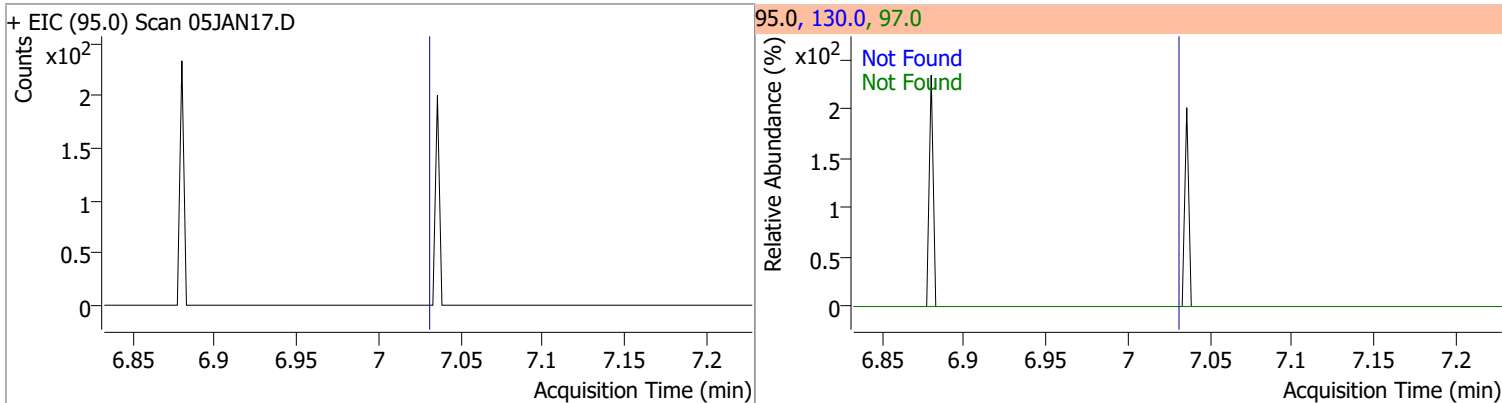
Compound	Conc.	Exp RT	QIon	Exp Ratio
Benzene	N.D.	6.28	77.0	23.5



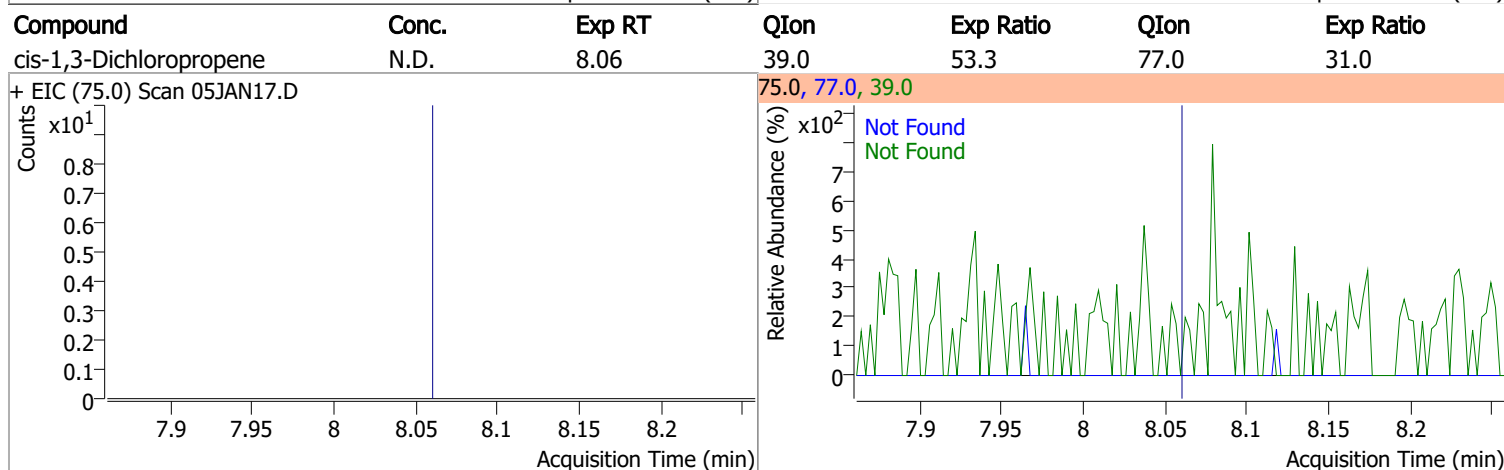
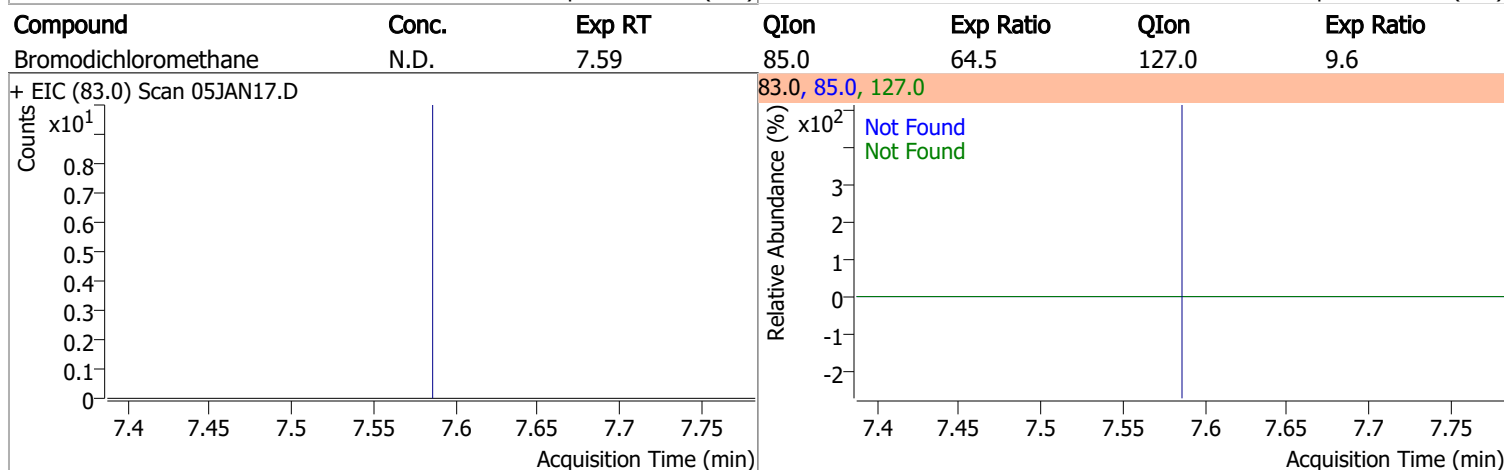
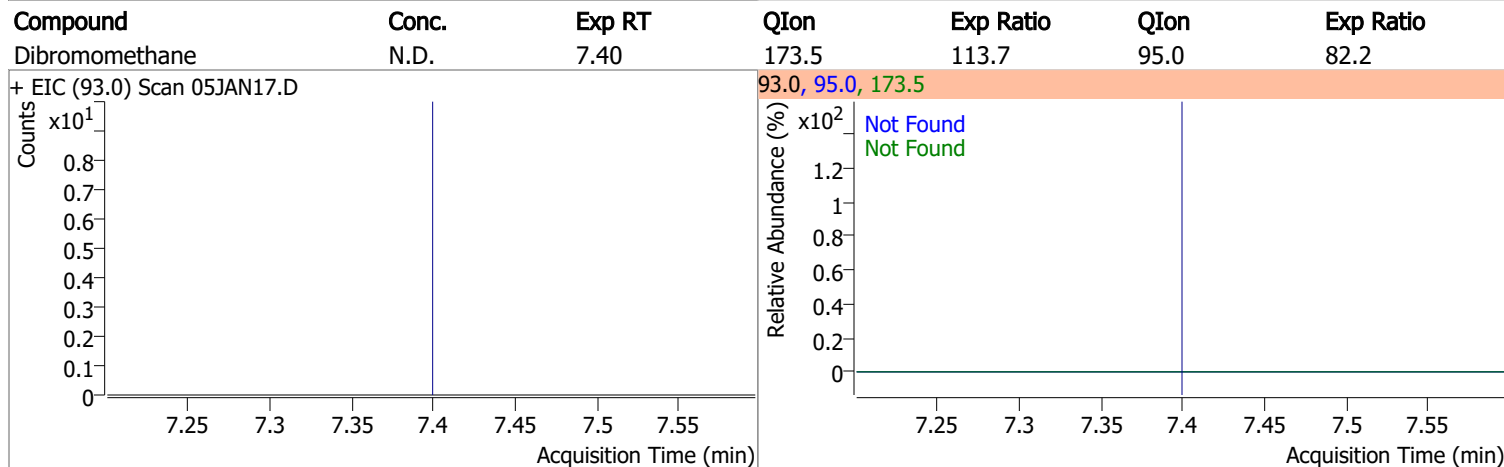
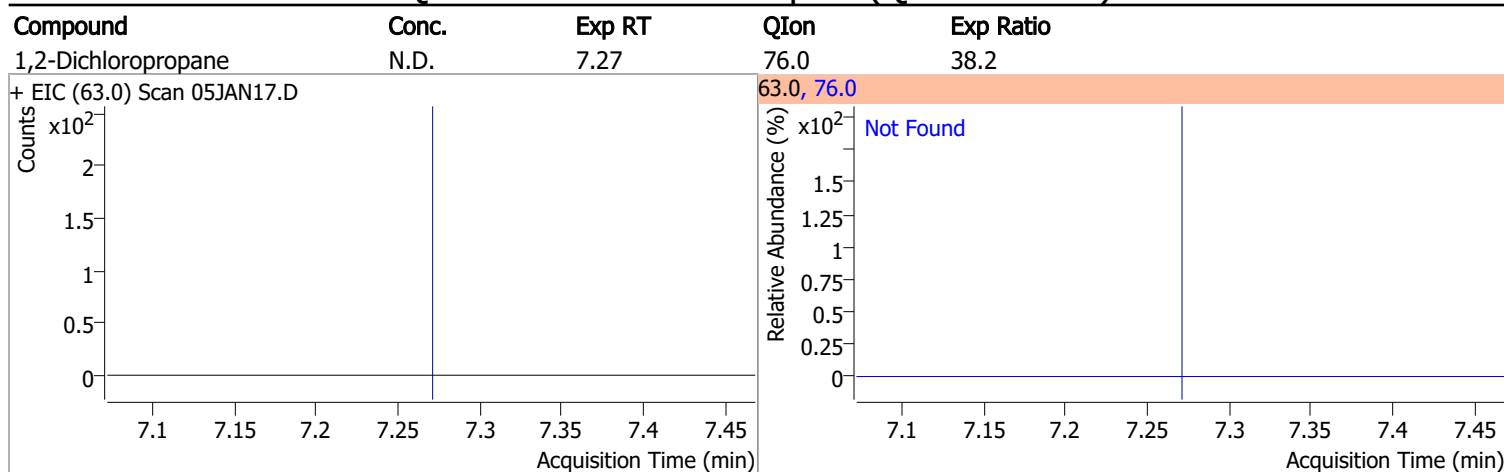
Compound	Conc.	Exp RT	QIon	Exp Ratio	QIon	Exp Ratio
1,2-Dichloroethane	N.D.	6.32	64.0	29.9	98.0	7.6



Compound	Conc.	Exp RT	QIon	Exp Ratio	QIon	Exp Ratio
Trichloroethene	N.D.	7.03	130.0	101.5	97.0	64.1

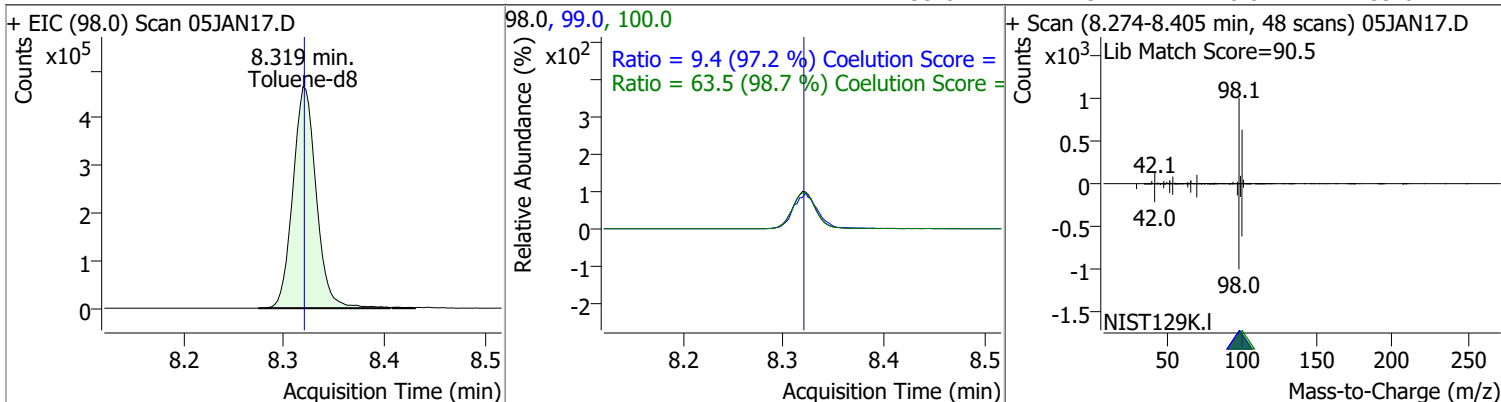


# Quantitation Results Report (QT Reviewed)

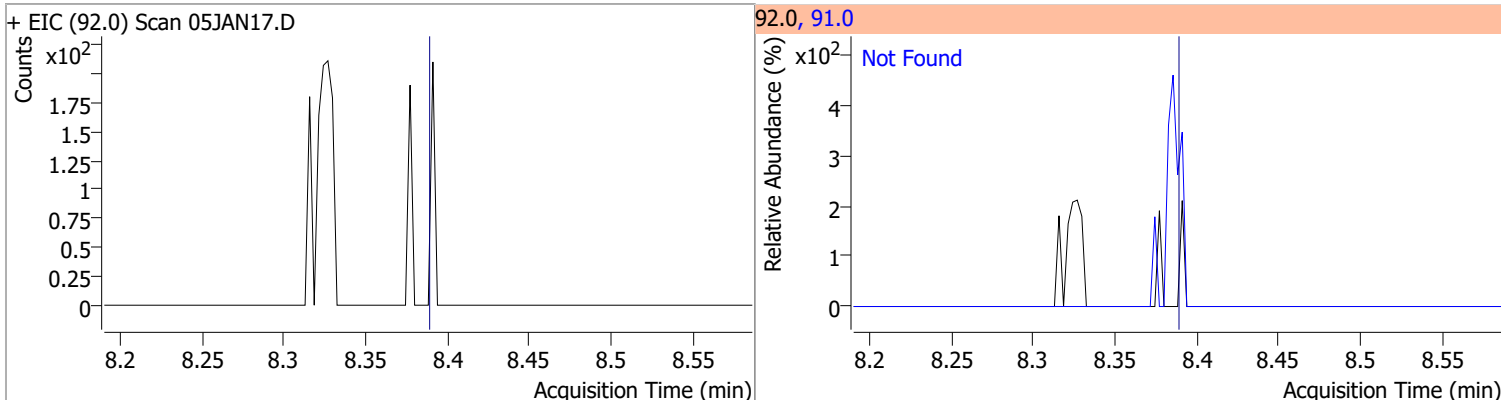


# Quantitation Results Report (QT Reviewed)

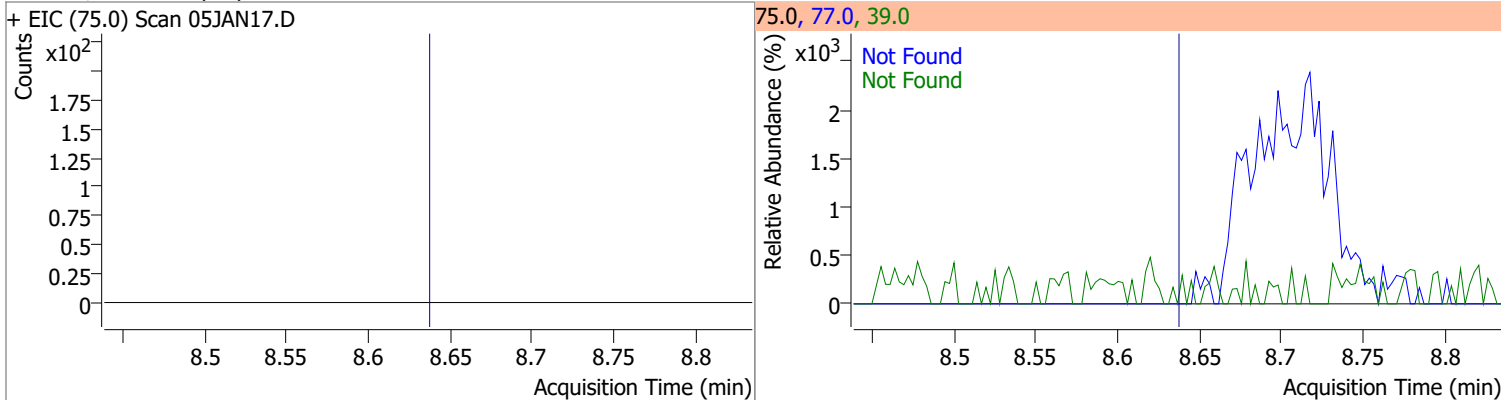
Compound	Conc.	RT	Dev(Min)	Resp.	QIon	QRatio	Lower	Upper
Toluene-d8	270.8761	8.32	0.00	754001	100.0	63.5	34.4	94.4
					99.0	9.4	0.0	39.6



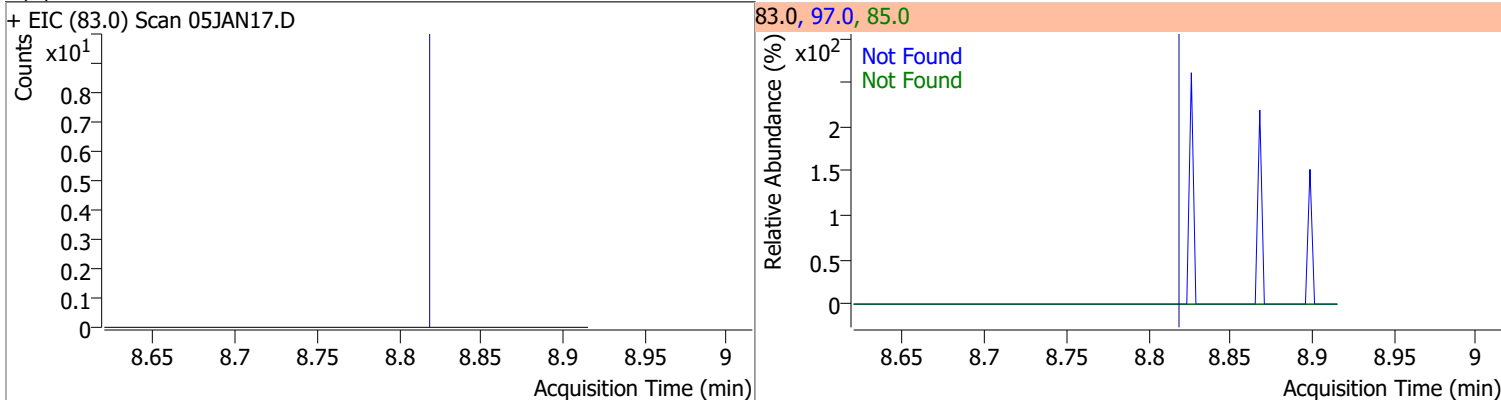
Compound	Conc.	Exp RT	QIon	Exp Ratio
Toluene	N.D.	8.39	91.0	175.8



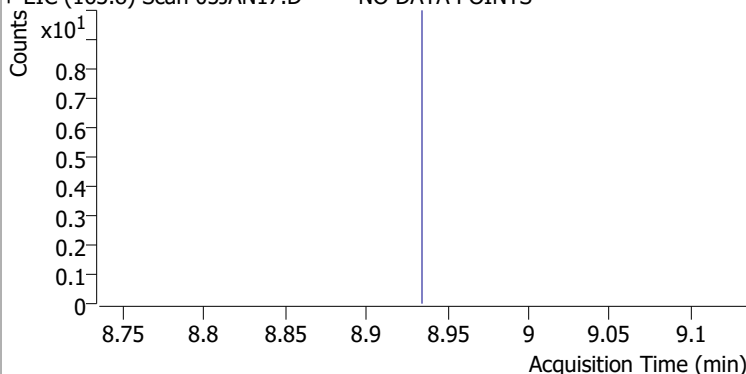
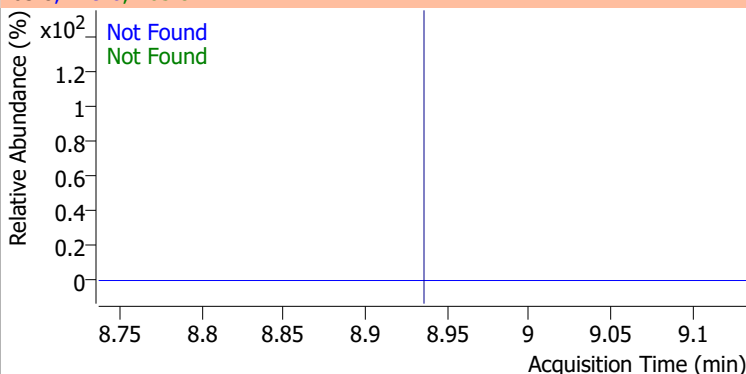
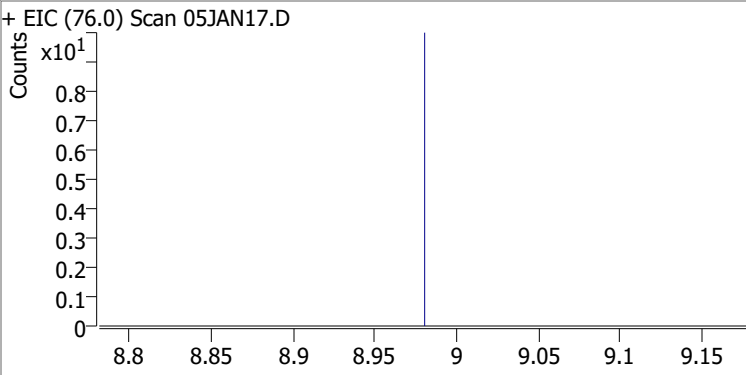
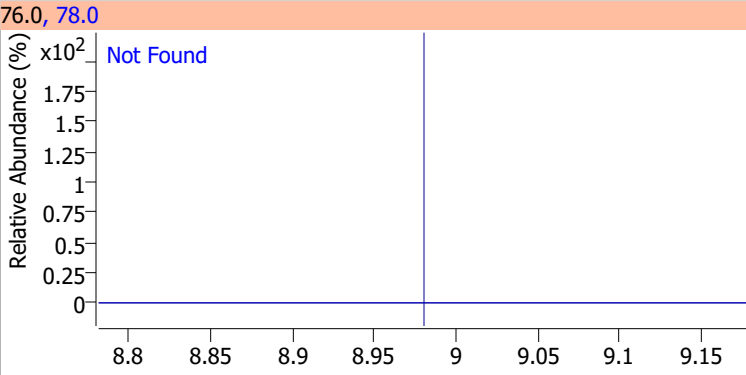
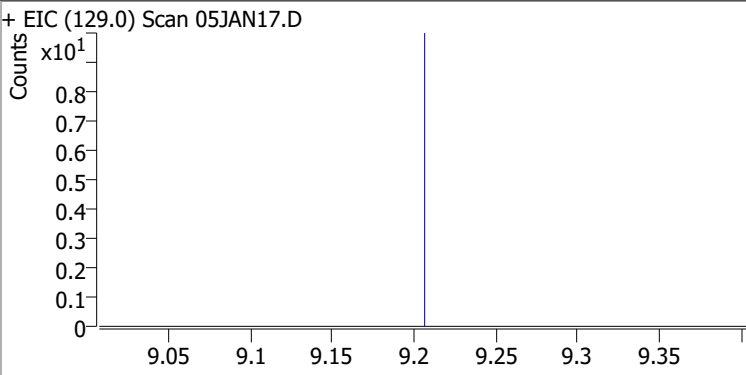
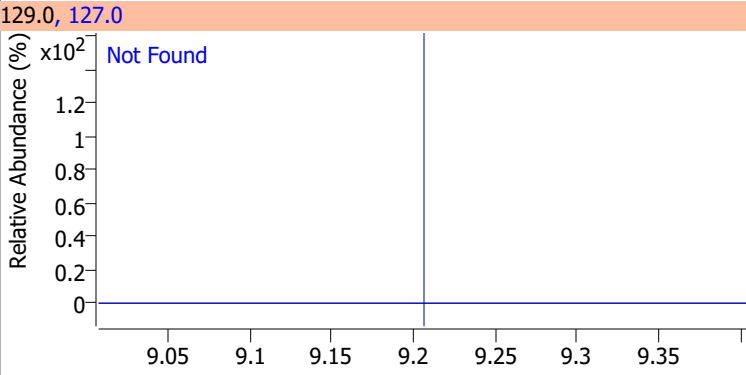
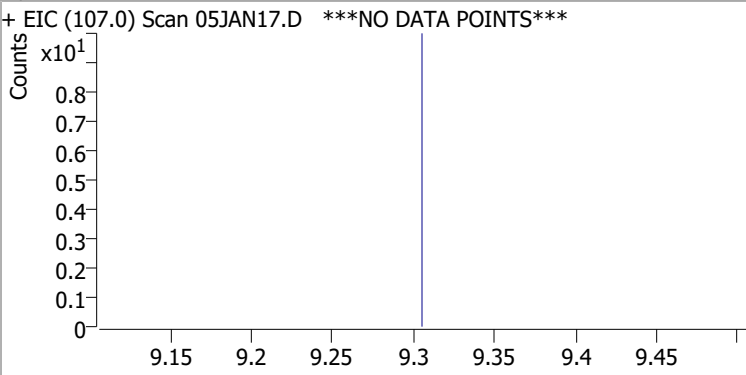
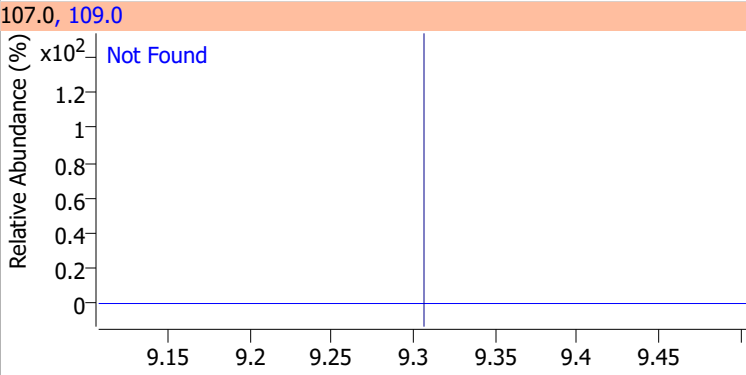
Compound	Conc.	Exp RT	QIon	Exp Ratio	QIon	Exp Ratio
trans-1,3-Dichloropropene	N.D.	8.64	39.0	53.4	77.0	32.4



Compound	Conc.	Exp RT	QIon	Exp Ratio	QIon	Exp Ratio
1,1,2-Trichloroethane	N.D.	8.82	97.0	114.6	85.0	67.6

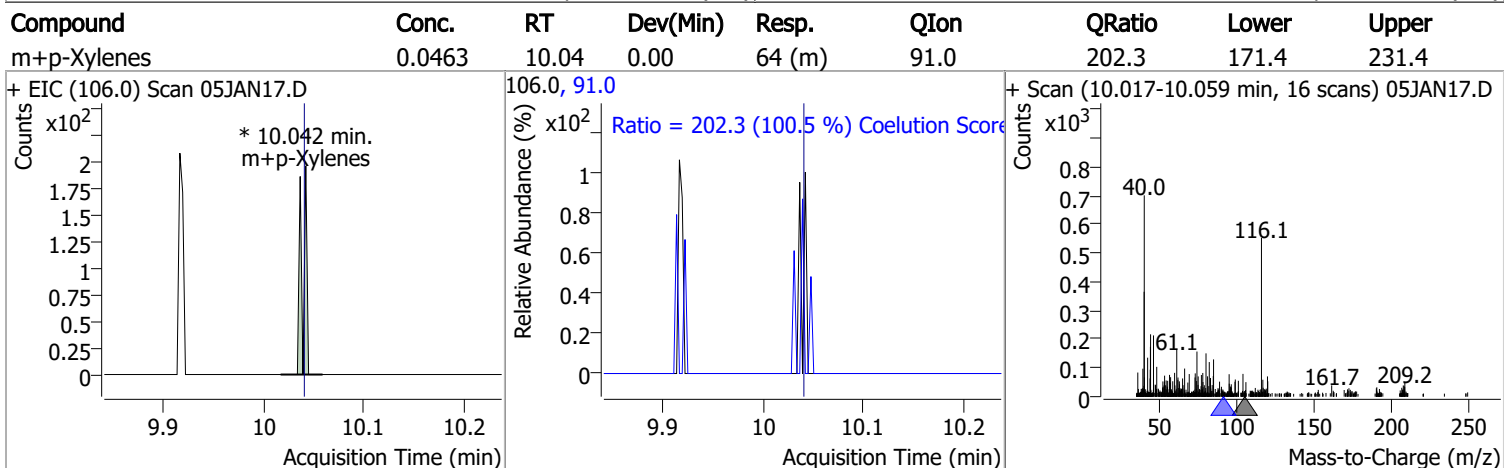
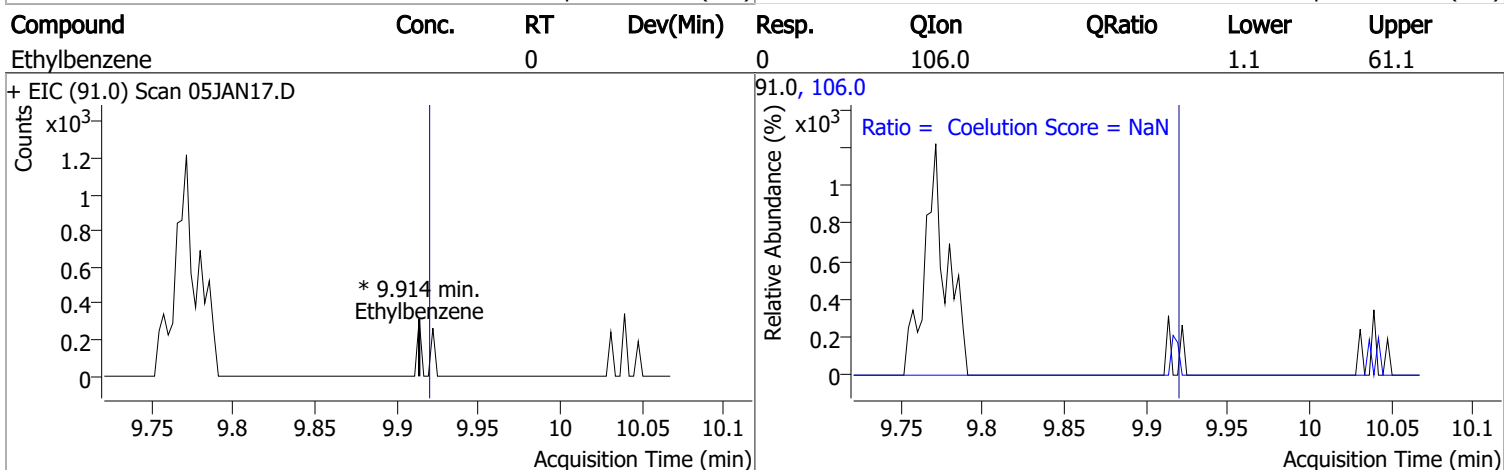
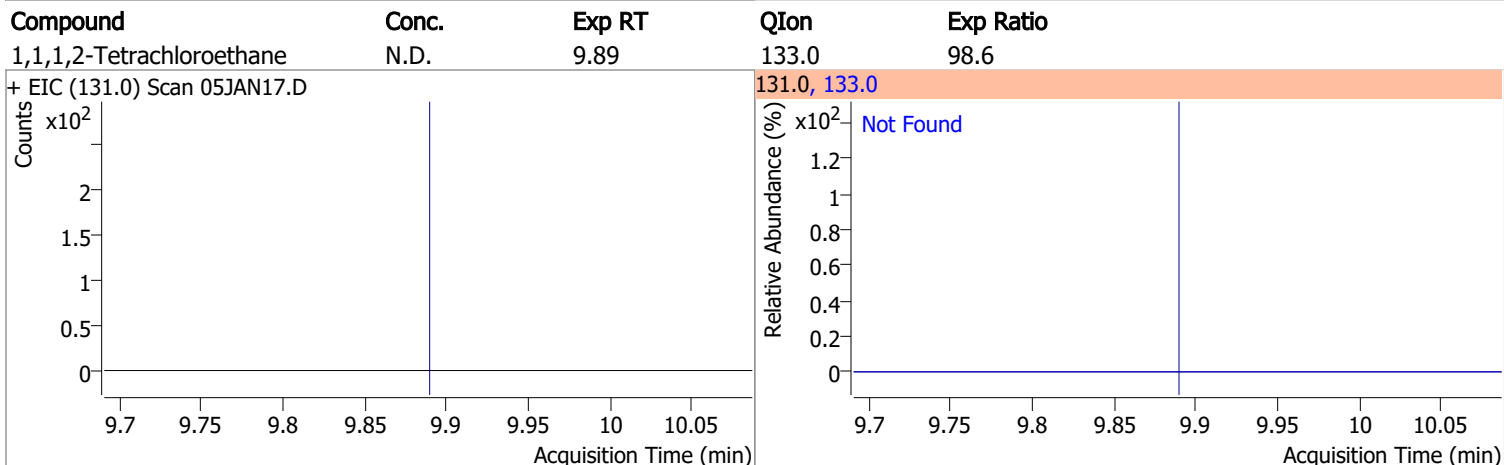
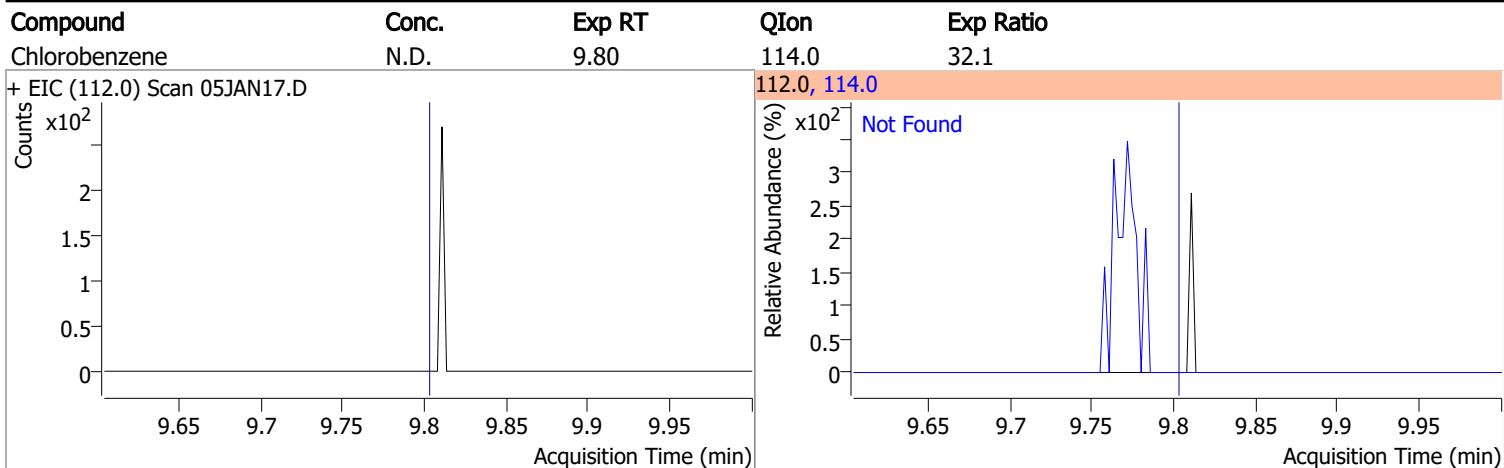


# Quantitation Results Report (QT Reviewed)

Compound	Conc.	Exp RT	QIon	Exp Ratio	QIon	Exp Ratio
Tetrachloroethene	N.D.	8.94	165.8	128.6	129.0	91.5
+ EIC (163.8) Scan 05JAN17.D ***NO DATA POINTS***			163.8, 129.0, 165.8			
						
1,3-Dichloropropane	N.D.	8.98	78.0	32.9		
+ EIC (76.0) Scan 05JAN17.D			76.0, 78.0			
						
Chlorodibromomethane	N.D.	9.21	127.0	78.0		
+ EIC (129.0) Scan 05JAN17.D			129.0, 127.0			
						
1,2-Dibromoethane	N.D.	9.31	109.0	94.5		
+ EIC (107.0) Scan 05JAN17.D ***NO DATA POINTS***			107.0, 109.0			
						

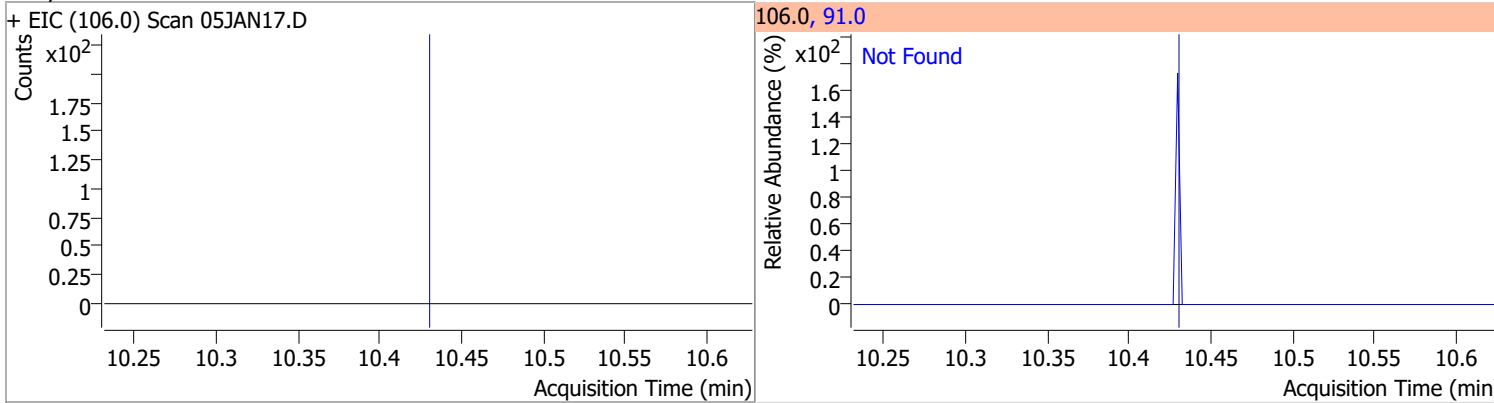


# Quantitation Results Report (QT Reviewed)

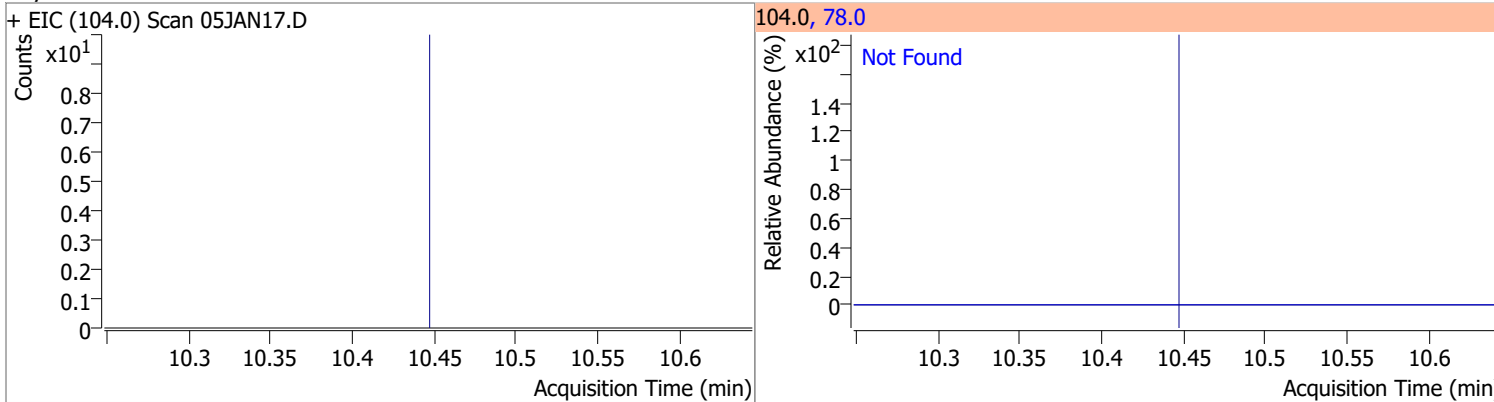


# Quantitation Results Report (QT Reviewed)

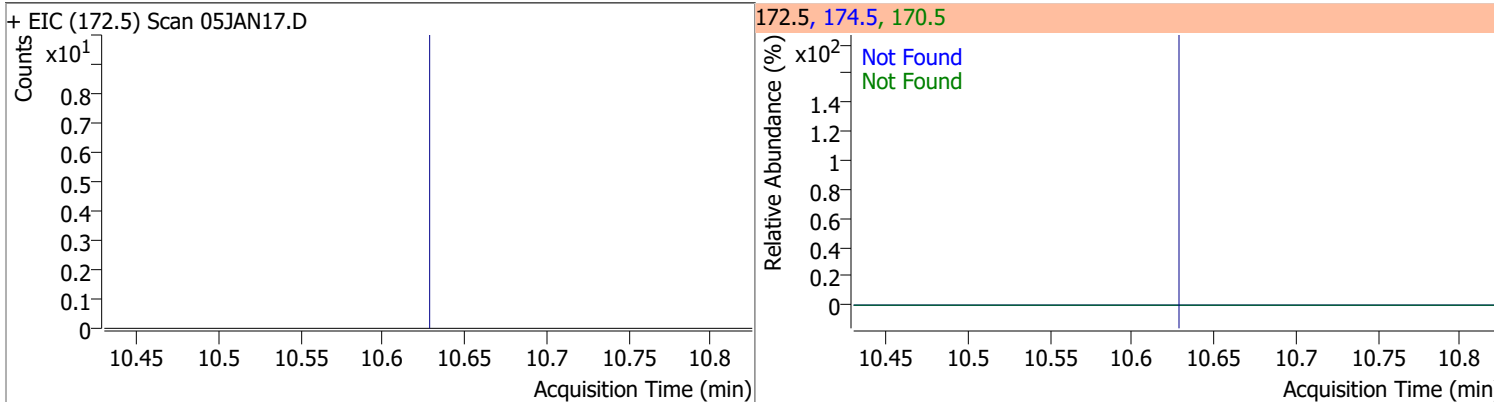
Compound	Conc.	Exp RT	QIon	Exp Ratio
o-Xylene	N.D.	10.43	91.0	213.1



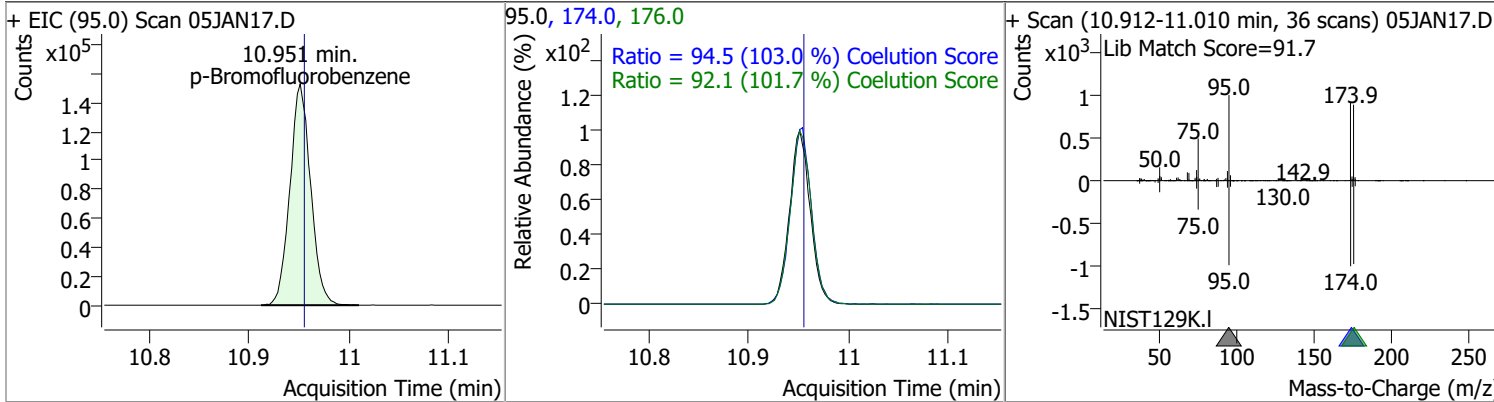
Compound	Conc.	Exp RT	QIon	Exp Ratio
Styrene	N.D.	10.45	78.0	49.6



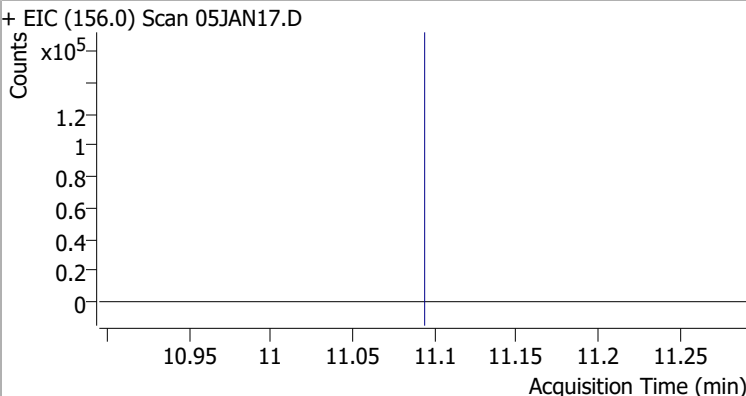
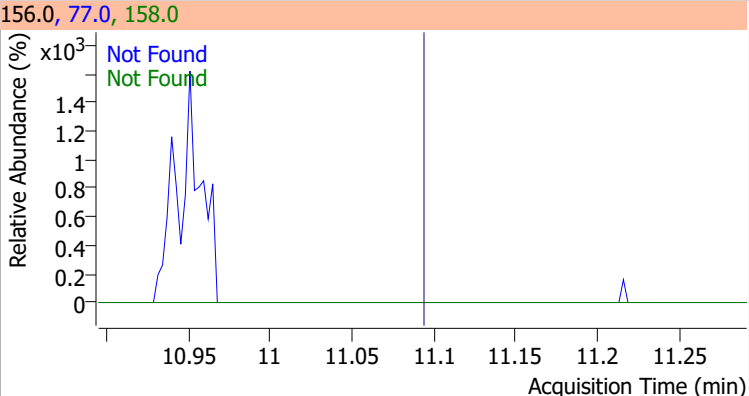
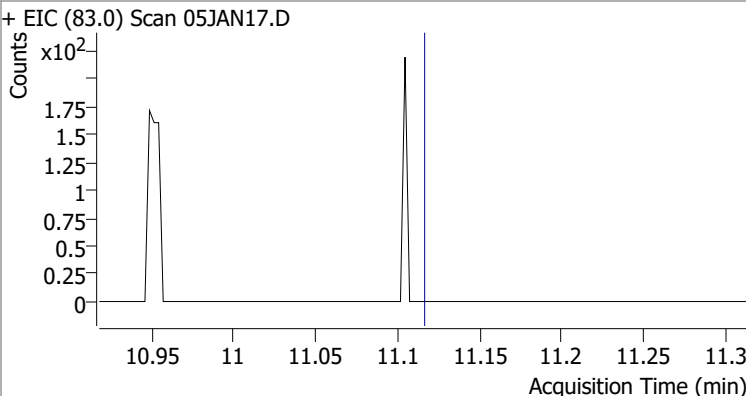
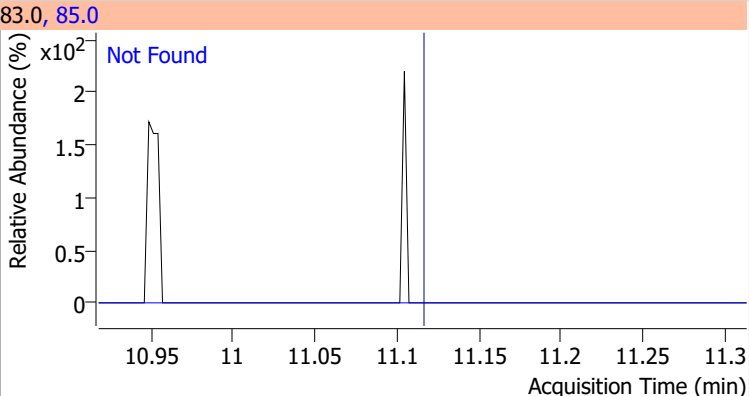
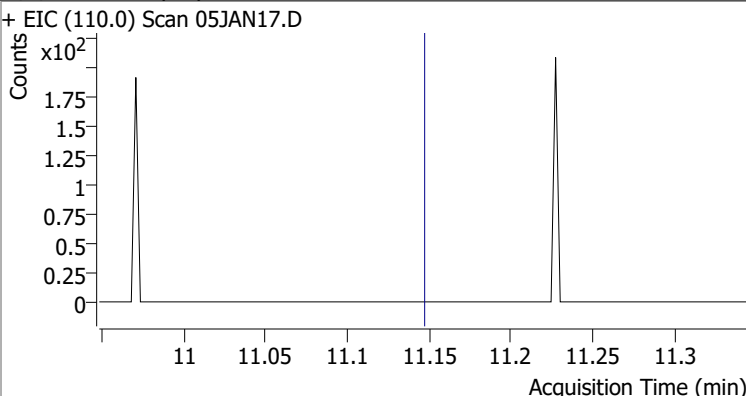
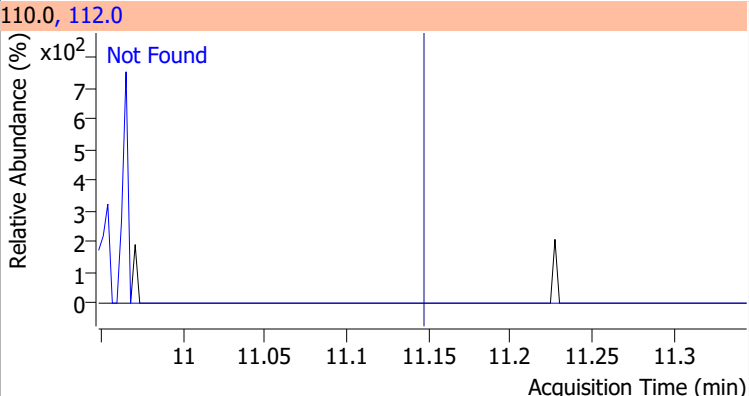
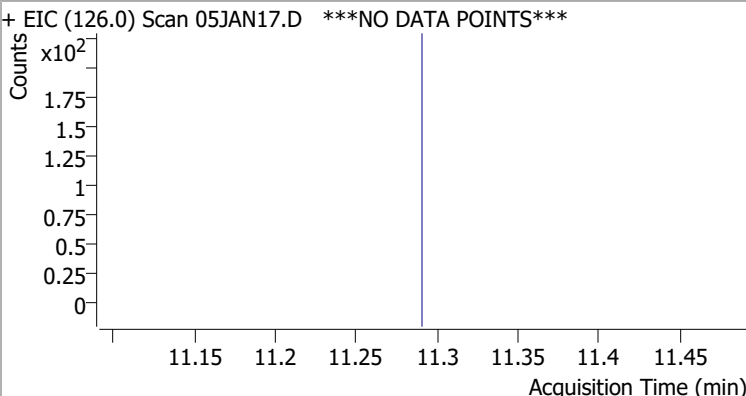
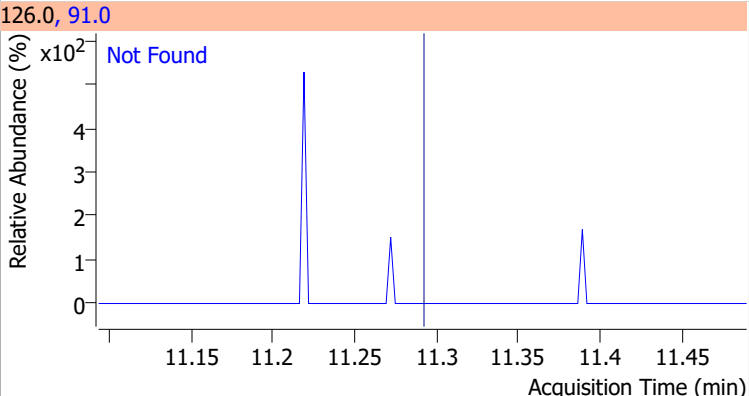
Compound	Conc.	Exp RT	QIon	Exp Ratio	QIon	Exp Ratio
Bromoform	N.D.	10.63	170.5	52.1	174.5	50.1



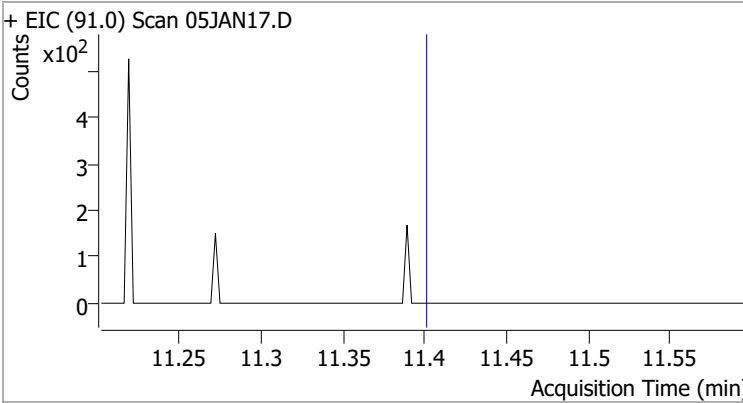
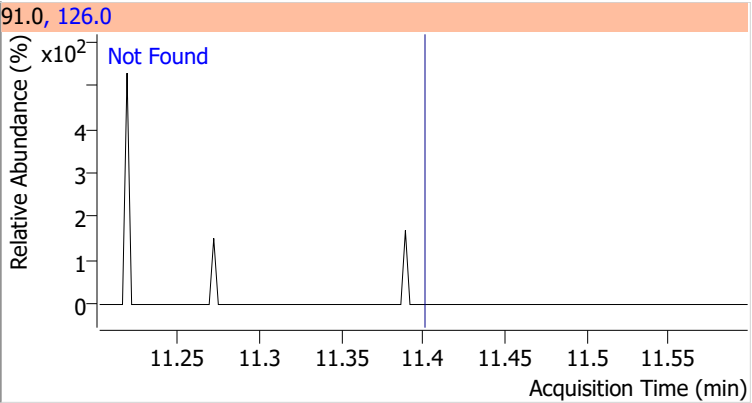
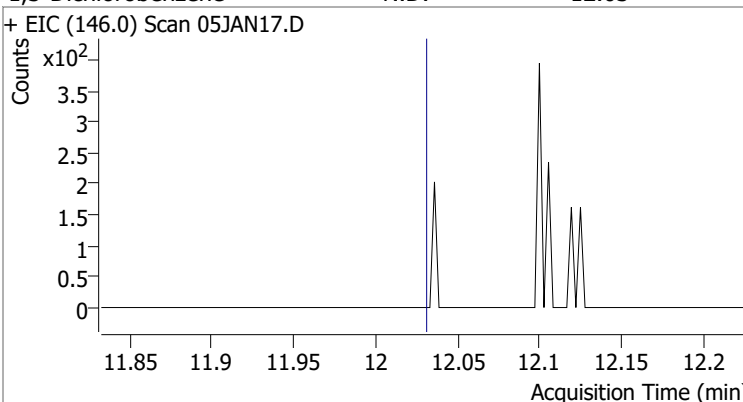
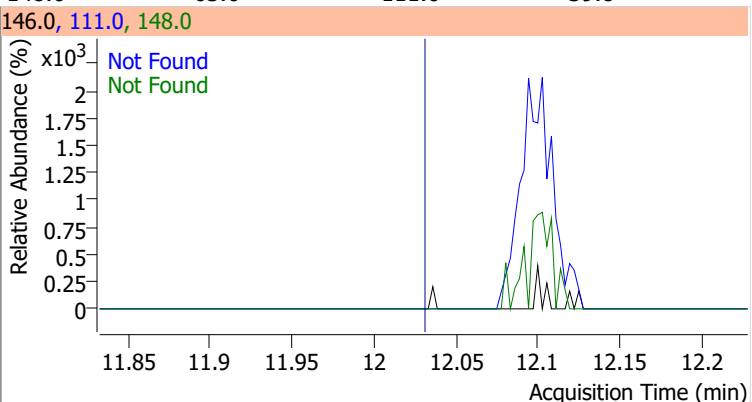
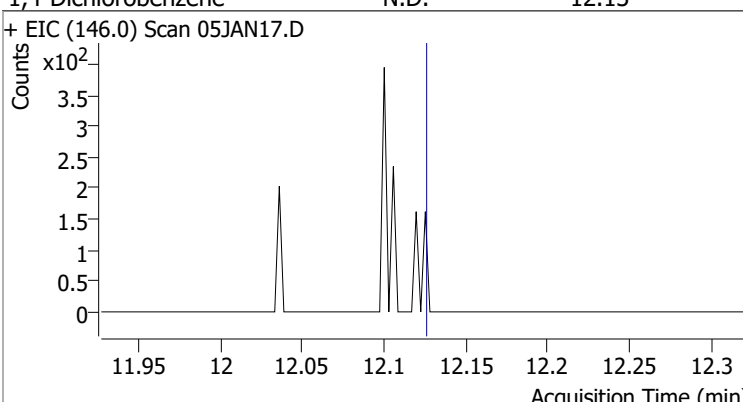
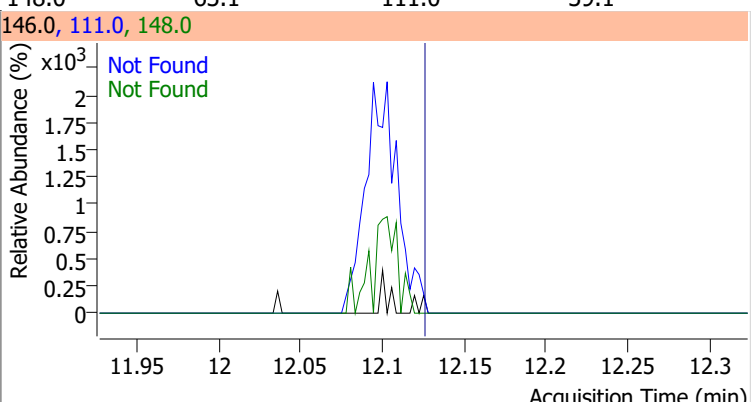
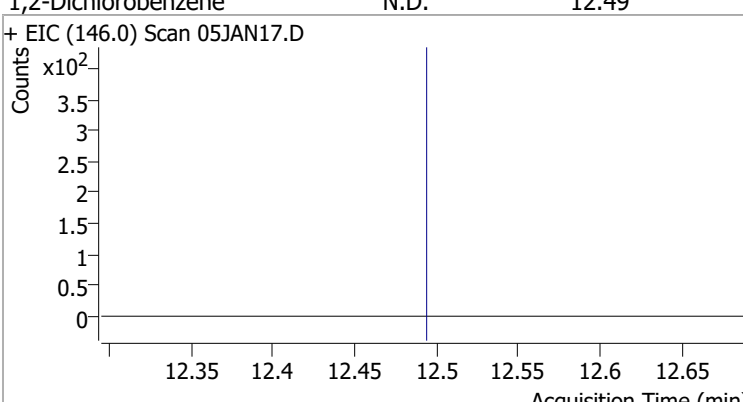
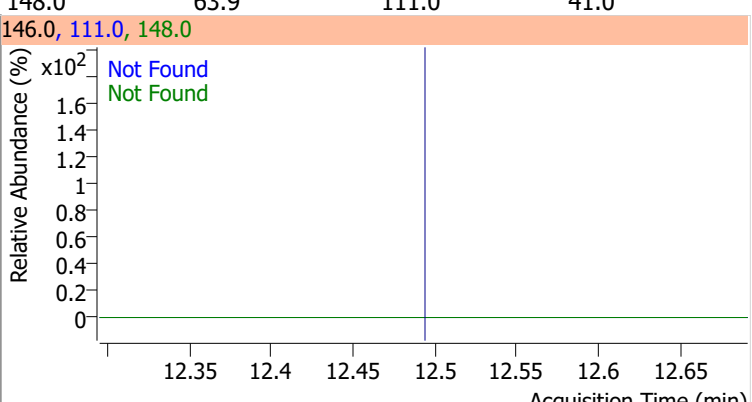
Compound	Conc.	RT	Dev(Min)	Resp.	QIon	QRatio	Lower	Upper
p-Bromofluorobenzene	272.2278	10.95	0.00	219103	174.0	94.5	61.7	121.7
					176.0	92.1	60.6	120.6



# Quantitation Results Report (QT Reviewed)

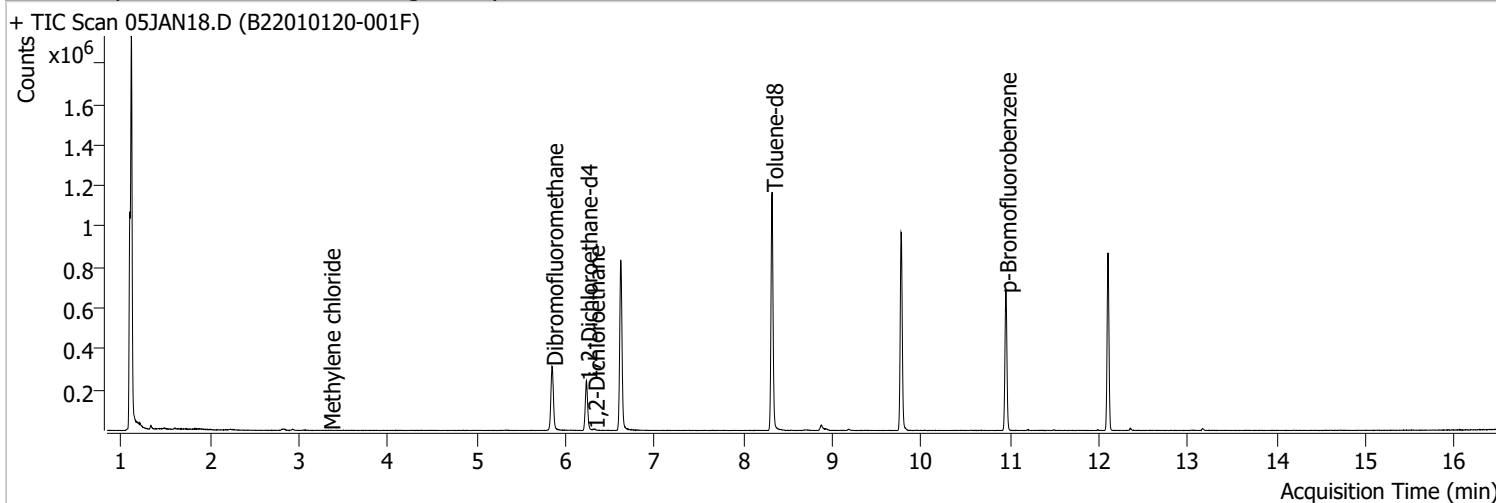
Compound	Conc.	Exp RT	QIon	Exp Ratio	QIon	Exp Ratio
Bromobenzene	N.D.	11.09	77.0	145.7	158.0	96.5
+ EIC (156.0) Scan 05JAN17.D			156.0, 77.0, 158.0			
						
1,1,2,2-Tetrachloroethane	N.D.	11.12	85.0	66.2		
+ EIC (83.0) Scan 05JAN17.D			83.0, 85.0			
						
1,2,3-Trichloropropane	N.D.	11.15	112.0	63.5		
+ EIC (110.0) Scan 05JAN17.D			110.0, 112.0			
						
2-Chlorotoluene	N.D.	11.29	91.0	282.3		
+ EIC (126.0) Scan 05JAN17.D ***NO DATA POINTS***			126.0, 91.0			
						

# Quantitation Results Report (QT Reviewed)

Compound	Conc.	Exp RT	QIon	Exp Ratio		
4-Chlorotoluene	N.D.	11.40	126.0	31.7		
+ EIC (91.0) Scan 05JAN17.D			91.0, 126.0			
						
1,3-Dichlorobenzene	N.D.	12.03	148.0	63.6	QIon	Exp Ratio
+ EIC (146.0) Scan 05JAN17.D			146.0, 111.0, 148.0			
						
1,4-Dichlorobenzene	N.D.	12.13	148.0	63.1	QIon	Exp Ratio
+ EIC (146.0) Scan 05JAN17.D			146.0, 111.0, 148.0			
						
1,2-Dichlorobenzene	N.D.	12.49	148.0	63.9	QIon	Exp Ratio
+ EIC (146.0) Scan 05JAN17.D			146.0, 111.0, 148.0			
						

# Quantitation Results Report (QT Reviewed)

Data File	05JAN18.D	Operator	MSC
Acq. Method	5975CACQF.M	Acq. Date-Time	1/5/2022 5:49:37 PM
Sample Name	B22010120-001F	Instrument	VOA5975C
Vial	18	Multiplier	1.00
DA Method File	VOA5975C_8260B_SHT_DoD_L4_010422.m	Comment	
Tune File	BFB_Atune3.u	Tune Date	10/11/2021 4:02:00 PM
Batch Name	VG010522_8260B.batch.bin	Last Calib Update	2/28/2022 2:48:47 PM
Ref Library	\\MASSHUNTER\Org\Library\NIST129K.I		



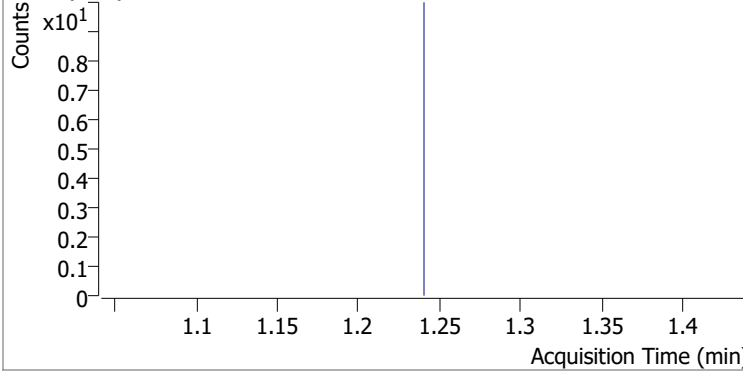
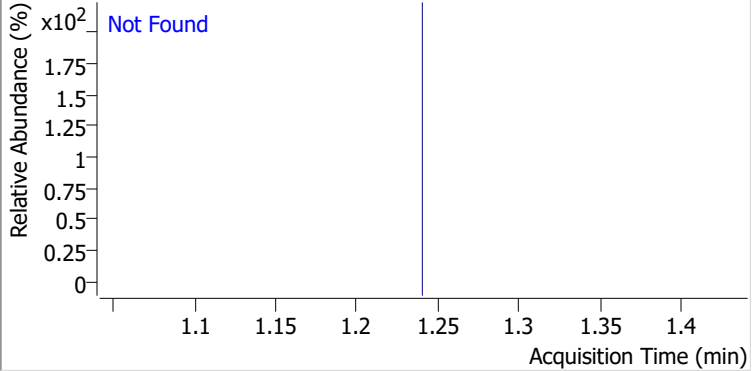
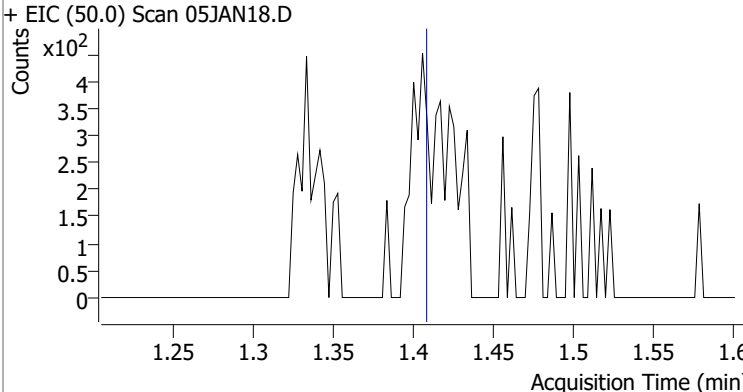
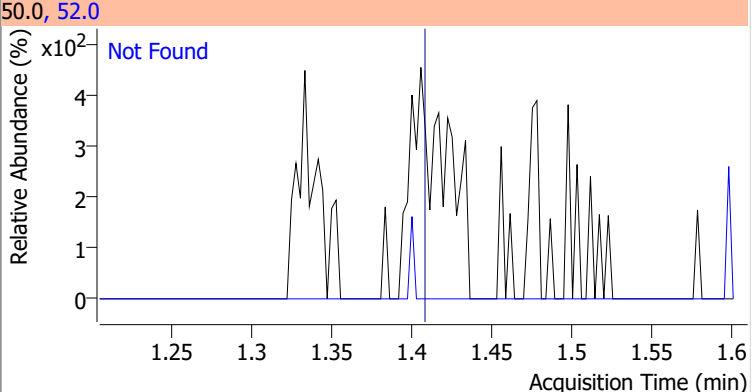
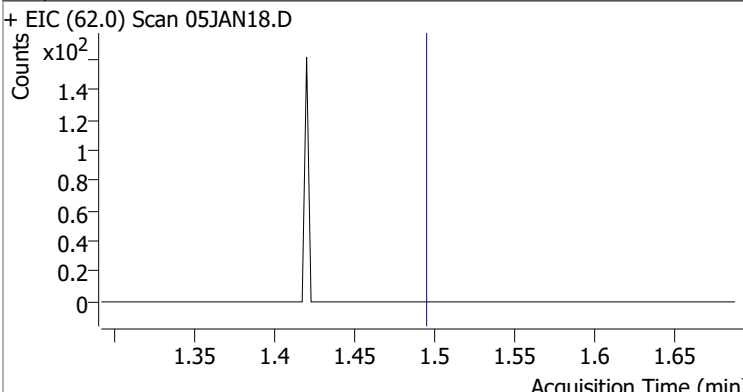
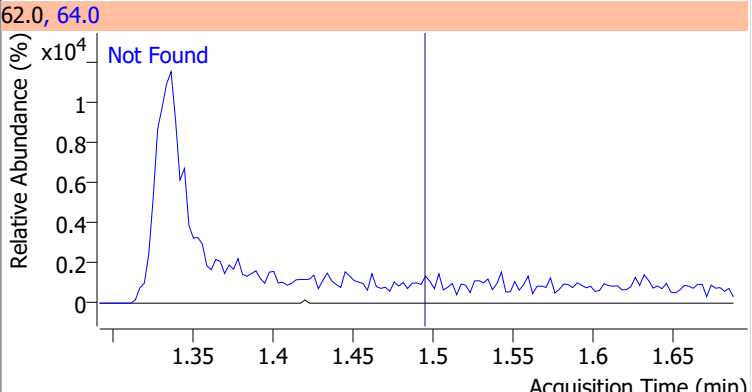
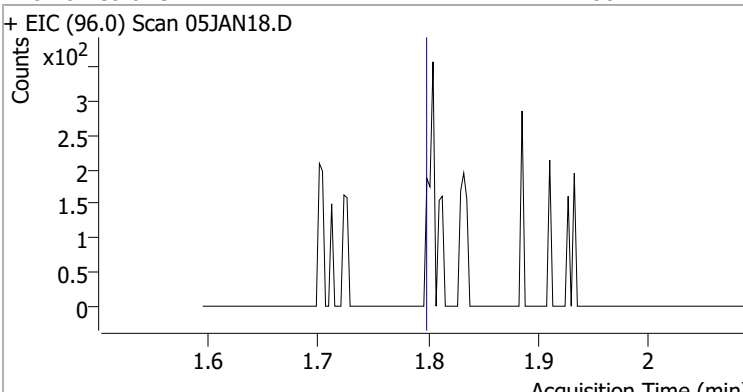
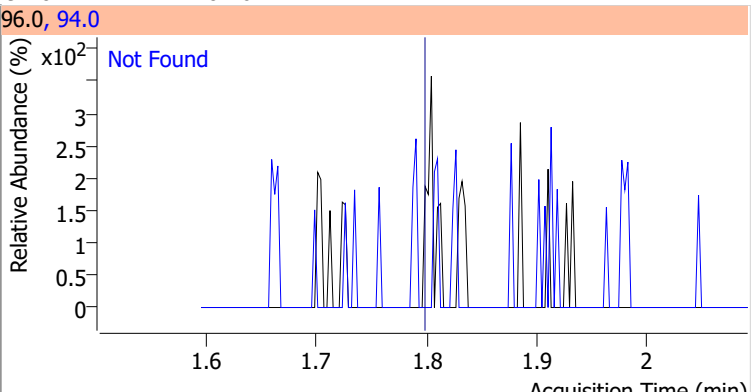
Compound	RT	QIon	Resp.	Conc.	Units	Dev(Min)
<b>Internal Standards</b>						
M Fluorobenzene	6.618	96.0	706175	250.0000	ng	-0.006
M Chlorobenzene-d5	9.772	82.0	271496	250.0000	ng	0.000
M 1,4-Dichlorobenzene-d4	12.100	152.0	209807	250.0000	ng	0.000
<b>System Monitoring Compounds</b>						
S Dibromofluoromethane	5.845	113.0	184693	277.6134	ng	0.000
Spiked Amount: 250.000	Range: 80.0 - 119.0%			Recovery = 111.05%		
S 1,2-Dichloroethane-d4	6.233	67.0	84286	293.3150	ng	0.000
Spiked Amount: 250.000	Range: 81.0 - 118.0%			Recovery = 117.33%		
S Toluene-d8	8.321	98.0	706225	269.9354	ng	0.003
Spiked Amount: 250.000	Range: 89.0 - 112.0%			Recovery = 107.97%		
S p-Bromofluorobenzene	10.948	95.0	205119	266.8629	ng	-0.006
Spiked Amount: 250.000	Range: 85.0 - 114.0%			Recovery = 106.75%		
<b>Target Compounds</b>						
T Dichlorodifluoromethane	0.000		0	N.D.		
T Chloromethane	0.000		0	N.D.		
T Vinyl chloride	0.000		0	N.D.		
T Bromomethane	0.000		0	N.D.		
T Chloroethane	0.000		0	N.D.		
T Trichlorofluoromethane	0.000		0	N.D.		
T 1,1-Dichloroethene	0.000		0	N.D.		
T Methylene chloride	3.341	49.0	441	0.4210	ng	m 97
T trans-1,2-Dichloroethene	0.000		0	N.D.		
T Methyl tert-butyl ether (MTBE)	0.000		0	N.D.		
T 1,1-Dichloroethane	0.000		0	N.D.		
T 2,2-Dichloropropane	0.000		0	N.D.		
T cis-1,2-Dichloroethene	0.000		0	N.D.		
T Methyl ethyl ketone	0.000		0	N.D.		
T Bromochloromethane	0.000		0	N.D.		
T Chloroform	0.000		0	N.D.		

# Quantitation Results Report (QT Reviewed)

Compound	RT	QIon	Resp.	Conc.	Units	Dev(Min)
T 1,1,1-Trichloroethane	0.000		0	N.D.		
T Carbon tetrachloride	0.000		0	N.D.		
T 1,1-Dichloropropene	0.000		0	N.D.		
T Benzene	0.000		0	N.D.		
T 1,2-Dichloroethane	6.316	62.0	4564	6.0003	ng	96
T Trichloroethene	0.000		0	N.D.		
T 1,2-Dichloropropane	0.000		0	N.D.		
T Dibromomethane	0.000		0	N.D.		
T Bromodichloromethane	0.000		0	N.D.		
T cis-1,3-Dichloropropene	0.000		0	N.D.		
T Toluene	0.000		0	N.D.		
T trans-1,3-Dichloropropene	0.000		0	N.D.		
T 1,1,2-Trichloroethane	0.000		0	N.D.		
T Tetrachloroethene	0.000		0	N.D.		
T 1,3-Dichloropropane	0.000		0	N.D.		
T Chlorodibromomethane	0.000		0	N.D.		
T 1,2-Dibromoethane	0.000		0	N.D.		
T Chlorobenzene	0.000		0	N.D.		
T 1,1,1,2-Tetrachloroethane	0.000		0	N.D.		
T Ethylbenzene	0.000		0	N.D.		
T m+p-Xylenes	10.045	106.0	0		ng md	1
T o-Xylene	0.000		0	N.D.		
T Styrene	0.000		0	N.D.		
T Bromoform	0.000		0	N.D.		
T Bromobenzene	0.000		0	N.D.		
T 1,1,2,2-Tetrachloroethane	0.000		0	N.D.		
T 1,2,3-Trichloropropane	0.000		0	N.D.		
T 2-Chlorotoluene	0.000		0	N.D.		
T 4-Chlorotoluene	0.000		0	N.D.		
T 1,3-Dichlorobenzene	0.000		0	N.D.		
T 1,4-Dichlorobenzene	0.000		0	N.D.		
T 1,2-Dichlorobenzene	0.000		0	N.D.		

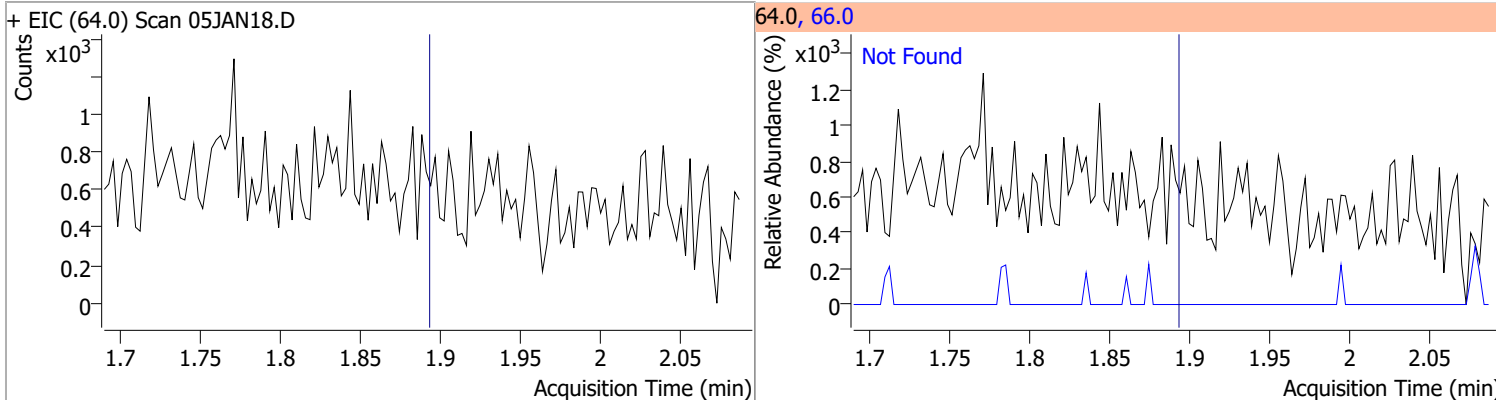
(#) = Qualifier Out of Range; (m) = Manual Integration; (+) = Area Summed; (\*) = Surrogate Percent Recovery Out of Range; (d): Zeroed Peak

# Quantitation Results Report (QT Reviewed)

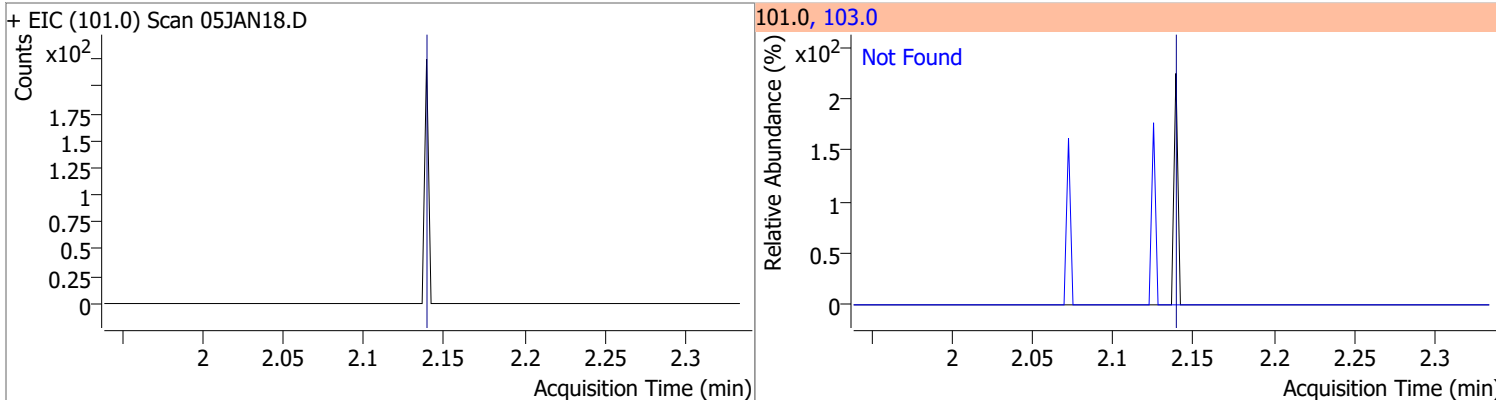
Compound	Conc.	Exp RT	QIon	Exp Ratio
Dichlorodifluoromethane	N.D.	1.24	87.0	32.3
+ EIC (85.0) Scan 05JAN18.D ***NO DATA POINTS***			85.0, 87.0	
				
Chloromethane	N.D.	1.41	52.0	32.1
+ EIC (50.0) Scan 05JAN18.D			50.0, 52.0	
				
Vinyl chloride	N.D.	1.50	64.0	29.9
+ EIC (62.0) Scan 05JAN18.D			62.0, 64.0	
				
Bromomethane	N.D.	1.80	94.0	104.6
+ EIC (96.0) Scan 05JAN18.D			96.0, 94.0	
				

# Quantitation Results Report (QT Reviewed)

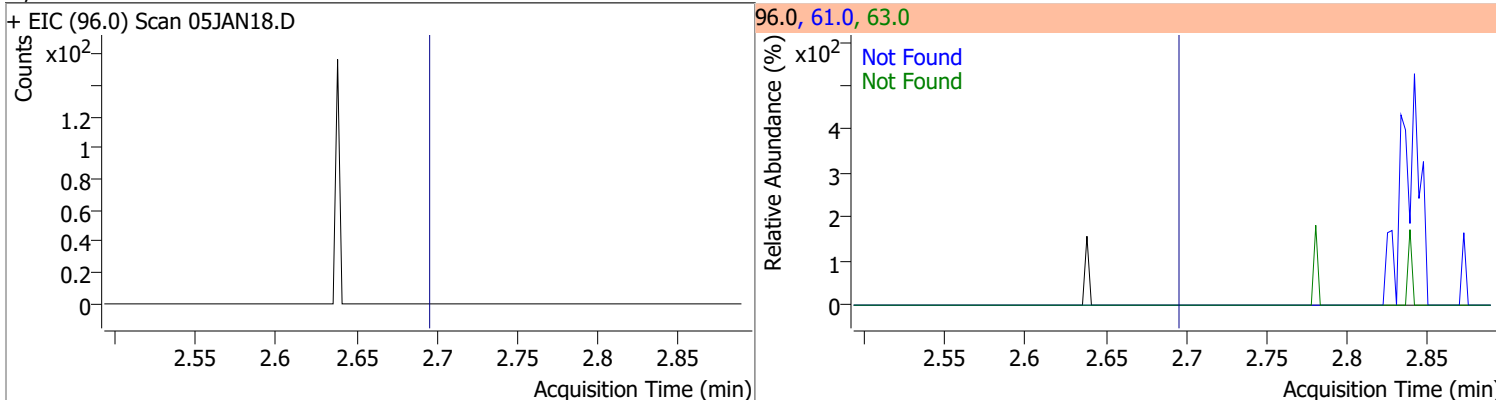
Compound	Conc.	Exp RT	QIon	Exp Ratio
Chloroethane	N.D.	1.89	66.0	30.1



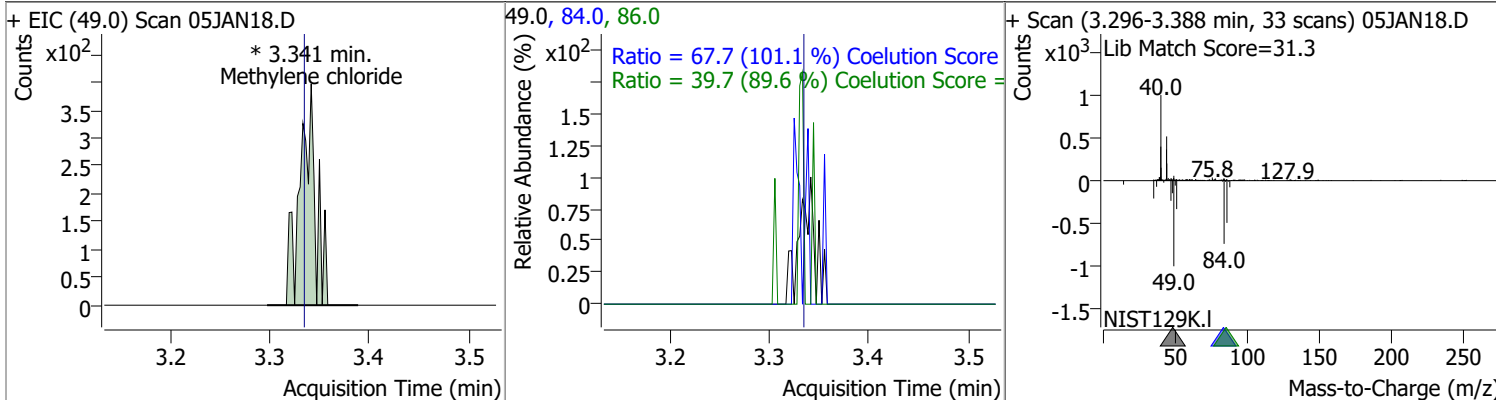
Compound	Conc.	Exp RT	QIon	Exp Ratio
Trichlorofluoromethane	N.D.	2.14	103.0	64.2



Compound	Conc.	Exp RT	QIon	Exp Ratio	QIon	Exp Ratio
1,1-Dichloroethene	N.D.	2.70	61.0	180.3	63.0	56.7



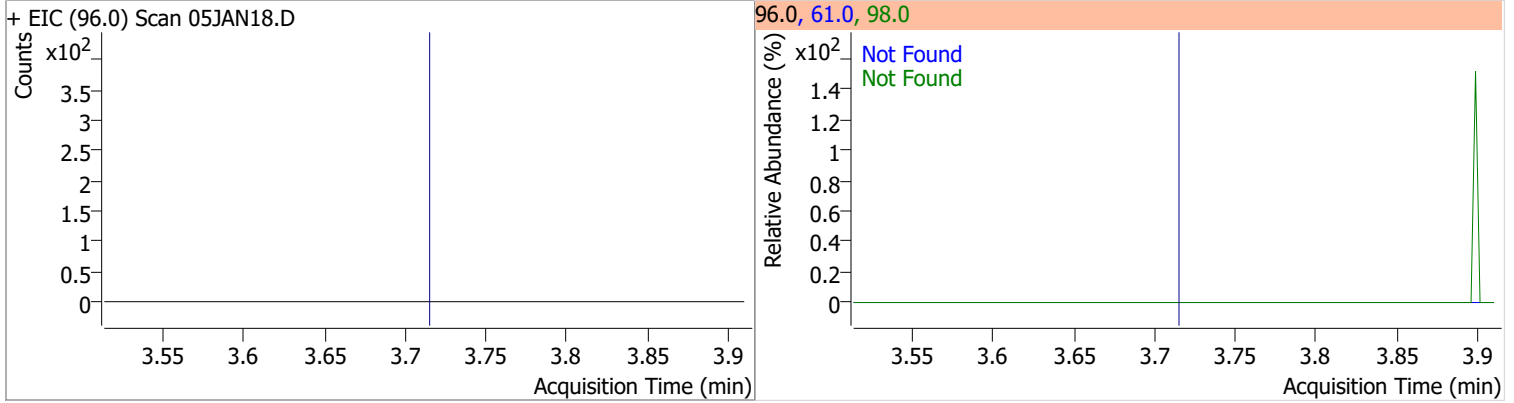
Compound	Conc.	RT	Dev(Min)	Resp.	QIon	QRatio	Lower	Upper
Methylene chloride	0.4210	3.34	0.01	441 (m)	84.0	67.7	36.9	96.9
					86.0	39.7	14.3	74.3



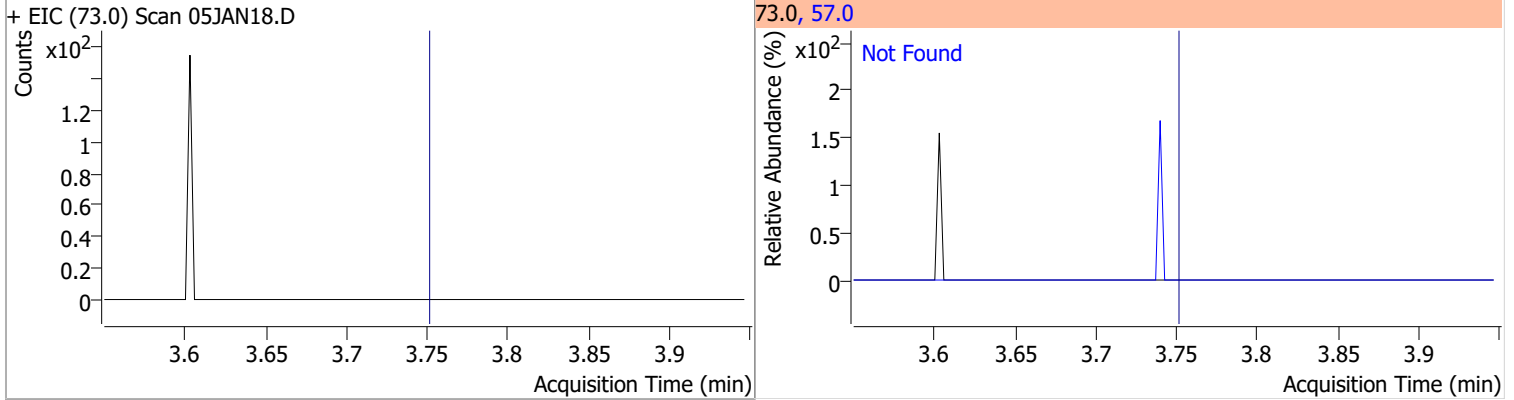


# Quantitation Results Report (QT Reviewed)

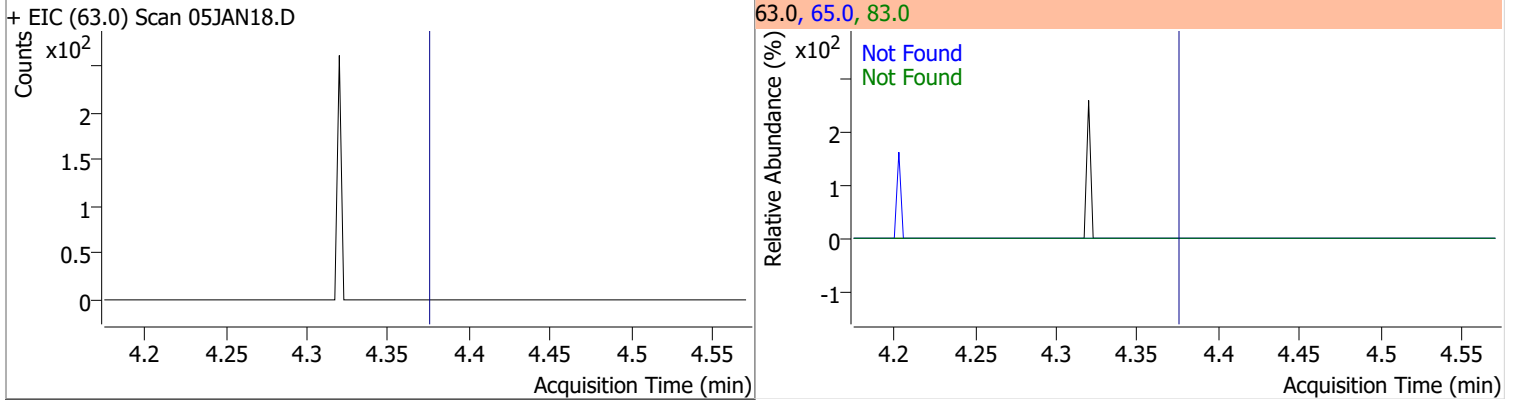
Compound	Conc.	Exp RT	QIon	Exp Ratio	QIon	Exp Ratio
trans-1,2-Dichloroethene	N.D.	3.72	61.0	153.9	98.0	65.7



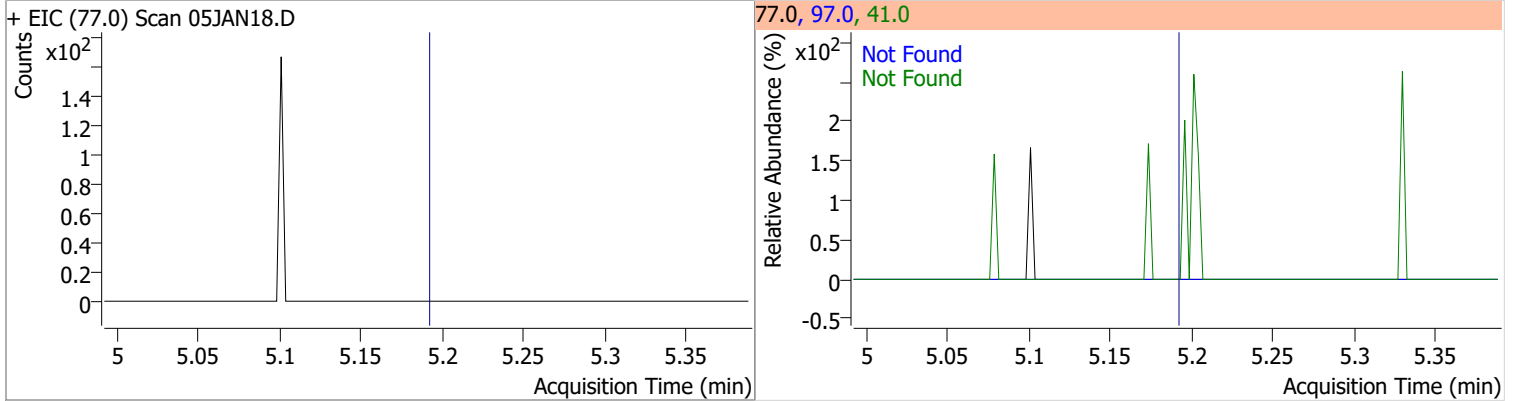
Compound	Conc.	Exp RT	QIon	Exp Ratio
Methyl tert-butyl ether (MTBE)	N.D.	3.75	57.0	24.6



Compound	Conc.	Exp RT	QIon	Exp Ratio	QIon	Exp Ratio
1,1-Dichloroethane	N.D.	4.38	65.0	32.1	83.0	13.7

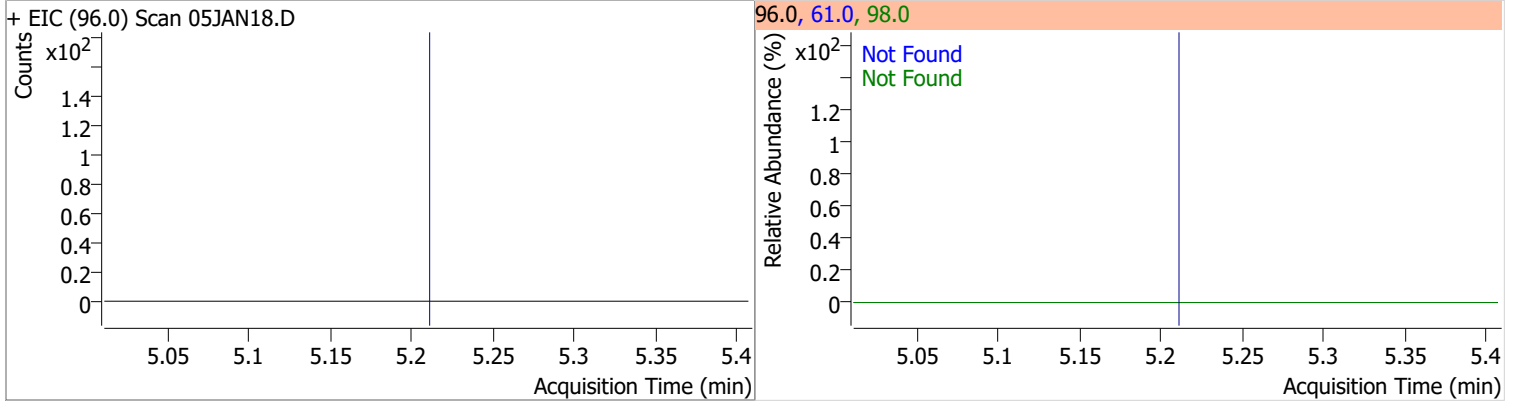


Compound	Conc.	Exp RT	QIon	Exp Ratio	QIon	Exp Ratio
2,2-Dichloropropane	N.D.	5.20	41.0	66.5	97.0	23.2

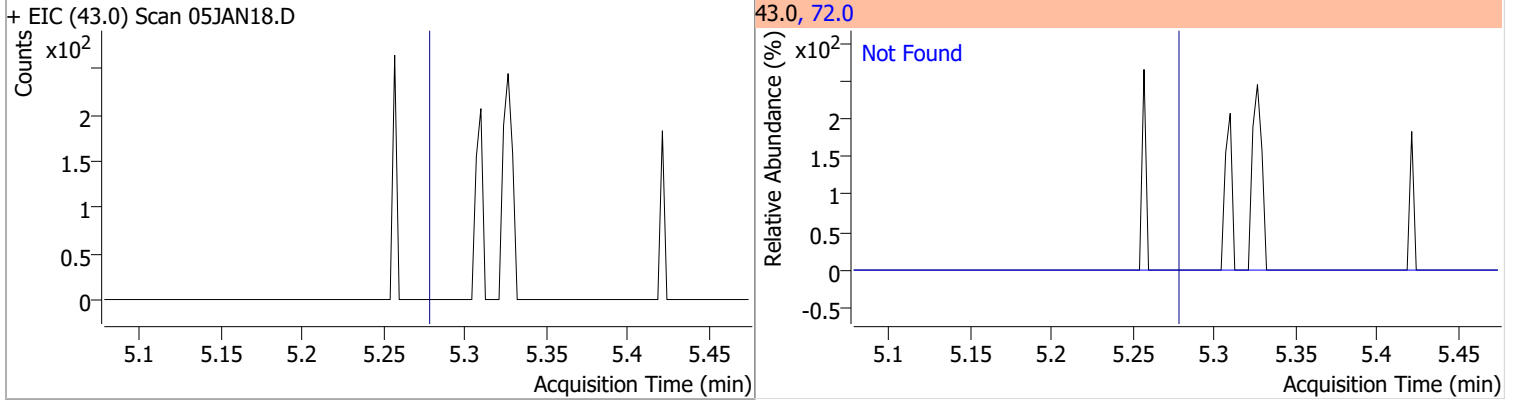


# Quantitation Results Report (QT Reviewed)

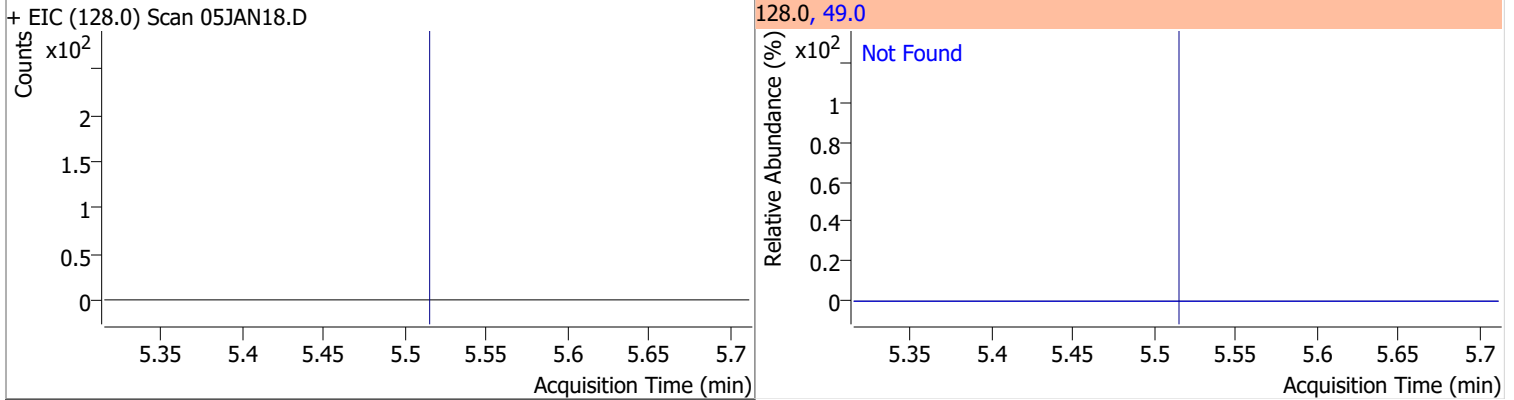
Compound	Conc.	Exp RT	QIon	Exp Ratio	QIon	Exp Ratio
cis-1,2-Dichloroethene	N.D.	5.22	61.0	167.2	98.0	67.3



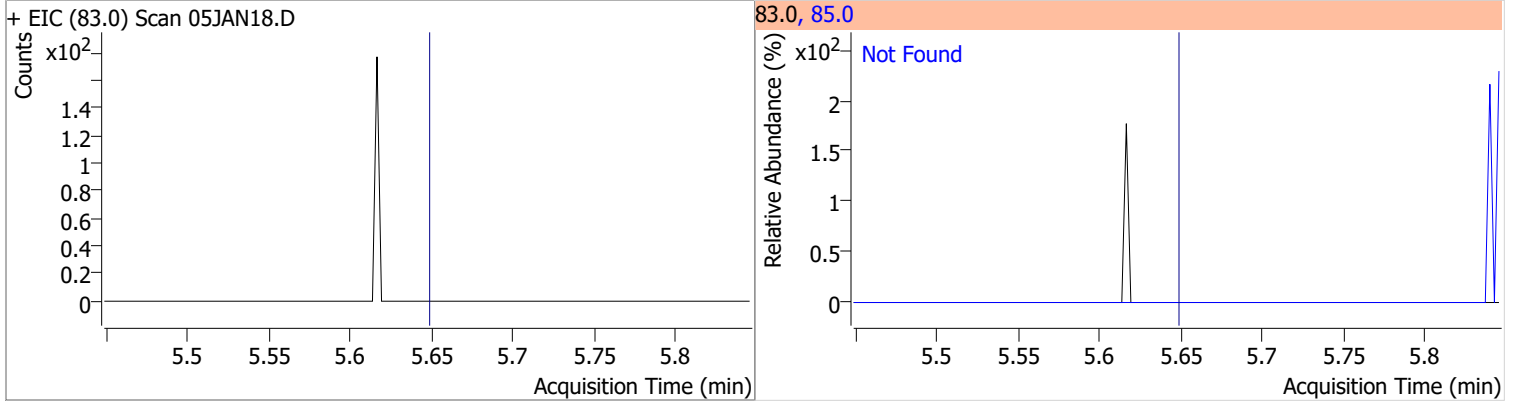
Compound	Conc.	Exp RT	QIon	Exp Ratio
Methyl ethyl ketone	N.D.	5.28	72.0	21.3



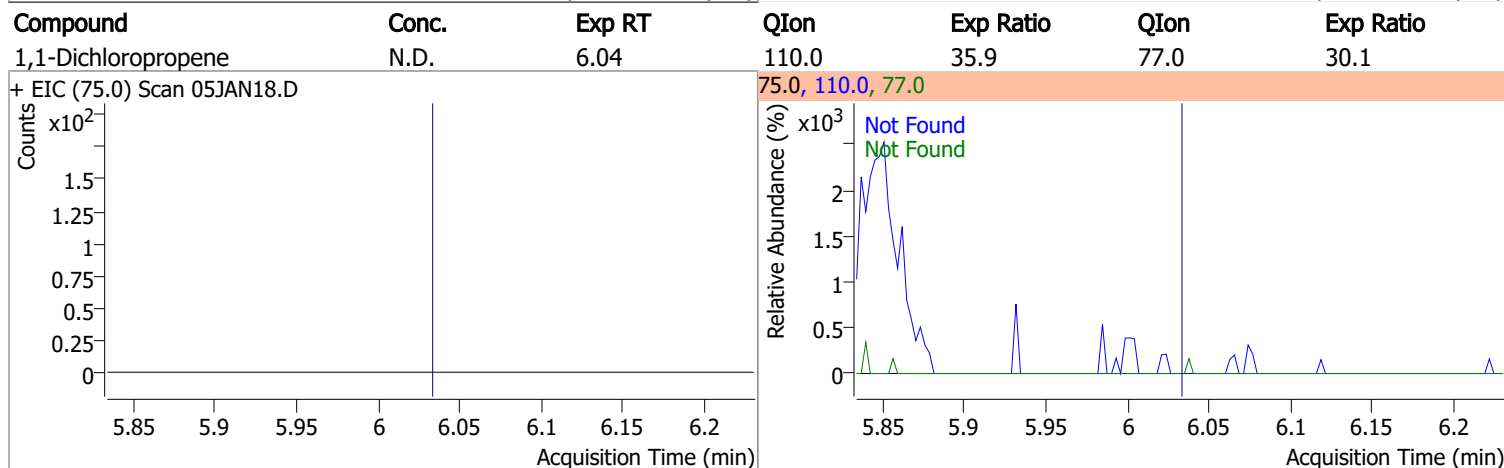
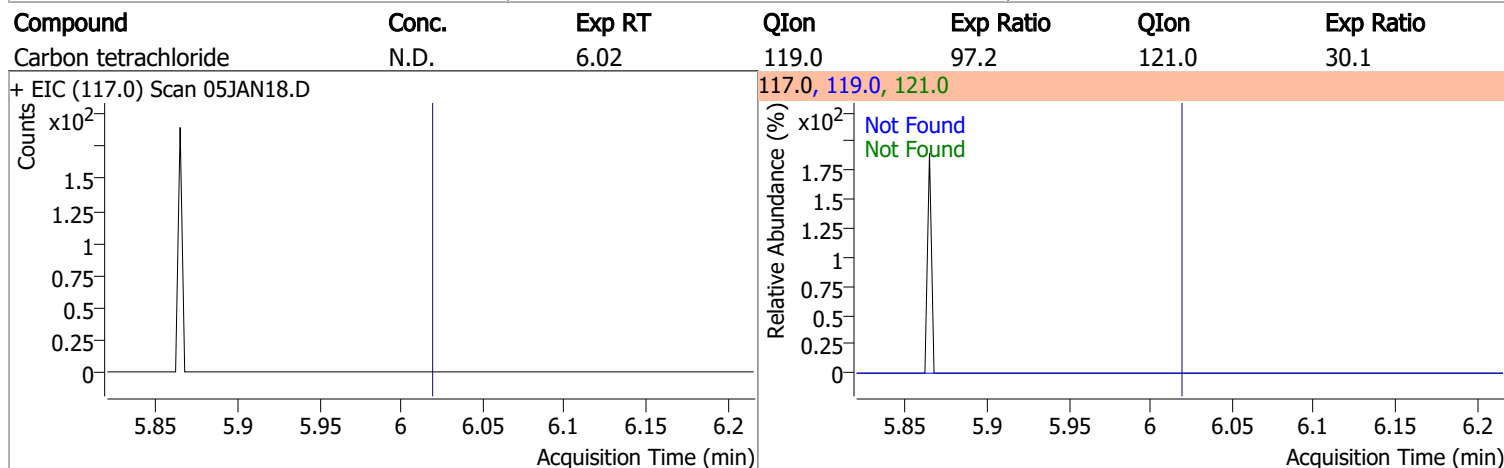
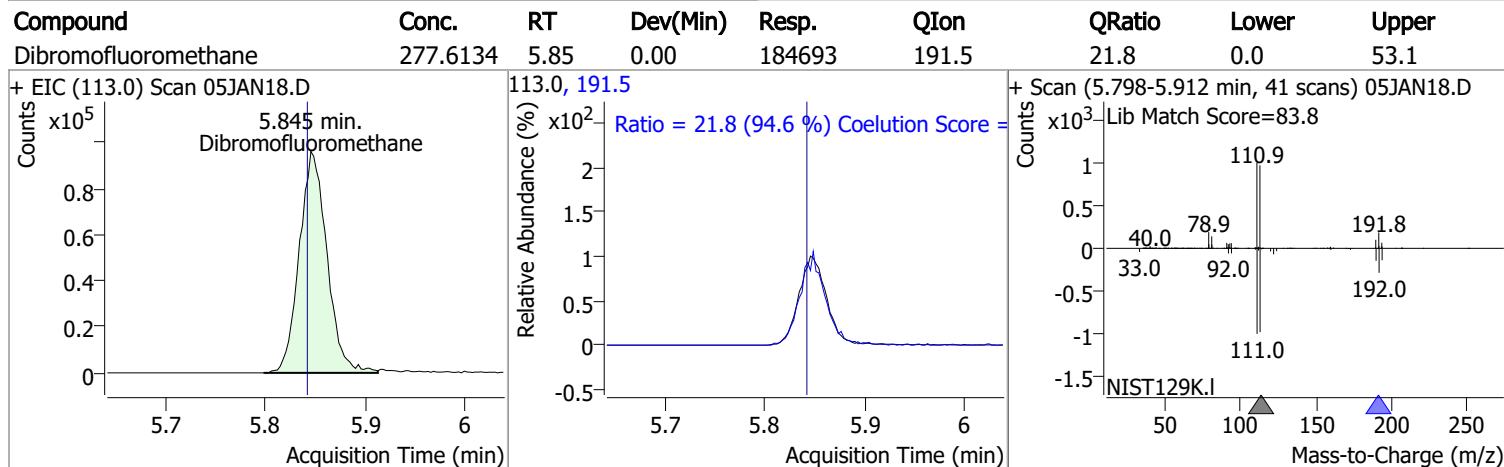
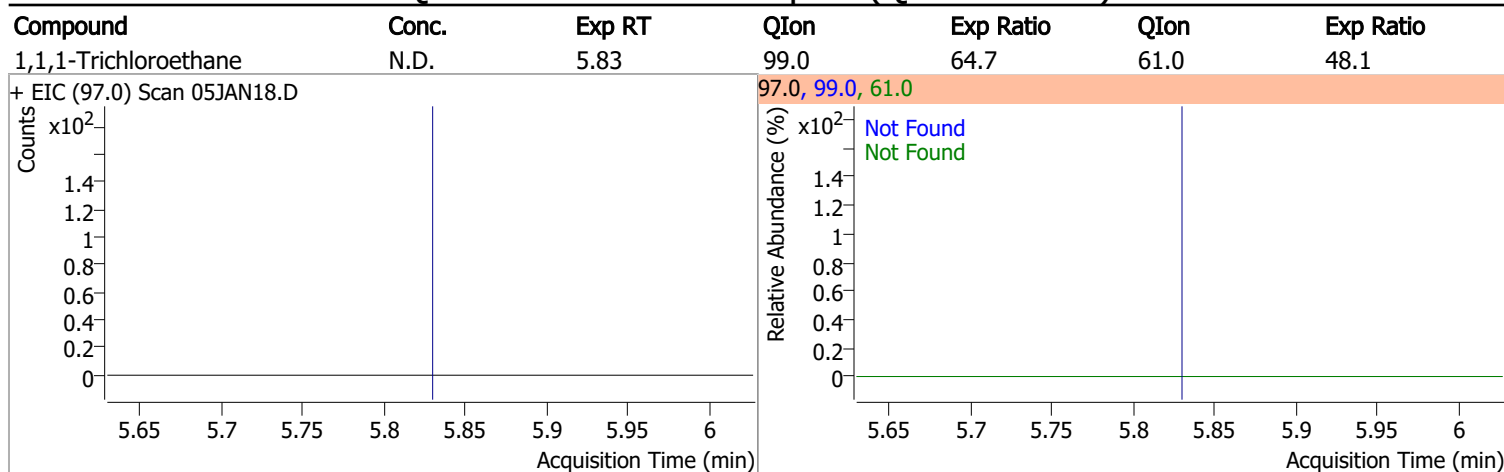
Compound	Conc.	Exp RT	QIon	Exp Ratio
Bromochloromethane	N.D.	5.52	49.0	182.9



Compound	Conc.	Exp RT	QIon	Exp Ratio
Chloroform	N.D.	5.65	85.0	66.0

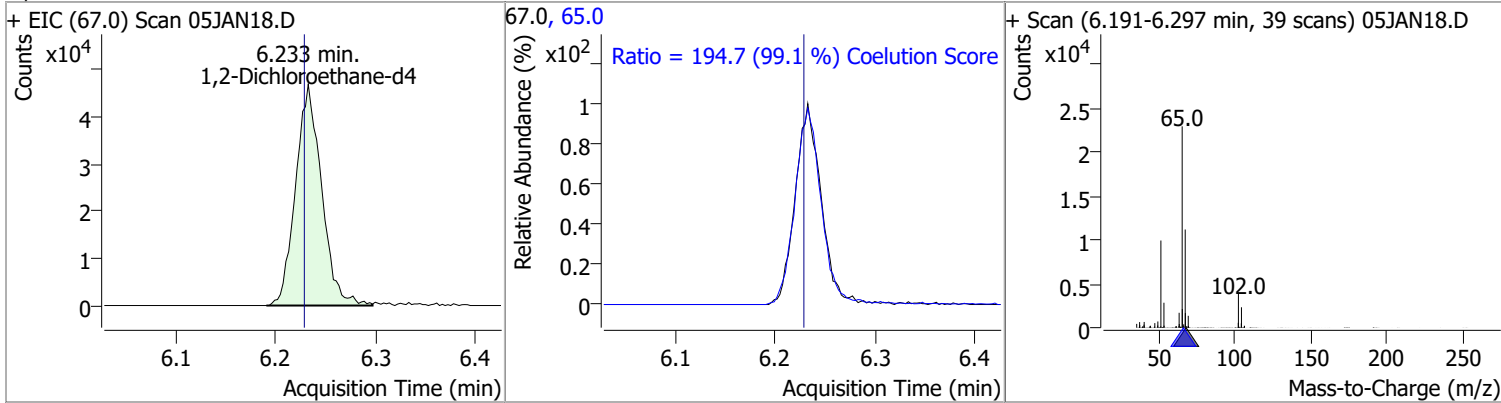


# Quantitation Results Report (QT Reviewed)

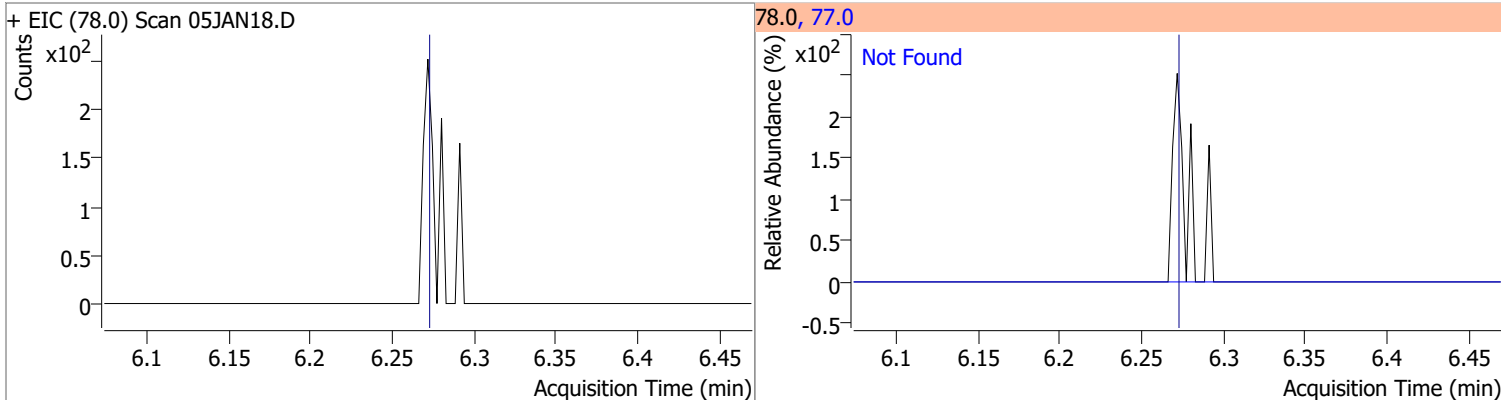


# Quantitation Results Report (QT Reviewed)

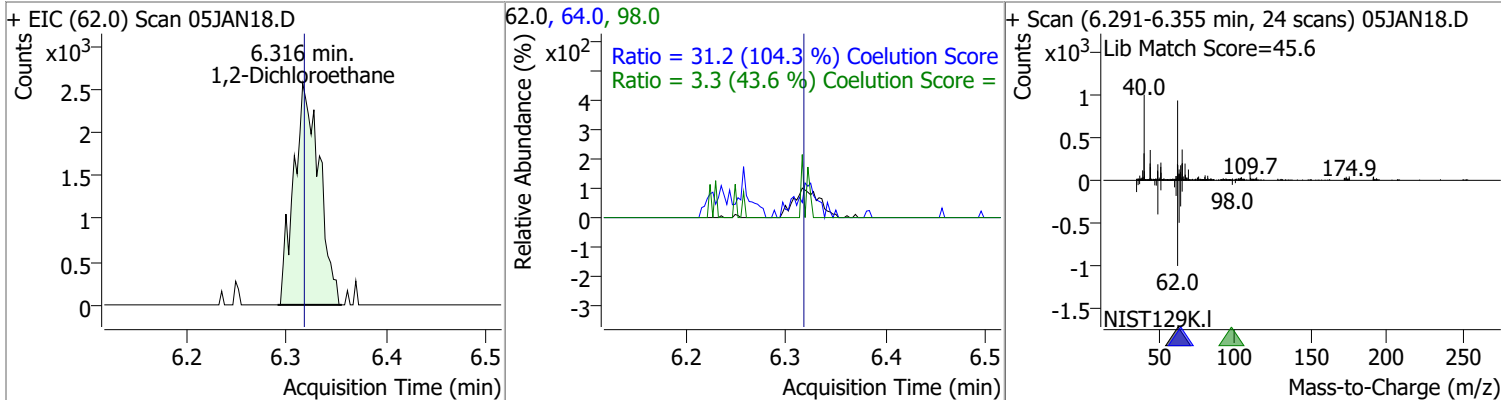
Compound	Conc.	RT	Dev(Min)	Resp.	QIon	QRatio	Lower	Upper
1,2-Dichloroethane-d4	293.3150	6.23	0.00	84286	65.0	194.7	166.5	226.5



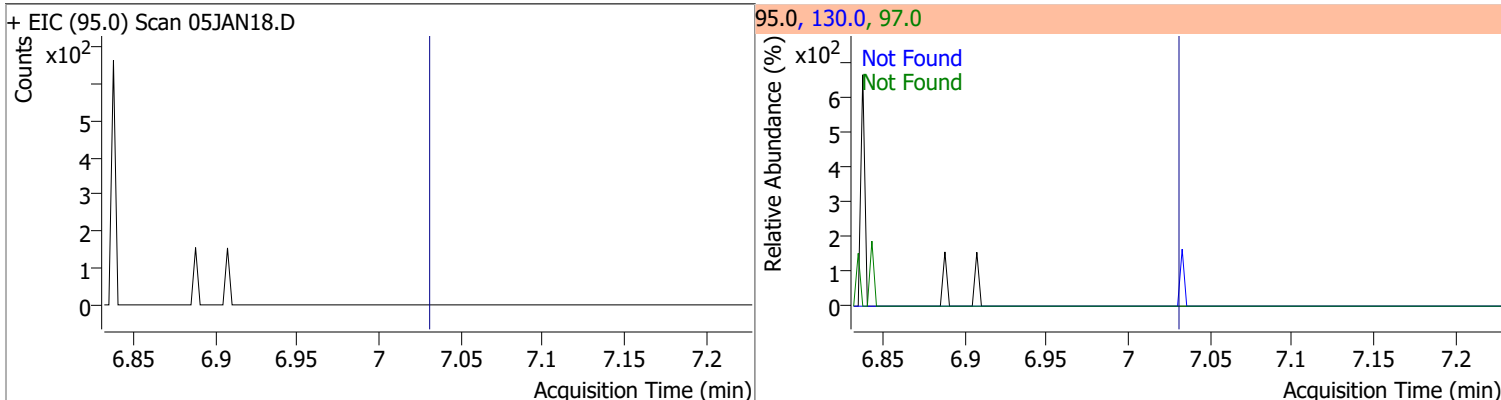
Compound	Conc.	Exp RT	QIon	Exp Ratio
Benzene	N.D.	6.28	77.0	23.5



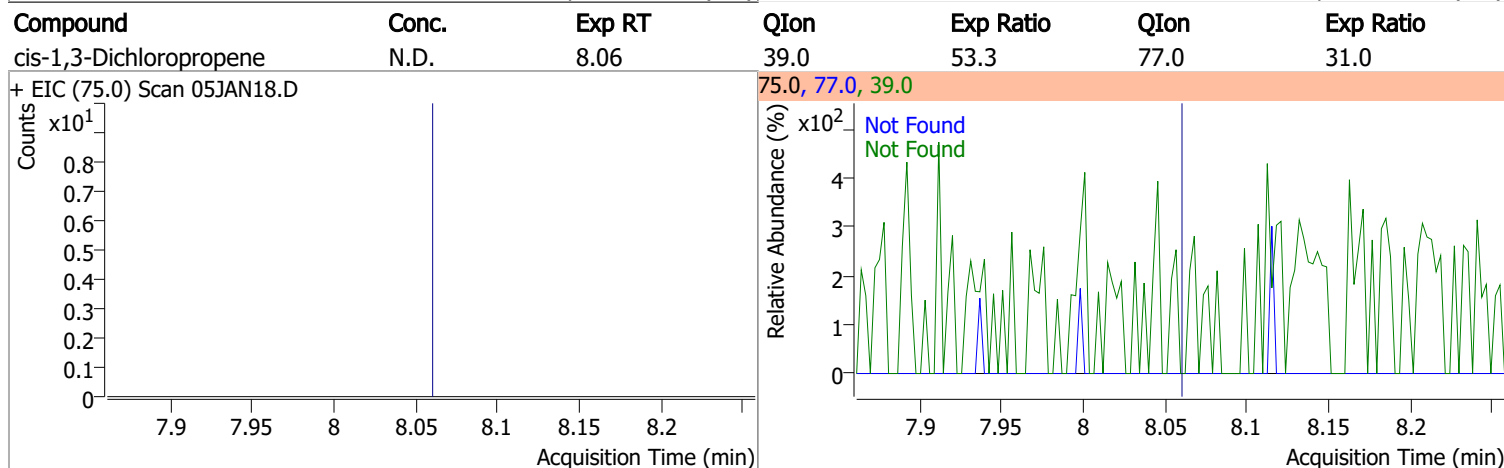
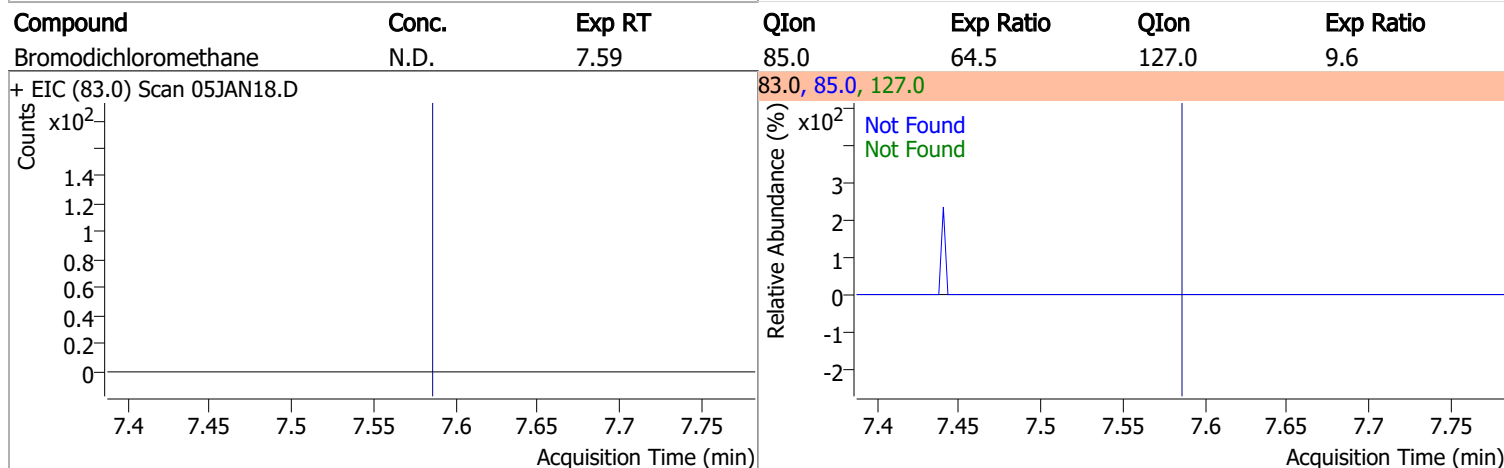
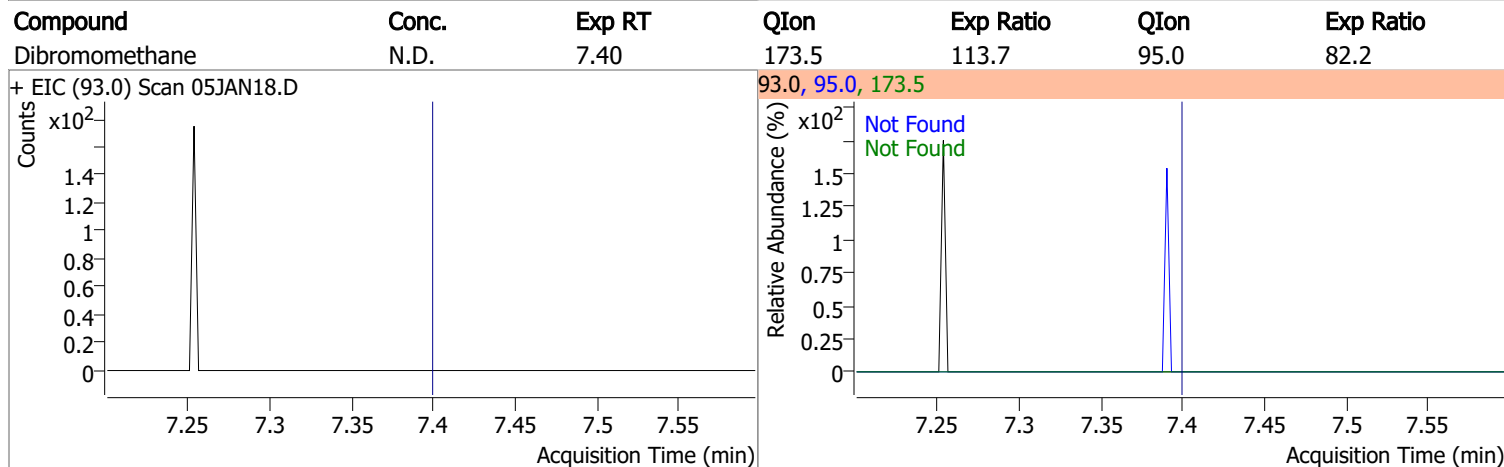
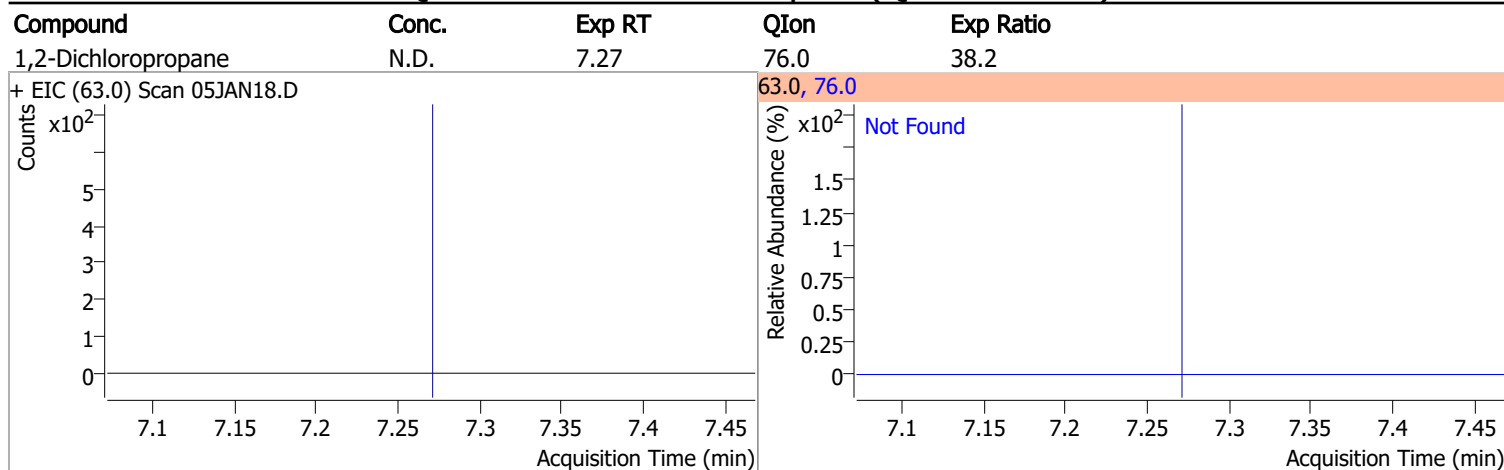
Compound	Conc.	RT	Dev(Min)	Resp.	QIon	QRatio	Lower	Upper
1,2-Dichloroethane	6.0003	6.32	-0.01	4564	64.0	31.2	0.0	59.9
					98.0	3.3	0.0	37.6



Compound	Conc.	Exp RT	QIon	Exp Ratio	QIon	Exp Ratio
Trichloroethene	N.D.	7.03	130.0	101.5	97.0	64.1

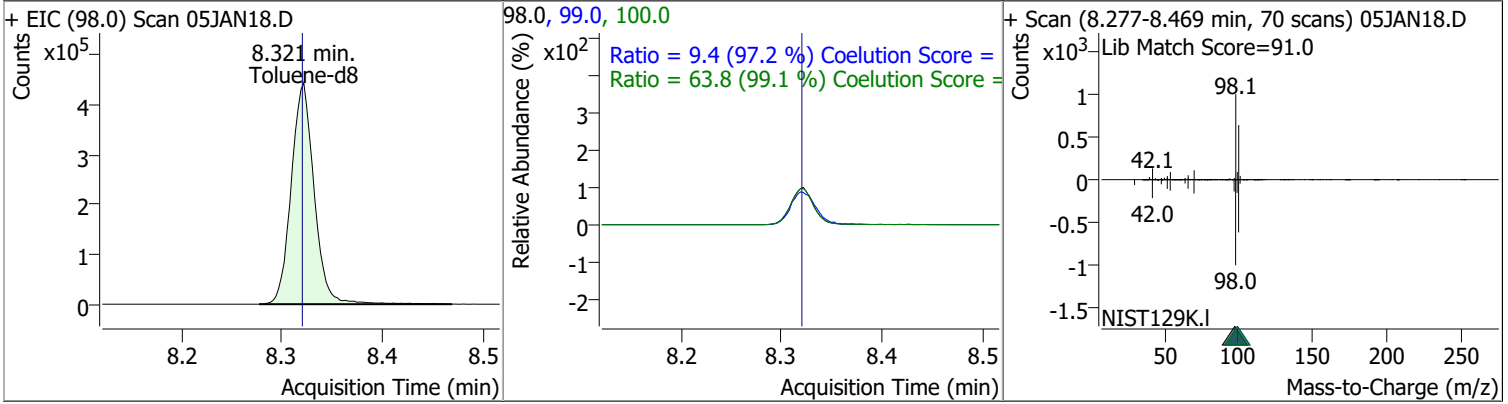


# Quantitation Results Report (QT Reviewed)

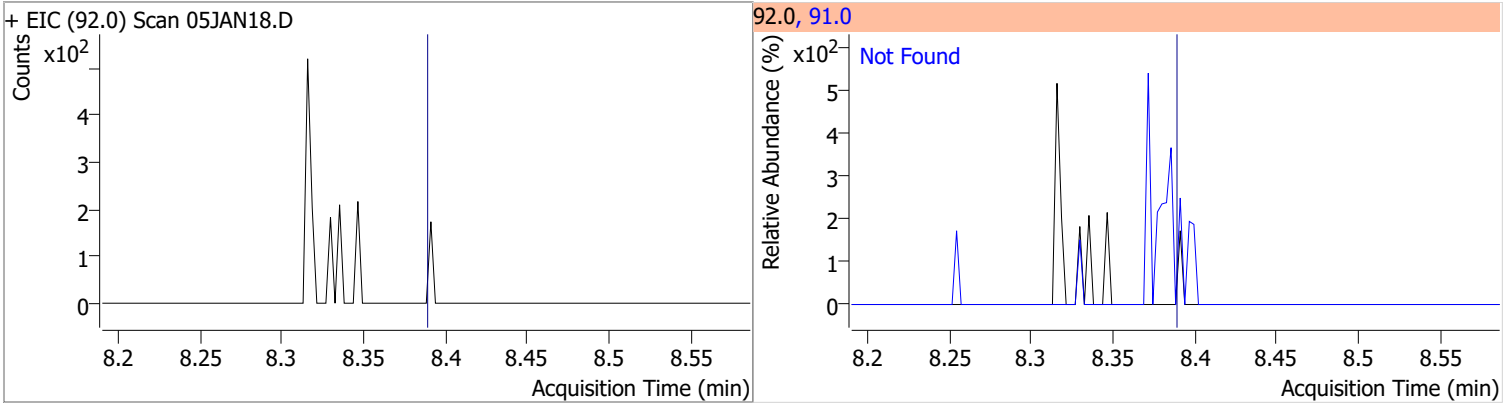


# Quantitation Results Report (QT Reviewed)

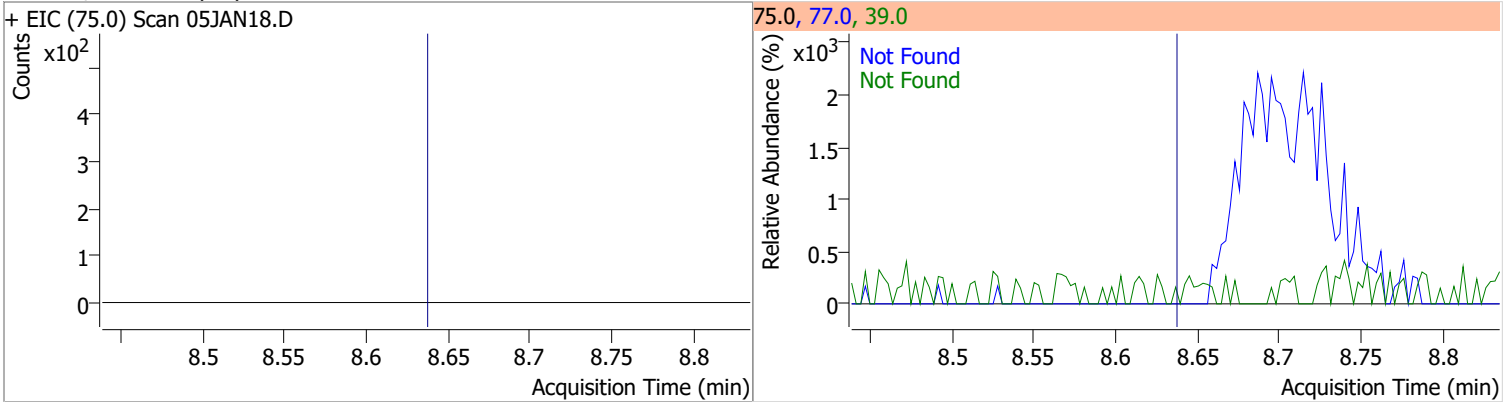
Compound	Conc.	RT	Dev(Min)	Resp.	QIon	QRatio	Lower	Upper
Toluene-d8	269.9354	8.32	0.00	706225	100.0	63.8	34.4	94.4
					99.0	9.4	0.0	39.6



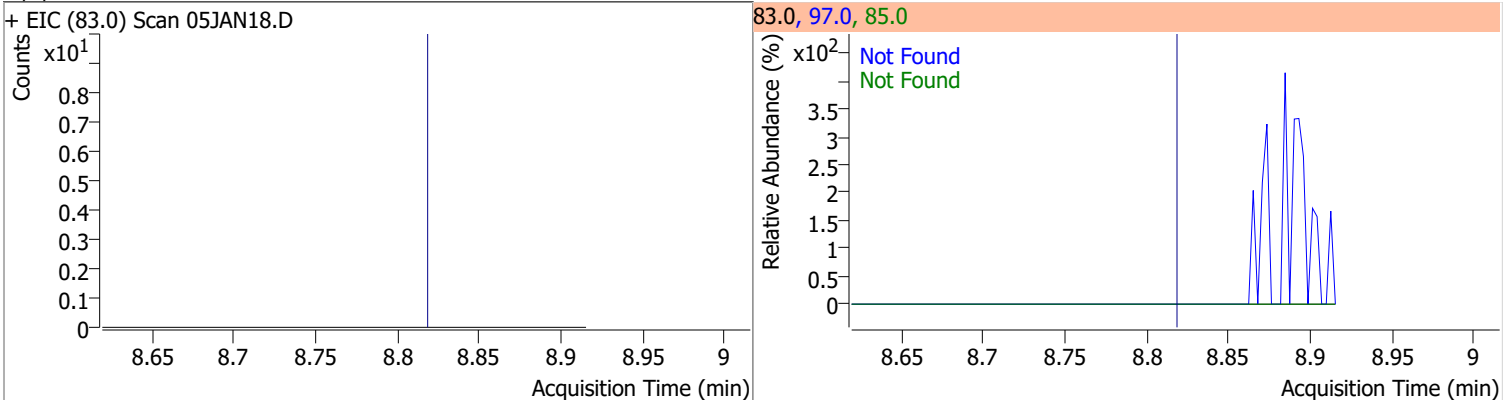
Compound	Conc.	Exp RT	QIon	Exp Ratio
Toluene	N.D.	8.39	91.0	175.8



Compound	Conc.	Exp RT	QIon	Exp Ratio	QIon	Exp Ratio
trans-1,3-Dichloropropene	N.D.	8.64	39.0	53.4	77.0	32.4

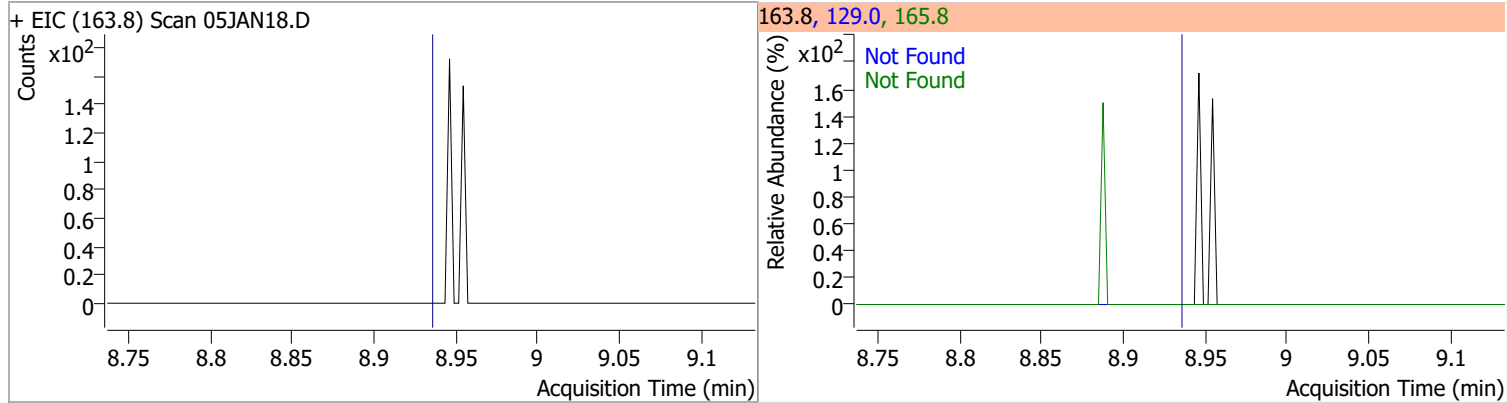


Compound	Conc.	Exp RT	QIon	Exp Ratio	QIon	Exp Ratio
1,1,2-Trichloroethane	N.D.	8.82	97.0	114.6	85.0	67.6

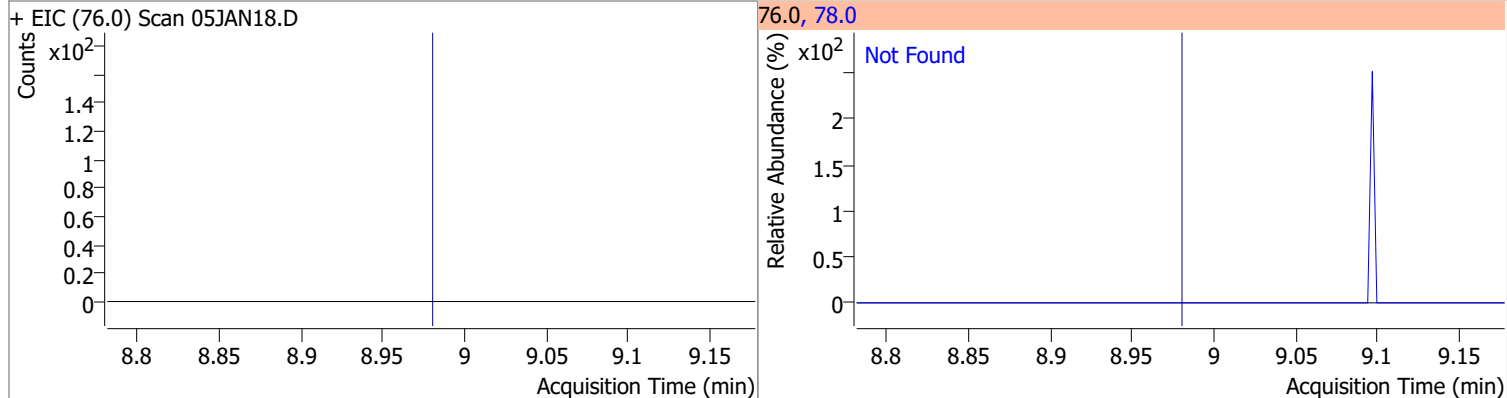


# Quantitation Results Report (QT Reviewed)

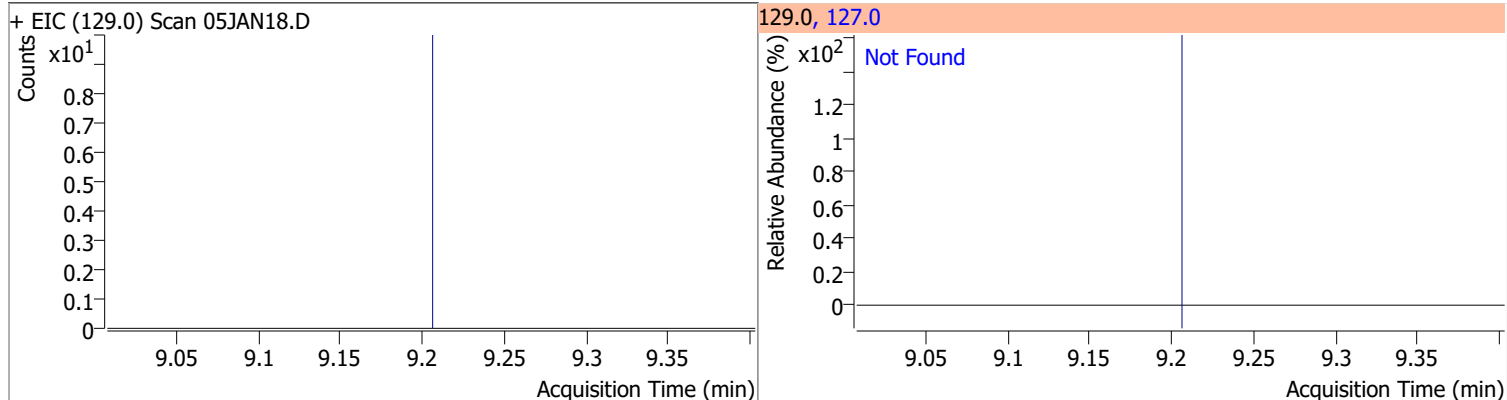
Compound	Conc.	Exp RT	QIon	Exp Ratio	QIon	Exp Ratio
Tetrachloroethene	N.D.	8.94	165.8	128.6	129.0	91.5



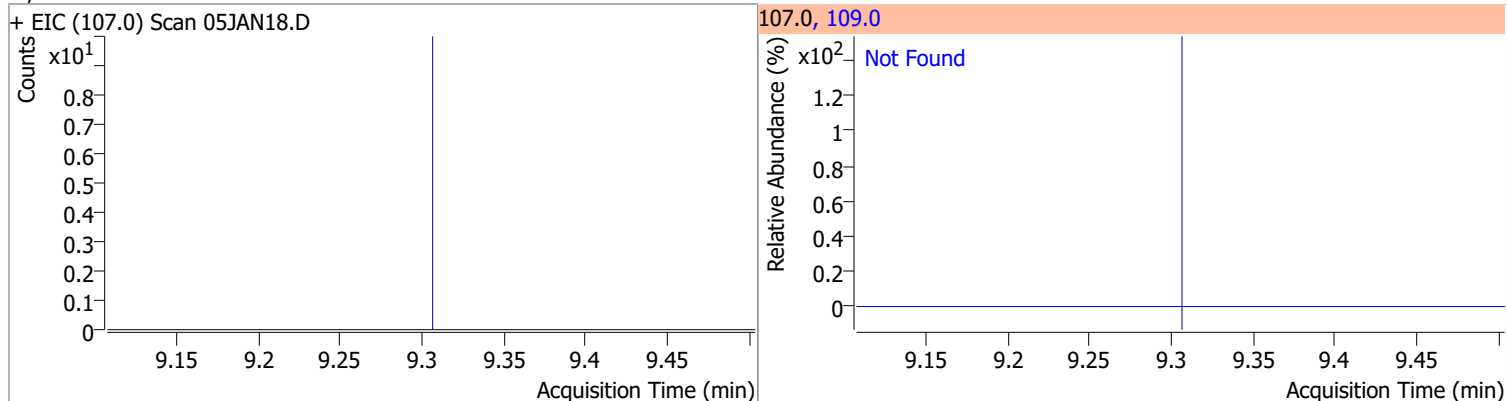
Compound	Conc.	Exp RT	QIon	Exp Ratio
1,3-Dichloropropane	N.D.	8.98	78.0	32.9



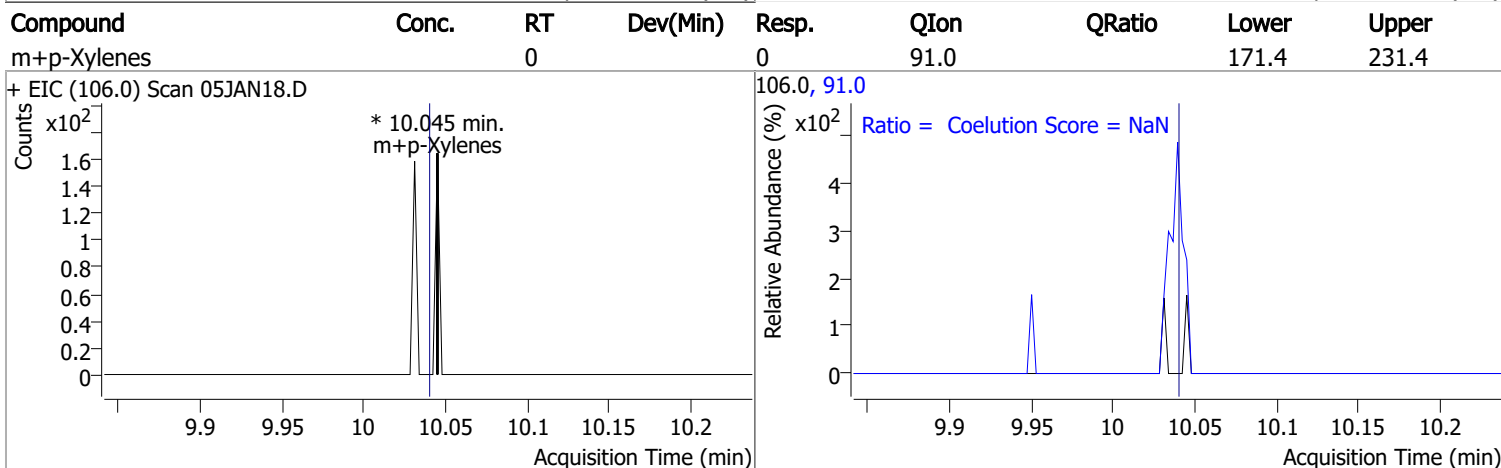
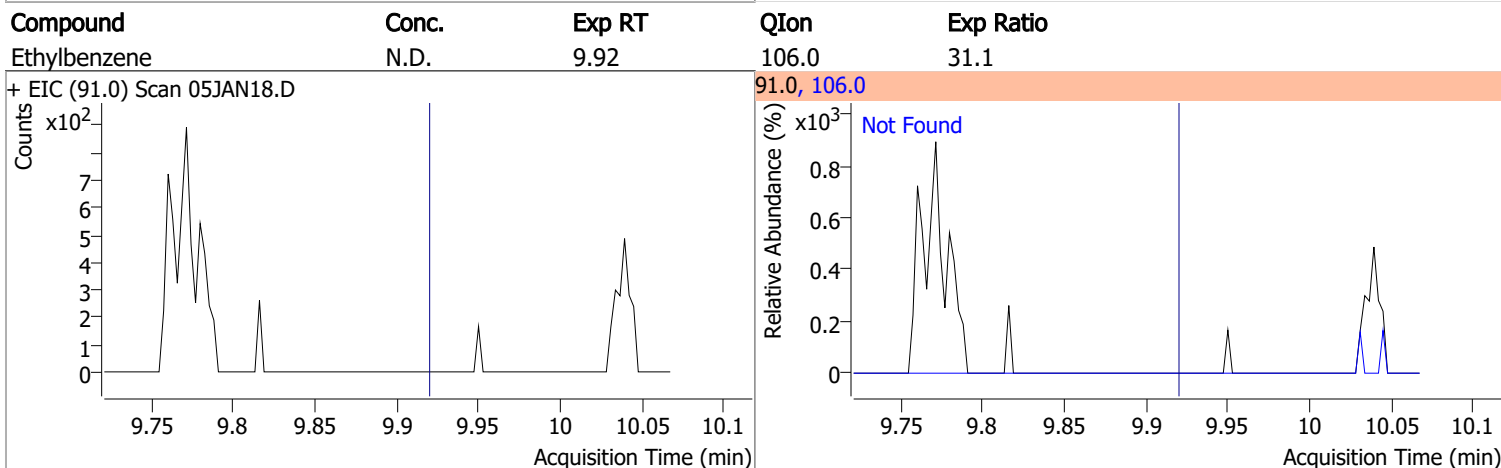
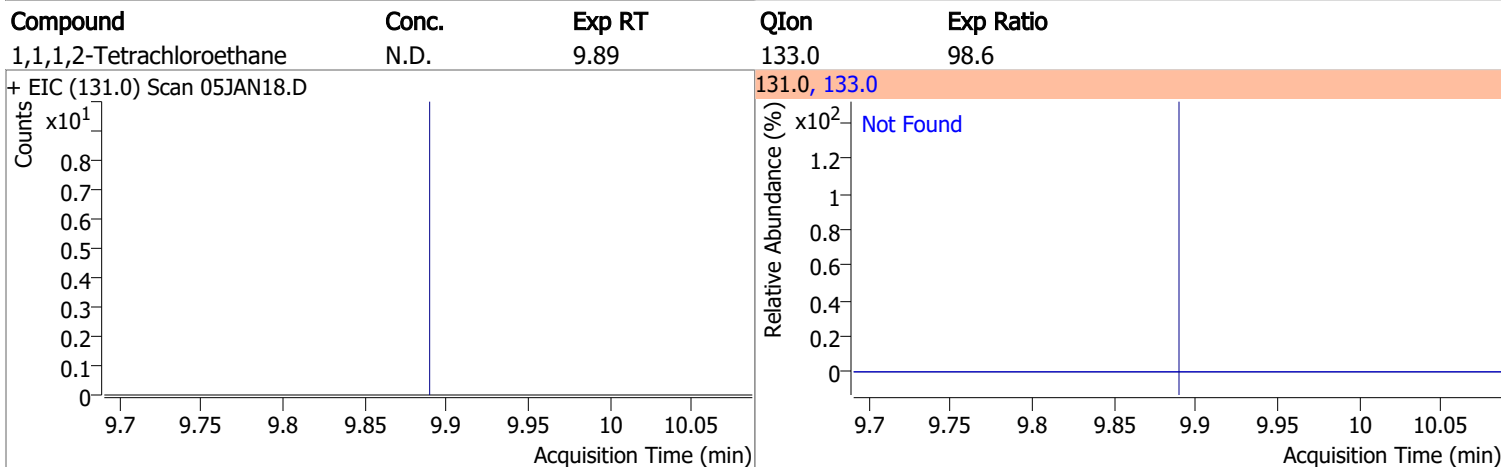
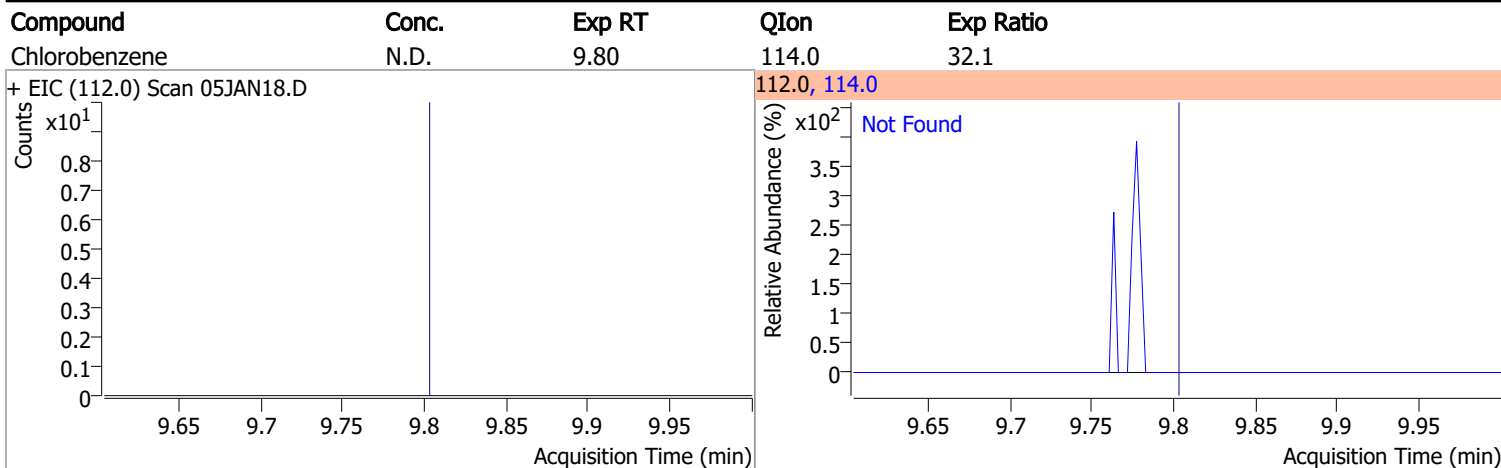
Compound	Conc.	Exp RT	QIon	Exp Ratio
Chlorodibromomethane	N.D.	9.21	127.0	78.0



Compound	Conc.	Exp RT	QIon	Exp Ratio
1,2-Dibromoethane	N.D.	9.31	109.0	94.5

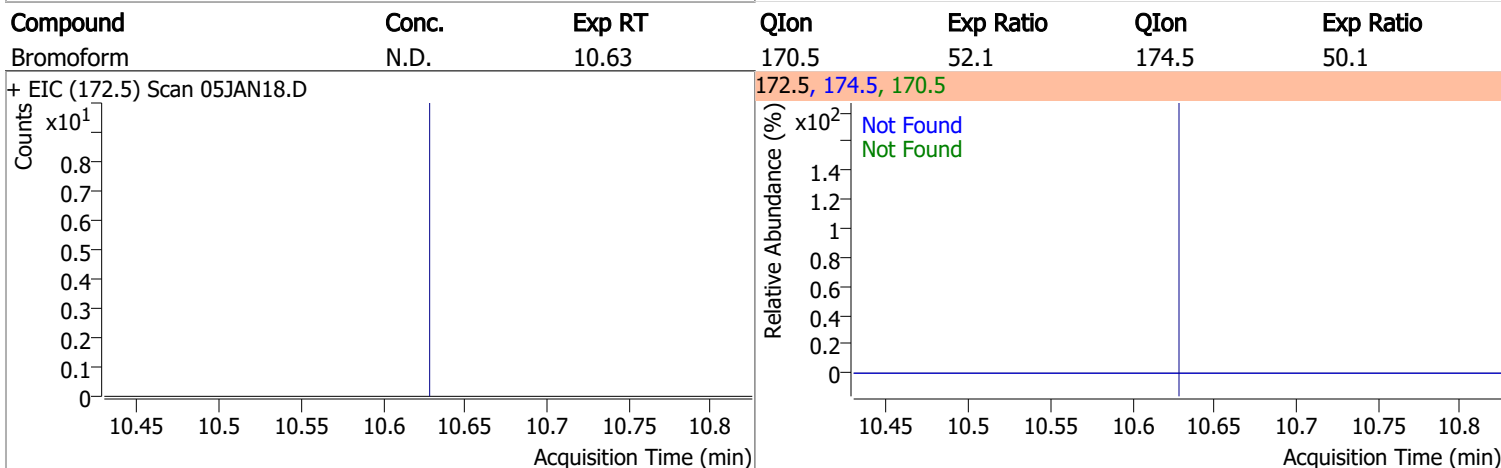
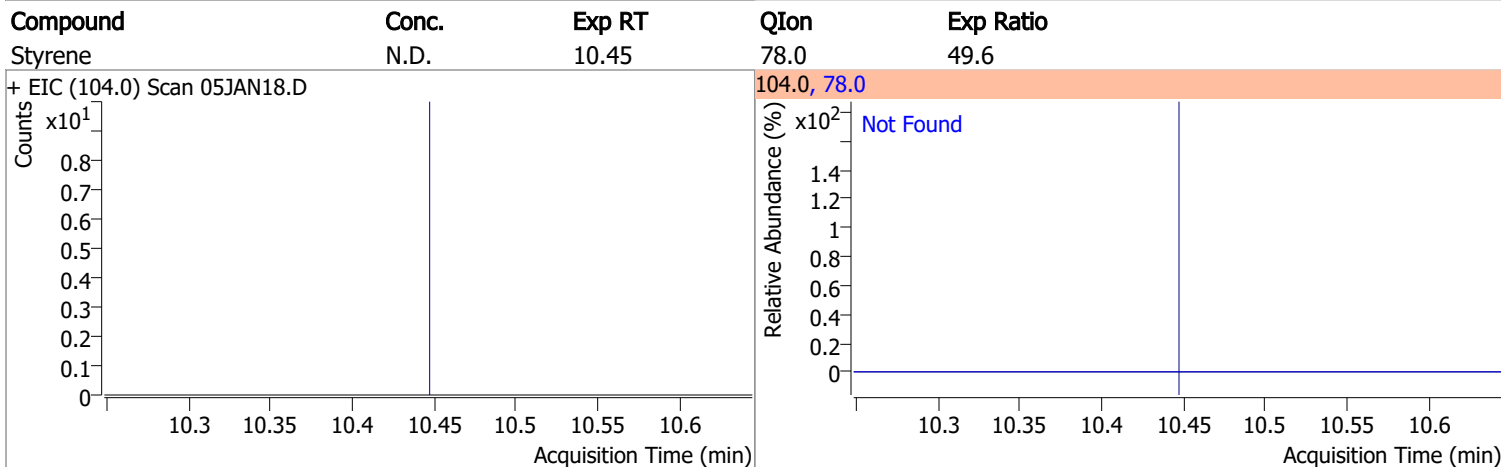
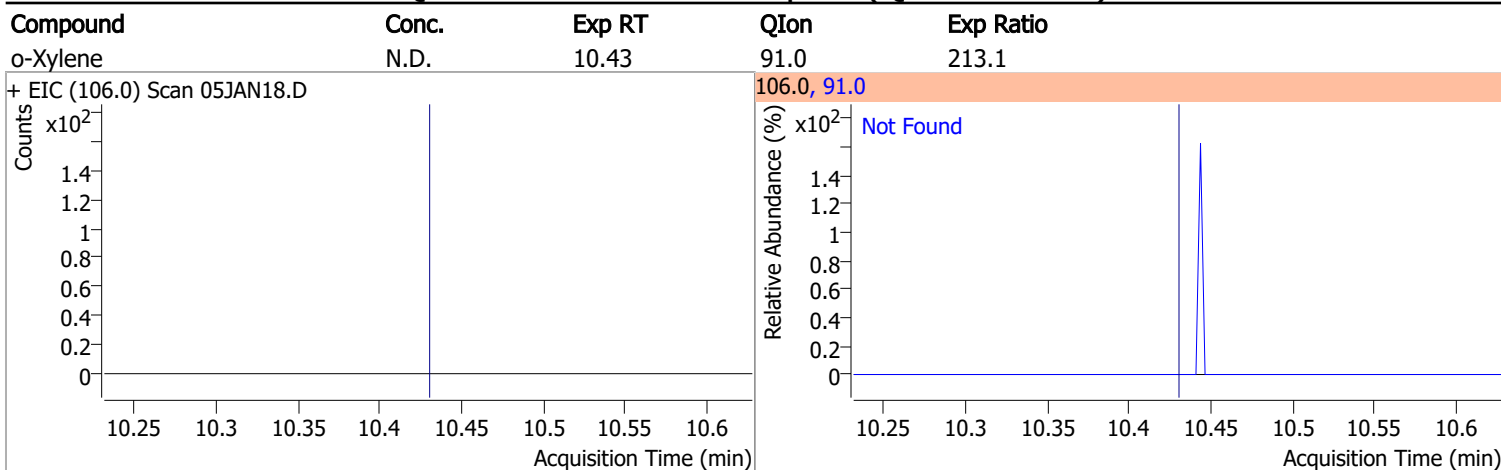


# Quantitation Results Report (QT Reviewed)

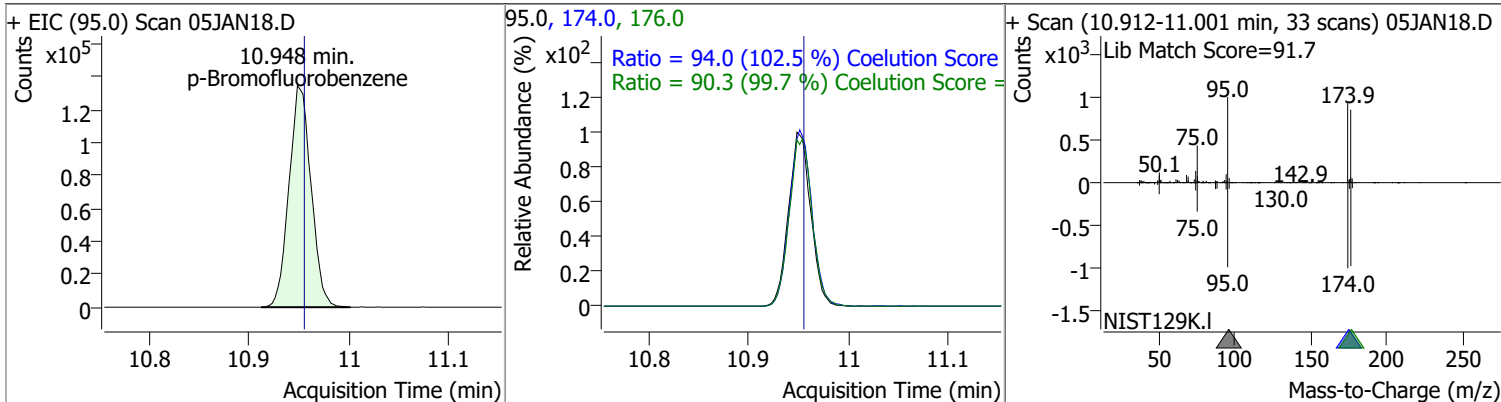




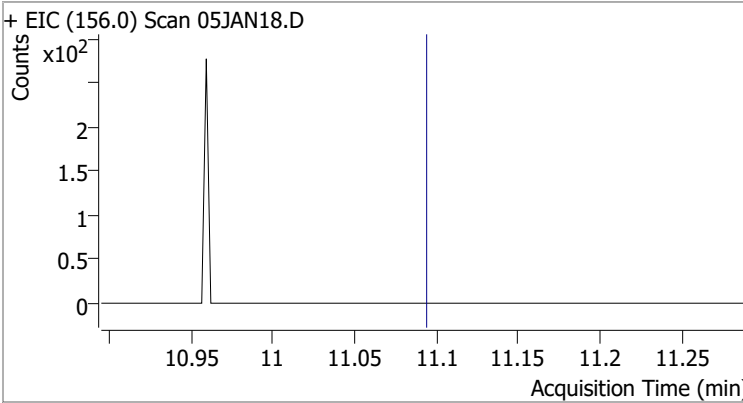
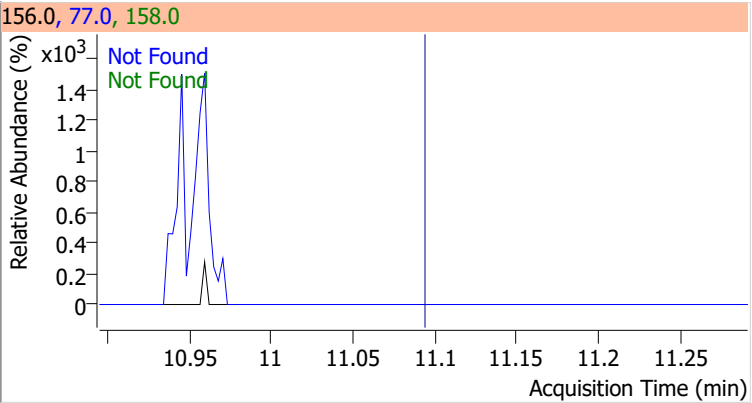
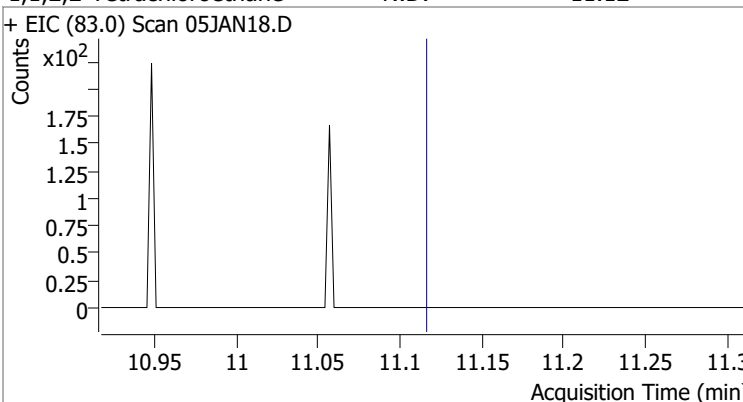
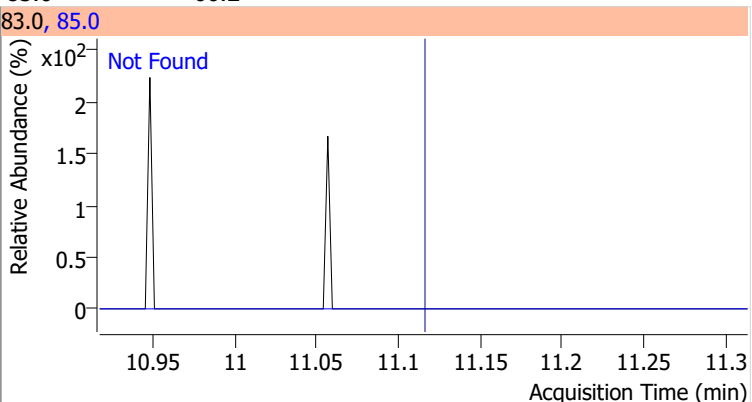
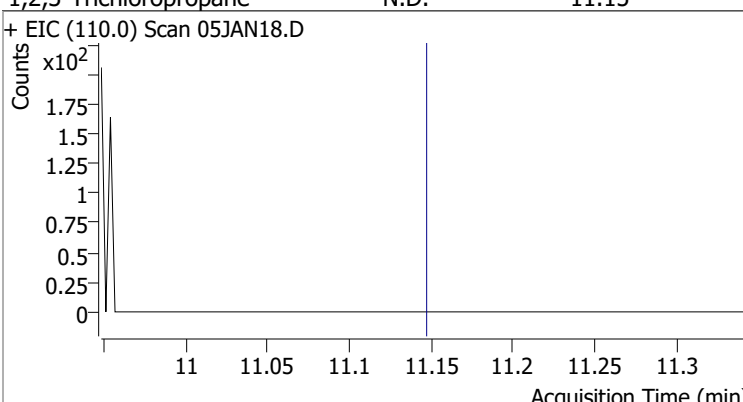
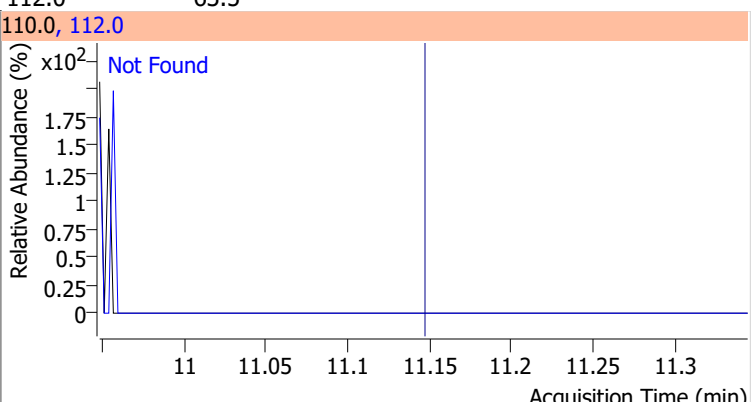
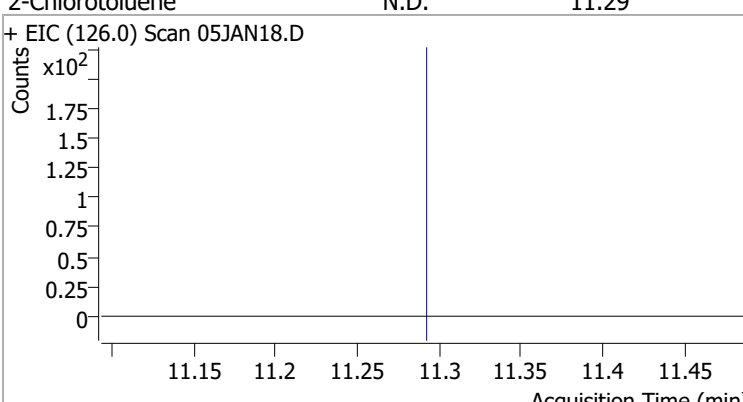
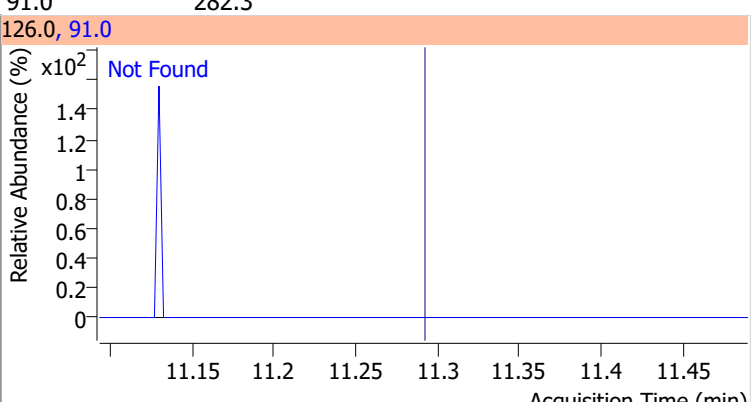
# Quantitation Results Report (QT Reviewed)



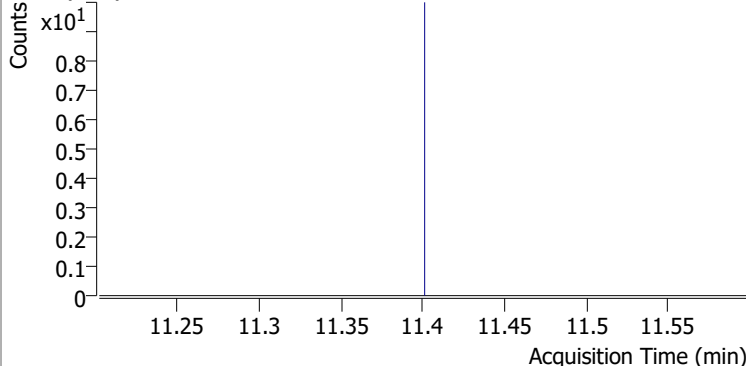
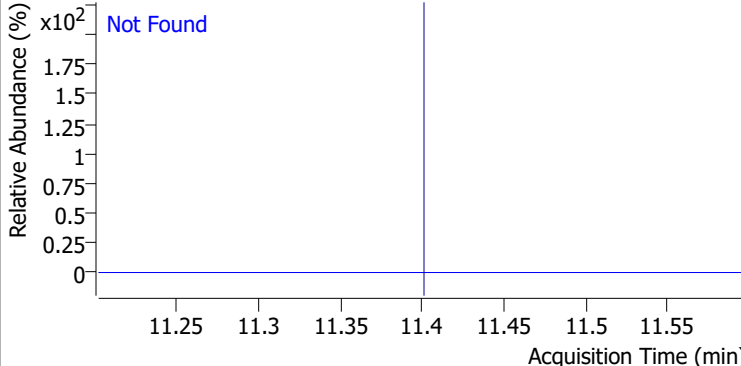
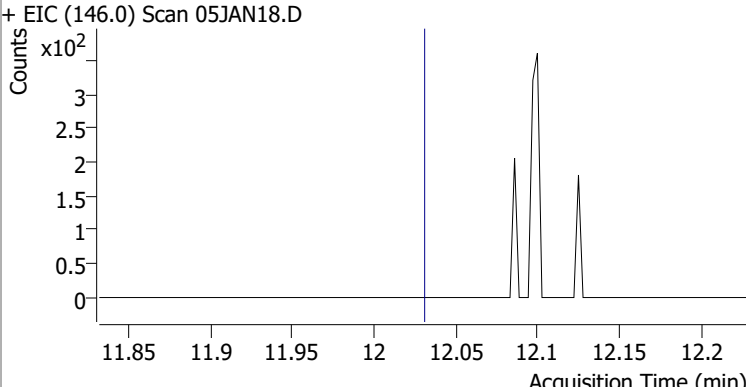
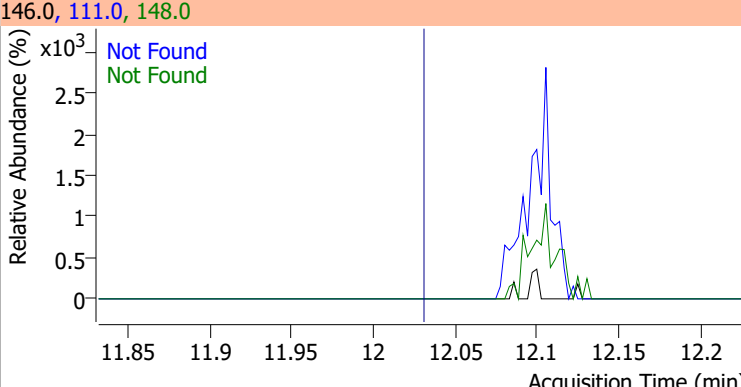
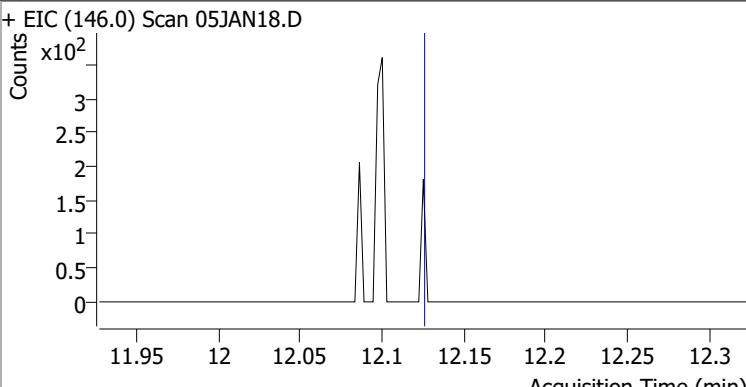
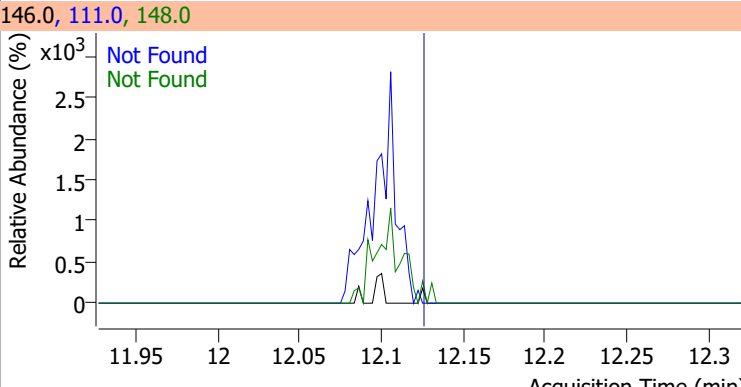
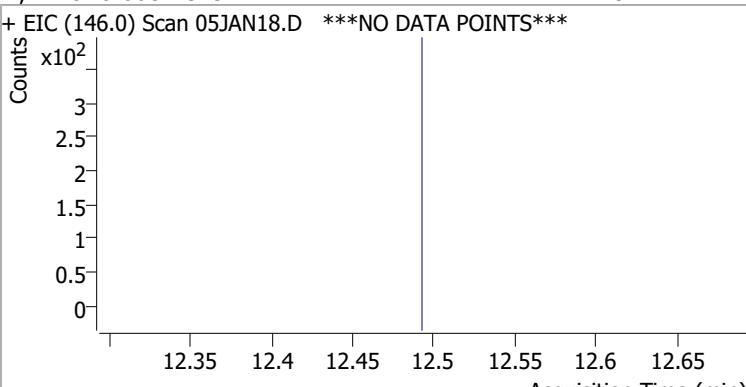
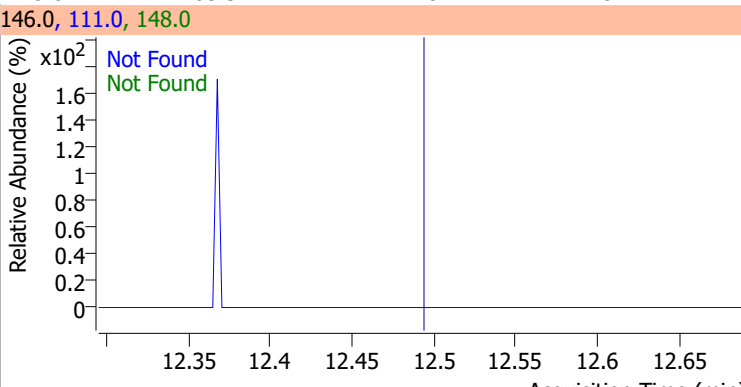
Compound	Conc.	RT	Dev(Min)	Resp.	QIon	QRatio	Lower	Upper
p-Bromofluorobenzene	266.8629	10.95	-0.01	205119	174.0	94.0	61.7	121.7
					176.0	90.3	60.6	120.6



# Quantitation Results Report (QT Reviewed)

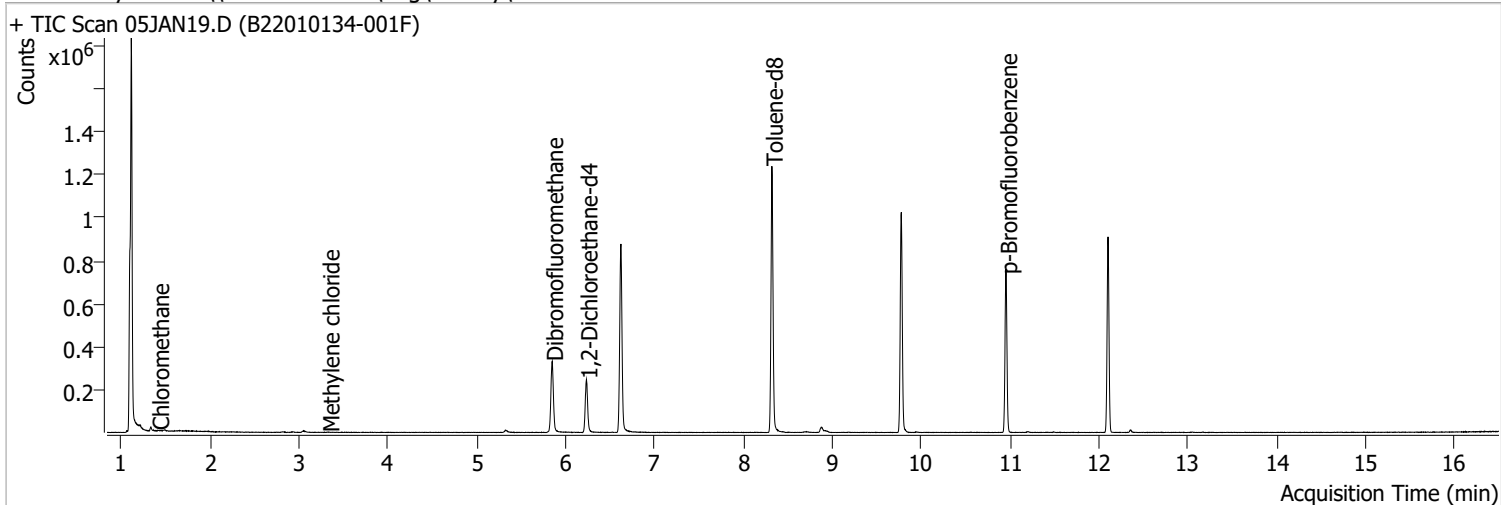
Compound	Conc.	Exp RT	QIon	Exp Ratio	QIon	Exp Ratio
Bromobenzene	N.D.	11.09	77.0	145.7	158.0	96.5
+ EIC (156.0) Scan 05JAN18.D			156.0, 77.0, 158.0			
						
1,1,2,2-Tetrachloroethane	N.D.	11.12	85.0	66.2		
+ EIC (83.0) Scan 05JAN18.D			83.0, 85.0			
						
1,2,3-Trichloropropane	N.D.	11.15	112.0	63.5		
+ EIC (110.0) Scan 05JAN18.D			110.0, 112.0			
						
2-Chlorotoluene	N.D.	11.29	91.0	282.3		
+ EIC (126.0) Scan 05JAN18.D			126.0, 91.0			
						

# Quantitation Results Report (QT Reviewed)

Compound	Conc.	Exp RT	QIon	Exp Ratio				
4-Chlorotoluene	N.D.	11.40	126.0	31.7				
+ EIC (91.0) Scan 05JAN18.D			91.0, 126.0					
								
1,3-Dichlorobenzene	N.D.	12.03	148.0	63.6	QIon	Exp Ratio		
+ EIC (146.0) Scan 05JAN18.D			146.0, 111.0, 148.0					
								
1,4-Dichlorobenzene	N.D.	12.13	148.0	63.1	QIon	Exp Ratio		
+ EIC (146.0) Scan 05JAN18.D			146.0, 111.0, 148.0					
								
1,2-Dichlorobenzene	N.D.	12.49	148.0	63.9	QIon	Exp Ratio		
+ EIC (146.0) Scan 05JAN18.D ***NO DATA POINTS***			146.0, 111.0, 148.0					
								

# Quantitation Results Report (QT Reviewed)

Data File	05JAN19.D	Operator	MSC
Acq. Method	5975CACQF.M	Acq. Date-Time	1/5/2022 6:16:51 PM
Sample Name	B22010134-001F	Instrument	VOA5975C
Vial	19	Multiplier	1.00
DA Method File	VOA5975C_8260B_SHT_DoD_L4_010422.m	Comment	
Tune File	BFB_Atune3.u	Tune Date	10/11/2021 4:02:00 PM
Batch Name	VG010522_8260B.batch.bin	Last Calib Update	2/28/2022 2:48:47 PM
Ref Library	\\MASSHUNTER\Org\Library\NIST129K.I		



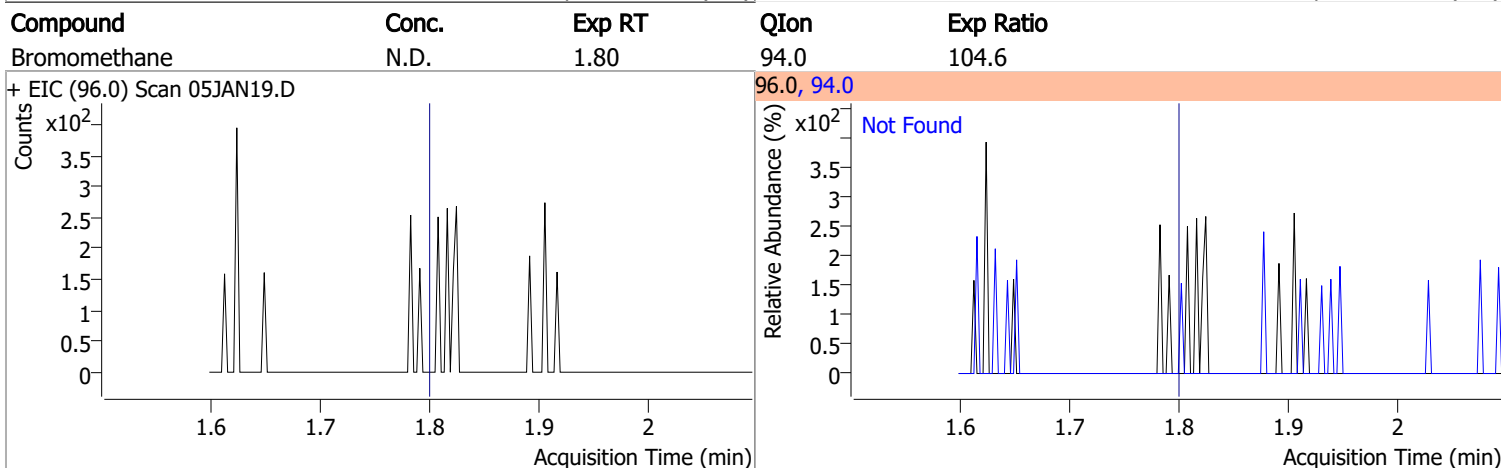
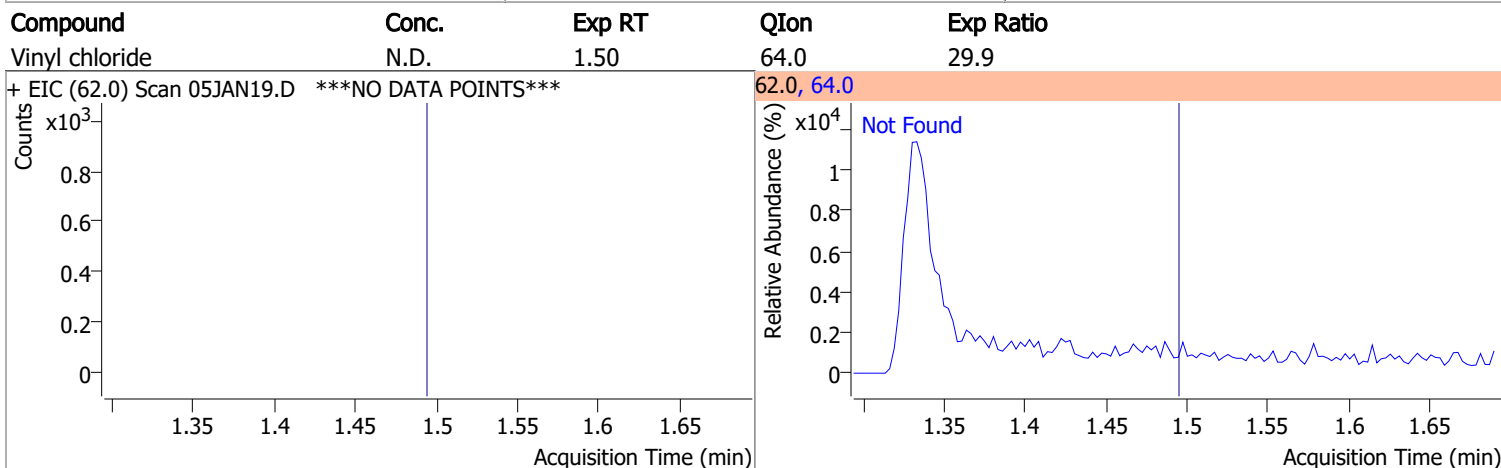
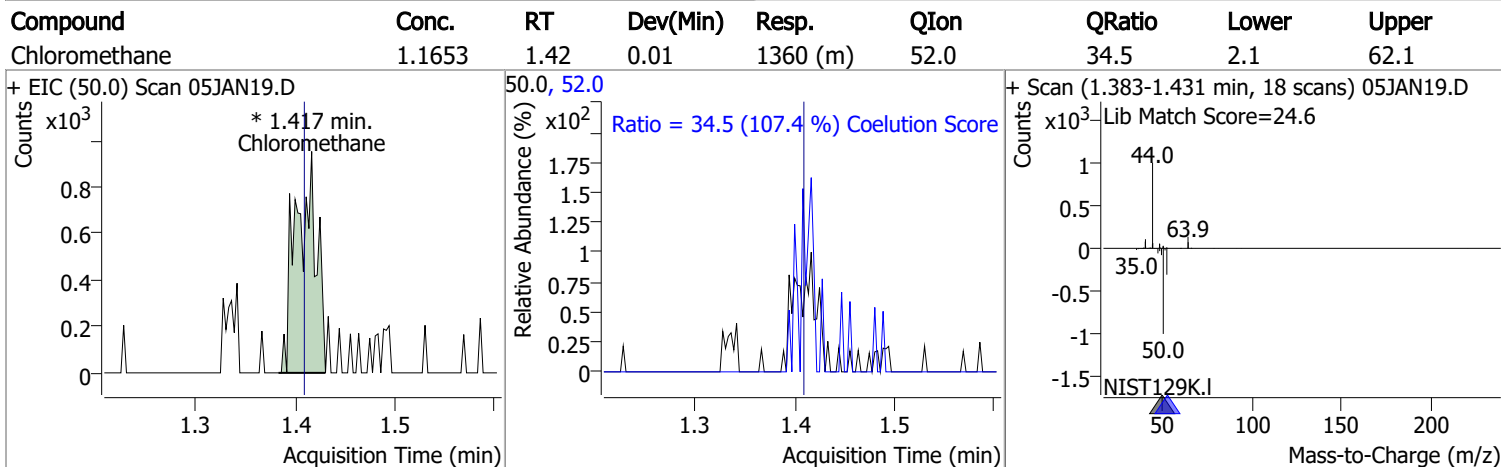
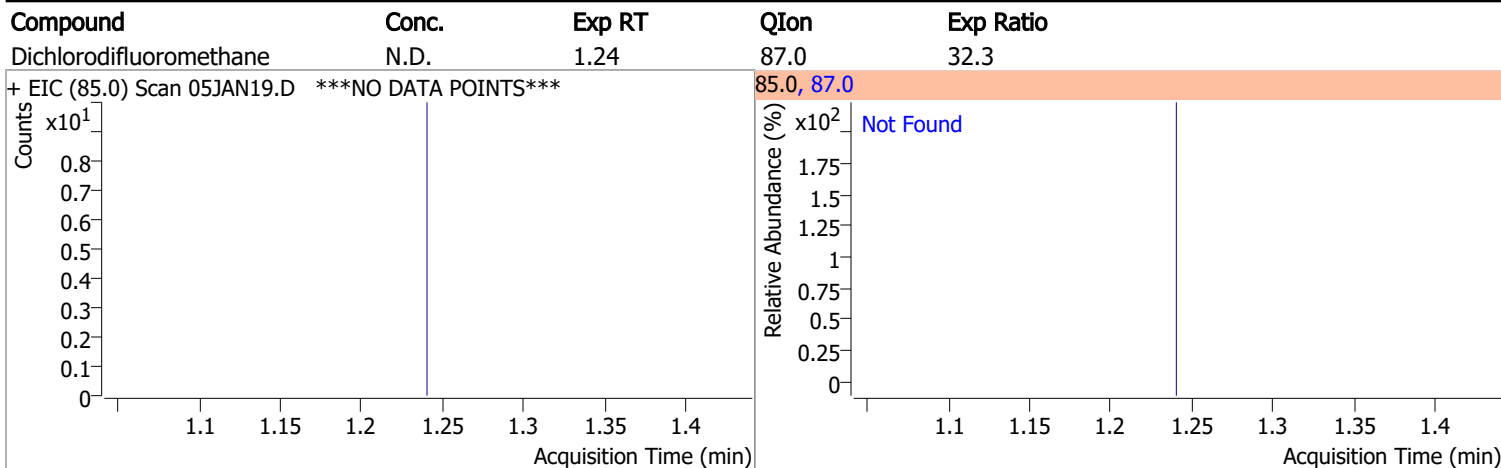
Compound	RT	QIon	Resp.	Conc.	Units	Dev(Min)
<b>Internal Standards</b>						
M Fluorobenzene	6.620	96.0	733634	250.0000	ng	-0.003
M Chlorobenzene-d5	9.774	82.0	287461	250.0000	ng	0.003
M 1,4-Dichlorobenzene-d4	12.100	152.0	220029	250.0000	ng	0.000
<b>System Monitoring Compounds</b>						
S Dibromofluoromethane	5.848	113.0	194240	281.0357	ng	0.003
Spiked Amount: 250.000	Range: 80.0 - 119.0%			Recovery = 112.41%		
S 1,2-Dichloroethane-d4	6.233	67.0	85054	284.9092	ng	0.000
Spiked Amount: 250.000	Range: 81.0 - 118.0%			Recovery = 113.96%		
S Toluene-d8	8.319	98.0	744246	268.6691	ng	0.000
Spiked Amount: 250.000	Range: 89.0 - 112.0%			Recovery = 107.47%		
S p-Bromofluorobenzene	10.954	95.0	217233	269.4934	ng	0.000
Spiked Amount: 250.000	Range: 85.0 - 114.0%			Recovery = 107.80%		
<b>Target Compounds</b>						
T Dichlorodifluoromethane	0.000		0	N.D.		
T Chloromethane	1.417	50.0	1360	1.1653	ng	m 96
T Vinyl chloride	0.000		0	N.D.		
T Bromomethane	0.000		0	N.D.		
T Chloroethane	0.000		0	N.D.		
T Trichlorofluoromethane	0.000		0	N.D.		
T 1,1-Dichloroethene	0.000		0	N.D.		
T Methylene chloride	3.330	49.0	756	0.6936	ng	m 83
T trans-1,2-Dichloroethene	0.000		0	N.D.		
T Methyl tert-butyl ether (MTBE)	0.000		0	N.D.		
T 1,1-Dichloroethane	0.000		0	N.D.		
T 2,2-Dichloropropane	0.000		0	N.D.		
T cis-1,2-Dichloroethene	0.000		0	N.D.		
T Methyl ethyl ketone	0.000		0	N.D.		
T Bromochloromethane	0.000		0	N.D.		
T Chloroform	0.000		0	N.D.		

# Quantitation Results Report (QT Reviewed)

Compound	RT	QIon	Resp.	Conc.	Units	Dev(Min)
T 1,1,1-Trichloroethane	0.000		0	N.D.		
T Carbon tetrachloride	0.000		0	N.D.		
T 1,1-Dichloropropene	0.000		0	N.D.		
T Benzene	0.000		0	N.D.		
T 1,2-Dichloroethane	0.000		0	N.D.		
T Trichloroethene	0.000		0	N.D.		
T 1,2-Dichloropropane	0.000		0	N.D.		
T Dibromomethane	0.000		0	N.D.		
T Bromodichloromethane	0.000		0	N.D.		
T cis-1,3-Dichloropropene	0.000		0	N.D.		
T Toluene	0.000		0	N.D.		
T trans-1,3-Dichloropropene	0.000		0	N.D.		
T 1,1,2-Trichloroethane	0.000		0	N.D.		
T Tetrachloroethene	0.000		0	N.D.		
T 1,3-Dichloropropane	0.000		0	N.D.		
T Chlorodibromomethane	0.000		0	N.D.		
T 1,2-Dibromoethane	0.000		0	N.D.		
T Chlorobenzene	0.000		0	N.D.		
T 1,1,1,2-Tetrachloroethane	0.000		0	N.D.		
T Ethylbenzene	0.000		0	N.D.		
T m+p-Xylenes	0.000		0	N.D.		
T o-Xylene	0.000		0	N.D.		
T Styrene	0.000		0	N.D.		
T Bromoform	0.000		0	N.D.		
T Bromobenzene	0.000		0	N.D.		
T 1,1,2,2-Tetrachloroethane	0.000		0	N.D.		
T 1,2,3-Trichloropropane	0.000		0	N.D.		
T 2-Chlorotoluene	0.000		0	N.D.		
T 4-Chlorotoluene	0.000		0	N.D.		
T 1,3-Dichlorobenzene	0.000		0	N.D.		
T 1,4-Dichlorobenzene	0.000		0	N.D.		
T 1,2-Dichlorobenzene	0.000		0	N.D.		

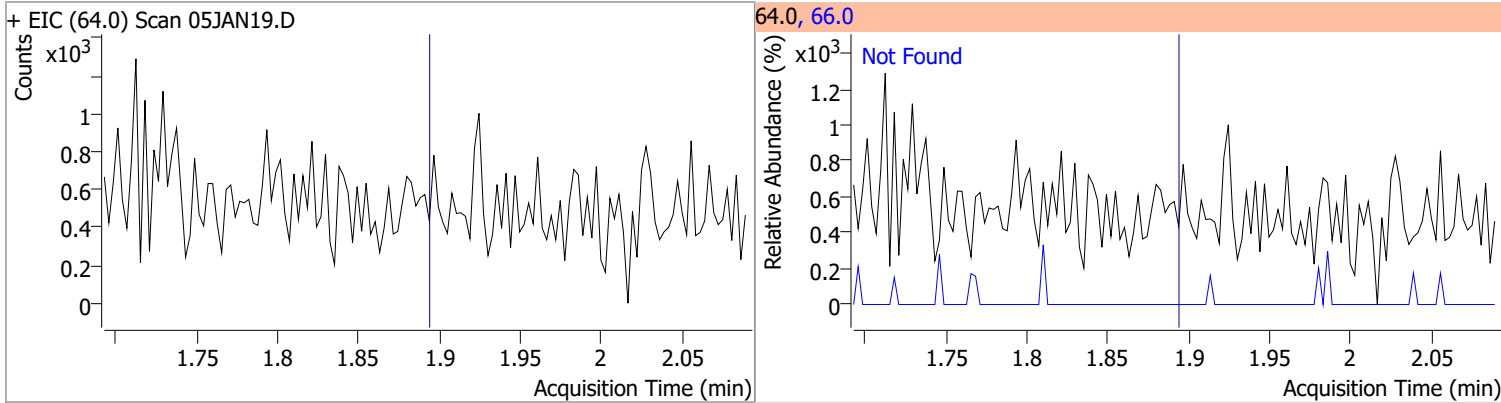
(#) = Qualifier Out of Range; (m) = Manual Integration; (+) = Area Summed; (\*) = Surrogate Percent Recovery Out of Range; (d): Zeroed Peak

# Quantitation Results Report (QT Reviewed)

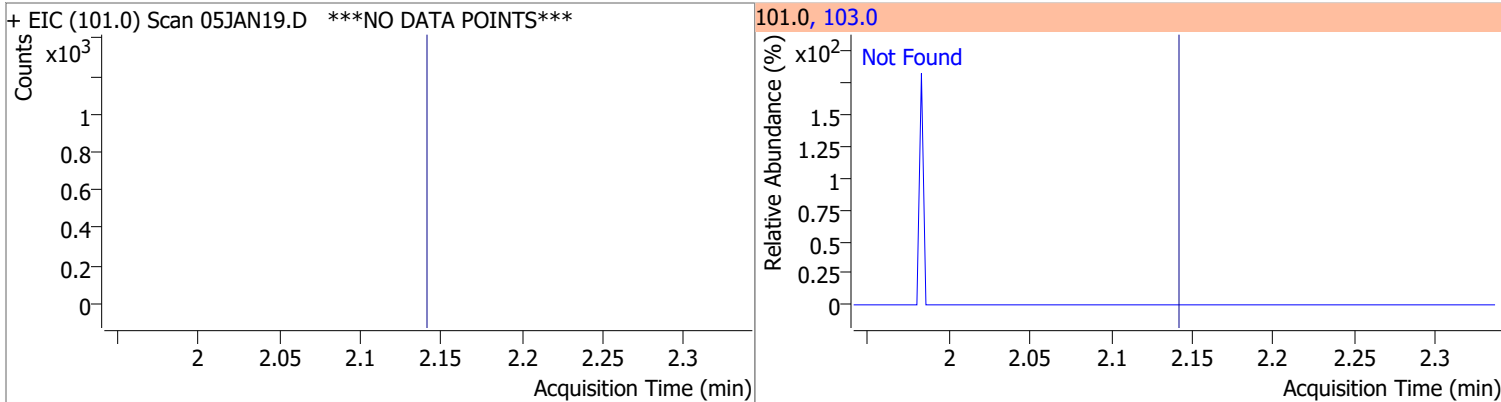


# Quantitation Results Report (QT Reviewed)

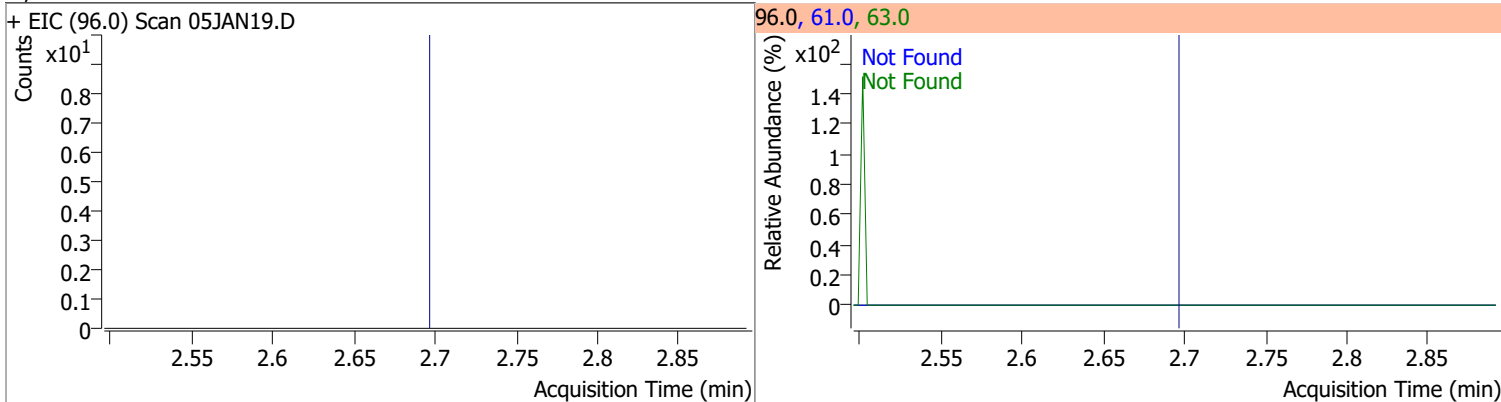
Compound	Conc.	Exp RT	QIon	Exp Ratio
Chloroethane	N.D.	1.89	66.0	30.1



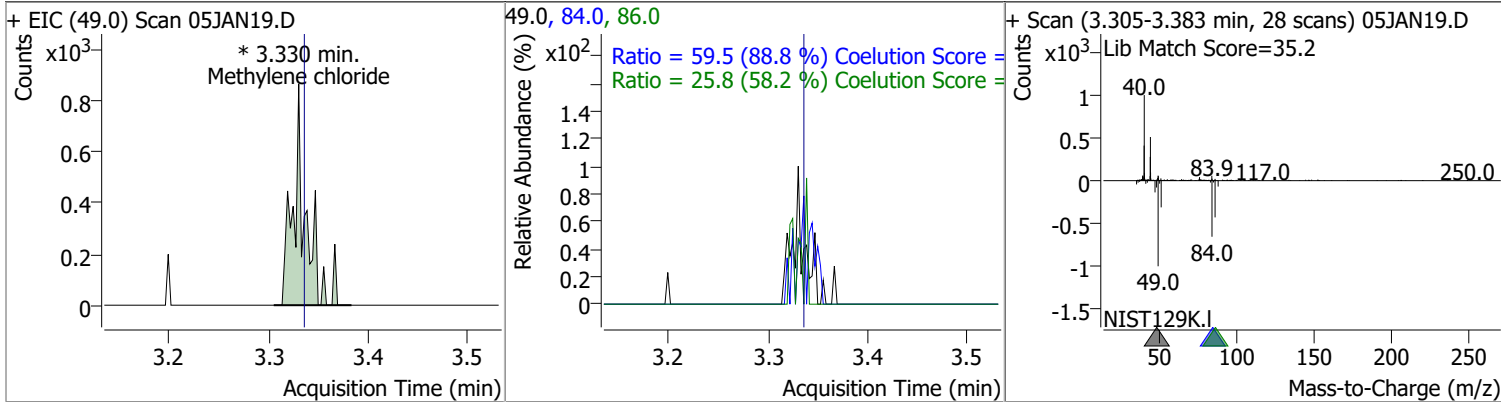
Compound	Conc.	Exp RT	QIon	Exp Ratio
Trichlorofluoromethane	N.D.	2.14	103.0	64.2



Compound	Conc.	Exp RT	QIon	Exp Ratio	QIon	Exp Ratio
1,1-Dichloroethene	N.D.	2.70	61.0	180.3	63.0	56.7

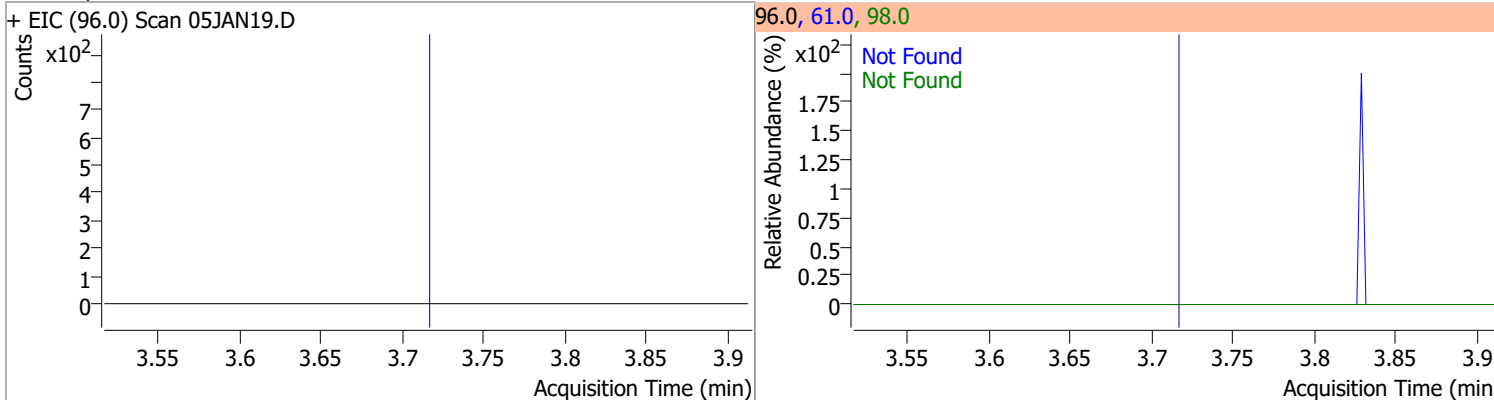


Compound	Conc.	RT	Dev(Min)	Resp.	QIon	QRatio	Lower	Upper
Methylene chloride	0.6936	3.33	-0.01	756 (m)	84.0	59.5	36.9	96.9
					86.0	25.8	14.3	74.3

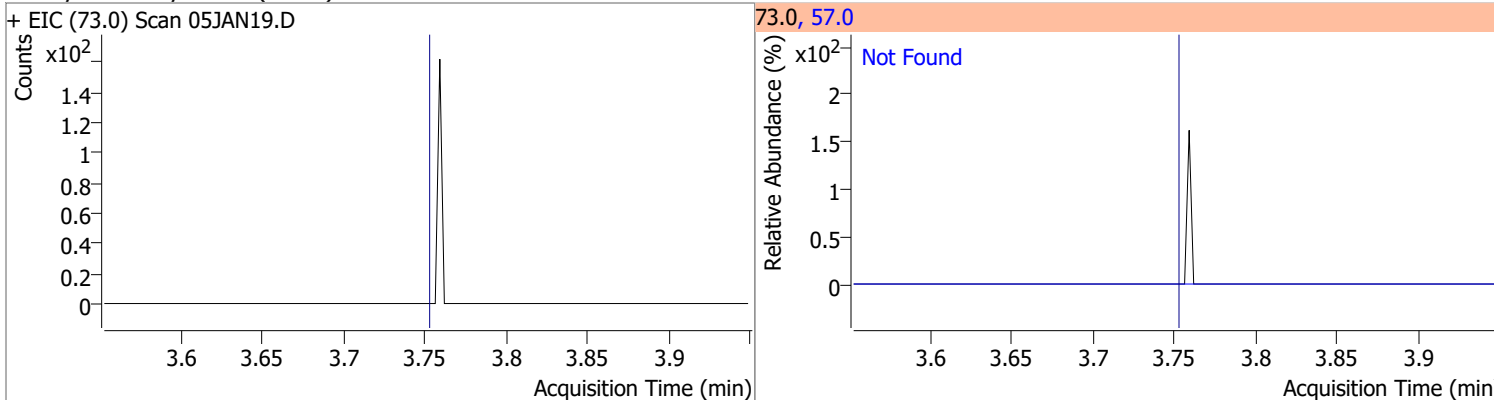


# Quantitation Results Report (QT Reviewed)

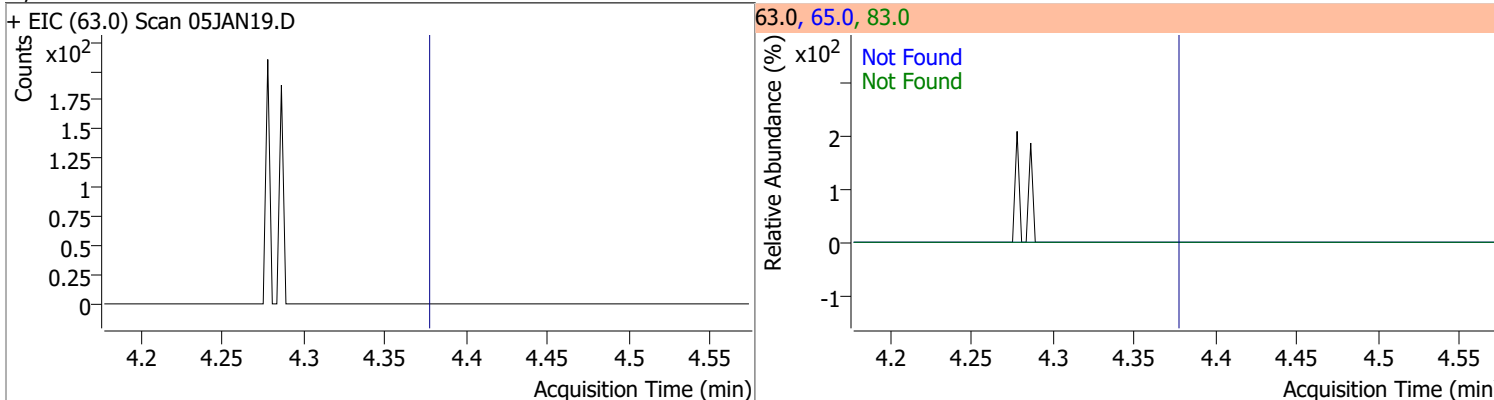
Compound	Conc.	Exp RT	QIon	Exp Ratio	QIon	Exp Ratio
trans-1,2-Dichloroethene	N.D.	3.72	61.0	153.9	98.0	65.7



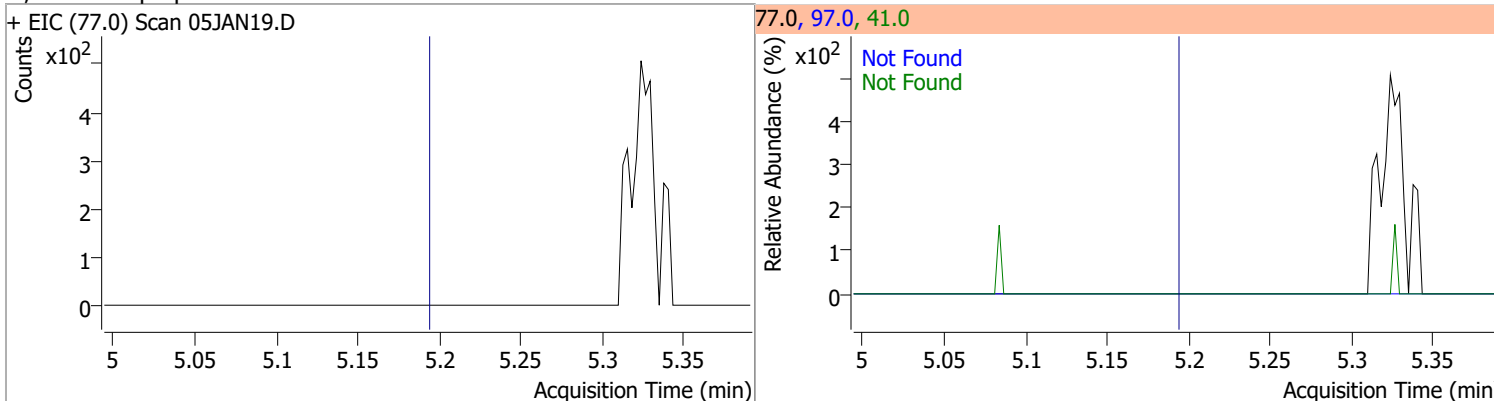
Compound	Conc.	Exp RT	QIon	Exp Ratio
Methyl tert-butyl ether (MTBE)	N.D.	3.75	57.0	24.6



Compound	Conc.	Exp RT	QIon	Exp Ratio	QIon	Exp Ratio
1,1-Dichloroethane	N.D.	4.38	65.0	32.1	83.0	13.7



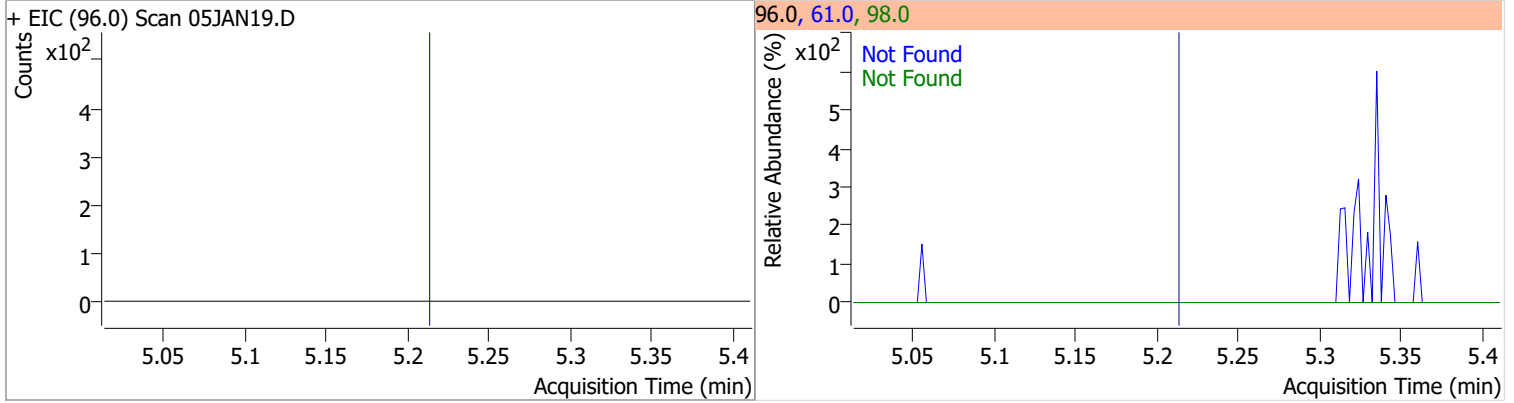
Compound	Conc.	Exp RT	QIon	Exp Ratio	QIon	Exp Ratio
2,2-Dichloropropane	N.D.	5.20	41.0	66.5	97.0	23.2



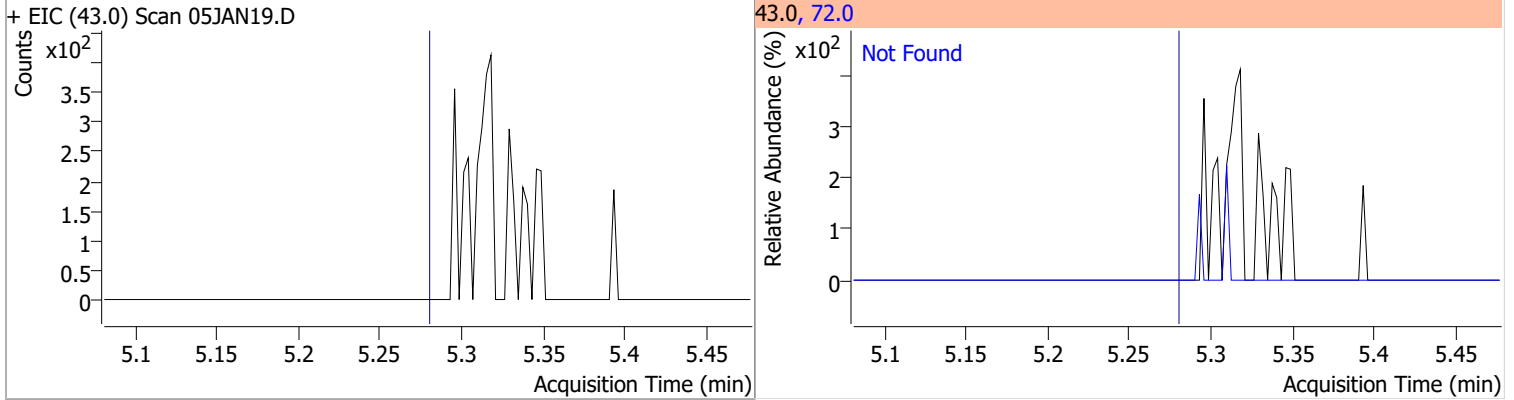


# Quantitation Results Report (QT Reviewed)

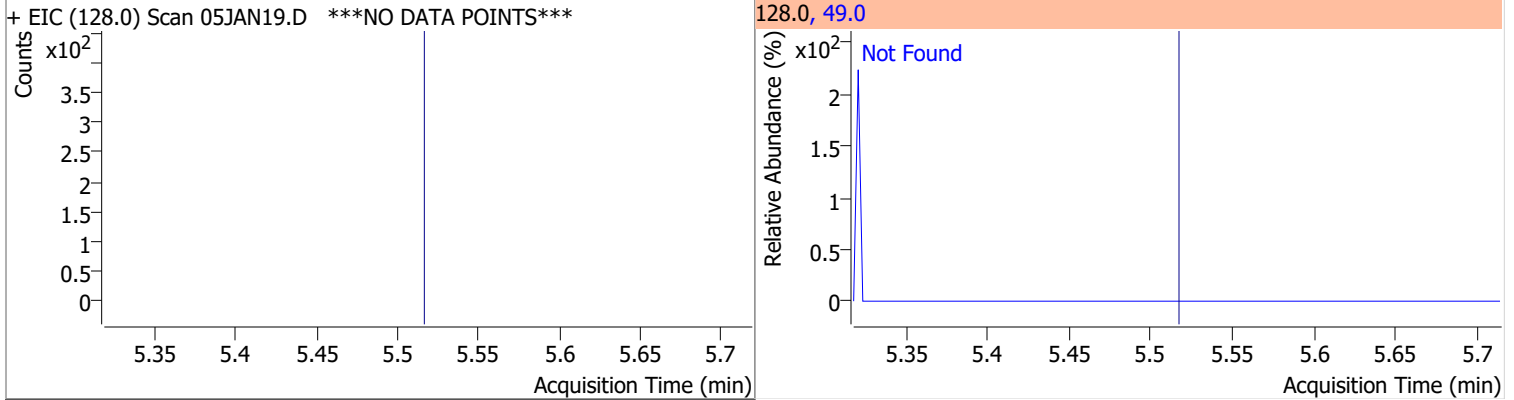
Compound	Conc.	Exp RT	QIon	Exp Ratio	QIon	Exp Ratio
cis-1,2-Dichloroethene	N.D.	5.22	61.0	167.2	98.0	67.3



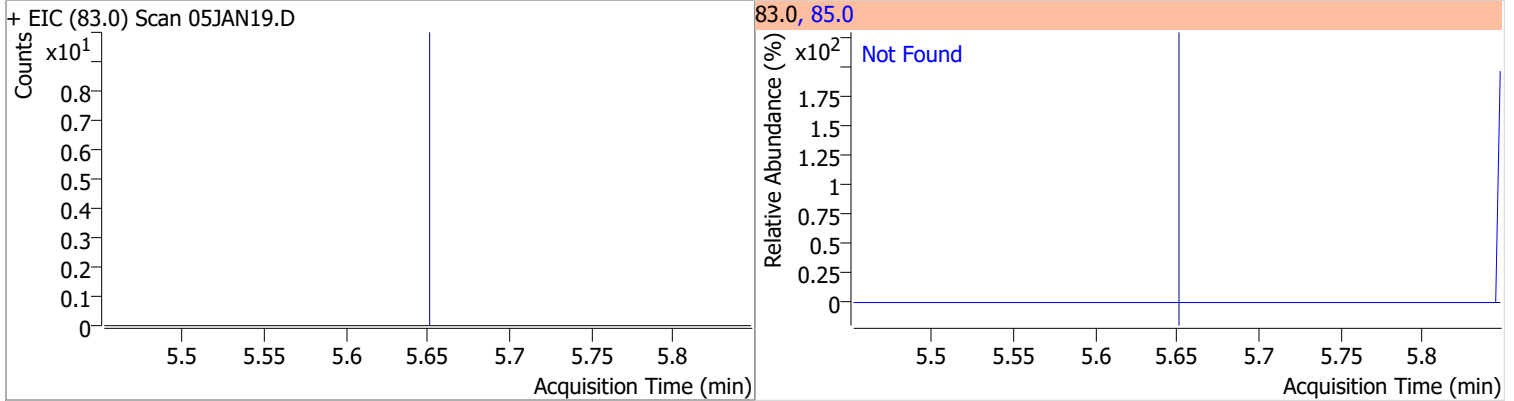
Compound	Conc.	Exp RT	QIon	Exp Ratio
Methyl ethyl ketone	N.D.	5.28	72.0	21.3



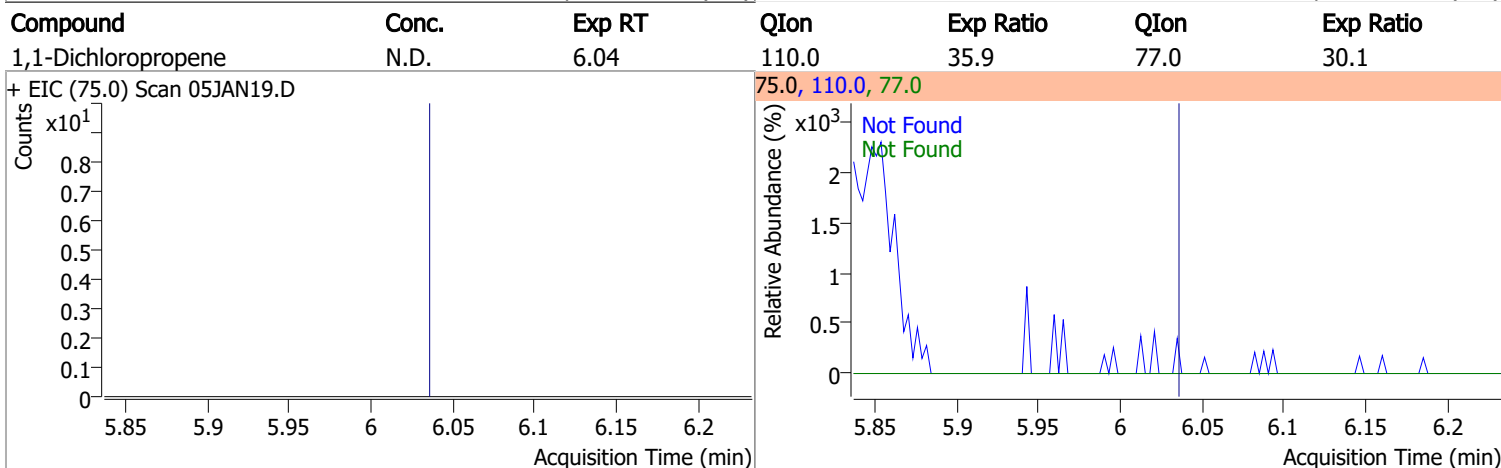
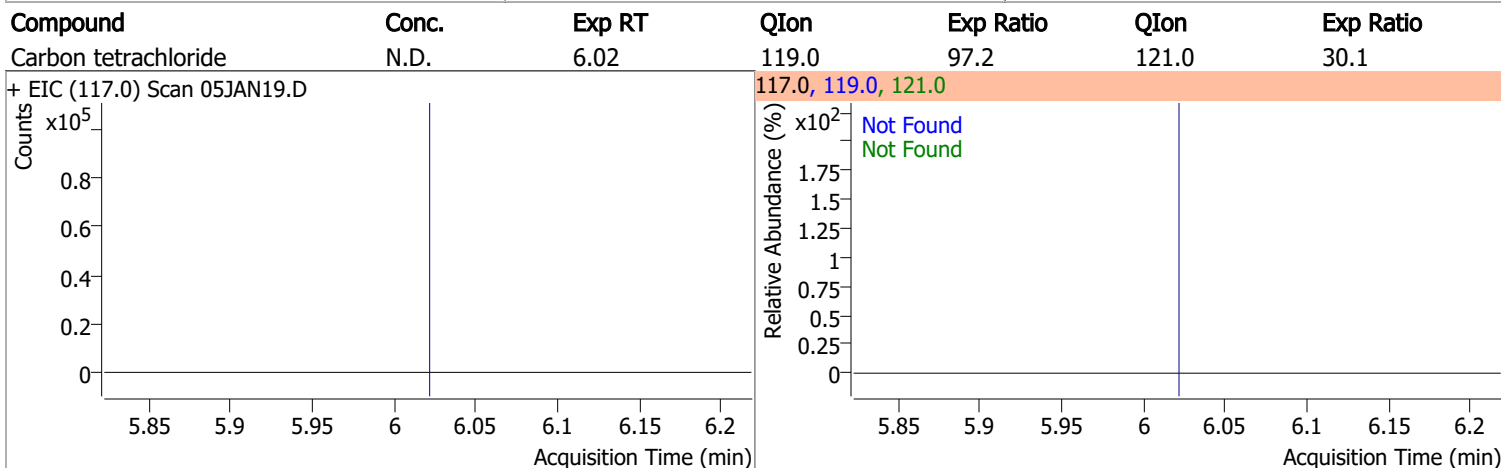
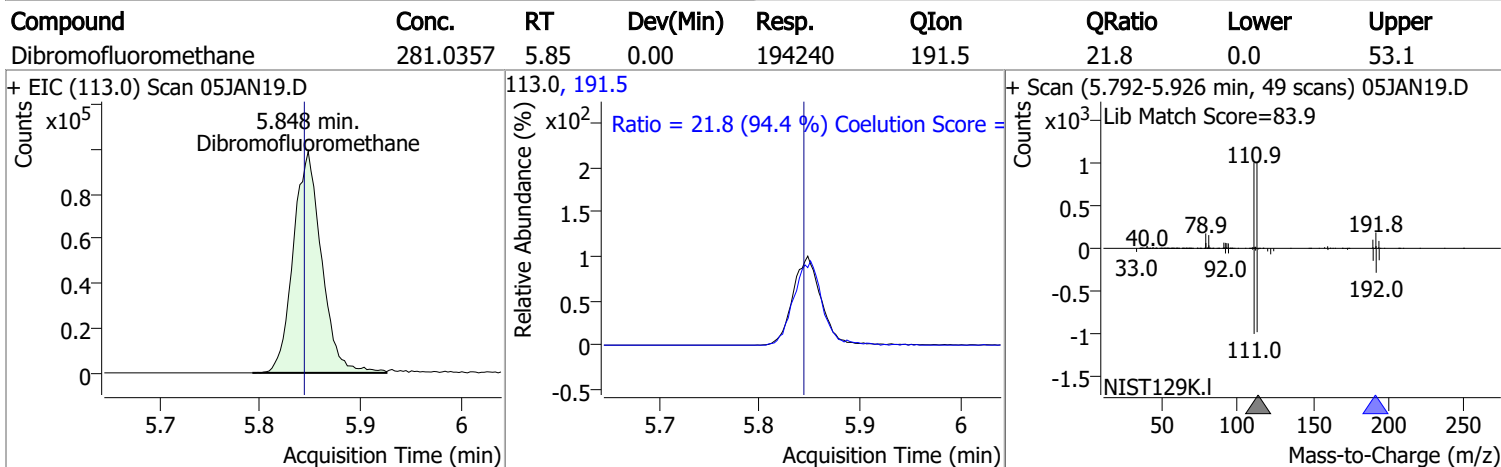
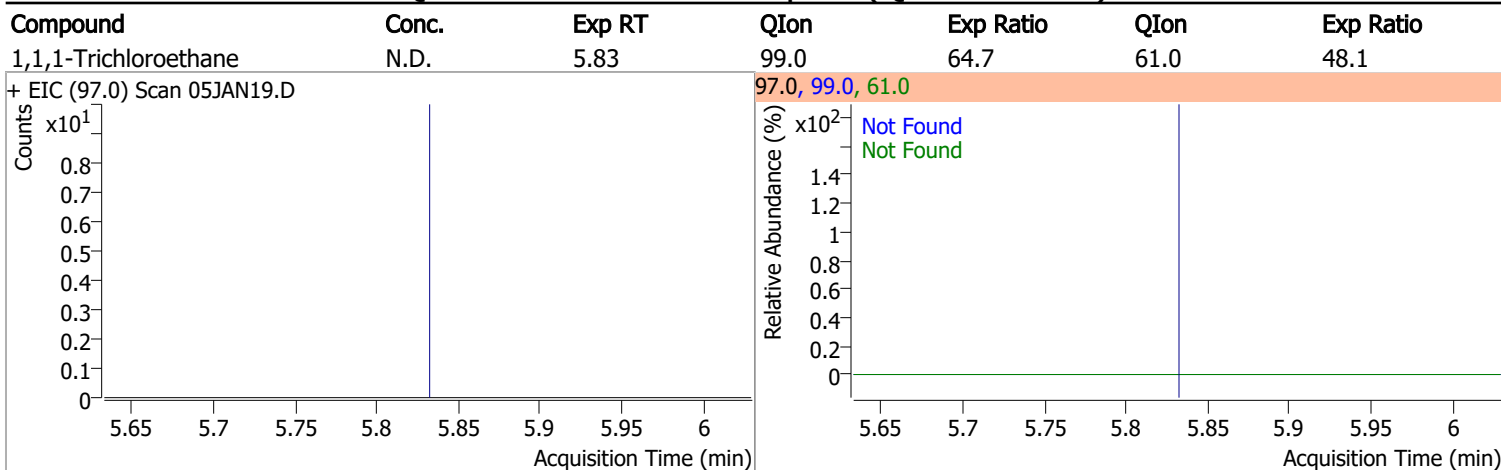
Compound	Conc.	Exp RT	QIon	Exp Ratio
Bromochloromethane	N.D.	5.52	49.0	182.9



Compound	Conc.	Exp RT	QIon	Exp Ratio
Chloroform	N.D.	5.65	85.0	66.0

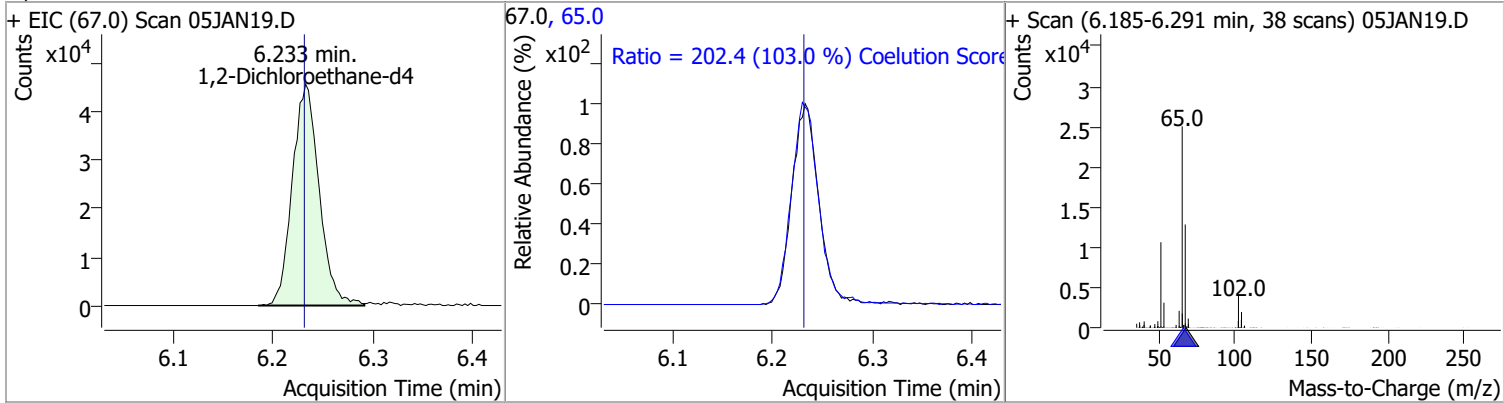


# Quantitation Results Report (QT Reviewed)

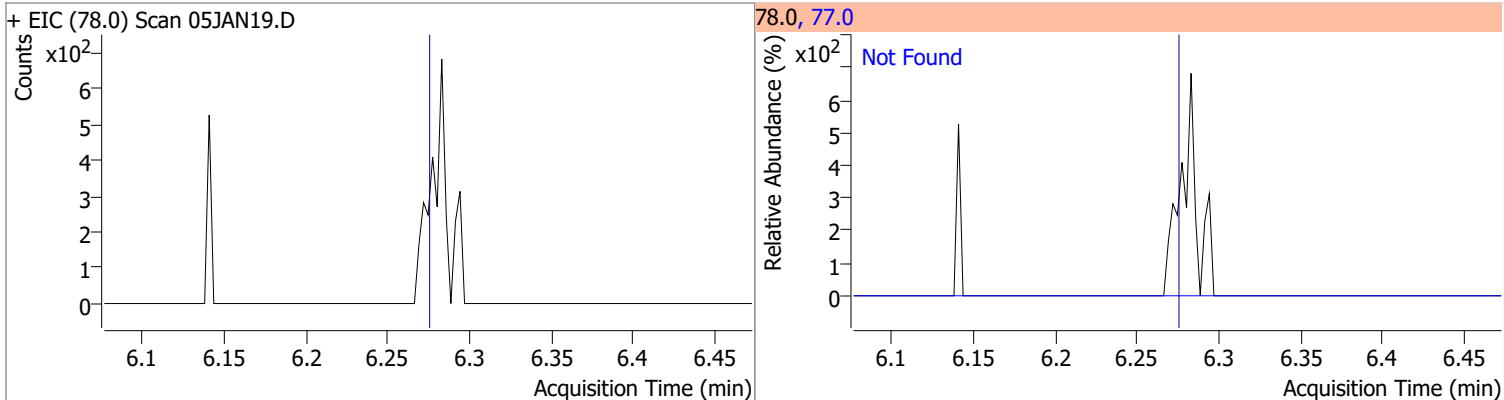


# Quantitation Results Report (QT Reviewed)

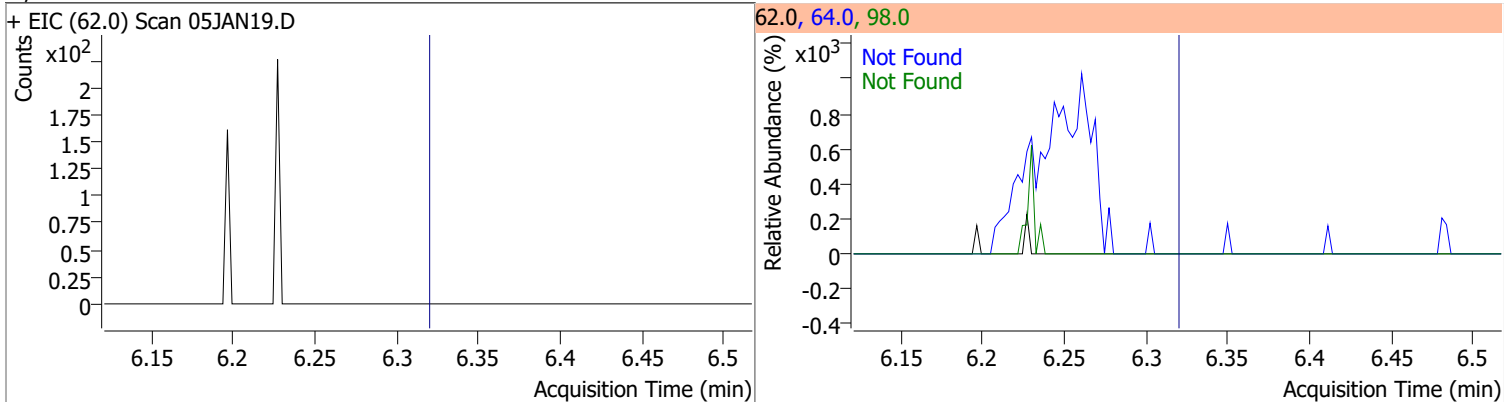
Compound	Conc.	RT	Dev(Min)	Resp.	QIon	QRatio	Lower	Upper
1,2-Dichloroethane-d4	284.9092	6.23	0.00	85054	65.0	202.4	166.5	226.5



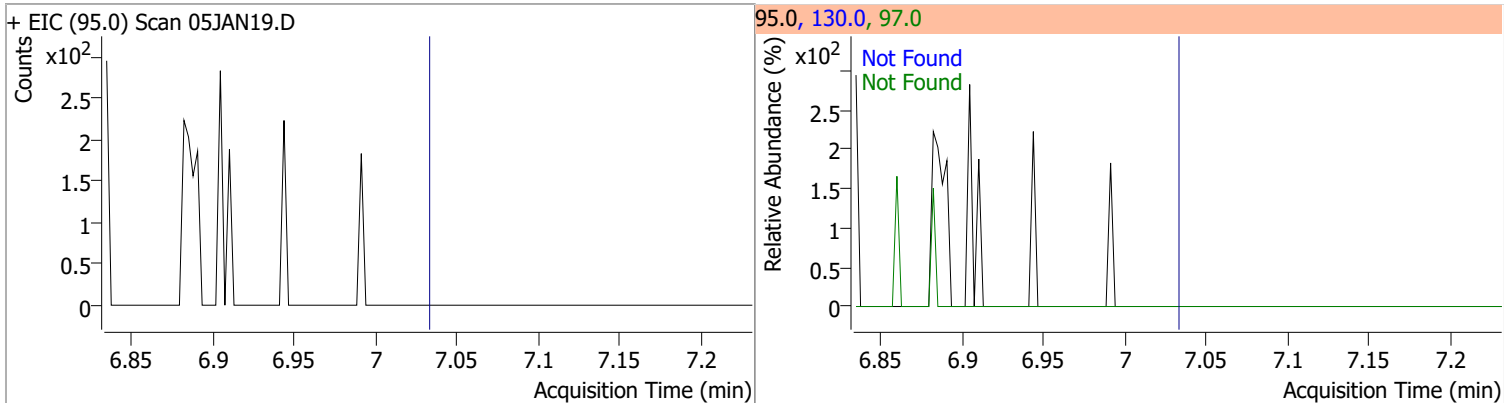
Compound	Conc.	Exp RT	QIon	Exp Ratio
Benzene	N.D.	6.28	77.0	23.5



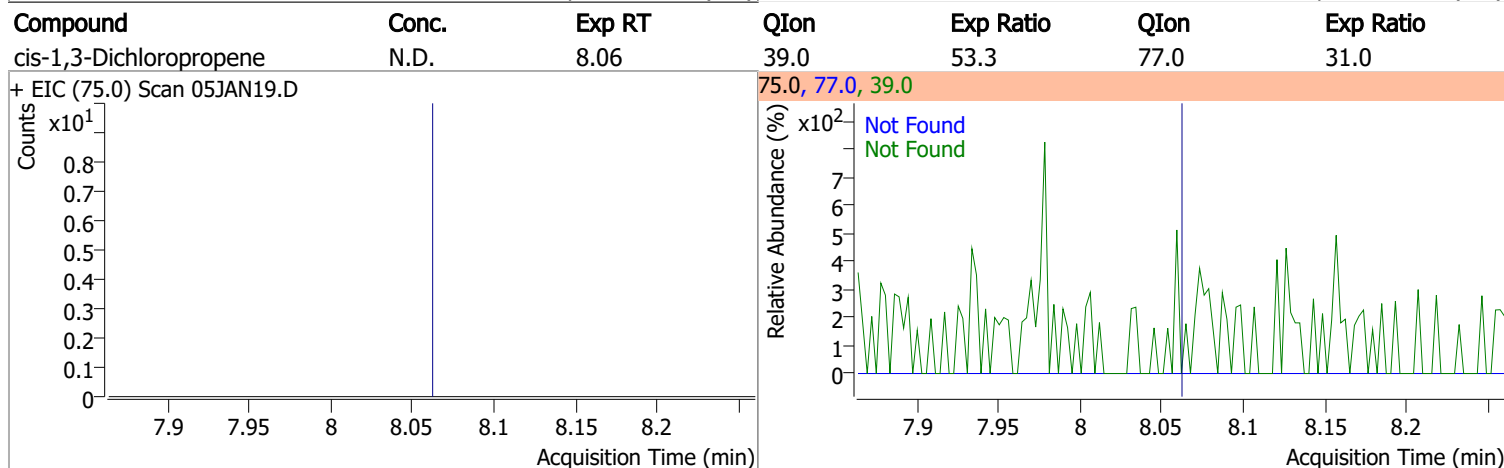
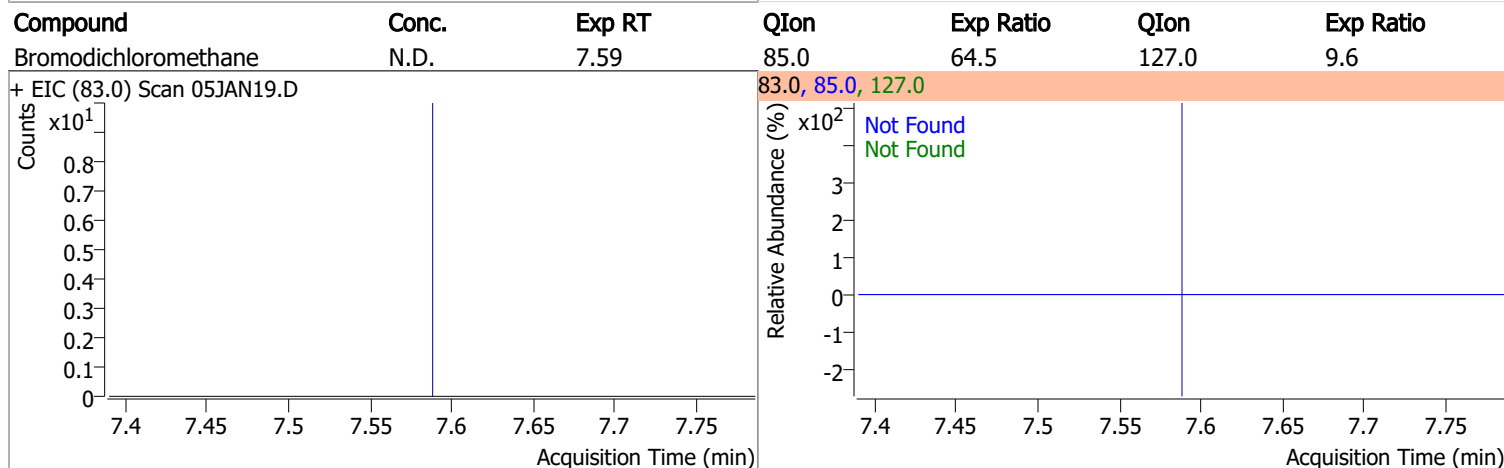
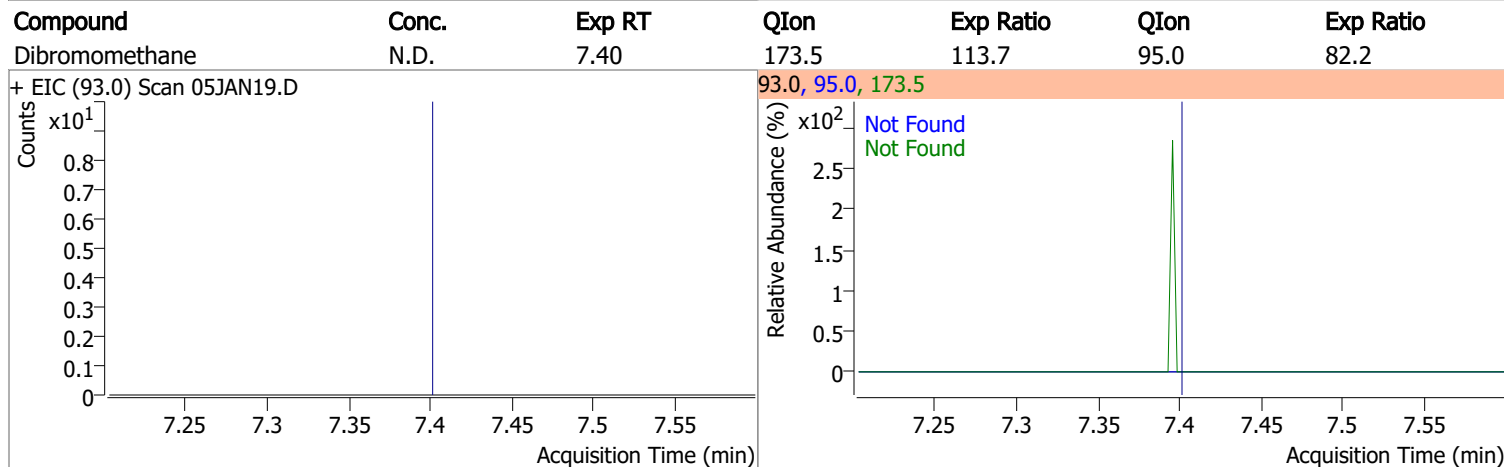
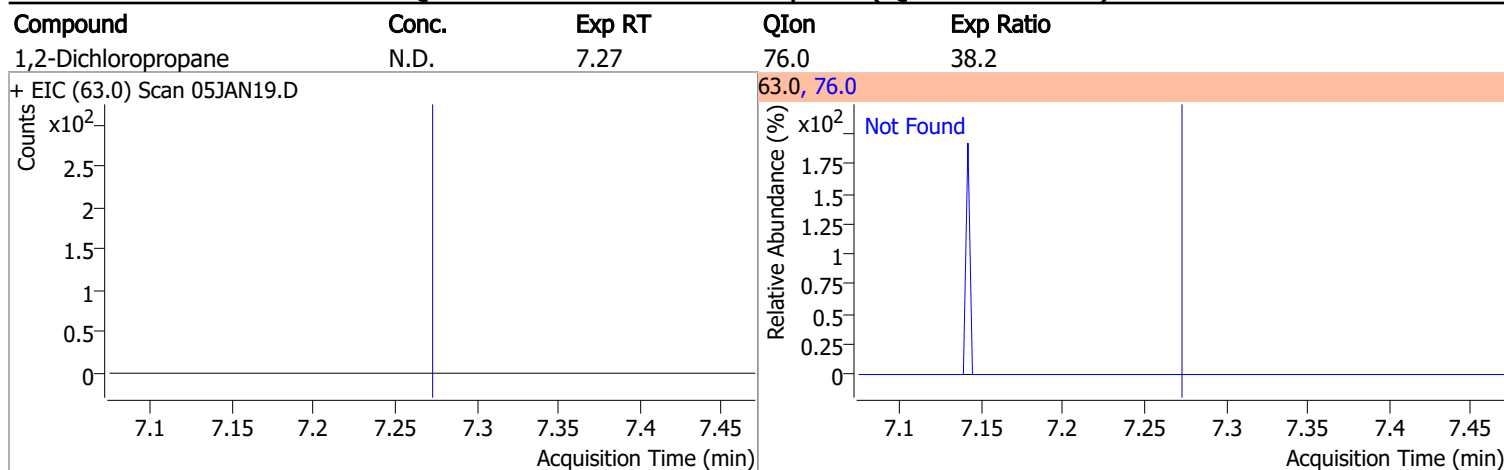
Compound	Conc.	Exp RT	QIon	Exp Ratio	QIon	Exp Ratio
1,2-Dichloroethane	N.D.	6.32	64.0	29.9	98.0	7.6



Compound	Conc.	Exp RT	QIon	Exp Ratio	QIon	Exp Ratio
Trichloroethene	N.D.	7.03	130.0	101.5	97.0	64.1

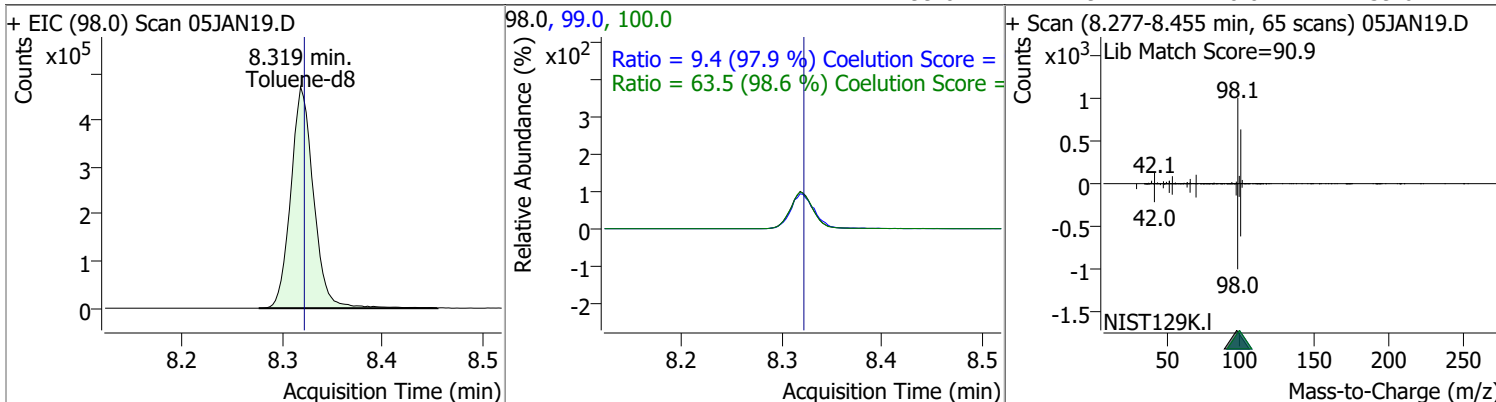


# Quantitation Results Report (QT Reviewed)

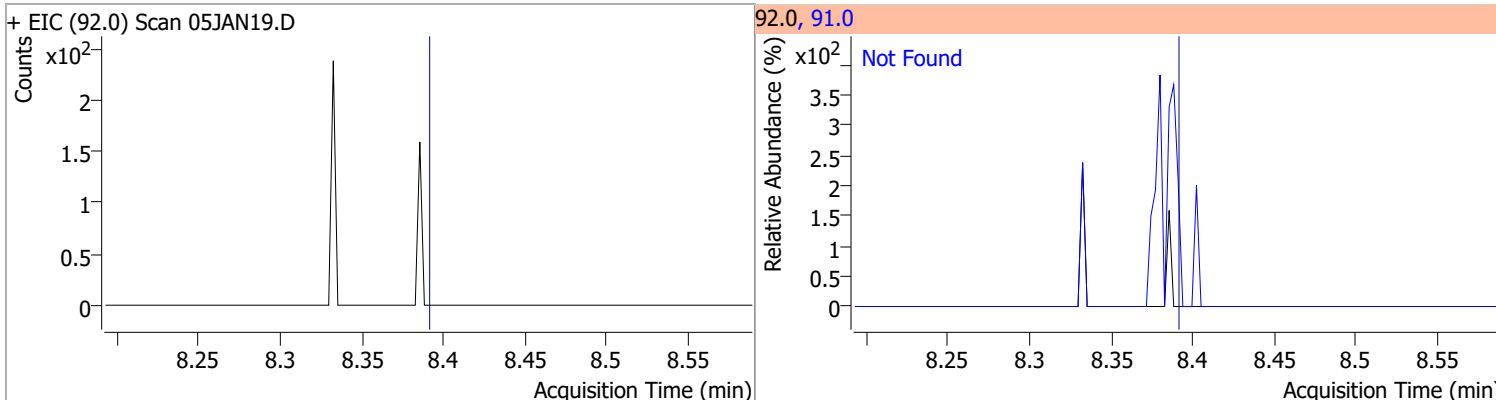


# Quantitation Results Report (QT Reviewed)

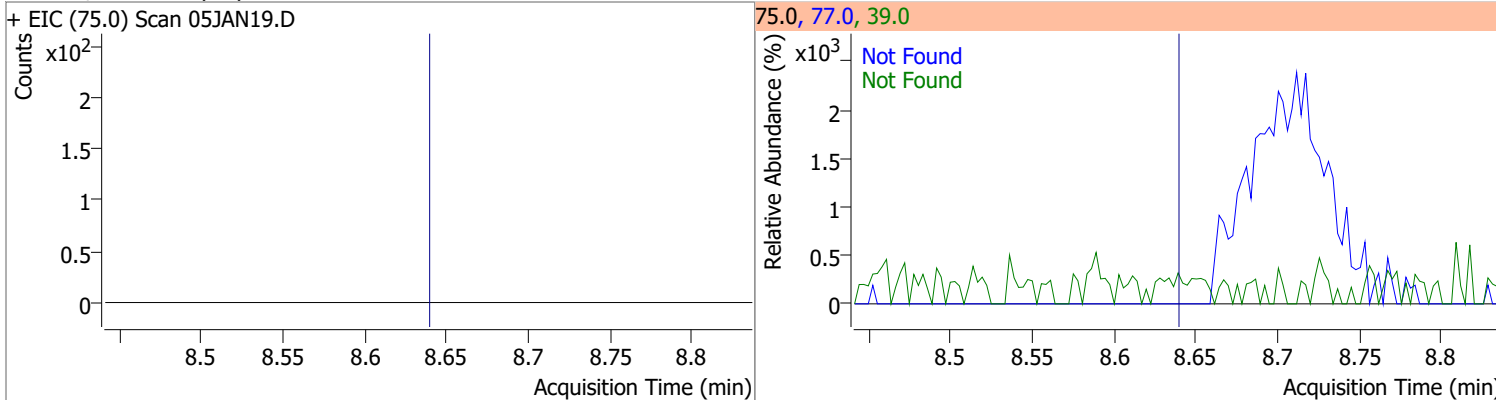
Compound	Conc.	RT	Dev(Min)	Resp.	QIon	QRatio	Lower	Upper
Toluene-d8	268.6691	8.32	0.00	744246	100.0	63.5	34.4	94.4
					99.0	9.4	0.0	39.6



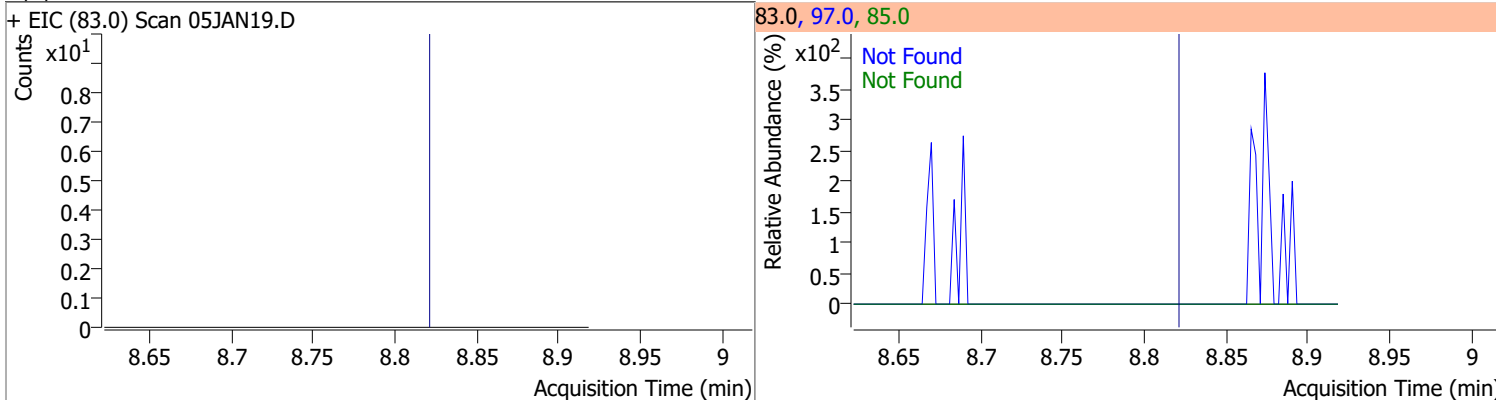
Compound	Conc.	Exp RT	QIon	Exp Ratio
Toluene	N.D.	8.39	91.0	175.8



Compound	Conc.	Exp RT	QIon	Exp Ratio	QIon	Exp Ratio
trans-1,3-Dichloropropene	N.D.	8.64	39.0	53.4	77.0	32.4

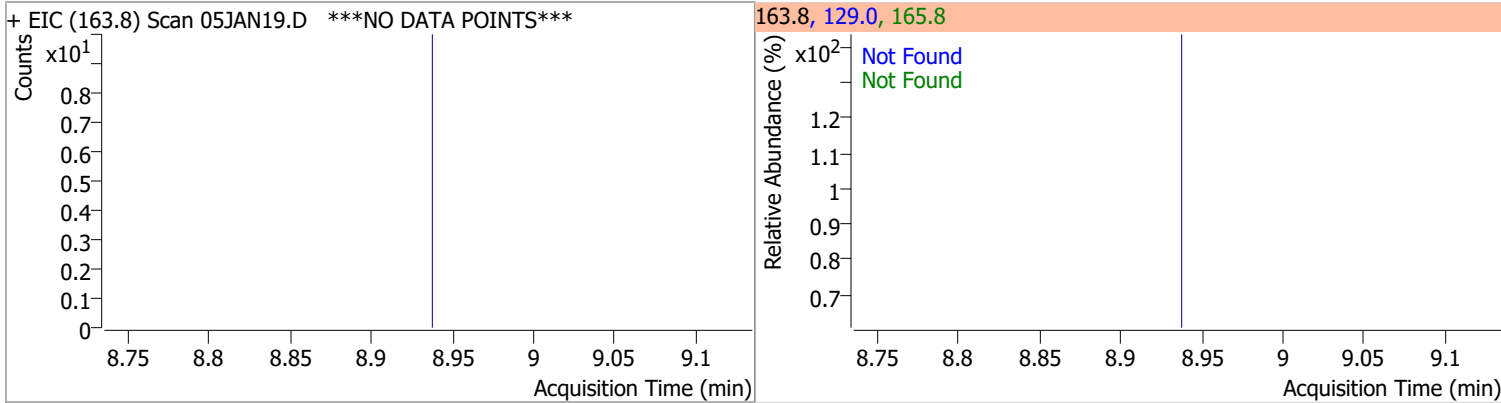


Compound	Conc.	Exp RT	QIon	Exp Ratio	QIon	Exp Ratio
1,1,2-Trichloroethane	N.D.	8.82	97.0	114.6	85.0	67.6

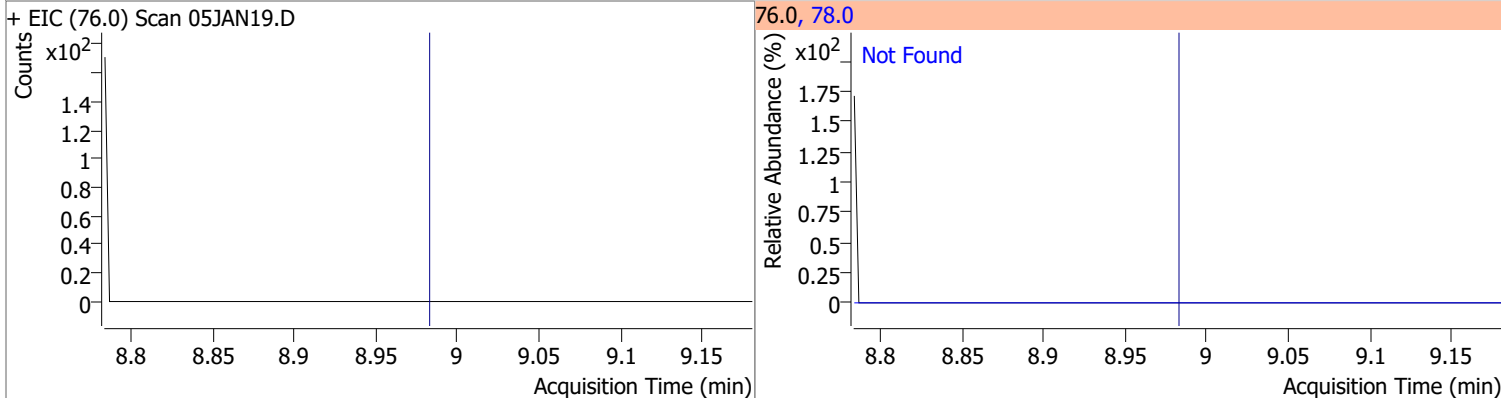


# Quantitation Results Report (QT Reviewed)

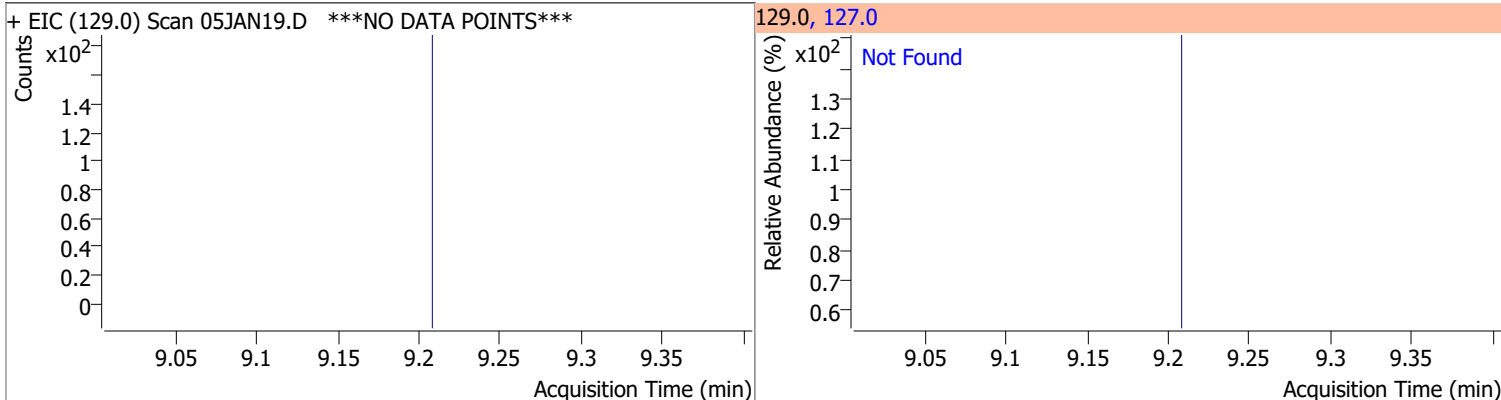
Compound	Conc.	Exp RT	QIon	Exp Ratio	QIon	Exp Ratio
Tetrachloroethene	N.D.	8.94	165.8	128.6	129.0	91.5



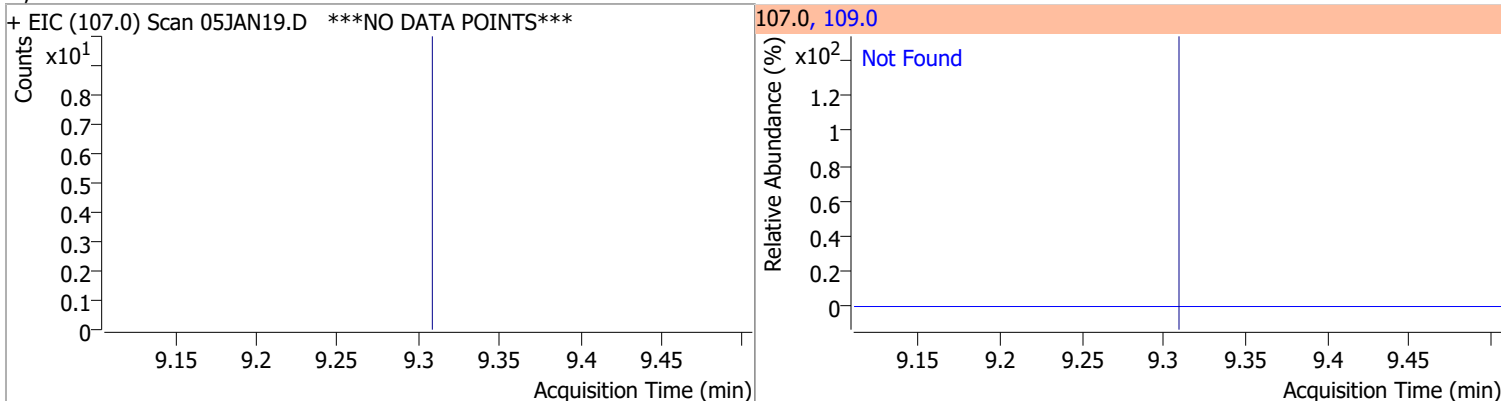
Compound	Conc.	Exp RT	QIon	Exp Ratio
1,3-Dichloropropane	N.D.	8.98	78.0	32.9



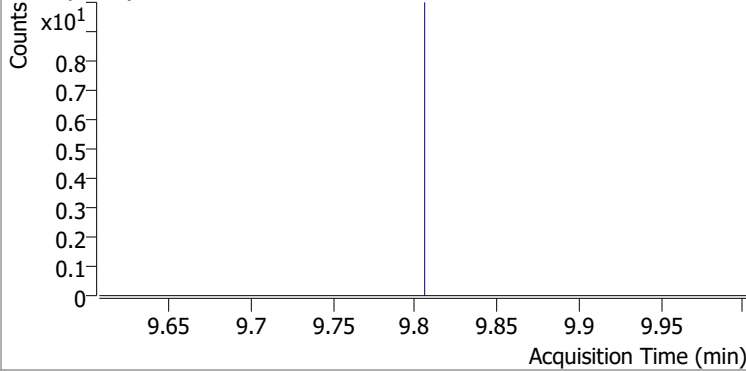
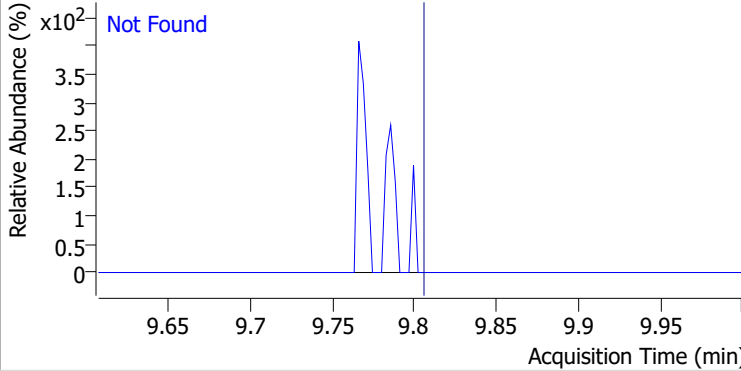
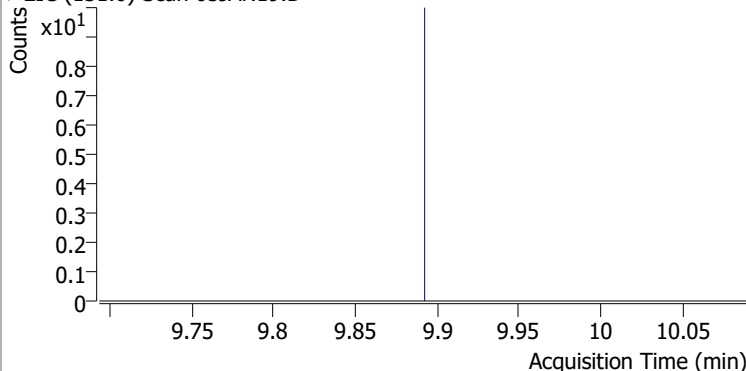
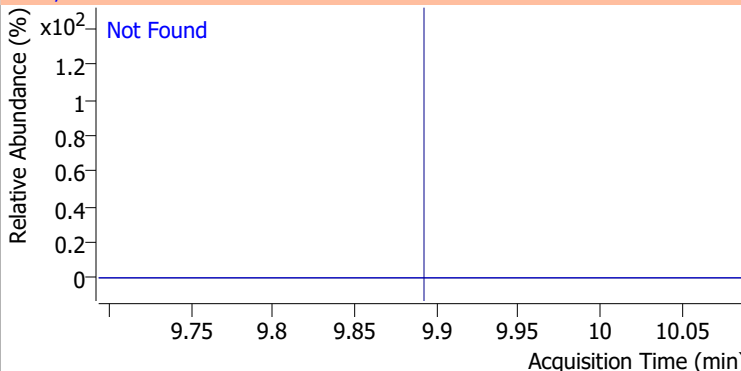
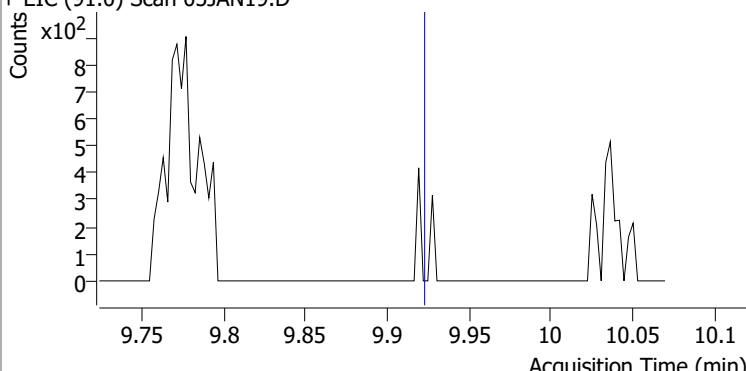
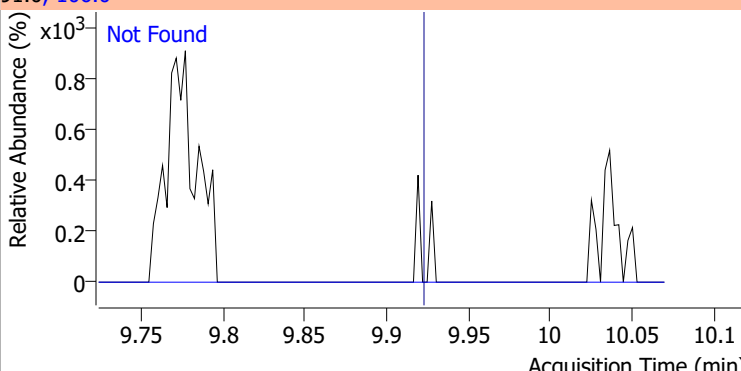
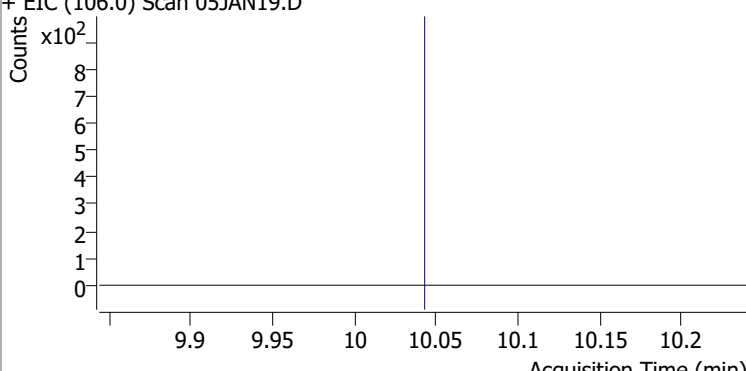
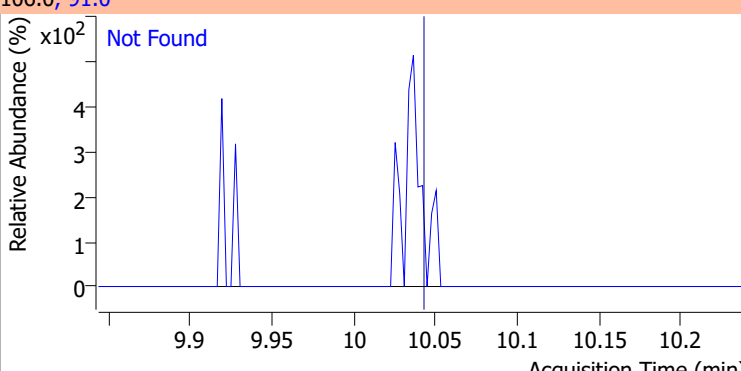
Compound	Conc.	Exp RT	QIon	Exp Ratio
Chlorodibromomethane	N.D.	9.21	127.0	78.0



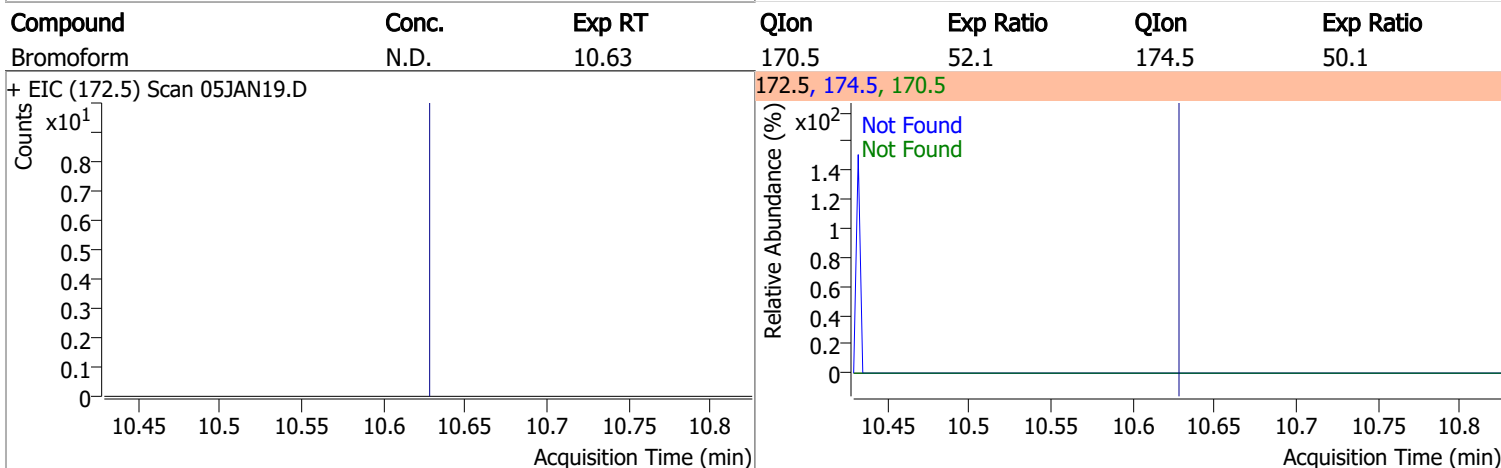
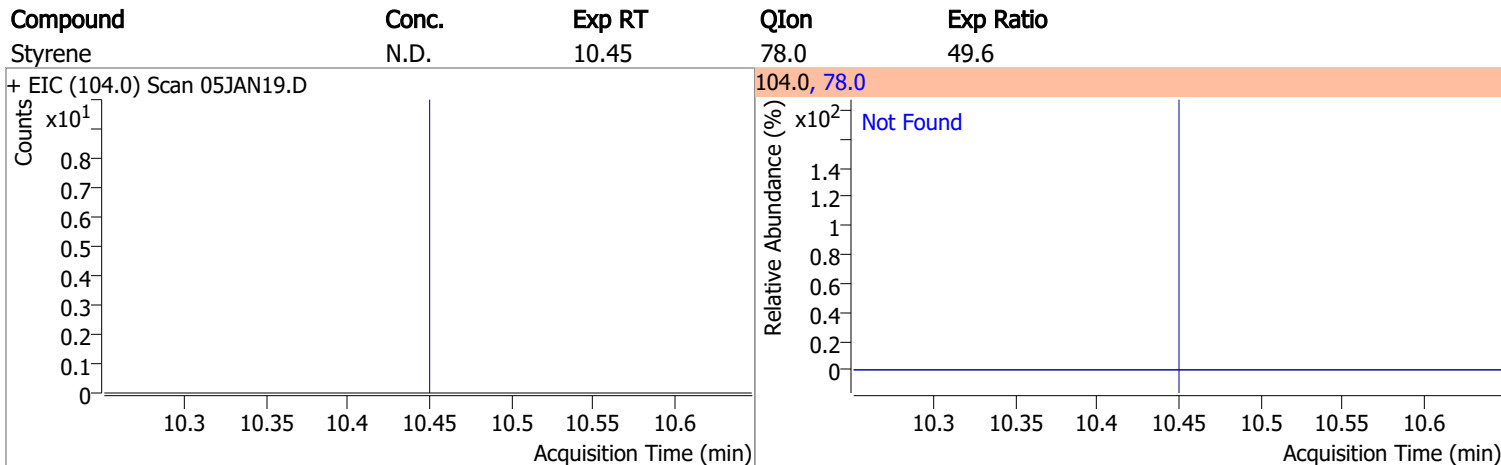
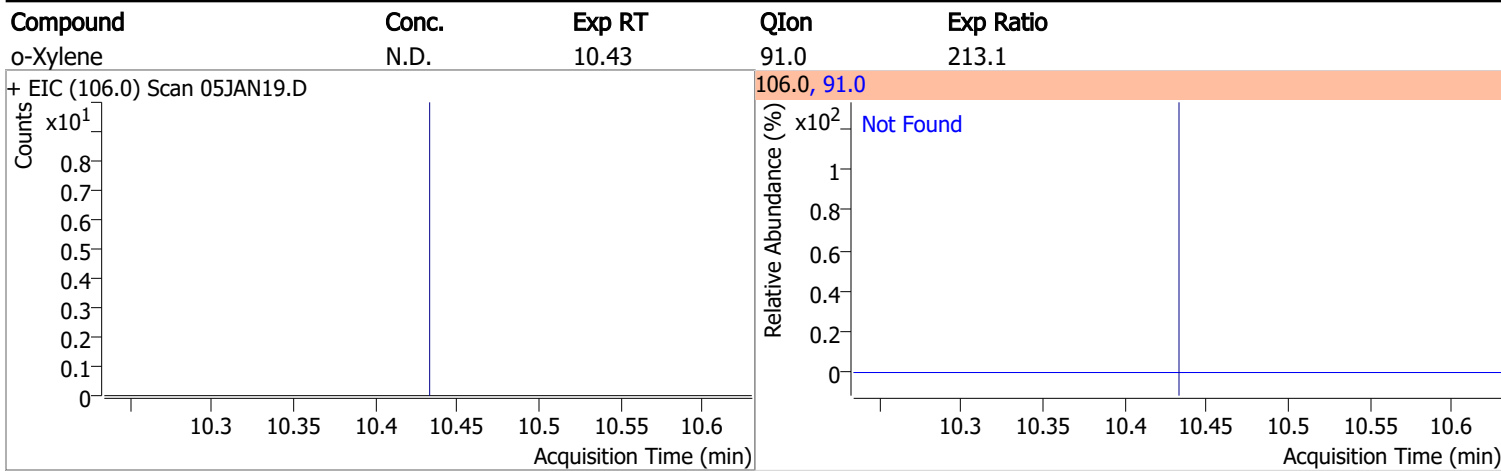
Compound	Conc.	Exp RT	QIon	Exp Ratio
1,2-Dibromoethane	N.D.	9.31	109.0	94.5



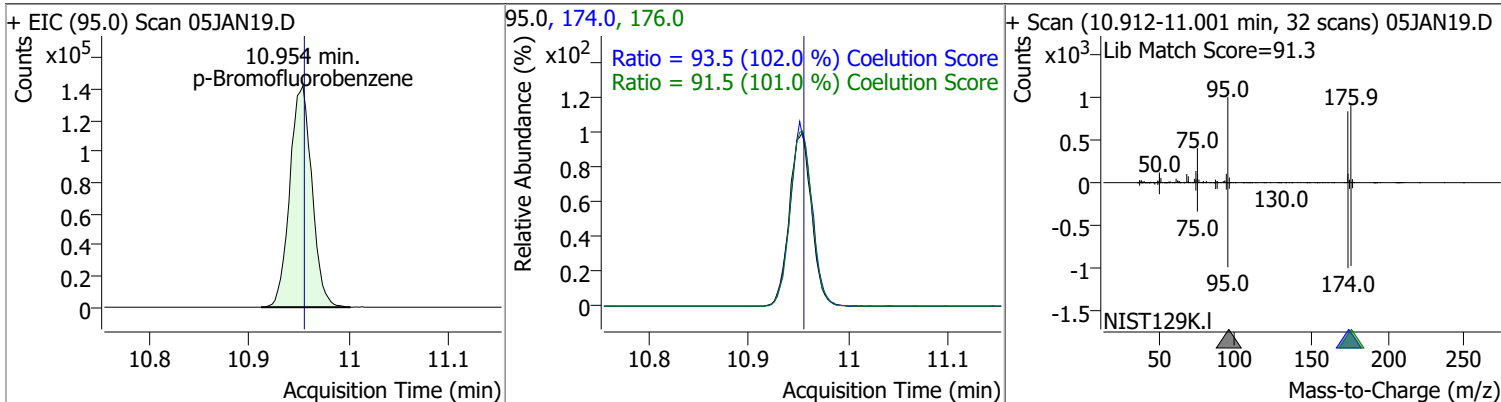
# Quantitation Results Report (QT Reviewed)

Compound	Conc.	Exp RT	QIon	Exp Ratio
Chlorobenzene	N.D.	9.80	114.0	32.1
+ EIC (112.0) Scan 05JAN19.D			112.0, 114.0	
				
1,1,1,2-Tetrachloroethane	N.D.	9.89	133.0	98.6
+ EIC (131.0) Scan 05JAN19.D			131.0, 133.0	
				
Ethylbenzene	N.D.	9.92	106.0	31.1
+ EIC (91.0) Scan 05JAN19.D			91.0, 106.0	
				
m+p-Xylenes	N.D.	10.04	91.0	201.4
+ EIC (106.0) Scan 05JAN19.D			106.0, 91.0	
				

# Quantitation Results Report (QT Reviewed)

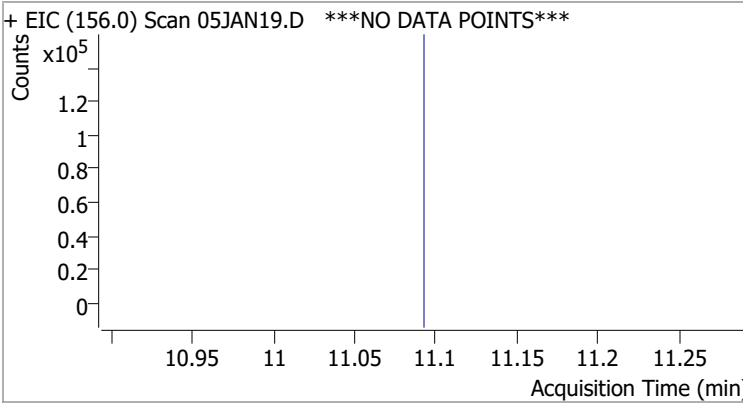
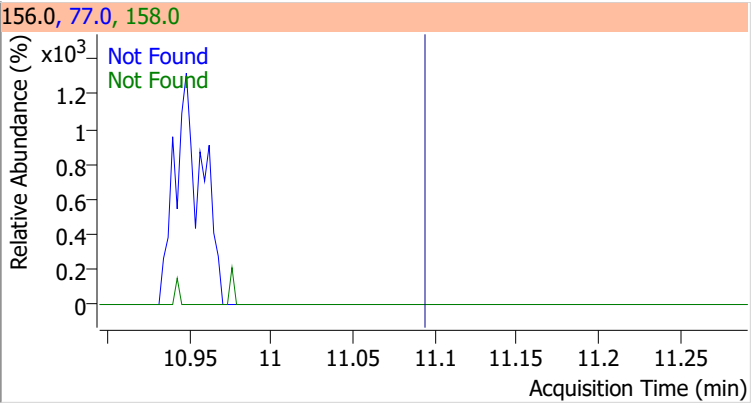
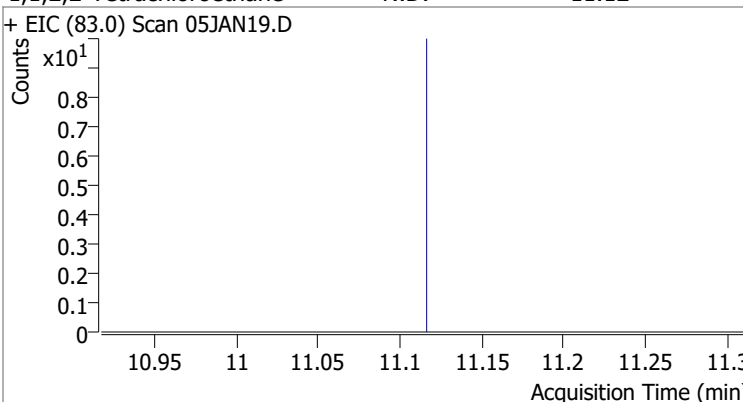
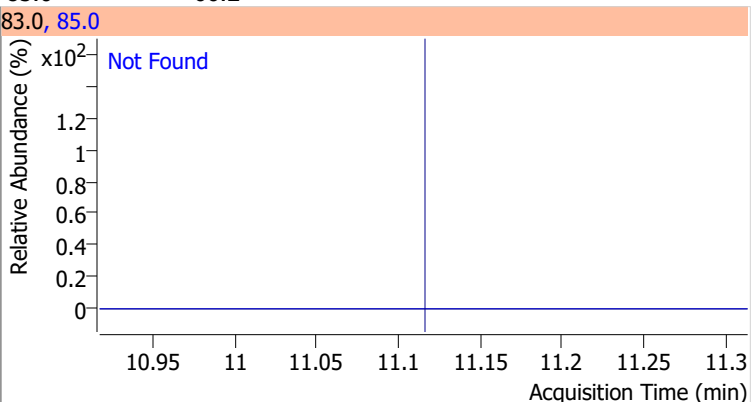
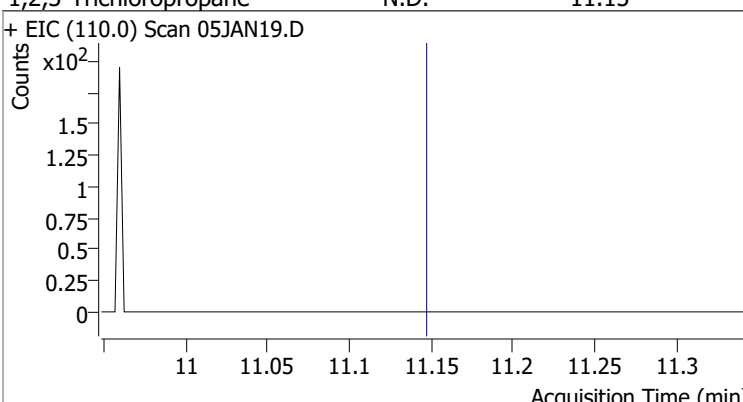
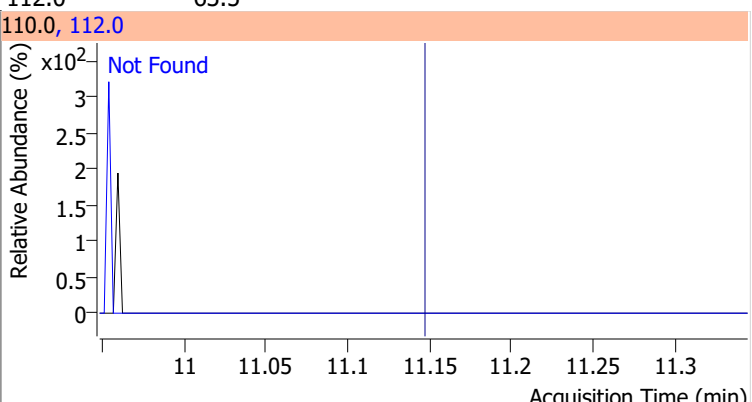
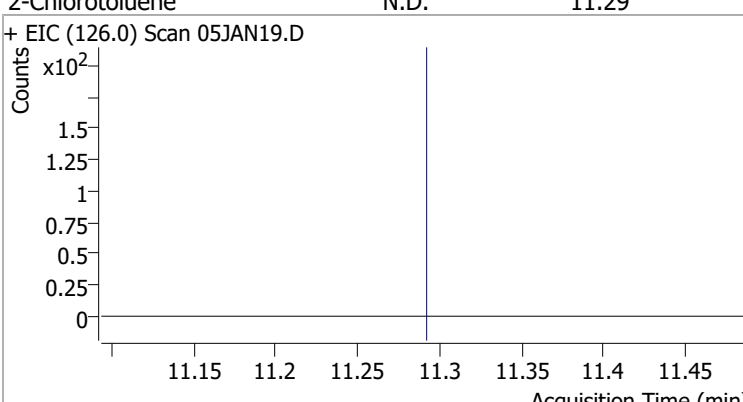
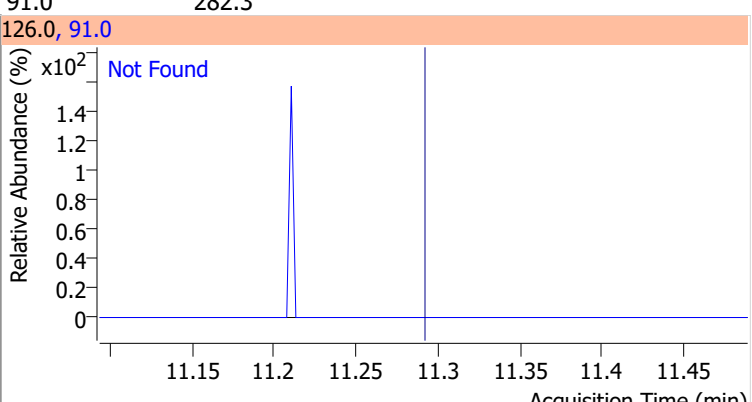


Compound	Conc.	RT	Dev(Min)	Resp.	QIon	QRatio	Lower	Upper
p-Bromofluorobenzene	269.4934	10.95	0.00	217233	174.0	93.5	61.7	121.7
					176.0	91.5	60.6	120.6

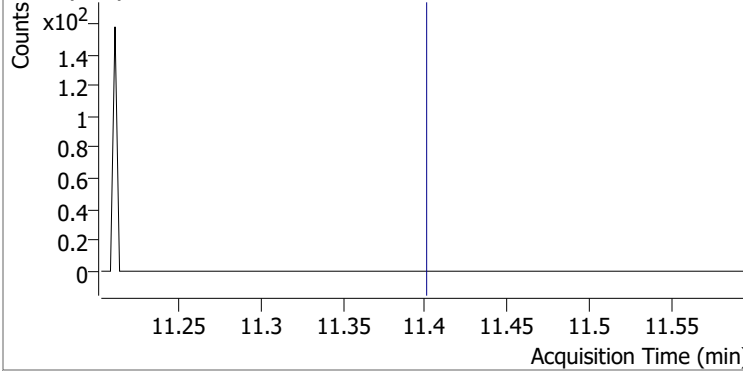
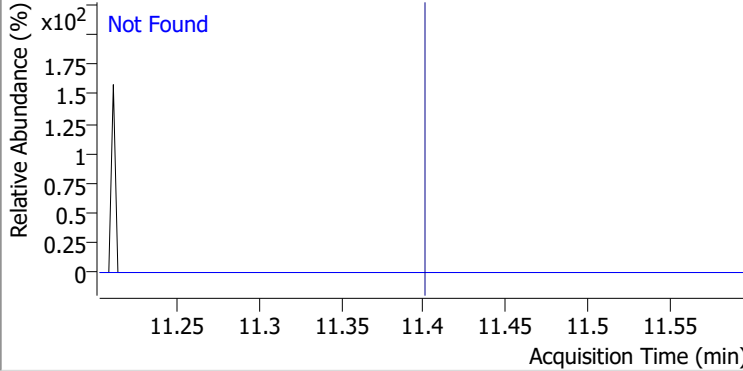
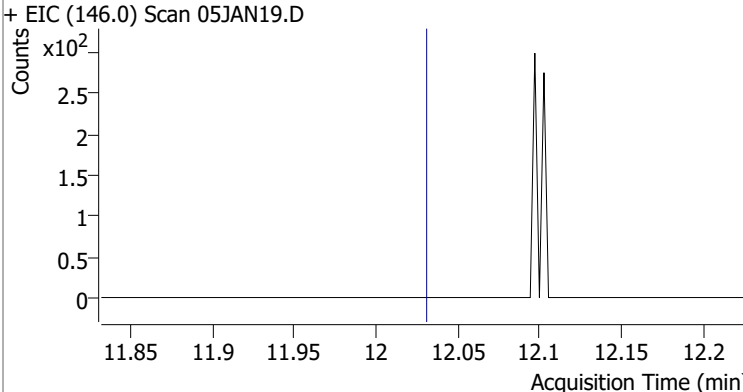
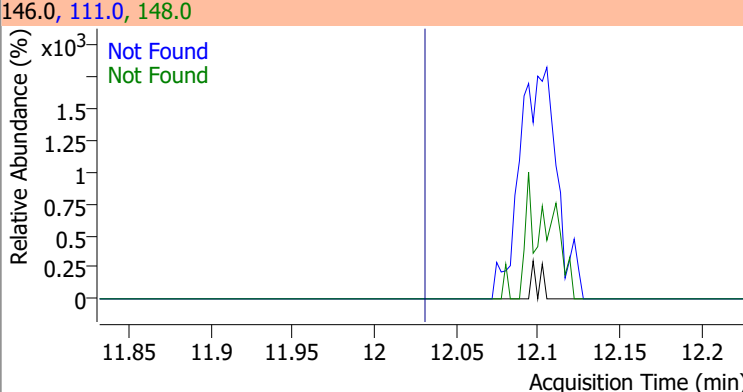
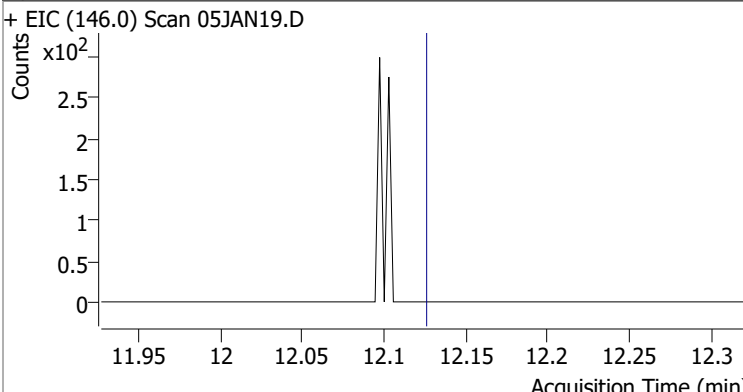
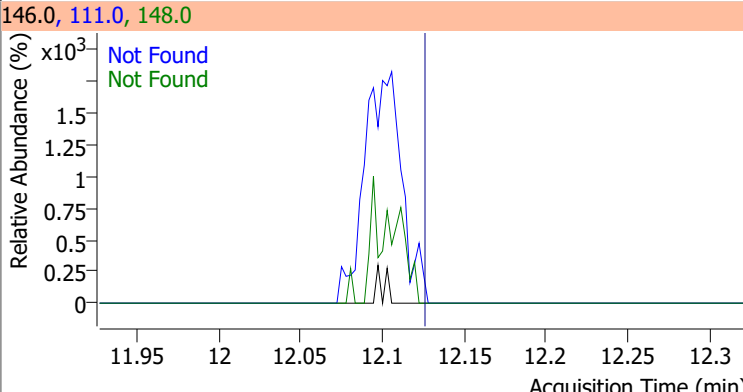
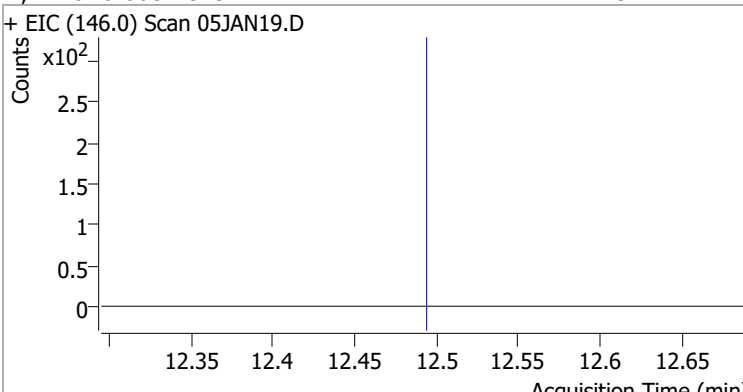
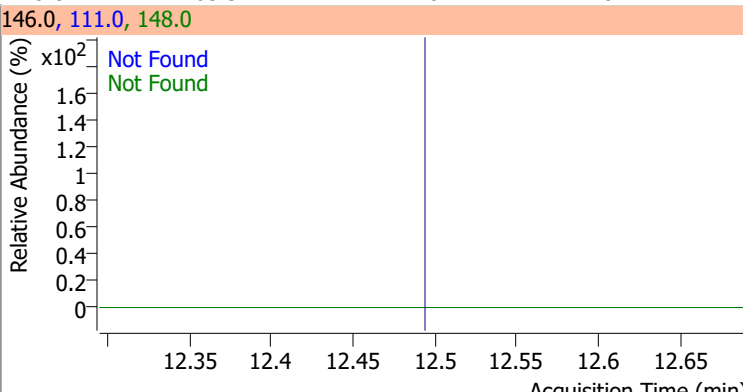




# Quantitation Results Report (QT Reviewed)

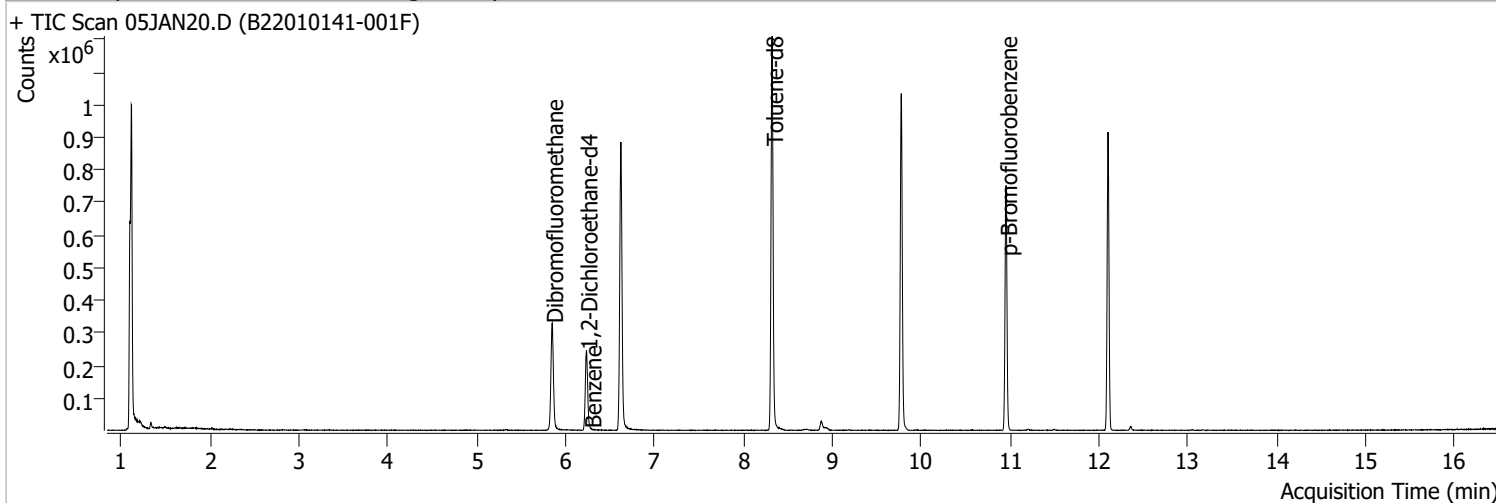
Compound	Conc.	Exp RT	QIon	Exp Ratio	QIon	Exp Ratio
Bromobenzene	N.D.	11.09	77.0	145.7	158.0	96.5
+ EIC (156.0) Scan 05JAN19.D ***NO DATA POINTS***			156.0, 77.0, 158.0			
						
1,1,2,2-Tetrachloroethane	N.D.	11.12	85.0	66.2		
+ EIC (83.0) Scan 05JAN19.D			83.0, 85.0			
						
1,2,3-Trichloropropane	N.D.	11.15	112.0	63.5		
+ EIC (110.0) Scan 05JAN19.D			110.0, 112.0			
						
2-Chlorotoluene	N.D.	11.29	91.0	282.3		
+ EIC (126.0) Scan 05JAN19.D			126.0, 91.0			
						

# Quantitation Results Report (QT Reviewed)

Compound	Conc.	Exp RT	QIon	Exp Ratio		
4-Chlorotoluene	N.D.	11.40	126.0	31.7		
+ EIC (91.0) Scan 05JAN19.D			91.0, 126.0			
						
1,3-Dichlorobenzene	N.D.	12.03	148.0	63.6	QIon	Exp Ratio
+ EIC (146.0) Scan 05JAN19.D			146.0, 111.0, 148.0			
						
1,4-Dichlorobenzene	N.D.	12.13	148.0	63.1	QIon	Exp Ratio
+ EIC (146.0) Scan 05JAN19.D			146.0, 111.0, 148.0			
						
1,2-Dichlorobenzene	N.D.	12.49	148.0	63.9	QIon	Exp Ratio
+ EIC (146.0) Scan 05JAN19.D			146.0, 111.0, 148.0			
						

# Quantitation Results Report (QT Reviewed)

Data File	05JAN20.D	Operator	MSC
Acq. Method	5975CACQF.M	Acq. Date-Time	1/5/2022 6:44:10 PM
Sample Name	B22010141-001F	Instrument	VOA5975C
Vial	20	Multiplier	1.00
DA Method File	VOA5975C_8260B_SHT_DoD_L4_010422.m	Comment	
Tune File	BFB_Atune3.u	Tune Date	10/11/2021 4:02:00 PM
Batch Name	VG010522_8260B.batch.bin	Last Calib Update	2/28/2022 2:48:47 PM
Ref Library	\\MASSHUNTER\Org\Library\NIST129K.I		



Compound	RT	QIon	Resp.	Conc.	Units	Dev(Min)
----------	----	------	-------	-------	-------	----------

**Internal Standards**

M Fluorobenzene	6.620	96.0	736081	250.0000	ng	-0.003
M Chlorobenzene-d5	9.774	82.0	285810	250.0000	ng	0.003
M 1,4-Dichlorobenzene-d4	12.100	152.0	218523	250.0000	ng	0.000

**System Monitoring Compounds**

S Dibromofluoromethane	5.848	113.0	192434	277.4972	ng	0.003
Spiked Amount: 250.000	Range: 80.0 - 119.0%			Recovery = 111.00%		
S 1,2-Dichloroethane-d4	6.233	67.0	86001	287.1237	ng	0.000
Spiked Amount: 250.000	Range: 81.0 - 118.0%			Recovery = 114.85%		
S Toluene-d8	8.321	98.0	735346	266.9897	ng	0.003
Spiked Amount: 250.000	Range: 89.0 - 112.0%			Recovery = 106.80%		
S p-Bromofluorobenzene	10.954	95.0	212642	265.6160	ng	0.000
Spiked Amount: 250.000	Range: 85.0 - 114.0%			Recovery = 106.25%		

**Target Compounds**

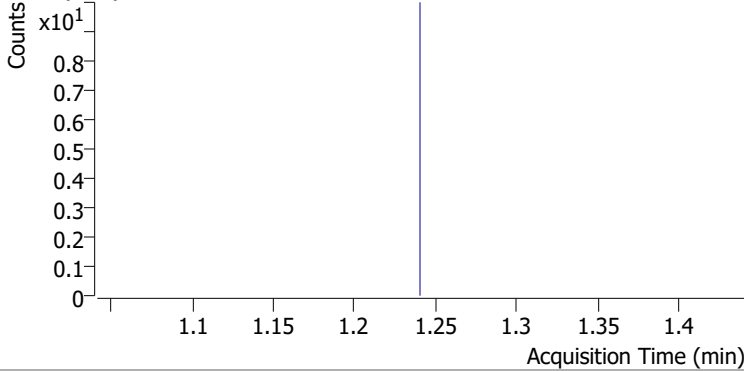
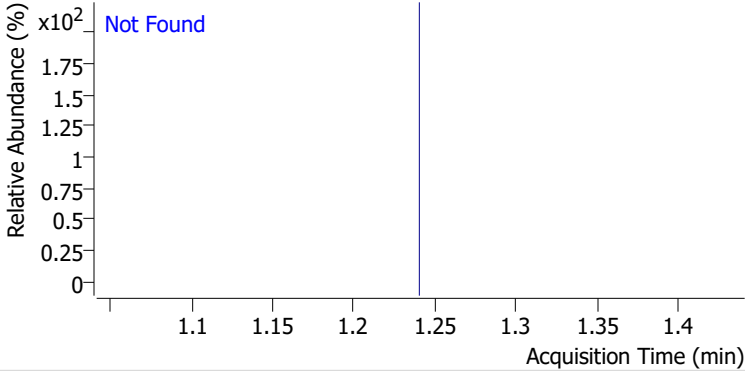
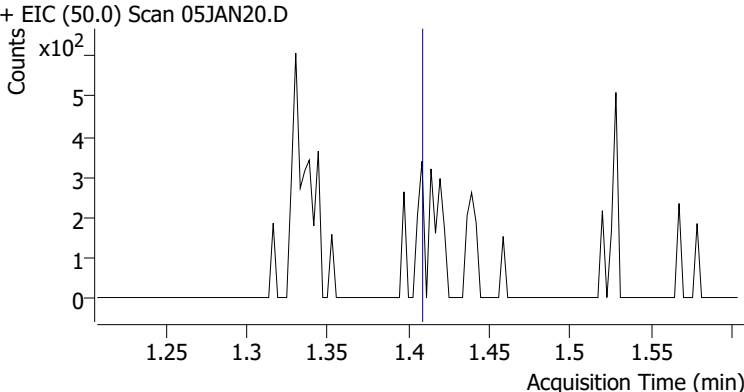
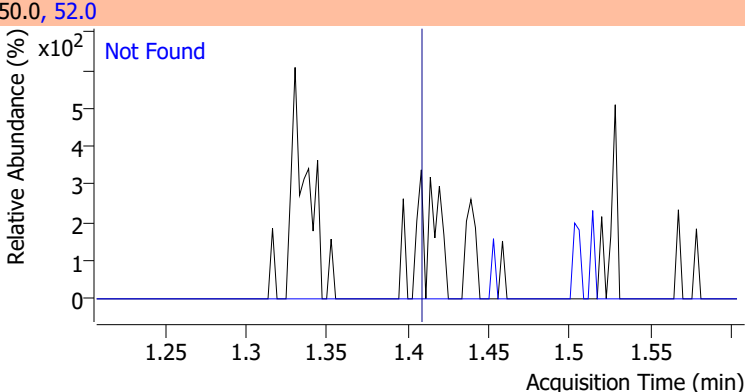
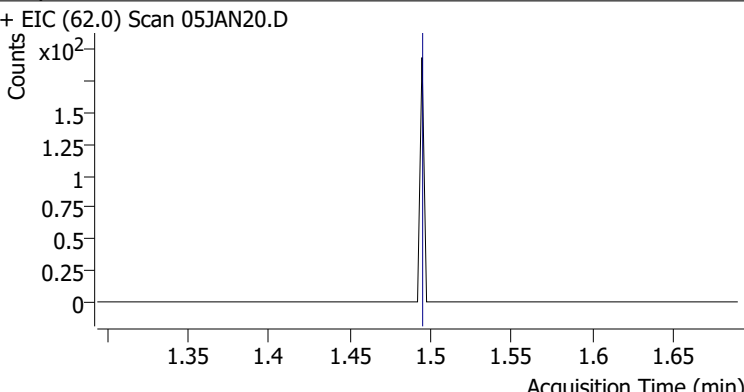
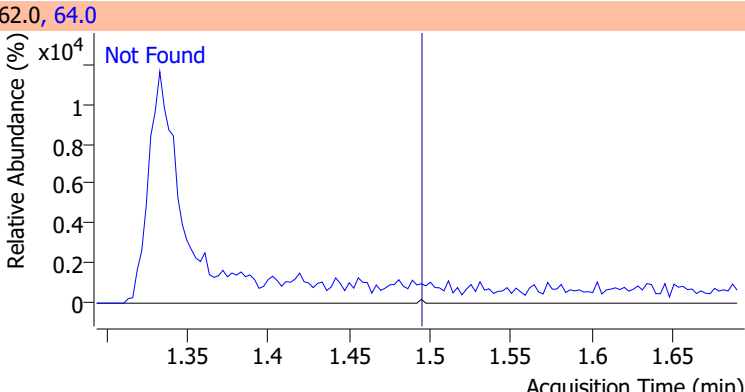
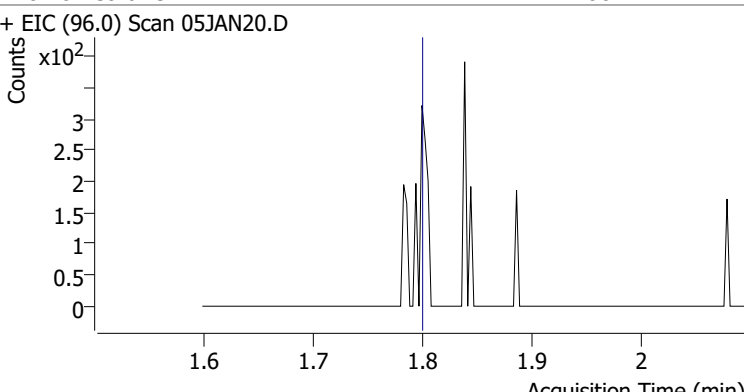
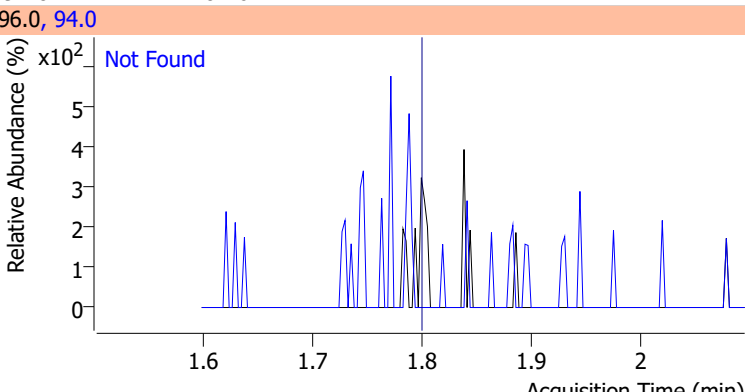
Compound	RT	QIon	Resp.	Conc.	Units	Dev(Min)	QValue
T Dichlorodifluoromethane	0.000		0	N.D.			
T Chloromethane	0.000		0	N.D.			
T Vinyl chloride	0.000		0	N.D.			
T Bromomethane	0.000		0	N.D.			
T Chloroethane	0.000		0	N.D.			
T Trichlorofluoromethane	0.000		0	N.D.			
T 1,1-Dichloroethene	0.000		0	N.D.			
T Methylene chloride	0.000		0	N.D.			
T trans-1,2-Dichloroethene	0.000		0	N.D.			
T Methyl tert-butyl ether (MTBE)	0.000		0	N.D.			
T 1,1-Dichloroethane	0.000		0	N.D.			
T 2,2-Dichloropropane	0.000		0	N.D.			
T cis-1,2-Dichloroethene	0.000		0	N.D.			
T Methyl ethyl ketone	0.000		0	N.D.			
T Bromochloromethane	0.000		0	N.D.			
T Chloroform	0.000		0	N.D.			

# Quantitation Results Report (QT Reviewed)

Compound	RT	QIon	Resp.	Conc.	Units		Dev(Min)
T 1,1,1-Trichloroethane	0.000		0	N.D.			
T Carbon tetrachloride	0.000		0	N.D.			
T 1,1-Dichloropropene	0.000		0	N.D.			
T Benzene	6.277	78.0	427	0.1455	ng	m	85
T 1,2-Dichloroethane	0.000		0	N.D.			
T Trichloroethene	0.000		0	N.D.			
T 1,2-Dichloropropane	0.000		0	N.D.			
T Dibromomethane	0.000		0	N.D.			
T Bromodichloromethane	0.000		0	N.D.			
T cis-1,3-Dichloropropene	0.000		0	N.D.			
T Toluene	0.000		0	N.D.			
T trans-1,3-Dichloropropene	0.000		0	N.D.			
T 1,1,2-Trichloroethane	0.000		0	N.D.			
T Tetrachloroethene	0.000		0	N.D.			
T 1,3-Dichloropropane	0.000		0	N.D.			
T Chlorodibromomethane	0.000		0	N.D.			
T 1,2-Dibromoethane	0.000		0	N.D.			
T Chlorobenzene	0.000		0	N.D.			
T 1,1,1,2-Tetrachloroethane	0.000		0	N.D.			
T Ethylbenzene	0.000		0	N.D.			
T m+p-Xylenes	10.048	106.0	0		ng	md	1
T o-Xylene	0.000		0	N.D.			
T Styrene	0.000		0	N.D.			
T Bromoform	0.000		0	N.D.			
T Bromobenzene	0.000		0	N.D.			
T 1,1,2,2-Tetrachloroethane	0.000		0	N.D.			
T 1,2,3-Trichloropropane	0.000		0	N.D.			
T 2-Chlorotoluene	0.000		0	N.D.			
T 4-Chlorotoluene	0.000		0	N.D.			
T 1,3-Dichlorobenzene	0.000		0	N.D.			
T 1,4-Dichlorobenzene	0.000		0	N.D.			
T 1,2-Dichlorobenzene	0.000		0	N.D.			

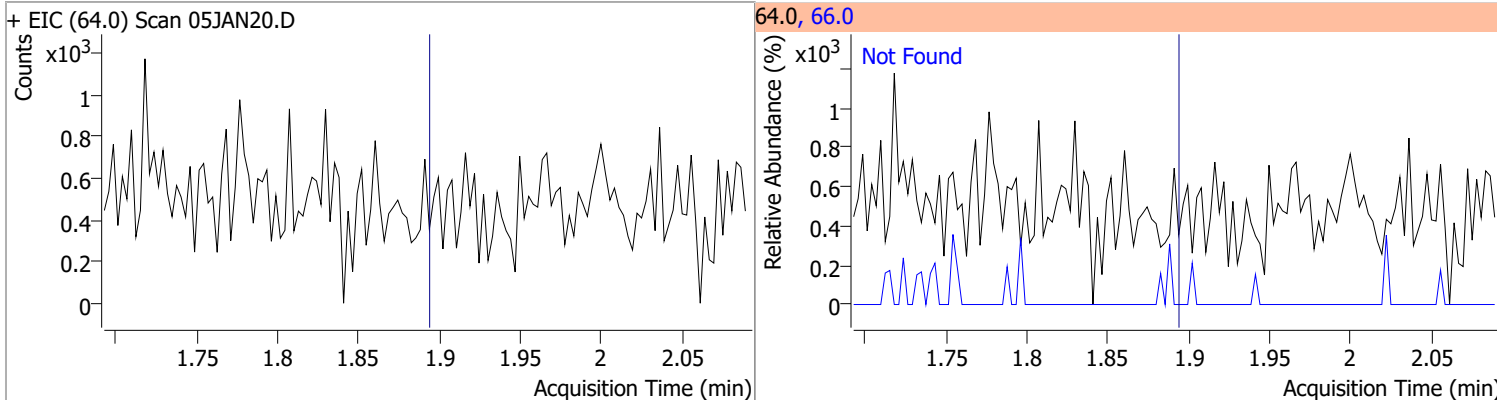
(#) = Qualifier Out of Range; (m) = Manual Integration; (+) = Area Summed; (\*) = Surrogate Percent Recovery Out of Range; (d): Zeroed Peak

# Quantitation Results Report (QT Reviewed)

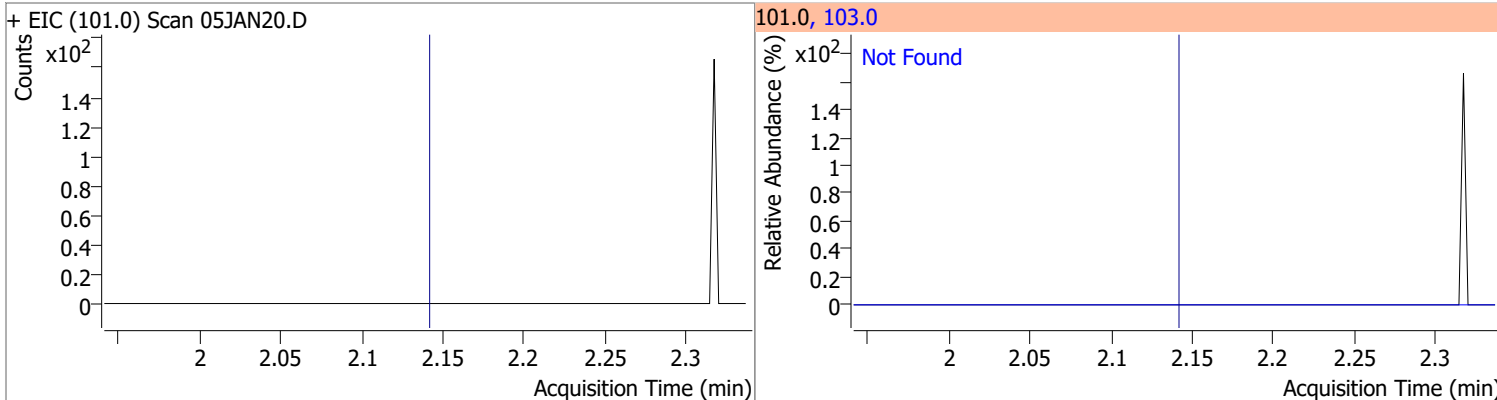
Compound	Conc.	Exp RT	QIon	Exp Ratio
Dichlorodifluoromethane	N.D.	1.24	87.0	32.3
+ EIC (85.0) Scan 05JAN20.D ***NO DATA POINTS***			85.0, 87.0	
				
Chloromethane	N.D.	1.41	52.0	32.1
+ EIC (50.0) Scan 05JAN20.D			50.0, 52.0	
				
Vinyl chloride	N.D.	1.50	64.0	29.9
+ EIC (62.0) Scan 05JAN20.D			62.0, 64.0	
				
Bromomethane	N.D.	1.80	94.0	104.6
+ EIC (96.0) Scan 05JAN20.D			96.0, 94.0	
				

# Quantitation Results Report (QT Reviewed)

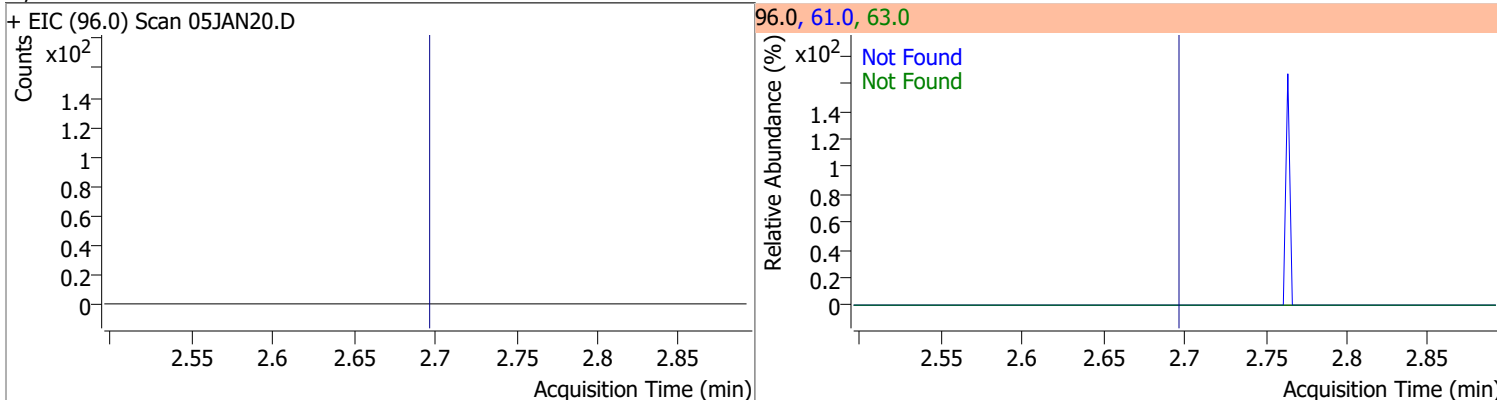
Compound	Conc.	Exp RT	QIon	Exp Ratio
Chloroethane	N.D.	1.89	66.0	30.1



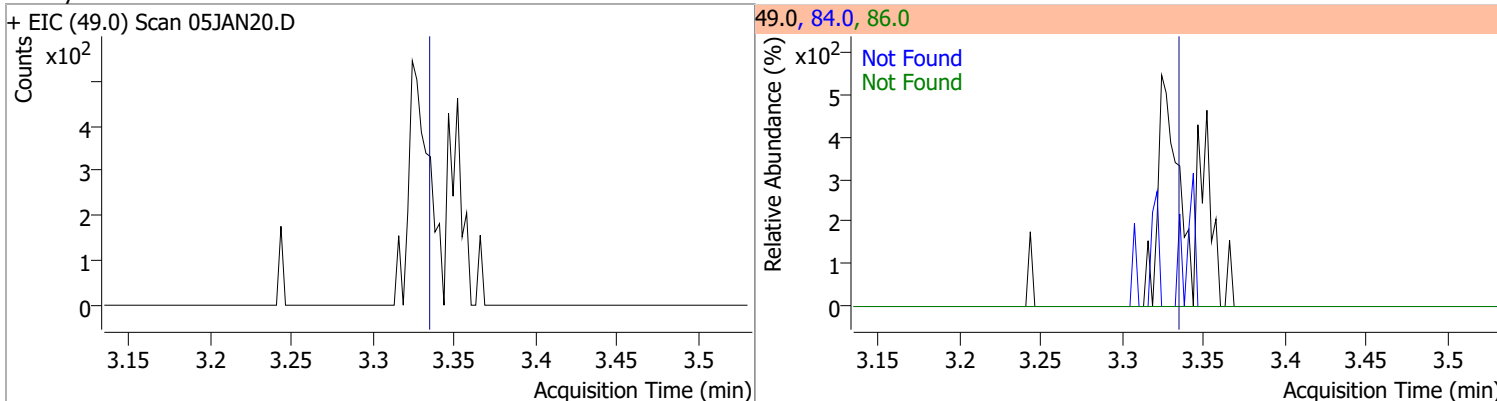
Compound	Conc.	Exp RT	QIon	Exp Ratio
Trichlorofluoromethane	N.D.	2.14	103.0	64.2



Compound	Conc.	Exp RT	QIon	Exp Ratio	QIon	Exp Ratio
1,1-Dichloroethene	N.D.	2.70	61.0	180.3	63.0	56.7

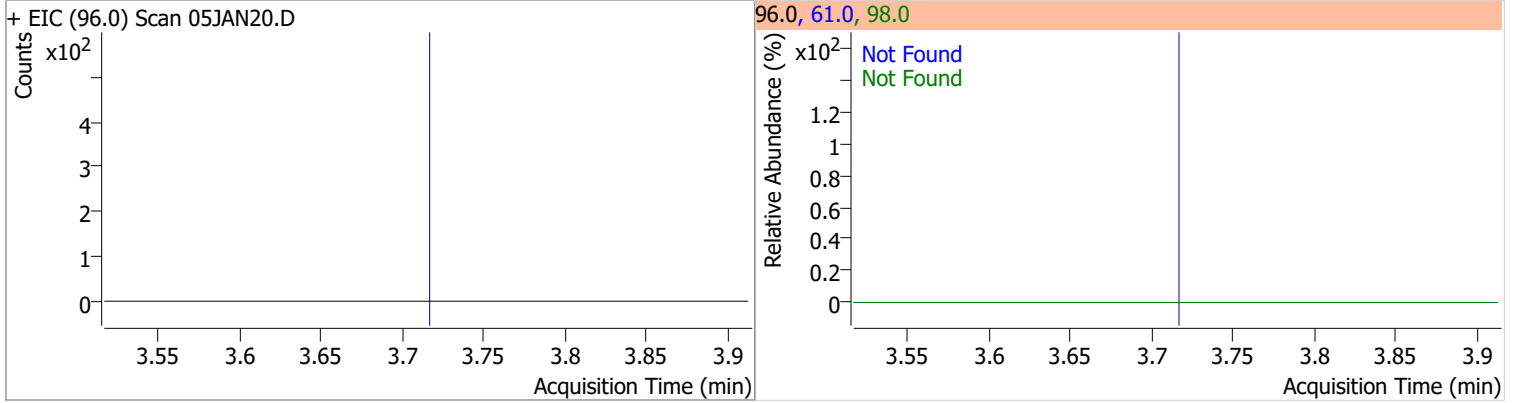


Compound	Conc.	Exp RT	QIon	Exp Ratio	QIon	Exp Ratio
Methylene chloride	N.D.	3.34	84.0	66.9	86.0	44.3

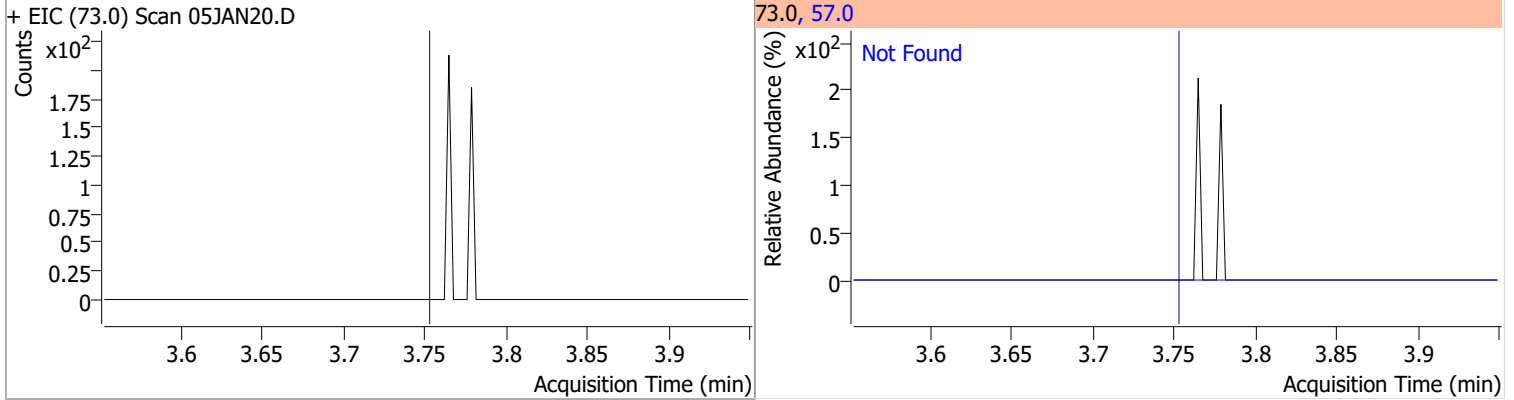


# Quantitation Results Report (QT Reviewed)

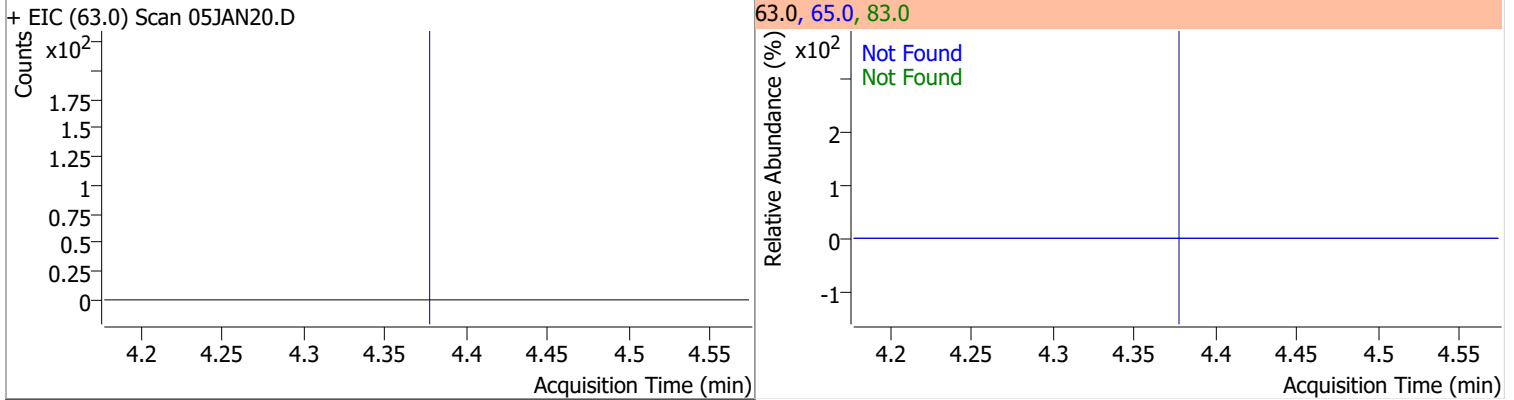
Compound	Conc.	Exp RT	QIon	Exp Ratio	QIon	Exp Ratio
trans-1,2-Dichloroethene	N.D.	3.72	61.0	153.9	98.0	65.7



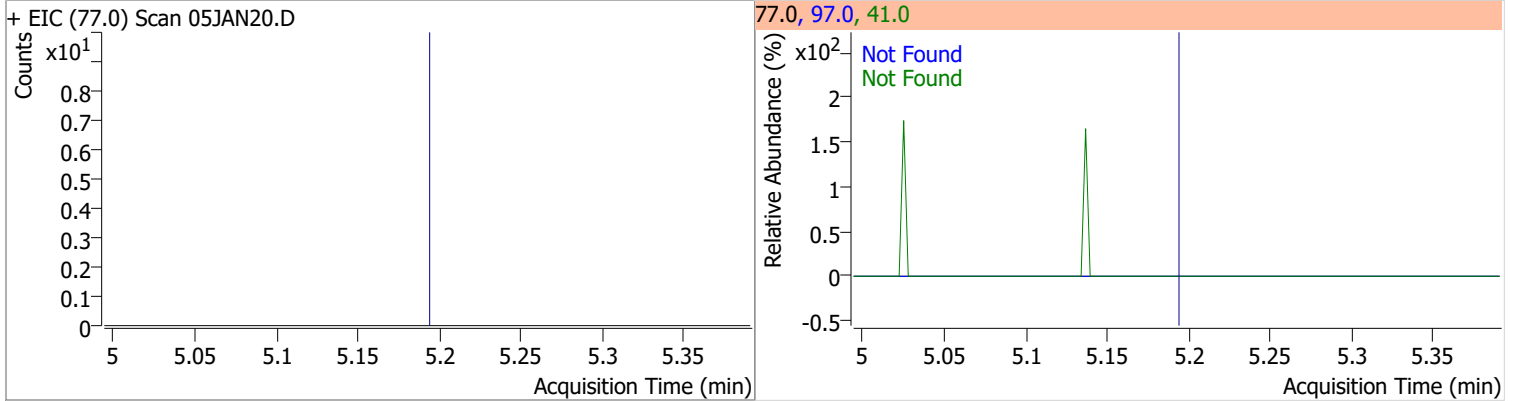
Compound	Conc.	Exp RT	QIon	Exp Ratio
Methyl tert-butyl ether (MTBE)	N.D.	3.75	57.0	24.6



Compound	Conc.	Exp RT	QIon	Exp Ratio	QIon	Exp Ratio
1,1-Dichloroethane	N.D.	4.38	65.0	32.1	83.0	13.7

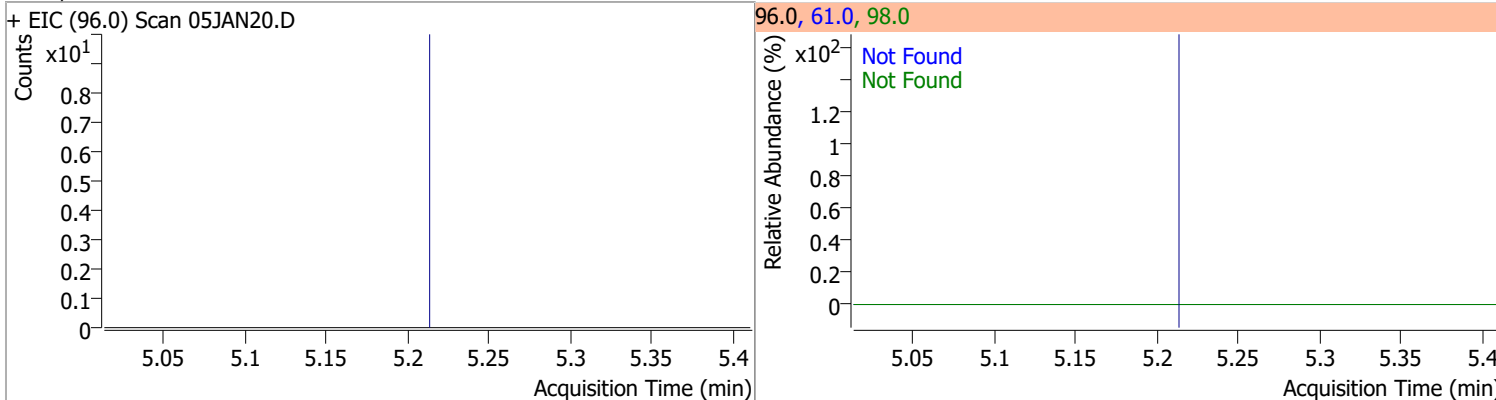


Compound	Conc.	Exp RT	QIon	Exp Ratio	QIon	Exp Ratio
2,2-Dichloropropane	N.D.	5.20	41.0	66.5	97.0	23.2

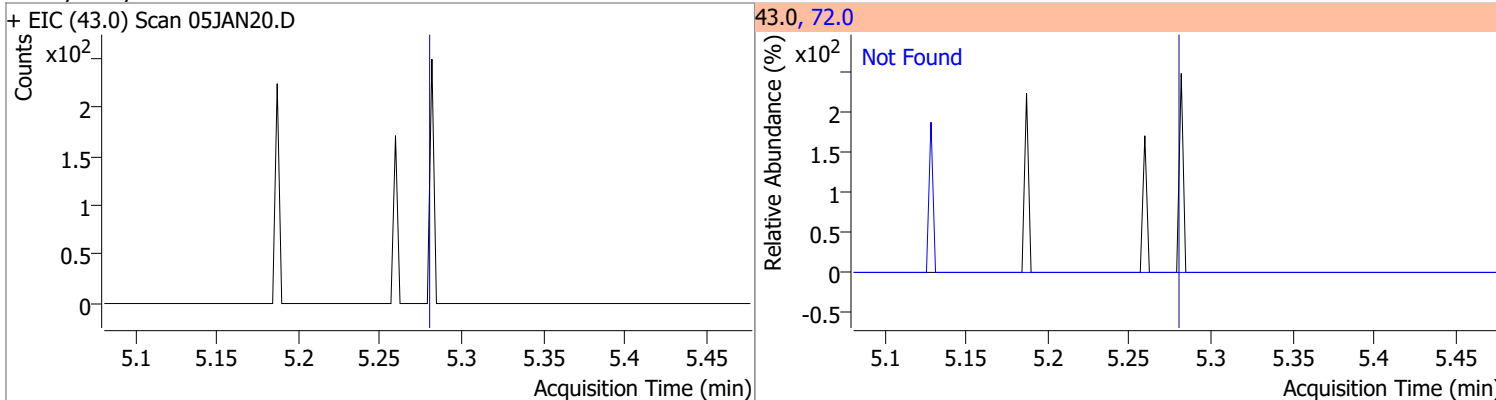


# Quantitation Results Report (QT Reviewed)

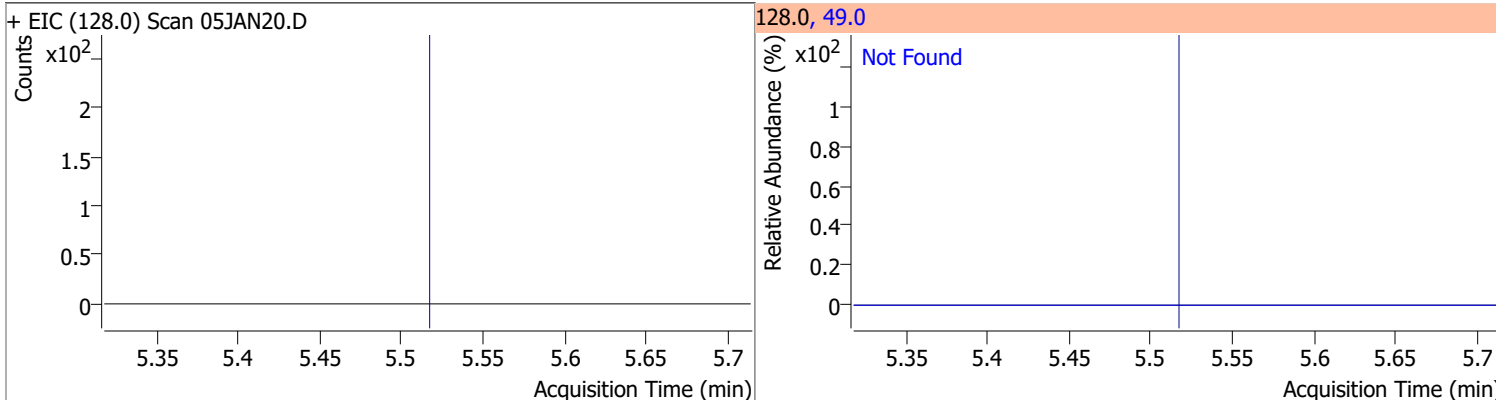
Compound	Conc.	Exp RT	QIon	Exp Ratio	QIon	Exp Ratio
cis-1,2-Dichloroethene	N.D.	5.22	61.0	167.2	98.0	67.3



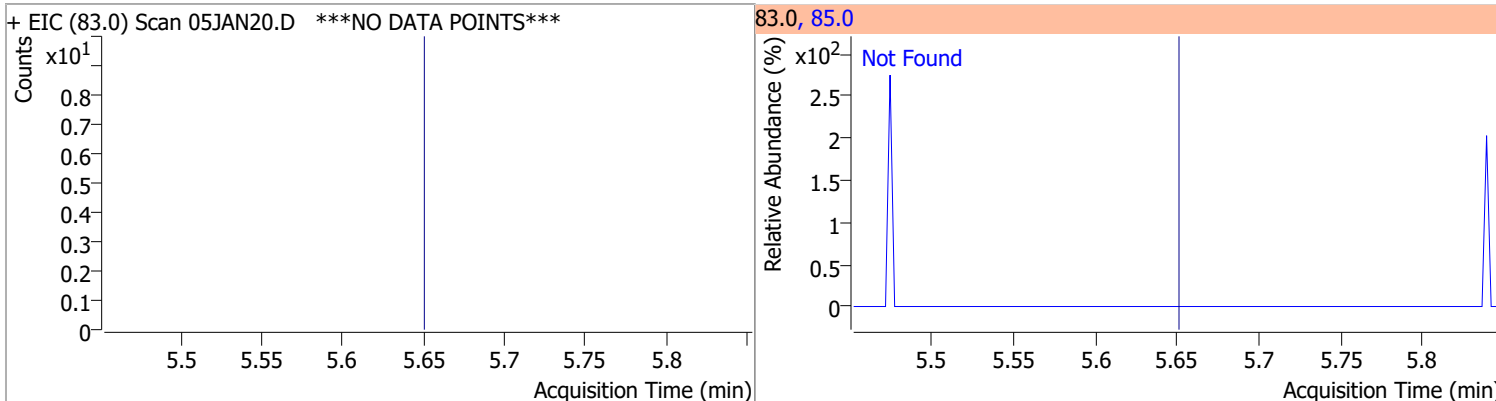
Compound	Conc.	Exp RT	QIon	Exp Ratio
Methyl ethyl ketone	N.D.	5.28	72.0	21.3



Compound	Conc.	Exp RT	QIon	Exp Ratio
Bromochloromethane	N.D.	5.52	49.0	182.9

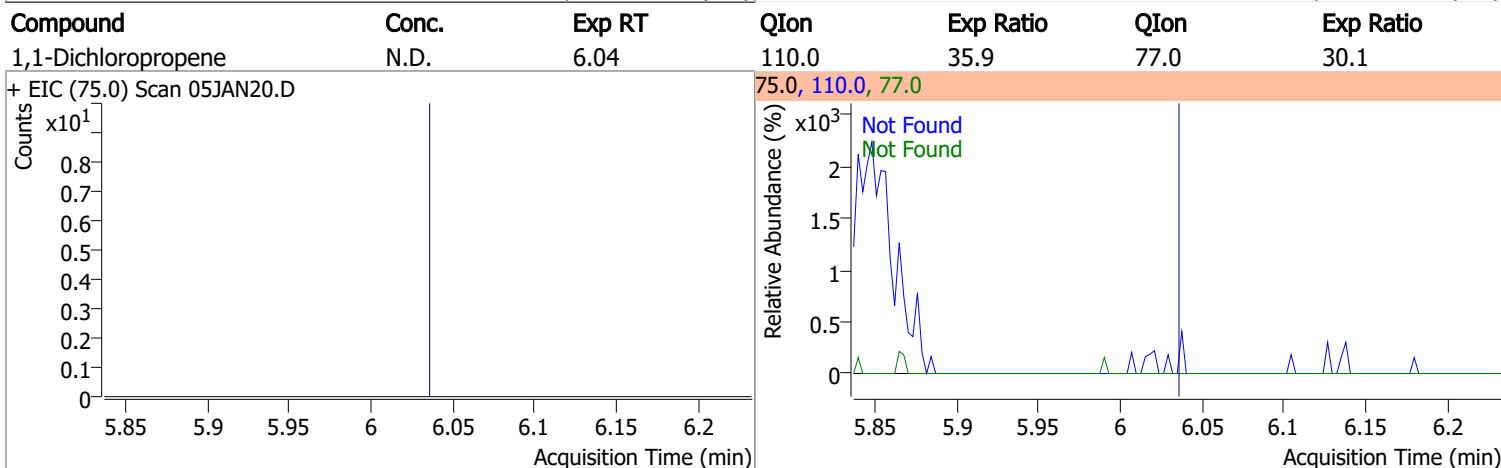
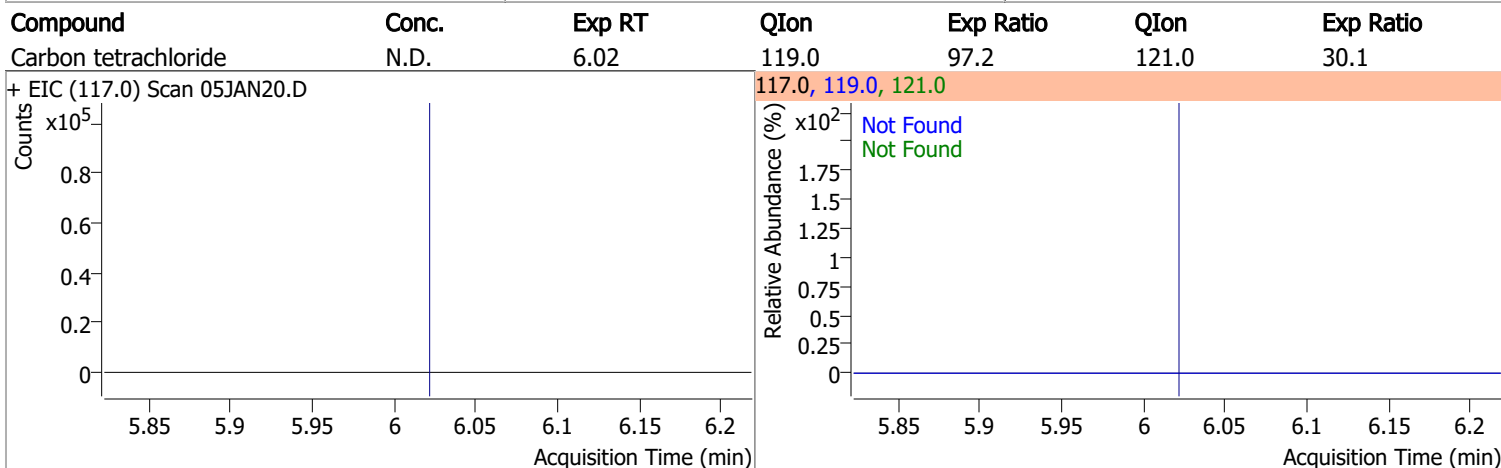
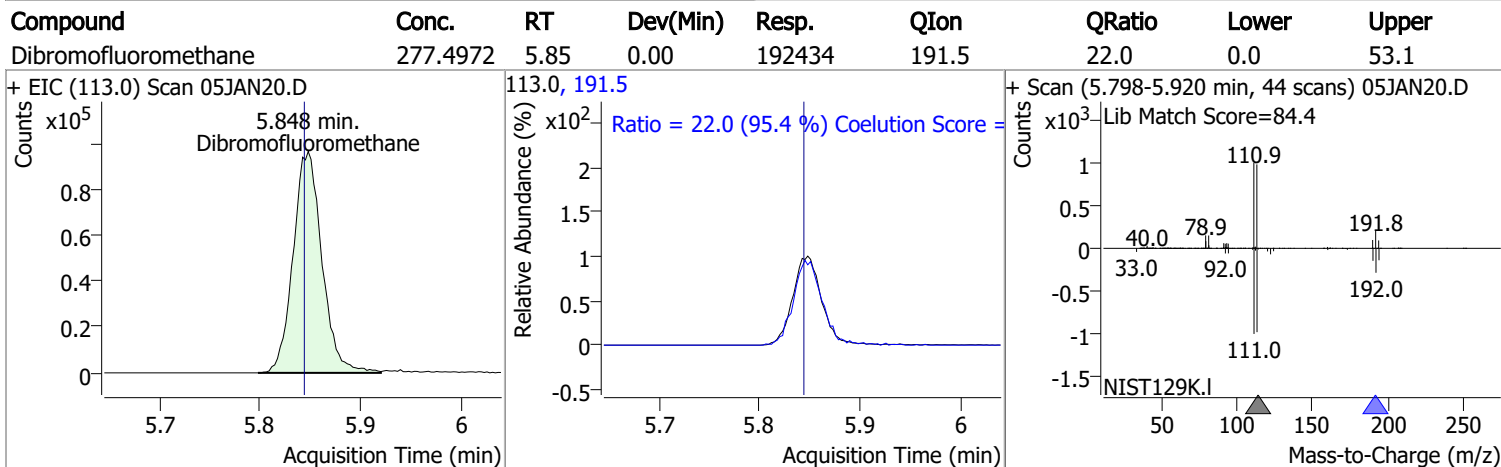
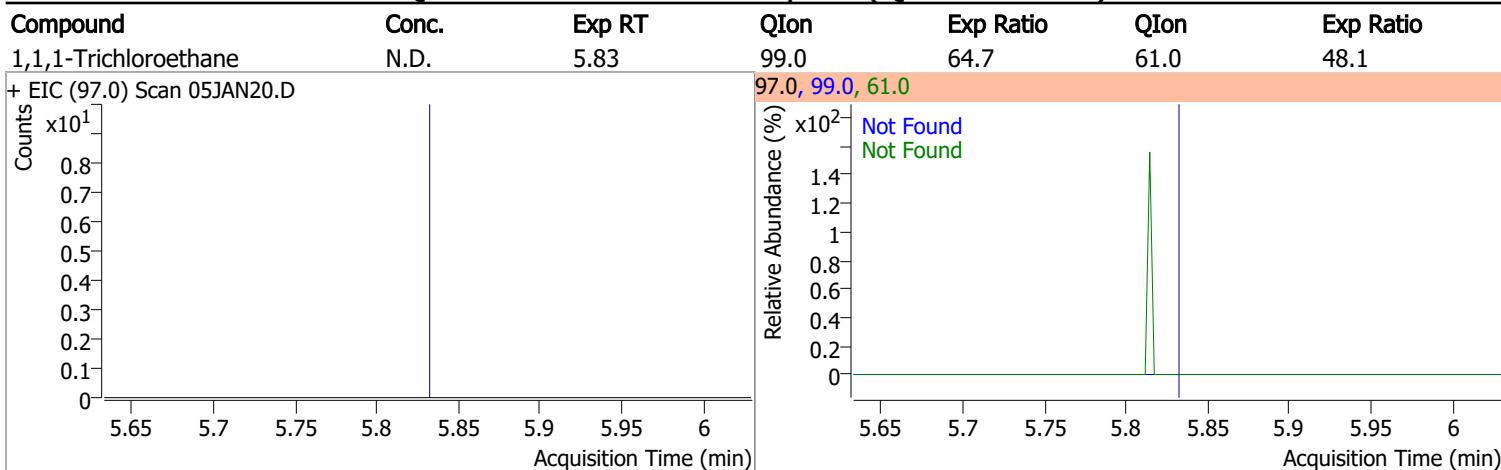


Compound	Conc.	Exp RT	QIon	Exp Ratio
Chloroform	N.D.	5.65	85.0	66.0



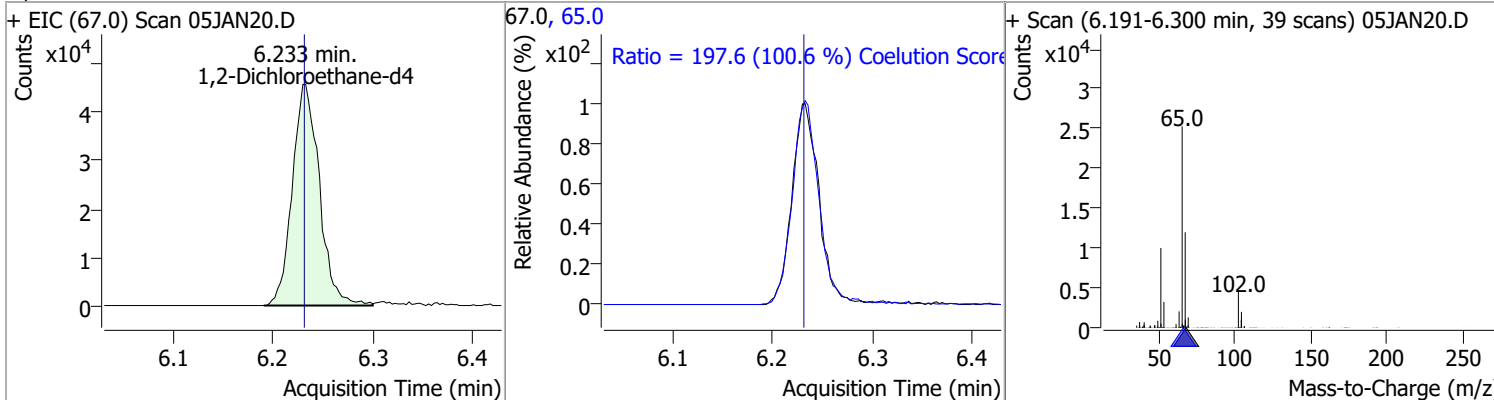


# Quantitation Results Report (QT Reviewed)

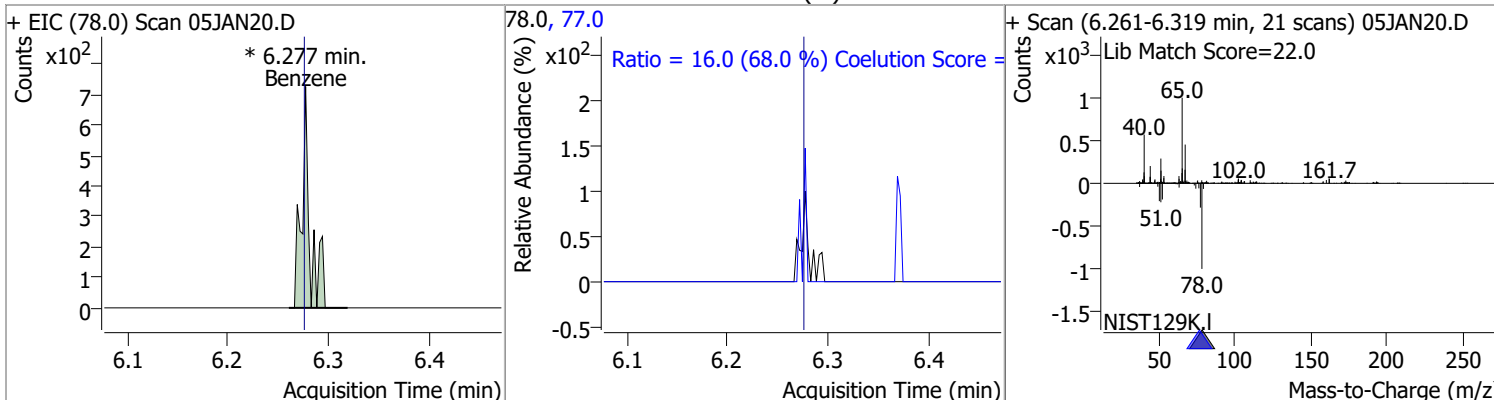


# Quantitation Results Report (QT Reviewed)

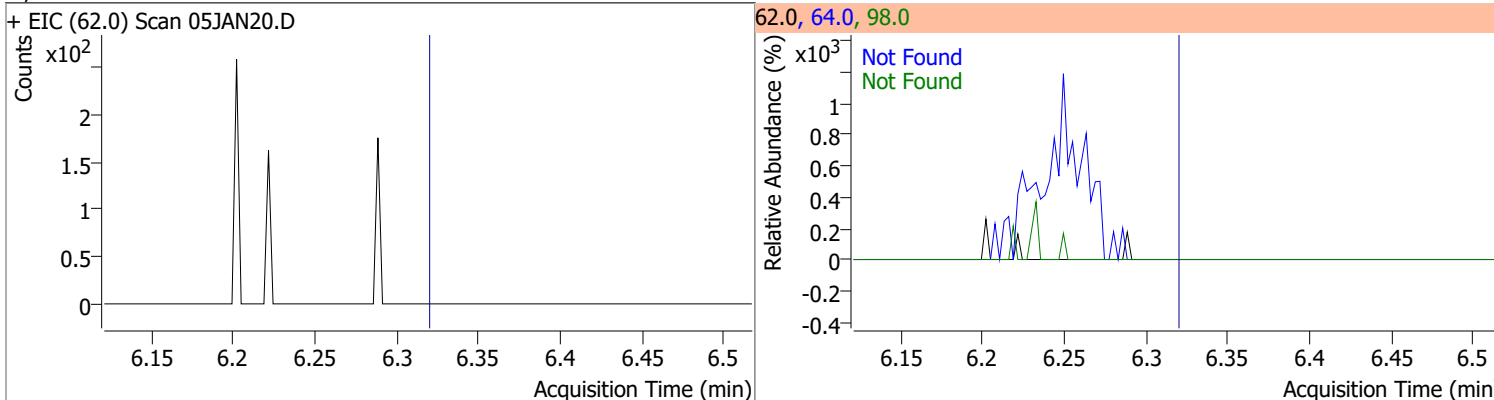
Compound	Conc.	RT	Dev(Min)	Resp.	QIon	QRatio	Lower	Upper
1,2-Dichloroethane-d4	287.1237	6.23	0.00	86001	65.0	197.6	166.5	226.5



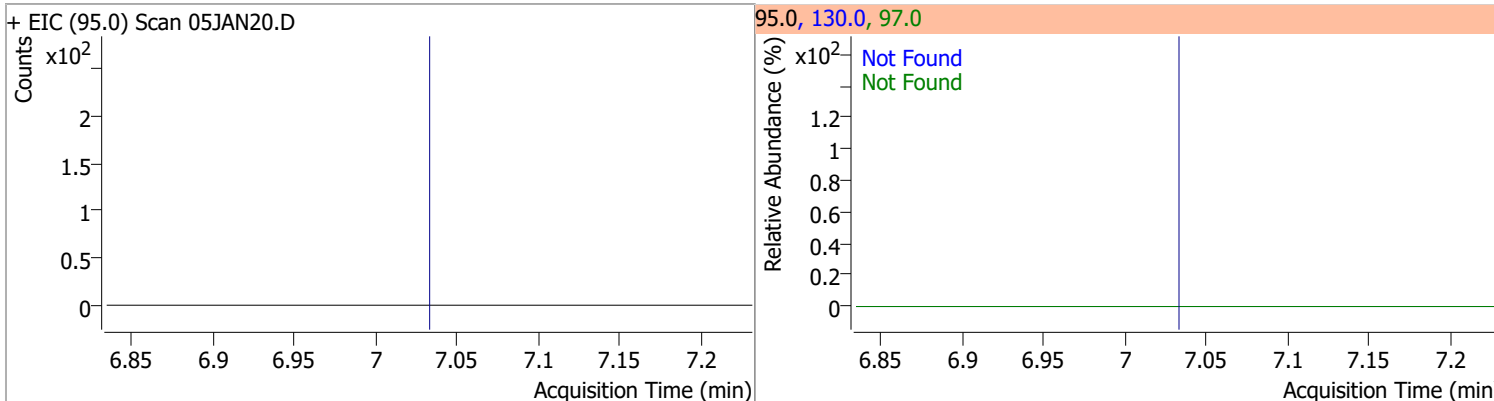
Compound	Conc.	RT	Dev(Min)	Resp.	QIon	QRatio	Lower	Upper
Benzene	0.1455	6.28	0.00	427 (m)	77.0	16.0	0.0	53.5



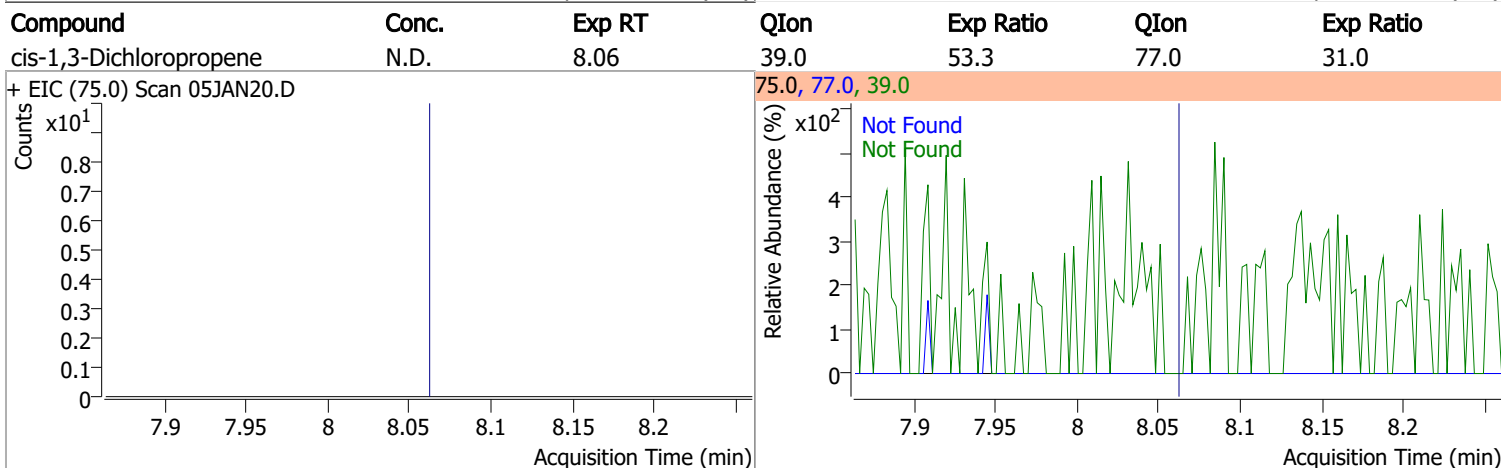
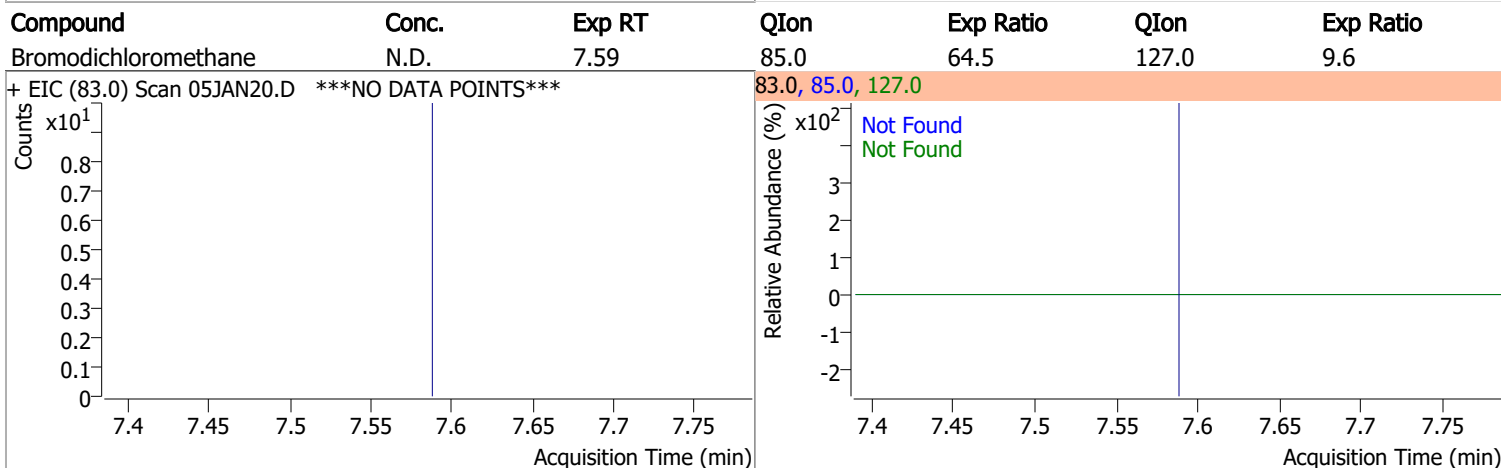
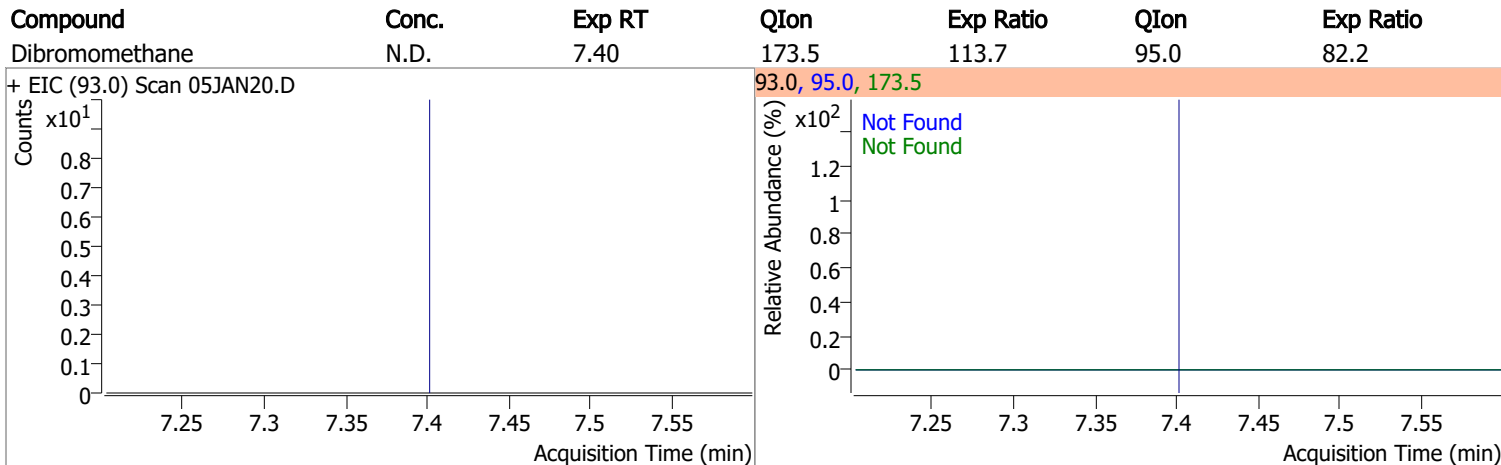
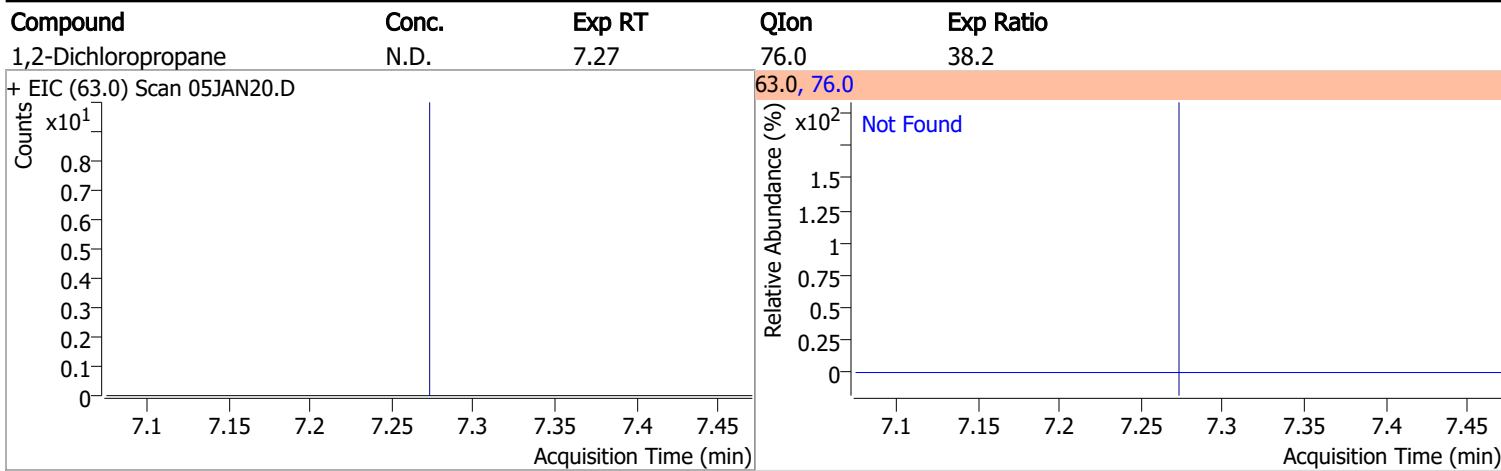
Compound	Conc.	Exp RT	QIon	Exp Ratio	QIon	Exp Ratio
1,2-Dichloroethane	N.D.	6.32	64.0	29.9	98.0	7.6



Compound	Conc.	Exp RT	QIon	Exp Ratio	QIon	Exp Ratio
Trichloroethene	N.D.	7.03	130.0	101.5	97.0	64.1

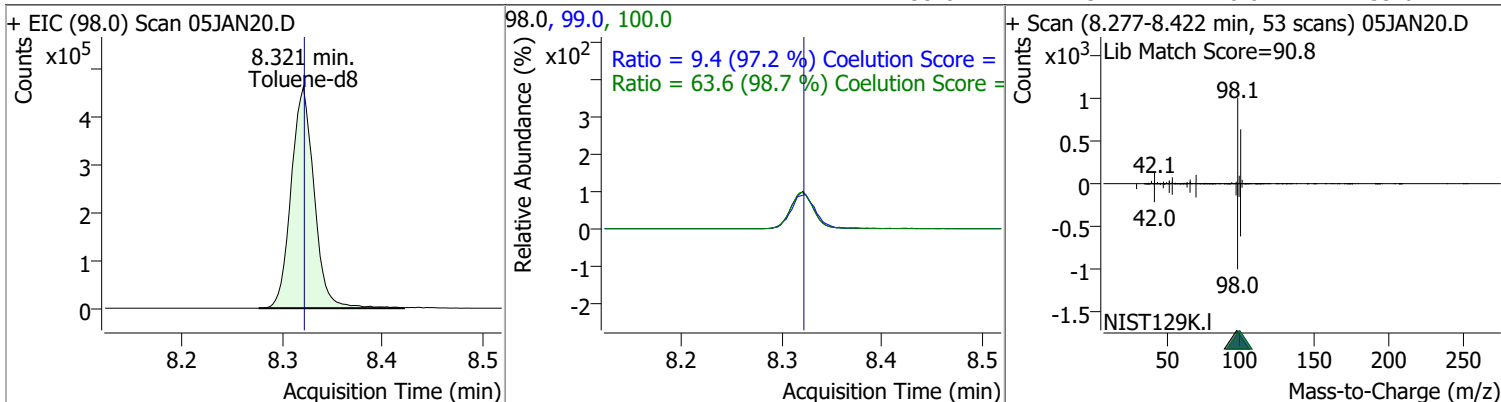


# Quantitation Results Report (QT Reviewed)

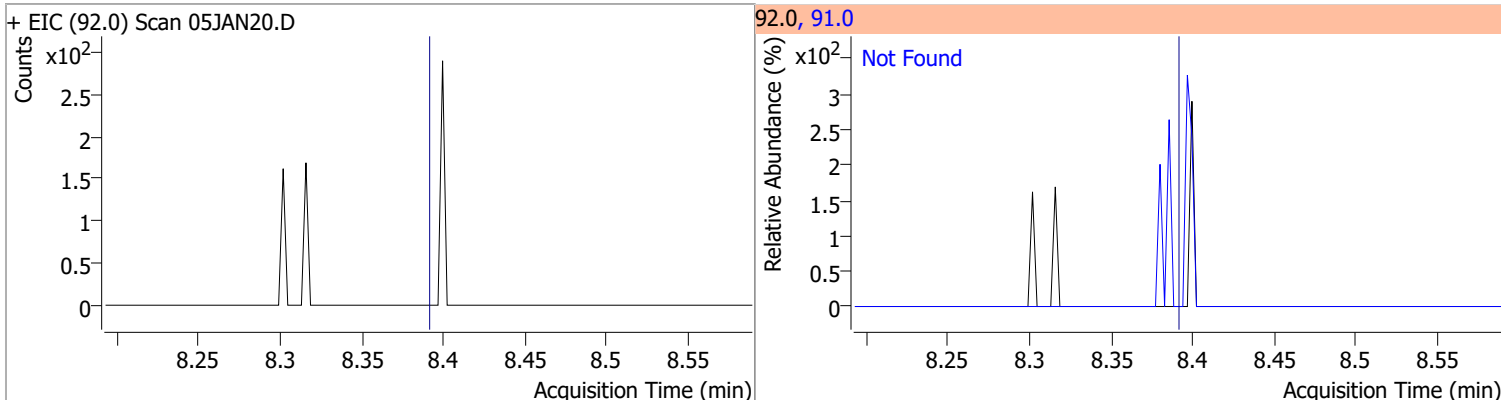


# Quantitation Results Report (QT Reviewed)

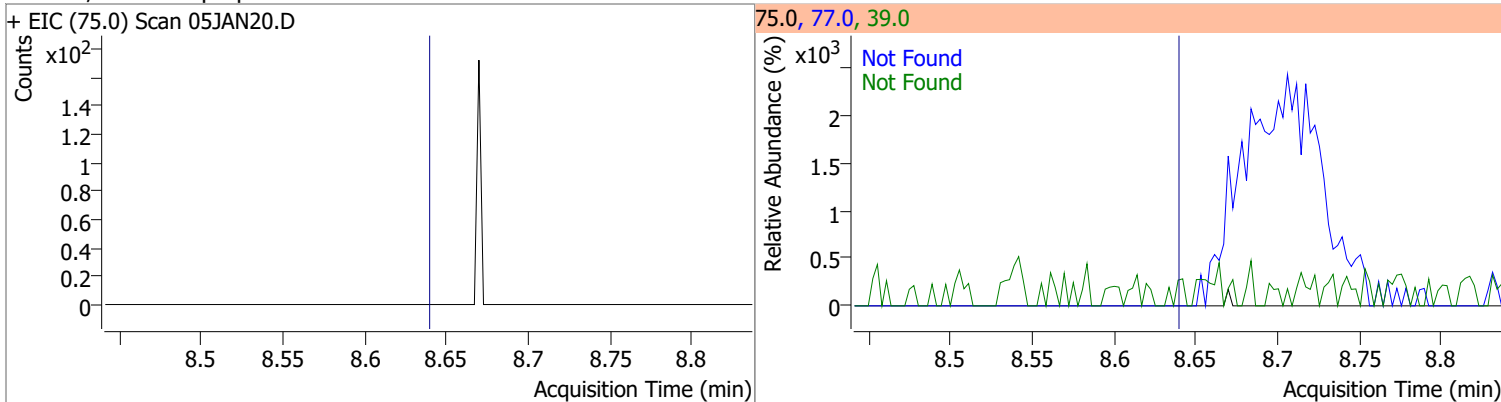
Compound	Conc.	RT	Dev(Min)	Resp.	QIon	QRatio	Lower	Upper
Toluene-d8	266.9897	8.32	0.00	735346	100.0	63.6	34.4	94.4
					99.0	9.4	0.0	39.6



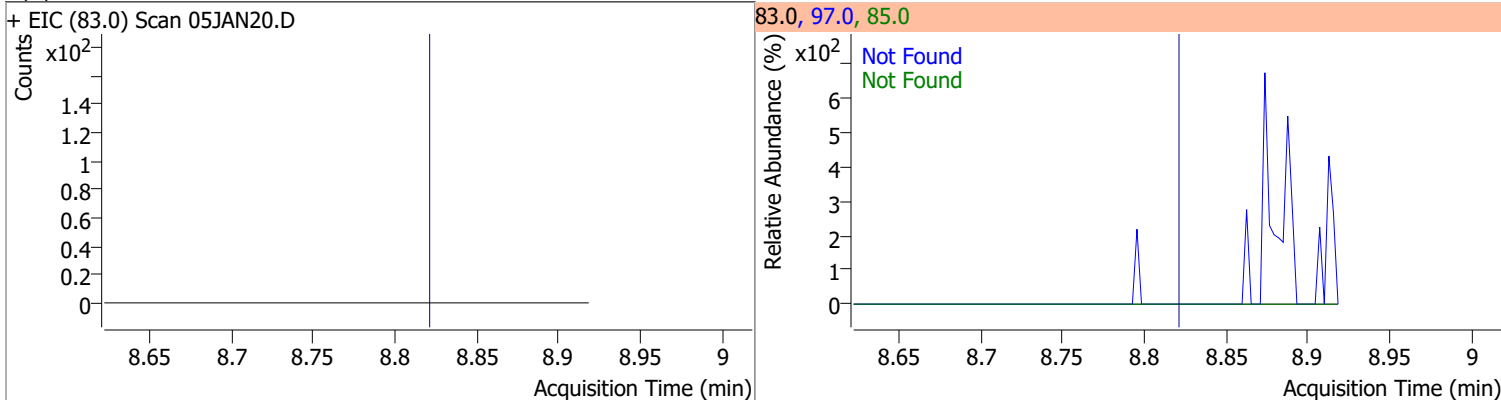
Compound	Conc.	Exp RT	QIon	Exp Ratio
Toluene	N.D.	8.39	91.0	175.8



Compound	Conc.	Exp RT	QIon	Exp Ratio	QIon	Exp Ratio
trans-1,3-Dichloropropene	N.D.	8.64	39.0	53.4	77.0	32.4

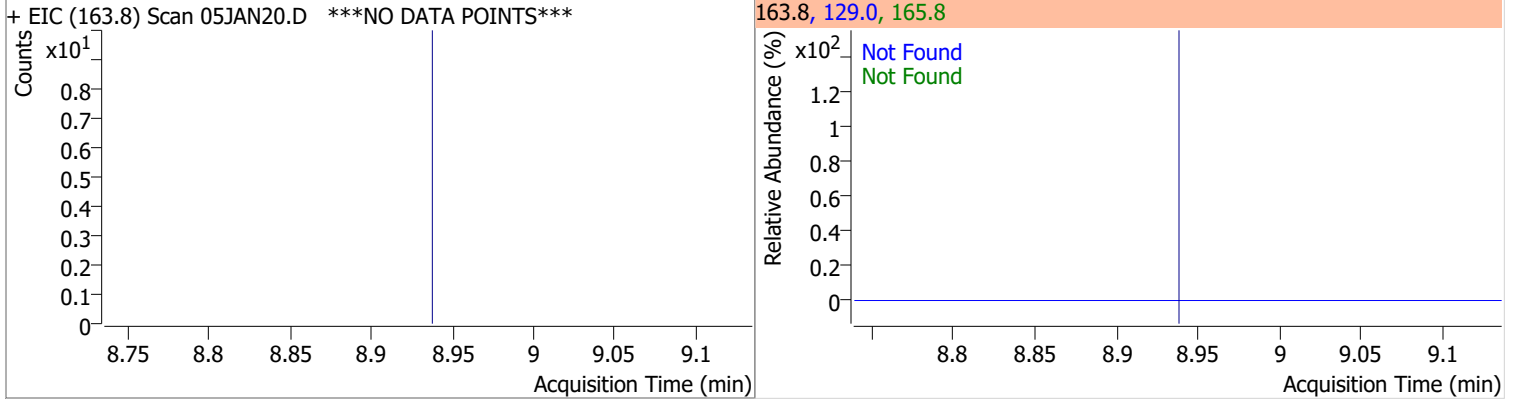


Compound	Conc.	Exp RT	QIon	Exp Ratio	QIon	Exp Ratio
1,1,2-Trichloroethane	N.D.	8.82	97.0	114.6	85.0	67.6

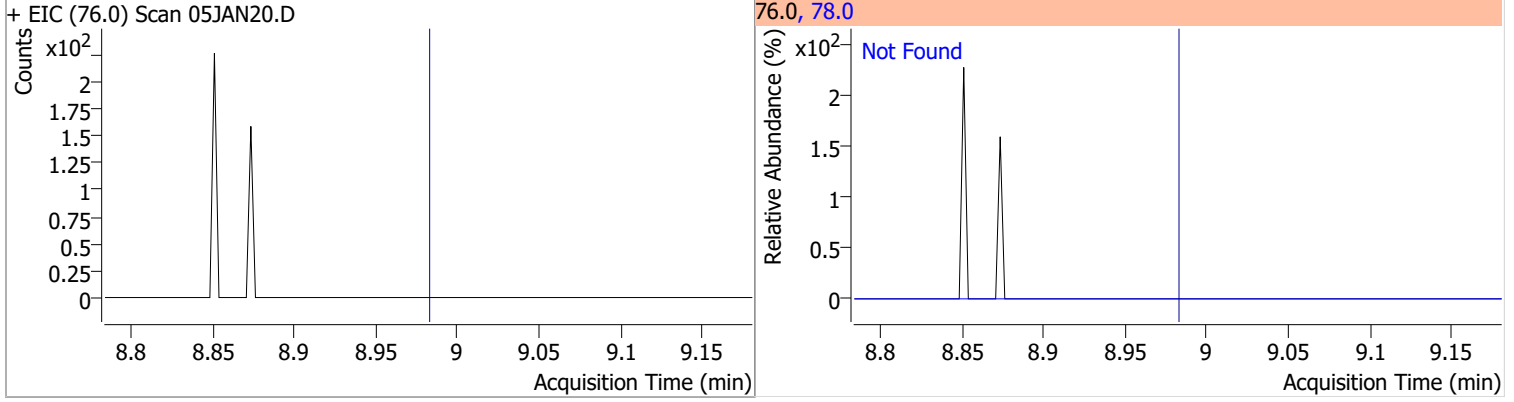


# Quantitation Results Report (QT Reviewed)

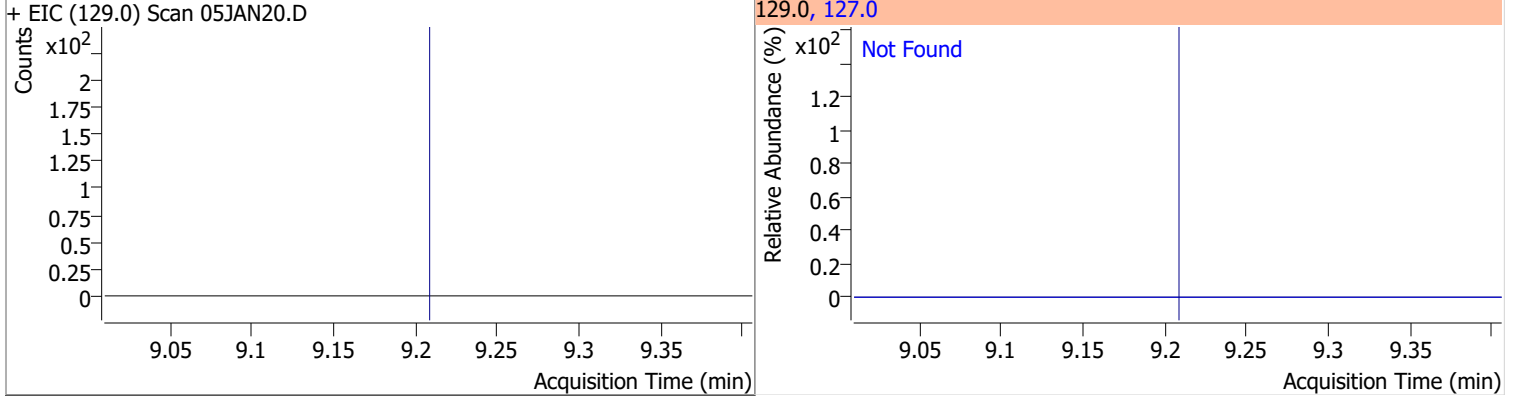
Compound	Conc.	Exp RT	QIon	Exp Ratio	QIon	Exp Ratio
Tetrachloroethene	N.D.	8.94	165.8	128.6	129.0	91.5



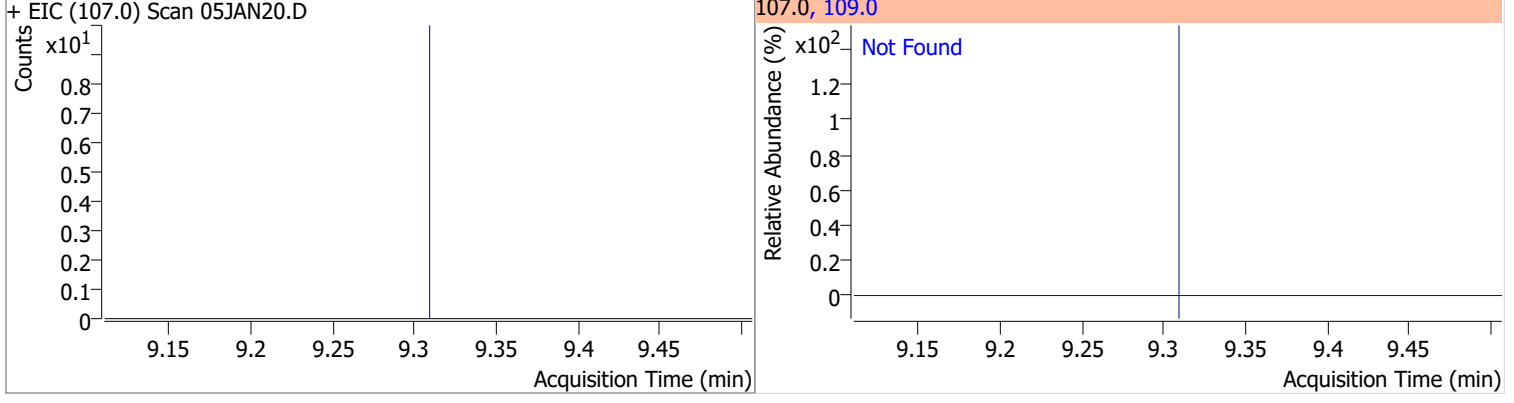
Compound	Conc.	Exp RT	QIon	Exp Ratio
1,3-Dichloropropane	N.D.	8.98	78.0	32.9



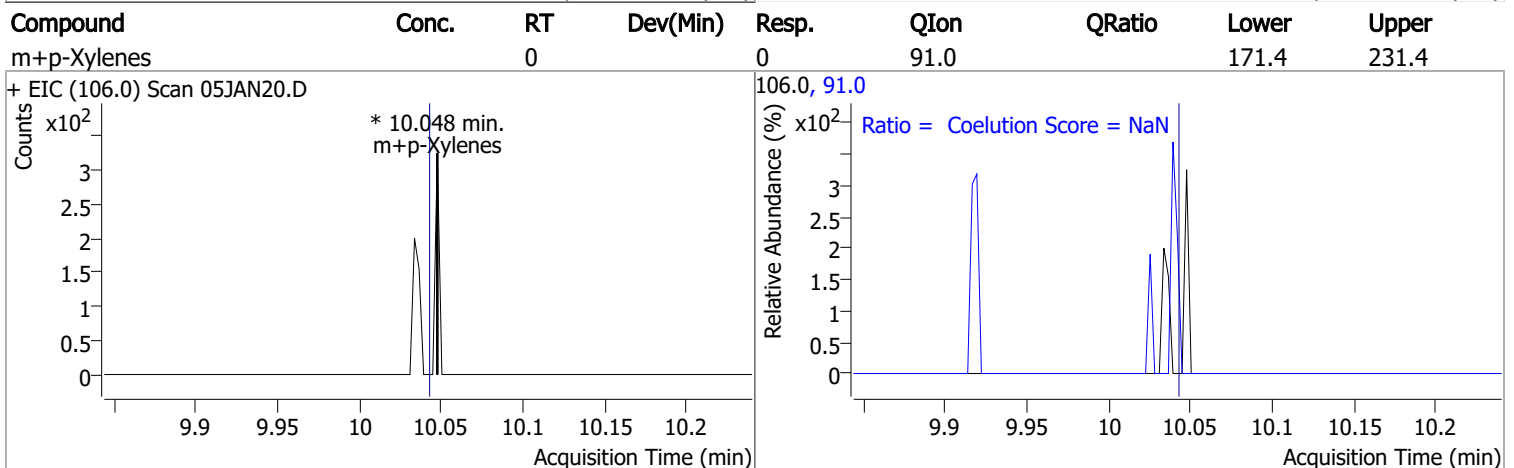
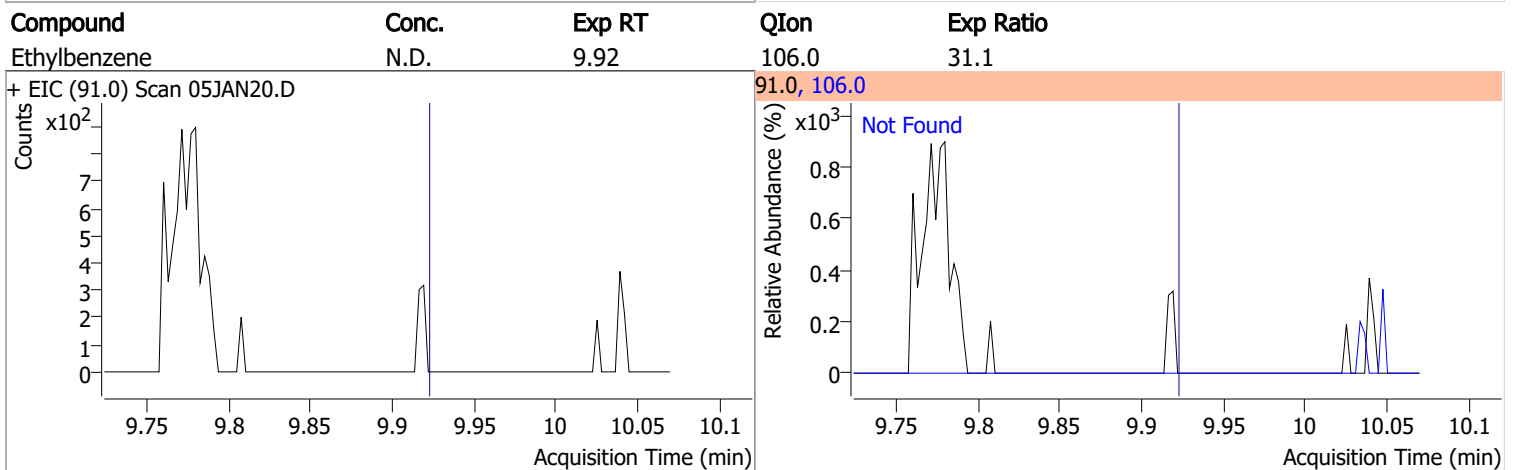
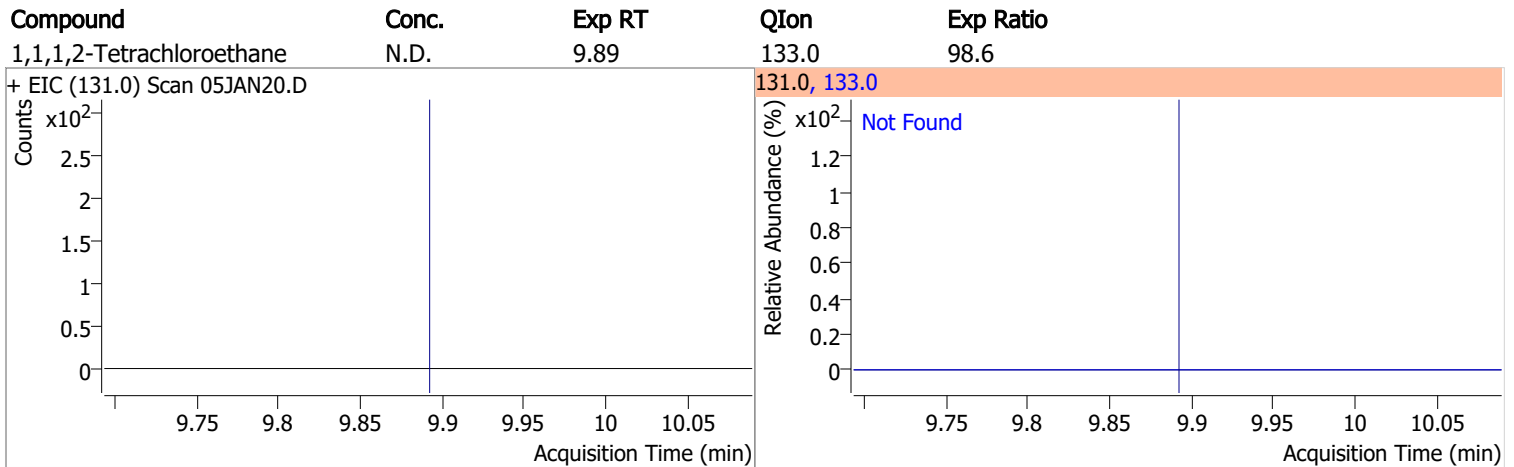
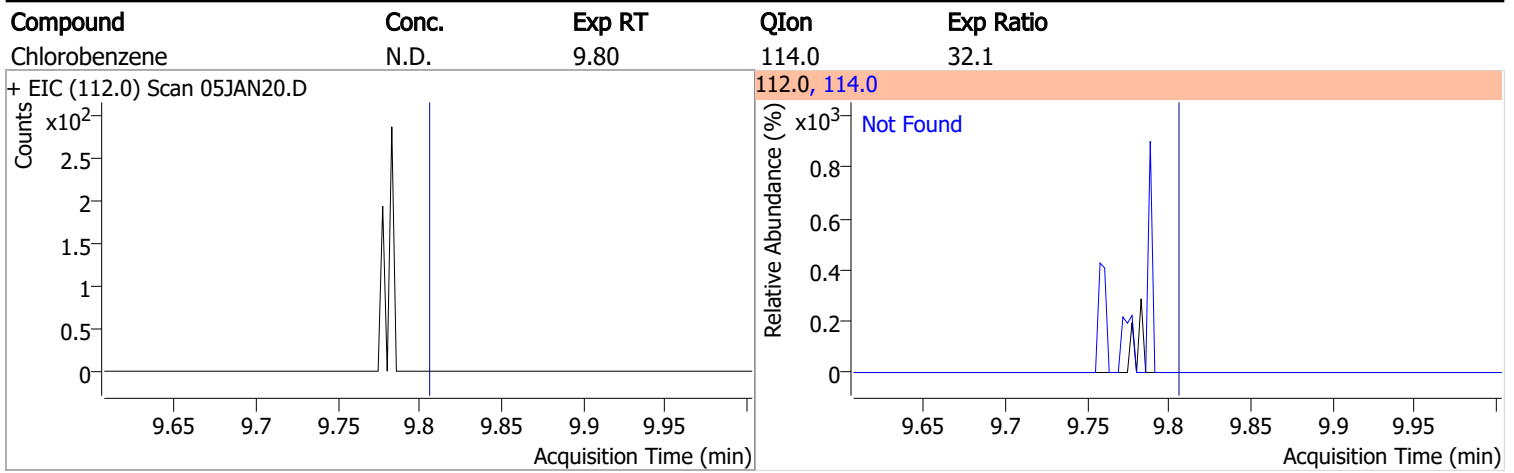
Compound	Conc.	Exp RT	QIon	Exp Ratio
Chlorodibromomethane	N.D.	9.21	127.0	78.0



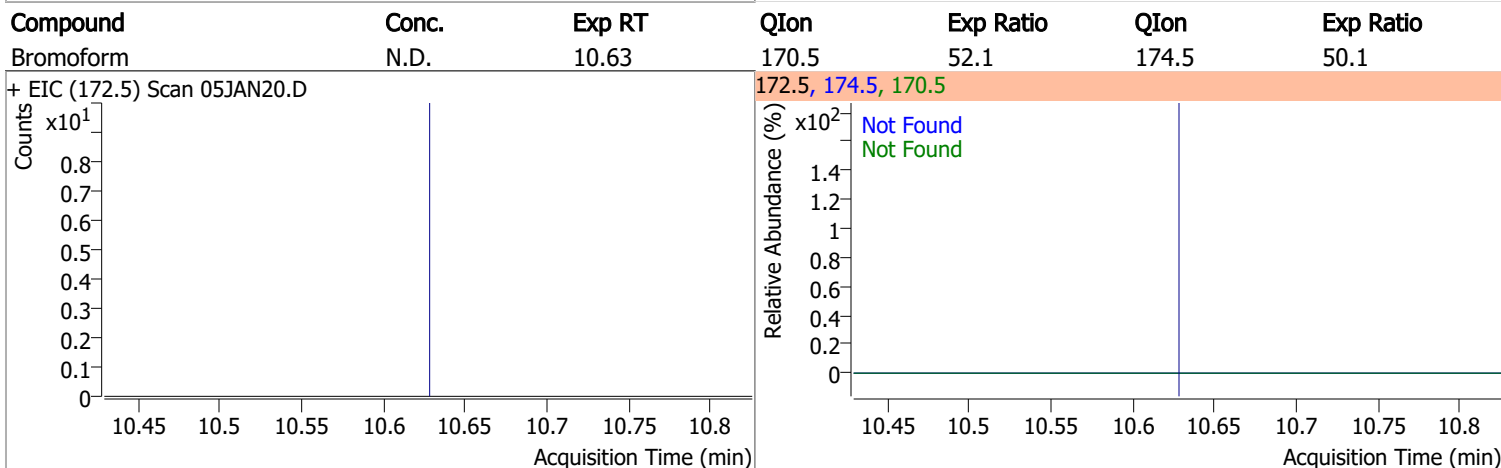
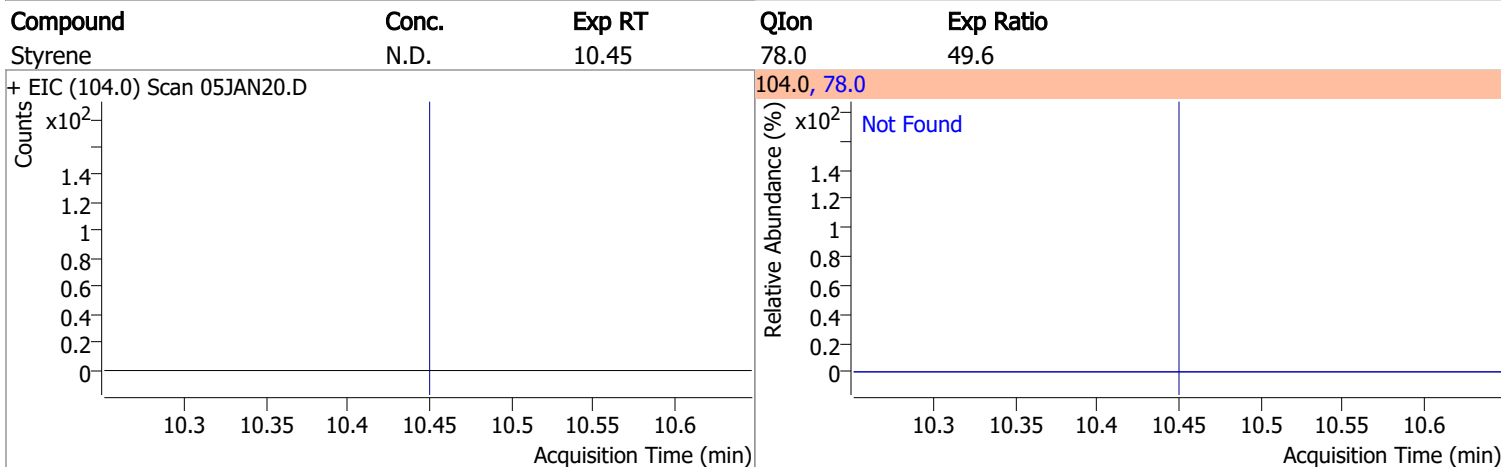
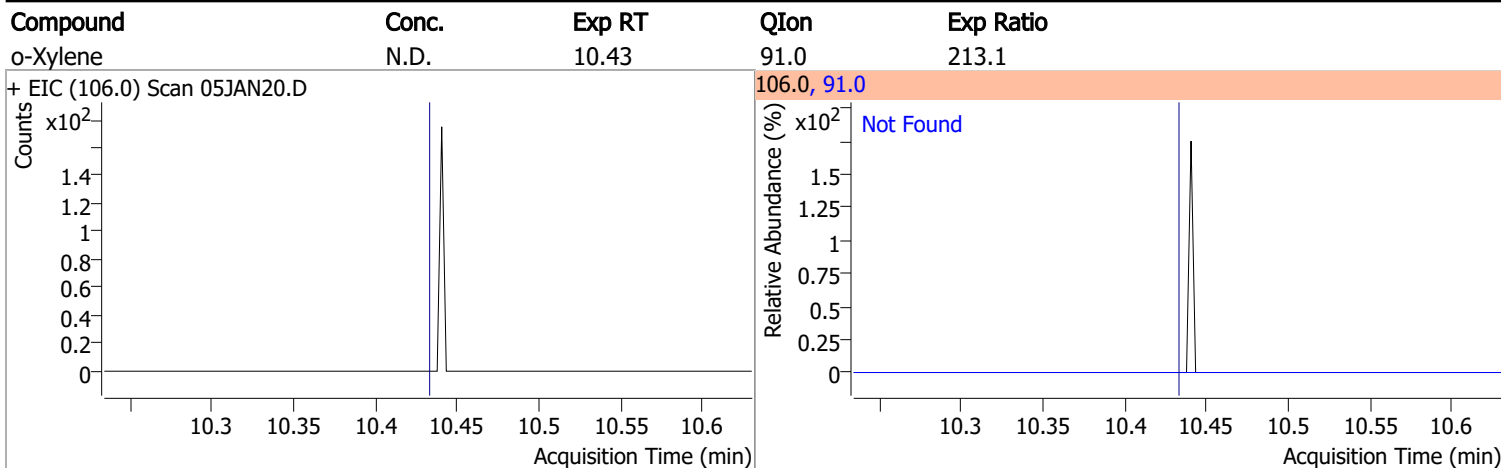
Compound	Conc.	Exp RT	QIon	Exp Ratio
1,2-Dibromoethane	N.D.	9.31	109.0	94.5



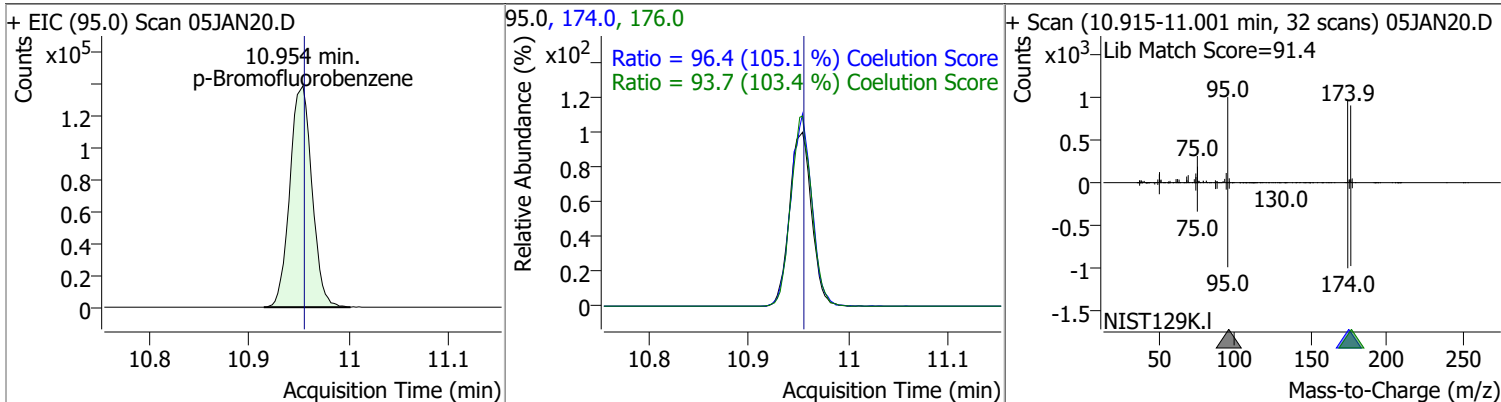
# Quantitation Results Report (QT Reviewed)



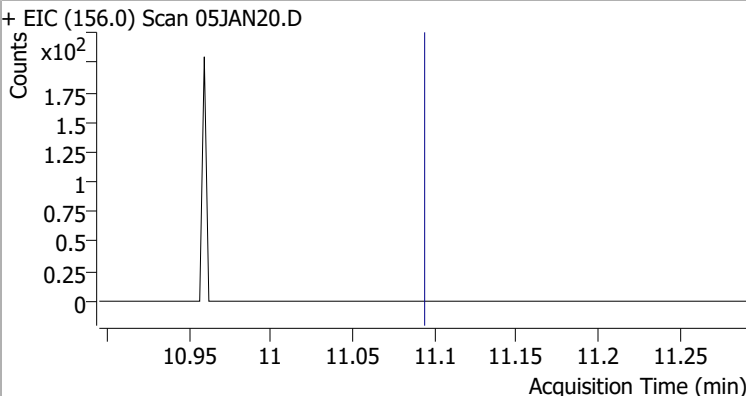
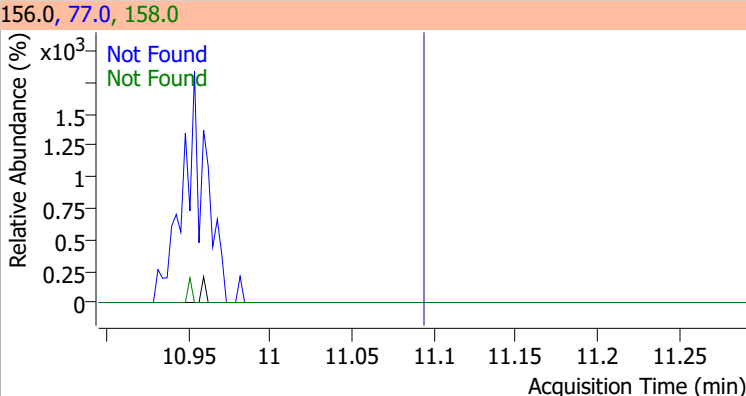
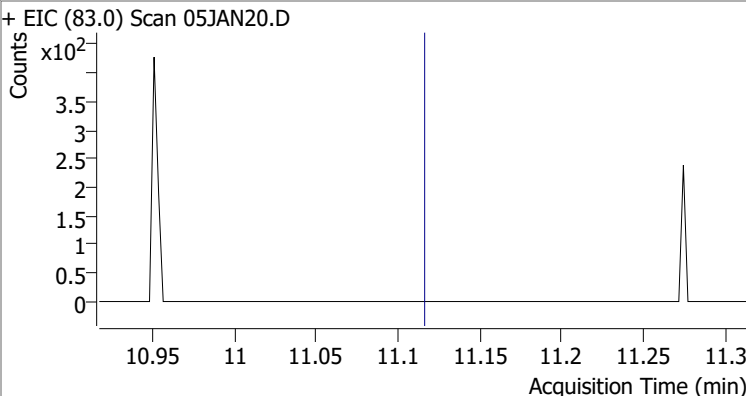
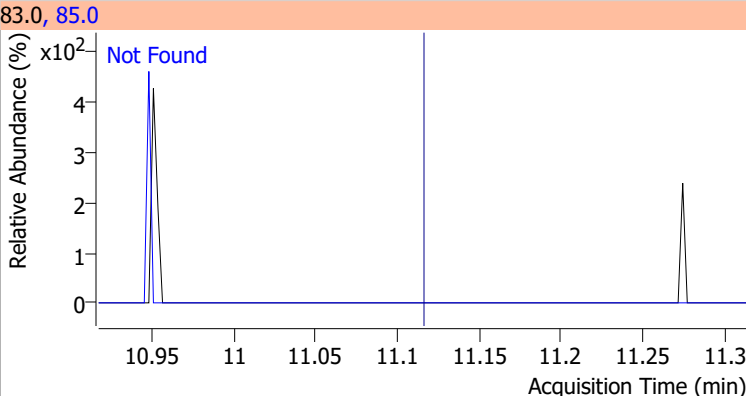
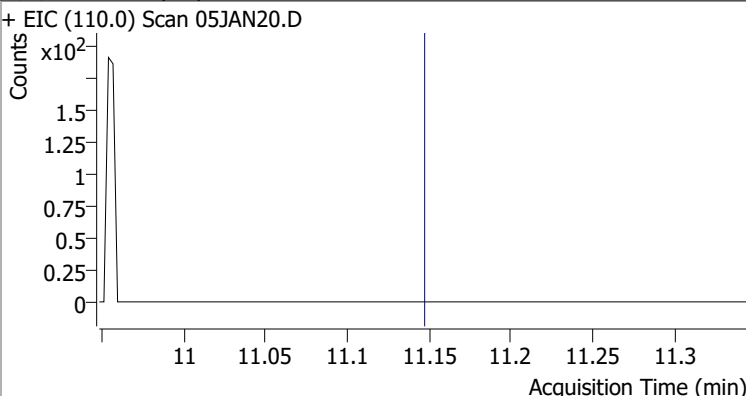
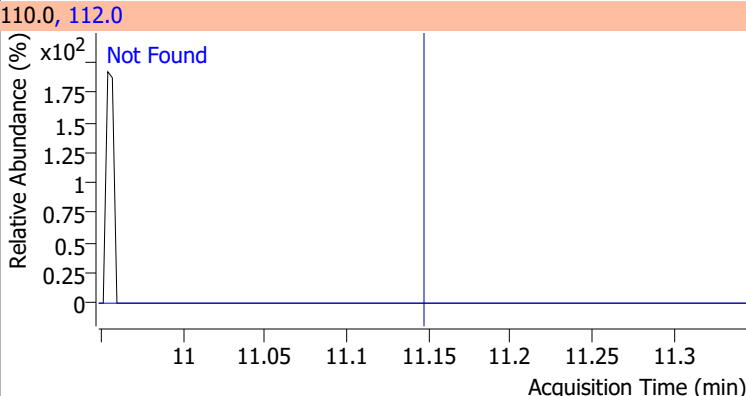
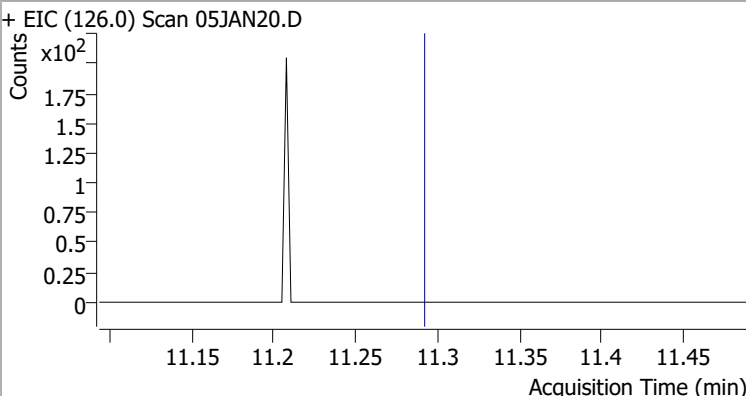
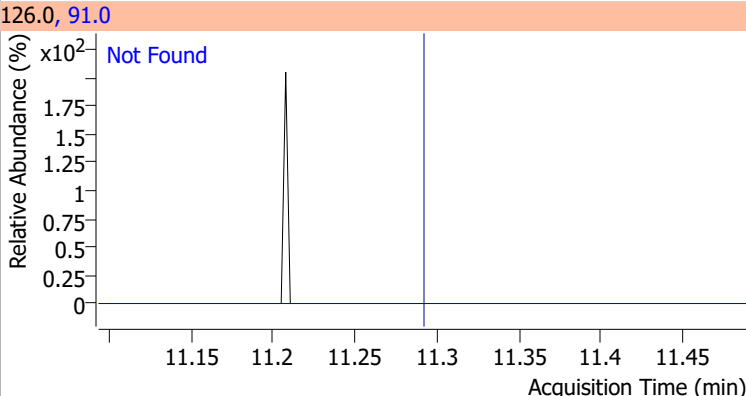
# Quantitation Results Report (QT Reviewed)



Compound	Conc.	RT	Dev(Min)	Resp.	QIon	QRatio	Lower	Upper
p-Bromofluorobenzene	265.6160	10.95	0.00	212642	174.0	96.4	61.7	121.7
					176.0	93.7	60.6	120.6

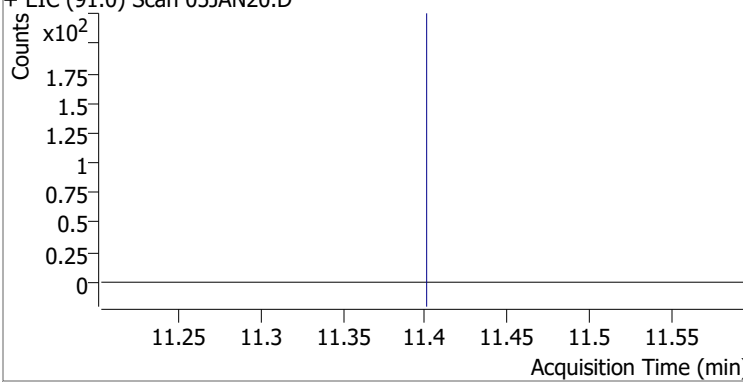
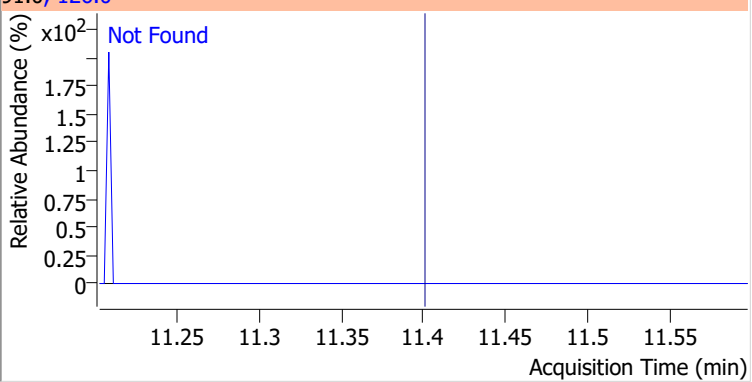
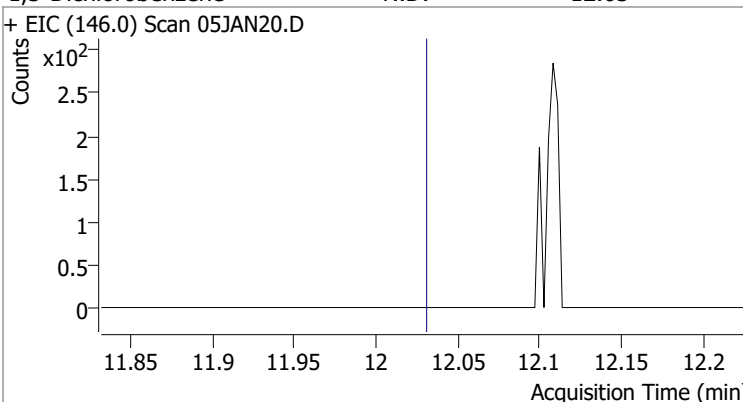
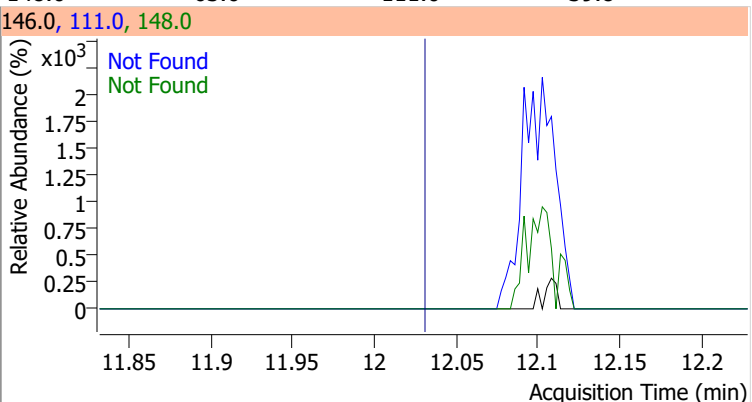
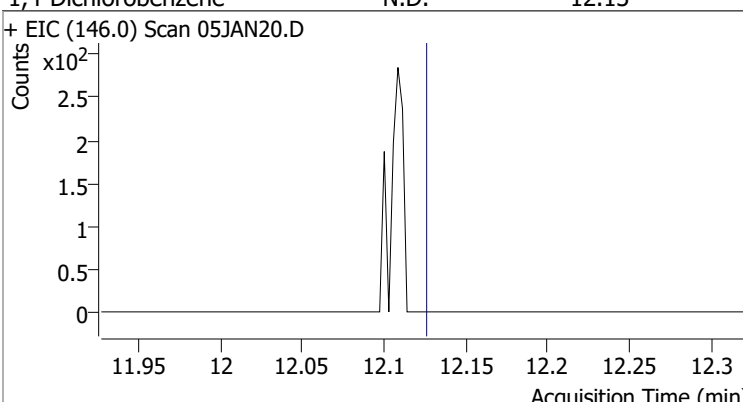
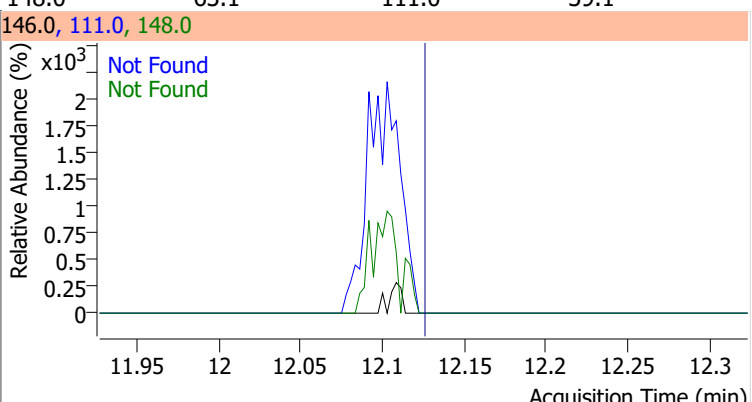
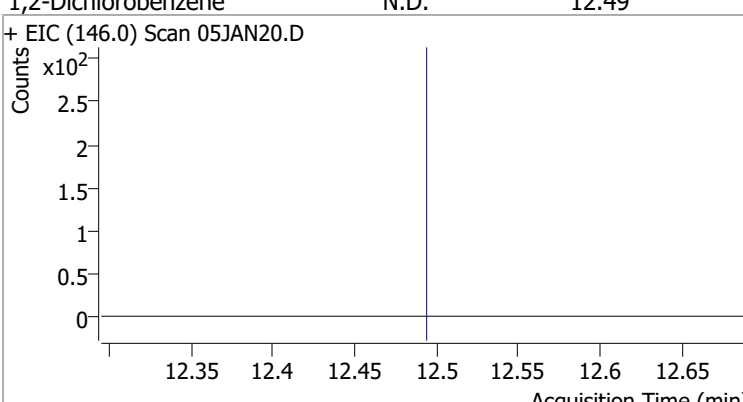
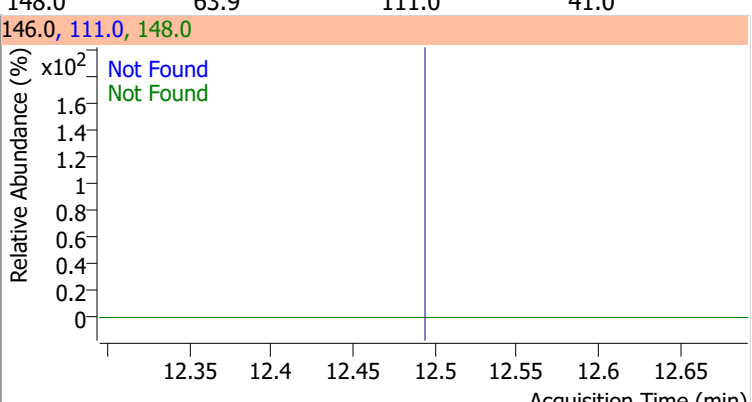


# Quantitation Results Report (QT Reviewed)

Compound	Conc.	Exp RT	QIon	Exp Ratio	QIon	Exp Ratio
Bromobenzene	N.D.	11.09	77.0	145.7	158.0	96.5
+ EIC (156.0) Scan 05JAN20.D			156.0, 77.0, 158.0			
						
1,1,2,2-Tetrachloroethane	N.D.	11.12	85.0	66.2		
+ EIC (83.0) Scan 05JAN20.D			83.0, 85.0			
						
1,2,3-Trichloropropane	N.D.	11.15	112.0	63.5		
+ EIC (110.0) Scan 05JAN20.D			110.0, 112.0			
						
2-Chlorotoluene	N.D.	11.29	91.0	282.3		
+ EIC (126.0) Scan 05JAN20.D			126.0, 91.0			
						

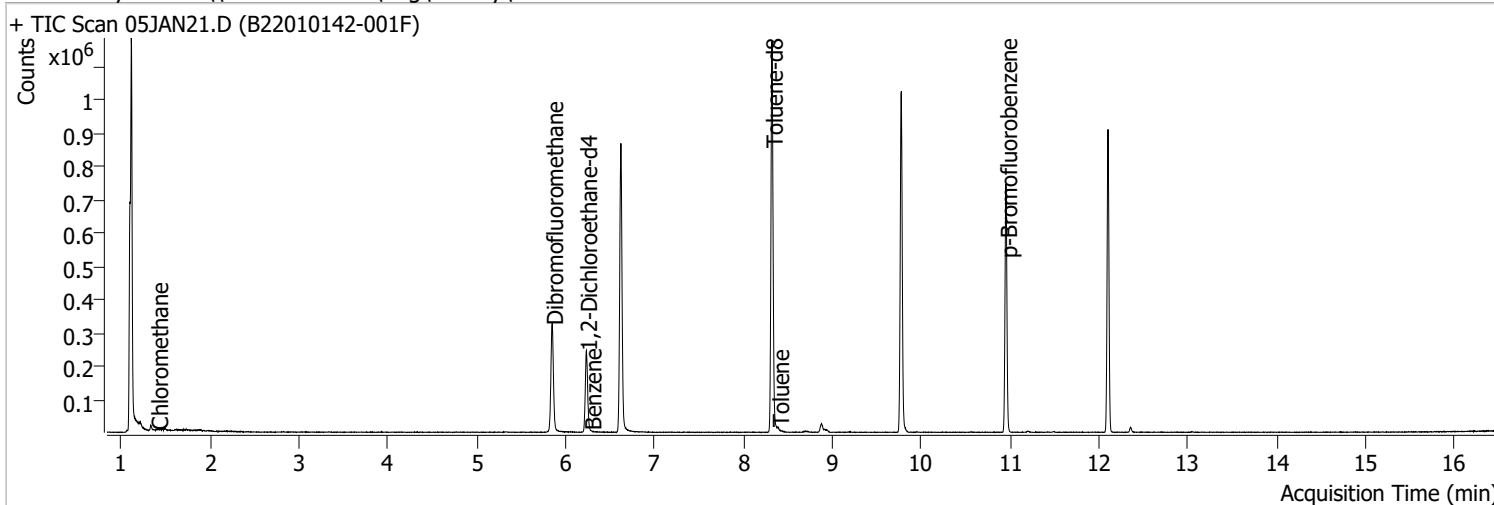


# Quantitation Results Report (QT Reviewed)

Compound	Conc.	Exp RT	QIon	Exp Ratio		
4-Chlorotoluene	N.D.	11.40	126.0	31.7		
+ EIC (91.0) Scan 05JAN20.D			91.0, 126.0			
						
1,3-Dichlorobenzene	N.D.	12.03	148.0	63.6	QIon	Exp Ratio
+ EIC (146.0) Scan 05JAN20.D			146.0, 111.0, 148.0			
						
1,4-Dichlorobenzene	N.D.	12.13	148.0	63.1	QIon	Exp Ratio
+ EIC (146.0) Scan 05JAN20.D			146.0, 111.0, 148.0			
						
1,2-Dichlorobenzene	N.D.	12.49	148.0	63.9	QIon	Exp Ratio
+ EIC (146.0) Scan 05JAN20.D			146.0, 111.0, 148.0			
						

# Quantitation Results Report (QT Reviewed)

Data File	05JAN21.D	Operator	MSC
Acq. Method	5975CACQF.M	Acq. Date-Time	1/5/2022 7:11:33 PM
Sample Name	B22010142-001F	Instrument	VOA5975C
Vial	21	Multiplier	1.00
DA Method File	VOA5975C_8260B_SHT_DoD_L4_010422.m	Comment	
Tune File	BFB_Atune3.u	Tune Date	10/11/2021 4:02:00 PM
Batch Name	VG010522_8260B.batch.bin	Last Calib Update	2/28/2022 2:48:47 PM
Ref Library	\\MASSHUNTER\Org\Library\NIST129K.I		



Compound	RT	QIon	Resp.	Conc.	Units	Dev(Min)
----------	----	------	-------	-------	-------	----------

**Internal Standards**

M Fluorobenzene	6.621	96.0	727110	250.0000	ng	-0.003
M Chlorobenzene-d5	9.774	82.0	284647	250.0000	ng	0.003
M 1,4-Dichlorobenzene-d4	12.100	152.0	215573	250.0000	ng	0.000

**System Monitoring Compounds**

S Dibromofluoromethane	5.845	113.0	193407	282.3413	ng	0.000
Spiked Amount: 250.000	Range: 80.0 - 119.0%			Recovery = 112.94%		
S 1,2-Dichloroethane-d4	6.230	67.0	87221	294.7895	ng	-0.003
Spiked Amount: 250.000	Range: 81.0 - 118.0%			Recovery = 117.92%		
S Toluene-d8	8.319	98.0	729970	266.1207	ng	0.000
Spiked Amount: 250.000	Range: 89.0 - 112.0%			Recovery = 106.45%		
S p-Bromofluorobenzene	10.954	95.0	214122	271.1248	ng	0.000
Spiked Amount: 250.000	Range: 85.0 - 114.0%			Recovery = 108.45%		

**Target Compounds**

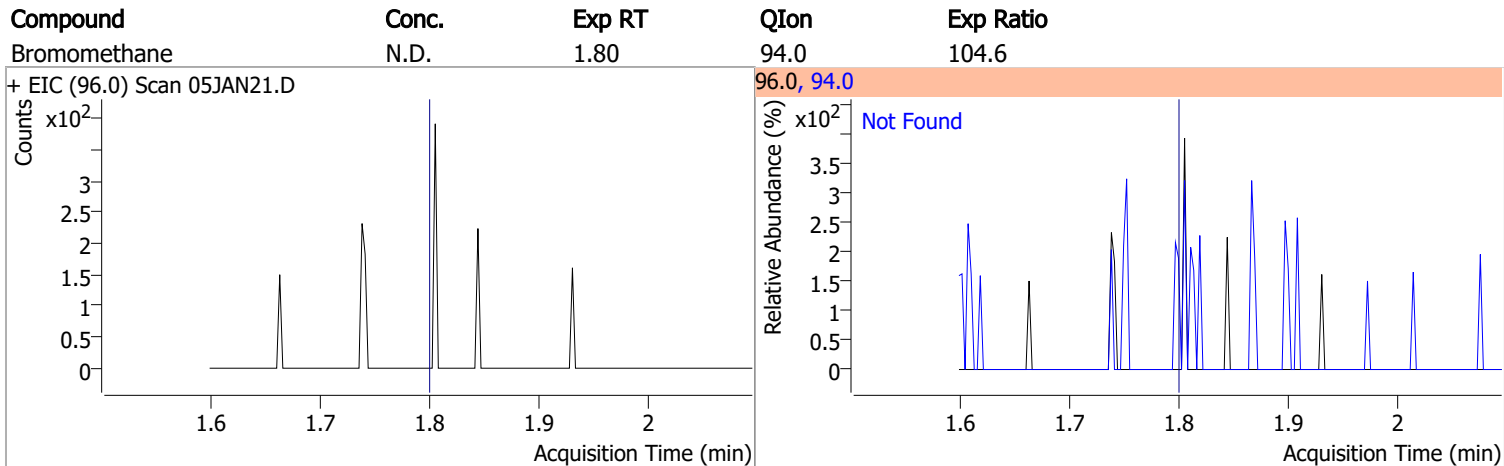
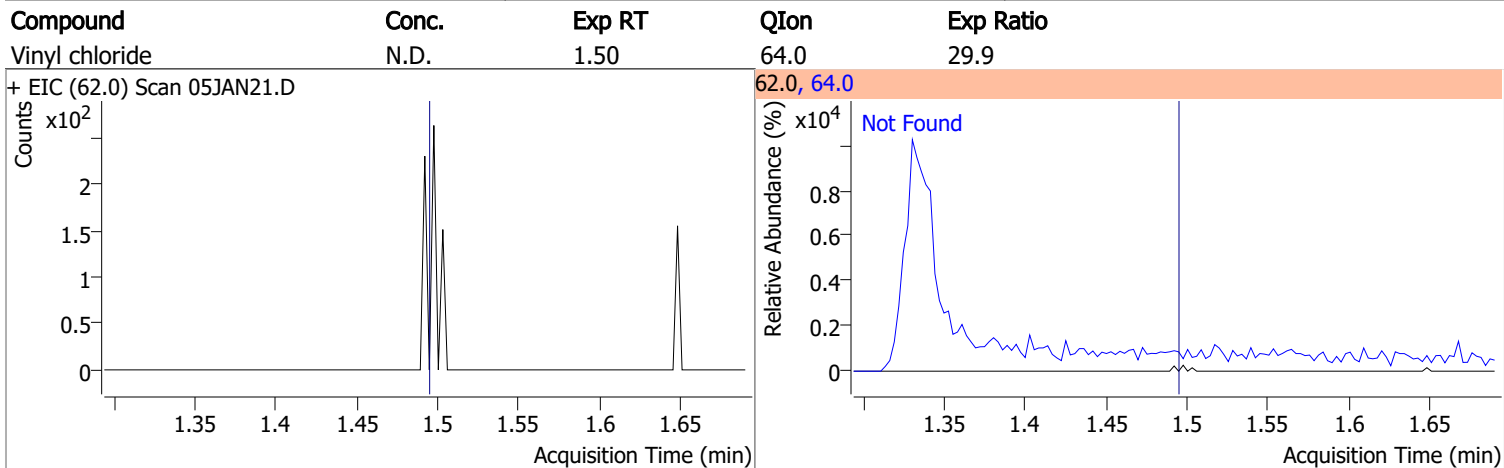
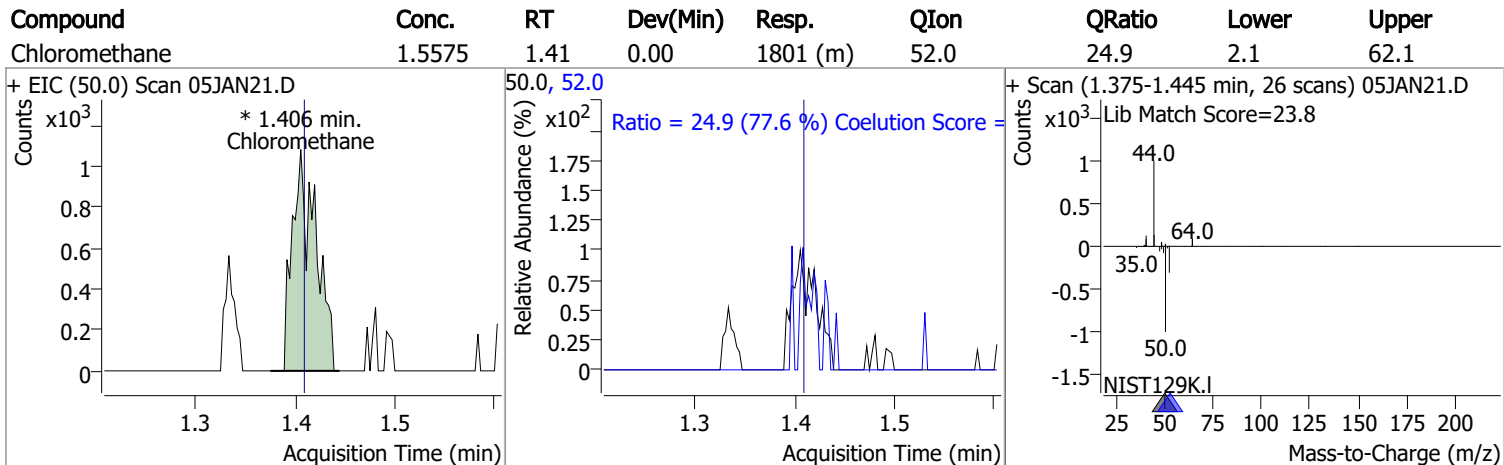
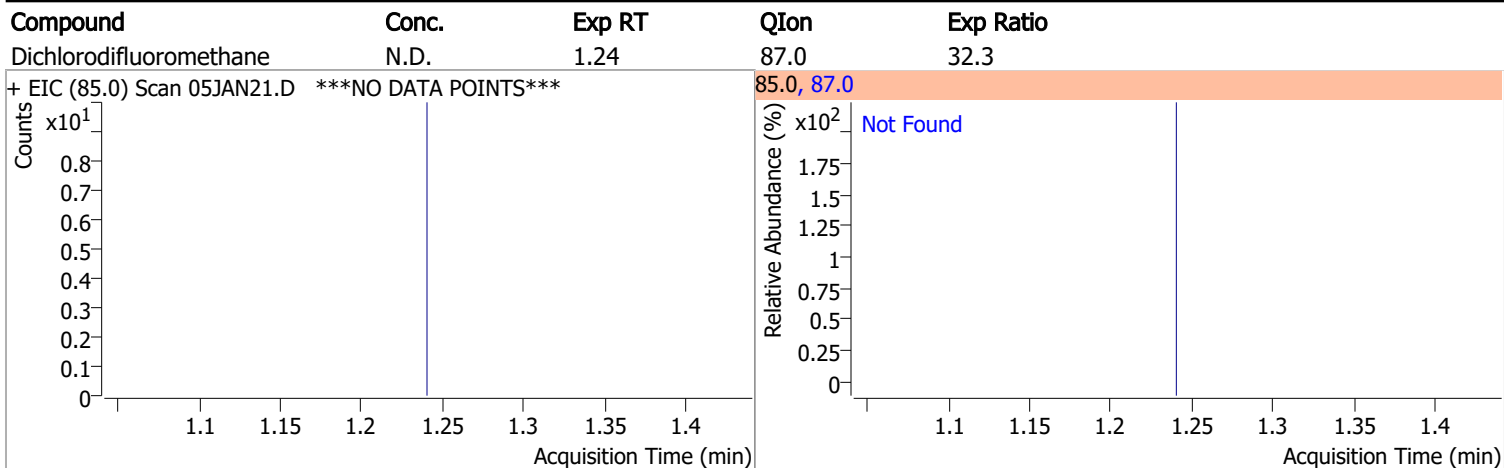
Compound	RT	QIon	Resp.	Conc.	Units	Dev(Min)	QValue
T Dichlorodifluoromethane	0.000		0	N.D.			
T Chloromethane	1.406	50.0	1801	1.5575	ng	m	87
T Vinyl chloride	0.000		0	N.D.			
T Bromomethane	0.000		0	N.D.			
T Chloroethane	0.000		0	N.D.			
T Trichlorofluoromethane	0.000		0	N.D.			
T 1,1-Dichloroethene	0.000		0	N.D.			
T Methylene chloride	0.000		0	N.D.			
T trans-1,2-Dichloroethene	0.000		0	N.D.			
T Methyl tert-butyl ether (MTBE)	0.000		0	N.D.			
T 1,1-Dichloroethane	0.000		0	N.D.			
T 2,2-Dichloropropane	0.000		0	N.D.			
T cis-1,2-Dichloroethene	0.000		0	N.D.			
T Methyl ethyl ketone	0.000		0	N.D.			
T Bromochloromethane	0.000		0	N.D.			
T Chloroform	0.000		0	N.D.			

# Quantitation Results Report (QT Reviewed)

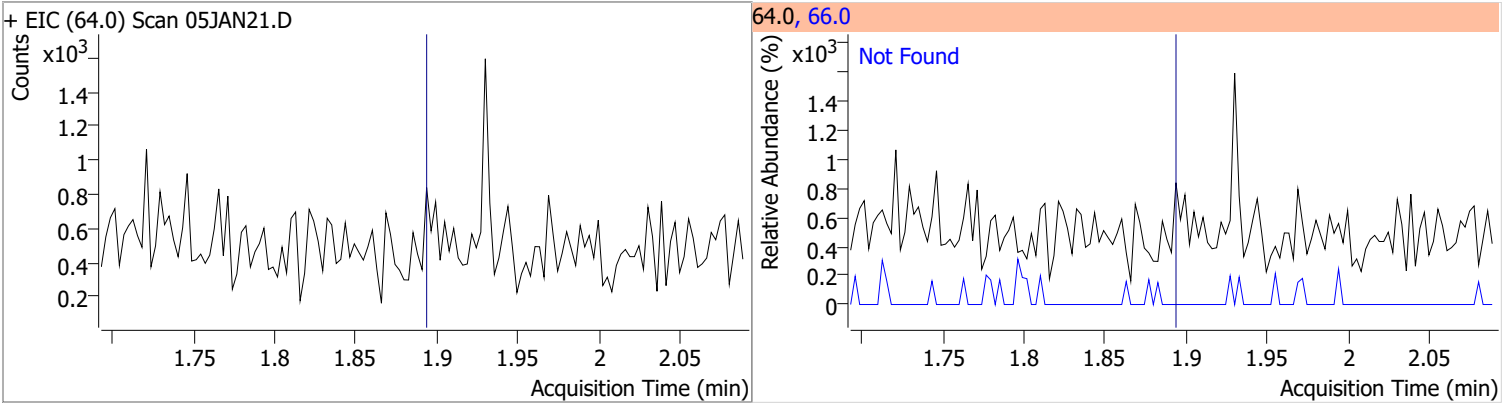
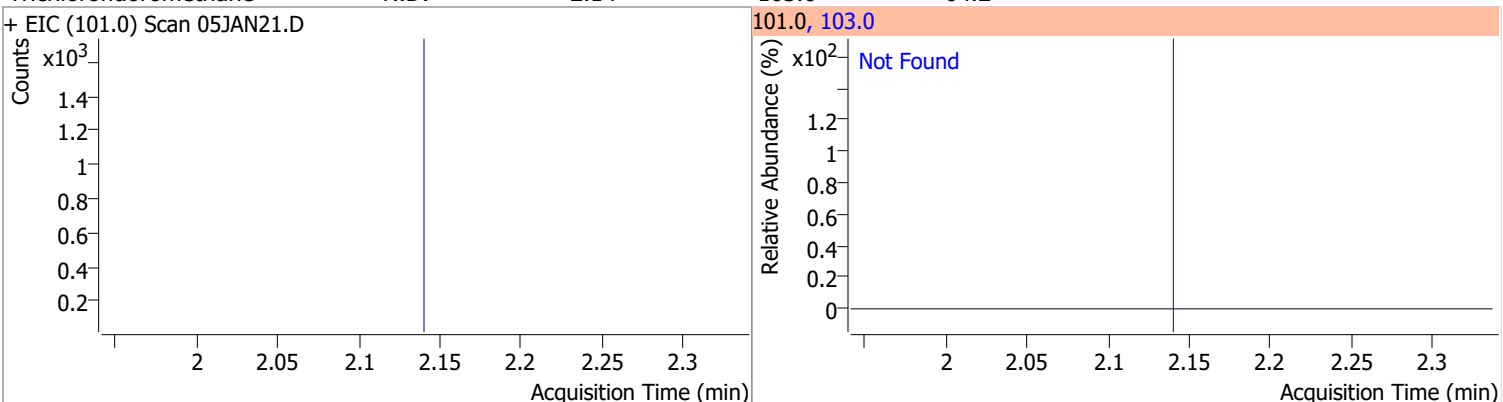
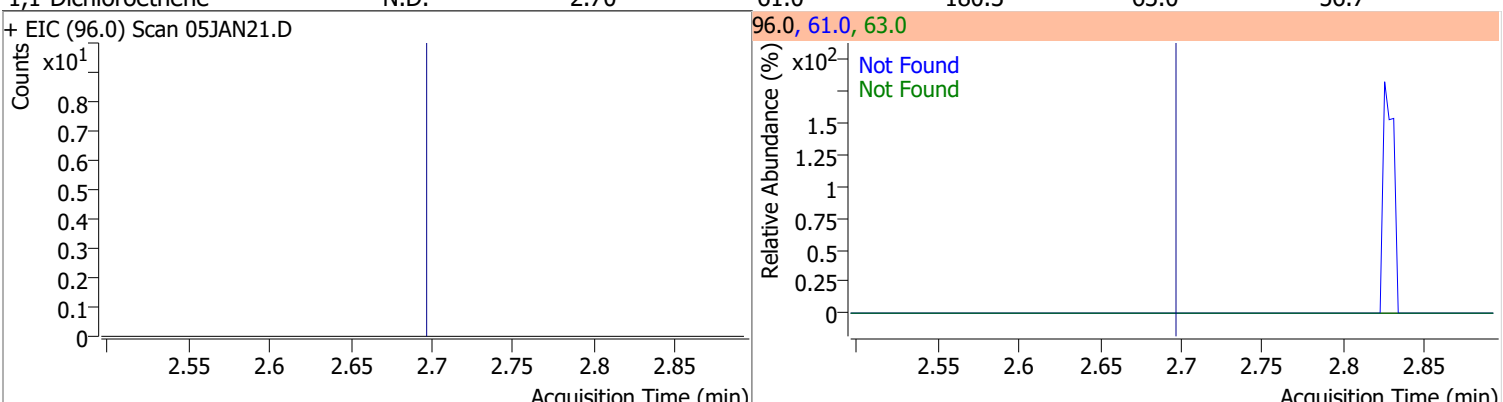
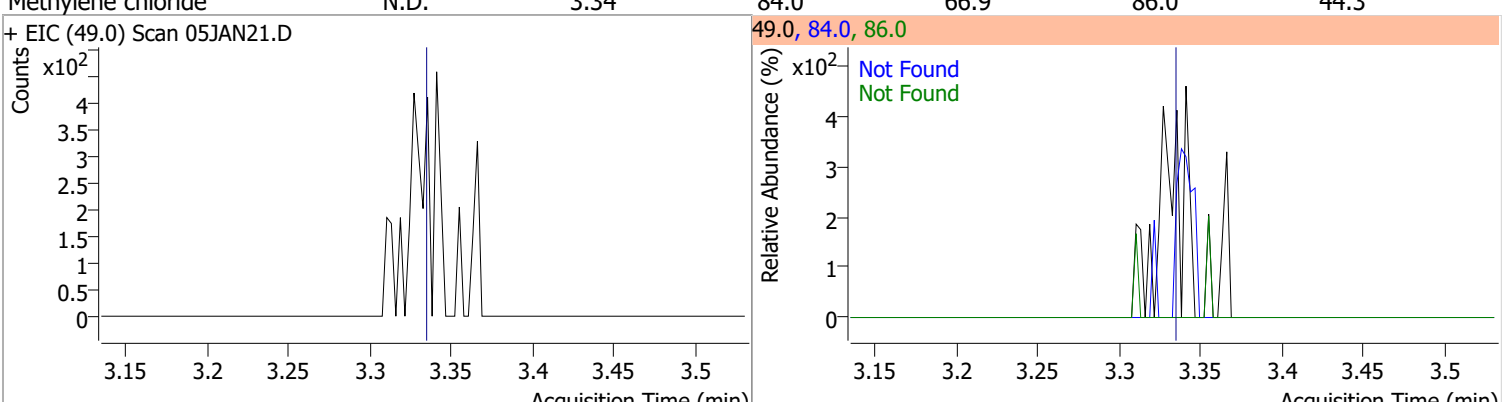
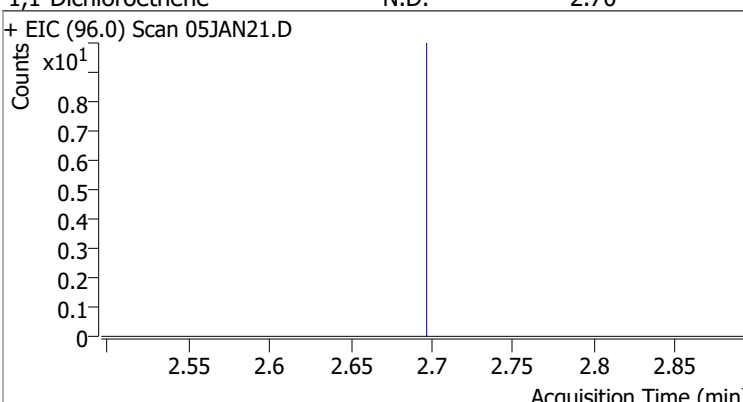
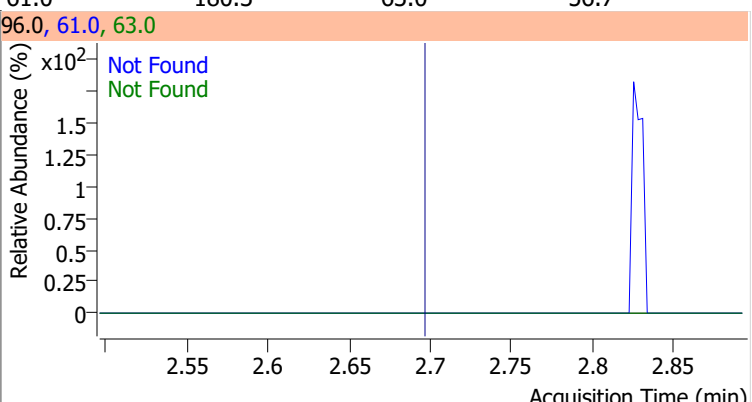
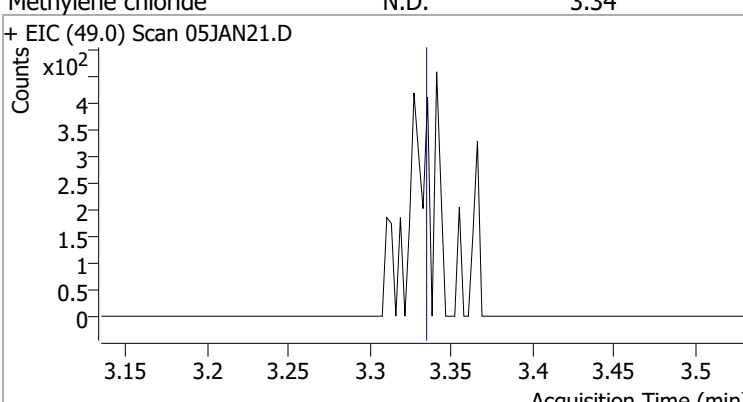
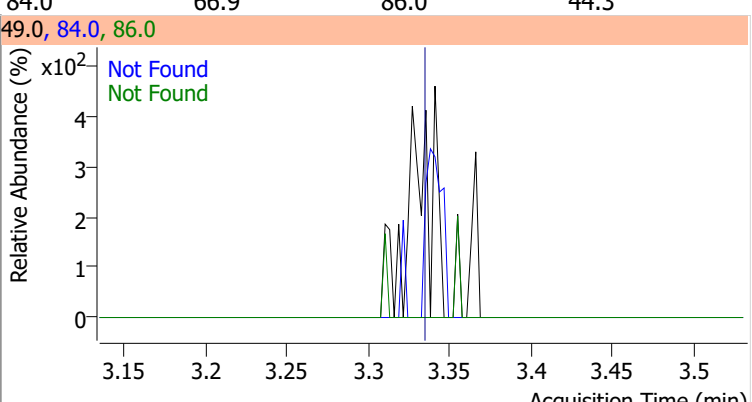
Compound	RT	QIon	Resp.	Conc.	Units		Dev(Min)
T 1,1,1-Trichloroethane	0.000		0	N.D.			
T Carbon tetrachloride	0.000		0	N.D.			
T 1,1-Dichloropropene	0.000		0	N.D.			
T Benzene	6.278	78.0	280	0.0968	ng	m	71
T 1,2-Dichloroethane	0.000		0	N.D.			
T Trichloroethene	0.000		0	N.D.			
T 1,2-Dichloropropane	0.000		0	N.D.			
T Dibromomethane	0.000		0	N.D.			
T Bromodichloromethane	0.000		0	N.D.			
T cis-1,3-Dichloropropene	0.000		0	N.D.			
T Toluene	8.389	92.0	2211	1.1933	ng		88
T trans-1,3-Dichloropropene	0.000		0	N.D.			
T 1,1,2-Trichloroethane	0.000		0	N.D.			
T Tetrachloroethene	0.000		0	N.D.			
T 1,3-Dichloropropane	0.000		0	N.D.			
T Chlorodibromomethane	0.000		0	N.D.			
T 1,2-Dibromoethane	0.000		0	N.D.			
T Chlorobenzene	0.000		0	N.D.			
T 1,1,1,2-Tetrachloroethane	0.000		0	N.D.			
T Ethylbenzene	0.000		0	N.D.			
T m+p-Xylenes	0.000		0	N.D.			
T o-Xylene	0.000		0	N.D.			
T Styrene	0.000		0	N.D.			
T Bromoform	0.000		0	N.D.			
T Bromobenzene	0.000		0	N.D.			
T 1,1,2,2-Tetrachloroethane	0.000		0	N.D.			
T 1,2,3-Trichloropropane	0.000		0	N.D.			
T 2-Chlorotoluene	0.000		0	N.D.			
T 4-Chlorotoluene	0.000		0	N.D.			
T 1,3-Dichlorobenzene	0.000		0	N.D.			
T 1,4-Dichlorobenzene	0.000		0	N.D.			
T 1,2-Dichlorobenzene	0.000		0	N.D.			

(#) = Qualifier Out of Range; (m) = Manual Integration; (+) = Area Summed; (\*) = Surrogate Percent Recovery Out of Range; (d): Zeroed Peak

# Quantitation Results Report (QT Reviewed)

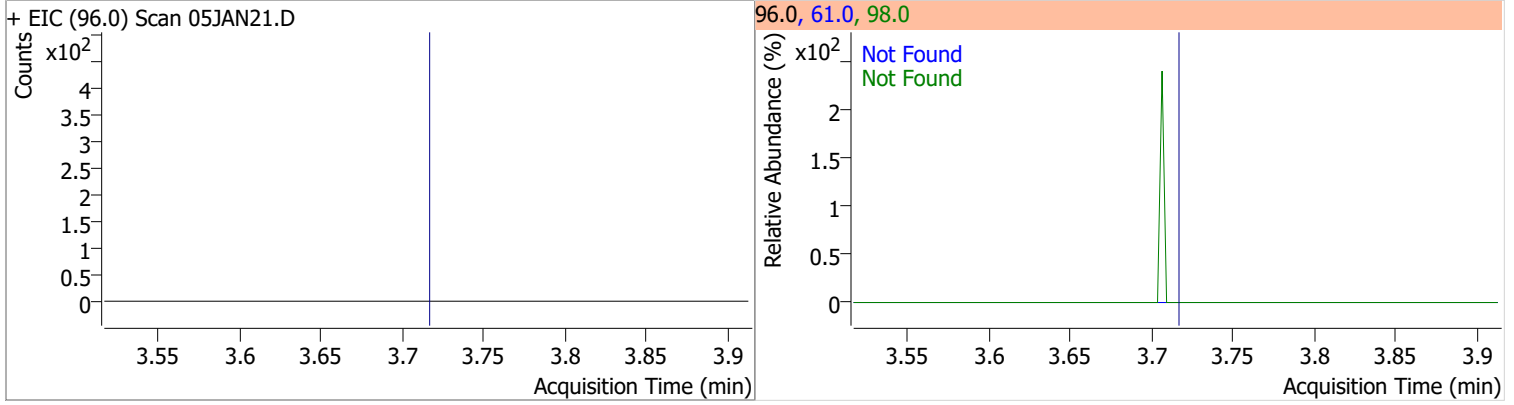


# Quantitation Results Report (QT Reviewed)

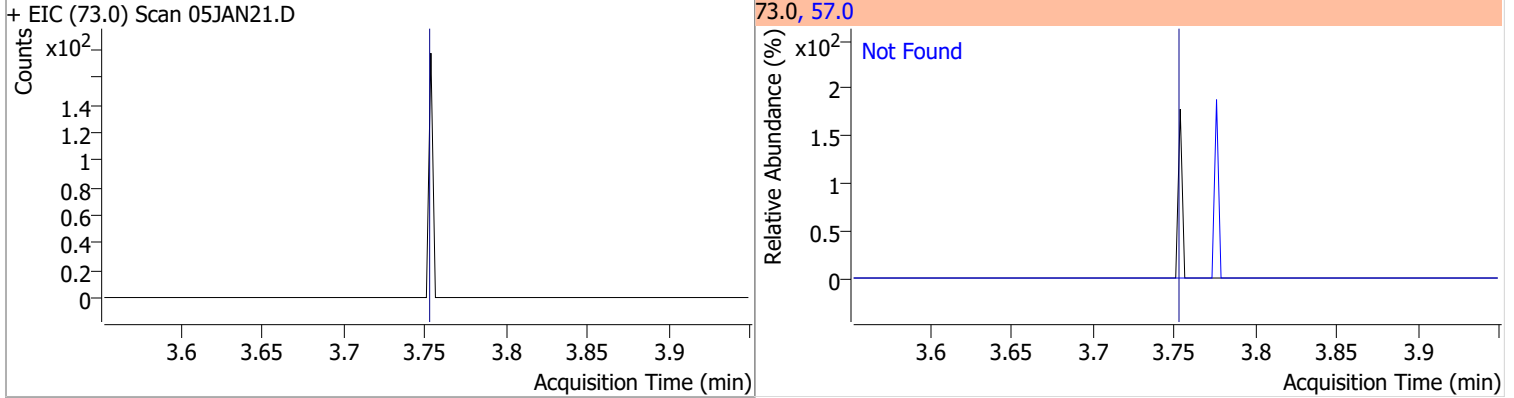
Compound	Conc.	Exp RT	QIon	Exp Ratio		
Chloroethane	N.D.	1.89	66.0	30.1		
+ EIC (64.0) Scan 05JAN21.D			64.0, 66.0			
						
Trichlorofluoromethane	N.D.	2.14	103.0	64.2		
+ EIC (101.0) Scan 05JAN21.D			101.0, 103.0			
						
1,1-Dichloroethene	N.D.	2.70	61.0	180.3	QIon	Exp Ratio
			63.0	56.7		
+ EIC (96.0) Scan 05JAN21.D			96.0, 61.0, 63.0			
						
Methylene chloride	N.D.	3.34	84.0	66.9	QIon	Exp Ratio
			86.0	44.3		
+ EIC (49.0) Scan 05JAN21.D			49.0, 84.0, 86.0			
						

# Quantitation Results Report (QT Reviewed)

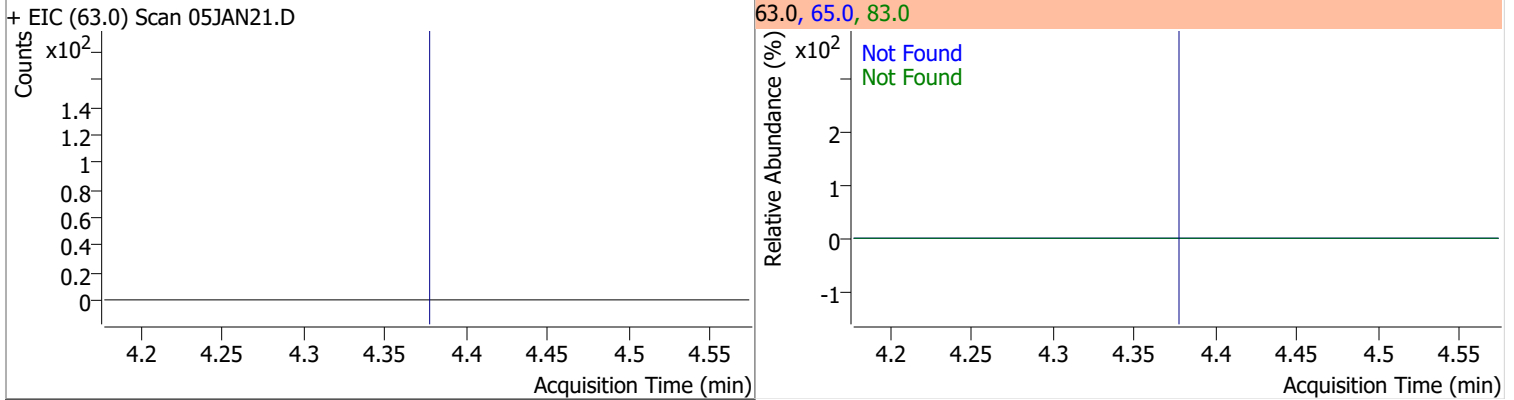
Compound	Conc.	Exp RT	QIon	Exp Ratio	QIon	Exp Ratio
trans-1,2-Dichloroethene	N.D.	3.72	61.0	153.9	98.0	65.7



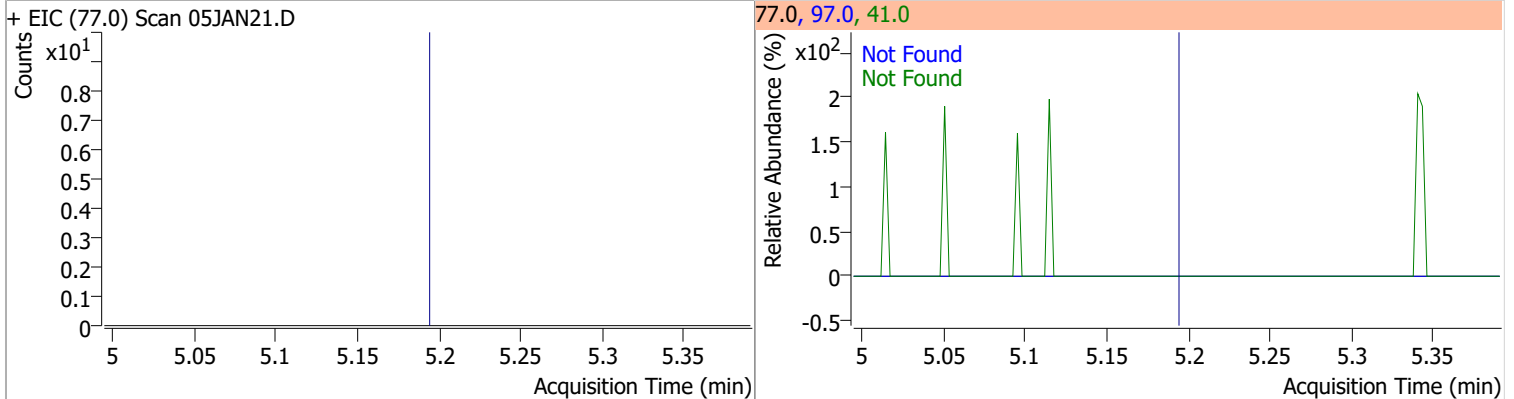
Compound	Conc.	Exp RT	QIon	Exp Ratio
Methyl tert-butyl ether (MTBE)	N.D.	3.75	57.0	24.6



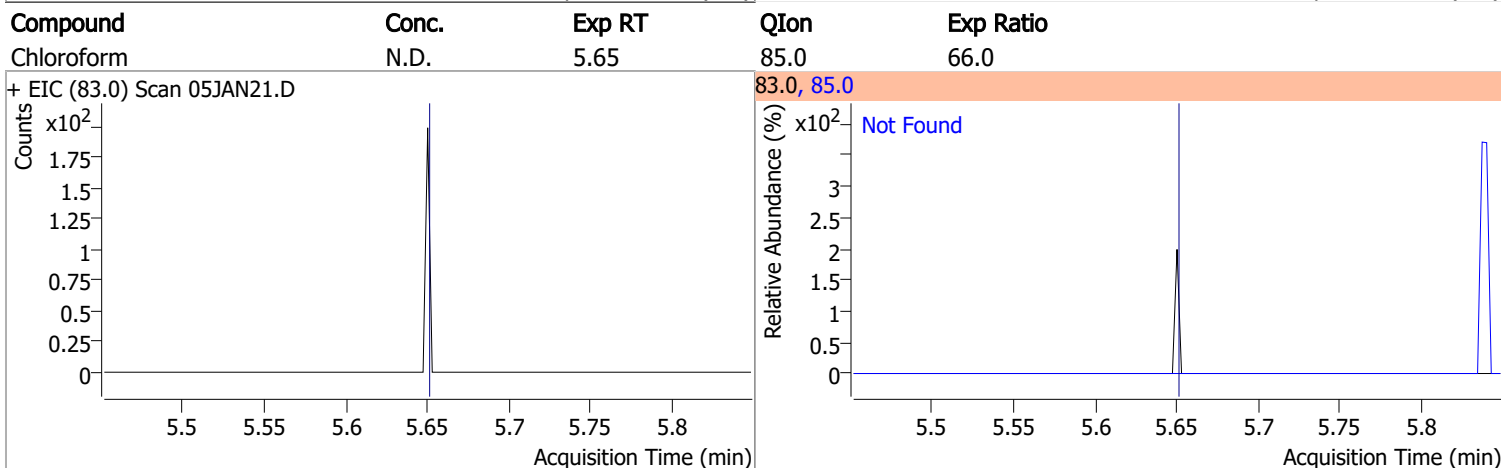
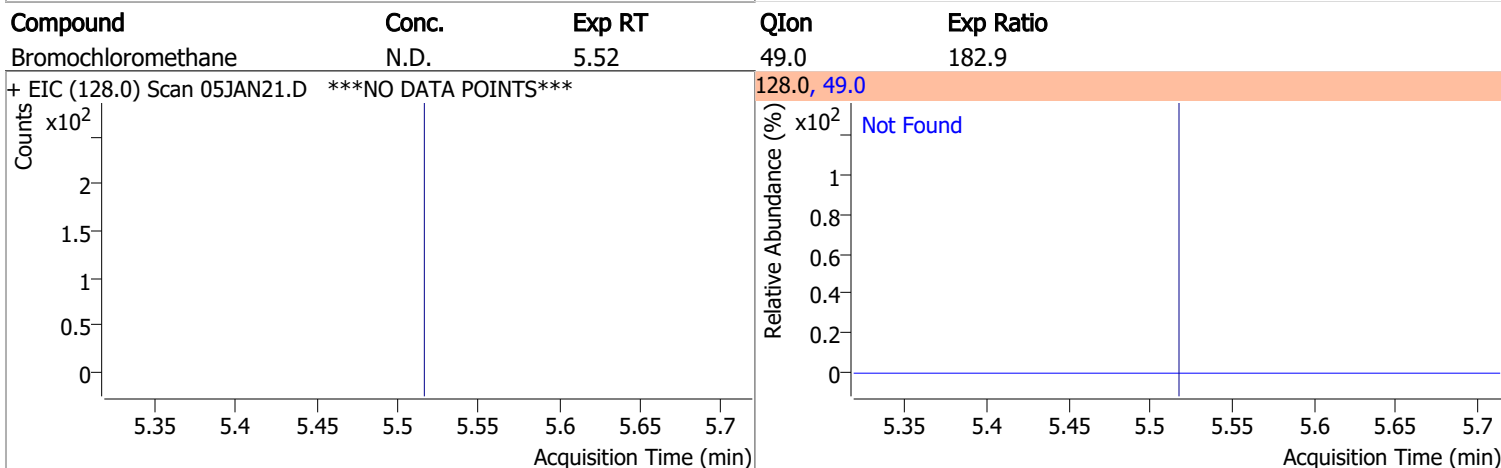
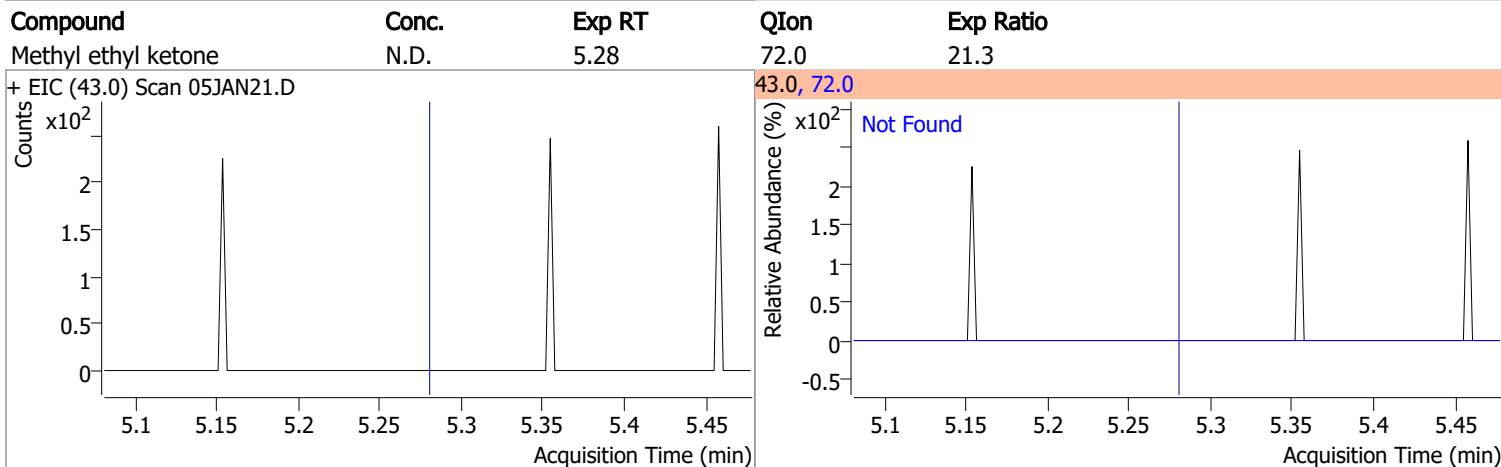
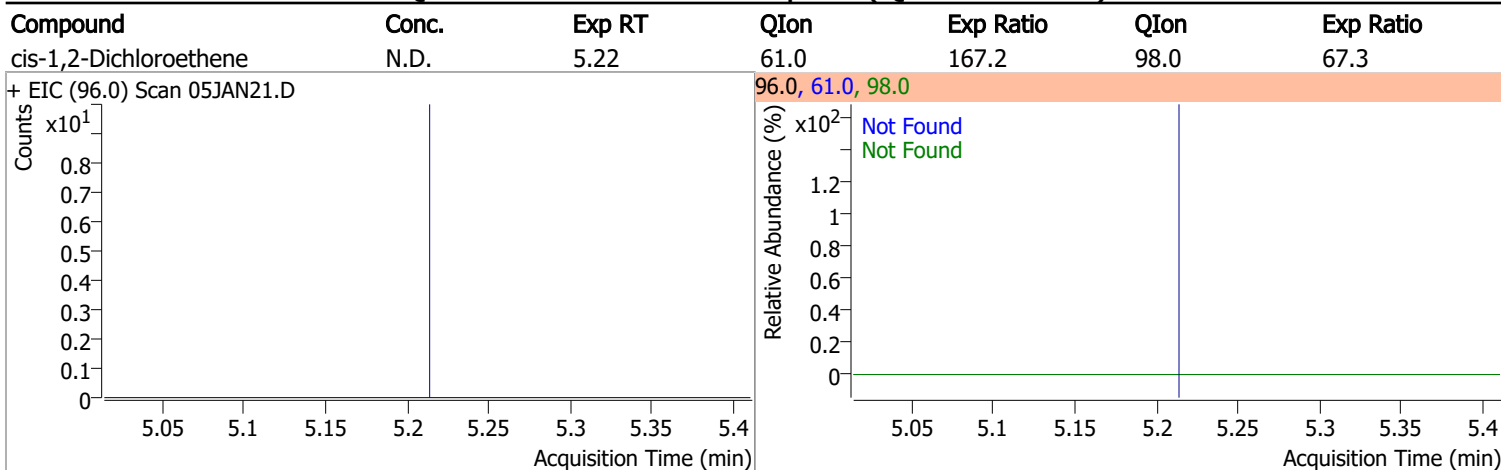
Compound	Conc.	Exp RT	QIon	Exp Ratio	QIon	Exp Ratio
1,1-Dichloroethane	N.D.	4.38	65.0	32.1	83.0	13.7



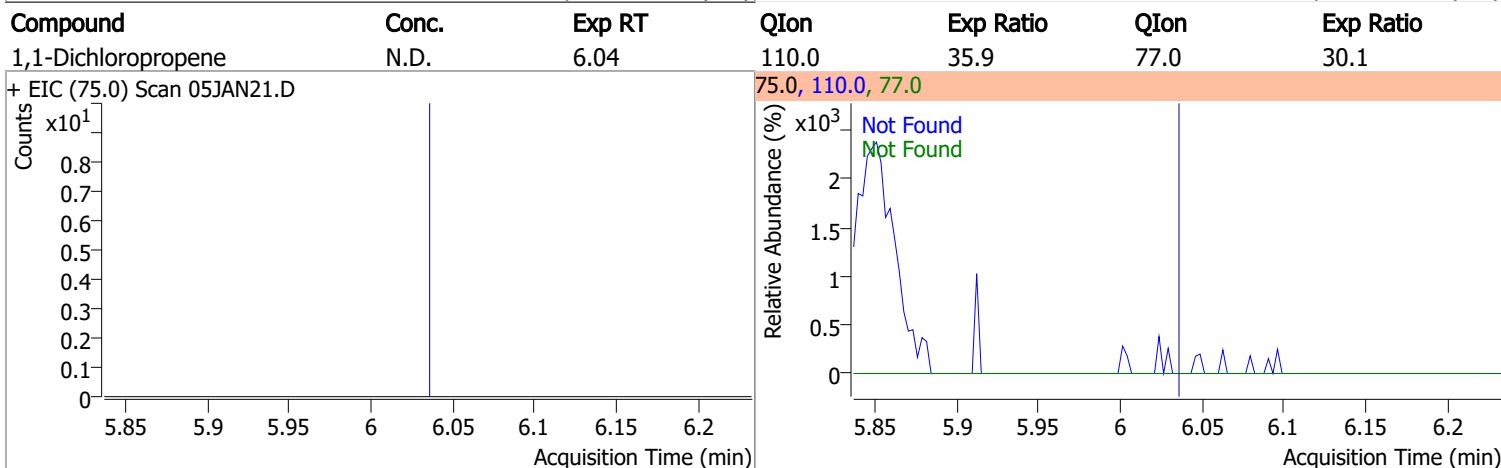
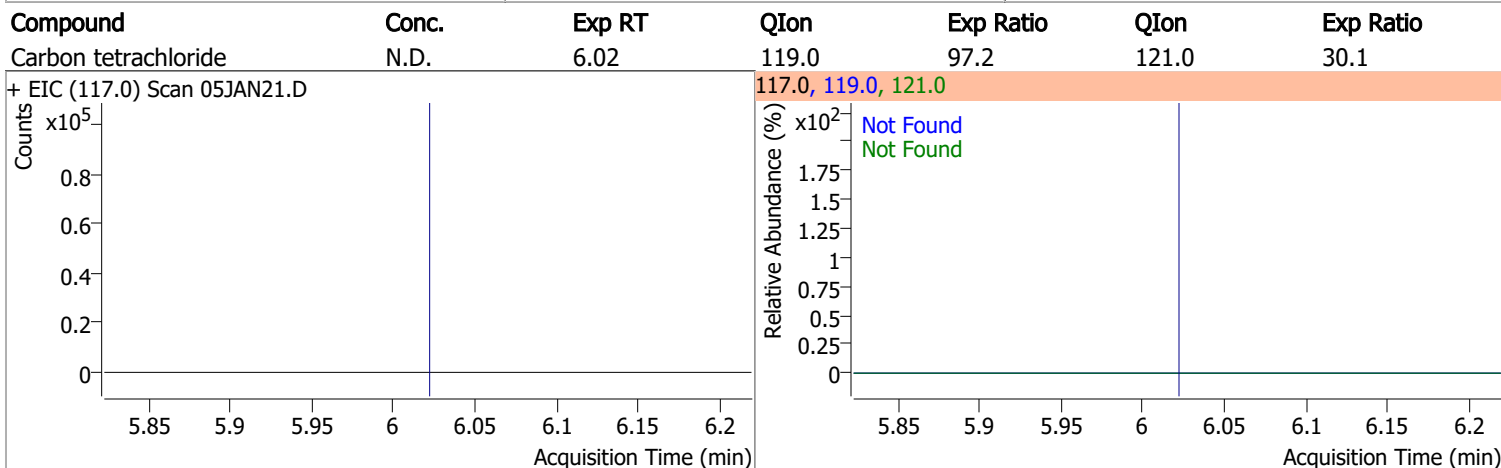
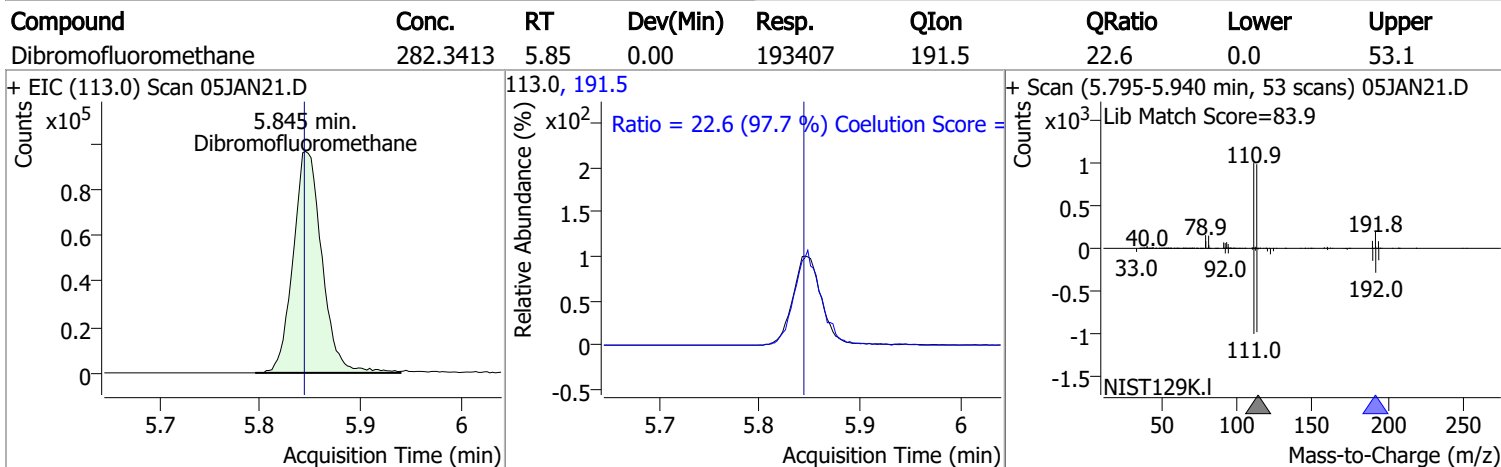
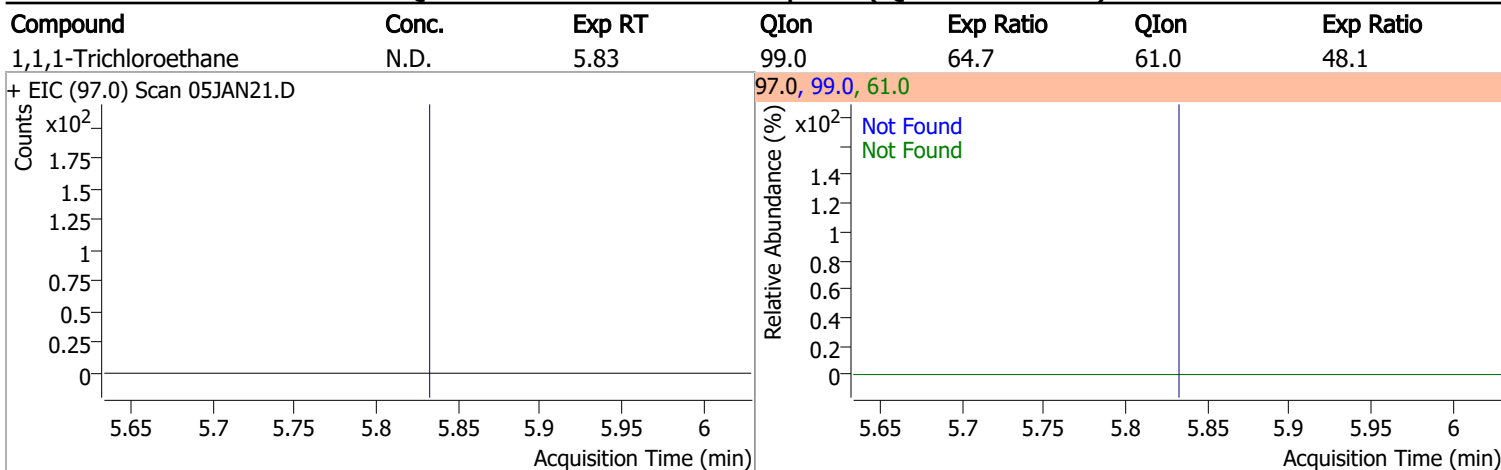
Compound	Conc.	Exp RT	QIon	Exp Ratio	QIon	Exp Ratio
2,2-Dichloropropane	N.D.	5.20	41.0	66.5	97.0	23.2



# Quantitation Results Report (QT Reviewed)

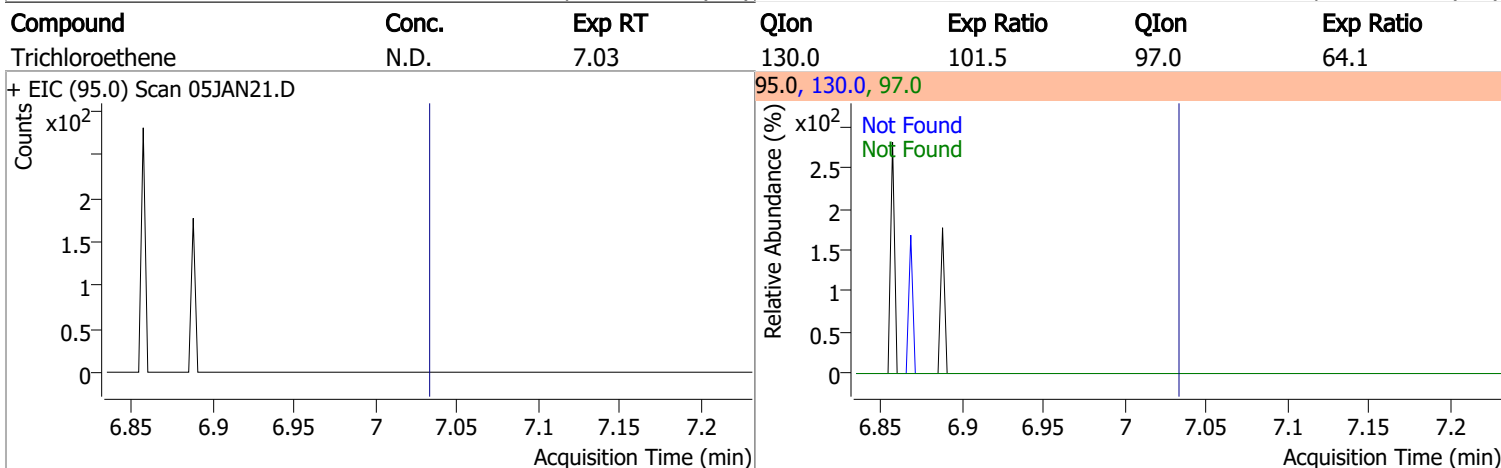
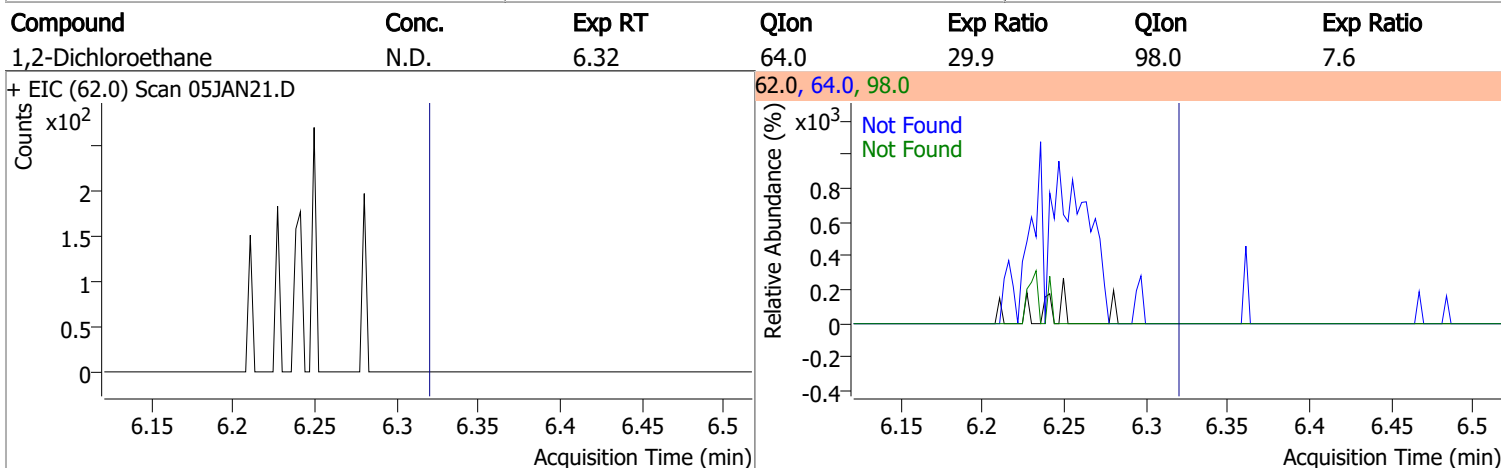
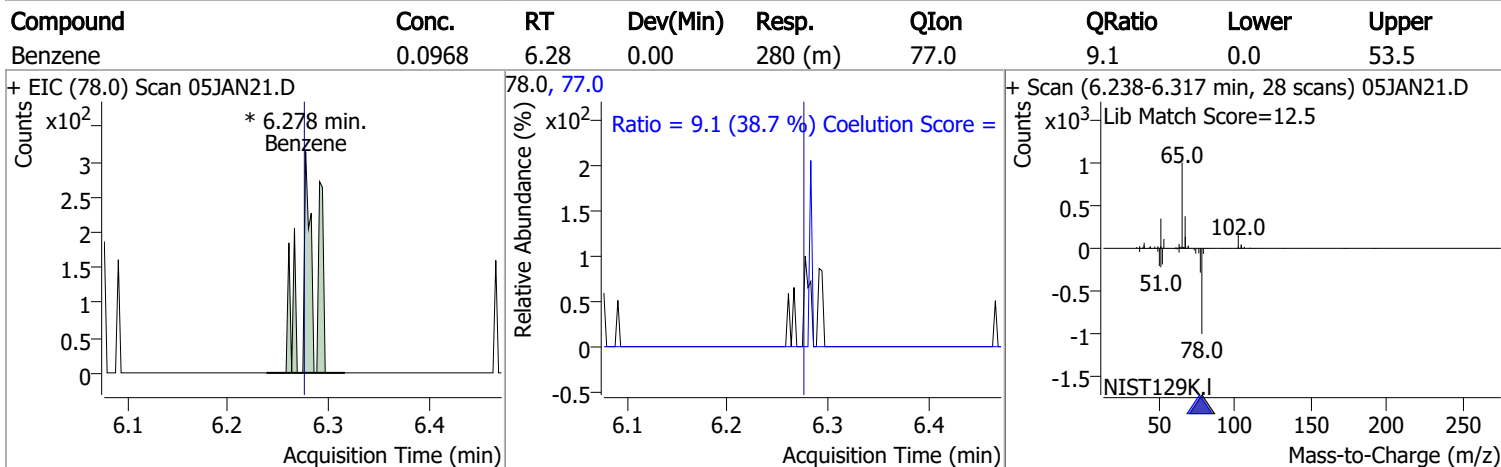
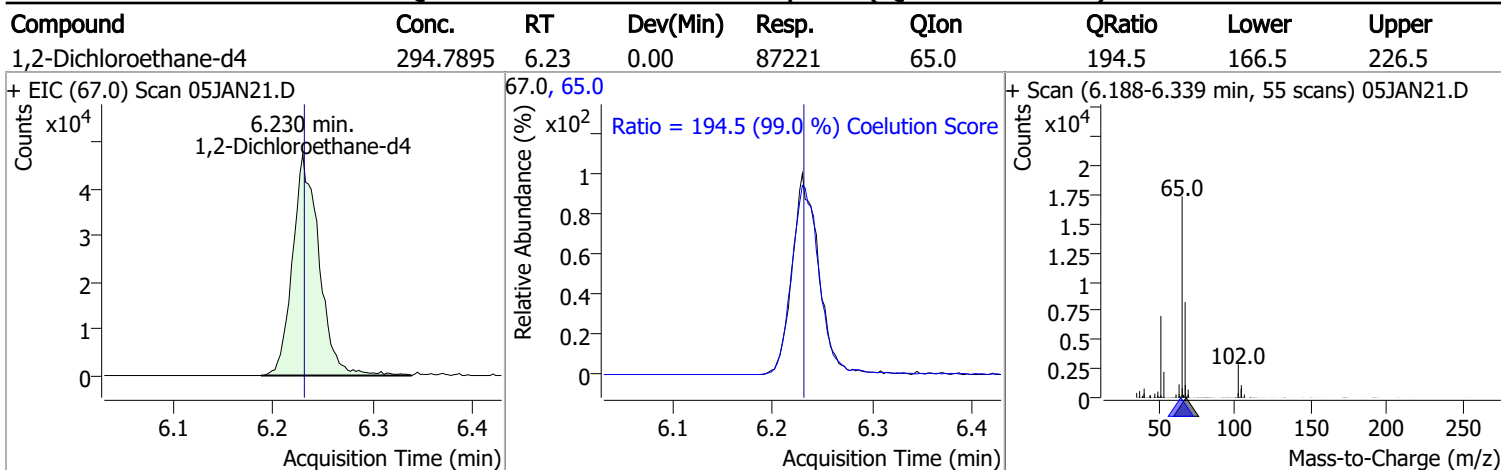


# Quantitation Results Report (QT Reviewed)

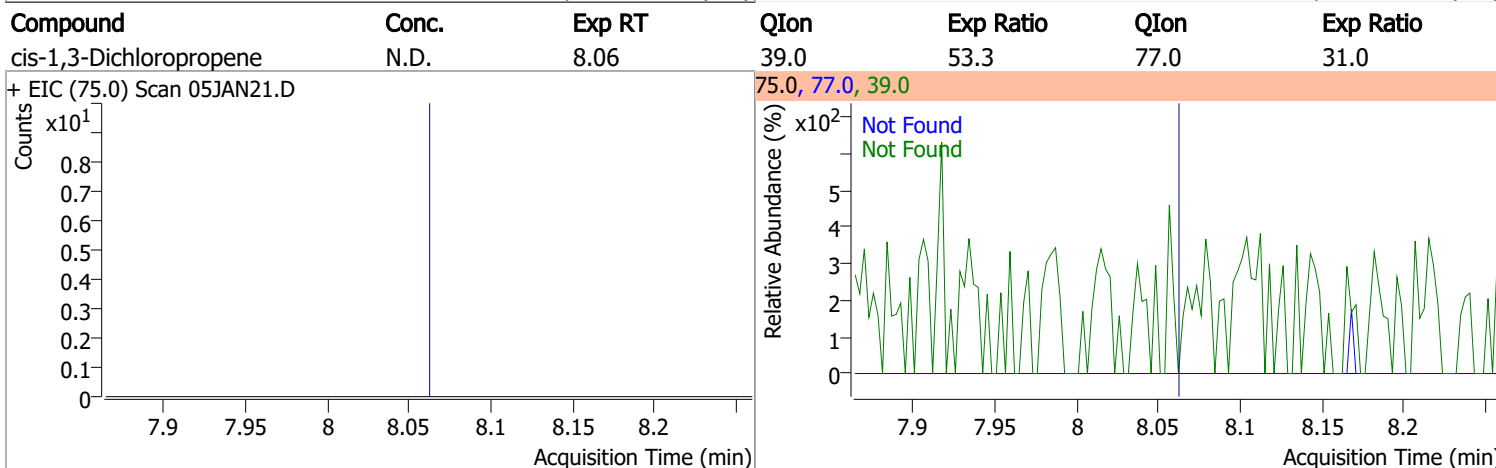
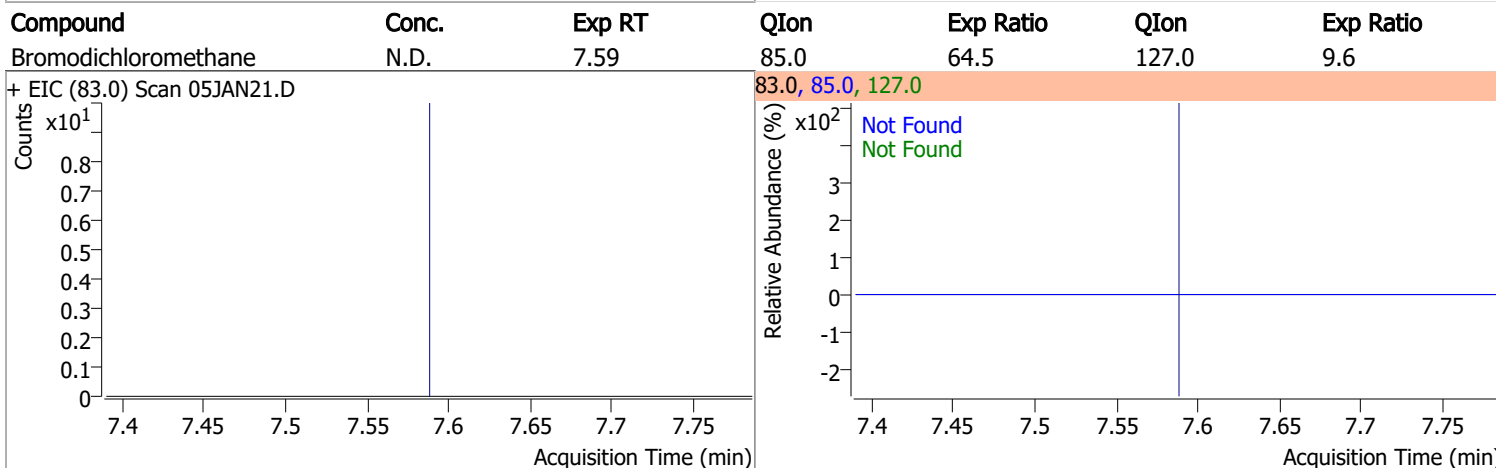
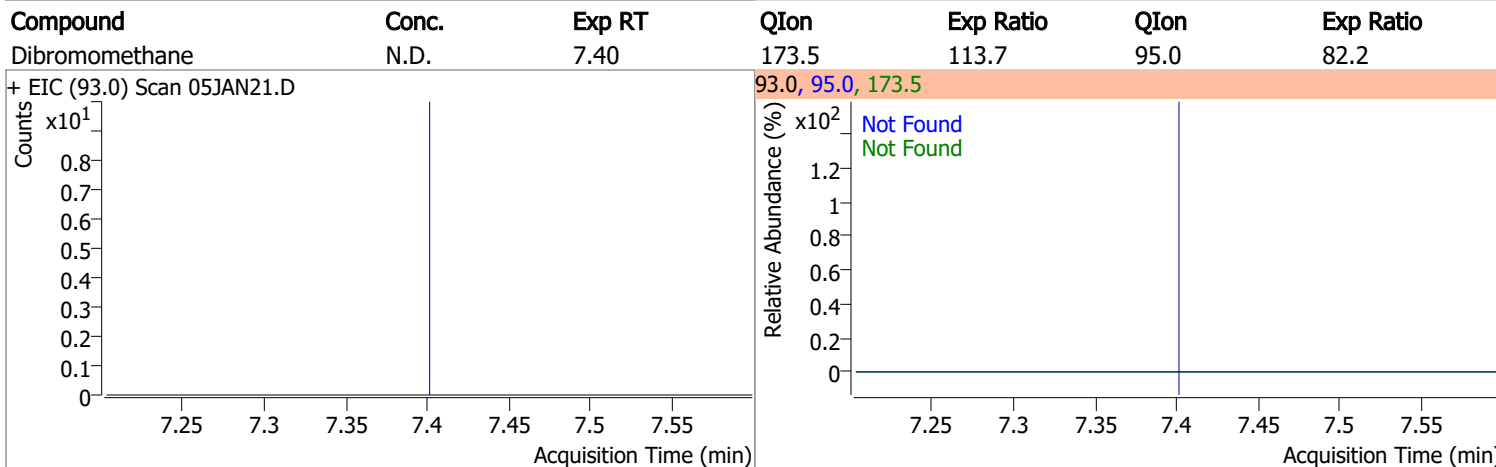
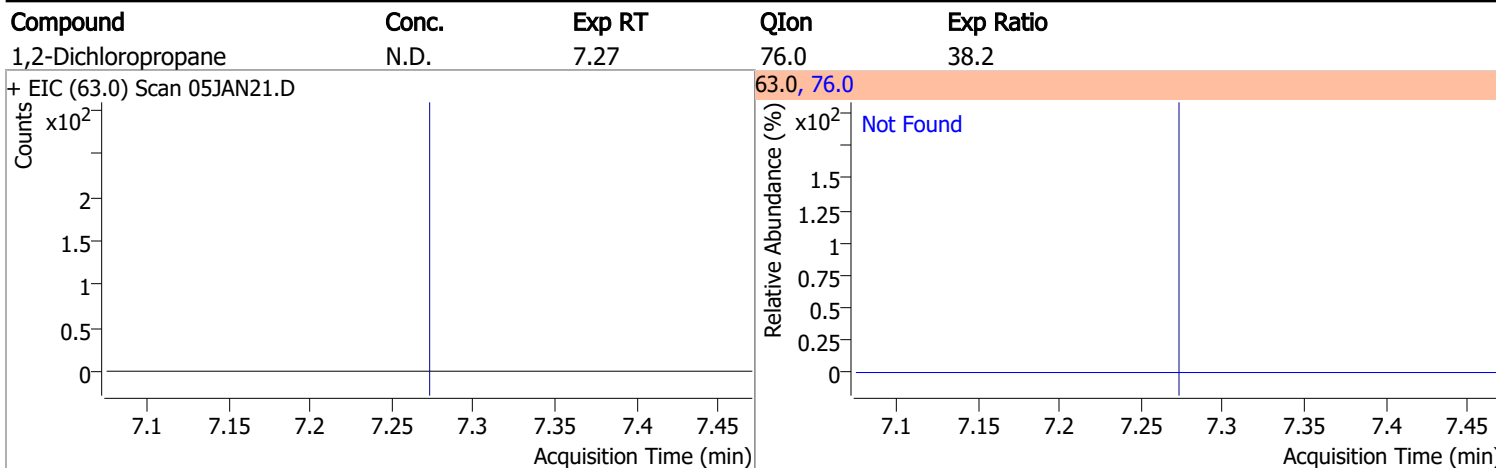




# Quantitation Results Report (QT Reviewed)

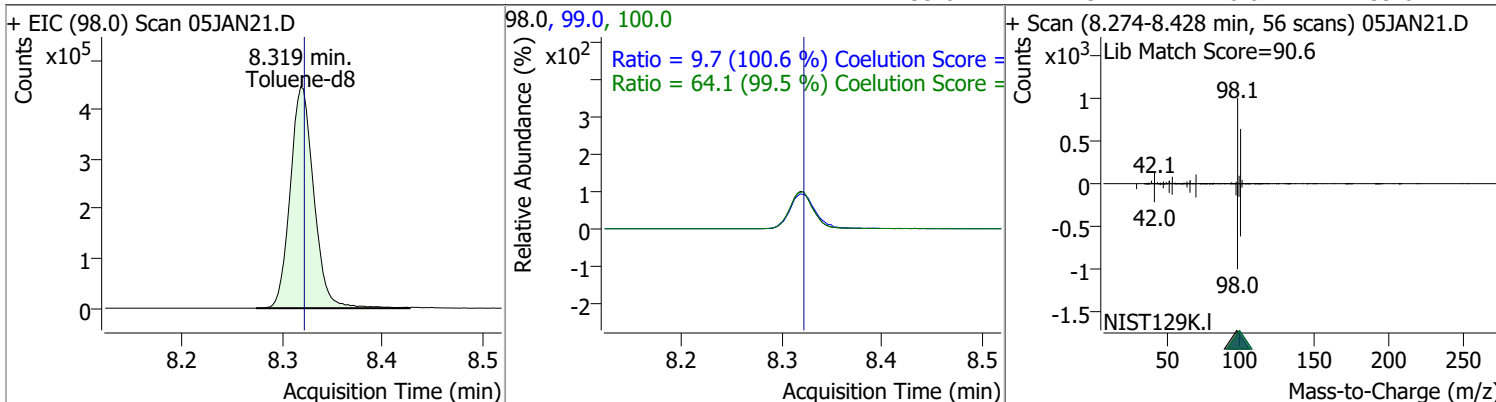


# Quantitation Results Report (QT Reviewed)

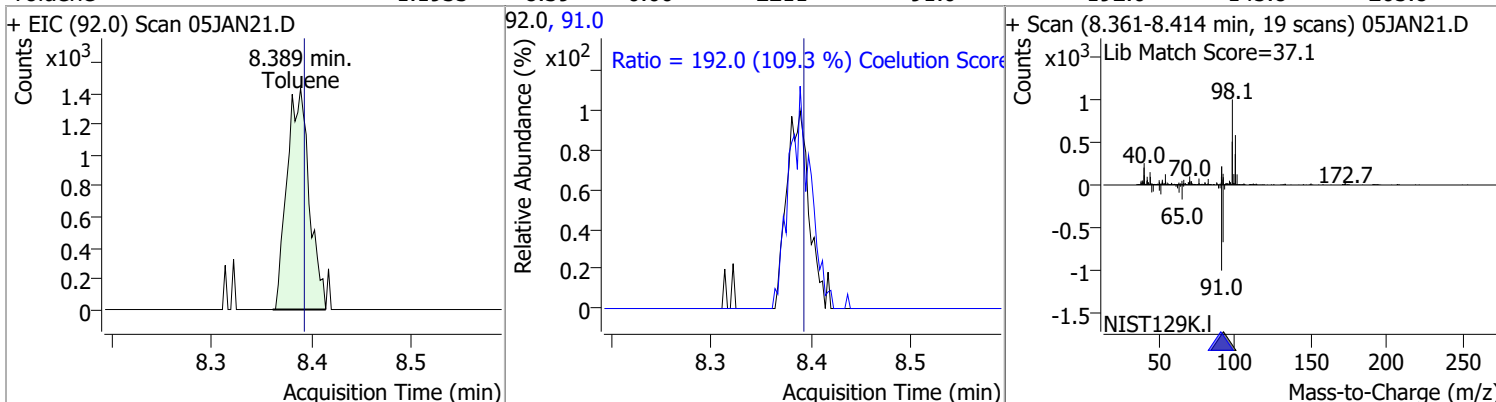


# Quantitation Results Report (QT Reviewed)

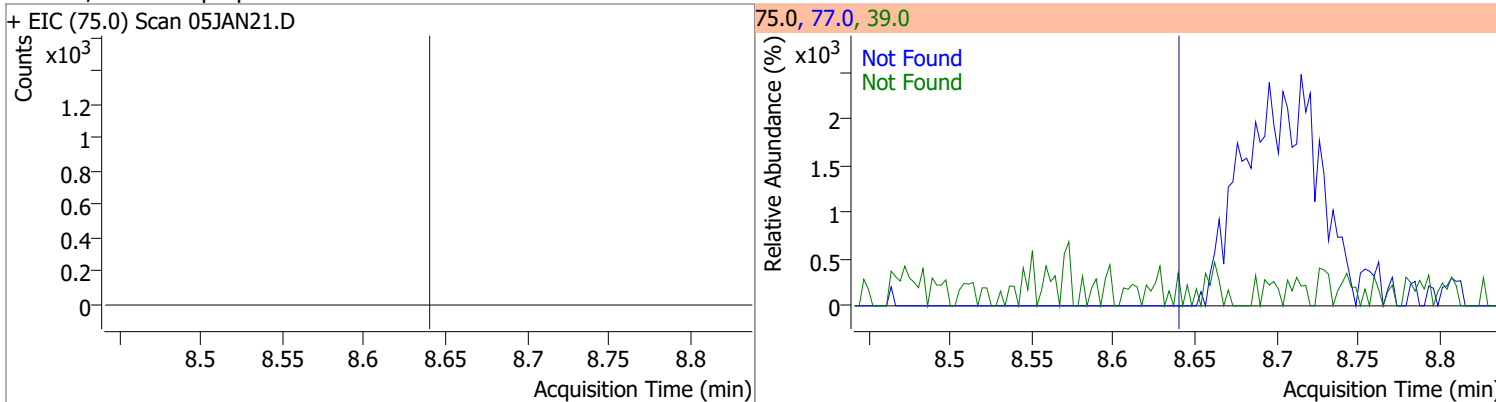
Compound	Conc.	RT	Dev(Min)	Resp.	QIon	QRatio	Lower	Upper
Toluene-d8	266.1207	8.32	0.00	729970	100.0	64.1	34.4	94.4
					99.0	9.7	0.0	39.6



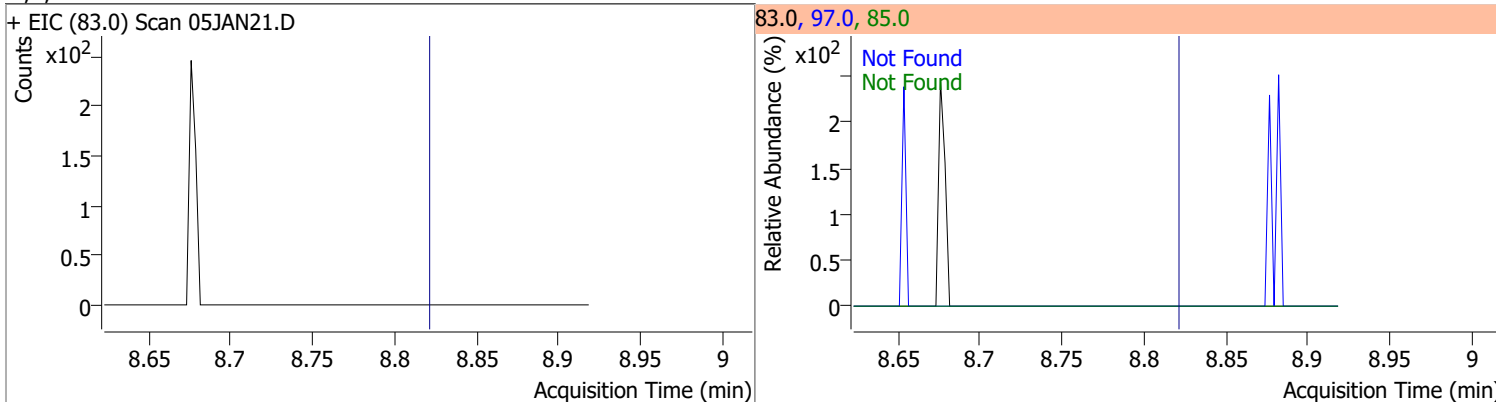
Compound	Conc.	RT	Dev(Min)	Resp.	QIon	QRatio	Lower	Upper
Toluene	1.1933	8.39	0.00	2211	91.0	192.0	145.8	205.8



Compound	Conc.	Exp RT	QIon	Exp Ratio	QIon	Exp Ratio
trans-1,3-Dichloropropene	N.D.	8.64	39.0	53.4	77.0	32.4

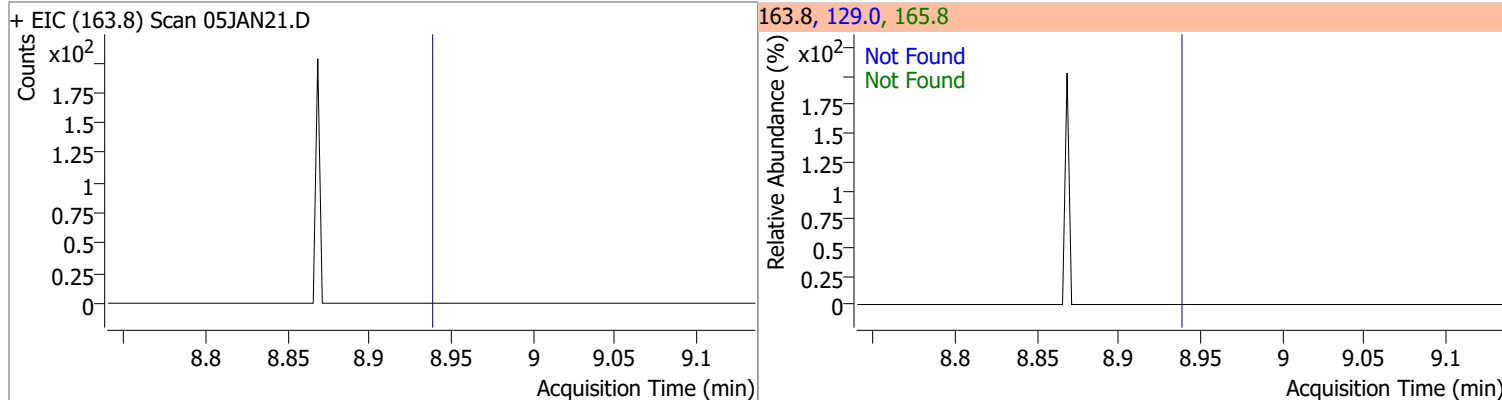


Compound	Conc.	Exp RT	QIon	Exp Ratio	QIon	Exp Ratio
1,1,2-Trichloroethane	N.D.	8.82	97.0	114.6	85.0	67.6

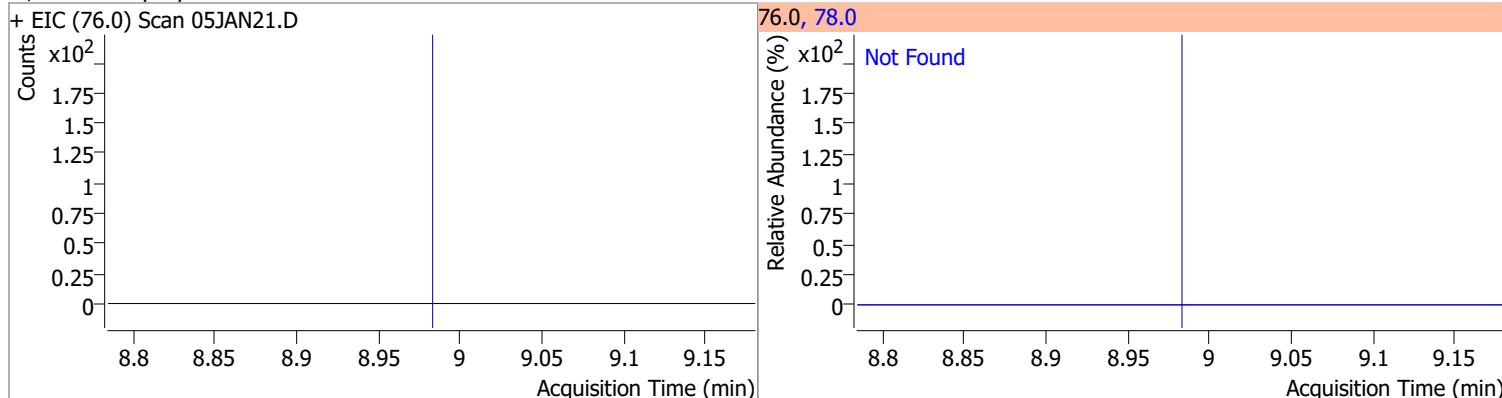


# Quantitation Results Report (QT Reviewed)

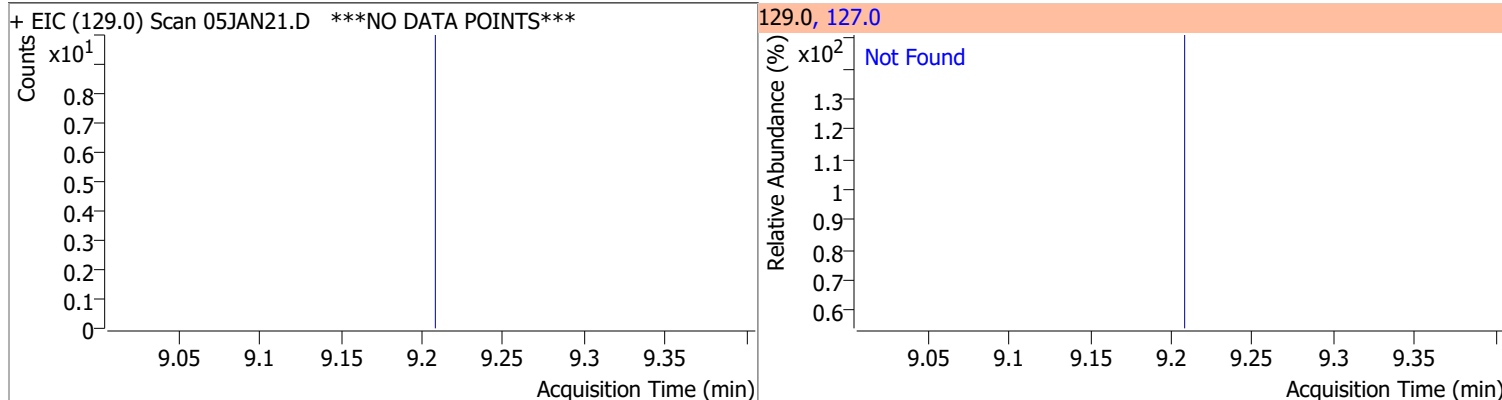
Compound	Conc.	Exp RT	QIon	Exp Ratio	QIon	Exp Ratio
Tetrachloroethene	N.D.	8.94	165.8	128.6	129.0	91.5



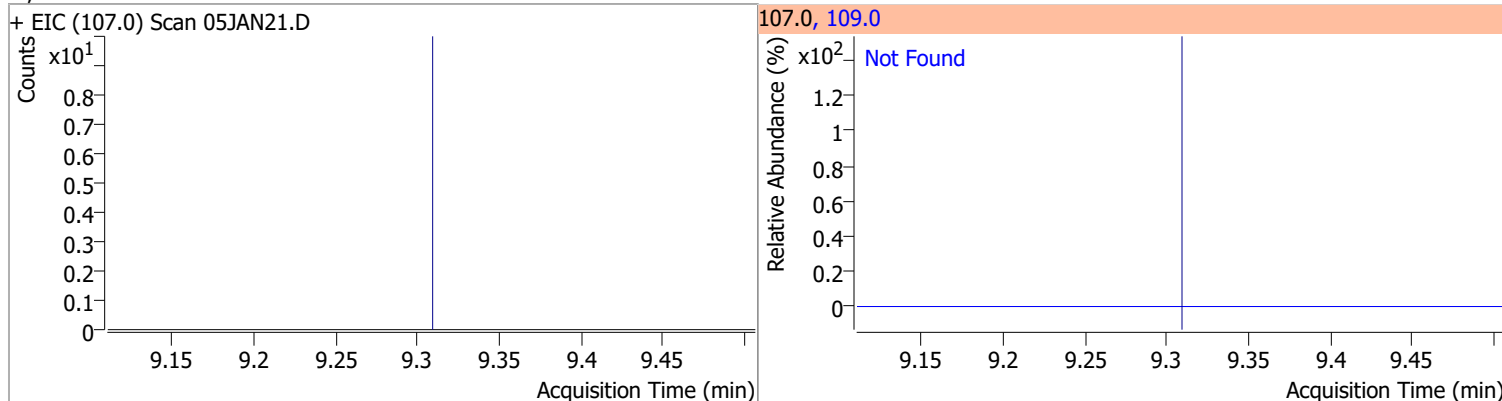
Compound	Conc.	Exp RT	QIon	Exp Ratio
1,3-Dichloropropane	N.D.	8.98	78.0	32.9



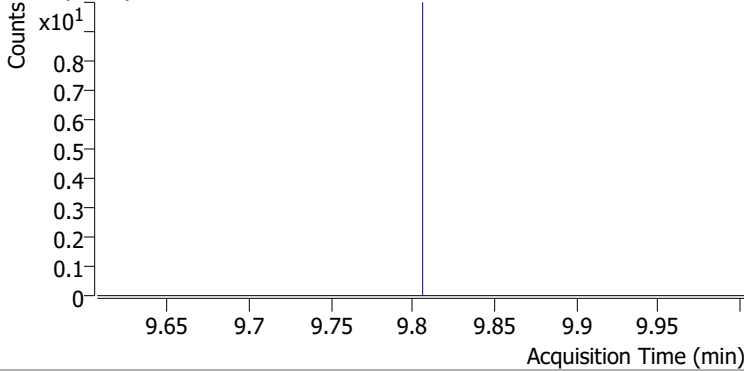
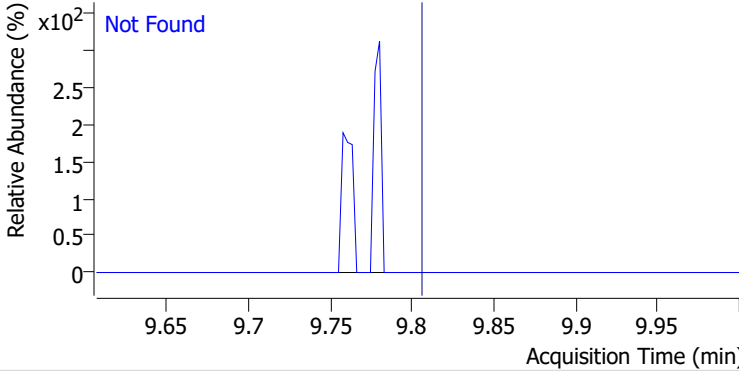
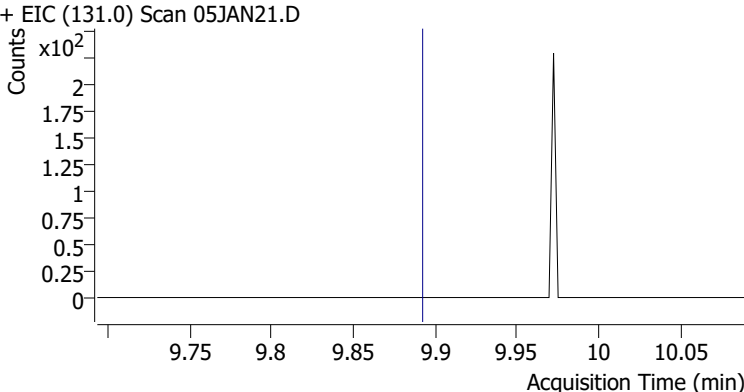
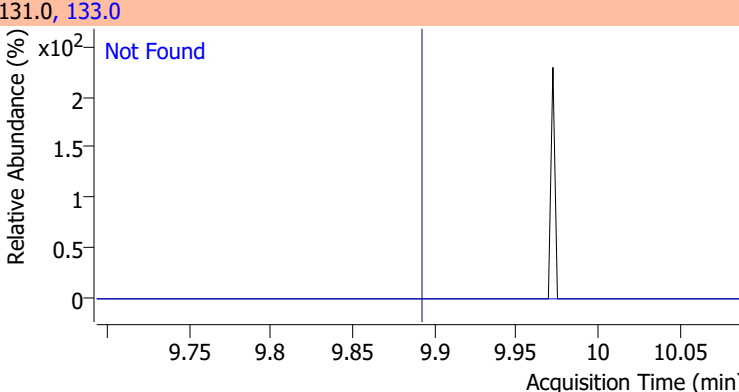
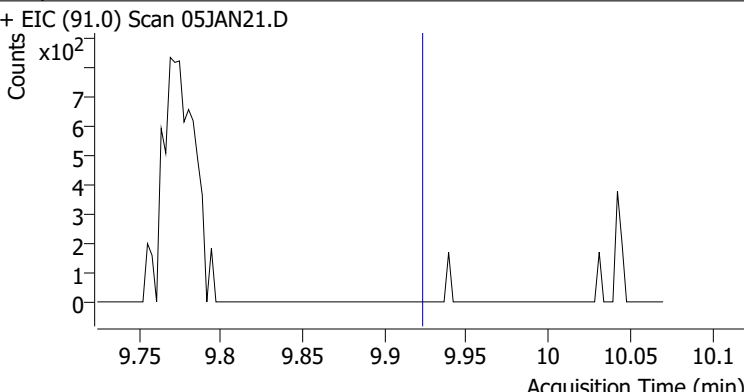
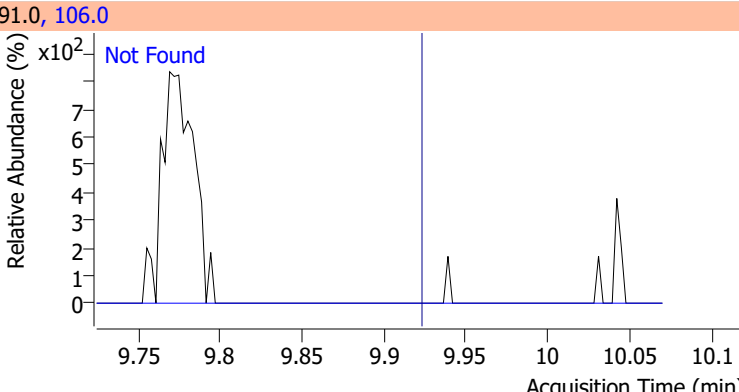
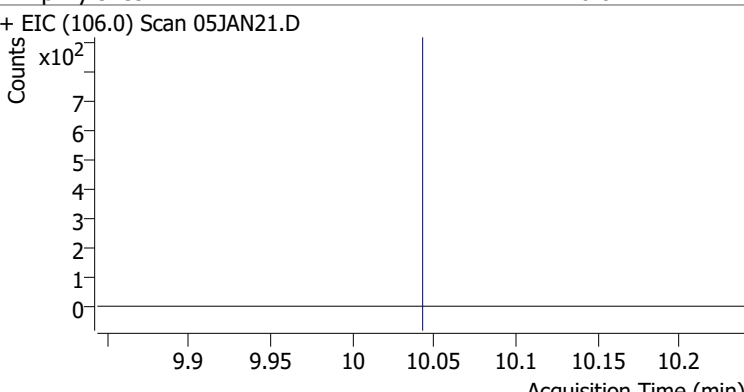
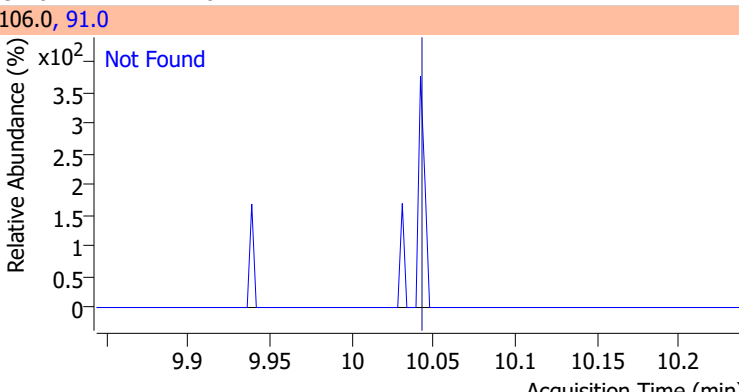
Compound	Conc.	Exp RT	QIon	Exp Ratio
Chlorodibromomethane	N.D.	9.21	127.0	78.0



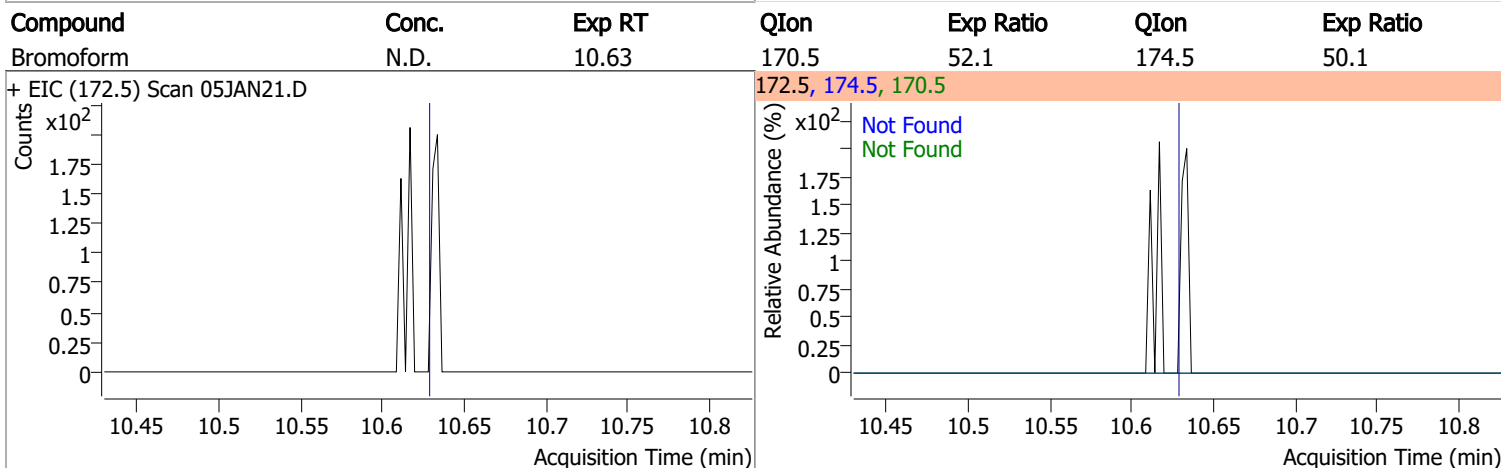
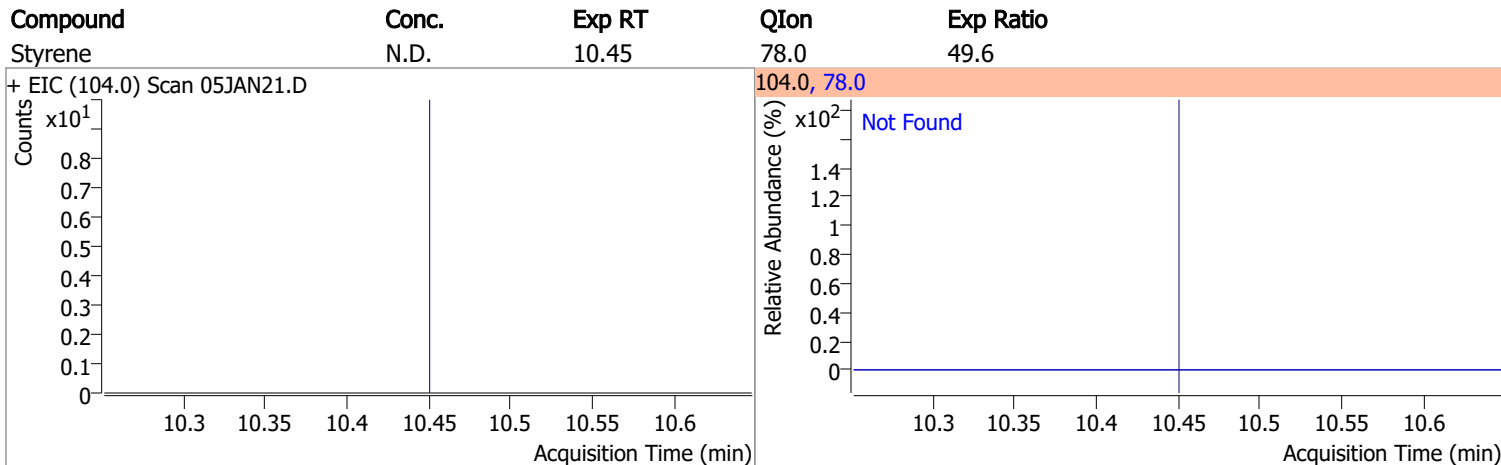
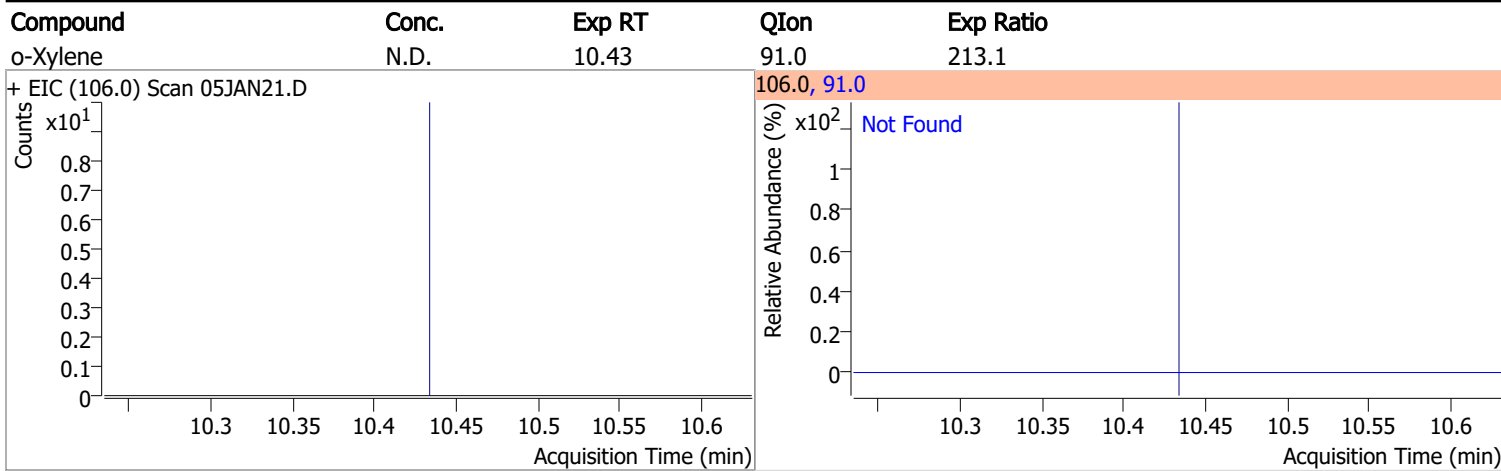
Compound	Conc.	Exp RT	QIon	Exp Ratio
1,2-Dibromoethane	N.D.	9.31	109.0	94.5



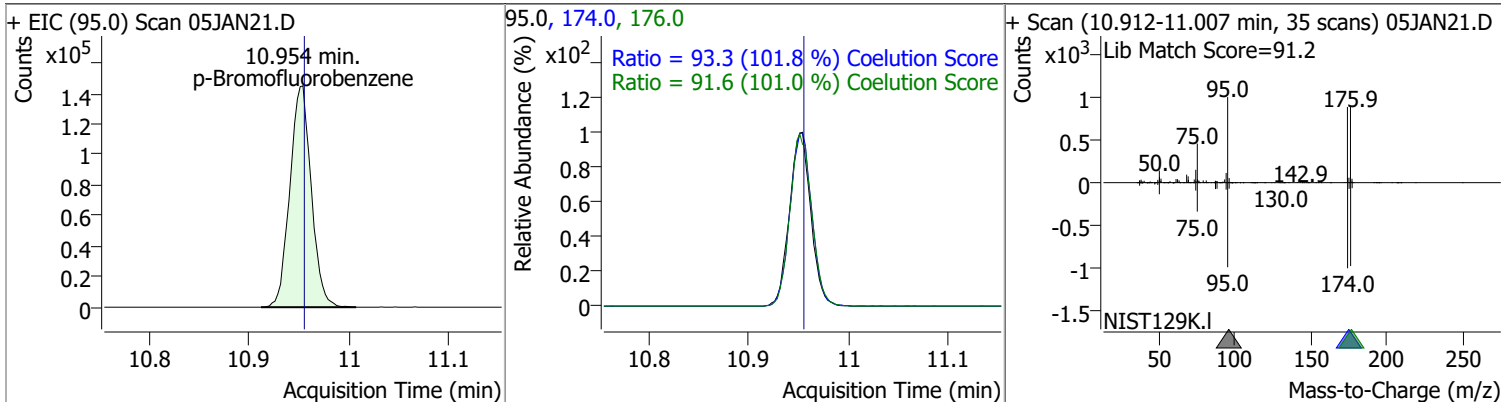
# Quantitation Results Report (QT Reviewed)

Compound	Conc.	Exp RT	QIon	Exp Ratio
Chlorobenzene	N.D.	9.80	114.0	32.1
+ EIC (112.0) Scan 05JAN21.D			112.0, 114.0	
				
1,1,1,2-Tetrachloroethane	N.D.	9.89	133.0	98.6
+ EIC (131.0) Scan 05JAN21.D			131.0, 133.0	
				
Ethylbenzene	N.D.	9.92	106.0	31.1
+ EIC (91.0) Scan 05JAN21.D			91.0, 106.0	
				
m+p-Xylenes	N.D.	10.04	91.0	201.4
+ EIC (106.0) Scan 05JAN21.D			106.0, 91.0	
				

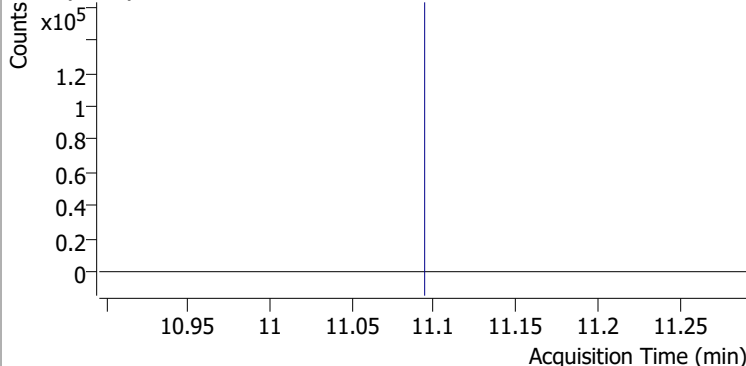
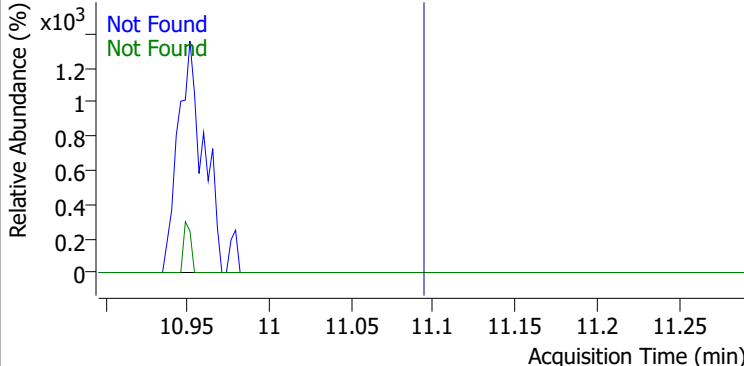
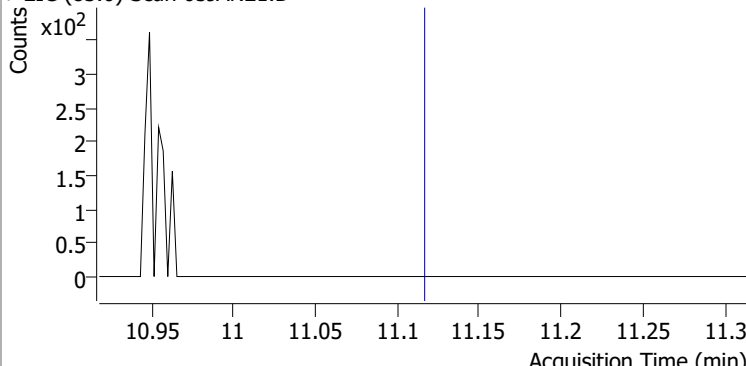
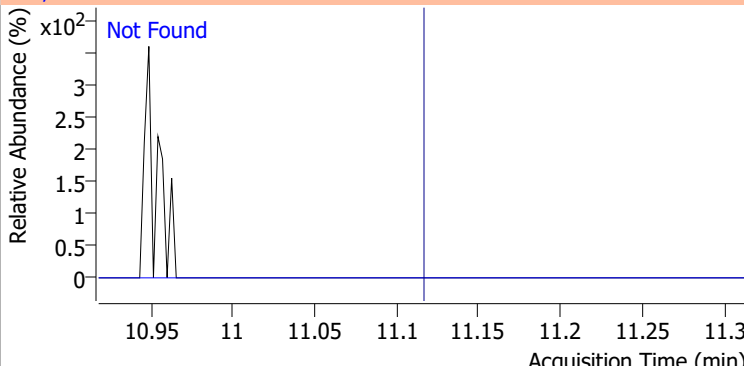
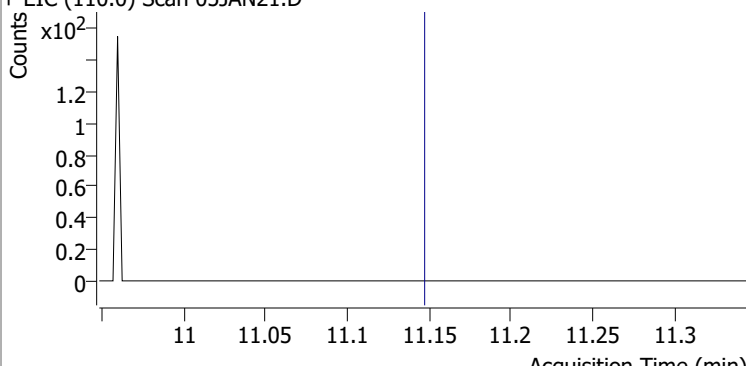
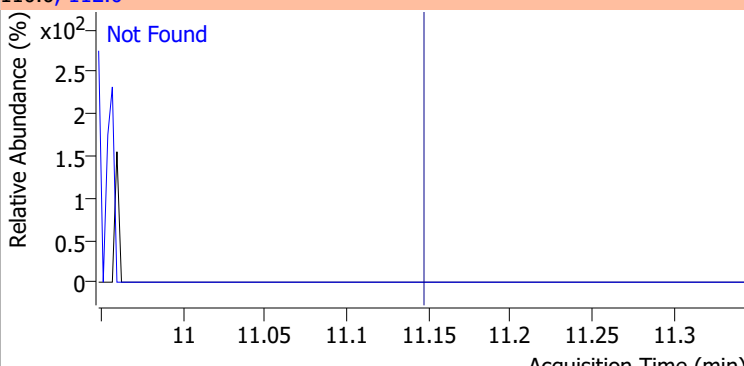
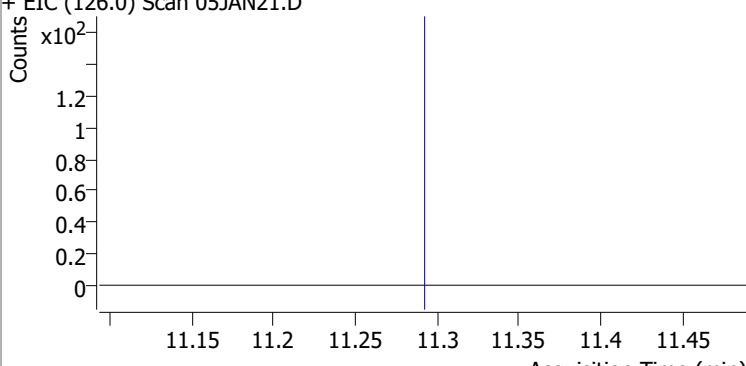
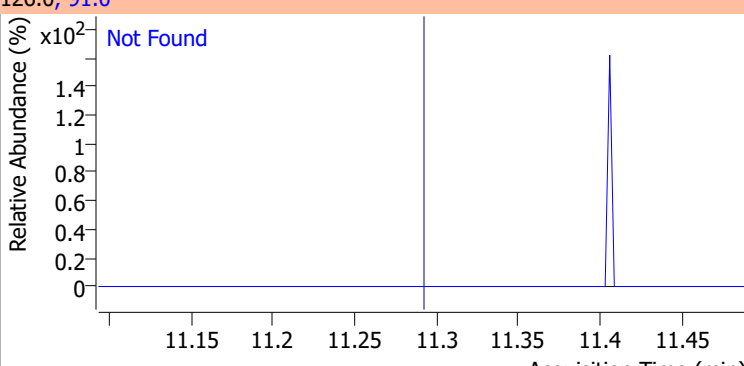
# Quantitation Results Report (QT Reviewed)



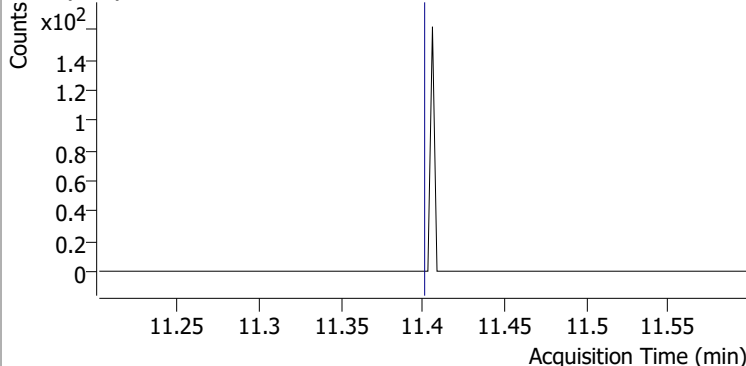
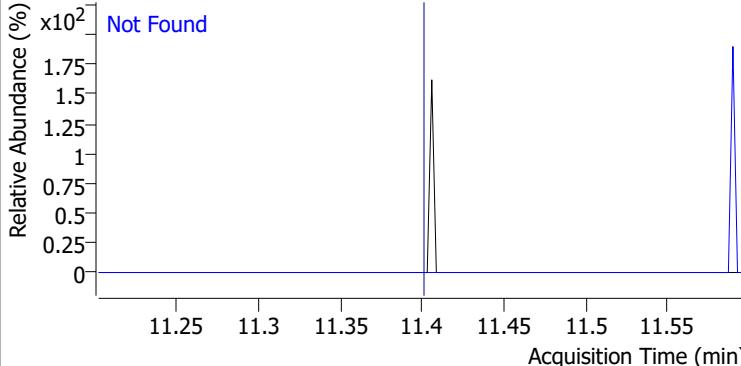
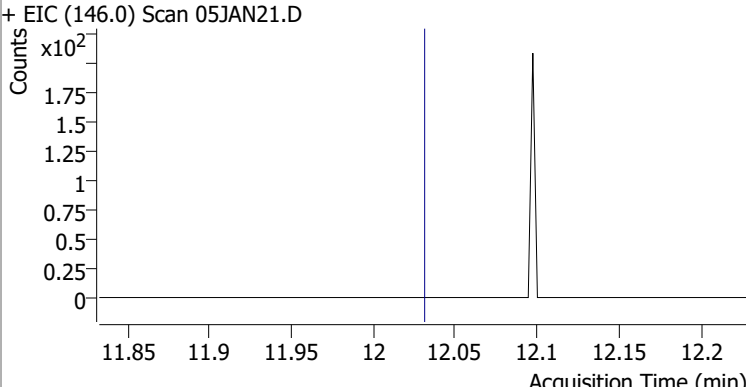
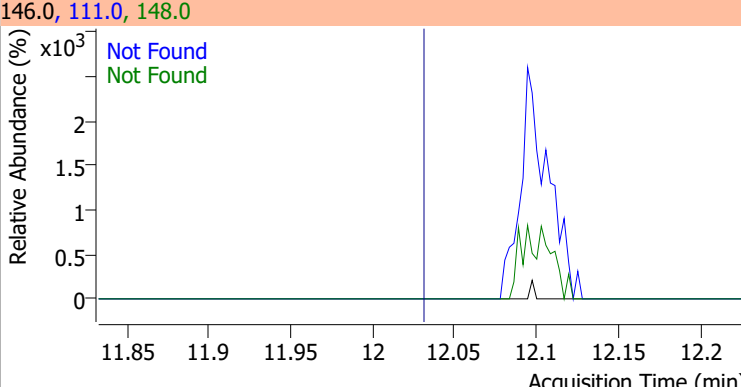
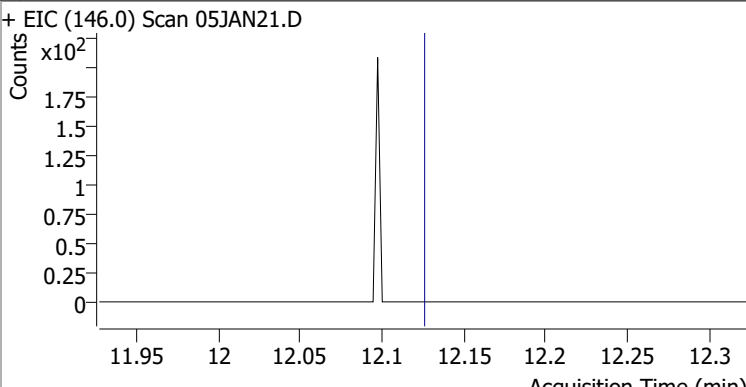
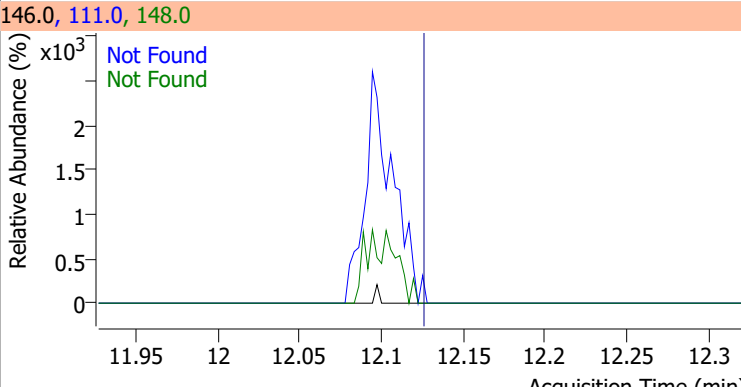
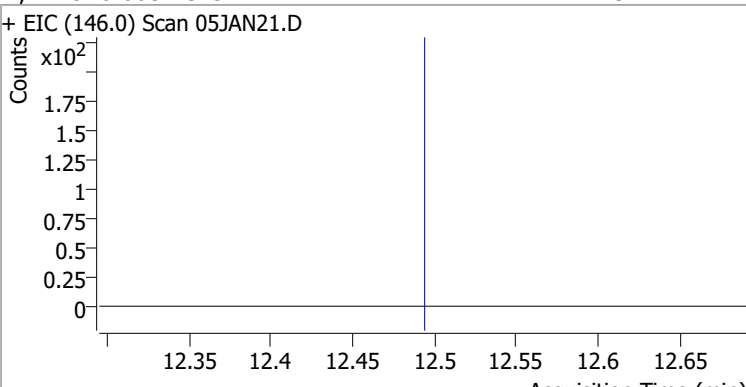
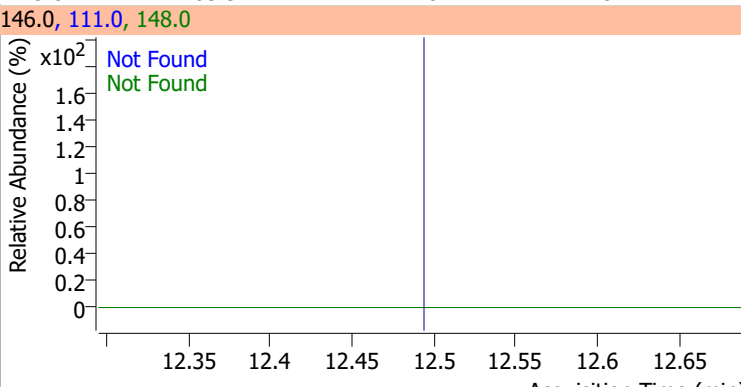
Compound	Conc.	RT	Dev(Min)	Resp.	QIon	QRatio	Lower	Upper
p-Bromofluorobenzene	271.1248	10.95	0.00	214122	174.0	93.3	61.7	121.7
					176.0	91.6	60.6	120.6



# Quantitation Results Report (QT Reviewed)

Compound	Conc.	Exp RT	QIon	Exp Ratio	QIon	Exp Ratio
Bromobenzene	N.D.	11.09	77.0	145.7	158.0	96.5
+ EIC (156.0) Scan 05JAN21.D			156.0, 77.0, 158.0			
						
1,1,2-Tetrachloroethane	N.D.	11.12	85.0	66.2		
+ EIC (83.0) Scan 05JAN21.D			83.0, 85.0			
						
1,2,3-Trichloropropane	N.D.	11.15	112.0	63.5		
+ EIC (110.0) Scan 05JAN21.D			110.0, 112.0			
						
2-Chlorotoluene	N.D.	11.29	91.0	282.3		
+ EIC (126.0) Scan 05JAN21.D			126.0, 91.0			
						

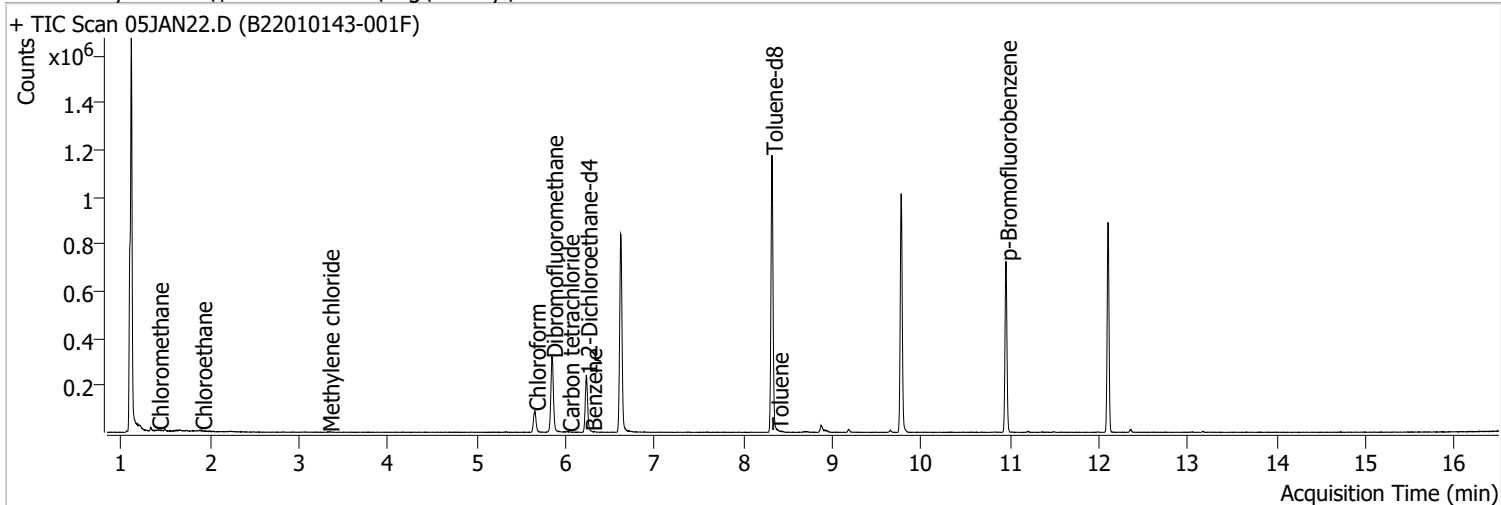
# Quantitation Results Report (QT Reviewed)

Compound	Conc.	Exp RT	QIon	Exp Ratio		
4-Chlorotoluene	N.D.	11.40	126.0	31.7		
+ EIC (91.0) Scan 05JAN21.D			91.0, 126.0			
						
1,3-Dichlorobenzene	N.D.	12.03	148.0	63.6	QIon	Exp Ratio
+ EIC (146.0) Scan 05JAN21.D			146.0, 111.0, 148.0			
						
1,4-Dichlorobenzene	N.D.	12.13	148.0	63.1	QIon	Exp Ratio
+ EIC (146.0) Scan 05JAN21.D			146.0, 111.0, 148.0			
						
1,2-Dichlorobenzene	N.D.	12.49	148.0	63.9	QIon	Exp Ratio
+ EIC (146.0) Scan 05JAN21.D			146.0, 111.0, 148.0			
						



# Quantitation Results Report (QT Reviewed)

Data File	05JAN22.D	Operator	MSC
Acq. Method	5975CACQF.M	Acq. Date-Time	1/5/2022 7:38:52 PM
Sample Name	B22010143-001F	Instrument	VOA5975C
Vial	22	Multiplier	1.00
DA Method File	VOA5975C_8260B_SHT_DoD_L4_010422.m	Comment	
Tune File	BFB_Atune3.u	Tune Date	10/11/2021 4:02:00 PM
Batch Name	VG010522_8260B.batch.bin	Last Calib Update	2/28/2022 2:48:47 PM
Ref Library	\\MASSHUNTER\Org\Library\NIST129K.I		



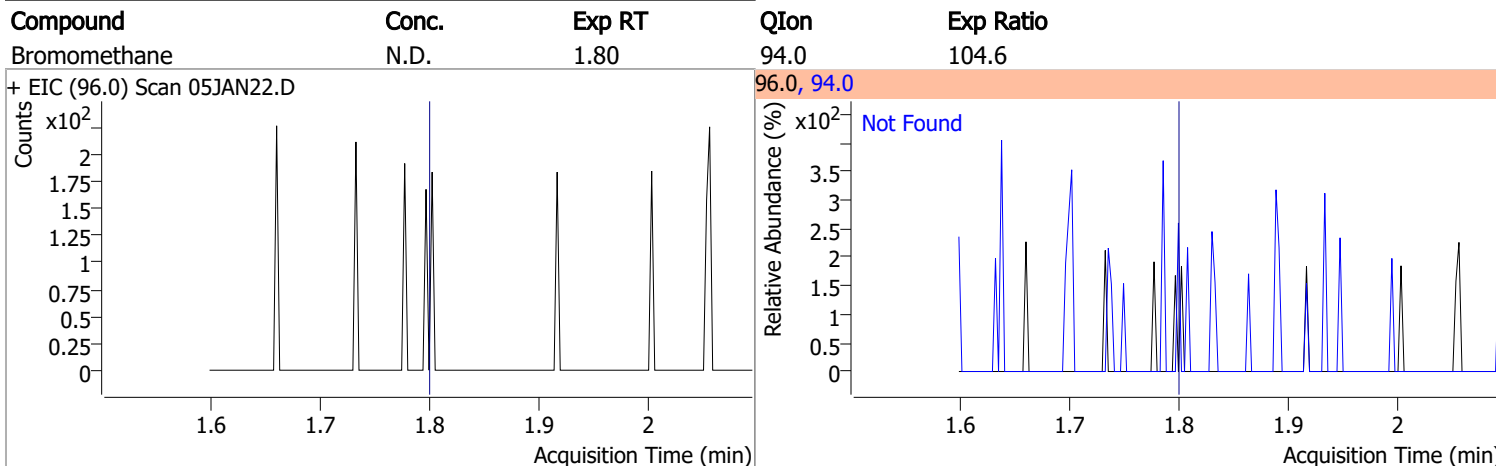
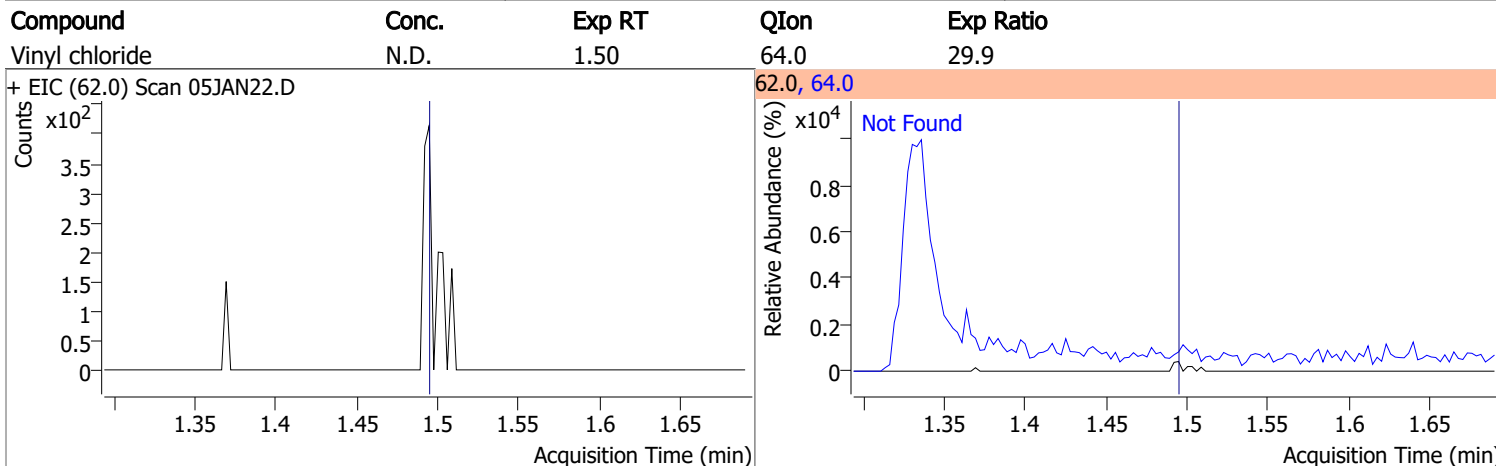
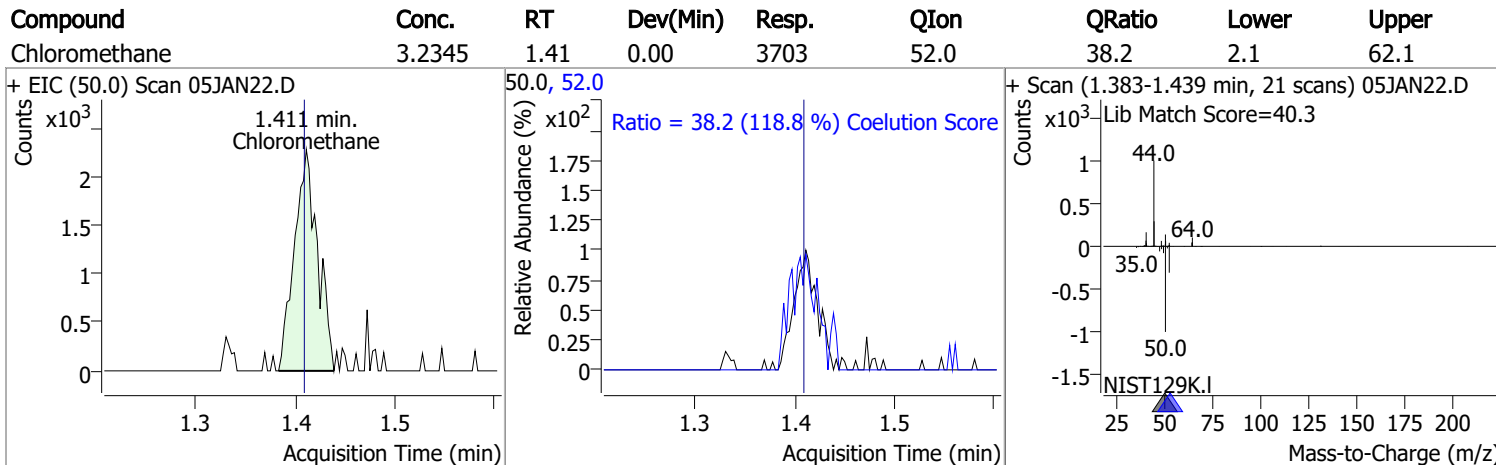
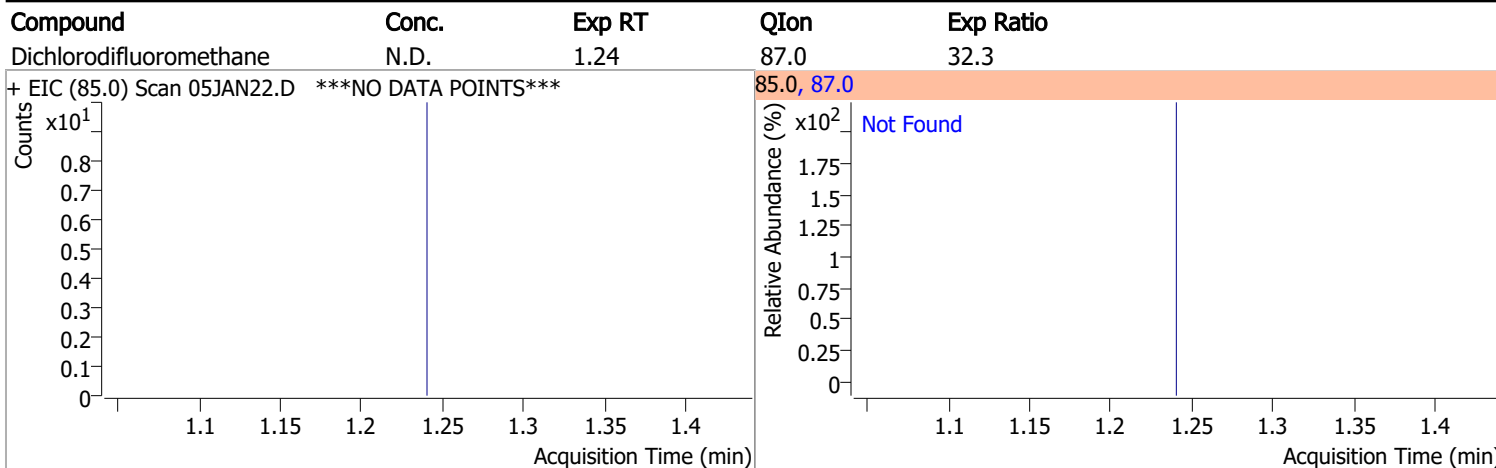
Compound	RT	QIon	Resp.	Conc.	Units	Dev(Min)
<b>Internal Standards</b>						
M Fluorobenzene	6.620	96.0	719788	250.0000	ng	-0.003
M Chlorobenzene-d5	9.772	82.0	282094	250.0000	ng	0.000
M 1,4-Dichlorobenzene-d4	12.100	152.0	209754	250.0000	ng	0.000
<b>System Monitoring Compounds</b>						
S Dibromofluoromethane	5.848	113.0	191734	282.7463	ng	0.003
Spiked Amount: 250.000	Range: 80.0 - 119.0%			Recovery = 113.10%		
S 1,2-Dichloroethane-d4	6.233	67.0	84285	287.7642	ng	0.000
Spiked Amount: 250.000	Range: 81.0 - 118.0%			Recovery = 115.11%		
S Toluene-d8	8.319	98.0	719407	264.6434	ng	0.000
Spiked Amount: 250.000	Range: 89.0 - 112.0%			Recovery = 105.86%		
S p-Bromofluorobenzene	10.951	95.0	207569	270.1186	ng	-0.003
Spiked Amount: 250.000	Range: 85.0 - 114.0%			Recovery = 108.05%		
<b>Target Compounds</b>						
T Dichlorodifluoromethane	0.000		0	N.D.		
T Chloromethane	1.411	50.0	3703	3.2345	ng	89
T Vinyl chloride	0.000		0	N.D.		
T Bromomethane	0.000		0	N.D.		
T Chloroethane	1.899	64.0	1664	3.2620	ng	m 91
T Trichlorofluoromethane	0.000		0	N.D.		
T 1,1-Dichloroethene	0.000		0	N.D.		
T Methylene chloride	3.330	49.0	1094	1.0233	ng	m 85
T trans-1,2-Dichloroethene	0.000		0	N.D.		
T Methyl tert-butyl ether (MTBE)	0.000		0	N.D.		
T 1,1-Dichloroethane	0.000		0	N.D.		
T 2,2-Dichloropropane	0.000		0	N.D.		
T cis-1,2-Dichloroethene	0.000		0	N.D.		
T Methyl ethyl ketone	0.000		0	N.D.		
T Bromochloromethane	0.000		0	N.D.		
T Chloroform	5.653	83.0	71551	52.2176	ng	98

# Quantitation Results Report (QT Reviewed)

Compound	RT	QIon	Resp.	Conc.	Units		Dev(Min)
T 1,1,1-Trichloroethane	0.000		0	N.D.			
T Carbon tetrachloride	6.029	117.0	1272	1.0055	ng	m	96
T 1,1-Dichloropropene	0.000		0	N.D.			
T Benzene	6.286	78.0	1833	0.6395	ng	m	90
T 1,2-Dichloroethane	6.317	62.0	0		ng	md	1
T Trichloroethene	0.000		0	N.D.			
T 1,2-Dichloropropane	0.000		0	N.D.			
T Dibromomethane	0.000		0	N.D.			
T Bromodichloromethane	0.000		0	N.D.			
T cis-1,3-Dichloropropene	0.000		0	N.D.			
T Toluene	8.383	92.0	260	0.1414	ng	m	95
T trans-1,3-Dichloropropene	0.000		0	N.D.			
T 1,1,2-Trichloroethane	0.000		0	N.D.			
T Tetrachloroethene	0.000		0	N.D.			
T 1,3-Dichloropropane	0.000		0	N.D.			
T Chlorodibromomethane	0.000		0	N.D.			
T 1,2-Dibromoethane	0.000		0	N.D.			
T Chlorobenzene	0.000		0	N.D.			
T 1,1,1,2-Tetrachloroethane	0.000		0	N.D.			
T Ethylbenzene	0.000		0	N.D.			
T m+p-Xylenes	0.000		0	N.D.			
T o-Xylene	0.000		0	N.D.			
T Styrene	0.000		0	N.D.			
T Bromoform	0.000		0	N.D.			
T Bromobenzene	0.000		0	N.D.			
T 1,1,2,2-Tetrachloroethane	0.000		0	N.D.			
T 1,2,3-Trichloropropane	0.000		0	N.D.			
T 2-Chlorotoluene	0.000		0	N.D.			
T 4-Chlorotoluene	0.000		0	N.D.			
T 1,3-Dichlorobenzene	0.000		0	N.D.			
T 1,4-Dichlorobenzene	0.000		0	N.D.			
T 1,2-Dichlorobenzene	0.000		0	N.D.			

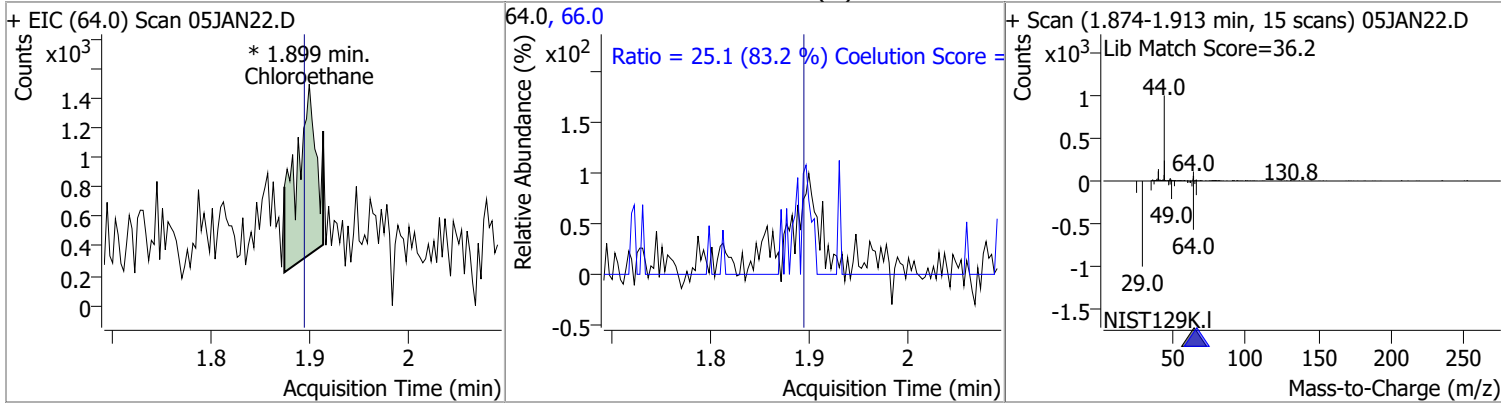
(#) = Qualifier Out of Range; (m) = Manual Integration; (+) = Area Summed; (\*) = Surrogate Percent Recovery Out of Range; (d): Zeroed Peak

# Quantitation Results Report (QT Reviewed)

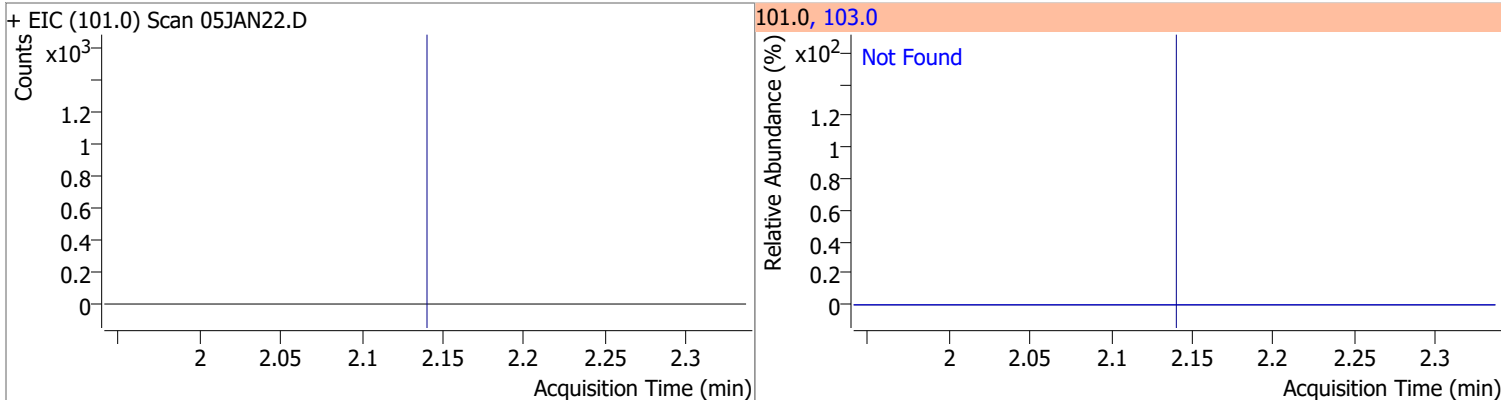


# Quantitation Results Report (QT Reviewed)

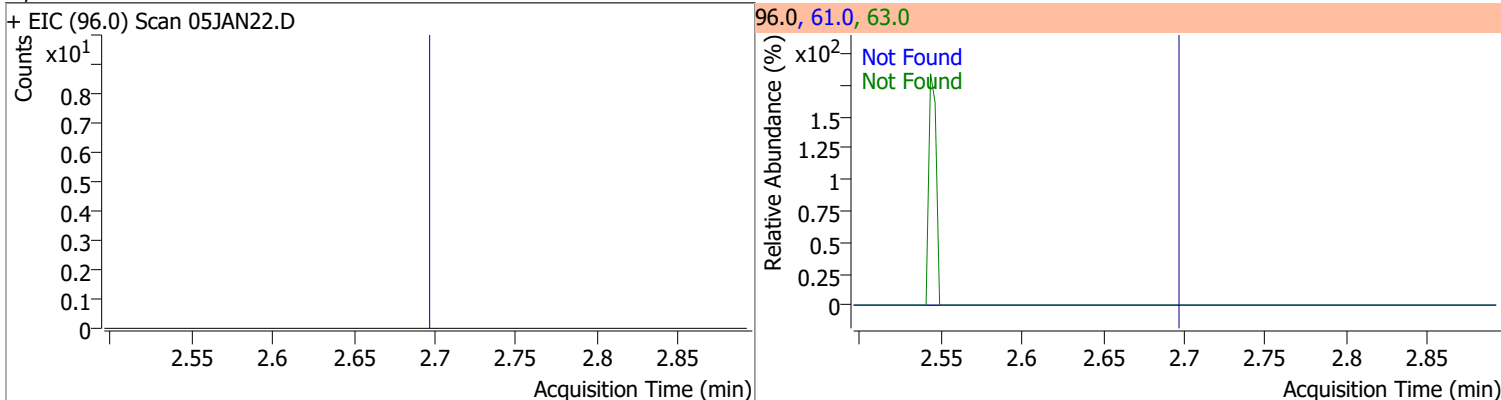
Compound	Conc.	RT	Dev(Min)	Resp.	QIon	QRatio	Lower	Upper
Chloroethane	3.2620	1.90	0.01	1664 (m)	66.0	25.1	0.1	60.1



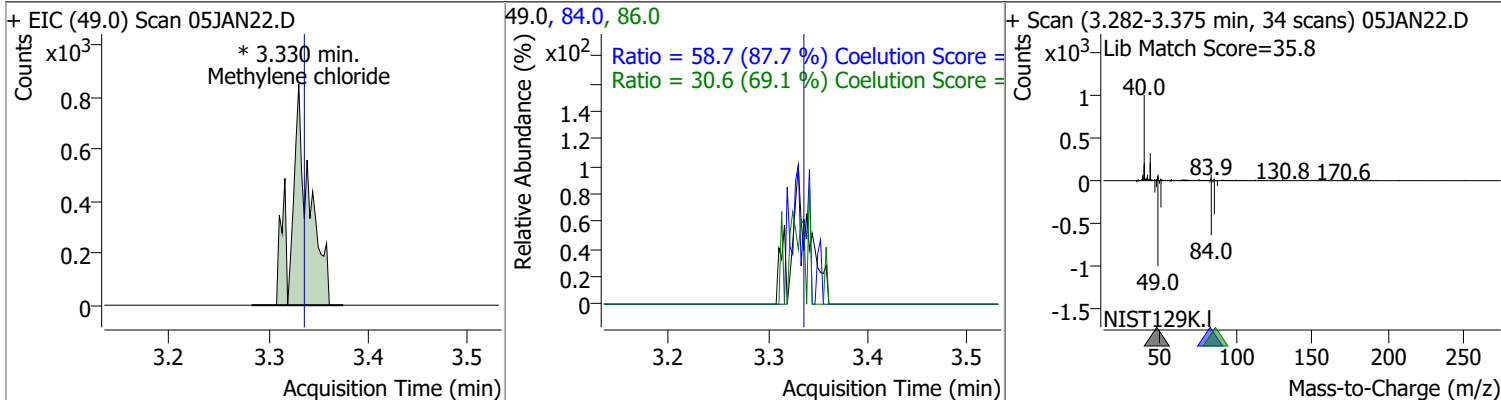
Compound	Conc.	Exp RT	QIon	Exp Ratio
Trichlorofluoromethane	N.D.	2.14	103.0	64.2



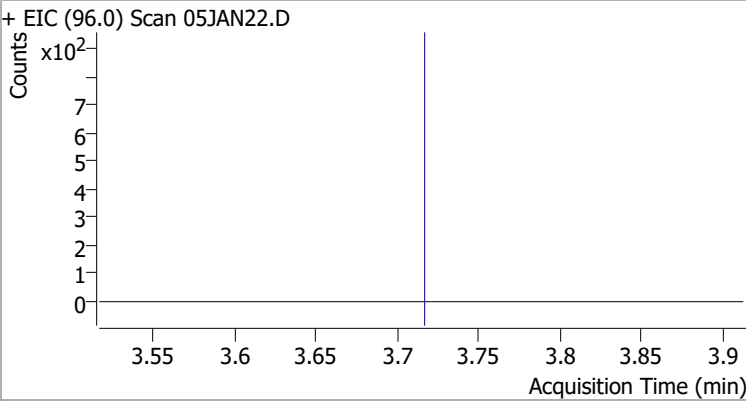
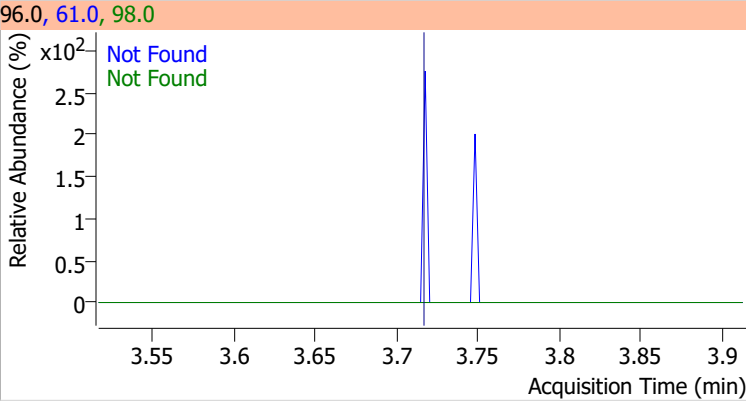
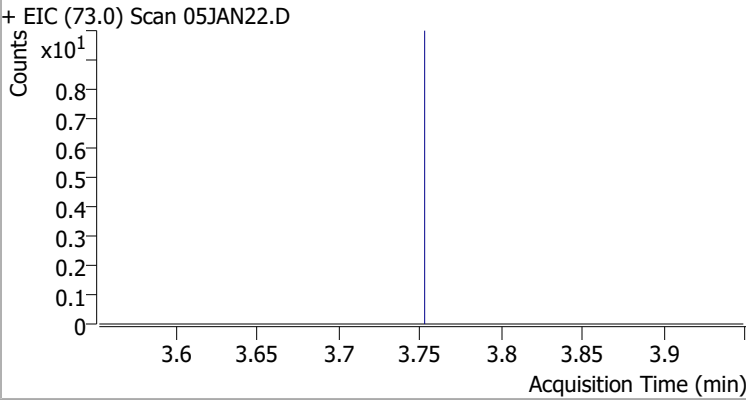
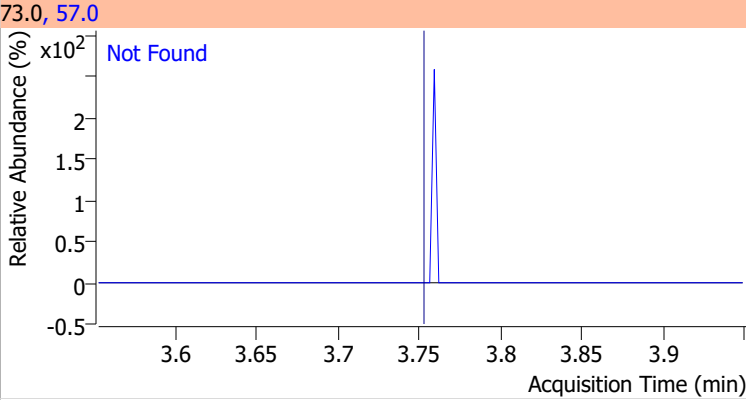
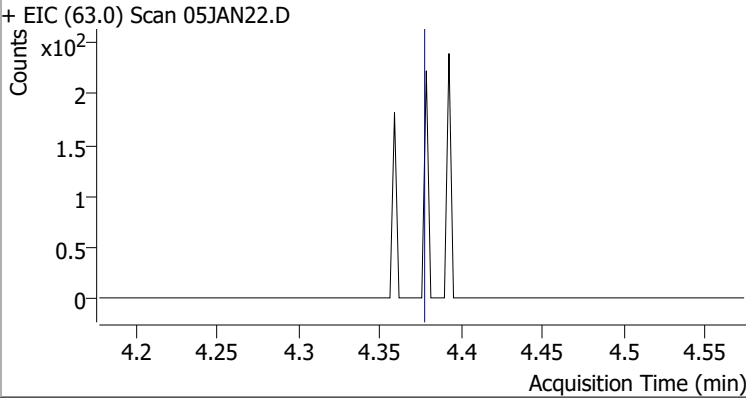
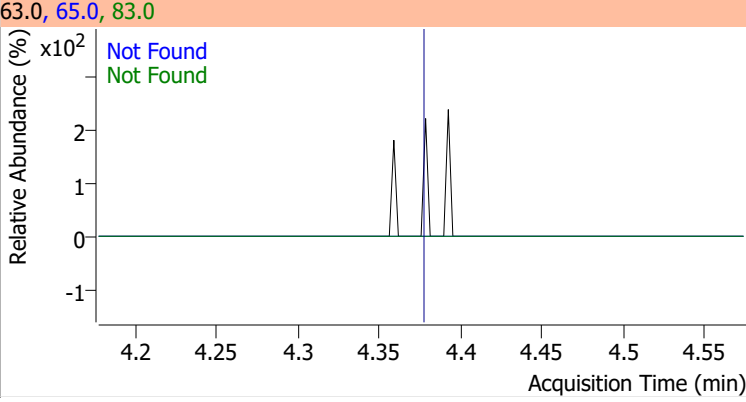
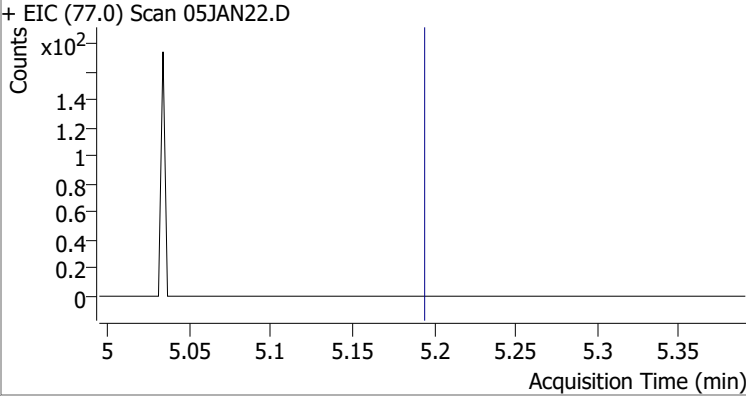
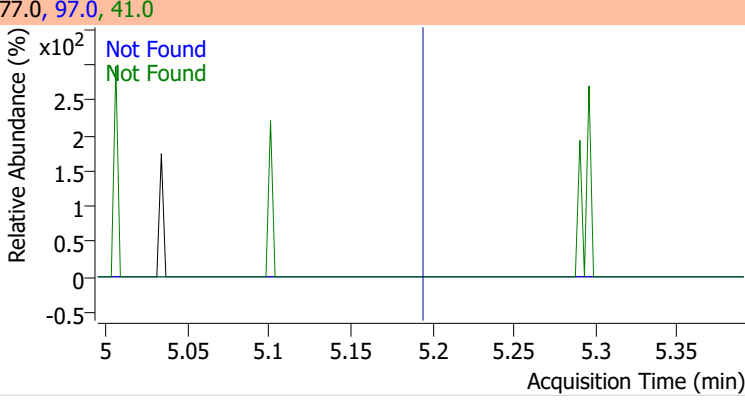
Compound	Conc.	Exp RT	QIon	Exp Ratio	QIon	Exp Ratio
1,1-Dichloroethene	N.D.	2.70	61.0	180.3	63.0	56.7



Compound	Conc.	RT	Dev(Min)	Resp.	QIon	QRatio	Lower	Upper
Methylene chloride	1.0233	3.33	-0.01	1094 (m)	84.0	58.7	36.9	96.9
					86.0	30.6	14.3	74.3

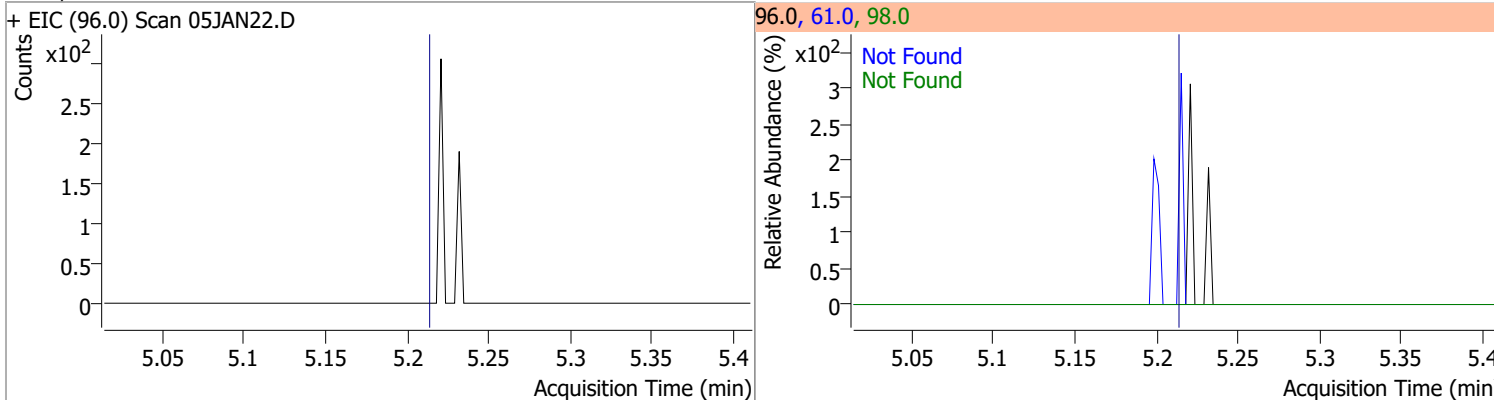


# Quantitation Results Report (QT Reviewed)

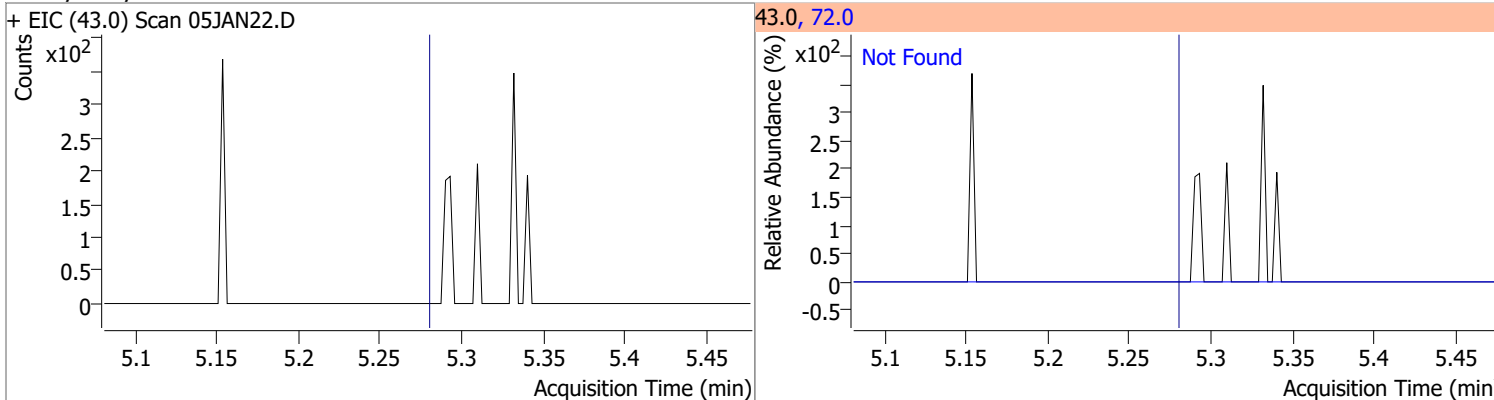
Compound	Conc.	Exp RT	QIon	Exp Ratio	QIon	Exp Ratio
trans-1,2-Dichloroethene	N.D.	3.72	61.0	153.9	98.0	65.7
+ EIC (96.0) Scan 05JAN22.D			96.0, 61.0, 98.0			
						
Methyl tert-butyl ether (MTBE)	N.D.	3.75	57.0	24.6		
+ EIC (73.0) Scan 05JAN22.D			73.0, 57.0			
						
1,1-Dichloroethane	N.D.	4.38	65.0	32.1	83.0	13.7
+ EIC (63.0) Scan 05JAN22.D			63.0, 65.0, 83.0			
						
2,2-Dichloropropane	N.D.	5.20	41.0	66.5	97.0	23.2
+ EIC (77.0) Scan 05JAN22.D			77.0, 97.0, 41.0			
						

# Quantitation Results Report (QT Reviewed)

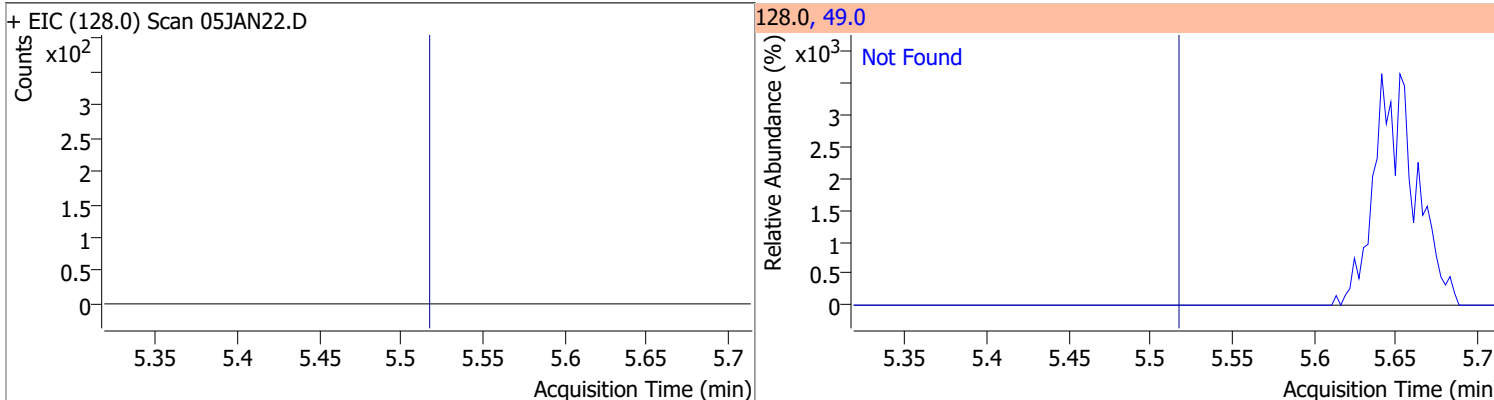
Compound	Conc.	Exp RT	QIon	Exp Ratio	QIon	Exp Ratio
cis-1,2-Dichloroethene	N.D.	5.22	61.0	167.2	98.0	67.3



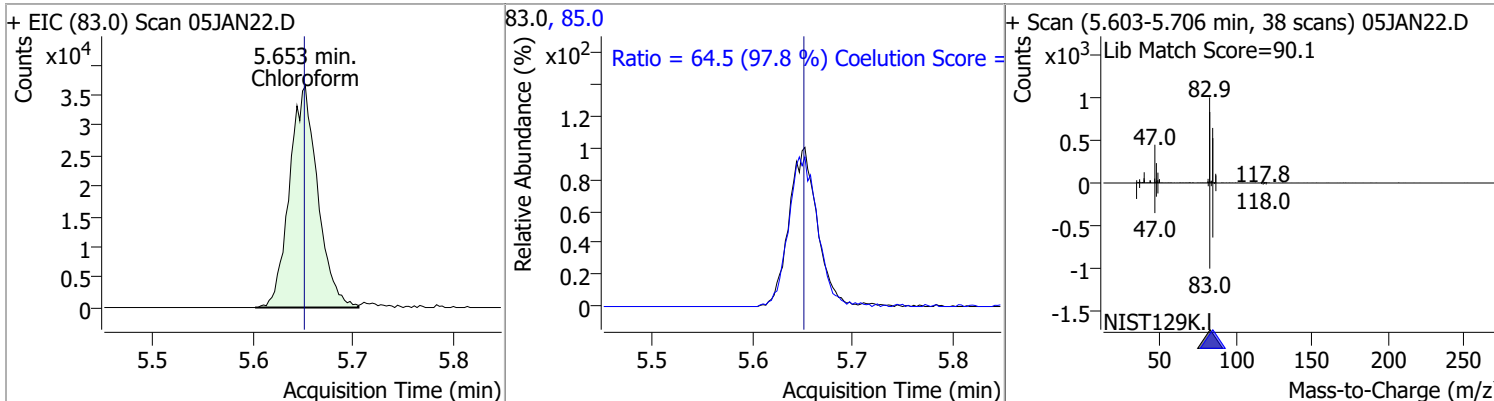
Compound	Conc.	Exp RT	QIon	Exp Ratio
Methyl ethyl ketone	N.D.	5.28	72.0	21.3



Compound	Conc.	Exp RT	QIon	Exp Ratio
Bromochloromethane	N.D.	5.52	49.0	182.9

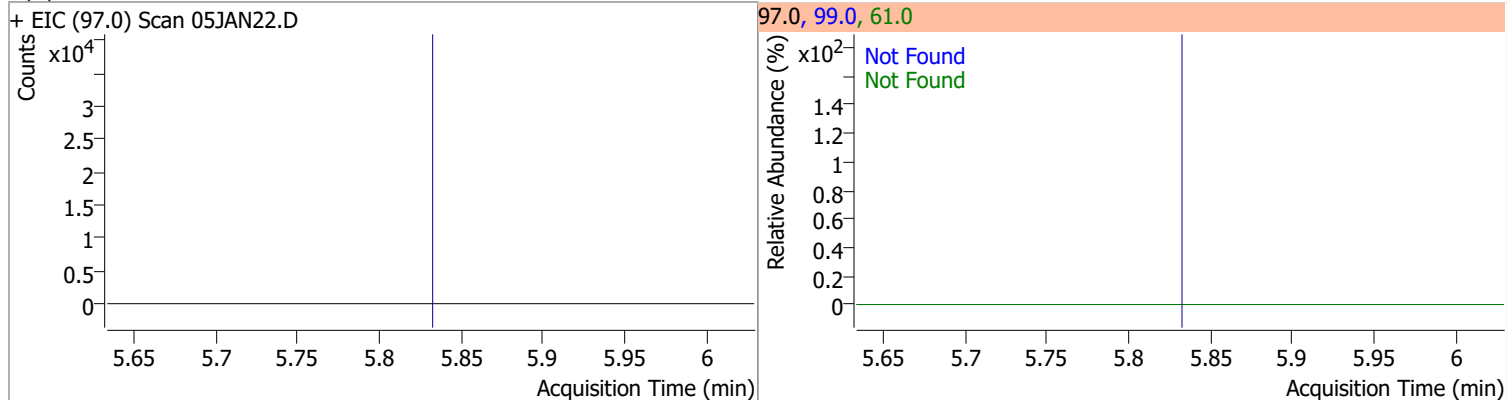


Compound	Conc.	RT	Dev(Min)	Resp.	QIon	QRatio	Lower	Upper
Chloroform	52.2176	5.65	0.00	71551	85.0	64.5	36.0	96.0

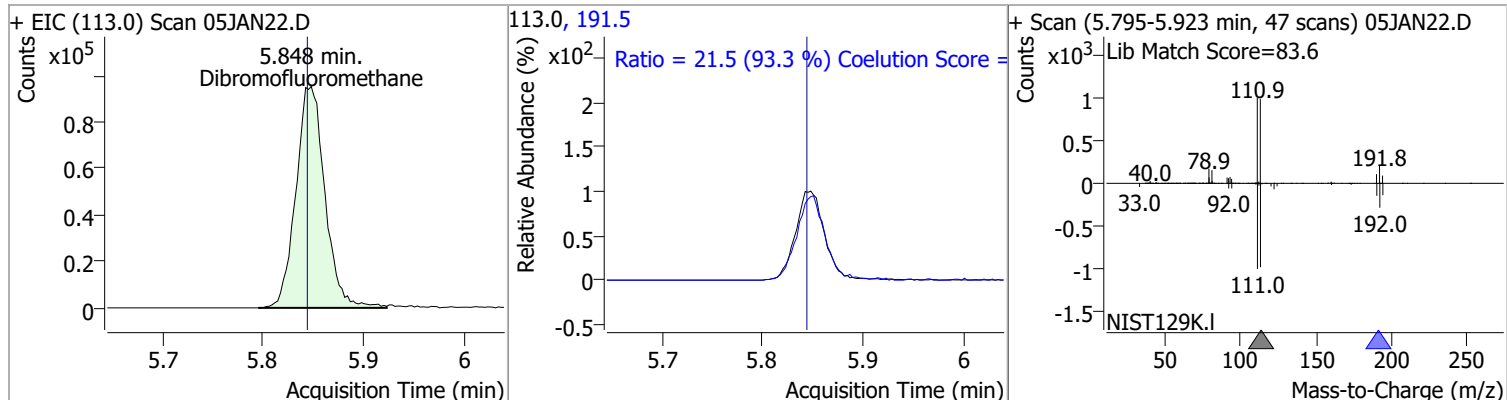


# Quantitation Results Report (QT Reviewed)

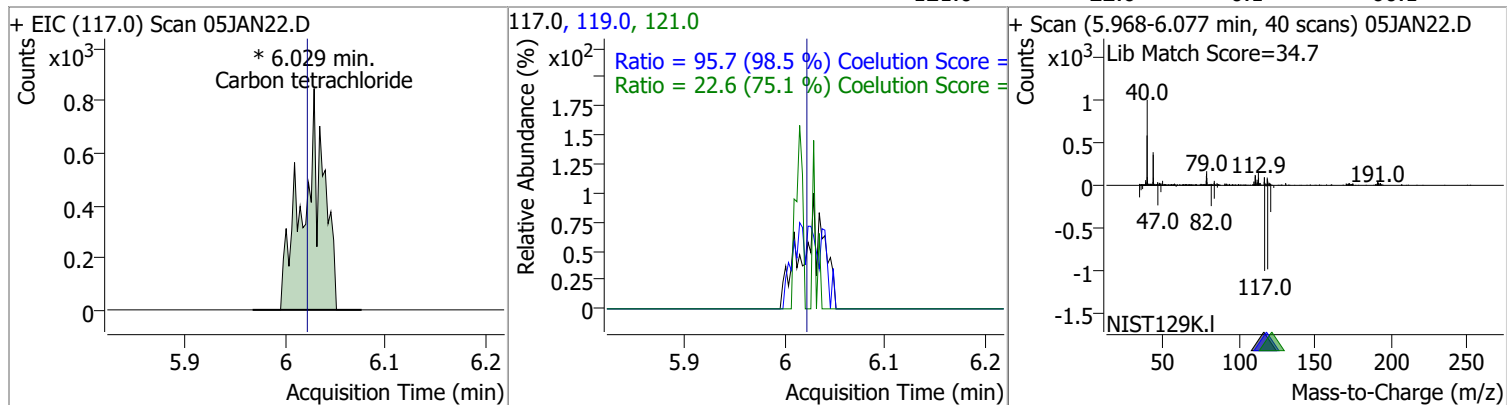
Compound	Conc.	Exp RT	QIon	Exp Ratio	QIon	Exp Ratio
1,1,1-Trichloroethane	N.D.	5.83	99.0	64.7	61.0	48.1



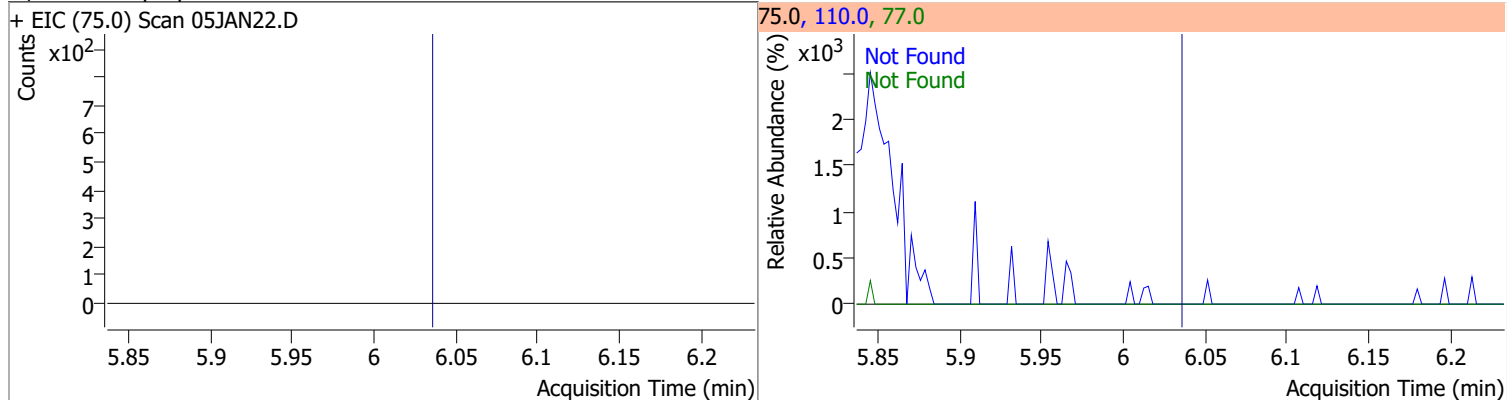
Compound	Conc.	RT	Dev(Min)	Resp.	QIon	QRatio	Lower	Upper
Dibromofluoromethane	282.7463	5.85	0.00	191734	191.5	21.5	0.0	53.1



Compound	Conc.	RT	Dev(Min)	Resp.	QIon	QRatio	Lower	Upper
Carbon tetrachloride	1.0055	6.03	0.01	1272 (m)	119.0	95.7	67.2	127.2
					121.0	22.6	0.1	60.1

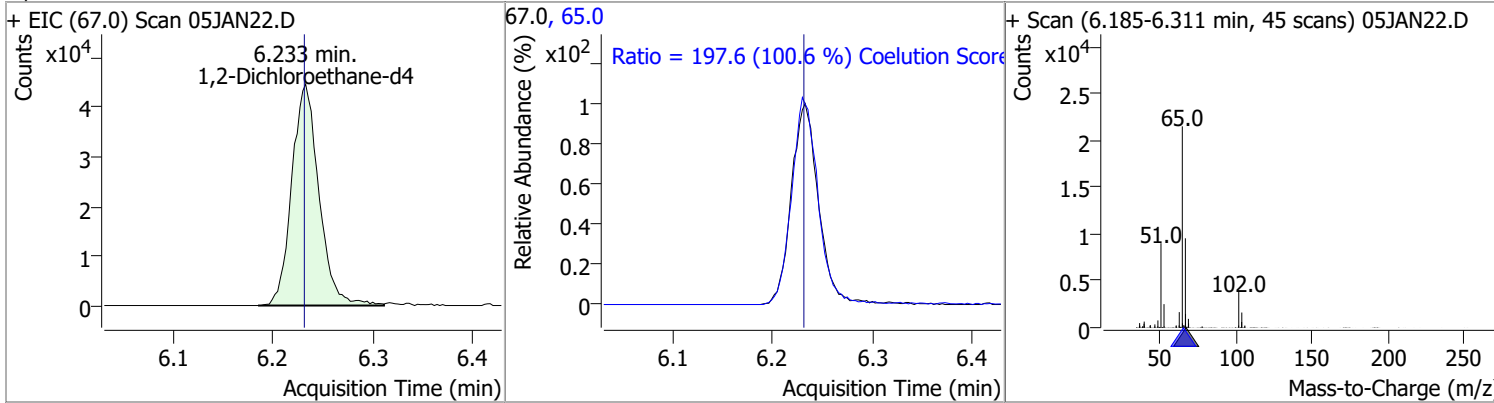


Compound	Conc.	Exp RT	QIon	Exp Ratio	QIon	Exp Ratio
1,1-Dichloropropene	N.D.	6.04	110.0	35.9	77.0	30.1

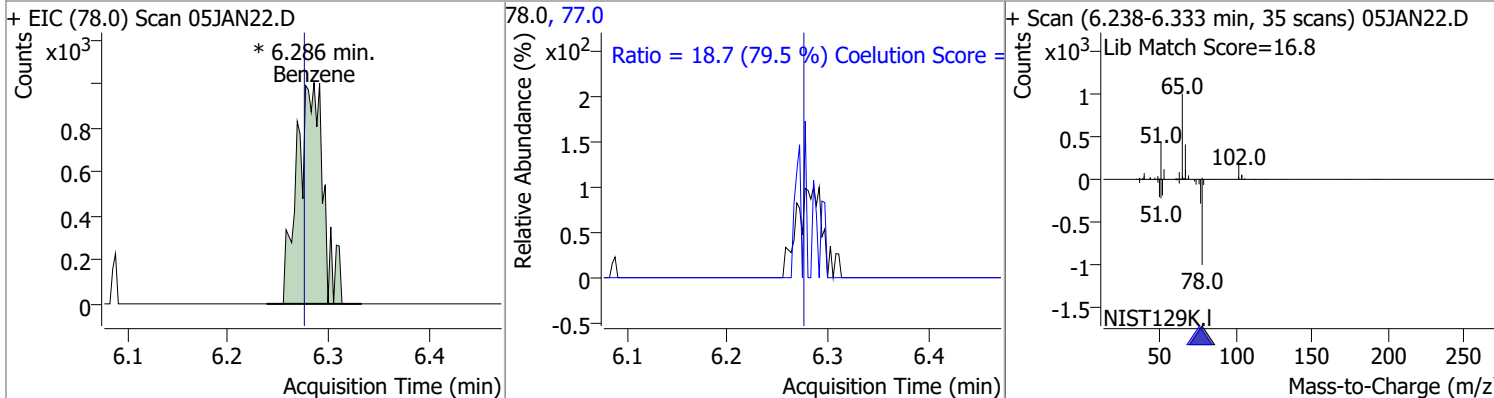


# Quantitation Results Report (QT Reviewed)

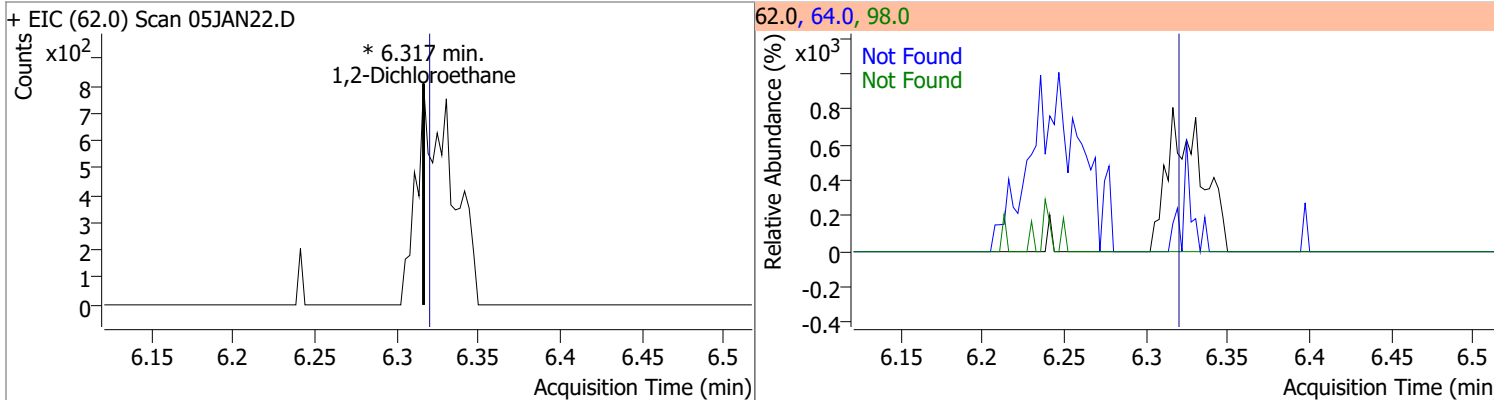
Compound	Conc.	RT	Dev(Min)	Resp.	QIon	QRatio	Lower	Upper
1,2-Dichloroethane-d4	287.7642	6.23	0.00	84285	65.0	197.6	166.5	226.5



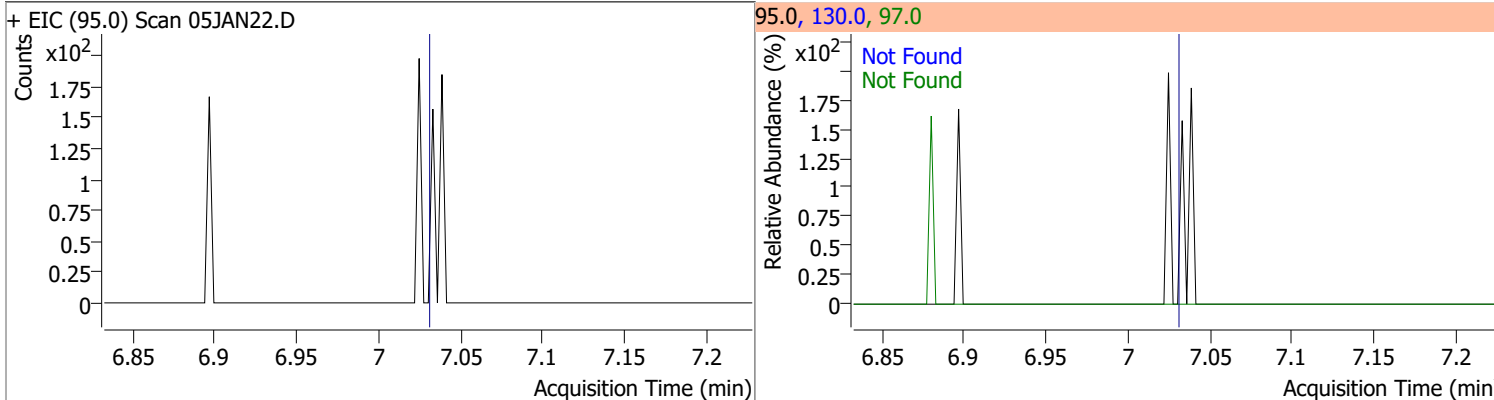
Compound	Conc.	RT	Dev(Min)	Resp.	QIon	QRatio	Lower	Upper
Benzene	0.6395	6.29	0.01	1833 (m)	77.0	18.7	0.0	53.5



Compound	Conc.	RT	Dev(Min)	Resp.	QIon	QRatio	Lower	Upper
1,2-Dichloroethane	0	0	0	0	64.0 98.0	0.0	0.0	59.9 37.6

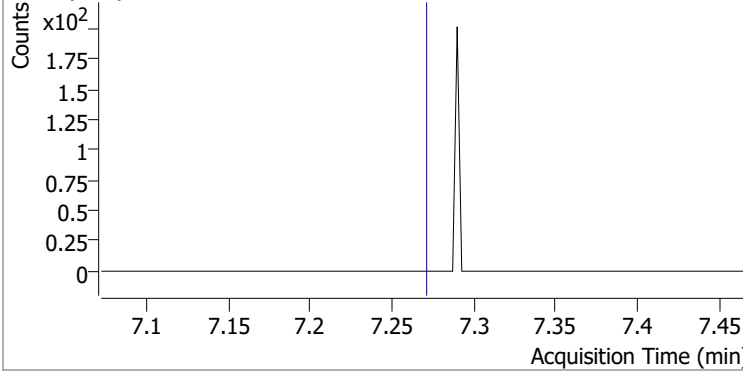
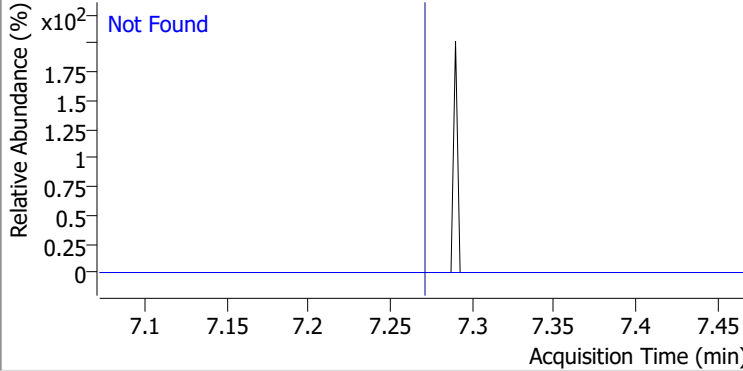
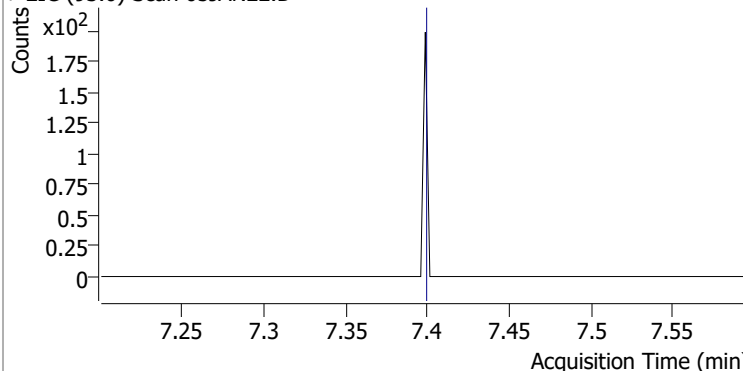
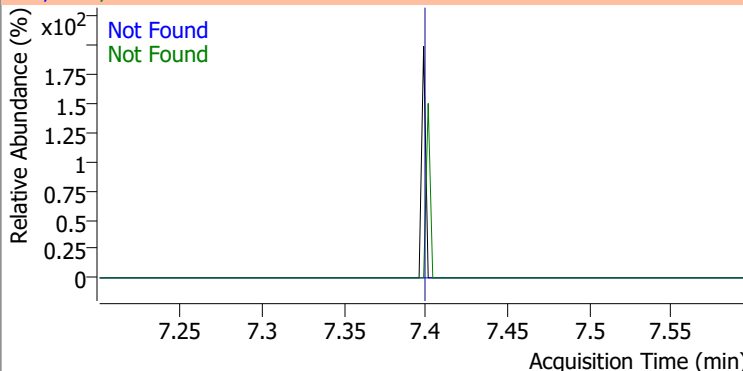
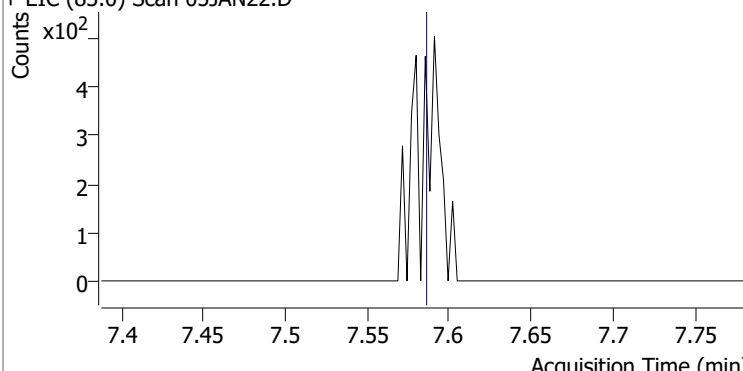
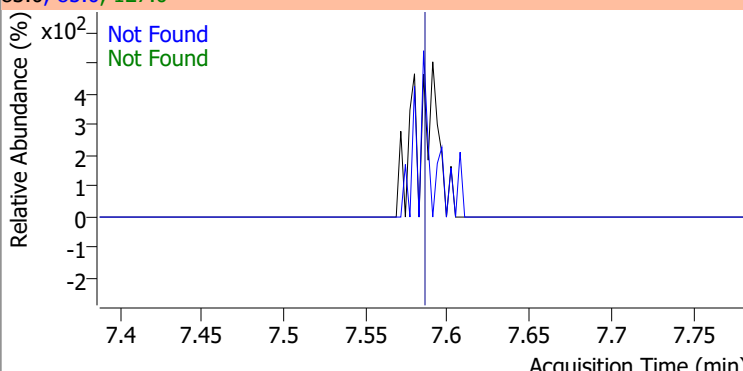
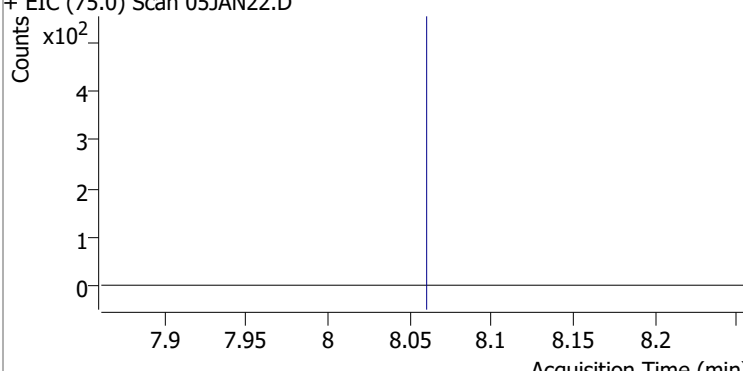
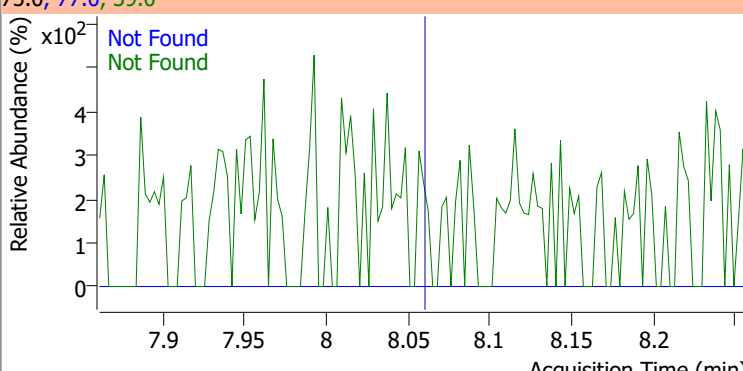


Compound	Conc.	Exp RT	QIon	Exp Ratio	QIon	Exp Ratio
Trichloroethene	N.D.	7.03	130.0	101.5	97.0	64.1



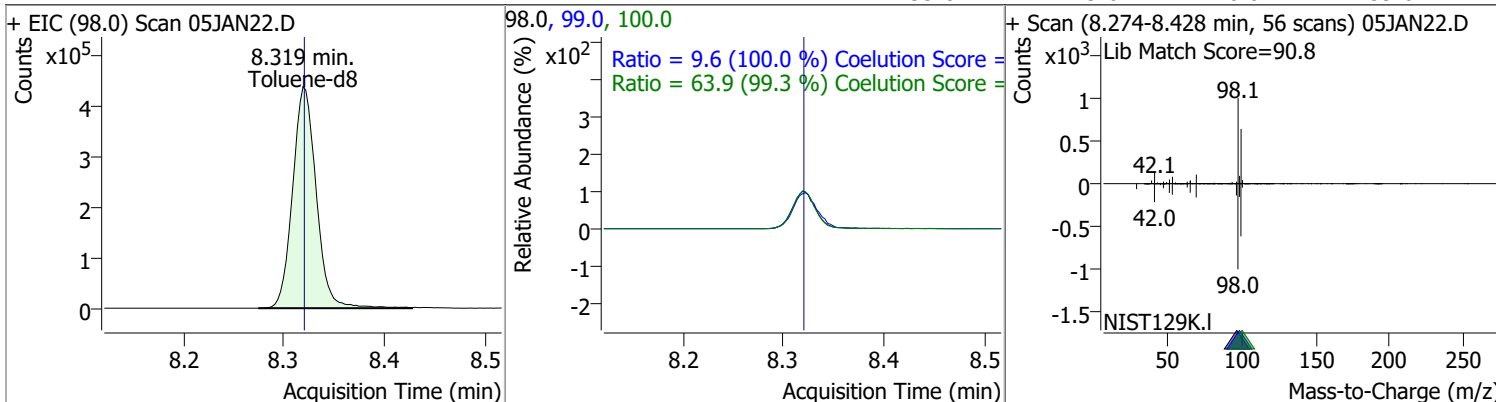


# Quantitation Results Report (QT Reviewed)

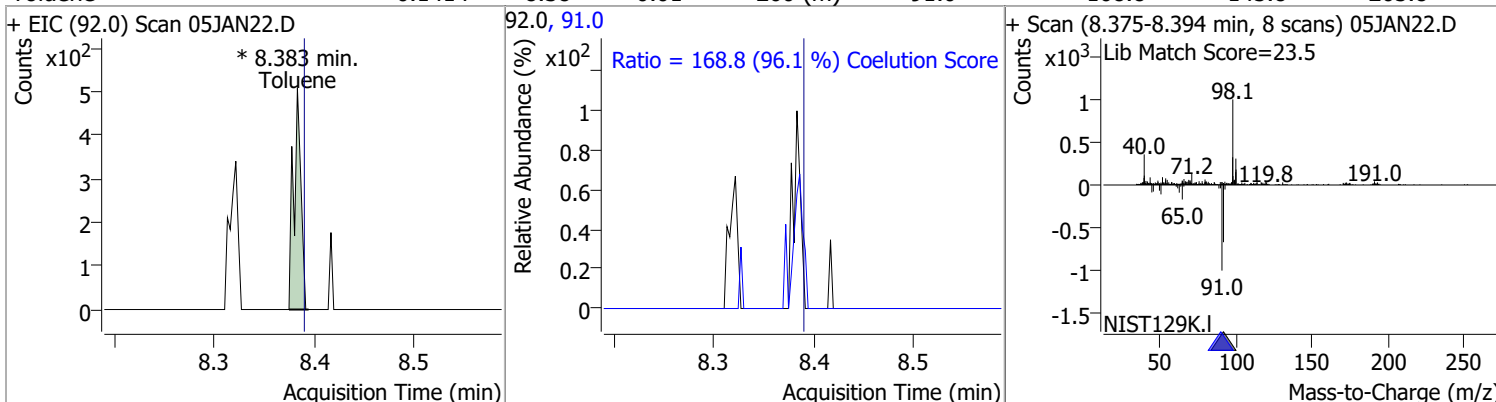
Compound	Conc.	Exp RT	QIon	Exp Ratio	QIon	Exp Ratio
1,2-Dichloropropane	N.D.	7.27	76.0	38.2		
+ EIC (63.0) Scan 05JAN22.D			63.0, 76.0			
						
Dibromomethane	N.D.	7.40	173.5	113.7	95.0	82.2
+ EIC (93.0) Scan 05JAN22.D			93.0, 95.0, 173.5			
						
Bromodichloromethane	N.D.	7.59	85.0	64.5	127.0	9.6
+ EIC (83.0) Scan 05JAN22.D			83.0, 85.0, 127.0			
						
cis-1,3-Dichloropropene	N.D.	8.06	39.0	53.3	77.0	31.0
+ EIC (75.0) Scan 05JAN22.D			75.0, 77.0, 39.0			
						

# Quantitation Results Report (QT Reviewed)

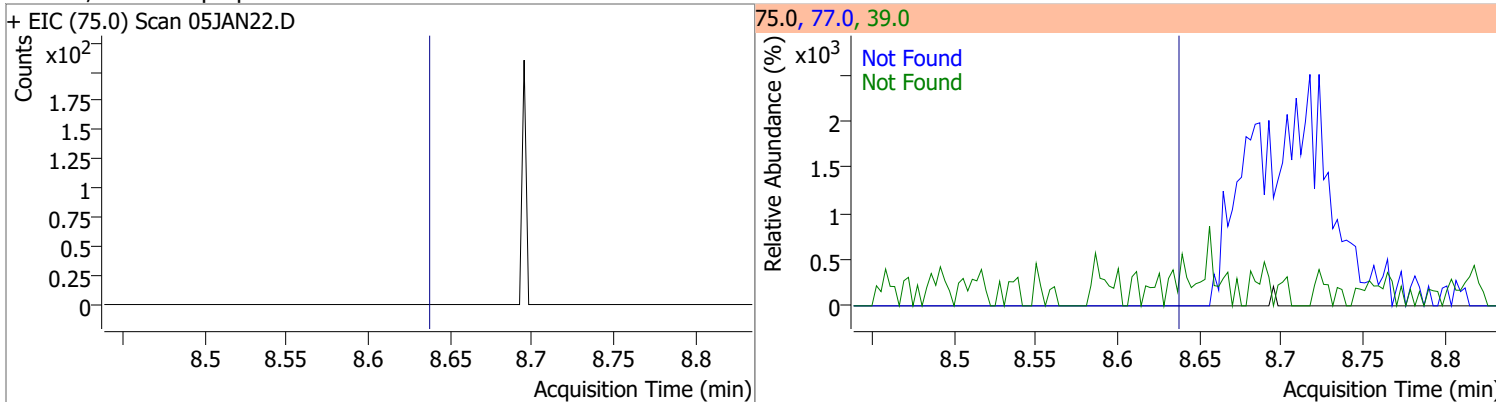
Compound	Conc.	RT	Dev(Min)	Resp.	QIon	QRatio	Lower	Upper
Toluene-d8	264.6434	8.32	0.00	719407	100.0	63.9	34.4	94.4
					99.0	9.6	0.0	39.6



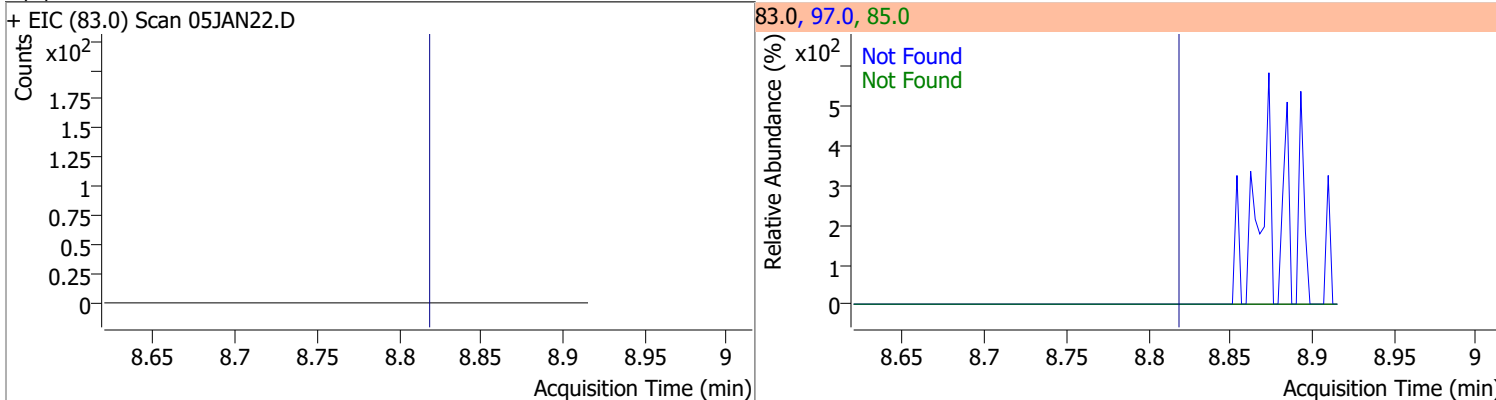
Compound	Conc.	RT	Dev(Min)	Resp.	QIon	QRatio	Lower	Upper
Toluene	0.1414	8.38	-0.01	260 (m)	91.0	168.8	145.8	205.8



Compound	Conc.	Exp RT	QIon	Exp Ratio	QIon	Exp Ratio
trans-1,3-Dichloropropene	N.D.	8.64	39.0	53.4	77.0	32.4

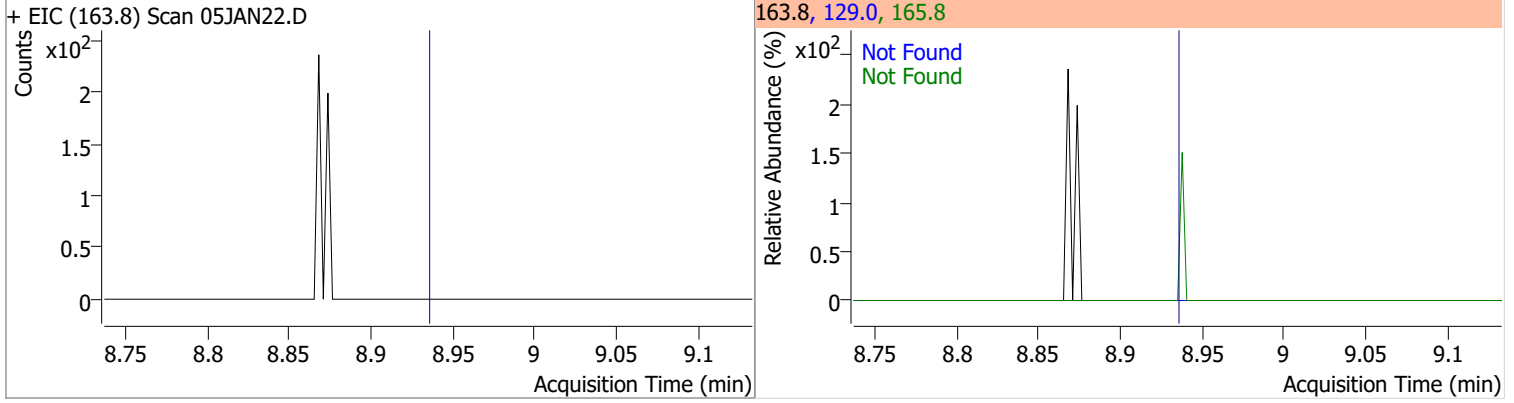


Compound	Conc.	Exp RT	QIon	Exp Ratio	QIon	Exp Ratio
1,1,2-Trichloroethane	N.D.	8.82	97.0	114.6	85.0	67.6

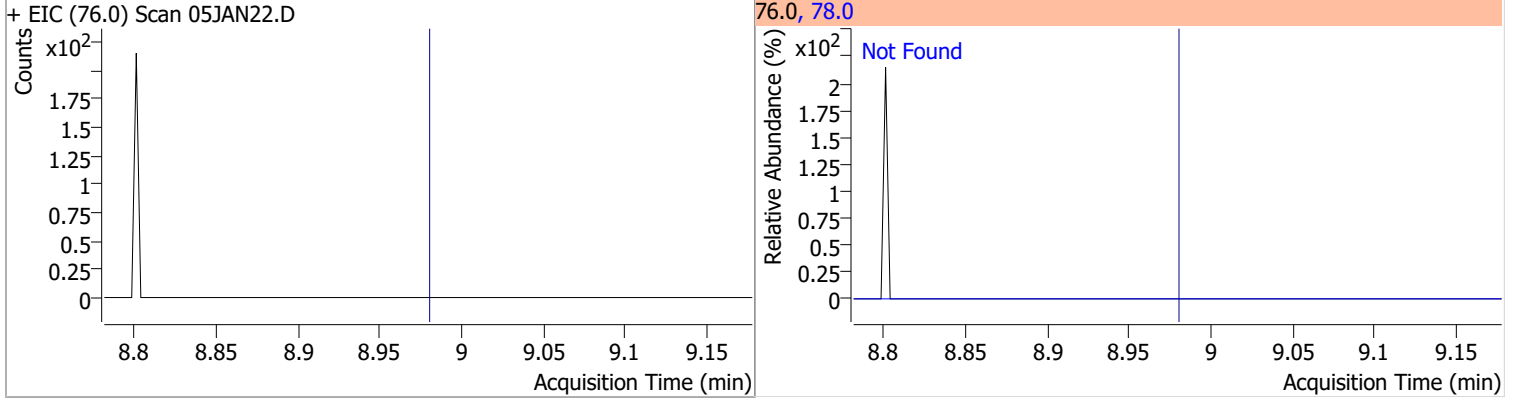


# Quantitation Results Report (QT Reviewed)

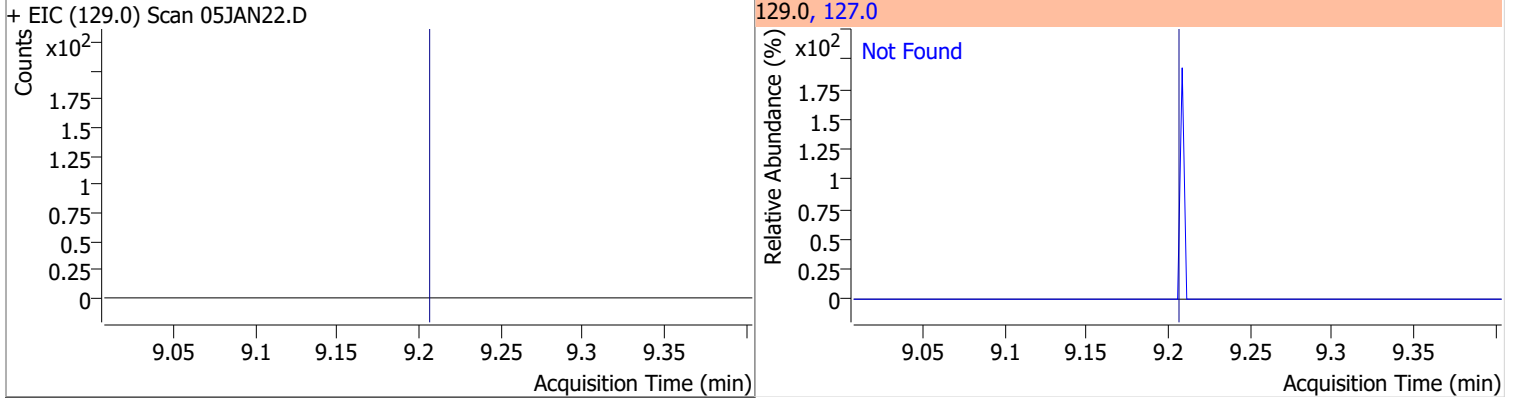
Compound	Conc.	Exp RT	QIon	Exp Ratio	QIon	Exp Ratio
Tetrachloroethene	N.D.	8.94	165.8	128.6	129.0	91.5



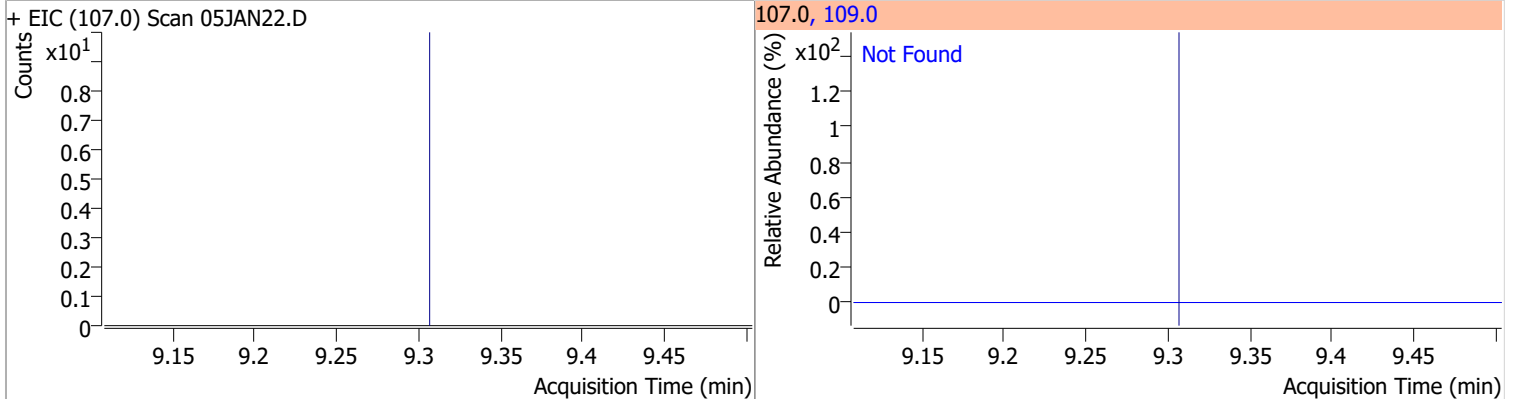
Compound	Conc.	Exp RT	QIon	Exp Ratio
1,3-Dichloropropane	N.D.	8.98	78.0	32.9



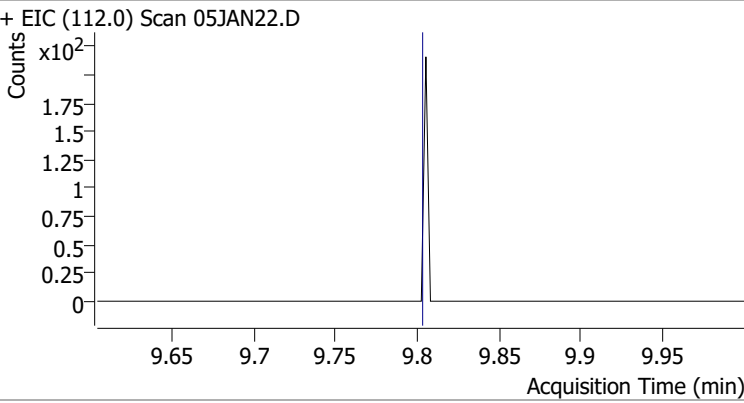
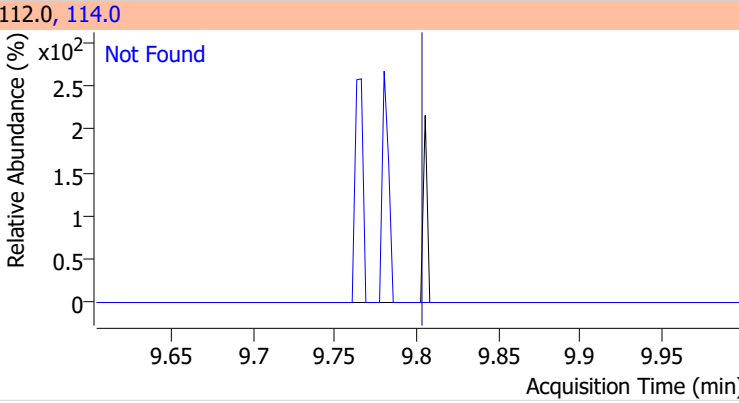
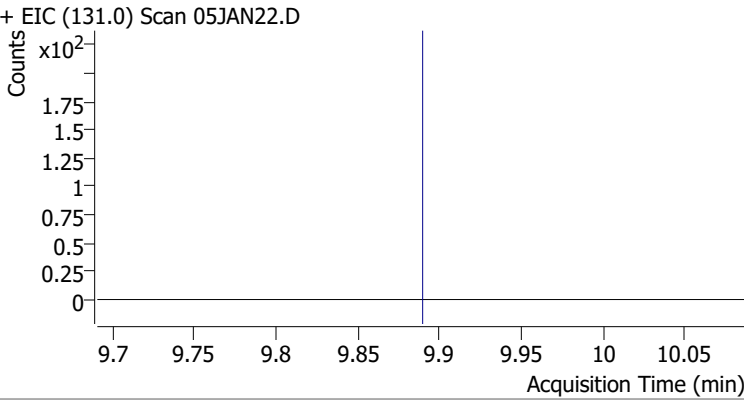
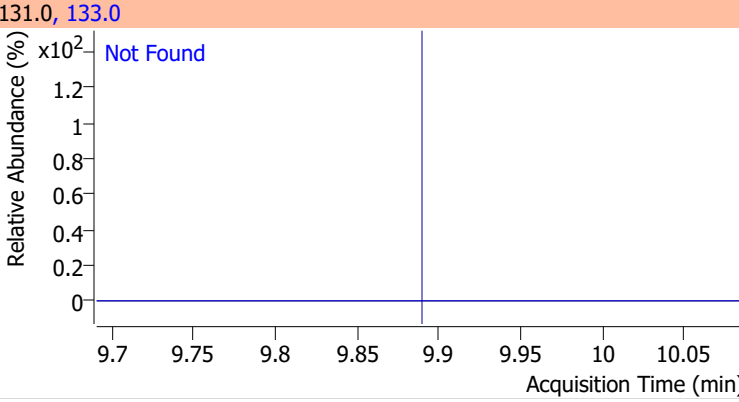
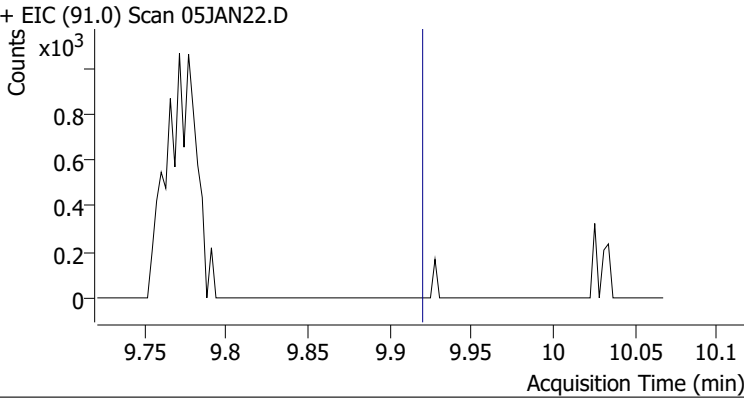
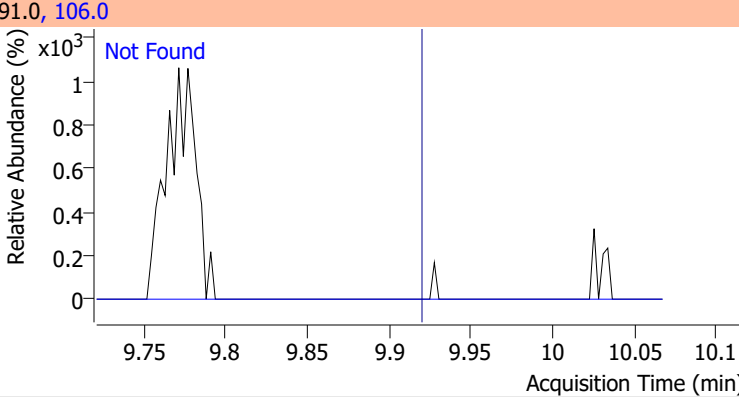
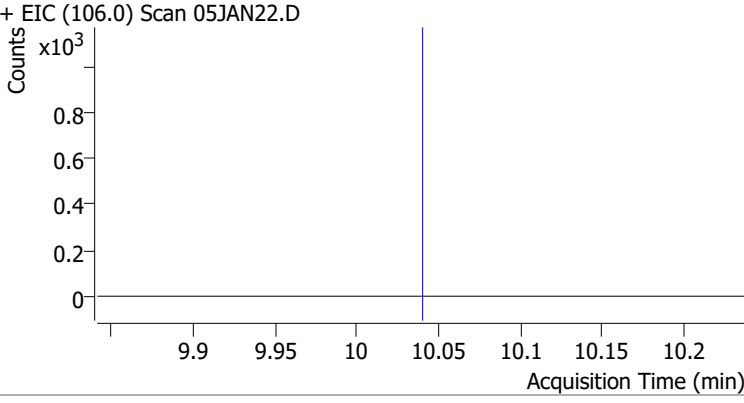
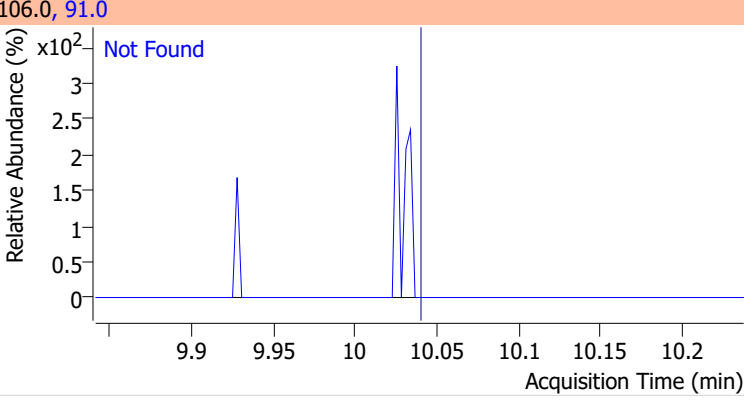
Compound	Conc.	Exp RT	QIon	Exp Ratio
Chlorodibromomethane	N.D.	9.21	127.0	78.0



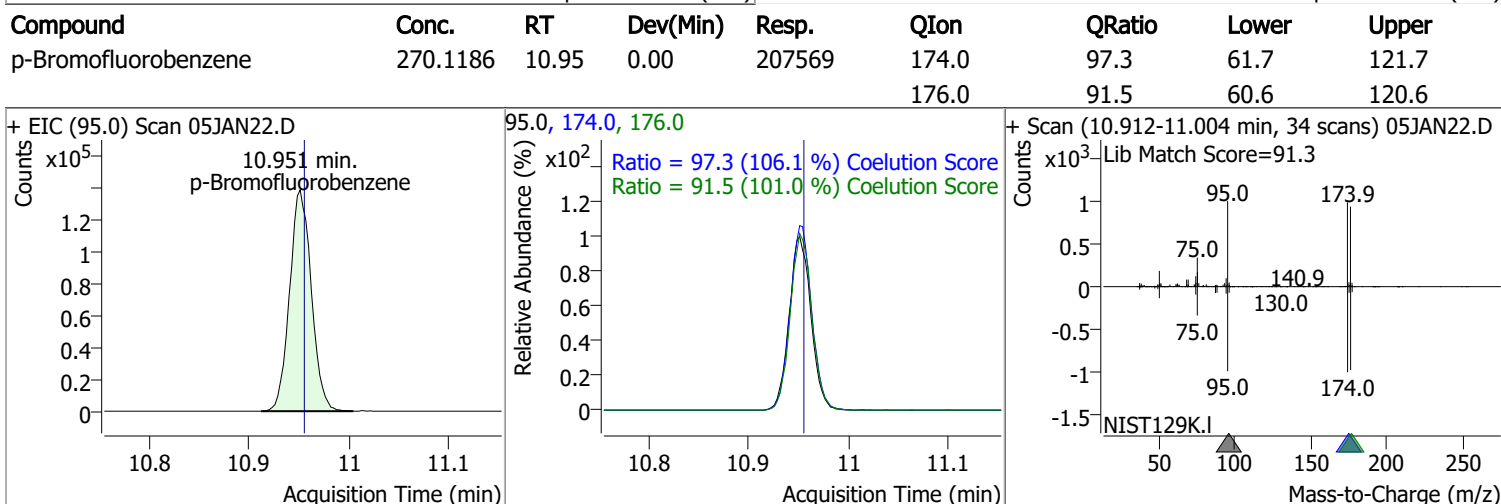
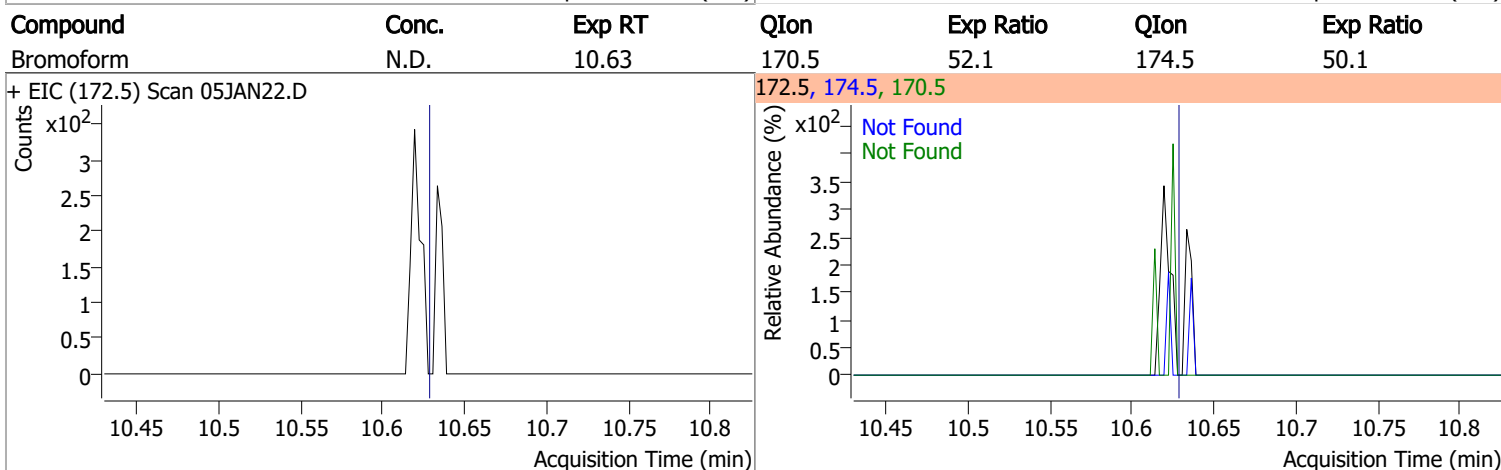
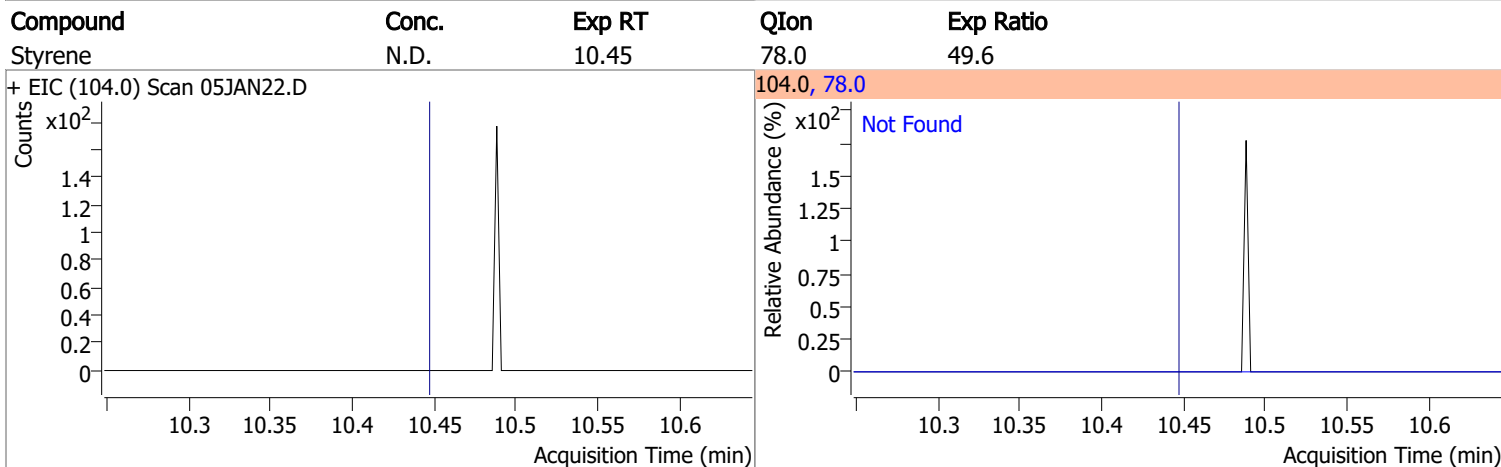
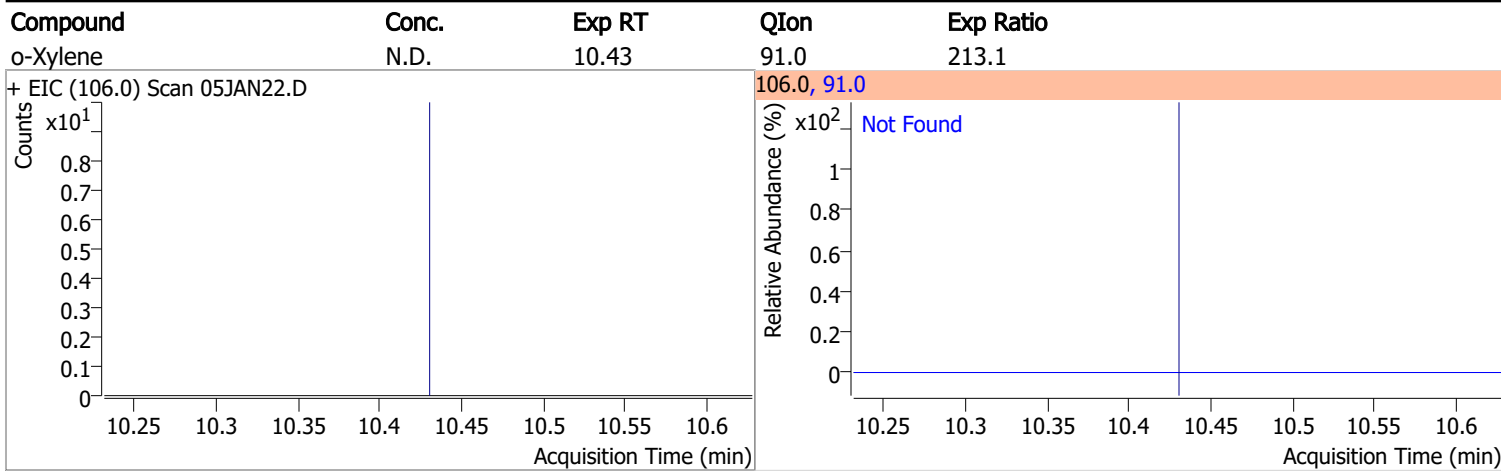
Compound	Conc.	Exp RT	QIon	Exp Ratio
1,2-Dibromoethane	N.D.	9.31	109.0	94.5



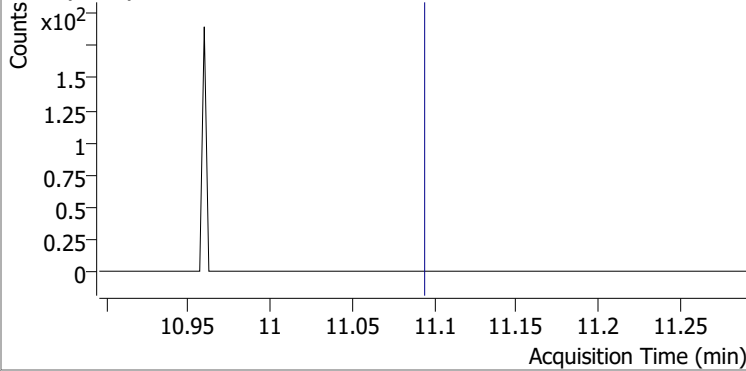
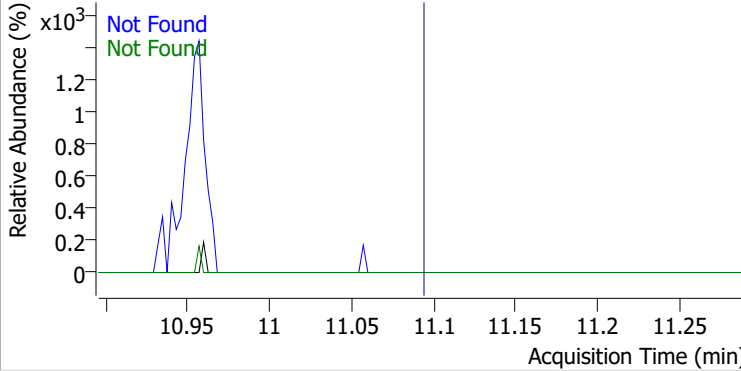
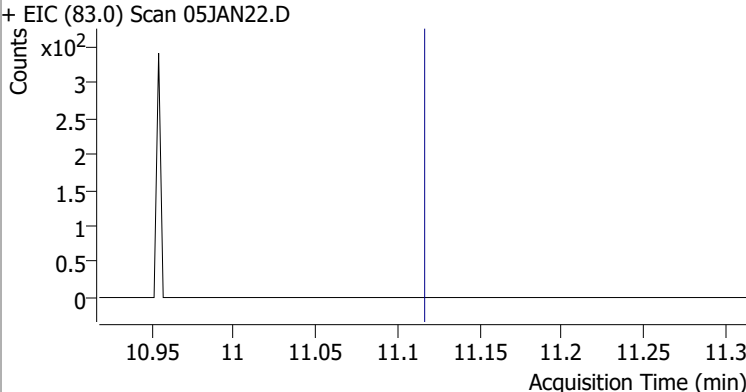
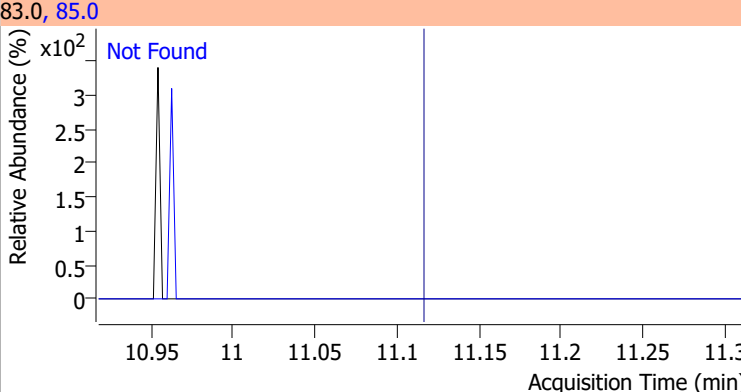
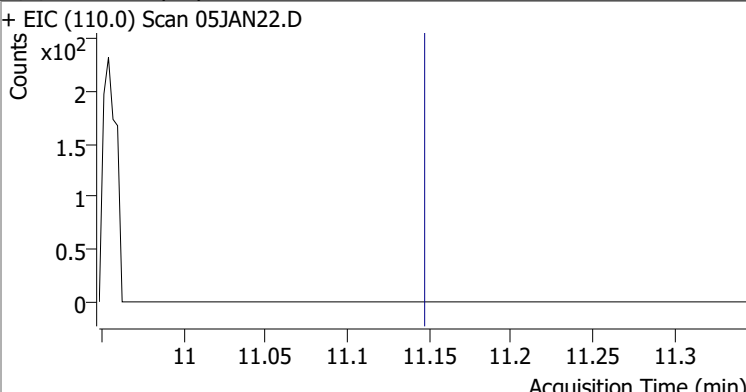
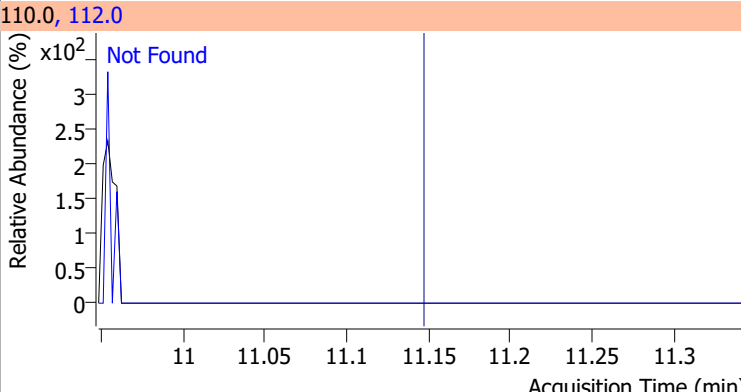
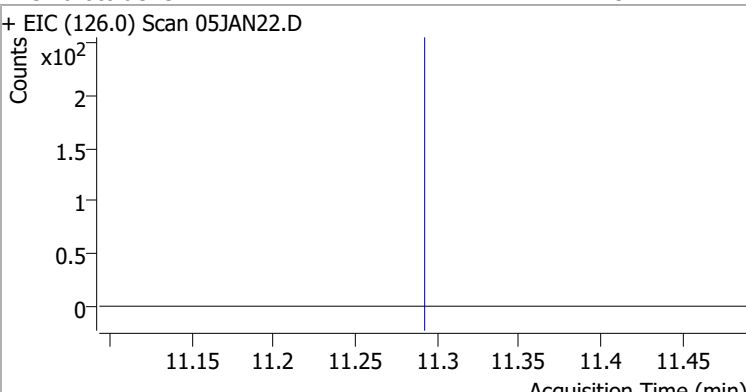
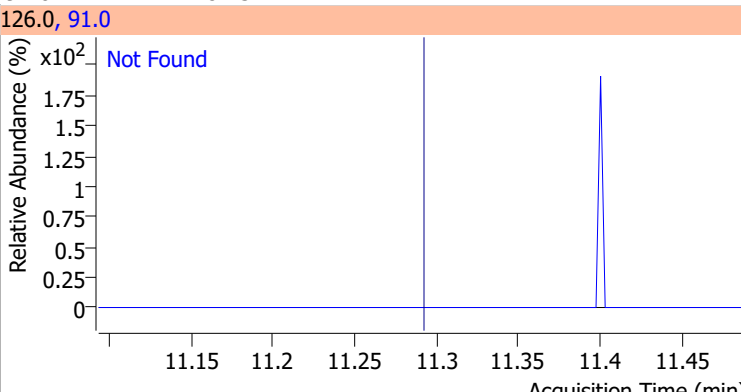
# Quantitation Results Report (QT Reviewed)

Compound	Conc.	Exp RT	QIon	Exp Ratio
Chlorobenzene	N.D.	9.80	114.0	32.1
+ EIC (112.0) Scan 05JAN22.D 			112.0, 114.0 	
1,1,1,2-Tetrachloroethane	N.D.	9.89	133.0	98.6
+ EIC (131.0) Scan 05JAN22.D 			131.0, 133.0 	
Ethylbenzene	N.D.	9.92	106.0	31.1
+ EIC (91.0) Scan 05JAN22.D 			91.0, 106.0 	
m+p-Xylenes	N.D.	10.04	91.0	201.4
+ EIC (106.0) Scan 05JAN22.D 			106.0, 91.0 	

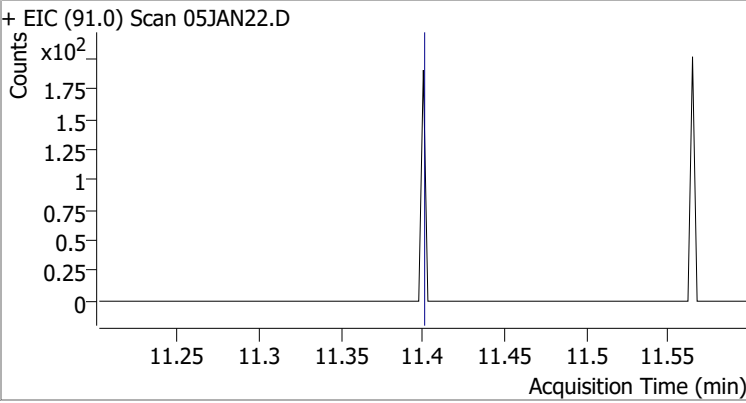
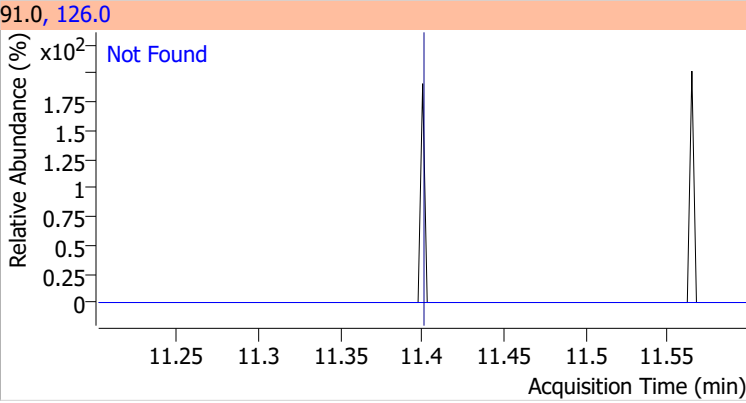
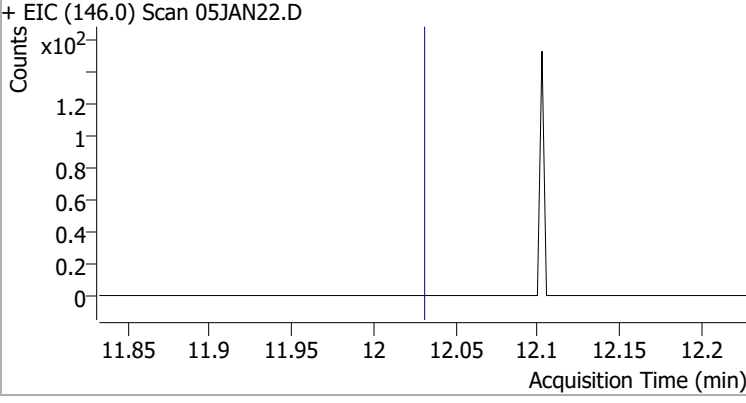
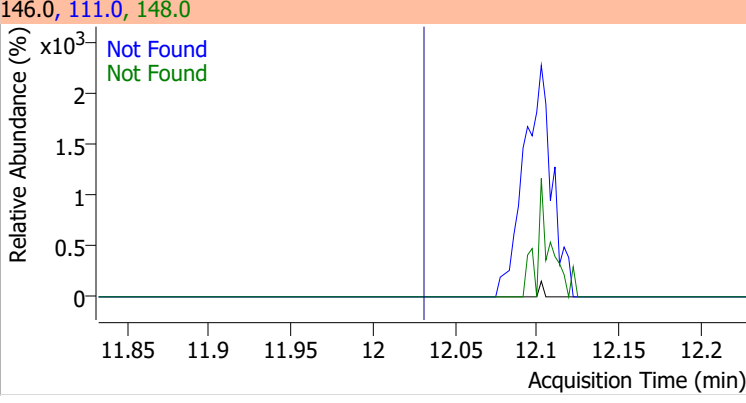
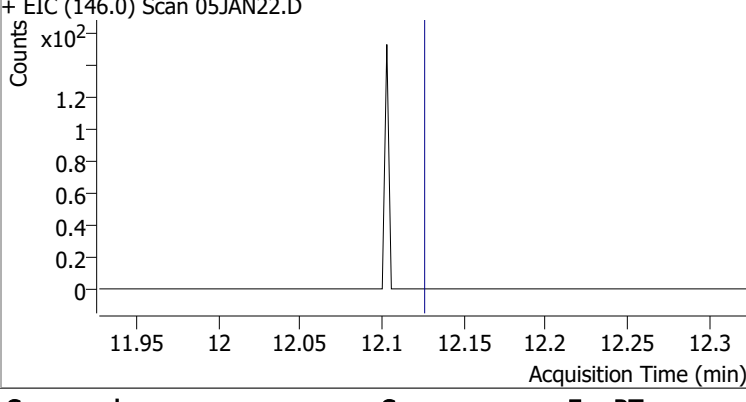
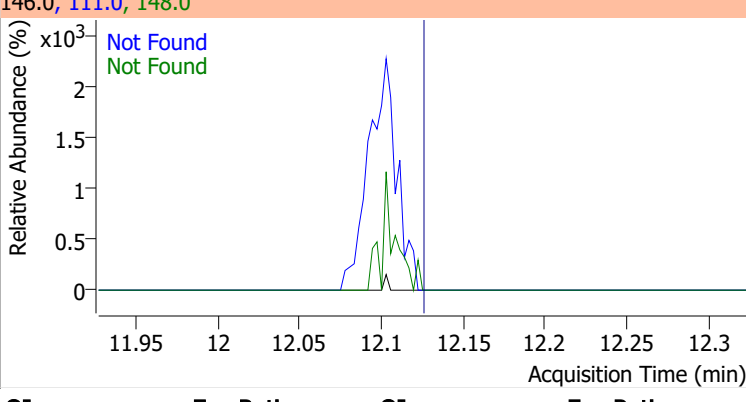
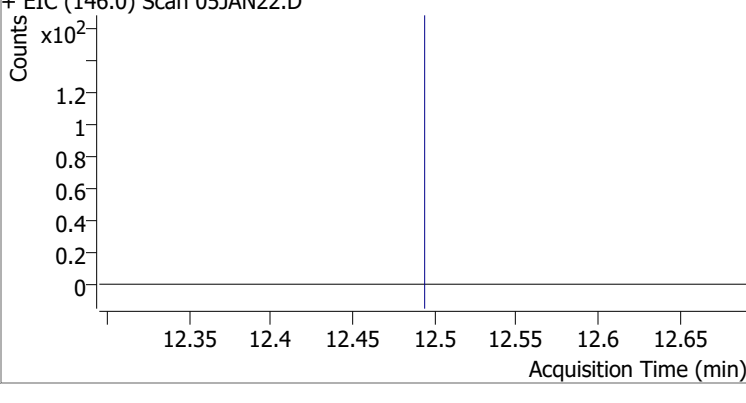
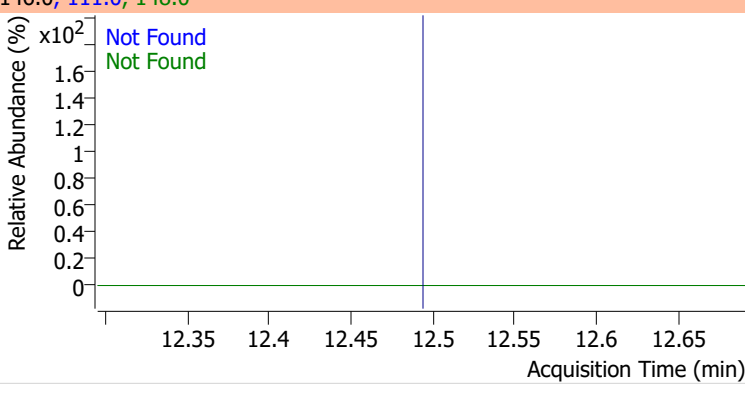
# Quantitation Results Report (QT Reviewed)



# Quantitation Results Report (QT Reviewed)

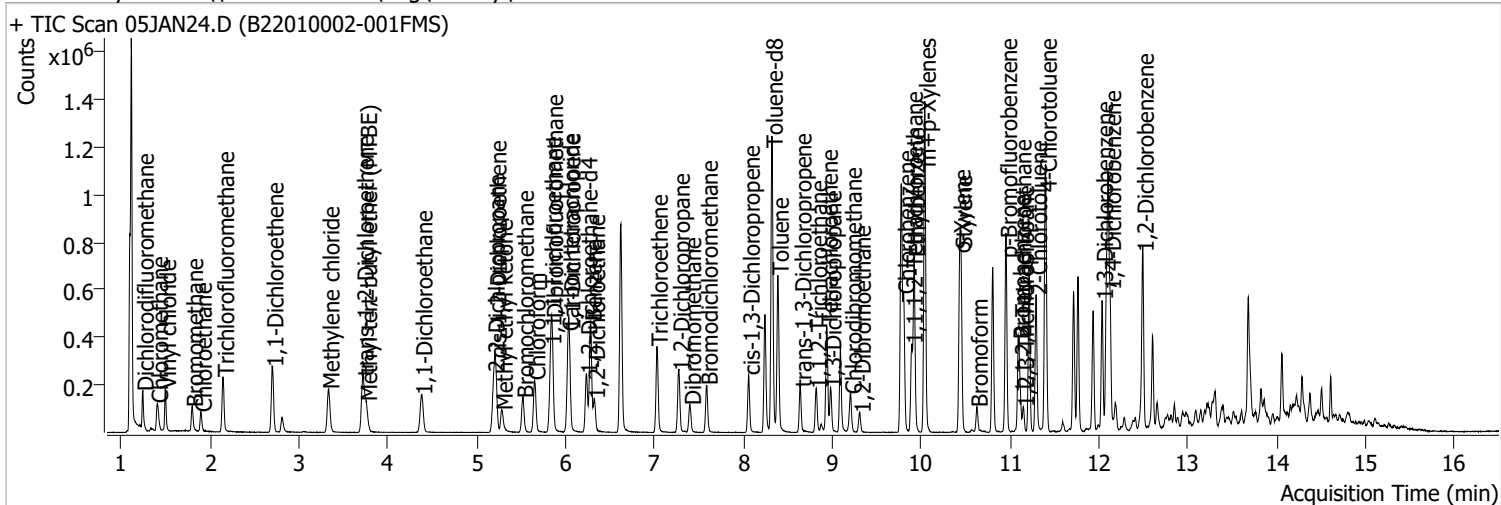
Compound	Conc.	Exp RT	QIon	Exp Ratio	QIon	Exp Ratio
Bromobenzene	N.D.	11.09	77.0	145.7	158.0	96.5
+ EIC (156.0) Scan 05JAN22.D			156.0, 77.0, 158.0			
						
1,1,2,2-Tetrachloroethane	N.D.	11.12	85.0	66.2		
+ EIC (83.0) Scan 05JAN22.D			83.0, 85.0			
						
1,2,3-Trichloropropane	N.D.	11.15	112.0	63.5		
+ EIC (110.0) Scan 05JAN22.D			110.0, 112.0			
						
2-Chlorotoluene	N.D.	11.29	91.0	282.3		
+ EIC (126.0) Scan 05JAN22.D			126.0, 91.0			
						

# Quantitation Results Report (QT Reviewed)

Compound	Conc.	Exp RT	QIon	Exp Ratio		
4-Chlorotoluene	N.D.	11.40	126.0	31.7		
+ EIC (91.0) Scan 05JAN22.D			91.0, 126.0			
						
1,3-Dichlorobenzene	N.D.	12.03	148.0	63.6	QIon	Exp Ratio
+ EIC (146.0) Scan 05JAN22.D			146.0, 111.0, 148.0			
						
1,4-Dichlorobenzene	N.D.	12.13	148.0	63.1	QIon	Exp Ratio
+ EIC (146.0) Scan 05JAN22.D			146.0, 111.0, 148.0			
						
1,2-Dichlorobenzene	N.D.	12.49	148.0	63.9	QIon	Exp Ratio
+ EIC (146.0) Scan 05JAN22.D			146.0, 111.0, 148.0			
						

# Quantitation Results Report (QT Reviewed)

Data File	05JAN24.D	Operator	MSC
Acq. Method	5975CACQF.M	Acq. Date-Time	1/5/2022 8:33:23 PM
Sample Name	B22010002-001FMS	Instrument	VOA5975C
Vial	24	Multiplier	1.00
DA Method File	VOA5975C_8260B_SHT_DoD_L4_010422.m	Comment	
Tune File	BFB_Atune3.u	Tune Date	10/11/2021 4:02:00 PM
Batch Name	VG010522_8260B.batch.bin	Last Calib Update	2/28/2022 2:48:47 PM
Ref Library	\\MASSHUNTER\Org\Library\NIST129K.I		



Compound	RT	QIon	Resp.	Conc.	Units	Dev(Min)
<b>Internal Standards</b>						
M Fluorobenzene	6.620	96.0	756264	250.0000	ng	-0.003
M Chlorobenzene-d5	9.772	82.0	287819	250.0000	ng	0.000
M 1,4-Dichlorobenzene-d4	12.100	152.0	241673	250.0000	ng	0.000
<b>System Monitoring Compounds</b>						
S Dibromofluoromethane	5.845	113.0	195441	274.3119	ng	0.000
Spiked Amount: 250.000				Range: 80.0 - 119.0%	Recovery = 109.72%	
S 1,2-Dichloroethane-d4	6.233	67.0	86697	281.7226	ng	0.000
Spiked Amount: 250.000				Range: 81.0 - 118.0%	Recovery = 112.69%	
S Toluene-d8	8.319	98.0	774338	279.1845	ng	0.000
Spiked Amount: 250.000				Range: 89.0 - 112.0%	Recovery = 111.67%	
S p-Bromofluorobenzene	10.954	95.0	232802	262.9425	ng	0.000
Spiked Amount: 250.000				Range: 85.0 - 114.0%	Recovery = 105.18%	
<b>Target Compounds</b>						
T Dichlorodifluoromethane	1.241	85.0	109042	110.0287	ng	99
T Chloromethane	1.406	50.0	127386	105.9017	ng	96
T Vinyl chloride	1.495	62.0	125903	116.3238	ng	96
T Bromomethane	1.796	96.0	50718	104.7949	ng	97
T Chloroethane	1.894	64.0	56380	105.2206	ng	99
T Trichlorofluoromethane	2.145	101.0	161834	120.4631	ng	98
T 1,1-Dichloroethene	2.702	96.0	99653	130.8181	ng	97
T Methylene chloride	3.333	49.0	135258	120.4467	ng	98
T trans-1,2-Dichloroethene	3.717	96.0	100073	128.7656	ng	99
T Methyl tert-butyl ether (MTBE)	3.756	73.0	136404	135.7867	ng	99
T 1,1-Dichloroethane	4.376	63.0	190421	131.6317	ng	99
T 2,2-Dichloropropane	5.190	77.0	135112	124.6457	ng	98
T cis-1,2-Dichloroethene	5.209	96.0	102488	130.0704	ng	95
T Methyl ethyl ketone	5.282	43.0	130330	1221.1260	ng	100
T Bromochloromethane	5.516	128.0	40412	123.8026	ng	98
T Chloroform	5.650	83.0	177003	122.9455	ng	98

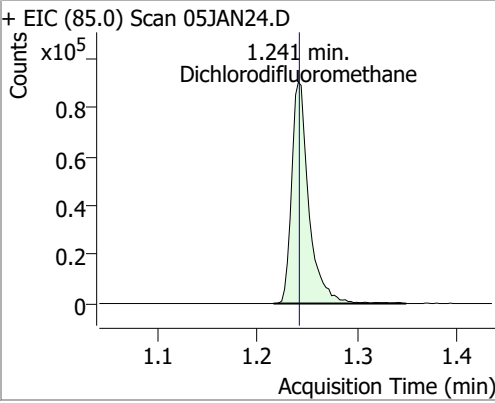
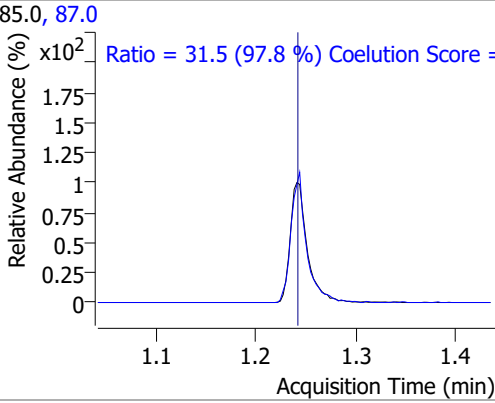
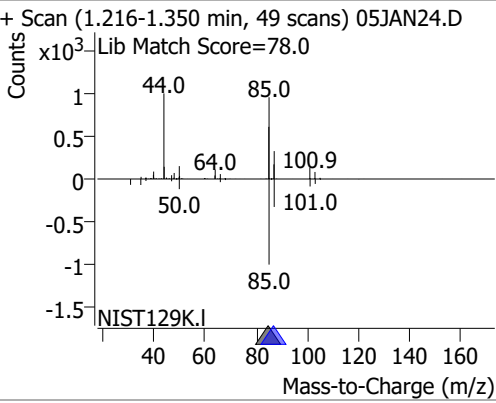
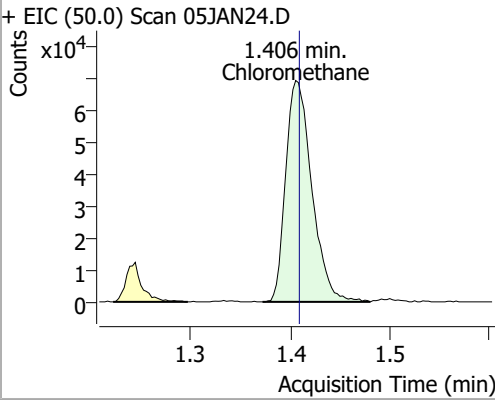
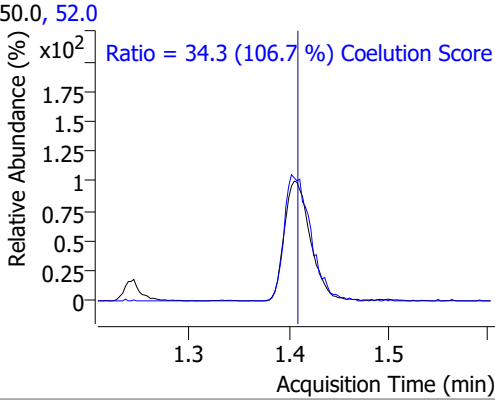
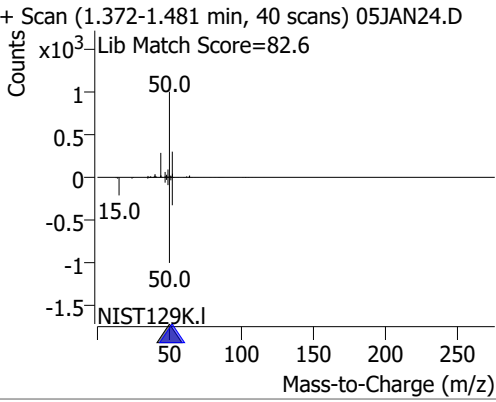
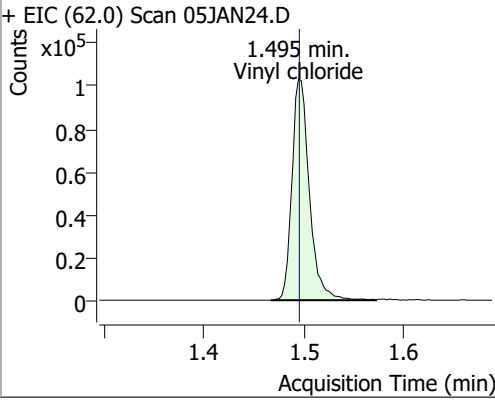
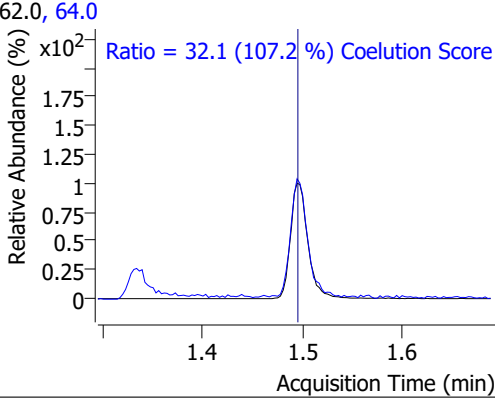
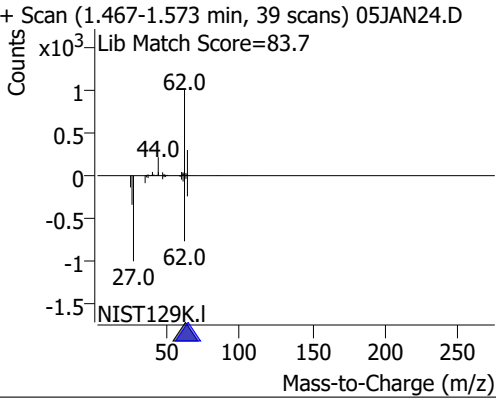
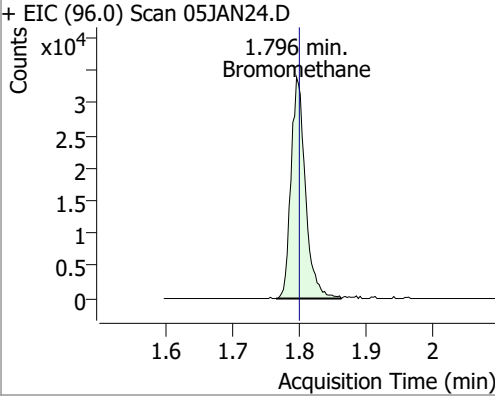
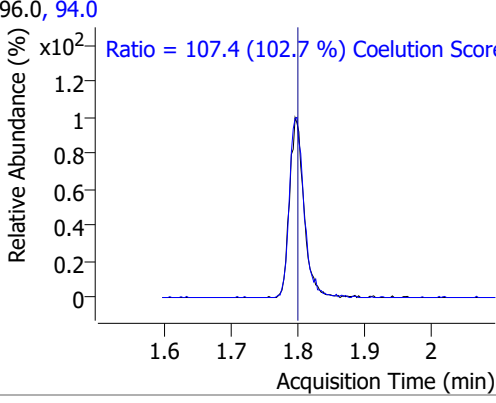
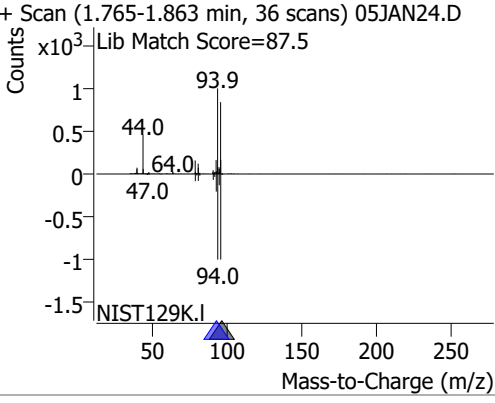


# Quantitation Results Report (QT Reviewed)

Compound	RT	QIon	Resp.	Conc.	Units	Dev(Min)
T 1,1,1-Trichloroethane	5.828	97.0	171098	126.8131	ng	99
T Carbon tetrachloride	6.026	117.0	165149	124.2342	ng	100
T 1,1-Dichloropropene	6.040	75.0	136382	118.8843	ng	99
T Benzene	6.280	78.0	388978	129.1809	ng	99
T 1,2-Dichloroethane	6.319	62.0	100627	123.5320	ng	99
T Trichloroethene	7.025	95.0	110300	127.0700	ng	100
T 1,2-Dichloropropane	7.270	63.0	94289	123.4882	ng	97
T Dibromomethane	7.398	93.0	41507	128.6376	ng	97
T Bromodichloromethane	7.585	83.0	116127	130.4078	ng	100
T cis-1,3-Dichloropropene	8.059	75.0	115531	114.7487	ng	98
T Toluene	8.386	92.0	244059	130.2658	ng	99
T trans-1,3-Dichloropropene	8.639	75.0	91823	128.1244	ng	97
T 1,1,2-Trichloroethane	8.815	83.0	46926	125.7078	ng	97
T Tetrachloroethene	8.935	163.8	95413	124.8305	ng	100
T 1,3-Dichloropropane	8.977	76.0	89907	122.4461	ng	100
T Chlorodibromomethane	9.205	129.0	76710	131.4839	ng	97
T 1,2-Dibromoethane	9.309	107.0	50897	124.6965	ng	99
T Chlorobenzene	9.802	112.0	258411	125.9819	ng	99
T 1,1,1,2-Tetrachloroethane	9.891	131.0	89119	124.2913	ng	99
T Ethylbenzene	9.919	91.0	451644	126.9581	ng	99
T m+p-Xylenes	10.039	106.0	356274	257.7097	ng	99
T o-Xylene	10.430	106.0	159934	129.9530	ng	99
T Styrene	10.446	104.0	264262	133.3667	ng	99
T Bromoform	10.625	172.5	43697	141.2955	ng	99
T Bromobenzene	11.096	156.0	102340	130.8500	ng	99
T 1,1,2,2-Tetrachloroethane	11.116	83.0	58545	130.0529	ng	95
T 1,2,3-Trichloropropane	11.146	110.0	14953	124.1417	ng	99
T 2-Chlorotoluene	11.291	126.0	102259	131.4038	ng	99
T 4-Chlorotoluene	11.400	91.0	334790	131.9477	ng	100
T 1,3-Dichlorobenzene	12.033	146.0	183212	128.4415	ng	99
T 1,4-Dichlorobenzene	12.122	146.0	185434	127.4942	ng	99
T 1,2-Dichlorobenzene	12.493	146.0	153320	127.1837	ng	99

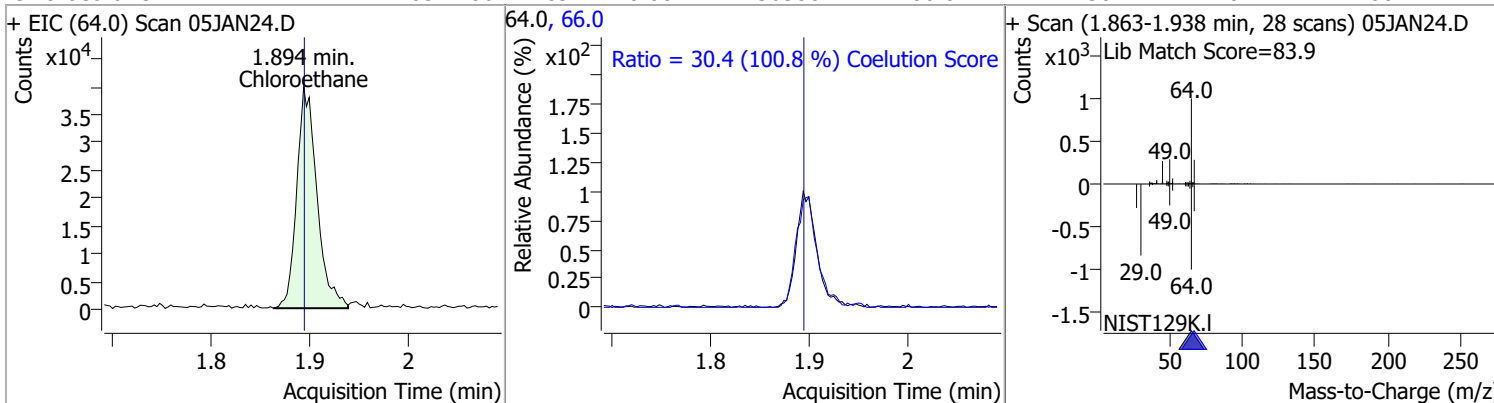
(#) = Qualifier Out of Range; (m) = Manual Integration; (+) = Area Summed; (\*) = Surrogate Percent Recovery Out of Range; (d): Zeroed Peak

# Quantitation Results Report (QT Reviewed)

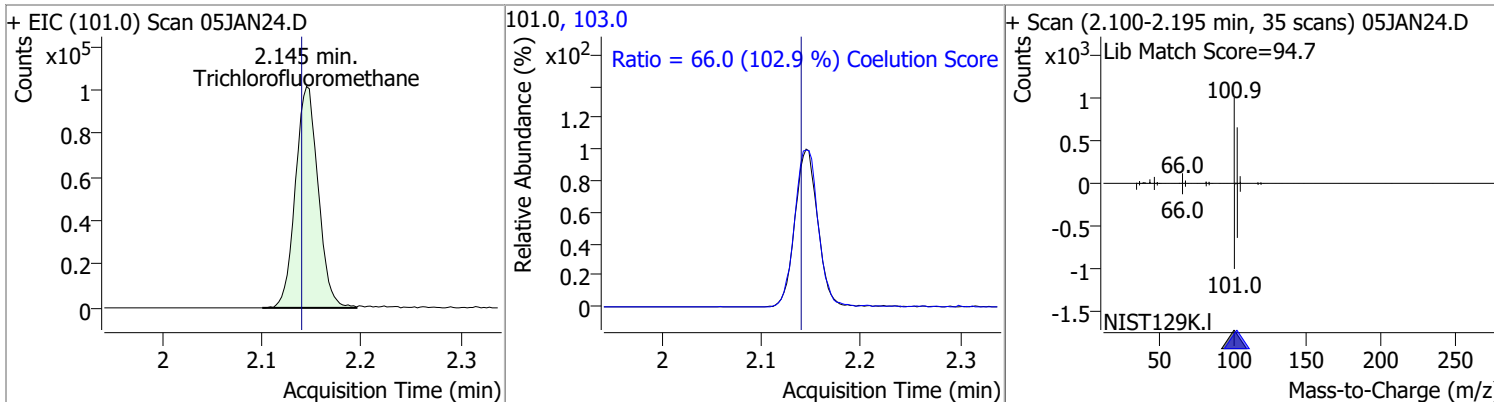
Compound	Conc.	RT	Dev(Min)	Resp.	QIon	QRatio	Lower	Upper
Dichlorodifluoromethane	110.0287	1.24	0.00	109042	87.0	31.5	2.3	62.3
+ EIC (85.0) Scan 05JAN24.D			85.0, 87.0			+ Scan (1.216-1.350 min, 49 scans) 05JAN24.D		
								
Chloromethane	105.9017	1.41	0.00	127386	52.0	34.3	2.1	62.1
+ EIC (50.0) Scan 05JAN24.D			50.0, 52.0			+ Scan (1.372-1.481 min, 40 scans) 05JAN24.D		
								
Vinyl chloride	116.3238	1.49	0.00	125903	64.0	32.1	0.0	59.9
+ EIC (62.0) Scan 05JAN24.D			62.0, 64.0			+ Scan (1.467-1.573 min, 39 scans) 05JAN24.D		
								
Bromomethane	104.7949	1.80	0.00	50718	94.0	107.4	74.6	134.6
+ EIC (96.0) Scan 05JAN24.D			96.0, 94.0			+ Scan (1.765-1.863 min, 36 scans) 05JAN24.D		
								

# Quantitation Results Report (QT Reviewed)

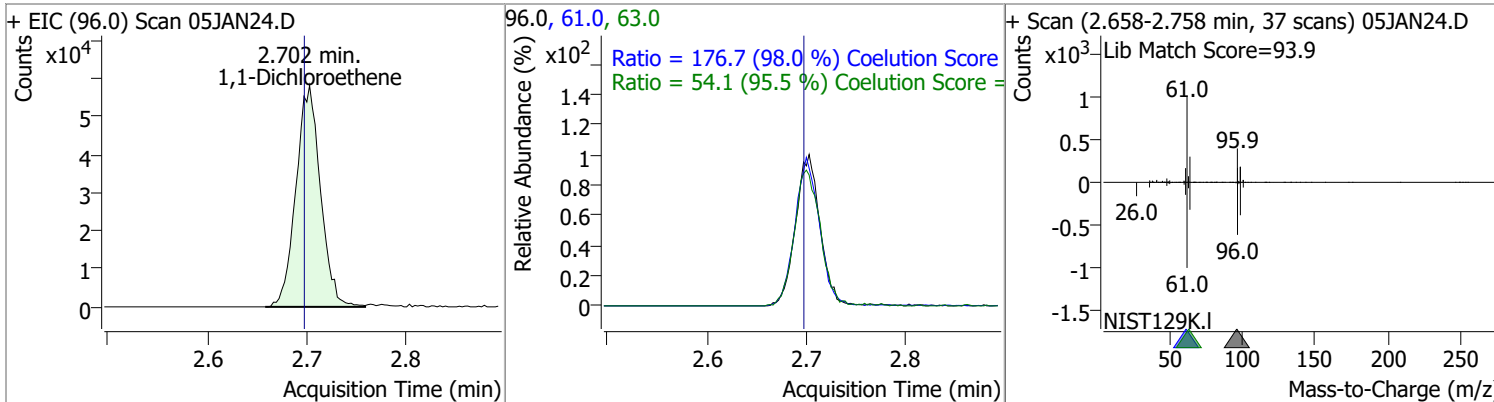
Compound	Conc.	RT	Dev(Min)	Resp.	QIon	QRatio	Lower	Upper
Chloroethane	105.2206	1.89	0.00	56380	66.0	30.4	0.1	60.1



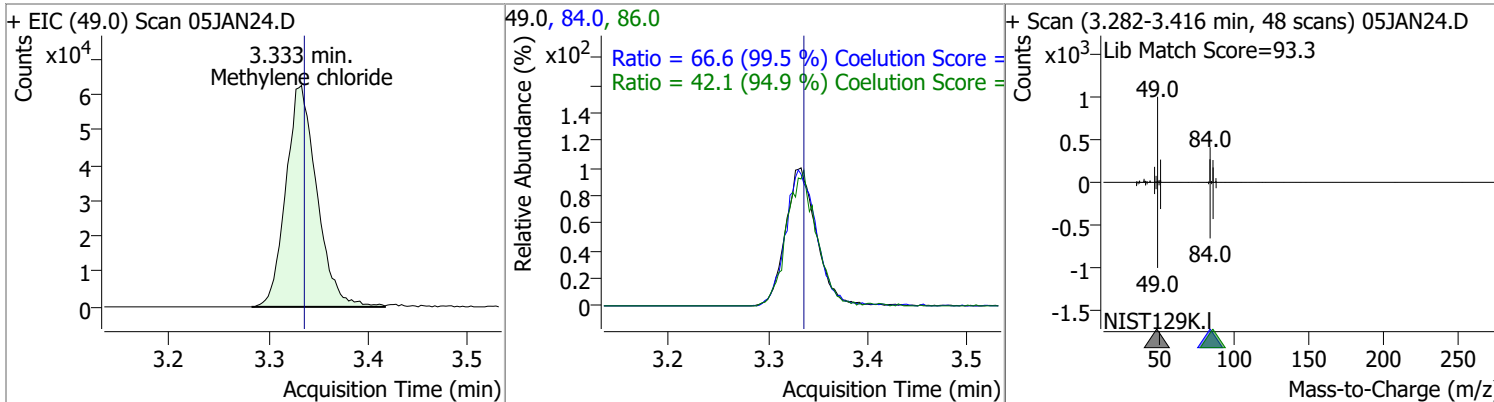
Compound	Conc.	RT	Dev(Min)	Resp.	QIon	QRatio	Lower	Upper
Trichlorofluoromethane	120.4631	2.14	0.00	161834	103.0	66.0	34.2	94.2



Compound	Conc.	RT	Dev(Min)	Resp.	QIon	QRatio	Lower	Upper
1,1-Dichloroethene	130.8181	2.70	0.01	99653	61.0	176.7	150.3	210.3
					63.0	54.1	26.7	86.7

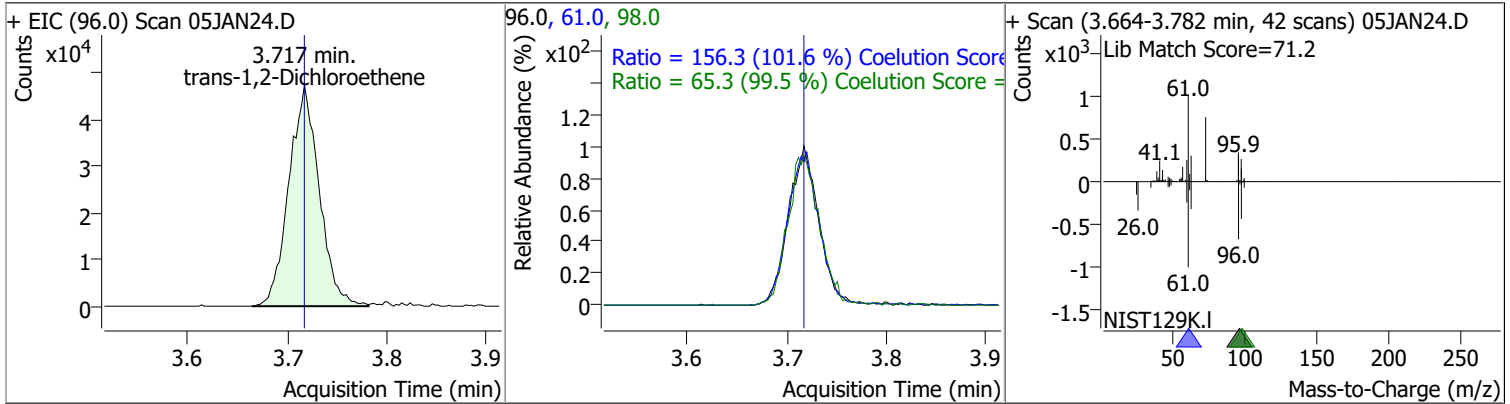


Compound	Conc.	RT	Dev(Min)	Resp.	QIon	QRatio	Lower	Upper
Methylene chloride	120.4467	3.33	0.00	135258	84.0	66.6	36.9	96.9
					86.0	42.1	14.3	74.3

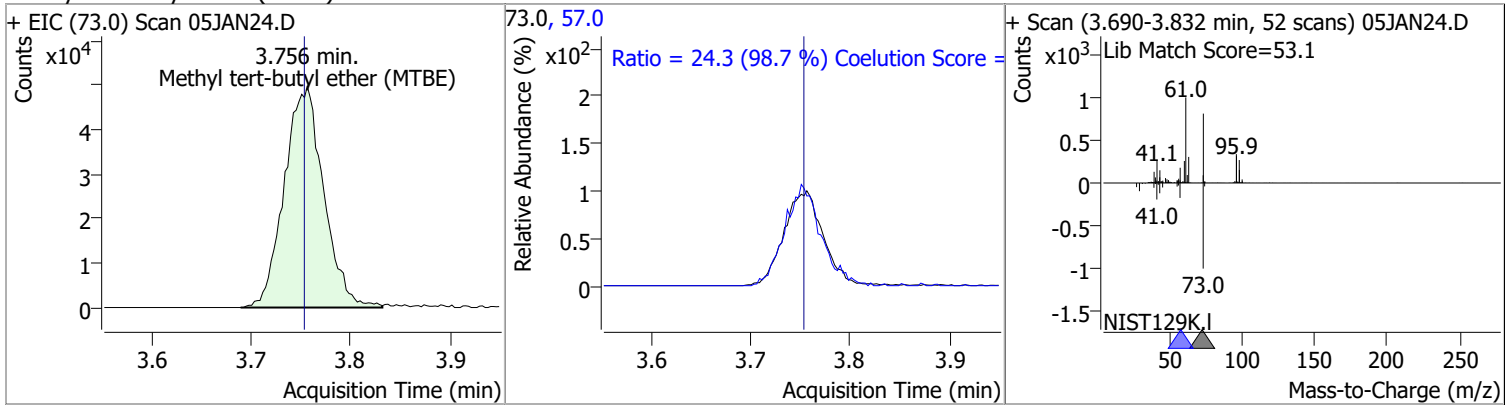


# Quantitation Results Report (QT Reviewed)

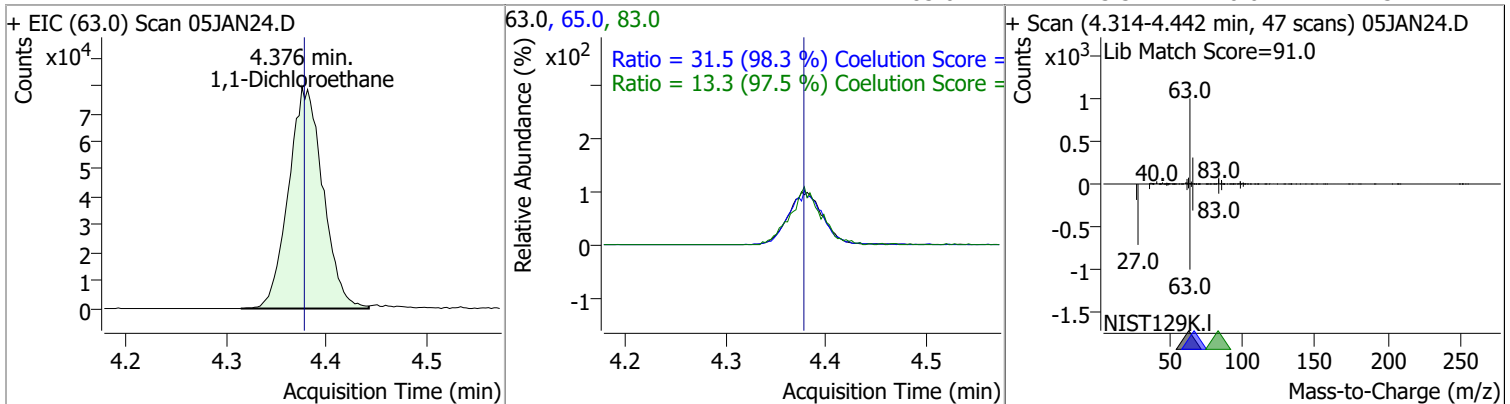
Compound	Conc.	RT	Dev(Min)	Resp.	QIon	QRatio	Lower	Upper
trans-1,2-Dichloroethene	128.7656	3.72	0.00	100073	61.0	156.3	123.9	183.9
					98.0	65.3	35.7	95.7



Compound	Conc.	RT	Dev(Min)	Resp.	QIon	QRatio	Lower	Upper
Methyl tert-butyl ether (MTBE)	135.7867	3.76	0.00	136404	57.0	24.3	0.0	54.6

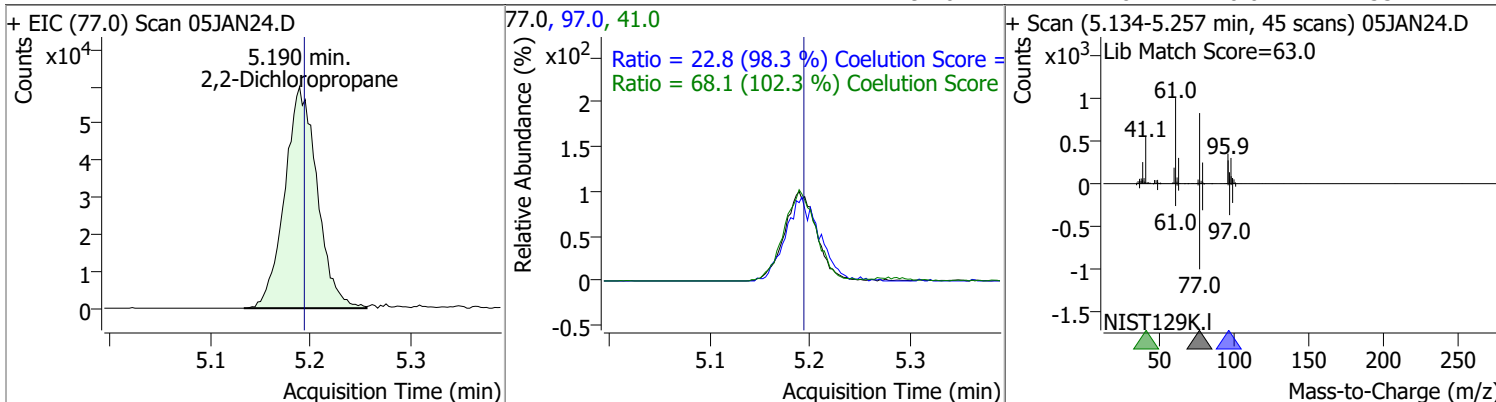


Compound	Conc.	RT	Dev(Min)	Resp.	QIon	QRatio	Lower	Upper
1,1-Dichloroethane	131.6317	4.38	0.00	190421	65.0	31.5	2.1	62.1
					83.0	13.3	0.0	43.7

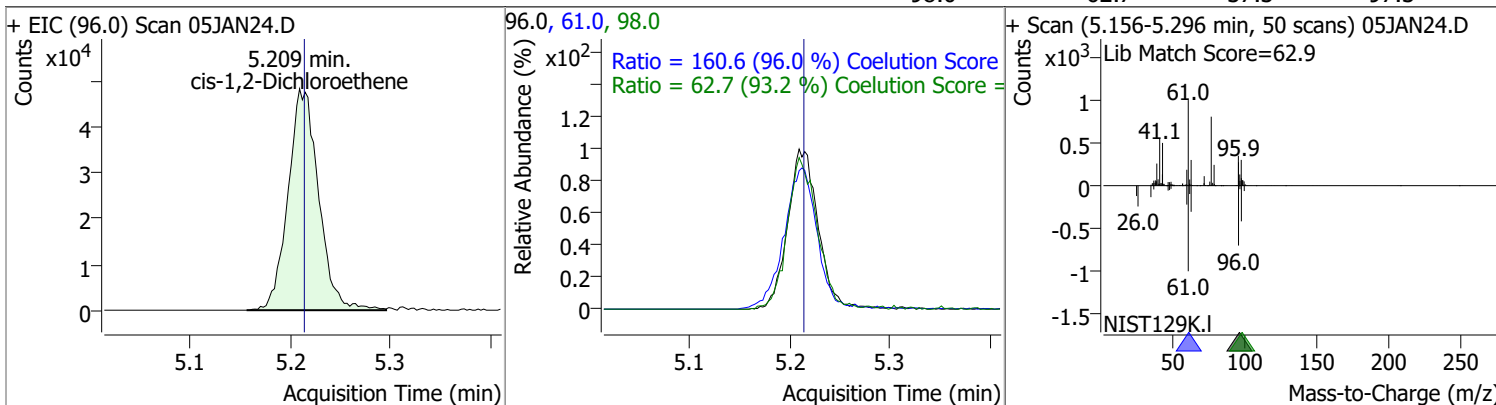


# Quantitation Results Report (QT Reviewed)

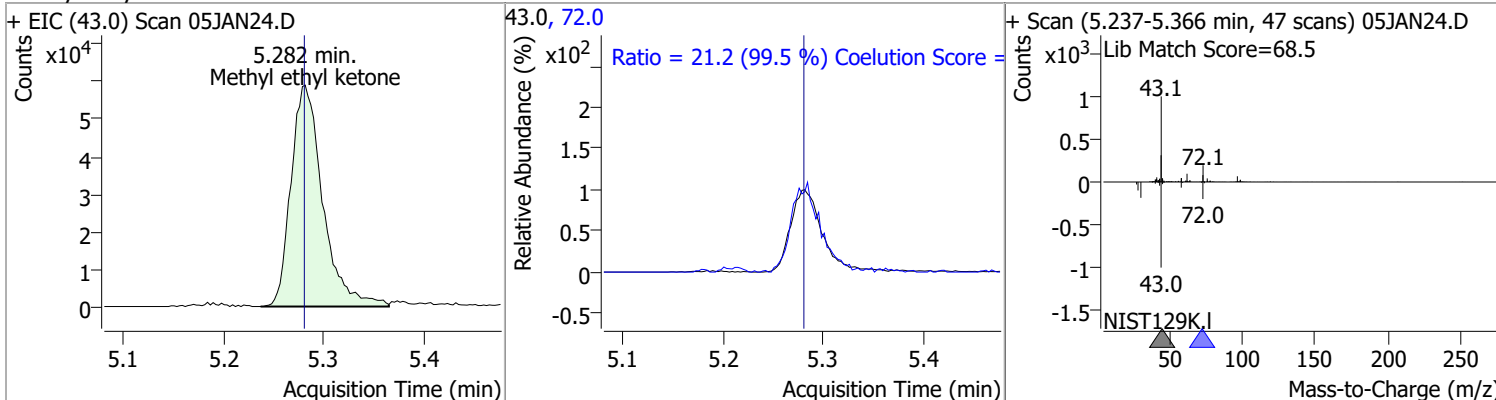
Compound	Conc.	RT	Dev(Min)	Resp.	QIon	QRatio	Lower	Upper
2,2-Dichloropropane	124.6457	5.19	-0.01	135112	41.0	68.1	36.5	96.5
					97.0	22.8	0.0	53.2



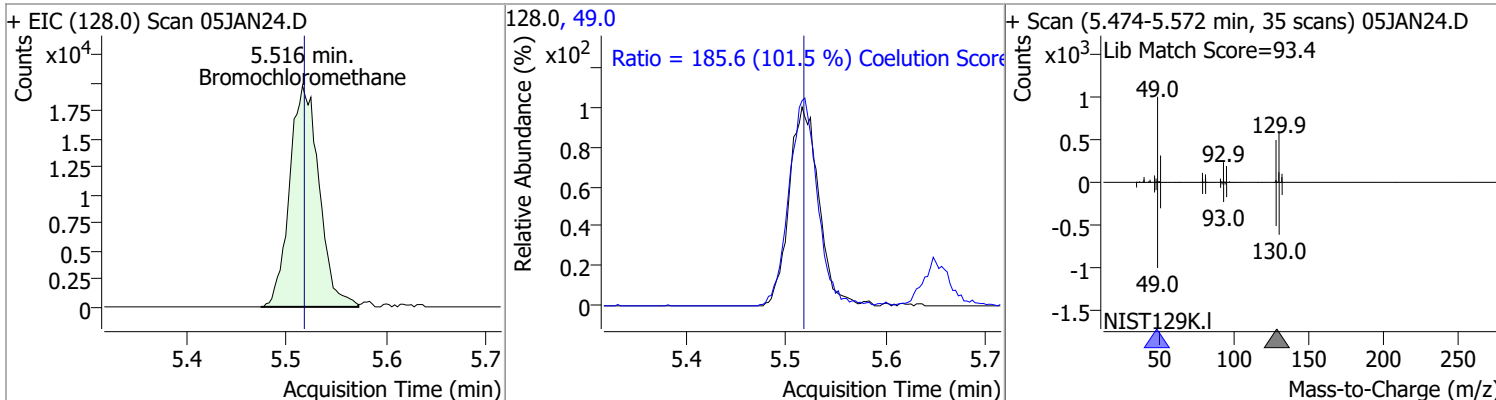
Compound	Conc.	RT	Dev(Min)	Resp.	QIon	QRatio	Lower	Upper
cis-1,2-Dichloroethene	130.0704	5.21	-0.01	102488	61.0	160.6	137.2	197.2
					98.0	62.7	37.3	97.3



Compound	Conc.	RT	Dev(Min)	Resp.	QIon	QRatio	Lower	Upper
Methyl ethyl ketone	1221.1260	5.28	0.00	130330	72.0	21.2	0.0	51.3

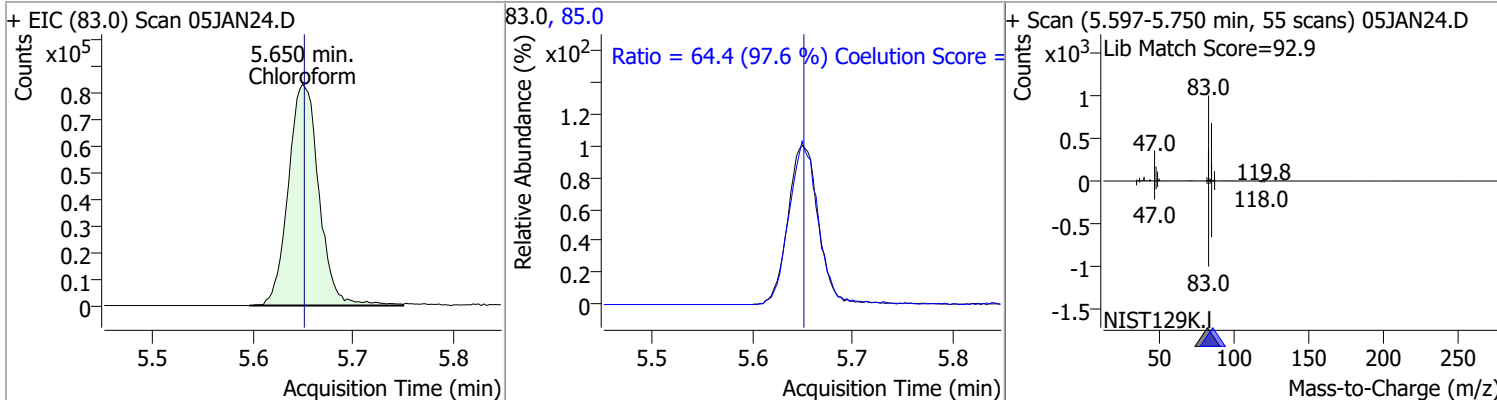


Compound	Conc.	RT	Dev(Min)	Resp.	QIon	QRatio	Lower	Upper
Bromochloromethane	123.8026	5.52	0.00	40412	49.0	185.6	152.9	212.9

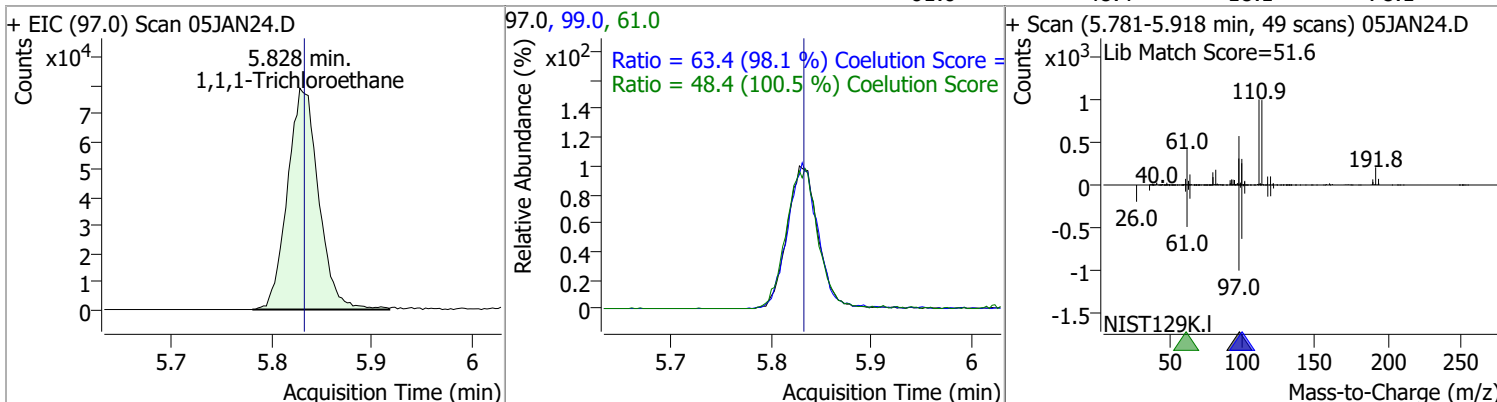


# Quantitation Results Report (QT Reviewed)

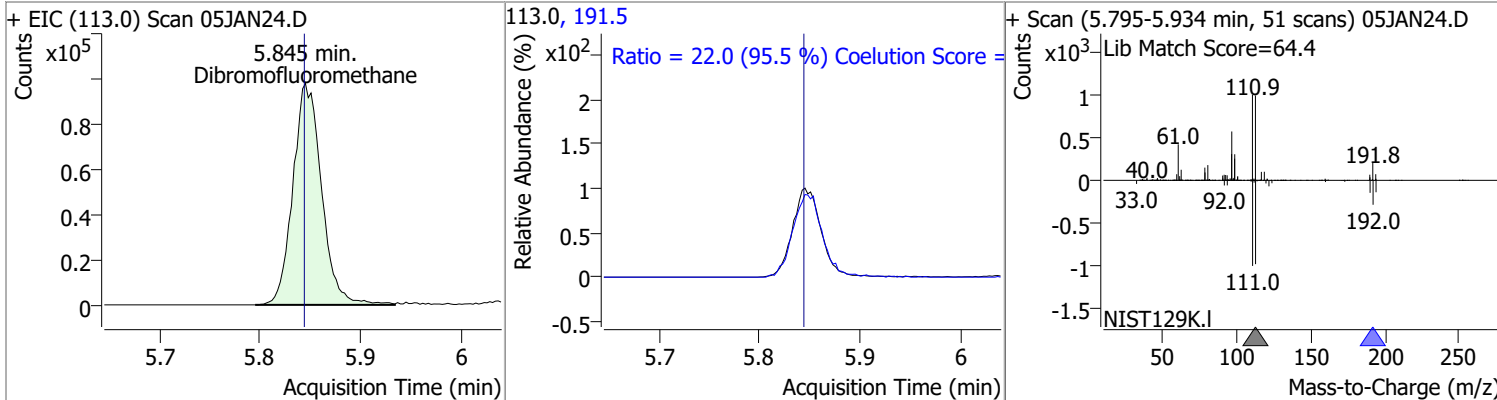
Compound	Conc.	RT	Dev(Min)	Resp.	QIon	QRatio	Lower	Upper
Chloroform	122.9455	5.65	0.00	177003	85.0	64.4	36.0	96.0



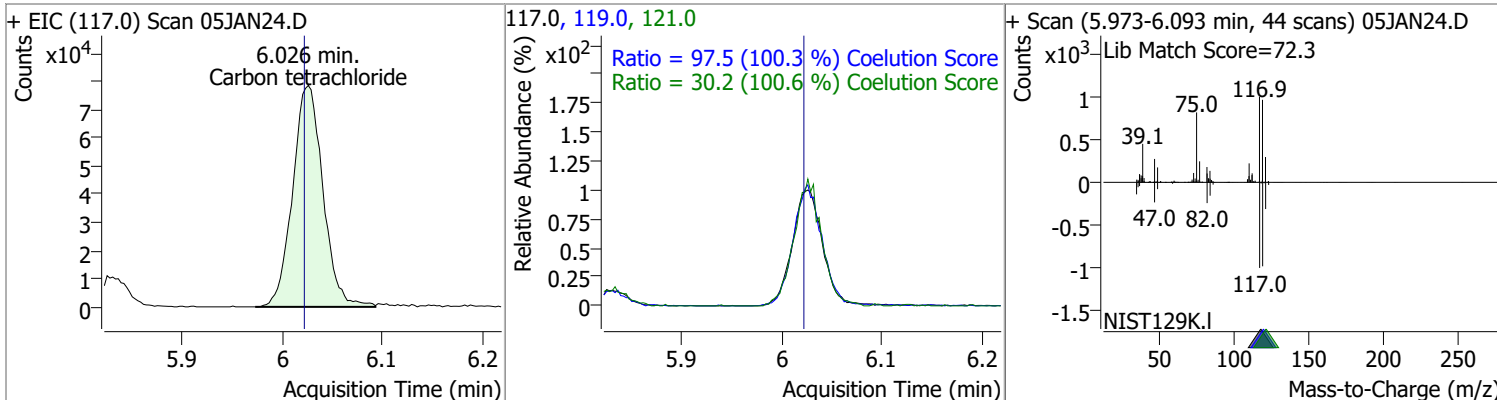
1,1,1-Trichloroethane	126.8131	5.83	-0.01	171098	99.0	63.4	34.7	94.7
					61.0	48.4	18.1	78.1



Dibromofluoromethane	274.3119	5.85	0.00	195441	191.5	22.0	0.0	53.1
----------------------	----------	------	------	--------	-------	------	-----	------

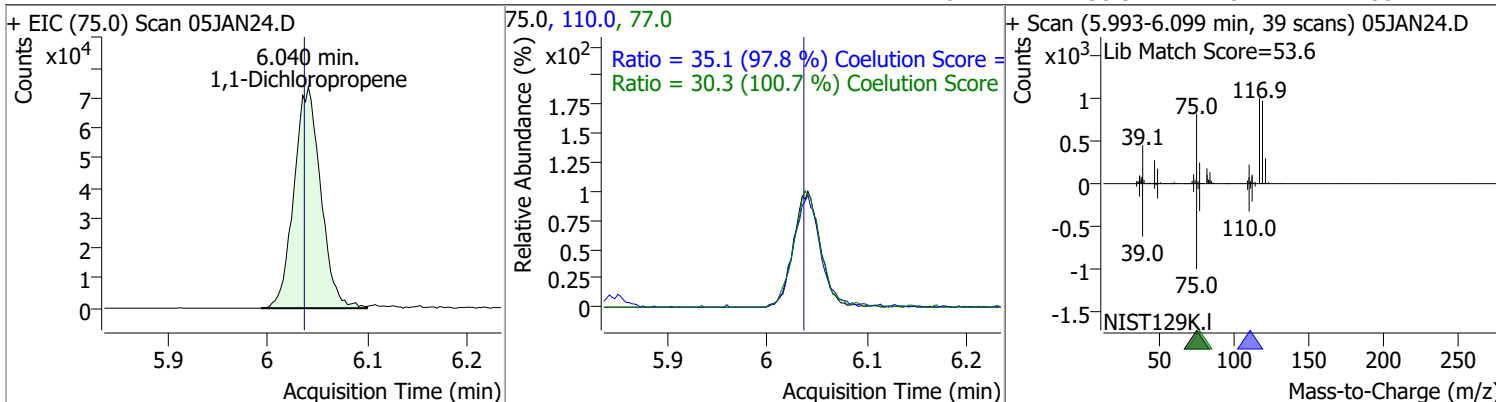


Carbon tetrachloride	124.2342	6.03	0.00	165149	119.0	97.5	67.2	127.2
					121.0	30.2	0.1	60.1

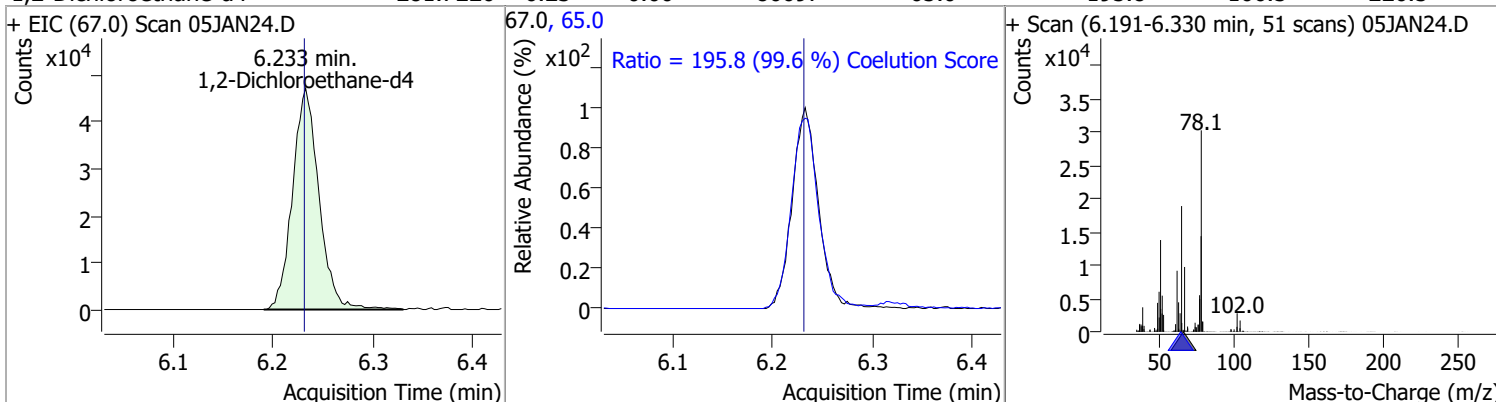


# Quantitation Results Report (QT Reviewed)

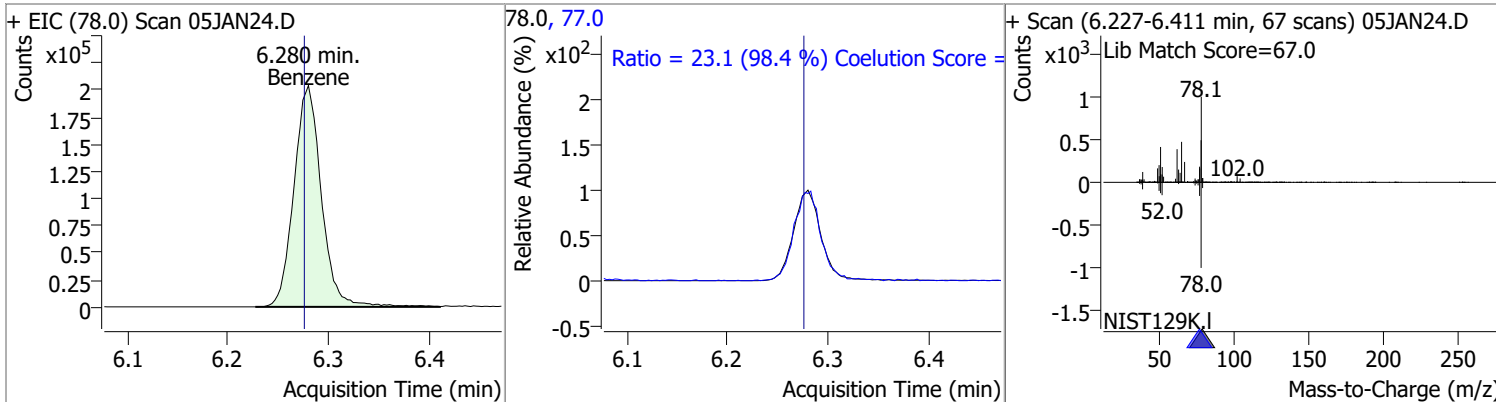
Compound	Conc.	RT	Dev(Min)	Resp.	QIon	QRatio	Lower	Upper
1,1-Dichloropropene	118.8843	6.04	0.00	136382	110.0	35.1	5.9	65.9
					77.0	30.3	0.1	60.1



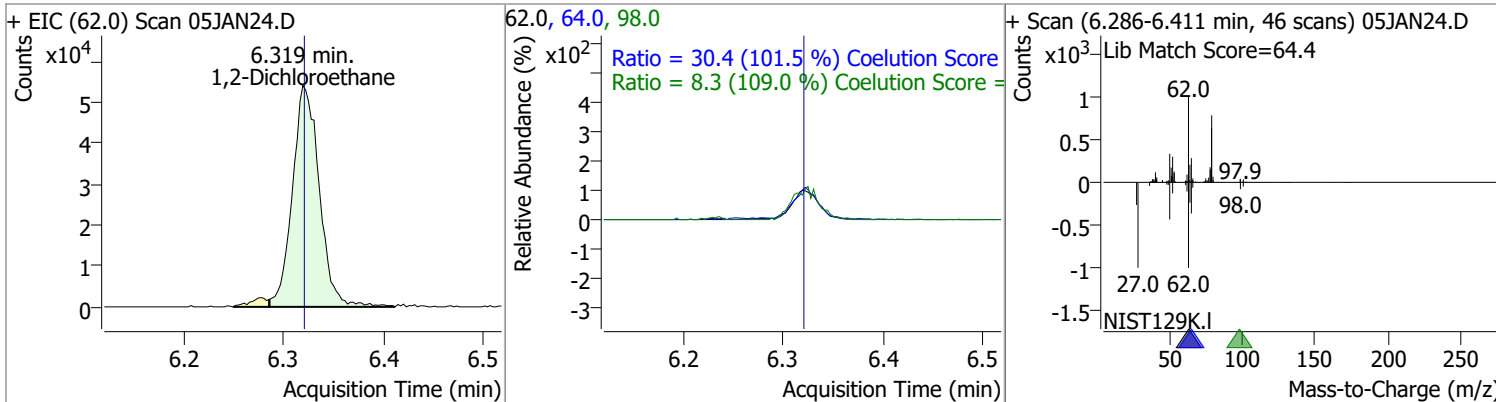
Compound	Conc.	RT	Dev(Min)	Resp.	QIon	QRatio	Lower	Upper
1,2-Dichloroethane-d4	281.7226	6.23	0.00	86697	65.0	195.8	166.5	226.5



Compound	Conc.	RT	Dev(Min)	Resp.	QIon	QRatio	Lower	Upper
Benzene	129.1809	6.28	0.00	388978	77.0	23.1	0.0	53.5

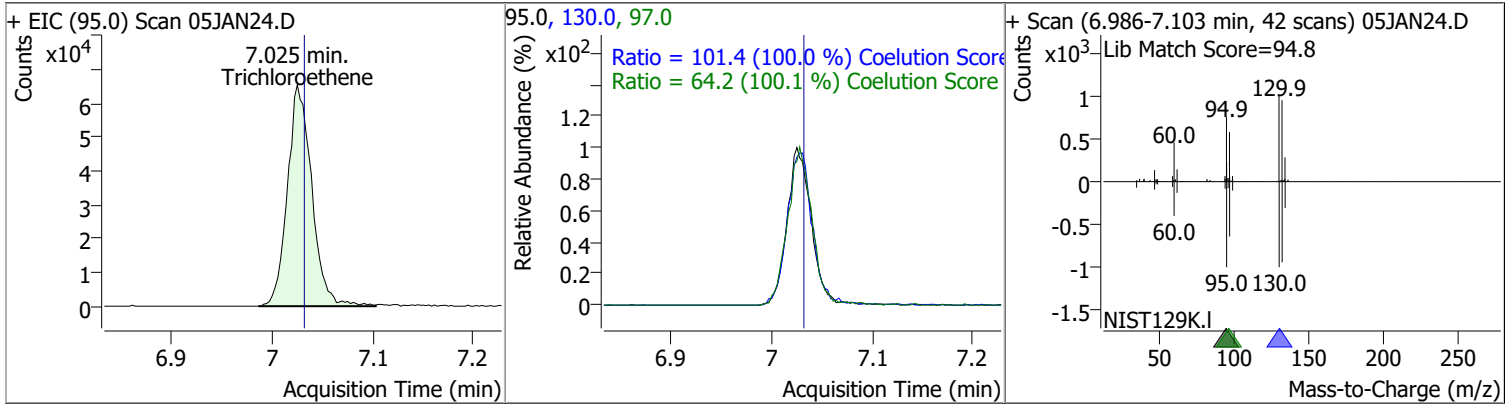


Compound	Conc.	RT	Dev(Min)	Resp.	QIon	QRatio	Lower	Upper
1,2-Dichloroethane	123.5320	6.32	0.00	100627	64.0	30.4	0.0	59.9
					98.0	8.3	0.0	37.6

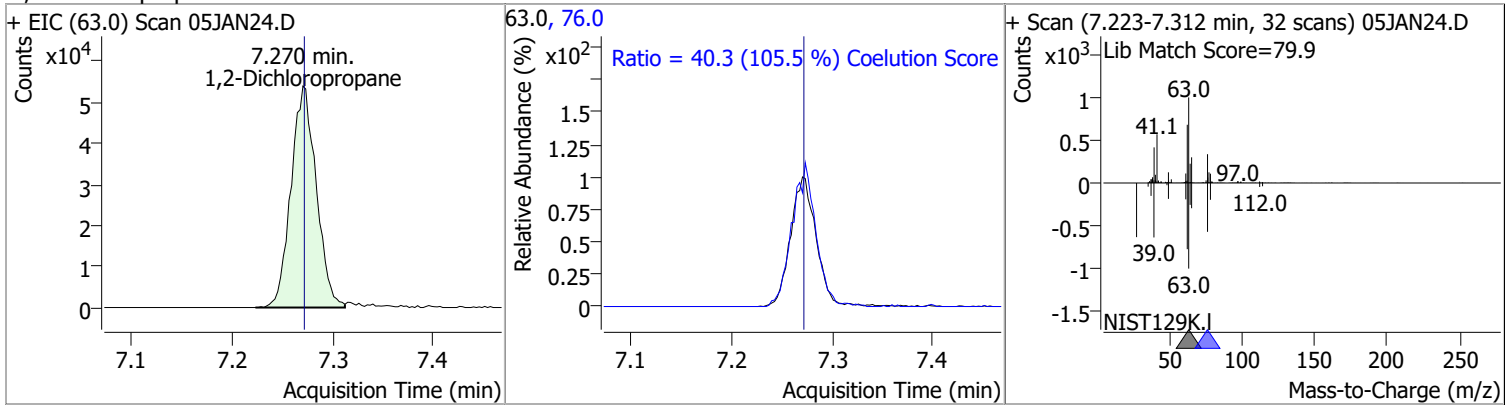


# Quantitation Results Report (QT Reviewed)

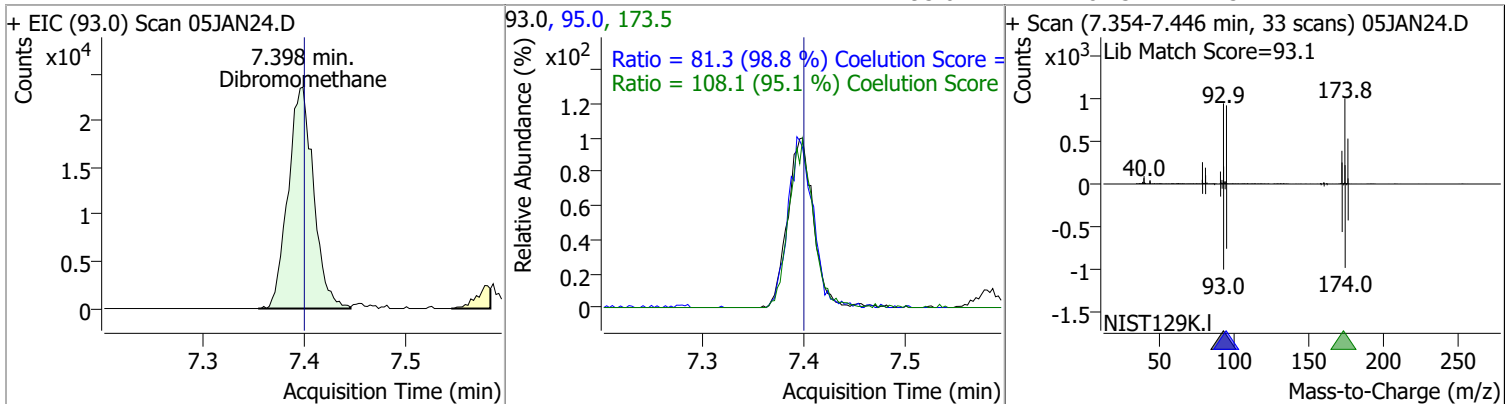
Compound	Conc.	RT	Dev(Min)	Resp.	QIon	QRatio	Lower	Upper
Trichloroethene	127.0700	7.02	-0.01	110300	130.0	101.4	71.5	131.5
					97.0	64.2	34.1	94.1



Compound	Conc.	RT	Dev(Min)	Resp.	QIon	QRatio	Lower	Upper
1,2-Dichloropropane	123.4882	7.27	0.00	94289	76.0	40.3	8.2	68.2



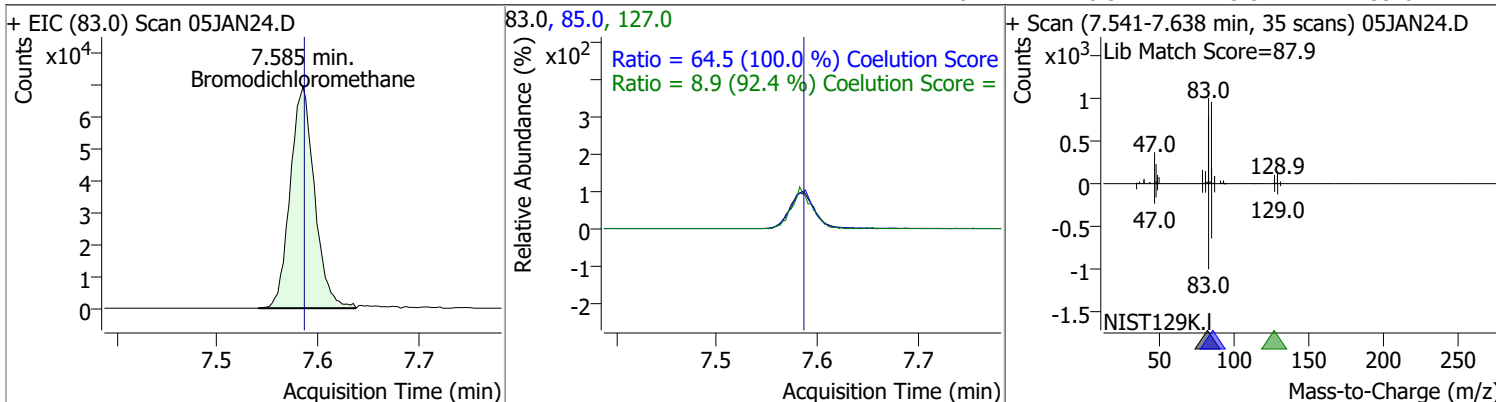
Compound	Conc.	RT	Dev(Min)	Resp.	QIon	QRatio	Lower	Upper
Dibromomethane	128.6376	7.40	0.00	41507	173.5	108.1	83.7	143.7
					95.0	81.3	52.2	112.2



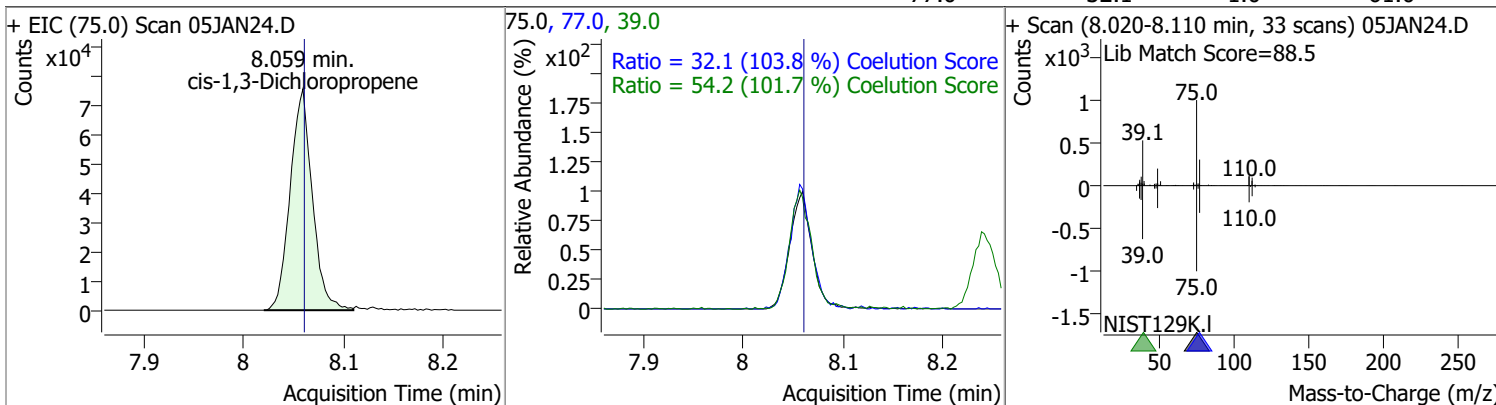


# Quantitation Results Report (QT Reviewed)

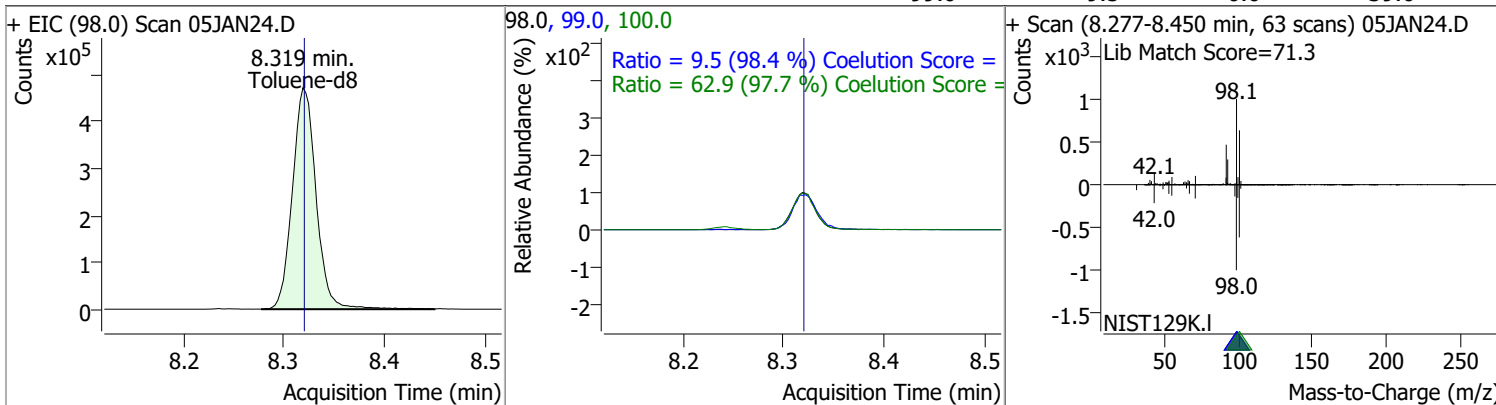
Compound	Conc.	RT	Dev(Min)	Resp.	QIon	QRatio	Lower	Upper
Bromodichloromethane	130.4078	7.59	0.00	116127	85.0	64.5	34.5	94.5
					127.0	8.9	0.0	39.6



Compound	Conc.	RT	Dev(Min)	Resp.	QIon	QRatio	Lower	Upper
cis-1,3-Dichloropropene	114.7487	8.06	0.00	115531	39.0	54.2	23.3	83.3
					77.0	32.1	1.0	61.0

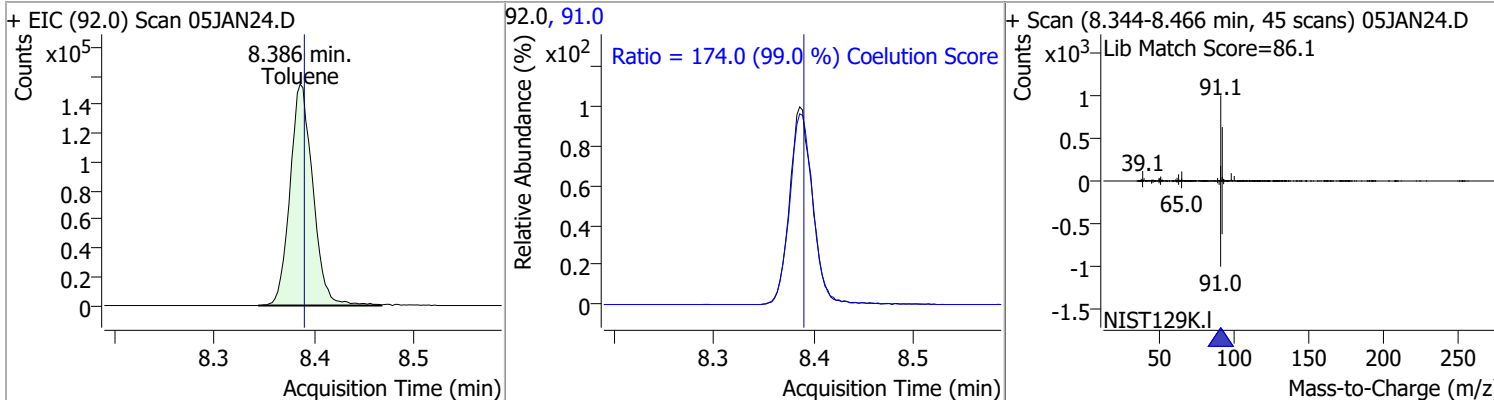


Compound	Conc.	RT	Dev(Min)	Resp.	QIon	QRatio	Lower	Upper
Toluene-d8	279.1845	8.32	0.00	774338	100.0	62.9	34.4	94.4
					99.0	9.5	0.0	39.6

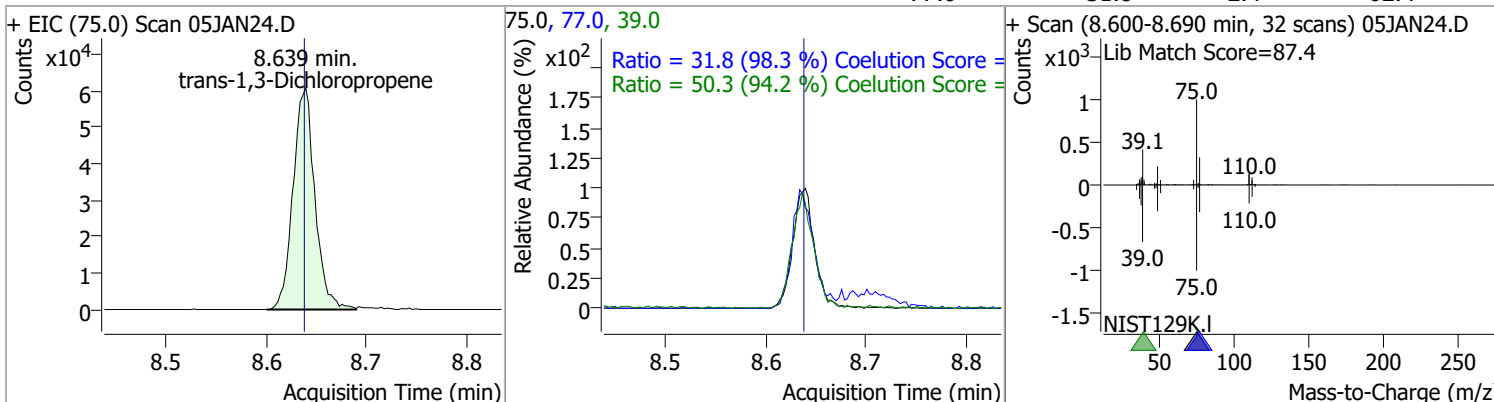


# Quantitation Results Report (QT Reviewed)

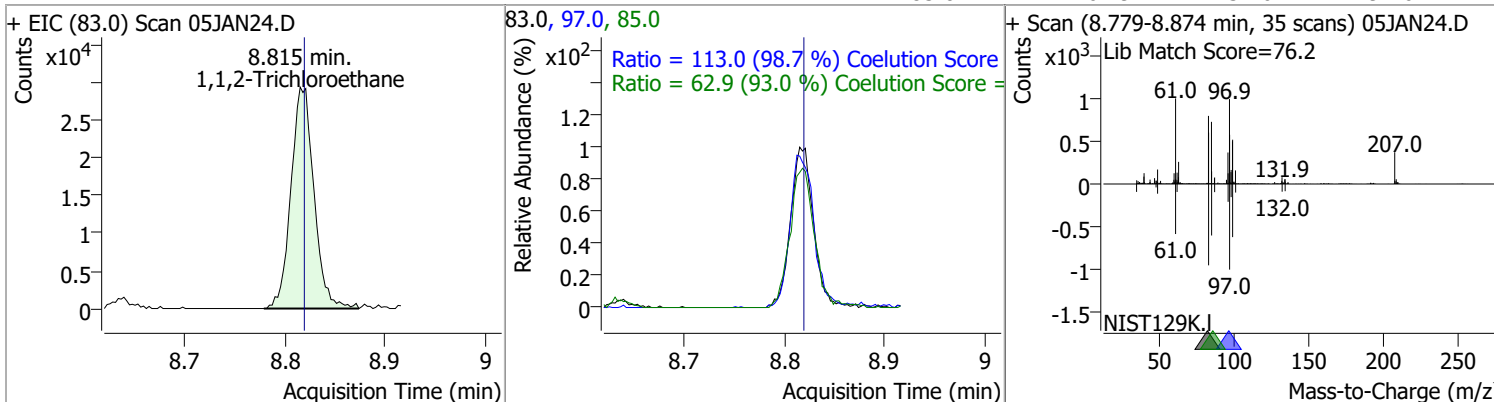
Compound	Conc.	RT	Dev(Min)	Resp.	QIon	QRatio	Lower	Upper
Toluene	130.2658	8.39	0.00	244059	91.0	174.0	145.8	205.8



Compound	Conc.	RT	Dev(Min)	Resp.	QIon	QRatio	Lower	Upper
trans-1,3-Dichloropropene	128.1244	8.64	0.00	91823	39.0	50.3	23.4	83.4
					77.0	31.8	2.4	62.4

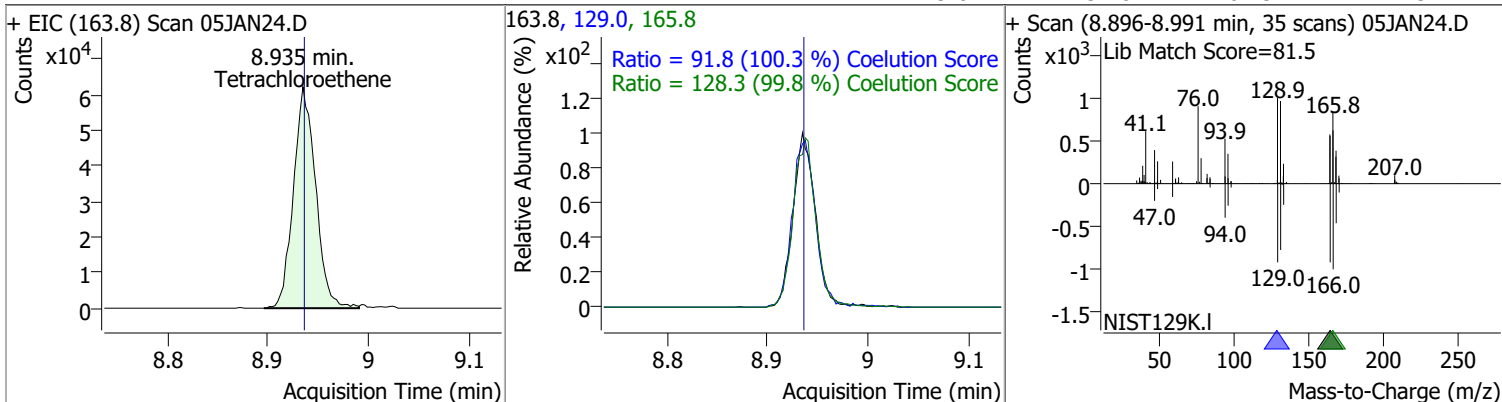


Compound	Conc.	RT	Dev(Min)	Resp.	QIon	QRatio	Lower	Upper
1,1,2-Trichloroethane	125.7078	8.82	0.00	46926	97.0	113.0	84.6	144.6
					85.0	62.9	37.6	97.6

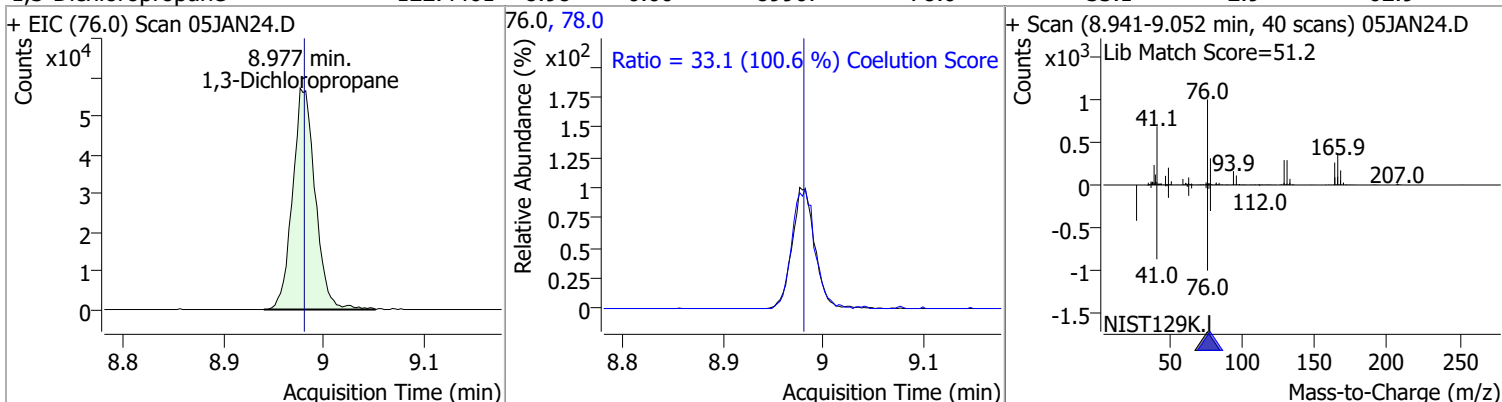


# Quantitation Results Report (QT Reviewed)

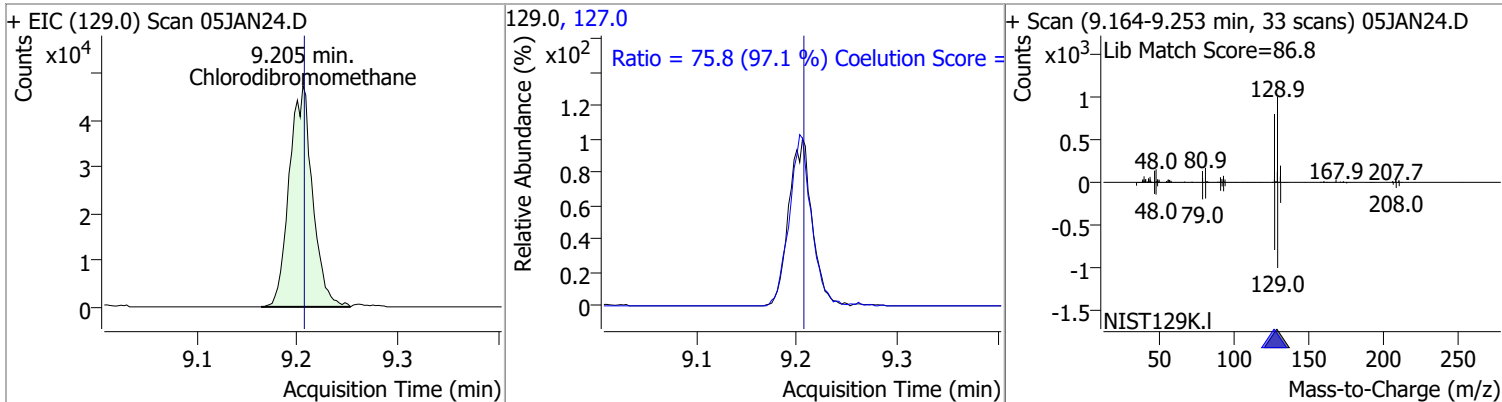
Compound	Conc.	RT	Dev(Min)	Resp.	QIon	QRatio	Lower	Upper
Tetrachloroethene	124.8305	8.93	0.00	95413	165.8	128.3	98.6	158.6
					129.0	91.8	61.5	121.5



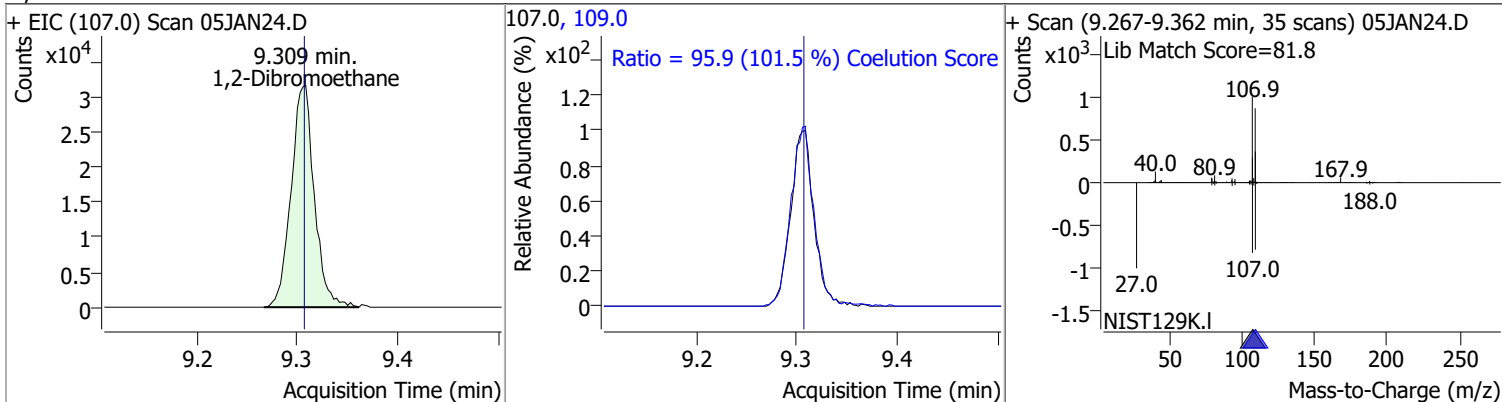
Compound	Conc.	RT	Dev(Min)	Resp.	QIon	QRatio	Lower	Upper
1,3-Dichloropropane	122.4461	8.98	0.00	89907	78.0	33.1	2.9	62.9



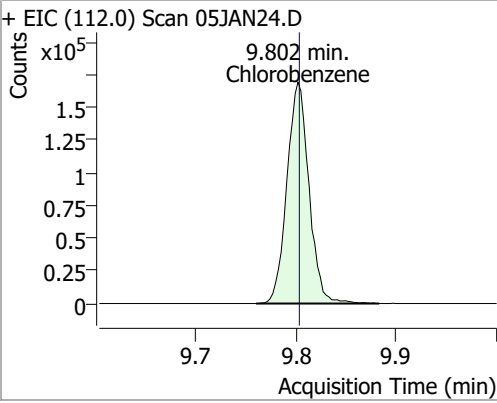
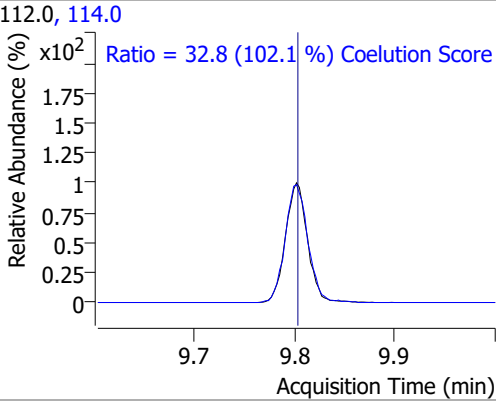
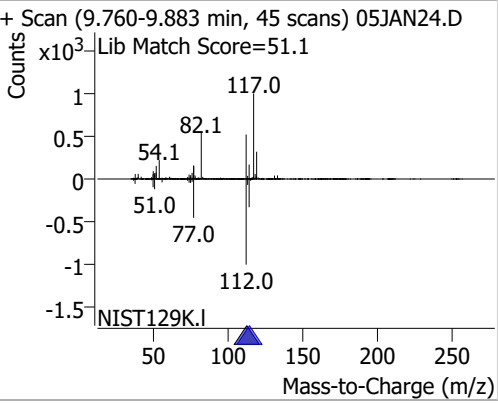
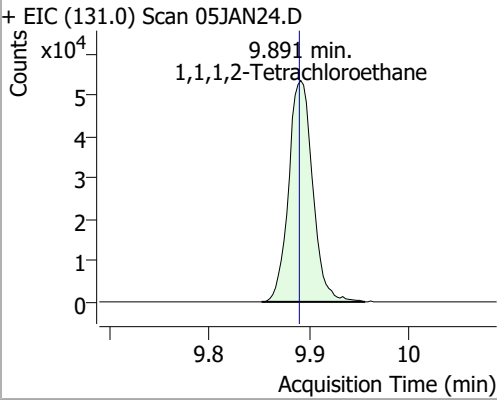
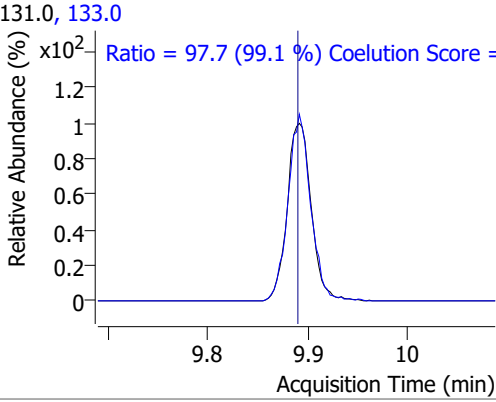
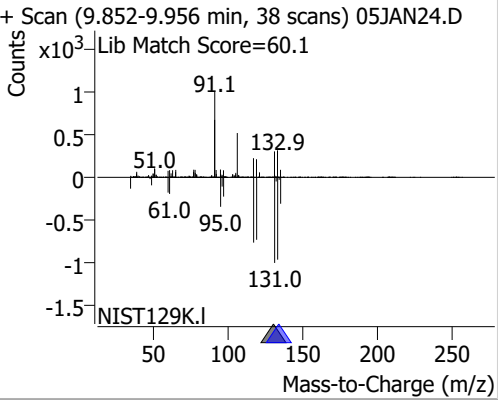
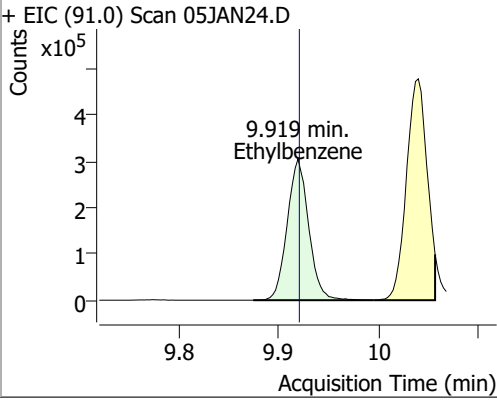
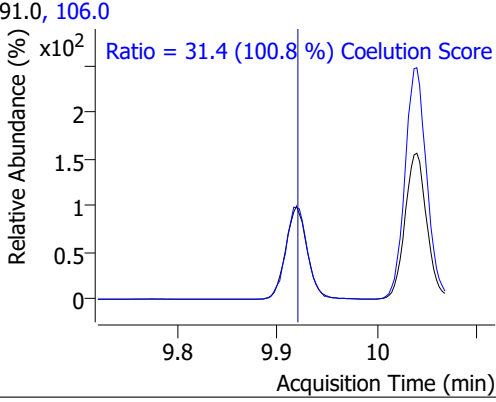
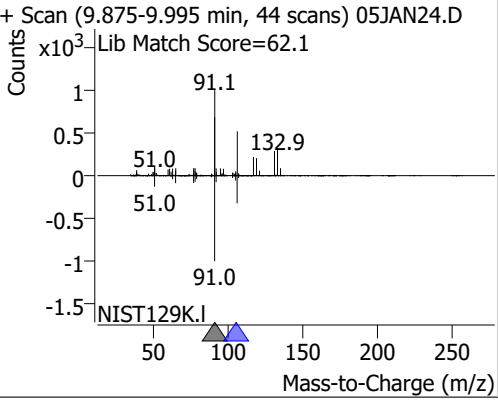
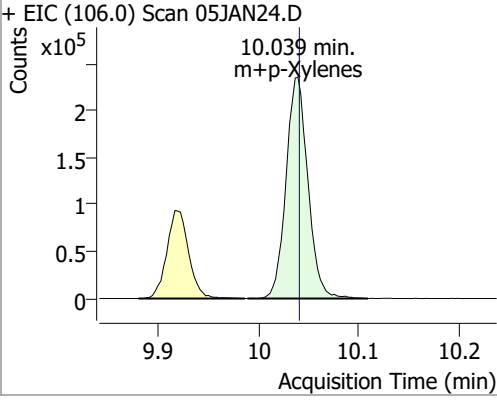
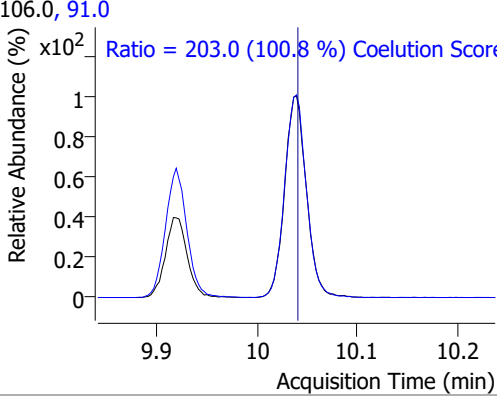
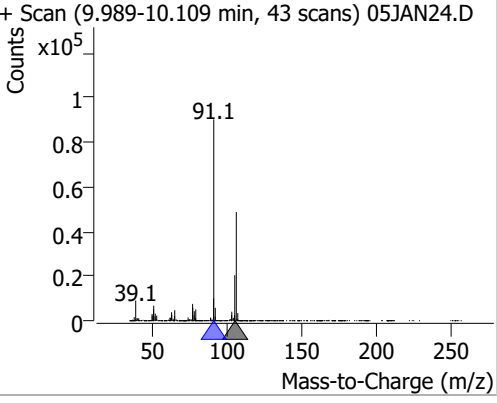
Compound	Conc.	RT	Dev(Min)	Resp.	QIon	QRatio	Lower	Upper
Chlorodibromomethane	131.4839	9.21	0.00	76710	127.0	75.8	48.0	108.0



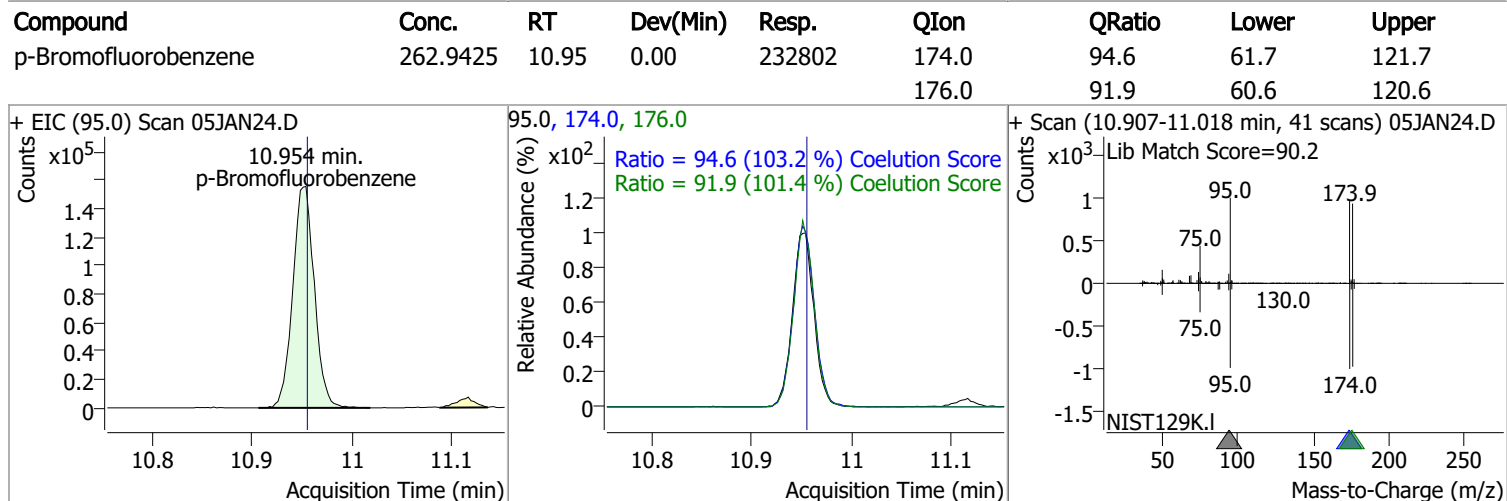
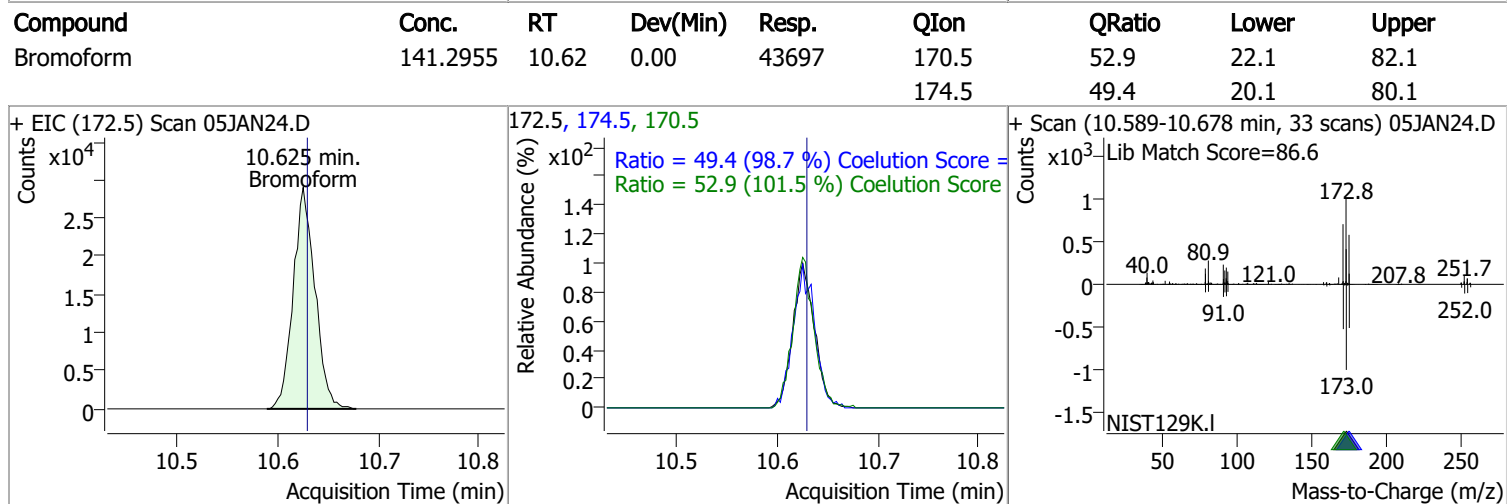
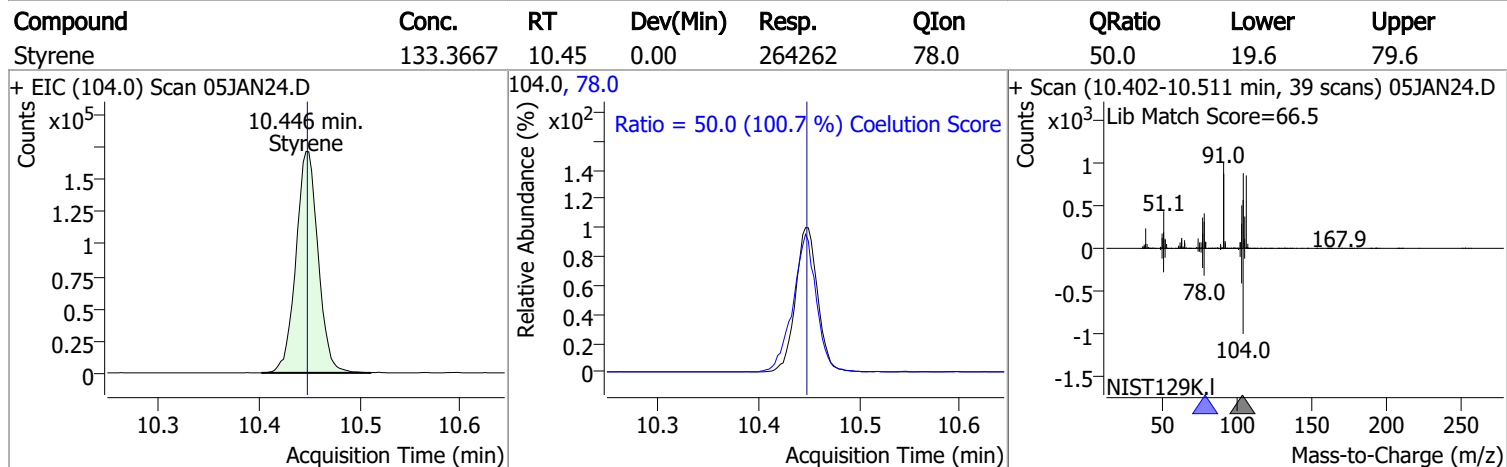
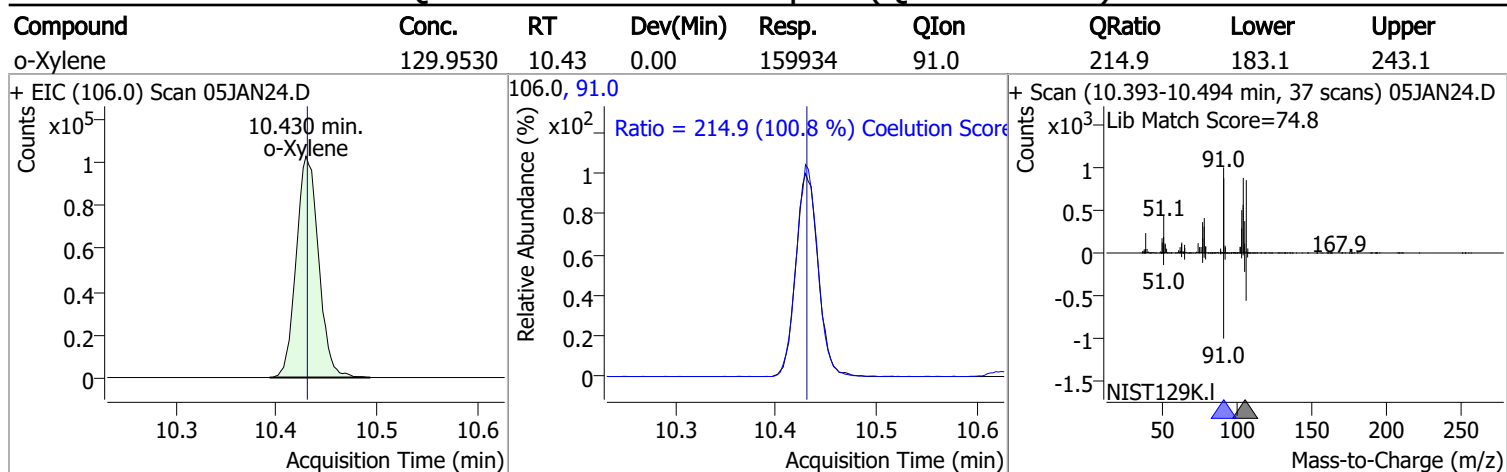
Compound	Conc.	RT	Dev(Min)	Resp.	QIon	QRatio	Lower	Upper
1,2-Dibromoethane	124.6965	9.31	0.00	50897	109.0	95.9	64.5	124.5



# Quantitation Results Report (QT Reviewed)

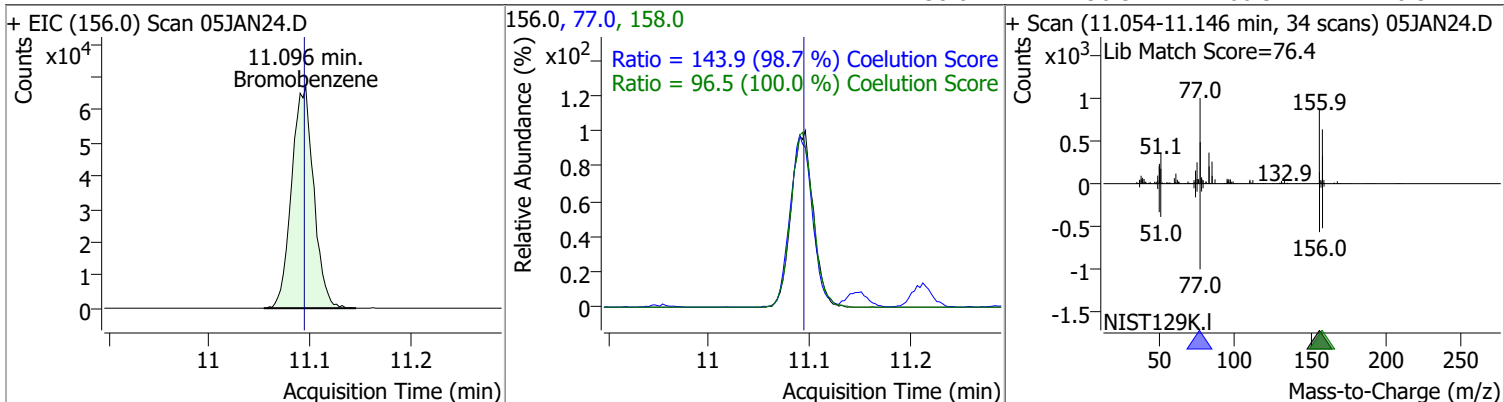
Compound	Conc.	RT	Dev(Min)	Resp.	QIon	QRatio	Lower	Upper
Chlorobenzene	125.9819	9.80	0.00	258411	114.0	32.8	2.1	62.1
+ EIC (112.0) Scan 05JAN24.D 			112.0, 114.0 			+ Scan (9.760-9.883 min, 45 scans) 05JAN24.D Lib Match Score=51.1 		
1,1,1,2-Tetrachloroethane	124.2913	9.89	0.00	89119	133.0	97.7	68.6	128.6
+ EIC (131.0) Scan 05JAN24.D 			131.0, 133.0 			+ Scan (9.852-9.956 min, 38 scans) 05JAN24.D Lib Match Score=60.1 		
Ethylbenzene	126.9581	9.92	0.00	451644	106.0	31.4	1.1	61.1
+ EIC (91.0) Scan 05JAN24.D 			91.0, 106.0 			+ Scan (9.875-9.995 min, 44 scans) 05JAN24.D Lib Match Score=62.1 		
m+p-Xylenes	257.7097	10.04	0.00	356274	91.0	203.0	171.4	231.4
+ EIC (106.0) Scan 05JAN24.D 			106.0, 91.0 			+ Scan (9.989-10.109 min, 43 scans) 05JAN24.D 		

# Quantitation Results Report (QT Reviewed)

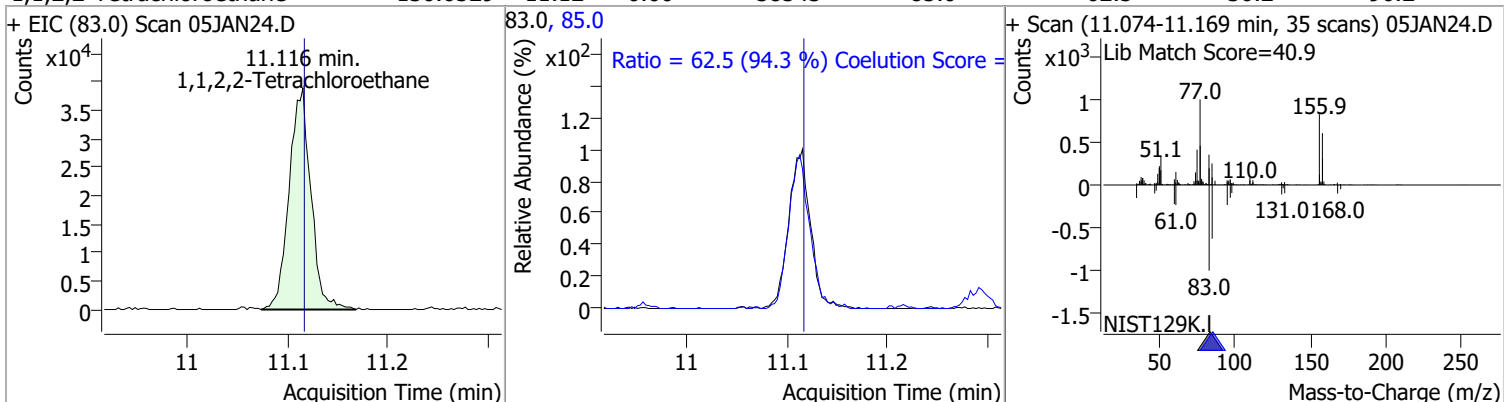


# Quantitation Results Report (QT Reviewed)

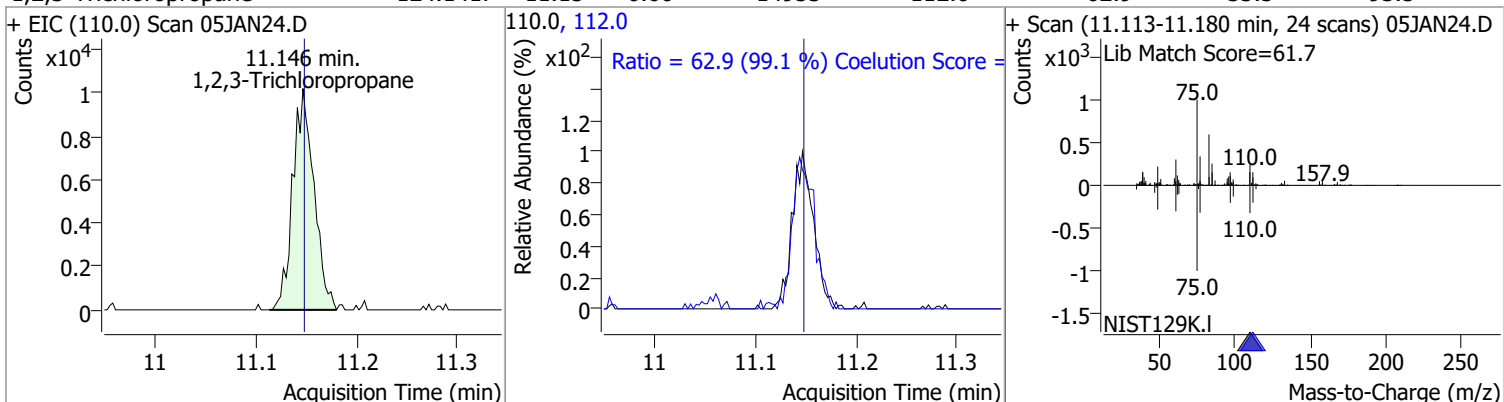
Compound	Conc.	RT	Dev(Min)	Resp.	QIon	QRatio	Lower	Upper
Bromobenzene	130.8500	11.10	0.00	102340	77.0	143.9	115.7	175.7
					158.0	96.5	66.5	126.5



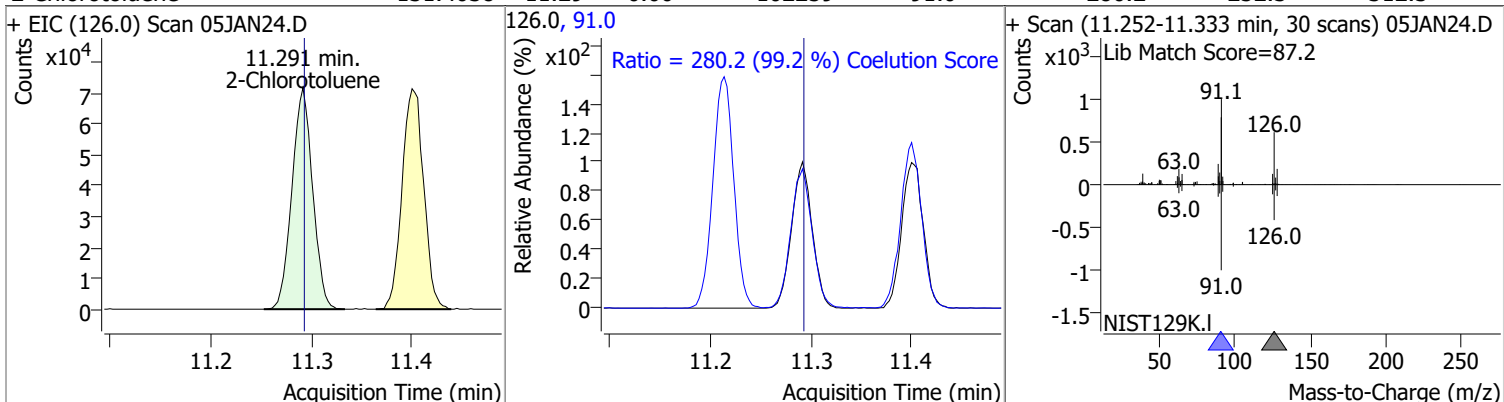
Compound	Conc.	RT	Dev(Min)	Resp.	QIon	QRatio	Lower	Upper
1,1,2,2-Tetrachloroethane	130.0529	11.12	0.00	58545	85.0	62.5	36.2	96.2



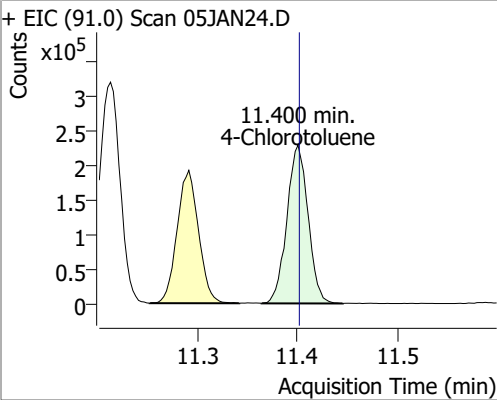
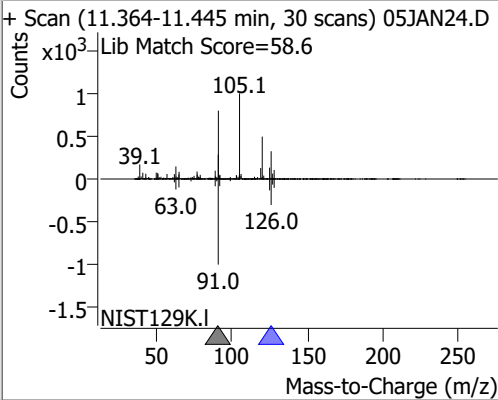
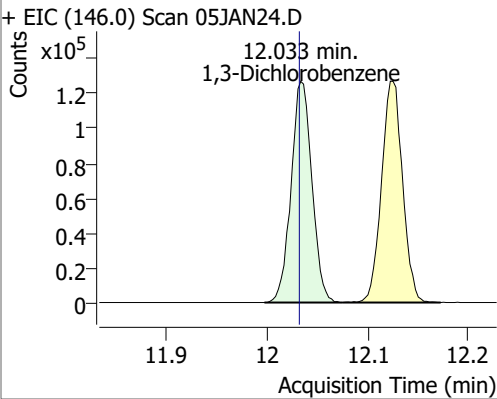
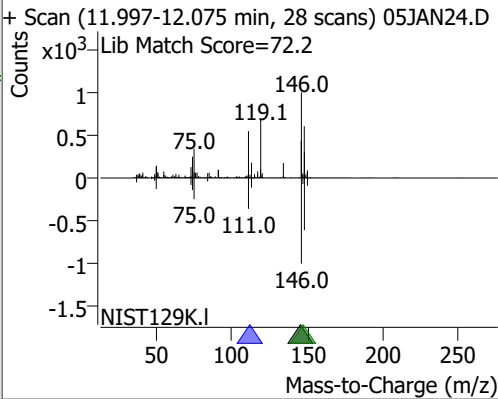
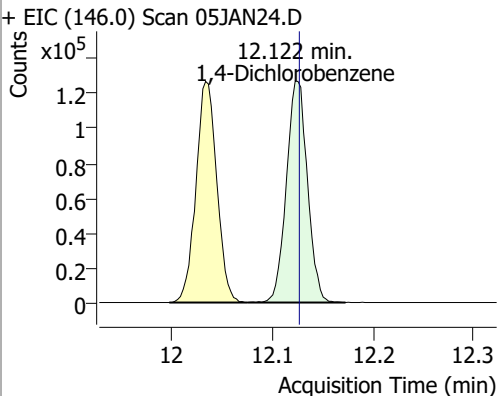
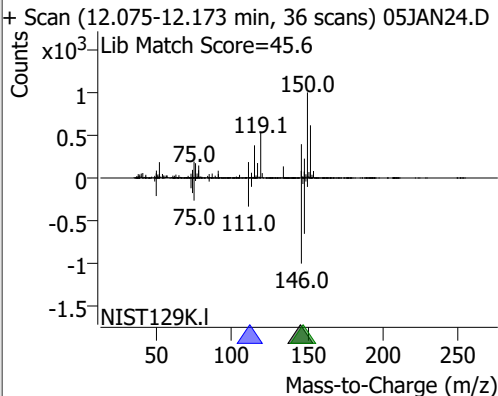
Compound	Conc.	RT	Dev(Min)	Resp.	QIon	QRatio	Lower	Upper
1,2,3-Trichloropropane	124.1417	11.15	0.00	14953	112.0	62.9	33.5	93.5



Compound	Conc.	RT	Dev(Min)	Resp.	QIon	QRatio	Lower	Upper
2-Chlorotoluene	131.4038	11.29	0.00	102259	91.0	280.2	252.3	312.3

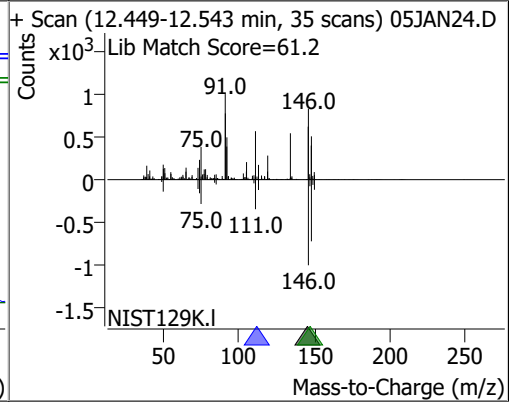
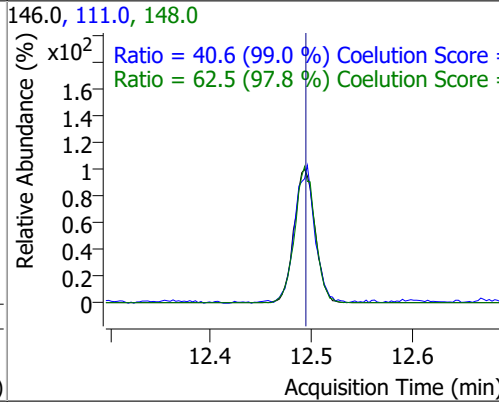
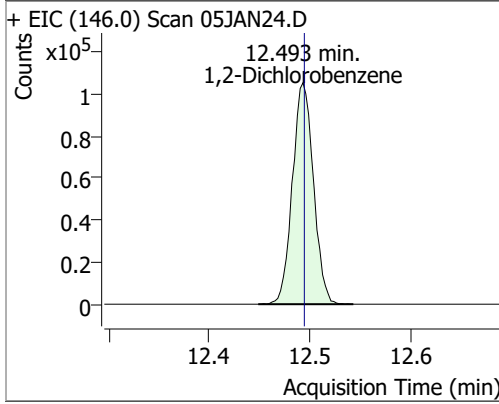


# Quantitation Results Report (QT Reviewed)

Compound	Conc.	RT	Dev(Min)	Resp.	QIon	QRatio	Lower	Upper
4-Chlorotoluene	131.9477	11.40	0.00	334790	126.0	31.9	1.7	61.7
+ EIC (91.0) Scan 05JAN24.D 			91.0, 126.0 Ratio = 31.9 (100.4 %) Coelution Score			+ Scan (11.364-11.445 min, 30 scans) 05JAN24.D Lib Match Score=58.6 		
1,3-Dichlorobenzene	128.4415	12.03	0.00	183212	148.0	63.4	33.6	93.6
+ EIC (146.0) Scan 05JAN24.D 			146.0, 111.0, 148.0 Ratio = 40.9 (102.8 %) Coelution Score Ratio = 63.4 (99.7 %) Coelution Score			+ Scan (11.997-12.075 min, 28 scans) 05JAN24.D Lib Match Score=72.2 		
1,4-Dichlorobenzene	127.4942	12.12	0.00	185434	148.0	63.1	33.1	93.1
+ EIC (146.0) Scan 05JAN24.D 			146.0, 111.0, 148.0 Ratio = 39.9 (102.1 %) Coelution Score Ratio = 63.1 (100.0 %) Coelution Score			+ Scan (12.075-12.173 min, 36 scans) 05JAN24.D Lib Match Score=45.6 		

# Quantitation Results Report (QT Reviewed)

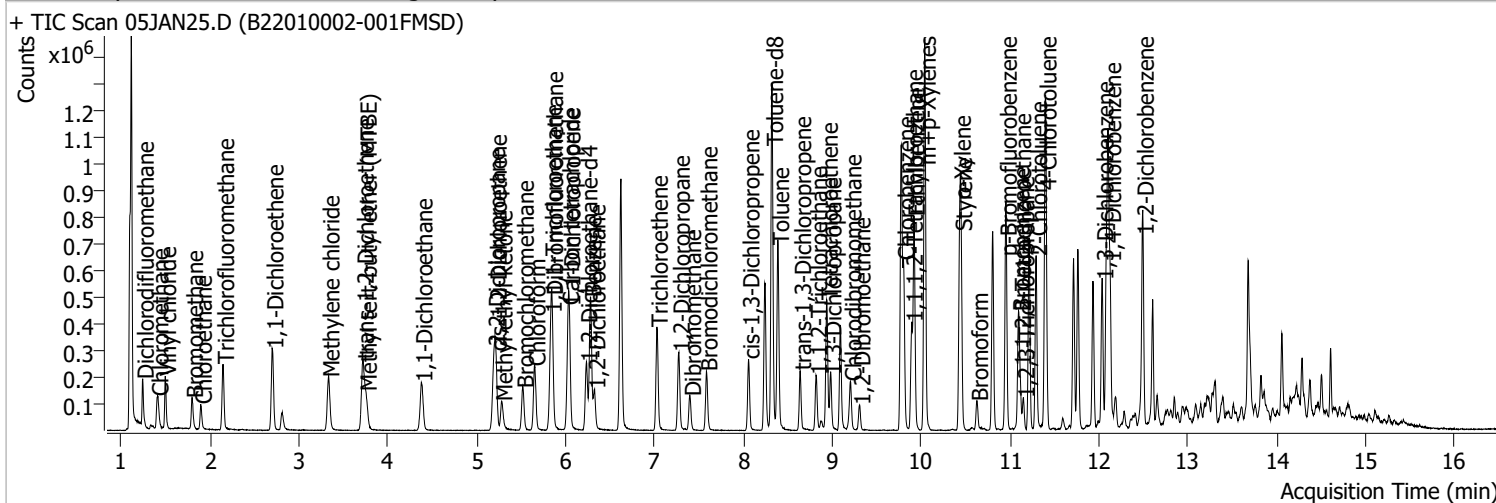
Compound	Conc.	RT	Dev(Min)	Resp.	QIon	QRatio	Lower	Upper
1,2-Dichlorobenzene	127.1837	12.49	0.00	153320	148.0	62.5	33.9	93.9
					111.0	40.6	11.0	71.0





# Quantitation Results Report (QT Reviewed)

Data File	05JAN25.D	Operator	MSC
Acq. Method	5975CACQF.M	Acq. Date-Time	1/5/2022 9:00:38 PM
Sample Name	B22010002-001FMSD	Instrument	VOA5975C
Vial	25	Multiplier	1.00
DA Method File	VOA5975C_8260B_SHT_DoD_L4_010422.m	Comment	
Tune File	BFB_Atune3.u	Tune Date	10/11/2021 4:02:00 PM
Batch Name	VG010522_8260B.batch.bin	Last Calib Update	2/28/2022 2:48:47 PM
Ref Library	\\MASSHUNTER\Org\Library\NIST129K.I		



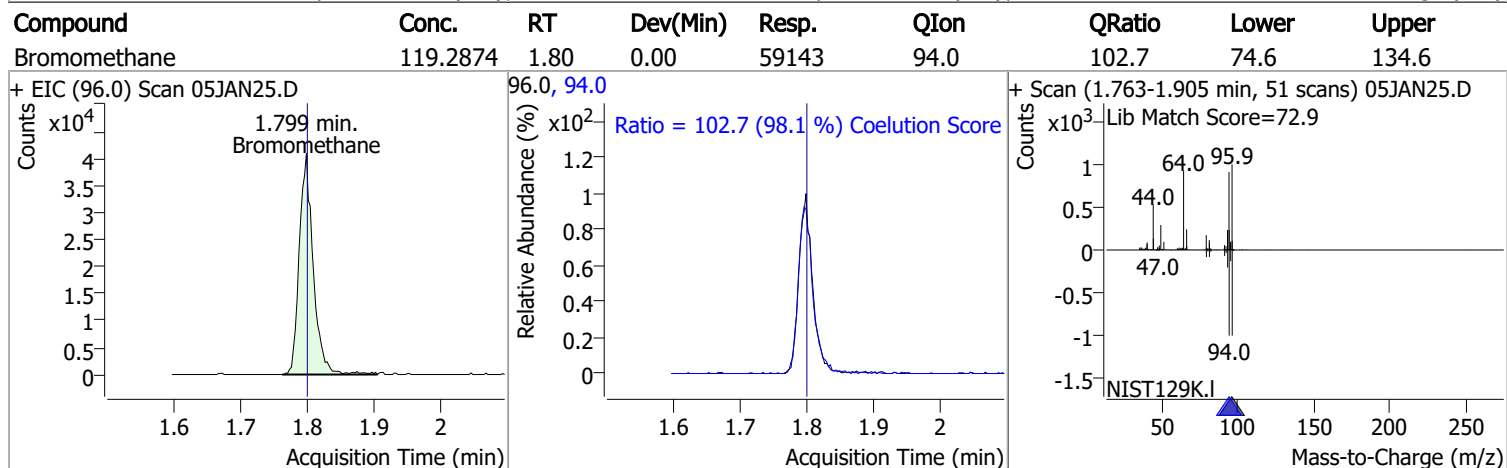
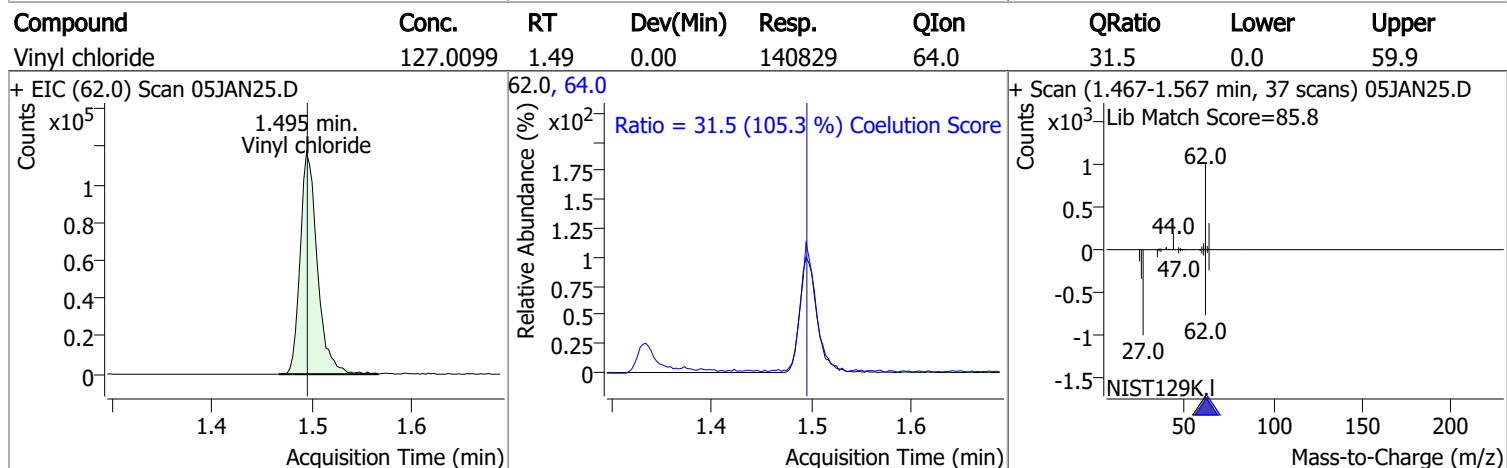
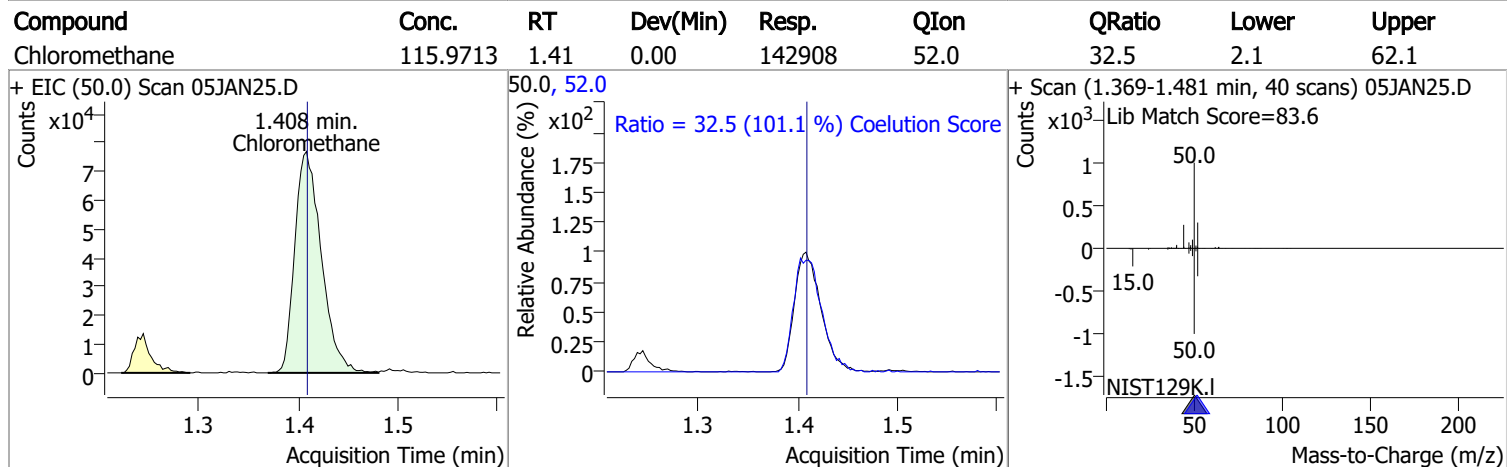
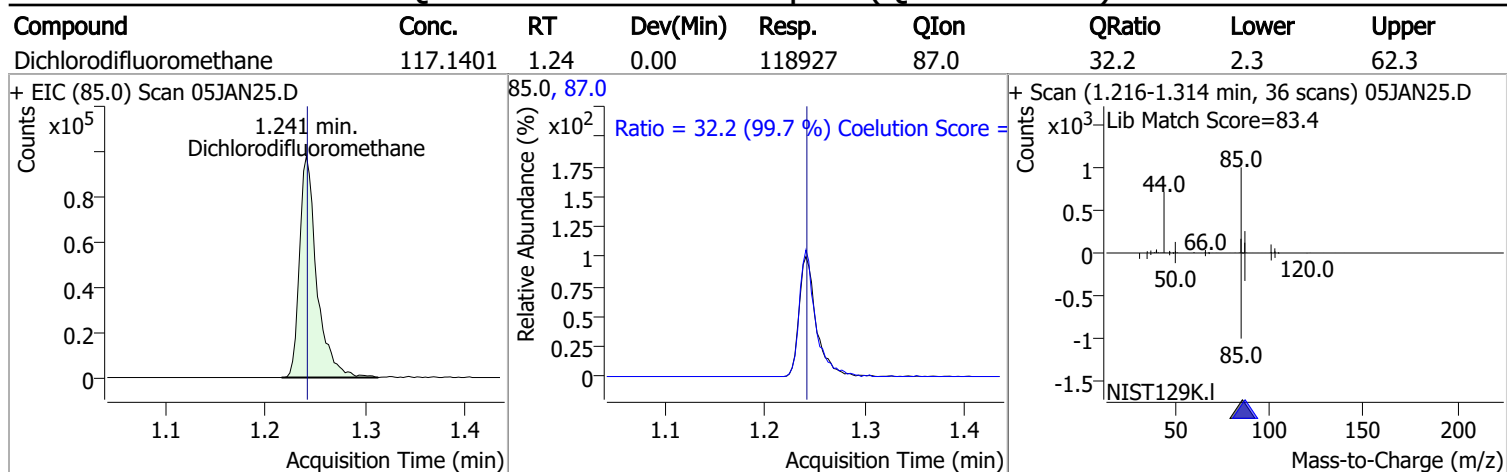
Compound	RT	QIon	Resp.	Conc.	Units	Dev(Min)
<b>Internal Standards</b>						
M Fluorobenzene	6.620	96.0	774748	250.0000	ng	-0.003
M Chlorobenzene-d5	9.774	82.0	299679	250.0000	ng	0.003
M 1,4-Dichlorobenzene-d4	12.100	152.0	246742	250.0000	ng	0.000
<b>System Monitoring Compounds</b>						
S Dibromofluoromethane	5.845	113.0	199345	273.1160	ng	0.000
Spiked Amount: 250.000	Range: 80.0 - 119.0%			Recovery = 109.25%		
S 1,2-Dichloroethane-d4	6.233	67.0	89260	283.1311	ng	0.000
Spiked Amount: 250.000	Range: 81.0 - 118.0%			Recovery = 113.25%		
S Toluene-d8	8.322	98.0	797612	276.1949	ng	0.003
Spiked Amount: 250.000	Range: 89.0 - 112.0%			Recovery = 110.48%		
S p-Bromofluorobenzene	10.951	95.0	243414	269.2804	ng	-0.003
Spiked Amount: 250.000	Range: 85.0 - 114.0%			Recovery = 107.71%		
<b>Target Compounds</b>						
T Dichlorodifluoromethane	1.241	85.0	118927	117.1401	ng	100
T Chloromethane	1.408	50.0	142908	115.9713	ng	99
T Vinyl chloride	1.495	62.0	140829	127.0099	ng	97
T Bromomethane	1.799	96.0	59143	119.2874	ng	98
T Chloroethane	1.894	64.0	62164	113.2473	ng	99
T Trichlorofluoromethane	2.145	101.0	167114	121.4256	ng	99
T 1,1-Dichloroethene	2.700	96.0	109427	140.2216	ng	99
T Methylene chloride	3.330	49.0	145652	126.6081	ng	99
T trans-1,2-Dichloroethene	3.717	96.0	111580	140.1465	ng	99
T Methyl tert-butyl ether (MTBE)	3.751	73.0	147515	143.3439	ng	99
T 1,1-Dichloroethane	4.376	63.0	211672	142.8308	ng	99
T 2,2-Dichloropropane	5.195	77.0	147122	132.4872	ng	98
T cis-1,2-Dichloroethene	5.215	96.0	111323	137.9124	ng	98
T Methyl ethyl ketone	5.279	43.0	144644	1322.9075	ng	98
T Bromochloromethane	5.519	128.0	44732	133.7676	ng	100
T Chloroform	5.647	83.0	189725	128.6381	ng	100

# Quantitation Results Report (QT Reviewed)

Compound	RT	QIon	Resp.	Conc.	Units	Dev(Min)
T 1,1,1-Trichloroethane	5.831	97.0	188353	136.2713	ng	100
T Carbon tetrachloride	6.026	117.0	180517	132.5551	ng	99
T 1,1-Dichloropropene	6.040	75.0	151786	129.1553	ng	98
T Benzene	6.277	78.0	420571	136.3407	ng	100
T 1,2-Dichloroethane	6.325	62.0	111944	134.1463	ng	98
T Trichloroethene	7.025	95.0	119213	131.9029	ng	98
T 1,2-Dichloropropane	7.273	63.0	105821	133.1065	ng	99
T Dibromomethane	7.398	93.0	44225	131.6369	ng	98
T Bromodichloromethane	7.583	83.0	128815	138.9313	ng	99
T cis-1,3-Dichloropropene	8.057	75.0	131596	125.5322	ng	99
T Toluene	8.388	92.0	265405	136.0530	ng	99
T trans-1,3-Dichloropropene	8.637	75.0	102973	137.9961	ng	96
T 1,1,2-Trichloroethane	8.815	83.0	50972	131.1425	ng	99
T Tetrachloroethene	8.935	163.8	104953	131.8777	ng	99
T 1,3-Dichloropropane	8.977	76.0	101137	132.2893	ng	99
T Chlorodibromomethane	9.203	129.0	86755	142.8165	ng	97
T 1,2-Dibromoethane	9.306	107.0	58242	137.0445	ng	99
T Chlorobenzene	9.799	112.0	287977	134.8398	ng	100
T 1,1,1,2-Tetrachloroethane	9.892	131.0	96722	129.5564	ng	98
T Ethylbenzene	9.917	91.0	495112	133.6690	ng	99
T m+p-Xylenes	10.039	106.0	388623	269.9841	ng	100
T o-Xylene	10.433	106.0	176516	137.7503	ng	98
T Styrene	10.449	104.0	283898	137.6062	ng	98
T Bromoform	10.628	172.5	50331	159.4033	ng	97
T Bromobenzene	11.093	156.0	108389	135.7371	ng	98
T 1,1,2,2-Tetrachloroethane	11.110	83.0	63810	138.8366	ng	99
T 1,2,3-Trichloropropane	11.149	110.0	17155	139.4971	ng	95
T 2-Chlorotoluene	11.291	126.0	111355	140.1526	ng	99
T 4-Chlorotoluene	11.397	91.0	364459	140.6899	ng	100
T 1,3-Dichlorobenzene	12.036	146.0	198469	136.2791	ng	99
T 1,4-Dichlorobenzene	12.122	146.0	199434	134.3028	ng	99
T 1,2-Dichlorobenzene	12.493	146.0	168422	136.8411	ng	98

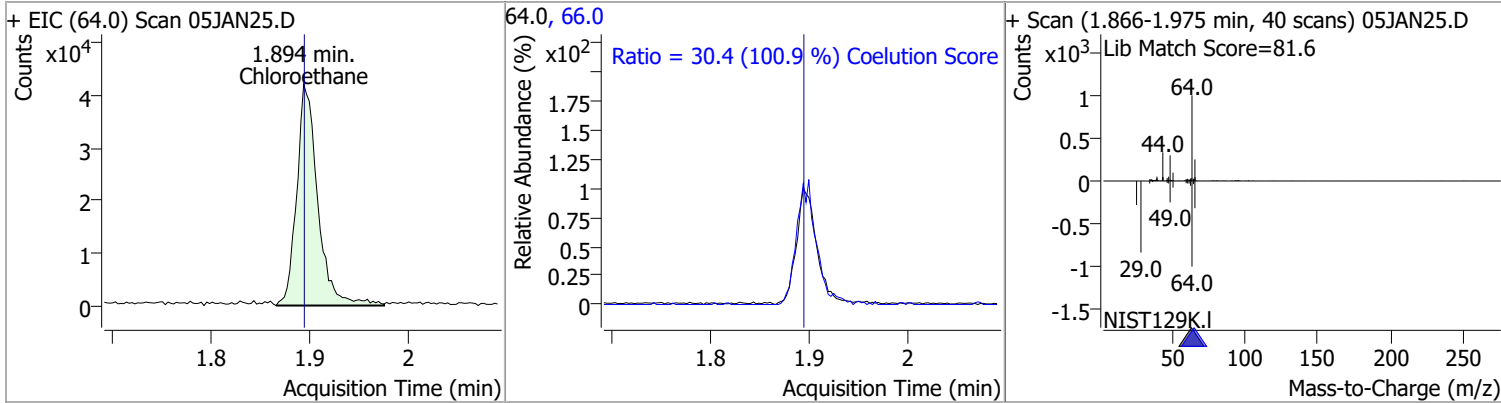
(#) = Qualifier Out of Range; (m) = Manual Integration; (+) = Area Summed; (\*) = Surrogate Percent Recovery Out of Range; (d): Zeroed Peak

# Quantitation Results Report (QT Reviewed)

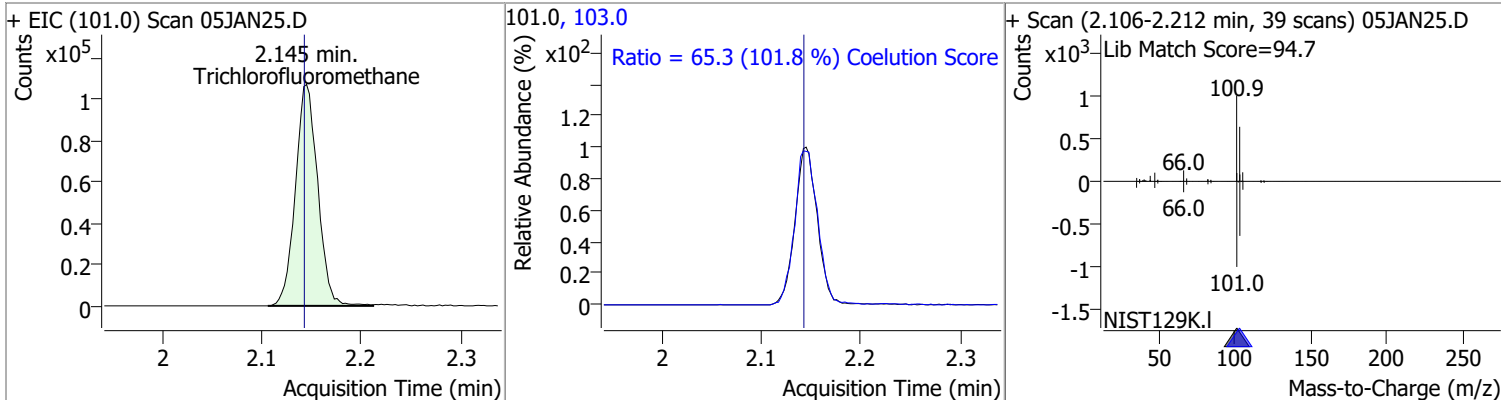


# Quantitation Results Report (QT Reviewed)

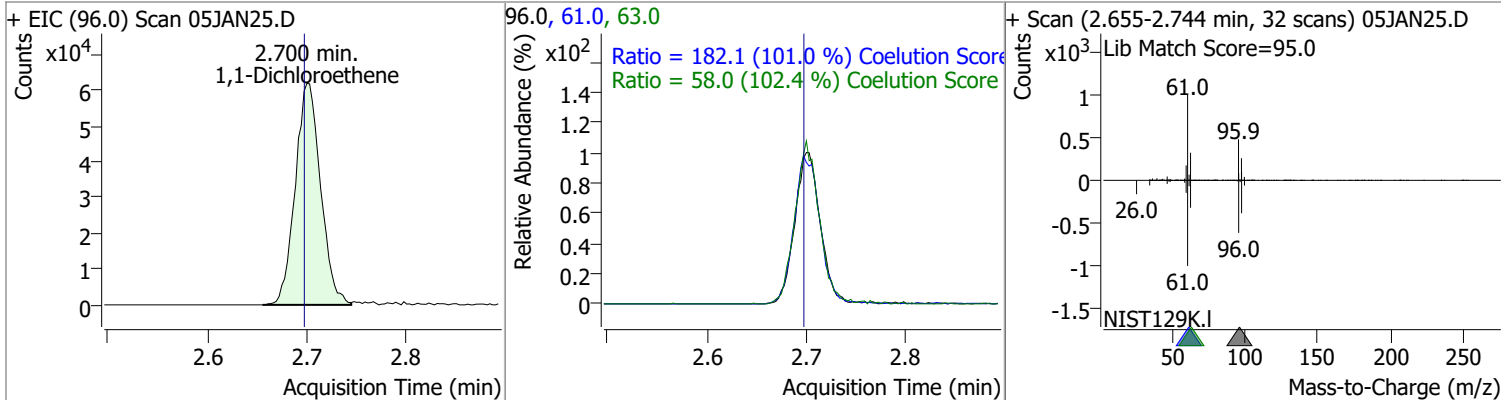
Compound	Conc.	RT	Dev(Min)	Resp.	QIon	QRatio	Lower	Upper
Chloroethane	113.2473	1.89	0.00	62164	66.0	30.4	0.1	60.1



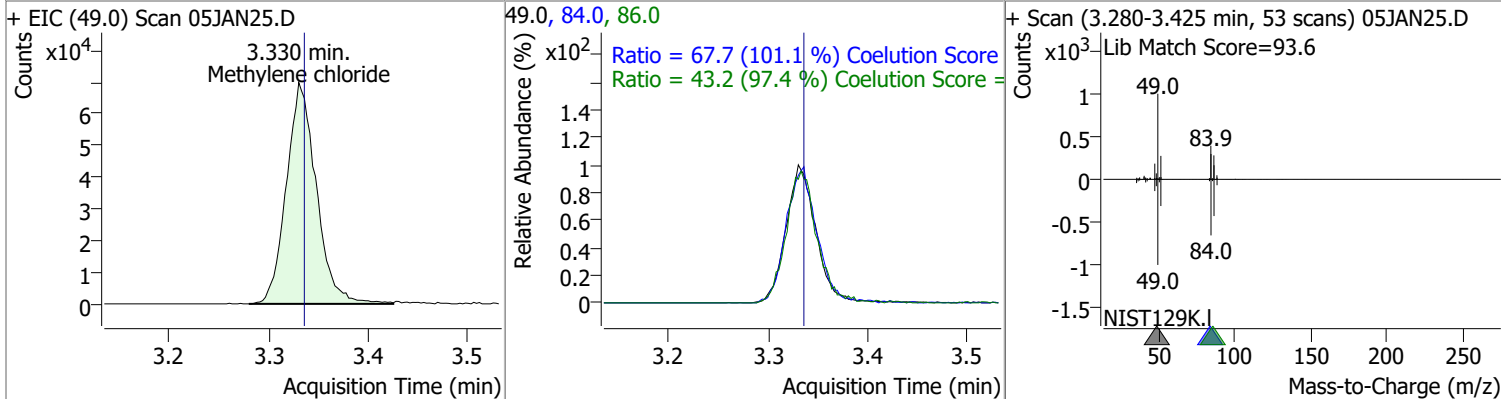
Compound	Conc.	RT	Dev(Min)	Resp.	QIon	QRatio	Lower	Upper
Trichlorofluoromethane	121.4256	2.14	0.00	167114	103.0	65.3	34.2	94.2



Compound	Conc.	RT	Dev(Min)	Resp.	QIon	QRatio	Lower	Upper
1,1-Dichloroethene	140.2216	2.70	0.00	109427	61.0	182.1	150.3	210.3
					63.0	58.0	26.7	86.7

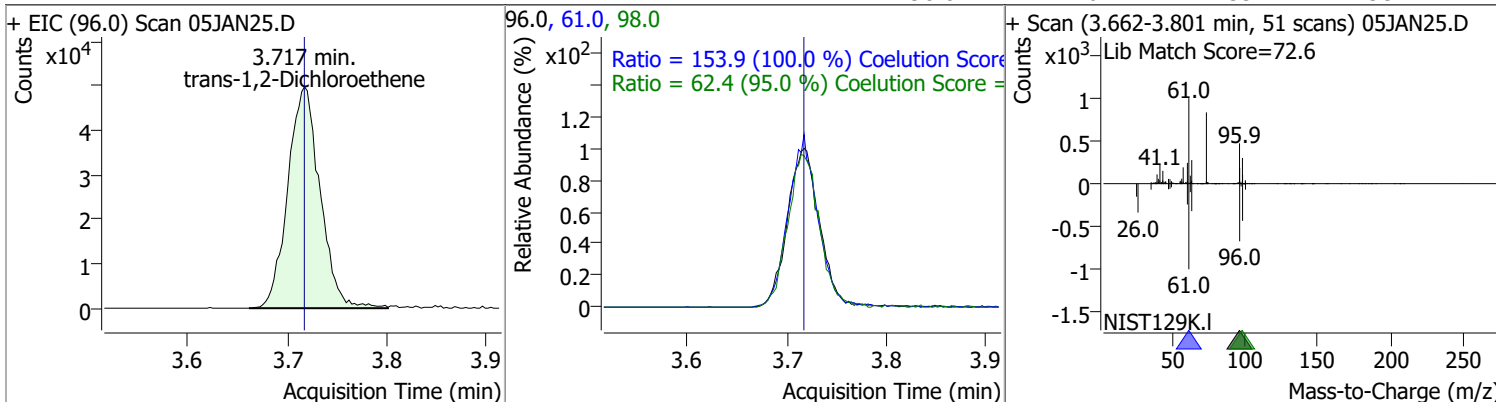


Compound	Conc.	RT	Dev(Min)	Resp.	QIon	QRatio	Lower	Upper
Methylene chloride	126.6081	3.33	-0.01	145652	84.0	67.7	36.9	96.9
					86.0	43.2	14.3	74.3

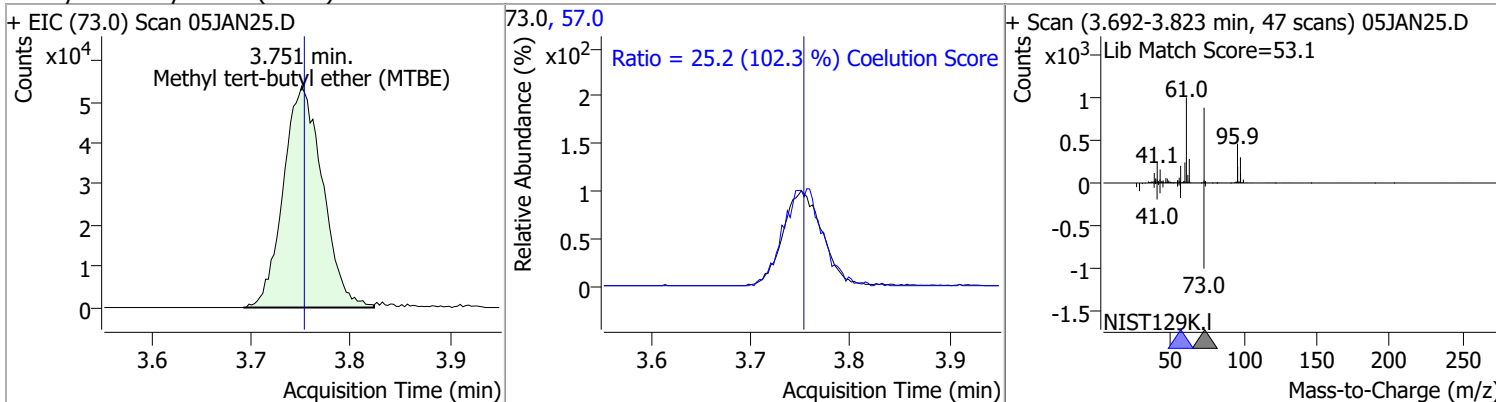


# Quantitation Results Report (QT Reviewed)

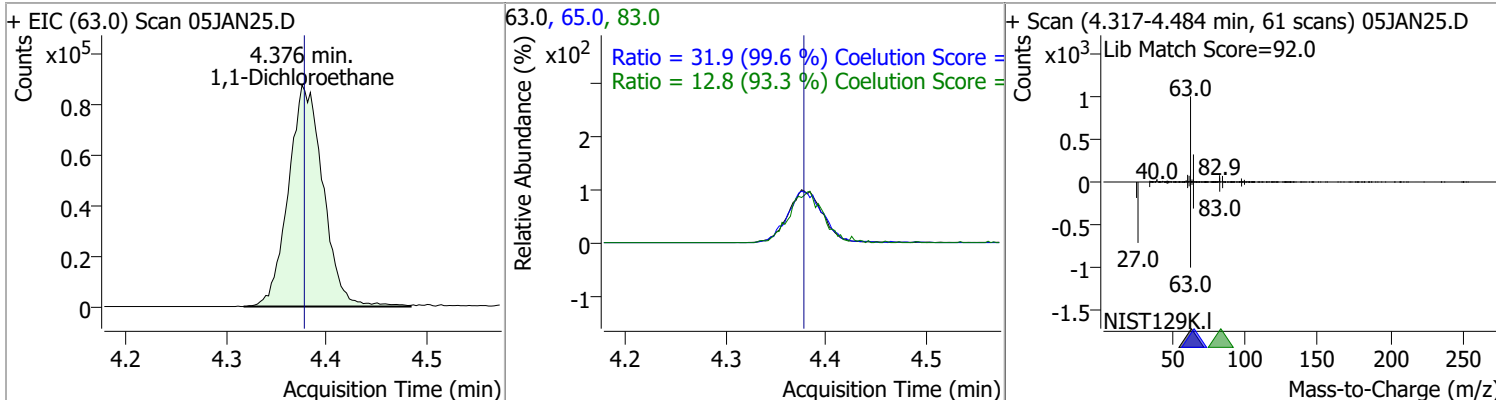
Compound	Conc.	RT	Dev(Min)	Resp.	QIon	QRatio	Lower	Upper
trans-1,2-Dichloroethene	140.1465	3.72	0.00	111580	61.0	153.9	123.9	183.9
					98.0	62.4	35.7	95.7



Compound	Conc.	RT	Dev(Min)	Resp.	QIon	QRatio	Lower	Upper
Methyl tert-butyl ether (MTBE)	143.3439	3.75	0.00	147515	57.0	25.2	0.0	54.6

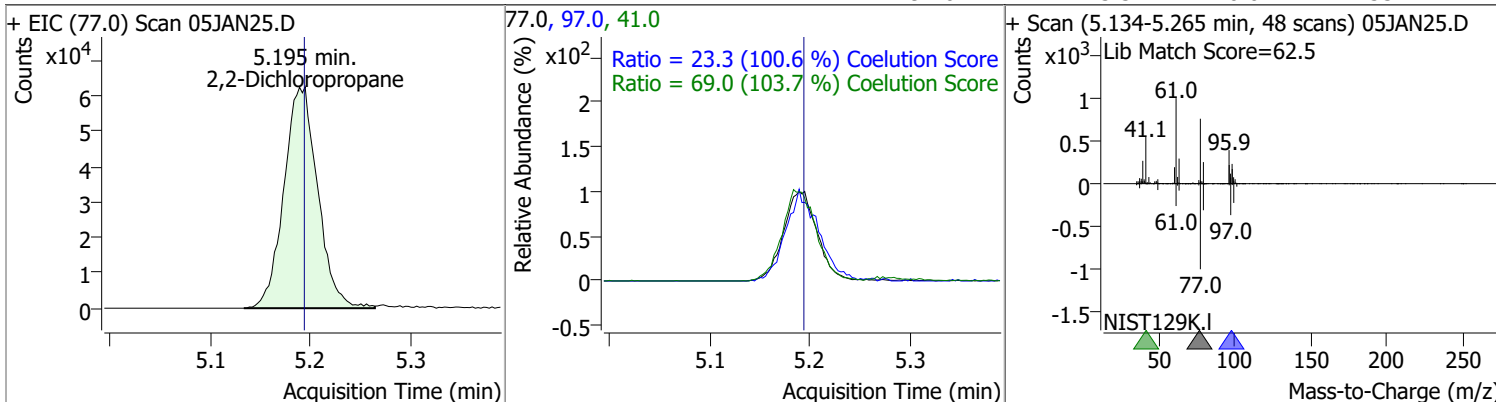


Compound	Conc.	RT	Dev(Min)	Resp.	QIon	QRatio	Lower	Upper
1,1-Dichloroethane	142.8308	4.38	0.00	211672	65.0	31.9	2.1	62.1
					83.0	12.8	0.0	43.7

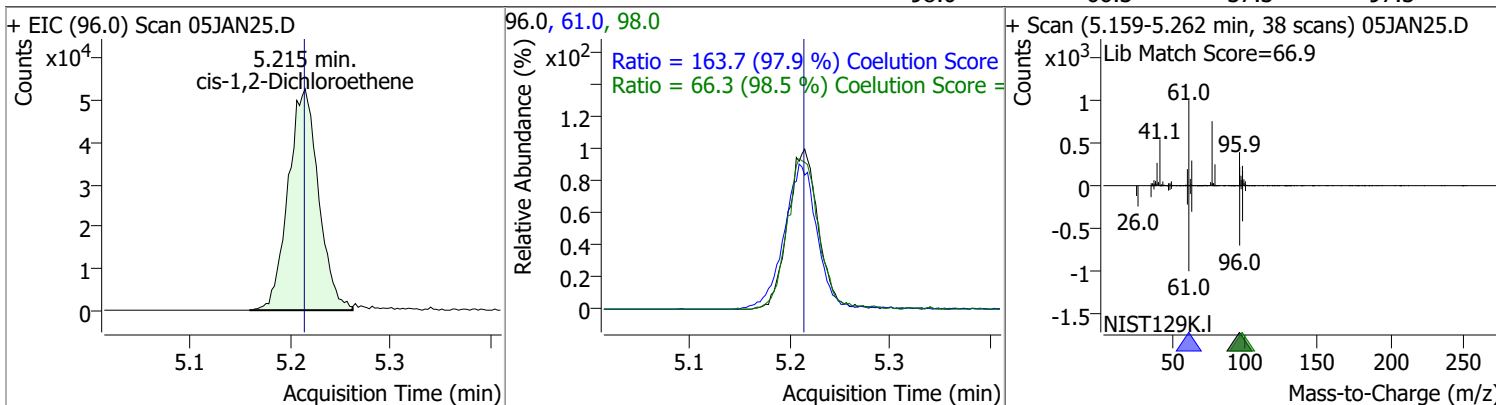


# Quantitation Results Report (QT Reviewed)

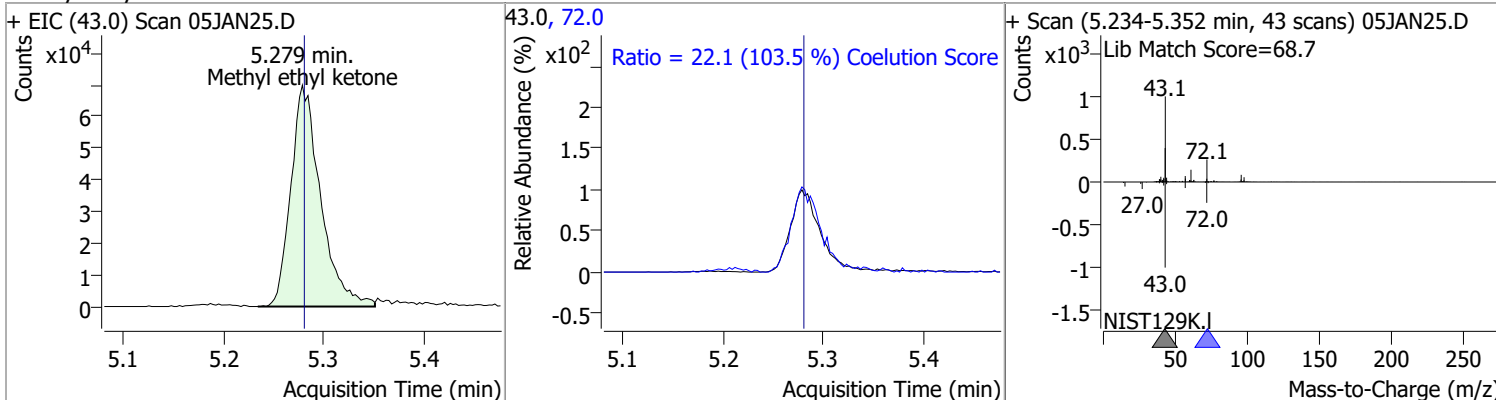
Compound	Conc.	RT	Dev(Min)	Resp.	QIon	QRatio	Lower	Upper
2,2-Dichloropropane	132.4872	5.20	0.00	147122	41.0	69.0	36.5	96.5
					97.0	23.3	0.0	53.2



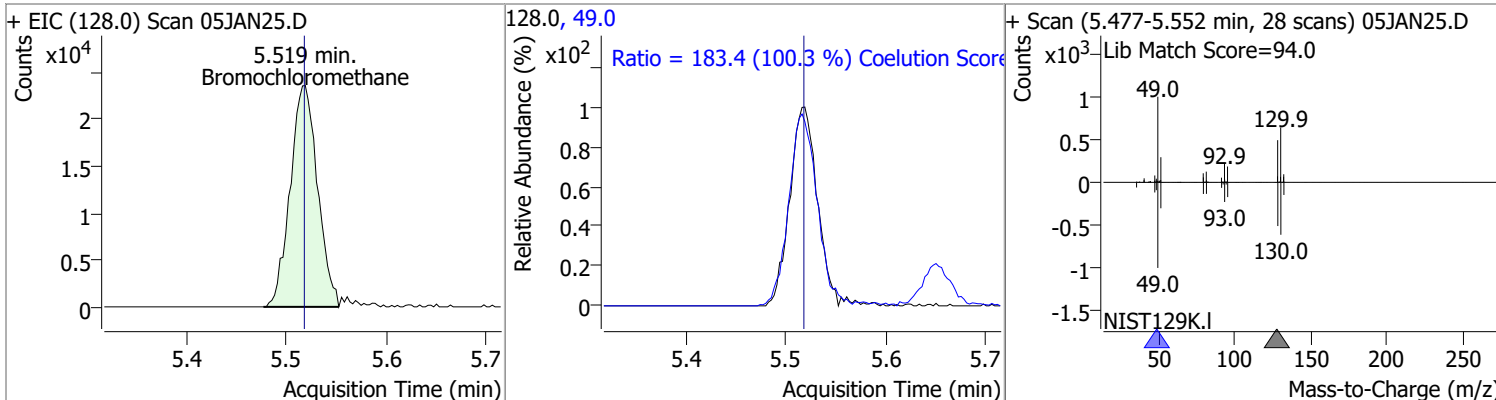
Compound	Conc.	RT	Dev(Min)	Resp.	QIon	QRatio	Lower	Upper
cis-1,2-Dichloroethene	137.9124	5.21	0.00	111323	61.0	163.7	137.2	197.2
					98.0	66.3	37.3	97.3



Compound	Conc.	RT	Dev(Min)	Resp.	QIon	QRatio	Lower	Upper
Methyl ethyl ketone	1322.9075	5.28	0.00	144644	72.0	22.1	0.0	51.3

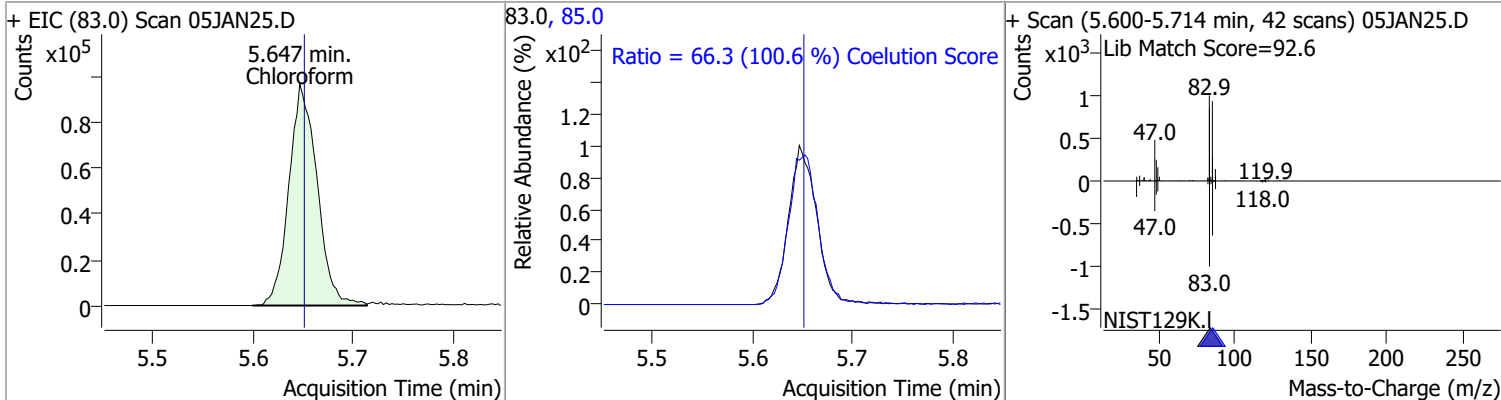


Compound	Conc.	RT	Dev(Min)	Resp.	QIon	QRatio	Lower	Upper
Bromochloromethane	133.7676	5.52	0.00	44732	49.0	183.4	152.9	212.9

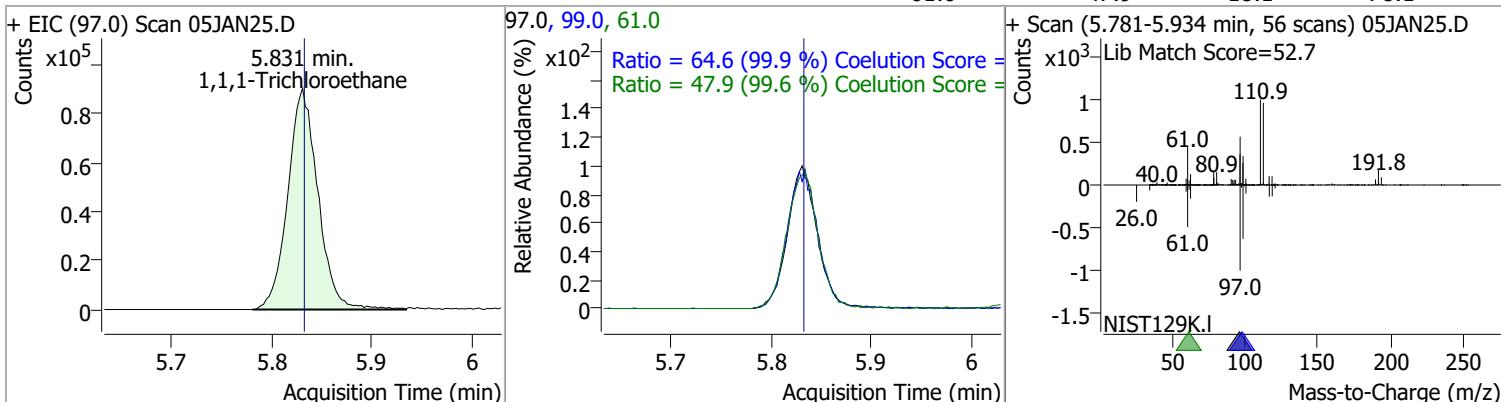


# Quantitation Results Report (QT Reviewed)

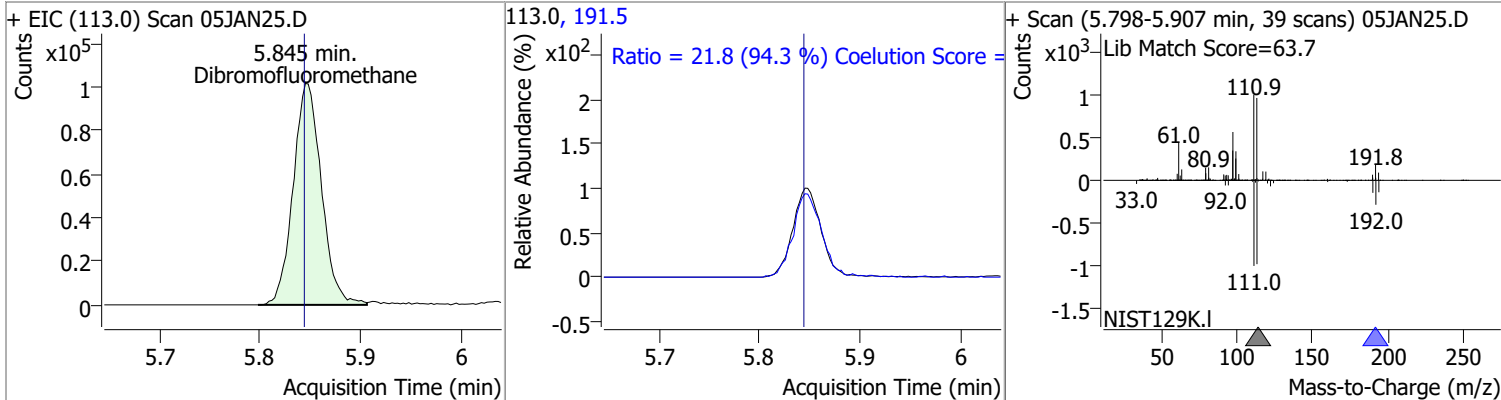
Compound	Conc.	RT	Dev(Min)	Resp.	QIon	QRatio	Lower	Upper
Chloroform	128.6381	5.65	-0.01	189725	85.0	66.3	36.0	96.0



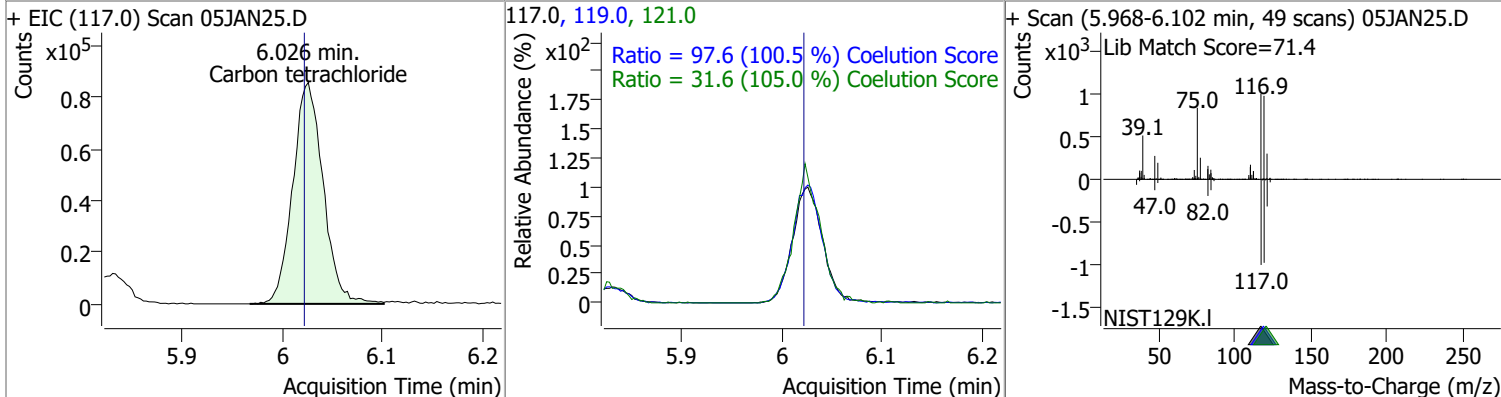
Compound	Conc.	RT	Dev(Min)	Resp.	QIon	QRatio	Lower	Upper
1,1,1-Trichloroethane	136.2713	5.83	0.00	188353	99.0	64.6	34.7	94.7
					61.0	47.9	18.1	78.1



Compound	Conc.	RT	Dev(Min)	Resp.	QIon	QRatio	Lower	Upper
Dibromofluoromethane	273.1160	5.85	0.00	199345	191.5	21.8	0.0	53.1

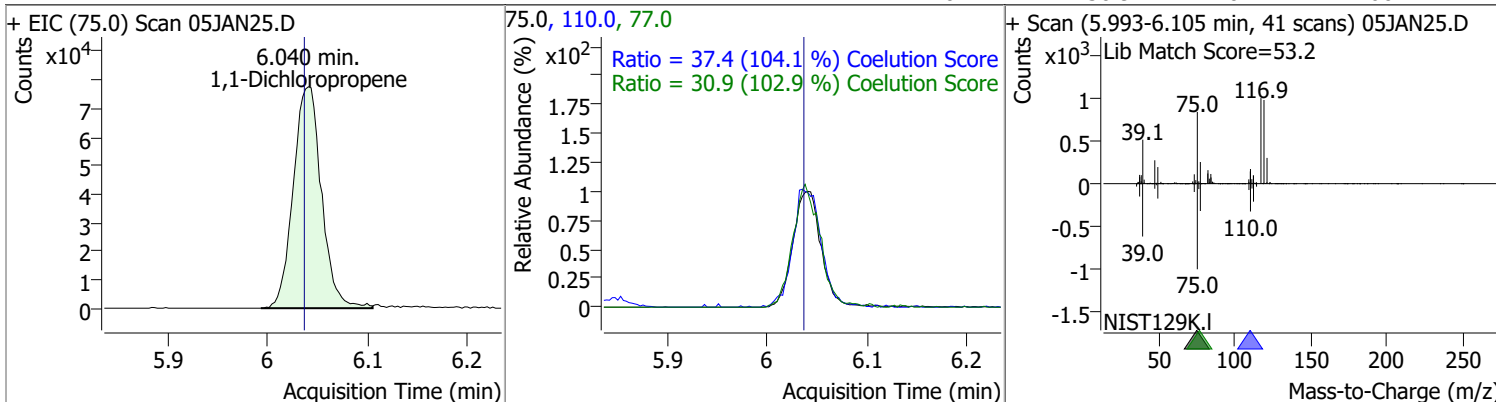


Compound	Conc.	RT	Dev(Min)	Resp.	QIon	QRatio	Lower	Upper
Carbon tetrachloride	132.5551	6.03	0.00	180517	119.0	97.6	67.2	127.2
					121.0	31.6	0.1	60.1

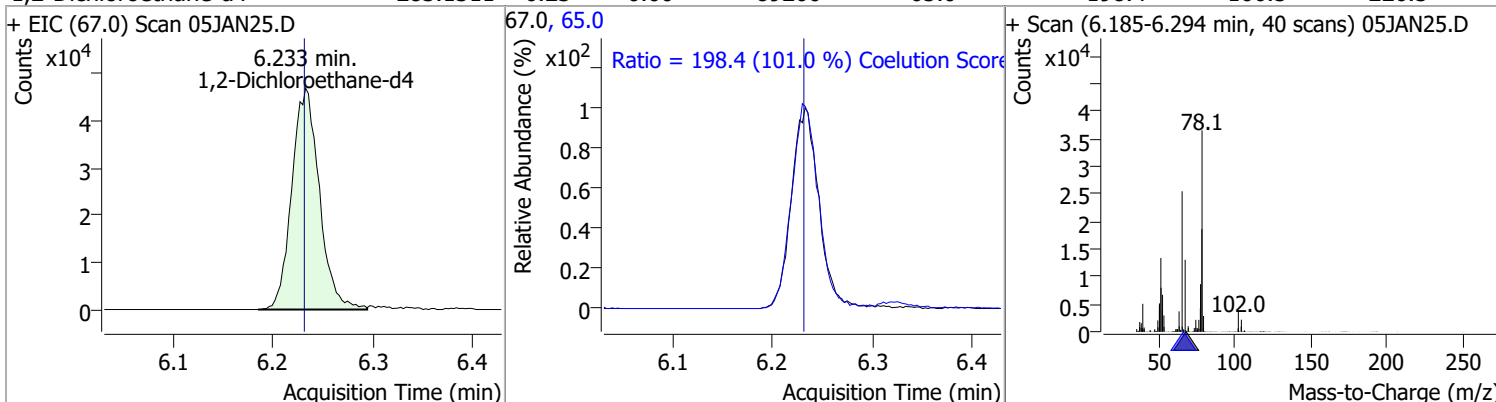


# Quantitation Results Report (QT Reviewed)

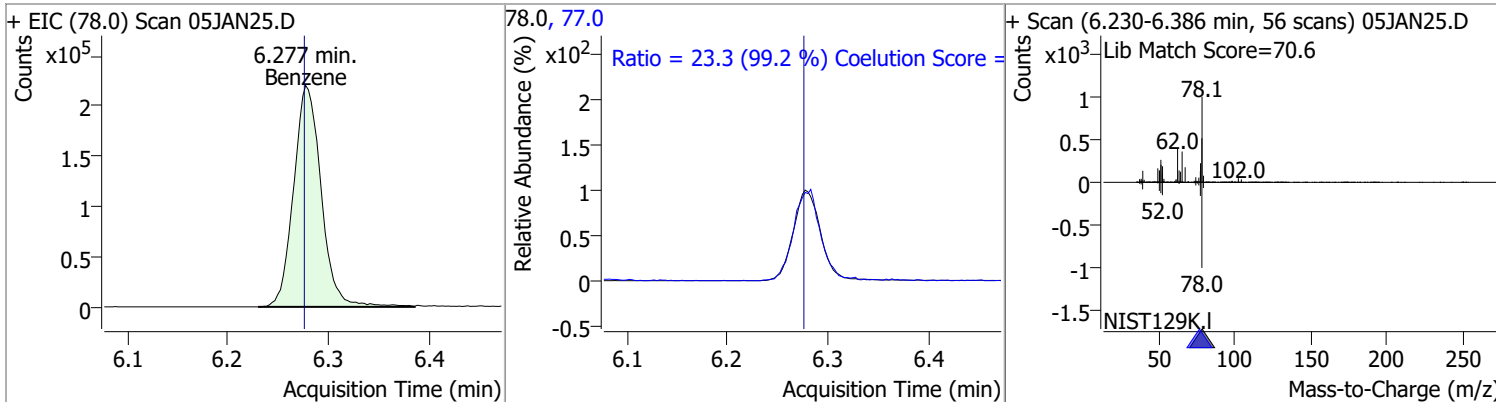
Compound	Conc.	RT	Dev(Min)	Resp.	QIon	QRatio	Lower	Upper
1,1-Dichloropropene	129.1553	6.04	0.00	151786	110.0	37.4	5.9	65.9
					77.0	30.9	0.1	60.1



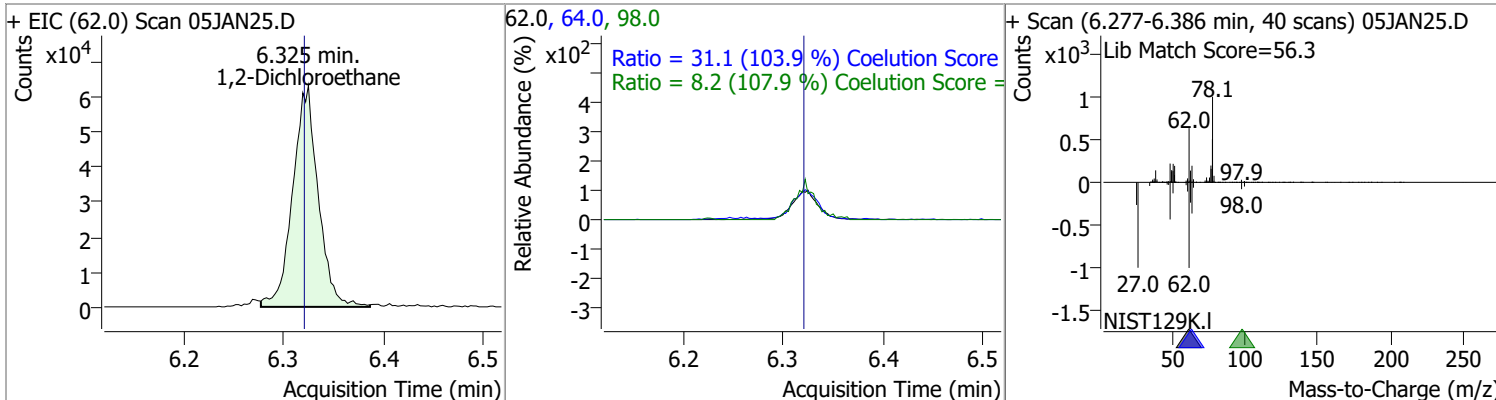
Compound	Conc.	RT	Dev(Min)	Resp.	QIon	QRatio	Lower	Upper
1,2-Dichloroethane-d4	283.1311	6.23	0.00	89260	65.0	198.4	166.5	226.5



Compound	Conc.	RT	Dev(Min)	Resp.	QIon	QRatio	Lower	Upper
Benzene	136.3407	6.28	0.00	420571	77.0	23.3	0.0	53.5



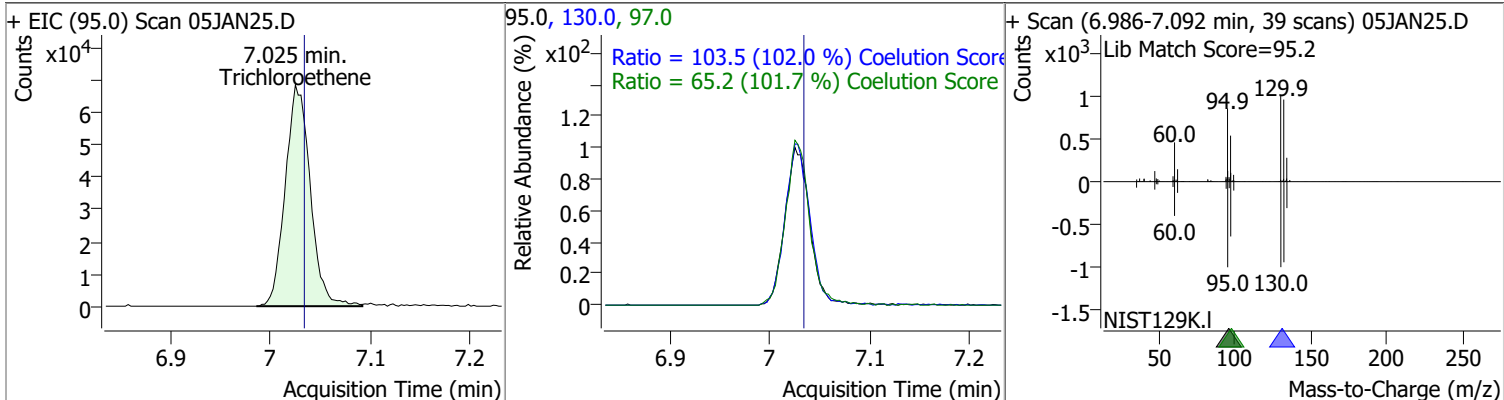
Compound	Conc.	RT	Dev(Min)	Resp.	QIon	QRatio	Lower	Upper
1,2-Dichloroethane	134.1463	6.32	0.00	111944	64.0	31.1	0.0	59.9
					98.0	8.2	0.0	37.6



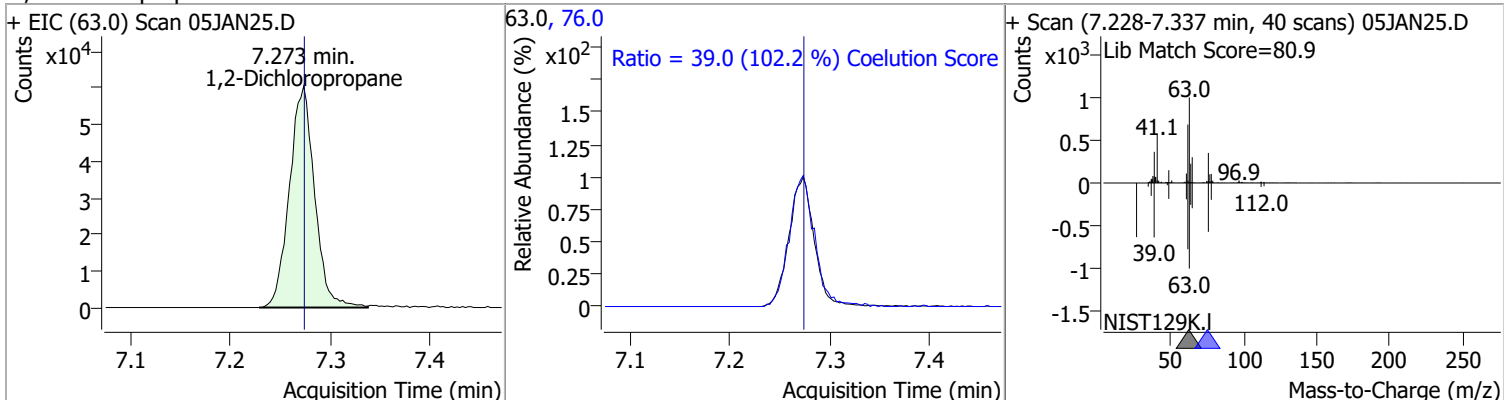


# Quantitation Results Report (QT Reviewed)

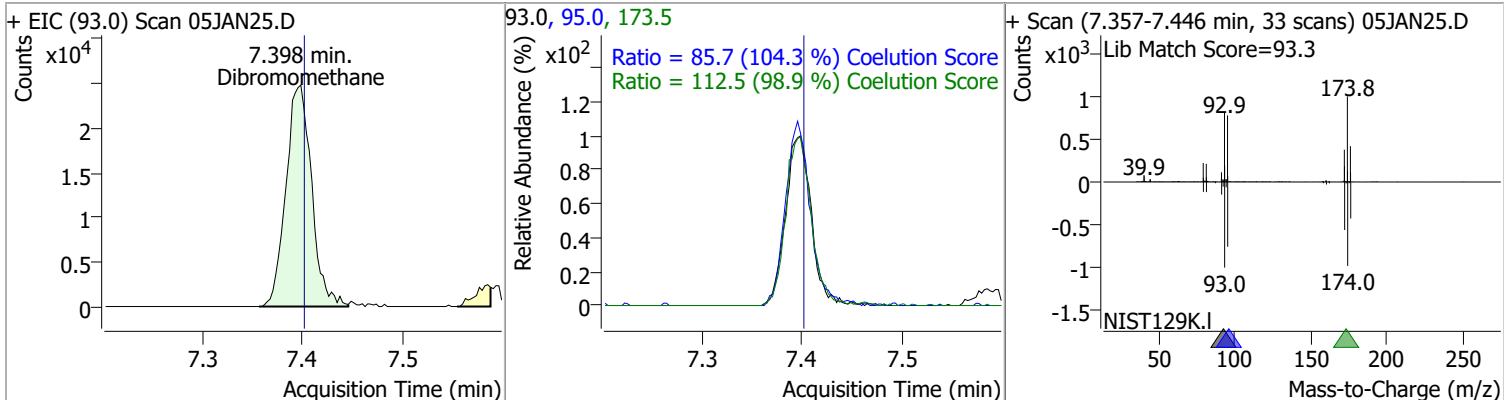
Compound	Conc.	RT	Dev(Min)	Resp.	QIon	QRatio	Lower	Upper
Trichloroethene	131.9029	7.02	-0.01	119213	130.0	103.5	71.5	131.5
					97.0	65.2	34.1	94.1



Compound	Conc.	RT	Dev(Min)	Resp.	QIon	QRatio	Lower	Upper
1,2-Dichloropropane	133.1065	7.27	0.00	105821	76.0	39.0	8.2	68.2

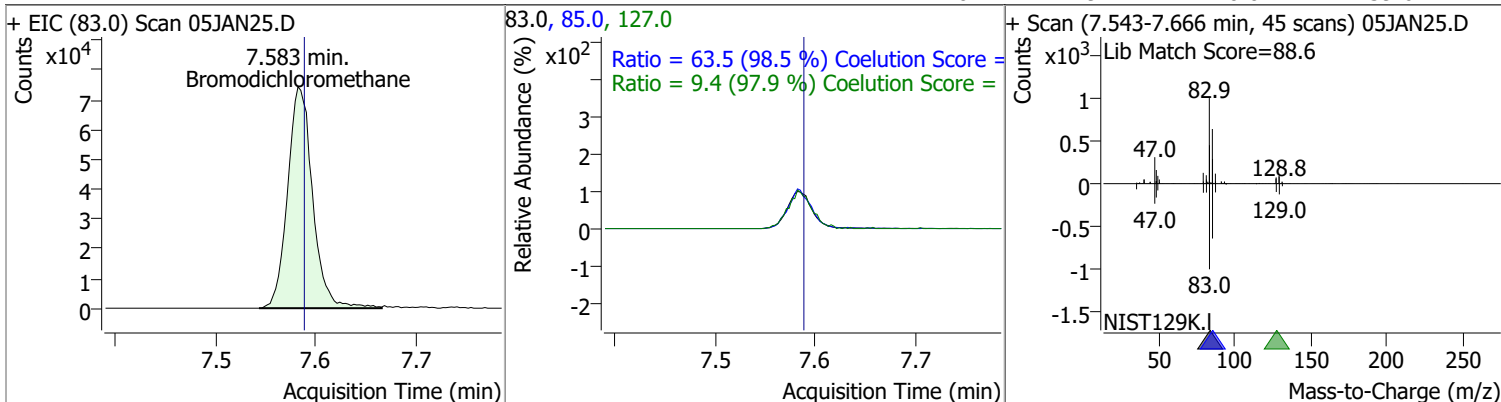


Compound	Conc.	RT	Dev(Min)	Resp.	QIon	QRatio	Lower	Upper
Dibromomethane	131.6369	7.40	0.00	44225	173.5	112.5	83.7	143.7
					95.0	85.7	52.2	112.2

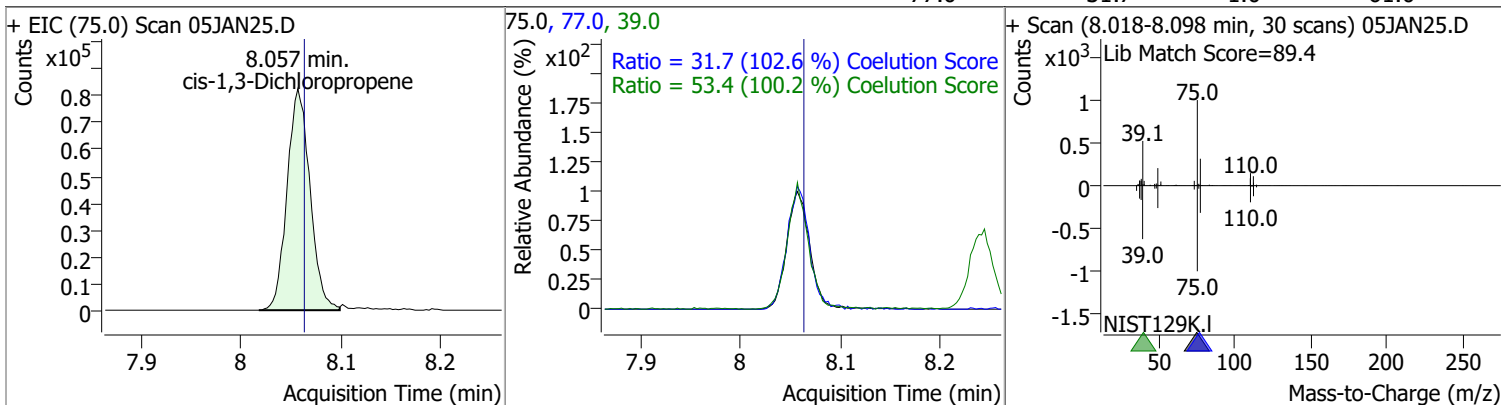


# Quantitation Results Report (QT Reviewed)

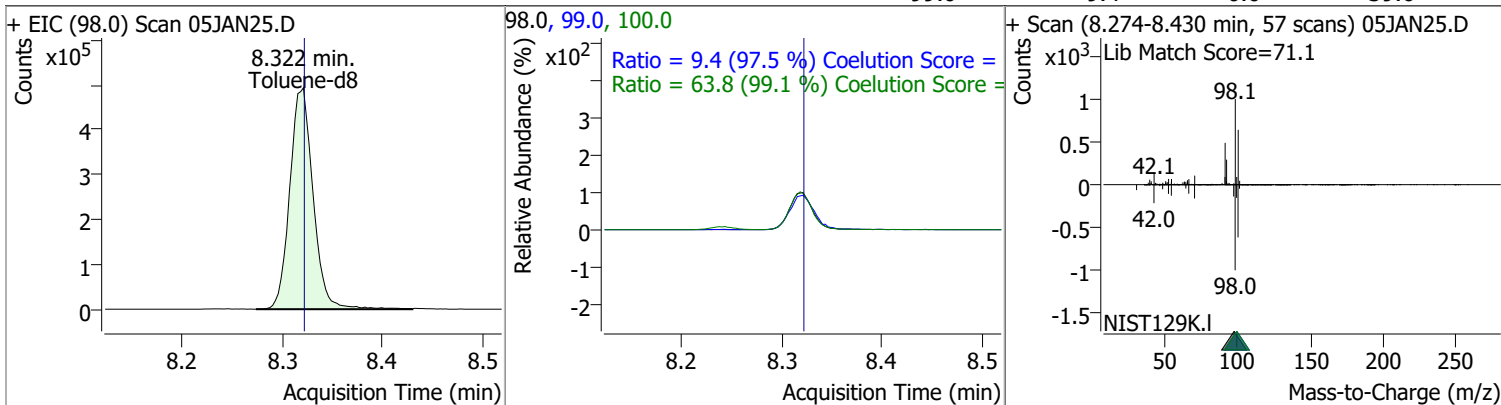
Compound	Conc.	RT	Dev(Min)	Resp.	QIon	QRatio	Lower	Upper
Bromodichloromethane	138.9313	7.58	0.00	128815	85.0	63.5	34.5	94.5
					127.0	9.4	0.0	39.6



Compound	Conc.	RT	Dev(Min)	Resp.	QIon	QRatio	Lower	Upper
cis-1,3-Dichloropropene	125.5322	8.06	0.00	131596	39.0	53.4	23.3	83.3
					77.0	31.7	1.0	61.0

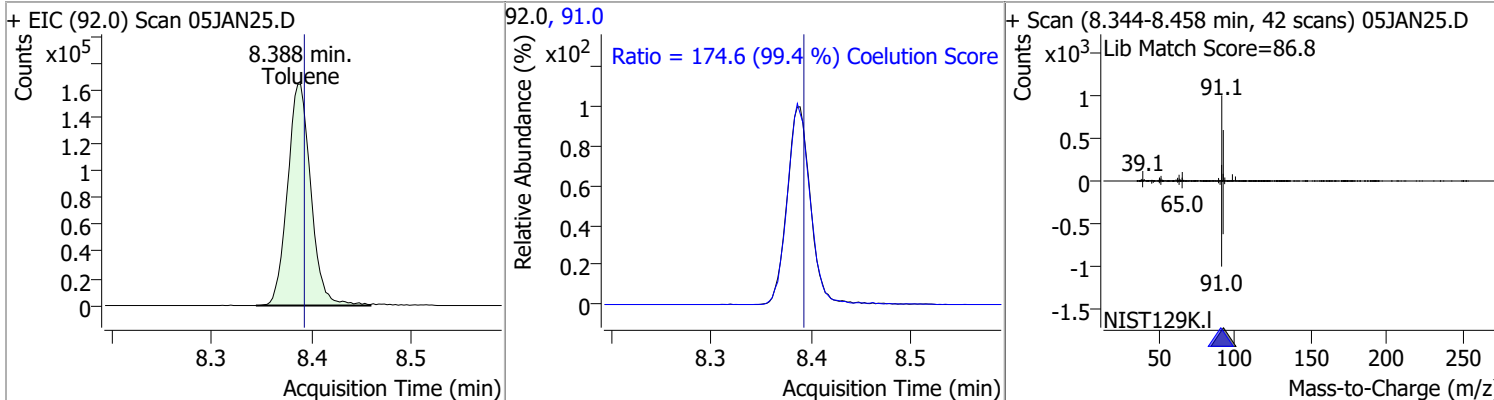


Compound	Conc.	RT	Dev(Min)	Resp.	QIon	QRatio	Lower	Upper
Toluene-d8	276.1949	8.32	0.00	797612	100.0	63.8	34.4	94.4
					99.0	9.4	0.0	39.6

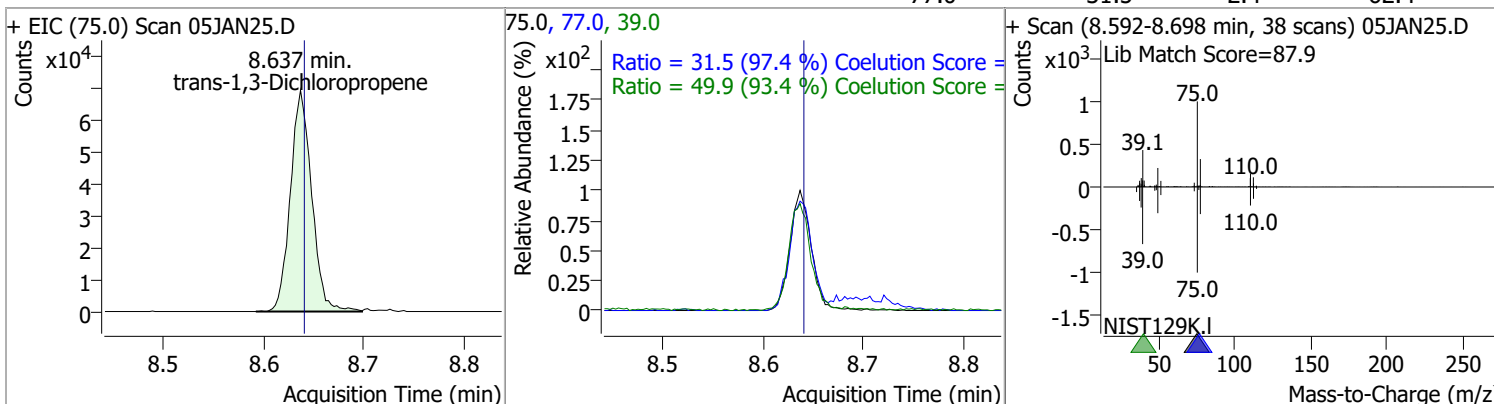


# Quantitation Results Report (QT Reviewed)

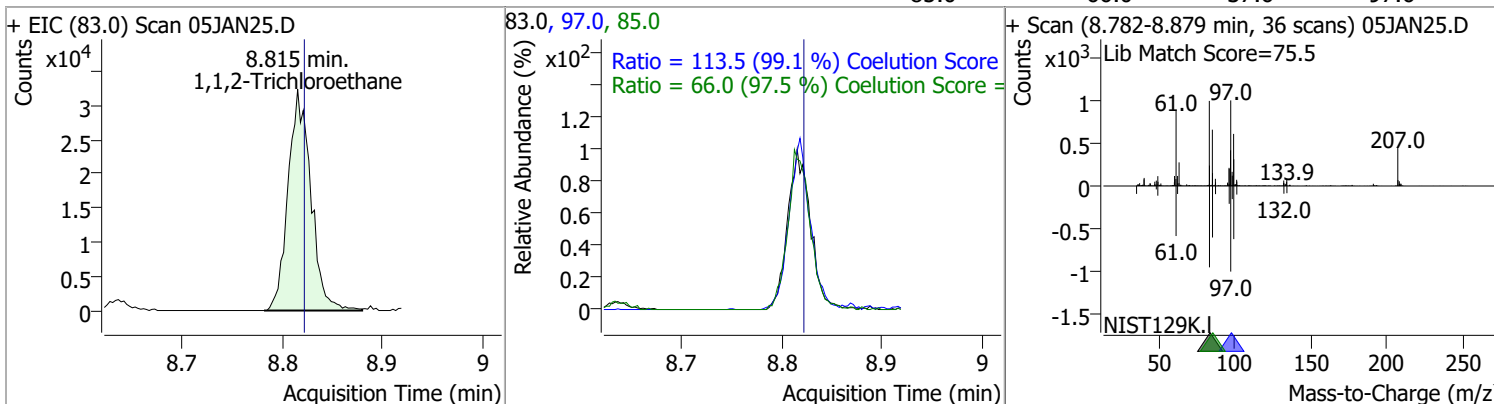
Compound	Conc.	RT	Dev(Min)	Resp.	QIon	QRatio	Lower	Upper
Toluene	136.0530	8.39	0.00	265405	91.0	174.6	145.8	205.8



Compound	Conc.	RT	Dev(Min)	Resp.	QIon	QRatio	Lower	Upper
trans-1,3-Dichloropropene	137.9961	8.64	0.00	102973	39.0	49.9	23.4	83.4
					77.0	31.5	2.4	62.4

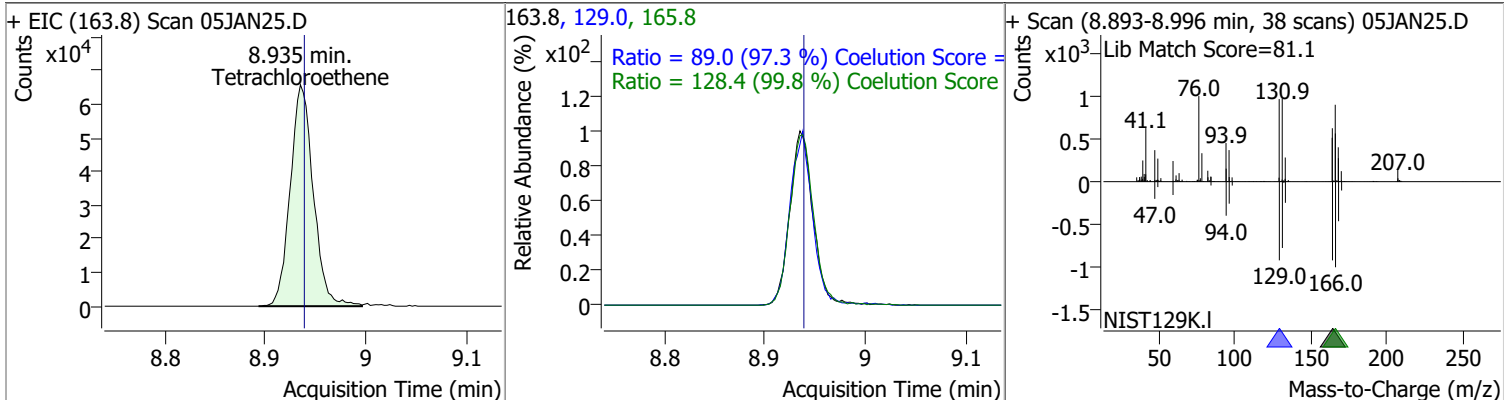


Compound	Conc.	RT	Dev(Min)	Resp.	QIon	QRatio	Lower	Upper
1,1,2-Trichloroethane	131.1425	8.82	0.00	50972	97.0	113.5	84.6	144.6
					85.0	66.0	37.6	97.6

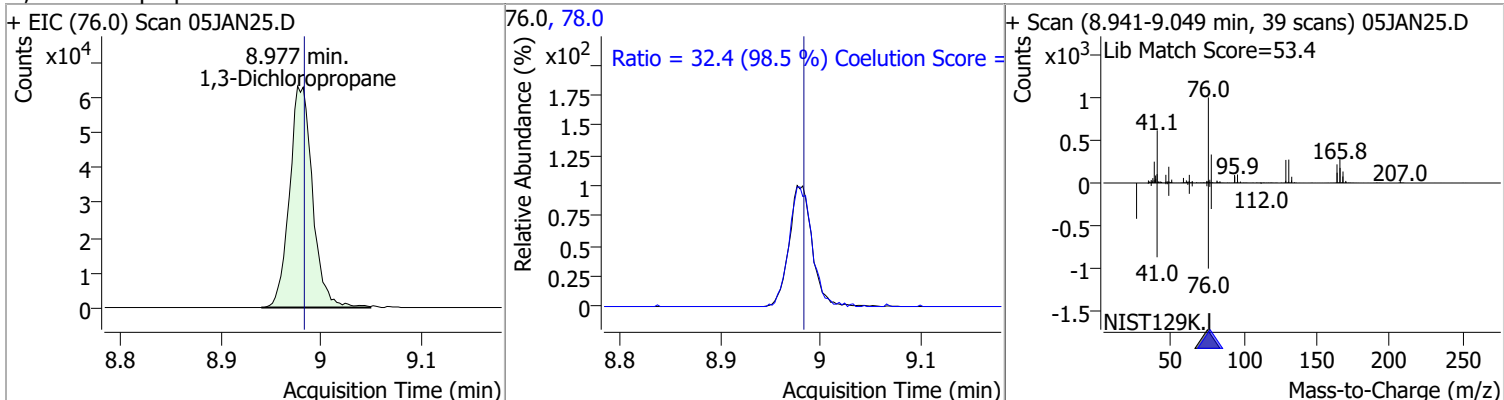


# Quantitation Results Report (QT Reviewed)

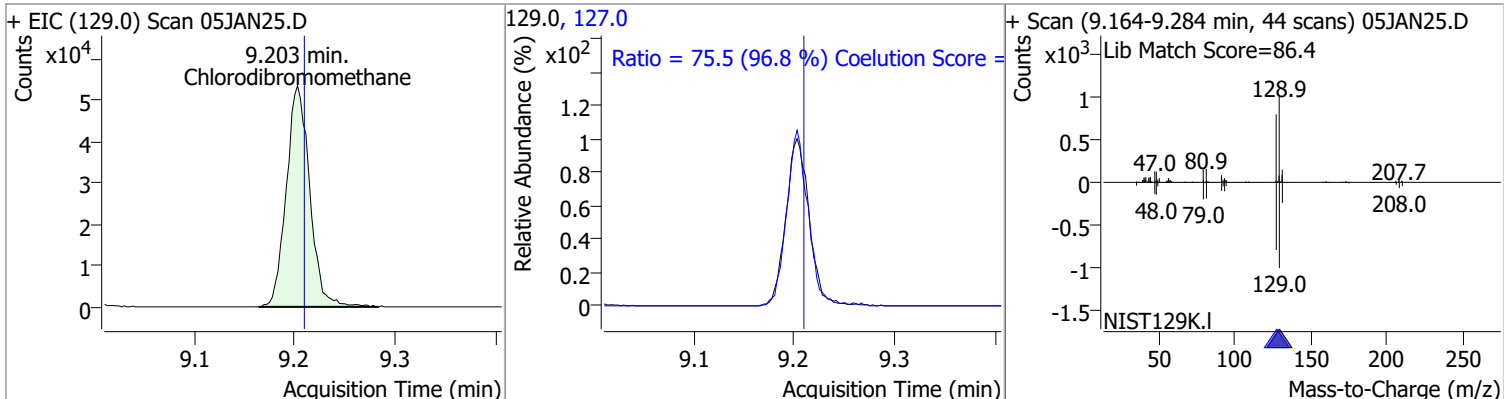
Compound	Conc.	RT	Dev(Min)	Resp.	QIon	QRatio	Lower	Upper
Tetrachloroethene	131.8777	8.94	0.00	104953	165.8	128.4	98.6	158.6
					129.0	89.0	61.5	121.5



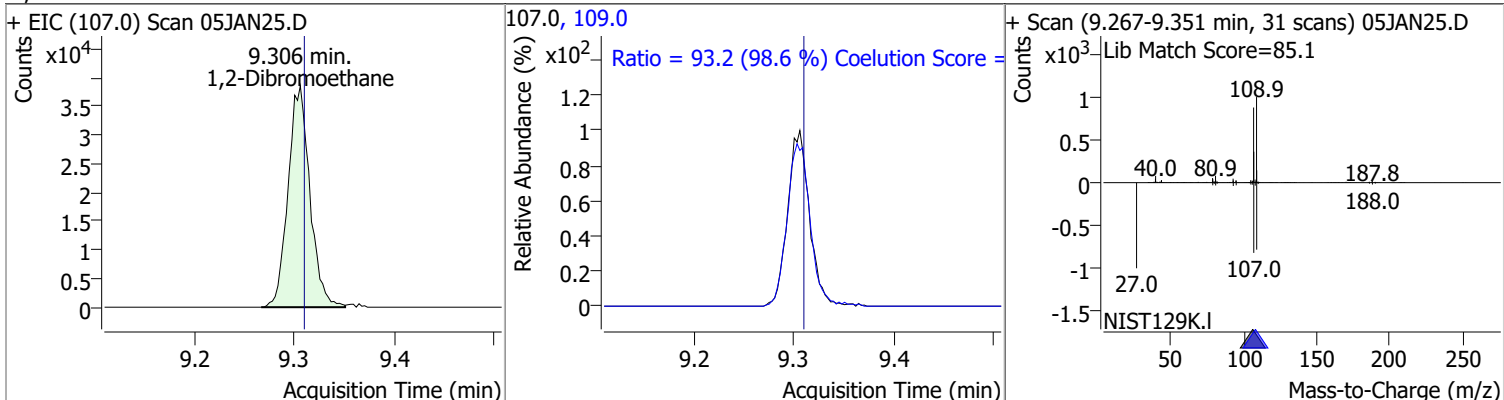
Compound	Conc.	RT	Dev(Min)	Resp.	QIon	QRatio	Lower	Upper
1,3-Dichloropropane	132.2893	8.98	0.00	101137	78.0	32.4	2.9	62.9



Compound	Conc.	RT	Dev(Min)	Resp.	QIon	QRatio	Lower	Upper
Chlorodibromomethane	142.8165	9.20	0.00	86755	127.0	75.5	48.0	108.0

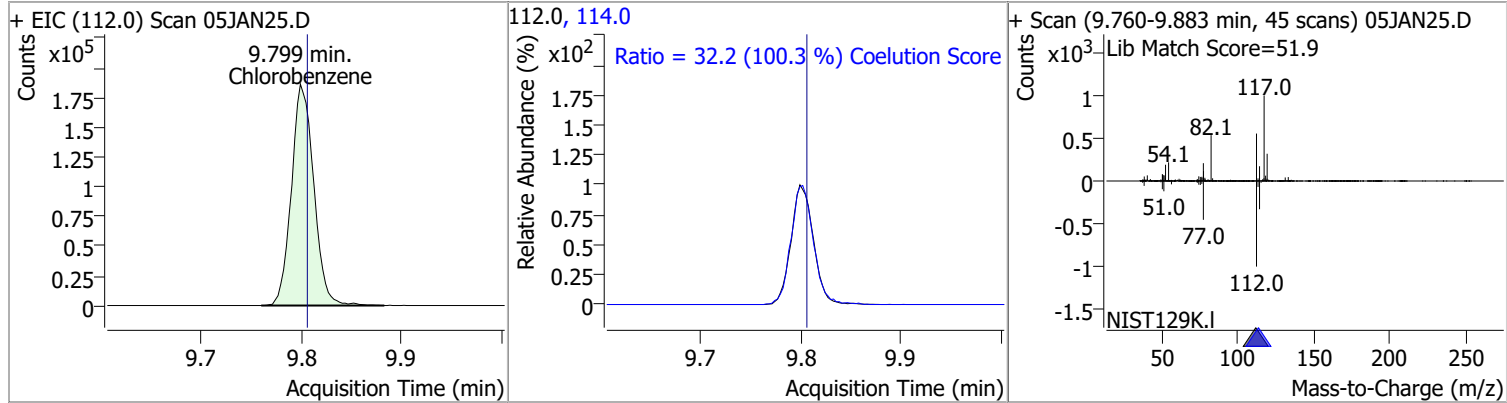


Compound	Conc.	RT	Dev(Min)	Resp.	QIon	QRatio	Lower	Upper
1,2-Dibromoethane	137.0445	9.31	0.00	58242	109.0	93.2	64.5	124.5

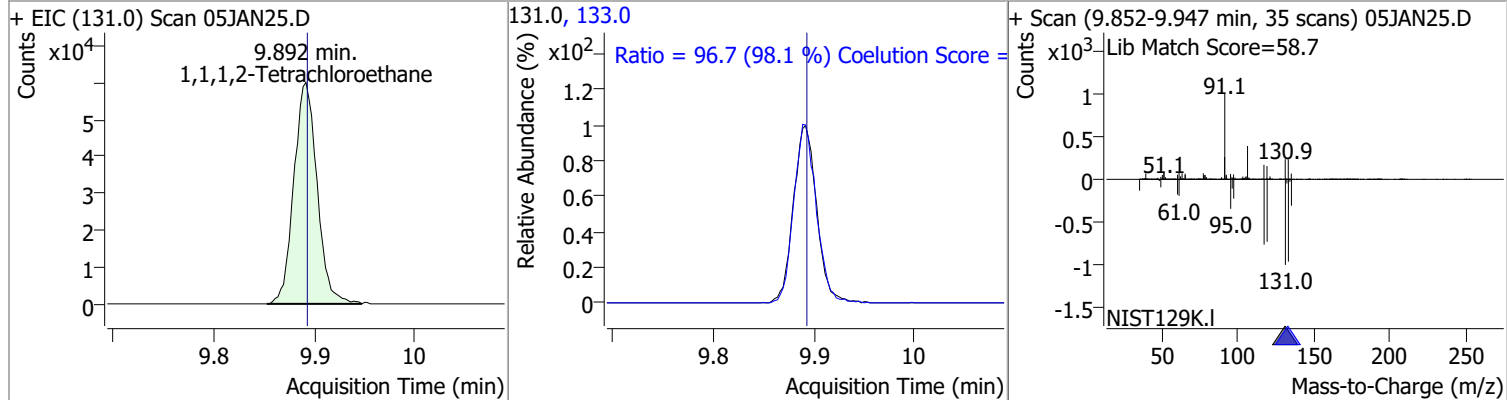


# Quantitation Results Report (QT Reviewed)

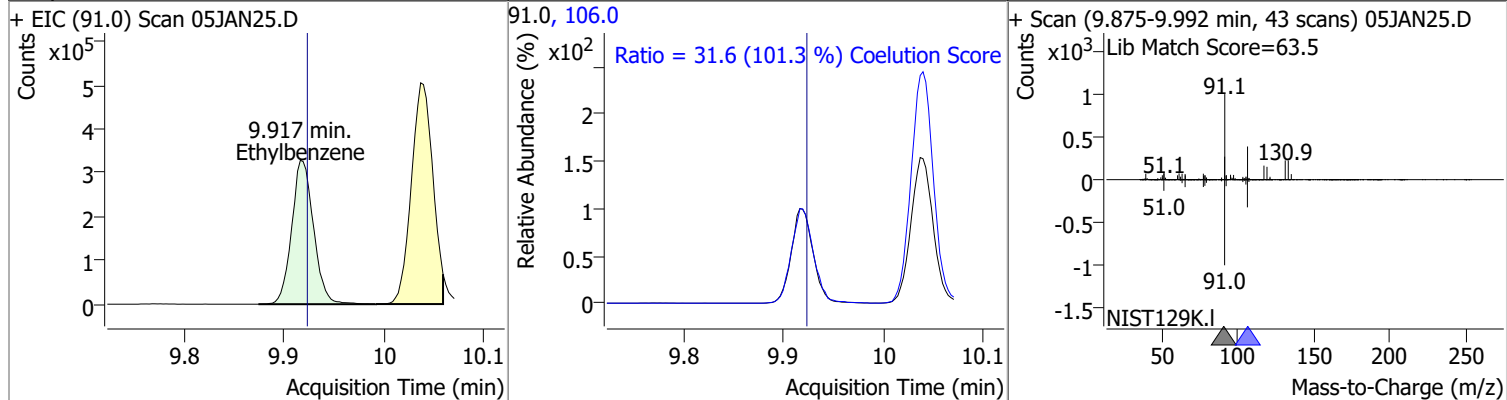
Compound	Conc.	RT	Dev(Min)	Resp.	QIon	QRatio	Lower	Upper
Chlorobenzene	134.8398	9.80	0.00	287977	114.0	32.2	2.1	62.1



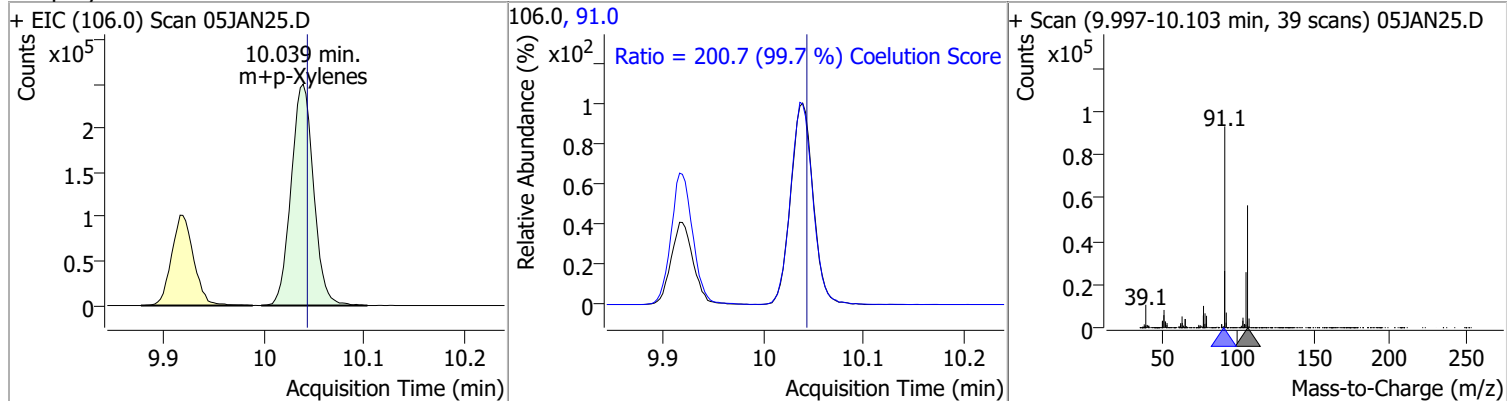
Compound	Conc.	RT	Dev(Min)	Resp.	QIon	QRatio	Lower	Upper
1,1,1,2-Tetrachloroethane	129.5564	9.89	0.00	96722	133.0	96.7	68.6	128.6



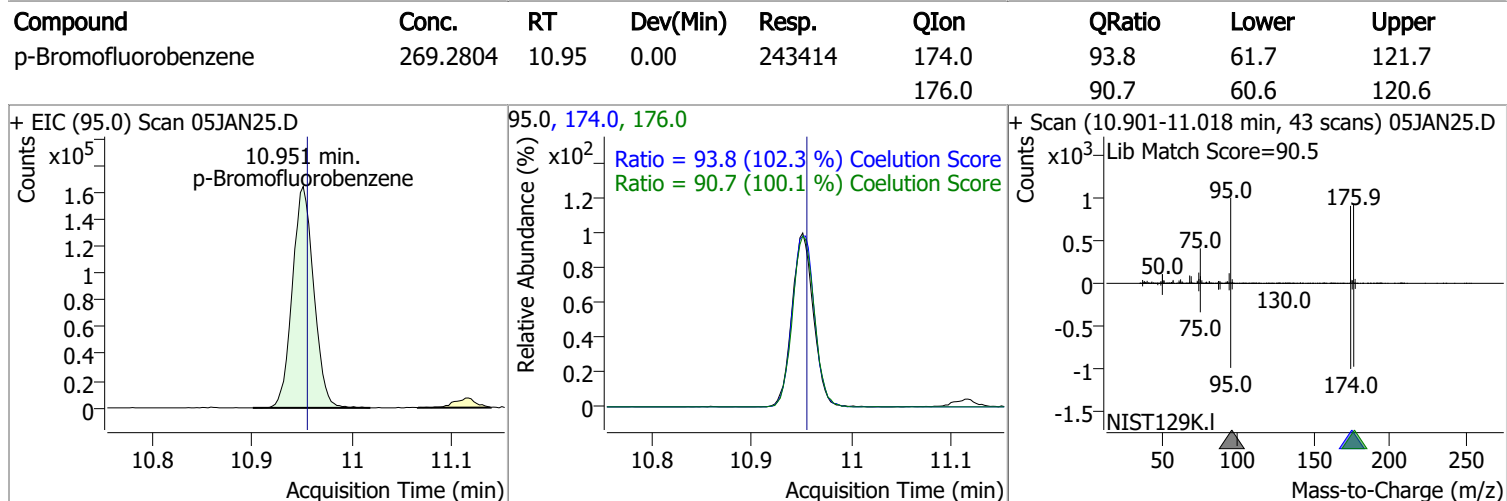
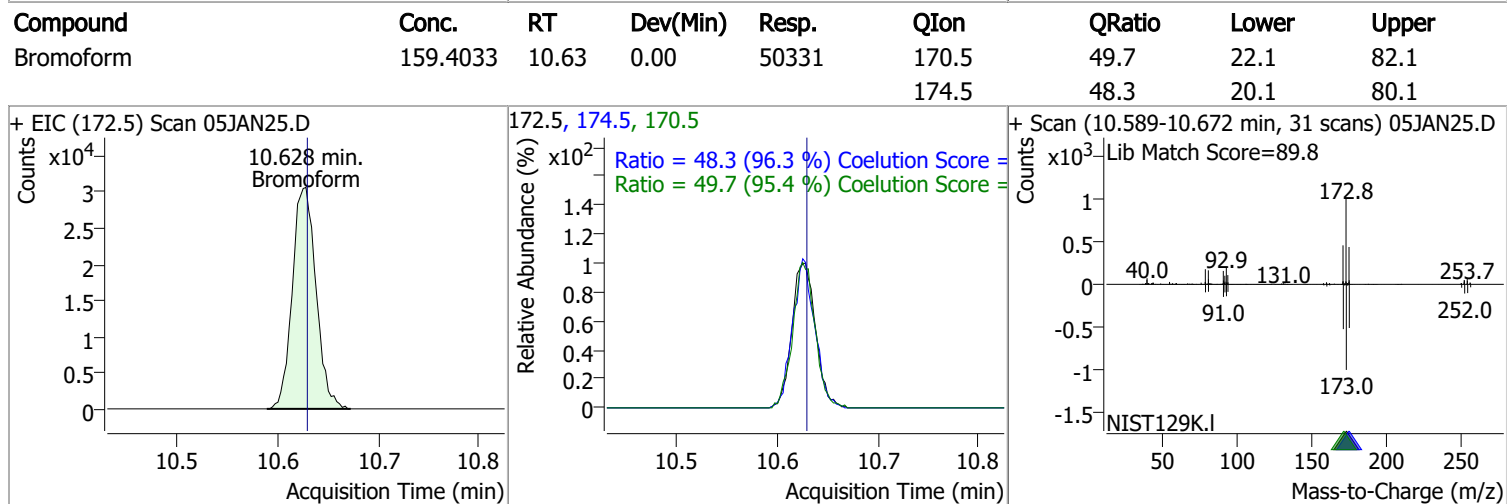
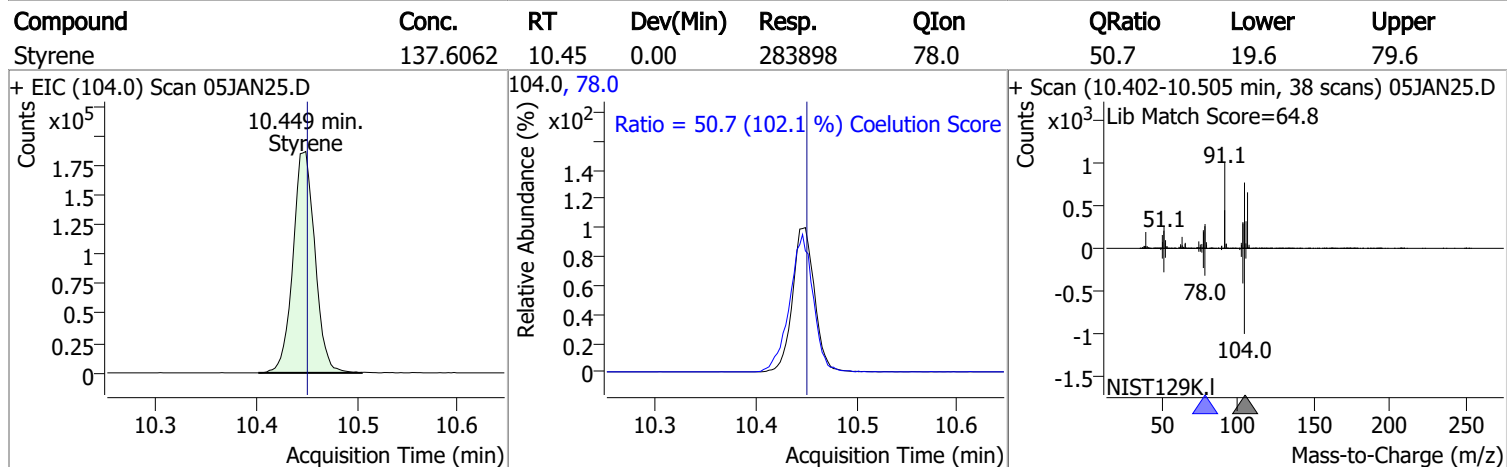
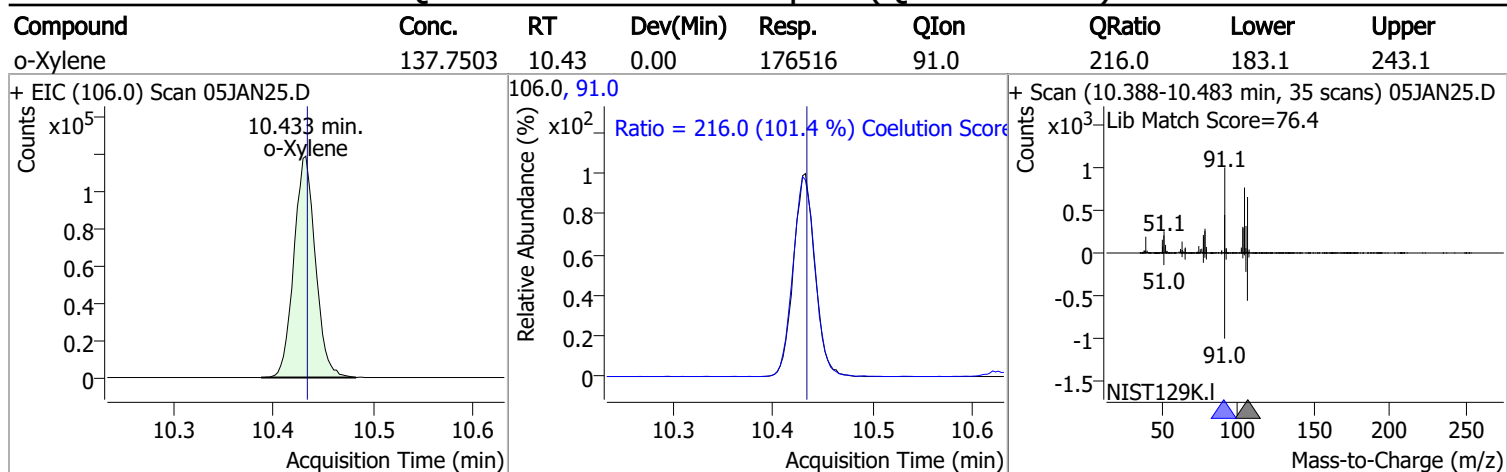
Compound	Conc.	RT	Dev(Min)	Resp.	QIon	QRatio	Lower	Upper
Ethylbenzene	133.6690	9.92	0.00	495112	106.0	31.6	1.1	61.1



Compound	Conc.	RT	Dev(Min)	Resp.	QIon	QRatio	Lower	Upper
m+p-Xylenes	269.9841	10.04	0.00	388623	91.0	200.7	171.4	231.4

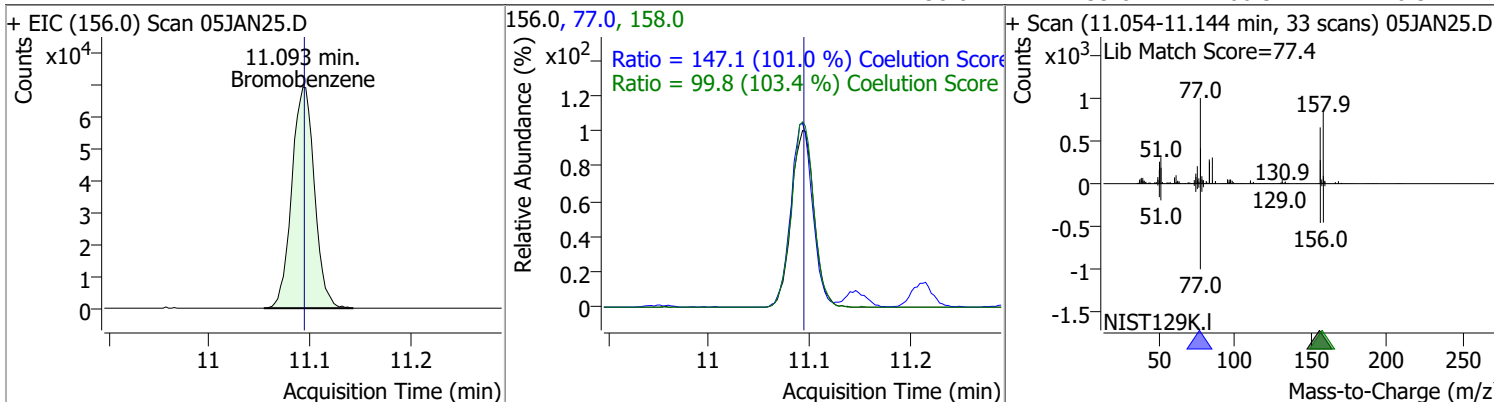


# Quantitation Results Report (QT Reviewed)

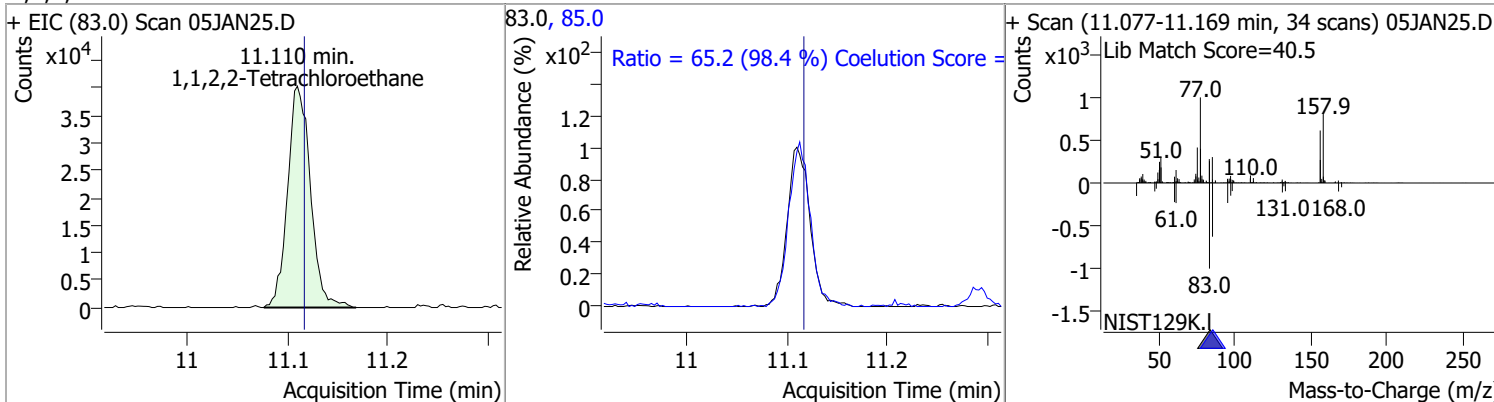


# Quantitation Results Report (QT Reviewed)

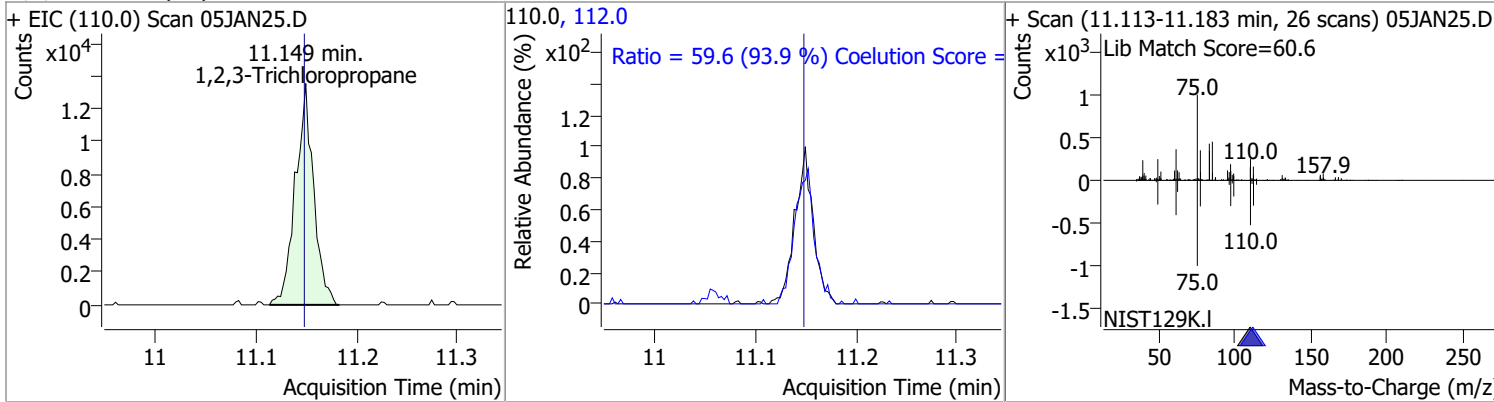
Compound	Conc.	RT	Dev(Min)	Resp.	QIon	QRatio	Lower	Upper
Bromobenzene	135.7371	11.09	0.00	108389	77.0	147.1	115.7	175.7
					158.0	99.8	66.5	126.5



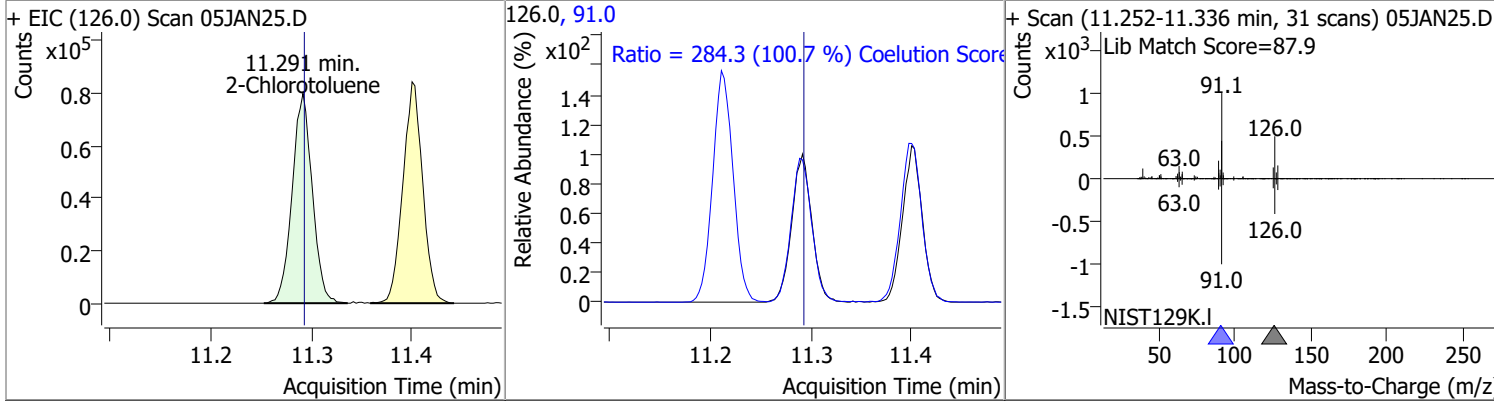
Compound	Conc.	RT	Dev(Min)	Resp.	QIon	QRatio	Lower	Upper
1,1,2,2-Tetrachloroethane	138.8366	11.11	-0.01	63810	85.0	65.2	36.2	96.2



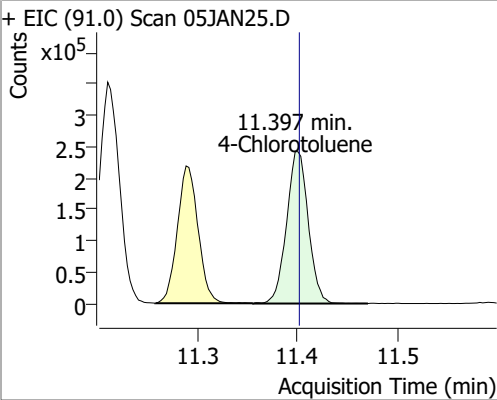
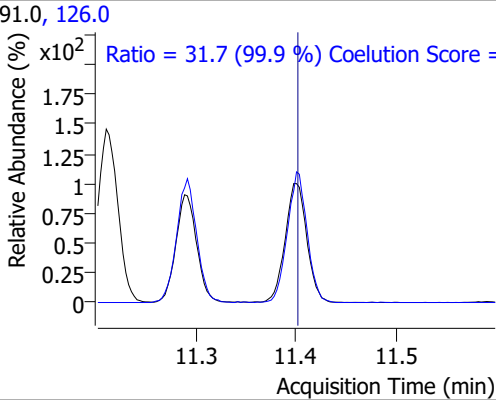
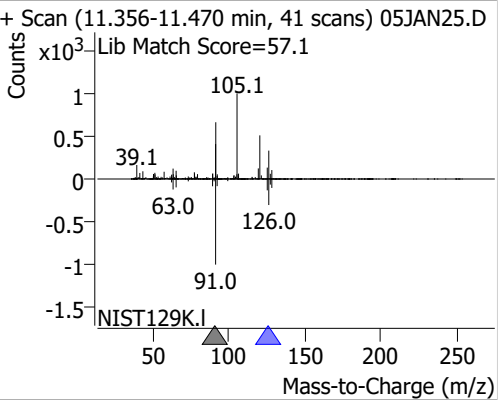
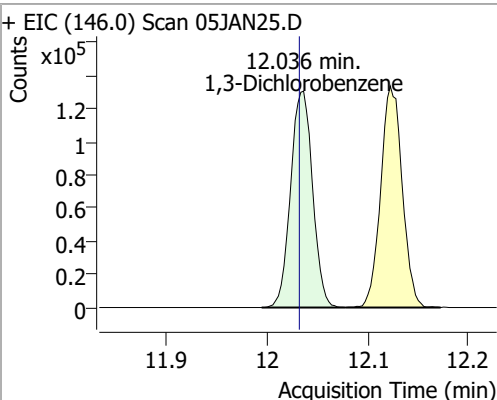
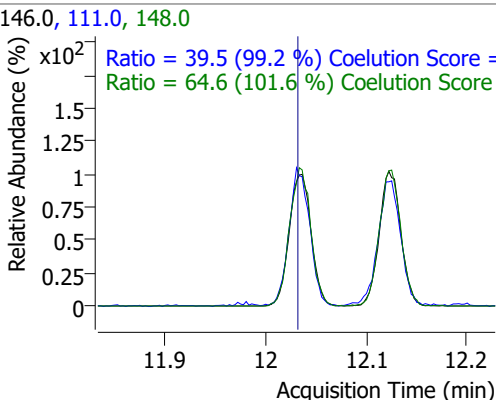
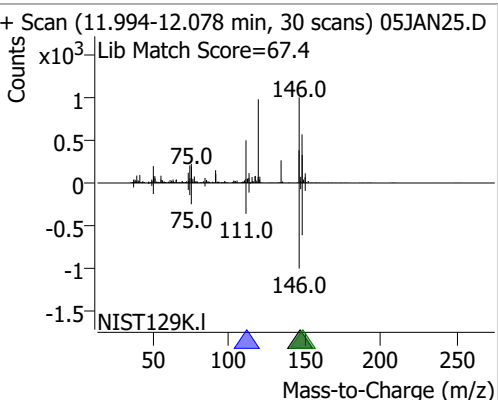
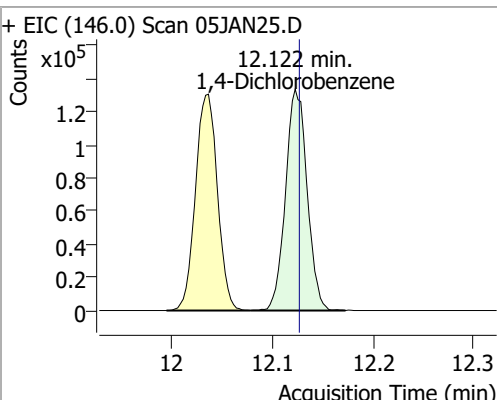
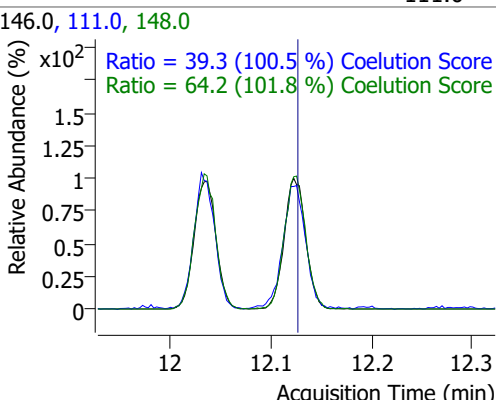
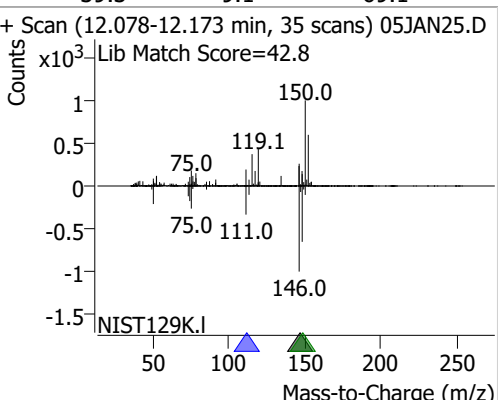
Compound	Conc.	RT	Dev(Min)	Resp.	QIon	QRatio	Lower	Upper
1,2,3-Trichloropropane	139.4971	11.15	0.00	17155	112.0	59.6	33.5	93.5



Compound	Conc.	RT	Dev(Min)	Resp.	QIon	QRatio	Lower	Upper
2-Chlorotoluene	140.1526	11.29	0.00	111355	91.0	284.3	252.3	312.3



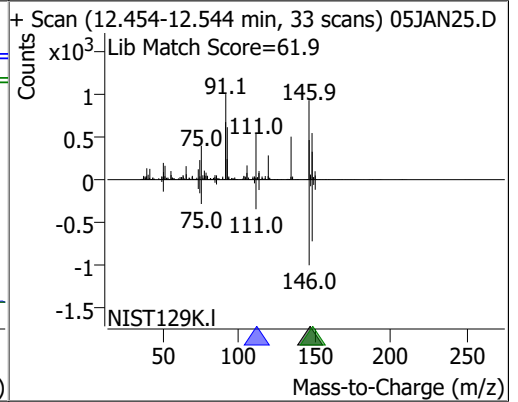
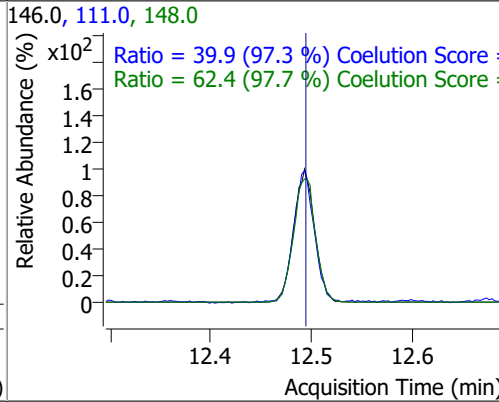
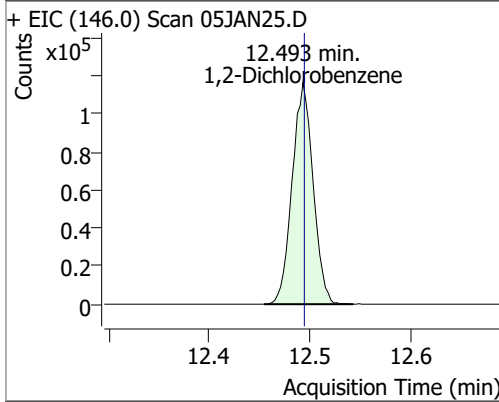
# Quantitation Results Report (QT Reviewed)

Compound	Conc.	RT	Dev(Min)	Resp.	QIon	QRatio	Lower	Upper
4-Chlorotoluene	140.6899	11.40	0.00	364459	126.0	31.7	1.7	61.7
								
1,3-Dichlorobenzene	136.2791	12.04	0.01	198469	148.0	64.6	33.6	93.6
								
1,4-Dichlorobenzene	134.3028	12.12	0.00	199434	148.0	64.2	33.1	93.1
								



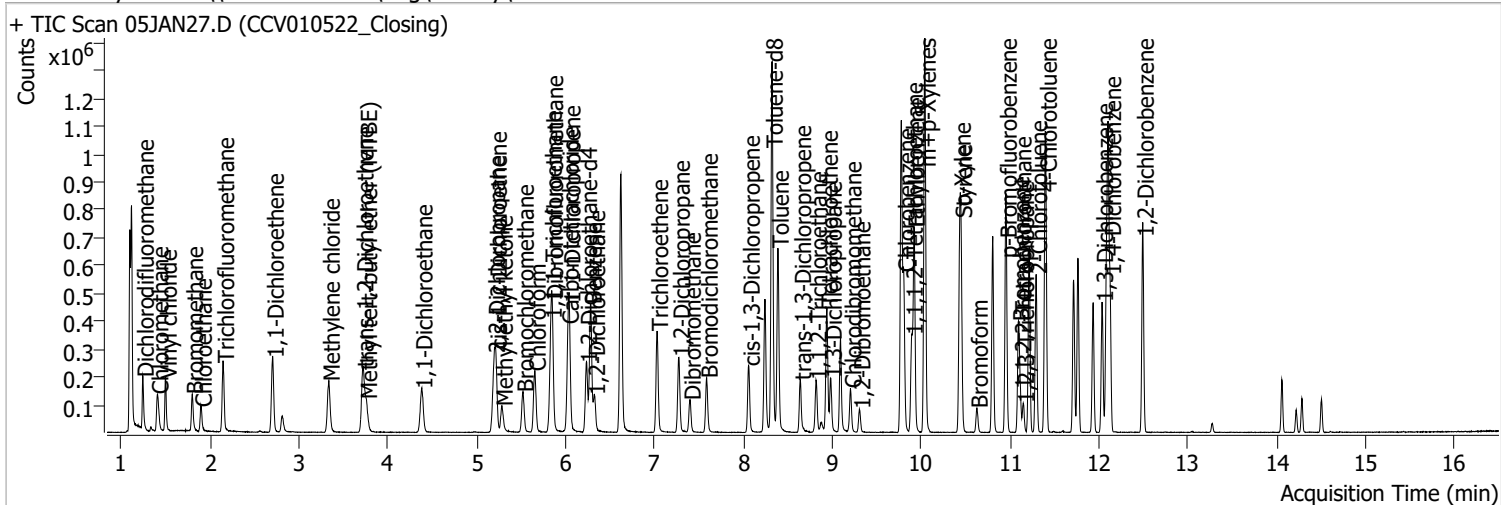
# Quantitation Results Report (QT Reviewed)

Compound	Conc.	RT	Dev(Min)	Resp.	QIon	QRatio	Lower	Upper
1,2-Dichlorobenzene	136.8411	12.49	0.00	168422	148.0	62.4	33.9	93.9
					111.0	39.9	11.0	71.0



# Quantitation Results Report (QT Reviewed)

Data File	05JAN27.D	Operator	MSC
Acq. Method	5975CACQF.M	Acq. Date-Time	1/5/2022 9:55:17 PM
Sample Name	CCV010522_Closing	Instrument	VOA5975C
Vial	27	Multiplier	1.00
DA Method File	VOA5975C_8260B_SHT_DoD_L4_010422.m	Comment	
Tune File	BFB_Atune3.u	Tune Date	10/11/2021 4:02:00 PM
Batch Name	VG010522_8260B.batch.bin	Last Calib Update	2/28/2022 2:48:47 PM
Ref Library	\\MASSHUNTER\Org\Library\NIST129K.I		



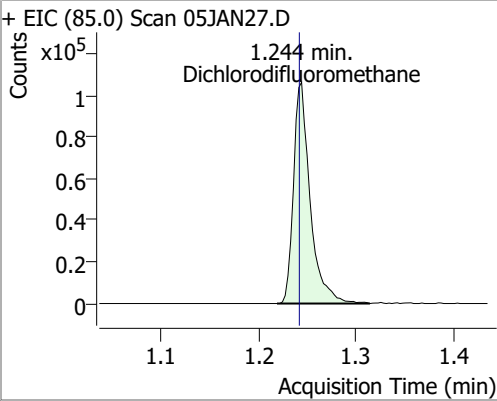
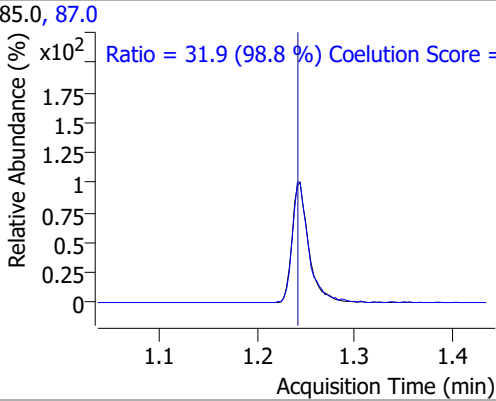
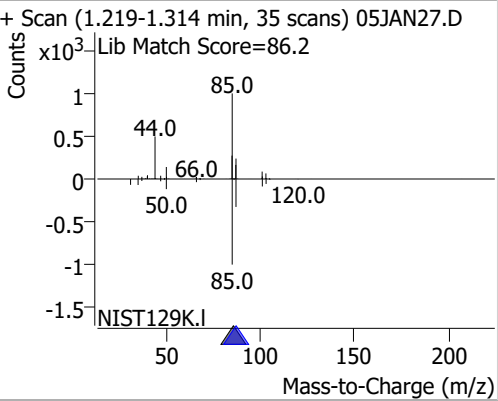
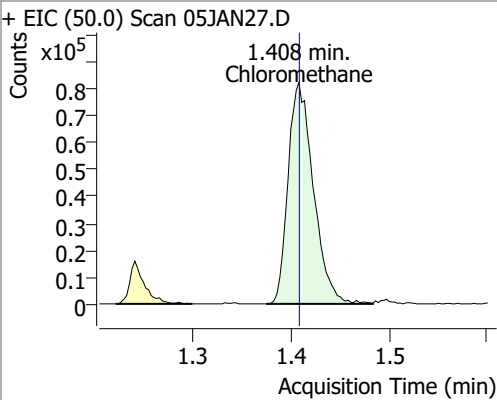
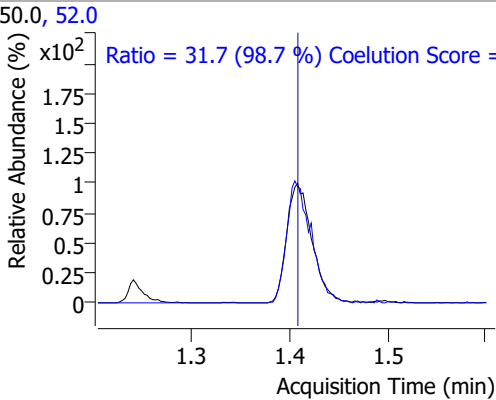
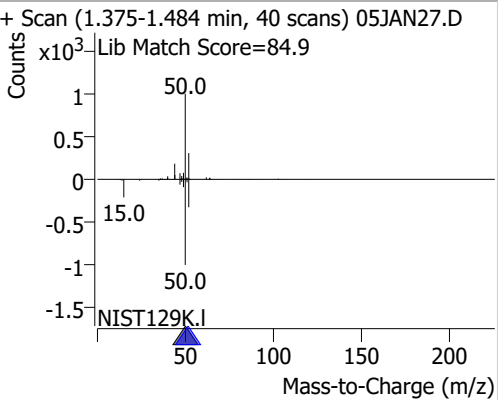
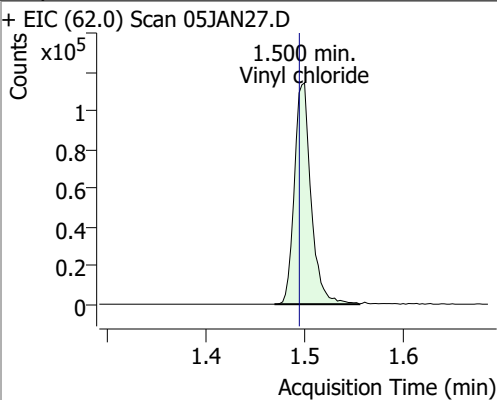
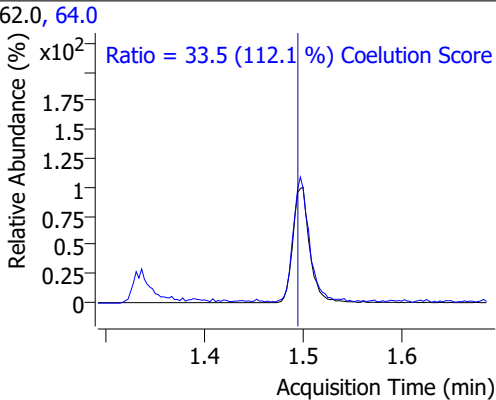
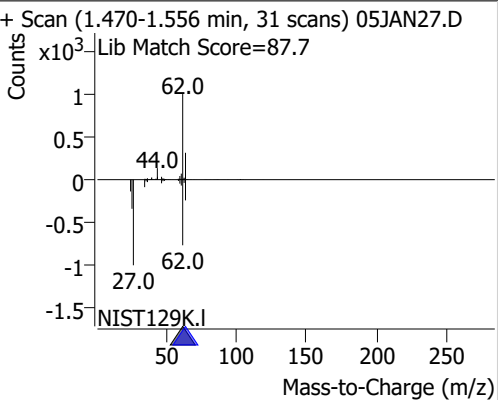
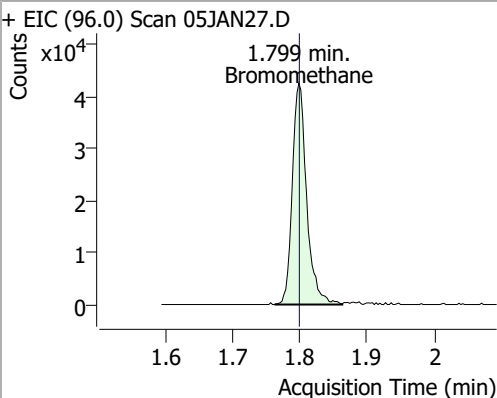
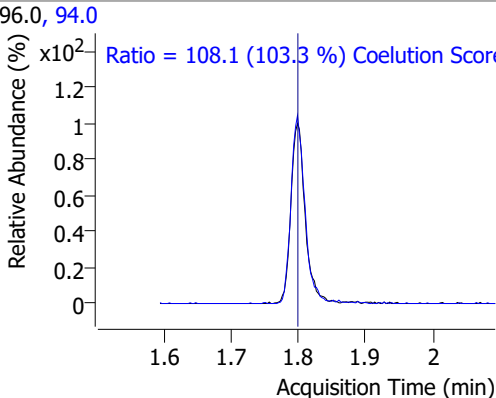
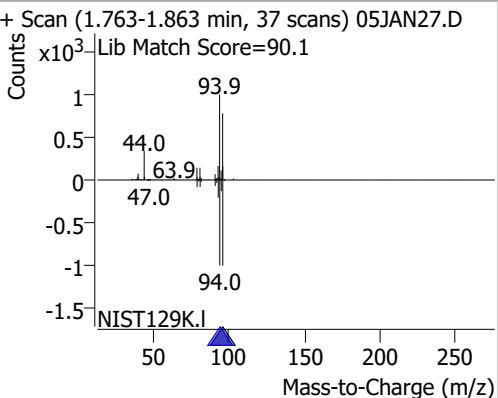
Compound	RT	QIon	Resp.	Conc.	Units	Dev(Min)
<b>Internal Standards</b>						
M Fluorobenzene	6.618	96.0	792987	250.0000	ng	-0.006
M Chlorobenzene-d5	9.774	82.0	303776	250.0000	ng	0.003
M 1,4-Dichlorobenzene-d4	12.100	152.0	251051	250.0000	ng	0.000
<b>System Monitoring Compounds</b>						
S Dibromofluoromethane	5.848	113.0	202444	270.9825	ng	0.003
Spiked Amount: 250.000	Range: 80.0 - 119.0%			Recovery = 108.39%		
S 1,2-Dichloroethane-d4	6.230	67.0	89848	278.4412	ng	-0.003
Spiked Amount: 250.000	Range: 81.0 - 118.0%			Recovery = 111.38%		
S Toluene-d8	8.319	98.0	805459	275.1504	ng	0.000
Spiked Amount: 250.000	Range: 89.0 - 112.0%			Recovery = 110.06%		
S p-Bromofluorobenzene	10.951	95.0	244993	266.3753	ng	-0.003
Spiked Amount: 250.000	Range: 85.0 - 114.0%			Recovery = 106.55%		
<b>Target Compounds</b>						
T Dichlorodifluoromethane	1.244	85.0	125538	120.8077	ng	99
T Chloromethane	1.408	50.0	147629	117.0470	ng	99
T Vinyl chloride	1.500	62.0	135486	119.3808	ng	93
T Bromomethane	1.799	96.0	62776	123.7027	ng	97
T Chloroethane	1.896	64.0	62102	110.5322	ng	97
T Trichlorofluoromethane	2.147	101.0	173239	122.9808	ng	99
T 1,1-Dichloroethene	2.705	96.0	95980	120.1615	ng	99
T Methylene chloride	3.335	49.0	132759	112.7466	ng	98
T trans-1,2-Dichloroethene	3.715	96.0	99903	122.5939	ng	98
T Methyl tert-butyl ether (MTBE)	3.756	73.0	124004	117.7262	ng	100
T 1,1-Dichloroethane	4.378	63.0	185400	122.2257	ng	99
T 2,2-Dichloropropane	5.195	77.0	135270	119.0124	ng	99
T cis-1,2-Dichloroethene	5.212	96.0	100538	121.6867	ng	96
T Methyl ethyl ketone	5.282	43.0	126386	1129.3341	ng	98
T Bromochloromethane	5.519	128.0	41180	120.3132	ng	97
T Chloroform	5.653	83.0	175506	116.2603	ng	99

# Quantitation Results Report (QT Reviewed)

Compound	RT	QIon	Resp.	Conc.	Units	Dev(Min)
T 1,1,1-Trichloroethane	5.831	97.0	171504	121.2274	ng	99
T Carbon tetrachloride	6.024	117.0	169813	121.8270	ng	98
T 1,1-Dichloropropene	6.040	75.0	146239	121.5732	ng	100
T Benzene	6.280	78.0	386868	122.5303	ng	100
T 1,2-Dichloroethane	6.319	62.0	102446	119.9409	ng	98
T Trichloroethene	7.028	95.0	110911	121.0621	ng	98
T 1,2-Dichloropropane	7.273	63.0	93184	115.6303	ng	98
T Dibromomethane	7.396	93.0	40231	118.1336	ng	95
T Bromodichloromethane	7.585	83.0	111872	119.0304	ng	99
T cis-1,3-Dichloropropene	8.059	75.0	120418	113.3200	ng	97
T Toluene	8.386	92.0	240882	121.8165	ng	99
T trans-1,3-Dichloropropene	8.637	75.0	90457	119.5883	ng	97
T 1,1,2-Trichloroethane	8.815	83.0	45451	115.3607	ng	98
T Tetrachloroethene	8.938	163.8	96106	119.1324	ng	98
T 1,3-Dichloropropane	8.982	76.0	91732	118.3691	ng	98
T Chlorodibromomethane	9.203	129.0	72728	118.1104	ng	99
T 1,2-Dibromoethane	9.303	107.0	49436	114.7549	ng	100
T Chlorobenzene	9.802	112.0	261094	120.6036	ng	99
T 1,1,1,2-Tetrachloroethane	9.891	131.0	89675	118.4971	ng	97
T Ethylbenzene	9.917	91.0	453620	120.8154	ng	99
T m+p-Xylenes	10.039	106.0	366259	251.0157	ng	99
T o-Xylene	10.432	106.0	159843	123.0566	ng	100
T Styrene	10.446	104.0	265447	126.9277	ng	99
T Bromoform	10.625	172.5	39014	121.4405	ng	98
T Bromobenzene	11.093	156.0	100992	124.3029	ng	98
T 1,1,2,2-Tetrachloroethane	11.116	83.0	56019	119.7931	ng	98
T 1,2,3-Trichloropropane	11.146	110.0	13841	110.6173	ng	91
T 2-Chlorotoluene	11.291	126.0	101550	125.6181	ng	97
T 4-Chlorotoluene	11.400	91.0	330418	125.3600	ng	99
T 1,3-Dichlorobenzene	12.033	146.0	179363	121.0460	ng	99
T 1,4-Dichlorobenzene	12.122	146.0	177069	117.1952	ng	96
T 1,2-Dichlorobenzene	12.493	146.0	148487	118.5734	ng	99

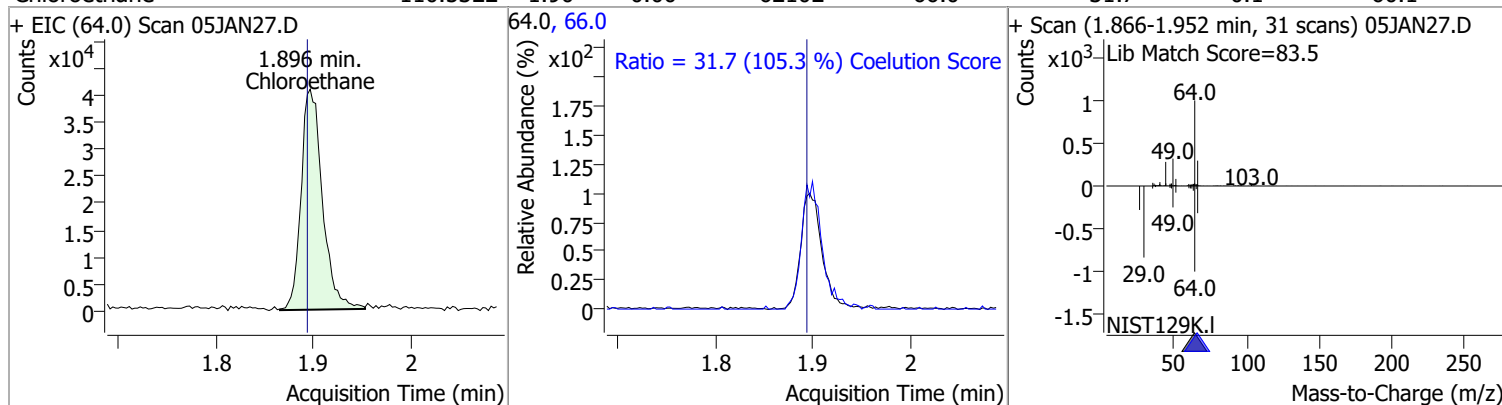
(#) = Qualifier Out of Range; (m) = Manual Integration; (+) = Area Summed; (\*) = Surrogate Percent Recovery Out of Range; (d): Zeroed Peak

# Quantitation Results Report (QT Reviewed)

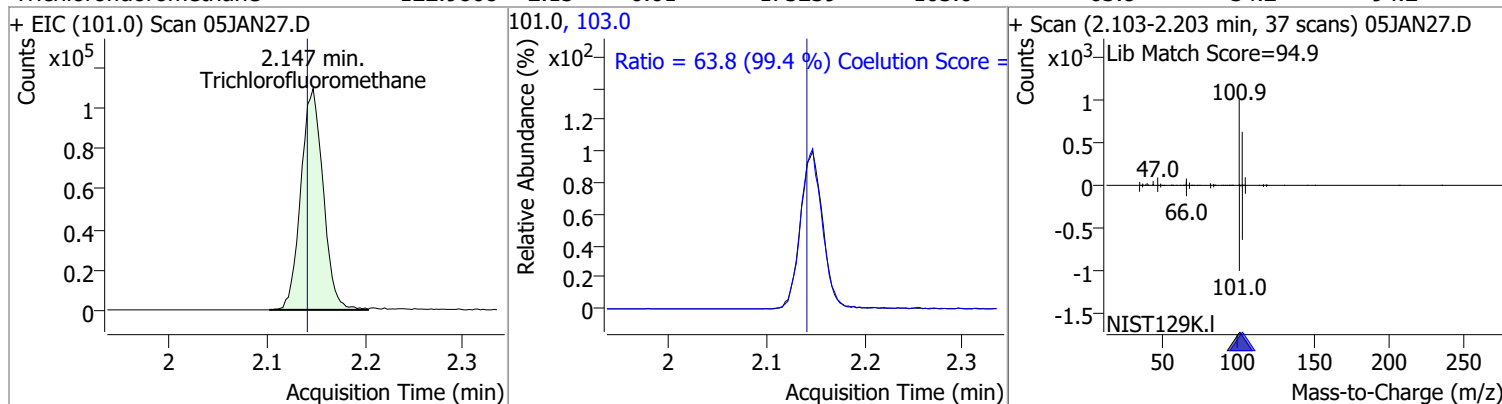
Compound	Conc.	RT	Dev(Min)	Resp.	QIon	QRatio	Lower	Upper
Dichlorodifluoromethane	120.8077	1.24	0.00	125538	87.0	31.9	2.3	62.3
+ EIC (85.0) Scan 05JAN27.D 			85.0, 87.0 			+ Scan (1.219-1.314 min, 35 scans) 05JAN27.D Lib Match Score=86.2 		
Chloromethane	117.0470	1.41	0.00	147629	52.0	31.7	2.1	62.1
+ EIC (50.0) Scan 05JAN27.D 			50.0, 52.0 			+ Scan (1.375-1.484 min, 40 scans) 05JAN27.D Lib Match Score=84.9 		
Vinyl chloride	119.3808	1.50	0.01	135486	64.0	33.5	0.0	59.9
+ EIC (62.0) Scan 05JAN27.D 			62.0, 64.0 			+ Scan (1.470-1.556 min, 31 scans) 05JAN27.D Lib Match Score=87.7 		
Bromomethane	123.7027	1.80	0.00	62776	94.0	108.1	74.6	134.6
+ EIC (96.0) Scan 05JAN27.D 			96.0, 94.0 			+ Scan (1.763-1.863 min, 37 scans) 05JAN27.D Lib Match Score=90.1 		

# Quantitation Results Report (QT Reviewed)

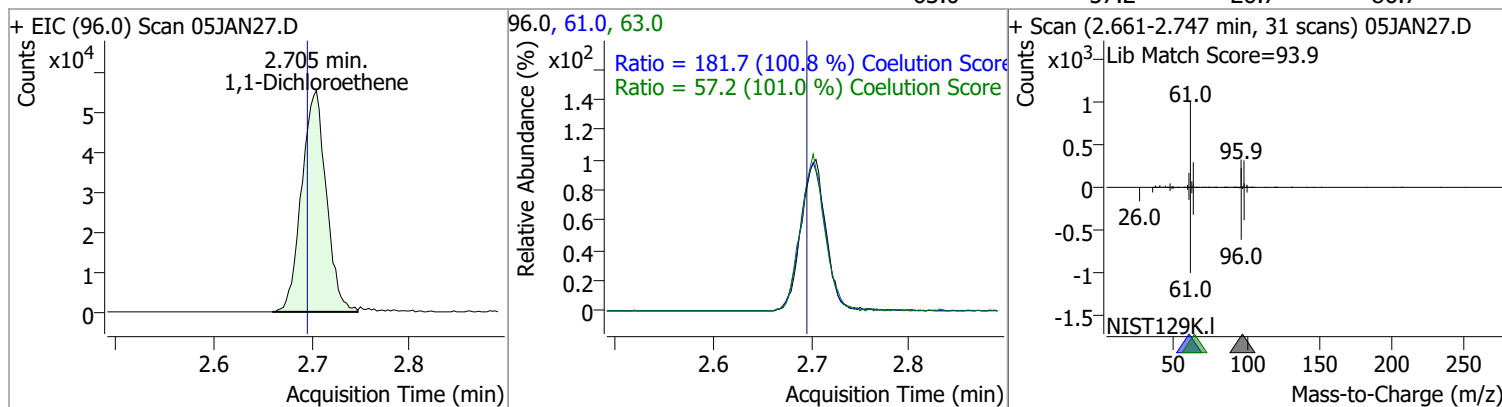
Compound	Conc.	RT	Dev(Min)	Resp.	QIon	QRatio	Lower	Upper
Chloroethane	110.5322	1.90	0.00	62102	66.0	31.7	0.1	60.1



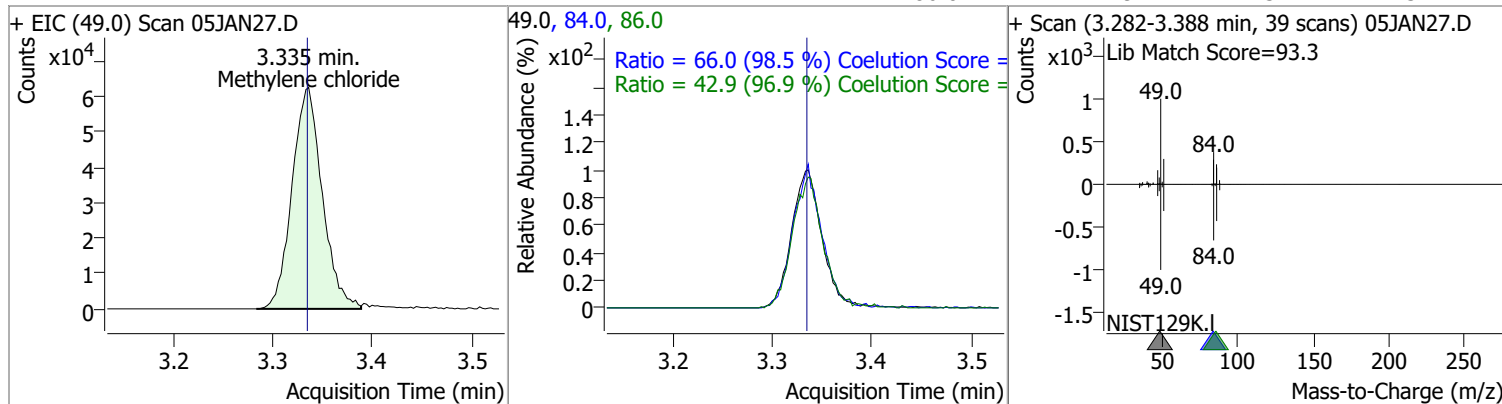
Compound	Conc.	RT	Dev(Min)	Resp.	QIon	QRatio	Lower	Upper
Trichlorofluoromethane	122.9808	2.15	0.01	173239	103.0	63.8	34.2	94.2



Compound	Conc.	RT	Dev(Min)	Resp.	QIon	QRatio	Lower	Upper
1,1-Dichloroethene	120.1615	2.71	0.01	95980	61.0	181.7	150.3	210.3
					63.0	57.2	26.7	86.7

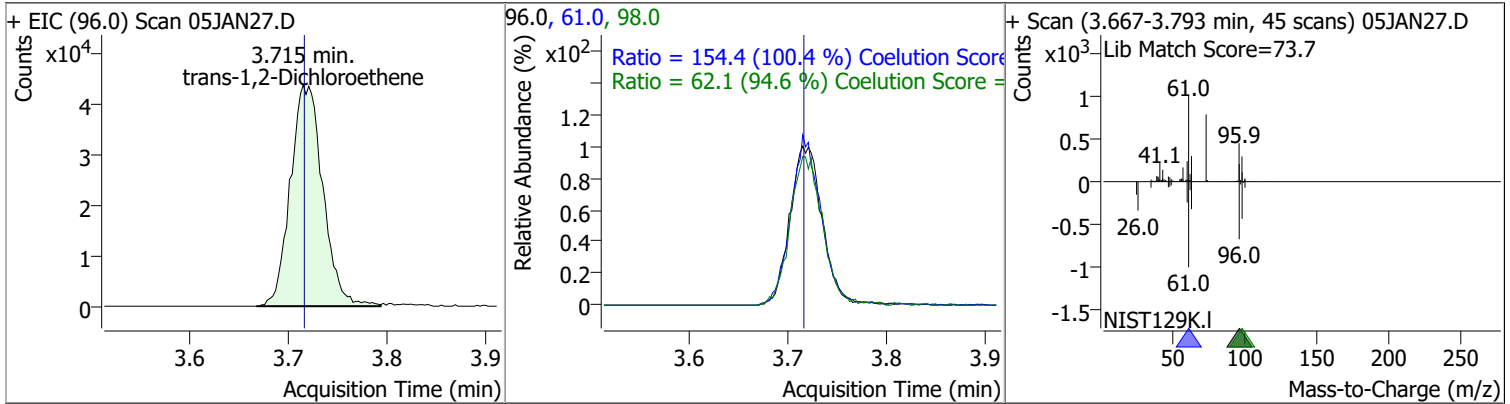


Compound	Conc.	RT	Dev(Min)	Resp.	QIon	QRatio	Lower	Upper
Methylene chloride	112.7466	3.34	0.00	132759	84.0	66.0	36.9	96.9
					86.0	42.9	14.3	74.3

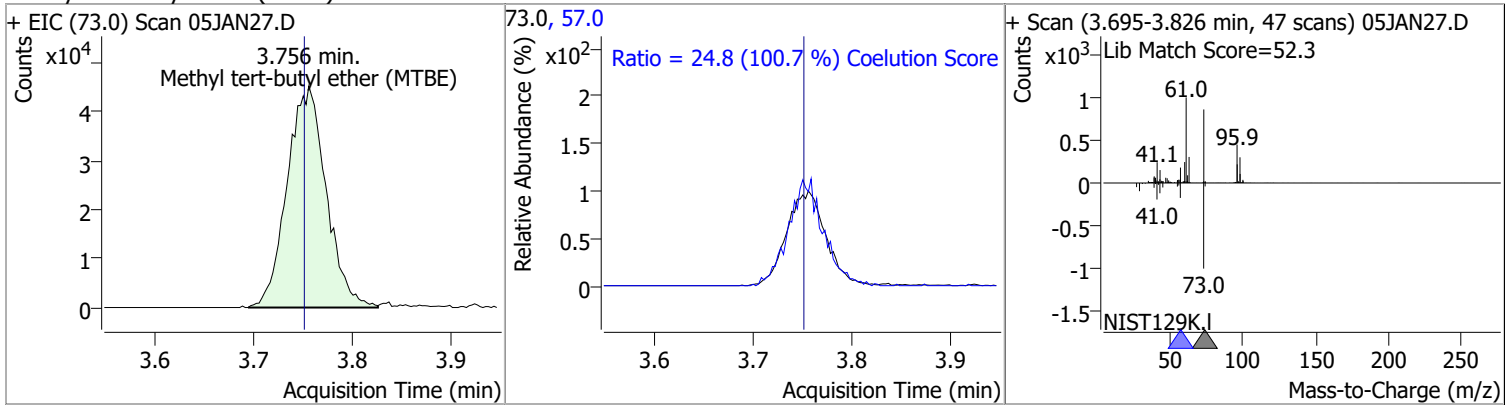


# Quantitation Results Report (QT Reviewed)

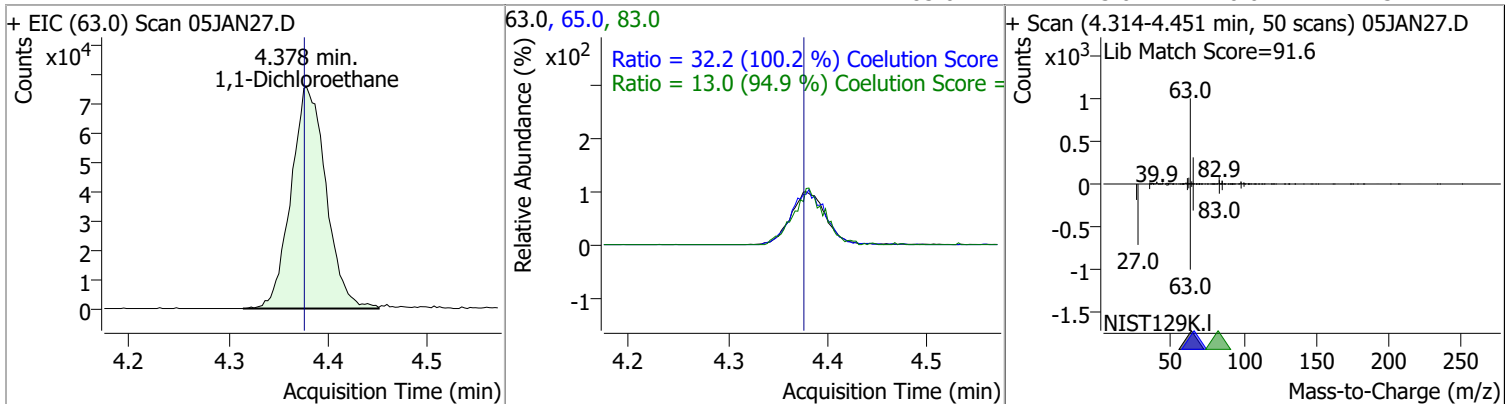
Compound	Conc.	RT	Dev(Min)	Resp.	QIon	QRatio	Lower	Upper
trans-1,2-Dichloroethene	122.5939	3.71	0.00	99903	61.0	154.4	123.9	183.9
					98.0	62.1	35.7	95.7



Compound	Conc.	RT	Dev(Min)	Resp.	QIon	QRatio	Lower	Upper
Methyl tert-butyl ether (MTBE)	117.7262	3.76	0.00	124004	57.0	24.8	0.0	54.6

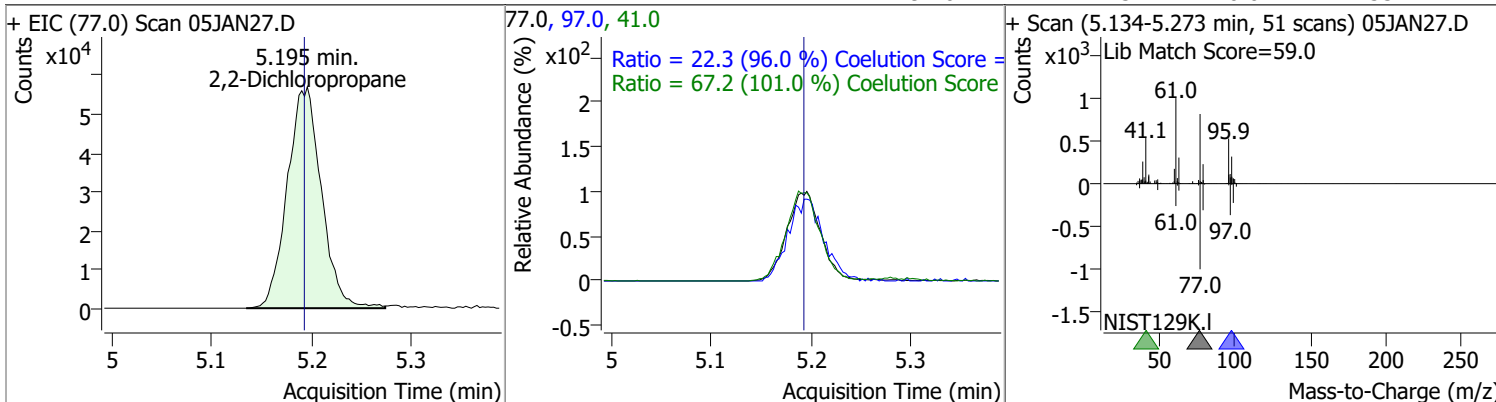


Compound	Conc.	RT	Dev(Min)	Resp.	QIon	QRatio	Lower	Upper
1,1-Dichloroethane	122.2257	4.38	0.00	185400	65.0	32.2	2.1	62.1
					83.0	13.0	0.0	43.7

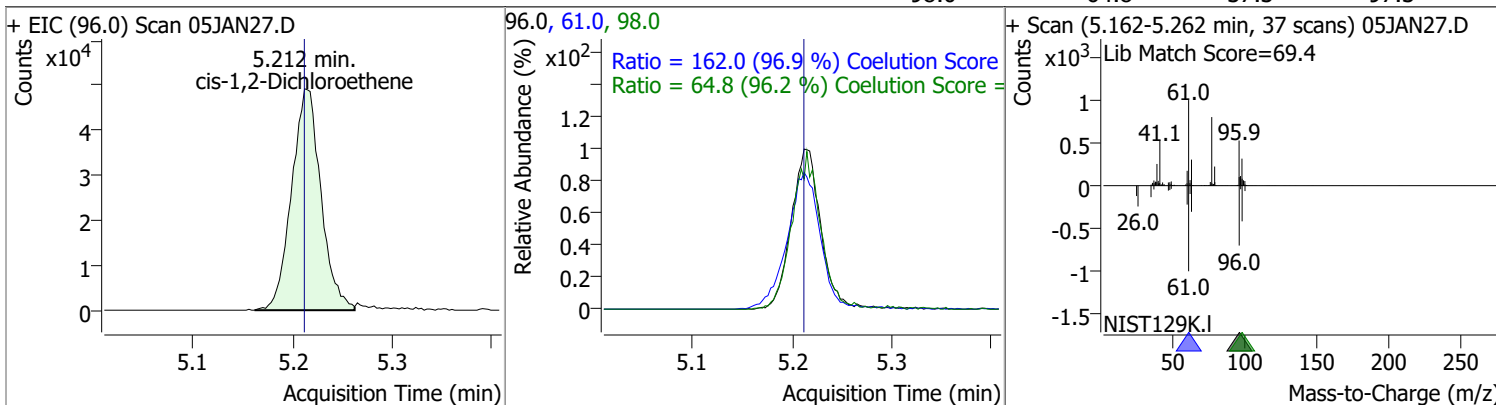


# Quantitation Results Report (QT Reviewed)

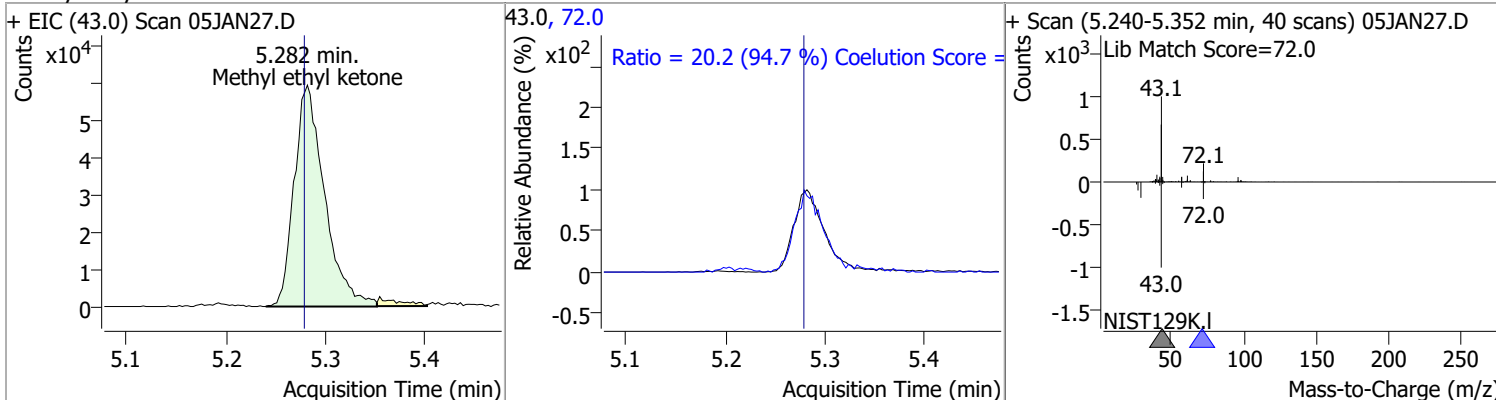
Compound	Conc.	RT	Dev(Min)	Resp.	QIon	QRatio	Lower	Upper
2,2-Dichloropropane	119.0124	5.20	0.00	135270	41.0	67.2	36.5	96.5
					97.0	22.3	0.0	53.2



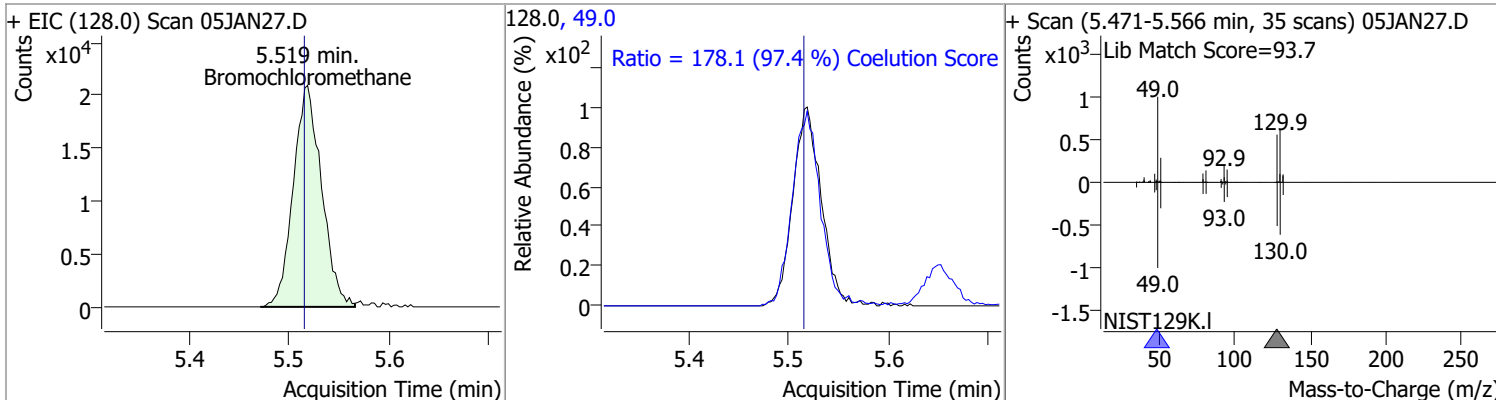
Compound	Conc.	RT	Dev(Min)	Resp.	QIon	QRatio	Lower	Upper
cis-1,2-Dichloroethene	121.6867	5.21	0.00	100538	61.0	162.0	137.2	197.2
					98.0	64.8	37.3	97.3



Compound	Conc.	RT	Dev(Min)	Resp.	QIon	QRatio	Lower	Upper
Methyl ethyl ketone	1129.3341	5.28	0.00	126386	72.0	20.2	0.0	51.3

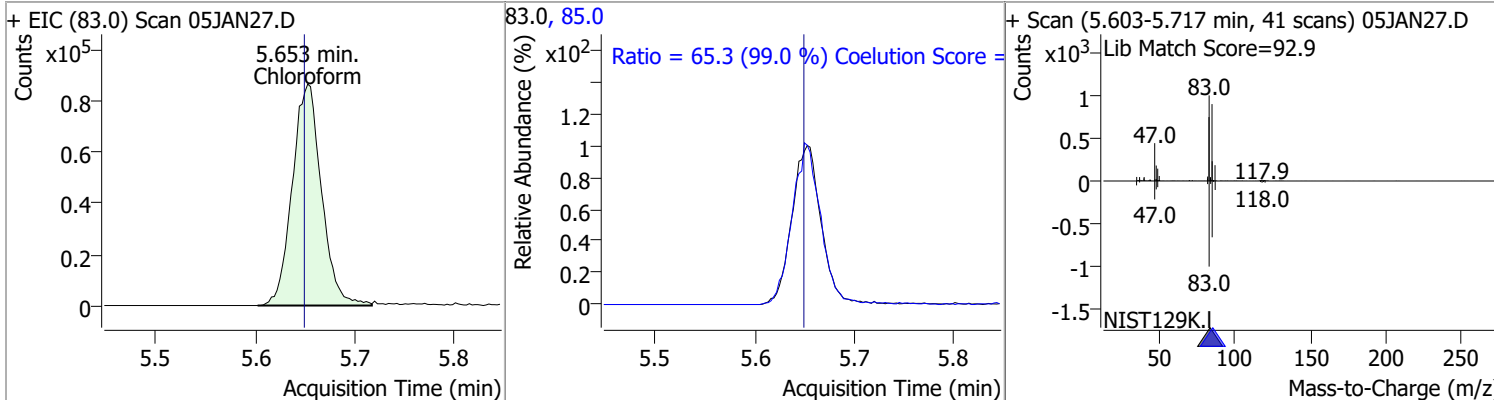


Compound	Conc.	RT	Dev(Min)	Resp.	QIon	QRatio	Lower	Upper
Bromochloromethane	120.3132	5.52	0.00	41180	49.0	178.1	152.9	212.9

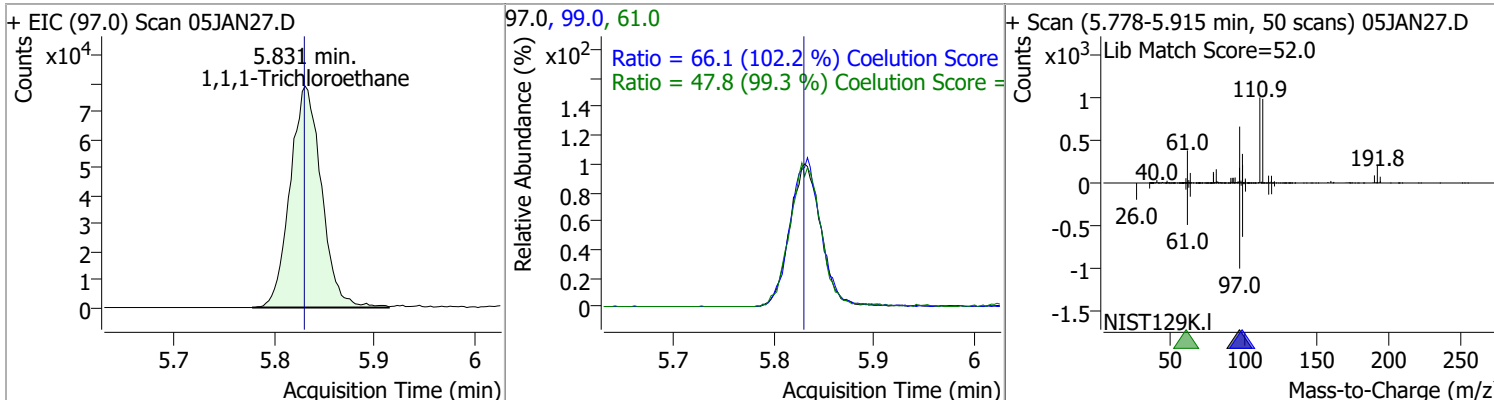


# Quantitation Results Report (QT Reviewed)

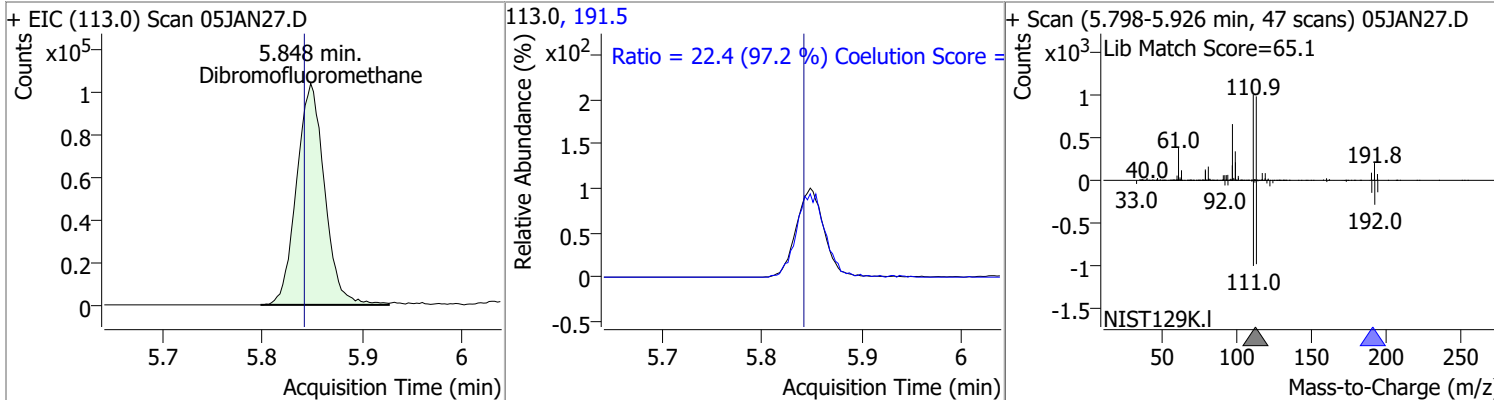
Compound	Conc.	RT	Dev(Min)	Resp.	QIon	QRatio	Lower	Upper
Chloroform	116.2603	5.65	0.00	175506	85.0	65.3	36.0	96.0



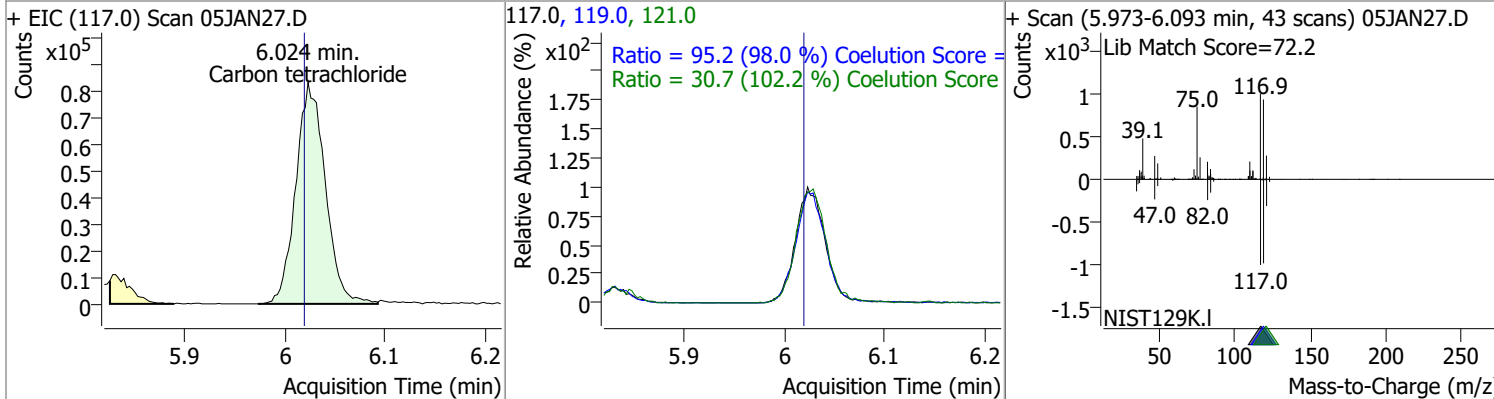
Compound	Conc.	RT	Dev(Min)	Resp.	QIon	QRatio	Lower	Upper
1,1,1-Trichloroethane	121.2274	5.83	0.00	171504	99.0	66.1	34.7	94.7
					61.0	47.8	18.1	78.1



Compound	Conc.	RT	Dev(Min)	Resp.	QIon	QRatio	Lower	Upper
Dibromofluoromethane	270.9825	5.85	0.00	202444	191.5	22.4	0.0	53.1



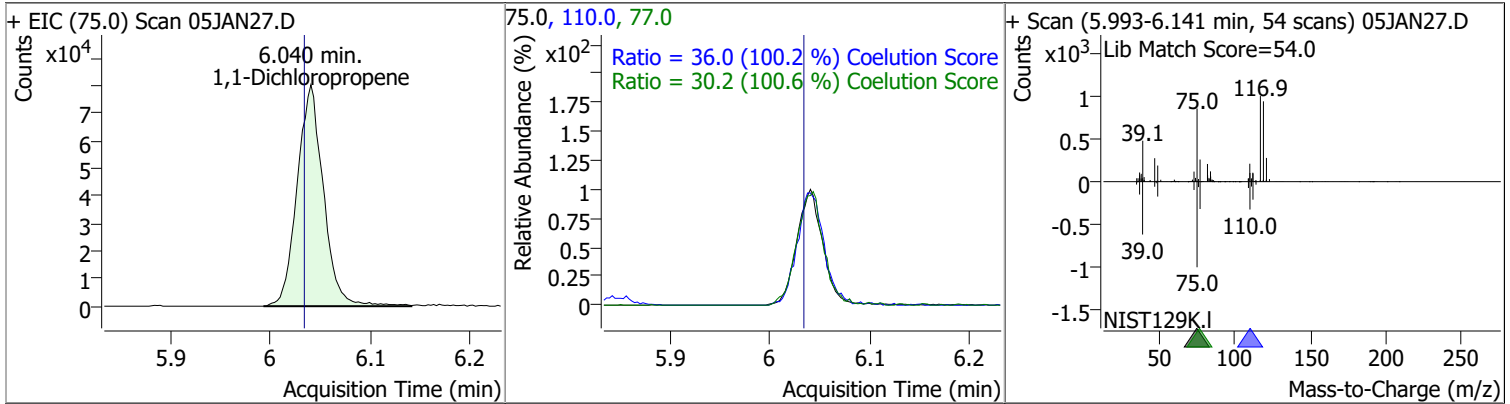
Compound	Conc.	RT	Dev(Min)	Resp.	QIon	QRatio	Lower	Upper
Carbon tetrachloride	121.8270	6.02	0.00	169813	119.0	95.2	67.2	127.2
					121.0	30.7	0.1	60.1



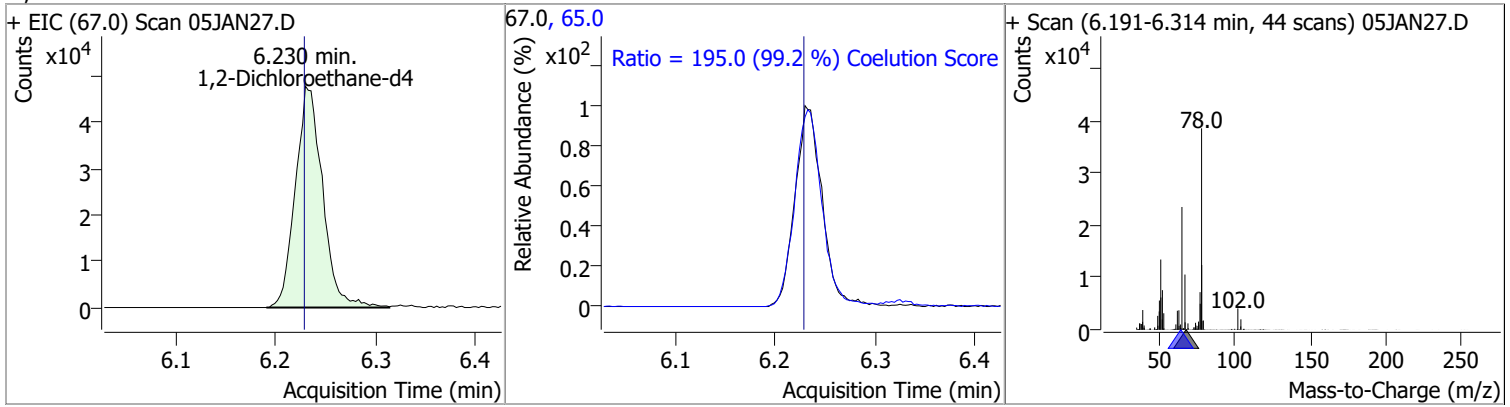


# Quantitation Results Report (QT Reviewed)

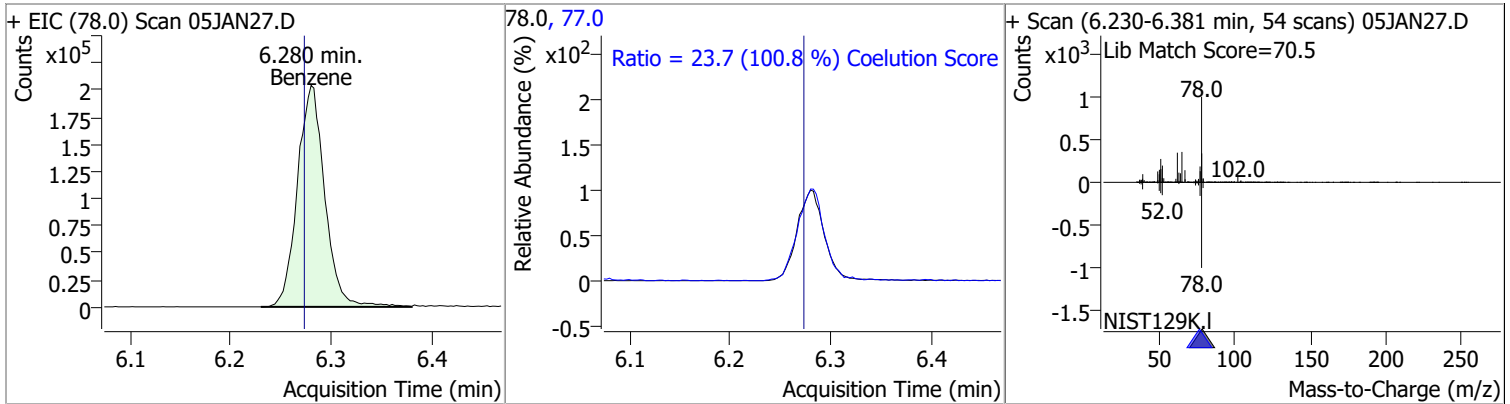
Compound	Conc.	RT	Dev(Min)	Resp.	QIon	QRatio	Lower	Upper
1,1-Dichloropropene	121.5732	6.04	0.00	146239	110.0	36.0	5.9	65.9
					77.0	30.2	0.1	60.1



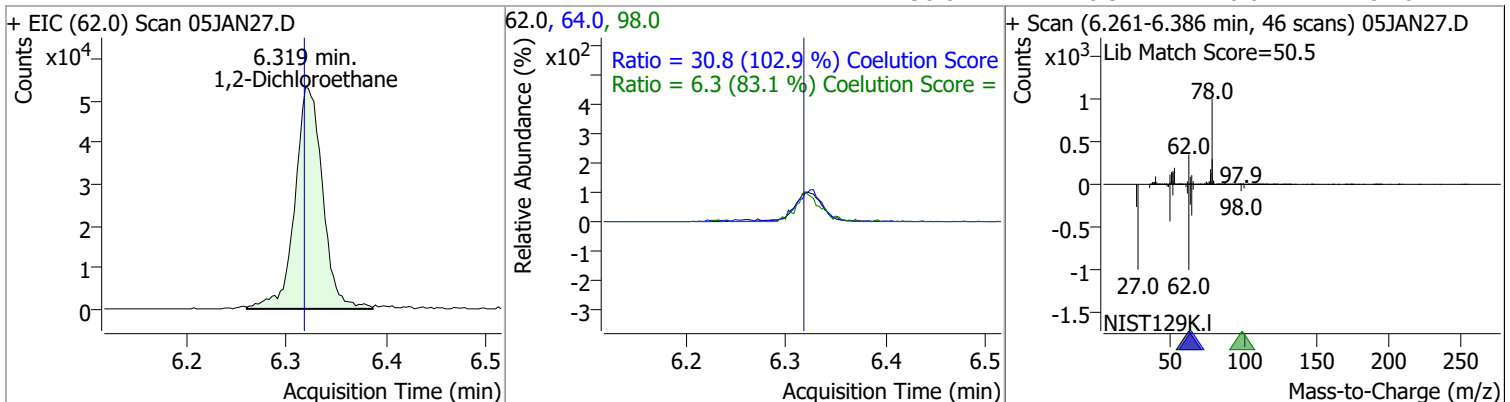
Compound	Conc.	RT	Dev(Min)	Resp.	QIon	QRatio	Lower	Upper
1,2-Dichloroethane-d4	278.4412	6.23	0.00	89848	65.0	195.0	166.5	226.5



Compound	Conc.	RT	Dev(Min)	Resp.	QIon	QRatio	Lower	Upper
Benzene	122.5303	6.28	0.00	386868	77.0	23.7	0.0	53.5

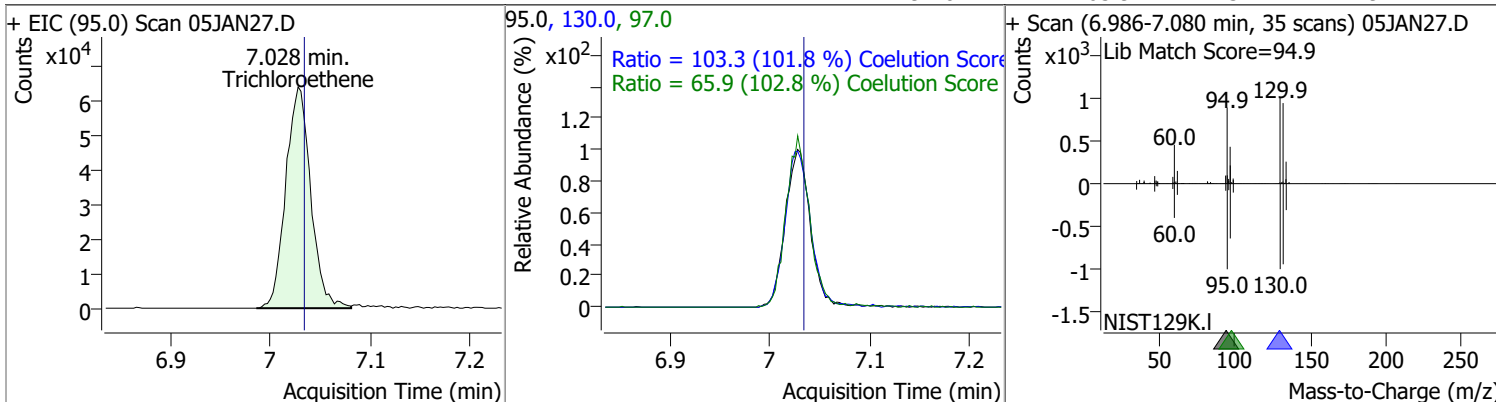


Compound	Conc.	RT	Dev(Min)	Resp.	QIon	QRatio	Lower	Upper
1,2-Dichloroethane	119.9409	6.32	0.00	102446	64.0	30.8	0.0	59.9
					98.0	6.3	0.0	37.6

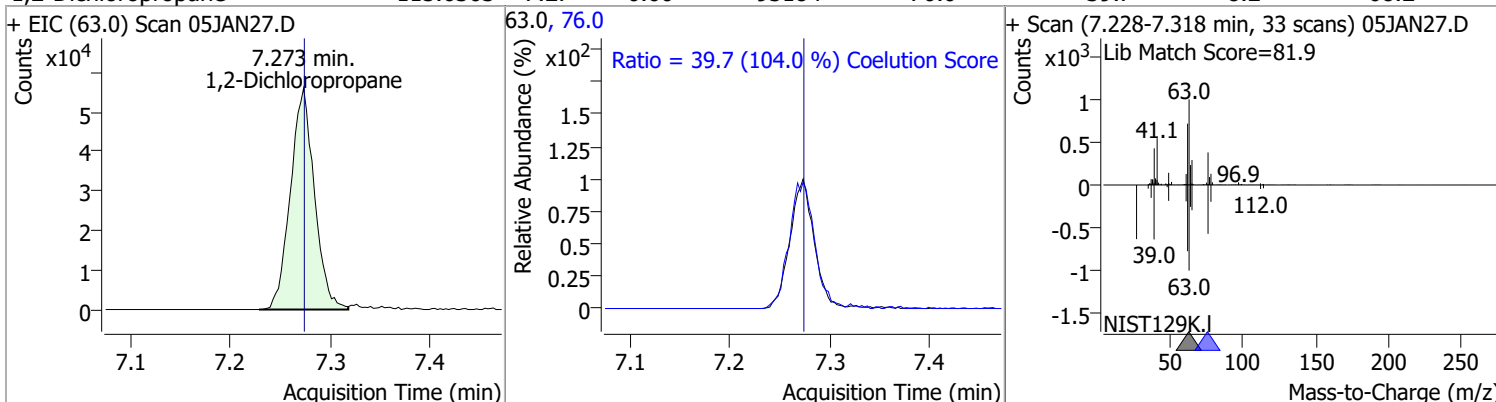


# Quantitation Results Report (QT Reviewed)

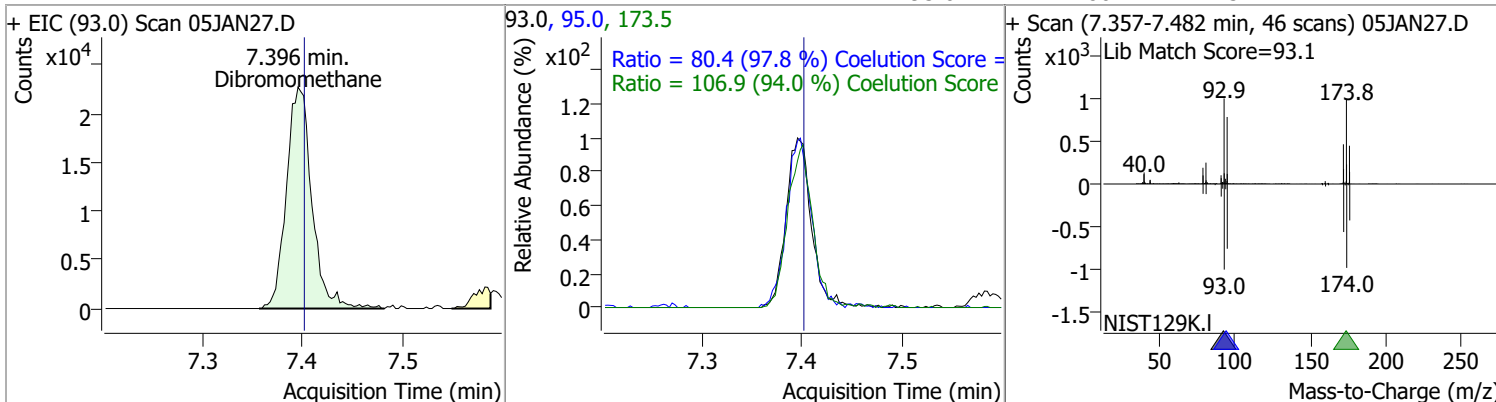
Compound	Conc.	RT	Dev(Min)	Resp.	QIon	QRatio	Lower	Upper
Trichloroethene	121.0621	7.03	0.00	110911	130.0	103.3	71.5	131.5
					97.0	65.9	34.1	94.1



Compound	Conc.	RT	Dev(Min)	Resp.	QIon	QRatio	Lower	Upper
1,2-Dichloropropane	115.6303	7.27	0.00	93184	76.0	39.7	8.2	68.2

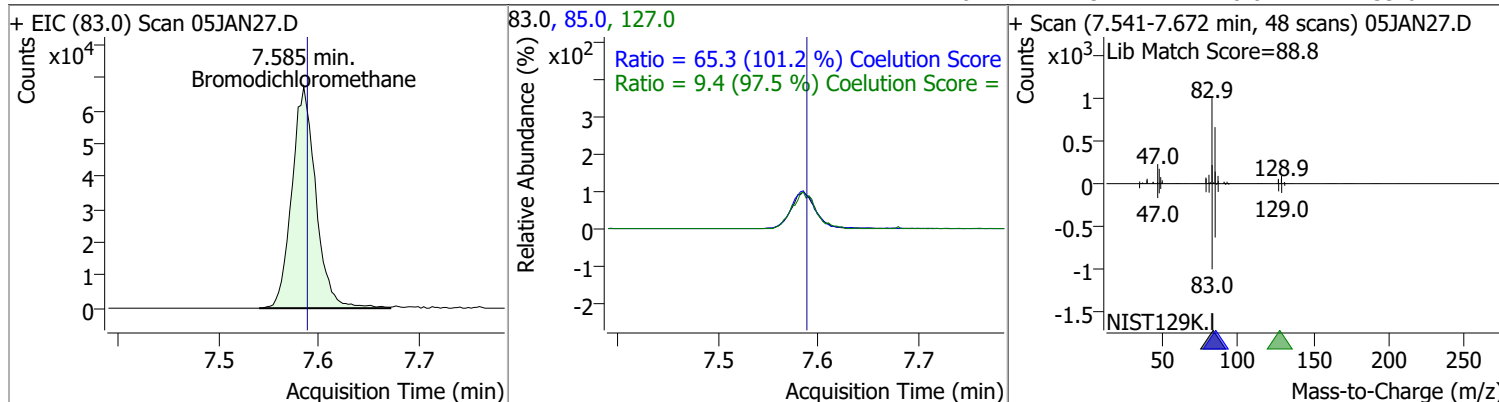


Compound	Conc.	RT	Dev(Min)	Resp.	QIon	QRatio	Lower	Upper
Dibromomethane	118.1336	7.40	0.00	40231	173.5	106.9	83.7	143.7
					95.0	80.4	52.2	112.2

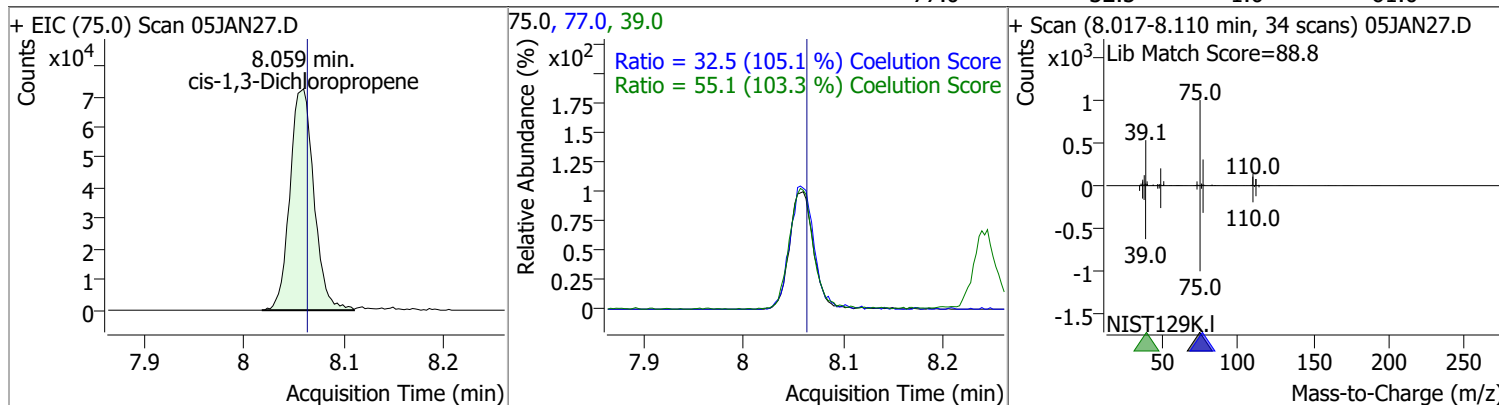


# Quantitation Results Report (QT Reviewed)

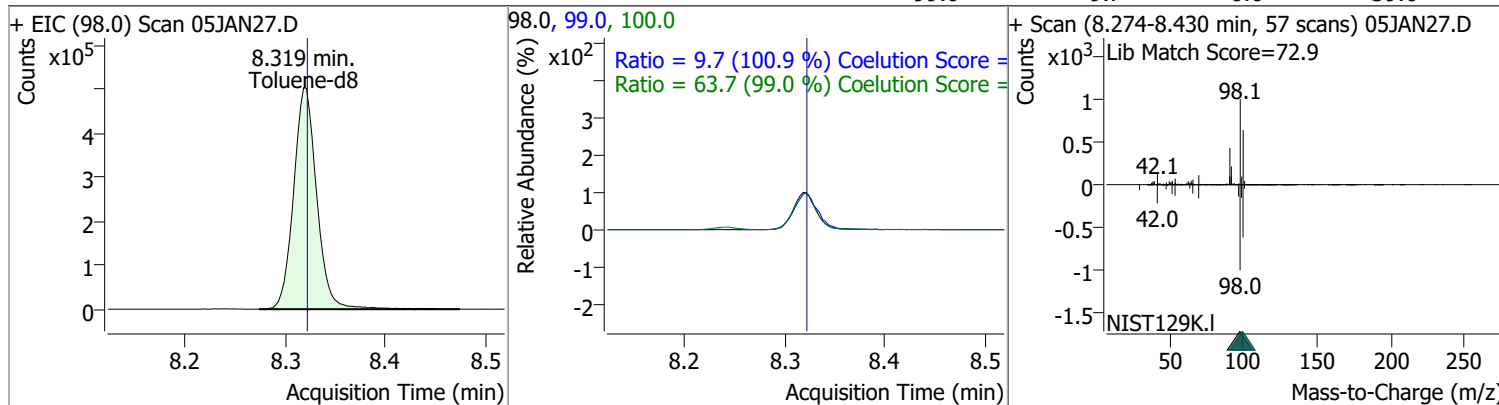
Compound	Conc.	RT	Dev(Min)	Resp.	QIon	QRatio	Lower	Upper
Bromodichloromethane	119.0304	7.59	0.00	111872	85.0	65.3	34.5	94.5
					127.0	9.4	0.0	39.6



Compound	Conc.	RT	Dev(Min)	Resp.	QIon	QRatio	Lower	Upper
cis-1,3-Dichloropropene	113.3200	8.06	0.00	120418	39.0	55.1	23.3	83.3
					77.0	32.5	1.0	61.0

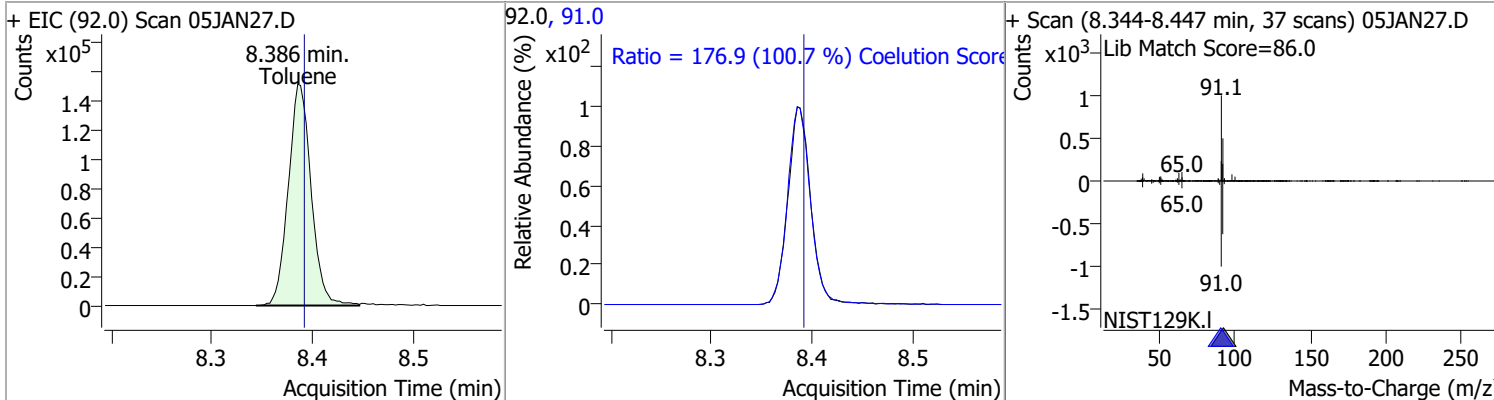


Compound	Conc.	RT	Dev(Min)	Resp.	QIon	QRatio	Lower	Upper
Toluene-d8	275.1504	8.32	0.00	805459	100.0	63.7	34.4	94.4
					99.0	9.7	0.0	39.6

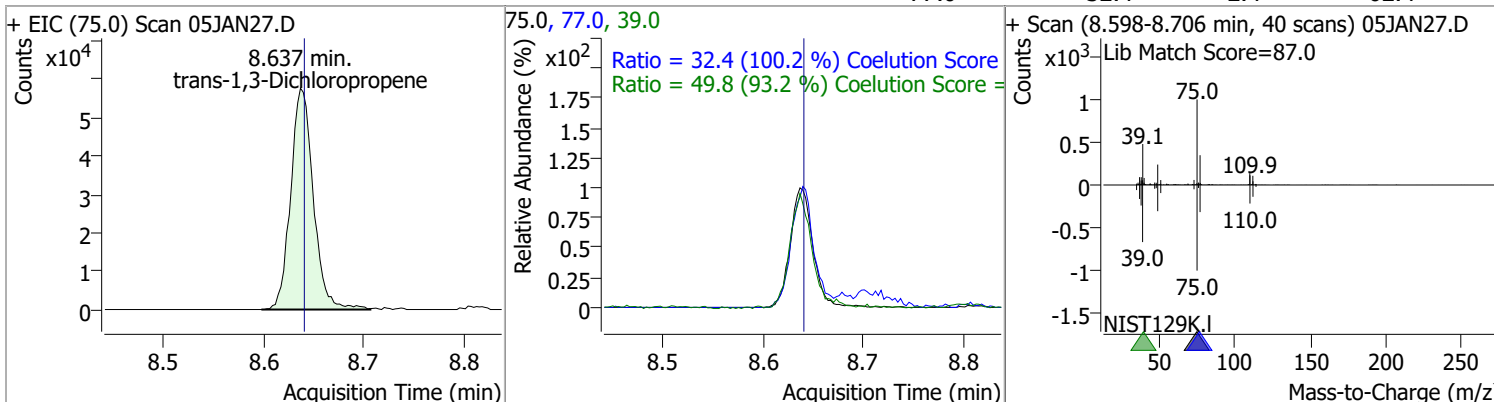


# Quantitation Results Report (QT Reviewed)

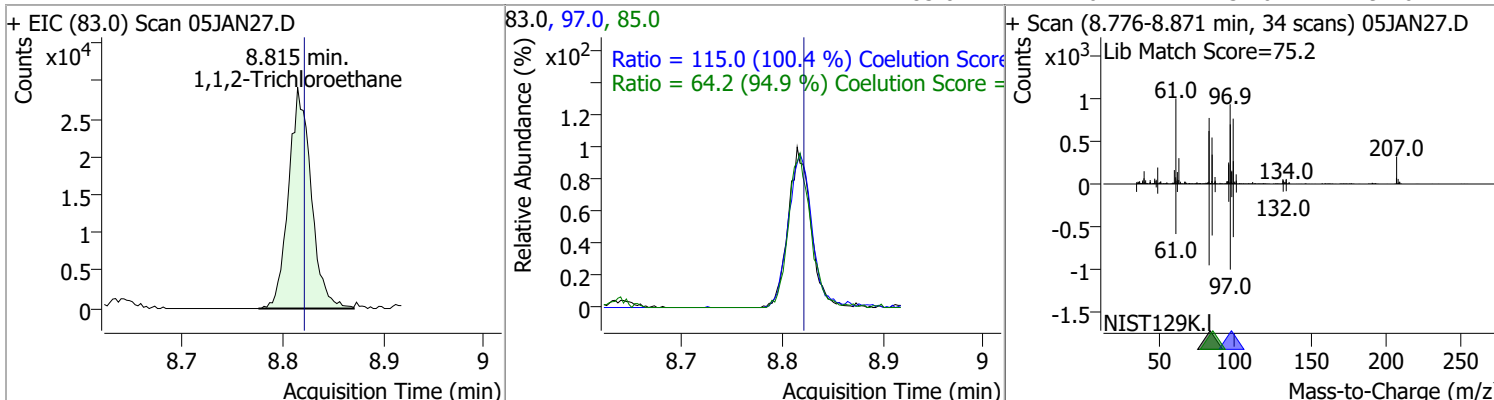
Compound	Conc.	RT	Dev(Min)	Resp.	QIon	QRatio	Lower	Upper
Toluene	121.8165	8.39	0.00	240882	91.0	176.9	145.8	205.8



Compound	Conc.	RT	Dev(Min)	Resp.	QIon	QRatio	Lower	Upper
trans-1,3-Dichloropropene	119.5883	8.64	0.00	90457	39.0	49.8	23.4	83.4
					77.0	32.4	2.4	62.4

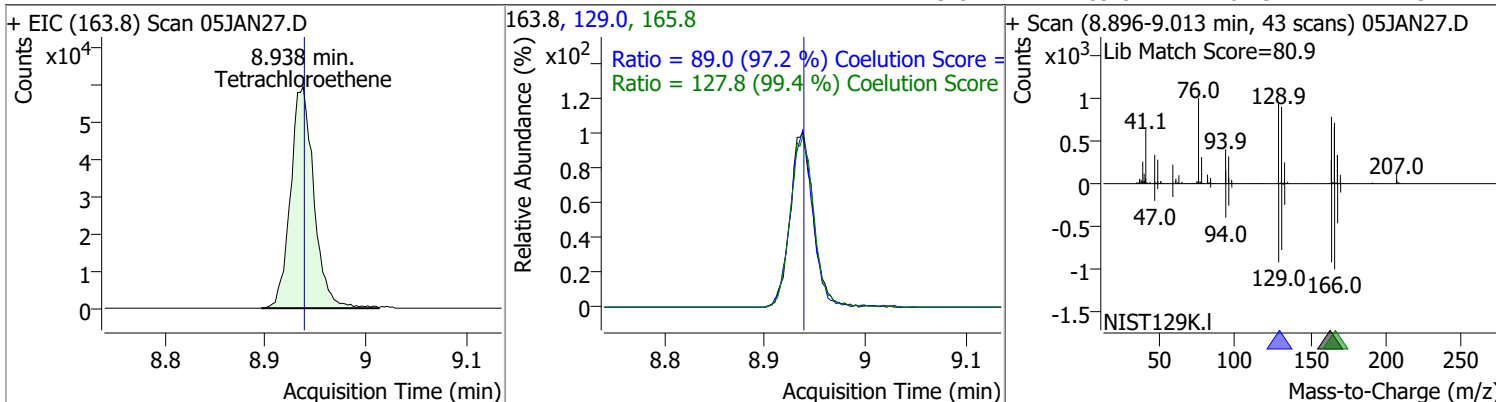


Compound	Conc.	RT	Dev(Min)	Resp.	QIon	QRatio	Lower	Upper
1,1,2-Trichloroethane	115.3607	8.82	0.00	45451	97.0	115.0	84.6	144.6
					85.0	64.2	37.6	97.6

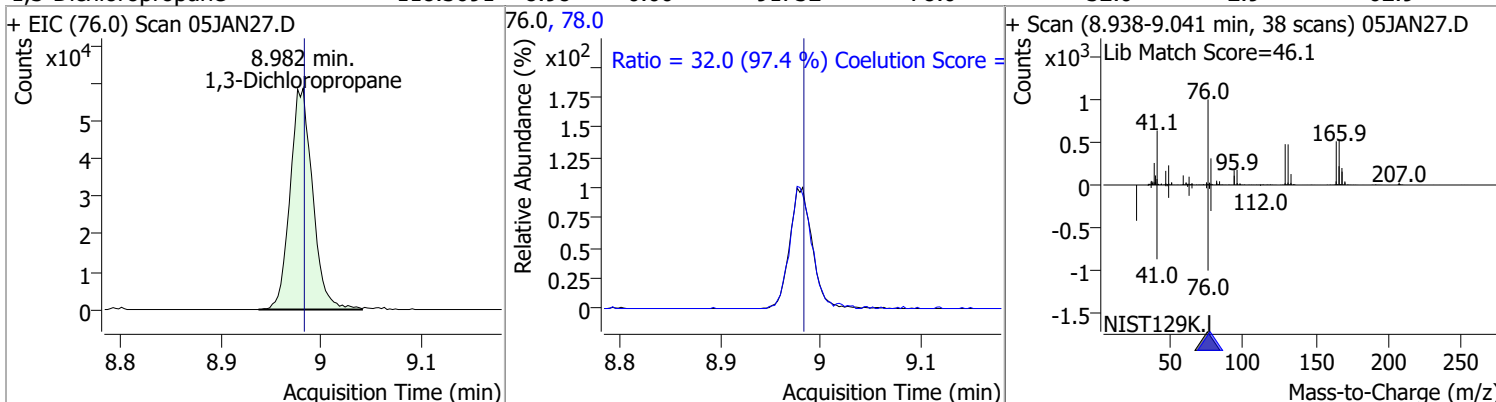


# Quantitation Results Report (QT Reviewed)

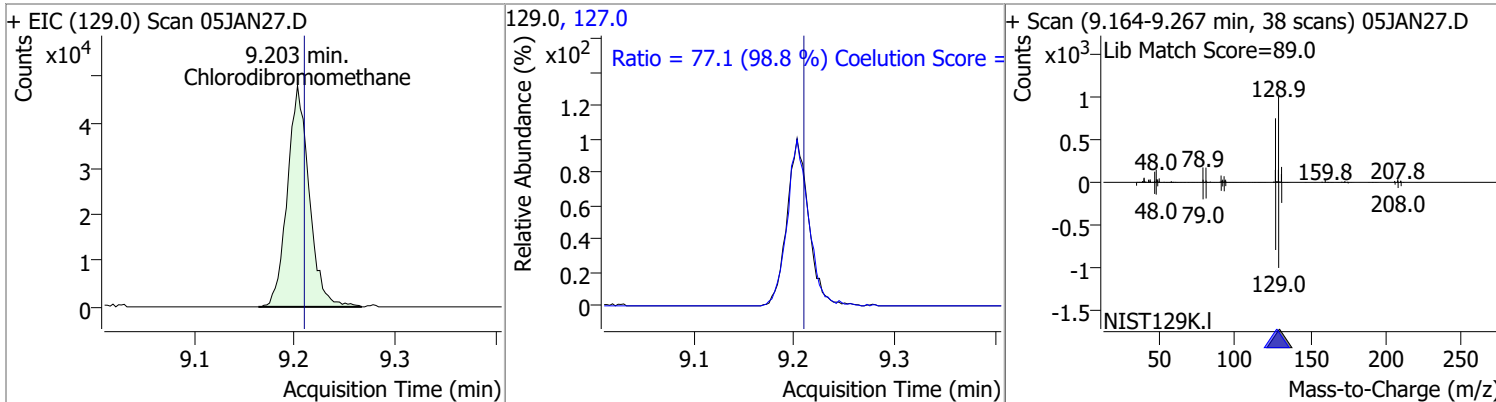
Compound	Conc.	RT	Dev(Min)	Resp.	QIon	QRatio	Lower	Upper
Tetrachloroethene	119.1324	8.94	0.00	96106	165.8	127.8	98.6	158.6
					129.0	89.0	61.5	121.5



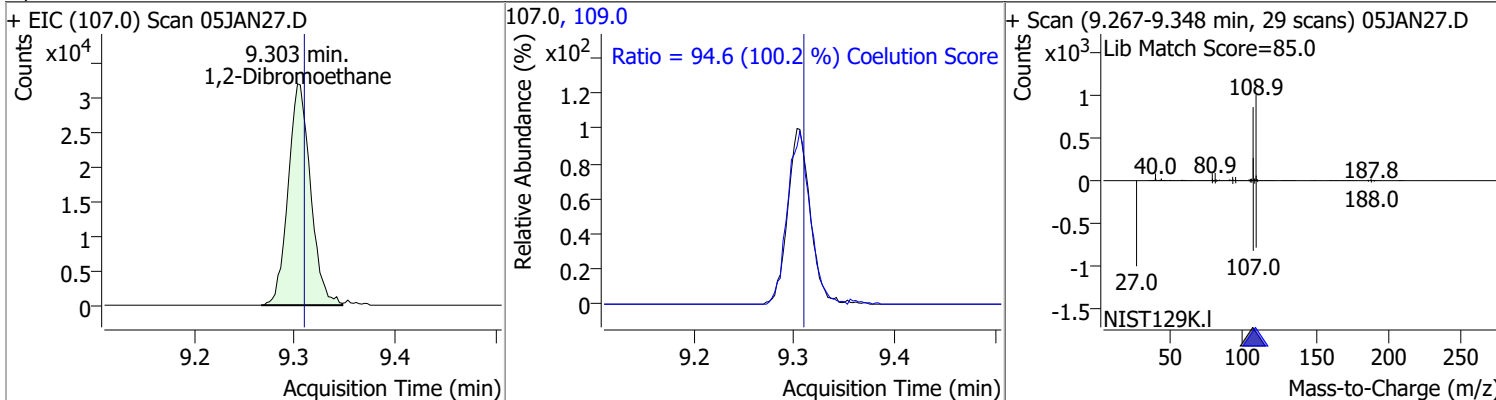
Compound	Conc.	RT	Dev(Min)	Resp.	QIon	QRatio	Lower	Upper
1,3-Dichloropropane	118.3691	8.98	0.00	91732	78.0	32.0	2.9	62.9



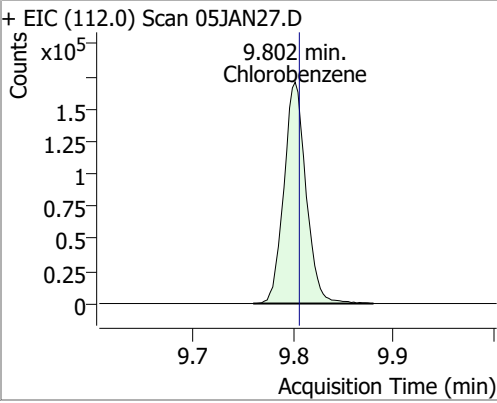
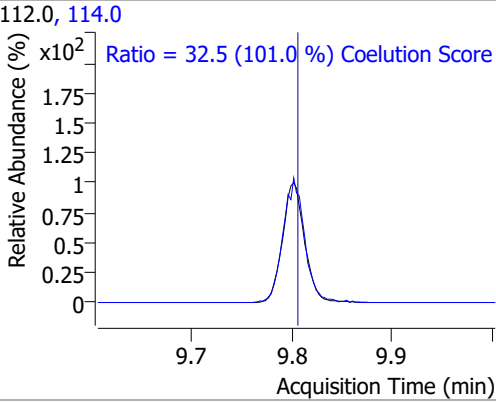
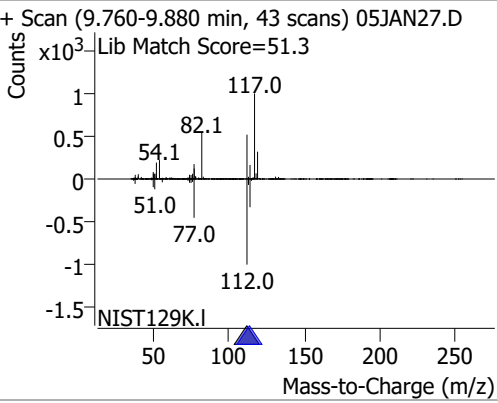
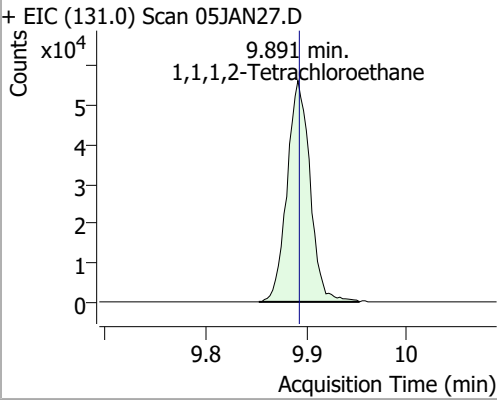
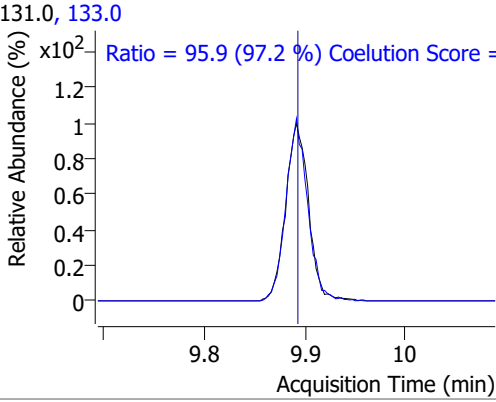
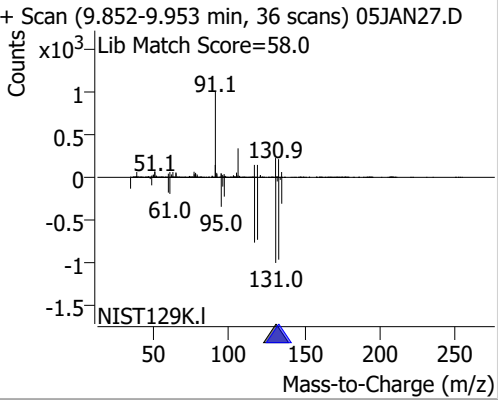
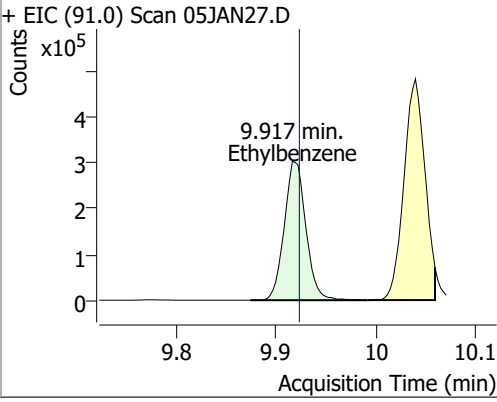
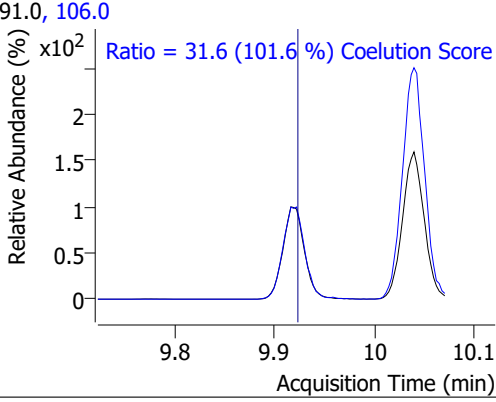
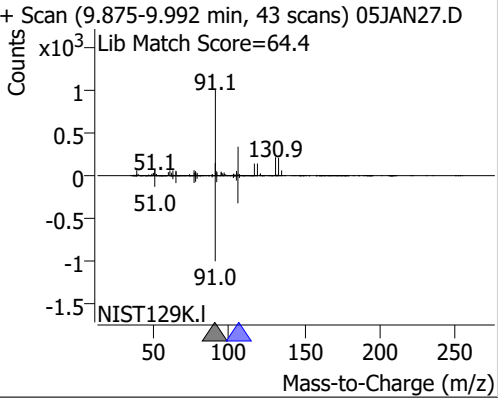
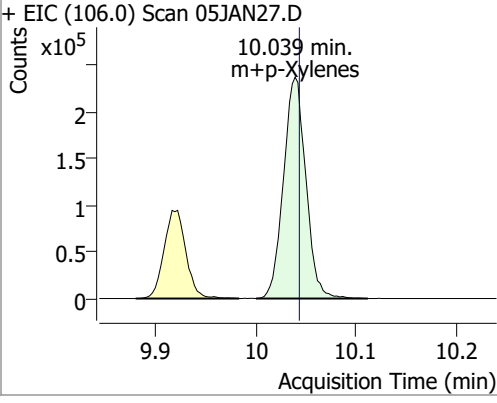
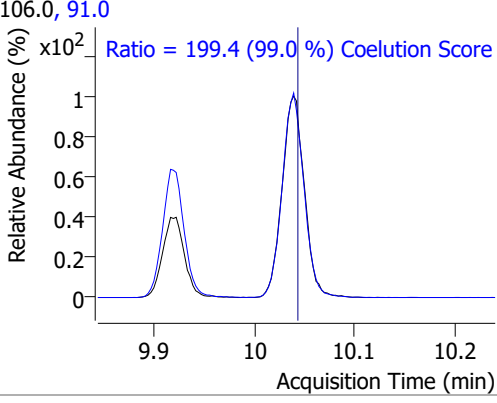
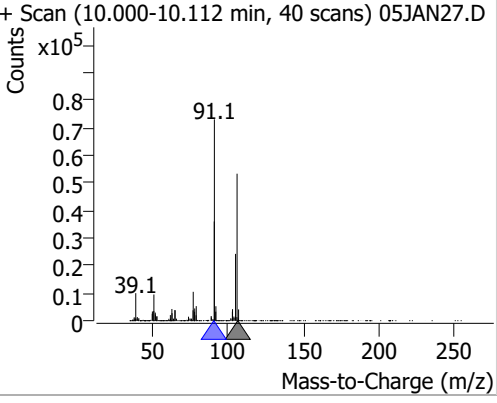
Compound	Conc.	RT	Dev(Min)	Resp.	QIon	QRatio	Lower	Upper
Chlorodibromomethane	118.1104	9.20	0.00	72728	127.0	77.1	48.0	108.0



Compound	Conc.	RT	Dev(Min)	Resp.	QIon	QRatio	Lower	Upper
1,2-Dibromoethane	114.7549	9.30	0.00	49436	109.0	94.6	64.5	124.5

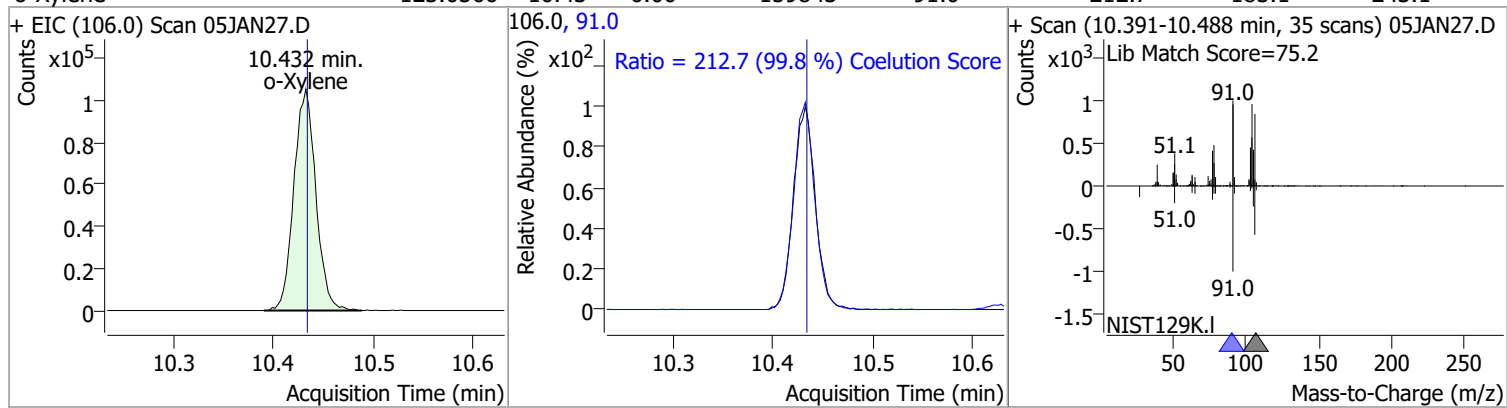


# Quantitation Results Report (QT Reviewed)

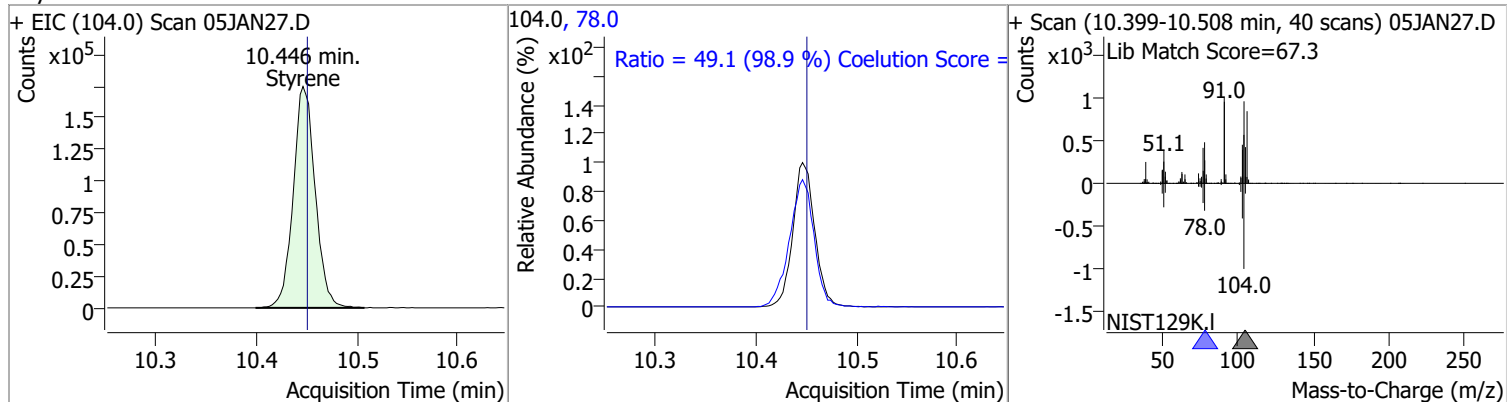
Compound	Conc.	RT	Dev(Min)	Resp.	QIon	QRatio	Lower	Upper
Chlorobenzene	120.6036	9.80	0.00	261094	114.0	32.5	2.1	62.1
+ EIC (112.0) Scan 05JAN27.D			112.0, 114.0			+ Scan (9.760-9.880 min, 43 scans) 05JAN27.D		
								
						Ratio = 32.5 (101.0 %) Coelution Score		
1,1,1,2-Tetrachloroethane	118.4971	9.89	0.00	89675	133.0	95.9	68.6	128.6
+ EIC (131.0) Scan 05JAN27.D			131.0, 133.0			+ Scan (9.852-9.953 min, 36 scans) 05JAN27.D		
								
						Ratio = 95.9 (97.2 %) Coelution Score		
Ethylbenzene	120.8154	9.92	0.00	453620	106.0	31.6	1.1	61.1
+ EIC (91.0) Scan 05JAN27.D			91.0, 106.0			+ Scan (9.875-9.992 min, 43 scans) 05JAN27.D		
								
						Ratio = 31.6 (101.6 %) Coelution Score		
m+p-Xylenes	251.0157	10.04	0.00	366259	91.0	199.4	171.4	231.4
+ EIC (106.0) Scan 05JAN27.D			106.0, 91.0			+ Scan (10.000-10.112 min, 40 scans) 05JAN27.D		
								
						Ratio = 199.4 (99.0 %) Coelution Score		

# Quantitation Results Report (QT Reviewed)

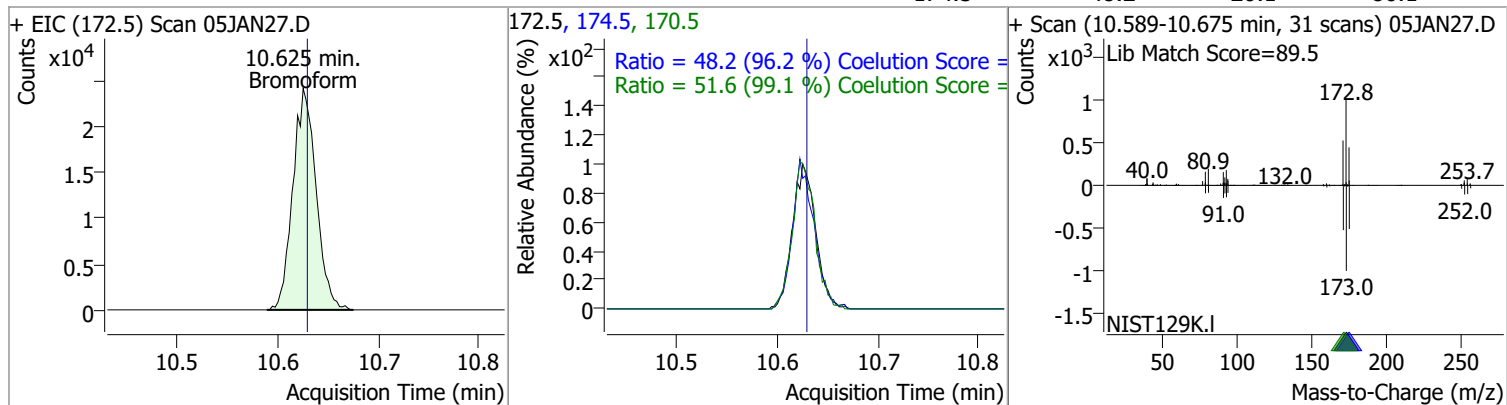
Compound	Conc.	RT	Dev(Min)	Resp.	QIon	QRatio	Lower	Upper
o-Xylene	123.0566	10.43	0.00	159843	91.0	212.7	183.1	243.1



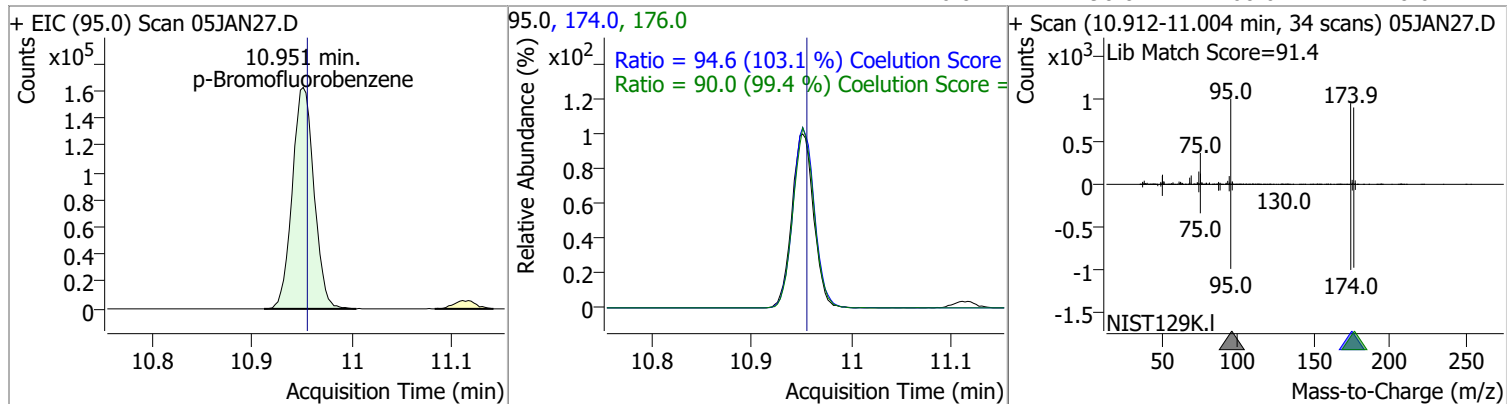
Compound	Conc.	RT	Dev(Min)	Resp.	QIon	QRatio	Lower	Upper
Styrene	126.9277	10.45	0.00	265447	78.0	49.1	19.6	79.6



Compound	Conc.	RT	Dev(Min)	Resp.	QIon	QRatio	Lower	Upper
Bromoform	121.4405	10.62	0.00	39014	170.5	51.6	22.1	82.1
					174.5	48.2	20.1	80.1

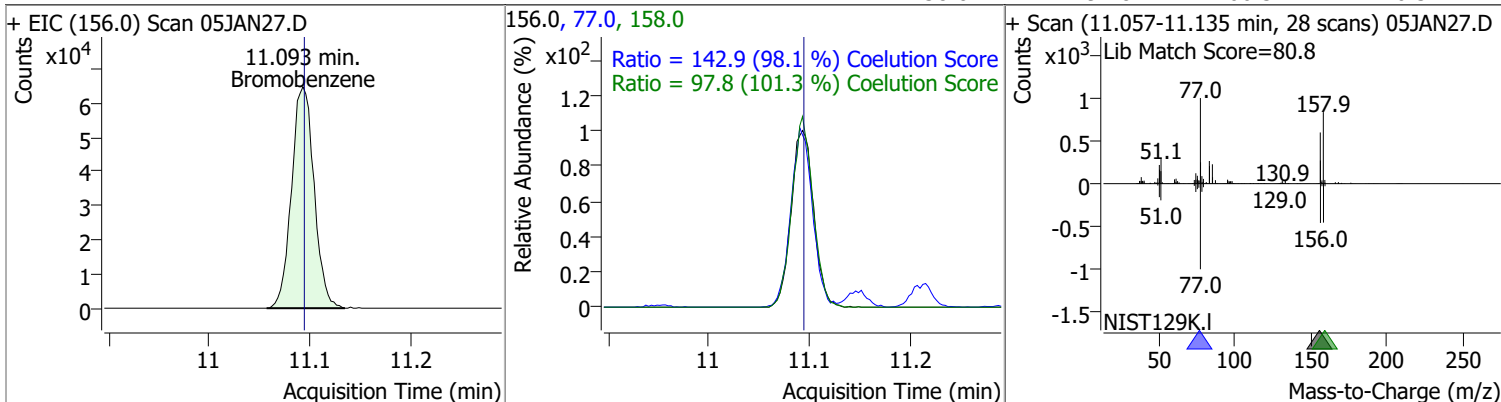


Compound	Conc.	RT	Dev(Min)	Resp.	QIon	QRatio	Lower	Upper
p-Bromofluorobenzene	266.3753	10.95	0.00	244993	174.0	94.6	61.7	121.7
					176.0	90.0	60.6	120.6

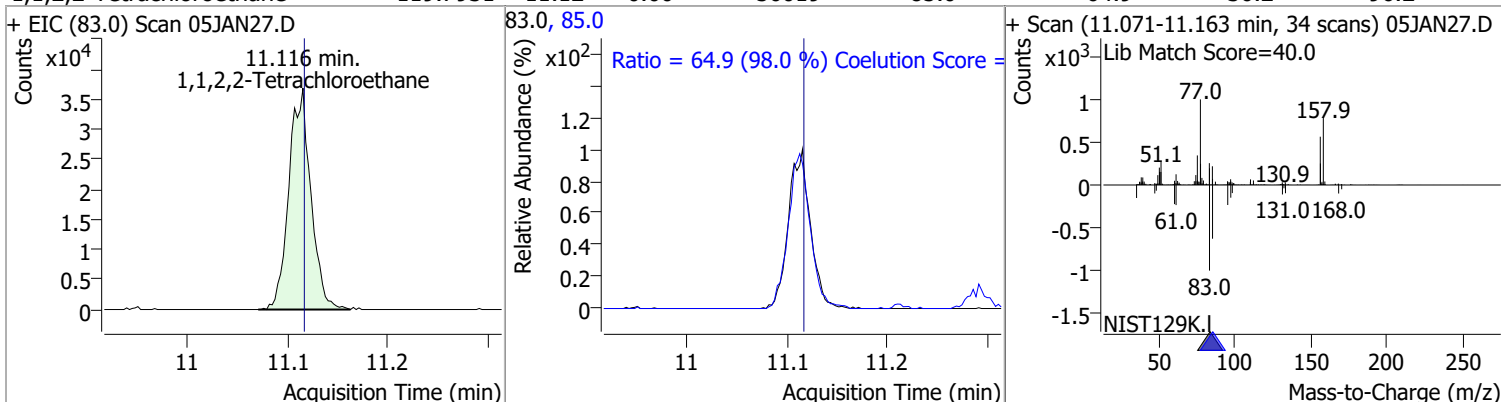


# Quantitation Results Report (QT Reviewed)

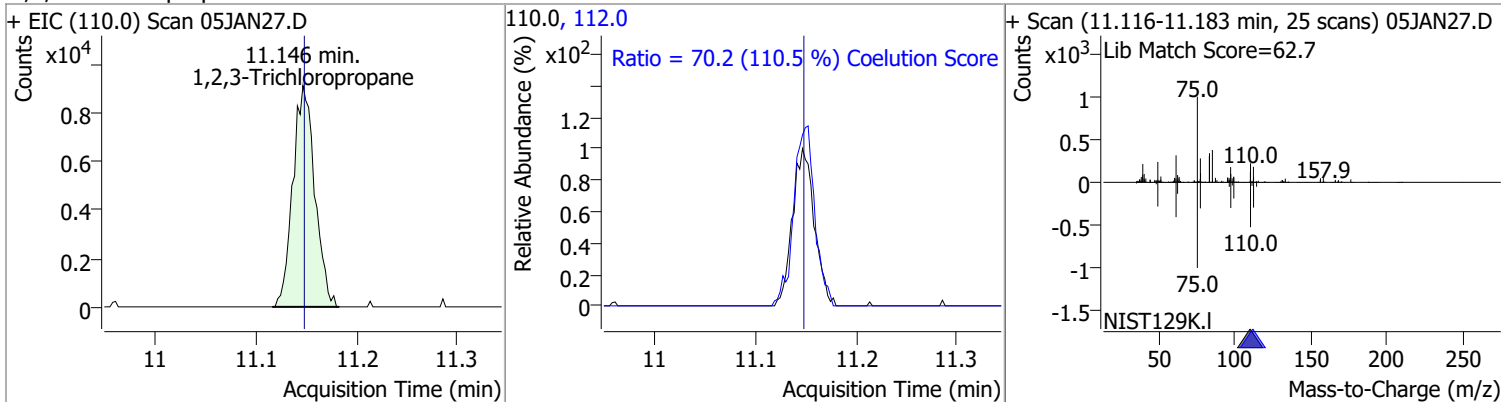
Compound	Conc.	RT	Dev(Min)	Resp.	QIon	QRatio	Lower	Upper
Bromobenzene	124.3029	11.09	0.00	100992	77.0	142.9	115.7	175.7
					158.0	97.8	66.5	126.5



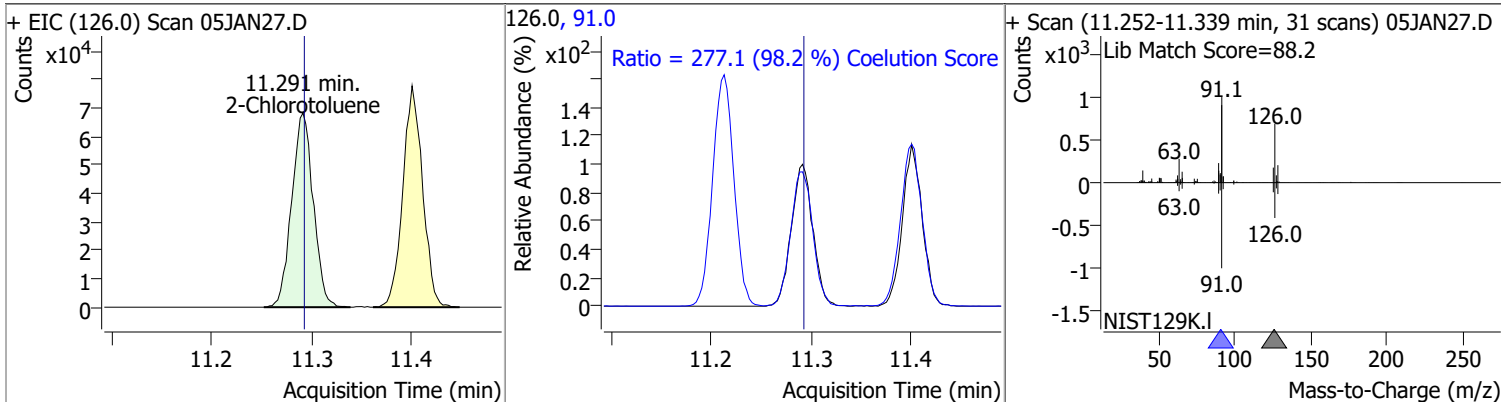
Compound	Conc.	RT	Dev(Min)	Resp.	QIon	QRatio	Lower	Upper
1,1,2,2-Tetrachloroethane	119.7931	11.12	0.00	56019	85.0	64.9	36.2	96.2



Compound	Conc.	RT	Dev(Min)	Resp.	QIon	QRatio	Lower	Upper
1,2,3-Trichloropropane	110.6173	11.15	0.00	13841	112.0	70.2	33.5	93.5



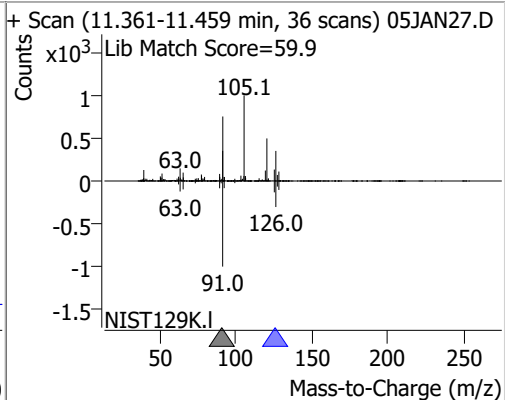
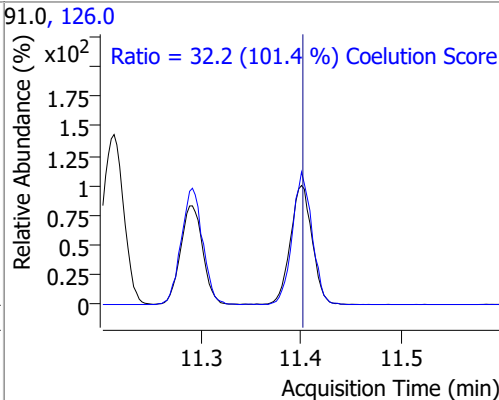
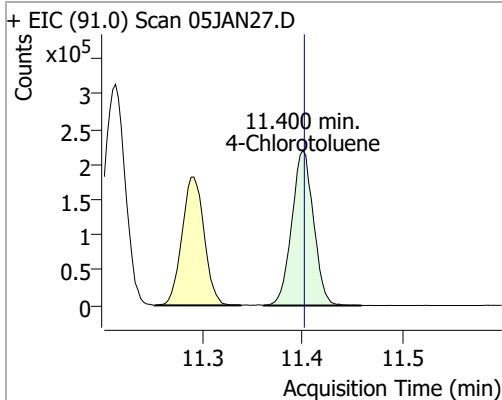
Compound	Conc.	RT	Dev(Min)	Resp.	QIon	QRatio	Lower	Upper
2-Chlorotoluene	125.6181	11.29	0.00	101550	91.0	277.1	252.3	312.3



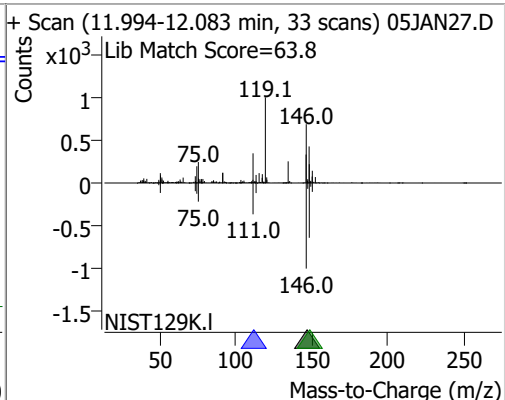
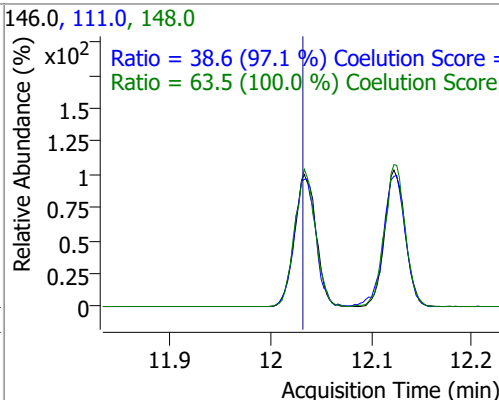
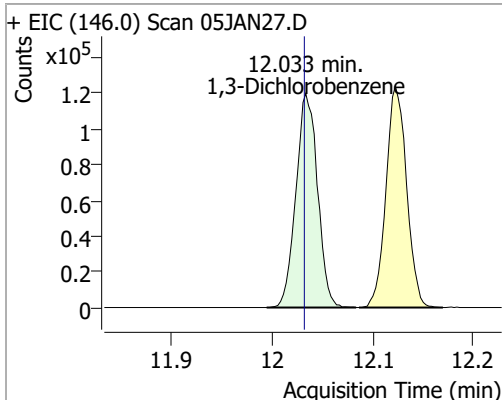


# Quantitation Results Report (QT Reviewed)

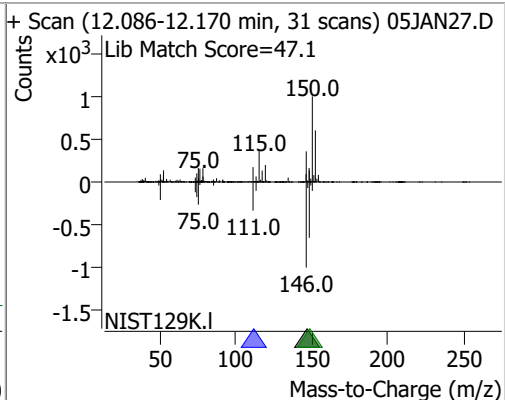
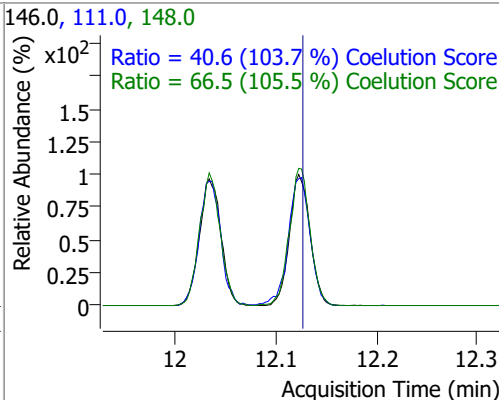
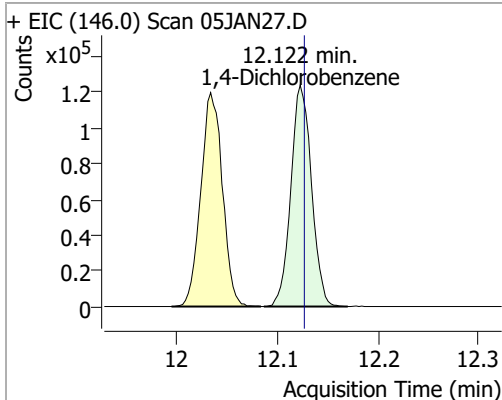
Compound	Conc.	RT	Dev(Min)	Resp.	QIon	QRatio	Lower	Upper
4-Chlorotoluene	125.3600	11.40	0.00	330418	126.0	32.2	1.7	61.7



Compound	Conc.	RT	Dev(Min)	Resp.	QIon	QRatio	Lower	Upper
1,3-Dichlorobenzene	121.0460	12.03	0.00	179363	148.0	63.5	33.6	93.6
					111.0	38.6	9.8	69.8

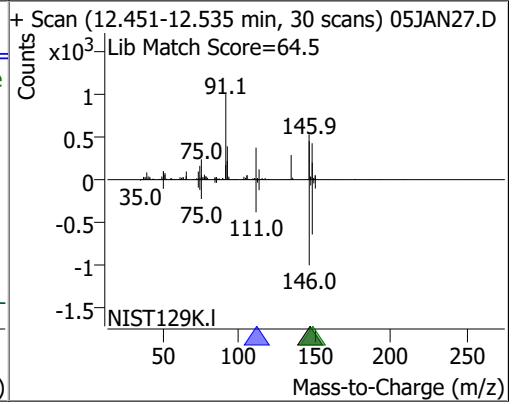
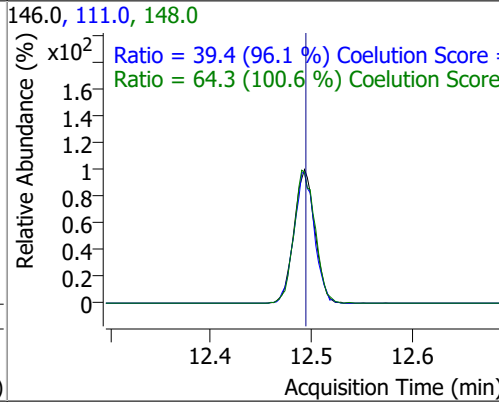
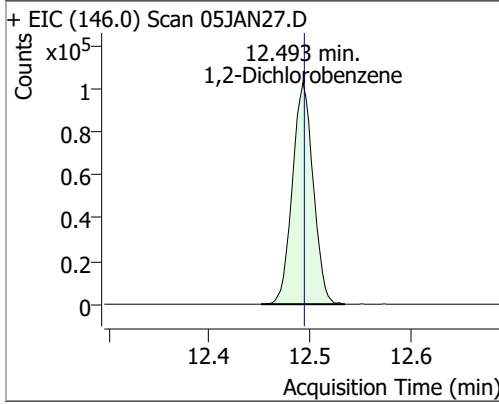


Compound	Conc.	RT	Dev(Min)	Resp.	QIon	QRatio	Lower	Upper
1,4-Dichlorobenzene	117.1952	12.12	0.00	177069	148.0	66.5	33.1	93.1
					111.0	40.6	9.1	69.1



# Quantitation Results Report (QT Reviewed)

Compound	Conc.	RT	Dev(Min)	Resp.	QIon	QRatio	Lower	Upper
1,2-Dichlorobenzene	118.5734	12.49	0.00	148487	148.0	64.3	33.9	93.9
					111.0	39.4	11.0	71.0



# Audit Trail report

**Batch name and path:** D:\Org\Data\VOA5975C\VG010522\QuantResults\VG010522\_8260B.batch.bin  
**Quant batch version:** 10.0  
**Quant reporting version:** 10.0

Name	User	Time	Action	Reason	Comment	Succeed	Exception
CmdNewBatchTable	BL2000\mchavez	1/5/2022 10:06:32 AM	Create new batch D:\Org\Data\VOA5975C\VG010522\VG010522_8260B.batch.bin			✓	
CmdImportSamplesFromWorklist	BL2000\mchavez	1/5/2022 10:06:44 AM	Add samples from worklist: D:\Org\Data\VOA5975C\VG010522\05JAN02.D, D:\Org\Data\VOA5975C\VG010522\05JAN01.D			✓	
CmdSetSampleAttribute	BL2000\mchavez	1/5/2022 10:09:25 AM	Set SampleType = TuneCheck for sample 05JAN02.D; previous value = Sample			✓	
CmdSaveBatchTable	BL2000\mchavez	1/5/2022 10:09:53 AM	Save batch D:\Org\Data\VOA5975C\VG010522\QuantResults\VG010522_8260B.batch.bin			✓	
CmdOpenBatchTable	BL2000\mchavez	1/5/2022 11:08:02 AM	Open batch D:\Org\Data\VOA5975C\VG010522\VG010522_8260B.batch.bin			✓	
CmdImportSamplesFromWorklist	BL2000\mchavez	1/5/2022 11:08:14 AM	Add samples from worklist: D:\Org\Data\VOA5975C\VG010522\05JAN03.D			✓	
CmdSetSampleAttribute	BL2000\mchavez	1/5/2022 11:08:17 AM	Set SampleType = CC for sample 05JAN03.D; previous value = Sample			✓	
CmdSetSampleAttribute	BL2000\mchavez	1/5/2022 11:08:21 AM	Set LevelName = CC for sample 05JAN03.D; previous value =			✓	
CmdQuantitate	BL2000\mchavez	1/5/2022 11:08:23 AM	Quantitate all compounds in all samples			✓	
CmdStartMethodEditing	BL2000\mchavez	1/5/2022 11:08:36 AM	Start method editing			✓	
CmdImportMethodFromBatch	BL2000\mchavez	1/5/2022 11:08:37 AM	Import method from batch D:\Org\Data\VOA5977B\VH010422\VH010422_8260B_624pt1.batch.bin			✓	
CmdMethodClear	BL2000\mchavez	1/5/2022 11:08:56 AM	Clear method			✓	
CmdImportMethodFromBatch	BL2000\mchavez	1/5/2022 11:08:58 AM	Import method from batch D:\Org\Data\VOA5975C\VG010422\VG010422_8260B.batch.bin			✓	
CmdApplyMethodToAllSamples	BL2000\mchavez	1/5/2022 11:09:02 AM	Apply method to all samples			✓	
CmdMethodClear	BL2000\mchavez	1/5/2022 11:09:02 AM	Clear method			✓	
CmdEndMethodEditing	BL2000\mchavez	1/5/2022 11:09:02 AM	End method editing			✓	
CmdQuantitate	BL2000\mchavez	1/5/2022 11:09:07 AM	Quantitate all compounds in all samples			✓	
CmdImportSamplesFromWorklist	BL2000\mchavez	1/5/2022 11:46:31 AM	Add samples from worklist: D:\Org\Data\VOA5975C\VG010522\05JAN04.D			✓	
CmdSetSampleAttribute	BL2000\mchavez	1/5/2022 11:46:35 AM	Set SampleType = QC for sample 05JAN04.D; previous value = Sample			✓	

# Audit Trail report

Name	User	Time	Action	Reason	Comment	Succeed	Exception
CmdSetSampleAttribute	BL2000\mchavez	1/5/2022 11:46:40 AM	Set LevelName = QC for sample 05JAN04.D; previous value =			✓	
CmdSetSampleAttribute	BL2000\mchavez	1/5/2022 11:46:46 AM	Set SampleInformation = LCSA for sample 05JAN04.D; previous value =			✓	
CmdQuantitate	BL2000\mchavez	1/5/2022 11:46:50 AM	Quantitate all compounds in all samples			✓	
CmdSaveBatchTable	BL2000\mchavez	1/5/2022 12:10:46 PM	Save batch D:\Org\Data\VOA5975C\VG010522\QuantResults\VG010522_8260B.batch.bin			✓	
CmdOpenBatchTable	BL2000\mchavez	1/5/2022 12:40:50 PM	Open batch D:\Org\Data\VOA5975C\VG010522\VG010522_8260B.batch.bin			✓	
CmdImportSamplesFromWorklist	BL2000\mchavez	1/5/2022 12:41:18 PM	Add samples from worklist: D:\Org\Data\VOA5975C\VG010522\05JAN06.D, D:\Org\Data\VOA5975C\VG010522\05JAN05.D			✓	
CmdSetSampleAttribute	BL2000\mchavez	1/5/2022 12:41:28 PM	Set SampleType = Blank for sample 05JAN06.D; previous value = Sample			✓	
CmdQuantitate	BL2000\mchavez	1/5/2022 12:41:33 PM	Quantitate all compounds in all samples			✓	
CmdQuantitate	BL2000\mchavez	1/5/2022 12:42:20 PM	Quantitate all compounds in all samples			✓	
CmdSaveBatchTable	BL2000\mchavez	1/5/2022 12:42:58 PM	Save batch D:\Org\Data\VOA5975C\VG010522\QuantResults\VG010522_8260B.batch.bin			✓	
CmdOpenBatchTable	BL2000\mchavez	1/5/2022 2:33:02 PM	Open batch D:\Org\Data\VOA5975C\VG010522\VG010522_8260B.batch.bin			✓	
CmdImportSamplesFromWorklist	BL2000\mchavez	1/5/2022 2:33:41 PM	Add samples from worklist: D:\Org\Data\VOA5975C\VG010522\05JAN09.D, D:\Org\Data\VOA5975C\VG010522\05JAN08.D, D:\Org\Data\VOA5975C\VG010522\05JAN07.D			✓	
CmdQuantitate	BL2000\mchavez	1/5/2022 2:33:49 PM	Quantitate all compounds in all samples			✓	
CmdImportSamplesFromWorklist	BL2000\mchavez	1/5/2022 2:36:55 PM	Add samples from worklist: D:\Org\Data\VOA5975C\VG010522\05JAN10.D			✓	
CmdQuantitate	BL2000\mchavez	1/5/2022 2:37:06 PM	Quantitate all compounds in all samples			✓	
CmdStartMethodEditing	BL2000\mchavez	1/5/2022 2:44:33 PM	Start method editing			✓	
CmdImportMethodFromSample	BL2000\mchavez	1/5/2022 2:44:34 PM	Import method from sample 05JAN10.D			✓	
CmdApplyMethodToAllSamples	BL2000\mchavez	1/5/2022 2:47:34 PM	Apply method to all samples			✓	
CmdMethodClear	BL2000\mchavez	1/5/2022 2:47:35 PM	Clear method			✓	
CmdEndMethodEditing	BL2000\mchavez	1/5/2022 2:47:36 PM	End method editing			✓	

# Audit Trail report

Name	User	Time	Action	Reason	Comment	Succeed	Exception
CmdQuantitate	BL2000\mchavez	1/5/2022 2:47:41 PM	Quantitate all compounds in all samples			✓	
CmdImportSamplesFromWorklist	BL2000\mchavez	1/5/2022 3:02:57 PM	Add samples from worklist: D:\Org\Data\VOA5975C\VG010522\05JAN11.D			✓	
CmdQuantitate	BL2000\mchavez	1/5/2022 3:03:07 PM	Quantitate all compounds in all samples			✓	
CmdSaveBatchTable	BL2000\mchavez	1/5/2022 3:04:23 PM	Save batch D:\Org\Data\VOA5975C\VG010522\QuantResults\VG010522_8260B.batch.bin			✓	
CmdOpenBatchTable	BL2000\mchavez	1/5/2022 3:32:09 PM	Open batch D:\Org\Data\VOA5975C\VG010522\VG010522_8260B.batch.bin			✓	
CmdImportSamplesFromWorklist	BL2000\mchavez	1/5/2022 3:32:24 PM	Add samples from worklist: D:\Org\Data\VOA5975C\VG010522\05JAN12.D			✓	
CmdQuantitate	BL2000\mchavez	1/5/2022 3:32:32 PM	Quantitate all compounds in all samples			✓	
CmdSaveBatchTable	BL2000\mchavez	1/5/2022 4:00:06 PM	Save batch D:\Org\Data\VOA5975C\VG010522\QuantResults\VG010522_8260B.batch.bin			✓	
CmdOpenBatchTable	BL2000\mchavez	1/5/2022 4:37:21 PM	Open batch D:\Org\Data\VOA5975C\VG010522\VG010522_8260B.batch.bin			✓	
CmdImportSamplesFromWorklist	BL2000\mchavez	1/5/2022 4:37:49 PM	Add samples from worklist: D:\Org\Data\VOA5975C\VG010522\05JAN14.D, D:\Org\Data\VOA5975C\VG010522\05JAN13.D			✓	
CmdQuantitate	BL2000\mchavez	1/5/2022 4:38:00 PM	Quantitate all compounds in all samples			✓	
CmdManuallyIntegratePeak	BL2000\mchavez	1/5/2022 4:38:36 PM	Manually integrate compound Chlorodibromomethane in sample 05JAN14.D, from x, y = 9.169, 0 to 9.233, 0, result = 3282; previous integration is from x, y = 9.194, 0 to 9.233, 0 and previous response = 2357.			✓	
CmdManuallyIntegratePeak	BL2000\mchavez	1/5/2022 4:38:54 PM	Manually integrate compound Chloroform in sample 05JAN14.D, from x, y = 5.597, 0 to 5.706, 0, result = 2570; previous integration is from x, y = 5.636, 0 to 5.689, 0 and previous response = 2109.			✓	
CmdManuallyIntegrateQualifierPeak	BL2000\mchavez	1/5/2022 4:38:57 PM	Manually integrate qualifier 85.0 of compound Chloroform in sample 05JAN14.D from x, y = 5.611, 0 to 5.706, 0; result = 1771			✓	
CmdZeroOutPeak	BL2000\mchavez	1/5/2022 4:39:08 PM	Zero out primary peak of compound 4-Chlorotoluene in sample 05JAN14.D			✓	

# Audit Trail report

Name	User	Time	Action	Reason	Comment	Succeed	Exception
CmdSaveBatchTable	BL2000\mchavez	1/5/2022 4:55:15 PM	Save batch D:\Org\Data\VOA5975C\VG010522\QuantResults\VG010522_8260B.batch.bin			✓	
CmdOpenBatchTable	BL2000\mchavez	1/6/2022 8:31:32 AM	Open batch D:\Org\Data\VOA5975C\VG010522\VG010522_8260B.batch.bin			✓	
CmdImportSamplesFromWorklist	BL2000\mchavez	1/6/2022 8:33:55 AM	Add samples from worklist: D:\Org\Data\VOA5975C\VG010522\05JAN29.D, D:\Org\Data\VOA5975C\VG010522\05JAN28.D, D:\Org\Data\VOA5975C\VG010522\05JAN27.D, D:\Org\Data\VOA5975C\VG010522\05JAN26.D, D:\Org\Data\VOA5975C\VG010522\05JAN25.D, D:\Org\Data\VOA5975C\VG010522\05JAN24.D, D:\Org\Data\VOA5975C\VG010522\05JAN23.D, D:\Org\Data\VOA5975C\VG010522\05JAN22.D, D:\Org\Data\VOA5975C\VG010522\05JAN21.D, D:\Org\Data\VOA5975C\VG010522\05JAN20.D, D:\Org\Data\VOA5975C\VG010522\05JAN19.D, D:\Org\Data\VOA5975C\VG010522\05JAN18.D, D:\Org\Data\VOA5975C\VG010522\05JAN17.D, D:\Org\Data\VOA5975C\VG010522\05JAN16.D, D:\Org\Data\VOA5975C\VG010522\05JAN15.D			✓	
CmdSetSampleAttribute	BL2000\mchavez	1/6/2022 8:34:07 AM	Set SampleType = CC for sample 05JAN27.D; previous value = Sample			✓	
CmdSetSampleAttribute	BL2000\mchavez	1/6/2022 8:34:16 AM	Set LevelName = CC for sample 05JAN27.D; previous value =			✓	
CmdSetSampleAttribute	BL2000\mchavez	1/6/2022 8:34:21 AM	Set SampleType = Matrix for sample 05JAN24.D; previous value = Sample			✓	
CmdSetSampleAttribute	BL2000\mchavez	1/6/2022 8:34:26 AM	Set SampleType = MatrixDup for sample 05JAN25.D; previous value = Sample			✓	
CmdSetSampleAttribute	BL2000\mchavez	1/6/2022 8:36:48 AM	Set SampleInformation = MatrixA for sample 05JAN24.D; previous value =			✓	
CmdSetSampleAttribute	BL2000\mchavez	1/6/2022 8:36:52 AM	Set SampleInformation = MatrixA for sample 05JAN25.D; previous value =			✓	
CmdQuantitate	BL2000\mchavez	1/6/2022 8:37:11 AM	Quantitate all compounds in all samples			✓	
CmdSetSampleAttribute	BL2000\mchavez	1/6/2022 8:37:19 AM	Set MatrixSpikeGroup = 2 for sample 05JAN24.D; previous value =			✓	

# Audit Trail report

Name	User	Time	Action	Reason	Comment	Succeed	Exception
CmdSetSampleAttribute	BL2000\mchavez	1/6/2022 8:37:23 AM	Set MatrixSpikeGroup = 2 for sample 05JAN25.D; previous value =			✓	
CmdSetSampleAttribute	BL2000\mchavez	1/6/2022 8:37:30 AM	Set MatrixSpikeGroup = 2 for sample 05JAN14.D; previous value =			✓	
CmdQuantitate	BL2000\mchavez	1/6/2022 8:37:50 AM	Quantitate all compounds in all samples			✓	
CmdSaveBatchTable	BL2000\mchavez	1/6/2022 10:07:46 AM	Save batch D:\Org\Data\VOA5975C\VG010522\QuantResults\VG010522_8260B.batch.bin			✓	
CmdOpenBatchTable	BL2000\mchavez	1/9/2022 9:04:24 PM	Open batch D:\Org\Data\VOA5975C\VG010522\VG010522_8260B.batch.bin			✓	
CmdStartMethodEditing	BL2000\mchavez	1/9/2022 9:05:13 PM	Start method editing			✓	
CmdImportMethodFromFile	BL2000\mchavez	1/9/2022 9:05:14 PM	Import method from file \\MASSHUNTER\Org\Data\Methods\Quant\VOA5975C\VOA5975C_010422_CAL\VOA5975C_8260B_SHT_DoD_L4_010422.m			✓	
CmdApplyMethodToAllSamples	BL2000\mchavez	1/9/2022 9:05:27 PM	Apply method to all samples			✓	
CmdMethodClear	BL2000\mchavez	1/9/2022 9:05:27 PM	Clear method			✓	
CmdEndMethodEditing	BL2000\mchavez	1/9/2022 9:05:27 PM	End method editing			✓	
CmdQuantitate	BL2000\mchavez	1/9/2022 9:05:41 PM	Quantitate all compounds in all samples			✓	
CmdSaveBatchTable	BL2000\mchavez	1/9/2022 9:06:14 PM	Save batch D:\Org\Data\VOA5975C\VG010522\QuantResults\VG010522_8260B.batch.bin			✓	
CmdOpenBatchTable	BL2000\mchavez	1/10/2022 12:44:09 PM	Open batch D:\Org\Data\VOA5975C\VG010522\VG010522_8260B.batch.bin			✓	
CmdSetSampleAttribute	BL2000\mchavez	1/10/2022 12:44:18 PM	Set SampleApproved = True for sample 05JAN02.D; previous value = False			✓	
CmdSetSampleAttribute	BL2000\mchavez	1/10/2022 12:47:41 PM	Set SampleApproved = True for sample 05JAN03.D; previous value = False			✓	
CmdSetSampleAttribute	BL2000\mchavez	1/10/2022 12:48:32 PM	Set SampleApproved = True for sample 05JAN04.D; previous value = False			✓	
CmdManuallyIntegratePeak	BL2000\mchavez	1/10/2022 12:48:58 PM	Manually integrate compound Methylene chloride in sample 05JAN06.D from x, y = 3.282, 0 to 3.377, 0; result = 1656			✓	
CmdManuallyIntegrateQualifierPeak	BL2000\mchavez	1/10/2022 12:49:00 PM	Manually integrate qualifier 84.0 of compound Methylene chloride in sample 05JAN06.D from x, y = 3.294, 0 to 3.391, 0; result = 783			✓	
CmdManuallyIntegrateQualifierPeak	BL2000\mchavez	1/10/2022 12:49:05 PM	Manually integrate qualifier 86.0 of compound Methylene chloride in sample 05JAN06.D from x, y = 3.277, 0 to 3.386, 0; result = 764			✓	

# Audit Trail report

Name	User	Time	Action	Reason	Comment	Succeed	Exception
CmdSetTargetCompoundAttribute	BL2000\mchavez	1/10/2022 12:49:09 PM	Set UserAnnotation = NI for compound Methylene chloride in sample 05JAN06.D; previous value =			✓	
CmdSetSampleAttribute	BL2000\mchavez	1/10/2022 12:50:50 PM	Set SampleApproved = True for sample 05JAN06.D; previous value = False			✓	
CmdManuallyIntegratePeak	BL2000\mchavez	1/10/2022 12:51:41 PM	Manually integrate compound Toluene in sample 05JAN07.D from x, y = 8.349, 0 to 8.422, 0; result = 1710			✓	
CmdSetTargetCompoundAttribute	BL2000\mchavez	1/10/2022 12:51:45 PM	Set UserAnnotation = NI for compound Toluene in sample 05JAN07.D; previous value =			✓	
CmdManuallyIntegratePeak	BL2000\mchavez	1/10/2022 12:52:02 PM	Manually integrate compound Benzene in sample 05JAN07.D from x, y = 6.250, 0 to 6.300, 0; result = 306			✓	
CmdManuallyIntegrateQualifierPeak	BL2000\mchavez	1/10/2022 12:52:06 PM	Manually integrate qualifier 77.0 of compound Benzene in sample 05JAN07.D from x, y = 6.269, 0 to 6.300, 0; result = 56			✓	
CmdSetTargetCompoundAttribute	BL2000\mchavez	1/10/2022 12:52:12 PM	Set UserAnnotation = NI for compound Benzene in sample 05JAN07.D; previous value =			✓	
CmdManuallyIntegratePeak	BL2000\mchavez	1/10/2022 12:52:32 PM	Manually integrate compound Methylene chloride in sample 05JAN07.D from x, y = 3.285, 0 to 3.386, 0; result = 1563			✓	
CmdManuallyIntegrateQualifierPeak	BL2000\mchavez	1/10/2022 12:52:35 PM	Manually integrate qualifier 84.0 of compound Methylene chloride in sample 05JAN07.D from x, y = 3.294, 0 to 3.377, 0; result = 950			✓	
CmdManuallyIntegrateQualifierPeak	BL2000\mchavez	1/10/2022 12:52:38 PM	Manually integrate qualifier 86.0 of compound Methylene chloride in sample 05JAN07.D from x, y = 3.294, 0 to 3.374, 0; result = 316			✓	
CmdSetTargetCompoundAttribute	BL2000\mchavez	1/10/2022 12:52:42 PM	Set UserAnnotation = NI for compound Methylene chloride in sample 05JAN07.D; previous value =			✓	
CmdManuallyIntegratePeak	BL2000\mchavez	1/10/2022 12:52:56 PM	Manually integrate compound Chloromethane in sample 05JAN07.D from x, y = 1.378, 0 to 1.425, 0; result = 579			✓	
CmdManuallyIntegrateQualifierPeak	BL2000\mchavez	1/10/2022 12:53:01 PM	Manually integrate qualifier 52.0 of compound Chloromethane in sample 05JAN07.D from x, y = 1.375, 0 to 1.434, 0; result = 64			✓	
CmdSetTargetCompoundAttribute	BL2000\mchavez	1/10/2022 12:53:05 PM	Set UserAnnotation = NI for compound Chloromethane in sample 05JAN07.D; previous value =			✓	
CmdSetSampleAttribute	BL2000\mchavez	1/10/2022 12:53:22 PM	Set SampleApproved = True for sample 05JAN07.D; previous value = False			✓	



# Audit Trail report

Name	User	Time	Action	Reason	Comment	Succeed	Exception
CmdManuallyIntegrateQualifierPeak	BL2000\mchavez	1/10/2022 12:54:07 PM	Manually integrate qualifier52.0 of compound Chloromethane in sample 05JAN08.D from x, y = 1.367, 0 to 1.447, 0; result = 1467			✓	
CmdManuallyIntegratePeak	BL2000\mchavez	1/10/2022 12:54:20 PM	Manually integrate compound Methylene chloride in sample 05JAN08.D from x, y = 3.280, 0 to 3.405, 0; result = 1786			✓	
CmdManuallyIntegrateQualifierPeak	BL2000\mchavez	1/10/2022 12:54:22 PM	Manually integrate qualifier84.0 of compound Methylene chloride in sample 05JAN08.D from x, y = 3.299, 0 to 3.394, 0; result = 1069			✓	
CmdManuallyIntegrateQualifierPeak	BL2000\mchavez	1/10/2022 12:54:25 PM	Manually integrate qualifier86.0 of compound Methylene chloride in sample 05JAN08.D from x, y = 3.285, 0 to 3.388, 0; result = 617			✓	
CmdManuallyIntegratePeak	BL2000\mchavez	1/10/2022 12:54:48 PM	Manually integrate compound Toluene in sample 05JAN08.D from x, y = 8.349, 0 to 8.413, 0; result = 1683			✓	
CmdSetTargetCompoundAttribute	BL2000\mchavez	1/10/2022 12:54:52 PM	Set UserAnnotation = NI for compound Toluene in sample 05JAN08.D; previous value =			✓	
CmdSetSampleAttribute	BL2000\mchavez	1/10/2022 12:55:16 PM	Set SampleApproved = True for sample 05JAN08.D; previous value = False			✓	
CmdSetTargetCompoundAttribute	BL2000\mchavez	1/10/2022 12:55:23 PM	Set UserAnnotation = NI for compound Methylene chloride in sample 05JAN08.D; previous value =			✓	
CmdManuallyIntegratePeak	BL2000\mchavez	1/10/2022 12:55:33 PM	Manually integrate compound Toluene in sample 05JAN09.D from x, y = 8.361, 0 to 8.413, 0; result = 1481			✓	
CmdSetTargetCompoundAttribute	BL2000\mchavez	1/10/2022 12:55:37 PM	Set UserAnnotation = NI for compound Toluene in sample 05JAN09.D; previous value =			✓	
CmdSetTargetCompoundAttribute	BL2000\mchavez	1/10/2022 12:55:44 PM	Set UserAnnotation = for compound Toluene in sample 05JAN09.D; previous value = NI			✓	
CmdZeroOutPeak	BL2000\mchavez	1/10/2022 12:55:47 PM	Zero out primary peak of compound Toluene in sample 05JAN09.D			✓	
CmdSetSampleAttribute	BL2000\mchavez	1/10/2022 12:56:18 PM	Set UserDefined = Qualifier ratio did not meet method criteria for Toluene for sample 05JAN09.D; previous value =			✓	
CmdManuallyIntegratePeak	BL2000\mchavez	1/10/2022 12:56:22 PM	Manually integrate compound Methylene chloride in sample 05JAN09.D from x, y = 3.296, 0 to 3.383, 0; result = 1869			✓	
CmdManuallyIntegrateQualifierPeak	BL2000\mchavez	1/10/2022 12:56:26 PM	Manually integrate qualifier84.0 of compound Methylene chloride in sample 05JAN09.D from x, y = 3.288, 0 to 3.372, 0; result = 1107			✓	

# Audit Trail report

Name	User	Time	Action	Reason	Comment	Succeed	Exception
CmdManuallyIntegrateQualifierPeak	BL2000\mchavez	1/10/2022 12:56:28 PM	Manually integrate qualifier86.0 of compound Methylene chloride in sample 05JAN09.D from x, y = 3.282, 0 to 3.400, 0; result = 742			✓	
CmdSetTargetCompoundAttribute	BL2000\mchavez	1/10/2022 12:56:40 PM	Set UserAnnotation = NI for compound Methylene chloride in sample 05JAN09.D; previous value =			✓	
CmdManuallyIntegrateQualifierPeak	BL2000\mchavez	1/10/2022 12:57:49 PM	Manually integrate qualifier52.0 of compound Chloromethane in sample 05JAN09.D from x, y = 1.372, 0 to 1.464, 0; result = 1625			✓	
CmdSetSampleAttribute	BL2000\mchavez	1/10/2022 12:57:53 PM	Set SampleApproved = True for sample 05JAN09.D; previous value = False			✓	
CmdQuantitate	BL2000\mchavez	1/10/2022 12:58:24 PM	Quantitate all compounds in all samples			✓	
CmdManuallyIntegratePeak	BL2000\mchavez	1/10/2022 12:58:43 PM	Manually integrate compound Methylene chloride in sample 05JAN10.D from x, y = 3.280, 0 to 3.369, 0; result = 1248			✓	
CmdManuallyIntegrateQualifierPeak	BL2000\mchavez	1/10/2022 12:58:47 PM	Manually integrate qualifier84.0 of compound Methylene chloride in sample 05JAN10.D from x, y = 3.285, 0 to 3.369, 0; result = 681			✓	
CmdManuallyIntegrateQualifierPeak	BL2000\mchavez	1/10/2022 12:58:51 PM	Manually integrate qualifier86.0 of compound Methylene chloride in sample 05JAN10.D from x, y = 3.296, 0 to 3.394, 0; result = 397			✓	
CmdSetTargetCompoundAttribute	BL2000\mchavez	1/10/2022 12:58:54 PM	Set UserAnnotation = NI for compound Methylene chloride in sample 05JAN10.D; previous value =			✓	
CmdManuallyIntegratePeak	BL2000\mchavez	1/10/2022 12:58:59 PM	Manually integrate compound Toluene in sample 05JAN10.D from x, y = 8.349, 0 to 8.428, 0; result = 1581			✓	
CmdSetTargetCompoundAttribute	BL2000\mchavez	1/10/2022 12:59:04 PM	Set UserAnnotation = NI for compound Toluene in sample 05JAN10.D; previous value =			✓	
CmdManuallyIntegratePeak	BL2000\mchavez	1/10/2022 12:59:11 PM	Manually integrate compound Chloromethane in sample 05JAN10.D from x, y = 1.370, 0 to 1.448, 0; result = 1273			✓	
CmdManuallyIntegrateQualifierPeak	BL2000\mchavez	1/10/2022 12:59:14 PM	Manually integrate qualifier52.0 of compound Chloromethane in sample 05JAN10.D from x, y = 1.381, 0 to 1.456, 0; result = 512			✓	
CmdManuallyIntegratePeak	BL2000\mchavez	1/10/2022 1:02:09 PM	Manually integrate compound m+p-Xylenes in sample 05JAN10.D from x, y = 10.012, 0 to 10.056, 0; result = 169			✓	
CmdManuallyIntegrateQualifierPeak	BL2000\mchavez	1/10/2022 1:02:13 PM	Manually integrate qualifier91.0 of compound m+p-Xylenes in sample 05JAN10.D from x, y = 10.025, 0 to 10.059, 0; result = 230			✓	

# Audit Trail report

Name	User	Time	Action	Reason	Comment	Succeed	Exception
CmdZeroOutPeak	BL2000\mchavez	1/10/2022 1:02:16 PM	Zero out primary peak of compound m+p-Xylenes in sample 05JAN10.D			✓	
CmdSetSampleAttribute	BL2000\mchavez	1/10/2022 1:02:29 PM	Set UserDefined = Qualifier ratio did not meet method criteria for Toluene for sample 05JAN10.D; previous value =			✓	
CmdSetSampleAttribute	BL2000\mchavez	1/10/2022 1:02:58 PM	Set UserDefined = Qualifier ratio did not meet method criteria for m+p Xylenes for sample 05JAN10.D; previous value = Qualifier ratio did not meet method criteria for Toluene			✓	
CmdSetSampleAttribute	BL2000\mchavez	1/10/2022 1:03:18 PM	Set SampleApproved = True for sample 05JAN10.D; previous value = False			✓	
CmdManuallyIntegratePeak	BL2000\mchavez	1/10/2022 1:04:00 PM	Manually integrate compound m+p-Xylenes in sample 05JAN11.D from x, y = 10.017, 0 to 10.059, 0; result = 36			✓	
CmdManuallyIntegrateQualifierPeak	BL2000\mchavez	1/10/2022 1:04:03 PM	Manually integrate qualifier91.0 of compound m+p-Xylenes in sample 05JAN11.D from x, y = 10.011, 0 to 10.073, 0; result = 300			✓	
CmdZeroOutPeak	BL2000\mchavez	1/10/2022 1:04:06 PM	Zero out primary peak of compound m+p-Xylenes in sample 05JAN11.D			✓	
CmdSetSampleAttribute	BL2000\mchavez	1/10/2022 1:04:24 PM	Set UserDefined = Qualifier ratio did not meet method criteria for m+p Xylenes for sample 05JAN11.D; previous value =			✓	
CmdManuallyIntegratePeak	BL2000\mchavez	1/10/2022 1:04:54 PM	Manually integrate compound Benzene in sample 05JAN11.D from x, y = 6.238, 0 to 6.319, 0; result = 424			✓	
CmdManuallyIntegrateQualifierPeak	BL2000\mchavez	1/10/2022 1:04:57 PM	Manually integrate qualifier77.0 of compound Benzene in sample 05JAN11.D from x, y = 6.241, 0 to 6.319, 0; result = 84			✓	
CmdSetTargetCompoundAttribute	BL2000\mchavez	1/10/2022 1:05:02 PM	Set UserAnnotation = NI for compound Benzene in sample 05JAN11.D; previous value =			✓	
CmdManuallyIntegratePeak	BL2000\mchavez	1/10/2022 1:05:14 PM	Manually integrate compound Chloroform in sample 05JAN11.D from x, y = 5.622, 0 to 5.686, 0; result = 66			✓	
CmdManuallyIntegrateQualifierPeak	BL2000\mchavez	1/10/2022 1:05:17 PM	Manually integrate qualifier85.0 of compound Chloroform in sample 05JAN11.D from x, y = 5.625, 0 to 5.681, 0; result = 75			✓	
CmdZeroOutPeak	BL2000\mchavez	1/10/2022 1:05:23 PM	Zero out primary peak of compound Chloroform in sample 05JAN11.D			✓	
CmdSetSampleAttribute	BL2000\mchavez	1/10/2022 1:05:42 PM	Set UserDefined = Qualifier ratio did not meet method criteria for m+p Xylenes, Chloroform for sample 05JAN11.D; previous value = Qualifier ratio did not meet method criteria for m+p Xylenes			✓	

# Audit Trail report

Name	User	Time	Action	Reason	Comment	Succeed	Exception
CmdManuallyIntegratePeak	BL2000\mchavez	1/10/2022 1:06:09 PM	Manually integrate compound Methylene chloride in sample 05JAN11.D from x, y = 3.283, 0 to 3.375, 0; result = 1663			✓	
CmdManuallyIntegrateQualifierPeak	BL2000\mchavez	1/10/2022 1:06:14 PM	Manually integrate qualifier84.0 of compound Methylene chloride in sample 05JAN11.D from x, y = 3.291, 0 to 3.411, 0; result = 1278			✓	
CmdManuallyIntegrateQualifierPeak	BL2000\mchavez	1/10/2022 1:06:16 PM	Manually integrate qualifier86.0 of compound Methylene chloride in sample 05JAN11.D from x, y = 3.283, 0 to 3.422, 0; result = 795			✓	
CmdSetTargetCompoundAttribute	BL2000\mchavez	1/10/2022 1:06:22 PM	Set UserAnnotation = NI for compound Methylene chloride in sample 05JAN11.D; previous value =			✓	
CmdManuallyIntegratePeak	BL2000\mchavez	1/10/2022 1:06:36 PM	Manually integrate compound Chloromethane in sample 05JAN11.D from x, y = 1.372, 0 to 1.442, 0; result = 1466			✓	
CmdSetTargetCompoundAttribute	BL2000\mchavez	1/10/2022 1:06:38 PM	Set UserAnnotation = NI for compound Chloromethane in sample 05JAN11.D; previous value =			✓	
CmdManuallyIntegrateQualifierPeak	BL2000\mchavez	1/10/2022 1:06:41 PM	Manually integrate qualifier52.0 of compound Chloromethane in sample 05JAN11.D from x, y = 1.353, 0 to 1.453, 0; result = 404			✓	
CmdQuantitate	BL2000\mchavez	1/10/2022 1:07:18 PM	Quantitate all compounds in all samples			✓	
CmdSetSampleAttribute	BL2000\mchavez	1/10/2022 1:07:29 PM	Set SampleApproved = True for sample 05JAN11.D; previous value = False			✓	
CmdManuallyIntegrateQualifierPeak	BL2000\mchavez	1/10/2022 1:07:51 PM	Manually integrate qualifier84.0 of compound Methylene chloride in sample 05JAN12.D from x, y = 3.294, 0 to 3.375, 0; result = 1439			✓	
CmdManuallyIntegrateQualifierPeak	BL2000\mchavez	1/10/2022 1:07:53 PM	Manually integrate qualifier86.0 of compound Methylene chloride in sample 05JAN12.D from x, y = 3.305, 0 to 3.377, 0; result = 950			✓	
CmdManuallyIntegratePeak	BL2000\mchavez	1/10/2022 1:08:09 PM	Manually integrate compound Chloromethane in sample 05JAN12.D from x, y = 1.375, 0 to 1.442, 0; result = 1581			✓	
CmdManuallyIntegrateQualifierPeak	BL2000\mchavez	1/10/2022 1:08:13 PM	Manually integrate qualifier52.0 of compound Chloromethane in sample 05JAN12.D from x, y = 1.378, 0 to 1.434, 0; result = 426			✓	
CmdSetTargetCompoundAttribute	BL2000\mchavez	1/10/2022 1:08:17 PM	Set UserAnnotation = NI for compound Chloromethane in sample 05JAN12.D; previous value =			✓	

# Audit Trail report

Name	User	Time	Action	Reason	Comment	Succeed	Exception
CmdManuallyIntegratePeak	BL2000\mchavez	1/10/2022 1:08:33 PM	Manually integrate compound Methyl tert-butyl ether (MTBE) in sample 05JAN12.D from x, y = 3.731, 0 to 3.784, 0; result = 28			✓	
CmdManuallyIntegrateQualifierPeak	BL2000\mchavez	1/10/2022 1:08:36 PM	Manually integrate qualifier 57.0 of compound Methyl tert-butyl ether (MTBE) in sample 05JAN12.D from x, y = 3.743, 0 to 3.784, 0; result = 28			✓	
CmdZeroOutPeak	BL2000\mchavez	1/10/2022 1:08:40 PM	Zero out primary peak of compound Methyl tert-butyl ether (MTBE) in sample 05JAN12.D			✓	
CmdSetSampleAttribute	BL2000\mchavez	1/10/2022 1:08:57 PM	Set UserDefined = Qualifier ratio did not meet method criteria for m+p Xylenes, Chloroform for sample 05JAN12.D; previous value =			✓	
CmdSetSampleAttribute	BL2000\mchavez	1/10/2022 1:09:16 PM	Set UserDefined = Qualifier ratio did not meet method criteria for MtBE for sample 05JAN12.D; previous value = Qualifier ratio did not meet method criteria for m+p Xylenes, Chloroform			✓	
CmdManuallyIntegratePeak	BL2000\mchavez	1/10/2022 1:10:54 PM	Manually integrate compound Chloroform in sample 05JAN12.D from x, y = 5.614, 0 to 5.692, 0; result = 227			✓	
CmdManuallyIntegrateQualifierPeak	BL2000\mchavez	1/10/2022 1:10:57 PM	Manually integrate qualifier 85.0 of compound Chloroform in sample 05JAN12.D from x, y = 5.633, 0 to 5.681, 0; result = 28			✓	
CmdZeroOutPeak	BL2000\mchavez	1/10/2022 1:11:00 PM	Zero out primary peak of compound Chloroform in sample 05JAN12.D			✓	
CmdSetSampleAttribute	BL2000\mchavez	1/10/2022 1:11:17 PM	Set UserDefined = Qualifier ratio did not meet method criteria for MtBE, Chloroform for sample 05JAN12.D; previous value = Qualifier ratio did not meet method criteria for MtBE			✓	
CmdManuallyIntegratePeak	BL2000\mchavez	1/10/2022 1:11:39 PM	Manually integrate compound Benzene in sample 05JAN12.D from x, y = 6.241, 0 to 6.333, 0; result = 411			✓	
CmdManuallyIntegrateQualifierPeak	BL2000\mchavez	1/10/2022 1:11:42 PM	Manually integrate qualifier 77.0 of compound Benzene in sample 05JAN12.D from x, y = 6.241, 0 to 6.317, 0; result = 70			✓	
CmdSetSampleAttribute	BL2000\mchavez	1/10/2022 1:12:16 PM	Set SampleApproved = True for sample 05JAN12.D; previous value = False			✓	
CmdManuallyIntegratePeak	BL2000\mchavez	1/10/2022 1:13:06 PM	Manually integrate compound Methylene chloride in sample 05JAN13.D from x, y = 3.282, 0 to 3.372, 0; result = 1841			✓	
CmdManuallyIntegrateQualifierPeak	BL2000\mchavez	1/10/2022 1:13:09 PM	Manually integrate qualifier 84.0 of compound Methylene chloride in sample 05JAN13.D from x, y = 3.274, 0 to 3.391, 0; result = 1473			✓	

# Audit Trail report

Name	User	Time	Action	Reason	Comment	Succeed	Exception
CmdManuallyIntegrateQualifierPeak	BL2000\mchavez	1/10/2022 1:13:11 PM	Manually integrate qualifier86.0 of compound Methylene chloride in sample 05JAN13.D from x, y = 3.291, 0 to 3.397, 0; result = 726			✓	
CmdSetTargetCompoundAttribute	BL2000\mchavez	1/10/2022 1:13:14 PM	Set UserAnnotation = NI for compound Methylene chloride in sample 05JAN13.D; previous value =			✓	
CmdManuallyIntegratePeak	BL2000\mchavez	1/10/2022 1:13:26 PM	Manually integrate compound Chloromethane in sample 05JAN13.D from x, y = 1.383, 0 to 1.431, 0; result = 955			✓	
CmdManuallyIntegrateQualifierPeak	BL2000\mchavez	1/10/2022 1:13:29 PM	Manually integrate qualifier52.0 of compound Chloromethane in sample 05JAN13.D from x, y = 1.375, 0 to 1.456, 0; result = 206			✓	
CmdSetSampleAttribute	BL2000\mchavez	1/10/2022 1:13:35 PM	Set SampleApproved = True for sample 05JAN13.D; previous value = False			✓	
CmdSetTargetCompoundAttribute	BL2000\mchavez	1/10/2022 1:13:46 PM	Set UserAnnotation = NI for compound Chloromethane in sample 05JAN13.D; previous value =			✓	
CmdSaveBatchTable	BL2000\mchavez	1/10/2022 1:13:49 PM	Save batch D:\Org\Data\VOA5975C\VG010522\QuantResults\VG010522_8260B.batch.bin			✓	
CmdSetTargetCompoundAttribute	BL2000\mchavez	1/10/2022 1:16:16 PM	Set UserAnnotation = NI for compound Chloroform in sample 05JAN14.D; previous value =			✓	
CmdSetTargetCompoundAttribute	BL2000\mchavez	1/10/2022 1:16:22 PM	Set UserAnnotation = LT for compound Chloroform in sample 05JAN14.D; previous value = NI			✓	
CmdSetTargetCompoundAttribute	BL2000\mchavez	1/10/2022 1:16:31 PM	Set UserAnnotation = LT for compound Chlorodibromomethane in sample 05JAN14.D; previous value =			✓	
CmdManuallyIntegratePeak	BL2000\mchavez	1/10/2022 1:16:47 PM	Manually integrate compound Chloromethane in sample 05JAN14.D from x, y = 1.386, 0 to 1.456, 0; result = 612			✓	
CmdManuallyIntegrateQualifierPeak	BL2000\mchavez	1/10/2022 1:16:49 PM	Manually integrate qualifier52.0 of compound Chloromethane in sample 05JAN14.D from x, y = 1.389, 0 to 1.448, 0; result = 152			✓	
CmdSetTargetCompoundAttribute	BL2000\mchavez	1/10/2022 1:16:55 PM	Set UserAnnotation = NI for compound Chloromethane in sample 05JAN14.D; previous value =			✓	
CmdManuallyIntegratePeak	BL2000\mchavez	1/10/2022 1:17:08 PM	Manually integrate compound Methylene chloride in sample 05JAN14.D from x, y = 3.296, 0 to 3.386, 0; result = 858			✓	
CmdManuallyIntegrateQualifierPeak	BL2000\mchavez	1/10/2022 1:17:11 PM	Manually integrate qualifier84.0 of compound Methylene chloride in sample 05JAN14.D from x, y = 3.299, 0 to 3.380, 0; result = 344			✓	

# Audit Trail report

Name	User	Time	Action	Reason	Comment	Succeed	Exception
CmdManuallyIntegrateQualifierPeak	BL2000\mchavez	1/10/2022 1:17:13 PM	Manually integrate qualifier86.0 of compound Methylene chloride in sample 05JAN14.D from x, y = 3.299, 0 to 3.355, 0; result = 70			✓	
CmdZeroOutPeak	BL2000\mchavez	1/10/2022 1:17:19 PM	Zero out primary peak of compound Methylene chloride in sample 05JAN14.D			✓	
CmdSetSampleAttribute	BL2000\mchavez	1/10/2022 1:17:31 PM	Set UserDefined = Qualifier ratio did not meet method criteria for Toluene for sample 05JAN14.D; previous value =			✓	
CmdSetSampleAttribute	BL2000\mchavez	1/10/2022 1:17:44 PM	Set UserDefined = Qualifier ratio did not meet method criteria for Methylene chloride for sample 05JAN14.D; previous value = Qualifier ratio did not meet method criteria for Toluene			✓	
CmdManuallyIntegratePeak	BL2000\mchavez	1/10/2022 1:18:15 PM	Manually integrate compound Benzene in sample 05JAN14.D from x, y = 6.238, 0 to 6.317, 0; result = 357			✓	
CmdManuallyIntegrateQualifierPeak	BL2000\mchavez	1/10/2022 1:18:18 PM	Manually integrate qualifier77.0 of compound Benzene in sample 05JAN14.D from x, y = 6.269, 0 to 6.347, 0; result = 67			✓	
CmdManuallyIntegratePeak	BL2000\mchavez	1/10/2022 1:18:34 PM	Manually integrate compound Bromodichloromethane in sample 05JAN14.D from x, y = 7.552, 0 to 7.624, 0; result = 1414			✓	
CmdManuallyIntegrateQualifierPeak	BL2000\mchavez	1/10/2022 1:18:36 PM	Manually integrate qualifier85.0 of compound Bromodichloromethane in sample 05JAN14.D from x, y = 7.563, 0 to 7.630, 0; result = 808			✓	
CmdManuallyIntegrateQualifierPeak	BL2000\mchavez	1/10/2022 1:18:39 PM	Manually integrate qualifier127.0 of compound Bromodichloromethane in sample 05JAN14.D from x, y = 7.558, 0 to 7.619, 0; result = 38			✓	
CmdSetTargetCompoundAttribute	BL2000\mchavez	1/10/2022 1:18:43 PM	Set UserAnnotation = NI for compound Bromodichloromethane in sample 05JAN14.D; previous value =			✓	
CmdSetTargetCompoundAttribute	BL2000\mchavez	1/10/2022 1:18:46 PM	Set UserAnnotation = NI for compound Benzene in sample 05JAN14.D; previous value =			✓	

# Audit Trail report

Name	User	Time	Action	Reason	Comment	Succeed	Exception
CmdManuallyIntegratePeak	BL2000\mchavez	1/10/2022 1:18:56 PM	Manually integrate compound Toluene in sample 05JAN14.D from x, y = 8.361, 0 to 8.408, 0; result = 0				<p>Agilent.MassSpectrometry.DataAnalysis.Quantitative.ApplicationCommandException: Manual integration failed for compound Toluene in sample B22010002-001F. ---&gt;</p> <p>Agilent.MassSpectrometry.DataAnalysis.Quantitative.ApplicationCommandException: Manual integration failed for compound Toluene in sample B22010002-001F. ---&gt;</p> <p>System.IndexOutOfRangeException: Index was outside the bounds of the array.                      at                      Agilent.MassSpectrometry.DataAnalysis.AgileIntegrator.Peak.a(Double[] A_0, Single[] A_1, Int32 A_2, Int32 A_3, Int32 A_4, Double A_5, Double A_6, Double&amp; A_7, Double&amp; A_8, Int32&amp; A_9, Int32&amp; A_10, Int32&amp; A_11, Int32&amp; A_12)                      at                      Agilent.MassSpectrometry.DataAnalysis.AgileIntegrator.Peak.ComputeChromatographicMetrics(Double[] xArray, Single[] yArray, Int32 startIndex, Int32 apexIndex, Int32 endIndex, Double baselineSlope, Double yIntercept, Double&amp; fullWidthHalfMaximum, Double&amp; symmetry)                      at                      Agilent.MassSpectrometry.DataAnalysis.Quantitative.Integrator.a(IChromatogram A_0, IPeakList A_1)                      at                      Agilent.MassSpectrometry.DataAnalysis.Quantitative.Integrator.ManualIntegrate(IChromatogram chromatogram, Double xStart, Double yStart, Double xEnd, Double yEnd, IChromPeakList&amp; peaklist)                      at                      Agilent.MassSpectrometry.DataAnalysis.Quantitative.Analysis.MeasuredIon.ManualIntegrate(Double xStart, Double yStart, Double xEnd, Double yEnd)                      --- End of inner exception stack trace ---                      at                      Agilent.MassSpectrometry.DataAnalysis.Quantitative.Analysis.QuantifierIon.SetManualIntegrationFailureMessage(Exception e)                      at                      Agilent.MassSpectrometry.DataAnalysis.Quantitative.Analysis.MeasuredIon.ManualIntegrate(Double xStart, Double yStart, Double xEnd, Double yEnd)</p>



# Audit Trail report

Name	User	Time	Action	Reason	Comment	Succeed	Exception
							at Agilent.MassSpectrometry.DataAnalysis.Quantitative.CmdManuallyIntegratePeak.Do() --- End of inner exception stack trace --- at Agilent.MassSpectrometry.DataAnalysis.Quantitative.CmdManuallyIntegratePeak.Do() at Agilent.MassSpectrometry.CommandModel.CommandHistory.Invoke(ICommand cmd) at Agilent.MassSpectrometry.DataAnalysis.Quantitative.AppCommandContext.Invoke(ICommand cmd)

# Audit Trail report

Name	User	Time	Action	Reason	Comment	Succeed	Exception
CmdManuallyIntegrate QualifierPeak	BL2000\mchavez	1/10/2022 1:19:03 PM	Manually integrate qualifier 91.0 of compound Toluene in sample 05JAN14.D from x, y = 8.363, 0 to 8.400, 0; result = 0				<p>Agilent.MassSpectrometry.DataAnalysis.Quantitative.ApplicationCommandException: Manual integration failed for qualifier 91.0 of compound Toluene in sample B22010002-001F. ---&gt;</p> <p>Agilent.MassSpectrometry.DataAnalysis.Quantitative.ApplicationCommandException: Manual integration failed for qualifier 91.0 of compound Toluene in sample B22010002-001F. ---&gt;</p> <p>System.IndexOutOfRangeException: Index was outside the bounds of the array.</p> <p>at at Agilent.MassSpectrometry.DataAnalysis.AgileIntegrator.Peak.a(Double[] A_0, Single[] A_1, Int32 A_2, Int32 A_3, Int32 A_4, Double A_5, Double A_6, Double&amp; A_7, Double&amp; A_8, Int32&amp; A_9, Int32&amp; A_10, Int32&amp; A_11, Int32&amp; A_12)</p> <p>at at Agilent.MassSpectrometry.DataAnalysis.AgileIntegrator.Peak.ComputeChromatographicMetrics(Double[] xArray, Single[] yArray, Int32 startIndex, Int32 apexIndex, Int32 endIndex, Double baselineSlope, Double yIntercept, Double&amp; fullWidthHalfMaximum, Double&amp; symmetry)</p> <p>at at Agilent.MassSpectrometry.DataAnalysis.Quantitative.Integrator.a(IChromatogram A_0, IPeakList A_1)</p> <p>at at Agilent.MassSpectrometry.DataAnalysis.Quantitative.Integrator.ManualIntegrate(IChromatogram chromatogram, Double xStart, Double yStart, Double xEnd, Double yEnd, IChromPeakList&amp; peaklist)</p> <p>at at Agilent.MassSpectrometry.DataAnalysis.Quantitative.Analysis.MeasuredIon.ManualIntegrate(Double xStart, Double yStart, Double xEnd, Double yEnd)</p> <p>--- End of inner exception stack trace ---</p> <p>at at Agilent.MassSpectrometry.DataAnalysis.Quantitative.Analysis.QualifierIon.SetManualIntegrationFailureMessage(Exception e)</p> <p>at at Agilent.MassSpectrometry.DataAnalysis.Quantitative.Analysis.MeasuredIon.ManualIntegrate(Double xStart, Double yStart, Double xEnd, Double yEnd)</p>

# Audit Trail report

Name	User	Time	Action	Reason	Comment	Succeed	Exception
							at Agilent.MassSpectrometry.DataAnalysis.Quantitative.CmdManuallyIntegrateQualifierPeak.Do() --- End of inner exception stack trace --- at Agilent.MassSpectrometry.DataAnalysis.Quantitative.CmdManuallyIntegrateQualifierPeak.Do() at Agilent.MassSpectrometry.CommandModel.CommandHistory.Invoke(ICommand cmd) at Agilent.MassSpectrometry.DataAnalysis.Quantitative.AppCommandContext._Invoke(ICommand cmd)
CmdManuallyIntegratePeak	BL2000\mchavez	1/10/2022 1:19:09 PM	Manually integrate compound Toluene in sample 05JAN14.D from x, y = 8.358, 0 to 8.416, 0; result = 271			✓	
CmdManuallyIntegrateQualifierPeak	BL2000\mchavez	1/10/2022 1:19:13 PM	Manually integrate qualifier91.0 of compound Toluene in sample 05JAN14.D from x, y = 8.358, 0 to 8.405, 0; result = 608			✓	
CmdZeroOutPeak	BL2000\mchavez	1/10/2022 1:19:18 PM	Zero out primary peak of compound Toluene in sample 05JAN14.D			✓	
CmdSetSampleAttribute	BL2000\mchavez	1/10/2022 1:19:31 PM	Set UserDefined = Qualifier ratio did not meet method criteria for Methylene chloride, Toluene for sample 05JAN14.D; previous value = Qualifier ratio did not meet method criteria for Methylene chloride			✓	
CmdManuallyIntegratePeak	BL2000\mchavez	1/10/2022 1:20:05 PM	Manually integrate compound Ethylbenzene in sample 05JAN14.D from x, y = 9.900, 0 to 9.939, 0; result = 333			✓	
CmdManuallyIntegrateQualifierPeak	BL2000\mchavez	1/10/2022 1:20:07 PM	Manually integrate qualifier106.0 of compound Ethylbenzene in sample 05JAN14.D from x, y = 9.900, 0 to 9.939, 0; result = 56			✓	
CmdSetTargetCompoundAttribute	BL2000\mchavez	1/10/2022 1:20:11 PM	Set UserAnnotation = NI for compound Ethylbenzene in sample 05JAN14.D; previous value =			✓	
CmdManuallyIntegratePeak	BL2000\mchavez	1/10/2022 1:20:16 PM	Manually integrate compound m+p-Xylenes in sample 05JAN14.D from x, y = 10.009, 0 to 10.090, 0; result = 479			✓	
CmdManuallyIntegrateQualifierPeak	BL2000\mchavez	1/10/2022 1:20:19 PM	Manually integrate qualifier91.0 of compound m+p-Xylenes in sample 05JAN14.D from x, y = 9.995, 0 to 10.076, 0; result = 1538			✓	
CmdZeroOutPeak	BL2000\mchavez	1/10/2022 1:20:23 PM	Zero out primary peak of compound m+p-Xylenes in sample 05JAN14.D			✓	

# Audit Trail report

Name	User	Time	Action	Reason	Comment	Succeed	Exception
CmdSetSampleAttribute	BL2000\mchavez	1/10/2022 1:20:45 PM	Set UserDefined = Qualifier ratio did not meet method criteria for Methylene chloride, Toluene, m+p Xylenes for sample 05JAN14.D; previous value = Qualifier ratio did not meet method criteria for Methylene chloride, Toluene			✓	
CmdSetSampleAttribute	BL2000\mchavez	1/10/2022 1:21:17 PM	Set SampleApproved = True for sample 05JAN14.D; previous value = False			✓	
CmdQuantitate	BL2000\mchavez	1/10/2022 1:21:38 PM	Quantitate all compounds in all samples			✓	
CmdManuallyIntegrateQualifierPeak	BL2000\mchavez	1/10/2022 1:22:11 PM	Manually integrate qualifier174.5 of compound Bromoform in sample 05JAN15.D from x, y = 10.580, 0 to 10.675, 0; result = 1921			✓	
CmdManuallyIntegrateQualifierPeak	BL2000\mchavez	1/10/2022 1:22:13 PM	Manually integrate qualifier170.5 of compound Bromoform in sample 05JAN15.D from x, y = 10.580, 0 to 10.667, 0; result = 2415			✓	
CmdManuallyIntegratePeak	BL2000\mchavez	1/10/2022 1:22:52 PM	Manually integrate compound Bromodichloromethane in sample 05JAN15.D from x, y = 7.541, 0 to 7.644, 0; result = 1705			✓	
CmdManuallyIntegrateQualifierPeak	BL2000\mchavez	1/10/2022 1:22:55 PM	Manually integrate qualifier85.0 of compound Bromodichloromethane in sample 05JAN15.D from x, y = 7.541, 0 to 7.633, 0; result = 1225			✓	
CmdManuallyIntegrateQualifierPeak	BL2000\mchavez	1/10/2022 1:22:57 PM	Manually integrate qualifier127.0 of compound Bromodichloromethane in sample 05JAN15.D from x, y = 7.566, 0 to 7.605, 0; result = 65			✓	
CmdSetTargetCompoundAttribute	BL2000\mchavez	1/10/2022 1:23:01 PM	Set UserAnnotation = NI for compound Bromodichloromethane in sample 05JAN15.D; previous value =			✓	
CmdManuallyIntegrateQualifierPeak	BL2000\mchavez	1/10/2022 1:24:09 PM	Manually integrate qualifier85.0 of compound Chloroform in sample 05JAN15.D from x, y = 5.586, 0 to 5.717, 0; result = 1954			✓	
CmdManuallyIntegratePeak	BL2000\mchavez	1/10/2022 1:24:23 PM	Manually integrate compound Methylene chloride in sample 05JAN15.D from x, y = 3.296, 0 to 3.366, 0; result = 658			✓	
CmdManuallyIntegrateQualifierPeak	BL2000\mchavez	1/10/2022 1:24:25 PM	Manually integrate qualifier84.0 of compound Methylene chloride in sample 05JAN15.D from x, y = 3.291, 0 to 3.372, 0; result = 283			✓	
CmdManuallyIntegrateQualifierPeak	BL2000\mchavez	1/10/2022 1:24:27 PM	Manually integrate qualifier86.0 of compound Methylene chloride in sample 05JAN15.D from x, y = 3.293, 0 to 3.374, 0; result = 210			✓	

# Audit Trail report

Name	User	Time	Action	Reason	Comment	Succeed	Exception
CmdSetTargetCompoundAttribute	BL2000\mchavez	1/10/2022 1:24:39 PM	Set UserAnnotation = NI for compound Methylene chloride in sample 05JAN15.D; previous value =			✓	
CmdManuallyIntegratePeak	BL2000\mchavez	1/10/2022 1:24:55 PM	Manually integrate compound Chloromethane in sample 05JAN15.D from x, y = 1.386, 0 to 1.417, 0; result = 529			✓	
CmdManuallyIntegrateQualifierPeak	BL2000\mchavez	1/10/2022 1:24:57 PM	Manually integrate qualifier 52.0 of compound Chloromethane in sample 05JAN15.D from x, y = 1.392, 0 to 1.453, 0; result = 111			✓	
CmdSetTargetCompoundAttribute	BL2000\mchavez	1/10/2022 1:25:11 PM	Set UserAnnotation = NI for compound Chloromethane in sample 05JAN15.D; previous value =			✓	
CmdSetSampleAttribute	BL2000\mchavez	1/10/2022 1:25:14 PM	Set SampleApproved = True for sample 05JAN15.D; previous value = False			✓	
CmdManuallyIntegrateQualifierPeak	BL2000\mchavez	1/10/2022 1:25:37 PM	Manually integrate qualifier 52.0 of compound Chloromethane in sample 05JAN16.D from x, y = 1.364, 0 to 1.464, 0; result = 1882			✓	
CmdManuallyIntegrateQualifierPeak	BL2000\mchavez	1/10/2022 1:25:44 PM	Manually integrate qualifier 85.0 of compound Chloroform in sample 05JAN16.D from x, y = 5.603, 0 to 5.714, 0; result = 1868			✓	
CmdManuallyIntegratePeak	BL2000\mchavez	1/10/2022 1:26:17 PM	Manually integrate compound Bromodichloromethane in sample 05JAN16.D from x, y = 7.541, 0 to 7.627, 0; result = 1814			✓	
CmdManuallyIntegrateQualifierPeak	BL2000\mchavez	1/10/2022 1:26:18 PM	Manually integrate qualifier 85.0 of compound Bromodichloromethane in sample 05JAN16.D from x, y = 7.504, 0 to 7.532, 0; result = 0			✓	
CmdManuallyIntegrateQualifierPeak	BL2000\mchavez	1/10/2022 1:26:20 PM	Manually integrate qualifier 85.0 of compound Bromodichloromethane in sample 05JAN16.D, from x, y = 7.504, 0 to 7.624, 0, result = 835; previous integration is from x, y = 7.504, 0 to 7.532, 0 and previous response = 0.			✓	
CmdManuallyIntegrateQualifierPeak	BL2000\mchavez	1/10/2022 1:26:23 PM	Manually integrate qualifier 127.0 of compound Bromodichloromethane in sample 05JAN16.D from x, y = 7.557, 0 to 7.624, 0; result = 26			✓	
CmdSetTargetCompoundAttribute	BL2000\mchavez	1/10/2022 1:26:27 PM	Set UserAnnotation = NI for compound Bromodichloromethane in sample 05JAN16.D; previous value =			✓	
CmdManuallyIntegratePeak	BL2000\mchavez	1/10/2022 1:26:34 PM	Manually integrate compound Benzene in sample 05JAN16.D from x, y = 6.238, 0 to 6.316, 0; result = 421			✓	
CmdManuallyIntegrateQualifierPeak	BL2000\mchavez	1/10/2022 1:26:36 PM	Manually integrate qualifier 77.0 of compound Benzene in sample 05JAN16.D from x, y = 6.252, 0 to 6.297, 0; result = 28			✓	

# Audit Trail report

Name	User	Time	Action	Reason	Comment	Succeed	Exception
CmdSetTargetCompoundAttribute	BL2000\mchavez	1/10/2022 1:26:39 PM	Set UserAnnotation = NI for compound Benzene in sample 05JAN16.D; previous value =			✓	
CmdManuallyIntegratePeak	BL2000\mchavez	1/10/2022 1:26:48 PM	Manually integrate compound Toluene in sample 05JAN16.D from x, y = 8.358, 0 to 8.402, 0; result = 212			✓	
CmdManuallyIntegrateQualifierPeak	BL2000\mchavez	1/10/2022 1:26:51 PM	Manually integrate qualifier91.0 of compound Toluene in sample 05JAN16.D from x, y = 8.361, 0 to 8.430, 0; result = 751			✓	
CmdSetTargetCompoundAttribute	BL2000\mchavez	1/10/2022 1:26:56 PM	Set UserAnnotation = NI for compound Toluene in sample 05JAN16.D; previous value =			✓	
CmdSetTargetCompoundAttribute	BL2000\mchavez	1/10/2022 1:27:01 PM	Set UserAnnotation = for compound Toluene in sample 05JAN16.D; previous value = NI			✓	
CmdZeroOutPeak	BL2000\mchavez	1/10/2022 1:27:04 PM	Zero out primary peak of compound Toluene in sample 05JAN16.D			✓	
CmdManuallyIntegratePeak	BL2000\mchavez	1/10/2022 1:27:20 PM	Manually integrate compound m+p-Xylenes in sample 05JAN16.D from x, y = 10.011, 0 to 10.084, 0; result = 646			✓	
CmdManuallyIntegrateQualifierPeak	BL2000\mchavez	1/10/2022 1:27:23 PM	Manually integrate qualifier91.0 of compound m+p-Xylenes in sample 05JAN16.D from x, y = 10.000, 0 to 10.073, 0; result = 1199			✓	
CmdSetTargetCompoundAttribute	BL2000\mchavez	1/10/2022 1:27:27 PM	Set UserAnnotation = NI for compound m+p-Xylenes in sample 05JAN16.D; previous value =			✓	
CmdManuallyIntegratePeak	BL2000\mchavez	1/10/2022 1:27:34 PM	Manually integrate compound o-Xylene in sample 05JAN16.D from x, y = 10.388, 0 to 10.477, 0; result = 1444			✓	
CmdSetTargetCompoundAttribute	BL2000\mchavez	1/10/2022 1:27:38 PM	Set UserAnnotation = NI for compound o-Xylene in sample 05JAN16.D; previous value =			✓	
CmdSetSampleAttribute	BL2000\mchavez	1/10/2022 1:27:59 PM	Set SampleApproved = True for sample 05JAN16.D; previous value = False			✓	
CmdQuantitate	BL2000\mchavez	1/10/2022 1:28:17 PM	Quantitate all compounds in all samples			✓	
CmdManuallyIntegratePeak	BL2000\mchavez	1/10/2022 1:28:50 PM	Manually integrate compound m+p-Xylenes in sample 05JAN17.D from x, y = 10.017, 0 to 10.059, 0; result = 64			✓	
CmdManuallyIntegrateQualifierPeak	BL2000\mchavez	1/10/2022 1:28:53 PM	Manually integrate qualifier91.0 of compound m+p-Xylenes in sample 05JAN17.D from x, y = 10.006, 0 to 10.076, 0; result = 130			✓	
CmdSetTargetCompoundAttribute	BL2000\mchavez	1/10/2022 1:28:57 PM	Set UserAnnotation = NI for compound m+p-Xylenes in sample 05JAN17.D; previous value =			✓	

# Audit Trail report

Name	User	Time	Action	Reason	Comment	Succeed	Exception
CmdManuallyIntegratePeak	BL2000\mchavez	1/10/2022 1:29:03 PM	Manually integrate compound Ethylbenzene in sample 05JAN17.D from x, y = 9.897, 0 to 9.939, 0; result = 97			✓	
CmdManuallyIntegrateQualifierPeak	BL2000\mchavez	1/10/2022 1:29:05 PM	Manually integrate qualifier106.0 of compound Ethylbenzene in sample 05JAN17.D from x, y = 9.905, 0 to 9.939, 0; result = 64			✓	
CmdZeroOutPeak	BL2000\mchavez	1/10/2022 1:29:09 PM	Zero out primary peak of compound Ethylbenzene in sample 05JAN17.D			✓	
CmdSetSampleAttribute	BL2000\mchavez	1/10/2022 1:29:23 PM	Set UserDefined = Qualifier ratio did not meet method criteria for m+p Xylenes for sample 05JAN17.D; previous value =			✓	
CmdSetSampleAttribute	BL2000\mchavez	1/10/2022 1:29:34 PM	Set UserDefined = Qualifier ratio did not meet method criteria for Ethylbenzene for sample 05JAN17.D; previous value = Qualifier ratio did not meet method criteria for m+p Xylenes			✓	
CmdManuallyIntegratePeak	BL2000\mchavez	1/10/2022 1:30:16 PM	Manually integrate compound Methylene chloride in sample 05JAN17.D from x, y = 3.282, 0 to 3.377, 0; result = 599			✓	
CmdManuallyIntegrateQualifierPeak	BL2000\mchavez	1/10/2022 1:30:18 PM	Manually integrate qualifier84.0 of compound Methylene chloride in sample 05JAN17.D from x, y = 3.294, 0 to 3.383, 0; result = 354			✓	
CmdManuallyIntegrateQualifierPeak	BL2000\mchavez	1/10/2022 1:30:20 PM	Manually integrate qualifier86.0 of compound Methylene chloride in sample 05JAN17.D from x, y = 3.305, 0 to 3.361, 0; result = 53			✓	
CmdZeroOutPeak	BL2000\mchavez	1/10/2022 1:30:24 PM	Zero out primary peak of compound Methylene chloride in sample 05JAN17.D			✓	
CmdSetSampleAttribute	BL2000\mchavez	1/10/2022 1:30:40 PM	Set UserDefined = Qualifier ratio did not meet method criteria for Ethylbenzene, Methylene chloride for sample 05JAN17.D; previous value = Qualifier ratio did not meet method criteria for Ethylbenzene			✓	
CmdManuallyIntegratePeak	BL2000\mchavez	1/10/2022 1:30:54 PM	Manually integrate compound Methylene chloride in sample 05JAN16.D from x, y = 3.291, 0 to 3.383, 0; result = 894			✓	
CmdManuallyIntegrateQualifierPeak	BL2000\mchavez	1/10/2022 1:30:56 PM	Manually integrate qualifier84.0 of compound Methylene chloride in sample 05JAN16.D from x, y = 3.294, 0 to 3.374, 0; result = 251			✓	
CmdZeroOutPeak	BL2000\mchavez	1/10/2022 1:31:00 PM	Zero out primary peak of compound Methylene chloride in sample 05JAN16.D			✓	

# Audit Trail report

Name	User	Time	Action	Reason	Comment	Succeed	Exception
CmdSetSampleAttribute	BL2000\mchavez	1/10/2022 1:31:21 PM	Set UserDefined = Qualifier ratio did not meet method criteria for Methylene chloride for sample 05JAN16.D; previous value =			✓	
CmdManuallyIntegratePeak	BL2000\mchavez	1/10/2022 1:32:02 PM	Manually integrate compound Chloromethane in sample 05JAN17.D from x, y = 1.378, 0 to 1.442, 0; result = 1055			✓	
CmdManuallyIntegrateQualifierPeak	BL2000\mchavez	1/10/2022 1:32:04 PM	Manually integrate qualifier52.0 of compound Chloromethane in sample 05JAN17.D from x, y = 1.392, 0 to 1.448, 0; result = 228			✓	
CmdSetTargetCompoundAttribute	BL2000\mchavez	1/10/2022 1:32:11 PM	Set UserAnnotation = NI for compound Chloromethane in sample 05JAN17.D; previous value =			✓	
CmdSetTargetCompoundAttribute	BL2000\mchavez	1/10/2022 1:32:12 PM	Set UserAnnotation = NI for compound Chloromethane in sample 05JAN17.D; previous value = NI			✓	
CmdSetSampleAttribute	BL2000\mchavez	1/10/2022 1:32:17 PM	Set SampleApproved = True for sample 05JAN17.D; previous value = False			✓	
CmdManuallyIntegratePeak	BL2000\mchavez	1/10/2022 1:32:36 PM	Manually integrate compound Methylene chloride in sample 05JAN18.D from x, y = 3.296, 0 to 3.388, 0; result = 441			✓	
CmdManuallyIntegrateQualifierPeak	BL2000\mchavez	1/10/2022 1:32:38 PM	Manually integrate qualifier84.0 of compound Methylene chloride in sample 05JAN18.D from x, y = 3.305, 0 to 3.397, 0; result = 299			✓	
CmdManuallyIntegrateQualifierPeak	BL2000\mchavez	1/10/2022 1:32:41 PM	Manually integrate qualifier86.0 of compound Methylene chloride in sample 05JAN18.D from x, y = 3.288, 0 to 3.386, 0; result = 175			✓	
CmdManuallyIntegrateQualifierPeak	BL2000\mchavez	1/10/2022 1:33:14 PM	Manually integrate qualifier64.0 of compound 1,2-Dichloroethane in sample 05JAN18.D from x, y = 6.283, 0 to 6.361, 0; result = 1423			✓	
CmdManuallyIntegrateQualifierPeak	BL2000\mchavez	1/10/2022 1:33:17 PM	Manually integrate qualifier98.0 of compound 1,2-Dichloroethane in sample 05JAN18.D from x, y = 6.291, 0 to 6.350, 0; result = 152			✓	
CmdManuallyIntegratePeak	BL2000\mchavez	1/10/2022 1:34:08 PM	Manually integrate compound m+p-Xylenes in sample 05JAN18.D from x, y = 10.006, 0 to 10.070, 0; result = 54			✓	
CmdManuallyIntegrateQualifierPeak	BL2000\mchavez	1/10/2022 1:34:11 PM	Manually integrate qualifier91.0 of compound m+p-Xylenes in sample 05JAN18.D from x, y = 10.011, 0 to 10.076, 0; result = 292			✓	
CmdZeroOutPeak	BL2000\mchavez	1/10/2022 1:34:15 PM	Zero out primary peak of compound m+p-Xylenes in sample 05JAN18.D			✓	



# Audit Trail report

Name	User	Time	Action	Reason	Comment	Succeed	Exception
CmdSetSampleAttribute	BL2000\mchavez	1/10/2022 1:34:34 PM	Set UserDefined = Qualifier ratio did not meet method criteria for m+p Xylenes for sample 05JAN18.D; previous value =			✓	
CmdSetSampleAttribute	BL2000\mchavez	1/10/2022 1:35:00 PM	Set SampleApproved = True for sample 05JAN18.D; previous value = False			✓	
CmdQuantitate	BL2000\mchavez	1/10/2022 1:35:20 PM	Quantitate all compounds in all samples			✓	
CmdQuantitate	BL2000\mchavez	1/10/2022 1:37:48 PM	Quantitate all compounds in all samples			✓	
CmdManuallyIntegratePeak	BL2000\mchavez	1/10/2022 1:40:43 PM	Manually integrate compound Methylene chloride in sample 05JAN19.D from x, y = 3.305, 0 to 3.383, 0; result = 756			✓	
CmdManuallyIntegrateQualifierPeak	BL2000\mchavez	1/10/2022 1:40:47 PM	Manually integrate qualifier 84.0 of compound Methylene chloride in sample 05JAN19.D from x, y = 3.296, 0 to 3.366, 0; result = 449			✓	
CmdManuallyIntegrateQualifierPeak	BL2000\mchavez	1/10/2022 1:40:49 PM	Manually integrate qualifier 86.0 of compound Methylene chloride in sample 05JAN19.D from x, y = 3.296, 0 to 3.383, 0; result = 195			✓	
CmdSetTargetCompoundAttribute	BL2000\mchavez	1/10/2022 1:40:54 PM	Set UserAnnotation = NI for compound Methylene chloride in sample 05JAN19.D; previous value =			✓	
CmdManuallyIntegratePeak	BL2000\mchavez	1/10/2022 1:41:11 PM	Manually integrate compound Chloromethane in sample 05JAN19.D from x, y = 1.383, 0 to 1.431, 0; result = 1360			✓	
CmdManuallyIntegrateQualifierPeak	BL2000\mchavez	1/10/2022 1:41:14 PM	Manually integrate qualifier 52.0 of compound Chloromethane in sample 05JAN19.D from x, y = 1.367, 0 to 1.433, 0; result = 469			✓	
CmdSetSampleAttribute	BL2000\mchavez	1/10/2022 1:41:18 PM	Set SampleApproved = True for sample 05JAN19.D; previous value = False			✓	
CmdSetTargetCompoundAttribute	BL2000\mchavez	1/10/2022 1:41:46 PM	Set UserAnnotation = NI for compound Chloromethane in sample 05JAN19.D; previous value =			✓	
CmdManuallyIntegratePeak	BL2000\mchavez	1/10/2022 1:44:21 PM	Manually integrate compound Benzene in sample 05JAN20.D from x, y = 6.261, 0 to 6.319, 0; result = 427			✓	
CmdManuallyIntegrateQualifierPeak	BL2000\mchavez	1/10/2022 1:44:23 PM	Manually integrate qualifier 77.0 of compound Benzene in sample 05JAN20.D from x, y = 6.241, 0 to 6.291, 0; result = 68			✓	
CmdManuallyIntegratePeak	BL2000\mchavez	1/10/2022 1:44:49 PM	Manually integrate compound m+p-Xylenes in sample 05JAN20.D from x, y = 10.025, 0 to 10.067, 0; result = 114			✓	

# Audit Trail report

Name	User	Time	Action	Reason	Comment	Succeed	Exception
CmdManuallyIntegrateQualifierPeak	BL2000\mchavez	1/10/2022 1:44:51 PM	Manually integrate qualifier 91.0 of compound m+p-Xylenes in sample 05JAN20.D from x, y = 10.011, 0 to 10.056, 0; result = 129			✓	
CmdZeroOutPeak	BL2000\mchavez	1/10/2022 1:44:55 PM	Zero out primary peak of compound m+p-Xylenes in sample 05JAN20.D			✓	
CmdSetSampleAttribute	BL2000\mchavez	1/10/2022 1:45:07 PM	Set UserDefined = Qualifier ratio did not meet method criteria for m+p Xylenes for sample 05JAN20.D; previous value =			✓	
CmdSetSampleAttribute	BL2000\mchavez	1/10/2022 1:45:35 PM	Set SampleApproved = True for sample 05JAN20.D; previous value = False			✓	
CmdManuallyIntegratePeak	BL2000\mchavez	1/10/2022 1:46:18 PM	Manually integrate compound Benzene in sample 05JAN21.D from x, y = 6.238, 0 to 6.317, 0; result = 280			✓	
CmdManuallyIntegrateQualifierPeak	BL2000\mchavez	1/10/2022 1:46:21 PM	Manually integrate qualifier 77.0 of compound Benzene in sample 05JAN21.D from x, y = 6.252, 0 to 6.319, 0; result = 25			✓	
CmdManuallyIntegratePeak	BL2000\mchavez	1/10/2022 1:46:48 PM	Manually integrate compound Chloromethane in sample 05JAN21.D from x, y = 1.375, 0 to 1.445, 0; result = 1801			✓	
CmdManuallyIntegrateQualifierPeak	BL2000\mchavez	1/10/2022 1:46:51 PM	Manually integrate qualifier 52.0 of compound Chloromethane in sample 05JAN21.D from x, y = 1.372, 0 to 1.462, 0; result = 449			✓	
CmdSetTargetCompoundAttribute	BL2000\mchavez	1/10/2022 1:47:01 PM	Set UserAnnotation = NI for compound Chloromethane in sample 05JAN21.D; previous value =			✓	
CmdSetSampleAttribute	BL2000\mchavez	1/10/2022 1:47:03 PM	Set SampleApproved = True for sample 05JAN21.D; previous value = False			✓	
CmdSetTargetCompoundAttribute	BL2000\mchavez	1/10/2022 1:47:15 PM	Set UserAnnotation = NI for compound Benzene in sample 05JAN21.D; previous value =			✓	
CmdManuallyIntegrateQualifierPeak	BL2000\mchavez	1/10/2022 1:47:44 PM	Manually integrate qualifier 52.0 of compound Chloromethane in sample 05JAN22.D from x, y = 1.364, 0 to 1.453, 0; result = 1415			✓	
CmdManuallyIntegratePeak	BL2000\mchavez	1/10/2022 1:47:57 PM	Manually integrate compound Chloroethane in sample 05JAN22.D from x, y = 1.874, 224 to 1.913, 411; result = 1664			✓	
CmdManuallyIntegrateQualifierPeak	BL2000\mchavez	1/10/2022 1:48:01 PM	Manually integrate qualifier 66.0 of compound Chloroethane in sample 05JAN22.D from x, y = 1.849, 0 to 1.913, 0; result = 417			✓	
CmdSetTargetCompoundAttribute	BL2000\mchavez	1/10/2022 1:48:09 PM	Set UserAnnotation = NI for compound Chloroethane in sample 05JAN22.D; previous value =			✓	

# Audit Trail report

Name	User	Time	Action	Reason	Comment	Succeed	Exception
CmdManuallyIntegratePeak	BL2000\mchavez	1/10/2022 1:48:16 PM	Manually integrate compound Methylene chloride in sample 05JAN22.D from x, y = 3.252, 662 to 3.313, 107; result = -1310			✓	
CmdManuallyIntegratePeak	BL2000\mchavez	1/10/2022 1:48:19 PM	Manually integrate compound Methylene chloride in sample 05JAN22.D, from x, y = 3.282, 0 to 3.347, 21, result = 911; previous integration is from x, y = 3.252, 662 to 3.313, 107 and previous response = -1310.			✓	
CmdManuallyIntegratePeak	BL2000\mchavez	1/10/2022 1:48:22 PM	Manually integrate compound Methylene chloride in sample 05JAN22.D, from x, y = 3.282, 0 to 3.375, 0, result = 1094; previous integration is from x, y = 3.282, 0 to 3.347, 21 and previous response = 911.			✓	
CmdManuallyIntegrateQualifierPeak	BL2000\mchavez	1/10/2022 1:48:24 PM	Manually integrate qualifier84.0 of compound Methylene chloride in sample 05JAN22.D from x, y = 3.296, 0 to 3.394, 0; result = 642			✓	
CmdManuallyIntegrateQualifierPeak	BL2000\mchavez	1/10/2022 1:48:27 PM	Manually integrate qualifier86.0 of compound Methylene chloride in sample 05JAN22.D from x, y = 3.296, 0 to 3.372, 0; result = 335			✓	
CmdManuallyIntegratePeak	BL2000\mchavez	1/10/2022 1:48:51 PM	Manually integrate compound Carbon tetrachloride in sample 05JAN22.D from x, y = 5.968, 0 to 6.077, 0; result = 1272			✓	
CmdManuallyIntegrateQualifierPeak	BL2000\mchavez	1/10/2022 1:48:53 PM	Manually integrate qualifier119.0 of compound Carbon tetrachloride in sample 05JAN22.D from x, y = 5.965, 0 to 6.079, 0; result = 1217			✓	
CmdManuallyIntegrateQualifierPeak	BL2000\mchavez	1/10/2022 1:48:55 PM	Manually integrate qualifier121.0 of compound Carbon tetrachloride in sample 05JAN22.D from x, y = 5.993, 0 to 6.085, 0; result = 287			✓	
CmdSetTargetCompoundAttribute	BL2000\mchavez	1/10/2022 1:49:00 PM	Set UserAnnotation = NI for compound Carbon tetrachloride in sample 05JAN22.D; previous value =			✓	
CmdManuallyIntegratePeak	BL2000\mchavez	1/10/2022 1:49:15 PM	Manually integrate compound Benzene in sample 05JAN22.D from x, y = 6.238, 0 to 6.333, 0; result = 1833			✓	
CmdSetTargetCompoundAttribute	BL2000\mchavez	1/10/2022 1:49:17 PM	Set UserAnnotation = NI for compound Benzene in sample 05JAN22.D; previous value =			✓	
CmdManuallyIntegrateQualifierPeak	BL2000\mchavez	1/10/2022 1:49:19 PM	Manually integrate qualifier77.0 of compound Benzene in sample 05JAN22.D from x, y = 6.236, 0 to 6.333, 0; result = 342			✓	

# Audit Trail report

Name	User	Time	Action	Reason	Comment	Succeed	Exception
CmdManuallyIntegratePeak	BL2000\mchavez	1/10/2022 1:49:35 PM	Manually integrate compound 1,2-Dichloroethane in sample 05JAN22.D from x, y = 6.286, 0 to 6.375, 0; result = 1182			✓	
CmdZeroOutPeak	BL2000\mchavez	1/10/2022 1:49:38 PM	Zero out primary peak of compound 1,2-Dichloroethane in sample 05JAN22.D			✓	

# Audit Trail report

Name	User	Time	Action	Reason	Comment	Succeed	Exception
CmdManuallyIntegratePeak	BL2000\mchavez	1/10/2022 1:50:01 PM	Manually integrate compound Toluene in sample 05JAN22.D from x, y = 8.363, 0 to 8.408, 0; result = 0				Agilent.MassSpectrometry.DataAnalysis.Quantitative.ApplicationCommandException: Manual integration failed for compound Toluene in sample B22010143-001F. ---> Agilent.MassSpectrometry.DataAnalysis.Quantitative.ApplicationCommandException: Manual integration failed for compound Toluene in sample B22010143-001F. ---> System.IndexOutOfRangeException: Index was outside the bounds of the array. at Agilent.MassSpectrometry.DataAnalysis.AgileIntegrator.Peak.a(Double[] A_0, Single[] A_1, Int32 A_2, Int32 A_3, Int32 A_4, Double A_5, Double A_6, Double& A_7, Double& A_8, Int32& A_9, Int32& A_10, Int32& A_11, Int32& A_12) at Agilent.MassSpectrometry.DataAnalysis.AgileIntegrator.Peak.ComputeChromatographicMetrics(Double[] xArray, Single[] yArray, Int32 startIndex, Int32 apexIndex, Int32 endIndex, Double baselineSlope, Double yIntercept, Double& fullWidthHalfMaximum, Double& symmetry) at Agilent.MassSpectrometry.DataAnalysis.Quantitative.Integrator.a(IChromatogram A_0, IPeakList A_1) at Agilent.MassSpectrometry.DataAnalysis.Quantitative.Integrator.ManualIntegrate(IChromatogram chromatogram, Double xStart, Double yStart, Double xEnd, Double yEnd, IChromPeakList& peaklist) at Agilent.MassSpectrometry.DataAnalysis.Quantitative.Analysis.MeasuredIon.ManualIntegrate(Double xStart, Double yStart, Double xEnd, Double yEnd) --- End of inner exception stack trace --- at Agilent.MassSpectrometry.DataAnalysis.Quantitative.Analysis.QuantifierIon.SetManualIntegrationFailureMessage(Exception e) at Agilent.MassSpectrometry.DataAnalysis.Quantitative.Analysis.MeasuredIon.ManualIntegrate(Double xStart, Double yStart, Double xEnd, Double yEnd)

# Audit Trail report

Name	User	Time	Action	Reason	Comment	Succeed	Exception
							at Agilent.MassSpectrometry.DataAnalysis.Quantitative.CmdManuallyIntegratePeak.Do() --- End of inner exception stack trace --- at Agilent.MassSpectrometry.DataAnalysis.Quantitative.CmdManuallyIntegratePeak.Do() at Agilent.MassSpectrometry.CommandModel.CommandHistory.Invoke(ICommand cmd) at Agilent.MassSpectrometry.DataAnalysis.Quantitative.AppCommandContext._Invoke(ICommand cmd)
CmdManuallyIntegrateQualifierPeak	BL2000\mchavez	1/10/2022 1:50:07 PM	Manually integrate qualifier 91.0 of compound Toluene in sample 05JAN22.D from x, y = 8.347, 0 to 8.402, 0; result = 0			✓	

# Audit Trail report

Name	User	Time	Action	Reason	Comment	Succeed	Exception
CmdManuallyIntegratePeak	BL2000\mchavez	1/10/2022 1:50:10 PM	Manually integrate compound Toluene in sample 05JAN22.D from x, y = 8.361, 0 to 8.400, 0; result = 0				Agilent.MassSpectrometry.DataAnalysis.Quantitative.ApplicationCommandException: Manual integration failed for compound Toluene in sample B22010143-001F. ---> Agilent.MassSpectrometry.DataAnalysis.Quantitative.ApplicationCommandException: Manual integration failed for compound Toluene in sample B22010143-001F. ---> System.IndexOutOfRangeException: Index was outside the bounds of the array. at Agilent.MassSpectrometry.DataAnalysis.AgileIntegrator.Peak.a(Double[] A_0, Single[] A_1, Int32 A_2, Int32 A_3, Int32 A_4, Double A_5, Double A_6, Double& A_7, Double& A_8, Int32& A_9, Int32& A_10, Int32& A_11, Int32& A_12) at Agilent.MassSpectrometry.DataAnalysis.AgileIntegrator.Peak.ComputeChromatographicMetrics(Double[] xArray, Single[] yArray, Int32 startIndex, Int32 apexIndex, Int32 endIndex, Double baselineSlope, Double yIntercept, Double& fullWidthHalfMaximum, Double& symmetry) at Agilent.MassSpectrometry.DataAnalysis.Quantitative.Integrator.a(IChromatogram A_0, IPeakList A_1) at Agilent.MassSpectrometry.DataAnalysis.Quantitative.Integrator.ManualIntegrate(IChromatogram chromatogram, Double xStart, Double yStart, Double xEnd, Double yEnd, IChromPeakList& peaklist) at Agilent.MassSpectrometry.DataAnalysis.Quantitative.Analysis.MeasuredIon.ManualIntegrate(Double xStart, Double yStart, Double xEnd, Double yEnd) --- End of inner exception stack trace --- at Agilent.MassSpectrometry.DataAnalysis.Quantitative.Analysis.QuantifierIon.SetManualIntegrationFailureMessage(Exception e) at Agilent.MassSpectrometry.DataAnalysis.Quantitative.Analysis.MeasuredIon.ManualIntegrate(Double xStart, Double yStart, Double xEnd, Double yEnd)

# Audit Trail report

Name	User	Time	Action	Reason	Comment	Succeed	Exception
							at Agilent.MassSpectrometry.DataAnalysis.Quantitative.CmdManuallyIntegratePeak.Do() --- End of inner exception stack trace --- at Agilent.MassSpectrometry.DataAnalysis.Quantitative.CmdManuallyIntegratePeak.Do() at Agilent.MassSpectrometry.CommandModel.CommandHistory.Invoke(ICommand cmd) at Agilent.MassSpectrometry.DataAnalysis.Quantitative.AppCommandContext._Invoke(ICommand cmd)
CmdManuallyIntegrateQualifierPeak	BL2000\mchavez	1/10/2022 1:50:15 PM	Manually integrate qualifier 91.0 of compound Toluene in sample 05JAN22.D from x, y = 8.347, 0 to 8.405, 0; result = 0			✓	



# Audit Trail report

Name	User	Time	Action	Reason	Comment	Succeed	Exception
CmdManuallyIntegratePeak	BL2000\mchavez	1/10/2022 1:50:19 PM	Manually integrate compound Toluene in sample 05JAN22.D from x, y = 8.363, 0 to 8.402, 0; result = 0				Agilent.MassSpectrometry.DataAnalysis.Quantitative.ApplicationCommandException: Manual integration failed for compound Toluene in sample B22010143-001F. ---> Agilent.MassSpectrometry.DataAnalysis.Quantitative.ApplicationCommandException: Manual integration failed for compound Toluene in sample B22010143-001F. ---> System.IndexOutOfRangeException: Index was outside the bounds of the array. at Agilent.MassSpectrometry.DataAnalysis.AgileIntegrator.Peak.a(Double[] A_0, Single[] A_1, Int32 A_2, Int32 A_3, Int32 A_4, Double A_5, Double A_6, Double& A_7, Double& A_8, Int32& A_9, Int32& A_10, Int32& A_11, Int32& A_12) at Agilent.MassSpectrometry.DataAnalysis.AgileIntegrator.Peak.ComputeChromatographicMetrics(Double[] xArray, Single[] yArray, Int32 startIndex, Int32 apexIndex, Int32 endIndex, Double baselineSlope, Double yIntercept, Double& fullWidthHalfMaximum, Double& symmetry) at Agilent.MassSpectrometry.DataAnalysis.Quantitative.Integrator.a(IChromatogram A_0, IPeakList A_1) at Agilent.MassSpectrometry.DataAnalysis.Quantitative.Integrator.ManualIntegrate(IChromatogram chromatogram, Double xStart, Double yStart, Double xEnd, Double yEnd, IChromPeakList& peaklist) at Agilent.MassSpectrometry.DataAnalysis.Quantitative.Analysis.MeasuredIon.ManualIntegrate(Double xStart, Double yStart, Double xEnd, Double yEnd) --- End of inner exception stack trace --- at Agilent.MassSpectrometry.DataAnalysis.Quantitative.Analysis.QuantifierIon.SetManualIntegrationFailureMessage(Exception e) at Agilent.MassSpectrometry.DataAnalysis.Quantitative.Analysis.MeasuredIon.ManualIntegrate(Double xStart, Double yStart, Double xEnd, Double yEnd)

# Audit Trail report

Name	User	Time	Action	Reason	Comment	Succeed	Exception
							at Agilent.MassSpectrometry.DataAnalysis.Quantitative.CmdManuallyIntegratePeak.Do() --- End of inner exception stack trace --- at Agilent.MassSpectrometry.DataAnalysis.Quantitative.CmdManuallyIntegratePeak.Do() at Agilent.MassSpectrometry.CommandModel.CommandHistory.Invoke(ICommand cmd) at Agilent.MassSpectrometry.DataAnalysis.Quantitative.AppCommandContext.Invoke(ICommand cmd)
CmdManuallyIntegratePeak	BL2000\mchavez	1/10/2022 1:50:28 PM	Manually integrate compound Toluene in sample 05JAN22.D from x, y = 8.375, 0 to 8.394, 0; result = 260			✓	
CmdSetTargetCompoundAttribute	BL2000\mchavez	1/10/2022 1:50:33 PM	Set UserAnnotation = NI for compound Toluene in sample 05JAN22.D; previous value =			✓	
CmdSetSampleAttribute	BL2000\mchavez	1/10/2022 1:50:55 PM	Set SampleApproved = True for sample 05JAN22.D; previous value = False			✓	
CmdQuantitate	BL2000\mchavez	1/10/2022 1:51:15 PM	Quantitate all compounds in all samples			✓	
CmdSetSampleAttribute	BL2000\mchavez	1/10/2022 1:55:55 PM	Set SampleApproved = True for sample 05JAN24.D; previous value = False			✓	
CmdSetSampleAttribute	BL2000\mchavez	1/10/2022 1:56:48 PM	Set SampleApproved = True for sample 05JAN25.D; previous value = False			✓	
CmdSetSampleAttribute	BL2000\mchavez	1/10/2022 1:57:47 PM	Set SampleApproved = True for sample 05JAN27.D; previous value = False			✓	
CmdSetTargetCompoundAttribute	BL2000\mchavez	1/10/2022 1:58:38 PM	Set UserAnnotation = NI for compound Methylene chloride in sample 05JAN22.D; previous value =			✓	
CmdSetTargetCompoundAttribute	BL2000\mchavez	1/10/2022 2:01:18 PM	Set UserAnnotation = NI for compound Methylene chloride in sample 05JAN18.D; previous value =			✓	
CmdSaveBatchTable	BL2000\mchavez	1/10/2022 2:13:09 PM	Save batch D:\Org\Data\VOA5975C\VG010522\QuantResults\VG010522_8260B.batch.bin			✓	
CmdOpenBatchTable	BL2000\mchavez	1/11/2022 8:58:41 AM	Open batch D:\Org\Data\VOA5975C\VG010522\VG010522_8260B.batch.bin			✓	
CmdStartMethodEditing	BL2000\mchavez	1/11/2022 8:58:58 AM	Start method editing			✓	

# Audit Trail report

Name	User	Time	Action	Reason	Comment	Succeed	Exception
CmdImportMethodFromFile	BL2000\mchavez	1/11/2022 8:58:59 AM	Import method from file \\MASSHUNTER\Org\Data\Methods\Quant\VOA5975C\VOA5975C_010422_CAL\VOA5975C_8260B_SHT_DoD_L4_010422.m			✓	
CmdApplyMethodToAllSamples	BL2000\mchavez	1/11/2022 8:59:14 AM	Apply method to all samples			✓	
CmdMethodClear	BL2000\mchavez	1/11/2022 8:59:14 AM	Clear method			✓	
CmdEndMethodEditing	BL2000\mchavez	1/11/2022 8:59:15 AM	End method editing			✓	
CmdQuantitate	BL2000\mchavez	1/11/2022 8:59:35 AM	Quantitate all compounds in all samples			✓	
CmdSaveBatchTable	BL2000\mchavez	1/11/2022 9:07:57 AM	Save batch D:\Org\Data\VOA5975C\VG010522\QuantResults\VG010522_8260B.batch.bin			✓	
CmdOpenBatchTable	BL2000\mchavez	2/28/2022 2:42:09 PM	Open batch D:\Org\Data\VOA5975C\VG010522\VG010522_8260B.batch.bin			✓	
CmdSetTargetCompoundAttribute	BL2000\mchavez	2/28/2022 2:43:26 PM	Set UserAnnotation = NI for compound Chloromethane in sample 05JAN10.D; previous value =			✓	
CmdSetTargetCompoundAttribute	BL2000\mchavez	2/28/2022 2:43:48 PM	Set UserAnnotation = NI for compound Benzene in sample 05JAN12.D; previous value =			✓	
CmdSetTargetCompoundAttribute	BL2000\mchavez	2/28/2022 2:45:09 PM	Set UserAnnotation = NI for compound Benzene in sample 05JAN20.D; previous value =			✓	

# Audit Trail report

Name	User	Time	Action	Reason	Comment	Succeed	Exception
CmdCalibrate	BL2000\mchavez	2/28/2022 2:46:37 PM	Replace level QC with QC sample 05JAN04.D for compounds {1,2-Dichlorobenzene, 1,4-Dichlorobenzene, 1,3-Dichlorobenzene, 4-Chlorotoluene, 2-Chlorotoluene, 1,2,3-Trichloropropane, 1,1,2,2-Tetrachloroethane, Bromobenzene, p-Bromofluorobenzene, Bromoform, Styrene, o-Xylene, m+p-Xylenes, Ethylbenzene, 1,1,1,2-Tetrachloroethane, Chlorobenzene, 1,2-Dibromoethane, Chlorodibromomethane, 1,3-Dichloropropane, Tetrachloroethene, 1,1,2-Trichloroethane, trans-1,3-Dichloropropene, Toluene, Toluene-d8, cis-1,3-Dichloropropene, Bromodichloromethane, Dibromomethane, 1,2-Dichloropropane, Trichloroethene, 1,2-Dichloroethane, 1,2-Dichloroethane-d4, 1,1-Dichloropropene, Carbon tetrachloride, Dibromofluoromethane, 1,1,1-Trichloroethane, Chloroform, Bromochloromethane, Methyl ethyl ketone, cis-1,2-Dichloroethene, 2,2-Dichloropropane, 1,1-Dichloroethane, Methyl tert-butyl ether (MTBE), trans-1,2-Dichloroethene, Methylene chloride, 1,1-Dichloroethene, Trichlorofluoromethane, Chloroethane, Bromomethane, Vinyl chloride, Chloromethane, Dichlorodifluoromethane, Benzene}; Replace level CC with CC sample 05JAN03.D for compounds {1,2-Dichlorobenzene, 1,4-Dichlorobenzene, 1,3-Dichlorobenzene, 4-Chlorotoluene, 2-Chlorotoluene, 1,2,3-Trichloropropane, 1,1,2,2-Tetrachloroethane, Bromobenzene, p-Bromofluorobenzene, Bromoform, Styrene, o-Xylene, m+p-Xylenes, Ethylbenzene, 1,1,1,2-Tetrachloroethane, Chlorobenzene, 1,2-Dibromoethane, Chlorodibromomethane, 1,3-Dichloropropane, Tetrachloroethene, 1,1,2-Trichloroethane, trans-1,3-Dichloropropene, Toluene, Toluene-d8, cis-1,3-Dichloropropene, Bromodichloromethane, Dibromomethane, 1,2-Dichloropropane, Trichloroethene, 1,2-Dichloroethane, 1,2-Dichloroethane-d4, 1,1-Dichloropropene, Carbon tetrachloride, Dibromofluoromethane, 1,1,1-Trichloroethane, Chloroform, Bromochloromethane, Methyl ethyl			✓	

# Audit Trail report

Name	User	Time	Action	Reason	Comment	Succeed	Exception
			ketone, cis-1,2-Dichloroethene, 2,2-Dichloropropane, 1,1-Dichloroethane, Methyl tert-butyl ether (MTBE), trans-1,2-Dichloroethene, Methylene chloride, 1,1-Dichloroethene, Trichlorofluoromethane, Chloroethane, Bromomethane, Vinyl chloride, Chloromethane, Dichlorodifluoromethane, Benzene};				
CmdQuantitate	BL2000\mchavez	2/28/2022 2:46:59 PM	Quantitate all compounds in all samples			✓	
CmdSaveBatchTable	BL2000\mchavez	2/28/2022 2:47:19 PM	Save batch D:\Org\Data\VOA5975C\VG010522\QuantResults\VG010522_8260B.batch.bin			✓	
GenerateReport	BL2000\mchavez	2/28/2022 2:48:22 PM	Generates report - Method: \\MASSHUNTER\Org\reports\LevelIV_Reports\SampleSequence\CC_mid_rpt.m, Output Path: D:\Org\Data\VOA5975C\VG010522\QuantReports\VG010522_8260B			✓	
CmdCalibrate	BL2000\mchavez	2/28/2022 2:48:48 PM	Replace level CC with CC sample 05JAN27.D for compounds {1,2-Dichlorobenzene, 1,4-Dichlorobenzene, 1,3-Dichlorobenzene, 4-Chlorotoluene, 2-Chlorotoluene, 1,2,3-Trichloropropane, 1,1,2,2-Tetrachloroethane, Bromobenzene, p-Bromofluorobenzene, Bromoform, Styrene, o-Xylene, m+p-Xylenes, Ethylbenzene, 1,1,1,2-Tetrachloroethane, Chlorobenzene, 1,2-Dibromoethane, Chlorodibromomethane, 1,3-Dichloropropane, Tetrachloroethene, 1,1,2-Trichloroethane, trans-1,3-Dichloropropene, Toluene, Toluene-d8, cis-1,3-Dichloropropene, Bromodichloromethane, Dibromomethane, 1,2-Dichloropropane, Trichloroethene, 1,2-Dichloroethane, 1,2-Dichloroethane-d4, 1,1-Dichloropropene, Carbon tetrachloride, Dibromofluoromethane, 1,1,1-Trichloroethane, Chloroform, Bromochloromethane, Methyl ethyl ketone, cis-1,2-Dichloroethene, 2,2-Dichloropropane, 1,1-Dichloroethane, Methyl tert-butyl ether (MTBE), trans-1,2-Dichloroethene, Methylene chloride, 1,1-Dichloroethene, Trichlorofluoromethane, Chloroethane, Bromomethane, Vinyl chloride, Chloromethane, Dichlorodifluoromethane, Benzene};			✓	
CmdQuantitate	BL2000\mchavez	2/28/2022 2:49:11 PM	Quantitate all compounds in all samples			✓	

# Audit Trail report

Name	User	Time	Action	Reason	Comment	Succeed	Exception
CmdSaveBatchTable	BL2000\mchavez	2/28/2022 2:49:26 PM	Save batch D:\Org\Data\VOA5975C\VG010522\QuantResults\VG010522_8260B.batch.bin			✓	
GenerateReport	BL2000\mchavez	2/28/2022 2:50:08 PM	Generates report - Method: \\MASSHUNTER\Org\reports\LevelIV_Reports\SampleSequence\CC_mid_rpt.m, Output Path: D:\Org\Data\VOA5975C\VG010522\QuantReports\VG010522_8260B-1			✓	



# Analytical RunID VOA5975C.I\_220104A Standards Traceability Report

**Standard ID:** VOCF0313

**Standard Name:** Liquids

**Prep Date:** 6/23/2020

**Exp Date:** 4/13/2023

**Department:** gcmsvoa

**Vendor:** AccuStd

**Lot Number:** 220041126

**Balance ID:**

**Comments:** Date Prepared is same as Date Received. 2,000 ug/mL. Catalog # M502A-R-10X. Corrected lot number to match Cl. MSC 01/14/2022

**Type:** Primary

**Prep By:** Alethea M. Shaules

**Status:** New

**Final Volume:** 10 mL

Chemical/Solvent Used	Bottle No	Amt	Units	Expires
Volatile Organic Compounds - Liquids	<u>12797</u>	1	mL	4/13/2023

Stock Source	Base Units	Amount Added
VOCF0313	ug/mL	



# Analytical RunID VOA5975C.I\_220104A Standards Traceability Report

**Spike ID:** VOCF0352

**Spike Name:** 2nd Source Liquids

**Prep Date:** 11/23/2020

**Exp Date:** 12/31/2023

**Department:** gcmsvoa

**Vendor:** Agilent

**Lot Number:** 0006570990

**Balance ID:**

**Comments:** Date Prepared is same as Date Received. 2000 ug/mL in MeOH. Catalog # DWM-589N-1.

**Type:** Primary

**Prep By:** Steve Dilts

**Status:** New

**Final Volume:** 10 mL

Chemical/Solvent Used	Bottle No	Amt	Units	Expires
VOC Standard	<u>13292</u>	1	mL	12/31/2023

Stock Source	Base Units	Amount Added
VOCF0352	ug/mL	





# Analytical RunID VOA5975C.I\_220104A Standards Traceability Report

**Spike ID:** VOCF0364

**Spike Name:** Surrogates 2.0 mg/mL

**Prep Date:** 1/6/2021

**Exp Date:** 4/18/2029

**Department:** gcmsvoa

**Vendor:** AccuStandard

**Lot Number:** 219041458

**Balance ID:**

**Comments:** Date Received 01/04/2021. 2.0 mg/mL. Catalog # M-8260A-B-SS-10X

**Type:** Primary

**Prep By:** Jerran D. Brenden

**Status:** New

**Final Volume:** 10 mL

Chemical/Solvent Used	Bottle No	Amt	Units	Expires
Surrogate Standard Mix	<u>13385</u>	1	mL	4/18/2029

Stock Source	Base Units	Amount Added
VOCF0364	ug/mL	



# Analytical RunID VOA5975C.I\_220104A Standards Traceability Report

**Standard ID:** VOCF0373

**Standard Name:** MtBE (Methy tert-Butyl Ether)

**Prep Date:** 2/26/2021

**Exp Date:** 8/31/2022

**Department:** gcmsvoa

**Vendor:** Agilent

**Lot Number:** 0006555762

**Balance ID:**

**Comments:** Date Prepared is same as Date Received. 2000 ug/mL in MeOH. Catalog # STS-440

**Type:** Primary

**Prep By:** Steve Dilts

**Status:** New

**Final Volume:** 5 mL

Chemical/Solvent Used	Bottle No	Amt	Units	Expires
Methyl tert-Butyl Ether Standard	13578	1	mL	8/31/2022

Stock Source	Base Units	Amount Added
VOCF0373	ug/mL	



# Analytical RunID VOA5975C.I\_220104A Standards Traceability Report

**Spike ID:** VOCF0401

**Spike Name:** 2nd Source MtBE

**Prep Date:** 6/7/2021

**Exp Date:** 12/11/2029

**Department:** gcmsvoa

**Vendor:** AccuStandard

**Lot Number:** 220051182

**Balance ID:**

**Comments:** Date Prepared is same as Date Receive. 2,000 ug/mL in MeOH. Catalog # S-078-10X.

**Type:** Primary

**Prep By:** Alethea M. Shaules

**Status:** New

**Final Volume:** 5 mL

Chemical/Solvent Used	Bottle No	Amt	Units	Expires
MTBE	13920	1	mL	12/11/2029

Stock Source	Base Units	Amount Added
VOCF0401	ug/mL	



# Analytical RunID VOA5975C.I\_220104A Standards Traceability Report

**Spike ID:** VOCF0417

**Spike Name:** Chem Service Gases

**Type:** Primary

**Prep Date:** 8/3/2021

**Prep By:** Steve Dilts

**Exp Date:** 2/28/2022

**Status:** New

**Department:** gcmsvoa

**Vendor:** Chemservice

**Final Volume:** 5 mL

**Lot Number:** 11882100

**Balance ID:**

**Comments:** Date Prepared is same as Date Received. 2000 ug/mL in MeOH. Catalog # M-VOHC6M5-1ML

Chemical/Solvent Used	Bottle No	Amt	Units	Expires
Volatile Organics High Concentration Mixture #6	<u>14142</u>	5	mL	2/28/2022

Stock Source	Base Units	Amount Added
VOCF0417	ug/mL	



# Analytical RunID VOA5975C.I\_220104A Standards Traceability Report

**Standard ID:** VOCF0425

**Standard Name:** Internals

**Prep Date:** 9/8/2021

**Exp Date:** 12/31/2022

**Department:** gcmsvoa

**Vendor:** Agilent

**Lot Number:** 0006582580

**Balance ID:**

**Comments:** Date Prepared is same as Date Received. 2,500 ug/mL in MeOH. Catalog # STM-520-1.

**Type:** Primary

**Prep By:** Jerran D. Brenden

**Status:** New

**Final Volume:** 10 mL

Chemical/Solvent Used	Bottle No	Amt	Units	Expires
Internal Standard	<u>14251</u>	1	mL	12/31/2022
Stock Source	Base Units	Amount Added		
VOCF0425	ug/mL			



# Analytical RunID VOA5975C.I\_220104A Standards Traceability Report

**Spike ID:** VOCF0426

**Spike Name:** Surrogates 2.0 mg/mL

**Prep Date:** 9/14/2021

**Exp Date:** 4/18/2029

**Department:** gcmsvoa

**Vendor:** AccuStandard

**Lot Number:** 219041458

**Balance ID:**

**Comments:** Date Received 01/04/2021. 2.0 mg/mL. Catalog # M-8260A-B-SS-10X

**Type:** Primary

**Prep By:** Jerran D. Brenden

**Status:** New

**Final Volume:** 10 mL

Chemical/Solvent Used	Bottle No	Amt	Units	Expires
Surrogate Standard Mix	<u>14269</u>	1	mL	4/18/2029

Stock Source	Base Units	Amount Added
VOCF0426	ug/mL	



# Analytical RunID VOA5975C.I\_220104A Standards Traceability Report

**Standard ID:** VOCF0427

**Standard Name:** Gases

**Prep Date:** 9/17/2021

**Exp Date:** 8/3/2024

**Department:** gcmsvoa

**Vendor:** Absolute

**Lot Number:** 080321

**Balance ID:**

**Comments:** Date Prepared is same as Date Received. 2,000 ug/mL in MeOH. Catalog # 30058.

**Type:** Primary

**Prep By:** Alethea M. Shaules

**Status:** New

**Final Volume:** 10 mL

Chemical/Solvent Used	Bottle No	Amt	Units	Expires
EPA Method 502-524 - Volatile Gases Mix #1	<u>14285</u>	1	mL	8/3/2024

Stock Source	Base Units	Amount Added
VOCF0427	ug/mL	



# Analytical RunID VOA5975C.I\_220104A Standards Traceability Report

**Standard ID:** VOCF0434

**Standard Name:** Ketones

**Prep Date:** 10/26/2021

**Exp Date:** 6/30/2023

**Department:** gcmsvoa

**Vendor:** Chem Service

**Lot Number:** 10251200

**Balance ID:**

**Comments:** Date Prepared is same as Date Received. 2,000 ug/mL in 90:10 MeOH:H2O. Catalog # M-TCL-1AN5-5ML.

**Type:** Primary

**Prep By:** Steve Dilts

**Status:** New

**Final Volume:** 5 mL

Chemical/Solvent Used	Bottle No	Amt	Units	Expires
TCL Ketone Mix	<u>14443</u>	1	mL	6/30/2023

Stock Source	Base Units	Amount Added
VOCF0434	ug/mL	





# Analytical RunID VOA5975C.I\_220104A Standards Traceability Report

**Standard ID:** VOCF0439

**Standard Name:** 2nd Source Ketones

**Prep Date:** 11/30/2021

**Exp Date:** 11/26/2022

**Department:** gcmsvoa

**Vendor:** AccuStandard

**Lot Number:** 221101480

**Balance ID:**

**Comments:** Date Prepared is same as Date Received. 2,000 ug/mL in Methanol. Catalog # CLP-022K-10X.

**Type:** Primary

**Prep By:** Melissa Chavez

**Status:** New

**Final Volume:** 1 mL

Chemical/Solvent Used	Bottle No	Amt	Units	Expires
TCL Ketones Mixture	<u>14567</u>	2	mL	11/26/2022

Stock Source	Base Units	Amount Added
VOCF0439	ug/mL	



# Analytical RunID VOA5975C.I\_220104A Standards Traceability Report

**Standard ID:** VOCF3473

**Standard Name:** Calibration Surrogates

**Prep Date:** 9/14/2021

**Exp Date:** 3/14/2022

**Department:** gcmsvoa

**Vendor:**

**Lot Number:**

**Balance ID:**

**Comments:** Final Concentration 0.2 ug/uL in MeOH

**Type:** Secondary

**Prep By:** Jerran D. Brenden

**Status:** New

**Final Volume:** 5 mL

Chemical/Solvent Used	Bottle No	Amt	Units	Expires
Methanol, Purge and Trap EA226	<u>13754</u>	4.5	mL	3/14/2022
Stock Source	Base Units	Amount Added		
VOCF0364	ug/mL	0.5 mL		



# Analytical RunID VOA5975C.I\_220104A Standards Traceability Report

**Spike ID:** VOCF3517

**Spike Name:** Internal Standard / Surrogates (INT/SURR)

**Type:** Secondary

**Prep Date:** 11/10/2021

**Prep By:** Alethea M. Shaules

**Exp Date:** 12/31/2022

**Status:** New

**Department:** gcmsvoa

**Vendor:**

**Final Volume:** 100 mL

**Lot Number:**

**Balance ID:**

**Comments:** Final Concentration 0.05 ug/uL in MeOH.

Chemical/Solvent Used	Bottle No	Amt	Units	Expires
Methanol, Purge and Trap - EB199-US	<u>14334</u>	95.5	mL	12/31/2022

Stock Source	Base Units	Amount Added
VOCF0425	ug/mL	2 mL
VOCF0426	ug/mL	2.5 mL



# Analytical RunID VOA5975C.I\_220104A Standards Traceability Report

**Spike ID:** VOCF3529B

**Spike Name:** 2nd Source MtBE

**Prep Date:** 11/29/2021

**Exp Date:** 1/29/2022

**Department:** gcmsvoa

**Vendor:**

**Lot Number:**

**Balance ID:**

**Comments:** Final Concentration 0.2 ug/uL

**Type:** Secondary

**Prep By:** Alethea M. Shaules

**Status:**

**Final Volume:** 10 mL

Chemical/Solvent Used	Bottle No	Amt	Units	Expires
Methanol, Purge and Trap - EB199-US	<u>14334</u>	9	mL	1/29/2022

Stock Source	Base Units	Amount Added
VOCF0401	ug/mL	1 mL



# Analytical RunID VOA5975C.I\_220104A Standards Traceability Report

**Standard ID:** VOFC3546A

**Standard Name:** Liquids

**Prep Date:** 12/13/2021

**Exp Date:** 1/13/2022

**Department:** GCMSVOA

**Vendor:**

**Lot Number:**

**Balance ID:**

**Comments:** 1.0 ml/10 ml final volume. Final Concentration 0.2 ug/uL. Corrected comment and analyte list 11/9/2021 sbd

**Type:** Secondary

**Prep By:** Alethea M. Shaules

**Status:**

**Final Volume:** 10 mL

Chemical/Solvent Used	Bottle No	Amt	Units	Expires
Methanol, Purge and Trap EA899	<u>13926</u>	9	mL	1/13/2022

Stock Source	Base Units	Amount Added
VOCF0313	ug/mL	1 mL



# Analytical RunID VOA5975C.I\_220104A Standards Traceability Report

**Spike ID:** VOCF3549

**Spike Name:** 2nd Source Ketones

**Prep Date:** 12/15/2021

**Exp Date:** 1/15/2022

**Department:** gcmsvoa

**Vendor:** AccuStandard

**Lot Number:** 221101480

**Balance ID:**

**Comments:** Vial opened for use. 2.0 µg/µL

**Type:** Primary

**Prep By:** Melissa Chavez

**Status:**

**Final Volume:** 1 mL

Chemical/Solvent Used	Bottle No	Amt	Units	Expires
TCL Ketones Mixture	<u>14567</u>	1	mL	1/15/2022

Stock Source	Base Units	Amount Added
VOCF0439	ug/mL	1 mL



# Analytical RunID VOA5975C.I\_220104A Standards Traceability Report

**Standard ID:** VOFC3550

**Standard Name:** Ketones

**Prep Date:** 12/16/2021

**Exp Date:** 1/16/2022

**Department:** gcmsvoa

**Vendor:** Chem Service

**Lot Number:** 10251200

**Balance ID:**

**Comments:** Vial Opened For Use . 2.0 ug/uL in 90:10 MeOH:H2O.

**Type:** Primary

**Prep By:** Melissa Chavez

**Status:**

**Final Volume:** 1 mL

Chemical/Solvent Used	Bottle No	Amt	Units	Expires
TCL Ketone Mix	<u>14443</u>	1	mL	1/16/2022

Stock Source	Base Units	Amount Added
VOCF0434	ug/mL	1 mL



# Analytical RunID VOA5975C.I\_220104A Standards Traceability Report

**Spike ID:** VOCF3558B

**Spike Name:** 2nd Source Liquids

**Type:** Secondary

**Prep Date:** 12/27/2021

**Prep By:** Steve Dilts

**Exp Date:** 2/27/2022

**Status:** Open

**Department:** gcmsvoa

**Vendor:**

**Final Volume:** 10 mL

**Lot Number:**

**Balance ID:**

**Comments:** Final Concentration 0.2ug/uL.

Chemical/Solvent Used	Bottle No	Amt	Units	Expires
Methanol, Purge and Trap - EB199-US	<u>14334</u>	9	mL	2/27/2022

Stock Source	Base Units	Amount Added
VOCF0352	ug/mL	1 mL





# Analytical RunID VOA5975C.I\_220104A Standards Traceability Report

**Standard ID:** VOCF3559A

**Standard Name:** MtBE

**Prep Date:** 12/27/2021

**Exp Date:** 1/27/2022

**Department:** gcmsvoa

**Vendor:**

**Lot Number:**

**Balance ID:**

**Comments:** Final Concentration 0.2 ug/uL.

**Type:** Secondary

**Prep By:** Melissa Chavez

**Status:**

**Final Volume:** 10 mL

Chemical/Solvent Used	Bottle No	Amt	Units	Expires
Methanol, Purge and Trap - EB199-US	<u>14334</u>	9	mL	1/27/2022

Stock Source	Base Units	Amount Added
VOCF0373	ug/mL	1 mL



# Analytical RunID VOA5975C.I\_220104A Standards Traceability Report

**Standard ID:** VOCF3562A

**Standard Name:** Gases

**Prep Date:** 1/3/2022

**Exp Date:** 1/10/2022

**Department:** GCMSVOA

**Vendor:**

**Lot Number:**

**Balance ID:**

**Comments:** 1.0 ml/10 ml final volume. Final Concentration 0.2 ug/uL

**Type:** Secondary

**Prep By:** Alethea M. Shaules

**Status:**

**Final Volume:** 10 mL

Chemical/Solvent Used	Bottle No	Amt	Units	Expires
Methanol, Purge and Trap EB373	<u>14519</u>	9	mL	1/10/2022

Stock Source	Base Units	Amount Added
VOCF0427	ug/mL	1 mL



# Analytical RunID VOA5975C.I\_220104A Standards Traceability Report

**Standard ID:** VOFC3563

**Standard Name:** Internals

**Prep Date:** 1/3/2022

**Exp Date:** 7/3/2022

**Department:** gcmsvoa

**Vendor:**

**Lot Number:**

**Balance ID:**

**Comments:** Final Concentration 0.05 ug/uL.

**Type:** Secondary

**Prep By:** Alethea M. Shaules

**Status:** New

**Final Volume:** 50 mL

Chemical/Solvent Used	Bottle No	Amt	Units	Expires
Methanol, Purge and Trap EB373	<u>14519</u>	49	mL	7/3/2022

Stock Source	Base Units	Amount Added
VOCF0425	ug/mL	1 mL



# Analytical RunID VOA5975C.I\_220104A Standards Traceability Report

**Spike ID:** VOCF3566A

**Spike Name:** 2nd Source Gases

**Prep Date:** 1/4/2022

**Exp Date:** 1/11/2022

**Department:** gcmsvoa

**Vendor:**

**Lot Number:**

**Balance ID:**

**Comments:** 1.0 ml/10 ml final volume. Final Concentration 0.2 ug/uL. Corrected final volume column to match comments and added final concentrations of analytes. MSC 01/14/2021

**Type:** Secondary

**Prep By:** Melissa Chavez

**Status:**

**Final Volume:** 10 mL

Chemical/Solvent Used	Bottle No	Amt	Units	Expires
Methanol, Purge and Trap EB373	<u>14519</u>	9	mL	1/11/2022

Stock Source	Base Units	Amount Added
VOCF0417	ug/mL	1 mL

# CERTIFICATE OF ANALYSIS

**Catalog No:** M-502A-R-10X  
**Description:** Volatile Organic Compounds - Liquids  
**Lot:** 220041126  
**Solvent:** Methanol  
**Hazards:** Refer to SDS for complete safety information

**Date Certified:** Apr 13, 2020  
**Expiration:** Apr 13, 2023  
**Sample Size:** 1 mL  
**Components:** 54  
**Storage Condition:** Refrig (0-5 °C)



Signal Word: Danger

Certified Reference Material



Component	CAS #	Purity %	Prepared	Certified Analyte
		(GC/MS)	Concentration <sup>2</sup> (µg/mL)	Concentration <sup>1</sup> (µg/mL)
Benzene	71-43-2	100.0	2002	2002
Bromobenzene	108-86-1	100.0	2003	2003
Bromochloromethane	74-97-5	99.1	2001	1983
Bromodichloromethane	75-27-4	99.0	2002	1982
Bromoform	75-25-2	99.2	2001	1985
n-Butylbenzene	104-51-8	100.0	2002	2002
sec-Butylbenzene	135-98-8	100.0	2001	2001
tert-Butylbenzene	98-06-6	99.0	2003	1983
Carbon tetrachloride	56-23-5	100.0	2003	2003
Chlorobenzene	108-90-7	99.6	2001	1993
Chloroform	67-66-3	99.2	2004	1988
2-Chlorotoluene	95-49-8	99.0	2003	1983
4-Chlorotoluene	106-43-4	99.8	2002	1998
Dibromochloromethane	124-48-1	97.8	2049*	2004
1,2-Dibromo-3-chloropropane	96-12-8	99.2	2001	1985
1,2-Dibromoethane	106-93-4	100.0	2006	2006
Dibromomethane	74-95-3	99.0	2002	1982
1,2-Dichlorobenzene	95-50-1	98.2	2003	1967
1,3-Dichlorobenzene	541-73-1	100.0	2000	2000
1,4-Dichlorobenzene	106-46-7	100.0	2002	2002
1,1-Dichloroethane	75-34-3	98.6	2001	1973
1,2-Dichloroethane	107-06-2	99.8	2010	2006
1,1-Dichloroethene	75-35-4	99.0	2000	1980
cis-1,2-Dichloroethene	156-59-2	99.0	2002	1982
trans-1,2-Dichloroethene	156-60-5	99.5	2001	1991
1,2-Dichloropropane	78-87-5	99.5	2003	1993
1,3-Dichloropropane	142-28-9	96.7	2073*	2005
2,2-Dichloropropane	594-20-7	99.9	2012	2010
1,1-Dichloropropene	563-58-6	98.9	2001	1979
cis-1,3-Dichloropropene **	10061-01-5	93.9	2041*	1916
trans-1,3-Dichloropropene **	10061-02-6	93.9	1968*	1848
Ethylbenzene	100-41-4	99.7	2000	1994
Hexachlorobutadiene	87-68-3	98.0	2003	1963
Isopropylbenzene	98-82-8	100.0	2002	2002
p-Isopropyltoluene	99-87-6	99.4	2000	1988
Methylene chloride	75-09-2	99.9	2001	1999
Naphthalene	91-20-3	100.0	2002	2002
n-Propylbenzene	103-65-1	100.0	2001	2001
Styrene	100-42-5	100.0	2003	2003
1,1,1,2-Tetrachloroethane	630-20-6	98.9	2005	1983
1,1,2,2-Tetrachloroethane	79-34-5	96.0	2087*	2004
Tetrachloroethene	127-18-4	99.4	2017	2005
Toluene	108-88-3	100.0	2001	2001
1,2,3-Trichlorobenzene	87-61-6	100.0	2002	2002

# CERTIFICATE OF ANALYSIS

**Catalog No:** M-502A-R-10X  
**Description:** Volatile Organic Compounds - Liquids  
**Lot:** 220041126  
**Solvent:** Methanol

**Date Certified:** Apr 13, 2020  
**Expiration:** Apr 13, 2023  
**Sample Size:** 1 mL  
**Components:** 54

Component - <i>continued</i>	CAS #	Purity %	Prepared	Certified Analyte
		(GC/MS)	Concentration <sup>2</sup> (µg/mL)	Concentration <sup>1</sup> (µg/mL)
1,2,4-Trichlorobenzene	120-82-1	99.6	2001	1993
1,1,1-Trichloroethane	71-55-6	100.0	2002	2002
1,1,2-Trichloroethane	79-00-5	98.6	2000	1972
Trichloroethene	79-01-6	100.0	2003	2003
1,2,3-Trichloropropane	96-18-4	97.5	2055*	2004
1,2,4-Trimethylbenzene	95-63-6	98.2	2001	1965
1,3,5-Trimethylbenzene	108-67-8	98.8	2001	1977
o-Xylene	95-47-6	99.0	2000	1980
m-Xylene	108-38-3	99.2	2002	1986
p-Xylene	106-42-3	95.4	2097*	2001

\* Weight compensated to 100% purity.

\*\* 47.8% cis isomer, 46.1% trans isomer

A product with a suffix (-1A, -2B, etc. or -01, -02, etc.) on its lot number has had its expiration date extended and is identical to the same lot number without the suffix.

<sup>2</sup> All weights are traceable through NIST, Test No. 684/289871-17

<sup>1</sup> Certified Analyte Concentration = Purity x Prepared Concentration.

The Uncertainty associated with the certified concentration reported on this certificate is  $\pm 2.4\%$ . This value is the combined expanded uncertainty and represents an estimated standard deviation equal to the positive square root of the total variation of the uncertainty of components. A normal distribution is assumed and a coverage factor of K=2 is chosen using approximately a 95% confidence level.

Labels and certificates follow U.S. Conventions in reporting numerical values: A comma (,) is used to separate units of one-thousand or greater. A period (.) is used as a decimal place marker.

The information on this certificate may not be reproduced without the express permission of the manufacturer. See reverse side for additional information

Certified By: 

Larry Decker, Organic QC Manager

**ID #: 12797**

Opened: \_\_\_\_\_

Volatile Organic Compounds - Liquids

**Expires: 4/13/2023**

Rec'd: 6/23/2020

Energy Laboratories Inc 1120 So. 27th Street  
Billings MT 59107

# Certificate of Analysis

**Product Name:** VOC Standard

**Product Number:** DWM-589N-1

**Lot Number:** 0006570990

**Lot Issue Date:** 17-Nov-2020

**Expiration Date:** 31-Dec-2023

**Description:**

This analytical reference material (RM) was manufactured and verified in accordance with an ISO 9001 registered quality system and analyte concentrations were verified by an ISO 17025 accredited laboratory. The concentration and uncertainty value at the 95% confidence level for each analyte, determined gravimetrically, is listed below.

Analyte	CAS#	Analyte Lot	Concentration ± Uncertainty
bromochloromethane	000074-97-5	RM00009	2010 ± 10 µg/mL
bromodichloromethane	000075-27-4	RM12585	2009 ± 10 µg/mL
bromoform	000075-25-2	RM13987	2010 ± 10 µg/mL
carbon tetrachloride	000056-23-5	RM07576	2010 ± 10 µg/mL
chloroform	000067-66-3	RM13988	2009 ± 10 µg/mL
dibromochloromethane	000124-48-1	RM14843	2009 ± 10 µg/mL
dibromomethane	000074-95-3	RM12878	2009 ± 10 µg/mL
methylene chloride	000075-09-2	RM11650	2009 ± 10 µg/mL
1,2-dibromoethane	000106-93-4	RM00018	2010 ± 10 µg/mL
1,1-dichloroethane	000075-34-3	RM16217	2006 ± 10 µg/mL
1,2-dichloroethane	000107-06-2	RM04655	2005 ± 10 µg/mL
1,1-dichloroethene	000075-35-4	RM14486	2010 ± 10 µg/mL
cis-1,2-dichloroethene	000156-59-2	RM15008	2007 ± 10 µg/mL
trans-1,2-dichloroethene	000156-60-5	RM07565	2008 ± 10 µg/mL
1,1,1,2-tetrachloroethane	000630-20-6	RM12632	2005 ± 10 µg/mL
1,1,2,2-tetrachloroethane	000079-34-5	RM02540	2009 ± 10 µg/mL
tetrachloroethene	000127-18-4	RM06491	2008 ± 10 µg/mL

# Certificate of Analysis

<b>Product Number:</b>	DWM-589N-1	<b>Lot Number:</b>	0006570990
1,1,1-trichloroethane	000071-55-6	RM16539	2004 ± 10 µg/mL
1,1,2-trichloroethane	000079-00-5	RM01175	2009 ± 10 µg/mL
trichloroethene	000079-01-6	RM14232	2009 ± 10 µg/mL
1,2-dibromo-3-chloropropane	000096-12-8	RM13666	2009 ± 10 µg/mL
1,2-dichloropropane	000078-87-5	RM12821	2008 ± 10 µg/mL
1,3-dichloropropane	000142-28-9	RM02080	2008 ± 10 µg/mL
2,2-dichloropropane	000594-20-7	RM12927	2005 ± 10 µg/mL
1,1-dichloropropene	000563-58-6	RM16190	2010 ± 10 µg/mL
cis-1,3-dichloropropene	010061-01-5	RM12891	2007 ± 10 µg/mL
trans-1,3-dichloropropene	010061-02-6	RM12254	2006 ± 10 µg/mL
hexachlorobutadiene	000087-68-3	RM09157	2005 ± 10 µg/mL
1,2,3-trichloropropane	000096-18-4	RM13082	2004 ± 10 µg/mL
benzene	000071-43-2	RM12931	2009 ± 10 µg/mL
n-butylbenzene	000104-51-8	RM03651	2008 ± 10 µg/mL
sec-butylbenzene	000135-98-8	RM10905	2005 ± 10 µg/mL
tert-butylbenzene	000098-06-6	RM14040	2007 ± 10 µg/mL
ethylbenzene	000100-41-4	RM12195	2006 ± 10 µg/mL
isopropylbenzene	000098-82-8	RM00835	2009 ± 10 µg/mL
4-isopropyltoluene	000099-87-6	RM09747	2009 ± 10 µg/mL
naphthalene	000091-20-3	NT00970	2006 ± 10 µg/mL
n-propylbenzene	000103-65-1	RM12785	2010 ± 10 µg/mL
styrene	000100-42-5	RM13393	2010 ± 10 µg/mL



ISO 17034 Cert  
No. AR-1936

RM was produced in accordance with TUV USA Inc registered ISO 9001 Quality Management System. Cert # 56 100 18560026

Page: 2 of 4

[www.agilent.com/quality/](http://www.agilent.com/quality/)  
CSD-QA-015.1



ISO 17025 Cert  
No. AT-1937





# Certificate of Analysis

**Product Number:** DWM-589N-1

**Lot Number:** 0006570990

toluene	000108-88-3	RM06650	2008 ± 10 µg/mL
1,2,4-trimethylbenzene	000095-63-6	RM06731	2002 ± 10 µg/mL
1,3,5-trimethylbenzene	000108-67-8	RM12905	2009 ± 10 µg/mL
o-xylene	000095-47-6	RM15639	2005 ± 10 µg/mL
m-xylene	000108-38-3	RM15919	2006 ± 10 µg/mL
p-xylene	000106-42-3	RM02647	2009 ± 10 µg/mL
bromobenzene	000108-86-1	RM10227	2008 ± 10 µg/mL
chlorobenzene	000108-90-7	RM01874	2008 ± 10 µg/mL
2-chlorotoluene	000095-49-8	RM13774	2007 ± 10 µg/mL
4-chlorotoluene	000106-43-4	RM11750	2009 ± 10 µg/mL
1,2-dichlorobenzene	000095-50-1	RM13636	2005 ± 10 µg/mL
1,3-dichlorobenzene	000541-73-1	NT00356	2009 ± 10 µg/mL
1,4-dichlorobenzene	000106-46-7	RM12826	2009 ± 10 µg/mL
1,2,3-trichlorobenzene	000087-61-6	RM10193	2007 ± 10 µg/mL
1,2,4-trichlorobenzene	000120-82-1	RM09454	2009 ± 10 µg/mL

**Matrix:** methanol (methyl alcohol)

**Storage Conditions:** Store Frozen (-25° to -10°C).

### Traceability:

The balances used for these measurements are calibrated with weights traceable to NIST in compliance with ANSI/NCSL Z540.3, ISO 9001, ISO 17025, and ISO 17034. Calibrated Class A glassware is used for volumetric measurements. Thermometers are calibrated against a NIST traceable thermometer in accordance with NIST Special Publication 1088.

### Homogeneity:

This RM was unitized according to an in-house procedure and is guaranteed to be homogeneous. There is no minimum sub-sample size required.



ISO 17034 Cert  
No. AR-1936

RM was produced in accordance with TUV USA Inc registered ISO 9001 Quality Management System. Cert # 56 100 18560026

Page: 3 of 4

[www.agilent.com/quality/](http://www.agilent.com/quality/)  
CSD-QA-015.1



ISO 17025 Cert  
No. AT-1937

# Certificate of Analysis

Product Number: DWM-589N-1

Lot Number: 0006570990

## Intended Use:

This RM is intended for the preparation of working reference samples for use in routine laboratory analyses, calibration of instruments, validation of analytical methods, assessments of measurement methods, and continuing calibration verification.

## Instructions for Use:

Sample aliquots for analysis should be withdrawn at 20°C to 25°C immediately after opening the container and should be processed without delay for the certified values to be valid within the stated uncertainties.

## Hazards:

Refer to the Safety Data Sheet on [www.agilent.com](http://www.agilent.com) for information regarding this RM.

## Expiration of Certification:

The certification of this RM is valid until the expiration date specified above, provided the RM is handled and stored in accordance with the instructions given in this certificate. This certification is nullified if the RM is damaged, contaminated, or otherwise modified.

## Maintenance of Certification:

If substantive changes are noted that affect the certification before the expiration of this certificate, Agilent will notify the purchaser.

Sample lot approver:



Monica Bourgeois  
QMS Representative



ISO 17034 Cert  
No. AR-1936

RM was produced in accordance with TUV USA Inc registered ISO 9001 Quality Management System. Cert # 56 100 18560026

Page: 4 of 4

[www.agilent.com/quality/](http://www.agilent.com/quality/)  
CSD-QA-015.1



ISO 17025 Cert  
No. AT-1937

*Jewar*

# CERTIFICATE OF ANALYSIS

**Catalog No:** M-8260A-B-SS-10X  
**Description:** Surrogate Standard Mix  
**Lot:** 219041458

**Solvent:** Methanol  
**Hazards:** Refer to SDS for complete safety information

**Date Certified:** Apr 18, 2019  
**Expiration:** Apr 18, 2029  
**Sample Size:** 1 mL  
**Components:** 4  
**Storage Condition:** Ambient (>5 °C)



Signal Word: Danger

Certified Reference Material



Component	CAS #	Purity % (GC/MS)	Prepared Concentration <sup>2</sup> (µg/mL)	Certified Analyte Concentration <sup>1</sup> (µg/mL)
p-Bromofluorobenzene	460-00-4	99.9	2004	2002
Dibromofluoromethane	1868-53-7	99.8	2005	2001
1,2-Dichloroethane-d4	17060-07-0	100.0	2001	2001
Toluene-d8	2037-26-5	100.0	2000	2000

**ID #: 13385**  
Opened: \_\_\_\_\_  
Surrogate Standard Mix  
**Expires: 4/18/2029**  
Rec'd: 1/4/2021  
Energy Laboratories Inc 1120 So. 27th Street  
Billings MT 59107

A product with a suffix (-1A, -2B, etc. or -01, -02, etc.) on its lot number has had its expiration date extended and is identical to the same lot number without the suffix.  
<sup>2</sup> All weights are traceable through NIST, Test No. 684/289871-17

<sup>1</sup> Certified Analyte Concentration = Purity x Prepared Concentration.


The Uncertainty associated with the certified concentration reported on this certificate is ±2.4%. This value is the combined expanded uncertainty and represents an estimated standard deviation equal to the positive square root of the total variation of the uncertainty of components. A normal distribution is assumed and a coverage factor of K=2 is chosen using approximately a 95% confidence level.

Labels and certificates follow U.S. Conventions in reporting numerical values: A comma (,) is used to separate units of one-thousand or greater. A period (.) is used as a decimal place marker.

The information on this certificate may not be reproduced without the express permission of the manufacturer. See reverse side for additional information

Hazard Information: Please refer to the SDS for information regarding the hazards associated with using this material.

This product was prepared according to in-house procedures and is guaranteed to be homogeneous.

Certified By:   
Larry Decker, Organic QC Manager

For use in routine laboratory analysis.

# Certificate of Analysis

**Product Name:** Methyl tert-Butyl Ether Standard**Product Number:** STS-440-1**Lot Number:** 0006555762**Lot Issue Date:** 19-Aug-2020**Expiration Date:** 31-Aug-2022**Description:**

This analytical reference material (RM) was manufactured and verified in accordance with an ISO 9001 registered quality system, and analyte concentrations were verified by an ISO 17025 accredited laboratory. The concentration and uncertainty value at the 95% confidence level for each analyte, determined gravimetrically, is listed below.

**Analyte****CAS#****Analyte Lot****Concentration ± Uncertainty**

tert-butylmethyl ether

001634-04-4

RM06568

2006 ± 10 µg/mL

**Matrix:** methanol (methyl alcohol)**Storage Conditions:** Store Frozen (-25° to -10°C).**Traceability:**

The balances used for these measurements are calibrated with weights traceable to NIST in compliance with ANSI/NCSL Z540.3, ISO 9001, ISO 17025, and ISO 17034. Calibrated Class A glassware is used for volumetric measurements. Thermometers are calibrated against a NIST traceable thermometer in accordance with NIST Special Publication 1088.

**Homogeneity:**

This RM was unitized according to an in-house procedure and is guaranteed to be homogeneous. There is no minimum sub-sample size required.

**Intended Use:**

This RM is intended for the preparation of working reference samples for use in routine laboratory analyses, calibration of instruments, validation of analytical methods, assessments of measurement methods, and continuing calibration verification.

**Instructions for Use:**

Sample aliquots for analysis should be withdrawn at 20°C to 25°C immediately after opening the container and should be processed without delay for the certified values to be valid within the stated uncertainties.

**Hazards:**


Refer to the Safety Data Sheet on [www.agilent.com](http://www.agilent.com) for information regarding this RM.

**Expiration of Certification:**

The certification of this RM is valid until the expiration date specified above, provided the RM is handled and stored in accordance with the instructions given in this certificate. This certification is nullified if the RM is damaged, contaminated, or otherwise modified.

**Maintenance of Certification:**

If substantive changes are noted that affect the certification before the expiration of this certificate, Agilent will notify the purchaser.

**Sample lot approver:**

Monica Bourgeois

QMS Representative

ISO 17034 Cert  
No. AR-1936RM was produced in accordance with TUV USA Inc registered ISO 9001 Quality  
Management System. Cert # 56 100 18560026

Page: 1 of 1

[www.agilent.com/quality/](http://www.agilent.com/quality/)  
CSD-QA-015.1ISO 17025 Cert  
No. AT-1937

# CERTIFICATE OF ANALYSIS

Catalog No: S-078-10X

Description: MtBE

Lot: 220051182

Solvent: Methanol

Hazards: Refer to SDS for complete safety information

Date Certified: May 18, 2020

Expiration: May 18, 2030

Sample Size: 1 mL

Components: 1

Storage Condition: Ambient (>5 °C)



Signal Word: Danger

Certified Reference Material



Component	CAS #	Purity % (GC/MS)	Prepared Concentration <sup>2</sup> (µg/mL)	Certified Analyte Concentration <sup>1</sup> (µg/mL)
MtBE	1634-04-4	100.0	2002	2002

ID #: 13920

Opened: \_\_\_\_\_

MTBE

Expires: 5/18/2030

Rec'd: 6/7/2021

Energy Laboratories Inc 1120 So. 27th Street  
Billings MT 59107

A product with a suffix (-1A, -2B, etc. or -01, -02, etc.) on its lot number has had its expiration date extended and is identical to the same lot number without the suffix.

<sup>2</sup> All weights are traceable through NIST, Test No. 684/289871-17

<sup>1</sup> Certified Analyte Concentration = Purity x Prepared Concentration.

The Uncertainty associated with the certified concentration reported on this certificate is  $\pm 2.4\%$ . This value is the combined expanded uncertainty and represents an estimated standard deviation equal to the positive square root of the total variation of the uncertainty of components. A normal distribution is assumed and a coverage factor of K=2 is chosen using approximately a 95% confidence level.

Labels and certificates follow U.S. Conventions in reporting numerical values: A comma (,) is used to separate units of one-thousand or greater. A period (.) is used as a decimal place marker.

The information on this certificate may not be reproduced without the express permission of the manufacturer. See reverse side for additional information

Hazard Information: Please refer to the SDS for information regarding the hazards associated with using this material.

This product was prepared according to in-house procedures and is guaranteed to be homogeneous.

Certified By: \_\_\_\_\_

Larry Decker, Organic QC Manager

## CERTIFICATE OF ANALYSIS

### Volatile Organics High Concentration Mixture #6

CONCENTRATION 2000ug/ml in Methanol  
CATALOG NUMBER M-VOHC6M5-1ML  
LOT NUMBER 11882100  
DATE CERTIFIED 05/25/21  
EXPIRATION DATE 02/28/22  
STORAGE Store at room temperature (20 - 25 °C).  
HANDLING See Safety Data Sheet  
INTENDED USE For laboratory use only.  
ISO 17034:2016 CERTIFIED [ ]

ID #: 14142

Opened:

Volatile Organics High Concentration Mixture

Expires: 2/28/2022

Rec'd: 8/3/2021

Energx Laboratories Inc 1120 So. 27th Street  
Billings MT 59107

ID	Analyte	CAS	Weight Analyte (mg)	Lot	Purity	Certified Concentration (ug/mL)
N-11446	Chloroethane	75-00-3	96.300	00001728	100.0	2006.3
N-11665	Dichlorodifluoromethane	75-71-8	96.610	00001729	100.0	2012.7
N-12417	Methyl bromide	74-83-9	96.910	00024694	100.0	2019.0
N-12421	Methyl chloride	74-87-3	96.150	00001731	100.0	2003.1
N-13655	Trichlorofluoromethane	75-69-4	96.300	00027239	99.4	1994.2
N-13748	Vinyl chloride	75-01-4	96.150	00019298	100.0	2003.1

#### Analytical Test


#### Value

CONCENTRATION (GC/MSD)

VERIFIED

COA Form  
Revision 3 (3/2015)

Print Date: 07/28/21



# CHEM SERVICE INC

660 Tower Lane • P.O. Box 599 • West Chester, PA 19381-0599  
1-800-452-9994 • 1-610-692-3026 • Fax 1-610-692-8729  
[info@chemservice.com](mailto:info@chemservice.com) • [www.chemservice.com](http://www.chemservice.com)

## Instructions for Use:

Shake mixture prior to use. If particles are present, sonicate for homogeneity. If sample is diluted to lower concentrations, Class A volumetric glassware must be used.

Minimum Sample Size- 0.2 uL for Direct Injection.

Chem Service Inc. guarantees the expanded uncertainty of the above analytes to be +/- 2.0% of the certified concentrations based on gravimetric preparation. The test results published in this report were obtained using equipment capable of producing results that are traceable to NIST and through NIST to the International System of Units (SI). The reported expanded uncertainty of measurement is stated as the combined standard uncertainty of measurement multiplied by the coverage factor  $k$  ( $k=2$ ) such that the coverage probability corresponds to approximately 95%. For certified reference materials, homogeneity and thermal stability testing are available upon request.

Certified By:

*Mary Beth O'Donnell*


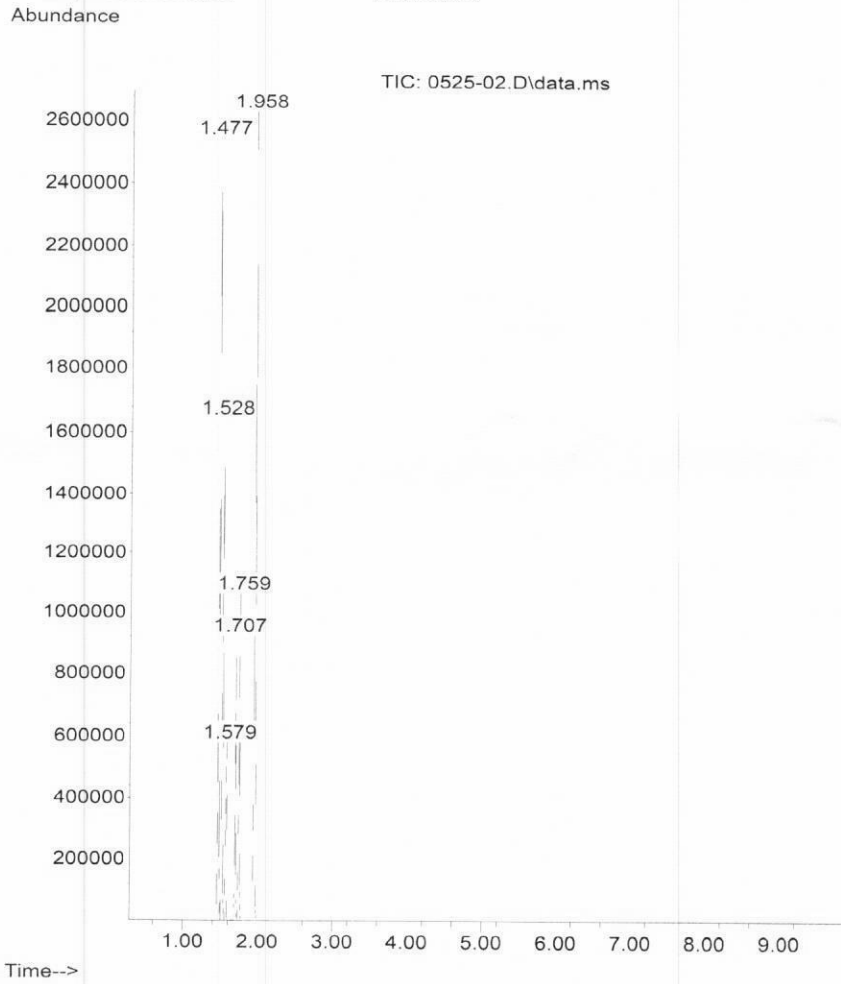
Mary Beth O'Donnell  
CSM/TC



## CERTIFICATE OF ANALYSIS

### Analysis Method:

Catalog Number: M-VOHC6M5-1ML  
Description: Volatile Organics High Concentration Mixture #6  
Lot Number: 11882100  
Expiration Date: 02/28/22







# Certificate of Analysis

ID #: 14251

Opened: \_\_\_\_\_

Internal Standard

Expires: 12/31/2022

Rec'd: 9/8/2021

Energy Laboratories Inc 1120 So. 27th Street  
Billings MT 59107

Product Name: Internal Standard

Product Number: STM-520-1

Lot Issue Date: 05-Jan-2021

Lot Number: 0006582580

Expiration Date: 31-Dec-2022

## Description:

This analytical reference material (RM) was manufactured and verified in accordance with an ISO 9001 registered quality system and analyte concentrations were verified by an ISO 17025 accredited laboratory. The concentration and uncertainty value at the 95% confidence level for each analyte, determined gravimetrically, is listed below.

Analyte	CAS#	Analyte Lot	Concentration ± Uncertainty
chlorobenzene-d5	003114-55-4	RM12274	2501 ± 13 µg/mL
1,4-dichlorobenzene-d4	003855-82-1	RM12517	2501 ± 13 µg/mL
fluorobenzene	000462-06-6	RM13378	2512 ± 13 µg/mL

Matrix: methanol (methyl alcohol)

Storage Conditions: Store Frozen (-25° to -10°C).

## Traceability:

The balances used for these measurements are calibrated with weights traceable to NIST in compliance with ANSI/NCCL Z540.3, ISO 9001, ISO 17025 and ISO 17034. Calibrated Class A glassware is used for volumetric measurements. Thermometers are calibrated against a NIST traceable thermometer in accordance with NIST Special Publication 1088.

## Homogeneity:

This RM was unitized according to an in-house procedure and is guaranteed to be homogeneous. There is no minimum sub-sample size required.

## Intended Use:

This RM is intended for the preparation of working reference samples for use in routine laboratory analyses, calibration of instruments, validation of analytical methods, assessments of measurement methods, and continuing calibration verification.

## Instructions for Use:

Sample aliquots for analysis should be withdrawn at 20°C to 25°C immediately after opening the container and should be processed without delay for the certified values to be valid within the stated uncertainties.

## Hazards:

Refer to the Safety Data Sheet on [www.agilent.com](http://www.agilent.com) for information regarding this RM.



ISO 17034  
REFERENCE MATERIAL  
PRODUCER  
ISO 17034 Cert  
No. AR-1936

RM was produced in accordance with TUV USA Inc registered ISO 9001 Quality  
Management System. Cert # 56 100 18560026

Page: 1 of 2

[www.agilent.com/quality/](http://www.agilent.com/quality/)  
CSD-QA-015.1



ISO 17025 Cert  
No. AT-1937



# Certificate of Analysis

**Product Number:** STM-520-1

**Lot Number:** 0006582580

**Expiration of Certification:**

The certification of this RM is valid until the expiration date specified above, provided the RM is handled and stored in accordance with the instructions given in this certificate. This certification is nullified if the RM is damaged, contaminated, or otherwise modified.

**Maintenance of Certification:**

If substantive changes are noted that affect the certification before the expiration of this certificate, Agilent will notify the purchaser.

**Sample lot approver:**

Monica Bourgeois  
QMS Representative



ISO 17034 Cert  
No. AR-1936

RM was produced in accordance with TUV USA Inc registered ISO 9001 Quality Management System. Cert # 56 100 18560026

Page: 2 of 2

[www.agilent.com/quality/](http://www.agilent.com/quality/)  
CSD-QA-015.1



ISO 17025 Cert  
No. AT-1937

# CERTIFICATE OF ANALYSIS

**Catalog No:** M-8260A-B-SS-10X  
**Description:** Surrogate Standard Mix  
**Lot:** 219041458

**Solvent:** Methanol

**Hazards:** Refer to SDS for complete safety information

**Date Certified:** Apr 18, 2019

**Expiration:** Apr 18, 2029

**Sample Size:** 1 mL

**Components:** 4

**Storage Condition:** Ambient (>5 °C)



Signal Word: Danger

## Certified Reference Material



Component	CAS #	Purity %	Prepared Concentration <sup>2</sup>	Certified Analyte Concentration <sup>1</sup>
		(GC/MS)	(µg/mL)	(µg/mL)
p-Bromofluorobenzene	460-00-4	99.9	2004	2002
Dibromofluoromethane	1868-53-7	99.8	2005	2001
1,2-Dichloroethane-d4	17060-07-0	100.0	2001	2001
Toluene-d8	2037-26-5	100.0	2000	2000

ID #: 14269

Opened: \_\_\_\_\_

Surrogate Standard Mix

**Expires: 4/18/2029**

Rec'd: 9/14/2021

Energy Laboratories Inc 1120 So. 27th Street  
Billings MT 59107

A product with a suffix (-1A, -2B, etc. or -01, -02, etc.) on its lot number has had its expiration date extended and is identical to the same lot number without the suffix.

<sup>2</sup> All weights are traceable through NIST, Test No. 684/289871-17

<sup>1</sup> Certified Analyte Concentration = Purity x Prepared Concentration.

The Uncertainty associated with the certified concentration reported on this certificate is  $\pm 2.4\%$ . This value is the combined expanded uncertainty and represents an estimated standard deviation equal to the positive square root of the total variation of the uncertainty of components. A normal distribution is assumed and a coverage factor of K=2 is chosen using approximately a 95% confidence level.

Labels and certificates follow U.S. Conventions in reporting numerical values: A comma (,) is used to separate units of one-thousand or greater. A period (.) is used as a decimal place marker.

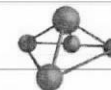
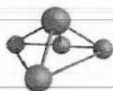
The information on this certificate may not be reproduced without the express permission of the manufacturer. See reverse side for additional information

Hazard Information: Please refer to the SDS for information regarding the hazards associated with using this material.

This product was prepared according to in-house procedures and is guaranteed to be homogeneous.

Certified By: \_\_\_\_\_

Larry Decker, Organic QC Manager



**CERTIFIED WEIGHT REPORT**

**Part Number:** 30058  
**Lot Number:** 080321  
**Description:** EPA Method 502/524 - Volatile Gases Mix #1  
6 components  
**Expiration Date:** 080324  
**Recommended Storage:** Freezer (0 °C)  
**Nominal Concentration (µg/mL):** 2000  
**NIST Test ID#:** 6UTB  
**Solvent:** Methanol  
**Lot#:** EA783-US  
5E-05 Balance Uncertainty  
Weight(s) shown below were combined and diluted to (mL): 500.0 0.058 Flask Uncertainty

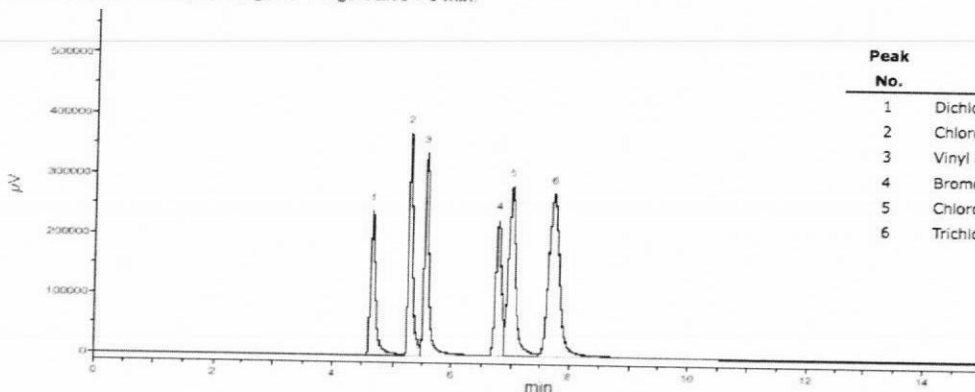
		080321
Formulated By:	Mario Luis	DATE
		080321
Reviewed By:	Pedro L. Rentas	DATE

Compound	RM#	Lot Number	Nominal Conc (µg/mL)	Purity (%)	Uncertainty Purity (%)	Target Weight (g)	Actual Weight (g)	Actual Conc(µg/mL)	Expanded Uncertainty (+/-) (µg/mL)	SDS Information (Solvent Safety Info. On Attached pg.)		
										CAS#	OSHA PEL (TWA)	LD50
1. Bromomethane	50	01611JX	2000	99.5	0.2	1.00508	1.0098	2009.4	8.1	74-83-9	5 ppm (20mg/m3/8H) (skin)	ori-rat 214mg/kg
2. Chloroethane	72	062617	2000	99	0.2	1.01016	1.0146	2008.8	8.1	75-00-3	1000 ppm (2600mg/m3/8H)	N/A
3. Chloromethane	79	06908MS	2000	99.5	0.2	1.00508	1.0154	2020.5	8.1	74-87-3	100 ppm	ori-rat 1800mg/kg
4. Dichlorodifluoromethane	134	92-0487	2000	99	0.2	1.01016	1.0224	2024.2	8.2	75-71-8	1000 ppm (4950mg/m3/8H)	N/A
5. Trichlorofluoromethane	294	01823MW	2000	99	0.2	1.01016	1.0110	2001.7	8.1	75-69-4	1000 ppm (5600mg/m3/8H)	ipr-mus 1743mg/kg
6. Vinyl chloride	305	04854EA	2000	99.5	0.2	1.00508	1.0071	2004.0	8.1	75-01-4	N/A	N/A

- The certified value is the concentration calculated from gravimetric and volumetric measurements unless otherwise stated.
- Standards are prepared gravimetrically using balances that are calibrated with weights traceable to NIST (see above).
- Standards are certified (+/-) 0.5% of the stated value, unless otherwise stated.
- All Standards, after opening ampule, should be stored with caps tight and under appropriate laboratory conditions.
- Uncertainty Reference: Taylor, B.N. and Kuyat, C.E., "Guidelines for Evaluating and Expressing the Uncertainty of NIST Measurement Result," NIST Technical Note 1297, U.S. Government Printing Office, Washington, DC, (1994).

**Comments**

GC15-M9 Analysis by Melissa Stonier  
Column ID SPB-Vocool 105 meter X 0.53mm X 3.0µm film thickness  
Flow rates: Total flow=150mL/min., Helium (carrier)=10mL/min., Helium(make-up)=40mL/min., Hydrogen(make-up)=100mL/min.  
Oven Profile: Temp. 1=35°C (Time 1=9 min.), Temp 2=200°C (Time 2=1 min.), Rate = 33°C/min., Total run time=15 min. Injector temp.=200°C, FID Temp.=200°C.  
ELCD Signal = Edaq Channel 1 PID Signal = Edaq Channel 2  
Standard injection = 0.5µL, Range=3 Purge Valve = 0 min.



Peak No.	Analyte	ELCD RT (min.)
1	Dichlorodifluoromethane	4.67
2	Chloromethane	5.28
3	Vinyl chloride	5.56
4	Bromomethane	6.75
5	Chloroethane	6.99
6	Trichlorofluoromethane	7.72

**ID #: 14285**

Opened: \_\_\_\_\_  
EPA Method 502-524 - Volatile Gases Mix #1  
**Expires: 8/3/2024**  
Rec'd: 9/17/2021  
Energy Laboratories Inc 1120 So. 27th Street  
Billings MT 59107

660 Tower Lane • P.O. Box 599 • West Chester, PA 19381-0599  
1-800-452-9994 • 1-610-692-3026 • Fax 1-610-692-8729  
[info@chemservice.com](mailto:info@chemservice.com) • [www.chemservice.com](http://www.chemservice.com)

ID #: 14443

Opened: \_\_\_\_\_

TCL Ketone Mix

Expires: 6/30/2023

Rec'd: 10/26/2021

Energy Laboratories Inc 1120 So. 27th Street  
Billings MT 59107

## CERTIFICATE OF ANALYSIS

### TCL Ketones Mixture

CONCENTRATION 2000ug/ml in Methanol:Water (90:10)  
CATALOG NUMBER M-TCL1AN5-1ML  
LOT NUMBER 10251200  
DATE CERTIFIED 06/16/20  
EXPIRATION DATE 06/30/23  
STORAGE Freezer storage (-20 - -25 °C)  
HANDLING See Safety Data Sheet  
INTENDED USE For laboratory use only.  
ISO 17034:2016 CERTIFIED [ ]

ID	Analyte	CAS	Weight Analyte (mg)	Lot	Purity	Certified Concentration (ug/mL)
N-11014	Acetone	67-64-1	203.300	00026182	98.7	2006.6
N-10297	2-Butanone	78-93-3	202.800	00027454	99.5	2017.9
N-10369	2-Hexanone	591-78-6	202.600	00025720	99.5	2015.9
N-10844	4-Methyl-2-pentanone	108-10-1	204.700	6403300	99.5	2036.8

Analytical Test	Value
CONCENTRATION (GC/FID)	VERIFIED

Chem Service, Inc. is accredited to ISO 17034:2016, ISO/IEC 17025:2017 and certified to ISO 9001:2015.



COA Form  
Revision 3 (3/2015)

Print Date: 10/22/21

660 Tower Lane • P.O. Box 599 • West Chester, PA 19381-0599  
1-800-452-9994 • 1-610-692-3026 • Fax 1-610-692-8729  
[info@chemservice.com](mailto:info@chemservice.com) • [www.chemservice.com](http://www.chemservice.com)

#### Instructions for Use:

Shake mixture prior to use. If particles are present, sonicate for homogeneity. If sample is diluted to lower concentrations, Class A volumetric glassware must be used.

Minimum Sample Size- 0.2 uL for Direct Injection.

Chem Service Inc. guarantees the expanded uncertainty of the above analytes to be +/- 2.0% of the certified concentrations based on gravimetric preparation. The test results published in this report were obtained using equipment capable of producing results that are traceable to NIST and through NIST to the International System of Units (SI). The reported expanded uncertainty of measurement is stated as the combined standard uncertainty of measurement multiplied by the coverage factor  $k$  ( $k=2$ ) such that the coverage probability corresponds to approximately 95%. For certified reference materials, homogeneity and thermal stability testing are available upon request.

#### Certified By:

*Mary Beth O'Donnell*

Mary Beth O'Donnell  
CSM/TC

Chem Service, Inc. is accredited to ISO 17034:2016, ISO/IEC 17025:2017 and certified to ISO 9001:2015.



**PJLA**  
Testing



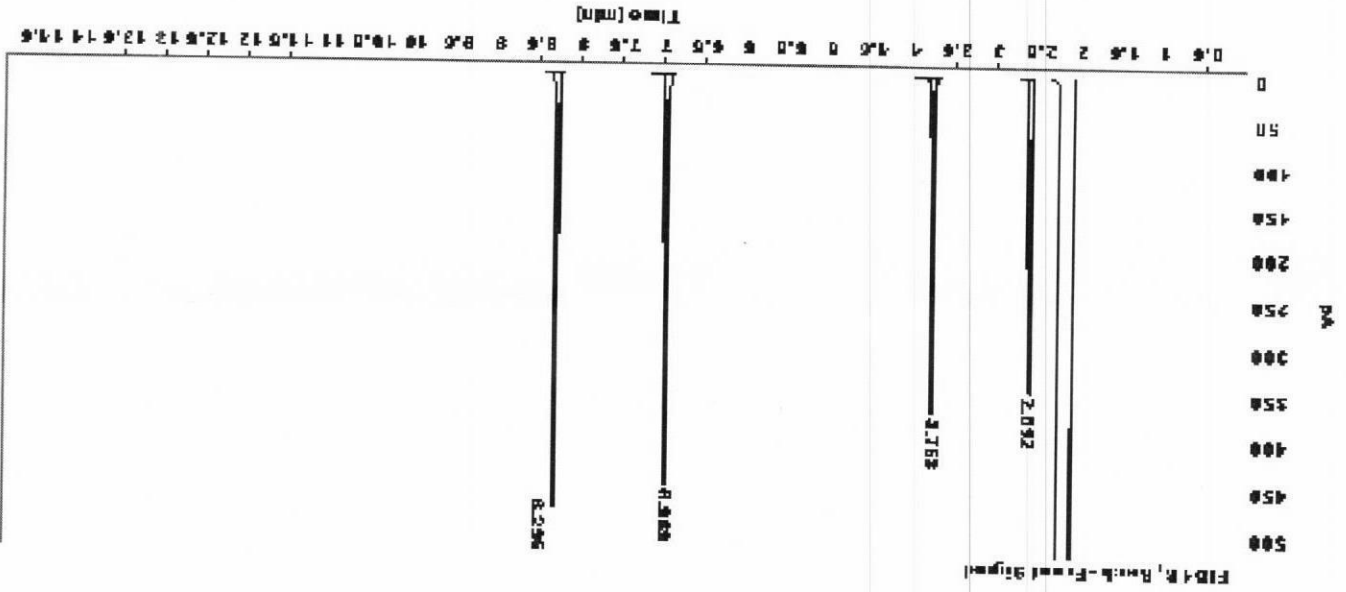
**PJLA**  
Reference Material  
Products

660 Tower Lane • P.O. Box 599 • West Chester, PA 19381-0599  
 1-800-452-9994 • 1-610-692-3026 • Fax 1-610-692-8729  
[info@chemservice.com](mailto:info@chemservice.com) • [www.chemservice.com](http://www.chemservice.com)

## CERTIFICATE OF ANALYSIS

Gas Chromatography / Flame Ionization Detector (GC/FID)

Data file: C:\CHEM321\DATA\2020\DATA\0620M-TCL1AN5.D  
 Sample name: M-TCL1AN5  
 Acq. method: N-14278.M  
 Instrument: GC3  
 Injection date: 6/16/2020 2:52:35 PM  
 Column name: RTX-5MS (30m x 0.25mm x 0.5µm)  
 Location: 202  
 Injection Vol: 1.000  
 # Of Injections: 1



Signal: FID1 B, Back - Front Signal

RT [min]	Type	Width [min]	Area	Height	Area%
2.592	BB	0.0277	580.2505	343.4986	18.4655
3.763	BB	0.0323	735.4804	387.8491	23.4054
6.969	BB	0.0326	904.3389	447.8770	28.7791
8.295	BB	0.0307	822.2798	474.3798	29.3500
Sum					3142.3497

Chem Service, Inc. is accredited to ISO 17034:2016, ISO/IEC 17025:2017 and certified to ISO 9001:2015.



# CERTIFICATE OF ANALYSIS

**Catalog No:** CLP-022K-10X  
**Description:** TCL Ketone Mix  
**Lot:** 221101480  
**Solvent:** Methanol  
**Hazards:** Refer to SDS for complete safety information

**Date Certified:** Oct 26, 2021  
**Expiration:** Nov 26, 2022  
**Sample Size:** 1 mL  
**Components:** 4  
**Storage Condition:** Freeze (<-10 °C)



**Certified Reference Material**



Component	CAS #	Purity %	Prepared Concentration <sup>2</sup>	Certified Analyte Concentration <sup>1</sup>
		(GC/MS)	(µg/mL)	(µg/mL)
Acetone	67-64-1	100.0	2004	2004
2-Butanone	78-93-3	100.0	2004	2004
2-Hexanone	591-78-6	98.7	2004	1978
4-Methyl-2-pentanone	108-10-1	100.0	2004	2004

**ID #: 14567**

Opened: \_\_\_\_\_

TCL Ketones Mixture

**Expires: 11/26/2022**

Rec'd: 11/30/2021

Energy Laboratories Inc 1120 So. 27th Street  
Billings MT 59107

This Certified Reference Material was verified in accordance with ISO/IEC 17025

A product with a suffix (-1A, -2B, etc. or -01, -02, etc.) on its lot number has had its expiration date extended and is identical to the same lot number without the suffix.

<sup>2</sup> All weights are traceable through NIST, Test No. 684/289871-17

<sup>1</sup> Certified Analyte Concentration = Purity x Prepared Concentration.

The Uncertainty associated with the certified concentration reported on this certificate is  $\pm 2.4\%$ . This value is the combined expanded uncertainty and represents an estimated standard deviation equal to the positive square root of the total variation of the uncertainty of components. A normal distribution is assumed and a coverage factor of K=2 is chosen using approximately a 95% confidence level.

Labels and certificates follow U.S. Conventions in reporting numerical values: A comma (,) is used to separate units of one-thousand or greater. A period (.) is used as a decimal place marker.

The information on this certificate may not be reproduced without the express permission of the manufacturer. See reverse side for additional information

Hazard Information: Please refer to the SDS for information regarding the hazards associated with using this material.

This product was prepared according to in-house procedures and is guaranteed to be homogeneous.

Certified By: \_\_\_\_\_

Larry Decker, Organic QC Manager



# CERTIFICATE OF ANALYSIS

**Catalog No:** CLP-022K-10X  
**Description:** TCL Ketone Mix  
**Lot:** 221101480  
**Solvent:** Methanol

**Date Certified:** Oct 26, 2021  
**Expiration:** Nov 26, 2022  
**Sample Size:** 1 mL  
**Components:** 4

## T-Test

AccuStandard, Inc.  
Statistical Report for CLP (SOW 1391)  
26-Oct-2021

QR-QC-003 rev. 1/16

RT Component	CLP-022K-10X 221101480							CLP-022K-10X 221041075							NOTES:						
	Run #1	Run #2	Run #3	Run #4	Mean	Std Dev	% RSD	Run #1	Run #2	Run #3	Run #4	Mean	Std Dev	% RSD	t.025 test	CI	Component	CI	# of Runs	10 % error check of Conc. means	
3.74 Acetone (67-64-1)	1925	1881	1854	1803	1866	51.05	2.74%	1751	1712	1730	1764	1764	22.43	1.29%	4.36	119.2	Acetone (67-64-1)	56	4	2000	7 %
5.77 2-Butanone (78-93-3)	2275	2223	2237	2149	2221	52.79	2.38%	2157	2103	2145	2177	2146	31.26	1.45%	2.46	58.5	2-Butanone (78-93-3)	35.9	4	2000	9 %
8.34 4-Methyl-2-pentanone (108-10-1)	3373	3302	3408	3225	3327	81.05	2.44%	3349	3240	3296	3415	3325	74.70	2.25%	0.04	0.9	4-Methyl-2-pentanone (108-10-1)	0.8	4	2000	0 %
9.13 2-Hexanone (99-178-6)	3260	3199	3332	3118	3227	90.88	2.62%	3186	3072	3120	3239	3154	73.32	2.32%	1.25	35.2	2-Hexanone (99-178-6)	29.1	4	2000	2 %



# CERTIFICATE OF ANALYSIS

Catalog No: CLP-022K-10X  
Description: TCL Ketone Mix  
Lot: 221101480  
Solvent: Methanol

Date Certified: Oct 26, 2021  
Expiration: Nov 26, 2022  
Sample Size: 1 mL  
Components: 4

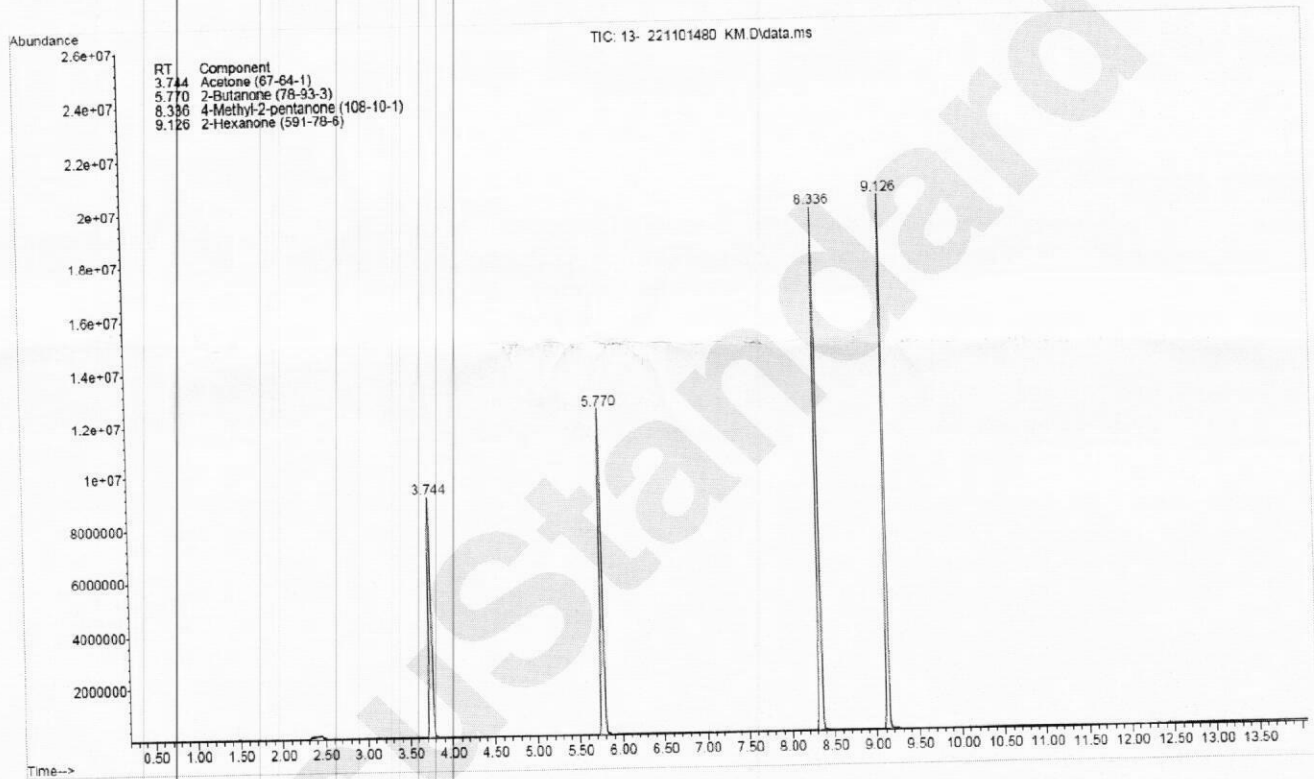
## Chromatogram

File : Q:\GCMS-06 Minimal\DATA\102521\13- 221101480 KM.D  
Operator : Organic QC Lab  
Acquired : 25 Oct 2021 21:00 using AcqMethod VOC-Split100.M  
Instrument : GCMS 6  
Sample Name: CLP-022K-10X (221101480)  
Misc Info : TCL Ketone Mix @ 2000 ug/mL in MeOH  
Vial Number: 34



AccuStandard®

Column: DB-624 UI, 30m x 0.25mm ID x 1.4µm  
Oven Program: 35°C (hold 5min), 11°C/min to 60°C, 22°C/min to 230°C (hold 4min)  
GC Parameters: Split 100:1, 1µl inj.; GC/MS; injector temp 240°C





# Analytical RunID VOA5975C.I\_220105A Standards Traceability Report

**Standard ID:** VOCF0313

**Standard Name:** Liquids

**Prep Date:** 6/23/2020

**Exp Date:** 4/13/2023

**Department:** gcmsvoa

**Vendor:** AccuStd

**Lot Number:** 220041126

**Balance ID:**

**Comments:** Date Prepared is same as Date Received. 2,000 ug/mL. Catalog # M502A-R-10X. Corrected lot number to match Cl. MSC 01/14/2022

**Type:** Primary

**Prep By:** Alethea M. Shaules

**Status:** New

**Final Volume:** 10 mL

Chemical/Solvent Used	Bottle No	Amt	Units	Expires
Volatile Organic Compounds - Liquids	<u>12797</u>	1	mL	4/13/2023

Stock Source	Base Units	Amount Added
VOCF0313	ug/mL	



# Analytical RunID VOA5975C.I\_220105A Standards Traceability Report

**Spike ID:** VOCF0352

**Spike Name:** 2nd Source Liquids

**Prep Date:** 11/23/2020

**Exp Date:** 12/31/2023

**Department:** gcmsvoa

**Vendor:** Agilent

**Lot Number:** 0006570990

**Balance ID:**

**Comments:** Date Prepared is same as Date Received. 2000 ug/mL in MeOH. Catalog # DWM-589N-1.

**Type:** Primary

**Prep By:** Steve Dilts

**Status:** New

**Final Volume:** 10 mL

Chemical/Solvent Used	Bottle No	Amt	Units	Expires
VOC Standard	<u>13292</u>	1	mL	12/31/2023

Stock Source	Base Units	Amount Added
VOCF0352	ug/mL	



# Analytical RunID VOA5975C.I\_220105A Standards Traceability Report

**Standard ID:** VOCF0373

**Standard Name:** MtBE (Methy tert-Butyl Ether)

**Prep Date:** 2/26/2021

**Exp Date:** 8/31/2022

**Department:** gcmsvoa

**Vendor:** Agilent

**Lot Number:** 0006555762

**Balance ID:**

**Comments:** Date Prepared is same as Date Received. 2000 ug/mL in MeOH. Catalog # STS-440

**Type:** Primary

**Prep By:** Steve Dilts

**Status:** New

**Final Volume:** 5 mL

Chemical/Solvent Used	Bottle No	Amt	Units	Expires
Methyl tert-Butyl Ether Standard	13578	1	mL	8/31/2022

Stock Source	Base Units	Amount Added
VOCF0373	ug/mL	



# Analytical RunID VOA5975C.I\_220105A Standards Traceability Report

**Spike ID:** VOCF0401

**Spike Name:** 2nd Source MtBE

**Prep Date:** 6/7/2021

**Exp Date:** 12/11/2029

**Department:** gcmsvoa

**Vendor:** AccuStandard

**Lot Number:** 220051182

**Balance ID:**

**Comments:** Date Prepared is same as Date Receive. 2,000 ug/mL in MeOH. Catalog # S-078-10X.

**Type:** Primary

**Prep By:** Alethea M. Shaules

**Status:** New

**Final Volume:** 5 mL

Chemical/Solvent Used	Bottle No	Amt	Units	Expires
MTBE	13920	1	mL	12/11/2029

Stock Source	Base Units	Amount Added
VOCF0401	ug/mL	



# Analytical RunID VOA5975C.I\_220105A Standards Traceability Report

**Spike ID:** VOCF0417

**Spike Name:** Chem Service Gases

**Prep Date:** 8/3/2021

**Exp Date:** 2/28/2022

**Department:** gcmsvoa

**Vendor:** Chemservice

**Lot Number:** 11882100

**Balance ID:**

**Comments:** Date Prepared is same as Date Received. 2000 ug/mL in MeOH. Catalog # M-VOHC6M5-1ML

**Type:** Primary

**Prep By:** Steve Dilts

**Status:** New

**Final Volume:** 5 mL

Chemical/Solvent Used	Bottle No	Amt	Units	Expires
Volatile Organics High Concentration Mixture #6	<u>14142</u>	5	mL	2/28/2022

Stock Source	Base Units	Amount Added
VOCF0417	ug/mL	



# Analytical RunID VOA5975C.I\_220105A Standards Traceability Report

**Standard ID:** VOCF0425

**Standard Name:** Internals

**Prep Date:** 9/8/2021

**Exp Date:** 12/31/2022

**Department:** gcmsvoa

**Vendor:** Agilent

**Lot Number:** 0006582580

**Balance ID:**

**Comments:** Date Prepared is same as Date Received. 2,500 ug/mL in MeOH. Catalog # STM-520-1.

**Type:** Primary

**Prep By:** Jerran D. Brenden

**Status:** New

**Final Volume:** 10 mL

Chemical/Solvent Used	Bottle No	Amt	Units	Expires
Internal Standard	<u>14251</u>	1	mL	12/31/2022
Stock Source	Base Units	Amount Added		
VOCF0425	ug/mL			





# Analytical RunID VOA5975C.I\_220105A Standards Traceability Report

**Spike ID:** VOCF0426

**Spike Name:** Surrogates 2.0 mg/mL

**Prep Date:** 9/14/2021

**Exp Date:** 4/18/2029

**Department:** gcmsvoa

**Vendor:** AccuStandard

**Lot Number:** 219041458

**Balance ID:**

**Comments:** Date Received 01/04/2021. 2.0 mg/mL. Catalog # M-8260A-B-SS-10X

**Type:** Primary

**Prep By:** Jerran D. Brenden

**Status:** New

**Final Volume:** 10 mL

Chemical/Solvent Used	Bottle No	Amt	Units	Expires
Surrogate Standard Mix	<u>14269</u>	1	mL	4/18/2029

Stock Source	Base Units	Amount Added
VOCF0426	ug/mL	



# Analytical RunID VOA5975C.I\_220105A Standards Traceability Report

**Standard ID:** VOCF0427

**Standard Name:** Gases

**Prep Date:** 9/17/2021

**Exp Date:** 8/3/2024

**Department:** gcmsvoa

**Vendor:** Absolute

**Lot Number:** 080321

**Balance ID:**

**Comments:** Date Prepared is same as Date Received. 2,000 ug/mL in MeOH. Catalog # 30058.

**Type:** Primary

**Prep By:** Alethea M. Shaules

**Status:** New

**Final Volume:** 10 mL

Chemical/Solvent Used	Bottle No	Amt	Units	Expires
EPA Method 502-524 - Volatile Gases Mix #1	<u>14285</u>	1	mL	8/3/2024

Stock Source	Base Units	Amount Added
VOCF0427	ug/mL	



# Analytical RunID VOA5975C.I\_220105A Standards Traceability Report

**Standard ID:** VOCF0434

**Standard Name:** Ketones

**Prep Date:** 10/26/2021

**Exp Date:** 6/30/2023

**Department:** gcmsvoa

**Vendor:** Chem Service

**Lot Number:** 10251200

**Balance ID:**

**Comments:** Date Prepared is same as Date Received. 2,000 ug/mL in 90:10 MeOH:H2O. Catalog # M-TCL-1AN5-5ML.

**Type:** Primary

**Prep By:** Steve Dilts

**Status:** New

**Final Volume:** 5 mL

Chemical/Solvent Used	Bottle No	Amt	Units	Expires
TCL Ketone Mix	<u>14443</u>	1	mL	6/30/2023

Stock Source	Base Units	Amount Added
VOCF0434	ug/mL	



# Analytical RunID VOA5975C.I\_220105A Standards Traceability Report

**Standard ID:** VOCF0439

**Standard Name:** 2nd Source Ketones

**Prep Date:** 11/30/2021

**Exp Date:** 11/26/2022

**Department:** gcmsvoa

**Vendor:** AccuStandard

**Lot Number:** 221101480

**Balance ID:**

**Comments:** Date Prepared is same as Date Received. 2,000 ug/mL in Methanol. Catalog # CLP-022K-10X.

**Type:** Primary

**Prep By:** Melissa Chavez

**Status:** New

**Final Volume:** 1 mL

Chemical/Solvent Used	Bottle No	Amt	Units	Expires
TCL Ketones Mixture	<u>14567</u>	2	mL	11/26/2022

Stock Source	Base Units	Amount Added
VOCF0439	ug/mL	



# Analytical RunID VOA5975C.I\_220105A Standards Traceability Report

**Spike ID:** VOCF3517

**Spike Name:** Internal Standard / Surrogates (INT/SURR)

**Prep Date:** 11/10/2021

**Exp Date:** 12/31/2022

**Department:** gcmsvoa

**Vendor:**

**Lot Number:**

**Balance ID:**

**Comments:** Final Concentration 0.05 ug/uL in MeOH.

**Type:** Secondary

**Prep By:** Alethea M. Shaules

**Status:** New

**Final Volume:** 100 mL

Chemical/Solvent Used	Bottle No	Amt	Units	Expires
Methanol, Purge and Trap - EB199-US	<u>14334</u>	95.5	mL	12/31/2022

Stock Source	Base Units	Amount Added
VOCF0425	ug/mL	2 mL
VOCF0426	ug/mL	2.5 mL



# Analytical RunID VOA5975C.I\_220105A Standards Traceability Report

**Spike ID:** VOCF3529B

**Spike Name:** 2nd Source MtBE

**Prep Date:** 11/29/2021

**Exp Date:** 1/29/2022

**Department:** gcmsvoa

**Vendor:**

**Lot Number:**

**Balance ID:**

**Comments:** Final Concentration 0.2 ug/uL

**Type:** Secondary

**Prep By:** Alethea M. Shaules

**Status:**

**Final Volume:** 10 mL

Chemical/Solvent Used	Bottle No	Amt	Units	Expires
Methanol, Purge and Trap - EB199-US	<u>14334</u>	9	mL	1/29/2022

Stock Source	Base Units	Amount Added
VOCF0401	ug/mL	1 mL



# Analytical RunID VOA5975C.I\_220105A Standards Traceability Report

**Standard ID:** VOFC3546A

**Standard Name:** Liquids

**Prep Date:** 12/13/2021

**Exp Date:** 1/13/2022

**Department:** GCMSVOA

**Vendor:**

**Lot Number:**

**Balance ID:**

**Comments:** 1.0 ml/10 ml final volume. Final Concentration 0.2 ug/uL. Corrected comment and analyte list 11/9/2021 sbd

**Type:** Secondary

**Prep By:** Alethea M. Shaules

**Status:**

**Final Volume:** 10 mL

Chemical/Solvent Used	Bottle No	Amt	Units	Expires
Methanol, Purge and Trap EA899	<u>13926</u>	9	mL	1/13/2022

Stock Source	Base Units	Amount Added
VOCF0313	ug/mL	1 mL



# Analytical RunID VOA5975C.I\_220105A Standards Traceability Report

**Spike ID:** VOCF3549

**Spike Name:** 2nd Source Ketones

**Prep Date:** 12/15/2021

**Exp Date:** 1/15/2022

**Department:** gcmsvoa

**Vendor:** AccuStandard

**Lot Number:** 221101480

**Balance ID:**

**Comments:** Vial opened for use. 2.0 µg/µL

**Type:** Primary

**Prep By:** Melissa Chavez

**Status:**

**Final Volume:** 1 mL

Chemical/Solvent Used	Bottle No	Amt	Units	Expires
TCL Ketones Mixture	<u>14567</u>	1	mL	1/15/2022

Stock Source	Base Units	Amount Added
VOCF0439	ug/mL	1 mL





# Analytical RunID VOA5975C.I\_220105A Standards Traceability Report

**Standard ID:** VOFC3550

**Standard Name:** Ketones

**Prep Date:** 12/16/2021

**Exp Date:** 1/16/2022

**Department:** gcmsvoa

**Vendor:** Chem Service

**Lot Number:** 10251200

**Balance ID:**

**Comments:** Vial Opened For Use . 2.0 ug/uL in 90:10 MeOH:H2O.

**Type:** Primary

**Prep By:** Melissa Chavez

**Status:**

**Final Volume:** 1 mL

Chemical/Solvent Used	Bottle No	Amt	Units	Expires
TCL Ketone Mix	<u>14443</u>	1	mL	1/16/2022

Stock Source	Base Units	Amount Added
VOCF0434	ug/mL	1 mL



# Analytical RunID VOA5975C.I\_220105A Standards Traceability Report

**Spike ID:** VOCF3558B

**Spike Name:** 2nd Source Liquids

**Prep Date:** 12/27/2021

**Exp Date:** 2/27/2022

**Department:** gcmsvoa

**Vendor:**

**Lot Number:**

**Balance ID:**

**Comments:** Final Concentration 0.2ug/uL.

**Type:** Secondary

**Prep By:** Steve Dilts

**Status:** Open

**Final Volume:** 10 mL

Chemical/Solvent Used	Bottle No	Amt	Units	Expires
Methanol, Purge and Trap - EB199-US	<u>14334</u>	9	mL	2/27/2022

Stock Source	Base Units	Amount Added
VOCF0352	ug/mL	1 mL



# Analytical RunID VOA5975C.I\_220105A Standards Traceability Report

**Standard ID:** VOCF3559A

**Standard Name:** MtBE

**Prep Date:** 12/27/2021

**Exp Date:** 1/27/2022

**Department:** gcmsvoa

**Vendor:**

**Lot Number:**

**Balance ID:**

**Comments:** Final Concentration 0.2 ug/uL.

**Type:** Secondary

**Prep By:** Melissa Chavez

**Status:**

**Final Volume:** 10 mL

Chemical/Solvent Used	Bottle No	Amt	Units	Expires
Methanol, Purge and Trap - EB199-US	<u>14334</u>	9	mL	1/27/2022

Stock Source	Base Units	Amount Added
VOCF0373	ug/mL	1 mL



# Analytical RunID VOA5975C.I\_220105A Standards Traceability Report

**Standard ID:** VOCF3562A

**Standard Name:** Gases

**Prep Date:** 1/3/2022

**Exp Date:** 1/10/2022

**Department:** GCMSVOA

**Vendor:**

**Lot Number:**

**Balance ID:**

**Comments:** 1.0 ml/10 ml final volume. Final Concentration 0.2 ug/uL

**Type:** Secondary

**Prep By:** Alethea M. Shaules

**Status:**

**Final Volume:** 10 mL

Chemical/Solvent Used	Bottle No	Amt	Units	Expires
Methanol, Purge and Trap EB373	<u>14519</u>	9	mL	1/10/2022

Stock Source	Base Units	Amount Added
VOCF0427	ug/mL	1 mL



# Analytical RunID VOA5975C.I\_220105A Standards Traceability Report

**Spike ID:** VOCF3566A

**Spike Name:** 2nd Source Gases

**Prep Date:** 1/4/2022

**Exp Date:** 1/11/2022

**Department:** gcmsvoa

**Vendor:**

**Lot Number:**

**Balance ID:**

**Comments:** 1.0 ml/10 ml final volume. Final Concentration 0.2 ug/uL. Corrected final volume column to match comments and added final concentrations of analytes. MSC 01/14/2021

**Type:** Secondary

**Prep By:** Melissa Chavez

**Status:**

**Final Volume:** 10 mL

Chemical/Solvent Used	Bottle No	Amt	Units	Expires
Methanol, Purge and Trap EB373	<u>14519</u>	9	mL	1/11/2022

Stock Source	Base Units	Amount Added
VOCF0417	ug/mL	1 mL

# CERTIFICATE OF ANALYSIS

**Catalog No:** M-502A-R-10X  
**Description:** Volatile Organic Compounds - Liquids  
**Lot:** 220041126  
**Solvent:** Methanol  
**Hazards:** Refer to SDS for complete safety information

**Date Certified:** Apr 13, 2020  
**Expiration:** Apr 13, 2023  
**Sample Size:** 1 mL  
**Components:** 54  
**Storage Condition:** Refrig (0-5 °C)



Signal Word: Danger

Certified Reference Material



Component	CAS #	Purity %	Prepared Concentration <sup>2</sup>	Certified Analyte Concentration <sup>1</sup>
		(GC/MS)	(µg/mL)	(µg/mL)
Benzene	71-43-2	100.0	2002	2002
Bromobenzene	108-86-1	100.0	2003	2003
Bromochloromethane	74-97-5	99.1	2001	1983
Bromodichloromethane	75-27-4	99.0	2002	1982
Bromoform	75-25-2	99.2	2001	1985
n-Butylbenzene	104-51-8	100.0	2002	2002
sec-Butylbenzene	135-98-8	100.0	2001	2001
tert-Butylbenzene	98-06-6	99.0	2003	1983
Carbon tetrachloride	56-23-5	100.0	2003	2003
Chlorobenzene	108-90-7	99.6	2001	1993
Chloroform	67-66-3	99.2	2004	1988
2-Chlorotoluene	95-49-8	99.0	2003	1983
4-Chlorotoluene	106-43-4	99.8	2002	1998
Dibromochloromethane	124-48-1	97.8	2049*	2004
1,2-Dibromo-3-chloropropane	96-12-8	99.2	2001	1985
1,2-Dibromoethane	106-93-4	100.0	2006	2006
Dibromomethane	74-95-3	99.0	2002	1982
1,2-Dichlorobenzene	95-50-1	98.2	2003	1967
1,3-Dichlorobenzene	541-73-1	100.0	2000	2000
1,4-Dichlorobenzene	106-46-7	100.0	2002	2002
1,1-Dichloroethane	75-34-3	98.6	2001	1973
1,2-Dichloroethane	107-06-2	99.8	2010	2006
1,1-Dichloroethene	75-35-4	99.0	2000	1980
cis-1,2-Dichloroethene	156-59-2	99.0	2002	1982
trans-1,2-Dichloroethene	156-60-5	99.5	2001	1991
1,2-Dichloropropane	78-87-5	99.5	2003	1993
1,3-Dichloropropane	142-28-9	96.7	2073*	2005
2,2-Dichloropropane	594-20-7	99.9	2012	2010
1,1-Dichloropropene	563-58-6	98.9	2001	1979
cis-1,3-Dichloropropene **	10061-01-5	93.9	2041*	1916
trans-1,3-Dichloropropene **	10061-02-6	93.9	1968*	1848
Ethylbenzene	100-41-4	99.7	2000	1994
Hexachlorobutadiene	87-68-3	98.0	2003	1963
Isopropylbenzene	98-82-8	100.0	2002	2002
p-Isopropyltoluene	99-87-6	99.4	2000	1988
Methylene chloride	75-09-2	99.9	2001	1999
Naphthalene	91-20-3	100.0	2002	2002
n-Propylbenzene	103-65-1	100.0	2001	2001
Styrene	100-42-5	100.0	2003	2003
1,1,1,2-Tetrachloroethane	630-20-6	98.9	2005	1983
1,1,2,2-Tetrachloroethane	79-34-5	96.0	2087*	2004
Tetrachloroethene	127-18-4	99.4	2017	2005
Toluene	108-88-3	100.0	2001	2001
1,2,3-Trichlorobenzene	87-61-6	100.0	2002	2002



# CERTIFICATE OF ANALYSIS

**Catalog No:** M-502A-R-10X  
**Description:** Volatile Organic Compounds - Liquids  
**Lot:** 220041126  
**Solvent:** Methanol

**Date Certified:** Apr 13, 2020  
**Expiration:** Apr 13, 2023  
**Sample Size:** 1 mL  
**Components:** 54

Component - <i>continued</i>	CAS #	Purity %	Prepared Concentration <sup>2</sup>	Certified Analyte Concentration <sup>1</sup>
		(GC/MS)	(µg/mL)	(µg/mL)
1,2,4-Trichlorobenzene	120-82-1	99.6	2001	1993
1,1,1-Trichloroethane	71-55-6	100.0	2002	2002
1,1,2-Trichloroethane	79-00-5	98.6	2000	1972
Trichloroethene	79-01-6	100.0	2003	2003
1,2,3-Trichloropropane	96-18-4	97.5	2055*	2004
1,2,4-Trimethylbenzene	95-63-6	98.2	2001	1965
1,3,5-Trimethylbenzene	108-67-8	98.8	2001	1977
o-Xylene	95-47-6	99.0	2000	1980
m-Xylene	108-38-3	99.2	2002	1986
p-Xylene	106-42-3	95.4	2097*	2001

\* Weight compensated to 100% purity.

\*\* 47.8% cis isomer, 46.1% trans isomer

A product with a suffix (-1A, -2B, etc. or -01, -02, etc.) on its lot number has had its expiration date extended and is identical to the same lot number without the suffix.

<sup>2</sup> All weights are traceable through NIST, Test No. 684/289871-17

<sup>1</sup> Certified Analyte Concentration = Purity x Prepared Concentration.

The Uncertainty associated with the certified concentration reported on this certificate is  $\pm 2.4\%$ . This value is the combined expanded uncertainty and represents an estimated standard deviation equal to the positive square root of the total variation of the uncertainty of components. A normal distribution is assumed and a coverage factor of K=2 is chosen using approximately a 95% confidence level.

Labels and certificates follow U.S. Conventions in reporting numerical values: A comma (,) is used to separate units of one-thousand or greater. A period (.) is used as a decimal place marker.

The information on this certificate may not be reproduced without the express permission of the manufacturer. See reverse side for additional information

Certified By:

Larry Decker, Organic QC Manager

**ID #:** 12797

Opened: \_\_\_\_\_

Volatile Organic Compounds - Liquids

**Expires:** 4/13/2023

Rec'd: 6/23/2020

Energy Laboratories Inc 1120 So. 27th Street  
Billings MT 59107

# Certificate of Analysis

**Product Name:** VOC Standard

**Product Number:** DWM-589N-1

**Lot Number:** 0006570990

**Lot Issue Date:** 17-Nov-2020

**Expiration Date:** 31-Dec-2023

**Description:**

This analytical reference material (RM) was manufactured and verified in accordance with an ISO 9001 registered quality system and analyte concentrations were verified by an ISO 17025 accredited laboratory. The concentration and uncertainty value at the 95% confidence level for each analyte, determined gravimetrically, is listed below.

Analyte	CAS#	Analyte Lot	Concentration ± Uncertainty
bromochloromethane	000074-97-5	RM00009	2010 ± 10 µg/mL
bromodichloromethane	000075-27-4	RM12585	2009 ± 10 µg/mL
bromoform	000075-25-2	RM13987	2010 ± 10 µg/mL
carbon tetrachloride	000056-23-5	RM07576	2010 ± 10 µg/mL
chloroform	000067-66-3	RM13988	2009 ± 10 µg/mL
dibromochloromethane	000124-48-1	RM14843	2009 ± 10 µg/mL
dibromomethane	000074-95-3	RM12878	2009 ± 10 µg/mL
methylene chloride	000075-09-2	RM11650	2009 ± 10 µg/mL
1,2-dibromoethane	000106-93-4	RM00018	2010 ± 10 µg/mL
1,1-dichloroethane	000075-34-3	RM16217	2006 ± 10 µg/mL
1,2-dichloroethane	000107-06-2	RM04655	2005 ± 10 µg/mL
1,1-dichloroethene	000075-35-4	RM14486	2010 ± 10 µg/mL
cis-1,2-dichloroethene	000156-59-2	RM15008	2007 ± 10 µg/mL
trans-1,2-dichloroethene	000156-60-5	RM07565	2008 ± 10 µg/mL
1,1,1,2-tetrachloroethane	000630-20-6	RM12632	2005 ± 10 µg/mL
1,1,2,2-tetrachloroethane	000079-34-5	RM02540	2009 ± 10 µg/mL
tetrachloroethene	000127-18-4	RM06491	2008 ± 10 µg/mL



# Certificate of Analysis

<b>Product Number:</b>	DWM-589N-1	<b>Lot Number:</b>	0006570990
1,1,1-trichloroethane	000071-55-6	RM16539	2004 ± 10 µg/mL
1,1,2-trichloroethane	000079-00-5	RM01175	2009 ± 10 µg/mL
trichloroethene	000079-01-6	RM14232	2009 ± 10 µg/mL
1,2-dibromo-3-chloropropane	000096-12-8	RM13666	2009 ± 10 µg/mL
1,2-dichloropropane	000078-87-5	RM12821	2008 ± 10 µg/mL
1,3-dichloropropane	000142-28-9	RM02080	2008 ± 10 µg/mL
2,2-dichloropropane	000594-20-7	RM12927	2005 ± 10 µg/mL
1,1-dichloropropene	000563-58-6	RM16190	2010 ± 10 µg/mL
cis-1,3-dichloropropene	010061-01-5	RM12891	2007 ± 10 µg/mL
trans-1,3-dichloropropene	010061-02-6	RM12254	2006 ± 10 µg/mL
hexachlorobutadiene	000087-68-3	RM09157	2005 ± 10 µg/mL
1,2,3-trichloropropane	000096-18-4	RM13082	2004 ± 10 µg/mL
benzene	000071-43-2	RM12931	2009 ± 10 µg/mL
n-butylbenzene	000104-51-8	RM03651	2008 ± 10 µg/mL
sec-butylbenzene	000135-98-8	RM10905	2005 ± 10 µg/mL
tert-butylbenzene	000098-06-6	RM14040	2007 ± 10 µg/mL
ethylbenzene	000100-41-4	RM12195	2006 ± 10 µg/mL
isopropylbenzene	000098-82-8	RM00835	2009 ± 10 µg/mL
4-isopropyltoluene	000099-87-6	RM09747	2009 ± 10 µg/mL
naphthalene	000091-20-3	NT00970	2006 ± 10 µg/mL
n-propylbenzene	000103-65-1	RM12785	2010 ± 10 µg/mL
styrene	000100-42-5	RM13393	2010 ± 10 µg/mL



ISO 17034 Cert  
No. AR-1936

RM was produced in accordance with TUV USA Inc registered ISO 9001 Quality Management System. Cert # 56 100 18560026

Page: 2 of 4

[www.agilent.com/quality/](http://www.agilent.com/quality/)  
CSD-QA-015.1



ISO 17025 Cert  
No. AT-1937



# Certificate of Analysis

**Product Number:** DWM-589N-1

**Lot Number:** 0006570990

toluene	000108-88-3	RM06650	2008 ± 10 µg/mL
1,2,4-trimethylbenzene	000095-63-6	RM06731	2002 ± 10 µg/mL
1,3,5-trimethylbenzene	000108-67-8	RM12905	2009 ± 10 µg/mL
o-xylene	000095-47-6	RM15639	2005 ± 10 µg/mL
m-xylene	000108-38-3	RM15919	2006 ± 10 µg/mL
p-xylene	000106-42-3	RM02647	2009 ± 10 µg/mL
bromobenzene	000108-86-1	RM10227	2008 ± 10 µg/mL
chlorobenzene	000108-90-7	RM01874	2008 ± 10 µg/mL
2-chlorotoluene	000095-49-8	RM13774	2007 ± 10 µg/mL
4-chlorotoluene	000106-43-4	RM11750	2009 ± 10 µg/mL
1,2-dichlorobenzene	000095-50-1	RM13636	2005 ± 10 µg/mL
1,3-dichlorobenzene	000541-73-1	NT00356	2009 ± 10 µg/mL
1,4-dichlorobenzene	000106-46-7	RM12826	2009 ± 10 µg/mL
1,2,3-trichlorobenzene	000087-61-6	RM10193	2007 ± 10 µg/mL
1,2,4-trichlorobenzene	000120-82-1	RM09454	2009 ± 10 µg/mL

**Matrix:** methanol (methyl alcohol)


**Storage Conditions:** Store Frozen (-25° to -10°C).

**Traceability:**

The balances used for these measurements are calibrated with weights traceable to NIST in compliance with ANSI/NC SL Z540.3, ISO 9001, ISO 17025, and ISO 17034. Calibrated Class A glassware is used for volumetric measurements. Thermometers are calibrated against a NIST traceable thermometer in accordance with NIST Special Publication 1088.

**Homogeneity:**

This RM was unitized according to an in-house procedure and is guaranteed to be homogeneous. There is no minimum sub-sample size required.



ISO 17034 Cert  
No. AR-1936

RM was produced in accordance with TUV USA Inc registered ISO 9001 Quality Management System. Cert # 56 100 18560026

Page: 3 of 4

[www.agilent.com/quality/](http://www.agilent.com/quality/)  
CSD-QA-015.1



ISO 17025 Cert  
No. AT-1937

# Certificate of Analysis

Product Number: DWM-589N-1

Lot Number: 0006570990

## Intended Use:

This RM is intended for the preparation of working reference samples for use in routine laboratory analyses, calibration of instruments, validation of analytical methods, assessments of measurement methods, and continuing calibration verification.

## Instructions for Use:

Sample aliquots for analysis should be withdrawn at 20°C to 25°C immediately after opening the container and should be processed without delay for the certified values to be valid within the stated uncertainties.

## Hazards:

Refer to the Safety Data Sheet on [www.agilent.com](http://www.agilent.com) for information regarding this RM.

## Expiration of Certification:

The certification of this RM is valid until the expiration date specified above, provided the RM is handled and stored in accordance with the instructions given in this certificate. This certification is nullified if the RM is damaged, contaminated, or otherwise modified.

## Maintenance of Certification:

If substantive changes are noted that affect the certification before the expiration of this certificate, Agilent will notify the purchaser.

Sample lot approver:



Monica Bourgeois  
QMS Representative



ISO 17034 Cert  
No. AR-1936

RM was produced in accordance with TUV USA Inc registered ISO 9001 Quality Management System. Cert # 56 100 18560026

Page: 4 of 4

[www.agilent.com/quality/](http://www.agilent.com/quality/)  
CSD-QA-015.1



ISO 17025 Cert  
No. AT-1937



ID #: 13578

Opened: \_\_\_\_\_

Methyl tert-Butyl Ether Standard

Expires: 8/31/2022

Rec'd: 2/26/2021

Energy Laboratories Inc 1120 So. 27th Street  
Billings MT 59107

# Certificate of Analysis

**Product Name:** Methyl tert-Butyl Ether Standard

**Product Number:** STS-440-1

**Lot Number:** 0006555762

**Lot Issue Date:** 19-Aug-2020

**Expiration Date:** 31-Aug-2022

**Description:**

This analytical reference material (RM) was manufactured and verified in accordance with an ISO 9001 registered quality system, and analyte concentrations were verified by an ISO 17025 accredited laboratory. The concentration and uncertainty value at the 95% confidence level for each analyte, determined gravimetrically, is listed below.

Analyte	CAS#	Analyte Lot	Concentration ± Uncertainty
tert-butylmethyl ether	001634-04-4	RM06568	2006 ± 10 µg/mL

**Matrix:** methanol (methyl alcohol)

**Storage Conditions:** Store Frozen (-25° to -10°C).

**Traceability:**

The balances used for these measurements are calibrated with weights traceable to NIST in compliance with ANSI/NCSL Z540.3, ISO 9001, ISO 17025, and ISO 17034. Calibrated Class A glassware is used for volumetric measurements. Thermometers are calibrated against a NIST traceable thermometer in accordance with NIST Special Publication 1088.

**Homogeneity:**

This RM was unitized according to an in-house procedure and is guaranteed to be homogeneous. There is no minimum sub-sample size required.

**Intended Use:**

This RM is intended for the preparation of working reference samples for use in routine laboratory analyses, calibration of instruments, validation of analytical methods, assessments of measurement methods, and continuing calibration verification.

**Instructions for Use:**

Sample aliquots for analysis should be withdrawn at 20°C to 25°C immediately after opening the container and should be processed without delay for the certified values to be valid within the stated uncertainties.

**Hazards:**

Refer to the Safety Data Sheet on [www.agilent.com](http://www.agilent.com) for information regarding this RM.

**Expiration of Certification:**

The certification of this RM is valid until the expiration date specified above, provided the RM is handled and stored in accordance with the instructions given in this certificate. This certification is nullified if the RM is damaged, contaminated, or otherwise modified.

**Maintenance of Certification:**

If substantive changes are noted that affect the certification before the expiration of this certificate, Agilent will notify the purchaser.

**Sample lot approver:**

Monica Bourgeois

QMS Representative



ISO 17034 Cert  
No. AR-1936

RM was produced in accordance with TUV USA Inc registered ISO 9001 Quality Management System. Cert # 56 100 18560026

Page: 1 of 1

[www.agilent.com/quality/](http://www.agilent.com/quality/)  
CSD-QA-015.1



ISO 17025 Cert  
No. AT-1937

# CERTIFICATE OF ANALYSIS

Catalog No: S-078-10X

Description: MtBE

Lot: 220051182

Solvent: Methanol

Hazards: Refer to SDS for complete safety information

Date Certified: May 18, 2020

Expiration: May 18, 2030

Sample Size: 1 mL

Components: 1

Storage Condition: Ambient (>5 °C)



Signal Word: Danger

Certified Reference Material



Component	CAS #	Purity % (GC/MS)	Prepared Concentration <sup>2</sup> (µg/mL)	Certified Analyte Concentration <sup>1</sup> (µg/mL)
MtBE	1634-04-4	100.0	2002	2002

ID #: 13920

Opened: \_\_\_\_\_

MTBE

Expires: 5/18/2030

Rec'd: 6/7/2021

Eneray Laboratories Inc 1120 So. 27th Street  
Billings MT 59107

A product with a suffix (-1A, -2B, etc. or -01, -02, etc.) on its lot number has had its expiration date extended and is identical to the same lot number without the suffix.

<sup>2</sup> All weights are traceable through NIST, Test No. 684/289871-17

<sup>1</sup> Certified Analyte Concentration = Purity x Prepared Concentration.

The Uncertainty associated with the certified concentration reported on this certificate is  $\pm 2.4\%$ . This value is the combined expanded uncertainty and represents an estimated standard deviation equal to the positive square root of the total variation of the uncertainty of components. A normal distribution is assumed and a coverage factor of K=2 is chosen using approximately a 95% confidence level.

Labels and certificates follow U.S. Conventions in reporting numerical values: A comma (,) is used to separate units of one-thousand or greater. A period (.) is used as a decimal place marker.

The information on this certificate may not be reproduced without the express permission of the manufacturer. See reverse side for additional information

Hazard Information: Please refer to the SDS for information regarding the hazards associated with using this material.

This product was prepared according to in-house procedures and is guaranteed to be homogeneous.

Certified By: \_\_\_\_\_

Larry Decker, Organic QC Manager

## CERTIFICATE OF ANALYSIS

### Volatile Organics High Concentration Mixture #6

CONCENTRATION 2000ug/ml in Methanol  
CATALOG NUMBER M-VOHC6M5-1ML  
LOT NUMBER 11882100  
DATE CERTIFIED 05/25/21  
EXPIRATION DATE 02/28/22  
STORAGE Store at room temperature (20 - 25 °C).  
HANDLING See Safety Data Sheet  
INTENDED USE For laboratory use only.  
ISO 17034:2016 CERTIFIED [ ]

ID #: 14142

Opened: \_\_\_\_\_

Volatile Organics High Concentration Mixture

Expires: 2/28/2022

Rec'd: 8/3/2021

Energx Laboratories Inc 1120 So. 27th Street  
Billings MT 59107

ID	Analyte	CAS	Weight Analyte (mg)	Lot	Purity	Certified Concentration (ug/mL)
N-11446	Chloroethane	75-00-3	96.300	00001728	100.0	2006.3
N-11665	Dichlorodifluoromethane	75-71-8	96.610	00001729	100.0	2012.7
N-12417	Methyl bromide	74-83-9	96.910	00024694	100.0	2019.0
N-12421	Methyl chloride	74-87-3	96.150	00001731	100.0	2003.1
N-13655	Trichlorofluoromethane	75-69-4	96.300	00027239	99.4	1994.2
N-13748	Vinyl chloride	75-01-4	96.150	00019298	100.0	2003.1

#### Analytical Test

#### Value

CONCENTRATION (GC/MSD)

VERIFIED

# CHEM SERVICE INC

660 Tower Lane • P.O. Box 599 • West Chester, PA 19381-0599  
1-800-452-9994 • 1-610-692-3026 • Fax 1-610-692-8729  
[info@chemservice.com](mailto:info@chemservice.com) • [www.chemservice.com](http://www.chemservice.com)

## Instructions for Use:

Shake mixture prior to use. If particles are present, sonicate for homogeneity. If sample is diluted to lower concentrations, Class A volumetric glassware must be used.

Minimum Sample Size- 0.2 uL for Direct Injection.

Chem Service Inc. guarantees the expanded uncertainty of the above analytes to be +/- 2.0% of the certified concentrations based on gravimetric preparation. The test results published in this report were obtained using equipment capable of producing results that are traceable to NIST and through NIST to the International System of Units (SI). The reported expanded uncertainty of measurement is stated as the combined standard uncertainty of measurement multiplied by the coverage factor k (k=2) such that the coverage probability corresponds to approximately 95%. For certified reference materials, homogeneity and thermal stability testing are available upon request.

Certified By:

*Mary Beth O'Donnell*

Mary Beth O'Donnell  
CSM/TC


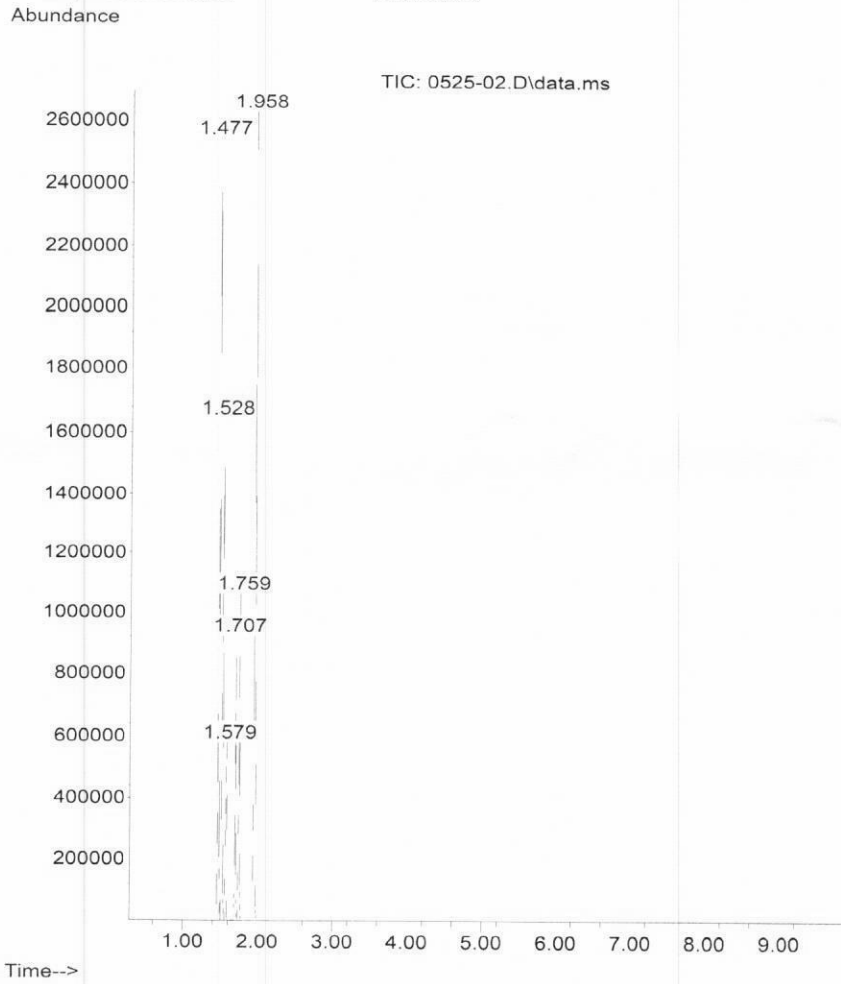


660 Tower Lane • P.O. Box 599 • West Chester, PA 19381-0599  
1-800-452-9994 • 1-610-692-3026 • Fax 1-610-692-8729  
[info@chemservice.com](mailto:info@chemservice.com) • [www.chemservice.com](http://www.chemservice.com)

## CERTIFICATE OF ANALYSIS

### Analysis Method:

Catalog Number: M-VOHC6M5-1ML  
Description: Volatile Organics High Concentration Mixture #6  
Lot Number: 11882100  
Expiration Date: 02/28/22







# Certificate of Analysis

ID #: 14251

Opened: \_\_\_\_\_

Internal Standard

Expires: 12/31/2022

Rec'd: 9/8/2021

Energy Laboratories Inc 1120 So. 27th Street  
Billings MT 59107

**Product Name:** Internal Standard

**Product Number:** STM-520-1

**Lot Issue Date:** 05-Jan-2021

**Lot Number:** 0006582580

**Expiration Date:** 31-Dec-2022

**Description:**

This analytical reference material (RM) was manufactured and verified in accordance with an ISO 9001 registered quality system and analyte concentrations were verified by an ISO 17025 accredited laboratory. The concentration and uncertainty value at the 95% confidence level for each analyte, determined gravimetrically, is listed below.

Analyte	CAS#	Analyte Lot	Concentration ± Uncertainty
chlorobenzene-d5	003114-55-4	RM12274	2501 ± 13 µg/mL
1,4-dichlorobenzene-d4	003855-82-1	RM12517	2501 ± 13 µg/mL
fluorobenzene	000462-06-6	RM13378	2512 ± 13 µg/mL

**Matrix:** methanol (methyl alcohol)

**Storage Conditions:** Store Frozen (-25° to -10°C).

**Traceability:**

The balances used for these measurements are calibrated with weights traceable to NIST in compliance with ANSI/NCCL Z540.3, ISO 9001, ISO 17025 and ISO 17034. Calibrated Class A glassware is used for volumetric measurements. Thermometers are calibrated against a NIST traceable thermometer in accordance with NIST Special Publication 1088.

**Homogeneity:**

This RM was unitized according to an in-house procedure and is guaranteed to be homogeneous. There is no minimum sub-sample size required.

**Intended Use:**

This RM is intended for the preparation of working reference samples for use in routine laboratory analyses, calibration of instruments, validation of analytical methods, assessments of measurement methods, and continuing calibration verification.

**Instructions for Use:**

Sample aliquots for analysis should be withdrawn at 20°C to 25°C immediately after opening the container and should be processed without delay for the certified values to be valid within the stated uncertainties.

**Hazards:**

Refer to the Safety Data Sheet on [www.agilent.com](http://www.agilent.com) for information regarding this RM.



ISO 17034  
REFERENCE MATERIAL  
PRODUCER  
ISO 17034 Cert  
No. AR-1936

RM was produced in accordance with TUV USA Inc registered ISO 9001 Quality Management System. Cert # 56 100 18560026

Page: 1 of 2

[www.agilent.com/quality/](http://www.agilent.com/quality/)  
CSD-QA-015.1



ISO 17025 Cert  
No. AT-1937



# Certificate of Analysis

**Product Number:** STM-520-1

**Lot Number:** 0006582580

**Expiration of Certification:**

The certification of this RM is valid until the expiration date specified above, provided the RM is handled and stored in accordance with the instructions given in this certificate. This certification is nullified if the RM is damaged, contaminated, or otherwise modified.

**Maintenance of Certification:**

If substantive changes are noted that affect the certification before the expiration of this certificate, Agilent will notify the purchaser.

**Sample lot approver:**

Monica Bourgeois  
QMS Representative



ISO 17034 Cert  
No. AR-1936

RM was produced in accordance with TUV USA Inc registered ISO 9001 Quality Management System. Cert # 56 100 18560026

Page: 2 of 2

[www.agilent.com/quality/](http://www.agilent.com/quality/)  
CSD-QA-015.1



ISO 17025 Cert  
No. AT-1937

# CERTIFICATE OF ANALYSIS

**Catalog No:** M-8260A-B-SS-10X  
**Description:** Surrogate Standard Mix  
**Lot:** 219041458

**Solvent:** Methanol

**Hazards:** Refer to SDS for complete safety information

**Date Certified:** Apr 18, 2019

**Expiration:** Apr 18, 2029

**Sample Size:** 1 mL

**Components:** 4

**Storage Condition:** Ambient (>5 °C)



Signal Word: Danger

## Certified Reference Material



Component	CAS #	Purity %	Prepared Concentration <sup>2</sup>	Certified Analyte Concentration <sup>1</sup>
		(GC/MS)	(µg/mL)	(µg/mL)
p-Bromofluorobenzene	460-00-4	99.9	2004	2002
Dibromofluoromethane	1868-53-7	99.8	2005	2001
1,2-Dichloroethane-d4	17060-07-0	100.0	2001	2001
Toluene-d8	2037-26-5	100.0	2000	2000

**ID #:** 14269

Opened: \_\_\_\_\_

Surrogate Standard Mix

**Expires:** 4/18/2029

Rec'd: 9/14/2021

Energy Laboratories Inc 1120 So. 27th Street  
Billings MT 59107

A product with a suffix (-1A, -2B, etc. or -01, -02, etc.) on its lot number has had its expiration date extended and is identical to the same lot number without the suffix.

<sup>2</sup> All weights are traceable through NIST, Test No. 684/289871-17

<sup>1</sup> Certified Analyte Concentration = Purity x Prepared Concentration.

The Uncertainty associated with the certified concentration reported on this certificate is  $\pm 2.4\%$ . This value is the combined expanded uncertainty and represents an estimated standard deviation equal to the positive square root of the total variation of the uncertainty of components. A normal distribution is assumed and a coverage factor of K=2 is chosen using approximately a 95% confidence level.

Labels and certificates follow U.S. Conventions in reporting numerical values: A comma (,) is used to separate units of one-thousand or greater. A period (.) is used as a decimal place marker.

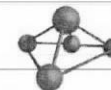
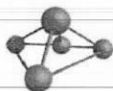
The information on this certificate may not be reproduced without the express permission of the manufacturer. See reverse side for additional information

Hazard Information: Please refer to the SDS for information regarding the hazards associated with using this material.

This product was prepared according to in-house procedures and is guaranteed to be homogeneous.

Certified By: \_\_\_\_\_

Larry Decker, Organic QC Manager



**CERTIFIED WEIGHT REPORT**

**Part Number:** 30058  
**Lot Number:** 080321  
**Description:** EPA Method 502/524 - Volatile Gases Mix #1

**Expiration Date:** 080324

**Recommended Storage:** Freezer (0 °C)

**Nominal Concentration (µg/mL):** 2000

**NIST Test ID#:** 6UTB

**Solvent:** Methanol  
**Lot#:** EA783-US

Weight(s) shown below were combined and diluted to (mL):  
500.0 0.058 Balance Uncertainty  
0.058 Flask Uncertainty

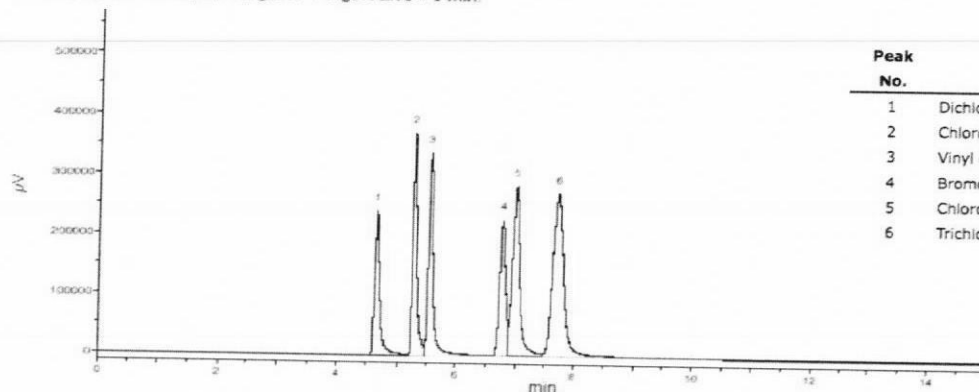
		080321
Formulated By:	Mario Luis	DATE
		080321
Reviewed By:	Pedro L. Rentas	DATE

Compound	RM#	Lot Number	Nominal Conc (µg/mL)	Purity (%)	Uncertainty Purity (%)	Target Weight (g)	Actual Weight (g)	Actual Conc(µg/mL)	Expanded Uncertainty (+/-) (µg/mL)	SDS Information (Solvent Safety Info. On Attached pg.)		
										CAS#	OSHA PEL (TWA)	LD50
1. Bromomethane	50	01611JX	2000	99.5	0.2	1.00508	1.0098	2009.4	8.1	74-83-9	5 ppm (20mg/m3/8H) (skin)	ori-rat 214mg/kg
2. Chloroethane	72	062617	2000	99	0.2	1.01016	1.0146	2008.8	8.1	75-00-3	1000 ppm (2600mg/m3/8H)	N/A
3. Chloromethane	79	06908MS	2000	99.5	0.2	1.00508	1.0154	2020.5	8.1	74-87-3	100 ppm	ori-rat 1800mg/kg
4. Dichlorodifluoromethane	134	92-0487	2000	99	0.2	1.01016	1.0224	2024.2	8.2	75-71-8	1000 ppm (4950mg/m3/8H)	N/A
5. Trichlorofluoromethane	294	01823MW	2000	99	0.2	1.01016	1.0110	2001.7	8.1	75-69-4	1000 ppm (5600mg/m3/8H)	ipr-mus 1743mg/kg
6. Vinyl chloride	305	04854EA	2000	99.5	0.2	1.00508	1.0071	2004.0	8.1	75-01-4	N/A	N/A

- The certified value is the concentration calculated from gravimetric and volumetric measurements unless otherwise stated.
- Standards are prepared gravimetrically using balances that are calibrated with weights traceable to NIST (see above).
- Standards are certified (+/-) 0.5% of the stated value, unless otherwise stated.
- All Standards, after opening ampule, should be stored with caps tight and under appropriate laboratory conditions.
- Uncertainty Reference: Taylor, B.N. and Kuyat, C.E., "Guidelines for Evaluating and Expressing the Uncertainty of NIST Measurement Result," NIST Technical Note 1297, U.S. Government Printing Office, Washington, DC, (1994).

**Comments**

GC15-M9 Analysis by Melissa Stonier  
Column ID SPB-Vocool 105 meter X 0.53mm X 3.0µm film thickness  
Flow rates: Total flow=150mL/min., Helium (carrier)=10mL/min., Helium(make-up)=40mL/min., Hydrogen(make-up)=100mL/min.  
Oven Profile: Temp. 1=35°C (Time 1=9 min.), Temp 2=200°C (Time 2=1 min.), Rate = 33°C/min., Total run time=15 min., Injector temp.=200°C, FID Temp.=200°C.  
ELCD Signal = Edaq Channel 1 PID Signal = Edaq Channel 2  
Standard injection = 0.5µL, Range=3 Purge Valve = 0 min.



Peak No.	Analyte	ELCD RT (min.)
1	Dichlorodifluoromethane	4.67
2	Chloromethane	5.28
3	Vinyl chloride	5.56
4	Bromomethane	6.75
5	Chloroethane	6.99
6	Trichlorofluoromethane	7.72

**ID #: 14285**

Opened: \_\_\_\_\_  
EPA Method 502-524 - Volatile Gases Mix #1  
**Expires: 8/3/2024**  
Rec'd: 9/17/2021  
Energy Laboratories Inc 1120 So. 27th Street  
Billings MT 59107

660 Tower Lane • P.O. Box 599 • West Chester, PA 19381-0599  
1-800-452-9994 • 1-610-692-3026 • Fax 1-610-692-8729  
[info@chemservice.com](mailto:info@chemservice.com) • [www.chemservice.com](http://www.chemservice.com)

ID #: 14443

Opened: \_\_\_\_\_

TCL Ketone Mix

Expires: 6/30/2023

Rec'd: 10/26/2021

Energy Laboratories Inc 1120 So. 27th Street  
Billings MT 59107

## CERTIFICATE OF ANALYSIS

### TCL Ketones Mixture

CONCENTRATION 2000ug/ml in Methanol:Water (90:10)  
CATALOG NUMBER M-TCL1AN5-1ML  
LOT NUMBER 10251200  
DATE CERTIFIED 06/16/20  
EXPIRATION DATE 06/30/23  
STORAGE Freezer storage (-20 - -25 °C)  
HANDLING See Safety Data Sheet  
INTENDED USE For laboratory use only.  
ISO 17034:2016 CERTIFIED [ ]

ID	Analyte	CAS	Weight Analyte (mg)	Lot	Purity	Certified Concentration (ug/mL)
N-11014	Acetone	67-64-1	203.300	00026182	98.7	2006.6
N-10297	2-Butanone	78-93-3	202.800	00027454	99.5	2017.9
N-10369	2-Hexanone	591-78-6	202.600	00025720	99.5	2015.9
N-10844	4-Methyl-2-pentanone	108-10-1	204.700	6403300	99.5	2036.8

Analytical Test	Value
CONCENTRATION (GC/FID)	VERIFIED

Chem Service, Inc. is accredited to ISO 17034:2016, ISO/IEC 17025:2017 and certified to ISO 9001:2015.



COA Form  
Revision 3 (3/2015)

Print Date: 10/22/21

660 Tower Lane • P.O. Box 599 • West Chester, PA 19381-0599  
1-800-452-9994 • 1-610-692-3026 • Fax 1-610-692-8729  
[info@chemservice.com](mailto:info@chemservice.com) • [www.chemservice.com](http://www.chemservice.com)

#### Instructions for Use:

Shake mixture prior to use. If particles are present, sonicate for homogeneity. If sample is diluted to lower concentrations, Class A volumetric glassware must be used.

Minimum Sample Size- 0.2 uL for Direct Injection.

Chem Service Inc. guarantees the expanded uncertainty of the above analytes to be +/- 2.0% of the certified concentrations based on gravimetric preparation. The test results published in this report were obtained using equipment capable of producing results that are traceable to NIST and through NIST to the International System of Units (SI). The reported expanded uncertainty of measurement is stated as the combined standard uncertainty of measurement multiplied by the coverage factor k (k=2) such that the coverage probability corresponds to approximately 95%. For certified reference materials, homogeneity and thermal stability testing are available upon request.

#### Certified By:

*Mary Beth O'Donnell*

Mary Beth O'Donnell  
CSM/TC

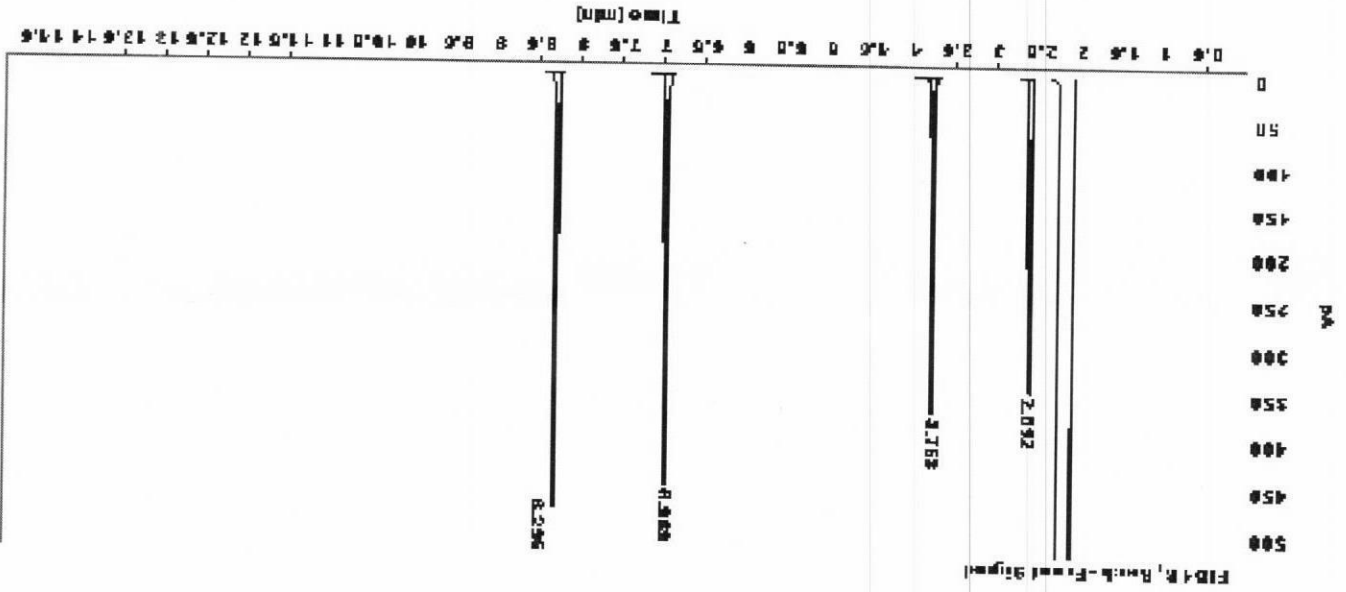
Chem Service, Inc. is accredited to ISO 17034:2016, ISO/IEC 17025:2017 and certified to ISO 9001:2015.



## CERTIFICATE OF ANALYSIS

Gas Chromatography / Flame Ionization Detector (GC/FID)

Data file: C:\CHEM321\DATA\2020 DATA\0620M-TCL1AN5.D  
 Sample name: M-TCL1AN5  
 Acq. method: N-14278.M  
 Instrument: GC3  
 Injection date: 6/16/2020 2:52:35 PM  
 Column name: RTX-5MS (30m x 0.25mm x 0.5µm)  
 Location: 202  
 Injection Vol: 1.000  
 # Of Injections: 1



Signal: FID1 B, Back - Front Signal

RT [min]	Type	Width [min]	Area	Height	Area%
2.592	BB	0.0277	580.2505	343.4986	18.4655
3.763	BB	0.0323	735.4804	387.8491	23.4054
6.969	BB	0.0326	904.3389	447.8770	28.7791
8.295	BB	0.0307	822.2798	474.3798	29.3500
Sum					3142.3497

Chem Service, Inc is accredited to ISO 17034:2016, ISO/IEC 17025:2017 and certified to ISO 9001:2015.



# CERTIFICATE OF ANALYSIS

**Catalog No:** CLP-022K-10X  
**Description:** TCL Ketone Mix  
**Lot:** 221101480  
**Solvent:** Methanol  
**Hazards:** Refer to SDS for complete safety information

**Date Certified:** Oct 26, 2021  
**Expiration:** Nov 26, 2022  
**Sample Size:** 1 mL  
**Components:** 4  
**Storage Condition:** Freeze (<-10 °C)



**Certified Reference Material**



Component	CAS #	Purity %	Prepared Concentration <sup>2</sup>	Certified Analyte Concentration <sup>1</sup>
		(GC/MS)	(µg/mL)	(µg/mL)
Acetone	67-64-1	100.0	2004	2004
2-Butanone	78-93-3	100.0	2004	2004
2-Hexanone	591-78-6	98.7	2004	1978
4-Methyl-2-pentanone	108-10-1	100.0	2004	2004

**ID #:** 14567

Opened: \_\_\_\_\_

TCL Ketones Mixture

**Expires:** 11/26/2022

Rec'd: 11/30/2021

Energy Laboratories Inc 1120 So. 27th Street  
Billings MT 59107

This Certified Reference Material was verified in accordance with ISO/IEC 17025

A product with a suffix (-1A, -2B, etc. or -01, -02, etc.) on its lot number has had its expiration date extended and is identical to the same lot number without the suffix.

<sup>2</sup> All weights are traceable through NIST, Test No. 684/289871-17

<sup>1</sup> Certified Analyte Concentration = Purity x Prepared Concentration.

The Uncertainty associated with the certified concentration reported on this certificate is  $\pm 2.4\%$ . This value is the combined expanded uncertainty and represents an estimated standard deviation equal to the positive square root of the total variation of the uncertainty of components. A normal distribution is assumed and a coverage factor of K=2 is chosen using approximately a 95% confidence level.

Labels and certificates follow U.S. Conventions in reporting numerical values: A comma (,) is used to separate units of one-thousand or greater. A period (.) is used as a decimal place marker.

The information on this certificate may not be reproduced without the express permission of the manufacturer. See reverse side for additional information

Hazard Information: Please refer to the SDS for information regarding the hazards associated with using this material.

This product was prepared according to in-house procedures and is guaranteed to be homogeneous.

Certified By: \_\_\_\_\_

Larry Decker, Organic QC Manager



# CERTIFICATE OF ANALYSIS

**Catalog No:** CLP-022K-10X  
**Description:** TCL Ketone Mix  
**Lot:** 221101480  
**Solvent:** Methanol

**Date Certified:** Oct 26, 2021  
**Expiration:** Nov 26, 2022  
**Sample Size:** 1 mL  
**Components:** 4

## T-Test

AccuStandard, Inc.  
Statistical Report for CLP (SOW 1391)  
26-Oct-2021

QR-QC-003 rev. 1/16

CLP-022K-10X 221101480										CLP-022K-10X 221041075					NOTES:							
RT	Component	Run #1	Run #2	Run #3	Run #4	Mean	Std Dev	% RSD	Run #1	Run #2	Run #3	Run #4	Mean	Std Dev	% RSD	t.025 test	CI	Component	CI	# of Runs	10 % error check of Conc. means	
3.74	Acetone (67-64-1)	1925	1881	1854	1803	1866	51.05	2.74%	1751	1712	1730	1764	1764	22.43	1.29%	4.36	119.2	Acetone (67-64-1)	56	4	2000	7 %
5.77	2-Butanone (78-93-3)	2275	2223	2237	2149	2221	52.79	2.38%	2157	2103	2145	2177	2146	31.26	1.45%	2.46	58.5	2-Butanone (78-93-3)	35.9	4	2000	9 %
8.34	4-Methyl-2-pentanone (108-10-1)	3373	3302	3408	3225	3327	81.05	2.44%	3349	3240	3296	3415	3325	74.70	2.25%	0.04	0.9	4-Methyl-2-pentanone (108-10-1)	0.8	4	2000	0 %
9.13	2-Hexanone (99-178-6)	3260	3199	3332	3118	3227	90.88	2.62%	3186	3072	3120	3239	3154	73.32	2.32%	1.25	35.2	2-Hexanone (99-178-6)	29.1	4	2000	2 %


# CERTIFICATE OF ANALYSIS

**Catalog No:** CLP-022K-10X  
**Description:** TCL Ketone Mix  
**Lot:** 221101480  
**Solvent:** Methanol

**Date Certified:** Oct 26, 2021  
**Expiration:** Nov 26, 2022  
**Sample Size:** 1 mL  
**Components:** 4

## Chromatogram

File : Q:\GCMS-06 Minimal\DATA\102521\13- 221101480 KM.D  
Operator : Organic QC Lab  
Acquired : 25 Oct 2021 21:00 using AcqMethod VOC-Split100.M  
Instrument : GCMS 6  
Sample Name : CLP-022K-10X (221101480)  
Misc Info : TCL Ketone Mix @ 2000 ug/mL in MeOH  
Vial Number : 34



Column: DB-624 UI, 30m x 0.25mm ID x 1.4µm  
Oven Program: 35°C (hold 5min), 11°C/min to 60°C, 22°C/min to 230°C (hold 4min)  
GC Parameters: Split 100:1, 1µl inj.; GC/MS; injector temp 240°C

