PREP BATCH REPORT

Prep Code: **SVOC-3510C-8270** Technician: **Ryan F. Benge** Prep Start Date: **1/4/2022 3:47:52 PM**

Prep Batch **162701** Prep Temp: **NA °C** Batch Units: **ML** Prep End Date: **1/7/2022 4:25:00 PM**

Sample ID	Matrix	pH	Initial Samp Amt	Sol Added	Sol Recovered	Final Vol (mL)	Factor	Balance	Prep Start Date	Prep End Date
MB-162701			1000	0	0	1.00	0.001		1/4/2022	1/7/2022
LCS-162701			1000	0	0	1.00	0.001		1/4/2022	1/7/2022
LCSD-162701			1000	0	0	1.00	0.001		1/4/2022	1/7/2022
LLCS-162701			1000	0	0	1.00	0.001		1/4/2022	1/7/2022
LLCSD-162701			1000	0	0	1.00	0.001		1/4/2022	1/7/2022
APP2A-162701			1000	0	0	1.00	0.001		1/4/2022	1/7/2022
APP2AD-162701			1000	0	0	1.00	0.001		1/4/2022	1/7/2022
B22010096-001C	Ground Water	6	1020	0	0	1.00	0.00098		1/4/2022	1/7/2022
Sample was clear (1/2)										
B22010120-001C	Ground Water	6	1030	0	0	1.00	0.000971		1/4/2022	1/7/2022
Sample was slightly cloudy (1/2)										
B22010134-001C	Ground Water	6	1000	0	0	1.00	0.001		1/5/2022	1/7/2022
Sample was clear (1/2)										
B22010141-001C	Ground Water	6	990	0	0	1.00	0.00101		1/5/2022	1/7/2022
Sample was clear (1/2)										
B22010142-001C	Ground Water	6	1020	0	0	1.00	0.00098		1/5/2022	1/7/2022
Sample was clear (2/2)										
B22010143-001C	Ground Water	6	1050	0	0	1.00	0.000952		1/5/2022	1/7/2022
Sample was clear (1/2)										
B22010145-001C	Ground Water	6	990	0	0	1.00	0.00101		1/5/2022	1/7/2022
Sample was clear (2/2)										
B22010148-001C	Ground Water	6	1010	0	0	1.00	0.00099		1/5/2022	1/7/2022
Sample was clear (1/2)										
B22010141-001CLMS	Ground Water	6	990	0	0	1.00	0.00101		1/5/2022	1/7/2022
Sample was clear (2/2)										
B22010134-001CMS	Ground Water	6	970	0	0	1.00	0.00103		1/5/2022	1/7/2022
Sample was clear (2/2)										

Number	Reagent Name	Exp Date	A
13124	Sulfuric Acid 2020070739	7/2/2022	2mL
13273	pH-indicator Strips 0-14 HC025486	9/30/2024	
14196	Dichloromethane EB867	6/18/2023	100,50
14647	Dichloromethane EC832	10/28/2023	

Spk ID	Spike Name	SampType	AmtAdd	Exp Date
FP211227 14446	DCM RINSED FILTER PAPER	ALL		4/6/2026
Sulfate 12/27/21 (	Baked Sodium Sulfate	ALL	varies	11/29/2026
sv92616	APPIIA/Acetone	APP2A/D	1.0 mL	9/24/2022
sv83418	Benzidines	LCS, MS	50 uL	3/17/2024
sv92710	LCS/Add Extractions	LCS, MS; LLCS/	1.0 mL; 5	1/14/2022
SVOC NaOH 122	10 N NaOH	MB, LCS, SAMP,	5 drops	7/31/2023
sv92712	LL BNA Surr	SAMP, LMS, LLC	100 uL	1/30/2022
sv92706	BNA Surr	SAMP, MB, LCS,	100 uL	3/31/2022

PREP BATCH REPORT

Prep Code: **SVOC-3510C-8270** Technician: **Ryan F. Benge** Prep Start Date: **1/4/2022 3:47:52 PM**

Prep Batch **162701** Prep Temp: **NA °C** Batch Units: **ML** Prep End Date: **1/7/2022 4:25:00 PM**

Sample ID	Matrix	pH	Initial Samp Amt	Sol Added	Sol Recovered	Final Vol (mL)	Factor	Balance	Prep Start Date	Prep End Date
B22010209-001C	Ground Water	6	1040	0	0	1.00	0.000962		1/5/2022	1/7/2022
Sample was clear (1/2)										
B22010211-001C	Ground Water	6	940	0	0	1.00	0.00106		1/5/2022	1/7/2022
Sample had a yellow tint (1/2)										
B22010212-001C	Ground Water	6	1020	0	0	1.00	0.00098		1/5/2022	1/7/2022
Sample was clear (1/2)										

Number	Reagent Name	Exp Date	A
13124	Sulfuric Acid 2020070739	7/2/2022	2mL
13273	pH-indicator Strips 0-14 HC025486	9/30/2024	
14196	Dichloromethane EB867	6/18/2023	100,50
14647	Dichloromethane EC832	10/28/2023	

Spk ID	Spike Name	SampType	AmtAdd	Exp Date
FP211227 14446	DCM RINSED FILTER PAPER	ALL		4/6/2026
Sulfate 12/27/21 (	Baked Sodium Sulfate	ALL	varies	11/29/2026
sv92616	APPIIA/Acetone	APP2A/D	1.0 mL	9/24/2022
sv83418	Benzidines	LCS, MS	50 uL	3/17/2024
sv92710	LCS/Add Extractions	LCS, MS; LLCS/	1.0 mL; 5	1/14/2022
SVOC NaOH 122	10 N NaOH	MB, LCS, SAMP,	5 drops	7/31/2023
sv92712	LL BNA Surr	SAMP, LMS, LLC	100 uL	1/30/2022
sv92706	BNA Surr	SAMP, MB, LCS,	100 uL	3/31/2022

Energy Laboratories Inc

ANALYTICAL RUN Summary

06-Jan-22

Run ID SV5975.I_211228A

Run Start Date:	12/28/2021
Analyst:	John P. Heine
Ical:	
Column ID:	ZB-SemiVolatiles
Comments:	

Std ID	Std Name	Std Amount	Std Units	Samp Amount	Samp Units	SampType	Expiration Date
dcmsvoc13	DCM						11/17/2022
sv100210	BNA 2nd source 200ug/mL	2	ul	198	ul	ICV	1/15/2022
sv100506	BNA low 50 ug/mL	8	ul	192	ul	CCV	3/31/2022
sv100703	BNA Internals 2000 ug/mL	50	ul	50	ul	TUNE	5/31/2022
sv83311	DFTPP 1000 ug/mL	50	ul	50	ul	TUNE	10/31/2022

Seq No	Lab ID	Test Code	Sample Typ	File ID	Analysis Date	DF	Batch ID	Prep Date	SPKref	RPDref	pmoist
14955036	Dec2801_D_TU	SVOC-8270-DF	TUNE	/5975.I\sh122821\	12/28/2021 5:06:	1	R372497		0	0	

Analyte	T	Units	RAW	Final	Text	Spike	SPKref	RPDref	MDL	PQL	UQL	%REC	LOW	HIGH	%RPD	Q
127, % of mass 198	A	%	49.1	49.1		100	0	0	0	0.01	0	49%	40	60	0%	
197, % of mass 198	A	%	0	0		100	0	0	0	0.01	0	0%	0	0.99	0%	
198, Base Peak	A	%	100	100		100	0	0	0	0.01	0	100%	100	100	0%	
199, % of mass 198	A	%	6.6	6.6		100	0	0	0	0.01	0	7%	5	9	0%	
275, % of mass 198	A	%	29.6	29.6		100	0	0	0	0.01	0	30%	10	30	0%	
365, % of mass 198	A	%	2.9	2.9		100	0	0	0	0.01	0	3%	1	99.99	0%	
441, % of mass 443	A	%	98.7	98.7		100	0	0	0	0.01	0	99%	0.01	150	0%	
442, % of mass 198	A	%	50.7	50.7		100	0	0	0	0.01	0	51%	40	100	0%	
443, % of mass 442	A	%	19.8	19.8		100	0	0	0	0.01	0	20%	17	23	0%	
51, % of mass 198	A	%	50.7	50.7		100	0	0	0	0.01	0	51%	30	60	0%	
68, % of mass 69	A	%	0	0		100	0	0	0	0.01	0	0%	0	1.99	0%	
70, % of mass 69	A	%	0.5	0.5		100	0	0	0	0.01	0	1%	0	1.99	0%	

Seq No	Lab ID	Test Code	Sample Typ	File ID	Analysis Date	DF	Batch ID	Prep Date	SPKref	RPDref	pmoist
14955037	28-Dec-21_CAL	SVOC-8270-W-	ICAL	/5975.I\sh122821\	12/28/2021 5:30:	1	R372497		0	0	

Analyte	T	Units	RAW	Final	Text	Spike	SPKref	RPDref	MDL	PQL	UQL	%REC	LOW	HIGH	%RPD	Q
1-Methylnaphthalene	A	ug/L	10.05866	10.05866		10	0	0	0.0206	0.1	10	101%	80	120	0%	
2-Methylnaphthalene	A	ug/L	10.36924	10.36924		10	0	0	0.0176	0.1	10	104%	80	120	0%	
Acenaphthene	A	ug/L	8.95221	8.95221		10	0	0	0.0317	0.1	10	90%	80	120	0%	
Acenaphthylene	A	ug/L	9.66426	9.66426		10	0	0	0.025	0.1	10	97%	80	120	0%	
Anthracene	A	ug/L	10.01599	10.01599		10	0	0	0.0283	0.1	10	100%	80	120	0%	
Benzo(a)anthracene	A	ug/L	10.16112	10.16112		10	0	0	0.0272	0.1	10	102%	80	120	0%	
Benzo(a)pyrene	A	ug/L	10.03426	10.03426		10	0	0	0.0347	0.1	10	100%	80	120	0%	
Benzo(b)fluoranthene	A	ug/L	11.94645	11.94645		10	0	0	0.0226	0.1	10	119%	80	120	0%	
Benzo(g,h,i)perylene	A	ug/L	10.05348	10.05348		10	0	0	0.0267	0.1	10	101%	80	120	0%	
Benzo(k)fluoranthene	A	ug/L	10.01427	10.01427		10	0	0	0.0295	0.1	10	100%	80	120	0%	
Chrysene	A	ug/L	10.13124	10.13124		10	0	0	0.0458	0.1	10	101%	80	120	0%	
Dibenzo(a,h)anthracene	A	ug/L	11.37434	11.37434		10	0	0	0.0367	0.1	10	114%	80	120	0%	
Fluoranthene	A	ug/L	9.91111	9.91111		10	0	0	0.0233	0.1	10	99%	80	120	0%	
Fluorene	A	ug/L	9.76802	9.76802		10	0	0	0.0225	0.1	10	98%	80	120	0%	
Indeno(1,2,3-cd)pyrene	A	ug/L	11.76689	11.76689		10	0	0	0.0491	0.1	10	118%	80	120	0%	
Naphthalene	A	ug/L	10.51984	10.51984		10	0	0	0.029	0.1	10	105%	80	120	0%	
Phenanthrene	A	ug/L	10.15862	10.15862		10	0	0	0.0295	0.1	10	102%	80	120	0%	
Pyrene	A	ug/L	9.96572	9.96572		10	0	0	0.0239	0.1	10	100%	80	120	0%	
1,4-Dichlorobenzene-d4	I	ug/L	40	40		0	0	0	0.1	0.1		0%			0%	
Acenaphthene-d10	I	ug/L	40	40		0	0	0	0.1	0.1		0%			0%	
Chrysene-d12	I	ug/L	40	40		0	0	0	0.1	0.1		0%			0%	
Naphthalene-d8	I	ug/L	40	40		0	0	0	0.1	0.1		0%			0%	
Perylene-d12	I	ug/L	40	40		0	0	0	0.1	0.1		0%			0%	
Phenanthrene-d10	I	ug/L	40	40		0	0	0	0.1	0.1		0%			0%	
2-Fluorobiphenyl	S	ug/L	9.48944	9.48944		10	0	0	0.0444	0.1	10	95%	80	120	0%	
Nitrobenzene-d5	S	ug/L	9.96587	9.96587		10	0	0	0.0523	0.1	10	100%	80	120	0%	
Terphenyl-d14	S	ug/L	10.25802	10.25802		10	0	0	0.0563	0.1	10	103%	80	120	0%	
o-Terphenyl	X	ug/L	9.6658	9.6658		10	0	0	0.0654	0.1	10	97%	80	120	0%	

Seq No	Lab ID	Test Code	Sample Typ	File ID	Analysis Date	DF	Batch ID	Prep Date	SPKref	RPDref	pmoist
14955038	28-Dec-21_CAL	SVOC-8270-W-	ICAL	/5975.I\sh122821\	12/28/2021 6:03:	1	R372497		0	0	

Analyte	T	Units	RAW	Final	Text	Spike	SPKref	RPDref	MDL	PQL	UQL	%REC	LOW	HIGH	%RPD	Q

2

Seq No	Lab ID	Test Code	Sample Typ	File ID	Analysis Date	DF	Batch ID	Prep Date	SPKref	RPDref	pmoist
14955038	28-Dec-21_CAL	SVOC-8270-W-	ICAL	/5975.I\sh122821\	12/28/2021 6:03:	1	R372497		0	0	

Analyte	T	Units	RAW	Final	Text	Spike	SPKref	RPDref	MDL	PQL	UQL	%REC	LOW	HIGH	%RPD	Q
1-Methylnaphthalene	A	ug/L	4.60268	4.60268		5	0	0	0.0206	0.1	10	92%	80	120	0%	
2-Methylnaphthalene	A	ug/L	4.56926	4.56926		5	0	0	0.0176	0.1	10	91%	80	120	0%	
Acenaphthene	A	ug/L	4.53675	4.53675		5	0	0	0.0317	0.1	10	91%	80	120	0%	
Acenaphthylene	A	ug/L	4.66606	4.66606		5	0	0	0.025	0.1	10	93%	80	120	0%	
Anthracene	A	ug/L	4.96885	4.96885		5	0	0	0.0283	0.1	10	99%	80	120	0%	
Benzo(a)anthracene	A	ug/L	4.81813	4.81813		5	0	0	0.0272	0.1	10	96%	80	120	0%	
Benzo(a)pyrene	A	ug/L	4.90298	4.90298		5	0	0	0.0347	0.1	10	98%	80	120	0%	
Benzo(b)fluoranthene	A	ug/L	5.18655	5.18655		5	0	0	0.0226	0.1	10	104%	80	120	0%	
Benzo(g,h,i)perylene	A	ug/L	4.84572	4.84572		5	0	0	0.0267	0.1	10	97%	80	120	0%	
Benzo(k)fluoranthene	A	ug/L	4.95002	4.95002		5	0	0	0.0295	0.1	10	99%	80	120	0%	
Chrysene	A	ug/L	4.85617	4.85617		5	0	0	0.0458	0.1	10	97%	80	120	0%	
Dibenzo(a,h)anthracene	A	ug/L	4.66455	4.66455		5	0	0	0.0367	0.1	10	93%	80	120	0%	
Fluoranthene	A	ug/L	4.60748	4.60748		5	0	0	0.0233	0.1	10	92%	80	120	0%	
Fluorene	A	ug/L	4.84804	4.84804		5	0	0	0.0225	0.1	10	97%	80	120	0%	
Indeno(1,2,3-cd)pyrene	A	ug/L	4.81923	4.81923		5	0	0	0.0491	0.1	10	96%	80	120	0%	
Naphthalene	A	ug/L	4.80181	4.80181		5	0	0	0.029	0.1	10	96%	80	120	0%	
Phenanthrene	A	ug/L	4.88339	4.88339		5	0	0	0.0295	0.1	10	98%	80	120	0%	
Pyrene	A	ug/L	4.48873	4.48873		5	0	0	0.0239	0.1	10	90%	80	120	0%	
1,4-Dichlorobenzene-d4	I	ug/L	40	40		0	0	0	0.1	0.1		0%			0%	
Acenaphthene-d10	I	ug/L	40	40		0	0	0	0.1	0.1		0%			0%	
Chrysene-d12	I	ug/L	40	40		0	0	0	0.1	0.1		0%			0%	
Naphthalene-d8	I	ug/L	40	40		0	0	0	0.1	0.1		0%			0%	
Perylene-d12	I	ug/L	40	40		0	0	0	0.1	0.1		0%			0%	
Phenanthrene-d10	I	ug/L	40	40		0	0	0	0.1	0.1		0%			0%	
2-Fluorobiphenyl	S	ug/L	4.608	4.608		5	0	0	0.0444	0.1	10	92%	80	120	0%	
Nitrobenzene-d5	S	ug/L	5.112	5.112		5	0	0	0.0523	0.1	10	102%	80	120	0%	
Terphenyl-d14	S	ug/L	4.6204	4.6204		5	0	0	0.0563	0.1	10	92%	80	120	0%	
o-Terphenyl	X	ug/L	4.51295	4.51295		5	0	0	0.0654	0.1	10	90%	80	120	0%	

Seq No	Lab ID	Test Code	Sample Typ	File ID	Analysis Date	DF	Batch ID	Prep Date	SPKref	RPDref	pmoist
14955039	28-Dec-21_CAL	SVOC-8270-W-	ICAL	/5975.I\sh122821\	12/28/2021 6:35:	1	R372497		0	0	

Analyte	T	Units	RAW	Final	Text	Spike	SPKref	RPDref	MDL	PQL	UQL	%REC	LOW	HIGH	%RPD	Q

Seq No	Lab ID	Test Code	Sample Typ	File ID	Analysis Date	DF	Batch ID	Prep Date	SPKref	RPDref	pmoist
14955039	28-Dec-21_CAL	SVOC-8270-W-	ICAL	/5975.I\sh122821\	12/28/2021 6:35:	1	R372497		0	0	

Analyte	T	Units	RAW	Final	Text	Spike	SPKref	RPDref	MDL	PQL	UQL	%REC	LOW	HIGH	%RPD	Q
1-Methylnaphthalene	A	ug/L	1.83681	1.83681		2	0	0	0.0206	0.1	10	92%	80	120	0%	
2-Methylnaphthalene	A	ug/L	1.87323	1.87323		2	0	0	0.0176	0.1	10	94%	80	120	0%	
Acenaphthene	A	ug/L	1.86231	1.86231		2	0	0	0.0317	0.1	10	93%	80	120	0%	
Acenaphthylene	A	ug/L	1.80027	1.80027		2	0	0	0.025	0.1	10	90%	80	120	0%	
Anthracene	A	ug/L	1.96434	1.96434		2	0	0	0.0283	0.1	10	98%	80	120	0%	
Benzo(a)anthracene	A	ug/L	1.94879	1.94879		2	0	0	0.0272	0.1	10	97%	80	120	0%	
Benzo(a)pyrene	A	ug/L	1.99973	1.99973		2	0	0	0.0347	0.1	10	100%	80	120	0%	
Benzo(b)fluoranthene	A	ug/L	1.92723	1.92723		2	0	0	0.0226	0.1	10	96%	80	120	0%	
Benzo(g,h,i)perylene	A	ug/L	2.02605	2.02605		2	0	0	0.0267	0.1	10	101%	80	120	0%	
Benzo(k)fluoranthene	A	ug/L	2.04865	2.04865		2	0	0	0.0295	0.1	10	102%	80	120	0%	
Chrysene	A	ug/L	1.95136	1.95136		2	0	0	0.0458	0.1	10	98%	80	120	0%	
Dibenzo(a,h)anthracene	A	ug/L	1.85378	1.85378		2	0	0	0.0367	0.1	10	93%	80	120	0%	
Fluoranthene	A	ug/L	1.78571	1.78571		2	0	0	0.0233	0.1	10	89%	80	120	0%	
Fluorene	A	ug/L	1.85037	1.85037		2	0	0	0.0225	0.1	10	93%	80	120	0%	
Indeno(1,2,3-cd)pyrene	A	ug/L	1.83434	1.83434		2	0	0	0.0491	0.1	10	92%	80	120	0%	
Naphthalene	A	ug/L	1.90307	1.90307		2	0	0	0.029	0.1	10	95%	80	120	0%	
Phenanthrene	A	ug/L	1.91502	1.91502		2	0	0	0.0295	0.1	10	96%	80	120	0%	
Pyrene	A	ug/L	1.82293	1.82293		2	0	0	0.0239	0.1	10	91%	80	120	0%	
1,4-Dichlorobenzene-d4	I	ug/L	40	40		0	0	0	0.1	0.1		0%			0%	
Acenaphthene-d10	I	ug/L	40	40		0	0	0	0.1	0.1		0%			0%	
Chrysene-d12	I	ug/L	40	40		0	0	0	0.1	0.1		0%			0%	
Naphthalene-d8	I	ug/L	40	40		0	0	0	0.1	0.1		0%			0%	
Perylene-d12	I	ug/L	40	40		0	0	0	0.1	0.1		0%			0%	
Phenanthrene-d10	I	ug/L	40	40		0	0	0	0.1	0.1		0%			0%	
2-Fluorobiphenyl	S	ug/L	1.81035	1.81035		2	0	0	0.0444	0.1	10	91%	80	120	0%	
Nitrobenzene-d5	S	ug/L	1.92078	1.92078		2	0	0	0.0523	0.1	10	96%	80	120	0%	
Terphenyl-d14	S	ug/L	1.83901	1.83901		2	0	0	0.0563	0.1	10	92%	80	120	0%	
o-Terphenyl	X	ug/L	1.75229	1.75229		2	0	0	0.0654	0.1	10	88%	80	120	0%	

Seq No	Lab ID	Test Code	Sample Typ	File ID	Analysis Date	DF	Batch ID	Prep Date	SPKref	RPDref	pmoist
14955040	28-Dec-21_CAL	SVOC-8270-W-	ICAL	/5975.I\sh122821\	12/28/2021 7:08:	1	R372497		0	0	

Analyte	T	Units	RAW	Final	Text	Spike	SPKref	RPDref	MDL	PQL	UQL	%REC	LOW	HIGH	%RPD	Q

4

Seq No	Lab ID	Test Code	Sample Typ	File ID	Analysis Date	DF	Batch ID	Prep Date	SPKref	RPDref	pmoist
14955040	28-Dec-21_CAL	SVOC-8270-W-	ICAL	/5975.I\sh122821\	12/28/2021 7:08:	1	R372497		0	0	

Analyte	T	Units	RAW	Final	Text	Spike	SPKref	RPDref	MDL	PQL	UQL	%REC	LOW	HIGH	%RPD	Q
1-Methylnaphthalene	A	ug/L	0.96704	0.96704		1	0	0	0.0206	0.1	10	97%	80	120	0%	
2-Methylnaphthalene	A	ug/L	0.98056	0.98056		1	0	0	0.0176	0.1	10	98%	80	120	0%	
Acenaphthene	A	ug/L	1.00021	1.00021		1	0	0	0.0317	0.1	10	100%	80	120	0%	
Acenaphthylene	A	ug/L	0.99766	0.99766		1	0	0	0.025	0.1	10	100%	80	120	0%	
Anthracene	A	ug/L	1.01153	1.01153		1	0	0	0.0283	0.1	10	101%	80	120	0%	
Benzo(a)anthracene	A	ug/L	1.03188	1.03188		1	0	0	0.0272	0.1	10	103%	80	120	0%	
Benzo(a)pyrene	A	ug/L	1.05124	1.05124		1	0	0	0.0347	0.1	10	105%	80	120	0%	
Benzo(b)fluoranthene	A	ug/L	0.93908	0.93908		1	0	0	0.0226	0.1	10	94%	80	120	0%	
Benzo(g,h,i)perylene	A	ug/L	1.05674	1.05674		1	0	0	0.0267	0.1	10	106%	80	120	0%	
Benzo(k)fluoranthene	A	ug/L	0.99256	0.99256		1	0	0	0.0295	0.1	10	99%	80	120	0%	
Chrysene	A	ug/L	1.03479	1.03479		1	0	0	0.0458	0.1	10	103%	80	120	0%	
Dibenzo(a,h)anthracene	A	ug/L	0.98326	0.98326		1	0	0	0.0367	0.1	10	98%	80	120	0%	
Fluoranthene	A	ug/L	0.96817	0.96817		1	0	0	0.0233	0.1	10	97%	80	120	0%	
Fluorene	A	ug/L	0.99949	0.99949		1	0	0	0.0225	0.1	10	100%	80	120	0%	
Indeno(1,2,3-cd)pyrene	A	ug/L	0.95175	0.95175		1	0	0	0.0491	0.1	10	95%	80	120	0%	
Naphthalene	A	ug/L	0.99085	0.99085		1	0	0	0.029	0.1	10	99%	80	120	0%	
Phenanthrene	A	ug/L	1.02051	1.02051		1	0	0	0.0295	0.1	10	102%	80	120	0%	
Pyrene	A	ug/L	0.94277	0.94277		1	0	0	0.0239	0.1	10	94%	80	120	0%	
1,4-Dichlorobenzene-d4	I	ug/L	40	40		0	0	0	0.1	0.1		0%			0%	
Acenaphthene-d10	I	ug/L	40	40		0	0	0	0.1	0.1		0%			0%	
Chrysene-d12	I	ug/L	40	40		0	0	0	0.1	0.1		0%			0%	
Naphthalene-d8	I	ug/L	40	40		0	0	0	0.1	0.1		0%			0%	
Perylene-d12	I	ug/L	40	40		0	0	0	0.1	0.1		0%			0%	
Phenanthrene-d10	I	ug/L	40	40		0	0	0	0.1	0.1		0%			0%	
2-Fluorobiphenyl	S	ug/L	0.98499	0.98499		1	0	0	0.0444	0.1	10	98%	80	120	0%	
Nitrobenzene-d5	S	ug/L	0.97822	0.97822		1	0	0	0.0523	0.1	10	98%	80	120	0%	
Terphenyl-d14	S	ug/L	0.95599	0.95599		1	0	0	0.0563	0.1	10	96%	80	120	0%	
o-Terphenyl	X	ug/L	0.96943	0.96943		1	0	0	0.0654	0.1	10	97%	80	120	0%	

Seq No	Lab ID	Test Code	Sample Typ	File ID	Analysis Date	DF	Batch ID	Prep Date	SPKref	RPDref	pmoist
14955041	28-Dec-21_CAL	SVOC-8270-W-	ICAL	/5975.I\sh122821\	12/28/2021 7:41:	1	R372497		0	0	

Analyte	T	Units	RAW	Final	Text	Spike	SPKref	RPDref	MDL	PQL	UQL	%REC	LOW	HIGH	%RPD	Q

Seq No	Lab ID	Test Code	Sample Typ	File ID	Analysis Date	DF	Batch ID	Prep Date	SPKref	RPDref	pmoist
14955041	28-Dec-21_CAL	SVOC-8270-W-	ICAL	/5975.I\sh122821\	12/28/2021 7:41:	1	R372497		0	0	

Analyte	T	Units	RAW	Final	Text	Spike	SPKref	RPDref	MDL	PQL	UQL	%REC	LOW	HIGH	%RPD	Q
1-Methylnaphthalene	A	ug/L	0.49798	0.49798		0.5	0	0	0.0206	0.1	10	100%	80	120	0%	
2-Methylnaphthalene	A	ug/L	0.52362	0.52362		0.5	0	0	0.0176	0.1	10	105%	80	120	0%	
Acenaphthene	A	ug/L	0.50987	0.50987		0.5	0	0	0.0317	0.1	10	102%	80	120	0%	
Acenaphthylene	A	ug/L	0.49082	0.49082		0.5	0	0	0.025	0.1	10	98%	80	120	0%	
Anthracene	A	ug/L	0.54952	0.54952		0.5	0	0	0.0283	0.1	10	110%	80	120	0%	
Benzo(a)anthracene	A	ug/L	0.52804	0.52804		0.5	0	0	0.0272	0.1	10	106%	80	120	0%	
Benzo(a)pyrene	A	ug/L	0.53728	0.53728		0.5	0	0	0.0347	0.1	10	107%	80	120	0%	
Benzo(b)fluoranthene	A	ug/L	0.46329	0.46329		0.5	0	0	0.0226	0.1	10	93%	80	120	0%	
Benzo(g,h,i)perylene	A	ug/L	0.54194	0.54194		0.5	0	0	0.0267	0.1	10	108%	80	120	0%	
Benzo(k)fluoranthene	A	ug/L	0.49222	0.49222		0.5	0	0	0.0295	0.1	10	98%	80	120	0%	
Chrysene	A	ug/L	0.53181	0.53181		0.5	0	0	0.0458	0.1	10	106%	80	120	0%	
Dibenzo(a,h)anthracene	A	ug/L	0.49819	0.49819		0.5	0	0	0.0367	0.1	10	100%	80	120	0%	
Fluoranthene	A	ug/L	0.49263	0.49263		0.5	0	0	0.0233	0.1	10	99%	80	120	0%	
Fluorene	A	ug/L	0.52342	0.52342		0.5	0	0	0.0225	0.1	10	105%	80	120	0%	
Indeno(1,2,3-cd)pyrene	A	ug/L	0.50221	0.50221		0.5	0	0	0.0491	0.1	10	100%	80	120	0%	
Naphthalene	A	ug/L	0.49743	0.49743		0.5	0	0	0.029	0.1	10	99%	80	120	0%	
Phenanthrene	A	ug/L	0.51828	0.51828		0.5	0	0	0.0295	0.1	10	104%	80	120	0%	
Pyrene	A	ug/L	0.50292	0.50292		0.5	0	0	0.0239	0.1	10	101%	80	120	0%	
1,4-Dichlorobenzene-d4	I	ug/L	40	40		0	0	0	0.1	0.1		0%			0%	
Acenaphthene-d10	I	ug/L	40	40		0	0	0	0.1	0.1		0%			0%	
Chrysene-d12	I	ug/L	40	40		0	0	0	0.1	0.1		0%			0%	
Naphthalene-d8	I	ug/L	40	40		0	0	0	0.1	0.1		0%			0%	
Perylene-d12	I	ug/L	40	40		0	0	0	0.1	0.1		0%			0%	
Phenanthrene-d10	I	ug/L	40	40		0	0	0	0.1	0.1		0%			0%	
2-Fluorobiphenyl	S	ug/L	0.49774	0.49774		0.5	0	0	0.0444	0.1	10	100%	80	120	0%	
Nitrobenzene-d5	S	ug/L	0.51973	0.51973		0.5	0	0	0.0523	0.1	10	104%	80	120	0%	
Terphenyl-d14	S	ug/L	0.49855	0.49855		0.5	0	0	0.0563	0.1	10	100%	80	120	0%	
o-Terphenyl	X	ug/L	0.49787	0.49787		0.5	0	0	0.0654	0.1	10	100%	80	120	0%	

Seq No	Lab ID	Test Code	Sample Typ	File ID	Analysis Date	DF	Batch ID	Prep Date	SPKref	RPDref	pmoist
14955042	28-Dec-21_CAL	SVOC-8270-W-	ICAL	/5975.I\sh122821\	12/28/2021 8:13:	1	R372497		0	0	

Analyte	T	Units	RAW	Final	Text	Spike	SPKref	RPDref	MDL	PQL	UQL	%REC	LOW	HIGH	%RPD	Q

Seq No	Lab ID	Test Code	Sample Typ	File ID	Analysis Date	DF	Batch ID	Prep Date	SPKref	RPDref	pmoist
14955042	28-Dec-21_CAL	SVOC-8270-W-	ICAL	/5975.I\sh122821\	12/28/2021 8:13:	1	R372497		0	0	

Analyte	T	Units	RAW	Final	Text	Spike	SPKref	RPDref	MDL	PQL	UQL	%REC	LOW	HIGH	%RPD	Q
1-Methylnaphthalene	A	ug/L	0.20662	0.20662		0.2	0	0	0.0206	0.1	10	103%	80	120	0%	
2-Methylnaphthalene	A	ug/L	0.20517	0.20517		0.2	0	0	0.0176	0.1	10	103%	80	120	0%	
Acenaphthene	A	ug/L	0.21999	0.21999		0.2	0	0	0.0317	0.1	10	110%	80	120	0%	
Acenaphthylene	A	ug/L	0.21233	0.21233		0.2	0	0	0.025	0.1	10	106%	80	120	0%	
Anthracene	A	ug/L	0.19983	0.19983		0.2	0	0	0.0283	0.1	10	100%	80	120	0%	
Benzo(a)anthracene	A	ug/L	0.18839	0.18839		0.2	0	0	0.0272	0.1	10	94%	80	120	0%	
Benzo(a)pyrene	A	ug/L	0.18096	0.18096		0.2	0	0	0.0347	0.1	10	90%	80	120	0%	
Benzo(b)fluoranthene	A	ug/L	0.18728	0.18728		0.2	0	0	0.0226	0.1	10	94%	80	120	0%	
Benzo(g,h,i)perylene	A	ug/L	0.18972	0.18972		0.2	0	0	0.0267	0.1	10	95%	80	120	0%	
Benzo(k)fluoranthene	A	ug/L	0.20506	0.20506		0.2	0	0	0.0295	0.1	10	103%	80	120	0%	
Chrysene	A	ug/L	0.18246	0.18246		0.2	0	0	0.0458	0.1	10	91%	80	120	0%	
Dibenzo(a,h)anthracene	A	ug/L	0.19922	0.19922		0.2	0	0	0.0367	0.1	10	100%	80	120	0%	
Fluoranthene	A	ug/L	0.21099	0.21099		0.2	0	0	0.0233	0.1	10	105%	80	120	0%	
Fluorene	A	ug/L	0.20067	0.20067		0.2	0	0	0.0225	0.1	10	100%	80	120	0%	
Indeno(1,2,3-cd)pyrene	A	ug/L	0.18454	0.18454		0.2	0	0	0.0491	0.1	10	92%	80	120	0%	
Naphthalene	A	ug/L	0.1946	0.1946		0.2	0	0	0.029	0.1	10	97%	80	120	0%	
Phenanthrene	A	ug/L	0.19993	0.19993		0.2	0	0	0.0295	0.1	10	100%	80	120	0%	
Pyrene	A	ug/L	0.20969	0.20969		0.2	0	0	0.0239	0.1	10	105%	80	120	0%	
1,4-Dichlorobenzene-d4	I	ug/L	40	40		0	0	0	0.1	0.1		0%			0%	
Acenaphthene-d10	I	ug/L	40	40		0	0	0	0.1	0.1		0%			0%	
Chrysene-d12	I	ug/L	40	40		0	0	0	0.1	0.1		0%			0%	
Naphthalene-d8	I	ug/L	40	40		0	0	0	0.1	0.1		0%			0%	
Perylene-d12	I	ug/L	40	40		0	0	0	0.1	0.1		0%			0%	
Phenanthrene-d10	I	ug/L	40	40		0	0	0	0.1	0.1		0%			0%	
2-Fluorobiphenyl	S	ug/L	0.21251	0.21251		0.2	0	0	0.0444	0.1	10	106%	80	120	0%	
Nitrobenzene-d5	S	ug/L	0.19989	0.19989		0.2	0	0	0.0523	0.1	10	100%	80	120	0%	
Terphenyl-d14	S	ug/L	0.2059	0.2059		0.2	0	0	0.0563	0.1	10	103%	80	120	0%	
o-Terphenyl	X	ug/L	0.21371	0.21371		0.2	0	0	0.0654	0.1	10	107%	80	120	0%	

Seq No	Lab ID	Test Code	Sample Typ	File ID	Analysis Date	DF	Batch ID	Prep Date	SPKref	RPDref	pmoist
14955043	28-Dec-21_CAL	SVOC-8270-W-	ICAL	/5975.I\sh122821\	12/28/2021 8:46:	1	R372497		0	0	

Analyte	T	Units	RAW	Final	Text	Spike	SPKref	RPDref	MDL	PQL	UQL	%REC	LOW	HIGH	%RPD	Q

Seq No	Lab ID	Test Code	Sample Typ	File ID	Analysis Date	DF	Batch ID	Prep Date	SPKref	RPDref	pmoist
14955043	28-Dec-21_CAL	SVOC-8270-W-	ICAL	/5975.I\sh122821\	12/28/2021 8:46:	1	R372497		0	0	

Analyte	T	Units	RAW	Final	Text	Spike	SPKref	RPDref	MDL	PQL	UQL	%REC	LOW	HIGH	%RPD	Q
1-Methylnaphthalene	A	ug/L	0.11591	0.11591		0.1	0	0	0.0206	0.1	10	116%	50	150	0%	
2-Methylnaphthalene	A	ug/L	0.1059	0.1059		0.1	0	0	0.0176	0.1	10	106%	50	150	0%	
Acenaphthene	A	ug/L	0.11464	0.11464		0.1	0	0	0.0317	0.1	10	115%	50	150	0%	
Acenaphthylene	A	ug/L	0.11593	0.11593		0.1	0	0	0.025	0.1	10	116%	50	150	0%	
Anthracene	A	ug/L	0.09125	0.09125		0.1	0	0	0.0283	0.1	10	91%	50	150	0%	
Benzo(a)anthracene	A	ug/L	0.10164	0.10164		0.1	0	0	0.0272	0.1	10	102%	50	150	0%	
Benzo(a)pyrene	A	ug/L	0.09848	0.09848		0.1	0	0	0.0347	0.1	10	98%	50	150	0%	
Benzo(b)fluoranthene	A	ug/L	0.10024	0.10024		0.1	0	0	0.0226	0.1	10	100%	50	150	0%	
Benzo(g,h,i)perylene	A	ug/L	0.09225	0.09225		0.1	0	0	0.0267	0.1	10	92%	50	150	0%	
Benzo(k)fluoranthene	A	ug/L	0.09818	0.09818		0.1	0	0	0.0295	0.1	10	98%	50	150	0%	
Chrysene	A	ug/L	0.10293	0.10293		0.1	0	0	0.0458	0.1	10	103%	50	150	0%	
Dibenzo(a,h)anthracene	A	ug/L	0.1027	0.1027		0.1	0	0	0.0367	0.1	10	103%	50	150	0%	
Fluoranthene	A	ug/L	0.11861	0.11861		0.1	0	0	0.0233	0.1	10	119%	50	150	0%	
Fluorene	A	ug/L	0.10787	0.10787		0.1	0	0	0.0225	0.1	10	108%	50	150	0%	
Indeno(1,2,3-cd)pyrene	A	ug/L	0.10634	0.10634		0.1	0	0	0.0491	0.1	10	106%	50	150	0%	
Naphthalene	A	ug/L	0.10774	0.10774		0.1	0	0	0.029	0.1	10	108%	50	150	0%	
Phenanthrene	A	ug/L	0.09933	0.09933		0.1	0	0	0.0295	0.1	10	99%	50	150	0%	
Pyrene	A	ug/L	0.11971	0.11971		0.1	0	0	0.0239	0.1	10	120%	50	150	0%	
1,4-Dichlorobenzene-d4	I	ug/L	40	40		0	0	0	0.1	0.1		0%			0%	
Acenaphthene-d10	I	ug/L	40	40		0	0	0	0.1	0.1		0%			0%	
Chrysene-d12	I	ug/L	40	40		0	0	0	0.1	0.1		0%			0%	
Naphthalene-d8	I	ug/L	40	40		0	0	0	0.1	0.1		0%			0%	
Perylene-d12	I	ug/L	40	40		0	0	0	0.1	0.1		0%			0%	
Phenanthrene-d10	I	ug/L	40	40		0	0	0	0.1	0.1		0%			0%	
2-Fluorobiphenyl	S	ug/L	0.11813	0.11813		0.1	0	0	0.0444	0.1	10	118%	50	150	0%	
Nitrobenzene-d5	S	ug/L	0.10034	0.10034		0.1	0	0	0.0523	0.1	10	100%	50	150	0%	
Terphenyl-d14	S	ug/L	0.1148	0.1148		0.1	0	0	0.0563	0.1	10	115%	50	150	0%	
o-Terphenyl	X	ug/L	0.12209	0.12209		0.1	0	0	0.0654	0.1	10	122%	50	150	0%	

Seq No	Lab ID	Test Code	Sample Typ	File ID	Analysis Date	DF	Batch ID	Prep Date	SPKref	RPDref	pmoist
14955044	28-Dec-21_CCV	SVOC-8270-W-	ICV	/5975.I\sh122821\	12/28/2021 9:19:	1	R372497		0	0	

Analyte	T	Units	RAW	Final	Text	Spike	SPKref	RPDref	MDL	PQL	UQL	%REC	LOW	HIGH	%RPD	Q

Seq No	Lab ID	Test Code	Sample Typ	File ID	Analysis Date	DF	Batch ID	Prep Date	SPKref	RPDref	pmoist
14955044	28-Dec-21_CCV	SVOC-8270-W-	ICV	/5975.I\sh122821\	12/28/2021 9:19:	1	R372497		0	0	

Analyte	T	Units	RAW	Final	Text	Spike	SPKref	RPDref	MDL	PQL	UQL	%REC	LOW	HIGH	%RPD	Q
1-Methylnaphthalene	A	ug/L	2.28179	2.28179		2	0	0	0.0206	0.1	10	114%	80	120	0%	
2-Methylnaphthalene	A	ug/L	2.10954	2.10954		2	0	0	0.0176	0.1	10	105%	80	120	0%	
Acenaphthene	A	ug/L	2.36763	2.36763		2	0	0	0.0317	0.1	10	118%	80	120	0%	
Acenaphthylene	A	ug/L	2.25828	2.25828		2	0	0	0.025	0.1	10	113%	80	120	0%	
Anthracene	A	ug/L	2.34155	2.34155		2	0	0	0.0283	0.1	10	117%	80	120	0%	
Benzo(a)anthracene	A	ug/L	2.30648	2.30648		2	0	0	0.0272	0.1	10	115%	80	120	0%	
Benzo(a)pyrene	A	ug/L	2.2645	2.2645		2	0	0	0.0347	0.1	10	113%	80	120	0%	
Benzo(b)fluoranthene	A	ug/L	2.23296	2.23296		2	0	0	0.0226	0.1	10	112%	80	120	0%	
Benzo(g,h,i)perylene	A	ug/L	2.3215	2.3215		2	0	0	0.0267	0.1	10	116%	80	120	0%	
Benzo(k)fluoranthene	A	ug/L	2.19575	2.19575		2	0	0	0.0295	0.1	10	110%	80	120	0%	
Chrysene	A	ug/L	2.34022	2.34022		2	0	0	0.0458	0.1	10	117%	80	120	0%	
Dibenzo(a,h)anthracene	A	ug/L	2.26205	2.26205		2	0	0	0.0367	0.1	10	113%	80	120	0%	
Fluoranthene	A	ug/L	2.2695	2.2695		2	0	0	0.0233	0.1	10	113%	80	120	0%	
Fluorene	A	ug/L	2.39799	2.39799		2	0	0	0.0225	0.1	10	120%	80	120	0%	
Indeno(1,2,3-cd)pyrene	A	ug/L	2.26864	2.26864		2	0	0	0.0491	0.1	10	113%	80	120	0%	
Naphthalene	A	ug/L	2.05863	2.05863		2	0	0	0.029	0.1	10	103%	80	120	0%	
Phenanthrene	A	ug/L	2.35989	2.35989		2	0	0	0.0295	0.1	10	118%	80	120	0%	
Pyrene	A	ug/L	2.01204	2.01204		2	0	0	0.0239	0.1	10	101%	80	120	0%	
1,4-Dichlorobenzene-d4	I	ug/L	40	40		0	0	0	0.1	0.1		0%			0%	
Acenaphthene-d10	I	ug/L	40	40		0	0	0	0.1	0.1		0%			0%	
Chrysene-d12	I	ug/L	40	40		0	0	0	0.1	0.1		0%			0%	
Naphthalene-d8	I	ug/L	40	40		0	0	0	0.1	0.1		0%			0%	
Perylene-d12	I	ug/L	40	40		0	0	0	0.1	0.1		0%			0%	
Phenanthrene-d10	I	ug/L	40	40		0	0	0	0.1	0.1		0%			0%	
2-Fluorobiphenyl	S	ug/L	2.26258	2.26258		2	0	0	0.0444	0.1	10	113%	80	120	0%	
Nitrobenzene-d5	S	ug/L	2.38774	2.38774		2	0	0	0.0523	0.1	10	119%	80	120	0%	
Terphenyl-d14	S	ug/L	1.939	1.939		2	0	0	0.0563	0.1	10	97%	80	120	0%	
o-Terphenyl	X	ug/L	2.22841	2.22841		2	0	0	0.0654	0.1	10	111%	80	120	0%	

Seq No	Lab ID	Test Code	Sample Typ	File ID	Analysis Date	DF	Batch ID	Prep Date	SPKref	RPDref	pmoist
14955045	28-Dec-21_ISTB	SVOC-8270-W-	SAMP	/5975.I\sh122821\	12/28/2021 9:51:	1	R372497		0	0	

Analyte	T	Units	RAW	Final	Text	Spike	SPKref	RPDref	MDL	PQL	UQL	%REC	LOW	HIGH	%RPD	Q

Seq No	Lab ID	Test Code	Sample Typ	File ID	Analysis Date	DF	Batch ID	Prep Date	SPKref	RPDref	pmoist
14955045	28-Dec-21_ISTB	SVOC-8270-W-	SAMP	/5975.I\sh122821\	12/28/2021 9:51:	1	R372497		0	0	

Analyte	T	Units	RAW	Final	Text	Spike	SPKref	RPDref	MDL	PQL	UQL	%REC	LOW	HIGH	%RPD	Q
1-Methylnaphthalene	A	ug/L	0	0		0	0	0	0.0206	0.1	10	0%	0	0	0%	
2-Methylnaphthalene	A	ug/L	0	0		0	0	0	0.0176	0.1	10	0%	0	0	0%	
Acenaphthene	A	ug/L	0	0		0	0	0	0.0317	0.1	10	0%	0	0	0%	
Acenaphthylene	A	ug/L	0	0		0	0	0	0.025	0.1	10	0%	0	0	0%	
Anthracene	A	ug/L	0	0		0	0	0	0.0283	0.1	10	0%	0	0	0%	
Benzo(a)anthracene	A	ug/L	0	0		0	0	0	0.0272	0.1	10	0%	0	0	0%	
Benzo(a)pyrene	A	ug/L	0	0		0	0	0	0.0347	0.1	10	0%	0	0	0%	
Benzo(b)fluoranthene	A	ug/L	0	0		0	0	0	0.0226	0.1	10	0%	0	0	0%	
Benzo(g,h,i)perylene	A	ug/L	0	0		0	0	0	0.0267	0.1	10	0%	0	0	0%	
Benzo(k)fluoranthene	A	ug/L	0	0		0	0	0	0.0295	0.1	10	0%	0	0	0%	
Chrysene	A	ug/L	0	0		0	0	0	0.0458	0.1	10	0%	0	0	0%	
Dibenzo(a,h)anthracene	A	ug/L	0	0		0	0	0	0.0367	0.1	10	0%	0	0	0%	
Fluoranthene	A	ug/L	0	0		0	0	0	0.0233	0.1	10	0%	0	0	0%	
Fluorene	A	ug/L	0	0		0	0	0	0.0225	0.1	10	0%	0	0	0%	
Indeno(1,2,3-cd)pyrene	A	ug/L	0	0		0	0	0	0.0491	0.1	10	0%	0	0	0%	
Naphthalene	A	ug/L	0	0		0	0	0	0.029	0.1	10	0%	0	0	0%	
Phenanthrene	A	ug/L	0	0		0	0	0	0.0295	0.1	10	0%	0	0	0%	
Pyrene	A	ug/L	0	0		0	0	0	0.0239	0.1	10	0%	0	0	0%	
1,4-Dichlorobenzene-d4	I	ug/L	40	40		0	0	0	0.1	0.1		0%	0	0	0%	
Acenaphthene-d10	I	ug/L	40	40		0	0	0	0.1	0.1		0%	0	0	0%	
Chrysene-d12	I	ug/L	40	40		0	0	0	0.1	0.1		0%	0	0	0%	
Naphthalene-d8	I	ug/L	40	40		0	0	0	0.1	0.1		0%	0	0	0%	
Perylene-d12	I	ug/L	40	40		0	0	0	0.1	0.1		0%	0	0	0%	
Phenanthrene-d10	I	ug/L	40	40		0	0	0	0.1	0.1		0%	0	0	0%	
2-Fluorobiphenyl	S	ug/L	0	0		5	0	0	0.0444	0.1	10	0%	25	94	0%	S
Nitrobenzene-d5	S	ug/L	0	0		5	0	0	0.0523	0.1	10	0%	19	102	0%	S
Terphenyl-d14	S	ug/L	0	0		5	0	0	0.0563	0.1	10	0%	39	106	0%	S
o-Terphenyl	X	ug/L	0	0		200	0	0	0.0654	0.1	10	0%	40	140	0%	S

Seq No	Lab ID	Test Code	Sample Typ	File ID	Analysis Date	DF	Batch ID	Prep Date	SPKref	RPDref	pmoist
14955048	MB-162432	SVOC-8270-W-	MBLK	/5975.I\sh122821\	12/28/2021 10:2	1	162432	12/22/2021	0	0	

Analyte	T	Units	RAW	Final	Text	Spike	SPKref	RPDref	MDL	PQL	UQL	%REC	LOW	HIGH	%RPD	Q

Seq No	Lab ID	Test Code	Sample Typ	File ID	Analysis Date	DF	Batch ID	Prep Date	SPKref	RPDref	pmoist
14955048	MB-162432	SVOC-8270-W-	MBLK	/5975.I\sh122821\	12/28/2021 10:2	1	162432	12/22/2021	0	0	

Analyte	T	Units	RAW	Final	Text	Spike	SPKref	RPDref	MDL	PQL	UQL	%REC	LOW	HIGH	%RPD	Q
1-Methylnaphthalene	A	ug/L	0	0		0	0	0	0.0206	0.05	10	0%			0%	
2-Methylnaphthalene	A	ug/L	0	0		0	0	0	0.0176	0.05	10	0%			0%	
Naphthalene	A	ug/L	0	0		0	0	0	0.029	0.05	10	0%			0%	

Seq No	Lab ID	Test Code	Sample Typ	File ID	Analysis Date	DF	Batch ID	Prep Date	SPKref	RPDref	pmoist
14955049	MB-162432	SVOC-8270-W-	MBLK	/5975.I\sh122821\	12/28/2021 10:5	20	162432	12/22/2021	0	0	

Analyte	T	Units	RAW	Final	Text	Spike	SPKref	RPDref	MDL	PQL	UQL	%REC	LOW	HIGH	%RPD	Q
2-Fluorobiphenyl	S	ug/L	3.35437	67.0874		100	0	0	0.888	2	10	67%	53	106	0%	
Nitrobenzene-d5	S	ug/L	3.719	74.38		100	0	0	1.046	2	10	74%	55	111	0%	
Terphenyl-d14	S	ug/L	4.89714	97.9428		100	0	0	1.126	2	10	98%	58	132	0%	

Seq No	Lab ID	Test Code	Sample Typ	File ID	Analysis Date	DF	Batch ID	Prep Date	SPKref	RPDref	pmoist
14955050	LLCS-162432	SVOC-8270-W-	LCS-DOD	/5975.I\sh122821\	12/28/2021 11:2	1	162432	12/22/2021	0	0	

Analyte	T	Units	RAW	Final	Text	Spike	SPKref	RPDref	MDL	PQL	UQL	%REC	LOW	HIGH	%RPD	Q
1-Methylnaphthalene	A	ug/L	3.02653	3.02653		5	0	0	0.0206	0.1	10	61%	41	115	0%	
2-Methylnaphthalene	A	ug/L	2.69949	2.69949		5	0	0	0.0176	0.1	10	54%	39	114	0%	
Naphthalene	A	ug/L	2.56287	2.56287		5	0	0	0.029	0.1	10	51%	43	114	0%	

Seq No	Lab ID	Test Code	Sample Typ	File ID	Analysis Date	DF	Batch ID	Prep Date	SPKref	RPDref	pmoist
14955051	LLCS-162432	SVOC-8270-W-	LCS-DOD	/5975.I\sh122821\	12/29/2021 12:0	20	162432	12/22/2021	0	0	

Analyte	T	Units	RAW	Final	Text	Spike	SPKref	RPDref	MDL	PQL	UQL	%REC	LOW	HIGH	%RPD	Q
2-Fluorobiphenyl	S	ug/L	2.71144	54.2288		100	0	0	0.888	2	10	54%	53	106	0%	
Nitrobenzene-d5	S	ug/L	3.1359	62.718		100	0	0	1.046	2	10	63%	55	111	0%	
Terphenyl-d14	S	ug/L	5.58659	111.7318		100	0	0	1.126	2	10	112%	58	132	0%	

Seq No	Lab ID	Test Code	Sample Typ	File ID	Analysis Date	DF	Batch ID	Prep Date	SPKref	RPDref	pmoist
14955052	LLCSD-162432	SVOC-8270-W-	LCSD-DOD	/5975.I\sh122821\	12/29/2021 12:3	1	162432	12/22/2021	0	1E+07	

Analyte	T	Units	RAW	Final	Text	Spike	SPKref	RPDref	MDL	PQL	UQL	%REC	LOW	HIGH	%RPD	Q

Seq No	Lab ID	Test Code	Sample Typ	File ID	Analysis Date	DF	Batch ID	Prep Date	SPKref	RPDref	pmoist
14955052	LLCSD-162432	SVOC-8270-W-	LCSD-DOD	/5975.I\sh122821\	12/29/2021 12:3	1	162432	12/22/2021	0	1E+07	

Analyte	T	Units	RAW	Final	Text	Spike	SPKref	RPDref	MDL	PQL	UQL	%REC	LOW	HIGH	%RPD	Q
1-Methylnaphthalene	A	ug/L	2.45464	2.45464		5	0	3.02653	0.0206	0.1	10	49%	41	115	21%	
2-Methylnaphthalene	A	ug/L	2.19556	2.19556		5	0	2.69949	0.0176	0.1	10	44%	39	114	21%	
Naphthalene	A	ug/L	2.03253	2.03253		5	0	2.56287	0.029	0.1	10	41%	43	114	23%	S
2-Fluorobiphenyl	S	ug/L	4.29935	4.29935		5	0	0	0.0444	0.1	10	86%	53	106	0%	
Nitrobenzene-d5	S	ug/L	5.35939	5.35939		5	0	0	0.0523	0.1	10	107%	55	111	0%	
Terphenyl-d14	S	ug/L	6.65255	6.65255		5	0	0	0.0563	0.1	10	133%	58	132	0%	S

Seq No	Lab ID	Test Code	Sample Typ	File ID	Analysis Date	DF	Batch ID	Prep Date	SPKref	RPDref	pmoist
14955053	B21121613-002	SVOC-8270-W-	SAMP	/5975.I\sh122821\	12/29/2021 1:07:	1	162392	12/21/2021	0	0	

Analyte	T	Units	RAW	Final	Text	Spike	SPKref	RPDref	MDL	PQL	UQL	%REC	LOW	HIGH	%RPD	Q
1-Methylnaphthalene	A	ug/L	0	0		0	0	0	0.0200026	0.1	10	0%	0	0	0%	U
2-Methylnaphthalene	A	ug/L	0	0		0	0	0	0.0170896	0.1	10	0%	0	0	0%	U
Naphthalene	A	ug/L	0	0		0	0	0	0.028159	0.1	10	0%	0	0	0%	U

Seq No	Lab ID	Test Code	Sample Typ	File ID	Analysis Date	DF	Batch ID	Prep Date	SPKref	RPDref	pmoist
14955054	B21121613-002	SVOC-8270-W-	SAMP	/5975.I\sh122821\	12/29/2021 1:39:	20	162392	12/21/2021	0	0	

Analyte	T	Units	RAW	Final	Text	Spike	SPKref	RPDref	MDL	PQL	UQL	%REC	LOW	HIGH	%RPD	Q
2-Fluorobiphenyl	S	ug/L	2.73816	53.1750672		97.1	0	0	0.862248	1.942	10	55%	53	106	0%	
Nitrobenzene-d5	S	ug/L	2.21972	43.1069624		97.1	0	0	1.015666	1.942	10	44%	55	111	0%	S
Terphenyl-d14	S	ug/L	4.63288	89.9705296		97.1	0	0	1.093346	1.942	10	93%	58	132	0%	

Seq No	Lab ID	Test Code	Sample Typ	File ID	Analysis Date	DF	Batch ID	Prep Date	SPKref	RPDref	pmoist
14955055	B21121616-001	SVOC-8270-W-	SAMP	/5975.I\sh122821\	12/29/2021 2:12:	1	162392	12/21/2021	0	0	

Analyte	T	Units	RAW	Final	Text	Spike	SPKref	RPDref	MDL	PQL	UQL	%REC	LOW	HIGH	%RPD	Q
1-Methylnaphthalene	A	ug/L	2.20751	2.2295851		0	0	0	0.020806	0.101	10	0%	0	0	0%	
2-Methylnaphthalene	A	ug/L	0.95101	0.9605201		0	0	0	0.017776	0.101	10	0%	0	0	0%	
Naphthalene	A	ug/L	4.81048	4.8585848		0	0	0	0.02929	0.101	10	0%	0	0	0%	
2-Fluorobiphenyl	S	ug/L	2.43619	2.4605519		5.05	0	0	0.044844	0.101	10	49%	53	106	0%	S
Nitrobenzene-d5	S	ug/L	2.12627	2.1475327		5.05	0	0	0.052823	0.101	10	43%	55	111	0%	S
Terphenyl-d14	S	ug/L	4.06718	4.1078518		5.05	0	0	0.056863	0.101	10	81%	58	132	0%	

Seq No	Lab ID	Test Code	Sample Typ	File ID	Analysis Date	DF	Batch ID	Prep Date	SPKref	RPDref	pmoist
14955056	B21121622-001	SVOC-8270-W-	SAMP	/5975.I\sh122821\	12/29/2021 2:45:	1	162392	12/21/2021	0	0	

Analyte	T	Units	RAW	Final	Text	Spike	SPKref	RPDref	MDL	PQL	UQL	%REC	LOW	HIGH	%RPD	Q
1-Methylnaphthalene	A	ug/L	0	0		0	0	0	0.0196112	0.1	10	0%	0	0	0%	U
2-Methylnaphthalene	A	ug/L	0	0		0	0	0	0.0167552	0.1	10	0%	0	0	0%	U
Naphthalene	A	ug/L	0	0		0	0	0	0.027608	0.1	10	0%	0	0	0%	U
2-Fluorobiphenyl	S	ug/L	3.14768	2.99659136		4.76	0	0	0.0422688	0.1	10	63%	53	106	0%	
Nitrobenzene-d5	S	ug/L	3.76231	3.58171912		4.76	0	0	0.0497896	0.1	10	75%	55	111	0%	
Terphenyl-d14	S	ug/L	3.91529	3.72735608		4.76	0	0	0.0535976	0.1	10	78%	58	132	0%	

Seq No	Lab ID	Test Code	Sample Typ	File ID	Analysis Date	DF	Batch ID	Prep Date	SPKref	RPDref	pmoist
14955057	B21121622-002	SVOC-8270-W-	SAMP	/5975.I\sh122821\	12/29/2021 3:17:	1	162392	12/21/2021	0	0	

Analyte	T	Units	RAW	Final	Text	Spike	SPKref	RPDref	MDL	PQL	UQL	%REC	LOW	HIGH	%RPD	Q
1-Methylnaphthalene	A	ug/L	0	0		0	0	0	0.0196112	0.1	10	0%	0	0	0%	U
2-Methylnaphthalene	A	ug/L	0	0		0	0	0	0.0167552	0.1	10	0%	0	0	0%	U
Naphthalene	A	ug/L	0	0		0	0	0	0.027608	0.1	10	0%	0	0	0%	U
2-Fluorobiphenyl	S	ug/L	3.24773	3.09183896		4.76	0	0	0.0422688	0.1	10	65%	53	106	0%	
Nitrobenzene-d5	S	ug/L	3.64216	3.46733632		4.76	0	0	0.0497896	0.1	10	73%	55	111	0%	
Terphenyl-d14	S	ug/L	4.65043	4.42720936		4.76	0	0	0.0535976	0.1	10	93%	58	132	0%	

Seq No	Lab ID	Test Code	Sample Typ	File ID	Analysis Date	DF	Batch ID	Prep Date	SPKref	RPDref	pmoist
14955058	B21121622-003	SVOC-8270-W-	SAMP	/5975.I\sh122821\	12/29/2021 3:50:	1	162392	12/21/2021	0	0	

Analyte	T	Units	RAW	Final	Text	Spike	SPKref	RPDref	MDL	PQL	UQL	%REC	LOW	HIGH	%RPD	Q
1-Methylnaphthalene	A	ug/L	0	0		0	0	0	0.021836	0.106	10	0%	0	0	0%	U
2-Methylnaphthalene	A	ug/L	0	0		0	0	0	0.018656	0.106	10	0%	0	0	0%	U
Naphthalene	A	ug/L	0	0		0	0	0	0.03074	0.106	10	0%	0	0	0%	U

Seq No	Lab ID	Test Code	Sample Typ	File ID	Analysis Date	DF	Batch ID	Prep Date	SPKref	RPDref	pmoist
14955059	B21121622-003	SVOC-8270-W-	SAMP	/5975.I\sh122821\	12/29/2021 4:23:	20	162392	12/21/2021	0	0	

Analyte	T	Units	RAW	Final	Text	Spike	SPKref	RPDref	MDL	PQL	UQL	%REC	LOW	HIGH	%RPD	Q
2-Fluorobiphenyl	S	ug/L	2.24548	47.604176		106	0	0	0.94128	2.12	10	45%	53	106	0%	S
Nitrobenzene-d5	S	ug/L	3.42778	72.668936		106	0	0	1.10876	2.12	10	69%	55	111	0%	
Terphenyl-d14	S	ug/L	5.03885	106.82362		106	0	0	1.19356	2.12	10	101%	58	132	0%	

Seq No	Lab ID	Test Code	Sample Typ	File ID	Analysis Date	DF	Batch ID	Prep Date	SPKref	RPDref	pmoist
14955060	B21121623-001	SVOC-8270-W-	SAMP	/5975.I\sh122821\	12/29/2021 4:55:	1	162392	12/21/2021	0	0	

Analyte	T	Units	RAW	Final	Text	Spike	SPKref	RPDref	MDL	PQL	UQL	%REC	LOW	HIGH	%RPD	Q
1-Methylnaphthalene	A	ug/L	0	0		0	0	0	0.0196112	0.1	10	0%	0	0	0%	U
2-Methylnaphthalene	A	ug/L	0	0		0	0	0	0.0167552	0.1	10	0%	0	0	0%	U
Naphthalene	A	ug/L	0	0		0	0	0	0.027608	0.1	10	0%	0	0	0%	U
2-Fluorobiphenyl	S	ug/L	3.28379	3.12616808		4.76	0	0	0.0422688	0.1	10	66%	53	106	0%	
Nitrobenzene-d5	S	ug/L	3.62325	3.449334		4.76	0	0	0.0497896	0.1	10	72%	55	111	0%	
Terphenyl-d14	S	ug/L	5.0373	4.7955096		4.76	0	0	0.0535976	0.1	10	101%	58	132	0%	

Seq No	Lab ID	Test Code	Sample Typ	File ID	Analysis Date	DF	Batch ID	Prep Date	SPKref	RPDref	pmoist
14955061	28-Dec-21_CCV	SVOC-8270-W-	CCV	/5975.I\sh122821\	12/29/2021 5:28:	1	R372497		0	0	

Analyte	T	Units	RAW	Final	Text	Spike	SPKref	RPDref	MDL	PQL	UQL	%REC	LOW	HIGH	%RPD	Q
1-Methylnaphthalene	A	ug/L	2.05854	2.05854		2	0	0	0.0206	0.1	10	103%	50	150	0%	
2-Methylnaphthalene	A	ug/L	1.80326	1.80326		2	0	0	0.0176	0.1	10	90%	50	150	0%	
Naphthalene	A	ug/L	1.56861	1.56861		2	0	0	0.029	0.1	10	78%	50	150	0%	
2-Fluorobiphenyl	S	ug/L	1.70703	1.70703		2	0	0	0.0444	0.1	10	85%	50	150	0%	
Nitrobenzene-d5	S	ug/L	2.10871	2.10871		2	0	0	0.0523	0.1	10	105%	50	150	0%	
Terphenyl-d14	S	ug/L	1.84995	1.84995		2	0	0	0.0563	0.1	10	92%	50	150	0%	

Write Sequence | Insert Entries(Have the first cell for entries selecte

File Name	Sample Name	Line No.	Test Code	Multiplier	Divisor	Method Name
Dec2801.d	28-Dec-21_TUNE_1	1		1	1	5975Tune.M
Dec2802.d	28-Dec-21_CAL_7	2	SVOC-8270-W-LLPAH	1	1	5975BNASIM.M
Dec2803.d	28-Dec-21_CAL_6	3	SVOC-8270-W-LLPAH	1	1	5975BNASIM.M
Dec2804.d	28-Dec-21_CAL_5	4	SVOC-8270-W-LLPAH	1	1	5975BNASIM.M
Dec2805.d	28-Dec-21_CAL_4	5	SVOC-8270-W-LLPAH	1	1	5975BNASIM.M
Dec2806.d	28-Dec-21_CAL_3	6	SVOC-8270-W-LLPAH	1	1	5975BNASIM.M
Dec2807.d	28-Dec-21_CAL_2	7	SVOC-8270-W-LLPAH	1	1	5975BNASIM.M
Dec2808.d	28-Dec-21_CAL_1	8	SVOC-8270-W-LLPAH	1	1	5975BNASIM.M
Dec2809.d	28-Dec-21_CCV_9	9	SVOC-8270-W-LLPAH	1	1	5975BNASIM.M
Dec2810.d	28-Dec-21_ISTBLK_10	10	SVOC-8270-W-LLPAH	1	1	5975BNASIM.M
Dec2811.d	MB-162432	11	SVOC-8270-W-LLPAH	1	1	5975BNASIM.M
Dec2812.d	MB-162432	12	SVOC-8270-W-LLPAH	20	1	5975BNASIM.M
Dec2813.d	LLCS-162432	13	SVOC-8270-W-LLPAH	1	1	5975BNASIM.M
Dec2814.d	LLCS-162432	14	SVOC-8270-W-LLPAH	20	1	5975BNASIM.M
Dec2815.d	LLCSD-162432	15	SVOC-8270-W-LLPAH	1	1	5975BNASIM.M
Dec2816.d	B21121613-002A	16	SVOC-8270-W-LLPAH	1	1	5975BNASIM.M
Dec2817.d	B21121613-002A	17	SVOC-8270-W-LLPAH	20	1	5975BNASIM.M
Dec2818.d	B21121616-001B	18	SVOC-8270-W-LLPAH	1	1	5975BNASIM.M
Dec2819.d	B21121622-001A	19	SVOC-8270-W-LLPAH	1	1	5975BNASIM.M
Dec2820.d	B21121622-002A	20	SVOC-8270-W-LLPAH	1	1	5975BNASIM.M
Dec2821.d	B21121622-003A	21	SVOC-8270-W-LLPAH	1	1	5975BNASIM.M
Dec2822.d	B21121622-003A	22	SVOC-8270-W-LLPAH	20	1	5975BNASIM.M
Dec2823.d	B21121623-001B	23	SVOC-8270-W-LLPAH	1	1	5975BNASIM.M
Dec2824.d	28-Dec-21_CCV_24	24	SVOC-8270-W-LLPAH	1	1	5975BNASIM.M
Dec2825.d	28-Dec-21_TUNE_25	25		1	1	5975Tune.M
Dec2826.d	28-Dec-21_CCV_26	26	SVOC-8270-W-LLPAH	1	1	5975BNASIM.M
Dec2827.d	28-Dec-21_ISTBLK_27	27	SVOC-8270-W-LLPAH	1	1	5975BNASIM.M
Dec2828.d	B21121841-001A	28	SVOC-8270-W-LLPAH	1	1	5975BNASIM.M
Dec2829.d	B21121841-001A	29	SVOC-8270-W-LLPAH	20	1	5975BNASIM.M
Dec2830.d	B21121841-001ALMS	30	SVOC-8270-W-LLPAH	1	1	5975BNASIM.M
Dec2831.d	B21121841-002A	31	SVOC-8270-W-LLPAH	1	1	5975BNASIM.M
Dec2832.d	B21121841-002A	32	SVOC-8270-W-LLPAH	20	1	5975BNASIM.M
Dec2833.d	B21121841-003A	33	SVOC-8270-W-LLPAH	1	1	5975BNASIM.M
Dec2834.d	B21121841-003A	34	SVOC-8270-W-LLPAH	20	1	5975BNASIM.M
Dec2835.d	B21121841-004A	35	SVOC-8270-W-LLPAH	1	1	5975BNASIM.M
Dec2836.d	B21121841-004A	36	SVOC-8270-W-LLPAH	20	1	5975BNASIM.M
Dec2837.d	28-Dec-21_CCV_37	26	SVOC-8270-W-LLPAH	1	1	5975BNASIM.M

Tune Evaluation Report

Data Path:	\\MASSHUNTER\Org\Data\SV5975.I\sh122821\1 e8270c bna SIM\Dec2801.D
Acq on:	12/28/2021 5:06:43 PM
Operator:	LIMS import
Sample:	28-Dec-21_TUNE_1
Inst Name:	GCMS
ALS Vial:	1
Method:	\\MASSHUNTER\Org\Data\SV5975.I\Methods\DFTPP5975625.m

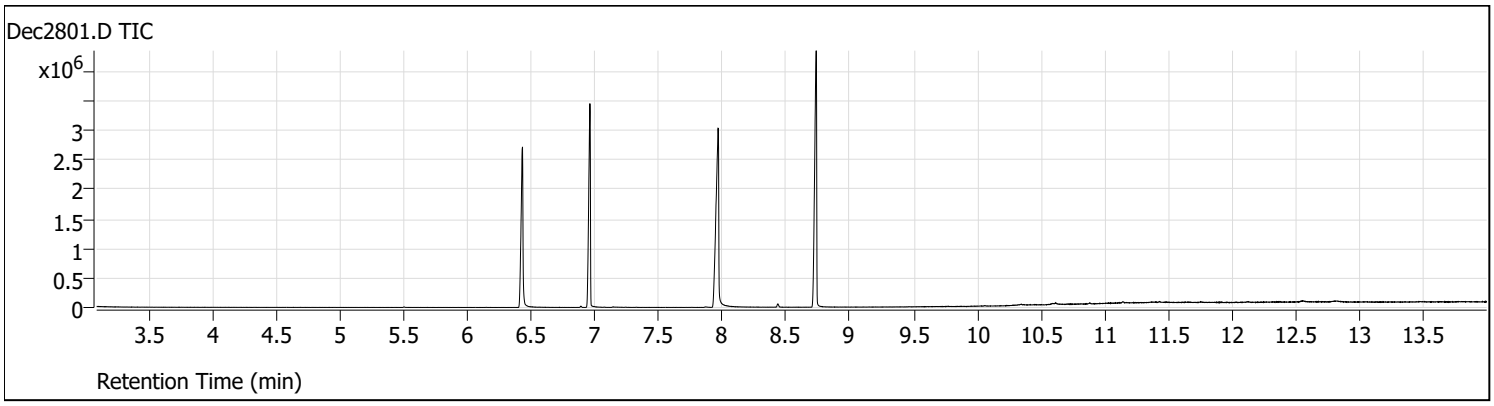

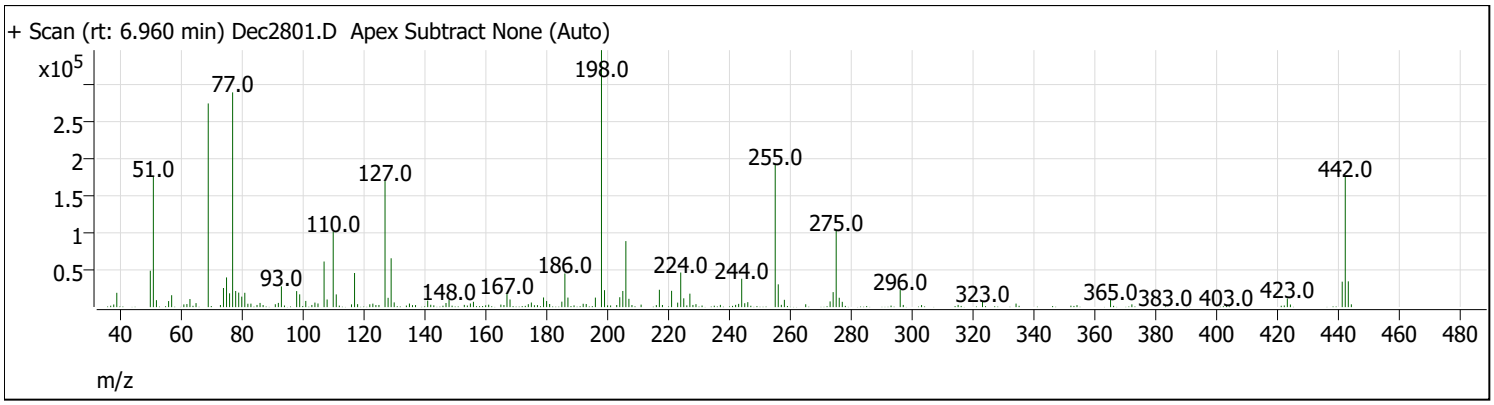

Target Mass	Rel. To Mass	Lower Limit%	Upper Limit%	Rel. Abn%	Raw Abn	Pass/Fail
51	198	30	60	50.7	175808	Pass
68	69	0	2	0.0	0	Pass
70	69	0	2	0.5	1441	Pass
127	198	40	60	49.1	170304	Pass
197	198	0	1	0.0	0	Pass
198	198	100	100	100.0	347072	Pass
199	198	5	9	6.6	22904	Pass
275	198	10	30	29.6	102792	Pass
365	198	1	100	2.9	10127	Pass
441	443	1E-10	150	98.7	34384	Pass
442	198	40	100	50.7	176128	Pass
443	442	17	23	19.8	34832	Pass
69	69	100	100	100.0	275072	Pass

Tune Evaluation Report

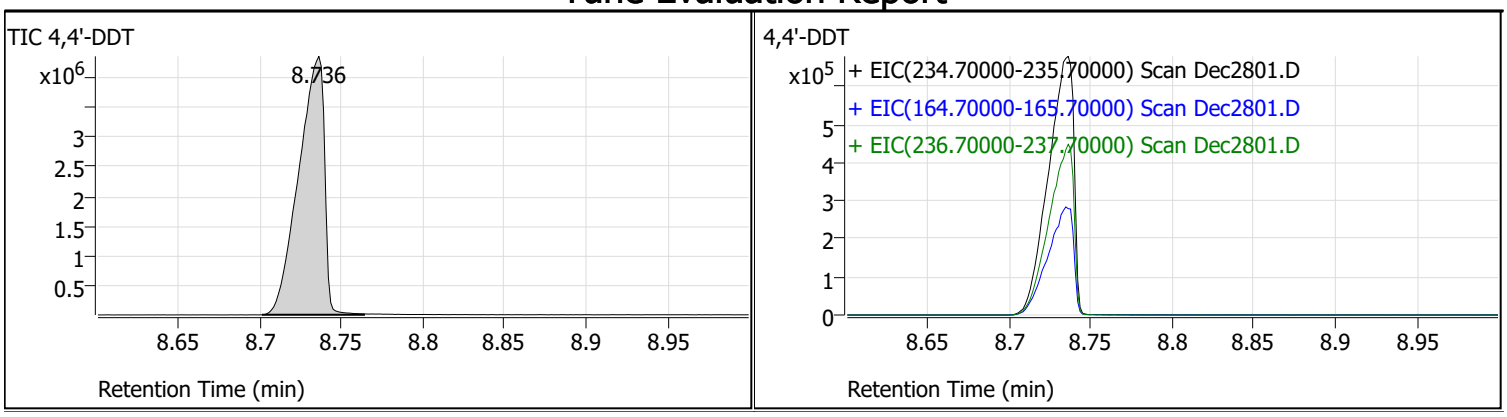

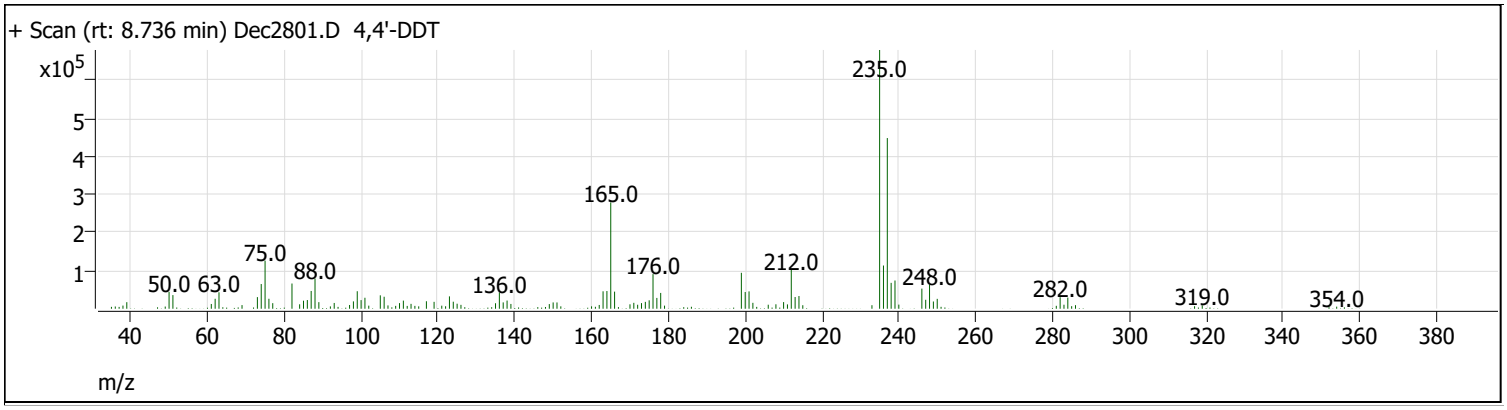

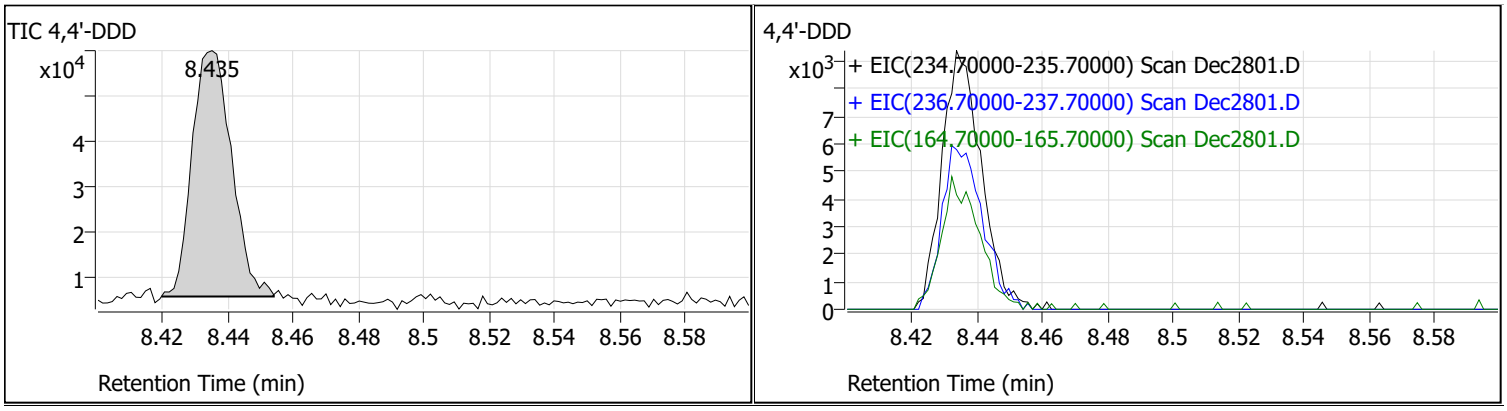

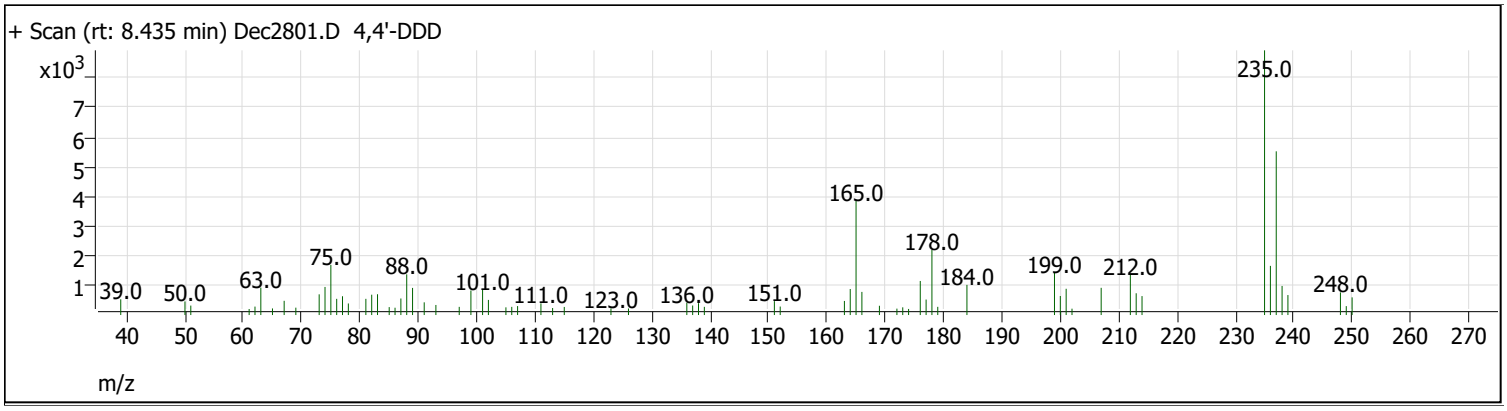



Tune Evaluation Report

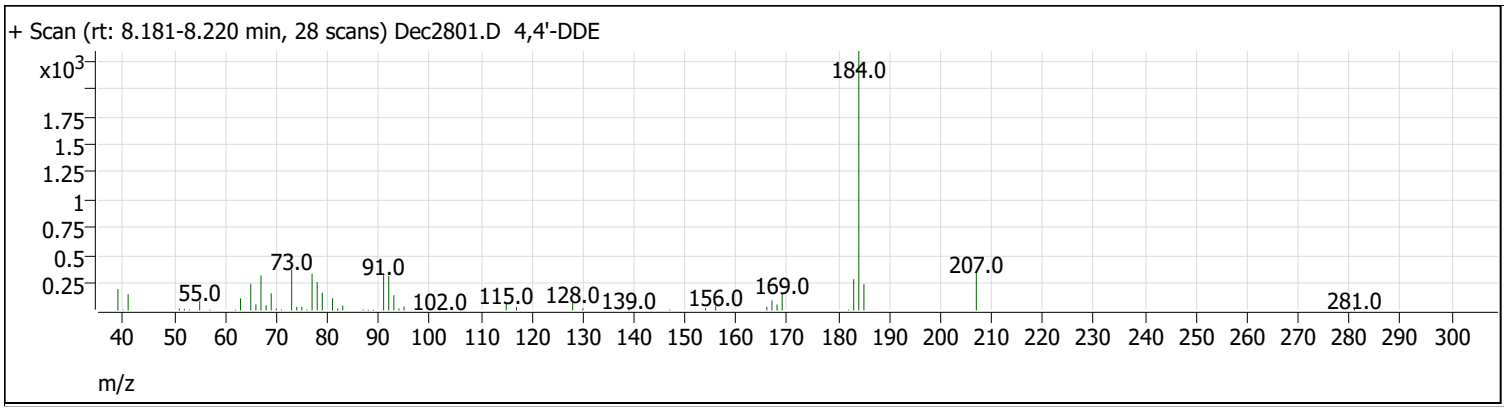

Compound Name	Expected RT	Observed RT	TIC Area	Breakdown %	Pass/Fail
4,4'-DDT	8.800	8.736	4761627	0.9	Pass
4,4'-DDD	8.500	8.435	45444		
4,4'-DDE	8.200	0.000	0		

Tune Evaluation Report

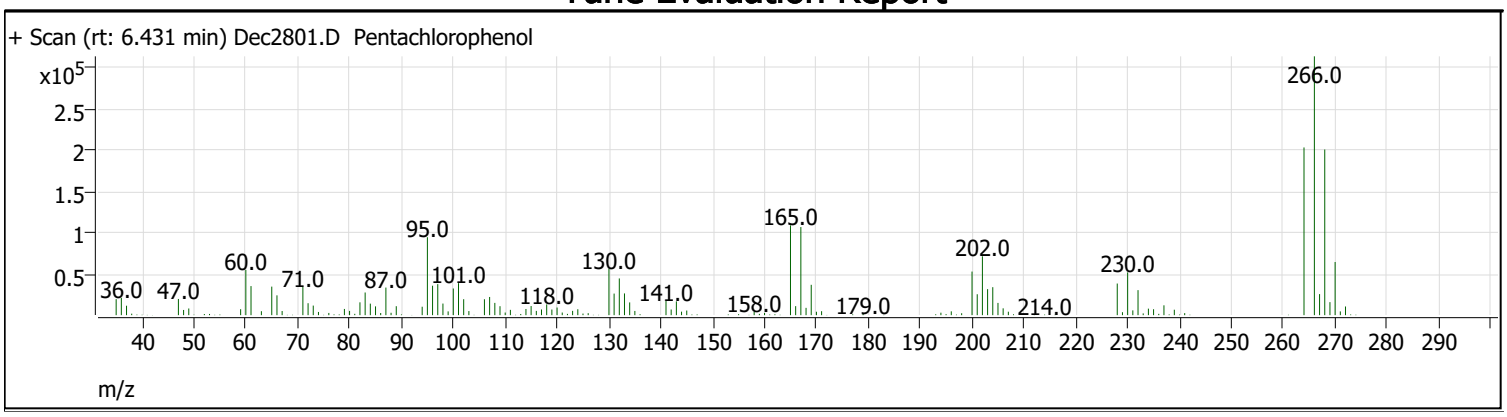

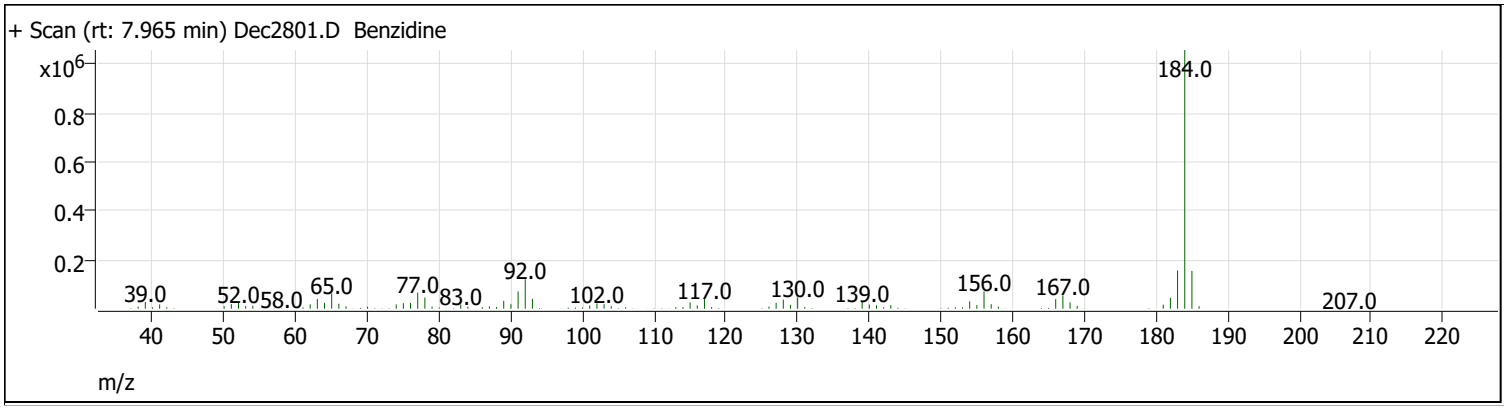

Compound Name	Expected RT	Observed RT	Tailing Factor	PGF	Pass/Fail
Pentachlorophenol	6.800	6.431	0.4	25.5	Pass
Benzidine	8.400	7.965	0.3	16.6	Pass

Calibration Report

Batch Path	\\MASSHUNTER\Org\Data\SV5975.I\sh122821\1 e8270c bna SIM\QuantResults\122821 bna SIM 1.batch.bin		
Analysis Time	12/29/2021 9:21 AM	**Analyst Name**	BL2000\jheine
Report Time	1/6/2022 12:26:33 PM	**Reporter Name**	BL2000\jheine
Last Calib Update	12/29/2021 8:56 AM	**Batch State**	Processed
Quant Batch Version	10.0	**Quant Report Version**	10.0

Nitrobenzene-d5 %RSE =

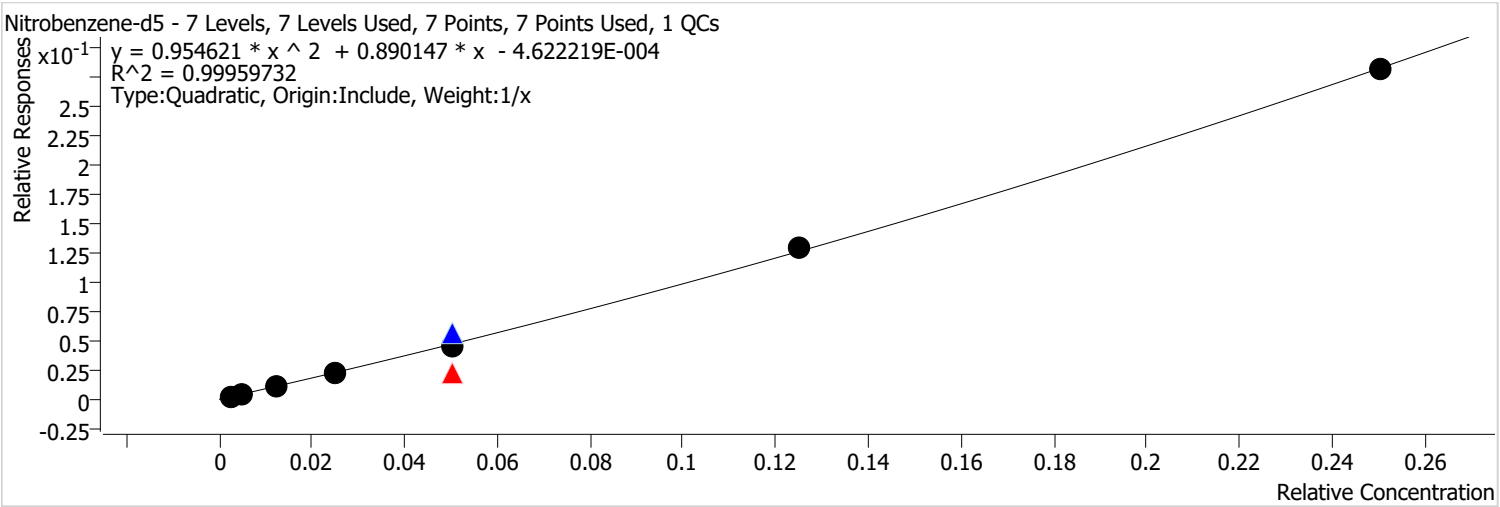

Calibration STD Path	Cal Type	Level	Enabled	Resp.	Exp. Conc	Resp. Factor	Level RSD
\\MASSHUNTER\Org\Data\SV5975.I\sh122821\1 e8270c bna SIM\Dec2808.D	Calibration	1	x	515	0.1000	0.7107	
\\MASSHUNTER\Org\Data\SV5975.I\sh122821\1 e8270c bna SIM\Dec2807.D	Calibration	2	x	1083	0.2000	0.8020	
\\MASSHUNTER\Org\Data\SV5975.I\sh122821\1 e8270c bna SIM\Dec2806.D	Calibration	3	x	3113	0.5000	0.9012	
\\MASSHUNTER\Org\Data\SV5975.I\sh122821\1 e8270c bna SIM\Dec2805.D	Calibration	4	x	6936	1.0000	0.8751	
\\MASSHUNTER\Org\Data\SV5975.I\sh122021\1 e8270d bna SIM\Dec2025.D	CC	CCV	x	9501	2.0000	0.4341	
\\MASSHUNTER\Org\Data\SV5975.I\sh122821\1 e8270c bna SIM\Dec2809.D	QC	ICV	x	18569	2.0000	1.1215	
\\MASSHUNTER\Org\Data\SV5975.I\sh122821\1 e8270c bna SIM\Dec2804.D	Calibration	5	x	14443	2.0000	0.8897	
\\MASSHUNTER\Org\Data\SV5975.I\sh122821\1 e8270c bna SIM\Dec2803.D	Calibration	6	x	42512	5.0000	1.0311	
\\MASSHUNTER\Org\Data\SV5975.I\sh122821\1 e8270c bna SIM\Dec2802.D	Calibration	7	x	92065	10.0000	1.1223	

Calibration Report

Batch Path	\\MASSHUNTER\Org\Data\SV5975.I\sh122821\1 e8270c bna SIM\QuantResults\122821 bna SIM 1.batch.bin		
Analysis Time	12/29/2021 9:21 AM	**Analyst Name**	BL2000\jheine
Report Time	1/6/2022 12:26:38 PM	**Reporter Name**	BL2000\jheine
Last Calib Update	12/29/2021 8:56 AM	**Batch State**	Processed
Quant Batch Version	10.0	**Quant Report Version**	10.0

Naphthalene %RSE = 4.7

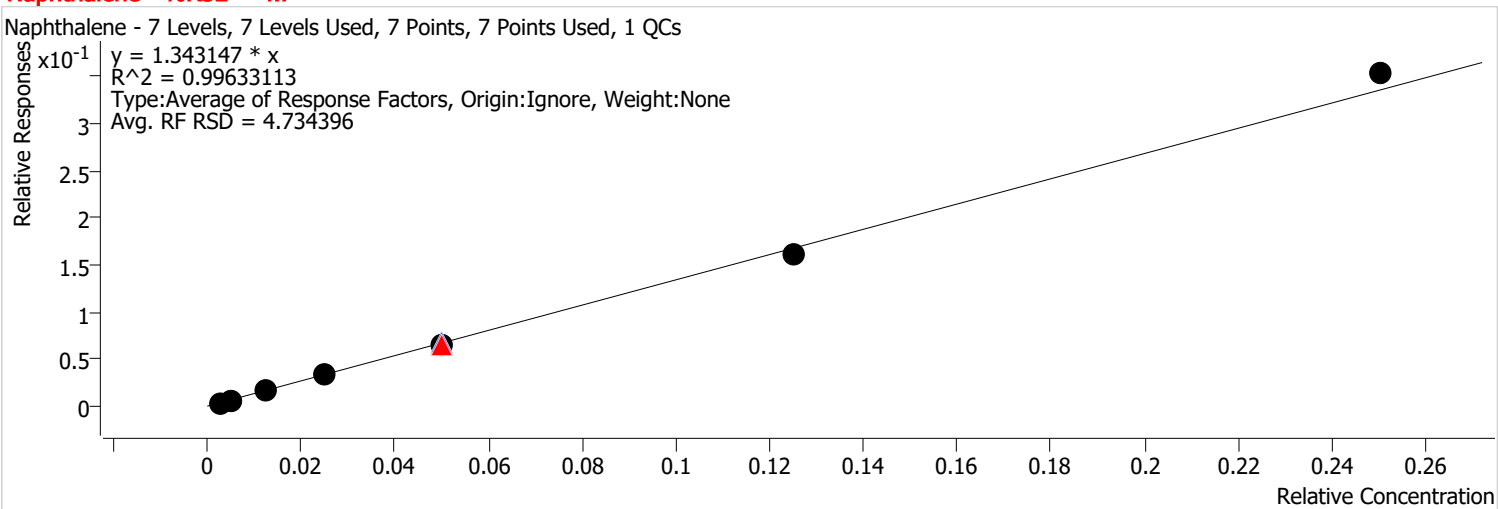

Calibration STD Path	Cal Type	Level	Enabled	Resp.	Exp. Conc	Resp. Factor	Level RSD
\\MASSHUNTER\Org\Data\SV5975.I\sh122821\1 e8270c bna SIM\Dec2808.D	Calibration	1	x	2075	0.1000	1.4471	
\\MASSHUNTER\Org\Data\SV5975.I\sh122821\1 e8270c bna SIM\Dec2807.D	Calibration	2	x	3569	0.2000	1.3069	
\\MASSHUNTER\Org\Data\SV5975.I\sh122821\1 e8270c bna SIM\Dec2806.D	Calibration	3	x	9084	0.5000	1.3362	
\\MASSHUNTER\Org\Data\SV5975.I\sh122821\1 e8270c bna SIM\Dec2805.D	Calibration	4	x	19154	1.0000	1.3309	
\\MASSHUNTER\Org\Data\SV5975.I\sh122021\1 e8270d bna SIM\Dec2025.D	CC	CCV	x	47467	2.0000	1.3267	
\\MASSHUNTER\Org\Data\SV5975.I\sh122821\1 e8270c bna SIM\Dec2809.D	QC	ICV	x	44031	2.0000	1.3825	
\\MASSHUNTER\Org\Data\SV5975.I\sh122821\1 e8270c bna SIM\Dec2804.D	Calibration	5	x	37909	2.0000	1.2781	
\\MASSHUNTER\Org\Data\SV5975.I\sh122821\1 e8270c bna SIM\Dec2803.D	Calibration	6	x	98629	5.0000	1.2899	
\\MASSHUNTER\Org\Data\SV5975.I\sh122821\1 e8270c bna SIM\Dec2802.D	Calibration	7	x	199178	10.0000	1.4130	

Calibration Report

Batch Path	\\MASSHUNTER\Org\Data\SV5975.I\sh122821\1 e8270c bna SIM\QuantResults\122821 bna SIM 1.batch.bin		
Analysis Time	12/29/2021 9:21 AM	**Analyst Name**	BL2000\jheine
Report Time	1/6/2022 12:26:38 PM	**Reporter Name**	BL2000\jheine
Last Calib Update	12/29/2021 8:56 AM	**Batch State**	Processed
Quant Batch Version	10.0	**Quant Report Version**	10.0

2-Methylnaphthalene %RSE = 5.7

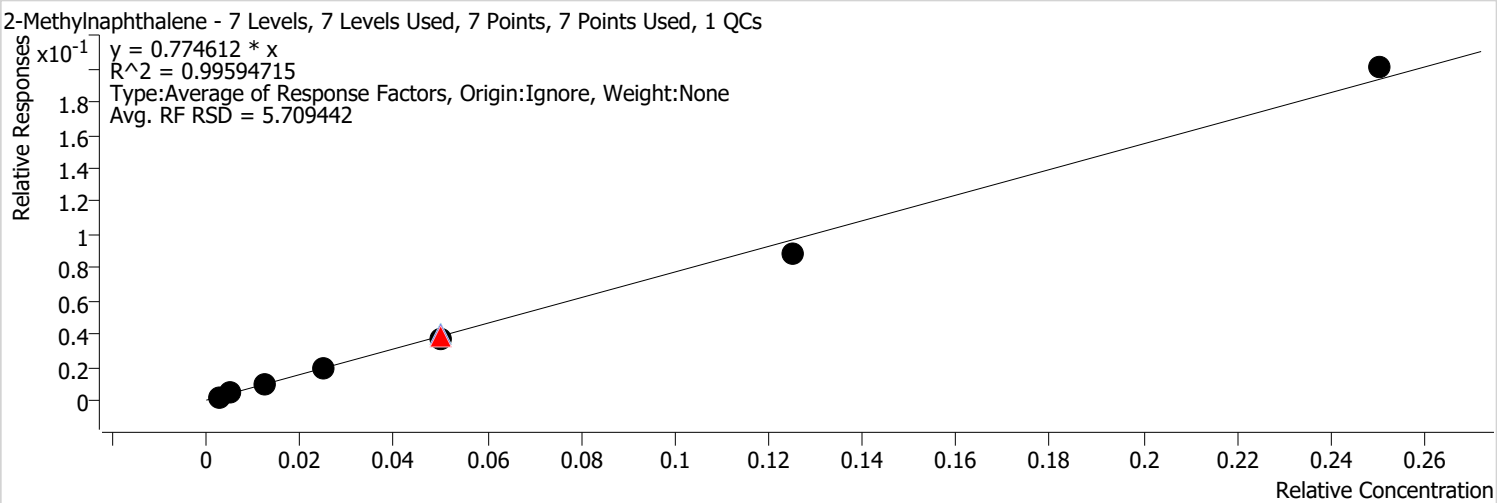

Calibration STD Path	Cal Type	Level	Enabled	Resp.	Exp. Conc	Resp. Factor	Level RSD
\\MASSHUNTER\Org\Data\SV5975.I\sh122821\1 e8270c bna SIM\Dec2808.D	Calibration	1	x	1176	0.1000	0.8203	
\\MASSHUNTER\Org\Data\SV5975.I\sh122821\1 e8270c bna SIM\Dec2807.D	Calibration	2	x	2170	0.2000	0.7946	
\\MASSHUNTER\Org\Data\SV5975.I\sh122821\1 e8270c bna SIM\Dec2806.D	Calibration	3	x	5515	0.5000	0.8112	
\\MASSHUNTER\Org\Data\SV5975.I\sh122821\1 e8270c bna SIM\Dec2805.D	Calibration	4	x	10932	1.0000	0.7596	
\\MASSHUNTER\Org\Data\SV5975.I\sh122021\1 e8270d bna SIM\Dec2025.D	CC	CCV	x	27745	2.0000	0.7755	
\\MASSHUNTER\Org\Data\SV5975.I\sh122821\1 e8270c bna SIM\Dec2809.D	QC	ICV	x	26021	2.0000	0.8170	
\\MASSHUNTER\Org\Data\SV5975.I\sh122821\1 e8270c bna SIM\Dec2804.D	Calibration	5	x	21520	2.0000	0.7255	
\\MASSHUNTER\Org\Data\SV5975.I\sh122821\1 e8270c bna SIM\Dec2803.D	Calibration	6	x	54126	5.0000	0.7079	
\\MASSHUNTER\Org\Data\SV5975.I\sh122821\1 e8270c bna SIM\Dec2802.D	Calibration	7	x	113224	10.0000	0.8032	

Calibration Report

Batch Path	\\MASSHUNTER\Org\Data\SV5975.I\sh122821\1 e8270c bna SIM\QuantResults\122821 bna SIM 1.batch.bin		
Analysis Time	12/29/2021 9:21 AM	**Analyst Name**	BL2000\jheine
Report Time	1/6/2022 12:26:38 PM	**Reporter Name**	BL2000\jheine
Last Calib Update	12/29/2021 8:56 AM	**Batch State**	Processed
Quant Batch Version	10.0	**Quant Report Version**	10.0

1-Methylnaphthalene %RSE = 8.2

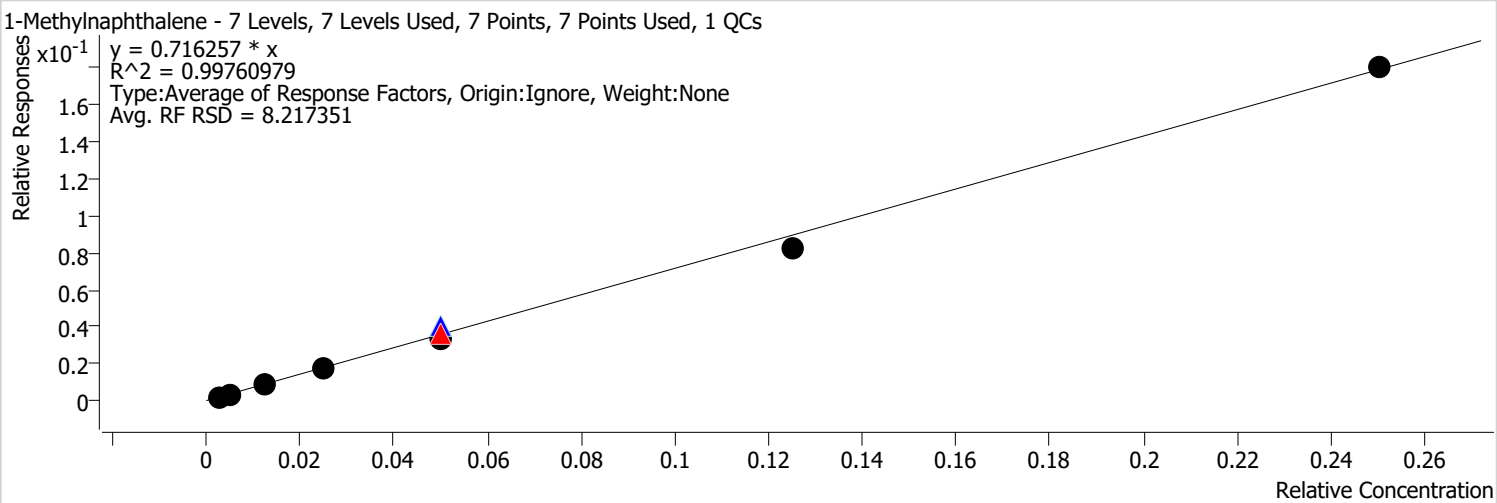

Calibration STD Path	Cal Type	Level	Enabled	Resp.	Exp. Conc	Resp. Factor	Level RSD
\\MASSHUNTER\Org\Data\SV5975.I\sh122821\1 e8270c bna SIM\Dec2808.D	Calibration	1	x	1191	0.1000	0.8302	
\\MASSHUNTER\Org\Data\SV5975.I\sh122821\1 e8270c bna SIM\Dec2807.D	Calibration	2	x	2021	0.2000	0.7400	
\\MASSHUNTER\Org\Data\SV5975.I\sh122821\1 e8270c bna SIM\Dec2806.D	Calibration	3	x	4850	0.5000	0.7134	
\\MASSHUNTER\Org\Data\SV5975.I\sh122821\1 e8270c bna SIM\Dec2805.D	Calibration	4	x	9969	1.0000	0.6926	
\\MASSHUNTER\Org\Data\SV5975.I\sh122021\1 e8270d bna SIM\Dec2025.D	CC	CCV	x	25998	2.0000	0.7267	
\\MASSHUNTER\Org\Data\SV5975.I\sh122821\1 e8270c bna SIM\Dec2809.D	QC	ICV	x	26026	2.0000	0.8172	
\\MASSHUNTER\Org\Data\SV5975.I\sh122821\1 e8270c bna SIM\Dec2804.D	Calibration	5	x	19512	2.0000	0.6578	
\\MASSHUNTER\Org\Data\SV5975.I\sh122821\1 e8270c bna SIM\Dec2803.D	Calibration	6	x	50414	5.0000	0.6593	
\\MASSHUNTER\Org\Data\SV5975.I\sh122821\1 e8270c bna SIM\Dec2802.D	Calibration	7	x	101559	10.0000	0.7205	

Calibration Report

Batch Path	\\MASSHUNTER\Org\Data\SV5975.I\sh122821\1 e8270c bna SIM\QuantResults\122821 bna SIM 1.batch.bin		
Analysis Time	12/29/2021 9:21 AM	**Analyst Name**	BL2000\jheine
Report Time	1/6/2022 12:26:38 PM	**Reporter Name**	BL2000\jheine
Last Calib Update	12/29/2021 8:56 AM	**Batch State**	Processed
Quant Batch Version	10.0	**Quant Report Version**	10.0

2-Fluorobiphenyl %RSE =

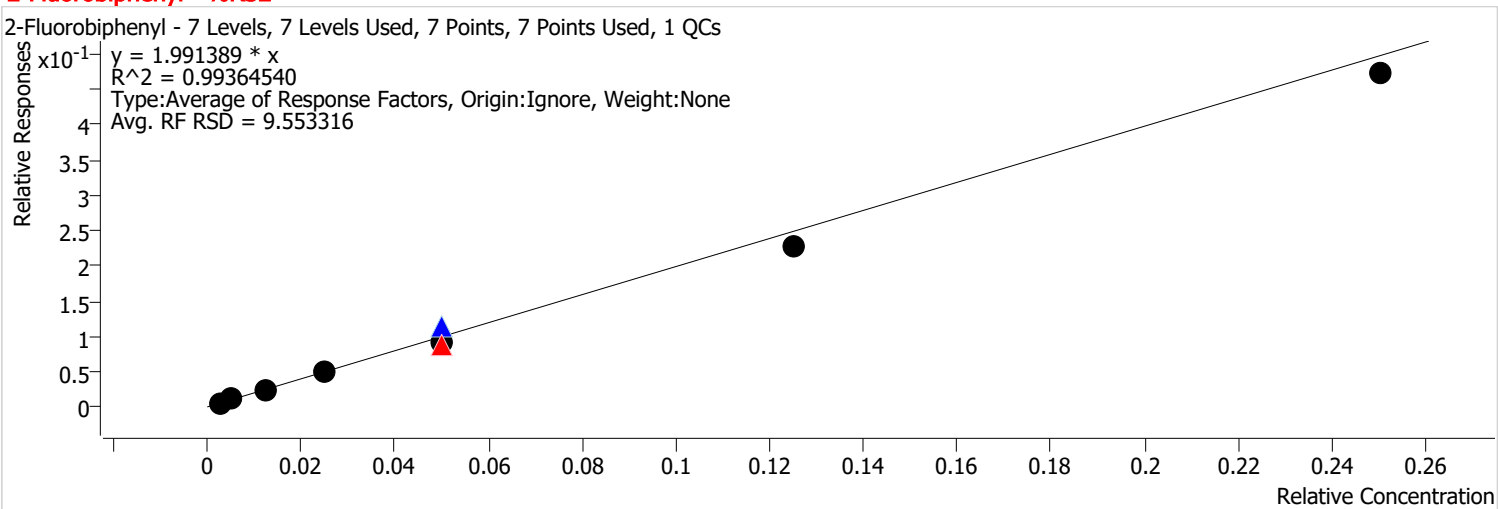

Calibration STD Path	Cal Type	Level	Enabled	Resp.	Exp. Conc	Resp. Factor	Level RSD
\\MASSHUNTER\Org\Data\SV5975.I\sh122821\1 e8270c bna SIM\Dec2808.D	Calibration	1	x	1855	0.1000	2.3524	
\\MASSHUNTER\Org\Data\SV5975.I\sh122821\1 e8270c bna SIM\Dec2807.D	Calibration	2	x	3084	0.2000	2.1159	
\\MASSHUNTER\Org\Data\SV5975.I\sh122821\1 e8270c bna SIM\Dec2806.D	Calibration	3	x	7476	0.5000	1.9824	
\\MASSHUNTER\Org\Data\SV5975.I\sh122821\1 e8270c bna SIM\Dec2805.D	Calibration	4	x	15555	1.0000	1.9615	
\\MASSHUNTER\Org\Data\SV5975.I\sh122021\1 e8270d bna SIM\Dec2025.D	CC	CCV	x	41599	2.0000	1.7675	
\\MASSHUNTER\Org\Data\SV5975.I\sh122821\1 e8270c bna SIM\Dec2809.D	QC	ICV	x	38269	2.0000	2.2528	
\\MASSHUNTER\Org\Data\SV5975.I\sh122821\1 e8270c bna SIM\Dec2804.D	Calibration	5	x	30043	2.0000	1.8026	
\\MASSHUNTER\Org\Data\SV5975.I\sh122821\1 e8270c bna SIM\Dec2803.D	Calibration	6	x	77505	5.0000	1.8353	
\\MASSHUNTER\Org\Data\SV5975.I\sh122821\1 e8270c bna SIM\Dec2802.D	Calibration	7	x	160009	10.0000	1.8897	

Batch Path	\\MASSHUNTER\Org\Data\SV5975.I\sh122821\1 e8270c bna SIM\QuantResults\122821 bna SIM 1.batch.bin		
Analysis Time	12/29/2021 9:21 AM	**Analyst Name**	BL2000\jheine
Report Time	1/6/2022 12:26:38 PM	**Reporter Name**	BL2000\jheine
Last Calib Update	12/29/2021 8:56 AM	**Batch State**	Processed
Quant Batch Version	10.0	**Quant Report Version**	10.0

Terphenyl-d14 %RSE =

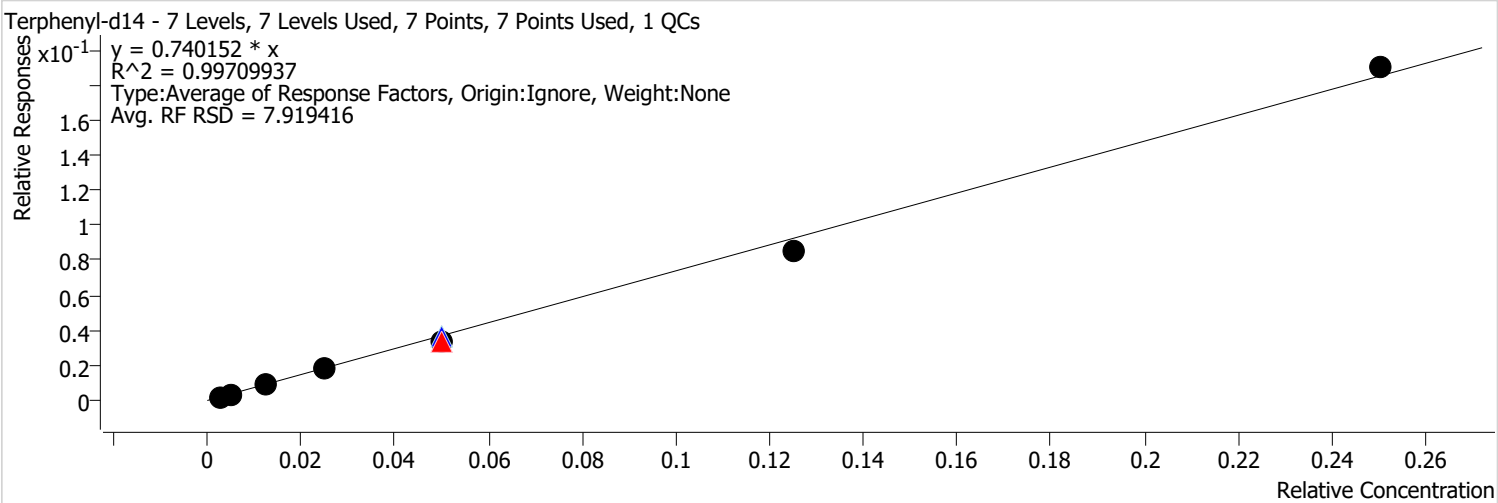

Calibration STD Path	Cal Type	Level	Enabled	Resp.	Exp. Conc	Resp. Factor	Level RSD
\\MASSHUNTER\Org\Data\SV5975.I\sh122821\1 e8270c bna SIM\Dec2808.D	Calibration	1	x	1041	0.1000	0.8497	
\\MASSHUNTER\Org\Data\SV5975.I\sh122821\1 e8270c bna SIM\Dec2807.D	Calibration	2	x	1955	0.2000	0.7620	
\\MASSHUNTER\Org\Data\SV5975.I\sh122821\1 e8270c bna SIM\Dec2806.D	Calibration	3	x	4385	0.5000	0.7380	
\\MASSHUNTER\Org\Data\SV5975.I\sh122821\1 e8270c bna SIM\Dec2805.D	Calibration	4	x	9183	1.0000	0.7076	
\\MASSHUNTER\Org\Data\SV5975.I\sh122021\1 e8270d bna SIM\Dec2025.D	CC	CCV	x	22770	2.0000	0.6617	
\\MASSHUNTER\Org\Data\SV5975.I\sh122821\1 e8270c bna SIM\Dec2809.D	QC	ICV	x	21623	2.0000	0.7176	
\\MASSHUNTER\Org\Data\SV5975.I\sh122821\1 e8270c bna SIM\Dec2804.D	Calibration	5	x	18378	2.0000	0.6806	
\\MASSHUNTER\Org\Data\SV5975.I\sh122821\1 e8270c bna SIM\Dec2803.D	Calibration	6	x	48329	5.0000	0.6840	
\\MASSHUNTER\Org\Data\SV5975.I\sh122821\1 e8270c bna SIM\Dec2802.D	Calibration	7	x	102521	10.0000	0.7592	

Initial Calibration Report - GCMS

Agilent | Trusted Answers

Method Path	
Method File	
Batch Name	\\MASSHUNTER\Org\Data\SV5975.I\sh122821\1 e8270c bna SIM\QuantResults\122821 bna SIM 1.batch.bin
Last Calib Update	12/29/2021 8:56:55 AM

Level Name	Calibration Files	Acq. Date-Time	Level Last Update Time
7	\\MASSHUNTER\Org\Data\SV5975.I\sh122821\1 e8270c bna SIM\Dec2802.D	12/28/2021 5:30:40 PM	12/29/2021 8:56:55 AM
6	\\MASSHUNTER\Org\Data\SV5975.I\sh122821\1 e8270c bna SIM\Dec2803.D	12/28/2021 6:03:21 PM	12/29/2021 8:56:55 AM
5	\\MASSHUNTER\Org\Data\SV5975.I\sh122821\1 e8270c bna SIM\Dec2804.D	12/28/2021 6:35:53 PM	12/29/2021 8:56:55 AM
4	\\MASSHUNTER\Org\Data\SV5975.I\sh122821\1 e8270c bna SIM\Dec2805.D	12/28/2021 7:08:33 PM	12/29/2021 8:56:55 AM
3	\\MASSHUNTER\Org\Data\SV5975.I\sh122821\1 e8270c bna SIM\Dec2806.D	12/28/2021 7:41:06 PM	12/29/2021 8:56:55 AM
2	\\MASSHUNTER\Org\Data\SV5975.I\sh122821\1 e8270c bna SIM\Dec2807.D	12/28/2021 8:13:46 PM	12/29/2021 8:56:55 AM
1	\\MASSHUNTER\Org\Data\SV5975.I\sh122821\1 e8270c bna SIM\Dec2808.D	12/28/2021 8:46:23 PM	12/29/2021 8:56:55 AM

Compound	Curve Fit	7	6	5	4	3	2	1	Avg RF	%RSD
I 1,4-Dichlorobenzene-d4				---------- ISTD ----------						
S Nitrobenzene-d5	Quadratic	1.1223	1.0311	0.8897	0.8751	0.9012	0.8020	0.7107	0.9046	15.145
I Naphthalene-d8				---------- ISTD ----------						
T Naphthalene	Avg RF	1.4130	1.2899	1.2781	1.3309	1.3362	1.3069	1.4471	1.3431	4.734
T 2-Methylnaphthalene	Avg RF	0.8032	0.7079	0.7255	0.7596	0.8112	0.7946	0.8203	0.7746	5.709
T 1-Methylnaphthalene	Avg RF	0.7205	0.6593	0.6578	0.6926	0.7134	0.7400	0.8302	0.7163	8.217
I Acenaphthene-d10				---------- ISTD ----------						
S 2-Fluorobiphenyl	Avg RF	1.8897	1.8353	1.8026	1.9615	1.9824	2.1159	2.3524	1.9914	9.553
I Chrysene-d12				---------- ISTD ----------						
S Terphenyl-d14	Avg RF	0.7592	0.6840	0.6806	0.7076	0.7380	0.7620	0.8497	0.7402	7.919

(RedFont and #) = Outlier Flag; (I) = Internal Standard; (T) = Target; (S) = Surrogate; (M) = Matrix Spike

Compounds with Curve fitting not using Avg Response Factor:

Compound	Curve Fit	Curve Fit Formula	Curve Fit R2
S Nitrobenzene-d5	Quadratic	y = 0.954621 * x ^ 2 + 0.890147 * x - 4.622219E-004	0.999597

(RedFont and #) = Outlier Flag; (I) = Internal Standard; (T) = Target; (S) = Surrogate; (M) = Matrix Spike

Quantitative Analysis Results Summary Report

Agilent | Trusted Answers

Batch Path	\\MASSHUNTER\Org\Data\SV5975.I\sh122821\1 e8270c bna SIM\QuantResults\122821 bna SIM 1.batch.bin		
Analysis Time	12/29/2021 9:21 AM	**Analyst Name**	BL2000\jheine
Report Time	1/6/2022 12:28:37 PM	**Reporter Name**	BL2000\jheine
Last Calib Update	12/29/2021 8:56 AM	**Batch State**	Processed
Quant Batch Version	10.0	**Quant Report Version**	10.0

Sequence Table

Data File	sample Name	Sample Type	Vial Position	Inj Vol	Level	Acq Method File
Dec2802.D	28-Dec-21_CAL_7	Cal	2	0.1	7	5975BNASIM
Dec2803.D	28-Dec-21_CAL_6	Cal	3	0.1	6	5975BNASIM
Dec2804.D	28-Dec-21_CAL_5	Cal	4	0.1	5	5975BNASIM
Dec2805.D	28-Dec-21_CAL_4	Cal	5	0.1	4	5975BNASIM
Dec2806.D	28-Dec-21_CAL_3	Cal	6	0.1	3	5975BNASIM
Dec2807.D	28-Dec-21_CAL_2	Cal	7	0.1	2	5975BNASIM
Dec2808.D	28-Dec-21_CAL_1	Cal	8	0.1	1	5975BNASIM
Dec2809.D	28-Dec-21_CCV_9	QC	9	0.1	ICV	5975BNASIM

Quantitation Results

Compound: Nitrobenzene-d5

Data File	Sample Type	ISTD	RT	Resp	ISTD Resp	Resp Ratio	Final Conc	Exp. Conc	Accuracy
Dec2802.D	Calibration	1,4-Dichlorobenzene-d4	5.180	92065	328131	0.2806	9.9659	10.0000	99.7
Dec2803.D	Calibration	1,4-Dichlorobenzene-d4	5.180	42512	329834	0.1289	5.1120	5.0000	102.2
Dec2804.D	Calibration	1,4-Dichlorobenzene-d4	5.193	14443	324694	0.0445	1.9208	2.0000	96.0
Dec2805.D	Calibration	1,4-Dichlorobenzene-d4	5.193	6936	317026	0.0219	0.9782	1.0000	97.8
Dec2806.D	Calibration	1,4-Dichlorobenzene-d4	5.193	3113	276368	0.0113	0.5197	0.5000	103.9
Dec2807.D	Calibration	1,4-Dichlorobenzene-d4	5.205	1083	269989	0.0040	0.1999	0.2000	99.9
Dec2808.D	Calibration	1,4-Dichlorobenzene-d4	5.205	515	289704	0.0018	0.1003	0.1000	100.3
Dec2809.D	QC	1,4-Dichlorobenzene-d4	5.181	18569	331151	0.0561	2.3877	2.0000	119.4

Compound: Naphthalene

Data File	Sample Type	ISTD	RT	Resp	ISTD Resp	Resp Ratio	Final Conc	Exp. Conc	Accuracy
Dec2802.D	Calibration	Naphthalene-d8	5.990	199178	563856	0.3532	10.5198	10.0000	105.2
Dec2803.D	Calibration	Naphthalene-d8	5.991	98629	611694	0.1612	4.8018	5.0000	96.0
Dec2804.D	Calibration	Naphthalene-d8	5.991	37909	593232	0.0639	1.9031	2.0000	95.2
Dec2805.D	Calibration	Naphthalene-d8	5.991	19154	575703	0.0333	0.9908	1.0000	99.1
Dec2806.D	Calibration	Naphthalene-d8	5.991	9084	543848	0.0167	0.4974	0.5000	99.5
Dec2807.D	Calibration	Naphthalene-d8	5.991	3569	546111	0.0065	0.1946	0.2000	97.3
Dec2808.D	Calibration	Naphthalene-d8	5.991	2075	573640	0.0036	0.1077	0.1000	107.7
Dec2809.D	QC	Naphthalene-d8	5.991	44031	636971	0.0691	2.0586	2.0000	102.9

Compound: 2-Methylnaphthalene

Data File	Sample Type	ISTD	RT	Resp	ISTD Resp	Resp Ratio	Final Conc	Exp. Conc	Accuracy
Dec2802.D	Calibration	Naphthalene-d8	6.815	113224	563856	0.2008	10.3692	10.0000	103.7
Dec2803.D	Calibration	Naphthalene-d8	6.815	54126	611694	0.0885	4.5693	5.0000	91.4
Dec2804.D	Calibration	Naphthalene-d8	6.815	21520	593232	0.0363	1.8732	2.0000	93.7

Compound: 2-Methylnaphthalene

Data File	Sample Type	ISTD	RT	Resp	ISTD Resp	Resp Ratio	Final Conc	Exp. Conc	Accuracy
Dec2805.D	Calibration	Naphthalene-d8	6.815	10932	575703	0.0190	0.9806	1.0000	98.1
Dec2806.D	Calibration	Naphthalene-d8	6.815	5515	543848	0.0101	0.5236	0.5000	104.7
Dec2807.D	Calibration	Naphthalene-d8	6.815	2170	546111	0.0040	0.2052	0.2000	102.6
Dec2808.D	Calibration	Naphthalene-d8	6.815	1176	573640	0.0021	0.1059	0.1000	105.9
Dec2809.D	QC	Naphthalene-d8	6.815	26021	636971	0.0409	2.1095	2.0000	105.5

Compound: 1-Methylnaphthalene

Data File	Sample Type	ISTD	RT	Resp	ISTD Resp	Resp Ratio	Final Conc	Exp. Conc	Accuracy
Dec2802.D	Calibration	Naphthalene-d8	6.927	101559	563856	0.1801	10.0587	10.0000	100.6
Dec2803.D	Calibration	Naphthalene-d8	6.927	50414	611694	0.0824	4.6027	5.0000	92.1
Dec2804.D	Calibration	Naphthalene-d8	6.927	19512	593232	0.0329	1.8368	2.0000	91.8
Dec2805.D	Calibration	Naphthalene-d8	6.927	9969	575703	0.0173	0.9670	1.0000	96.7
Dec2806.D	Calibration	Naphthalene-d8	6.927	4850	543848	0.0089	0.4980	0.5000	99.6
Dec2807.D	Calibration	Naphthalene-d8	6.927	2021	546111	0.0037	0.2066	0.2000	103.3
Dec2808.D	Calibration	Naphthalene-d8	6.927	1191	573640	0.0021	0.1159	0.1000	115.9
Dec2809.D	QC	Naphthalene-d8	6.915	26026	636971	0.0409	2.2818	2.0000	114.1

Compound: 2-Fluorobiphenyl

Data File	Sample Type	ISTD	RT	Resp	ISTD Resp	Resp Ratio	Final Conc	Exp. Conc	Accuracy
Dec2802.D	Calibration	Acenaphthene-d10	7.277	160009	338694	0.4724	9.4894	10.0000	94.9
Dec2803.D	Calibration	Acenaphthene-d10	7.277	77505	337847	0.2294	4.6080	5.0000	92.2
Dec2804.D	Calibration	Acenaphthene-d10	7.277	30043	333337	0.0901	1.8104	2.0000	90.5
Dec2805.D	Calibration	Acenaphthene-d10	7.277	15555	317203	0.0490	0.9850	1.0000	98.5
Dec2806.D	Calibration	Acenaphthene-d10	7.277	7476	301716	0.0248	0.4977	0.5000	99.5
Dec2807.D	Calibration	Acenaphthene-d10	7.277	3084	291537	0.0106	0.2125	0.2000	106.3
Dec2808.D	Calibration	Acenaphthene-d10	7.277	1855	315361	0.0059	0.1181	0.1000	118.1
Dec2809.D	QC	Acenaphthene-d10	7.277	38269	339738	0.1126	2.2626	2.0000	113.1

Compound: Terphenyl-d14

Data File	Sample Type	ISTD	RT	Resp	ISTD Resp	Resp Ratio	Final Conc	Exp. Conc	Accuracy
Dec2802.D	Calibration	Chrysene-d12	12.300	102521	540119	0.1898	10.2580	10.0000	102.6
Dec2803.D	Calibration	Chrysene-d12	12.300	48329	565286	0.0855	4.6204	5.0000	92.4
Dec2804.D	Calibration	Chrysene-d12	12.300	18378	540068	0.0340	1.8390	2.0000	92.0
Dec2805.D	Calibration	Chrysene-d12	12.300	9183	519103	0.0177	0.9560	1.0000	95.6
Dec2806.D	Calibration	Chrysene-d12	12.300	4385	475304	0.0092	0.4985	0.5000	99.7
Dec2807.D	Calibration	Chrysene-d12	12.300	1955	513253	0.0038	0.2059	0.2000	103.0
Dec2808.D	Calibration	Chrysene-d12	12.300	1041	490023	0.0021	0.1148	0.1000	114.8
Dec2809.D	QC	Chrysene-d12	12.288	21623	602674	0.0359	1.9390	2.0000	97.0

Quantitation Results Report (QT Reviewed)

Data File	Dec2802.D	Operator	LIMS import
Acq. Method	5975BNASIM	Acq. Date-Time	12/28/2021 5:30:40 PM
Sample Name	28-Dec-21_CAL_7	Instrument	GCMS
Vial	2	Multiplier	1.00
DA Method File		Comment	SVOC-8270-W-LLPAH
Tune File	dftppjph.u	Tune Date	
Batch Name	122821 bna SIM 1.batch.bin	Last Calib Update	12/29/2021 8:56:55 AM
Ref Library			

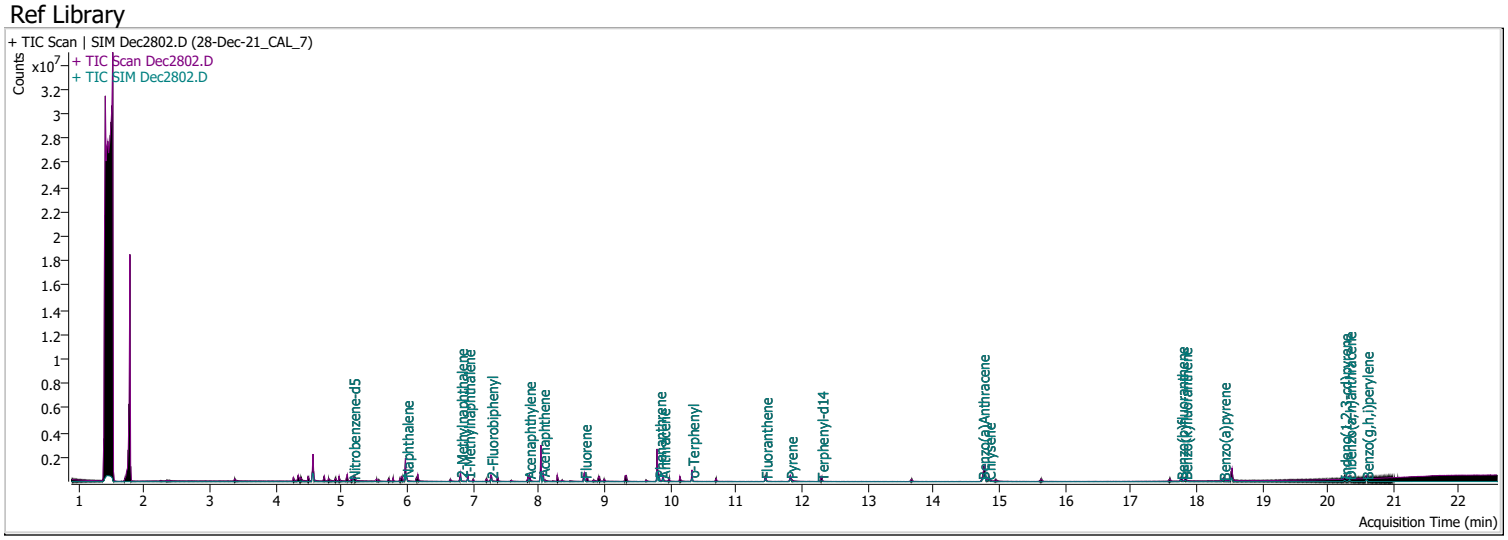

Compound	RT	QIon	Resp.	Conc.	Units		Dev(Min)
Internal Standards							
System Monitoring Compounds							
S Nitrobenzene-d5	5.180	82.0	92065	9.9659	ng/ml	m	-0.013
Spiked Amount: 5.000	Range: 19.0 - 102.0%			Recovery = 199.32%		*	
S 2-Fluorobiphenyl	7.277	172.0	160009	9.4894	ng/ml		0.000
Spiked Amount: 5.000	Range: 25.0 - 94.0%			Recovery = 189.79%		*	
S Terphenyl-d14	12.300	244.0	102521	10.2580	ng/ml		0.000
Spiked Amount: 5.000	Range: 39.0 - 106.0%			Recovery = 205.16%		*	
Target Compounds							**QValue**
T Naphthalene	5.990	128.0	199178	10.5198	ng/ml		99
T 2-Methylnaphthalene	6.815	141.0	113224	10.3692	ng/ml		98
T 1-Methylnaphthalene	6.927	141.0	101559	10.0587	ng/ml		99

(#) = Qualifier Out of Range; (m) = Manual Integration; (+) = Area Summed; (*) = Surrogate Percent Recovery Out of Range; (d): Zeroed Peak

Compound	Conc.	RT	Dev(Min)	Resp.	QIon	QRatio	Lower	Upper
Nitrobenzene-d5	9.9659	5.18	-0.01	92065 (m)	54.0	32.9	21.6	40.2
					128.0	26.1	21.3	39.5

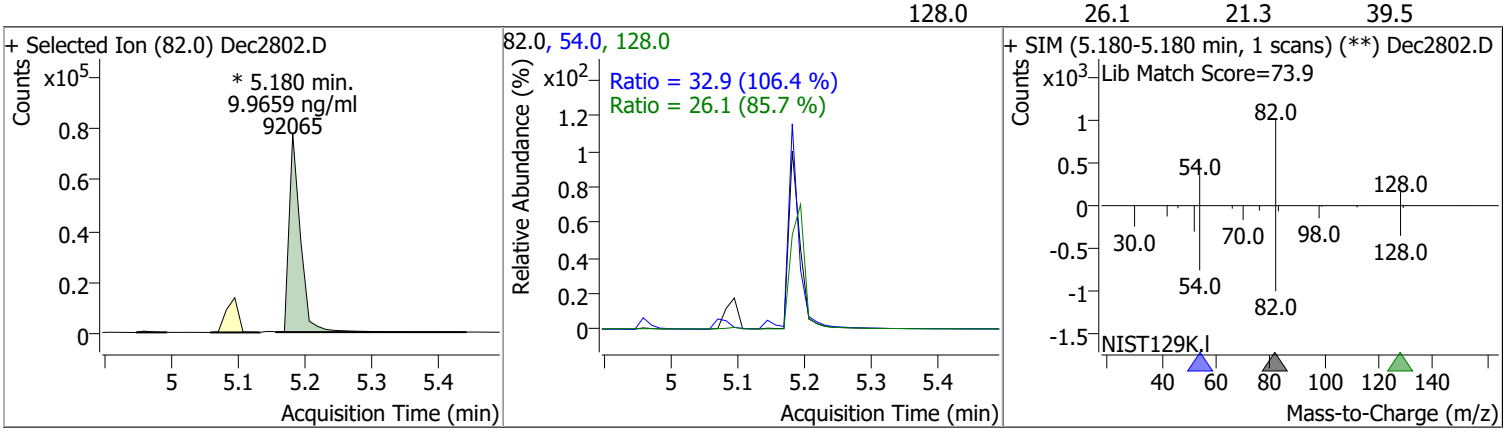

Compound	Conc.	RT	Dev(Min)	Resp.	QIon	QRatio	Lower	Upper
Naphthalene	10.5198	5.99	0.00	199178	102.0	14.8	0.0	46.6
					129.0	11.2	7.6	14.1

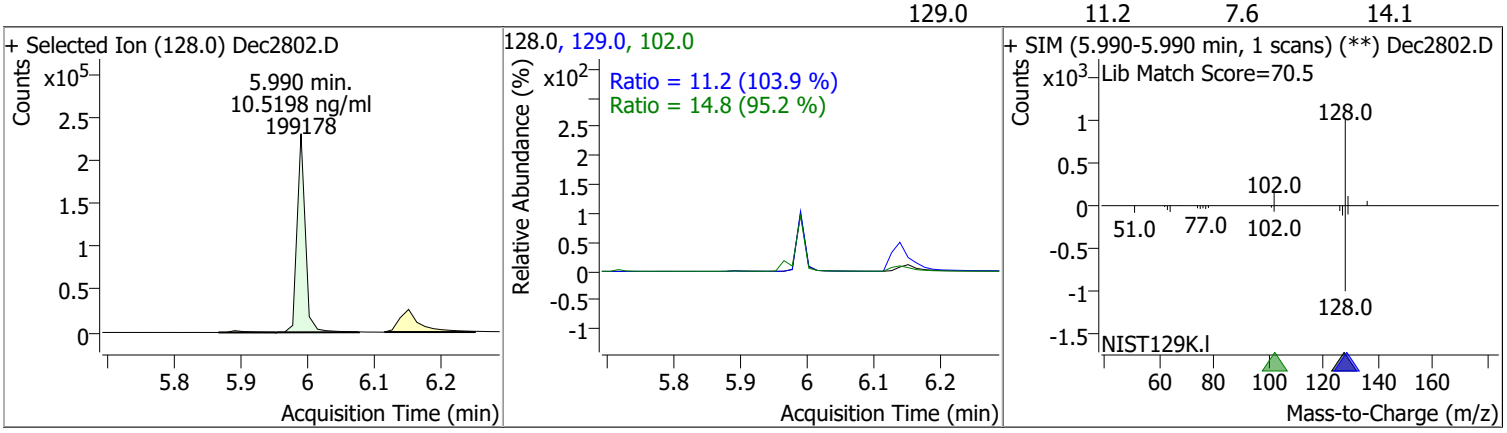

Compound	Conc.	RT	Dev(Min)	Resp.	QIon	QRatio	Lower	Upper
2-Methylnaphthalene	10.3692	6.81	0.00	113224	142.0	150.6	103.3	191.8
					115.0	52.5	36.8	68.3

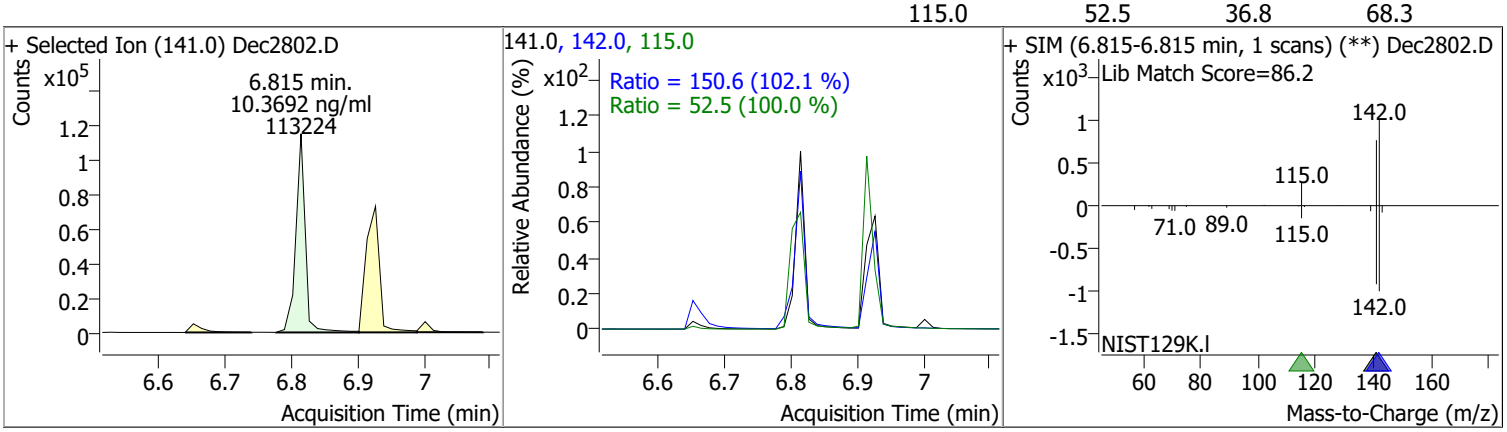

Quantitation Results Report (QT Reviewed)

Compound	Conc.	RT	Dev(Min)	Resp.	QIon	QRatio	Lower	Upper
1-Methylnaphthalene	10.0587	6.93	0.00	101559	142.0	112.6	77.9	144.7
					115.0	62.1	44.4	82.5

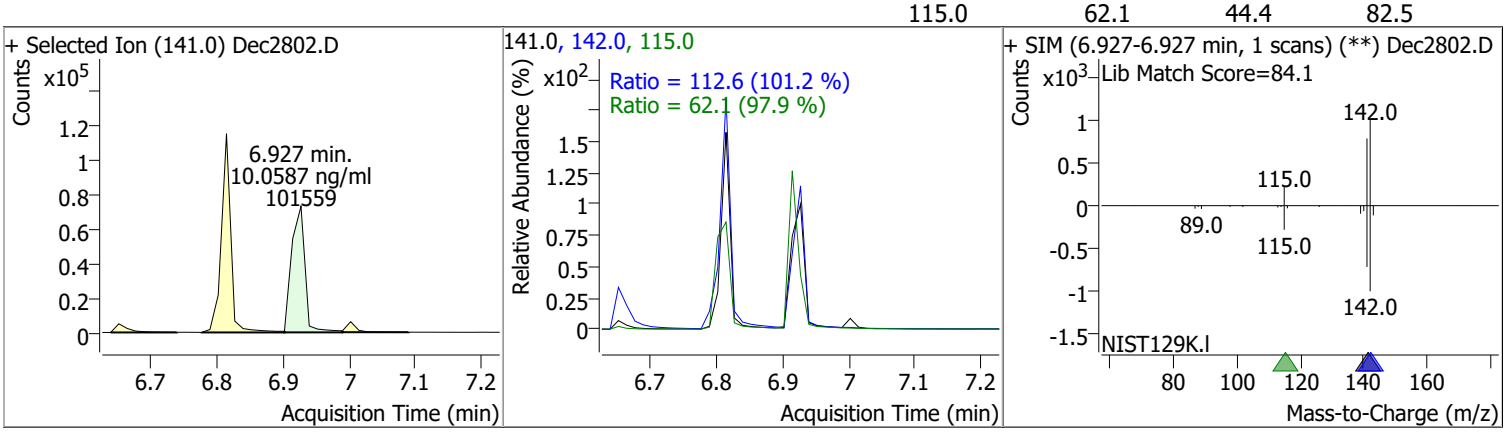

Compound	Conc.	RT	Dev(Min)	Resp.	QIon	QRatio	Lower	Upper
2-Fluorobiphenyl	9.4894	7.28	0.00	160009	171.0	38.0	26.4	49.0

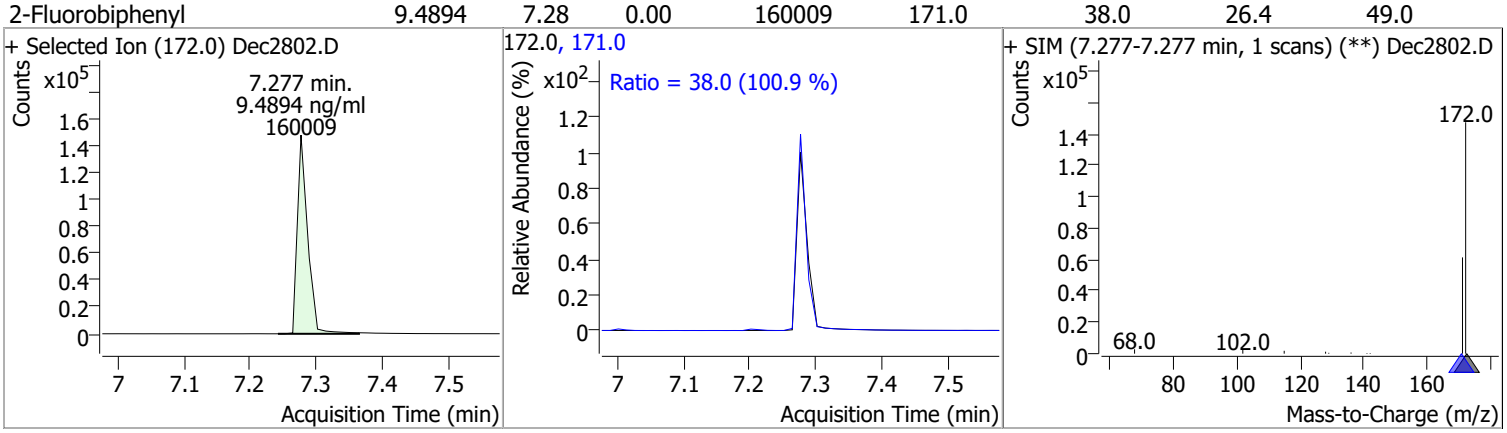

Compound	Conc.	RT	Dev(Min)	Resp.	QIon	QRatio	Lower	Upper
Terphenyl-d14	10.2580	12.30	0.00	102521	122.0	14.3	9.6	17.9

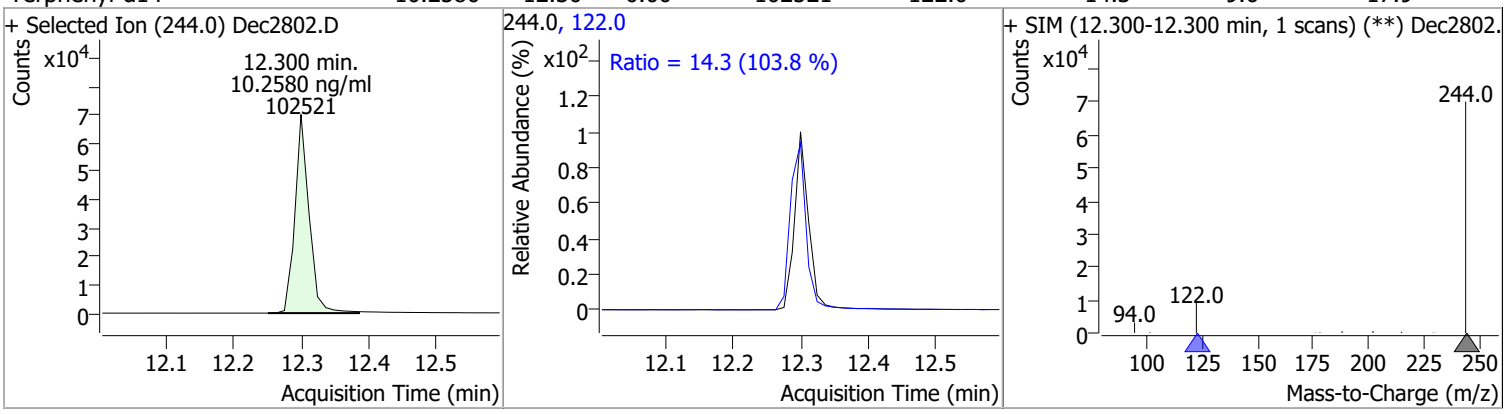

Quantitation Results Report (QT Reviewed)

Data File	Dec2803.D	Operator	LIMS import
Acq. Method	5975BNASIM	Acq. Date-Time	12/28/2021 6:03:21 PM
Sample Name	28-Dec-21_CAL_6	Instrument	GCMS
Vial	3	Multiplier	1.00
DA Method File		Comment	SVOC-8270-W-LLPAH
Tune File	dftppjph.u	Tune Date	
Batch Name	122821 bna SIM 1.batch.bin	Last Calib Update	12/29/2021 8:56:55 AM
Ref Library			

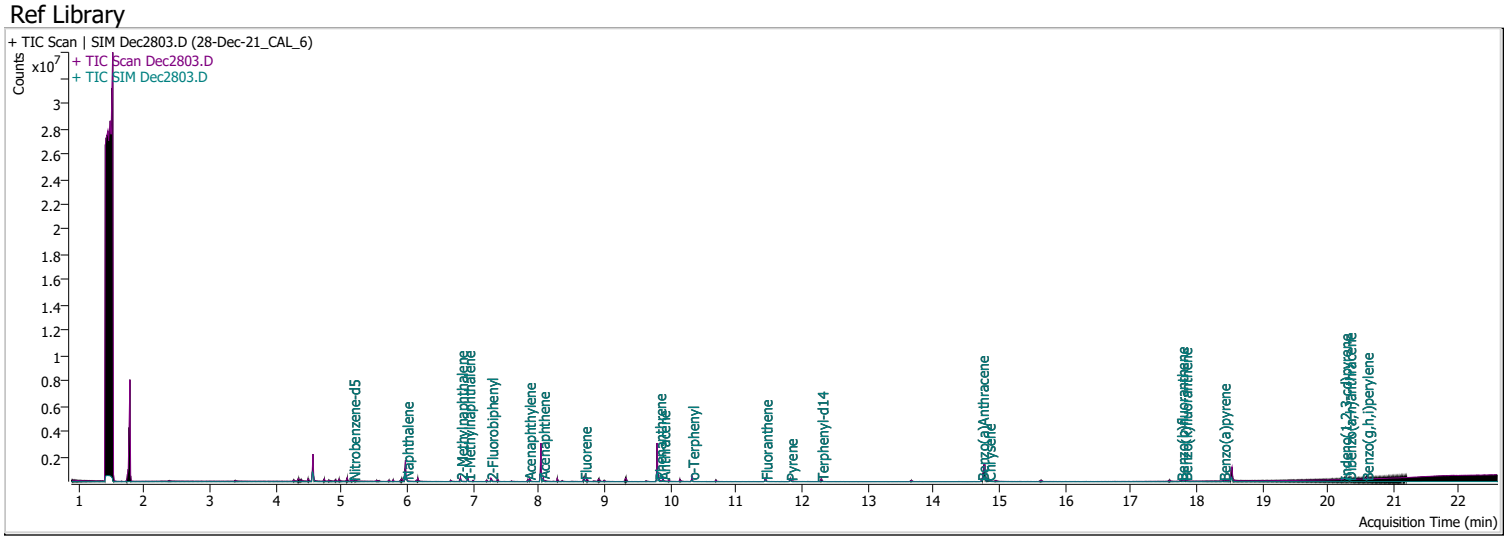

Compound	RT	QIon	Resp.	Conc.	Units		Dev(Min)
Internal Standards							
System Monitoring Compounds							
S Nitrobenzene-d5	5.180	82.0	42512	5.1120	ng/ml	m	-0.013
Spiked Amount: 5.000	Range: 19.0 - 102.0%			Recovery = 102.24%		*	
S 2-Fluorobiphenyl	7.277	172.0	77505	4.6080	ng/ml		0.000
Spiked Amount: 5.000	Range: 25.0 - 94.0%			Recovery = 92.16%			
S Terphenyl-d14	12.300	244.0	48329	4.6204	ng/ml		0.000
Spiked Amount: 5.000	Range: 39.0 - 106.0%			Recovery = 92.41%			
Target Compounds							**QValue**
T Naphthalene	5.991	128.0	98629	4.8018	ng/ml		98
T 2-Methylnaphthalene	6.815	141.0	54126	4.5693	ng/ml	m	99
T 1-Methylnaphthalene	6.927	141.0	50414	4.6027	ng/ml	m	99

(#) = Qualifier Out of Range; (m) = Manual Integration; (+) = Area Summed; (*) = Surrogate Percent Recovery Out of Range; (d): Zeroed Peak

Quantitation Results Report (QT Reviewed)

Compound	Conc.	RT	Dev(Min)	Resp.	QIon	QRatio	Lower	Upper
Nitrobenzene-d5	5.1120	5.18	-0.01	42512 (m)	54.0	31.3	21.6	40.2
					128.0	21.7	21.3	39.5

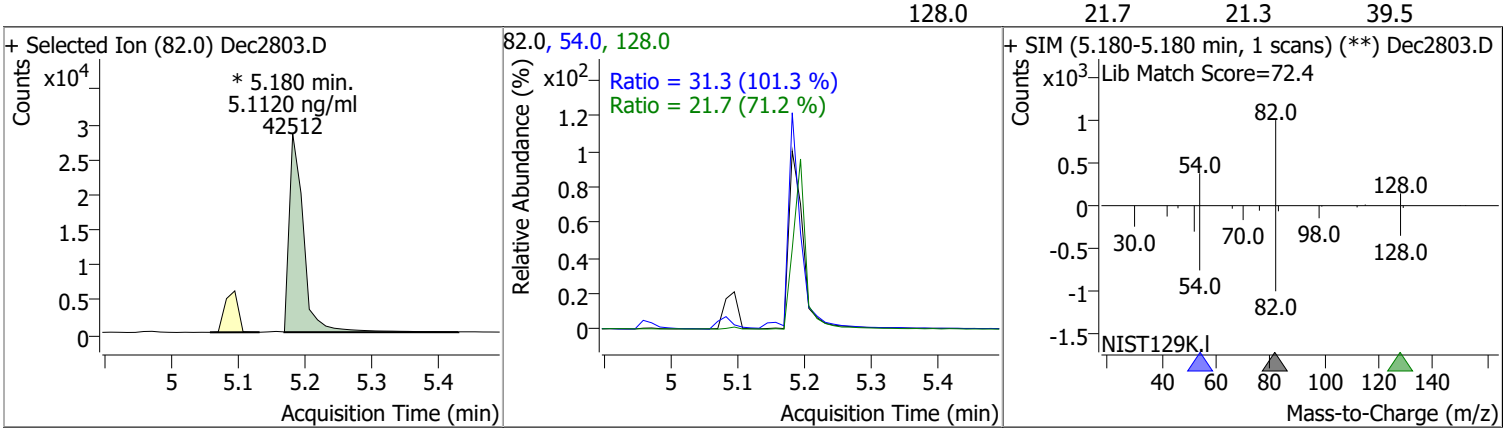

Compound	Conc.	RT	Dev(Min)	Resp.	QIon	QRatio	Lower	Upper
Naphthalene	4.8018	5.99	0.00	98629	102.0	14.3	0.0	46.6
					129.0	11.2	7.6	14.1

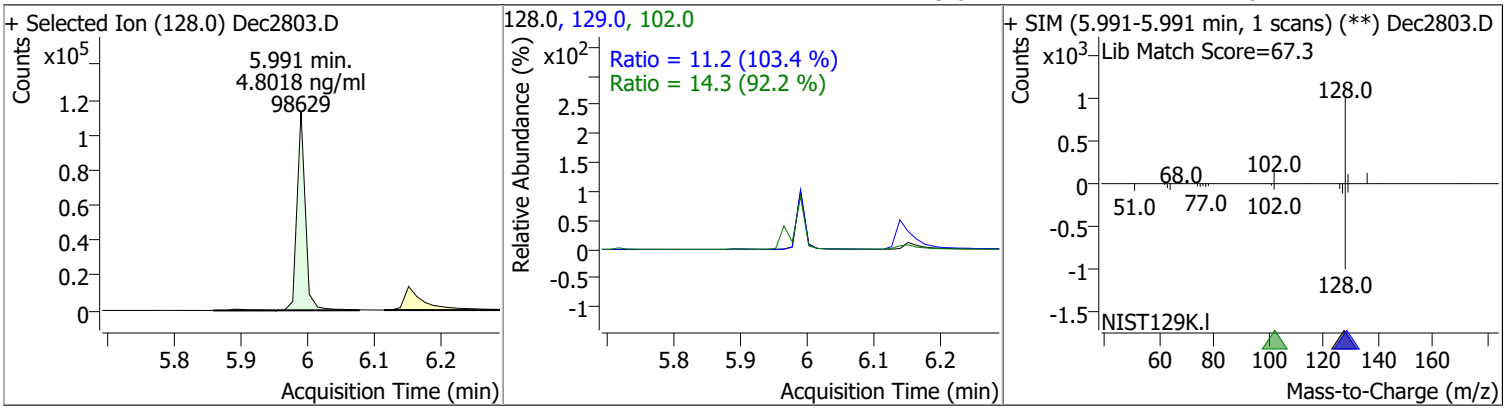

Compound	Conc.	RT	Dev(Min)	Resp.	QIon	QRatio	Lower	Upper
2-Methylnaphthalene	4.5693	6.81	0.00	54126 (m)	142.0	148.3	103.3	191.8
					115.0	54.3	36.8	68.3

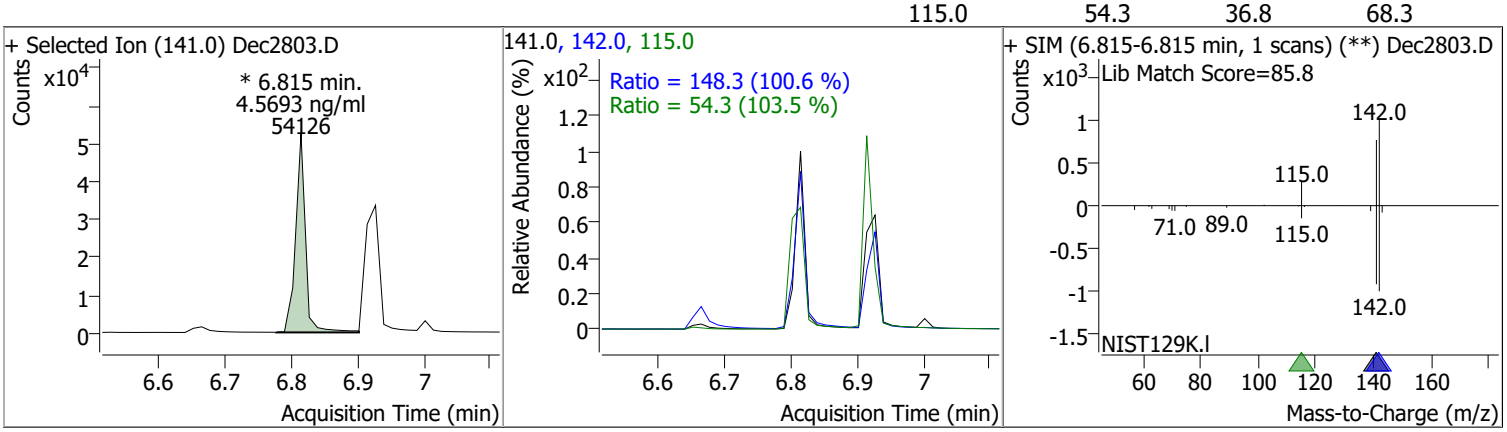

Quantitation Results Report (QT Reviewed)

Compound	Conc.	RT	Dev(Min)	Resp.	QIon	QRatio	Lower	Upper
1-Methylnaphthalene	4.6027	6.93	0.00	50414 (m)	142.0	110.5	77.9	144.7
					115.0	63.7	44.4	82.5

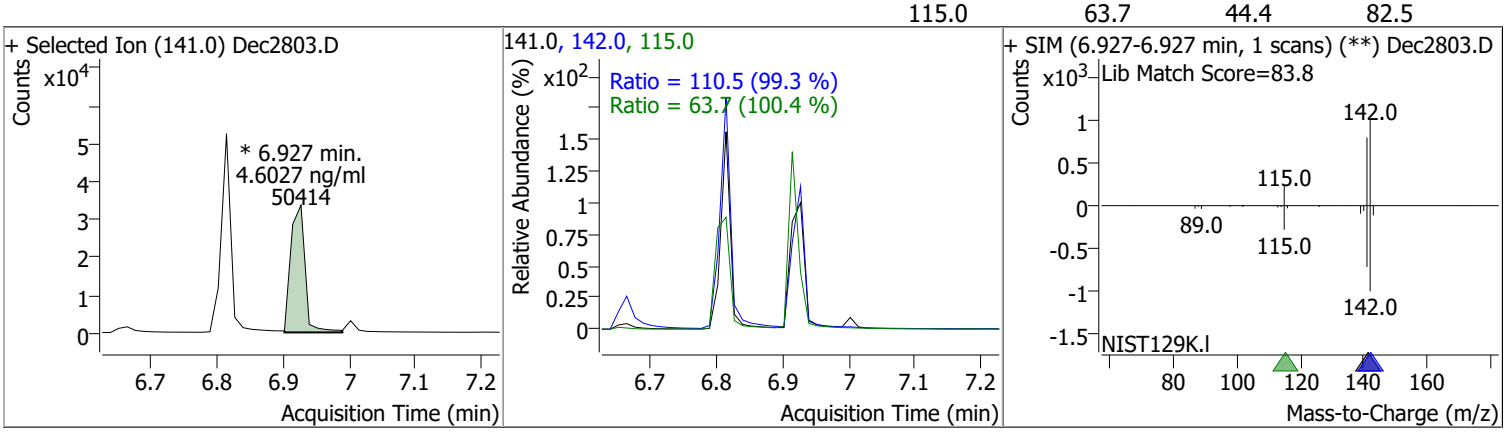

Compound	Conc.	RT	Dev(Min)	Resp.	QIon	QRatio	Lower	Upper
2-Fluorobiphenyl	4.6080	7.28	0.00	77505	171.0	37.5	26.4	49.0

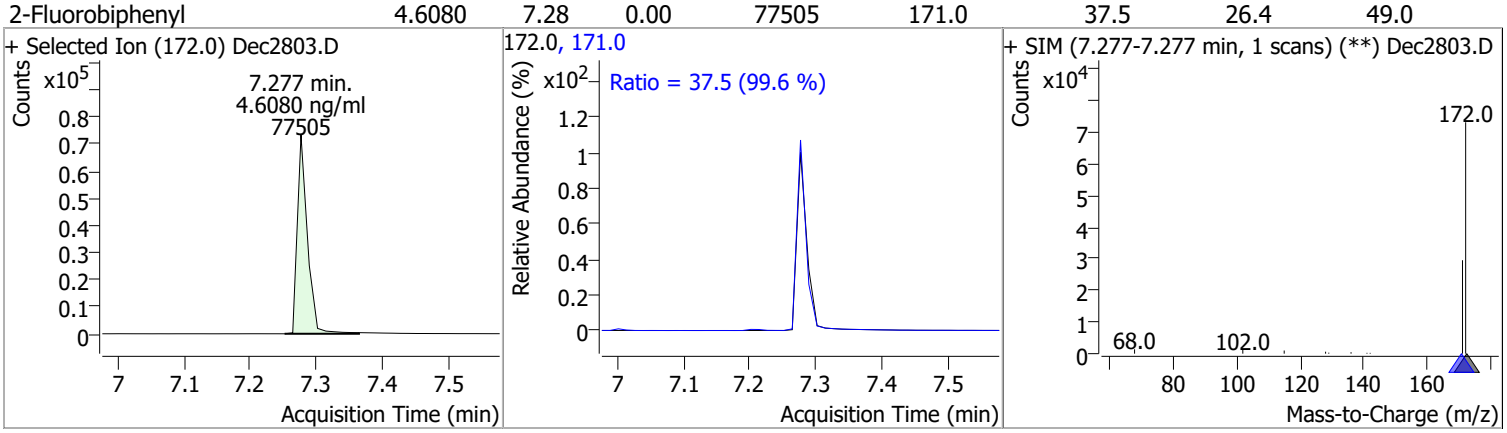

Compound	Conc.	RT	Dev(Min)	Resp.	QIon	QRatio	Lower	Upper
Terphenyl-d14	4.6204	12.30	0.00	48329	122.0	14.0	9.6	17.9

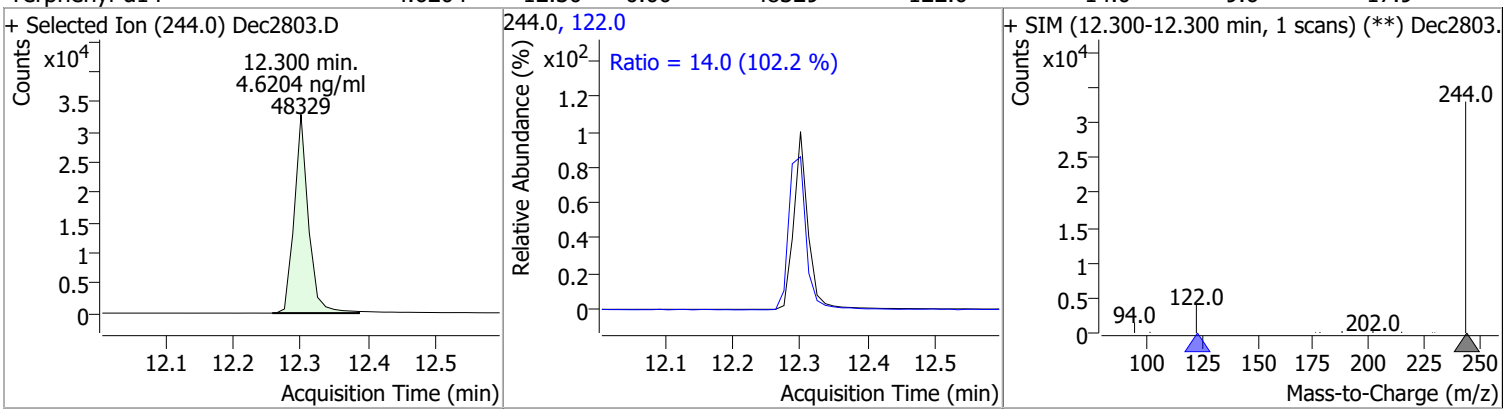

Quantitation Results Report (QT Reviewed)

Data File	Dec2804.D	Operator	LIMS import
Acq. Method	5975BNASIM	Acq. Date-Time	12/28/2021 6:35:53 PM
Sample Name	28-Dec-21_CAL_5	Instrument	GCMS
Vial	4	Multiplier	1.00
DA Method File		Comment	SVOC-8270-W-LLPAH
Tune File	dftppjph.u	Tune Date	
Batch Name	122821 bna SIM 1.batch.bin	Last Calib Update	12/29/2021 8:56:55 AM
Ref Library			

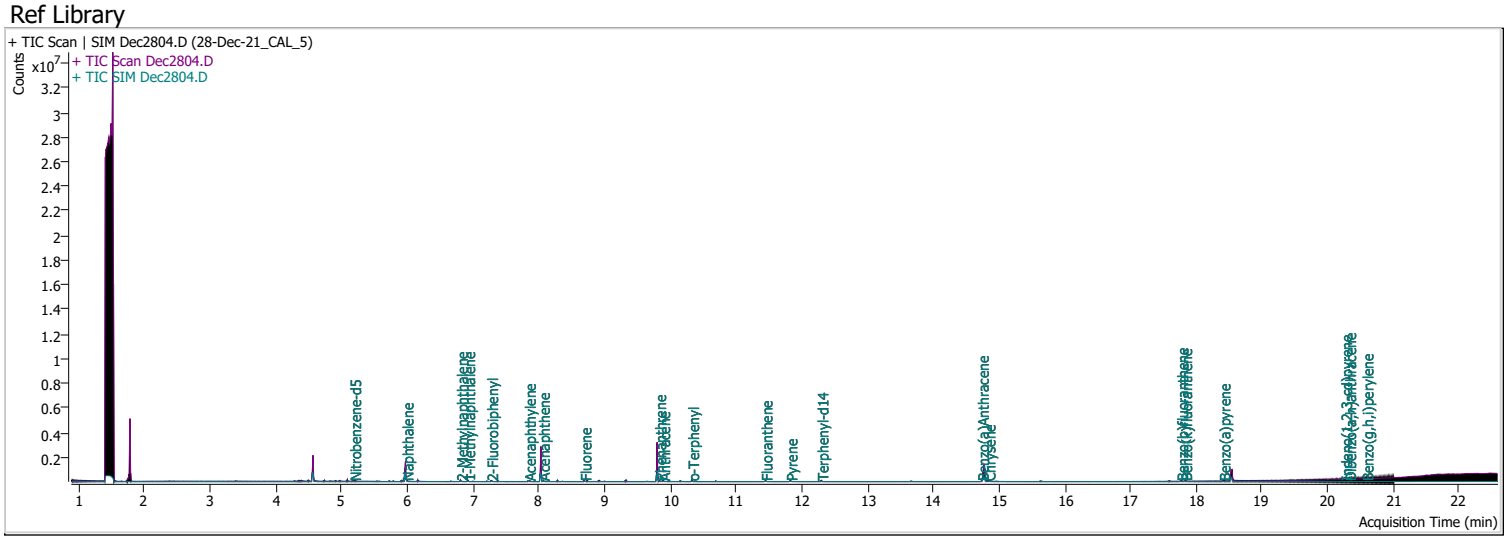

Compound	RT	QIon	Resp.	Conc.	Units		Dev(Min)
Internal Standards							
System Monitoring Compounds							
S Nitrobenzene-d5	5.193	82.0	14443	1.9208	ng/ml	m	0.000
Spiked Amount: 5.000	Range: 19.0 - 102.0%			Recovery = 38.42%			
S 2-Fluorobiphenyl	7.277	172.0	30043	1.8104	ng/ml		0.000
Spiked Amount: 5.000	Range: 25.0 - 94.0%			Recovery = 36.21%			
S Terphenyl-d14	12.300	244.0	18378	1.8390	ng/ml		0.000
Spiked Amount: 5.000	Range: 39.0 - 106.0%			Recovery = 36.78%		*	
Target Compounds							**QValue**
T Naphthalene	5.991	128.0	37909	1.9031	ng/ml		100
T 2-Methylnaphthalene	6.815	141.0	21520	1.8732	ng/ml	m	100
T 1-Methylnaphthalene	6.927	141.0	19512	1.8368	ng/ml	m	100

(#) = Qualifier Out of Range; (m) = Manual Integration; (+) = Area Summed; (*) = Surrogate Percent Recovery Out of Range; (d): Zeroed Peak

Compound	Conc.	RT	Dev(Min)	Resp.	QIon	QRatio	Lower	Upper
Nitrobenzene-d5	1.9208	5.19	0.00	14443 (m)	54.0	30.3	21.6	40.2
					128.0	29.8	21.3	39.5

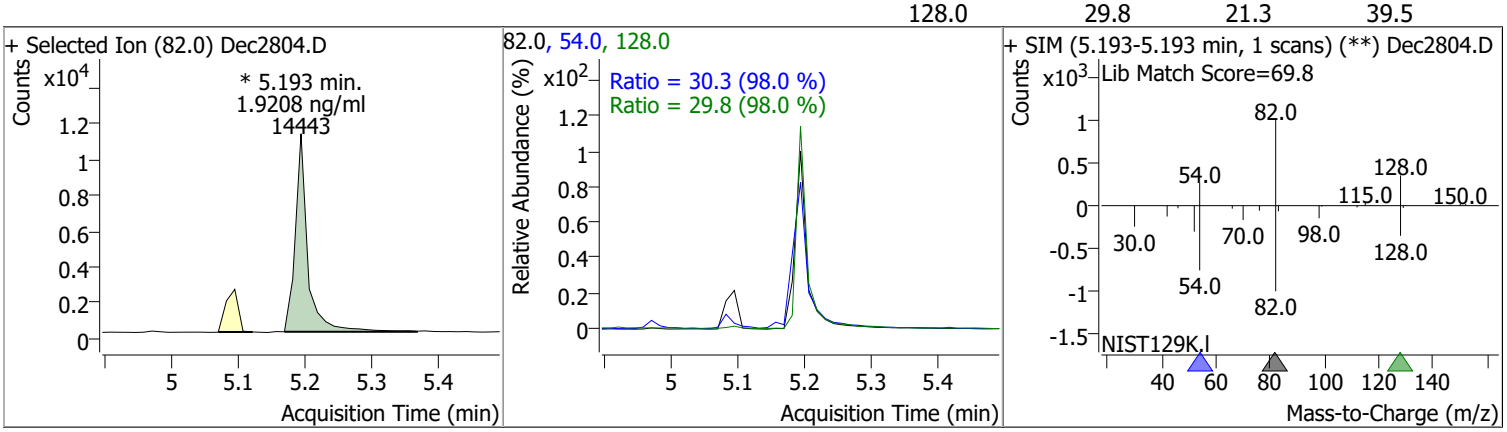

Compound	Conc.	RT	Dev(Min)	Resp.	QIon	QRatio	Lower	Upper
Naphthalene	1.9031	5.99	0.00	37909	102.0	15.5	0.0	46.6
					129.0	10.8	7.6	14.1

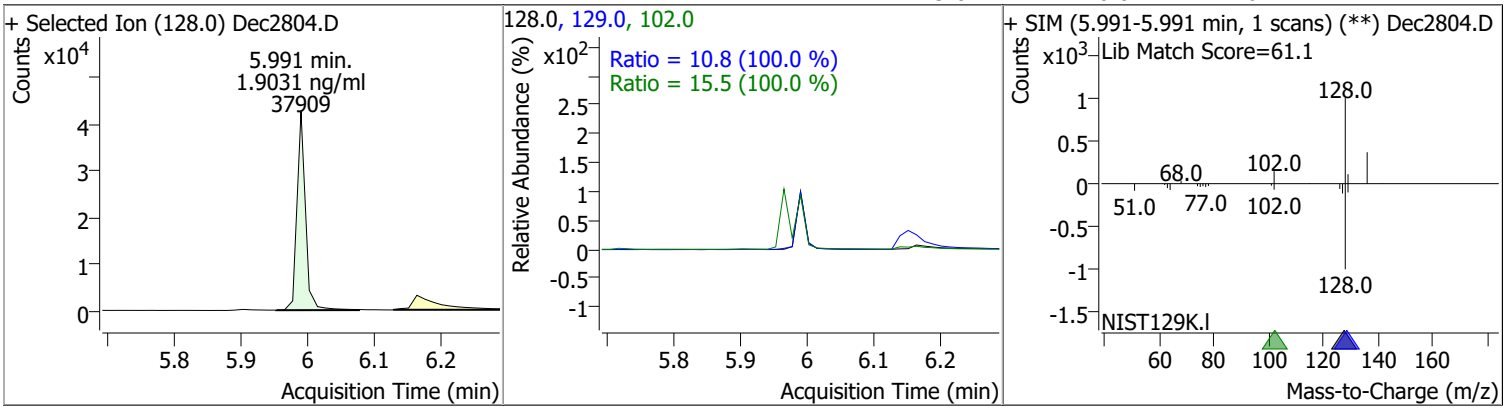

Compound	Conc.	RT	Dev(Min)	Resp.	QIon	QRatio	Lower	Upper
2-Methylnaphthalene	1.8732	6.81	0.00	21520 (m)	142.0	147.5	103.3	191.8
					115.0	52.5	36.8	68.3

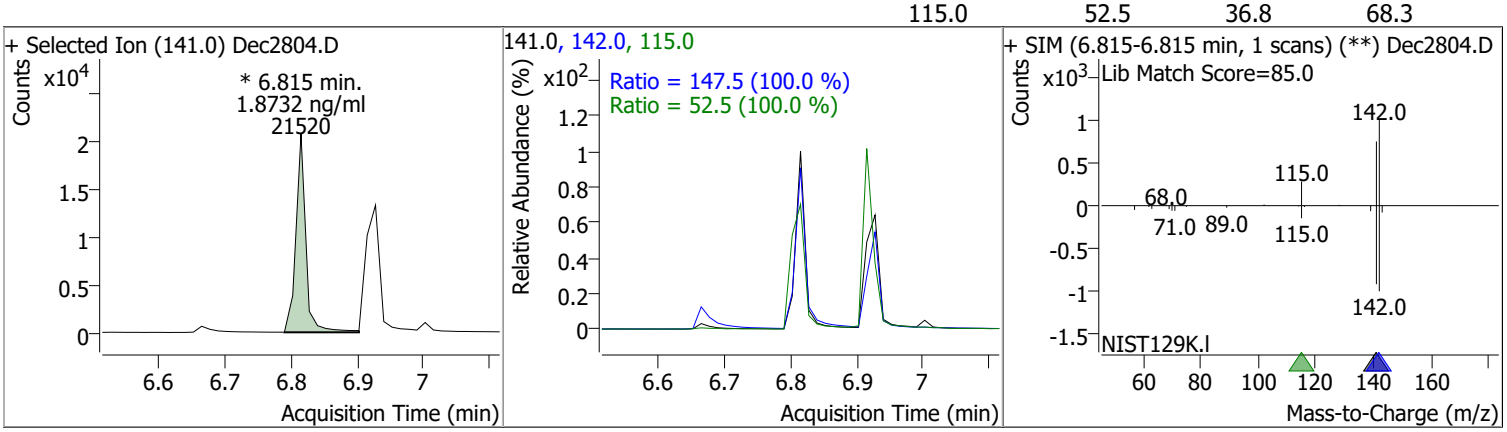

Quantitation Results Report (QT Reviewed)

Compound	Conc.	RT	Dev(Min)	Resp.	QIon	QRatio	Lower	Upper
1-Methylnaphthalene	1.8368	6.93	0.00	19512 (m)	142.0	111.3	77.9	144.7
					115.0	63.4	44.4	82.5

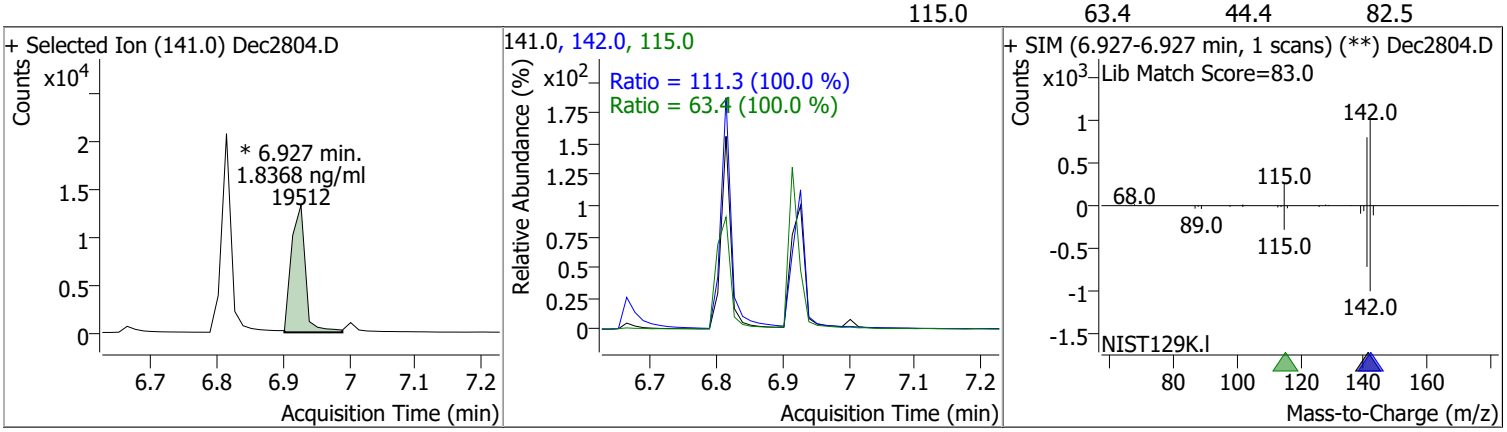

Compound	Conc.	RT	Dev(Min)	Resp.	QIon	QRatio	Lower	Upper
2-Fluorobiphenyl	1.8104	7.28	0.00	30043	171.0	37.7	26.4	49.0

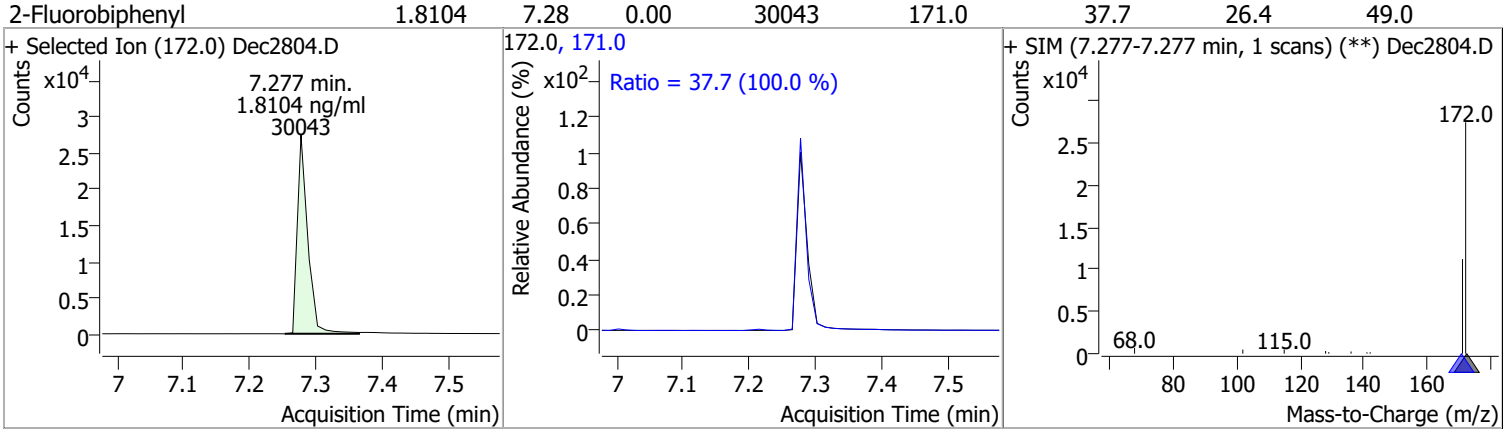

Compound	Conc.	RT	Dev(Min)	Resp.	QIon	QRatio	Lower	Upper
Terphenyl-d14	1.8390	12.30	0.00	18378	122.0	13.7	9.6	17.9

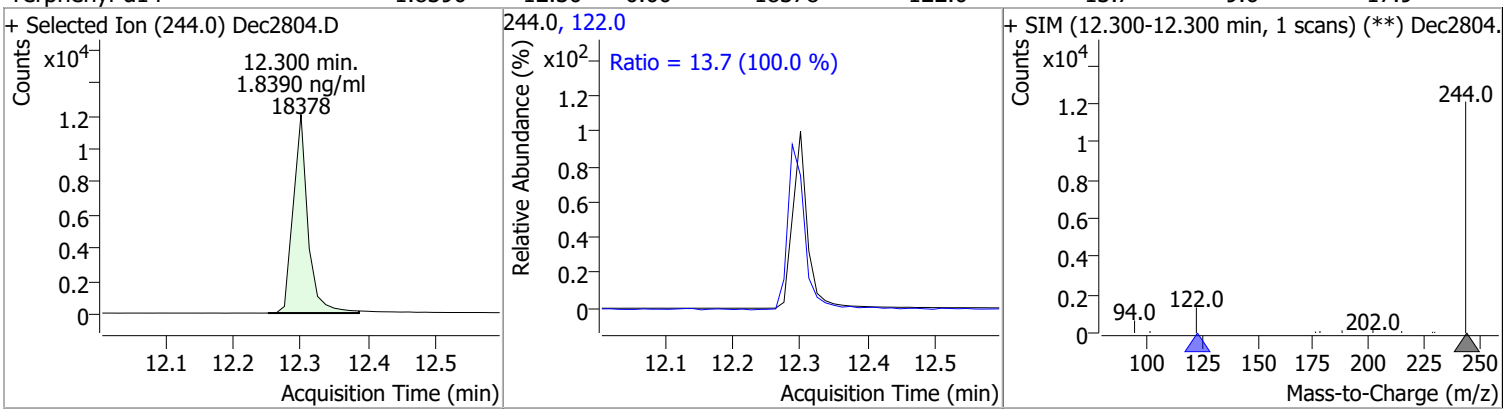

Quantitation Results Report (QT Reviewed)

Data File	Dec2805.D	Operator	LIMS import
Acq. Method	5975BNASIM	Acq. Date-Time	12/28/2021 7:08:33 PM
Sample Name	28-Dec-21_CAL_4	Instrument	GCMS
Vial	5	Multiplier	1.00
DA Method File		Comment	SVOC-8270-W-LLPAH
Tune File	dftppjph.u	Tune Date	
Batch Name	122821 bna SIM 1.batch.bin	Last Calib Update	12/29/2021 8:56:55 AM
Ref Library			

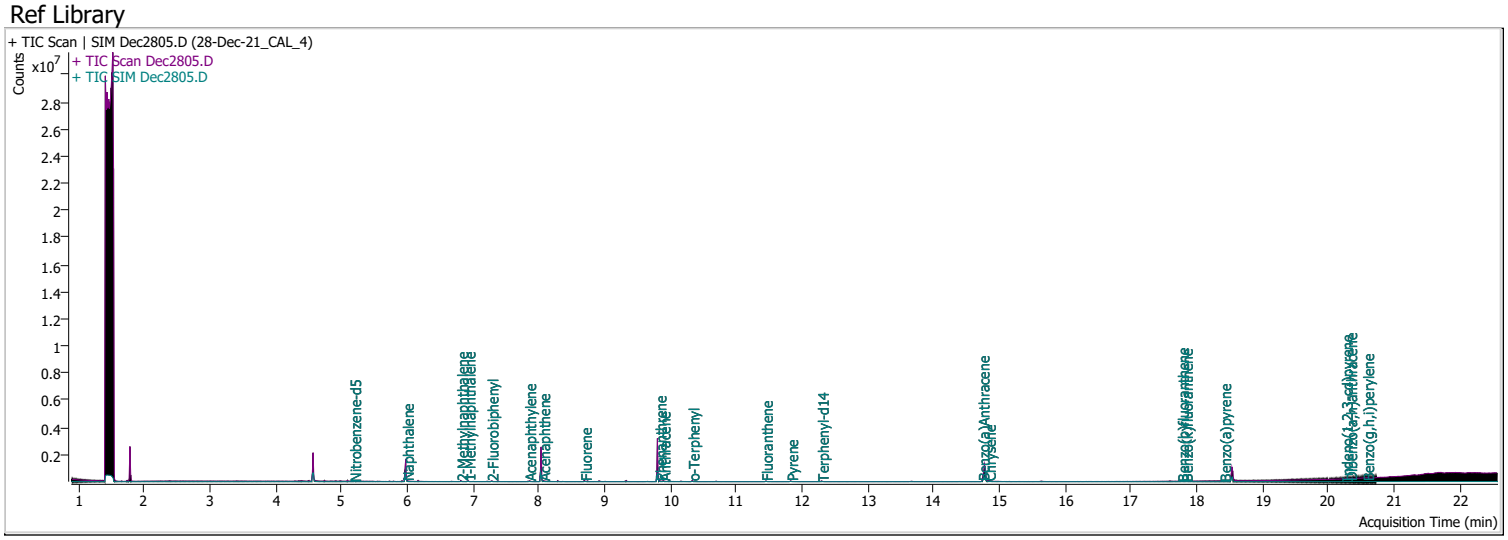

Compound	RT	QIon	Resp.	Conc.	Units		Dev(Min)
Internal Standards							
System Monitoring Compounds							
S Nitrobenzene-d5	5.193	82.0	6936	0.9782	ng/ml		0.000
Spiked Amount: 5.000	Range: 19.0 - 102.0%			Recovery = 19.56%			
S 2-Fluorobiphenyl	7.277	172.0	15555	0.9850	ng/ml		0.000
Spiked Amount: 5.000	Range: 25.0 - 94.0%			Recovery = 19.70%		*	
S Terphenyl-d14	12.300	244.0	9183	0.9560	ng/ml		0.000
Spiked Amount: 5.000	Range: 39.0 - 106.0%			Recovery = 19.12%		*	
Target Compounds							**QValue**
T Naphthalene	5.991	128.0	19154	0.9908	ng/ml		98
T 2-Methylnaphthalene	6.815	141.0	10932	0.9806	ng/ml		95
T 1-Methylnaphthalene	6.927	141.0	9969	0.9670	ng/ml		99

(#) = Qualifier Out of Range; (m) = Manual Integration; (+) = Area Summed; (*) = Surrogate Percent Recovery Out of Range; (d): Zeroed Peak

Compound	Conc.	RT	Dev(Min)	Resp.	QIon	QRatio	Lower	Upper
Nitrobenzene-d5	0.9782	5.19	0.00	6936	54.0	31.2	21.6	40.2
					128.0	31.1	21.3	39.5

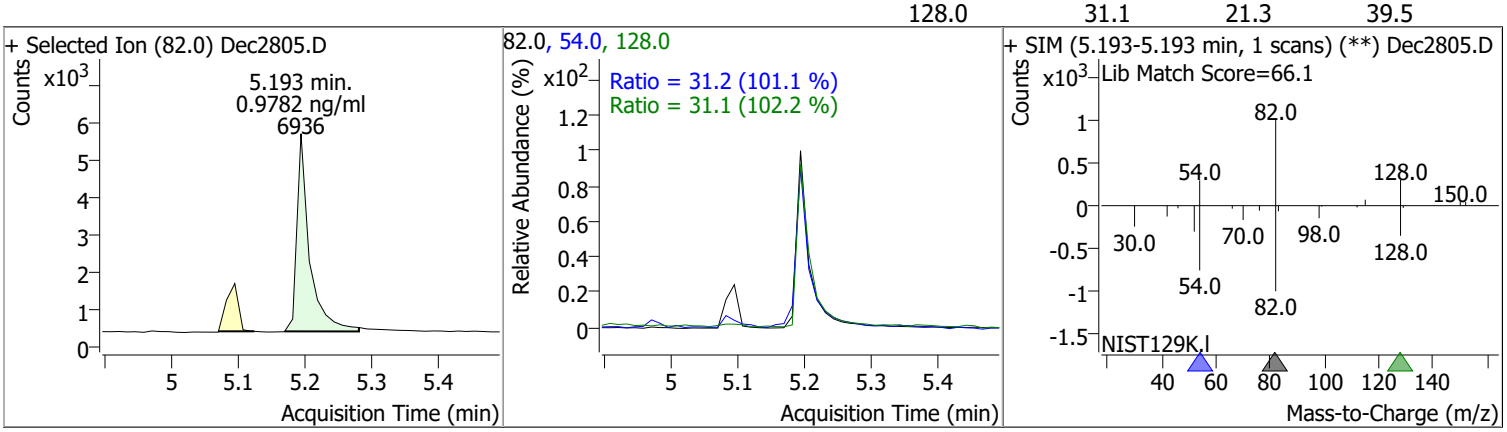

Compound	Conc.	RT	Dev(Min)	Resp.	QIon	QRatio	Lower	Upper
Naphthalene	0.9908	5.99	0.00	19154	102.0	16.9	0.0	46.6
					129.0	11.0	7.6	14.1

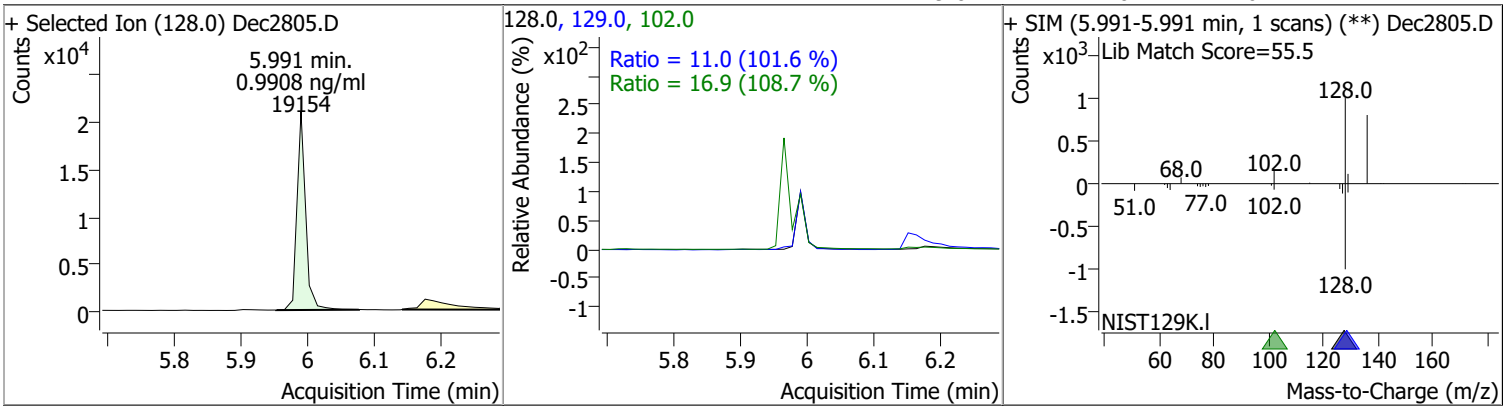

Compound	Conc.	RT	Dev(Min)	Resp.	QIon	QRatio	Lower	Upper
2-Methylnaphthalene	0.9806	6.81	0.00	10932	142.0	142.6	103.3	191.8
					115.0	45.7	36.8	68.3

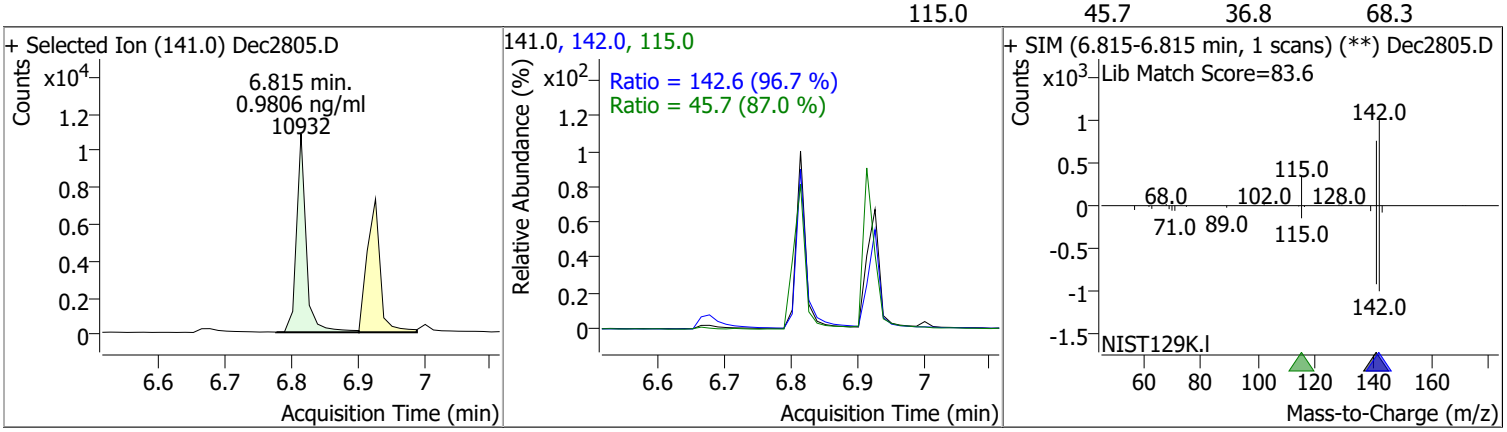

Quantitation Results Report (QT Reviewed)

Compound	Conc.	RT	Dev(Min)	Resp.	QIon	QRatio	Lower	Upper
1-Methylnaphthalene	0.9670	6.93	0.00	9969	142.0	109.9	77.9	144.7
					115.0	62.8	44.4	82.5

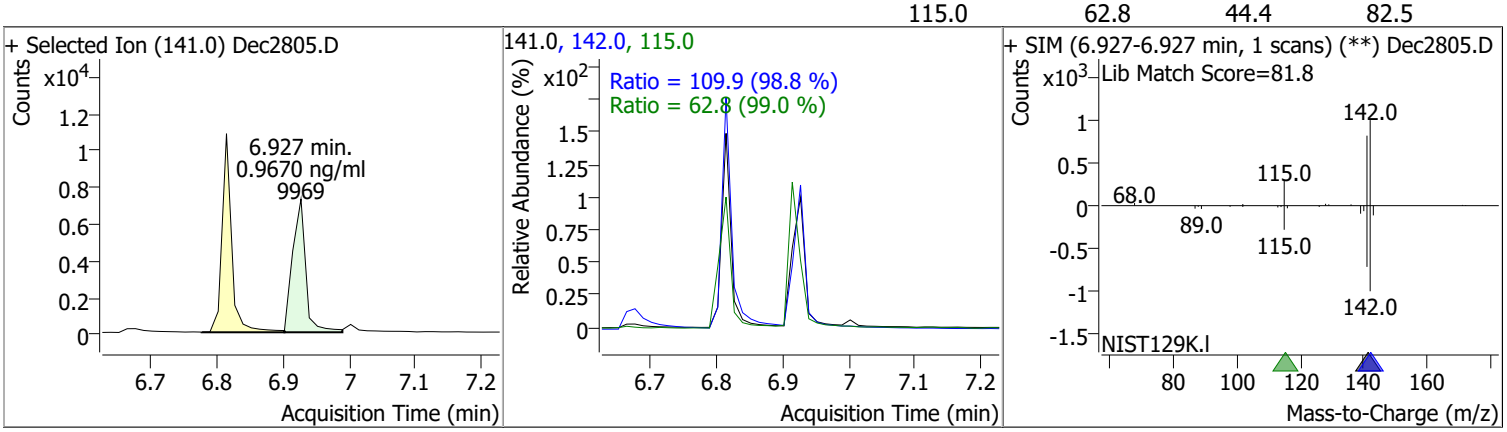

Compound	Conc.	RT	Dev(Min)	Resp.	QIon	QRatio	Lower	Upper
2-Fluorobiphenyl	0.9850	7.28	0.00	15555	171.0	36.6	26.4	49.0

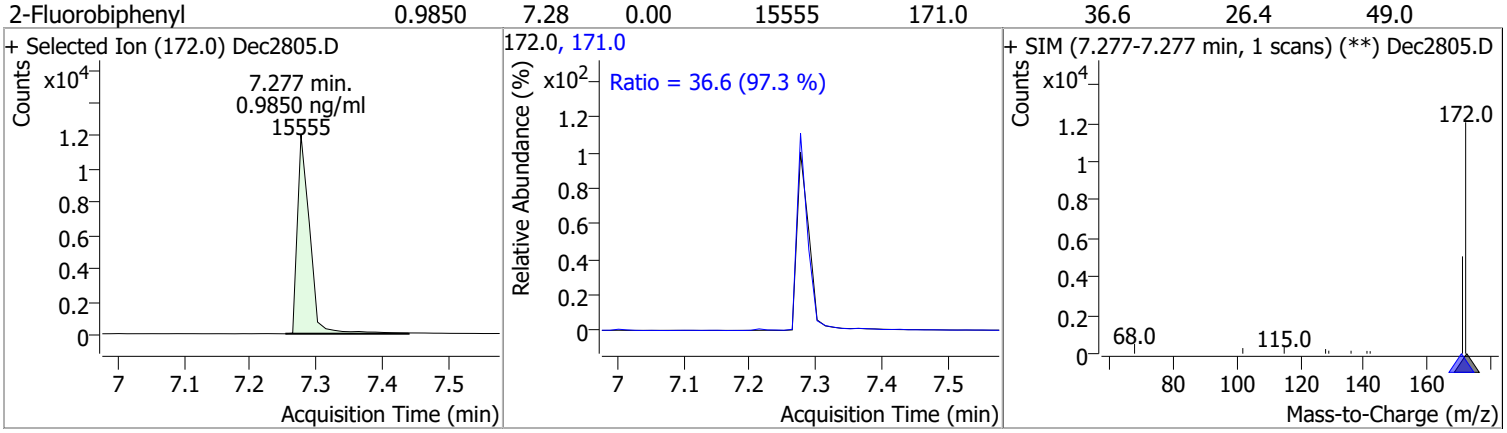

Compound	Conc.	RT	Dev(Min)	Resp.	QIon	QRatio	Lower	Upper
Terphenyl-d14	0.9560	12.30	0.00	9183	122.0	14.6	9.6	17.9

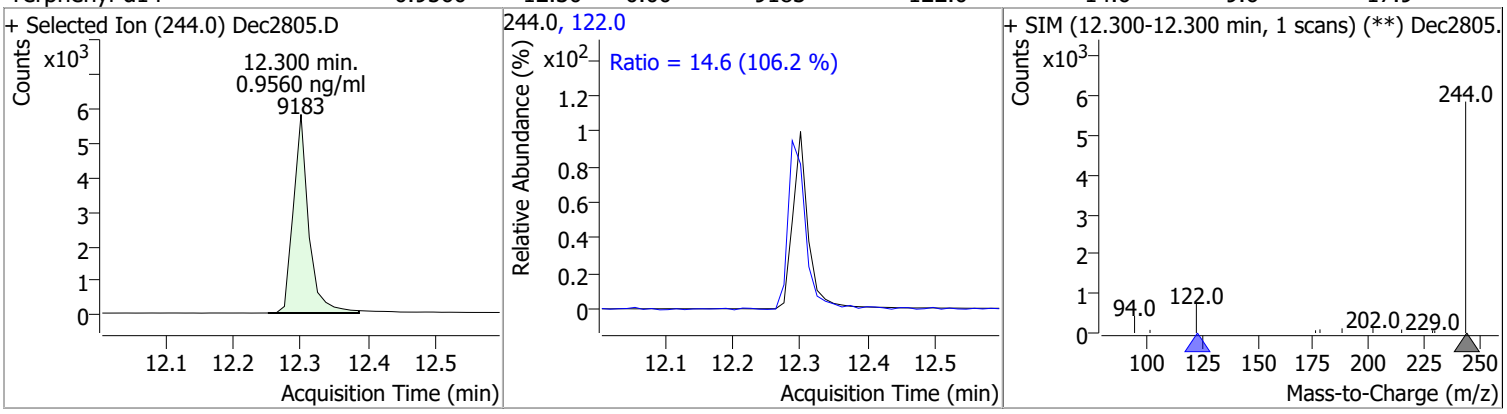

Quantitation Results Report (QT Reviewed)

Data File	Dec2806.D	Operator	LIMS import
Acq. Method	5975BNASIM	Acq. Date-Time	12/28/2021 7:41:06 PM
Sample Name	28-Dec-21_CAL_3	Instrument	GCMS
Vial	6	Multiplier	1.00
DA Method File		Comment	SVOC-8270-W-LLPAH
Tune File	dftppjph.u	Tune Date	
Batch Name	122821 bna SIM 1.batch.bin	Last Calib Update	12/29/2021 8:56:55 AM
Ref Library			

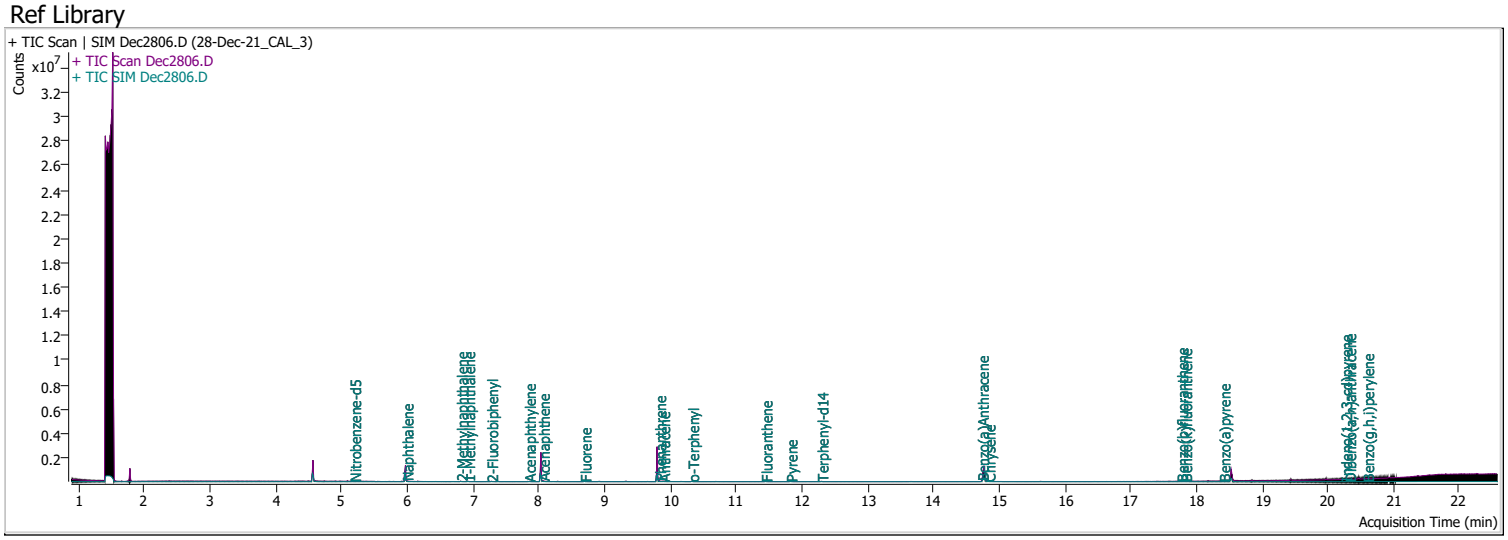

Compound	RT	QIon	Resp.	Conc.	Units		Dev(Min)
Internal Standards							
System Monitoring Compounds							
S Nitrobenzene-d5	5.193	82.0	3113	0.5197	ng/ml		0.000
Spiked Amount: 5.000	Range: 19.0 - 102.0%			Recovery = 10.39%		*	
S 2-Fluorobiphenyl	7.277	172.0	7476	0.4977	ng/ml		0.000
Spiked Amount: 5.000	Range: 25.0 - 94.0%			Recovery = 9.95%		*	
S Terphenyl-d14	12.300	244.0	4385	0.4985	ng/ml		0.000
Spiked Amount: 5.000	Range: 39.0 - 106.0%			Recovery = 9.97%		*	
Target Compounds							**QValue**
T Naphthalene	5.991	128.0	9084	0.4974	ng/ml		96
T 2-Methylnaphthalene	6.815	141.0	5515	0.5236	ng/ml		94
T 1-Methylnaphthalene	6.927	141.0	4850	0.4980	ng/ml		98

(#) = Qualifier Out of Range; (m) = Manual Integration; (+) = Area Summed; (*) = Surrogate Percent Recovery Out of Range; (d): Zeroed Peak

Quantitation Results Report (QT Reviewed)

Compound	Conc.	RT	Dev(Min)	Resp.	QIon	QRatio	Lower	Upper
Nitrobenzene-d5	0.5197	5.19	0.00	3113	54.0	30.2	21.6	40.2
					128.0	32.6	21.3	39.5

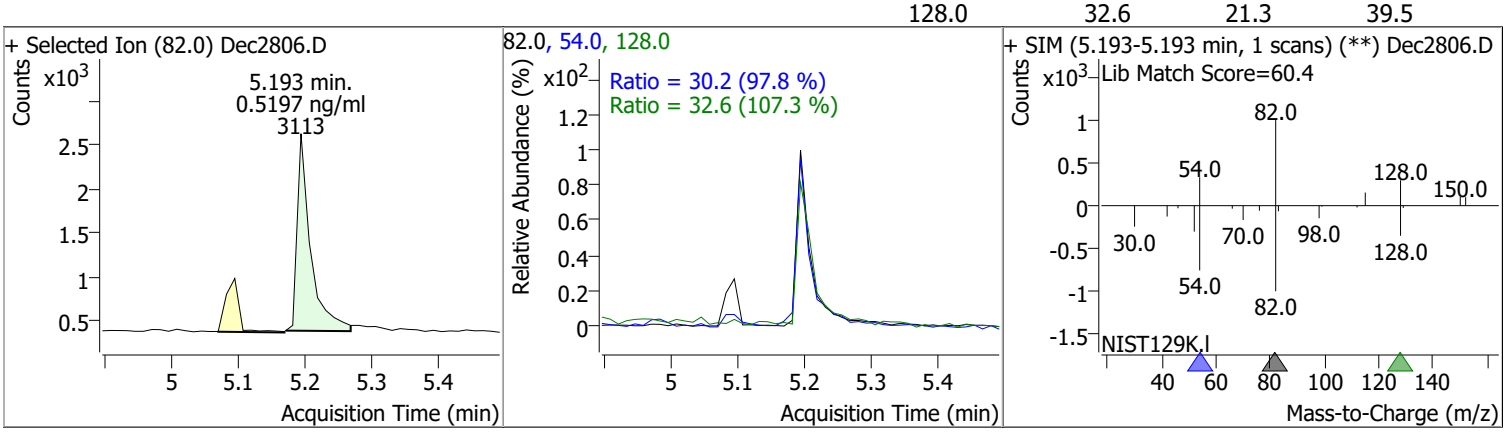

Compound	Conc.	RT	Dev(Min)	Resp.	QIon	QRatio	Lower	Upper
Naphthalene	0.4974	5.99	0.00	9084	102.0	18.0	0.0	46.6
					129.0	10.5	7.6	14.1

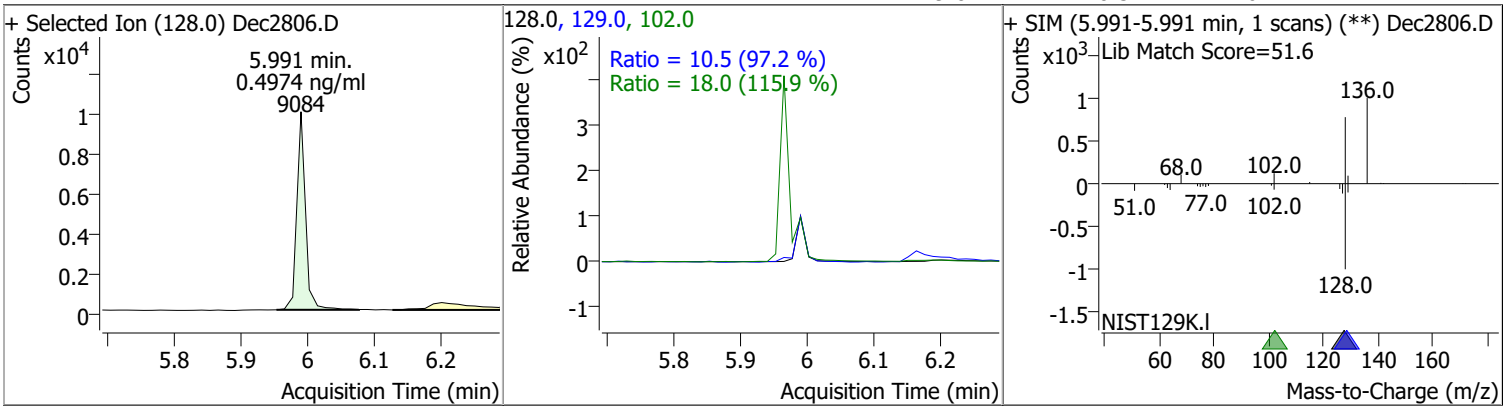

Compound	Conc.	RT	Dev(Min)	Resp.	QIon	QRatio	Lower	Upper
2-Methylnaphthalene	0.5236	6.81	0.00	5515	142.0	139.3	103.3	191.8
					115.0	48.4	36.8	68.3

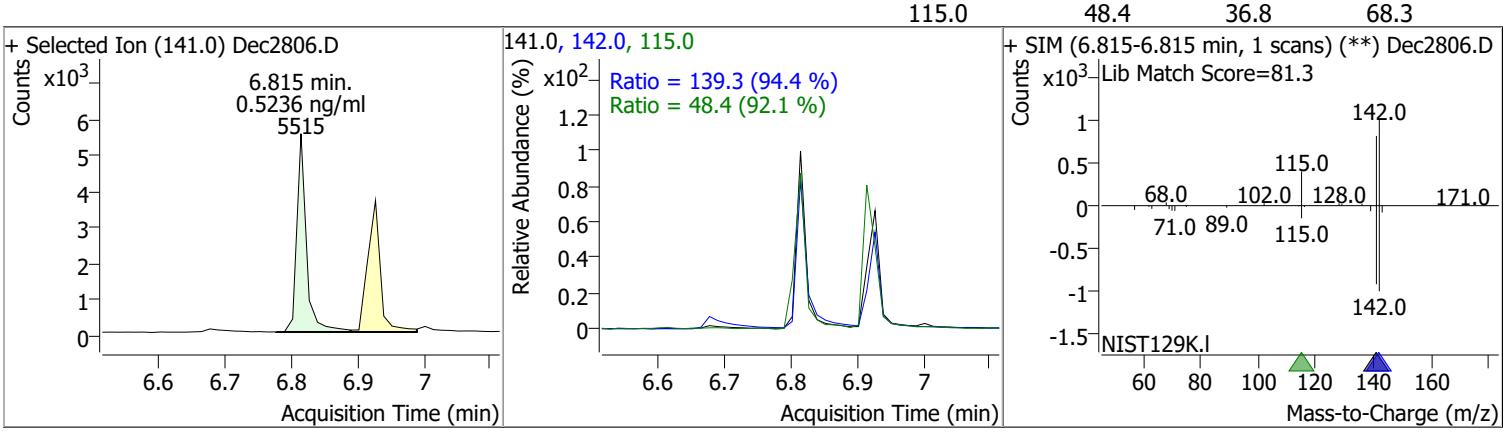

Quantitation Results Report (QT Reviewed)

Compound	Conc.	RT	Dev(Min)	Resp.	QIon	QRatio	Lower	Upper
1-Methylnaphthalene	0.4980	6.93	0.00	4850	142.0	109.3	77.9	144.7
					115.0	65.8	44.4	82.5

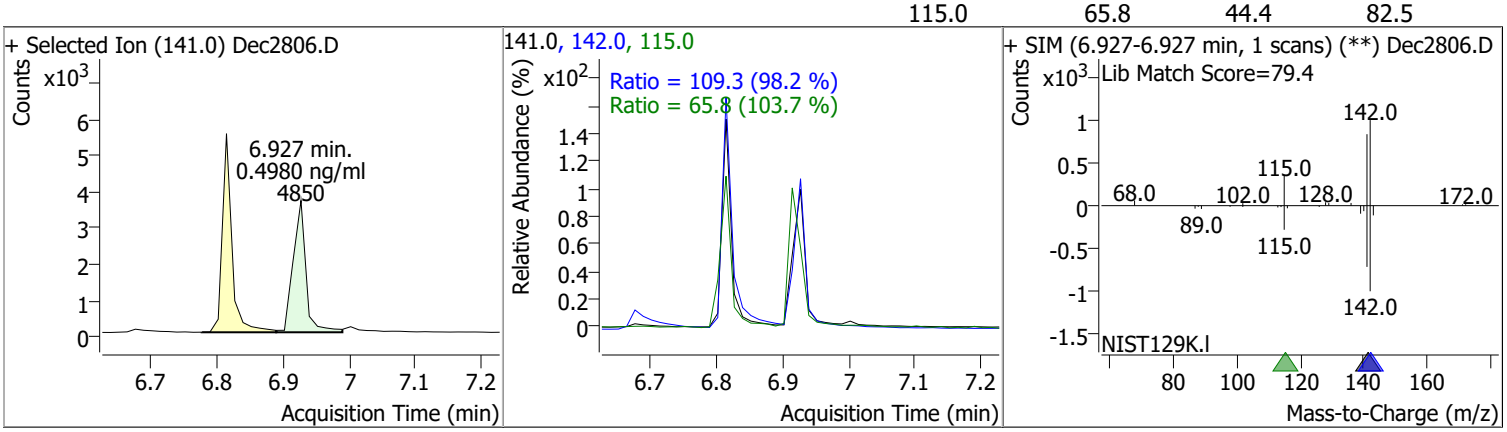

Compound	Conc.	RT	Dev(Min)	Resp.	QIon	QRatio	Lower	Upper
2-Fluorobiphenyl	0.4977	7.28	0.00	7476	171.0	35.2	26.4	49.0

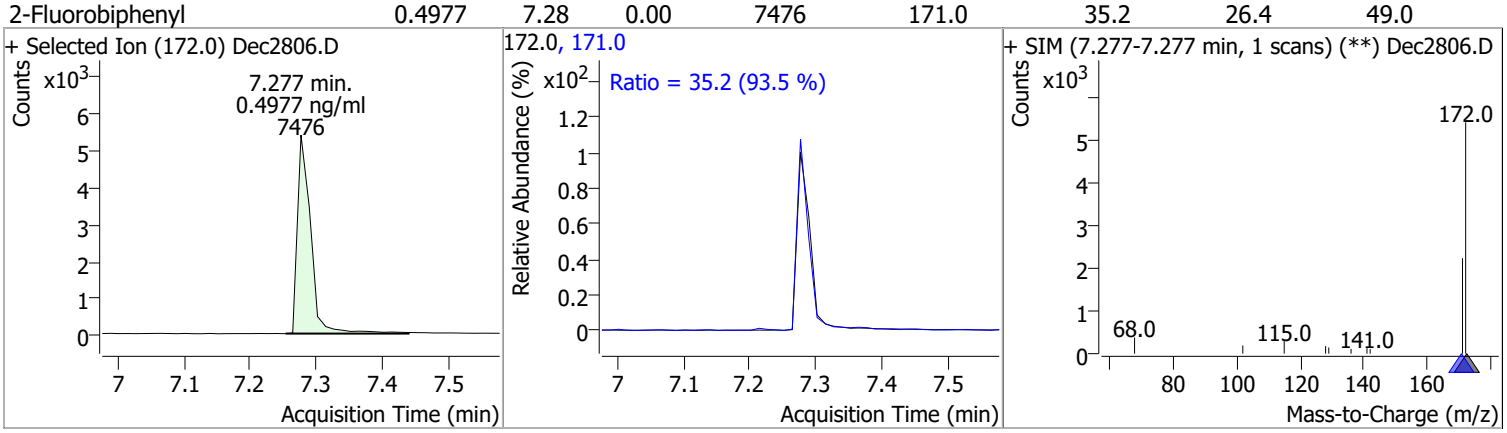

Compound	Conc.	RT	Dev(Min)	Resp.	QIon	QRatio	Lower	Upper
Terphenyl-d14	0.4985	12.30	0.00	4385	122.0	14.8	9.6	17.9

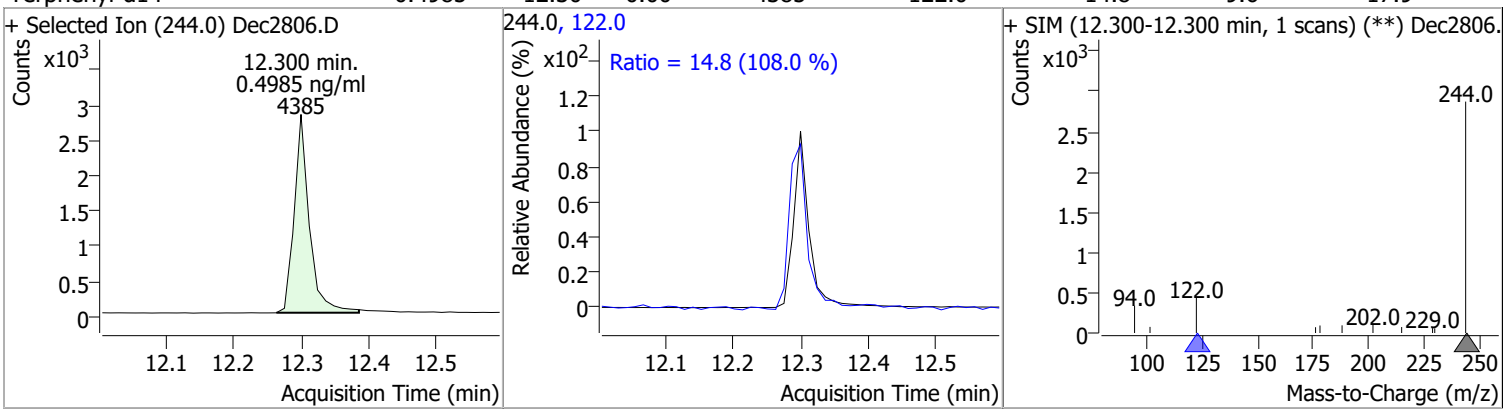

Quantitation Results Report (QT Reviewed)

Data File	Dec2807.D	Operator	LIMS import
Acq. Method	5975BNASIM	Acq. Date-Time	12/28/2021 8:13:46 PM
Sample Name	28-Dec-21_CAL_2	Instrument	GCMS
Vial	7	Multiplier	1.00
DA Method File		Comment	SVOC-8270-W-LLPAH
Tune File	dftppjph.u	Tune Date	
Batch Name	122821 bna SIM 1.batch.bin	Last Calib Update	12/29/2021 8:56:55 AM
Ref Library			

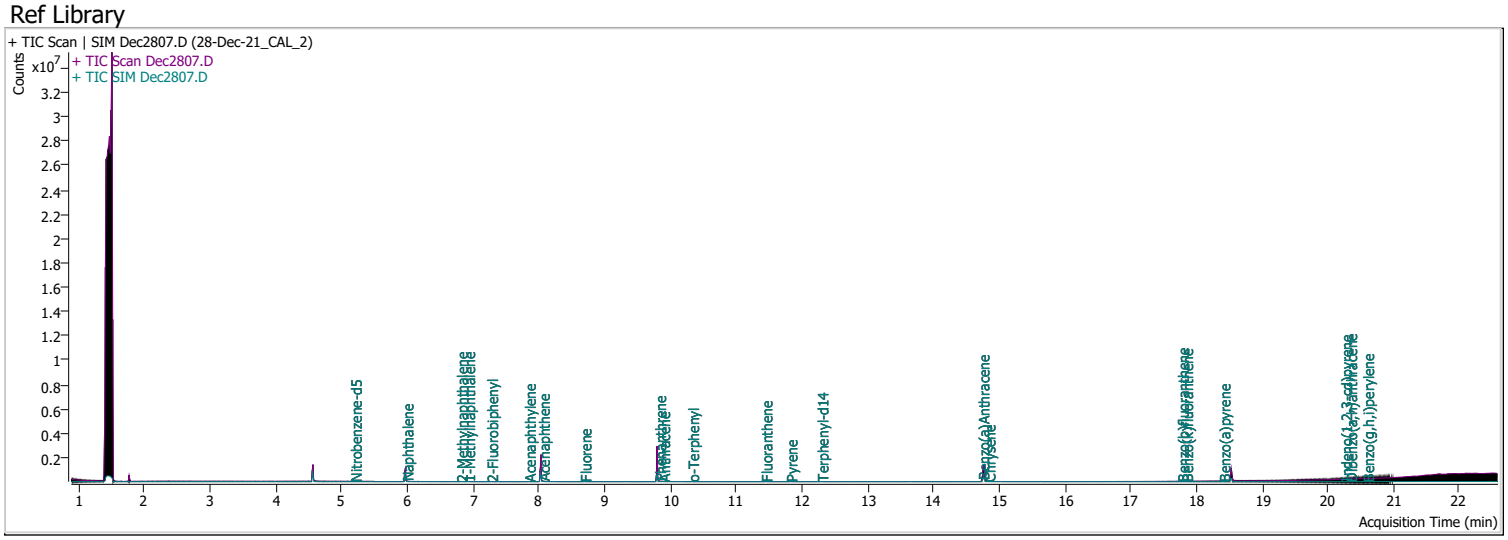

Compound	RT	QIon	Resp.	Conc.	Units		Dev(Min)
Internal Standards							
System Monitoring Compounds							
S Nitrobenzene-d5	5.205	82.0	1083	0.1999	ng/ml		0.012
Spiked Amount: 5.000	Range: 19.0 - 102.0%			Recovery = 4.00%		*	
S 2-Fluorobiphenyl	7.277	172.0	3084	0.2125	ng/ml		0.000
Spiked Amount: 5.000	Range: 25.0 - 94.0%			Recovery = 4.25%		*	
S Terphenyl-d14	12.300	244.0	1955	0.2059	ng/ml		0.000
Spiked Amount: 5.000	Range: 39.0 - 106.0%			Recovery = 4.12%		*	
Target Compounds							**QValue**
T Naphthalene	5.991	128.0	3569	0.1946	ng/ml		88
T 2-Methylnaphthalene	6.815	141.0	2170	0.2052	ng/ml		96
T 1-Methylnaphthalene	6.927	141.0	2021	0.2066	ng/ml		94

(#) = Qualifier Out of Range; (m) = Manual Integration; (+) = Area Summed; (*) = Surrogate Percent Recovery Out of Range; (d): Zeroed Peak

Compound	Conc.	RT	Dev(Min)	Resp.	QIon	QRatio	Lower	Upper
Nitrobenzene-d5	0.1999	5.21	0.01	1083	54.0	29.7	21.6	40.2
					128.0	29.7	21.3	39.5

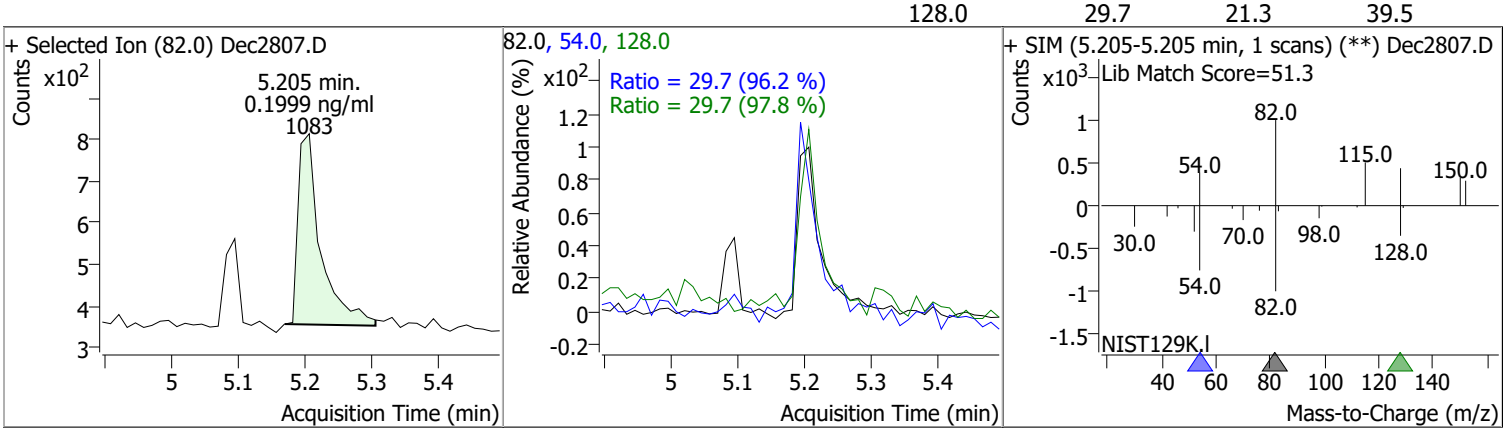

Compound	Conc.	RT	Dev(Min)	Resp.	QIon	QRatio	Lower	Upper
Naphthalene	0.1946	5.99	0.00	3569	102.0	23.5	0.0	46.6
					129.0	11.1	7.6	14.1

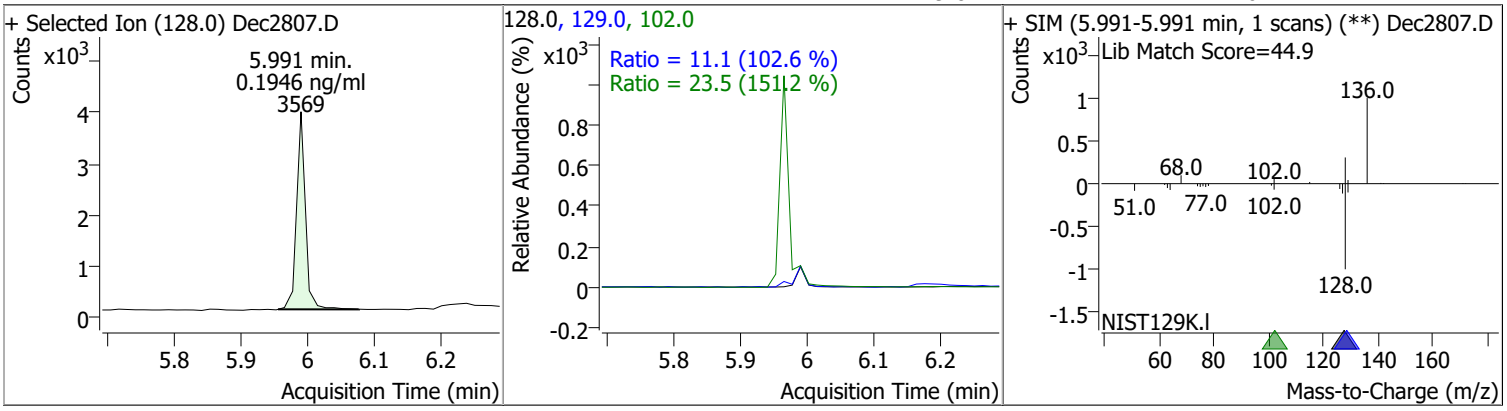

Compound	Conc.	RT	Dev(Min)	Resp.	QIon	QRatio	Lower	Upper
2-Methylnaphthalene	0.2052	6.81	0.00	2170	142.0	141.7	103.3	191.8
					115.0	51.7	36.8	68.3

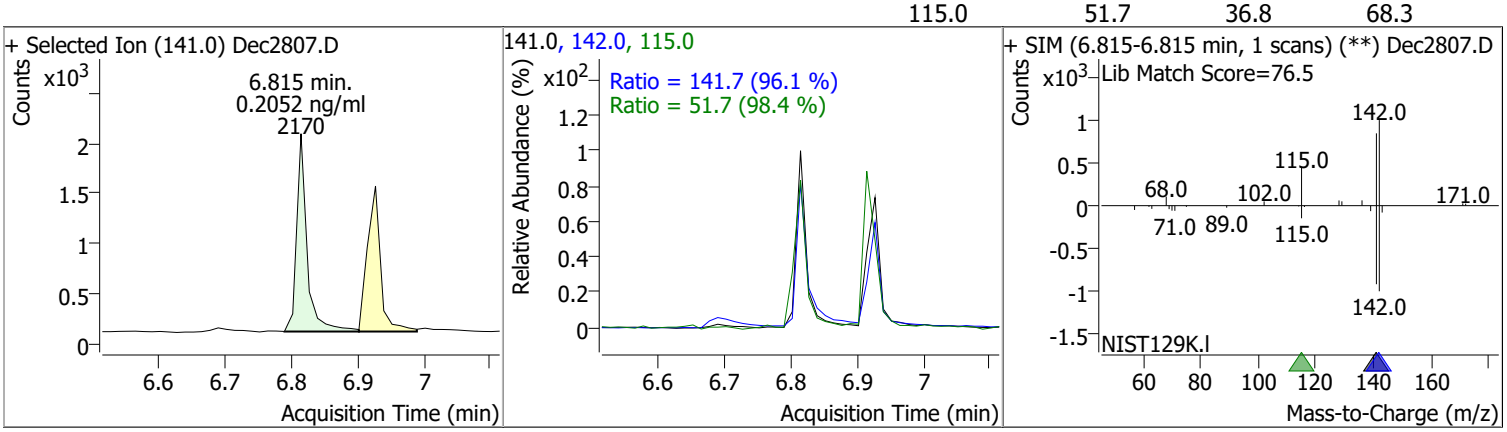

Quantitation Results Report (QT Reviewed)

Compound	Conc.	RT	Dev(Min)	Resp.	QIon	QRatio	Lower	Upper
1-Methylnaphthalene	0.2066	6.93	0.00	2021	142.0	106.1	77.9	144.7
					115.0	56.3	44.4	82.5

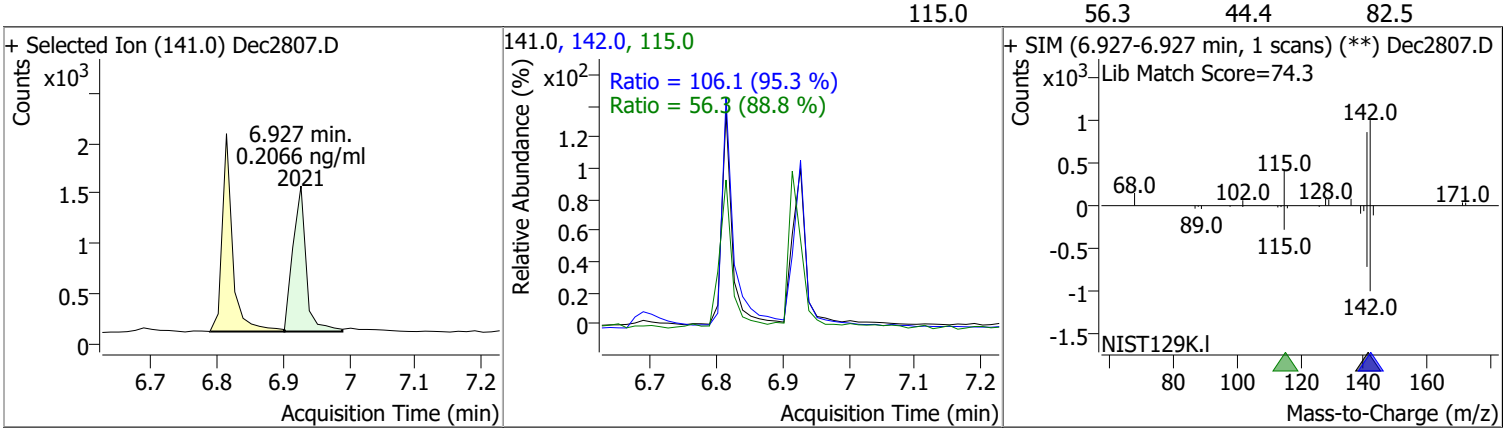

Compound	Conc.	RT	Dev(Min)	Resp.	QIon	QRatio	Lower	Upper
2-Fluorobiphenyl	0.2125	7.28	0.00	3084	171.0	36.4	26.4	49.0

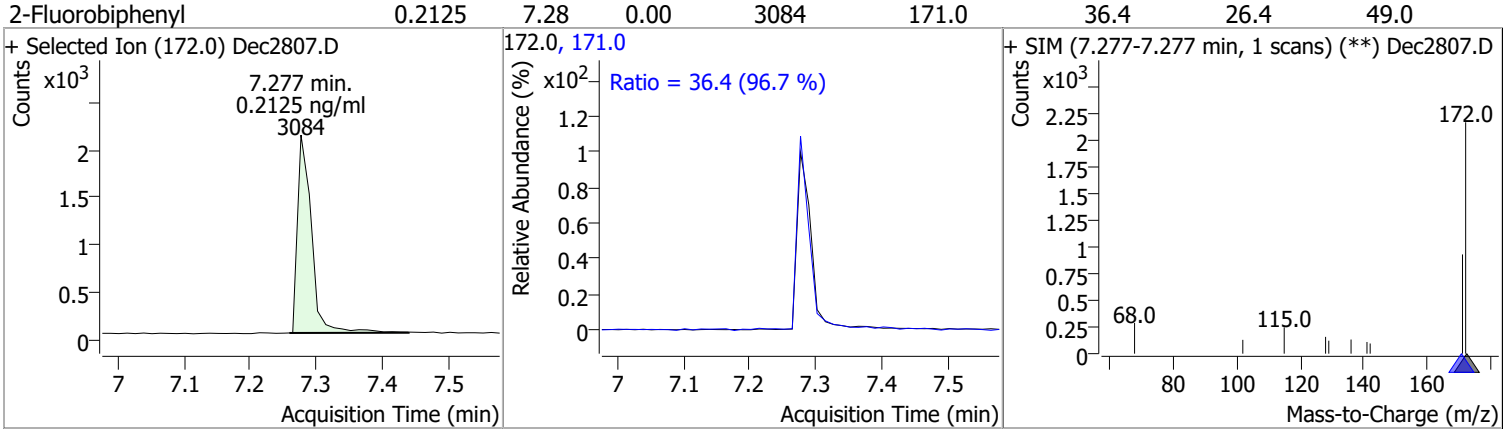

Compound	Conc.	RT	Dev(Min)	Resp.	QIon	QRatio	Lower	Upper
Terphenyl-d14	0.2059	12.30	0.00	1955	122.0	13.4	9.6	17.9

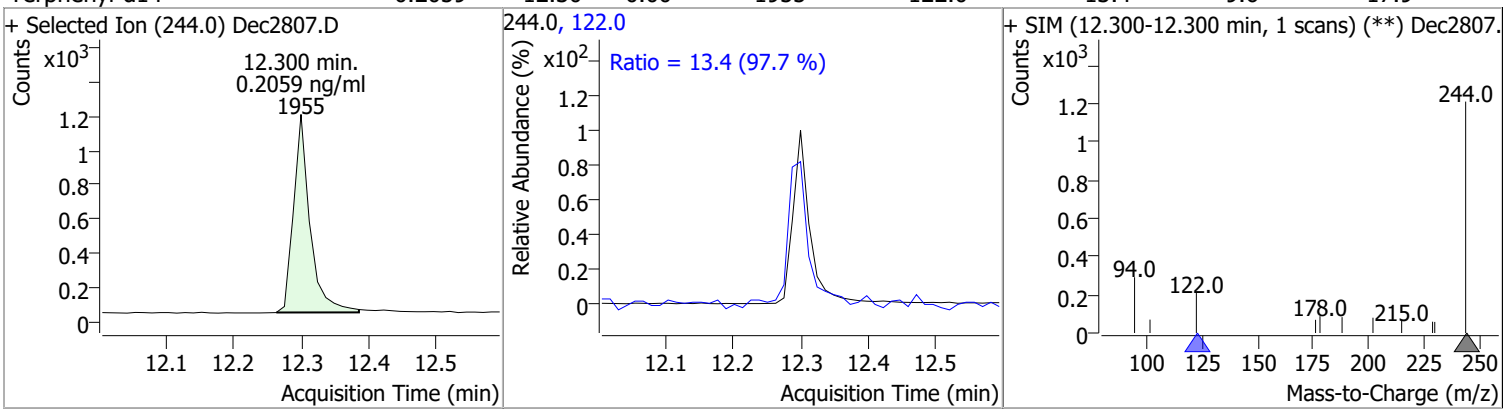

Quantitation Results Report (QT Reviewed)

Data File	Dec2808.D	Operator	LIMS import
Acq. Method	5975BNASIM	Acq. Date-Time	12/28/2021 8:46:23 PM
Sample Name	28-Dec-21_CAL_1	Instrument	GCMS
Vial	8	Multiplier	1.00
DA Method File		Comment	SVOC-8270-W-LLPAH
Tune File	dftppjph.u	Tune Date	
Batch Name	122821 bna SIM 1.batch.bin	Last Calib Update	12/29/2021 8:56:55 AM
Ref Library			

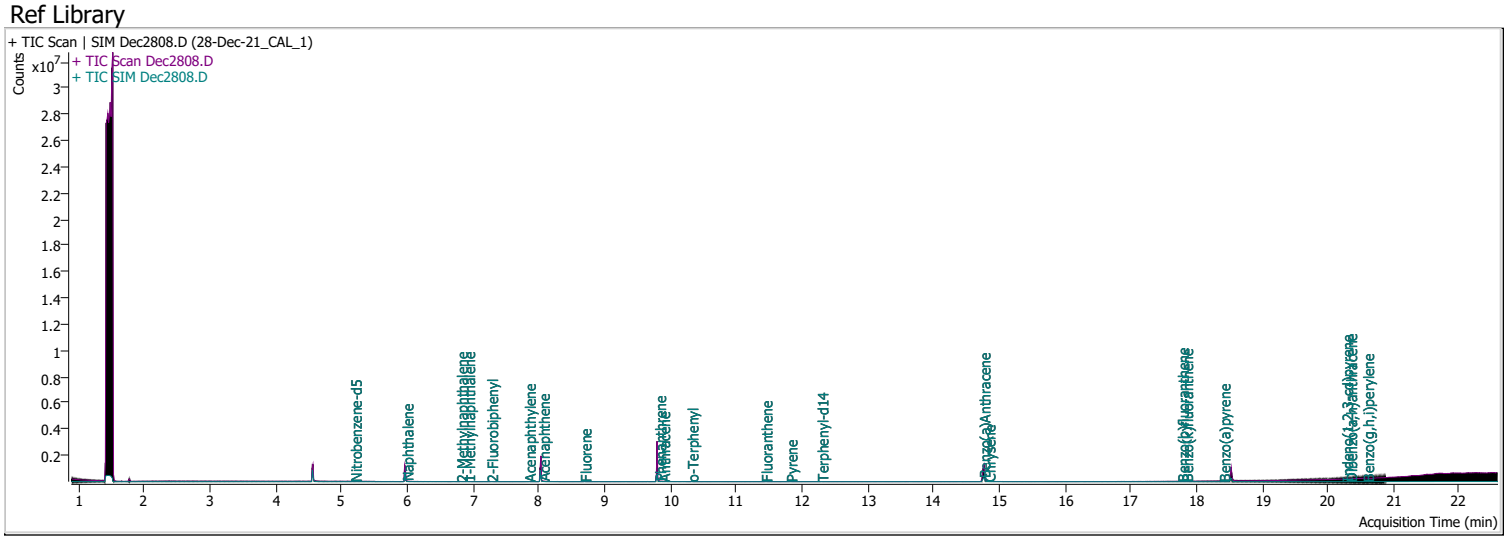

Compound	RT	QIon	Resp.	Conc.	Units		Dev(Min)
Internal Standards							
System Monitoring Compounds							
S Nitrobenzene-d5	5.205	82.0	515	0.1003	ng/ml		0.012
Spiked Amount: 5.000	Range: 19.0 - 102.0%			Recovery = 2.01%		*	
S 2-Fluorobiphenyl	7.277	172.0	1855	0.1181	ng/ml		0.000
Spiked Amount: 5.000	Range: 25.0 - 94.0%			Recovery = 2.36%		*	
S Terphenyl-d14	12.300	244.0	1041	0.1148	ng/ml		0.000
Spiked Amount: 5.000	Range: 39.0 - 106.0%			Recovery = 2.30%		*	
Target Compounds							**QValue**
T Naphthalene	5.991	128.0	2075	0.1077	ng/ml		82
T 2-Methylnaphthalene	6.815	141.0	1176	0.1059	ng/ml		97
T 1-Methylnaphthalene	6.927	141.0	1191	0.1159	ng/ml		99

(#) = Qualifier Out of Range; (m) = Manual Integration; (+) = Area Summed; (*) = Surrogate Percent Recovery Out of Range; (d): Zeroed Peak

Quantitation Results Report (QT Reviewed)

Compound	Conc.	RT	Dev(Min)	Resp.	QIon	QRatio	Lower	Upper
Nitrobenzene-d5	0.1003	5.21	0.01	515	54.0	30.6	21.6	40.2
					128.0	22.5	21.3	39.5

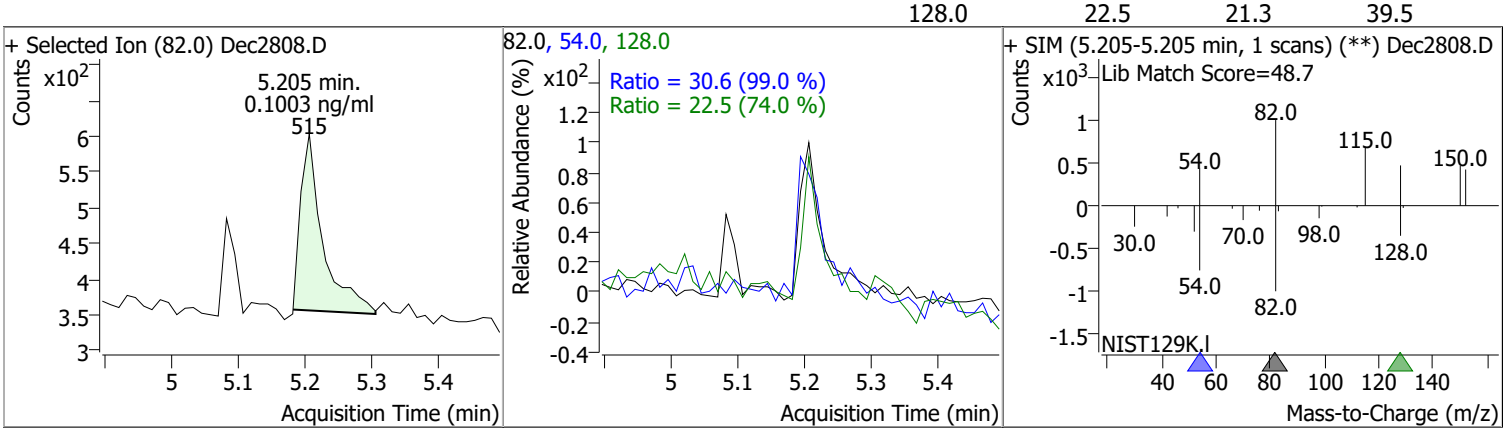

Compound	Conc.	RT	Dev(Min)	Resp.	QIon	QRatio	Lower	Upper
Naphthalene	0.1077	5.99	0.00	2075	102.0	28.2	0.0	46.6
					129.0	11.0	7.6	14.1

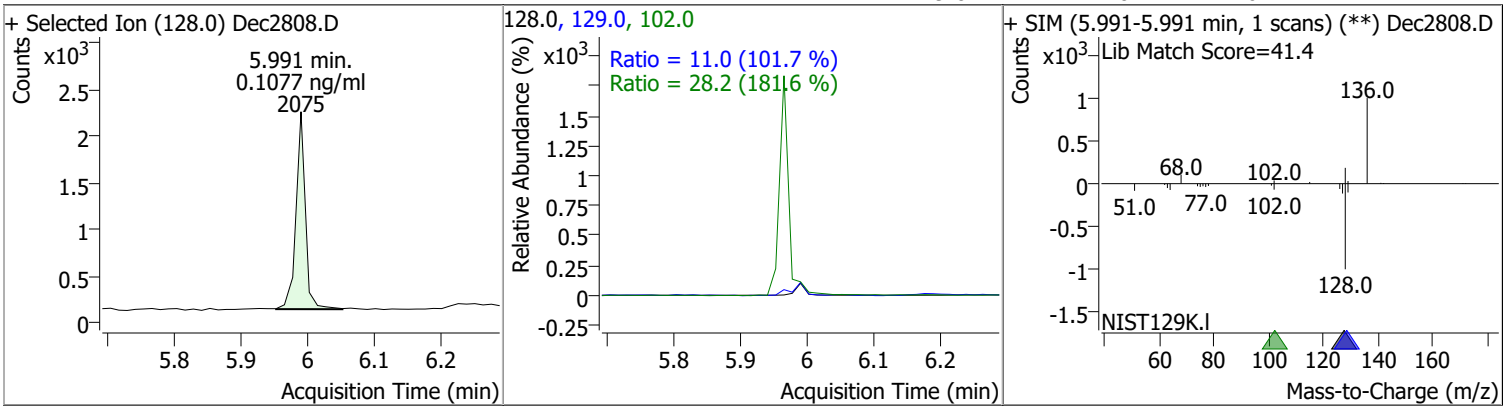

Compound	Conc.	RT	Dev(Min)	Resp.	QIon	QRatio	Lower	Upper
2-Methylnaphthalene	0.1059	6.81	0.00	1176	142.0	150.0	103.3	191.8
					115.0	48.0	36.8	68.3

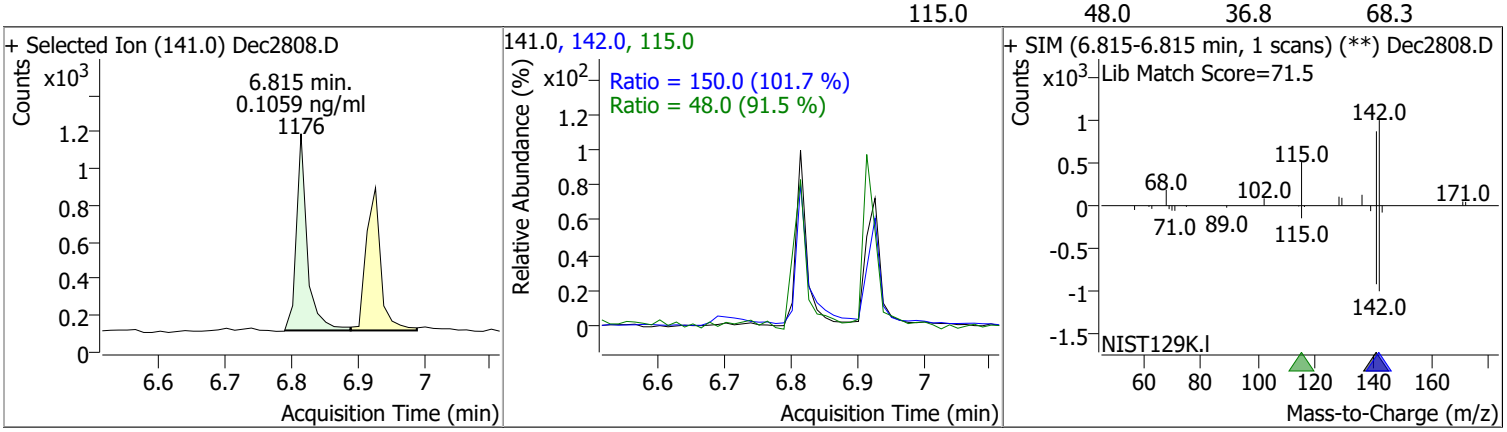

Quantitation Results Report (QT Reviewed)

Compound	Conc.	RT	Dev(Min)	Resp.	QIon	QRatio	Lower	Upper
1-Methylnaphthalene	0.1159	6.93	0.00	1191	142.0	109.9	77.9	144.7
					115.0	62.0	44.4	82.5

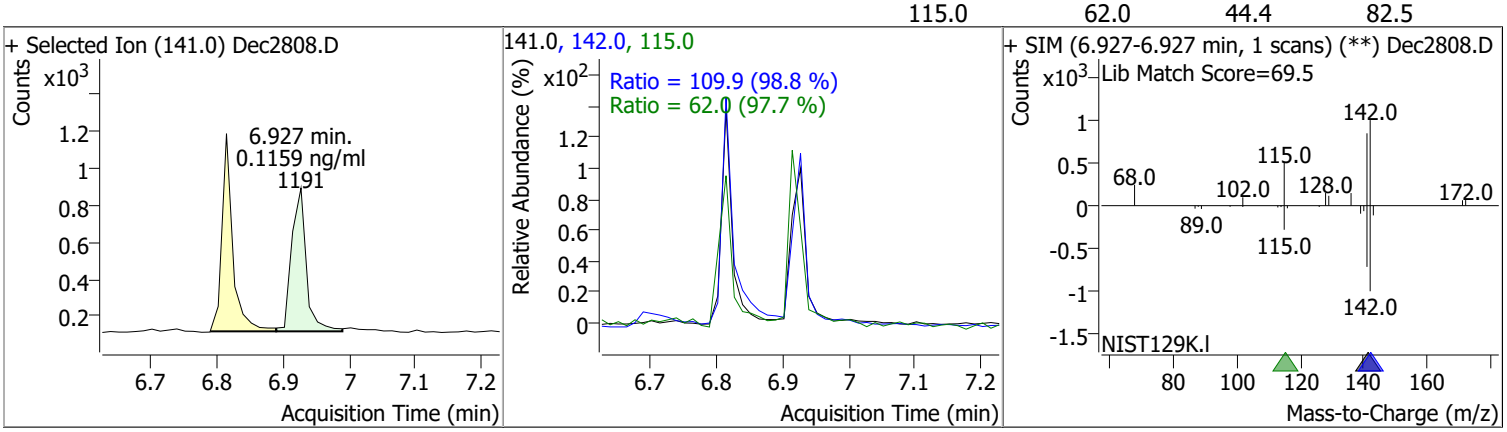

Compound	Conc.	RT	Dev(Min)	Resp.	QIon	QRatio	Lower	Upper
2-Fluorobiphenyl	0.1181	7.28	0.00	1855	171.0	35.9	26.4	49.0

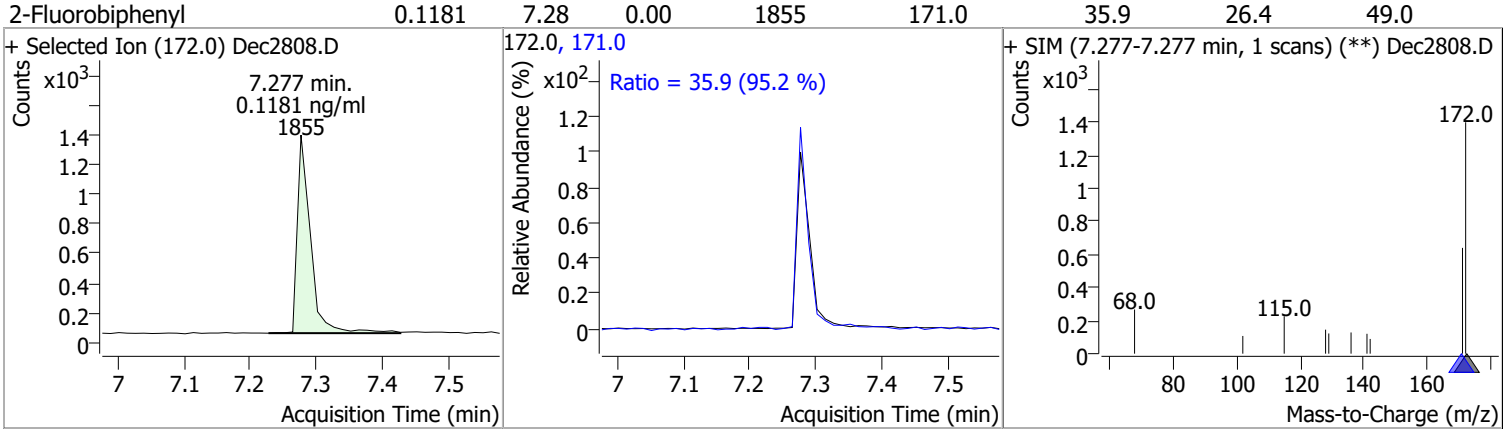

Compound	Conc.	RT	Dev(Min)	Resp.	QIon	QRatio	Lower	Upper
Terphenyl-d14	0.1148	12.30	0.00	1041	122.0	15.4	9.6	17.9

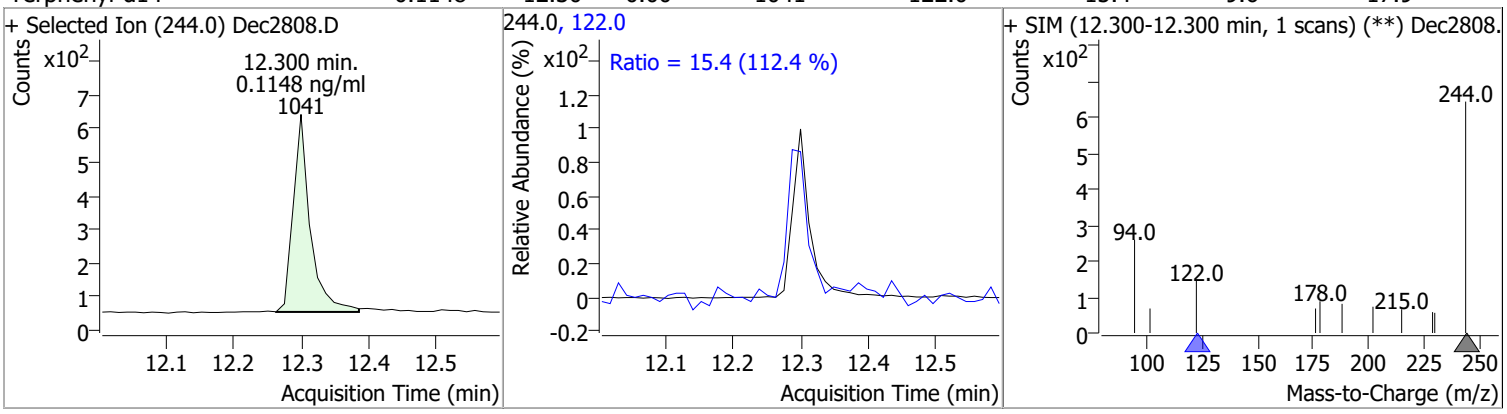

Quantitation Results Report (QT Reviewed)

Data File	Dec2809.D	Operator	LIMS import
Acq. Method	5975BNASIM	Acq. Date-Time	12/28/2021 9:19:01 PM
Sample Name	28-Dec-21_CCV_9	Instrument	GCMS
Vial	9	Multiplier	1.00
DA Method File		Comment	SVOC-8270-W-LLPAH
Tune File	dftppjph.u	Tune Date	
Batch Name	122821 bna SIM 1.batch.bin	Last Calib Update	12/29/2021 8:56:55 AM
Ref Library			

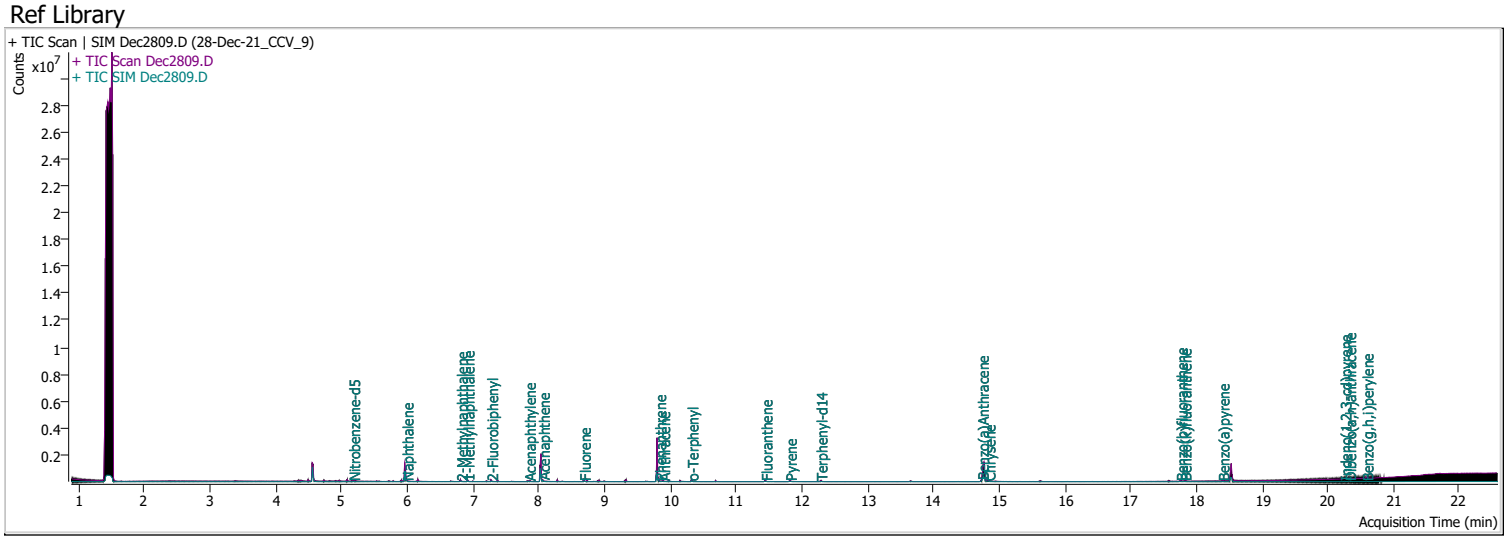

Compound	RT	QIon	Resp.	Conc.	Units		Dev(Min)
Internal Standards							
System Monitoring Compounds							
S Nitrobenzene-d5	5.181	82.0	18569	2.3877	ng/ml		-0.012
Spiked Amount: 5.000	Range: 19.0 - 102.0%			Recovery = 47.75%			
S 2-Fluorobiphenyl	7.277	172.0	38269	2.2626	ng/ml		0.000
Spiked Amount: 5.000	Range: 25.0 - 94.0%			Recovery = 45.25%			
S Terphenyl-d14	12.288	244.0	21623	1.9390	ng/ml		-0.012
Spiked Amount: 5.000	Range: 39.0 - 106.0%			Recovery = 38.78%		*	
Target Compounds							**QValue**
T Naphthalene	5.991	128.0	44031	2.0586	ng/ml		96
T 2-Methylnaphthalene	6.815	141.0	26021	2.1095	ng/ml		97
T 1-Methylnaphthalene	6.915	141.0	26026	2.2818	ng/ml		98

(#) = Qualifier Out of Range; (m) = Manual Integration; (+) = Area Summed; (*) = Surrogate Percent Recovery Out of Range; (d): Zeroed Peak

Quantitation Results Report (QT Reviewed)

Compound	Conc.	RT	Dev(Min)	Resp.	QIon	QRatio	Lower	Upper
Nitrobenzene-d5	2.3877	5.18	-0.01	18569	54.0	31.6	21.6	40.2
					128.0	25.7	21.3	39.5

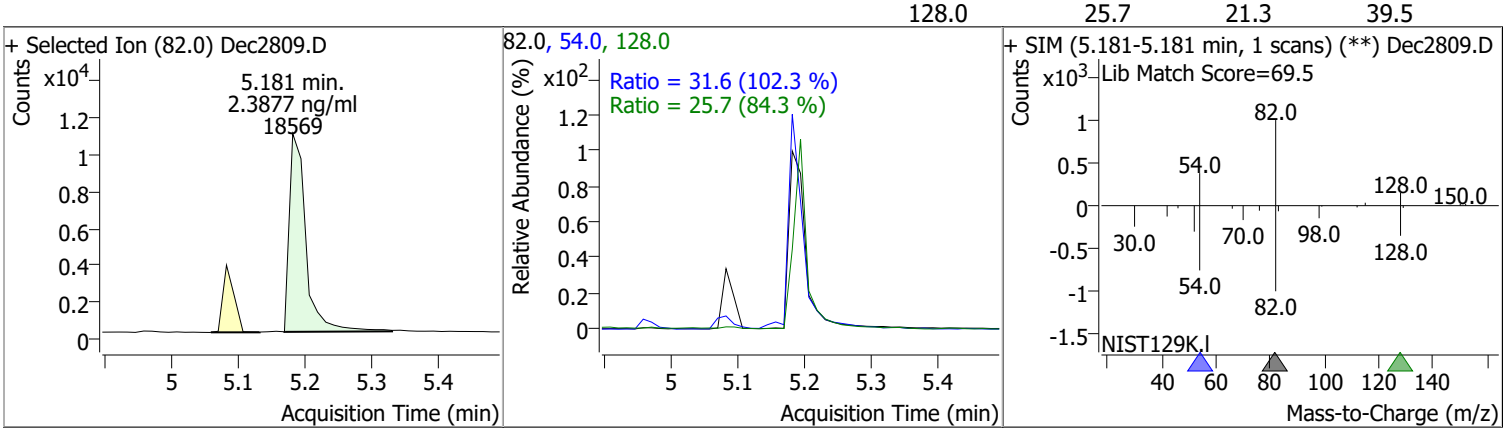

Compound	Conc.	RT	Dev(Min)	Resp.	QIon	QRatio	Lower	Upper
Naphthalene	2.0586	5.99	0.00	44031	102.0	13.3	0.0	46.6
					129.0	11.5	7.6	14.1

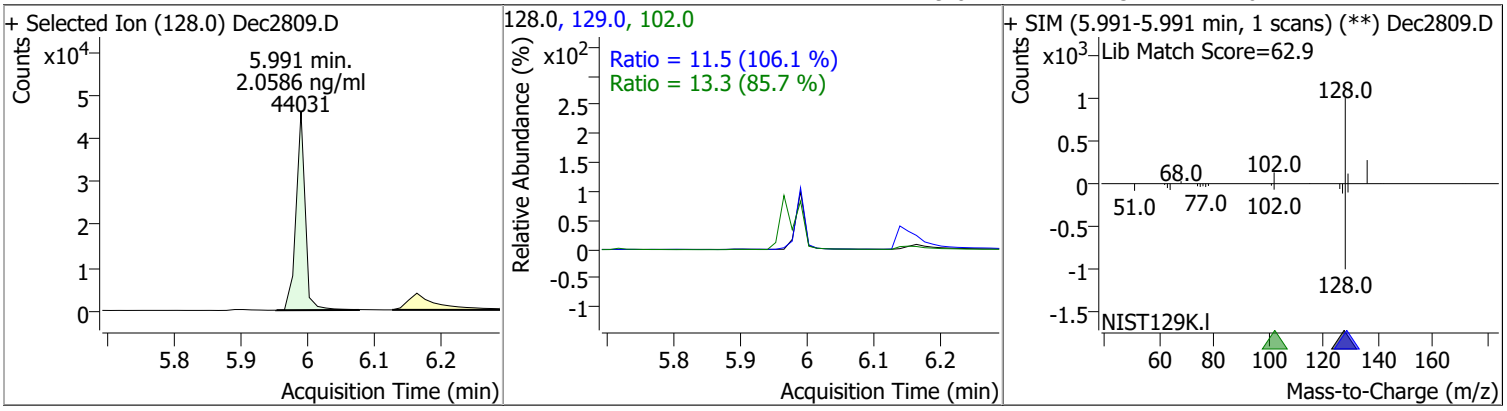

Compound	Conc.	RT	Dev(Min)	Resp.	QIon	QRatio	Lower	Upper
2-Methylnaphthalene	2.1095	6.81	0.00	26021	142.0	146.6	103.3	191.8
					115.0	59.0	36.8	68.3

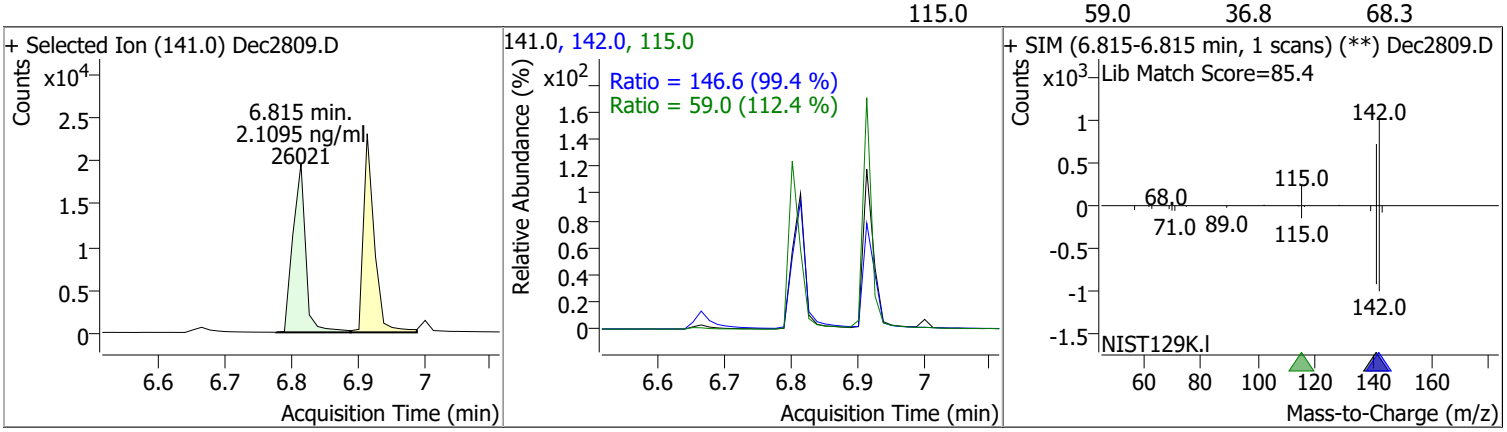

Quantitation Results Report (QT Reviewed)

Compound	Conc.	RT	Dev(Min)	Resp.	QIon	QRatio	Lower	Upper
1-Methylnaphthalene	2.2818	6.91	-0.01	26026	142.0	113.6	77.9	144.7
					115.0	62.9	44.4	82.5

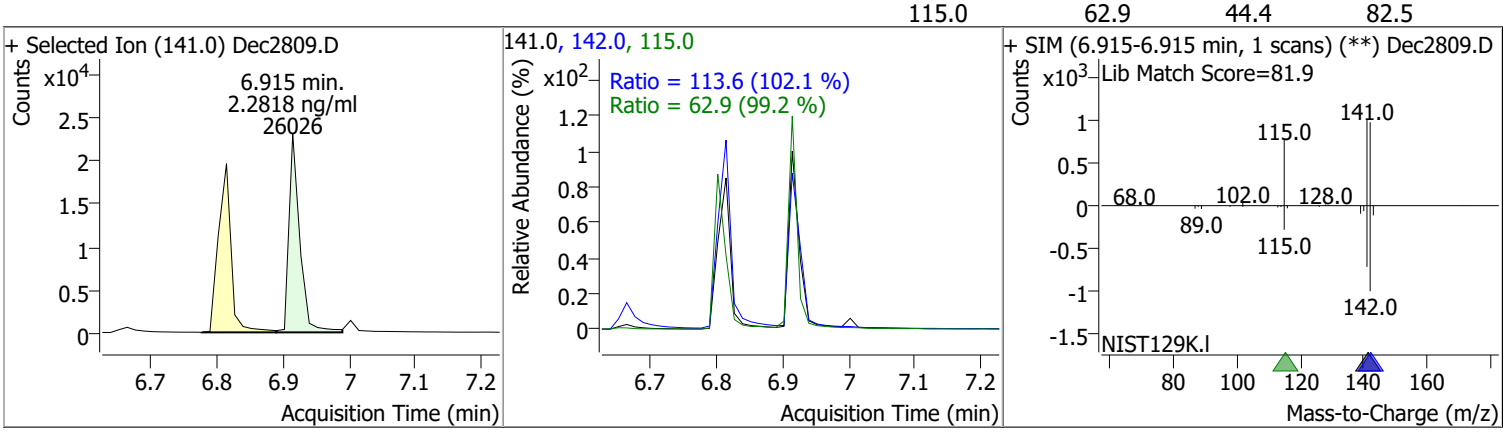

Compound	Conc.	RT	Dev(Min)	Resp.	QIon	QRatio	Lower	Upper
2-Fluorobiphenyl	2.2626	7.28	0.00	38269	171.0	36.8	26.4	49.0

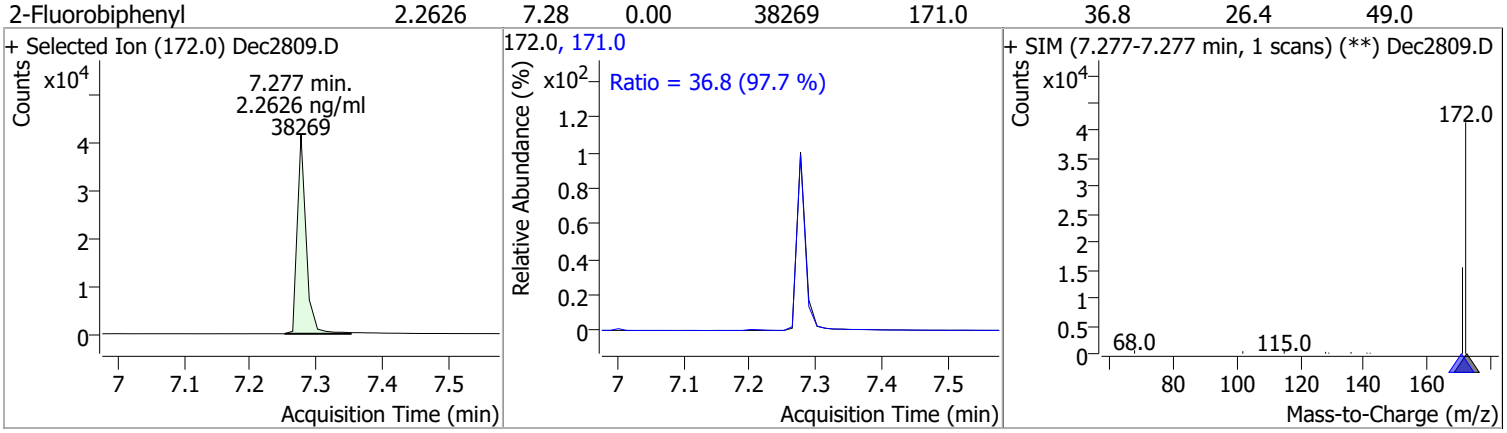

Compound	Conc.	RT	Dev(Min)	Resp.	QIon	QRatio	Lower	Upper
Terphenyl-d14	1.9390	12.29	-0.01	21623	122.0	14.5	9.6	17.9

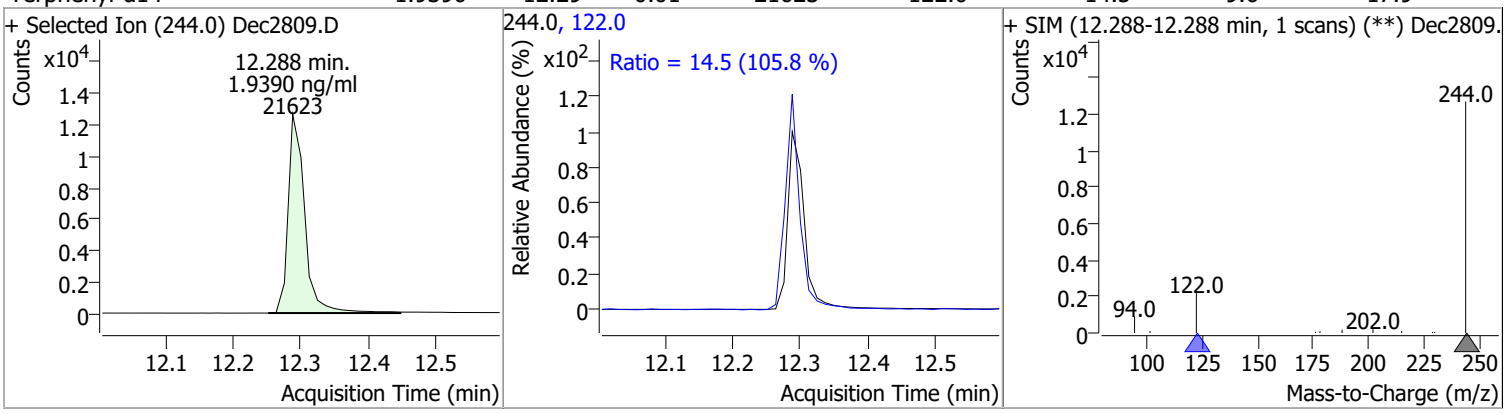

Quantitation Results Report (QT Reviewed)

Data File	Dec2810.D	Operator	LIMS import
Acq. Method	5975BNASIM	Acq. Date-Time	12/28/2021 9:51:35 PM
Sample Name	28-Dec-21_ISTBLK_10	Instrument	GCMS
Vial	10	Multiplier	1.00
DA Method File		Comment	SVOC-8270-W-LLPAH
Tune File	dftppjph.u	Tune Date	
Batch Name	122821 bna SIM 1.batch.bin	Last Calib Update	12/29/2021 8:56:55 AM
Ref Library			

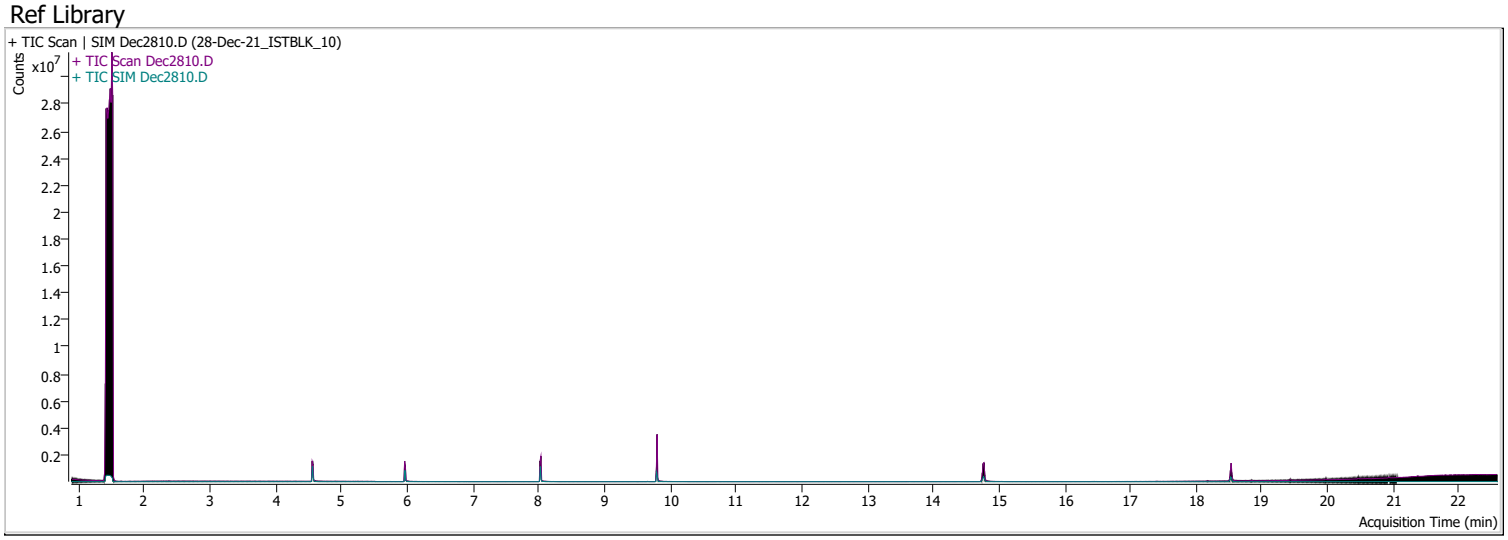

Compound	RT	QIon	Resp.	Conc.	Units	Dev(Min)
Internal Standards						
System Monitoring Compounds						
S Nitrobenzene-d5	0.000		0	N.D.		
Spiked Amount: 5.000	Range: 19.0 - 102.0%			Recovery = NA%		
S 2-Fluorobiphenyl	0.000		0	N.D.		
Spiked Amount: 5.000	Range: 25.0 - 94.0%			Recovery = NA%		
S Terphenyl-d14	0.000		0	N.D.		
Spiked Amount: 5.000	Range: 39.0 - 106.0%			Recovery = NA%		
Target Compounds						**QValue**
T Naphthalene	0.000		0	N.D.		
T 2-Methylnaphthalene	0.000		0	N.D.		
T 1-Methylnaphthalene	0.000		0	N.D.		

(#) = Qualifier Out of Range; (m) = Manual Integration; (+) = Area Summed; (*) = Surrogate Percent Recovery Out of Range; (d): Zeroed Peak

Compound	Conc.	Exp RT	QIon	Exp Ratio	QIon	Exp Ratio
Nitrobenzene-d5	N.D.	5.19	54.0	30.9	128.0	30.4

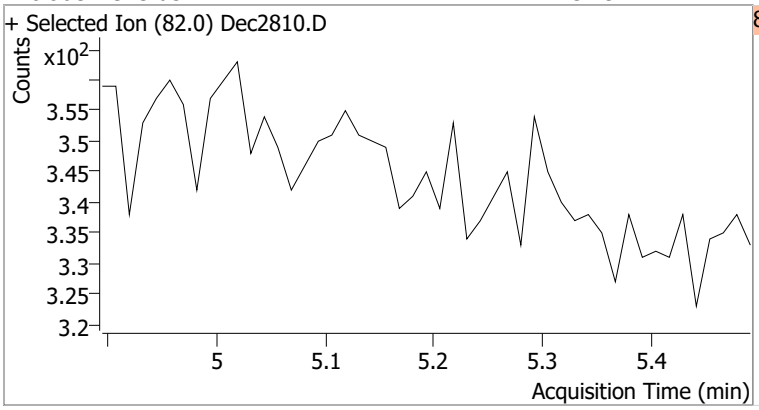

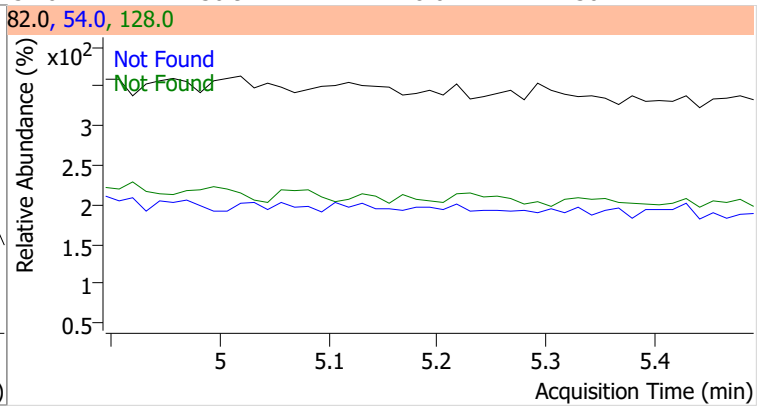

Compound	Conc.	Exp RT	QIon	Exp Ratio	QIon	Exp Ratio
Naphthalene	N.D.	5.99	102.0	15.5	129.0	10.8

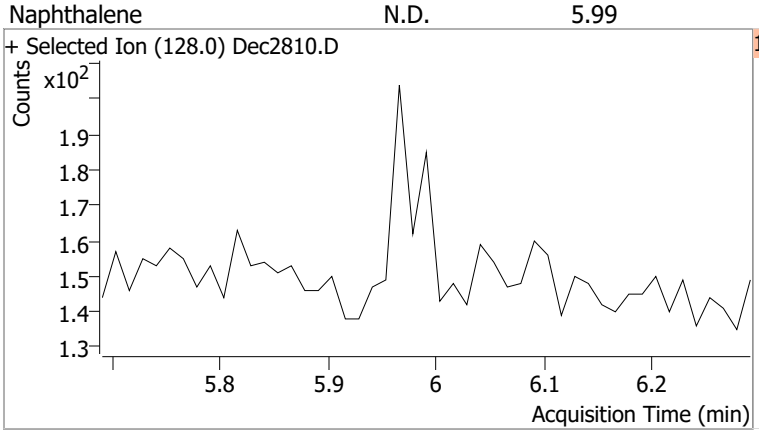

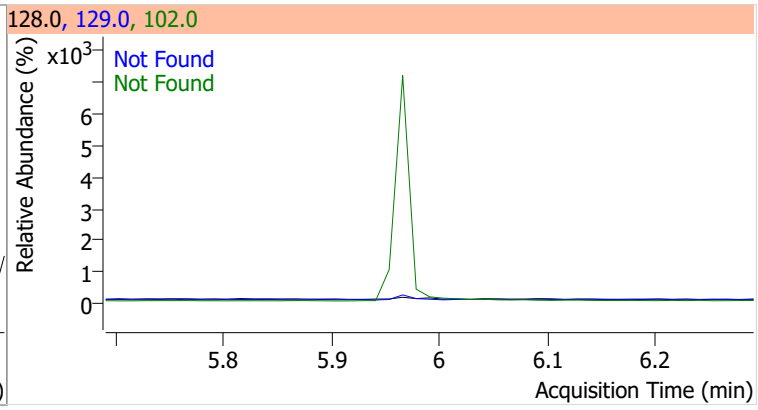

Compound	Conc.	Exp RT	QIon	Exp Ratio	QIon	Exp Ratio
2-Methylnaphthalene	N.D.	6.81	142.0	147.5	115.0	52.5

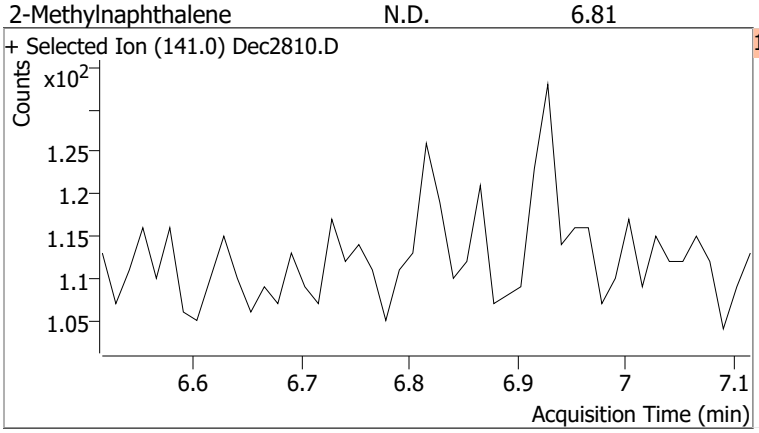

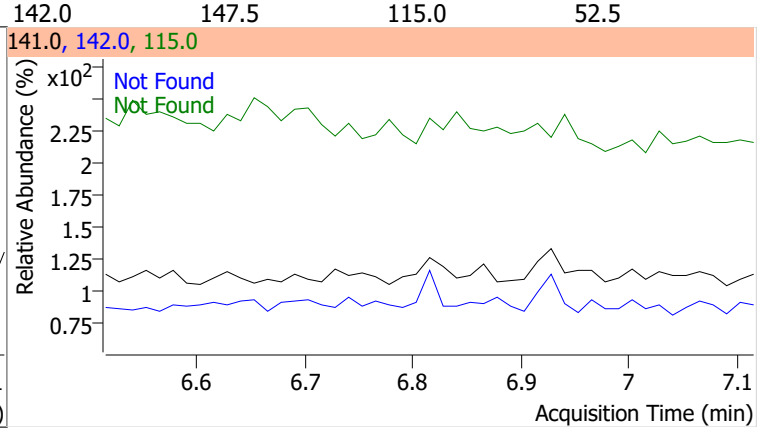

Compound	Conc.	Exp RT	QIon	Exp Ratio	QIon	Exp Ratio
1-Methylnaphthalene	N.D.	6.93	142.0	111.3	115.0	63.4

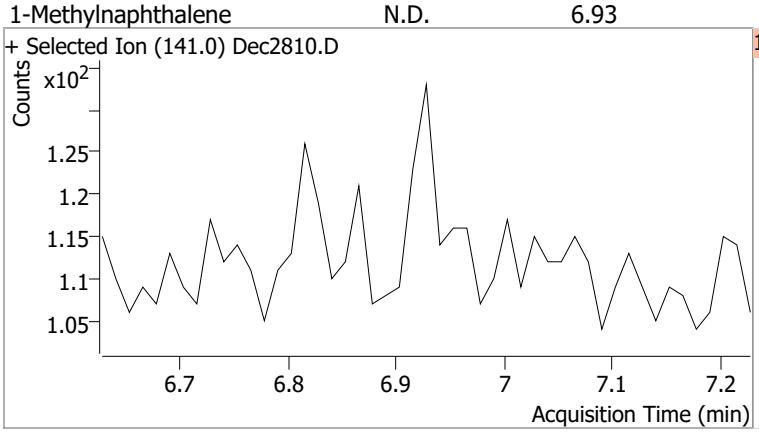

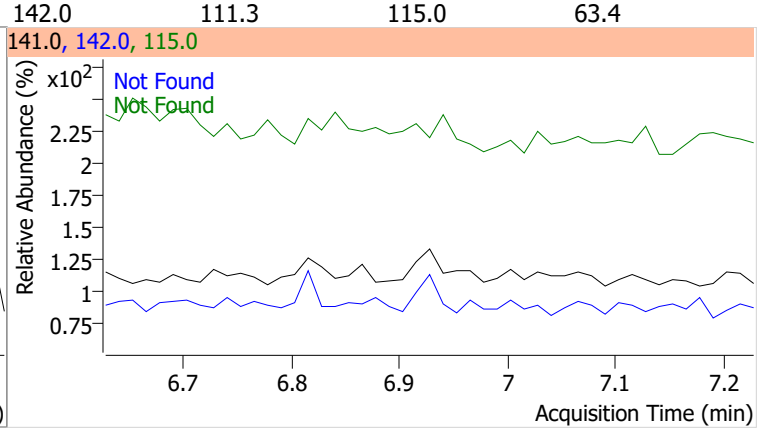

Compound	Conc.	Exp RT	QIon	Exp Ratio
2-Fluorobiphenyl	N.D.	7.28	171.0	37.7

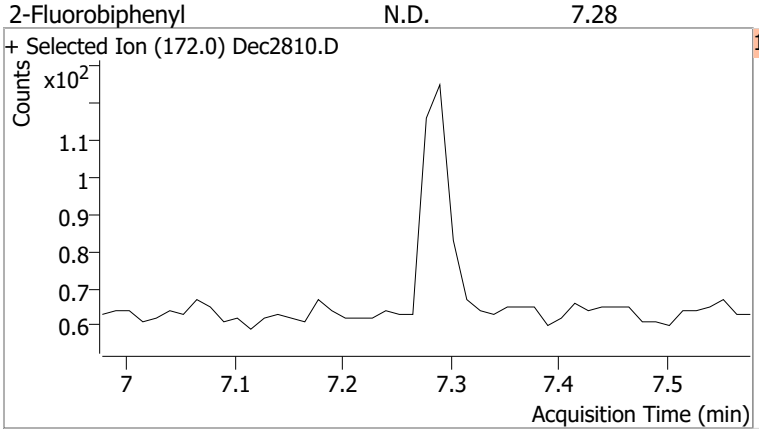

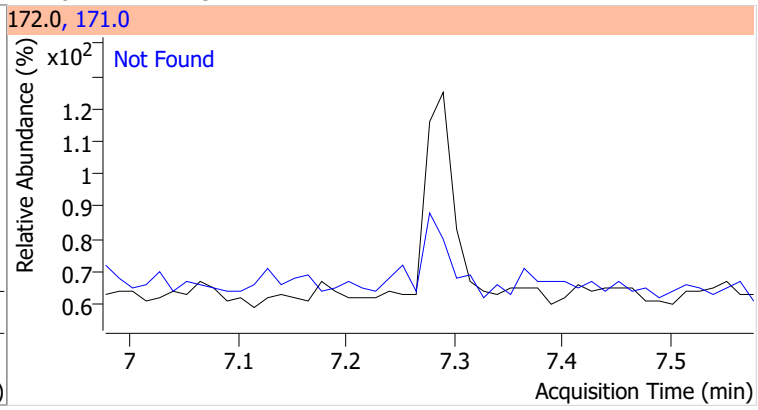

Compound	Conc.	Exp RT	QIon	Exp Ratio
Terphenyl-d14	N.D.	12.30	122.0	13.7

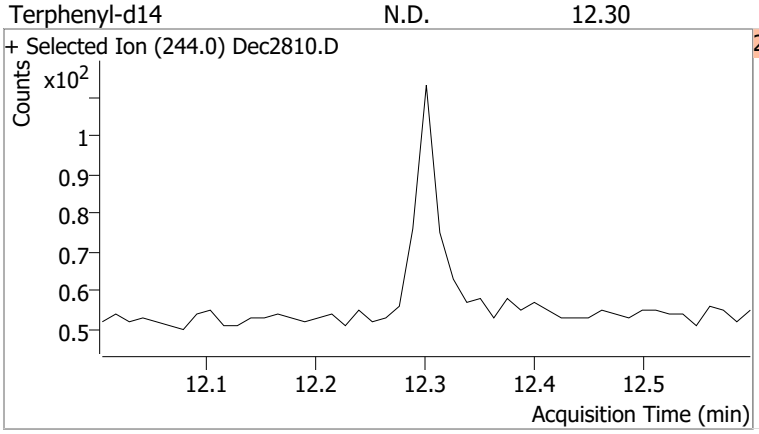

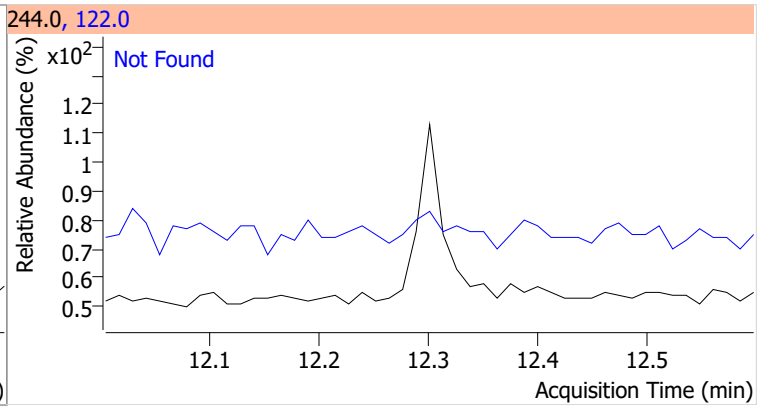

Quantitation Results Report (QT Reviewed)

Data File	Dec2811.D	Operator	LIMS import
Acq. Method	5975BNASIM	Acq. Date-Time	12/28/2021 10:24:13 PM
Sample Name	MB-162432	Instrument	GCMS
Vial	11	Multiplier	1.00
DA Method File		Comment	SVOC-8270-W-LLPAH
Tune File	dftppjph.u	Tune Date	
Batch Name	122821 bna SIM 1.batch.bin	Last Calib Update	12/29/2021 8:56:55 AM
Ref Library			

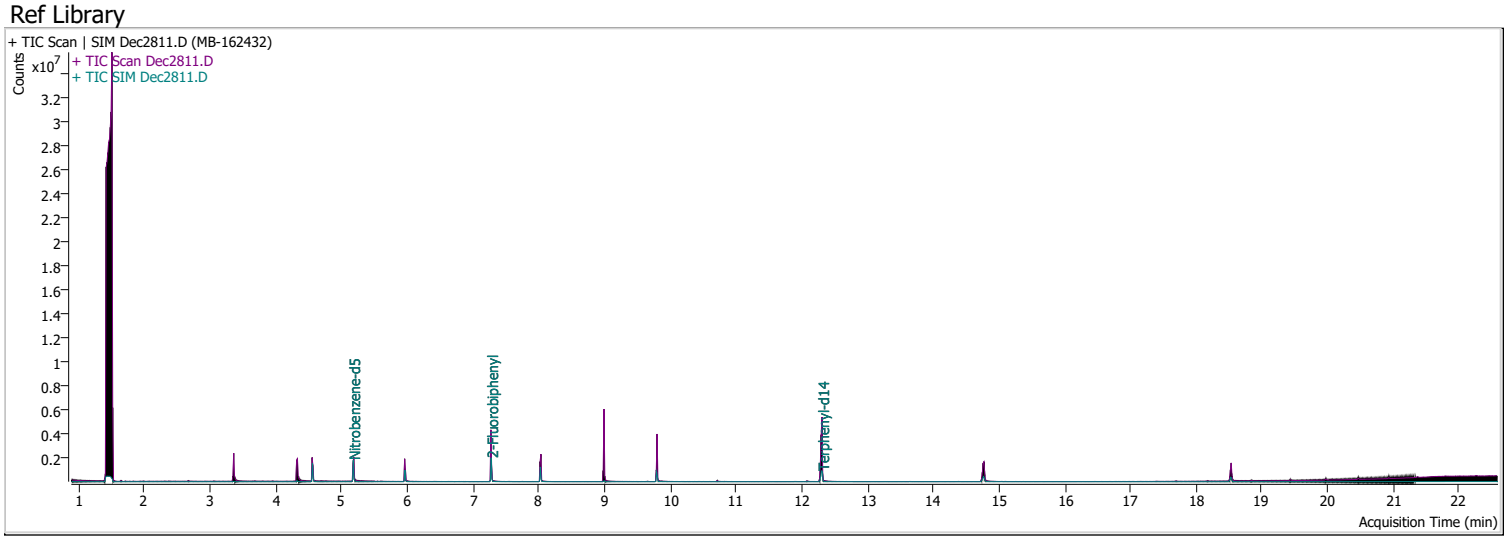

Compound	RT	QIon	Resp.	Conc.	Units		Dev(Min)
Internal Standards							
System Monitoring Compounds							
S Nitrobenzene-d5	5.181	82.0	1003127	48.1837	ng/ml		-0.012
Spiked Amount: 5.000	Range: 19.0 - 102.0%			Recovery = 963.67%		*	
S 2-Fluorobiphenyl	7.277	172.0	1232820	60.8518	ng/ml		0.000
Spiked Amount: 5.000	Range: 25.0 - 94.0%			Recovery = 1217.04%		*	
S Terphenyl-d14	12.313	244.0	1460555	114.7615	ng/ml		0.012
Spiked Amount: 5.000	Range: 39.0 - 106.0%			Recovery = 2295.23%		*	
Target Compounds							**QValue**
T Naphthalene	0.000		0	N.D.			
T 2-Methylnaphthalene	0.000		0	N.D.			
T 1-Methylnaphthalene	0.000		0	N.D.			

(#) = Qualifier Out of Range; (m) = Manual Integration; (+) = Area Summed; (*) = Surrogate Percent Recovery Out of Range; (d): Zeroed Peak

Quantitation Results Report (QT Reviewed)

Compound	Conc.	RT	Dev(Min)	Resp.	QIon	QRatio	Lower	Upper
Nitrobenzene-d5	48.1837	5.18	-0.01	1003127	54.0	33.4	21.6	40.2
					128.0	27.2	21.3	39.5

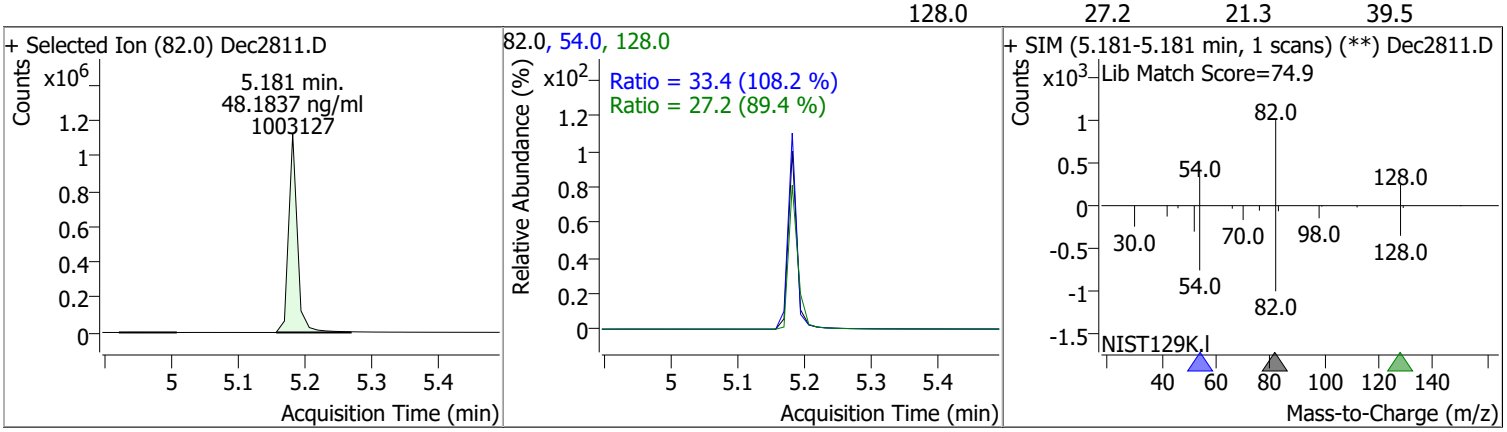

Compound	Conc.	Exp RT	QIon	Exp Ratio	QIon	Exp Ratio
Naphthalene	N.D.	5.99	102.0	15.5	129.0	10.8

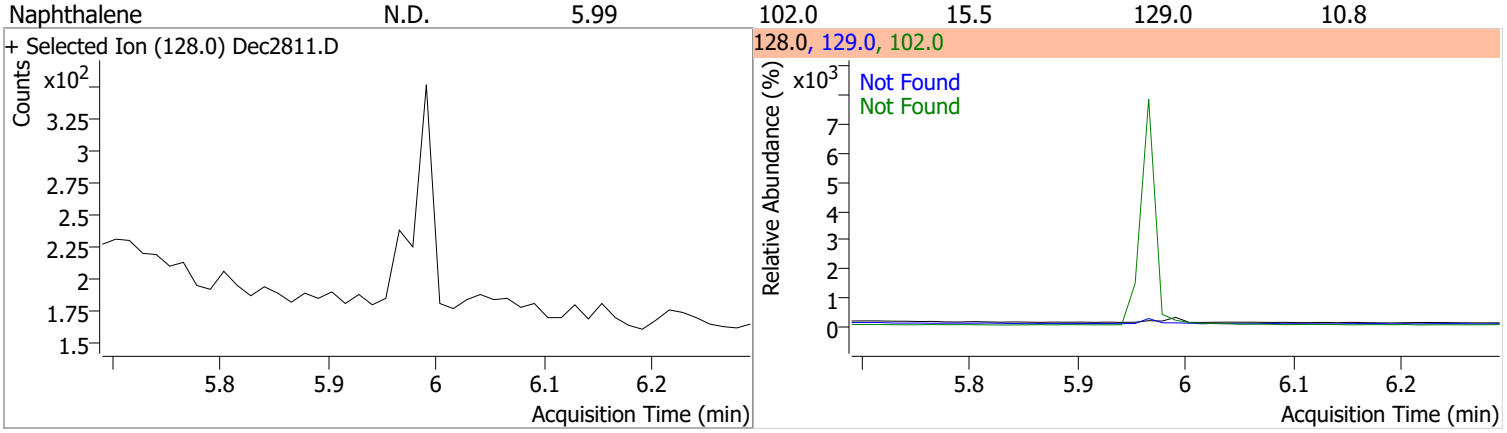

Compound	Conc.	Exp RT	QIon	Exp Ratio	QIon	Exp Ratio
2-Methylnaphthalene	N.D.	6.81	142.0	147.5	115.0	52.5

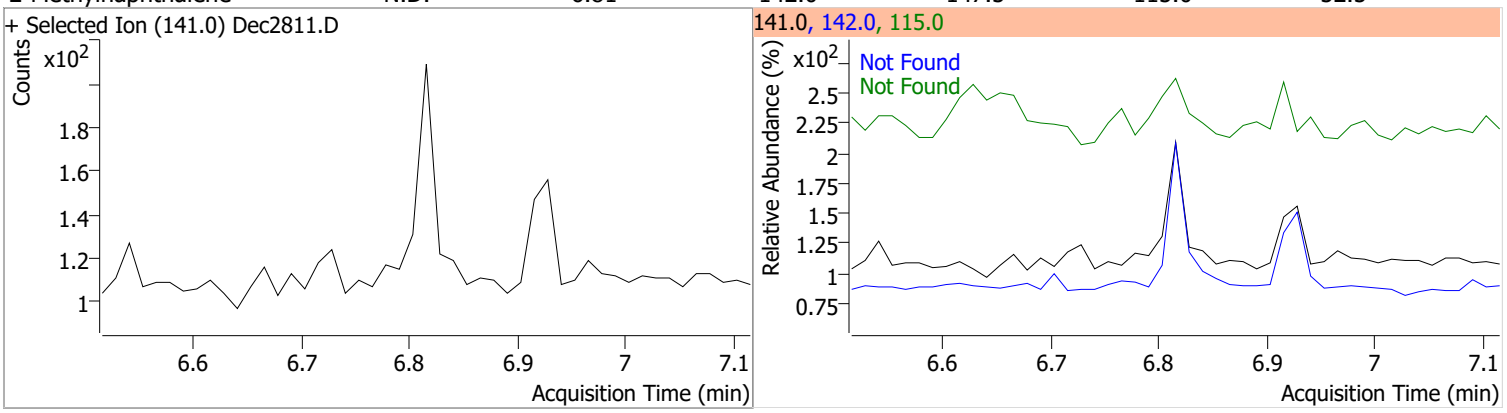

Compound	Conc.	Exp RT	QIon	Exp Ratio	QIon	Exp Ratio
1-Methylnaphthalene	N.D.	6.93	142.0	111.3	115.0	63.4

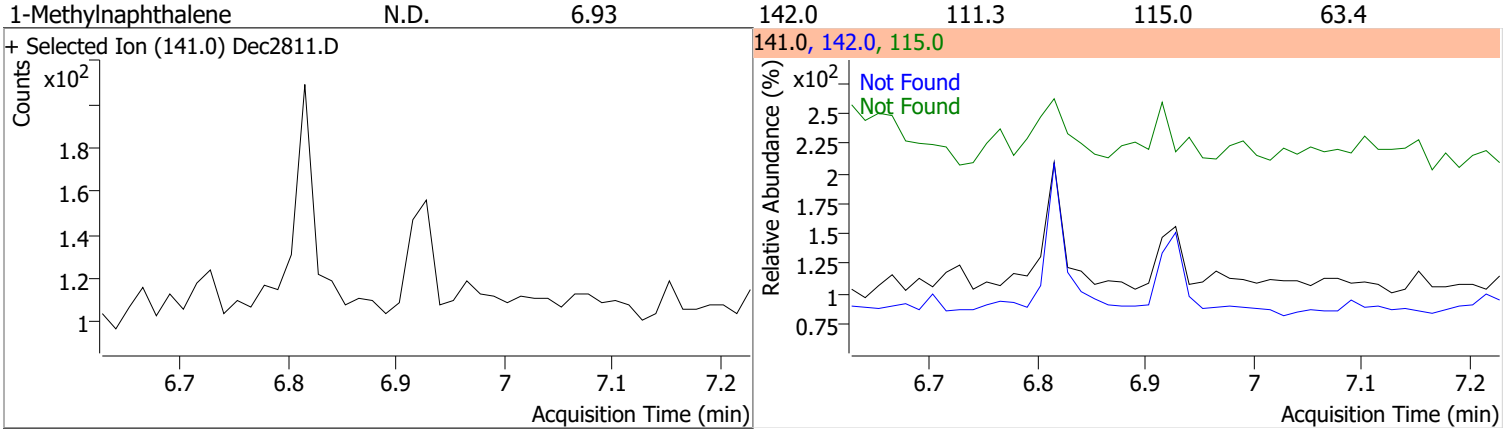

Quantitation Results Report (QT Reviewed)

Compound	Conc.	RT	Dev(Min)	Resp.	QIon	QRatio	Lower	Upper
2-Fluorobiphenyl	60.8518	7.28	0.00	1232820	171.0	40.6	26.4	49.0

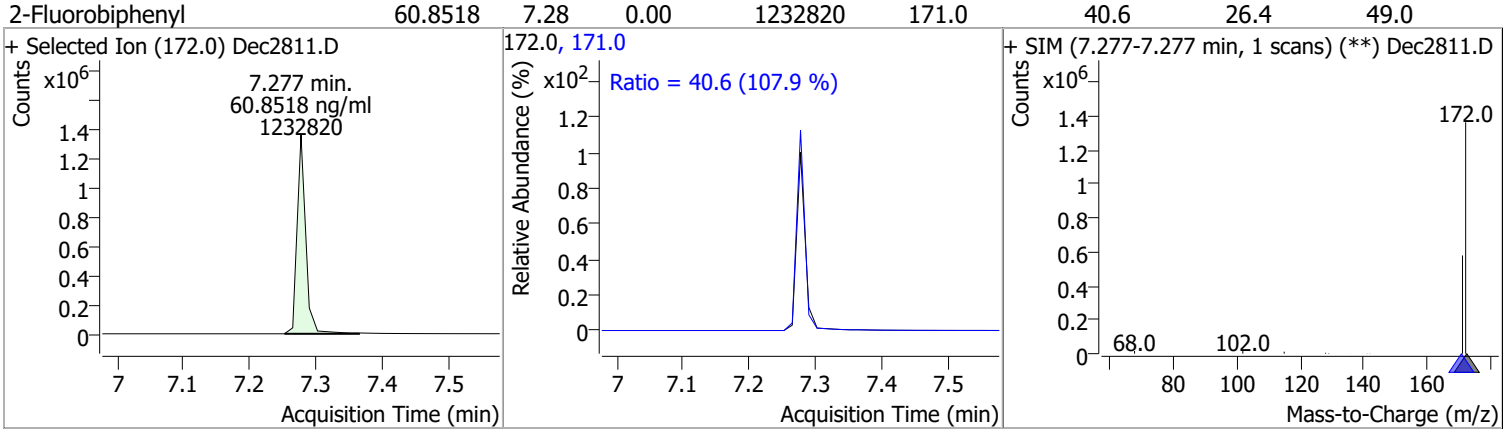

Compound	Conc.	RT	Dev(Min)	Resp.	QIon	QRatio	Lower	Upper
Terphenyl-d14	114.7615	12.31	0.01	1460555	122.0	14.4	9.6	17.9

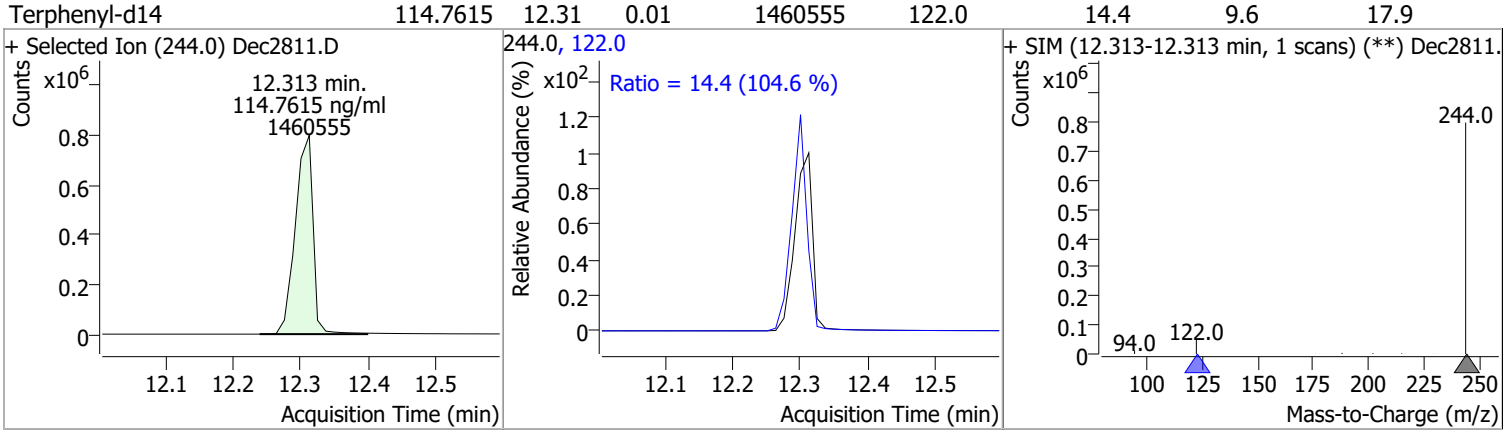

Quantitation Results Report (QT Reviewed)

Data File	Dec2812.D	Operator	LIMS import
Acq. Method	5975BNASIM	Acq. Date-Time	12/28/2021 10:56:47 PM
Sample Name	MB-162432	Instrument	GCMS
Vial	12	Multiplier	20.00
DA Method File		Comment	SVOC-8270-W-LLPAH
Tune File	dftppjph.u	Tune Date	
Batch Name	122821 bna SIM 1.batch.bin	Last Calib Update	12/29/2021 8:56:55 AM
Ref Library			

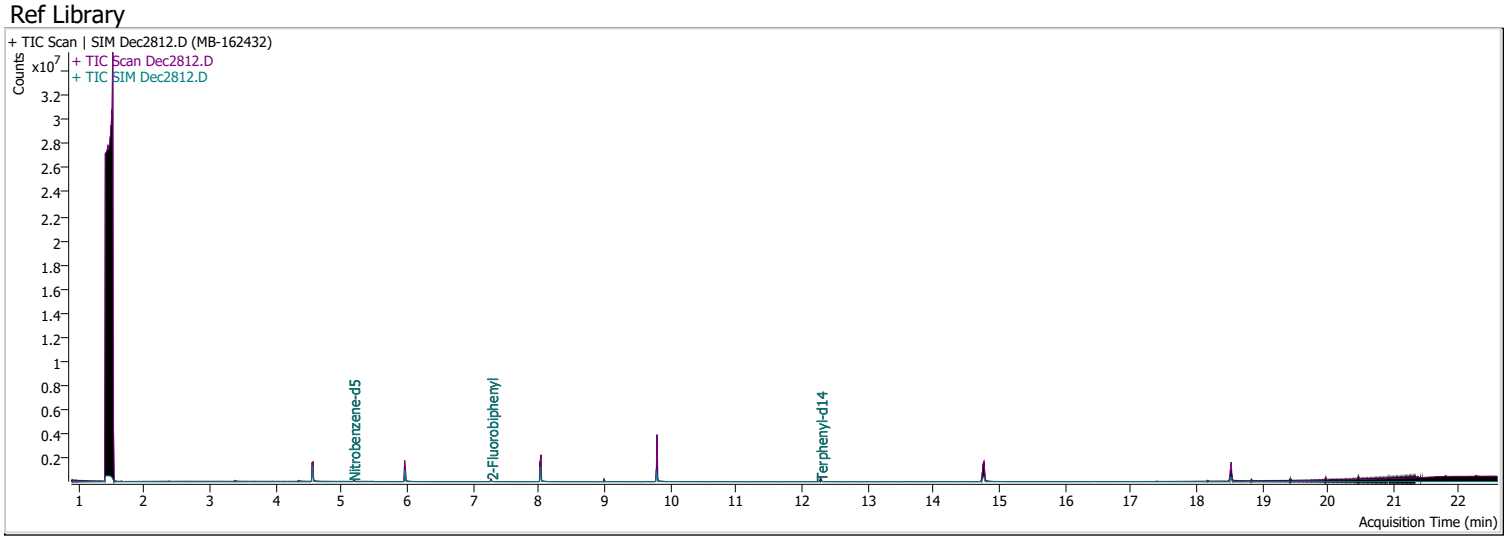

Compound	RT	QIon	Resp.	Conc.	Units		Dev(Min)
Internal Standards							
System Monitoring Compounds							
S Nitrobenzene-d5	5.181	82.0	35606	74.3801	ng/ml		-0.012
Spiked Amount: 5.000	Range: 19.0 - 102.0%			Recovery = 1487.60%		*	
S 2-Fluorobiphenyl	7.277	172.0	68112	67.0874	ng/ml		0.000
Spiked Amount: 5.000	Range: 25.0 - 94.0%			Recovery = 1341.75%		*	
S Terphenyl-d14	12.288	244.0	64004	97.9428	ng/ml		-0.012
Spiked Amount: 5.000	Range: 39.0 - 106.0%			Recovery = 1958.86%		*	
Target Compounds							**QValue**
T Naphthalene	0.000		0	N.D.			
T 2-Methylnaphthalene	0.000		0	N.D.			
T 1-Methylnaphthalene	0.000		0	N.D.			

(#) = Qualifier Out of Range; (m) = Manual Integration; (+) = Area Summed; (*) = Surrogate Percent Recovery Out of Range; (d): Zeroed Peak

Quantitation Results Report (QT Reviewed)

Compound	Conc.	RT	Dev(Min)	Resp.	QIon	QRatio	Lower	Upper
Nitrobenzene-d5	74.3801	5.18	-0.01	35606	54.0	22.3	21.6	40.2
					128.0	25.5	21.3	39.5

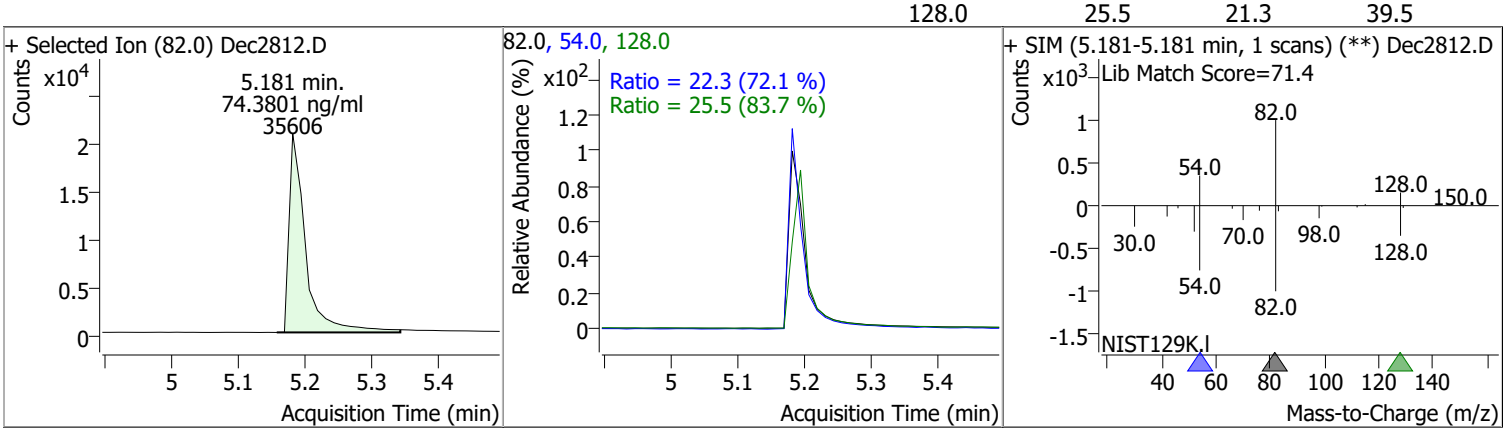

Compound	Conc.	Exp RT	QIon	Exp Ratio	QIon	Exp Ratio
Naphthalene	N.D.	5.99	102.0	15.5	129.0	10.8

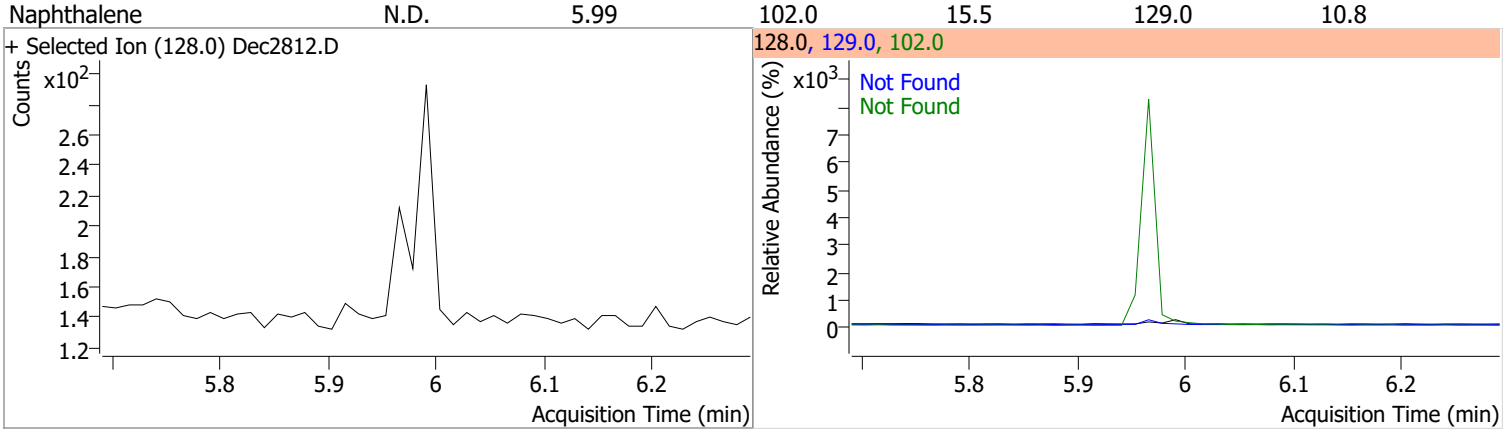

Compound	Conc.	Exp RT	QIon	Exp Ratio	QIon	Exp Ratio
2-Methylnaphthalene	N.D.	6.81	142.0	147.5	115.0	52.5

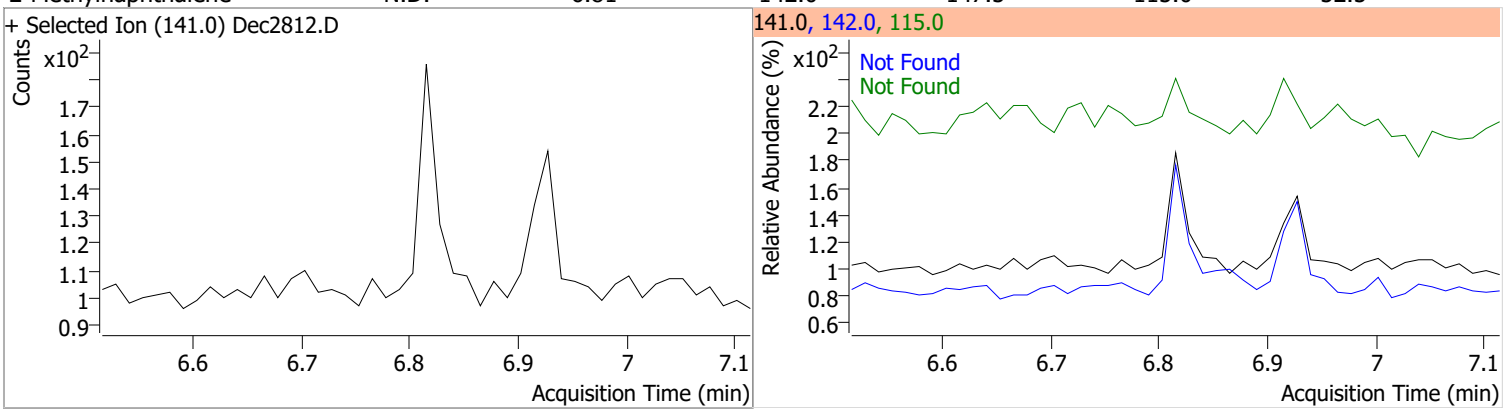

Compound	Conc.	Exp RT	QIon	Exp Ratio	QIon	Exp Ratio
1-Methylnaphthalene	N.D.	6.93	142.0	111.3	115.0	63.4

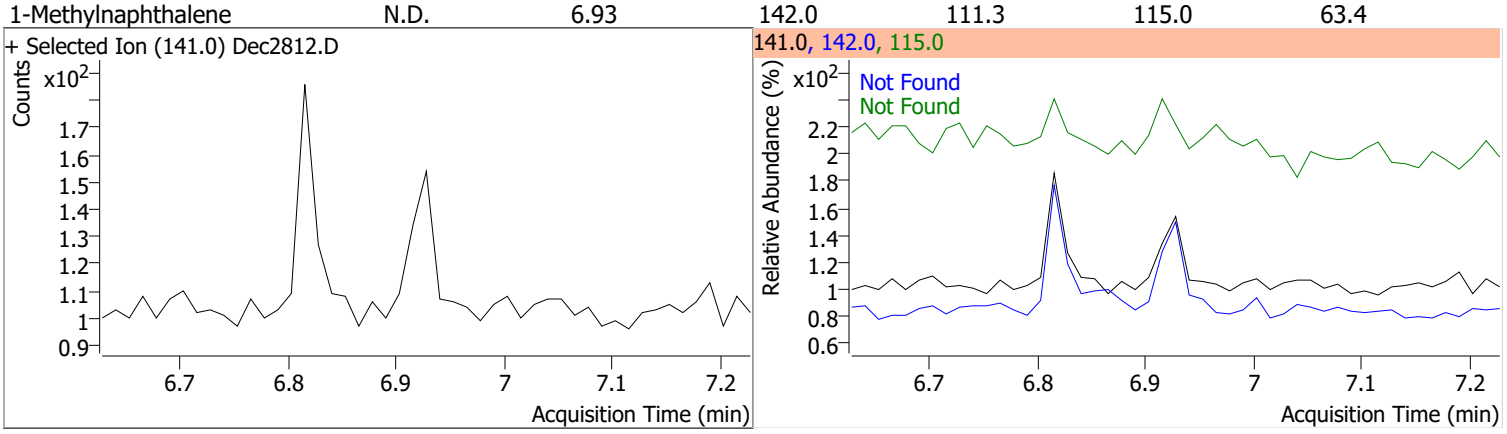

Quantitation Results Report (QT Reviewed)

Compound	Conc.	RT	Dev(Min)	Resp.	QIon	QRatio	Lower	Upper
2-Fluorobiphenyl	67.0874	7.28	0.00	68112	171.0	35.9	26.4	49.0

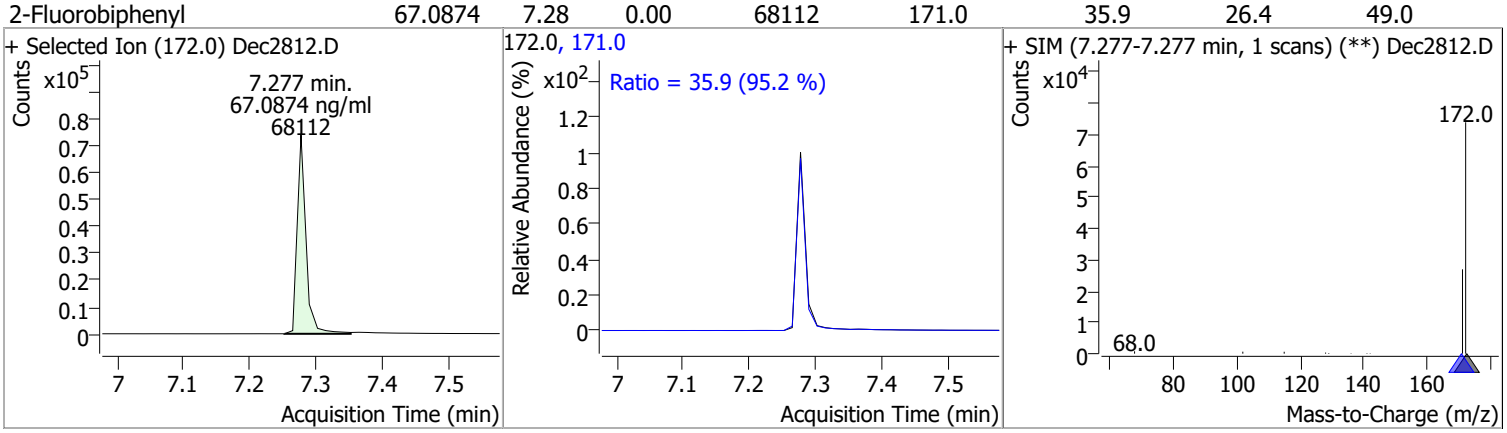

Compound	Conc.	RT	Dev(Min)	Resp.	QIon	QRatio	Lower	Upper
Terphenyl-d14	97.9428	12.29	-0.01	64004	122.0	14.5	9.6	17.9

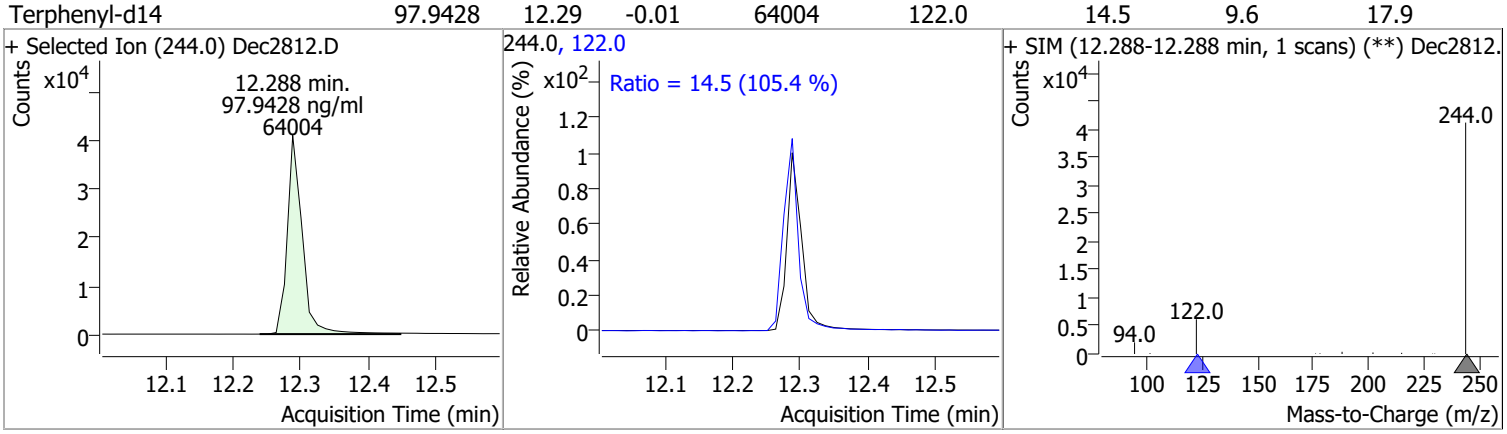

Quantitation Results Report (QT Reviewed)

Data File	Dec2813.D	Operator	LIMS import
Acq. Method	5975BNASIM	Acq. Date-Time	12/28/2021 11:29:26 PM
Sample Name	LLCS-162432	Instrument	GCMS
Vial	13	Multiplier	1.00
DA Method File		Comment	SVOC-8270-W-LLPAH
Tune File	dftppjph.u	Tune Date	
Batch Name	122821 bna SIM 1.batch.bin	Last Calib Update	12/29/2021 8:56:55 AM
Ref Library			

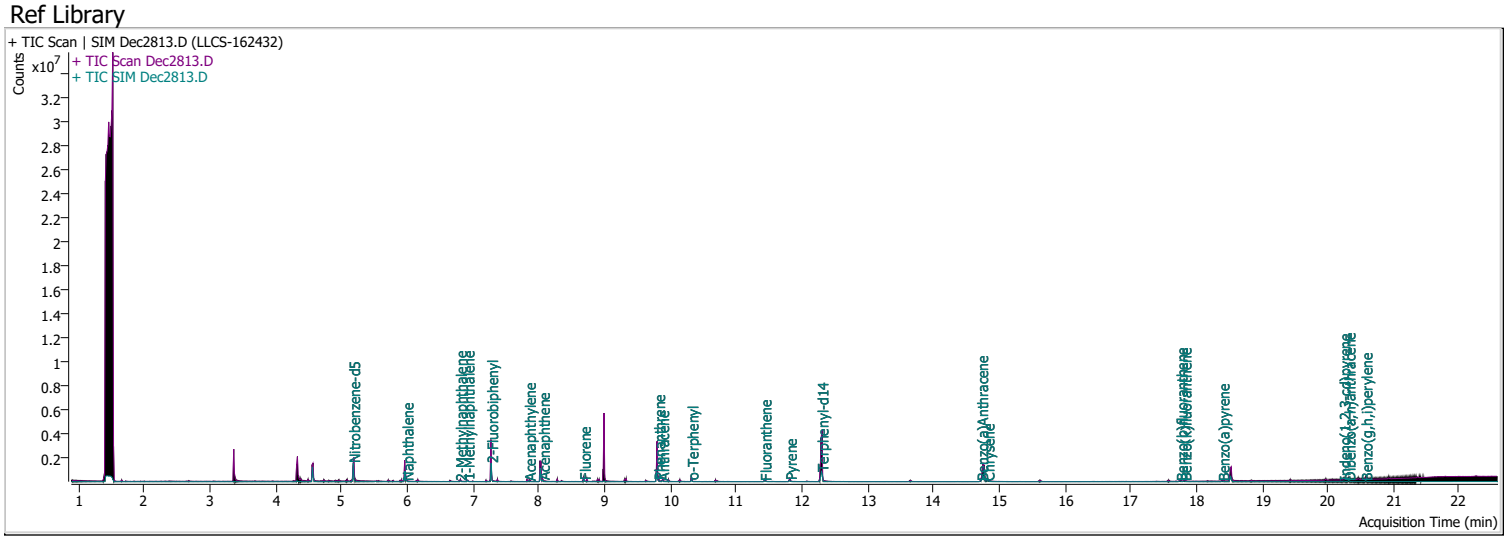

Compound	RT	QIon	Resp.	Conc.	Units		Dev(Min)
Internal Standards							
System Monitoring Compounds							
S Nitrobenzene-d5	5.181	82.0	895211	49.7814	ng/ml		-0.012
Spiked Amount: 5.000	Range: 19.0 - 102.0%			Recovery = 995.63%		*	
S 2-Fluorobiphenyl	7.277	172.0	934338	51.3804	ng/ml		0.000
Spiked Amount: 5.000	Range: 25.0 - 94.0%			Recovery = 1027.61%		*	
S Terphenyl-d14	12.300	244.0	1248436	106.1419	ng/ml		0.000
Spiked Amount: 5.000	Range: 39.0 - 106.0%			Recovery = 2122.84%		*	
Target Compounds							**QValue**
T Naphthalene	5.991	128.0	59261	2.5629	ng/ml		95
T 2-Methylnaphthalene	6.802	141.0	35999	2.6995	ng/ml		89
T 1-Methylnaphthalene	6.915	141.0	37319	3.0265	ng/ml		98

(#) = Qualifier Out of Range; (m) = Manual Integration; (+) = Area Summed; (*) = Surrogate Percent Recovery Out of Range; (d): Zeroed Peak

Compound	Conc.	RT	Dev(Min)	Resp.	QIon	QRatio	Lower	Upper
Nitrobenzene-d5	49.7814	5.18	-0.01	895211	54.0	33.5	21.6	40.2
					128.0	25.7	21.3	39.5

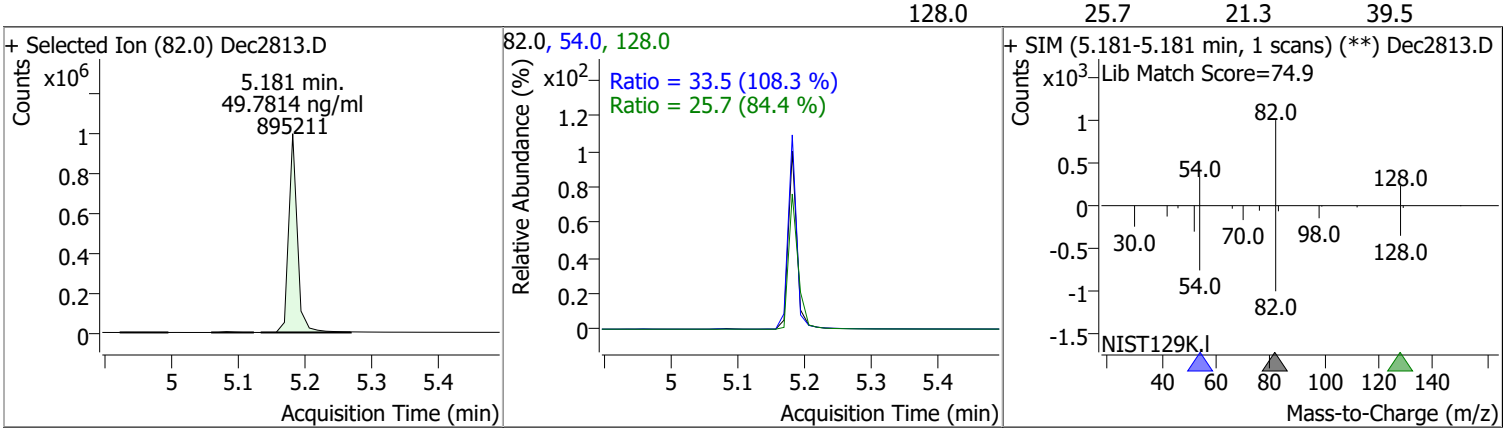

Compound	Conc.	RT	Dev(Min)	Resp.	QIon	QRatio	Lower	Upper
Naphthalene	2.5629	5.99	0.00	59261	102.0	12.4	0.0	46.6
					129.0	11.3	7.6	14.1

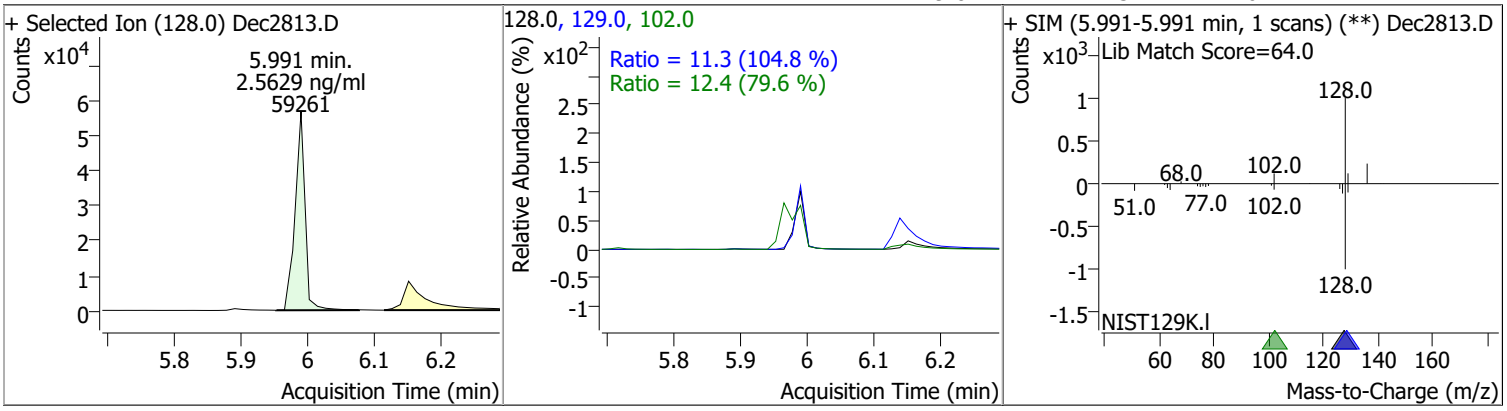

Compound	Conc.	RT	Dev(Min)	Resp.	QIon	QRatio	Lower	Upper
2-Methylnaphthalene	2.6995	6.80	-0.01	35999	142.0	160.3	103.3	191.8
					115.0	62.6	36.8	68.3

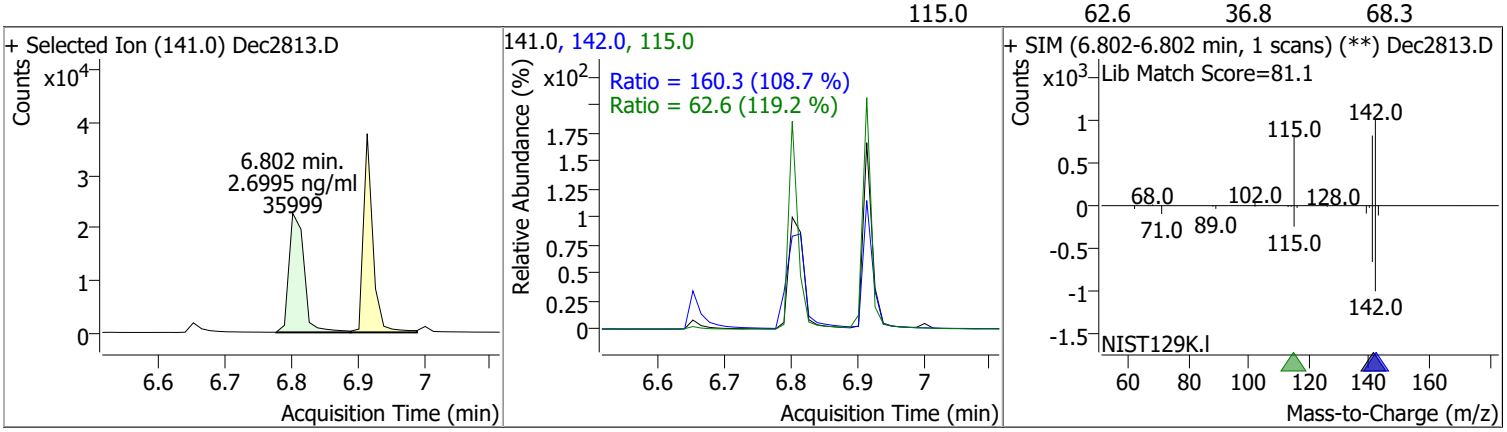

Quantitation Results Report (QT Reviewed)

Compound	Conc.	RT	Dev(Min)	Resp.	QIon	QRatio	Lower	Upper
1-Methylnaphthalene	3.0265	6.91	-0.01	37319	142.0	110.5	77.9	144.7
					115.0	60.5	44.4	82.5

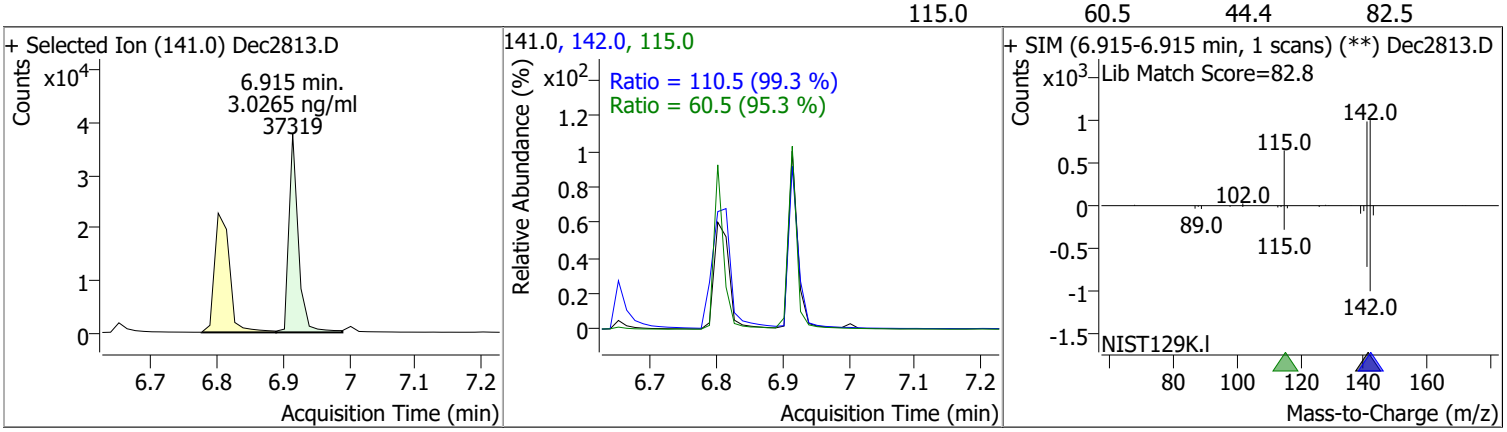

Compound	Conc.	RT	Dev(Min)	Resp.	QIon	QRatio	Lower	Upper
2-Fluorobiphenyl	51.3804	7.28	0.00	934338	171.0	39.8	26.4	49.0

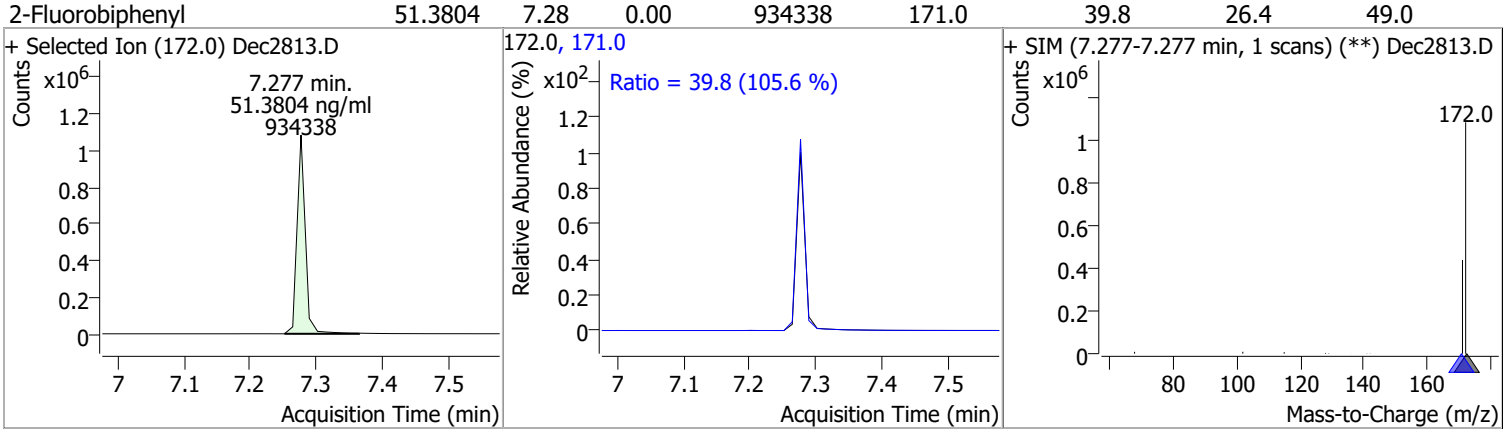

Compound	Conc.	RT	Dev(Min)	Resp.	QIon	QRatio	Lower	Upper
Terphenyl-d14	106.1419	12.30	0.00	1248436	122.0	14.8	9.6	17.9

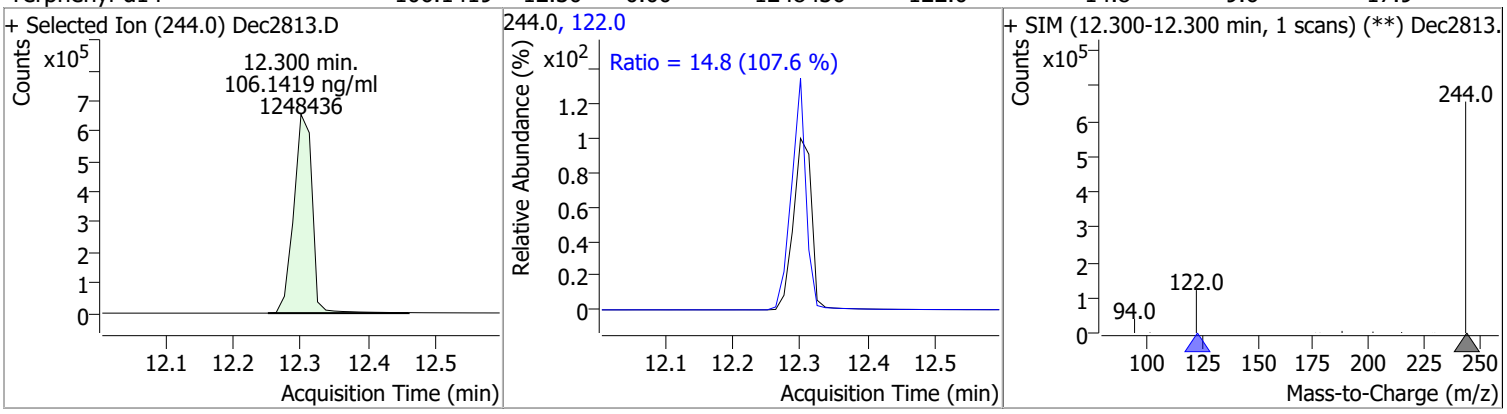

Quantitation Results Report (QT Reviewed)

Data File	Dec2814.D	Operator	LIMS import
Acq. Method	5975BNASIM	Acq. Date-Time	12/29/2021 12:01:58 AM
Sample Name	LLCS-162432	Instrument	GCMS
Vial	14	Multiplier	20.00
DA Method File		Comment	SVOC-8270-W-LLPAH
Tune File	dftppjph.u	Tune Date	
Batch Name	122821 bna SIM 1.batch.bin	Last Calib Update	12/29/2021 8:56:55 AM
Ref Library			

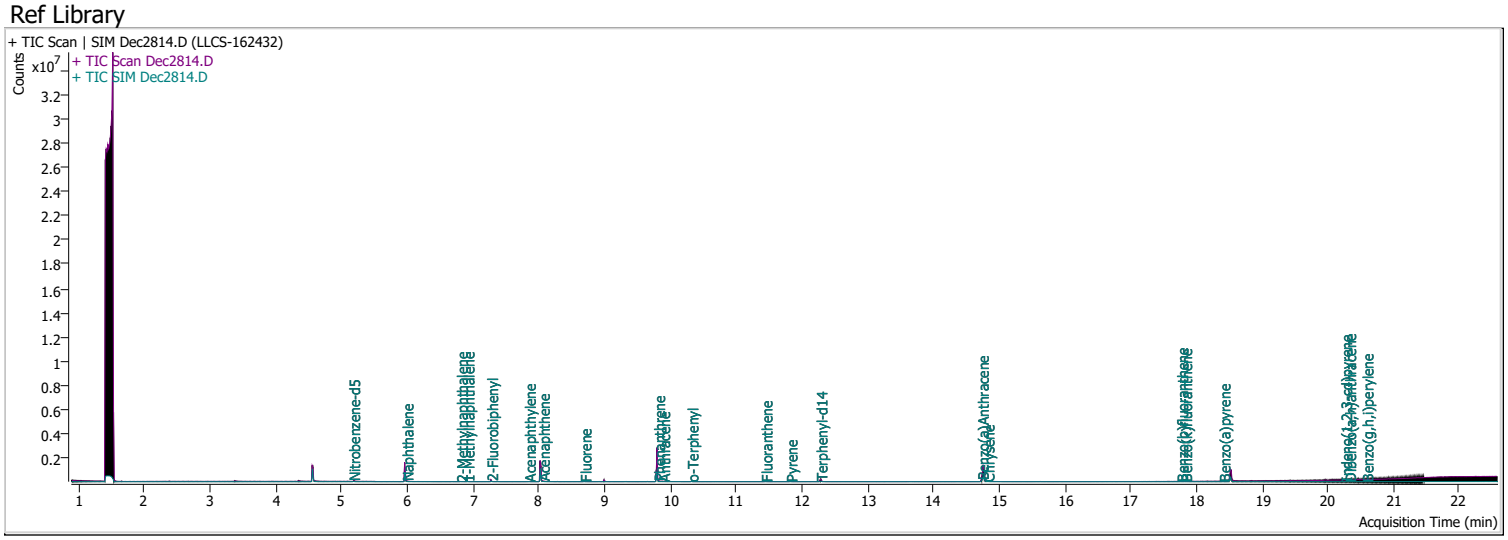

Compound	RT	QIon	Resp.	Conc.	Units		Dev(Min)
Internal Standards							
System Monitoring Compounds							
S Nitrobenzene-d5	5.180	82.0	23331	62.7180	ng/ml		-0.013
Spiked Amount: 5.000	Range: 19.0 - 102.0%			Recovery = 1254.36%		*	
S 2-Fluorobiphenyl	7.277	172.0	46619	54.2288	ng/ml		0.000
Spiked Amount: 5.000	Range: 25.0 - 94.0%			Recovery = 1084.58%		*	
S Terphenyl-d14	12.288	244.0	54531	111.7317	ng/ml		-0.012
Spiked Amount: 5.000	Range: 39.0 - 106.0%			Recovery = 2234.63%		*	
Target Compounds							**QValue**
T Naphthalene	5.991	128.0	2879	2.7826	ng/ml		87
T 2-Methylnaphthalene	6.815	141.0	1724	2.8888	ng/ml	m	89
T 1-Methylnaphthalene	6.915	141.0	1867	3.3838	ng/ml	m	92

(#) = Qualifier Out of Range; (m) = Manual Integration; (+) = Area Summed; (*) = Surrogate Percent Recovery Out of Range; (d): Zeroed Peak

Compound	Conc.	RT	Dev(Min)	Resp.	QIon	QRatio	Lower	Upper
Nitrobenzene-d5	62.7180	5.18	-0.01	23331	54.0	29.5	21.6	40.2
					128.0	31.9	21.3	39.5

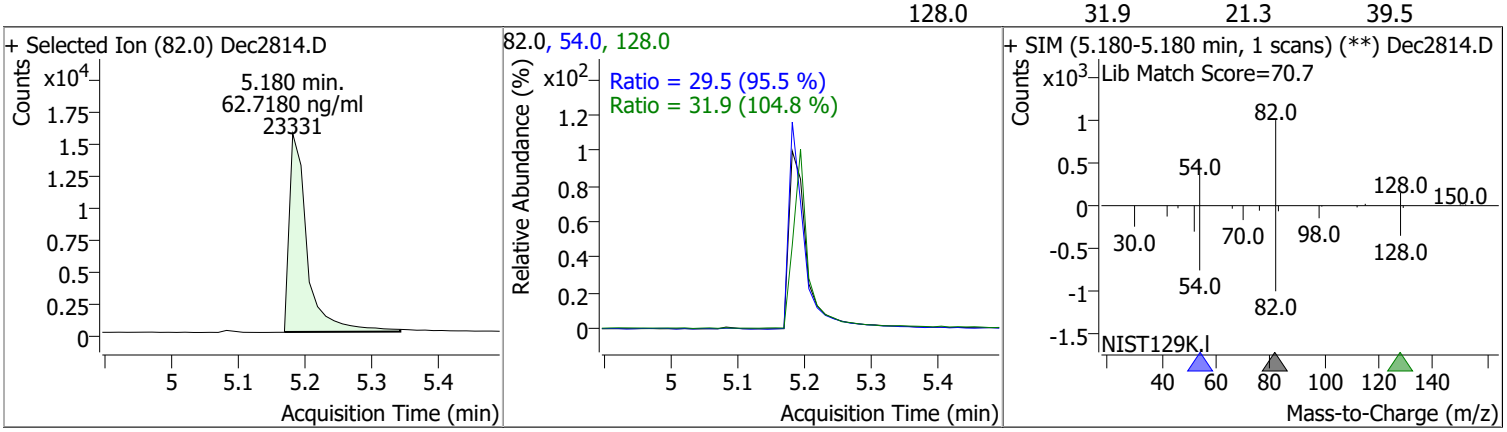

Compound	Conc.	RT	Dev(Min)	Resp.	QIon	QRatio	Lower	Upper
Naphthalene	2.7826	5.99	0.00	2879	102.0	24.1	0.0	46.6
					129.0	9.6	7.6	14.1

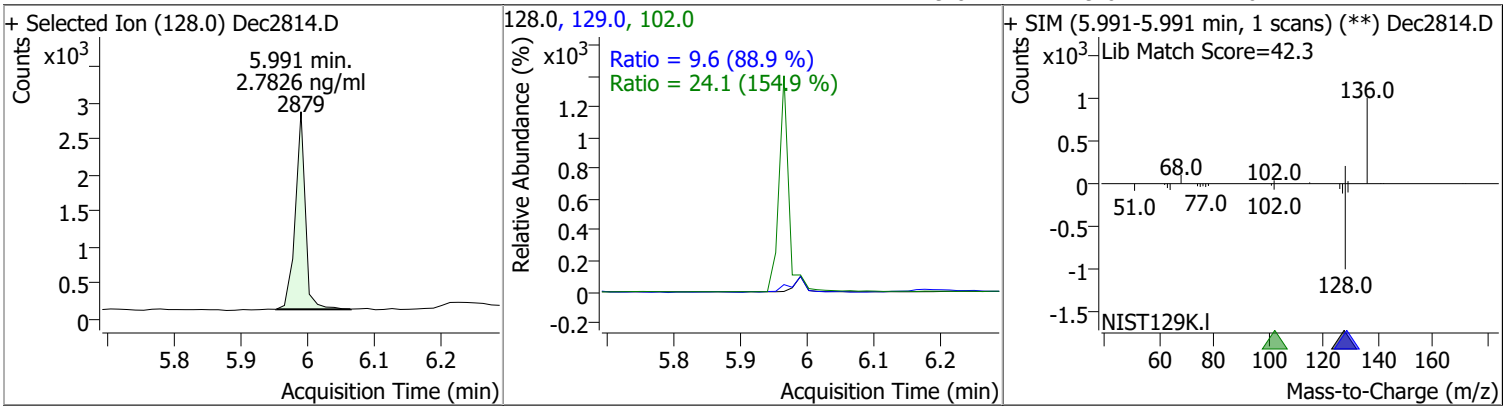

Compound	Conc.	RT	Dev(Min)	Resp.	QIon	QRatio	Lower	Upper
2-Methylnaphthalene	2.8888	6.81	0.00	1724 (m)	142.0	133.7	103.3	191.8
					115.0	44.6	36.8	68.3

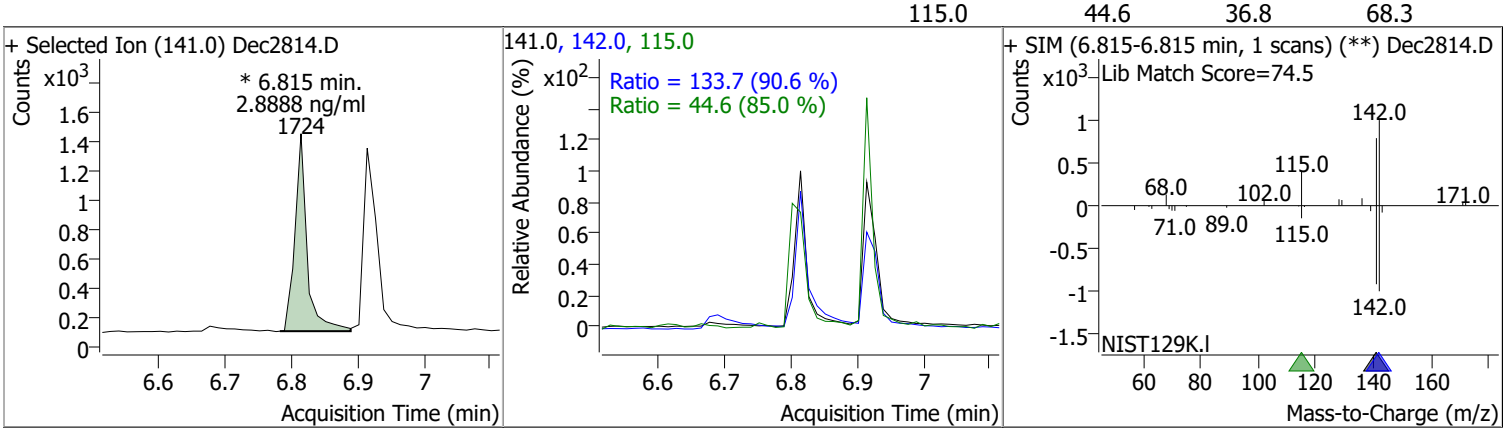

Quantitation Results Report (QT Reviewed)

Compound	Conc.	RT	Dev(Min)	Resp.	QIon	QRatio	Lower	Upper
1-Methylnaphthalene	3.3838	6.91	-0.01	1867 (m)	142.0	102.7	77.9	144.7
					115.0	58.1	44.4	82.5

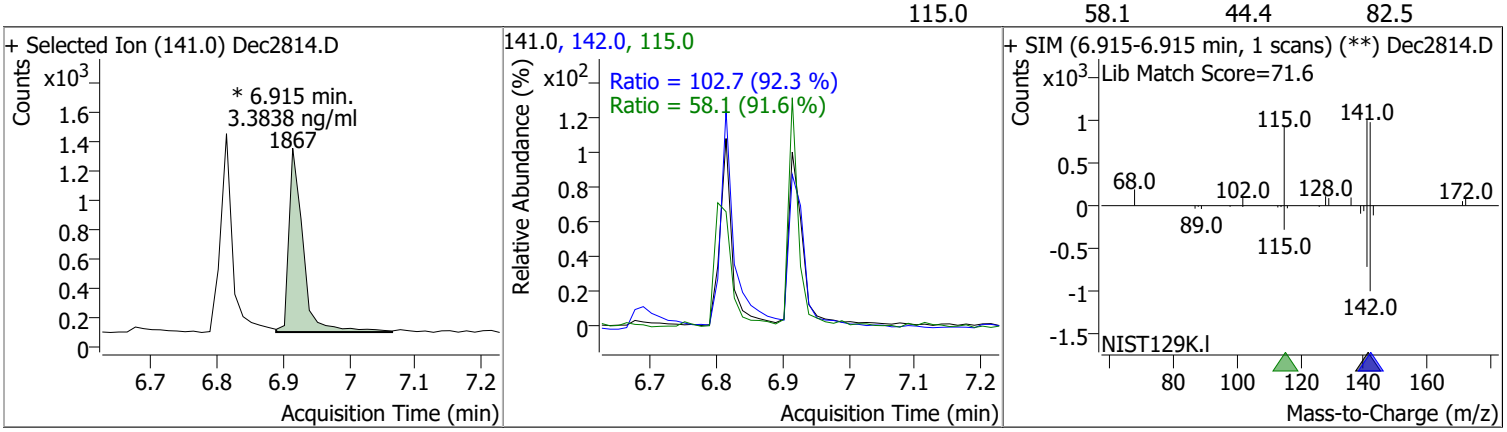

Compound	Conc.	RT	Dev(Min)	Resp.	QIon	QRatio	Lower	Upper
2-Fluorobiphenyl	54.2288	7.28	0.00	46619	171.0	35.3	26.4	49.0

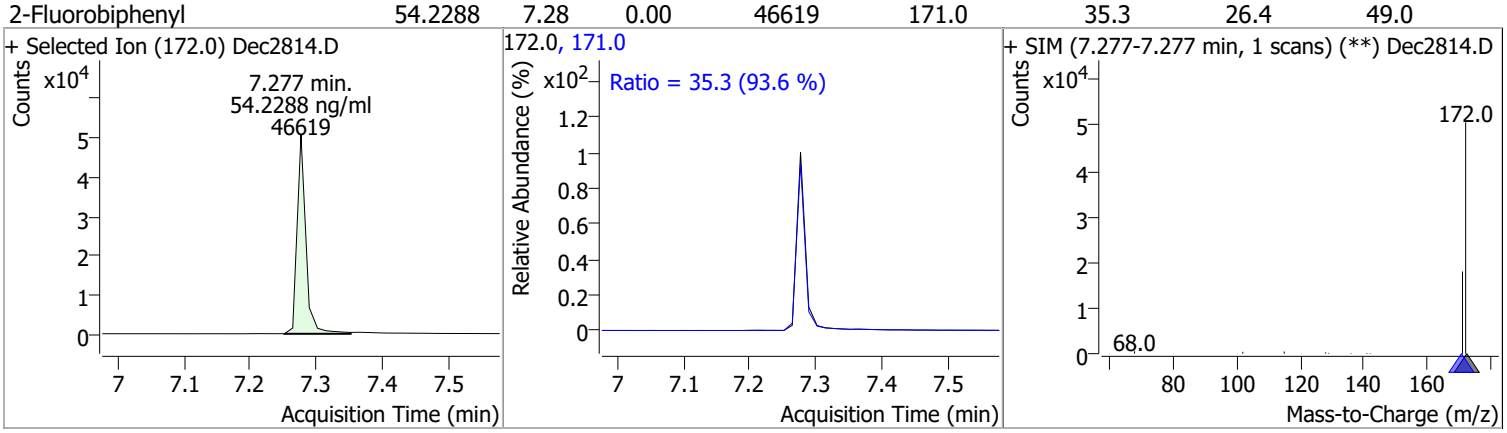

Compound	Conc.	RT	Dev(Min)	Resp.	QIon	QRatio	Lower	Upper
Terphenyl-d14	111.7317	12.29	-0.01	54531	122.0	14.3	9.6	17.9

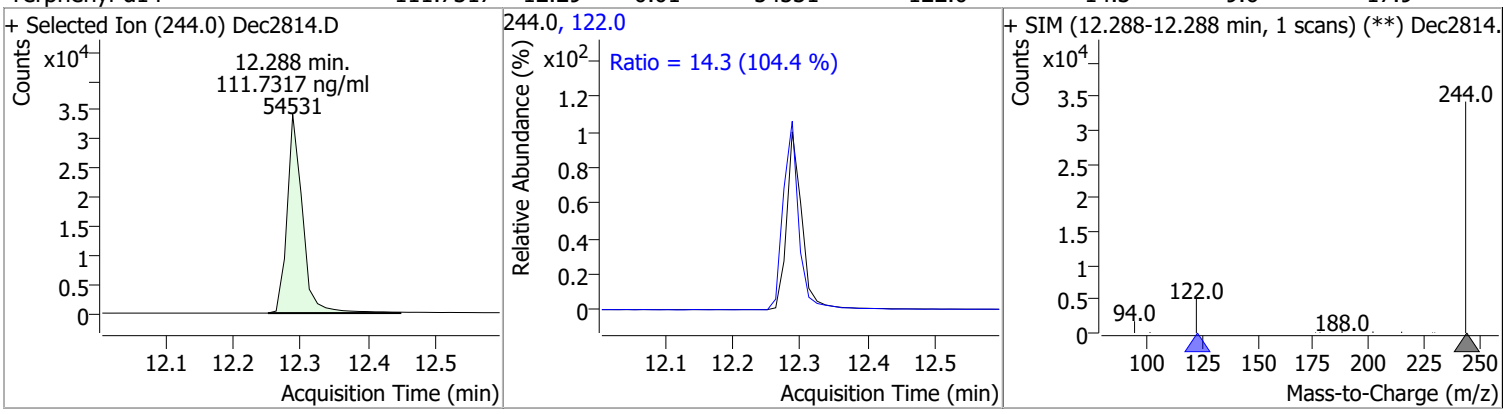

Quantitation Results Report (QT Reviewed)

Data File	Dec2815.D	Operator	LIMS import
Acq. Method	5975BNASIM	Acq. Date-Time	12/29/2021 12:34:41 AM
Sample Name	LLCSD-162432	Instrument	GCMS
Vial	15	Multiplier	1.00
DA Method File		Comment	SVOC-8270-W-LLPAH
Tune File	dftppjph.u	Tune Date	
Batch Name	122821 bna SIM 1.batch.bin	Last Calib Update	12/29/2021 8:56:55 AM
Ref Library			

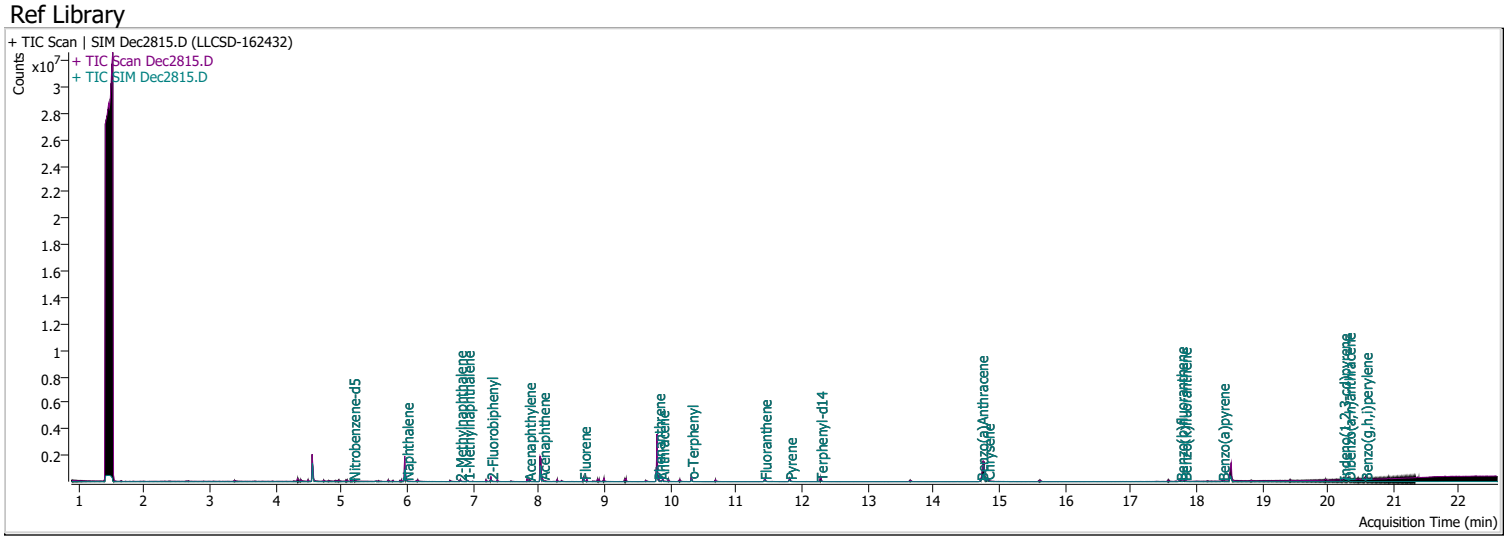

Compound	RT	QIon	Resp.	Conc.	Units		Dev(Min)
Internal Standards							
System Monitoring Compounds							
S Nitrobenzene-d5	5.180	82.0	52396	5.3594	ng/ml		-0.013
Spiked Amount: 5.000	Range: 19.0 - 102.0%			Recovery = 107.19%		*	
S 2-Fluorobiphenyl	7.277	172.0	84714	4.2994	ng/ml		0.000
Spiked Amount: 5.000	Range: 25.0 - 94.0%			Recovery = 85.99%			
S Terphenyl-d14	12.288	244.0	81092	6.6526	ng/ml		-0.013
Spiked Amount: 5.000	Range: 39.0 - 106.0%			Recovery = 133.05%		*	
Target Compounds							**QValue**
T Naphthalene	5.991	128.0	50520	2.0325	ng/ml		95
T 2-Methylnaphthalene	6.802	141.0	31472	2.1956	ng/ml		83
T 1-Methylnaphthalene	6.915	141.0	32536	2.4546	ng/ml		99

(#) = Qualifier Out of Range; (m) = Manual Integration; (+) = Area Summed; (*) = Surrogate Percent Recovery Out of Range; (d): Zeroed Peak

Compound	Conc.	RT	Dev(Min)	Resp.	QIon	QRatio	Lower	Upper
Nitrobenzene-d5	5.3594	5.18	-0.01	52396	54.0	28.9	21.6	40.2
					128.0	27.4	21.3	39.5

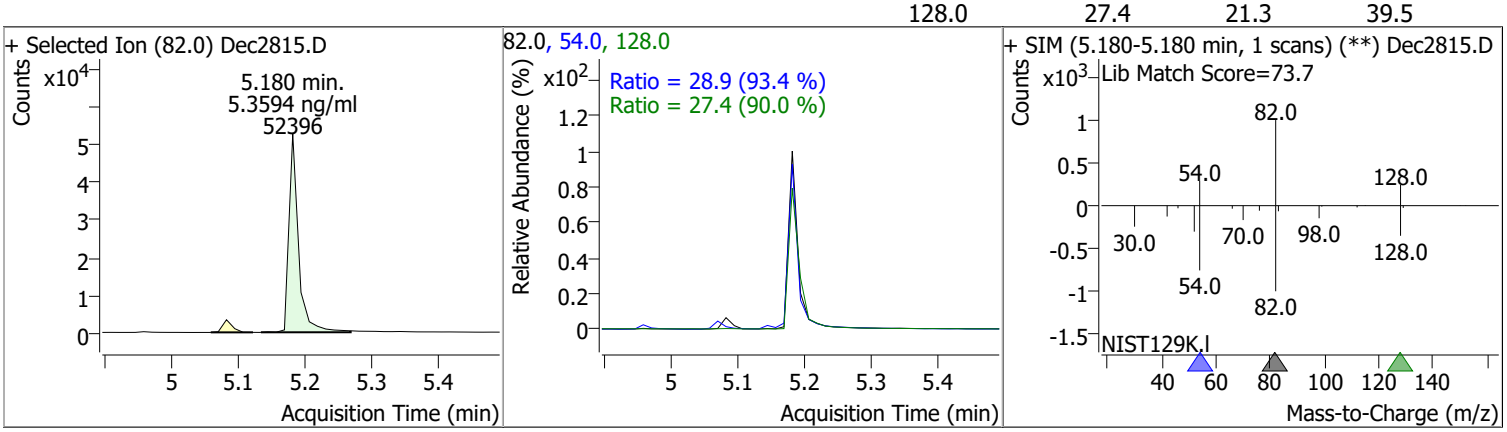

Compound	Conc.	RT	Dev(Min)	Resp.	QIon	QRatio	Lower	Upper
Naphthalene	2.0325	5.99	0.00	50520	102.0	12.3	0.0	46.6
					129.0	11.4	7.6	14.1

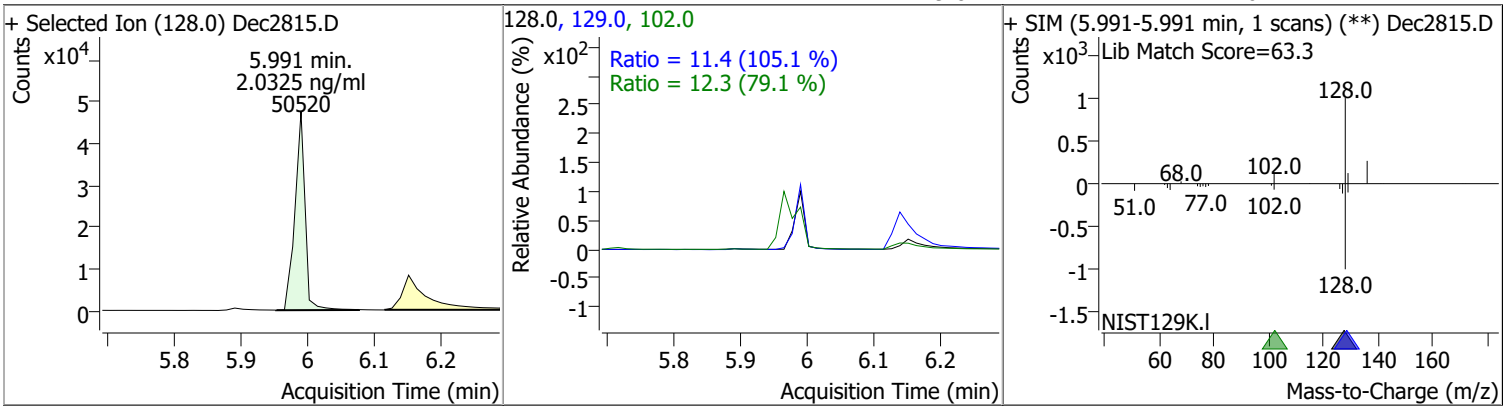

Compound	Conc.	RT	Dev(Min)	Resp.	QIon	QRatio	Lower	Upper
2-Methylnaphthalene	2.1956	6.80	-0.01	31472	142.0	170.8	103.3	191.8
					115.0	62.4	36.8	68.3

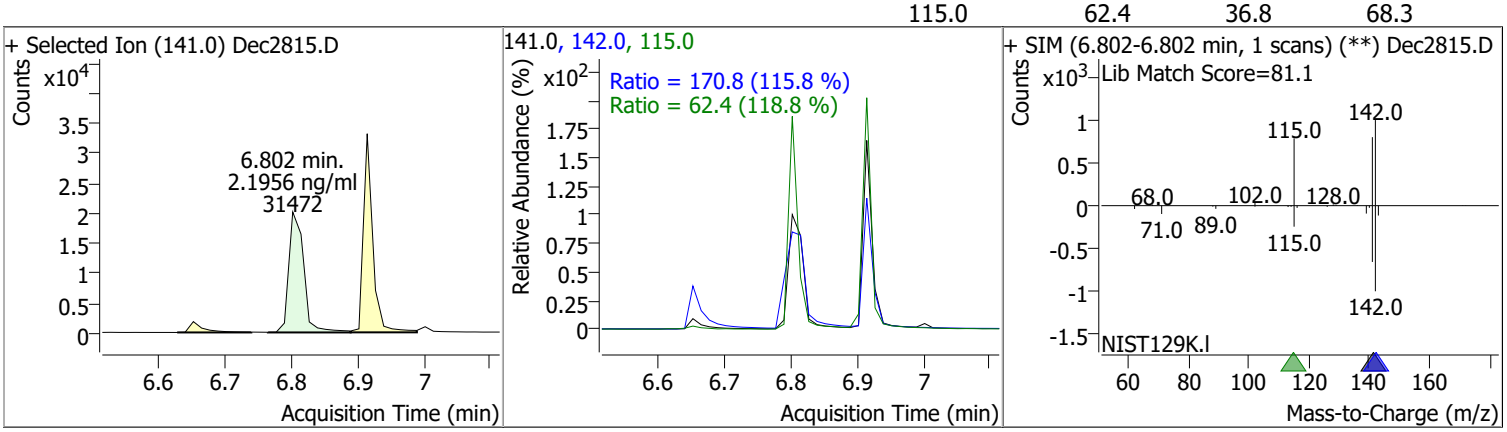

Quantitation Results Report (QT Reviewed)

Compound	Conc.	RT	Dev(Min)	Resp.	QIon	QRatio	Lower	Upper
1-Methylnaphthalene	2.4546	6.91	-0.01	32536	142.0	111.3	77.9	144.7
					115.0	60.4	44.4	82.5

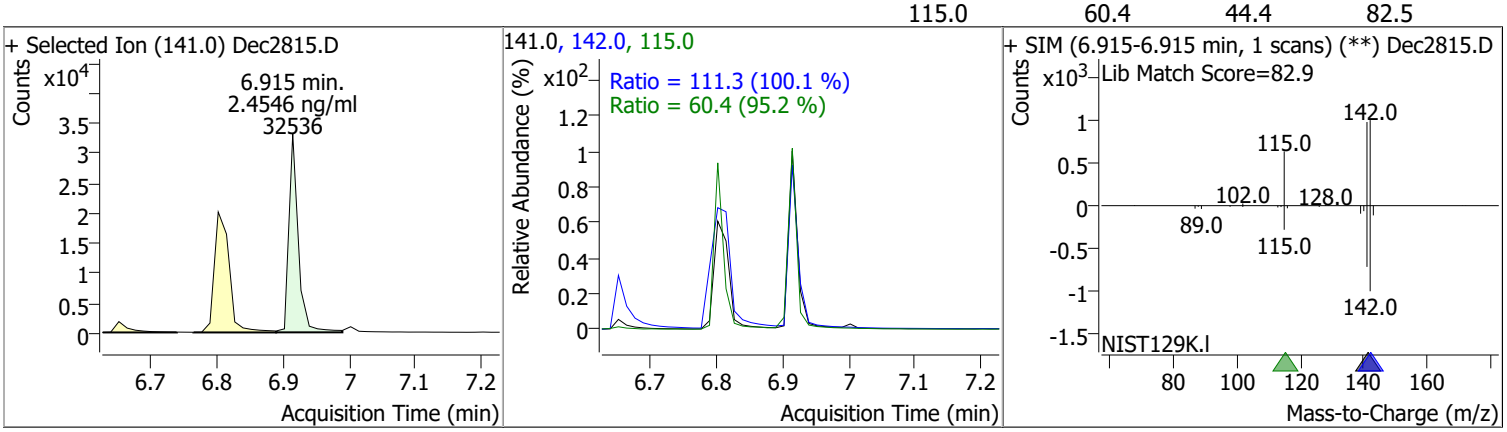

Compound	Conc.	RT	Dev(Min)	Resp.	QIon	QRatio	Lower	Upper
2-Fluorobiphenyl	4.2994	7.28	0.00	84714	171.0	35.8	26.4	49.0

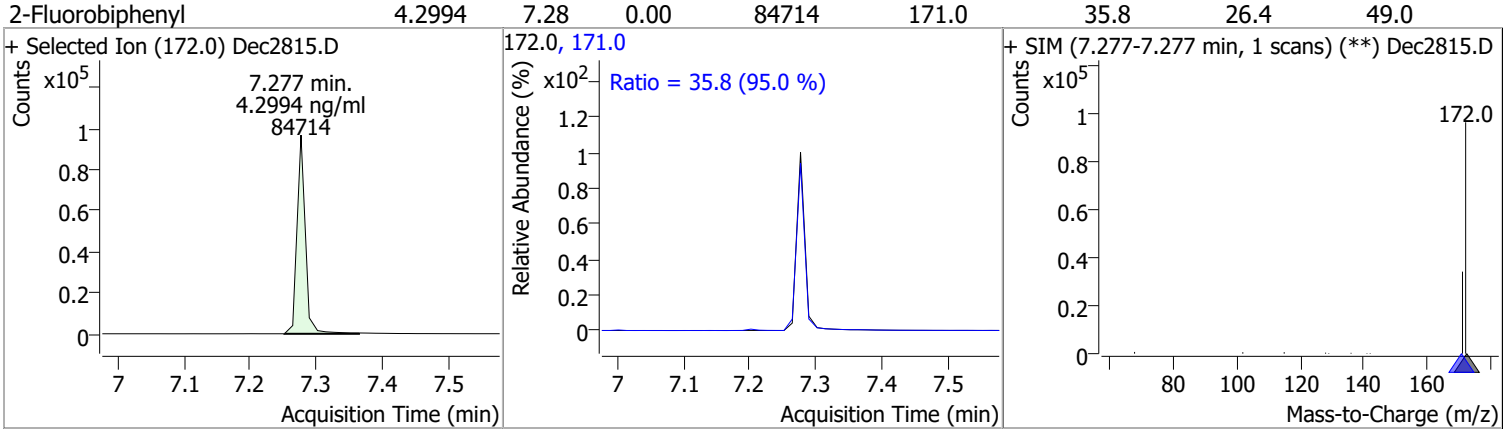

Compound	Conc.	RT	Dev(Min)	Resp.	QIon	QRatio	Lower	Upper
Terphenyl-d14	6.6526	12.29	-0.01	81092	122.0	14.8	9.6	17.9

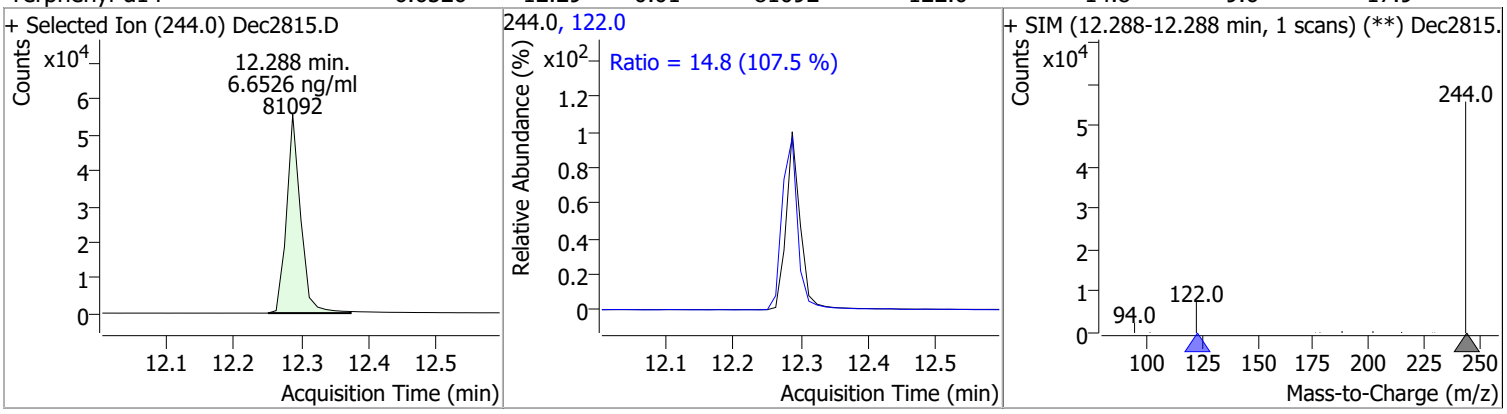

Quantitation Results Report (QT Reviewed)

Data File	Dec2816.D	Operator	LIMS import
Acq. Method	5975BNASIM	Acq. Date-Time	12/29/2021 1:07:14 AM
Sample Name	B21121613-002A	Instrument	GCMS
Vial	16	Multiplier	1.00
DA Method File		Comment	SVOC-8270-W-LLPAH
Tune File	dftppjph.u	Tune Date	
Batch Name	122821 bna SIM 1.batch.bin	Last Calib Update	12/29/2021 8:56:55 AM
Ref Library			

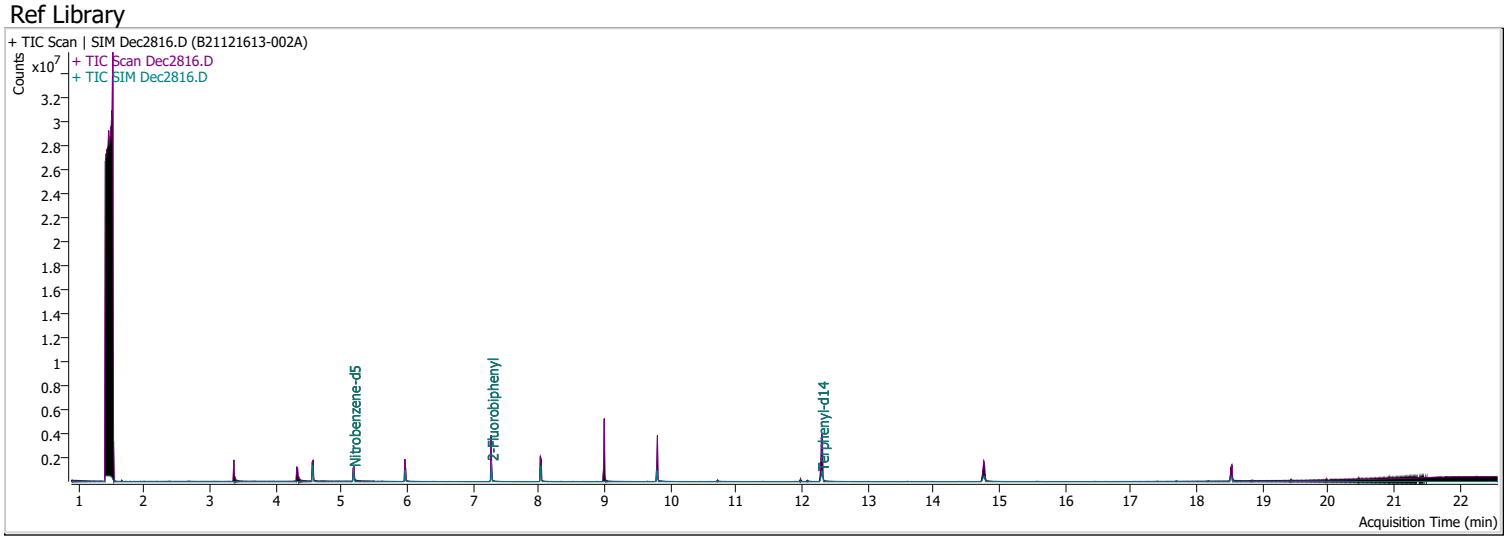

Compound	RT	QIon	Resp.	Conc.	Units		Dev(Min)
Internal Standards							
System Monitoring Compounds							
S Nitrobenzene-d5	5.180	82.0	720920	38.9462	ng/ml		-0.013
Spiked Amount: 5.000	Range: 19.0 - 102.0%			Recovery = 778.92%		*	
S 2-Fluorobiphenyl	7.277	172.0	1047690	48.5597	ng/ml		0.000
Spiked Amount: 5.000	Range: 25.0 - 94.0%			Recovery = 971.19%		*	
S Terphenyl-d14	12.300	244.0	1255813	94.8449	ng/ml		0.000
Spiked Amount: 5.000	Range: 39.0 - 106.0%			Recovery = 1896.90%		*	
Target Compounds							**QValue**
T Naphthalene	0.000		0	N.D.			
T 2-Methylnaphthalene	0.000		0	N.D.			
T 1-Methylnaphthalene	0.000		0	N.D.			

(#) = Qualifier Out of Range; (m) = Manual Integration; (+) = Area Summed; (*) = Surrogate Percent Recovery Out of Range; (d): Zeroed Peak

Quantitation Results Report (QT Reviewed)

Compound	Conc.	RT	Dev(Min)	Resp.	QIon	QRatio	Lower	Upper
Nitrobenzene-d5	38.9462	5.18	-0.01	720920	54.0	31.2	21.6	40.2
					128.0	28.1	21.3	39.5

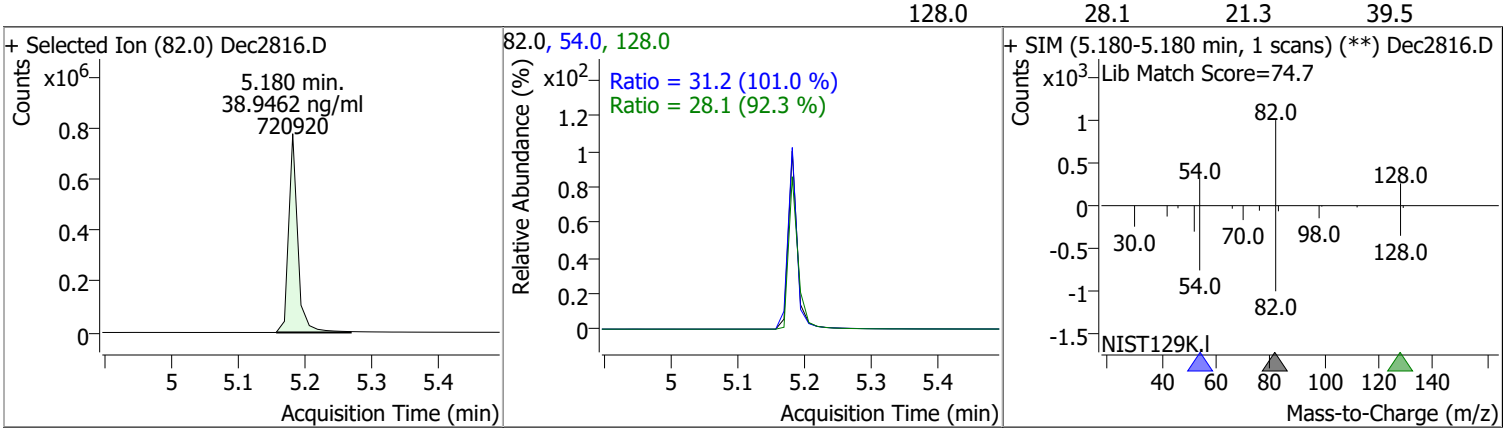

Compound	Conc.	Exp RT	QIon	Exp Ratio	QIon	Exp Ratio
Naphthalene	N.D.	5.99	102.0	15.5	129.0	10.8

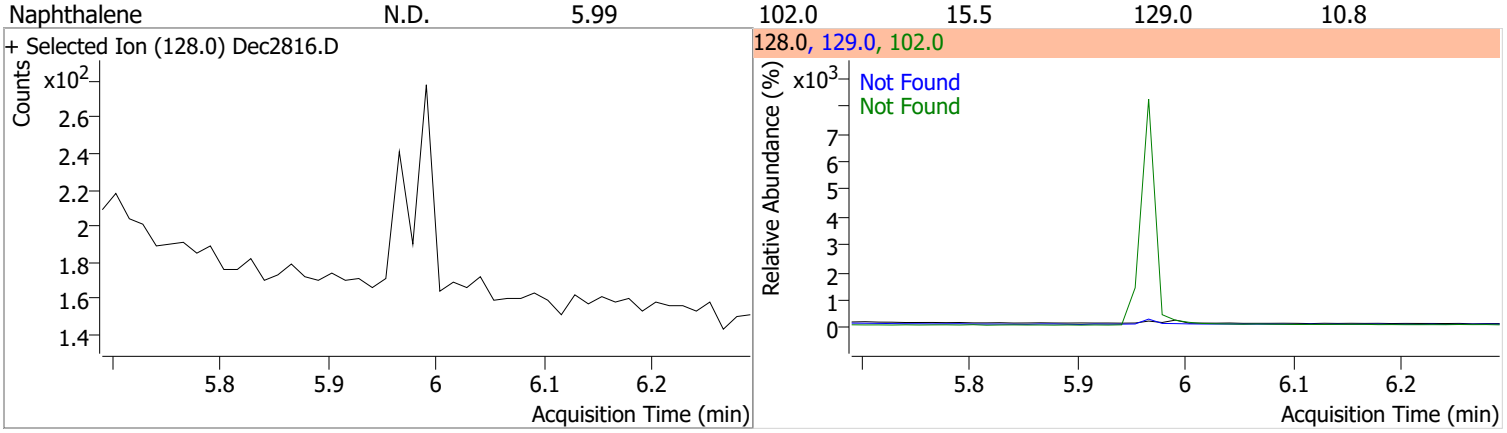

Compound	Conc.	Exp RT	QIon	Exp Ratio	QIon	Exp Ratio
2-Methylnaphthalene	N.D.	6.81	142.0	147.5	115.0	52.5

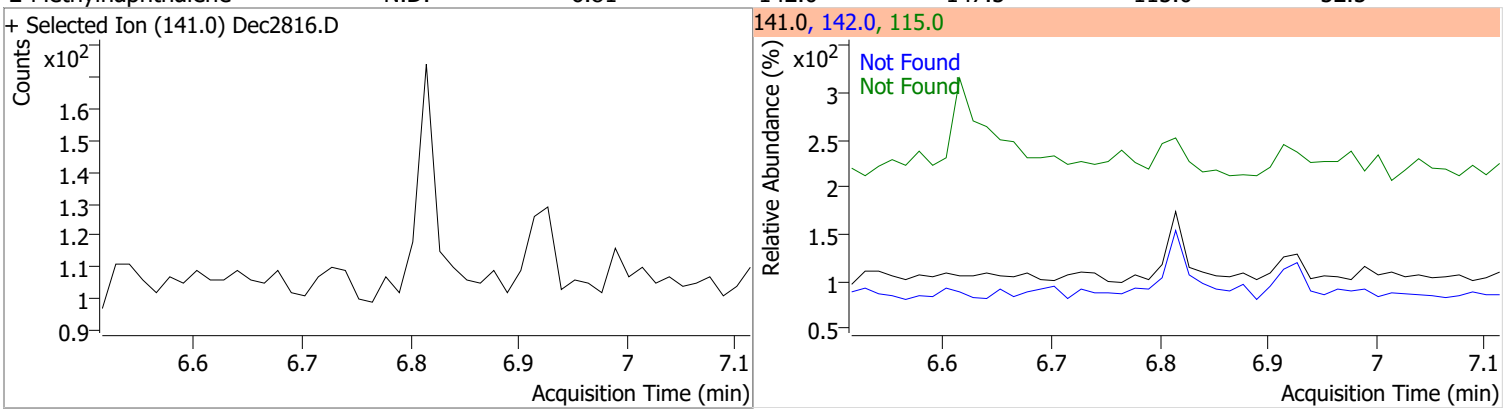

Compound	Conc.	Exp RT	QIon	Exp Ratio	QIon	Exp Ratio
1-Methylnaphthalene	N.D.	6.93	142.0	111.3	115.0	63.4

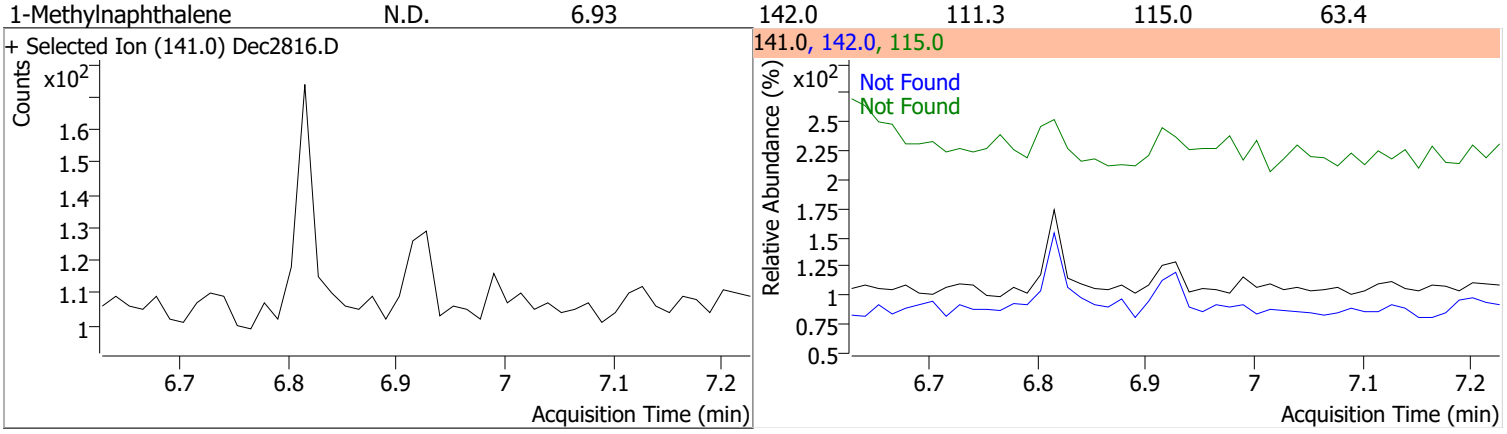

Quantitation Results Report (QT Reviewed)

Compound	Conc.	RT	Dev(Min)	Resp.	QIon	QRatio	Lower	Upper
2-Fluorobiphenyl	48.5597	7.28	0.00	1047690	171.0	39.8	26.4	49.0

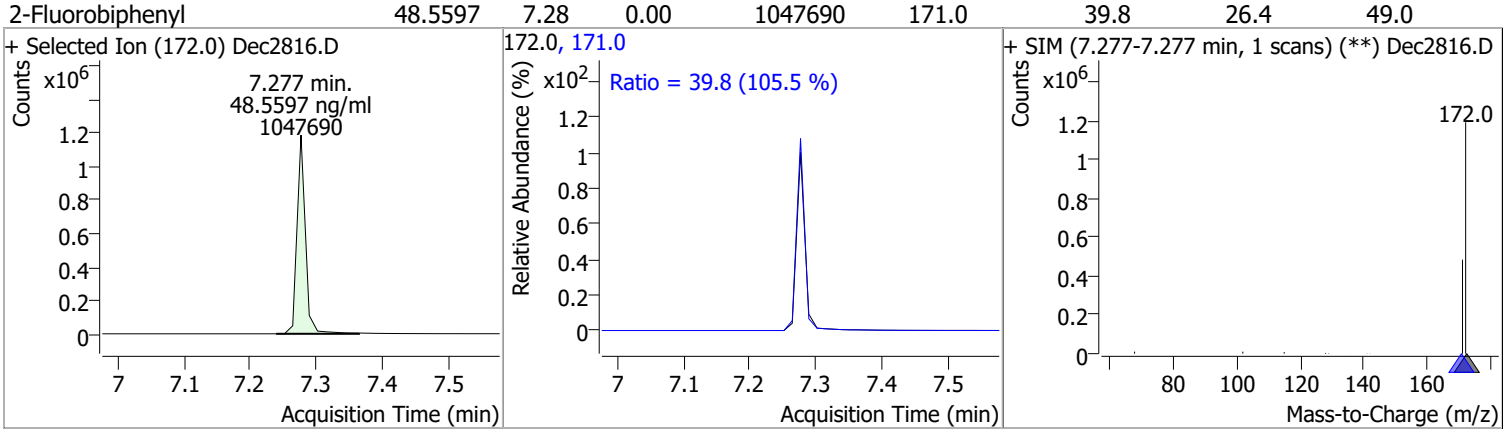

Compound	Conc.	RT	Dev(Min)	Resp.	QIon	QRatio	Lower	Upper
Terphenyl-d14	94.8449	12.30	0.00	1255813	122.0	14.6	9.6	17.9

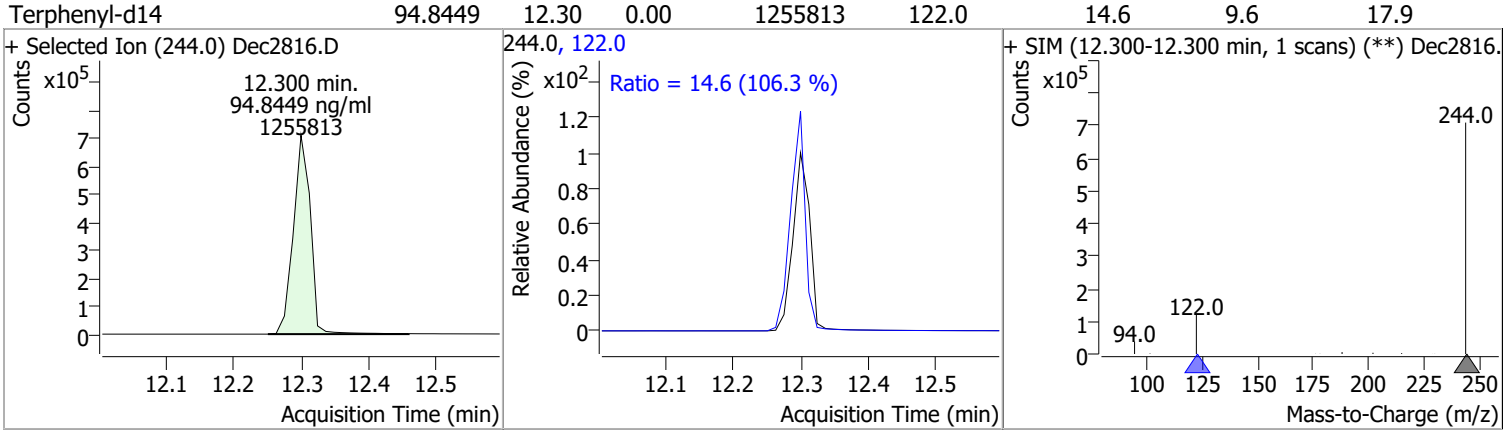

Quantitation Results Report (QT Reviewed)

Data File	Dec2817.D	Operator	LIMS import
Acq. Method	5975BNASIM	Acq. Date-Time	12/29/2021 1:39:59 AM
Sample Name	B21121613-002A	Instrument	GCMS
Vial	17	Multiplier	20.00
DA Method File		Comment	SVOC-8270-W-LLPAH
Tune File	dftppjph.u	Tune Date	
Batch Name	122821 bna SIM 1.batch.bin	Last Calib Update	12/29/2021 8:56:55 AM
Ref Library			

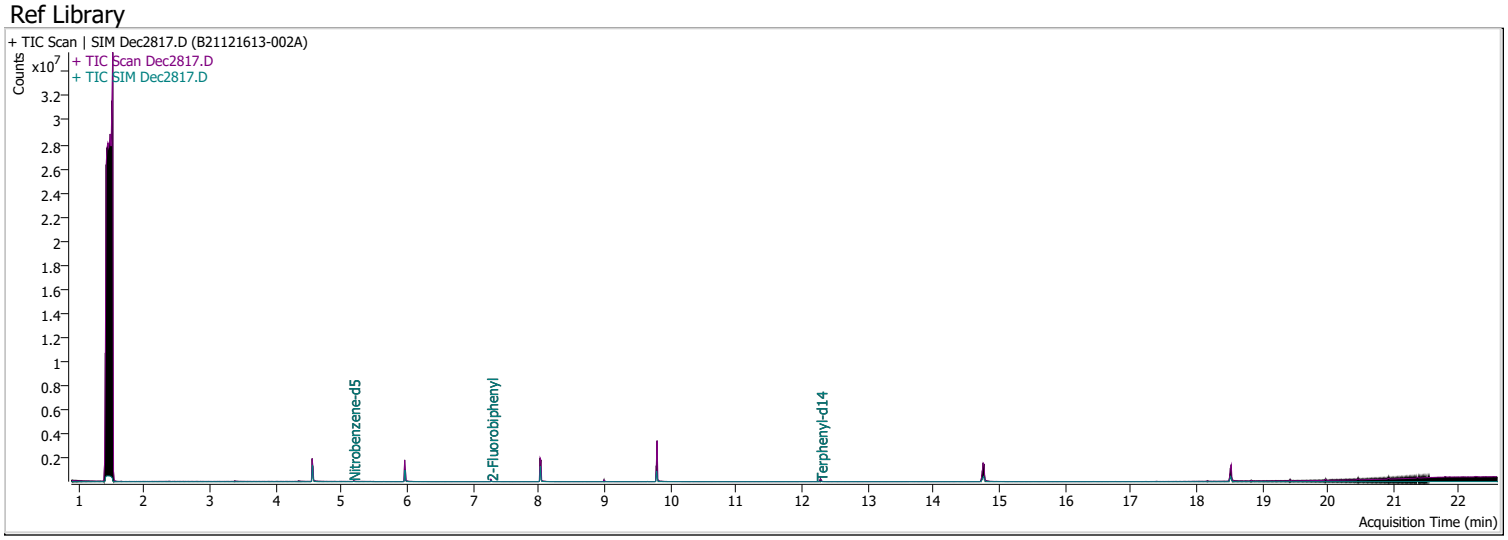

Compound	RT	QIon	Resp.	Conc.	Units		Dev(Min)
Internal Standards							
System Monitoring Compounds							
S Nitrobenzene-d5	5.180	82.0	20308	44.3943	ng/ml		-0.013
Spiked Amount: 5.000	Range: 19.0 - 102.0%			Recovery = 887.89%		*	
S 2-Fluorobiphenyl	7.277	172.0	56377	54.7631	ng/ml		0.000
Spiked Amount: 5.000	Range: 25.0 - 94.0%			Recovery = 1095.26%		*	
S Terphenyl-d14	12.288	244.0	56996	92.6577	ng/ml		-0.013
Spiked Amount: 5.000	Range: 39.0 - 106.0%			Recovery = 1853.15%		*	
Target Compounds							**QValue**
T Naphthalene	0.000		0	N.D.			
T 2-Methylnaphthalene	0.000		0	N.D.			
T 1-Methylnaphthalene	0.000		0	N.D.			

(#) = Qualifier Out of Range; (m) = Manual Integration; (+) = Area Summed; (*) = Surrogate Percent Recovery Out of Range; (d): Zeroed Peak

Quantitation Results Report (QT Reviewed)

Compound	Conc.	RT	Dev(Min)	Resp.	QIon	QRatio	Lower	Upper
Nitrobenzene-d5	44.3943	5.18	-0.01	20308	54.0	38.1	21.6	40.2
					128.0	31.5	21.3	39.5

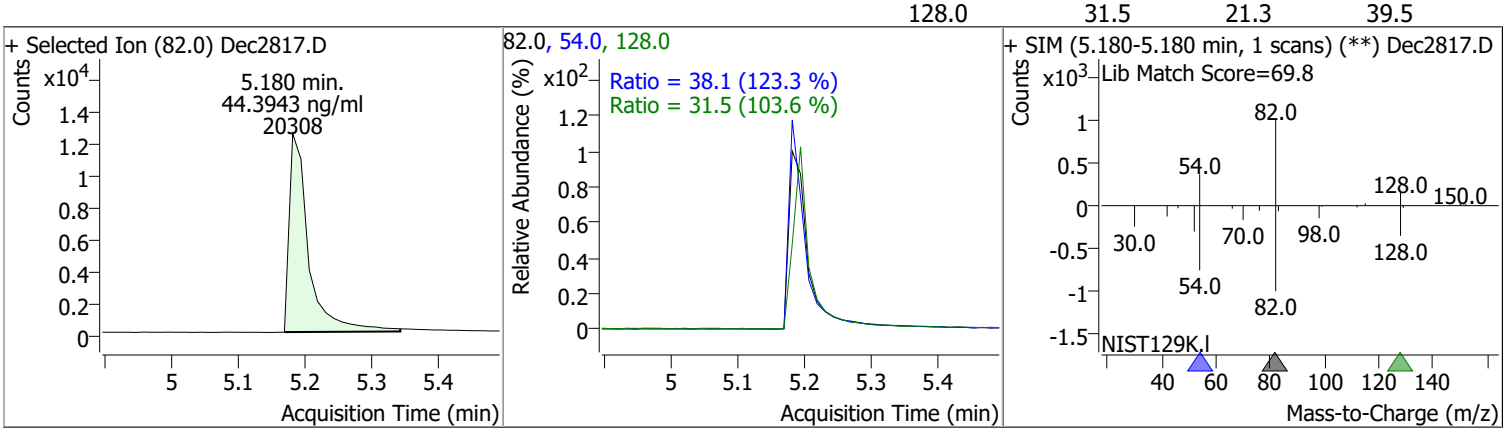

Compound	Conc.	Exp RT	QIon	Exp Ratio	QIon	Exp Ratio
Naphthalene	N.D.	5.99	102.0	15.5	129.0	10.8

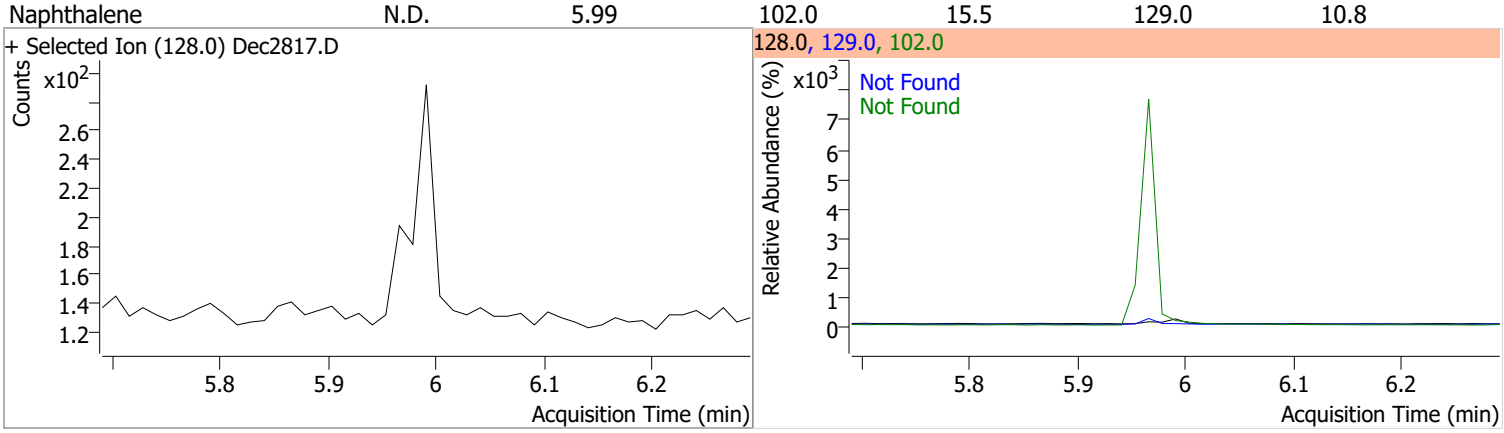

Compound	Conc.	Exp RT	QIon	Exp Ratio	QIon	Exp Ratio
2-Methylnaphthalene	N.D.	6.81	142.0	147.5	115.0	52.5

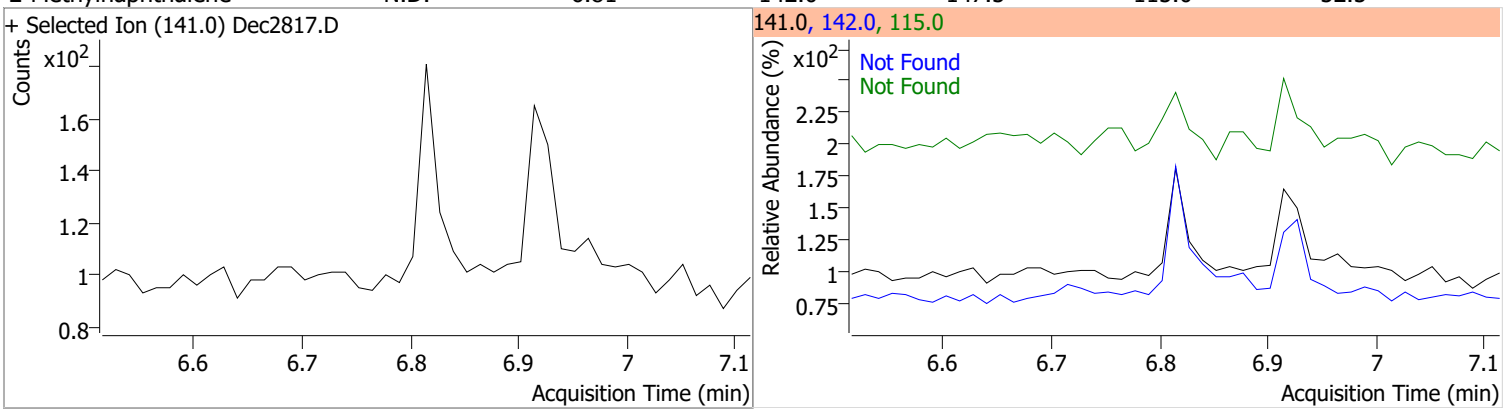

Compound	Conc.	Exp RT	QIon	Exp Ratio	QIon	Exp Ratio
1-Methylnaphthalene	N.D.	6.93	142.0	111.3	115.0	63.4

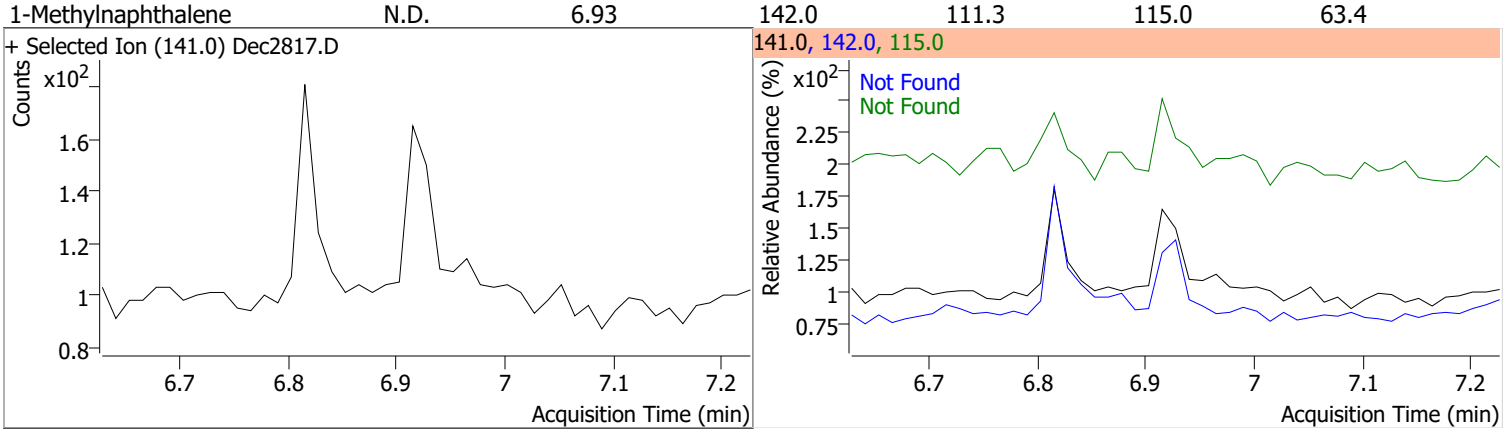

Quantitation Results Report (QT Reviewed)

Compound	Conc.	RT	Dev(Min)	Resp.	QIon	QRatio	Lower	Upper
2-Fluorobiphenyl	54.7631	7.28	0.00	56377	171.0	36.3	26.4	49.0

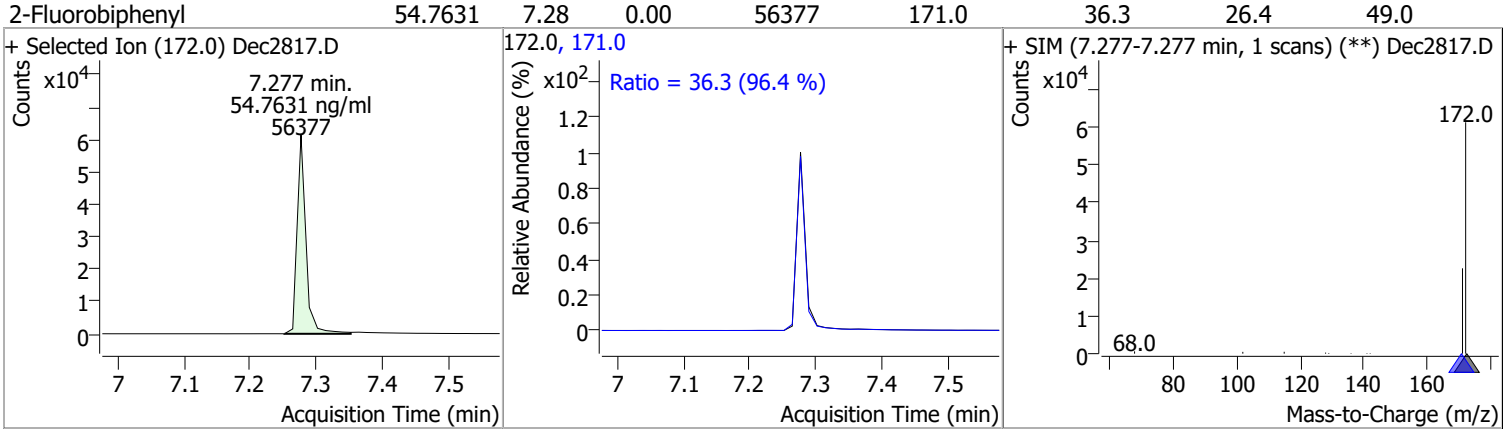

Compound	Conc.	RT	Dev(Min)	Resp.	QIon	QRatio	Lower	Upper
Terphenyl-d14	92.6577	12.29	-0.01	56996	122.0	14.7	9.6	17.9

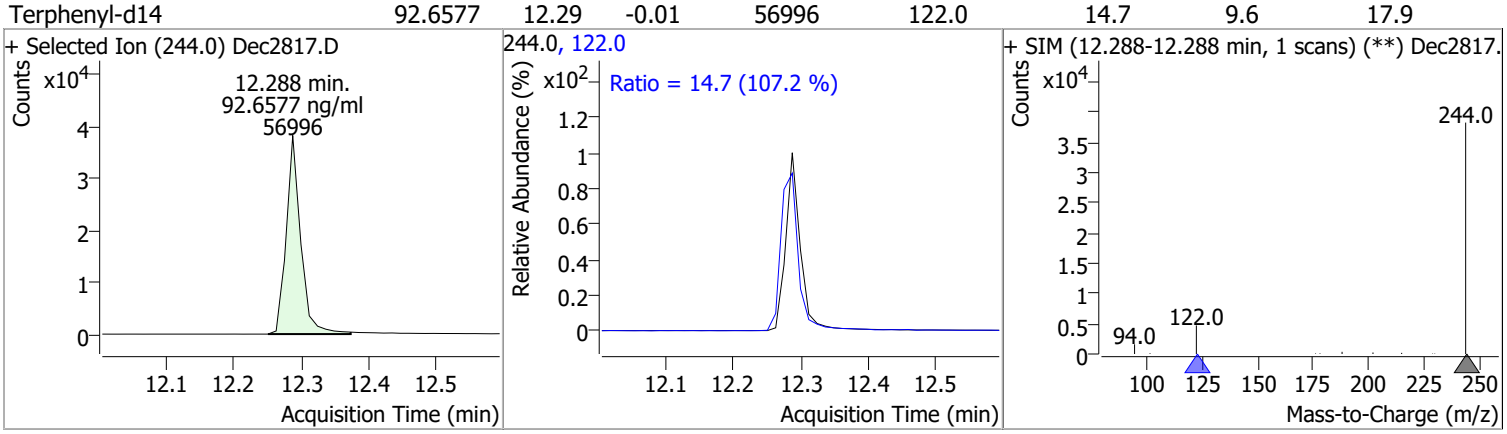

Quantitation Results Report (QT Reviewed)

Data File	Dec2818.D	Operator	LIMS import
Acq. Method	5975BNASIM	Acq. Date-Time	12/29/2021 2:12:33 AM
Sample Name	B21121616-001B	Instrument	GCMS
Vial	18	Multiplier	1.00
DA Method File		Comment	SVOC-8270-W-LLPAH
Tune File	dftppjph.u	Tune Date	
Batch Name	122821 bna SIM 1.batch.bin	Last Calib Update	12/29/2021 8:56:55 AM
Ref Library			

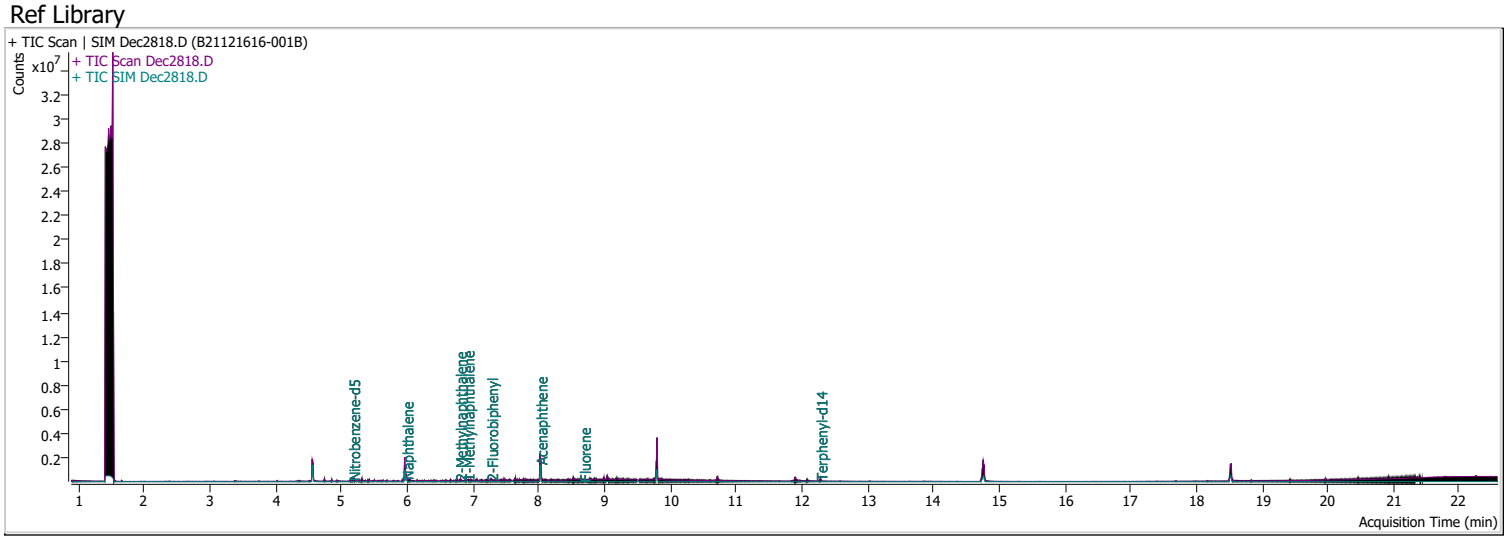

Compound	RT	QIon	Resp.	Conc.	Units		Dev(Min)
Internal Standards							
System Monitoring Compounds							
S Nitrobenzene-d5	5.180	82.0	19772	2.1263	ng/ml	#	-0.013
Spiked Amount: 5.000	Range: 19.0 - 102.0%			Recovery = 42.53%			
S 2-Fluorobiphenyl	7.277	172.0	54449	2.4362	ng/ml		0.000
Spiked Amount: 5.000	Range: 25.0 - 94.0%			Recovery = 48.72%			
S Terphenyl-d14	12.288	244.0	54916	4.0672	ng/ml		-0.012
Spiked Amount: 5.000	Range: 39.0 - 106.0%			Recovery = 81.34%			
Target Compounds							**QValue**
T Naphthalene	5.991	128.0	121070	4.8105	ng/ml	m	96
T 2-Methylnaphthalene	6.802	141.0	13804	0.9510	ng/ml	#	59
T 1-Methylnaphthalene	6.915	141.0	29628	2.2075	ng/ml		97

(#) = Qualifier Out of Range; (m) = Manual Integration; (+) = Area Summed; (*) = Surrogate Percent Recovery Out of Range; (d): Zeroed Peak

Quantitation Results Report (QT Reviewed)

Compound	Conc.	RT	Dev(Min)	Resp.	QIon	QRatio	Lower	Upper
Nitrobenzene-d5	2.1263	5.18	-0.01	19772	54.0	38.3	21.6	40.2
					128.0	44.1	21.3	39.5

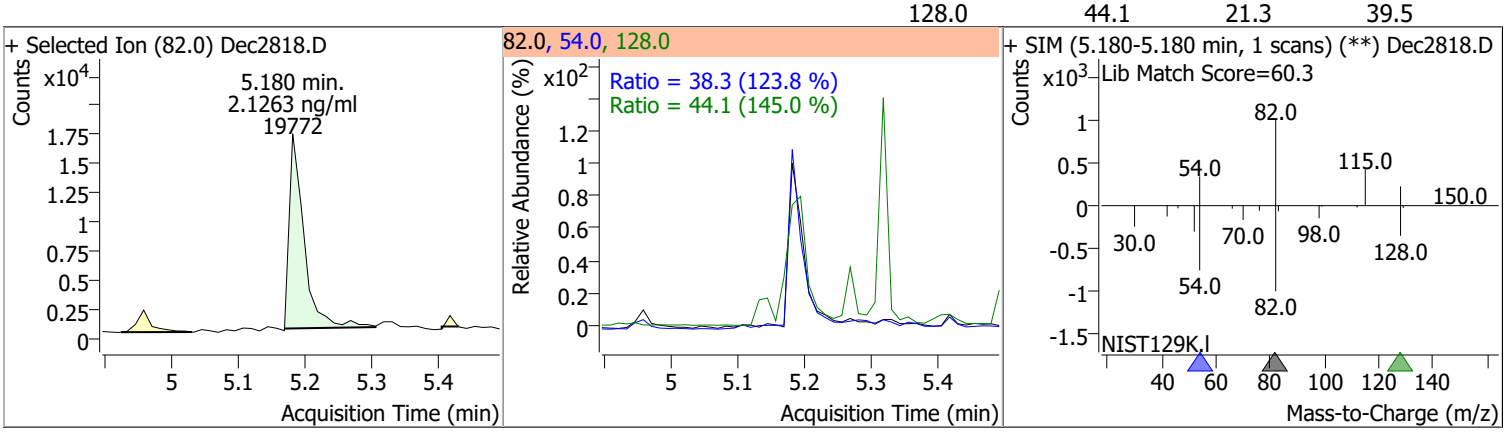

Compound	Conc.	RT	Dev(Min)	Resp.	QIon	QRatio	Lower	Upper
Naphthalene	4.8105	5.99	0.00	121070 (m)	102.0	17.4	0.0	46.6
					129.0	11.8	7.6	14.1

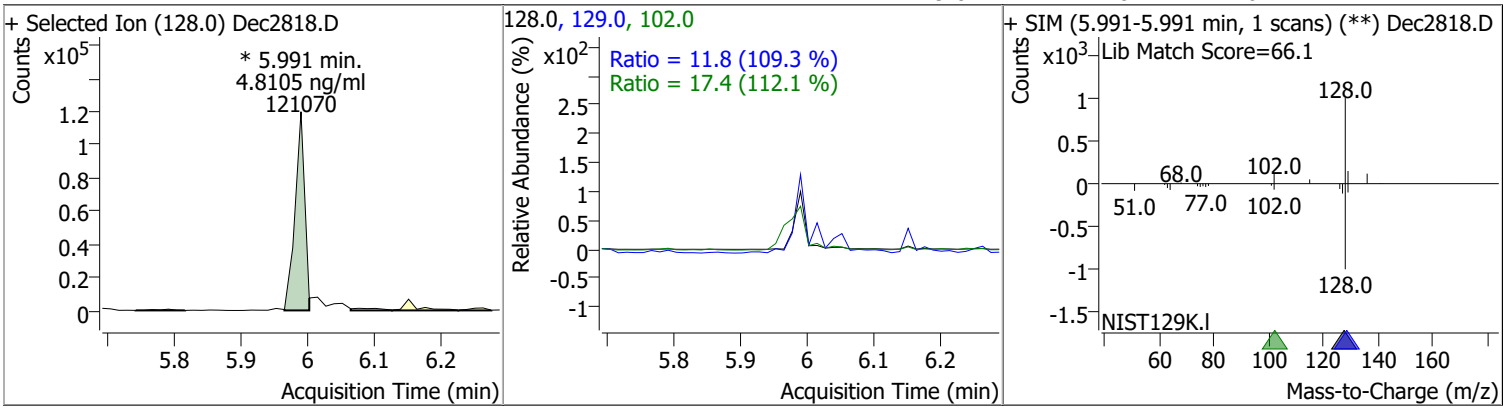

Compound	Conc.	RT	Dev(Min)	Resp.	QIon	QRatio	Lower	Upper
2-Methylnaphthalene	0.9510	6.80	-0.01	13804	142.0	152.5	103.3	191.8
					115.0	154.3	36.8	68.3

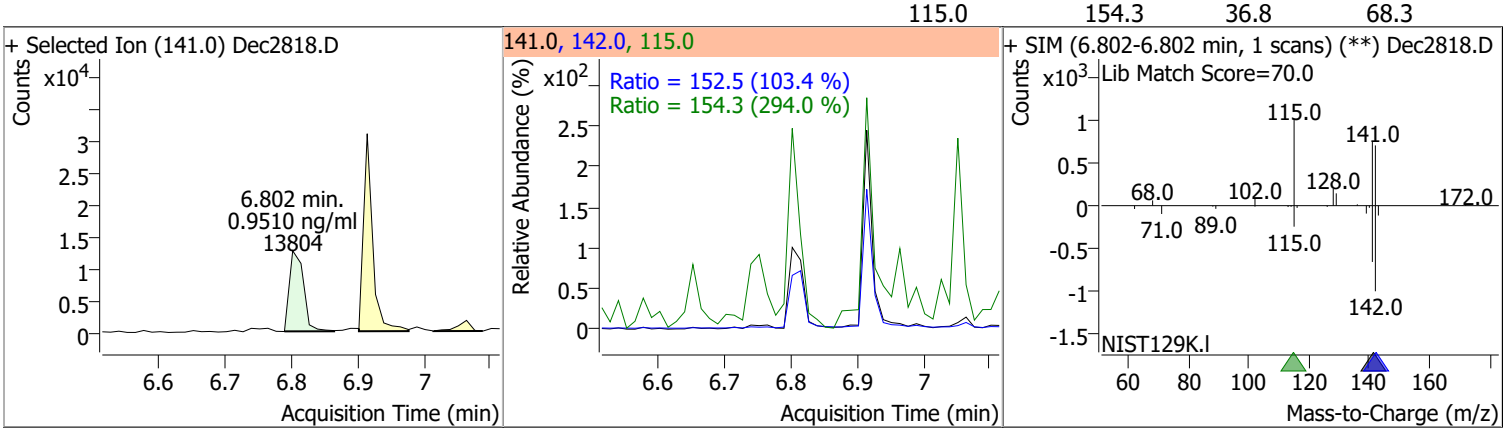

Quantitation Results Report (QT Reviewed)

Compound	Conc.	RT	Dev(Min)	Resp.	QIon	QRatio	Lower	Upper
1-Methylnaphthalene	2.2075	6.91	-0.01	29628	142.0	109.4	77.9	144.7
					115.0	66.4	44.4	82.5

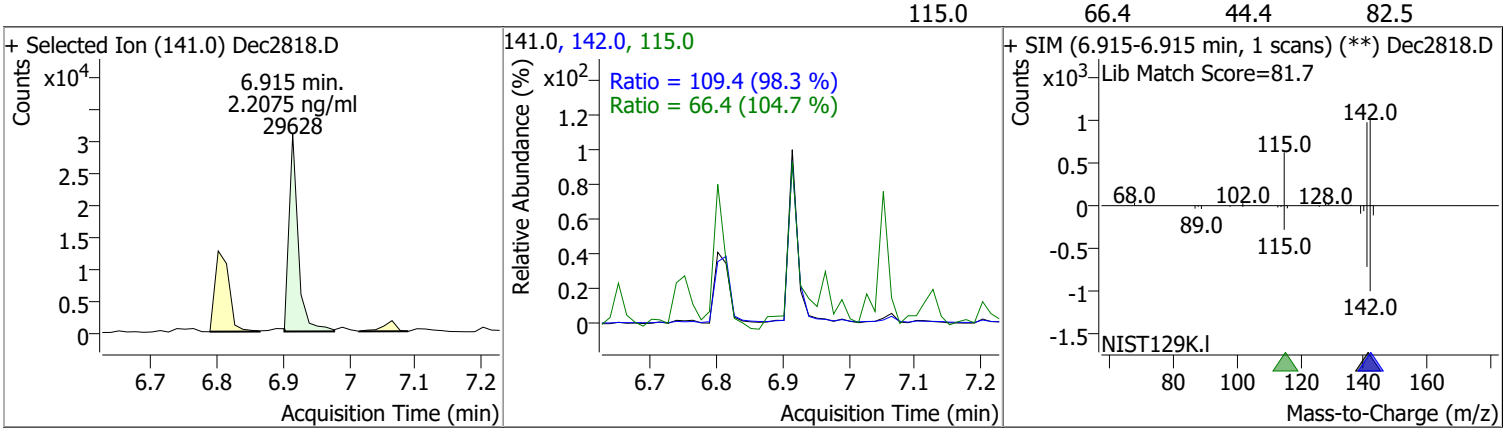

Compound	Conc.	RT	Dev(Min)	Resp.	QIon	QRatio	Lower	Upper
2-Fluorobiphenyl	2.4362	7.28	0.00	54449	171.0	35.6	26.4	49.0

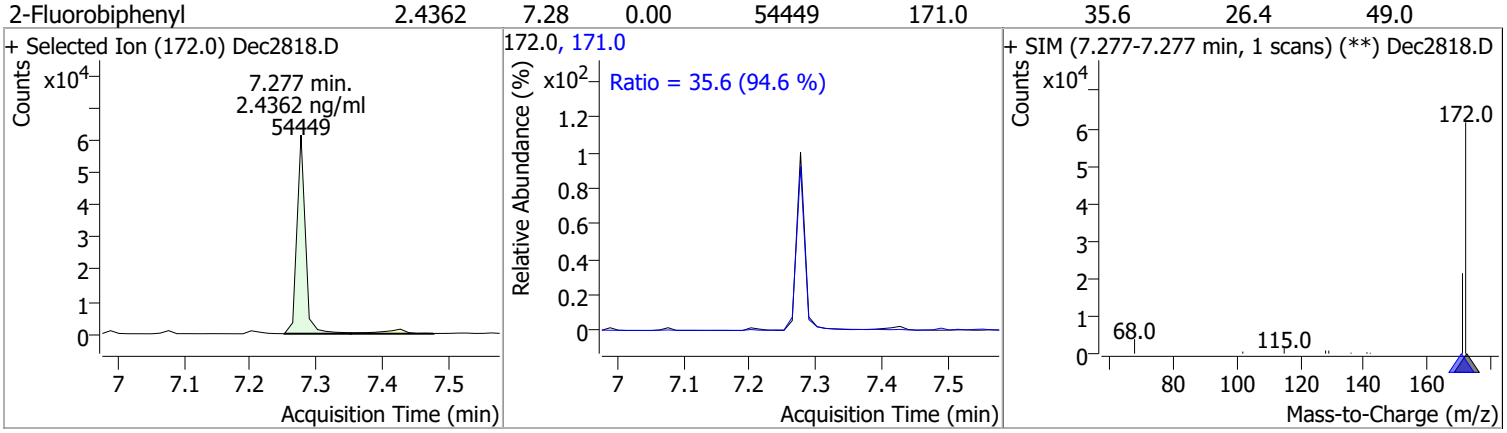

Compound	Conc.	RT	Dev(Min)	Resp.	QIon	QRatio	Lower	Upper
Terphenyl-d14	4.0672	12.29	-0.01	54916	122.0	14.6	9.6	17.9

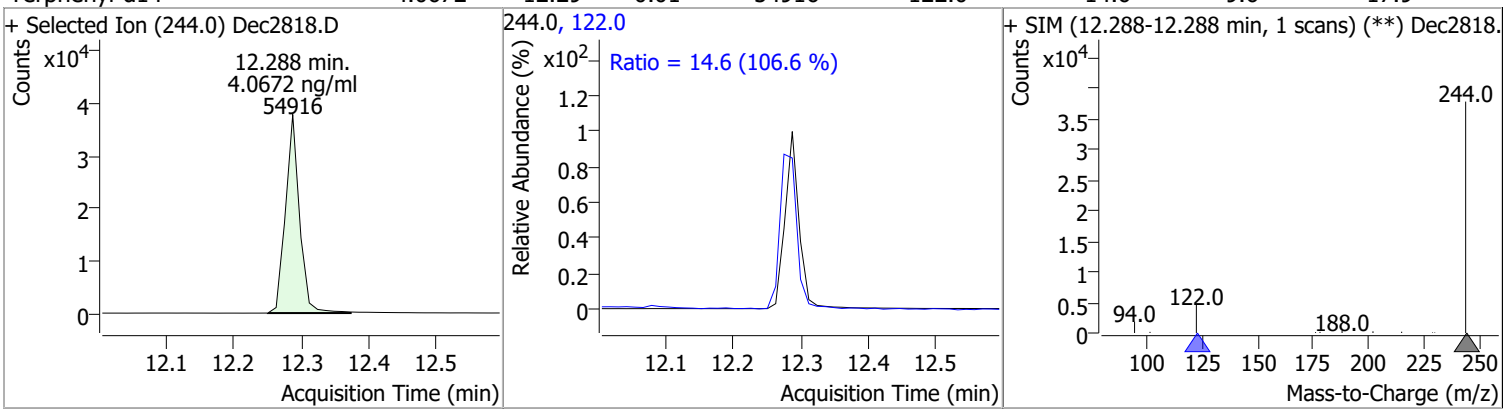

Quantitation Results Report (QT Reviewed)

Data File	Dec2819.D	Operator	LIMS import
Acq. Method	5975BNASIM	Acq. Date-Time	12/29/2021 2:45:08 AM
Sample Name	B21121622-001A	Instrument	GCMS
Vial	19	Multiplier	1.00
DA Method File		Comment	SVOC-8270-W-LLPAH
Tune File	dftppjph.u	Tune Date	
Batch Name	122821 bna SIM 1.batch.bin	Last Calib Update	12/29/2021 8:56:55 AM
Ref Library			

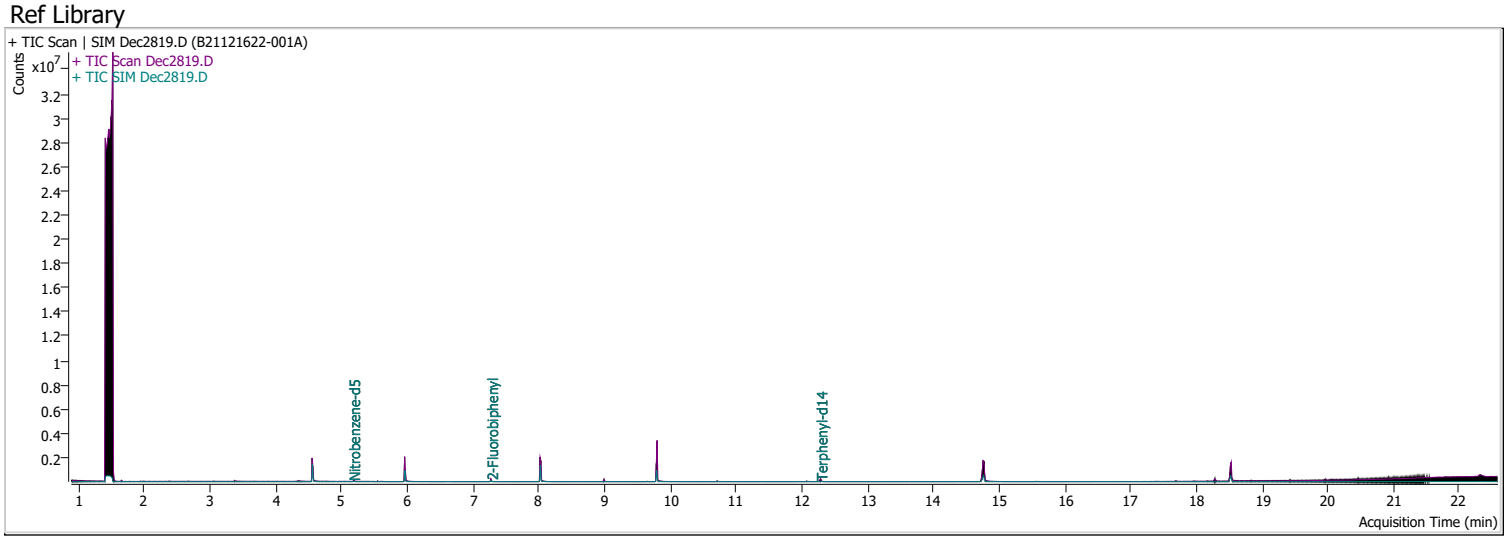

Compound	RT	QIon	Resp.	Conc.	Units	Dev(Min)
Internal Standards						
System Monitoring Compounds						
S Nitrobenzene-d5	5.180	82.0	35685	3.7623	ng/ml	-0.013
Spiked Amount: 5.000	Range: 19.0 - 102.0%			Recovery = 75.25%		
S 2-Fluorobiphenyl	7.277	172.0	66056	3.1477	ng/ml	0.000
Spiked Amount: 5.000	Range: 25.0 - 94.0%			Recovery = 62.95%		
S Terphenyl-d14	12.288	244.0	54726	3.9153	ng/ml	-0.012
Spiked Amount: 5.000	Range: 39.0 - 106.0%			Recovery = 78.31%		
Target Compounds						**QValue**
T Naphthalene	0.000		0	N.D.		
T 2-Methylnaphthalene	0.000		0	N.D.		
T 1-Methylnaphthalene	0.000		0	N.D.		

(#) = Qualifier Out of Range; (m) = Manual Integration; (+) = Area Summed; (*) = Surrogate Percent Recovery Out of Range; (d): Zeroed Peak

Quantitation Results Report (QT Reviewed)

Compound	Conc.	RT	Dev(Min)	Resp.	QIon	QRatio	Lower	Upper
Nitrobenzene-d5	3.7623	5.18	-0.01	35685	54.0	29.9	21.6	40.2
					128.0	27.6	21.3	39.5

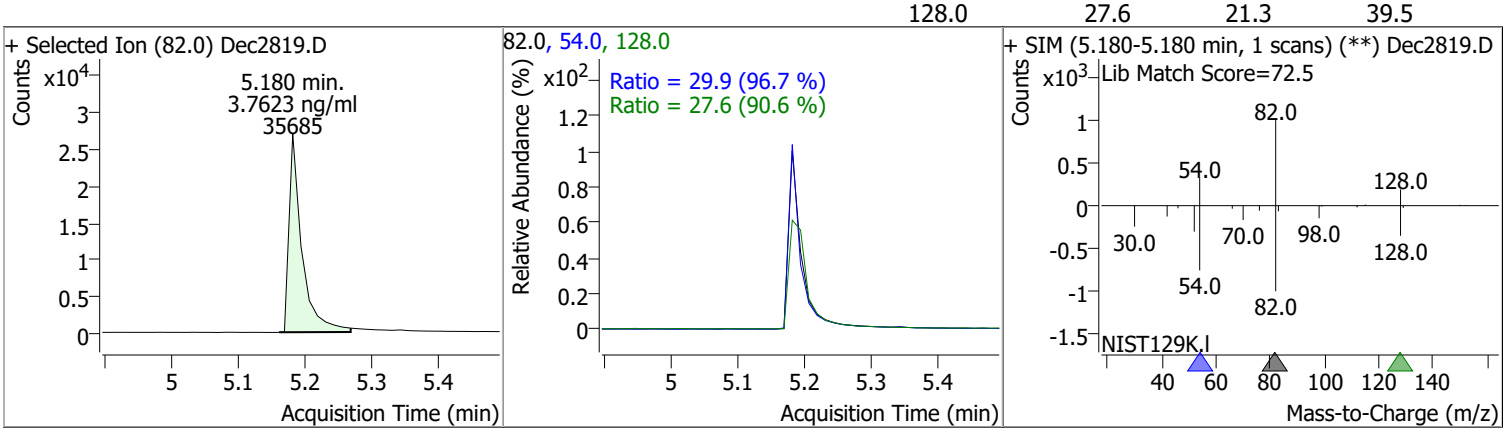

Compound	Conc.	Exp RT	QIon	Exp Ratio	QIon	Exp Ratio
Naphthalene	N.D.	5.99	102.0	15.5	129.0	10.8

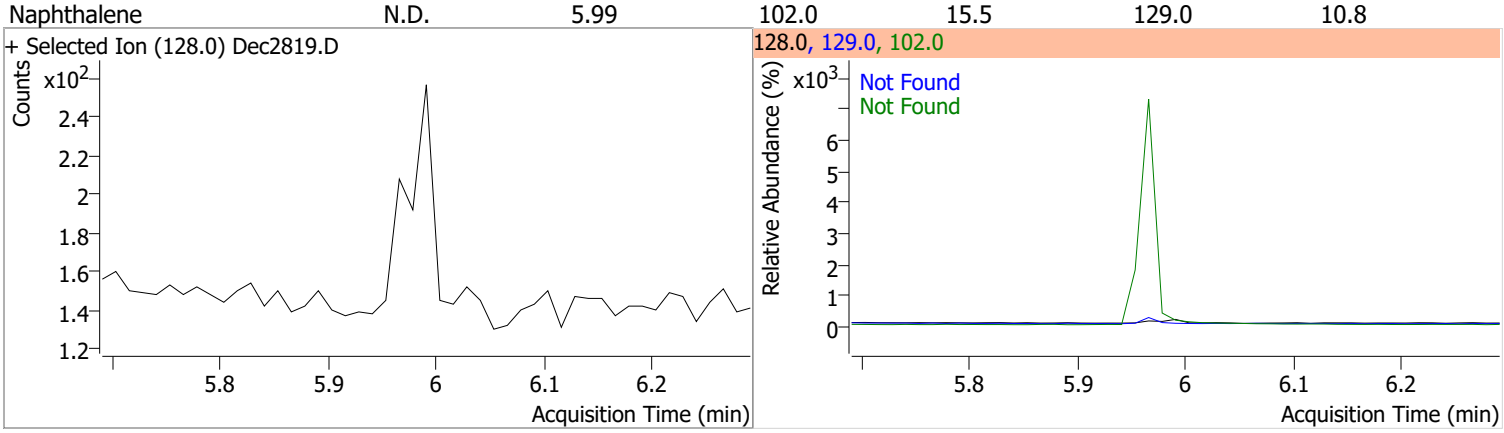

Compound	Conc.	Exp RT	QIon	Exp Ratio	QIon	Exp Ratio
2-Methylnaphthalene	N.D.	6.81	142.0	147.5	115.0	52.5

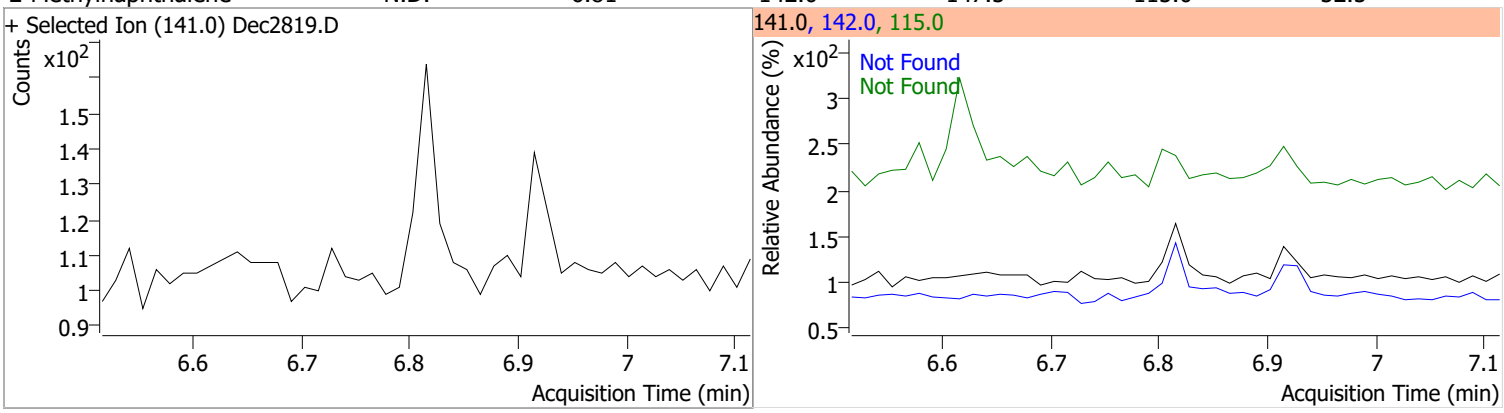

Compound	Conc.	Exp RT	QIon	Exp Ratio	QIon	Exp Ratio
1-Methylnaphthalene	N.D.	6.93	142.0	111.3	115.0	63.4

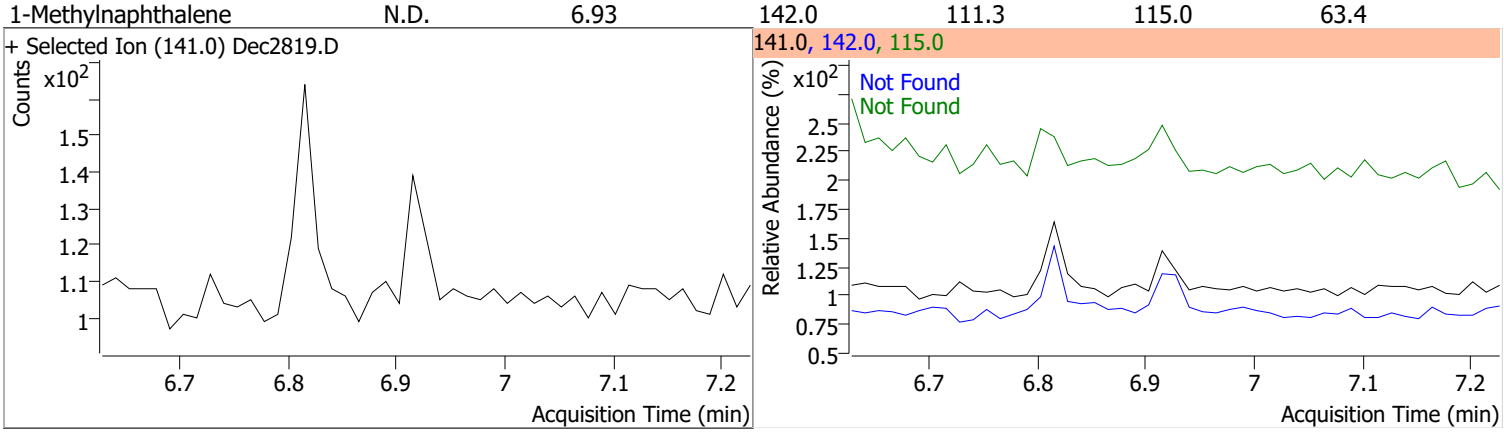

Quantitation Results Report (QT Reviewed)

Compound	Conc.	RT	Dev(Min)	Resp.	QIon	QRatio	Lower	Upper
2-Fluorobiphenyl	3.1477	7.28	0.00	66056	171.0	35.5	26.4	49.0

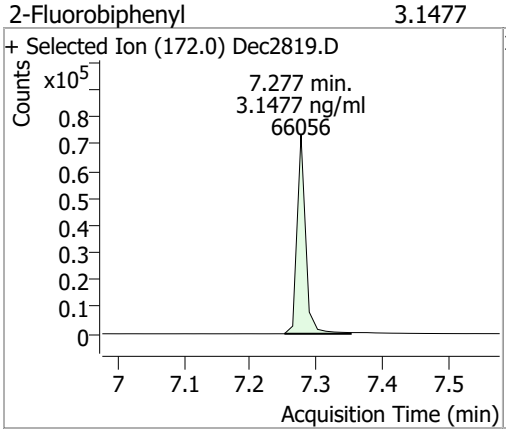

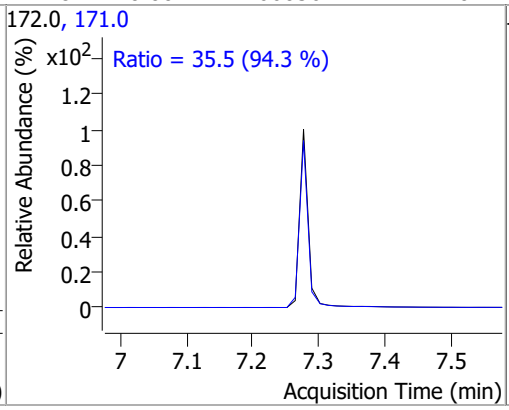

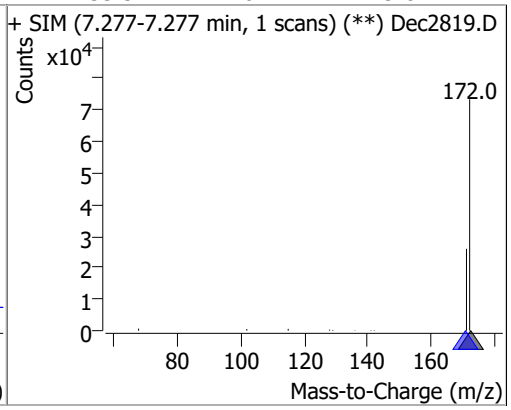

Compound	Conc.	RT	Dev(Min)	Resp.	QIon	QRatio	Lower	Upper
Terphenyl-d14	3.9153	12.29	-0.01	54726	122.0	14.3	9.6	17.9

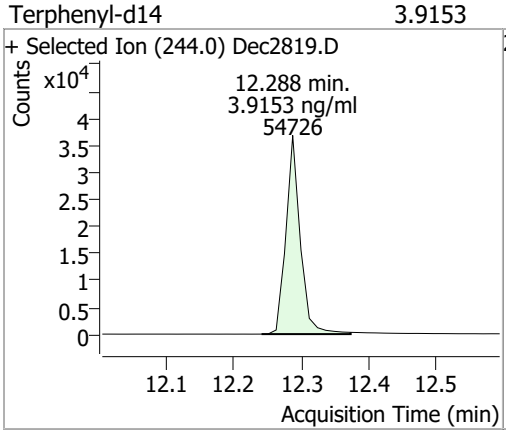

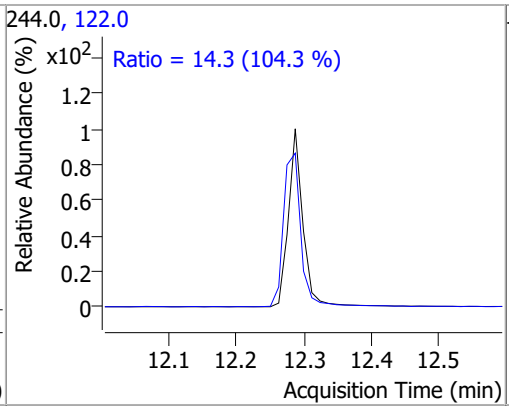

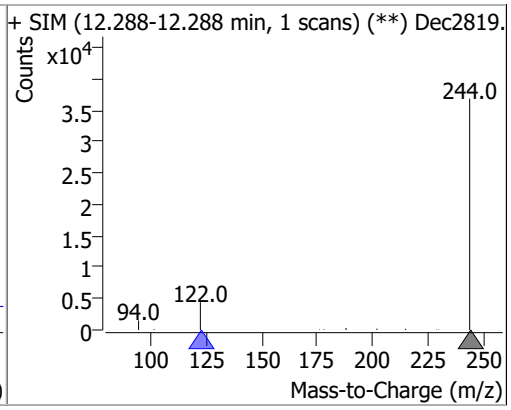

Quantitation Results Report (QT Reviewed)

Data File	Dec2820.D	Operator	LIMS import
Acq. Method	5975BNASIM	Acq. Date-Time	12/29/2021 3:17:40 AM
Sample Name	B21121622-002A	Instrument	GCMS
Vial	20	Multiplier	1.00
DA Method File		Comment	SVOC-8270-W-LLPAH
Tune File	dftppjph.u	Tune Date	
Batch Name	122821 bna SIM 1.batch.bin	Last Calib Update	12/29/2021 8:56:55 AM
Ref Library			

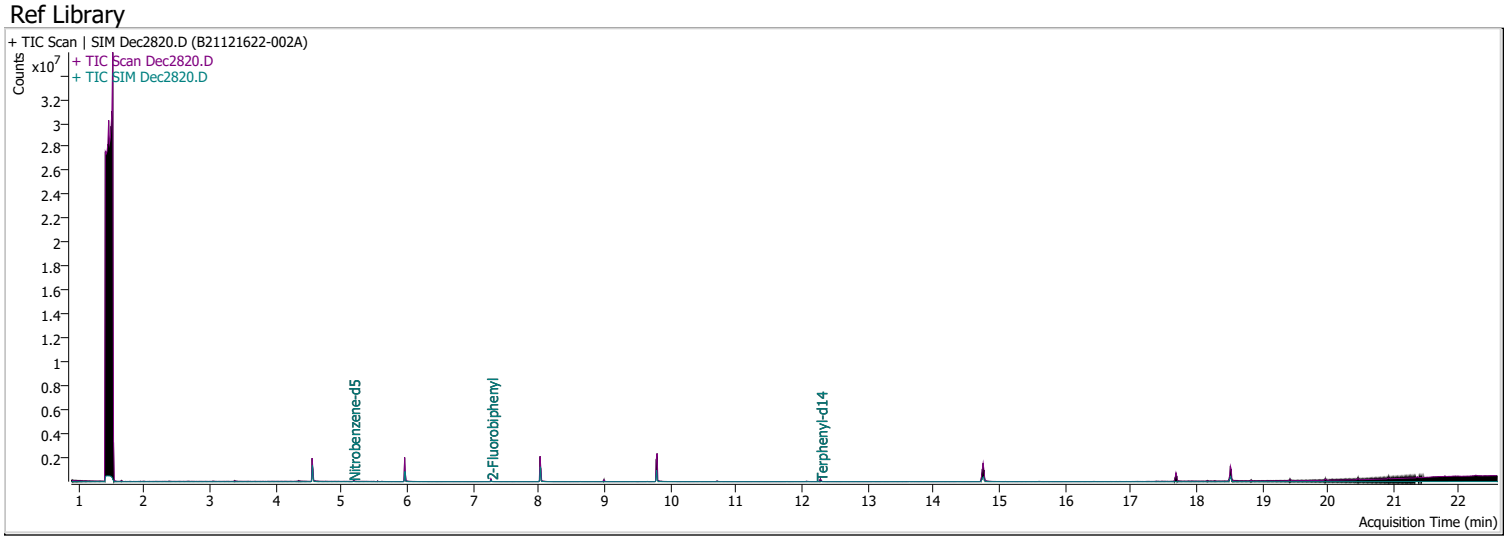

Compound	RT	QIon	Resp.	Conc.	Units	Dev(Min)
Internal Standards						
System Monitoring Compounds						
S Nitrobenzene-d5	5.180	82.0	32932	3.6422	ng/ml	-0.013
Spiked Amount: 5.000	Range: 19.0 - 102.0%			Recovery = 72.84%		
S 2-Fluorobiphenyl	7.277	172.0	64961	3.2477	ng/ml	0.000
Spiked Amount: 5.000	Range: 25.0 - 94.0%			Recovery = 64.95%		
S Terphenyl-d14	12.288	244.0	51797	4.6504	ng/ml	-0.013
Spiked Amount: 5.000	Range: 39.0 - 106.0%			Recovery = 93.01%		
Target Compounds						**QValue**
T Naphthalene	0.000		0	N.D.		
T 2-Methylnaphthalene	0.000		0	N.D.		
T 1-Methylnaphthalene	0.000		0	N.D.		

(#) = Qualifier Out of Range; (m) = Manual Integration; (+) = Area Summed; (*) = Surrogate Percent Recovery Out of Range; (d): Zeroed Peak

Quantitation Results Report (QT Reviewed)

Compound	Conc.	RT	Dev(Min)	Resp.	QIon	QRatio	Lower	Upper
Nitrobenzene-d5	3.6422	5.18	-0.01	32932	54.0	29.8	21.6	40.2
					128.0	27.3	21.3	39.5

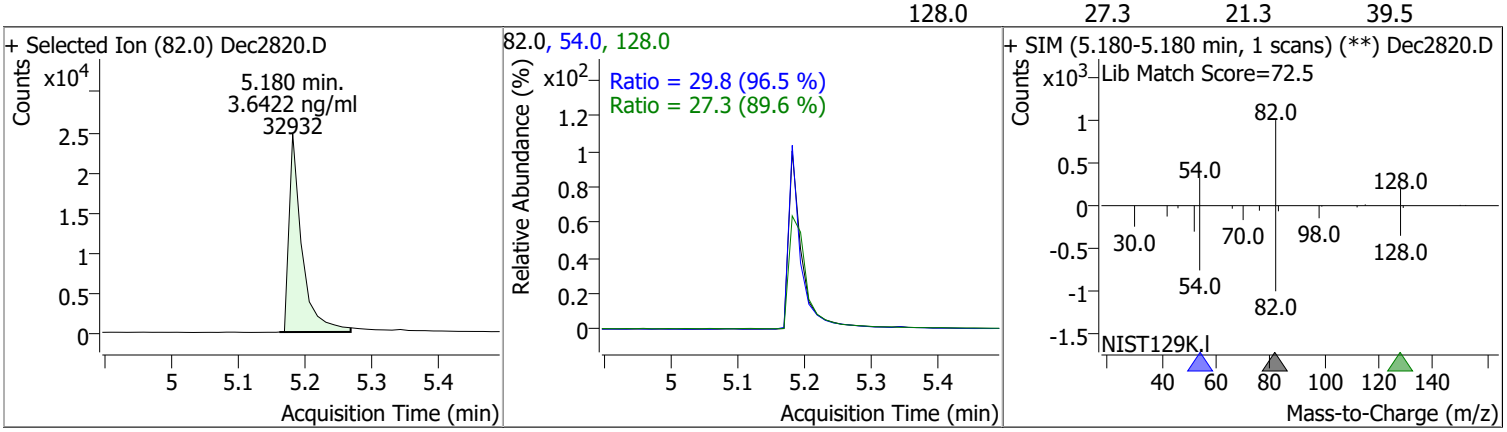

Compound	Conc.	Exp RT	QIon	Exp Ratio	QIon	Exp Ratio
Naphthalene	N.D.	5.99	102.0	15.5	129.0	10.8

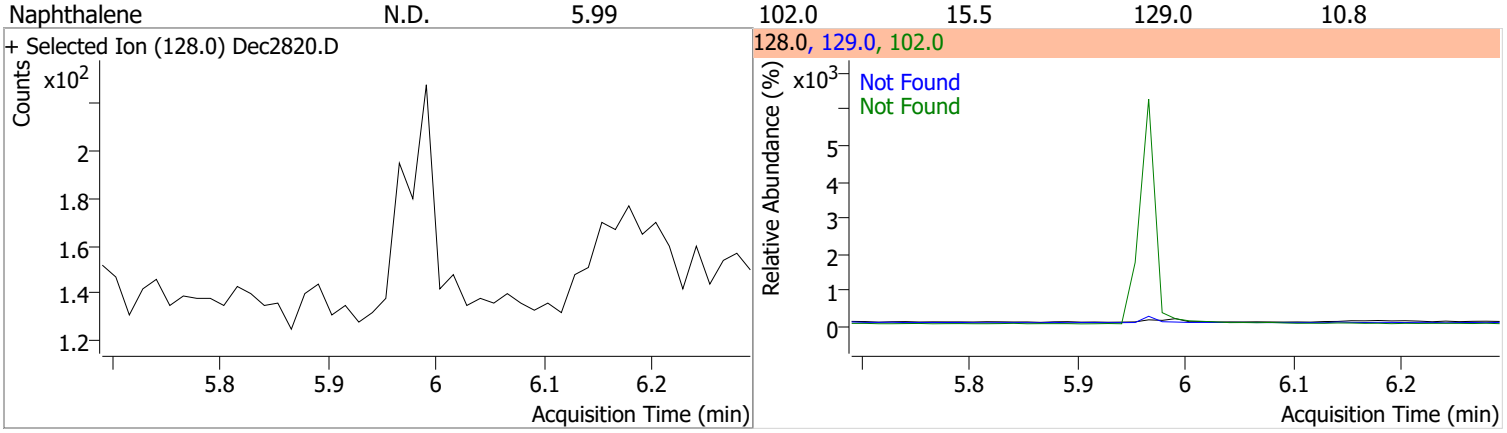

Compound	Conc.	Exp RT	QIon	Exp Ratio	QIon	Exp Ratio
2-Methylnaphthalene	N.D.	6.81	142.0	147.5	115.0	52.5

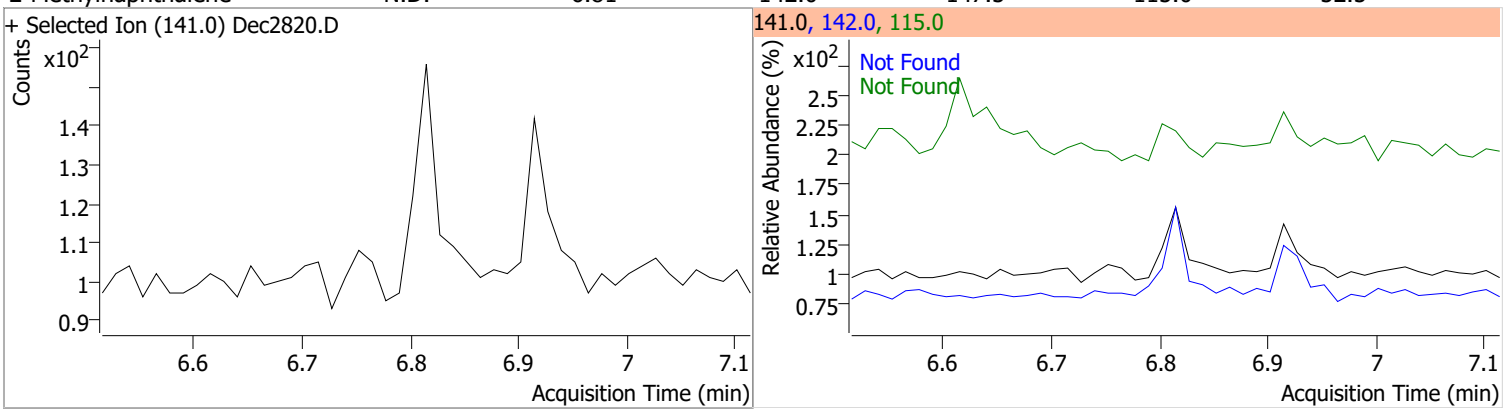

Compound	Conc.	Exp RT	QIon	Exp Ratio	QIon	Exp Ratio
1-Methylnaphthalene	N.D.	6.93	142.0	111.3	115.0	63.4

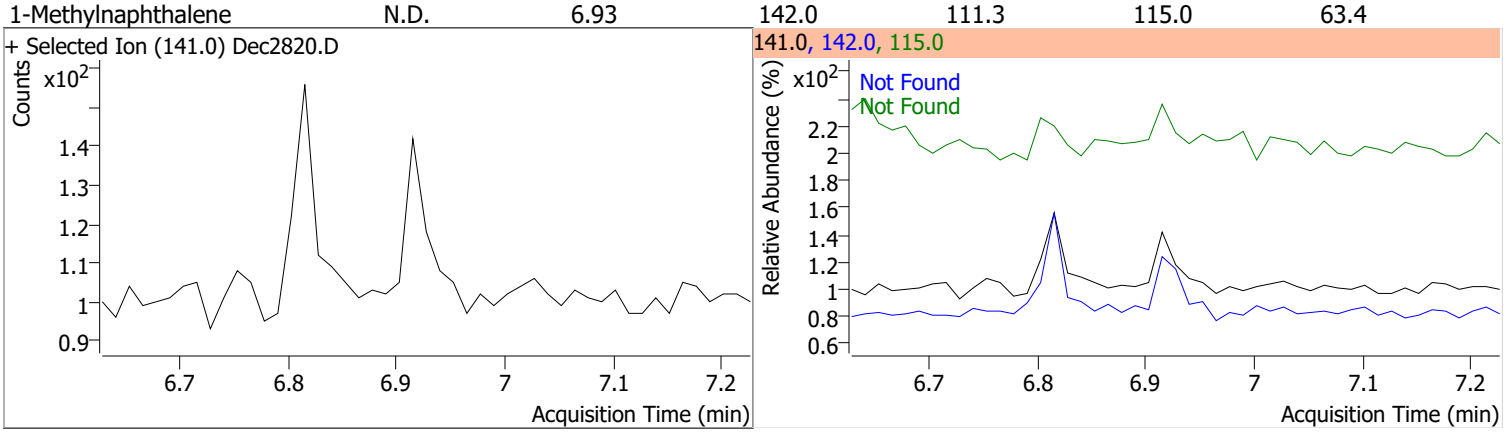

Quantitation Results Report (QT Reviewed)

Compound	Conc.	RT	Dev(Min)	Resp.	QIon	QRatio	Lower	Upper
2-Fluorobiphenyl	3.2477	7.28	0.00	64961	171.0	35.0	26.4	49.0

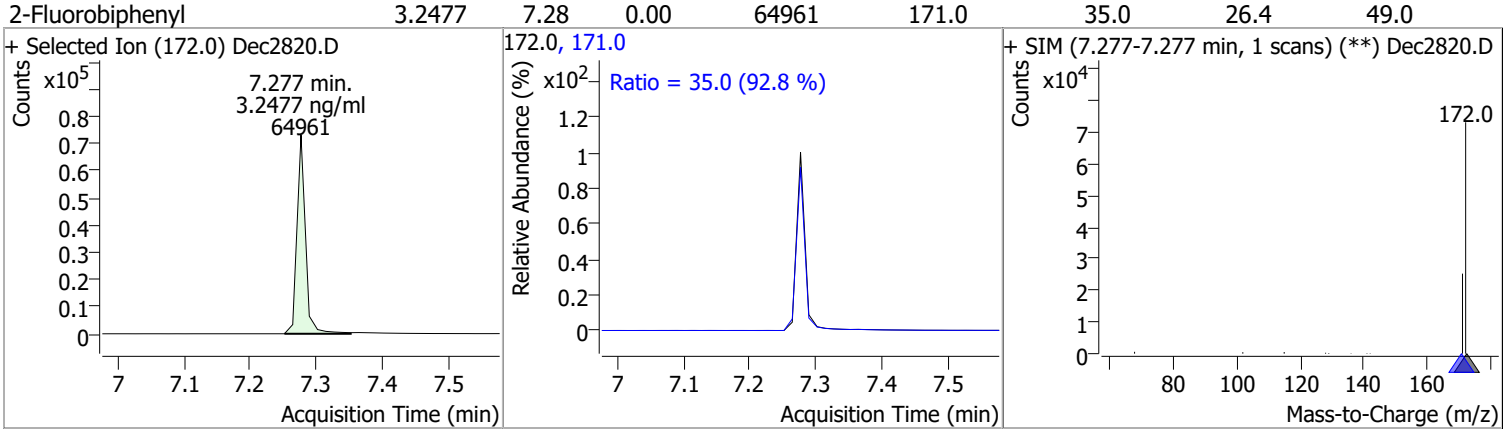

Compound	Conc.	RT	Dev(Min)	Resp.	QIon	QRatio	Lower	Upper
Terphenyl-d14	4.6504	12.29	-0.01	51797	122.0	15.2	9.6	17.9

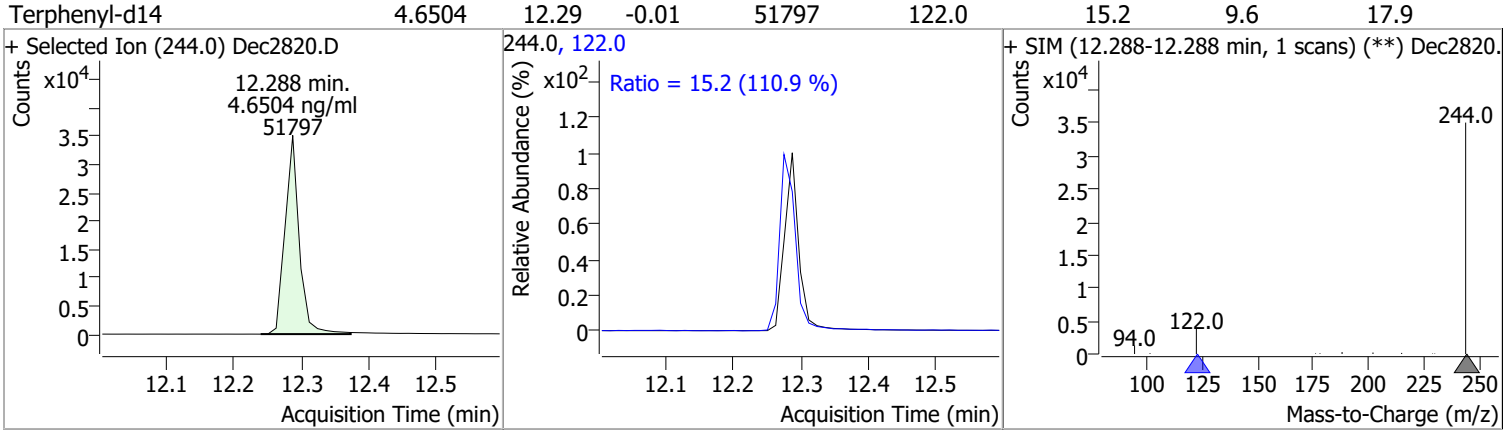

Quantitation Results Report (QT Reviewed)

Data File	Dec2821.D	Operator	LIMS import
Acq. Method	5975BNASIM	Acq. Date-Time	12/29/2021 3:50:36 AM
Sample Name	B21121622-003A	Instrument	GCMS
Vial	21	Multiplier	1.00
DA Method File		Comment	SVOC-8270-W-LLPAH
Tune File	dftppjph.u	Tune Date	
Batch Name	122821 bna SIM 1.batch.bin	Last Calib Update	12/29/2021 8:56:55 AM
Ref Library			

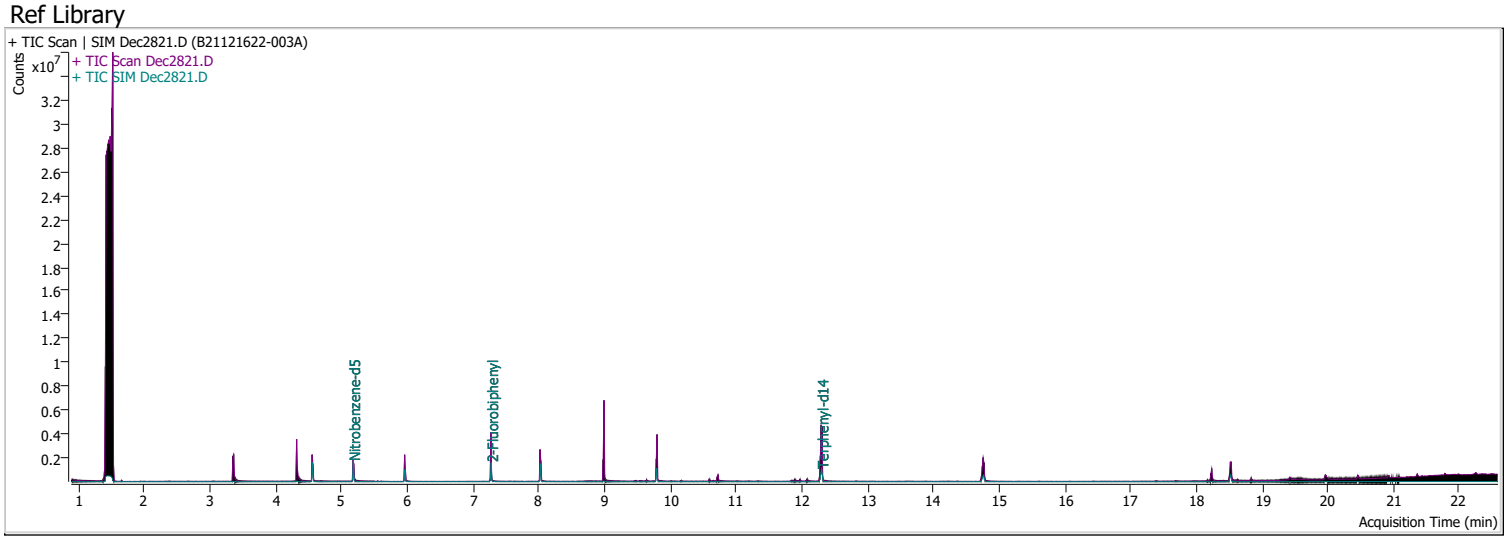

Compound	RT	QIon	Resp.	Conc.	Units		Dev(Min)
Internal Standards							
System Monitoring Compounds							
S Nitrobenzene-d5	5.180	82.0	985912	45.6744	ng/ml		-0.013
Spiked Amount: 5.000	Range: 19.0 - 102.0%			Recovery = 913.49%		*	
S 2-Fluorobiphenyl	7.277	172.0	994439	41.2036	ng/ml		0.000
Spiked Amount: 5.000	Range: 25.0 - 94.0%			Recovery = 824.07%		*	
S Terphenyl-d14	12.300	244.0	1556131	102.5060	ng/ml		0.000
Spiked Amount: 5.000	Range: 39.0 - 106.0%			Recovery = 2050.12%		*	
Target Compounds							**QValue**
T Naphthalene	0.000		0	N.D.			
T 2-Methylnaphthalene	0.000		0	N.D.			
T 1-Methylnaphthalene	0.000		0	N.D.			

(#) = Qualifier Out of Range; (m) = Manual Integration; (+) = Area Summed; (*) = Surrogate Percent Recovery Out of Range; (d): Zeroed Peak

Quantitation Results Report (QT Reviewed)

Compound	Conc.	RT	Dev(Min)	Resp.	QIon	QRatio	Lower	Upper
Nitrobenzene-d5	45.6744	5.18	-0.01	985912	54.0	33.6	21.6	40.2
					128.0	28.2	21.3	39.5

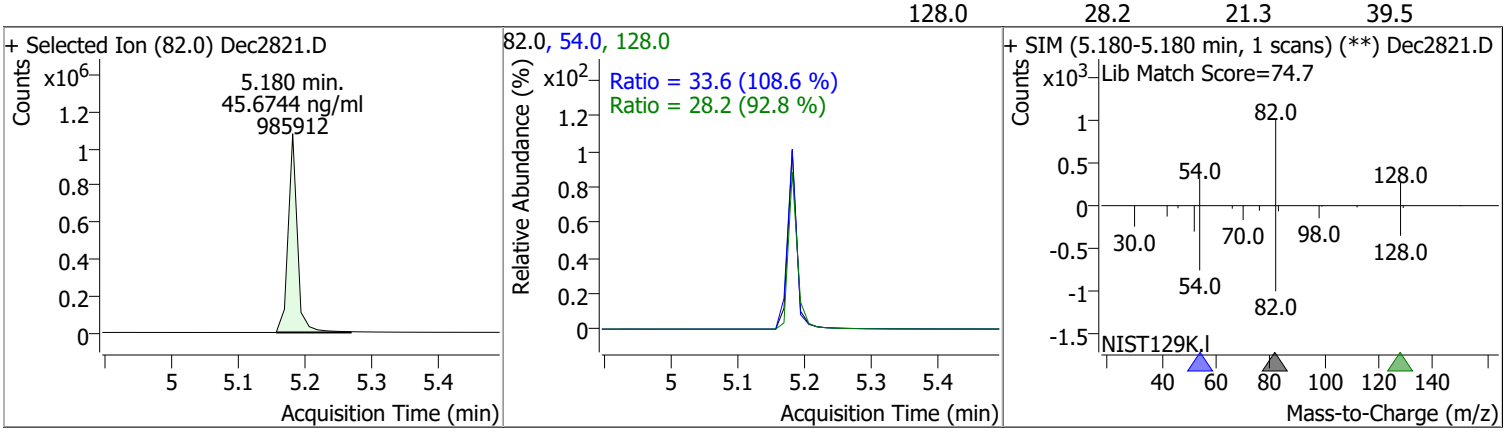

Compound	Conc.	Exp RT	QIon	Exp Ratio	QIon	Exp Ratio
Naphthalene	N.D.	5.99	102.0	15.5	129.0	10.8

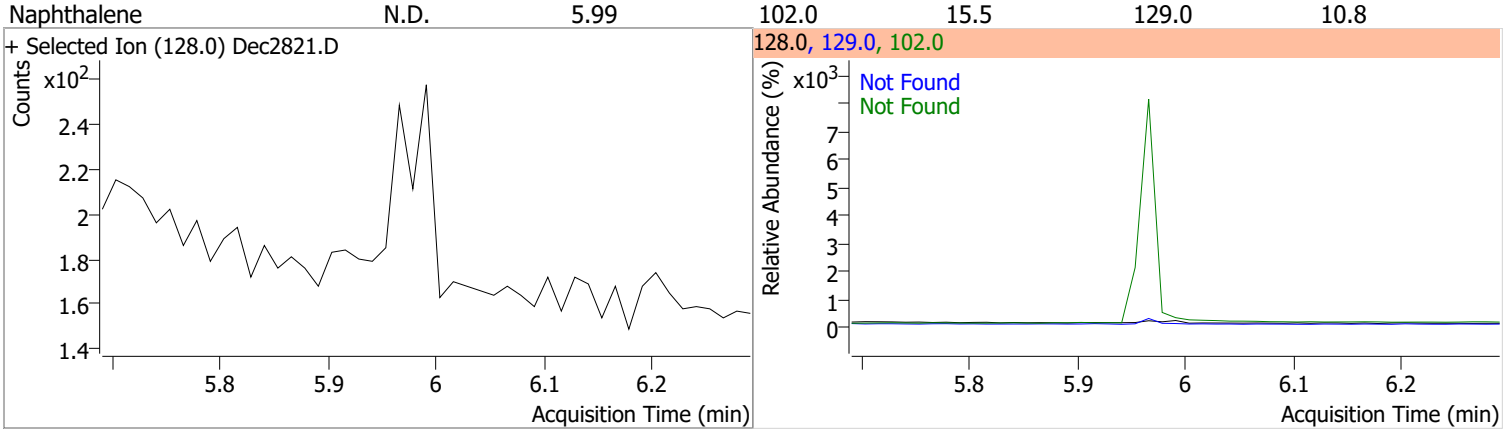

Compound	Conc.	Exp RT	QIon	Exp Ratio	QIon	Exp Ratio
2-Methylnaphthalene	N.D.	6.81	142.0	147.5	115.0	52.5

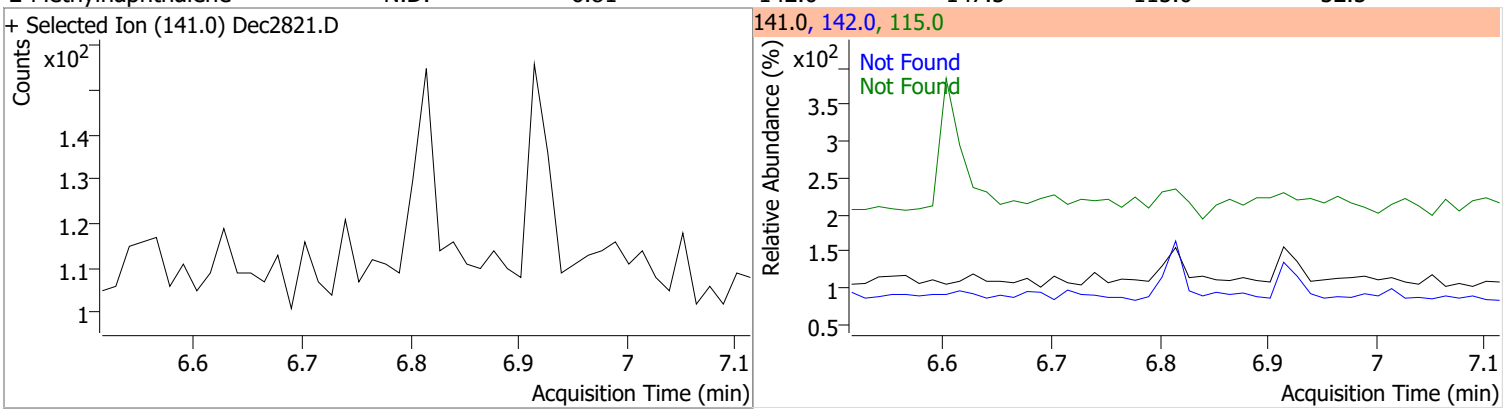

Compound	Conc.	Exp RT	QIon	Exp Ratio	QIon	Exp Ratio
1-Methylnaphthalene	N.D.	6.93	142.0	111.3	115.0	63.4

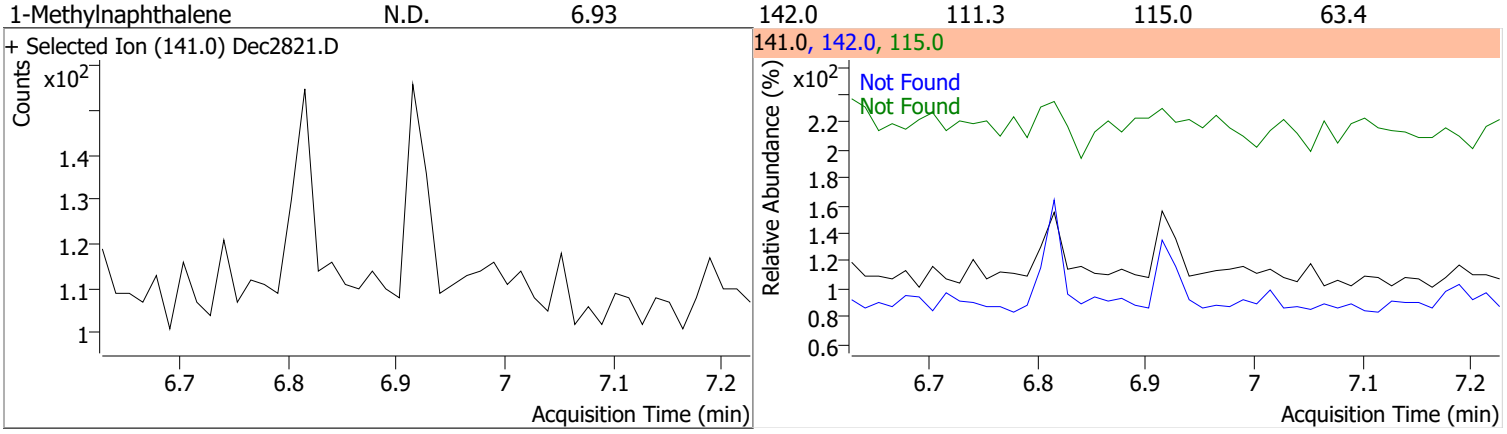

Quantitation Results Report (QT Reviewed)

Compound	Conc.	RT	Dev(Min)	Resp.	QIon	QRatio	Lower	Upper
2-Fluorobiphenyl	41.2036	7.28	0.00	994439	171.0	39.2	26.4	49.0

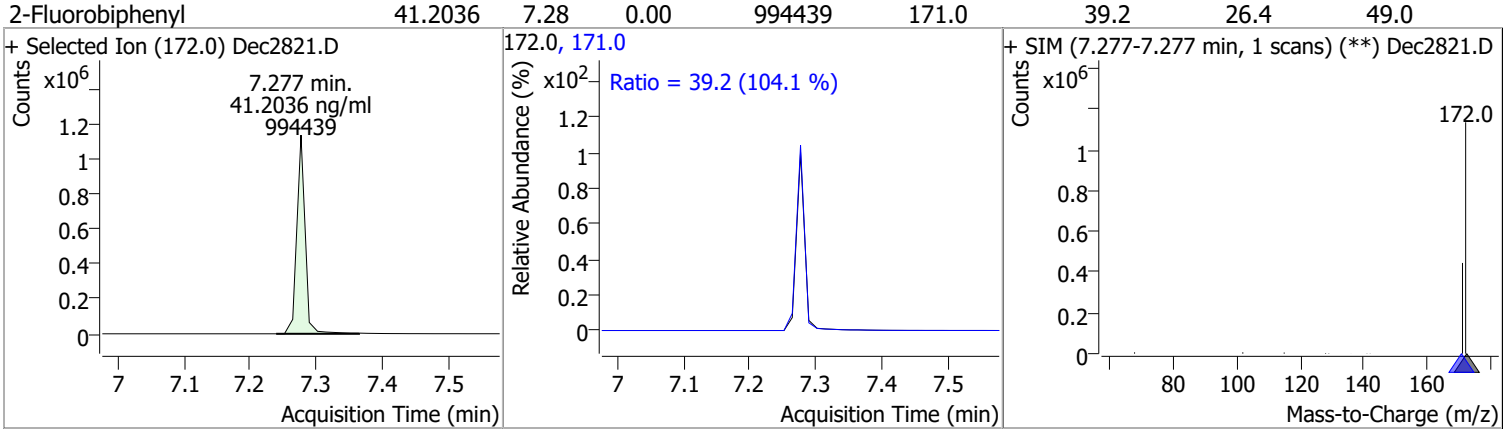

Compound	Conc.	RT	Dev(Min)	Resp.	QIon	QRatio	Lower	Upper
Terphenyl-d14	102.5060	12.30	0.00	1556131	122.0	14.3	9.6	17.9

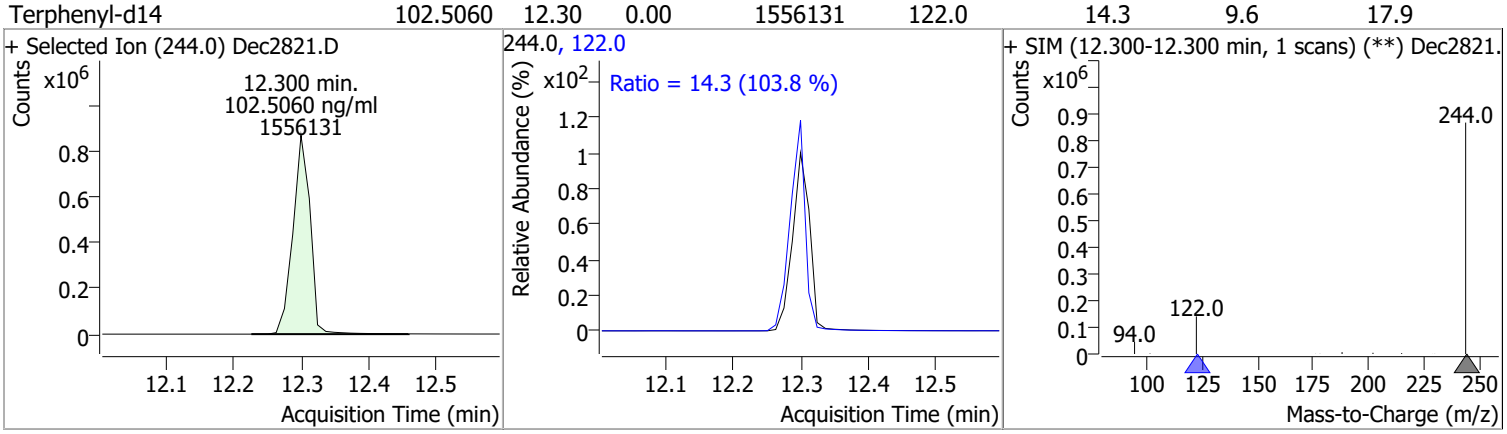

Quantitation Results Report (QT Reviewed)

Data File	Dec2822.D	Operator	LIMS import
Acq. Method	5975BNASIM	Acq. Date-Time	12/29/2021 4:23:11 AM
Sample Name	B21121622-003A	Instrument	GCMS
Vial	22	Multiplier	20.00
DA Method File		Comment	SVOC-8270-W-LLPAH
Tune File	dftppjph.u	Tune Date	
Batch Name	122821 bna SIM 1.batch.bin	Last Calib Update	12/29/2021 8:56:55 AM
Ref Library			

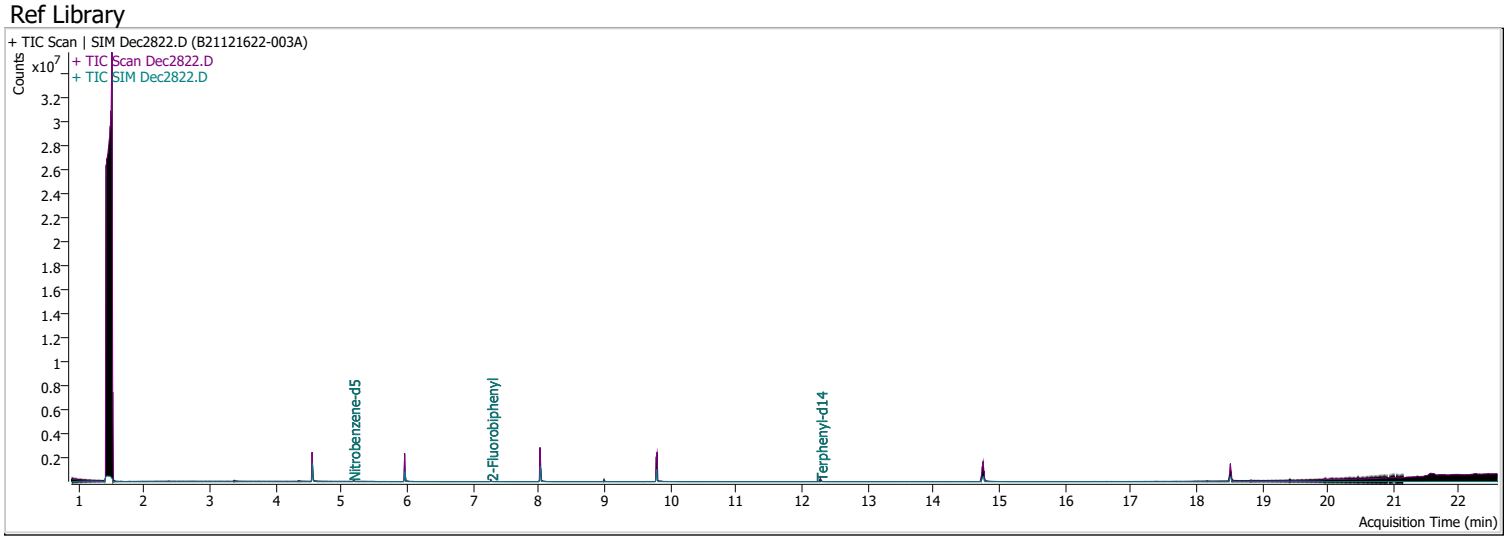

Compound	RT	QIon	Resp.	Conc.	Units		Dev(Min)
Internal Standards							
System Monitoring Compounds							
S Nitrobenzene-d5	5.181	82.0	33275	68.5555	ng/ml		-0.012
Spiked Amount: 5.000	Range: 19.0 - 102.0%			Recovery = 1371.11%		*	
S 2-Fluorobiphenyl	7.277	172.0	47634	44.9096	ng/ml		0.000
Spiked Amount: 5.000	Range: 25.0 - 94.0%			Recovery = 898.19%		*	
S Terphenyl-d14	12.288	244.0	62560	100.7769	ng/ml		-0.012
Spiked Amount: 5.000	Range: 39.0 - 106.0%			Recovery = 2015.54%		*	
Target Compounds							**QValue**
T Naphthalene	0.000		0	N.D.			
T 2-Methylnaphthalene	0.000		0	N.D.			
T 1-Methylnaphthalene	0.000		0	N.D.			

(#) = Qualifier Out of Range; (m) = Manual Integration; (+) = Area Summed; (*) = Surrogate Percent Recovery Out of Range; (d): Zeroed Peak

Quantitation Results Report (QT Reviewed)

Compound	Conc.	RT	Dev(Min)	Resp.	QIon	QRatio	Lower	Upper
Nitrobenzene-d5	68.5555	5.18	-0.01	33275	54.0	28.7	21.6	40.2
					128.0	21.6	21.3	39.5

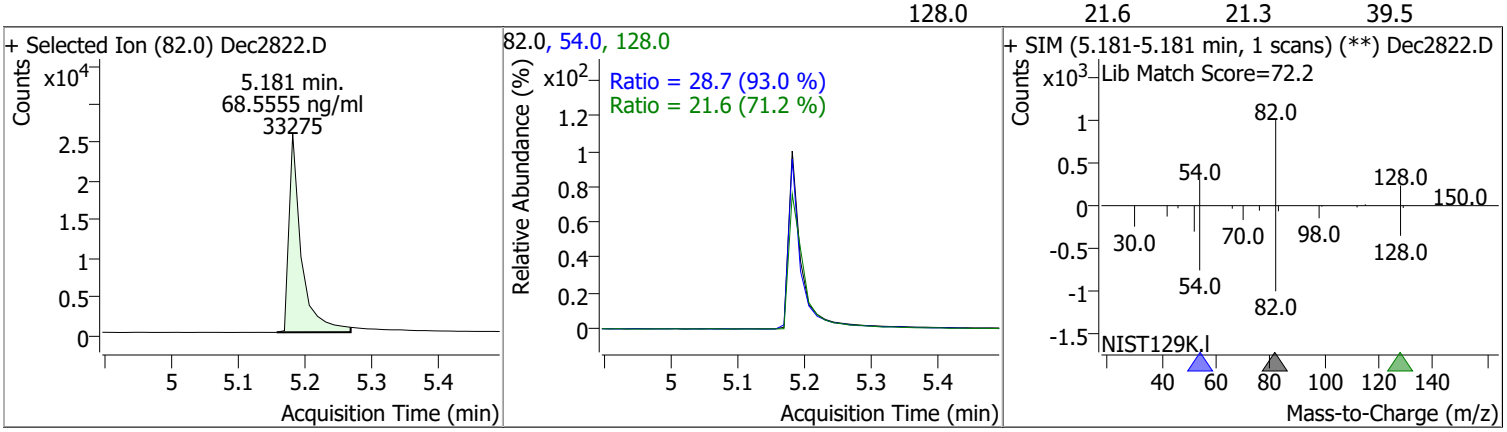

Compound	Conc.	Exp RT	QIon	Exp Ratio	QIon	Exp Ratio
Naphthalene	N.D.	5.99	102.0	15.5	129.0	10.8

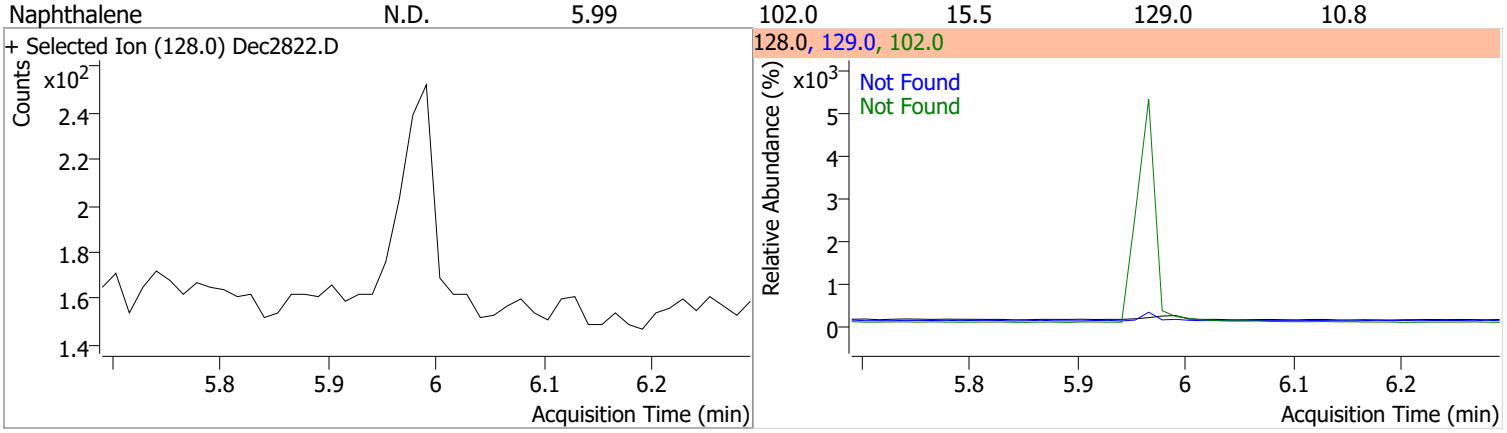

Compound	Conc.	Exp RT	QIon	Exp Ratio	QIon	Exp Ratio
2-Methylnaphthalene	N.D.	6.81	142.0	147.5	115.0	52.5

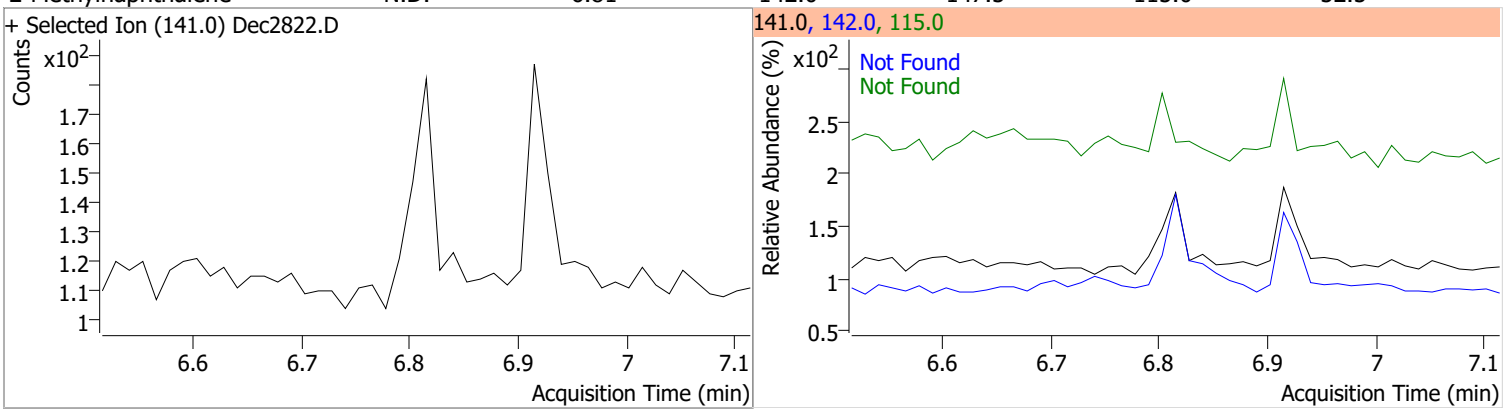

Compound	Conc.	Exp RT	QIon	Exp Ratio	QIon	Exp Ratio
1-Methylnaphthalene	N.D.	6.93	142.0	111.3	115.0	63.4

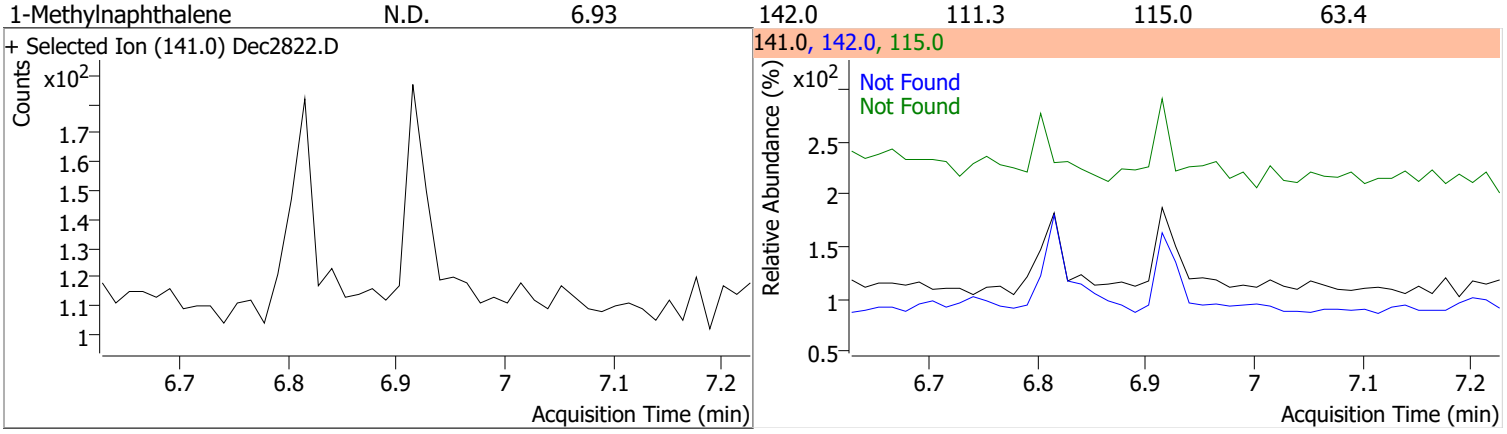

Quantitation Results Report (QT Reviewed)

Compound	Conc.	RT	Dev(Min)	Resp.	QIon	QRatio	Lower	Upper
2-Fluorobiphenyl	44.9096	7.28	0.00	47634	171.0	35.5	26.4	49.0

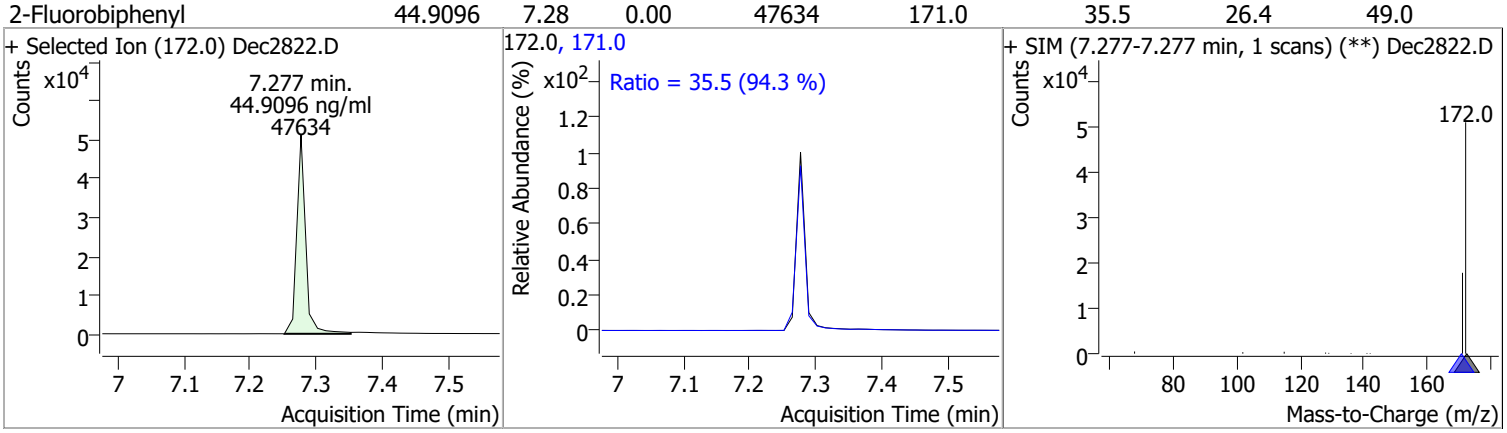

Compound	Conc.	RT	Dev(Min)	Resp.	QIon	QRatio	Lower	Upper
Terphenyl-d14	100.7769	12.29	-0.01	62560	122.0	14.8	9.6	17.9

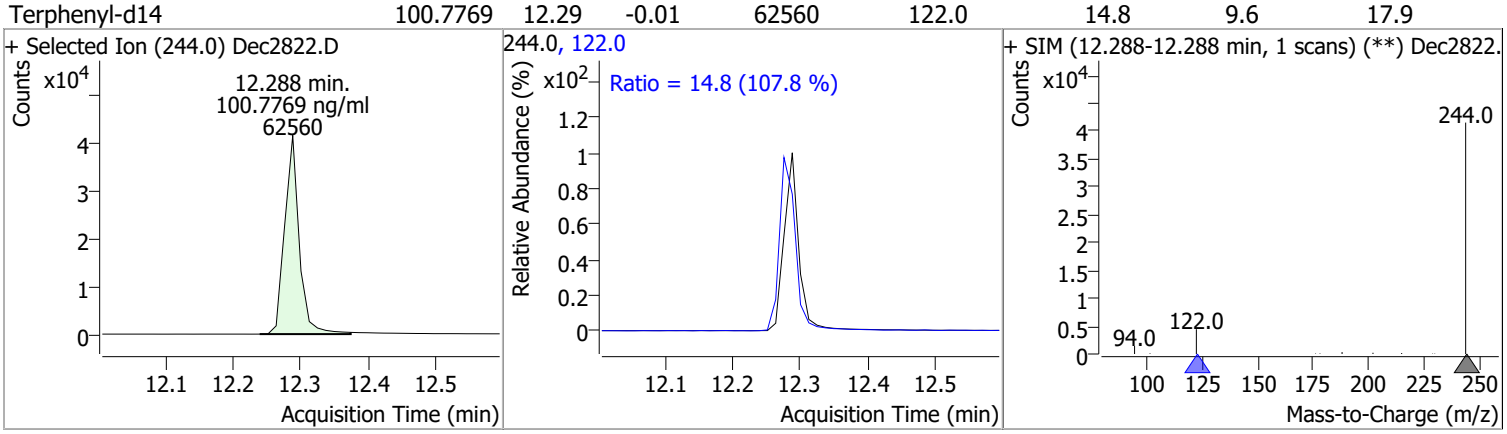

Quantitation Results Report (QT Reviewed)

Data File	Dec2823.D	Operator	LIMS import
Acq. Method	5975BNASIM	Acq. Date-Time	12/29/2021 4:55:51 AM
Sample Name	B21121623-001B	Instrument	GCMS
Vial	23	Multiplier	1.00
DA Method File		Comment	SVOC-8270-W-LLPAH
Tune File	dftppjph.u	Tune Date	
Batch Name	122821 bna SIM 1.batch.bin	Last Calib Update	12/29/2021 8:56:55 AM
Ref Library			

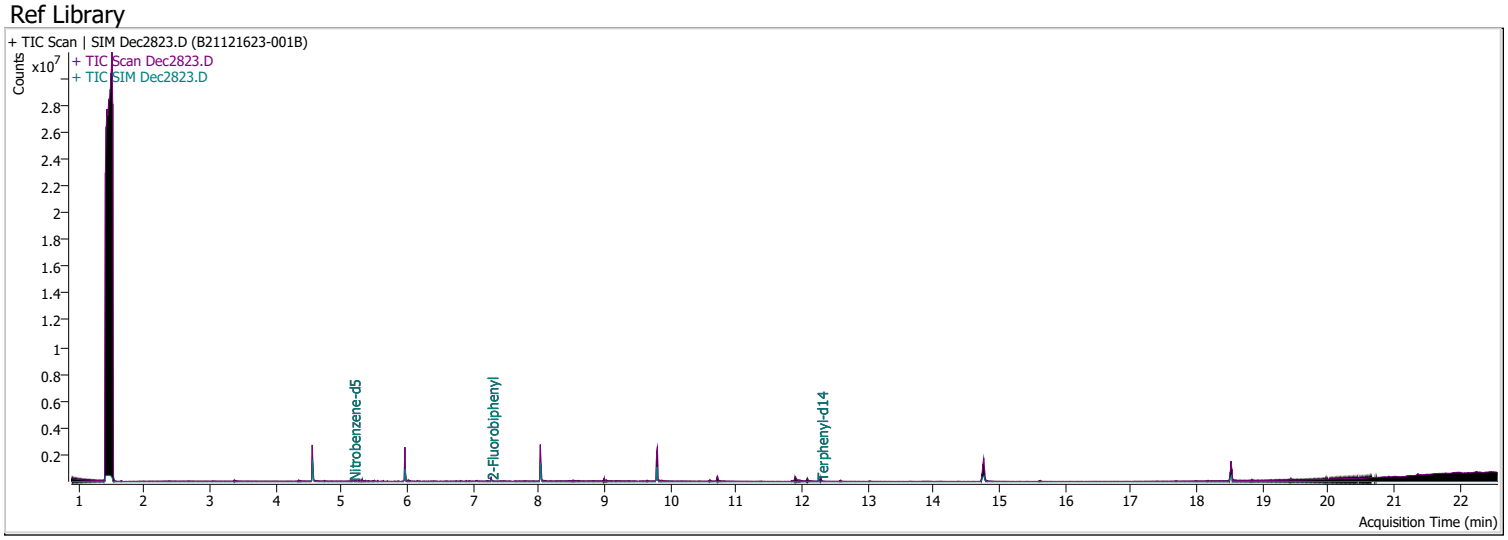

Compound	RT	QIon	Resp.	Conc.	Units		Dev(Min)
Internal Standards							
System Monitoring Compounds							
S Nitrobenzene-d5	5.181	82.0	39500	3.6233	ng/ml	#	-0.012
Spiked Amount: 5.000	Range: 19.0 - 102.0%			Recovery = 72.47%			
S 2-Fluorobiphenyl	7.277	172.0	76083	3.2838	ng/ml		0.000
Spiked Amount: 5.000	Range: 25.0 - 94.0%			Recovery = 65.68%			
S Terphenyl-d14	12.288	244.0	64933	5.0373	ng/ml		-0.012
Spiked Amount: 5.000	Range: 39.0 - 106.0%			Recovery = 100.75%			
Target Compounds							**QValue**
T Naphthalene	6.003	128.0	0		ng/ml	md	1
T 2-Methylnaphthalene	7.065	141.0	0		ng/ml	md	1
T 1-Methylnaphthalene	7.065	141.0	0		ng/ml	md	1

(#) = Qualifier Out of Range; (m) = Manual Integration; (+) = Area Summed; (*) = Surrogate Percent Recovery Out of Range; (d): Zeroed Peak

Quantitation Results Report (QT Reviewed)

Compound	Conc.	RT	Dev(Min)	Resp.	QIon	QRatio	Lower	Upper
Nitrobenzene-d5	3.6233	5.18	-0.01	39500	54.0	29.6	21.6	40.2
					128.0	19.3	21.3	39.5

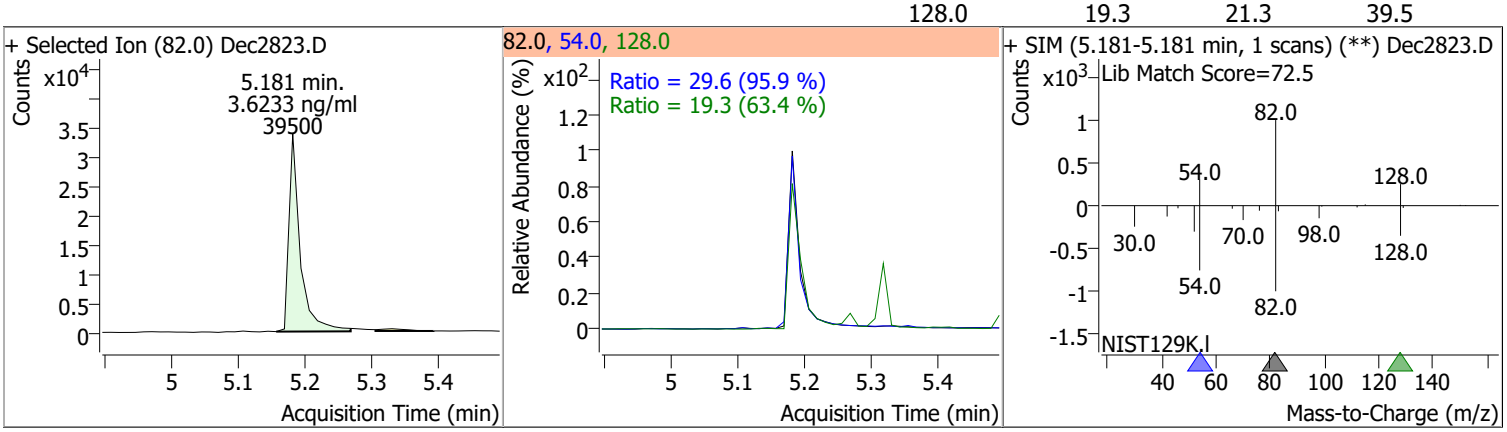

Compound	Conc.	RT	Dev(Min)	Resp.	QIon	QRatio	Lower	Upper
Naphthalene		0		0	102.0		0.0	46.6
					129.0		7.6	14.1

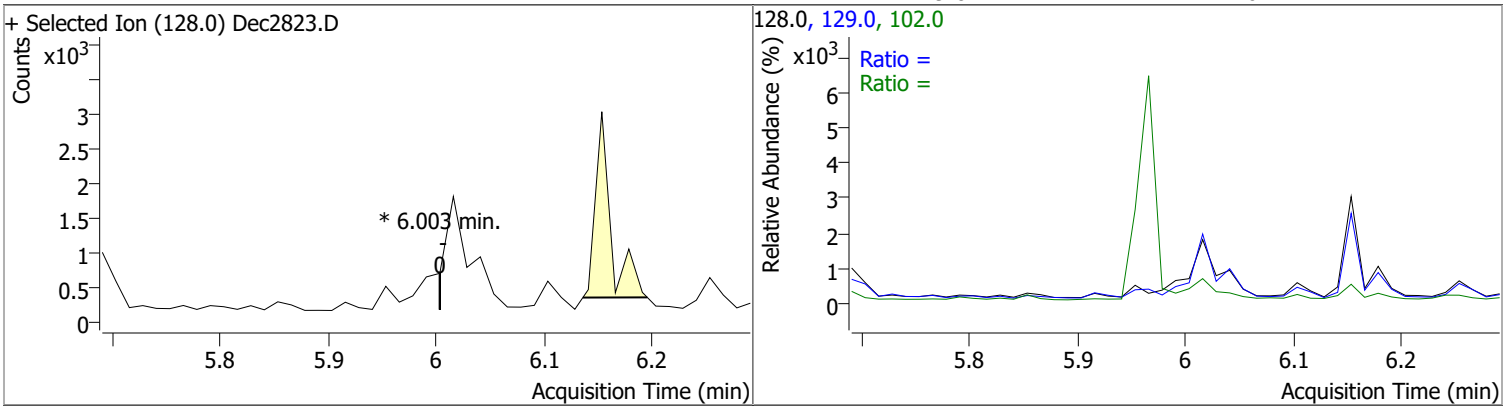

Compound	Conc.	RT	Dev(Min)	Resp.	QIon	QRatio	Lower	Upper
2-Methylnaphthalene		0		0	142.0		103.3	191.8
					115.0		36.8	68.3

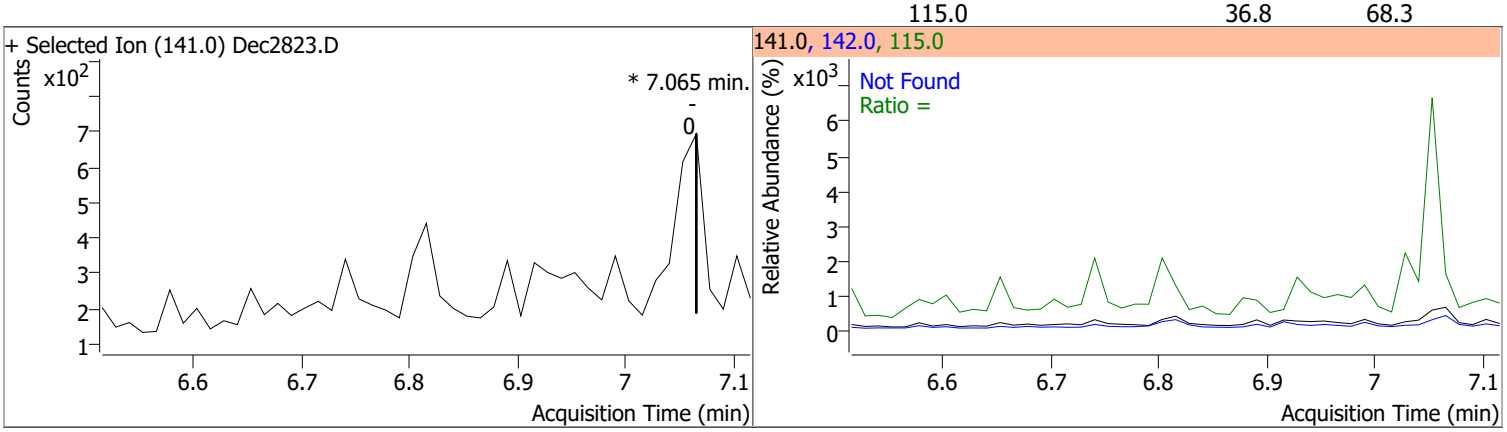

Quantitation Results Report (QT Reviewed)

Compound	Conc.	RT	Dev(Min)	Resp.	QIon	QRatio	Lower	Upper
1-Methylnaphthalene		0		0	142.0		77.9	144.7
					115.0		44.4	82.5

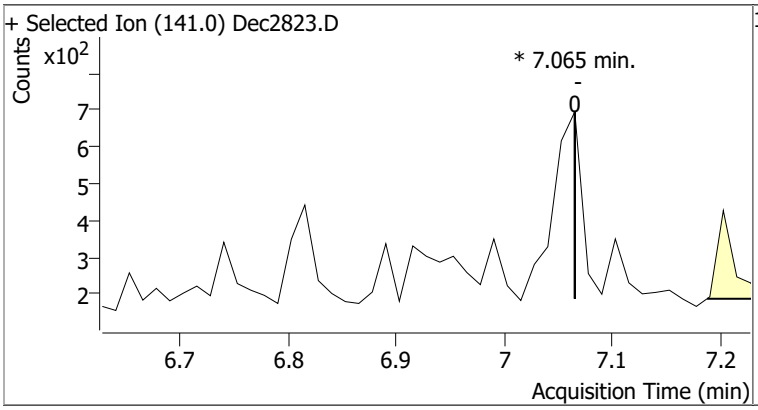

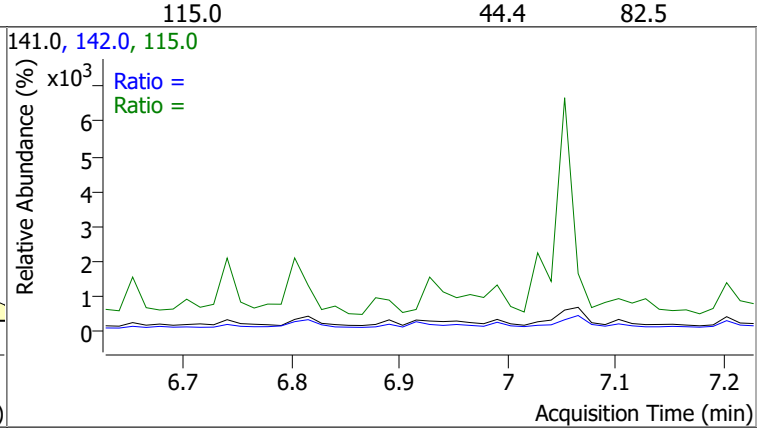

Compound	Conc.	RT	Dev(Min)	Resp.	QIon	QRatio	Lower	Upper
2-Fluorobiphenyl	3.2838	7.28	0.00	76083	171.0	35.0	26.4	49.0

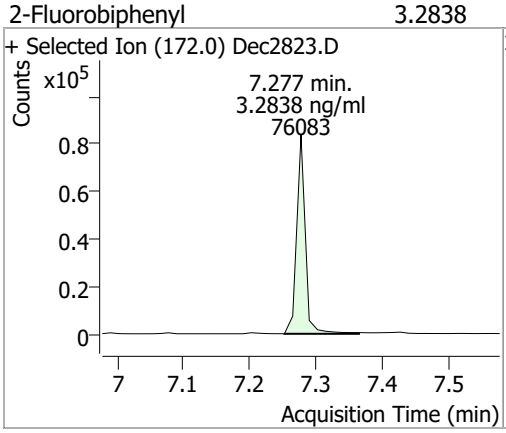

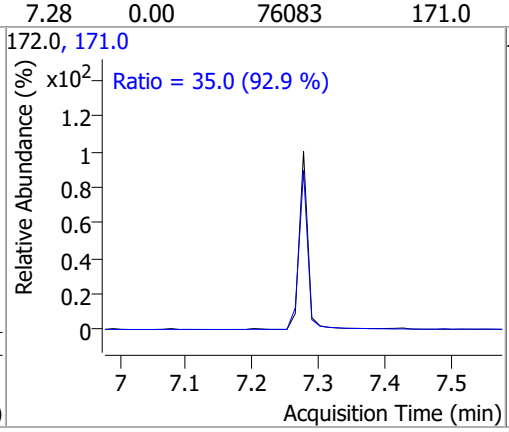

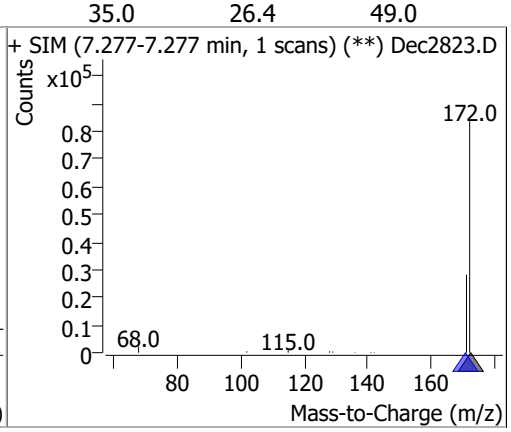

Compound	Conc.	RT	Dev(Min)	Resp.	QIon	QRatio	Lower	Upper
Terphenyl-d14	5.0373	12.29	-0.01	64933	122.0	14.4	9.6	17.9

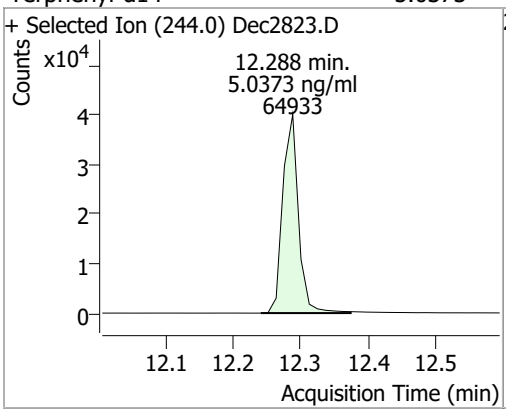

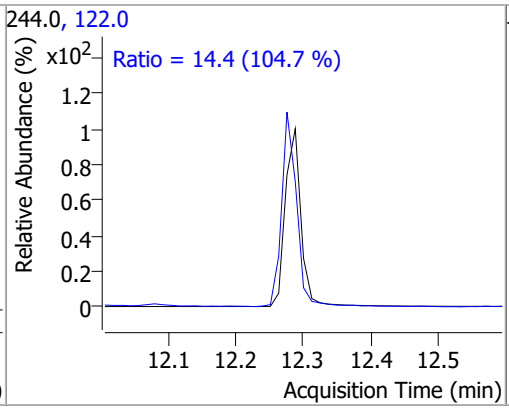

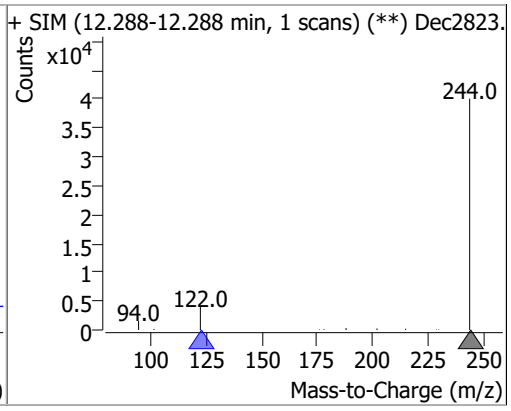

Quantitation Results Report (QT Reviewed)

Data File	Dec2824.D	Operator	LIMS import
Acq. Method	5975BNASIM	Acq. Date-Time	12/29/2021 5:28:26 AM
Sample Name	28-Dec-21_CCV_24	Instrument	GCMS
Vial	24	Multiplier	1.00
DA Method File		Comment	SVOC-8270-W-LLPAH
Tune File	dftppjph.u	Tune Date	
Batch Name	122821 bna SIM 1.batch.bin	Last Calib Update	12/29/2021 8:56:55 AM
Ref Library			

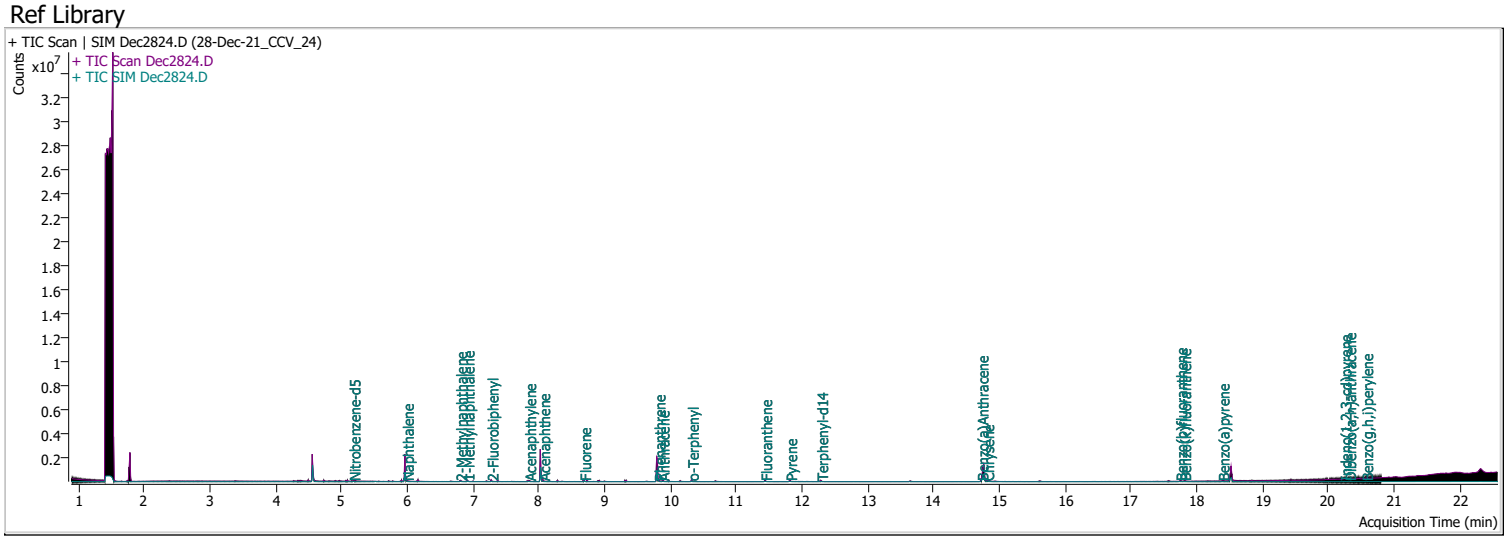

Compound	RT	QIon	Resp.	Conc.	Units		Dev(Min)
Internal Standards							
System Monitoring Compounds							
S Nitrobenzene-d5	5.181	82.0	18436	2.1087	ng/ml		-0.012
Spiked Amount: 5.000	Range: 19.0 - 102.0%			Recovery = 42.17%			
S 2-Fluorobiphenyl	7.277	172.0	34193	1.7070	ng/ml		0.000
Spiked Amount: 5.000	Range: 25.0 - 94.0%			Recovery = 34.14%			
S Terphenyl-d14	12.288	244.0	20472	1.8499	ng/ml		-0.012
Spiked Amount: 5.000	Range: 39.0 - 106.0%			Recovery = 37.00%		*	
Target Compounds							**QValue**
T Naphthalene	5.991	128.0	36414	1.5686	ng/ml		80
T 2-Methylnaphthalene	6.802	141.0	24142	1.8033	ng/ml		91
T 1-Methylnaphthalene	6.915	141.0	25483	2.0585	ng/ml		95

(#) = Qualifier Out of Range; (m) = Manual Integration; (+) = Area Summed; (*) = Surrogate Percent Recovery Out of Range; (d): Zeroed Peak

Compound	Conc.	RT	Dev(Min)	Resp.	QIon	QRatio	Lower	Upper
Nitrobenzene-d5	2.1087	5.18	-0.01	18436	54.0	30.9	21.6	40.2
					128.0	28.1	21.3	39.5

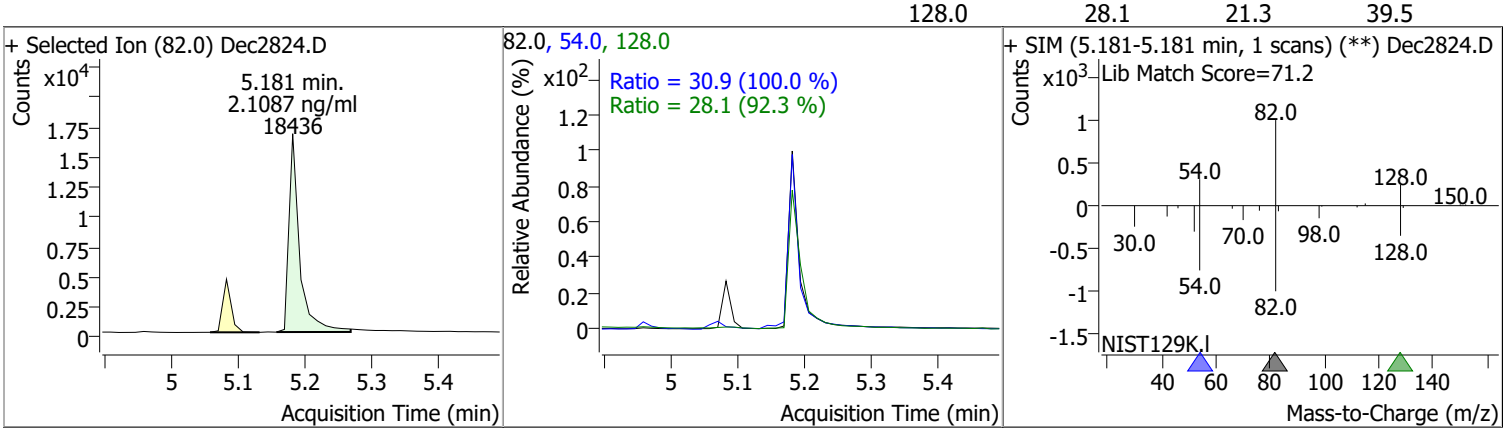

Compound	Conc.	RT	Dev(Min)	Resp.	QIon	QRatio	Lower	Upper
Naphthalene	1.5686	5.99	0.00	36414	102.0	29.3	0.0	46.6
					129.0	11.0	7.6	14.1

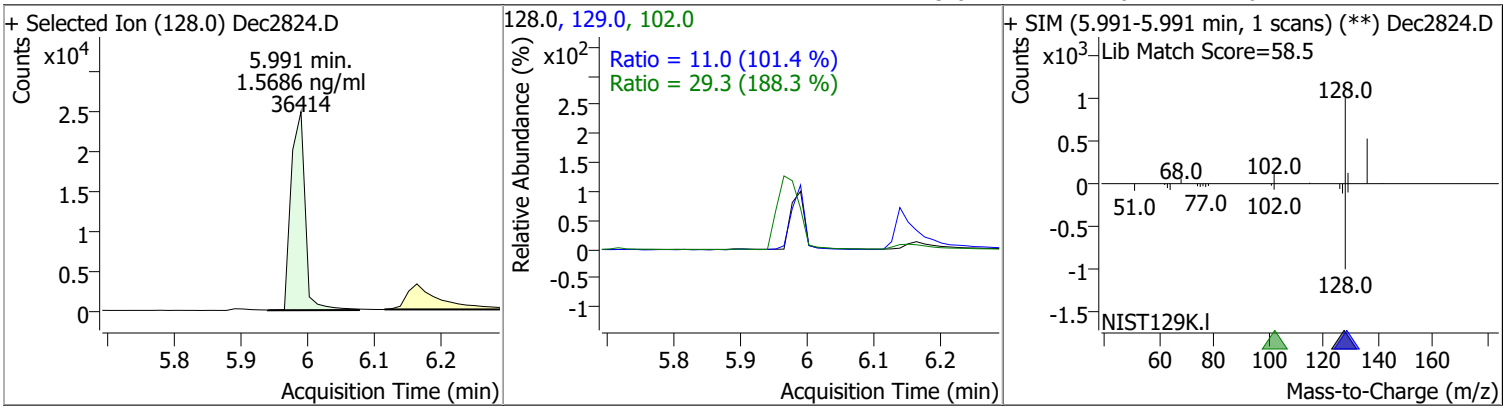

Compound	Conc.	RT	Dev(Min)	Resp.	QIon	QRatio	Lower	Upper
2-Methylnaphthalene	1.8033	6.80	-0.01	24142	142.0	138.7	103.3	191.8
					115.0	62.2	36.8	68.3

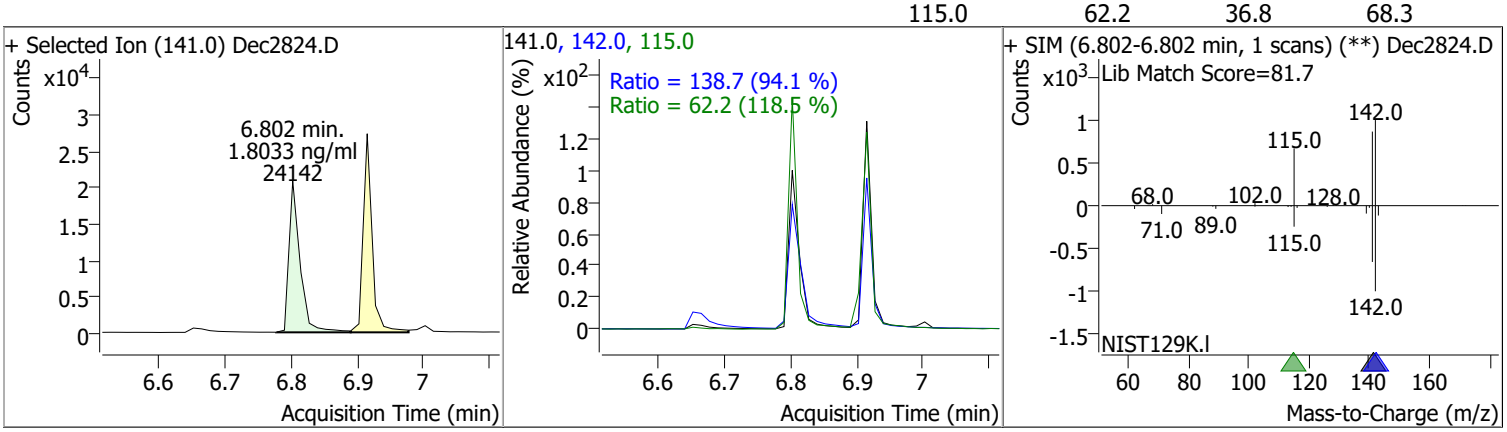

Quantitation Results Report (QT Reviewed)

Compound	Conc.	RT	Dev(Min)	Resp.	QIon	QRatio	Lower	Upper
1-Methylnaphthalene	2.0585	6.91	-0.01	25483	142.0	112.5	77.9	144.7
					115.0	54.2	44.4	82.5

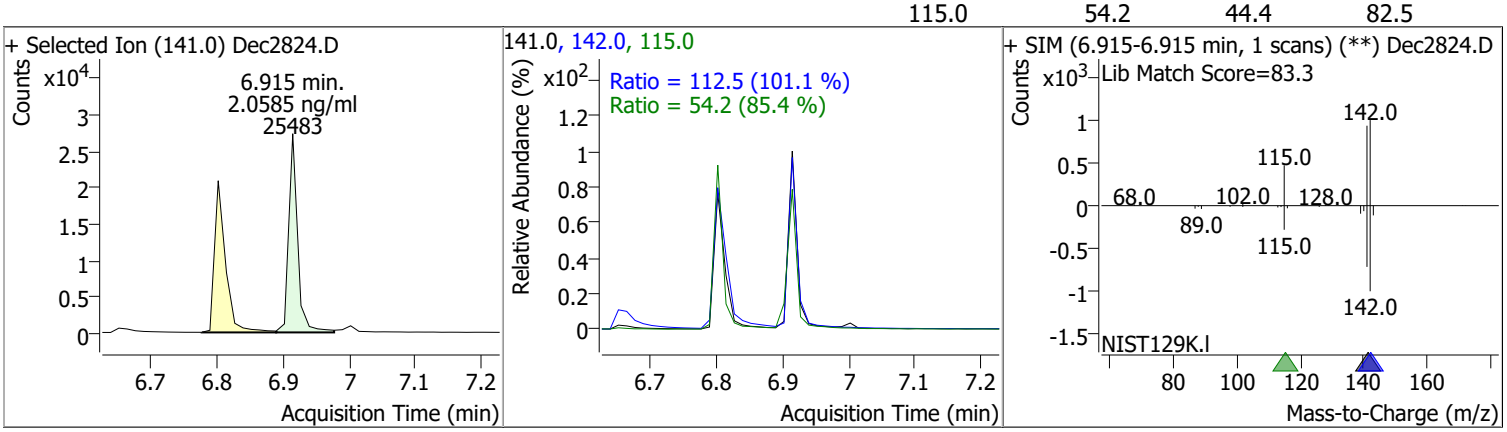

Compound	Conc.	RT	Dev(Min)	Resp.	QIon	QRatio	Lower	Upper
2-Fluorobiphenyl	1.7070	7.28	0.00	34193	171.0	33.0	26.4	49.0

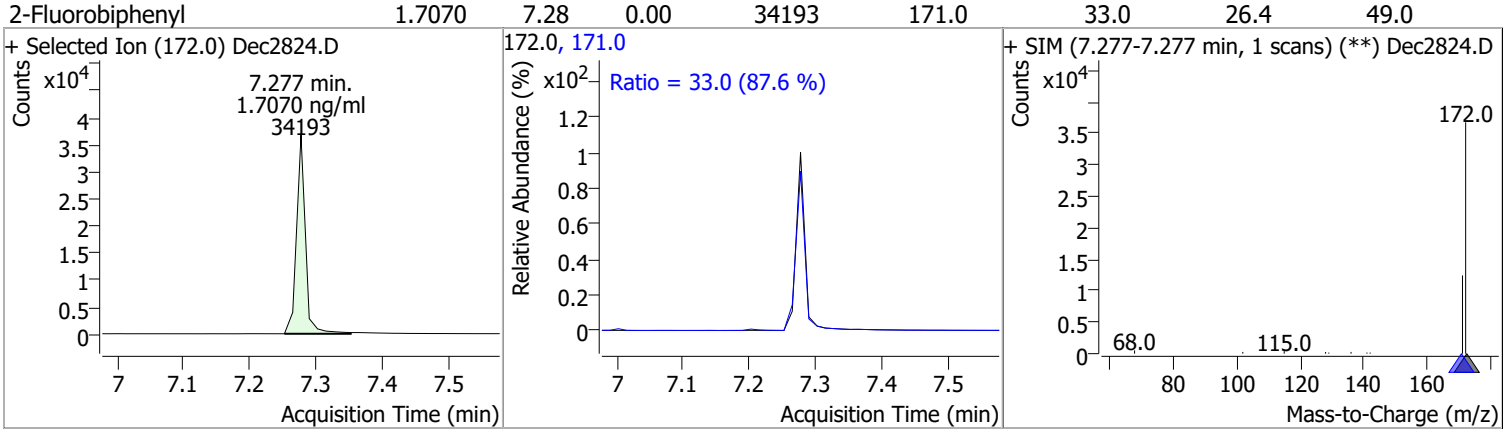

Compound	Conc.	RT	Dev(Min)	Resp.	QIon	QRatio	Lower	Upper
Terphenyl-d14	1.8499	12.29	-0.01	20472	122.0	14.9	9.6	17.9

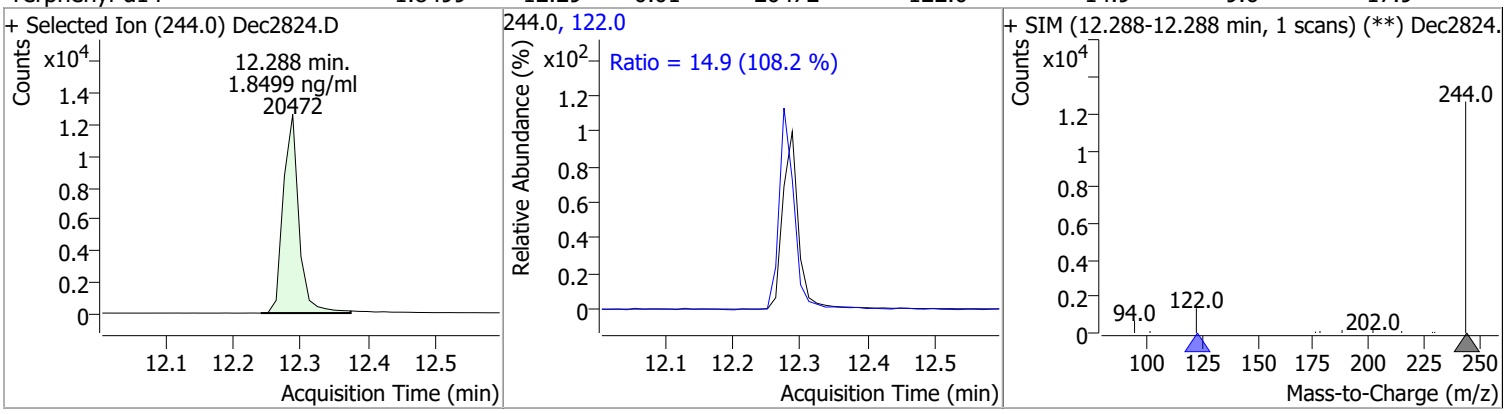

Continuing Calibration Report

Batch Name	\\MASSHUNTER\Org\Data\SV5975.I\Old Data\2021 Data\sh122821\1 e8270c bna SIM\QuantResults\122821 bna SIM 1.batch.bin
Method File	\\MASSHUNTER\Org\Data\SV5975.I\Old Data\2021 Data\sh122821\1 e8270c bna SIM\QuantReports\122821 bna SIM method backup.m
Daily CC	\\MASSHUNTER\Org\Data\SV5975.I\sh122821\1 e8270c bna SIMDec2824.D

Level name	Injection Time	Calibration Files
7	12/28/2021 5:30:40 PM	\\MASSHUNTER\Org\Data\SV5975.I\sh122821\1 e8270c bna SIM\Dec2802.D
6	12/28/2021 6:03:21 PM	\\MASSHUNTER\Org\Data\SV5975.I\sh122821\1 e8270c bna SIM\Dec2803.D
5	12/28/2021 6:35:53 PM	\\MASSHUNTER\Org\Data\SV5975.I\sh122821\1 e8270c bna SIM\Dec2804.D
4	12/28/2021 7:08:33 PM	\\MASSHUNTER\Org\Data\SV5975.I\sh122821\1 e8270c bna SIM\Dec2805.D
3	12/28/2021 7:41:06 PM	\\MASSHUNTER\Org\Data\SV5975.I\sh122821\1 e8270c bna SIM\Dec2806.D
2	12/28/2021 8:13:46 PM	\\MASSHUNTER\Org\Data\SV5975.I\sh122821\1 e8270c bna SIM\Dec2807.D
1	12/28/2021 8:46:23 PM	\\MASSHUNTER\Org\Data\SV5975.I\sh122821\1 e8270c bna SIM\Dec2808.D
CCV	12/29/2021 5:28:26 AM	\\MASSHUNTER\Org\Data\SV5975.I\Old Data\2021 Data\sh122821\1 e8270c bna SIM\Dec2824.D <======

ISTD Compound:	Avg Resp	Mid Resp	CC Resp	Area%	A/M
1,4-Dichlorobenzene-d4	305106	324694	375338	115.60	M
Naphthalene-d8	572584	593232	691330	116.54	M
Acenaphthene-d10	319385	333337	402342	120.70	M
Chrysene-d12	520451	540068	598054	110.74	M

Target Compound	AvgRF/R2	CC RF	Exp. Conc	Calc. Conc	%Dev	Area%	Curve Fit
1,4-Dichlorobenzene-d4	----------ISTD----------						
Nitrobenzene-d5	0.9996	0.9823	2.00	2.11	-5.44	127.64	Quadratic
Naphthalene-d8	----------ISTD----------						
Naphthalene	1.3431	1.0534	2.00	1.57	-21.57 #	96.05	Avg RF
2-Methylnaphthalene	0.7746	0.6984	2.00	1.80	-9.84	112.18	Avg RF
1-Methylnaphthalene	0.7163	0.7372	2.00	2.06	2.93	130.60	Avg RF
Acenaphthene-d10	----------ISTD----------						
2-Fluorobiphenyl	1.9914	1.6997	2.00	1.71	-14.65	113.81	Avg RF
Chrysene-d12	----------ISTD----------						
Terphenyl-d14	0.7402	0.6846	2.00	1.85	-7.50	111.40	Avg RF

A -- against Average; M -- against Mid Point; P -- against Previous CC in the Method;

Audit Trail report

Batch name and path: \\MASSHUNTER\Org\Data\SV5975.I\sh122821\1 e8270c bna SIM\QuantResults\122821 bna SIM 1.batch.bin
Quant batch version: 10.0
Quant reporting version: 10.0

Name	User	Time	Action	Reason	Comment	Succeed	Exception
CmdNewBatchTable	BL2000\jheine	12/28/2021 12:35:55 PM	Create new batch \\MASSHUNTER\Org\Data\SV5975.I\sh122821\1 e8270c bna SIM\122821 bna SIM 1.batch.bin			✓	
CmdImportSamplesFromWorklist	BL2000\jheine	12/28/2021 12:35:59 PM	Add samples from worklist: \\MASSHUNTER\Org\Data\SV5975.I\sh122821\1 e8270c bna SIM\Dec2801.D			✓	
CmdSetSampleAttribute	BL2000\jheine	12/28/2021 12:36:03 PM	Set SampleType = TuneCheck for sample Dec2801.D; previous value = Sample			✓	
CmdSaveBatchTable	BL2000\jheine	12/28/2021 1:35:28 PM	Save batch \\MASSHUNTER\Org\Data\SV5975.I\sh122821\1 e8270c bna SIM\QuantResults\122821 bna SIM 1.batch.bin			✓	
CmdOpenBatchTable	BL2000\jheine	12/29/2021 8:03:39 AM	Open batch \\MASSHUNTER\Org\Data\SV5975.I\sh122821\1 e8270c bna SIM\122821 bna SIM 1.batch.bin			✓	
CmdRemoveSamples	BL2000\jheine	12/29/2021 8:03:52 AM	Remove 1 sample(s): Remove TuneCheck sample 28-Dec-21_TUNE_1, data file Dec2801.D ;			✓	

Audit Trail report

Name	User	Time	Action	Reason	Comment	Succeed	Exception
CmdImportSamplesFromWorklist	BL2000\jheine	12/29/2021 8:05:00 AM	Add samples from worklist: \\MASSHUNTER\Org\Data\SV5975.I\sh122821\1 e8270c bna SIM\Dec2824.D, \\MASSHUNTER\Org\Data\SV5975.I\sh122821\1 e8270c bna SIM\Dec2823.D, \\MASSHUNTER\Org\Data\SV5975.I\sh122821\1 e8270c bna SIM\Dec2822.D, \\MASSHUNTER\Org\Data\SV5975.I\sh122821\1 e8270c bna SIM\Dec2821.D, \\MASSHUNTER\Org\Data\SV5975.I\sh122821\1 e8270c bna SIM\Dec2820.D, \\MASSHUNTER\Org\Data\SV5975.I\sh122821\1 e8270c bna SIM\Dec2819.D, \\MASSHUNTER\Org\Data\SV5975.I\sh122821\1 e8270c bna SIM\Dec2818.D, \\MASSHUNTER\Org\Data\SV5975.I\sh122821\1 e8270c bna SIM\Dec2817.D, \\MASSHUNTER\Org\Data\SV5975.I\sh122821\1 e8270c bna SIM\Dec2816.D, \\MASSHUNTER\Org\Data\SV5975.I\sh122821\1 e8270c bna SIM\Dec2815.D, \\MASSHUNTER\Org\Data\SV5975.I\sh122821\1 e8270c bna SIM\Dec2814.D, \\MASSHUNTER\Org\Data\SV5975.I\sh122821\1 e8270c bna SIM\Dec2813.D, \\MASSHUNTER\Org\Data\SV5975.I\sh122821\1 e8270c bna SIM\Dec2812.D, \\MASSHUNTER\Org\Data\SV5975.I\sh122821\1 e8270c bna SIM\Dec2811.D, \\MASSHUNTER\Org\Data\SV5975.I\sh122821\1 e8270c bna SIM\Dec2810.D, \\MASSHUNTER\Org\Data\SV5975.I\sh122821\1 e8270c bna SIM\Dec2809.D, \\MASSHUNTER\Org\Data\SV5975.I\sh122821\1 e8270c bna SIM\Dec2808.D, \\MASSHUNTER\Org\Data\SV5975.I\sh122821\1 e8270c bna SIM\Dec2807.D, \\MASSHUNTER\Org\Data\SV5975.I\sh122821\1 e8270c bna SIM\Dec2806.D, \\MASSHUNTER\Org\Data\SV5975.I\sh122821\1 e8270c bna SIM\Dec2805.D, \\MASSHUNTER\Org\Data\SV5975.I\sh122821\1 e8270c bna SIM\Dec2804.D, \\MASSHUNTER\Org\Data\SV5975.I\sh122821\1 e8270c bna SIM\Dec2803.D, \\MASSHUNTER\Org\Data\SV5975.I\sh122821\1 e8270c bna SIM\Dec2802.D, \\MASSHUNTER\Org\Data\SV5975.I\sh122821\1 e8270c bna SIM\Dec2801.D			✓	
CmdSetSampleAttribute	BL2000\jheine	12/29/2021 8:16:09 AM	Set SampleType = TuneCheck for sample Dec2801.D; previous value = Sample			✓	
CmdSetSampleAttribute	BL2000\jheine	12/29/2021 8:16:54 AM	Set SampleType = Calibration for sample Dec2802.D; previous value = Sample			✓	
CmdSetSampleAttribute	BL2000\jheine	12/29/2021 8:16:57 AM	Set SampleType = Calibration for sample Dec2803.D; previous value = Sample			✓	

Name	User	Time	Action	Reason	Comment	Succeed	Exception
CmdSetSampleAttribute	BL2000\jheine	12/29/2021 8:16:59 AM	Set SampleType = Calibration for sample Dec2804.D; previous value = Sample			✓	
CmdSetSampleAttribute	BL2000\jheine	12/29/2021 8:17:01 AM	Set SampleType = Calibration for sample Dec2805.D; previous value = Sample			✓	
CmdSetSampleAttribute	BL2000\jheine	12/29/2021 8:17:03 AM	Set SampleType = Calibration for sample Dec2806.D; previous value = Sample			✓	
CmdSetSampleAttribute	BL2000\jheine	12/29/2021 8:17:05 AM	Set SampleType = Calibration for sample Dec2807.D; previous value = Sample			✓	
CmdSetSampleAttribute	BL2000\jheine	12/29/2021 8:17:08 AM	Set SampleType = Calibration for sample Dec2808.D; previous value = Sample			✓	
CmdSetSampleAttribute	BL2000\jheine	12/29/2021 8:17:12 AM	Set SampleType = QC for sample Dec2809.D; previous value = Sample			✓	
CmdStartMethodEditing	BL2000\jheine	12/29/2021 8:17:33 AM	Start method editing			✓	
CmdImportMethodFromBatch	BL2000\jheine	12/29/2021 8:17:35 AM	Import method from batch \\MASSHUNTER\Org\Data\SV5975.I\sh 122721\1 e8270c bna SIM\122721 bna SIM 1.batch.bin			✓	
CmdApplyMethodToAllSamples	BL2000\jheine	12/29/2021 8:17:42 AM	Apply method to all samples			✓	
CmdMethodClear	BL2000\jheine	12/29/2021 8:17:42 AM	Clear method			✓	
CmdEndMethodEditing	BL2000\jheine	12/29/2021 8:17:43 AM	End method editing			✓	
CmdQuantitate	BL2000\jheine	12/29/2021 8:17:55 AM	Quantitate all compounds in all samples			✓	
CmdSetSampleAttribute	BL2000\jheine	12/29/2021 8:18:19 AM	Set LevelName = 7 for sample Dec2802.D; previous value =			✓	
CmdSetSampleAttribute	BL2000\jheine	12/29/2021 8:18:28 AM	Set LevelName = 6 for sample Dec2803.D; previous value =			✓	
CmdSetSampleAttribute	BL2000\jheine	12/29/2021 8:18:40 AM	Set LevelName = 5 for sample Dec2804.D; previous value =			✓	
CmdSetSampleAttribute	BL2000\jheine	12/29/2021 8:18:49 AM	Set LevelName = 4 for sample Dec2805.D; previous value =			✓	
CmdSetSampleAttribute	BL2000\jheine	12/29/2021 8:18:57 AM	Set LevelName = 3 for sample Dec2806.D; previous value =			✓	
CmdSetSampleAttribute	BL2000\jheine	12/29/2021 8:19:06 AM	Set LevelName = 2 for sample Dec2807.D; previous value =			✓	
CmdSetSampleAttribute	BL2000\jheine	12/29/2021 8:19:15 AM	Set LevelName = 1 for sample Dec2808.D; previous value =			✓	
CmdSetSampleAttribute	BL2000\jheine	12/29/2021 8:19:25 AM	Set LevelName = ICV for sample Dec2809.D; previous value =			✓	
CmdQuantitate	BL2000\jheine	12/29/2021 8:19:41 AM	Quantitate all compounds in all samples			✓	

Name	User	Time	Action	Reason	Comment	Succeed	Exception
CmdManuallyIntegrateQualifierPeak	BL2000\jheine	12/29/2021 8:20:14 AM	Manually integrate qualifier 102.0 of compound Naphthalene in sample Dec2804.D, from x, y = 5.978, 534 to 6.116, 103, result = 4116; previous integration is from x, y = 5.941, 103 to 6.116, 103 and previous response = 11635.			✓	
CmdManuallyIntegrateDropBaseline	BL2000\jheine	12/29/2021 8:20:16 AM	Drop baseline for qualifier 102.0 of compound Naphthalene in sample Dec2804.D to y = 103, new integration is from x, y = 5.978, 103 to 6.116, 103 and new response = 5894; previous integration is from x, y = 5.978, 534 to 6.116, 103 and previous response = 4116.			✓	
CmdManuallyIntegrateSplit	BL2000\jheine	12/29/2021 8:20:23 AM	Split peak for compound 2-Methylnaphthalene in sample Dec2804.D and keep left peak, new integration is from x, y = 6.790, 119.732142857143 to 6.902, 119.732142857143 and new response = 21520, previous integration is from x, y = 6.790, 120 to 6.990, 120 and previous response = 41032.			✓	
CmdSetTargetCompoundAttribute	BL2000\jheine	12/29/2021 8:20:26 AM	Set UserAnnotation = CO for compound 2-Methylnaphthalene in sample Dec2804.D; previous value =			✓	
CmdManuallyIntegrateSplit	BL2000\jheine	12/29/2021 8:20:30 AM	Split peak for compound 1-Methylnaphthalene in sample Dec2804.D and keep right peak, new integration is from x, y = 6.902, 119.732142857143 to 6.990, 119.732142857143 and new response = 19512, previous integration is from x, y = 6.790, 120 to 6.990, 120 and previous response = 41032.			✓	
CmdSetTargetCompoundAttribute	BL2000\jheine	12/29/2021 8:20:32 AM	Set UserAnnotation = CO for compound 1-Methylnaphthalene in sample Dec2804.D; previous value =			✓	
CmdSelectPeak	BL2000\jheine	12/29/2021 8:20:46 AM	Select peak for compound Phenanthrene in sample Dec2804.D			✓	
CmdSetTargetCompoundAttribute	BL2000\jheine	12/29/2021 8:20:48 AM	Set UserAnnotation = RT for compound Phenanthrene in sample Dec2804.D; previous value =			✓	
CmdManuallyIntegrateSplit	BL2000\jheine	12/29/2021 8:21:00 AM	Split qualifier 101.0 of compound Fluoranthene in sample Dec2804.D and keep left peak, new integration is from x, y = 11.412, 77.20875 to 11.559, 77.20875 and new response = 5107, previous integration is from x, y = 11.412, 77 to 11.954, 77 and previous response = 12100.			✓	

Name	User	Time	Action	Reason	Comment	Succeed	Exception
CmdManuallyIntegrateSplit	BL2000\jheine	12/29/2021 8:21:10 AM	Split qualifier 101.0 of compound Pyrene in sample Dec2804.D and keep right peak, new integration is from x, y = 11.769, 77.20875 to 11.954, 77.20875 and new response = 6822, previous integration is from x, y = 11.412, 77 to 11.954, 77 and previous response = 12100.			✓	
CmdManuallyIntegratePeak	BL2000\jheine	12/29/2021 8:21:18 AM	Manually integrate compound Benzo(a)Anthracene in sample Dec2804.D, from x, y = 14.739, 3882 to 14.739, 3704, result = 0; previous integration is from x, y = 14.801, 61 to 15.000, 62 and previous response = 43320.			✓	
CmdSetTargetCompoundAttribute	BL2000\jheine	12/29/2021 8:21:20 AM	Set UserAnnotation = RT for compound Benzo(a)Anthracene in sample Dec2804.D; previous value =			✓	
CmdClearManualIntegration	BL2000\jheine	12/29/2021 8:21:26 AM	Clear manual integration of target signal for compound Benzo(a)Anthracene in sample Dec2804.D			✓	
CmdSetTargetCompoundAttribute	BL2000\jheine	12/29/2021 8:21:27 AM	Set UserAnnotation = for compound Benzo(a)Anthracene in sample Dec2804.D; previous value = RT			✓	
CmdSelectPeak	BL2000\jheine	12/29/2021 8:21:29 AM	Select peak for compound Benzo(a)Anthracene in sample Dec2804.D			✓	
CmdSetTargetCompoundAttribute	BL2000\jheine	12/29/2021 8:21:32 AM	Set UserAnnotation = RT for compound Benzo(a)Anthracene in sample Dec2804.D; previous value =			✓	
CmdSelectPeak	BL2000\jheine	12/29/2021 8:21:39 AM	Select peak for compound Benzo(b)fluoranthene in sample Dec2804.D			✓	
CmdSetTargetCompoundAttribute	BL2000\jheine	12/29/2021 8:21:42 AM	Set UserAnnotation = RT for compound Benzo(b)fluoranthene in sample Dec2804.D; previous value =			✓	
CmdSelectPeak	BL2000\jheine	12/29/2021 8:21:49 AM	Select peak for compound Indeno(1,2,3-cd)pyrene in sample Dec2804.D			✓	
CmdSetTargetCompoundAttribute	BL2000\jheine	12/29/2021 8:21:52 AM	Set UserAnnotation = RT for compound Indeno(1,2,3-cd)pyrene in sample Dec2804.D; previous value =			✓	

Name	User	Time	Action	Reason	Comment	Succeed	Exception
CmdUpdateRetentionTimes	BL2000\jheine	12/29/2021 8:22:08 AM	Update retention time for compound Perylene-d12; Chrysene-d12; Phenanthrene-d10; Acenaphthene-d10; Naphthalene-d8; 1,4-Dichlorobenzene-d4; o-Terphenyl; Terphenyl-d14; 2-Fluorobiphenyl; Nitrobenzene-d5; Dibenzo(a,h)anthracene; Indeno(1,2,3-cd)pyrene; Benzo(a)pyrene; Benzo(k)fluoranthene; Benzo(b)fluoranthene; Chrysene; Benzo(a)Anthracene; Pyrene; Fluoranthene; Anthracene; Phenanthrene; Fluorene; Acenaphthene; Acenaphthylene; 1-Methylnaphthalene; 2-Methylnaphthalene; Naphthalene; Benzo(g,h,i)perylene;			✓	
CmdQuantitate	BL2000\jheine	12/29/2021 8:22:23 AM	Quantitate all compounds in all samples			✓	
CmdQuantitate	BL2000\jheine	12/29/2021 8:23:25 AM	Quantitate all compounds in all samples			✓	
CmdManuallyIntegrateQualifierPeak	BL2000\jheine	12/29/2021 8:23:43 AM	Manually integrate qualifier 54.0 of compound Nitrobenzene-d5 in sample Dec2804.D, from x, y = 5.168, 487 to 5.280, 207, result = 3432; previous integration is from x, y = 5.131, 209 to 5.280, 207 and previous response = 4500.			✓	
CmdManuallyIntegrateDropBaseline	BL2000\jheine	12/29/2021 8:23:45 AM	Drop baseline for qualifier 54.0 of compound Nitrobenzene-d5 in sample Dec2804.D to y = 207, new integration is from x, y = 5.168, 207 to 5.280, 207 and new response = 4373; previous integration is from x, y = 5.168, 487 to 5.280, 207 and previous response = 3432.			✓	

Name	User	Time	Action	Reason	Comment	Succeed	Exception
CmdUpdateQualifierRatios	BL2000\jheine	12/29/2021 8:24:41 AM	Update qualifier ratios for compound Perylene-d12; Update qualifier ratios for compound Chrysene-d12; Update qualifier ratios for compound Phenanthrene-d10; Update qualifier ratios for compound Acenaphthene-d10; Update qualifier ratios for compound Naphthalene-d8; Update qualifier ratios for compound 1,4-Dichlorobenzene-d4; Update qualifier ratios for compound o-Terphenyl; Update qualifier ratios for compound Terphenyl-d14; Update qualifier ratios for compound 2-Fluorobiphenyl; Update qualifier ratios for compound Benzo(g,h,i)perylene; Update qualifier ratios for compound Dibenzo(a,h)anthracene; Update qualifier ratios for compound Indeno(1,2,3-cd)pyrene; Update qualifier ratios for compound Benzo(a)pyrene; Update qualifier ratios for compound Benzo(k)fluoranthene; Update qualifier ratios for compound Benzo(b)fluoranthene; Update qualifier ratios for compound Chrysene; Update qualifier ratios for compound Benzo(a)Anthracene; Update qualifier ratios for compound Pyrene; Update qualifier ratios for compound Fluoranthene; Update qualifier ratios for compound Anthracene; Update qualifier ratios for compound Phenanthrene; Update qualifier ratios for compound Fluorene; Update qualifier ratios for compound Acenaphthene; Update qualifier ratios for compound Acenaphthylene; Update qualifier ratios for compound 1-Methylnaphthalene; Update qualifier ratios for compound 2-Methylnaphthalene; Update qualifier ratios for compound Naphthalene; Update qualifier ratios for compound Nitrobenzene-d5;			✓	
CmdQuantitate	BL2000\jheine	12/29/2021 8:27:14 AM	Quantitate all compounds in all samples			✓	
CmdManuallyIntegrateQualifierPeak	BL2000\jheine	12/29/2021 8:29:50 AM	Manually integrate qualifier 102.0 of compound Naphthalene in sample Dec2803.D, from x, y = 5.978, 877 to 6.078, 118, result = 11868; previous integration is from x, y = 5.941, 118 to 6.078, 118 and previous response = 20539.			✓	

Name	User	Time	Action	Reason	Comment	Succeed	Exception
CmdManuallyIntegrateDropBaseline	BL2000\jheine	12/29/2021 8:29:51 AM	Drop baseline for qualifier 102.0 of compound Naphthalene in sample Dec2803.D to y = 118, new integration is from x, y = 5.978, 118 to 6.078, 118 and new response = 14143; previous integration is from x, y = 5.978, 877 to 6.078, 118 and previous response = 11868.			✓	
CmdManuallyIntegrateSplit	BL2000\jheine	12/29/2021 8:29:56 AM	Split peak for compound 2-Methylnaphthalene in sample Dec2803.D and keep left peak, new integration is from x, y = 6.777, 126.485615079365 to 6.902, 126.485615079365 and new response = 54126, previous integration is from x, y = 6.777, 126 to 6.990, 126 and previous response = 104540.			✓	
CmdSetTargetCompoundAttribute	BL2000\jheine	12/29/2021 8:29:58 AM	Set UserAnnotation = CO for compound 2-Methylnaphthalene in sample Dec2803.D; previous value =			✓	
CmdManuallyIntegrateSplit	BL2000\jheine	12/29/2021 8:30:05 AM	Split peak for compound 1-Methylnaphthalene in sample Dec2803.D and keep right peak, new integration is from x, y = 6.902, 126.485615079365 to 6.990, 126.485615079365 and new response = 50414, previous integration is from x, y = 6.777, 126 to 6.990, 126 and previous response = 104540.			✓	
CmdSetTargetCompoundAttribute	BL2000\jheine	12/29/2021 8:30:08 AM	Set UserAnnotation = CO for compound 1-Methylnaphthalene in sample Dec2803.D; previous value =			✓	
CmdManuallyIntegrateQualifierPeak	BL2000\jheine	12/29/2021 8:30:49 AM	Manually integrate qualifier 102.0 of compound Naphthalene in sample Dec2805.D, from x, y = 5.978, 475 to 6.053, 98, result = 2389; previous integration is from x, y = 5.921, 98 to 6.053, 98 and previous response = 8522.			✓	
CmdManuallyIntegrateDropBaseline	BL2000\jheine	12/29/2021 8:30:51 AM	Drop baseline for qualifier 102.0 of compound Naphthalene in sample Dec2805.D to y = 98, new integration is from x, y = 5.978, 98 to 6.053, 98 and new response = 3238; previous integration is from x, y = 5.978, 475 to 6.053, 98 and previous response = 2389.			✓	
CmdManuallyIntegrateQualifierPeak	BL2000\jheine	12/29/2021 8:31:05 AM	Manually integrate qualifier 167.0 of compound Fluorene in sample Dec2805.D, from x, y = 8.673, 251 to 8.723, 476, result = 959; previous integration is from x, y = 8.885, 98 to 8.985, 98 and previous response = 2823.			✓	

Name	User	Time	Action	Reason	Comment	Succeed	Exception
CmdManuallyIntegrateSnapBaseline	BL2000\jheine	12/29/2021 8:31:07 AM	Snap baseline for qualifier 167.0 of compound Fluorene in sample Dec2805.D from x = 8.673 to x = 8.723, new integration is from x, y = 8.673, 97 to 8.723, 165 and new response = 1654; previous integration is from x, y = 8.673, 251 to 8.723, 476 and previous response = 959.			✓	
CmdManuallyIntegrateDropBaseline	BL2000\jheine	12/29/2021 8:31:08 AM	Drop baseline for qualifier 167.0 of compound Fluorene in sample Dec2805.D to y = 97, new integration is from x, y = 8.673, 97 to 8.723, 97 and new response = 1756; previous integration is from x, y = 8.673, 97 to 8.723, 165 and previous response = 1654.			✓	
CmdManuallyIntegrateSplit	BL2000\jheine	12/29/2021 8:31:14 AM	Split peak for compound Phenanthrene in sample Dec2805.D and keep left peak, new integration is from x, y = 9.780, 92.9087593565855 to 9.867, 92.9087593565855 and new response = 21524, previous integration is from x, y = 9.780, 93 to 9.916, 93 and previous response = 38338.			✓	
CmdManuallyIntegrateSplit	BL2000\jheine	12/29/2021 8:31:17 AM	Split qualifier 176.0 of compound Phenanthrene in sample Dec2805.D and keep left peak, new integration is from x, y = 9.780, 69.237035002035 to 9.867, 69.237035002035 and new response = 4018, previous integration is from x, y = 9.780, 69 to 9.916, 69 and previous response = 7091.			✓	
CmdSetTargetCompoundAttribute	BL2000\jheine	12/29/2021 8:31:23 AM	Set UserAnnotation = CO for compound Phenanthrene in sample Dec2805.D; previous value =			✓	
CmdManuallyIntegrateSplit	BL2000\jheine	12/29/2021 8:31:27 AM	Split peak for compound Anthracene in sample Dec2805.D and keep right peak, new integration is from x, y = 9.867, 92.9087593565855 to 9.916, 92.9087593565855 and new response = 16813, previous integration is from x, y = 9.780, 93 to 9.916, 93 and previous response = 38338.			✓	
CmdManuallyIntegrateSplit	BL2000\jheine	12/29/2021 8:31:29 AM	Split qualifier 176.0 of compound Anthracene in sample Dec2805.D and keep right peak, new integration is from x, y = 9.867, 69.237035002035 to 9.916, 69.237035002035 and new response = 3073, previous integration is from x, y = 9.780, 69 to 9.916, 69 and previous response = 7091.			✓	
CmdSetTargetCompoundAttribute	BL2000\jheine	12/29/2021 8:31:31 AM	Set UserAnnotation = CO for compound Anthracene in sample Dec2805.D; previous value =			✓	

Name	User	Time	Action	Reason	Comment	Succeed	Exception
CmdManuallyIntegrate QualifierPeak	BL2000\jheine	12/29/2021 8:31:36 AM	Manually integrate qualifier101.0 of compound Fluoranthene in sample Dec2805.D from x, y = 11.411, 109 to 11.547, 323; result = 1490			✓	
CmdManuallyIntegrateSnapBaseline	BL2000\jheine	12/29/2021 8:31:38 AM	Snap baseline for qualifier 101.0 of compound Fluoranthene in sample Dec2805.D from x = 11.411 to x = 11.547, new integration is from x, y = 11.411, 73 to 11.547, 92 and new response = 2576; previous integration is from x, y = 11.411, 109 to 11.547, 323 and previous response = 1490.			✓	
CmdManuallyIntegrate DropBaseline	BL2000\jheine	12/29/2021 8:31:38 AM	Drop baseline for qualifier 101.0 of compound Fluoranthene in sample Dec2805.D to y = 73, new integration is from x, y = 11.411, 73 to 11.547, 73 and new response = 2653; previous integration is from x, y = 11.411, 73 to 11.547, 92 and previous response = 2576.			✓	
CmdManuallyIntegrate QualifierPeak	BL2000\jheine	12/29/2021 8:32:08 AM	Manually integrate qualifier 102.0 of compound Naphthalene in sample Dec2806.D, from x, y = 5.978, 344 to 6.053, 99, result = 1085; previous integration is from x, y = 5.941, 99 to 6.053, 99 and previous response = 6827.			✓	
CmdManuallyIntegrate DropBaseline	BL2000\jheine	12/29/2021 8:32:09 AM	Drop baseline for qualifier 102.0 of compound Naphthalene in sample Dec2806.D to y = 99, new integration is from x, y = 5.978, 99 to 6.053, 99 and new response = 1636; previous integration is from x, y = 5.978, 344 to 6.053, 99 and previous response = 1085.			✓	
CmdManuallyIntegrateSplit	BL2000\jheine	12/29/2021 8:32:22 AM	Split peak for compound Phenanthrene in sample Dec2806.D and keep left peak, new integration is from x, y = 9.780, 90.1648378191857 to 9.867, 90.1648378191857 and new response = 10788, previous integration is from x, y = 9.780, 90 to 9.965, 90 and previous response = 19679.			✓	
CmdSetTargetCompoundAttribute	BL2000\jheine	12/29/2021 8:32:26 AM	Set UserAnnotation = CO for compound Phenanthrene in sample Dec2806.D; previous value =			✓	
CmdManuallyIntegrateSplit	BL2000\jheine	12/29/2021 8:32:31 AM	Split peak for compound Anthracene in sample Dec2806.D and keep right peak, new integration is from x, y = 9.867, 90.1648378191857 to 9.965, 90.1648378191857 and new response = 8953, previous integration is from x, y = 9.780, 90 to 9.965, 90 and previous response = 19679.			✓	

Name	User	Time	Action	Reason	Comment	Succeed	Exception
CmdSetTargetCompoundAttribute	BL2000\jheine	12/29/2021 8:32:33 AM	Set UserAnnotation = CO for compound Anthracene in sample Dec2806.D; previous value =			✓	
CmdManuallyIntegrateQualifierPeak	BL2000\jheine	12/29/2021 8:33:05 AM	Manually integrate qualifier 129.0 of compound Naphthalene in sample Dec2807.D, from x, y = 5.978, 143 to 6.041, 129, result = 368; previous integration is from x, y = 5.946, 129 to 6.041, 129 and previous response = 502.			✓	
CmdManuallyIntegrateDropBaseline	BL2000\jheine	12/29/2021 8:33:07 AM	Drop baseline for qualifier 129.0 of compound Naphthalene in sample Dec2807.D to y = 129, new integration is from x, y = 5.978, 129 to 6.041, 129 and new response = 396; previous integration is from x, y = 5.978, 143 to 6.041, 129 and previous response = 368.			✓	
CmdManuallyIntegrateQualifierPeak	BL2000\jheine	12/29/2021 8:33:10 AM	Manually integrate qualifier 102.0 of compound Naphthalene in sample Dec2807.D, from x, y = 5.978, 273 to 6.053, 104, result = 457; previous integration is from x, y = 5.941, 103 to 6.053, 104 and previous response = 5869.			✓	
CmdManuallyIntegrateDropBaseline	BL2000\jheine	12/29/2021 8:33:11 AM	Drop baseline for qualifier 102.0 of compound Naphthalene in sample Dec2807.D to y = 104, new integration is from x, y = 5.978, 104 to 6.053, 104 and new response = 839; previous integration is from x, y = 5.978, 273 to 6.053, 104 and previous response = 457.			✓	
CmdManuallyIntegrateQualifierPeak	BL2000\jheine	12/29/2021 8:33:26 AM	Manually integrate qualifier142.0 of compound 1-Methylnaphthalene in sample Dec2807.D from x, y = 6.902, 323 to 7.015, 274; result = 971			✓	
CmdManuallyIntegrateSnapBaseline	BL2000\jheine	12/29/2021 8:33:27 AM	Snap baseline for qualifier 142.0 of compound 1-Methylnaphthalene in sample Dec2807.D from x = 6.902 to x = 7.015, new integration is from x, y = 6.902, 170 to 7.015, 125 and new response = 1992; previous integration is from x, y = 6.902, 323 to 7.015, 274 and previous response = 971.			✓	
CmdManuallyIntegrateDropBaseline	BL2000\jheine	12/29/2021 8:33:28 AM	Drop baseline for qualifier 142.0 of compound 1-Methylnaphthalene in sample Dec2807.D to y = 125, new integration is from x, y = 6.902, 125 to 7.015, 125 and new response = 2144; previous integration is from x, y = 6.902, 170 to 7.015, 125 and previous response = 1992.			✓	

Name	User	Time	Action	Reason	Comment	Succeed	Exception
CmdManuallyIntegrate QualifierPeak	BL2000\jheine	12/29/2021 8:33:31 AM	Manually integrate qualifier 115.0 of compound 1-Methylnaphthalene in sample Dec2807.D, from x, y = 6.902, 294 to 6.965, 311, result = 904; previous integration is from x, y = 6.877, 227 to 7.052, 224 and previous response = 1292.			✓	
CmdManuallyIntegrateSnapBaseline	BL2000\jheine	12/29/2021 8:33:33 AM	Snap baseline for qualifier 115.0 of compound 1-Methylnaphthalene in sample Dec2807.D from x = 6.902 to x = 6.965, new integration is from x, y = 6.902, 247 to 6.965, 240 and new response = 1125; previous integration is from x, y = 6.902, 294 to 6.965, 311 and previous response = 904.			✓	
CmdManuallyIntegrate DropBaseline	BL2000\jheine	12/29/2021 8:33:34 AM	Drop baseline for qualifier 115.0 of compound 1-Methylnaphthalene in sample Dec2807.D to y = 240, new integration is from x, y = 6.902, 240 to 6.965, 240 and new response = 1138; previous integration is from x, y = 6.902, 247 to 6.965, 240 and previous response = 1125.			✓	
CmdManuallyIntegratePeak	BL2000\jheine	12/29/2021 8:33:42 AM	Manually integrate compound Acenaphthene in sample Dec2807.D, from x, y = 8.187, 1225 to 8.200, 1252, result = -849; previous integration is from x, y = 8.001, 83 to 8.150, 84 and previous response = 4063.			✓	
CmdClearManualIntegration	BL2000\jheine	12/29/2021 8:33:46 AM	Clear manual integration of target signal for compound Acenaphthene in sample Dec2807.D			✓	
CmdManuallyIntegrateSplit	BL2000\jheine	12/29/2021 8:33:48 AM	Split peak for compound Acenaphthene in sample Dec2807.D and keep right peak, new integration is from x, y = 8.001, 82.6967195098868 to 8.150, 84.3988008776998 and new response = 4063, previous integration is from x, y = 8.001, 83 to 8.150, 84 and previous response = 4063.			✓	
CmdManuallyIntegratePeak	BL2000\jheine	12/29/2021 8:33:55 AM	Manually integrate compound Acenaphthene in sample Dec2807.D, from x, y = 8.050, 160 to 8.150, 84, result = 2267; previous integration is from x, y = 8.001, 83 to 8.150, 84 and previous response = 4063.			✓	
CmdManuallyIntegrate DropBaseline	BL2000\jheine	12/29/2021 8:33:57 AM	Drop baseline for compound Acenaphthene in sample Dec2807.D to y = 84, new integration is from x, y = 8.050, 84 to 8.150, 84 and new response = 2494; previous integration is from x, y = 8.050, 160 to 8.150, 84 and previous response = 2267.			✓	

Name	User	Time	Action	Reason	Comment	Succeed	Exception
CmdSetTargetCompoundAttribute	BL2000\jheine	12/29/2021 8:33:59 AM	Set UserAnnotation = CO for compound Acenaphthene in sample Dec2807.D; previous value =			✓	
CmdManuallyIntegrateQualifierPeak	BL2000\jheine	12/29/2021 8:34:01 AM	Manually integrate qualifier 152.0 of compound Acenaphthene in sample Dec2807.D, from x, y = 8.038, 210 to 8.088, 282, result = 845; previous integration is from x, y = 7.826, 95 to 7.938, 95 and previous response = 3311.			✓	
CmdManuallyIntegrateSnapBaseline	BL2000\jheine	12/29/2021 8:34:03 AM	Snap baseline for qualifier 152.0 of compound Acenaphthene in sample Dec2807.D from x = 8.038 to x = 8.088, new integration is from x, y = 8.038, 113 to 8.088, 136 and new response = 1208; previous integration is from x, y = 8.038, 210 to 8.088, 282 and previous response = 845.			✓	
CmdManuallyIntegrateDropBaseline	BL2000\jheine	12/29/2021 8:34:04 AM	Drop baseline for qualifier 152.0 of compound Acenaphthene in sample Dec2807.D to y = 113, new integration is from x, y = 8.038, 113 to 8.088, 113 and new response = 1243; previous integration is from x, y = 8.038, 113 to 8.088, 136 and previous response = 1208.			✓	
CmdManuallyIntegrateQualifierPeak	BL2000\jheine	12/29/2021 8:34:30 AM	Manually integrate qualifier 138.0 of compound Indeno(1,2,3-cd)pyrene in sample Dec2807.D, from x, y = 20.217, 192 to 20.303, 204, result = 486; previous integration is from x, y = 20.243, 237 to 20.299, 243 and previous response = 289.			✓	
CmdManuallyIntegrateDropBaseline	BL2000\jheine	12/29/2021 8:34:31 AM	Drop baseline for qualifier 138.0 of compound Indeno(1,2,3-cd)pyrene in sample Dec2807.D to y = 192, new integration is from x, y = 20.217, 192 to 20.303, 192 and new response = 517; previous integration is from x, y = 20.217, 192 to 20.303, 204 and previous response = 486.			✓	
CmdManuallyIntegrateQualifierPeak	BL2000\jheine	12/29/2021 8:35:48 AM	Manually integrate qualifier 139.0 of compound Dibenzo(a,h)anthracene in sample Dec2807.D, from x, y = 20.296, 187 to 20.365, 230, result = 325; previous integration is from x, y = 20.296, 187 to 20.489, 205 and previous response = 621.			✓	
CmdManuallyIntegrateDropBaseline	BL2000\jheine	12/29/2021 8:35:50 AM	Drop baseline for qualifier 139.0 of compound Dibenzo(a,h)anthracene in sample Dec2807.D to y = 187, new integration is from x, y = 20.296, 187 to 20.365, 187 and new response = 415; previous integration is from x, y = 20.296, 187 to 20.365, 230 and previous response = 325.			✓	

Name	User	Time	Action	Reason	Comment	Succeed	Exception
CmdManuallyIntegrate QualifierPeak	BL2000\jheine	12/29/2021 8:35:59 AM	Manually integrate qualifier 138.0 of compound Benzo(g,h,i)perylene in sample Dec2807.D, from x, y = 20.563, 251 to 20.649, 247, result = 552; previous integration is from x, y = 20.570, 272 to 20.628, 281 and previous response = 431.			✓	
CmdManuallyIntegrate DropBaseline	BL2000\jheine	12/29/2021 8:36:01 AM	Drop baseline for qualifier 138.0 of compound Benzo(g,h,i)perylene in sample Dec2807.D to y = 247, new integration is from x, y = 20.563, 247 to 20.649, 247 and new response = 562; previous integration is from x, y = 20.563, 251 to 20.649, 247 and previous response = 552.			✓	
CmdManuallyIntegrate QualifierPeak	BL2000\jheine	12/29/2021 8:36:10 AM	Manually integrate qualifier 128.0 of compound Nitrobenzene-d5 in sample Dec2807.D, from x, y = 5.168, 202 to 5.267, 204, result = 316; previous integration is from x, y = 5.168, 202 to 5.354, 188 and previous response = 446.			✓	
CmdManuallyIntegrate DropBaseline	BL2000\jheine	12/29/2021 8:36:12 AM	Drop baseline for qualifier 128.0 of compound Nitrobenzene-d5 in sample Dec2807.D to y = 202, new integration is from x, y = 5.168, 202 to 5.267, 202 and new response = 322; previous integration is from x, y = 5.168, 202 to 5.267, 204 and previous response = 316.			✓	
CmdManuallyIntegrate QualifierPeak	BL2000\jheine	12/29/2021 8:36:26 AM	Manually integrate qualifier 129.0 of compound Naphthalene in sample Dec2808.D, from x, y = 5.978, 148 to 6.028, 134, result = 206; previous integration is from x, y = 5.945, 135 to 6.028, 134 and previous response = 330.			✓	
CmdManuallyIntegrate DropBaseline	BL2000\jheine	12/29/2021 8:36:28 AM	Drop baseline for qualifier 129.0 of compound Naphthalene in sample Dec2808.D to y = 134, new integration is from x, y = 5.978, 134 to 6.028, 134 and new response = 228; previous integration is from x, y = 5.978, 148 to 6.028, 134 and previous response = 206.			✓	
CmdManuallyIntegrate QualifierPeak	BL2000\jheine	12/29/2021 8:36:31 AM	Manually integrate qualifier 102.0 of compound Naphthalene in sample Dec2808.D, from x, y = 5.978, 200 to 6.041, 98, result = 396; previous integration is from x, y = 5.941, 98 to 6.041, 98 and previous response = 5557.			✓	

Name	User	Time	Action	Reason	Comment	Succeed	Exception
CmdManuallyIntegrateDropBaseline	BL2000\jheine	12/29/2021 8:36:32 AM	Drop baseline for qualifier 102.0 of compound Naphthalene in sample Dec2808.D to y = 98, new integration is from x, y = 5.978, 98 to 6.041, 98 and new response = 586; previous integration is from x, y = 5.978, 200 to 6.041, 98 and previous response = 396.			✓	
CmdManuallyIntegrateQualifierPeak	BL2000\jheine	12/29/2021 8:36:42 AM	Manually integrate qualifier142.0 of compound 1-Methylnaphthalene in sample Dec2808.D from x, y = 6.902, 209 to 7.015, 220; result = 598			✓	
CmdManuallyIntegrateSnapBaseline	BL2000\jheine	12/29/2021 8:36:44 AM	Snap baseline for qualifier 142.0 of compound 1-Methylnaphthalene in sample Dec2808.D from x = 6.902 to x = 7.015, new integration is from x, y = 6.902, 142 to 7.015, 109 and new response = 1198; previous integration is from x, y = 6.902, 209 to 7.015, 220 and previous response = 598.			✓	
CmdManuallyIntegrateDropBaseline	BL2000\jheine	12/29/2021 8:36:45 AM	Drop baseline for qualifier 142.0 of compound 1-Methylnaphthalene in sample Dec2808.D to y = 109, new integration is from x, y = 6.902, 109 to 7.015, 109 and new response = 1309; previous integration is from x, y = 6.902, 142 to 7.015, 109 and previous response = 1198.			✓	
CmdManuallyIntegrateQualifierPeak	BL2000\jheine	12/29/2021 8:36:49 AM	Manually integrate qualifier 115.0 of compound 1-Methylnaphthalene in sample Dec2808.D, from x, y = 6.877, 227 to 6.977, 264, result = 627; previous integration is from x, y = 6.877, 227 to 7.019, 224 and previous response = 769.			✓	
CmdManuallyIntegrateDropBaseline	BL2000\jheine	12/29/2021 8:36:50 AM	Drop baseline for qualifier 115.0 of compound 1-Methylnaphthalene in sample Dec2808.D to y = 227, new integration is from x, y = 6.877, 227 to 6.977, 227 and new response = 738; previous integration is from x, y = 6.877, 227 to 6.977, 264 and previous response = 627.			✓	
CmdManuallyIntegratePeak	BL2000\jheine	12/29/2021 8:37:00 AM	Manually integrate compound Acenaphthene in sample Dec2808.D, from x, y = 8.050, 163 to 8.100, 87, result = 1292; previous integration is from x, y = 8.002, 88 to 8.100, 87 and previous response = 3082.			✓	
CmdManuallyIntegrateDropBaseline	BL2000\jheine	12/29/2021 8:37:02 AM	Drop baseline for compound Acenaphthene in sample Dec2808.D to y = 87, new integration is from x, y = 8.050, 87 to 8.100, 87 and new response = 1406; previous integration is from x, y = 8.050, 163 to 8.100, 87 and previous response = 1292.			✓	

Name	User	Time	Action	Reason	Comment	Succeed	Exception
CmdManuallyIntegrate QualifierPeak	BL2000\jheine	12/29/2021 8:37:05 AM	Manually integrate qualifier 152.0 of compound Acenaphthene in sample Dec2808.D, from x, y = 8.038, 160 to 8.088, 276, result = 399; previous integration is from x, y = 7.826, 95 to 7.938, 95 and previous response = 1955.			✓	
CmdManuallyIntegrateSnapBaseline	BL2000\jheine	12/29/2021 8:37:06 AM	Snap baseline for qualifier 152.0 of compound Acenaphthene in sample Dec2808.D from x = 8.038 to x = 8.088, new integration is from x, y = 8.038, 101 to 8.088, 117 and new response = 726; previous integration is from x, y = 8.038, 160 to 8.088, 276 and previous response = 399.			✓	
CmdManuallyIntegrate DropBaseline	BL2000\jheine	12/29/2021 8:37:07 AM	Drop baseline for qualifier 152.0 of compound Acenaphthene in sample Dec2808.D to y = 101, new integration is from x, y = 8.038, 101 to 8.088, 101 and new response = 750; previous integration is from x, y = 8.038, 101 to 8.088, 117 and previous response = 726.			✓	
CmdSetTargetCompoundAttribute	BL2000\jheine	12/29/2021 8:37:10 AM	Set UserAnnotation = CO for compound Acenaphthene in sample Dec2808.D; previous value =			✓	
CmdManuallyIntegrateSplit	BL2000\jheine	12/29/2021 8:37:18 AM	Split qualifier 176.0 of compound Phenanthrene in sample Dec2808.D and keep left peak, new integration is from x, y = 9.785, 68.1670873397436 to 9.867, 68.1670873397436 and new response = 486, previous integration is from x, y = 9.785, 68 to 9.916, 68 and previous response = 813.			✓	
CmdManuallyIntegrate QualifierPeak	BL2000\jheine	12/29/2021 8:37:28 AM	Manually integrate qualifier176.0 of compound Anthracene in sample Dec2808.D from x, y = 9.867, 92 to 9.941, 110; result = 207			✓	
CmdManuallyIntegrateSnapBaseline	BL2000\jheine	12/29/2021 8:37:30 AM	Snap baseline for qualifier 176.0 of compound Anthracene in sample Dec2808.D from x = 9.867 to x = 9.941, new integration is from x, y = 9.867, 73 to 9.941, 74 and new response = 330; previous integration is from x, y = 9.867, 92 to 9.941, 110 and previous response = 207.			✓	
CmdManuallyIntegrate DropBaseline	BL2000\jheine	12/29/2021 8:37:31 AM	Drop baseline for qualifier 176.0 of compound Anthracene in sample Dec2808.D to y = 73, new integration is from x, y = 9.867, 73 to 9.941, 73 and new response = 332; previous integration is from x, y = 9.867, 73 to 9.941, 74 and previous response = 330.			✓	

Name	User	Time	Action	Reason	Comment	Succeed	Exception
CmdManuallyIntegrate QualifierPeak	BL2000\jheine	12/29/2021 8:37:52 AM	Manually integrate qualifier 253.0 of compound Benzo(a)pyrene in sample Dec2808.D, from x, y = 18.388, 149 to 18.475, 161, result = 276; previous integration is from x, y = 18.399, 170 to 18.463, 174 and previous response = 193.			✓	
CmdManuallyIntegrate DropBaseline	BL2000\jheine	12/29/2021 8:37:54 AM	Drop baseline for qualifier 253.0 of compound Benzo(a)pyrene in sample Dec2808.D to y = 149, new integration is from x, y = 18.388, 149 to 18.475, 149 and new response = 307; previous integration is from x, y = 18.388, 149 to 18.475, 161 and previous response = 276.			✓	
CmdManuallyIntegrate QualifierPeak	BL2000\jheine	12/29/2021 8:38:03 AM	Manually integrate qualifier 138.0 of compound Indeno(1,2,3-cd)pyrene in sample Dec2808.D, from x, y = 20.229, 202 to 20.303, 216, result = 269; previous integration is from x, y = 20.240, 216 to 20.302, 234 and previous response = 188.			✓	
CmdManuallyIntegrate DropBaseline	BL2000\jheine	12/29/2021 8:38:04 AM	Drop baseline for qualifier 138.0 of compound Indeno(1,2,3-cd)pyrene in sample Dec2808.D to y = 202, new integration is from x, y = 20.229, 202 to 20.303, 202 and new response = 299; previous integration is from x, y = 20.229, 202 to 20.303, 216 and previous response = 269.			✓	
CmdManuallyIntegrate QualifierPeak	BL2000\jheine	12/29/2021 8:38:12 AM	Manually integrate qualifier 139.0 of compound Dibenzo(a,h)anthracene in sample Dec2808.D, from x, y = 20.300, 196 to 20.390, 213, result = 244; previous integration is from x, y = 20.300, 196 to 20.487, 215 and previous response = 352.			✓	
CmdManuallyIntegrate DropBaseline	BL2000\jheine	12/29/2021 8:38:14 AM	Drop baseline for qualifier 139.0 of compound Dibenzo(a,h)anthracene in sample Dec2808.D to y = 196, new integration is from x, y = 20.300, 196 to 20.390, 196 and new response = 291; previous integration is from x, y = 20.300, 196 to 20.390, 213 and previous response = 244.			✓	
CmdManuallyIntegrate QualifierPeak	BL2000\jheine	12/29/2021 8:38:21 AM	Manually integrate qualifier 138.0 of compound Benzo(g,h,i)perylene in sample Dec2808.D, from x, y = 20.563, 306 to 20.649, 289, result = 110; previous integration is from x, y = 20.509, 256 to 20.627, 262 and previous response = 404.			✓	

Name	User	Time	Action	Reason	Comment	Succeed	Exception
CmdManuallyIntegrateSnapBaseline	BL2000\jheine	12/29/2021 8:38:23 AM	Snap baseline for qualifier 138.0 of compound Benzo(g,h,i)perylene in sample Dec2808.D from x = 20.563 to x = 20.649, new integration is from x, y = 20.563, 299 to 20.649, 237 and new response = 262; previous integration is from x, y = 20.563, 306 to 20.649, 289 and previous response = 110.			✓	
CmdManuallyIntegrateDropBaseline	BL2000\jheine	12/29/2021 8:38:23 AM	Drop baseline for qualifier 138.0 of compound Benzo(g,h,i)perylene in sample Dec2808.D to y = 237, new integration is from x, y = 20.563, 237 to 20.649, 237 and new response = 423; previous integration is from x, y = 20.563, 299 to 20.649, 237 and previous response = 262.			✓	
CmdManuallyIntegrateQualifierPeak	BL2000\jheine	12/29/2021 8:38:47 AM	Manually integrate qualifier 102.0 of compound Naphthalene in sample Dec2809.D, from x, y = 5.978, 850 to 6.107, 135, result = 3114; previous integration is from x, y = 5.928, 106 to 6.107, 135 and previous response = 12503.			✓	
CmdManuallyIntegrateDropBaseline	BL2000\jheine	12/29/2021 8:38:49 AM	Drop baseline for qualifier 102.0 of compound Naphthalene in sample Dec2809.D to y = 135, new integration is from x, y = 5.978, 135 to 6.107, 135 and new response = 5870; previous integration is from x, y = 5.978, 850 to 6.107, 135 and previous response = 3114.			✓	
CmdManuallyIntegrateQualifierPeak	BL2000\jheine	12/29/2021 8:39:01 AM	Manually integrate qualifier152.0 of compound Acenaphthene in sample Dec2809.D from x, y = 8.025, 3893 to 8.100, 4999; result = -3591			✓	
CmdManuallyIntegrateSnapBaseline	BL2000\jheine	12/29/2021 8:39:03 AM	Snap baseline for qualifier 152.0 of compound Acenaphthene in sample Dec2809.D from x = 8.025 to x = 8.100, new integration is from x, y = 8.025, 192 to 8.100, 405 and new response = 15013; previous integration is from x, y = 8.025, 3893 to 8.100, 4999 and previous response = -3591.			✓	
CmdManuallyIntegrateDropBaseline	BL2000\jheine	12/29/2021 8:39:04 AM	Drop baseline for qualifier 152.0 of compound Acenaphthene in sample Dec2809.D to y = 192, new integration is from x, y = 8.025, 192 to 8.100, 192 and new response = 15491; previous integration is from x, y = 8.025, 192 to 8.100, 405 and previous response = 15013.			✓	

Name	User	Time	Action	Reason	Comment	Succeed	Exception
CmdCalibrate	BL2000\jheine	12/29/2021 8:39:47 AM	Replace level ICV with QC sample Dec2809.D for compounds {Benzo(g,h,i)perylene, Dibenzo(a,h)anthracene, Indeno(1,2,3-cd)pyrene, Benzo(a)pyrene, Benzo(k)fluoranthene, Benzo(b)fluoranthene, Chrysene, Benzo(a)Anthracene, Terphenyl-d14, Pyrene, Fluoranthene, Anthracene, Phenanthrene, Fluorene, Acenaphthene, Acenaphthylene, 2-Fluorobiphenyl, 1-Methylnaphthalene, 2-Methylnaphthalene, Naphthalene, Nitrobenzene-d5, o-Terphenyl}; Replace level 1 with Calibration sample Dec2808.D for compounds {Benzo(g,h,i)perylene, Dibenzo(a,h)anthracene, Indeno(1,2,3-cd)pyrene, Benzo(a)pyrene, Benzo(k)fluoranthene, Benzo(b)fluoranthene, Chrysene, Benzo(a)Anthracene, Terphenyl-d14, Pyrene, Fluoranthene, Anthracene, Phenanthrene, Fluorene, Acenaphthene, Acenaphthylene, 2-Fluorobiphenyl, 1-Methylnaphthalene, 2-Methylnaphthalene, Naphthalene, Nitrobenzene-d5, o-Terphenyl}; Replace level 2 with Calibration sample Dec2807.D for compounds {Benzo(g,h,i)perylene, Dibenzo(a,h)anthracene, Indeno(1,2,3-cd)pyrene, Benzo(a)pyrene, Benzo(k)fluoranthene, Benzo(b)fluoranthene, Chrysene, Benzo(a)Anthracene, Terphenyl-d14, Pyrene, Fluoranthene, Anthracene, Phenanthrene, Fluorene, Acenaphthene, Acenaphthylene, 2-Fluorobiphenyl, 1-Methylnaphthalene, 2-Methylnaphthalene, Naphthalene, Nitrobenzene-d5, o-Terphenyl}; Replace level 3 with Calibration sample Dec2806.D for compounds {Benzo(g,h,i)perylene, Dibenzo(a,h)anthracene, Indeno(1,2,3-cd)pyrene, Benzo(a)pyrene, Benzo(k)fluoranthene, Benzo(b)fluoranthene, Chrysene, Benzo(a)Anthracene, Terphenyl-d14, Pyrene, Fluoranthene, Anthracene, Phenanthrene, Fluorene, Acenaphthene, Acenaphthylene, 2-Fluorobiphenyl, 1-Methylnaphthalene, 2-Methylnaphthalene, Naphthalene,			✓	

Name	User	Time	Action	Reason	Comment	Succeed	Exception
			Nitrobenzene-d5, o-Terphenyl}; Replace level 4 with Calibration sample Dec2805.D for compounds {Benzo(g,h,i)perylene, Dibenzo(a,h)anthracene, Indeno(1,2,3-cd)pyrene, Benzo(a)pyrene, Benzo(k)fluoranthene, Benzo(b)fluoranthene, Chrysene, Benzo(a)Anthracene, Terphenyl-d14, Pyrene, Fluoranthene, Anthracene, Phenanthrene, Fluorene, Acenaphthene, Acenaphthylene, 2-Fluorobiphenyl, 1-Methylnaphthalene, 2-Methylnaphthalene, Naphthalene, Nitrobenzene-d5, o-Terphenyl}; Replace level 5 with Calibration sample Dec2804.D for compounds {Benzo(g,h,i)perylene, Dibenzo(a,h)anthracene, Indeno(1,2,3-cd)pyrene, Benzo(a)pyrene, Benzo(k)fluoranthene, Benzo(b)fluoranthene, Chrysene, Benzo(a)Anthracene, Terphenyl-d14, Pyrene, Fluoranthene, Anthracene, Phenanthrene, Fluorene, Acenaphthene, Acenaphthylene, 2-Fluorobiphenyl, 1-Methylnaphthalene, 2-Methylnaphthalene, Naphthalene, Nitrobenzene-d5, o-Terphenyl}; Replace level 6 with Calibration sample Dec2803.D for compounds {Benzo(g,h,i)perylene, Dibenzo(a,h)anthracene, Indeno(1,2,3-cd)pyrene, Benzo(a)pyrene, Benzo(k)fluoranthene, Benzo(b)fluoranthene, Chrysene, Benzo(a)Anthracene, Terphenyl-d14, Pyrene, Fluoranthene, Anthracene, Phenanthrene, Fluorene, Acenaphthene, Acenaphthylene, 2-Fluorobiphenyl, 1-Methylnaphthalene, 2-Methylnaphthalene, Naphthalene, Nitrobenzene-d5, o-Terphenyl}; Replace level 7 with Calibration sample Dec2802.D for compounds {Benzo(g,h,i)perylene, Dibenzo(a,h)anthracene, Indeno(1,2,3-cd)pyrene, Benzo(a)pyrene, Benzo(k)fluoranthene, Benzo(b)fluoranthene, Chrysene, Benzo(a)Anthracene, Terphenyl-d14, Pyrene, Fluoranthene, Anthracene, Phenanthrene, Fluorene, Acenaphthene, Acenaphthylene, 2-Fluorobiphenyl, 1-Methylnaphthalene,				

Name	User	Time	Action	Reason	Comment	Succeed	Exception
			2-Methylnaphthalene, Naphthalene, Nitrobenzene-d5, o-Terphenyl};				
CmdQuantitate	BL2000\jheine	12/29/2021 8:40:01 AM	Quantitate all compounds in all samples			✓	
CmdSetTargetCompoundAttribute	BL2000\jheine	12/29/2021 8:40:38 AM	Set CurveFit = fitAverageOfResponseFactors for compound Nitrobenzene-d5 in all samples; previous value = fitQuadratic			✓	
CmdSetTargetCompoundAttribute	BL2000\jheine	12/29/2021 8:40:42 AM	Set CurveFitOrigin = originIgnore for compound Nitrobenzene-d5 in all samples; previous value = originInclude			✓	
CmdSetTargetCompoundAttribute	BL2000\jheine	12/29/2021 8:40:45 AM	Set CurveFitWeight = weightEqual for compound Nitrobenzene-d5 in all samples; previous value = weightOneOverX			✓	
CmdQuantitate	BL2000\jheine	12/29/2021 8:40:57 AM	Quantitate all compounds in all samples			✓	
CmdSetTargetCompoundAttribute	BL2000\jheine	12/29/2021 8:41:05 AM	Set CurveFit = fitQuadratic for compound Nitrobenzene-d5 in all samples; previous value = fitQuadratic			✓	
CmdSetTargetCompoundAttribute	BL2000\jheine	12/29/2021 8:41:10 AM	Set CurveFitOrigin = originInclude for compound Nitrobenzene-d5 in all samples; previous value = originInclude			✓	
CmdSetTargetCompoundAttribute	BL2000\jheine	12/29/2021 8:41:13 AM	Set CurveFitWeight = weightOneOverX for compound Nitrobenzene-d5 in all samples; previous value = weightOneOverX			✓	
CmdQuantitate	BL2000\jheine	12/29/2021 8:41:27 AM	Quantitate all compounds in all samples			✓	
CmdManuallyIntegratePeak	BL2000\jheine	12/29/2021 8:41:46 AM	Manually integrate compound 1,4-Dichlorobenzene-d4 in sample Dec2809.D, from x, y = 4.534, 144 to 5.516, 351, result = 325055; previous integration is from x, y = 4.534, 144 to 4.646, 147 and previous response = 320765.			✓	
CmdManuallyIntegrateDropBaseline	BL2000\jheine	12/29/2021 8:41:48 AM	Drop baseline for compound 1,4-Dichlorobenzene-d4 in sample Dec2809.D to y = 144, new integration is from x, y = 4.534, 144 to 5.516, 144 and new response = 331151; previous integration is from x, y = 4.534, 144 to 5.516, 351 and previous response = 325055.			✓	
CmdManuallyIntegratePeak	BL2000\jheine	12/29/2021 8:42:08 AM	Manually integrate compound Nitrobenzene-d5 in sample Dec2809.D, from x, y = 5.168, 564 to 5.305, 756, result = 16405; previous integration is from x, y = 5.168, 399 to 5.330, 428 and previous response = 18569.			✓	

Name	User	Time	Action	Reason	Comment	Succeed	Exception
CmdManuallyIntegrateSnapBaseline	BL2000\jheine	12/29/2021 8:42:11 AM	Snap baseline for compound Nitrobenzene-d5 in sample Dec2809.D, from x = 5.168 to x = 5.305, new integration is from x, y = 5.168, 404 to 5.305, 519 and new response = 18031; previous integration is from x, y = 5.168, 564 to 5.305, 756 and previous response = 16405.			✓	
CmdManuallyIntegrateDropBaseline	BL2000\jheine	12/29/2021 8:42:11 AM	Drop baseline for compound Nitrobenzene-d5 in sample Dec2809.D to y = 404, new integration is from x, y = 5.168, 404 to 5.305, 404 and new response = 18503; previous integration is from x, y = 5.168, 404 to 5.305, 519 and previous response = 18031.			✓	
CmdSetTargetCompoundAttribute	BL2000\jheine	12/29/2021 8:42:28 AM	Set CurveFit = fitAverageOfResponseFactors for compound Naphthalene in all samples; previous value = fitQuadratic			✓	
CmdSetTargetCompoundAttribute	BL2000\jheine	12/29/2021 8:42:32 AM	Set CurveFitOrigin = originIgnore for compound Naphthalene in all samples; previous value = originInclude			✓	
CmdSetTargetCompoundAttribute	BL2000\jheine	12/29/2021 8:42:35 AM	Set CurveFitWeight = weightEqual for compound Naphthalene in all samples; previous value = weightOneOverX			✓	
CmdQuantitate	BL2000\jheine	12/29/2021 8:42:44 AM	Quantitate all compounds in all samples			✓	
CmdSetTargetCompoundAttribute	BL2000\jheine	12/29/2021 8:42:57 AM	Set CurveFit = fitAverageOfResponseFactors for compound 2-Methylnaphthalene in all samples; previous value = fitQuadratic			✓	
CmdSetTargetCompoundAttribute	BL2000\jheine	12/29/2021 8:43:01 AM	Set CurveFitOrigin = originIgnore for compound 2-Methylnaphthalene in all samples; previous value = originInclude			✓	
CmdSetTargetCompoundAttribute	BL2000\jheine	12/29/2021 8:43:04 AM	Set CurveFitWeight = weightEqual for compound 2-Methylnaphthalene in all samples; previous value = weightOneOverX			✓	
CmdQuantitate	BL2000\jheine	12/29/2021 8:43:14 AM	Quantitate all compounds in all samples			✓	
CmdSetTargetCompoundAttribute	BL2000\jheine	12/29/2021 8:43:29 AM	Set CurveFit = fitAverageOfResponseFactors for compound 1-Methylnaphthalene in all samples; previous value = fitQuadratic			✓	
CmdSetTargetCompoundAttribute	BL2000\jheine	12/29/2021 8:43:31 AM	Set CurveFitOrigin = originIgnore for compound 1-Methylnaphthalene in all samples; previous value = originInclude			✓	
CmdSetTargetCompoundAttribute	BL2000\jheine	12/29/2021 8:43:33 AM	Set CurveFitWeight = weightEqual for compound 1-Methylnaphthalene in all samples; previous value = weightOneOverX			✓	

Name	User	Time	Action	Reason	Comment	Succeed	Exception
CmdQuantitate	BL2000\jheine	12/29/2021 8:43:44 AM	Quantitate all compounds in all samples			✓	
CmdSetTargetCompoundAttribute	BL2000\jheine	12/29/2021 8:43:58 AM	Set CurveFit = fitAverageOfResponseFactors for compound Acenaphthylene in all samples; previous value = fitQuadratic			✓	
CmdSetTargetCompoundAttribute	BL2000\jheine	12/29/2021 8:44:01 AM	Set CurveFitOrigin = originIgnore for compound Acenaphthylene in all samples; previous value = originInclude			✓	
CmdSetTargetCompoundAttribute	BL2000\jheine	12/29/2021 8:44:03 AM	Set CurveFitWeight = weightEqual for compound Acenaphthylene in all samples; previous value = weightOneOverX			✓	
CmdQuantitate	BL2000\jheine	12/29/2021 8:44:14 AM	Quantitate all compounds in all samples			✓	
CmdSetTargetCompoundAttribute	BL2000\jheine	12/29/2021 8:44:33 AM	Set CurveFit = fitAverageOfResponseFactors for compound Acenaphthene in all samples; previous value = fitQuadratic			✓	
CmdSetTargetCompoundAttribute	BL2000\jheine	12/29/2021 8:44:37 AM	Set CurveFitOrigin = originIgnore for compound Acenaphthene in all samples; previous value = originInclude			✓	
CmdSetTargetCompoundAttribute	BL2000\jheine	12/29/2021 8:44:39 AM	Set CurveFitWeight = weightEqual for compound Acenaphthene in all samples; previous value = weightOneOverXSquared			✓	
CmdQuantitate	BL2000\jheine	12/29/2021 8:44:51 AM	Quantitate all compounds in all samples			✓	
CmdSetTargetCompoundAttribute	BL2000\jheine	12/29/2021 8:45:05 AM	Set CurveFit = fitAverageOfResponseFactors for compound Fluorene in all samples; previous value = fitQuadratic			✓	
CmdSetTargetCompoundAttribute	BL2000\jheine	12/29/2021 8:45:09 AM	Set CurveFitOrigin = originIgnore for compound Fluorene in all samples; previous value = originInclude			✓	
CmdSetTargetCompoundAttribute	BL2000\jheine	12/29/2021 8:45:12 AM	Set CurveFitWeight = weightEqual for compound Fluorene in all samples; previous value = weightOneOverX			✓	
CmdQuantitate	BL2000\jheine	12/29/2021 8:45:25 AM	Quantitate all compounds in all samples			✓	
CmdSetTargetCompoundAttribute	BL2000\jheine	12/29/2021 8:45:37 AM	Set CurveFit = fitAverageOfResponseFactors for compound 2-Fluorobiphenyl in all samples; previous value = fitQuadratic			✓	
CmdSetTargetCompoundAttribute	BL2000\jheine	12/29/2021 8:45:41 AM	Set CurveFitOrigin = originIgnore for compound 2-Fluorobiphenyl in all samples; previous value = originInclude			✓	

Name	User	Time	Action	Reason	Comment	Succeed	Exception
CmdSetTargetCompoundAttribute	BL2000\jheine	12/29/2021 8:45:44 AM	Set CurveFitWeight = weightEqual for compound 2-Fluorobiphenyl in all samples; previous value = weightOneOverX			✓	
CmdQuantitate	BL2000\jheine	12/29/2021 8:45:53 AM	Quantitate all compounds in all samples			✓	
CmdSetTargetCompoundAttribute	BL2000\jheine	12/29/2021 8:46:05 AM	Set CurveFit = fitAverageOfResponseFactors for compound Phenanthrene in all samples; previous value = fitQuadratic			✓	
CmdSetTargetCompoundAttribute	BL2000\jheine	12/29/2021 8:46:07 AM	Set CurveFitOrigin = originIgnore for compound Phenanthrene in all samples; previous value = originInclude			✓	
CmdSetTargetCompoundAttribute	BL2000\jheine	12/29/2021 8:46:09 AM	Set CurveFitWeight = weightEqual for compound Phenanthrene in all samples; previous value = weightOneOverX			✓	
CmdQuantitate	BL2000\jheine	12/29/2021 8:46:20 AM	Quantitate all compounds in all samples			✓	
CmdSetTargetCompoundAttribute	BL2000\jheine	12/29/2021 8:46:27 AM	Set CurveFit = fitQuadratic for compound Phenanthrene in all samples; previous value = fitQuadratic			✓	
CmdSetTargetCompoundAttribute	BL2000\jheine	12/29/2021 8:46:31 AM	Set CurveFitOrigin = originInclude for compound Phenanthrene in all samples; previous value = originInclude			✓	
CmdSetTargetCompoundAttribute	BL2000\jheine	12/29/2021 8:46:36 AM	Set CurveFitWeight = weightOneOverX for compound Phenanthrene in all samples; previous value = weightOneOverX			✓	
CmdSetTargetCompoundAttribute	BL2000\jheine	12/29/2021 8:46:40 AM	Set CurveFitWeight = weightOneOverXSquared for compound Phenanthrene in all samples; previous value = weightOneOverX			✓	
CmdQuantitate	BL2000\jheine	12/29/2021 8:46:53 AM	Quantitate all compounds in all samples			✓	
CmdSetTargetCompoundAttribute	BL2000\jheine	12/29/2021 8:47:04 AM	Set CurveFit = fitQuadratic for compound Anthracene in all samples; previous value = fitAverageOfResponseFactors			✓	
CmdSetTargetCompoundAttribute	BL2000\jheine	12/29/2021 8:47:07 AM	Set CurveFitOrigin = originInclude for compound Anthracene in all samples; previous value = originIgnore			✓	
CmdSetTargetCompoundAttribute	BL2000\jheine	12/29/2021 8:47:10 AM	Set CurveFitWeight = weightOneOverX for compound Anthracene in all samples; previous value = weightEqual			✓	
CmdQuantitate	BL2000\jheine	12/29/2021 8:47:20 AM	Quantitate all compounds in all samples			✓	

Name	User	Time	Action	Reason	Comment	Succeed	Exception
CmdSetTargetCompoundAttribute	BL2000\jheine	12/29/2021 8:47:32 AM	Set CurveFit = fitAverageOfResponseFactors for compound Fluoranthene in all samples; previous value = fitQuadratic			✓	
CmdSetTargetCompoundAttribute	BL2000\jheine	12/29/2021 8:47:35 AM	Set CurveFitOrigin = originIgnore for compound Fluoranthene in all samples; previous value = originInclude			✓	
CmdSetTargetCompoundAttribute	BL2000\jheine	12/29/2021 8:47:38 AM	Set CurveFitWeight = weightEqual for compound Fluoranthene in all samples; previous value = weightOneOverX			✓	
CmdQuantitate	BL2000\jheine	12/29/2021 8:47:49 AM	Quantitate all compounds in all samples			✓	
CmdSetTargetCompoundAttribute	BL2000\jheine	12/29/2021 8:48:00 AM	Set CurveFit = fitQuadratic for compound o-Terphenyl in all samples; previous value = fitAverageOfResponseFactors			✓	
CmdSetTargetCompoundAttribute	BL2000\jheine	12/29/2021 8:48:06 AM	Set CurveFitOrigin = originInclude for compound o-Terphenyl in all samples; previous value = originIgnore			✓	
CmdSetTargetCompoundAttribute	BL2000\jheine	12/29/2021 8:48:08 AM	Set CurveFitWeight = weightOneOverX for compound o-Terphenyl in all samples; previous value = weightEqual			✓	
CmdQuantitate	BL2000\jheine	12/29/2021 8:48:18 AM	Quantitate all compounds in all samples			✓	
CmdSetTargetCompoundAttribute	BL2000\jheine	12/29/2021 8:48:24 AM	Set CurveFit = fitAverageOfResponseFactors for compound o-Terphenyl in all samples; previous value = fitAverageOfResponseFactors			✓	
CmdSetTargetCompoundAttribute	BL2000\jheine	12/29/2021 8:48:28 AM	Set CurveFitOrigin = originIgnore for compound o-Terphenyl in all samples; previous value = originIgnore			✓	
CmdSetTargetCompoundAttribute	BL2000\jheine	12/29/2021 8:48:31 AM	Set CurveFitWeight = weightEqual for compound o-Terphenyl in all samples; previous value = weightEqual			✓	
CmdQuantitate	BL2000\jheine	12/29/2021 8:48:42 AM	Quantitate all compounds in all samples			✓	
CmdSetTargetCompoundAttribute	BL2000\jheine	12/29/2021 8:49:12 AM	Set CurveFit = fitAverageOfResponseFactors for compound Benzo(a)Anthracene in all samples; previous value = fitQuadratic			✓	
CmdSetTargetCompoundAttribute	BL2000\jheine	12/29/2021 8:49:16 AM	Set CurveFit = fitQuadratic for compound Benzo(a)Anthracene in all samples; previous value = fitQuadratic			✓	
CmdSetTargetCompoundAttribute	BL2000\jheine	12/29/2021 8:49:20 AM	Set CurveFitWeight = weightOneOverX for compound Benzo(a)Anthracene in all samples; previous value = weightOneOverXSquared			✓	

Name	User	Time	Action	Reason	Comment	Succeed	Exception
CmdQuantitate	BL2000\jheine	12/29/2021 8:49:32 AM	Quantitate all compounds in all samples			✓	
CmdSetTargetCompoundAttribute	BL2000\jheine	12/29/2021 8:49:38 AM	Set CurveFitWeight = weightOneOverXSquared for compound Benzo(a)Anthracene in all samples; previous value = weightOneOverXSquared			✓	
CmdSetTargetCompoundAttribute	BL2000\jheine	12/29/2021 8:50:59 AM	Set CurveFit = fitQuadratic for compound Chrysene in all samples; previous value = fitAverageOfResponseFactors			✓	
CmdSetTargetCompoundAttribute	BL2000\jheine	12/29/2021 8:51:04 AM	Set CurveFitOrigin = originInclude for compound Chrysene in all samples; previous value = originIgnore			✓	
CmdSetTargetCompoundAttribute	BL2000\jheine	12/29/2021 8:51:06 AM	Set CurveFitWeight = weightOneOverXSquared for compound Chrysene in all samples; previous value = weightEqual			✓	
CmdQuantitate	BL2000\jheine	12/29/2021 8:51:18 AM	Quantitate all compounds in all samples			✓	
CmdManuallyIntegratePeak	BL2000\jheine	12/29/2021 8:51:36 AM	Manually integrate compound Chrysene-d12 in sample Dec2809.D, from x, y = 14.702, 75 to 15.598, 2323, result = 542252; previous integration is from x, y = 14.702, 75 to 14.926, 79 and previous response = 586299.			✓	
CmdManuallyIntegrateDropBaseline	BL2000\jheine	12/29/2021 8:51:38 AM	Drop baseline for compound Chrysene-d12 in sample Dec2809.D to y = 75, new integration is from x, y = 14.702, 75 to 15.598, 75 and new response = 602674; previous integration is from x, y = 14.702, 75 to 15.598, 2323 and previous response = 542252.			✓	
CmdSetTargetCompoundAttribute	BL2000\jheine	12/29/2021 8:52:17 AM	Set CurveFit = fitAverageOfResponseFactors for compound Indeno(1,2,3-cd)pyrene in all samples; previous value = fitQuadratic			✓	
CmdSetTargetCompoundAttribute	BL2000\jheine	12/29/2021 8:52:21 AM	Set CurveFitWeight = weightEqual for compound Indeno(1,2,3-cd)pyrene in all samples; previous value = weightOneOverX			✓	
CmdQuantitate	BL2000\jheine	12/29/2021 8:52:32 AM	Quantitate all compounds in all samples			✓	
CmdSetTargetCompoundAttribute	BL2000\jheine	12/29/2021 8:52:47 AM	Set CurveFit = fitAverageOfResponseFactors for compound Dibenzo(a,h)anthracene in all samples; previous value = fitQuadratic			✓	
CmdSetTargetCompoundAttribute	BL2000\jheine	12/29/2021 8:52:51 AM	Set CurveFitWeight = weightEqual for compound Dibenzo(a,h)anthracene in all samples; previous value = weightOneOverX			✓	

Name	User	Time	Action	Reason	Comment	Succeed	Exception
CmdQuantitate	BL2000\jheine	12/29/2021 8:53:04 AM	Quantitate all compounds in all samples			✓	
CmdSetTargetCompoundAttribute	BL2000\jheine	12/29/2021 8:54:00 AM	Set CurveFitWeight = weightOneOverXSquared for compound Nitrobenzene-d5 in all samples; previous value = weightOneOverX			✓	
CmdSetTargetCompoundAttribute	BL2000\jheine	12/29/2021 8:54:06 AM	Set CurveFitWeight = weightOneOverX for compound Nitrobenzene-d5 in all samples; previous value = weightOneOverX			✓	
CmdSetTargetCompoundAttribute	BL2000\jheine	12/29/2021 8:54:10 AM	Set CurveFitWeight = weightOneOverXSquared for compound Nitrobenzene-d5 in all samples; previous value = weightOneOverX			✓	
CmdQuantitate	BL2000\jheine	12/29/2021 8:54:26 AM	Quantitate all compounds in all samples			✓	
CmdClearManualIntegration	BL2000\jheine	12/29/2021 8:55:22 AM	Clear manual integration of target signal for compound Nitrobenzene-d5 in sample Dec2809.D			✓	
CmdManuallyIntegratePeak	BL2000\jheine	12/29/2021 8:55:44 AM	Manually integrate compound Nitrobenzene-d5 in sample Dec2804.D, from x, y = 5.168, 412 to 5.367, 408, result = 14202; previous integration is from x, y = 5.150, 377 to 5.280, 378 and previous response = 14151.			✓	
CmdManuallyIntegrateSnapBaseline	BL2000\jheine	12/29/2021 8:55:47 AM	Snap baseline for compound Nitrobenzene-d5 in sample Dec2804.D, from x = 5.168 to x = 5.367, new integration is from x, y = 5.168, 390 to 5.367, 422 and new response = 14253; previous integration is from x, y = 5.168, 412 to 5.367, 408 and previous response = 14202.			✓	
CmdManuallyIntegrateDropBaseline	BL2000\jheine	12/29/2021 8:55:48 AM	Drop baseline for compound Nitrobenzene-d5 in sample Dec2804.D to y = 390, new integration is from x, y = 5.168, 390 to 5.367, 390 and new response = 14443; previous integration is from x, y = 5.168, 390 to 5.367, 422 and previous response = 14253.			✓	
CmdSetTargetCompoundAttribute	BL2000\jheine	12/29/2021 8:55:53 AM	Set UserAnnotation = BA for compound Nitrobenzene-d5 in sample Dec2804.D; previous value =			✓	
CmdManuallyIntegratePeak	BL2000\jheine	12/29/2021 8:56:12 AM	Manually integrate compound Nitrobenzene-d5 in sample Dec2803.D, from x, y = 5.168, 427 to 5.429, 648, result = 40782; previous integration is from x, y = 5.168, 427 to 5.342, 463 and previous response = 41890.			✓	

Name	User	Time	Action	Reason	Comment	Succeed	Exception
CmdManuallyIntegrateDropBaseline	BL2000\jheine	12/29/2021 8:56:15 AM	Drop baseline for compound Nitrobenzene-d5 in sample Dec2803.D to y = 427, new integration is from x, y = 5.168, 427 to 5.429, 427 and new response = 42512; previous integration is from x, y = 5.168, 427 to 5.429, 648 and previous response = 40782.			✓	
CmdSetTargetCompoundAttribute	BL2000\jheine	12/29/2021 8:56:21 AM	Set UserAnnotation = BA for compound Nitrobenzene-d5 in sample Dec2803.D; previous value =			✓	
CmdManuallyIntegratePeak	BL2000\jheine	12/29/2021 8:56:31 AM	Manually integrate compound Nitrobenzene-d5 in sample Dec2802.D, from x, y = 5.156, 789 to 5.441, 1032, result = 87529; previous integration is from x, y = 5.131, 587 to 5.267, 629 and previous response = 91135.			✓	
CmdManuallyIntegrateSnapBaseline	BL2000\jheine	12/29/2021 8:56:34 AM	Snap baseline for compound Nitrobenzene-d5 in sample Dec2802.D, from x = 5.156 to x = 5.441, new integration is from x, y = 5.156, 789 to 5.441, 646 and new response = 90838; previous integration is from x, y = 5.156, 789 to 5.441, 1032 and previous response = 87529.			✓	
CmdManuallyIntegrateDropBaseline	BL2000\jheine	12/29/2021 8:56:35 AM	Drop baseline for compound Nitrobenzene-d5 in sample Dec2802.D to y = 646, new integration is from x, y = 5.156, 646 to 5.441, 646 and new response = 92065; previous integration is from x, y = 5.156, 789 to 5.441, 646 and previous response = 90838.			✓	
CmdSetTargetCompoundAttribute	BL2000\jheine	12/29/2021 8:56:41 AM	Set UserAnnotation = BA for compound Nitrobenzene-d5 in sample Dec2802.D; previous value =			✓	

Name	User	Time	Action	Reason	Comment	Succeed	Exception
CmdCalibrate	BL2000\jheine	12/29/2021 8:56:55 AM	Replace level ICV with QC sample Dec2809.D for compounds {Benzo(g,h,i)perylene, Dibenzo(a,h)anthracene, Indeno(1,2,3-cd)pyrene, Benzo(a)pyrene, Benzo(k)fluoranthene, Benzo(b)fluoranthene, Chrysene, Benzo(a)Anthracene, Terphenyl-d14, Pyrene, Fluoranthene, o-Terphenyl, Anthracene, Phenanthrene, Fluorene, Acenaphthene, Acenaphthylene, 2-Fluorobiphenyl, 1-Methylnaphthalene, 2-Methylnaphthalene, Naphthalene, Nitrobenzene-d5}; Replace level 1 with Calibration sample Dec2808.D for compounds {Benzo(g,h,i)perylene, Dibenzo(a,h)anthracene, Indeno(1,2,3-cd)pyrene, Benzo(a)pyrene, Benzo(k)fluoranthene, Benzo(b)fluoranthene, Chrysene, Benzo(a)Anthracene, Terphenyl-d14, Pyrene, Fluoranthene, o-Terphenyl, Anthracene, Phenanthrene, Fluorene, Acenaphthene, Acenaphthylene, 2-Fluorobiphenyl, 1-Methylnaphthalene, 2-Methylnaphthalene, Naphthalene, Nitrobenzene-d5}; Replace level 2 with Calibration sample Dec2807.D for compounds {Benzo(g,h,i)perylene, Dibenzo(a,h)anthracene, Indeno(1,2,3-cd)pyrene, Benzo(a)pyrene, Benzo(k)fluoranthene, Benzo(b)fluoranthene, Chrysene, Benzo(a)Anthracene, Terphenyl-d14, Pyrene, Fluoranthene, o-Terphenyl, Anthracene, Phenanthrene, Fluorene, Acenaphthene, Acenaphthylene, 2-Fluorobiphenyl, 1-Methylnaphthalene, 2-Methylnaphthalene, Naphthalene, Nitrobenzene-d5}; Replace level 3 with Calibration sample Dec2806.D for compounds {Benzo(g,h,i)perylene, Dibenzo(a,h)anthracene, Indeno(1,2,3-cd)pyrene, Benzo(a)pyrene, Benzo(k)fluoranthene, Benzo(b)fluoranthene, Chrysene, Benzo(a)Anthracene, Terphenyl-d14, Pyrene, Fluoranthene, o-Terphenyl, Anthracene, Phenanthrene, Fluorene, Acenaphthene, Acenaphthylene, 2-Fluorobiphenyl, 1-Methylnaphthalene, 2-Methylnaphthalene, Naphthalene, Nitrobenzene-d5}; Replace level 4 with Calibration sample Dec2805.D for compounds {Benzo(g,h,i)perylene,			✓	

Name	User	Time	Action	Reason	Comment	Succeed	Exception
			Dibenzo(a,h)anthracene, Indeno(1,2,3-cd)pyrene, Benzo(a)pyrene, Benzo(k)fluoranthene, Benzo(b)fluoranthene, Chrysene, Benzo(a)Anthracene, Terphenyl-d14, Pyrene, Fluoranthene, o-Terphenyl, Anthracene, Phenanthrene, Fluorene, Acenaphthene, Acenaphthylene, 2-Fluorobiphenyl, 1-Methylnaphthalene, 2-Methylnaphthalene, Naphthalene, Nitrobenzene-d5}; Replace level 5 with Calibration sample Dec2804.D for compounds {Benzo(g,h,i)perylene, Dibenzo(a,h)anthracene, Indeno(1,2,3-cd)pyrene, Benzo(a)pyrene, Benzo(k)fluoranthene, Benzo(b)fluoranthene, Chrysene, Benzo(a)Anthracene, Terphenyl-d14, Pyrene, Fluoranthene, o-Terphenyl, Anthracene, Phenanthrene, Fluorene, Acenaphthene, Acenaphthylene, 2-Fluorobiphenyl, 1-Methylnaphthalene, 2-Methylnaphthalene, Naphthalene, Nitrobenzene-d5}; Replace level 6 with Calibration sample Dec2803.D for compounds {Benzo(g,h,i)perylene, Dibenzo(a,h)anthracene, Indeno(1,2,3-cd)pyrene, Benzo(a)pyrene, Benzo(k)fluoranthene, Benzo(b)fluoranthene, Chrysene, Benzo(a)Anthracene, Terphenyl-d14, Pyrene, Fluoranthene, o-Terphenyl, Anthracene, Phenanthrene, Fluorene, Acenaphthene, Acenaphthylene, 2-Fluorobiphenyl, 1-Methylnaphthalene, 2-Methylnaphthalene, Naphthalene, Nitrobenzene-d5}; Replace level 7 with Calibration sample Dec2802.D for compounds {Benzo(g,h,i)perylene, Dibenzo(a,h)anthracene, Indeno(1,2,3-cd)pyrene, Benzo(a)pyrene, Benzo(k)fluoranthene, Benzo(b)fluoranthene, Chrysene, Benzo(a)Anthracene, Terphenyl-d14, Pyrene, Fluoranthene, o-Terphenyl, Anthracene, Phenanthrene, Fluorene, Acenaphthene, Acenaphthylene, 2-Fluorobiphenyl, 1-Methylnaphthalene, 2-Methylnaphthalene, Naphthalene, Nitrobenzene-d5};				
CmdQuantitate	BL2000\jheine	12/29/2021 8:57:14 AM	Quantitate all compounds in all samples			✓	

Name	User	Time	Action	Reason	Comment	Succeed	Exception
CmdSetTargetCompoundAttribute	BL2000\jheine	12/29/2021 8:57:24 AM	Set CurveFitWeight = weightOneOverX for compound Nitrobenzene-d5 in all samples; previous value = weightOneOverX			✓	
CmdQuantitate	BL2000\jheine	12/29/2021 8:57:38 AM	Quantitate all compounds in all samples			✓	
CmdManuallyIntegrateQualifierPeak	BL2000\jheine	12/29/2021 8:58:53 AM	Manually integrate qualifier 128.0 of compound Nitrobenzene-d5 in sample Dec2802.D, from x, y = 5.168, 342 to 5.392, 535, result = 22702; previous integration is from x, y = 5.168, 342 to 5.280, 344 and previous response = 19089.			✓	
CmdManuallyIntegrateDropBaseline	BL2000\jheine	12/29/2021 8:58:55 AM	Drop baseline for qualifier 128.0 of compound Nitrobenzene-d5 in sample Dec2802.D to y = 342, new integration is from x, y = 5.168, 342 to 5.392, 342 and new response = 23994; previous integration is from x, y = 5.168, 342 to 5.392, 535 and previous response = 22702.			✓	
CmdStartMethodEditing	BL2000\jheine	12/29/2021 9:03:06 AM	Start method editing			✓	
CmdImportMethodFromSample	BL2000\jheine	12/29/2021 9:03:06 AM	Import method from sample Dec2810.D			✓	
CmdSetMethodTargetCompoundAttribute	BL2000\jheine	12/29/2021 9:03:24 AM	No parameter change for PeakFilterThreshold			✓	
CmdSetMethodTargetCompoundAttribute	BL2000\jheine	12/29/2021 9:03:25 AM	Set PeakFilterThresholdValue = 1037.63454930473 for compound Naphthalene; previous value = 1220.58893414677			✓	
CmdSetMethodTargetCompoundAttribute	BL2000\jheine	12/29/2021 9:03:25 AM	No parameter change for ThresholdNumberOfPeaks			✓	
CmdSetMethodTargetQualifierAttribute	BL2000\jheine	12/29/2021 9:03:25 AM	No parameter change for PeakFilterThreshold			✓	
CmdSetMethodTargetQualifierAttribute	BL2000\jheine	12/29/2021 9:03:25 AM	Set PeakFilterThresholdValue = 112.174329251956 for qualifier 129.0 of compound Naphthalene; previous value = 137.937962245688			✓	
CmdSetMethodTargetQualifierAttribute	BL2000\jheine	12/29/2021 9:03:25 AM	No parameter change for ThresholdNumberOfPeaks			✓	
CmdSetMethodTargetQualifierAttribute	BL2000\jheine	12/29/2021 9:03:26 AM	No parameter change for PeakFilterThreshold			✓	
CmdSetMethodTargetQualifierAttribute	BL2000\jheine	12/29/2021 9:03:26 AM	Set PeakFilterThresholdValue = 161.337722202857 for qualifier 102.0 of compound Naphthalene; previous value = 153.470798897376			✓	
CmdSetMethodTargetQualifierAttribute	BL2000\jheine	12/29/2021 9:03:26 AM	No parameter change for ThresholdNumberOfPeaks			✓	
CmdSetMethodTargetCompoundAttribute	BL2000\jheine	12/29/2021 9:03:26 AM	No parameter change for PeakFilterThreshold			✓	

Name	User	Time	Action	Reason	Comment	Succeed	Exception
CmdSetMethodTargetCompoundAttribute	BL2000\jheine	12/29/2021 9:03:26 AM	Set PeakFilterThresholdValue = 588.19625396825 for compound 2-Methylnaphthalene; previous value = 797.907698888901			✓	
CmdSetMethodTargetCompoundAttribute	BL2000\jheine	12/29/2021 9:03:26 AM	No parameter change for ThresholdNumberOfPeaks			✓	
CmdSetMethodTargetQualifierAttribute	BL2000\jheine	12/29/2021 9:03:26 AM	No parameter change for PeakFilterThreshold			✓	
CmdSetMethodTargetQualifierAttribute	BL2000\jheine	12/29/2021 9:03:27 AM	Set PeakFilterThresholdValue = 867.611723242636 for qualifier 142.0 of compound 2-Methylnaphthalene; previous value = 1044.91457486028			✓	
CmdSetMethodTargetQualifierAttribute	BL2000\jheine	12/29/2021 9:03:27 AM	No parameter change for ThresholdNumberOfPeaks			✓	
CmdSetMethodTargetQualifierAttribute	BL2000\jheine	12/29/2021 9:03:27 AM	No parameter change for PeakFilterThreshold			✓	
CmdSetMethodTargetQualifierAttribute	BL2000\jheine	12/29/2021 9:03:27 AM	Set PeakFilterThresholdValue = 308.814817007921 for qualifier 115.0 of compound 2-Methylnaphthalene; previous value = 434.34685767974			✓	
CmdSetMethodTargetQualifierAttribute	BL2000\jheine	12/29/2021 9:03:27 AM	No parameter change for ThresholdNumberOfPeaks			✓	
CmdSetMethodTargetCompoundAttribute	BL2000\jheine	12/29/2021 9:03:28 AM	No parameter change for PeakFilterThreshold			✓	
CmdSetMethodTargetCompoundAttribute	BL2000\jheine	12/29/2021 9:03:28 AM	Set PeakFilterThresholdValue = 595.299928571425 for compound 1-Methylnaphthalene; previous value = 769.836750000014			✓	
CmdSetMethodTargetCompoundAttribute	BL2000\jheine	12/29/2021 9:03:28 AM	No parameter change for ThresholdNumberOfPeaks			✓	
CmdSetMethodTargetQualifierAttribute	BL2000\jheine	12/29/2021 9:03:28 AM	No parameter change for PeakFilterThreshold			✓	
CmdSetMethodTargetQualifierAttribute	BL2000\jheine	12/29/2021 9:03:28 AM	Set PeakFilterThresholdValue = 662.394921309491 for qualifier 142.0 of compound 1-Methylnaphthalene; previous value = 875.458518972315			✓	
CmdSetMethodTargetQualifierAttribute	BL2000\jheine	12/29/2021 9:03:28 AM	No parameter change for ThresholdNumberOfPeaks			✓	
CmdSetMethodTargetQualifierAttribute	BL2000\jheine	12/29/2021 9:03:29 AM	No parameter change for PeakFilterThreshold			✓	
CmdSetMethodTargetQualifierAttribute	BL2000\jheine	12/29/2021 9:03:29 AM	Set PeakFilterThresholdValue = 377.588666044884 for qualifier 115.0 of compound 1-Methylnaphthalene; previous value = 463.799511684384			✓	
CmdSetMethodTargetQualifierAttribute	BL2000\jheine	12/29/2021 9:03:29 AM	No parameter change for ThresholdNumberOfPeaks			✓	
CmdSetMethodTargetCompoundAttribute	BL2000\jheine	12/29/2021 9:03:29 AM	No parameter change for PeakFilterThreshold			✓	

Name	User	Time	Action	Reason	Comment	Succeed	Exception
CmdSetMethodTargetCompoundAttribute	BL2000\jheine	12/29/2021 9:03:29 AM	Set PeakFilterThresholdValue = 977.574997222228 for compound Acenaphthylene; previous value = 1186.19511893271			✓	
CmdSetMethodTargetCompoundAttribute	BL2000\jheine	12/29/2021 9:03:30 AM	No parameter change for ThresholdNumberOfPeaks			✓	
CmdSetMethodTargetQualifierAttribute	BL2000\jheine	12/29/2021 9:03:30 AM	No parameter change for PeakFilterThreshold			✓	
CmdSetMethodTargetQualifierAttribute	BL2000\jheine	12/29/2021 9:03:30 AM	Set PeakFilterThresholdValue = 142.297492641816 for qualifier 153.0 of compound Acenaphthylene; previous value = 173.965894403528			✓	
CmdSetMethodTargetQualifierAttribute	BL2000\jheine	12/29/2021 9:03:30 AM	No parameter change for ThresholdNumberOfPeaks			✓	
CmdSetMethodTargetCompoundAttribute	BL2000\jheine	12/29/2021 9:03:30 AM	No parameter change for PeakFilterThreshold			✓	
CmdSetMethodTargetCompoundAttribute	BL2000\jheine	12/29/2021 9:03:31 AM	Set PeakFilterThresholdValue = 702.823942203903 for compound Acenaphthene; previous value = 900.573443981482			✓	
CmdSetMethodTargetCompoundAttribute	BL2000\jheine	12/29/2021 9:03:31 AM	No parameter change for ThresholdNumberOfPeaks			✓	
CmdSetMethodTargetQualifierAttribute	BL2000\jheine	12/29/2021 9:03:31 AM	No parameter change for PeakFilterThreshold			✓	
CmdSetMethodTargetQualifierAttribute	BL2000\jheine	12/29/2021 9:03:31 AM	Set PeakFilterThresholdValue = 385.842848130719 for qualifier 152.0 of compound Acenaphthene; previous value = 515.109769583626			✓	
CmdSetMethodTargetQualifierAttribute	BL2000\jheine	12/29/2021 9:03:31 AM	No parameter change for ThresholdNumberOfPeaks			✓	
CmdSetMethodTargetQualifierAttribute	BL2000\jheine	12/29/2021 9:03:32 AM	No parameter change for PeakFilterThreshold			✓	
CmdSetMethodTargetQualifierAttribute	BL2000\jheine	12/29/2021 9:03:32 AM	Set PeakFilterThresholdValue = 806.667572980904 for qualifier 153.0 of compound Acenaphthene; previous value = 1028.47322372877			✓	
CmdSetMethodTargetQualifierAttribute	BL2000\jheine	12/29/2021 9:03:32 AM	No parameter change for ThresholdNumberOfPeaks			✓	
CmdSetMethodTargetCompoundAttribute	BL2000\jheine	12/29/2021 9:03:32 AM	No parameter change for PeakFilterThreshold			✓	
CmdSetMethodTargetCompoundAttribute	BL2000\jheine	12/29/2021 9:03:32 AM	Set PeakFilterThresholdValue = 756.80948412701 for compound Fluorene; previous value = 1123.40680750915			✓	
CmdSetMethodTargetCompoundAttribute	BL2000\jheine	12/29/2021 9:03:32 AM	No parameter change for ThresholdNumberOfPeaks			✓	
CmdSetMethodTargetQualifierAttribute	BL2000\jheine	12/29/2021 9:03:33 AM	No parameter change for PeakFilterThreshold			✓	

Name	User	Time	Action	Reason	Comment	Succeed	Exception
CmdSetMethodTargetQualifierAttribute	BL2000\jheine	12/29/2021 9:03:33 AM	Set PeakFilterThresholdValue = 729.532248155729 for qualifier 165.0 of compound Fluorene; previous value = 1044.45965513908			✓	
CmdSetMethodTargetQualifierAttribute	BL2000\jheine	12/29/2021 9:03:33 AM	No parameter change for ThresholdNumberOfPeaks			✓	
CmdSetMethodTargetQualifierAttribute	BL2000\jheine	12/29/2021 9:03:33 AM	No parameter change for PeakFilterThreshold			✓	
CmdSetMethodTargetQualifierAttribute	BL2000\jheine	12/29/2021 9:03:34 AM	Set PeakFilterThresholdValue = 85.20871582856 for qualifier 167.0 of compound Fluorene; previous value = 145.28247658999			✓	
CmdSetMethodTargetQualifierAttribute	BL2000\jheine	12/29/2021 9:03:34 AM	No parameter change for ThresholdNumberOfPeaks			✓	
CmdSetMethodTargetCompoundAttribute	BL2000\jheine	12/29/2021 9:03:34 AM	No parameter change for PeakFilterThreshold			✓	
CmdSetMethodTargetCompoundAttribute	BL2000\jheine	12/29/2021 9:03:34 AM	Set PeakFilterThresholdValue = 1378.20817410716 for compound Phenanthrene; previous value = 1819.3952628983			✓	
CmdSetMethodTargetCompoundAttribute	BL2000\jheine	12/29/2021 9:03:34 AM	No parameter change for ThresholdNumberOfPeaks			✓	
CmdSetMethodTargetQualifierAttribute	BL2000\jheine	12/29/2021 9:03:34 AM	No parameter change for PeakFilterThreshold			✓	
CmdSetMethodTargetQualifierAttribute	BL2000\jheine	12/29/2021 9:03:35 AM	Set PeakFilterThresholdValue = 213.984541449823 for qualifier 176.0 of compound Phenanthrene; previous value = 344.606663665418			✓	
CmdSetMethodTargetQualifierAttribute	BL2000\jheine	12/29/2021 9:03:35 AM	No parameter change for ThresholdNumberOfPeaks			✓	
CmdSetMethodTargetCompoundAttribute	BL2000\jheine	12/29/2021 9:03:35 AM	No parameter change for PeakFilterThreshold			✓	
CmdSetMethodTargetCompoundAttribute	BL2000\jheine	12/29/2021 9:03:35 AM	Set PeakFilterThresholdValue = 1070.77109548611 for compound Anthracene; previous value = 1240.64153798309			✓	
CmdSetMethodTargetCompoundAttribute	BL2000\jheine	12/29/2021 9:03:35 AM	No parameter change for ThresholdNumberOfPeaks			✓	
CmdSetMethodTargetQualifierAttribute	BL2000\jheine	12/29/2021 9:03:36 AM	No parameter change for PeakFilterThreshold			✓	
CmdSetMethodTargetQualifierAttribute	BL2000\jheine	12/29/2021 9:03:36 AM	Set PeakFilterThresholdValue = 178.157498643721 for qualifier 176.0 of compound Anthracene; previous value = 222.565166759391			✓	
CmdSetMethodTargetQualifierAttribute	BL2000\jheine	12/29/2021 9:03:36 AM	No parameter change for ThresholdNumberOfPeaks			✓	
CmdSetMethodTargetCompoundAttribute	BL2000\jheine	12/29/2021 9:03:36 AM	No parameter change for PeakFilterThreshold			✓	

Name	User	Time	Action	Reason	Comment	Succeed	Exception
CmdSetMethodTargetCompoundAttribute	BL2000\jheine	12/29/2021 9:03:36 AM	Set PeakFilterThresholdValue = 1280.26819717778 for compound Fluoranthene; previous value = 1666.69898064172			✓	
CmdSetMethodTargetCompoundAttribute	BL2000\jheine	12/29/2021 9:03:37 AM	No parameter change for ThresholdNumberOfPeaks			✓	
CmdSetMethodTargetQualifierAttribute	BL2000\jheine	12/29/2021 9:03:37 AM	No parameter change for PeakFilterThreshold			✓	
CmdSetMethodTargetQualifierAttribute	BL2000\jheine	12/29/2021 9:03:37 AM	Set PeakFilterThresholdValue = 146.018350606525 for qualifier 101.0 of compound Fluoranthene; previous value = 189.615753707063			✓	
CmdSetMethodTargetQualifierAttribute	BL2000\jheine	12/29/2021 9:03:37 AM	No parameter change for ThresholdNumberOfPeaks			✓	
CmdSetMethodTargetCompoundAttribute	BL2000\jheine	12/29/2021 9:03:37 AM	No parameter change for PeakFilterThreshold			✓	
CmdSetMethodTargetCompoundAttribute	BL2000\jheine	12/29/2021 9:03:37 AM	Set PeakFilterThresholdValue = 1463.19161579774 for compound Pyrene; previous value = 1766.15181188539			✓	
CmdSetMethodTargetCompoundAttribute	BL2000\jheine	12/29/2021 9:03:38 AM	No parameter change for ThresholdNumberOfPeaks			✓	
CmdSetMethodTargetQualifierAttribute	BL2000\jheine	12/29/2021 9:03:38 AM	No parameter change for PeakFilterThreshold			✓	
CmdSetMethodTargetQualifierAttribute	BL2000\jheine	12/29/2021 9:03:38 AM	Set PeakFilterThresholdValue = 203.253032152133 for qualifier 101.0 of compound Pyrene; previous value = 234.139431933039			✓	
CmdSetMethodTargetQualifierAttribute	BL2000\jheine	12/29/2021 9:03:38 AM	No parameter change for ThresholdNumberOfPeaks			✓	
CmdSetMethodTargetCompoundAttribute	BL2000\jheine	12/29/2021 9:03:38 AM	No parameter change for PeakFilterThreshold			✓	
CmdSetMethodTargetCompoundAttribute	BL2000\jheine	12/29/2021 9:03:39 AM	Set PeakFilterThresholdValue = 1853.37234592252 for compound Benzo(a)Anthracene; previous value = 2187.14348133629			✓	
CmdSetMethodTargetCompoundAttribute	BL2000\jheine	12/29/2021 9:03:39 AM	No parameter change for ThresholdNumberOfPeaks			✓	
CmdSetMethodTargetQualifierAttribute	BL2000\jheine	12/29/2021 9:03:39 AM	No parameter change for PeakFilterThreshold			✓	
CmdSetMethodTargetQualifierAttribute	BL2000\jheine	12/29/2021 9:03:39 AM	Set PeakFilterThresholdValue = 436.107213370423 for qualifier 229.0 of compound Benzo(a)Anthracene; previous value = 588.061329030776			✓	
CmdSetMethodTargetQualifierAttribute	BL2000\jheine	12/29/2021 9:03:39 AM	No parameter change for ThresholdNumberOfPeaks			✓	
CmdSetMethodTargetQualifierAttribute	BL2000\jheine	12/29/2021 9:03:39 AM	No parameter change for PeakFilterThreshold			✓	

Name	User	Time	Action	Reason	Comment	Succeed	Exception
CmdSetMethodTargetQualifierAttribute	BL2000\jheine	12/29/2021 9:03:40 AM	Set PeakFilterThresholdValue = 517.609002259047 for qualifier 226.0 of compound Benzo(a)Anthracene; previous value = 601.954035400672			✓	
CmdSetMethodTargetQualifierAttribute	BL2000\jheine	12/29/2021 9:03:40 AM	No parameter change for ThresholdNumberOfPeaks			✓	
CmdSetMethodTargetCompoundAttribute	BL2000\jheine	12/29/2021 9:03:40 AM	No parameter change for PeakFilterThreshold			✓	
CmdSetMethodTargetCompoundAttribute	BL2000\jheine	12/29/2021 9:03:40 AM	Set PeakFilterThresholdValue = 1409.75245176248 for compound Chrysene; previous value = 1499.07610576541			✓	
CmdSetMethodTargetCompoundAttribute	BL2000\jheine	12/29/2021 9:03:40 AM	No parameter change for ThresholdNumberOfPeaks			✓	
CmdSetMethodTargetQualifierAttribute	BL2000\jheine	12/29/2021 9:03:41 AM	No parameter change for PeakFilterThreshold			✓	
CmdSetMethodTargetQualifierAttribute	BL2000\jheine	12/29/2021 9:03:41 AM	Set PeakFilterThresholdValue = 446.502448884273 for qualifier 226.0 of compound Chrysene; previous value = 463.739721893155			✓	
CmdSetMethodTargetQualifierAttribute	BL2000\jheine	12/29/2021 9:03:41 AM	No parameter change for ThresholdNumberOfPeaks			✓	
CmdSetMethodTargetQualifierAttribute	BL2000\jheine	12/29/2021 9:03:41 AM	No parameter change for PeakFilterThreshold			✓	
CmdSetMethodTargetQualifierAttribute	BL2000\jheine	12/29/2021 9:03:41 AM	Set PeakFilterThresholdValue = 313.124961416453 for qualifier 229.0 of compound Chrysene; previous value = 327.500077290095			✓	
CmdSetMethodTargetQualifierAttribute	BL2000\jheine	12/29/2021 9:03:42 AM	No parameter change for ThresholdNumberOfPeaks			✓	
CmdSetMethodTargetCompoundAttribute	BL2000\jheine	12/29/2021 9:03:42 AM	No parameter change for PeakFilterThreshold			✓	
CmdSetMethodTargetCompoundAttribute	BL2000\jheine	12/29/2021 9:03:42 AM	Set PeakFilterThresholdValue = 696.285772650434 for compound Benzo(b)fluoranthene; previous value = 738.398784523359			✓	
CmdSetMethodTargetCompoundAttribute	BL2000\jheine	12/29/2021 9:03:42 AM	No parameter change for ThresholdNumberOfPeaks			✓	
CmdSetMethodTargetQualifierAttribute	BL2000\jheine	12/29/2021 9:03:42 AM	No parameter change for PeakFilterThreshold			✓	
CmdSetMethodTargetQualifierAttribute	BL2000\jheine	12/29/2021 9:03:43 AM	Set PeakFilterThresholdValue = 157.268065765652 for qualifier 253.0 of compound Benzo(b)fluoranthene; previous value = 177.774571398214			✓	
CmdSetMethodTargetQualifierAttribute	BL2000\jheine	12/29/2021 9:03:43 AM	No parameter change for ThresholdNumberOfPeaks			✓	
CmdSetMethodTargetCompoundAttribute	BL2000\jheine	12/29/2021 9:03:43 AM	No parameter change for PeakFilterThreshold			✓	

Name	User	Time	Action	Reason	Comment	Succeed	Exception
CmdSetMethodTargetCompoundAttribute	BL2000\jheine	12/29/2021 9:03:43 AM	Set PeakFilterThresholdValue = 1003.41328761145 for compound Benzo(k)fluoranthene; previous value = 787.98602124904			✓	
CmdSetMethodTargetCompoundAttribute	BL2000\jheine	12/29/2021 9:03:43 AM	No parameter change for ThresholdNumberOfPeaks			✓	
CmdSetMethodTargetQualifierAttribute	BL2000\jheine	12/29/2021 9:03:43 AM	No parameter change for PeakFilterThreshold			✓	
CmdSetMethodTargetQualifierAttribute	BL2000\jheine	12/29/2021 9:03:44 AM	Set PeakFilterThresholdValue = 231.172355781881 for qualifier 253.0 of compound Benzo(k)fluoranthene; previous value = 194.993833639358			✓	
CmdSetMethodTargetQualifierAttribute	BL2000\jheine	12/29/2021 9:03:44 AM	No parameter change for ThresholdNumberOfPeaks			✓	
CmdSetMethodTargetCompoundAttribute	BL2000\jheine	12/29/2021 9:03:44 AM	No parameter change for PeakFilterThreshold			✓	
CmdSetMethodTargetCompoundAttribute	BL2000\jheine	12/29/2021 9:03:44 AM	Set PeakFilterThresholdValue = 623.737750000004 for compound Benzo(a)pyrene; previous value = 552.668149999993			✓	
CmdSetMethodTargetCompoundAttribute	BL2000\jheine	12/29/2021 9:03:44 AM	No parameter change for ThresholdNumberOfPeaks			✓	
CmdSetMethodTargetQualifierAttribute	BL2000\jheine	12/29/2021 9:03:45 AM	No parameter change for PeakFilterThreshold			✓	
CmdSetMethodTargetQualifierAttribute	BL2000\jheine	12/29/2021 9:03:45 AM	Set PeakFilterThresholdValue = 147.866406529718 for qualifier 253.0 of compound Benzo(a)pyrene; previous value = 138.210110576407			✓	
CmdSetMethodTargetQualifierAttribute	BL2000\jheine	12/29/2021 9:03:45 AM	No parameter change for ThresholdNumberOfPeaks			✓	
CmdSetMethodTargetCompoundAttribute	BL2000\jheine	12/29/2021 9:03:45 AM	No parameter change for PeakFilterThreshold			✓	
CmdSetMethodTargetCompoundAttribute	BL2000\jheine	12/29/2021 9:03:45 AM	Set PeakFilterThresholdValue = 513.001406921189 for compound Indeno(1,2,3-cd)pyrene; previous value = 420.343134349856			✓	
CmdSetMethodTargetCompoundAttribute	BL2000\jheine	12/29/2021 9:03:45 AM	No parameter change for ThresholdNumberOfPeaks			✓	
CmdSetMethodTargetQualifierAttribute	BL2000\jheine	12/29/2021 9:03:46 AM	No parameter change for PeakFilterThreshold			✓	
CmdSetMethodTargetQualifierAttribute	BL2000\jheine	12/29/2021 9:03:46 AM	Set PeakFilterThresholdValue = 129.069984146015 for qualifier 138.0 of compound Indeno(1,2,3-cd)pyrene; previous value = 112.040226469621			✓	
CmdSetMethodTargetQualifierAttribute	BL2000\jheine	12/29/2021 9:03:46 AM	No parameter change for ThresholdNumberOfPeaks			✓	
CmdSetMethodTargetCompoundAttribute	BL2000\jheine	12/29/2021 9:03:46 AM	No parameter change for PeakFilterThreshold			✓	

Name	User	Time	Action	Reason	Comment	Succeed	Exception
CmdSetMethodTargetCompoundAttribute	BL2000\jheine	12/29/2021 9:03:46 AM	Set PeakFilterThresholdValue = 575.583630389075 for compound Dibenzo(a,h)anthracene; previous value = 503.112889084119			✓	
CmdSetMethodTargetCompoundAttribute	BL2000\jheine	12/29/2021 9:03:46 AM	No parameter change for ThresholdNumberOfPeaks			✓	
CmdSetMethodTargetQualifierAttribute	BL2000\jheine	12/29/2021 9:03:47 AM	No parameter change for PeakFilterThreshold			✓	
CmdSetMethodTargetQualifierAttribute	BL2000\jheine	12/29/2021 9:03:47 AM	Set PeakFilterThresholdValue = 148.80303070392 for qualifier 279.0 of compound Dibenzo(a,h)anthracene; previous value = 146.512609135596			✓	
CmdSetMethodTargetQualifierAttribute	BL2000\jheine	12/29/2021 9:03:47 AM	No parameter change for ThresholdNumberOfPeaks			✓	
CmdSetMethodTargetQualifierAttribute	BL2000\jheine	12/29/2021 9:03:47 AM	No parameter change for PeakFilterThreshold			✓	
CmdSetMethodTargetQualifierAttribute	BL2000\jheine	12/29/2021 9:03:47 AM	Set PeakFilterThresholdValue = 105.230153069532 for qualifier 139.0 of compound Dibenzo(a,h)anthracene; previous value = 103.54906734961			✓	
CmdSetMethodTargetQualifierAttribute	BL2000\jheine	12/29/2021 9:03:48 AM	No parameter change for ThresholdNumberOfPeaks			✓	
CmdSetMethodTargetCompoundAttribute	BL2000\jheine	12/29/2021 9:03:48 AM	No parameter change for PeakFilterThreshold			✓	
CmdSetMethodTargetCompoundAttribute	BL2000\jheine	12/29/2021 9:03:48 AM	Set PeakFilterThresholdValue = 850.864177295763 for compound Benzo(g,h,i)perylene; previous value = 813.179317348847			✓	
CmdSetMethodTargetCompoundAttribute	BL2000\jheine	12/29/2021 9:03:48 AM	No parameter change for ThresholdNumberOfPeaks			✓	
CmdSetMethodTargetQualifierAttribute	BL2000\jheine	12/29/2021 9:03:48 AM	No parameter change for PeakFilterThreshold			✓	
CmdSetMethodTargetQualifierAttribute	BL2000\jheine	12/29/2021 9:03:48 AM	Set PeakFilterThresholdValue = 169.839410707477 for qualifier 138.0 of compound Benzo(g,h,i)perylene; previous value = 162.158508080862			✓	
CmdSetMethodTargetQualifierAttribute	BL2000\jheine	12/29/2021 9:03:49 AM	No parameter change for ThresholdNumberOfPeaks			✓	
CmdSetMethodTargetQualifierAttribute	BL2000\jheine	12/29/2021 9:03:49 AM	No parameter change for PeakFilterThreshold			✓	
CmdSetMethodTargetQualifierAttribute	BL2000\jheine	12/29/2021 9:03:49 AM	Set PeakFilterThresholdValue = 208.343339694147 for qualifier 277.0 of compound Benzo(g,h,i)perylene; previous value = 208.08866254338			✓	
CmdSetMethodTargetQualifierAttribute	BL2000\jheine	12/29/2021 9:03:49 AM	No parameter change for ThresholdNumberOfPeaks			✓	
CmdSetMethodTargetCompoundAttribute	BL2000\jheine	12/29/2021 9:03:49 AM	No parameter change for PeakFilterThreshold			✓	

Name	User	Time	Action	Reason	Comment	Succeed	Exception
CmdSetMethodTargetCompoundAttribute	BL2000\jheine	12/29/2021 9:03:50 AM	Set PeakFilterThresholdValue = 257.376672942736 for compound Nitrobenzene-d5; previous value = 203.39258710255			✓	
CmdSetMethodTargetCompoundAttribute	BL2000\jheine	12/29/2021 9:03:50 AM	No parameter change for ThresholdNumberOfPeaks			✓	
CmdSetMethodTargetQualifierAttribute	BL2000\jheine	12/29/2021 9:03:50 AM	No parameter change for PeakFilterThreshold			✓	
CmdSetMethodTargetQualifierAttribute	BL2000\jheine	12/29/2021 9:03:50 AM	Set PeakFilterThresholdValue = 79.5320739966782 for qualifier 54.0 of compound Nitrobenzene-d5; previous value = 76.3146422156176			✓	
CmdSetMethodTargetQualifierAttribute	BL2000\jheine	12/29/2021 9:03:50 AM	No parameter change for ThresholdNumberOfPeaks			✓	
CmdSetMethodTargetQualifierAttribute	BL2000\jheine	12/29/2021 9:03:51 AM	No parameter change for PeakFilterThreshold			✓	
CmdSetMethodTargetQualifierAttribute	BL2000\jheine	12/29/2021 9:03:51 AM	Set PeakFilterThresholdValue = 78.2812723412894 for qualifier 128.0 of compound Nitrobenzene-d5; previous value = 62.3069909380699			✓	
CmdSetMethodTargetQualifierAttribute	BL2000\jheine	12/29/2021 9:03:51 AM	No parameter change for ThresholdNumberOfPeaks			✓	
CmdSetMethodTargetCompoundAttribute	BL2000\jheine	12/29/2021 9:03:51 AM	No parameter change for PeakFilterThreshold			✓	
CmdSetMethodTargetCompoundAttribute	BL2000\jheine	12/29/2021 9:03:52 AM	Set PeakFilterThresholdValue = 927.30465 for compound 2-Fluorobiphenyl; previous value = 1189.77099271562			✓	
CmdSetMethodTargetCompoundAttribute	BL2000\jheine	12/29/2021 9:03:52 AM	No parameter change for ThresholdNumberOfPeaks			✓	
CmdSetMethodTargetQualifierAttribute	BL2000\jheine	12/29/2021 9:03:52 AM	No parameter change for PeakFilterThreshold			✓	
CmdSetMethodTargetQualifierAttribute	BL2000\jheine	12/29/2021 9:03:52 AM	Set PeakFilterThresholdValue = 349.376072801849 for qualifier 171.0 of compound 2-Fluorobiphenyl; previous value = 429.974183834712			✓	
CmdSetMethodTargetQualifierAttribute	BL2000\jheine	12/29/2021 9:03:52 AM	No parameter change for ThresholdNumberOfPeaks			✓	
CmdSetMethodTargetCompoundAttribute	BL2000\jheine	12/29/2021 9:03:53 AM	No parameter change for PeakFilterThreshold			✓	
CmdSetMethodTargetCompoundAttribute	BL2000\jheine	12/29/2021 9:03:53 AM	Set PeakFilterThresholdValue = 520.464385855652 for compound Terphenyl-d14; previous value = 696.705419971298			✓	
CmdSetMethodTargetCompoundAttribute	BL2000\jheine	12/29/2021 9:03:53 AM	No parameter change for ThresholdNumberOfPeaks			✓	
CmdSetMethodTargetQualifierAttribute	BL2000\jheine	12/29/2021 9:03:53 AM	No parameter change for PeakFilterThreshold			✓	

Name	User	Time	Action	Reason	Comment	Succeed	Exception
CmdSetMethodTargetQualifierAttribute	BL2000\jheine	12/29/2021 9:03:53 AM	Set PeakFilterThresholdValue = 71.4811505716088 for qualifier 122.0 of compound Terphenyl-d14; previous value = 97.7789219634003			✓	
CmdSetMethodTargetQualifierAttribute	BL2000\jheine	12/29/2021 9:03:54 AM	No parameter change for ThresholdNumberOfPeaks			✓	
CmdSetMethodTargetCompoundAttribute	BL2000\jheine	12/29/2021 9:03:54 AM	No parameter change for PeakFilterThreshold			✓	
CmdSetMethodTargetCompoundAttribute	BL2000\jheine	12/29/2021 9:03:54 AM	Set PeakFilterThresholdValue = 708.889818118197 for compound o-Terphenyl; previous value = 1011.90080568781			✓	
CmdSetMethodTargetCompoundAttribute	BL2000\jheine	12/29/2021 9:03:54 AM	No parameter change for ThresholdNumberOfPeaks			✓	
CmdSetMethodTargetQualifierAttribute	BL2000\jheine	12/29/2021 9:03:54 AM	No parameter change for PeakFilterThreshold			✓	
CmdSetMethodTargetQualifierAttribute	BL2000\jheine	12/29/2021 9:03:55 AM	Set PeakFilterThresholdValue = 473.375347897728 for qualifier 229.0 of compound o-Terphenyl; previous value = 663.460556201189			✓	
CmdSetMethodTargetQualifierAttribute	BL2000\jheine	12/29/2021 9:03:55 AM	No parameter change for ThresholdNumberOfPeaks			✓	
CmdSetMethodTargetQualifierAttribute	BL2000\jheine	12/29/2021 9:03:55 AM	No parameter change for PeakFilterThreshold			✓	
CmdSetMethodTargetQualifierAttribute	BL2000\jheine	12/29/2021 9:03:55 AM	Set PeakFilterThresholdValue = 306.221532169349 for qualifier 215.0 of compound o-Terphenyl; previous value = 401.397899497459			✓	
CmdSetMethodTargetQualifierAttribute	BL2000\jheine	12/29/2021 9:03:55 AM	No parameter change for ThresholdNumberOfPeaks			✓	
CmdApplyMethodToAllSamples	BL2000\jheine	12/29/2021 9:04:21 AM	Apply method to all samples			✓	
CmdMethodClear	BL2000\jheine	12/29/2021 9:04:21 AM	Clear method			✓	
CmdEndMethodEditing	BL2000\jheine	12/29/2021 9:04:22 AM	End method editing			✓	
CmdQuantitate	BL2000\jheine	12/29/2021 9:04:33 AM	Quantitate all compounds in all samples			✓	
CmdZeroOutPeak	BL2000\jheine	12/29/2021 9:04:54 AM	Zero out primary peak of compound Benzo(a)pyrene in sample Dec2810.D			✓	
CmdManuallyIntegratePeak	BL2000\jheine	12/29/2021 9:05:01 AM	Manually integrate compound Acenaphthene in sample Dec2810.D, from x, y = 8.050, 355 to 8.113, 78, result = -376; previous integration is from x, y = 8.001, 78 to 8.113, 78 and previous response = 2114.			✓	
CmdManuallyIntegrateDropBaseline	BL2000\jheine	12/29/2021 9:05:02 AM	Drop baseline for compound Acenaphthene in sample Dec2810.D to y = 78, new integration is from x, y = 8.050, 78 to 8.113, 78 and new response = 142; previous integration is from x, y = 8.050, 355 to 8.113, 78 and previous response = -376.			✓	

Name	User	Time	Action	Reason	Comment	Succeed	Exception
CmdZeroOutPeak	BL2000\jheine	12/29/2021 9:05:04 AM	Zero out primary peak of compound Acenaphthene in sample Dec2810.D			✓	
CmdZeroOutPeak	BL2000\jheine	12/29/2021 9:05:06 AM	Zero out primary peak of compound Chrysene in sample Dec2810.D			✓	
CmdZeroOutPeak	BL2000\jheine	12/29/2021 9:05:08 AM	Zero out primary peak of compound Benzo(a)Anthracene in sample Dec2810.D			✓	
CmdZeroOutPeak	BL2000\jheine	12/29/2021 9:05:24 AM	Zero out primary peak of compound Fluorene in sample Dec2811.D			✓	
CmdZeroOutPeak	BL2000\jheine	12/29/2021 9:05:27 AM	Zero out primary peak of compound Benzo(a)pyrene in sample Dec2811.D			✓	
CmdManuallyIntegratePeak	BL2000\jheine	12/29/2021 9:05:33 AM	Manually integrate compound Acenaphthene in sample Dec2811.D, from x, y = 8.050, 380 to 8.088, 102, result = -200; previous integration is from x, y = 8.001, 105 to 8.088, 102 and previous response = 2355.			✓	
CmdManuallyIntegrateDropBaseline	BL2000\jheine	12/29/2021 9:05:34 AM	Drop baseline for compound Acenaphthene in sample Dec2811.D to y = 102, new integration is from x, y = 8.050, 102 to 8.088, 102 and new response = 112; previous integration is from x, y = 8.050, 380 to 8.088, 102 and previous response = -200.			✓	
CmdZeroOutPeak	BL2000\jheine	12/29/2021 9:05:37 AM	Zero out primary peak of compound Acenaphthene in sample Dec2811.D			✓	
CmdZeroOutPeak	BL2000\jheine	12/29/2021 9:05:40 AM	Zero out primary peak of compound Chrysene in sample Dec2811.D			✓	
CmdZeroOutPeak	BL2000\jheine	12/29/2021 9:05:41 AM	Zero out primary peak of compound Benzo(a)Anthracene in sample Dec2811.D			✓	
CmdZeroOutPeak	BL2000\jheine	12/29/2021 9:06:01 AM	Zero out primary peak of compound Benzo(a)pyrene in sample Dec2812.D			✓	
CmdManuallyIntegratePeak	BL2000\jheine	12/29/2021 9:06:06 AM	Manually integrate compound Benzo(a)pyrene in sample Dec2812.D, from x, y = 18.388, 173 to 18.475, 340, result = -597; previous integration is from x, y = 18.524, 0 to 18.524, 0 and previous response = 0.			✓	
CmdManuallyIntegrateSnapBaseline	BL2000\jheine	12/29/2021 9:06:07 AM	Snap baseline for compound Benzo(a)pyrene in sample Dec2812.D, from x = 18.388 to x = 18.475, new integration is from x, y = 18.388, 94 to 18.475, 103 and new response = 223; previous integration is from x, y = 18.388, 173 to 18.475, 340 and previous response = -597.			✓	

Name	User	Time	Action	Reason	Comment	Succeed	Exception
CmdManuallyIntegrate DropBaseline	BL2000\jheine	12/29/2021 9:06:08 AM	Drop baseline for compound Benzo(a)pyrene in sample Dec2812.D to y = 94, new integration is from x, y = 18.388, 94 to 18.475, 94 and new response = 247; previous integration is from x, y = 18.388, 94 to 18.475, 103 and previous response = 223.			✓	
CmdZeroOutPeak	BL2000\jheine	12/29/2021 9:06:10 AM	Zero out primary peak of compound Benzo(a)pyrene in sample Dec2812.D			✓	
CmdManuallyIntegratePeak	BL2000\jheine	12/29/2021 9:06:17 AM	Manually integrate compound Acenaphthene in sample Dec2812.D, from x, y = 8.050, 510 to 8.100, 78, result = -332; previous integration is from x, y = 8.001, 78 to 8.100, 78 and previous response = 2524.			✓	
CmdManuallyIntegrate DropBaseline	BL2000\jheine	12/29/2021 9:06:18 AM	Drop baseline for compound Acenaphthene in sample Dec2812.D to y = 78, new integration is from x, y = 8.050, 78 to 8.100, 78 and new response = 314; previous integration is from x, y = 8.050, 510 to 8.100, 78 and previous response = -332.			✓	
CmdZeroOutPeak	BL2000\jheine	12/29/2021 9:06:20 AM	Zero out primary peak of compound Acenaphthene in sample Dec2812.D			✓	
CmdZeroOutPeak	BL2000\jheine	12/29/2021 9:06:22 AM	Zero out primary peak of compound Chrysene in sample Dec2812.D			✓	
CmdZeroOutPeak	BL2000\jheine	12/29/2021 9:06:24 AM	Zero out primary peak of compound Anthracene in sample Dec2812.D			✓	
CmdZeroOutPeak	BL2000\jheine	12/29/2021 9:06:26 AM	Zero out primary peak of compound Phenanthrene in sample Dec2812.D			✓	
CmdZeroOutPeak	BL2000\jheine	12/29/2021 9:06:27 AM	Zero out primary peak of compound Benzo(a)Anthracene in sample Dec2812.D			✓	
CmdManuallyIntegrate QualifierPeak	BL2000\jheine	12/29/2021 9:06:59 AM	Manually integrate qualifier 102.0 of compound Naphthalene in sample Dec2813.D, from x, y = 5.978, 778 to 6.116, 117, result = 4611; previous integration is from x, y = 5.941, 117 to 6.116, 117 and previous response = 14753.			✓	
CmdManuallyIntegrate DropBaseline	BL2000\jheine	12/29/2021 9:07:00 AM	Drop baseline for qualifier 102.0 of compound Naphthalene in sample Dec2813.D to y = 117, new integration is from x, y = 5.978, 117 to 6.116, 117 and new response = 7332; previous integration is from x, y = 5.978, 778 to 6.116, 117 and previous response = 4611.			✓	

Name	User	Time	Action	Reason	Comment	Succeed	Exception
CmdManuallyIntegrateSplit	BL2000\jheine	12/29/2021 9:07:36 AM	Split peak for compound Acenaphthene in sample Dec2814.D and keep right peak, new integration is from x, y = 8.100, 78.4217495467496 to 8.150, 78.4217495467496 and new response = 133, previous integration is from x, y = 8.000, 78 to 8.150, 78 and previous response = 4379.			✓	
CmdManuallyIntegratePeak	BL2000\jheine	12/29/2021 9:07:43 AM	Manually integrate compound Acenaphthene in sample Dec2814.D, from x, y = 8.038, 425 to 8.150, 279, result = 716; previous integration is from x, y = 8.100, 78 to 8.150, 78 and previous response = 133.			✓	
CmdManuallyIntegrateSnapBaseline	BL2000\jheine	12/29/2021 9:07:45 AM	Snap baseline for compound Acenaphthene in sample Dec2814.D, from x = 8.038 to x = 8.150, new integration is from x, y = 8.038, 214 to 8.150, 107 and new response = 2003; previous integration is from x, y = 8.038, 425 to 8.150, 279 and previous response = 716.			✓	
CmdManuallyIntegrateDropBaseline	BL2000\jheine	12/29/2021 9:07:46 AM	Drop baseline for compound Acenaphthene in sample Dec2814.D to y = 107, new integration is from x, y = 8.038, 107 to 8.150, 107 and new response = 2363; previous integration is from x, y = 8.038, 214 to 8.150, 107 and previous response = 2003.			✓	
CmdSetTargetCompoundAttribute	BL2000\jheine	12/29/2021 9:07:47 AM	Set UserAnnotation = CO for compound Acenaphthene in sample Dec2814.D; previous value =			✓	
CmdManuallyIntegrateQualifierPeak	BL2000\jheine	12/29/2021 9:07:51 AM	Manually integrate qualifier 152.0 of compound Acenaphthene in sample Dec2814.D, from x, y = 8.038, 293 to 8.088, 415, result = 413; previous integration is from x, y = 7.819, 93 to 7.938, 93 and previous response = 3263.			✓	
CmdManuallyIntegrateSnapBaseline	BL2000\jheine	12/29/2021 9:07:52 AM	Snap baseline for qualifier 152.0 of compound Acenaphthene in sample Dec2814.D from x = 8.038 to x = 8.088, new integration is from x, y = 8.038, 105 to 8.088, 127 and new response = 1125; previous integration is from x, y = 8.038, 293 to 8.088, 415 and previous response = 413.			✓	
CmdManuallyIntegrateDropBaseline	BL2000\jheine	12/29/2021 9:07:53 AM	Drop baseline for qualifier 152.0 of compound Acenaphthene in sample Dec2814.D to y = 105, new integration is from x, y = 8.038, 105 to 8.088, 105 and new response = 1158; previous integration is from x, y = 8.038, 105 to 8.088, 127 and previous response = 1125.			✓	

Name	User	Time	Action	Reason	Comment	Succeed	Exception
CmdManuallyIntegrate QualifierPeak	BL2000\jheine	12/29/2021 9:08:12 AM	Manually integrate qualifier 129.0 of compound Naphthalene in sample Dec2814.D, from x, y = 5.978, 237 to 6.028, 118, result = 98; previous integration is from x, y = 5.930, 115 to 6.063, 115 and previous response = 447.			✓	
CmdManuallyIntegrate DropBaseline	BL2000\jheine	12/29/2021 9:08:13 AM	Drop baseline for qualifier 129.0 of compound Naphthalene in sample Dec2814.D to y = 118, new integration is from x, y = 5.978, 118 to 6.028, 118 and new response = 277; previous integration is from x, y = 5.978, 237 to 6.028, 118 and previous response = 98.			✓	
CmdManuallyIntegrate QualifierPeak	BL2000\jheine	12/29/2021 9:08:19 AM	Manually integrate qualifier 102.0 of compound Naphthalene in sample Dec2814.D, from x, y = 5.978, 284 to 6.053, 90, result = 256; previous integration is from x, y = 5.941, 90 to 6.053, 90 and previous response = 6152.			✓	
CmdManuallyIntegrate DropBaseline	BL2000\jheine	12/29/2021 9:08:21 AM	Drop baseline for qualifier 102.0 of compound Naphthalene in sample Dec2814.D to y = 90, new integration is from x, y = 5.978, 90 to 6.053, 90 and new response = 693; previous integration is from x, y = 5.978, 284 to 6.053, 90 and previous response = 256.			✓	
CmdManuallyIntegrateSplit	BL2000\jheine	12/29/2021 9:08:27 AM	Split peak for compound 2-Methylnaphthalene in sample Dec2814.D and keep left peak, new integration is from x, y = 6.783, 103.66369047619 to 6.890, 103.66369047619 and new response = 1724, previous integration is from x, y = 6.783, 104 to 7.065, 104 and previous response = 3591.			✓	
CmdManuallyIntegrateSplit	BL2000\jheine	12/29/2021 9:08:34 AM	Split peak for compound 1-Methylnaphthalene in sample Dec2814.D and keep right peak, new integration is from x, y = 6.890, 103.66369047619 to 7.065, 103.66369047619 and new response = 1867, previous integration is from x, y = 6.783, 104 to 7.065, 104 and previous response = 3591.			✓	
CmdManuallyIntegrate QualifierPeak	BL2000\jheine	12/29/2021 9:10:00 AM	Manually integrate qualifier152.0 of compound Acenaphthene in sample Dec2815.D from x, y = 8.025, 5265 to 8.113, 7116; result = -9709			✓	

Name	User	Time	Action	Reason	Comment	Succeed	Exception
CmdManuallyIntegrateSnapBaseline	BL2000\jheine	12/29/2021 9:10:01 AM	Snap baseline for qualifier 152.0 of compound Acenaphthene in sample Dec2815.D from x = 8.025 to x = 8.113, new integration is from x, y = 8.025, 213 to 8.113, 456 and new response = 20941; previous integration is from x, y = 8.025, 5265 to 8.113, 7116 and previous response = -9709.			✓	
CmdManuallyIntegrateDropBaseline	BL2000\jheine	12/29/2021 9:10:02 AM	Drop baseline for qualifier 152.0 of compound Acenaphthene in sample Dec2815.D to y = 213, new integration is from x, y = 8.025, 213 to 8.113, 213 and new response = 21577; previous integration is from x, y = 8.025, 213 to 8.113, 456 and previous response = 20941.			✓	
CmdManuallyIntegrateQualifierPeak	BL2000\jheine	12/29/2021 9:10:22 AM	Manually integrate qualifier 102.0 of compound Naphthalene in sample Dec2815.D, from x, y = 5.978, 1310 to 6.115, 102, result = 1236; previous integration is from x, y = 5.928, 102 to 6.115, 102 and previous response = 14374.			✓	
CmdManuallyIntegrateDropBaseline	BL2000\jheine	12/29/2021 9:10:23 AM	Drop baseline for qualifier 102.0 of compound Naphthalene in sample Dec2815.D to y = 102, new integration is from x, y = 5.978, 102 to 6.115, 102 and new response = 6215; previous integration is from x, y = 5.978, 1310 to 6.115, 102 and previous response = 1236.			✓	
CmdZeroOutPeak	BL2000\jheine	12/29/2021 9:11:05 AM	Zero out primary peak of compound Fluorene in sample Dec2816.D			✓	
CmdZeroOutPeak	BL2000\jheine	12/29/2021 9:11:08 AM	Zero out primary peak of compound Benzo(a)pyrene in sample Dec2816.D			✓	
CmdZeroOutPeak	BL2000\jheine	12/29/2021 9:11:12 AM	Zero out primary peak of compound Acenaphthene in sample Dec2816.D			✓	
CmdZeroOutPeak	BL2000\jheine	12/29/2021 9:11:15 AM	Zero out primary peak of compound Chrysene in sample Dec2816.D			✓	
CmdZeroOutPeak	BL2000\jheine	12/29/2021 9:11:16 AM	Zero out primary peak of compound Benzo(a)Anthracene in sample Dec2816.D			✓	
CmdManuallyIntegratePeak	BL2000\jheine	12/29/2021 9:11:36 AM	Manually integrate compound Benzo(a)pyrene in sample Dec2817.D, from x, y = 18.388, 163 to 18.450, 227, result = -201; previous integration is from x, y = 18.487, 99 to 18.573, 103 and previous response = 2575.			✓	

Name	User	Time	Action	Reason	Comment	Succeed	Exception
CmdManuallyIntegrateSnapBaseline	BL2000\jheine	12/29/2021 9:11:38 AM	Snap baseline for compound Benzo(a)pyrene in sample Dec2817.D, from x = 18.388 to x = 18.450, new integration is from x, y = 18.388, 91 to 18.450, 106 and new response = 157; previous integration is from x, y = 18.388, 163 to 18.450, 227 and previous response = -201.			✓	
CmdManuallyIntegrateDropBaseline	BL2000\jheine	12/29/2021 9:11:38 AM	Drop baseline for compound Benzo(a)pyrene in sample Dec2817.D to y = 91, new integration is from x, y = 18.388, 91 to 18.450, 91 and new response = 185; previous integration is from x, y = 18.388, 91 to 18.450, 106 and previous response = 157.			✓	
CmdZeroOutPeak	BL2000\jheine	12/29/2021 9:11:41 AM	Zero out primary peak of compound Benzo(a)pyrene in sample Dec2817.D			✓	
CmdManuallyIntegratePeak	BL2000\jheine	12/29/2021 9:11:55 AM	Manually integrate compound Acenaphthene in sample Dec2817.D, from x, y = 8.050, 445 to 8.113, 77, result = -363; previous integration is from x, y = 7.996, 77 to 8.113, 77 and previous response = 2611.			✓	
CmdManuallyIntegrateDropBaseline	BL2000\jheine	12/29/2021 9:11:56 AM	Drop baseline for compound Acenaphthene in sample Dec2817.D to y = 77, new integration is from x, y = 8.050, 77 to 8.113, 77 and new response = 324; previous integration is from x, y = 8.050, 445 to 8.113, 77 and previous response = -363.			✓	
CmdZeroOutPeak	BL2000\jheine	12/29/2021 9:11:58 AM	Zero out primary peak of compound Acenaphthene in sample Dec2817.D			✓	
CmdZeroOutPeak	BL2000\jheine	12/29/2021 9:12:01 AM	Zero out primary peak of compound Chrysene in sample Dec2817.D			✓	
CmdZeroOutPeak	BL2000\jheine	12/29/2021 9:12:02 AM	Zero out primary peak of compound Benzo(a)Anthracene in sample Dec2817.D			✓	
CmdManuallyIntegratePeak	BL2000\jheine	12/29/2021 9:12:22 AM	Manually integrate compound Naphthalene in sample Dec2818.D, from x, y = 5.966, 176 to 6.003, 5750, result = 114805; previous integration is from x, y = 5.966, 176 to 6.066, 176 and previous response = 138394.			✓	
CmdManuallyIntegrateDropBaseline	BL2000\jheine	12/29/2021 9:12:24 AM	Drop baseline for compound Naphthalene in sample Dec2818.D to y = 176, new integration is from x, y = 5.966, 176 to 6.003, 176 and new response = 121070; previous integration is from x, y = 5.966, 176 to 6.003, 5750 and previous response = 114805.			✓	
CmdSetTargetCompoundAttribute	BL2000\jheine	12/29/2021 9:12:26 AM	Set UserAnnotation = BA for compound Naphthalene in sample Dec2818.D; previous value =			✓	

Name	User	Time	Action	Reason	Comment	Succeed	Exception
CmdManuallyIntegrate QualifierPeak	BL2000\jheine	12/29/2021 9:12:31 AM	Manually integrate qualifier 102.0 of compound Naphthalene in sample Dec2818.D, from x, y = 5.966, 350 to 6.003, 466, result = 20981; previous integration is from x, y = 5.938, 275 to 6.066, 275 and previous response = 29444.			✓	
CmdManuallyIntegrate DropBaseline	BL2000\jheine	12/29/2021 9:12:33 AM	Drop baseline for qualifier 102.0 of compound Naphthalene in sample Dec2818.D to y = 350, new integration is from x, y = 5.966, 350 to 6.003, 350 and new response = 21111; previous integration is from x, y = 5.966, 350 to 6.003, 466 and previous response = 20981.			✓	
CmdManuallyIntegrate QualifierPeak	BL2000\jheine	12/29/2021 9:12:48 AM	Manually integrate qualifier 115.0 of compound 1-Methylnaphthalene in sample Dec2818.D, from x, y = 6.902, 1784 to 6.952, 1827, result = 19670; previous integration is from x, y = 6.865, 287 to 6.952, 287 and previous response = 28710.			✓	
CmdManuallyIntegrate QualifierPeak	BL2000\jheine	12/29/2021 9:13:01 AM	Manually integrate qualifier 128.0 of compound Nitrobenzene-d5 in sample Dec2818.D, from x, y = 5.156, 1565 to 5.243, 176, result = 5093; previous integration is from x, y = 5.118, 176 to 5.243, 176 and previous response = 9702.			✓	
CmdManuallyIntegrate DropBaseline	BL2000\jheine	12/29/2021 9:13:03 AM	Drop baseline for qualifier 128.0 of compound Nitrobenzene-d5 in sample Dec2818.D to y = 176, new integration is from x, y = 5.156, 176 to 5.243, 176 and new response = 8721; previous integration is from x, y = 5.156, 1565 to 5.243, 176 and previous response = 5093.			✓	
CmdManuallyIntegrate QualifierPeak	BL2000\jheine	12/29/2021 9:13:07 AM	Manually integrate qualifier 54.0 of compound Nitrobenzene-d5 in sample Dec2818.D, from x, y = 5.168, 717 to 5.243, 858, result = 5720; previous integration is from x, y = 5.156, 293 to 5.255, 301 and previous response = 8093.			✓	
CmdManuallyIntegrateSnapBaseline	BL2000\jheine	12/29/2021 9:13:09 AM	Snap baseline for qualifier 54.0 of compound Nitrobenzene-d5 in sample Dec2818.D from x = 5.168 to x = 5.243, new integration is from x, y = 5.168, 375 to 5.243, 470 and new response = 7353; previous integration is from x, y = 5.168, 717 to 5.243, 858 and previous response = 5720.			✓	

Name	User	Time	Action	Reason	Comment	Succeed	Exception
CmdManuallyIntegrateDropBaseline	BL2000\jheine	12/29/2021 9:13:10 AM	Drop baseline for qualifier 54.0 of compound Nitrobenzene-d5 in sample Dec2818.D to y = 375, new integration is from x, y = 5.168, 375 to 5.243, 375 and new response = 7566; previous integration is from x, y = 5.168, 375 to 5.243, 470 and previous response = 7353.			✓	
CmdManuallyIntegrateSnapBaseline	BL2000\jheine	12/29/2021 9:13:24 AM	Snap baseline for qualifier 115.0 of compound 2-Methylnaphthalene in sample Dec2818.D from x = 6.777 to x = 6.865, new integration is from x, y = 6.777, 2130 to 6.865, 1082 and new response = 18557; previous integration is from x, y = 6.777, 287 to 6.865, 287 and previous response = 25475.			✓	
CmdManuallyIntegrateDropBaseline	BL2000\jheine	12/29/2021 9:13:25 AM	Drop baseline for qualifier 115.0 of compound 2-Methylnaphthalene in sample Dec2818.D to y = 1082, new integration is from x, y = 6.777, 1082 to 6.865, 1082 and new response = 21306; previous integration is from x, y = 6.777, 2130 to 6.865, 1082 and previous response = 18557.			✓	
CmdZeroOutPeak	BL2000\jheine	12/29/2021 9:13:36 AM	Zero out primary peak of compound Benzo(a)pyrene in sample Dec2818.D			✓	
CmdManuallyIntegrateQualifierPeak	BL2000\jheine	12/29/2021 9:13:42 AM	Manually integrate qualifier167.0 of compound Fluorene in sample Dec2818.D from x, y = 8.661, 296 to 8.711, 243; result = 306			✓	
CmdManuallyIntegrateSnapBaseline	BL2000\jheine	12/29/2021 9:13:44 AM	Snap baseline for qualifier 167.0 of compound Fluorene in sample Dec2818.D from x = 8.661 to x = 8.711, new integration is from x, y = 8.661, 293 to 8.711, 236 and new response = 320; previous integration is from x, y = 8.661, 296 to 8.711, 243 and previous response = 306.			✓	
CmdManuallyIntegrateDropBaseline	BL2000\jheine	12/29/2021 9:13:44 AM	Drop baseline for qualifier 167.0 of compound Fluorene in sample Dec2818.D to y = 236, new integration is from x, y = 8.661, 236 to 8.711, 236 and new response = 406; previous integration is from x, y = 8.661, 293 to 8.711, 236 and previous response = 320.			✓	
CmdManuallyIntegrateQualifierPeak	BL2000\jheine	12/29/2021 9:13:54 AM	Manually integrate qualifier 167.0 of compound Fluorene in sample Dec2818.D, from x, y = 8.661, 297 to 8.698, 269, result = 252; previous integration is from x, y = 8.661, 236 to 8.711, 236 and previous response = 406.			✓	

Name	User	Time	Action	Reason	Comment	Succeed	Exception
CmdManuallyIntegrate DropBaseline	BL2000\jheine	12/29/2021 9:13:55 AM	Drop baseline for qualifier 167.0 of compound Fluorene in sample Dec2818.D to y = 269, new integration is from x, y = 8.661, 269 to 8.698, 269 and new response = 283; previous integration is from x, y = 8.661, 297 to 8.698, 269 and previous response = 252.			✓	
CmdManuallyIntegrate QualifierPeak	BL2000\jheine	12/29/2021 9:14:05 AM	Manually integrate qualifier 167.0 of compound Fluorene in sample Dec2818.D, from x, y = 8.661, 269 to 8.711, 309, result = 247; previous integration is from x, y = 8.661, 269 to 8.698, 269 and previous response = 283.			✓	
CmdManuallyIntegrateSnapBaseline	BL2000\jheine	12/29/2021 9:14:11 AM	Snap baseline for qualifier 167.0 of compound Fluorene in sample Dec2818.D from x = 8.661 to x = 8.711, new integration is from x, y = 8.661, 293 to 8.711, 236 and new response = 320; previous integration is from x, y = 8.661, 269 to 8.711, 309 and previous response = 247.			✓	
CmdManuallyIntegrate DropBaseline	BL2000\jheine	12/29/2021 9:14:12 AM	Drop baseline for qualifier 167.0 of compound Fluorene in sample Dec2818.D to y = 236, new integration is from x, y = 8.661, 236 to 8.711, 236 and new response = 406; previous integration is from x, y = 8.661, 293 to 8.711, 236 and previous response = 320.			✓	
CmdManuallyIntegratePeak	BL2000\jheine	12/29/2021 9:14:19 AM	Manually integrate compound Chrysene in sample Dec2818.D, from x, y = 14.801, 215 to 14.851, 67, result = 21; previous integration is from x, y = 14.694, 67 to 14.851, 67 and previous response = 3364.			✓	
CmdManuallyIntegrate DropBaseline	BL2000\jheine	12/29/2021 9:14:20 AM	Drop baseline for compound Chrysene in sample Dec2818.D to y = 67, new integration is from x, y = 14.801, 67 to 14.851, 67 and new response = 241; previous integration is from x, y = 14.801, 215 to 14.851, 67 and previous response = 21.			✓	
CmdZeroOutPeak	BL2000\jheine	12/29/2021 9:14:24 AM	Zero out primary peak of compound Chrysene in sample Dec2818.D			✓	
CmdZeroOutPeak	BL2000\jheine	12/29/2021 9:14:27 AM	Zero out primary peak of compound Acenaphthylene in sample Dec2818.D			✓	
CmdZeroOutPeak	BL2000\jheine	12/29/2021 9:14:29 AM	Zero out primary peak of compound Benzo(a)Anthracene in sample Dec2818.D			✓	
CmdZeroOutPeak	BL2000\jheine	12/29/2021 9:14:45 AM	Zero out primary peak of compound Benzo(a)pyrene in sample Dec2819.D			✓	

Name	User	Time	Action	Reason	Comment	Succeed	Exception
CmdManuallyIntegratePeak	BL2000\jheine	12/29/2021 9:14:50 AM	Manually integrate compound Acenaphthene in sample Dec2819.D, from x, y = 8.050, 280 to 8.113, 80, result = -240; previous integration is from x, y = 7.999, 80 to 8.113, 80 and previous response = 2564.			✓	
CmdManuallyIntegrateDropBaseline	BL2000\jheine	12/29/2021 9:14:52 AM	Drop baseline for compound Acenaphthene in sample Dec2819.D to y = 80, new integration is from x, y = 8.050, 80 to 8.113, 80 and new response = 134; previous integration is from x, y = 8.050, 280 to 8.113, 80 and previous response = -240.			✓	
CmdZeroOutPeak	BL2000\jheine	12/29/2021 9:14:54 AM	Zero out primary peak of compound Acenaphthene in sample Dec2819.D			✓	
CmdManuallyIntegratePeak	BL2000\jheine	12/29/2021 9:15:00 AM	Manually integrate compound Chrysene in sample Dec2819.D, from x, y = 14.801, 366 to 14.901, 59, result = -382; previous integration is from x, y = 14.691, 59 to 14.901, 59 and previous response = 3798.			✓	
CmdManuallyIntegrateDropBaseline	BL2000\jheine	12/29/2021 9:15:01 AM	Drop baseline for compound Chrysene in sample Dec2819.D to y = 59, new integration is from x, y = 14.801, 59 to 14.901, 59 and new response = 535; previous integration is from x, y = 14.801, 366 to 14.901, 59 and previous response = -382.			✓	
CmdZeroOutPeak	BL2000\jheine	12/29/2021 9:15:07 AM	Zero out primary peak of compound Chrysene in sample Dec2819.D			✓	
CmdZeroOutPeak	BL2000\jheine	12/29/2021 9:15:10 AM	Zero out primary peak of compound Fluorene in sample Dec2819.D			✓	
CmdZeroOutPeak	BL2000\jheine	12/29/2021 9:15:12 AM	Zero out primary peak of compound Benzo(a)Anthracene in sample Dec2819.D			✓	
CmdManuallyIntegratePeak	BL2000\jheine	12/29/2021 9:15:32 AM	Manually integrate compound Benzo(a)pyrene in sample Dec2820.D, from x, y = 18.289, 1483 to 18.289, 1500, result = 0; previous integration is from x, y = 18.476, 98 to 18.586, 104 and previous response = 2541.			✓	
CmdZeroOutPeak	BL2000\jheine	12/29/2021 9:15:33 AM	Zero out primary peak of compound Benzo(a)pyrene in sample Dec2820.D			✓	
CmdManuallyIntegratePeak	BL2000\jheine	12/29/2021 9:15:40 AM	Manually integrate compound Acenaphthene in sample Dec2820.D, from x, y = 8.050, 321 to 8.113, 79, result = -343; previous integration is from x, y = 8.000, 79 to 8.113, 79 and previous response = 2167.			✓	

Name	User	Time	Action	Reason	Comment	Succeed	Exception
CmdManuallyIntegrate DropBaseline	BL2000\jheine	12/29/2021 9:15:42 AM	Drop baseline for compound Acenaphthene in sample Dec2820.D to y = 79, new integration is from x, y = 8.050, 79 to 8.113, 79 and new response = 109; previous integration is from x, y = 8.050, 321 to 8.113, 79 and previous response = -343.			✓	
CmdZeroOutPeak	BL2000\jheine	12/29/2021 9:15:44 AM	Zero out primary peak of compound Acenaphthene in sample Dec2820.D			✓	
CmdZeroOutPeak	BL2000\jheine	12/29/2021 9:15:47 AM	Zero out primary peak of compound Chrysene in sample Dec2820.D			✓	
CmdZeroOutPeak	BL2000\jheine	12/29/2021 9:15:49 AM	Zero out primary peak of compound Fluorene in sample Dec2820.D			✓	
CmdZeroOutPeak	BL2000\jheine	12/29/2021 9:15:51 AM	Zero out primary peak of compound Benzo(a)Anthracene in sample Dec2820.D			✓	
CmdZeroOutPeak	BL2000\jheine	12/29/2021 9:16:04 AM	Zero out primary peak of compound Fluorene in sample Dec2821.D			✓	
CmdZeroOutPeak	BL2000\jheine	12/29/2021 9:16:07 AM	Zero out primary peak of compound Benzo(a)pyrene in sample Dec2821.D			✓	
CmdManuallyIntegratePeak	BL2000\jheine	12/29/2021 9:16:13 AM	Manually integrate compound Acenaphthene in sample Dec2821.D, from x, y = 8.050, 331 to 8.107, 110, result = -275; previous integration is from x, y = 7.994, 110 to 8.107, 110 and previous response = 2834.			✓	
CmdManuallyIntegrate DropBaseline	BL2000\jheine	12/29/2021 9:16:14 AM	Drop baseline for compound Acenaphthene in sample Dec2821.D to y = 110, new integration is from x, y = 8.050, 110 to 8.107, 110 and new response = 97; previous integration is from x, y = 8.050, 331 to 8.107, 110 and previous response = -275.			✓	
CmdZeroOutPeak	BL2000\jheine	12/29/2021 9:16:16 AM	Zero out primary peak of compound Acenaphthene in sample Dec2821.D			✓	
CmdZeroOutPeak	BL2000\jheine	12/29/2021 9:16:19 AM	Zero out primary peak of compound Chrysene in sample Dec2821.D			✓	
CmdManuallyIntegratePeak	BL2000\jheine	12/29/2021 9:16:30 AM	Manually integrate compound Acenaphthylene in sample Dec2821.D, from x, y = 7.826, 138 to 7.888, 142, result = 158; previous integration is from x, y = 7.965, 144 to 8.113, 146 and previous response = 1546.			✓	
CmdManuallyIntegratePeak	BL2000\jheine	12/29/2021 9:16:33 AM	Manually integrate compound Acenaphthylene in sample Dec2821.D, from x, y = 7.838, 142 to 7.888, 142, result = 114; previous integration is from x, y = 7.826, 138 to 7.888, 142 and previous response = 158.			✓	
CmdZeroOutPeak	BL2000\jheine	12/29/2021 9:16:34 AM	Zero out primary peak of compound Acenaphthylene in sample Dec2821.D			✓	

Name	User	Time	Action	Reason	Comment	Succeed	Exception
CmdZeroOutPeak	BL2000\jheine	12/29/2021 9:16:37 AM	Zero out primary peak of compound Benzo(a)Anthracene in sample Dec2821.D			✓	
CmdManuallyIntegratePeak	BL2000\jheine	12/29/2021 9:16:54 AM	Manually integrate compound Benzo(a)pyrene in sample Dec2822.D, from x, y = 18.376, 91 to 18.425, 115, result = 142; previous integration is from x, y = 18.462, 96 to 18.598, 118 and previous response = 2688.			✓	
CmdManuallyIntegrateDropBaseline	BL2000\jheine	12/29/2021 9:16:56 AM	Drop baseline for compound Benzo(a)pyrene in sample Dec2822.D to y = 91, new integration is from x, y = 18.376, 91 to 18.425, 91 and new response = 178; previous integration is from x, y = 18.376, 91 to 18.425, 115 and previous response = 142.			✓	
CmdZeroOutPeak	BL2000\jheine	12/29/2021 9:16:57 AM	Zero out primary peak of compound Benzo(a)pyrene in sample Dec2822.D			✓	
CmdManuallyIntegratePeak	BL2000\jheine	12/29/2021 9:17:03 AM	Manually integrate compound Acenaphthene in sample Dec2822.D, from x, y = 8.050, 143 to 8.113, 81, result = 158; previous integration is from x, y = 8.001, 81 to 8.113, 81 and previous response = 2320.			✓	
CmdManuallyIntegrateDropBaseline	BL2000\jheine	12/29/2021 9:17:04 AM	Drop baseline for compound Acenaphthene in sample Dec2822.D to y = 81, new integration is from x, y = 8.050, 81 to 8.113, 81 and new response = 275; previous integration is from x, y = 8.050, 143 to 8.113, 81 and previous response = 158.			✓	
CmdZeroOutPeak	BL2000\jheine	12/29/2021 9:17:06 AM	Zero out primary peak of compound Acenaphthene in sample Dec2822.D			✓	
CmdManuallyIntegratePeak	BL2000\jheine	12/29/2021 9:17:12 AM	Manually integrate compound Chrysene in sample Dec2822.D, from x, y = 14.789, 220 to 14.888, 182, result = -229; previous integration is from x, y = 14.690, 59 to 14.789, 59 and previous response = 2986.			✓	
CmdManuallyIntegrateSnapBaseline	BL2000\jheine	12/29/2021 9:17:14 AM	Snap baseline for compound Chrysene in sample Dec2822.D, from x = 14.789 to x = 14.888, new integration is from x, y = 14.789, 155 to 14.888, 88 and new response = 245; previous integration is from x, y = 14.789, 220 to 14.888, 182 and previous response = -229.			✓	
CmdManuallyIntegrateDropBaseline	BL2000\jheine	12/29/2021 9:17:15 AM	Drop baseline for compound Chrysene in sample Dec2822.D to y = 88, new integration is from x, y = 14.789, 88 to 14.888, 88 and new response = 445; previous integration is from x, y = 14.789, 155 to 14.888, 88 and previous response = 245.			✓	

Name	User	Time	Action	Reason	Comment	Succeed	Exception
CmdZeroOutPeak	BL2000\jheine	12/29/2021 9:17:17 AM	Zero out primary peak of compound Chrysene in sample Dec2822.D			✓	
CmdZeroOutPeak	BL2000\jheine	12/29/2021 9:17:21 AM	Zero out primary peak of compound Benzo(a)Anthracene in sample Dec2822.D			✓	
CmdZeroOutPeak	BL2000\jheine	12/29/2021 9:17:38 AM	Zero out primary peak of compound Benzo(a)pyrene in sample Dec2823.D			✓	
CmdManuallyIntegratePeak	BL2000\jheine	12/29/2021 9:17:45 AM	Manually integrate compound Acenaphthene in sample Dec2823.D, from x, y = 8.038, 168 to 8.113, 120, result = 308; previous integration is from x, y = 8.001, 120 to 8.113, 120 and previous response = 2621.			✓	
CmdManuallyIntegrateDropBaseline	BL2000\jheine	12/29/2021 9:17:47 AM	Drop baseline for compound Acenaphthene in sample Dec2823.D to y = 120, new integration is from x, y = 8.038, 120 to 8.113, 120 and new response = 416; previous integration is from x, y = 8.038, 168 to 8.113, 120 and previous response = 308.			✓	
CmdZeroOutPeak	BL2000\jheine	12/29/2021 9:17:48 AM	Zero out primary peak of compound Acenaphthene in sample Dec2823.D			✓	
CmdManuallyIntegratePeak	BL2000\jheine	12/29/2021 9:17:58 AM	Manually integrate compound Naphthalene in sample Dec2823.D, from x, y = 5.966, 187 to 6.003, 357, result = 549; previous integration is from x, y = 5.966, 187 to 6.078, 208 and previous response = 3333.			✓	
CmdManuallyIntegrateDropBaseline	BL2000\jheine	12/29/2021 9:17:59 AM	Drop baseline for compound Naphthalene in sample Dec2823.D to y = 187, new integration is from x, y = 5.966, 187 to 6.003, 187 and new response = 741; previous integration is from x, y = 5.966, 187 to 6.003, 357 and previous response = 549.			✓	
CmdZeroOutPeak	BL2000\jheine	12/29/2021 9:18:00 AM	Zero out primary peak of compound Naphthalene in sample Dec2823.D			✓	
CmdZeroOutPeak	BL2000\jheine	12/29/2021 9:18:04 AM	Zero out primary peak of compound 1-Methylnaphthalene in sample Dec2823.D			✓	
CmdZeroOutPeak	BL2000\jheine	12/29/2021 9:18:07 AM	Zero out primary peak of compound Chrysene in sample Dec2823.D			✓	
CmdZeroOutPeak	BL2000\jheine	12/29/2021 9:18:09 AM	Zero out primary peak of compound 2-Methylnaphthalene in sample Dec2823.D			✓	
CmdZeroOutPeak	BL2000\jheine	12/29/2021 9:18:10 AM	Zero out primary peak of compound Benzo(a)Anthracene in sample Dec2823.D			✓	

Name	User	Time	Action	Reason	Comment	Succeed	Exception
CmdManuallyIntegratePeak	BL2000\jheine	12/29/2021 9:18:45 AM	Manually integrate compound Acenaphthene in sample Dec2824.D, from x, y = 8.038, 3410 to 8.150, 109, result = 12136; previous integration is from x, y = 8.001, 114 to 8.150, 109 and previous response = 24964.			✓	
CmdManuallyIntegrateDropBaseline	BL2000\jheine	12/29/2021 9:18:46 AM	Drop baseline for compound Acenaphthene in sample Dec2824.D to y = 109, new integration is from x, y = 8.038, 109 to 8.150, 109 and new response = 23240; previous integration is from x, y = 8.038, 3410 to 8.150, 109 and previous response = 12136.			✓	
CmdSetTargetCompoundAttribute	BL2000\jheine	12/29/2021 9:18:48 AM	Set UserAnnotation = CO for compound Acenaphthene in sample Dec2824.D; previous value =			✓	
CmdSetSampleAttribute	BL2000\jheine	12/29/2021 9:19:31 AM	Set SampleType = CC for sample Dec2824.D; previous value = Sample			✓	
CmdSetSampleAttribute	BL2000\jheine	12/29/2021 9:19:39 AM	Set LevelName = CCV for sample Dec2824.D; previous value =			✓	
CmdSetSampleAttribute	BL2000\jheine	12/29/2021 9:19:49 AM	Set SampleType = Blank for sample Dec2811.D; previous value = Sample			✓	
CmdSetSampleAttribute	BL2000\jheine	12/29/2021 9:19:54 AM	Set SampleType = Blank for sample Dec2812.D; previous value = Sample			✓	
CmdSetSampleAttribute	BL2000\jheine	12/29/2021 9:20:00 AM	Set SampleType = Matrix for sample Dec2813.D; previous value = Sample			✓	
CmdSetSampleAttribute	BL2000\jheine	12/29/2021 9:20:07 AM	Set SampleType = Matrix for sample Dec2814.D; previous value = Sample			✓	
CmdSetSampleAttribute	BL2000\jheine	12/29/2021 9:20:13 AM	Set SampleType = MatrixDup for sample Dec2815.D; previous value = Sample			✓	
CmdSetSampleAttribute	BL2000\jheine	12/29/2021 9:20:19 AM	Set MatrixSpikeGroup = MB-162432 for sample Dec2811.D; previous value =			✓	
CmdSetSampleAttribute	BL2000\jheine	12/29/2021 9:20:23 AM	Set MatrixSpikeGroup = MB-162432 for sample Dec2813.D; previous value =			✓	
CmdSetSampleAttribute	BL2000\jheine	12/29/2021 9:20:26 AM	Set MatrixSpikeGroup = MB-162432 for sample Dec2814.D; previous value =			✓	
CmdSetSampleAttribute	BL2000\jheine	12/29/2021 9:20:30 AM	Set MatrixSpikeGroup = MB-162432 for sample Dec2815.D; previous value =			✓	
CmdSetSampleAttribute	BL2000\jheine	12/29/2021 9:20:36 AM	Set MatrixSpikeGroup = for sample Dec2814.D; previous value = MB-162432			✓	
CmdSetSampleAttribute	BL2000\jheine	12/29/2021 9:20:41 AM	Set SampleInformation = MatrixA for sample Dec2813.D; previous value =			✓	
CmdSetSampleAttribute	BL2000\jheine	12/29/2021 9:20:49 AM	Set SampleInformation = MatrixA for sample Dec2815.D; previous value =			✓	

Name	User	Time	Action	Reason	Comment	Succeed	Exception
CmdQuantitate	BL2000\jheine	12/29/2021 9:21:01 AM	Quantitate all compounds in all samples			✓	
CmdSaveBatchTable	BL2000\jheine	12/29/2021 9:23:55 AM	Save batch \\MASSHUNTER\Org\Data\SV5975.I\sh 122821\1 e8270c bna SIM\QuantResults\122821 bna SIM 1.batch.bin			✓	
CmdSetSampleAttribute	BL2000\jheine	12/29/2021 9:24:02 AM	Set SampleApproved = True for sample Dec2801.D; previous value = False			✓	
CmdSetSampleAttribute	BL2000\jheine	12/29/2021 9:24:03 AM	Set SampleApproved = True for sample Dec2802.D; previous value = False			✓	
CmdSetSampleAttribute	BL2000\jheine	12/29/2021 9:24:09 AM	Set SampleApproved = True for sample Dec2803.D; previous value = False			✓	
CmdSetSampleAttribute	BL2000\jheine	12/29/2021 9:24:11 AM	Set SampleApproved = True for sample Dec2804.D; previous value = False			✓	
CmdSetSampleAttribute	BL2000\jheine	12/29/2021 9:24:13 AM	Set SampleApproved = True for sample Dec2805.D; previous value = False			✓	
CmdSetSampleAttribute	BL2000\jheine	12/29/2021 9:24:14 AM	Set SampleApproved = True for sample Dec2806.D; previous value = False			✓	
CmdSetSampleAttribute	BL2000\jheine	12/29/2021 9:24:17 AM	Set SampleApproved = True for sample Dec2807.D; previous value = False			✓	
CmdSetSampleAttribute	BL2000\jheine	12/29/2021 9:24:19 AM	Set SampleApproved = True for sample Dec2808.D; previous value = False			✓	
CmdSetSampleAttribute	BL2000\jheine	12/29/2021 9:24:21 AM	Set SampleApproved = True for sample Dec2809.D; previous value = False			✓	
CmdSetSampleAttribute	BL2000\jheine	12/29/2021 9:24:23 AM	Set SampleApproved = True for sample Dec2810.D; previous value = False			✓	
CmdSetSampleAttribute	BL2000\jheine	12/29/2021 9:24:24 AM	Set SampleApproved = True for sample Dec2811.D; previous value = False			✓	
CmdSetSampleAttribute	BL2000\jheine	12/29/2021 9:24:26 AM	Set SampleApproved = True for sample Dec2812.D; previous value = False			✓	
CmdSetSampleAttribute	BL2000\jheine	12/29/2021 9:24:28 AM	Set SampleApproved = True for sample Dec2813.D; previous value = False			✓	
CmdSetSampleAttribute	BL2000\jheine	12/29/2021 9:24:30 AM	Set SampleApproved = True for sample Dec2814.D; previous value = False			✓	
CmdSetSampleAttribute	BL2000\jheine	12/29/2021 9:24:31 AM	Set SampleApproved = True for sample Dec2815.D; previous value = False			✓	

Name	User	Time	Action	Reason	Comment	Succeed	Exception
CmdSetSampleAttribute	BL2000\jheine	12/29/2021 9:24:33 AM	Set SampleApproved = True for sample Dec2816.D; previous value = False			✓	
CmdSetSampleAttribute	BL2000\jheine	12/29/2021 9:24:34 AM	Set SampleApproved = True for sample Dec2817.D; previous value = False			✓	
CmdSetSampleAttribute	BL2000\jheine	12/29/2021 9:24:36 AM	Set SampleApproved = True for sample Dec2818.D; previous value = False			✓	
CmdSetSampleAttribute	BL2000\jheine	12/29/2021 9:24:38 AM	Set SampleApproved = True for sample Dec2819.D; previous value = False			✓	
CmdSetSampleAttribute	BL2000\jheine	12/29/2021 9:24:40 AM	Set SampleApproved = True for sample Dec2820.D; previous value = False			✓	
CmdSetSampleAttribute	BL2000\jheine	12/29/2021 9:24:41 AM	Set SampleApproved = True for sample Dec2821.D; previous value = False			✓	
CmdSetSampleAttribute	BL2000\jheine	12/29/2021 9:24:43 AM	Set SampleApproved = True for sample Dec2822.D; previous value = False			✓	
CmdSetSampleAttribute	BL2000\jheine	12/29/2021 9:24:45 AM	Set SampleApproved = True for sample Dec2823.D; previous value = False			✓	
CmdSetSampleAttribute	BL2000\jheine	12/29/2021 9:24:46 AM	Set SampleApproved = True for sample Dec2824.D; previous value = False			✓	
CmdSaveBatchTable	BL2000\jheine	12/29/2021 9:24:50 AM	Save batch \\MASSHUNTER\Org\Data\SV5975.I\sh122821\1 e8270c bna SIM\QuantResults\122821 bna SIM 1.batch.bin			✓	
CmdOpenBatchTable	BL2000\jheine	12/29/2021 4:26:08 PM	Open batch \\MASSHUNTER\Org\Data\SV5975.I\sh122821\1 e8270c bna SIM\122821 bna SIM 1.batch.bin			✓	
CmdSaveBatchTable	BL2000\jheine	12/29/2021 5:14:09 PM	Save batch \\MASSHUNTER\Org\Data\SV5975.I\sh122821\1 e8270c bna SIM\QuantResults\122821 bna SIM 1.batch.bin			✓	
CmdOpenBatchTable	BL2000\jheine	1/6/2022 12:19:30 PM	Open batch \\MASSHUNTER\Org\Data\SV5975.I\Old Data\2021 Data\sh122821\1 e8270c bna SIM\122821 bna SIM 1.batch.bin			✓	
GenerateReport	BL2000\jheine	1/6/2022 12:26:40 PM	Generates report - Method: D:\Org\reports\GCMSSEMI Report Templates\Calibration\Gen_Calibration.m, Output Path: \\MASSHUNTER\Org\Data\SV5975.I\Old Data\2021 Data\sh122821\1 e8270c bna SIM\QuantReports\			✓	

Name	User	Time	Action	Reason	Comment	Succeed	Exception
GenerateReport	BL2000\jheine	1/6/2022 12:27:42 PM	Generates report - Method: D:\Org\reports\GCMSSEMI Report Templates\Calibration\init_cal_rpt.m, Output Path: \\MASSHUNTER\Org\Data\SV5975.I\Old Data\2021 Data\sh122821\1 e8270cbna SIM\QuantReports\			✓	
GenerateReport	BL2000\jheine	1/6/2022 12:28:42 PM	Generates report - Method: D:\Org\reports\GCMSSEMI Report Templates\Calibration\Gen_ResultsSummary.m, Output Path: \\MASSHUNTER\Org\Data\SV5975.I\Old Data\2021 Data\sh122821\1 e8270cbna SIM\QuantReports\			✓	
GenerateReport	BL2000\jheine	1/6/2022 12:29:55 PM	Generates report - Method: D:\Org\reports\GCMSSEMI Report Templates\Calibration\Env_QuantResults_wGraphics+Chromatogram.m, Output Path: \\MASSHUNTER\Org\Data\SV5975.I\Old Data\2021 Data\sh122821\1 e8270cbna SIM\QuantReports\				Agilent.MassSpectrometry.DataAnalysis.Quantitative.ApplicationCommandCancelledException: Generating report(s) was canceled by user. at Agilent.MassSpectrometry.DataAnalysis.Quantitative.GenerateReport.RunReportMethod(ICompliance compliance, String user, String batchFolder, String batchFile, String method, String outputPath, String applicationType, String cancelEventName, Int16[] samples, Int16[] compounds, String logonXml, Action`1 progress) at Agilent.MassSpectrometry.DataAnalysis.Quantitative.GenerateReport.Do() at Agilent.MassSpectrometry.CommandModel.CommandHistory.Invoke(ICommand cmd) at Agilent.MassSpectrometry.DataAnalysis.Quantitative.AppCommandContext._Invoke(ICommand cmd)
GenerateReport	BL2000\jheine	1/6/2022 12:33:34 PM	Generates report - Method: D:\Org\reports\GCMSSEMI Report Templates\Calibration\Env_QuantResults_wGraphics+Chromatogram.m, Output Path: \\MASSHUNTER\Org\Data\SV5975.I\Old Data\2021 Data\sh122821\1 e8270cbna SIM\QuantReports\			✓	

Energy Laboratories Inc

ANALYTICAL RUN Summary

24-Feb-22

Run ID SV5975.I_220110A

Run Start Date:	1/10/2022
Analyst:	John P. Heine
Ical:	
Column ID:	ZB-SemiVolatiles
Comments:	

Std ID	Std Name	Std Amount	Std Units	Samp Amount	Samp Units	SampType	Expiration Date
dcmsvoc13	DCM						11/17/2022
sv100210	BNA 2nd source 200ug/mL	2	ul	198	ul	ICV	1/15/2022
sv100506	BNA low 50 ug/mL	8	ul	192	ul	CCV	3/31/2022
sv100703	BNA Internals 2000 ug/mL	2	ul	100	ul	SAMP	5/31/2022
sv83311	DFTPP 1000 ug/mL	50	ul	50	ul	TUNE	10/31/2022

Seq No	Lab ID	Test Code	Sample Typ	File ID	Analysis Date	DF	Batch ID	Prep Date	SPKref	RPDref	pmoist
14972033	Jan1001_D_TU	SVOC-8270-DF	TUNE	√5975.I\sh011022	1/10/2022 11:19:	1	R372987		0	0	

Analyte	T	Units	RAW	Final	Text	Spike	SPKref	RPDref	MDL	PQL	UQL	%REC	LOW	HIGH	%RPD	Q
127, % of mass 198	A	%	52.8	52.8		100	0	0	0	0.01	0	53%	40	60	0%	
197, % of mass 198	A	%	0	0		100	0	0	0	0.01	0	0%	0	0.99	0%	
198, Base Peak	A	%	100	100		100	0	0	0	0.01	0	100%	100	100	0%	
199, % of mass 198	A	%	7.1	7.1		100	0	0	0	0.01	0	7%	5	9	0%	
275, % of mass 198	A	%	29.5	29.5		100	0	0	0	0.01	0	30%	10	30	0%	
365, % of mass 198	A	%	3.7	3.7		100	0	0	0	0.01	0	4%	1	99.99	0%	
441, % of mass 443	A	%	89.9	89.9		100	0	0	0	0.01	0	90%	0.01	150	0%	
442, % of mass 198	A	%	80.7	80.7		100	0	0	0	0.01	0	81%	40	100	0%	
443, % of mass 442	A	%	19.2	19.2		100	0	0	0	0.01	0	19%	17	23	0%	
51, % of mass 198	A	%	46.9	46.9		100	0	0	0	0.01	0	47%	30	60	0%	
68, % of mass 69	A	%	0	0		100	0	0	0	0.01	0	0%	0	1.99	0%	
70, % of mass 69	A	%	0.5	0.5		100	0	0	0	0.01	0	1%	0	1.99	0%	

Seq No	Lab ID	Test Code	Sample Typ	File ID	Analysis Date	DF	Batch ID	Prep Date	SPKref	RPDref	pmoist
14972035	10-Jan-22_CCV	SVOC-8270-W-	CCV	√5975.I\sh011022	1/10/2022 11:43:	1	R372987		0	0	

Analyte	T	Units	RAW	Final	Text	Spike	SPKref	RPDref	MDL	PQL	UQL	%REC	LOW	HIGH	%RPD	Q
1-Methylnaphthalene	A	ug/L	2.15763	2.15763		2	0	0	0.0206	0.1	10	108%	80	120	0%	
2-Methylnaphthalene	A	ug/L	1.87353	1.87353		2	0	0	0.0176	0.1	10	94%	80	120	0%	
Naphthalene	A	ug/L	1.90328	1.90328		2	0	0	0.029	0.1	10	95%	80	120	0%	
1,4-Dichlorobenzene-d4	I	ug/L	40	40		0	0	0	0.1	0.1		0%	80	120	0%	
Acenaphthene-d10	I	ug/L	40	40		0	0	0	0.1	0.1		0%	80	120	0%	
Chrysene-d12	I	ug/L	40	40		0	0	0	0.1	0.1		0%	80	120	0%	
Naphthalene-d8	I	ug/L	40	40		0	0	0	0.1	0.1		0%	80	120	0%	
Perylene-d12	I	ug/L	40	40		0	0	0	0.1	0.1		0%	80	120	0%	
Phenanthrene-d10	I	ug/L	40	40		0	0	0	0.1	0.1		0%	80	120	0%	
2-Fluorobiphenyl	S	ug/L	1.92679	1.92679		2	0	0	0.0444	0.1	10	96%	80	120	0%	
Nitrobenzene-d5	S	ug/L	1.70463	1.70463		2	0	0	0.0523	0.1	10	85%	80	120	0%	
Terphenyl-d14	S	ug/L	1.96182	1.96182		2	0	0	0.0563	0.1	10	98%	80	120	0%	
o-Terphenyl	X	ug/L	1.78408	1.78408		2	0	0	0.0654	0.1	10	89%	80	120	0%	

Seq No	Lab ID	Test Code	Sample Typ	File ID	Analysis Date	DF	Batch ID	Prep Date	SPKref	RPDref	pmoist
14972036	10-Jan-22_ISTB	SVOC-8270-W-	SAMP	√5975.I\sh011022	1/10/2022 12:15:	1	R372987		0	0	

Analyte	T	Units	RAW	Final	Text	Spike	SPKref	RPDref	MDL	PQL	UQL	%REC	LOW	HIGH	%RPD	Q
1-Methylnaphthalene	A	ug/L	0	0		0	0	0	0.0206	0.1	10	0%	0	0	0%	
2-Methylnaphthalene	A	ug/L	0	0		0	0	0	0.0176	0.1	10	0%	0	0	0%	
Acenaphthene	A	ug/L	0	0		0	0	0	0.0317	0.1	10	0%	0	0	0%	
Acenaphthylene	A	ug/L	0	0		0	0	0	0.025	0.1	10	0%	0	0	0%	
Anthracene	A	ug/L	0	0		0	0	0	0.0283	0.1	10	0%	0	0	0%	
Benzo(a)anthracene	A	ug/L	0	0		0	0	0	0.0272	0.1	10	0%	0	0	0%	
Benzo(a)pyrene	A	ug/L	0	0		0	0	0	0.0347	0.1	10	0%	0	0	0%	
Benzo(b)fluoranthene	A	ug/L	0	0		0	0	0	0.0226	0.1	10	0%	0	0	0%	
Benzo(g,h,i)perylene	A	ug/L	0	0		0	0	0	0.0267	0.1	10	0%	0	0	0%	
Benzo(k)fluoranthene	A	ug/L	0	0		0	0	0	0.0295	0.1	10	0%	0	0	0%	
Chrysene	A	ug/L	0	0		0	0	0	0.0458	0.1	10	0%	0	0	0%	
Dibenzo(a,h)anthracene	A	ug/L	0	0		0	0	0	0.0367	0.1	10	0%	0	0	0%	
Fluoranthene	A	ug/L	0	0		0	0	0	0.0233	0.1	10	0%	0	0	0%	
Fluorene	A	ug/L	0	0		0	0	0	0.0225	0.1	10	0%	0	0	0%	
Indeno(1,2,3-cd)pyrene	A	ug/L	0	0		0	0	0	0.0491	0.1	10	0%	0	0	0%	
Naphthalene	A	ug/L	0	0		0	0	0	0.029	0.1	10	0%	0	0	0%	
Phenanthrene	A	ug/L	0	0		0	0	0	0.0295	0.1	10	0%	0	0	0%	

2

Seq No	Lab ID	Test Code	Sample Typ	File ID	Analysis Date	DF	Batch ID	Prep Date	SPKref	RPDref	pmoist
14972036	10-Jan-22_ISTB	SVOC-8270-W-	SAMP	√5975.I\sh011022	1/10/2022 12:15:	1	R372987		0	0	

Analyte	T	Units	RAW	Final	Text	Spike	SPKref	RPDref	MDL	PQL	UQL	%REC	LOW	HIGH	%RPD	Q
Pyrene	A	ug/L	0	0		0	0	0	0.0239	0.1	10	0%	0	0	0%	
1,4-Dichlorobenzene-d4	I	ug/L	40	40		0	0	0	0.1	0.1		0%	0	0	0%	
Acenaphthene-d10	I	ug/L	40	40		0	0	0	0.1	0.1		0%	0	0	0%	
Chrysene-d12	I	ug/L	40	40		0	0	0	0.1	0.1		0%	0	0	0%	
Naphthalene-d8	I	ug/L	40	40		0	0	0	0.1	0.1		0%	0	0	0%	
Perylene-d12	I	ug/L	40	40		0	0	0	0.1	0.1		0%	0	0	0%	
Phenanthrene-d10	I	ug/L	40	40		0	0	0	0.1	0.1		0%	0	0	0%	
2-Fluorobiphenyl	S	ug/L	0	0		5	0	0	0.0444	0.1	10	0%	25	94	0%	S
Nitrobenzene-d5	S	ug/L	0	0		5	0	0	0.0523	0.1	10	0%	19	102	0%	S
Terphenyl-d14	S	ug/L	0	0		5	0	0	0.0563	0.1	10	0%	39	106	0%	S
o-Terphenyl	X	ug/L	0	0		200	0	0	0.0654	0.1	10	0%	40	140	0%	S

Seq No	Lab ID	Test Code	Sample Typ	File ID	Analysis Date	DF	Batch ID	Prep Date	SPKref	RPDref	pmoist
14972037	MB-162577	SVOC-8270-W-	MBLK	√5975.I\sh011022	1/10/2022 12:48:	1	162577	12/29/2021	0	0	

Analyte	T	Units	RAW	Final	Text	Spike	SPKref	RPDref	MDL	PQL	UQL	%REC	LOW	HIGH	%RPD	Q
1-Methylnaphthalene	A	ug/L	0	0		0	0	0	0.0206	0.1	10	0%			0%	
2-Methylnaphthalene	A	ug/L	0	0		0	0	0	0.0176	0.1	10	0%			0%	
Naphthalene	A	ug/L	0	0		0	0	0	0.029	0.1	10	0%			0%	

Seq No	Lab ID	Test Code	Sample Typ	File ID	Analysis Date	DF	Batch ID	Prep Date	SPKref	RPDref	pmoist
14972038	MB-162577	SVOC-8270-W-	MBLK	√5975.I\sh011022	1/10/2022 1:20:2	20	162577	12/29/2021	0	0	

Analyte	T	Units	RAW	Final	Text	Spike	SPKref	RPDref	MDL	PQL	UQL	%REC	LOW	HIGH	%RPD	Q
2-Fluorobiphenyl	S	ug/L	2.13744	42.7488		100	0	0	0.888	2	10	43%	53	106	0%	S
Nitrobenzene-d5	S	ug/L	2.95212	59.0424		100	0	0	1.046	2	10	59%	55	111	0%	
Terphenyl-d14	S	ug/L	4.81802	96.3604		100	0	0	1.126	2	10	96%	58	132	0%	

Seq No	Lab ID	Test Code	Sample Typ	File ID	Analysis Date	DF	Batch ID	Prep Date	SPKref	RPDref	pmoist
14972039	LLCS-162577	SVOC-8270-W-	LCS-DOD	√5975.I\sh011022	1/10/2022 1:53:0	1	162577	12/29/2021	0	0	

Analyte	T	Units	RAW	Final	Text	Spike	SPKref	RPDref	MDL	PQL	UQL	%REC	LOW	HIGH	%RPD	Q
1-Methylnaphthalene	A	ug/L	3.13854	3.13854		5	0	0	0.0206	0.1	10	63%	41	115	0%	
2-Methylnaphthalene	A	ug/L	3.01302	3.01302		5	0	0	0.0176	0.1	10	60%	39	114	0%	

Seq No	Lab ID	Test Code	Sample Typ	File ID	Analysis Date	DF	Batch ID	Prep Date	SPKref	RPDref	pmoist
14972039	LLCS-162577	SVOC-8270-W-	LCS-DOD	√5975.I\sh011022	1/10/2022 1:53:0	1	162577	12/29/2021	0	0	

Analyte	T	Units	RAW	Final	Text	Spike	SPKref	RPDref	MDL	PQL	UQL	%REC	LOW	HIGH	%RPD	Q
Naphthalene	A	ug/L	2.84952	2.84952		5	0	0	0.029	0.1	10	57%	43	114	0%	
1,4-Dichlorobenzene-d4	I	ug/L	40	40		0	0	0	0.1	0.1		0%			0%	
Acenaphthene-d10	I	ug/L	40	40		0	0	0	0.1	0.1		0%			0%	
Chrysene-d12	I	ug/L	40	40		0	0	0	0.1	0.1		0%			0%	
Naphthalene-d8	I	ug/L	40	40		0	0	0	0.1	0.1		0%			0%	
Perylene-d12	I	ug/L	40	40		0	0	0	0.1	0.1		0%			0%	
Phenanthrene-d10	I	ug/L	40	40		0	0	0	0.1	0.1		0%			0%	
2-Fluorobiphenyl	S	ug/L	3.75008	3.75008		5	0	0	0.0444	0.1	10	75%	53	106	0%	
Nitrobenzene-d5	S	ug/L	3.45553	3.45553		5	0	0	0.0523	0.1	10	69%	55	111	0%	
Terphenyl-d14	S	ug/L	5.01046	5.01046		5	0	0	0.0563	0.1	10	100%	58	132	0%	
o-Terphenyl	X	ug/L	4.08365	4.08365		5	0	0	0.0654	0.1	10	82%	40	140	0%	

Seq No	Lab ID	Test Code	Sample Typ	File ID	Analysis Date	DF	Batch ID	Prep Date	SPKref	RPDref	pmoist
14972040	LLCSD-162577	SVOC-8270-W-	LCSD-DOD	√5975.I\sh011022	1/10/2022 2:25:2	1	162577	12/29/2021	0	1E+07	

Analyte	T	Units	RAW	Final	Text	Spike	SPKref	RPDref	MDL	PQL	UQL	%REC	LOW	HIGH	%RPD	Q
1-Methylnaphthalene	A	ug/L	2.92236	2.92236		5	0	3.13854	0.0206	0.1	10	58%	41	115	7%	
2-Methylnaphthalene	A	ug/L	2.84818	2.84818		5	0	3.01302	0.0176	0.1	10	57%	39	114	6%	
Naphthalene	A	ug/L	2.43305	2.43305		5	0	2.84952	0.029	0.1	10	49%	43	114	16%	
1,4-Dichlorobenzene-d4	I	ug/L	40	40		0	0	0	0.1	0.1		0%			0%	
Acenaphthene-d10	I	ug/L	40	40		0	0	0	0.1	0.1		0%			0%	
Chrysene-d12	I	ug/L	40	40		0	0	0	0.1	0.1		0%			0%	
Naphthalene-d8	I	ug/L	40	40		0	0	0	0.1	0.1		0%			0%	
Perylene-d12	I	ug/L	40	40		0	0	0	0.1	0.1		0%			0%	
Phenanthrene-d10	I	ug/L	40	40		0	0	0	0.1	0.1		0%			0%	
2-Fluorobiphenyl	S	ug/L	3.72519	3.72519		5	0	0	0.0444	0.1	10	75%	53	106	0%	
Nitrobenzene-d5	S	ug/L	3.7783	3.7783		5	0	0	0.0523	0.1	10	76%	55	111	0%	
Terphenyl-d14	S	ug/L	5.27057	5.27057		5	0	0	0.0563	0.1	10	105%	58	132	0%	
o-Terphenyl	X	ug/L	4.33768	4.33768		5	0	4.08365	0.0654	0.1	10	87%	40	140	6%	

Seq No	Lab ID	Test Code	Sample Typ	File ID	Analysis Date	DF	Batch ID	Prep Date	SPKref	RPDref	pmoist
14972041	B21122077-001	SVOC-8270-W-	SAMP	√5975.I\sh011022	1/10/2022 2:57:5	1	162577	12/29/2021	0	0	

Analyte	T	Units	RAW	Final	Text	Spike	SPKref	RPDref	MDL	PQL	UQL	%REC	LOW	HIGH	%RPD	Q

Seq No	Lab ID	Test Code	Sample Typ	File ID	Analysis Date	DF	Batch ID	Prep Date	SPKref	RPDref	pmoist
14972041	B21122077-001	SVOC-8270-W-	SAMP	√5975.I\sh011022	1/10/2022 2:57:5	1	162577	12/29/2021	0	0	

Analyte	T	Units	RAW	Final	Text	Spike	SPKref	RPDref	MDL	PQL	UQL	%REC	LOW	HIGH	%RPD	Q
1-Methylnaphthalene	A	ug/L	0	0		0	0	0	0.020188	0.1	10	0%	0	0	0%	U
2-Methylnaphthalene	A	ug/L	0	0		0	0	0	0.017248	0.1	10	0%	0	0	0%	U
Naphthalene	A	ug/L	0	0		0	0	0	0.02842	0.1	10	0%	0	0	0%	U

Seq No	Lab ID	Test Code	Sample Typ	File ID	Analysis Date	DF	Batch ID	Prep Date	SPKref	RPDref	pmoist
14972042	B21122077-001	SVOC-8270-W-	SAMP	√5975.I\sh011022	1/10/2022 3:30:1	20	162577	12/29/2021	0	0	

Analyte	T	Units	RAW	Final	Text	Spike	SPKref	RPDref	MDL	PQL	UQL	%REC	LOW	HIGH	%RPD	Q
2-Fluorobiphenyl	S	ug/L	3.21814	63.075544		98	0	0	0.87024	1.96	10	64%	53	106	0%	
Nitrobenzene-d5	S	ug/L	2.89251	56.693196		98	0	0	1.02508	1.96	10	58%	55	111	0%	
Terphenyl-d14	S	ug/L	4.68118	91.751128		98	0	0	1.10348	1.96	10	94%	58	132	0%	

Seq No	Lab ID	Test Code	Sample Typ	File ID	Analysis Date	DF	Batch ID	Prep Date	SPKref	RPDref	pmoist
14972043	B21122088-001	SVOC-8270-W-	SAMP	√5975.I\sh011022	1/10/2022 4:02:4	1	162577	12/29/2021	0	0	

Analyte	T	Units	RAW	Final	Text	Spike	SPKref	RPDref	MDL	PQL	UQL	%REC	LOW	HIGH	%RPD	Q
1-Methylnaphthalene	A	ug/L	0	0		0	0	0	0.02163	0.105	10	0%	0	0	0%	U
2-Methylnaphthalene	A	ug/L	0	0		0	0	0	0.01848	0.105	10	0%	0	0	0%	U
Naphthalene	A	ug/L	0	0		0	0	0	0.03045	0.105	10	0%	0	0	0%	U

Seq No	Lab ID	Test Code	Sample Typ	File ID	Analysis Date	DF	Batch ID	Prep Date	SPKref	RPDref	pmoist
14972044	B21122088-001	SVOC-8270-W-	SAMP	√5975.I\sh011022	1/10/2022 4:35:0	20	162577	12/29/2021	0	0	

Analyte	T	Units	RAW	Final	Text	Spike	SPKref	RPDref	MDL	PQL	UQL	%REC	LOW	HIGH	%RPD	Q
2-Fluorobiphenyl	S	ug/L	3.05554	64.16634		105	0	0	0.9324	2.1	10	61%	53	106	0%	
Nitrobenzene-d5	S	ug/L	3.13907	65.92047		105	0	0	1.0983	2.1	10	63%	55	111	0%	
Terphenyl-d14	S	ug/L	5.18366	108.85686		105	0	0	1.1823	2.1	10	104%	58	132	0%	

Seq No	Lab ID	Test Code	Sample Typ	File ID	Analysis Date	DF	Batch ID	Prep Date	SPKref	RPDref	pmoist
14972045	B21122090-001	SVOC-8270-W-	SAMP	√5975.I\sh011022	1/10/2022 5:07:2	1	162577	12/29/2021	0	0	

Analyte	T	Units	RAW	Final	Text	Spike	SPKref	RPDref	MDL	PQL	UQL	%REC	LOW	HIGH	%RPD	Q

Seq No	Lab ID	Test Code	Sample Typ	File ID	Analysis Date	DF	Batch ID	Prep Date	SPKref	RPDref	pmoist
14972045	B21122090-001	SVOC-8270-W-	SAMP	√5975.I\sh011022	1/10/2022 5:07:2	1	162577	12/29/2021	0	0	

Analyte	T	Units	RAW	Final	Text	Spike	SPKref	RPDref	MDL	PQL	UQL	%REC	LOW	HIGH	%RPD	Q
1-Methylnaphthalene	A	ug/L	0	0		0	0	0	0.0206	0.1	10	0%	0	0	0%	U
2-Methylnaphthalene	A	ug/L	0	0		0	0	0	0.0176	0.1	10	0%	0	0	0%	U
Naphthalene	A	ug/L	0	0		0	0	0	0.029	0.1	10	0%	0	0	0%	U

Seq No	Lab ID	Test Code	Sample Typ	File ID	Analysis Date	DF	Batch ID	Prep Date	SPKref	RPDref	pmoist
14972046	B21122090-001	SVOC-8270-W-	SAMP	√5975.I\sh011022	1/10/2022 5:39:4	20	162577	12/29/2021	0	0	

Analyte	T	Units	RAW	Final	Text	Spike	SPKref	RPDref	MDL	PQL	UQL	%REC	LOW	HIGH	%RPD	Q
2-Fluorobiphenyl	S	ug/L	3.24818	64.9636		100	0	0	0.888	2	10	65%	53	106	0%	
Nitrobenzene-d5	S	ug/L	2.59194	51.8388		100	0	0	1.046	2	10	52%	55	111	0%	S
Terphenyl-d14	S	ug/L	4.85337	97.0674		100	0	0	1.126	2	10	97%	58	132	0%	

Seq No	Lab ID	Test Code	Sample Typ	File ID	Analysis Date	DF	Batch ID	Prep Date	SPKref	RPDref	pmoist
14972047	B21122105-001	SVOC-8270-W-	SAMP	√5975.I\sh011022	1/10/2022 6:12:0	1	162577	12/29/2021	0	0	

Analyte	T	Units	RAW	Final	Text	Spike	SPKref	RPDref	MDL	PQL	UQL	%REC	LOW	HIGH	%RPD	Q
1-Methylnaphthalene	A	ug/L	0	0		0	0	0	0.0198172	0.1	10	0%	0	0	0%	U
2-Methylnaphthalene	A	ug/L	0	0		0	0	0	0.0169312	0.1	10	0%	0	0	0%	U
Naphthalene	A	ug/L	0	0		0	0	0	0.027898	0.1	10	0%	0	0	0%	U

Seq No	Lab ID	Test Code	Sample Typ	File ID	Analysis Date	DF	Batch ID	Prep Date	SPKref	RPDref	pmoist
14972048	B21122105-001	SVOC-8270-W-	SAMP	√5975.I\sh011022	1/10/2022 6:44:2	20	162577	12/29/2021	0	0	

Analyte	T	Units	RAW	Final	Text	Spike	SPKref	RPDref	MDL	PQL	UQL	%REC	LOW	HIGH	%RPD	Q
2-Fluorobiphenyl	S	ug/L	3.59346	69.1381704		96.2	0	0	0.854256	1.924	10	72%	53	106	0%	
Nitrobenzene-d5	S	ug/L	3.1714	61.017736		96.2	0	0	1.006252	1.924	10	63%	55	111	0%	
Terphenyl-d14	S	ug/L	5.17416	99.5508384		96.2	0	0	1.083212	1.924	10	103%	58	132	0%	

Seq No	Lab ID	Test Code	Sample Typ	File ID	Analysis Date	DF	Batch ID	Prep Date	SPKref	RPDref	pmoist
14972049	B21122105-001	SVOC-8270-W-	MS-DOD	√5975.I\sh011022	1/10/2022 7:16:5	1	162577	12/29/2021	1E+07	0	

Analyte	T	Units	RAW	Final	Text	Spike	SPKref	RPDref	MDL	PQL	UQL	%REC	LOW	HIGH	%RPD	Q

Seq No	Lab ID	Test Code	Sample Typ	File ID	Analysis Date	DF	Batch ID	Prep Date	SPKref	RPDref	pmoist
14972049	B21122105-001	SVOC-8270-W-	MS-DOD	√5975.I\sh011022	1/10/2022 7:16:5	1	162577	12/29/2021	1E+07	0	

Analyte	T	Units	RAW	Final	Text	Spike	SPKref	RPDref	MDL	PQL	UQL	%REC	LOW	HIGH	%RPD	Q
1-Methylnaphthalene	A	ug/L	3.78436	3.78436		5	0	0	0.0206	0.1	10	76%	41	115	0%	
2-Methylnaphthalene	A	ug/L	3.60519	3.60519		5	0	0	0.0176	0.1	10	72%	39	114	0%	
Naphthalene	A	ug/L	3.28255	3.28255		5	0	0	0.029	0.1	10	66%	43	114	0%	
1,4-Dichlorobenzene-d4	I	ug/L	40	40		0	0	0	0.1	0.1		0%			0%	
Acenaphthene-d10	I	ug/L	40	40		0	0	0	0.1	0.1		0%			0%	
Chrysene-d12	I	ug/L	40	40		0	0	0	0.1	0.1		0%			0%	
Naphthalene-d8	I	ug/L	40	40		0	0	0	0.1	0.1		0%			0%	
Perylene-d12	I	ug/L	40	40		0	0	0	0.1	0.1		0%			0%	
Phenanthrene-d10	I	ug/L	40	40		0	0	0	0.1	0.1		0%			0%	
2-Fluorobiphenyl	S	ug/L	3.941	3.941		5	0	0	0.0444	0.1	10	79%	53	106	0%	
Nitrobenzene-d5	S	ug/L	3.09846	3.09846		5	0	0	0.0523	0.1	10	62%	55	111	0%	
Terphenyl-d14	S	ug/L	5.11748	5.11748		5	0	0	0.0563	0.1	10	102%	58	132	0%	
o-Terphenyl	X	ug/L	4.32186	4.32186		5	0	0	0.0654	0.1	10	86%	40	140	0%	

Seq No	Lab ID	Test Code	Sample Typ	File ID	Analysis Date	DF	Batch ID	Prep Date	SPKref	RPDref	pmoist
14972050	MB-162701	SVOC-8270-W-	MBLK	√5975.I\sh011022	1/10/2022 7:49:1	1	162701	1/4/2022 3:4	0	0	

Analyte	T	Units	RAW	Final	Text	Spike	SPKref	RPDref	MDL	PQL	UQL	%REC	LOW	HIGH	%RPD	Q
1-Methylnaphthalene	A	ug/L	0	0		0	0	0	0.0206	0.1	10	0%			0%	
2-Methylnaphthalene	A	ug/L	0	0		0	0	0	0.0176	0.1	10	0%			0%	
Acenaphthene	A	ug/L	0	0		0	0	0	0.0317	0.1	10	0%			0%	
Acenaphthylene	A	ug/L	0	0		0	0	0	0.025	0.1	10	0%			0%	
Anthracene	A	ug/L	0	0		0	0	0	0.0283	0.1	10	0%			0%	
Benzo(a)anthracene	A	ug/L	0	0		0	0	0	0.0272	0.1	10	0%			0%	
Benzo(a)pyrene	A	ug/L	0	0		0	0	0	0.0347	0.1	10	0%			0%	
Benzo(b)fluoranthene	A	ug/L	0	0		0	0	0	0.0226	0.1	10	0%			0%	
Benzo(g,h,i)perylene	A	ug/L	0	0		0	0	0	0.0267	0.1	10	0%			0%	
Benzo(k)fluoranthene	A	ug/L	0	0		0	0	0	0.0295	0.1	10	0%			0%	
Chrysene	A	ug/L	0	0		0	0	0	0.0458	0.1	10	0%			0%	
Dibenzo(a,h)anthracene	A	ug/L	0	0		0	0	0	0.0367	0.1	10	0%			0%	
Fluoranthene	A	ug/L	0	0		0	0	0	0.0233	0.1	10	0%			0%	
Fluorene	A	ug/L	0	0		0	0	0	0.0225	0.1	10	0%			0%	
Indeno(1,2,3-cd)pyrene	A	ug/L	0	0		0	0	0	0.0491	0.1	10	0%			0%	
Naphthalene	A	ug/L	0	0		0	0	0	0.029	0.1	10	0%			0%	
Phenanthrene	A	ug/L	0	0		0	0	0	0.0295	0.1	10	0%			0%	

Seq No	Lab ID	Test Code	Sample Typ	File ID	Analysis Date	DF	Batch ID	Prep Date	SPKref	RPDref	pmoist
14972050	MB-162701	SVOC-8270-W-	MBLK	√5975.I\sh011022	1/10/2022 7:49:1	1	162701	1/4/2022 3:4	0	0	

Analyte	T	Units	RAW	Final	Text	Spike	SPKref	RPDref	MDL	PQL	UQL	%REC	LOW	HIGH	%RPD	Q
Pyrene	A	ug/L	0	0		0	0	0	0.0239	0.1	10	0%			0%	

Seq No	Lab ID	Test Code	Sample Typ	File ID	Analysis Date	DF	Batch ID	Prep Date	SPKref	RPDref	pmoist
14972051	MB-162701	SVOC-8270-W-	MBLK	√5975.I\sh011022	1/10/2022 8:21:3	20	162701	1/4/2022 3:4	0	0	

Analyte	T	Units	RAW	Final	Text	Spike	SPKref	RPDref	MDL	PQL	UQL	%REC	LOW	HIGH	%RPD	Q
2-Fluorobiphenyl	S	ug/L	3.20926	64.1852		100	0	0	0.888	2	10	64%	53	106	0%	
Nitrobenzene-d5	S	ug/L	3.14184	62.8368		100	0	0	1.046	2	10	63%	55	111	0%	
Terphenyl-d14	S	ug/L	4.85091	97.0182		100	0	0	1.126	2	10	97%	58	132	0%	

Seq No	Lab ID	Test Code	Sample Typ	File ID	Analysis Date	DF	Batch ID	Prep Date	SPKref	RPDref	pmoist
14972052	LLCS-162701	SVOC-8270-W-	LCS-DOD	√5975.I\sh011022	1/10/2022 8:53:5	1	162701	1/4/2022 3:4	0	0	

Analyte	T	Units	RAW	Final	Text	Spike	SPKref	RPDref	MDL	PQL	UQL	%REC	LOW	HIGH	%RPD	Q
1-Methylnaphthalene	A	ug/L	3.82578	3.82578		5	0	0	0.0206	0.1	10	77%	41	115	0%	
2-Methylnaphthalene	A	ug/L	3.61943	3.61943		5	0	0	0.0176	0.1	10	72%	39	114	0%	
Acenaphthene	A	ug/L	3.55205	3.55205		5	0	0	0.0317	0.1	10	71%	48	114	0%	
Acenaphthylene	A	ug/L	3.77187	3.77187		5	0	0	0.025	0.1	10	75%	35	121	0%	
Anthracene	A	ug/L	4.47355	4.47355		5	0	0	0.0283	0.1	10	89%	53	119	0%	
Benzo(a)anthracene	A	ug/L	4.38375	4.38375		5	0	0	0.0272	0.1	10	88%	59	120	0%	
Benzo(a)pyrene	A	ug/L	4.00927	4.00927		5	0	0	0.0347	0.1	10	80%	53	120	0%	
Benzo(b)fluoranthene	A	ug/L	4.03231	4.03231		5	0	0	0.0226	0.1	10	81%	53	126	0%	
Benzo(g,h,i)perylene	A	ug/L	4.24138	4.24138		5	0	0	0.0267	0.1	10	85%	44	128	0%	
Benzo(k)fluoranthene	A	ug/L	4.16296	4.16296		5	0	0	0.0295	0.1	10	83%	54	125	0%	
Chrysene	A	ug/L	4.48354	4.48354		5	0	0	0.0458	0.1	10	90%	57	120	0%	
Dibenzo(a,h)anthracene	A	ug/L	4.18259	4.18259		5	0	0	0.0367	0.1	10	84%	44	141	0%	
Fluoranthene	A	ug/L	4.02741	4.02741		5	0	0	0.0233	0.1	10	81%	58	120	0%	
Fluorene	A	ug/L	4.06961	4.06961		5	0	0	0.0225	0.1	10	81%	50	118	0%	
Indeno(1,2,3-cd)pyrene	A	ug/L	4.01732	4.01732		5	0	0	0.0491	0.1	10	80%	48	130	0%	
Naphthalene	A	ug/L	3.44371	3.44371		5	0	0	0.029	0.1	10	69%	43	114	0%	
Phenanthrene	A	ug/L	4.20217	4.20217		5	0	0	0.0295	0.1	10	84%	53	115	0%	
Pyrene	A	ug/L	4.02576	4.02576		5	0	0	0.0239	0.1	10	81%	53	121	0%	
1,4-Dichlorobenzene-d4	I	ug/L	40	40		0	0	0	0.1	0.1		0%			0%	
Acenaphthene-d10	I	ug/L	40	40		0	0	0	0.1	0.1		0%			0%	

Seq No	Lab ID	Test Code	Sample Typ	File ID	Analysis Date	DF	Batch ID	Prep Date	SPKref	RPDref	pmoist
14972052	LLCS-162701	SVOC-8270-W-	LCS-DOD	√5975.I\sh011022	1/10/2022 8:53:5	1	162701	1/4/2022 3:4	0	0	

Analyte	T	Units	RAW	Final	Text	Spike	SPKref	RPDref	MDL	PQL	UQL	%REC	LOW	HIGH	%RPD	Q
Chrysene-d12	I	ug/L	40	40		0	0	0	0.1	0.1		0%			0%	
Naphthalene-d8	I	ug/L	40	40		0	0	0	0.1	0.1		0%			0%	
Perylene-d12	I	ug/L	40	40		0	0	0	0.1	0.1		0%			0%	
Phenanthrene-d10	I	ug/L	40	40		0	0	0	0.1	0.1		0%			0%	
2-Fluorobiphenyl	S	ug/L	3.74398	3.74398		5	0	0	0.0444	0.1	10	75%	53	106	0%	
Nitrobenzene-d5	S	ug/L	3.40025	3.40025		5	0	0	0.0523	0.1	10	68%	55	111	0%	
Terphenyl-d14	S	ug/L	4.60733	4.60733		5	0	0	0.0563	0.1	10	92%	58	132	0%	
o-Terphenyl	X	ug/L	3.85555	3.85555		5	0	0	0.0654	0.1	10	77%	40	140	0%	

Seq No	Lab ID	Test Code	Sample Typ	File ID	Analysis Date	DF	Batch ID	Prep Date	SPKref	RPDref	pmoist
14972053	LLCSD-162701	SVOC-8270-W-	LCSD-DOD	√5975.I\sh011022	1/10/2022 9:26:2	1	162701	1/4/2022 3:4	0	0	

Analyte	T	Units	RAW	Final	Text	Spike	SPKref	RPDref	MDL	PQL	UQL	%REC	LOW	HIGH	%RPD	Q
1-Methylnaphthalene	A	ug/L	3.88411	3.88411		5	0	0	0.0206	0.1	10	78%	41	115	0%	
2-Methylnaphthalene	A	ug/L	3.69507	3.69507		5	0	0	0.0176	0.1	10	74%	39	114	0%	
Acenaphthene	A	ug/L	3.79029	3.79029		5	0	0	0.0317	0.1	10	76%	48	114	0%	
Acenaphthylene	A	ug/L	3.96129	3.96129		5	0	0	0.025	0.1	10	79%	35	121	0%	
Anthracene	A	ug/L	4.54194	4.54194		5	0	0	0.0283	0.1	10	91%	53	119	0%	
Benzo(a)anthracene	A	ug/L	4.4757	4.4757		5	0	0	0.0272	0.1	10	90%	59	120	0%	
Benzo(a)pyrene	A	ug/L	3.98387	3.98387		5	0	0	0.0347	0.1	10	80%	53	120	0%	
Benzo(b)fluoranthene	A	ug/L	3.93104	3.93104		5	0	0	0.0226	0.1	10	79%	53	126	0%	
Benzo(g,h,i)perylene	A	ug/L	4.15901	4.15901		5	0	0	0.0267	0.1	10	83%	44	128	0%	
Benzo(k)fluoranthene	A	ug/L	4.04506	4.04506		5	0	0	0.0295	0.1	10	81%	54	125	0%	
Chrysene	A	ug/L	4.47689	4.47689		5	0	0	0.0458	0.1	10	90%	57	120	0%	
Dibenzo(a,h)anthracene	A	ug/L	4.24952	4.24952		5	0	0	0.0367	0.1	10	85%	44	141	0%	
Fluoranthene	A	ug/L	4.24824	4.24824		5	0	0	0.0233	0.1	10	85%	58	120	0%	
Fluorene	A	ug/L	4.14584	4.14584		5	0	0	0.0225	0.1	10	83%	50	118	0%	
Indeno(1,2,3-cd)pyrene	A	ug/L	4.03105	4.03105		5	0	0	0.0491	0.1	10	81%	48	130	0%	
Naphthalene	A	ug/L	3.44292	3.44292		5	0	0	0.029	0.1	10	69%	43	114	0%	
Phenanthrene	A	ug/L	4.23911	4.23911		5	0	0	0.0295	0.1	10	85%	53	115	0%	
Pyrene	A	ug/L	4.12444	4.12444		5	0	0	0.0239	0.1	10	82%	53	121	0%	
1,4-Dichlorobenzene-d4	I	ug/L	40	40		0	0	0	0.1	0.1		0%			0%	
Acenaphthene-d10	I	ug/L	40	40		0	0	0	0.1	0.1		0%			0%	
Chrysene-d12	I	ug/L	40	40		0	0	0	0.1	0.1		0%			0%	
Naphthalene-d8	I	ug/L	40	40		0	0	0	0.1	0.1		0%			0%	

Seq No	Lab ID	Test Code	Sample Typ	File ID	Analysis Date	DF	Batch ID	Prep Date	SPKref	RPDref	pmoist
14972053	LLCSD-162701	SVOC-8270-W-	LCSD-DOD	√5975.I\sh011022	1/10/2022 9:26:2	1	162701	1/4/2022 3:4	0	0	

Analyte	T	Units	RAW	Final	Text	Spike	SPKref	RPDref	MDL	PQL	UQL	%REC	LOW	HIGH	%RPD	Q
Perylene-d12	I	ug/L	40	40		0	0	0	0.1	0.1		0%			0%	
Phenanthrene-d10	I	ug/L	40	40		0	0	0	0.1	0.1		0%			0%	
2-Fluorobiphenyl	S	ug/L	3.80294	3.80294		5	0	0	0.0444	0.1	10	76%	53	106	0%	
Nitrobenzene-d5	S	ug/L	3.02278	3.02278		5	0	0	0.0523	0.1	10	60%	55	111	0%	
Terphenyl-d14	S	ug/L	4.71004	4.71004		5	0	0	0.0563	0.1	10	94%	58	132	0%	
o-Terphenyl	X	ug/L	3.90641	3.90641		5	0	0	0.0654	0.1	10	78%	40	140	0%	

Seq No	Lab ID	Test Code	Sample Typ	File ID	Analysis Date	DF	Batch ID	Prep Date	SPKref	RPDref	pmoist
14972054	B22010096-001	SVOC-8270-W-	SAMP	√5975.I\sh011022	1/10/2022 9:58:3	1	162701	1/4/2022 3:4	0	0	

Analyte	T	Units	RAW	Final	Text	Spike	SPKref	RPDref	MDL	PQL	UQL	%REC	LOW	HIGH	%RPD	Q
1-Methylnaphthalene	A	ug/L	0	0		0	0	0	0.020188	0.1	10	0%	0	0	0%	U
2-Methylnaphthalene	A	ug/L	0	0		0	0	0	0.017248	0.1	10	0%	0	0	0%	U
Acenaphthene	A	ug/L	0	0		0	0	0	0.031066	0.1	10	0%	0	0	0%	U
Acenaphthylene	A	ug/L	0	0		0	0	0	0.0245	0.1	10	0%	0	0	0%	U
Anthracene	A	ug/L	0	0		0	0	0	0.027734	0.1	10	0%	0	0	0%	U
Benzo(a)anthracene	A	ug/L	0	0		0	0	0	0.026656	0.1	10	0%	0	0	0%	U
Benzo(a)pyrene	A	ug/L	0	0		0	0	0	0.034006	0.1	10	0%	0	0	0%	U
Benzo(b)fluoranthene	A	ug/L	0	0		0	0	0	0.022148	0.1	10	0%	0	0	0%	U
Benzo(g,h,i)perylene	A	ug/L	0	0		0	0	0	0.026166	0.1	10	0%	0	0	0%	U
Benzo(k)fluoranthene	A	ug/L	0	0		0	0	0	0.02891	0.1	10	0%	0	0	0%	U
Chrysene	A	ug/L	0	0		0	0	0	0.044884	0.1	10	0%	0	0	0%	U
Dibenzo(a,h)anthracene	A	ug/L	0	0		0	0	0	0.035966	0.1	10	0%	0	0	0%	U
Fluoranthene	A	ug/L	0	0		0	0	0	0.022834	0.1	10	0%	0	0	0%	U
Fluorene	A	ug/L	0	0		0	0	0	0.02205	0.1	10	0%	0	0	0%	U
Indeno(1,2,3-cd)pyrene	A	ug/L	0	0		0	0	0	0.048118	0.1	10	0%	0	0	0%	U
Naphthalene	A	ug/L	0	0		0	0	0	0.02842	0.1	10	0%	0	0	0%	U
Phenanthrene	A	ug/L	0	0		0	0	0	0.02891	0.1	10	0%	0	0	0%	U
Pyrene	A	ug/L	0	0		0	0	0	0.023422	0.1	10	0%	0	0	0%	U

Seq No	Lab ID	Test Code	Sample Typ	File ID	Analysis Date	DF	Batch ID	Prep Date	SPKref	RPDref	pmoist
14972055	B22010096-001	SVOC-8270-W-	SAMP	√5975.I\sh011022	1/10/2022 10:31:	20	162701	1/4/2022 3:4	0	0	

Analyte	T	Units	RAW	Final	Text	Spike	SPKref	RPDref	MDL	PQL	UQL	%REC	LOW	HIGH	%RPD	Q

Seq No	Lab ID	Test Code	Sample Typ	File ID	Analysis Date	DF	Batch ID	Prep Date	SPKref	RPDref	pmoist
14972055	B22010096-001	SVOC-8270-W-	SAMP	√5975.I\sh011022	1/10/2022 10:31:	20	162701	1/4/2022 3:4	0	0	

Analyte	T	Units	RAW	Final	Text	Spike	SPKref	RPDref	MDL	PQL	UQL	%REC	LOW	HIGH	%RPD	Q
2-Fluorobiphenyl	S	ug/L	3.76435	73.78126		98	0	0	0.87024	1.96	10	75%	53	106	0%	
Nitrobenzene-d5	S	ug/L	3.2082	62.88072		98	0	0	1.02508	1.96	10	64%	55	111	0%	
Terphenyl-d14	S	ug/L	5.31803	104.233388		98	0	0	1.10348	1.96	10	106%	58	132	0%	

Seq No	Lab ID	Test Code	Sample Typ	File ID	Analysis Date	DF	Batch ID	Prep Date	SPKref	RPDref	pmoist
14972056	10-Jan-22_CCV	SVOC-8270-W-	CCV	√5975.I\sh011022	1/10/2022 11:03:	1	R372987		0	0	

Analyte	T	Units	RAW	Final	Text	Spike	SPKref	RPDref	MDL	PQL	UQL	%REC	LOW	HIGH	%RPD	Q
1-Methylnaphthalene	A	ug/L	2.22886	2.22886		2	0	0	0.0206	0.1	10	111%	50	150	0%	
2-Methylnaphthalene	A	ug/L	1.96397	1.96397		2	0	0	0.0176	0.1	10	98%	50	150	0%	
Naphthalene	A	ug/L	1.86331	1.86331		2	0	0	0.029	0.1	10	93%	50	150	0%	
1,4-Dichlorobenzene-d4	I	ug/L	40	40		0	0	0	0.1	0.1		0%	50	150	0%	
Acenaphthene-d10	I	ug/L	40	40		0	0	0	0.1	0.1		0%	50	150	0%	
Chrysene-d12	I	ug/L	40	40		0	0	0	0.1	0.1		0%	50	150	0%	
Naphthalene-d8	I	ug/L	40	40		0	0	0	0.1	0.1		0%	50	150	0%	
Perylene-d12	I	ug/L	40	40		0	0	0	0.1	0.1		0%	50	150	0%	
Phenanthrene-d10	I	ug/L	40	40		0	0	0	0.1	0.1		0%	50	150	0%	
2-Fluorobiphenyl	S	ug/L	1.87756	1.87756		2	0	0	0.0444	0.1	10	94%	50	150	0%	
Nitrobenzene-d5	S	ug/L	1.68113	1.68113		2	0	0	0.0523	0.1	10	84%	50	150	0%	
Terphenyl-d14	S	ug/L	1.99684	1.99684		2	0	0	0.0563	0.1	10	100%	50	150	0%	
o-Terphenyl	X	ug/L	1.73962	1.73962		2	0	0	0.0654	0.1	10	87%	50	150	0%	

Seq No	Lab ID	Test Code	Sample Typ	File ID	Analysis Date	DF	Batch ID	Prep Date	SPKref	RPDref	pmoist
14974167	10-Jan-22_CCV	SVOC-8270C-SI	CCV	√5975.I\sh011022	1/10/2022 11:43:	1	R372987		0	0	

Analyte	T	Units	RAW	Final	Text	Spike	SPKref	RPDref	MDL	PQL	UQL	%REC	LOW	HIGH	%RPD	Q
1-Methylnaphthalene	A	ug/L	2.15763	2.15763		2	0	0	0.0206	0.1	10	108%	80	120	0%	
2-Methylnaphthalene	A	ug/L	1.87353	1.87353		2	0	0	0.0176	0.1	10	94%	80	120	0%	
Acenaphthene	A	ug/L	1.80853	1.80853		2	0	0	0.0317	0.1	10	90%	80	120	0%	
Acenaphthylene	A	ug/L	1.97289	1.97289		2	0	0	0.025	0.1	10	99%	80	120	0%	
Anthracene	A	ug/L	2.05652	2.05652		2	0	0	0.0283	0.1	10	103%	80	120	0%	
Benzo(a)anthracene	A	ug/L	1.79001	1.79001		2	0	0	0.0272	0.1	10	90%	80	120	0%	
Benzo(a)pyrene	A	ug/L	1.86508	1.86508		2	0	0	0.0347	0.1	10	93%	80	120	0%	
Benzo(b)fluoranthene	A	ug/L	1.61026	1.61026		2	0	0	0.0226	0.1	10	81%	80	120	0%	

Seq No	Lab ID	Test Code	Sample Typ	File ID	Analysis Date	DF	Batch ID	Prep Date	SPKref	RPDref	pmoist
14974167	10-Jan-22_CCV	SVOC-8270C-SI	CCV	√5975.I\sh011022	1/10/2022 11:43:	1	R372987		0	0	

Analyte	T	Units	RAW	Final	Text	Spike	SPKref	RPDref	MDL	PQL	UQL	%REC	LOW	HIGH	%RPD	Q
Benzo(g,h,i)perylene	A	ug/L	1.73901	1.73901		2	0	0	0.0267	0.1	10	87%	80	120	0%	
Benzo(k)fluoranthene	A	ug/L	1.84586	1.84586		2	0	0	0.0295	0.1	10	92%	80	120	0%	
Chrysene	A	ug/L	1.95655	1.95655		2	0	0	0.0458	0.1	10	98%	80	120	0%	
Dibenzo(a,h)anthracene	A	ug/L	1.7729	1.7729		2	0	0	0.0367	0.1	10	89%	80	120	0%	
Fluoranthene	A	ug/L	1.81637	1.81637		2	0	0	0.0233	0.1	10	91%	80	120	0%	
Fluorene	A	ug/L	1.90577	1.90577		2	0	0	0.0225	0.1	10	95%	80	120	0%	
Indeno(1,2,3-cd)pyrene	A	ug/L	1.6778	1.6778		2	0	0	0.0491	0.1	10	84%	80	120	0%	
Naphthalene	A	ug/L	1.90328	1.90328		2	0	0	0.029	0.1	10	95%	80	120	0%	
Phenanthrene	A	ug/L	1.89127	1.89127		2	0	0	0.0295	0.1	10	95%	80	120	0%	
Pyrene	A	ug/L	1.8362	1.8362		2	0	0	0.0239	0.1	10	92%	80	120	0%	
1,4-Dichlorobenzene-d4	I	ug/L	40	40		0	0	0	0.1	0.1		0%	80	120	0%	
Acenaphthene-d10	I	ug/L	40	40		0	0	0	0.1	0.1		0%	80	120	0%	
Chrysene-d12	I	ug/L	40	40		0	0	0	0.1	0.1		0%	80	120	0%	
Naphthalene-d8	I	ug/L	40	40		0	0	0	0.1	0.1		0%	80	120	0%	
Perylene-d12	I	ug/L	40	40		0	0	0	0.1	0.1		0%	80	120	0%	
Phenanthrene-d10	I	ug/L	40	40		0	0	0	0.1	0.1	10	0%	80	120	0%	
2-Fluorobiphenyl	S	ug/L	1.92679	1.92679		2	0	0	0.0444	0.1	10	96%	80	120	0%	
Nitrobenzene-d5	S	ug/L	1.70463	1.70463		2	0	0	0.0523	0.1	10	85%	80	120	0%	
Terphenyl-d14	S	ug/L	1.96182	1.96182		2	0	0	0.0563	0.1	10	98%	80	120	0%	
o-Terphenyl	X	ug/L	1.78408	1.78408		2	0	0	0.0654	0	0	89%	80	120	0%	

Seq No	Lab ID	Test Code	Sample Typ	File ID	Analysis Date	DF	Batch ID	Prep Date	SPKref	RPDref	pmoist
14974168	10-Jan-22_ISTB	SVOC-8270C-SI	SAMP	√5975.I\sh011022	1/10/2022 12:15:	1	R372987		0	0	

Analyte	T	Units	RAW	Final	Text	Spike	SPKref	RPDref	MDL	PQL	UQL	%REC	LOW	HIGH	%RPD	Q
1-Methylnaphthalene	A	ug/L	0	0		0	0	0	0.0206	0.1	10	0%	0	0	0%	
2-Methylnaphthalene	A	ug/L	0	0		0	0	0	0.0176	0.1	10	0%	0	0	0%	
Acenaphthene	A	ug/L	0	0		0	0	0	0.0317	0.1	10	0%	0	0	0%	
Acenaphthylene	A	ug/L	0	0		0	0	0	0.025	0.1	10	0%	0	0	0%	
Anthracene	A	ug/L	0	0		0	0	0	0.0283	0.1	10	0%	0	0	0%	
Benzo(a)anthracene	A	ug/L	0	0		0	0	0	0.0272	0.1	10	0%	0	0	0%	
Benzo(a)pyrene	A	ug/L	0	0		0	0	0	0.0347	0.1	10	0%	0	0	0%	
Benzo(b)fluoranthene	A	ug/L	0	0		0	0	0	0.0226	0.1	10	0%	0	0	0%	
Benzo(g,h,i)perylene	A	ug/L	0	0		0	0	0	0.0267	0.1	10	0%	0	0	0%	
Benzo(k)fluoranthene	A	ug/L	0	0		0	0	0	0.0295	0.1	10	0%	0	0	0%	

Seq No	Lab ID	Test Code	Sample Typ	File ID	Analysis Date	DF	Batch ID	Prep Date	SPKref	RPDref	pmoist
14974168	10-Jan-22_ISTB	SVOC-8270C-SI	SAMP	√5975.I\sh011022	1/10/2022 12:15:	1	R372987		0	0	

Analyte	T	Units	RAW	Final	Text	Spike	SPKref	RPDref	MDL	PQL	UQL	%REC	LOW	HIGH	%RPD	Q
Chrysene	A	ug/L	0	0		0	0	0	0.0458	0.1	10	0%	0	0	0%	
Dibenzo(a,h)anthracene	A	ug/L	0	0		0	0	0	0.0367	0.1	10	0%	0	0	0%	
Fluoranthene	A	ug/L	0	0		0	0	0	0.0233	0.1	10	0%	0	0	0%	
Fluorene	A	ug/L	0	0		0	0	0	0.0225	0.1	10	0%	0	0	0%	
Indeno(1,2,3-cd)pyrene	A	ug/L	0	0		0	0	0	0.0491	0.1	10	0%	0	0	0%	
Naphthalene	A	ug/L	0	0		0	0	0	0.029	0.1	10	0%	0	0	0%	
Phenanthrene	A	ug/L	0	0		0	0	0	0.0295	0.1	10	0%	0	0	0%	
Pyrene	A	ug/L	0	0		0	0	0	0.0239	0.1	10	0%	0	0	0%	
1,4-Dichlorobenzene-d4	I	ug/L	40	40		0	0	0	0.1	0.1		0%	0	0	0%	
Acenaphthene-d10	I	ug/L	40	40		0	0	0	0.1	0.1		0%	0	0	0%	
Chrysene-d12	I	ug/L	40	40		0	0	0	0.1	0.1		0%	0	0	0%	
Naphthalene-d8	I	ug/L	40	40		0	0	0	0.1	0.1		0%	0	0	0%	
Perylene-d12	I	ug/L	40	40		0	0	0	0.1	0.1		0%	0	0	0%	
Phenanthrene-d10	I	ug/L	40	40		0	0	0	0.1	0.1	10	0%	0	0	0%	E
2-Fluorobiphenyl	S	ug/L	0	0		5	0	0	0.0444	0.1	10	0%	25	94	0%	S
Nitrobenzene-d5	S	ug/L	0	0		5	0	0	0.0523	0.1	10	0%	19	102	0%	S
Terphenyl-d14	S	ug/L	0	0		5	0	0	0.0563	0.1	10	0%	39	106	0%	S
o-Terphenyl	X	ug/L	0	0		200	0	0	0.0654	0	0	0%	40	140	0%	S

Seq No	Lab ID	Test Code	Sample Typ	File ID	Analysis Date	DF	Batch ID	Prep Date	SPKref	RPDref	pmoist
14974169	MB-162577	SVOC-8270C-SI	MBLK	√5975.I\sh011022	1/10/2022 12:48:	1	162577	12/29/2021	0	0	

Analyte	T	Units	RAW	Final	Text	Spike	SPKref	RPDref	MDL	PQL	UQL	%REC	LOW	HIGH	%RPD	Q
1-Methylnaphthalene	A	ug/L	0	0		0	0	0	0.0206	0.1	10	0%			0%	
2-Methylnaphthalene	A	ug/L	0	0		0	0	0	0.0176	0.1	10	0%			0%	
Acenaphthene	A	ug/L	0	0		0	0	0	0.0317	0.1	10	0%			0%	
Acenaphthylene	A	ug/L	0	0		0	0	0	0.025	0.1	10	0%			0%	
Anthracene	A	ug/L	0	0		0	0	0	0.0283	0.1	10	0%			0%	
Benzo(a)anthracene	A	ug/L	0	0		0	0	0	0.0272	0.1	10	0%			0%	
Benzo(a)pyrene	A	ug/L	0	0		0	0	0	0.0347	0.1	10	0%			0%	
Benzo(b)fluoranthene	A	ug/L	0	0		0	0	0	0.0226	0.1	10	0%			0%	
Benzo(g,h,i)perylene	A	ug/L	0	0		0	0	0	0.0267	0.1	10	0%			0%	
Benzo(k)fluoranthene	A	ug/L	0	0		0	0	0	0.0295	0.1	10	0%			0%	
Chrysene	A	ug/L	0	0		0	0	0	0.0458	0.1	10	0%			0%	
Dibenzo(a,h)anthracene	A	ug/L	0	0		0	0	0	0.0367	0.1	10	0%			0%	

Seq No	Lab ID	Test Code	Sample Typ	File ID	Analysis Date	DF	Batch ID	Prep Date	SPKref	RPDref	pmoist
14974169	MB-162577	SVOC-8270C-SI	MBLK	√5975.I\sh011022	1/10/2022 12:48:	1	162577	12/29/2021	0	0	

Analyte	T	Units	RAW	Final	Text	Spike	SPKref	RPDref	MDL	PQL	UQL	%REC	LOW	HIGH	%RPD	Q
Fluoranthene	A	ug/L	0	0		0	0	0	0.0233	0.1	10	0%			0%	
Fluorene	A	ug/L	0	0		0	0	0	0.0225	0.1	10	0%			0%	
Indeno(1,2,3-cd)pyrene	A	ug/L	0	0		0	0	0	0.0491	0.1	10	0%			0%	
Naphthalene	A	ug/L	0	0		0	0	0	0.029	0.1	10	0%			0%	
Phenanthrene	A	ug/L	0	0		0	0	0	0.0295	0.1	10	0%			0%	
Pyrene	A	ug/L	0	0		0	0	0	0.0239	0.1	10	0%			0%	

Seq No	Lab ID	Test Code	Sample Typ	File ID	Analysis Date	DF	Batch ID	Prep Date	SPKref	RPDref	pmoist
14974170	MB-162577	SVOC-8270C-SI	MBLK	√5975.I\sh011022	1/10/2022 1:20:2	20	162577	12/29/2021	0	0	

Analyte	T	Units	RAW	Final	Text	Spike	SPKref	RPDref	MDL	PQL	UQL	%REC	LOW	HIGH	%RPD	Q

Seq No	Lab ID	Test Code	Sample Typ	File ID	Analysis Date	DF	Batch ID	Prep Date	SPKref	RPDref	pmoist
14974171	LLCS-162577	SVOC-8270C-SI	LCS-DOD	√5975.I\sh011022	1/10/2022 1:53:0	1	162577	12/29/2021	0	0	

Analyte	T	Units	RAW	Final	Text	Spike	SPKref	RPDref	MDL	PQL	UQL	%REC	LOW	HIGH	%RPD	Q
1-Methylnaphthalene	A	ug/L	3.13854	3.13854		5	0	0	0.0206	0.1	10	63%	41	115	0%	
2-Methylnaphthalene	A	ug/L	3.01302	3.01302		5	0	0	0.0176	0.1	10	60%	39	114	0%	
Acenaphthene	A	ug/L	3.25251	3.25251		5	0	0	0.0317	0.1	10	65%	48	114	0%	
Acenaphthylene	A	ug/L	3.4217	3.4217		5	0	0	0.025	0.1	10	68%	35	121	0%	
Anthracene	A	ug/L	4.7558	4.7558		5	0	0	0.0283	0.1	10	95%	53	119	0%	
Benzo(a)anthracene	A	ug/L	4.68426	4.68426		5	0	0	0.0272	0.1	10	94%	59	120	0%	
Benzo(a)pyrene	A	ug/L	4.45456	4.45456		5	0	0	0.0347	0.1	10	89%	53	120	0%	
Benzo(b)fluoranthene	A	ug/L	4.37384	4.37384		5	0	0	0.0226	0.1	10	87%	53	126	0%	
Benzo(g,h,i)perylene	A	ug/L	4.63989	4.63989		5	0	0	0.0267	0.1	10	93%	44	128	0%	
Benzo(k)fluoranthene	A	ug/L	4.30582	4.30582		5	0	0	0.0295	0.1	10	86%	54	125	0%	
Chrysene	A	ug/L	4.82296	4.82296		5	0	0	0.0458	0.1	10	96%	57	120	0%	
Dibenzo(a,h)anthracene	A	ug/L	4.71946	4.71946		5	0	0	0.0367	0.1	10	94%	44	141	0%	
Fluoranthene	A	ug/L	4.48542	4.48542		5	0	0	0.0233	0.1	10	90%	58	120	0%	
Fluorene	A	ug/L	4.03126	4.03126		5	0	0	0.0225	0.1	10	81%	50	118	0%	
Indeno(1,2,3-cd)pyrene	A	ug/L	4.49394	4.49394		5	0	0	0.0491	0.1	10	90%	48	130	0%	
Naphthalene	A	ug/L	2.84952	2.84952		5	0	0	0.029	0.1	10	57%	43	114	0%	
Phenanthrene	A	ug/L	4.38645	4.38645		5	0	0	0.0295	0.1	10	88%	53	115	0%	
Pyrene	A	ug/L	4.52121	4.52121		5	0	0	0.0239	0.1	10	90%	53	121	0%	

Seq No	Lab ID	Test Code	Sample Typ	File ID	Analysis Date	DF	Batch ID	Prep Date	SPKref	RPDref	pmoist
14974171	LLCS-162577	SVOC-8270C-SI	LCS-DOD	√5975.I\sh011022	1/10/2022 1:53:0	1	162577	12/29/2021	0	0	

Analyte	T	Units	RAW	Final	Text	Spike	SPKref	RPDref	MDL	PQL	UQL	%REC	LOW	HIGH	%RPD	Q
2-Fluorobiphenyl	S	ug/L	3.75008	3.75008		5	0	0	0.0444	0.1	10	75%	53	106	0%	
Nitrobenzene-d5	S	ug/L	3.45553	3.45553		5	0	0	0.0523	0.1	10	69%	55	111	0%	
Terphenyl-d14	S	ug/L	5.01046	5.01046		5	0	0	0.0563	0.1	10	100%	58	132	0%	

Seq No	Lab ID	Test Code	Sample Typ	File ID	Analysis Date	DF	Batch ID	Prep Date	SPKref	RPDref	pmoist
14974172	LLCSD-162577	SVOC-8270C-SI	LCSD-DOD	√5975.I\sh011022	1/10/2022 2:25:2	1	162577	12/29/2021	0	1E+07	

Analyte	T	Units	RAW	Final	Text	Spike	SPKref	RPDref	MDL	PQL	UQL	%REC	LOW	HIGH	%RPD	Q
1-Methylnaphthalene	A	ug/L	2.92236	2.92236		5	0	3.13854	0.0206	0.1	10	58%	41	115	7%	
2-Methylnaphthalene	A	ug/L	2.84818	2.84818		5	0	3.01302	0.0176	0.1	10	57%	39	114	6%	
Acenaphthene	A	ug/L	3.13656	3.13656		5	0	3.25251	0.0317	0.1	10	63%	48	114	4%	
Acenaphthylene	A	ug/L	3.48274	3.48274		5	0	3.4217	0.025	0.1	10	70%	35	121	2%	
Anthracene	A	ug/L	4.89511	4.89511		5	0	4.7558	0.0283	0.1	10	98%	53	119	3%	
Benzo(a)anthracene	A	ug/L	4.9277	4.9277		5	0	4.68426	0.0272	0.1	10	99%	59	120	5%	
Benzo(a)pyrene	A	ug/L	4.56541	4.56541		5	0	4.45456	0.0347	0.1	10	91%	53	120	2%	
Benzo(b)fluoranthene	A	ug/L	4.5376	4.5376		5	0	4.37384	0.0226	0.1	10	91%	53	126	4%	
Benzo(g,h,i)perylene	A	ug/L	4.57493	4.57493		5	0	4.63989	0.0267	0.1	10	91%	44	128	1%	
Benzo(k)fluoranthene	A	ug/L	4.58327	4.58327		5	0	4.30582	0.0295	0.1	10	92%	54	125	6%	
Chrysene	A	ug/L	5.07999	5.07999		5	0	4.82296	0.0458	0.1	10	102%	57	120	5%	
Dibenzo(a,h)anthracene	A	ug/L	4.97475	4.97475		5	0	4.71946	0.0367	0.1	10	99%	44	141	5%	
Fluoranthene	A	ug/L	4.64944	4.64944		5	0	4.48542	0.0233	0.1	10	93%	58	120	4%	
Fluorene	A	ug/L	3.95441	3.95441		5	0	4.03126	0.0225	0.1	10	79%	50	118	2%	
Indeno(1,2,3-cd)pyrene	A	ug/L	4.72384	4.72384		5	0	4.49394	0.0491	0.1	10	94%	48	130	5%	
Naphthalene	A	ug/L	2.43305	2.43305		5	0	2.84952	0.029	0.1	10	49%	43	114	16%	
Phenanthrene	A	ug/L	4.59295	4.59295		5	0	4.38645	0.0295	0.1	10	92%	53	115	5%	
Pyrene	A	ug/L	4.78975	4.78975		5	0	4.52121	0.0239	0.1	10	96%	53	121	6%	
2-Fluorobiphenyl	S	ug/L	3.72519	3.72519		5	0	0	0.0444	0.1	10	75%	53	106	0%	
Nitrobenzene-d5	S	ug/L	3.7783	3.7783		5	0	0	0.0523	0.1	10	76%	55	111	0%	
Terphenyl-d14	S	ug/L	5.27057	5.27057		5	0	0	0.0563	0.1	10	105%	58	132	0%	

Seq No	Lab ID	Test Code	Sample Typ	File ID	Analysis Date	DF	Batch ID	Prep Date	SPKref	RPDref	pmoist
14974173	B21122077-001	SVOC-8270C-SI	SAMP	√5975.I\sh011022	1/10/2022 2:57:5	1	162577	12/29/2021	0	0	

Analyte	T	Units	RAW	Final	Text	Spike	SPKref	RPDref	MDL	PQL	UQL	%REC	LOW	HIGH	%RPD	Q

Seq No	Lab ID	Test Code	Sample Typ	File ID	Analysis Date	DF	Batch ID	Prep Date	SPKref	RPDref	pmoist
14974173	B21122077-001	SVOC-8270C-SI	SAMP	√5975.I\sh011022	1/10/2022 2:57:5	1	162577	12/29/2021	0	0	

Analyte	T	Units	RAW	Final	Text	Spike	SPKref	RPDref	MDL	PQL	UQL	%REC	LOW	HIGH	%RPD	Q
1-Methylnaphthalene	A	ug/L	0	0		0	0	0	0.020188	0.1	10	0%	0	0	0%	U
2-Methylnaphthalene	A	ug/L	0	0		0	0	0	0.017248	0.1	10	0%	0	0	0%	U
Acenaphthene	A	ug/L	0	0		0	0	0	0.031066	0.1	10	0%	0	0	0%	U
Acenaphthylene	A	ug/L	0	0		0	0	0	0.0245	0.1	10	0%	0	0	0%	U
Anthracene	A	ug/L	0	0		0	0	0	0.027734	0.1	10	0%	0	0	0%	U
Benzo(a)anthracene	A	ug/L	0	0		0	0	0	0.026656	0.1	10	0%	0	0	0%	U
Benzo(a)pyrene	A	ug/L	0	0		0	0	0	0.034006	0.1	10	0%	0	0	0%	U
Benzo(b)fluoranthene	A	ug/L	0	0		0	0	0	0.022148	0.1	10	0%	0	0	0%	U
Benzo(g,h,i)perylene	A	ug/L	0	0		0	0	0	0.026166	0.1	10	0%	0	0	0%	U
Benzo(k)fluoranthene	A	ug/L	0	0		0	0	0	0.02891	0.1	10	0%	0	0	0%	U
Chrysene	A	ug/L	0	0		0	0	0	0.044884	0.1	10	0%	0	0	0%	U
Dibenzo(a,h)anthracene	A	ug/L	0	0		0	0	0	0.035966	0.1	10	0%	0	0	0%	U
Fluoranthene	A	ug/L	0	0		0	0	0	0.022834	0.1	10	0%	0	0	0%	U
Fluorene	A	ug/L	0	0		0	0	0	0.02205	0.1	10	0%	0	0	0%	U
Indeno(1,2,3-cd)pyrene	A	ug/L	0	0		0	0	0	0.048118	0.1	10	0%	0	0	0%	U
Naphthalene	A	ug/L	0	0		0	0	0	0.02842	0.1	10	0%	0	0	0%	U
Phenanthrene	A	ug/L	0	0		0	0	0	0.02891	0.1	10	0%	0	0	0%	U
Pyrene	A	ug/L	0	0		0	0	0	0.023422	0.1	10	0%	0	0	0%	U

Seq No	Lab ID	Test Code	Sample Typ	File ID	Analysis Date	DF	Batch ID	Prep Date	SPKref	RPDref	pmoist
14974174	B21122077-001	SVOC-8270C-SI	SAMP	√5975.I\sh011022	1/10/2022 3:30:1	20	162577	12/29/2021	0	0	

Analyte	T	Units	RAW	Final	Text	Spike	SPKref	RPDref	MDL	PQL	UQL	%REC	LOW	HIGH	%RPD	Q

Seq No	Lab ID	Test Code	Sample Typ	File ID	Analysis Date	DF	Batch ID	Prep Date	SPKref	RPDref	pmoist
14974175	B21122088-001	SVOC-8270C-SI	SAMP	√5975.I\sh011022	1/10/2022 4:02:4	1	162577	12/29/2021	0	0	

Analyte	T	Units	RAW	Final	Text	Spike	SPKref	RPDref	MDL	PQL	UQL	%REC	LOW	HIGH	%RPD	Q
1-Methylnaphthalene	A	ug/L	0	0		0	0	0	0.02163	0.105	10	0%	0	0	0%	U
2-Methylnaphthalene	A	ug/L	0	0		0	0	0	0.01848	0.105	10	0%	0	0	0%	U
Acenaphthene	A	ug/L	0	0		0	0	0	0.033285	0.105	10	0%	0	0	0%	U
Acenaphthylene	A	ug/L	0	0		0	0	0	0.02625	0.105	10	0%	0	0	0%	U
Anthracene	A	ug/L	0	0		0	0	0	0.029715	0.105	10	0%	0	0	0%	U
Benzo(a)anthracene	A	ug/L	0	0		0	0	0	0.02856	0.105	10	0%	0	0	0%	U

Seq No	Lab ID	Test Code	Sample Typ	File ID	Analysis Date	DF	Batch ID	Prep Date	SPKref	RPDref	pmoist
14974175	B21122088-001	SVOC-8270C-SI	SAMP	√5975.I\sh011022	1/10/2022 4:02:4	1	162577	12/29/2021	0	0	

Analyte	T	Units	RAW	Final	Text	Spike	SPKref	RPDref	MDL	PQL	UQL	%REC	LOW	HIGH	%RPD	Q
Benzo(a)pyrene	A	ug/L	0	0		0	0	0	0.036435	0.105	10	0%	0	0	0%	U
Benzo(b)fluoranthene	A	ug/L	0	0		0	0	0	0.02373	0.105	10	0%	0	0	0%	U
Benzo(g,h,i)perylene	A	ug/L	0	0		0	0	0	0.028035	0.105	10	0%	0	0	0%	U
Benzo(k)fluoranthene	A	ug/L	0	0		0	0	0	0.030975	0.105	10	0%	0	0	0%	U
Chrysene	A	ug/L	0	0		0	0	0	0.04809	0.105	10	0%	0	0	0%	U
Dibenzo(a,h)anthracene	A	ug/L	0	0		0	0	0	0.038535	0.105	10	0%	0	0	0%	U
Fluoranthene	A	ug/L	0	0		0	0	0	0.024465	0.105	10	0%	0	0	0%	U
Fluorene	A	ug/L	0	0		0	0	0	0.023625	0.105	10	0%	0	0	0%	U
Indeno(1,2,3-cd)pyrene	A	ug/L	0	0		0	0	0	0.051555	0.105	10	0%	0	0	0%	U
Naphthalene	A	ug/L	0	0		0	0	0	0.03045	0.105	10	0%	0	0	0%	U
Phenanthrene	A	ug/L	0	0		0	0	0	0.030975	0.105	10	0%	0	0	0%	U
Pyrene	A	ug/L	0	0		0	0	0	0.025095	0.105	10	0%	0	0	0%	U

Seq No	Lab ID	Test Code	Sample Typ	File ID	Analysis Date	DF	Batch ID	Prep Date	SPKref	RPDref	pmoist
14974176	B21122088-001	SVOC-8270C-SI	SAMP	√5975.I\sh011022	1/10/2022 4:35:0	20	162577	12/29/2021	0	0	

Analyte	T	Units	RAW	Final	Text	Spike	SPKref	RPDref	MDL	PQL	UQL	%REC	LOW	HIGH	%RPD	Q

Seq No	Lab ID	Test Code	Sample Typ	File ID	Analysis Date	DF	Batch ID	Prep Date	SPKref	RPDref	pmoist
14974177	B21122090-001	SVOC-8270C-SI	SAMP	√5975.I\sh011022	1/10/2022 5:07:2	1	162577	12/29/2021	0	0	

Analyte	T	Units	RAW	Final	Text	Spike	SPKref	RPDref	MDL	PQL	UQL	%REC	LOW	HIGH	%RPD	Q
1-Methylnaphthalene	A	ug/L	0	0		0	0	0	0.0206	0.1	10	0%	0	0	0%	U
2-Methylnaphthalene	A	ug/L	0	0		0	0	0	0.0176	0.1	10	0%	0	0	0%	U
Acenaphthene	A	ug/L	0	0		0	0	0	0.0317	0.1	10	0%	0	0	0%	U
Acenaphthylene	A	ug/L	0	0		0	0	0	0.025	0.1	10	0%	0	0	0%	U
Anthracene	A	ug/L	0	0		0	0	0	0.0283	0.1	10	0%	0	0	0%	U
Benzo(a)anthracene	A	ug/L	0	0		0	0	0	0.0272	0.1	10	0%	0	0	0%	U
Benzo(a)pyrene	A	ug/L	0	0		0	0	0	0.0347	0.1	10	0%	0	0	0%	U
Benzo(b)fluoranthene	A	ug/L	0	0		0	0	0	0.0226	0.1	10	0%	0	0	0%	U
Benzo(g,h,i)perylene	A	ug/L	0	0		0	0	0	0.0267	0.1	10	0%	0	0	0%	U
Benzo(k)fluoranthene	A	ug/L	0	0		0	0	0	0.0295	0.1	10	0%	0	0	0%	U
Chrysene	A	ug/L	0	0		0	0	0	0.0458	0.1	10	0%	0	0	0%	U
Dibenzo(a,h)anthracene	A	ug/L	0	0		0	0	0	0.0367	0.1	10	0%	0	0	0%	U

Seq No	Lab ID	Test Code	Sample Typ	File ID	Analysis Date	DF	Batch ID	Prep Date	SPKref	RPDref	pmoist
14974177	B21122090-001	SVOC-8270C-SI	SAMP	√5975.I\sh011022	1/10/2022 5:07:2	1	162577	12/29/2021	0	0	

Analyte	T	Units	RAW	Final	Text	Spike	SPKref	RPDref	MDL	PQL	UQL	%REC	LOW	HIGH	%RPD	Q
Fluoranthene	A	ug/L	0	0		0	0	0	0.0233	0.1	10	0%	0	0	0%	U
Fluorene	A	ug/L	0	0		0	0	0	0.0225	0.1	10	0%	0	0	0%	U
Indeno(1,2,3-cd)pyrene	A	ug/L	0	0		0	0	0	0.0491	0.1	10	0%	0	0	0%	U
Naphthalene	A	ug/L	0	0		0	0	0	0.029	0.1	10	0%	0	0	0%	U
Phenanthrene	A	ug/L	0	0		0	0	0	0.0295	0.1	10	0%	0	0	0%	U
Pyrene	A	ug/L	0	0		0	0	0	0.0239	0.1	10	0%	0	0	0%	U

Seq No	Lab ID	Test Code	Sample Typ	File ID	Analysis Date	DF	Batch ID	Prep Date	SPKref	RPDref	pmoist
14974178	B21122090-001	SVOC-8270C-SI	SAMP	√5975.I\sh011022	1/10/2022 5:39:4	20	162577	12/29/2021	0	0	

Analyte	T	Units	RAW	Final	Text	Spike	SPKref	RPDref	MDL	PQL	UQL	%REC	LOW	HIGH	%RPD	Q

Seq No	Lab ID	Test Code	Sample Typ	File ID	Analysis Date	DF	Batch ID	Prep Date	SPKref	RPDref	pmoist
14974179	B21122105-001	SVOC-8270C-SI	SAMP	√5975.I\sh011022	1/10/2022 6:12:0	1	162577	12/29/2021	0	0	

Analyte	T	Units	RAW	Final	Text	Spike	SPKref	RPDref	MDL	PQL	UQL	%REC	LOW	HIGH	%RPD	Q
1-Methylnaphthalene	A	ug/L	0	0		0	0	0	0.0198172	0.1	10	0%	0	0	0%	U
2-Methylnaphthalene	A	ug/L	0	0		0	0	0	0.0169312	0.1	10	0%	0	0	0%	U
Acenaphthene	A	ug/L	0	0		0	0	0	0.0304954	0.1	10	0%	0	0	0%	U
Acenaphthylene	A	ug/L	0	0		0	0	0	0.02405	0.1	10	0%	0	0	0%	U
Anthracene	A	ug/L	0	0		0	0	0	0.0272246	0.1	10	0%	0	0	0%	U
Benzo(a)anthracene	A	ug/L	0	0		0	0	0	0.0261664	0.1	10	0%	0	0	0%	U
Benzo(a)pyrene	A	ug/L	0	0		0	0	0	0.0333814	0.1	10	0%	0	0	0%	U
Benzo(b)fluoranthene	A	ug/L	0	0		0	0	0	0.0217412	0.1	10	0%	0	0	0%	U
Benzo(g,h,i)perylene	A	ug/L	0	0		0	0	0	0.0256854	0.1	10	0%	0	0	0%	U
Benzo(k)fluoranthene	A	ug/L	0	0		0	0	0	0.028379	0.1	10	0%	0	0	0%	U
Chrysene	A	ug/L	0	0		0	0	0	0.0440596	0.1	10	0%	0	0	0%	U
Dibenzo(a,h)anthracene	A	ug/L	0	0		0	0	0	0.0353054	0.1	10	0%	0	0	0%	U
Fluoranthene	A	ug/L	0	0		0	0	0	0.0224146	0.1	10	0%	0	0	0%	U
Fluorene	A	ug/L	0	0		0	0	0	0.021645	0.1	10	0%	0	0	0%	U
Indeno(1,2,3-cd)pyrene	A	ug/L	0	0		0	0	0	0.0472342	0.1	10	0%	0	0	0%	U
Naphthalene	A	ug/L	0	0		0	0	0	0.027898	0.1	10	0%	0	0	0%	U
Phenanthrene	A	ug/L	0	0		0	0	0	0.028379	0.1	10	0%	0	0	0%	U
Pyrene	A	ug/L	0	0		0	0	0	0.0229918	0.1	10	0%	0	0	0%	U

Seq No	Lab ID	Test Code	Sample Typ	File ID	Analysis Date	DF	Batch ID	Prep Date	SPKref	RPDref	pmoist
14974180	B21122105-001	SVOC-8270C-SI	SAMP	√5975.I\sh011022	1/10/2022 6:44:2	20	162577	12/29/2021	0	0	

Analyte	T	Units	RAW	Final	Text	Spike	SPKref	RPDref	MDL	PQL	UQL	%REC	LOW	HIGH	%RPD	Q

Seq No	Lab ID	Test Code	Sample Typ	File ID	Analysis Date	DF	Batch ID	Prep Date	SPKref	RPDref	pmoist
14974181	B21122105-001	SVOC-8270C-SI	MS-DOD	√5975.I\sh011022	1/10/2022 7:16:5	1	162577	12/29/2021	1E+07	0	

Analyte	T	Units	RAW	Final	Text	Spike	SPKref	RPDref	MDL	PQL	UQL	%REC	LOW	HIGH	%RPD	Q
1-Methylnaphthalene	A	ug/L	3.78436	3.78436		5	0	0	0.0206	0.1	10	76%	41	115	0%	
2-Methylnaphthalene	A	ug/L	3.60519	3.60519		5	0	0	0.0176	0.1	10	72%	39	114	0%	
Acenaphthene	A	ug/L	3.74233	3.74233		5	0	0	0.0317	0.1	10	75%	48	114	0%	
Acenaphthylene	A	ug/L	3.97721	3.97721		5	0	0	0.025	0.1	10	80%	35	121	0%	
Anthracene	A	ug/L	4.98635	4.98635		5	0	0	0.0283	0.1	10	100%	53	119	0%	
Benzo(a)anthracene	A	ug/L	5.01224	5.01224		5	0	0	0.0272	0.1	10	100%	59	120	0%	
Benzo(a)pyrene	A	ug/L	4.39522	4.39522		5	0	0	0.0347	0.1	10	88%	53	120	0%	
Benzo(b)fluoranthene	A	ug/L	4.40542	4.40542		5	0	0	0.0226	0.1	10	88%	53	126	0%	
Benzo(g,h,i)perylene	A	ug/L	4.6213	4.6213		5	0	0	0.0267	0.1	10	92%	44	128	0%	
Benzo(k)fluoranthene	A	ug/L	4.49059	4.49059		5	0	0	0.0295	0.1	10	90%	54	125	0%	
Chrysene	A	ug/L	5.04118	5.04118		5	0	0	0.0458	0.1	10	101%	57	120	0%	
Dibenzo(a,h)anthracene	A	ug/L	4.69611	4.69611		5	0	0	0.0367	0.1	10	94%	44	141	0%	
Fluoranthene	A	ug/L	4.6696	4.6696		5	0	0	0.0233	0.1	10	93%	58	120	0%	
Fluorene	A	ug/L	4.5106	4.5106		5	0	0	0.0225	0.1	10	90%	50	118	0%	
Indeno(1,2,3-cd)pyrene	A	ug/L	4.29735	4.29735		5	0	0	0.0491	0.1	10	86%	48	130	0%	
Naphthalene	A	ug/L	3.28255	3.28255		5	0	0	0.029	0.1	10	66%	43	114	0%	
Phenanthrene	A	ug/L	4.73202	4.73202		5	0	0	0.0295	0.1	10	95%	53	115	0%	
Pyrene	A	ug/L	4.65673	4.65673		5	0	0	0.0239	0.1	10	93%	53	121	0%	
2-Fluorobiphenyl	S	ug/L	3.941	3.941		5	0	0	0.0444	0.1	10	79%	53	106	0%	
Nitrobenzene-d5	S	ug/L	3.09846	3.09846		5	0	0	0.0523	0.1	10	62%	55	111	0%	
Terphenyl-d14	S	ug/L	5.11748	5.11748		5	0	0	0.0563	0.1	10	102%	58	132	0%	

Seq No	Lab ID	Test Code	Sample Typ	File ID	Analysis Date	DF	Batch ID	Prep Date	SPKref	RPDref	pmoist
14974182	MB-162701	SVOC-8270C-SI	MBLK	√5975.I\sh011022	1/10/2022 7:49:1	1	162701	1/4/2022 3:4	0	0	

Analyte	T	Units	RAW	Final	Text	Spike	SPKref	RPDref	MDL	PQL	UQL	%REC	LOW	HIGH	%RPD	Q
1-Methylnaphthalene	A	ug/L	0	0		0	0	0	0.0206	0.1	10	0%			0%	
2-Methylnaphthalene	A	ug/L	0	0		0	0	0	0.0176	0.1	10	0%			0%	
Acenaphthene	A	ug/L	0	0		0	0	0	0.0317	0.1	10	0%			0%	

Seq No	Lab ID	Test Code	Sample Typ	File ID	Analysis Date	DF	Batch ID	Prep Date	SPKref	RPDref	pmoist
14974182	MB-162701	SVOC-8270C-SI	MBLK	√5975.I\sh011022	1/10/2022 7:49:1	1	162701	1/4/2022 3:4	0	0	

Analyte	T	Units	RAW	Final	Text	Spike	SPKref	RPDref	MDL	PQL	UQL	%REC	LOW	HIGH	%RPD	Q
Acenaphthylene	A	ug/L	0	0		0	0	0	0.025	0.1	10	0%			0%	
Anthracene	A	ug/L	0	0		0	0	0	0.0283	0.1	10	0%			0%	
Benzo(a)anthracene	A	ug/L	0	0		0	0	0	0.0272	0.1	10	0%			0%	
Benzo(a)pyrene	A	ug/L	0	0		0	0	0	0.0347	0.1	10	0%			0%	
Benzo(b)fluoranthene	A	ug/L	0	0		0	0	0	0.0226	0.1	10	0%			0%	
Benzo(g,h,i)perylene	A	ug/L	0	0		0	0	0	0.0267	0.1	10	0%			0%	
Benzo(k)fluoranthene	A	ug/L	0	0		0	0	0	0.0295	0.1	10	0%			0%	
Chrysene	A	ug/L	0	0		0	0	0	0.0458	0.1	10	0%			0%	
Dibenzo(a,h)anthracene	A	ug/L	0	0		0	0	0	0.0367	0.1	10	0%			0%	
Fluoranthene	A	ug/L	0	0		0	0	0	0.0233	0.1	10	0%			0%	
Fluorene	A	ug/L	0	0		0	0	0	0.0225	0.1	10	0%			0%	
Indeno(1,2,3-cd)pyrene	A	ug/L	0	0		0	0	0	0.0491	0.1	10	0%			0%	
Naphthalene	A	ug/L	0	0		0	0	0	0.029	0.1	10	0%			0%	
Phenanthrene	A	ug/L	0	0		0	0	0	0.0295	0.1	10	0%			0%	
Pyrene	A	ug/L	0	0		0	0	0	0.0239	0.1	10	0%			0%	

Seq No	Lab ID	Test Code	Sample Typ	File ID	Analysis Date	DF	Batch ID	Prep Date	SPKref	RPDref	pmoist
14974183	MB-162701	SVOC-8270C-SI	MBLK	√5975.I\sh011022	1/10/2022 8:21:3	20	162701	1/4/2022 3:4	0	0	

Analyte	T	Units	RAW	Final	Text	Spike	SPKref	RPDref	MDL	PQL	UQL	%REC	LOW	HIGH	%RPD	Q

Seq No	Lab ID	Test Code	Sample Typ	File ID	Analysis Date	DF	Batch ID	Prep Date	SPKref	RPDref	pmoist
14974184	LLCS-162701	SVOC-8270C-SI	LCS-DOD	√5975.I\sh011022	1/10/2022 8:53:5	1	162701	1/4/2022 3:4	0	0	

Analyte	T	Units	RAW	Final	Text	Spike	SPKref	RPDref	MDL	PQL	UQL	%REC	LOW	HIGH	%RPD	Q
1-Methylnaphthalene	A	ug/L	3.82578	3.82578		5	0	0	0.0206	0.1	10	77%	41	115	0%	
2-Methylnaphthalene	A	ug/L	3.61943	3.61943		5	0	0	0.0176	0.1	10	72%	39	114	0%	
Acenaphthene	A	ug/L	3.55205	3.55205		5	0	0	0.0317	0.1	10	71%	48	114	0%	
Acenaphthylene	A	ug/L	3.77187	3.77187		5	0	0	0.025	0.1	10	75%	35	121	0%	
Anthracene	A	ug/L	4.47355	4.47355		5	0	0	0.0283	0.1	10	89%	53	119	0%	
Benzo(a)anthracene	A	ug/L	4.38375	4.38375		5	0	0	0.0272	0.1	10	88%	59	120	0%	
Benzo(a)pyrene	A	ug/L	4.00927	4.00927		5	0	0	0.0347	0.1	10	80%	53	120	0%	
Benzo(b)fluoranthene	A	ug/L	4.03231	4.03231		5	0	0	0.0226	0.1	10	81%	53	126	0%	
Benzo(g,h,i)perylene	A	ug/L	4.24138	4.24138		5	0	0	0.0267	0.1	10	85%	44	128	0%	

Seq No	Lab ID	Test Code	Sample Typ	File ID	Analysis Date	DF	Batch ID	Prep Date	SPKref	RPDref	pmoist
14974184	LLCS-162701	SVOC-8270C-SI	LCS-DOD	√5975.I\sh011022	1/10/2022 8:53:5	1	162701	1/4/2022 3:4	0	0	

Analyte	T	Units	RAW	Final	Text	Spike	SPKref	RPDref	MDL	PQL	UQL	%REC	LOW	HIGH	%RPD	Q
Benzo(k)fluoranthene	A	ug/L	4.16296	4.16296		5	0	0	0.0295	0.1	10	83%	54	125	0%	
Chrysene	A	ug/L	4.48354	4.48354		5	0	0	0.0458	0.1	10	90%	57	120	0%	
Dibenzo(a,h)anthracene	A	ug/L	4.18259	4.18259		5	0	0	0.0367	0.1	10	84%	44	141	0%	
Fluoranthene	A	ug/L	4.02741	4.02741		5	0	0	0.0233	0.1	10	81%	58	120	0%	
Fluorene	A	ug/L	4.06961	4.06961		5	0	0	0.0225	0.1	10	81%	50	118	0%	
Indeno(1,2,3-cd)pyrene	A	ug/L	4.01732	4.01732		5	0	0	0.0491	0.1	10	80%	48	130	0%	
Naphthalene	A	ug/L	3.44371	3.44371		5	0	0	0.029	0.1	10	69%	43	114	0%	
Phenanthrene	A	ug/L	4.20217	4.20217		5	0	0	0.0295	0.1	10	84%	53	115	0%	
Pyrene	A	ug/L	4.02576	4.02576		5	0	0	0.0239	0.1	10	81%	53	121	0%	
2-Fluorobiphenyl	S	ug/L	3.74398	3.74398		5	0	0	0.0444	0.1	10	75%	53	106	0%	
Nitrobenzene-d5	S	ug/L	3.40025	3.40025		5	0	0	0.0523	0.1	10	68%	55	111	0%	
Terphenyl-d14	S	ug/L	4.60733	4.60733		5	0	0	0.0563	0.1	10	92%	58	132	0%	

Seq No	Lab ID	Test Code	Sample Typ	File ID	Analysis Date	DF	Batch ID	Prep Date	SPKref	RPDref	pmoist
14974185	LLCSD-162701	SVOC-8270C-SI	LCSD-DOD	√5975.I\sh011022	1/10/2022 9:26:2	1	162701	1/4/2022 3:4	0	1E+07	

Analyte	T	Units	RAW	Final	Text	Spike	SPKref	RPDref	MDL	PQL	UQL	%REC	LOW	HIGH	%RPD	Q
1-Methylnaphthalene	A	ug/L	3.88411	3.88411		5	0	3.82578	0.0206	0.1	10	78%	41	115	2%	
2-Methylnaphthalene	A	ug/L	3.69507	3.69507		5	0	3.61943	0.0176	0.1	10	74%	39	114	2%	
Acenaphthene	A	ug/L	3.79029	3.79029		5	0	3.55205	0.0317	0.1	10	76%	48	114	6%	
Acenaphthylene	A	ug/L	3.96129	3.96129		5	0	3.77187	0.025	0.1	10	79%	35	121	5%	
Anthracene	A	ug/L	4.54194	4.54194		5	0	4.47355	0.0283	0.1	10	91%	53	119	2%	
Benzo(a)anthracene	A	ug/L	4.4757	4.4757		5	0	4.38375	0.0272	0.1	10	90%	59	120	2%	
Benzo(a)pyrene	A	ug/L	3.98387	3.98387		5	0	4.00927	0.0347	0.1	10	80%	53	120	1%	
Benzo(b)fluoranthene	A	ug/L	3.93104	3.93104		5	0	4.03231	0.0226	0.1	10	79%	53	126	3%	
Benzo(g,h,i)perylene	A	ug/L	4.15901	4.15901		5	0	4.24138	0.0267	0.1	10	83%	44	128	2%	
Benzo(k)fluoranthene	A	ug/L	4.04506	4.04506		5	0	4.16296	0.0295	0.1	10	81%	54	125	3%	
Chrysene	A	ug/L	4.47689	4.47689		5	0	4.48354	0.0458	0.1	10	90%	57	120	0%	
Dibenzo(a,h)anthracene	A	ug/L	4.24952	4.24952		5	0	4.18259	0.0367	0.1	10	85%	44	141	2%	
Fluoranthene	A	ug/L	4.24824	4.24824		5	0	4.02741	0.0233	0.1	10	85%	58	120	5%	
Fluorene	A	ug/L	4.14584	4.14584		5	0	4.06961	0.0225	0.1	10	83%	50	118	2%	
Indeno(1,2,3-cd)pyrene	A	ug/L	4.03105	4.03105		5	0	4.01732	0.0491	0.1	10	81%	48	130	0%	
Naphthalene	A	ug/L	3.44292	3.44292		5	0	3.44371	0.029	0.1	10	69%	43	114	0%	
Phenanthrene	A	ug/L	4.23911	4.23911		5	0	4.20217	0.0295	0.1	10	85%	53	115	1%	
Pyrene	A	ug/L	4.12444	4.12444		5	0	4.02576	0.0239	0.1	10	82%	53	121	2%	

Seq No	Lab ID	Test Code	Sample Typ	File ID	Analysis Date	DF	Batch ID	Prep Date	SPKref	RPDref	pmoist
14974185	LLCSD-162701	SVOC-8270C-SI	LCSD-DOD	√5975.I\sh011022	1/10/2022 9:26:2	1	162701	1/4/2022 3:4	0	1E+07	

Analyte	T	Units	RAW	Final	Text	Spike	SPKref	RPDref	MDL	PQL	UQL	%REC	LOW	HIGH	%RPD	Q
2-Fluorobiphenyl	S	ug/L	3.80294	3.80294		5	0	0	0.0444	0.1	10	76%	53	106	0%	
Nitrobenzene-d5	S	ug/L	3.02278	3.02278		5	0	0	0.0523	0.1	10	60%	55	111	0%	
Terphenyl-d14	S	ug/L	4.71004	4.71004		5	0	0	0.0563	0.1	10	94%	58	132	0%	

Seq No	Lab ID	Test Code	Sample Typ	File ID	Analysis Date	DF	Batch ID	Prep Date	SPKref	RPDref	pmoist
14974186	B22010096-001	SVOC-8270C-SI	SAMP	√5975.I\sh011022	1/10/2022 9:58:3	1	162701	1/4/2022 3:4	0	0	

Analyte	T	Units	RAW	Final	Text	Spike	SPKref	RPDref	MDL	PQL	UQL	%REC	LOW	HIGH	%RPD	Q
1-Methylnaphthalene	A	ug/L	0	0		0	0	0	0.020188	0.1	10	0%	0	0	0%	U
2-Methylnaphthalene	A	ug/L	0	0		0	0	0	0.017248	0.1	10	0%	0	0	0%	U
Acenaphthene	A	ug/L	0	0		0	0	0	0.031066	0.1	10	0%	0	0	0%	U
Acenaphthylene	A	ug/L	0	0		0	0	0	0.0245	0.1	10	0%	0	0	0%	U
Anthracene	A	ug/L	0	0		0	0	0	0.027734	0.1	10	0%	0	0	0%	U
Benzo(a)anthracene	A	ug/L	0	0		0	0	0	0.026656	0.1	10	0%	0	0	0%	U
Benzo(a)pyrene	A	ug/L	0	0		0	0	0	0.034006	0.1	10	0%	0	0	0%	U
Benzo(b)fluoranthene	A	ug/L	0	0		0	0	0	0.022148	0.1	10	0%	0	0	0%	U
Benzo(g,h,i)perylene	A	ug/L	0	0		0	0	0	0.026166	0.1	10	0%	0	0	0%	U
Benzo(k)fluoranthene	A	ug/L	0	0		0	0	0	0.02891	0.1	10	0%	0	0	0%	U
Chrysene	A	ug/L	0	0		0	0	0	0.044884	0.1	10	0%	0	0	0%	U
Dibenzo(a,h)anthracene	A	ug/L	0	0		0	0	0	0.035966	0.1	10	0%	0	0	0%	U
Fluoranthene	A	ug/L	0	0		0	0	0	0.022834	0.1	10	0%	0	0	0%	U
Fluorene	A	ug/L	0	0		0	0	0	0.02205	0.1	10	0%	0	0	0%	U
Indeno(1,2,3-cd)pyrene	A	ug/L	0	0		0	0	0	0.048118	0.1	10	0%	0	0	0%	U
Naphthalene	A	ug/L	0	0		0	0	0	0.02842	0.1	10	0%	0	0	0%	U
Phenanthrene	A	ug/L	0	0		0	0	0	0.02891	0.1	10	0%	0	0	0%	U
Pyrene	A	ug/L	0	0		0	0	0	0.023422	0.1	10	0%	0	0	0%	U

Seq No	Lab ID	Test Code	Sample Typ	File ID	Analysis Date	DF	Batch ID	Prep Date	SPKref	RPDref	pmoist
14974187	B22010096-001	SVOC-8270C-SI	SAMP	√5975.I\sh011022	1/10/2022 10:31:	20	162701	1/4/2022 3:4	0	0	

Analyte	T	Units	RAW	Final	Text	Spike	SPKref	RPDref	MDL	PQL	UQL	%REC	LOW	HIGH	%RPD	Q

Seq No	Lab ID	Test Code	Sample Typ	File ID	Analysis Date	DF	Batch ID	Prep Date	SPKref	RPDref	pmoist
14974188	10-Jan-22_CCV	SVOC-8270C-SI	CCV	√5975.I\sh011022	1/10/2022 11:03:	1	R372987		0	0	

Analyte	T	Units	RAW	Final	Text	Spike	SPKref	RPDref	MDL	PQL	UQL	%REC	LOW	HIGH	%RPD	Q
1-Methylnaphthalene	A	ug/L	2.22886	2.22886		2	0	0	0.0206	0.1	10	111%	80	120	0%	
2-Methylnaphthalene	A	ug/L	1.96397	1.96397		2	0	0	0.0176	0.1	10	98%	80	120	0%	
Acenaphthene	A	ug/L	1.63173	1.63173		2	0	0	0.0317	0.1	10	82%	80	120	0%	
Acenaphthylene	A	ug/L	1.80571	1.80571		2	0	0	0.025	0.1	10	90%	80	120	0%	
Anthracene	A	ug/L	1.97567	1.97567		2	0	0	0.0283	0.1	10	99%	80	120	0%	
Benzo(a)anthracene	A	ug/L	1.88359	1.88359		2	0	0	0.0272	0.1	10	94%	80	120	0%	
Benzo(a)pyrene	A	ug/L	1.81243	1.81243		2	0	0	0.0347	0.1	10	91%	80	120	0%	
Benzo(b)fluoranthene	A	ug/L	1.63805	1.63805		2	0	0	0.0226	0.1	10	82%	80	120	0%	
Benzo(g,h,i)perylene	A	ug/L	1.80772	1.80772		2	0	0	0.0267	0.1	10	90%	80	120	0%	
Benzo(k)fluoranthene	A	ug/L	1.84679	1.84679		2	0	0	0.0295	0.1	10	92%	80	120	0%	
Chrysene	A	ug/L	1.93334	1.93334		2	0	0	0.0458	0.1	10	97%	80	120	0%	
Dibenzo(a,h)anthracene	A	ug/L	1.75907	1.75907		2	0	0	0.0367	0.1	10	88%	80	120	0%	
Fluoranthene	A	ug/L	1.82612	1.82612		2	0	0	0.0233	0.1	10	91%	80	120	0%	
Fluorene	A	ug/L	1.91688	1.91688		2	0	0	0.0225	0.1	10	96%	80	120	0%	
Indeno(1,2,3-cd)pyrene	A	ug/L	1.65867	1.65867		2	0	0	0.0491	0.1	10	83%	80	120	0%	
Naphthalene	A	ug/L	1.86331	1.86331		2	0	0	0.029	0.1	10	93%	80	120	0%	
Phenanthrene	A	ug/L	1.93848	1.93848		2	0	0	0.0295	0.1	10	97%	80	120	0%	
Pyrene	A	ug/L	1.78881	1.78881		2	0	0	0.0239	0.1	10	89%	80	120	0%	
1,4-Dichlorobenzene-d4	I	ug/L	40	40		0	0	0	0.1	0.1		0%	80	120	0%	
Acenaphthene-d10	I	ug/L	40	40		0	0	0	0.1	0.1		0%	80	120	0%	
Chrysene-d12	I	ug/L	40	40		0	0	0	0.1	0.1		0%	80	120	0%	
Naphthalene-d8	I	ug/L	40	40		0	0	0	0.1	0.1		0%	80	120	0%	
Perylene-d12	I	ug/L	40	40		0	0	0	0.1	0.1		0%	80	120	0%	
Phenanthrene-d10	I	ug/L	40	40		0	0	0	0.1	0.1	10	0%	80	120	0%	
2-Fluorobiphenyl	S	ug/L	1.87756	1.87756		2	0	0	0.0444	0.1	10	94%	80	120	0%	
Nitrobenzene-d5	S	ug/L	1.68113	1.68113		2	0	0	0.0523	0.1	10	84%	80	120	0%	
Terphenyl-d14	S	ug/L	1.99684	1.99684		2	0	0	0.0563	0.1	10	100%	80	120	0%	
o-Terphenyl	X	ug/L	1.73962	1.73962		2	0	0	0.0654	0	0	87%	80	120	0%	

Seq No	Lab ID	Test Code	Sample Typ	File ID	Analysis Date	DF	Batch ID	Prep Date	SPKref	RPDref	pmoist
15044394	LLCS-162577	SVOC-8270-W-	LCS	√5975.I\sh011022	1/10/2022 1:53:0	1	162577	12/29/2021	0	0	

Analyte	T	Units	RAW	Final	Text	Spike	SPKref	RPDref	MDL	PQL	UQL	%REC	LOW	HIGH	%RPD	Q

Seq No	Lab ID	Test Code	Sample Typ	File ID	Analysis Date	DF	Batch ID	Prep Date	SPKref	RPDref	pmoist
15044394	LLCS-162577	SVOC-8270-W-	LCS	√5975.I\sh011022	1/10/2022 1:53:0	1	162577	12/29/2021	0	0	

Analyte	T	Units	RAW	Final	Text	Spike	SPKref	RPDref	MDL	PQL	UQL	%REC	LOW	HIGH	%RPD	Q
1-Methylnaphthalene	A	ug/L	3.13854	3.13854		5	0	0	0.0206	0.1	10	63%	18	117	0%	
2-Methylnaphthalene	A	ug/L	3.01302	3.01302		5	0	0	0.0176	0.1	10	60%	18	117	0%	
Acenaphthene	A	ug/L	3.25251	3.25251		5	0	0	0.0317	0.1	10	65%	40	92	0%	
Acenaphthylene	A	ug/L	3.4217	3.4217		5	0	0	0.025	0.1	10	68%	37	96	0%	
Anthracene	A	ug/L	4.7558	4.7558		5	0	0	0.0283	0.1	10	95%	46	108	0%	
Benzo(a)anthracene	A	ug/L	4.68426	4.68426		5	0	0	0.0272	0.1	10	94%	41	105	0%	
Benzo(a)pyrene	A	ug/L	4.45456	4.45456		5	0	0	0.0347	0.1	10	89%	42	110	0%	
Benzo(b)fluoranthene	A	ug/L	4.37384	4.37384		5	0	0	0.0226	0.1	10	87%	27	121	0%	
Benzo(g,h,i)perylene	A	ug/L	4.63989	4.63989		5	0	0	0.0267	0.1	10	93%	44	108	0%	
Benzo(k)fluoranthene	A	ug/L	4.30582	4.30582		5	0	0	0.0295	0.1	10	86%	44	111	0%	
Chrysene	A	ug/L	4.82296	4.82296		5	0	0	0.0458	0.1	10	96%	50	106	0%	
Dibenzo(a,h)anthracene	A	ug/L	4.71946	4.71946		5	0	0	0.0367	0.1	10	94%	47	111	0%	
Fluoranthene	A	ug/L	4.48542	4.48542		5	0	0	0.0233	0.1	10	90%	44	111	0%	
Fluorene	A	ug/L	4.03126	4.03126		5	0	0	0.0225	0.1	10	81%	42	99	0%	
Indeno(1,2,3-cd)pyrene	A	ug/L	4.49394	4.49394		5	0	0	0.0491	0.1	10	90%	33	112	0%	
Naphthalene	A	ug/L	2.84952	2.84952		5	0	0	0.029	0.1	10	57%	22	108	0%	
Phenanthrene	A	ug/L	4.38645	4.38645		5	0	0	0.0295	0.1	10	88%	43	106	0%	
Pyrene	A	ug/L	4.52121	4.52121		5	0	0	0.0239	0.1	10	90%	41	106	0%	
1,4-Dichlorobenzene-d4	I	ug/L	40	40		0	0	0	0.1	0.1		0%			0%	
Acenaphthene-d10	I	ug/L	40	40		0	0	0	0.1	0.1		0%			0%	
Chrysene-d12	I	ug/L	40	40		0	0	0	0.1	0.1		0%			0%	
Naphthalene-d8	I	ug/L	40	40		0	0	0	0.1	0.1		0%			0%	
Perylene-d12	I	ug/L	40	40		0	0	0	0.1	0.1		0%			0%	
Phenanthrene-d10	I	ug/L	40	40		0	0	0	0.1	0.1		0%			0%	
2-Fluorobiphenyl	S	ug/L	3.75008	3.75008		5	0	0	0.0444	0.1	10	75%	25	94	0%	
Nitrobenzene-d5	S	ug/L	3.45553	3.45553		5	0	0	0.0523	0.1	10	69%	19	102	0%	
Terphenyl-d14	S	ug/L	5.01046	5.01046		5	0	0	0.0563	0.1	10	100%	39	106	0%	
o-Terphenyl	X	ug/L	4.08365	4.08365		5	0	0	0.0654	0.1	10	82%	40	140	0%	

Seq No	Lab ID	Test Code	Sample Typ	File ID	Analysis Date	DF	Batch ID	Prep Date	SPKref	RPDref	pmoist
15044396	LLCSD-162577	SVOC-8270-W-	LCSD	√5975.I\sh011022	1/10/2022 2:25:2	1	162577	12/29/2021	0	0	

Analyte	T	Units	RAW	Final	Text	Spike	SPKref	RPDref	MDL	PQL	UQL	%REC	LOW	HIGH	%RPD	Q

Seq No	Lab ID	Test Code	Sample Typ	File ID	Analysis Date	DF	Batch ID	Prep Date	SPKref	RPDref	pmoist
15044396	LLCSD-162577	SVOC-8270-W-	LCSD	√5975.I\sh011022	1/10/2022 2:25:2	1	162577	12/29/2021	0	0	

Analyte	T	Units	RAW	Final	Text	Spike	SPKref	RPDref	MDL	PQL	UQL	%REC	LOW	HIGH	%RPD	Q
1-Methylnaphthalene	A	ug/L	2.92236	2.92236		5	0	0	0.0206	0.1	10	58%	18	117	0%	
2-Methylnaphthalene	A	ug/L	2.84818	2.84818		5	0	0	0.0176	0.1	10	57%	18	117	0%	
Acenaphthene	A	ug/L	3.13656	3.13656		5	0	0	0.0317	0.1	10	63%	40	92	0%	
Acenaphthylene	A	ug/L	3.48274	3.48274		5	0	0	0.025	0.1	10	70%	37	96	0%	
Anthracene	A	ug/L	4.89511	4.89511		5	0	0	0.0283	0.1	10	98%	46	108	0%	
Benzo(a)anthracene	A	ug/L	4.9277	4.9277		5	0	0	0.0272	0.1	10	99%	41	105	0%	
Benzo(a)pyrene	A	ug/L	4.56541	4.56541		5	0	0	0.0347	0.1	10	91%	42	110	0%	
Benzo(b)fluoranthene	A	ug/L	4.5376	4.5376		5	0	0	0.0226	0.1	10	91%	27	121	0%	
Benzo(g,h,i)perylene	A	ug/L	4.57493	4.57493		5	0	0	0.0267	0.1	10	91%	44	108	0%	
Benzo(k)fluoranthene	A	ug/L	4.58327	4.58327		5	0	0	0.0295	0.1	10	92%	44	111	0%	
Chrysene	A	ug/L	5.07999	5.07999		5	0	0	0.0458	0.1	10	102%	50	106	0%	
Dibenzo(a,h)anthracene	A	ug/L	4.97475	4.97475		5	0	0	0.0367	0.1	10	99%	47	111	0%	
Fluoranthene	A	ug/L	4.64944	4.64944		5	0	0	0.0233	0.1	10	93%	44	111	0%	
Fluorene	A	ug/L	3.95441	3.95441		5	0	0	0.0225	0.1	10	79%	42	99	0%	
Indeno(1,2,3-cd)pyrene	A	ug/L	4.72384	4.72384		5	0	0	0.0491	0.1	10	94%	33	112	0%	
Naphthalene	A	ug/L	2.43305	2.43305		5	0	0	0.029	0.1	10	49%	22	108	0%	
Phenanthrene	A	ug/L	4.59295	4.59295		5	0	0	0.0295	0.1	10	92%	43	106	0%	
Pyrene	A	ug/L	4.78975	4.78975		5	0	0	0.0239	0.1	10	96%	41	106	0%	
1,4-Dichlorobenzene-d4	I	ug/L	40	40		0	0	0	0.1	0.1		0%			0%	
Acenaphthene-d10	I	ug/L	40	40		0	0	0	0.1	0.1		0%			0%	
Chrysene-d12	I	ug/L	40	40		0	0	0	0.1	0.1		0%			0%	
Naphthalene-d8	I	ug/L	40	40		0	0	0	0.1	0.1		0%			0%	
Perylene-d12	I	ug/L	40	40		0	0	0	0.1	0.1		0%			0%	
Phenanthrene-d10	I	ug/L	40	40		0	0	0	0.1	0.1		0%			0%	
2-Fluorobiphenyl	S	ug/L	3.72519	3.72519		5	0	0	0.0444	0.1	10	75%	25	94	0%	
Nitrobenzene-d5	S	ug/L	3.7783	3.7783		5	0	0	0.0523	0.1	10	76%	19	102	0%	
Terphenyl-d14	S	ug/L	5.27057	5.27057		5	0	0	0.0563	0.1	10	105%	39	106	0%	
o-Terphenyl	X	ug/L	4.33768	4.33768		5	0	0	0.0654	0.1	10	87%	40	140	0%	

Seq No	Lab ID	Test Code	Sample Typ	File ID	Analysis Date	DF	Batch ID	Prep Date	SPKref	RPDref	pmoist
15044397	LLCS-162701	SVOC-8270-W-	LCS	√5975.I\sh011022	1/10/2022 8:53:5	1	162701	1/4/2022 3:4	0	0	

Analyte	T	Units	RAW	Final	Text	Spike	SPKref	RPDref	MDL	PQL	UQL	%REC	LOW	HIGH	%RPD	Q

Seq No	Lab ID	Test Code	Sample Typ	File ID	Analysis Date	DF	Batch ID	Prep Date	SPKref	RPDref	pmoist
15044397	LLCS-162701	SVOC-8270-W-	LCS	√5975.I\sh011022	1/10/2022 8:53:5	1	162701	1/4/2022 3:4	0	0	

Analyte	T	Units	RAW	Final	Text	Spike	SPKref	RPDref	MDL	PQL	UQL	%REC	LOW	HIGH	%RPD	Q
1-Methylnaphthalene	A	ug/L	3.82578	3.82578		5	0	0	0.0206	0.1	10	77%	18	117	0%	
2-Methylnaphthalene	A	ug/L	3.61943	3.61943		5	0	0	0.0176	0.1	10	72%	18	117	0%	
Acenaphthene	A	ug/L	3.55205	3.55205		5	0	0	0.0317	0.1	10	71%	40	92	0%	
Acenaphthylene	A	ug/L	3.77187	3.77187		5	0	0	0.025	0.1	10	75%	37	96	0%	
Anthracene	A	ug/L	4.47355	4.47355		5	0	0	0.0283	0.1	10	89%	46	108	0%	
Benzo(a)anthracene	A	ug/L	4.38375	4.38375		5	0	0	0.0272	0.1	10	88%	41	105	0%	
Benzo(a)pyrene	A	ug/L	4.00927	4.00927		5	0	0	0.0347	0.1	10	80%	42	110	0%	
Benzo(b)fluoranthene	A	ug/L	4.03231	4.03231		5	0	0	0.0226	0.1	10	81%	27	121	0%	
Benzo(g,h,i)perylene	A	ug/L	4.24138	4.24138		5	0	0	0.0267	0.1	10	85%	44	108	0%	
Benzo(k)fluoranthene	A	ug/L	4.16296	4.16296		5	0	0	0.0295	0.1	10	83%	44	111	0%	
Chrysene	A	ug/L	4.48354	4.48354		5	0	0	0.0458	0.1	10	90%	50	106	0%	
Dibenzo(a,h)anthracene	A	ug/L	4.18259	4.18259		5	0	0	0.0367	0.1	10	84%	47	111	0%	
Fluoranthene	A	ug/L	4.02741	4.02741		5	0	0	0.0233	0.1	10	81%	44	111	0%	
Fluorene	A	ug/L	4.06961	4.06961		5	0	0	0.0225	0.1	10	81%	42	99	0%	
Indeno(1,2,3-cd)pyrene	A	ug/L	4.01732	4.01732		5	0	0	0.0491	0.1	10	80%	33	112	0%	
Naphthalene	A	ug/L	3.44371	3.44371		5	0	0	0.029	0.1	10	69%	22	108	0%	
Phenanthrene	A	ug/L	4.20217	4.20217		5	0	0	0.0295	0.1	10	84%	43	106	0%	
Pyrene	A	ug/L	4.02576	4.02576		5	0	0	0.0239	0.1	10	81%	41	106	0%	
1,4-Dichlorobenzene-d4	I	ug/L	40	40		0	0	0	0.1	0.1		0%			0%	
Acenaphthene-d10	I	ug/L	40	40		0	0	0	0.1	0.1		0%			0%	
Chrysene-d12	I	ug/L	40	40		0	0	0	0.1	0.1		0%			0%	
Naphthalene-d8	I	ug/L	40	40		0	0	0	0.1	0.1		0%			0%	
Perylene-d12	I	ug/L	40	40		0	0	0	0.1	0.1		0%			0%	
Phenanthrene-d10	I	ug/L	40	40		0	0	0	0.1	0.1		0%			0%	
2-Fluorobiphenyl	S	ug/L	3.74398	3.74398		5	0	0	0.0444	0.1	10	75%	25	94	0%	
Nitrobenzene-d5	S	ug/L	3.40025	3.40025		5	0	0	0.0523	0.1	10	68%	19	102	0%	
Terphenyl-d14	S	ug/L	4.60733	4.60733		5	0	0	0.0563	0.1	10	92%	39	106	0%	
o-Terphenyl	X	ug/L	3.85555	3.85555		5	0	0	0.0654	0.1	10	77%	40	140	0%	

Seq No	Lab ID	Test Code	Sample Typ	File ID	Analysis Date	DF	Batch ID	Prep Date	SPKref	RPDref	pmoist
15044399	LLCSD-162701	SVOC-8270-W-	LCSD	√5975.I\sh011022	1/10/2022 9:26:2	1	162701	1/4/2022 3:4	0	0	

Analyte	T	Units	RAW	Final	Text	Spike	SPKref	RPDref	MDL	PQL	UQL	%REC	LOW	HIGH	%RPD	Q

Seq No	Lab ID	Test Code	Sample Typ	File ID	Analysis Date	DF	Batch ID	Prep Date	SPKref	RPDref	pmoist
15044399	LLCSD-162701	SVOC-8270-W-	LCSD	√5975.I\sh011022	1/10/2022 9:26:2	1	162701	1/4/2022 3:4	0	0	

Analyte	T	Units	RAW	Final	Text	Spike	SPKref	RPDref	MDL	PQL	UQL	%REC	LOW	HIGH	%RPD	Q
1-Methylnaphthalene	A	ug/L	3.88411	3.88411		5	0	0	0.0206	0.1	10	78%	18	117	0%	
2-Methylnaphthalene	A	ug/L	3.69507	3.69507		5	0	0	0.0176	0.1	10	74%	18	117	0%	
Acenaphthene	A	ug/L	3.79029	3.79029		5	0	0	0.0317	0.1	10	76%	40	92	0%	
Acenaphthylene	A	ug/L	3.96129	3.96129		5	0	0	0.025	0.1	10	79%	37	96	0%	
Anthracene	A	ug/L	4.54194	4.54194		5	0	0	0.0283	0.1	10	91%	46	108	0%	
Benzo(a)anthracene	A	ug/L	4.4757	4.4757		5	0	0	0.0272	0.1	10	90%	41	105	0%	
Benzo(a)pyrene	A	ug/L	3.98387	3.98387		5	0	0	0.0347	0.1	10	80%	42	110	0%	
Benzo(b)fluoranthene	A	ug/L	3.93104	3.93104		5	0	0	0.0226	0.1	10	79%	27	121	0%	
Benzo(g,h,i)perylene	A	ug/L	4.15901	4.15901		5	0	0	0.0267	0.1	10	83%	44	108	0%	
Benzo(k)fluoranthene	A	ug/L	4.04506	4.04506		5	0	0	0.0295	0.1	10	81%	44	111	0%	
Chrysene	A	ug/L	4.47689	4.47689		5	0	0	0.0458	0.1	10	90%	50	106	0%	
Dibenzo(a,h)anthracene	A	ug/L	4.24952	4.24952		5	0	0	0.0367	0.1	10	85%	47	111	0%	
Fluoranthene	A	ug/L	4.24824	4.24824		5	0	0	0.0233	0.1	10	85%	44	111	0%	
Fluorene	A	ug/L	4.14584	4.14584		5	0	0	0.0225	0.1	10	83%	42	99	0%	
Indeno(1,2,3-cd)pyrene	A	ug/L	4.03105	4.03105		5	0	0	0.0491	0.1	10	81%	33	112	0%	
Naphthalene	A	ug/L	3.44292	3.44292		5	0	0	0.029	0.1	10	69%	22	108	0%	
Phenanthrene	A	ug/L	4.23911	4.23911		5	0	0	0.0295	0.1	10	85%	43	106	0%	
Pyrene	A	ug/L	4.12444	4.12444		5	0	0	0.0239	0.1	10	82%	41	106	0%	
1,4-Dichlorobenzene-d4	I	ug/L	40	40		0	0	0	0.1	0.1		0%			0%	
Acenaphthene-d10	I	ug/L	40	40		0	0	0	0.1	0.1		0%			0%	
Chrysene-d12	I	ug/L	40	40		0	0	0	0.1	0.1		0%			0%	
Naphthalene-d8	I	ug/L	40	40		0	0	0	0.1	0.1		0%			0%	
Perylene-d12	I	ug/L	40	40		0	0	0	0.1	0.1		0%			0%	
Phenanthrene-d10	I	ug/L	40	40		0	0	0	0.1	0.1		0%			0%	
2-Fluorobiphenyl	S	ug/L	3.80294	3.80294		5	0	0	0.0444	0.1	10	76%	25	94	0%	
Nitrobenzene-d5	S	ug/L	3.02278	3.02278		5	0	0	0.0523	0.1	10	60%	19	102	0%	
Terphenyl-d14	S	ug/L	4.71004	4.71004		5	0	0	0.0563	0.1	10	94%	39	106	0%	
o-Terphenyl	X	ug/L	3.90641	3.90641		5	0	0	0.0654	0.1	10	78%	40	140	0%	

Write Sequence | Insert Entries(Have the first cell for entries selecte

File Name	Sample Name	Line No.	Test Code	Multiplier	Divisor	Method Name
Jan1001.d	10-Jan-22_TUNE_1	1		1	1	5975Tune.M
Jan1002.d	10-Jan-22_CCV_2	2	SVOC-8270-W-LLPAH	1	1	5975BNASIM.M
Jan1003.d	10-Jan-22_ISTBLK_3	3	SVOC-8270-W-LLPAH	1	1	5975BNASIM.M
Jan1004.d	MB-162577	4	SVOC-8270-W-LLPAH	1	1	5975BNASIM.M
Jan1005.d	MB-162577	5	SVOC-8270-W-LLPAH	20	1	5975BNASIM.M
Jan1006.d	LLCS-162577	6	SVOC-8270-W-LLPAH	1	1	5975BNASIM.M
Jan1007.d	LLCSD-162577	7	SVOC-8270-W-LLPAH	1	1	5975BNASIM.M
Jan1008.d	B21122077-001C	8	SVOC-8270-W-LLPAH	1	1	5975BNASIM.M
Jan1009.d	B21122077-001C	9	SVOC-8270-W-LLPAH	20	1	5975BNASIM.M
Jan1010.d	B21122088-001C	10	SVOC-8270-W-LLPAH	1	1	5975BNASIM.M
Jan1011.d	B21122088-001C	11	SVOC-8270-W-LLPAH	20	1	5975BNASIM.M
Jan1012.d	B21122090-001C	12	SVOC-8270-W-LLPAH	1	1	5975BNASIM.M
Jan1013.d	B21122090-001C	13	SVOC-8270-W-LLPAH	20	1	5975BNASIM.M
Jan1014.d	B21122105-001C	14	SVOC-8270-W-LLPAH	1	1	5975BNASIM.M
Jan1015.d	B21122105-001C	15	SVOC-8270-W-LLPAH	20	1	5975BNASIM.M
Jan1016.d	B21122105-001CLMS	16	SVOC-8270-W-LLPAH	1	1	5975BNASIM.M
Jan1017.d	MB-162701	17	SVOC-8270-W-LLPAH	1	1	5975BNASIM.M
Jan1018.d	MB-162701	18	SVOC-8270-W-LLPAH	20	1	5975BNASIM.M
Jan1019.d	LLCS-162701	19	SVOC-8270-W-LLPAH	1	1	5975BNASIM.M
Jan1020.d	LLCSD-162701	20	SVOC-8270-W-LLPAH	1	1	5975BNASIM.M
Jan1021.d	B22010096-001C	21	SVOC-8270-W-LLPAH	1	1	5975BNASIM.M
Jan1022.d	B22010096-001C	22	SVOC-8270-W-LLPAH	20	1	5975BNASIM.M
Jan1023.d	10-Jan-22_CCV_23	23	SVOC-8270-W-LLPAH	1	1	5975BNASIM.M
Jan1024.d	10-Jan-22_TUNE_24	24		1	1	5975Tune.M
Jan1025.d	10-Jan-22_CCV_25	25	SVOC-8270-W-LLPAH	1	1	5975BNASIM.M
Jan1026.d	10-Jan-22_ISTBLK_26	26	SVOC-8270-W-LLPAH	1	1	5975BNASIM.M
Jan1027.d	B22010120-001C	27	SVOC-8270-W-LLPAH	1	1	5975BNASIM.M
Jan1028.d	B22010120-001C	28	SVOC-8270-W-LLPAH	20	1	5975BNASIM.M
Jan1029.d	B22010134-001C	29	SVOC-8270-W-LLPAH	1	1	5975BNASIM.M
Jan1030.d	B22010134-001C	30	SVOC-8270-W-LLPAH	20	1	5975BNASIM.M
Jan1031.d	B22010141-001C	31	SVOC-8270-W-LLPAH	1	1	5975BNASIM.M
Jan1032.d	B22010141-001C	32	SVOC-8270-W-LLPAH	20	1	5975BNASIM.M
Jan1033.d	B22010141-001CLMS	33	SVOC-8270-W-LLPAH	1	1	5975BNASIM.M
Jan1034.d	B22010142-001C	34	SVOC-8270-W-LLPAH	1	1	5975BNASIM.M
Jan1035.d	B22010142-001C	35	SVOC-8270-W-LLPAH	20	1	5975BNASIM.M
Jan1036.d	B22010143-001C	36	SVOC-8270-W-LLPAH	1	1	5975BNASIM.M
Jan1037.d	B22010143-001C	37	SVOC-8270-W-LLPAH	20	1	5975BNASIM.M
Jan1038.d	B22010145-001C	38	SVOC-8270-W-LLPAH	1	1	5975BNASIM.M
Jan1039.d	B22010145-001C	39	SVOC-8270-W-LLPAH	20	1	5975BNASIM.M
Jan1040.d	B22010148-001C	40	SVOC-8270-W-LLPAH	1	1	5975BNASIM.M
Jan1041.d	B22010148-001C	41	SVOC-8270-W-LLPAH	20	1	5975BNASIM.M
Jan1042.d	B22010209-001C	42	SVOC-8270-W-LLPAH	1	1	5975BNASIM.M
Jan1043.d	B22010209-001C	43	SVOC-8270-W-LLPAH	20	1	5975BNASIM.M
Jan1044.d	B22010211-001C	44	SVOC-8270-W-LLPAH	1	1	5975BNASIM.M
Jan1045.d	B22010211-001C	45	SVOC-8270-W-LLPAH	20	1	5975BNASIM.M
Jan1046.d	10-Jan-22_CCV_46	46	SVOC-8270-W-LLPAH	1	1	5975BNASIM.M
Jan1047.d	11-Jan-22_TUNE_47	47		1	1	5975Tune.M
Jan1048.d	11-Jan-22_CCV_48	48	SVOC-8270-S-LLPAH	1	1	5975BNASIM.M
Jan1049.d	11-Jan-22_ISTBLK_49	49	SVOC-8270-S-LLPAH	1	1	5975BNASIM.M
Jan1050.d	MB-162835-59687-59601	50	SVOC-8270-S-LLPAH	1	1	5975BNASIM.M
Jan1051.d	MB-162835-59687-59601	51	SVOC-8270-S-LLPAH	20	1	5975BNASIM.M
Jan1052.d	LCS-162835-59687-59601	52	SVOC-8270-S-LLPAH	20	1	5975BNASIM.M
Jan1053.d	H21120525-005A	53	SVOC-8270-S-LLPAH	20	1	5975BNASIM.M
Jan1054.d	H21120525-005AMS	54	SVOC-8270-S-LLPAH	20	1	5975BNASIM.M
Jan1055.d	H21120525-005AMSD	55	SVOC-8270-S-LLPAH	20	1	5975BNASIM.M
Jan1056.d	B21121830-001A	56	SVOC-8270-S-LLPAH	1	1	5975BNASIM.M
Jan1057.d	B21121830-001A	57	SVOC-8270-S-LLPAH	20	1	5975BNASIM.M
Jan1058.d	B21121830-002A	58	SVOC-8270-S-LLPAH	1	1	5975BNASIM.M
Jan1059.d	B21121830-002A	59	SVOC-8270-S-LLPAH	20	1	5975BNASIM.M

Tune Evaluation Report

Data Path:	\\MASSHUNTER\Org\Data\SV5975.I\sh011022\1 e8270d bna SIM\Jan1001.D
Acq on:	1/10/2022 11:19:40 AM
Operator:	LIMS import
Sample:	10-Jan-22_TUNE_1
Inst Name:	GCMS
ALS Vial:	1
Method:	\\MASSHUNTER\Org\Data\SV5975.I\Methods\DFTPP5975625.m

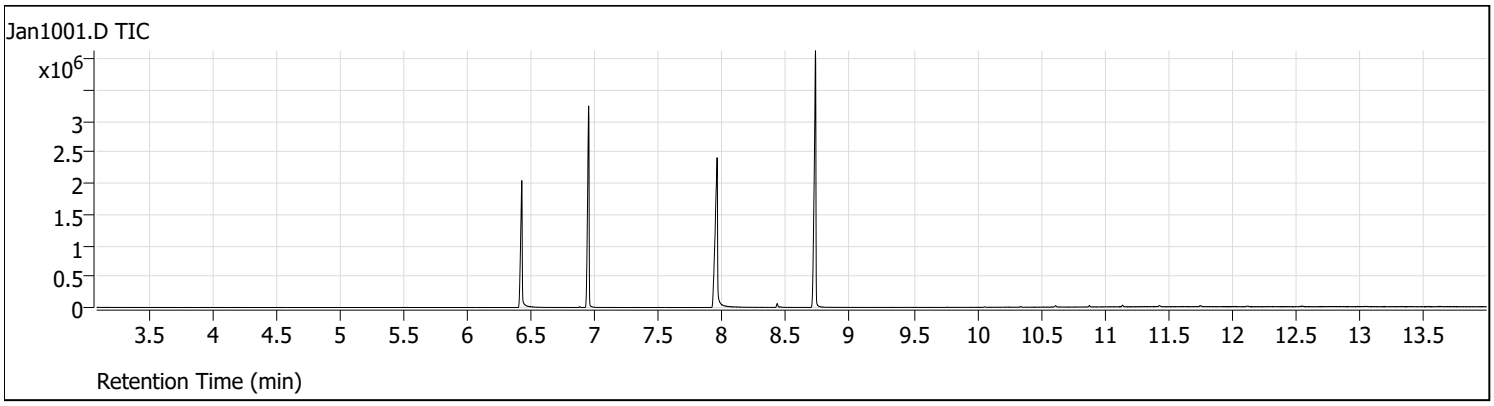

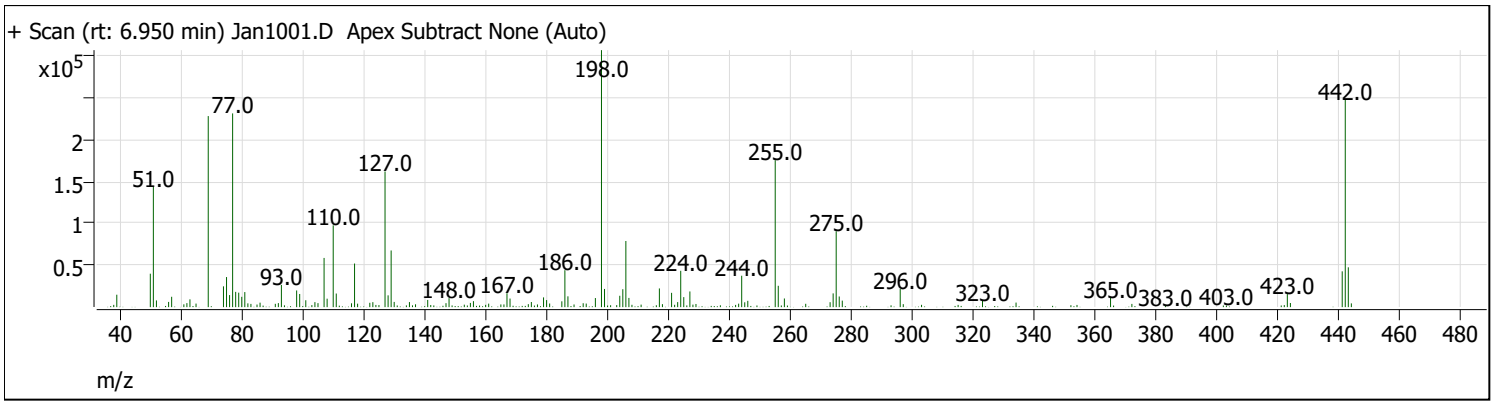

Target Mass	Rel. To Mass	Lower Limit%	Upper Limit%	Rel. Abn%	Raw Abn	Pass/Fail
51	198	30	60	46.9	143808	Pass
68	69	0	2	0.0	0	Pass
70	69	0	2	0.5	1124	Pass
127	198	40	60	52.8	161856	Pass
197	198	0	1	0.0	0	Pass
198	198	100	100	100.0	306560	Pass
199	198	5	9	7.1	21696	Pass
275	198	10	30	29.5	90576	Pass
365	198	1	100	3.7	11409	Pass
441	443	1E-10	150	89.9	42704	Pass
442	198	40	100	80.7	247360	Pass
443	442	17	23	19.2	47528	Pass
69	69	100	100	100.0	227904	Pass

Tune Evaluation Report

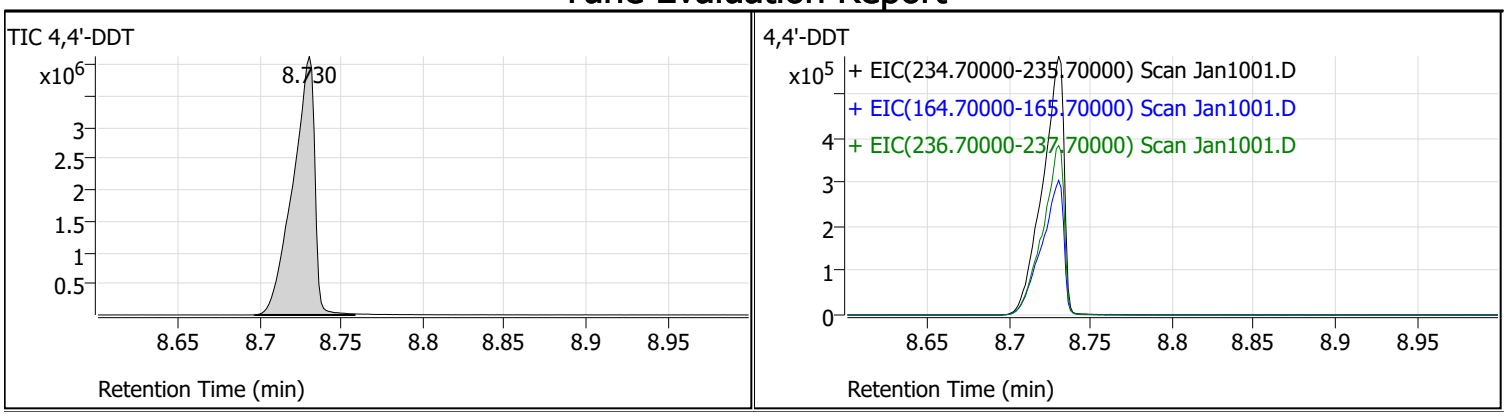

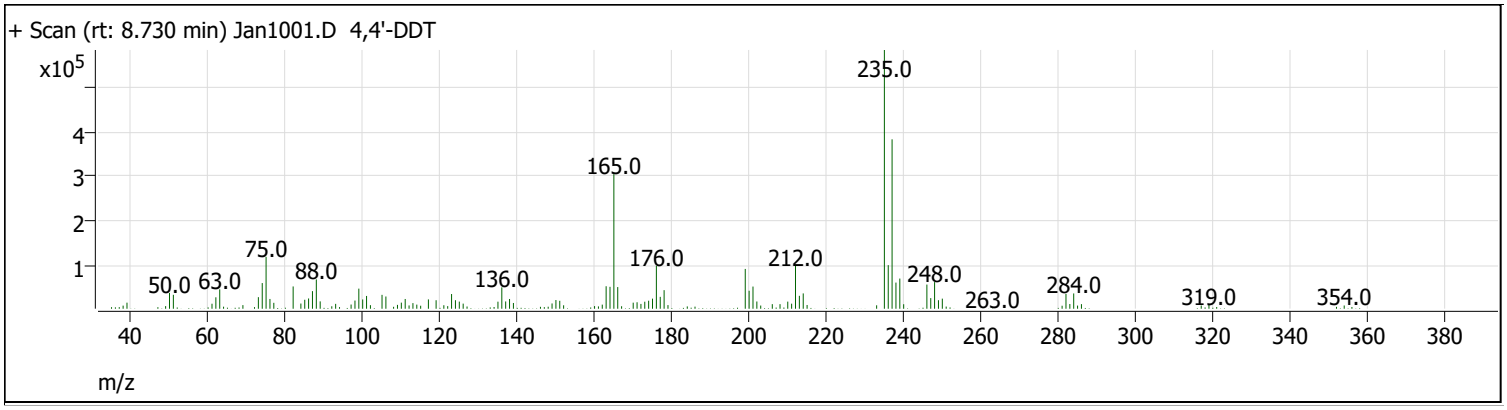

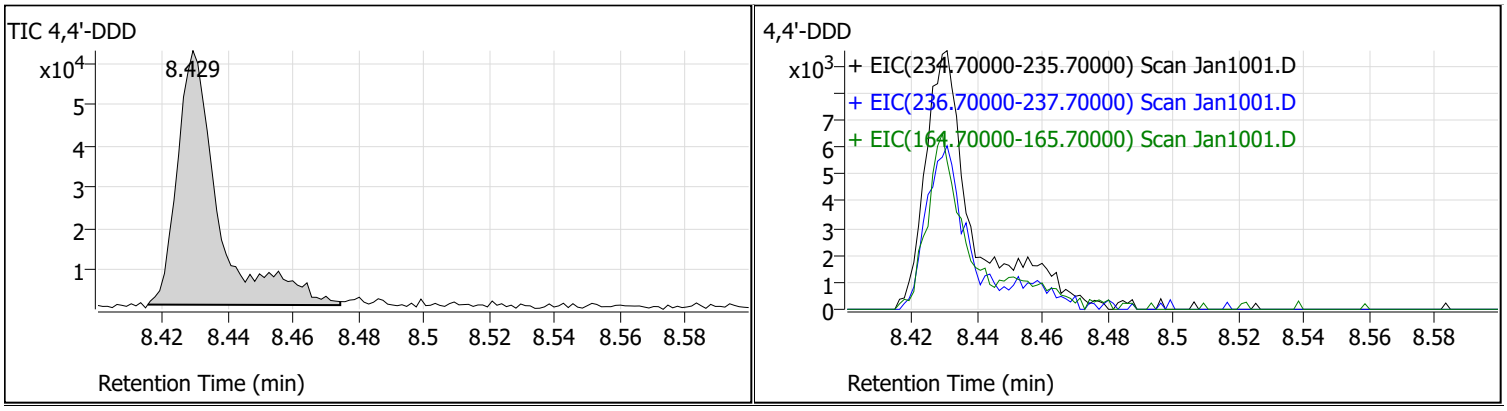

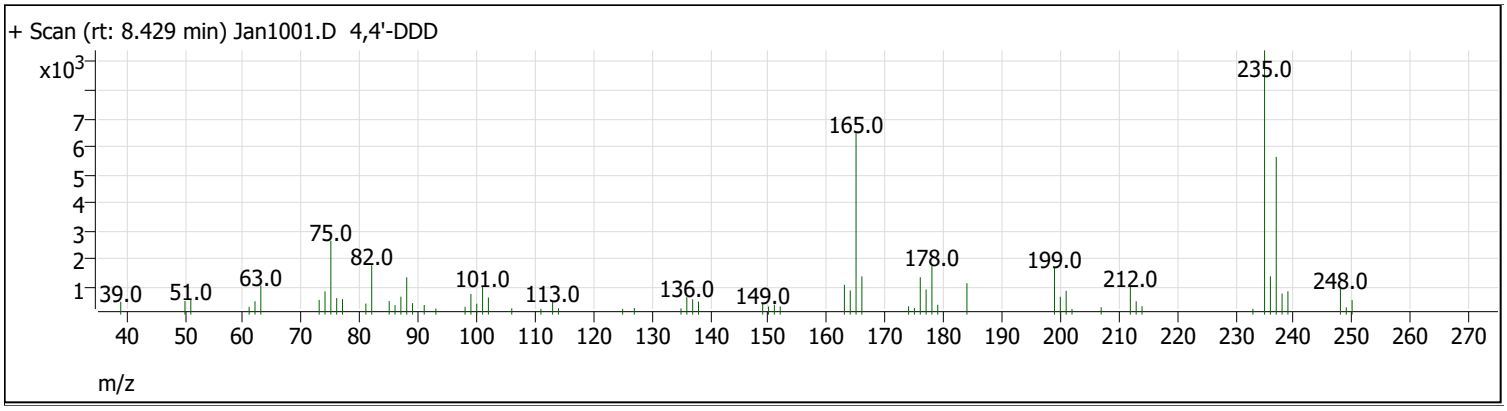



Tune Evaluation Report

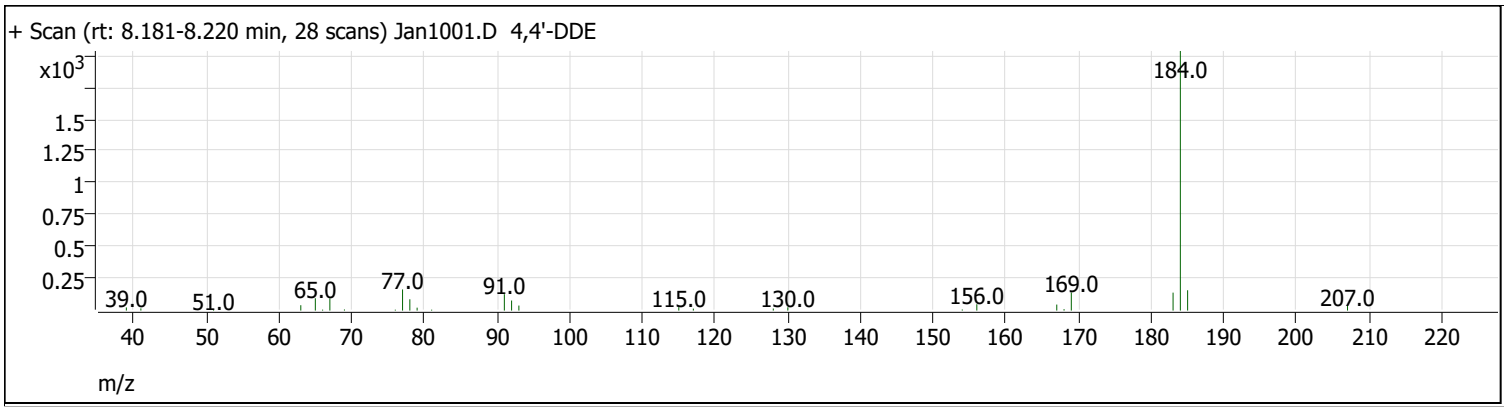

Compound Name	Expected RT	Observed RT	TIC Area	Breakdown %	Pass/Fail
4,4'-DDT	8.800	8.730	3837355	1.4	Pass
4,4'-DDD	8.500	8.429	53925		
4,4'-DDE	8.200	0.000	0		

Tune Evaluation Report

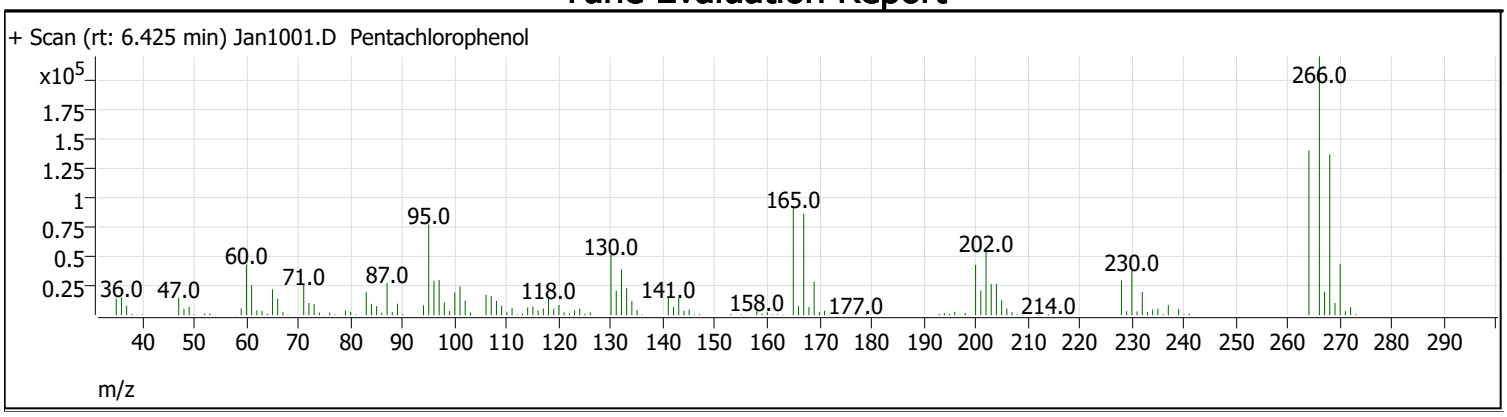

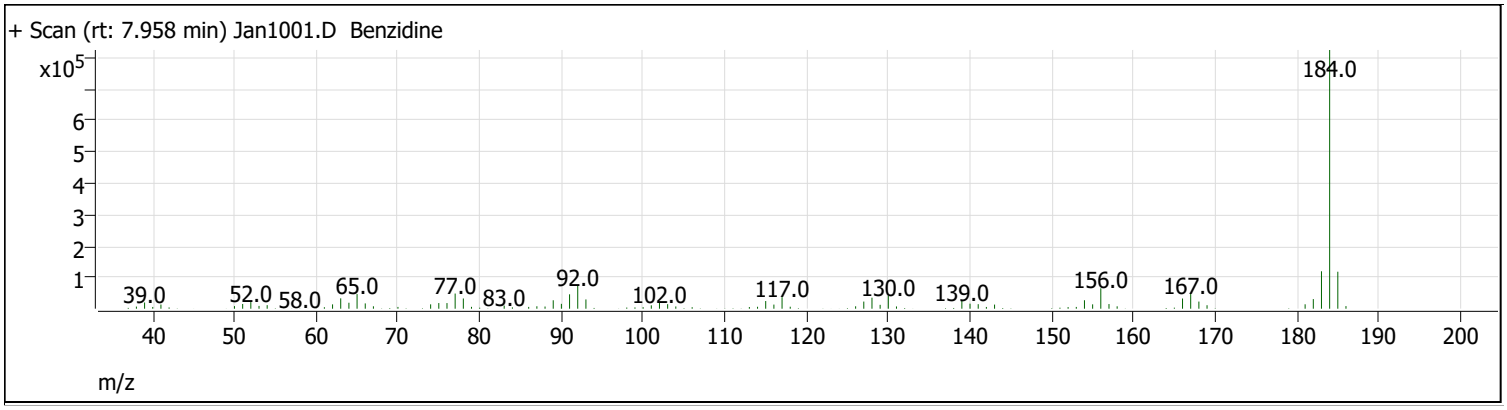

Compound Name	Expected RT	Observed RT	Tailing Factor	PGF	Pass/Fail
Pentachlorophenol	6.800	6.425	0.4	0.2	Pass
Benzidine	8.400	7.958	0.2	0.1	Pass

Quantitation Results Report (QT Reviewed)

Data File	Jan1002.D	Operator	LIMS import
Acq. Method	5975BNASIM	Acq. Date-Time	1/10/2022 11:43:19 AM
Sample Name	10-Jan-22_CCV_2	Instrument	GCMS
Vial	2	Multiplier	1.00
DA Method File	010522 bna SIM 3.batch.bin	Comment	SVOC-8270-W-LLPAH
Tune File	dftppjph.u	Tune Date	
Batch Name	011022 bna SIM 1.batch.bin	Last Calib Update	1/4/2022 2:09:05 PM
Ref Library			

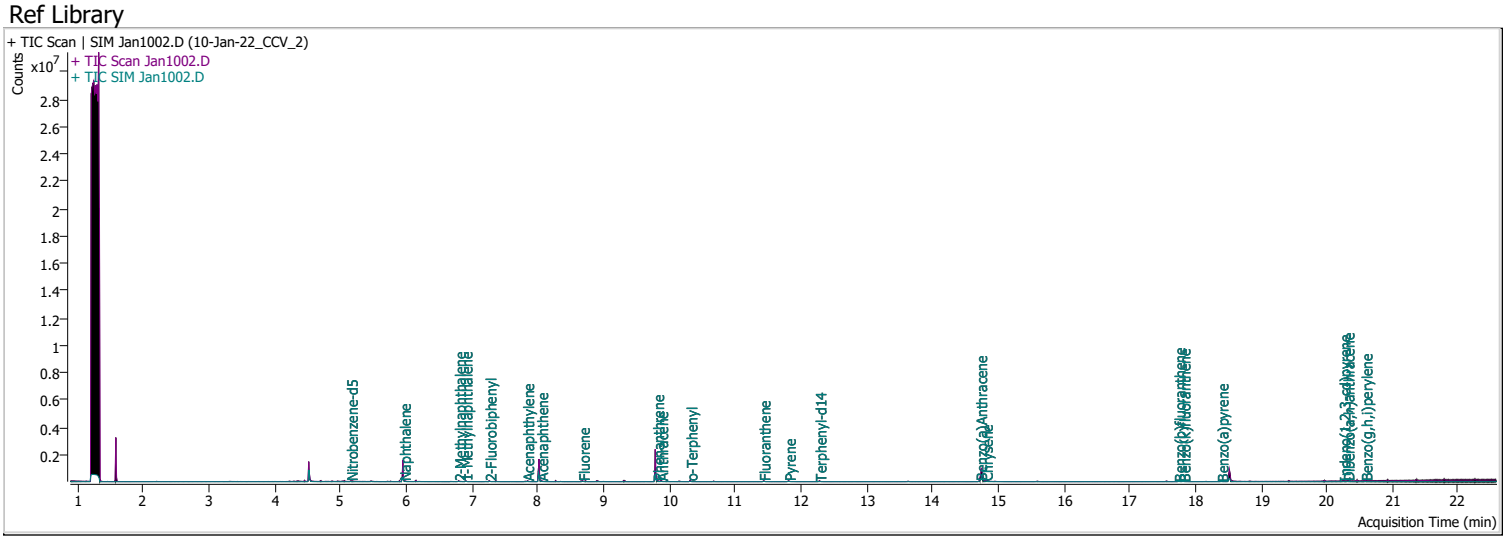

Compound	RT	QIon	Resp.	Conc.	Units		Dev(Min)
Internal Standards							
M 1,4-Dichlorobenzene-d4	4.522	152.0	254870	40.0000	ng/ml		-0.025
M Naphthalene-d8	5.953	136.0	433340	40.0000	ng/ml		0.000
M Acenaphthene-d10	8.013	164.0	258334	40.0000	ng/ml		0.000
M Phenanthrene-d10	9.793	188.0	564864	40.0000	ng/ml		0.000
M Chrysene-d12	14.751	240.0	417462	40.0000	ng/ml		-0.013
M Perylene-d12	18.524	264.0	283136	40.0000	ng/ml		0.000
System Monitoring Compounds							
S Nitrobenzene-d5	5.156	82.0	9992	1.7046	ng/ml	m	-0.013
Spiked Amount: 5.000	Range: 19.0 - 102.0%			Recovery = 34.09%			
S 2-Fluorobiphenyl	7.264	172.0	24781	1.9268	ng/ml		0.000
Spiked Amount: 5.000	Range: 25.0 - 94.0%			Recovery = 38.54%			
S o-Terphenyl	10.324	230.0	18478	1.7841	ng/ml		0.000
Spiked Amount: 5.000	Range: 40.0 - 140.0%			Recovery = 35.68%		*	
S Terphenyl-d14	12.288	244.0	15154	1.9618	ng/ml		0.000
Spiked Amount: 5.000	Range: 39.0 - 106.0%			Recovery = 39.24%			
Target Compounds							**QValue**
T Naphthalene	5.966	128.0	27694	1.9033	ng/ml		96
T 2-Methylnaphthalene	6.802	141.0	15722	1.8735	ng/ml		90
T 1-Methylnaphthalene	6.902	141.0	16742	2.1576	ng/ml		95
T Acenaphthylene	7.838	152.0	27257	1.9729	ng/ml		97
T Acenaphthene	8.050	154.0	18166	1.8085	ng/ml		98
T Fluorene	8.686	166.0	21905	1.9058	ng/ml		98
T Phenanthrene	9.817	178.0	32458	1.8913	ng/ml		92
T Anthracene	9.879	178.0	28183	2.0565	ng/ml		100
T Fluoranthene	11.435	202.0	34973	1.8164	ng/ml		99
T Pyrene	11.818	202.0	38239	1.8362	ng/ml		99
T Benzo(a)Anthracene	14.726	228.0	22778	1.7900	ng/ml		99
T Chrysene	14.813	228.0	33574	1.9565	ng/ml		99
T Benzo(b)fluoranthene	17.746	252.0	19658	1.6103	ng/ml	m	98

Compound	RT	QIon	Resp.	Conc.	Units	Dev(Min)
T Benzo(k)fluoranthene	17.820	252.0	22933	1.8459	ng/ml	97
T Benzo(a)pyrene	18.400	252.0	15889	1.8651	ng/ml	99
T Indeno(1,2,3-cd)pyrene	20.254	276.0	14224	1.6778	ng/ml	94
T Dibenzo(a,h)anthracene	20.316	278.0	17462	1.7729	ng/ml	96
T Benzo(g,h,i)perylene	20.587	276.0	20939	1.7390	ng/ml	94

(#) = Qualifier Out of Range; (m) = Manual Integration; (+) = Area Summed; (*) = Surrogate Percent Recovery Out of Range; (d): Zeroed Peak

Quantitation Results Report (QT Reviewed)

Compound	Conc.	RT	Dev(Min)	Resp.	QIon	QRatio	Lower	Upper
Nitrobenzene-d5	1.7046	5.16	-0.01	9992 (m)	54.0	29.5	21.6	40.2
					128.0	32.9	21.3	39.5

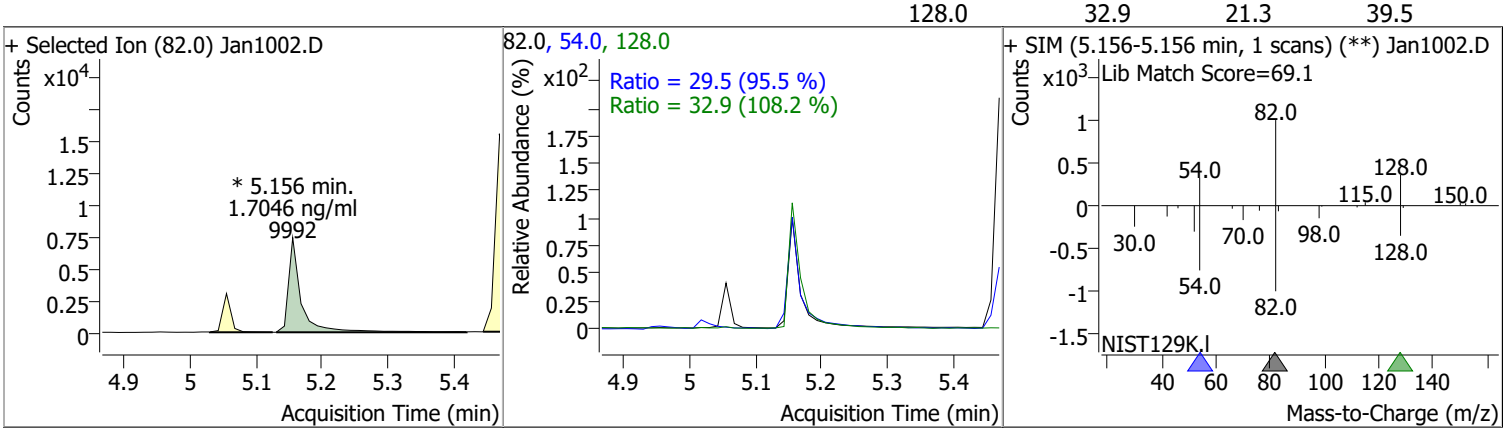

Compound	Conc.	RT	Dev(Min)	Resp.	QIon	QRatio	Lower	Upper
Naphthalene	1.9033	5.97	-0.01	27694	102.0	18.1	0.0	46.6
					129.0	10.9	7.6	14.1

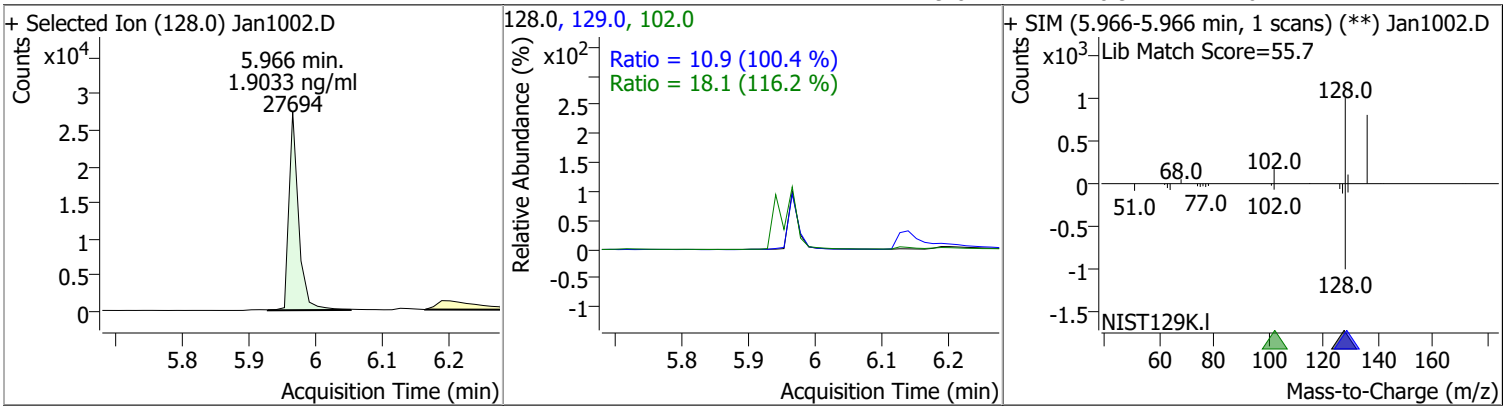

Compound	Conc.	RT	Dev(Min)	Resp.	QIon	QRatio	Lower	Upper
2-Methylnaphthalene	1.8735	6.80	0.00	15722	142.0	136.9	103.3	191.8
					115.0	62.1	36.8	68.3

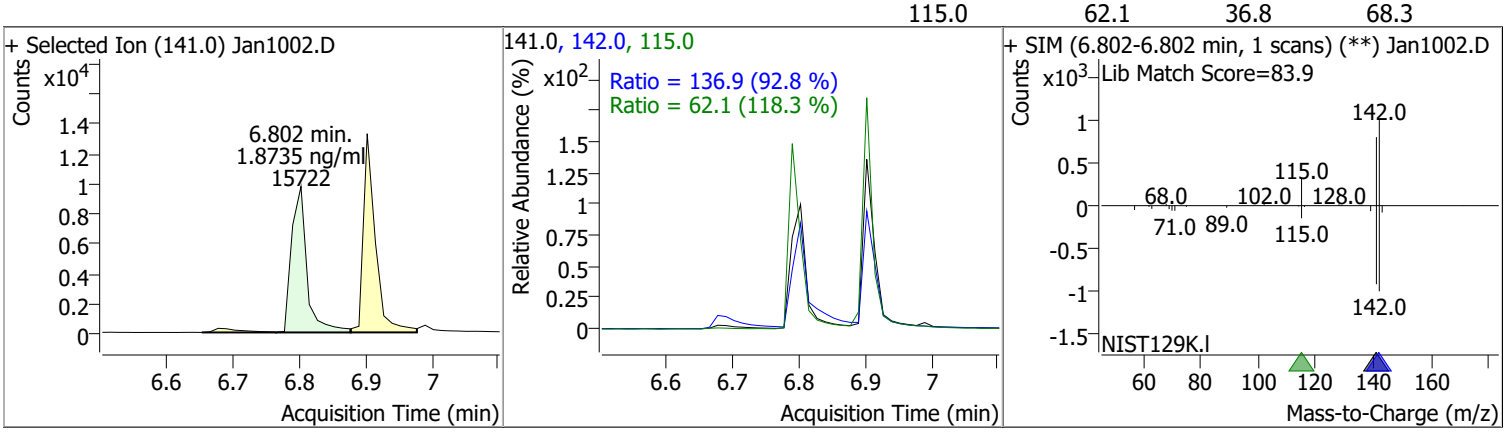

Compound	Conc.	RT	Dev(Min)	Resp.	QIon	QRatio	Lower	Upper
1-Methylnaphthalene	2.1576	6.90	0.00	16742	142.0	117.8	77.9	144.7
					115.0	62.0	44.4	82.5

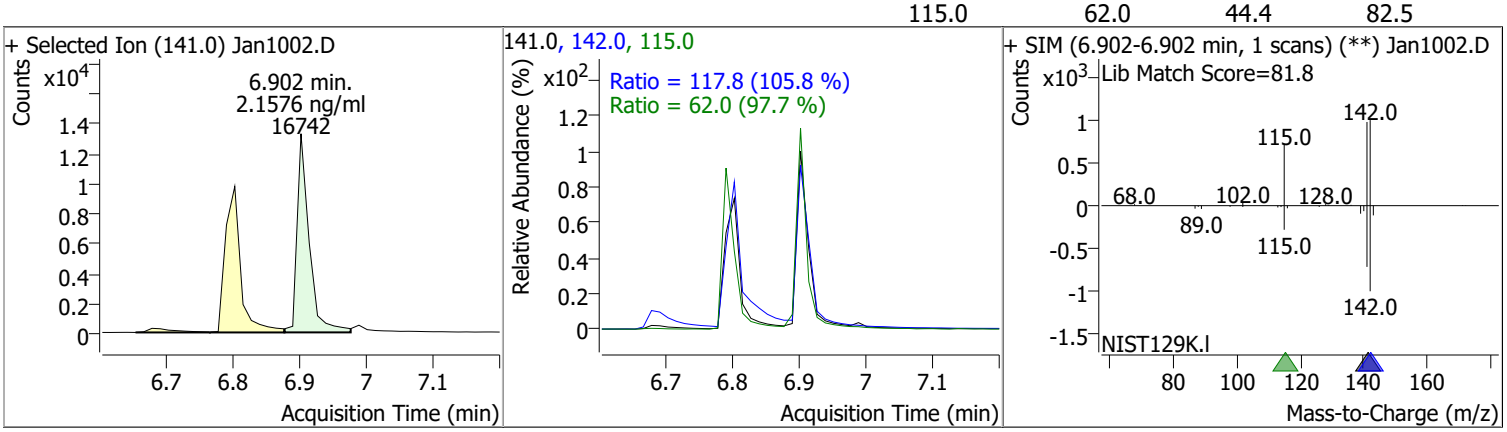

Compound	Conc.	RT	Dev(Min)	Resp.	QIon	QRatio	Lower	Upper
2-Fluorobiphenyl	1.9268	7.26	0.00	24781	171.0	36.5	26.4	49.0

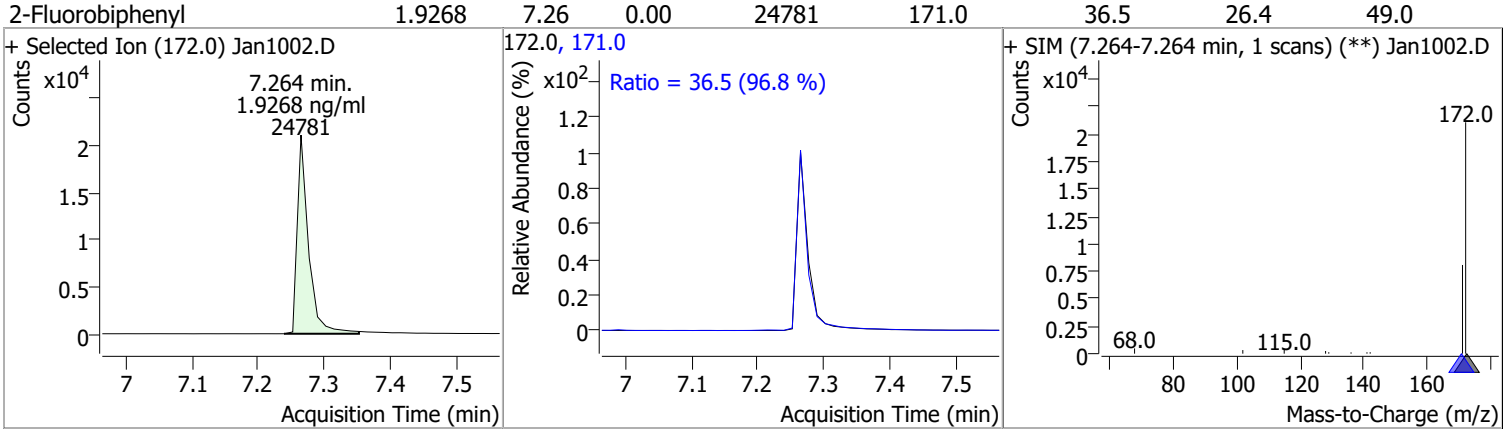

Compound	Conc.	RT	Dev(Min)	Resp.	QIon	QRatio	Lower	Upper
Acenaphthylene	1.9729	7.84	0.00	27257	153.0	13.4	10.2	18.9

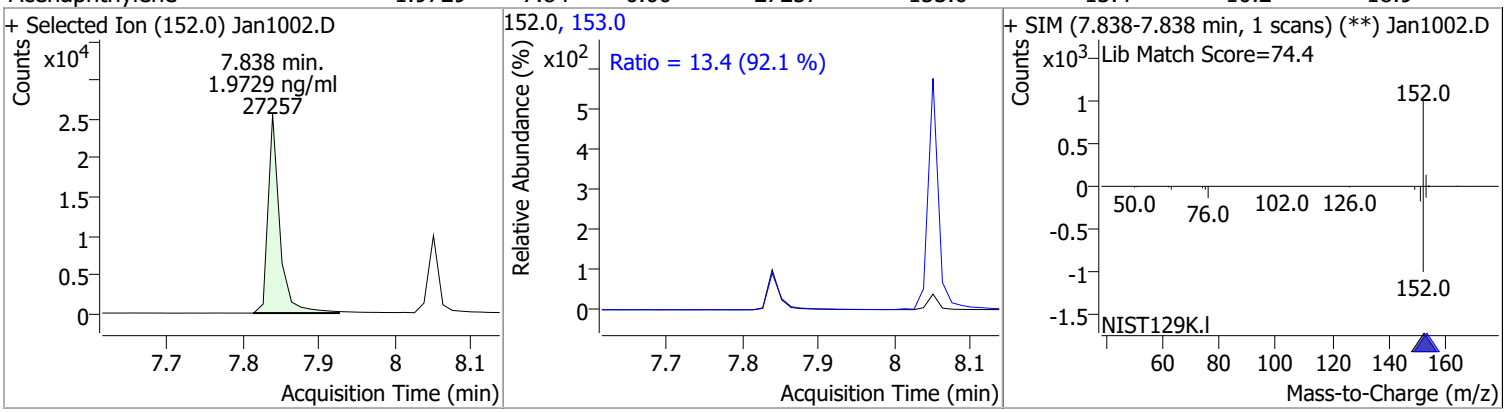

Compound	Conc.	RT	Dev(Min)	Resp.	QIon	QRatio	Lower	Upper
Acenaphthene	1.8085	8.05	0.00	18166	153.0	113.9	80.3	149.2
					152.0	52.5	38.4	71.4

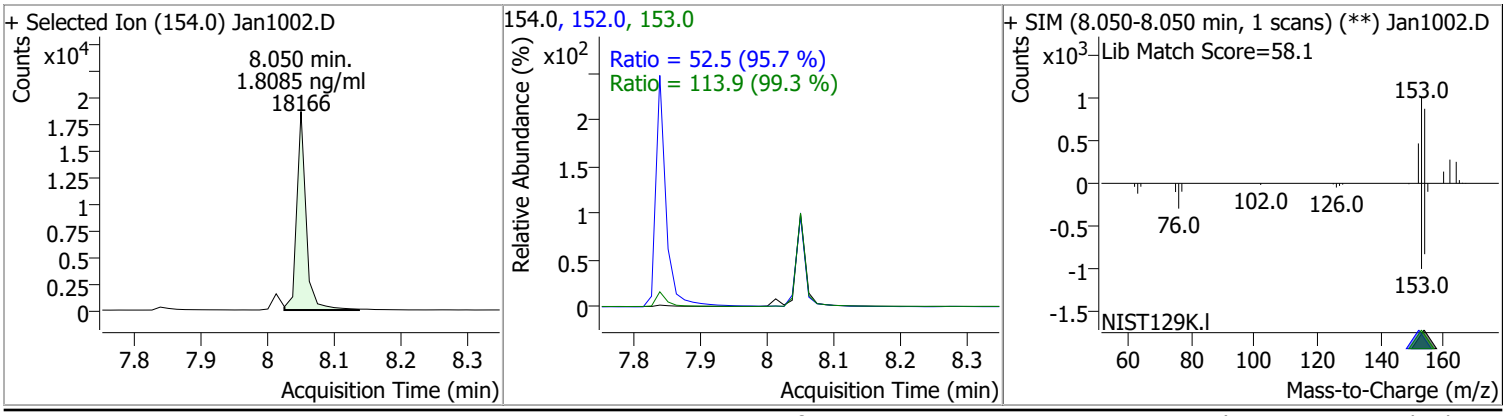

Compound	Conc.	RT	Dev(Min)	Resp.	QIon	QRatio	Lower	Upper
Fluorene	1.9058	8.69	0.00	21905	165.0	98.1	67.5	125.3
					167.0	13.3	7.9	14.6

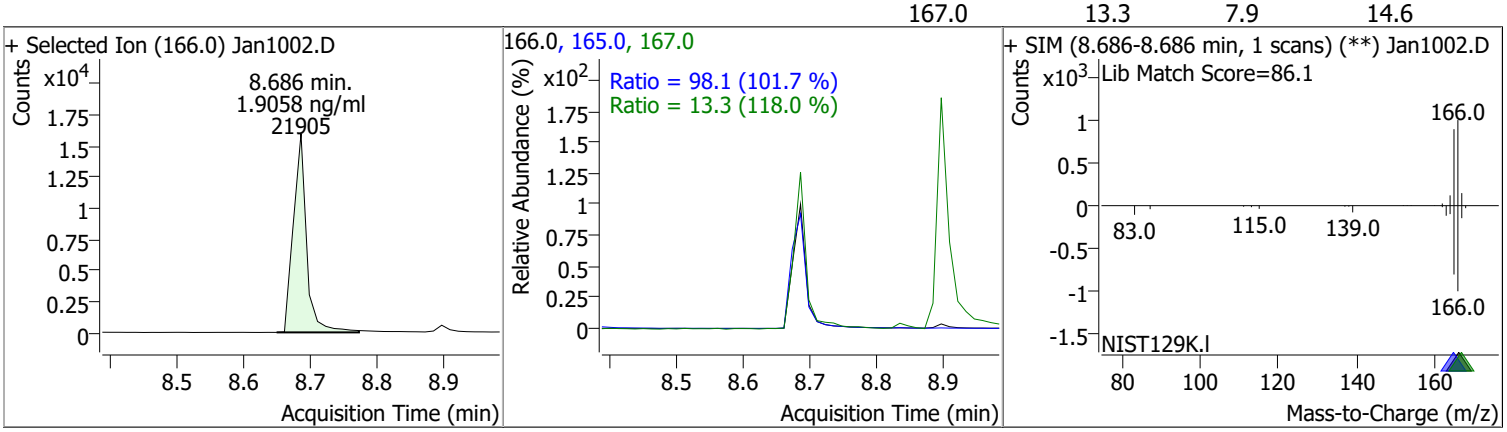

Compound	Conc.	RT	Dev(Min)	Resp.	QIon	QRatio	Lower	Upper
Phenanthrene	1.8913	9.82	0.00	32458	176.0	18.9	10.9	20.2

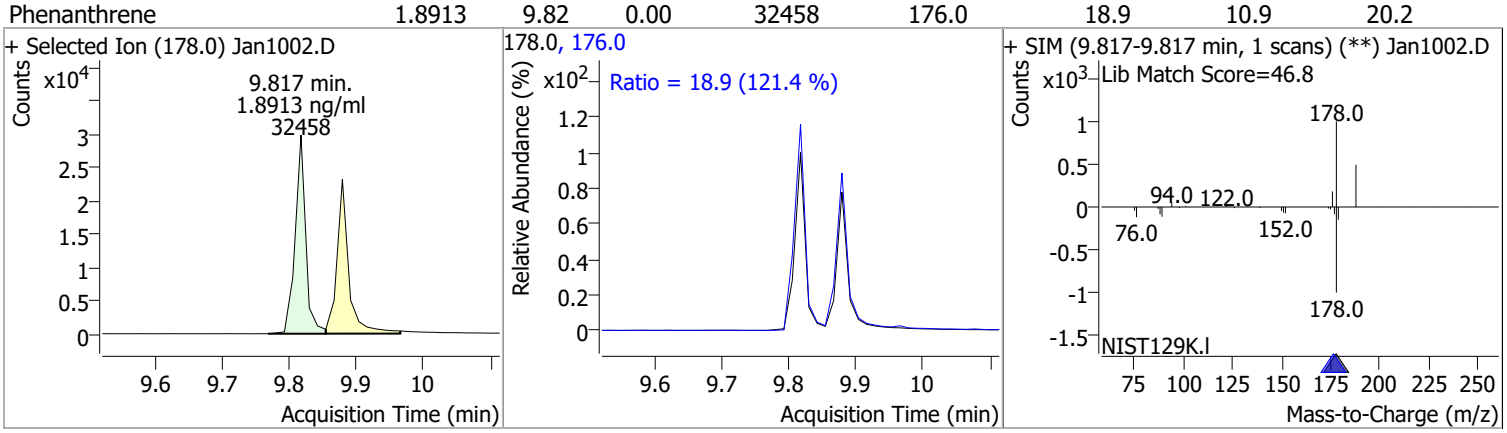

Compound	Conc.	RT	Dev(Min)	Resp.	QIon	QRatio	Lower	Upper
Anthracene	2.0565	9.88	0.00	28183	176.0	16.5	11.6	21.6

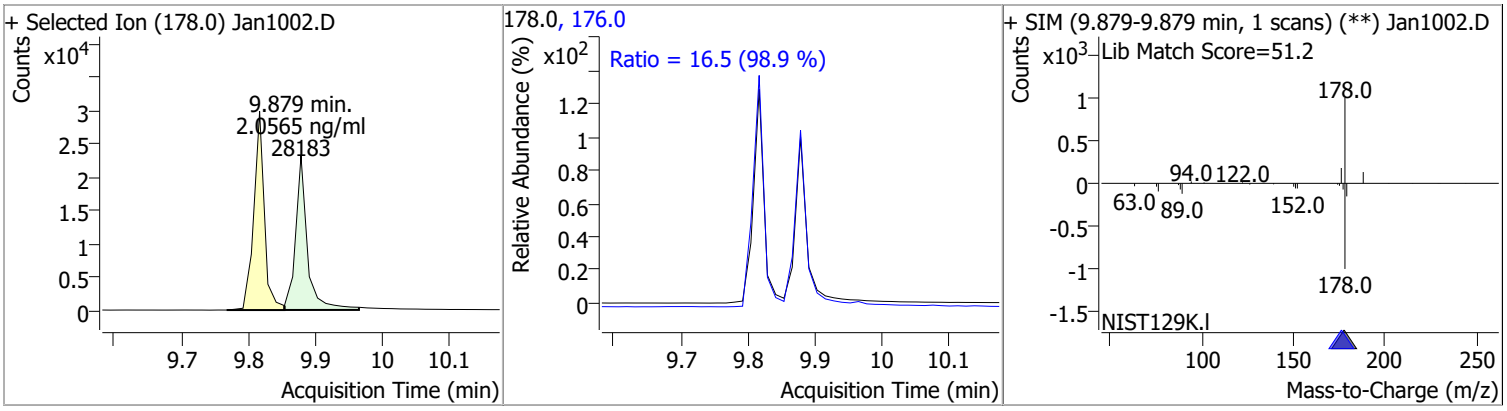

Compound	Conc.	RT	Dev(Min)	Resp.	QIon	QRatio	Lower	Upper
o-Terphenyl	1.7841	10.32	0.00	18478	229.0	67.7	46.7	86.8
					215.0	42.9	30.2	56.2

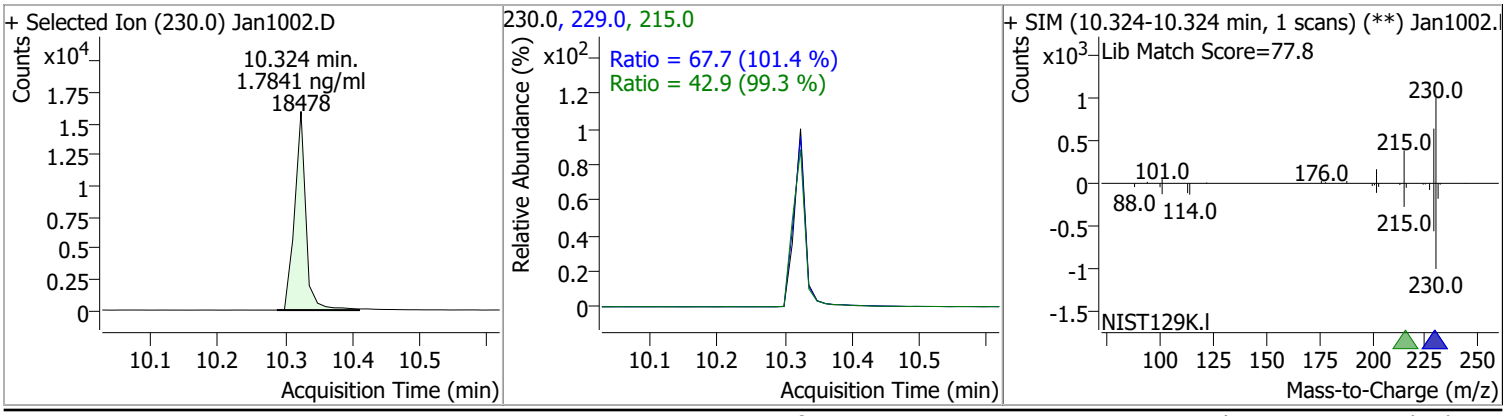

Quantitation Results Report (QT Reviewed)

Compound	Conc.	RT	Dev(Min)	Resp.	QIon	QRatio	Lower	Upper
Fluoranthene	1.8164	11.44	0.00	34973	101.0	10.9	8.0	14.8

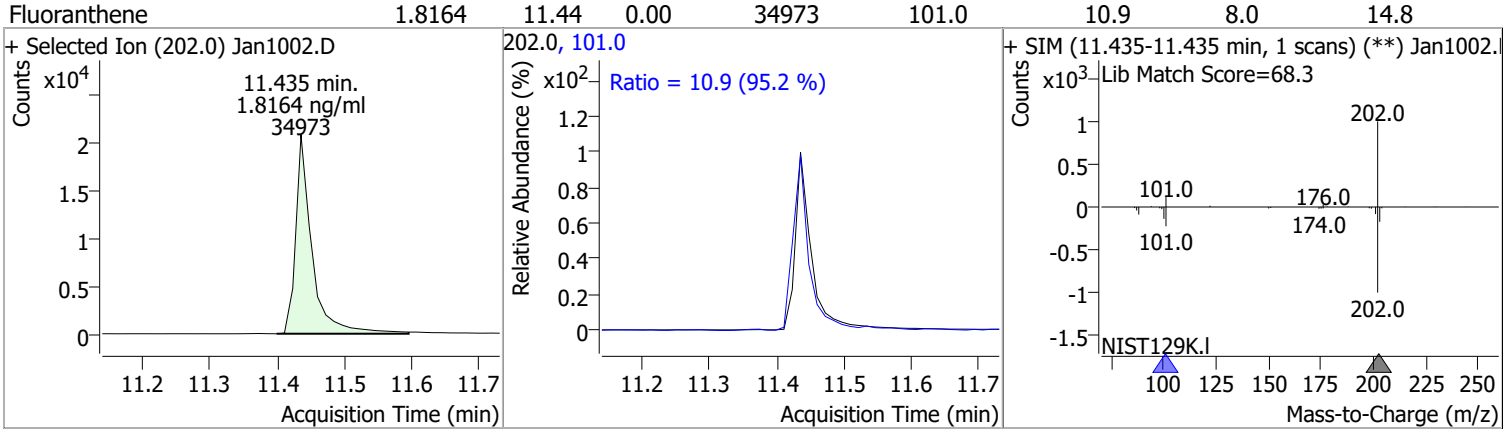

Compound	Conc.	RT	Dev(Min)	Resp.	QIon	QRatio	Lower	Upper
Pyrene	1.8362	11.82	0.00	38239	101.0	13.5	9.7	18.1

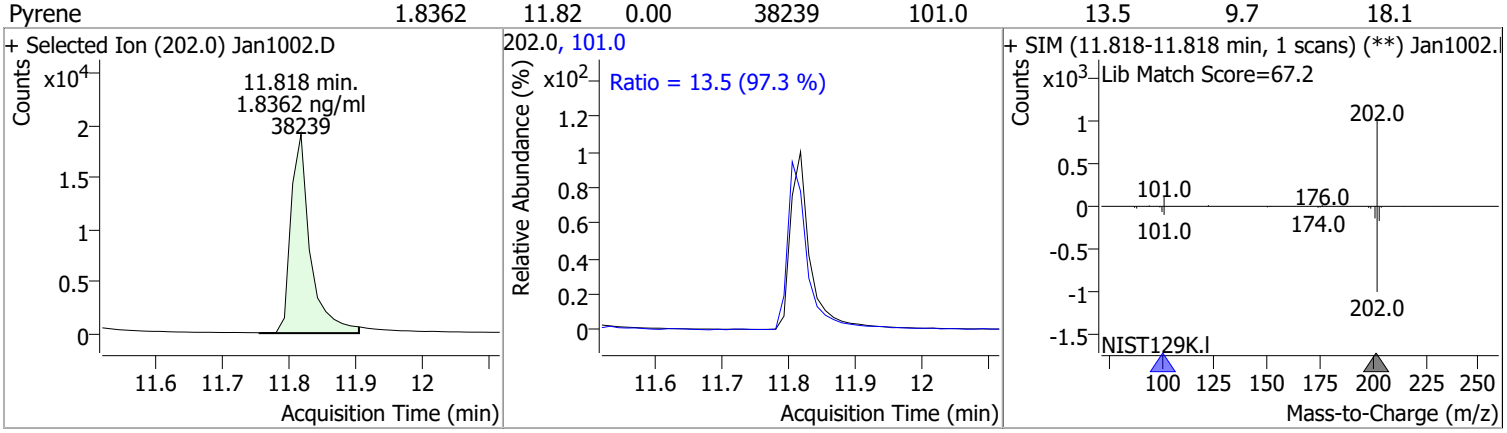

Compound	Conc.	RT	Dev(Min)	Resp.	QIon	QRatio	Lower	Upper
Terphenyl-d14	1.9618	12.29	0.00	15154	122.0	15.9	9.6	17.9

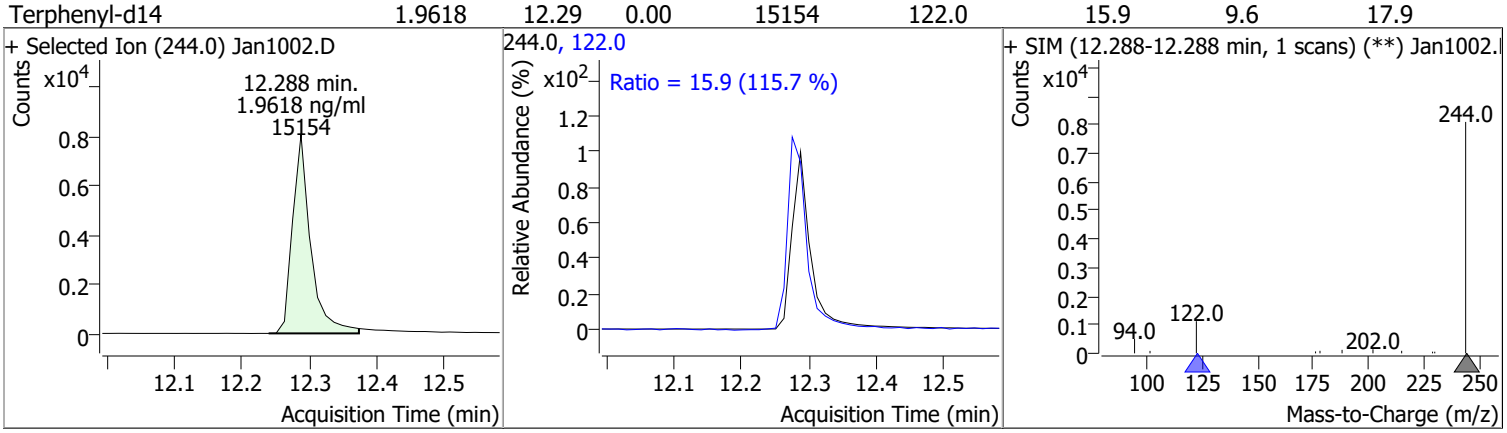

Compound	Conc.	RT	Dev(Min)	Resp.	QIon	QRatio	Lower	Upper
Benzo(a)Anthracene	1.7900	14.73	0.00	22778	226.0	27.2	19.5	36.3
					229.0	23.1	16.5	30.6

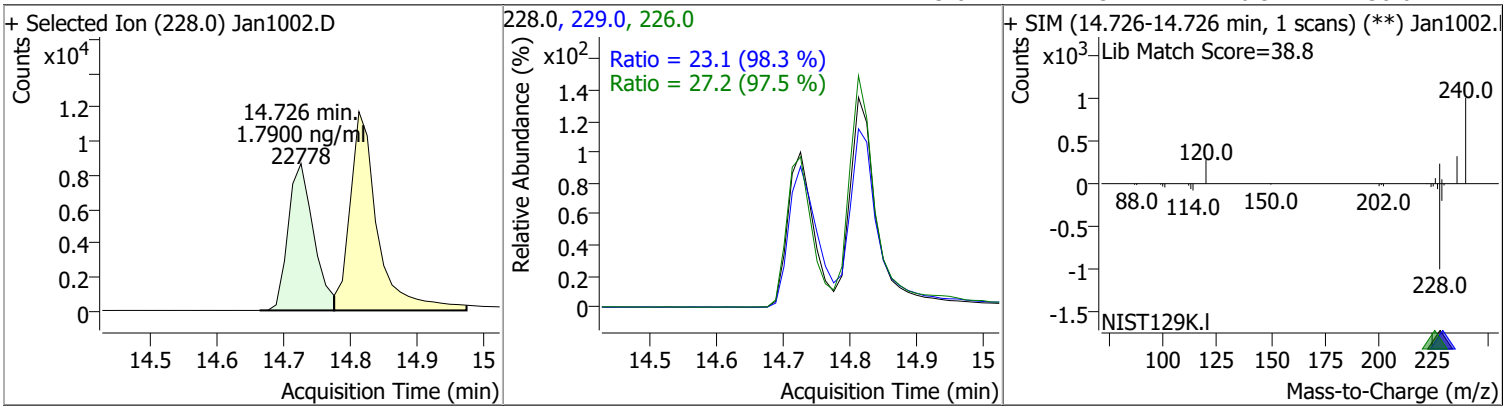

Quantitation Results Report (QT Reviewed)

Compound	Conc.	RT	Dev(Min)	Resp.	QIon	QRatio	Lower	Upper
Chrysene	1.9565	14.81	-0.01	33574	226.0	31.0	22.2	41.2
					229.0	21.9	15.5	28.9

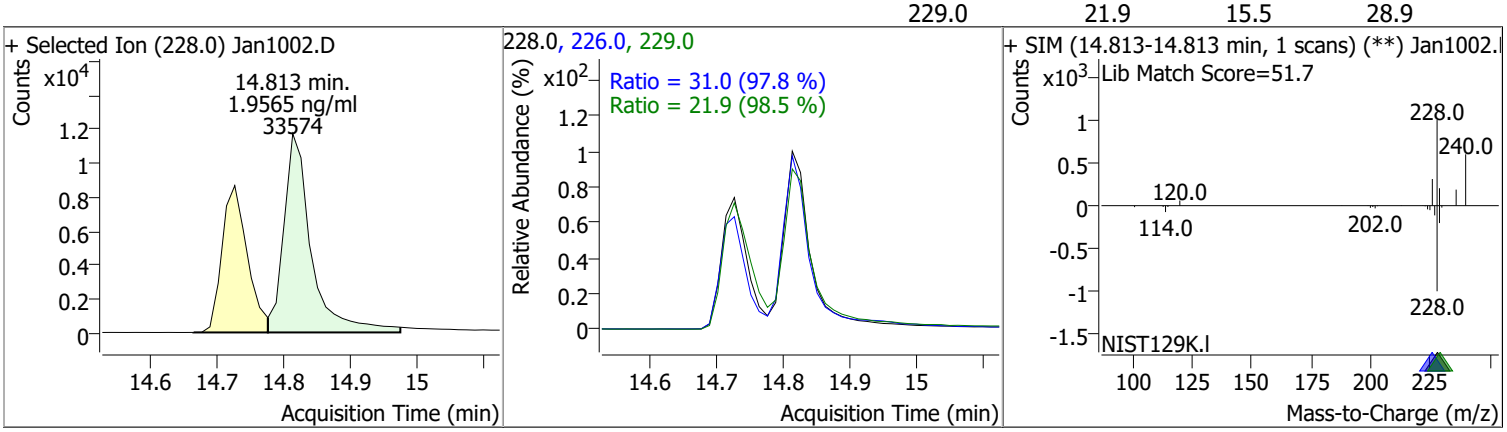

Compound	Conc.	RT	Dev(Min)	Resp.	QIon	QRatio	Lower	Upper
Benzo(b)fluoranthene	1.6103	17.75	-0.01	19658 (m)	253.0	21.8	15.8	29.4

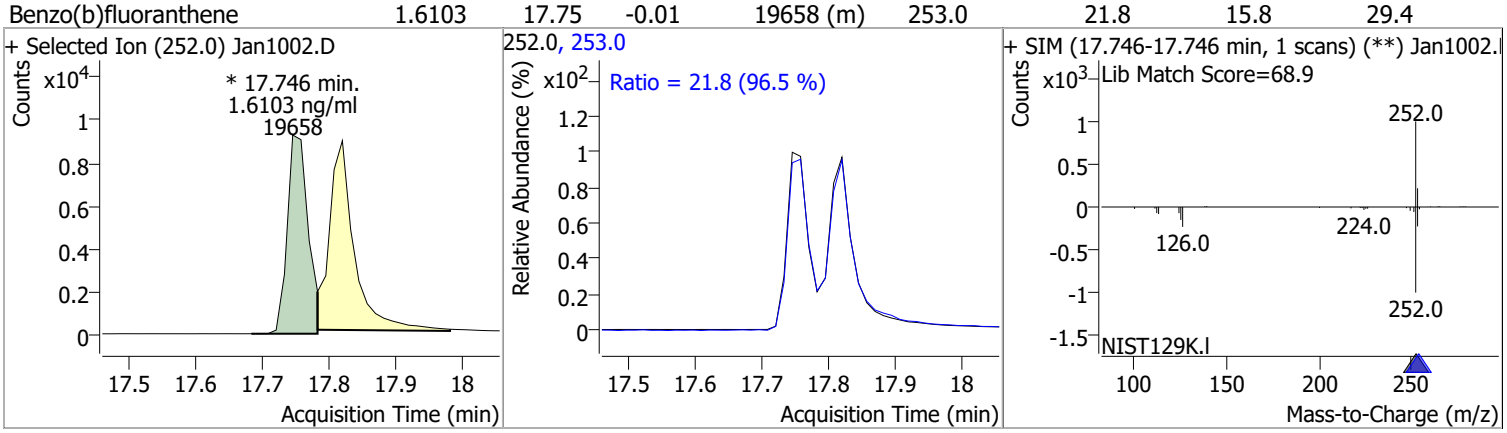

Compound	Conc.	RT	Dev(Min)	Resp.	QIon	QRatio	Lower	Upper
Benzo(k)fluoranthene	1.8459	17.82	0.00	22933	253.0	24.3	16.1	30.0

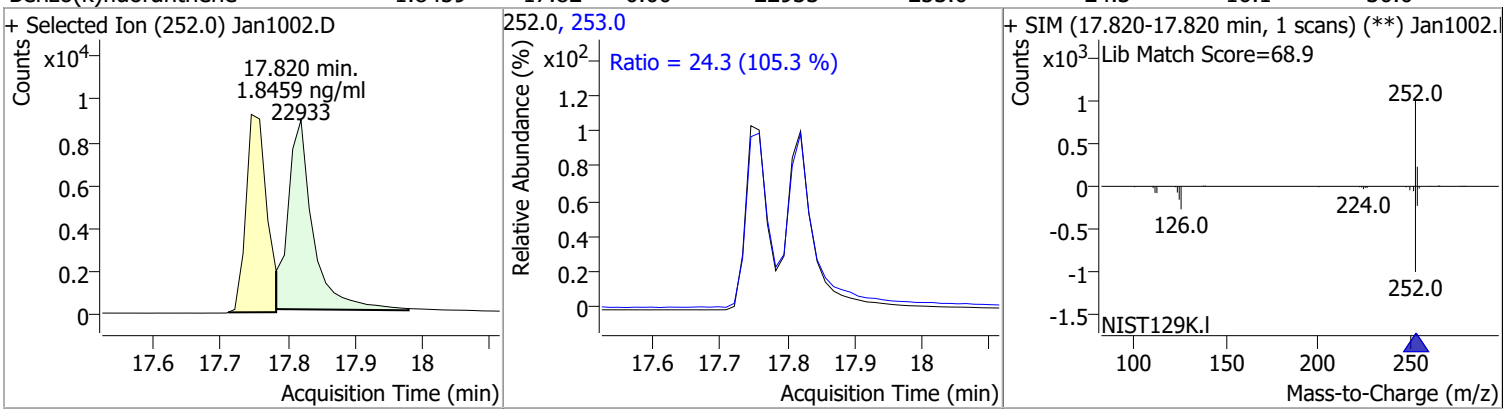

Compound	Conc.	RT	Dev(Min)	Resp.	QIon	QRatio	Lower	Upper
Benzo(a)pyrene	1.8651	18.40	0.00	15889	253.0	23.3	16.6	30.8

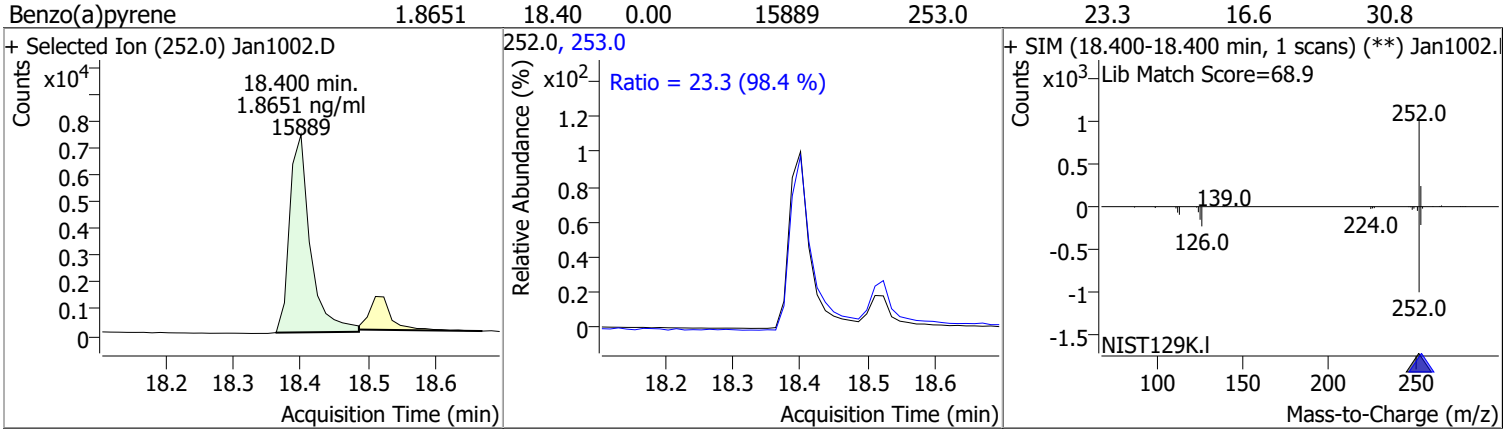

Compound	Conc.	RT	Dev(Min)	Resp.	QIon	QRatio	Lower	Upper
Indeno(1,2,3-cd)pyrene	1.6778	20.25	0.01	14224	138.0	28.0	17.6	32.7

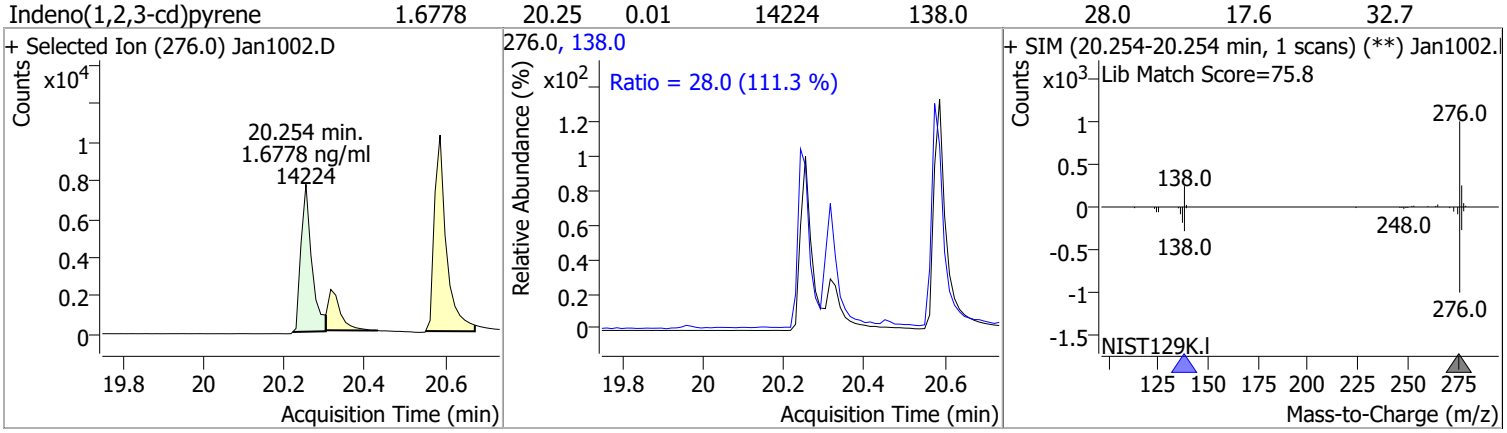

Compound	Conc.	RT	Dev(Min)	Resp.	QIon	QRatio	Lower	Upper
Dibenzo(a,h)anthracene	1.7729	20.32	0.00	17462	279.0	23.6	18.1	33.6
					139.0	19.7	12.8	23.8

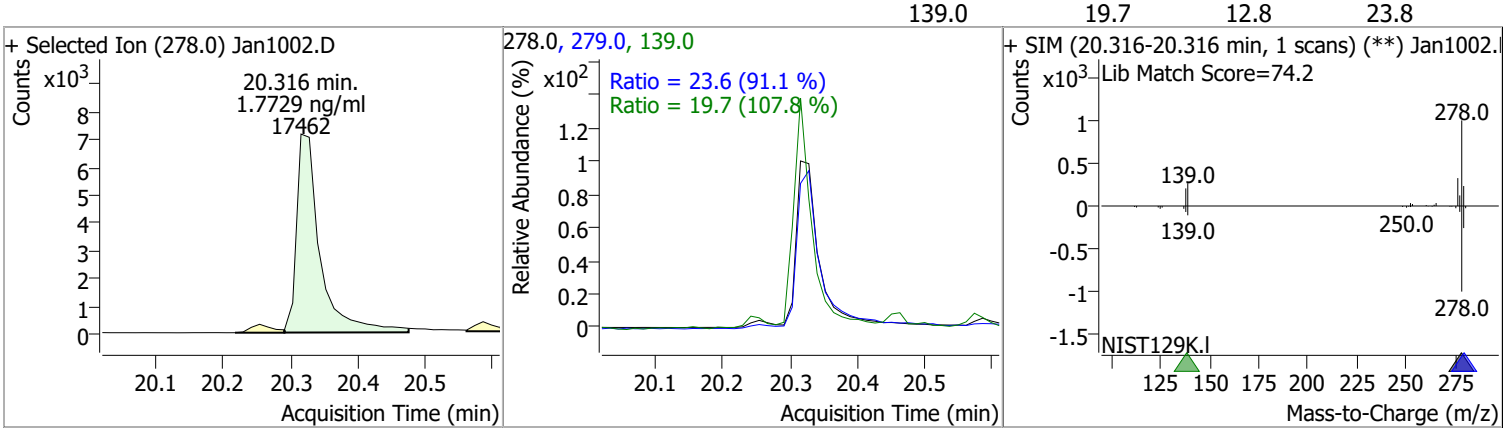

Compound	Conc.	RT	Dev(Min)	Resp.	QIon	QRatio	Lower	Upper
Benzo(g,h,i)perylene	1.7390	20.59	0.01	20939	277.0	25.8	17.1	31.8
					138.0	24.9	14.0	25.9

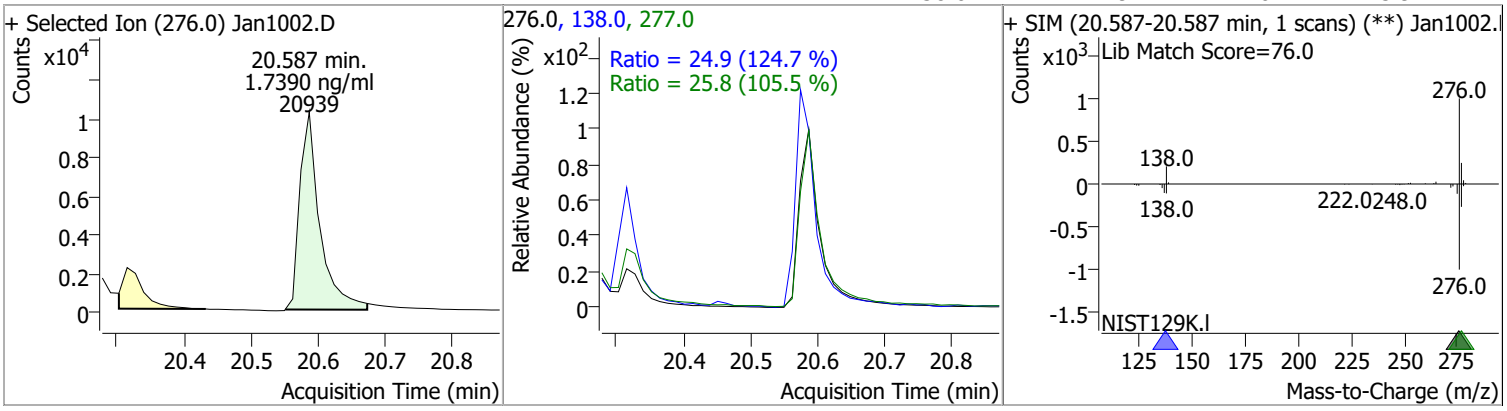

Quantitation Results Report (QT Reviewed)

Data File	Jan1003.D	Operator	LIMS import
Acq. Method	5975BNASIM	Acq. Date-Time	1/10/2022 12:15:35 PM
Sample Name	10-Jan-22_ISTBLK_3	Instrument	GCMS
Vial	3	Multiplier	1.00
DA Method File	010522 bna SIM 3.batch.bin	Comment	SVOC-8270-W-LLPAH
Tune File	dftppjph.u	Tune Date	
Batch Name	011022 bna SIM 1.batch.bin	Last Calib Update	1/4/2022 2:09:05 PM
Ref Library			

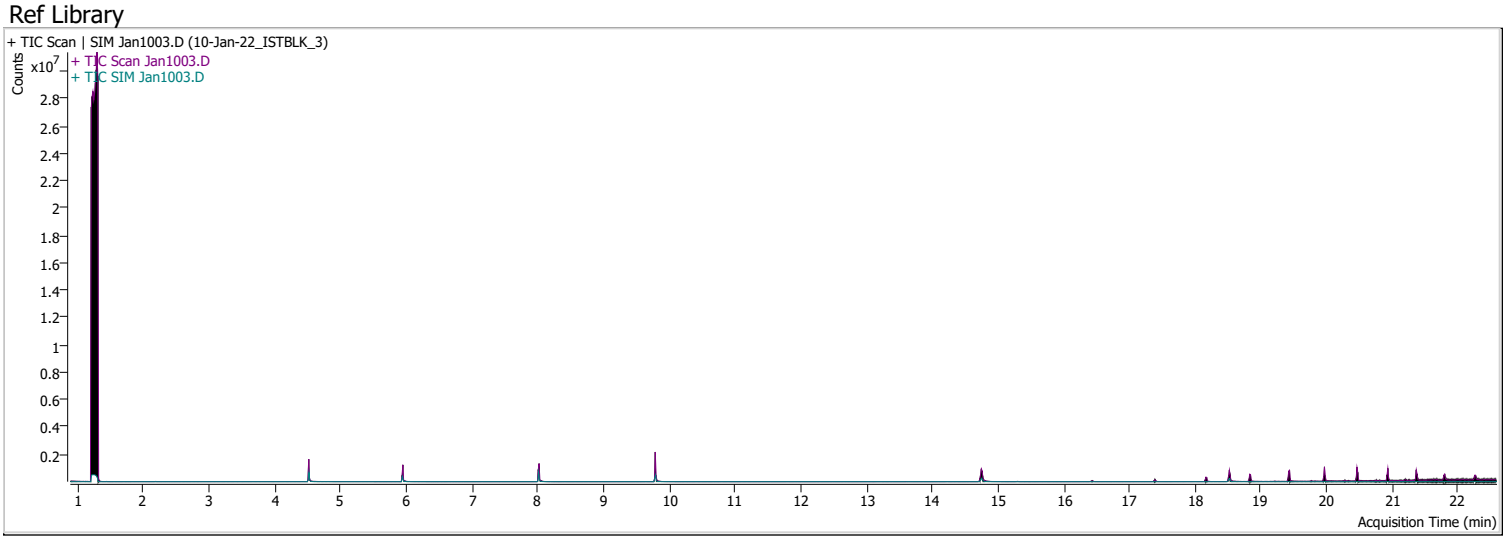

Compound	RT	QIon	Resp.	Conc.	Units		Dev(Min)
Internal Standards							
M 1,4-Dichlorobenzene-d4	4.522	152.0	224688	40.0000	ng/ml		-0.025
M Naphthalene-d8	5.941	136.0	409851	40.0000	ng/ml		-0.013
M Acenaphthene-d10	8.013	164.0	256175	40.0000	ng/ml		0.000
M Phenanthrene-d10	9.793	188.0	563881	40.0000	ng/ml		0.000
M Chrysene-d12	14.751	240.0	404924	40.0000	ng/ml		-0.012
M Perylene-d12	18.524	264.0	284156	40.0000	ng/ml		0.000
System Monitoring Compounds							
S Nitrobenzene-d5	0.000		0	N.D.			
Spiked Amount: 5.000	Range: 19.0 - 102.0%			Recovery = NA%			
S 2-Fluorobiphenyl	0.000		0	N.D.			
Spiked Amount: 5.000	Range: 25.0 - 94.0%			Recovery = NA%			
S o-Terphenyl	0.000		0	N.D.			
Spiked Amount: 5.000	Range: 40.0 - 140.0%			Recovery = NA%			
S Terphenyl-d14	0.000		0	N.D.			
Spiked Amount: 5.000	Range: 39.0 - 106.0%			Recovery = NA%			
Target Compounds							**QValue**
T Naphthalene	0.000		0	N.D.			
T 2-Methylnaphthalene	0.000		0	N.D.			
T 1-Methylnaphthalene	0.000		0	N.D.			
T Acenaphthylene	0.000		0	N.D.			
T Acenaphthene	8.050	154.0	0		ng/ml	md	1
T Fluorene	0.000		0	N.D.			
T Phenanthrene	0.000		0	N.D.			
T Anthracene	0.000		0	N.D.			
T Fluoranthene	0.000		0	N.D.			
T Pyrene	0.000		0	N.D.			
T Benzo(a)Anthracene	14.751	228.0	0		ng/ml	md	1
T Chrysene	14.814	228.0	0		ng/ml	md	1
T Benzo(b)fluoranthene	0.000		0	N.D.			

Compound	RT	QIon	Resp.	Conc.	Units		Dev(Min)
T Benzo(k)fluoranthene	0.000		0	N.D.			
T Benzo(a)pyrene	18.413	252.0	0		ng/ml	md	1
T Indeno(1,2,3-cd)pyrene	0.000		0	N.D.			
T Dibenzo(a,h)anthracene	0.000		0	N.D.			
T Benzo(g,h,i)perylene	0.000		0	N.D.			

(#) = Qualifier Out of Range; (m) = Manual Integration; (+) = Area Summed; (*) = Surrogate Percent Recovery Out of Range; (d): Zeroed Peak

Compound	Conc.	Exp RT	QIon	Exp Ratio	QIon	Exp Ratio
Nitrobenzene-d5	N.D.	5.17	54.0	30.9	128.0	30.4

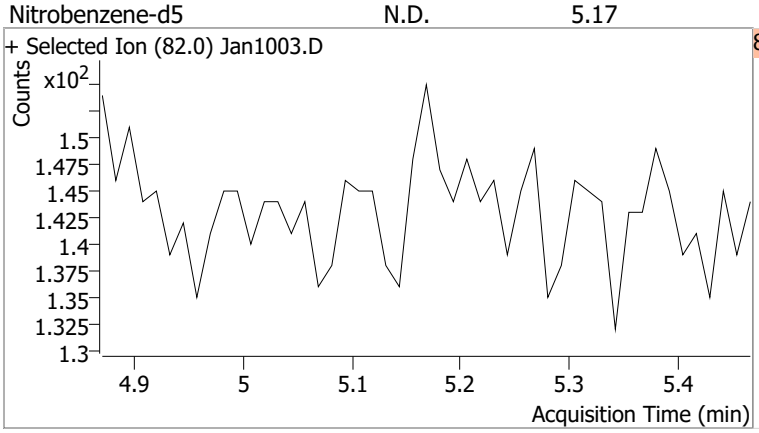

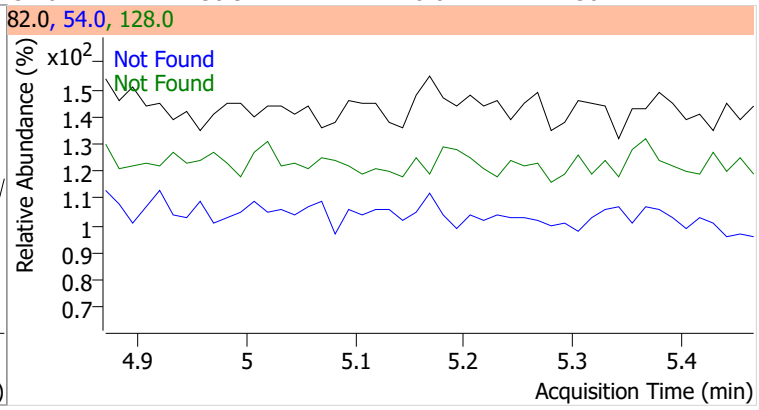

Compound	Conc.	Exp RT	QIon	Exp Ratio	QIon	Exp Ratio
Naphthalene	N.D.	5.98	102.0	15.5	129.0	10.8

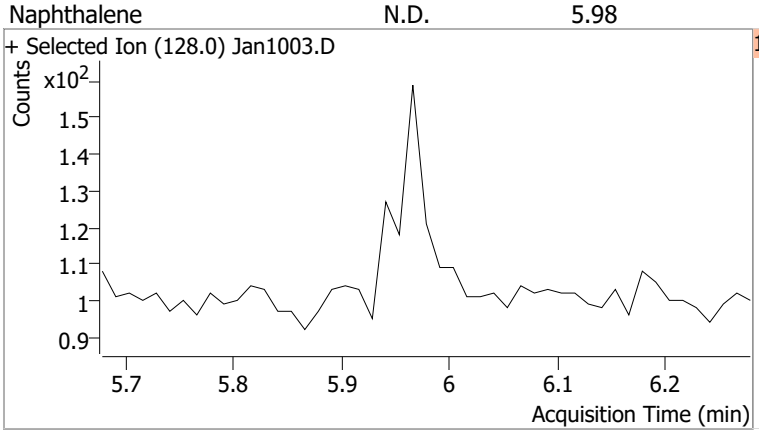

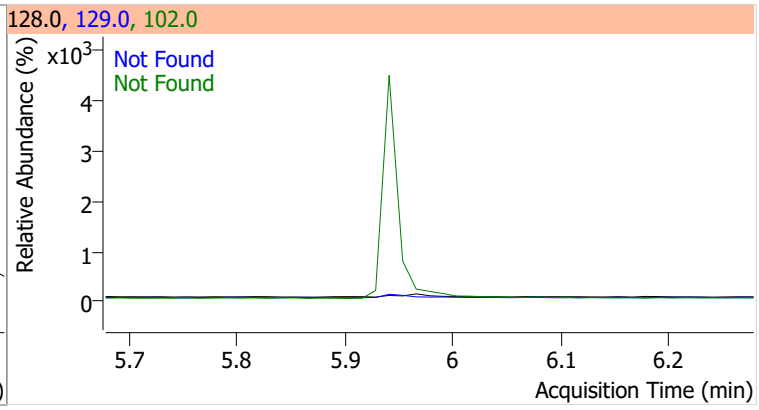

Compound	Conc.	Exp RT	QIon	Exp Ratio	QIon	Exp Ratio
2-Methylnaphthalene	N.D.	6.80	142.0	147.5	115.0	52.5

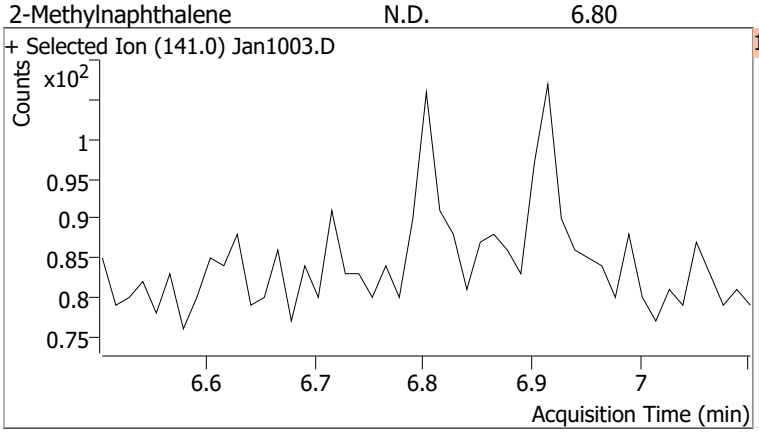

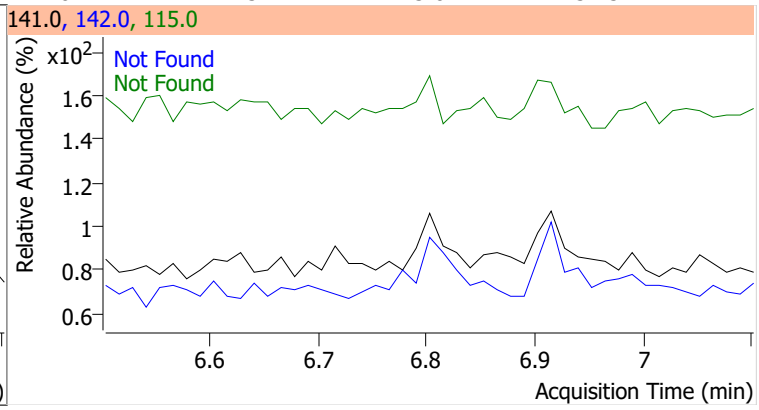

Compound	Conc.	Exp RT	QIon	Exp Ratio	QIon	Exp Ratio
1-Methylnaphthalene	N.D.	6.90	142.0	111.3	115.0	63.4

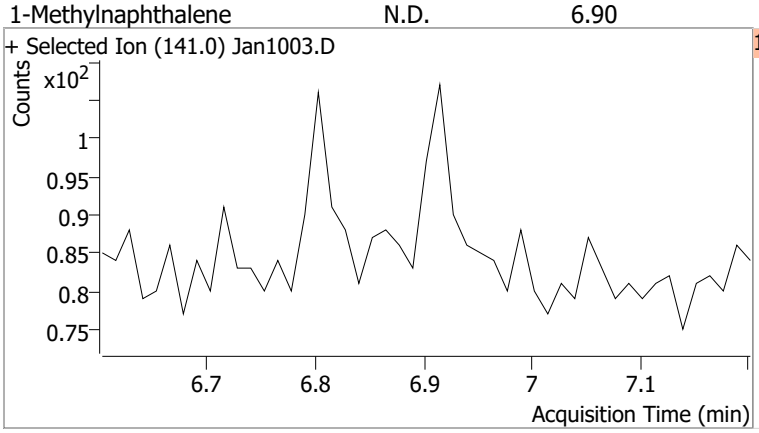

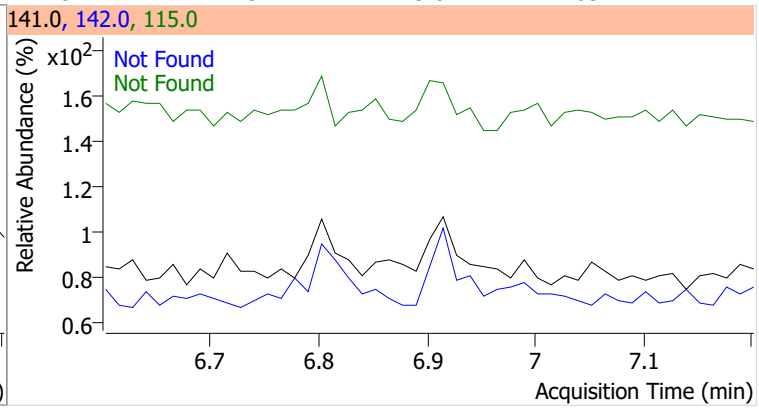

Compound	Conc.	Exp RT	QIon	Exp Ratio
2-Fluorobiphenyl	N.D.	7.26	171.0	37.7

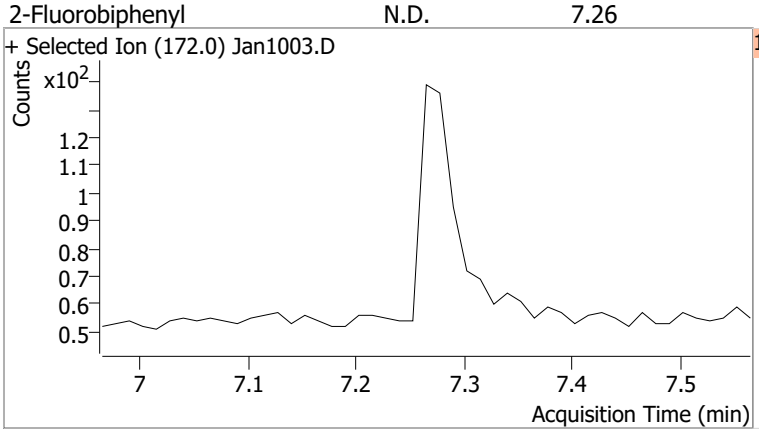

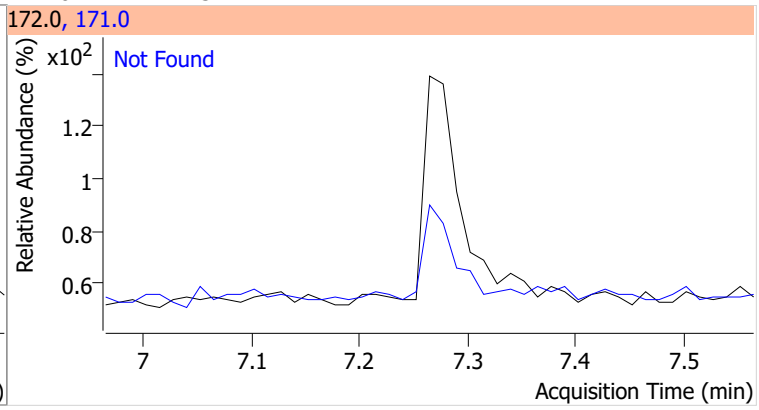

Compound	Conc.	Exp RT	QIon	Exp Ratio
Acenaphthylene	N.D.	7.84	153.0	14.6

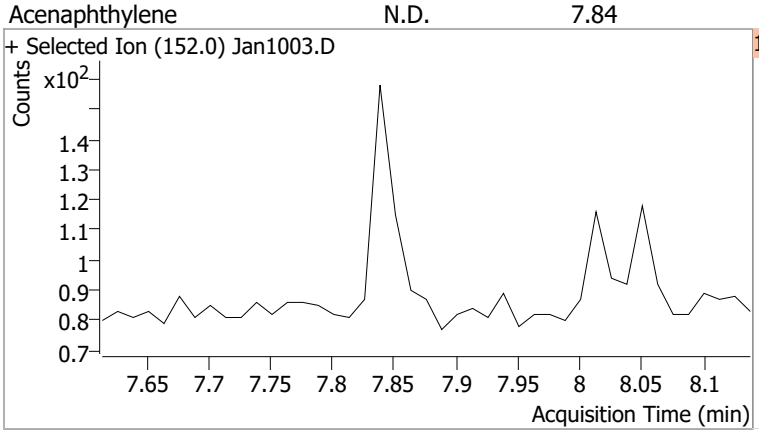

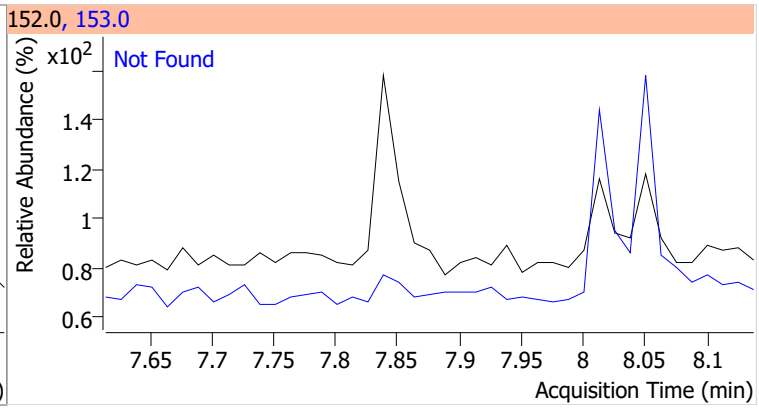

Compound	Conc.	RT	Dev(Min)	Resp.	QIon	QRatio	Lower	Upper
Acenaphthene		0		0	153.0		80.3	149.2
					152.0		38.4	71.4

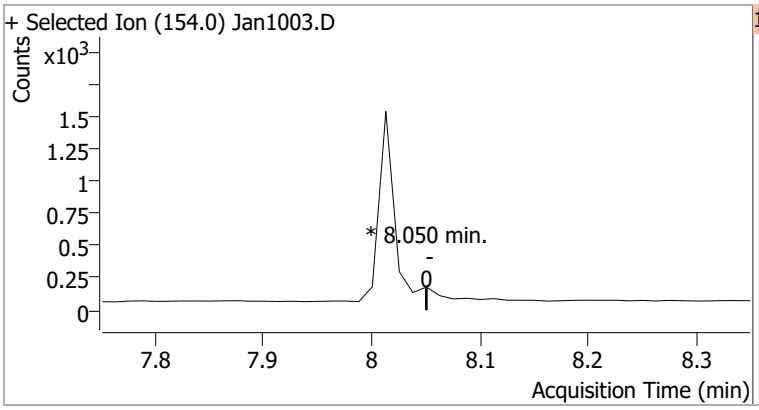

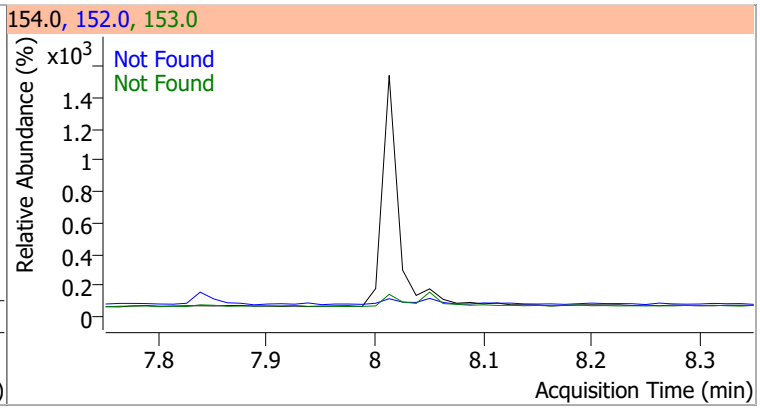

Compound	Conc.	Exp RT	QIon	Exp Ratio	QIon	Exp Ratio
Fluorene	N.D.	8.69	165.0	96.4	167.0	11.3

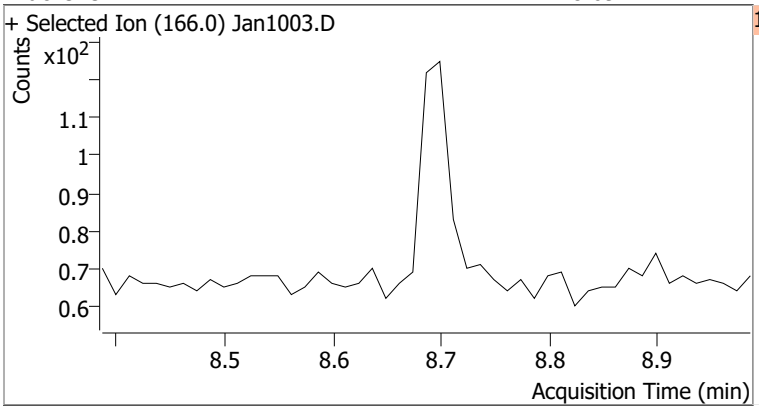

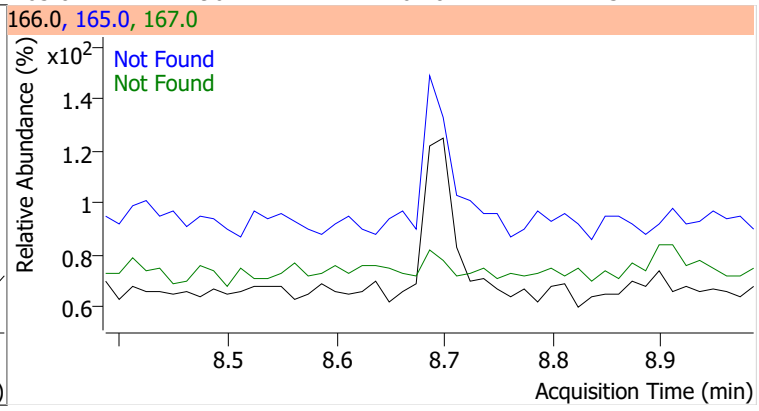

Compound	Conc.	Exp RT	QIon	Exp Ratio
Phenanthrene	N.D.	9.82	176.0	15.5

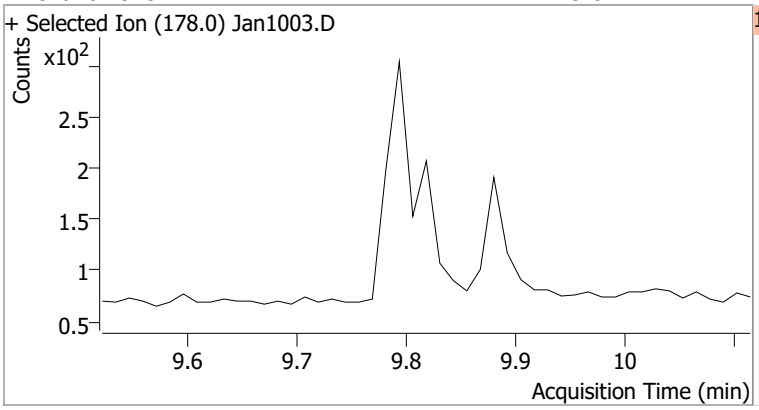

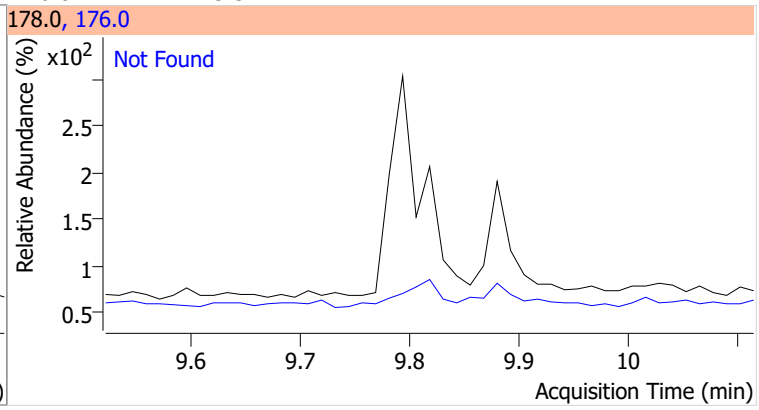

Compound	Conc.	Exp RT	QIon	Exp Ratio
Anthracene	N.D.	9.88	176.0	16.6

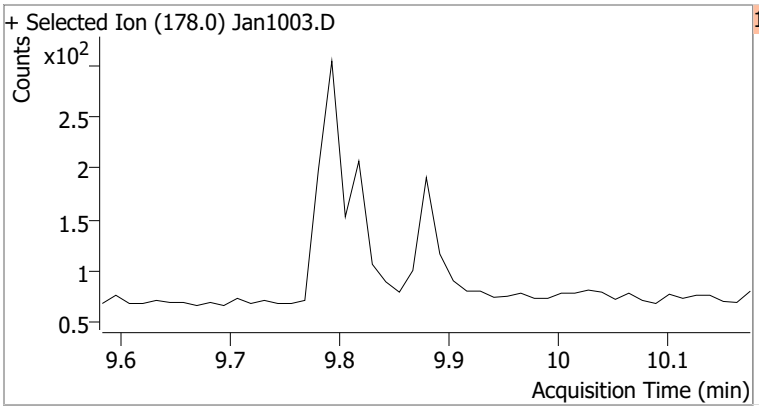

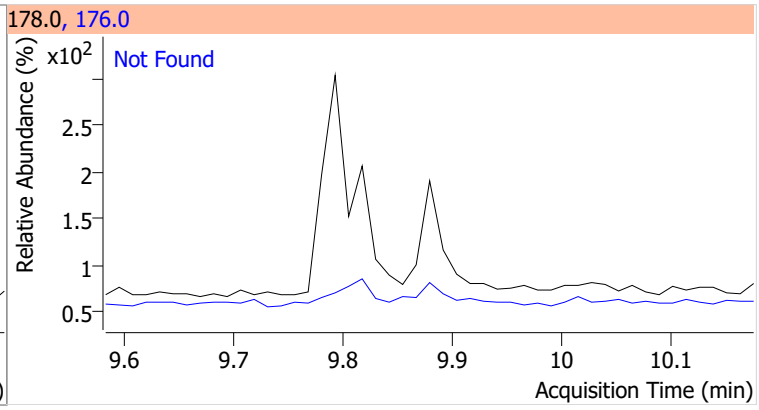

Compound	Conc.	Exp RT	QIon	Exp Ratio	QIon	Exp Ratio
o-Terphenyl	N.D.	10.32	229.0	66.8	215.0	43.2

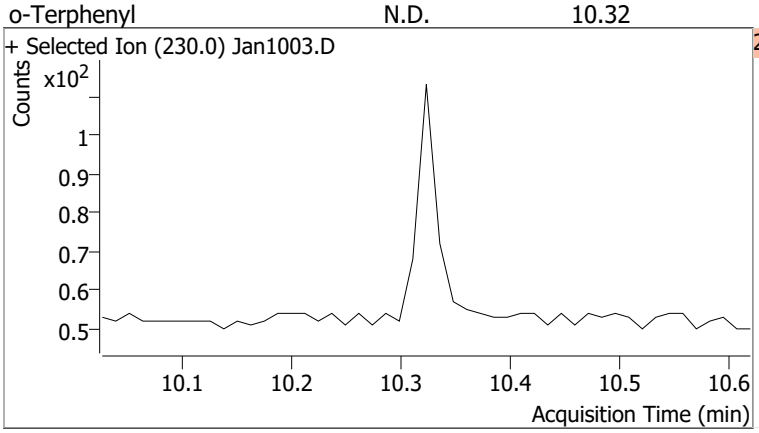

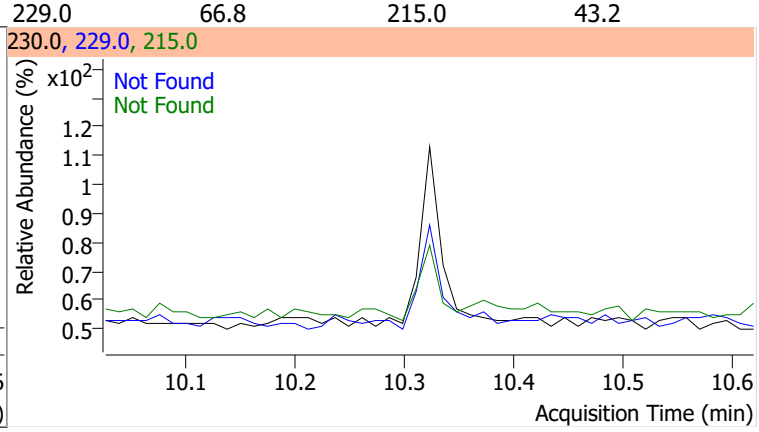

Compound	Conc.	Exp RT	QIon	Exp Ratio
Fluoranthene	N.D.	11.44	101.0	11.4

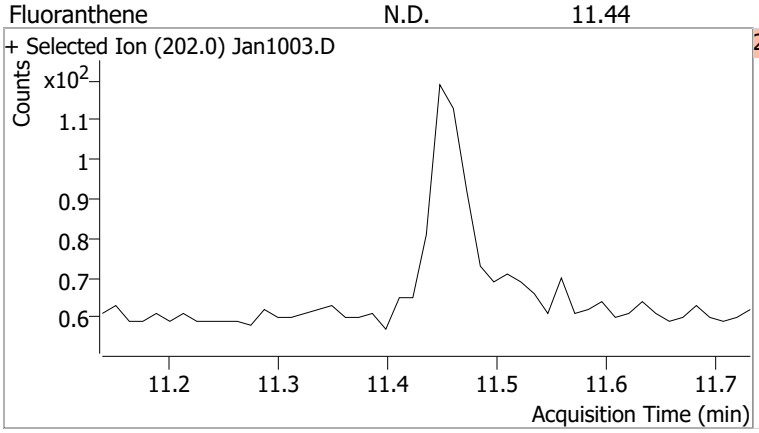

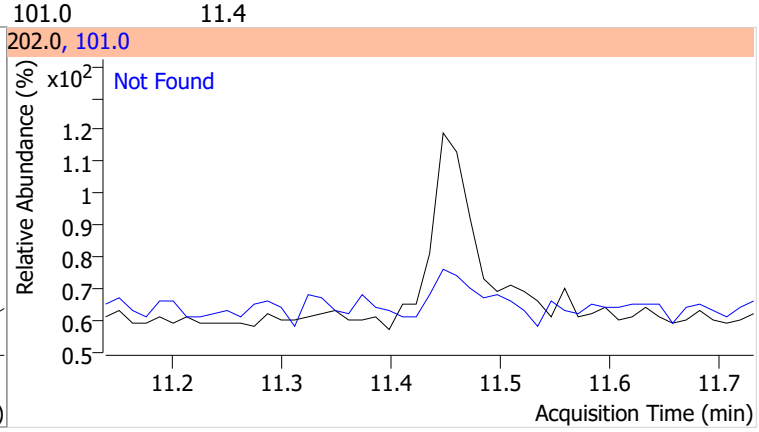

Compound	Conc.	Exp RT	QIon	Exp Ratio
Pyrene	N.D.	11.82	101.0	13.9

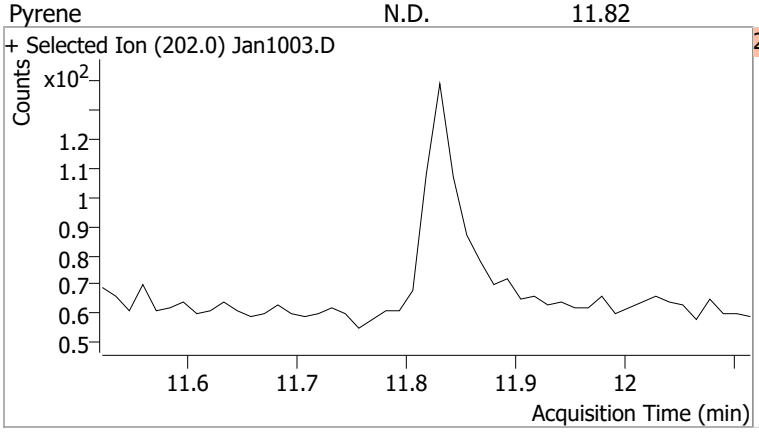

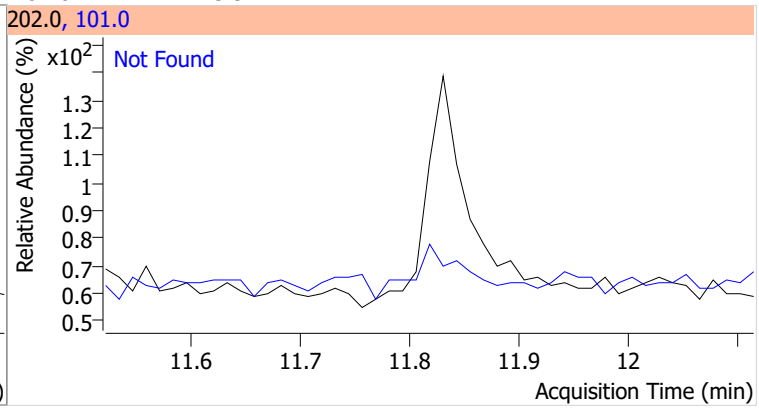

Compound	Conc.	Exp RT	QIon	Exp Ratio
Terphenyl-d14	N.D.	12.29	122.0	13.7

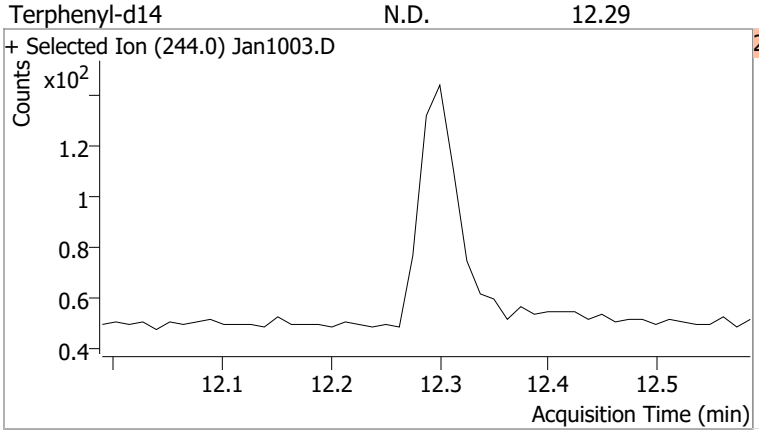

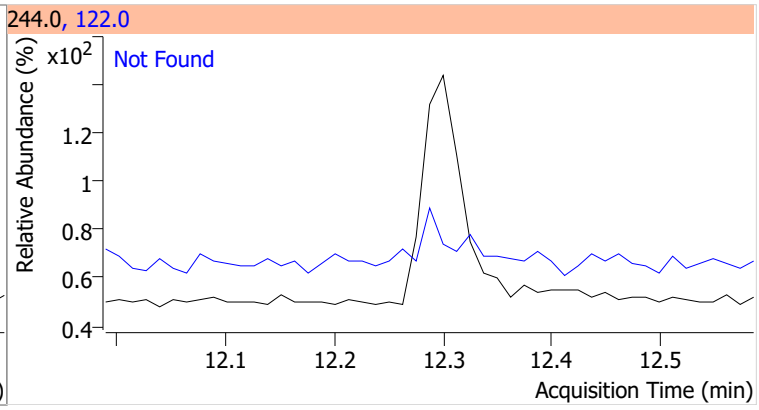

Compound	Conc.	RT	Dev(Min)	Resp.	QIon	QRatio	Lower	Upper
Benzo(a)Anthracene		0		0	226.0		19.5	36.3
					229.0		16.5	30.6

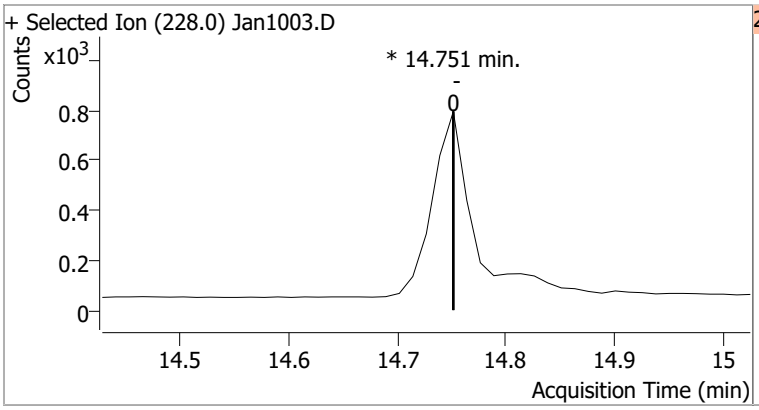

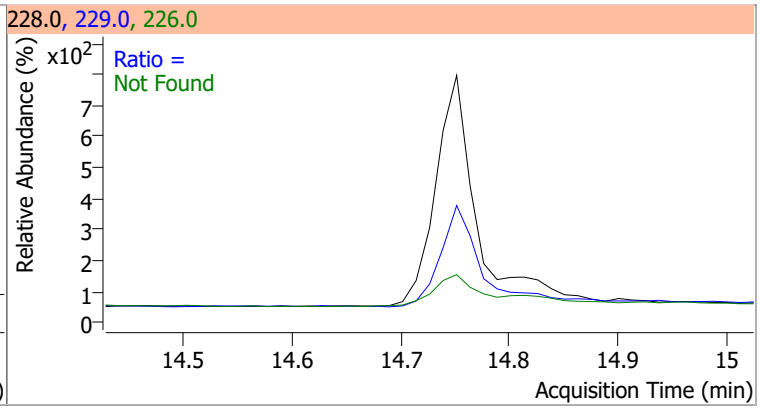

Compound	Conc.	RT	Dev(Min)	Resp.	QIon	QRatio	Lower	Upper
Chrysene		0		0	226.0		22.2	41.2
					229.0		15.5	28.9

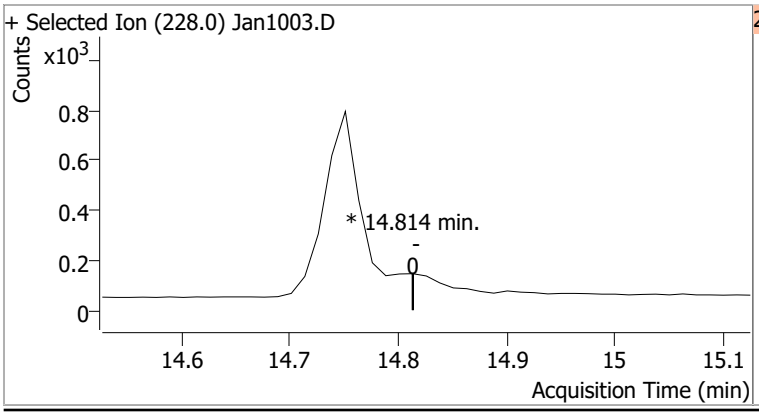

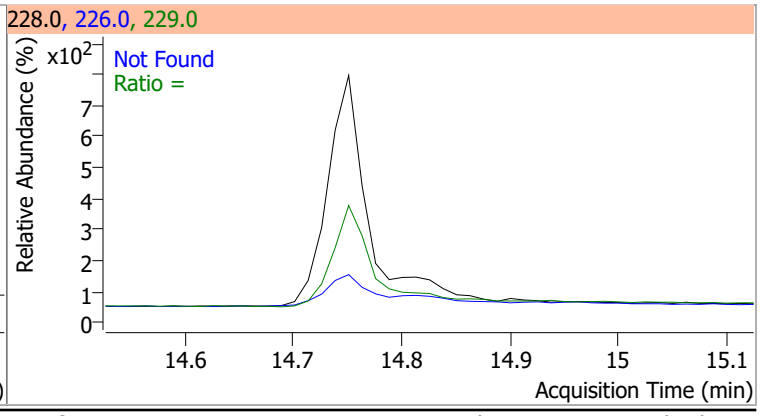

Compound	Conc.	Exp RT	QIon	Exp Ratio
Benzo(b)fluoranthene	N.D.	17.76	253.0	22.6

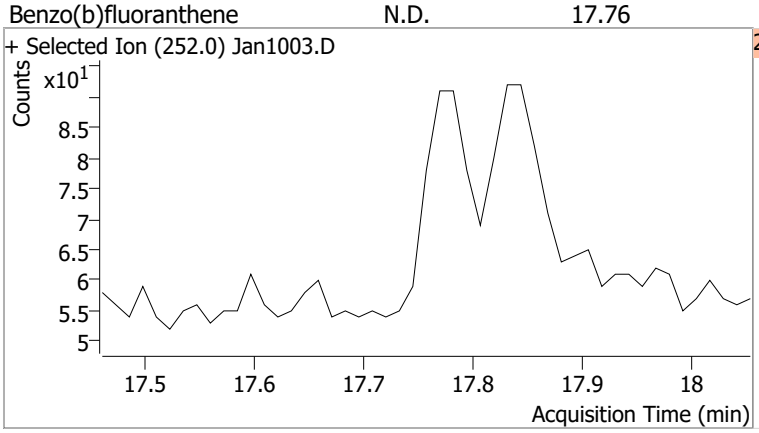

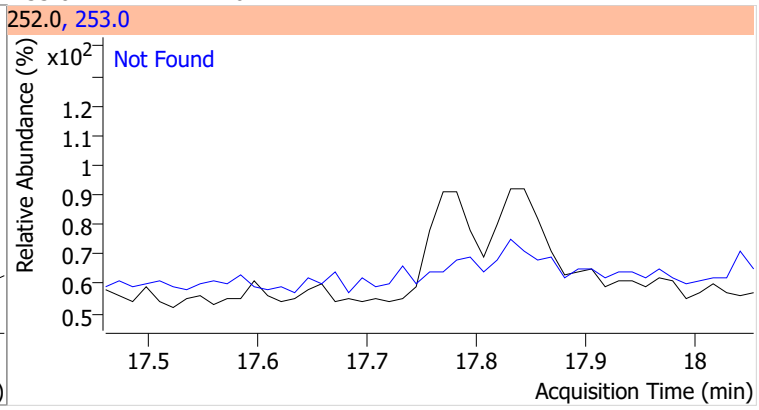

Compound	Conc.	Exp RT	QIon	Exp Ratio
Benzo(k)fluoranthene	N.D.	17.82	253.0	23.0

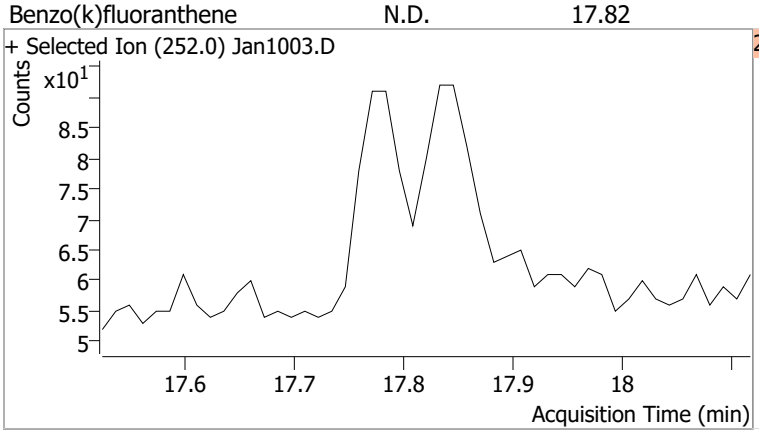

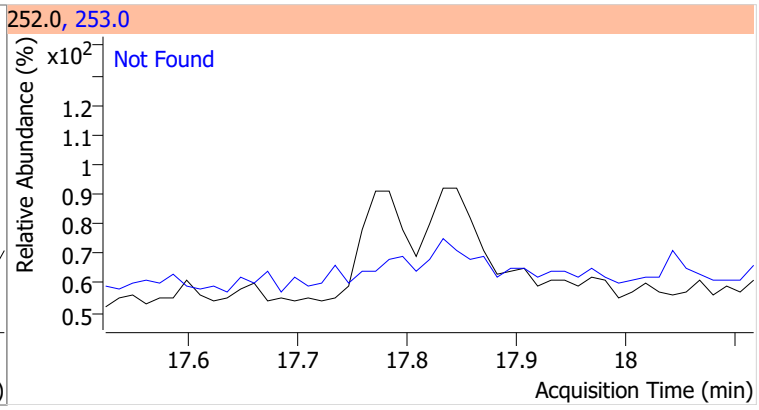

Compound	Conc.	RT	Dev(Min)	Resp.	QIon	QRatio	Lower	Upper
Benzo(a)pyrene		0		0	253.0		16.6	30.8

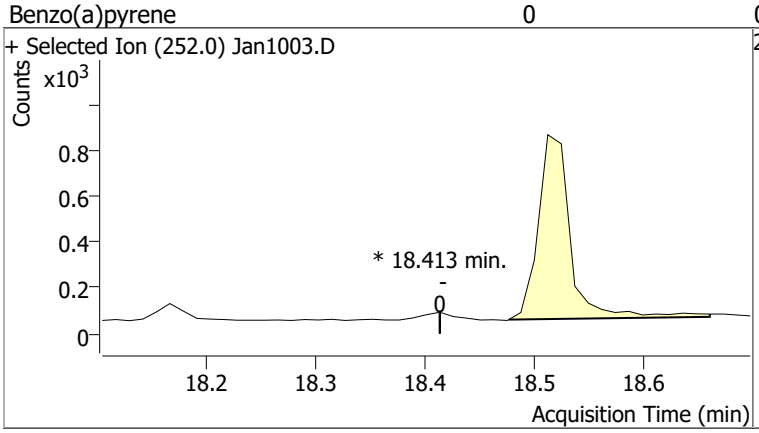

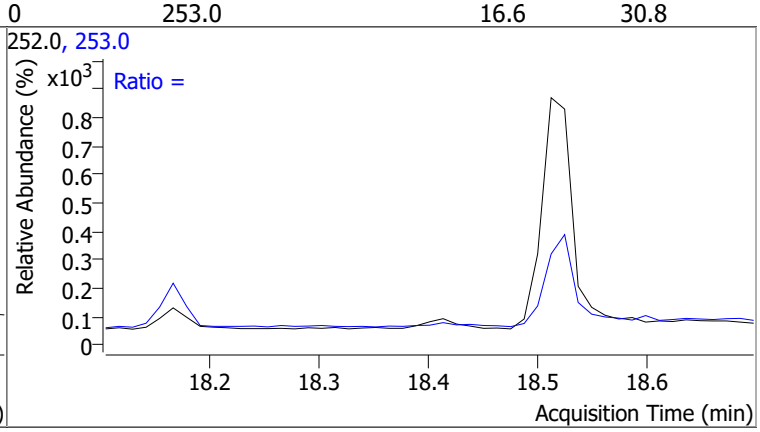

Compound	Conc.	Exp RT	QIon	Exp Ratio
Indeno(1,2,3-cd)pyrene	N.D.	20.24	138.0	25.2

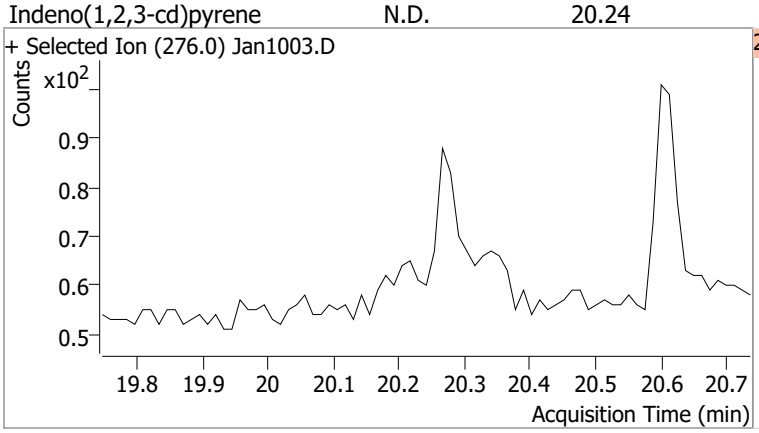

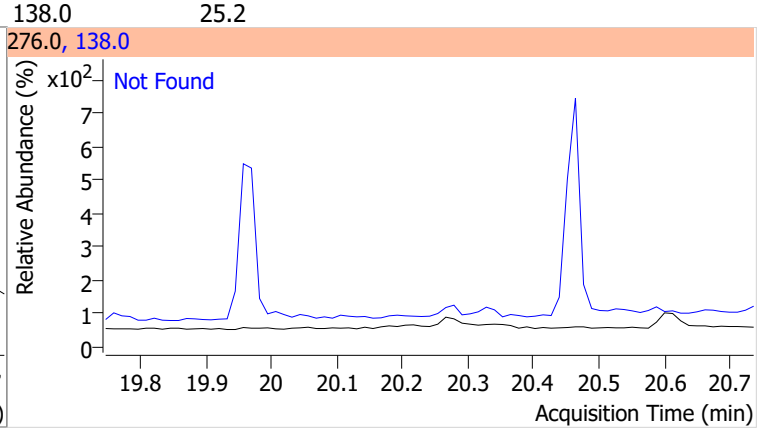

Compound	Conc.	Exp RT	QIon	Exp Ratio	QIon	Exp Ratio
Dibenzo(a,h)anthracene	N.D.	20.32	279.0	25.9	139.0	18.3

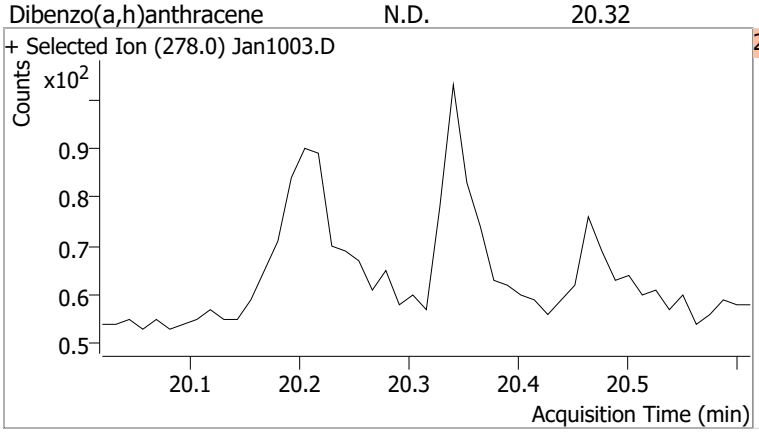

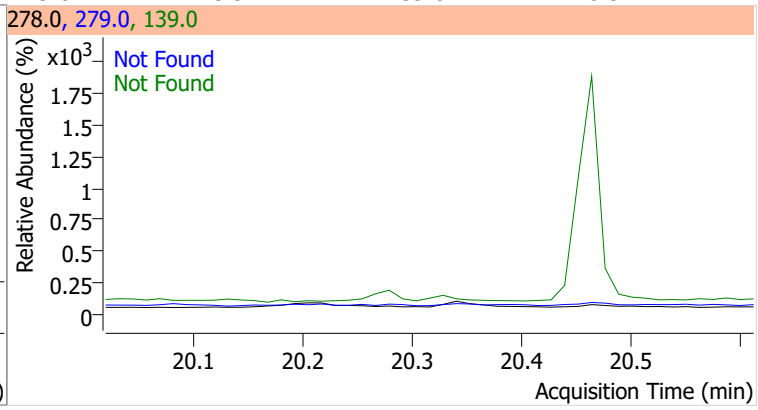

Compound	Conc.	Exp RT	QIon	Exp Ratio	QIon	Exp Ratio
Benzo(g,h,i)perylene	N.D.	20.58	277.0	24.5	138.0	20.0

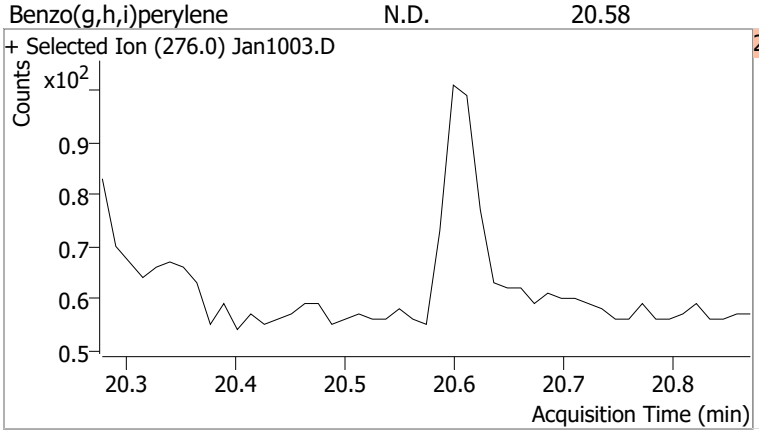

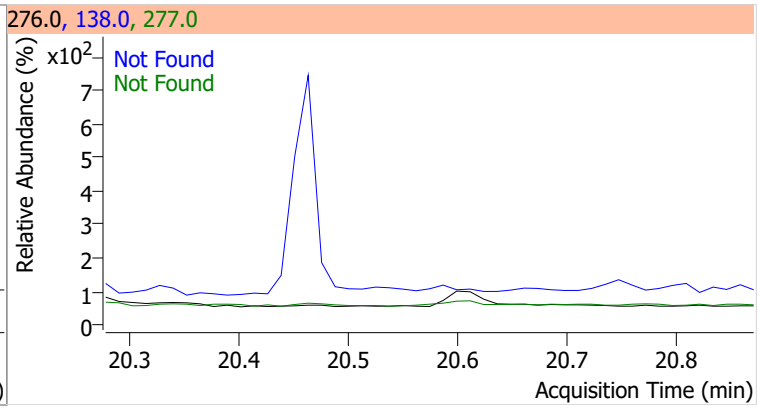

Quantitation Results Report (QT Reviewed)

Data File	Jan1004.D	Operator	LIMS import
Acq. Method	5975BNASIM	Acq. Date-Time	1/10/2022 12:48:04 PM
Sample Name	MB-162577	Instrument	GCMS
Vial	4	Multiplier	1.00
DA Method File	010522 bna SIM 3.batch.bin	Comment	SVOC-8270-W-LLPAH
Tune File	dftppjph.u	Tune Date	
Batch Name	011022 bna SIM 1.batch.bin	Last Calib Update	1/4/2022 2:09:05 PM
Ref Library			

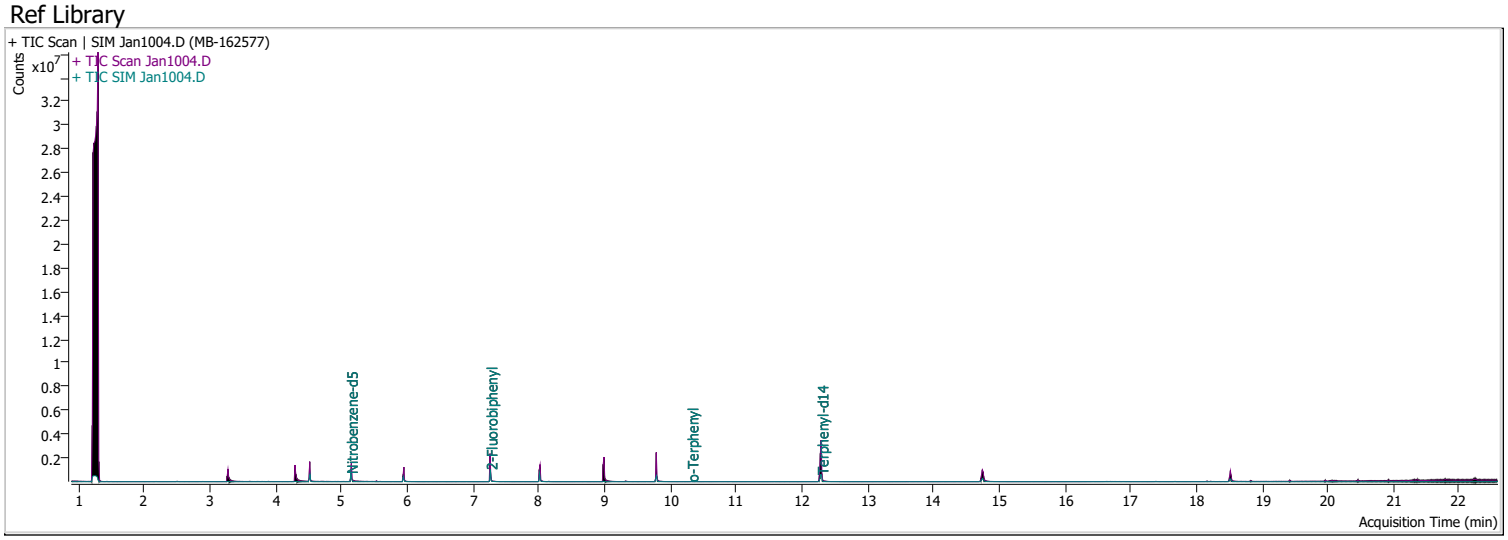

Compound	RT	QIon	Resp.	Conc.	Units		Dev(Min)
Internal Standards							
M 1,4-Dichlorobenzene-d4	4.522	152.0	224303	40.0000	ng/ml		-0.025
M Naphthalene-d8	5.941	136.0	417537	40.0000	ng/ml		-0.013
M Acenaphthene-d10	8.013	164.0	259805	40.0000	ng/ml		0.000
M Phenanthrene-d10	9.793	188.0	583481	40.0000	ng/ml		0.000
M Chrysene-d12	14.751	240.0	429312	40.0000	ng/ml		-0.013
M Perylene-d12	18.524	264.0	292536	40.0000	ng/ml		0.000
System Monitoring Compounds							
S Nitrobenzene-d5	5.143	82.0	455014	42.5763	ng/ml		-0.025
Spiked Amount: 5.000	Range: 19.0 - 102.0%			Recovery = 851.53%		*	
S 2-Fluorobiphenyl	7.264	172.0	661811	51.1671	ng/ml		0.000
Spiked Amount: 5.000	Range: 25.0 - 94.0%			Recovery = 1023.34%		*	
S o-Terphenyl	10.324	230.0	1900	0.1776	ng/ml		0.000
Spiked Amount: 5.000	Range: 40.0 - 140.0%			Recovery = 3.55%		*	
S Terphenyl-d14	12.300	244.0	937680	118.0376	ng/ml		0.012
Spiked Amount: 5.000	Range: 39.0 - 106.0%			Recovery = 2360.75%		*	
Target Compounds							**QValue**
T Naphthalene	0.000		0	N.D.			
T 2-Methylnaphthalene	0.000		0	N.D.			
T 1-Methylnaphthalene	0.000		0	N.D.			
T Acenaphthylene	0.000		0	N.D.			
T Acenaphthene	8.050	154.0	0		ng/ml	md	1
T Fluorene	8.686	166.0	0		ng/ml	md	1
T Phenanthrene	0.000		0	N.D.			
T Anthracene	0.000		0	N.D.			
T Fluoranthene	0.000		0	N.D.			
T Pyrene	0.000		0	N.D.			
T Benzo(a)Anthracene	14.751	228.0	0		ng/ml	md	1
T Chrysene	14.813	228.0	0		ng/ml	md	1
T Benzo(b)fluoranthene	0.000		0	N.D.			

Compound	RT	QIon	Resp.	Conc.	Units		Dev(Min)
T Benzo(k)fluoranthene	0.000		0	N.D.			
T Benzo(a)pyrene	18.400	252.0	0		ng/ml	md	1
T Indeno(1,2,3-cd)pyrene	0.000		0	N.D.			
T Dibenzo(a,h)anthracene	0.000		0	N.D.			
T Benzo(g,h,i)perylene	0.000		0	N.D.			

(#) = Qualifier Out of Range; (m) = Manual Integration; (+) = Area Summed; (*) = Surrogate Percent Recovery Out of Range; (d): Zeroed Peak

Quantitation Results Report (QT Reviewed)

Compound	Conc.	RT	Dev(Min)	Resp.	QIon	QRatio	Lower	Upper
Nitrobenzene-d5	42.5763	5.14	-0.03	455014	54.0	34.8	21.6	40.2
					128.0	31.4	21.3	39.5

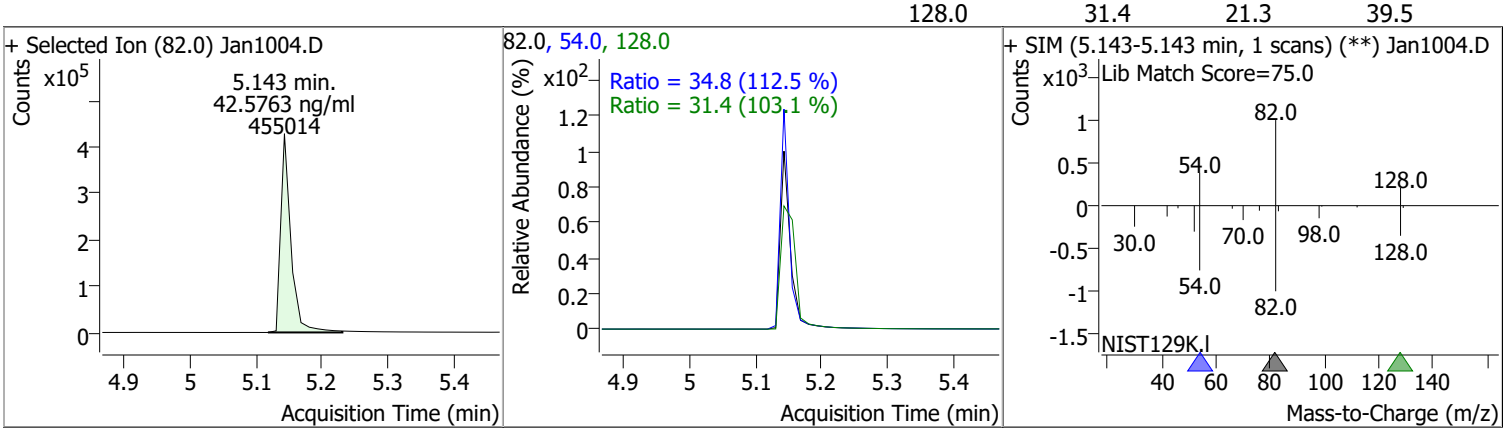

Compound	Conc.	Exp RT	QIon	Exp Ratio	QIon	Exp Ratio
Naphthalene	N.D.	5.98	102.0	15.5	129.0	10.8

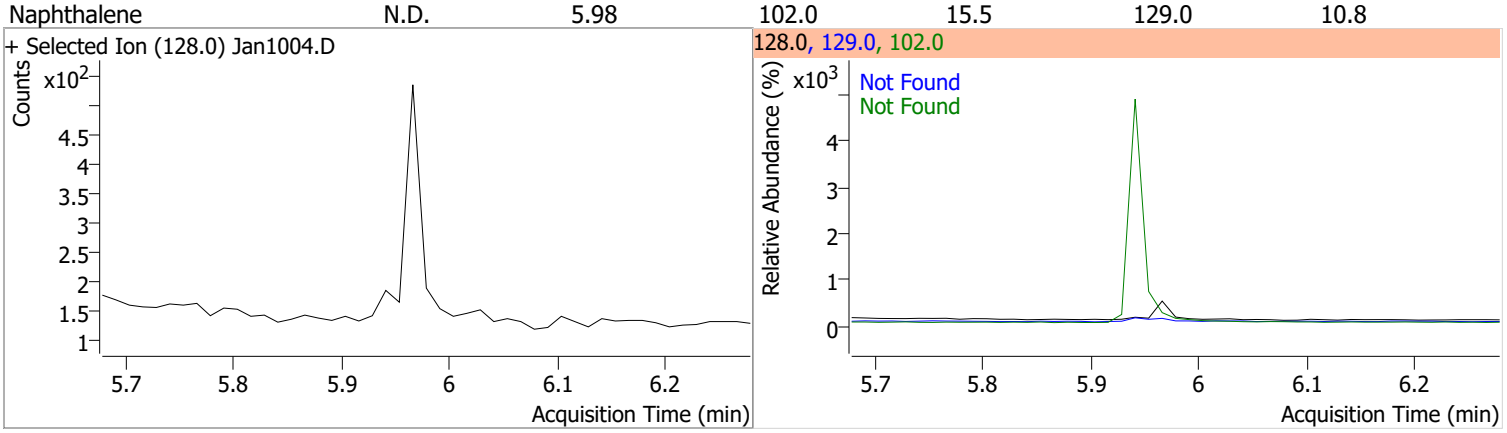

Compound	Conc.	Exp RT	QIon	Exp Ratio	QIon	Exp Ratio
2-Methylnaphthalene	N.D.	6.80	142.0	147.5	115.0	52.5

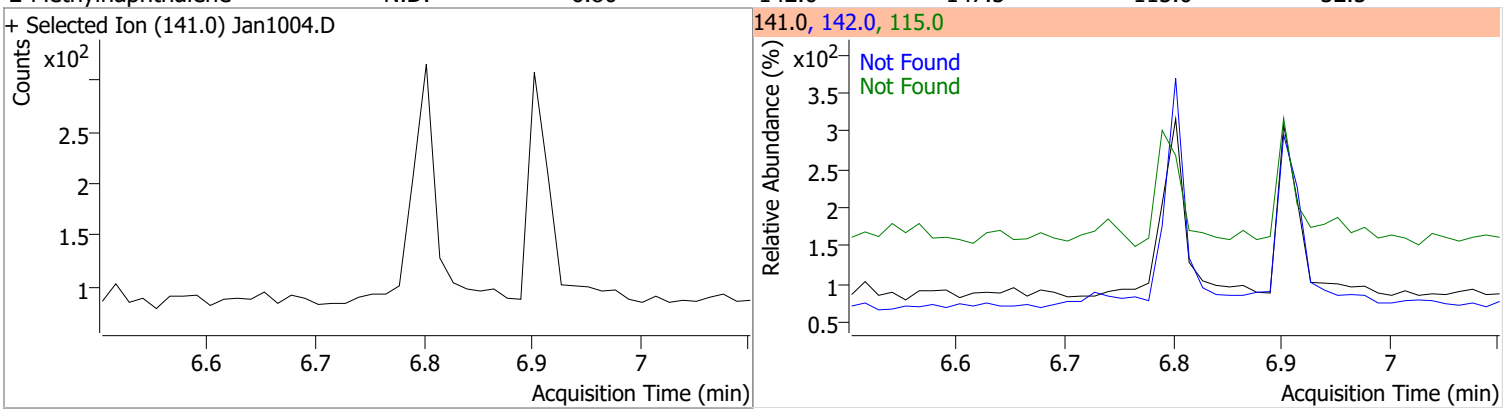

Compound	Conc.	Exp RT	QIon	Exp Ratio	QIon	Exp Ratio
1-Methylnaphthalene	N.D.	6.90	142.0	111.3	115.0	63.4

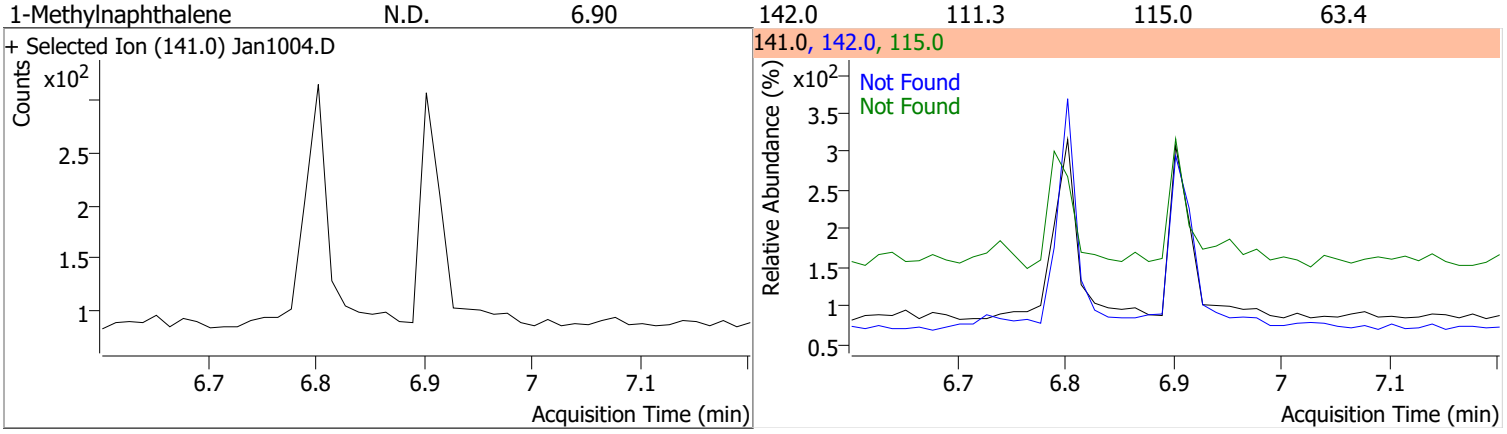

Quantitation Results Report (QT Reviewed)

Compound	Conc.	RT	Dev(Min)	Resp.	QIon	QRatio	Lower	Upper
2-Fluorobiphenyl	51.1671	7.26	0.00	661811	171.0	38.2	26.4	49.0

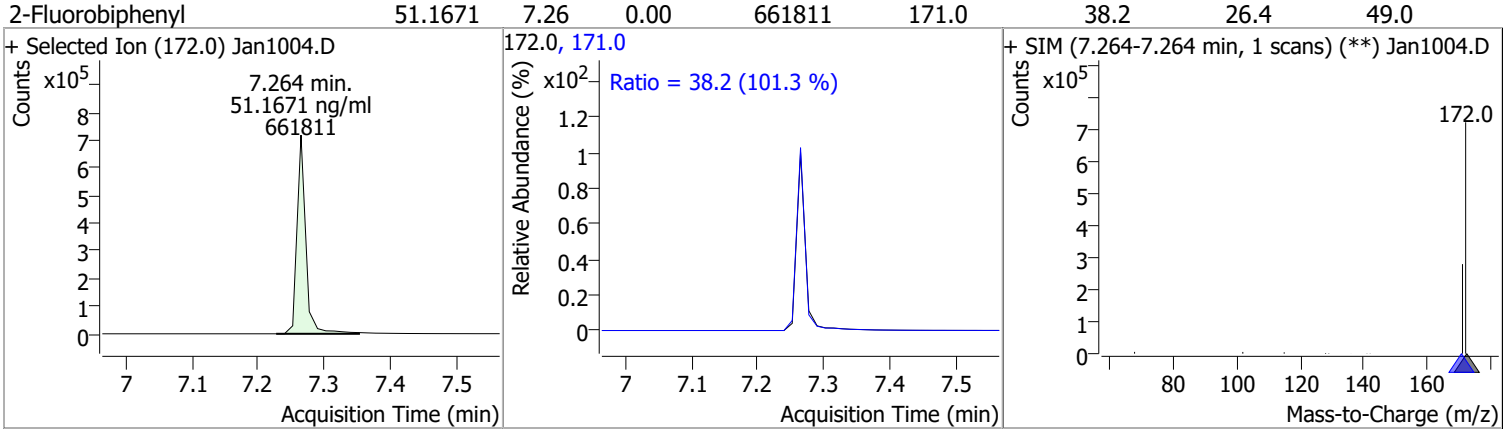

Compound	Conc.	Exp RT	QIon	Exp Ratio
Acenaphthylene	N.D.	7.84	153.0	14.6

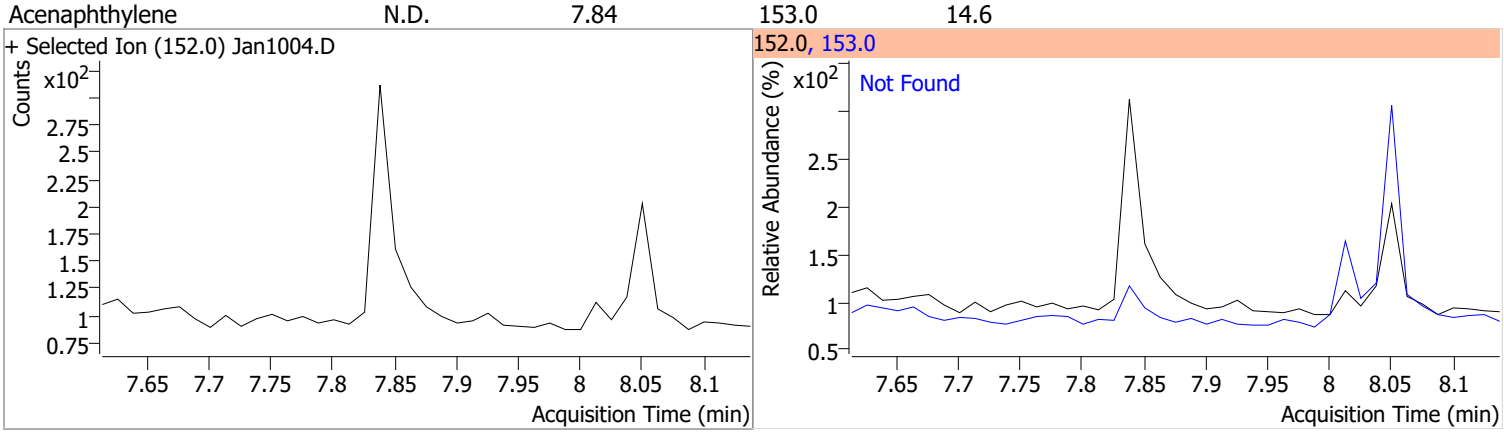

Compound	Conc.	RT	Dev(Min)	Resp.	QIon	QRatio	Lower	Upper
Acenaphthene		0		0	153.0		80.3	149.2
					152.0		38.4	71.4

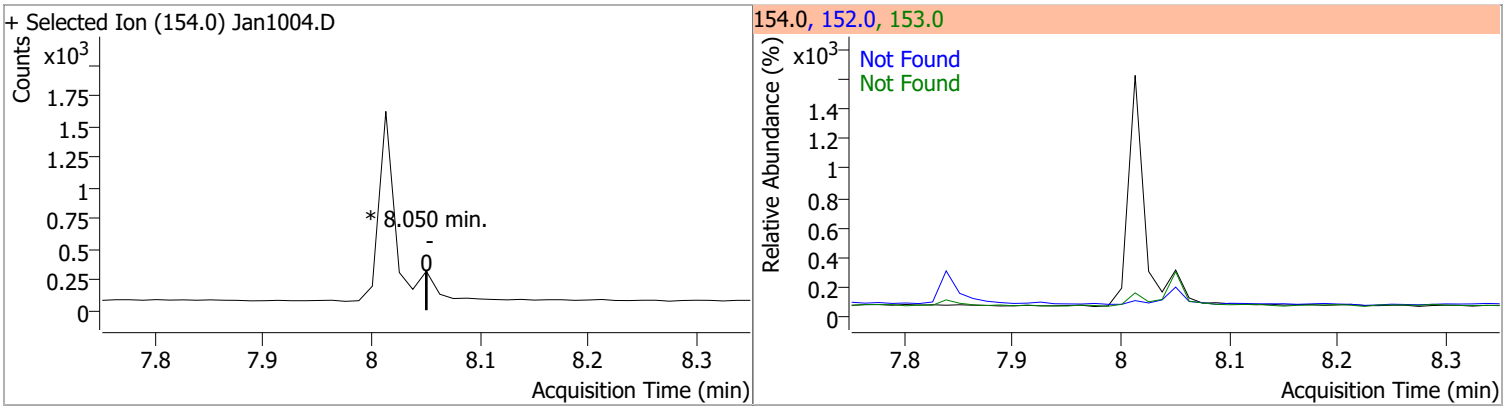

Compound	Conc.	RT	Dev(Min)	Resp.	QIon	QRatio	Lower	Upper
Fluorene		0		0	165.0		67.5	125.3
					167.0		7.9	14.6

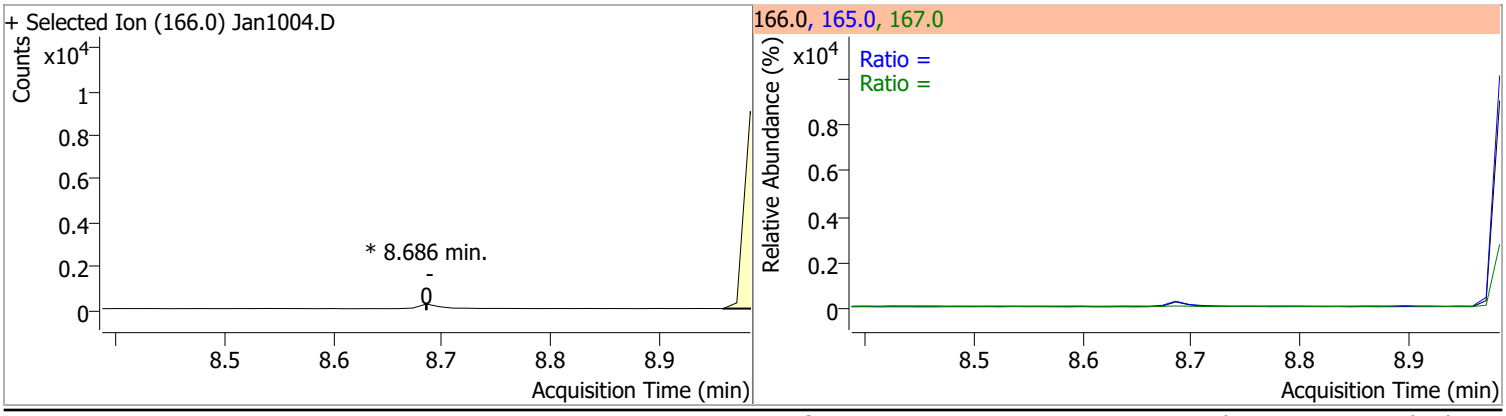

Compound	Conc.	Exp RT	QIon	Exp Ratio
Phenanthrene	N.D.	9.82	176.0	15.5

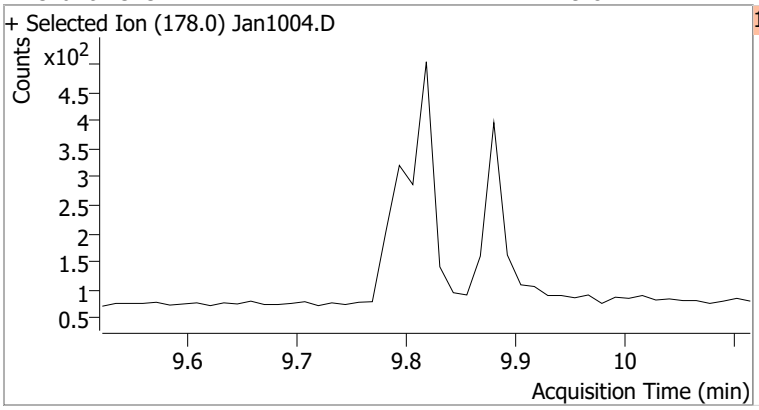

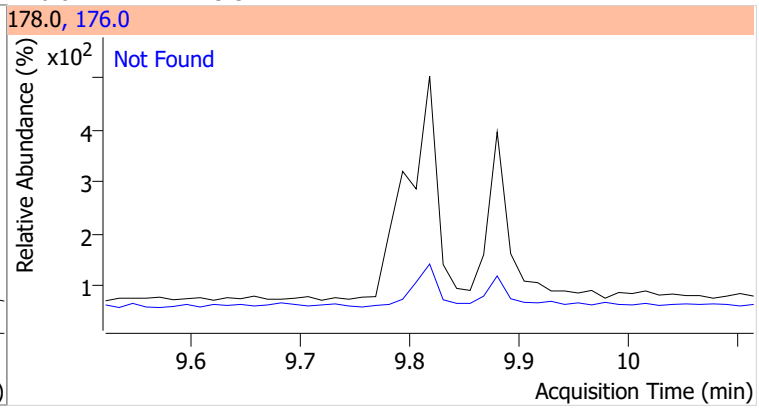

Compound	Conc.	Exp RT	QIon	Exp Ratio
Anthracene	N.D.	9.88	176.0	16.6

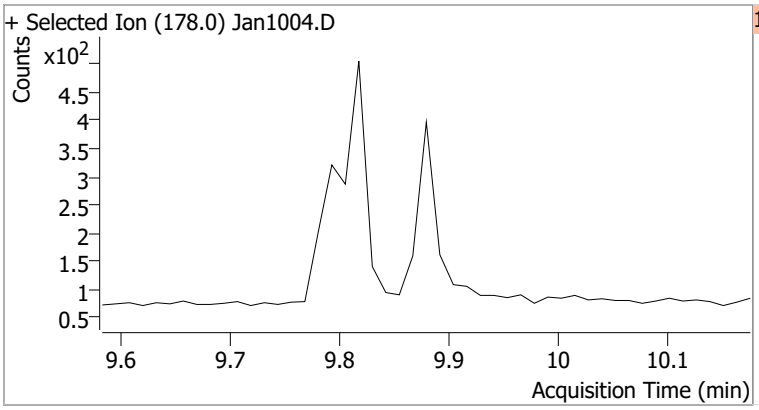

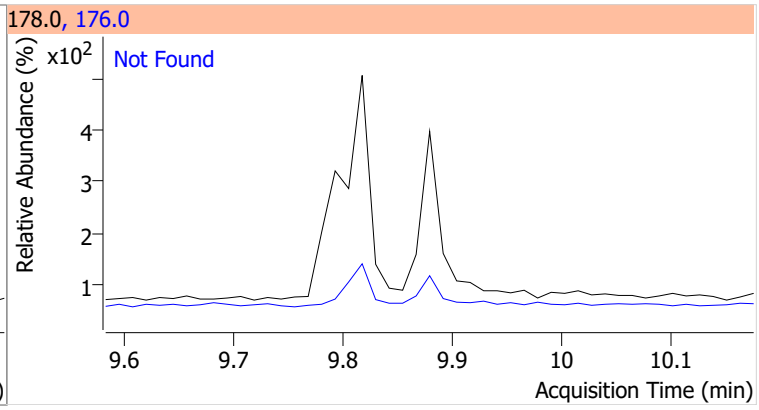

Compound	Conc.	RT	Dev(Min)	Resp.	QIon	QRatio	Lower	Upper
o-Terphenyl	0.1776	10.32	0.00	1900	229.0	77.1	46.7	86.8
					215.0	49.6	30.2	56.2

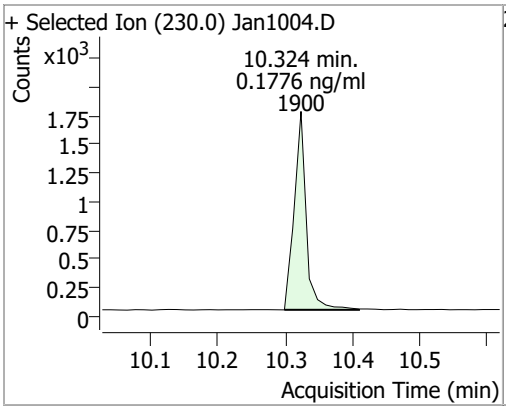

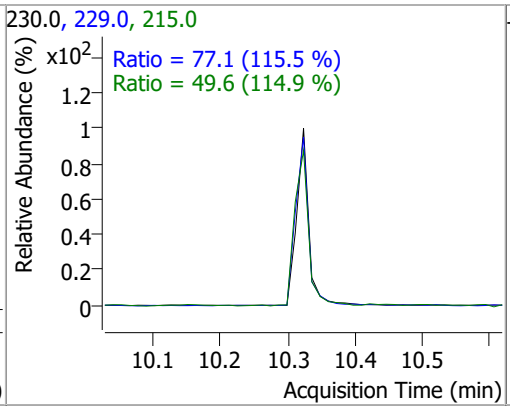

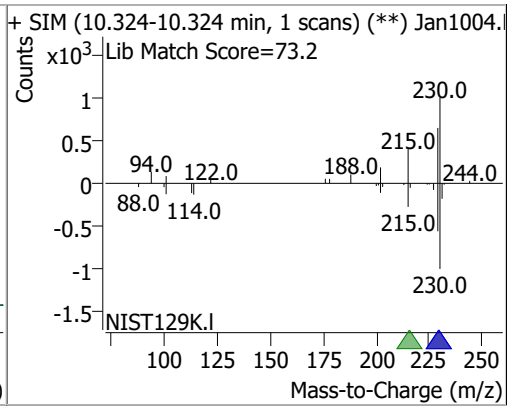

Compound	Conc.	Exp RT	QIon	Exp Ratio
Fluoranthene	N.D.	11.44	101.0	11.4

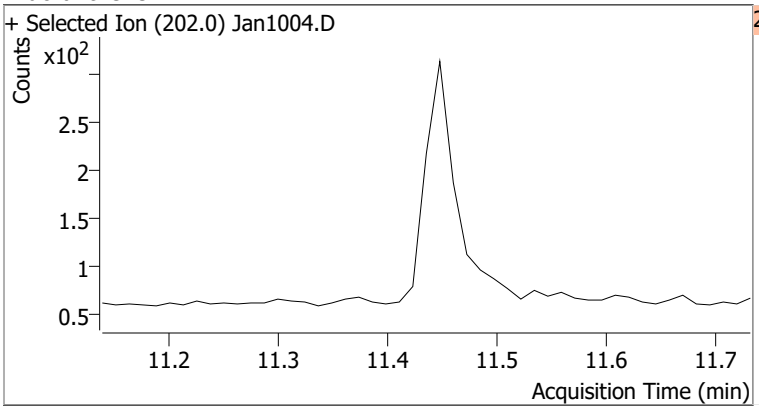

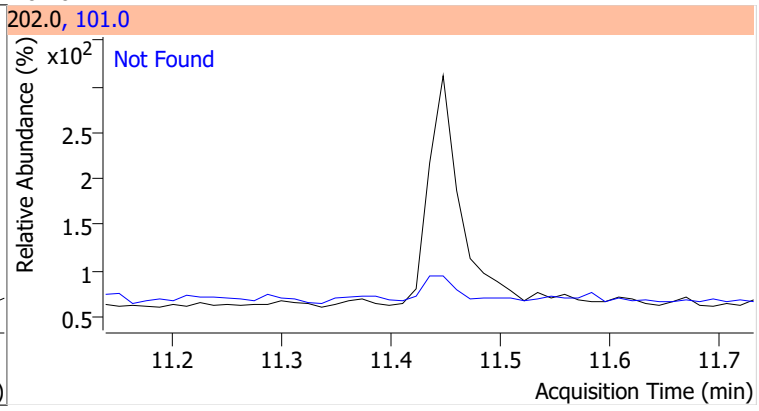

Compound	Conc.	Exp RT	QIon	Exp Ratio
Pyrene	N.D.	11.82	101.0	13.9

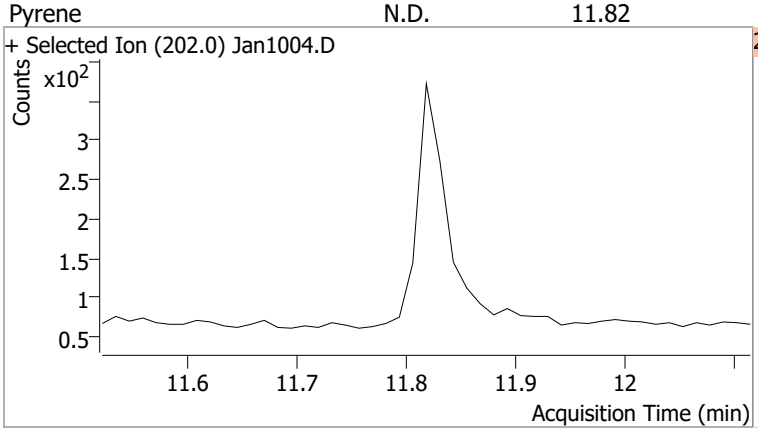

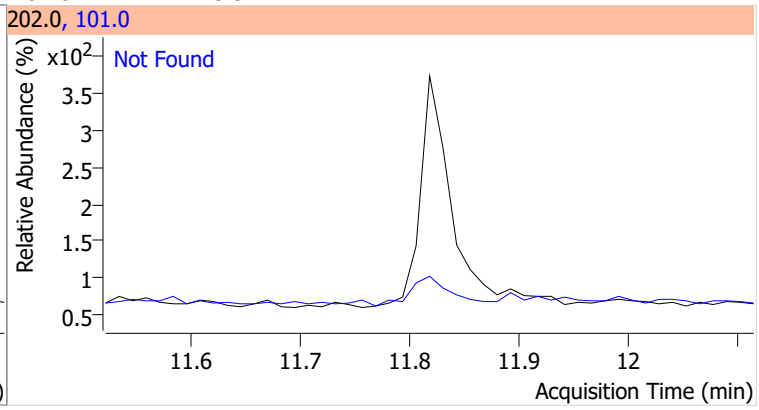

Compound	Conc.	RT	Dev(Min)	Resp.	QIon	QRatio	Lower	Upper
Terphenyl-d14	118.0376	12.30	0.01	937680	122.0	14.7	9.6	17.9

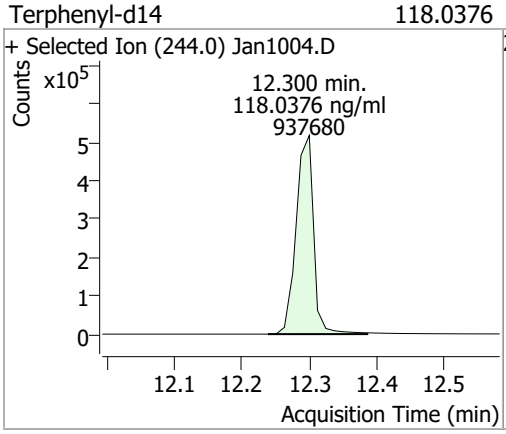

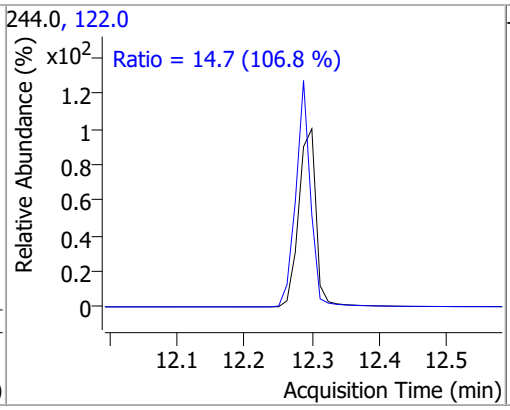

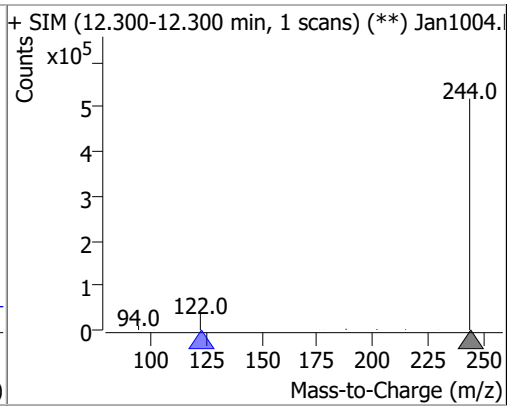

Compound	Conc.	RT	Dev(Min)	Resp.	QIon	QRatio	Lower	Upper
Benzo(a)Anthracene		0		0	226.0		19.5	36.3
					229.0		16.5	30.6

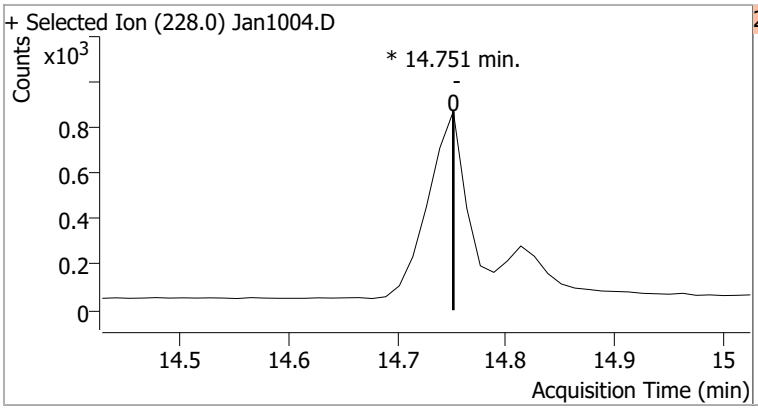

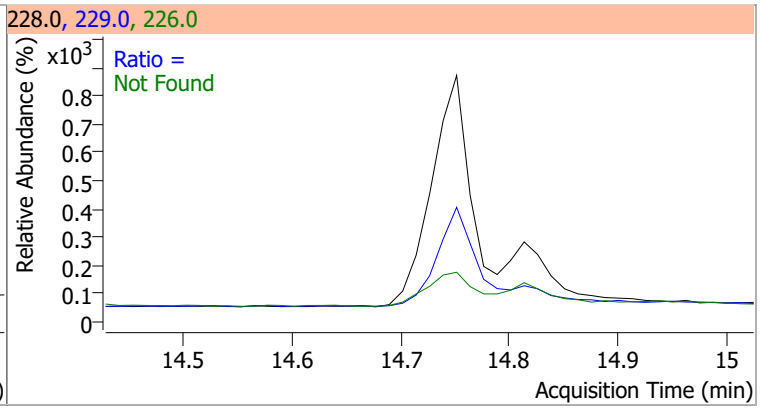

Compound	Conc.	RT	Dev(Min)	Resp.	QIon	QRatio	Lower	Upper
Chrysene		0		0	226.0		22.2	41.2
					229.0		15.5	28.9

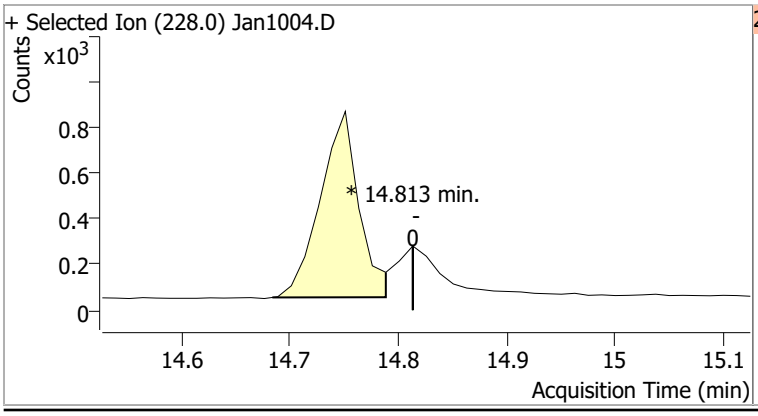

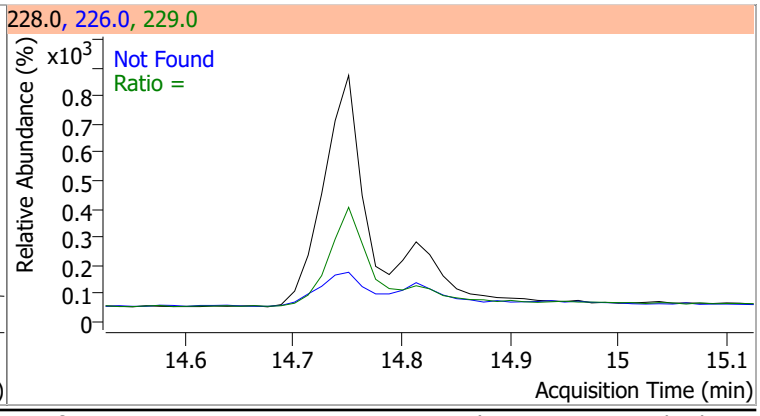

Compound	Conc.	Exp RT	QIon	Exp Ratio
Benzo(b)fluoranthene	N.D.	17.76	253.0	22.6

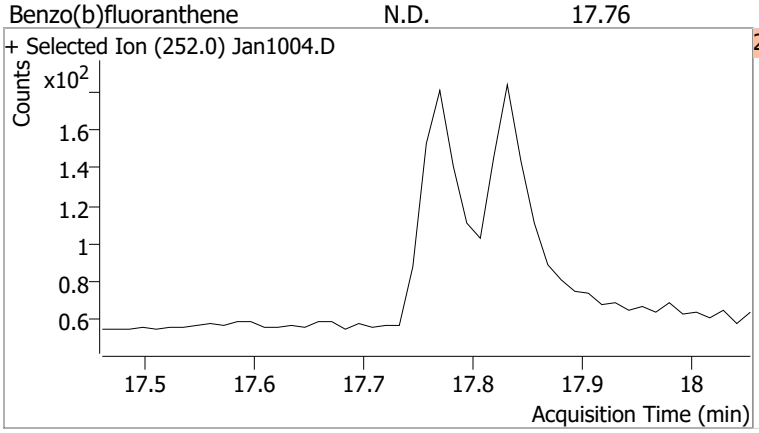

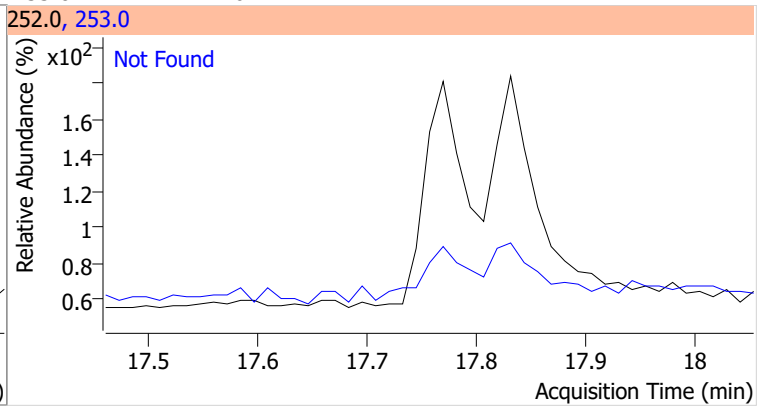

Compound	Conc.	Exp RT	QIon	Exp Ratio
Benzo(k)fluoranthene	N.D.	17.82	253.0	23.0

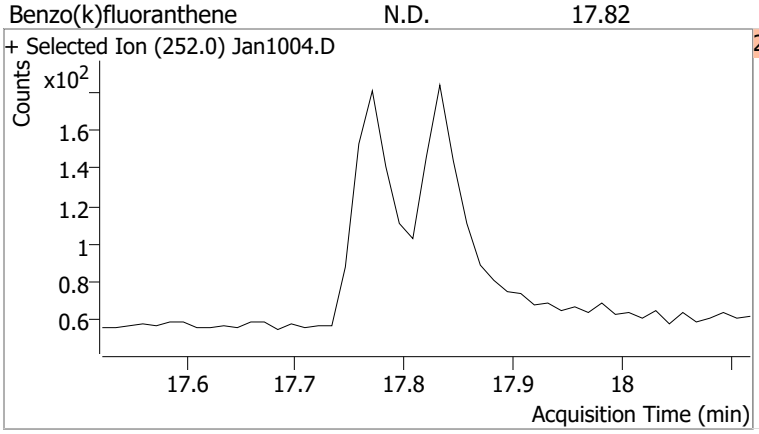

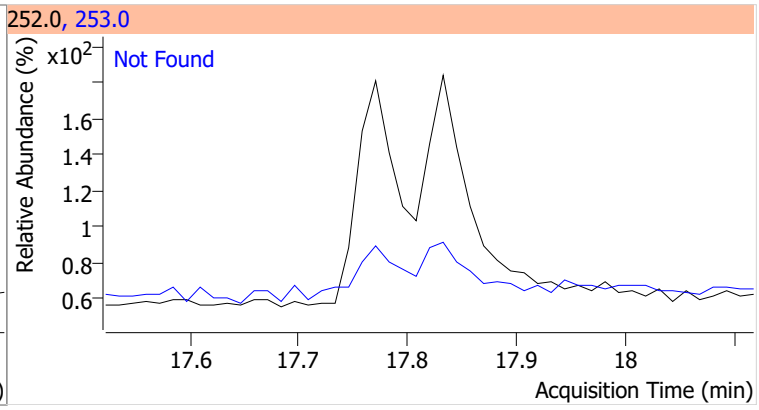

Compound	Conc.	RT	Dev(Min)	Resp.	QIon	QRatio	Lower	Upper
Benzo(a)pyrene		0		0	253.0		16.6	30.8

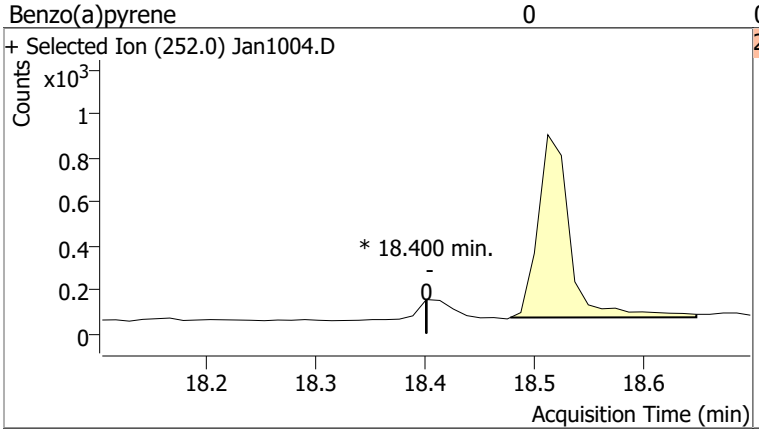

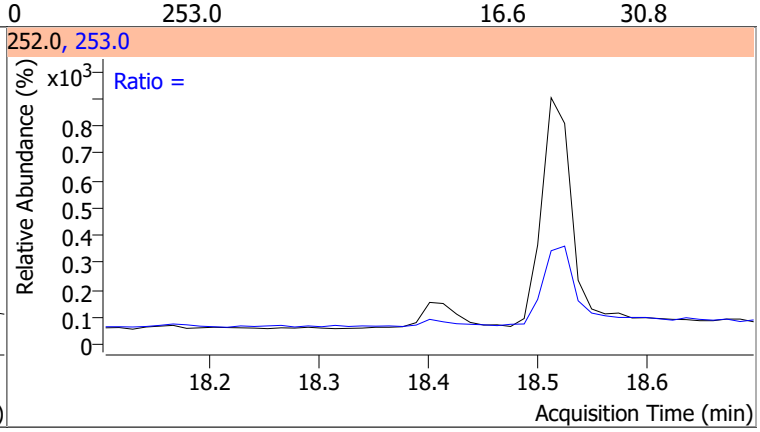

Compound	Conc.	Exp RT	QIon	Exp Ratio
Indeno(1,2,3-cd)pyrene	N.D.	20.24	138.0	25.2

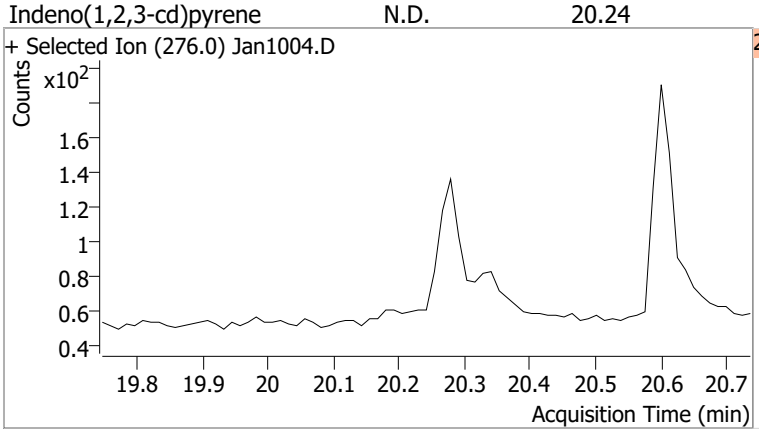

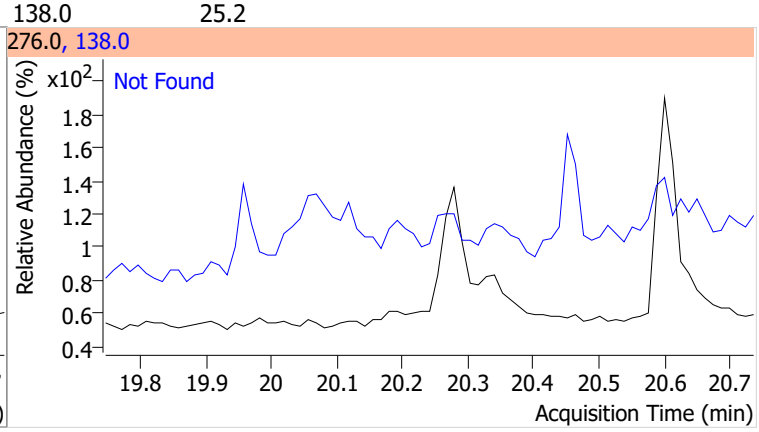

Compound	Conc.	Exp RT	QIon	Exp Ratio	QIon	Exp Ratio
Dibenzo(a,h)anthracene	N.D.	20.32	279.0	25.9	139.0	18.3

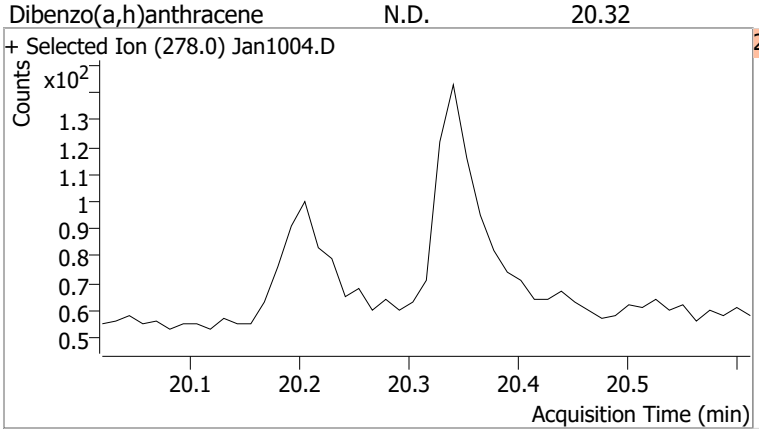

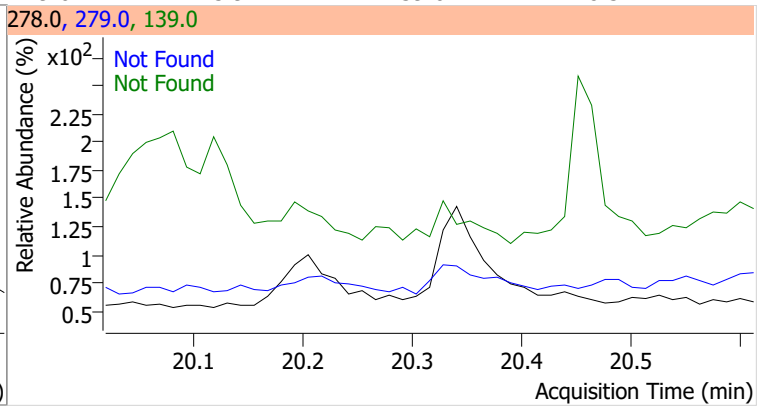

Compound	Conc.	Exp RT	QIon	Exp Ratio	QIon	Exp Ratio
Benzo(g,h,i)perylene	N.D.	20.58	277.0	24.5	138.0	20.0

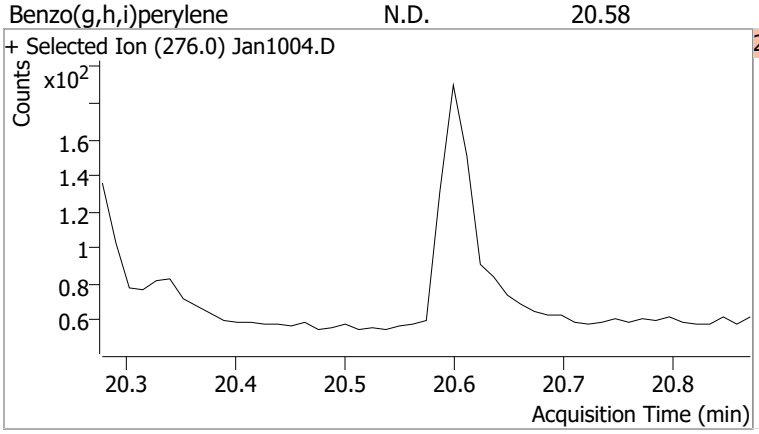

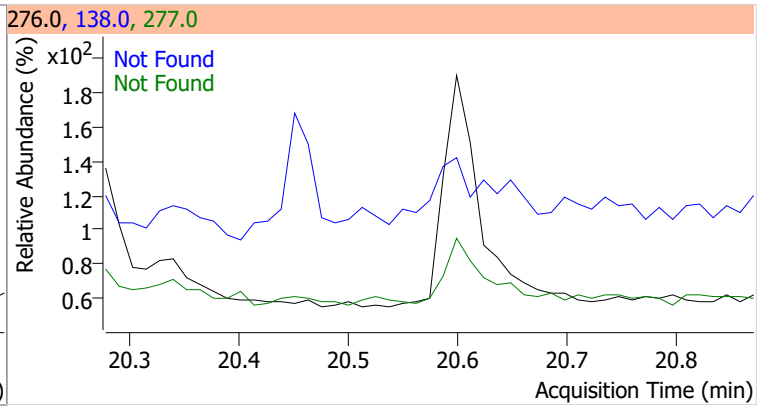

Quantitation Results Report (QT Reviewed)

Data File	Jan1005.D	Operator	LIMS import
Acq. Method	5975BNASIM	Acq. Date-Time	1/10/2022 1:20:28 PM
Sample Name	MB-162577	Instrument	GCMS
Vial	5	Multiplier	20.00
DA Method File	010522 bna SIM 3.batch.bin	Comment	SVOC-8270-W-LLPAH
Tune File	dftppjph.u	Tune Date	
Batch Name	011022 bna SIM 1.batch.bin	Last Calib Update	1/4/2022 2:09:05 PM
Ref Library			

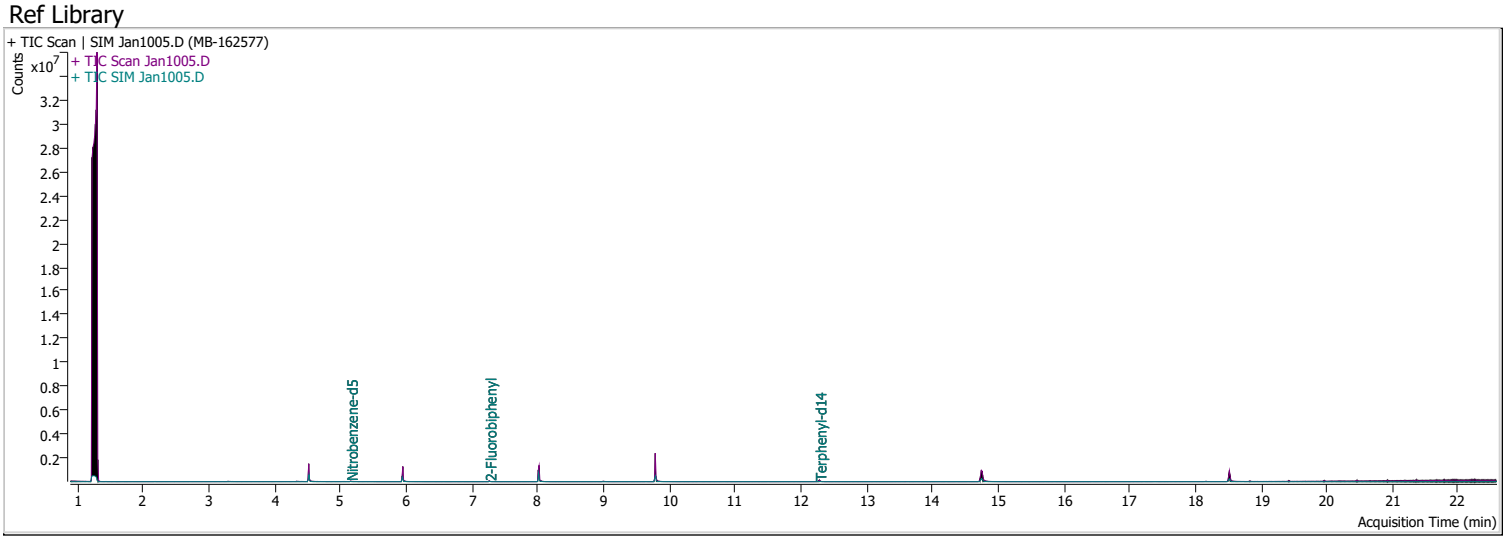

Compound	RT	QIon	Resp.	Conc.	Units		Dev(Min)
Internal Standards							
M 1,4-Dichlorobenzene-d4	4.522	152.0	200008	40.0000	ng/ml		-0.025
M Naphthalene-d8	5.941	136.0	410270	40.0000	ng/ml		-0.013
M Acenaphthene-d10	8.013	164.0	268401	40.0000	ng/ml		0.000
M Phenanthrene-d10	9.793	188.0	573713	40.0000	ng/ml		0.000
M Chrysene-d12	14.751	240.0	428519	40.0000	ng/ml		-0.013
M Perylene-d12	18.524	264.0	291518	40.0000	ng/ml		0.000
System Monitoring Compounds							
S Nitrobenzene-d5	5.156	82.0	14087	59.0423	ng/ml		-0.013
Spiked Amount: 5.000	Range: 19.0 - 102.0%			Recovery = 1180.85%		*	
S 2-Fluorobiphenyl	7.265	172.0	28561	42.7488	ng/ml		0.000
Spiked Amount: 5.000	Range: 25.0 - 94.0%			Recovery = 854.98%		*	
S o-Terphenyl	0.000		0	N.D.			
Spiked Amount: 5.000	Range: 40.0 - 140.0%			Recovery = NA%			
S Terphenyl-d14	12.288	244.0	38203	96.3605	ng/ml		0.000
Spiked Amount: 5.000	Range: 39.0 - 106.0%			Recovery = 1927.21%		*	
Target Compounds							**QValue**
T Naphthalene	0.000		0	N.D.			
T 2-Methylnaphthalene	0.000		0	N.D.			
T 1-Methylnaphthalene	0.000		0	N.D.			
T Acenaphthylene	0.000		0	N.D.			
T Acenaphthene	8.050	154.0	0		ng/ml	md	1
T Fluorene	0.000		0	N.D.			
T Phenanthrene	0.000		0	N.D.			
T Anthracene	0.000		0	N.D.			
T Fluoranthene	0.000		0	N.D.			
T Pyrene	0.000		0	N.D.			
T Benzo(a)Anthracene	14.751	228.0	0		ng/ml	md	1
T Chrysene	14.751	228.0	0		ng/ml	md	1
T Benzo(b)fluoranthene	0.000		0	N.D.			

Compound	RT	QIon	Resp.	Conc.	Units		Dev(Min)
T Benzo(k)fluoranthene	0.000		0	N.D.			
T Benzo(a)pyrene	18.512	252.0	0		ng/ml	md	1
T Indeno(1,2,3-cd)pyrene	0.000		0	N.D.			
T Dibenzo(a,h)anthracene	0.000		0	N.D.			
T Benzo(g,h,i)perylene	0.000		0	N.D.			

(#) = Qualifier Out of Range; (m) = Manual Integration; (+) = Area Summed; (*) = Surrogate Percent Recovery Out of Range; (d): Zeroed Peak

Quantitation Results Report (QT Reviewed)

Compound	Conc.	RT	Dev(Min)	Resp.	QIon	QRatio	Lower	Upper
Nitrobenzene-d5	59.0423	5.16	-0.01	14087	54.0	29.2	21.6	40.2
					128.0	32.7	21.3	39.5

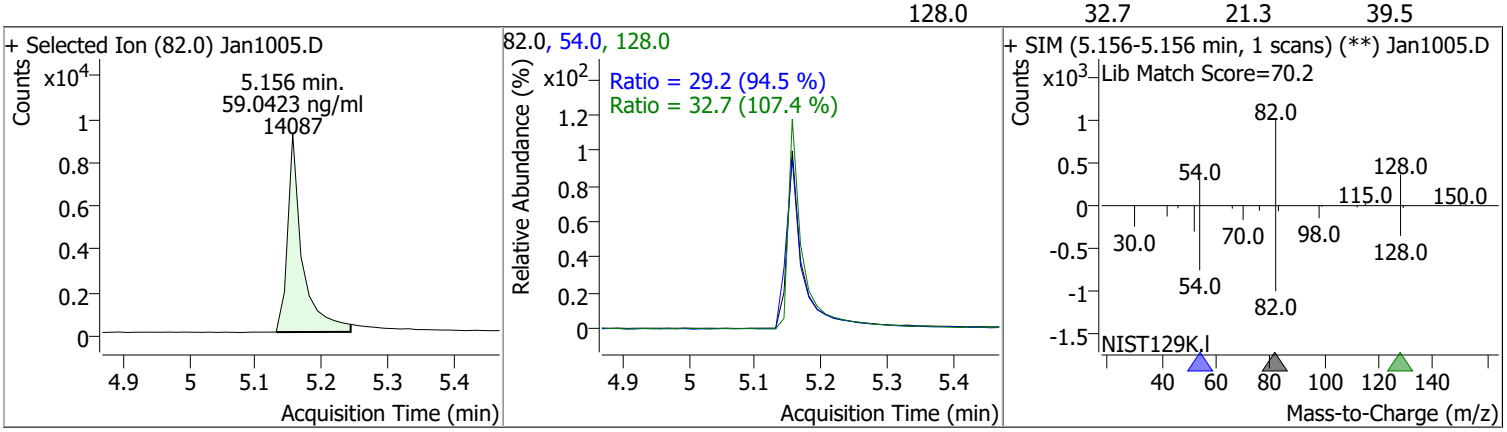

Compound	Conc.	Exp RT	QIon	Exp Ratio	QIon	Exp Ratio
Naphthalene	N.D.	5.98	102.0	15.5	129.0	10.8

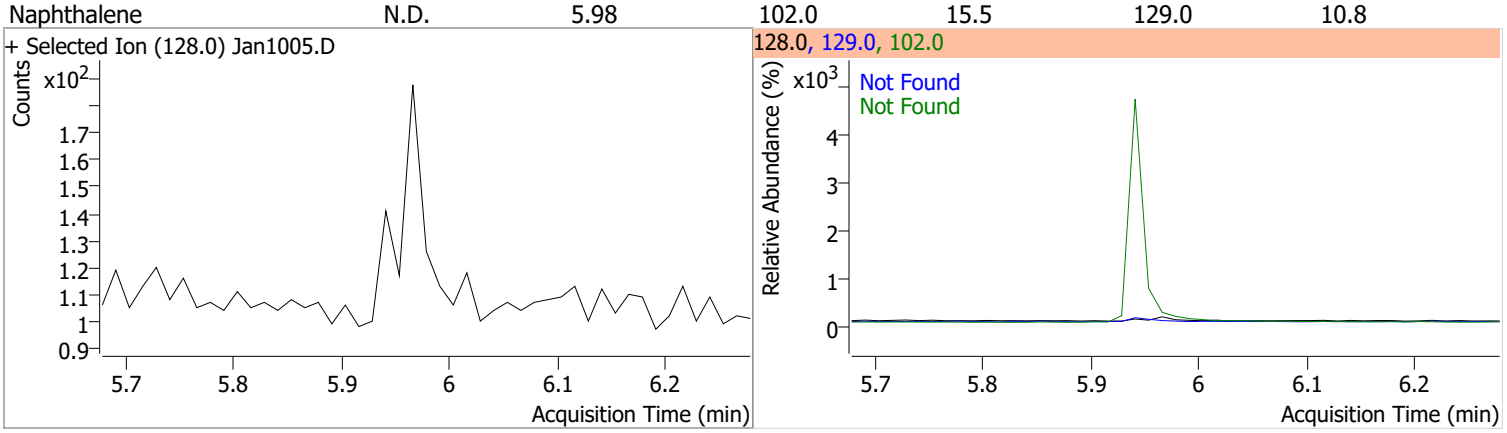

Compound	Conc.	Exp RT	QIon	Exp Ratio	QIon	Exp Ratio
2-Methylnaphthalene	N.D.	6.80	142.0	147.5	115.0	52.5

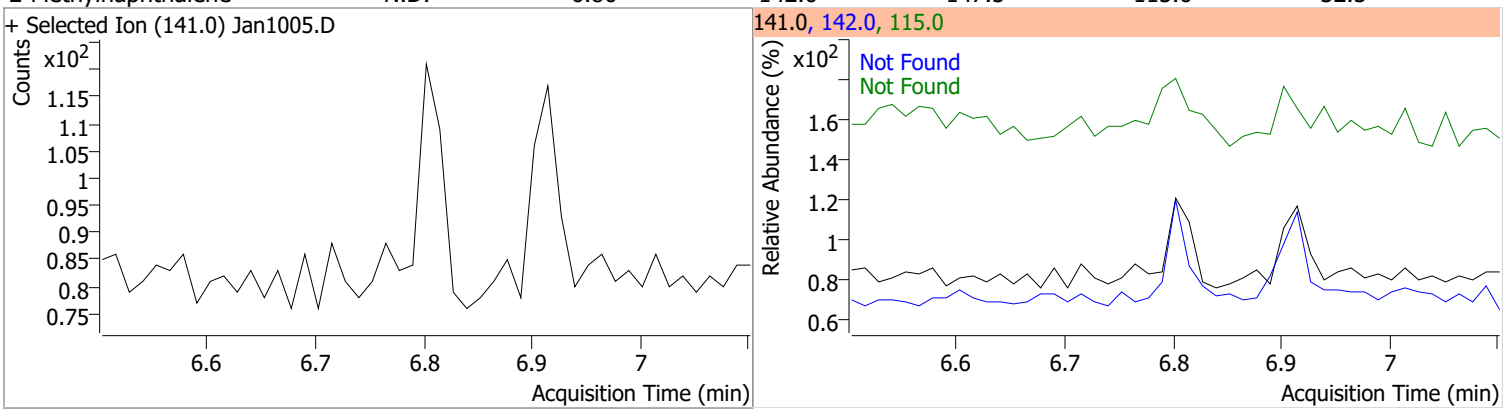

Compound	Conc.	Exp RT	QIon	Exp Ratio	QIon	Exp Ratio
1-Methylnaphthalene	N.D.	6.90	142.0	111.3	115.0	63.4

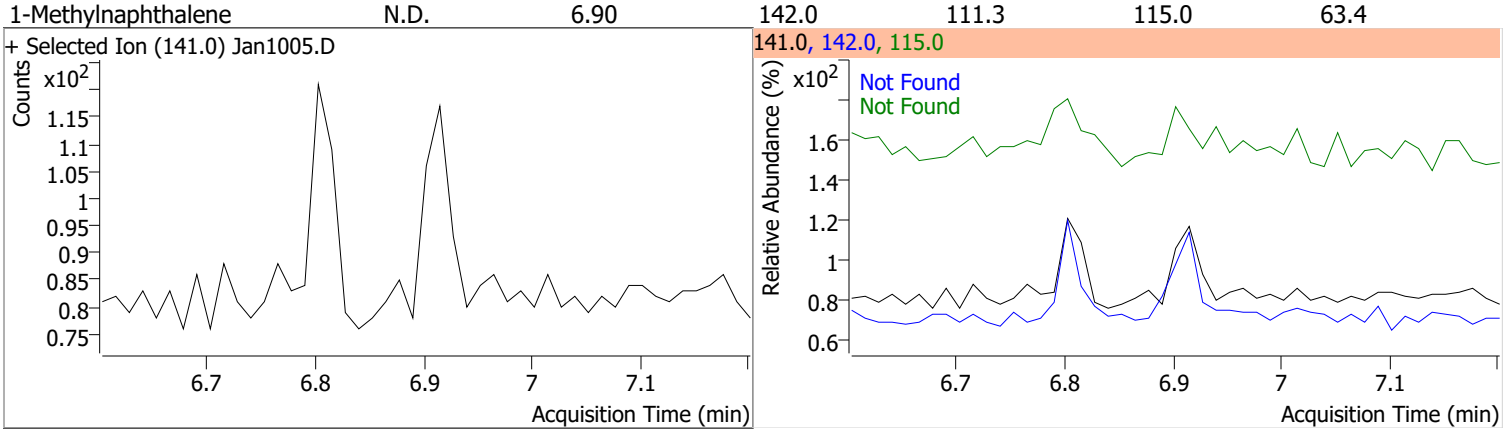

Quantitation Results Report (QT Reviewed)

Compound	Conc.	RT	Dev(Min)	Resp.	QIon	QRatio	Lower	Upper
2-Fluorobiphenyl	42.7488	7.26	0.00	28561	171.0	36.4	26.4	49.0

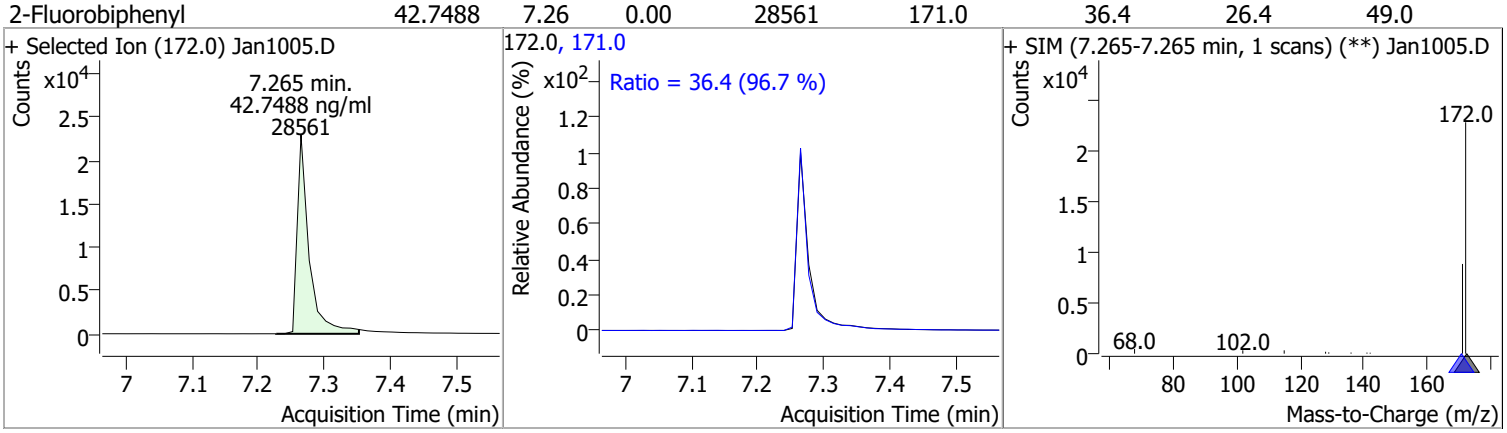

Compound	Conc.	Exp RT	QIon	Exp Ratio
Acenaphthylene	N.D.	7.84	153.0	14.6

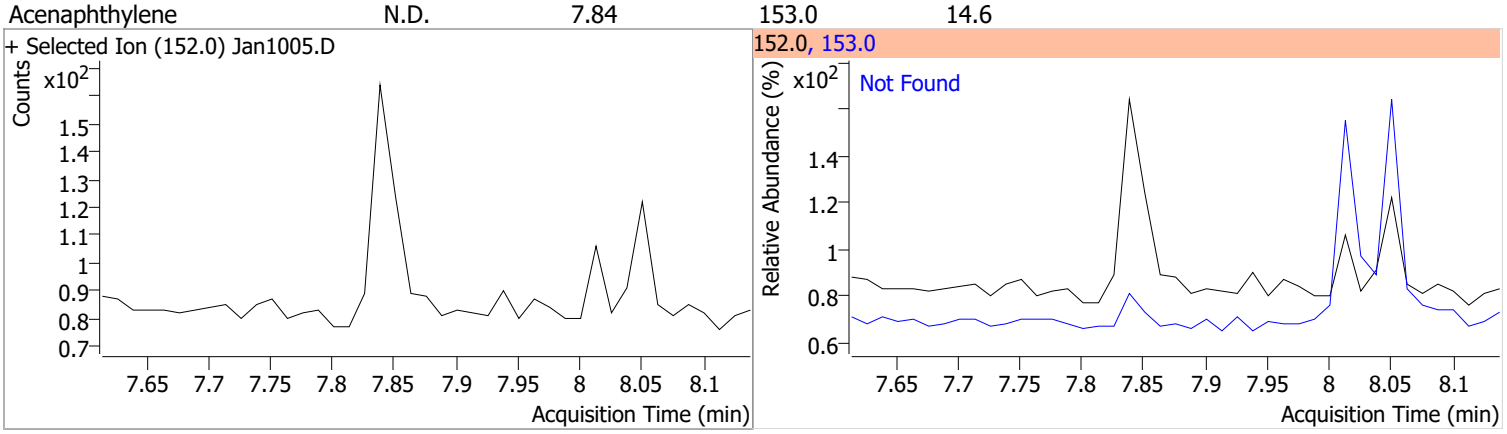

Compound	Conc.	RT	Dev(Min)	Resp.	QIon	QRatio	Lower	Upper
Acenaphthene		0		0	153.0		80.3	149.2
					152.0		38.4	71.4

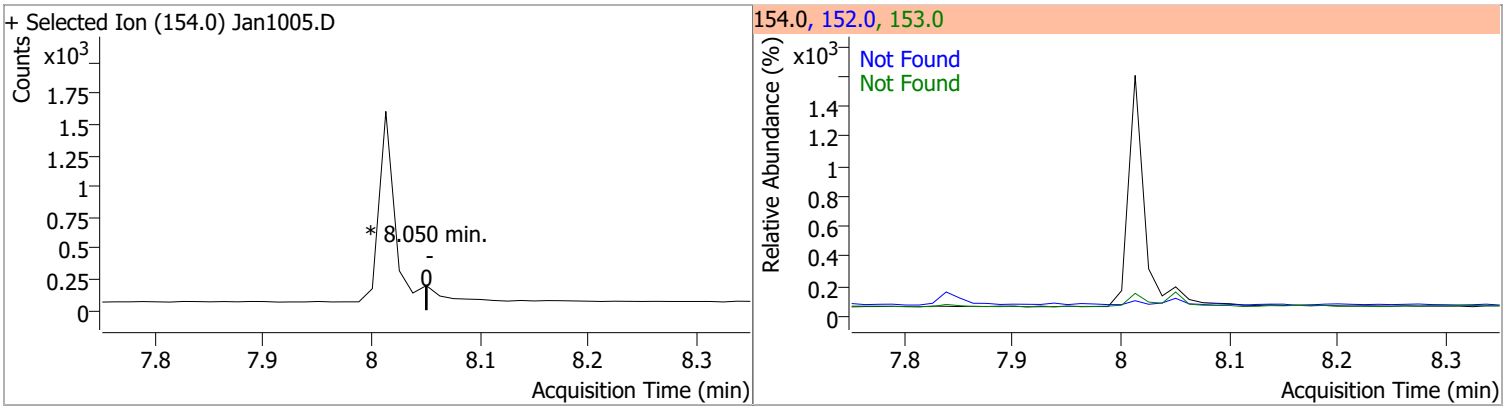

Compound	Conc.	Exp RT	QIon	Exp Ratio	QIon	Exp Ratio
Fluorene	N.D.	8.69	165.0	96.4	167.0	11.3

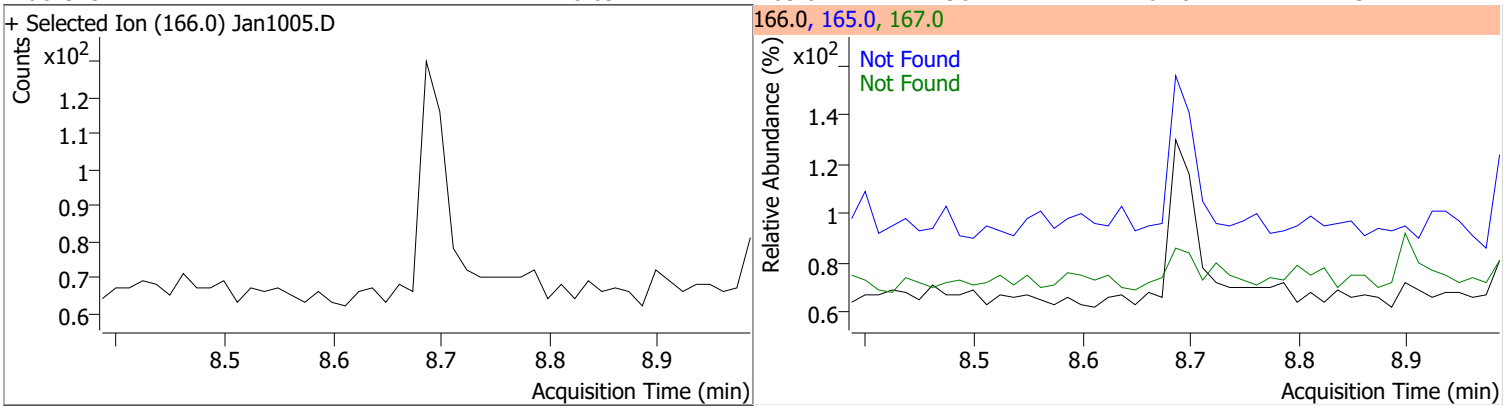

Compound	Conc.	Exp RT	QIon	Exp Ratio
Phenanthrene	N.D.	9.82	176.0	15.5

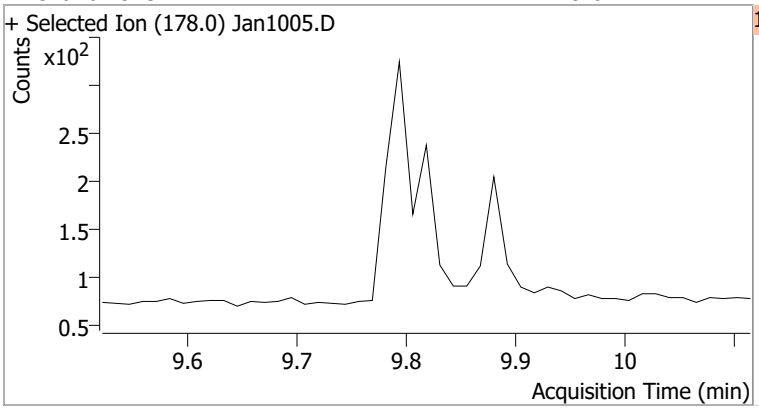

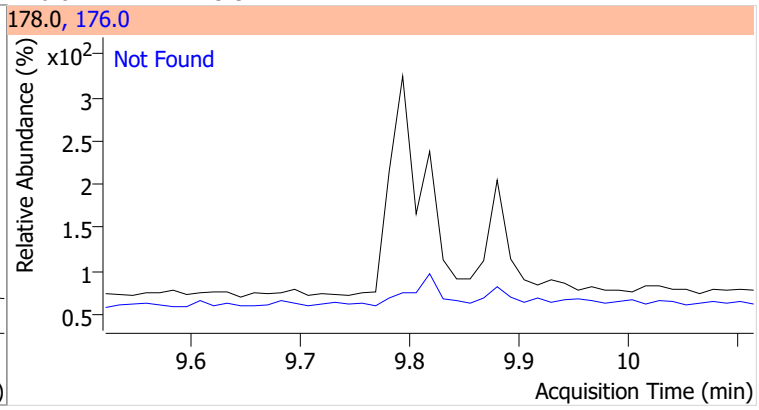

Compound	Conc.	Exp RT	QIon	Exp Ratio
Anthracene	N.D.	9.88	176.0	16.6

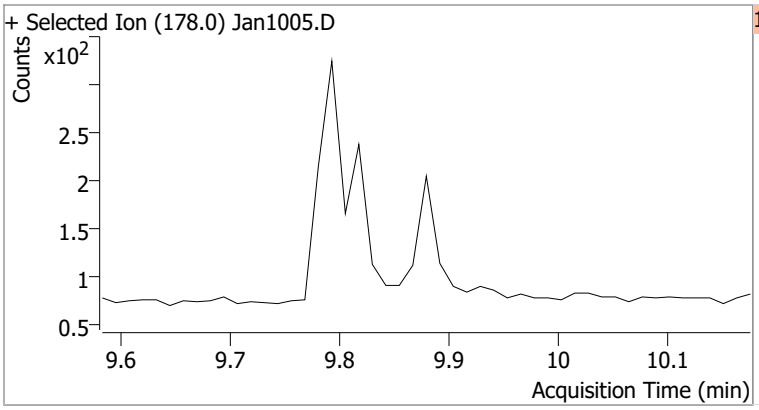

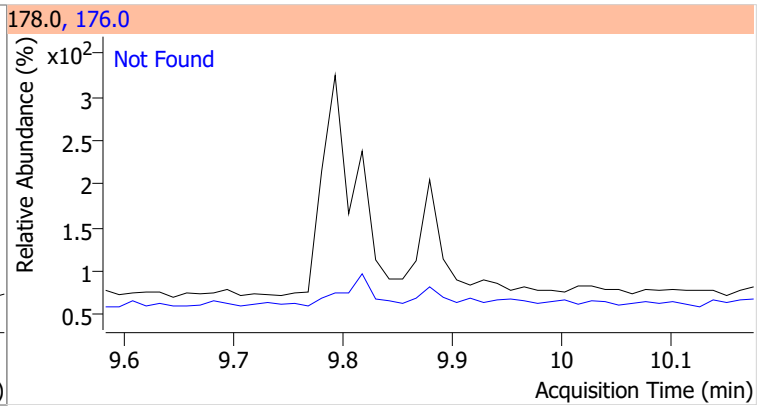

Compound	Conc.	Exp RT	QIon	Exp Ratio	QIon	Exp Ratio
o-Terphenyl	N.D.	10.32	229.0	66.8	215.0	43.2

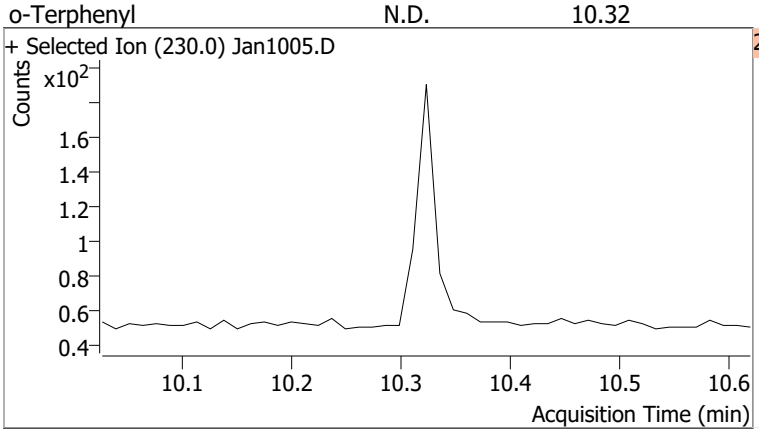

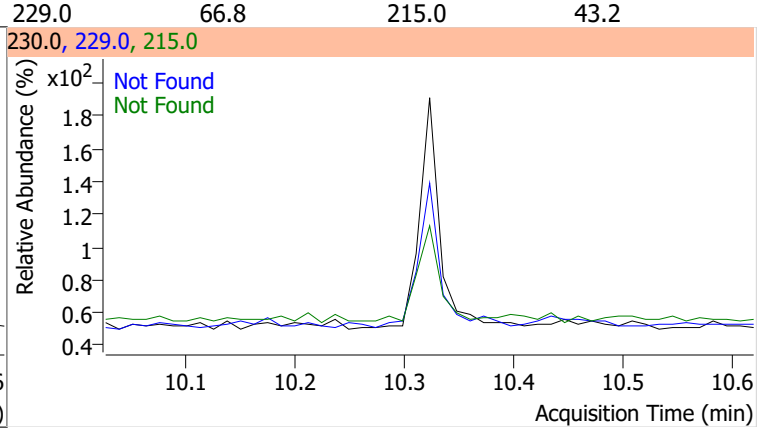

Compound	Conc.	Exp RT	QIon	Exp Ratio
Fluoranthene	N.D.	11.44	101.0	11.4

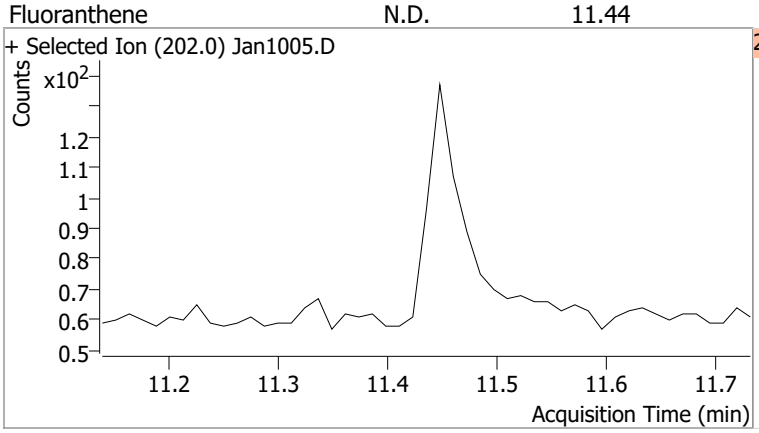

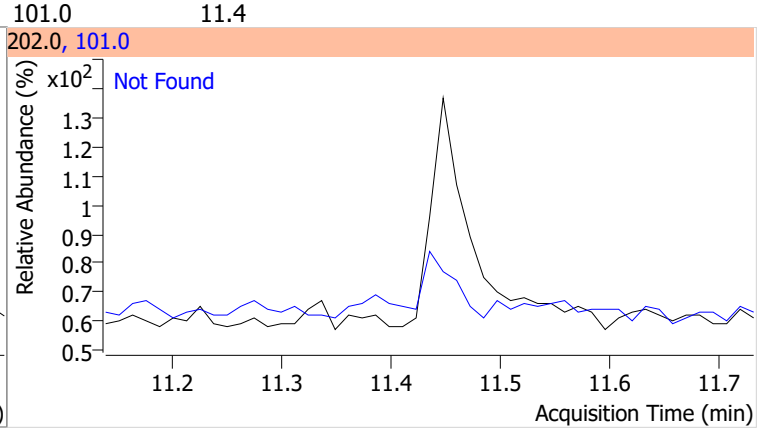

Compound	Conc.	Exp RT	QIon	Exp Ratio
Pyrene	N.D.	11.82	101.0	13.9

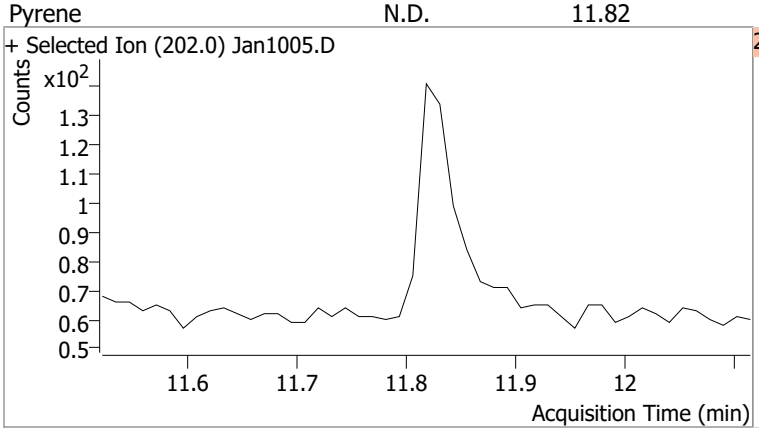

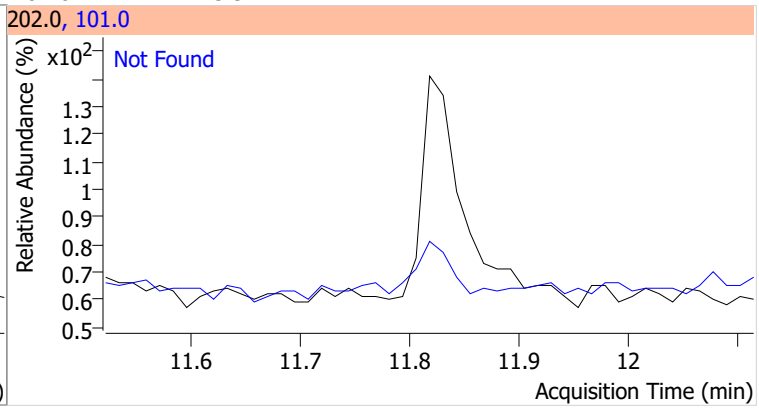

Compound	Conc.	RT	Dev(Min)	Resp.	QIon	QRatio	Lower	Upper
Terphenyl-d14	96.3605	12.29	0.00	38203	122.0	15.0	9.6	17.9

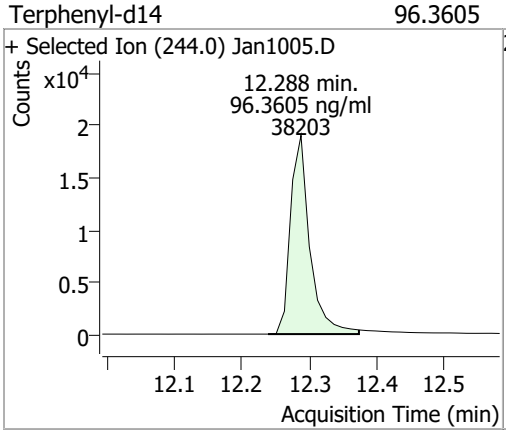

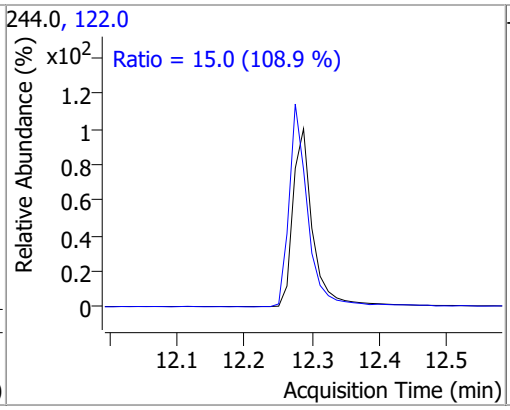

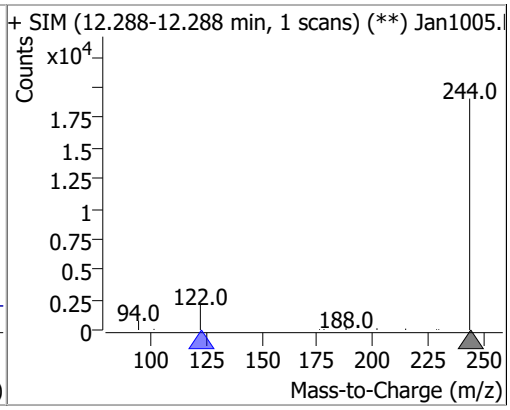

Compound	Conc.	RT	Dev(Min)	Resp.	QIon	QRatio	Lower	Upper
Benzo(a)Anthracene		0		0	226.0		19.5	36.3
					229.0		16.5	30.6

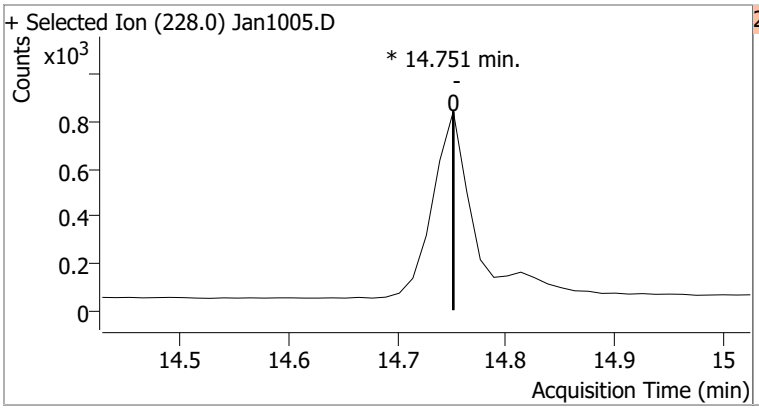

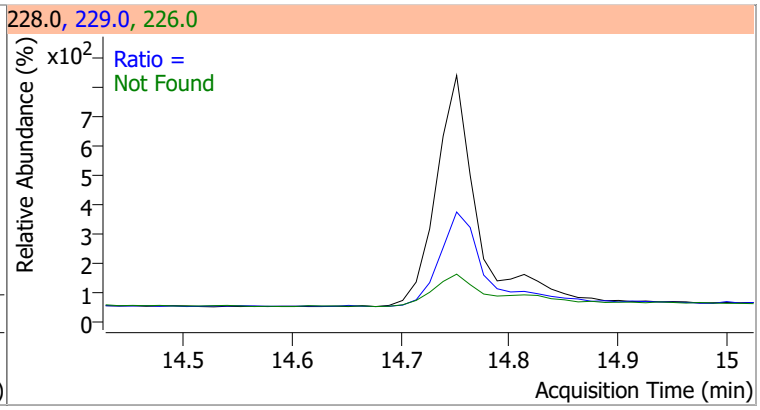

Compound	Conc.	RT	Dev(Min)	Resp.	QIon	QRatio	Lower	Upper
Chrysene		0		0	226.0		22.2	41.2
					229.0		15.5	28.9

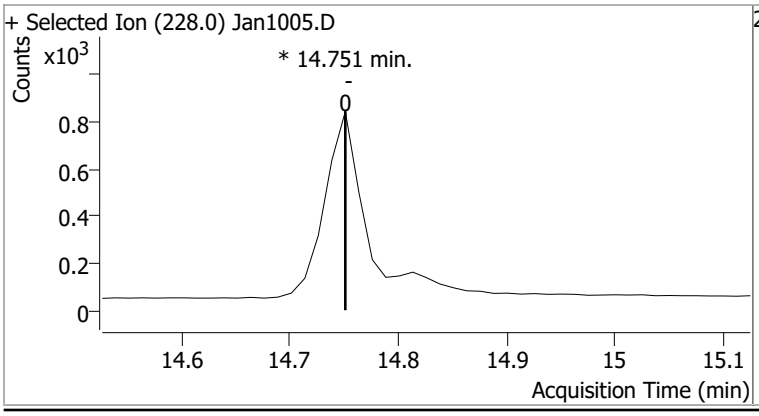

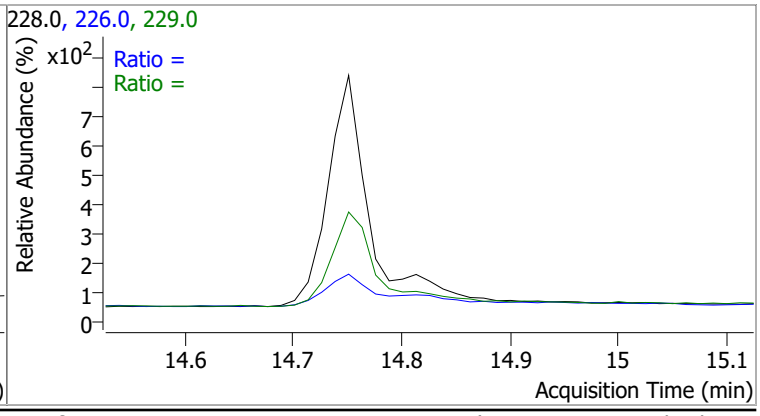

Compound	Conc.	Exp RT	QIon	Exp Ratio
Benzo(b)fluoranthene	N.D.	17.76	253.0	22.6

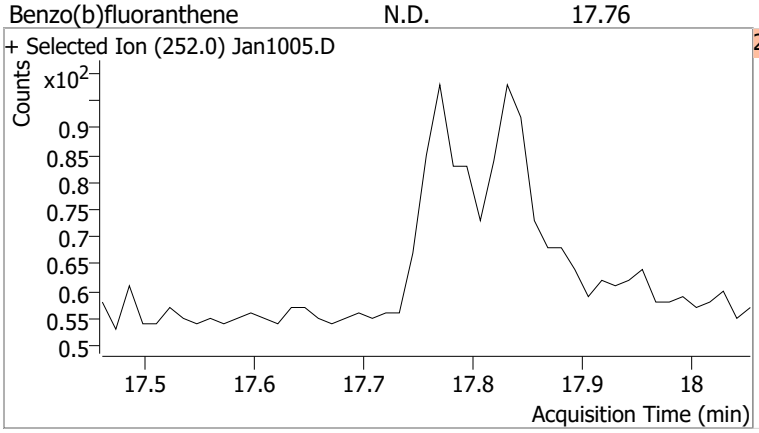

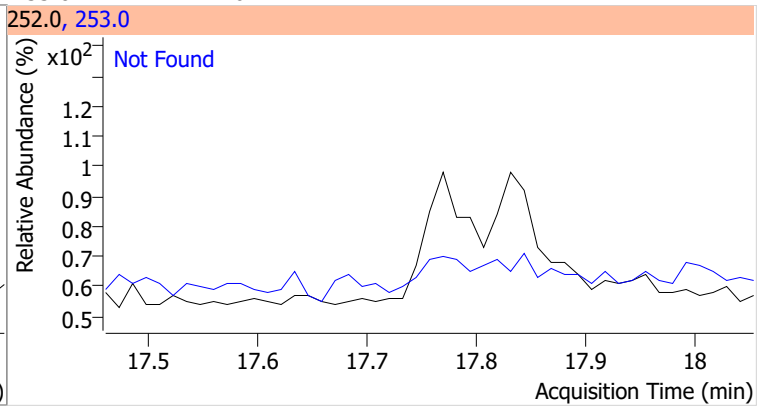

Compound	Conc.	Exp RT	QIon	Exp Ratio
Benzo(k)fluoranthene	N.D.	17.82	253.0	23.0

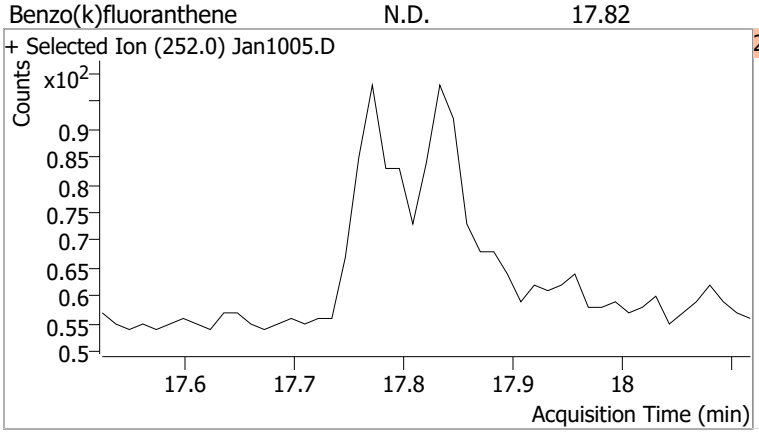

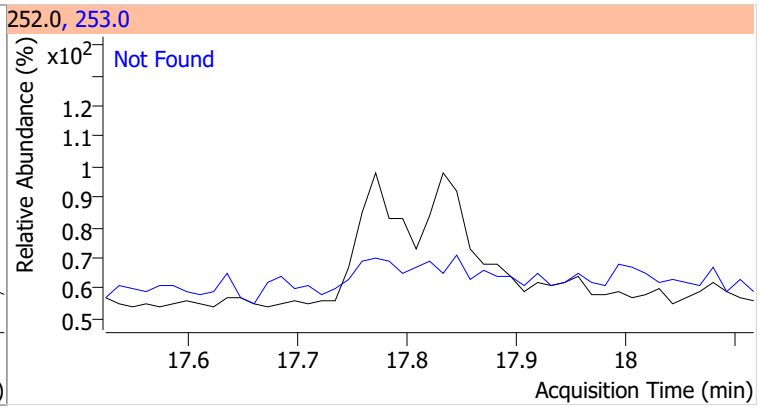

Compound	Conc.	RT	Dev(Min)	Resp.	QIon	QRatio	Lower	Upper
Benzo(a)pyrene		0		0	253.0		16.6	30.8

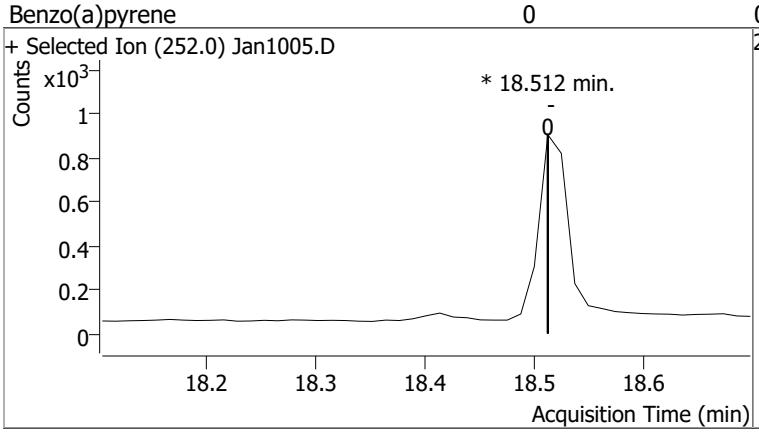

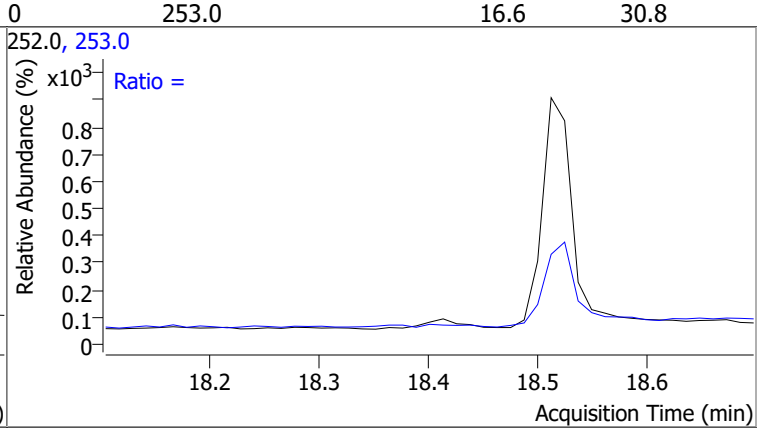

Compound	Conc.	Exp RT	QIon	Exp Ratio
Indeno(1,2,3-cd)pyrene	N.D.	20.24	138.0	25.2

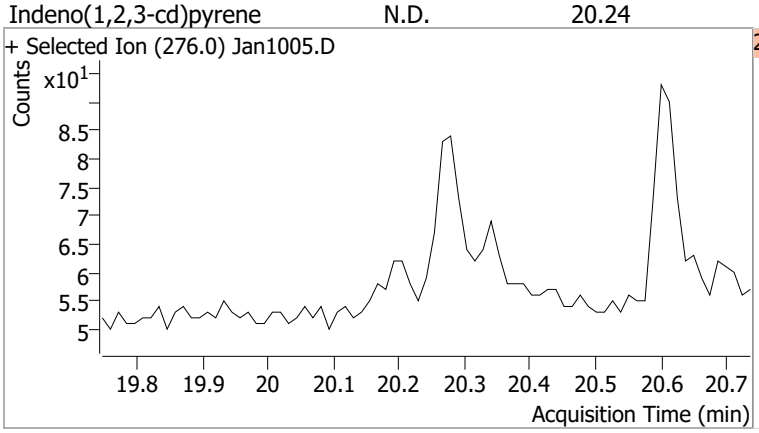

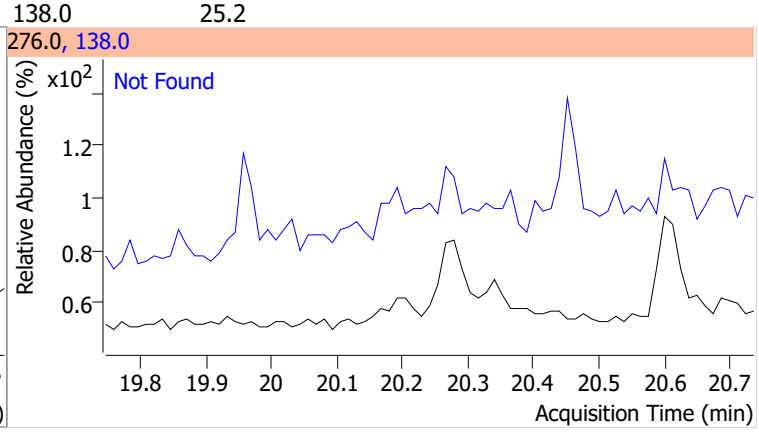

Compound	Conc.	Exp RT	QIon	Exp Ratio	QIon	Exp Ratio
Dibenzo(a,h)anthracene	N.D.	20.32	279.0	25.9	139.0	18.3

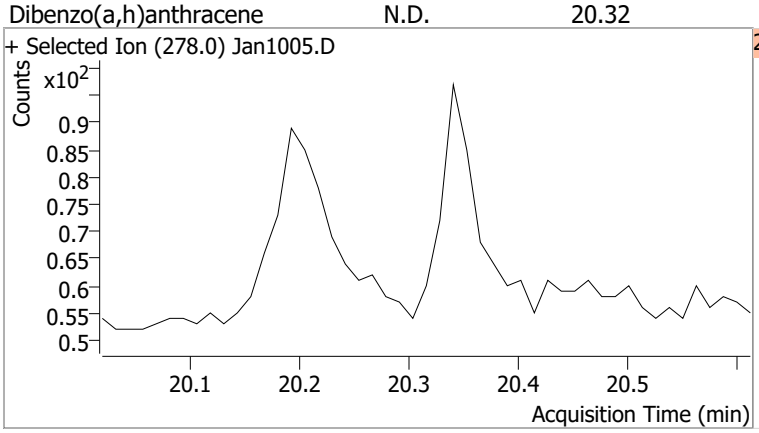

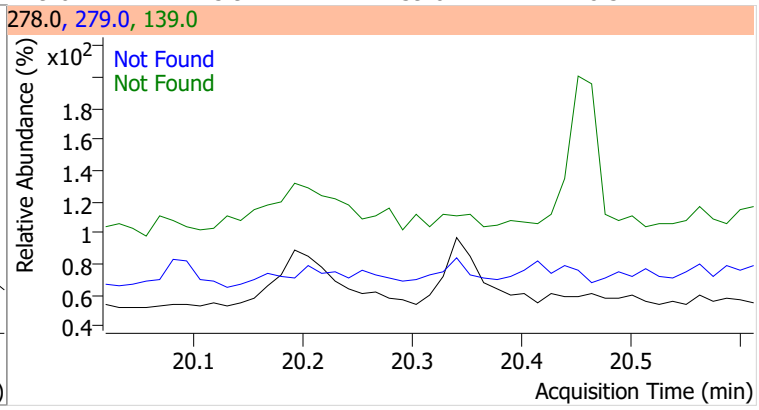

Compound	Conc.	Exp RT	QIon	Exp Ratio	QIon	Exp Ratio
Benzo(g,h,i)perylene	N.D.	20.58	277.0	24.5	138.0	20.0

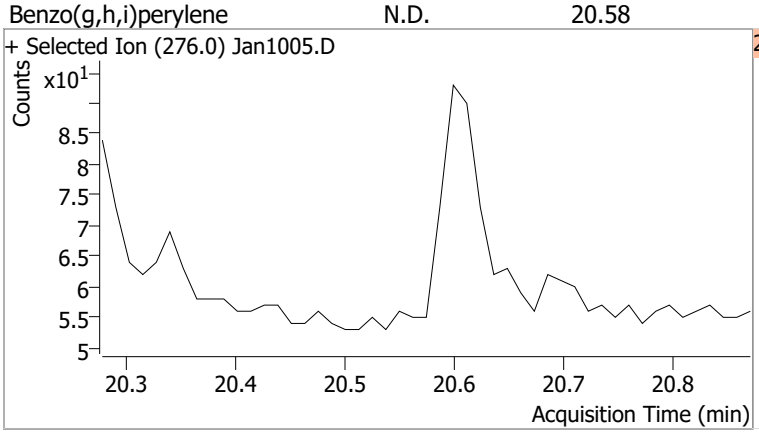

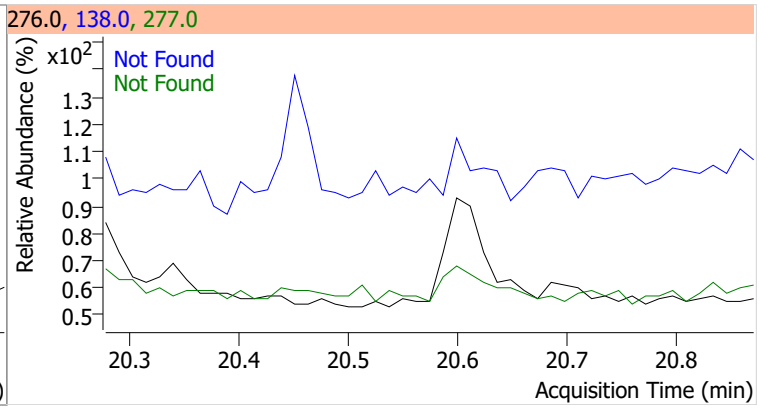

Quantitation Results Report (QT Reviewed)

Data File	Jan1006.D	Operator	LIMS import
Acq. Method	5975BNASIM	Acq. Date-Time	1/10/2022 1:53:00 PM
Sample Name	LLCS-162577	Instrument	GCMS
Vial	6	Multiplier	1.00
DA Method File	010522 bna SIM 3.batch.bin	Comment	SVOC-8270-W-LLPAH
Tune File	dftppjph.u	Tune Date	
Batch Name	011022 bna SIM 1.batch.bin	Last Calib Update	1/4/2022 2:09:05 PM
Ref Library			

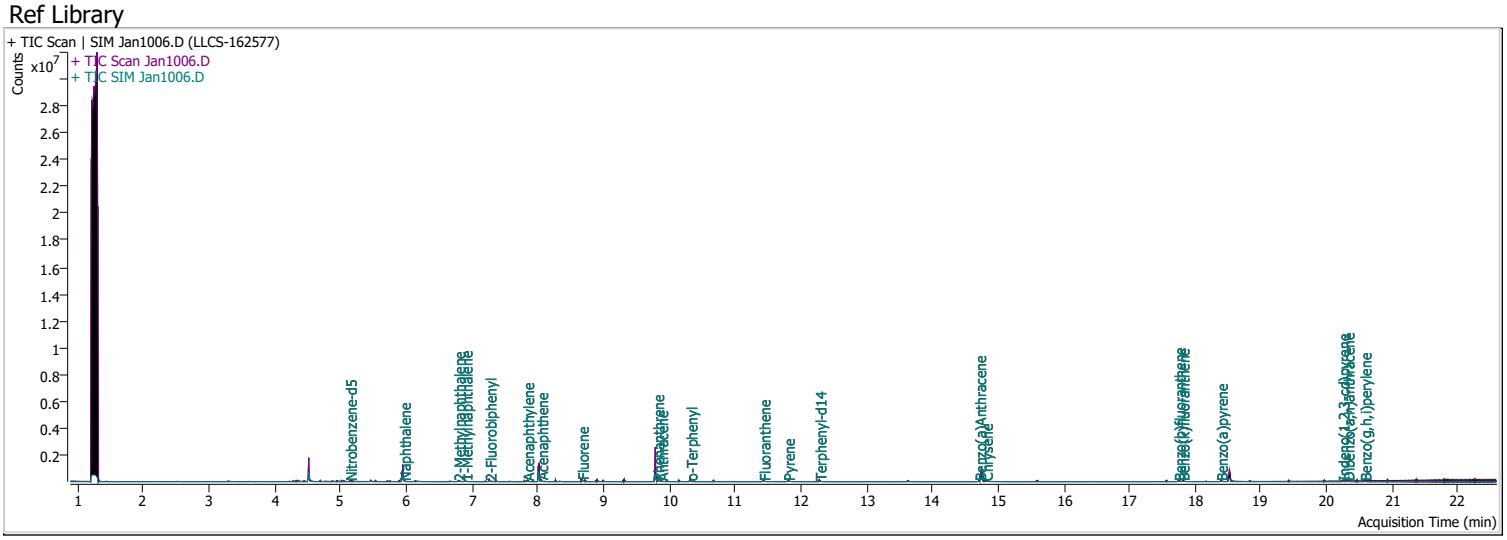

Compound	RT	QIon	Resp.	Conc.	Units	Dev(Min)
Internal Standards						
M 1,4-Dichlorobenzene-d4	4.522	152.0	245667	40.0000	ng/ml	-0.025
M Naphthalene-d8	5.941	136.0	441469	40.0000	ng/ml	-0.013
M Acenaphthene-d10	8.013	164.0	265952	40.0000	ng/ml	0.000
M Phenanthrene-d10	9.793	188.0	577883	40.0000	ng/ml	0.000
M Chrysene-d12	14.751	240.0	440211	40.0000	ng/ml	-0.012
M Perylene-d12	18.524	264.0	304821	40.0000	ng/ml	0.000
System Monitoring Compounds						
S Nitrobenzene-d5	5.143	82.0	20528	3.4555	ng/ml	-0.025
Spiked Amount: 5.000	Range: 19.0 - 102.0%			Recovery = 69.11%		
S 2-Fluorobiphenyl	7.265	172.0	49652	3.7501	ng/ml	0.000
Spiked Amount: 5.000	Range: 25.0 - 94.0%			Recovery = 75.00%		
S o-Terphenyl	10.324	230.0	43271	4.0837	ng/ml	0.000
Spiked Amount: 5.000	Range: 40.0 - 140.0%			Recovery = 81.67%		
S Terphenyl-d14	12.288	244.0	40813	5.0105	ng/ml	0.000
Spiked Amount: 5.000	Range: 39.0 - 106.0%			Recovery = 100.21%		
Target Compounds						**QValue**
T Naphthalene	5.966	128.0	42241	2.8495	ng/ml	99
T 2-Methylnaphthalene	6.790	141.0	25759	3.0130	ng/ml	95
T 1-Methylnaphthalene	6.902	141.0	24811	3.1385	ng/ml	95
T Acenaphthylene	7.839	152.0	48667	3.4217	ng/ml	100
T Acenaphthene	8.050	154.0	33633	3.2525	ng/ml	97
T Fluorene	8.674	166.0	47703	4.0313	ng/ml	98
T Phenanthrene	9.817	178.0	76447	4.3865	ng/ml	91
T Anthracene	9.879	178.0	69439	4.7558	ng/ml	94
T Fluoranthene	11.436	202.0	88355	4.4854	ng/ml	100
T Pyrene	11.806	202.0	99285	4.5212	ng/ml	96
T Benzo(a)Anthracene	14.714	228.0	62055	4.6843	ng/ml	99
T Chrysene	14.814	228.0	88163	4.8230	ng/ml	98
T Benzo(b)fluoranthene	17.746	252.0	57484	4.3738	ng/ml	98

Compound	RT	QIon	Resp.	Conc.	Units	Dev(Min)
T Benzo(k)fluoranthene	17.807	252.0	60272	4.3058	ng/ml	100
T Benzo(a)pyrene	18.388	252.0	43815	4.4546	ng/ml	100
T Indeno(1,2,3-cd)pyrene	20.242	276.0	41018	4.4939	ng/ml	100
T Dibenzo(a,h)anthracene	20.316	278.0	50043	4.7195	ng/ml	99
T Benzo(g,h,i)perylene	20.575	276.0	64418	4.6399	ng/ml	99

(#) = Qualifier Out of Range; (m) = Manual Integration; (+) = Area Summed; (*) = Surrogate Percent Recovery Out of Range; (d): Zeroed Peak

Compound	Conc.	RT	Dev(Min)	Resp.	QIon	QRatio	Lower	Upper
Nitrobenzene-d5	3.4555	5.14	-0.02	20528	54.0	36.0	21.6	40.2
					128.0	27.2	21.3	39.5

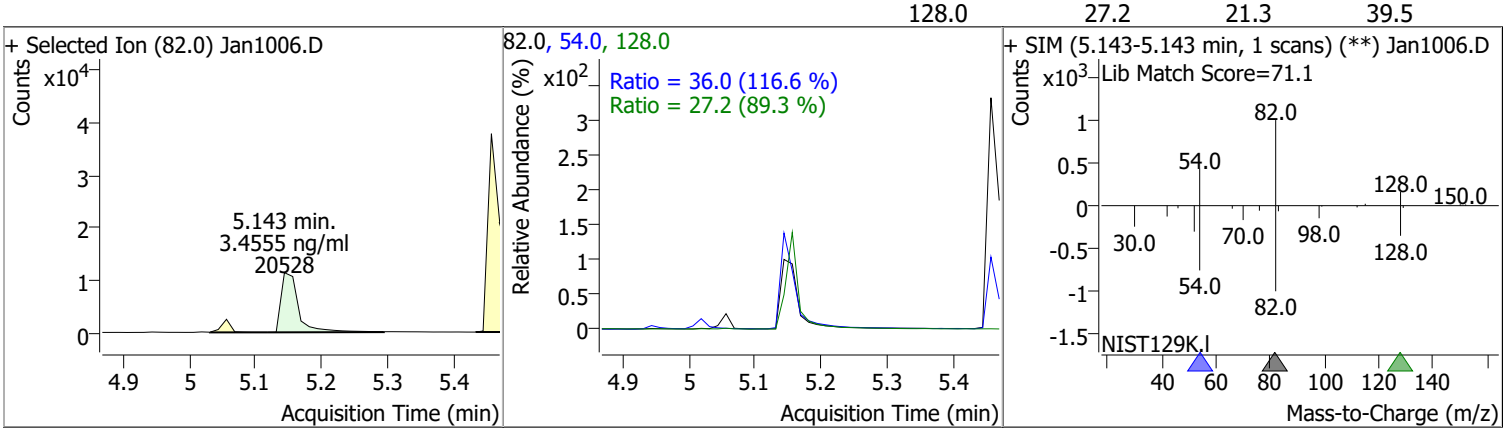

Compound	Conc.	RT	Dev(Min)	Resp.	QIon	QRatio	Lower	Upper
Naphthalene	2.8495	5.97	-0.01	42241	102.0	15.2	0.0	46.6
					129.0	11.2	7.6	14.1

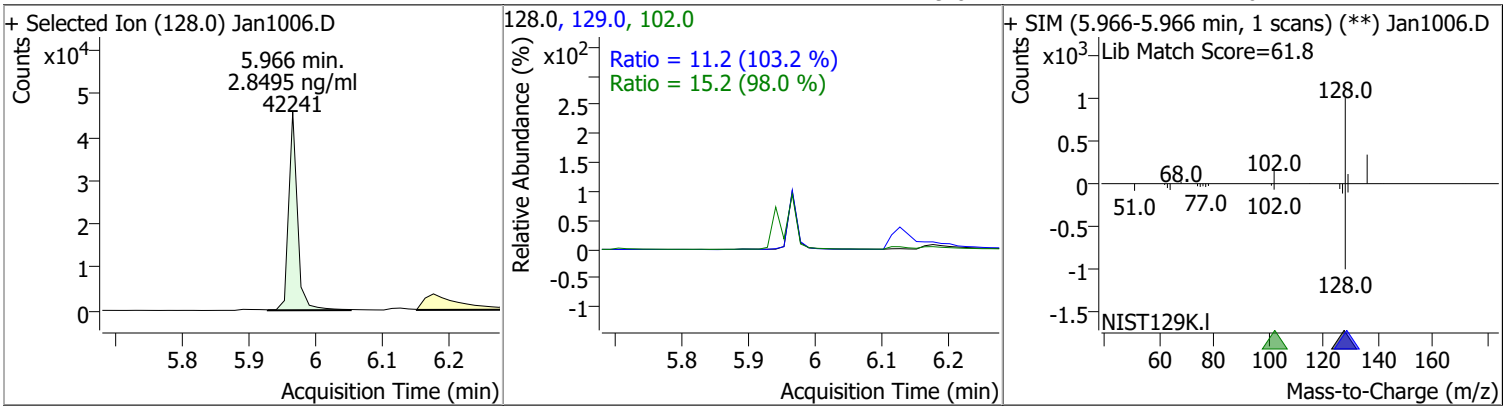

Compound	Conc.	RT	Dev(Min)	Resp.	QIon	QRatio	Lower	Upper
2-Methylnaphthalene	3.0130	6.79	-0.01	25759	142.0	152.3	103.3	191.8
					115.0	59.1	36.8	68.3

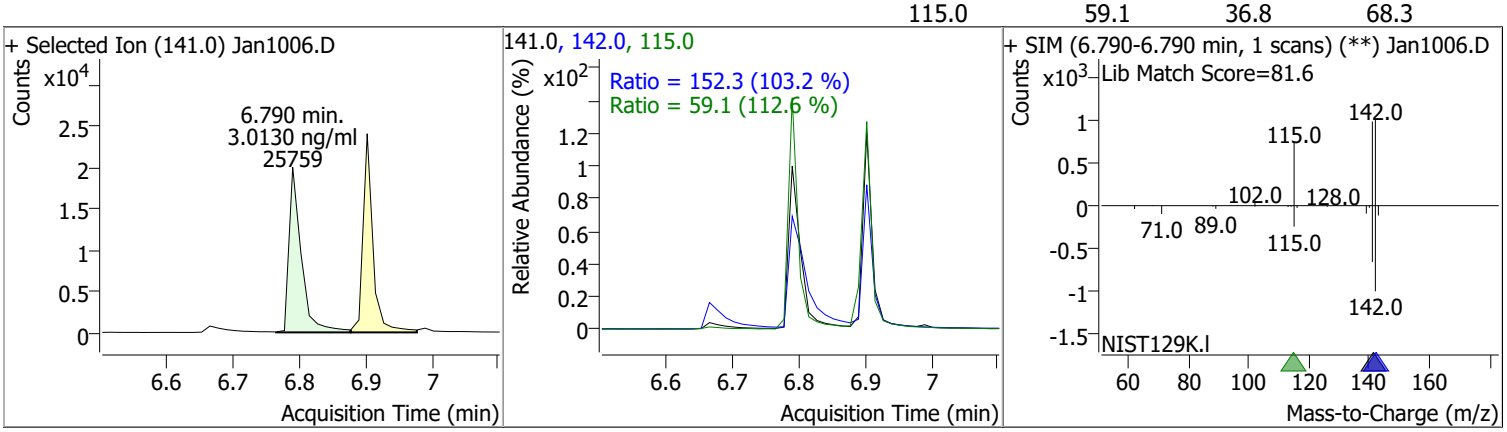

Compound	Conc.	RT	Dev(Min)	Resp.	QIon	QRatio	Lower	Upper
1-Methylnaphthalene	3.1385	6.90	0.00	24811	142.0	116.8	77.9	144.7
					115.0	58.9	44.4	82.5

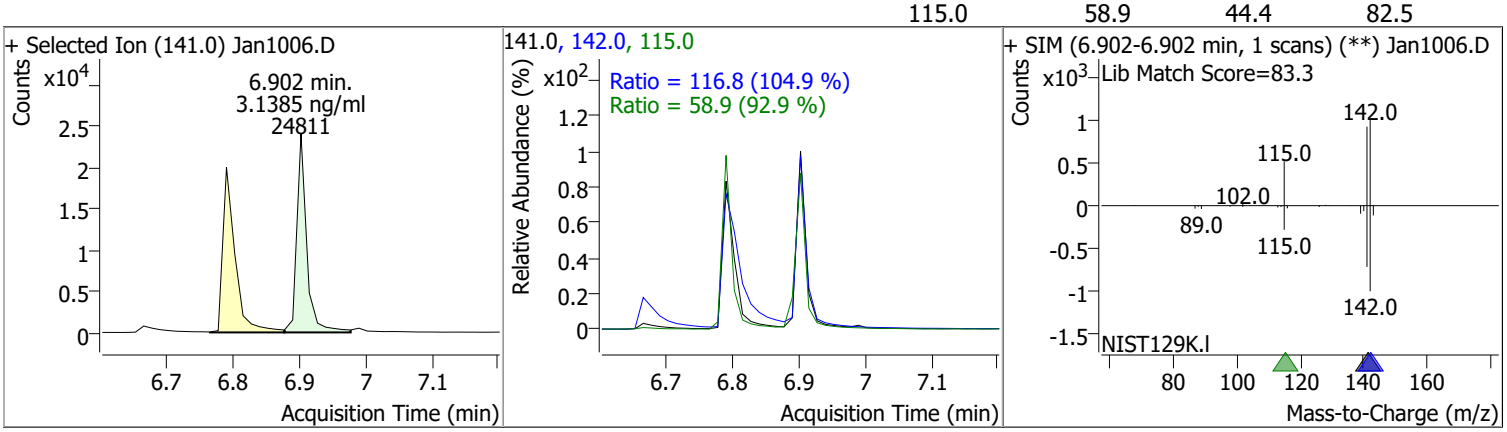

Compound	Conc.	RT	Dev(Min)	Resp.	QIon	QRatio	Lower	Upper
2-Fluorobiphenyl	3.7501	7.26	0.00	49652	171.0	35.7	26.4	49.0

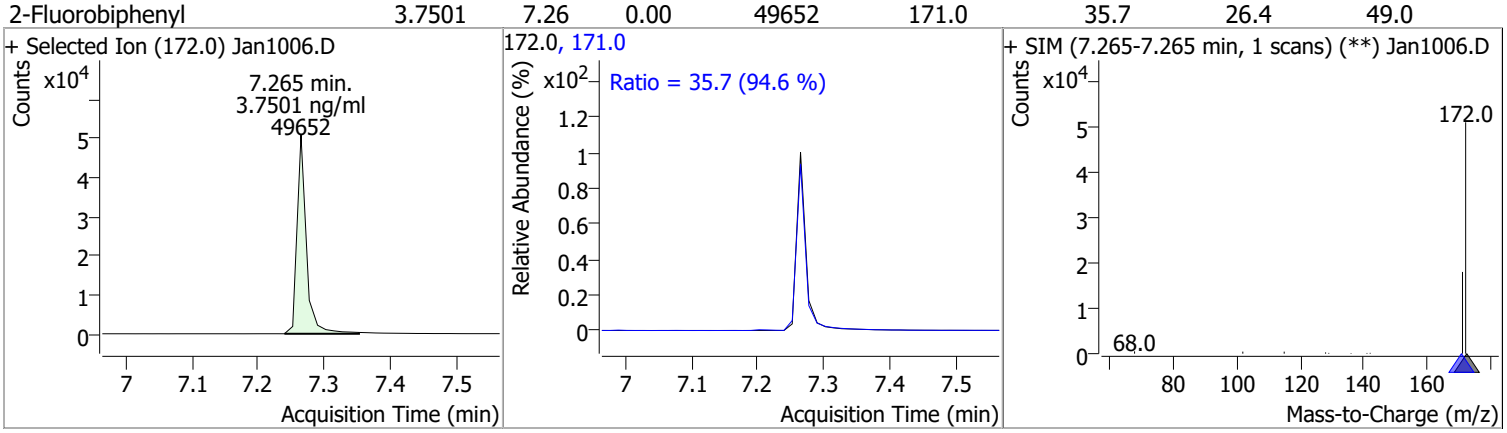

Compound	Conc.	RT	Dev(Min)	Resp.	QIon	QRatio	Lower	Upper
Acenaphthylene	3.4217	7.84	0.00	48667	153.0	14.6	10.2	18.9

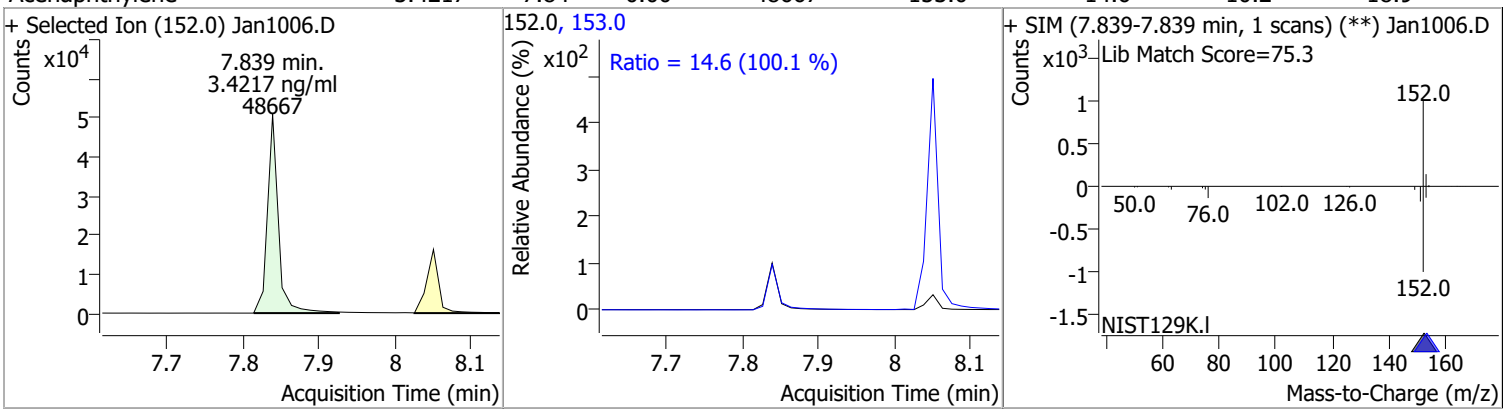

Compound	Conc.	RT	Dev(Min)	Resp.	QIon	QRatio	Lower	Upper
Acenaphthene	3.2525	8.05	0.00	33633	153.0	111.3	80.3	149.2
					152.0	54.0	38.4	71.4

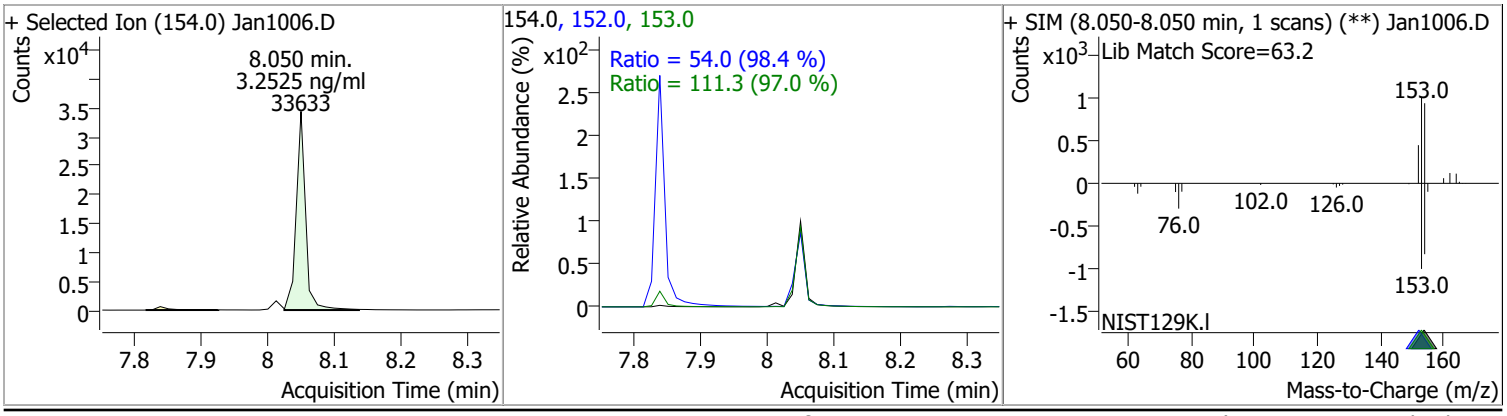

Compound	Conc.	RT	Dev(Min)	Resp.	QIon	QRatio	Lower	Upper
Fluorene	4.0313	8.67	-0.01	47703	165.0	98.2	67.5	125.3
					167.0	13.0	7.9	14.6

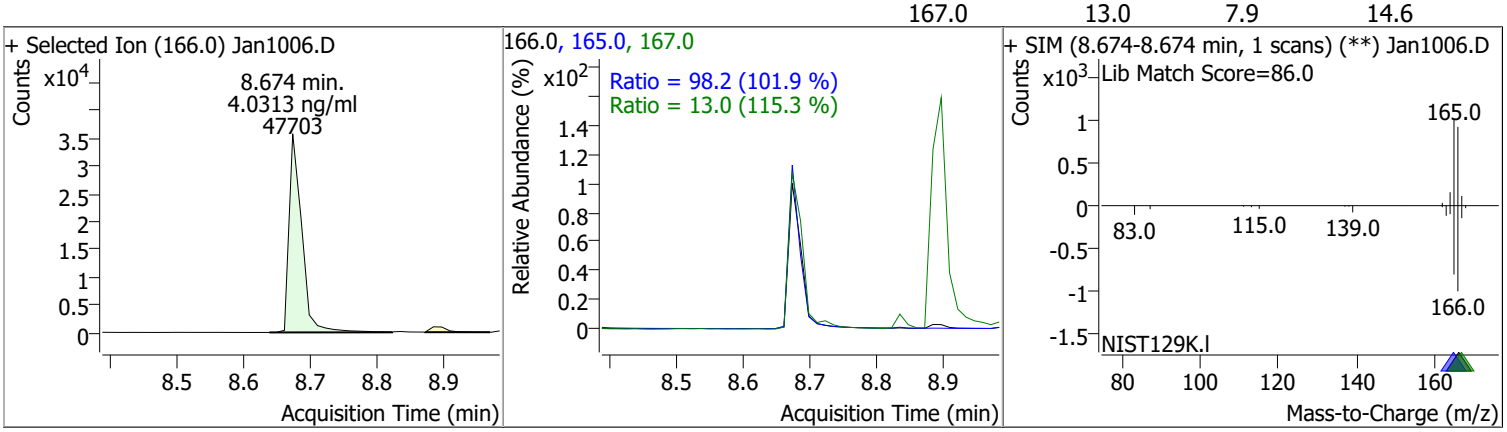

Compound	Conc.	RT	Dev(Min)	Resp.	QIon	QRatio	Lower	Upper
Phenanthrene	4.3865	9.82	0.00	76447	176.0	19.2	10.9	20.2

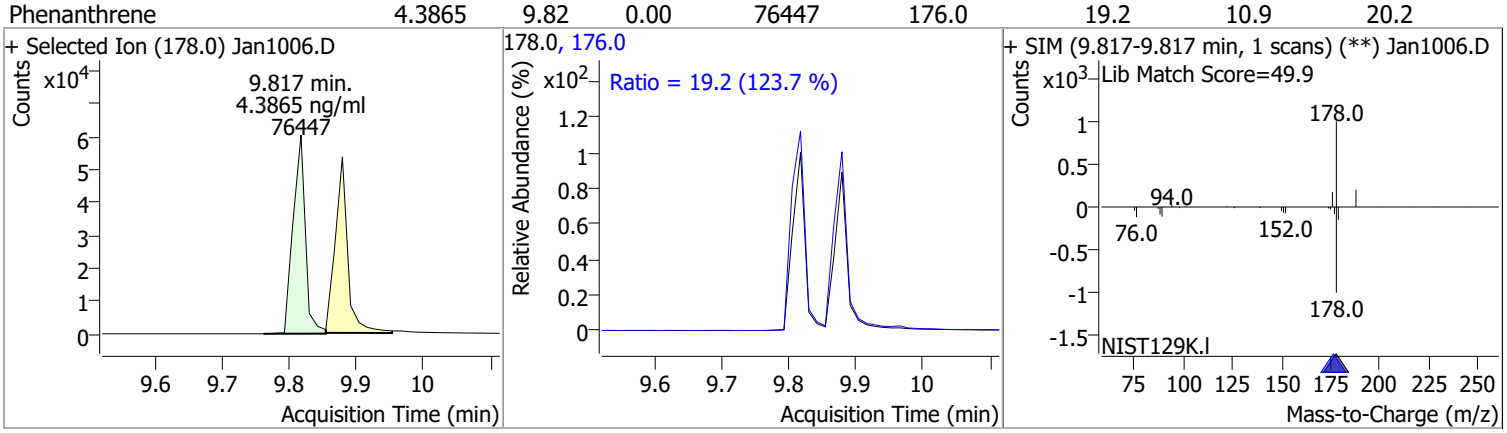

Compound	Conc.	RT	Dev(Min)	Resp.	QIon	QRatio	Lower	Upper
Anthracene	4.7558	9.88	0.00	69439	176.0	19.1	11.6	21.6

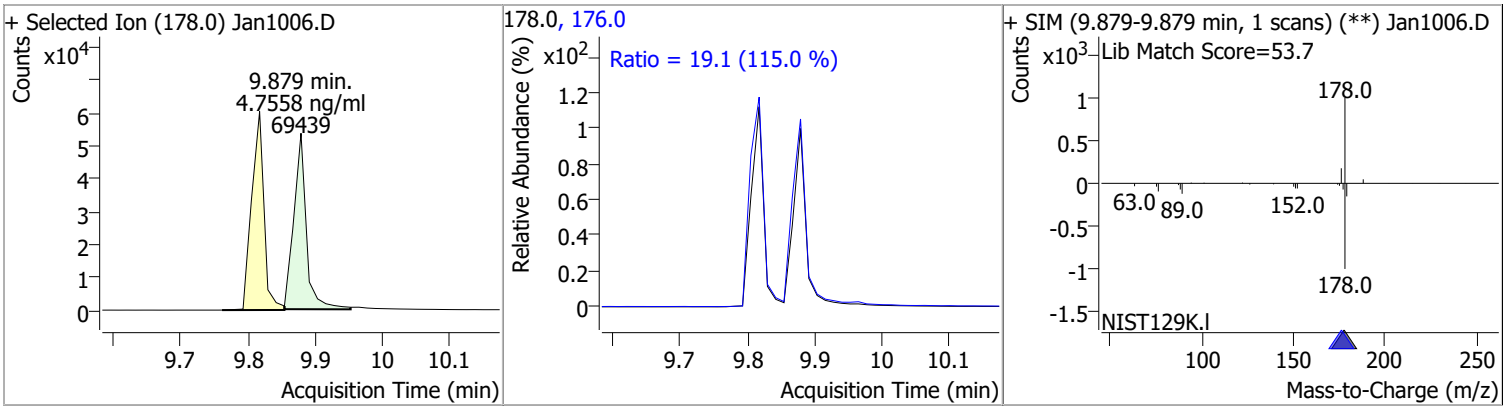

Compound	Conc.	RT	Dev(Min)	Resp.	QIon	QRatio	Lower	Upper
o-Terphenyl	4.0837	10.32	0.00	43271	229.0	67.4	46.7	86.8
					215.0	43.3	30.2	56.2

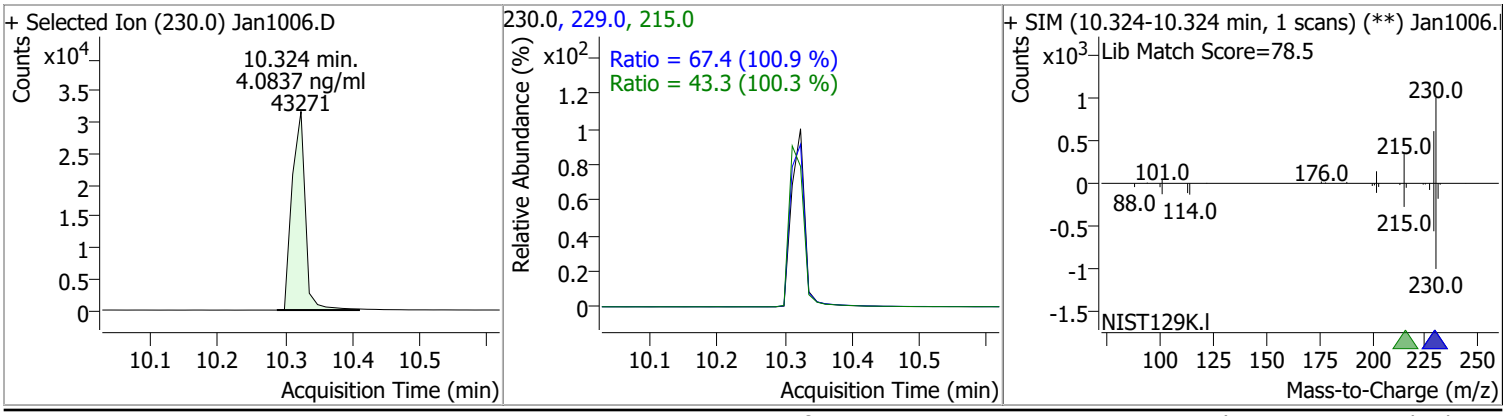

Quantitation Results Report (QT Reviewed)

Compound	Conc.	RT	Dev(Min)	Resp.	QIon	QRatio	Lower	Upper
Fluoranthene	4.4854	11.44	0.00	88355	101.0	11.3	8.0	14.8

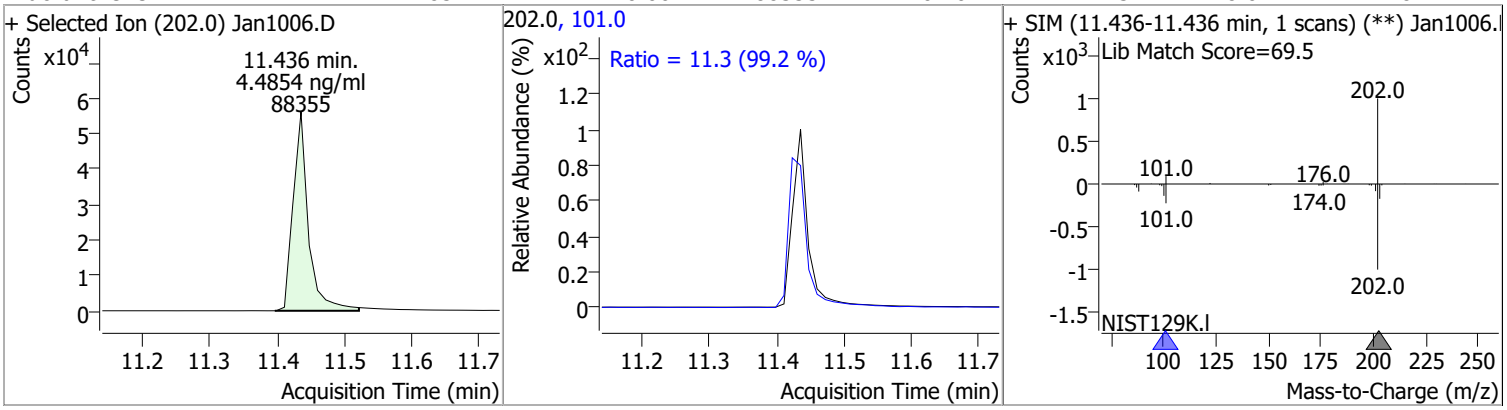

Compound	Conc.	RT	Dev(Min)	Resp.	QIon	QRatio	Lower	Upper
Pyrene	4.5212	11.81	-0.01	99285	101.0	12.5	9.7	18.1

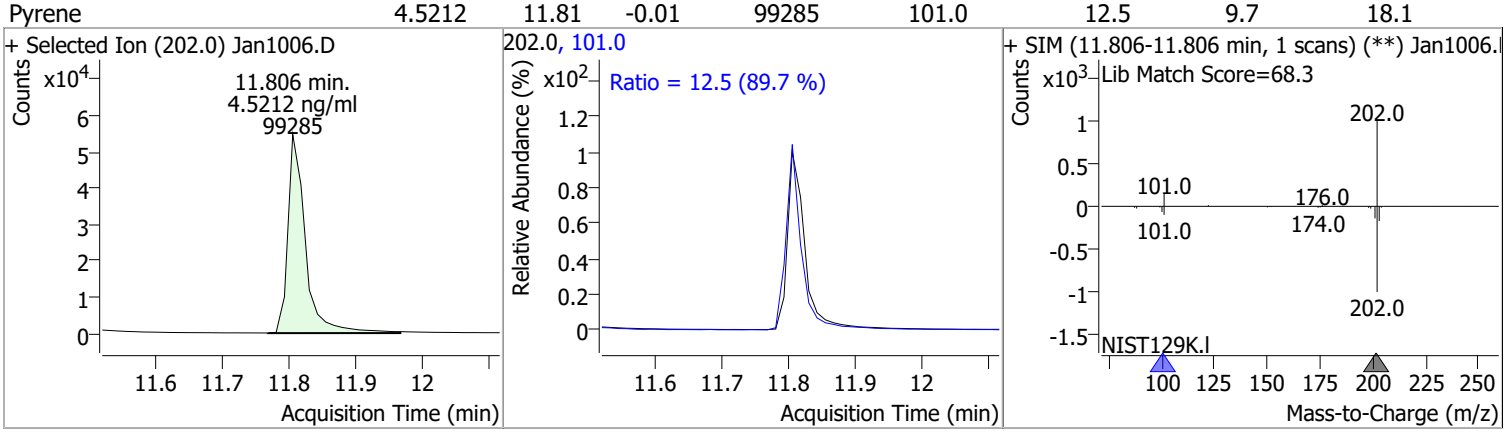

Compound	Conc.	RT	Dev(Min)	Resp.	QIon	QRatio	Lower	Upper
Terphenyl-d14	5.0105	12.29	0.00	40813	122.0	15.2	9.6	17.9

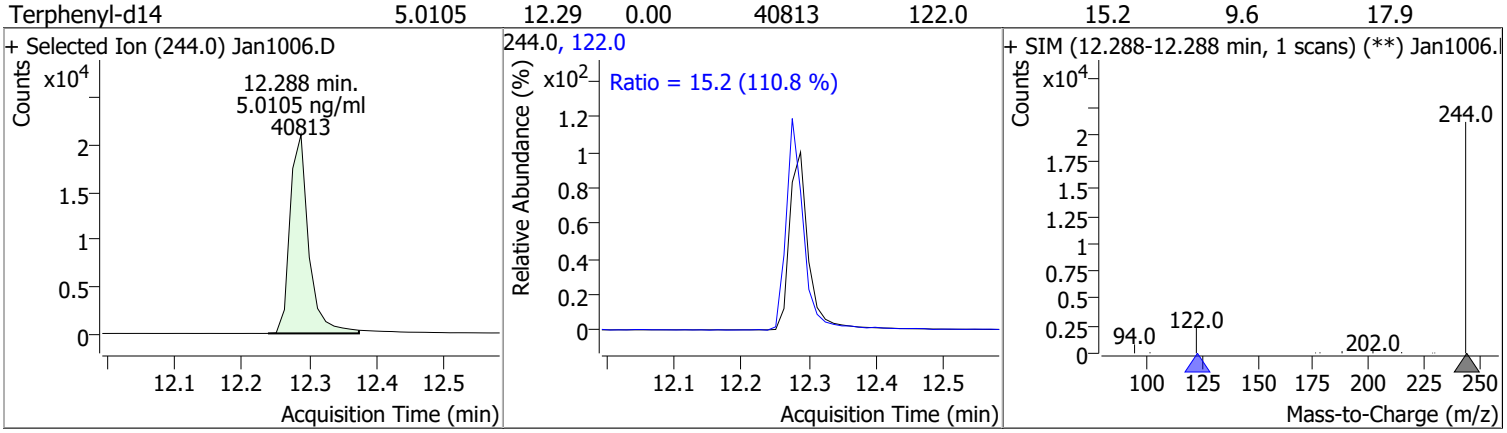

Compound	Conc.	RT	Dev(Min)	Resp.	QIon	QRatio	Lower	Upper
Benzo(a)Anthracene	4.6843	14.71	-0.01	62055	226.0	27.8	19.5	36.3
					229.0	22.5	16.5	30.6

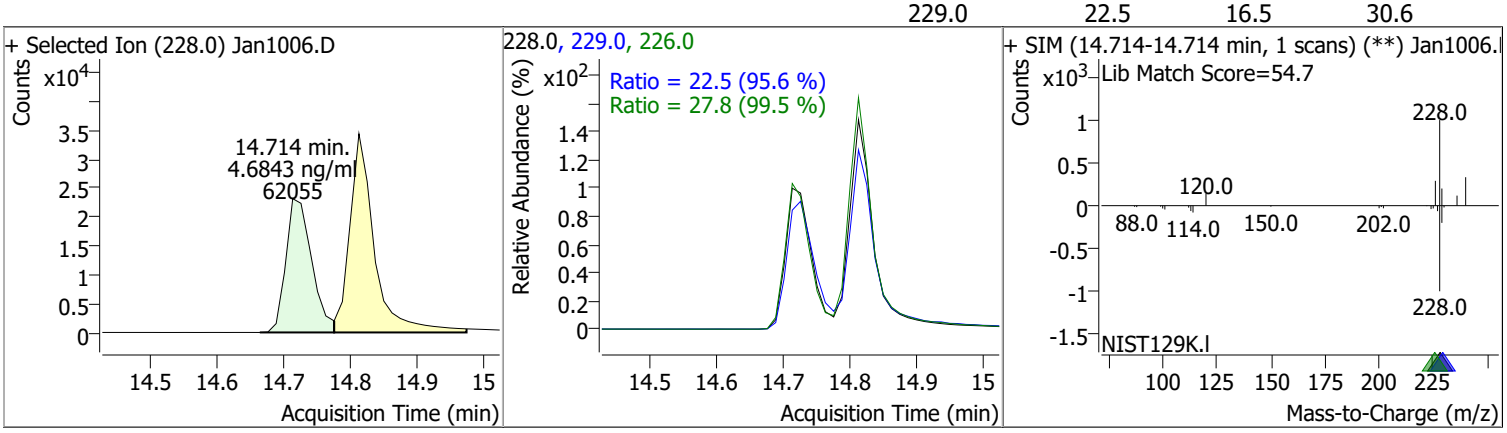

Quantitation Results Report (QT Reviewed)

Compound	Conc.	RT	Dev(Min)	Resp.	QIon	QRatio	Lower	Upper
Chrysene	4.8230	14.81	-0.01	88163	226.0	30.6	22.2	41.2
					229.0	21.6	15.5	28.9

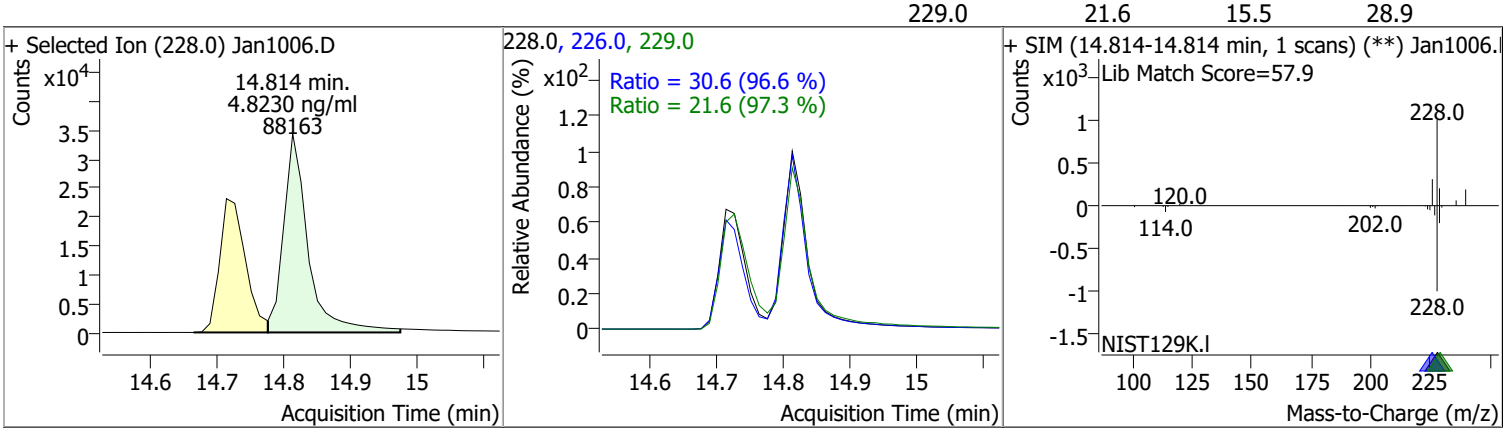

Compound	Conc.	RT	Dev(Min)	Resp.	QIon	QRatio	Lower	Upper
Benzo(b)fluoranthene	4.3738	17.75	-0.01	57484	253.0	21.9	15.8	29.4

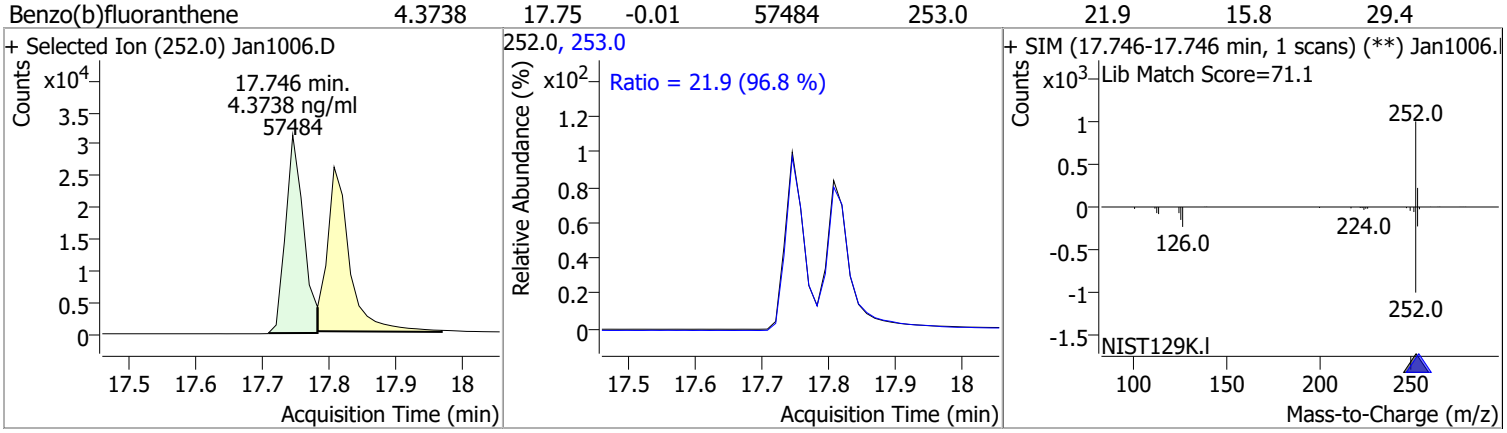

Compound	Conc.	RT	Dev(Min)	Resp.	QIon	QRatio	Lower	Upper
Benzo(k)fluoranthene	4.3058	17.81	-0.01	60272	253.0	23.1	16.1	30.0

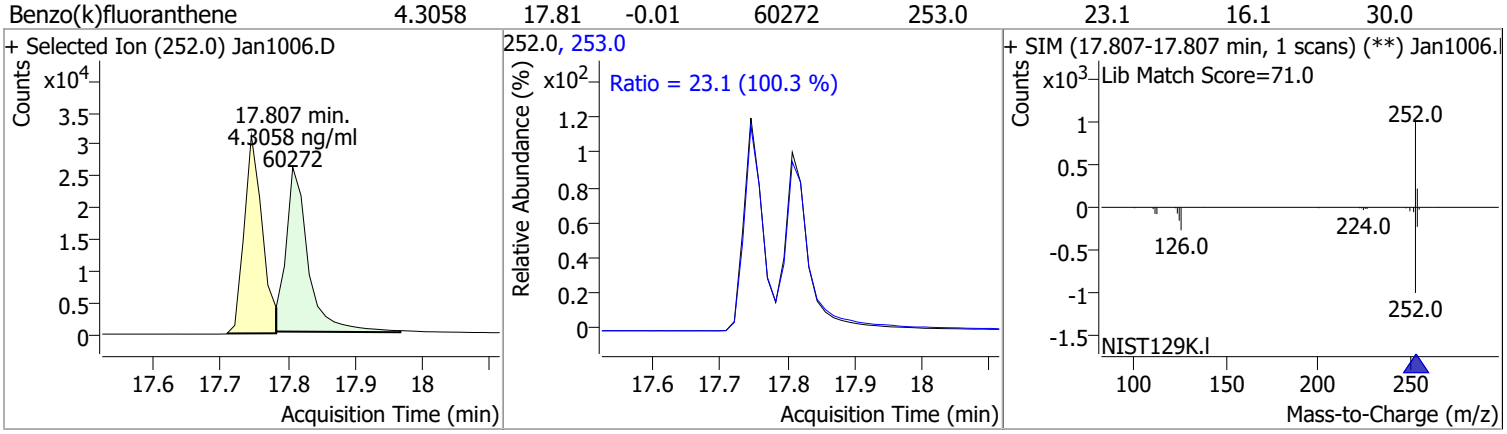

Compound	Conc.	RT	Dev(Min)	Resp.	QIon	QRatio	Lower	Upper
Benzo(a)pyrene	4.4546	18.39	-0.01	43815	253.0	23.7	16.6	30.8

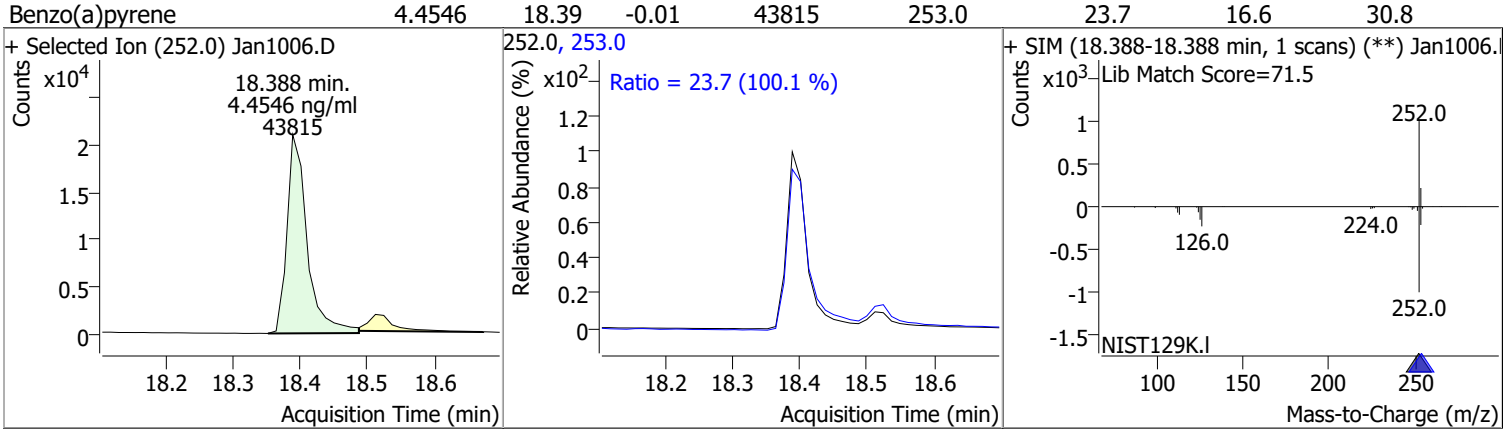

Quantitation Results Report (QT Reviewed)

Compound	Conc.	RT	Dev(Min)	Resp.	QIon	QRatio	Lower	Upper
Indeno(1,2,3-cd)pyrene	4.4939	20.24	0.00	41018	138.0	25.1	17.6	32.7

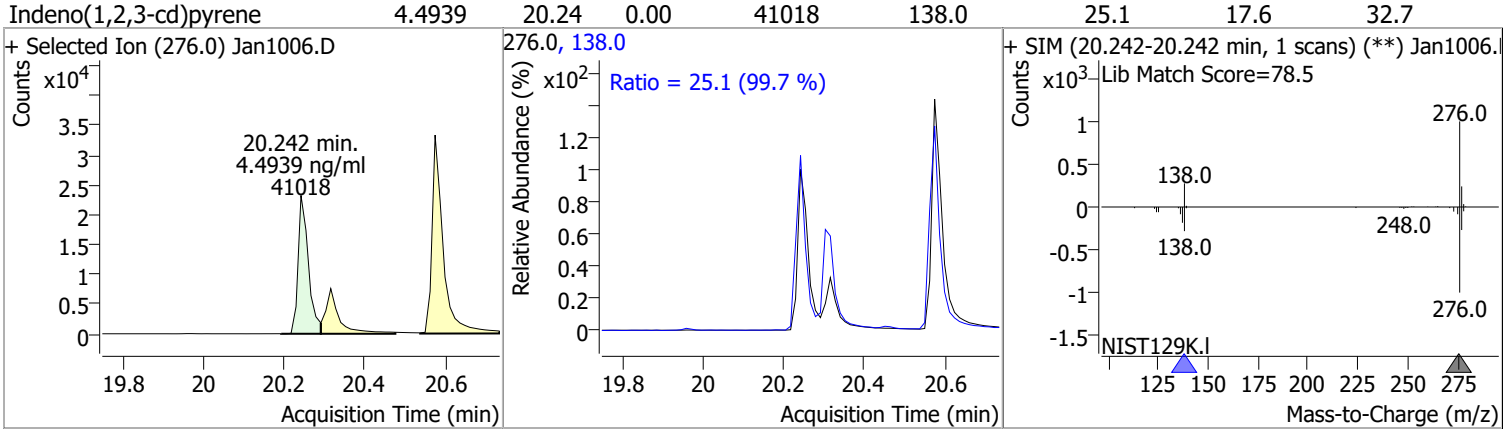

Compound	Conc.	RT	Dev(Min)	Resp.	QIon	QRatio	Lower	Upper
Dibenzo(a,h)anthracene	4.7195	20.32	0.00	50043	279.0	25.3	18.1	33.6
					139.0	18.8	12.8	23.8

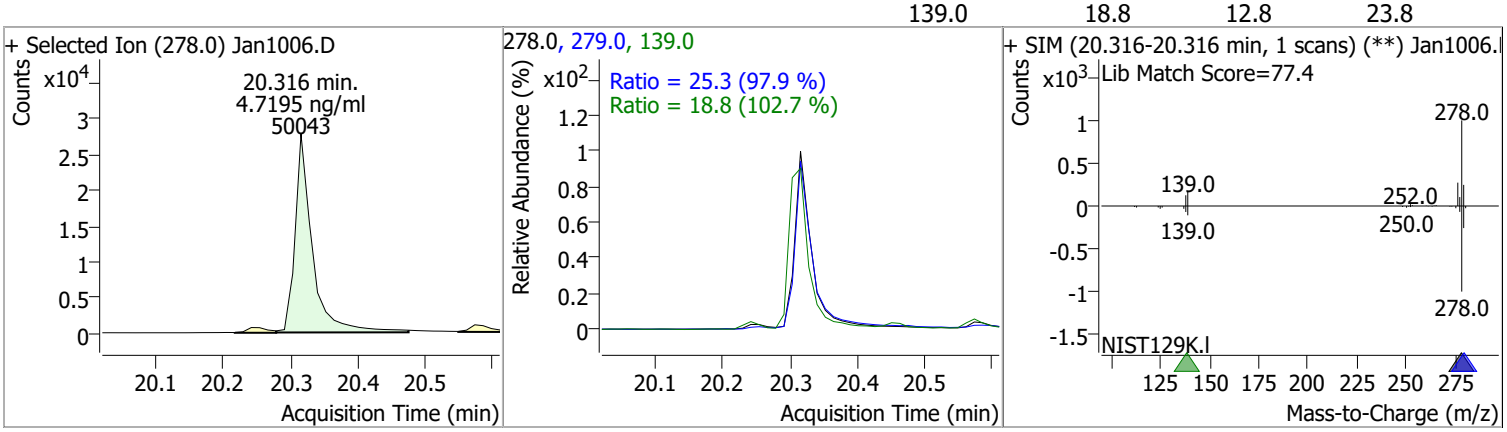

Compound	Conc.	RT	Dev(Min)	Resp.	QIon	QRatio	Lower	Upper
Benzo(g,h,i)perylene	4.6399	20.58	0.00	64418	277.0	24.5	17.1	31.8
					138.0	20.8	14.0	25.9

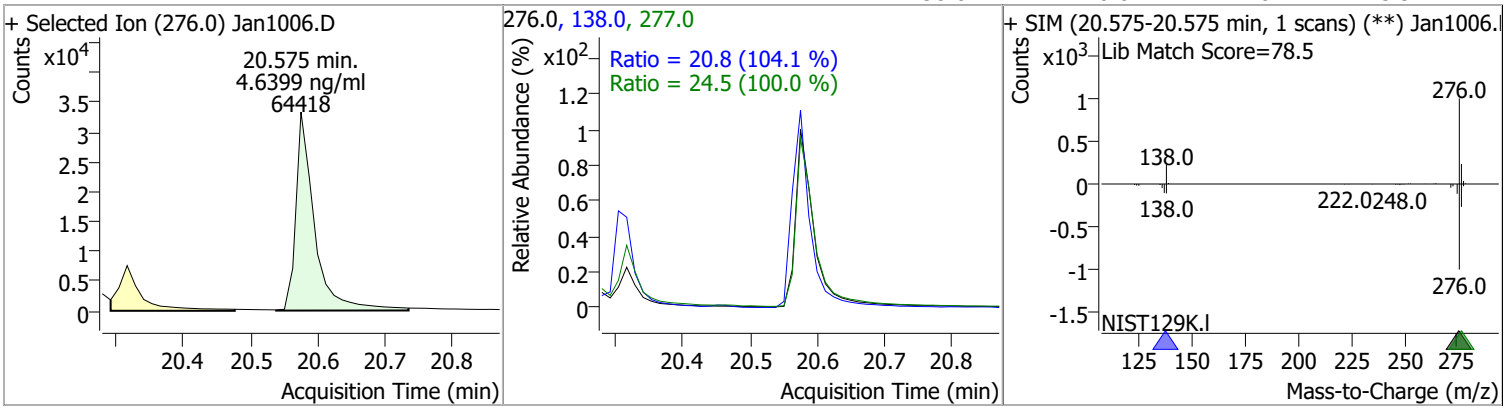

Quantitation Results Report (QT Reviewed)

Data File	Jan1007.D	Operator	LIMS import
Acq. Method	5975BNASIM	Acq. Date-Time	1/10/2022 2:25:23 PM
Sample Name	LLCSD-162577	Instrument	GCMS
Vial	7	Multiplier	1.00
DA Method File	010522 bna SIM 3.batch.bin	Comment	SVOC-8270-W-LLPAH
Tune File	dftppjph.u	Tune Date	
Batch Name	011022 bna SIM 1.batch.bin	Last Calib Update	1/4/2022 2:09:05 PM
Ref Library			

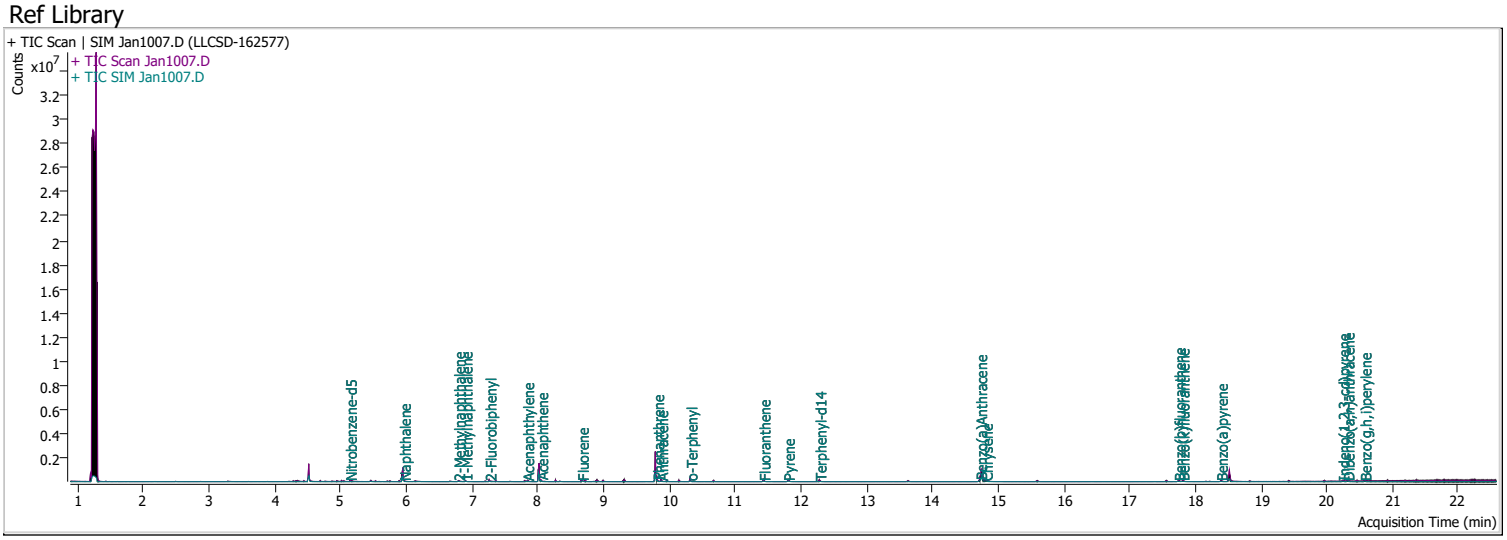

Compound	RT	QIon	Resp.	Conc.	Units	Dev(Min)
Internal Standards						
M 1,4-Dichlorobenzene-d4	4.522	152.0	214443	40.0000	ng/ml	-0.025
M Naphthalene-d8	5.941	136.0	428421	40.0000	ng/ml	-0.013
M Acenaphthene-d10	8.013	164.0	267163	40.0000	ng/ml	0.000
M Phenanthrene-d10	9.793	188.0	589907	40.0000	ng/ml	0.000
M Chrysene-d12	14.751	240.0	443568	40.0000	ng/ml	-0.013
M Perylene-d12	18.524	264.0	308891	40.0000	ng/ml	0.000
System Monitoring Compounds						
S Nitrobenzene-d5	5.143	82.0	19758	3.7783	ng/ml	-0.025
Spiked Amount: 5.000	Range: 19.0 - 102.0%			Recovery = 75.57%		
S 2-Fluorobiphenyl	7.265	172.0	49547	3.7252	ng/ml	0.000
Spiked Amount: 5.000	Range: 25.0 - 94.0%			Recovery = 74.50%		
S o-Terphenyl	10.324	230.0	46919	4.3377	ng/ml	0.000
Spiked Amount: 5.000	Range: 40.0 - 140.0%			Recovery = 86.75%		
S Terphenyl-d14	12.288	244.0	43259	5.2706	ng/ml	0.000
Spiked Amount: 5.000	Range: 39.0 - 106.0%			Recovery = 105.41%		
Target Compounds						**QValue**
T Naphthalene	5.966	128.0	35001	2.4331	ng/ml	99
T 2-Methylnaphthalene	6.790	141.0	23630	2.8482	ng/ml	90
T 1-Methylnaphthalene	6.902	141.0	22419	2.9224	ng/ml	94
T Acenaphthylene	7.839	152.0	49761	3.4827	ng/ml	99
T Acenaphthene	8.050	154.0	32582	3.1366	ng/ml	98
T Fluorene	8.673	166.0	47006	3.9544	ng/ml	98
T Phenanthrene	9.817	178.0	81717	4.5930	ng/ml	92
T Anthracene	9.879	178.0	73141	4.8951	ng/ml	96
T Fluoranthene	11.435	202.0	93492	4.6494	ng/ml	100
T Pyrene	11.806	202.0	105984	4.7897	ng/ml	97
T Benzo(a)Anthracene	14.726	228.0	65901	4.9277	ng/ml	99
T Chrysene	14.814	228.0	93718	5.0800	ng/ml	98
T Benzo(b)fluoranthene	17.746	252.0	60432	4.5376	ng/ml	99

Compound	RT	QIon	Resp.	Conc.	Units		Dev(Min)
T Benzo(k)fluoranthene	17.807	252.0	65404	4.5833	ng/ml		96
T Benzo(a)pyrene	18.388	252.0	45650	4.5654	ng/ml		98
T Indeno(1,2,3-cd)pyrene	20.242	276.0	43692	4.7238	ng/ml		98
T Dibenzo(a,h)anthracene	20.316	278.0	53455	4.9748	ng/ml		98
T Benzo(g,h,i)perylene	20.575	276.0	64257	4.5749	ng/ml	m	96

(#) = Qualifier Out of Range; (m) = Manual Integration; (+) = Area Summed; (*) = Surrogate Percent Recovery Out of Range; (d): Zeroed Peak

Quantitation Results Report (QT Reviewed)

Compound	Conc.	RT	Dev(Min)	Resp.	QIon	QRatio	Lower	Upper
Nitrobenzene-d5	3.7783	5.14	-0.02	19758	54.0	35.4	21.6	40.2
					128.0	26.3	21.3	39.5

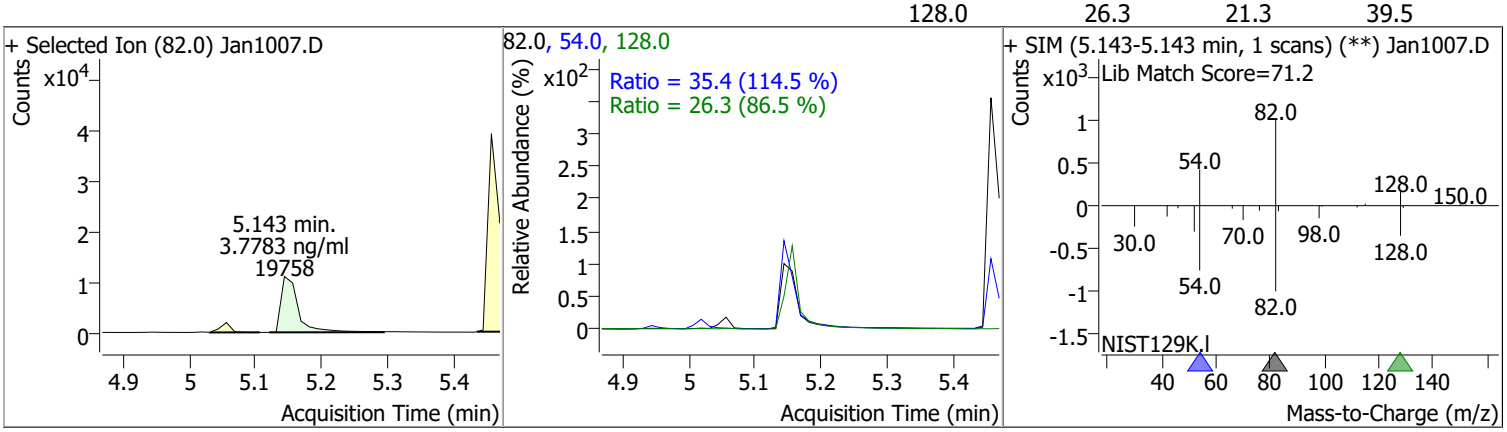

Compound	Conc.	RT	Dev(Min)	Resp.	QIon	QRatio	Lower	Upper
Naphthalene	2.4331	5.97	-0.01	35001	102.0	15.2	0.0	46.6
					129.0	10.9	7.6	14.1

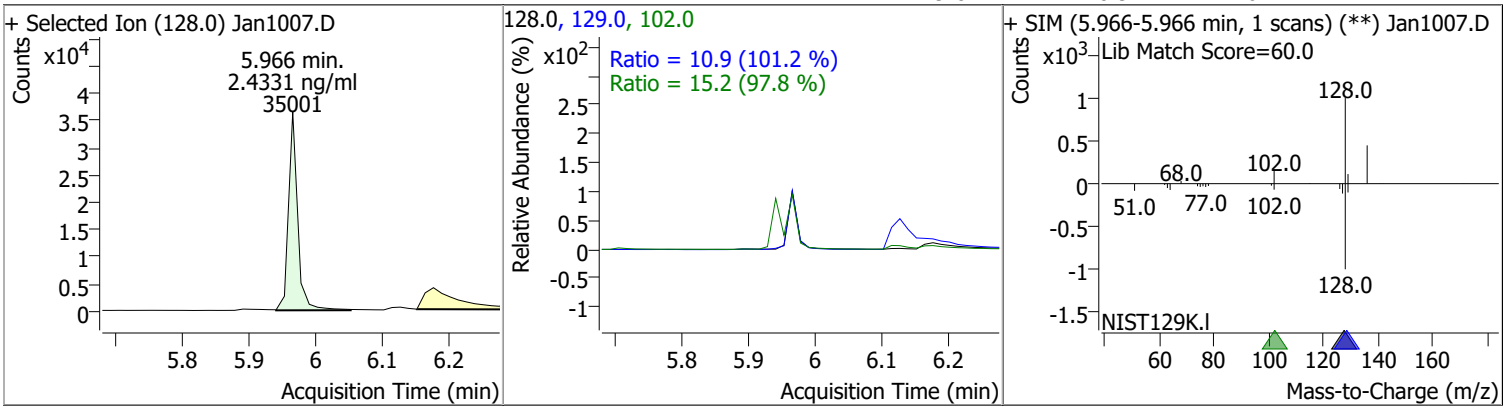

Compound	Conc.	RT	Dev(Min)	Resp.	QIon	QRatio	Lower	Upper
2-Methylnaphthalene	2.8482	6.79	-0.01	23630	142.0	159.9	103.3	191.8
					115.0	58.8	36.8	68.3

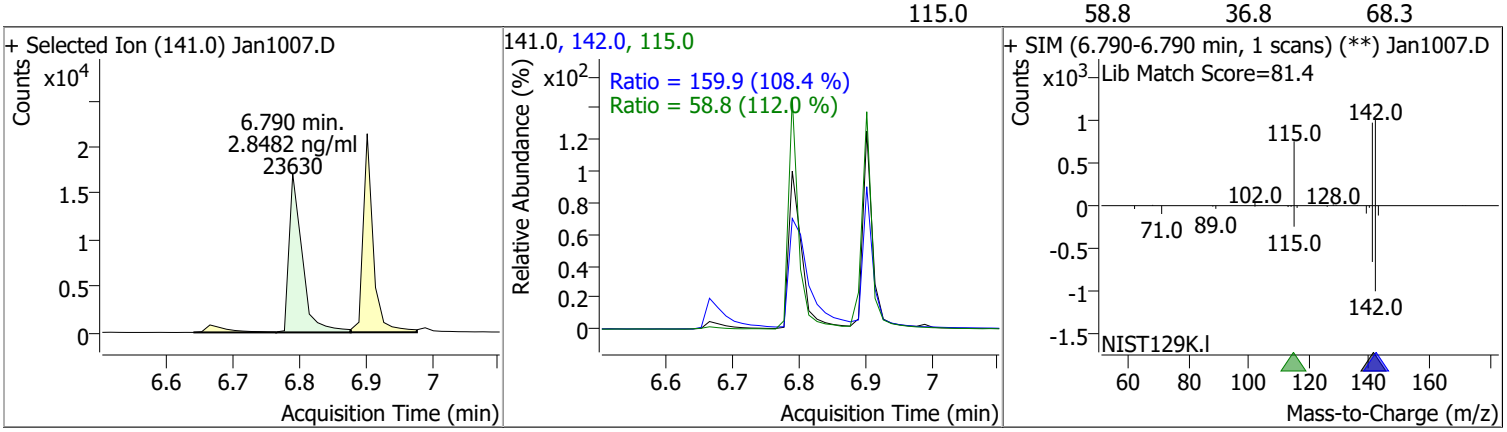

Compound	Conc.	RT	Dev(Min)	Resp.	QIon	QRatio	Lower	Upper
1-Methylnaphthalene	2.9224	6.90	0.00	22419	142.0	117.4	77.9	144.7
					115.0	59.2	44.4	82.5

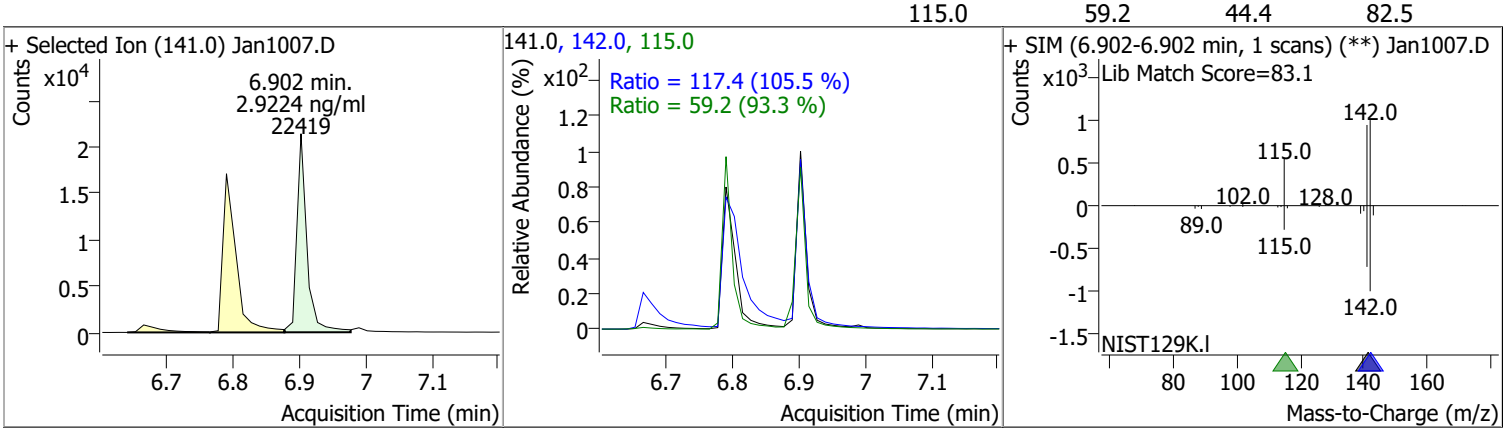

Compound	Conc.	RT	Dev(Min)	Resp.	QIon	QRatio	Lower	Upper
2-Fluorobiphenyl	3.7252	7.26	0.00	49547	171.0	37.0	26.4	49.0

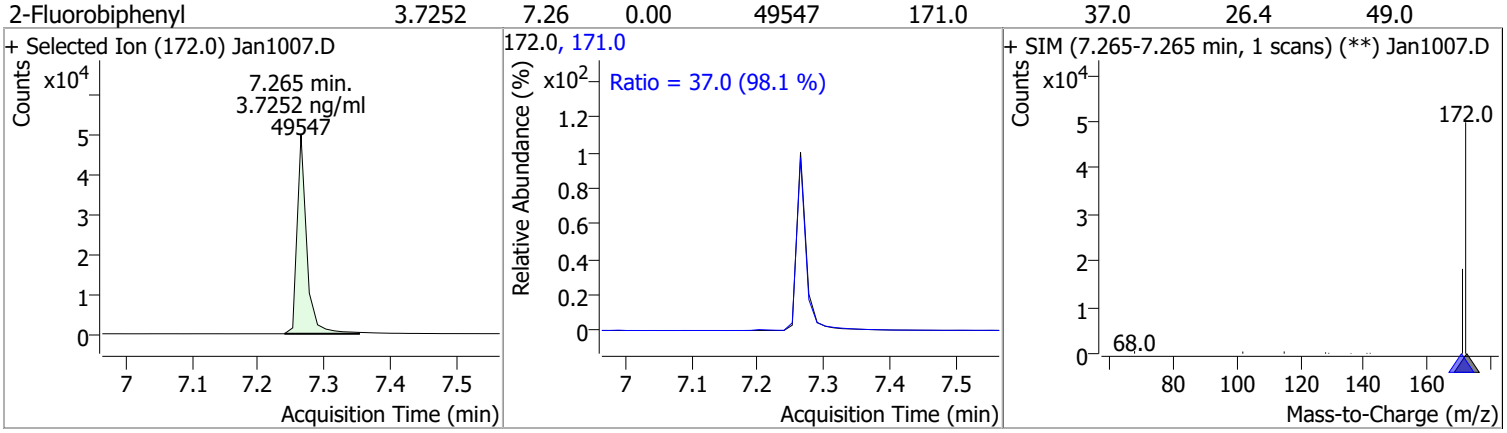

Compound	Conc.	RT	Dev(Min)	Resp.	QIon	QRatio	Lower	Upper
Acenaphthylene	3.4827	7.84	0.00	49761	153.0	14.4	10.2	18.9

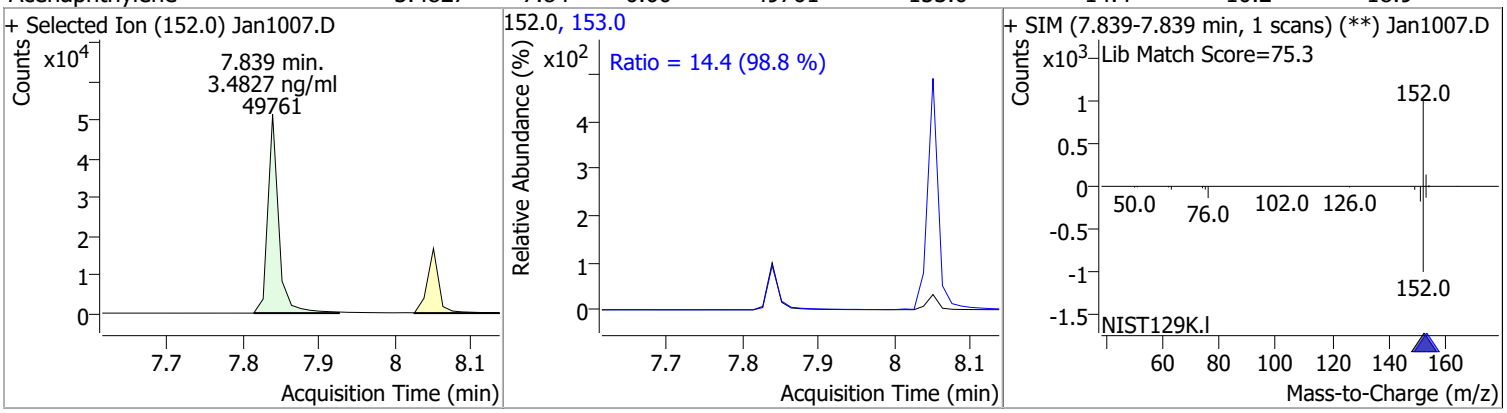

Compound	Conc.	RT	Dev(Min)	Resp.	QIon	QRatio	Lower	Upper
Acenaphthene	3.1366	8.05	0.00	32582	153.0	112.2	80.3	149.2
					152.0	54.5	38.4	71.4

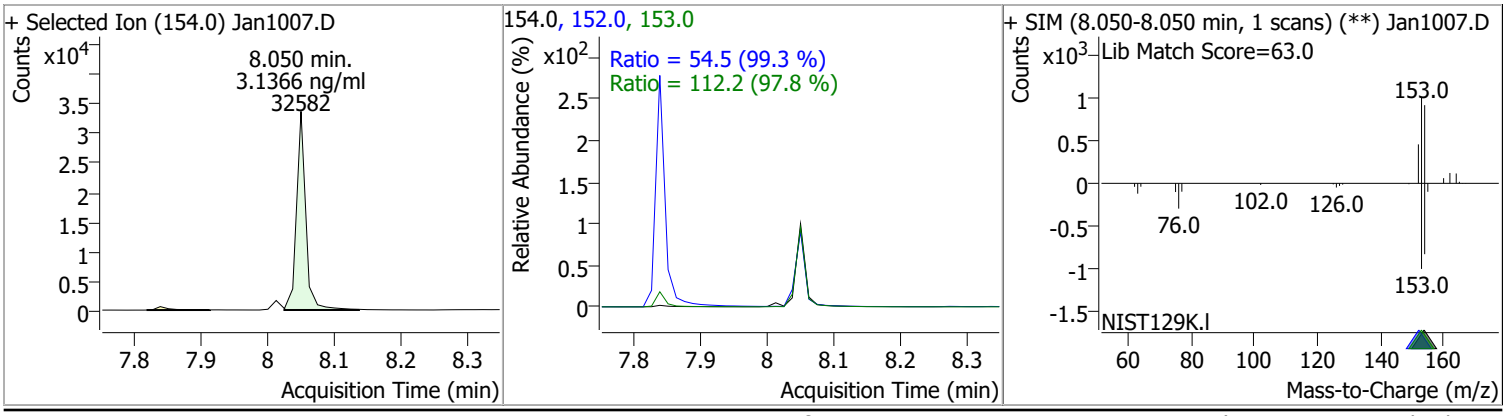

Compound	Conc.	RT	Dev(Min)	Resp.	QIon	QRatio	Lower	Upper
Fluorene	3.9544	8.67	-0.01	47006	165.0	98.3	67.5	125.3
					167.0	13.3	7.9	14.6

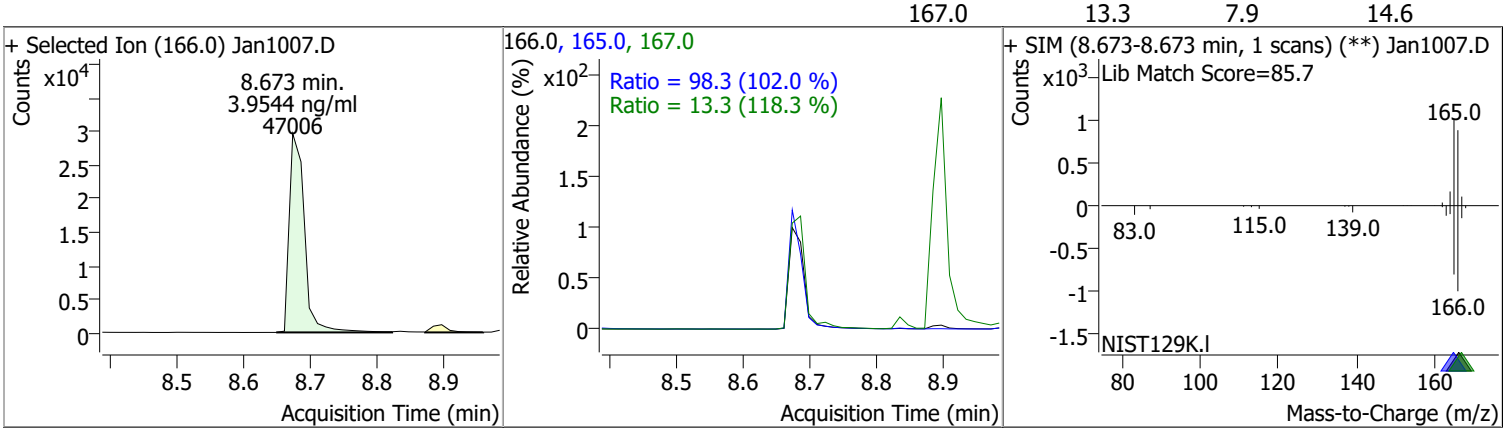

Compound	Conc.	RT	Dev(Min)	Resp.	QIon	QRatio	Lower	Upper
Phenanthrene	4.5930	9.82	0.00	81717	176.0	19.0	10.9	20.2

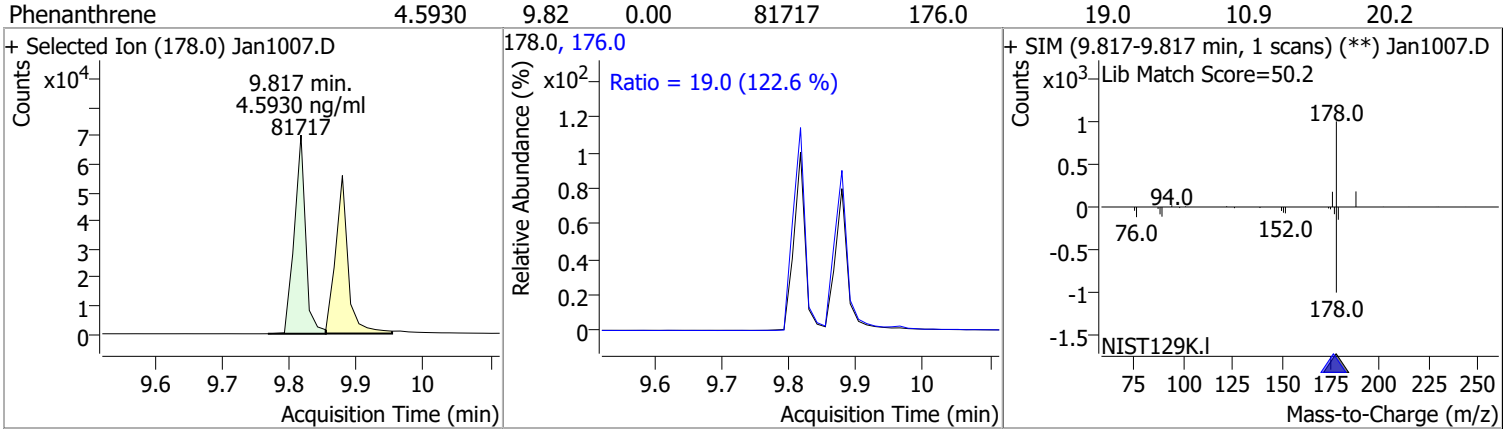

Compound	Conc.	RT	Dev(Min)	Resp.	QIon	QRatio	Lower	Upper
Anthracene	4.8951	9.88	0.00	73141	176.0	18.3	11.6	21.6

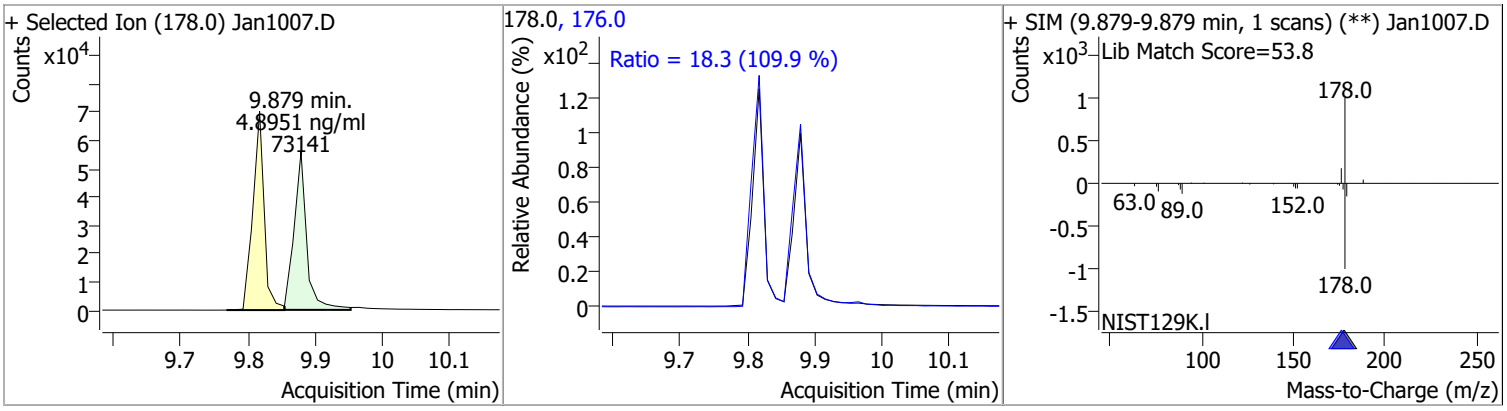

Compound	Conc.	RT	Dev(Min)	Resp.	QIon	QRatio	Lower	Upper
o-Terphenyl	4.3377	10.32	0.00	46919	229.0	67.2	46.7	86.8
					215.0	43.1	30.2	56.2

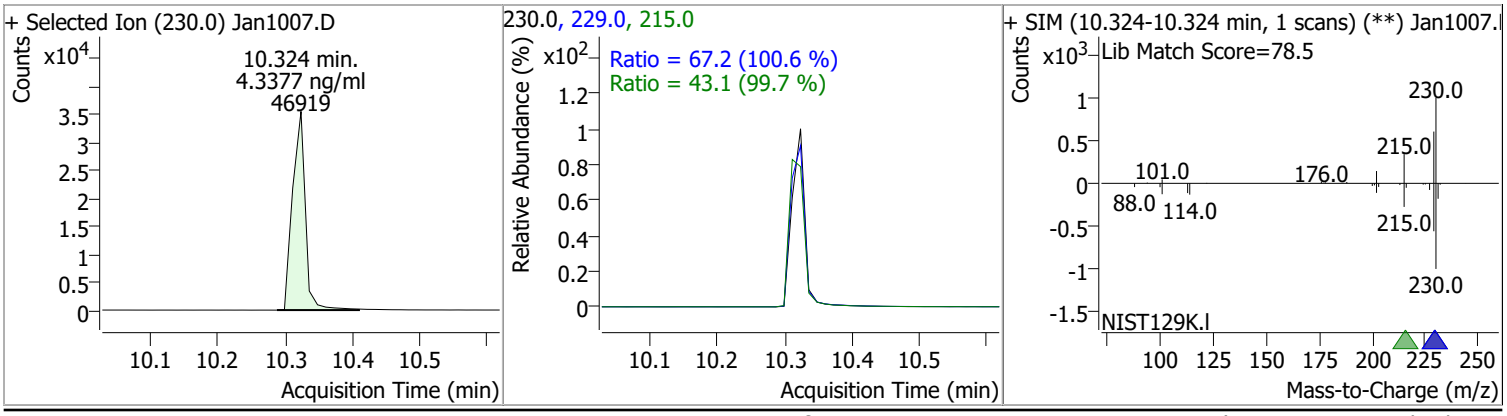

Compound	Conc.	RT	Dev(Min)	Resp.	QIon	QRatio	Lower	Upper
Fluoranthene	4.6494	11.44	0.00	93492	101.0	11.6	8.0	14.8

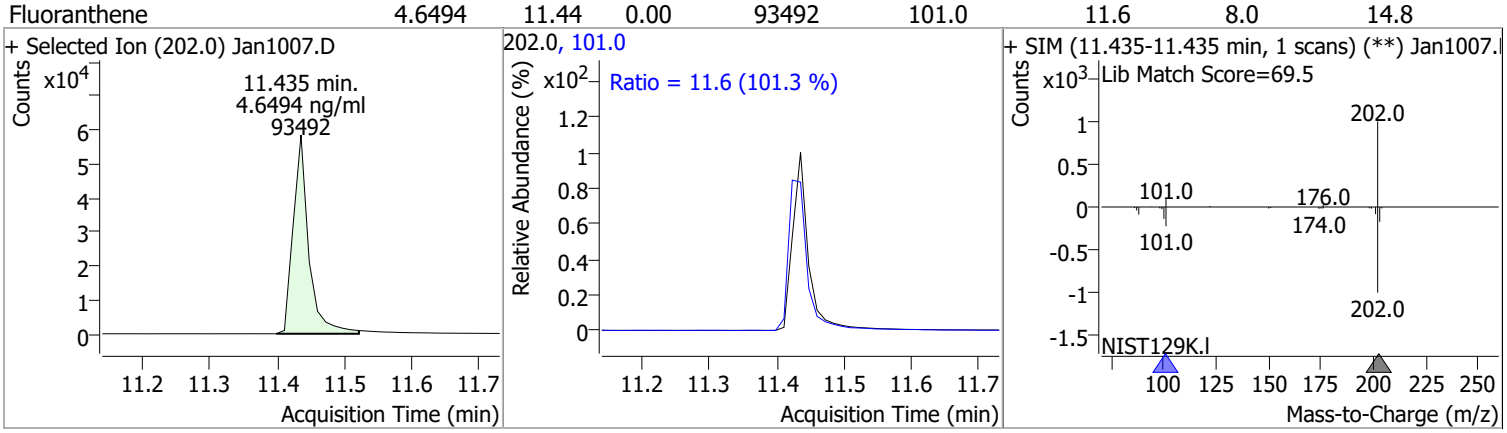

Compound	Conc.	RT	Dev(Min)	Resp.	QIon	QRatio	Lower	Upper
Pyrene	4.7897	11.81	-0.01	105984	101.0	12.6	9.7	18.1

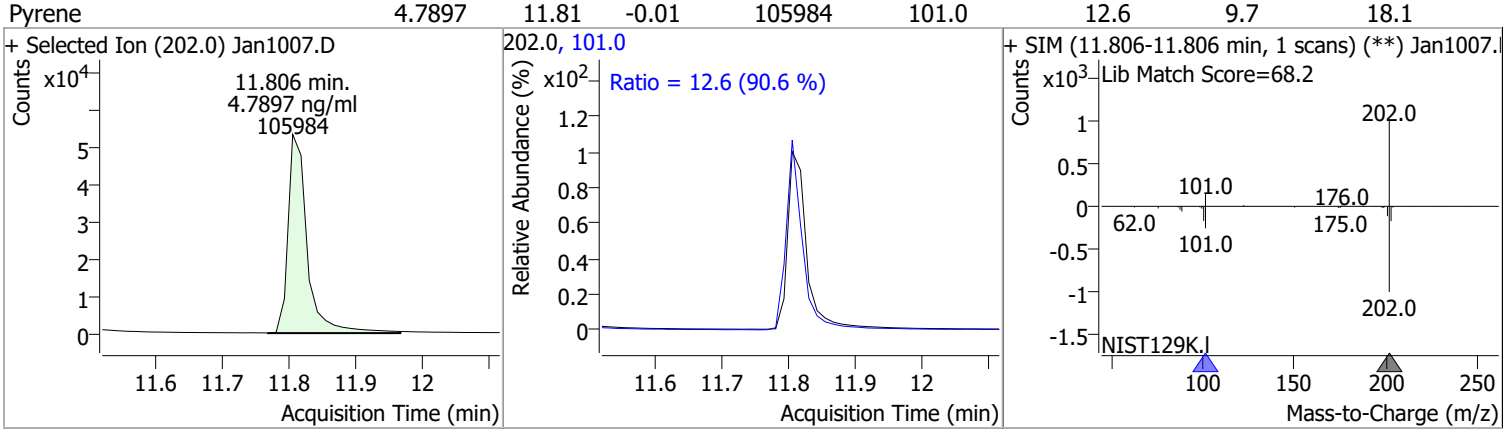

Compound	Conc.	RT	Dev(Min)	Resp.	QIon	QRatio	Lower	Upper
Terphenyl-d14	5.2706	12.29	0.00	43259	122.0	15.2	9.6	17.9

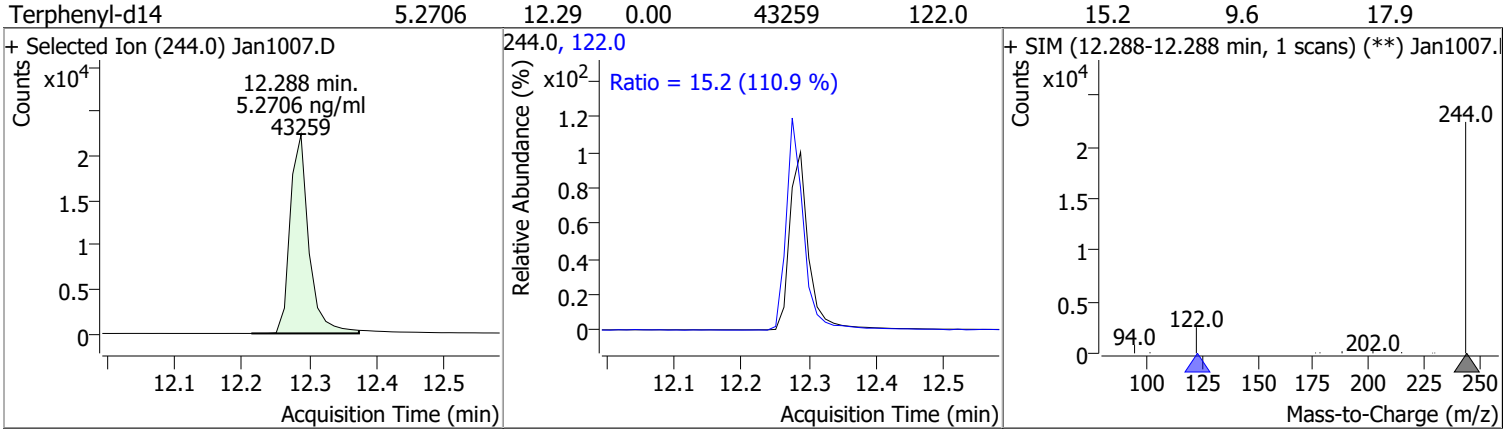

Compound	Conc.	RT	Dev(Min)	Resp.	QIon	QRatio	Lower	Upper
Benzo(a)Anthracene	4.9277	14.73	0.00	65901	226.0	27.8	19.5	36.3
					229.0	22.2	16.5	30.6

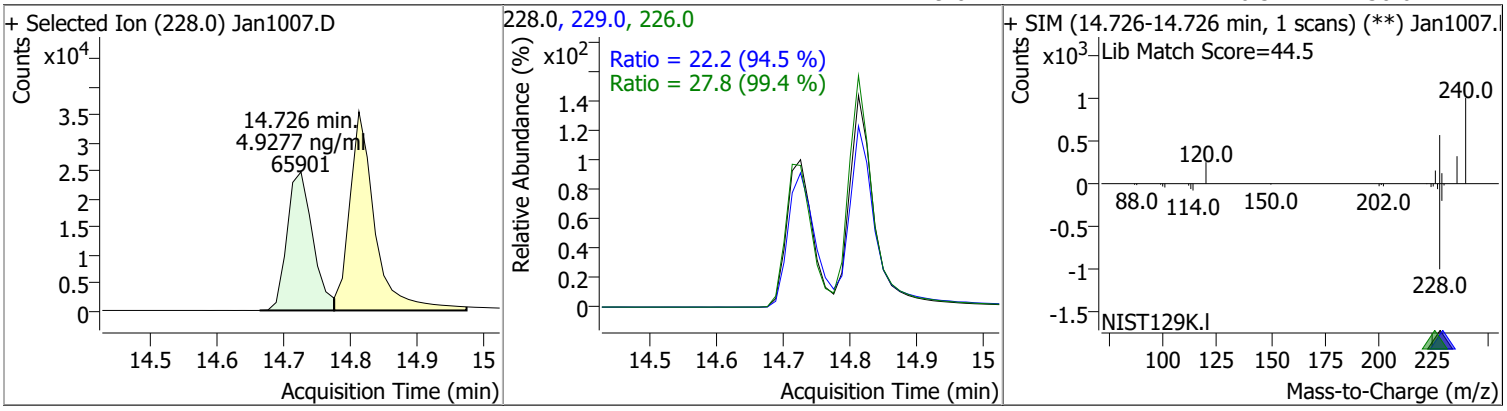

Quantitation Results Report (QT Reviewed)

Compound	Conc.	RT	Dev(Min)	Resp.	QIon	QRatio	Lower	Upper
Chrysene	5.0800	14.81	-0.01	93718	226.0	30.4	22.2	41.2
					229.0	21.4	15.5	28.9

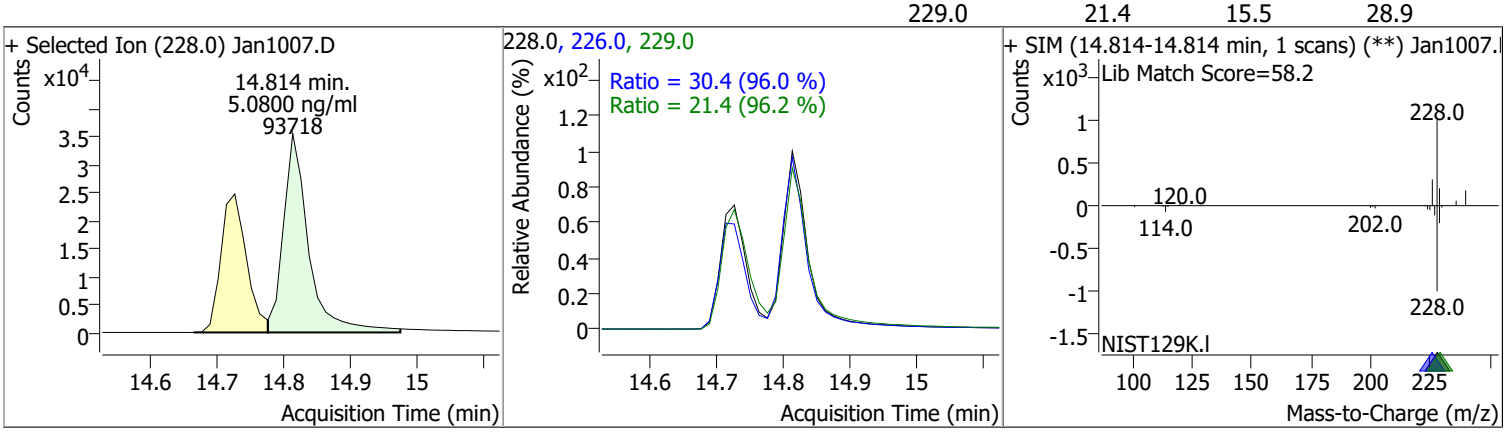

Compound	Conc.	RT	Dev(Min)	Resp.	QIon	QRatio	Lower	Upper
Benzo(b)fluoranthene	4.5376	17.75	-0.01	60432	253.0	22.0	15.8	29.4

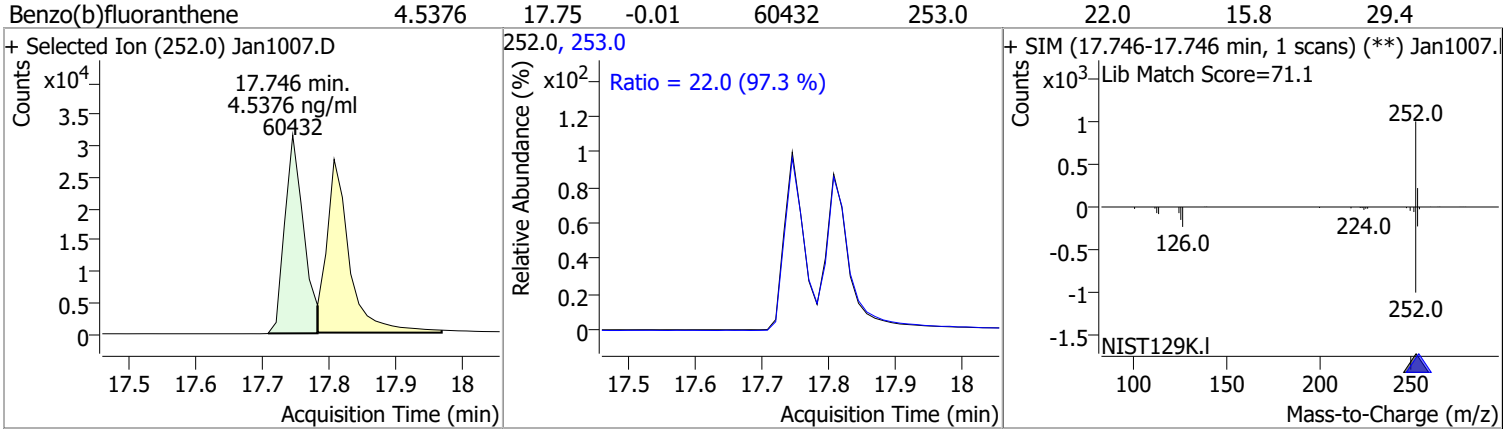

Compound	Conc.	RT	Dev(Min)	Resp.	QIon	QRatio	Lower	Upper
Benzo(k)fluoranthene	4.5833	17.81	-0.01	65404	253.0	21.0	16.1	30.0

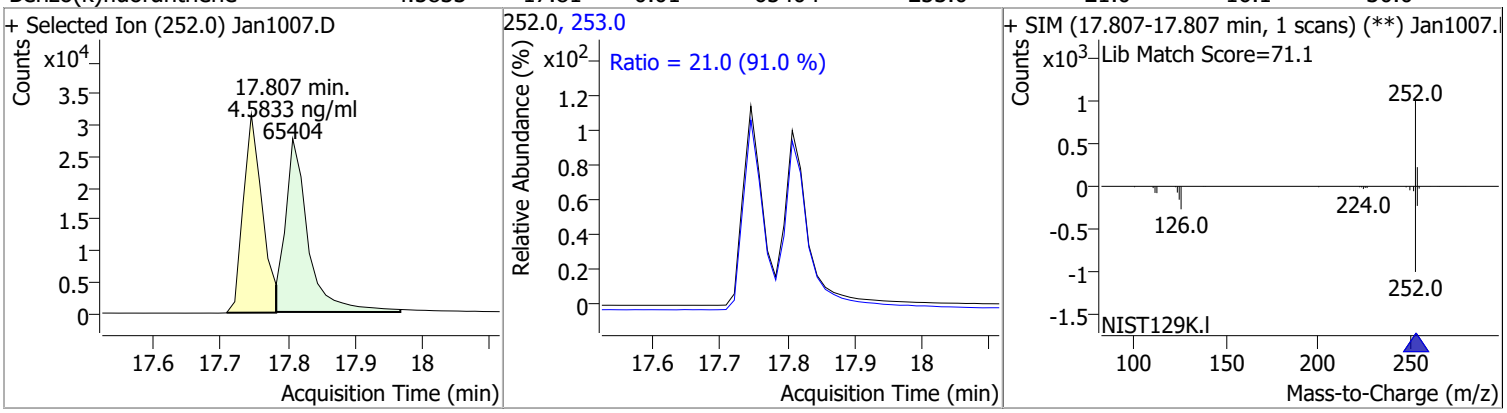

Compound	Conc.	RT	Dev(Min)	Resp.	QIon	QRatio	Lower	Upper
Benzo(a)pyrene	4.5654	18.39	-0.01	45650	253.0	24.5	16.6	30.8

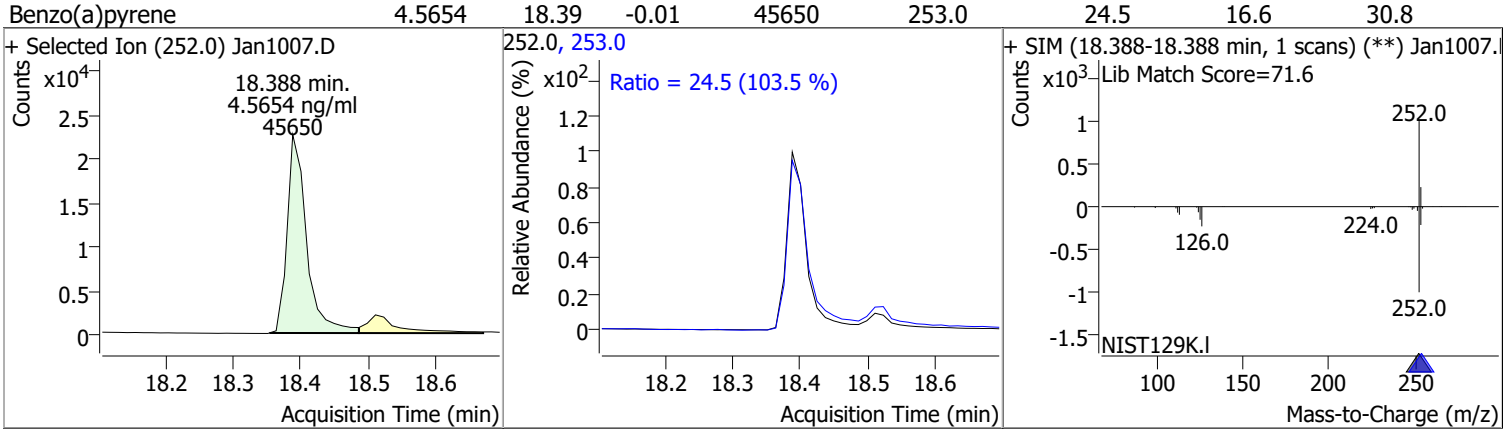

Quantitation Results Report (QT Reviewed)

Compound	Conc.	RT	Dev(Min)	Resp.	QIon	QRatio	Lower	Upper
Indeno(1,2,3-cd)pyrene	4.7238	20.24	0.00	43692	138.0	24.3	17.6	32.7

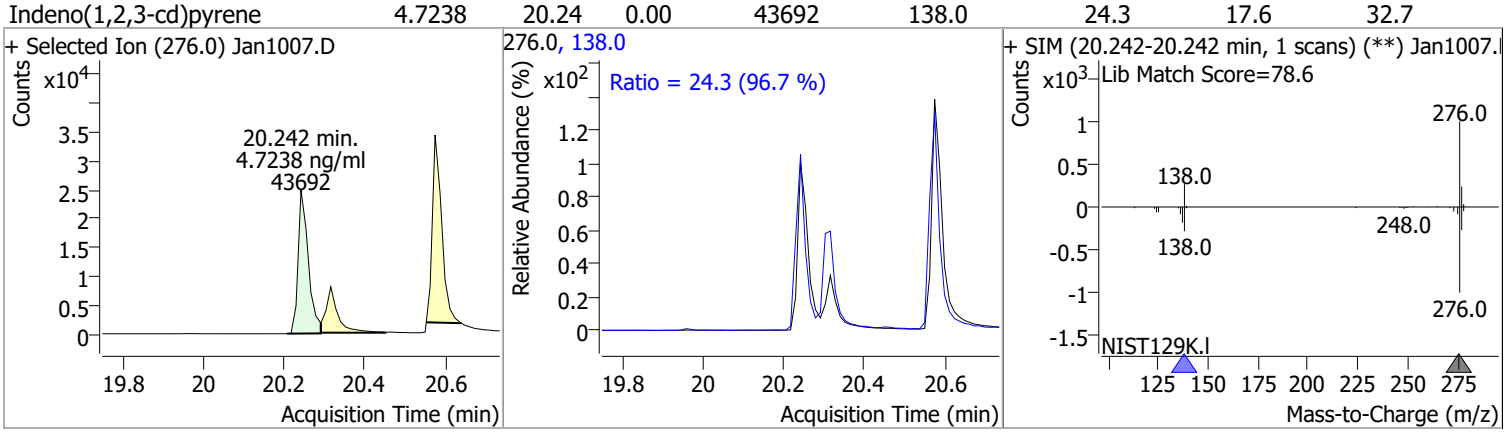

Compound	Conc.	RT	Dev(Min)	Resp.	QIon	QRatio	Lower	Upper
Dibenzo(a,h)anthracene	4.9748	20.32	0.00	53455	279.0	24.5	18.1	33.6
					139.0	18.5	12.8	23.8

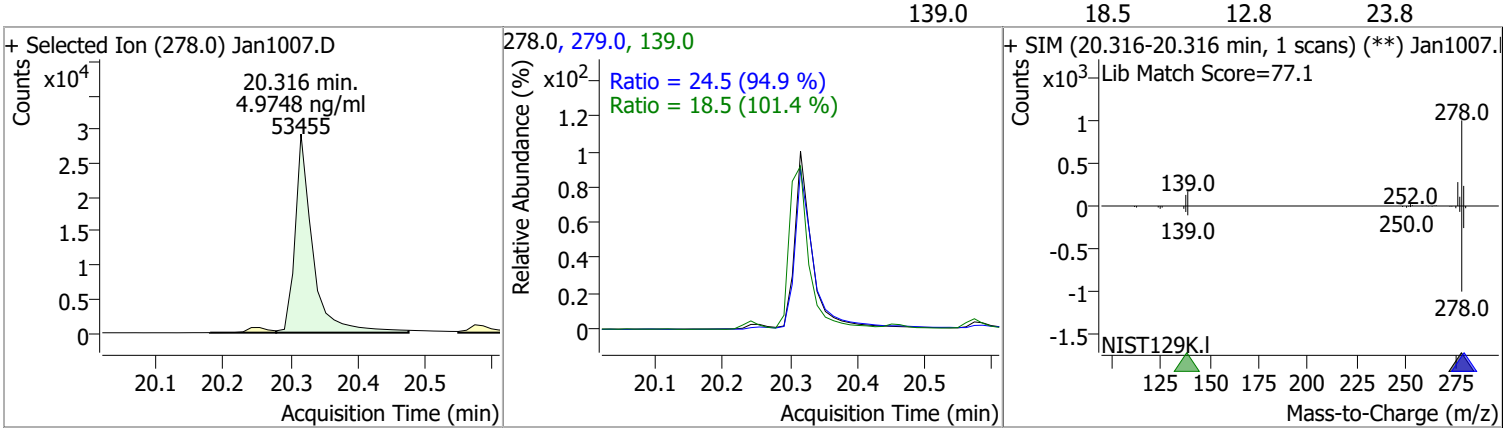

Compound	Conc.	RT	Dev(Min)	Resp.	QIon	QRatio	Lower	Upper
Benzo(g,h,i)perylene	4.5749	20.58	0.00	64257 (m)	277.0	26.2	17.1	31.8
					138.0	22.7	14.0	25.9

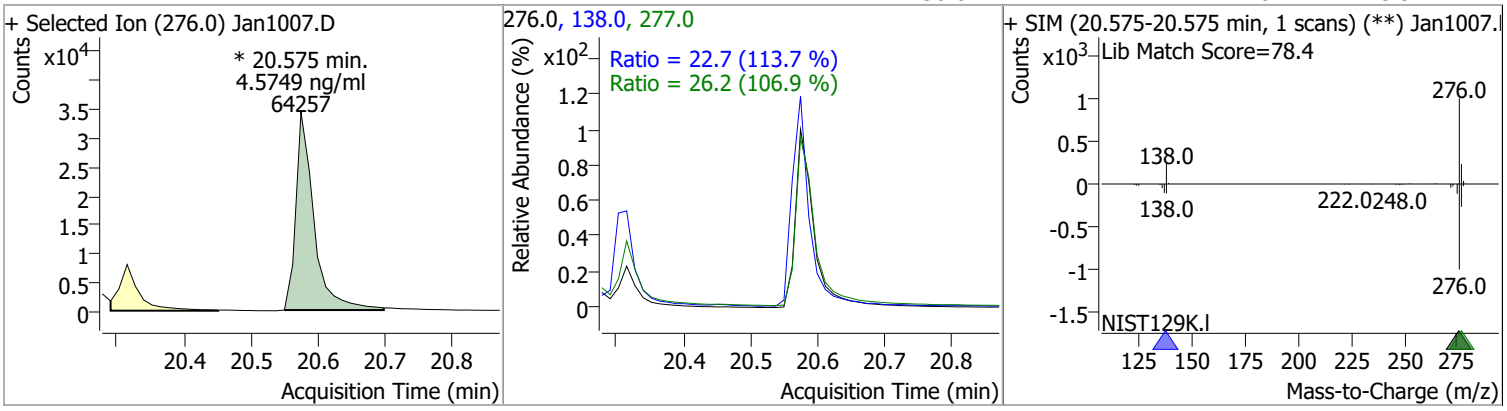

Quantitation Results Report (QT Reviewed)

Data File	Jan1008.D	Operator	LIMS import
Acq. Method	5975BNASIM	Acq. Date-Time	1/10/2022 2:57:53 PM
Sample Name	B21122077-001C	Instrument	GCMS
Vial	8	Multiplier	1.00
DA Method File	010522 bna SIM 3.batch.bin	Comment	SVOC-8270-W-LLPAH
Tune File	dftppjph.u	Tune Date	
Batch Name	011022 bna SIM 1.batch.bin	Last Calib Update	1/4/2022 2:09:05 PM
Ref Library			

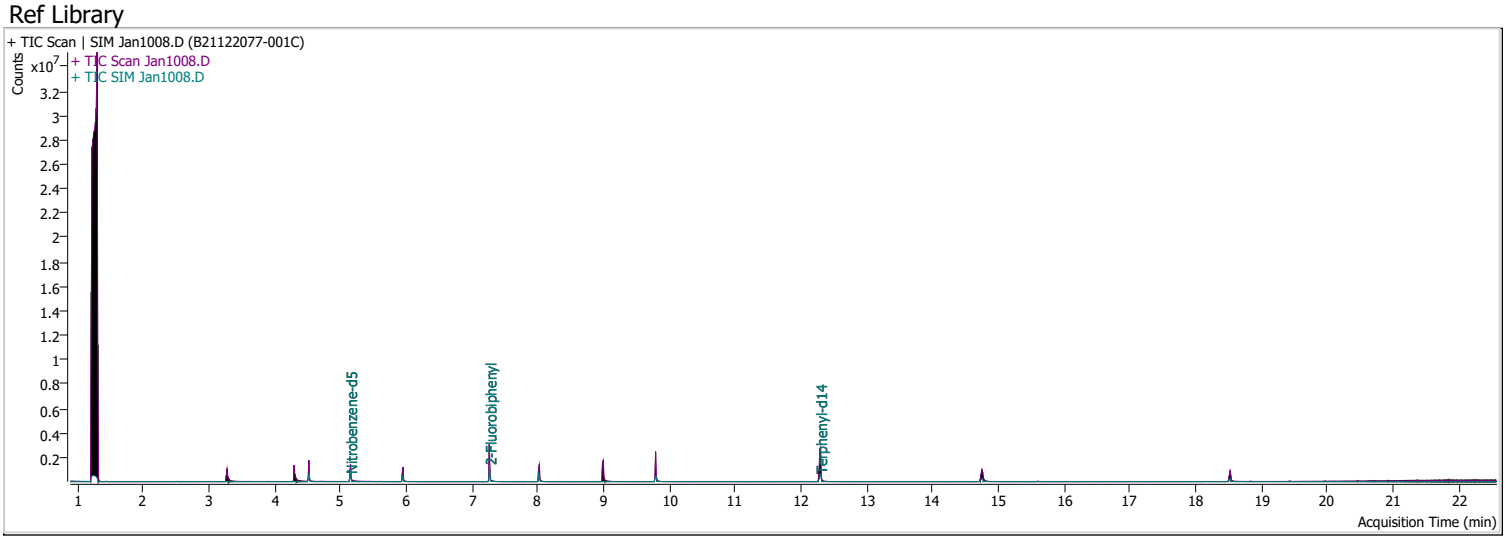

Compound	RT	QIon	Resp.	Conc.	Units		Dev(Min)
Internal Standards							
M 1,4-Dichlorobenzene-d4	4.522	152.0	237523	40.0000	ng/ml		-0.025
M Naphthalene-d8	5.941	136.0	445021	40.0000	ng/ml		-0.013
M Acenaphthene-d10	8.013	164.0	261960	40.0000	ng/ml		0.000
M Phenanthrene-d10	9.793	188.0	568281	40.0000	ng/ml		0.000
M Chrysene-d12	14.751	240.0	437360	40.0000	ng/ml		-0.013
M Perylene-d12	18.524	264.0	297154	40.0000	ng/ml		0.000
System Monitoring Compounds							
S Nitrobenzene-d5	5.143	82.0	472280	42.0234	ng/ml		-0.025
Spiked Amount: 5.000	Range: 19.0 - 102.0%			Recovery = 840.47%		*	
S 2-Fluorobiphenyl	7.264	172.0	869395	66.6633	ng/ml		0.000
Spiked Amount: 5.000	Range: 25.0 - 94.0%			Recovery = 1333.27%		*	
S o-Terphenyl	0.000		0	N.D.			
Spiked Amount: 5.000	Range: 40.0 - 140.0%			Recovery = NA%			
S Terphenyl-d14	12.288	244.0	843541	104.2333	ng/ml		0.000
Spiked Amount: 5.000	Range: 39.0 - 106.0%			Recovery = 2084.67%		*	
Target Compounds							**QValue**
T Naphthalene	0.000		0	N.D.			
T 2-Methylnaphthalene	0.000		0	N.D.			
T 1-Methylnaphthalene	0.000		0	N.D.			
T Acenaphthylene	0.000		0	N.D.			
T Acenaphthene	8.050	154.0	0		ng/ml	md	1
T Fluorene	8.985	166.0	0		ng/ml	md	1
T Phenanthrene	0.000		0	N.D.			
T Anthracene	0.000		0	N.D.			
T Fluoranthene	0.000		0	N.D.			
T Pyrene	0.000		0	N.D.			
T Benzo(a)Anthracene	14.751	228.0	0		ng/ml	md	1
T Chrysene	14.751	228.0	0		ng/ml	md	1
T Benzo(b)fluoranthene	0.000		0	N.D.			

Compound	RT	QIon	Resp.	Conc.	Units		Dev(Min)
T Benzo(k)fluoranthene	0.000		0	N.D.			
T Benzo(a)pyrene	18.512	252.0	0		ng/ml	md	1
T Indeno(1,2,3-cd)pyrene	0.000		0	N.D.			
T Dibenzo(a,h)anthracene	0.000		0	N.D.			
T Benzo(g,h,i)perylene	0.000		0	N.D.			

(#) = Qualifier Out of Range; (m) = Manual Integration; (+) = Area Summed; (*) = Surrogate Percent Recovery Out of Range; (d): Zeroed Peak

Quantitation Results Report (QT Reviewed)

Compound	Conc.	RT	Dev(Min)	Resp.	QIon	QRatio	Lower	Upper
Nitrobenzene-d5	42.0234	5.14	-0.03	472280	54.0	33.9	21.6	40.2
					128.0	31.4	21.3	39.5

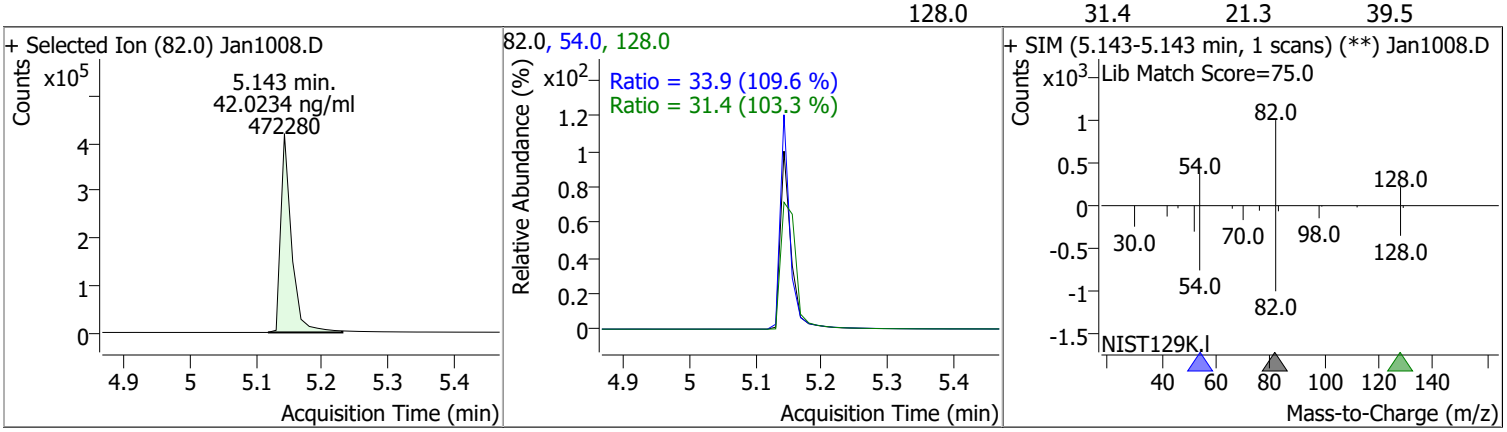

Compound	Conc.	Exp RT	QIon	Exp Ratio	QIon	Exp Ratio
Naphthalene	N.D.	5.98	102.0	15.5	129.0	10.8

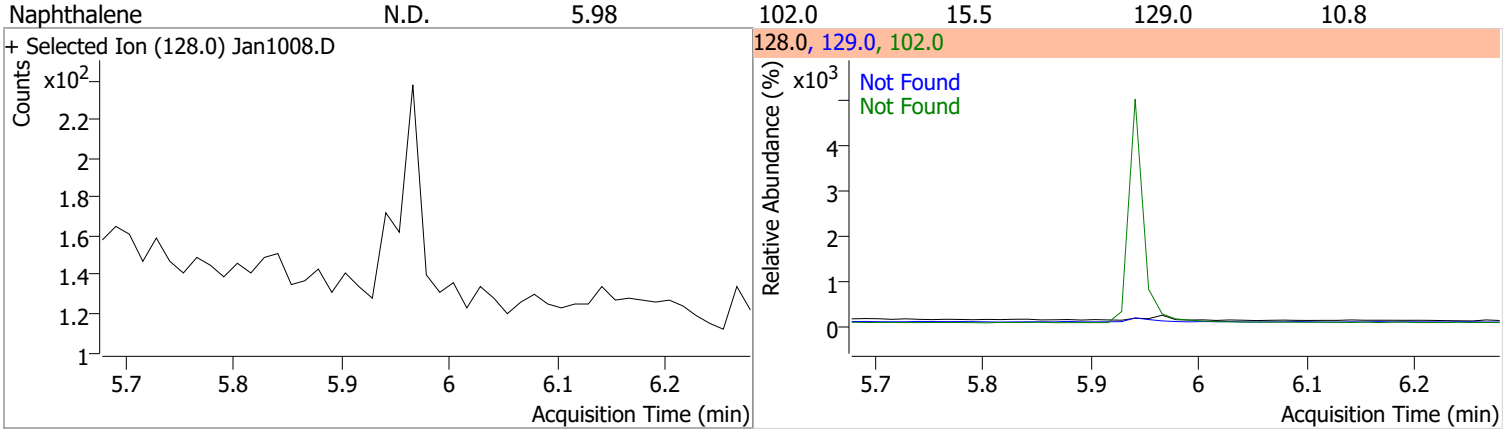

Compound	Conc.	Exp RT	QIon	Exp Ratio	QIon	Exp Ratio
2-Methylnaphthalene	N.D.	6.80	142.0	147.5	115.0	52.5

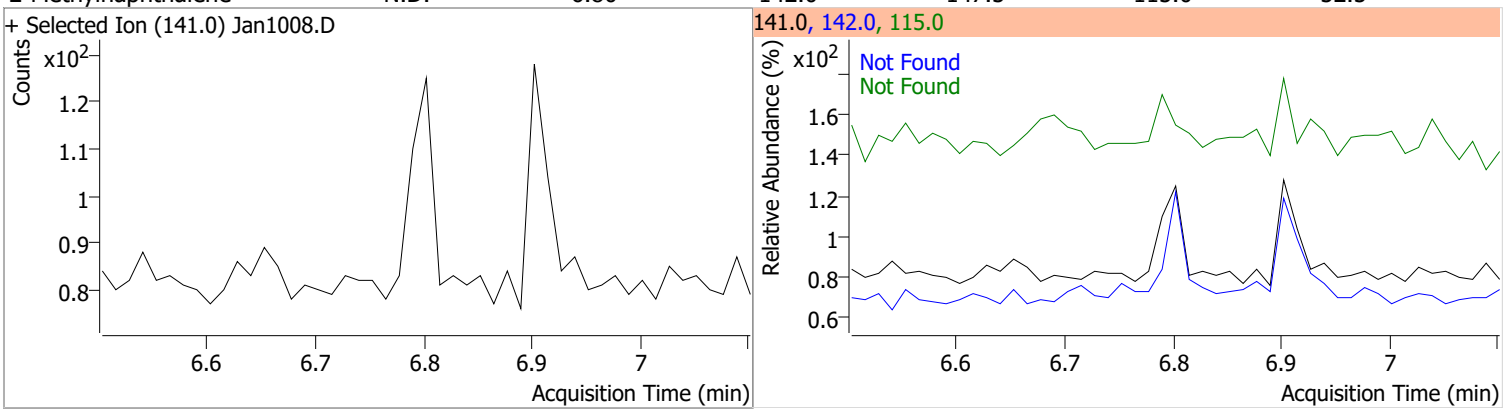

Compound	Conc.	Exp RT	QIon	Exp Ratio	QIon	Exp Ratio
1-Methylnaphthalene	N.D.	6.90	142.0	111.3	115.0	63.4

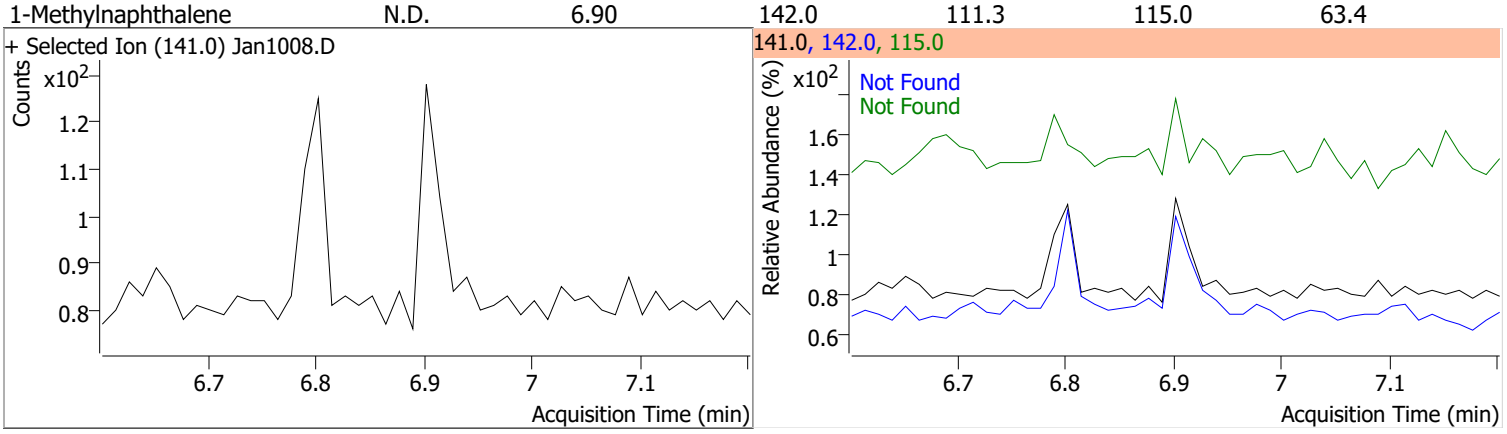

Quantitation Results Report (QT Reviewed)

Compound	Conc.	RT	Dev(Min)	Resp.	QIon	QRatio	Lower	Upper
2-Fluorobiphenyl	66.6633	7.26	0.00	869395	171.0	39.0	26.4	49.0

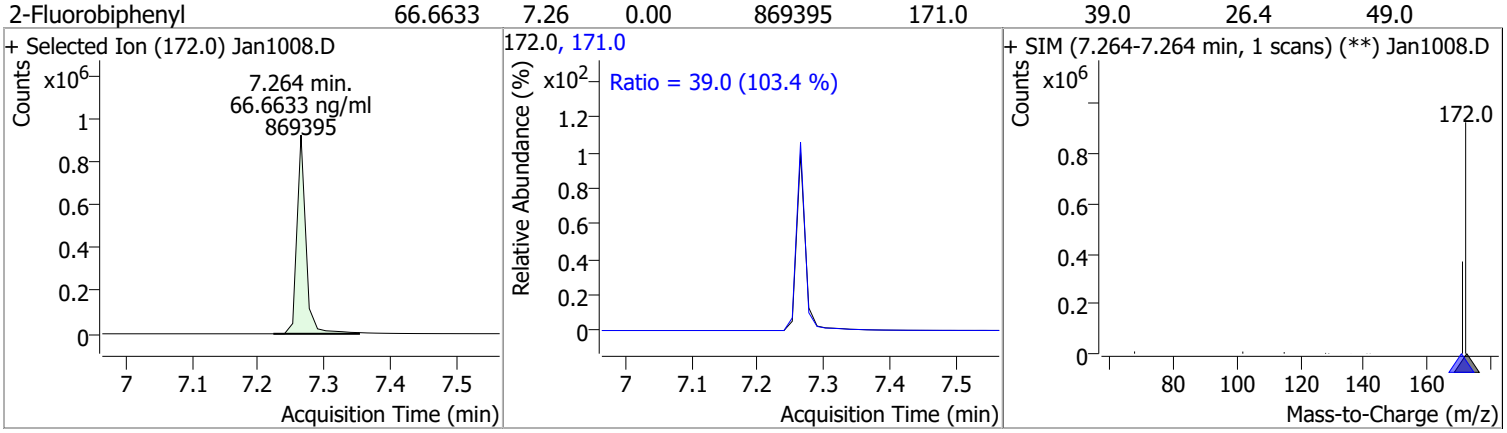

Compound	Conc.	Exp RT	QIon	Exp Ratio
Acenaphthylene	N.D.	7.84	153.0	14.6

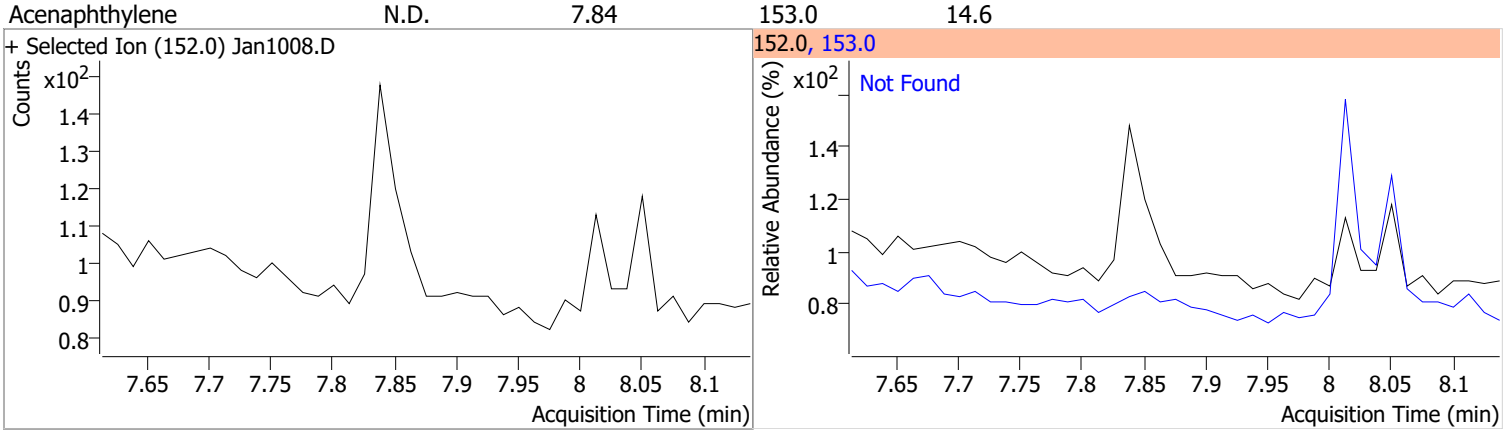

Compound	Conc.	RT	Dev(Min)	Resp.	QIon	QRatio	Lower	Upper
Acenaphthene		0		0	153.0		80.3	149.2
					152.0		38.4	71.4

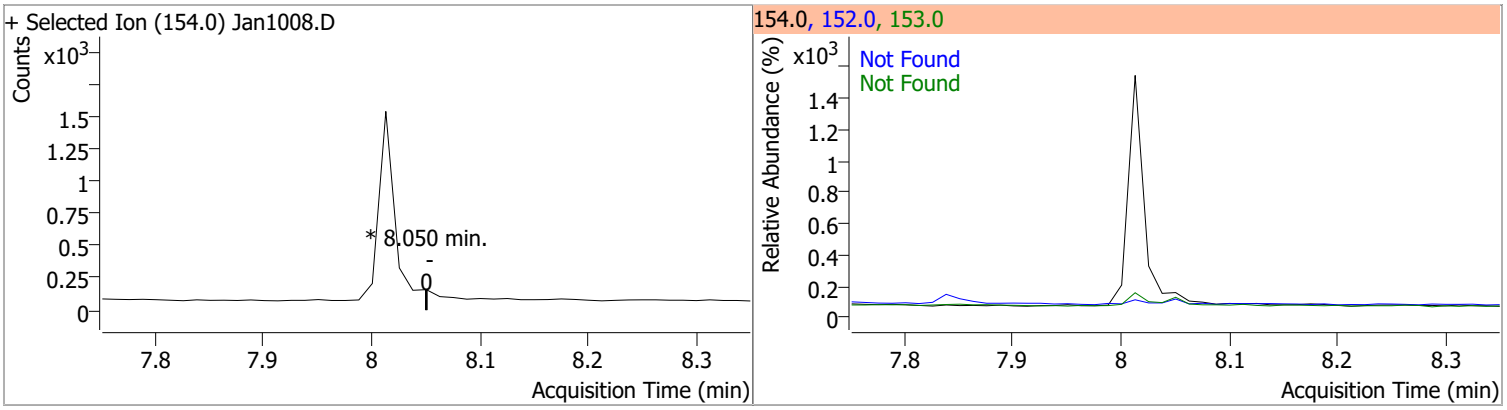

Compound	Conc.	RT	Dev(Min)	Resp.	QIon	QRatio	Lower	Upper
Fluorene		0		0	165.0		67.5	125.3
					167.0		7.9	14.6

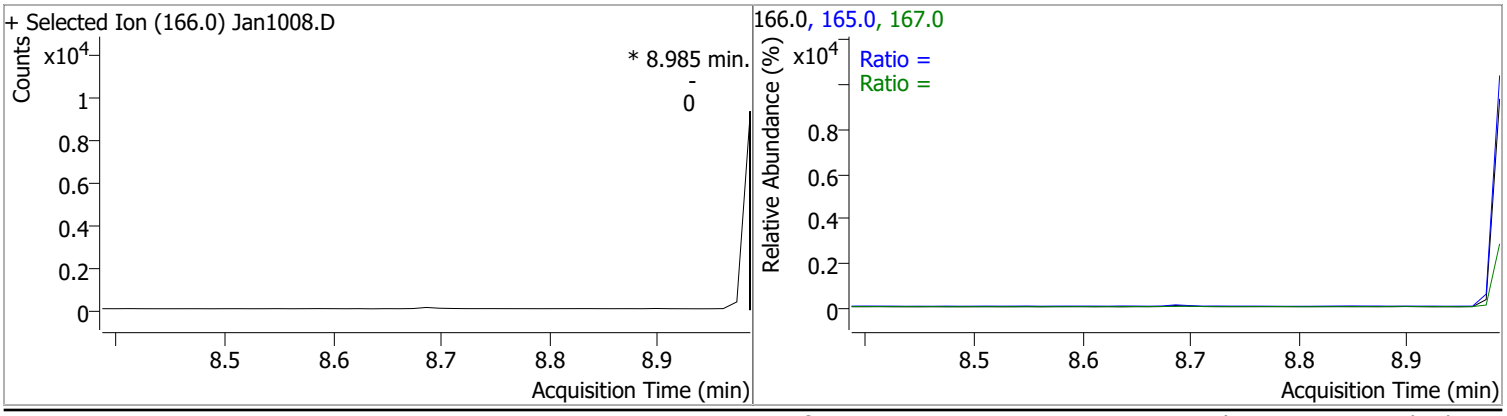

Compound	Conc.	Exp RT	QIon	Exp Ratio
Phenanthrene	N.D.	9.82	176.0	15.5

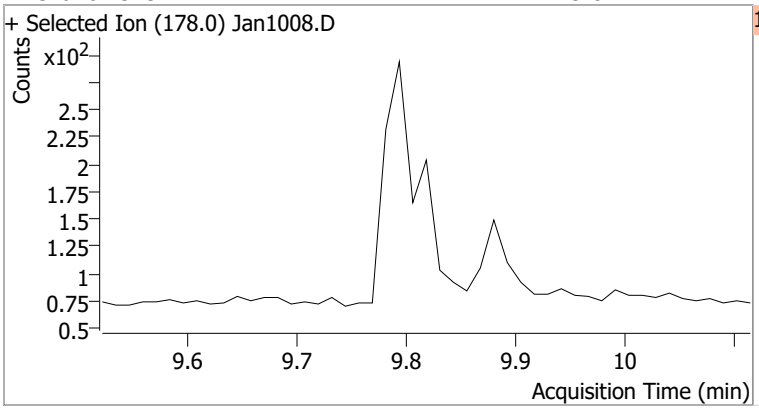

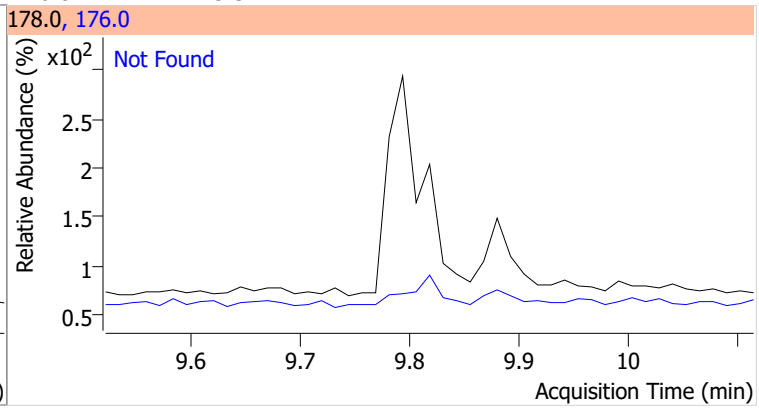

Compound	Conc.	Exp RT	QIon	Exp Ratio
Anthracene	N.D.	9.88	176.0	16.6

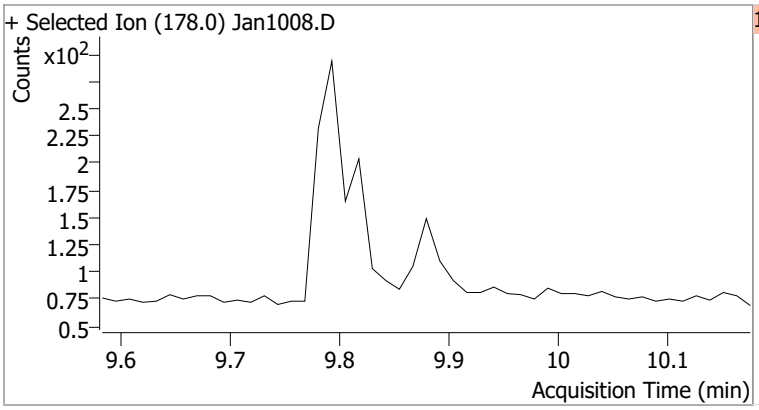

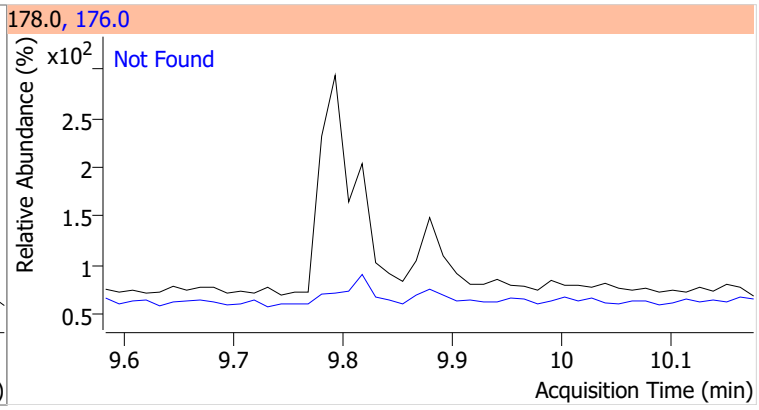

Compound	Conc.	Exp RT	QIon	Exp Ratio	QIon	Exp Ratio
o-Terphenyl	N.D.	10.32	229.0	66.8	215.0	43.2

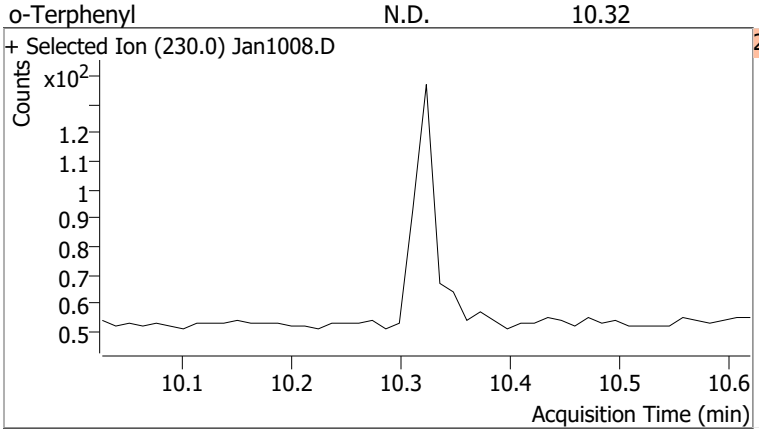

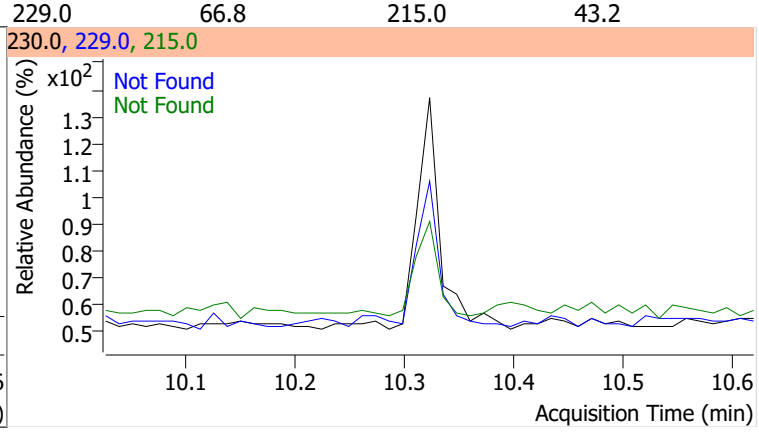

Compound	Conc.	Exp RT	QIon	Exp Ratio
Fluoranthene	N.D.	11.44	101.0	11.4

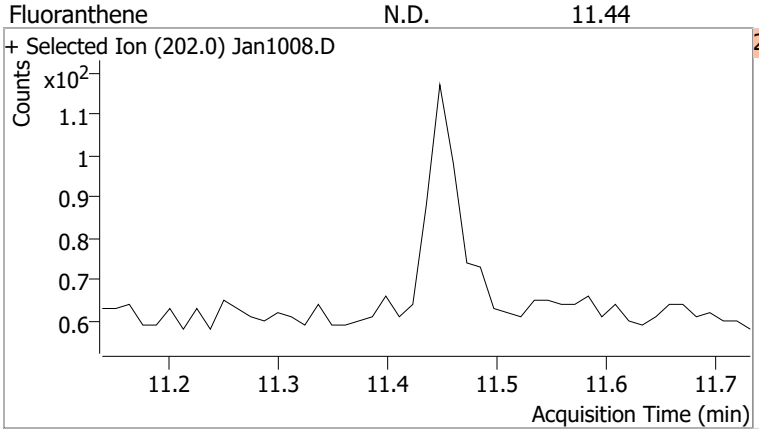

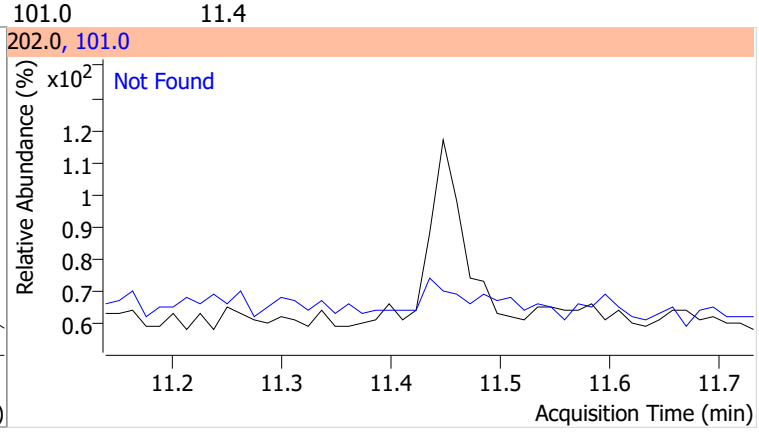

Compound	Conc.	Exp RT	QIon	Exp Ratio
Pyrene	N.D.	11.82	101.0	13.9

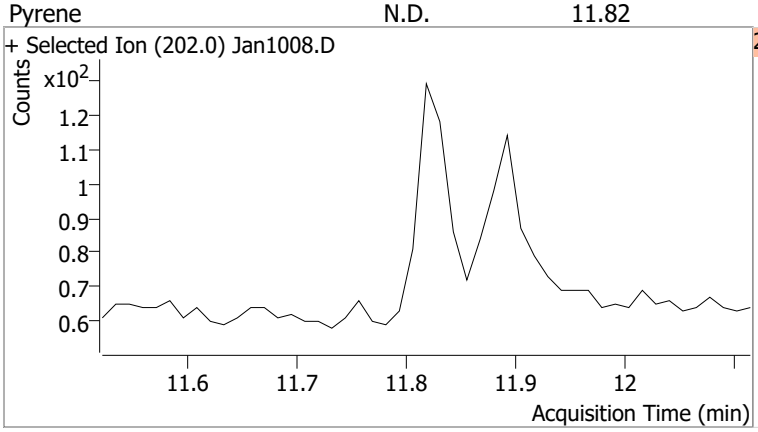

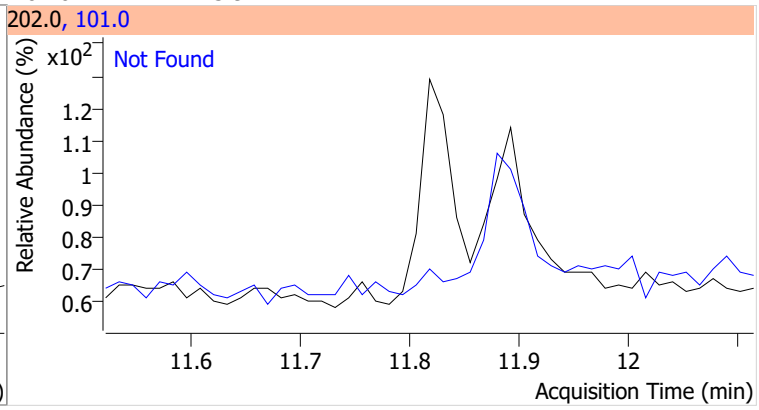

Compound	Conc.	RT	Dev(Min)	Resp.	QIon	QRatio	Lower	Upper
Terphenyl-d14	104.2333	12.29	0.00	843541	122.0	14.9	9.6	17.9

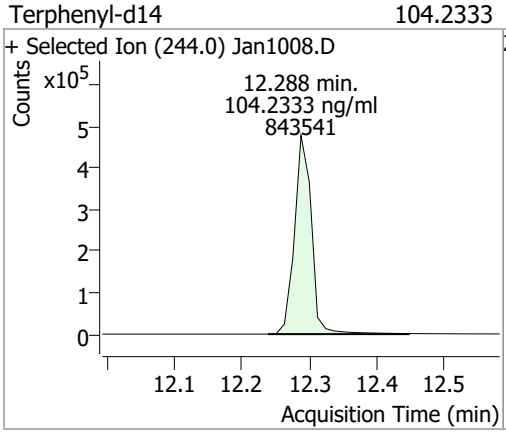

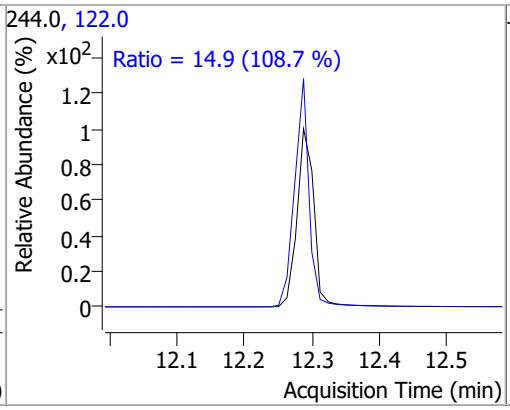

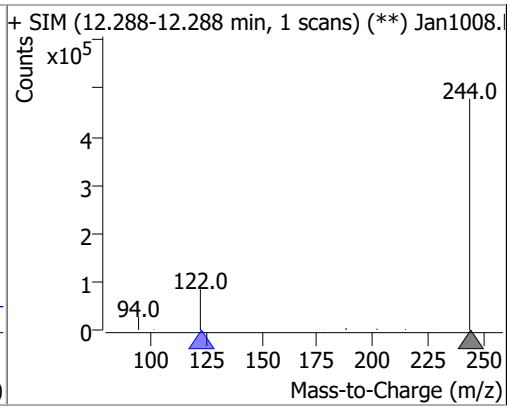

Compound	Conc.	RT	Dev(Min)	Resp.	QIon	QRatio	Lower	Upper
Benzo(a)Anthracene		0		0	226.0		19.5	36.3
					229.0		16.5	30.6

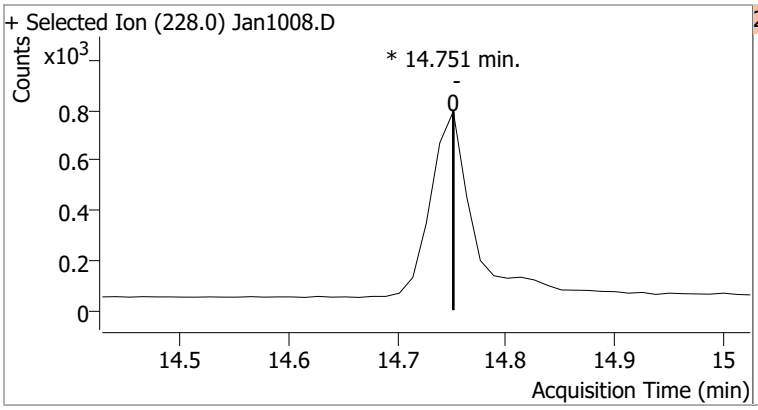

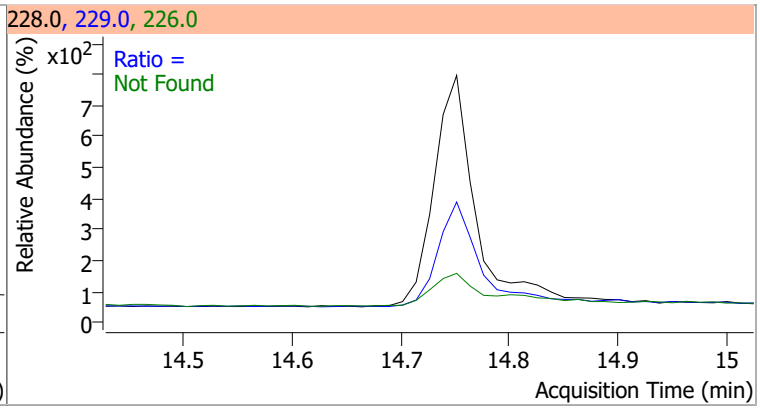

Compound	Conc.	RT	Dev(Min)	Resp.	QIon	QRatio	Lower	Upper
Chrysene		0		0	226.0		22.2	41.2
					229.0		15.5	28.9

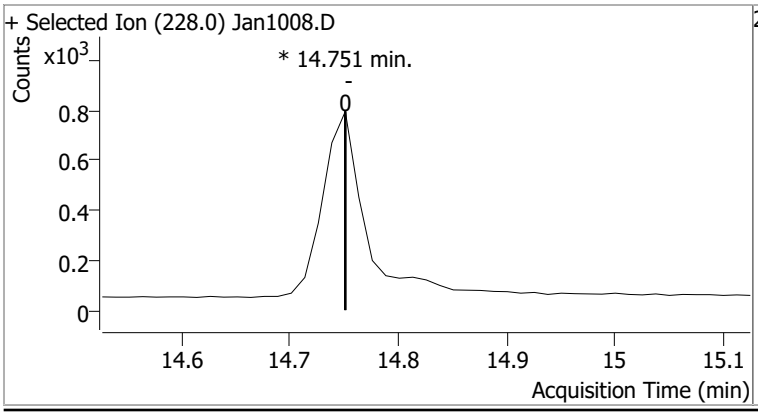

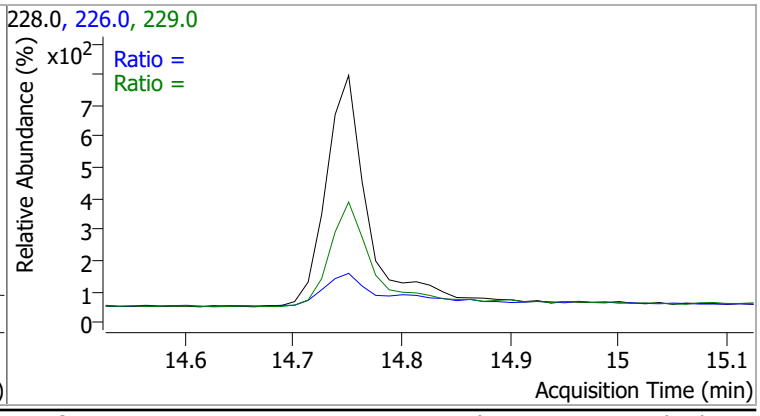

Compound	Conc.	Exp RT	QIon	Exp Ratio
Benzo(b)fluoranthene	N.D.	17.76	253.0	22.6

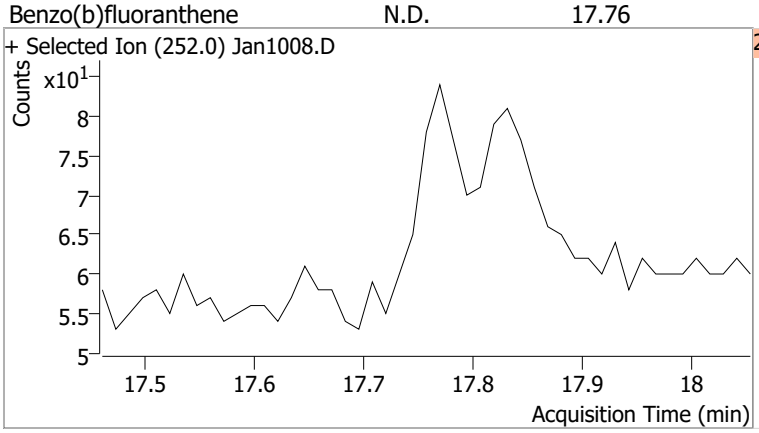

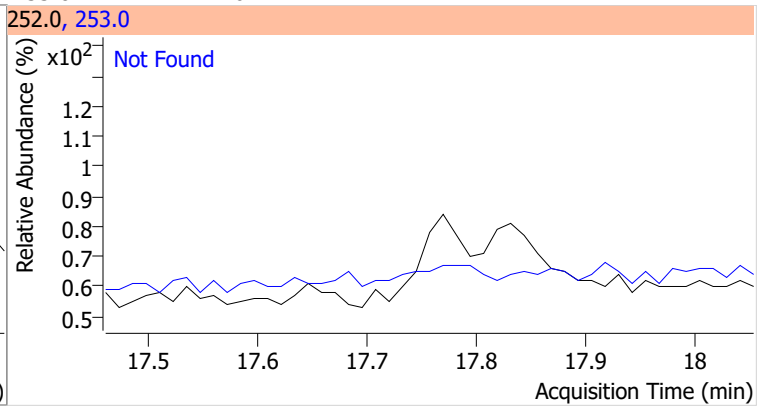

Compound	Conc.	Exp RT	QIon	Exp Ratio
Benzo(k)fluoranthene	N.D.	17.82	253.0	23.0

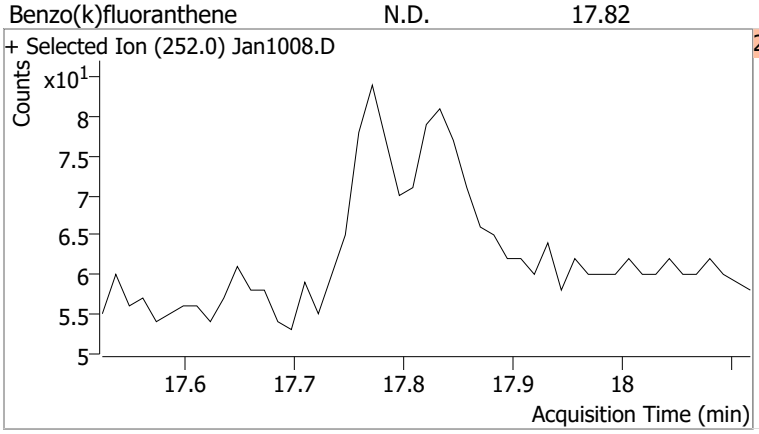

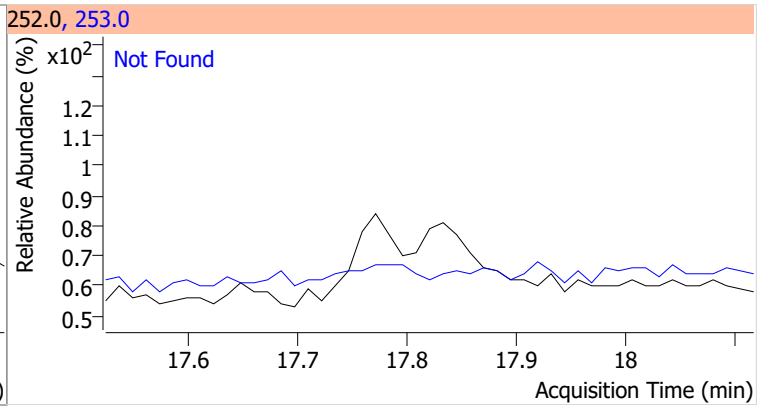

Compound	Conc.	RT	Dev(Min)	Resp.	QIon	QRatio	Lower	Upper
Benzo(a)pyrene		0		0	253.0		16.6	30.8

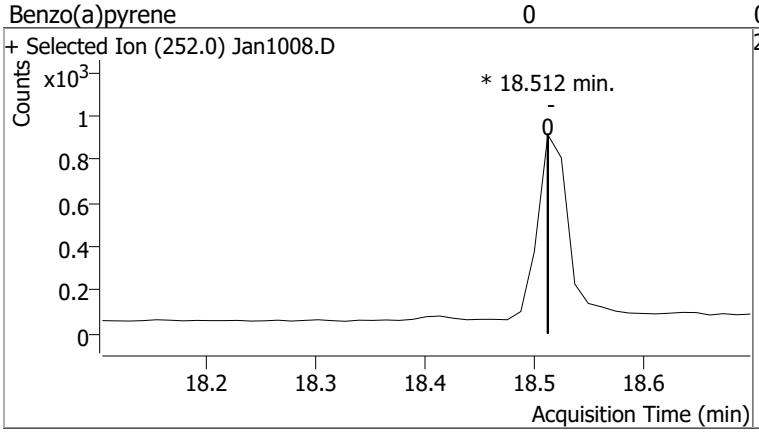

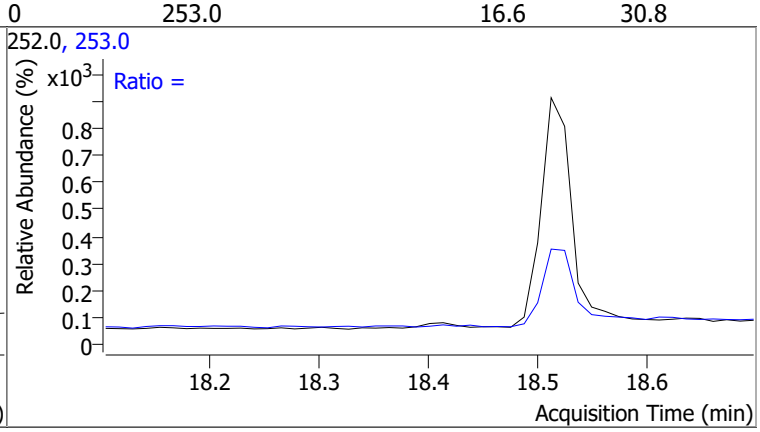

Compound	Conc.	Exp RT	QIon	Exp Ratio
Indeno(1,2,3-cd)pyrene	N.D.	20.24	138.0	25.2

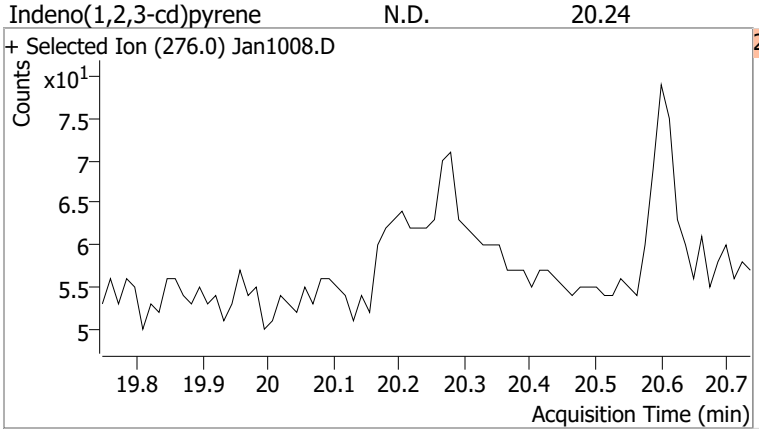

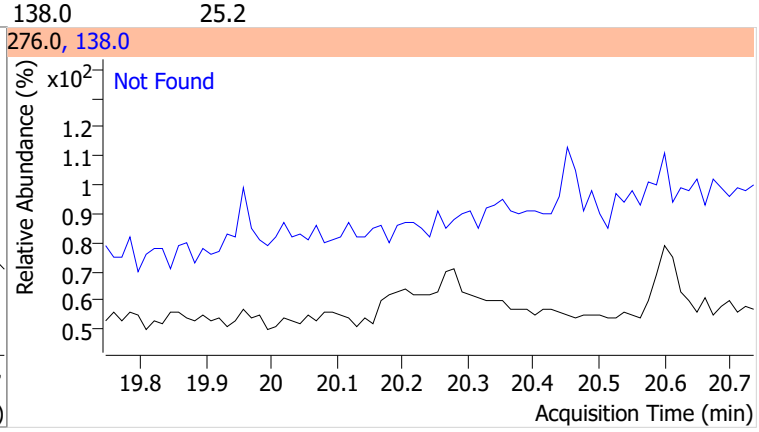

Compound	Conc.	Exp RT	QIon	Exp Ratio	QIon	Exp Ratio
Dibenzo(a,h)anthracene	N.D.	20.32	279.0	25.9	139.0	18.3

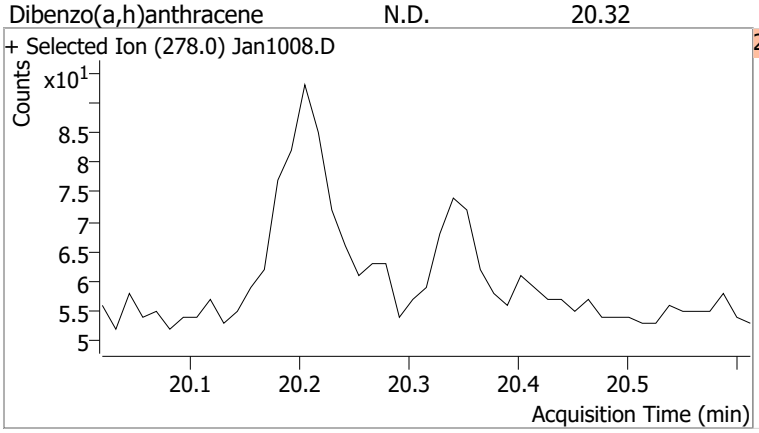

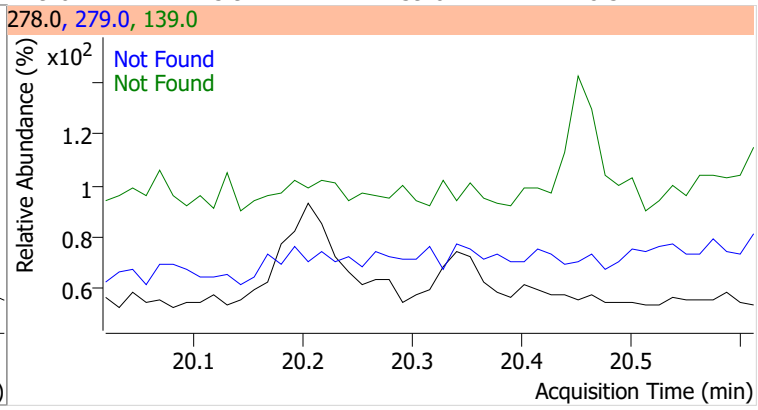

Compound	Conc.	Exp RT	QIon	Exp Ratio	QIon	Exp Ratio
Benzo(g,h,i)perylene	N.D.	20.58	277.0	24.5	138.0	20.0

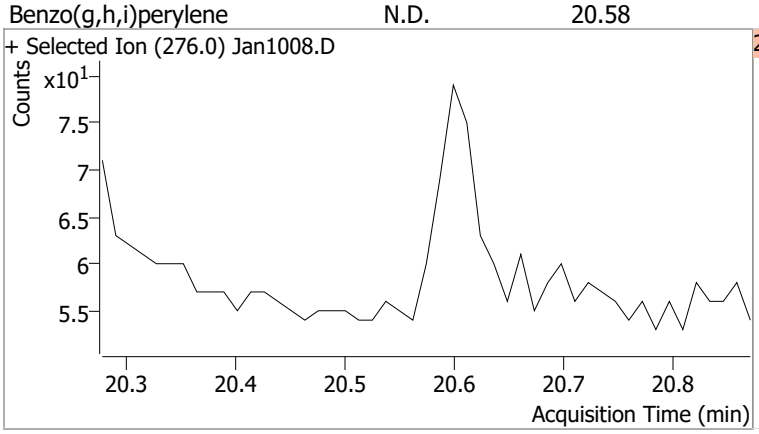

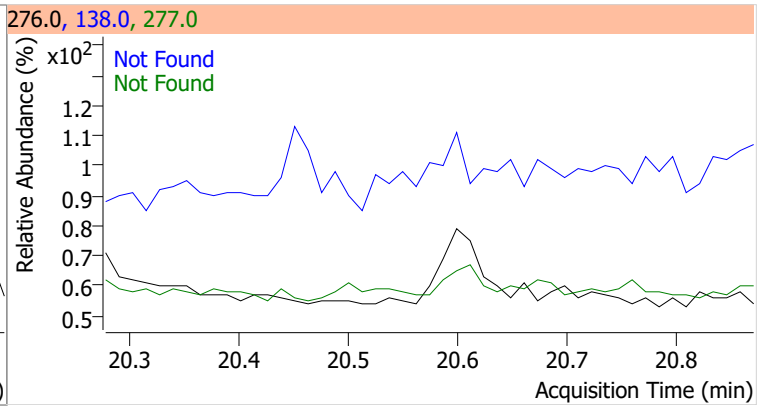

Quantitation Results Report (QT Reviewed)

Data File	Jan1009.D	Operator	LIMS import
Acq. Method	5975BNASIM	Acq. Date-Time	1/10/2022 3:30:15 PM
Sample Name	B21122077-001C	Instrument	GCMS
Vial	9	Multiplier	20.00
DA Method File	010522 bna SIM 3.batch.bin	Comment	SVOC-8270-W-LLPAH
Tune File	dftppjph.u	Tune Date	
Batch Name	011022 bna SIM 1.batch.bin	Last Calib Update	1/4/2022 2:09:05 PM
Ref Library			

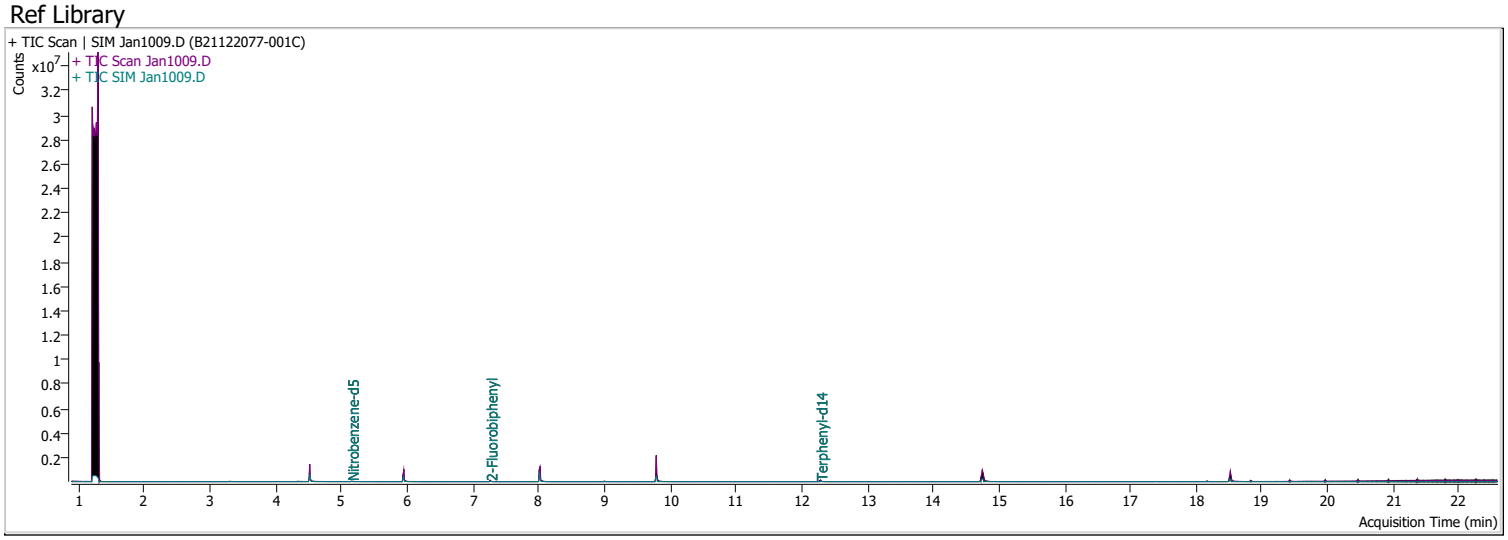

Compound	RT	QIon	Resp.	Conc.	Units		Dev(Min)
Internal Standards							
M 1,4-Dichlorobenzene-d4	4.522	152.0	190336	40.0000	ng/ml		-0.025
M Naphthalene-d8	5.941	136.0	405547	40.0000	ng/ml		-0.013
M Acenaphthene-d10	8.013	164.0	251352	40.0000	ng/ml		0.000
M Phenanthrene-d10	9.793	188.0	526142	40.0000	ng/ml		0.000
M Chrysene-d12	14.751	240.0	413589	40.0000	ng/ml		-0.012
M Perylene-d12	18.512	264.0	288058	40.0000	ng/ml		-0.012
System Monitoring Compounds							
S Nitrobenzene-d5	5.156	82.0	13114	57.8503	ng/ml		-0.012
Spiked Amount: 5.000	Range: 19.0 - 102.0%			Recovery = 1157.01%		*	
S 2-Fluorobiphenyl	7.265	172.0	40270	64.3628	ng/ml		0.000
Spiked Amount: 5.000	Range: 25.0 - 94.0%			Recovery = 1287.26%		*	
S o-Terphenyl	0.000		0	N.D.			
Spiked Amount: 5.000	Range: 40.0 - 140.0%			Recovery = NA%			
S Terphenyl-d14	12.288	244.0	35825	93.6235	ng/ml		0.000
Spiked Amount: 5.000	Range: 39.0 - 106.0%			Recovery = 1872.47%		*	
Target Compounds							**QValue**
T Naphthalene	0.000		0	N.D.			
T 2-Methylnaphthalene	0.000		0	N.D.			
T 1-Methylnaphthalene	0.000		0	N.D.			
T Acenaphthylene	0.000		0	N.D.			
T Acenaphthene	8.050	154.0	0		ng/ml	md	1
T Fluorene	0.000		0	N.D.			
T Phenanthrene	0.000		0	N.D.			
T Anthracene	0.000		0	N.D.			
T Fluoranthene	0.000		0	N.D.			
T Pyrene	0.000		0	N.D.			
T Benzo(a)Anthracene	14.751	228.0	0		ng/ml	md	1
T Chrysene	14.814	228.0	0		ng/ml	md	1
T Benzo(b)fluoranthene	0.000		0	N.D.			

Compound	RT	QIon	Resp.	Conc.	Units		Dev(Min)
T Benzo(k)fluoranthene	0.000		0	N.D.			
T Benzo(a)pyrene	18.413	252.0	0		ng/ml	md	1
T Indeno(1,2,3-cd)pyrene	0.000		0	N.D.			
T Dibenzo(a,h)anthracene	0.000		0	N.D.			
T Benzo(g,h,i)perylene	0.000		0	N.D.			

(#) = Qualifier Out of Range; (m) = Manual Integration; (+) = Area Summed; (*) = Surrogate Percent Recovery Out of Range; (d): Zeroed Peak

Quantitation Results Report (QT Reviewed)

Compound	Conc.	RT	Dev(Min)	Resp.	QIon	QRatio	Lower	Upper
Nitrobenzene-d5	57.8503	5.16	-0.01	13114	54.0	31.4	21.6	40.2
					128.0	36.2	21.3	39.5

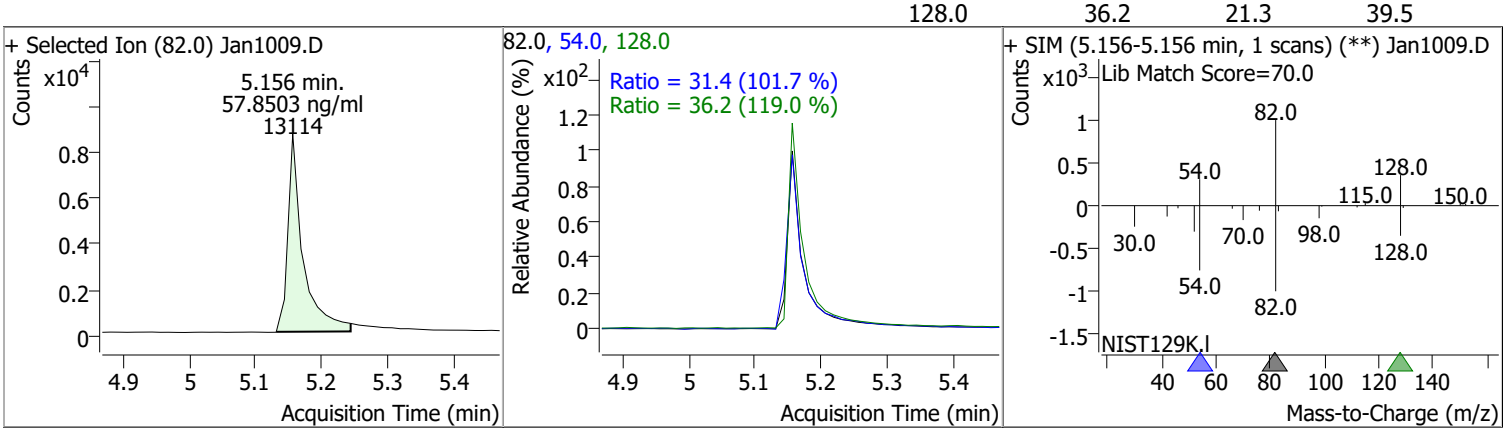

Compound	Conc.	Exp RT	QIon	Exp Ratio	QIon	Exp Ratio
Naphthalene	N.D.	5.98	102.0	15.5	129.0	10.8

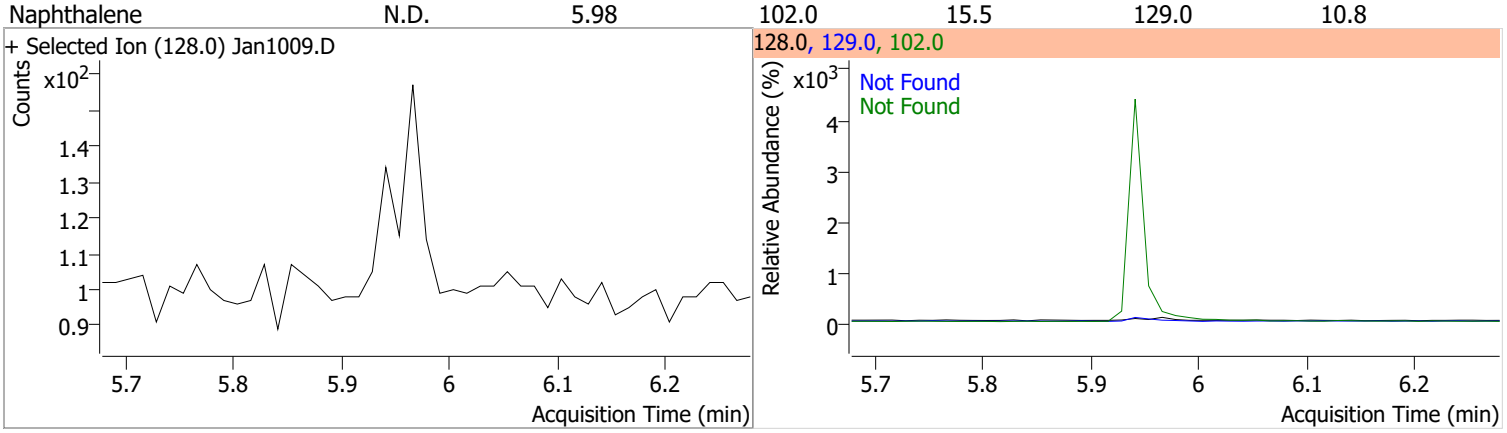

Compound	Conc.	Exp RT	QIon	Exp Ratio	QIon	Exp Ratio
2-Methylnaphthalene	N.D.	6.80	142.0	147.5	115.0	52.5

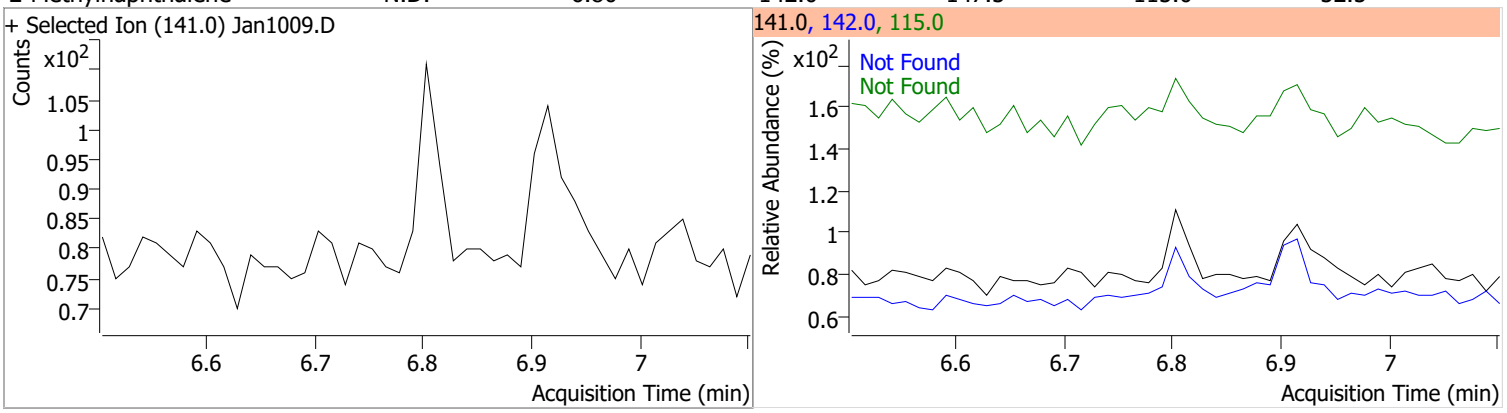

Compound	Conc.	Exp RT	QIon	Exp Ratio	QIon	Exp Ratio
1-Methylnaphthalene	N.D.	6.90	142.0	111.3	115.0	63.4

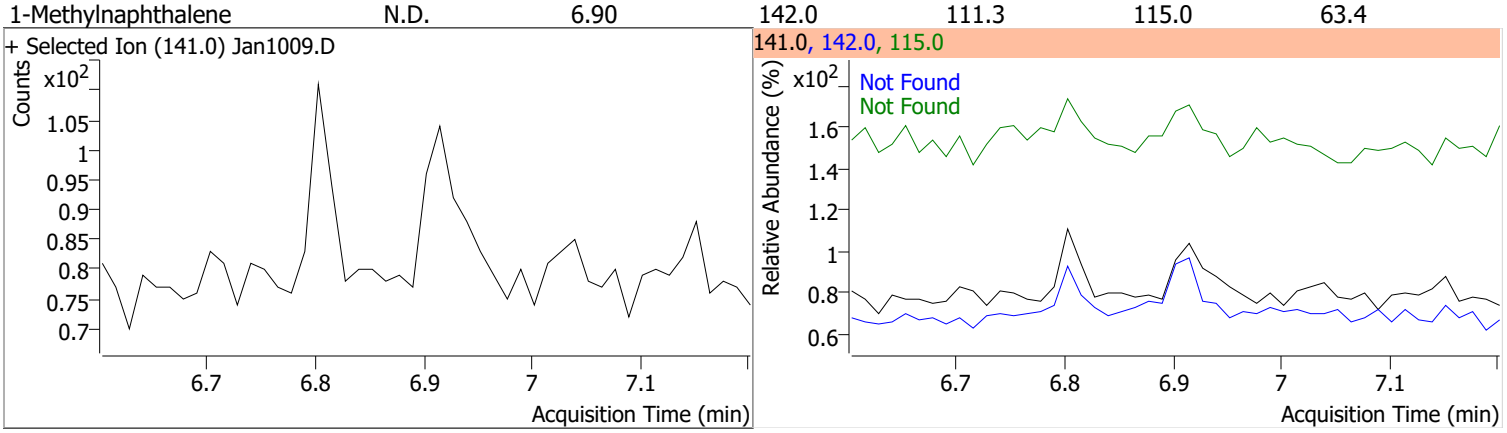

Quantitation Results Report (QT Reviewed)

Compound	Conc.	RT	Dev(Min)	Resp.	QIon	QRatio	Lower	Upper
2-Fluorobiphenyl	64.3628	7.26	0.00	40270	171.0	36.6	26.4	49.0

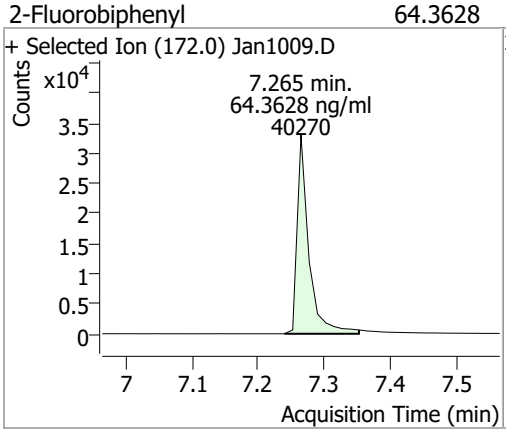

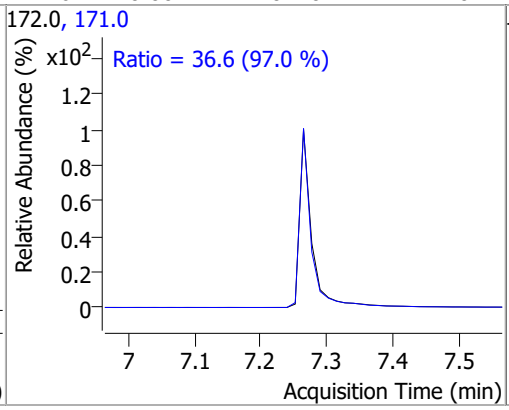

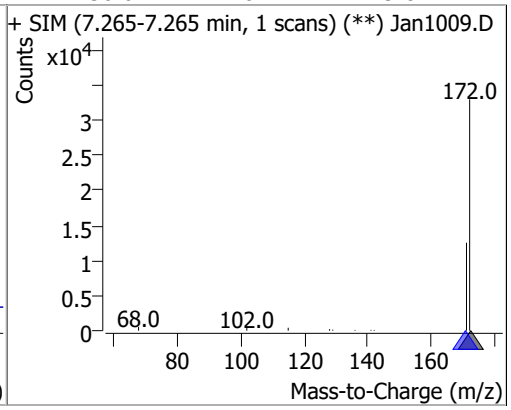

Compound	Conc.	Exp RT	QIon	Exp Ratio
Acenaphthylene	N.D.	7.84	153.0	14.6

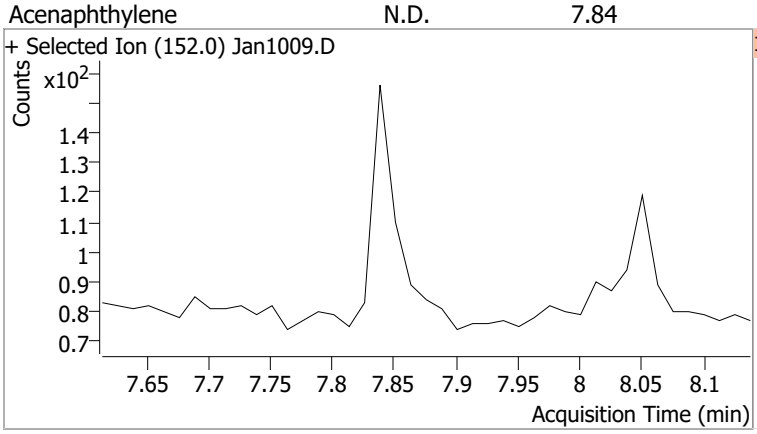

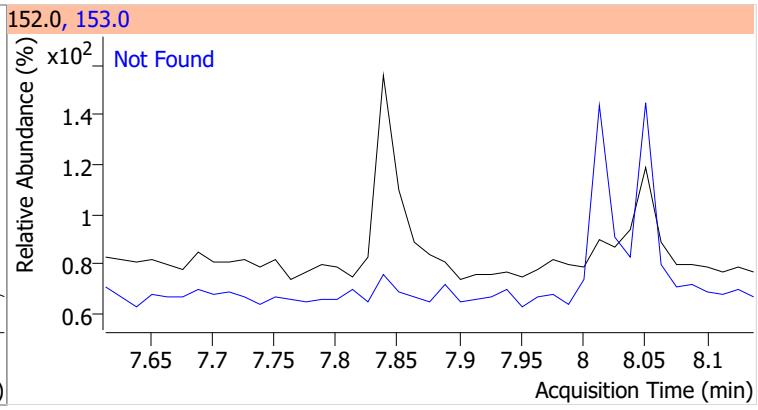

Compound	Conc.	RT	Dev(Min)	Resp.	QIon	QRatio	Lower	Upper
Acenaphthene		0		0	153.0		80.3	149.2
					152.0		38.4	71.4

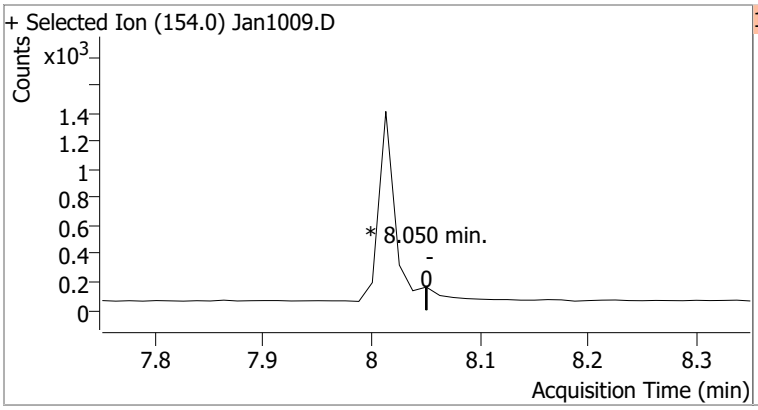

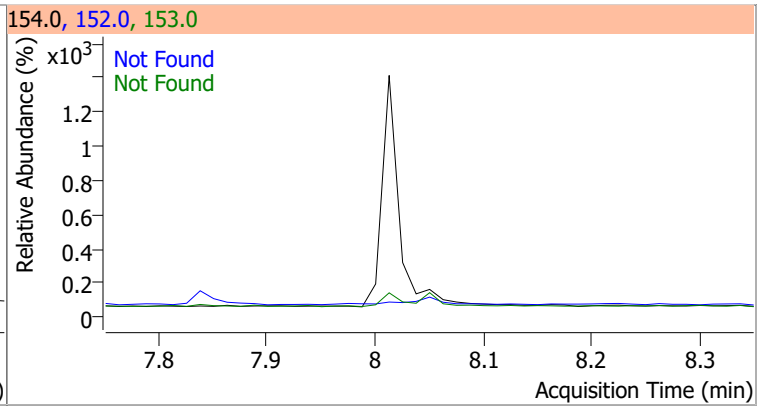

Compound	Conc.	Exp RT	QIon	Exp Ratio	QIon	Exp Ratio
Fluorene	N.D.	8.69	165.0	96.4	167.0	11.3

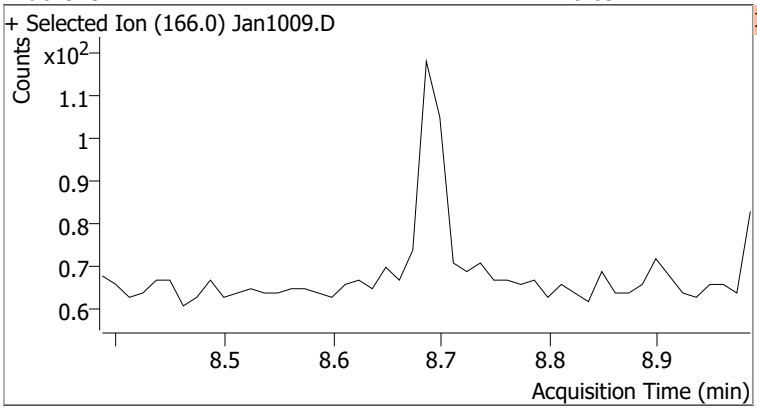

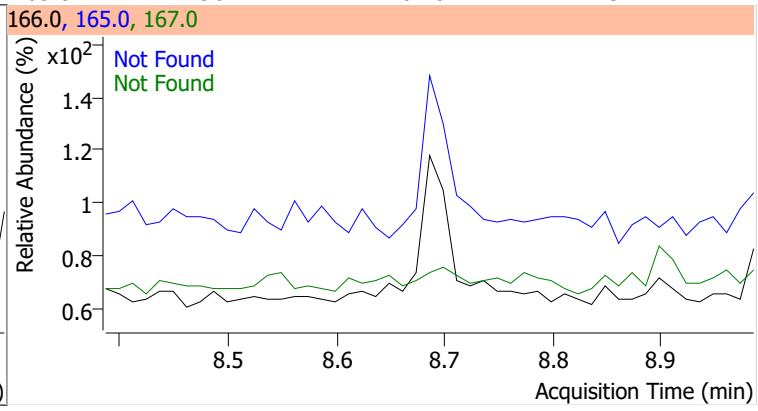

Compound	Conc.	Exp RT	QIon	Exp Ratio
Phenanthrene	N.D.	9.82	176.0	15.5

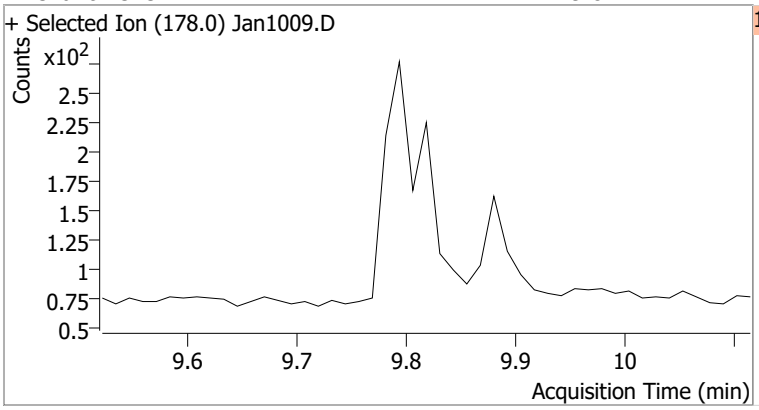

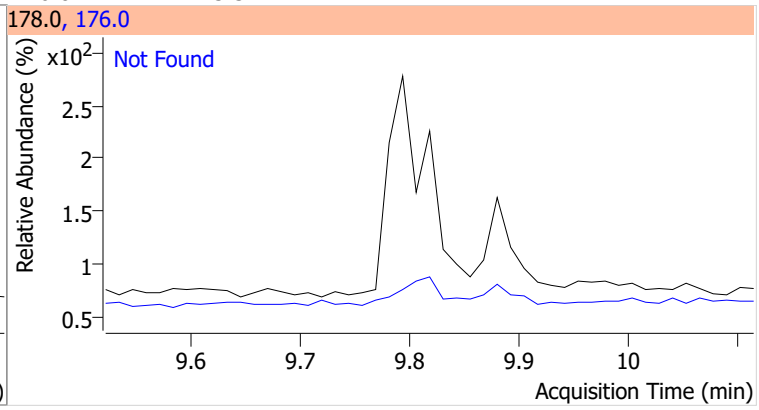

Compound	Conc.	Exp RT	QIon	Exp Ratio
Anthracene	N.D.	9.88	176.0	16.6

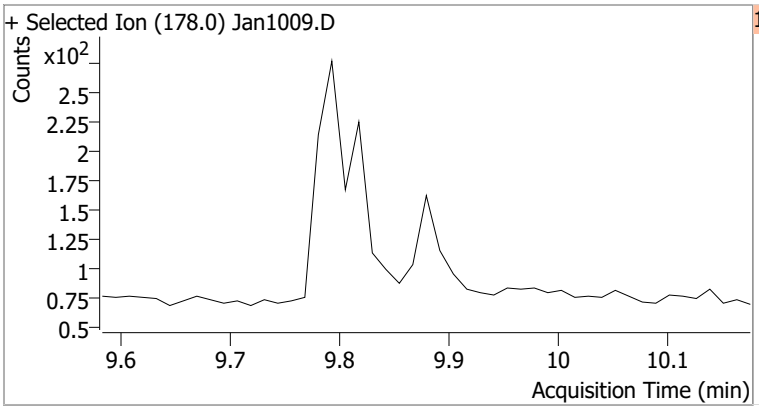

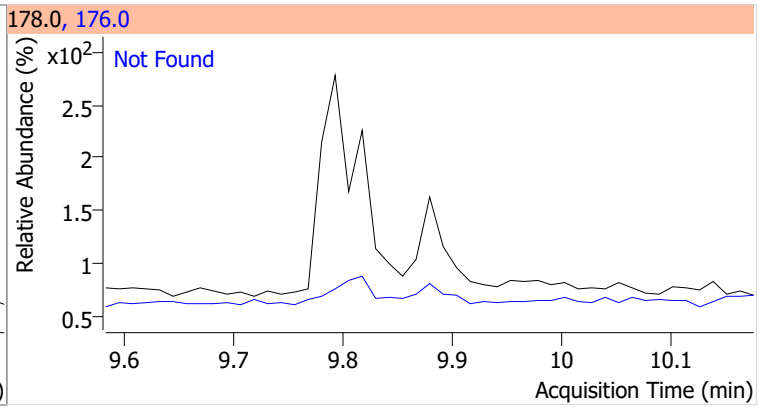

Compound	Conc.	Exp RT	QIon	Exp Ratio	QIon	Exp Ratio
o-Terphenyl	N.D.	10.32	229.0	66.8	215.0	43.2

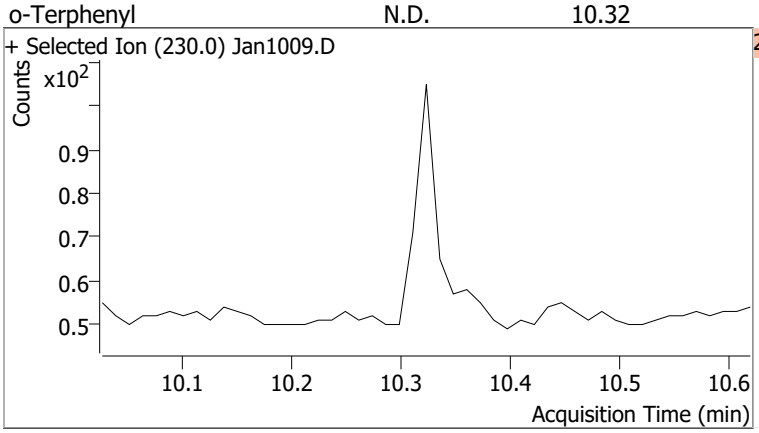

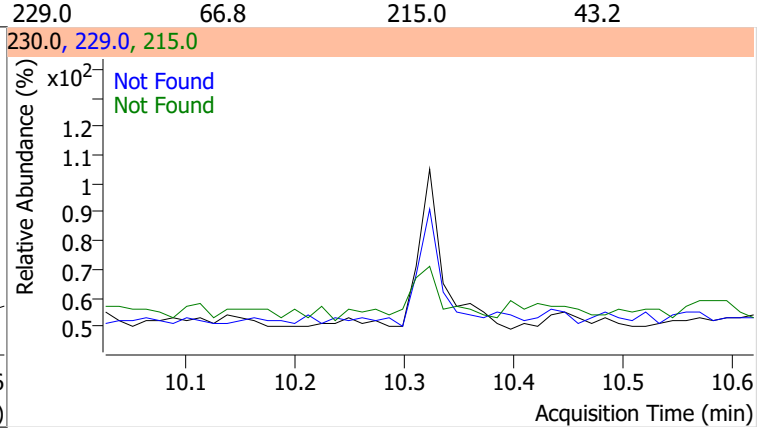

Compound	Conc.	Exp RT	QIon	Exp Ratio
Fluoranthene	N.D.	11.44	101.0	11.4

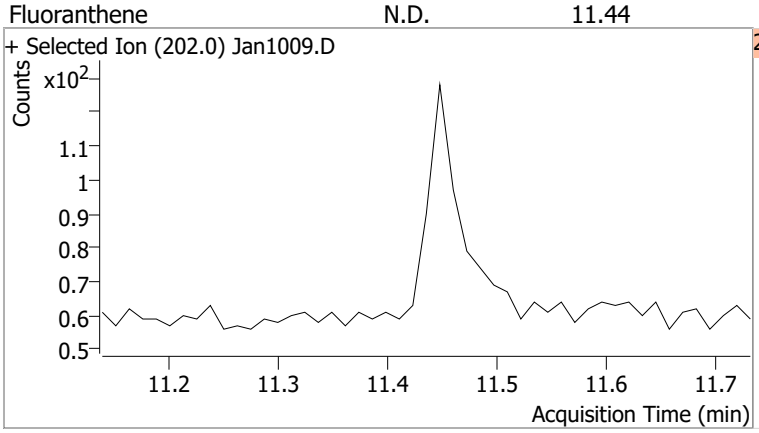

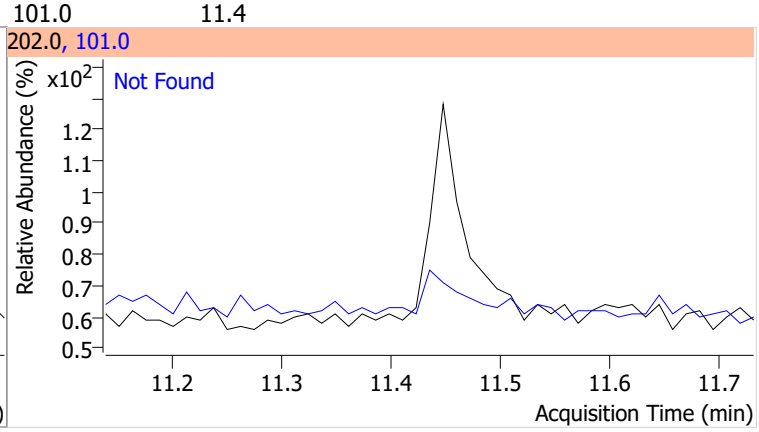

Compound	Conc.	Exp RT	QIon	Exp Ratio
Pyrene	N.D.	11.82	101.0	13.9

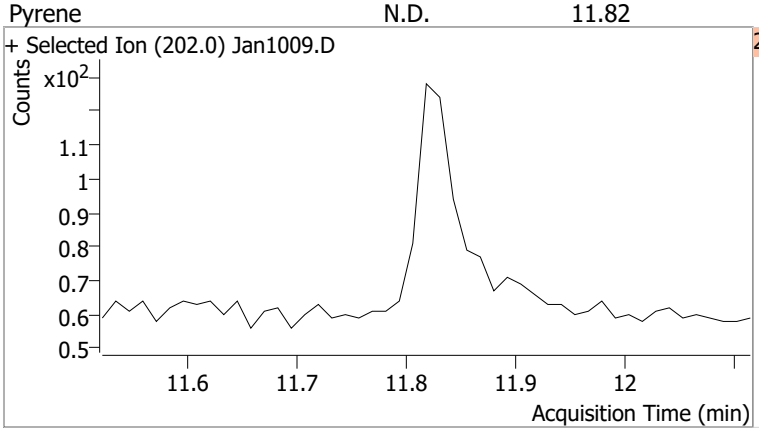

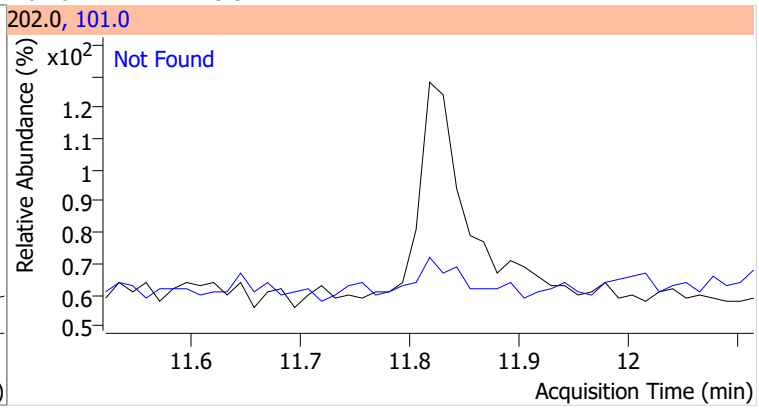

Compound	Conc.	RT	Dev(Min)	Resp.	QIon	QRatio	Lower	Upper
Terphenyl-d14	93.6235	12.29	0.00	35825	122.0	15.4	9.6	17.9

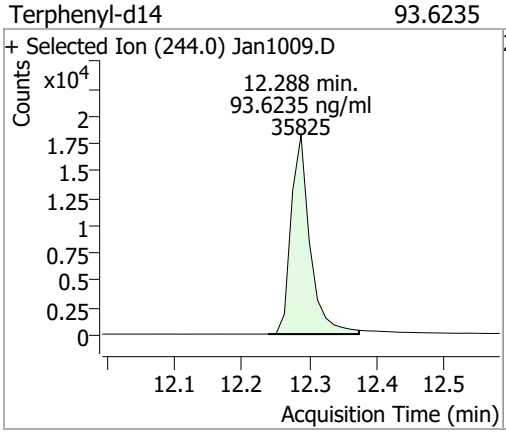

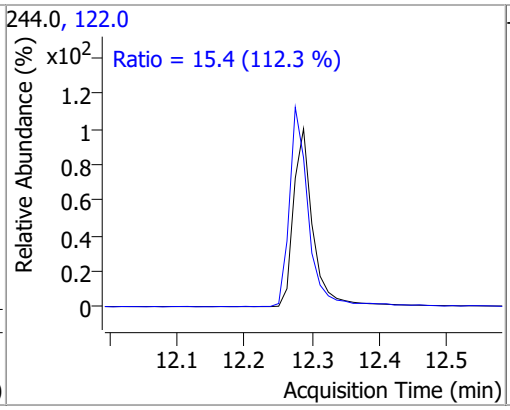

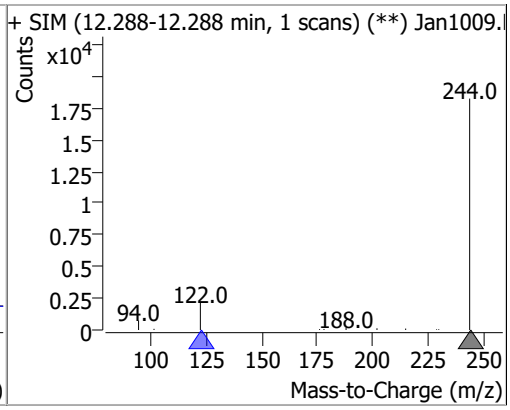

Compound	Conc.	RT	Dev(Min)	Resp.	QIon	QRatio	Lower	Upper
Benzo(a)Anthracene		0		0	226.0		19.5	36.3
					229.0		16.5	30.6

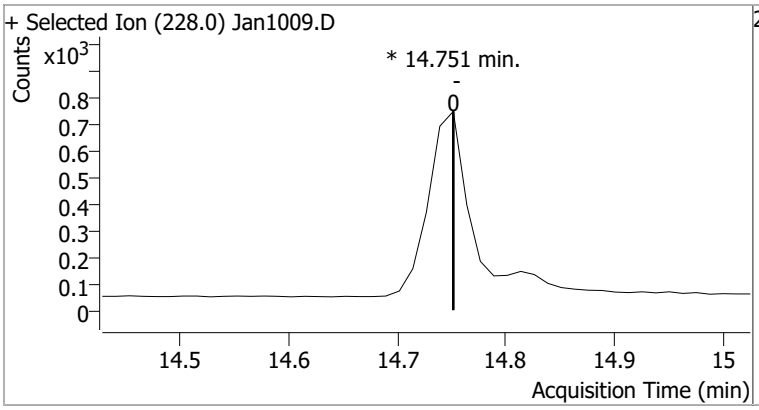

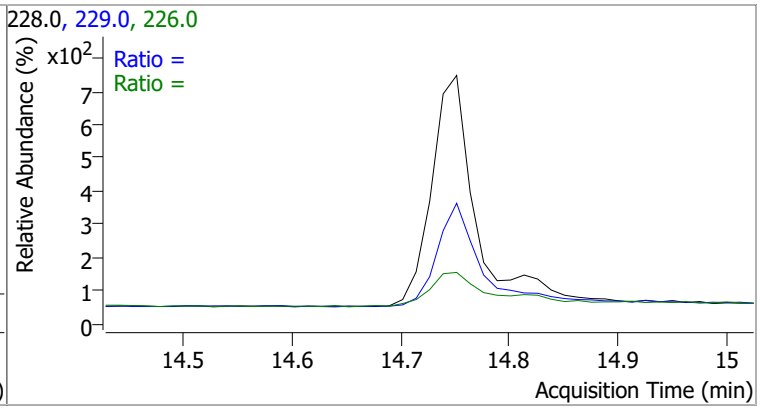

Compound	Conc.	RT	Dev(Min)	Resp.	QIon	QRatio	Lower	Upper
Chrysene		0		0	226.0		22.2	41.2
					229.0		15.5	28.9

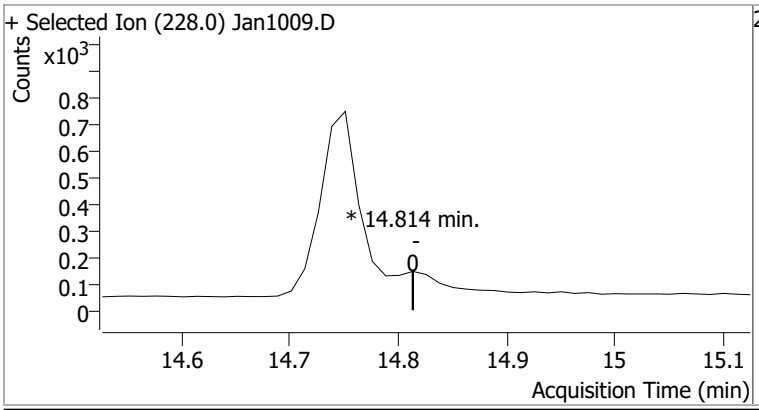

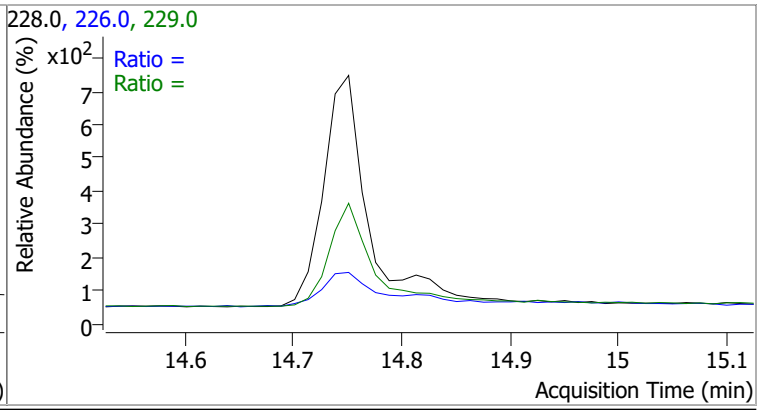

Compound	Conc.	Exp RT	QIon	Exp Ratio
Benzo(b)fluoranthene	N.D.	17.76	253.0	22.6

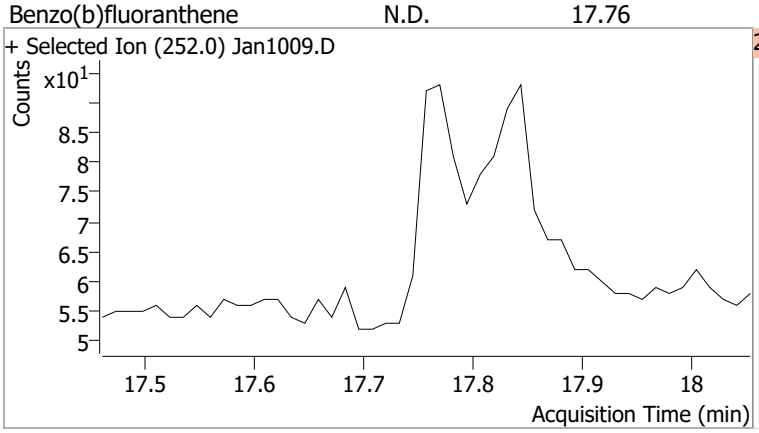

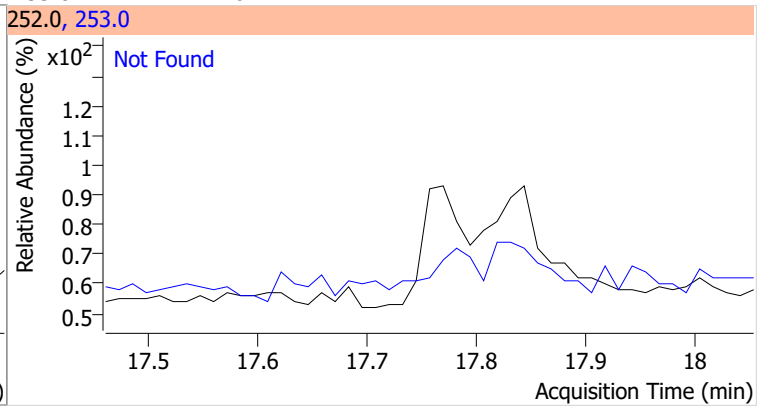

Compound	Conc.	Exp RT	QIon	Exp Ratio
Benzo(k)fluoranthene	N.D.	17.82	253.0	23.0

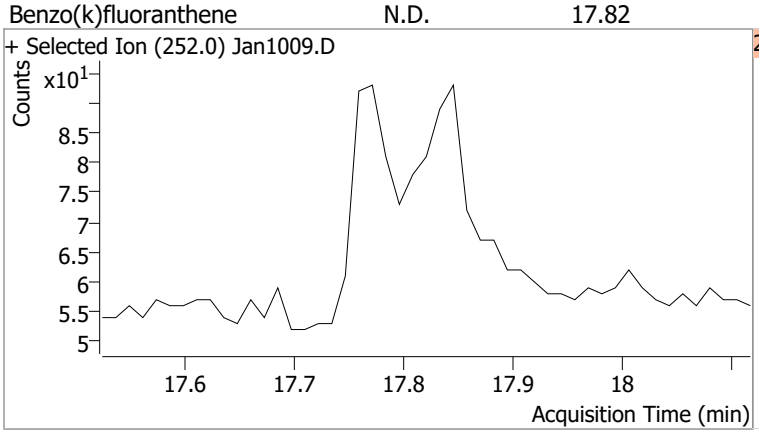

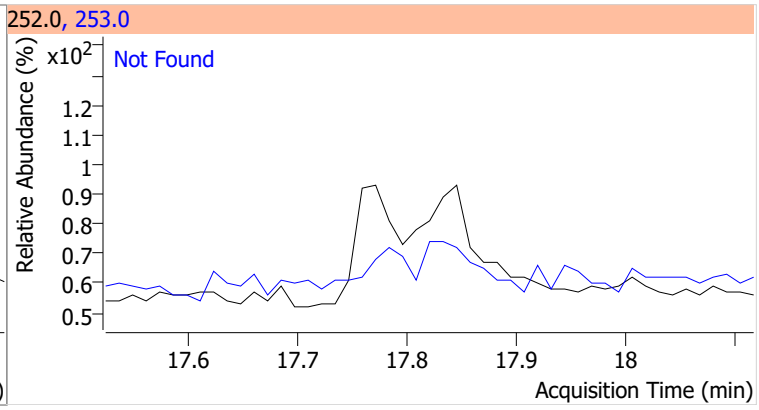

Compound	Conc.	RT	Dev(Min)	Resp.	QIon	QRatio	Lower	Upper
Benzo(a)pyrene		0		0	253.0		16.6	30.8

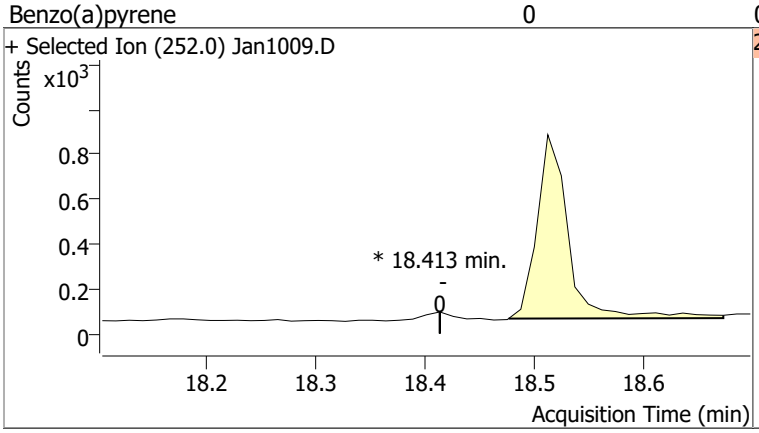

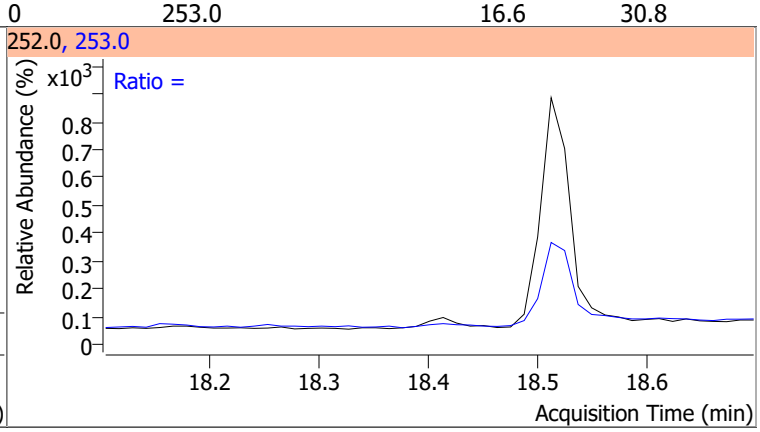

Compound	Conc.	Exp RT	QIon	Exp Ratio
Indeno(1,2,3-cd)pyrene	N.D.	20.24	138.0	25.2

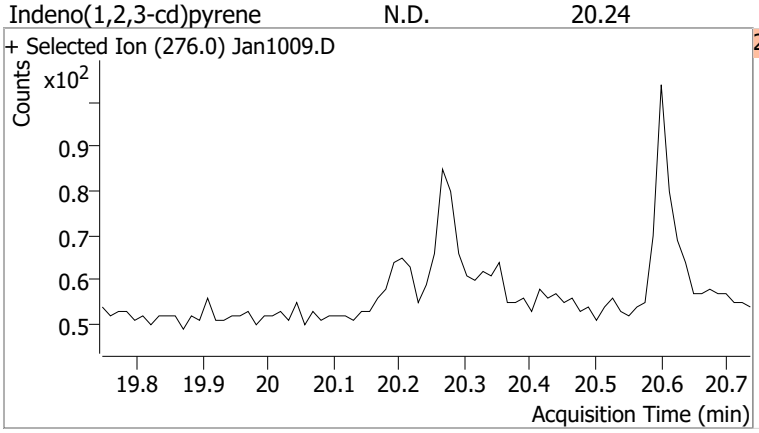

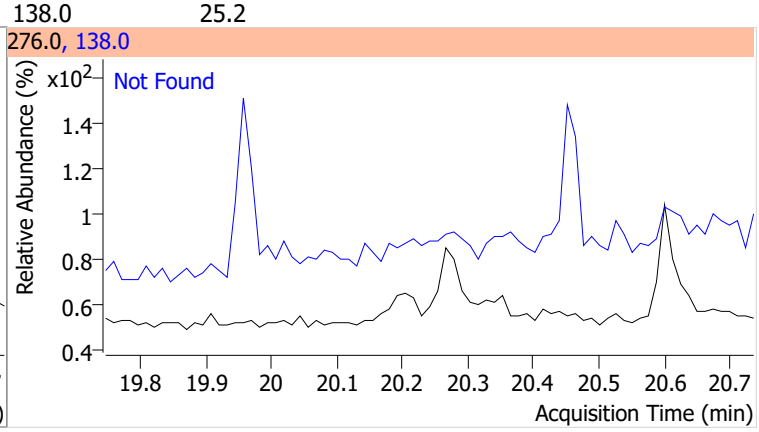

Compound	Conc.	Exp RT	QIon	Exp Ratio	QIon	Exp Ratio
Dibenzo(a,h)anthracene	N.D.	20.32	279.0	25.9	139.0	18.3

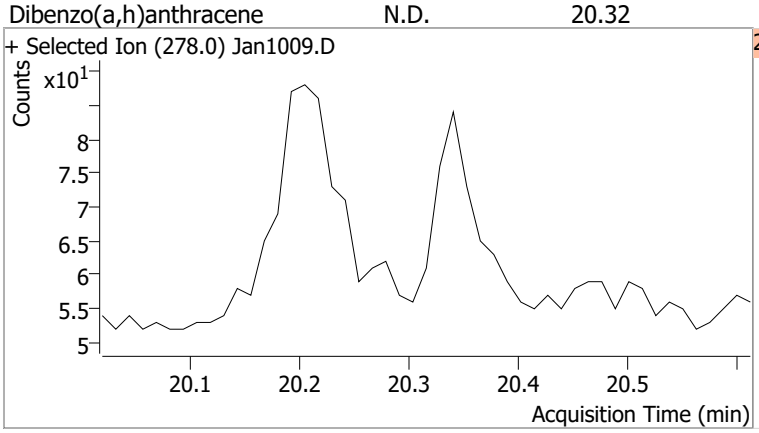

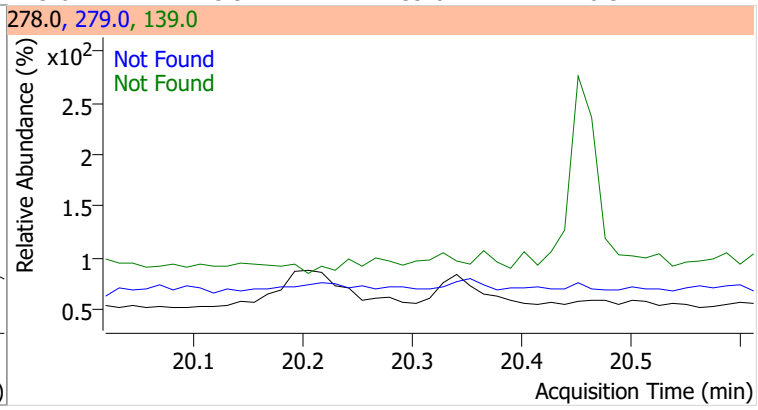

Compound	Conc.	Exp RT	QIon	Exp Ratio	QIon	Exp Ratio
Benzo(g,h,i)perylene	N.D.	20.58	277.0	24.5	138.0	20.0

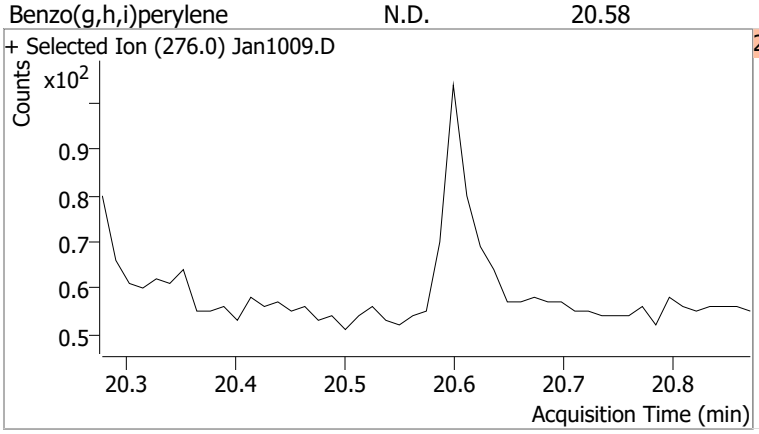

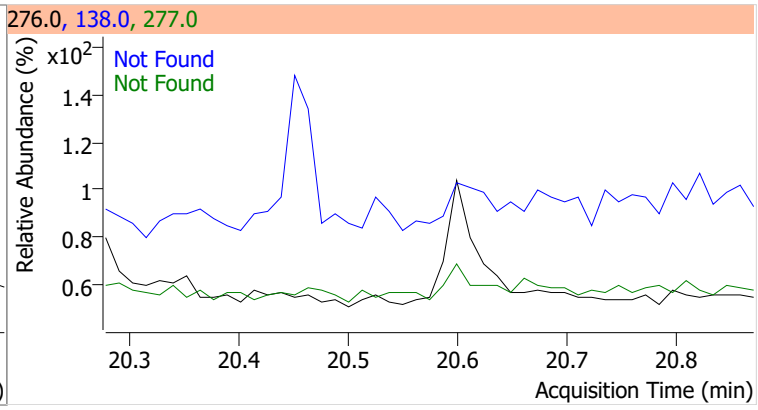

Quantitation Results Report (QT Reviewed)

Data File	Jan1010.D	Operator	LIMS import
Acq. Method	5975BNASIM	Acq. Date-Time	1/10/2022 4:02:43 PM
Sample Name	B21122088-001C	Instrument	GCMS
Vial	10	Multiplier	1.00
DA Method File	010522 bna SIM 3.batch.bin	Comment	SVOC-8270-W-LLPAH
Tune File	dftppjph.u	Tune Date	
Batch Name	011022 bna SIM 1.batch.bin	Last Calib Update	1/4/2022 2:09:05 PM
Ref Library			

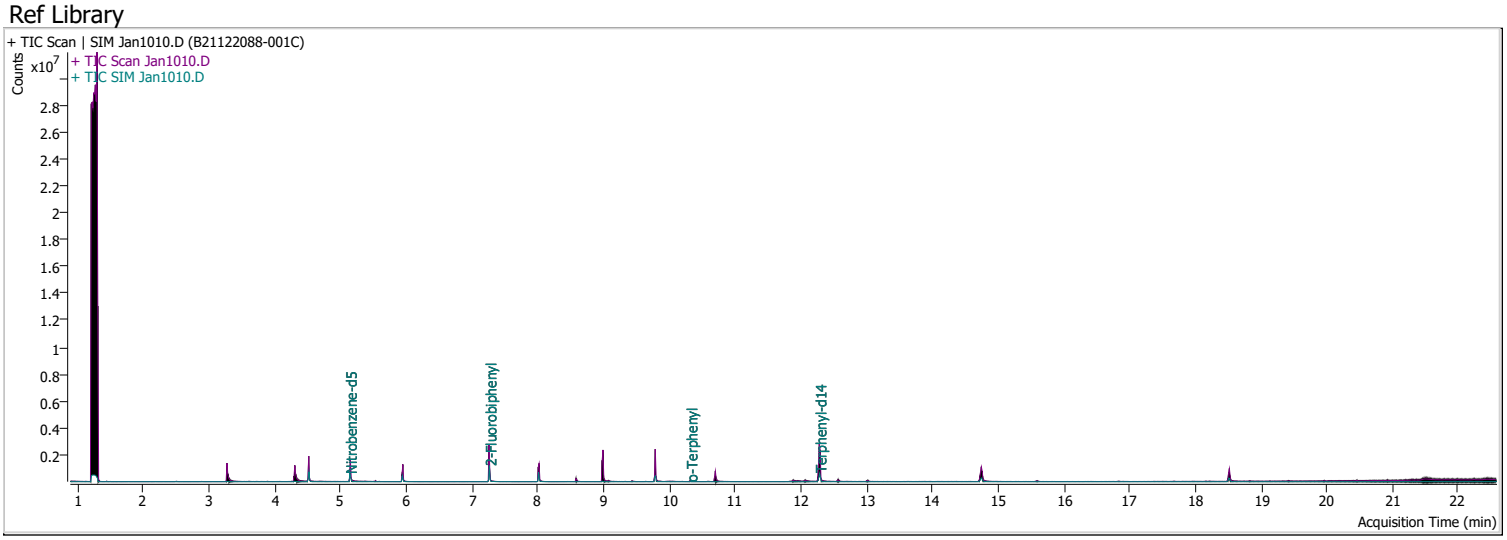

Compound	RT	QIon	Resp.	Conc.	Units		Dev(Min)
Internal Standards							
M 1,4-Dichlorobenzene-d4	4.522	152.0	257567	40.0000	ng/ml		-0.025
M Naphthalene-d8	5.941	136.0	446998	40.0000	ng/ml		-0.013
M Acenaphthene-d10	8.013	164.0	262145	40.0000	ng/ml		0.000
M Phenanthrene-d10	9.793	188.0	561226	40.0000	ng/ml		0.000
M Chrysene-d12	14.751	240.0	446034	40.0000	ng/ml		-0.013
M Perylene-d12	18.512	264.0	316613	40.0000	ng/ml		-0.012
System Monitoring Compounds							
S Nitrobenzene-d5	5.143	82.0	472914	39.8824	ng/ml		-0.025
Spiked Amount: 5.000	Range: 19.0 - 102.0%			Recovery = 797.65%		*	
S 2-Fluorobiphenyl	7.265	172.0	791152	60.6209	ng/ml		0.000
Spiked Amount: 5.000	Range: 25.0 - 94.0%			Recovery = 1212.42%		*	
S o-Terphenyl	10.324	230.0	1839	0.1787	ng/ml		0.000
Spiked Amount: 5.000	Range: 40.0 - 140.0%			Recovery = 3.57%		*	
S Terphenyl-d14	12.288	244.0	848133	102.7626	ng/ml		0.000
Spiked Amount: 5.000	Range: 39.0 - 106.0%			Recovery = 2055.25%		*	
Target Compounds							**QValue**
T Naphthalene	0.000		0	N.D.			
T 2-Methylnaphthalene	0.000		0	N.D.			
T 1-Methylnaphthalene	0.000		0	N.D.			
T Acenaphthylene	0.000		0	N.D.			
T Acenaphthene	8.050	154.0	0		ng/ml	md	1
T Fluorene	8.686	166.0	0		ng/ml	md	1
T Phenanthrene	0.000		0	N.D.			
T Anthracene	0.000		0	N.D.			
T Fluoranthene	0.000		0	N.D.			
T Pyrene	0.000		0	N.D.			
T Benzo(a)Anthracene	14.751	228.0	0		ng/ml	md	1
T Chrysene	14.751	228.0	0		ng/ml	md	1
T Benzo(b)fluoranthene	0.000		0	N.D.			

Compound	RT	QIon	Resp.	Conc.	Units		Dev(Min)
T Benzo(k)fluoranthene	0.000		0	N.D.			
T Benzo(a)pyrene	18.512	252.0	0		ng/ml	md	1
T Indeno(1,2,3-cd)pyrene	0.000		0	N.D.			
T Dibenzo(a,h)anthracene	0.000		0	N.D.			
T Benzo(g,h,i)perylene	0.000		0	N.D.			

(#) = Qualifier Out of Range; (m) = Manual Integration; (+) = Area Summed; (*) = Surrogate Percent Recovery Out of Range; (d): Zeroed Peak

Quantitation Results Report (QT Reviewed)

Compound	Conc.	RT	Dev(Min)	Resp.	QIon	QRatio	Lower	Upper
Nitrobenzene-d5	39.8824	5.14	-0.02	472914	54.0	34.1	21.6	40.2
					128.0	32.9	21.3	39.5

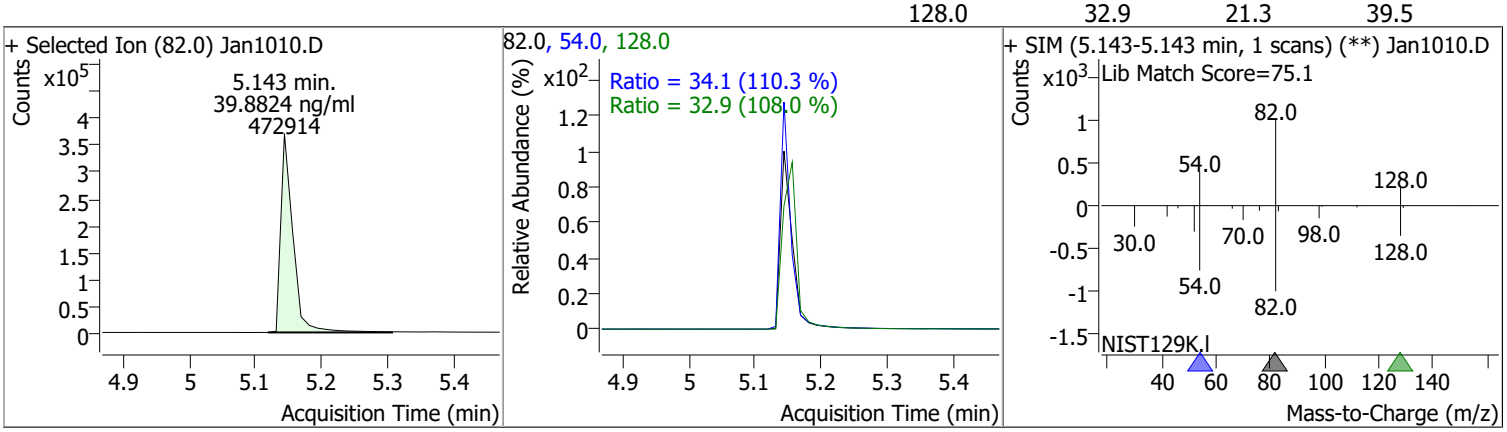

Compound	Conc.	Exp RT	QIon	Exp Ratio	QIon	Exp Ratio
Naphthalene	N.D.	5.98	102.0	15.5	129.0	10.8

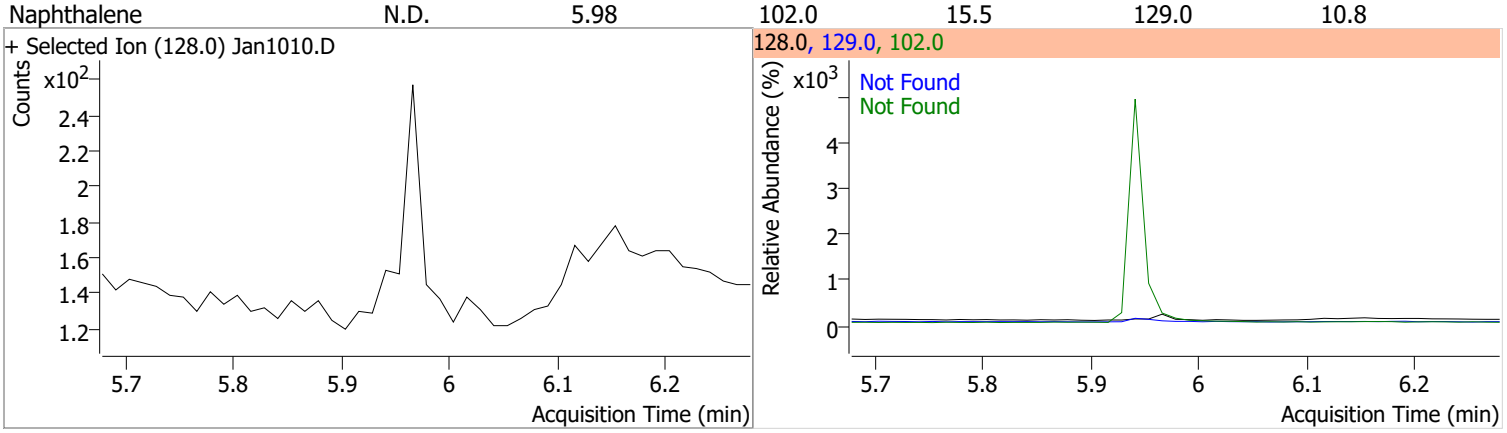

Compound	Conc.	Exp RT	QIon	Exp Ratio	QIon	Exp Ratio
2-Methylnaphthalene	N.D.	6.80	142.0	147.5	115.0	52.5

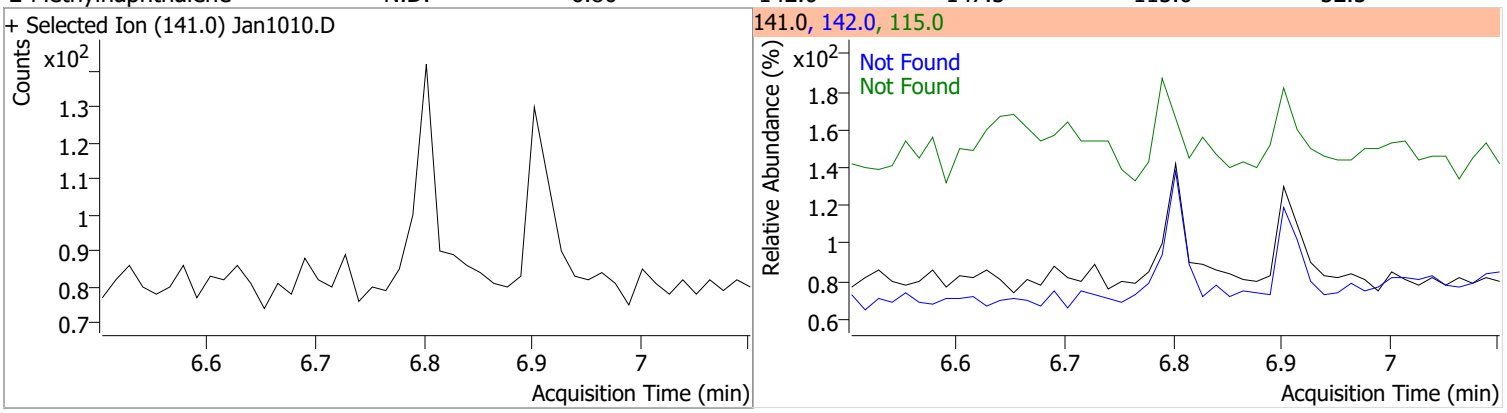

Compound	Conc.	Exp RT	QIon	Exp Ratio	QIon	Exp Ratio
1-Methylnaphthalene	N.D.	6.90	142.0	111.3	115.0	63.4

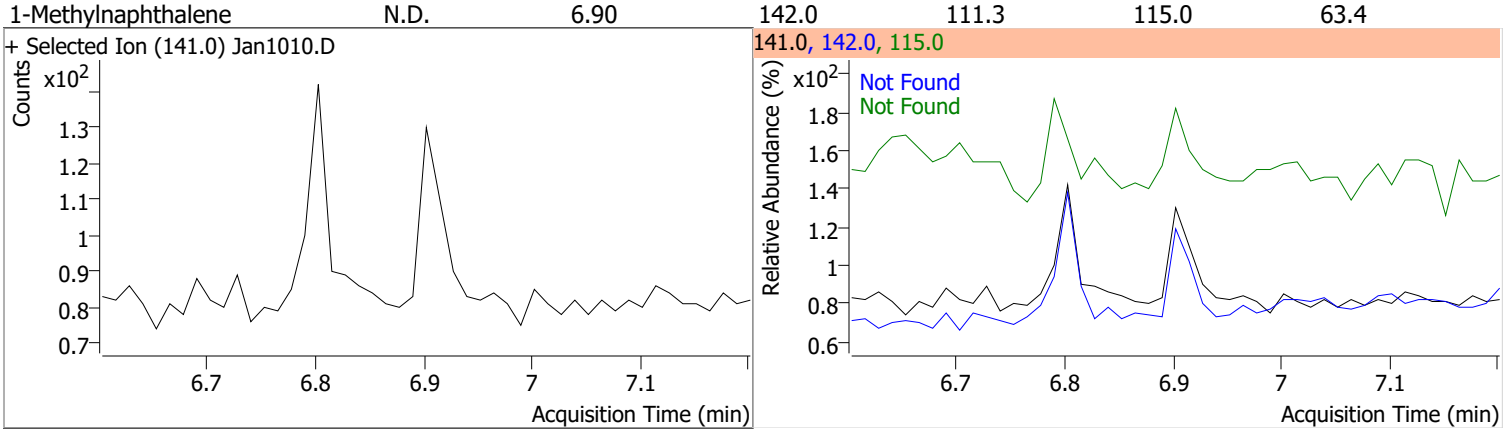

Quantitation Results Report (QT Reviewed)

Compound	Conc.	RT	Dev(Min)	Resp.	QIon	QRatio	Lower	Upper
2-Fluorobiphenyl	60.6209	7.26	0.00	791152	171.0	39.0	26.4	49.0

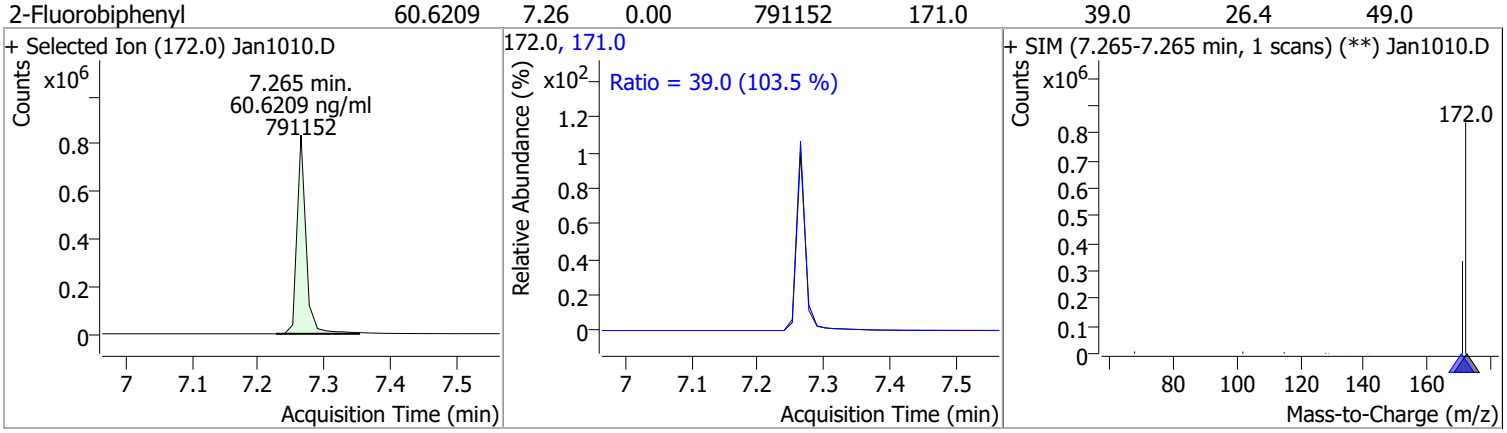

Compound	Conc.	Exp RT	QIon	Exp Ratio
Acenaphthylene	N.D.	7.84	153.0	14.6

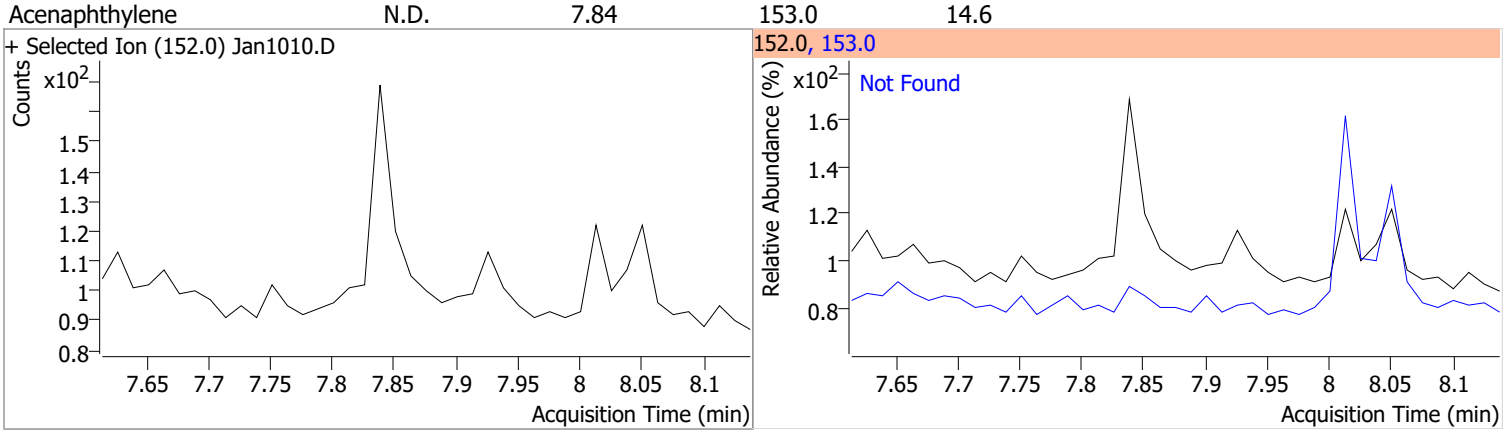

Compound	Conc.	RT	Dev(Min)	Resp.	QIon	QRatio	Lower	Upper
Acenaphthene		0		0	153.0		80.3	149.2
					152.0		38.4	71.4

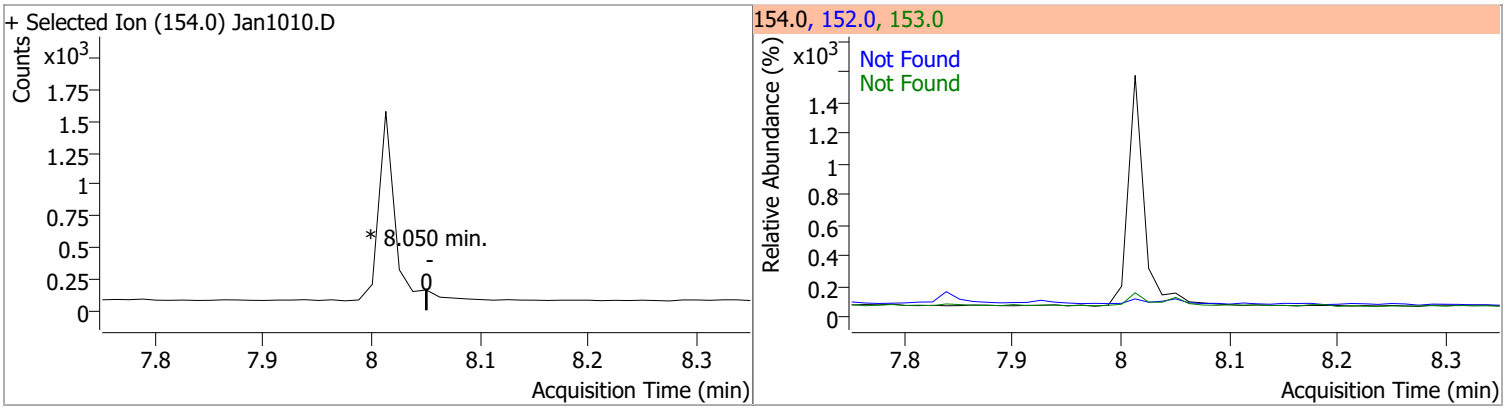

Compound	Conc.	RT	Dev(Min)	Resp.	QIon	QRatio	Lower	Upper
Fluorene		0		0	165.0		67.5	125.3
					167.0		7.9	14.6

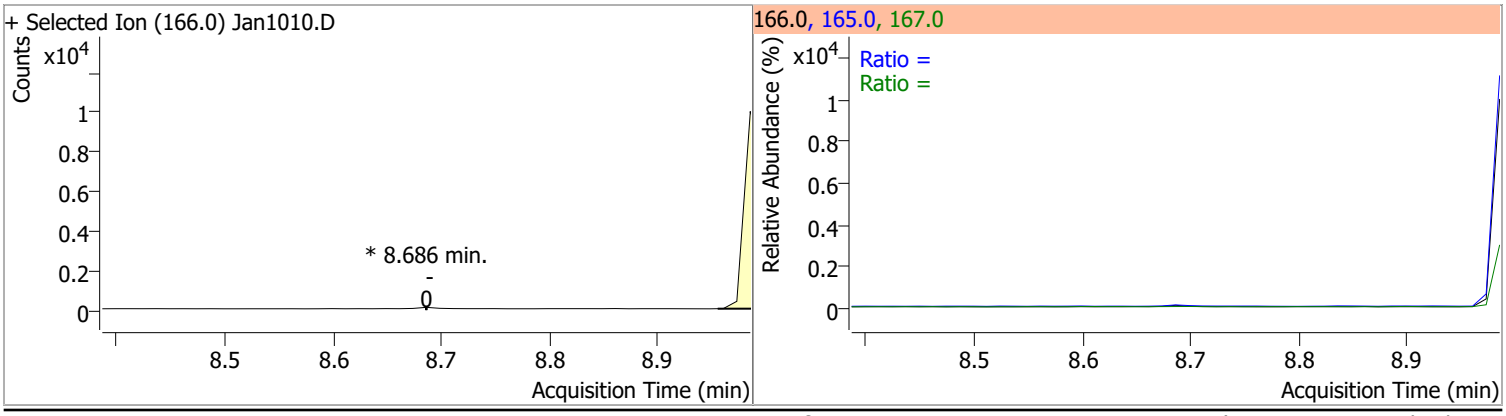

Compound	Conc.	Exp RT	QIon	Exp Ratio
Phenanthrene	N.D.	9.82	176.0	15.5

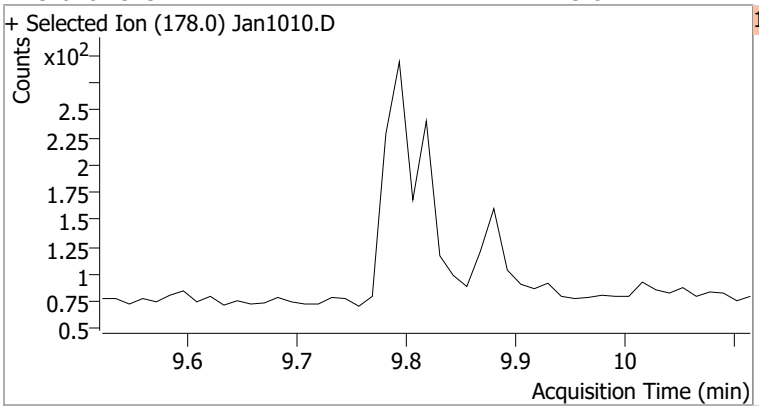

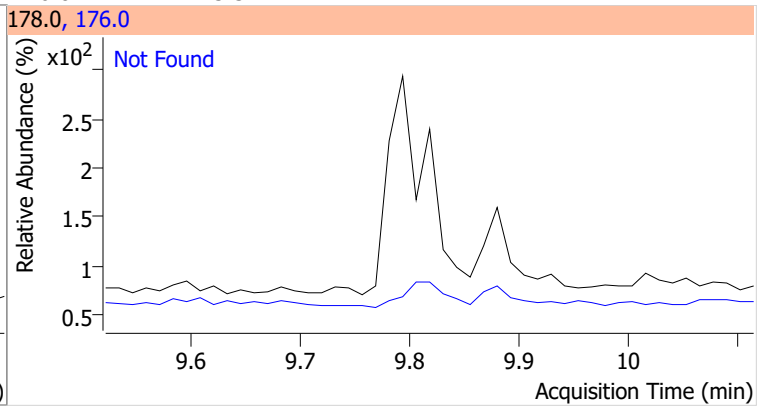

Compound	Conc.	Exp RT	QIon	Exp Ratio
Anthracene	N.D.	9.88	176.0	16.6

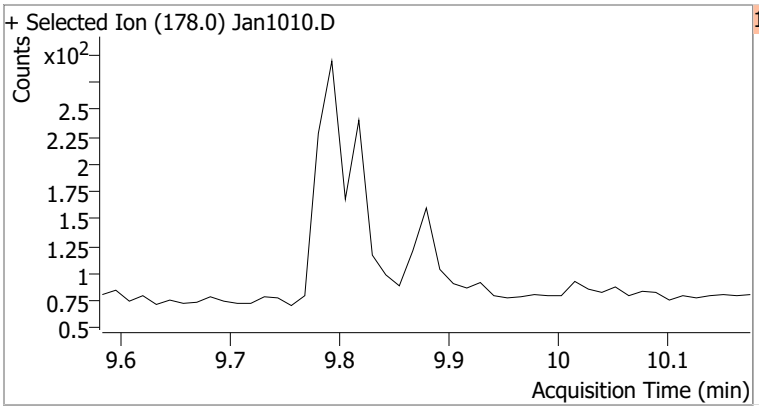

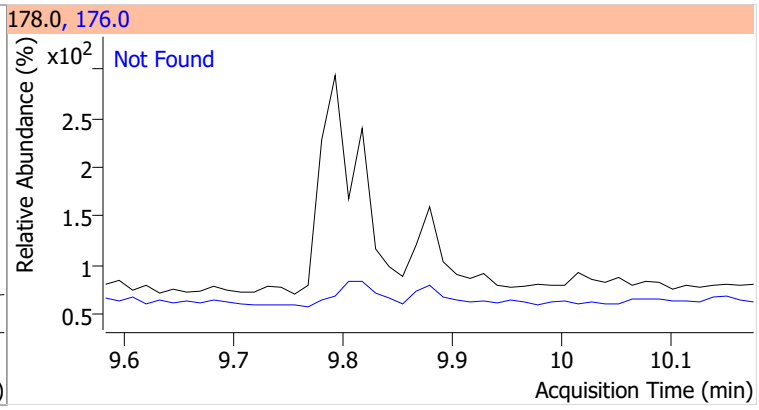

Compound	Conc.	RT	Dev(Min)	Resp.	QIon	QRatio	Lower	Upper
o-Terphenyl	0.1787	10.32	0.00	1839	229.0	68.1	46.7	86.8
					215.0	44.5	30.2	56.2

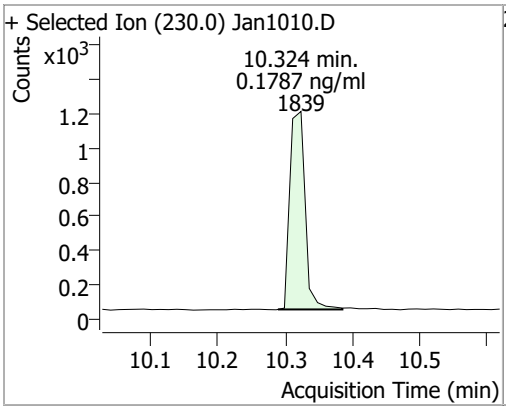

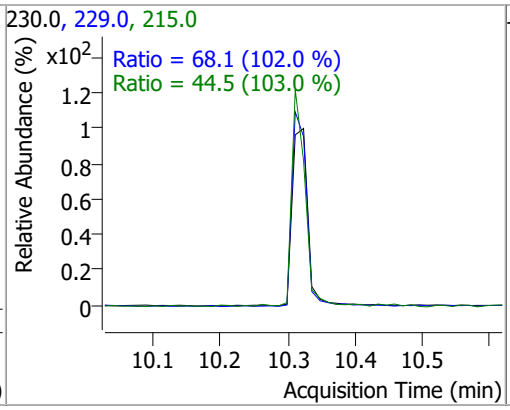

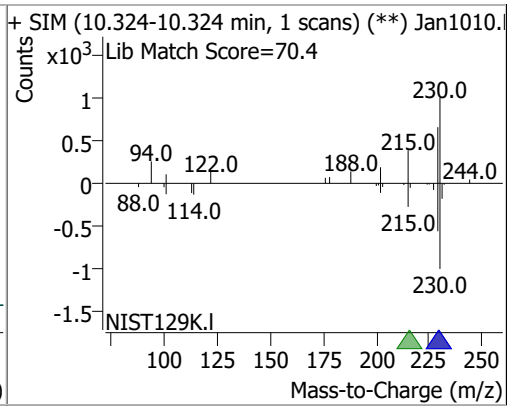

Compound	Conc.	Exp RT	QIon	Exp Ratio
Fluoranthene	N.D.	11.44	101.0	11.4

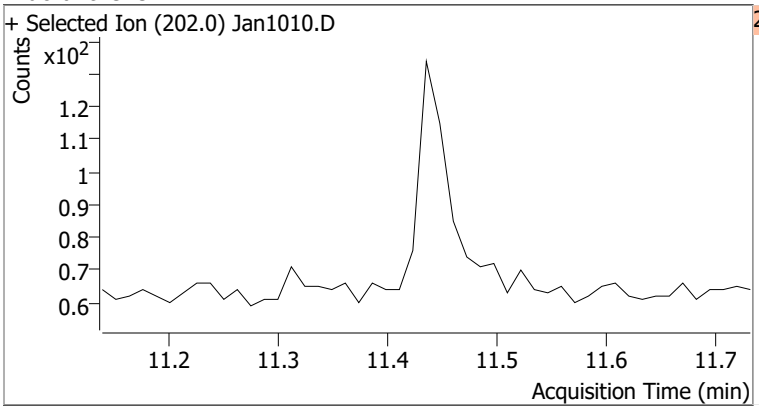

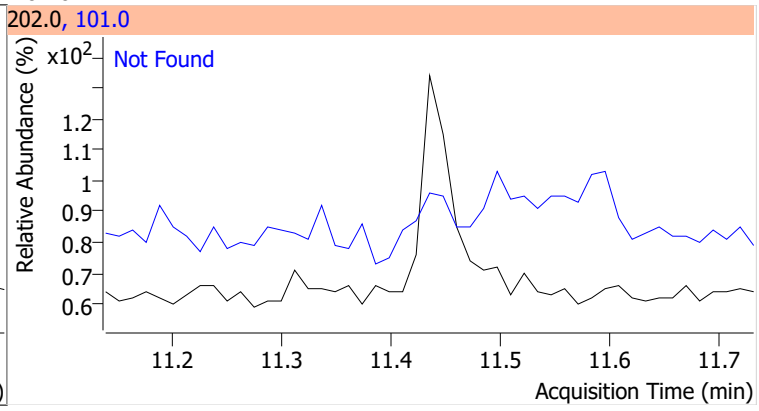

Compound	Conc.	Exp RT	QIon	Exp Ratio
Pyrene	N.D.	11.82	101.0	13.9

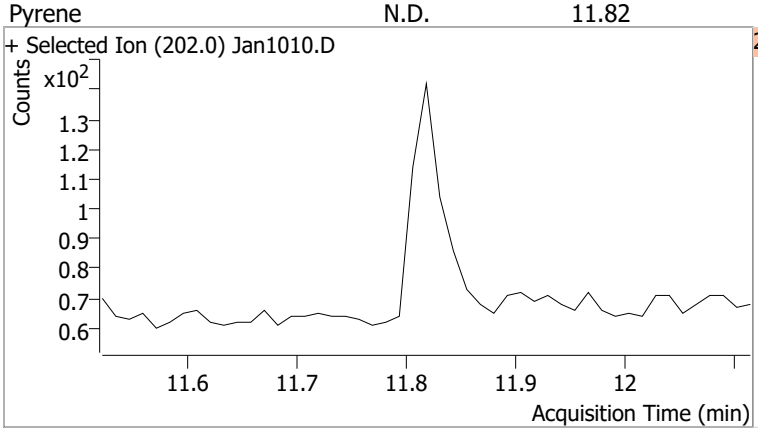

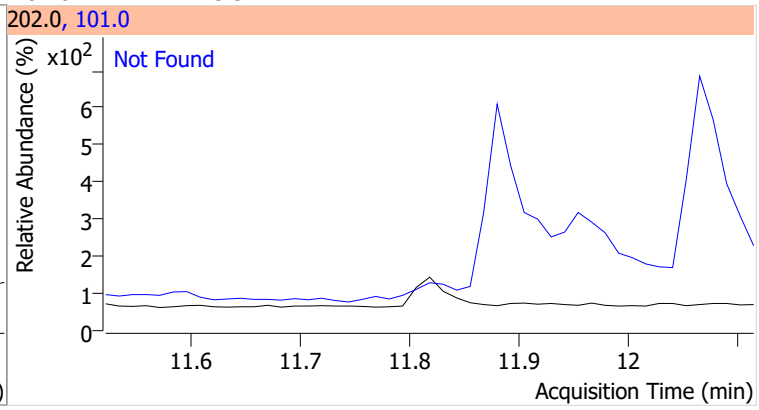

Compound	Conc.	RT	Dev(Min)	Resp.	QIon	QRatio	Lower	Upper
Terphenyl-d14	102.7626	12.29	0.00	848133	122.0	15.0	9.6	17.9

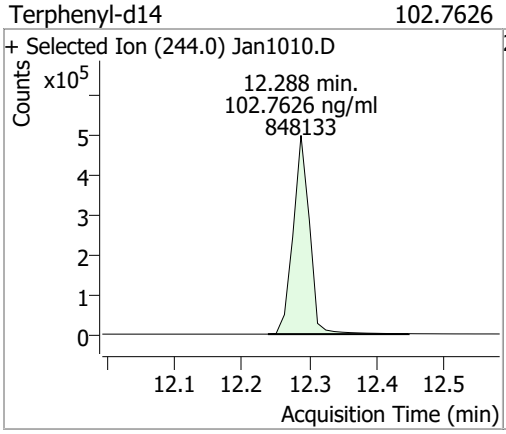

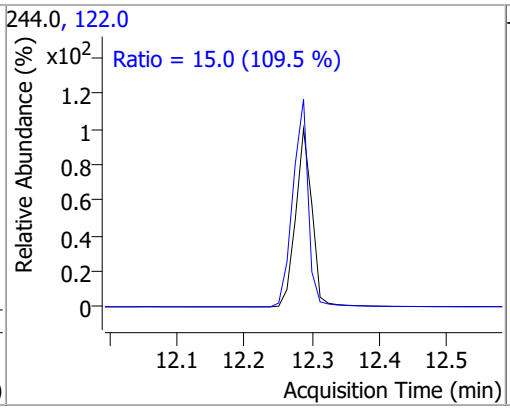

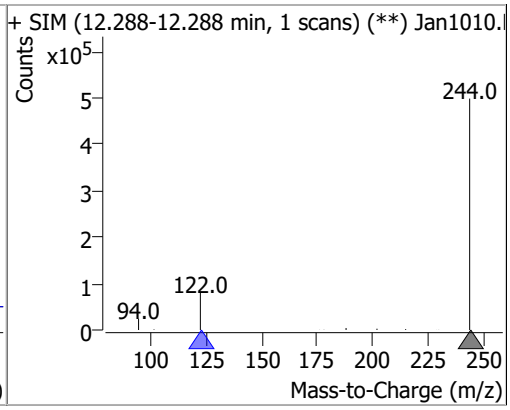

Compound	Conc.	RT	Dev(Min)	Resp.	QIon	QRatio	Lower	Upper
Benzo(a)Anthracene		0		0	226.0		19.5	36.3
					229.0		16.5	30.6

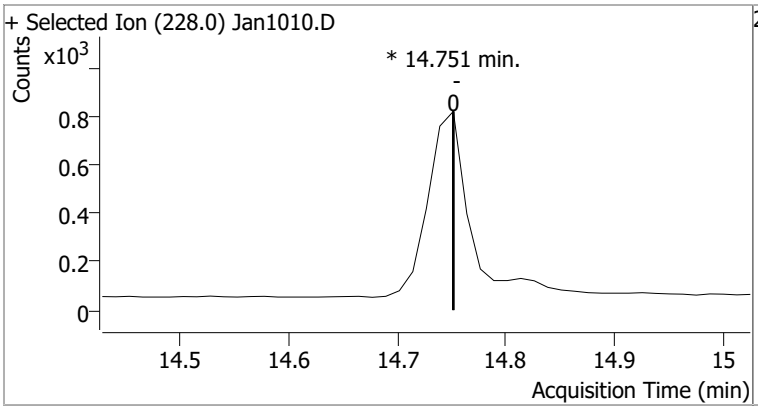

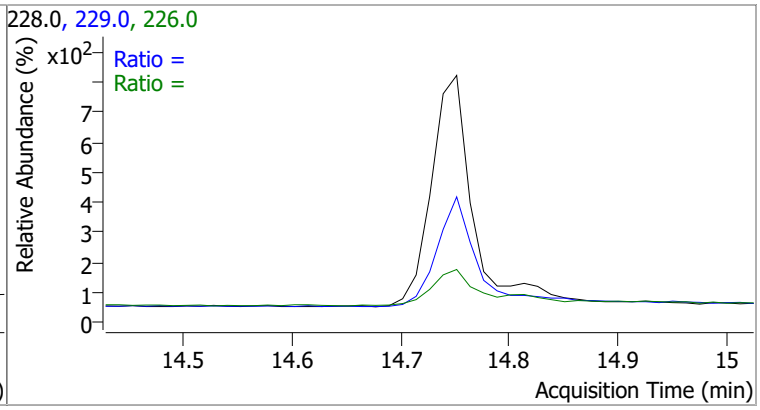

Compound	Conc.	RT	Dev(Min)	Resp.	QIon	QRatio	Lower	Upper
Chrysene		0		0	226.0		22.2	41.2
					229.0		15.5	28.9

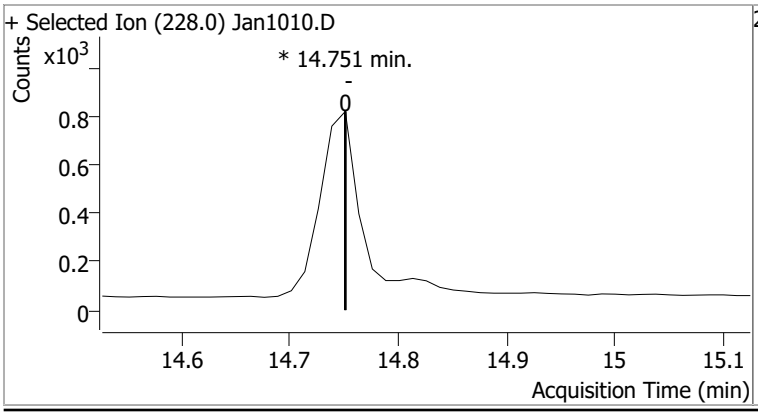

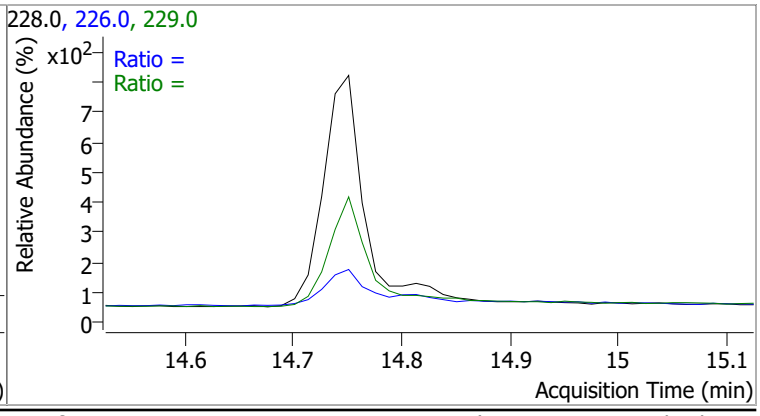

Compound	Conc.	Exp RT	QIon	Exp Ratio
Benzo(b)fluoranthene	N.D.	17.76	253.0	22.6

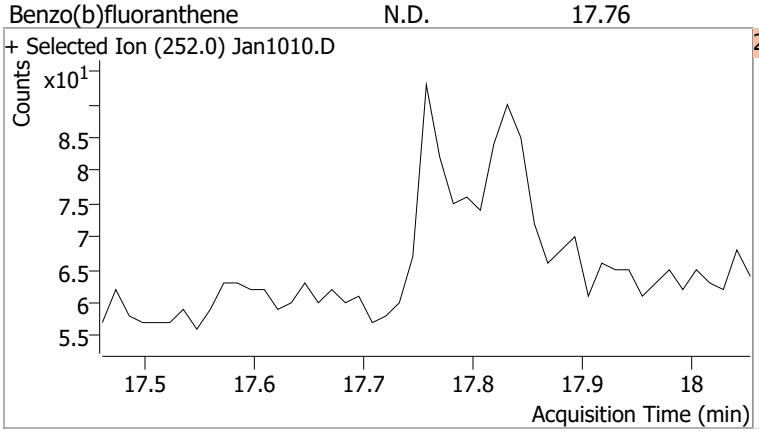

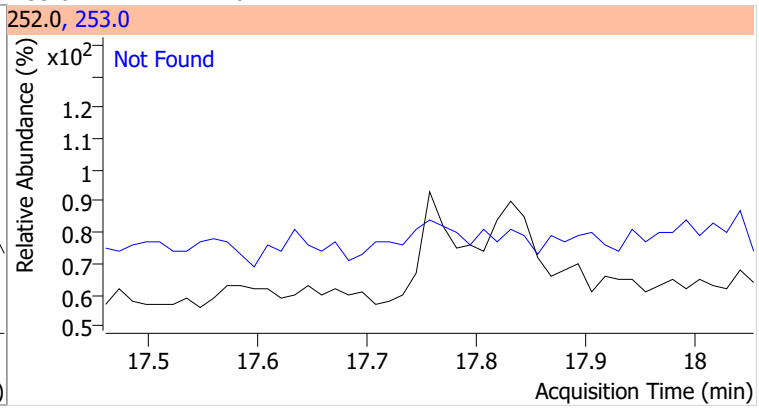

Compound	Conc.	Exp RT	QIon	Exp Ratio
Benzo(k)fluoranthene	N.D.	17.82	253.0	23.0

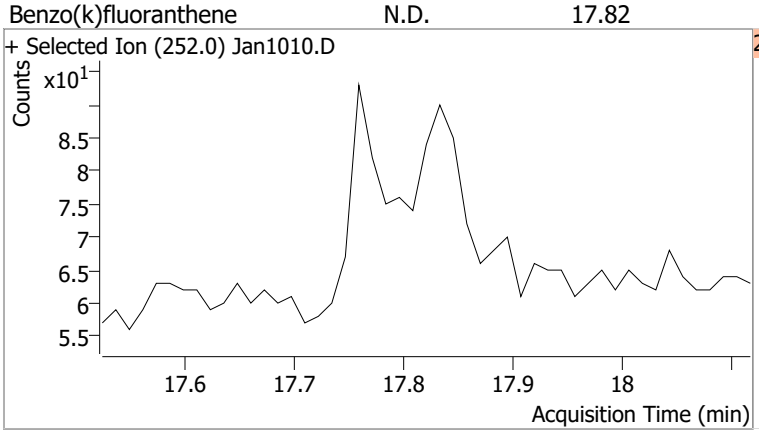

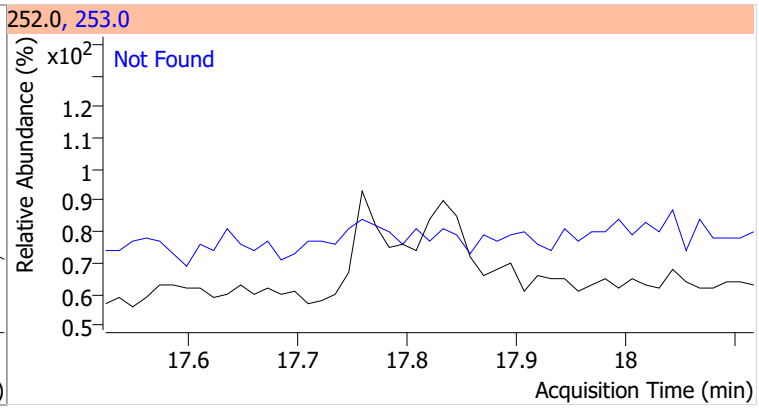

Compound	Conc.	RT	Dev(Min)	Resp.	QIon	QRatio	Lower	Upper
Benzo(a)pyrene		0		0	253.0		16.6	30.8

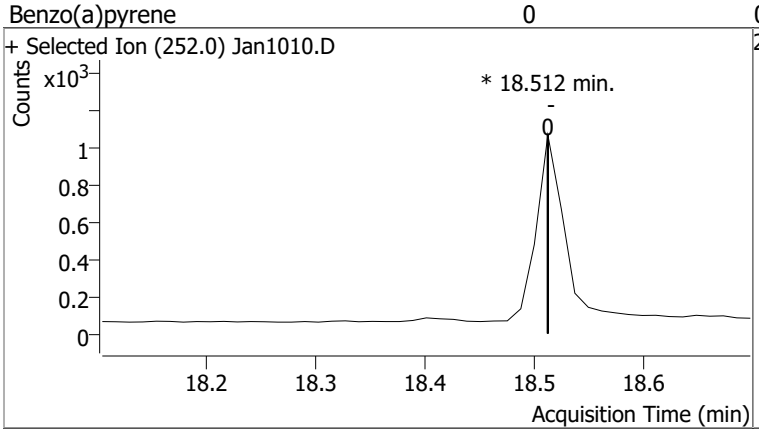

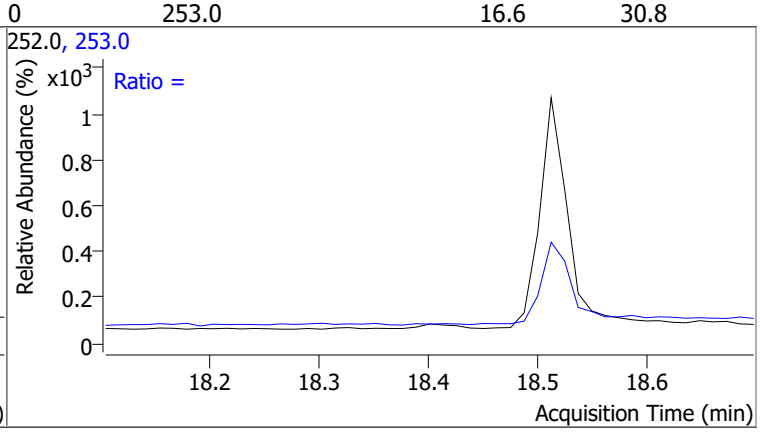

Compound	Conc.	Exp RT	QIon	Exp Ratio
Indeno(1,2,3-cd)pyrene	N.D.	20.24	138.0	25.2

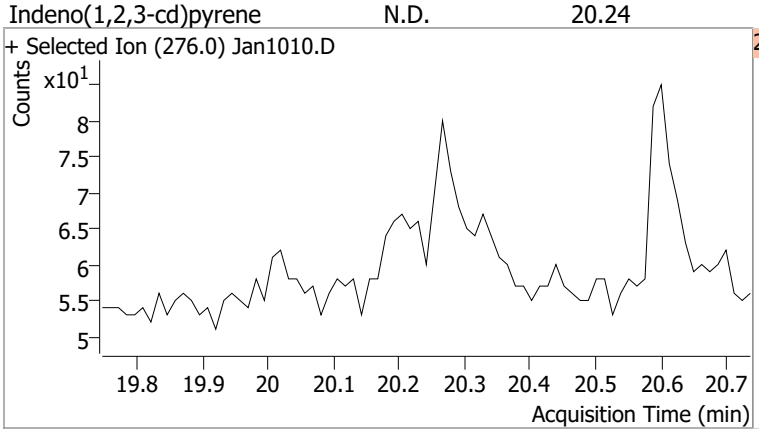

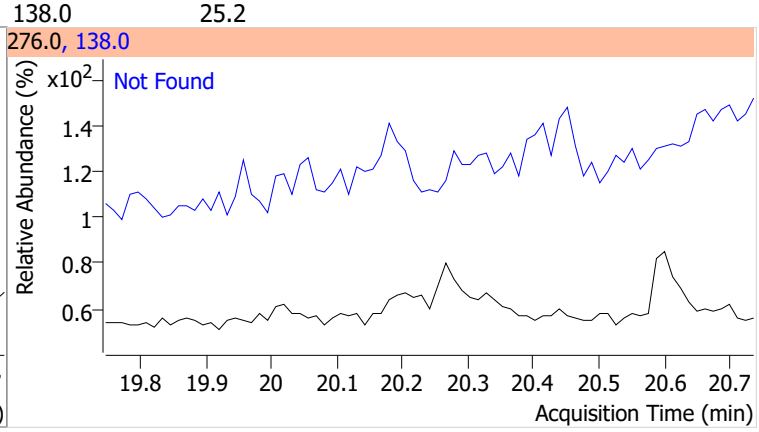

Compound	Conc.	Exp RT	QIon	Exp Ratio	QIon	Exp Ratio
Dibenzo(a,h)anthracene	N.D.	20.32	279.0	25.9	139.0	18.3

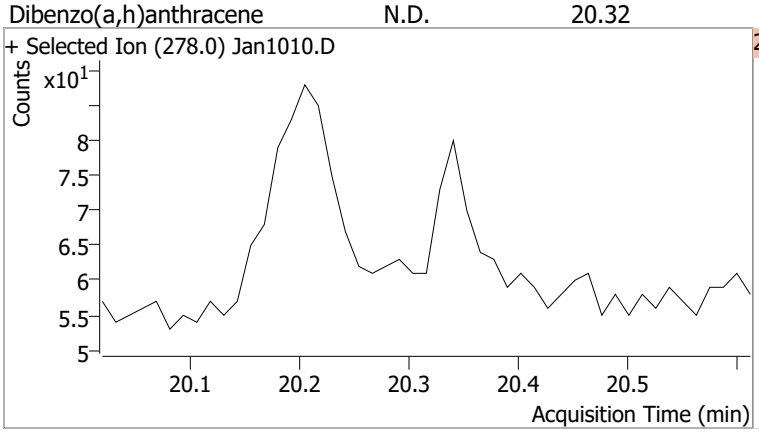

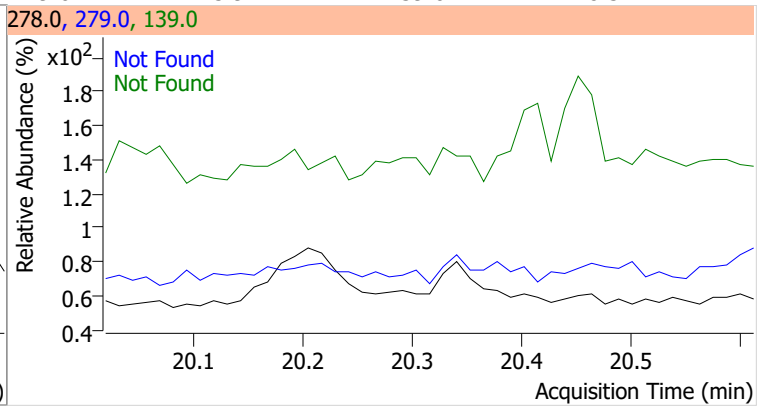

Compound	Conc.	Exp RT	QIon	Exp Ratio	QIon	Exp Ratio
Benzo(g,h,i)perylene	N.D.	20.58	277.0	24.5	138.0	20.0

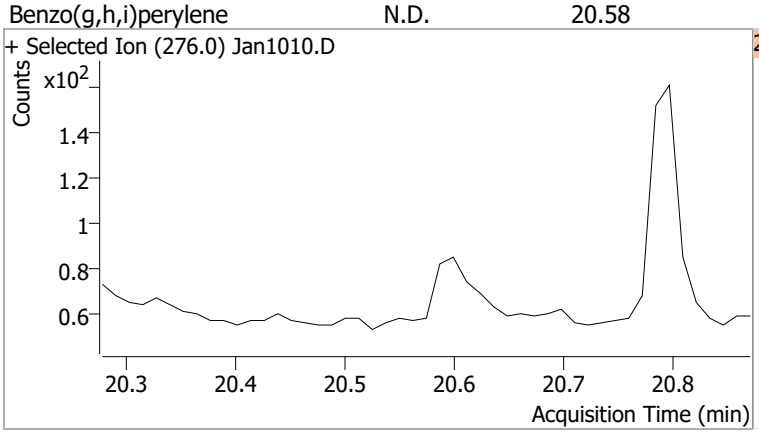

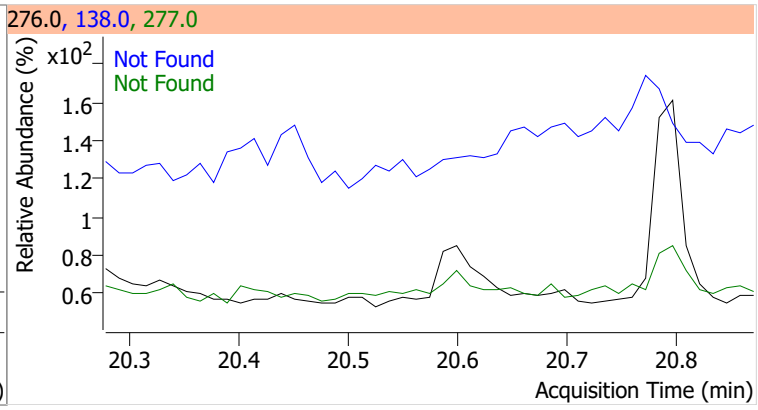

Quantitation Results Report (QT Reviewed)

Data File	Jan1011.D	Operator	LIMS import
Acq. Method	5975BNASIM	Acq. Date-Time	1/10/2022 4:35:03 PM
Sample Name	B21122088-001C	Instrument	GCMS
Vial	11	Multiplier	20.00
DA Method File	010522 bna SIM 3.batch.bin	Comment	SVOC-8270-W-LLPAH
Tune File	dftppjph.u	Tune Date	
Batch Name	011022 bna SIM 1.batch.bin	Last Calib Update	1/4/2022 2:09:05 PM
Ref Library			

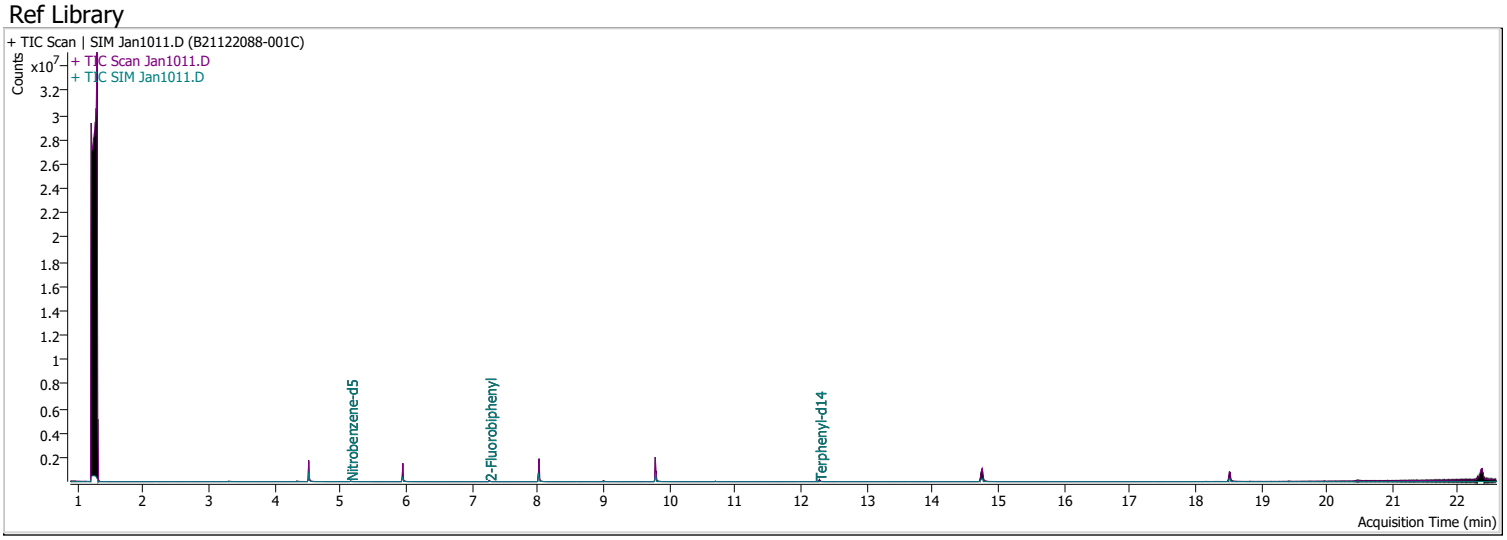

Compound	RT	QIon	Resp.	Conc.	Units		Dev(Min)
Internal Standards							
M 1,4-Dichlorobenzene-d4	4.522	152.0	238452	40.0000	ng/ml		-0.025
M Naphthalene-d8	5.941	136.0	427320	40.0000	ng/ml		-0.013
M Acenaphthene-d10	8.013	164.0	266037	40.0000	ng/ml		0.000
M Phenanthrene-d10	9.793	188.0	589968	40.0000	ng/ml		0.000
M Chrysene-d12	14.764	240.0	431432	40.0000	ng/ml		0.000
M Perylene-d12	18.524	264.0	307501	40.0000	ng/ml		0.000
System Monitoring Compounds							
S Nitrobenzene-d5	5.156	82.0	17949	62.7814	ng/ml		-0.013
Spiked Amount: 5.000	Range: 19.0 - 102.0%			Recovery = 1255.63%		*	
S 2-Fluorobiphenyl	7.264	172.0	40469	61.1108	ng/ml		0.000
Spiked Amount: 5.000	Range: 25.0 - 94.0%			Recovery = 1222.22%		*	
S o-Terphenyl	0.000		0	N.D.			
Spiked Amount: 5.000	Range: 40.0 - 140.0%			Recovery = NA%			
S Terphenyl-d14	12.288	244.0	41382	103.6732	ng/ml		0.000
Spiked Amount: 5.000	Range: 39.0 - 106.0%			Recovery = 2073.46%		*	
Target Compounds							**QValue**
T Naphthalene	0.000		0	N.D.			
T 2-Methylnaphthalene	0.000		0	N.D.			
T 1-Methylnaphthalene	0.000		0	N.D.			
T Acenaphthylene	0.000		0	N.D.			
T Acenaphthene	8.050	154.0	0		ng/ml	md	1
T Fluorene	0.000		0	N.D.			
T Phenanthrene	0.000		0	N.D.			
T Anthracene	0.000		0	N.D.			
T Fluoranthene	0.000		0	N.D.			
T Pyrene	0.000		0	N.D.			
T Benzo(a)Anthracene	14.751	228.0	0		ng/ml	md	1
T Chrysene	14.751	228.0	0		ng/ml	md	1
T Benzo(b)fluoranthene	0.000		0	N.D.			

Compound	RT	QIon	Resp.	Conc.	Units		Dev(Min)
T Benzo(k)fluoranthene	0.000		0	N.D.			
T Benzo(a)pyrene	18.413	252.0	0		ng/ml	md	1
T Indeno(1,2,3-cd)pyrene	0.000		0	N.D.			
T Dibenzo(a,h)anthracene	0.000		0	N.D.			
T Benzo(g,h,i)perylene	0.000		0	N.D.			

(#) = Qualifier Out of Range; (m) = Manual Integration; (+) = Area Summed; (*) = Surrogate Percent Recovery Out of Range; (d): Zeroed Peak

Quantitation Results Report (QT Reviewed)

Compound	Conc.	RT	Dev(Min)	Resp.	QIon	QRatio	Lower	Upper
Nitrobenzene-d5	62.7814	5.16	-0.01	17949	54.0	30.7	21.6	40.2
					128.0	35.3	21.3	39.5

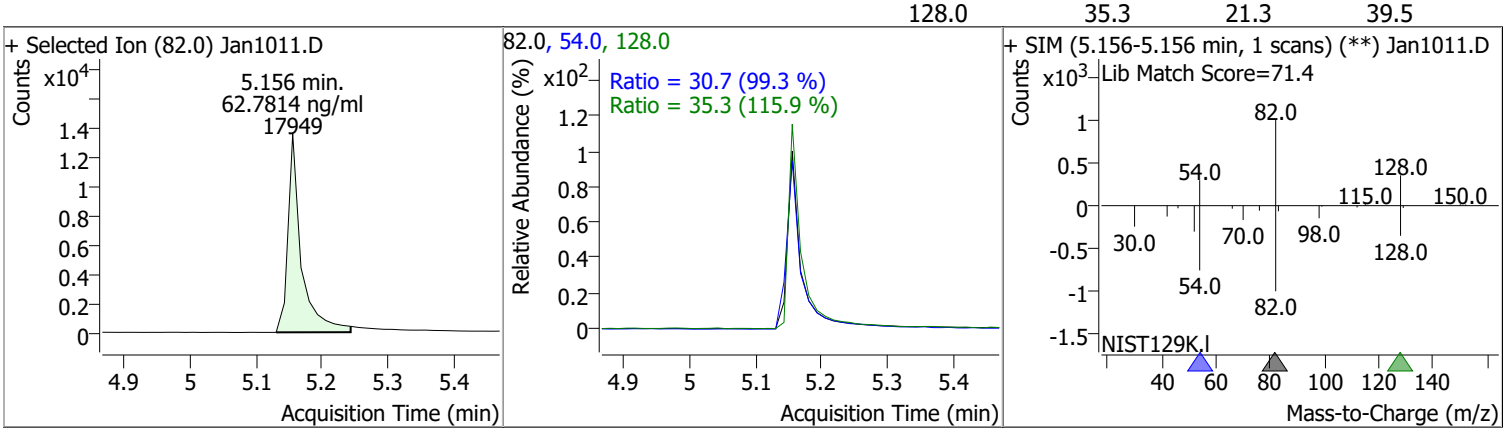

Compound	Conc.	Exp RT	QIon	Exp Ratio	QIon	Exp Ratio
Naphthalene	N.D.	5.98	102.0	15.5	129.0	10.8

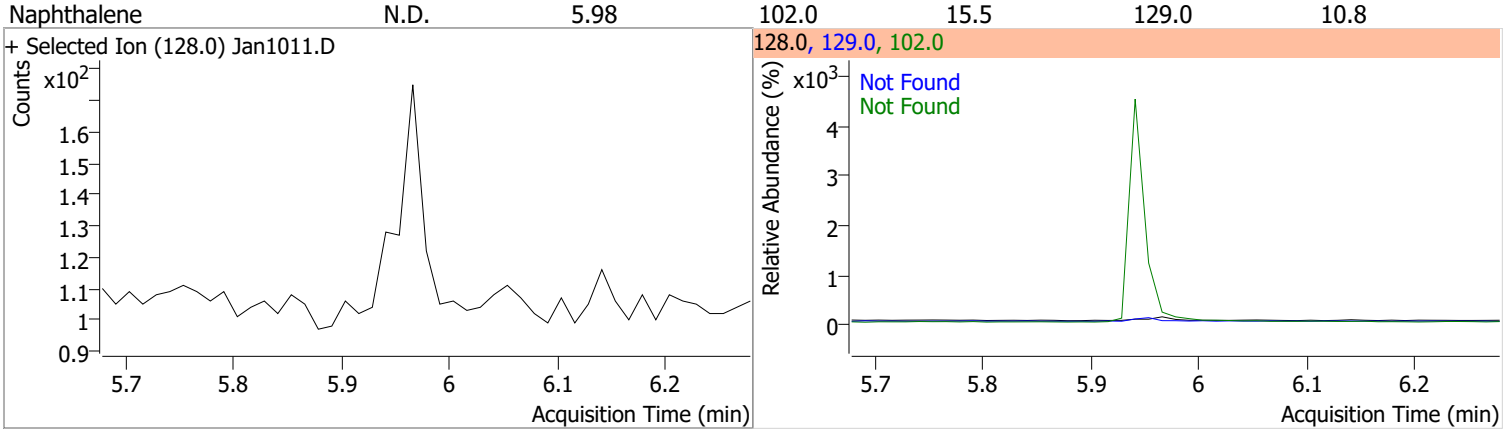

Compound	Conc.	Exp RT	QIon	Exp Ratio	QIon	Exp Ratio
2-Methylnaphthalene	N.D.	6.80	142.0	147.5	115.0	52.5

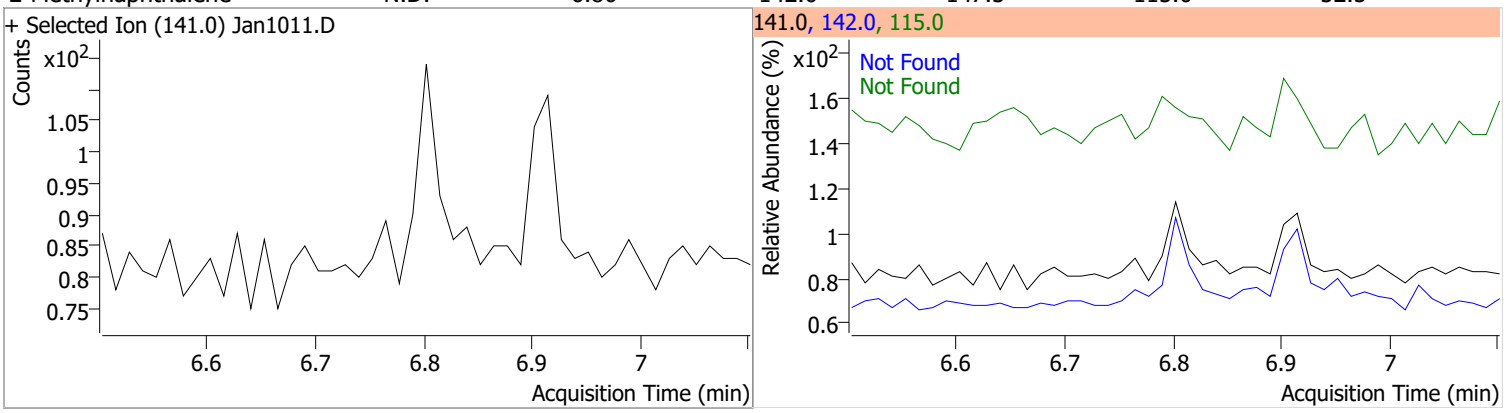

Compound	Conc.	Exp RT	QIon	Exp Ratio	QIon	Exp Ratio
1-Methylnaphthalene	N.D.	6.90	142.0	111.3	115.0	63.4

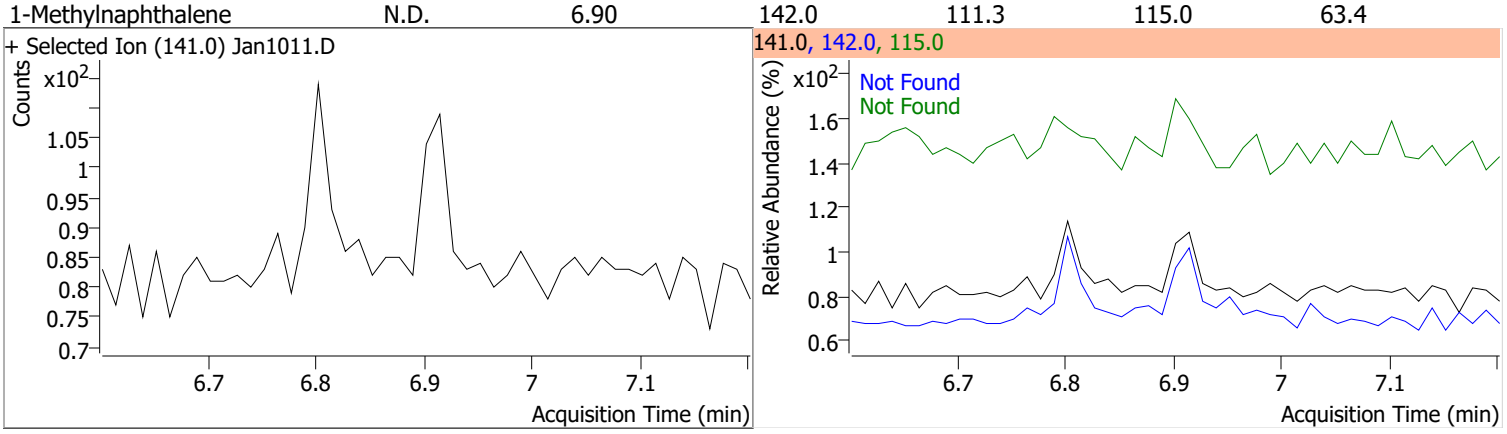

Quantitation Results Report (QT Reviewed)

Compound	Conc.	RT	Dev(Min)	Resp.	QIon	QRatio	Lower	Upper
2-Fluorobiphenyl	61.1108	7.26	0.00	40469	171.0	37.5	26.4	49.0

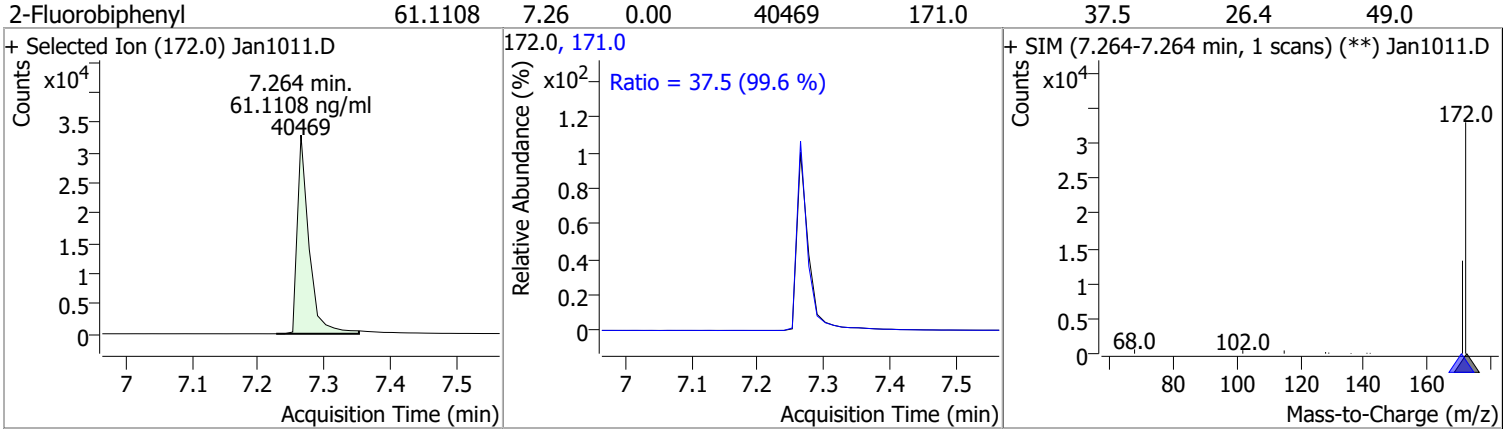

Compound	Conc.	Exp RT	QIon	Exp Ratio
Acenaphthylene	N.D.	7.84	153.0	14.6

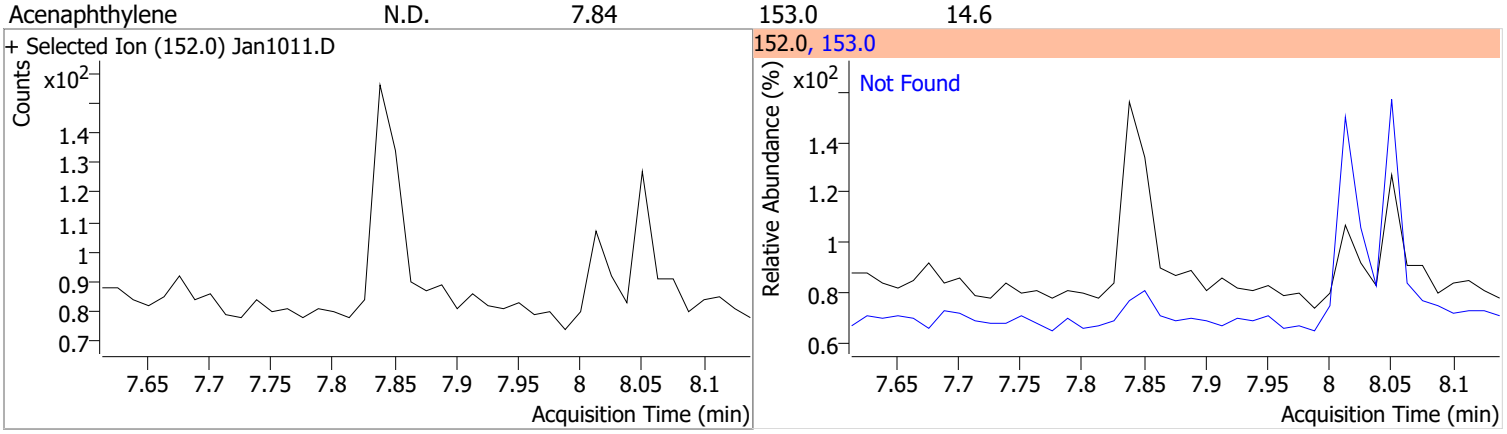

Compound	Conc.	RT	Dev(Min)	Resp.	QIon	QRatio	Lower	Upper
Acenaphthene		0		0	153.0		80.3	149.2
					152.0		38.4	71.4

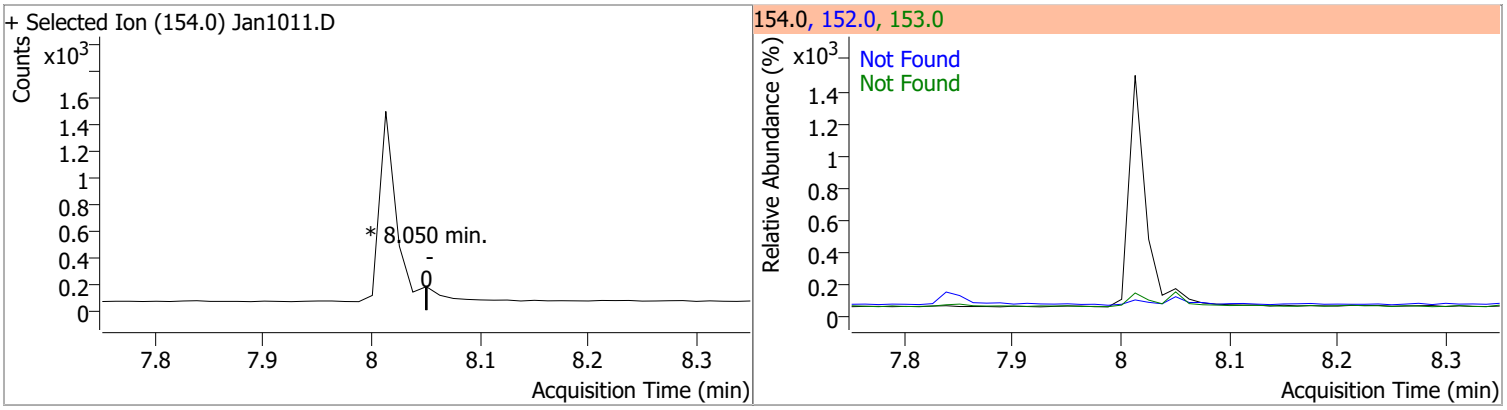

Compound	Conc.	Exp RT	QIon	Exp Ratio	QIon	Exp Ratio
Fluorene	N.D.	8.69	165.0	96.4	167.0	11.3

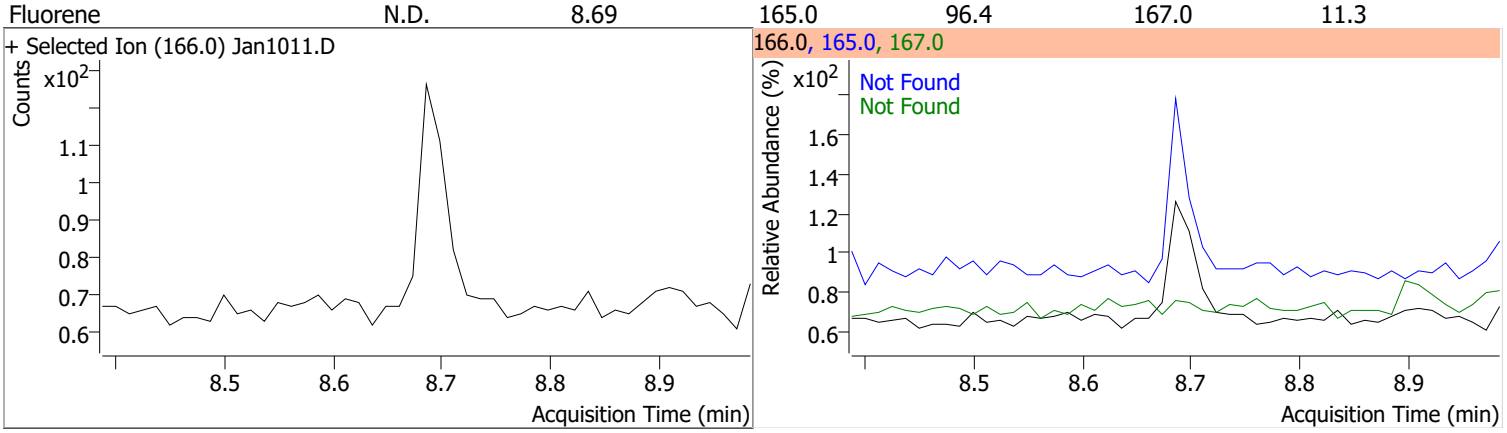

Compound	Conc.	Exp RT	QIon	Exp Ratio
Phenanthrene	N.D.	9.82	176.0	15.5

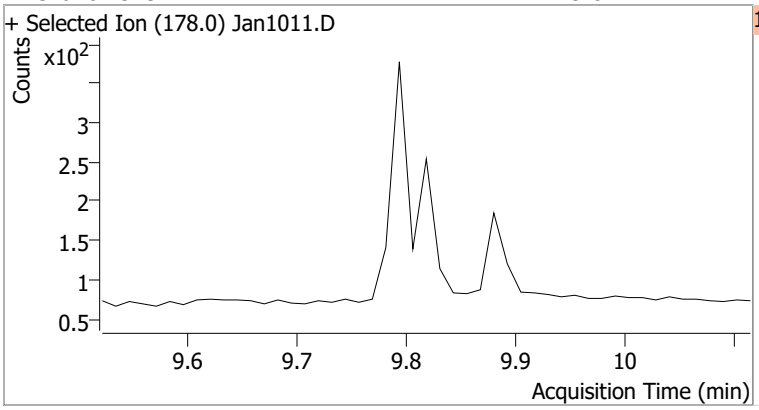

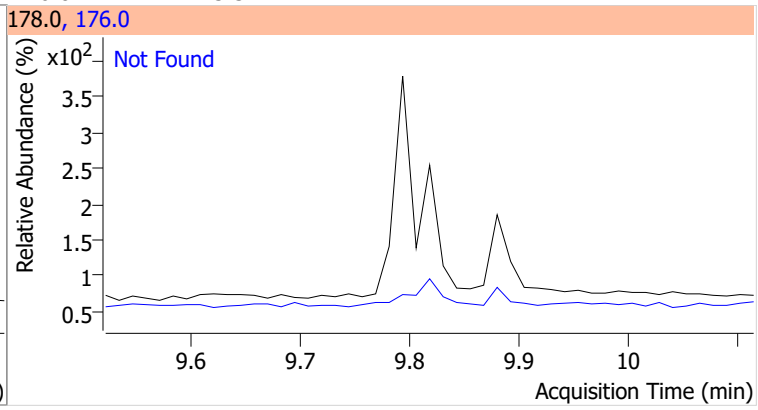

Compound	Conc.	Exp RT	QIon	Exp Ratio
Anthracene	N.D.	9.88	176.0	16.6

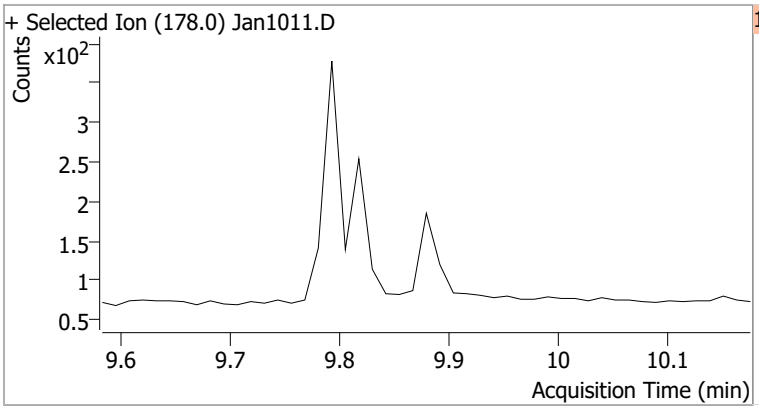

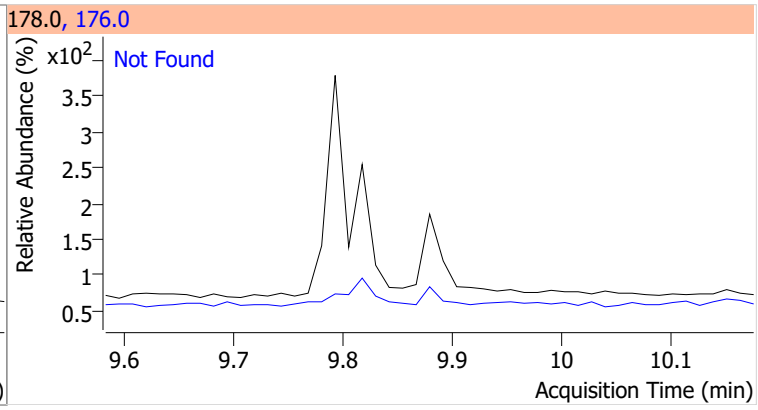

Compound	Conc.	Exp RT	QIon	Exp Ratio	QIon	Exp Ratio
o-Terphenyl	N.D.	10.32	229.0	66.8	215.0	43.2

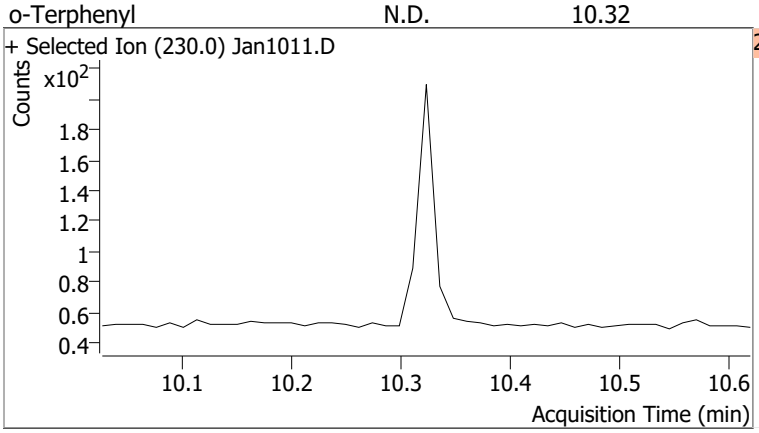

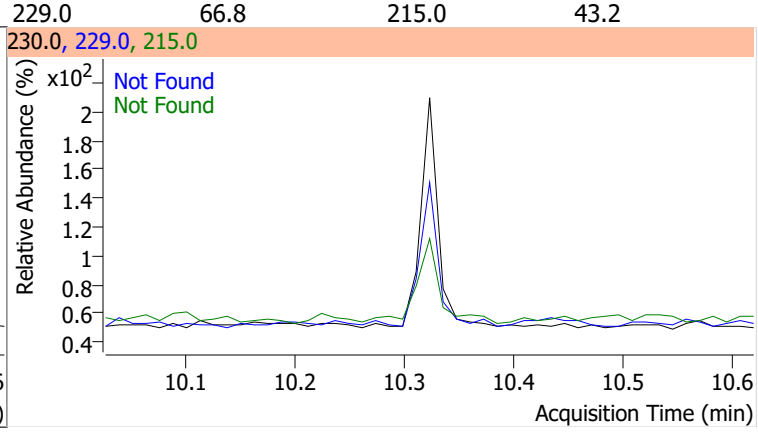

Compound	Conc.	Exp RT	QIon	Exp Ratio
Fluoranthene	N.D.	11.44	101.0	11.4

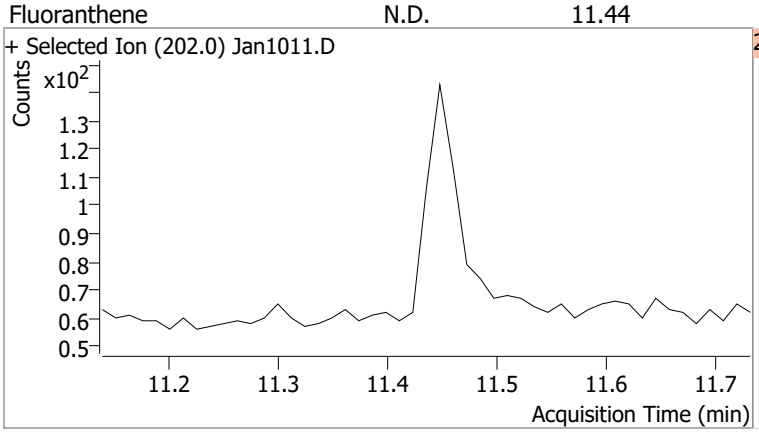

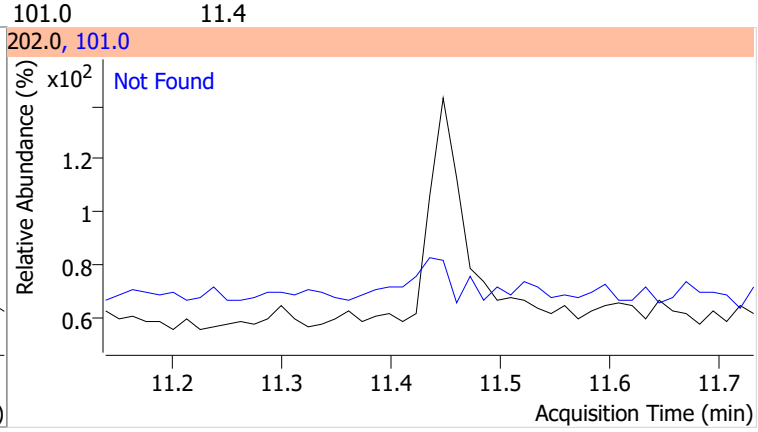

Compound	Conc.	Exp RT	QIon	Exp Ratio
Pyrene	N.D.	11.82	101.0	13.9

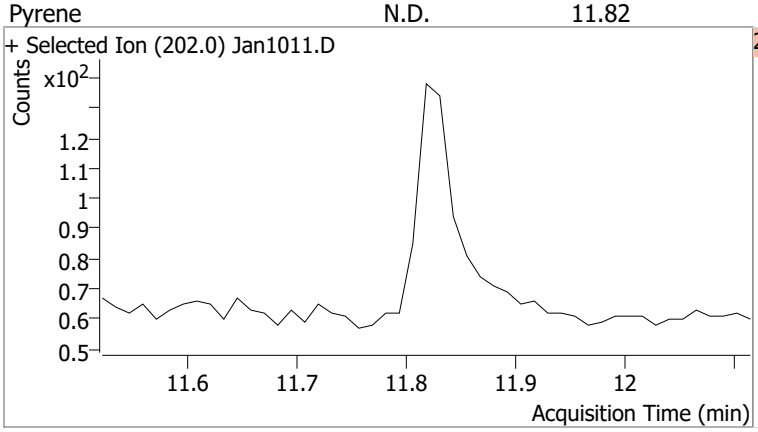

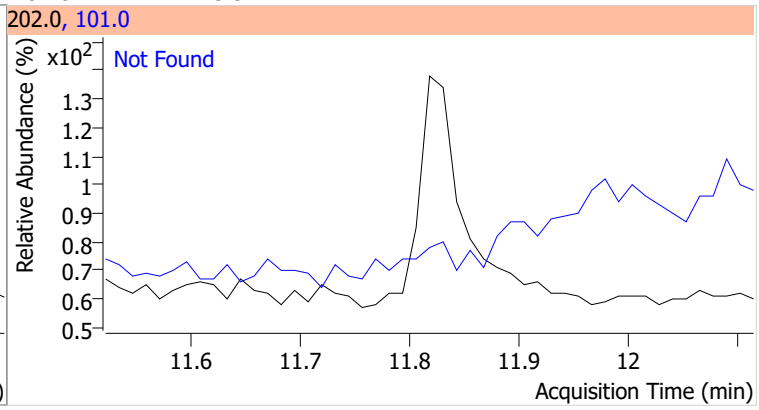

Compound	Conc.	RT	Dev(Min)	Resp.	QIon	QRatio	Lower	Upper
Terphenyl-d14	103.6732	12.29	0.00	41382	122.0	14.9	9.6	17.9

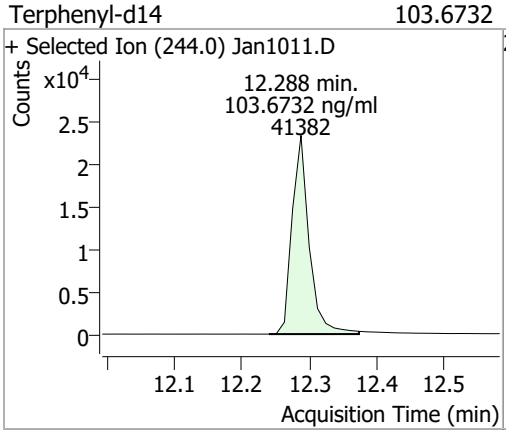

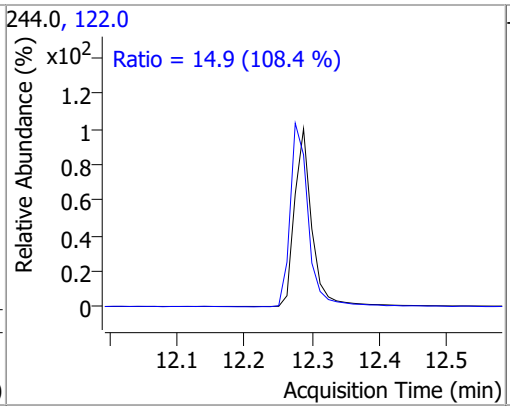

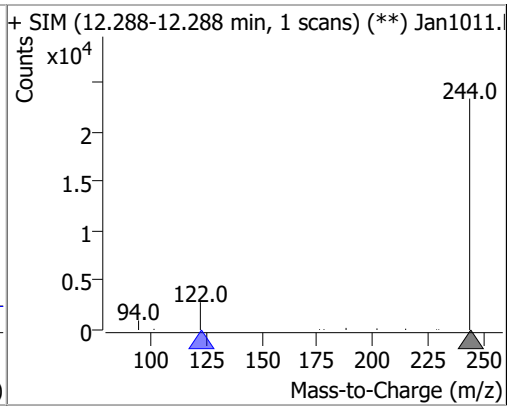

Compound	Conc.	RT	Dev(Min)	Resp.	QIon	QRatio	Lower	Upper
Benzo(a)Anthracene		0		0	226.0		19.5	36.3
					229.0		16.5	30.6

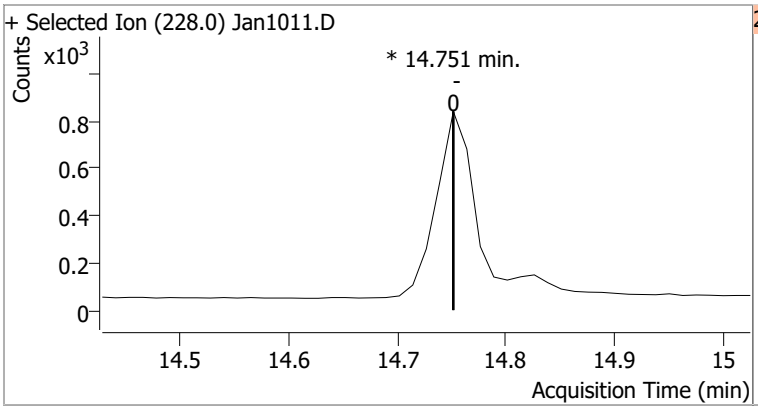

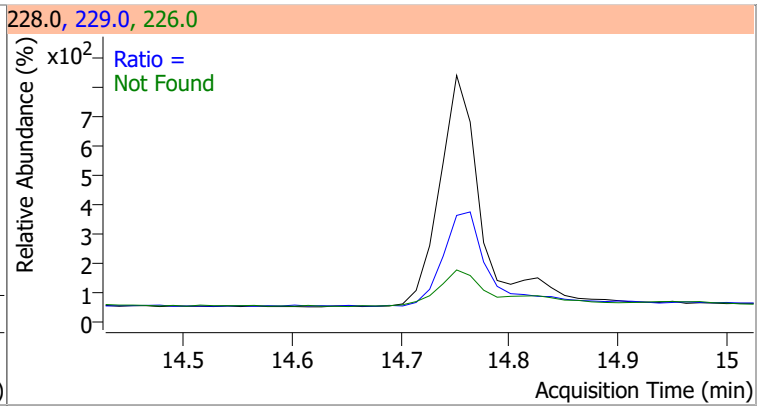

Compound	Conc.	RT	Dev(Min)	Resp.	QIon	QRatio	Lower	Upper
Chrysene		0		0	226.0		22.2	41.2
					229.0		15.5	28.9

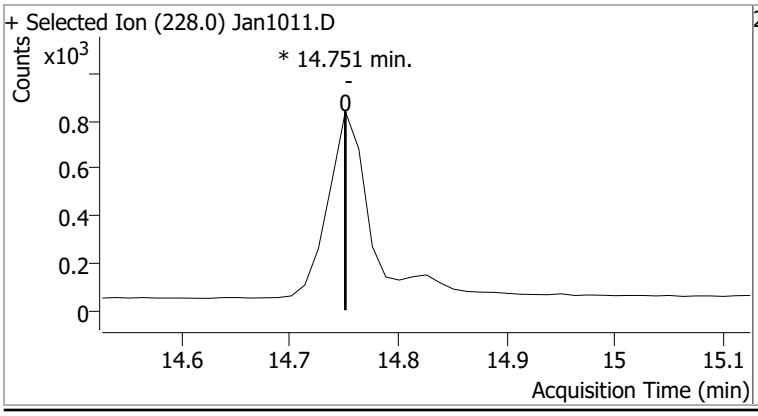

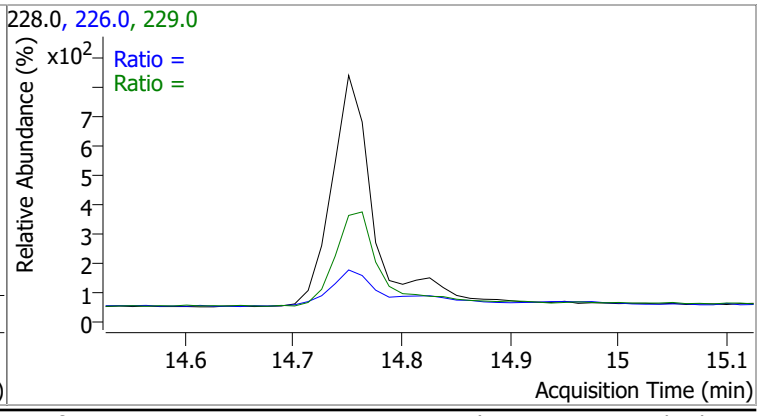

Compound	Conc.	Exp RT	QIon	Exp Ratio
Benzo(b)fluoranthene	N.D.	17.76	253.0	22.6

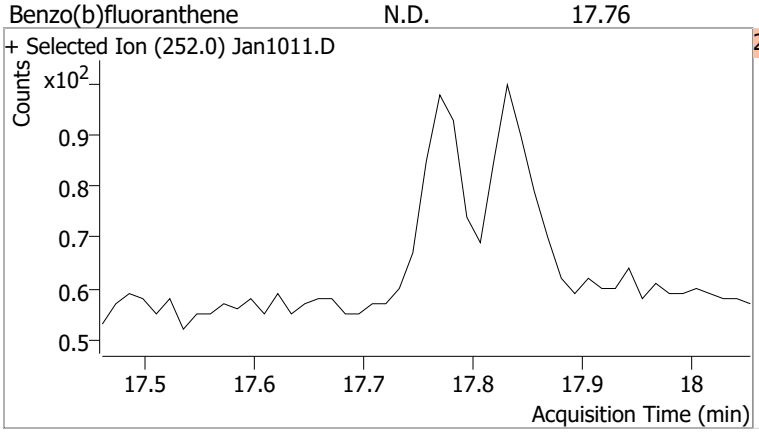

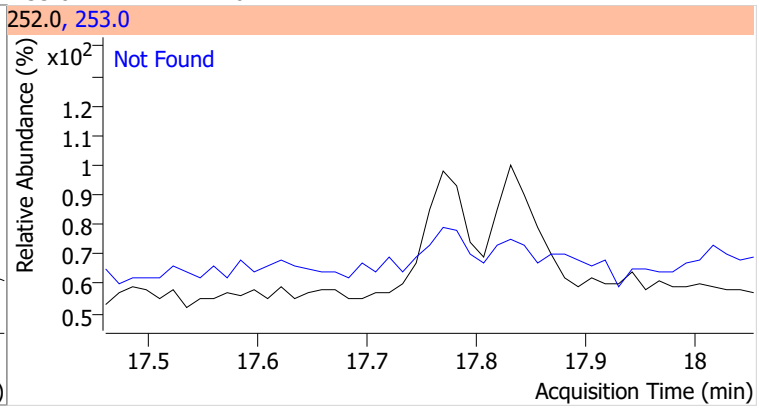

Compound	Conc.	Exp RT	QIon	Exp Ratio
Benzo(k)fluoranthene	N.D.	17.82	253.0	23.0

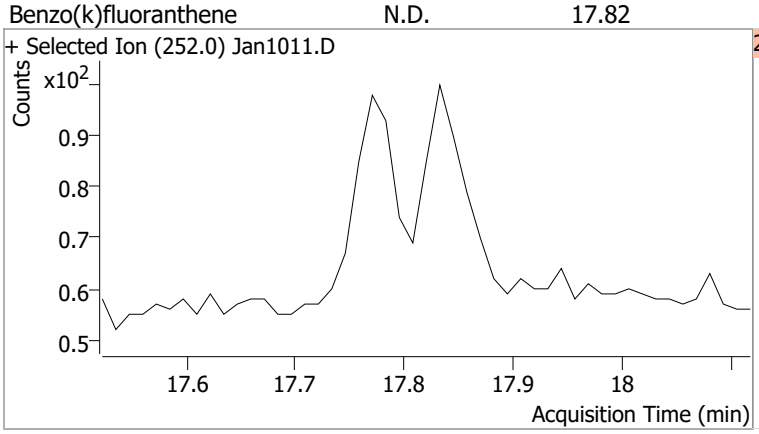

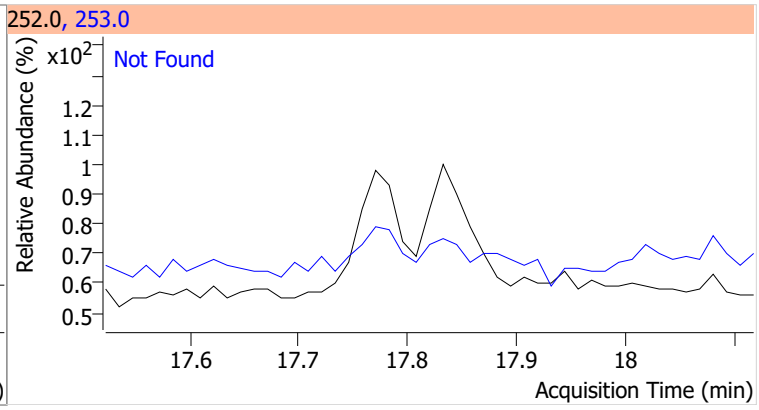

Compound	Conc.	RT	Dev(Min)	Resp.	QIon	QRatio	Lower	Upper
Benzo(a)pyrene		0		0	253.0		16.6	30.8

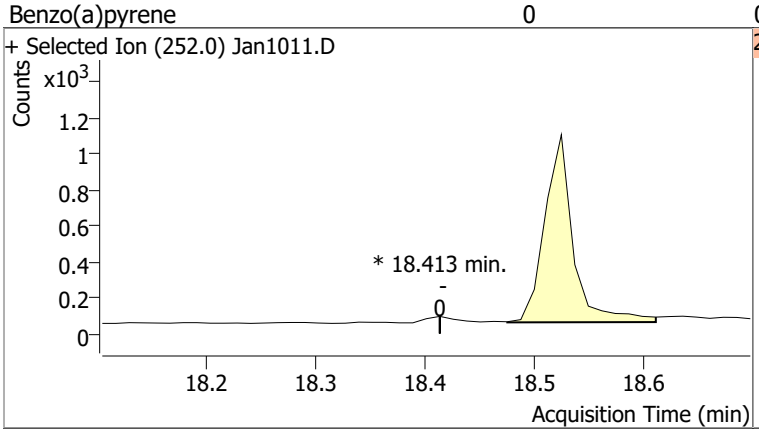

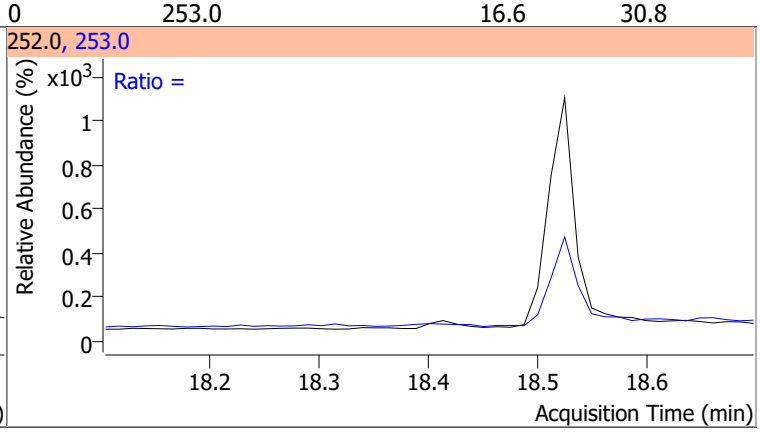

Compound	Conc.	Exp RT	QIon	Exp Ratio
Indeno(1,2,3-cd)pyrene	N.D.	20.24	138.0	25.2

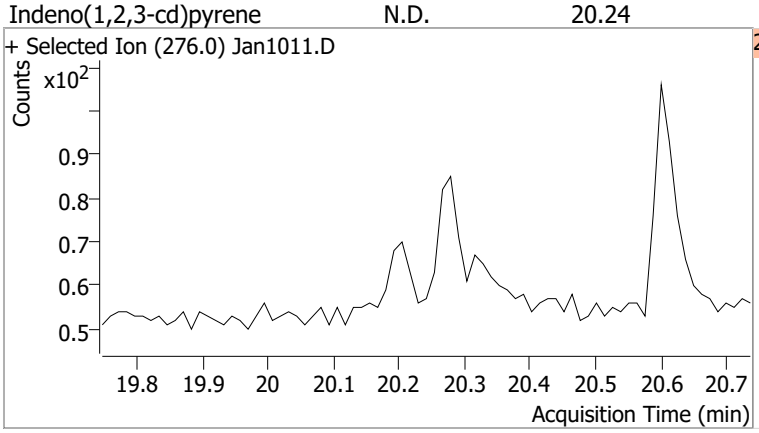

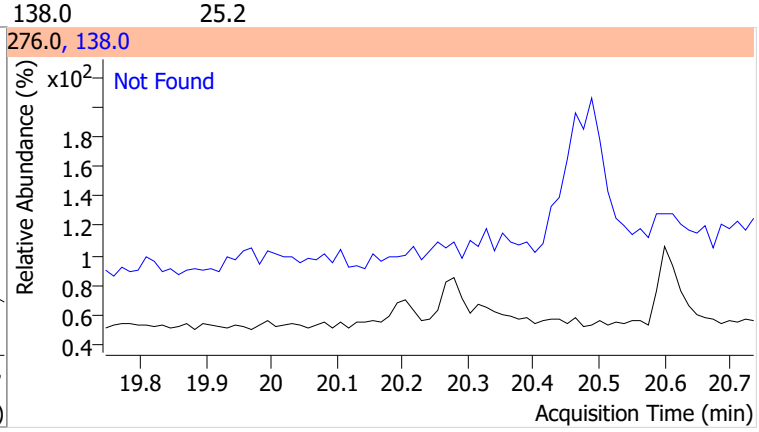

Compound	Conc.	Exp RT	QIon	Exp Ratio	QIon	Exp Ratio
Dibenzo(a,h)anthracene	N.D.	20.32	279.0	25.9	139.0	18.3

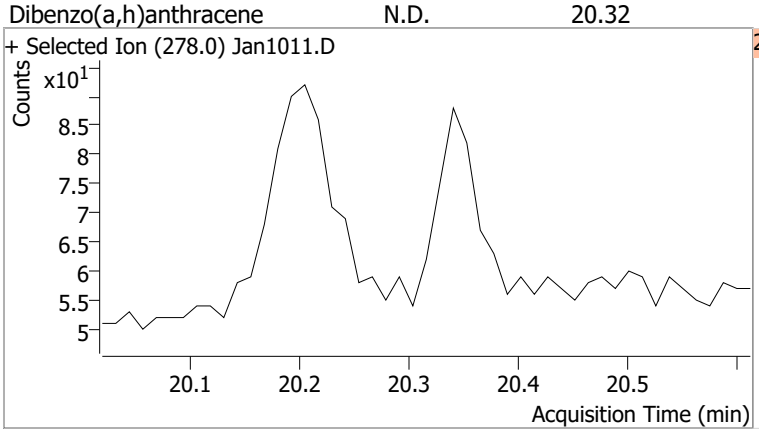

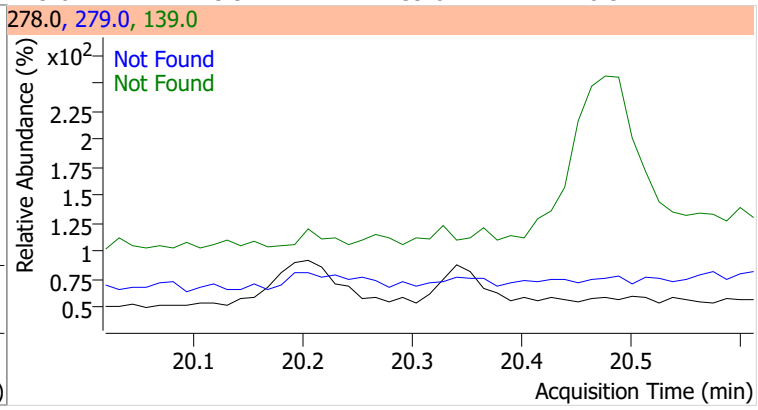

Compound	Conc.	Exp RT	QIon	Exp Ratio	QIon	Exp Ratio
Benzo(g,h,i)perylene	N.D.	20.58	277.0	24.5	138.0	20.0

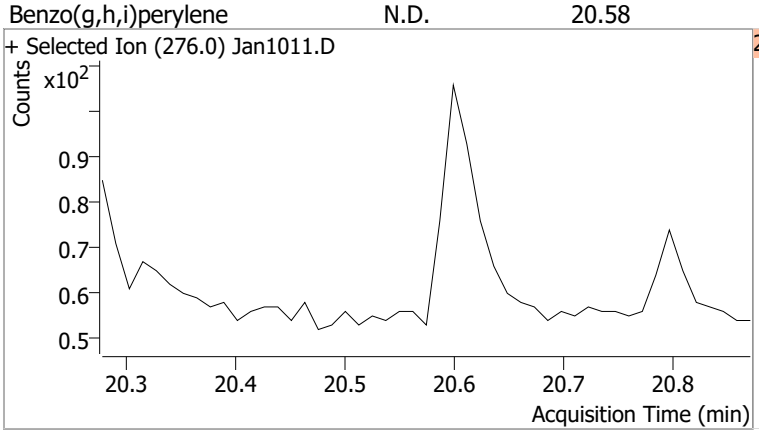

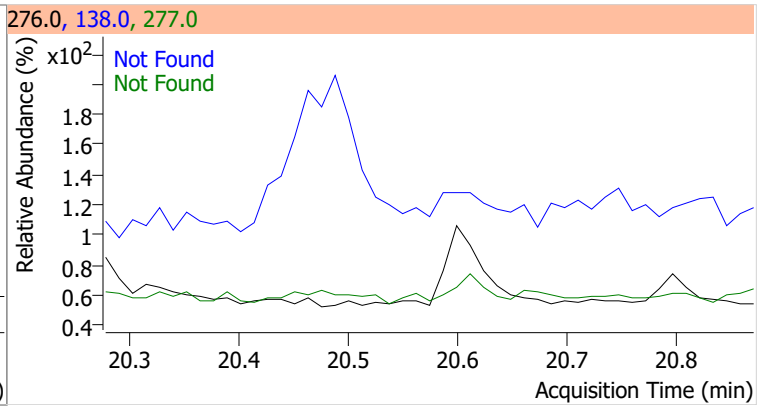

Quantitation Results Report (QT Reviewed)

Data File	Jan1012.D	Operator	LIMS import
Acq. Method	5975BNASIM	Acq. Date-Time	1/10/2022 5:07:25 PM
Sample Name	B21122090-001C	Instrument	GCMS
Vial	12	Multiplier	1.00
DA Method File	010522 bna SIM 3.batch.bin	Comment	SVOC-8270-W-LLPAH
Tune File	dftppjph.u	Tune Date	
Batch Name	011022 bna SIM 1.batch.bin	Last Calib Update	1/4/2022 2:09:05 PM
Ref Library			

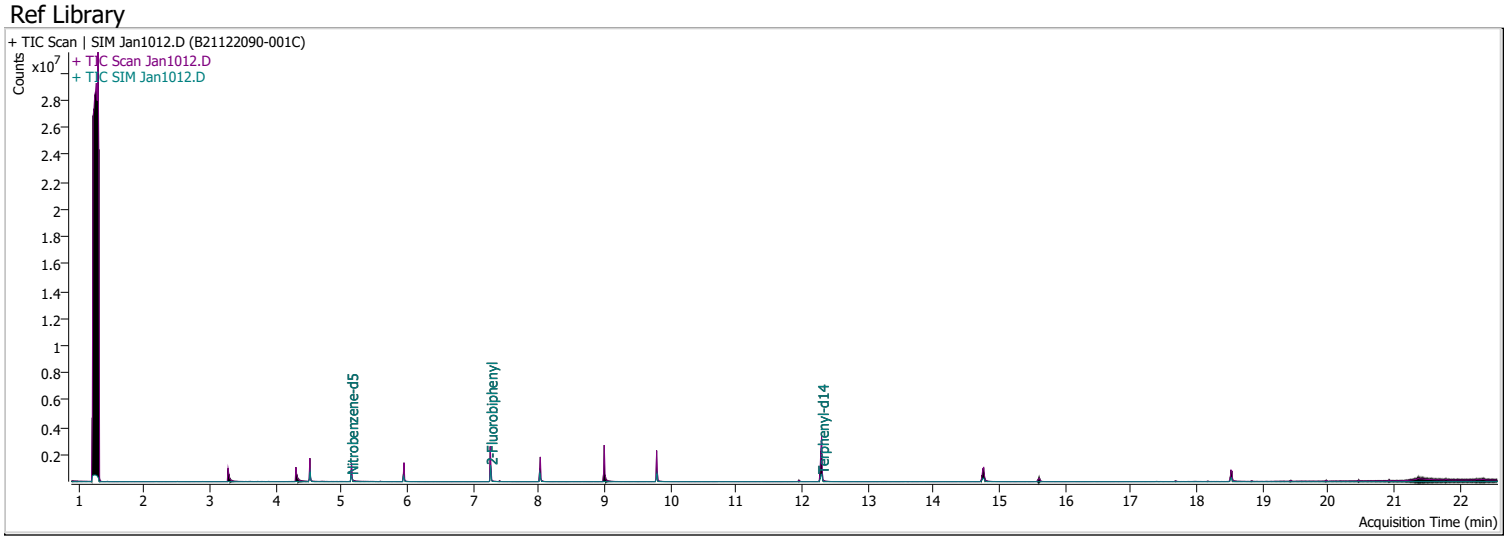

Compound	RT	QIon	Resp.	Conc.	Units		Dev(Min)
Internal Standards							
M 1,4-Dichlorobenzene-d4	4.522	152.0	229592	40.0000	ng/ml		-0.025
M Naphthalene-d8	5.941	136.0	432254	40.0000	ng/ml		-0.013
M Acenaphthene-d10	8.013	164.0	255583	40.0000	ng/ml		0.000
M Phenanthrene-d10	9.793	188.0	582888	40.0000	ng/ml		0.000
M Chrysene-d12	14.751	240.0	443668	40.0000	ng/ml		-0.013
M Perylene-d12	18.524	264.0	315279	40.0000	ng/ml		0.000
System Monitoring Compounds							
S Nitrobenzene-d5	5.143	82.0	404946	38.8376	ng/ml		-0.025
Spiked Amount: 5.000	Range: 19.0 - 102.0%			Recovery = 776.75%		*	
S 2-Fluorobiphenyl	7.264	172.0	796972	62.6347	ng/ml		0.000
Spiked Amount: 5.000	Range: 25.0 - 94.0%			Recovery = 1252.69%		*	
S o-Terphenyl	0.000		0	N.D.			
Spiked Amount: 5.000	Range: 40.0 - 140.0%			Recovery = NA%			
S Terphenyl-d14	12.300	244.0	872455	106.2732	ng/ml		0.012
Spiked Amount: 5.000	Range: 39.0 - 106.0%			Recovery = 2125.46%		*	
Target Compounds							**QValue**
T Naphthalene	0.000		0	N.D.			
T 2-Methylnaphthalene	0.000		0	N.D.			
T 1-Methylnaphthalene	0.000		0	N.D.			
T Acenaphthylene	0.000		0	N.D.			
T Acenaphthene	8.013	154.0	0		ng/ml	md	1
T Fluorene	0.000		0	N.D.			
T Phenanthrene	0.000		0	N.D.			
T Anthracene	0.000		0	N.D.			
T Fluoranthene	0.000		0	N.D.			
T Pyrene	0.000		0	N.D.			
T Benzo(a)Anthracene	14.751	228.0	0		ng/ml	md	1
T Chrysene	14.751	228.0	0		ng/ml	md	1
T Benzo(b)fluoranthene	0.000		0	N.D.			

Compound	RT	QIon	Resp.	Conc.	Units		Dev(Min)
T Benzo(k)fluoranthene	0.000		0	N.D.			
T Benzo(a)pyrene	18.524	252.0	0		ng/ml	md	1
T Indeno(1,2,3-cd)pyrene	0.000		0	N.D.			
T Dibenzo(a,h)anthracene	0.000		0	N.D.			
T Benzo(g,h,i)perylene	0.000		0	N.D.			

(#) = Qualifier Out of Range; (m) = Manual Integration; (+) = Area Summed; (*) = Surrogate Percent Recovery Out of Range; (d): Zeroed Peak

Quantitation Results Report (QT Reviewed)

Compound	Conc.	RT	Dev(Min)	Resp.	QIon	QRatio	Lower	Upper
Nitrobenzene-d5	38.8376	5.14	-0.02	404946	54.0	32.9	21.6	40.2
					128.0	31.7	21.3	39.5

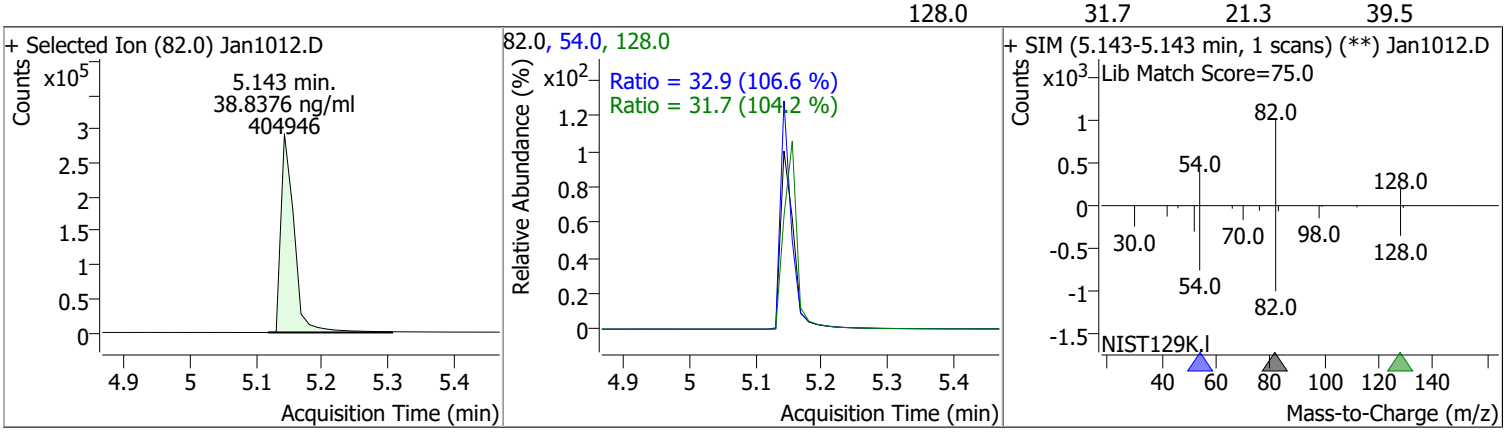

Compound	Conc.	Exp RT	QIon	Exp Ratio	QIon	Exp Ratio
Naphthalene	N.D.	5.98	102.0	15.5	129.0	10.8

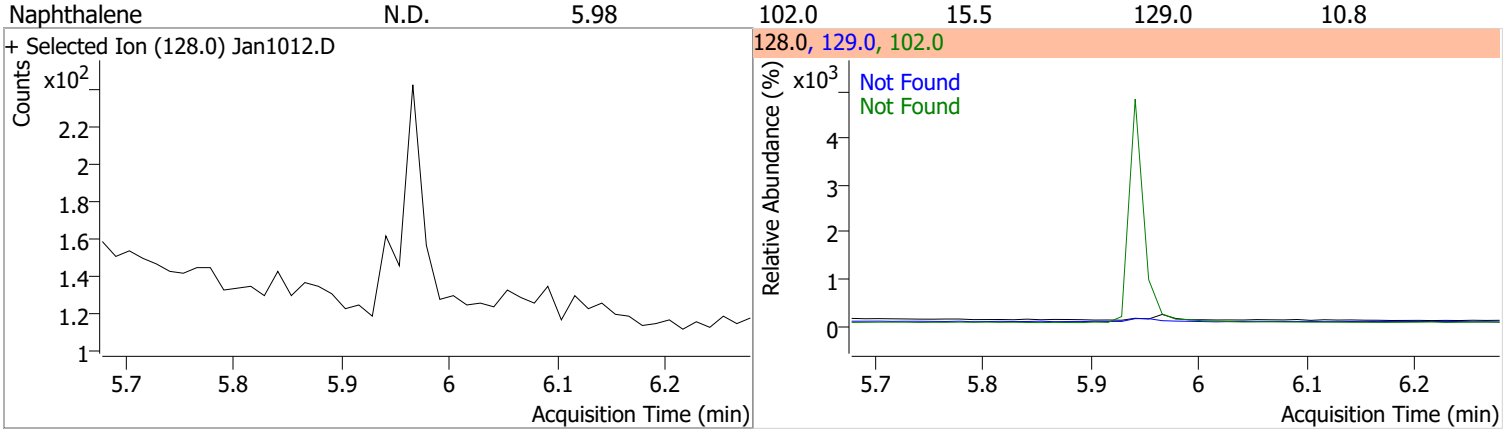

Compound	Conc.	Exp RT	QIon	Exp Ratio	QIon	Exp Ratio
2-Methylnaphthalene	N.D.	6.80	142.0	147.5	115.0	52.5

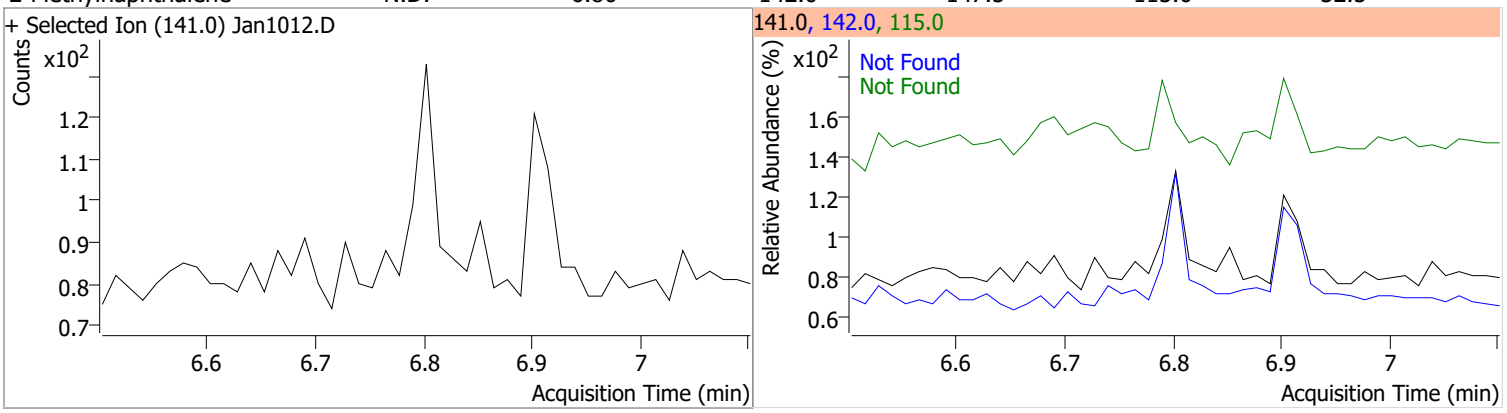

Compound	Conc.	Exp RT	QIon	Exp Ratio	QIon	Exp Ratio
1-Methylnaphthalene	N.D.	6.90	142.0	111.3	115.0	63.4

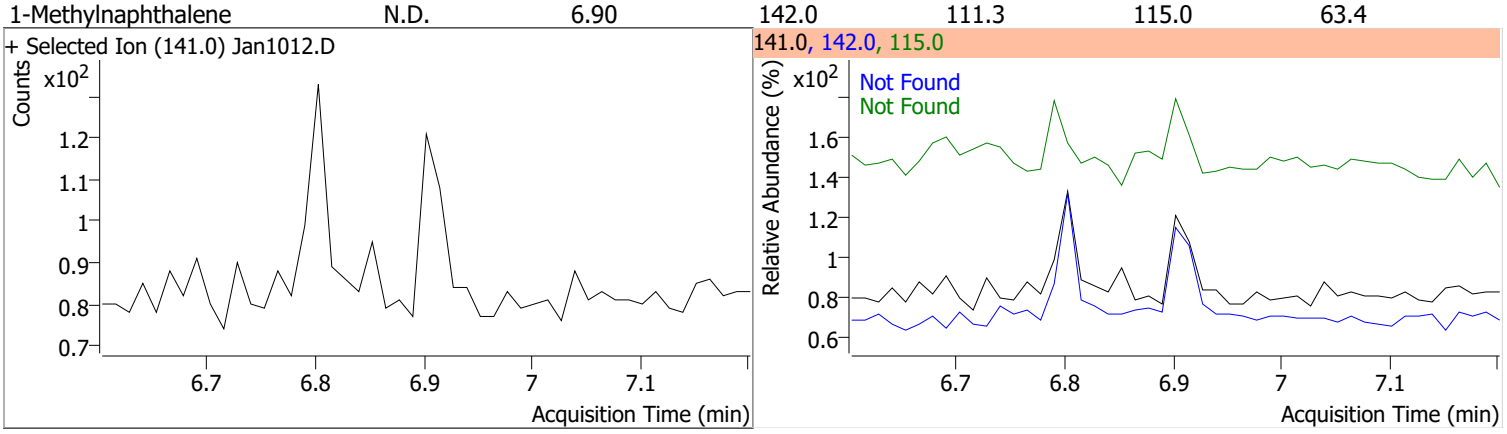

Quantitation Results Report (QT Reviewed)

Compound	Conc.	RT	Dev(Min)	Resp.	QIon	QRatio	Lower	Upper
2-Fluorobiphenyl	62.6347	7.26	0.00	796972	171.0	39.4	26.4	49.0

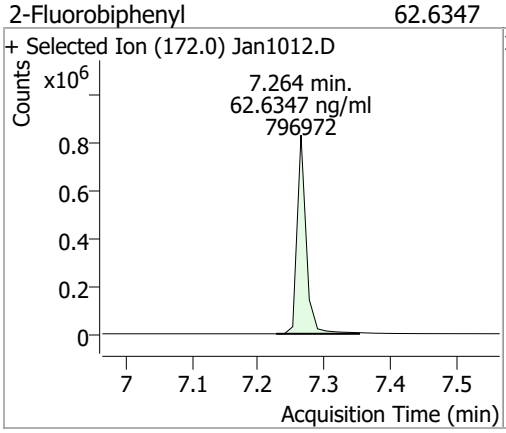

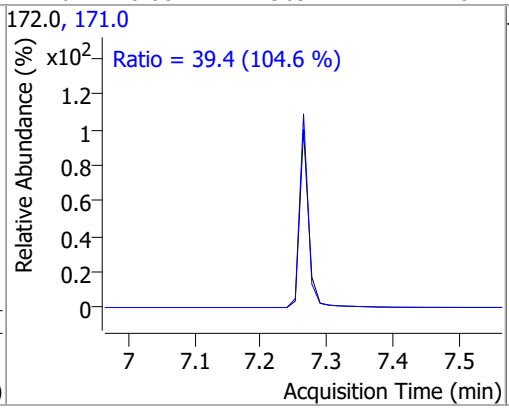

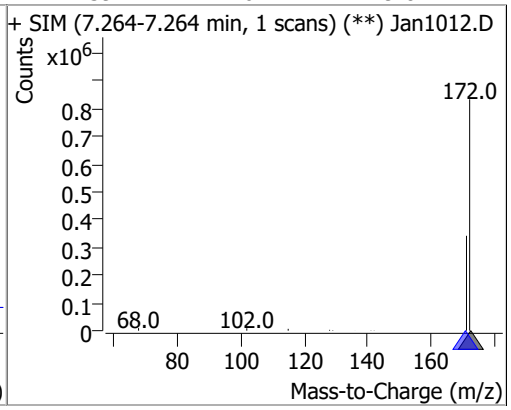

Compound	Conc.	Exp RT	QIon	Exp Ratio
Acenaphthylene	N.D.	7.84	153.0	14.6

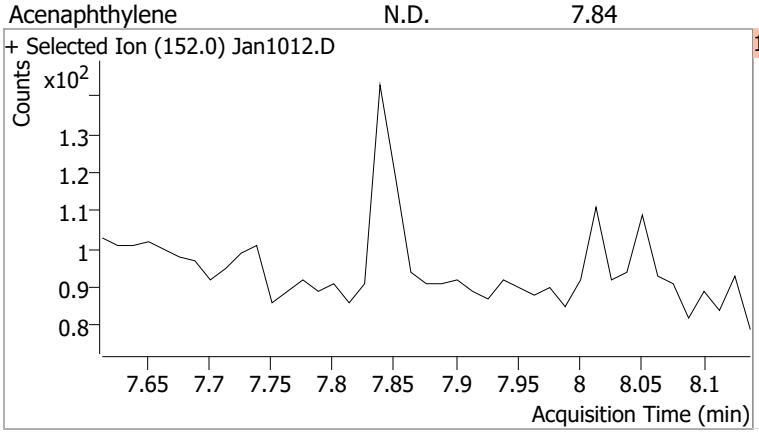

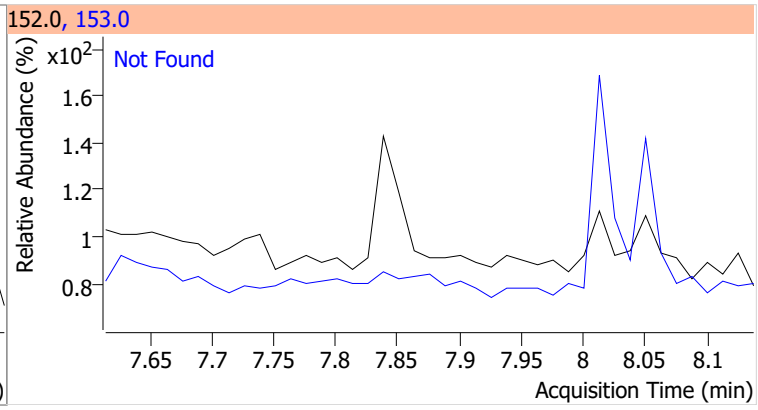

Compound	Conc.	RT	Dev(Min)	Resp.	QIon	QRatio	Lower	Upper
Acenaphthene		0		0	153.0		80.3	149.2
					152.0		38.4	71.4

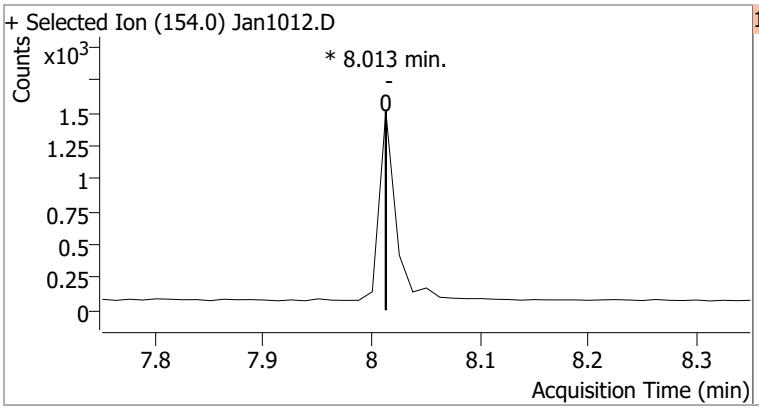

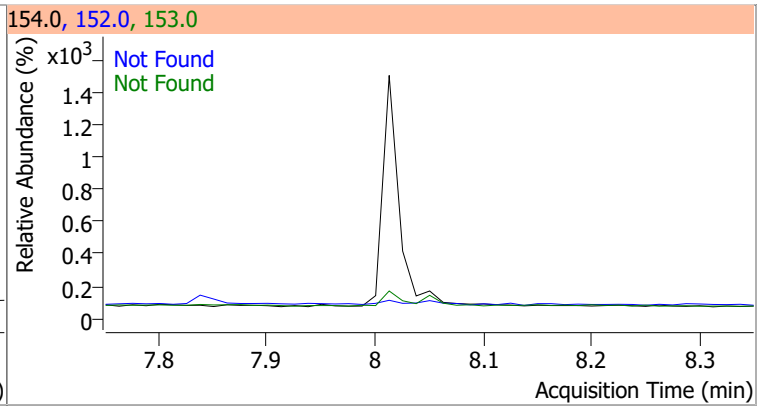

Compound	Conc.	Exp RT	QIon	Exp Ratio	QIon	Exp Ratio
Fluorene	N.D.	8.69	165.0	96.4	167.0	11.3

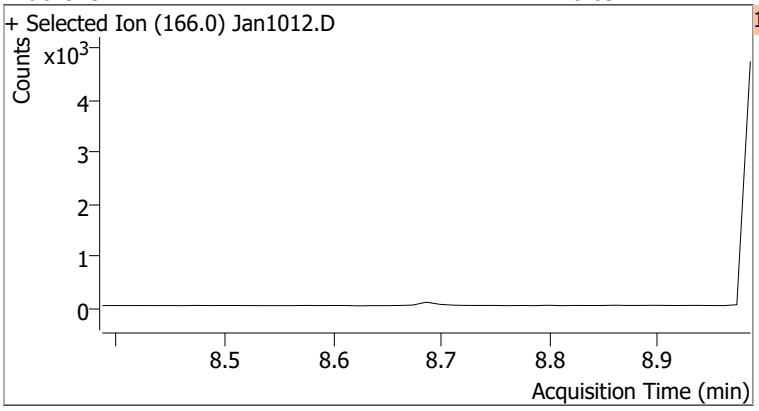

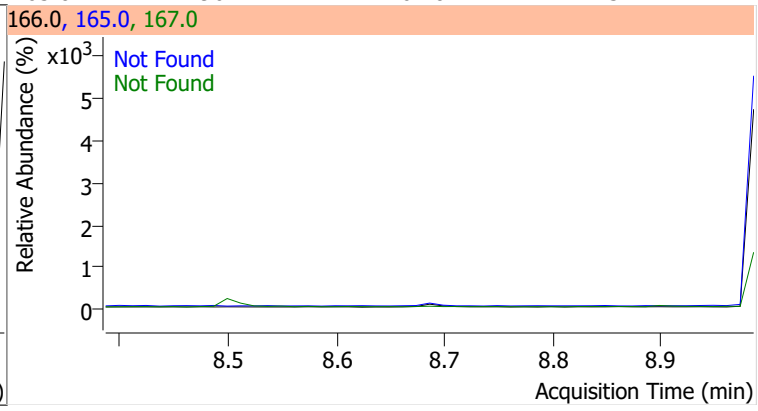

Compound	Conc.	Exp RT	QIon	Exp Ratio
Phenanthrene	N.D.	9.82	176.0	15.5

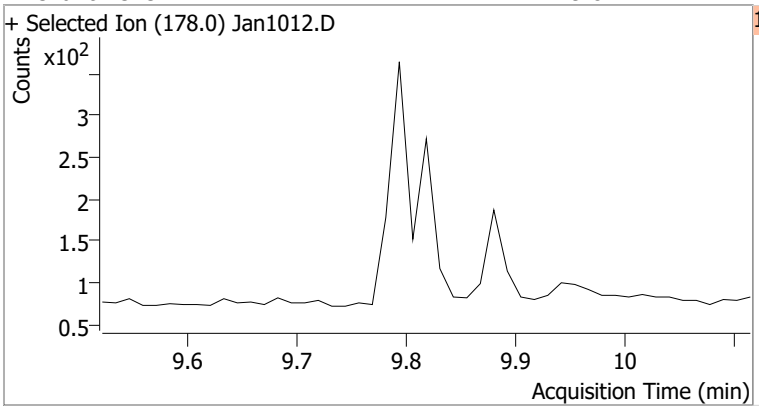

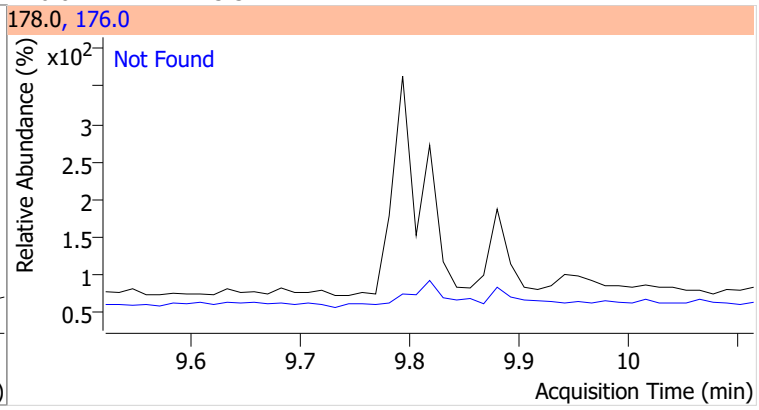

Compound	Conc.	Exp RT	QIon	Exp Ratio
Anthracene	N.D.	9.88	176.0	16.6

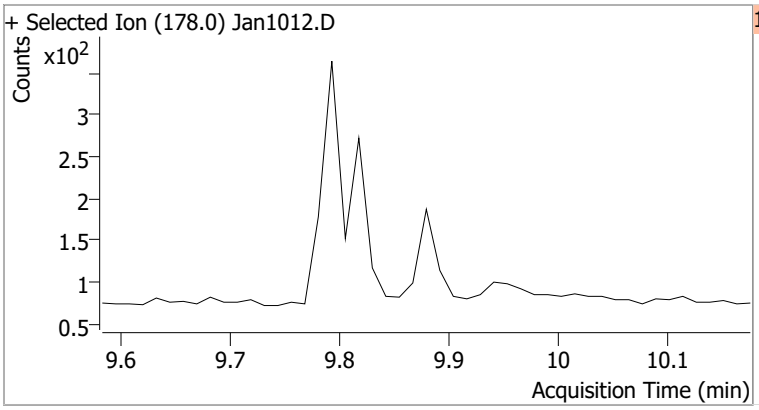

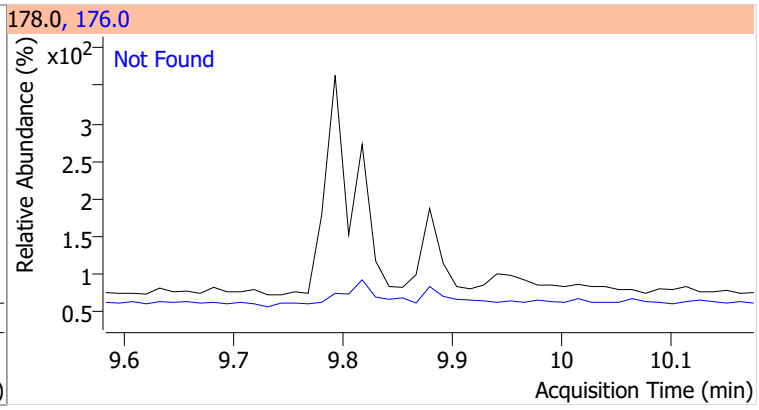

Compound	Conc.	Exp RT	QIon	Exp Ratio	QIon	Exp Ratio
o-Terphenyl	N.D.	10.32	229.0	66.8	215.0	43.2

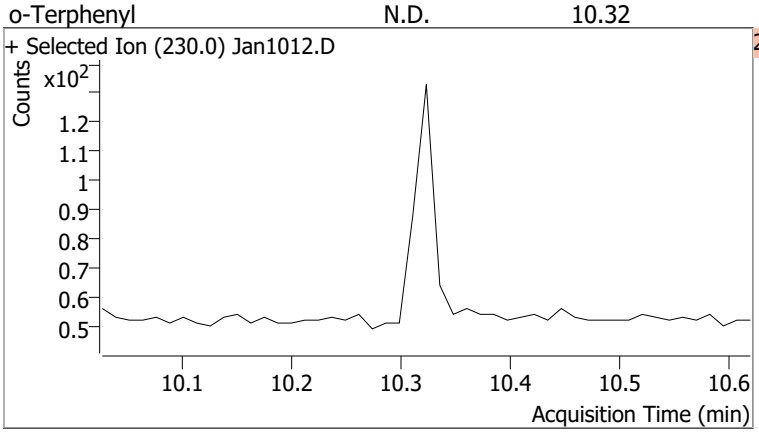

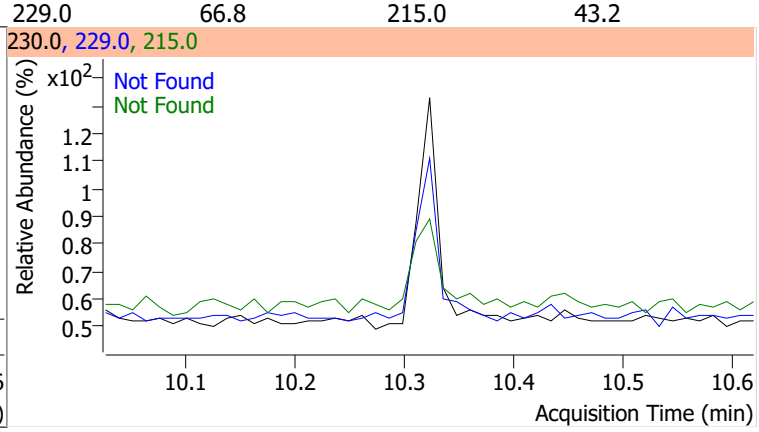

Compound	Conc.	Exp RT	QIon	Exp Ratio
Fluoranthene	N.D.	11.44	101.0	11.4

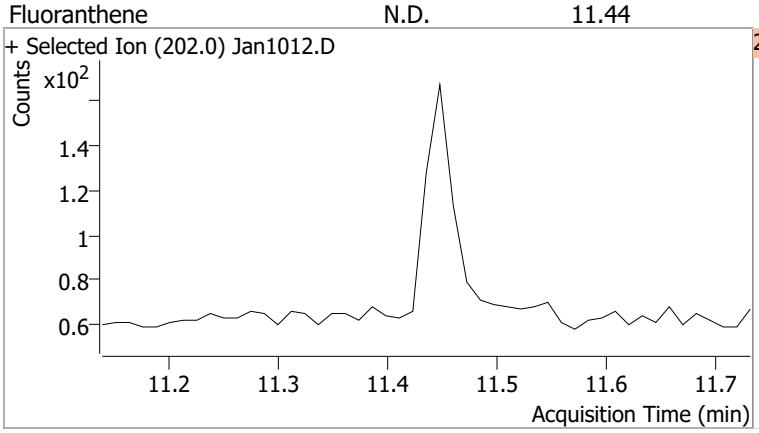

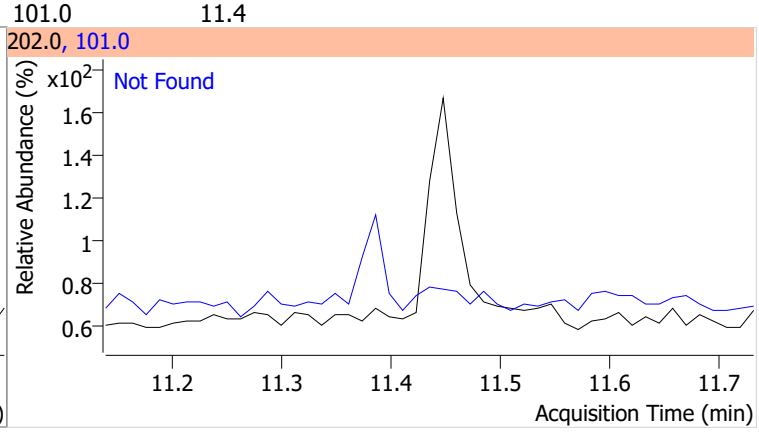

Compound	Conc.	Exp RT	QIon	Exp Ratio
Pyrene	N.D.	11.82	101.0	13.9

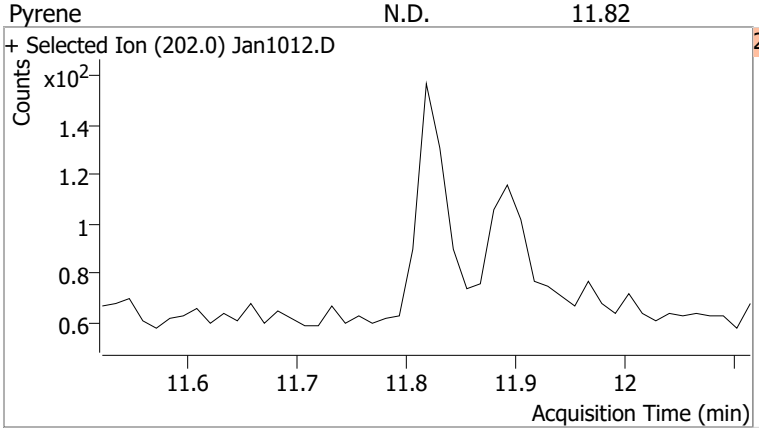

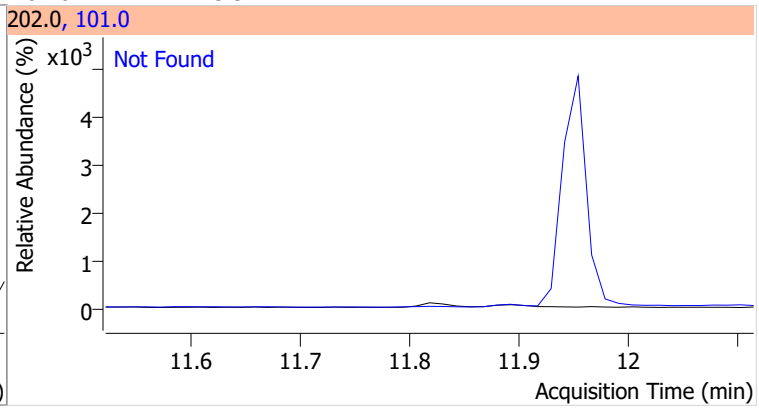

Compound	Conc.	RT	Dev(Min)	Resp.	QIon	QRatio	Lower	Upper
Terphenyl-d14	106.2732	12.30	0.01	872455	122.0	14.4	9.6	17.9

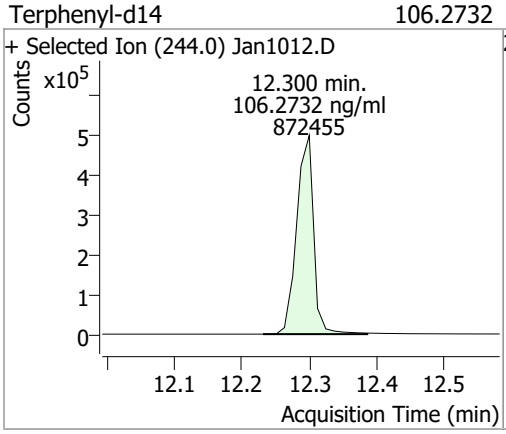

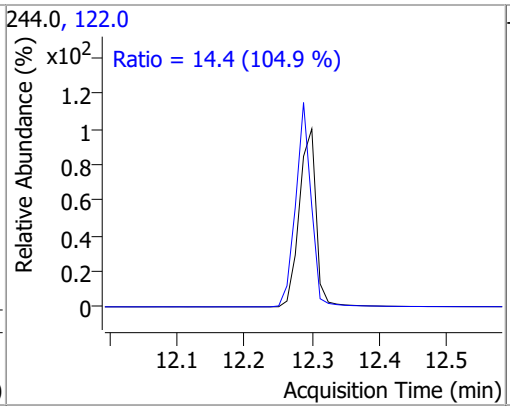

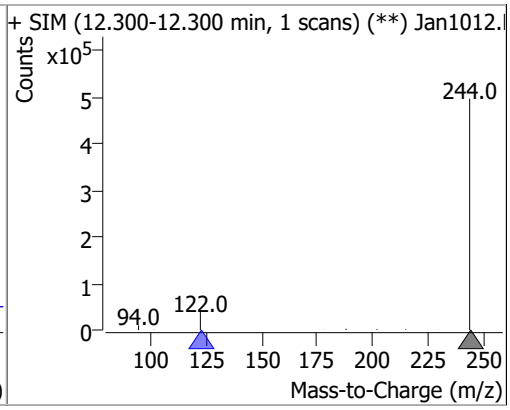

Compound	Conc.	RT	Dev(Min)	Resp.	QIon	QRatio	Lower	Upper
Benzo(a)Anthracene		0		0	226.0		19.5	36.3
					229.0		16.5	30.6

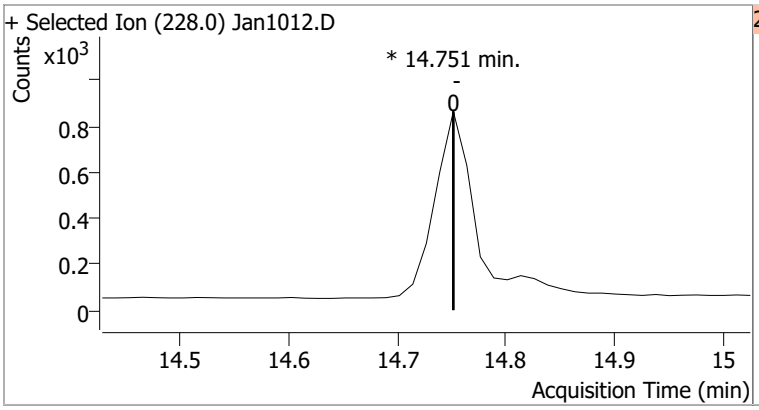

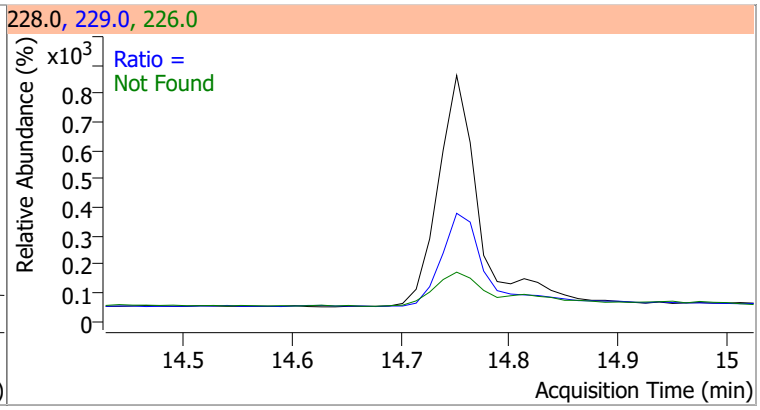

Compound	Conc.	RT	Dev(Min)	Resp.	QIon	QRatio	Lower	Upper
Chrysene		0		0	226.0		22.2	41.2
					229.0		15.5	28.9

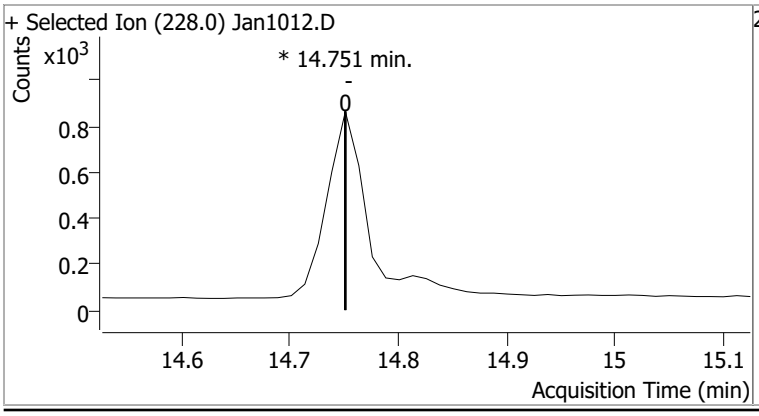

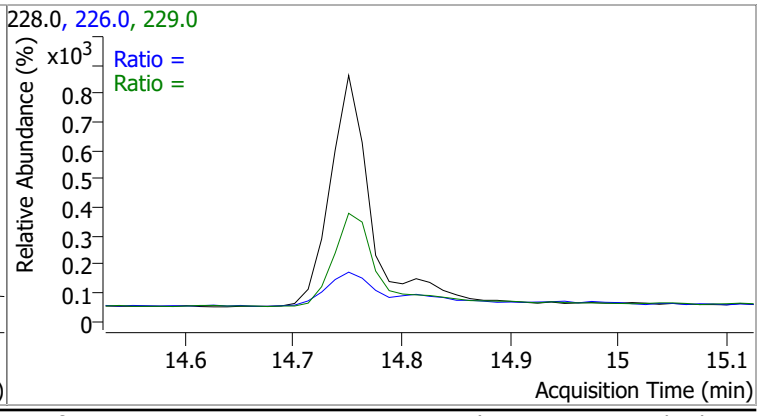

Compound	Conc.	Exp RT	QIon	Exp Ratio
Benzo(b)fluoranthene	N.D.	17.76	253.0	22.6

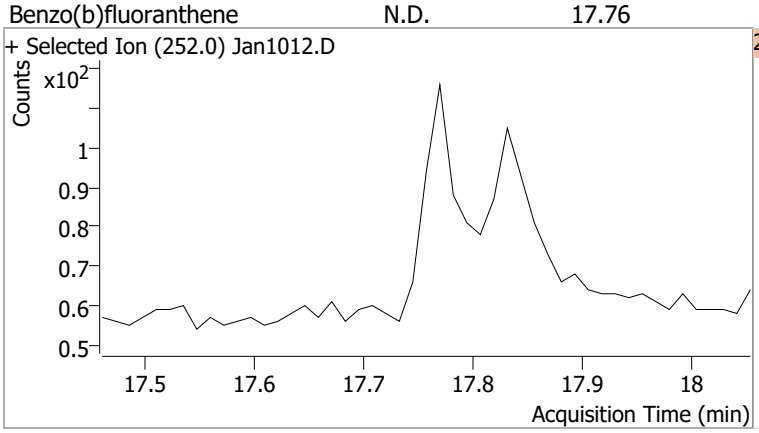

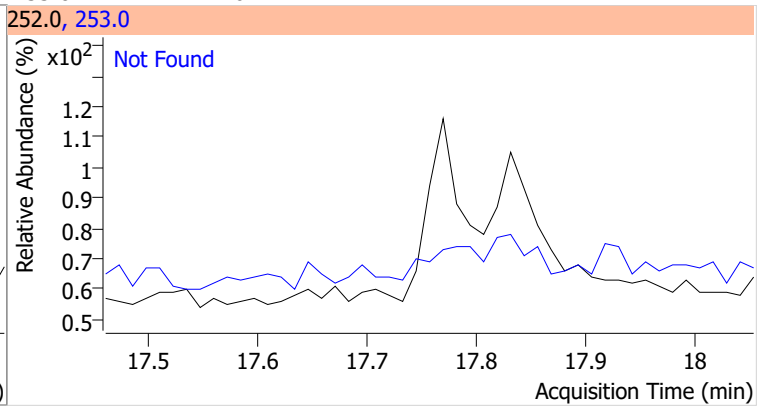

Compound	Conc.	Exp RT	QIon	Exp Ratio
Benzo(k)fluoranthene	N.D.	17.82	253.0	23.0

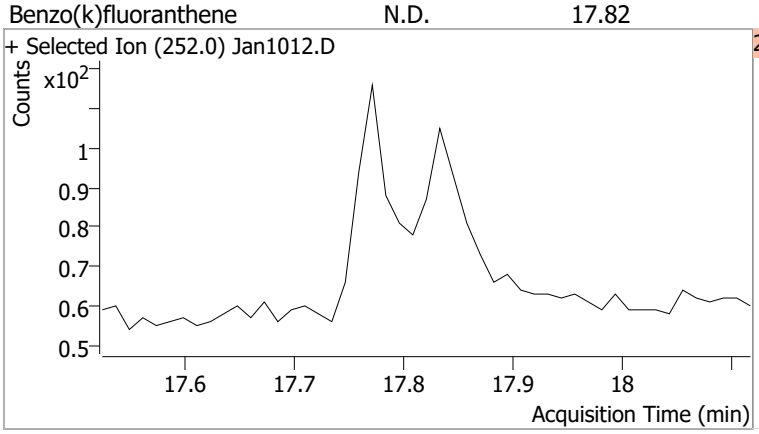

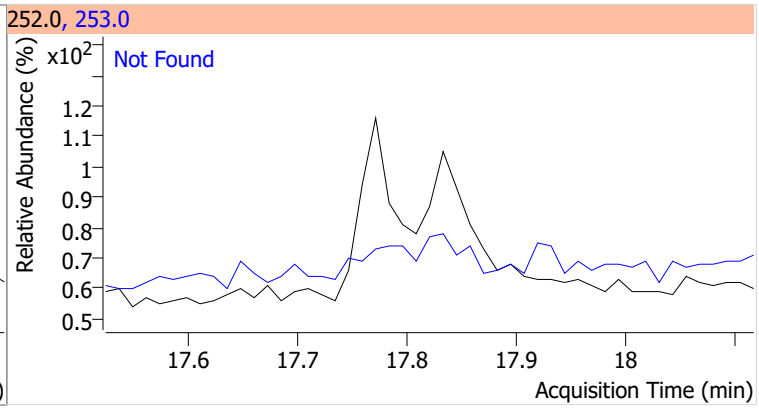

Compound	Conc.	RT	Dev(Min)	Resp.	QIon	QRatio	Lower	Upper
Benzo(a)pyrene		0		0	253.0		16.6	30.8

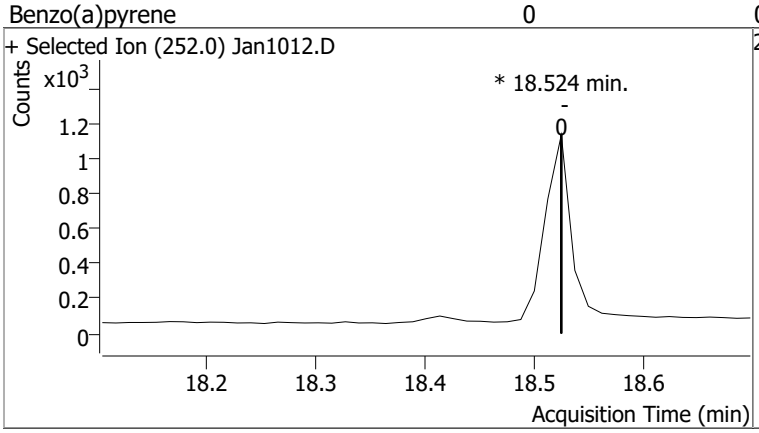

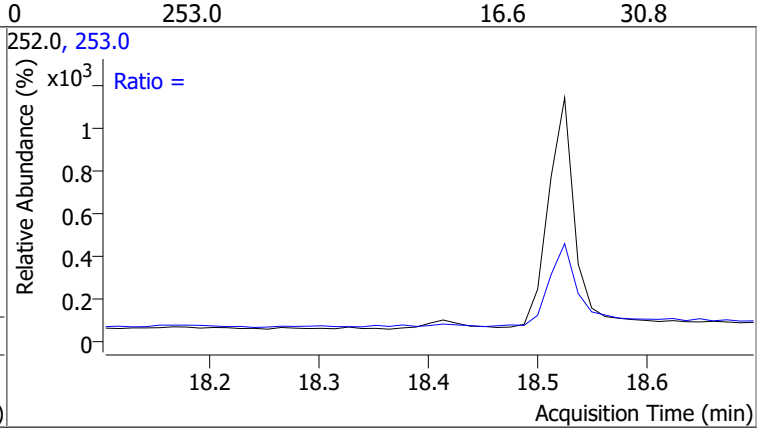

Compound	Conc.	Exp RT	QIon	Exp Ratio
Indeno(1,2,3-cd)pyrene	N.D.	20.24	138.0	25.2

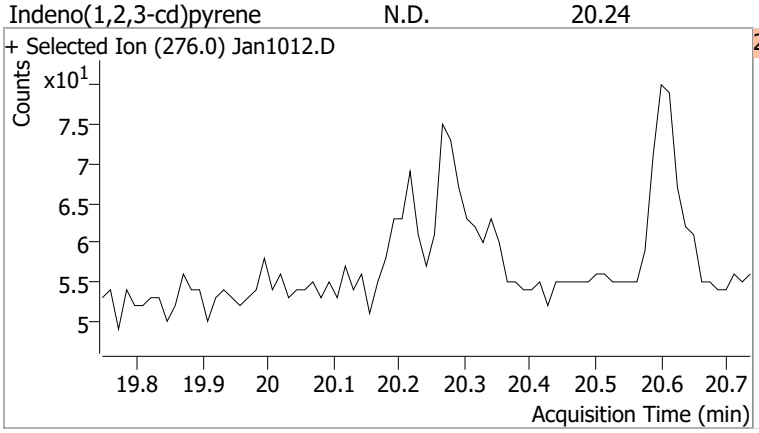

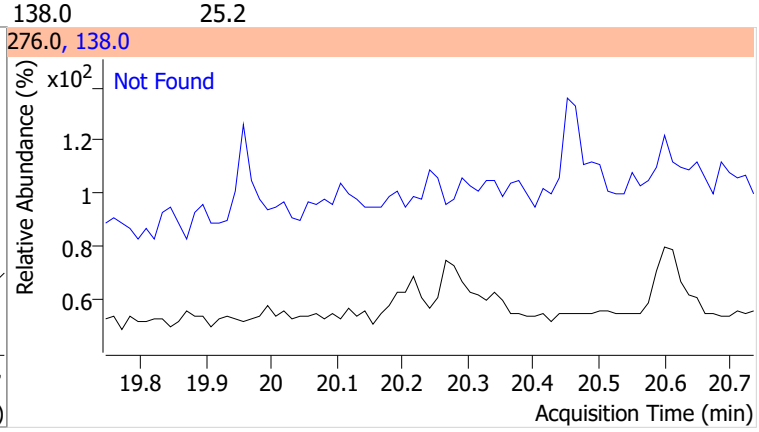

Compound	Conc.	Exp RT	QIon	Exp Ratio	QIon	Exp Ratio
Dibenzo(a,h)anthracene	N.D.	20.32	279.0	25.9	139.0	18.3

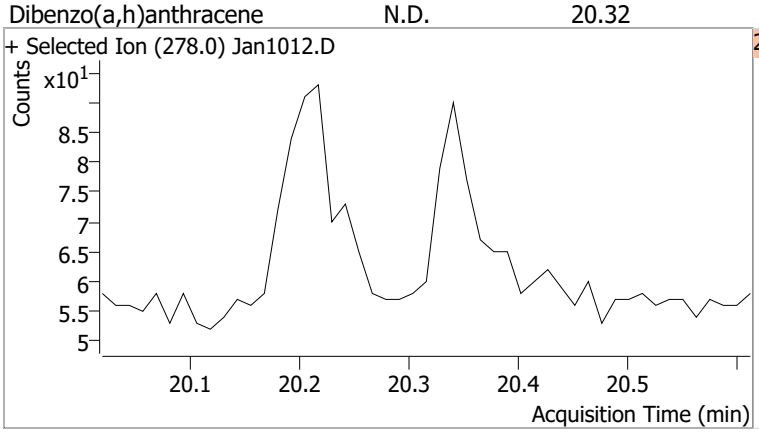

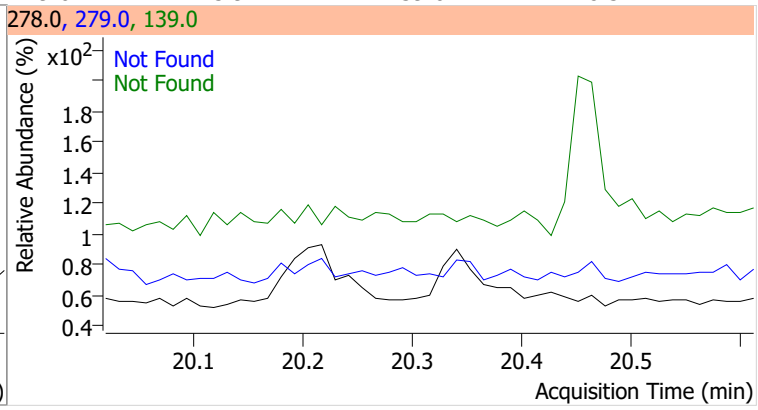

Compound	Conc.	Exp RT	QIon	Exp Ratio	QIon	Exp Ratio
Benzo(g,h,i)perylene	N.D.	20.58	277.0	24.5	138.0	20.0

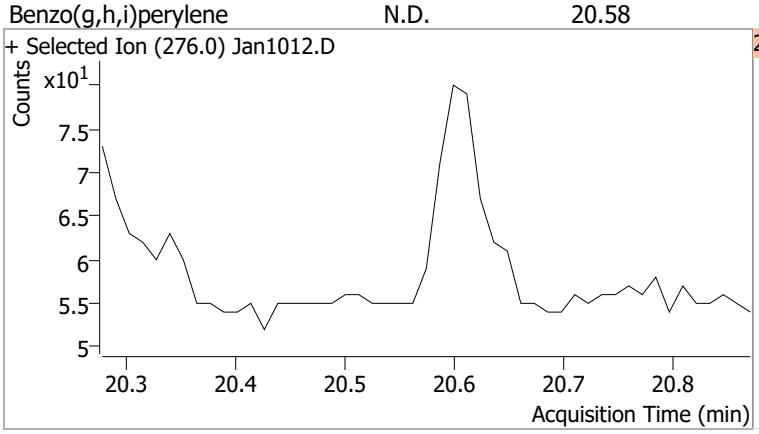

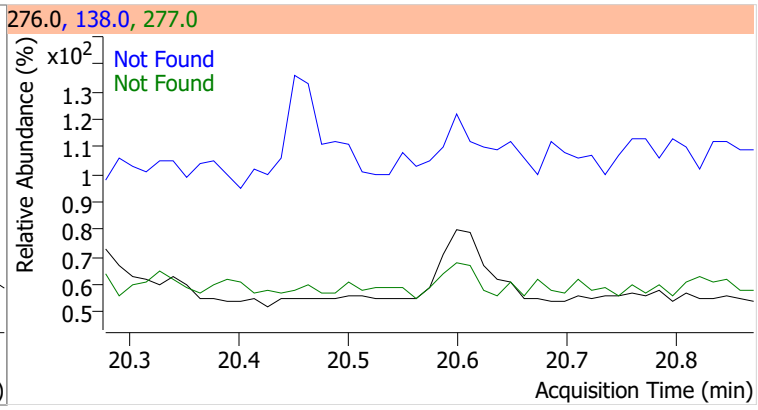

Quantitation Results Report (QT Reviewed)

Data File	Jan1013.D	Operator	LIMS import
Acq. Method	5975BNASIM	Acq. Date-Time	1/10/2022 5:39:43 PM
Sample Name	B21122090-001C	Instrument	GCMS
Vial	13	Multiplier	20.00
DA Method File	010522 bna SIM 3.batch.bin	Comment	SVOC-8270-W-LLPAH
Tune File	dftppjph.u	Tune Date	
Batch Name	011022 bna SIM 1.batch.bin	Last Calib Update	1/4/2022 2:09:05 PM
Ref Library			

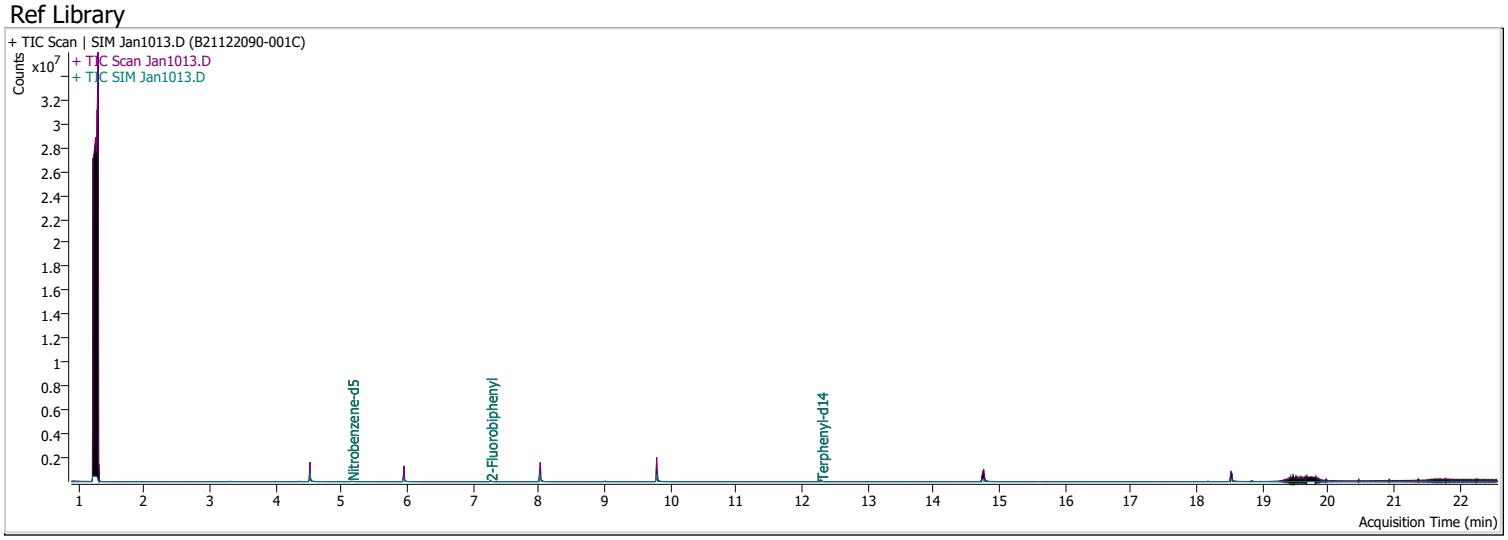

Compound	RT	QIon	Resp.	Conc.	Units		Dev(Min)
Internal Standards							
M 1,4-Dichlorobenzene-d4	4.522	152.0	232219	40.0000	ng/ml		-0.025
M Naphthalene-d8	5.941	136.0	421277	40.0000	ng/ml		-0.013
M Acenaphthene-d10	8.013	164.0	247219	40.0000	ng/ml		0.000
M Phenanthrene-d10	9.792	188.0	564284	40.0000	ng/ml		0.000
M Chrysene-d12	14.751	240.0	426384	40.0000	ng/ml		-0.013
M Perylene-d12	18.524	264.0	304317	40.0000	ng/ml		0.000
System Monitoring Compounds							
S Nitrobenzene-d5	5.155	82.0	14218	51.8388	ng/ml		-0.013
Spiked Amount: 5.000	Range: 19.0 - 102.0%			Recovery = 1036.78%		*	
S 2-Fluorobiphenyl	7.264	172.0	39978	64.9636	ng/ml		0.000
Spiked Amount: 5.000	Range: 25.0 - 94.0%			Recovery = 1299.27%		*	
S o-Terphenyl	0.000		0	N.D.			
Spiked Amount: 5.000	Range: 40.0 - 140.0%			Recovery = NA%			
S Terphenyl-d14	12.288	244.0	38292	97.0674	ng/ml		0.000
Spiked Amount: 5.000	Range: 39.0 - 106.0%			Recovery = 1941.35%		*	
Target Compounds							**QValue**
T Naphthalene	0.000		0	N.D.			
T 2-Methylnaphthalene	0.000		0	N.D.			
T 1-Methylnaphthalene	0.000		0	N.D.			
T Acenaphthylene	0.000		0	N.D.			
T Acenaphthene	8.050	154.0	0		ng/ml	md	1
T Fluorene	0.000		0	N.D.			
T Phenanthrene	0.000		0	N.D.			
T Anthracene	0.000		0	N.D.			
T Fluoranthene	0.000		0	N.D.			
T Pyrene	0.000		0	N.D.			
T Benzo(a)Anthracene	14.751	228.0	0		ng/ml	md	1
T Chrysene	14.751	228.0	0		ng/ml	md	1
T Benzo(b)fluoranthene	0.000		0	N.D.			

Compound	RT	QIon	Resp.	Conc.	Units		Dev(Min)
T Benzo(k)fluoranthene	0.000		0	N.D.			
T Benzo(a)pyrene	18.413	252.0	0		ng/ml	md	1
T Indeno(1,2,3-cd)pyrene	0.000		0	N.D.			
T Dibenzo(a,h)anthracene	0.000		0	N.D.			
T Benzo(g,h,i)perylene	0.000		0	N.D.			

(#) = Qualifier Out of Range; (m) = Manual Integration; (+) = Area Summed; (*) = Surrogate Percent Recovery Out of Range; (d): Zeroed Peak

Quantitation Results Report (QT Reviewed)

Compound	Conc.	RT	Dev(Min)	Resp.	QIon	QRatio	Lower	Upper
Nitrobenzene-d5	51.8388	5.16	-0.01	14218	54.0	29.9	21.6	40.2
					128.0	34.2	21.3	39.5

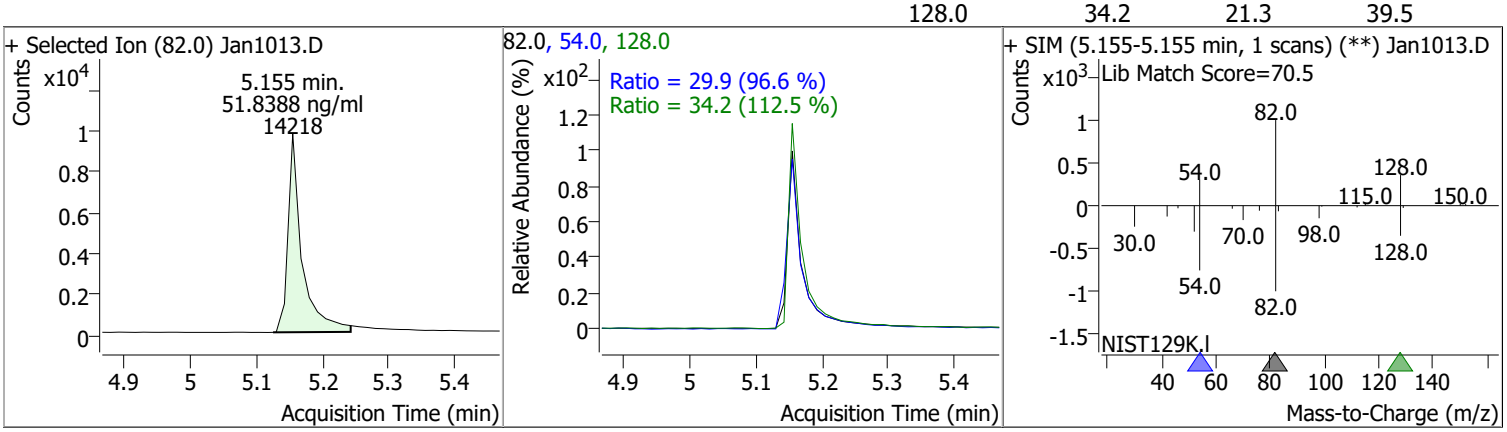

Compound	Conc.	Exp RT	QIon	Exp Ratio	QIon	Exp Ratio
Naphthalene	N.D.	5.98	102.0	15.5	129.0	10.8

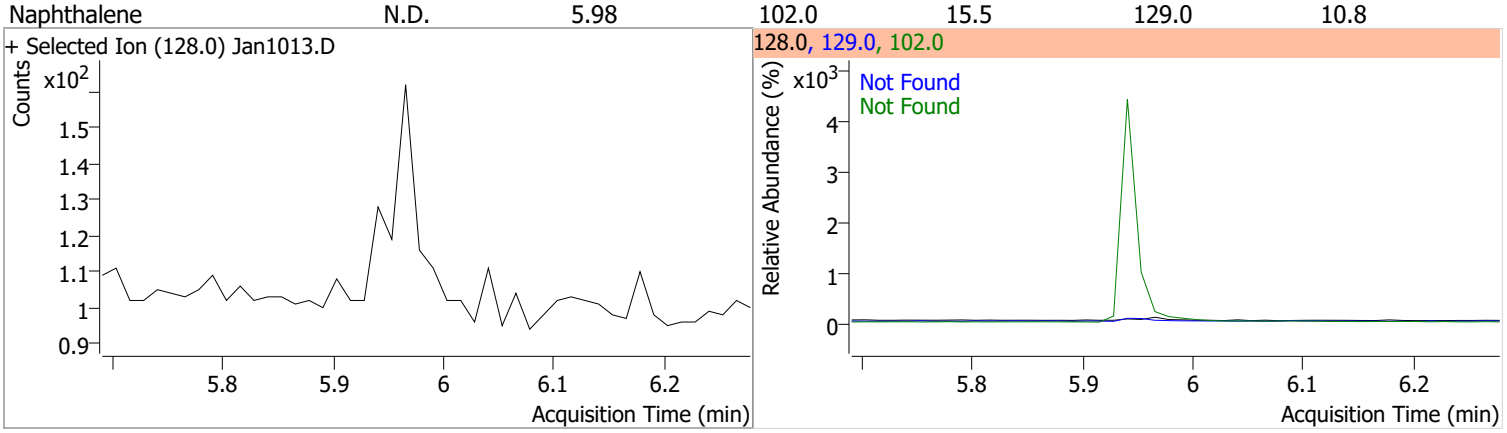

Compound	Conc.	Exp RT	QIon	Exp Ratio	QIon	Exp Ratio
2-Methylnaphthalene	N.D.	6.80	142.0	147.5	115.0	52.5

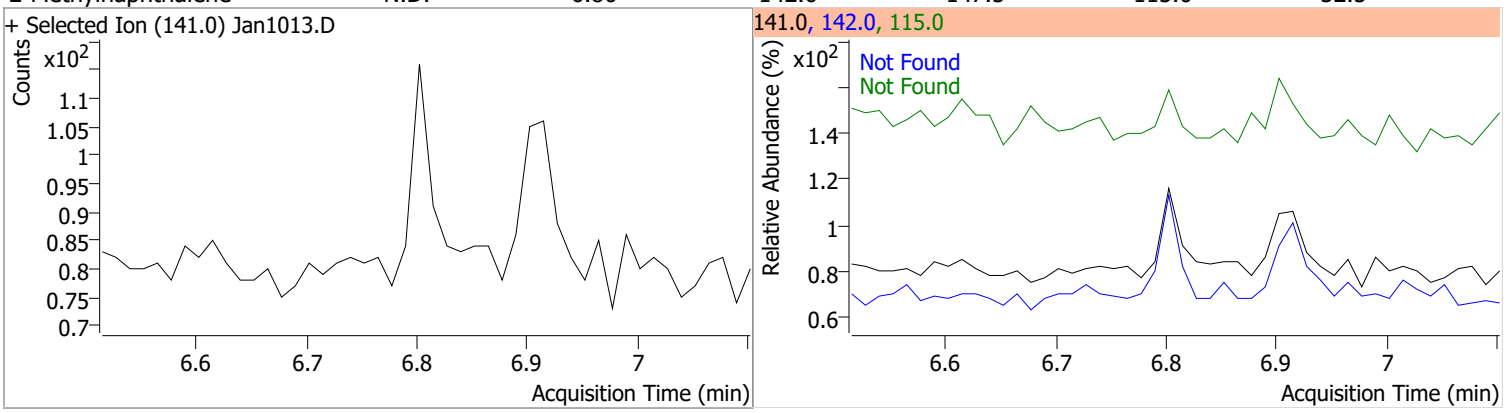

Compound	Conc.	Exp RT	QIon	Exp Ratio	QIon	Exp Ratio
1-Methylnaphthalene	N.D.	6.90	142.0	111.3	115.0	63.4

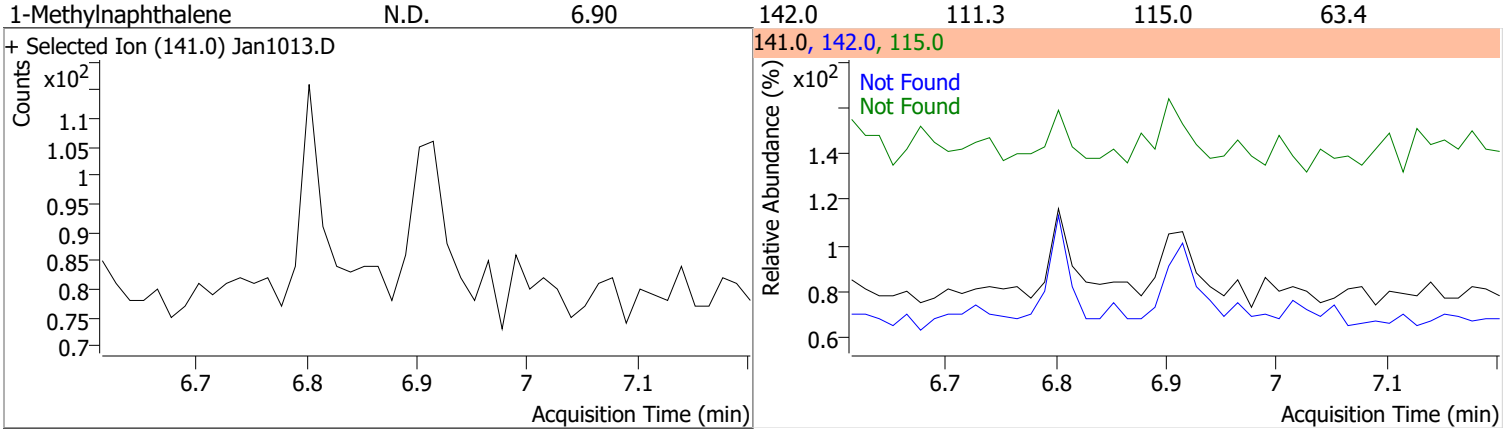

Quantitation Results Report (QT Reviewed)

Compound	Conc.	RT	Dev(Min)	Resp.	QIon	QRatio	Lower	Upper
2-Fluorobiphenyl	64.9636	7.26	0.00	39978	171.0	36.3	26.4	49.0

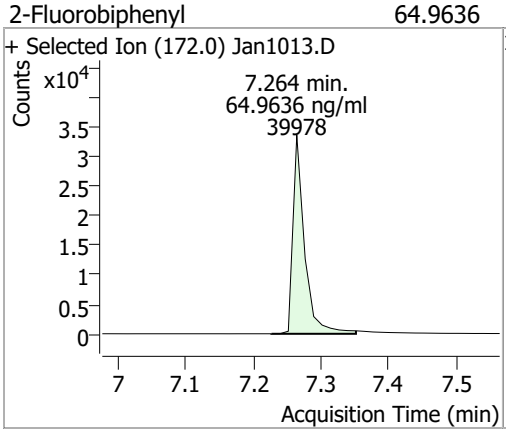

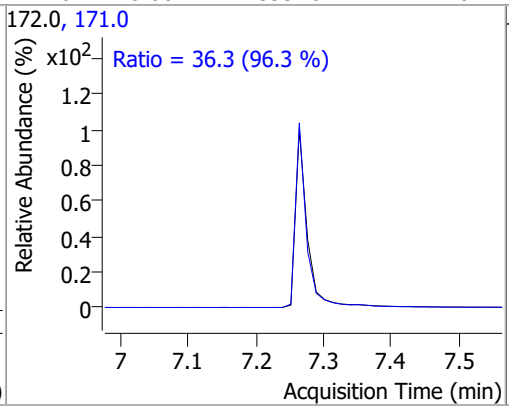

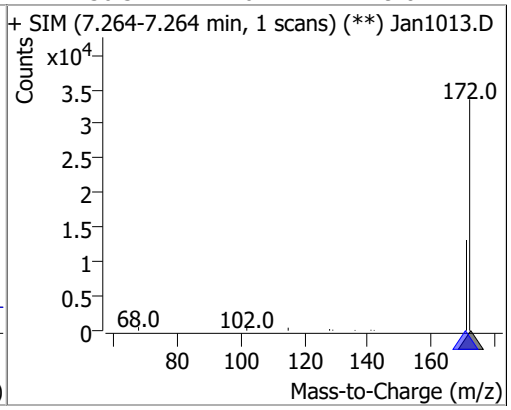

Compound	Conc.	Exp RT	QIon	Exp Ratio
Acenaphthylene	N.D.	7.84	153.0	14.6

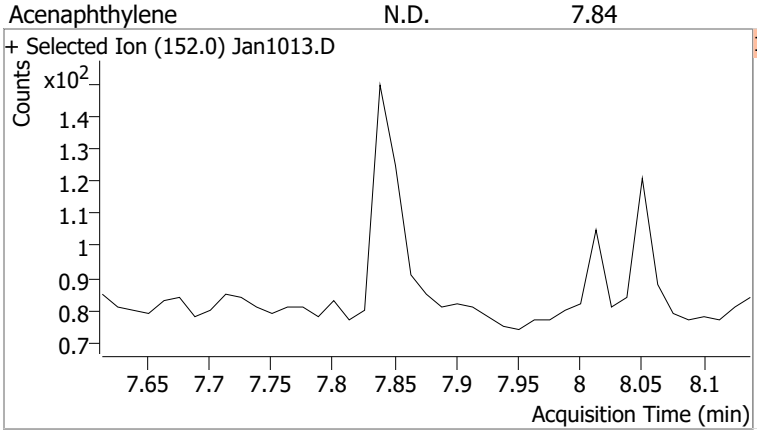

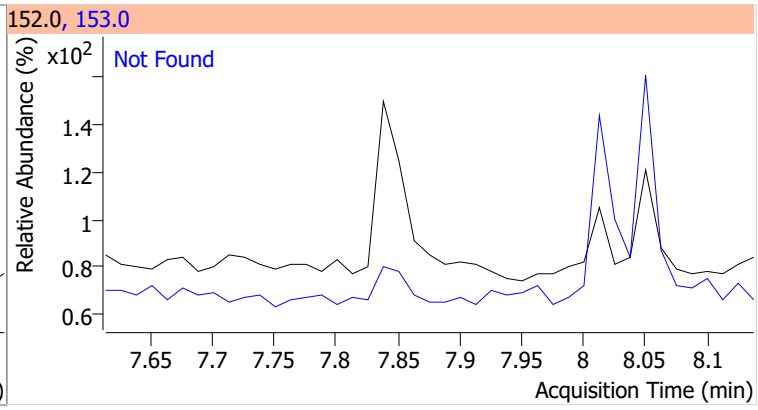

Compound	Conc.	RT	Dev(Min)	Resp.	QIon	QRatio	Lower	Upper
Acenaphthene		0		0	153.0		80.3	149.2
					152.0		38.4	71.4

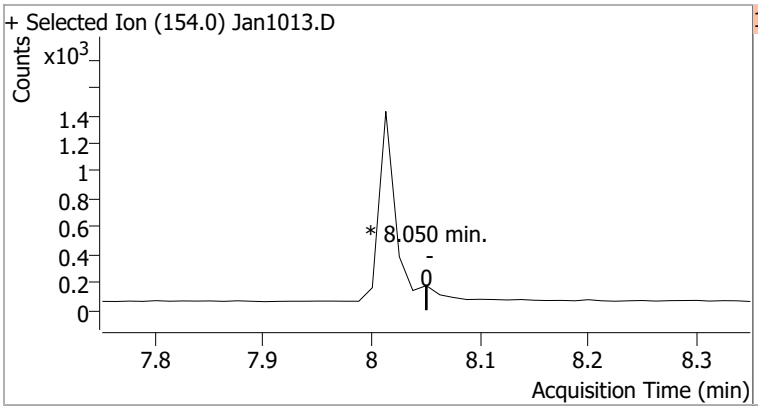

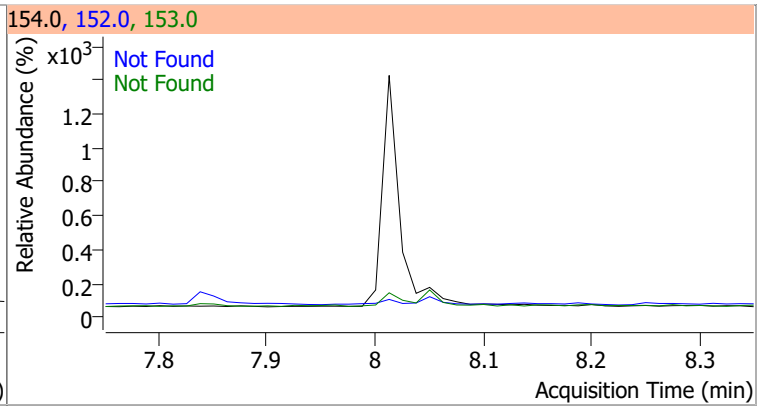

Compound	Conc.	Exp RT	QIon	Exp Ratio	QIon	Exp Ratio
Fluorene	N.D.	8.69	165.0	96.4	167.0	11.3

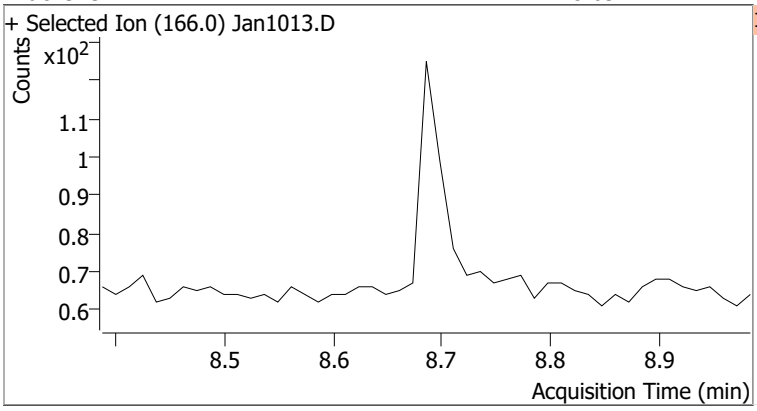

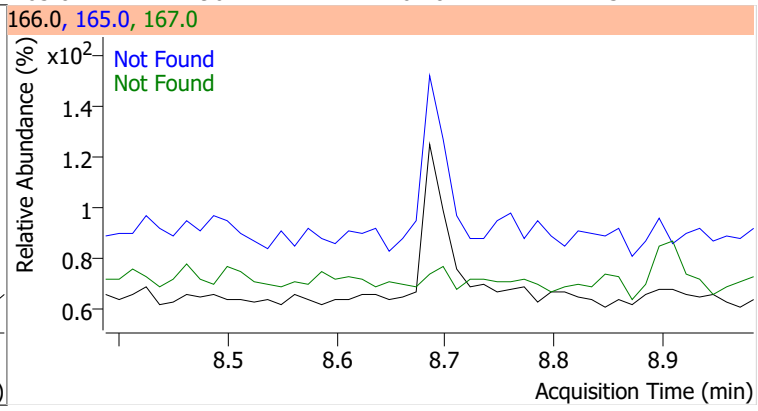

Compound	Conc.	Exp RT	QIon	Exp Ratio
Phenanthrene	N.D.	9.82	176.0	15.5

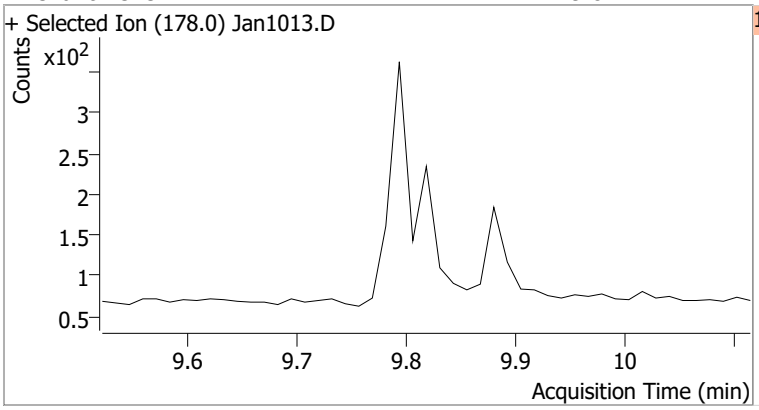

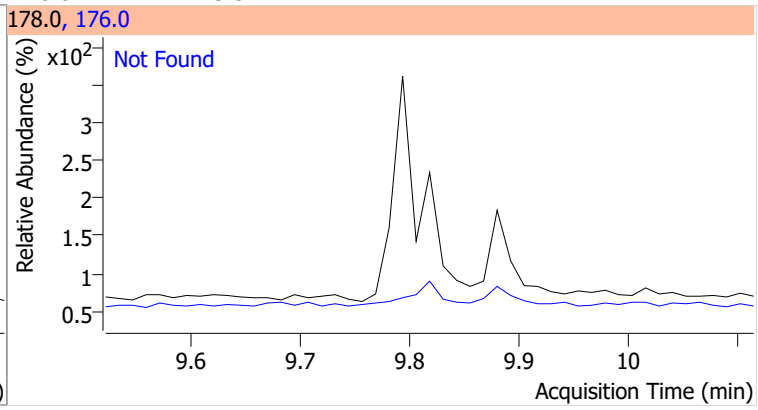

Compound	Conc.	Exp RT	QIon	Exp Ratio
Anthracene	N.D.	9.88	176.0	16.6

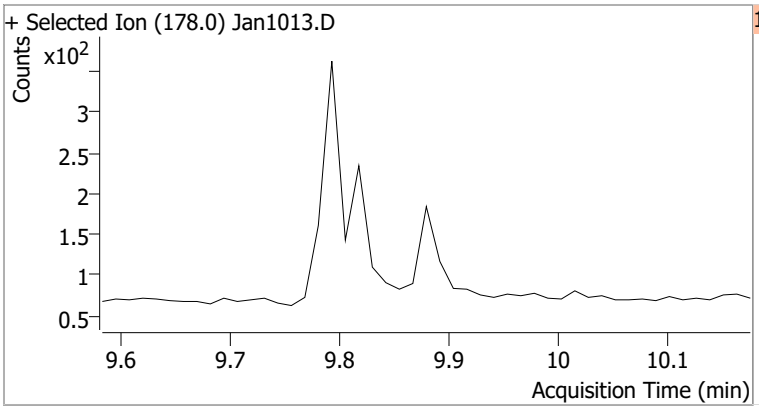

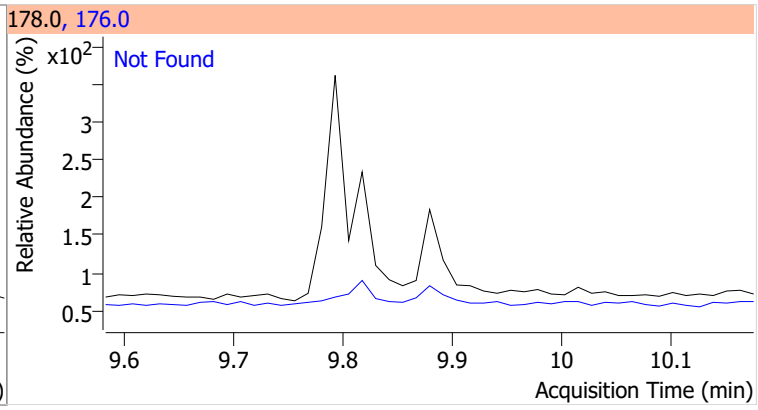

Compound	Conc.	Exp RT	QIon	Exp Ratio	QIon	Exp Ratio
o-Terphenyl	N.D.	10.32	229.0	66.8	215.0	43.2

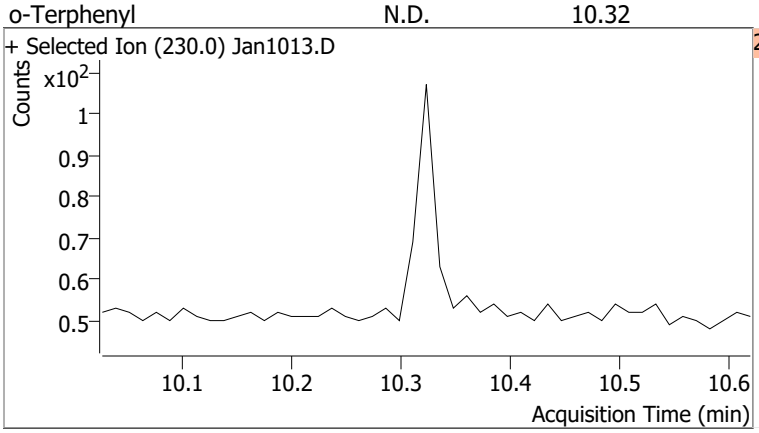

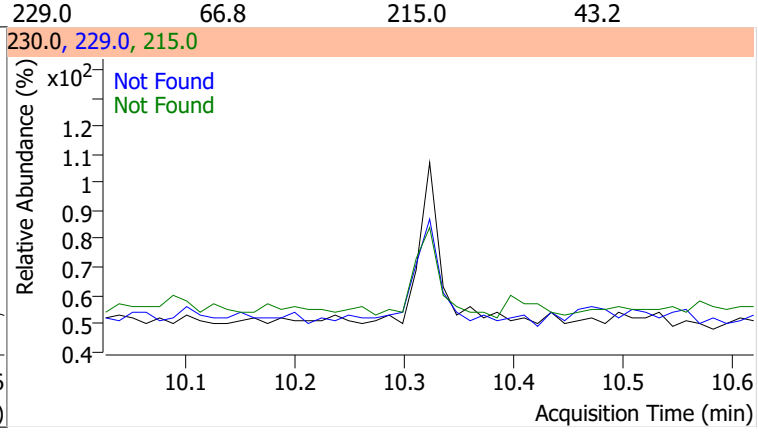

Compound	Conc.	Exp RT	QIon	Exp Ratio
Fluoranthene	N.D.	11.44	101.0	11.4

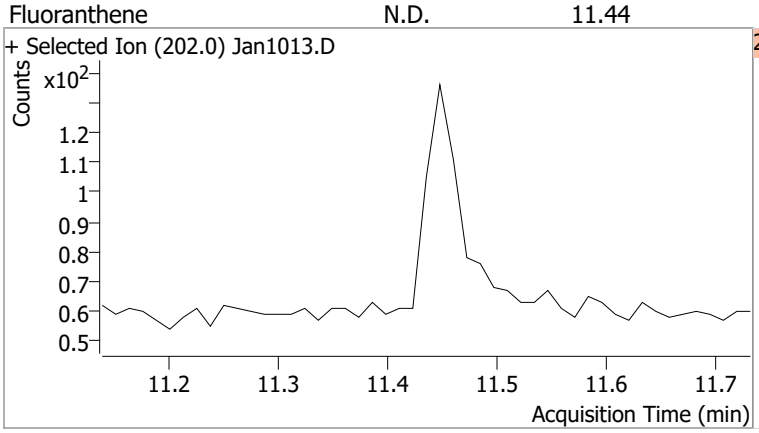

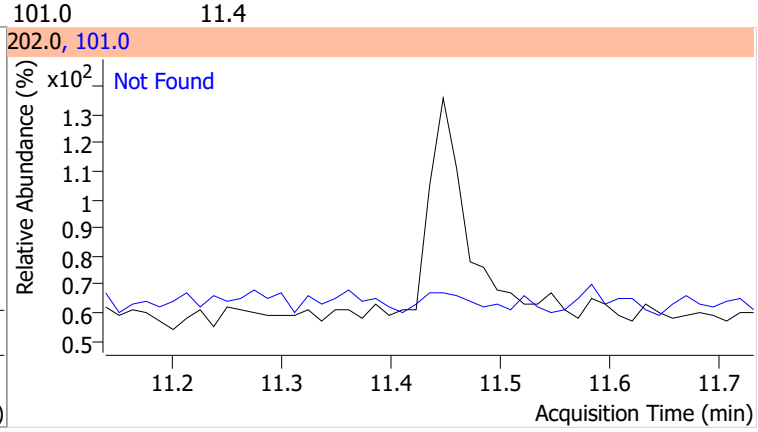

Compound	Conc.	Exp RT	QIon	Exp Ratio
Pyrene	N.D.	11.82	101.0	13.9

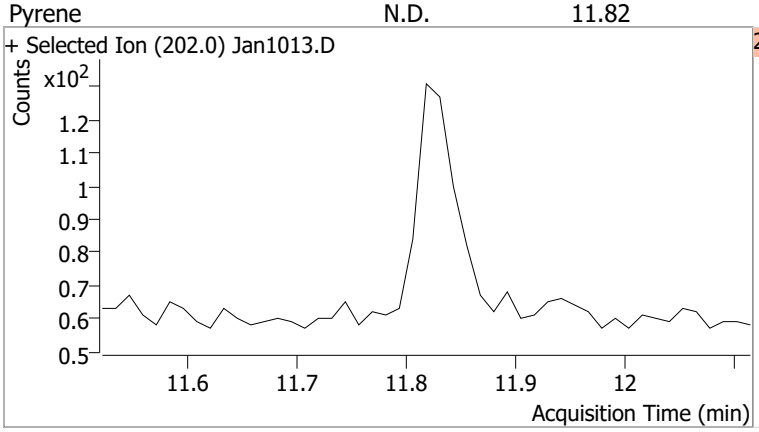

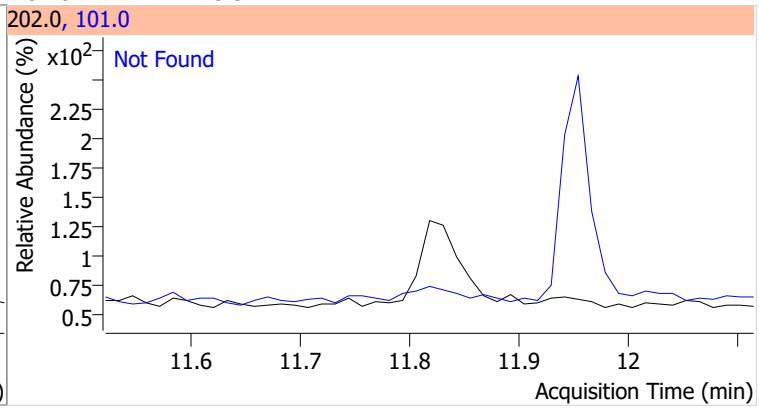

Compound	Conc.	RT	Dev(Min)	Resp.	QIon	QRatio	Lower	Upper
Terphenyl-d14	97.0674	12.29	0.00	38292	122.0	14.9	9.6	17.9

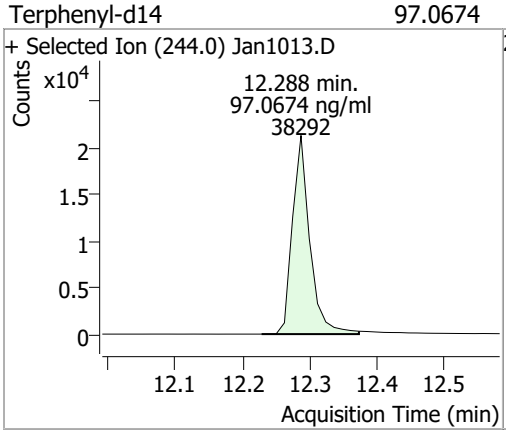

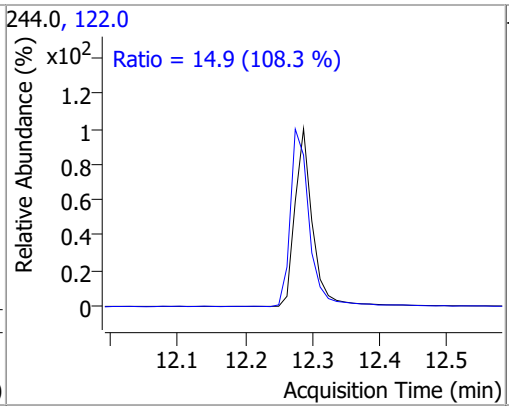

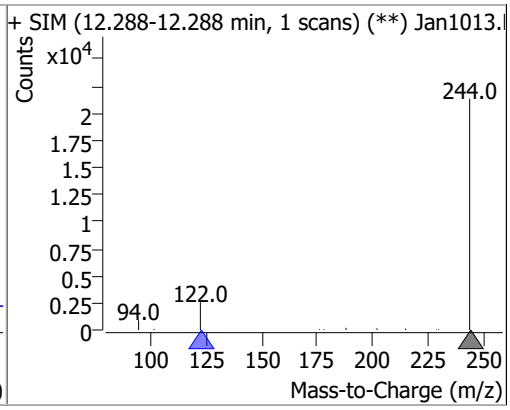

Compound	Conc.	RT	Dev(Min)	Resp.	QIon	QRatio	Lower	Upper
Benzo(a)Anthracene		0		0	226.0		19.5	36.3
					229.0		16.5	30.6

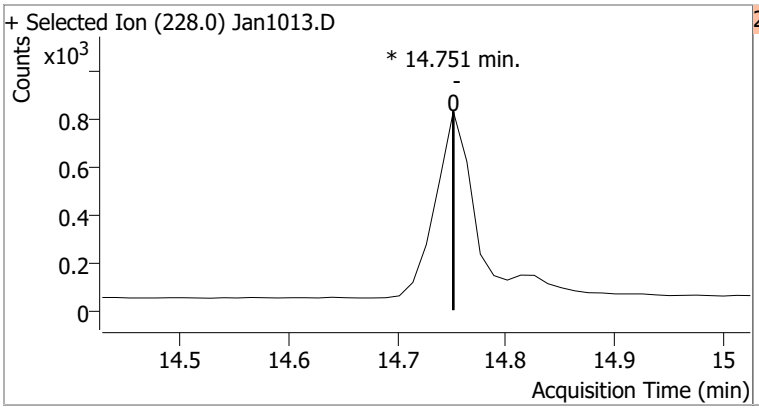

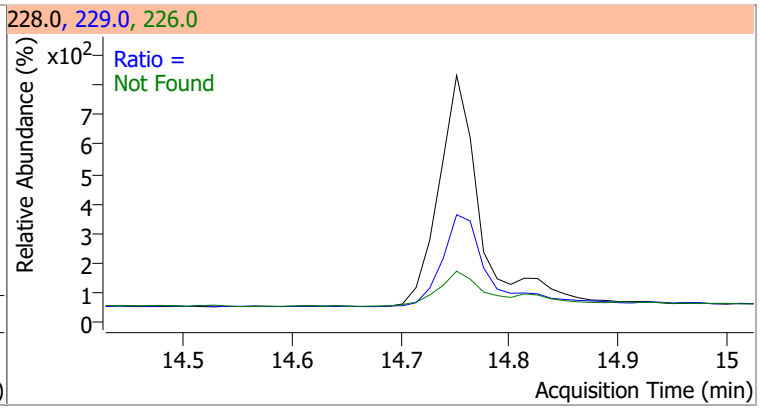

Compound	Conc.	RT	Dev(Min)	Resp.	QIon	QRatio	Lower	Upper
Chrysene		0		0	226.0		22.2	41.2
					229.0		15.5	28.9

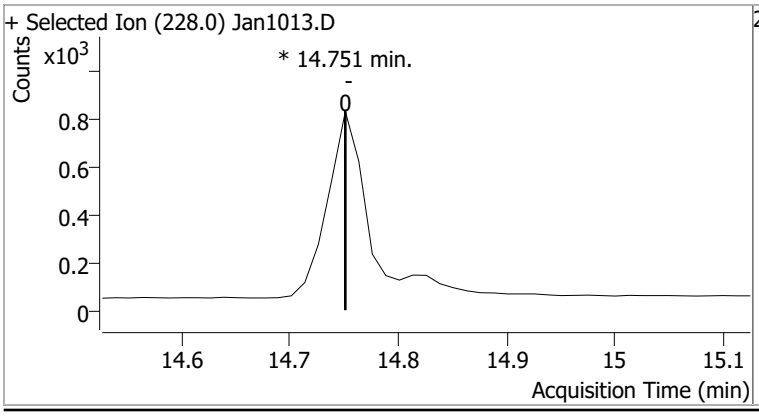

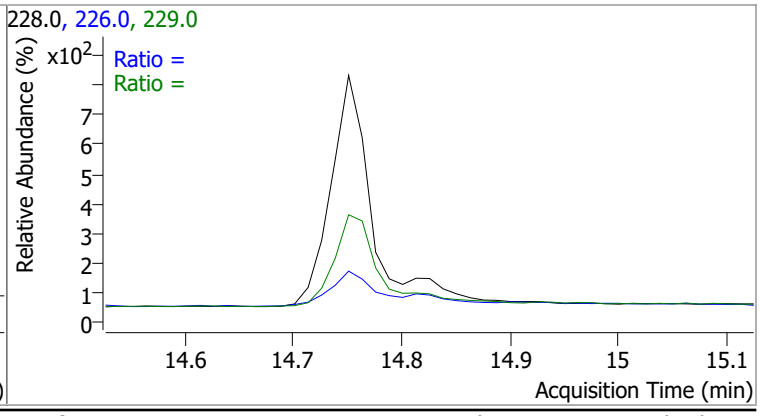

Quantitation Results Report (QT Reviewed)

Compound	Conc.	Exp RT	QIon	Exp Ratio
Benzo(b)fluoranthene	N.D.	17.76	253.0	22.6

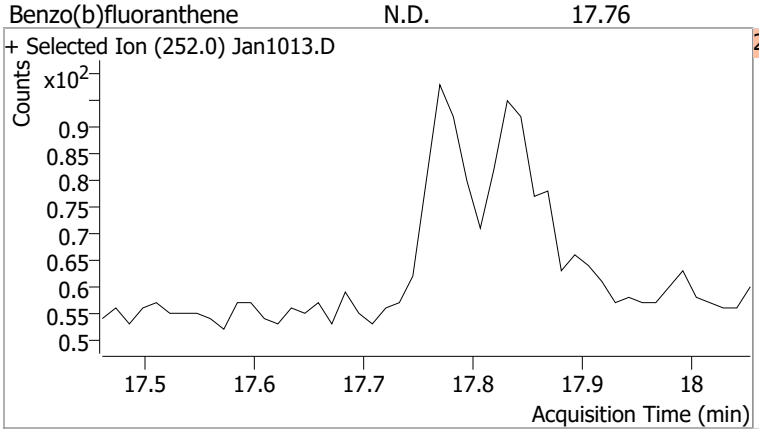

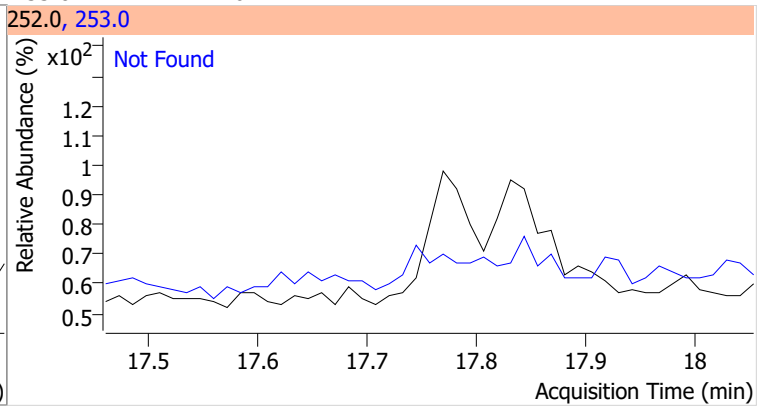

Compound	Conc.	Exp RT	QIon	Exp Ratio
Benzo(k)fluoranthene	N.D.	17.82	253.0	23.0

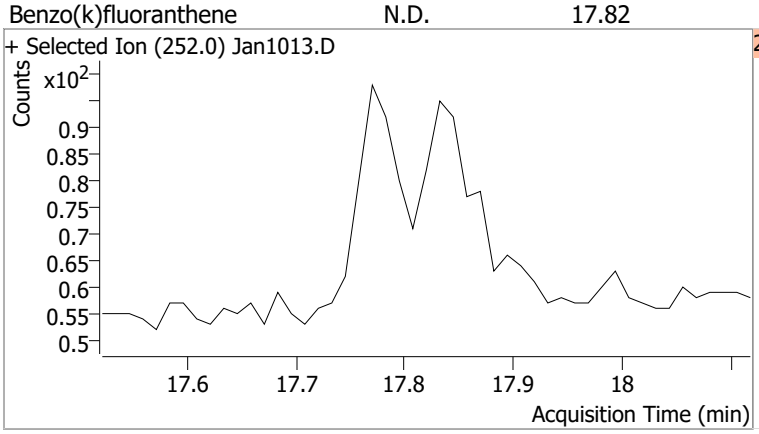

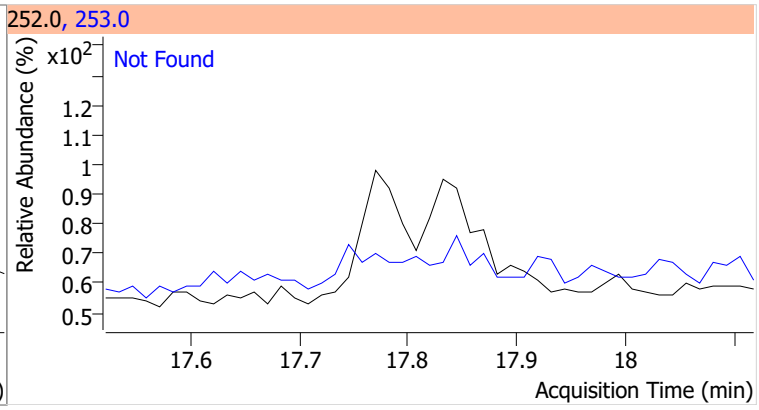

Compound	Conc.	RT	Dev(Min)	Resp.	QIon	QRatio	Lower	Upper
Benzo(a)pyrene		0		0	253.0		16.6	30.8

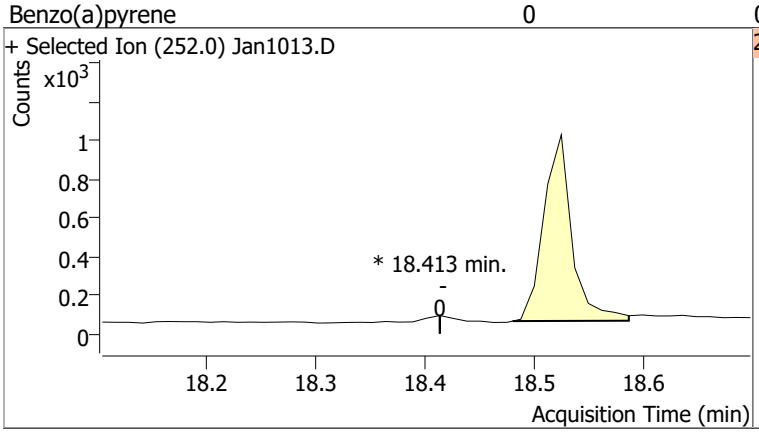

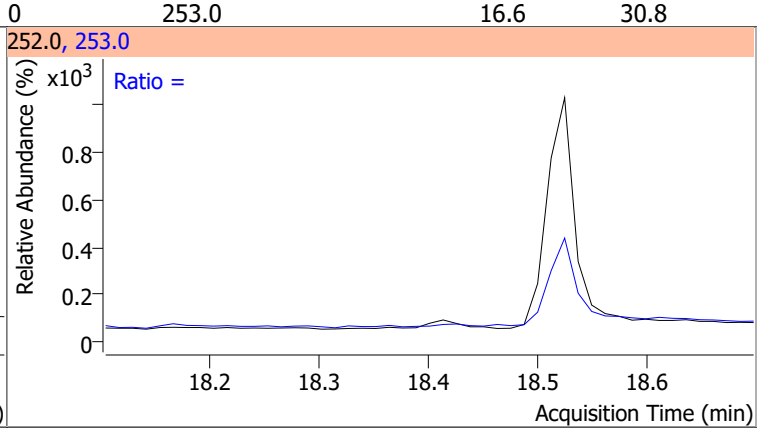

Compound	Conc.	Exp RT	QIon	Exp Ratio
Indeno(1,2,3-cd)pyrene	N.D.	20.24	138.0	25.2

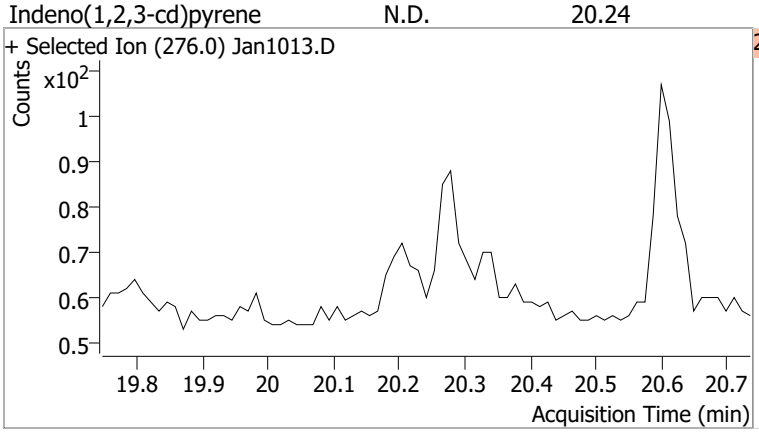

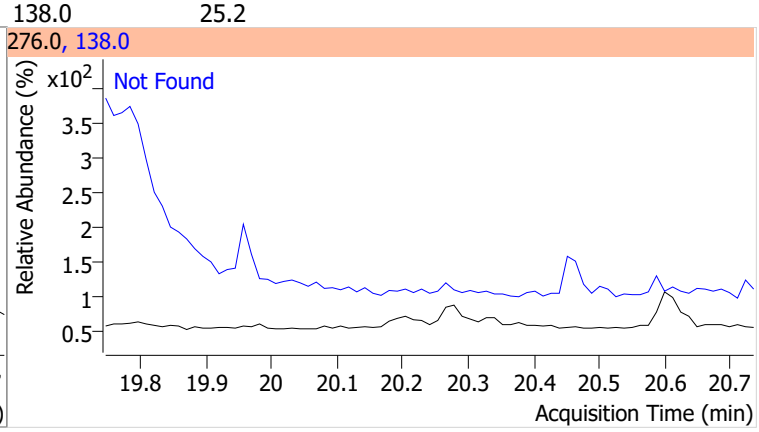

Compound	Conc.	Exp RT	QIon	Exp Ratio	QIon	Exp Ratio
Dibenzo(a,h)anthracene	N.D.	20.32	279.0	25.9	139.0	18.3

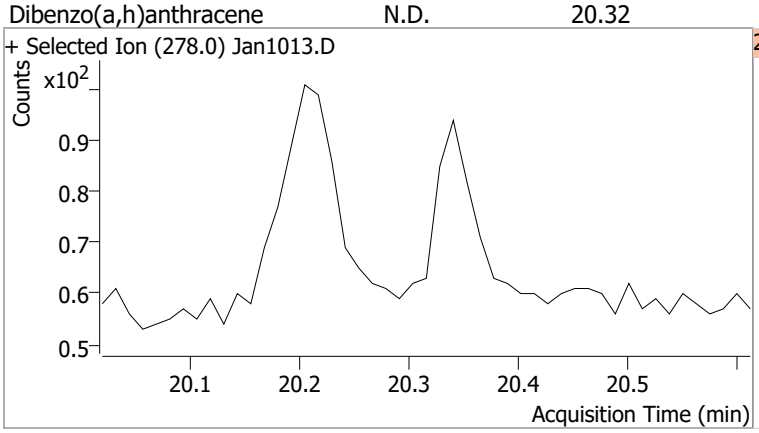

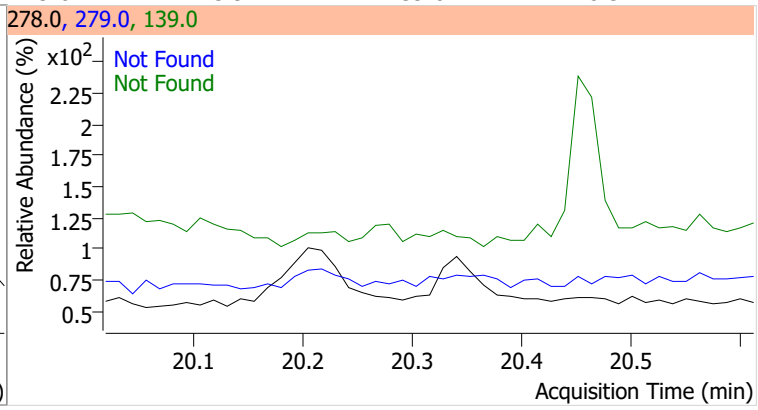

Compound	Conc.	Exp RT	QIon	Exp Ratio	QIon	Exp Ratio
Benzo(g,h,i)perylene	N.D.	20.58	277.0	24.5	138.0	20.0

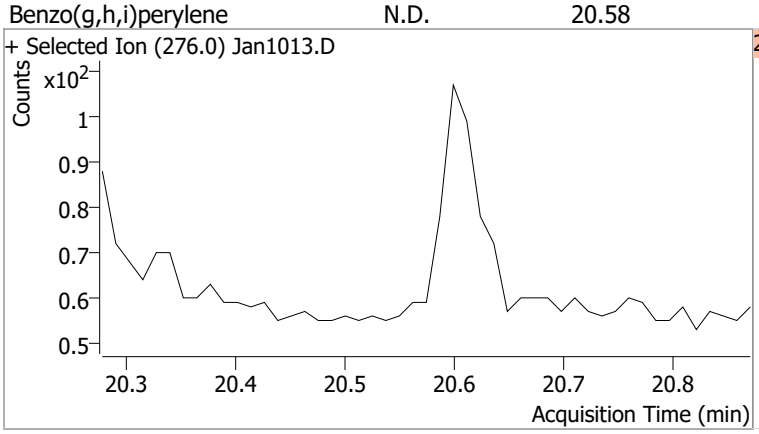

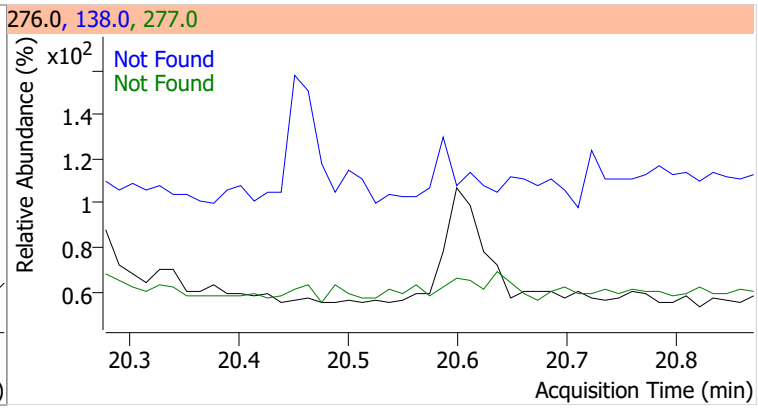

Quantitation Results Report (QT Reviewed)

Data File	Jan1014.D	Operator	LIMS import
Acq. Method	5975BNASIM	Acq. Date-Time	1/10/2022 6:12:08 PM
Sample Name	B21122105-001C	Instrument	GCMS
Vial	14	Multiplier	1.00
DA Method File	010522 bna SIM 3.batch.bin	Comment	SVOC-8270-W-LLPAH
Tune File	dftppjph.u	Tune Date	
Batch Name	011022 bna SIM 1.batch.bin	Last Calib Update	1/4/2022 2:09:05 PM
Ref Library			

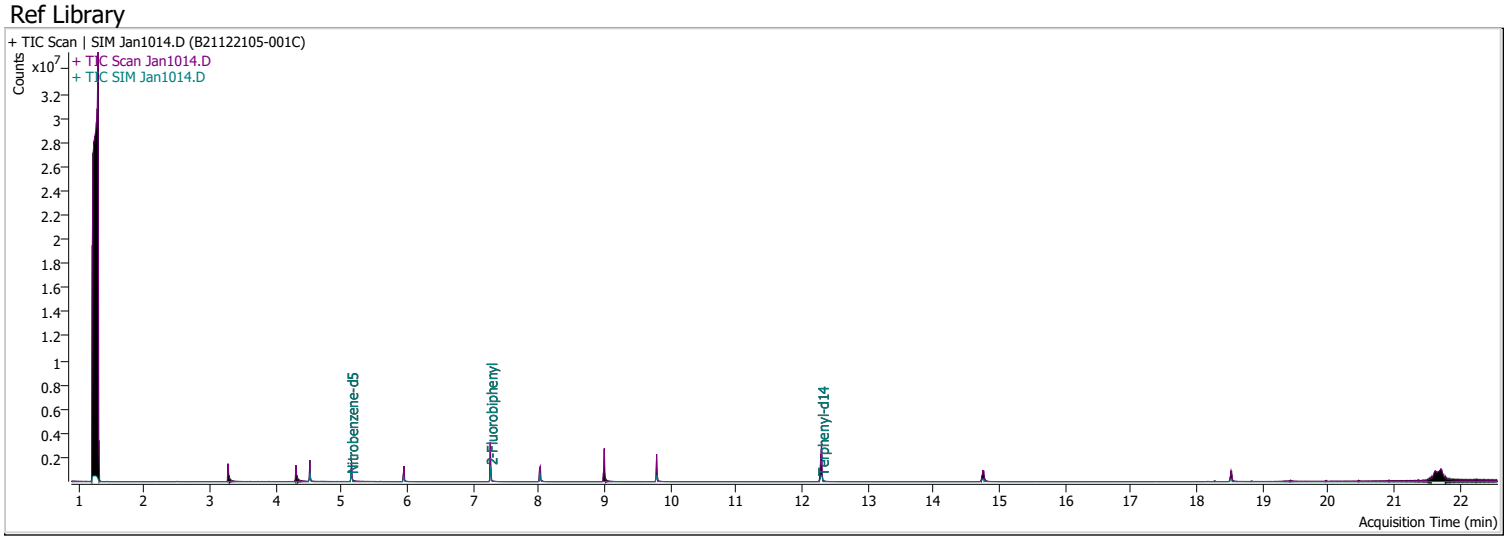

Compound	RT	QIon	Resp.	Conc.	Units		Dev(Min)
Internal Standards							
M 1,4-Dichlorobenzene-d4	4.522	152.0	237673	40.0000	ng/ml		-0.025
M Naphthalene-d8	5.941	136.0	423270	40.0000	ng/ml		-0.013
M Acenaphthene-d10	8.013	164.0	253249	40.0000	ng/ml		0.000
M Phenanthrene-d10	9.793	188.0	541953	40.0000	ng/ml		0.000
M Chrysene-d12	14.751	240.0	409952	40.0000	ng/ml		-0.013
M Perylene-d12	18.524	264.0	287576	40.0000	ng/ml		0.000
System Monitoring Compounds							
S Nitrobenzene-d5	5.143	82.0	483480	42.6537	ng/ml		-0.025
Spiked Amount: 5.000	Range: 19.0 - 102.0%			Recovery = 853.07%		*	
S 2-Fluorobiphenyl	7.265	172.0	877617	69.6084	ng/ml		0.000
Spiked Amount: 5.000	Range: 25.0 - 94.0%			Recovery = 1392.17%		*	
S o-Terphenyl	0.000		0	N.D.			
Spiked Amount: 5.000	Range: 40.0 - 140.0%			Recovery = NA%			
S Terphenyl-d14	12.300	244.0	842979	111.1279	ng/ml		0.012
Spiked Amount: 5.000	Range: 39.0 - 106.0%			Recovery = 2222.56%		*	
Target Compounds							**QValue**
T Naphthalene	0.000		0	N.D.			
T 2-Methylnaphthalene	0.000		0	N.D.			
T 1-Methylnaphthalene	0.000		0	N.D.			
T Acenaphthylene	0.000		0	N.D.			
T Acenaphthene	8.013	154.0	0		ng/ml	md	1
T Fluorene	0.000		0	N.D.			
T Phenanthrene	0.000		0	N.D.			
T Anthracene	0.000		0	N.D.			
T Fluoranthene	0.000		0	N.D.			
T Pyrene	0.000		0	N.D.			
T Benzo(a)Anthracene	14.751	228.0	0		ng/ml	md	1
T Chrysene	14.751	228.0	0		ng/ml	md	1
T Benzo(b)fluoranthene	0.000		0	N.D.			

Compound	RT	QIon	Resp.	Conc.	Units		Dev(Min)
T Benzo(k)fluoranthene	0.000		0	N.D.			
T Benzo(a)pyrene	18.524	252.0	0		ng/ml	md	1
T Indeno(1,2,3-cd)pyrene	0.000		0	N.D.			
T Dibenzo(a,h)anthracene	0.000		0	N.D.			
T Benzo(g,h,i)perylene	0.000		0	N.D.			

(#) = Qualifier Out of Range; (m) = Manual Integration; (+) = Area Summed; (*) = Surrogate Percent Recovery Out of Range; (d): Zeroed Peak

Quantitation Results Report (QT Reviewed)

Compound	Conc.	RT	Dev(Min)	Resp.	QIon	QRatio	Lower	Upper
Nitrobenzene-d5	42.6537	5.14	-0.02	483480	54.0	34.4	21.6	40.2
					128.0	32.5	21.3	39.5

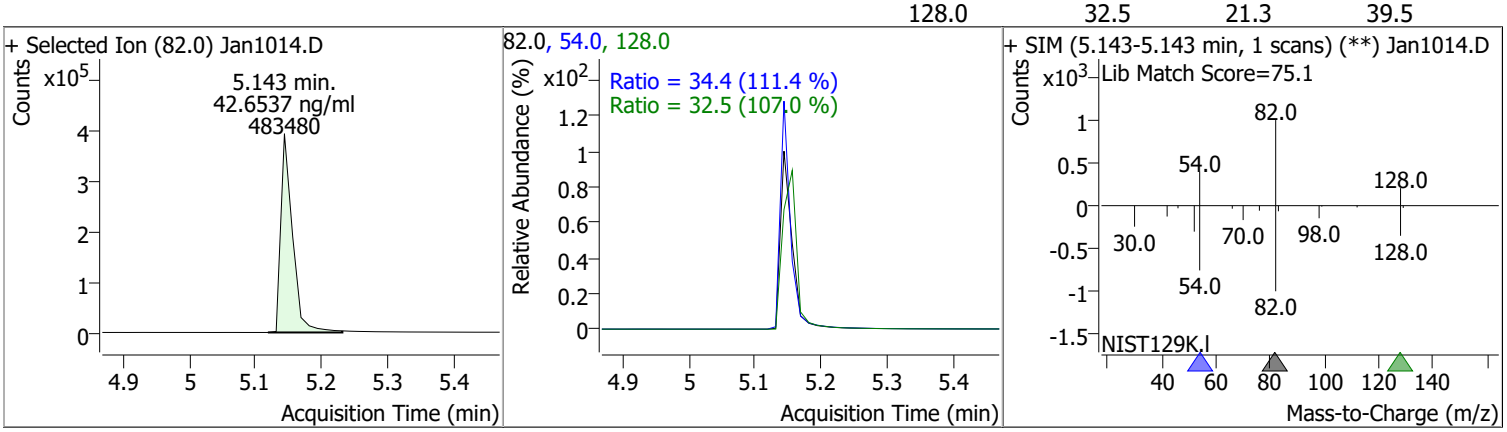

Compound	Conc.	Exp RT	QIon	Exp Ratio	QIon	Exp Ratio
Naphthalene	N.D.	5.98	102.0	15.5	129.0	10.8

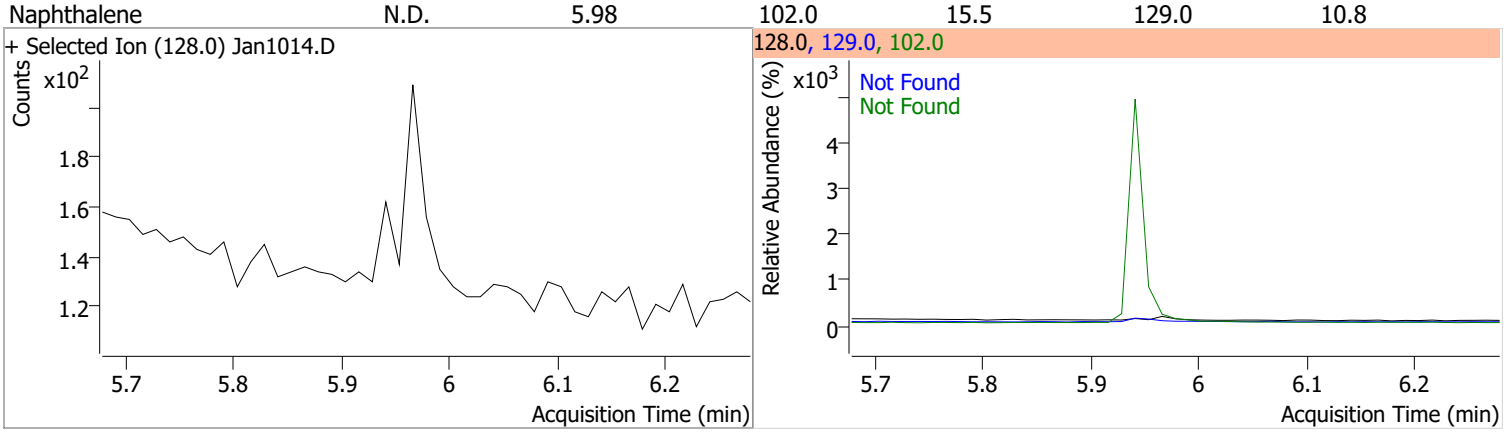

Compound	Conc.	Exp RT	QIon	Exp Ratio	QIon	Exp Ratio
2-Methylnaphthalene	N.D.	6.80	142.0	147.5	115.0	52.5

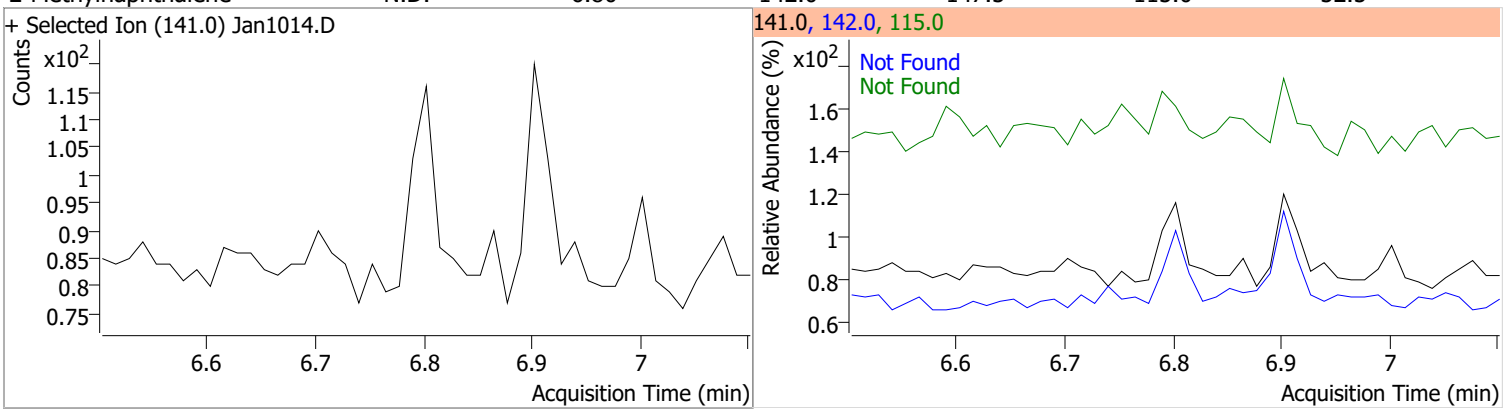

Compound	Conc.	Exp RT	QIon	Exp Ratio	QIon	Exp Ratio
1-Methylnaphthalene	N.D.	6.90	142.0	111.3	115.0	63.4

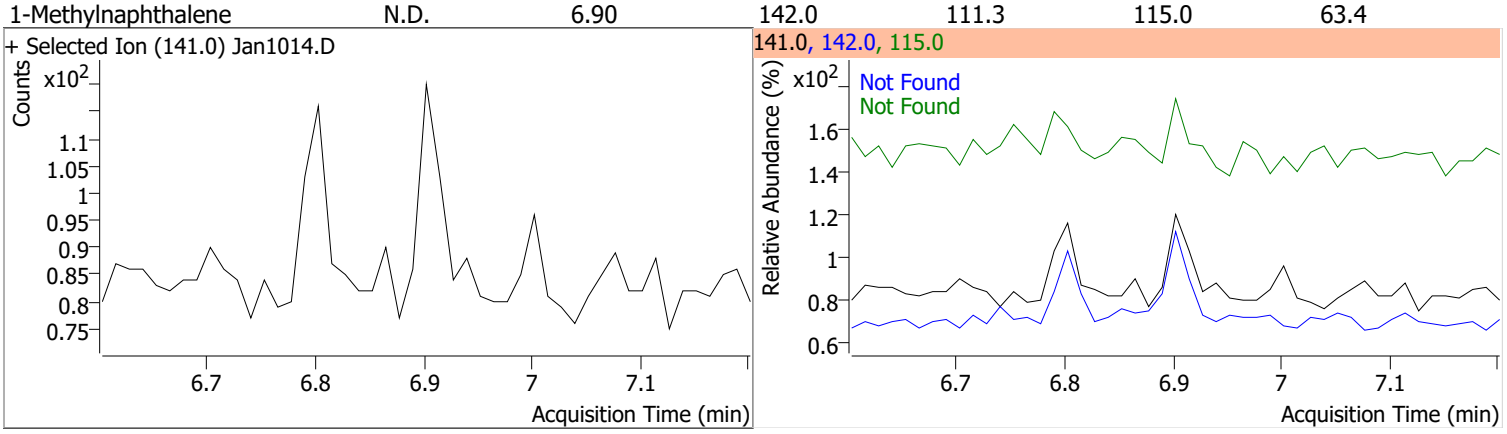

Quantitation Results Report (QT Reviewed)

Compound	Conc.	RT	Dev(Min)	Resp.	QIon	QRatio	Lower	Upper
2-Fluorobiphenyl	69.6084	7.26	0.00	877617	171.0	38.9	26.4	49.0

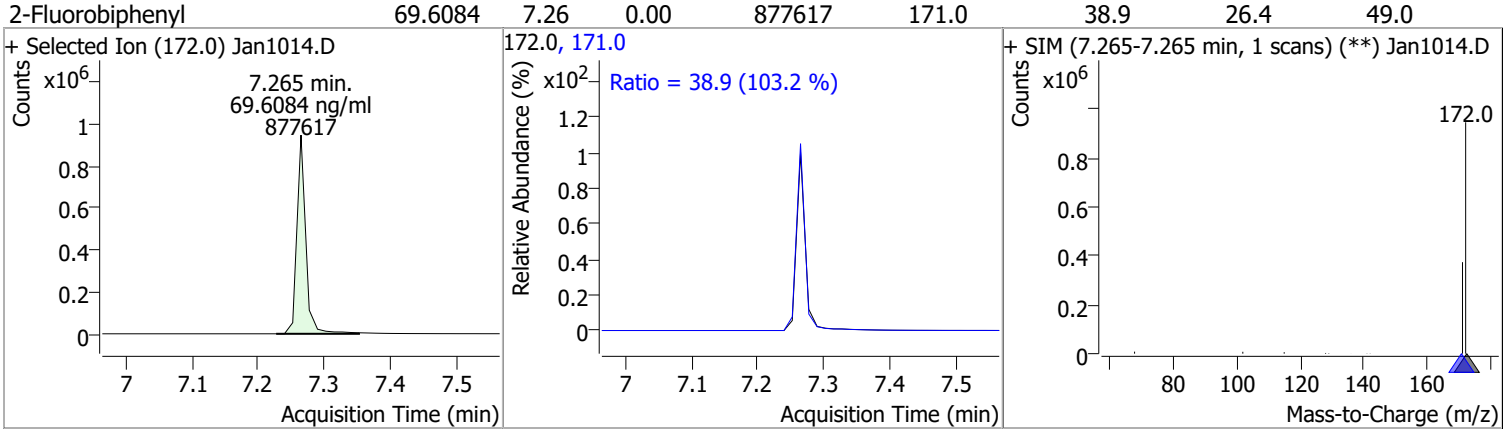

Compound	Conc.	Exp RT	QIon	Exp Ratio
Acenaphthylene	N.D.	7.84	153.0	14.6

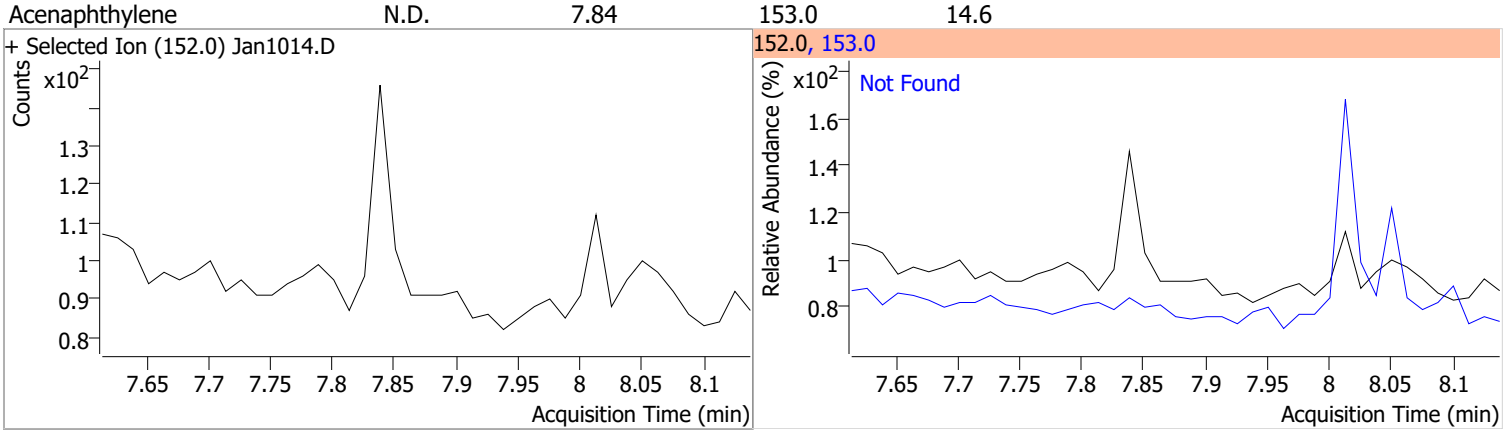

Compound	Conc.	RT	Dev(Min)	Resp.	QIon	QRatio	Lower	Upper
Acenaphthene		0		0	153.0		80.3	149.2
					152.0		38.4	71.4

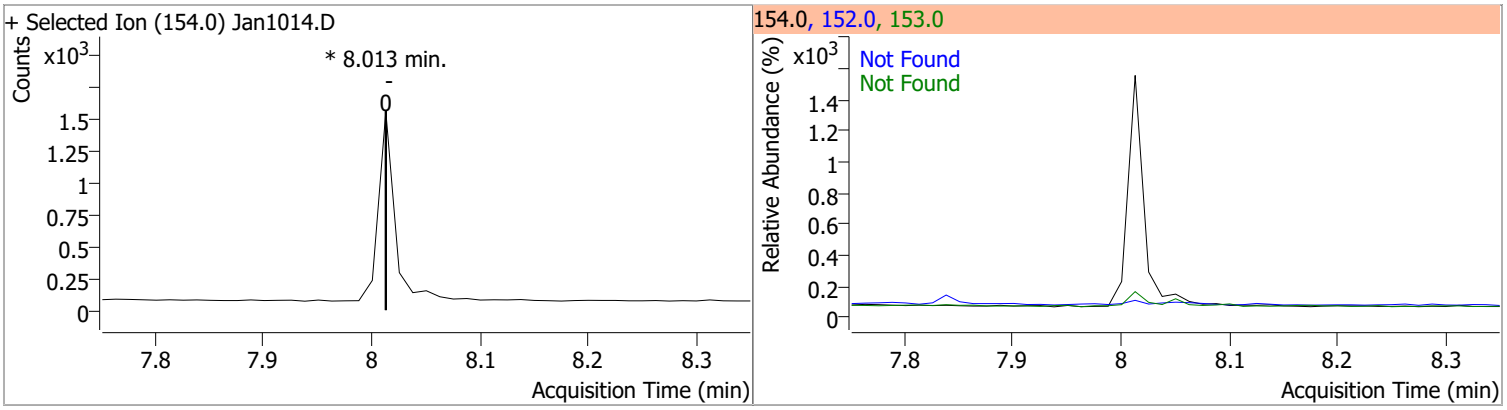

Compound	Conc.	Exp RT	QIon	Exp Ratio	QIon	Exp Ratio
Fluorene	N.D.	8.69	165.0	96.4	167.0	11.3

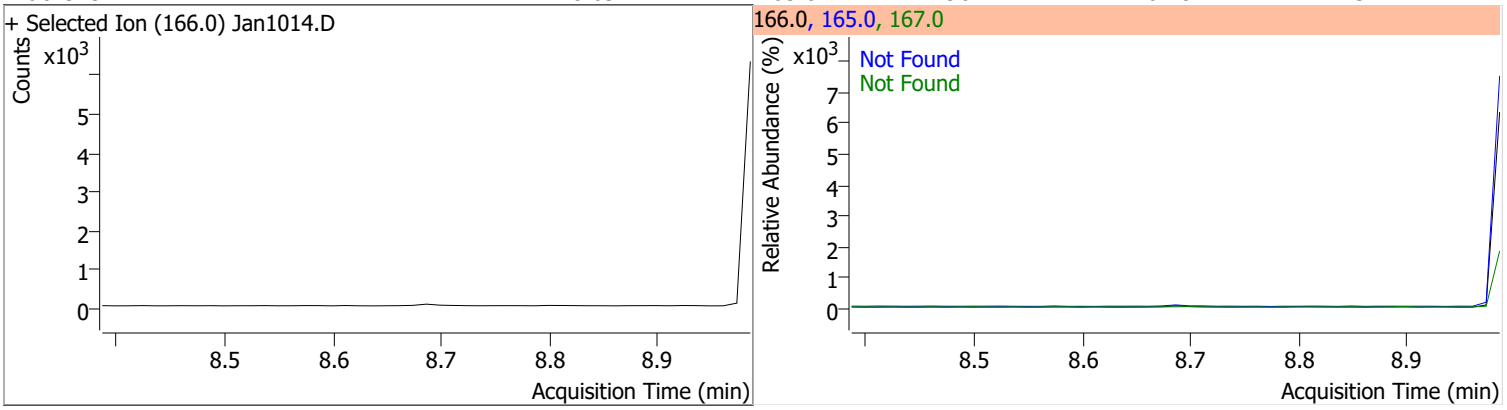

Compound	Conc.	Exp RT	QIon	Exp Ratio
Phenanthrene	N.D.	9.82	176.0	15.5

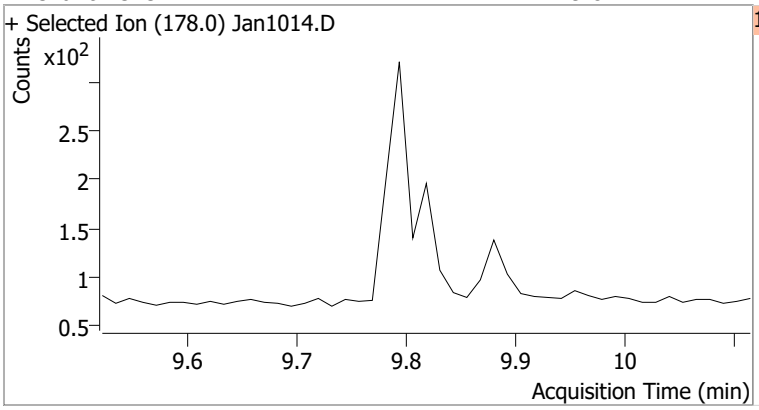

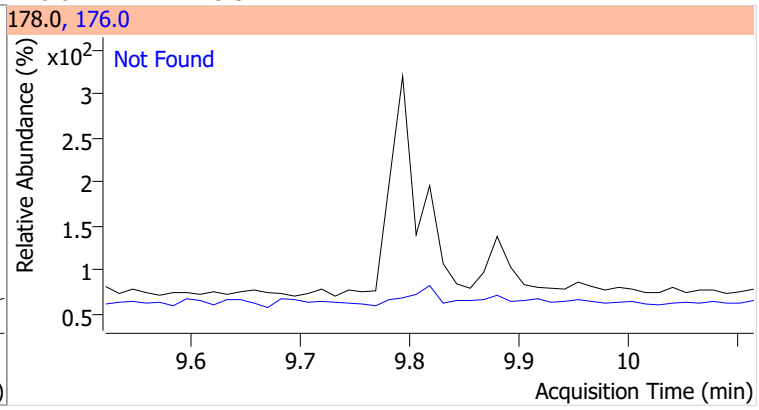

Compound	Conc.	Exp RT	QIon	Exp Ratio
Anthracene	N.D.	9.88	176.0	16.6

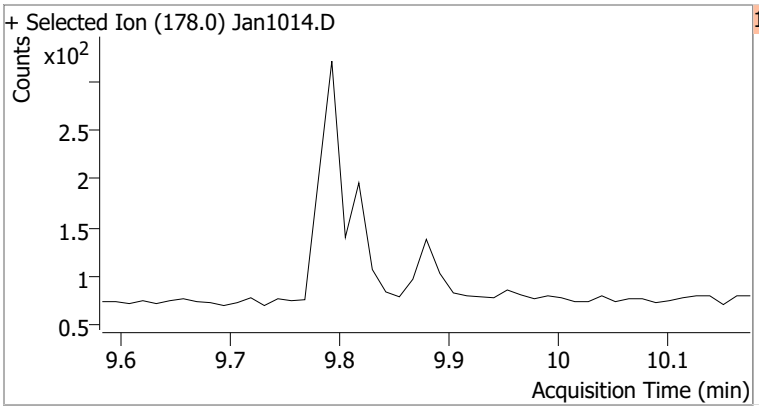

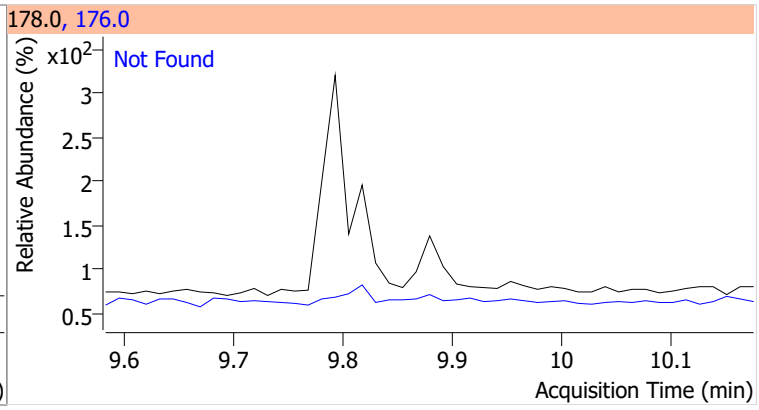

Compound	Conc.	Exp RT	QIon	Exp Ratio	QIon	Exp Ratio
o-Terphenyl	N.D.	10.32	229.0	66.8	215.0	43.2

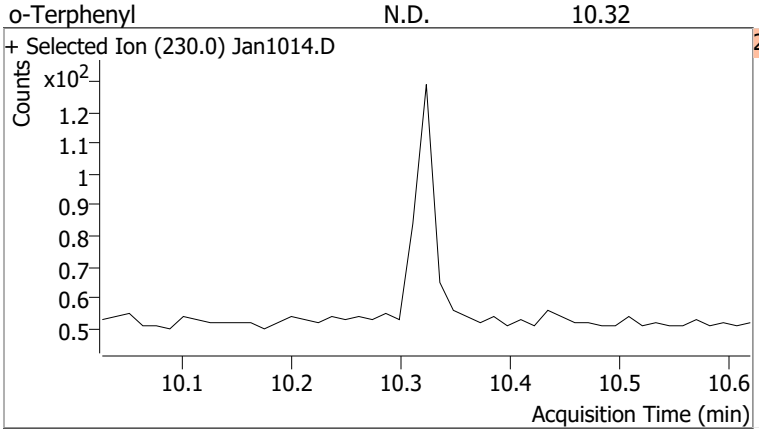

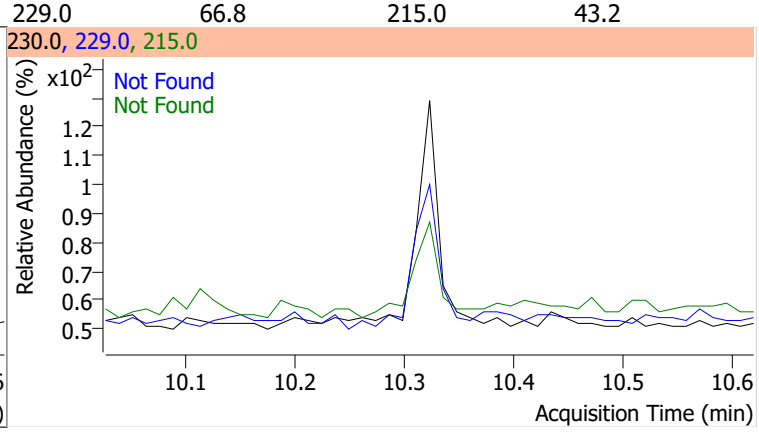

Compound	Conc.	Exp RT	QIon	Exp Ratio
Fluoranthene	N.D.	11.44	101.0	11.4

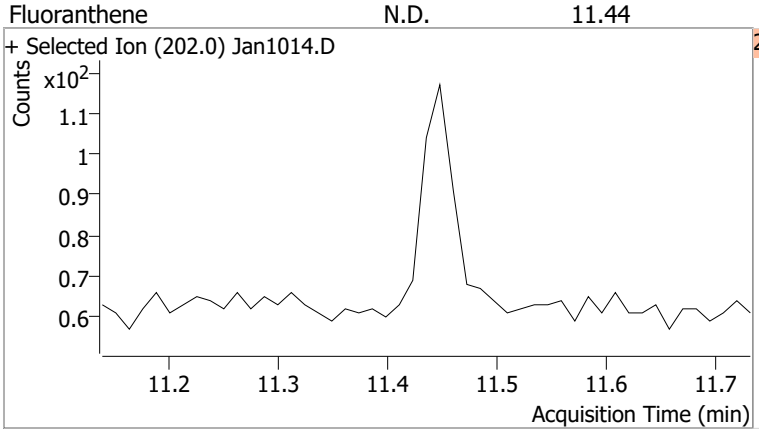

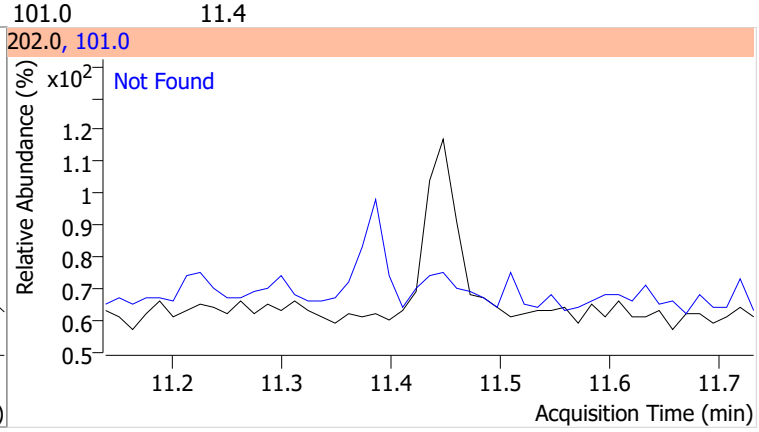

Compound	Conc.	Exp RT	QIon	Exp Ratio
Pyrene	N.D.	11.82	101.0	13.9

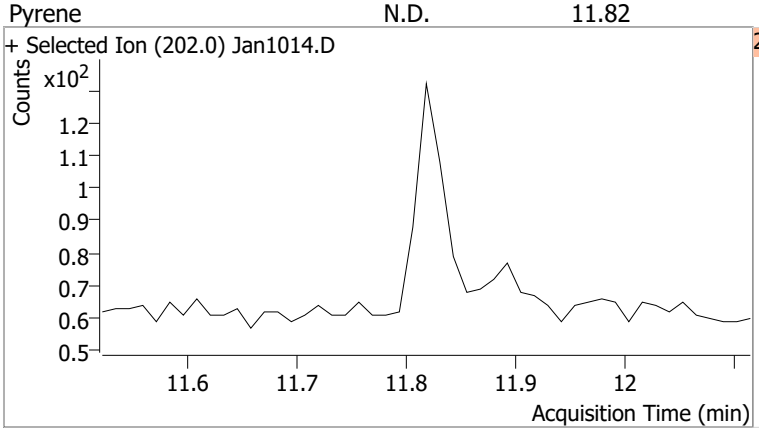

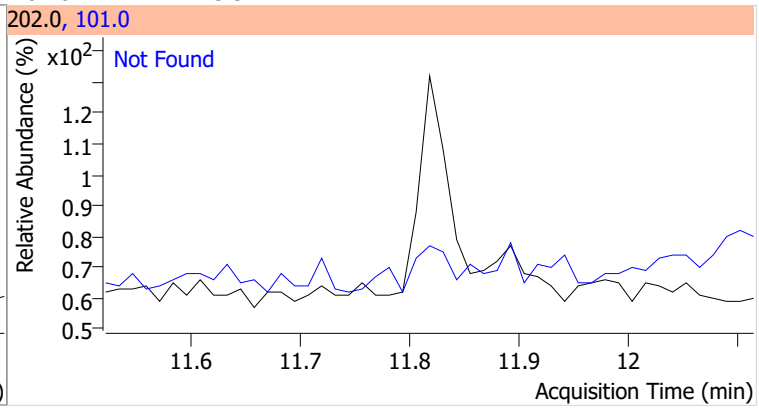

Compound	Conc.	RT	Dev(Min)	Resp.	QIon	QRatio	Lower	Upper
Terphenyl-d14	111.1279	12.30	0.01	842979	122.0	15.0	9.6	17.9

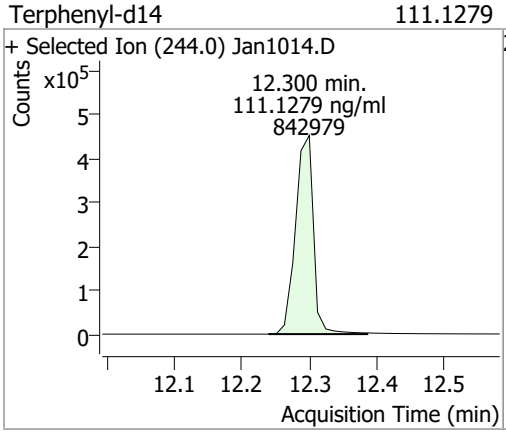

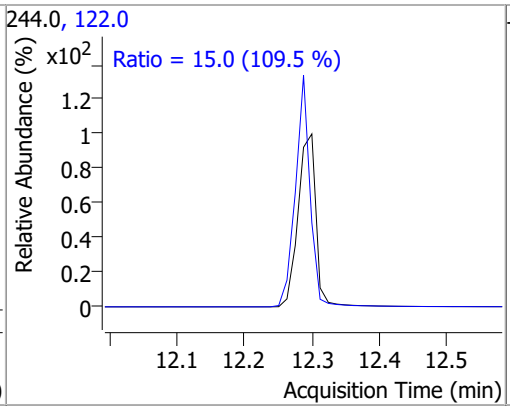

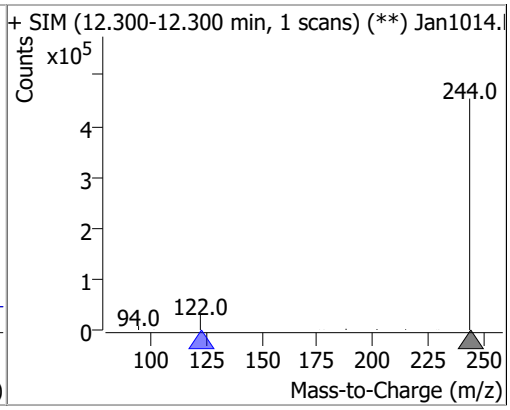

Compound	Conc.	RT	Dev(Min)	Resp.	QIon	QRatio	Lower	Upper
Benzo(a)Anthracene		0		0	226.0		19.5	36.3
					229.0		16.5	30.6

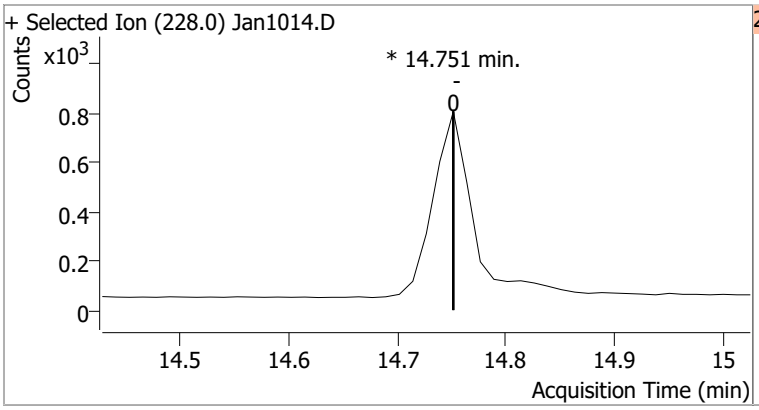

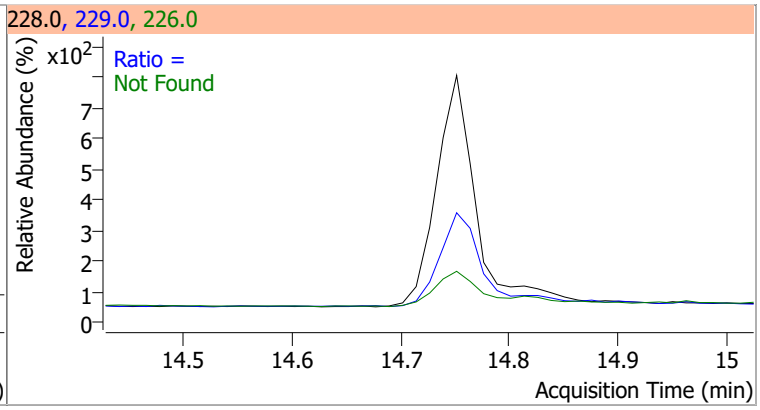

Compound	Conc.	RT	Dev(Min)	Resp.	QIon	QRatio	Lower	Upper
Chrysene		0		0	226.0		22.2	41.2
					229.0		15.5	28.9

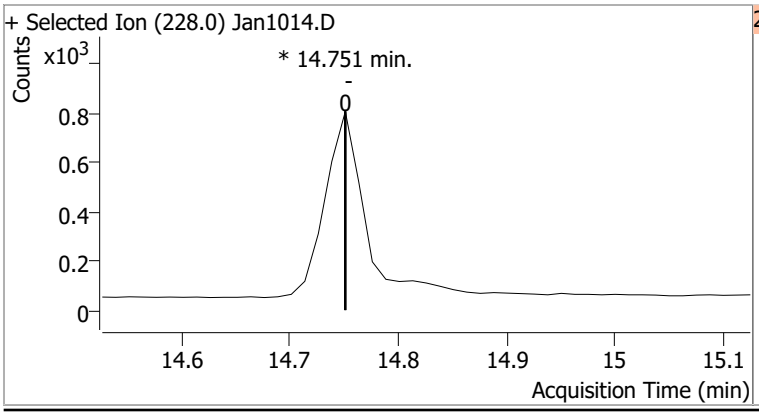

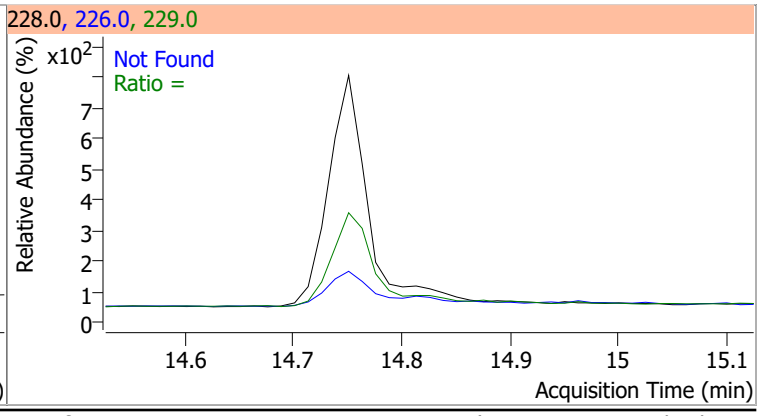

Compound	Conc.	Exp RT	QIon	Exp Ratio
Benzo(b)fluoranthene	N.D.	17.76	253.0	22.6

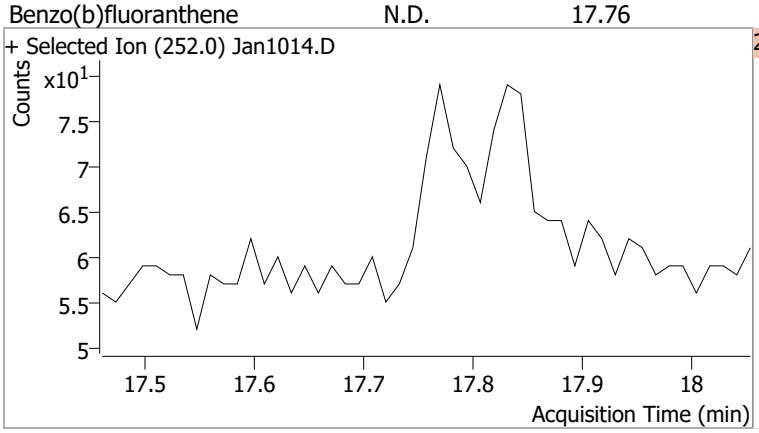

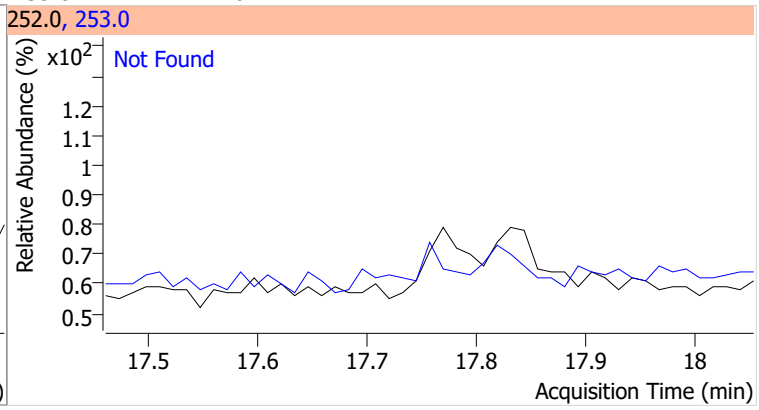

Compound	Conc.	Exp RT	QIon	Exp Ratio
Benzo(k)fluoranthene	N.D.	17.82	253.0	23.0

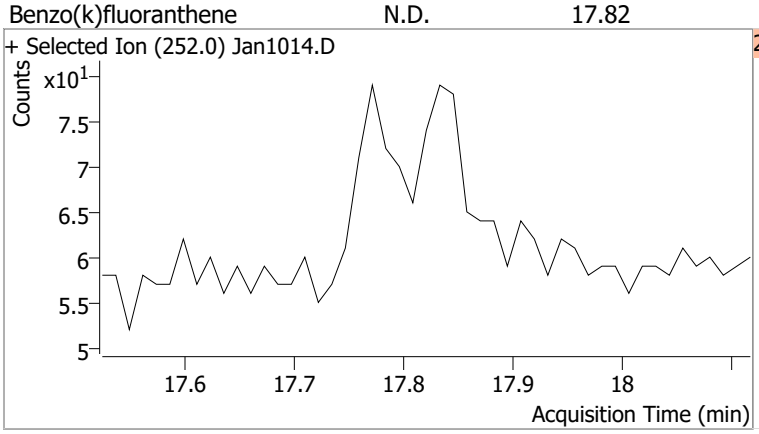

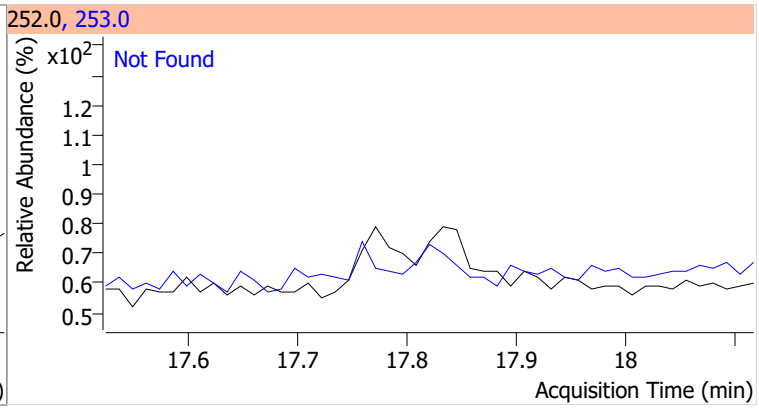

Compound	Conc.	RT	Dev(Min)	Resp.	QIon	QRatio	Lower	Upper
Benzo(a)pyrene		0		0	253.0		16.6	30.8

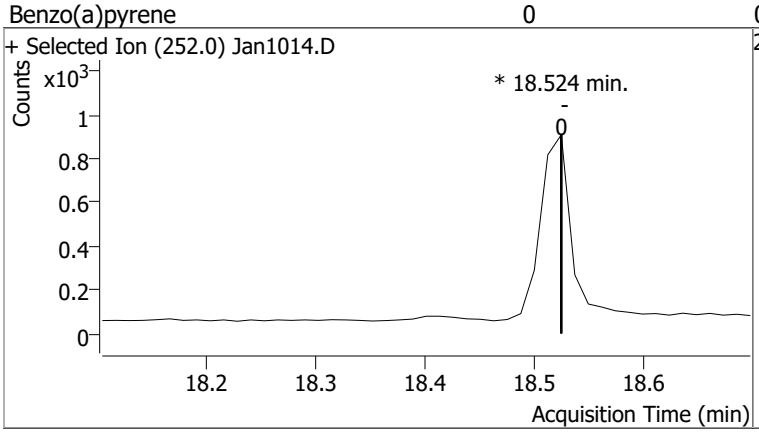

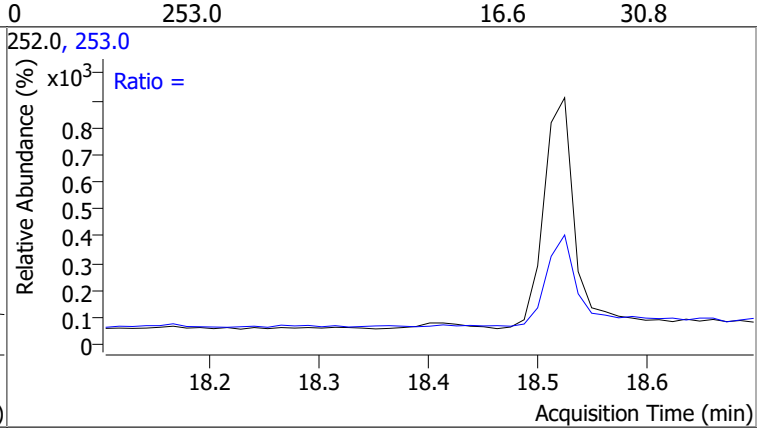

Compound	Conc.	Exp RT	QIon	Exp Ratio
Indeno(1,2,3-cd)pyrene	N.D.	20.24	138.0	25.2

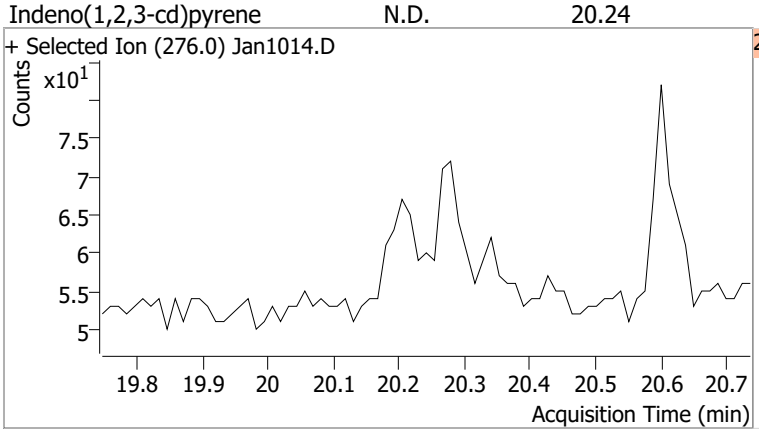

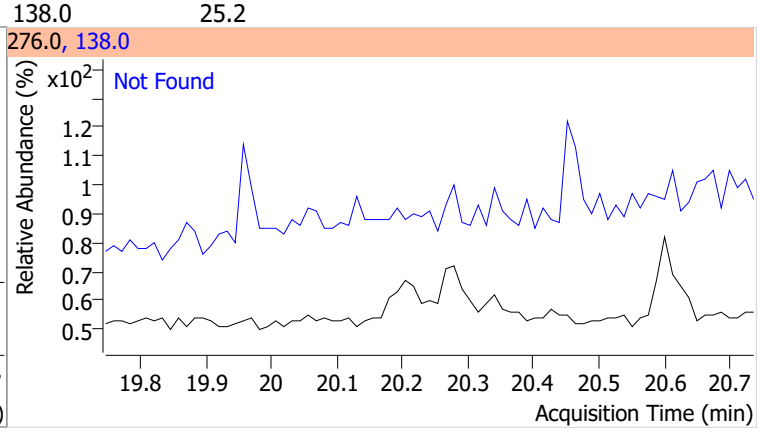

Compound	Conc.	Exp RT	QIon	Exp Ratio	QIon	Exp Ratio
Dibenzo(a,h)anthracene	N.D.	20.32	279.0	25.9	139.0	18.3

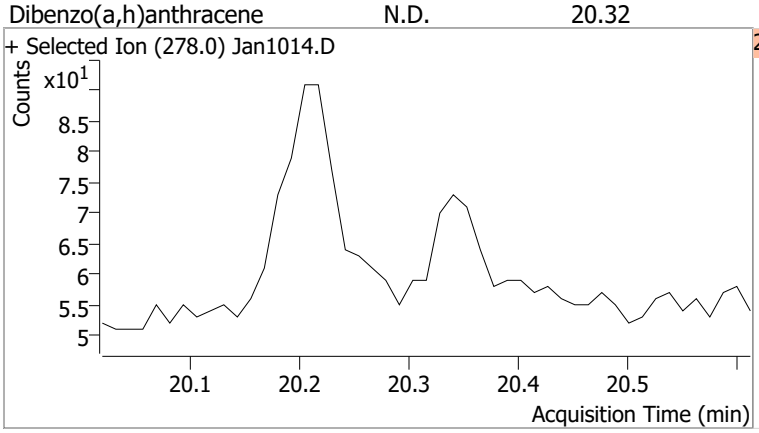

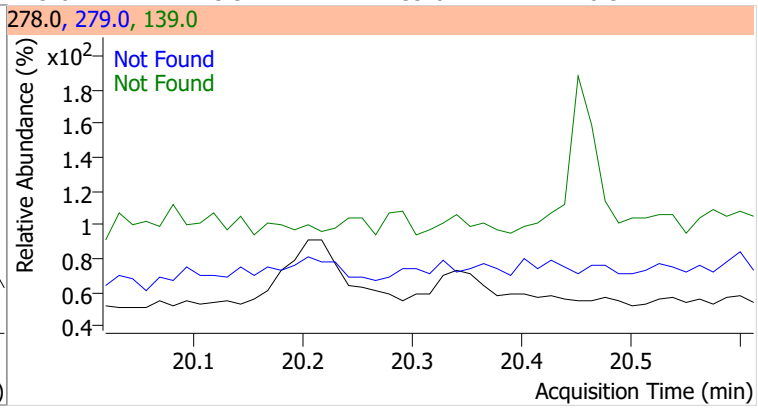

Compound	Conc.	Exp RT	QIon	Exp Ratio	QIon	Exp Ratio
Benzo(g,h,i)perylene	N.D.	20.58	277.0	24.5	138.0	20.0

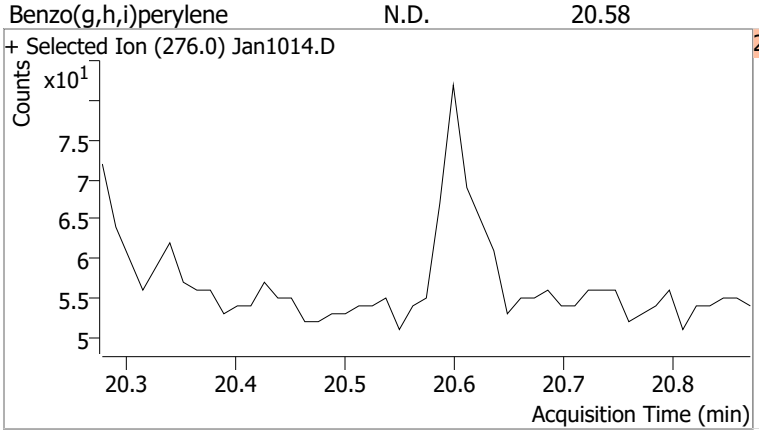

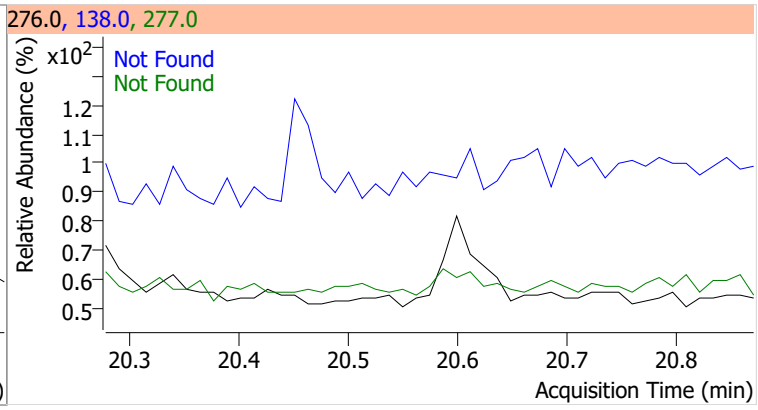

Quantitation Results Report (QT Reviewed)

Data File	Jan1015.D	Operator	LIMS import
Acq. Method	5975BNASIM	Acq. Date-Time	1/10/2022 6:44:28 PM
Sample Name	B21122105-001C	Instrument	GCMS
Vial	15	Multiplier	20.00
DA Method File	010522 bna SIM 3.batch.bin	Comment	SVOC-8270-W-LLPAH
Tune File	dftppjph.u	Tune Date	
Batch Name	011022 bna SIM 1.batch.bin	Last Calib Update	1/4/2022 2:09:05 PM
Ref Library			

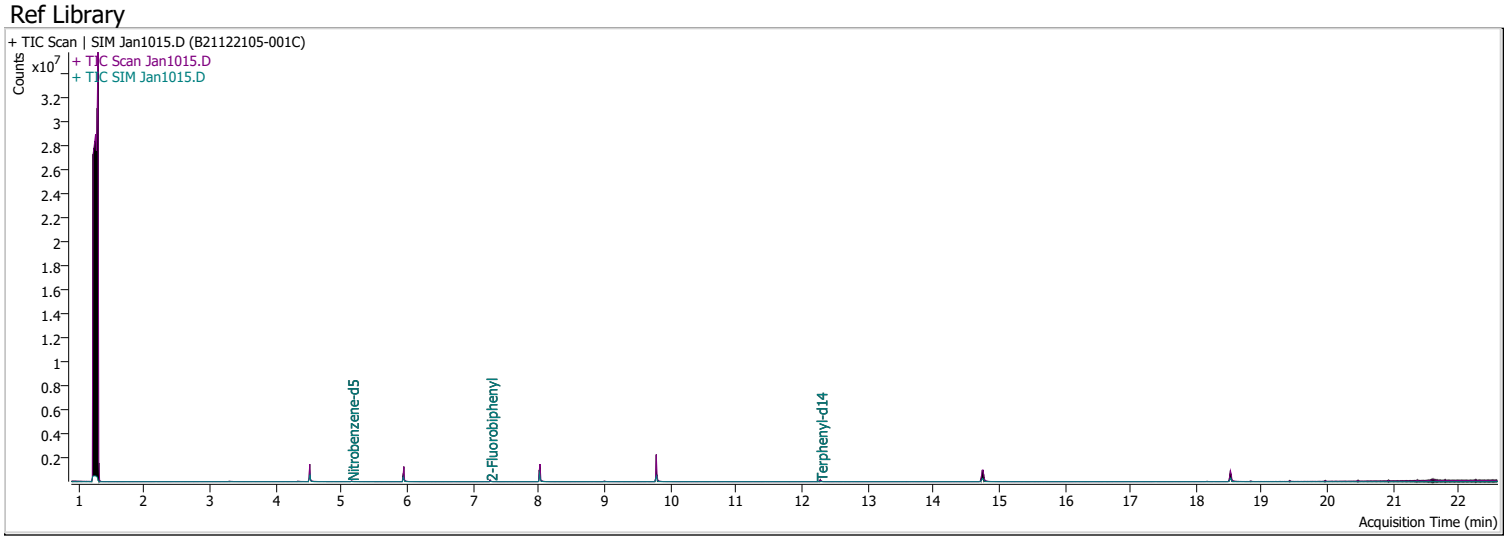

Compound	RT	QIon	Resp.	Conc.	Units		Dev(Min)
Internal Standards							
M 1,4-Dichlorobenzene-d4	4.522	152.0	219779	40.0000	ng/ml		-0.025
M Naphthalene-d8	5.941	136.0	418524	40.0000	ng/ml		-0.013
M Acenaphthene-d10	8.013	164.0	263794	40.0000	ng/ml		0.000
M Phenanthrene-d10	9.793	188.0	565970	40.0000	ng/ml		0.000
M Chrysene-d12	14.751	240.0	435650	40.0000	ng/ml		-0.012
M Perylene-d12	18.524	264.0	322399	40.0000	ng/ml		0.000
System Monitoring Compounds							
S Nitrobenzene-d5	5.156	82.0	16728	63.4281	ng/ml		-0.012
Spiked Amount: 5.000	Range: 19.0 - 102.0%			Recovery = 1268.56%		*	
S 2-Fluorobiphenyl	7.265	172.0	47193	71.8691	ng/ml		0.000
Spiked Amount: 5.000	Range: 25.0 - 94.0%			Recovery = 1437.38%		*	
S o-Terphenyl	0.000		0	N.D.			
Spiked Amount: 5.000	Range: 40.0 - 140.0%			Recovery = NA%			
S Terphenyl-d14	12.288	244.0	41710	103.4833	ng/ml		0.000
Spiked Amount: 5.000	Range: 39.0 - 106.0%			Recovery = 2069.67%		*	
Target Compounds							**QValue**
T Naphthalene	0.000		0	N.D.			
T 2-Methylnaphthalene	0.000		0	N.D.			
T 1-Methylnaphthalene	0.000		0	N.D.			
T Acenaphthylene	0.000		0	N.D.			
T Acenaphthene	8.050	154.0	0		ng/ml	md	1
T Fluorene	0.000		0	N.D.			
T Phenanthrene	0.000		0	N.D.			
T Anthracene	0.000		0	N.D.			
T Fluoranthene	0.000		0	N.D.			
T Pyrene	0.000		0	N.D.			
T Benzo(a)Anthracene	0.000		0	N.D.			
T Chrysene	14.751	228.0	0		ng/ml	md	1
T Benzo(b)fluoranthene	0.000		0	N.D.			

Compound	RT	QIon	Resp.	Conc.	Units		Dev(Min)
T Benzo(k)fluoranthene	0.000		0	N.D.			
T Benzo(a)pyrene	18.524	252.0	0		ng/ml	md	1
T Indeno(1,2,3-cd)pyrene	0.000		0	N.D.			
T Dibenzo(a,h)anthracene	0.000		0	N.D.			
T Benzo(g,h,i)perylene	0.000		0	N.D.			

(#) = Qualifier Out of Range; (m) = Manual Integration; (+) = Area Summed; (*) = Surrogate Percent Recovery Out of Range; (d): Zeroed Peak

Quantitation Results Report (QT Reviewed)

Compound	Conc.	RT	Dev(Min)	Resp.	QIon	QRatio	Lower	Upper
Nitrobenzene-d5	63.4281	5.16	-0.01	16728	54.0	30.9	21.6	40.2
					128.0	35.9	21.3	39.5

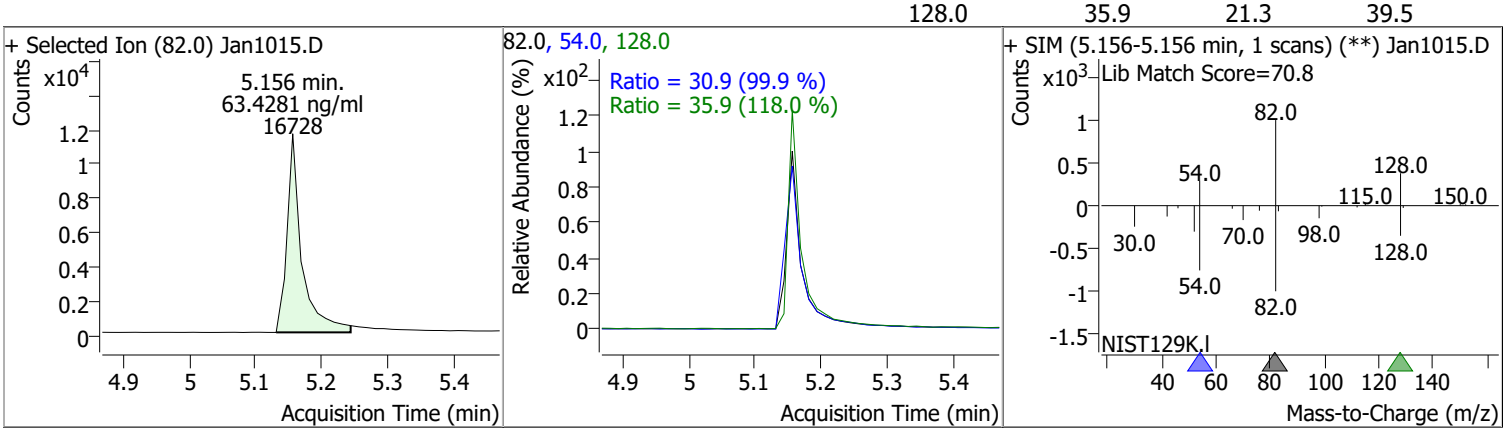

Compound	Conc.	Exp RT	QIon	Exp Ratio	QIon	Exp Ratio
Naphthalene	N.D.	5.98	102.0	15.5	129.0	10.8

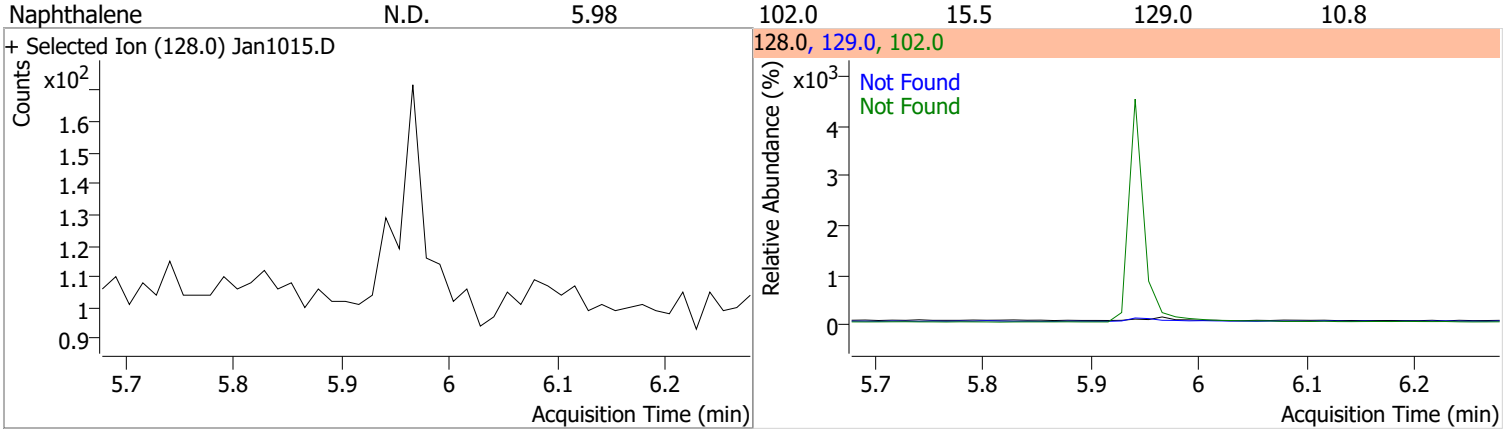

Compound	Conc.	Exp RT	QIon	Exp Ratio	QIon	Exp Ratio
2-Methylnaphthalene	N.D.	6.80	142.0	147.5	115.0	52.5

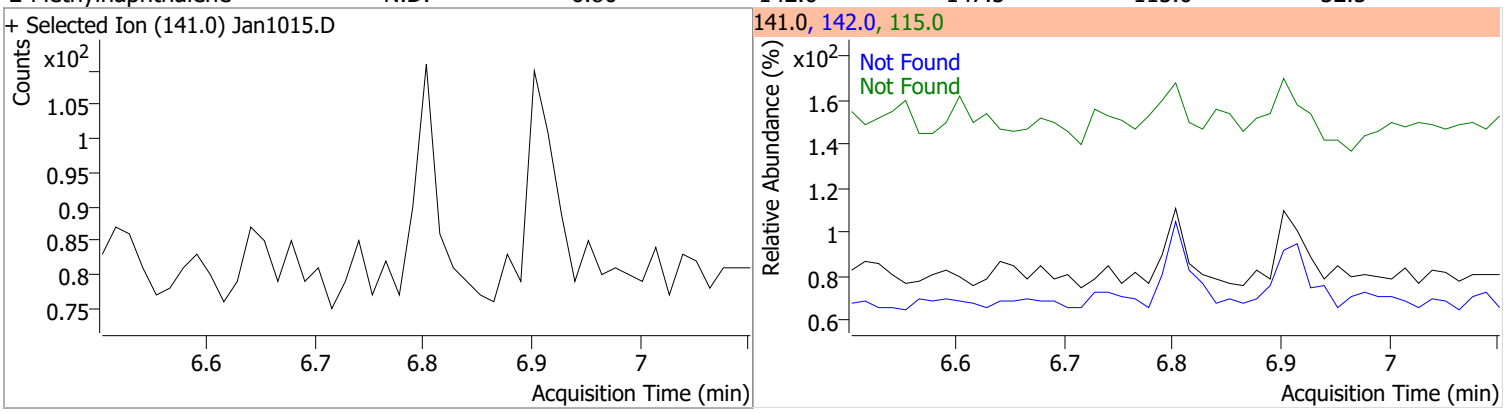

Compound	Conc.	Exp RT	QIon	Exp Ratio	QIon	Exp Ratio
1-Methylnaphthalene	N.D.	6.90	142.0	111.3	115.0	63.4

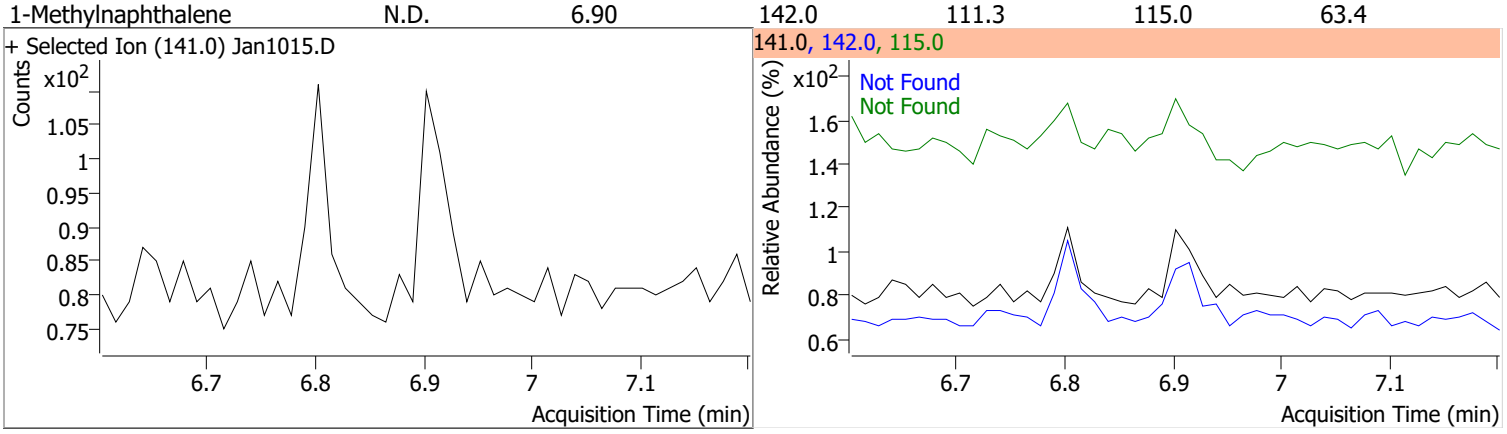

Quantitation Results Report (QT Reviewed)

Compound	Conc.	RT	Dev(Min)	Resp.	QIon	QRatio	Lower	Upper
2-Fluorobiphenyl	71.8691	7.26	0.00	47193	171.0	36.4	26.4	49.0

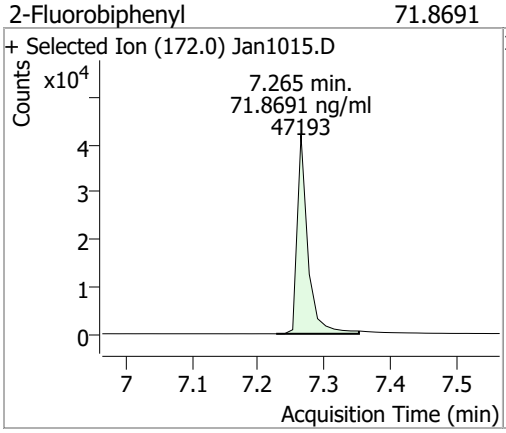

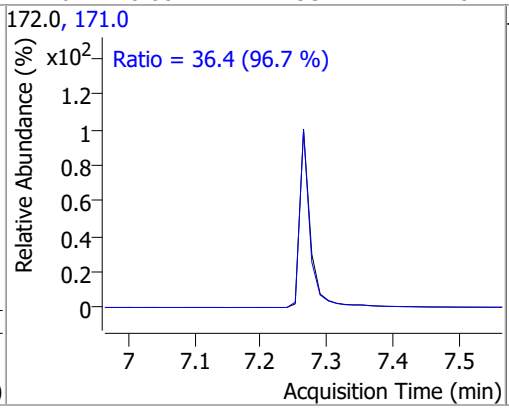

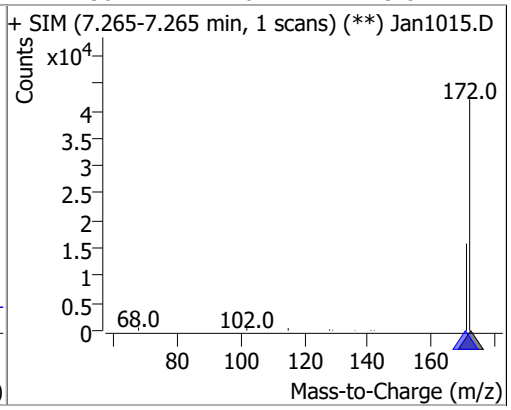

Compound	Conc.	Exp RT	QIon	Exp Ratio
Acenaphthylene	N.D.	7.84	153.0	14.6

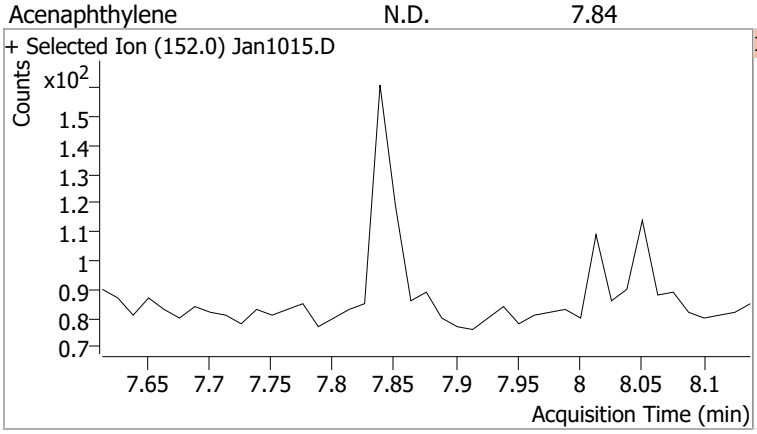

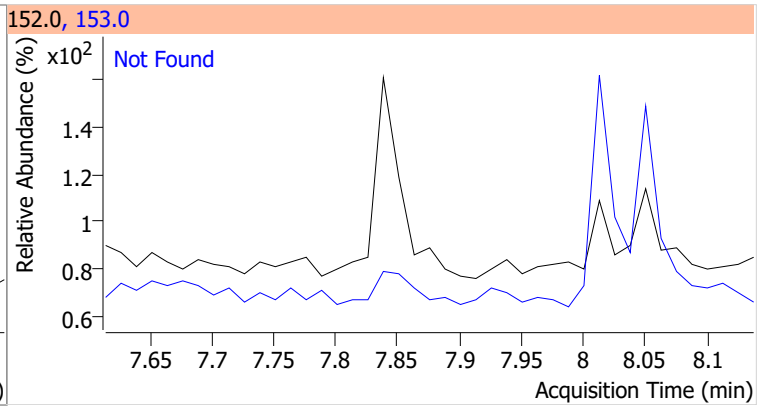

Compound	Conc.	RT	Dev(Min)	Resp.	QIon	QRatio	Lower	Upper
Acenaphthene		0		0	153.0		80.3	149.2
					152.0		38.4	71.4

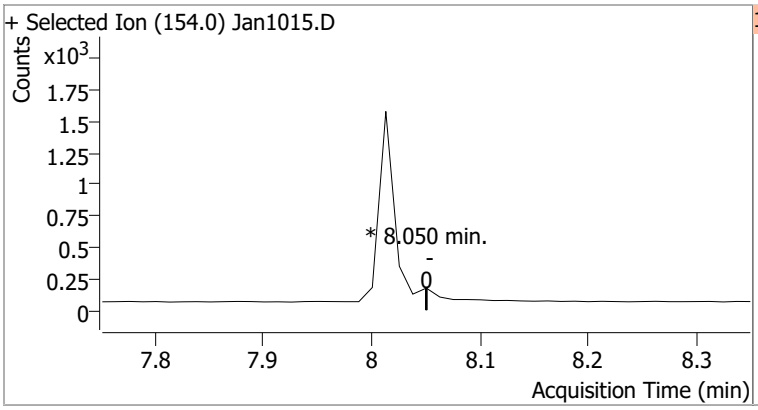

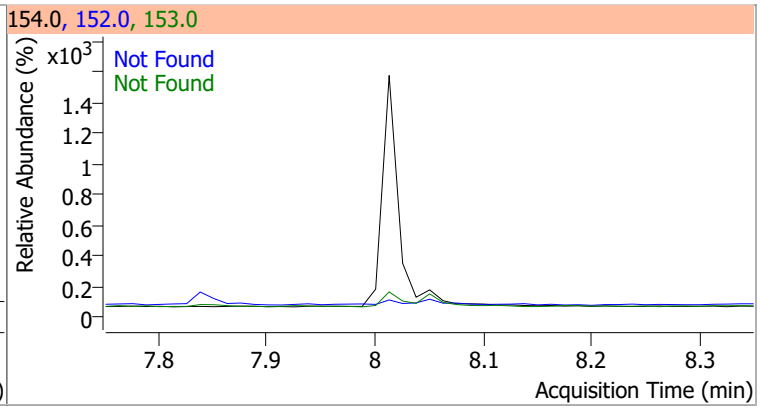

Compound	Conc.	Exp RT	QIon	Exp Ratio	QIon	Exp Ratio
Fluorene	N.D.	8.69	165.0	96.4	167.0	11.3

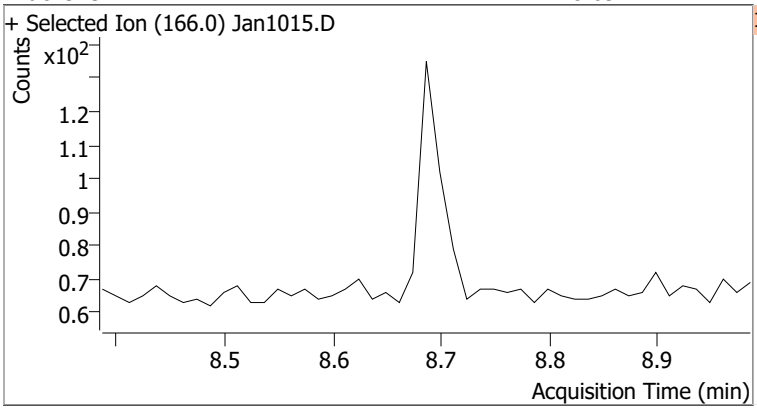

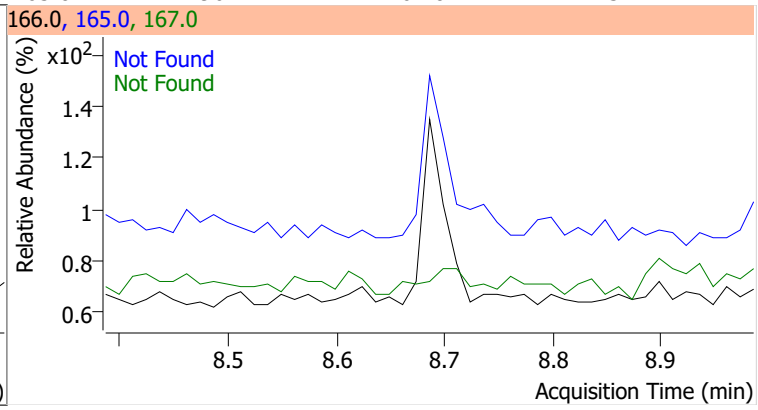

Compound	Conc.	Exp RT	QIon	Exp Ratio
Phenanthrene	N.D.	9.82	176.0	15.5

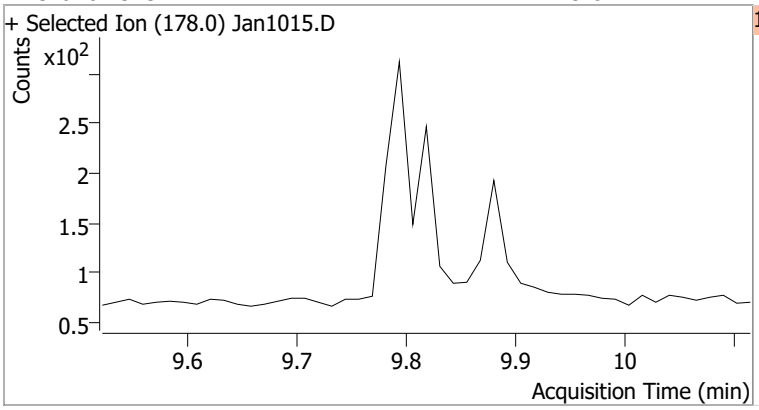

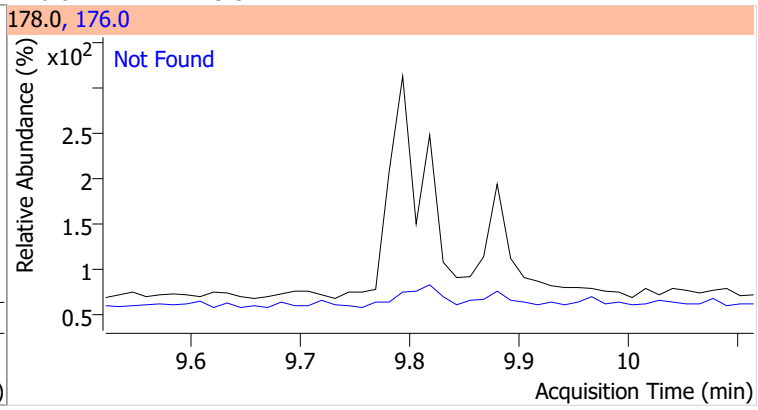

Compound	Conc.	Exp RT	QIon	Exp Ratio
Anthracene	N.D.	9.88	176.0	16.6

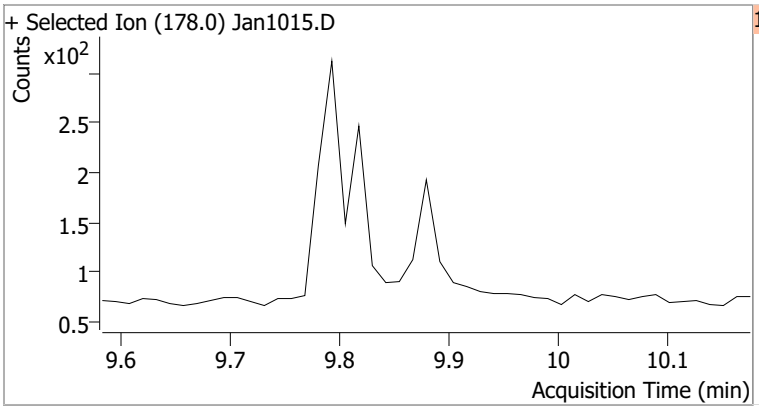

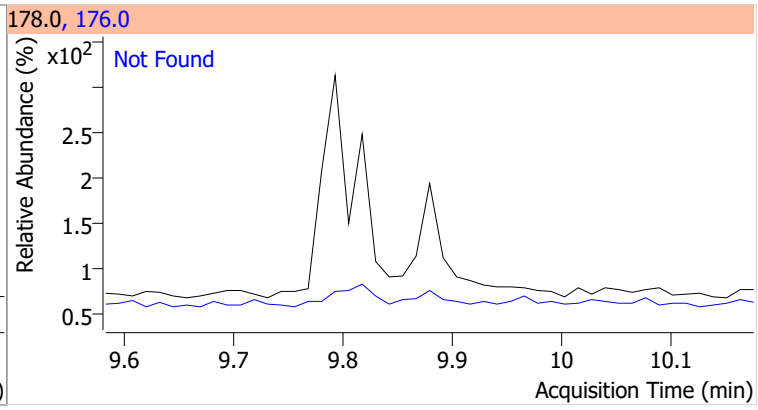

Compound	Conc.	Exp RT	QIon	Exp Ratio	QIon	Exp Ratio
o-Terphenyl	N.D.	10.32	229.0	66.8	215.0	43.2

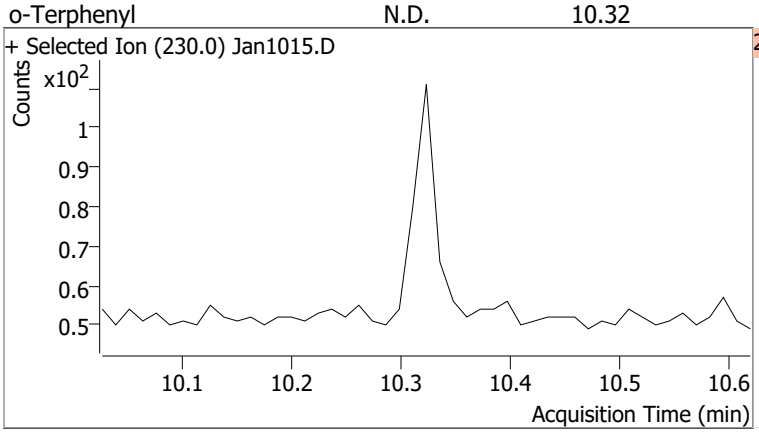

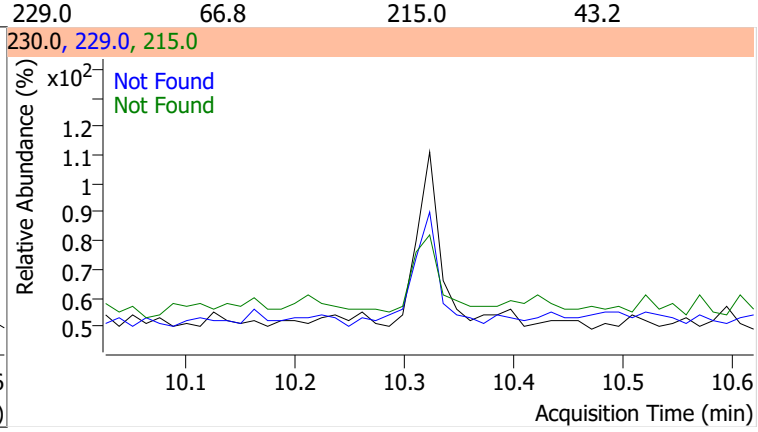

Compound	Conc.	Exp RT	QIon	Exp Ratio
Fluoranthene	N.D.	11.44	101.0	11.4

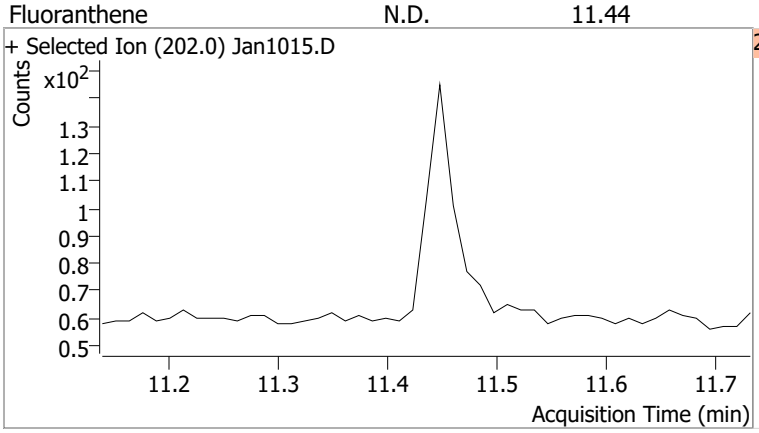

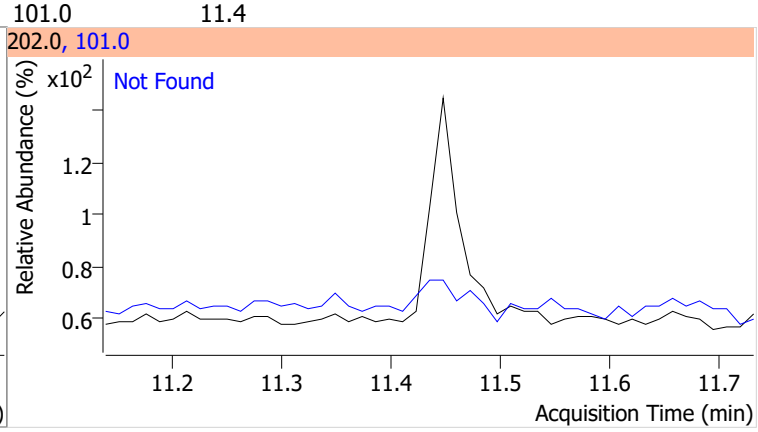

Quantitation Results Report (QT Reviewed)

Compound	Conc.	Exp RT	QIon	Exp Ratio
Pyrene	N.D.	11.82	101.0	13.9

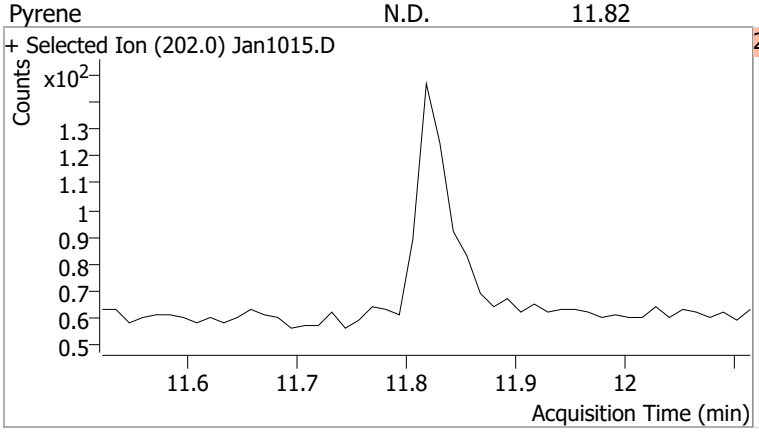

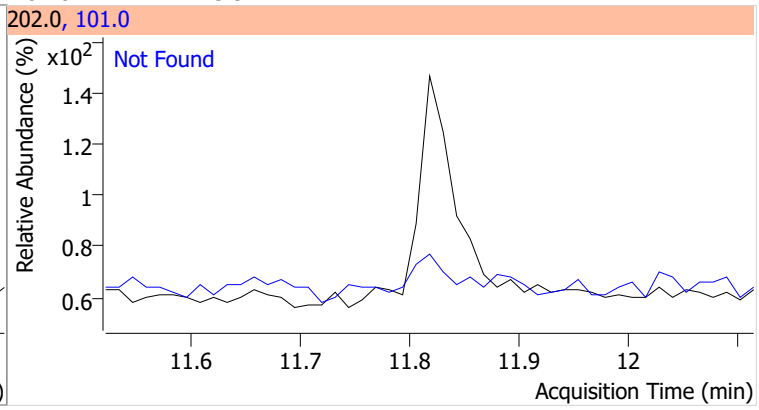

Compound	Conc.	RT	Dev(Min)	Resp.	QIon	QRatio	Lower	Upper
Terphenyl-d14	103.4833	12.29	0.00	41710	122.0	15.3	9.6	17.9

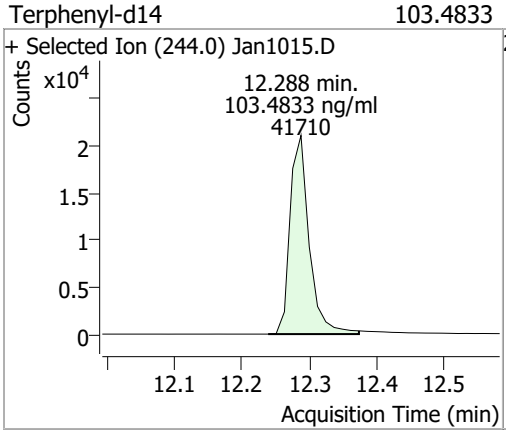

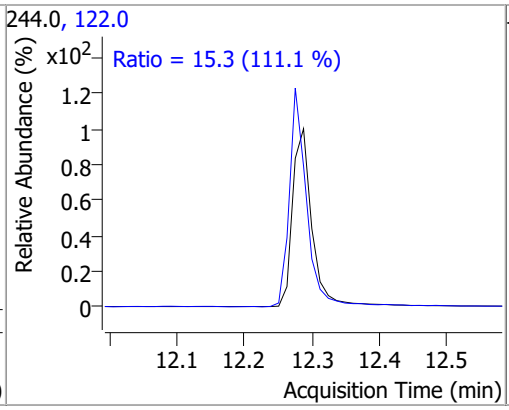

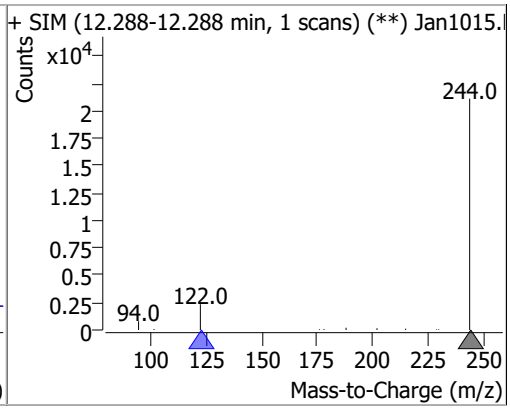

Compound	Conc.	Exp RT	QIon	Exp Ratio	QIon	Exp Ratio
Benzo(a)Anthracene	N.D.	14.73	226.0	27.9	229.0	23.5

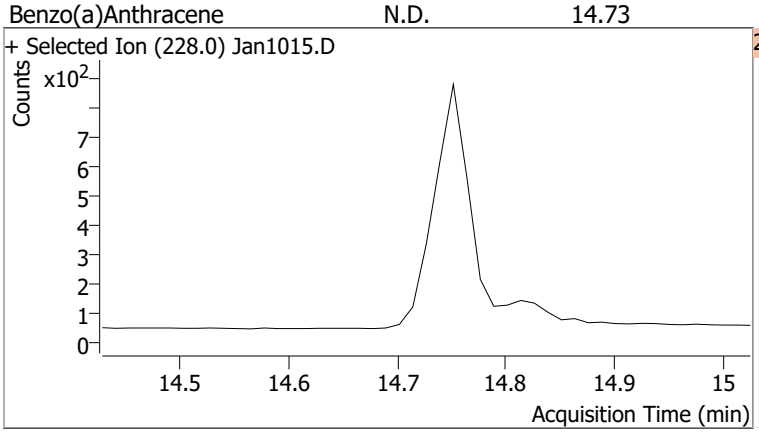

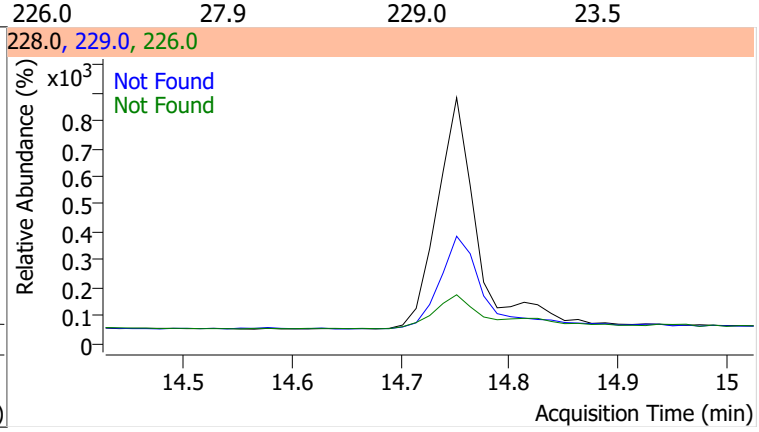

Compound	Conc.	RT	Dev(Min)	Resp.	QIon	QRatio	Lower	Upper
Chrysene		0		0	226.0		22.2	41.2
					229.0		15.5	28.9

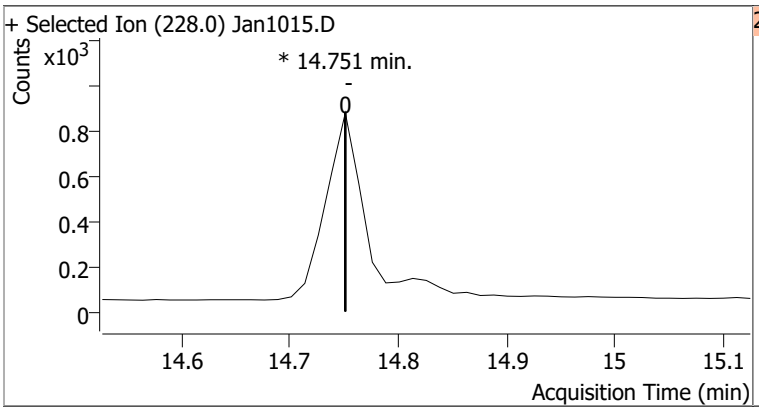

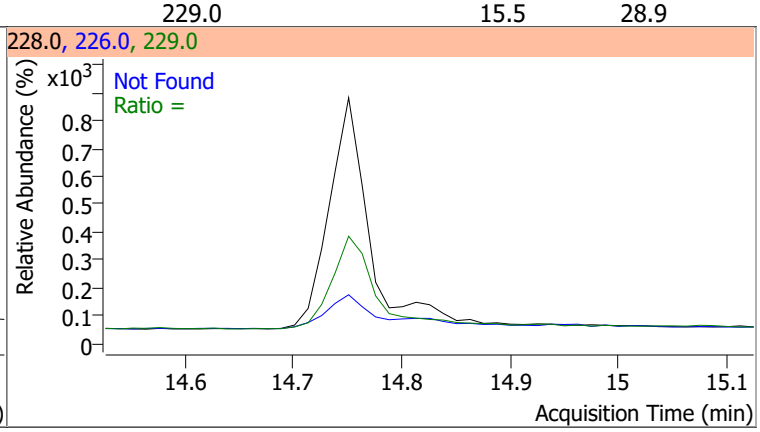

Compound	Conc.	Exp RT	QIon	Exp Ratio
Benzo(b)fluoranthene	N.D.	17.76	253.0	22.6

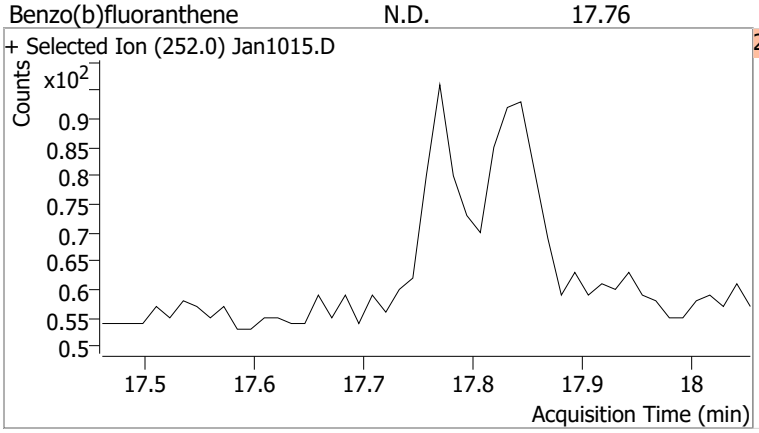

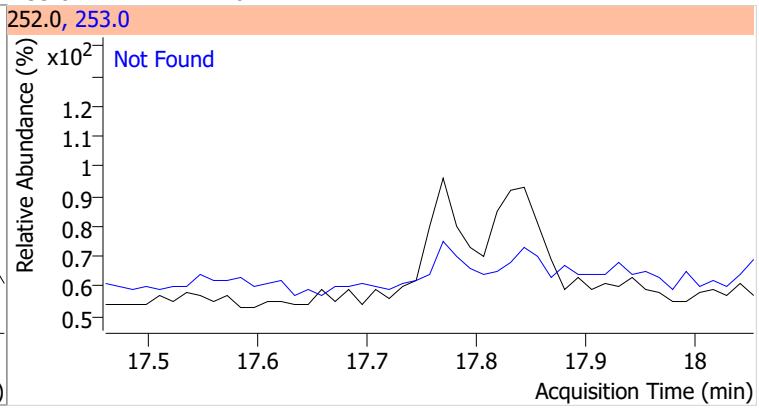

Compound	Conc.	Exp RT	QIon	Exp Ratio
Benzo(k)fluoranthene	N.D.	17.82	253.0	23.0

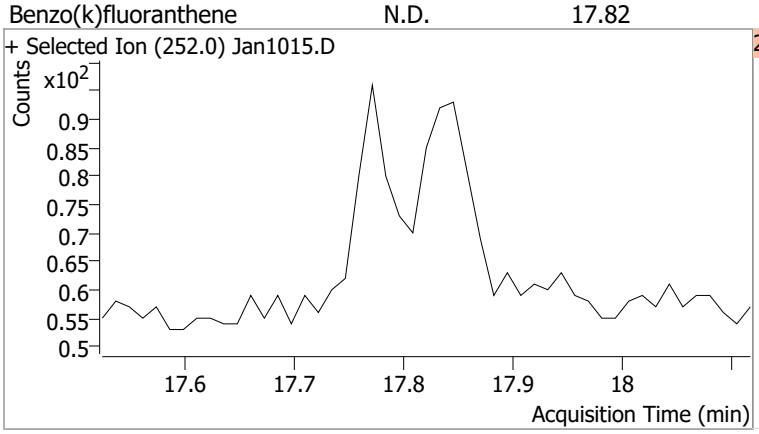

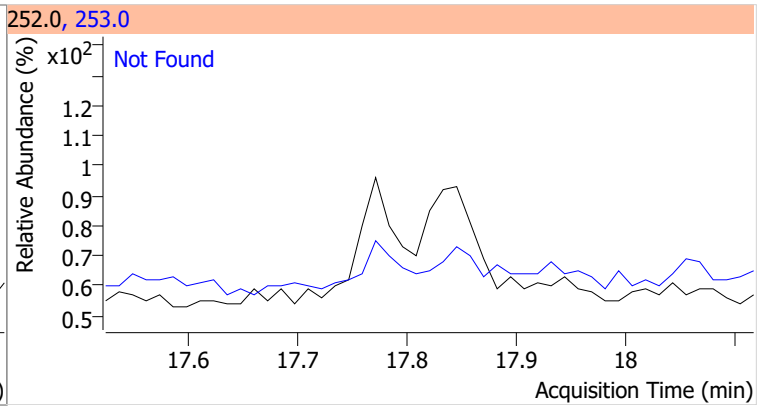

Compound	Conc.	RT	Dev(Min)	Resp.	QIon	QRatio	Lower	Upper
Benzo(a)pyrene		0		0	253.0		16.6	30.8

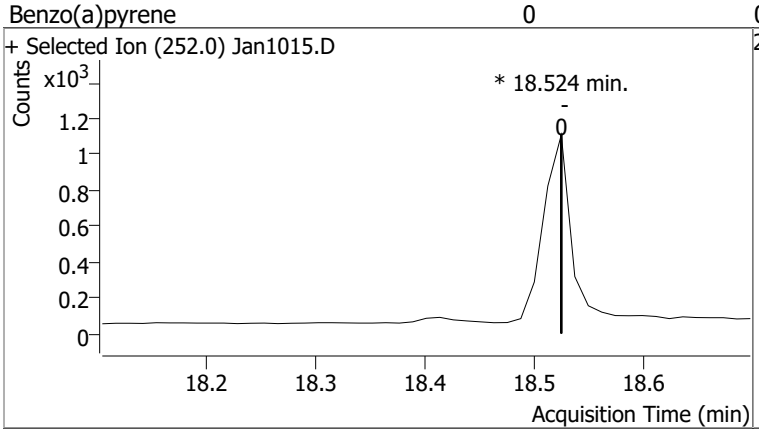

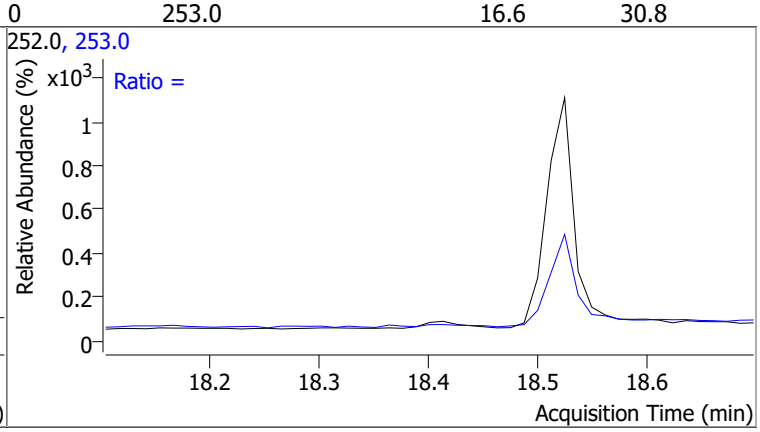

Compound	Conc.	Exp RT	QIon	Exp Ratio
Indeno(1,2,3-cd)pyrene	N.D.	20.24	138.0	25.2

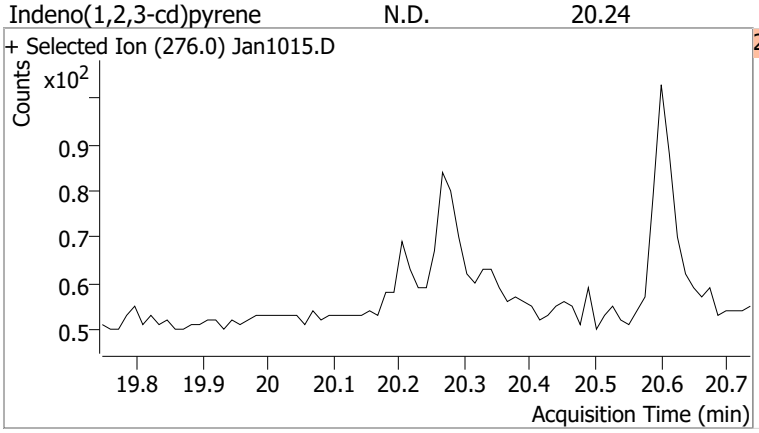

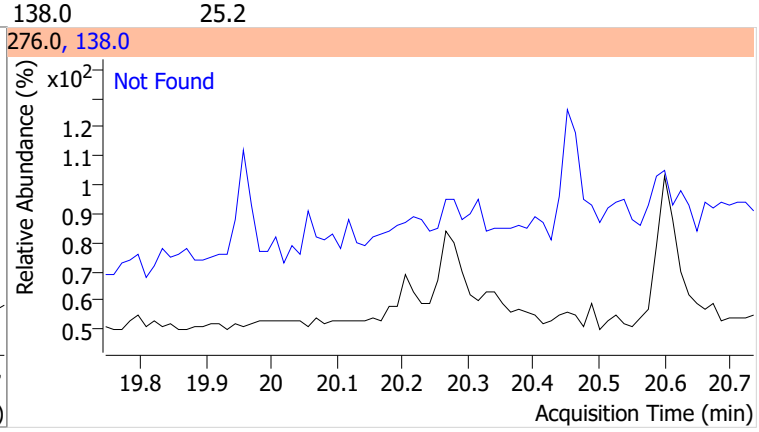

Compound	Conc.	Exp RT	QIon	Exp Ratio	QIon	Exp Ratio
Dibenzo(a,h)anthracene	N.D.	20.32	279.0	25.9	139.0	18.3

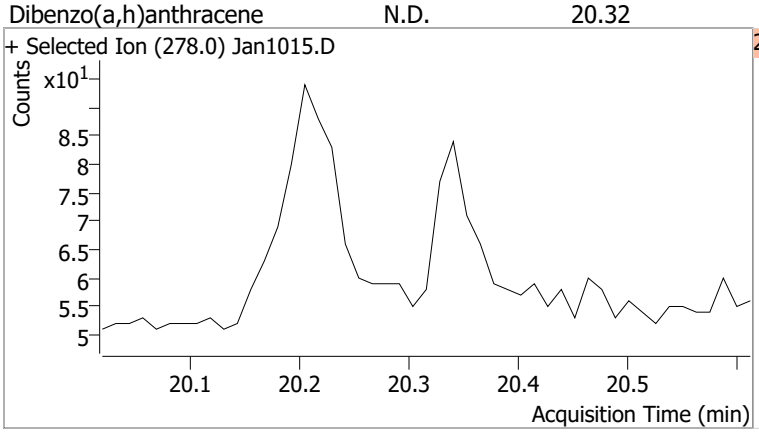

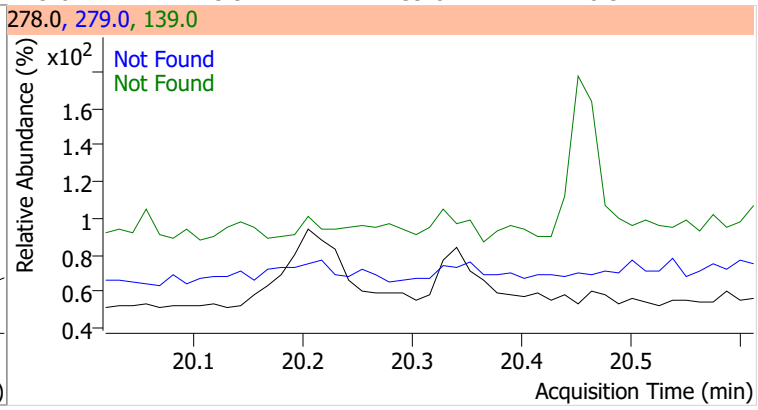

Compound	Conc.	Exp RT	QIon	Exp Ratio	QIon	Exp Ratio
Benzo(g,h,i)perylene	N.D.	20.58	277.0	24.5	138.0	20.0

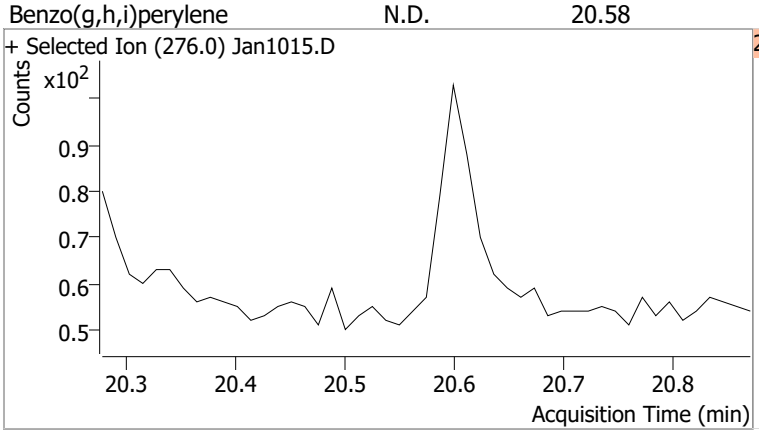

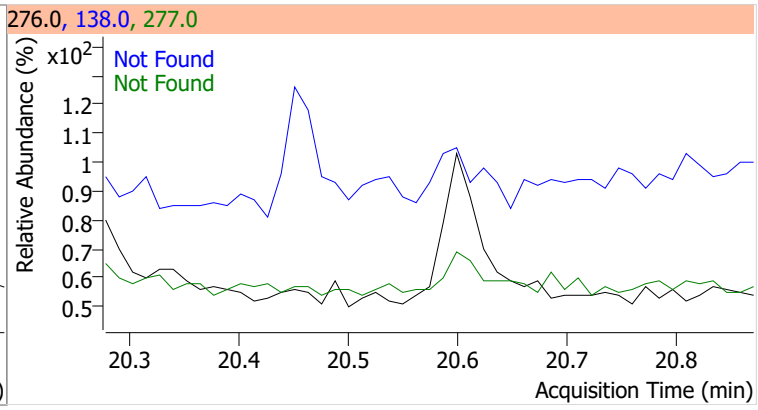

Quantitation Results Report (QT Reviewed)

Data File	Jan1016.D	Operator	LIMS import
Acq. Method	5975BNASIM	Acq. Date-Time	1/10/2022 7:16:52 PM
Sample Name	B21122105-001CLMS	Instrument	GCMS
Vial	16	Multiplier	1.00
DA Method File	010522 bna SIM 3.batch.bin	Comment	SVOC-8270-W-LLPAH
Tune File	dftppjph.u	Tune Date	
Batch Name	011022 bna SIM 1.batch.bin	Last Calib Update	1/4/2022 2:09:05 PM
Ref Library			

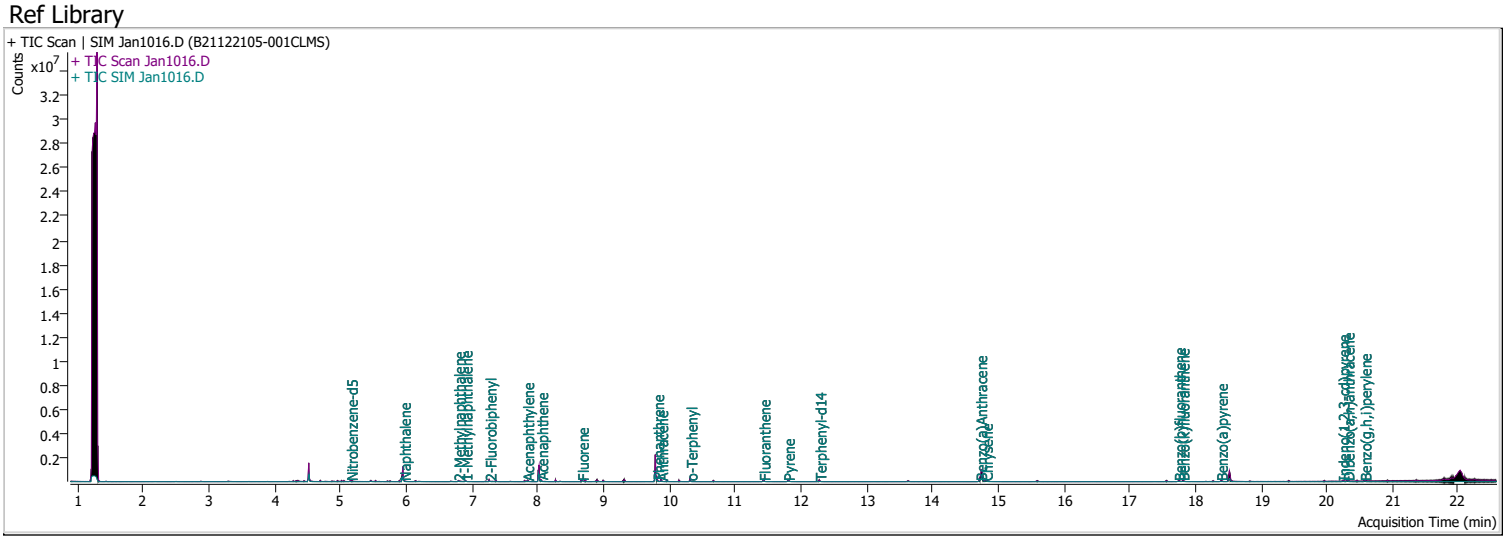

Compound	RT	QIon	Resp.	Conc.	Units	Dev(Min)
Internal Standards						
M 1,4-Dichlorobenzene-d4	4.522	152.0	219113	40.0000	ng/ml	-0.025
M Naphthalene-d8	5.941	136.0	400551	40.0000	ng/ml	-0.013
M Acenaphthene-d10	8.013	164.0	247615	40.0000	ng/ml	0.000
M Phenanthrene-d10	9.793	188.0	548486	40.0000	ng/ml	0.000
M Chrysene-d12	14.751	240.0	410476	40.0000	ng/ml	-0.013
M Perylene-d12	18.524	264.0	300428	40.0000	ng/ml	0.000
System Monitoring Compounds						
S Nitrobenzene-d5	5.156	82.0	16262	3.0985	ng/ml	-0.013
Spiked Amount: 5.000	Range: 19.0 - 102.0%			Recovery = 61.97%		
S 2-Fluorobiphenyl	7.264	172.0	48582	3.9410	ng/ml	0.000
Spiked Amount: 5.000	Range: 25.0 - 94.0%			Recovery = 78.82%		
S o-Terphenyl	10.324	230.0	43465	4.3219	ng/ml	0.000
Spiked Amount: 5.000	Range: 40.0 - 140.0%			Recovery = 86.44%		
S Terphenyl-d14	12.288	244.0	38869	5.1175	ng/ml	0.000
Spiked Amount: 5.000	Range: 39.0 - 106.0%			Recovery = 102.35%		
Target Compounds						**QValue**
T Naphthalene	5.966	128.0	44150	3.2825	ng/ml	100
T 2-Methylnaphthalene	6.790	141.0	27965	3.6052	ng/ml	97
T 1-Methylnaphthalene	6.902	141.0	27143	3.7844	ng/ml	95
T Acenaphthylene	7.838	152.0	52668	3.9772	ng/ml	100
T Acenaphthene	8.050	154.0	36030	3.7423	ng/ml	99
T Fluorene	8.673	166.0	49695	4.5106	ng/ml	98
T Phenanthrene	9.817	178.0	78286	4.7320	ng/ml	92
T Anthracene	9.879	178.0	69386	4.9863	ng/ml	95
T Fluoranthene	11.435	202.0	87304	4.6696	ng/ml	100
T Pyrene	11.806	202.0	95354	4.6567	ng/ml	98
T Benzo(a)Anthracene	14.726	228.0	62073	5.0122	ng/ml	99
T Chrysene	14.813	228.0	86043	5.0412	ng/ml	98
T Benzo(b)fluoranthene	17.746	252.0	57064	4.4054	ng/ml	98

Compound	RT	QIon	Resp.	Conc.	Units	Dev(Min)
T Benzo(k)fluoranthene	17.807	252.0	62200	4.4906	ng/ml	99
T Benzo(a)pyrene	18.388	252.0	42537	4.3952	ng/ml	100
T Indeno(1,2,3-cd)pyrene	20.241	276.0	38658	4.2973	ng/ml	99
T Dibenzo(a,h)anthracene	20.316	278.0	49078	4.6961	ng/ml	98
T Benzo(g,h,i)perylene	20.575	276.0	63205	4.6213	ng/ml	99

(#) = Qualifier Out of Range; (m) = Manual Integration; (+) = Area Summed; (*) = Surrogate Percent Recovery Out of Range; (d): Zeroed Peak

Quantitation Results Report (QT Reviewed)

Compound	Conc.	RT	Dev(Min)	Resp.	QIon	QRatio	Lower	Upper
Nitrobenzene-d5	3.0985	5.16	-0.01	16262	54.0	34.6	21.6	40.2
					128.0	35.1	21.3	39.5

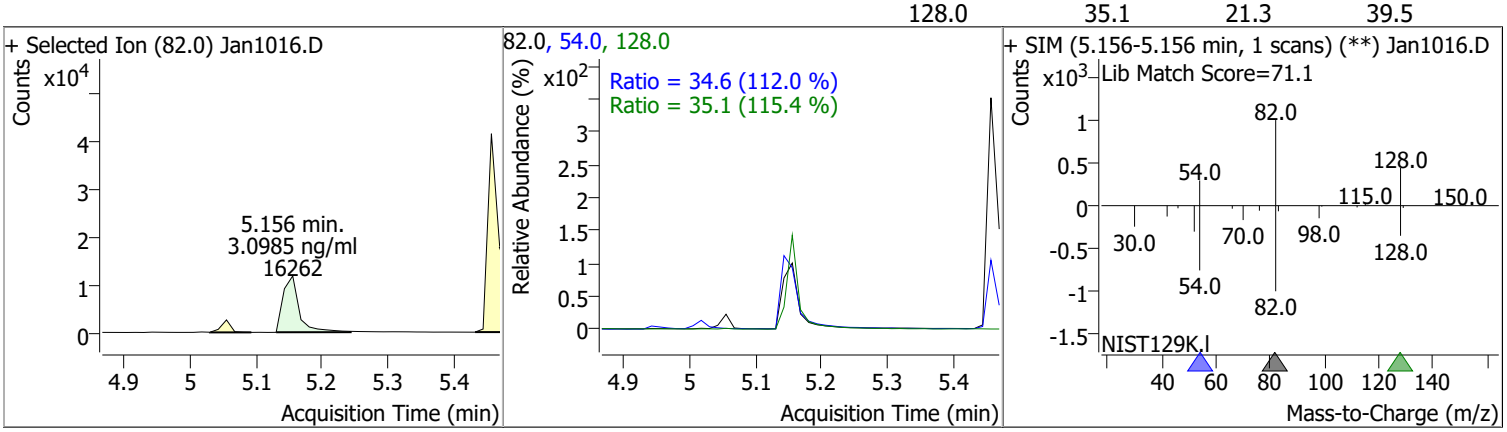

Compound	Conc.	RT	Dev(Min)	Resp.	QIon	QRatio	Lower	Upper
Naphthalene	3.2825	5.97	-0.01	44150	102.0	15.5	0.0	46.6
					129.0	11.1	7.6	14.1

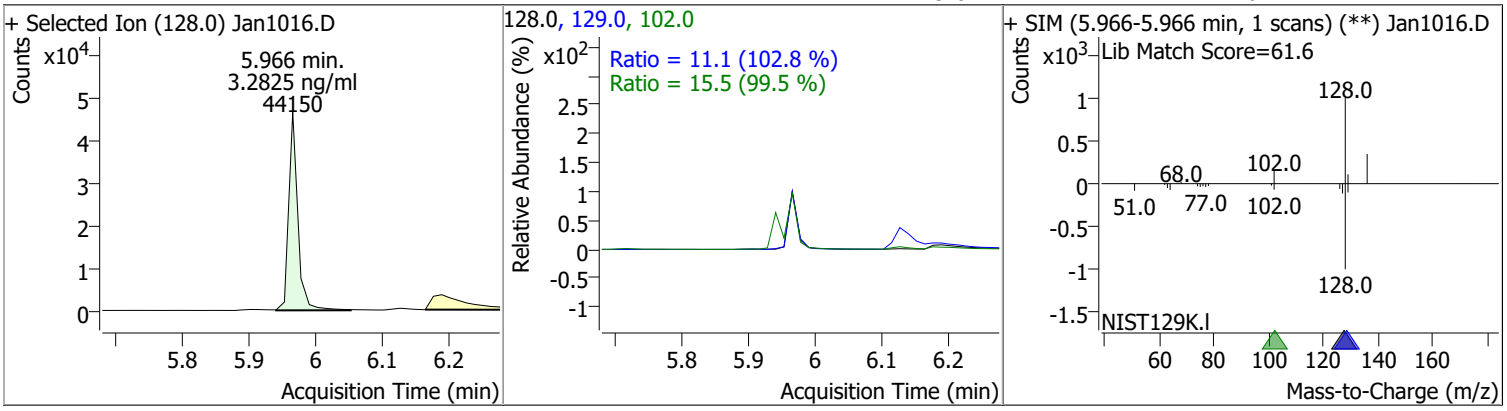

Compound	Conc.	RT	Dev(Min)	Resp.	QIon	QRatio	Lower	Upper
2-Methylnaphthalene	3.6052	6.79	-0.01	27965	142.0	147.4	103.3	191.8
					115.0	61.6	36.8	68.3

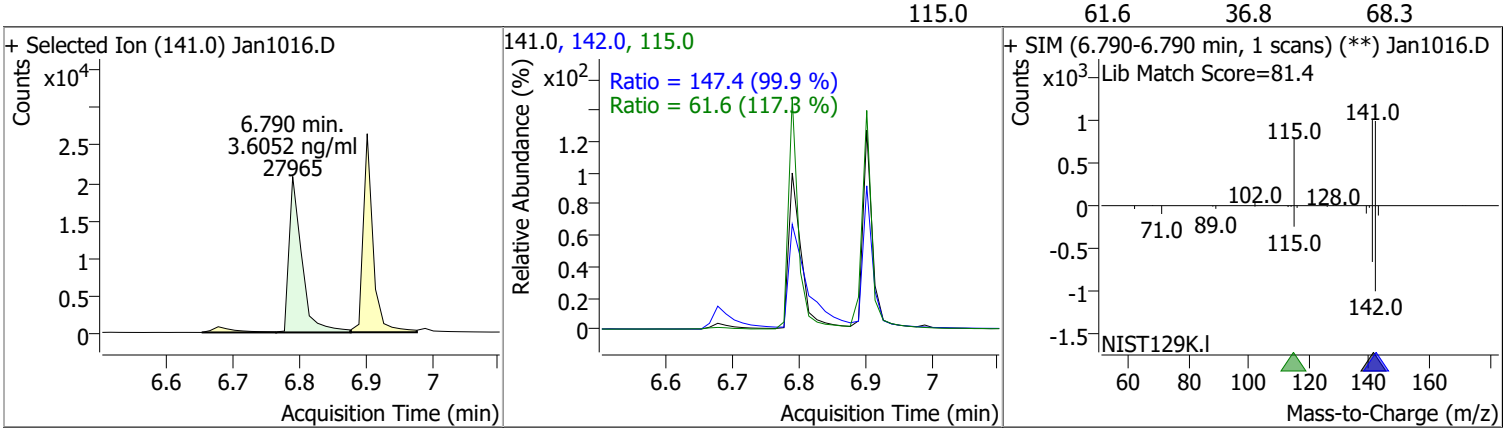

Compound	Conc.	RT	Dev(Min)	Resp.	QIon	QRatio	Lower	Upper
1-Methylnaphthalene	3.7844	6.90	0.00	27143	142.0	116.6	77.9	144.7
					115.0	58.7	44.4	82.5

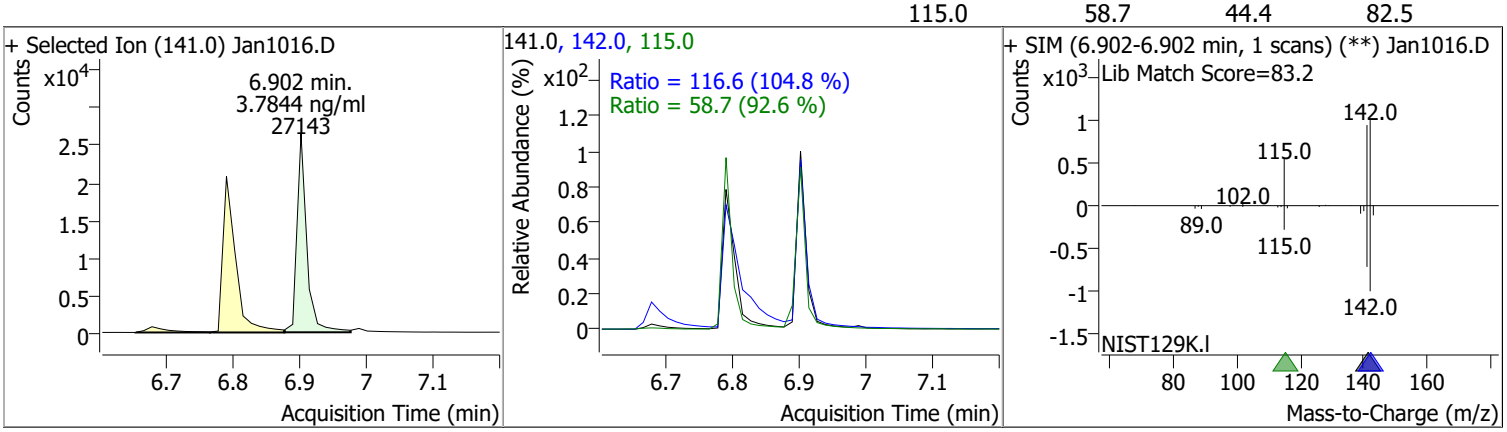

Compound	Conc.	RT	Dev(Min)	Resp.	QIon	QRatio	Lower	Upper
2-Fluorobiphenyl	3.9410	7.26	0.00	48582	171.0	36.8	26.4	49.0

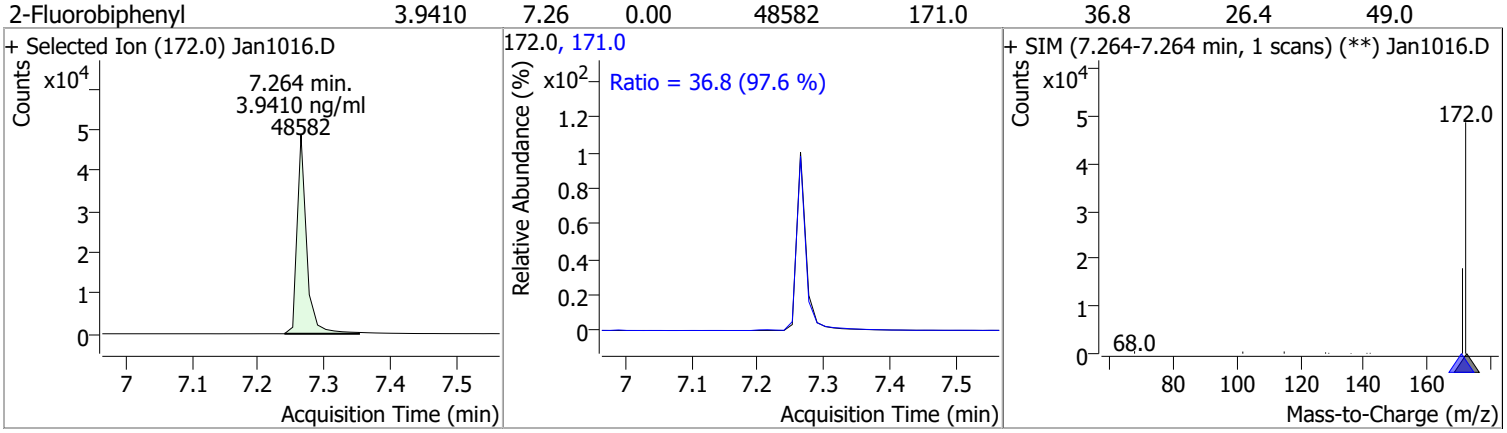

Compound	Conc.	RT	Dev(Min)	Resp.	QIon	QRatio	Lower	Upper
Acenaphthylene	3.9772	7.84	0.00	52668	153.0	14.7	10.2	18.9

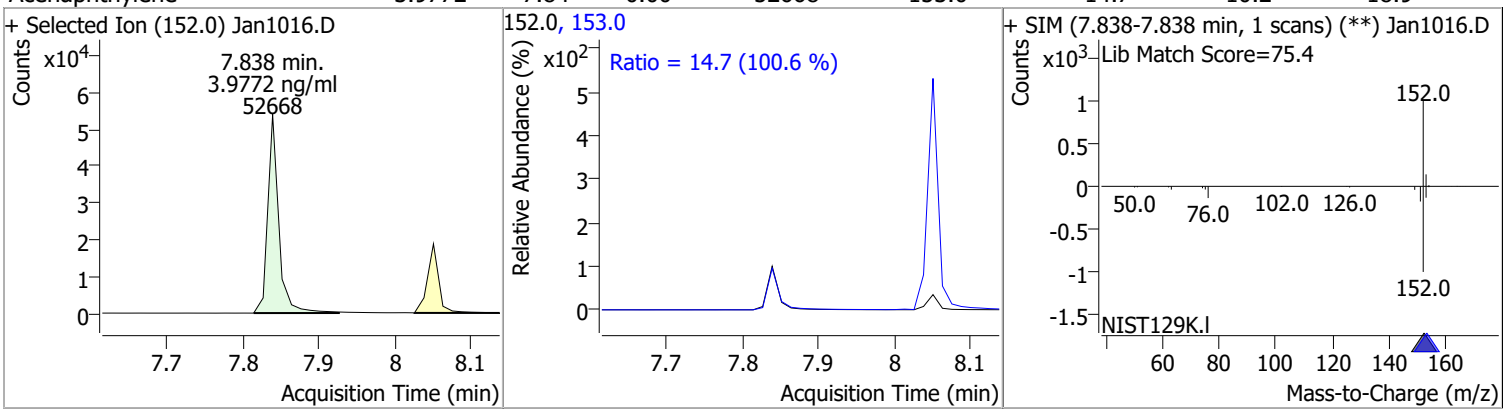

Compound	Conc.	RT	Dev(Min)	Resp.	QIon	QRatio	Lower	Upper
Acenaphthene	3.7423	8.05	0.00	36030	153.0	113.7	80.3	149.2
					152.0	54.0	38.4	71.4

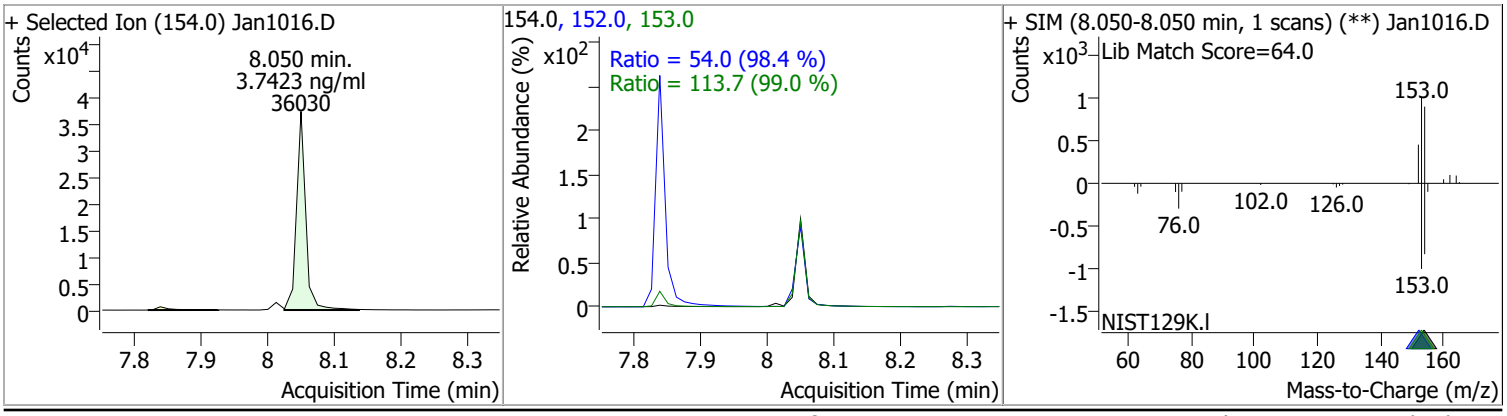

Compound	Conc.	RT	Dev(Min)	Resp.	QIon	QRatio	Lower	Upper
Fluorene	4.5106	8.67	-0.01	49695	165.0	98.3	67.5	125.3
					167.0	13.0	7.9	14.6

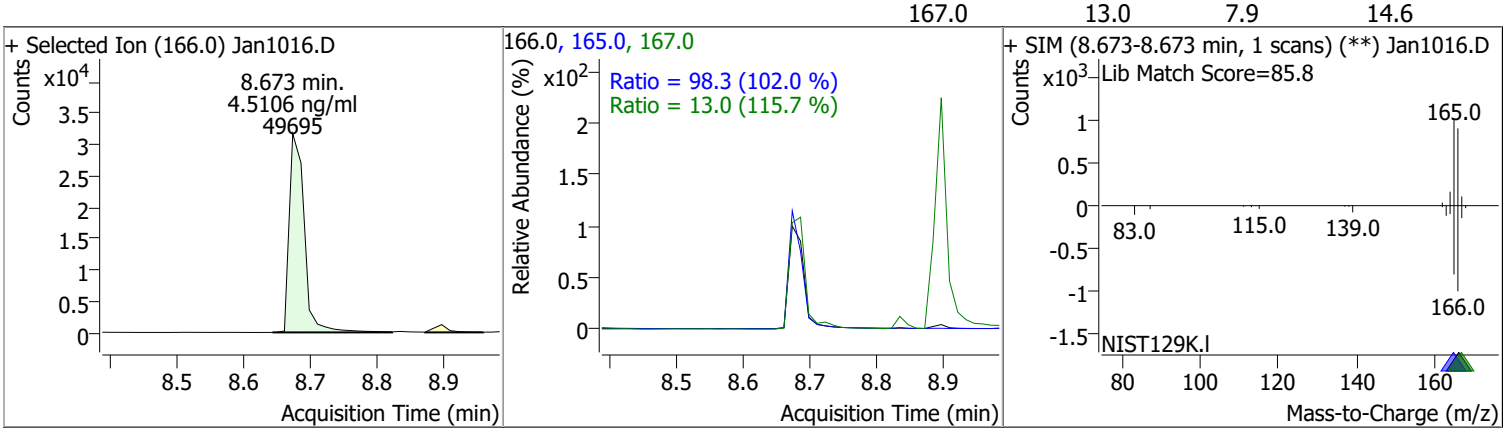

Compound	Conc.	RT	Dev(Min)	Resp.	QIon	QRatio	Lower	Upper
Phenanthrene	4.7320	9.82	0.00	78286	176.0	18.9	10.9	20.2

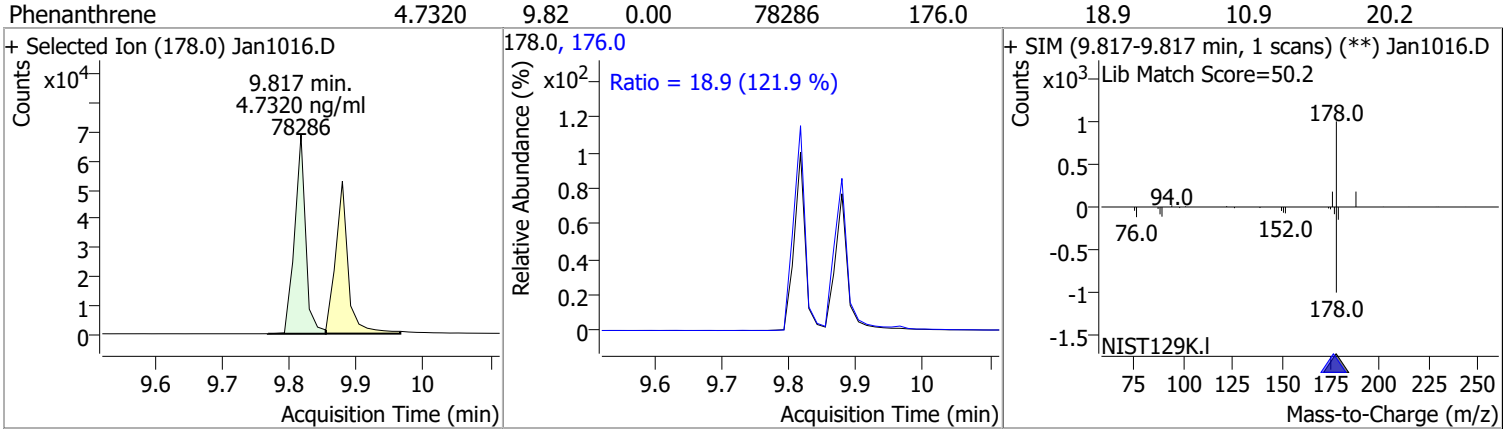

Compound	Conc.	RT	Dev(Min)	Resp.	QIon	QRatio	Lower	Upper
Anthracene	4.9863	9.88	0.00	69386	176.0	18.6	11.6	21.6

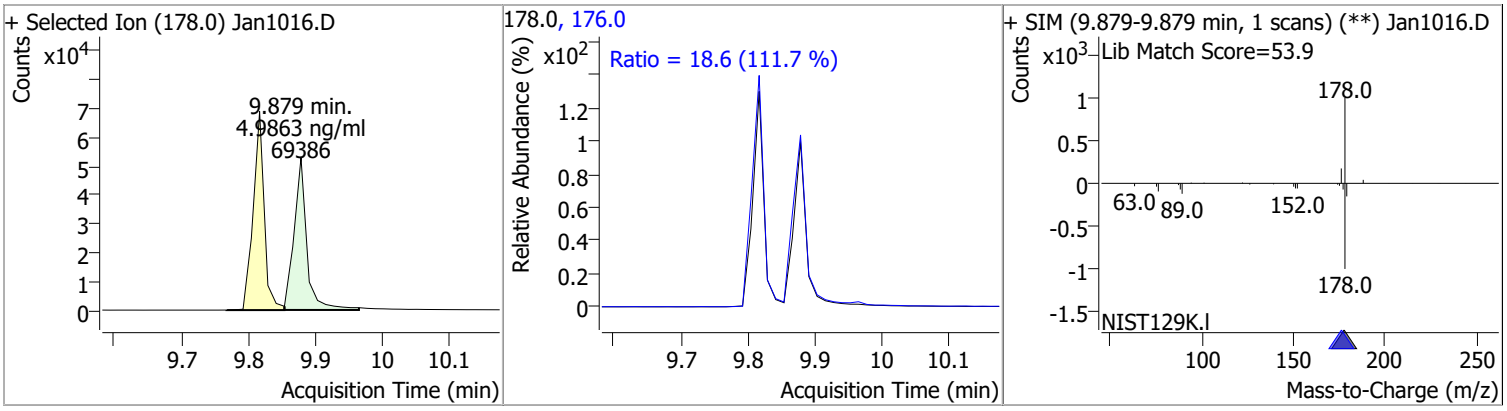

Compound	Conc.	RT	Dev(Min)	Resp.	QIon	QRatio	Lower	Upper
o-Terphenyl	4.3219	10.32	0.00	43465	229.0	67.4	46.7	86.8
					215.0	43.1	30.2	56.2

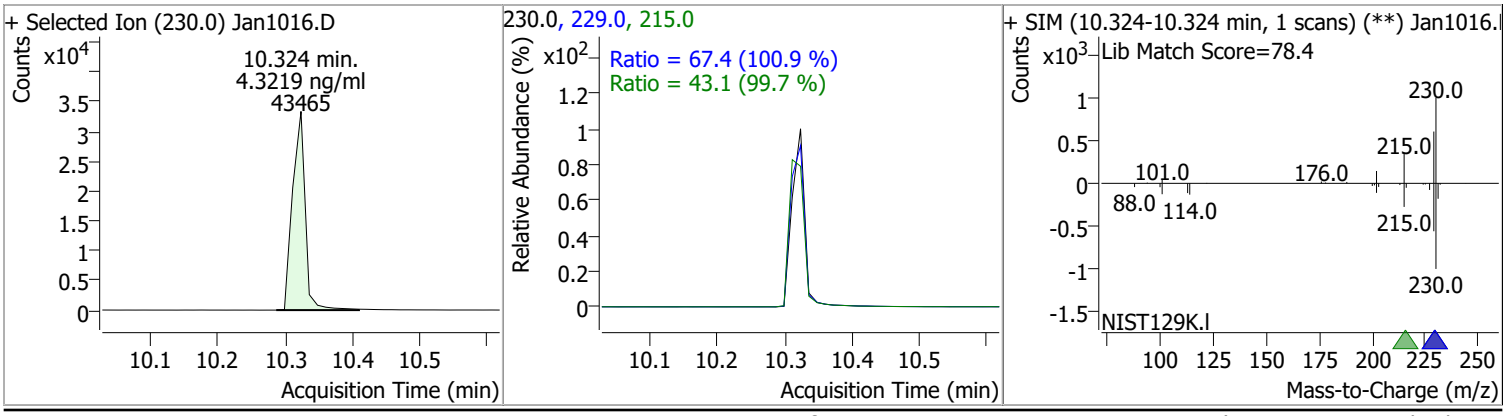

Quantitation Results Report (QT Reviewed)

Compound	Conc.	RT	Dev(Min)	Resp.	QIon	QRatio	Lower	Upper
Fluoranthene	4.6696	11.44	0.00	87304	101.0	11.3	8.0	14.8

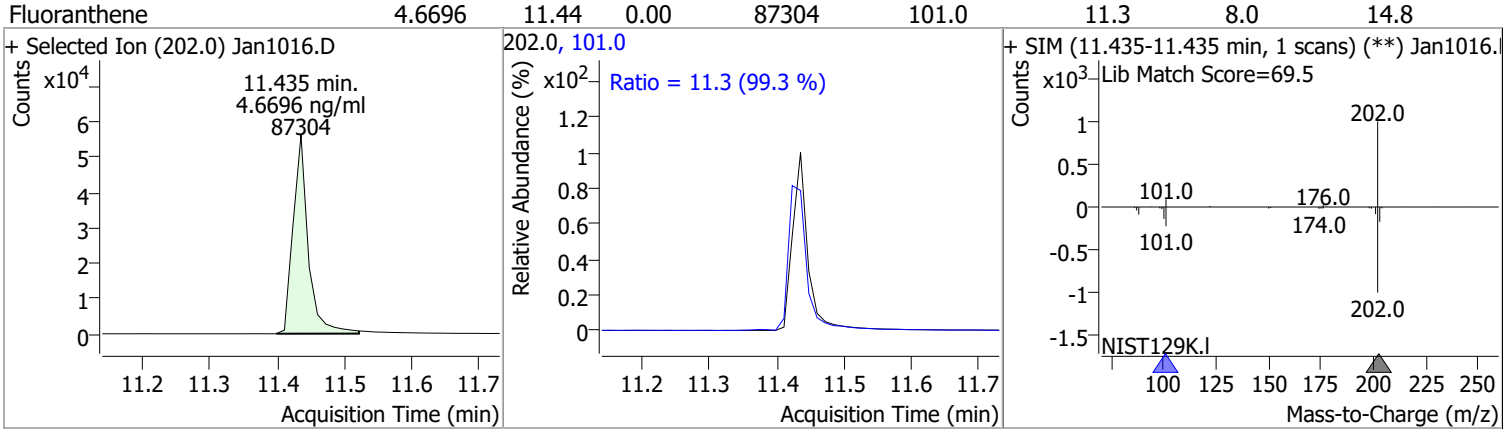

Compound	Conc.	RT	Dev(Min)	Resp.	QIon	QRatio	Lower	Upper
Pyrene	4.6567	11.81	-0.01	95354	101.0	13.2	9.7	18.1

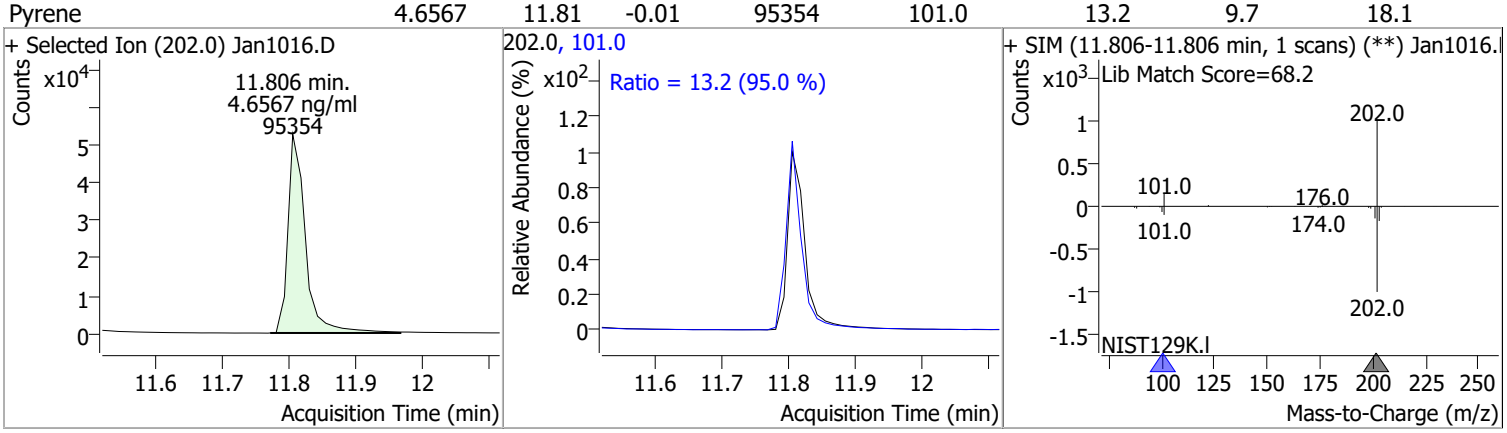

Compound	Conc.	RT	Dev(Min)	Resp.	QIon	QRatio	Lower	Upper
Terphenyl-d14	5.1175	12.29	0.00	38869	122.0	14.7	9.6	17.9

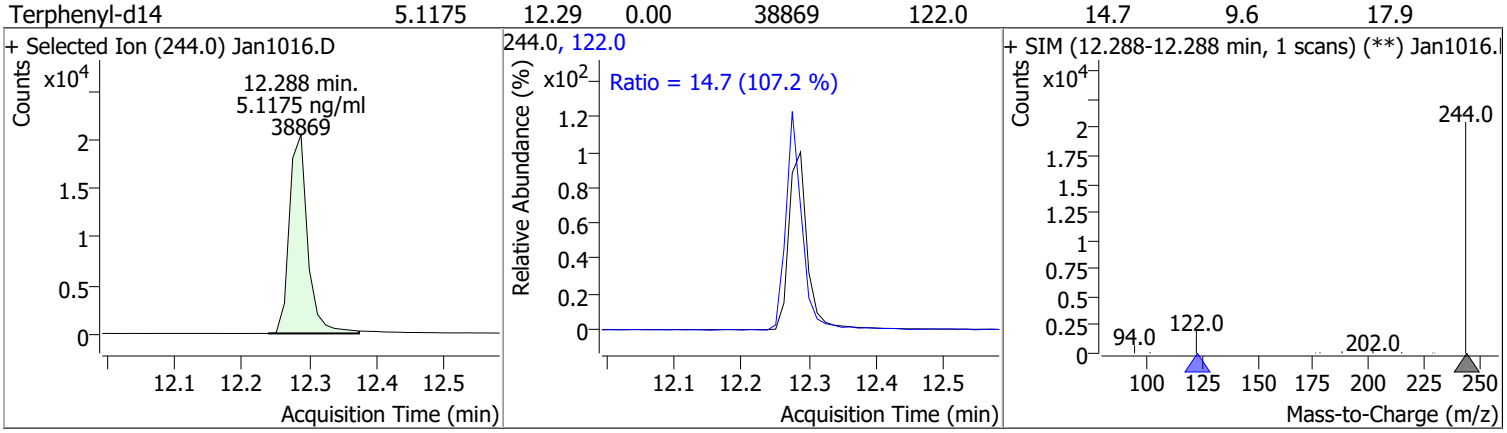

Compound	Conc.	RT	Dev(Min)	Resp.	QIon	QRatio	Lower	Upper
Benzo(a)Anthracene	5.0122	14.73	0.00	62073	226.0	27.7	19.5	36.3
					229.0	22.8	16.5	30.6

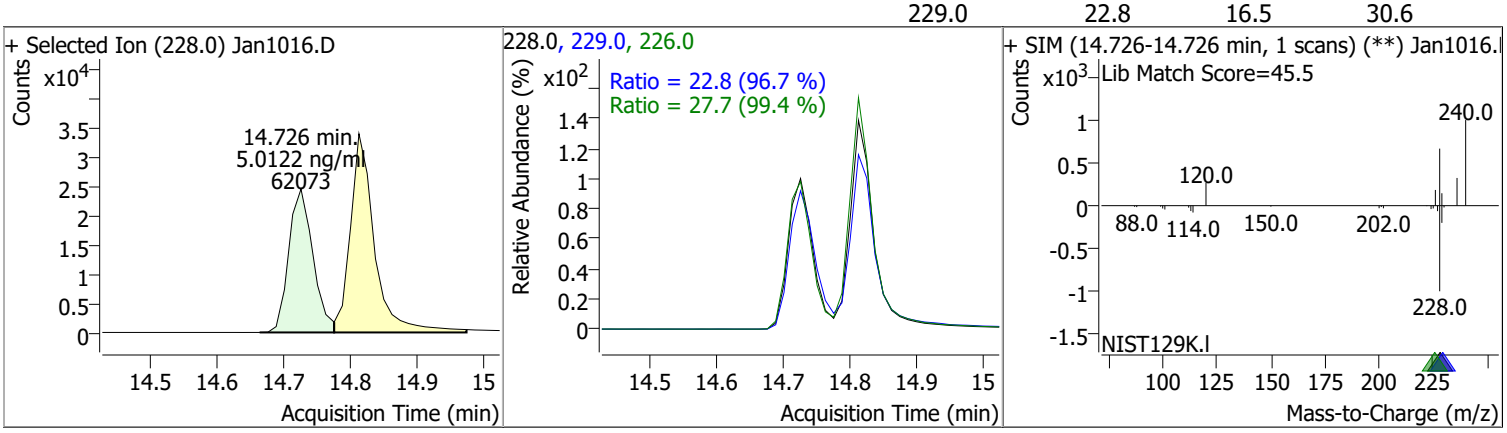

Quantitation Results Report (QT Reviewed)

Compound	Conc.	RT	Dev(Min)	Resp.	QIon	QRatio	Lower	Upper
Chrysene	5.0412	14.81	-0.01	86043	226.0	30.5	22.2	41.2
					229.0	21.4	15.5	28.9

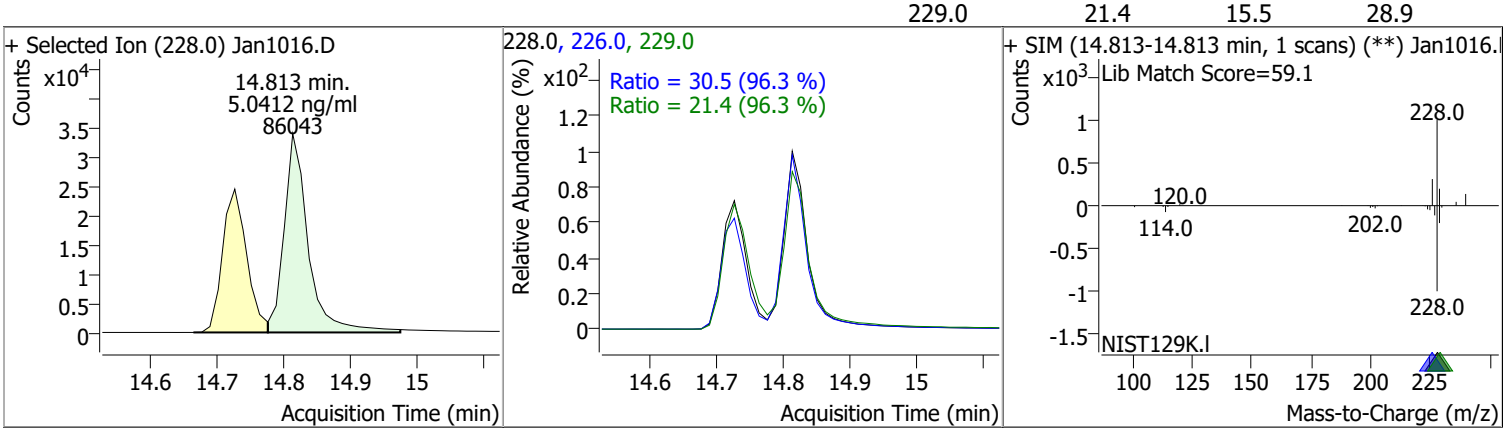

Compound	Conc.	RT	Dev(Min)	Resp.	QIon	QRatio	Lower	Upper
Benzo(b)fluoranthene	4.4054	17.75	-0.01	57064	253.0	21.9	15.8	29.4

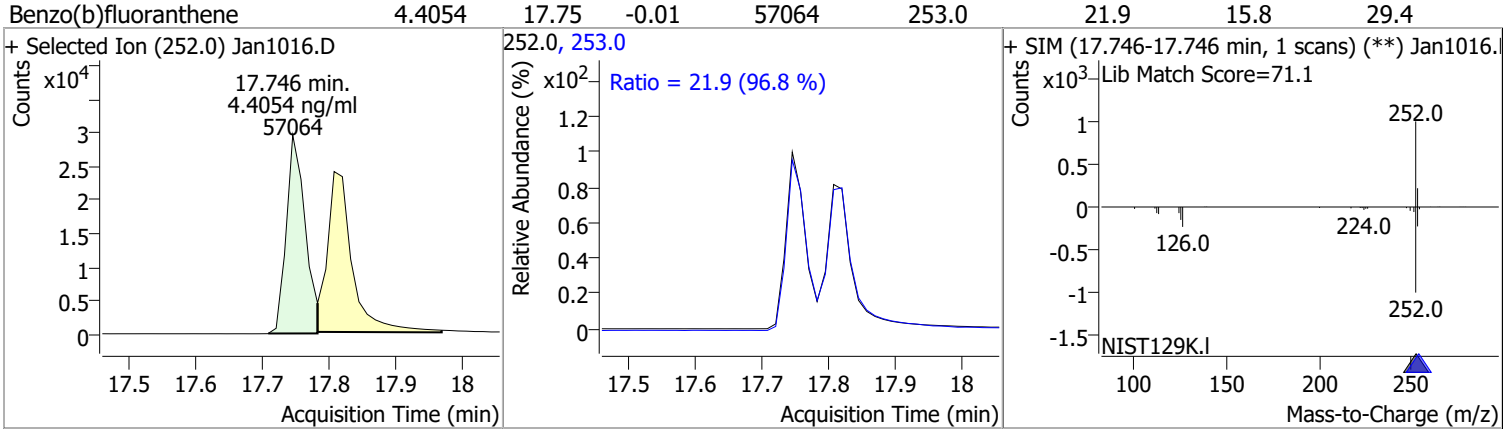

Compound	Conc.	RT	Dev(Min)	Resp.	QIon	QRatio	Lower	Upper
Benzo(k)fluoranthene	4.4906	17.81	-0.01	62200	253.0	22.5	16.1	30.0

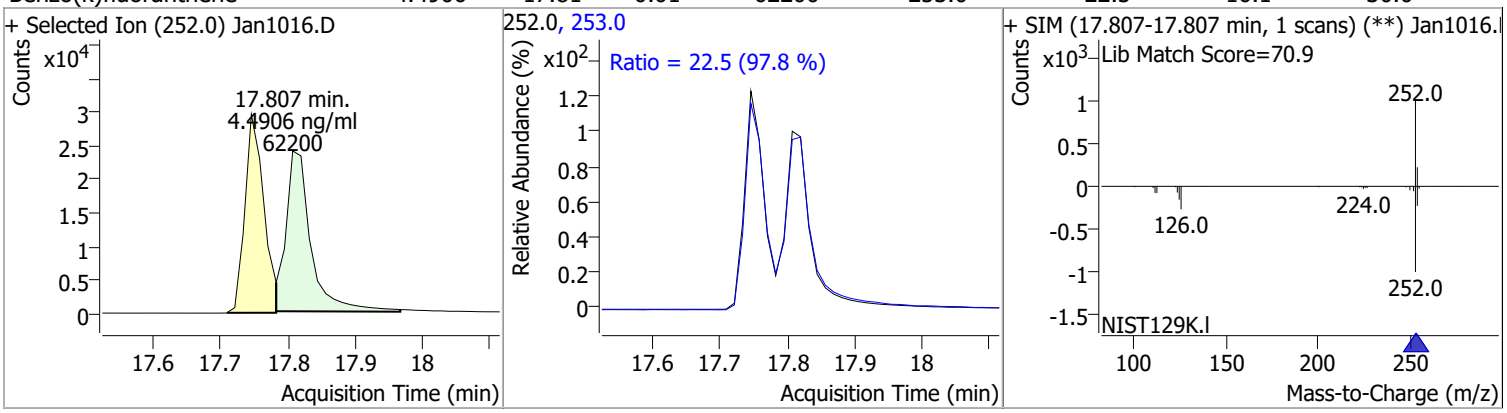

Compound	Conc.	RT	Dev(Min)	Resp.	QIon	QRatio	Lower	Upper
Benzo(a)pyrene	4.3952	18.39	-0.01	42537	253.0	23.7	16.6	30.8

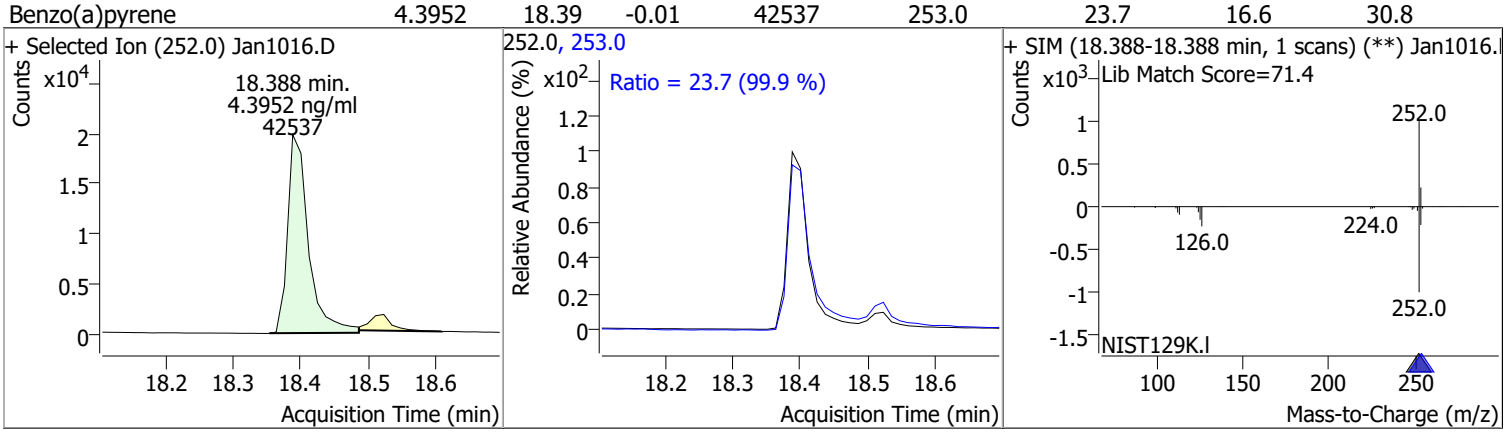

Quantitation Results Report (QT Reviewed)

Compound	Conc.	RT	Dev(Min)	Resp.	QIon	QRatio	Lower	Upper
Indeno(1,2,3-cd)pyrene	4.2973	20.24	0.00	38658	138.0	24.5	17.6	32.7

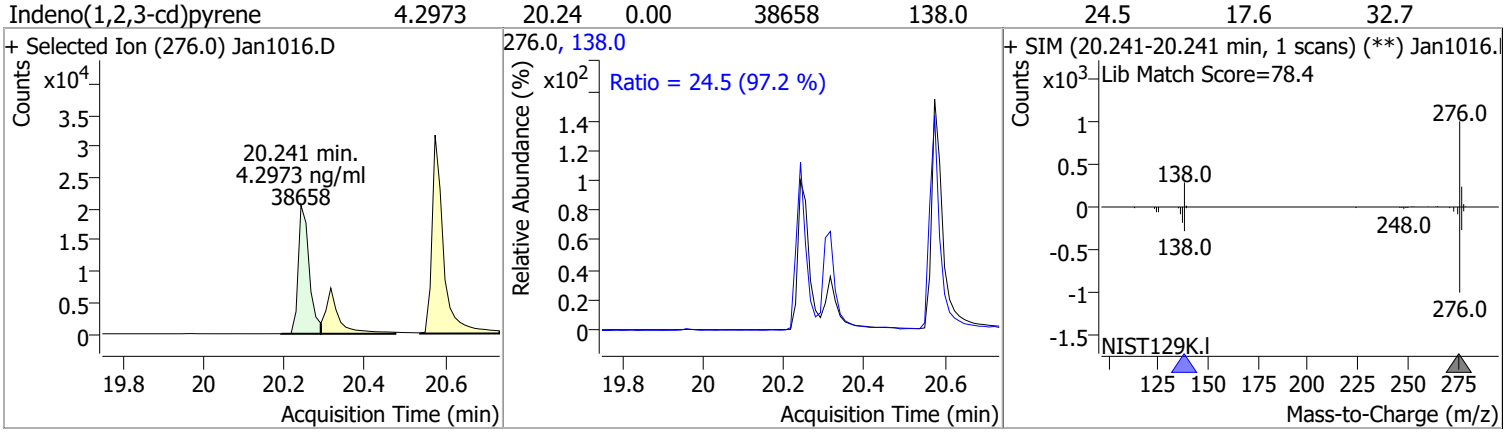

Compound	Conc.	RT	Dev(Min)	Resp.	QIon	QRatio	Lower	Upper
Dibenzo(a,h)anthracene	4.6961	20.32	0.00	49078	279.0	24.6	18.1	33.6
					139.0	18.1	12.8	23.8

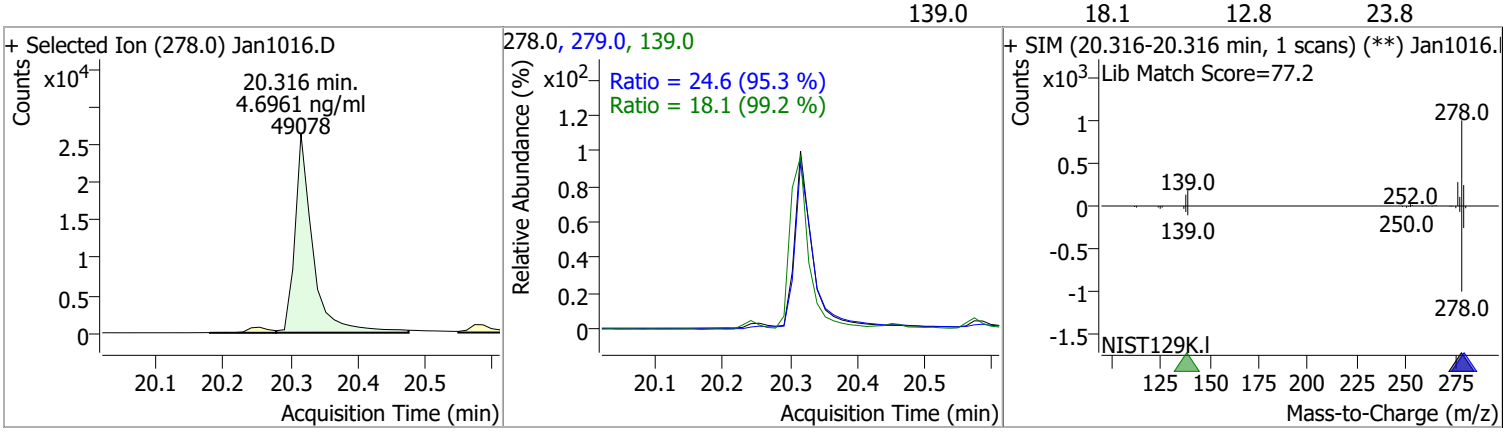

Compound	Conc.	RT	Dev(Min)	Resp.	QIon	QRatio	Lower	Upper
Benzo(g,h,i)perylene	4.6213	20.58	0.00	63205	277.0	24.6	17.1	31.8
					138.0	20.6	14.0	25.9

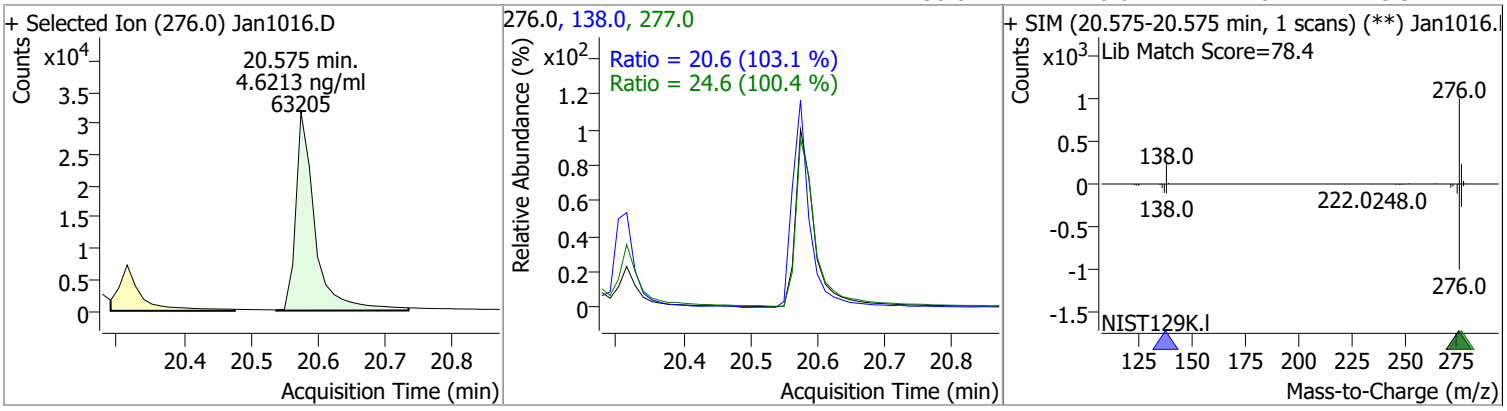

Quantitation Results Report (QT Reviewed)

Data File	Jan1017.D	Operator	LIMS import
Acq. Method	5975BNASIM	Acq. Date-Time	1/10/2022 7:49:10 PM
Sample Name	MB-162701	Instrument	GCMS
Vial	17	Multiplier	1.00
DA Method File	010522 bna SIM 3.batch.bin	Comment	SVOC-8270-W-LLPAH
Tune File	dftppjph.u	Tune Date	
Batch Name	011022 bna SIM 1.batch.bin	Last Calib Update	1/4/2022 2:09:05 PM
Ref Library			

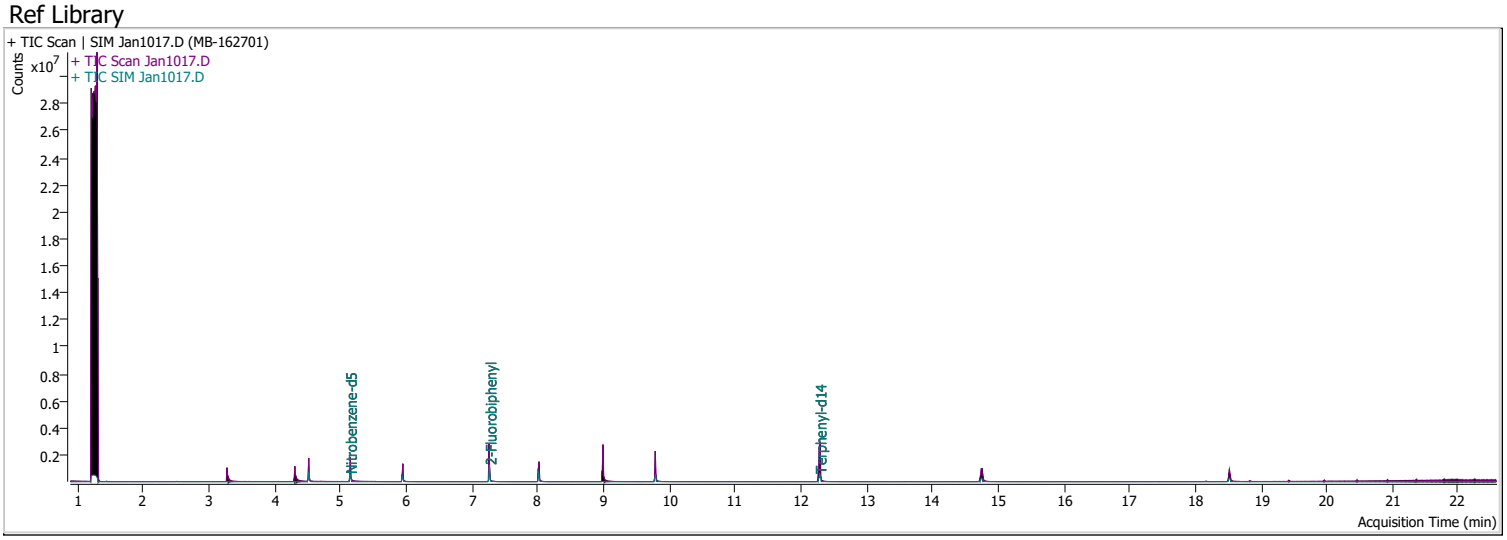

Compound	RT	QIon	Resp.	Conc.	Units		Dev(Min)
Internal Standards							
M 1,4-Dichlorobenzene-d4	4.522	152.0	226411	40.0000	ng/ml		-0.025
M Naphthalene-d8	5.941	136.0	438999	40.0000	ng/ml		-0.013
M Acenaphthene-d10	8.013	164.0	257117	40.0000	ng/ml		0.000
M Phenanthrene-d10	9.793	188.0	574682	40.0000	ng/ml		0.000
M Chrysene-d12	14.751	240.0	433178	40.0000	ng/ml		-0.013
M Perylene-d12	18.524	264.0	314911	40.0000	ng/ml		0.000
System Monitoring Compounds							
S Nitrobenzene-d5	5.143	82.0	477803	43.6854	ng/ml		-0.025
Spiked Amount: 5.000	Range: 19.0 - 102.0%			Recovery = 873.71%		*	
S 2-Fluorobiphenyl	7.265	172.0	818529	63.9452	ng/ml		0.000
Spiked Amount: 5.000	Range: 25.0 - 94.0%			Recovery = 1278.90%		*	
S o-Terphenyl	0.000		0	N.D.			
Spiked Amount: 5.000	Range: 40.0 - 140.0%			Recovery = NA%			
S Terphenyl-d14	12.288	244.0	850079	106.0552	ng/ml		0.000
Spiked Amount: 5.000	Range: 39.0 - 106.0%			Recovery = 2121.10%		*	
Target Compounds							**QValue**
T Naphthalene	0.000		0	N.D.			
T 2-Methylnaphthalene	0.000		0	N.D.			
T 1-Methylnaphthalene	0.000		0	N.D.			
T Acenaphthylene	0.000		0	N.D.			
T Acenaphthene	8.050	154.0	0		ng/ml	md	1
T Fluorene	0.000		0	N.D.			
T Phenanthrene	0.000		0	N.D.			
T Anthracene	0.000		0	N.D.			
T Fluoranthene	0.000		0	N.D.			
T Pyrene	0.000		0	N.D.			
T Benzo(a)Anthracene	14.751	228.0	0		ng/ml	md	1
T Chrysene	14.751	228.0	0		ng/ml	md	1
T Benzo(b)fluoranthene	0.000		0	N.D.			

Compound	RT	QIon	Resp.	Conc.	Units		Dev(Min)
T Benzo(k)fluoranthene	0.000		0	N.D.			
T Benzo(a)pyrene	18.524	252.0	0		ng/ml	md	1
T Indeno(1,2,3-cd)pyrene	0.000		0	N.D.			
T Dibenzo(a,h)anthracene	0.000		0	N.D.			
T Benzo(g,h,i)perylene	0.000		0	N.D.			

(#) = Qualifier Out of Range; (m) = Manual Integration; (+) = Area Summed; (*) = Surrogate Percent Recovery Out of Range; (d): Zeroed Peak

Quantitation Results Report (QT Reviewed)

Compound	Conc.	RT	Dev(Min)	Resp.	QIon	QRatio	Lower	Upper
Nitrobenzene-d5	43.6854	5.14	-0.02	477803	54.0	33.2	21.6	40.2
					128.0	31.9	21.3	39.5

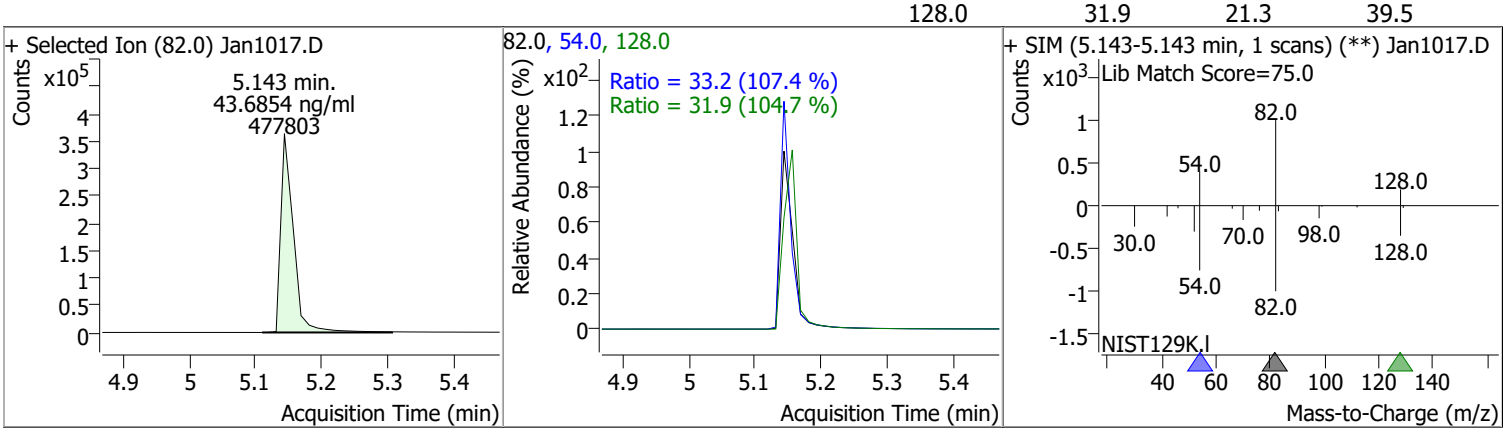

Compound	Conc.	Exp RT	QIon	Exp Ratio	QIon	Exp Ratio
Naphthalene	N.D.	5.98	102.0	15.5	129.0	10.8

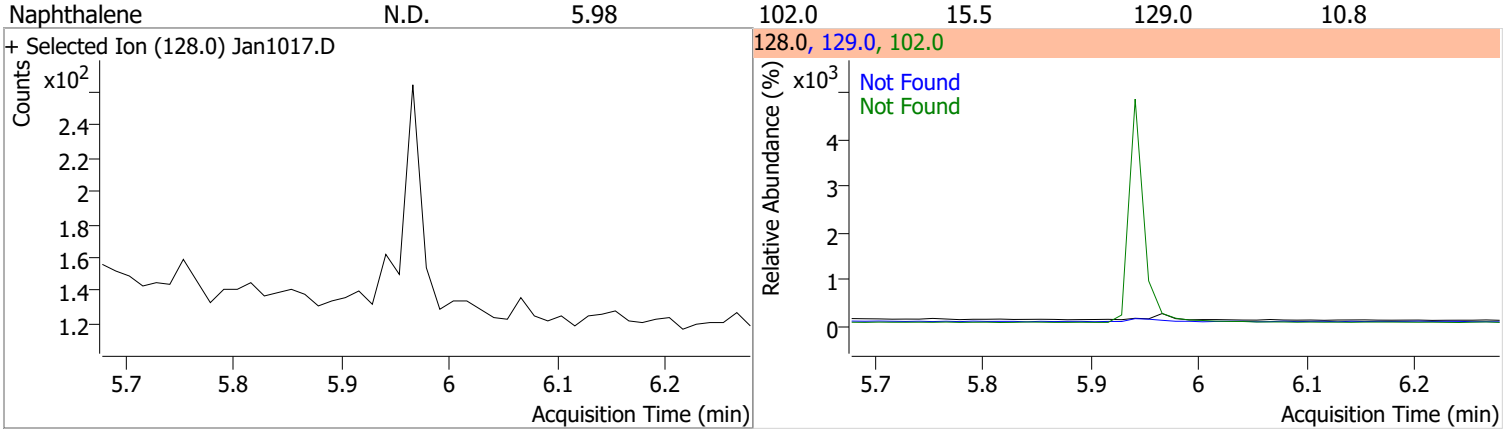

Compound	Conc.	Exp RT	QIon	Exp Ratio	QIon	Exp Ratio
2-Methylnaphthalene	N.D.	6.80	142.0	147.5	115.0	52.5

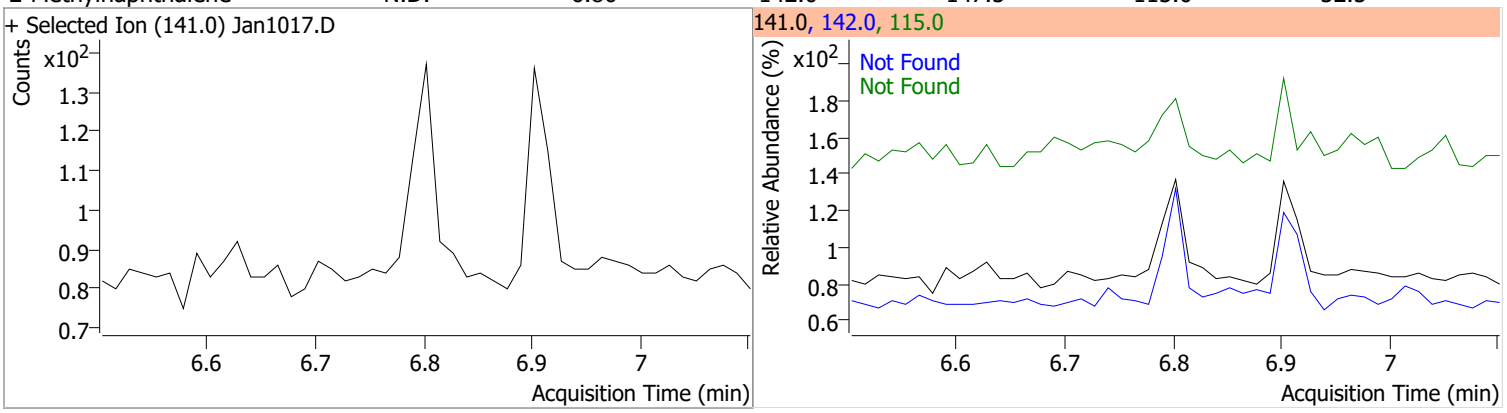

Compound	Conc.	Exp RT	QIon	Exp Ratio	QIon	Exp Ratio
1-Methylnaphthalene	N.D.	6.90	142.0	111.3	115.0	63.4

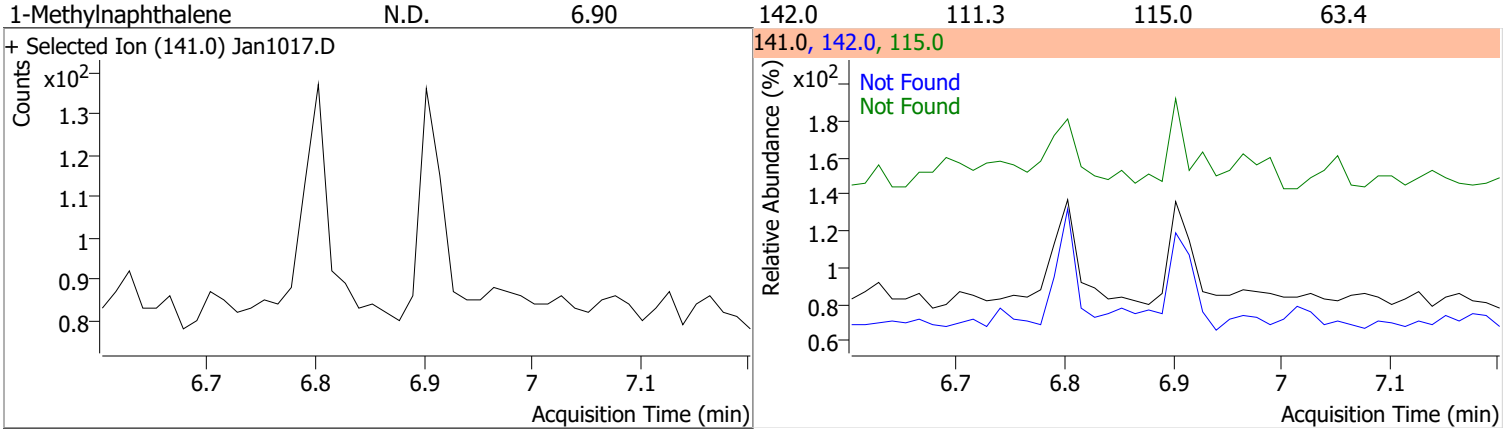

Quantitation Results Report (QT Reviewed)

Compound	Conc.	RT	Dev(Min)	Resp.	QIon	QRatio	Lower	Upper
2-Fluorobiphenyl	63.9452	7.26	0.00	818529	171.0	39.4	26.4	49.0

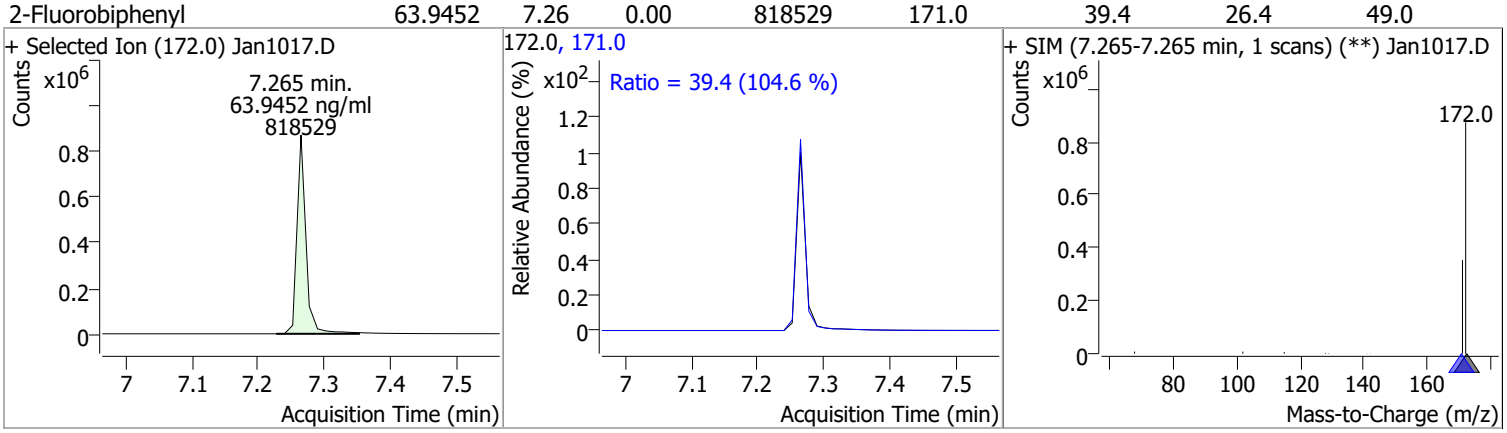

Compound	Conc.	Exp RT	QIon	Exp Ratio
Acenaphthylene	N.D.	7.84	153.0	14.6

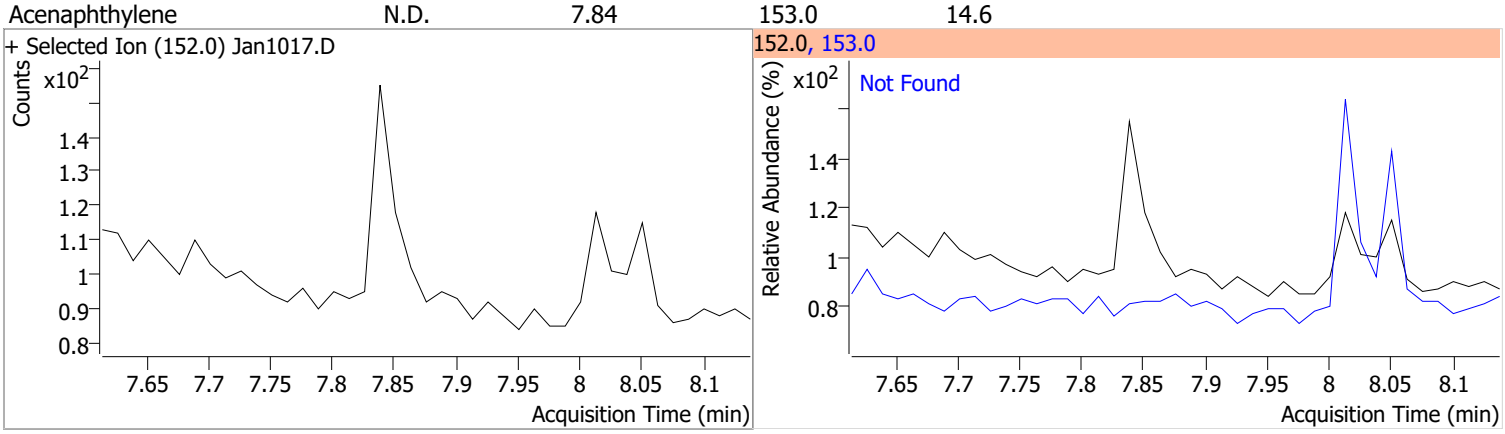

Compound	Conc.	RT	Dev(Min)	Resp.	QIon	QRatio	Lower	Upper
Acenaphthene		0		0	153.0		80.3	149.2
					152.0		38.4	71.4

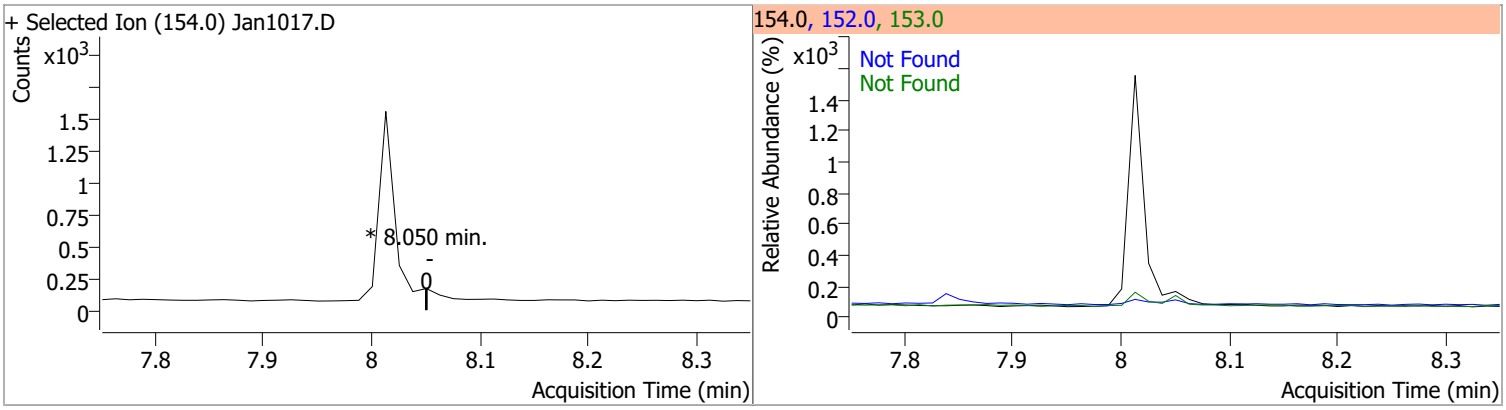

Compound	Conc.	Exp RT	QIon	Exp Ratio	QIon	Exp Ratio
Fluorene	N.D.	8.69	165.0	96.4	167.0	11.3

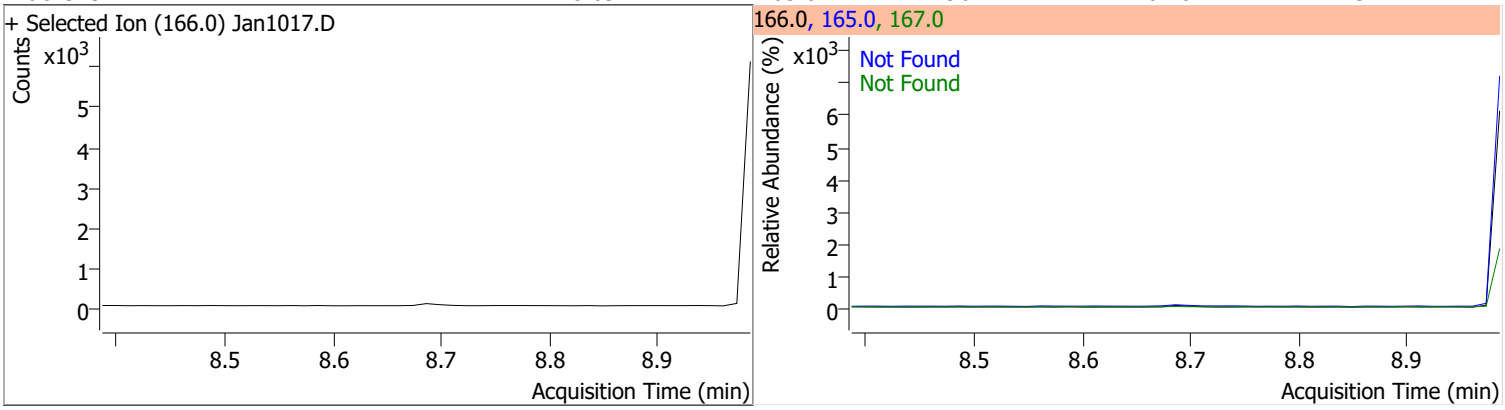

Compound	Conc.	Exp RT	QIon	Exp Ratio
Phenanthrene	N.D.	9.82	176.0	15.5

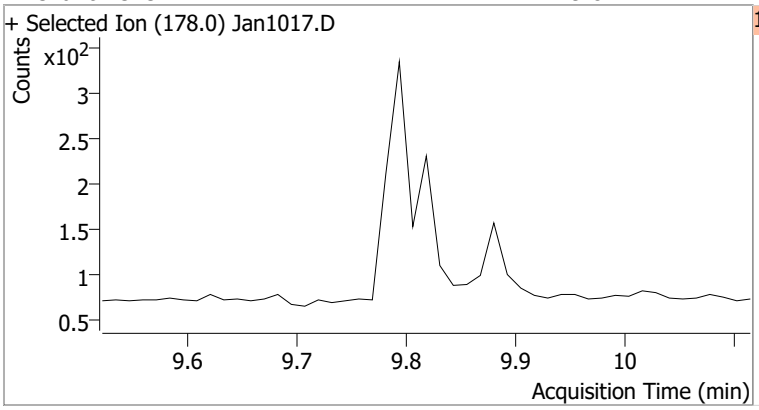

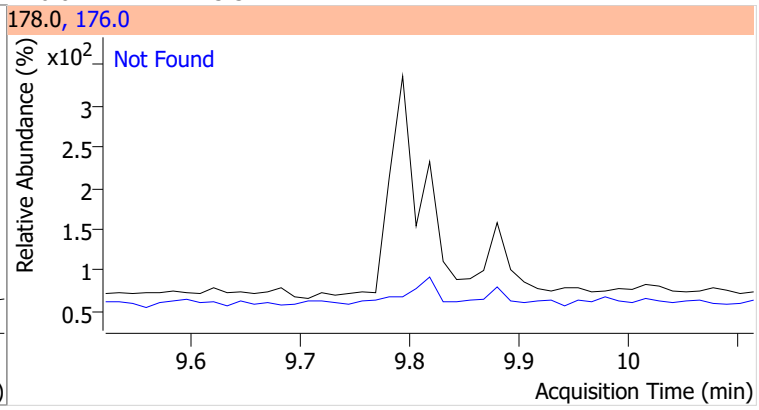

Compound	Conc.	Exp RT	QIon	Exp Ratio
Anthracene	N.D.	9.88	176.0	16.6

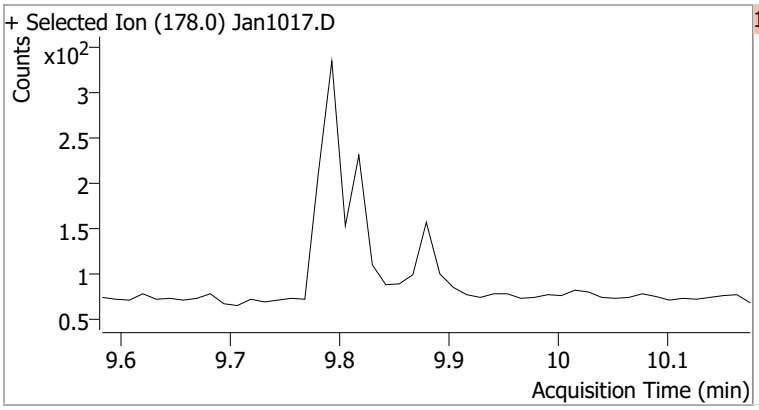

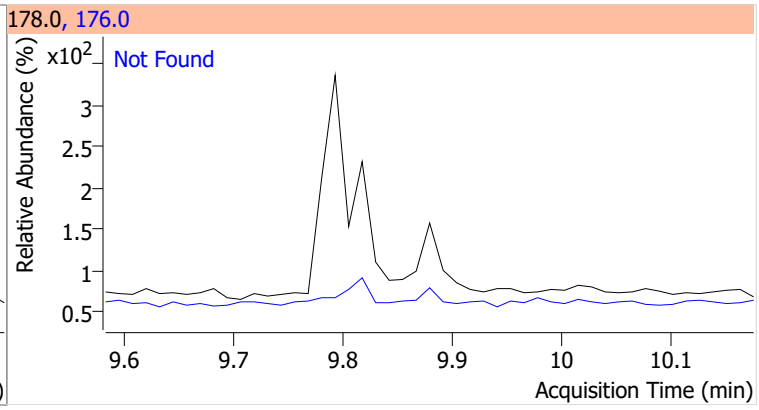

Compound	Conc.	Exp RT	QIon	Exp Ratio	QIon	Exp Ratio
o-Terphenyl	N.D.	10.32	229.0	66.8	215.0	43.2

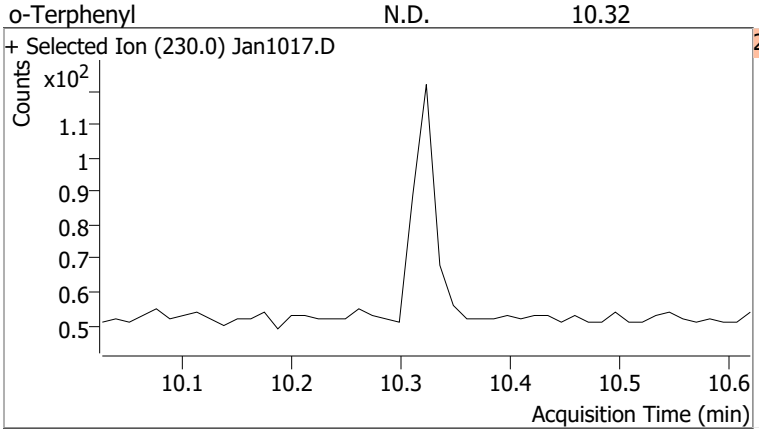

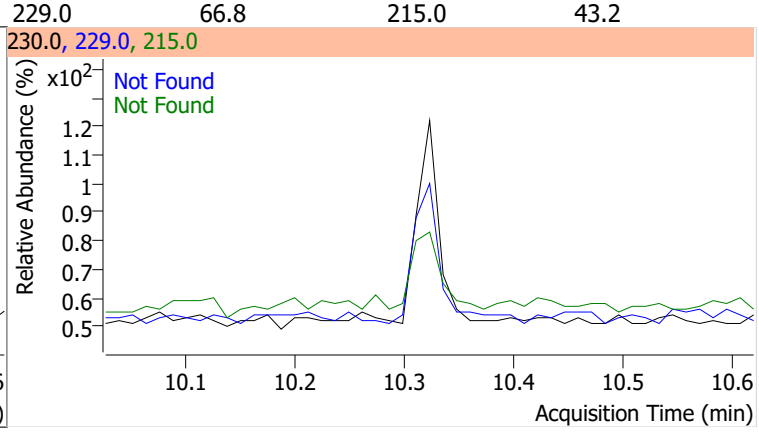

Compound	Conc.	Exp RT	QIon	Exp Ratio
Fluoranthene	N.D.	11.44	101.0	11.4

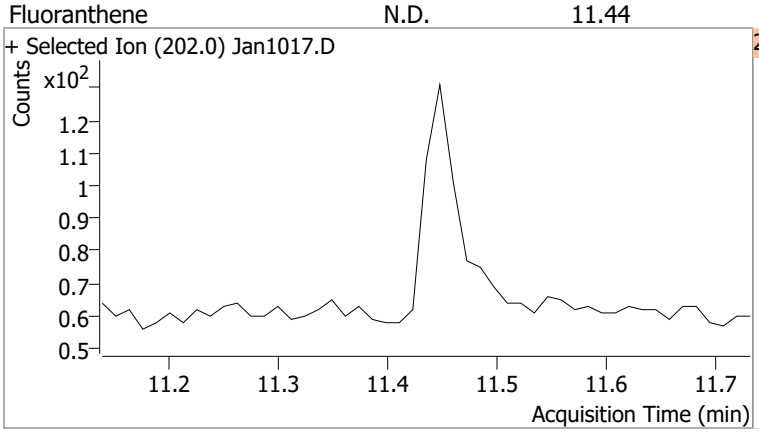

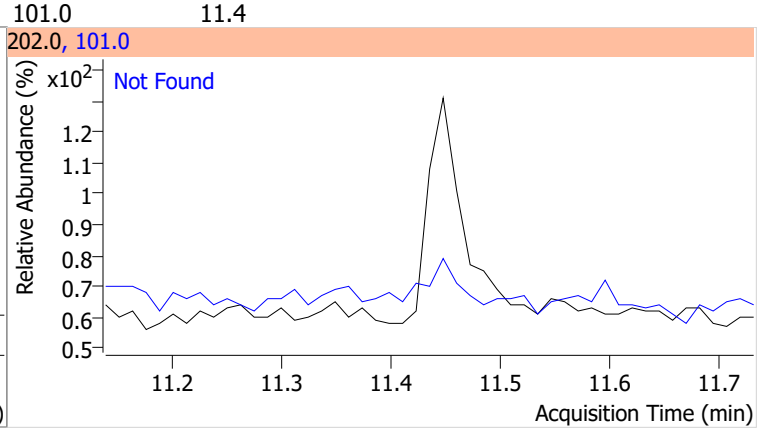

Compound	Conc.	Exp RT	QIon	Exp Ratio
Pyrene	N.D.	11.82	101.0	13.9

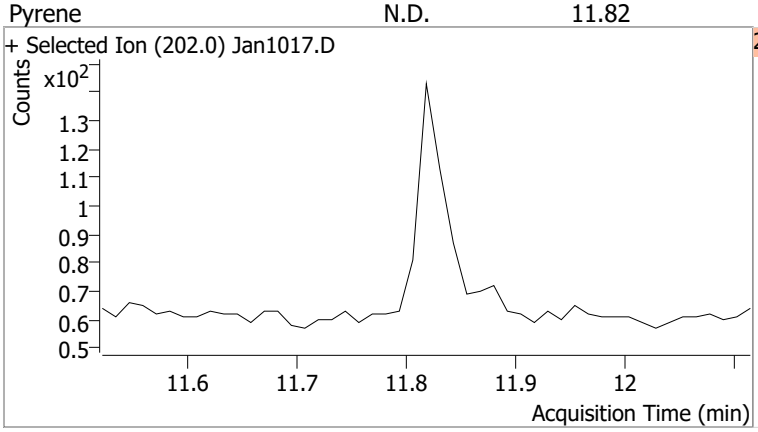

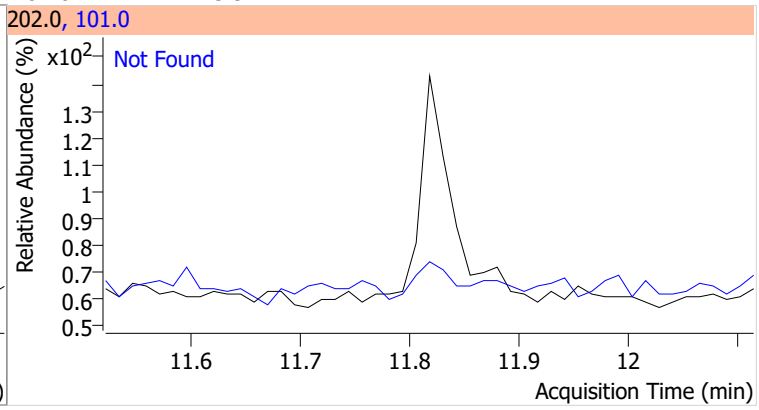

Compound	Conc.	RT	Dev(Min)	Resp.	QIon	QRatio	Lower	Upper
Terphenyl-d14	106.0552	12.29	0.00	850079	122.0	14.4	9.6	17.9

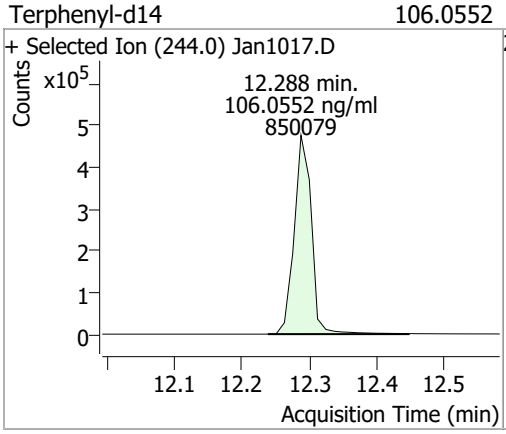

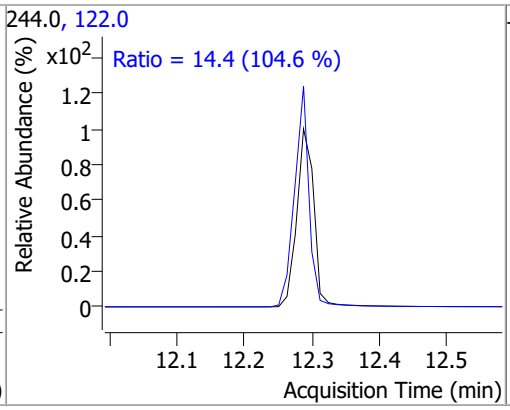

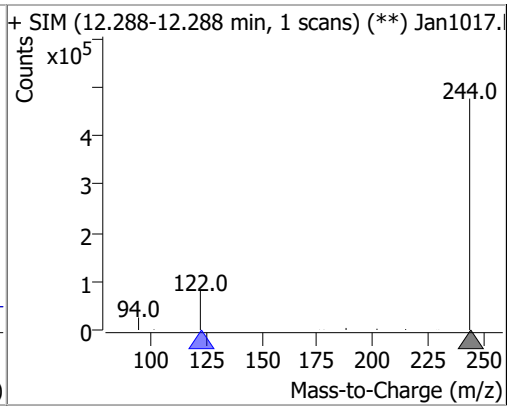

Compound	Conc.	RT	Dev(Min)	Resp.	QIon	QRatio	Lower	Upper
Benzo(a)Anthracene		0		0	226.0		19.5	36.3
					229.0		16.5	30.6

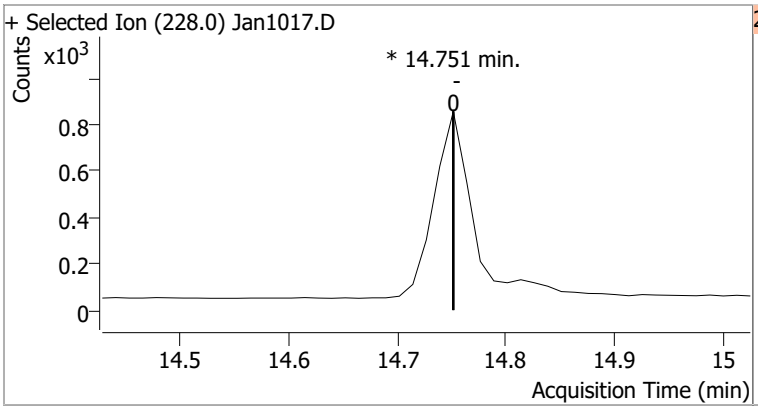

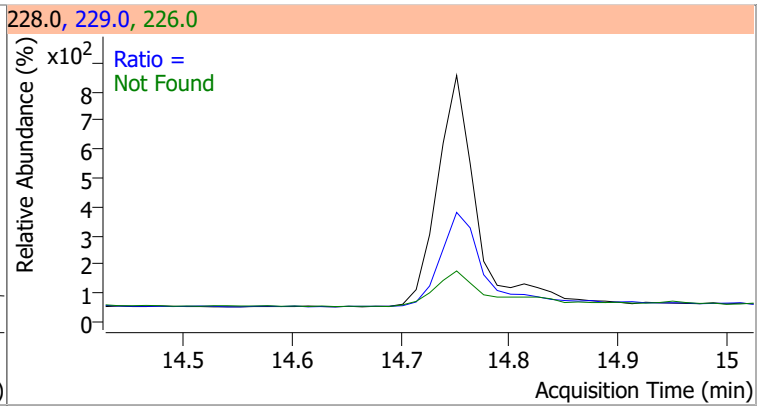

Compound	Conc.	RT	Dev(Min)	Resp.	QIon	QRatio	Lower	Upper
Chrysene		0		0	226.0		22.2	41.2
					229.0		15.5	28.9

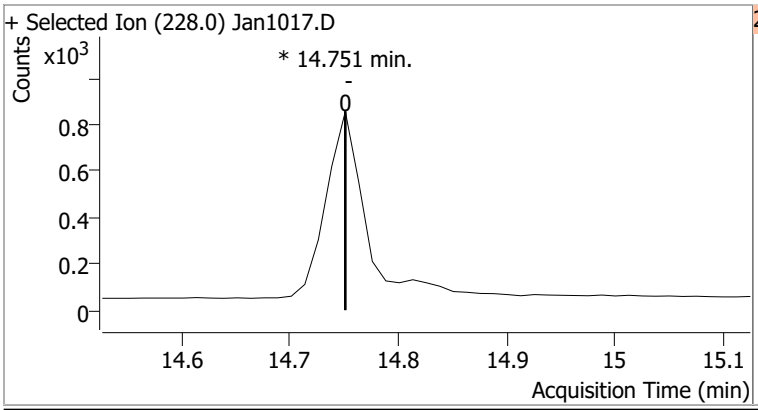

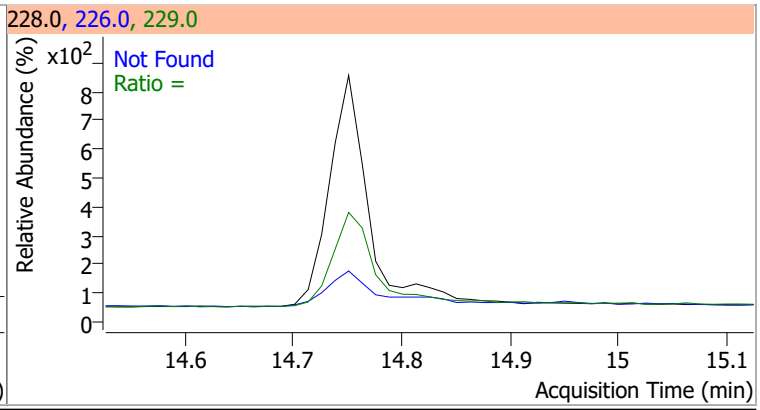

Compound	Conc.	Exp RT	QIon	Exp Ratio
Benzo(b)fluoranthene	N.D.	17.76	253.0	22.6

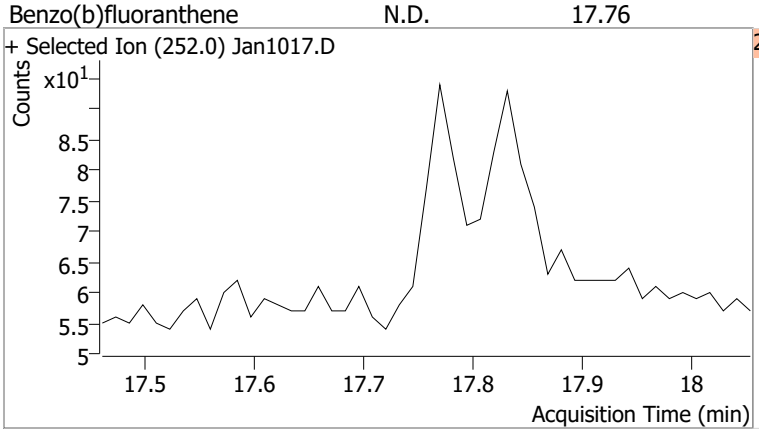

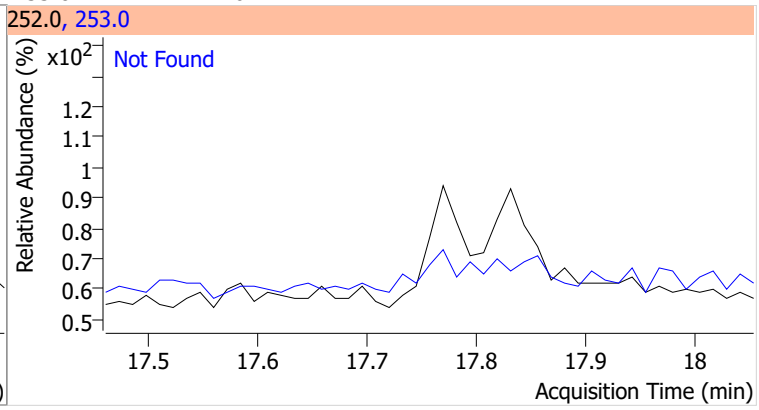

Compound	Conc.	Exp RT	QIon	Exp Ratio
Benzo(k)fluoranthene	N.D.	17.82	253.0	23.0

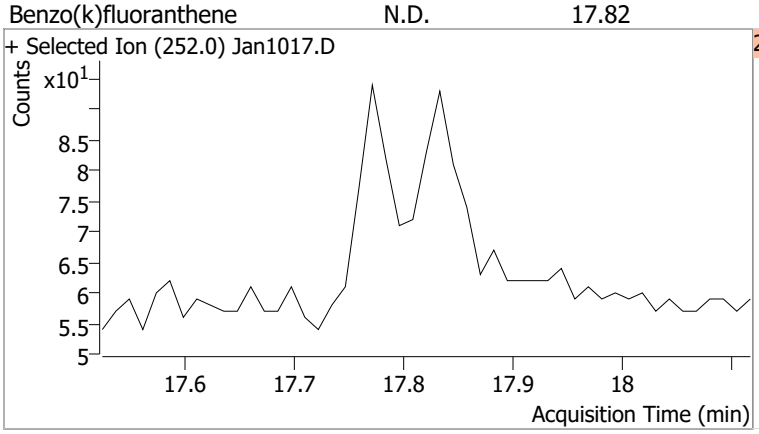

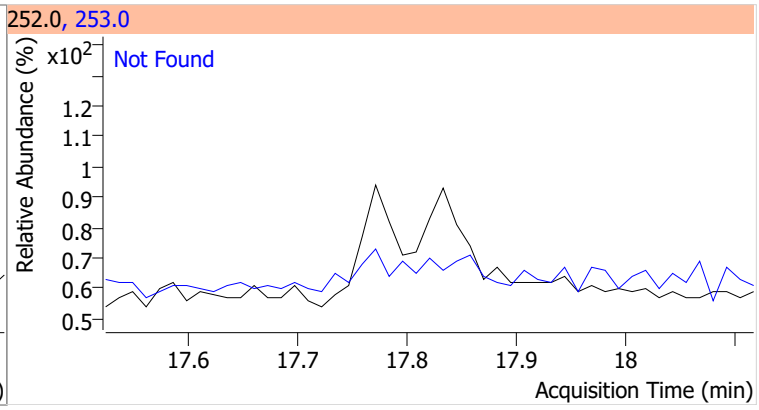

Compound	Conc.	RT	Dev(Min)	Resp.	QIon	QRatio	Lower	Upper
Benzo(a)pyrene		0		0	253.0		16.6	30.8

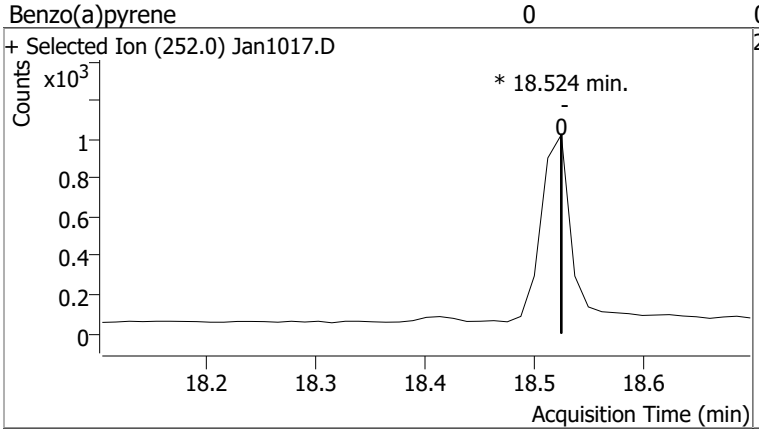

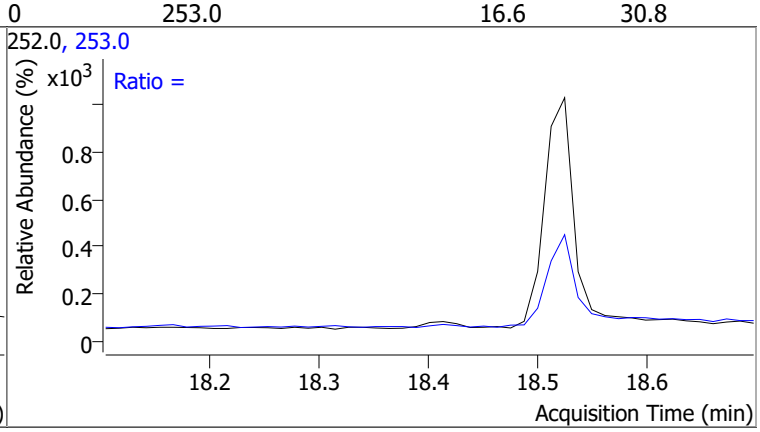

Compound	Conc.	Exp RT	QIon	Exp Ratio
Indeno(1,2,3-cd)pyrene	N.D.	20.24	138.0	25.2

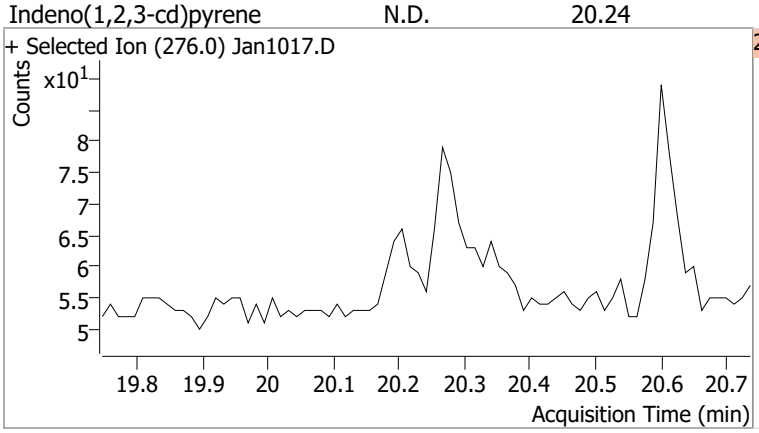

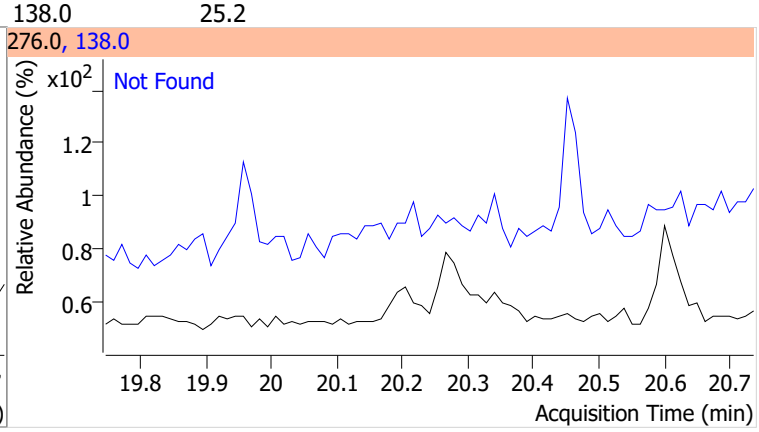

Compound	Conc.	Exp RT	QIon	Exp Ratio	QIon	Exp Ratio
Dibenzo(a,h)anthracene	N.D.	20.32	279.0	25.9	139.0	18.3

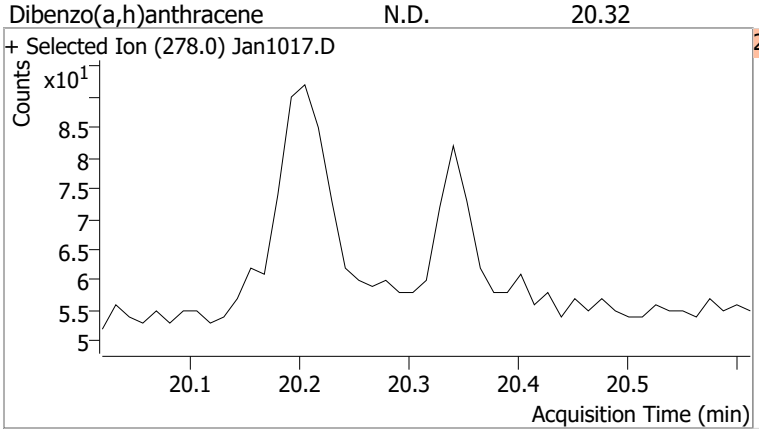

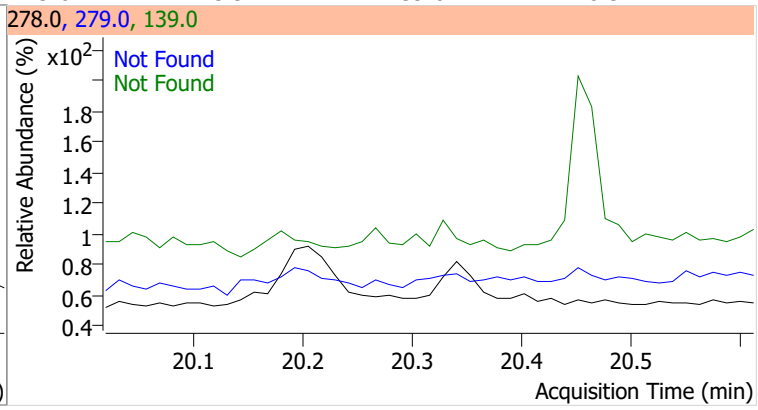

Compound	Conc.	Exp RT	QIon	Exp Ratio	QIon	Exp Ratio
Benzo(g,h,i)perylene	N.D.	20.58	277.0	24.5	138.0	20.0

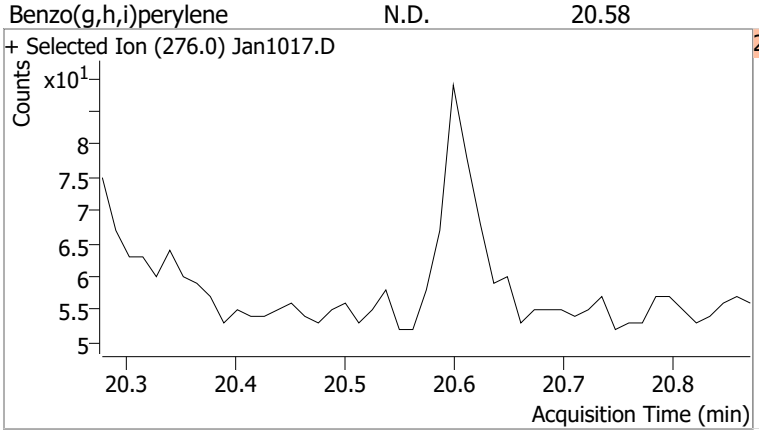

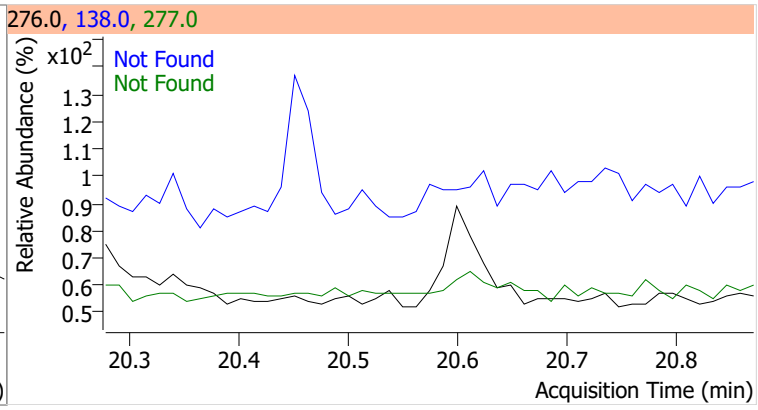

Quantitation Results Report (QT Reviewed)

Data File	Jan1018.D	Operator	LIMS import
Acq. Method	5975BNASIM	Acq. Date-Time	1/10/2022 8:21:35 PM
Sample Name	MB-162701	Instrument	GCMS
Vial	18	Multiplier	20.00
DA Method File	010522 bna SIM 3.batch.bin	Comment	SVOC-8270-W-LLPAH
Tune File	dftppjph.u	Tune Date	
Batch Name	011022 bna SIM 1.batch.bin	Last Calib Update	1/4/2022 2:09:05 PM
Ref Library			

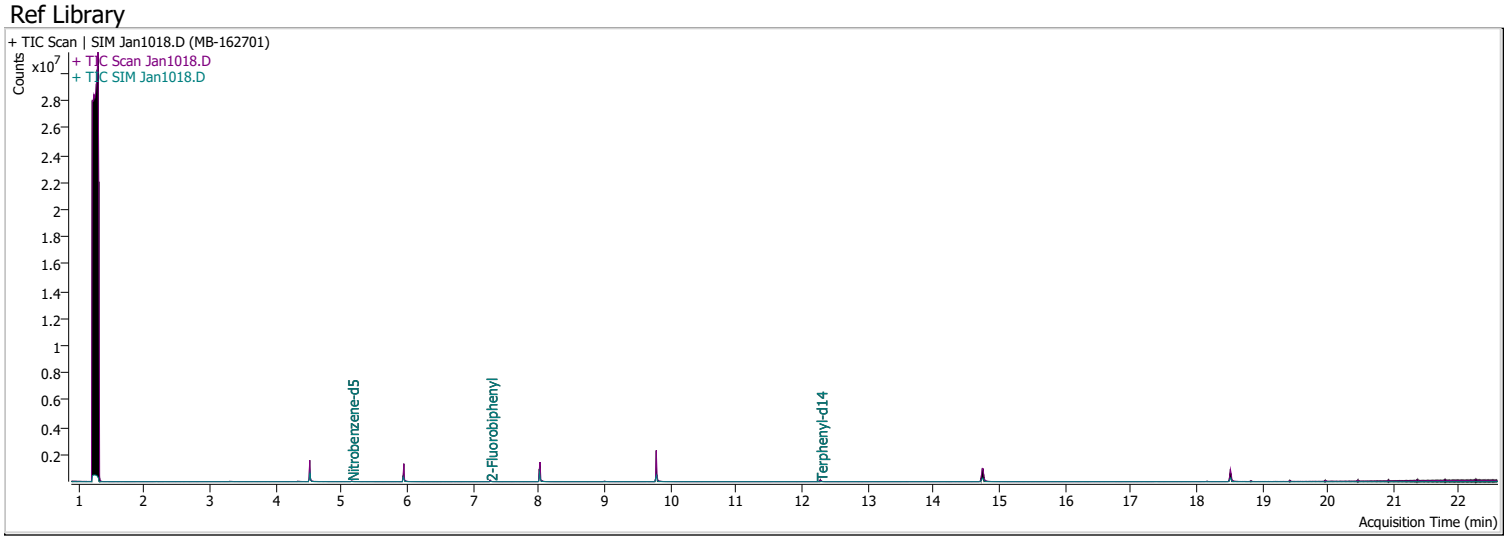

Compound	RT	QIon	Resp.	Conc.	Units		Dev(Min)
Internal Standards							
M 1,4-Dichlorobenzene-d4	4.522	152.0	214295	40.0000	ng/ml		-0.025
M Naphthalene-d8	5.941	136.0	409396	40.0000	ng/ml		-0.013
M Acenaphthene-d10	8.013	164.0	257702	40.0000	ng/ml		0.000
M Phenanthrene-d10	9.793	188.0	560293	40.0000	ng/ml		0.000
M Chrysene-d12	14.751	240.0	430415	40.0000	ng/ml		-0.013
M Perylene-d12	18.524	264.0	302731	40.0000	ng/ml		0.000
System Monitoring Compounds							
S Nitrobenzene-d5	5.156	82.0	16146	62.8368	ng/ml		-0.013
Spiked Amount: 5.000	Range: 19.0 - 102.0%			Recovery = 1256.74%		*	
S 2-Fluorobiphenyl	7.264	172.0	41174	64.1852	ng/ml		0.000
Spiked Amount: 5.000	Range: 25.0 - 94.0%			Recovery = 1283.70%		*	
S o-Terphenyl	0.000		0	N.D.			
Spiked Amount: 5.000	Range: 40.0 - 140.0%			Recovery = NA%			
S Terphenyl-d14	12.288	244.0	38634	97.0182	ng/ml		0.000
Spiked Amount: 5.000	Range: 39.0 - 106.0%			Recovery = 1940.36%		*	
Target Compounds							**QValue**
T Naphthalene	0.000		0	N.D.			
T 2-Methylnaphthalene	0.000		0	N.D.			
T 1-Methylnaphthalene	0.000		0	N.D.			
T Acenaphthylene	0.000		0	N.D.			
T Acenaphthene	8.050	154.0	0		ng/ml	md	1
T Fluorene	0.000		0	N.D.			
T Phenanthrene	0.000		0	N.D.			
T Anthracene	0.000		0	N.D.			
T Fluoranthene	0.000		0	N.D.			
T Pyrene	0.000		0	N.D.			
T Benzo(a)Anthracene	14.751	228.0	0		ng/ml	md	1
T Chrysene	14.751	228.0	0		ng/ml	md	1
T Benzo(b)fluoranthene	0.000		0	N.D.			

Compound	RT	QIon	Resp.	Conc.	Units		Dev(Min)
T Benzo(k)fluoranthene	0.000		0	N.D.			
T Benzo(a)pyrene	18.524	252.0	0		ng/ml	md	1
T Indeno(1,2,3-cd)pyrene	0.000		0	N.D.			
T Dibenzo(a,h)anthracene	0.000		0	N.D.			
T Benzo(g,h,i)perylene	0.000		0	N.D.			

(#) = Qualifier Out of Range; (m) = Manual Integration; (+) = Area Summed; (*) = Surrogate Percent Recovery Out of Range; (d): Zeroed Peak

Quantitation Results Report (QT Reviewed)

Compound	Conc.	RT	Dev(Min)	Resp.	QIon	QRatio	Lower	Upper
Nitrobenzene-d5	62.8368	5.16	-0.01	16146	54.0	29.9	21.6	40.2
					128.0	34.1	21.3	39.5

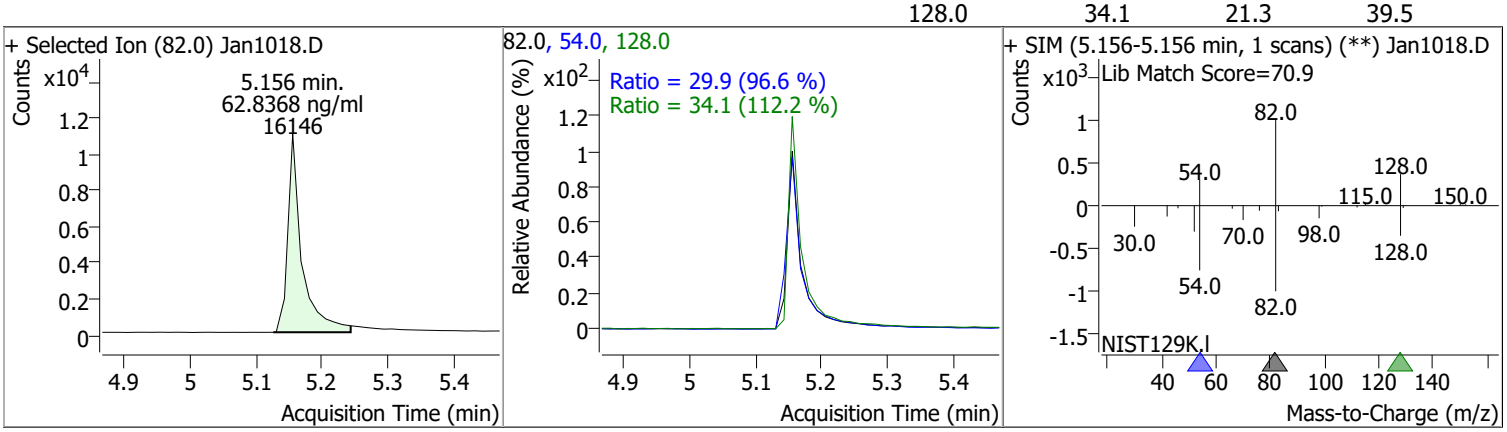

Compound	Conc.	Exp RT	QIon	Exp Ratio	QIon	Exp Ratio
Naphthalene	N.D.	5.98	102.0	15.5	129.0	10.8

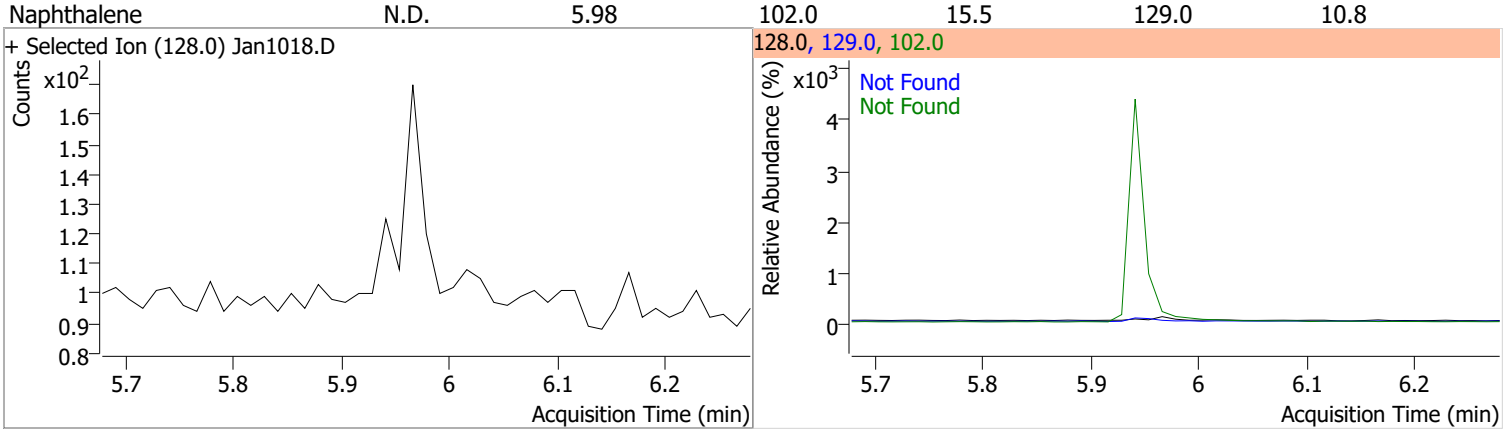

Compound	Conc.	Exp RT	QIon	Exp Ratio	QIon	Exp Ratio
2-Methylnaphthalene	N.D.	6.80	142.0	147.5	115.0	52.5

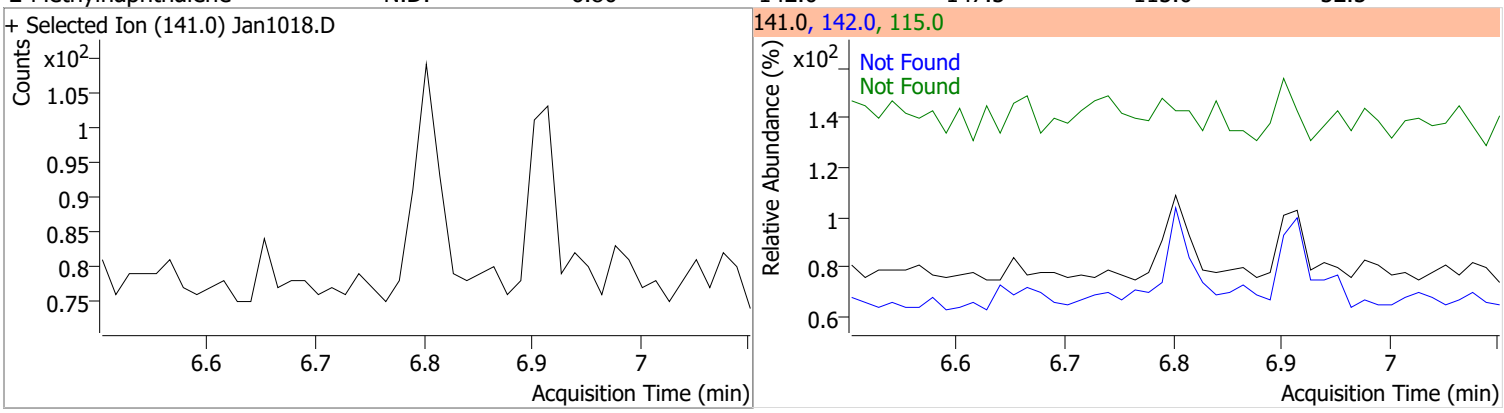

Compound	Conc.	Exp RT	QIon	Exp Ratio	QIon	Exp Ratio
1-Methylnaphthalene	N.D.	6.90	142.0	111.3	115.0	63.4

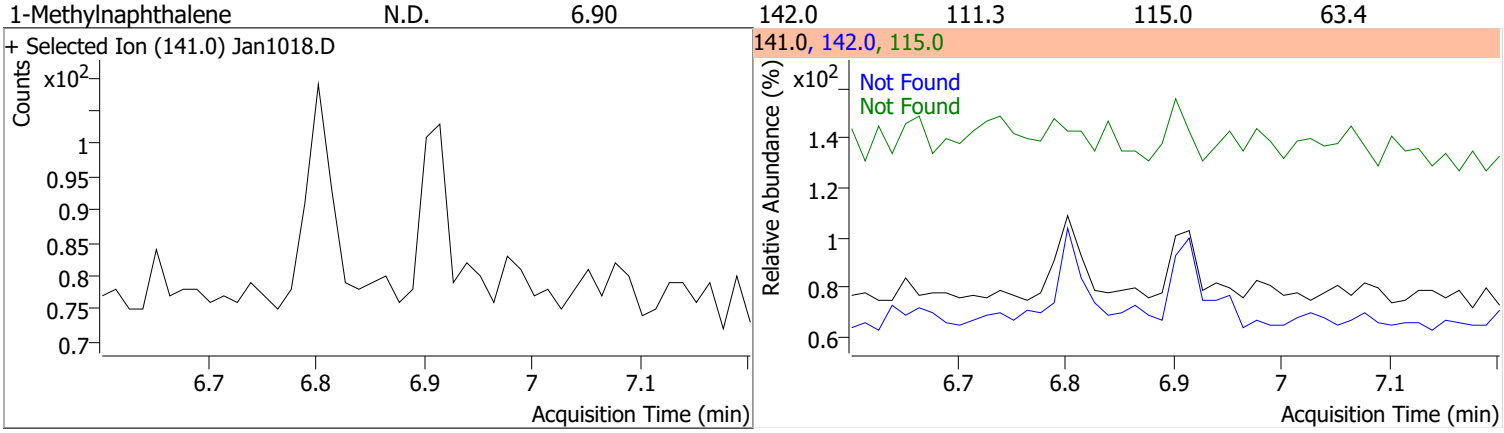

Quantitation Results Report (QT Reviewed)

Compound	Conc.	RT	Dev(Min)	Resp.	QIon	QRatio	Lower	Upper
2-Fluorobiphenyl	64.1852	7.26	0.00	41174	171.0	35.7	26.4	49.0

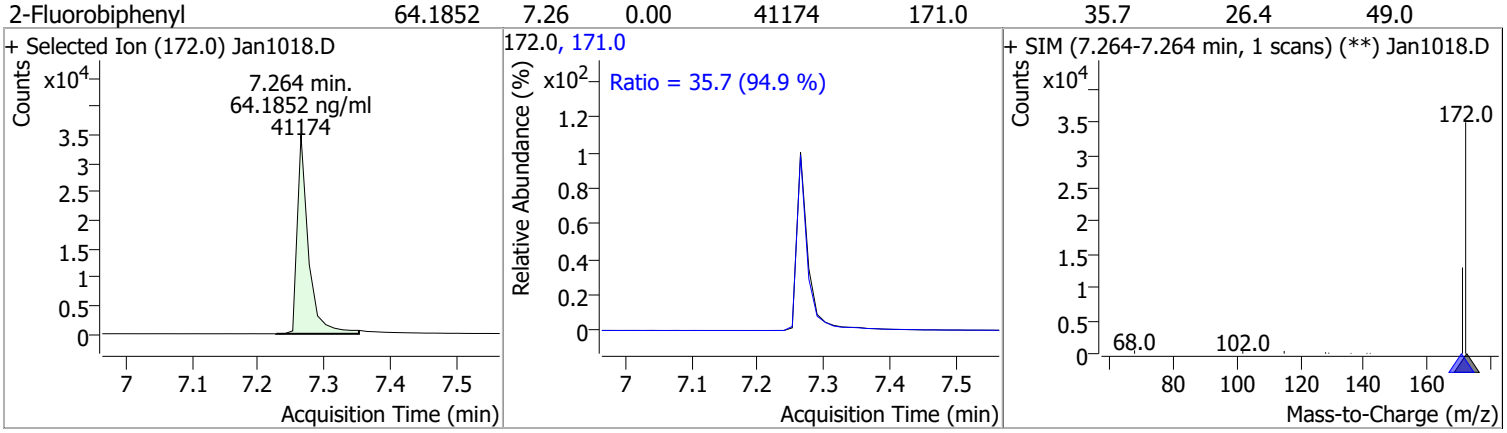

Compound	Conc.	Exp RT	QIon	Exp Ratio
Acenaphthylene	N.D.	7.84	153.0	14.6

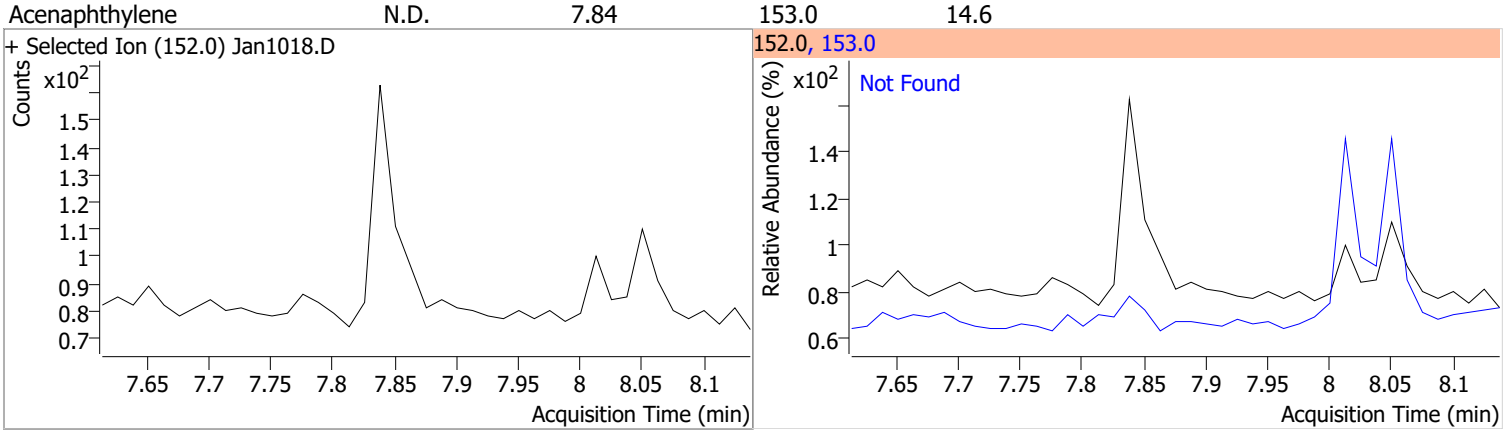

Compound	Conc.	RT	Dev(Min)	Resp.	QIon	QRatio	Lower	Upper
Acenaphthene		0		0	153.0		80.3	149.2
					152.0		38.4	71.4

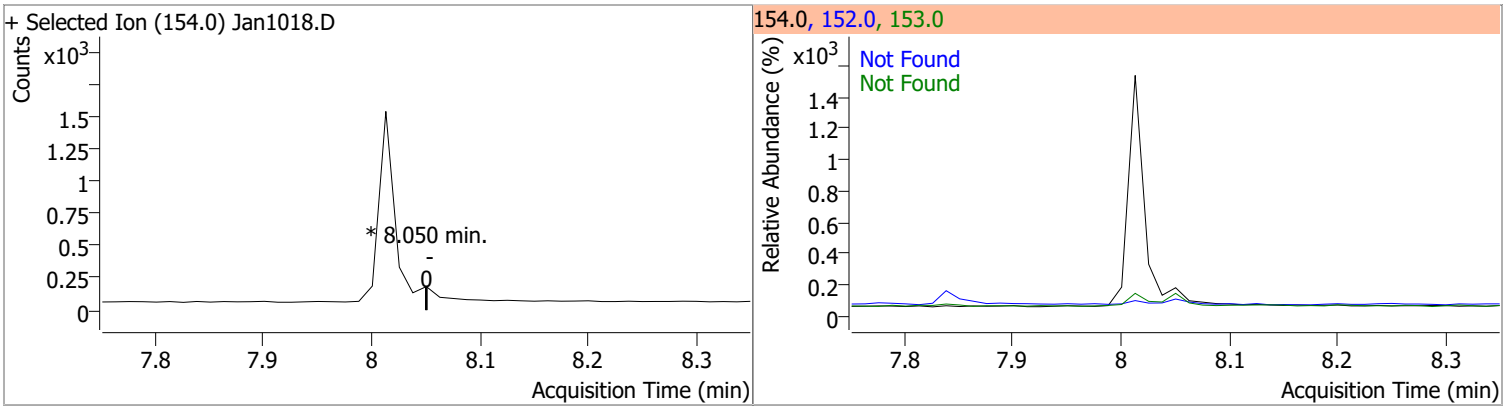

Compound	Conc.	Exp RT	QIon	Exp Ratio	QIon	Exp Ratio
Fluorene	N.D.	8.69	165.0	96.4	167.0	11.3

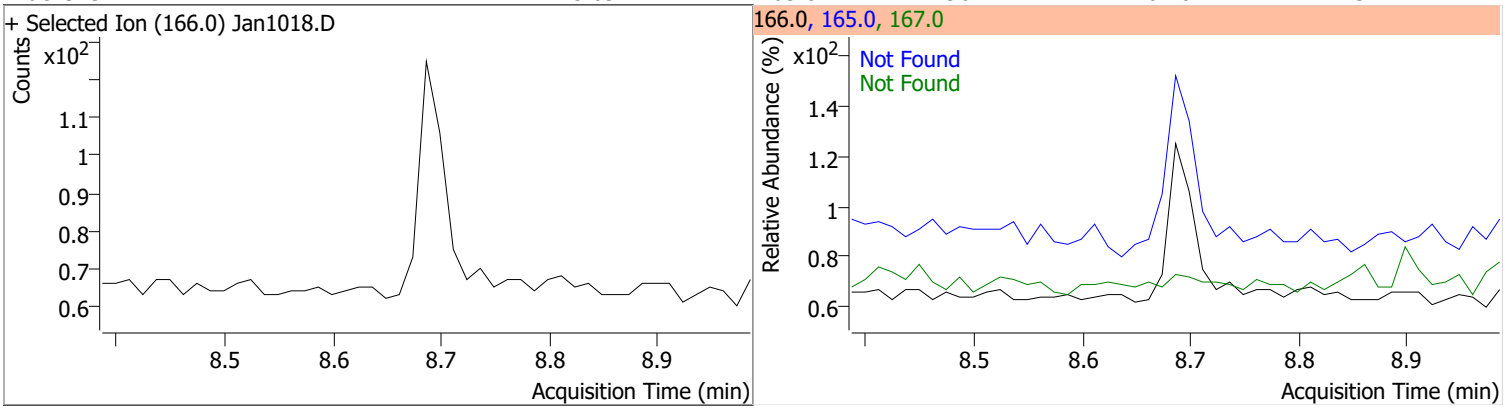

Compound	Conc.	Exp RT	QIon	Exp Ratio
Phenanthrene	N.D.	9.82	176.0	15.5

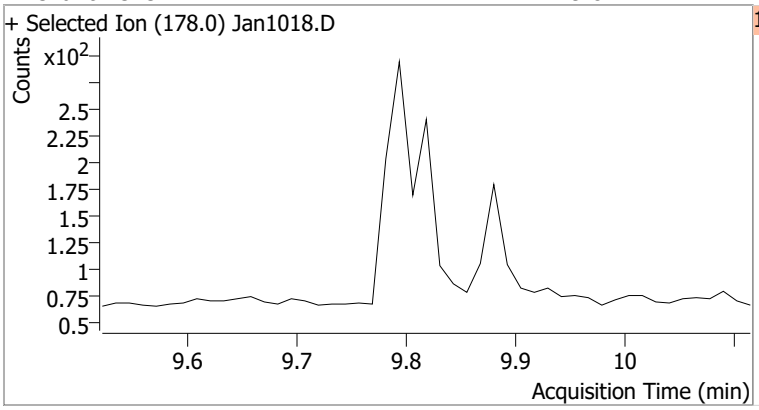

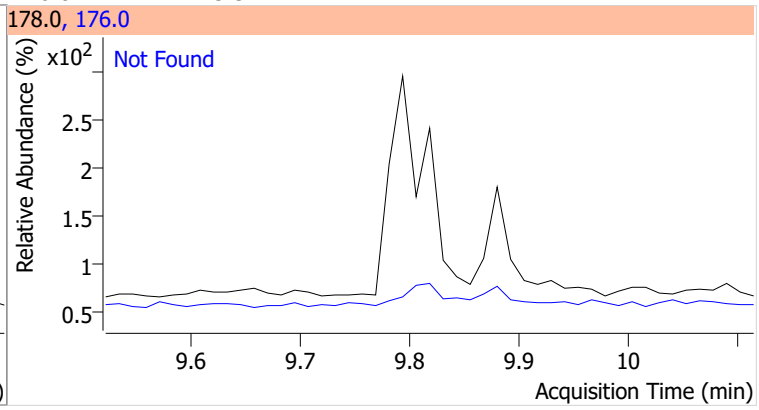

Compound	Conc.	Exp RT	QIon	Exp Ratio
Anthracene	N.D.	9.88	176.0	16.6

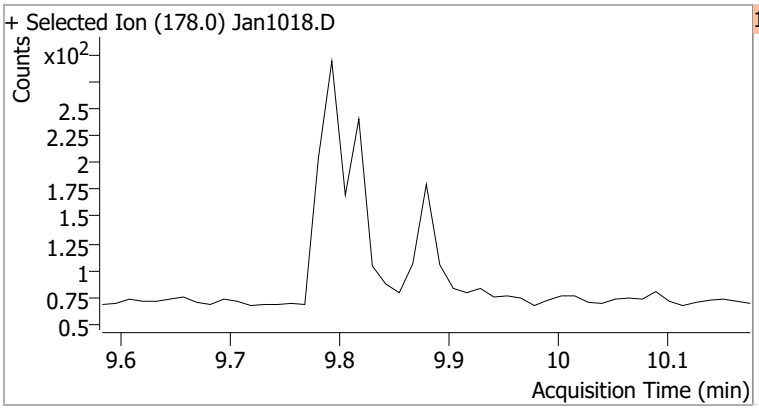

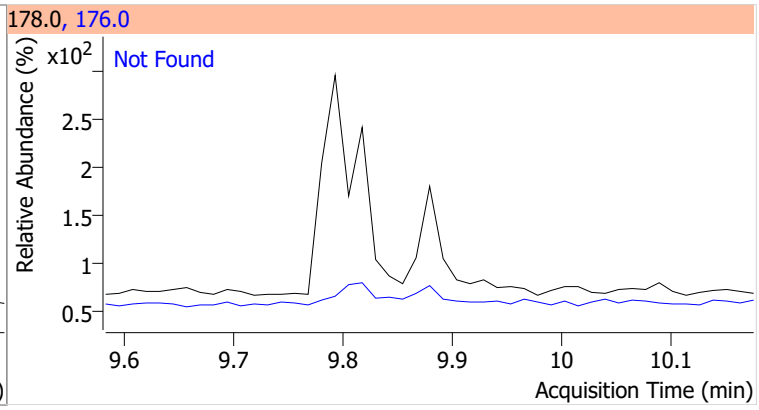

Compound	Conc.	Exp RT	QIon	Exp Ratio	QIon	Exp Ratio
o-Terphenyl	N.D.	10.32	229.0	66.8	215.0	43.2

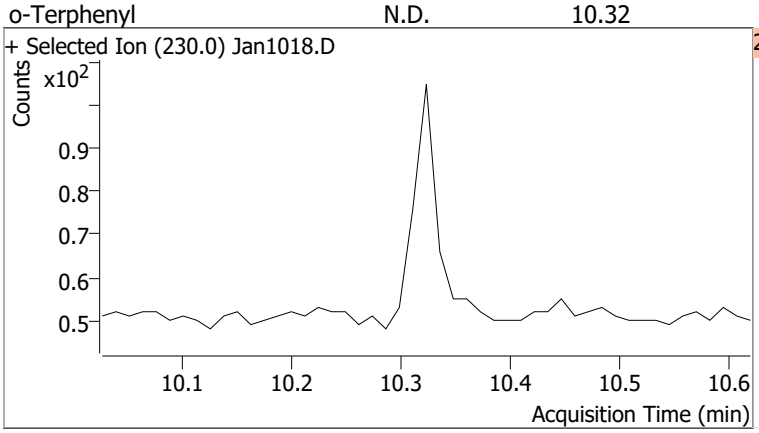

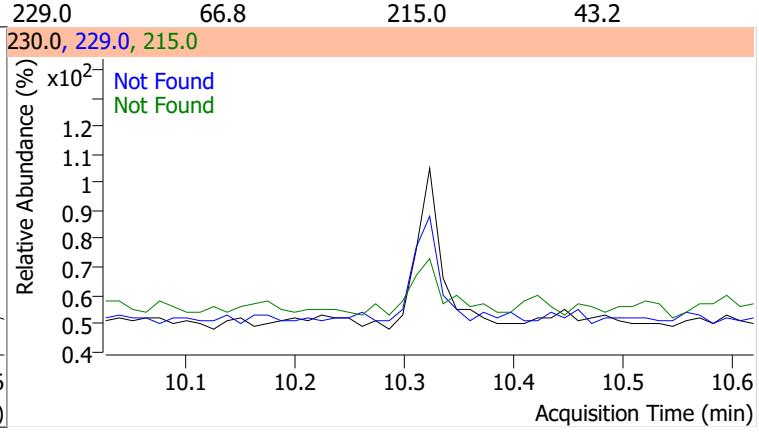

Compound	Conc.	Exp RT	QIon	Exp Ratio
Fluoranthene	N.D.	11.44	101.0	11.4

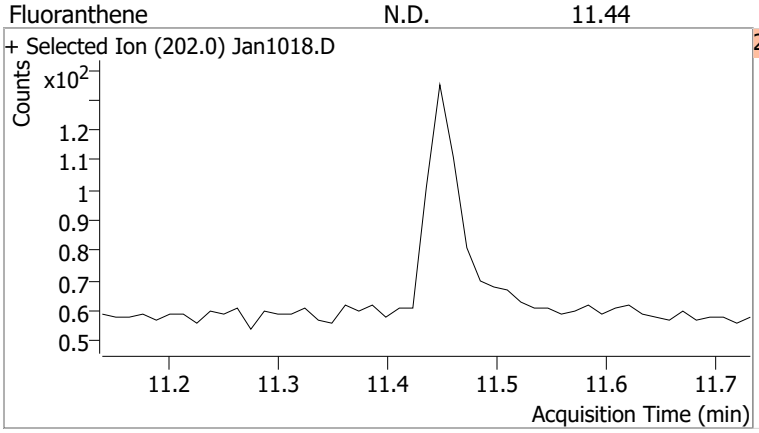

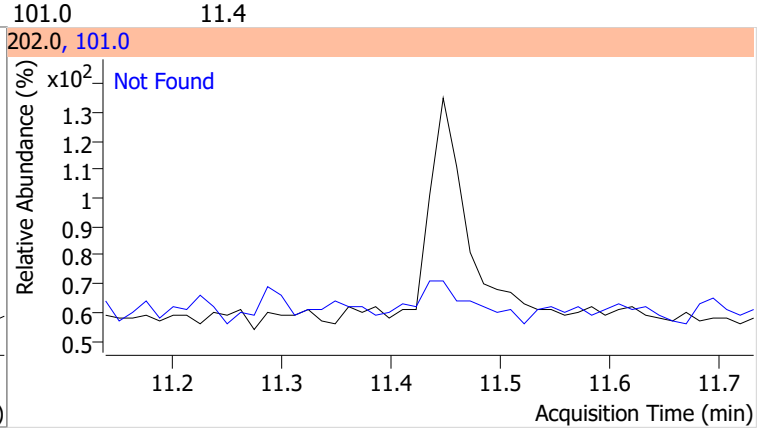

Compound	Conc.	Exp RT	QIon	Exp Ratio
Pyrene	N.D.	11.82	101.0	13.9

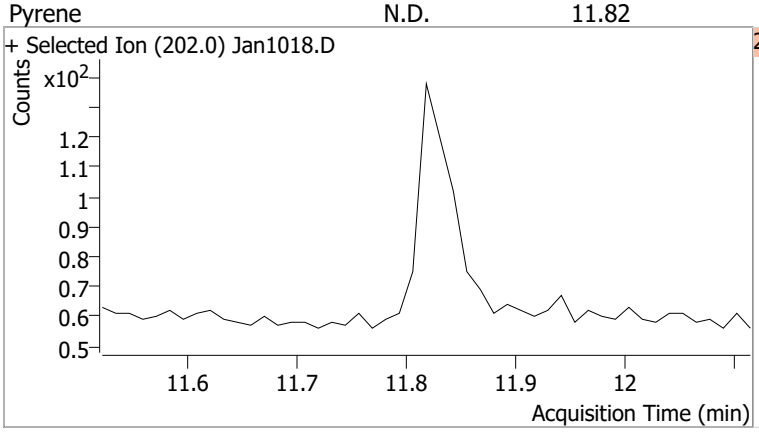

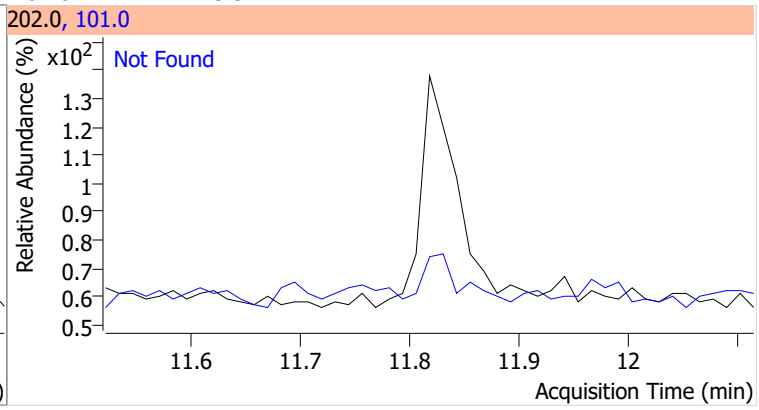

Compound	Conc.	RT	Dev(Min)	Resp.	QIon	QRatio	Lower	Upper
Terphenyl-d14	97.0182	12.29	0.00	38634	122.0	14.8	9.6	17.9

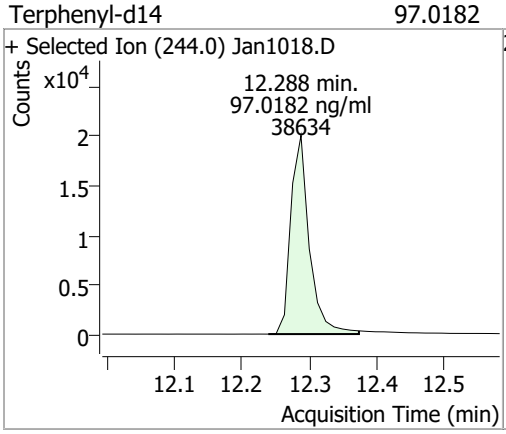

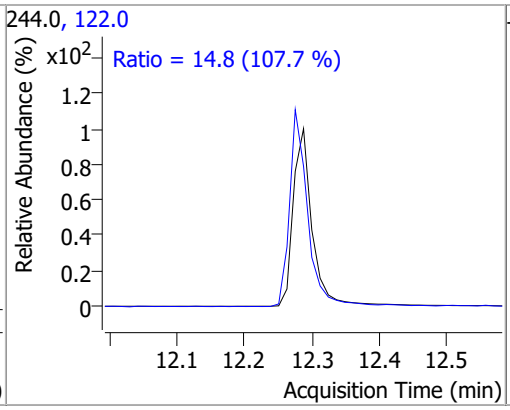

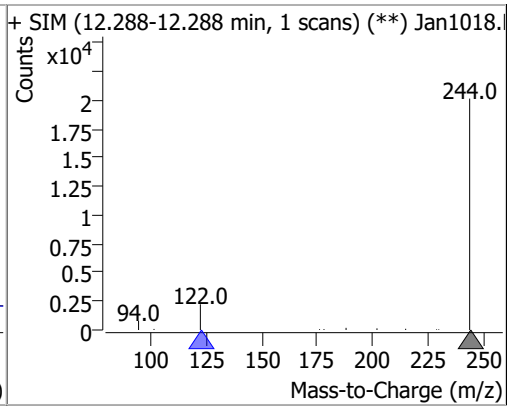

Compound	Conc.	RT	Dev(Min)	Resp.	QIon	QRatio	Lower	Upper
Benzo(a)Anthracene		0		0	226.0		19.5	36.3
					229.0		16.5	30.6

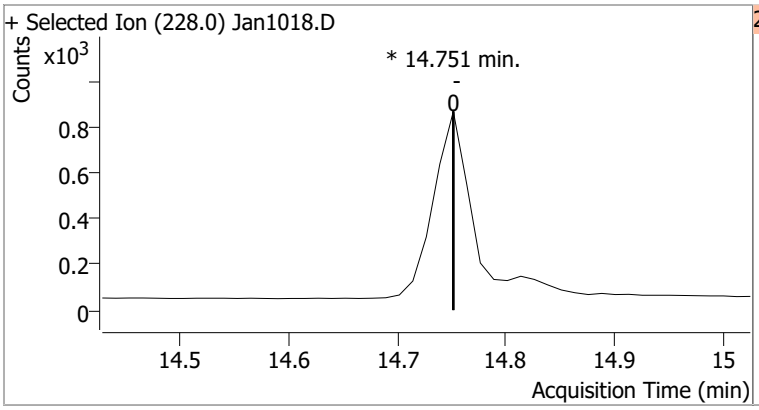

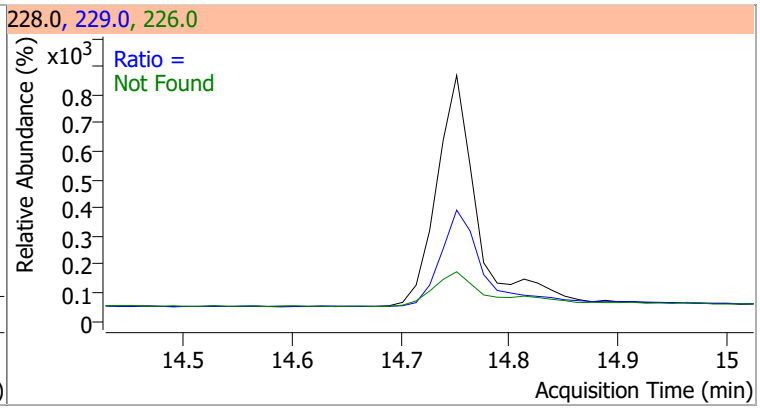

Compound	Conc.	RT	Dev(Min)	Resp.	QIon	QRatio	Lower	Upper
Chrysene		0		0	226.0		22.2	41.2
					229.0		15.5	28.9

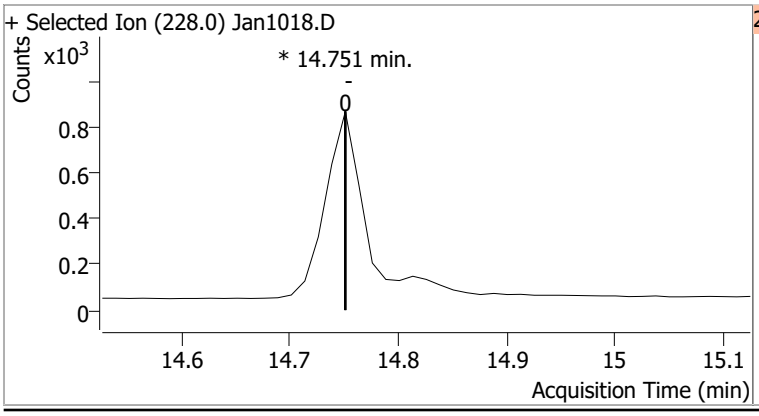

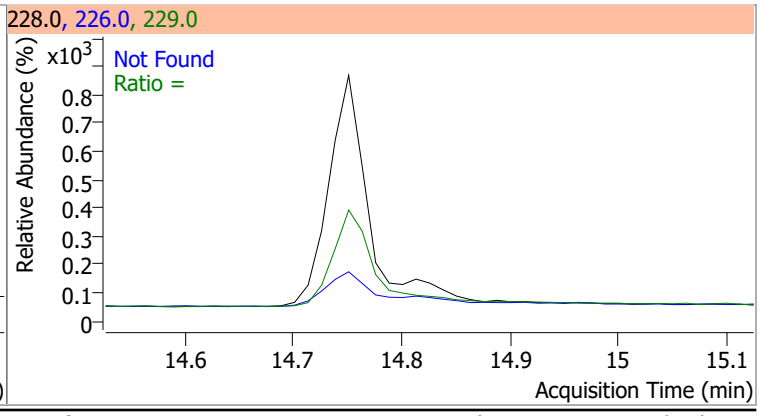

Compound	Conc.	Exp RT	QIon	Exp Ratio
Benzo(b)fluoranthene	N.D.	17.76	253.0	22.6

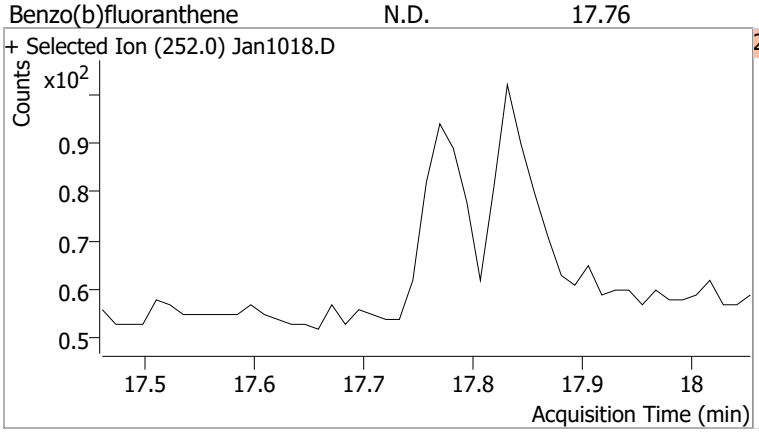

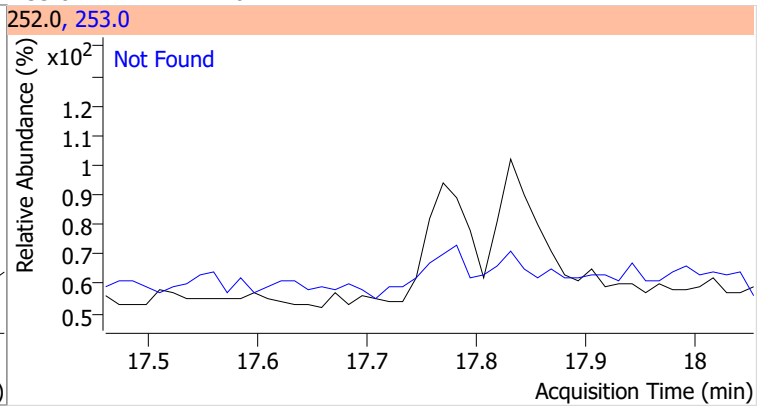

Compound	Conc.	Exp RT	QIon	Exp Ratio
Benzo(k)fluoranthene	N.D.	17.82	253.0	23.0

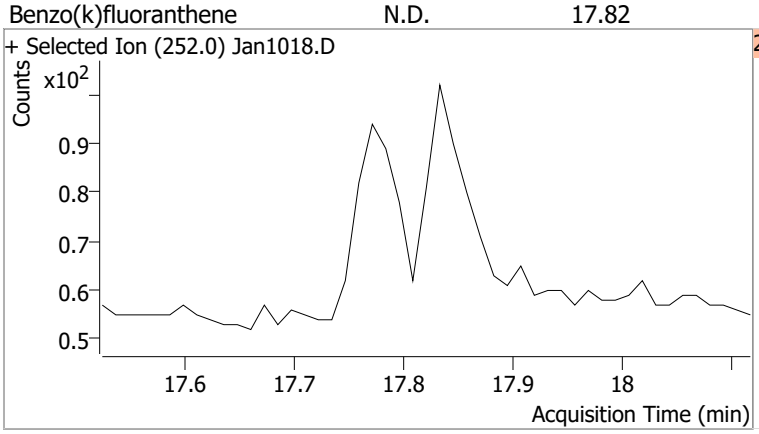

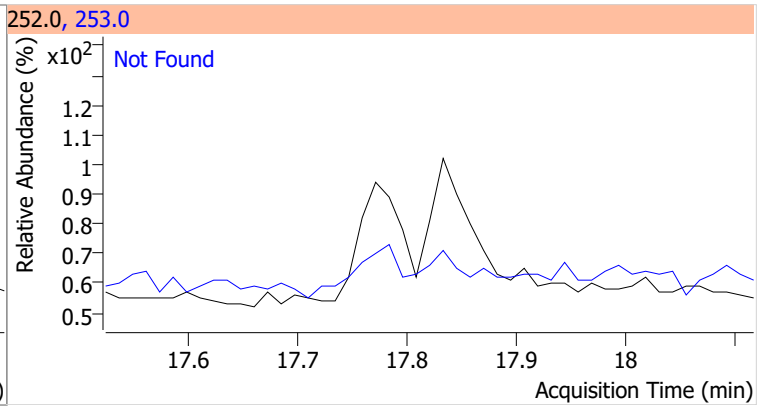

Compound	Conc.	RT	Dev(Min)	Resp.	QIon	QRatio	Lower	Upper
Benzo(a)pyrene		0		0	253.0		16.6	30.8

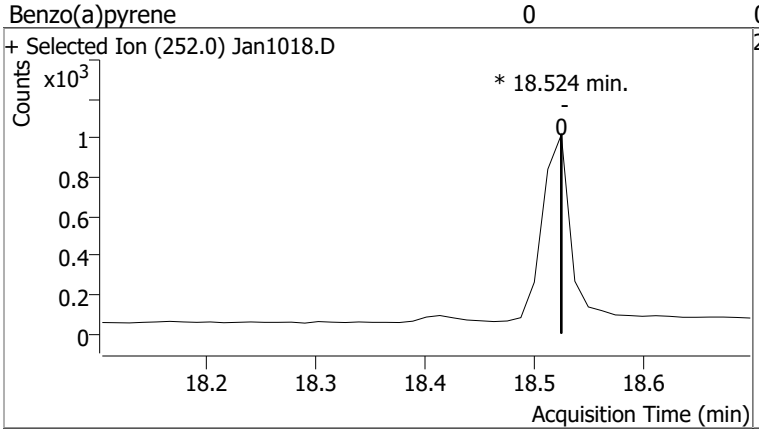

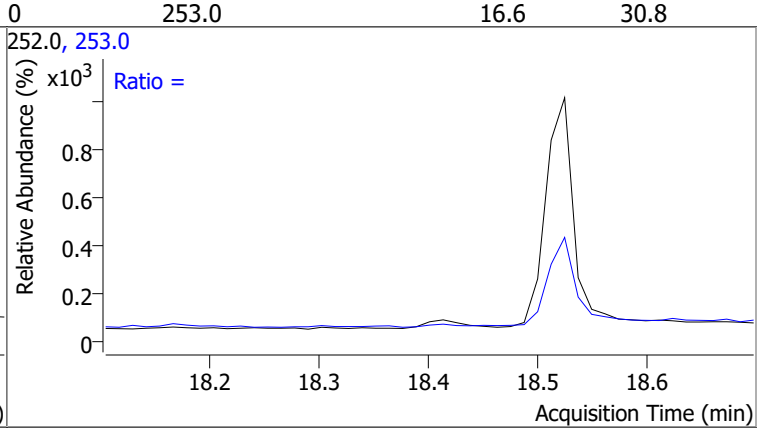

Compound	Conc.	Exp RT	QIon	Exp Ratio
Indeno(1,2,3-cd)pyrene	N.D.	20.24	138.0	25.2

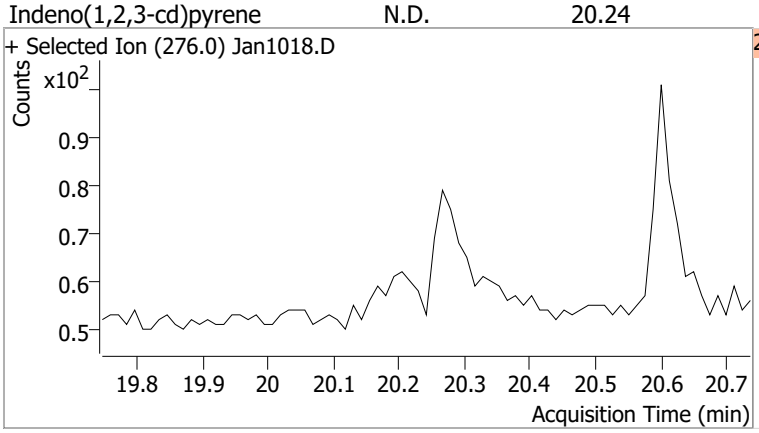

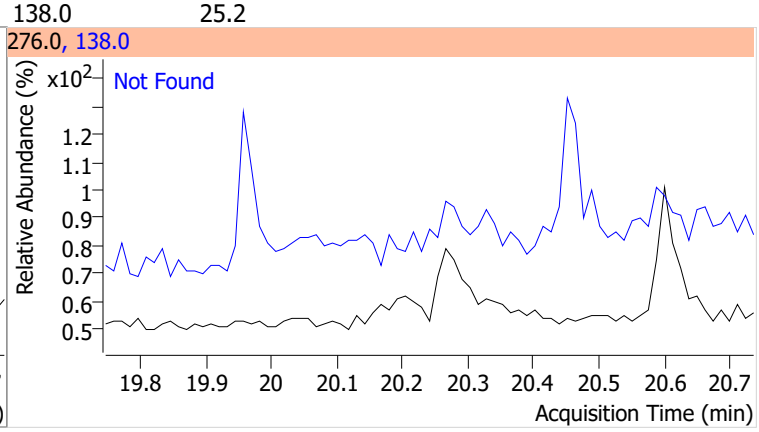

Compound	Conc.	Exp RT	QIon	Exp Ratio	QIon	Exp Ratio
Dibenzo(a,h)anthracene	N.D.	20.32	279.0	25.9	139.0	18.3

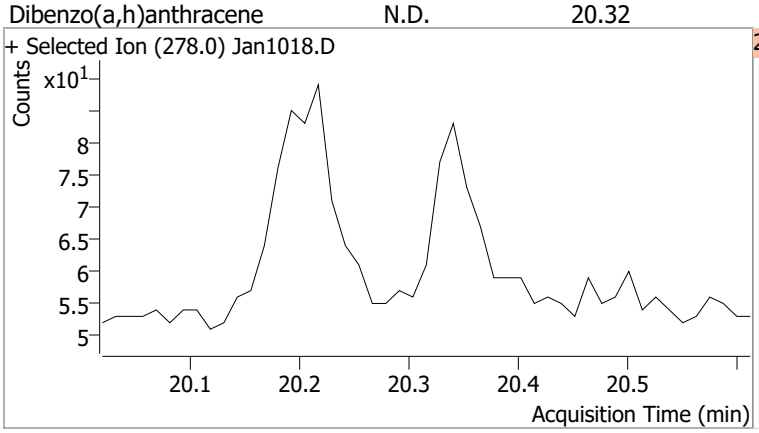

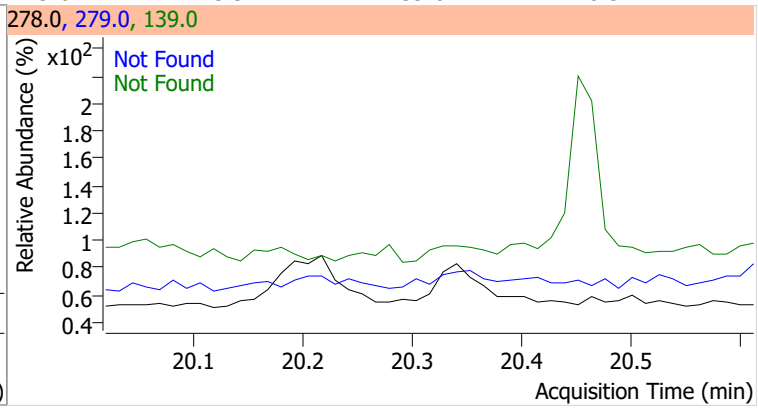

Compound	Conc.	Exp RT	QIon	Exp Ratio	QIon	Exp Ratio
Benzo(g,h,i)perylene	N.D.	20.58	277.0	24.5	138.0	20.0

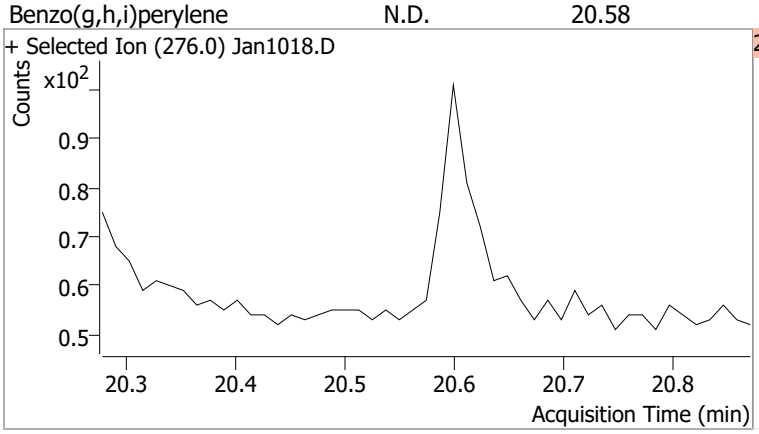

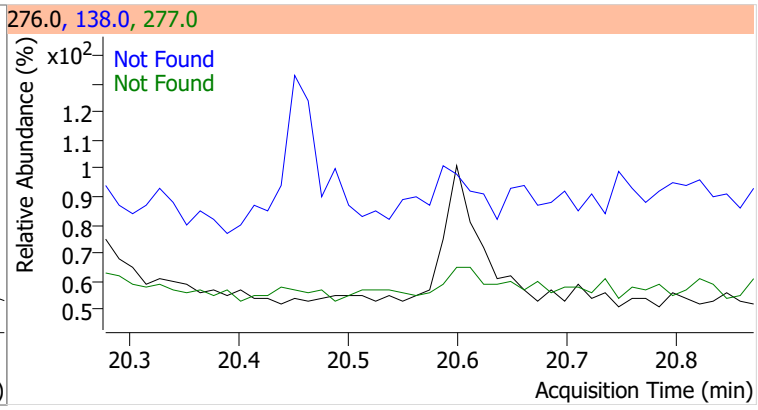

Quantitation Results Report (QT Reviewed)

Data File	Jan1019.D	Operator	LIMS import
Acq. Method	5975BNASIM	Acq. Date-Time	1/10/2022 8:53:55 PM
Sample Name	LLCS-162701	Instrument	GCMS
Vial	19	Multiplier	1.00
DA Method File	010522 bna SIM 3.batch.bin	Comment	SVOC-8270-W-LLPAH
Tune File	dftppjph.u	Tune Date	
Batch Name	011022 bna SIM 1.batch.bin	Last Calib Update	1/4/2022 2:09:05 PM
Ref Library			

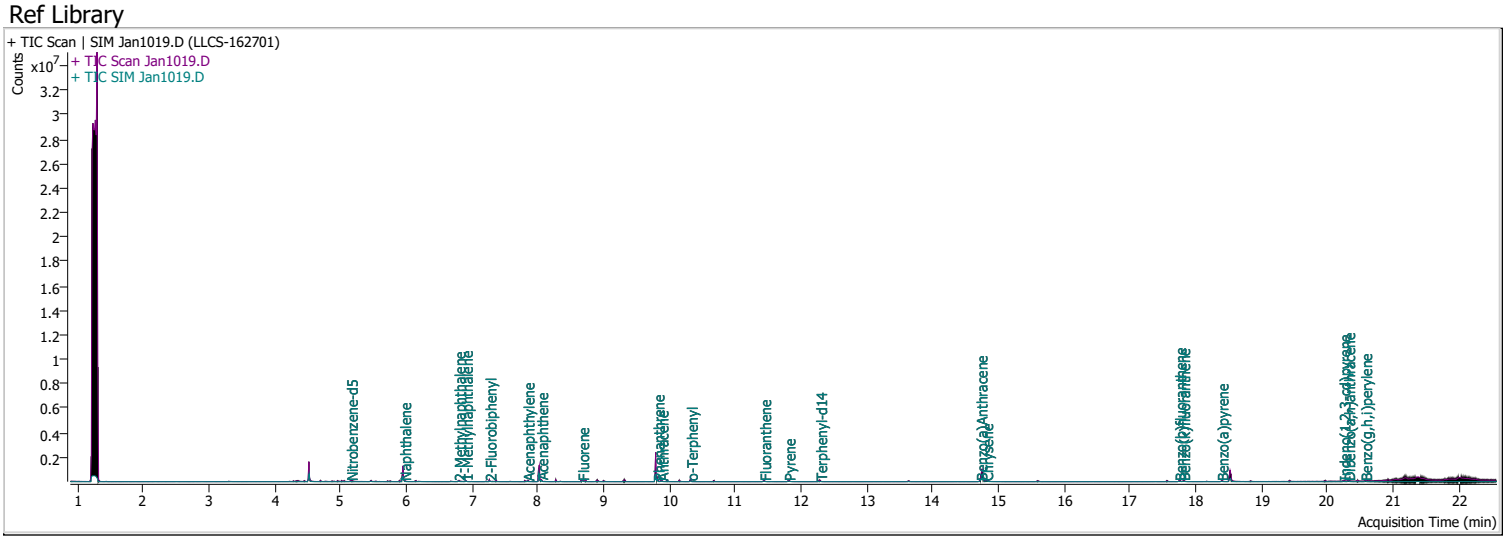

Compound	RT	QIon	Resp.	Conc.	Units	Dev(Min)
Internal Standards						
M 1,4-Dichlorobenzene-d4	4.522	152.0	229633	40.0000	ng/ml	-0.025
M Naphthalene-d8	5.941	136.0	417162	40.0000	ng/ml	-0.013
M Acenaphthene-d10	8.013	164.0	253744	40.0000	ng/ml	0.000
M Phenanthrene-d10	9.792	188.0	575427	40.0000	ng/ml	0.000
M Chrysene-d12	14.751	240.0	439075	40.0000	ng/ml	-0.013
M Perylene-d12	18.524	264.0	315903	40.0000	ng/ml	0.000
System Monitoring Compounds						
S Nitrobenzene-d5	5.156	82.0	18854	3.4003	ng/ml	-0.013
Spiked Amount: 5.000	Range: 19.0 - 102.0%			Recovery = 68.01%		
S 2-Fluorobiphenyl	7.264	172.0	47296	3.7440	ng/ml	0.000
Spiked Amount: 5.000	Range: 25.0 - 94.0%			Recovery = 74.88%		
S o-Terphenyl	10.324	230.0	40680	3.8556	ng/ml	0.000
Spiked Amount: 5.000	Range: 40.0 - 140.0%			Recovery = 77.11%		
S Terphenyl-d14	12.288	244.0	37432	4.6073	ng/ml	0.000
Spiked Amount: 5.000	Range: 39.0 - 106.0%			Recovery = 92.15%		
Target Compounds						**QValue**
T Naphthalene	5.966	128.0	48239	3.4437	ng/ml	99
T 2-Methylnaphthalene	6.790	141.0	29239	3.6194	ng/ml	95
T 1-Methylnaphthalene	6.902	141.0	28578	3.8258	ng/ml	95
T Acenaphthylene	7.838	152.0	51185	3.7719	ng/ml	100
T Acenaphthene	8.050	154.0	35045	3.5521	ng/ml	100
T Fluorene	8.673	166.0	45946	4.0696	ng/ml	97
T Phenanthrene	9.817	178.0	72922	4.2022	ng/ml	92
T Anthracene	9.879	178.0	64717	4.4736	ng/ml	96
T Fluoranthene	11.435	202.0	78996	4.0274	ng/ml	99
T Pyrene	11.806	202.0	88177	4.0258	ng/ml	97
T Benzo(a)Anthracene	14.726	228.0	57805	4.3837	ng/ml	99
T Chrysene	14.813	228.0	81582	4.4835	ng/ml	98
T Benzo(b)fluoranthene	17.745	252.0	54922	4.0323	ng/ml	99

Compound	RT	QIon	Resp.	Conc.	Units	Dev(Min)
T Benzo(k)fluoranthene	17.807	252.0	60206	4.1630	ng/ml	98
T Benzo(a)pyrene	18.388	252.0	40353	4.0093	ng/ml	100
T Indeno(1,2,3-cd)pyrene	20.241	276.0	38001	4.0173	ng/ml	98
T Dibenzo(a,h)anthracene	20.315	278.0	45963	4.1826	ng/ml	99
T Benzo(g,h,i)perylene	20.575	276.0	60406	4.2414	ng/ml	100

(#) = Qualifier Out of Range; (m) = Manual Integration; (+) = Area Summed; (*) = Surrogate Percent Recovery Out of Range; (d): Zeroed Peak

Compound	Conc.	RT	Dev(Min)	Resp.	QIon	QRatio	Lower	Upper
Nitrobenzene-d5	3.4003	5.16	-0.01	18854	54.0	35.8	21.6	40.2
					128.0	29.3	21.3	39.5

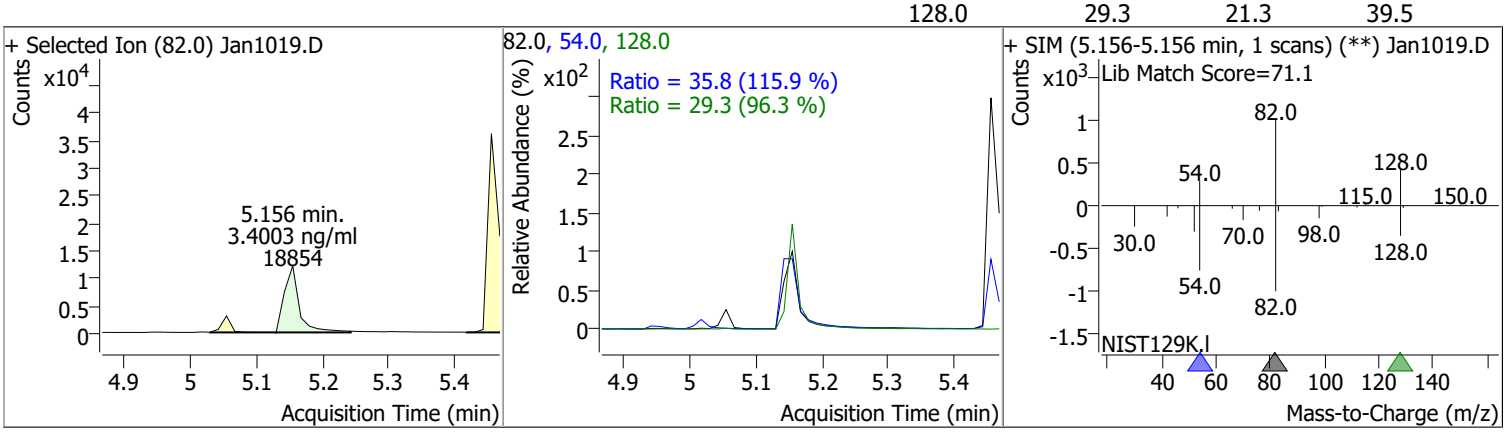

Compound	Conc.	RT	Dev(Min)	Resp.	QIon	QRatio	Lower	Upper
Naphthalene	3.4437	5.97	-0.01	48239	102.0	15.0	0.0	46.6
					129.0	11.2	7.6	14.1

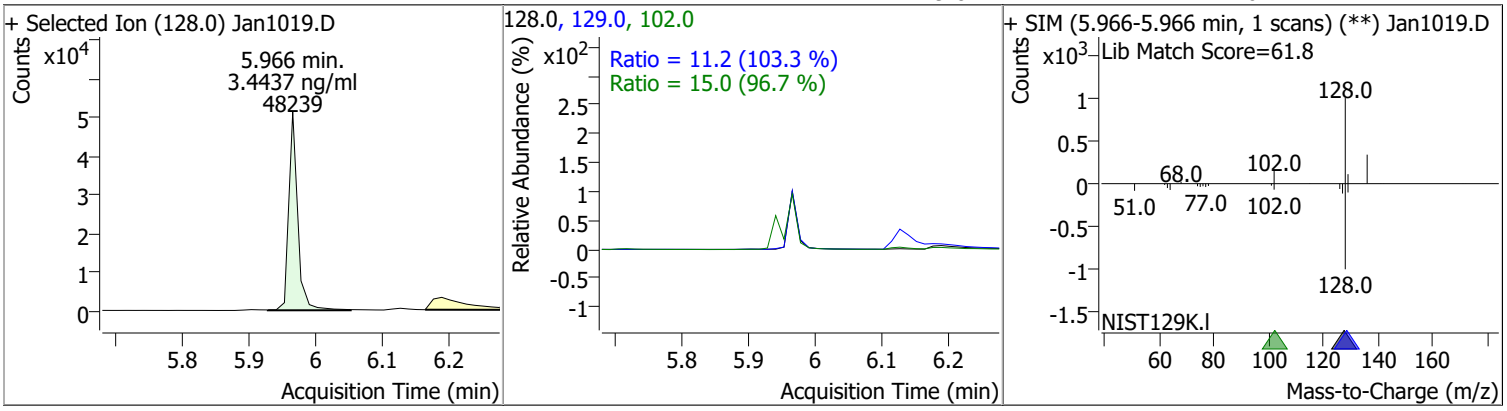

Compound	Conc.	RT	Dev(Min)	Resp.	QIon	QRatio	Lower	Upper
2-Methylnaphthalene	3.6194	6.79	-0.01	29239	142.0	144.6	103.3	191.8
					115.0	61.1	36.8	68.3

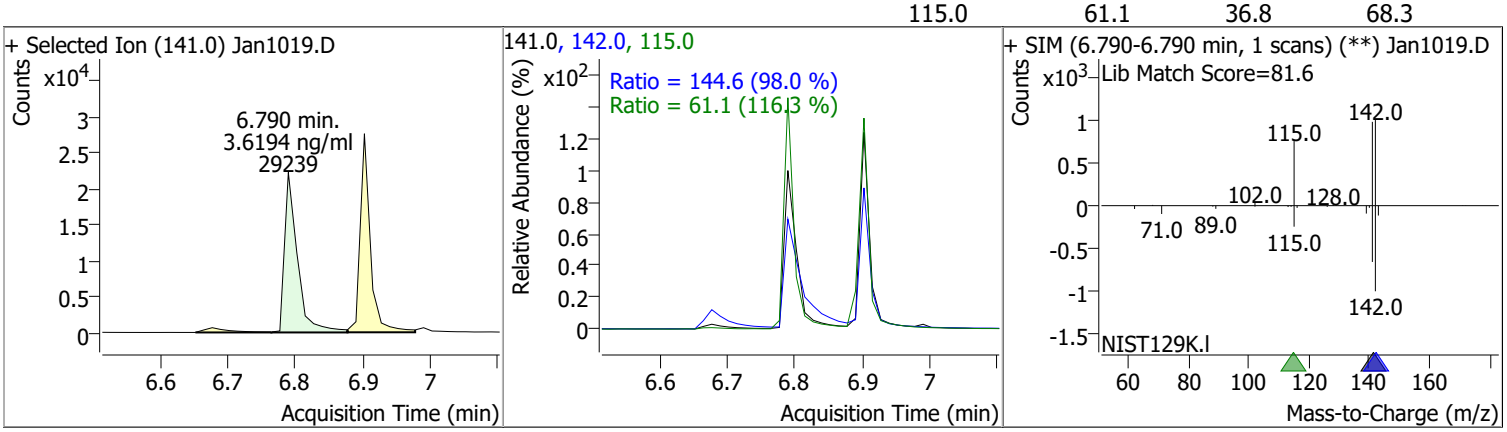

Compound	Conc.	RT	Dev(Min)	Resp.	QIon	QRatio	Lower	Upper
1-Methylnaphthalene	3.8258	6.90	0.00	28578	142.0	116.0	77.9	144.7
					115.0	58.0	44.4	82.5

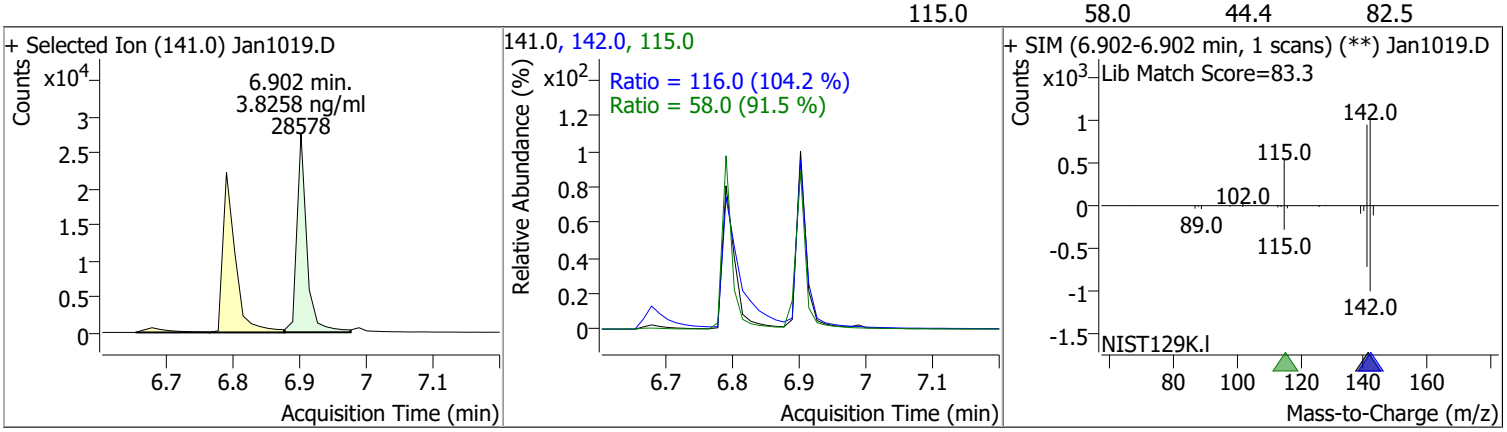

Compound	Conc.	RT	Dev(Min)	Resp.	QIon	QRatio	Lower	Upper
2-Fluorobiphenyl	3.7440	7.26	0.00	47296	171.0	36.1	26.4	49.0

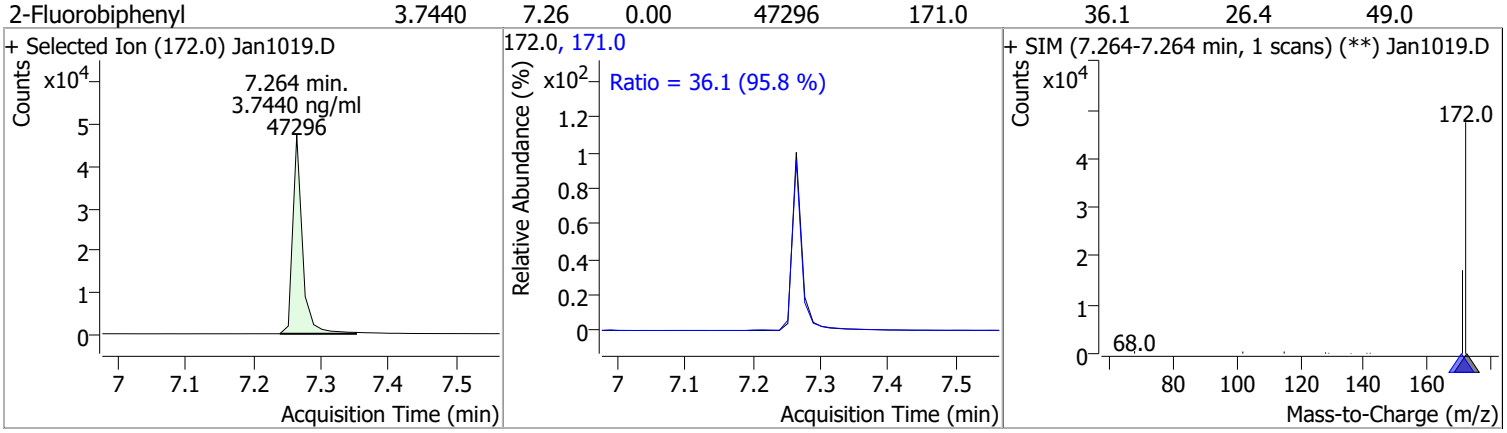

Compound	Conc.	RT	Dev(Min)	Resp.	QIon	QRatio	Lower	Upper
Acenaphthylene	3.7719	7.84	0.00	51185	153.0	14.6	10.2	18.9

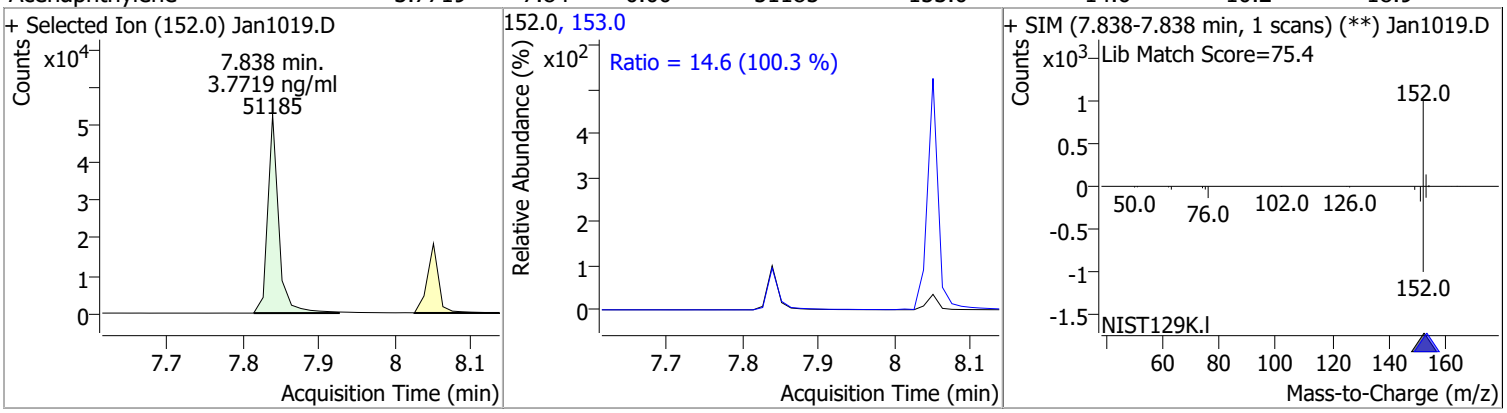

Compound	Conc.	RT	Dev(Min)	Resp.	QIon	QRatio	Lower	Upper
Acenaphthene	3.5521	8.05	0.00	35045	153.0	114.6	80.3	149.2
					152.0	55.3	38.4	71.4

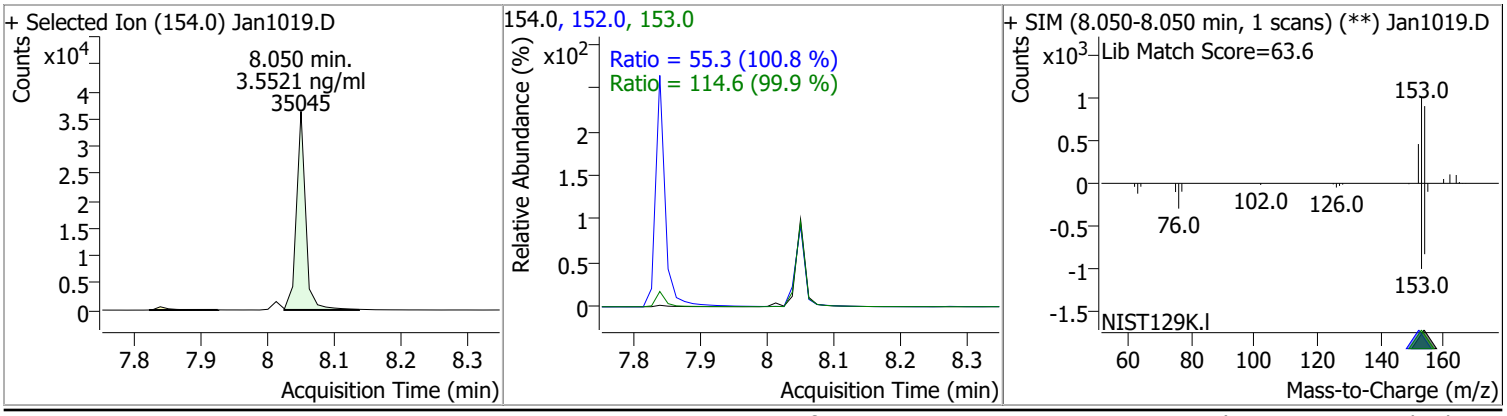

Compound	Conc.	RT	Dev(Min)	Resp.	QIon	QRatio	Lower	Upper
Fluorene	4.0696	8.67	-0.01	45946	165.0	98.9	67.5	125.3
					167.0	13.0	7.9	14.6

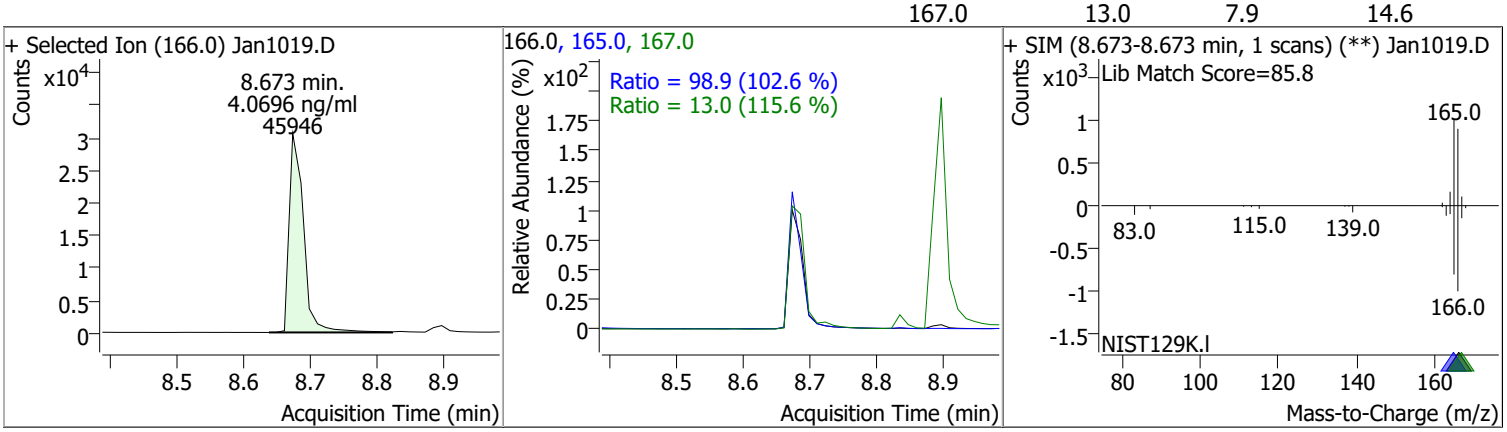

Compound	Conc.	RT	Dev(Min)	Resp.	QIon	QRatio	Lower	Upper
Phenanthrene	4.2022	9.82	0.00	72922	176.0	18.9	10.9	20.2

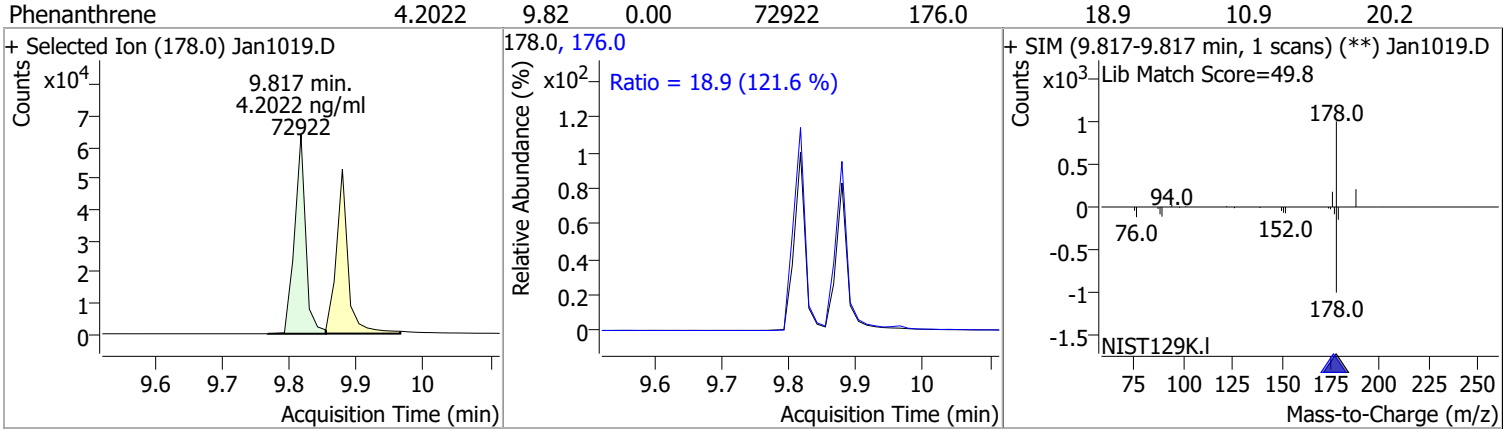

Compound	Conc.	RT	Dev(Min)	Resp.	QIon	QRatio	Lower	Upper
Anthracene	4.4736	9.88	0.00	64717	176.0	18.4	11.6	21.6

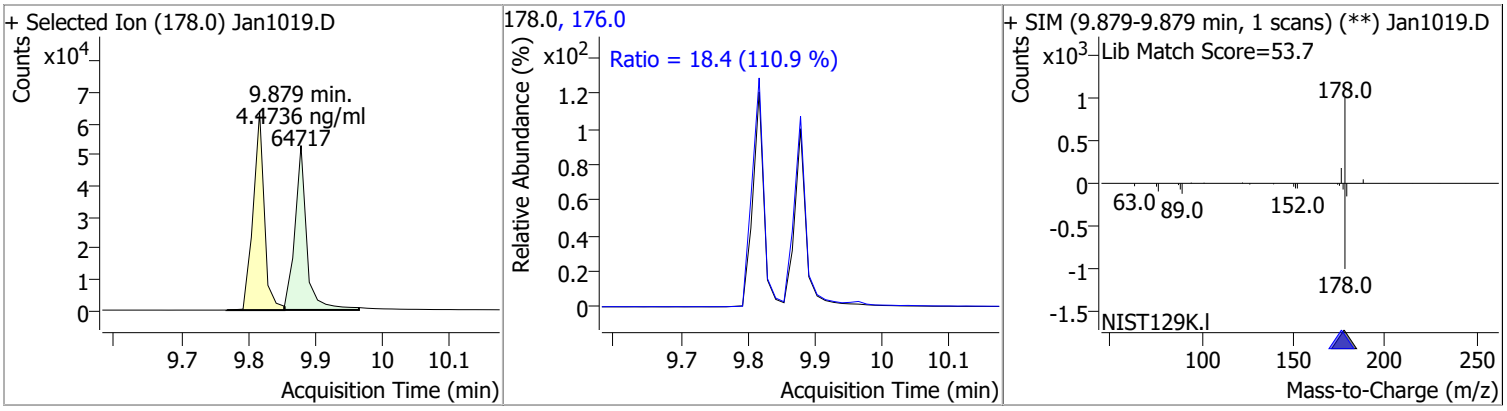

Compound	Conc.	RT	Dev(Min)	Resp.	QIon	QRatio	Lower	Upper
o-Terphenyl	3.8556	10.32	0.00	40680	229.0	67.3	46.7	86.8
					215.0	42.7	30.2	56.2

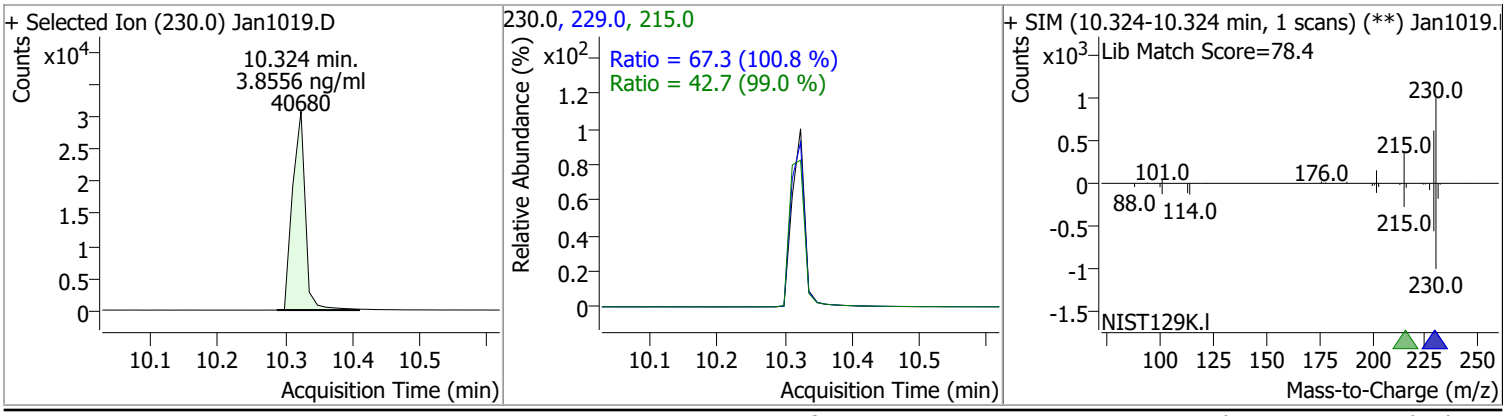

Quantitation Results Report (QT Reviewed)

Compound	Conc.	RT	Dev(Min)	Resp.	QIon	QRatio	Lower	Upper
Fluoranthene	4.0274	11.44	0.00	78996	101.0	11.0	8.0	14.8

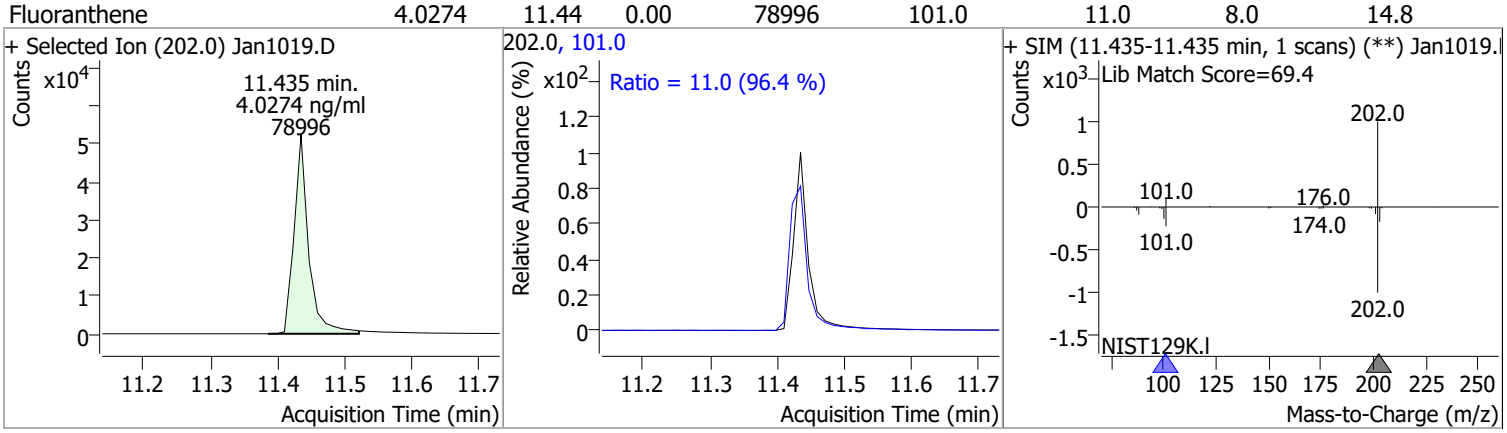

Compound	Conc.	RT	Dev(Min)	Resp.	QIon	QRatio	Lower	Upper
Pyrene	4.0258	11.81	-0.01	88177	101.0	12.6	9.7	18.1

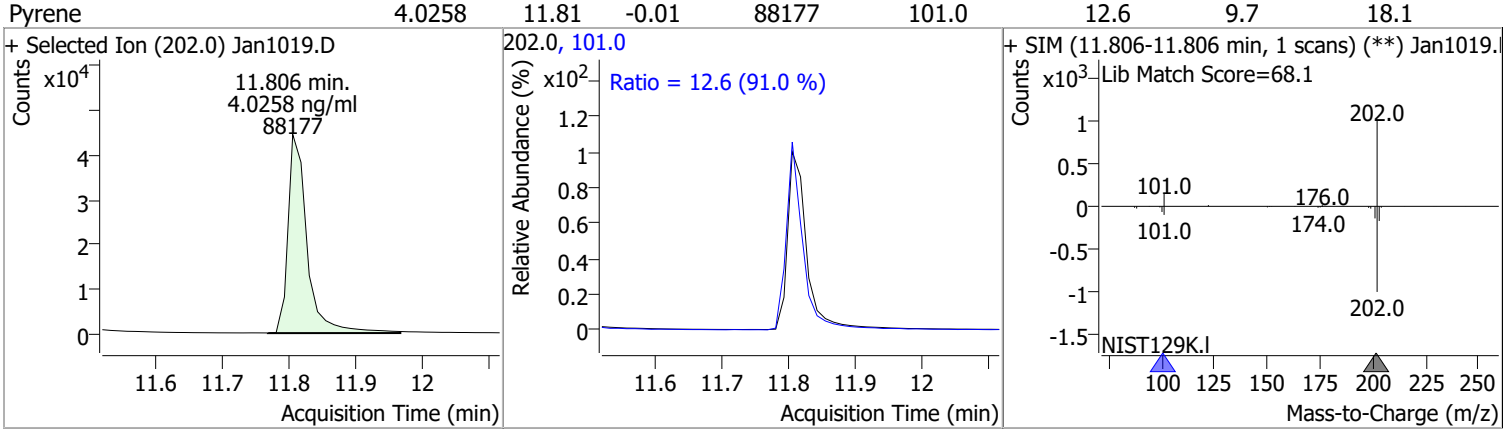

Compound	Conc.	RT	Dev(Min)	Resp.	QIon	QRatio	Lower	Upper
Terphenyl-d14	4.6073	12.29	0.00	37432	122.0	14.9	9.6	17.9

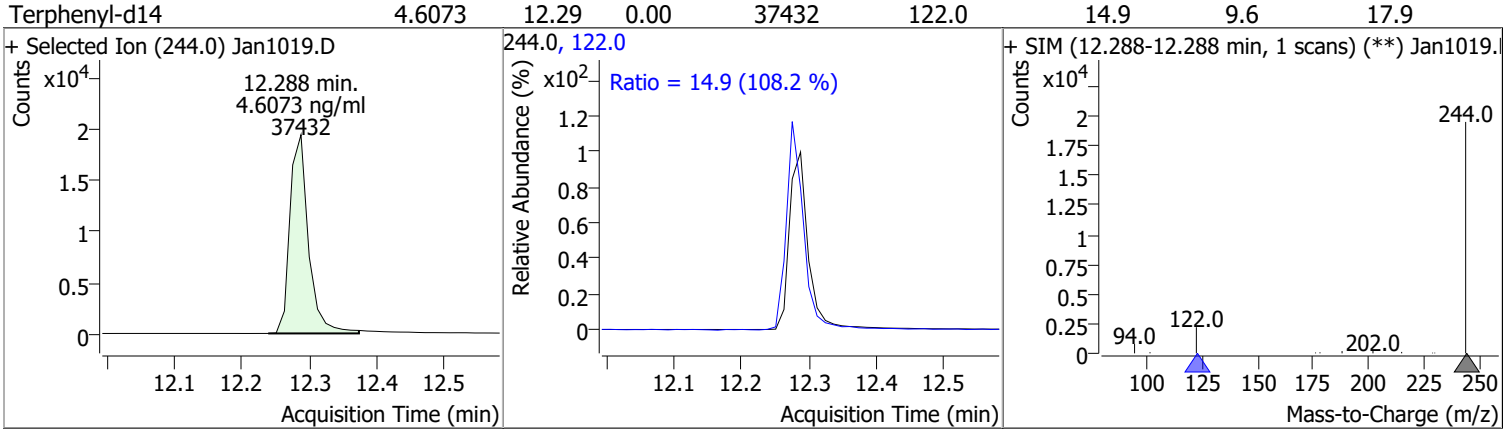

Compound	Conc.	RT	Dev(Min)	Resp.	QIon	QRatio	Lower	Upper
Benzo(a)Anthracene	4.3837	14.73	0.00	57805	226.0	27.6	19.5	36.3
					229.0	22.8	16.5	30.6

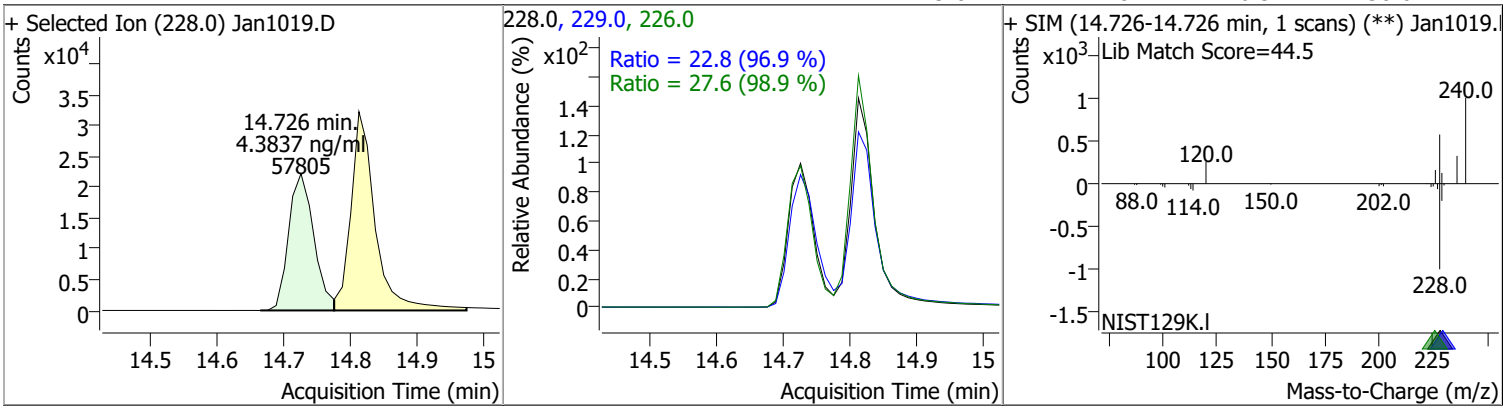

Quantitation Results Report (QT Reviewed)

Compound	Conc.	RT	Dev(Min)	Resp.	QIon	QRatio	Lower	Upper
Chrysene	4.4835	14.81	-0.01	81582	226.0	30.4	22.2	41.2
					229.0	21.5	15.5	28.9

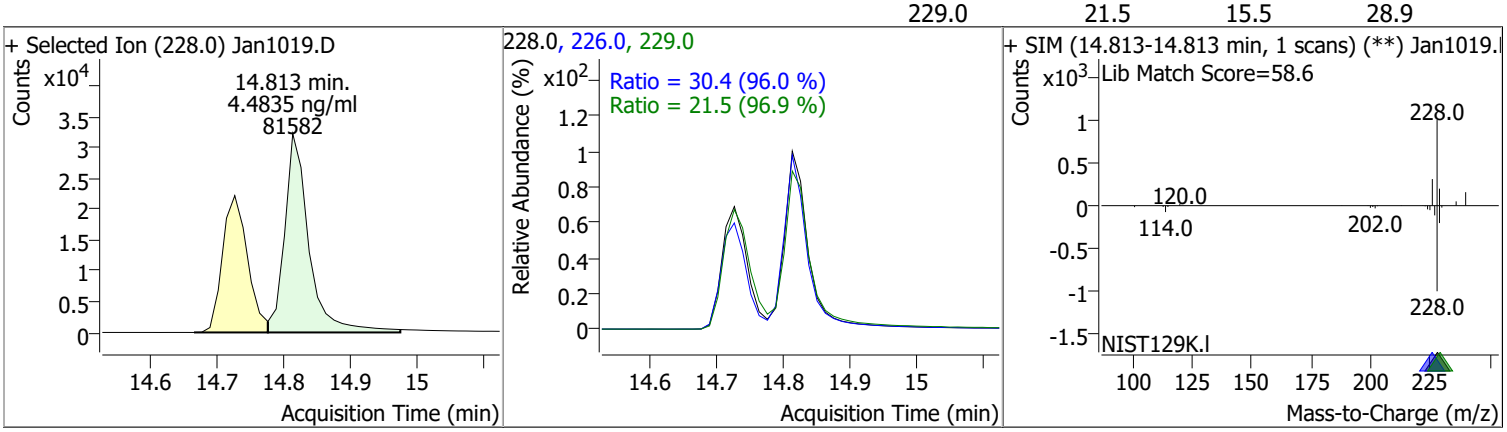

Compound	Conc.	RT	Dev(Min)	Resp.	QIon	QRatio	Lower	Upper
Benzo(b)fluoranthene	4.0323	17.75	-0.01	54922	253.0	22.3	15.8	29.4

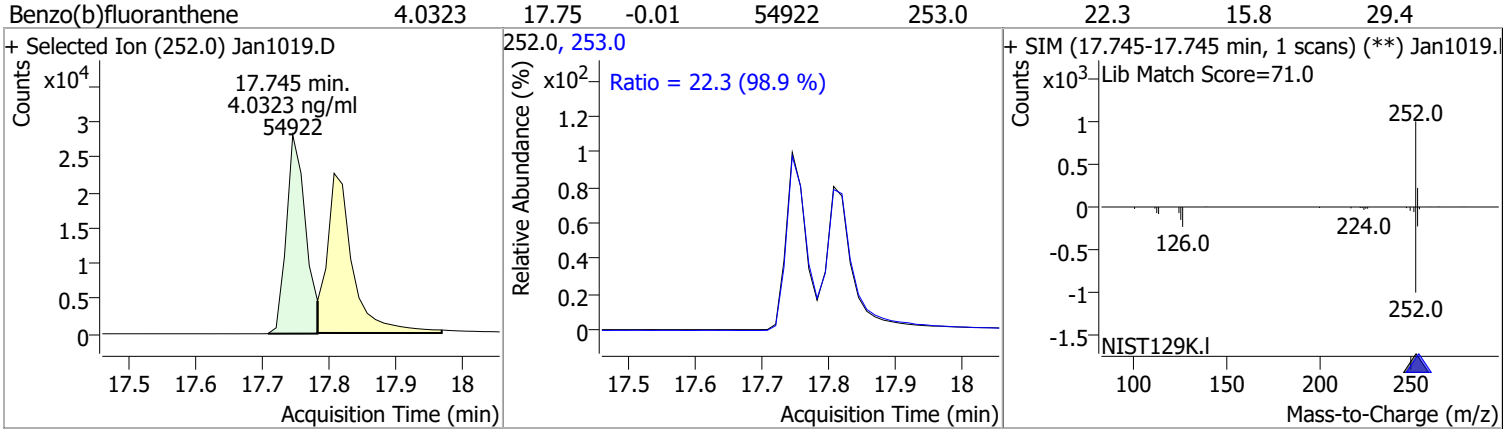

Compound	Conc.	RT	Dev(Min)	Resp.	QIon	QRatio	Lower	Upper
Benzo(k)fluoranthene	4.1630	17.81	-0.01	60206	253.0	22.1	16.1	30.0

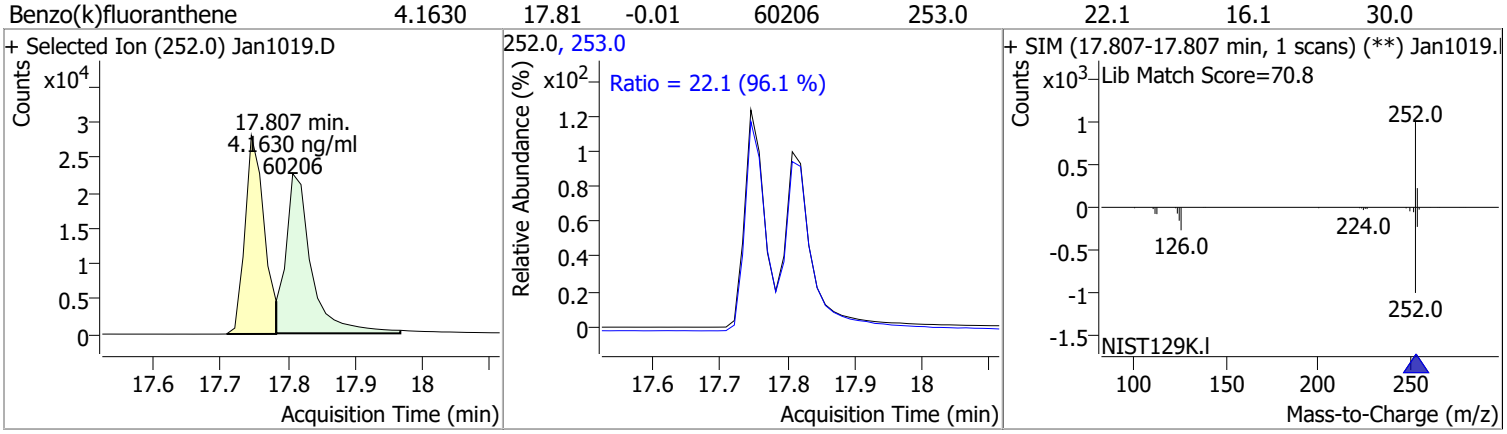

Compound	Conc.	RT	Dev(Min)	Resp.	QIon	QRatio	Lower	Upper
Benzo(a)pyrene	4.0093	18.39	-0.01	40353	253.0	23.7	16.6	30.8

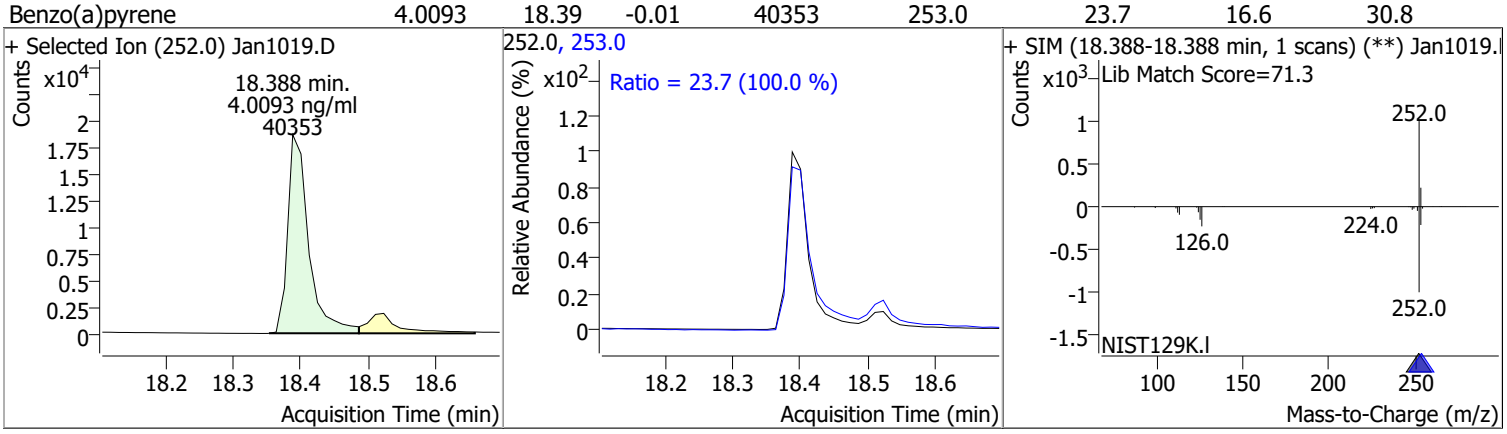

Compound	Conc.	RT	Dev(Min)	Resp.	QIon	QRatio	Lower	Upper
Indeno(1,2,3-cd)pyrene	4.0173	20.24	0.00	38001	138.0	23.9	17.6	32.7

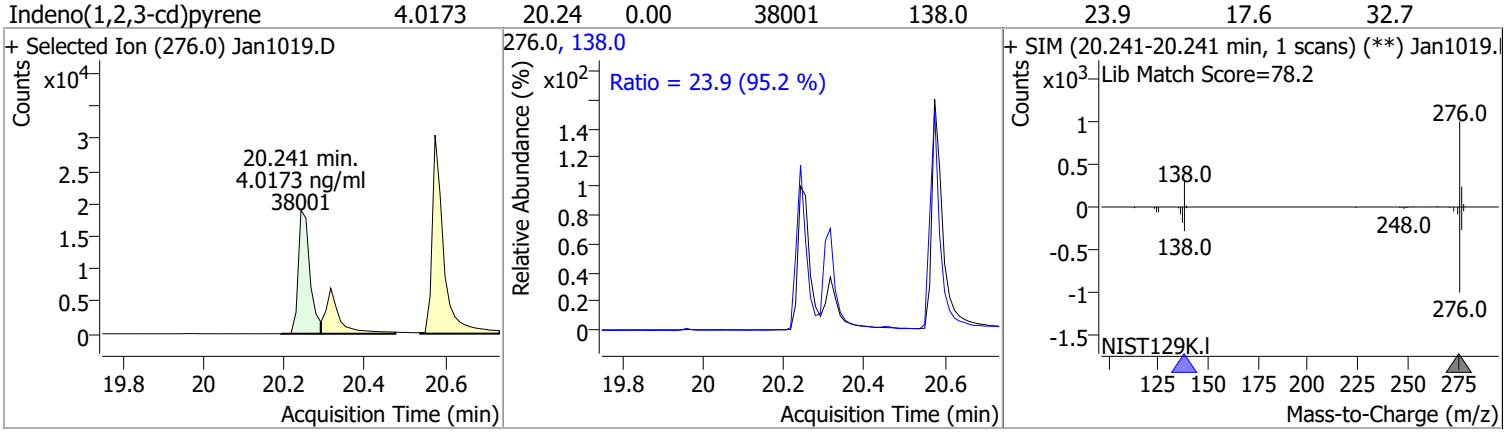

Compound	Conc.	RT	Dev(Min)	Resp.	QIon	QRatio	Lower	Upper
Dibenzo(a,h)anthracene	4.1826	20.32	0.00	45963	279.0	25.2	18.1	33.6
					139.0	18.6	12.8	23.8

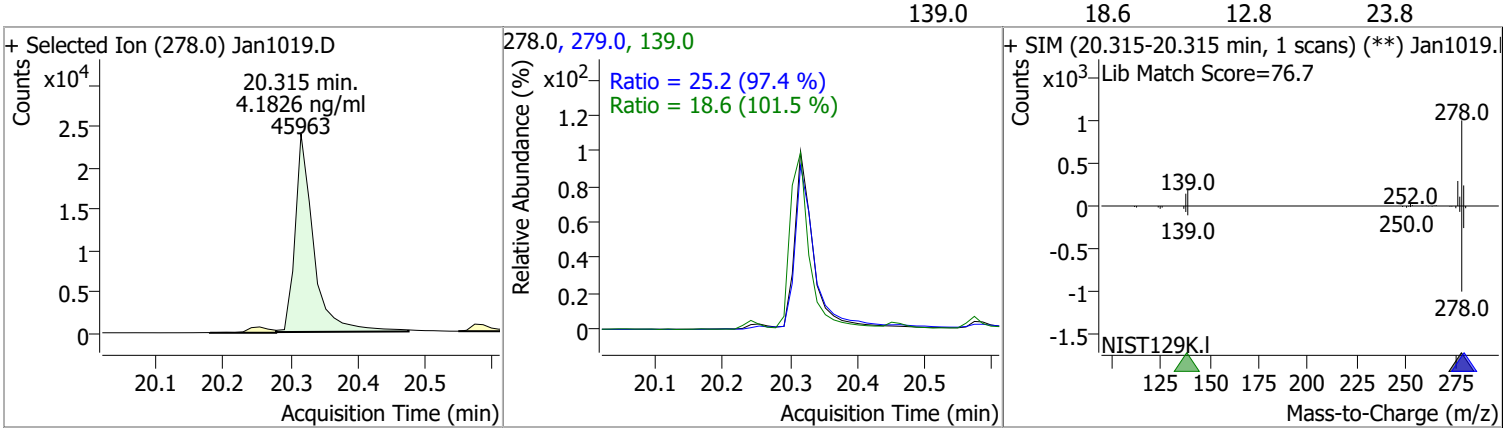

Compound	Conc.	RT	Dev(Min)	Resp.	QIon	QRatio	Lower	Upper
Benzo(g,h,i)perylene	4.2414	20.57	0.00	60406	277.0	24.7	17.1	31.8
					138.0	20.0	14.0	25.9

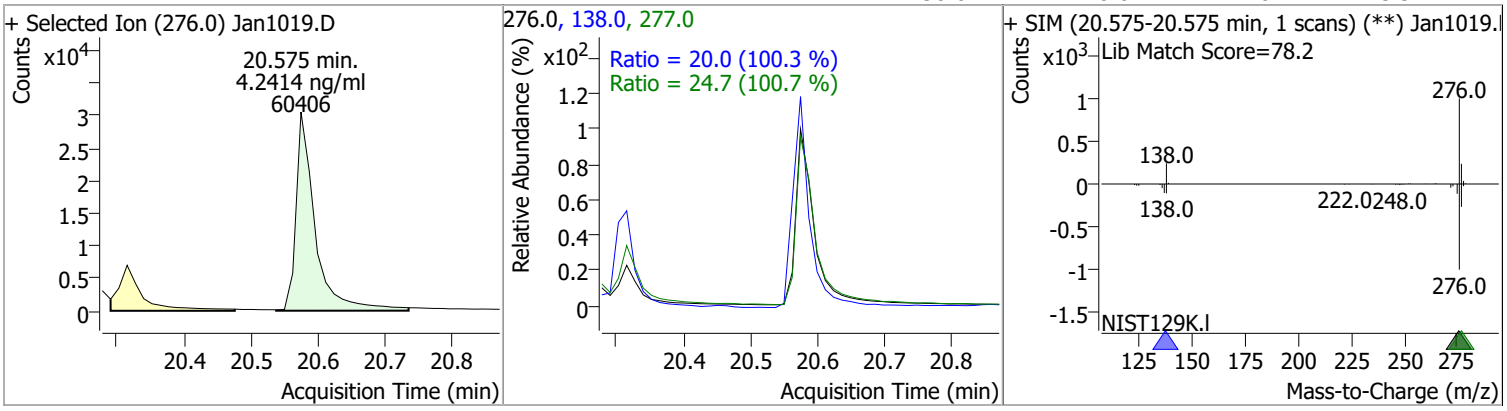

Quantitation Results Report (QT Reviewed)

Data File	Jan1020.D	Operator	LIMS import
Acq. Method	5975BNASIM	Acq. Date-Time	1/10/2022 9:26:22 PM
Sample Name	LLCSD-162701	Instrument	GCMS
Vial	20	Multiplier	1.00
DA Method File	010522 bna SIM 3.batch.bin	Comment	SVOC-8270-W-LLPAH
Tune File	dftppjph.u	Tune Date	
Batch Name	011022 bna SIM 1.batch.bin	Last Calib Update	1/4/2022 2:09:05 PM
Ref Library			

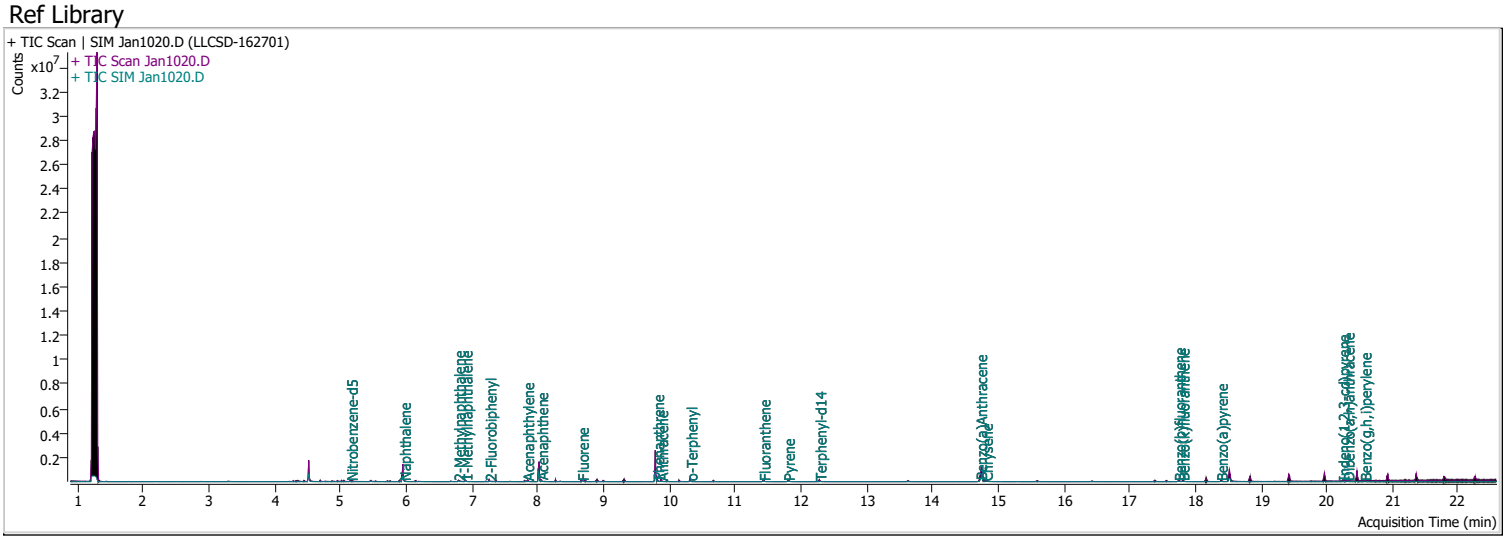

Compound	RT	QIon	Resp.	Conc.	Units		Dev(Min)
Internal Standards							
M 1,4-Dichlorobenzene-d4	4.522	152.0	243904	40.0000	ng/ml		-0.025
M Naphthalene-d8	5.941	136.0	455490	40.0000	ng/ml		-0.013
M Acenaphthene-d10	8.013	164.0	276867	40.0000	ng/ml		0.000
M Phenanthrene-d10	9.793	188.0	615723	40.0000	ng/ml		0.000
M Chrysene-d12	14.751	240.0	475374	40.0000	ng/ml		-0.013
M Perylene-d12	18.524	264.0	354296	40.0000	ng/ml		0.000
System Monitoring Compounds							
S Nitrobenzene-d5	5.156	82.0	17624	3.0228	ng/ml	#	-0.013
Spiked Amount: 5.000	Range: 19.0 - 102.0%			Recovery = 60.46%			
S 2-Fluorobiphenyl	7.264	172.0	52419	3.8029	ng/ml		0.000
Spiked Amount: 5.000	Range: 25.0 - 94.0%			Recovery = 76.06%			
S o-Terphenyl	10.324	230.0	44103	3.9064	ng/ml		0.000
Spiked Amount: 5.000	Range: 40.0 - 140.0%			Recovery = 78.13%			
S Terphenyl-d14	12.288	244.0	41431	4.7100	ng/ml		0.000
Spiked Amount: 5.000	Range: 39.0 - 106.0%			Recovery = 94.20%			
Target Compounds							**QValue**
T Naphthalene	5.966	128.0	52659	3.4429	ng/ml		99
T 2-Methylnaphthalene	6.790	141.0	32593	3.6951	ng/ml		94
T 1-Methylnaphthalene	6.902	141.0	31680	3.8841	ng/ml		95
T Acenaphthylene	7.838	152.0	58654	3.9613	ng/ml		99
T Acenaphthene	8.050	154.0	40803	3.7903	ng/ml		98
T Fluorene	8.673	166.0	51072	4.1458	ng/ml		98
T Phenanthrene	9.817	178.0	78715	4.2391	ng/ml		91
T Anthracene	9.879	178.0	70392	4.5419	ng/ml		96
T Fluoranthene	11.435	202.0	89163	4.2482	ng/ml		99
T Pyrene	11.806	202.0	97807	4.1244	ng/ml		97
T Benzo(a)Anthracene	14.726	228.0	63935	4.4757	ng/ml		99
T Chrysene	14.814	228.0	88192	4.4769	ng/ml		98
T Benzo(b)fluoranthene	17.746	252.0	60050	3.9310	ng/ml		100

Compound	RT	QIon	Resp.	Conc.	Units	Dev(Min)
T Benzo(k)fluoranthene	17.807	252.0	65445	4.0451	ng/ml	100
T Benzo(a)pyrene	18.388	252.0	44938	3.9839	ng/ml	98
T Indeno(1,2,3-cd)pyrene	20.241	276.0	42764	4.0310	ng/ml	98
T Dibenzo(a,h)anthracene	20.316	278.0	52374	4.2495	ng/ml	99
T Benzo(g,h,i)perylene	20.575	276.0	66292	4.1590	ng/ml	98

(#) = Qualifier Out of Range; (m) = Manual Integration; (+) = Area Summed; (*) = Surrogate Percent Recovery Out of Range; (d): Zeroed Peak

Compound	Conc.	RT	Dev(Min)	Resp.	QIon	QRatio	Lower	Upper
Nitrobenzene-d5	3.0228	5.16	-0.01	17624	54.0	45.4	21.6	40.2
					128.0	35.5	21.3	39.5

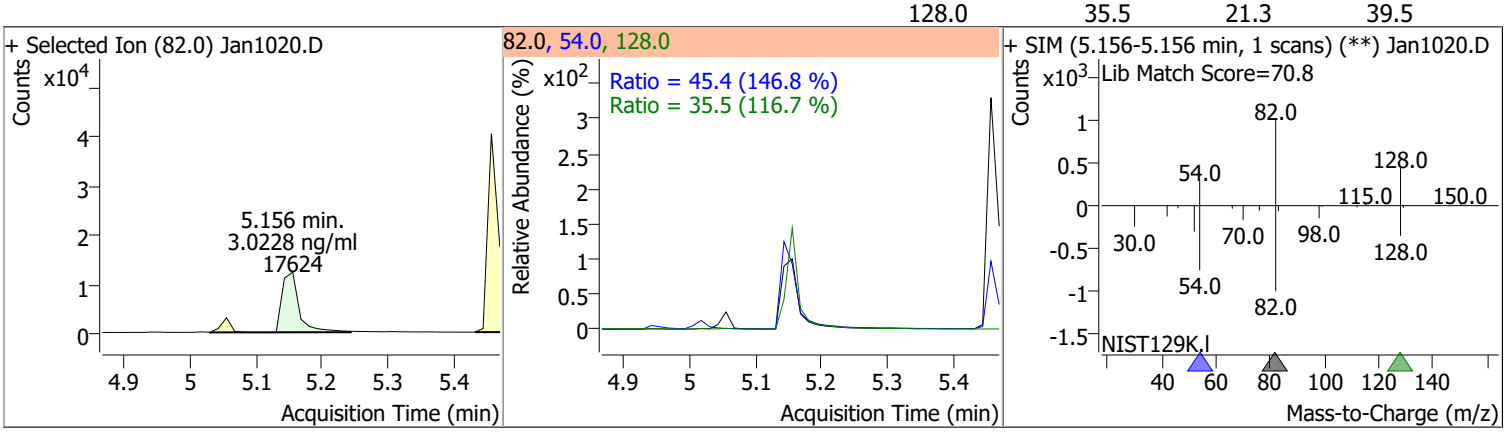

Compound	Conc.	RT	Dev(Min)	Resp.	QIon	QRatio	Lower	Upper
Naphthalene	3.4429	5.97	-0.01	52659	102.0	15.7	0.0	46.6
					129.0	11.1	7.6	14.1

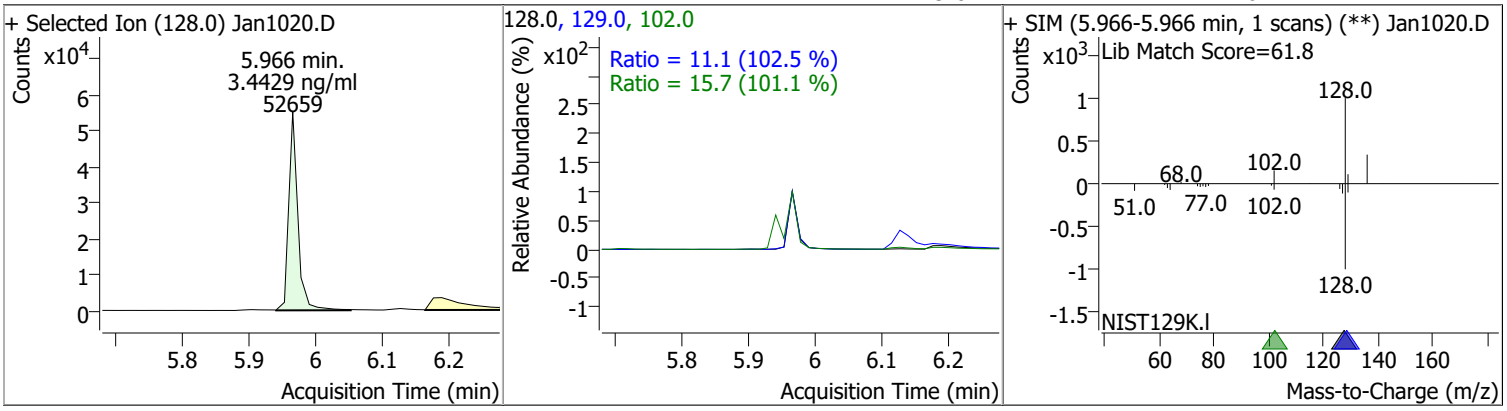

Compound	Conc.	RT	Dev(Min)	Resp.	QIon	QRatio	Lower	Upper
2-Methylnaphthalene	3.6951	6.79	-0.01	32593	142.0	142.7	103.3	191.8
					115.0	62.1	36.8	68.3

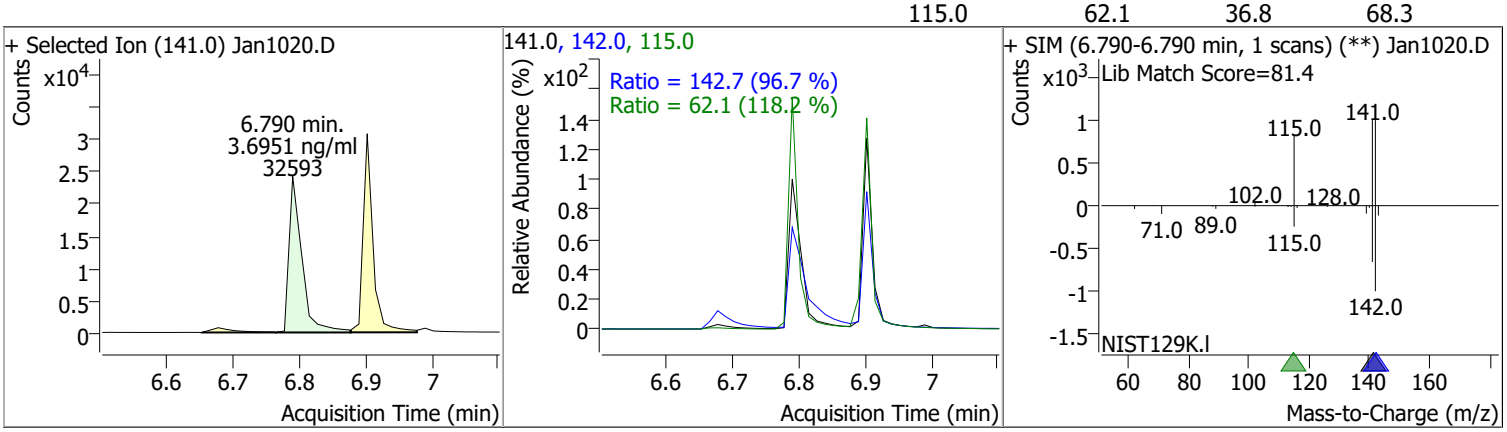

Compound	Conc.	RT	Dev(Min)	Resp.	QIon	QRatio	Lower	Upper
1-Methylnaphthalene	3.8841	6.90	0.00	31680	142.0	115.7	77.9	144.7
					115.0	59.4	44.4	82.5

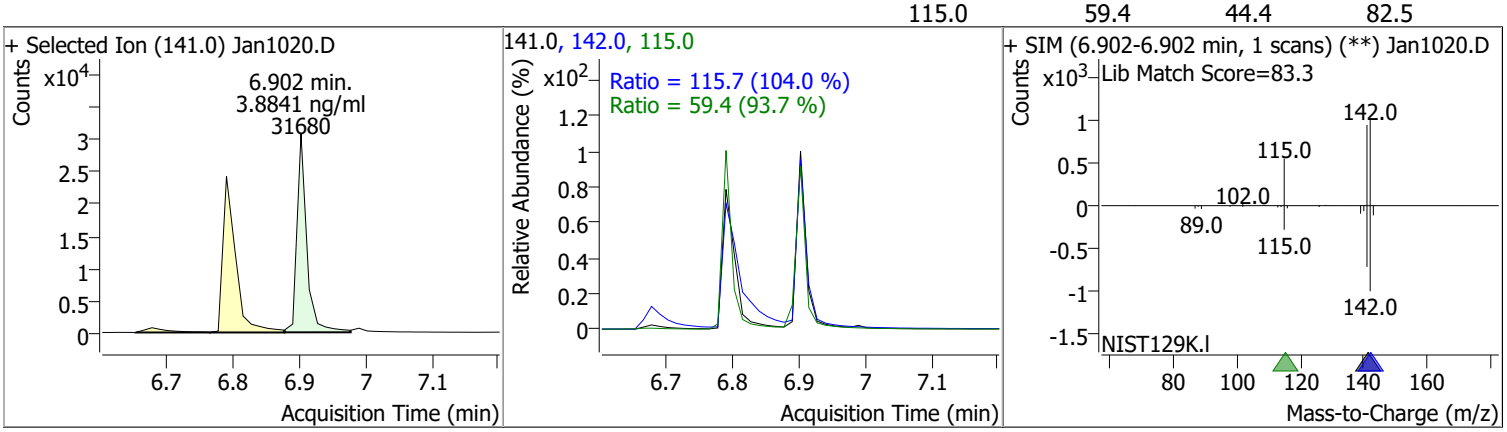

Compound	Conc.	RT	Dev(Min)	Resp.	QIon	QRatio	Lower	Upper
2-Fluorobiphenyl	3.8029	7.26	0.00	52419	171.0	36.9	26.4	49.0

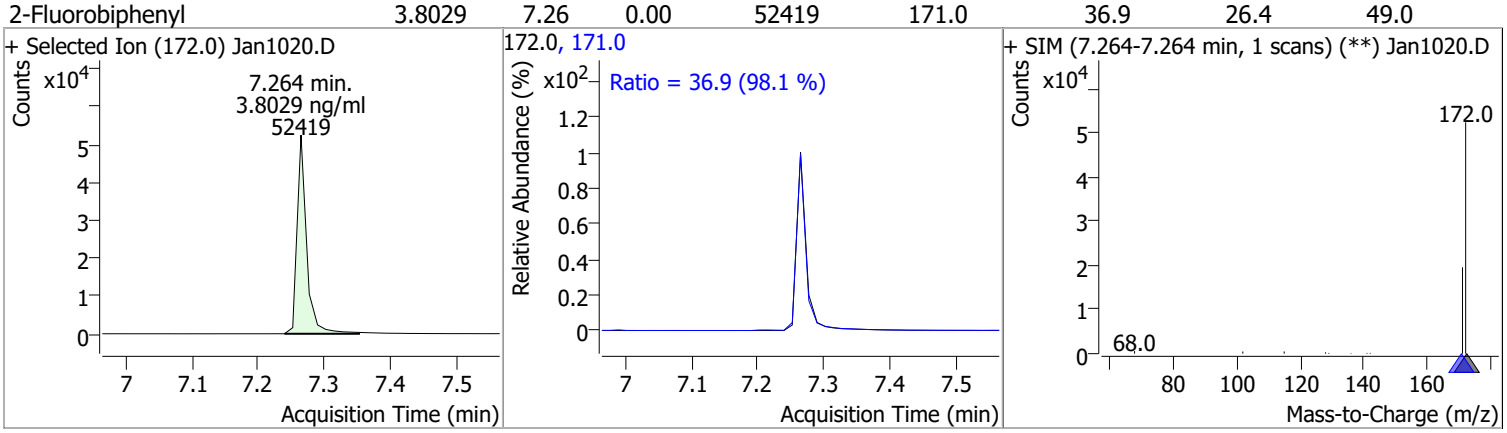

Compound	Conc.	RT	Dev(Min)	Resp.	QIon	QRatio	Lower	Upper
Acenaphthylene	3.9613	7.84	0.00	58654	153.0	14.9	10.2	18.9

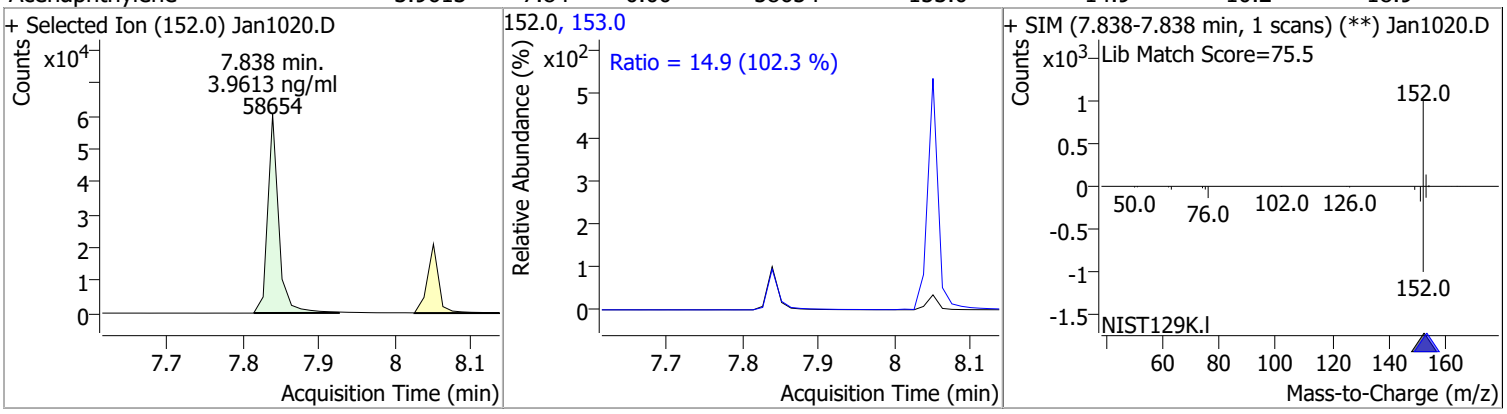

Compound	Conc.	RT	Dev(Min)	Resp.	QIon	QRatio	Lower	Upper
Acenaphthene	3.7903	8.05	0.00	40803	153.0	112.9	80.3	149.2
					152.0	53.7	38.4	71.4

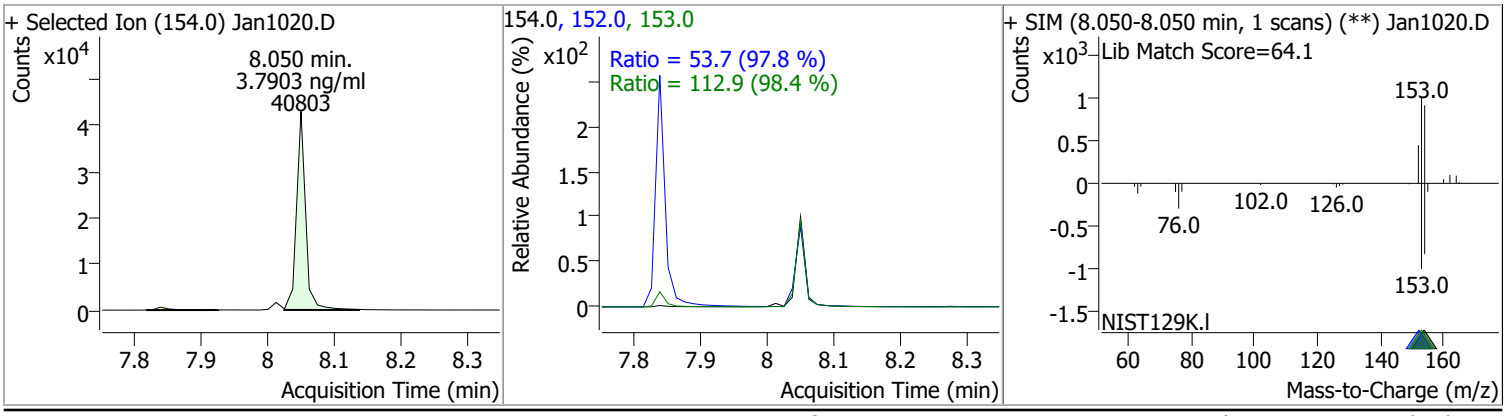

Compound	Conc.	RT	Dev(Min)	Resp.	QIon	QRatio	Lower	Upper
Fluorene	4.1458	8.67	-0.01	51072	165.0	98.2	67.5	125.3
					167.0	13.3	7.9	14.6

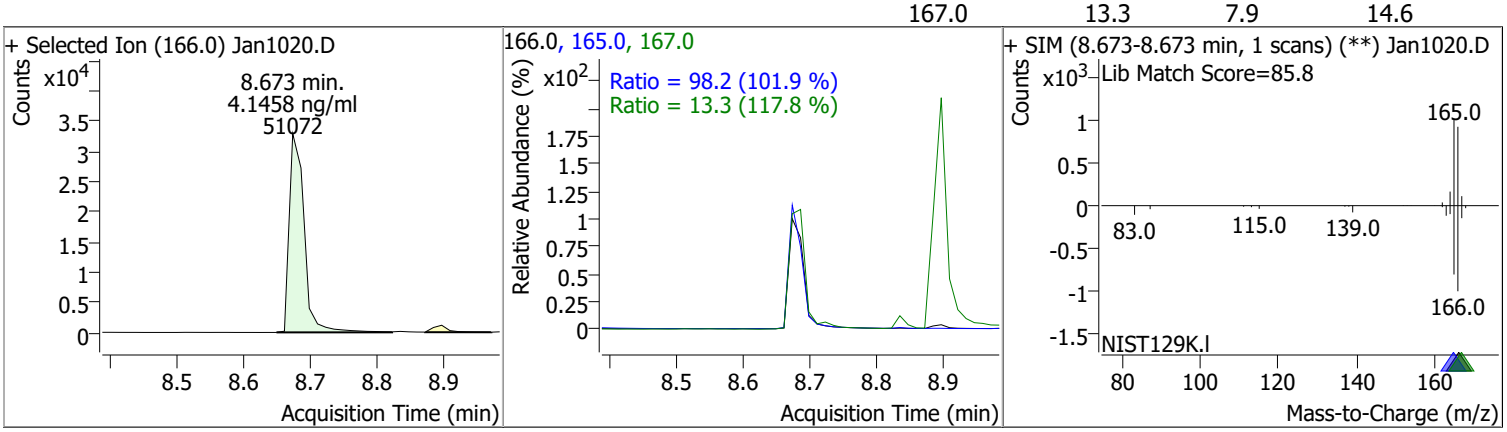

Compound	Conc.	RT	Dev(Min)	Resp.	QIon	QRatio	Lower	Upper
Phenanthrene	4.2391	9.82	0.00	78715	176.0	19.1	10.9	20.2

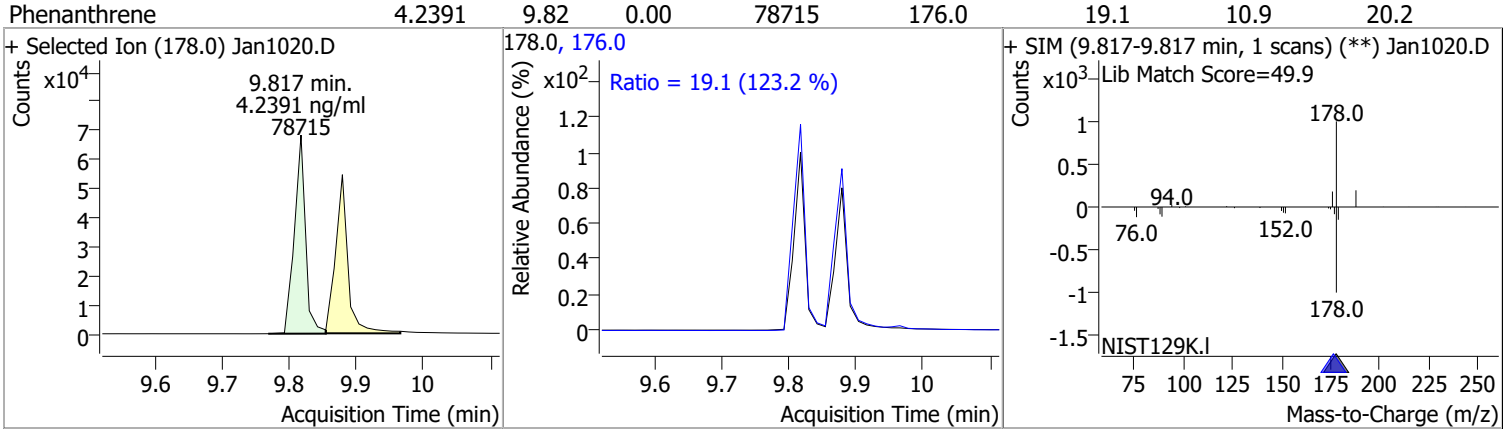

Compound	Conc.	RT	Dev(Min)	Resp.	QIon	QRatio	Lower	Upper
Anthracene	4.5419	9.88	0.00	70392	176.0	18.5	11.6	21.6

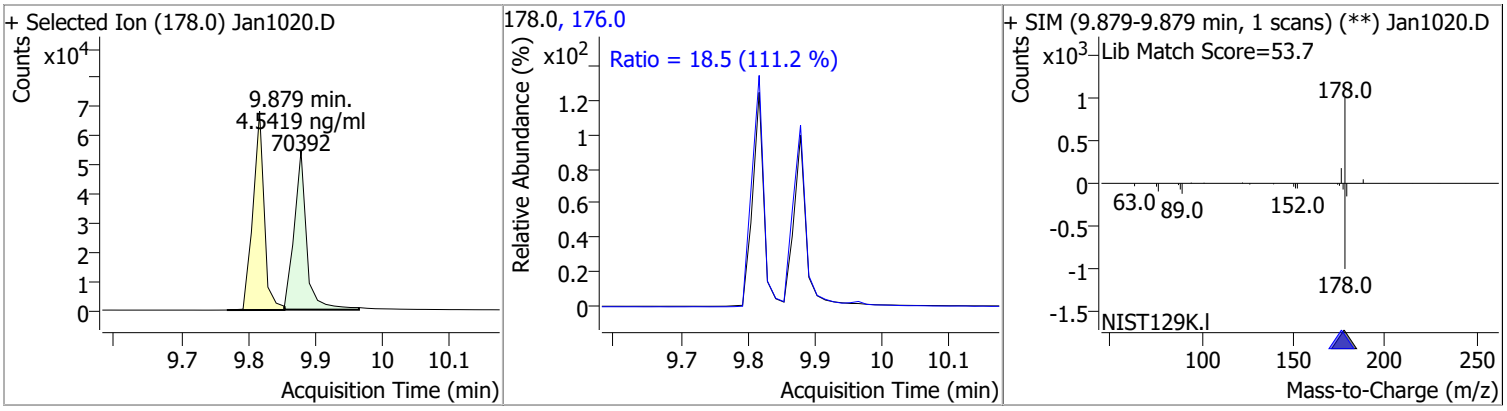

Compound	Conc.	RT	Dev(Min)	Resp.	QIon	QRatio	Lower	Upper
o-Terphenyl	3.9064	10.32	0.00	44103	229.0	68.7	46.7	86.8
					215.0	44.6	30.2	56.2

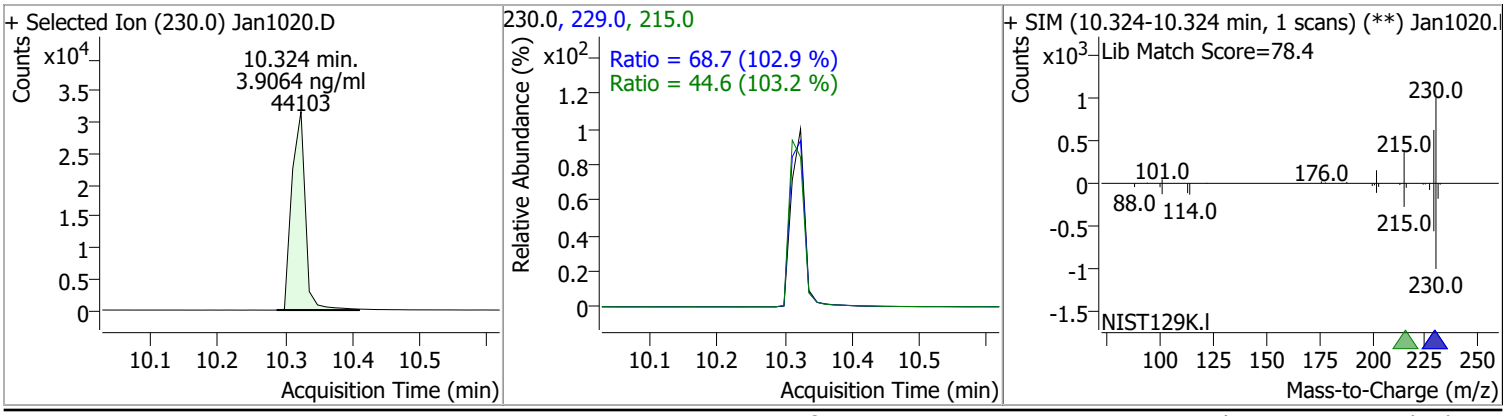

Quantitation Results Report (QT Reviewed)

Compound	Conc.	RT	Dev(Min)	Resp.	QIon	QRatio	Lower	Upper
Fluoranthene	4.2482	11.44	0.00	89163	101.0	10.9	8.0	14.8

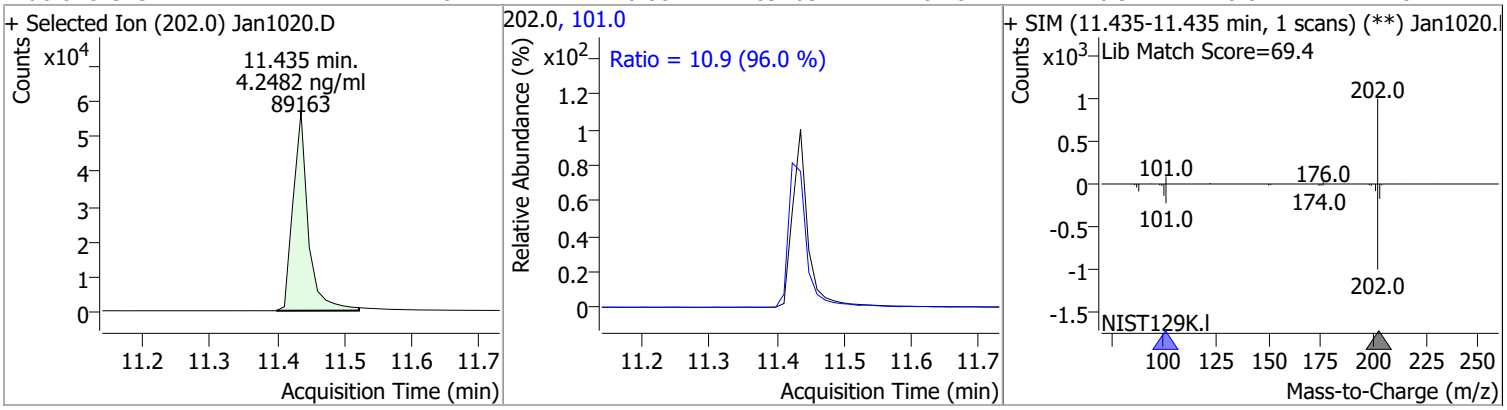

Compound	Conc.	RT	Dev(Min)	Resp.	QIon	QRatio	Lower	Upper
Pyrene	4.1244	11.81	-0.01	97807	101.0	12.6	9.7	18.1

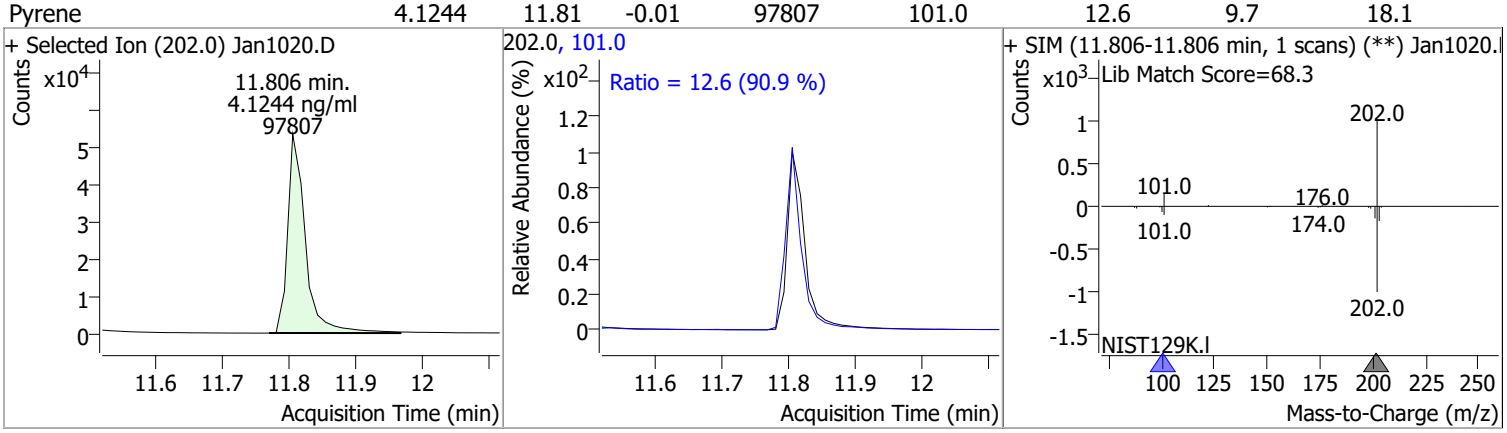

Compound	Conc.	RT	Dev(Min)	Resp.	QIon	QRatio	Lower	Upper
Terphenyl-d14	4.7100	12.29	0.00	41431	122.0	14.7	9.6	17.9

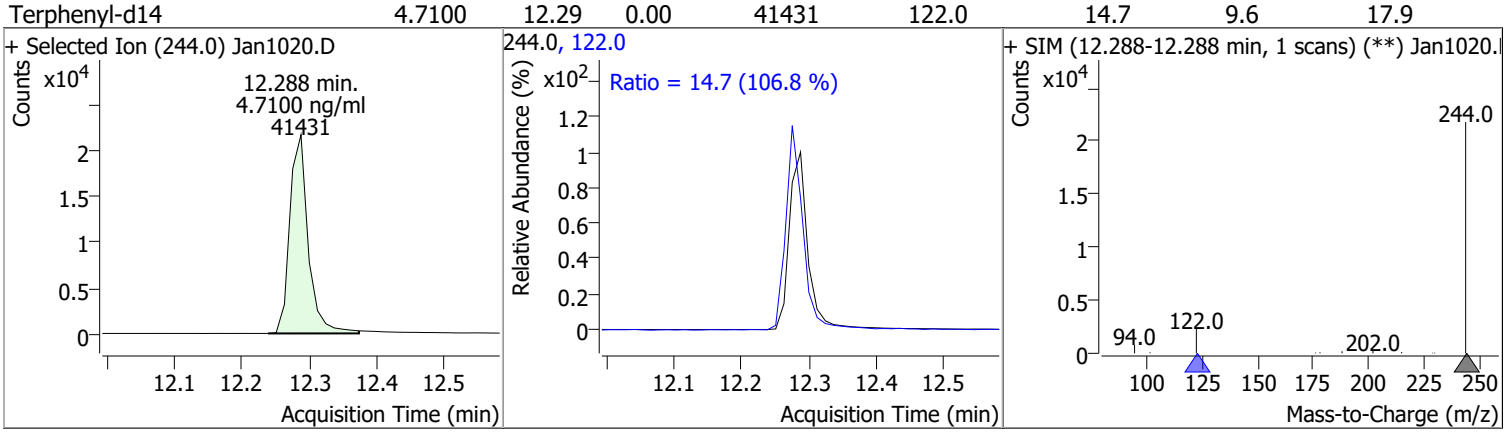

Compound	Conc.	RT	Dev(Min)	Resp.	QIon	QRatio	Lower	Upper
Benzo(a)Anthracene	4.4757	14.73	0.00	63935	226.0	27.9	19.5	36.3
					229.0	22.7	16.5	30.6

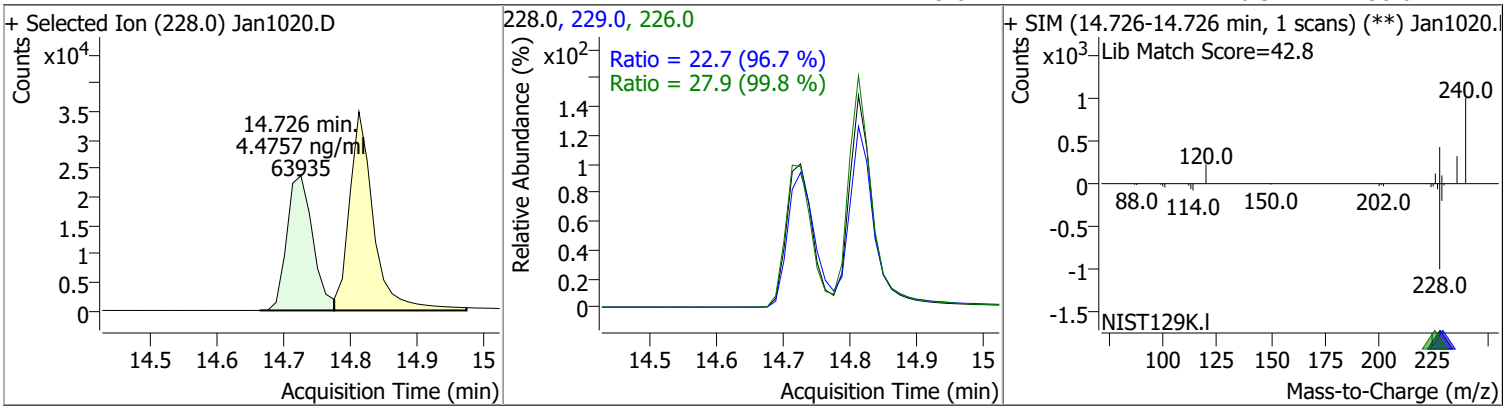

Quantitation Results Report (QT Reviewed)

Compound	Conc.	RT	Dev(Min)	Resp.	QIon	QRatio	Lower	Upper
Chrysene	4.4769	14.81	-0.01	88192	226.0	30.5	22.2	41.2
					229.0	21.3	15.5	28.9

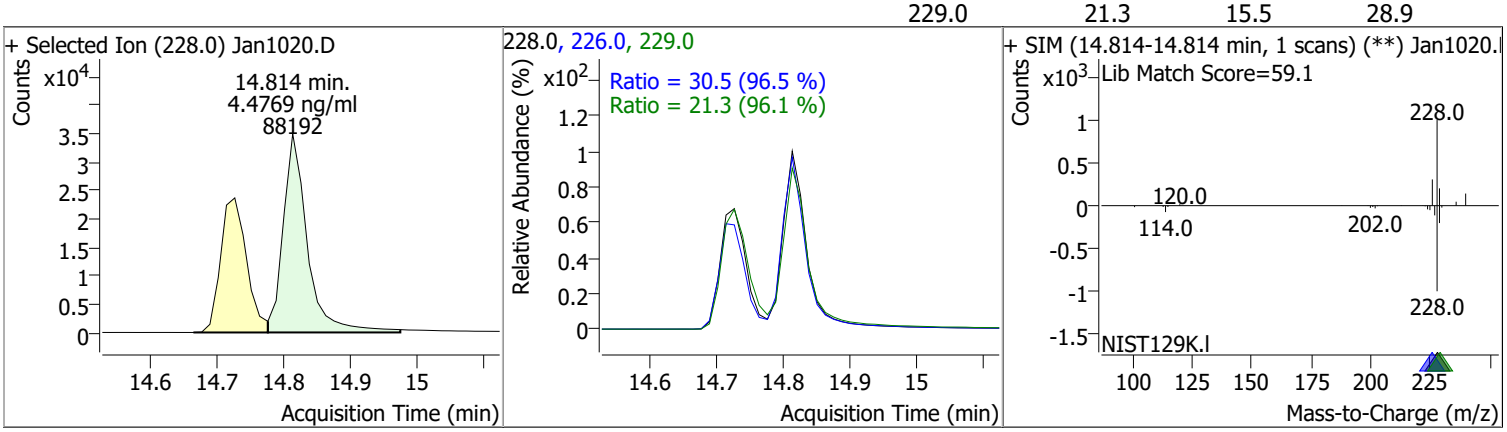

Compound	Conc.	RT	Dev(Min)	Resp.	QIon	QRatio	Lower	Upper
Benzo(b)fluoranthene	3.9310	17.75	-0.01	60050	253.0	22.6	15.8	29.4

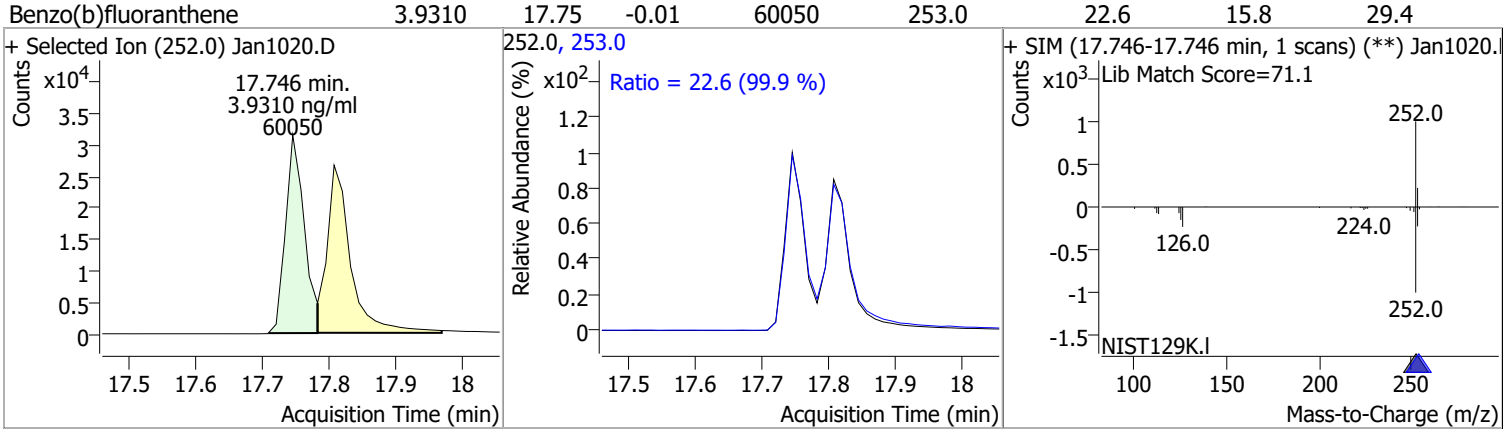

Compound	Conc.	RT	Dev(Min)	Resp.	QIon	QRatio	Lower	Upper
Benzo(k)fluoranthene	4.0451	17.81	-0.01	65445	253.0	22.8	16.1	30.0

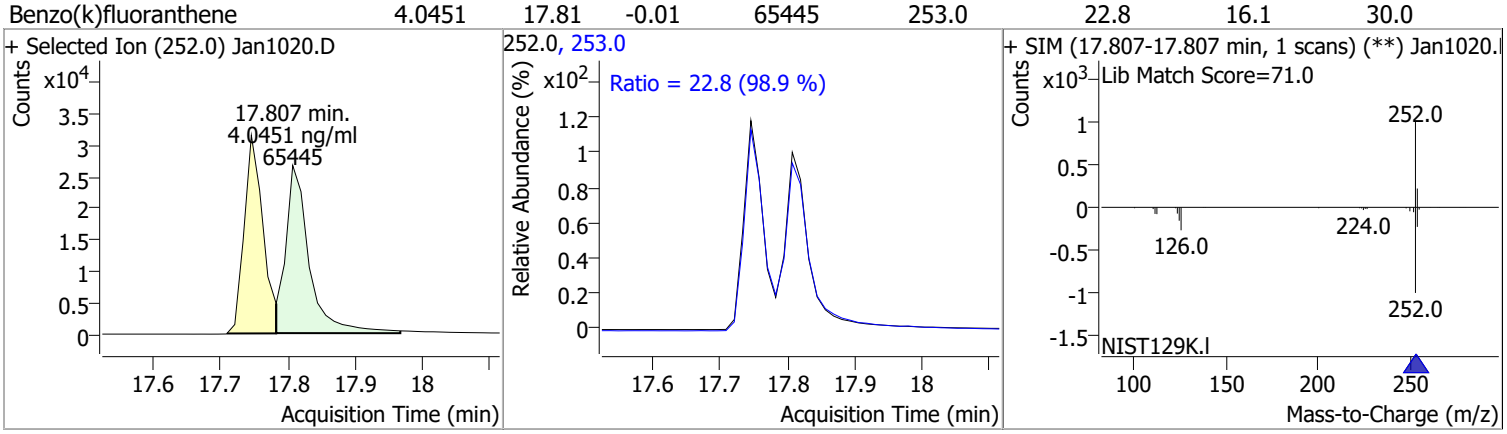

Compound	Conc.	RT	Dev(Min)	Resp.	QIon	QRatio	Lower	Upper
Benzo(a)pyrene	3.9839	18.39	-0.01	44938	253.0	24.5	16.6	30.8

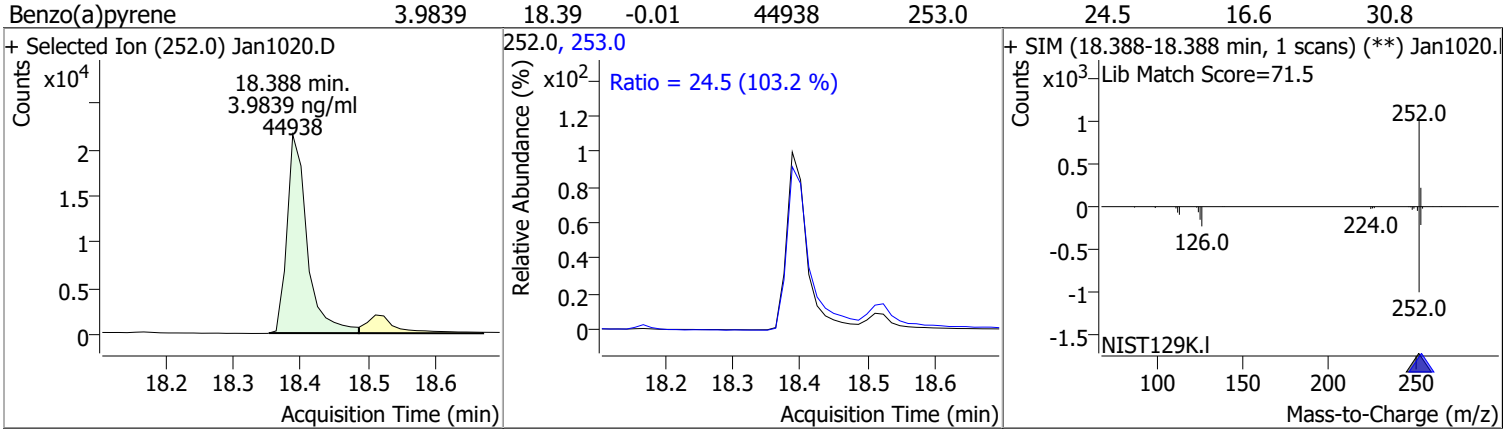

Compound	Conc.	RT	Dev(Min)	Resp.	QIon	QRatio	Lower	Upper
Indeno(1,2,3-cd)pyrene	4.0310	20.24	0.00	42764	138.0	24.0	17.6	32.7

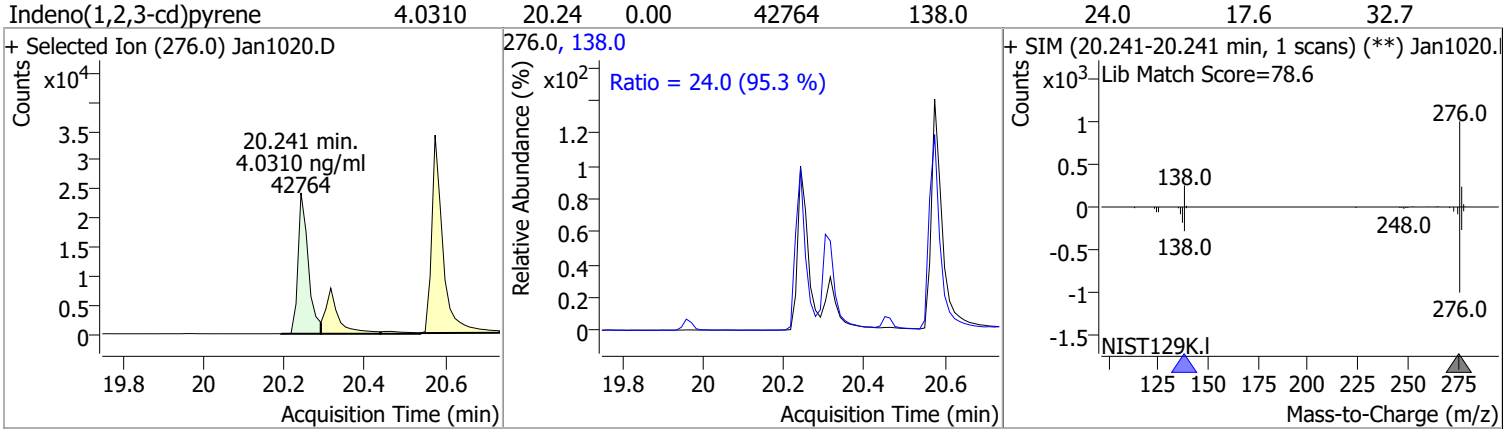

Compound	Conc.	RT	Dev(Min)	Resp.	QIon	QRatio	Lower	Upper
Dibenzo(a,h)anthracene	4.2495	20.32	0.00	52374	279.0	25.2	18.1	33.6
					139.0	18.3	12.8	23.8

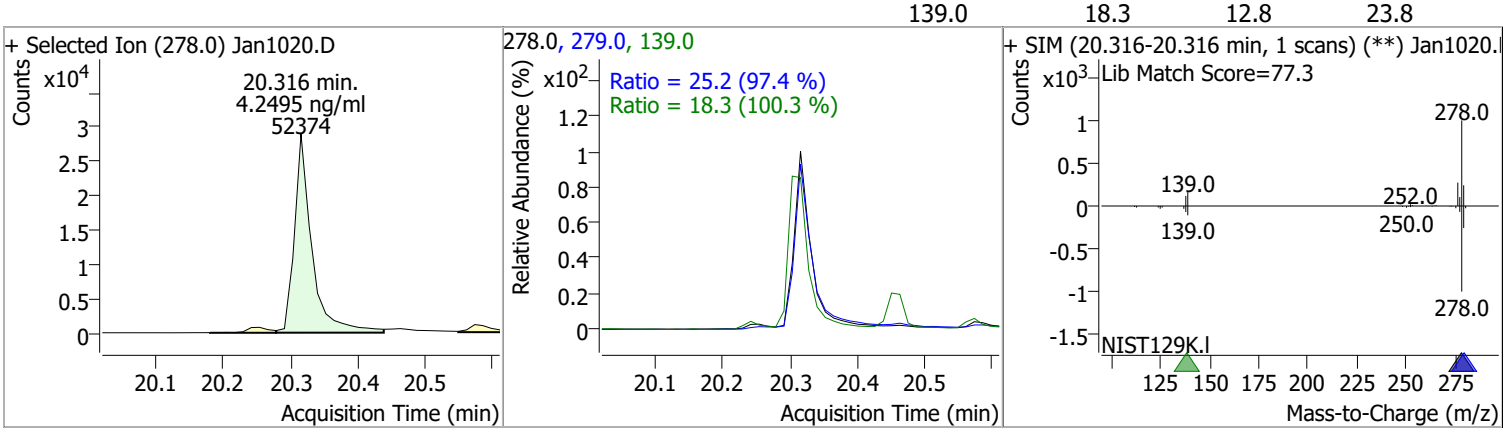

Compound	Conc.	RT	Dev(Min)	Resp.	QIon	QRatio	Lower	Upper
Benzo(g,h,i)perylene	4.1590	20.58	0.00	66292	277.0	25.4	17.1	31.8
					138.0	20.8	14.0	25.9

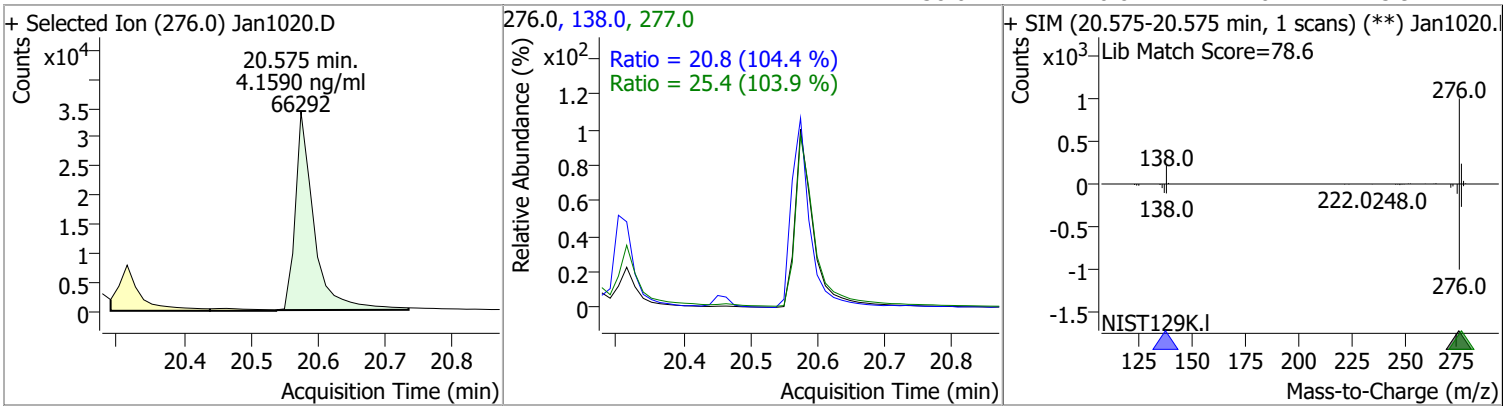

Quantitation Results Report (QT Reviewed)

Data File	Jan1021.D	Operator	LIMS import
Acq. Method	5975BNASIM	Acq. Date-Time	1/10/2022 9:58:38 PM
Sample Name	B22010096-001C	Instrument	GCMS
Vial	21	Multiplier	1.00
DA Method File	010522 bna SIM 3.batch.bin	Comment	SVOC-8270-W-LLPAH
Tune File	dftppjph.u	Tune Date	
Batch Name	011022 bna SIM 1.batch.bin	Last Calib Update	1/4/2022 2:09:05 PM
Ref Library			

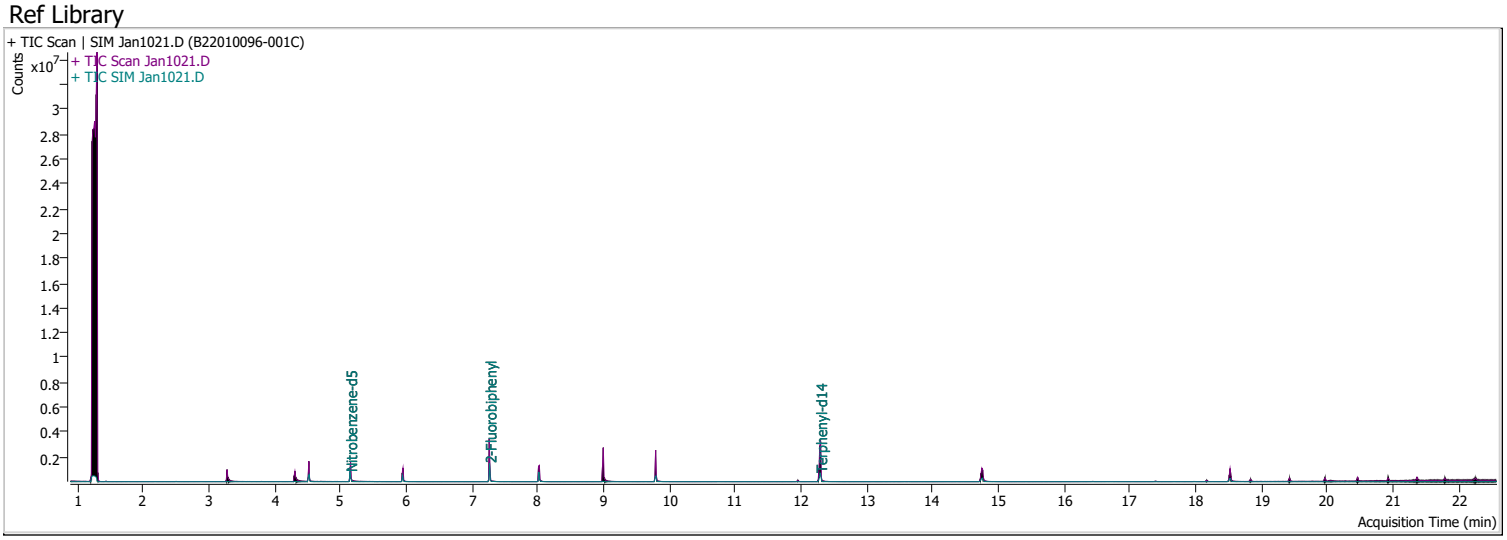

Compound	RT	QIon	Resp.	Conc.	Units		Dev(Min)
Internal Standards							
M 1,4-Dichlorobenzene-d4	4.522	152.0	238665	40.0000	ng/ml		-0.025
M Naphthalene-d8	5.941	136.0	461193	40.0000	ng/ml		-0.013
M Acenaphthene-d10	8.013	164.0	279700	40.0000	ng/ml		0.000
M Phenanthrene-d10	9.793	188.0	586928	40.0000	ng/ml		0.000
M Chrysene-d12	14.751	240.0	467542	40.0000	ng/ml		-0.013
M Perylene-d12	18.524	264.0	338468	40.0000	ng/ml		0.000
System Monitoring Compounds							
S Nitrobenzene-d5	5.143	82.0	509903	44.0360	ng/ml		-0.025
Spiked Amount: 5.000	Range: 19.0 - 102.0%			Recovery = 880.72%		*	
S 2-Fluorobiphenyl	7.264	172.0	957326	68.7499	ng/ml		0.000
Spiked Amount: 5.000	Range: 25.0 - 94.0%			Recovery = 1375.00%		*	
S o-Terphenyl	0.000		0	N.D.			
Spiked Amount: 5.000	Range: 40.0 - 140.0%			Recovery = NA%			
S Terphenyl-d14	12.288	244.0	965591	111.6122	ng/ml		0.000
Spiked Amount: 5.000	Range: 39.0 - 106.0%			Recovery = 2232.24%		*	
Target Compounds							**QValue**
T Naphthalene	0.000		0	N.D.			
T 2-Methylnaphthalene	0.000		0	N.D.			
T 1-Methylnaphthalene	0.000		0	N.D.			
T Acenaphthylene	0.000		0	N.D.			
T Acenaphthene	8.013	154.0	0		ng/ml	md	1
T Fluorene	8.686	166.0	0		ng/ml	md	1
T Phenanthrene	0.000		0	N.D.			
T Anthracene	0.000		0	N.D.			
T Fluoranthene	0.000		0	N.D.			
T Pyrene	0.000		0	N.D.			
T Benzo(a)Anthracene	14.751	228.0	0		ng/ml	md	1
T Chrysene	14.751	228.0	0		ng/ml	md	1
T Benzo(b)fluoranthene	0.000		0	N.D.			

Compound	RT	QIon	Resp.	Conc.	Units		Dev(Min)
T Benzo(k)fluoranthene	0.000		0	N.D.			
T Benzo(a)pyrene	18.512	252.0	0		ng/ml	md	1
T Indeno(1,2,3-cd)pyrene	0.000		0	N.D.			
T Dibenzo(a,h)anthracene	0.000		0	N.D.			
T Benzo(g,h,i)perylene	0.000		0	N.D.			

(#) = Qualifier Out of Range; (m) = Manual Integration; (+) = Area Summed; (*) = Surrogate Percent Recovery Out of Range; (d): Zeroed Peak

Quantitation Results Report (QT Reviewed)

Compound	Conc.	RT	Dev(Min)	Resp.	QIon	QRatio	Lower	Upper
Nitrobenzene-d5	44.0360	5.14	-0.03	509903	54.0	34.5	21.6	40.2
					128.0	31.6	21.3	39.5

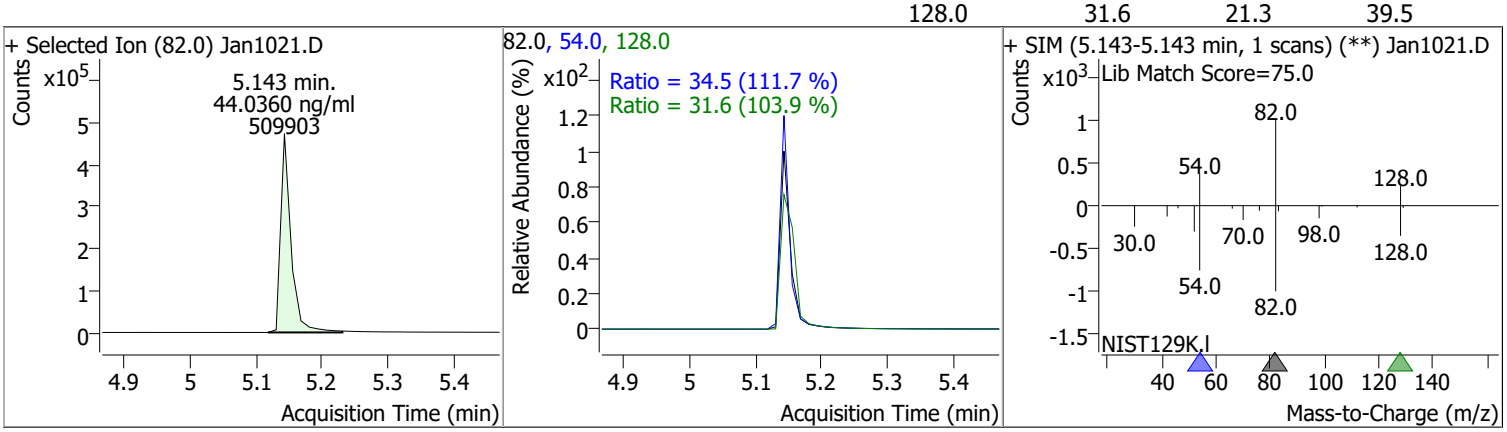

Compound	Conc.	Exp RT	QIon	Exp Ratio	QIon	Exp Ratio
Naphthalene	N.D.	5.98	102.0	15.5	129.0	10.8

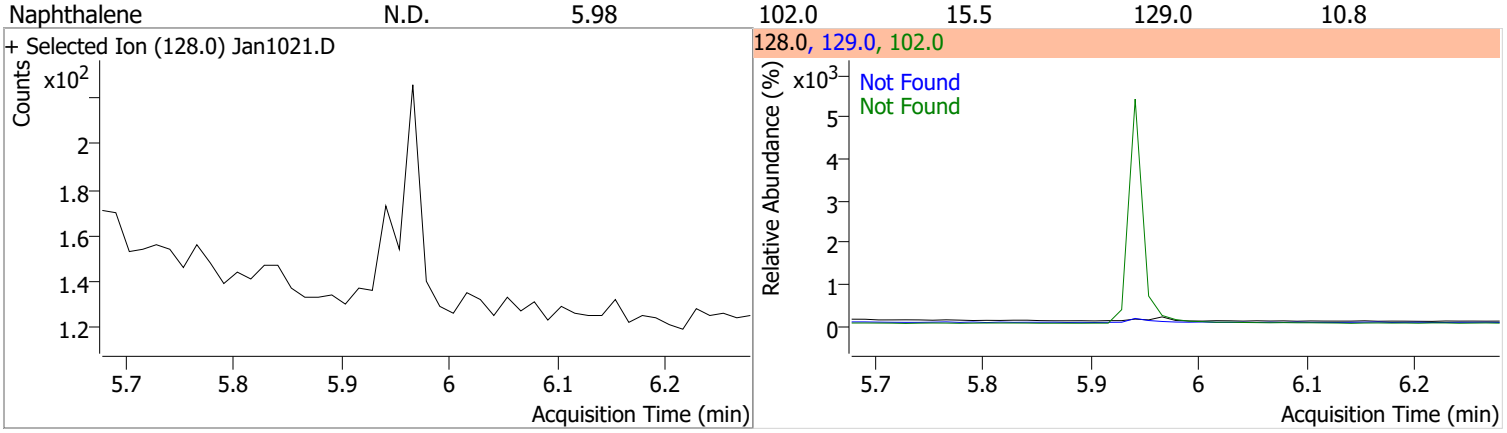

Compound	Conc.	Exp RT	QIon	Exp Ratio	QIon	Exp Ratio
2-Methylnaphthalene	N.D.	6.80	142.0	147.5	115.0	52.5

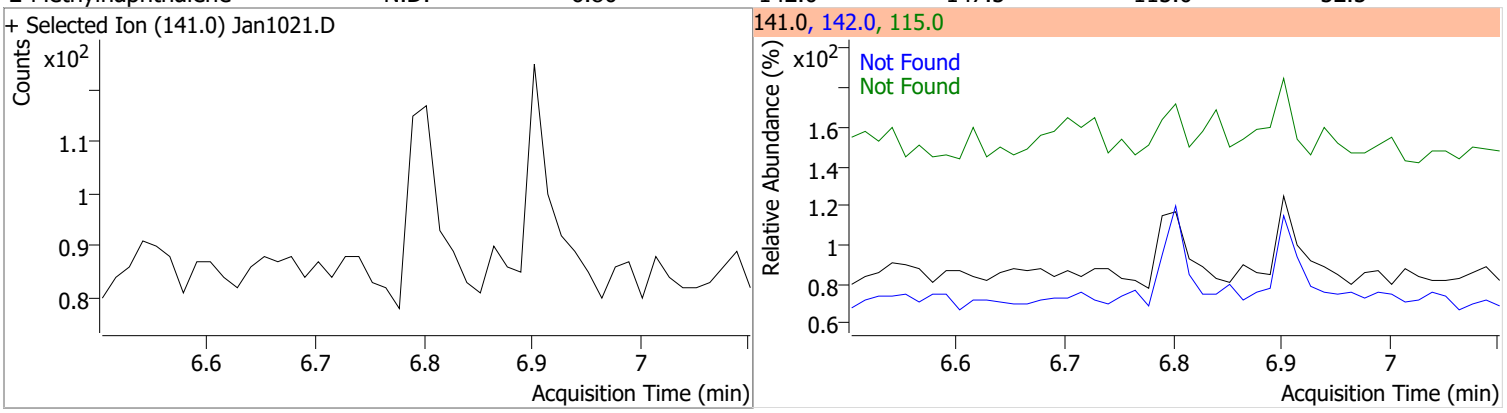

Compound	Conc.	Exp RT	QIon	Exp Ratio	QIon	Exp Ratio
1-Methylnaphthalene	N.D.	6.90	142.0	111.3	115.0	63.4

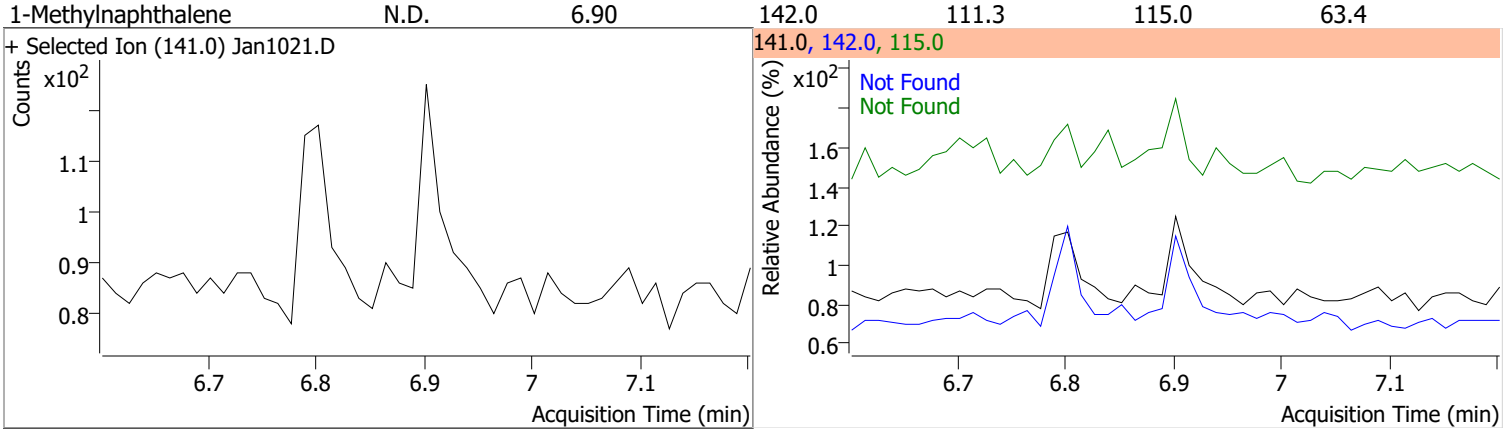

Quantitation Results Report (QT Reviewed)

Compound	Conc.	RT	Dev(Min)	Resp.	QIon	QRatio	Lower	Upper
2-Fluorobiphenyl	68.7499	7.26	0.00	957326	171.0	39.5	26.4	49.0

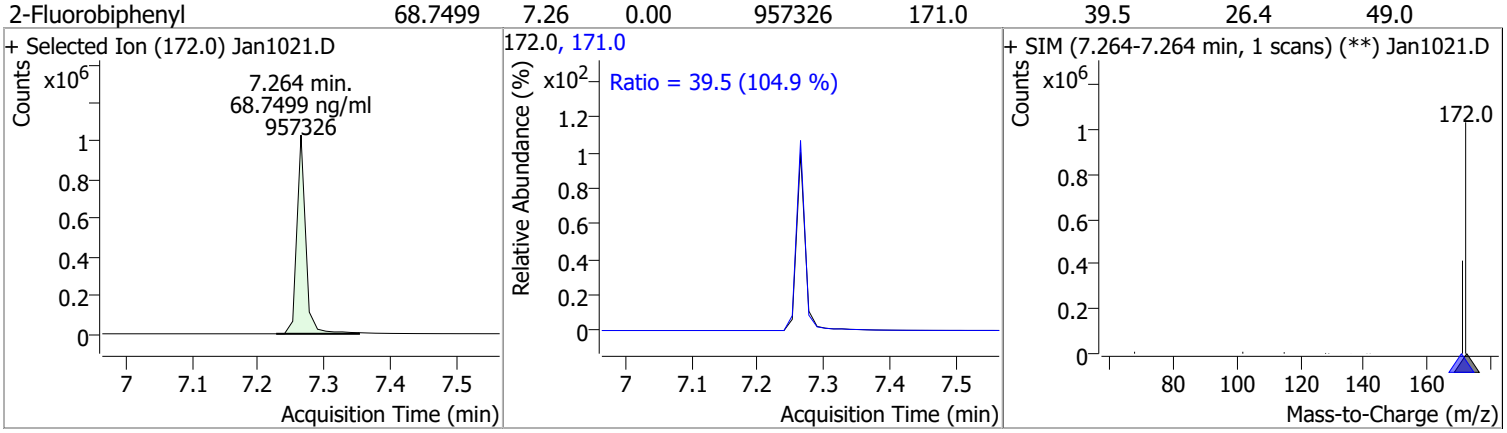

Compound	Conc.	Exp RT	QIon	Exp Ratio
Acenaphthylene	N.D.	7.84	153.0	14.6

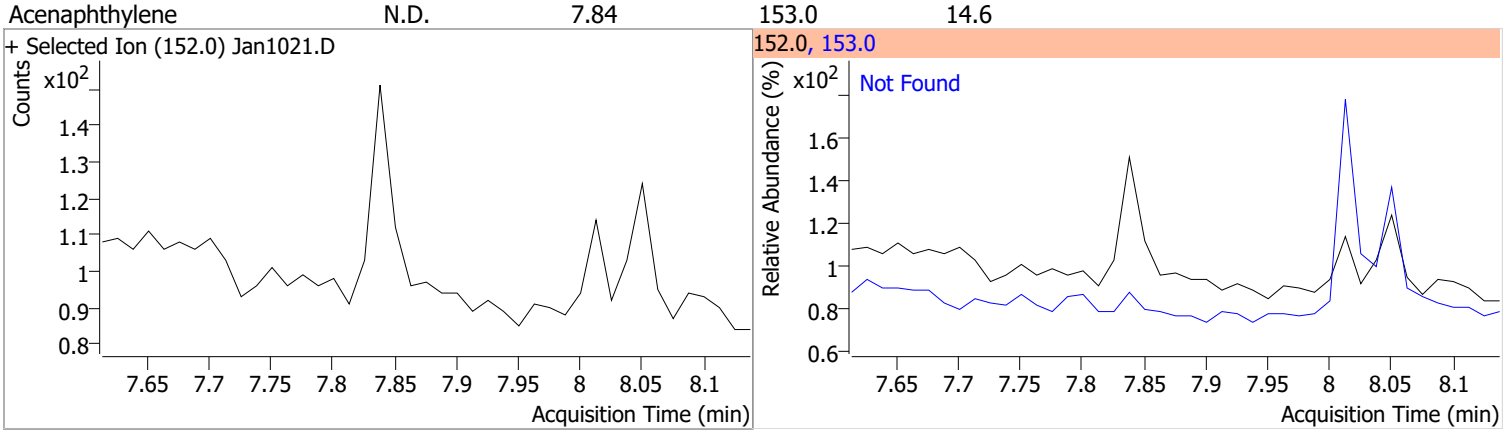

Compound	Conc.	RT	Dev(Min)	Resp.	QIon	QRatio	Lower	Upper
Acenaphthene		0		0	153.0		80.3	149.2
					152.0		38.4	71.4

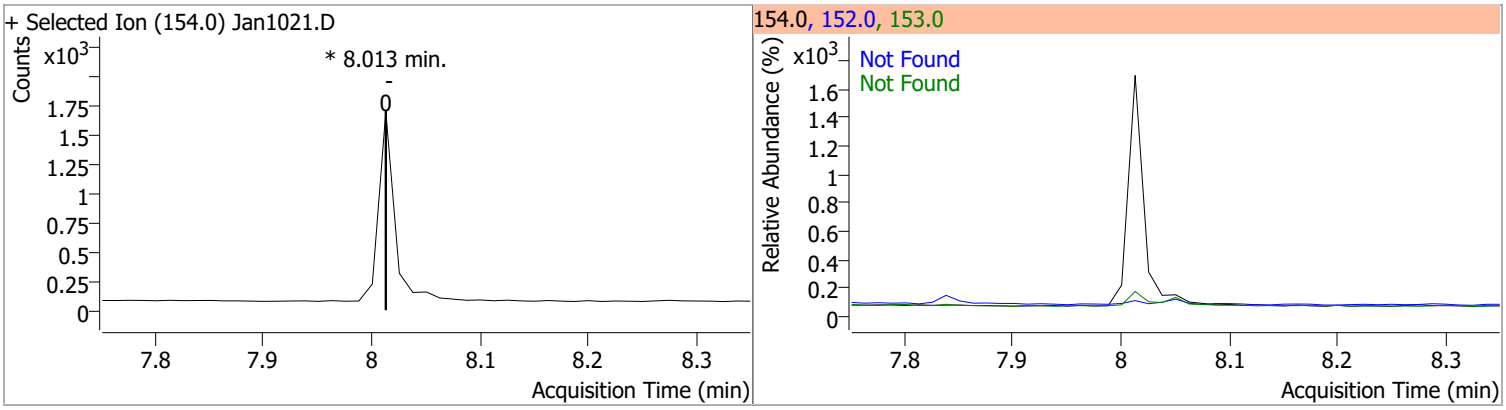

Compound	Conc.	RT	Dev(Min)	Resp.	QIon	QRatio	Lower	Upper
Fluorene		0		0	165.0		67.5	125.3
					167.0		7.9	14.6

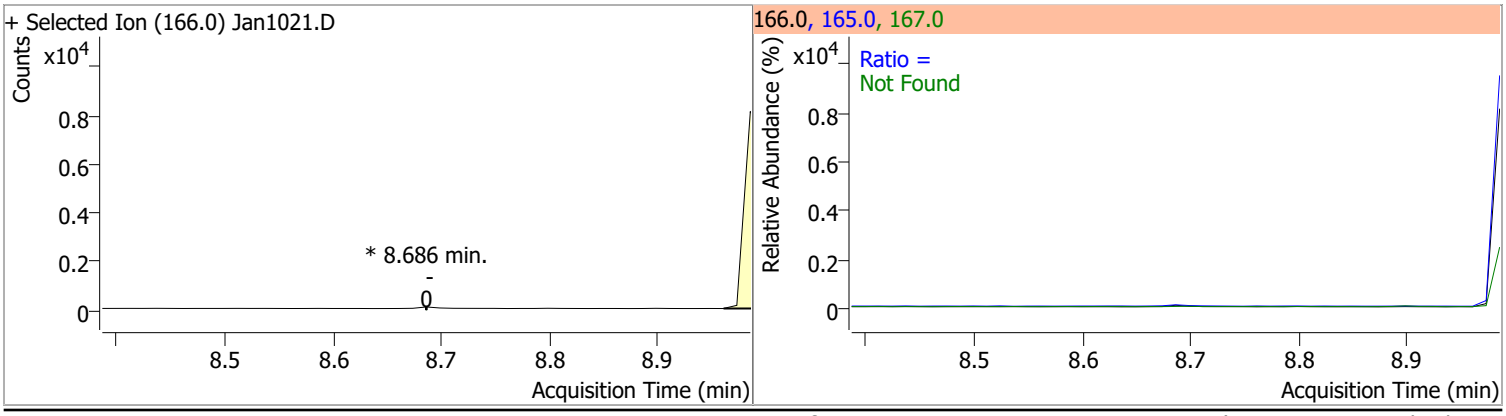

Compound	Conc.	Exp RT	QIon	Exp Ratio
Phenanthrene	N.D.	9.82	176.0	15.5

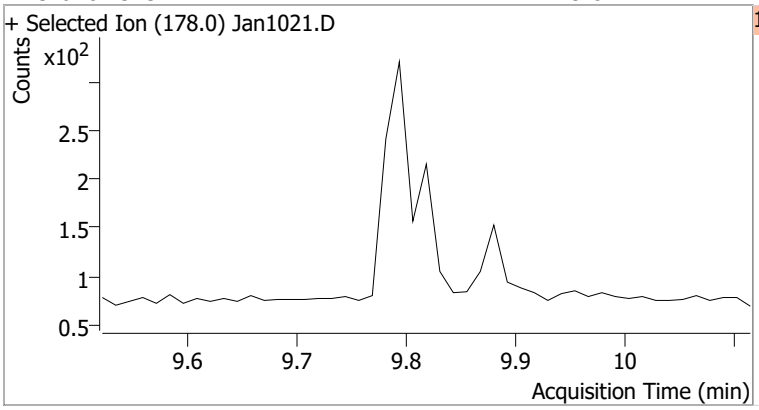

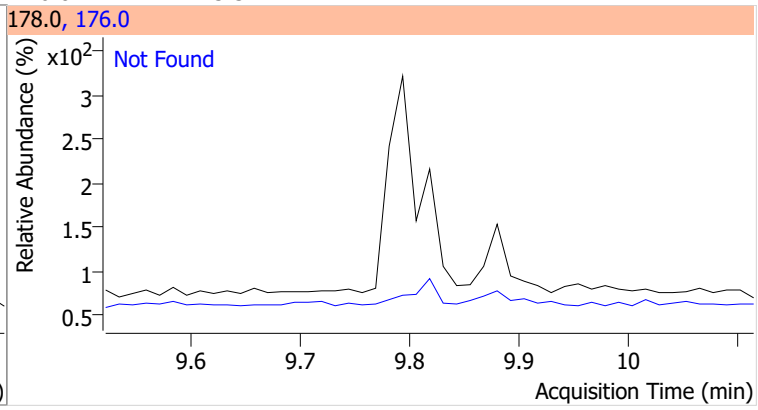

Compound	Conc.	Exp RT	QIon	Exp Ratio
Anthracene	N.D.	9.88	176.0	16.6

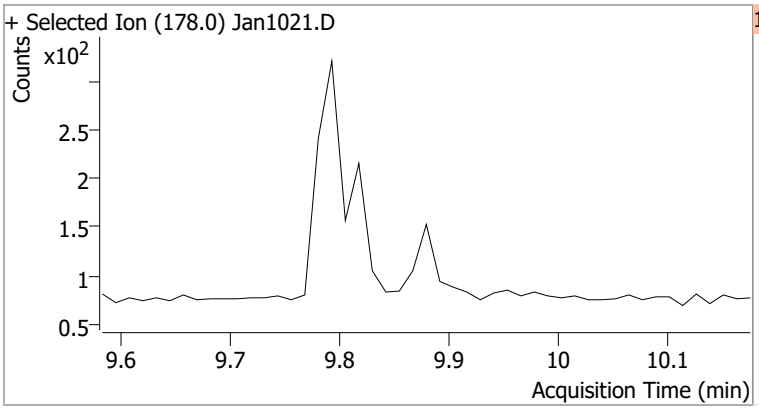

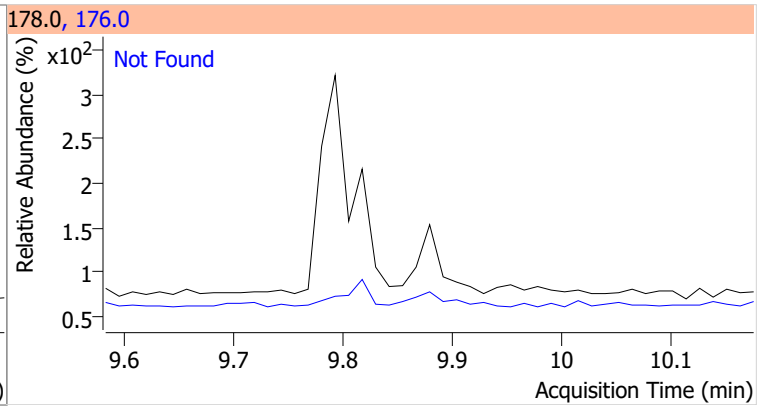

Compound	Conc.	Exp RT	QIon	Exp Ratio	QIon	Exp Ratio
o-Terphenyl	N.D.	10.32	229.0	66.8	215.0	43.2

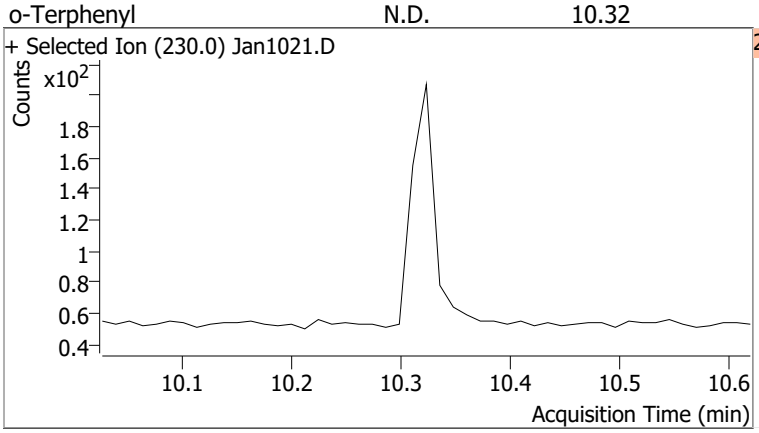

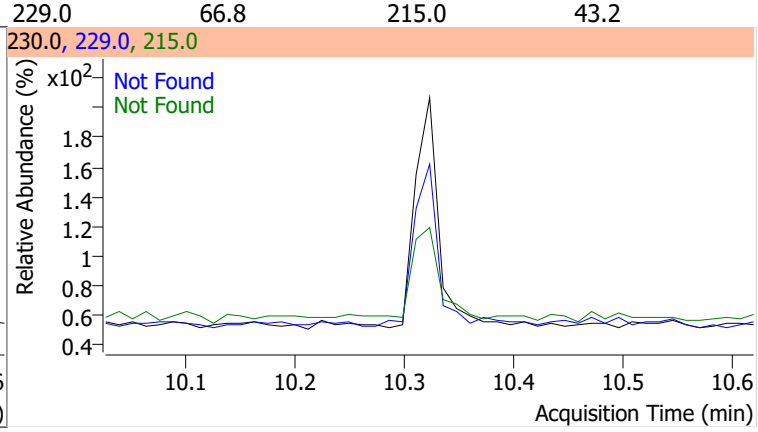

Compound	Conc.	Exp RT	QIon	Exp Ratio
Fluoranthene	N.D.	11.44	101.0	11.4

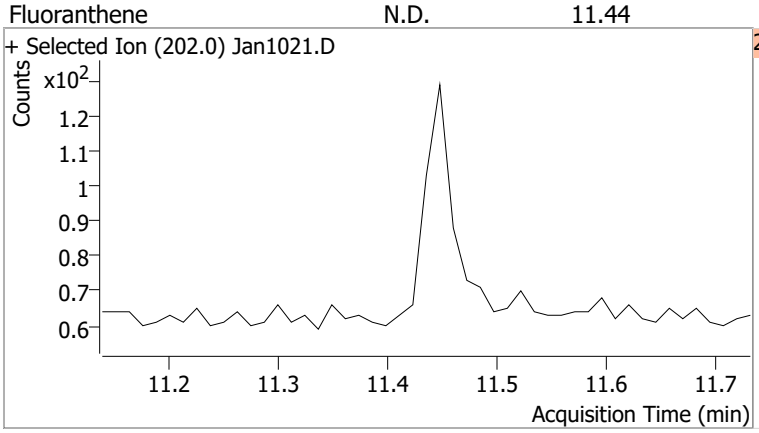

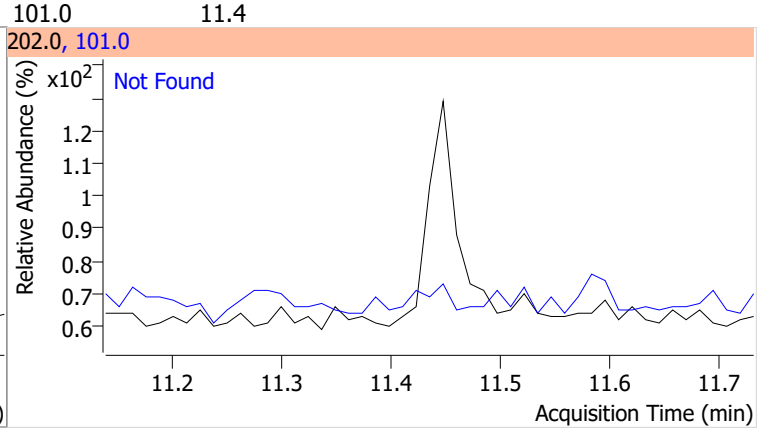

Compound	Conc.	Exp RT	QIon	Exp Ratio
Pyrene	N.D.	11.82	101.0	13.9

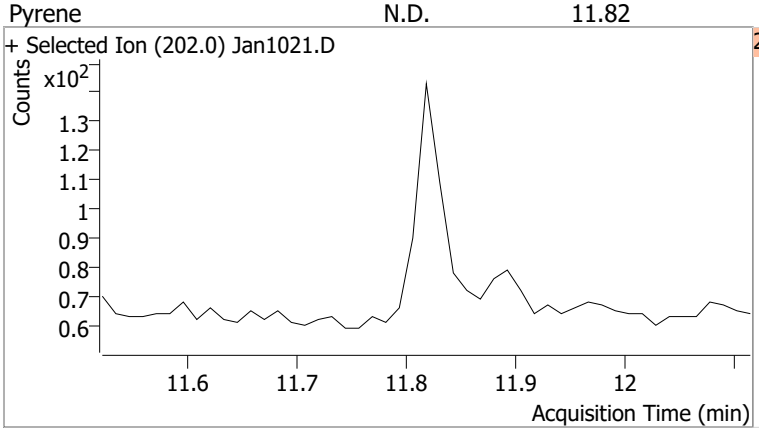

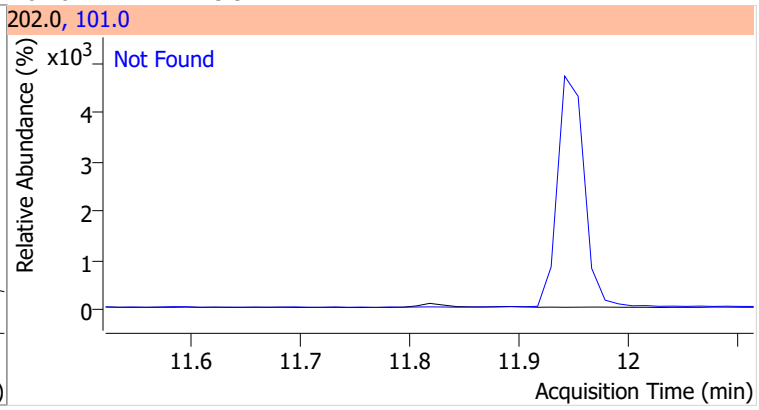

Compound	Conc.	RT	Dev(Min)	Resp.	QIon	QRatio	Lower	Upper
Terphenyl-d14	111.6122	12.29	0.00	965591	122.0	14.4	9.6	17.9

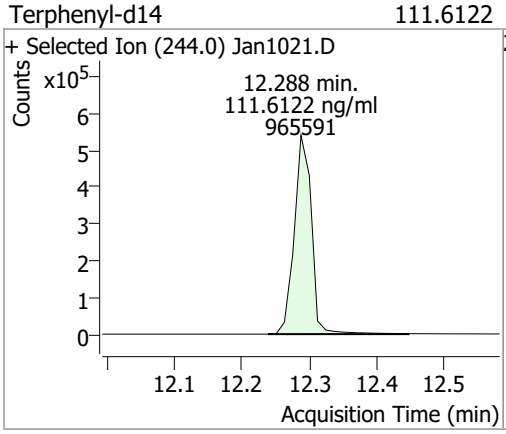

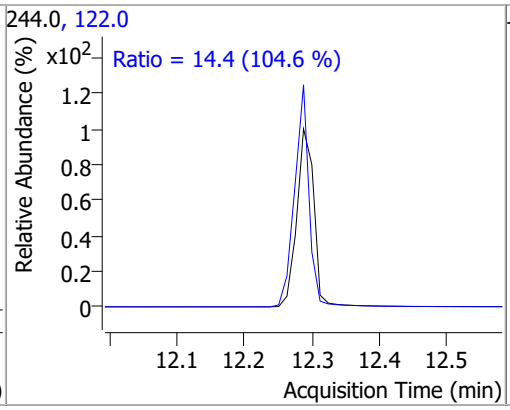

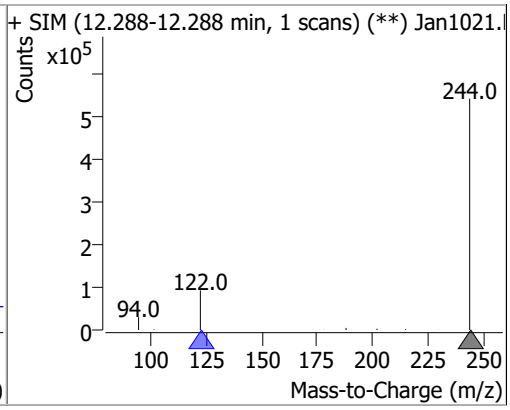

Compound	Conc.	RT	Dev(Min)	Resp.	QIon	QRatio	Lower	Upper
Benzo(a)Anthracene		0		0	226.0		19.5	36.3
					229.0		16.5	30.6

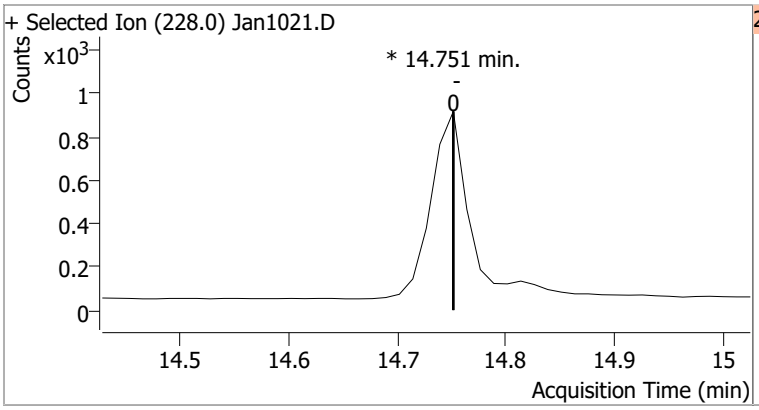

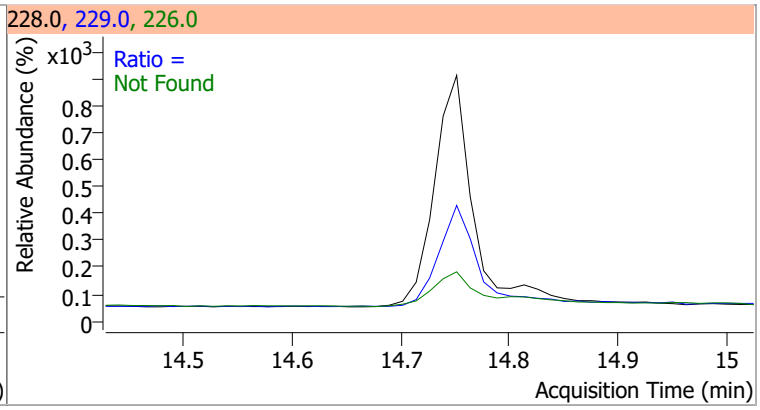

Compound	Conc.	RT	Dev(Min)	Resp.	QIon	QRatio	Lower	Upper
Chrysene		0		0	226.0		22.2	41.2
					229.0		15.5	28.9

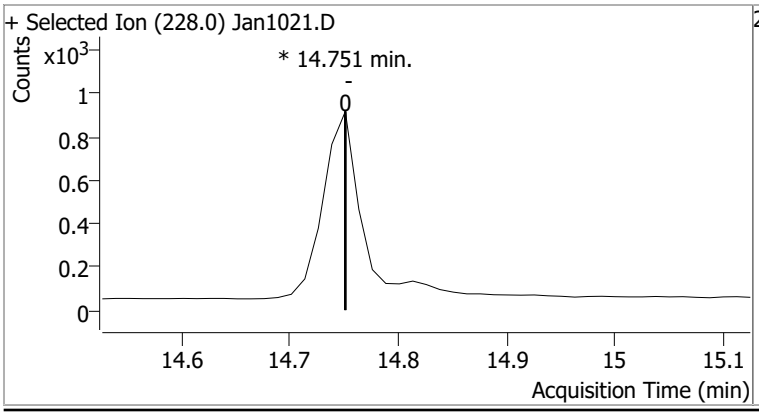

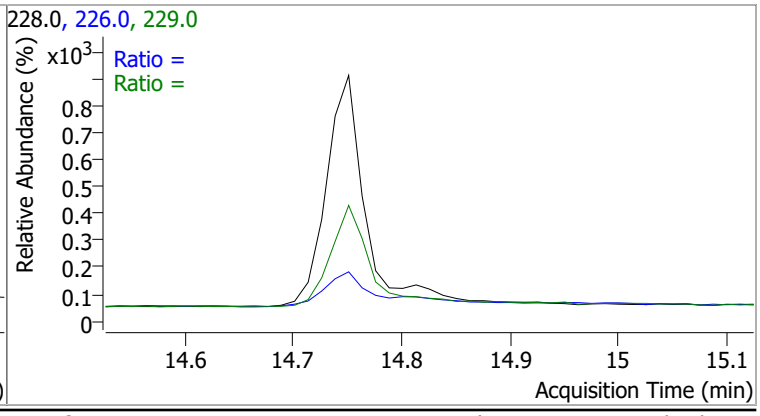

Compound	Conc.	Exp RT	QIon	Exp Ratio
Benzo(b)fluoranthene	N.D.	17.76	253.0	22.6

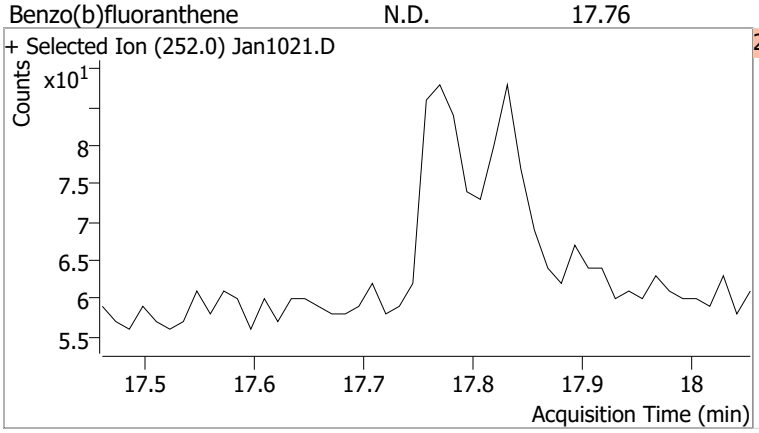

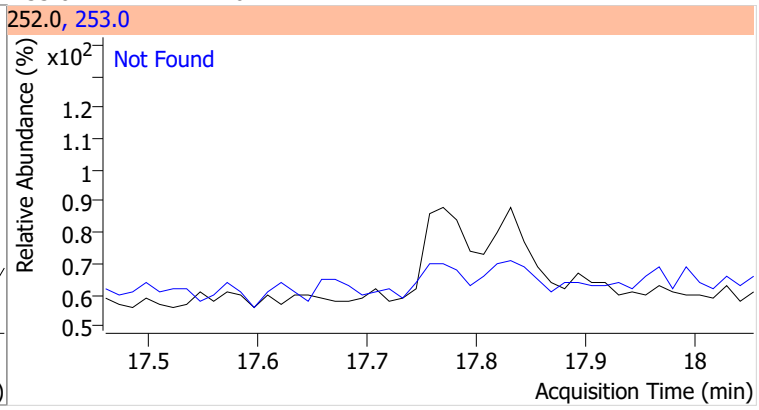

Compound	Conc.	Exp RT	QIon	Exp Ratio
Benzo(k)fluoranthene	N.D.	17.82	253.0	23.0

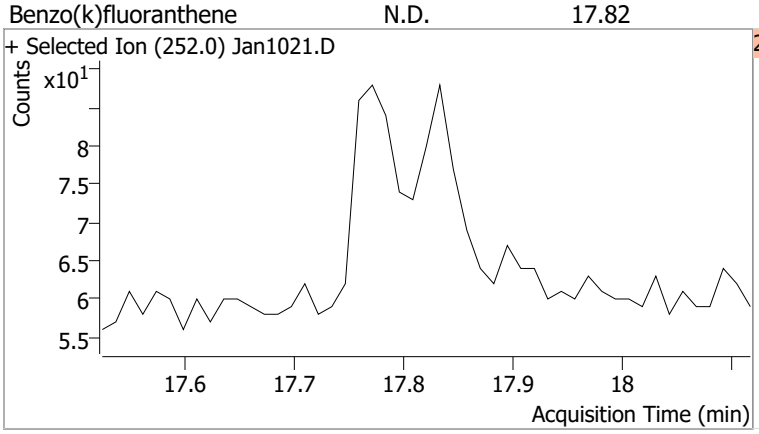

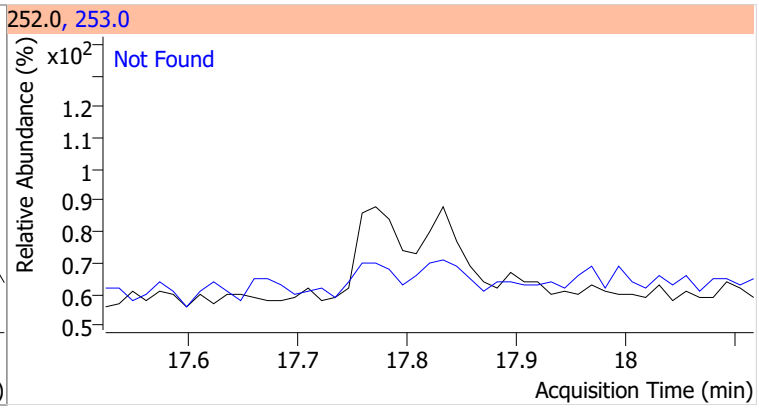

Compound	Conc.	RT	Dev(Min)	Resp.	QIon	QRatio	Lower	Upper
Benzo(a)pyrene		0		0	253.0		16.6	30.8

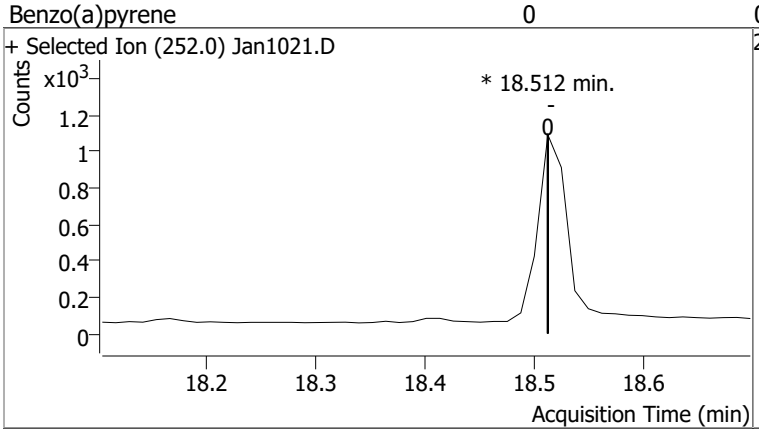

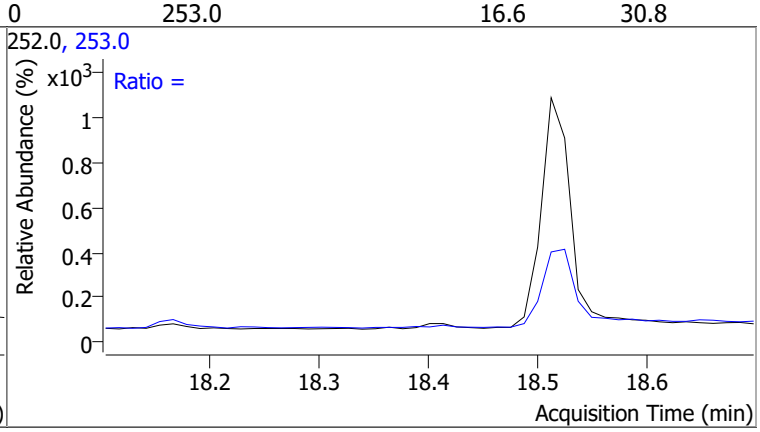

Compound	Conc.	Exp RT	QIon	Exp Ratio
Indeno(1,2,3-cd)pyrene	N.D.	20.24	138.0	25.2

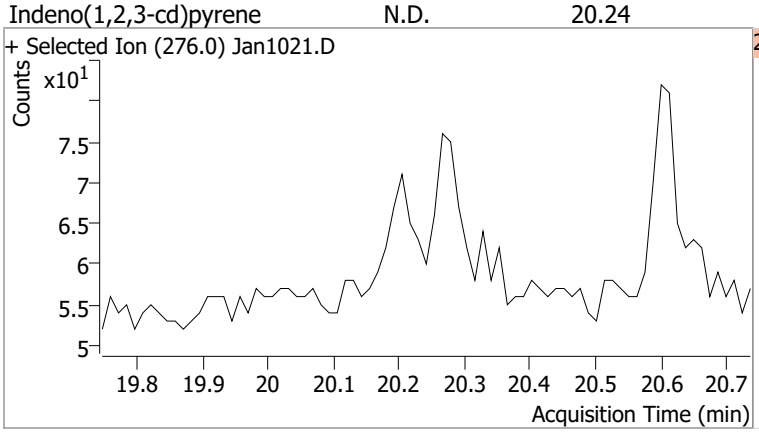

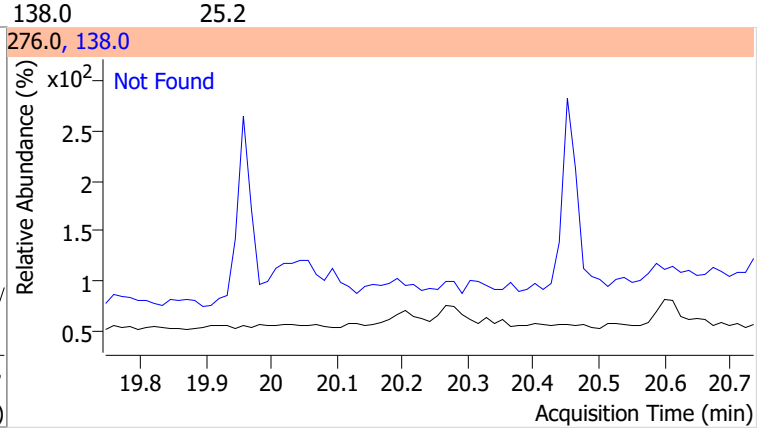

Compound	Conc.	Exp RT	QIon	Exp Ratio	QIon	Exp Ratio
Dibenzo(a,h)anthracene	N.D.	20.32	279.0	25.9	139.0	18.3

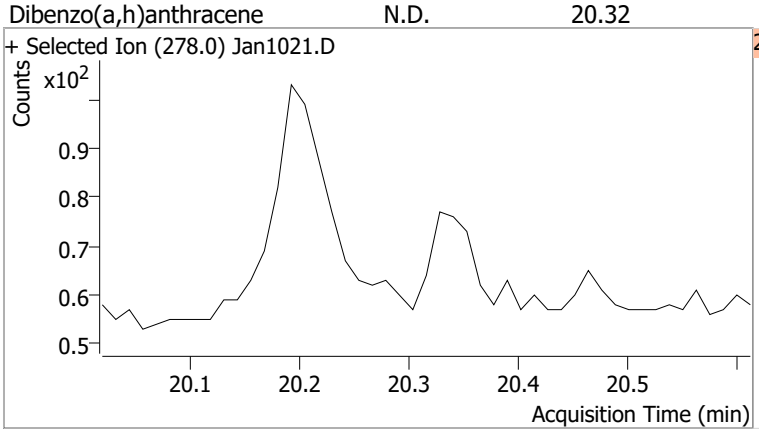

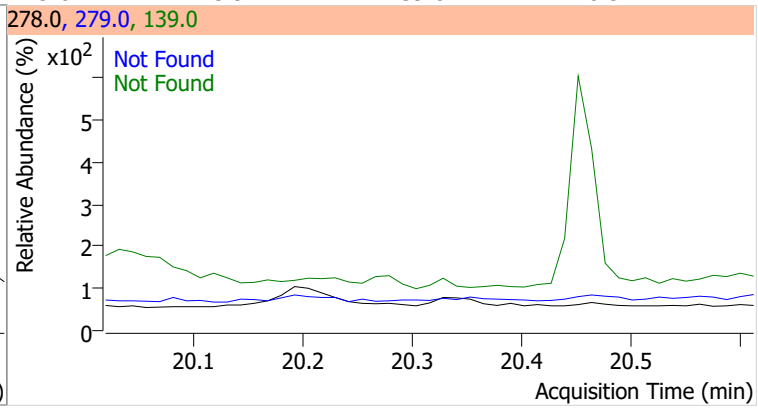

Compound	Conc.	Exp RT	QIon	Exp Ratio	QIon	Exp Ratio
Benzo(g,h,i)perylene	N.D.	20.58	277.0	24.5	138.0	20.0

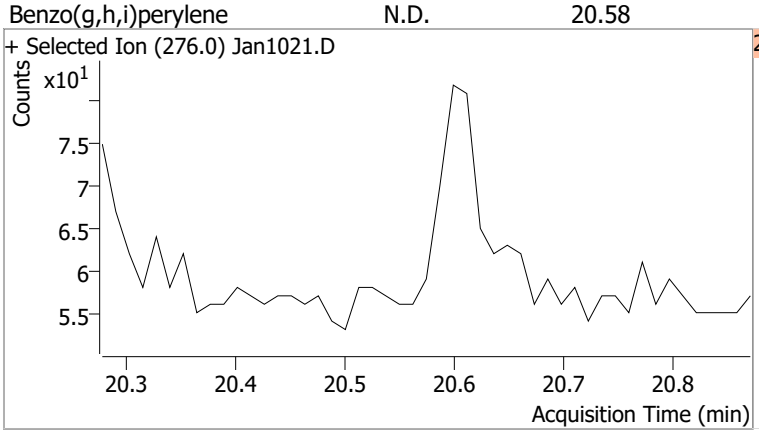

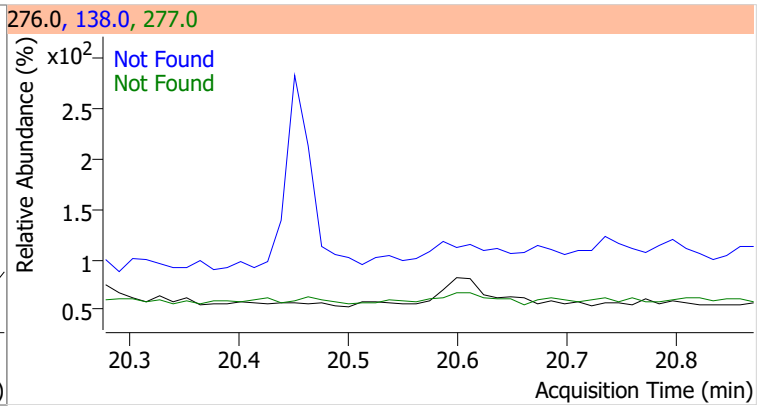

Quantitation Results Report (QT Reviewed)

Data File	Jan1022.D	Operator	LIMS import
Acq. Method	5975BNASIM	Acq. Date-Time	1/10/2022 10:31:04 PM
Sample Name	B22010096-001C	Instrument	GCMS
Vial	22	Multiplier	20.00
DA Method File	010522 bna SIM 3.batch.bin	Comment	SVOC-8270-W-LLPAH
Tune File	dftppjph.u	Tune Date	
Batch Name	011022 bna SIM 1.batch.bin	Last Calib Update	1/4/2022 2:09:05 PM
Ref Library			

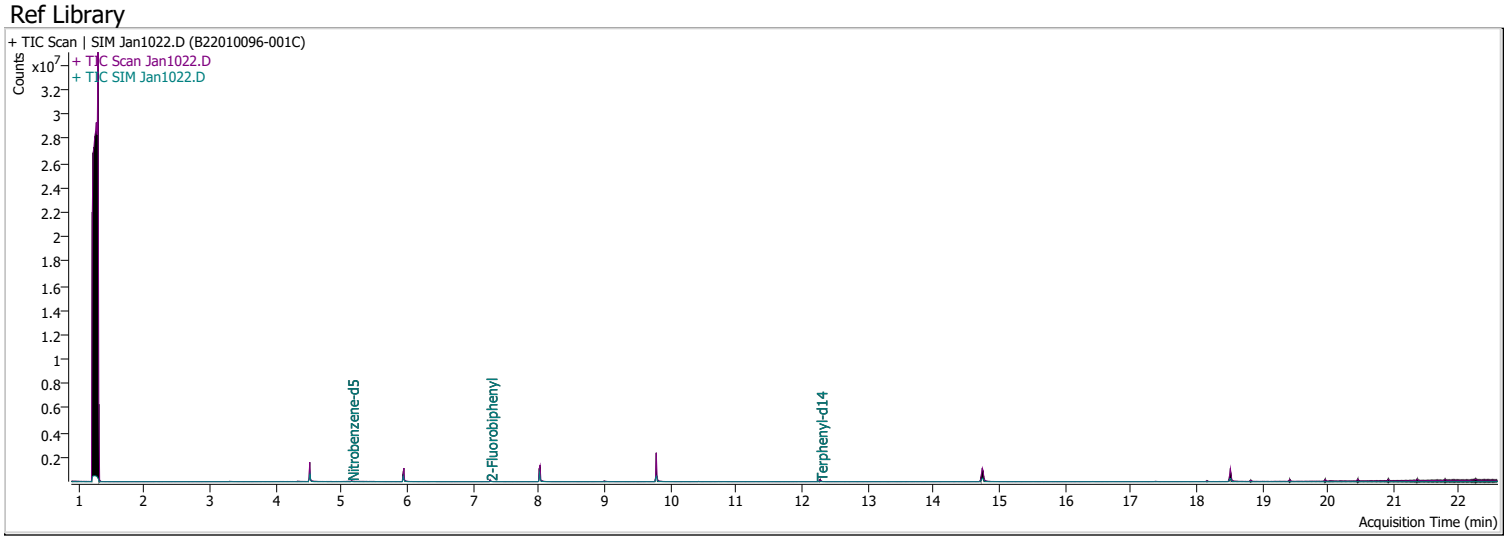

Compound	RT	QIon	Resp.	Conc.	Units		Dev(Min)
Internal Standards							
M 1,4-Dichlorobenzene-d4	4.522	152.0	232590	40.0000	ng/ml		-0.025
M Naphthalene-d8	5.941	136.0	453174	40.0000	ng/ml		-0.013
M Acenaphthene-d10	8.013	164.0	270024	40.0000	ng/ml		0.000
M Phenanthrene-d10	9.793	188.0	577465	40.0000	ng/ml		0.000
M Chrysene-d12	14.751	240.0	468408	40.0000	ng/ml		-0.013
M Perylene-d12	18.524	264.0	340133	40.0000	ng/ml		0.000
System Monitoring Compounds							
S Nitrobenzene-d5	5.156	82.0	17926	64.1641	ng/ml		-0.013
Spiked Amount: 5.000	Range: 19.0 - 102.0%			Recovery = 1283.28%		*	
S 2-Fluorobiphenyl	7.264	172.0	50605	75.2870	ng/ml		0.000
Spiked Amount: 5.000	Range: 25.0 - 94.0%			Recovery = 1505.74%		*	
S o-Terphenyl	0.000		0	N.D.			
Spiked Amount: 5.000	Range: 40.0 - 140.0%			Recovery = NA%			
S Terphenyl-d14	12.288	244.0	46093	106.3605	ng/ml		0.000
Spiked Amount: 5.000	Range: 39.0 - 106.0%			Recovery = 2127.21%		*	
Target Compounds							**QValue**
T Naphthalene	0.000		0	N.D.			
T 2-Methylnaphthalene	0.000		0	N.D.			
T 1-Methylnaphthalene	0.000		0	N.D.			
T Acenaphthylene	0.000		0	N.D.			
T Acenaphthene	8.050	154.0	0		ng/ml	md	1
T Fluorene	0.000		0	N.D.			
T Phenanthrene	0.000		0	N.D.			
T Anthracene	0.000		0	N.D.			
T Fluoranthene	0.000		0	N.D.			
T Pyrene	0.000		0	N.D.			
T Benzo(a)Anthracene	14.751	228.0	0		ng/ml	md	1
T Chrysene	14.751	228.0	0		ng/ml	md	1
T Benzo(b)fluoranthene	0.000		0	N.D.			

Compound	RT	QIon	Resp.	Conc.	Units		Dev(Min)
T Benzo(k)fluoranthene	0.000		0	N.D.			
T Benzo(a)pyrene	18.400	252.0	0		ng/ml	md	1
T Indeno(1,2,3-cd)pyrene	0.000		0	N.D.			
T Dibenzo(a,h)anthracene	0.000		0	N.D.			
T Benzo(g,h,i)perylene	0.000		0	N.D.			

(#) = Qualifier Out of Range; (m) = Manual Integration; (+) = Area Summed; (*) = Surrogate Percent Recovery Out of Range; (d): Zeroed Peak

Quantitation Results Report (QT Reviewed)

Compound	Conc.	RT	Dev(Min)	Resp.	QIon	QRatio	Lower	Upper
Nitrobenzene-d5	64.1641	5.16	-0.01	17926	54.0	33.1	21.6	40.2
					128.0	34.2	21.3	39.5

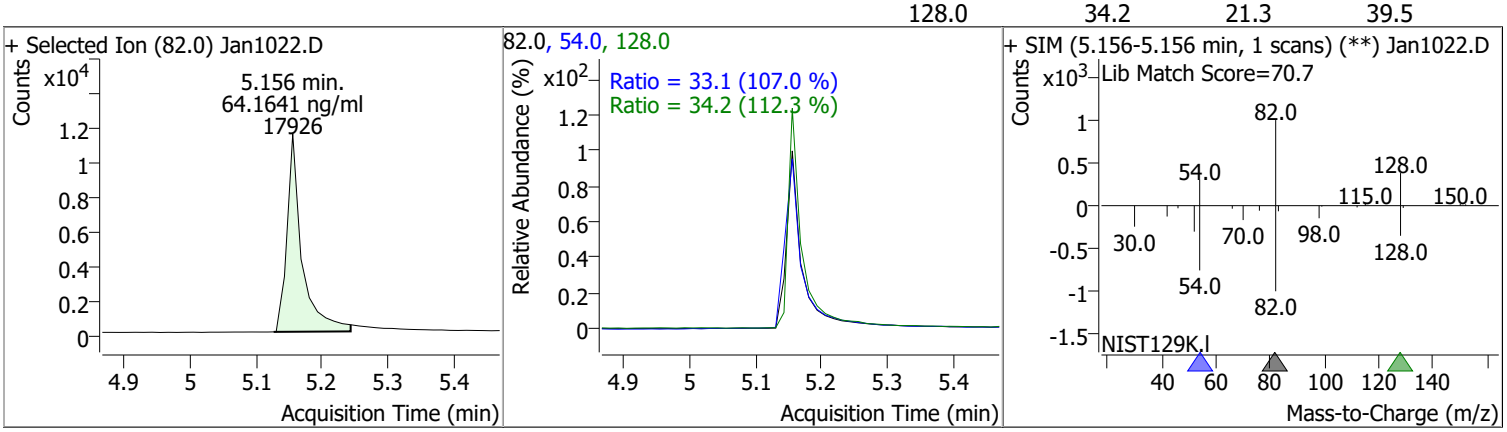

Compound	Conc.	Exp RT	QIon	Exp Ratio	QIon	Exp Ratio
Naphthalene	N.D.	5.98	102.0	15.5	129.0	10.8

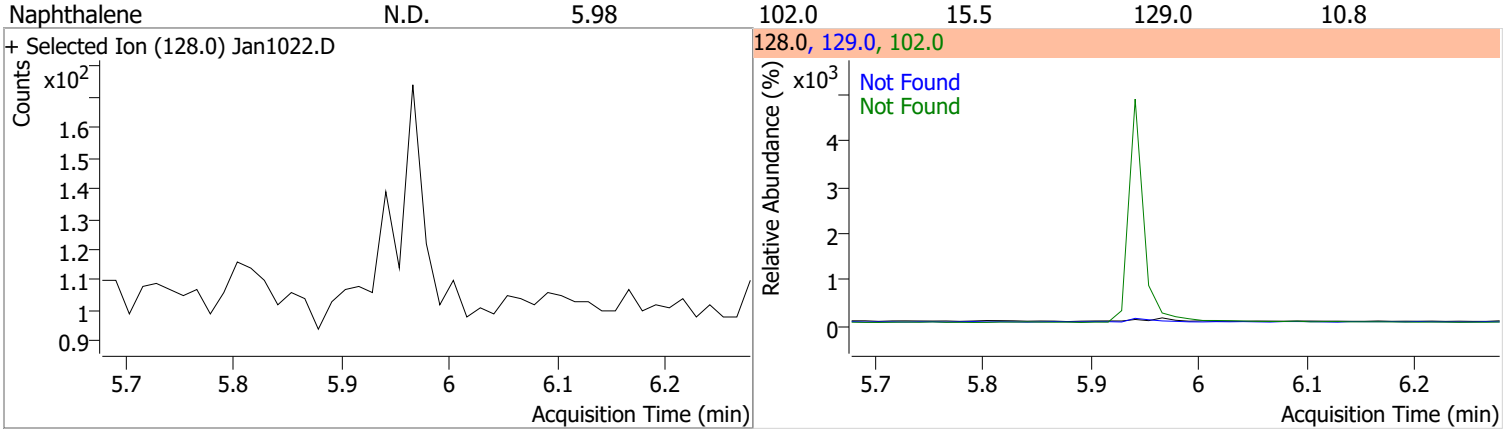

Compound	Conc.	Exp RT	QIon	Exp Ratio	QIon	Exp Ratio
2-Methylnaphthalene	N.D.	6.80	142.0	147.5	115.0	52.5

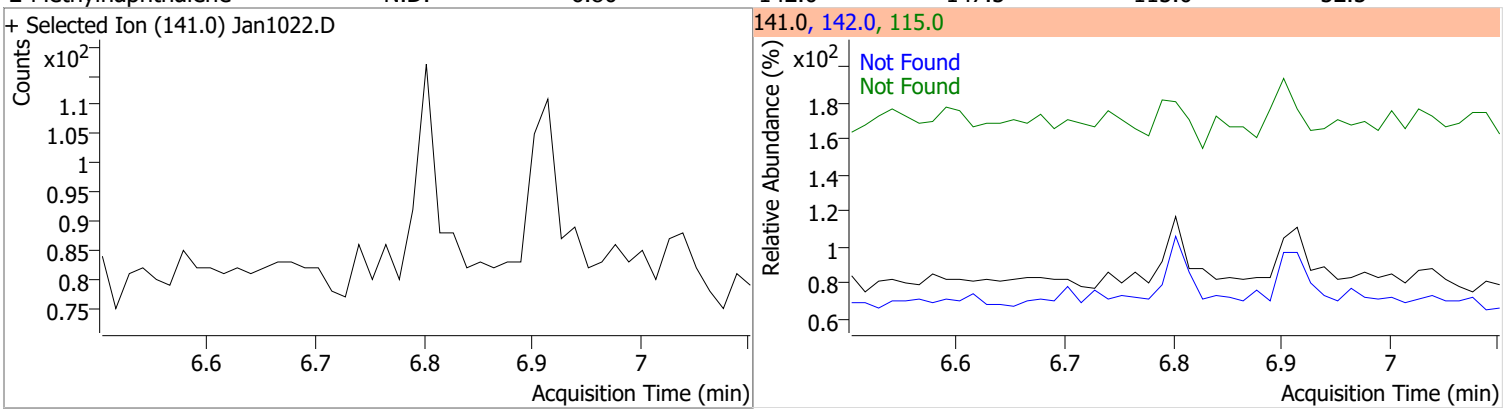

Compound	Conc.	Exp RT	QIon	Exp Ratio	QIon	Exp Ratio
1-Methylnaphthalene	N.D.	6.90	142.0	111.3	115.0	63.4

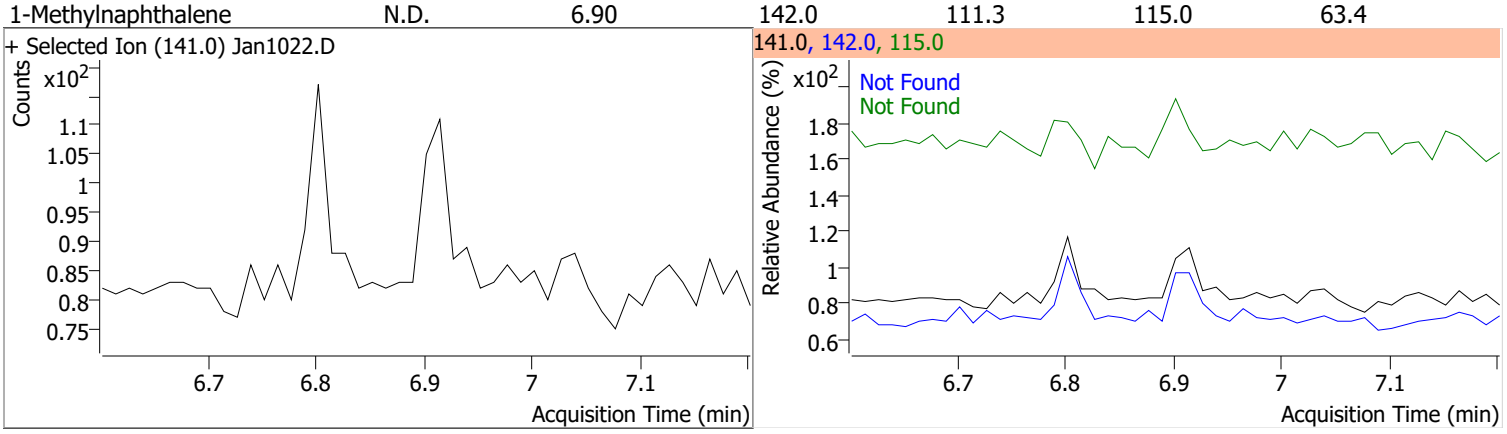

Quantitation Results Report (QT Reviewed)

Compound	Conc.	RT	Dev(Min)	Resp.	QIon	QRatio	Lower	Upper
2-Fluorobiphenyl	75.2870	7.26	0.00	50605	171.0	35.4	26.4	49.0

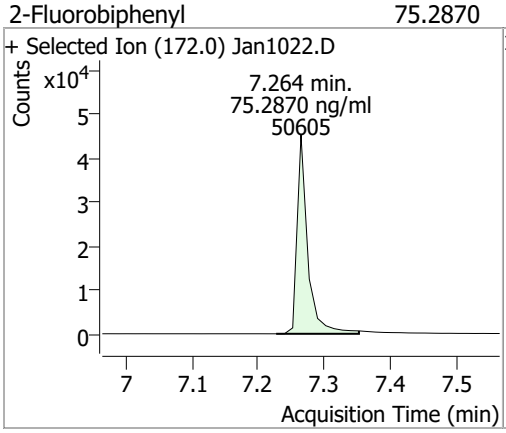

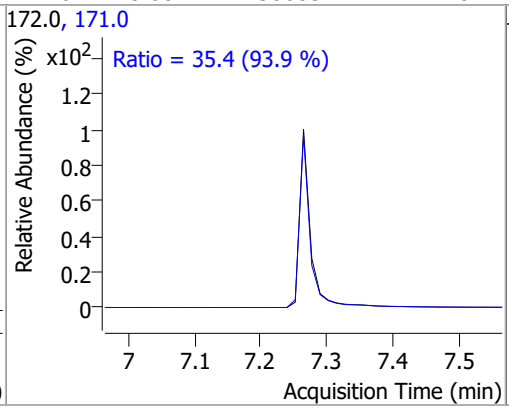

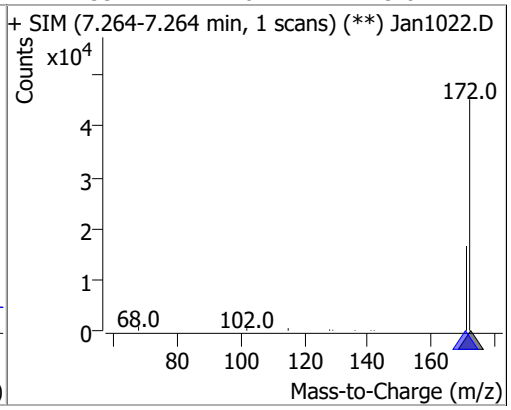

Compound	Conc.	Exp RT	QIon	Exp Ratio
Acenaphthylene	N.D.	7.84	153.0	14.6

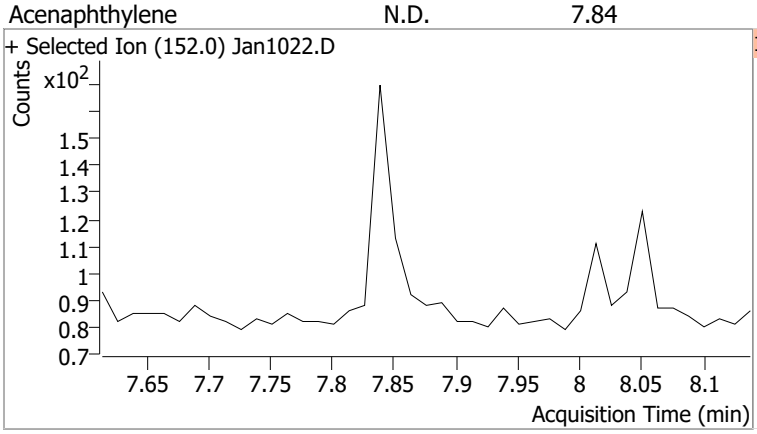

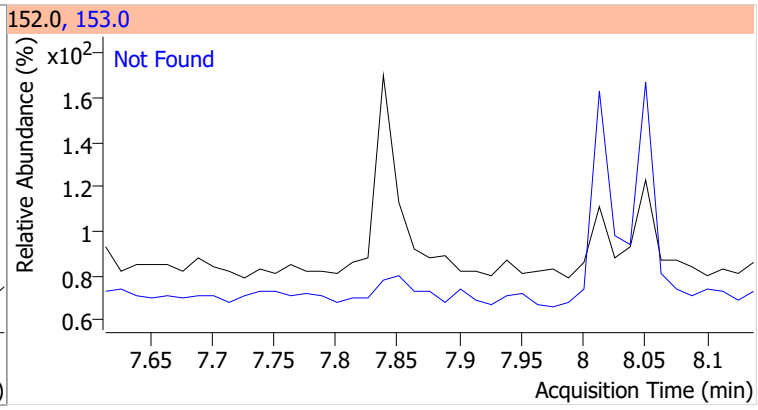

Compound	Conc.	RT	Dev(Min)	Resp.	QIon	QRatio	Lower	Upper
Acenaphthene		0		0	153.0		80.3	149.2
					152.0		38.4	71.4

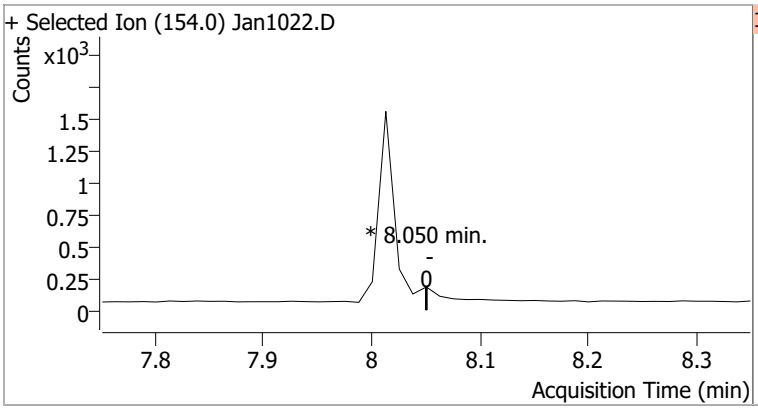

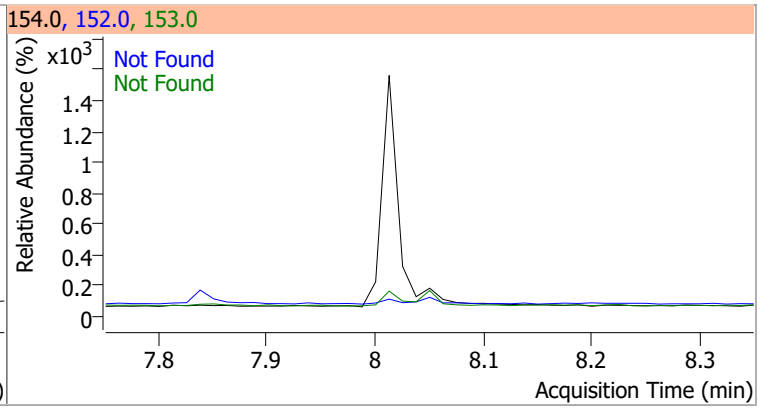

Compound	Conc.	Exp RT	QIon	Exp Ratio	QIon	Exp Ratio
Fluorene	N.D.	8.69	165.0	96.4	167.0	11.3

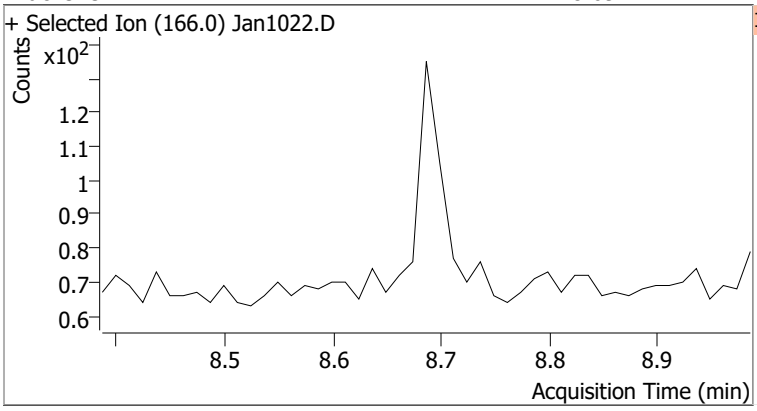

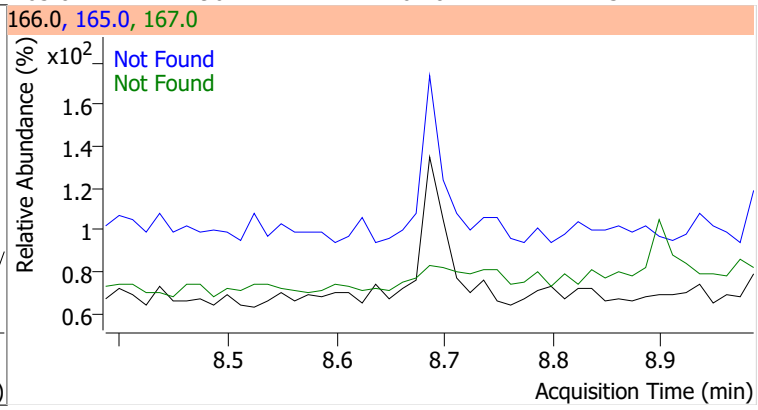

Compound	Conc.	Exp RT	QIon	Exp Ratio
Phenanthrene	N.D.	9.82	176.0	15.5

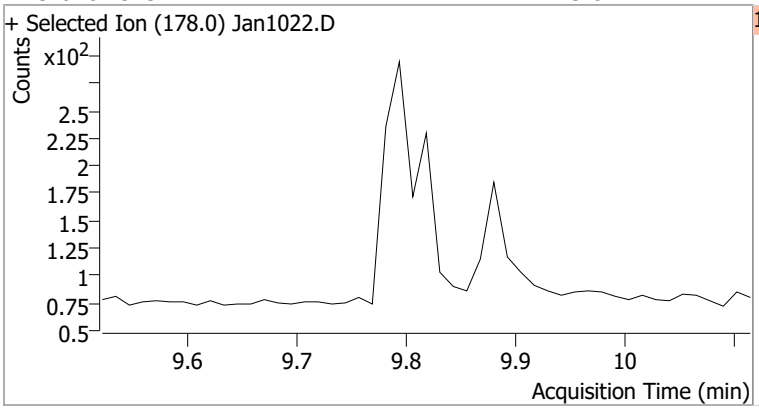

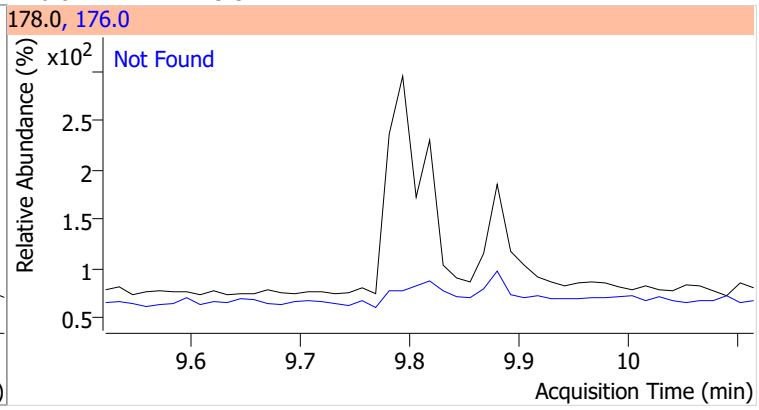

Compound	Conc.	Exp RT	QIon	Exp Ratio
Anthracene	N.D.	9.88	176.0	16.6

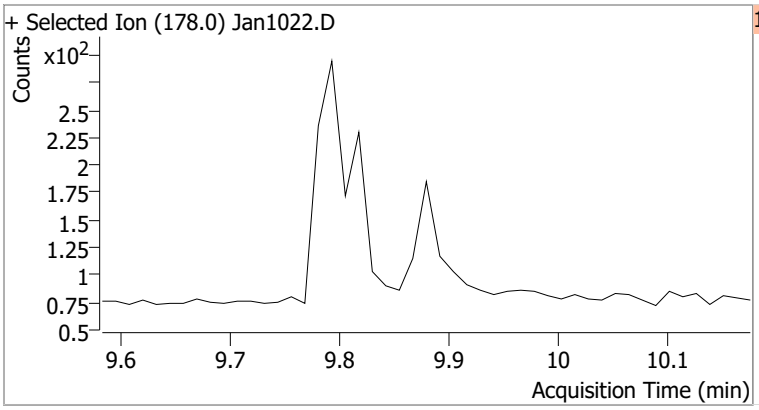

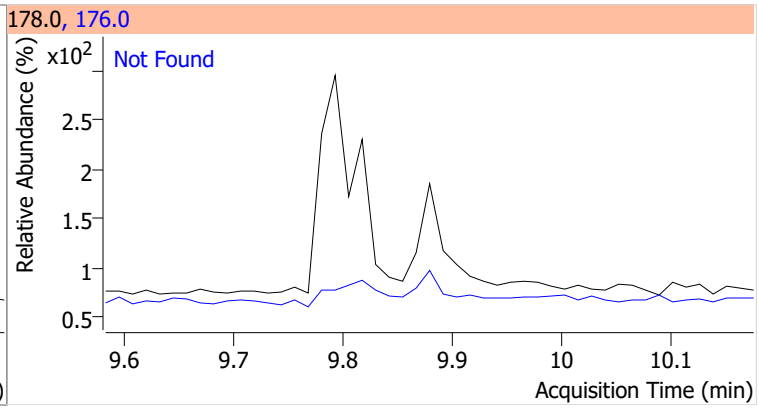

Compound	Conc.	Exp RT	QIon	Exp Ratio	QIon	Exp Ratio
o-Terphenyl	N.D.	10.32	229.0	66.8	215.0	43.2

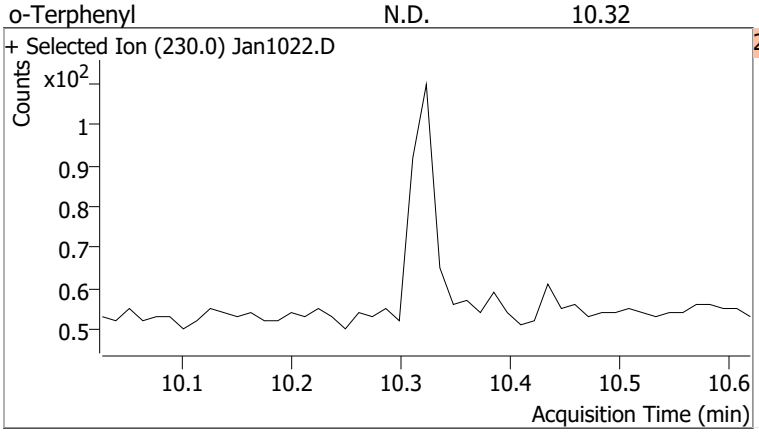

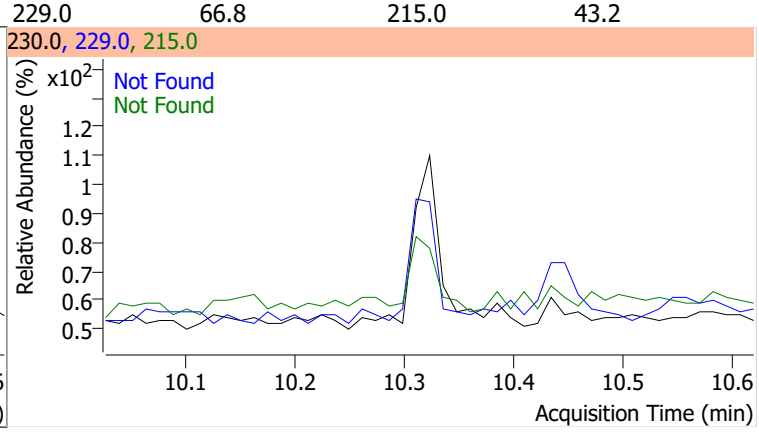

Compound	Conc.	Exp RT	QIon	Exp Ratio
Fluoranthene	N.D.	11.44	101.0	11.4

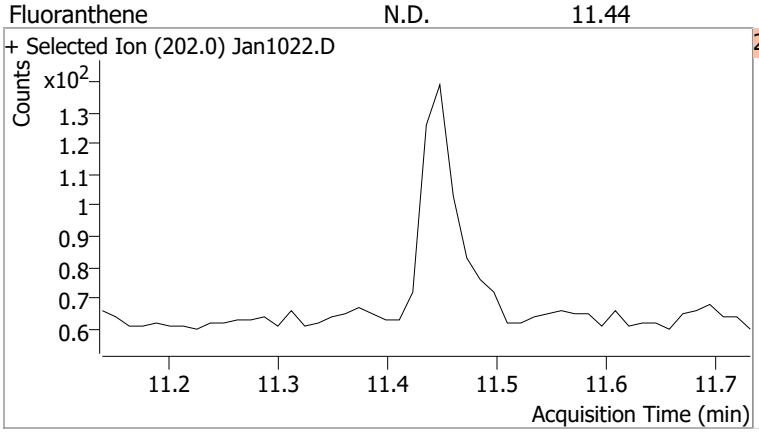

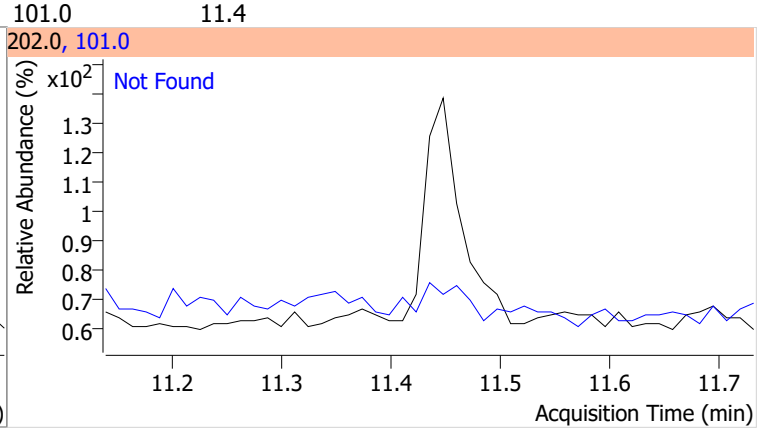

Compound	Conc.	Exp RT	QIon	Exp Ratio
Pyrene	N.D.	11.82	101.0	13.9

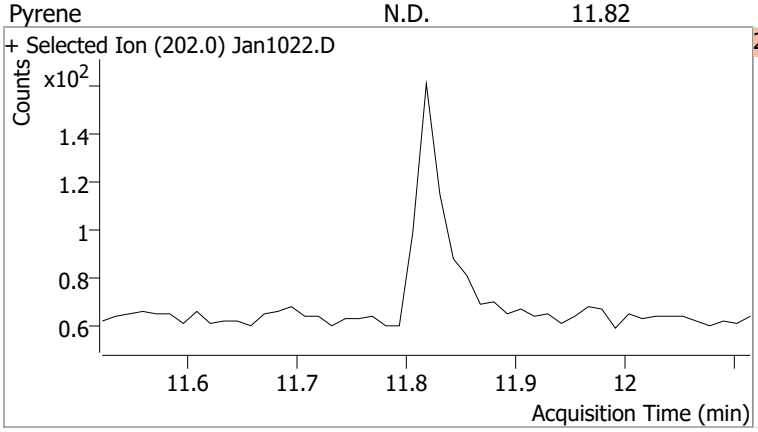

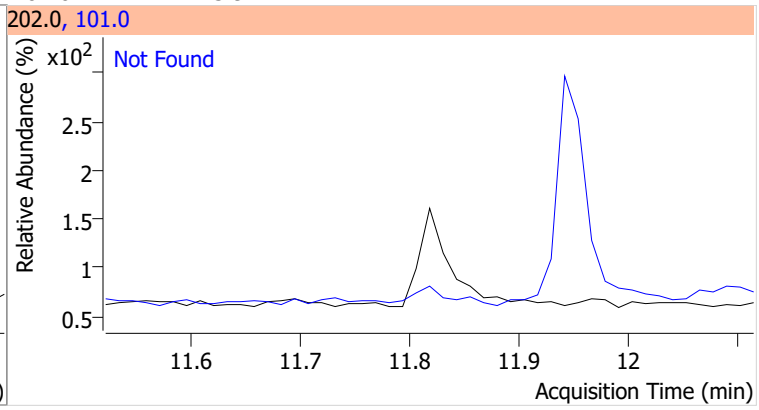

Compound	Conc.	RT	Dev(Min)	Resp.	QIon	QRatio	Lower	Upper
Terphenyl-d14	106.3605	12.29	0.00	46093	122.0	15.0	9.6	17.9

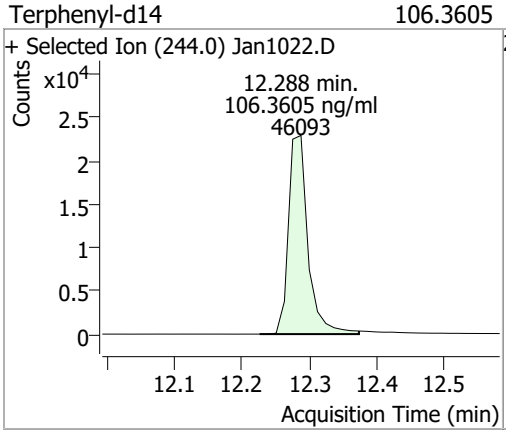

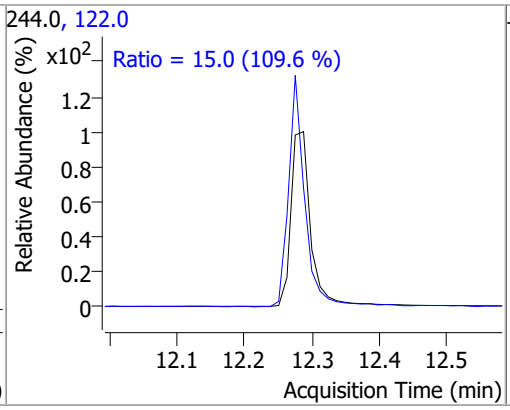

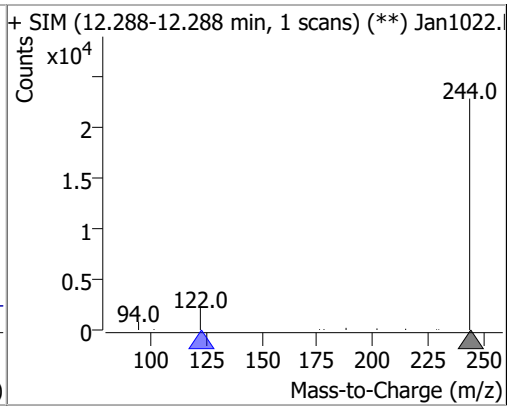

Compound	Conc.	RT	Dev(Min)	Resp.	QIon	QRatio	Lower	Upper
Benzo(a)Anthracene		0		0	226.0		19.5	36.3
					229.0		16.5	30.6

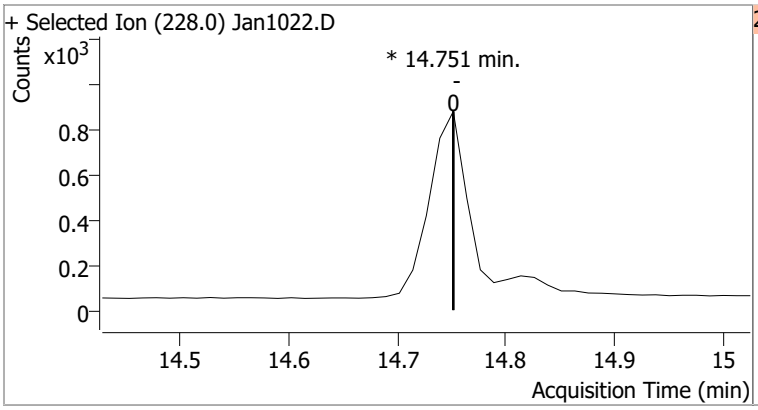

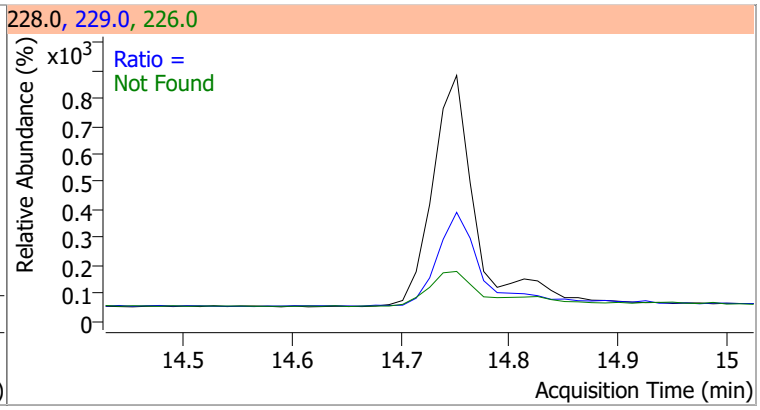

Compound	Conc.	RT	Dev(Min)	Resp.	QIon	QRatio	Lower	Upper
Chrysene		0		0	226.0		22.2	41.2
					229.0		15.5	28.9

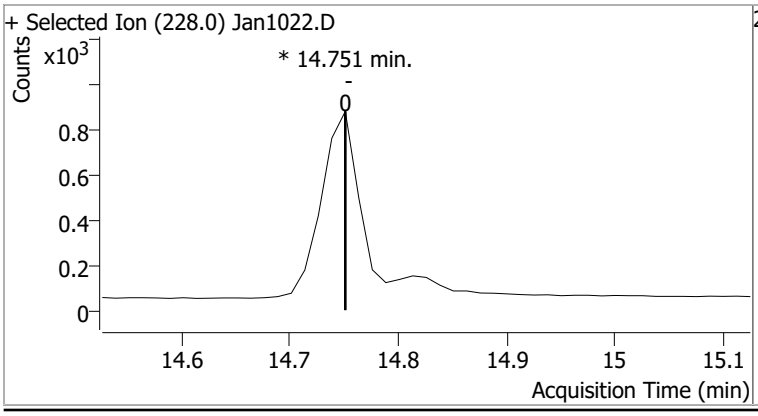

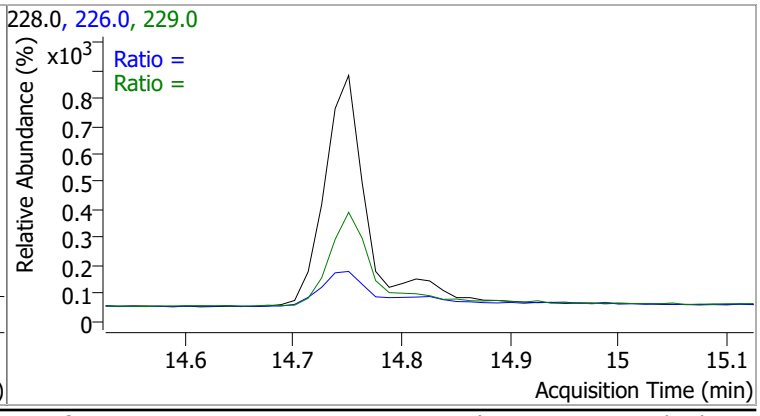

Compound	Conc.	Exp RT	QIon	Exp Ratio
Benzo(b)fluoranthene	N.D.	17.76	253.0	22.6

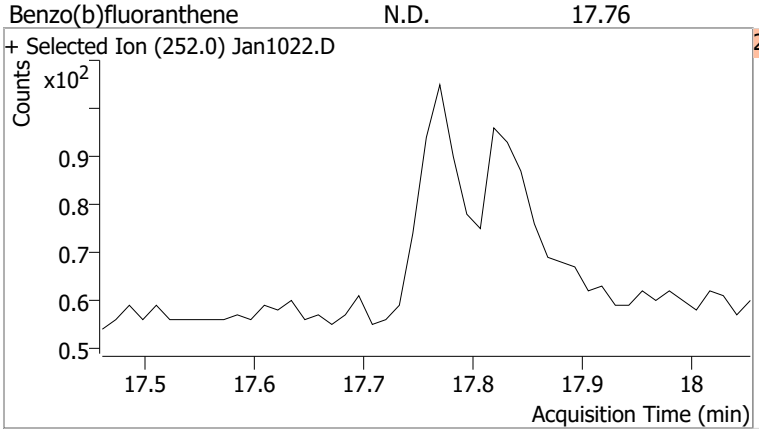

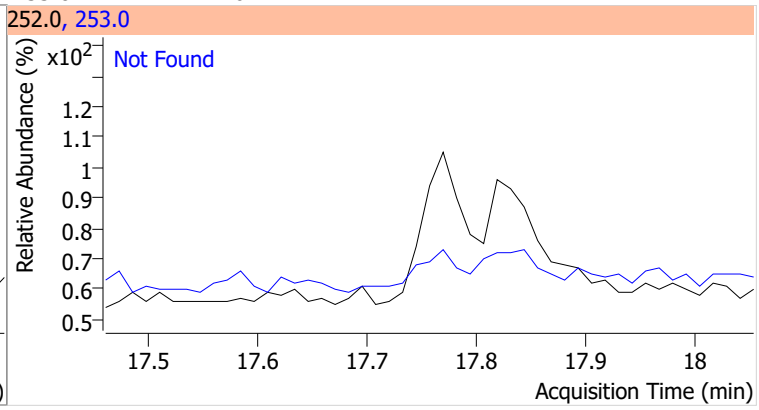

Compound	Conc.	Exp RT	QIon	Exp Ratio
Benzo(k)fluoranthene	N.D.	17.82	253.0	23.0

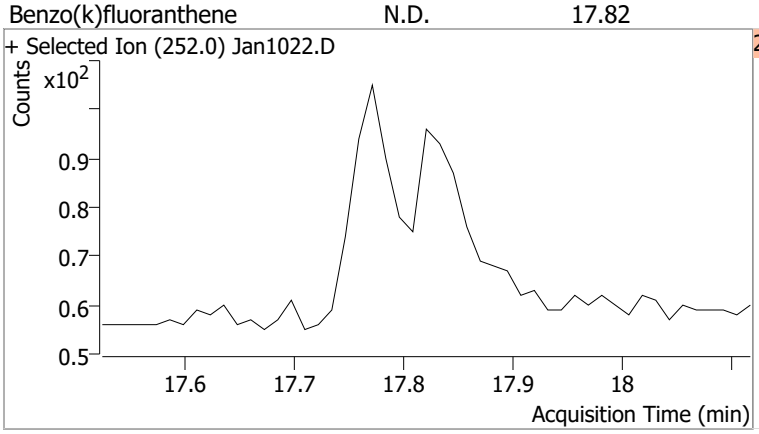

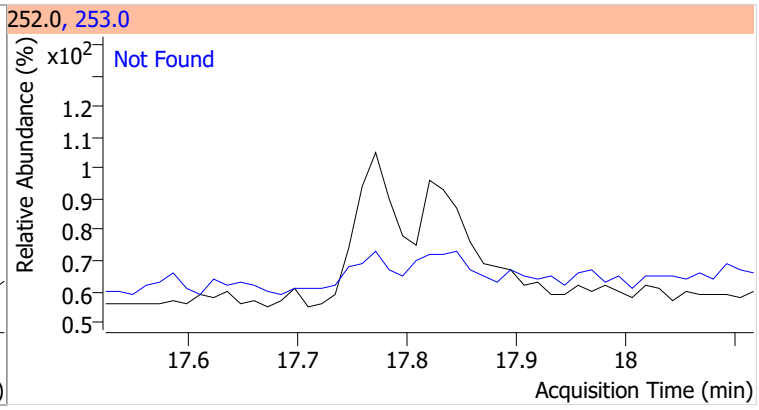

Compound	Conc.	RT	Dev(Min)	Resp.	QIon	QRatio	Lower	Upper
Benzo(a)pyrene		0		0	253.0		16.6	30.8

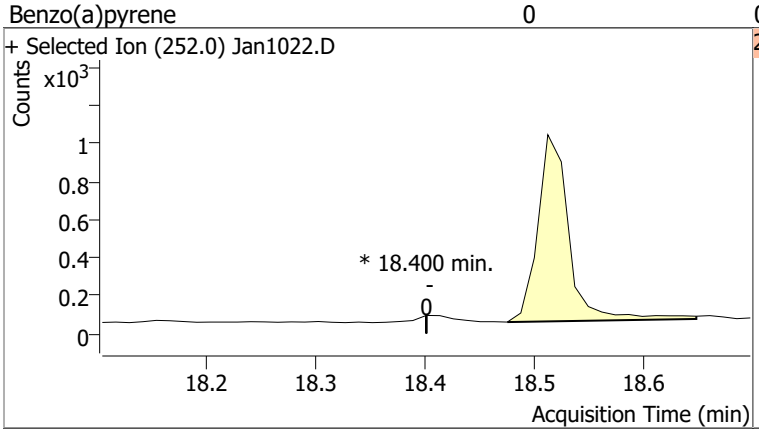

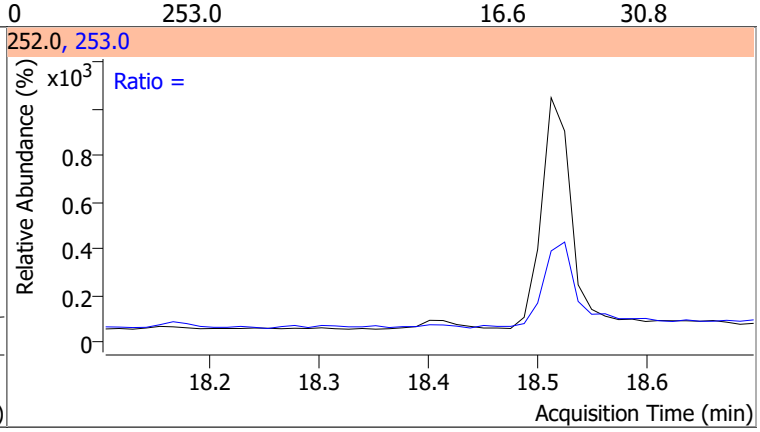

Compound	Conc.	Exp RT	QIon	Exp Ratio
Indeno(1,2,3-cd)pyrene	N.D.	20.24	138.0	25.2

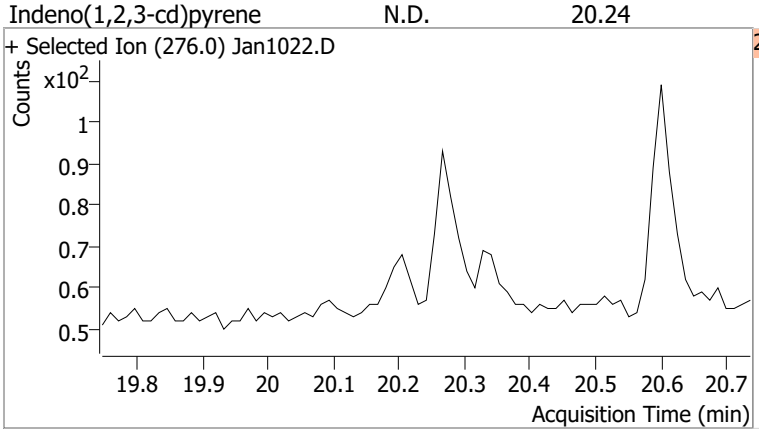

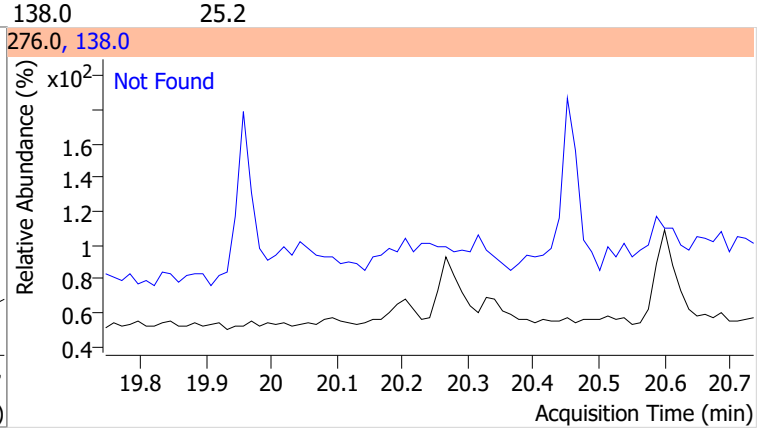

Compound	Conc.	Exp RT	QIon	Exp Ratio	QIon	Exp Ratio
Dibenzo(a,h)anthracene	N.D.	20.32	279.0	25.9	139.0	18.3

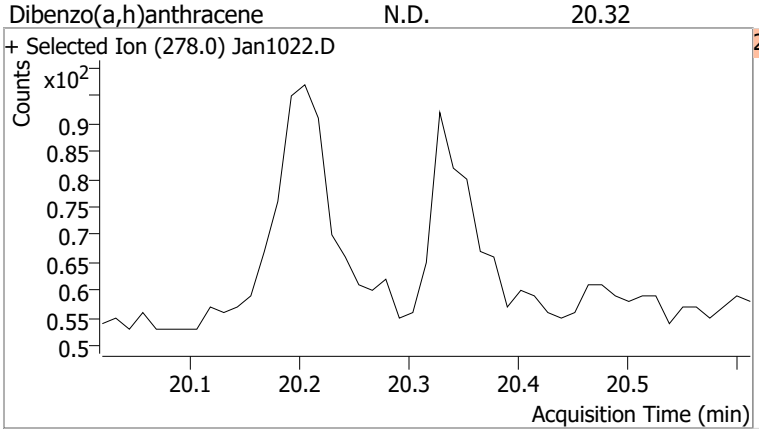

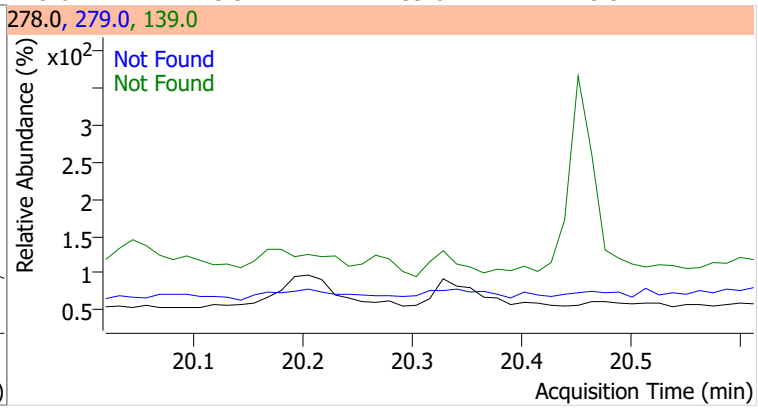

Compound	Conc.	Exp RT	QIon	Exp Ratio	QIon	Exp Ratio
Benzo(g,h,i)perylene	N.D.	20.58	277.0	24.5	138.0	20.0

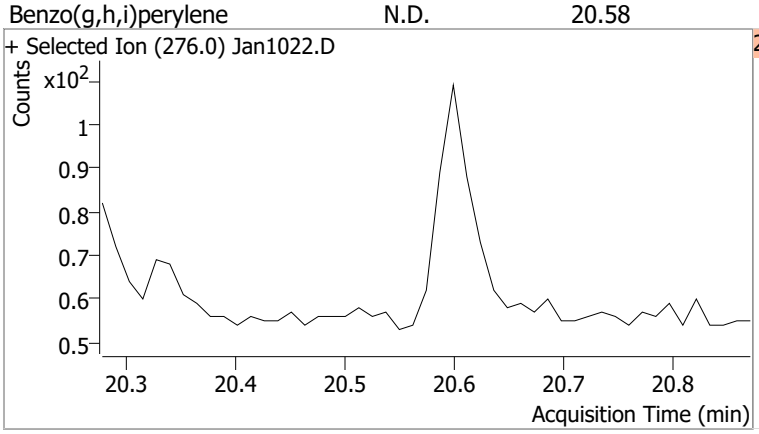

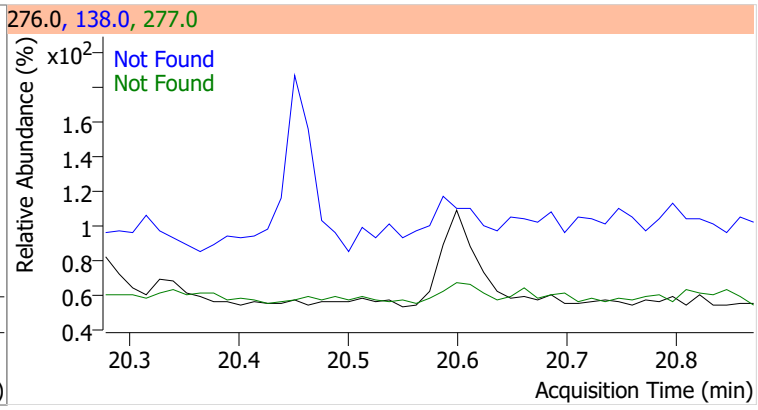

Quantitation Results Report (QT Reviewed)

Data File	Jan1023.D	Operator	LIMS import
Acq. Method	5975BNASIM	Acq. Date-Time	1/10/2022 11:03:34 PM
Sample Name	10-Jan-22_CCV_23	Instrument	GCMS
Vial	23	Multiplier	1.00
DA Method File	010522 bna SIM 3.batch.bin	Comment	SVOC-8270-W-LLPAH
Tune File	dftppjph.u	Tune Date	
Batch Name	011022 bna SIM 1.batch.bin	Last Calib Update	1/4/2022 2:09:05 PM
Ref Library			

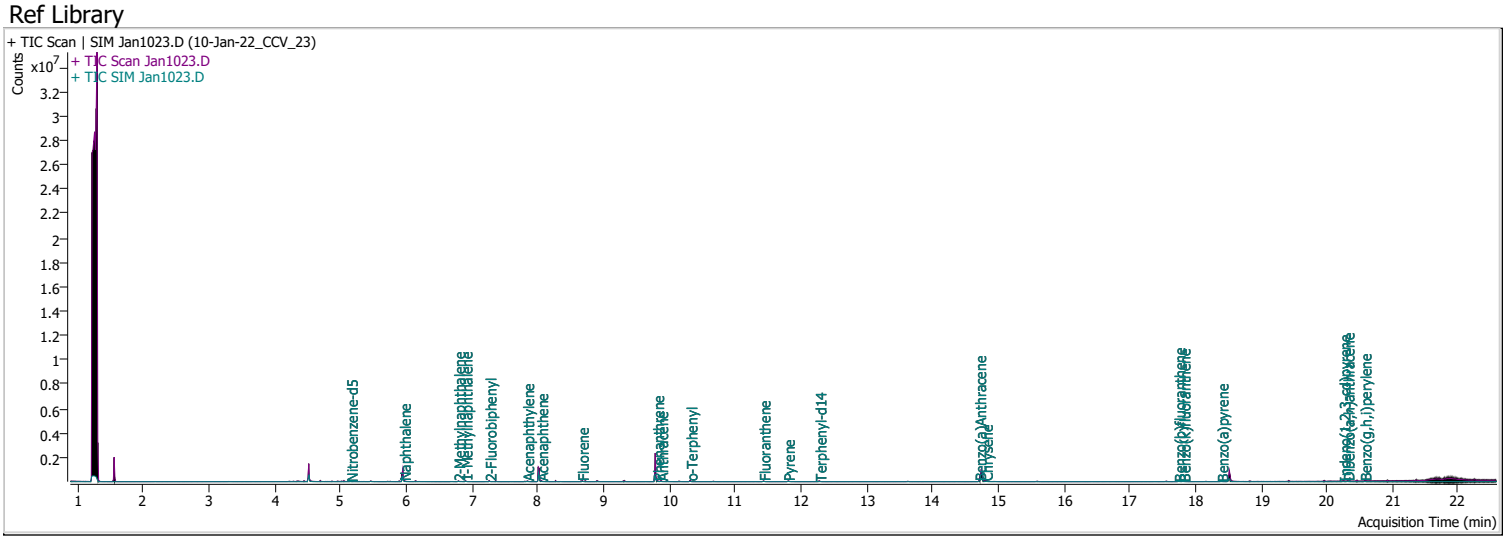

Compound	RT	QIon	Resp.	Conc.	Units		Dev(Min)
Internal Standards							
M 1,4-Dichlorobenzene-d4	4.522	152.0	217229	40.0000	ng/ml		-0.025
M Naphthalene-d8	5.941	136.0	420260	40.0000	ng/ml		-0.013
M Acenaphthene-d10	8.013	164.0	262061	40.0000	ng/ml		0.000
M Phenanthrene-d10	9.792	188.0	542701	40.0000	ng/ml		0.000
M Chrysene-d12	14.751	240.0	423306	40.0000	ng/ml		-0.013
M Perylene-d12	18.524	264.0	303138	40.0000	ng/ml		0.000
System Monitoring Compounds							
S Nitrobenzene-d5	5.155	82.0	8393	1.6811	ng/ml		-0.013
Spiked Amount: 5.000	Range: 19.0 - 102.0%			Recovery = 33.62%			
S 2-Fluorobiphenyl	7.264	172.0	24496	1.8776	ng/ml		0.000
Spiked Amount: 5.000	Range: 25.0 - 94.0%			Recovery = 37.55%			
S o-Terphenyl	10.324	230.0	17311	1.7396	ng/ml		0.000
Spiked Amount: 5.000	Range: 40.0 - 140.0%			Recovery = 34.79%		*	
S Terphenyl-d14	12.288	244.0	15641	1.9968	ng/ml		0.000
Spiked Amount: 5.000	Range: 39.0 - 106.0%			Recovery = 39.94%			
Target Compounds							**QValue**
T Naphthalene	5.965	128.0	26295	1.8633	ng/ml		99
T 2-Methylnaphthalene	6.790	141.0	15984	1.9640	ng/ml		90
T 1-Methylnaphthalene	6.902	141.0	16773	2.2289	ng/ml		92
T Acenaphthylene	7.838	152.0	25307	1.8057	ng/ml		99
T Acenaphthene	8.050	154.0	16626	1.6317	ng/ml		99
T Fluorene	8.673	166.0	22351	1.9169	ng/ml		98
T Phenanthrene	9.817	178.0	31947	1.9385	ng/ml		91
T Anthracene	9.879	178.0	25997	1.9757	ng/ml		95
T Fluoranthene	11.435	202.0	33781	1.8261	ng/ml		99
T Pyrene	11.806	202.0	37773	1.7888	ng/ml		99
T Benzo(a)Anthracene	14.714	228.0	24230	1.8836	ng/ml		99
T Chrysene	14.813	228.0	33642	1.9333	ng/ml		99
T Benzo(b)fluoranthene	17.745	252.0	21409	1.6380	ng/ml		100

Compound	RT	QIon	Resp.	Conc.	Units	Dev(Min)
T Benzo(k)fluoranthene	17.820	252.0	24566	1.8468	ng/ml	96
T Benzo(a)pyrene	18.400	252.0	16513	1.8124	ng/ml	99
T Indeno(1,2,3-cd)pyrene	20.254	276.0	15056	1.6587	ng/ml	95
T Dibenzo(a,h)anthracene	20.315	278.0	18550	1.7591	ng/ml	98
T Benzo(g,h,i)perylene	20.575	276.0	23331	1.8077	ng/ml	95

(#) = Qualifier Out of Range; (m) = Manual Integration; (+) = Area Summed; (*) = Surrogate Percent Recovery Out of Range; (d): Zeroed Peak

Compound	Conc.	RT	Dev(Min)	Resp.	QIon	QRatio	Lower	Upper
Nitrobenzene-d5	1.6811	5.16	-0.01	8393	54.0	36.9	21.6	40.2
					128.0	34.5	21.3	39.5

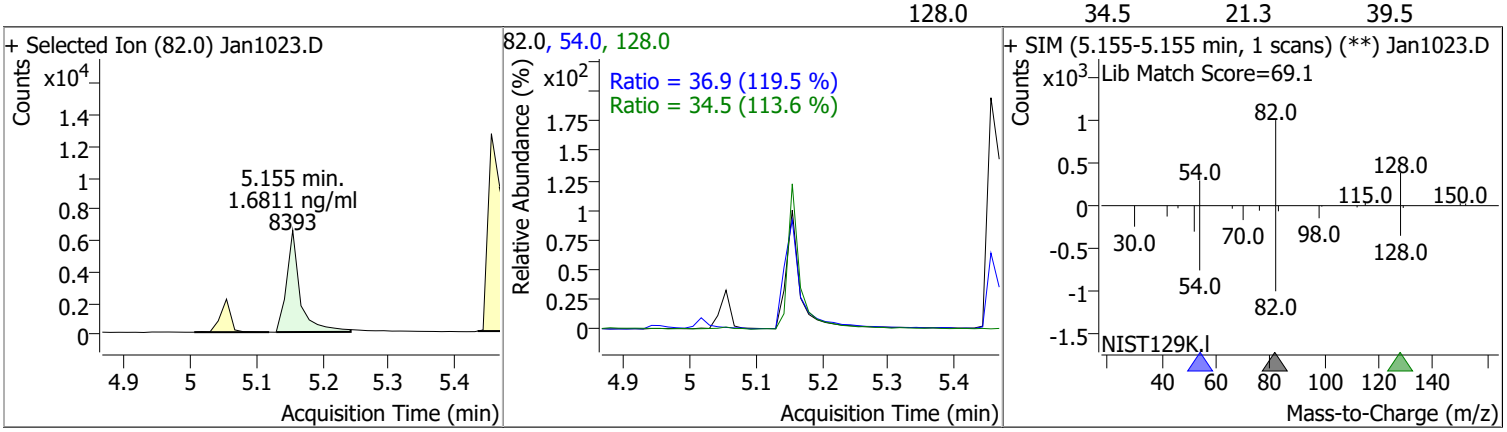

Compound	Conc.	RT	Dev(Min)	Resp.	QIon	QRatio	Lower	Upper
Naphthalene	1.8633	5.97	-0.01	26295	102.0	15.1	0.0	46.6
					129.0	10.9	7.6	14.1

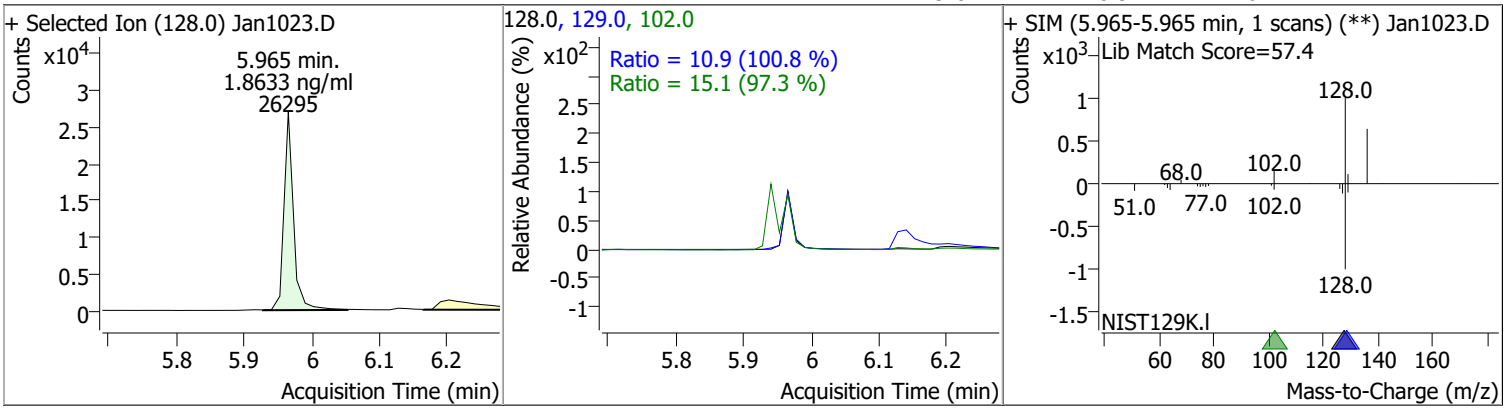

Compound	Conc.	RT	Dev(Min)	Resp.	QIon	QRatio	Lower	Upper
2-Methylnaphthalene	1.9640	6.79	-0.01	15984	142.0	136.0	103.3	191.8
					115.0	60.4	36.8	68.3

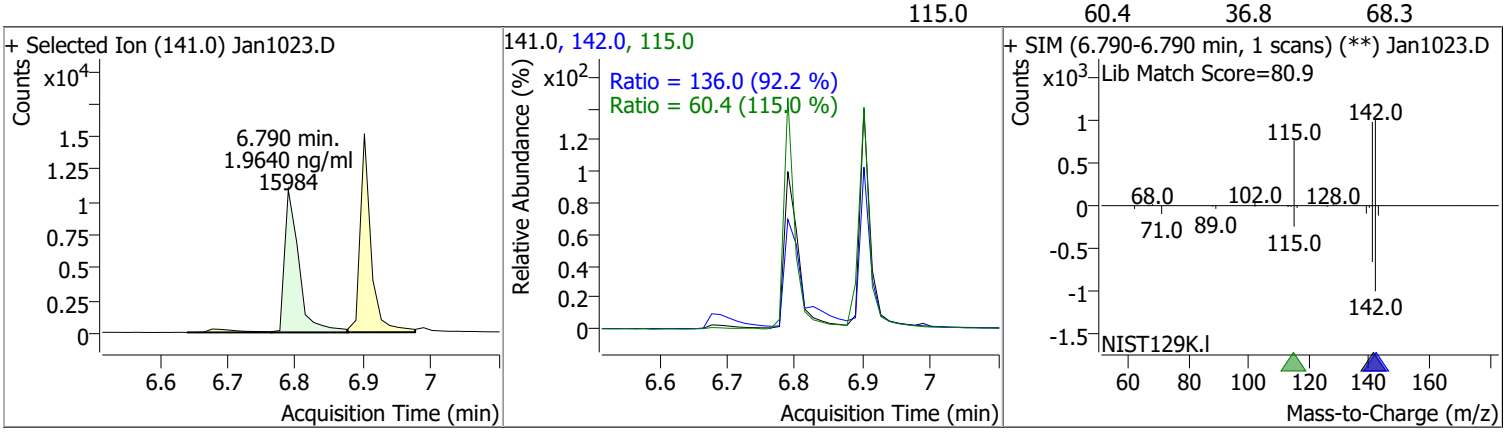

Compound	Conc.	RT	Dev(Min)	Resp.	QIon	QRatio	Lower	Upper
1-Methylnaphthalene	2.2289	6.90	0.00	16773	142.0	118.2	77.9	144.7
					115.0	55.6	44.4	82.5

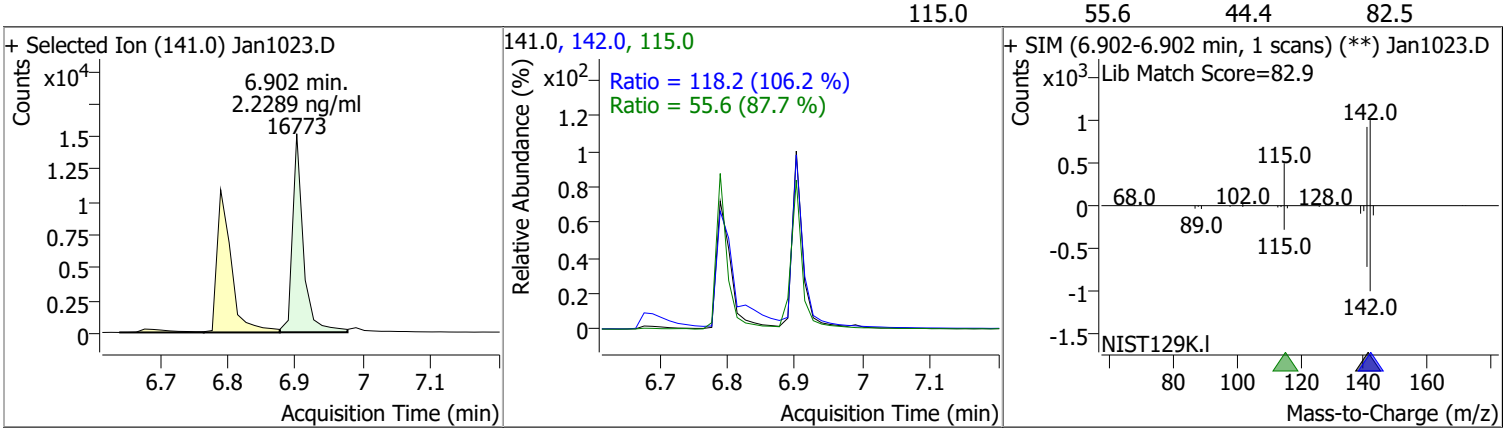

Compound	Conc.	RT	Dev(Min)	Resp.	QIon	QRatio	Lower	Upper
2-Fluorobiphenyl	1.8776	7.26	0.00	24496	171.0	36.2	26.4	49.0

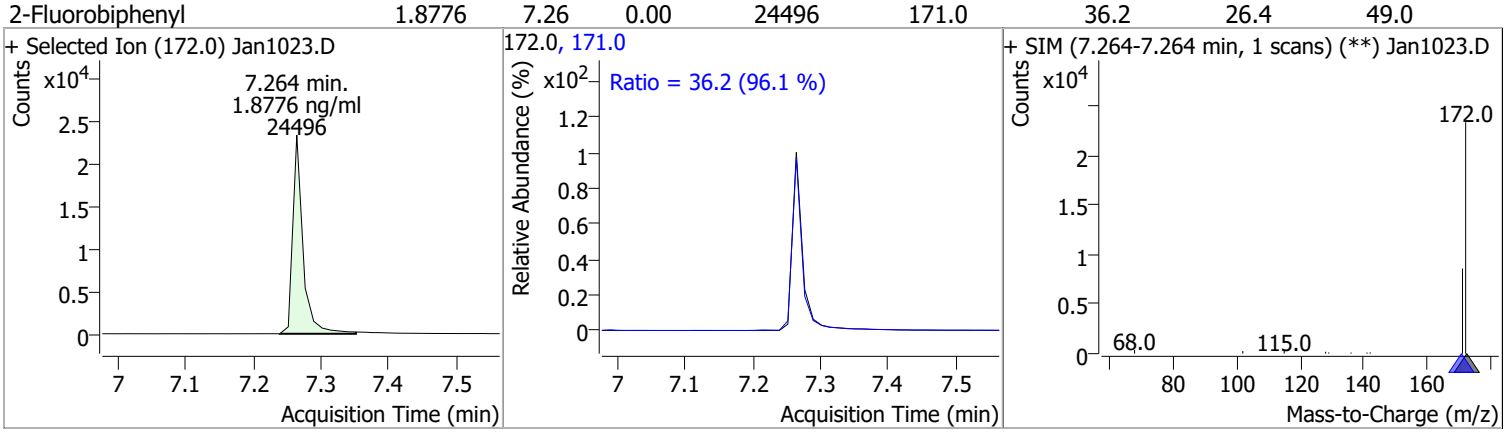

Compound	Conc.	RT	Dev(Min)	Resp.	QIon	QRatio	Lower	Upper
Acenaphthylene	1.8057	7.84	0.00	25307	153.0	15.2	10.2	18.9

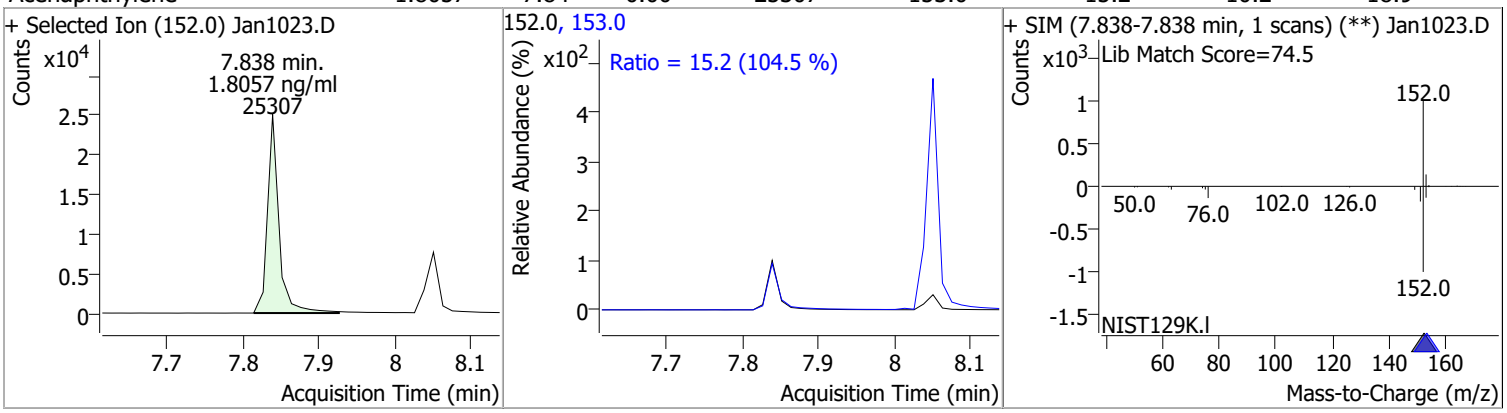

Compound	Conc.	RT	Dev(Min)	Resp.	QIon	QRatio	Lower	Upper
Acenaphthene	1.6317	8.05	0.00	16626	153.0	113.5	80.3	149.2
					152.0	53.5	38.4	71.4

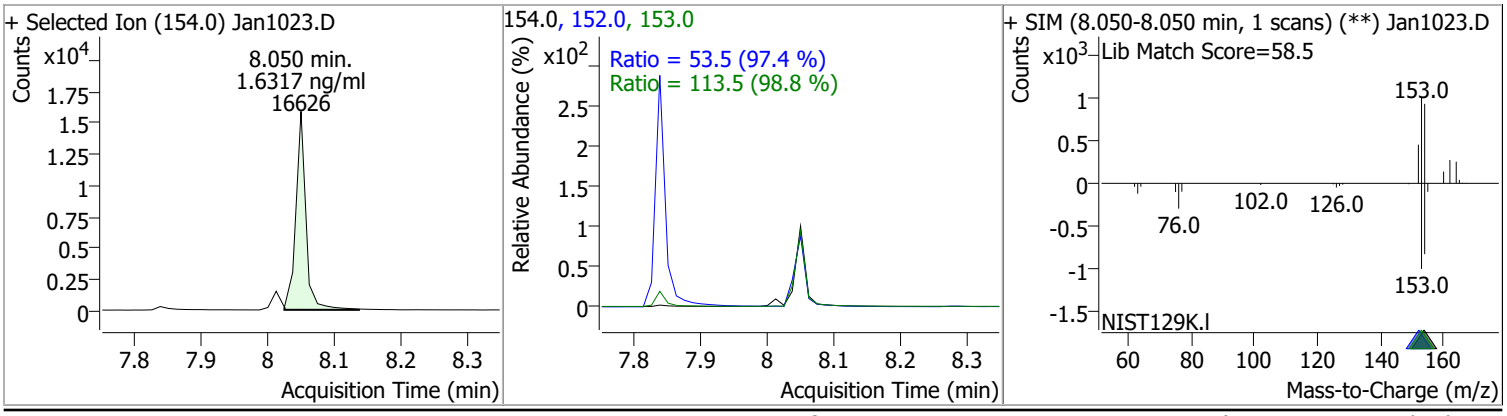

Compound	Conc.	RT	Dev(Min)	Resp.	QIon	QRatio	Lower	Upper
Fluorene	1.9169	8.67	-0.01	22351	165.0	98.1	67.5	125.3
					167.0	12.9	7.9	14.6

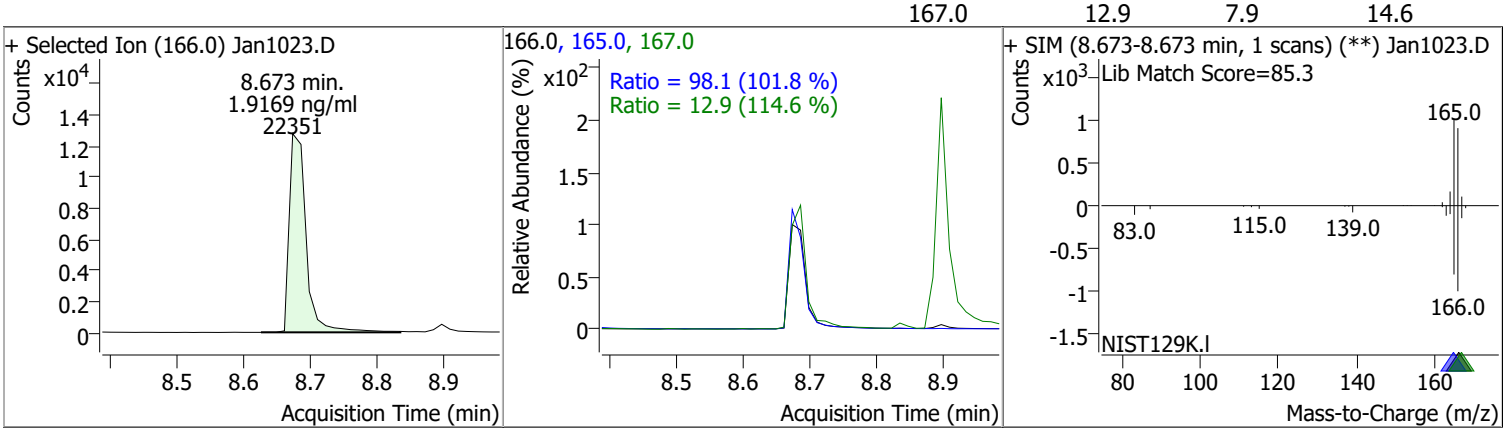

Compound	Conc.	RT	Dev(Min)	Resp.	QIon	QRatio	Lower	Upper
Phenanthrene	1.9385	9.82	0.00	31947	176.0	19.5	10.9	20.2

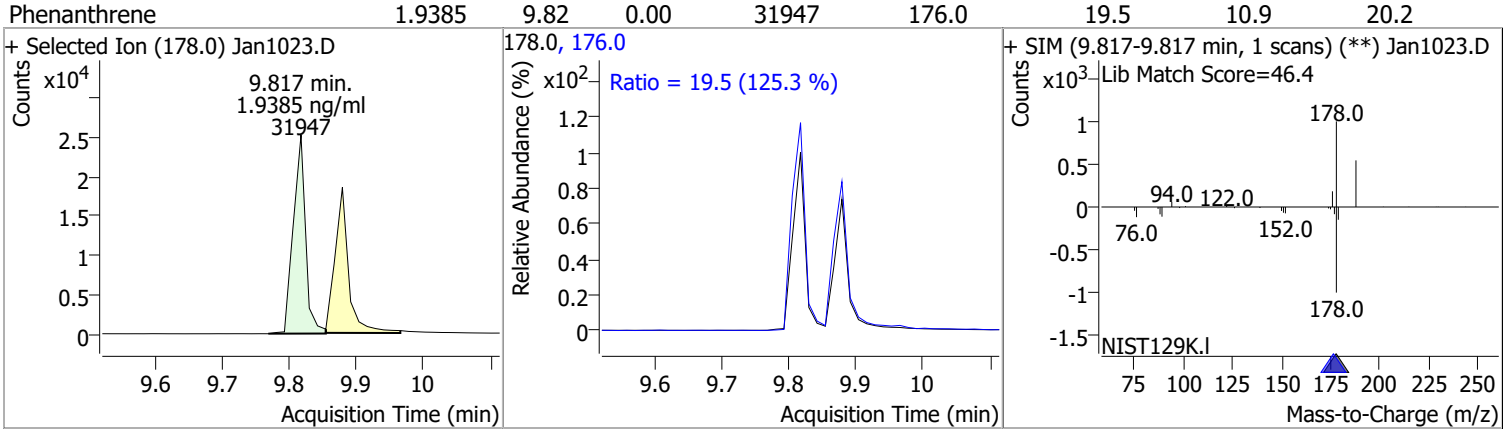

Compound	Conc.	RT	Dev(Min)	Resp.	QIon	QRatio	Lower	Upper
Anthracene	1.9757	9.88	0.00	25997	176.0	18.9	11.6	21.6

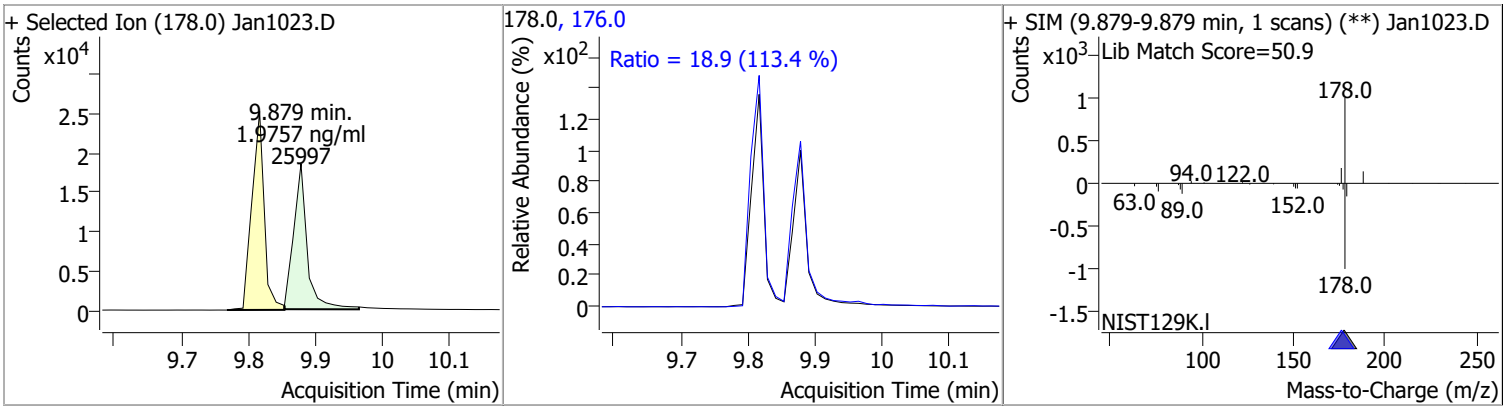

Compound	Conc.	RT	Dev(Min)	Resp.	QIon	QRatio	Lower	Upper
o-Terphenyl	1.7396	10.32	0.00	17311	229.0	68.1	46.7	86.8
					215.0	43.7	30.2	56.2

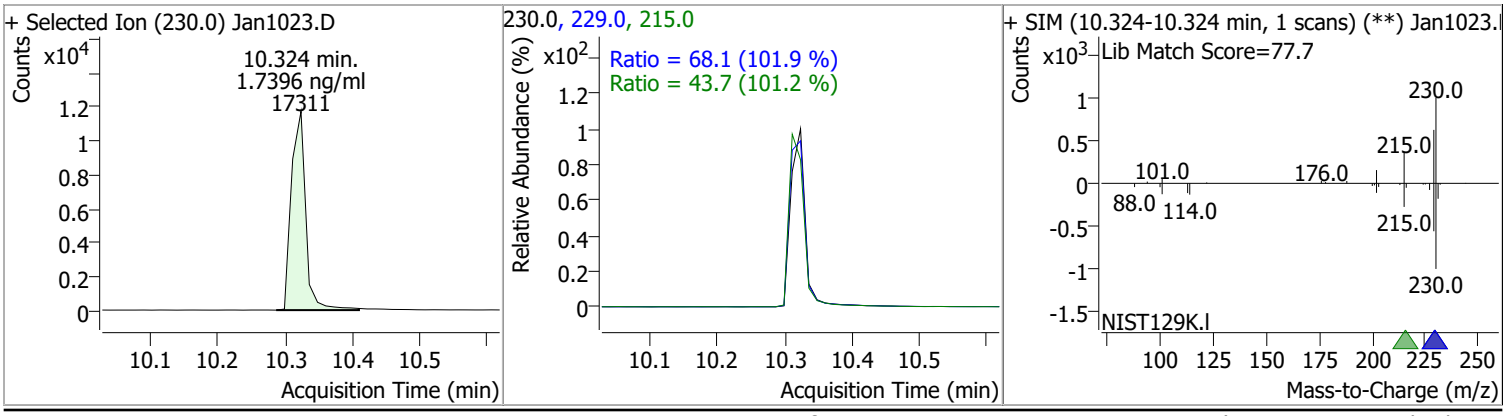

Quantitation Results Report (QT Reviewed)

Compound	Conc.	RT	Dev(Min)	Resp.	QIon	QRatio	Lower	Upper
Fluoranthene	1.8261	11.44	0.00	33781	101.0	11.0	8.0	14.8

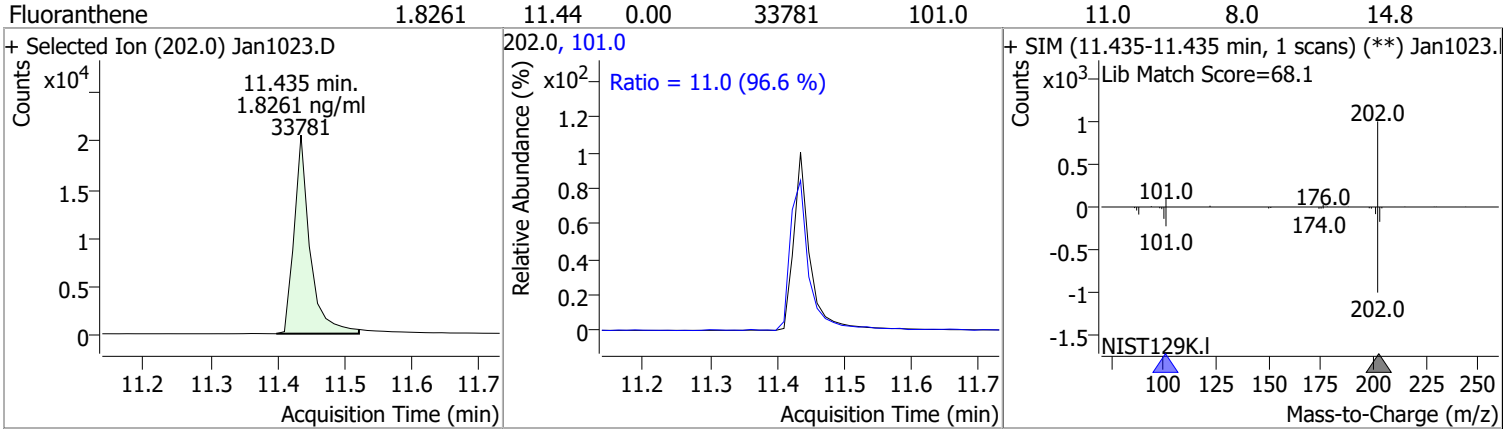

Compound	Conc.	RT	Dev(Min)	Resp.	QIon	QRatio	Lower	Upper
Pyrene	1.7888	11.81	-0.01	37773	101.0	13.4	9.7	18.1

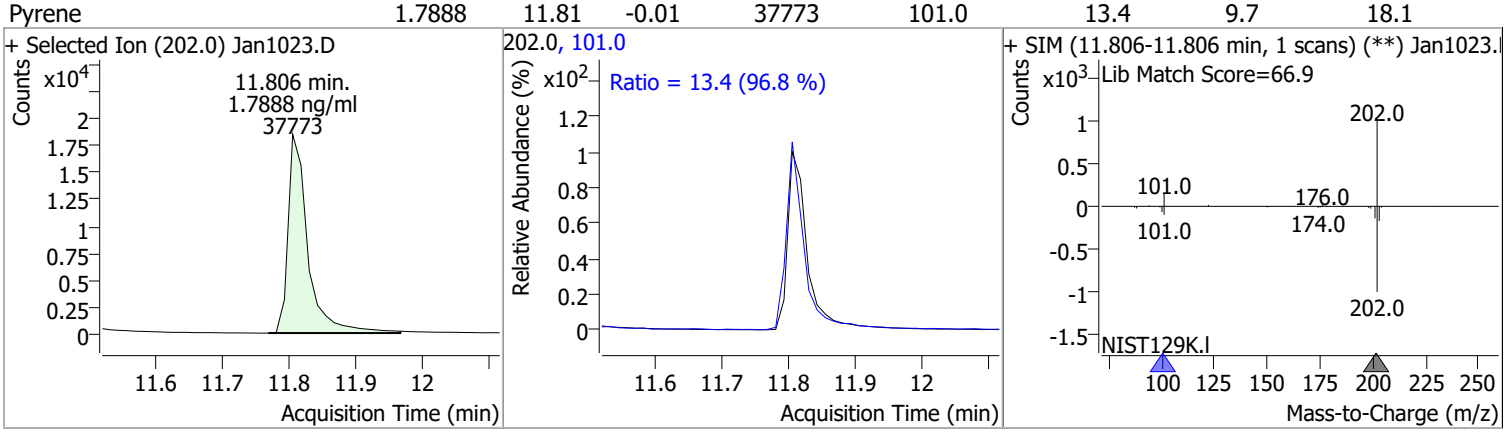

Compound	Conc.	RT	Dev(Min)	Resp.	QIon	QRatio	Lower	Upper
Terphenyl-d14	1.9968	12.29	0.00	15641	122.0	14.8	9.6	17.9

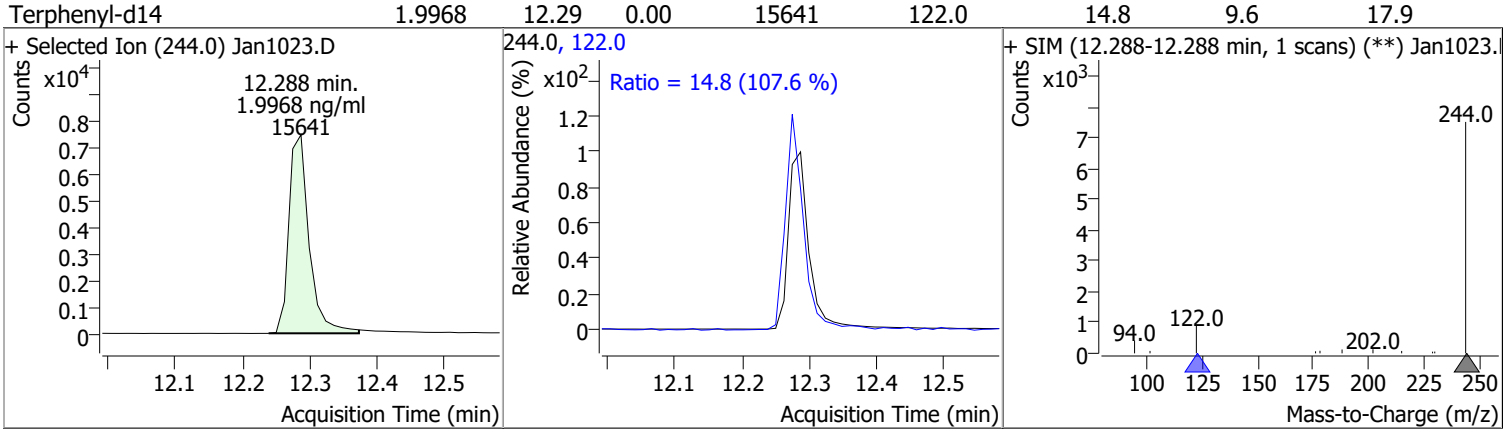

Compound	Conc.	RT	Dev(Min)	Resp.	QIon	QRatio	Lower	Upper
Benzo(a)Anthracene	1.8836	14.71	-0.01	24230	226.0	27.1	19.5	36.3
					229.0	23.7	16.5	30.6

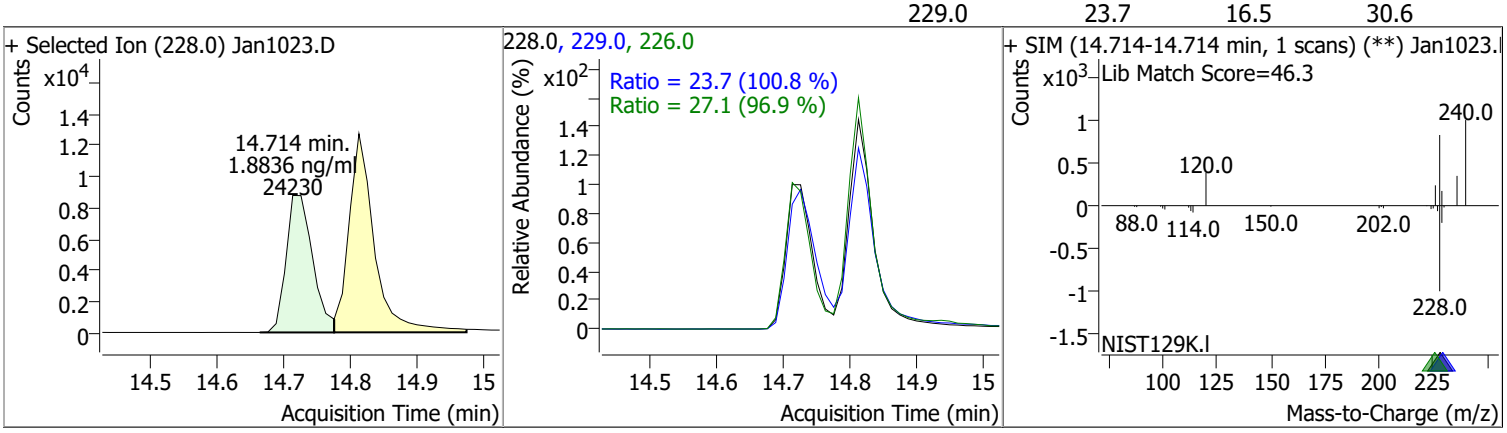

Quantitation Results Report (QT Reviewed)

Compound	Conc.	RT	Dev(Min)	Resp.	QIon	QRatio	Lower	Upper
Chrysene	1.9333	14.81	-0.01	33642	226.0	30.9	22.2	41.2
					229.0	21.9	15.5	28.9

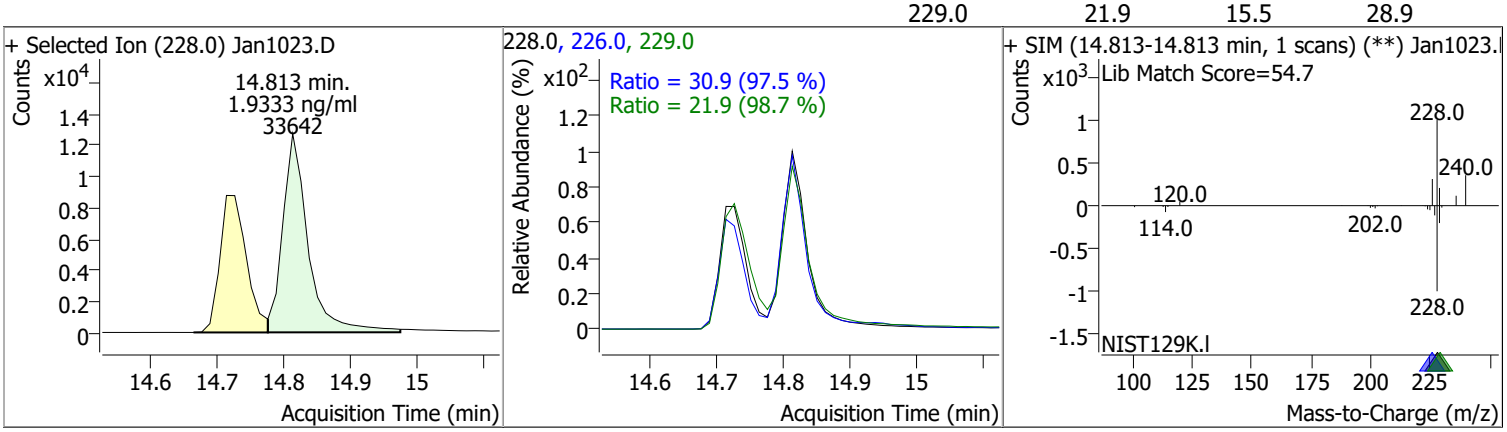

Compound	Conc.	RT	Dev(Min)	Resp.	QIon	QRatio	Lower	Upper
Benzo(b)fluoranthene	1.6380	17.75	-0.01	21409	253.0	22.5	15.8	29.4

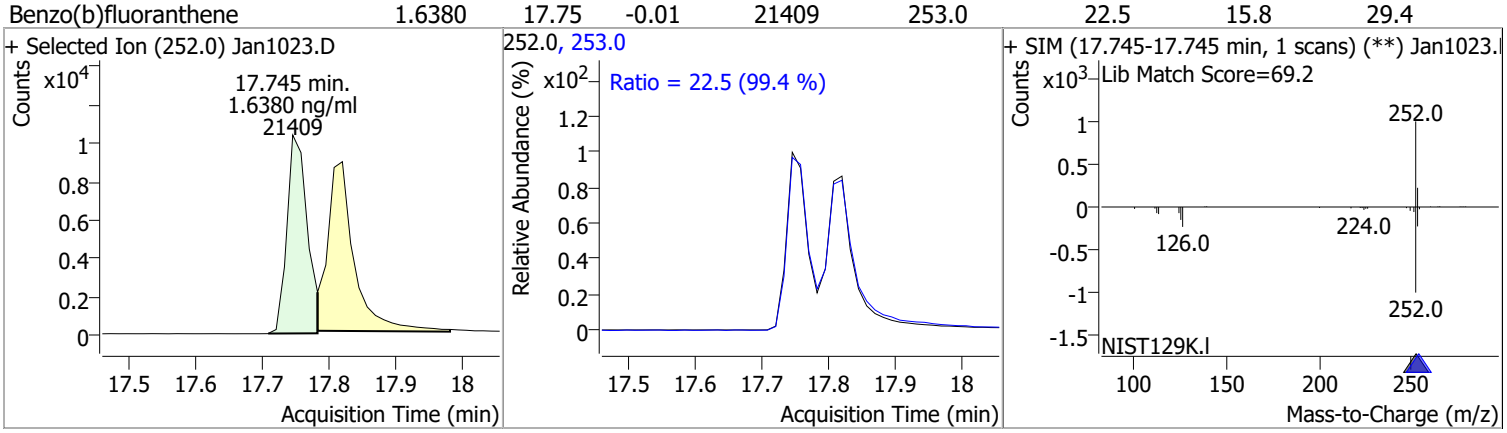

Compound	Conc.	RT	Dev(Min)	Resp.	QIon	QRatio	Lower	Upper
Benzo(k)fluoranthene	1.8468	17.82	0.00	24566	253.0	24.9	16.1	30.0

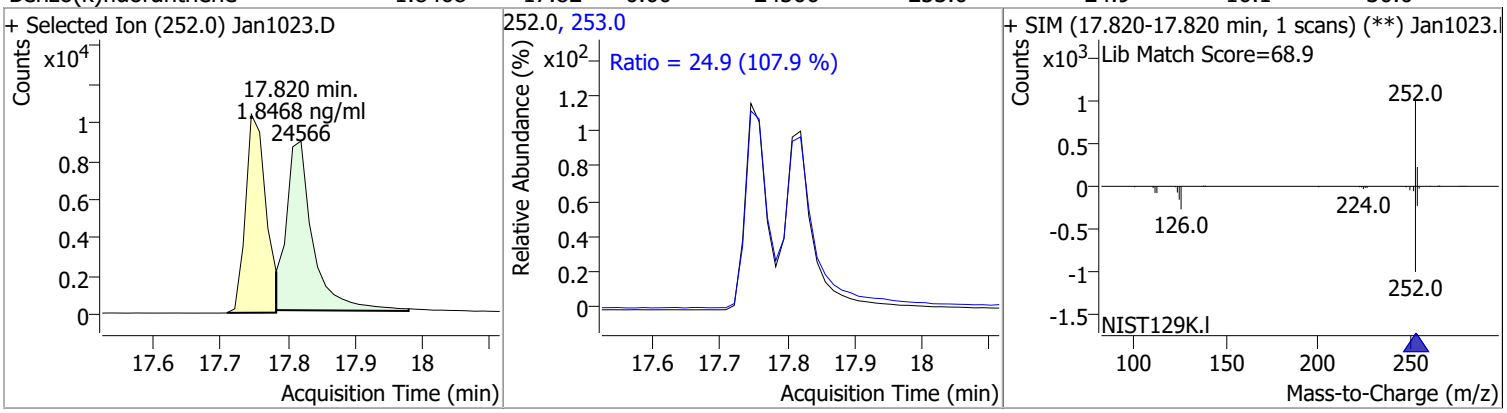

Compound	Conc.	RT	Dev(Min)	Resp.	QIon	QRatio	Lower	Upper
Benzo(a)pyrene	1.8124	18.40	0.00	16513	253.0	24.4	16.6	30.8

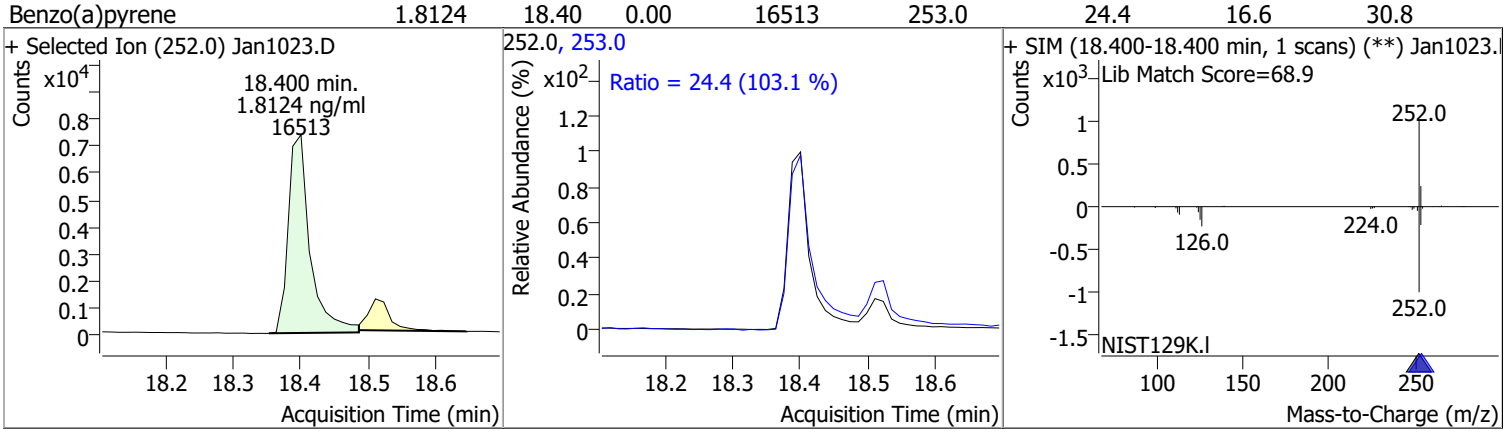

Compound	Conc.	RT	Dev(Min)	Resp.	QIon	QRatio	Lower	Upper
Indeno(1,2,3-cd)pyrene	1.6587	20.25	0.01	15056	138.0	27.6	17.6	32.7

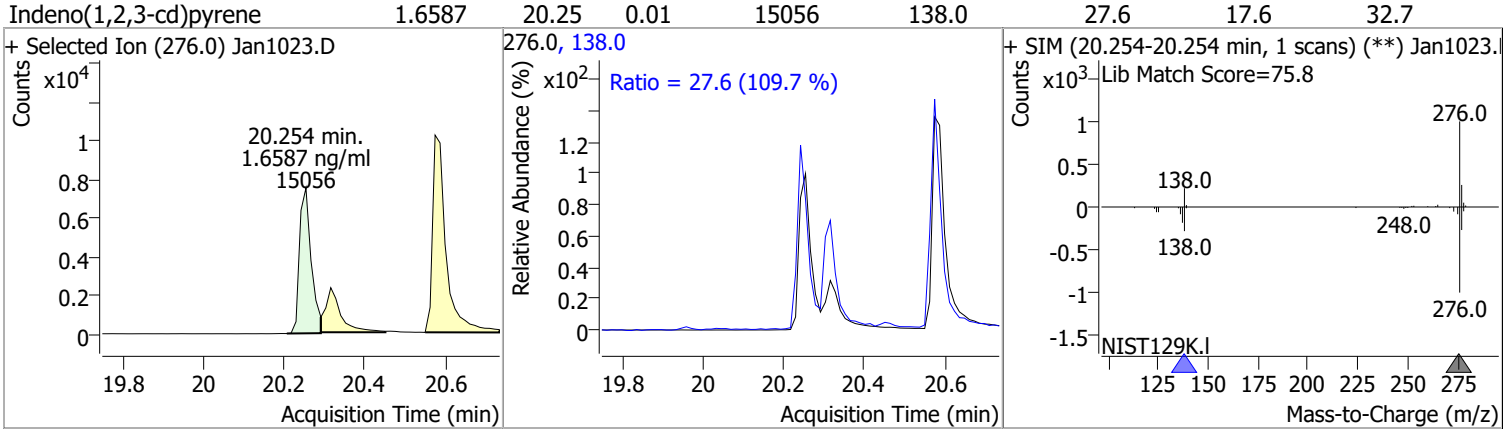

Compound	Conc.	RT	Dev(Min)	Resp.	QIon	QRatio	Lower	Upper
Dibenzo(a,h)anthracene	1.7591	20.32	0.00	18550	279.0	24.9	18.1	33.6
					139.0	19.3	12.8	23.8

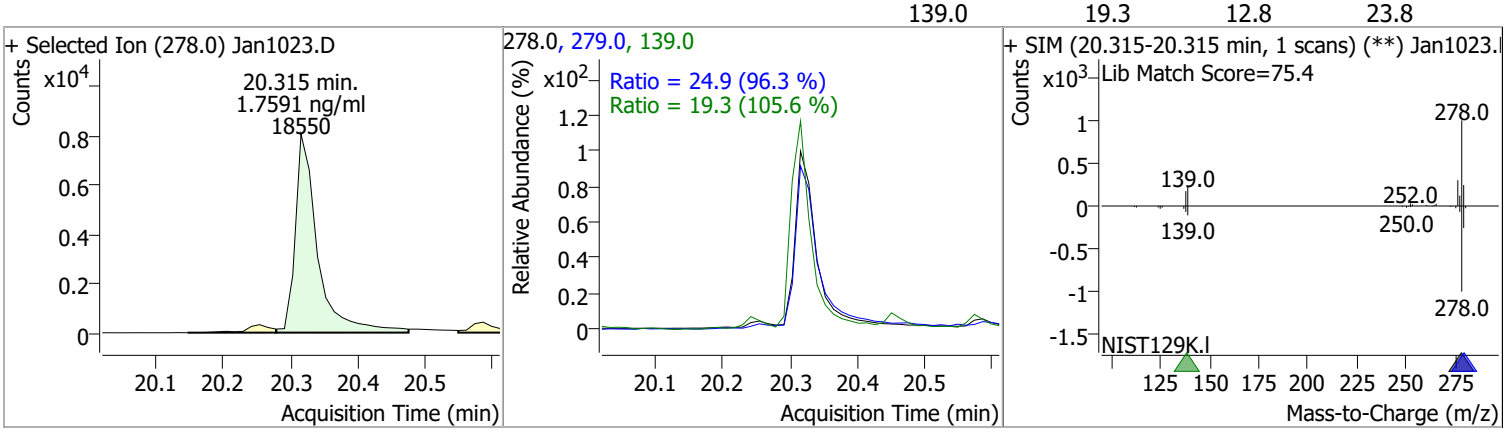

Compound	Conc.	RT	Dev(Min)	Resp.	QIon	QRatio	Lower	Upper
Benzo(g,h,i)perylene	1.8077	20.57	0.00	23331	277.0	27.1	17.1	31.8
					138.0	22.5	14.0	25.9

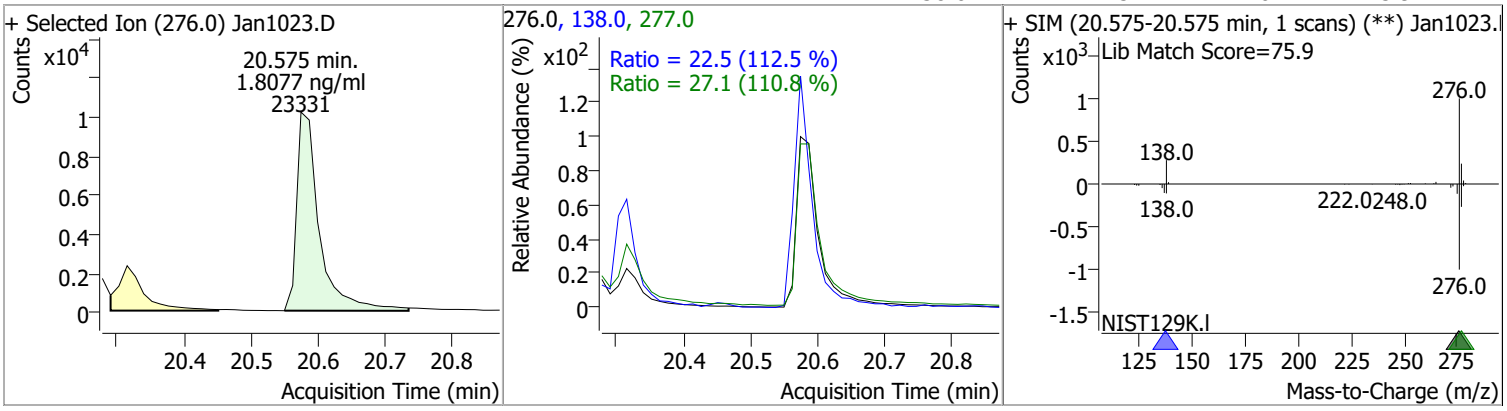

Continuing Calibration Report

Agilent | Trusted Answers

Batch Name \\MASSHUNTER\Org\Data\SV5975.I\sh011022\1 e8270d bna SIM\QuantResults\011022 bna SIM 1.batch.bin
Method File \\MASSHUNTER\Org\Data\SV5975.I\sh010522\3 e8270d bna SIM\010522 bna SIM 3.batch.bin
Daily CC \\MASSHUNTER\Org\Data\SV5975.I\sh011022\1 e8270d bna SIMJan1002.D

Level name	Injection Time	Calibration Files	
7	12/28/2021 5:30:40 PM	\\MASSHUNTER\Org\Data\SV5975.I\sh122821\1 e8270c bna SIM\Dec2802.D	
6	12/28/2021 6:03:21 PM	\\MASSHUNTER\Org\Data\SV5975.I\sh122821\1 e8270c bna SIM\Dec2803.D	
5	12/28/2021 6:35:53 PM	\\MASSHUNTER\Org\Data\SV5975.I\sh122821\1 e8270c bna SIM\Dec2804.D	
4	12/28/2021 7:08:33 PM	\\MASSHUNTER\Org\Data\SV5975.I\sh122821\1 e8270c bna SIM\Dec2805.D	
3	12/28/2021 7:41:06 PM	\\MASSHUNTER\Org\Data\SV5975.I\sh122821\1 e8270c bna SIM\Dec2806.D	
2	12/28/2021 8:13:46 PM	\\MASSHUNTER\Org\Data\SV5975.I\sh122821\1 e8270c bna SIM\Dec2807.D	
1	12/28/2021 8:46:23 PM	\\MASSHUNTER\Org\Data\SV5975.I\sh122821\1 e8270c bna SIM\Dec2808.D	
CCV	1/10/2022 11:43:19 AM	\\MASSHUNTER\Org\Data\SV5975.I\sh011022\1 e8270d bna SIM\Jan1002.D	<======

ISTD Compound:	Avg Resp	Mid Resp	CC Resp	Area%	A/M
1,4-Dichlorobenzene-d4	305106	324694	254870	78.50	M
Naphthalene-d8	572584	593232	433340	73.05	M
Acenaphthene-d10	319385	333337	258334	77.50	M
Phenanthrene-d10	689765	735690	564864	76.78	M
Chrysene-d12	520451	540068	417462	77.30	M
Perylene-d12	336551	351697	283136	80.51	M

Target Compound	AvgRF/R2	CC RF	Exp. Conc	Calc. Conc	%Dev	Area%	Curve Fit
1,4-Dichlorobenzene-d4	----------ISTD----------						
Nitrobenzene-d5	0.9996	0.7841	2.00	1.70	14.77	69.18	Quadratic
Naphthalene-d8	----------ISTD----------						
Naphthalene	1.3431	1.2782	2.00	1.90	-4.84	73.05	Avg RF
2-Methylnaphthalene	0.7746	0.7256	2.00	1.87	-6.32	73.06	Avg RF
1-Methylnaphthalene	0.7163	0.7727	2.00	2.16	7.88	85.81	Avg RF
Acenaphthene-d10	----------ISTD----------						
2-Fluorobiphenyl	1.9914	1.9185	2.00	1.93	-3.66	82.48	Avg RF
Acenaphthylene	2.1392	2.1102	2.00	1.97	-1.36	84.93	Avg RF
Acenaphthene	1.5553	1.4064	2.00	1.81	-9.57	75.26	Avg RF
Fluorene	1.7797	1.6959	2.00	1.91	-4.71	79.82	Avg RF
Phenanthrene-d10	----------ISTD----------						
Phenanthrene	0.9990	1.1492	2.00	1.89	5.44	75.85	Quadratic
Anthracene	0.9997	0.9979	2.00	2.06	-2.83	80.44	Quadratic
o-Terphenyl	0.7334	0.6543	2.00	1.78	-10.80	78.17	Avg RF
Fluoranthene	1.3635	1.2383	2.00	1.82	-9.18	78.10	Avg RF
Chrysene-d12	----------ISTD----------						
Pyrene	1.9954	1.8320	2.00	1.84	-8.19	77.86	Avg RF
Terphenyl-d14	0.7402	0.7260	2.00	1.96	-1.91	82.46	Avg RF
Benzo(a)Anthracene	0.9978	1.0912	2.00	1.79	10.50	71.35	Quadratic
Chrysene	0.9966	1.6085	2.00	1.96	2.17	77.50	Quadratic
Perylene-d12	----------ISTD----------						
Benzo(b)fluoranthene	1.7246	1.3886	2.00	1.61	-19.49	67.27	Avg RF
Benzo(k)fluoranthene	0.9999	1.6199	2.00	1.85	7.71	72.36	Quadratic
Benzo(a)pyrene	0.9996	1.1224	2.00	1.87	6.75	74.86	Quadratic
Indeno(1,2,3-cd)pyrene	1.1977	1.0048	2.00	1.68	-16.11	73.64	Avg RF
Dibenzo(a,h)anthracene	1.3915	1.2335	2.00	1.77	-11.36	76.99	Avg RF
Benzo(g,h,i)perylene	0.9993	1.4791	2.00	1.74	13.05	68.74	Quadratic

A -- against Average; M -- against Mid Point; P -- against Previous CC in the Method;

Continuing Calibration Report

Agilent | Trusted Answers

Batch Name \\MASSHUNTER\Org\Data\SV5975.I\sh011022\1 e8270d bna SIM\QuantResults\011022 bna SIM 1.batch.bin
Method File \\MASSHUNTER\Org\Data\SV5975.I\sh010522\3 e8270d bna SIM\010522 bna SIM 3.batch.bin
Daily CC \\MASSHUNTER\Org\Data\SV5975.I\sh011022\1 e8270d bna SIMJan1023.D

Level name	Injection Time	Calibration Files	
7	12/28/2021 5:30:40 PM	\\MASSHUNTER\Org\Data\SV5975.I\sh122821\1 e8270c bna SIM\Dec2802.D	
6	12/28/2021 6:03:21 PM	\\MASSHUNTER\Org\Data\SV5975.I\sh122821\1 e8270c bna SIM\Dec2803.D	
5	12/28/2021 6:35:53 PM	\\MASSHUNTER\Org\Data\SV5975.I\sh122821\1 e8270c bna SIM\Dec2804.D	
4	12/28/2021 7:08:33 PM	\\MASSHUNTER\Org\Data\SV5975.I\sh122821\1 e8270c bna SIM\Dec2805.D	
3	12/28/2021 7:41:06 PM	\\MASSHUNTER\Org\Data\SV5975.I\sh122821\1 e8270c bna SIM\Dec2806.D	
2	12/28/2021 8:13:46 PM	\\MASSHUNTER\Org\Data\SV5975.I\sh122821\1 e8270c bna SIM\Dec2807.D	
1	12/28/2021 8:46:23 PM	\\MASSHUNTER\Org\Data\SV5975.I\sh122821\1 e8270c bna SIM\Dec2808.D	
CCV	1/10/2022 11:03:34 PM	\\MASSHUNTER\Org\Data\SV5975.I\sh011022\1 e8270d bna SIM\Jan1023.D	<======

ISTD Compound:	Avg Resp	Mid Resp	CC Resp	Area%	A/M
1,4-Dichlorobenzene-d4	305106	324694	254870	78.50	M
Naphthalene-d8	572584	593232	433340	73.05	M
Acenaphthene-d10	319385	333337	258334	77.50	M
Phenanthrene-d10	689765	735690	564864	76.78	M
Chrysene-d12	520451	540068	417462	77.30	M
Perylene-d12	336551	351697	283136	80.51	M

Target Compound	AvgRF/R2	CC RF	Exp. Conc	Calc. Conc	%Dev	Area%	Curve Fit
1,4-Dichlorobenzene-d4	----------ISTD----------						
Nitrobenzene-d5	0.9996	0.7841	2.00	1.70	14.77	69.18	Quadratic
Naphthalene-d8	----------ISTD----------						
Naphthalene	1.3431	1.2782	2.00	1.90	-4.84	73.05	Avg RF
2-Methylnaphthalene	0.7746	0.7256	2.00	1.87	-6.32	73.06	Avg RF
1-Methylnaphthalene	0.7163	0.7727	2.00	2.16	7.88	85.81	Avg RF
Acenaphthene-d10	----------ISTD----------						
2-Fluorobiphenyl	1.9914	1.9185	2.00	1.93	-3.66	82.48	Avg RF
Acenaphthylene	2.1392	2.1102	2.00	1.97	-1.36	84.93	Avg RF
Acenaphthene	1.5553	1.4064	2.00	1.81	-9.57	75.26	Avg RF
Fluorene	1.7797	1.6959	2.00	1.91	-4.71	79.82	Avg RF
Phenanthrene-d10	----------ISTD----------						
Phenanthrene	0.9990	1.1492	2.00	1.89	5.44	75.85	Quadratic
Anthracene	0.9997	0.9979	2.00	2.06	-2.83	80.44	Quadratic
o-Terphenyl	0.7334	0.6543	2.00	1.78	-10.80	78.17	Avg RF
Fluoranthene	1.3635	1.2383	2.00	1.82	-9.18	78.10	Avg RF
Chrysene-d12	----------ISTD----------						
Pyrene	1.9954	1.8320	2.00	1.84	-8.19	77.86	Avg RF
Terphenyl-d14	0.7402	0.7260	2.00	1.96	-1.91	82.46	Avg RF
Benzo(a)Anthracene	0.9978	1.0912	2.00	1.79	10.50	71.35	Quadratic
Chrysene	0.9966	1.6085	2.00	1.96	2.17	77.50	Quadratic
Perylene-d12	----------ISTD----------						
Benzo(b)fluoranthene	1.7246	1.3886	2.00	1.61	-19.49	67.27	Avg RF
Benzo(k)fluoranthene	0.9999	1.6199	2.00	1.85	7.71	72.36	Quadratic
Benzo(a)pyrene	0.9996	1.1224	2.00	1.87	6.75	74.86	Quadratic
Indeno(1,2,3-cd)pyrene	1.1977	1.0048	2.00	1.68	-16.11	73.64	Avg RF
Dibenzo(a,h)anthracene	1.3915	1.2335	2.00	1.77	-11.36	76.99	Avg RF
Benzo(g,h,i)perylene	0.9993	1.4791	2.00	1.74	13.05	68.74	Quadratic

A -- against Average; M -- against Mid Point; P -- against Previous CC in the Method;

Audit Trail report

Batch name and path: \\MASSHUNTER\Org\Data\SV5975.I\sh011022\1 e8270d bna SIM\QuantResults\011022 bna SIM 1.batch.bin
Quant batch version: 10.0
Quant reporting version: 10.0

Name	User	Time	Action	Reason	Comment	Succeed	Exception
CmdNewBatchTable	BL2000\jheine	1/10/2022 11:35:32 AM	Create new batch \\MASSHUNTER\Org\Data\SV5975.I\sh011022\1 e8270d bna SIM\011022 bna SIM 1.batch.bin			✓	
CmdImportSamplesFromWorklist	BL2000\jheine	1/10/2022 11:35:36 AM	Add samples from worklist: \\MASSHUNTER\Org\Data\SV5975.I\sh011022\1 e8270d bna SIM\Jan1001.D			✓	
CmdSetSampleAttribute	BL2000\jheine	1/10/2022 11:35:39 AM	Set SampleType = TuneCheck for sample Jan1001.D; previous value = Sample			✓	
CmdImportSamplesFromWorklist	BL2000\jheine	1/10/2022 12:06:39 PM	Add samples from worklist: \\MASSHUNTER\Org\Data\SV5975.I\sh011022\1 e8270d bna SIM\Jan1002.D			✓	
CmdStartMethodEditing	BL2000\jheine	1/10/2022 12:07:00 PM	Start method editing			✓	
CmdImportMethodFromBatch	BL2000\jheine	1/10/2022 12:07:01 PM	Import method from batch \\MASSHUNTER\Org\Data\SV5975.I\sh010522\3 e8270d bna SIM\010522 bna SIM 3.batch.bin			✓	
CmdApplyMethodToAllSamples	BL2000\jheine	1/10/2022 12:07:04 PM	Apply method to all samples			✓	
CmdMethodClear	BL2000\jheine	1/10/2022 12:07:05 PM	Clear method			✓	
CmdEndMethodEditing	BL2000\jheine	1/10/2022 12:07:05 PM	End method editing			✓	
CmdSetSampleAttribute	BL2000\jheine	1/10/2022 12:07:12 PM	Set SampleType = CC for sample Jan1002.D; previous value = Sample			✓	
CmdSetSampleAttribute	BL2000\jheine	1/10/2022 12:07:14 PM	Set LevelName = CCV for sample Jan1002.D; previous value =			✓	
CmdQuantitate	BL2000\jheine	1/10/2022 12:07:16 PM	Quantitate all compounds in sample Jan1002.D			✓	
CmdManuallyIntegratePeak	BL2000\jheine	1/10/2022 12:07:34 PM	Manually integrate compound Nitrobenzene-d5 in sample Jan1002.D, from x, y = 5.131, 501 to 5.417, 389, result = 5460; previous integration is from x, y = 5.131, 199 to 5.243, 211 and previous response = 8890.			✓	
CmdManuallyIntegrateSnapBaseline	BL2000\jheine	1/10/2022 12:07:36 PM	Snap baseline for compound Nitrobenzene-d5 in sample Jan1002.D, from x = 5.131 to x = 5.417, new integration is from x, y = 5.131, 181 to 5.417, 214 and new response = 9709; previous integration is from x, y = 5.131, 501 to 5.417, 389 and previous response = 5460.			✓	
CmdSetTargetCompoundAttribute	BL2000\jheine	1/10/2022 12:07:41 PM	Set UserAnnotation = LT for compound Nitrobenzene-d5 in sample Jan1002.D; previous value =			✓	

Name	User	Time	Action	Reason	Comment	Succeed	Exception
CmdManuallyIntegrateDropBaseline	BL2000\jheine	1/10/2022 12:07:44 PM	Drop baseline for compound Nitrobenzene-d5 in sample Jan1002.D to y = 181, new integration is from x, y = 5.131, 181 to 5.417, 181 and new response = 9992; previous integration is from x, y = 5.131, 181 to 5.417, 214 and previous response = 9709.			✓	
CmdManuallyIntegratePeak	BL2000\jheine	1/10/2022 12:07:55 PM	Manually integrate compound Benzo(b)fluoranthene in sample Jan1002.D, from x, y = 17.684, 59 to 17.783, 94, result = 19554; previous integration is from x, y = 17.711, 93 to 17.783, 100 and previous response = 19451.			✓	
CmdManuallyIntegrateDropBaseline	BL2000\jheine	1/10/2022 12:07:58 PM	Drop baseline for compound Benzo(b)fluoranthene in sample Jan1002.D to y = 59, new integration is from x, y = 17.684, 59 to 17.783, 59 and new response = 19658; previous integration is from x, y = 17.684, 59 to 17.783, 94 and previous response = 19554.			✓	
CmdSetTargetCompoundAttribute	BL2000\jheine	1/10/2022 12:07:59 PM	Set UserAnnotation = BA for compound Benzo(b)fluoranthene in sample Jan1002.D; previous value =			✓	
CmdManuallyIntegrateQualifierPeak	BL2000\jheine	1/10/2022 12:08:20 PM	Manually integrate qualifier 102.0 of compound Naphthalene in sample Jan1002.D, from x, y = 5.953, 662 to 6.053, 93, result = 3298; previous integration is from x, y = 5.898, 93 to 6.053, 93 and previous response = 8611.			✓	
CmdManuallyIntegrateDropBaseline	BL2000\jheine	1/10/2022 12:08:22 PM	Drop baseline for qualifier 102.0 of compound Naphthalene in sample Jan1002.D to y = 93, new integration is from x, y = 5.953, 93 to 6.053, 93 and new response = 5005; previous integration is from x, y = 5.953, 662 to 6.053, 93 and previous response = 3298.			✓	
CmdManuallyIntegrateQualifierPeak	BL2000\jheine	1/10/2022 12:08:30 PM	Manually integrate qualifier142.0 of compound 2-Methylnaphthalene in sample Jan1002.D from x, y = 6.777, 78 to 6.877, 4042; result = 9647			✓	
CmdManuallyIntegrateDropBaseline	BL2000\jheine	1/10/2022 12:08:32 PM	Drop baseline for qualifier 142.0 of compound 2-Methylnaphthalene in sample Jan1002.D to y = 78, new integration is from x, y = 6.777, 78 to 6.877, 78 and new response = 21528; previous integration is from x, y = 6.777, 78 to 6.877, 4042 and previous response = 9647.			✓	

Name	User	Time	Action	Reason	Comment	Succeed	Exception
CmdManuallyIntegrate QualifierPeak	BL2000\jheine	1/10/2022 12:08:41 PM	Manually integrate qualifier 142.0 of compound 1-Methylnaphthalene in sample Jan1002.D, from x, y = 6.890, 419 to 7.065, 78, result = 17929; previous integration is from x, y = 6.777, 78 to 7.065, 78 and previous response = 41796.			✓	
CmdManuallyIntegrate DropBaseline	BL2000\jheine	1/10/2022 12:08:42 PM	Drop baseline for qualifier 142.0 of compound 1-Methylnaphthalene in sample Jan1002.D to y = 78, new integration is from x, y = 6.890, 78 to 7.065, 78 and new response = 19719; previous integration is from x, y = 6.890, 419 to 7.065, 78 and previous response = 17929.			✓	
CmdManuallyIntegrate QualifierPeak	BL2000\jheine	1/10/2022 12:08:52 PM	Manually integrate qualifier 153.0 of compound Acenaphthylene in sample Jan1002.D, from x, y = 7.813, 531 to 7.876, 2958, result = -2551; previous integration is from x, y = 8.025, 84 to 8.138, 84 and previous response = 20698.			✓	
CmdManuallyIntegrateSnapBaseline	BL2000\jheine	1/10/2022 12:08:54 PM	Snap baseline for qualifier 153.0 of compound Acenaphthylene in sample Jan1002.D from x = 7.813 to x = 7.876, new integration is from x, y = 7.813, 85 to 7.876, 240 and new response = 3365; previous integration is from x, y = 7.813, 531 to 7.876, 2958 and previous response = -2551.			✓	
CmdManuallyIntegrateSnapBaseline	BL2000\jheine	1/10/2022 12:08:55 PM	Snap baseline for qualifier 153.0 of compound Acenaphthylene in sample Jan1002.D from x = 7.813 to x = 7.876, new integration is from x, y = 7.813, 85 to 7.876, 240 and new response = 3365; previous integration is from x, y = 7.813, 85 to 7.876, 240 and previous response = 3365.			✓	
CmdManuallyIntegrate DropBaseline	BL2000\jheine	1/10/2022 12:08:55 PM	Drop baseline for qualifier 153.0 of compound Acenaphthylene in sample Jan1002.D to y = 85, new integration is from x, y = 7.813, 85 to 7.876, 85 and new response = 3654; previous integration is from x, y = 7.813, 85 to 7.876, 240 and previous response = 3365.			✓	
CmdManuallyIntegrate QualifierPeak	BL2000\jheine	1/10/2022 12:09:38 PM	Manually integrate qualifier 152.0 of compound Acenaphthene in sample Jan1002.D, from x, y = 8.025, 3197 to 8.100, 5651, result = -9701; previous integration is from x, y = 7.813, 98 to 7.926, 98 and previous response = 27257.			✓	

Name	User	Time	Action	Reason	Comment	Succeed	Exception
CmdManuallyIntegrateSnapBaseline	BL2000\jheine	1/10/2022 12:09:39 PM	Snap baseline for qualifier 152.0 of compound Acenaphthene in sample Jan1002.D from x = 8.025 to x = 8.100, new integration is from x, y = 8.025, 135 to 8.100, 251 and new response = 9279; previous integration is from x, y = 8.025, 3197 to 8.100, 5651 and previous response = -9701.			✓	
CmdManuallyIntegrateDropBaseline	BL2000\jheine	1/10/2022 12:09:40 PM	Drop baseline for qualifier 152.0 of compound Acenaphthene in sample Jan1002.D to y = 135, new integration is from x, y = 8.025, 135 to 8.100, 135 and new response = 9539; previous integration is from x, y = 8.025, 135 to 8.100, 251 and previous response = 9279.			✓	
CmdManuallyIntegrateSplit	BL2000\jheine	1/10/2022 12:09:50 PM	Split qualifier 176.0 of compound Phenanthrene in sample Jan1002.D and keep left peak, new integration is from x, y = 9.780, 64.6809587374233 to 9.854, 64.6809587374233 and new response = 6120, previous integration is from x, y = 9.780, 65 to 9.904, 65 and previous response = 10815.			✓	
CmdManuallyIntegrateQualifierPeak	BL2000\jheine	1/10/2022 12:09:58 PM	Manually integrate qualifier176.0 of compound Anthracene in sample Jan1002.D from x, y = 9.854, 564 to 9.953, 626; result = 2007			✓	
CmdManuallyIntegrateSnapBaseline	BL2000\jheine	1/10/2022 12:09:59 PM	Snap baseline for qualifier 176.0 of compound Anthracene in sample Jan1002.D from x = 9.854 to x = 9.953, new integration is from x, y = 9.854, 186 to 9.953, 151 and new response = 4536; previous integration is from x, y = 9.854, 564 to 9.953, 626 and previous response = 2007.			✓	
CmdManuallyIntegrateDropBaseline	BL2000\jheine	1/10/2022 12:10:00 PM	Drop baseline for qualifier 176.0 of compound Anthracene in sample Jan1002.D to y = 151, new integration is from x, y = 9.854, 151 to 9.953, 151 and new response = 4640; previous integration is from x, y = 9.854, 186 to 9.953, 151 and previous response = 4536.			✓	
CmdSaveBatchTable	BL2000\jheine	1/10/2022 12:10:33 PM	Save batch \\MASSHUNTER\Org\Data\SV5975.I\sh 011022\1 e8270d bna SIM\QuantResults\011022 bna SIM 1.batch.bin			✓	
CmdOpenBatchTable	BL2000\jheine	1/11/2022 8:22:01 AM	Open batch \\MASSHUNTER\Org\Data\SV5975.I\sh 011022\1 e8270d bna SIM\011022 bna SIM 1.batch.bin			✓	

Name	User	Time	Action	Reason	Comment	Succeed	Exception
CmdImportSamplesFromWorklist	BL2000\jheine	1/11/2022 8:23:09 AM	Add samples from worklist: \\MASSHUNTER\Org\Data\SV5975.I\sh011022\1 e8270d bna SIM\Jan1023.D, \\MASSHUNTER\Org\Data\SV5975.I\sh011022\1 e8270d bna SIM\Jan1022.D, \\MASSHUNTER\Org\Data\SV5975.I\sh011022\1 e8270d bna SIM\Jan1021.D, \\MASSHUNTER\Org\Data\SV5975.I\sh011022\1 e8270d bna SIM\Jan1020.D, \\MASSHUNTER\Org\Data\SV5975.I\sh011022\1 e8270d bna SIM\Jan1019.D, \\MASSHUNTER\Org\Data\SV5975.I\sh011022\1 e8270d bna SIM\Jan1018.D, \\MASSHUNTER\Org\Data\SV5975.I\sh011022\1 e8270d bna SIM\Jan1017.D, \\MASSHUNTER\Org\Data\SV5975.I\sh011022\1 e8270d bna SIM\Jan1016.D, \\MASSHUNTER\Org\Data\SV5975.I\sh011022\1 e8270d bna SIM\Jan1015.D, \\MASSHUNTER\Org\Data\SV5975.I\sh011022\1 e8270d bna SIM\Jan1014.D, \\MASSHUNTER\Org\Data\SV5975.I\sh011022\1 e8270d bna SIM\Jan1013.D, \\MASSHUNTER\Org\Data\SV5975.I\sh011022\1 e8270d bna SIM\Jan1012.D, \\MASSHUNTER\Org\Data\SV5975.I\sh011022\1 e8270d bna SIM\Jan1011.D, \\MASSHUNTER\Org\Data\SV5975.I\sh011022\1 e8270d bna SIM\Jan1010.D, \\MASSHUNTER\Org\Data\SV5975.I\sh011022\1 e8270d bna SIM\Jan1009.D, \\MASSHUNTER\Org\Data\SV5975.I\sh011022\1 e8270d bna SIM\Jan1008.D, \\MASSHUNTER\Org\Data\SV5975.I\sh011022\1 e8270d bna SIM\Jan1007.D, \\MASSHUNTER\Org\Data\SV5975.I\sh011022\1 e8270d bna SIM\Jan1006.D, \\MASSHUNTER\Org\Data\SV5975.I\sh011022\1 e8270d bna SIM\Jan1005.D, \\MASSHUNTER\Org\Data\SV5975.I\sh011022\1 e8270d bna SIM\Jan1004.D, \\MASSHUNTER\Org\Data\SV5975.I\sh011022\1 e8270d bna SIM\Jan1003.D			✓	
CmdSetSampleAttribute	BL2000\jheine	1/11/2022 8:24:08 AM	Set SampleType = Blank for sample Jan1004.D; previous value = Sample			✓	
CmdSetSampleAttribute	BL2000\jheine	1/11/2022 8:24:10 AM	Set SampleType = Calibration for sample Jan1005.D; previous value = Sample			✓	
CmdSetSampleAttribute	BL2000\jheine	1/11/2022 8:24:13 AM	Set SampleType = Matrix for sample Jan1006.D; previous value = Sample			✓	
CmdSetSampleAttribute	BL2000\jheine	1/11/2022 8:24:16 AM	Set SampleType = Blank for sample Jan1005.D; previous value = Calibration			✓	
CmdSetSampleAttribute	BL2000\jheine	1/11/2022 8:24:21 AM	Set SampleType = MatrixDup for sample Jan1007.D; previous value = Sample			✓	

Name	User	Time	Action	Reason	Comment	Succeed	Exception
CmdSetSampleAttribute	BL2000\jheine	1/11/2022 8:24:26 AM	Set SampleType = Matrix for sample Jan1016.D; previous value = Sample			✓	
CmdSetSampleAttribute	BL2000\jheine	1/11/2022 8:24:29 AM	Set SampleType = Blank for sample Jan1017.D; previous value = Sample			✓	
CmdSetSampleAttribute	BL2000\jheine	1/11/2022 8:24:31 AM	Set SampleType = Blank for sample Jan1018.D; previous value = Sample			✓	
CmdSetSampleAttribute	BL2000\jheine	1/11/2022 8:24:39 AM	Set SampleType = Matrix for sample Jan1019.D; previous value = Sample			✓	
CmdSetSampleAttribute	BL2000\jheine	1/11/2022 8:24:42 AM	Set SampleType = MatrixDup for sample Jan1020.D; previous value = Sample			✓	
CmdSetSampleAttribute	BL2000\jheine	1/11/2022 8:24:46 AM	Set SampleType = CC for sample Jan1023.D; previous value = Sample			✓	
CmdSetSampleAttribute	BL2000\jheine	1/11/2022 8:24:51 AM	Set LevelName = CCV for sample Jan1023.D; previous value =			✓	
CmdSetSampleAttribute	BL2000\jheine	1/11/2022 8:24:57 AM	Set MatrixSpikeGroup = MB-162701 for sample Jan1017.D; previous value =			✓	
CmdSetSampleAttribute	BL2000\jheine	1/11/2022 8:24:59 AM	Set MatrixSpikeGroup = MB-162701 for sample Jan1019.D; previous value =			✓	
CmdSetSampleAttribute	BL2000\jheine	1/11/2022 8:25:00 AM	Set MatrixSpikeGroup = MB-162701 for sample Jan1020.D; previous value =			✓	
CmdSetSampleAttribute	BL2000\jheine	1/11/2022 8:25:08 AM	Set MatrixSpikeGroup = B21122105-001C for sample Jan1014.D; previous value =			✓	
CmdSetSampleAttribute	BL2000\jheine	1/11/2022 8:25:09 AM	Set MatrixSpikeGroup = B21122105-001C for sample Jan1016.D; previous value =			✓	
CmdSetSampleAttribute	BL2000\jheine	1/11/2022 8:25:14 AM	Set MatrixSpikeGroup = MB-162577 for sample Jan1004.D; previous value =			✓	
CmdSetSampleAttribute	BL2000\jheine	1/11/2022 8:25:16 AM	Set MatrixSpikeGroup = MB-162577 for sample Jan1006.D; previous value =			✓	
CmdSetSampleAttribute	BL2000\jheine	1/11/2022 8:25:17 AM	Set MatrixSpikeGroup = MB-162577 for sample Jan1007.D; previous value =			✓	
CmdSetSampleAttribute	BL2000\jheine	1/11/2022 8:25:22 AM	Set SampleInformation = MatrixA for sample Jan1006.D; previous value =			✓	
CmdSetSampleAttribute	BL2000\jheine	1/11/2022 8:25:26 AM	Set SampleInformation = MatrixA for sample Jan1007.D; previous value =			✓	
CmdSetSampleAttribute	BL2000\jheine	1/11/2022 8:25:29 AM	Set SampleInformation = MatrixA for sample Jan1019.D; previous value =			✓	
CmdSetSampleAttribute	BL2000\jheine	1/11/2022 8:25:31 AM	Set SampleInformation = MatrixA for sample Jan1020.D; previous value =			✓	
CmdSetSampleAttribute	BL2000\jheine	1/11/2022 8:25:32 AM	Set SampleInformation = MatrixA for sample Jan1016.D; previous value =			✓	

Name	User	Time	Action	Reason	Comment	Succeed	Exception
CmdQuantitate	BL2000\jheine	1/11/2022 8:25:41 AM	Quantitate all compounds in all samples			✓	
CmdManuallyIntegratePeak	BL2000\jheine	1/11/2022 8:26:01 AM	Manually integrate compound Benzo(a)pyrene in sample Jan1003.D, from x, y = 18.376, 85 to 18.450, 220, result = -350; previous integration is from x, y = 18.476, 61 to 18.660, 73 and previous response = 1653.			✓	
CmdManuallyIntegrateSnapBaseline	BL2000\jheine	1/11/2022 8:26:03 AM	Snap baseline for compound Benzo(a)pyrene in sample Jan1003.D, from x = 18.376 to x = 18.450, new integration is from x, y = 18.376, 59 to 18.450, 59 and new response = 66; previous integration is from x, y = 18.376, 85 to 18.450, 220 and previous response = -350.			✓	
CmdManuallyIntegrateDropBaseline	BL2000\jheine	1/11/2022 8:26:04 AM	Drop baseline for compound Benzo(a)pyrene in sample Jan1003.D to y = 59, new integration is from x, y = 18.376, 59 to 18.450, 59 and new response = 66; previous integration is from x, y = 18.376, 59 to 18.450, 59 and previous response = 66.			✓	
CmdZeroOutPeak	BL2000\jheine	1/11/2022 8:26:06 AM	Zero out primary peak of compound Benzo(a)pyrene in sample Jan1003.D			✓	
CmdManuallyIntegratePeak	BL2000\jheine	1/11/2022 8:26:11 AM	Manually integrate compound Acenaphthene in sample Jan1003.D, from x, y = 8.038, 368 to 8.075, 71, result = -191; previous integration is from x, y = 7.989, 71 to 8.075, 71 and previous response = 1478.			✓	
CmdManuallyIntegrateDropBaseline	BL2000\jheine	1/11/2022 8:26:12 AM	Drop baseline for compound Acenaphthene in sample Jan1003.D to y = 71, new integration is from x, y = 8.038, 71 to 8.075, 71 and new response = 143; previous integration is from x, y = 8.038, 368 to 8.075, 71 and previous response = -191.			✓	
CmdZeroOutPeak	BL2000\jheine	1/11/2022 8:26:14 AM	Zero out primary peak of compound Acenaphthene in sample Jan1003.D			✓	
CmdClearManualIntegration	BL2000\jheine	1/11/2022 8:26:23 AM	Clear manual integration of target signal for compound Acenaphthene in sample Jan1003.D			✓	
CmdManuallyIntegratePeak	BL2000\jheine	1/11/2022 8:26:28 AM	Manually integrate compound Acenaphthene in sample Jan1003.D, from x, y = 8.038, 326 to 8.075, 71, result = -144; previous integration is from x, y = 7.989, 71 to 8.075, 71 and previous response = 1478.			✓	

Name	User	Time	Action	Reason	Comment	Succeed	Exception
CmdManuallyIntegrateDropBaseline	BL2000\jheine	1/11/2022 8:26:29 AM	Drop baseline for compound Acenaphthene in sample Jan1003.D to y = 71, new integration is from x, y = 8.038, 71 to 8.075, 71 and new response = 143; previous integration is from x, y = 8.038, 326 to 8.075, 71 and previous response = -144.			✓	
CmdZeroOutPeak	BL2000\jheine	1/11/2022 8:26:32 AM	Zero out primary peak of compound Acenaphthene in sample Jan1003.D			✓	
CmdManuallyIntegratePeak	BL2000\jheine	1/11/2022 8:26:37 AM	Manually integrate compound Chrysene in sample Jan1003.D, from x, y = 14.789, 101 to 14.888, 54, result = 202; previous integration is from x, y = 14.689, 54 to 14.888, 54 and previous response = 1993.			✓	
CmdManuallyIntegrateDropBaseline	BL2000\jheine	1/11/2022 8:26:39 AM	Drop baseline for compound Chrysene in sample Jan1003.D to y = 54, new integration is from x, y = 14.789, 54 to 14.888, 54 and new response = 341; previous integration is from x, y = 14.789, 101 to 14.888, 54 and previous response = 202.			✓	
CmdZeroOutPeak	BL2000\jheine	1/11/2022 8:26:40 AM	Zero out primary peak of compound Chrysene in sample Jan1003.D			✓	
CmdZeroOutPeak	BL2000\jheine	1/11/2022 8:26:44 AM	Zero out primary peak of compound Benzo(a)Anthracene in sample Jan1003.D			✓	
CmdManuallyIntegratePeak	BL2000\jheine	1/11/2022 8:26:56 AM	Manually integrate compound Fluorene in sample Jan1004.D, from x, y = 8.661, 70 to 8.711, 90, result = 214; previous integration is from x, y = 8.960, 70 to 9.072, 70 and previous response = 11393.			✓	
CmdManuallyIntegrateDropBaseline	BL2000\jheine	1/11/2022 8:26:57 AM	Drop baseline for compound Fluorene in sample Jan1004.D to y = 70, new integration is from x, y = 8.661, 70 to 8.711, 70 and new response = 244; previous integration is from x, y = 8.661, 70 to 8.711, 90 and previous response = 214.			✓	
CmdZeroOutPeak	BL2000\jheine	1/11/2022 8:26:59 AM	Zero out primary peak of compound Fluorene in sample Jan1004.D			✓	
CmdManuallyIntegratePeak	BL2000\jheine	1/11/2022 8:27:07 AM	Manually integrate compound Benzo(a)pyrene in sample Jan1004.D, from x, y = 18.376, 65 to 18.450, 71, result = 175; previous integration is from x, y = 18.477, 72 to 18.647, 73 and previous response = 1693.			✓	
CmdZeroOutPeak	BL2000\jheine	1/11/2022 8:27:09 AM	Zero out primary peak of compound Benzo(a)pyrene in sample Jan1004.D			✓	

Name	User	Time	Action	Reason	Comment	Succeed	Exception
CmdManuallyIntegratePeak	BL2000\jheine	1/11/2022 8:27:15 AM	Manually integrate compound Acenaphthene in sample Jan1004.D, from x, y = 8.038, 126 to 8.075, 78, result = 205; previous integration is from x, y = 7.988, 78 to 8.075, 78 and previous response = 1670.			✓	
CmdManuallyIntegrateDropBaseline	BL2000\jheine	1/11/2022 8:27:16 AM	Drop baseline for compound Acenaphthene in sample Jan1004.D to y = 78, new integration is from x, y = 8.038, 78 to 8.075, 78 and new response = 260; previous integration is from x, y = 8.038, 126 to 8.075, 78 and previous response = 205.			✓	
CmdZeroOutPeak	BL2000\jheine	1/11/2022 8:27:19 AM	Zero out primary peak of compound Acenaphthene in sample Jan1004.D			✓	
CmdManuallyIntegratePeak	BL2000\jheine	1/11/2022 8:27:25 AM	Manually integrate compound Chrysene in sample Jan1004.D, from x, y = 14.789, 191 to 14.901, 197, result = -255; previous integration is from x, y = 14.684, 56 to 14.789, 57 and previous response = 2006.			✓	
CmdManuallyIntegrateSnapBaseline	BL2000\jheine	1/11/2022 8:27:27 AM	Snap baseline for compound Chrysene in sample Jan1004.D, from x = 14.789 to x = 14.901, new integration is from x, y = 14.789, 166 to 14.901, 82 and new response = 217; previous integration is from x, y = 14.789, 191 to 14.901, 197 and previous response = -255.			✓	
CmdManuallyIntegrateDropBaseline	BL2000\jheine	1/11/2022 8:27:28 AM	Drop baseline for compound Chrysene in sample Jan1004.D to y = 82, new integration is from x, y = 14.789, 82 to 14.901, 82 and new response = 500; previous integration is from x, y = 14.789, 166 to 14.901, 82 and previous response = 217.			✓	
CmdZeroOutPeak	BL2000\jheine	1/11/2022 8:27:29 AM	Zero out primary peak of compound Chrysene in sample Jan1004.D			✓	
CmdZeroOutPeak	BL2000\jheine	1/11/2022 8:27:32 AM	Zero out primary peak of compound Benzo(a)Anthracene in sample Jan1004.D			✓	
CmdZeroOutPeak	BL2000\jheine	1/11/2022 8:27:53 AM	Zero out primary peak of compound Benzo(a)pyrene in sample Jan1005.D			✓	
CmdManuallyIntegratePeak	BL2000\jheine	1/11/2022 8:27:58 AM	Manually integrate compound Acenaphthene in sample Jan1005.D, from x, y = 8.038, 357 to 8.100, 69, result = -343; previous integration is from x, y = 7.988, 69 to 8.100, 69 and previous response = 1597.			✓	

Name	User	Time	Action	Reason	Comment	Succeed	Exception
CmdManuallyIntegrateDropBaseline	BL2000\jheine	1/11/2022 8:28:00 AM	Drop baseline for compound Acenaphthene in sample Jan1005.D to y = 69, new integration is from x, y = 8.038, 69 to 8.100, 69 and new response = 196; previous integration is from x, y = 8.038, 357 to 8.100, 69 and previous response = -343.			✓	
CmdZeroOutPeak	BL2000\jheine	1/11/2022 8:28:01 AM	Zero out primary peak of compound Acenaphthene in sample Jan1005.D			✓	
CmdZeroOutPeak	BL2000\jheine	1/11/2022 8:28:05 AM	Zero out primary peak of compound Chrysene in sample Jan1005.D			✓	
CmdZeroOutPeak	BL2000\jheine	1/11/2022 8:28:06 AM	Zero out primary peak of compound Benzo(a)Anthracene in sample Jan1005.D			✓	
CmdManuallyIntegrateQualifierPeak	BL2000\jheine	1/11/2022 8:28:23 AM	Manually integrate qualifier 102.0 of compound Naphthalene in sample Jan1006.D, from x, y = 5.953, 785 to 6.041, 83, result = 4593; previous integration is from x, y = 5.903, 83 to 6.041, 83 and previous response = 11038.			✓	
CmdManuallyIntegrateDropBaseline	BL2000\jheine	1/11/2022 8:28:24 AM	Drop baseline for qualifier 102.0 of compound Naphthalene in sample Jan1006.D to y = 83, new integration is from x, y = 5.953, 83 to 6.041, 83 and new response = 6434; previous integration is from x, y = 5.953, 785 to 6.041, 83 and previous response = 4593.			✓	
CmdManuallyIntegrateQualifierPeak	BL2000\jheine	1/11/2022 8:29:16 AM	Manually integrate qualifier 102.0 of compound Naphthalene in sample Jan1007.D, from x, y = 5.953, 659 to 6.041, 87, result = 3827; previous integration is from x, y = 5.880, 87 to 6.041, 87 and previous response = 9811.			✓	
CmdManuallyIntegrateDropBaseline	BL2000\jheine	1/11/2022 8:29:17 AM	Drop baseline for qualifier 102.0 of compound Naphthalene in sample Jan1007.D to y = 87, new integration is from x, y = 5.953, 87 to 6.041, 87 and new response = 5325; previous integration is from x, y = 5.953, 659 to 6.041, 87 and previous response = 3827.			✓	
CmdManuallyIntegratePeak	BL2000\jheine	1/11/2022 8:29:57 AM	Manually integrate compound Benzo(g,h,i)perylene in sample Jan1007.D, from x, y = 20.550, 4957 to 20.699, 7406, result = 12347; previous integration is from x, y = 20.553, 2042 to 20.641, 1886 and previous response = 51010.			✓	

Name	User	Time	Action	Reason	Comment	Succeed	Exception
CmdManuallyIntegrateSnapBaseline	BL2000\jheine	1/11/2022 8:29:58 AM	Snap baseline for compound Benzo(g,h,i)perylene in sample Jan1007.D, from x = 20.550 to x = 20.699, new integration is from x, y = 20.550, 347 to 20.699, 728 and new response = 62562; previous integration is from x, y = 20.550, 4957 to 20.699, 7406 and previous response = 12347.			✓	
CmdManuallyIntegrateDropBaseline	BL2000\jheine	1/11/2022 8:29:59 AM	Drop baseline for compound Benzo(g,h,i)perylene in sample Jan1007.D to y = 347, new integration is from x, y = 20.550, 347 to 20.699, 347 and new response = 64257; previous integration is from x, y = 20.550, 347 to 20.699, 728 and previous response = 62562.			✓	
CmdSetTargetCompoundAttribute	BL2000\jheine	1/11/2022 8:30:00 AM	Set UserAnnotation = BA for compound Benzo(g,h,i)perylene in sample Jan1007.D; previous value =			✓	
CmdZeroOutPeak	BL2000\jheine	1/11/2022 8:30:13 AM	Zero out primary peak of compound Fluorene in sample Jan1008.D			✓	
CmdZeroOutPeak	BL2000\jheine	1/11/2022 8:30:16 AM	Zero out primary peak of compound Benzo(a)pyrene in sample Jan1008.D			✓	
CmdManuallyIntegratePeak	BL2000\jheine	1/11/2022 8:30:22 AM	Manually integrate compound Acenaphthene in sample Jan1008.D, from x, y = 8.038, 87 to 8.088, 73, result = 120; previous integration is from x, y = 7.976, 73 to 8.088, 73 and previous response = 1568.			✓	
CmdManuallyIntegrateDropBaseline	BL2000\jheine	1/11/2022 8:30:23 AM	Drop baseline for compound Acenaphthene in sample Jan1008.D to y = 73, new integration is from x, y = 8.038, 73 to 8.088, 73 and new response = 142; previous integration is from x, y = 8.038, 87 to 8.088, 73 and previous response = 120.			✓	
CmdZeroOutPeak	BL2000\jheine	1/11/2022 8:30:25 AM	Zero out primary peak of compound Acenaphthene in sample Jan1008.D			✓	
CmdZeroOutPeak	BL2000\jheine	1/11/2022 8:30:28 AM	Zero out primary peak of compound Chrysene in sample Jan1008.D			✓	
CmdZeroOutPeak	BL2000\jheine	1/11/2022 8:30:30 AM	Zero out primary peak of compound Benzo(a)Anthracene in sample Jan1008.D			✓	
CmdManuallyIntegratePeak	BL2000\jheine	1/11/2022 8:30:49 AM	Manually integrate compound Benzo(a)pyrene in sample Jan1009.D, from x, y = 18.388, 93 to 18.438, 182, result = -172; previous integration is from x, y = 18.476, 66 to 18.672, 68 and previous response = 1636.			✓	

Name	User	Time	Action	Reason	Comment	Succeed	Exception
CmdManuallyIntegrateSnapBaseline	BL2000\jheine	1/11/2022 8:30:50 AM	Snap baseline for compound Benzo(a)pyrene in sample Jan1009.D, from x = 18.388 to x = 18.438, new integration is from x, y = 18.388, 64 to 18.438, 65 and new response = 46; previous integration is from x, y = 18.388, 93 to 18.438, 182 and previous response = -172.			✓	
CmdManuallyIntegrateDropBaseline	BL2000\jheine	1/11/2022 8:30:51 AM	Drop baseline for compound Benzo(a)pyrene in sample Jan1009.D to y = 64, new integration is from x, y = 18.388, 64 to 18.438, 64 and new response = 47; previous integration is from x, y = 18.388, 64 to 18.438, 65 and previous response = 46.			✓	
CmdZeroOutPeak	BL2000\jheine	1/11/2022 8:30:53 AM	Zero out primary peak of compound Benzo(a)pyrene in sample Jan1009.D			✓	
CmdManuallyIntegratePeak	BL2000\jheine	1/11/2022 8:30:59 AM	Manually integrate compound Acenaphthene in sample Jan1009.D, from x, y = 8.038, 88 to 8.100, 66, result = 122; previous integration is from x, y = 7.989, 66 to 8.100, 66 and previous response = 1437.			✓	
CmdManuallyIntegrateDropBaseline	BL2000\jheine	1/11/2022 8:31:00 AM	Drop baseline for compound Acenaphthene in sample Jan1009.D to y = 66, new integration is from x, y = 8.038, 66 to 8.100, 66 and new response = 162; previous integration is from x, y = 8.038, 88 to 8.100, 66 and previous response = 122.			✓	
CmdZeroOutPeak	BL2000\jheine	1/11/2022 8:31:01 AM	Zero out primary peak of compound Acenaphthene in sample Jan1009.D			✓	
CmdManuallyIntegratePeak	BL2000\jheine	1/11/2022 8:31:07 AM	Manually integrate compound Chrysene in sample Jan1009.D, from x, y = 14.789, 105 to 14.876, 54, result = 165; previous integration is from x, y = 14.688, 53 to 14.876, 54 and previous response = 2005.			✓	
CmdManuallyIntegrateDropBaseline	BL2000\jheine	1/11/2022 8:31:09 AM	Drop baseline for compound Chrysene in sample Jan1009.D to y = 54, new integration is from x, y = 14.789, 54 to 14.876, 54 and new response = 299; previous integration is from x, y = 14.789, 105 to 14.876, 54 and previous response = 165.			✓	
CmdZeroOutPeak	BL2000\jheine	1/11/2022 8:31:11 AM	Zero out primary peak of compound Chrysene in sample Jan1009.D			✓	
CmdZeroOutPeak	BL2000\jheine	1/11/2022 8:31:13 AM	Zero out primary peak of compound Benzo(a)Anthracene in sample Jan1009.D			✓	

Name	User	Time	Action	Reason	Comment	Succeed	Exception
CmdManuallyIntegratePeak	BL2000\jheine	1/11/2022 8:31:33 AM	Manually integrate compound Fluorene in sample Jan1010.D, from x, y = 8.661, 73 to 8.723, 74, result = 76; previous integration is from x, y = 8.955, 73 to 9.072, 77 and previous response = 12281.			✓	
CmdZeroOutPeak	BL2000\jheine	1/11/2022 8:31:34 AM	Zero out primary peak of compound Fluorene in sample Jan1010.D			✓	
CmdZeroOutPeak	BL2000\jheine	1/11/2022 8:31:40 AM	Zero out primary peak of compound Benzo(a)pyrene in sample Jan1010.D			✓	
CmdManuallyIntegratePeak	BL2000\jheine	1/11/2022 8:31:45 AM	Manually integrate compound Acenaphthene in sample Jan1010.D, from x, y = 8.038, 114 to 8.100, 79, result = 62; previous integration is from x, y = 7.984, 79 to 8.100, 79 and previous response = 1553.			✓	
CmdManuallyIntegrateDropBaseline	BL2000\jheine	1/11/2022 8:31:47 AM	Drop baseline for compound Acenaphthene in sample Jan1010.D to y = 79, new integration is from x, y = 8.038, 79 to 8.100, 79 and new response = 127; previous integration is from x, y = 8.038, 114 to 8.100, 79 and previous response = 62.			✓	
CmdZeroOutPeak	BL2000\jheine	1/11/2022 8:31:48 AM	Zero out primary peak of compound Acenaphthene in sample Jan1010.D			✓	
CmdZeroOutPeak	BL2000\jheine	1/11/2022 8:31:52 AM	Zero out primary peak of compound Chrysene in sample Jan1010.D			✓	
CmdZeroOutPeak	BL2000\jheine	1/11/2022 8:31:54 AM	Zero out primary peak of compound Benzo(a)Anthracene in sample Jan1010.D			✓	
CmdManuallyIntegratePeak	BL2000\jheine	1/11/2022 8:32:11 AM	Manually integrate compound Benzo(a)pyrene in sample Jan1011.D, from x, y = 18.388, 101 to 18.450, 184, result = -242; previous integration is from x, y = 18.475, 62 to 18.610, 63 and previous response = 1888.			✓	
CmdManuallyIntegrateSnapBaseline	BL2000\jheine	1/11/2022 8:32:12 AM	Snap baseline for compound Benzo(a)pyrene in sample Jan1011.D, from x = 18.388 to x = 18.450, new integration is from x, y = 18.388, 59 to 18.450, 64 and new response = 59; previous integration is from x, y = 18.388, 101 to 18.450, 184 and previous response = -242.			✓	
CmdManuallyIntegrateDropBaseline	BL2000\jheine	1/11/2022 8:32:13 AM	Drop baseline for compound Benzo(a)pyrene in sample Jan1011.D to y = 59, new integration is from x, y = 18.388, 59 to 18.450, 59 and new response = 68; previous integration is from x, y = 18.388, 59 to 18.450, 64 and previous response = 59.			✓	
CmdZeroOutPeak	BL2000\jheine	1/11/2022 8:32:15 AM	Zero out primary peak of compound Benzo(a)pyrene in sample Jan1011.D			✓	

Name	User	Time	Action	Reason	Comment	Succeed	Exception
CmdManuallyIntegratePeak	BL2000\jheine	1/11/2022 8:32:21 AM	Manually integrate compound Acenaphthene in sample Jan1011.D, from x, y = 8.038, 308 to 8.100, 67, result = -279; previous integration is from x, y = 7.989, 67 to 8.100, 67 and previous response = 1596.			✓	
CmdManuallyIntegrateDropBaseline	BL2000\jheine	1/11/2022 8:32:22 AM	Drop baseline for compound Acenaphthene in sample Jan1011.D to y = 67, new integration is from x, y = 8.038, 67 to 8.100, 67 and new response = 171; previous integration is from x, y = 8.038, 308 to 8.100, 67 and previous response = -279.			✓	
CmdZeroOutPeak	BL2000\jheine	1/11/2022 8:32:23 AM	Zero out primary peak of compound Acenaphthene in sample Jan1011.D			✓	
CmdZeroOutPeak	BL2000\jheine	1/11/2022 8:32:26 AM	Zero out primary peak of compound Chrysene in sample Jan1011.D			✓	
CmdZeroOutPeak	BL2000\jheine	1/11/2022 8:32:27 AM	Zero out primary peak of compound Benzo(a)Anthracene in sample Jan1011.D			✓	
CmdZeroOutPeak	BL2000\jheine	1/11/2022 8:32:38 AM	Zero out primary peak of compound Benzo(a)pyrene in sample Jan1012.D			✓	
CmdZeroOutPeak	BL2000\jheine	1/11/2022 8:32:40 AM	Zero out primary peak of compound Acenaphthene in sample Jan1012.D			✓	
CmdZeroOutPeak	BL2000\jheine	1/11/2022 8:32:41 AM	Zero out primary peak of compound Chrysene in sample Jan1012.D			✓	
CmdZeroOutPeak	BL2000\jheine	1/11/2022 8:32:43 AM	Zero out primary peak of compound Benzo(a)Anthracene in sample Jan1012.D			✓	
CmdManuallyIntegratePeak	BL2000\jheine	1/11/2022 8:32:59 AM	Manually integrate compound Benzo(a)pyrene in sample Jan1013.D, from x, y = 18.388, 80 to 18.437, 150, result = -111; previous integration is from x, y = 18.479, 64 to 18.586, 66 and previous response = 1736.			✓	
CmdManuallyIntegrateSnapBaseline	BL2000\jheine	1/11/2022 8:33:00 AM	Snap baseline for compound Benzo(a)pyrene in sample Jan1013.D, from x = 18.388 to x = 18.437, new integration is from x, y = 18.388, 60 to 18.437, 64 and new response = 47; previous integration is from x, y = 18.388, 80 to 18.437, 150 and previous response = -111.			✓	
CmdManuallyIntegrateDropBaseline	BL2000\jheine	1/11/2022 8:33:01 AM	Drop baseline for compound Benzo(a)pyrene in sample Jan1013.D to y = 60, new integration is from x, y = 18.388, 60 to 18.437, 60 and new response = 53; previous integration is from x, y = 18.388, 60 to 18.437, 64 and previous response = 47.			✓	
CmdZeroOutPeak	BL2000\jheine	1/11/2022 8:33:02 AM	Zero out primary peak of compound Benzo(a)pyrene in sample Jan1013.D			✓	

Name	User	Time	Action	Reason	Comment	Succeed	Exception
CmdManuallyIntegratePeak	BL2000\jheine	1/11/2022 8:33:08 AM	Manually integrate compound Acenaphthene in sample Jan1013.D, from x, y = 8.038, 87 to 8.088, 65, result = 135; previous integration is from x, y = 7.988, 65 to 8.088, 65 and previous response = 1490.			✓	
CmdManuallyIntegrateDropBaseline	BL2000\jheine	1/11/2022 8:33:09 AM	Drop baseline for compound Acenaphthene in sample Jan1013.D to y = 65, new integration is from x, y = 8.038, 65 to 8.088, 65 and new response = 168; previous integration is from x, y = 8.038, 87 to 8.088, 65 and previous response = 135.			✓	
CmdZeroOutPeak	BL2000\jheine	1/11/2022 8:33:11 AM	Zero out primary peak of compound Acenaphthene in sample Jan1013.D			✓	
CmdZeroOutPeak	BL2000\jheine	1/11/2022 8:33:13 AM	Zero out primary peak of compound Chrysene in sample Jan1013.D			✓	
CmdZeroOutPeak	BL2000\jheine	1/11/2022 8:33:14 AM	Zero out primary peak of compound Benzo(a)Anthracene in sample Jan1013.D			✓	
CmdZeroOutPeak	BL2000\jheine	1/11/2022 8:33:30 AM	Zero out primary peak of compound Benzo(a)pyrene in sample Jan1014.D			✓	
CmdZeroOutPeak	BL2000\jheine	1/11/2022 8:33:32 AM	Zero out primary peak of compound Acenaphthene in sample Jan1014.D			✓	
CmdZeroOutPeak	BL2000\jheine	1/11/2022 8:33:34 AM	Zero out primary peak of compound Chrysene in sample Jan1014.D			✓	
CmdZeroOutPeak	BL2000\jheine	1/11/2022 8:33:35 AM	Zero out primary peak of compound Benzo(a)Anthracene in sample Jan1014.D			✓	
CmdZeroOutPeak	BL2000\jheine	1/11/2022 8:36:24 AM	Zero out primary peak of compound Benzo(a)pyrene in sample Jan1015.D			✓	
CmdManuallyIntegratePeak	BL2000\jheine	1/11/2022 8:36:29 AM	Manually integrate compound Acenaphthene in sample Jan1015.D, from x, y = 8.038, 316 to 8.075, 66, result = -141; previous integration is from x, y = 7.988, 66 to 8.075, 66 and previous response = 1589.			✓	
CmdManuallyIntegrateDropBaseline	BL2000\jheine	1/11/2022 8:36:30 AM	Drop baseline for compound Acenaphthene in sample Jan1015.D to y = 66, new integration is from x, y = 8.038, 66 to 8.075, 66 and new response = 138; previous integration is from x, y = 8.038, 316 to 8.075, 66 and previous response = -141.			✓	
CmdZeroOutPeak	BL2000\jheine	1/11/2022 8:36:31 AM	Zero out primary peak of compound Acenaphthene in sample Jan1015.D			✓	
CmdZeroOutPeak	BL2000\jheine	1/11/2022 8:36:33 AM	Zero out primary peak of compound Chrysene in sample Jan1015.D			✓	

Name	User	Time	Action	Reason	Comment	Succeed	Exception
CmdManuallyIntegrate QualifierPeak	BL2000\jheine	1/11/2022 8:36:51 AM	Manually integrate qualifier 102.0 of compound Naphthalene in sample Jan1016.D, from x, y = 5.953, 750 to 6.053, 88, result = 4848; previous integration is from x, y = 5.884, 88 to 6.053, 88 and previous response = 10965.			✓	
CmdManuallyIntegrate DropBaseline	BL2000\jheine	1/11/2022 8:36:52 AM	Drop baseline for qualifier 102.0 of compound Naphthalene in sample Jan1016.D to y = 88, new integration is from x, y = 5.953, 88 to 6.053, 88 and new response = 6831; previous integration is from x, y = 5.953, 750 to 6.053, 88 and previous response = 4848.			✓	
CmdZeroOutPeak	BL2000\jheine	1/11/2022 8:37:42 AM	Zero out primary peak of compound Benzo(a)pyrene in sample Jan1017.D			✓	
CmdManuallyIntegratePeak	BL2000\jheine	1/11/2022 8:37:47 AM	Manually integrate compound Acenaphthene in sample Jan1017.D, from x, y = 8.038, 145 to 8.088, 78, result = 34; previous integration is from x, y = 7.988, 79 to 8.088, 78 and previous response = 1507.			✓	
CmdManuallyIntegrate DropBaseline	BL2000\jheine	1/11/2022 8:37:49 AM	Drop baseline for compound Acenaphthene in sample Jan1017.D to y = 78, new integration is from x, y = 8.038, 78 to 8.088, 78 and new response = 134; previous integration is from x, y = 8.038, 145 to 8.088, 78 and previous response = 34.			✓	
CmdZeroOutPeak	BL2000\jheine	1/11/2022 8:37:50 AM	Zero out primary peak of compound Acenaphthene in sample Jan1017.D			✓	
CmdZeroOutPeak	BL2000\jheine	1/11/2022 8:37:53 AM	Zero out primary peak of compound Chrysene in sample Jan1017.D			✓	
CmdZeroOutPeak	BL2000\jheine	1/11/2022 8:37:55 AM	Zero out primary peak of compound Benzo(a)Anthracene in sample Jan1017.D			✓	
CmdZeroOutPeak	BL2000\jheine	1/11/2022 8:38:10 AM	Zero out primary peak of compound Benzo(a)pyrene in sample Jan1018.D			✓	
CmdManuallyIntegratePeak	BL2000\jheine	1/11/2022 8:38:16 AM	Manually integrate compound Acenaphthene in sample Jan1018.D, from x, y = 8.038, 106 to 8.100, 65, result = 98; previous integration is from x, y = 7.981, 65 to 8.100, 65 and previous response = 1590.			✓	
CmdManuallyIntegrate DropBaseline	BL2000\jheine	1/11/2022 8:38:18 AM	Drop baseline for compound Acenaphthene in sample Jan1018.D to y = 65, new integration is from x, y = 8.038, 65 to 8.100, 65 and new response = 174; previous integration is from x, y = 8.038, 106 to 8.100, 65 and previous response = 98.			✓	
CmdZeroOutPeak	BL2000\jheine	1/11/2022 8:38:19 AM	Zero out primary peak of compound Acenaphthene in sample Jan1018.D			✓	

Name	User	Time	Action	Reason	Comment	Succeed	Exception
CmdZeroOutPeak	BL2000\jheine	1/11/2022 8:38:22 AM	Zero out primary peak of compound Chrysene in sample Jan1018.D			✓	
CmdZeroOutPeak	BL2000\jheine	1/11/2022 8:38:23 AM	Zero out primary peak of compound Benzo(a)Anthracene in sample Jan1018.D			✓	
CmdManuallyIntegrateQualifierPeak	BL2000\jheine	1/11/2022 8:38:36 AM	Manually integrate qualifier 102.0 of compound Naphthalene in sample Jan1019.D, from x, y = 5.953, 619 to 6.053, 103, result = 5710; previous integration is from x, y = 5.916, 106 to 6.053, 103 and previous response = 11325.			✓	
CmdManuallyIntegrateDropBaseline	BL2000\jheine	1/11/2022 8:38:38 AM	Drop baseline for qualifier 102.0 of compound Naphthalene in sample Jan1019.D to y = 103, new integration is from x, y = 5.953, 103 to 6.053, 103 and new response = 7255; previous integration is from x, y = 5.953, 619 to 6.053, 103 and previous response = 5710.			✓	
CmdManuallyIntegrateQualifierPeak	BL2000\jheine	1/11/2022 8:39:31 AM	Manually integrate qualifier 102.0 of compound Naphthalene in sample Jan1020.D, from x, y = 5.953, 649 to 6.053, 87, result = 6592; previous integration is from x, y = 5.884, 87 to 6.053, 87 and previous response = 12884.			✓	
CmdManuallyIntegrateDropBaseline	BL2000\jheine	1/11/2022 8:39:33 AM	Drop baseline for qualifier 102.0 of compound Naphthalene in sample Jan1020.D to y = 87, new integration is from x, y = 5.953, 87 to 6.053, 87 and new response = 8275; previous integration is from x, y = 5.953, 649 to 6.053, 87 and previous response = 6592.			✓	
CmdManuallyIntegratePeak	BL2000\jheine	1/11/2022 8:40:24 AM	Manually integrate compound Fluorene in sample Jan1021.D, from x, y = 8.673, 75 to 8.711, 189, result = -77; previous integration is from x, y = 8.960, 67 to 9.147, 71 and previous response = 12616.			✓	
CmdManuallyIntegrateSnapBaseline	BL2000\jheine	1/11/2022 8:40:25 AM	Snap baseline for compound Fluorene in sample Jan1021.D, from x = 8.673 to x = 8.711, new integration is from x, y = 8.673, 75 to 8.711, 75 and new response = 51; previous integration is from x, y = 8.673, 75 to 8.711, 189 and previous response = -77.			✓	
CmdManuallyIntegrateDropBaseline	BL2000\jheine	1/11/2022 8:40:26 AM	Drop baseline for compound Fluorene in sample Jan1021.D to y = 75, new integration is from x, y = 8.673, 75 to 8.711, 75 and new response = 51; previous integration is from x, y = 8.673, 75 to 8.711, 75 and previous response = 51.			✓	

Name	User	Time	Action	Reason	Comment	Succeed	Exception
CmdZeroOutPeak	BL2000\jheine	1/11/2022 8:40:28 AM	Zero out primary peak of compound Fluorene in sample Jan1021.D			✓	
CmdZeroOutPeak	BL2000\jheine	1/11/2022 8:40:31 AM	Zero out primary peak of compound Benzo(a)pyrene in sample Jan1021.D			✓	
CmdZeroOutPeak	BL2000\jheine	1/11/2022 8:40:35 AM	Zero out primary peak of compound Acenaphthene in sample Jan1021.D			✓	
CmdZeroOutPeak	BL2000\jheine	1/11/2022 8:40:38 AM	Zero out primary peak of compound Chrysene in sample Jan1021.D			✓	
CmdZeroOutPeak	BL2000\jheine	1/11/2022 8:40:39 AM	Zero out primary peak of compound Benzo(a)Anthracene in sample Jan1021.D			✓	
CmdManuallyIntegratePeak	BL2000\jheine	1/11/2022 8:40:58 AM	Manually integrate compound Benzo(a)pyrene in sample Jan1022.D, from x, y = 18.388, 104 to 18.450, 198, result = -262; previous integration is from x, y = 18.475, 60 to 18.648, 76 and previous response = 1965.			✓	
CmdManuallyIntegrateSnapBaseline	BL2000\jheine	1/11/2022 8:41:00 AM	Snap baseline for compound Benzo(a)pyrene in sample Jan1022.D, from x = 18.388 to x = 18.450, new integration is from x, y = 18.388, 68 to 18.450, 62 and new response = 56; previous integration is from x, y = 18.388, 104 to 18.450, 198 and previous response = -262.			✓	
CmdManuallyIntegrateDropBaseline	BL2000\jheine	1/11/2022 8:41:00 AM	Drop baseline for compound Benzo(a)pyrene in sample Jan1022.D to y = 62, new integration is from x, y = 18.388, 62 to 18.450, 62 and new response = 67; previous integration is from x, y = 18.388, 68 to 18.450, 62 and previous response = 56.			✓	
CmdZeroOutPeak	BL2000\jheine	1/11/2022 8:41:02 AM	Zero out primary peak of compound Benzo(a)pyrene in sample Jan1022.D			✓	
CmdManuallyIntegratePeak	BL2000\jheine	1/11/2022 8:41:07 AM	Manually integrate compound Acenaphthene in sample Jan1022.D, from x, y = 8.038, 281 to 8.088, 68, result = -158; previous integration is from x, y = 7.989, 68 to 8.088, 68 and previous response = 1551.			✓	
CmdManuallyIntegrateDropBaseline	BL2000\jheine	1/11/2022 8:41:09 AM	Drop baseline for compound Acenaphthene in sample Jan1022.D to y = 68, new integration is from x, y = 8.038, 68 to 8.088, 68 and new response = 160; previous integration is from x, y = 8.038, 281 to 8.088, 68 and previous response = -158.			✓	
CmdZeroOutPeak	BL2000\jheine	1/11/2022 8:41:10 AM	Zero out primary peak of compound Acenaphthene in sample Jan1022.D			✓	
CmdZeroOutPeak	BL2000\jheine	1/11/2022 8:41:13 AM	Zero out primary peak of compound Chrysene in sample Jan1022.D			✓	

Name	User	Time	Action	Reason	Comment	Succeed	Exception
CmdZeroOutPeak	BL2000\jheine	1/11/2022 8:41:15 AM	Zero out primary peak of compound Benzo(a)Anthracene in sample Jan1022.D			✓	
CmdManuallyIntegrate QualifierPeak	BL2000\jheine	1/11/2022 8:41:31 AM	Manually integrate qualifier 102.0 of compound Naphthalene in sample Jan1023.D, from x, y = 5.953, 2449 to 6.040, 2629, result = -8729; previous integration is from x, y = 5.905, 84 to 6.178, 84 and previous response = 8845.			✓	
CmdManuallyIntegrateSnapBaseline	BL2000\jheine	1/11/2022 8:41:32 AM	Snap baseline for qualifier 102.0 of compound Naphthalene in sample Jan1023.D from x = 5.953 to x = 6.040, new integration is from x, y = 5.953, 1322 to 6.040, 116 and new response = 815; previous integration is from x, y = 5.953, 2449 to 6.040, 2629 and previous response = -8729.			✓	
CmdManuallyIntegrate DropBaseline	BL2000\jheine	1/11/2022 8:41:33 AM	Drop baseline for qualifier 102.0 of compound Naphthalene in sample Jan1023.D to y = 116, new integration is from x, y = 5.953, 116 to 6.040, 116 and new response = 3978; previous integration is from x, y = 5.953, 1322 to 6.040, 116 and previous response = 815.			✓	
CmdManuallyIntegrate QualifierPeak	BL2000\jheine	1/11/2022 8:41:50 AM	Manually integrate qualifier152.0 of compound Acenaphthene in sample Jan1023.D from x, y = 8.025, 3389 to 8.113, 5106; result = -12689			✓	
CmdManuallyIntegrateSnapBaseline	BL2000\jheine	1/11/2022 8:41:51 AM	Snap baseline for qualifier 152.0 of compound Acenaphthene in sample Jan1023.D from x = 8.025 to x = 8.113, new integration is from x, y = 8.025, 125 to 8.113, 181 and new response = 8743; previous integration is from x, y = 8.025, 3389 to 8.113, 5106 and previous response = -12689.			✓	
CmdManuallyIntegrate DropBaseline	BL2000\jheine	1/11/2022 8:41:52 AM	Drop baseline for qualifier 152.0 of compound Acenaphthene in sample Jan1023.D to y = 125, new integration is from x, y = 8.025, 125 to 8.113, 125 and new response = 8889; previous integration is from x, y = 8.025, 125 to 8.113, 181 and previous response = 8743.			✓	
CmdSaveBatchTable	BL2000\jheine	1/11/2022 8:42:26 AM	Save batch \\MASSHUNTER\Org\Data\SV5975.I\sh 011022\1 e8270d bna SIM\QuantResults\011022 bna SIM 1.batch.bin			✓	
CmdSetSampleAttribute	BL2000\jheine	1/11/2022 8:43:05 AM	Set SampleApproved = True for sample Jan1001.D; previous value = False			✓	

Name	User	Time	Action	Reason	Comment	Succeed	Exception
CmdSetSampleAttribute	BL2000\jheine	1/11/2022 8:43:06 AM	Set SampleApproved = True for sample Jan1002.D; previous value = False			✓	
CmdSetSampleAttribute	BL2000\jheine	1/11/2022 8:43:08 AM	Set SampleApproved = True for sample Jan1003.D; previous value = False			✓	
CmdSetSampleAttribute	BL2000\jheine	1/11/2022 8:43:09 AM	Set SampleApproved = True for sample Jan1004.D; previous value = False			✓	
CmdSetSampleAttribute	BL2000\jheine	1/11/2022 8:43:10 AM	Set SampleApproved = True for sample Jan1005.D; previous value = False			✓	
CmdSetSampleAttribute	BL2000\jheine	1/11/2022 8:43:12 AM	Set SampleApproved = True for sample Jan1006.D; previous value = False			✓	
CmdSetSampleAttribute	BL2000\jheine	1/11/2022 8:43:13 AM	Set SampleApproved = True for sample Jan1007.D; previous value = False			✓	
CmdSetSampleAttribute	BL2000\jheine	1/11/2022 8:43:14 AM	Set SampleApproved = True for sample Jan1008.D; previous value = False			✓	
CmdSetSampleAttribute	BL2000\jheine	1/11/2022 8:43:15 AM	Set SampleApproved = True for sample Jan1009.D; previous value = False			✓	
CmdSetSampleAttribute	BL2000\jheine	1/11/2022 8:43:17 AM	Set SampleApproved = True for sample Jan1010.D; previous value = False			✓	
CmdSetSampleAttribute	BL2000\jheine	1/11/2022 8:43:17 AM	Set SampleApproved = True for sample Jan1011.D; previous value = False			✓	
CmdSetSampleAttribute	BL2000\jheine	1/11/2022 8:43:18 AM	Set SampleApproved = True for sample Jan1012.D; previous value = False			✓	
CmdSetSampleAttribute	BL2000\jheine	1/11/2022 8:43:20 AM	Set SampleApproved = True for sample Jan1013.D; previous value = False			✓	
CmdSetSampleAttribute	BL2000\jheine	1/11/2022 8:43:21 AM	Set SampleApproved = True for sample Jan1014.D; previous value = False			✓	
CmdSetSampleAttribute	BL2000\jheine	1/11/2022 8:43:22 AM	Set SampleApproved = True for sample Jan1015.D; previous value = False			✓	
CmdSetSampleAttribute	BL2000\jheine	1/11/2022 8:43:23 AM	Set SampleApproved = True for sample Jan1016.D; previous value = False			✓	
CmdSetSampleAttribute	BL2000\jheine	1/11/2022 8:43:24 AM	Set SampleApproved = True for sample Jan1017.D; previous value = False			✓	
CmdSetSampleAttribute	BL2000\jheine	1/11/2022 8:43:27 AM	Set SampleApproved = True for sample Jan1018.D; previous value = False			✓	

Name	User	Time	Action	Reason	Comment	Succeed	Exception
CmdSetSampleAttribute	BL2000\jheine	1/11/2022 8:43:29 AM	Set SampleApproved = True for sample Jan1019.D; previous value = False			✓	
CmdSetSampleAttribute	BL2000\jheine	1/11/2022 8:43:31 AM	Set SampleApproved = True for sample Jan1020.D; previous value = False			✓	
CmdSetSampleAttribute	BL2000\jheine	1/11/2022 8:43:32 AM	Set SampleApproved = True for sample Jan1021.D; previous value = False			✓	
CmdSetSampleAttribute	BL2000\jheine	1/11/2022 8:43:33 AM	Set SampleApproved = True for sample Jan1022.D; previous value = False			✓	
CmdSetSampleAttribute	BL2000\jheine	1/11/2022 8:43:34 AM	Set SampleApproved = True for sample Jan1023.D; previous value = False			✓	
CmdSaveBatchTable	BL2000\jheine	1/11/2022 8:43:37 AM	Save batch \\MASSHUNTER\Org\Data\SV5975.I\sh 011022\1 e8270d bna SIM\QuantResults\011022 bna SIM 1.batch.bin			✓	
CmdSaveBatchTable	BL2000\jheine	1/11/2022 8:44:06 AM	Save batch \\MASSHUNTER\Org\Data\SV5975.I\sh 011022\1 e8270d bna SIM\QuantResults\011022 bna SIM 1.batch.bin			✓	
CmdSaveBatchTable	BL2000\jheine	1/11/2022 8:45:02 AM	Save batch \\MASSHUNTER\Org\Data\SV5975.I\sh 011022\1 e8270d bna SIM\QuantResults\011022 bna SIM 1.batch.bin			✓	
CmdOpenBatchTable	BL2000\jheine	1/19/2022 5:04:28 PM	Open batch \\MASSHUNTER\Org\Data\SV5975.I\sh 011022\1 e8270d bna SIM\011022 bna SIM 1.batch.bin			✓	
CmdQuantitate	BL2000\jheine	1/19/2022 5:05:03 PM	Quantitate all compounds in all samples			✓	
CmdSaveBatchTable	BL2000\jheine	1/19/2022 5:05:13 PM	Save batch \\MASSHUNTER\Org\Data\SV5975.I\sh 011022\1 e8270d bna SIM\QuantResults\011022 bna SIM 1.batch.bin			✓	
GenerateReport	BL2000\jheine	1/19/2022 5:14:27 PM	Generates report - Method: D:\Org\reports\GCMSSEMI Report Templates\Tests_for_LevelIV\Env_QuantResults_wGraphics+Chromatogram.m, Output Path: \\MASSHUNTER\Org\Data\SV5975.I\sh 011022\1 e8270d bna SIM\QuantReports\			✓	

Energy Laboratories Inc

ANALYTICAL RUN Summary

24-Feb-22

Run ID SV5975.I_220110B

Run Start Date:	1/10/2022
Analyst:	John P. Heine
Ical:	
Column ID:	ZB-SemiVolatiles
Comments:	

Std ID	Std Name	Std Amount	Std Units	Samp Amount	Samp Units	SampType	Expiration Date
dcmsvoc13	DCM						11/17/2022
sv100210	BNA 2nd source 200ug/mL	2	ul	198	ul	ICV	1/15/2022
sv100506	BNA low 50 ug/mL	8	ul	192	ul	CCV	3/31/2022
sv100703	BNA Internals 2000 ug/mL	2	ul	100	ul	SAMP	5/31/2022
sv83311	DFTPP 1000 ug/mL	50	ul	50	ul	TUNE	10/31/2022

Seq No	Lab ID	Test Code	Sample Typ	File ID	Analysis Date	DF	Batch ID	Prep Date	SPKref	RPDref	pmoist
14972034	Jan1024_D_TU	SVOC-8270-DF	TUNE	√5975.I\sh011022	1/10/2022 11:36:	1	R372988		0	0	

Analyte	T	Units	RAW	Final	Text	Spike	SPKref	RPDref	MDL	PQL	UQL	%REC	LOW	HIGH	%RPD	Q
127, % of mass 198	A	%	54.8	54.8		100	0	0	0	0.01	0	55%	40	60	0%	
197, % of mass 198	A	%	0	0		100	0	0	0	0.01	0	0%	0	0.99	0%	
198, Base Peak	A	%	100	100		100	0	0	0	0.01	0	100%	100	100	0%	
199, % of mass 198	A	%	6.7	6.7		100	0	0	0	0.01	0	7%	5	9	0%	
275, % of mass 198	A	%	28.9	28.9		100	0	0	0	0.01	0	29%	10	30	0%	
365, % of mass 198	A	%	3.2	3.2		100	0	0	0	0.01	0	3%	1	99.99	0%	
441, % of mass 443	A	%	93.6	93.6		100	0	0	0	0.01	0	94%	0.01	150	0%	
442, % of mass 198	A	%	64.7	64.7		100	0	0	0	0.01	0	65%	40	100	0%	
443, % of mass 442	A	%	18.8	18.8		100	0	0	0	0.01	0	19%	17	23	0%	
51, % of mass 198	A	%	51.3	51.3		100	0	0	0	0.01	0	51%	30	60	0%	
68, % of mass 69	A	%	0	0		100	0	0	0	0.01	0	0%	0	1.99	0%	
70, % of mass 69	A	%	0.4	0.4		100	0	0	0	0.01	0	0%	0	1.99	0%	

Seq No	Lab ID	Test Code	Sample Typ	File ID	Analysis Date	DF	Batch ID	Prep Date	SPKref	RPDref	pmoist
14973248	10-Jan-22_CCV	SVOC-8270-W-	CCV	√5975.I\sh011022	1/10/2022 11:59:	1	R372988		0	0	

Analyte	T	Units	RAW	Final	Text	Spike	SPKref	RPDref	MDL	PQL	UQL	%REC	LOW	HIGH	%RPD	Q
1-Methylnaphthalene	A	ug/L	2.35717	2.35717		2	0	0	0.0206	0.1	10	118%	80	120	0%	
2-Methylnaphthalene	A	ug/L	2.09598	2.09598		2	0	0	0.0176	0.1	10	105%	80	120	0%	
Acenaphthene	A	ug/L	1.71855	1.71855		2	0	0	0.0317	0.1	10	86%	80	120	0%	
Acenaphthylene	A	ug/L	1.92929	1.92929		2	0	0	0.025	0.1	10	96%	80	120	0%	
Anthracene	A	ug/L	2.05066	2.05066		2	0	0	0.0283	0.1	10	103%	80	120	0%	
Benzo(a)anthracene	A	ug/L	1.91912	1.91912		2	0	0	0.0272	0.1	10	96%	80	120	0%	
Benzo(a)pyrene	A	ug/L	1.88032	1.88032		2	0	0	0.0347	0.1	10	94%	80	120	0%	
Benzo(b)fluoranthene	A	ug/L	1.70536	1.70536		2	0	0	0.0226	0.1	10	85%	80	120	0%	
Benzo(g,h,i)perylene	A	ug/L	1.94311	1.94311		2	0	0	0.0267	0.1	10	97%	80	120	0%	
Benzo(k)fluoranthene	A	ug/L	1.99827	1.99827		2	0	0	0.0295	0.1	10	100%	80	120	0%	
Chrysene	A	ug/L	1.9925	1.9925		2	0	0	0.0458	0.1	10	100%	80	120	0%	
Dibenzo(a,h)anthracene	A	ug/L	1.79461	1.79461		2	0	0	0.0367	0.1	10	90%	80	120	0%	
Fluoranthene	A	ug/L	1.9127	1.9127		2	0	0	0.0233	0.1	10	96%	80	120	0%	
Fluorene	A	ug/L	2.01922	2.01922		2	0	0	0.0225	0.1	10	101%	80	120	0%	
Indeno(1,2,3-cd)pyrene	A	ug/L	1.68367	1.68367		2	0	0	0.0491	0.1	10	84%	80	120	0%	
Naphthalene	A	ug/L	1.93409	1.93409		2	0	0	0.029	0.1	10	97%	80	120	0%	
Phenanthrene	A	ug/L	2.00983	2.00983		2	0	0	0.0295	0.1	10	100%	80	120	0%	
Pyrene	A	ug/L	1.84756	1.84756		2	0	0	0.0239	0.1	10	92%	80	120	0%	
1,4-Dichlorobenzene-d4	I	ug/L	40	40		0	0	0	0.1	0.1		0%	80	120	0%	
Acenaphthene-d10	I	ug/L	40	40		0	0	0	0.1	0.1		0%	80	120	0%	
Chrysene-d12	I	ug/L	40	40		0	0	0	0.1	0.1		0%	80	120	0%	
Naphthalene-d8	I	ug/L	40	40		0	0	0	0.1	0.1		0%	80	120	0%	
Perylene-d12	I	ug/L	40	40		0	0	0	0.1	0.1		0%	80	120	0%	
Phenanthrene-d10	I	ug/L	40	40		0	0	0	0.1	0.1		0%	80	120	0%	
2-Fluorobiphenyl	S	ug/L	1.94547	1.94547		2	0	0	0.0444	0.1	10	97%	80	120	0%	
Nitrobenzene-d5	S	ug/L	1.7365	1.7365		2	0	0	0.0523	0.1	10	87%	80	120	0%	
Terphenyl-d14	S	ug/L	2.02994	2.02994		2	0	0	0.0563	0.1	10	101%	80	120	0%	
o-Terphenyl	X	ug/L	1.82838	1.82838		2	0	0	0.0654	0.1	10	91%	80	120	0%	

Seq No	Lab ID	Test Code	Sample Typ	File ID	Analysis Date	DF	Batch ID	Prep Date	SPKref	RPDref	pmoist
14973249	10-Jan-22_ISTB	SVOC-8270-W-	SAMP	√5975.I\sh011022	1/11/2022 12:31:	1	R372988		0	0	

Analyte	T	Units	RAW	Final	Text	Spike	SPKref	RPDref	MDL	PQL	UQL	%REC	LOW	HIGH	%RPD	Q

2

Seq No	Lab ID	Test Code	Sample Typ	File ID	Analysis Date	DF	Batch ID	Prep Date	SPKref	RPDref	pmoist
14973249	10-Jan-22_ISTB	SVOC-8270-W-	SAMP	√5975.I\sh011022	1/11/2022 12:31:	1	R372988		0	0	

Analyte	T	Units	RAW	Final	Text	Spike	SPKref	RPDref	MDL	PQL	UQL	%REC	LOW	HIGH	%RPD	Q
1-Methylnaphthalene	A	ug/L	0	0		0	0	0	0.0206	0.1	10	0%	0	0	0%	
2-Methylnaphthalene	A	ug/L	0	0		0	0	0	0.0176	0.1	10	0%	0	0	0%	
Acenaphthene	A	ug/L	0	0		0	0	0	0.0317	0.1	10	0%	0	0	0%	
Acenaphthylene	A	ug/L	0	0		0	0	0	0.025	0.1	10	0%	0	0	0%	
Anthracene	A	ug/L	0	0		0	0	0	0.0283	0.1	10	0%	0	0	0%	
Benzo(a)anthracene	A	ug/L	0	0		0	0	0	0.0272	0.1	10	0%	0	0	0%	
Benzo(a)pyrene	A	ug/L	0	0		0	0	0	0.0347	0.1	10	0%	0	0	0%	
Benzo(b)fluoranthene	A	ug/L	0	0		0	0	0	0.0226	0.1	10	0%	0	0	0%	
Benzo(g,h,i)perylene	A	ug/L	0	0		0	0	0	0.0267	0.1	10	0%	0	0	0%	
Benzo(k)fluoranthene	A	ug/L	0	0		0	0	0	0.0295	0.1	10	0%	0	0	0%	
Chrysene	A	ug/L	0	0		0	0	0	0.0458	0.1	10	0%	0	0	0%	
Dibenzo(a,h)anthracene	A	ug/L	0	0		0	0	0	0.0367	0.1	10	0%	0	0	0%	
Fluoranthene	A	ug/L	0	0		0	0	0	0.0233	0.1	10	0%	0	0	0%	
Fluorene	A	ug/L	0	0		0	0	0	0.0225	0.1	10	0%	0	0	0%	
Indeno(1,2,3-cd)pyrene	A	ug/L	0	0		0	0	0	0.0491	0.1	10	0%	0	0	0%	
Naphthalene	A	ug/L	0	0		0	0	0	0.029	0.1	10	0%	0	0	0%	
Phenanthrene	A	ug/L	0	0		0	0	0	0.0295	0.1	10	0%	0	0	0%	
Pyrene	A	ug/L	0	0		0	0	0	0.0239	0.1	10	0%	0	0	0%	
1,4-Dichlorobenzene-d4	I	ug/L	40	40		0	0	0	0.1	0.1		0%	0	0	0%	
Acenaphthene-d10	I	ug/L	40	40		0	0	0	0.1	0.1		0%	0	0	0%	
Chrysene-d12	I	ug/L	40	40		0	0	0	0.1	0.1		0%	0	0	0%	
Naphthalene-d8	I	ug/L	40	40		0	0	0	0.1	0.1		0%	0	0	0%	
Perylene-d12	I	ug/L	40	40		0	0	0	0.1	0.1		0%	0	0	0%	
Phenanthrene-d10	I	ug/L	40	40		0	0	0	0.1	0.1		0%	0	0	0%	
2-Fluorobiphenyl	S	ug/L	0	0		5	0	0	0.0444	0.1	10	0%	25	94	0%	S
Nitrobenzene-d5	S	ug/L	0	0		5	0	0	0.0523	0.1	10	0%	19	102	0%	S
Terphenyl-d14	S	ug/L	0	0		5	0	0	0.0563	0.1	10	0%	39	106	0%	S
o-Terphenyl	X	ug/L	0	0		200	0	0	0.0654	0.1	10	0%	40	140	0%	S

Seq No	Lab ID	Test Code	Sample Typ	File ID	Analysis Date	DF	Batch ID	Prep Date	SPKref	RPDref	pmoist
14973250	B22010120-001	SVOC-8270-W-	SAMP	√5975.I\sh011022	1/11/2022 1:04:1	1	162701	1/4/2022 3:4	0	0	

Analyte	T	Units	RAW	Final	Text	Spike	SPKref	RPDref	MDL	PQL	UQL	%REC	LOW	HIGH	%RPD	Q

Seq No	Lab ID	Test Code	Sample Typ	File ID	Analysis Date	DF	Batch ID	Prep Date	SPKref	RPDref	pmoist
14973250	B22010120-001	SVOC-8270-W-	SAMP	√5975.I\sh011022	1/11/2022 1:04:1	1	162701	1/4/2022 3:4	0	0	

Analyte	T	Units	RAW	Final	Text	Spike	SPKref	RPDref	MDL	PQL	UQL	%REC	LOW	HIGH	%RPD	Q
1-Methylnaphthalene	A	ug/L	0	0		0	0	0	0.0200026	0.1	10	0%	0	0	0%	U
2-Methylnaphthalene	A	ug/L	0	0		0	0	0	0.0170896	0.1	10	0%	0	0	0%	U
Acenaphthene	A	ug/L	0	0		0	0	0	0.0307807	0.1	10	0%	0	0	0%	U
Acenaphthylene	A	ug/L	0	0		0	0	0	0.024275	0.1	10	0%	0	0	0%	U
Anthracene	A	ug/L	0	0		0	0	0	0.0274793	0.1	10	0%	0	0	0%	U
Benzo(a)anthracene	A	ug/L	0	0		0	0	0	0.0264112	0.1	10	0%	0	0	0%	U
Benzo(a)pyrene	A	ug/L	0	0		0	0	0	0.0336937	0.1	10	0%	0	0	0%	U
Benzo(b)fluoranthene	A	ug/L	0	0		0	0	0	0.0219446	0.1	10	0%	0	0	0%	U
Benzo(g,h,i)perylene	A	ug/L	0	0		0	0	0	0.0259257	0.1	10	0%	0	0	0%	U
Benzo(k)fluoranthene	A	ug/L	0	0		0	0	0	0.0286445	0.1	10	0%	0	0	0%	U
Chrysene	A	ug/L	0	0		0	0	0	0.0444718	0.1	10	0%	0	0	0%	U
Dibenzo(a,h)anthracene	A	ug/L	0	0		0	0	0	0.0356357	0.1	10	0%	0	0	0%	U
Fluoranthene	A	ug/L	0	0		0	0	0	0.0226243	0.1	10	0%	0	0	0%	U
Fluorene	A	ug/L	0	0		0	0	0	0.0218475	0.1	10	0%	0	0	0%	U
Indeno(1,2,3-cd)pyrene	A	ug/L	0	0		0	0	0	0.0476761	0.1	10	0%	0	0	0%	U
Naphthalene	A	ug/L	0	0		0	0	0	0.028159	0.1	10	0%	0	0	0%	U
Phenanthrene	A	ug/L	0	0		0	0	0	0.0286445	0.1	10	0%	0	0	0%	U
Pyrene	A	ug/L	0	0		0	0	0	0.0232069	0.1	10	0%	0	0	0%	U
1,4-Dichlorobenzene-d4	I	ug/L	40	38.84		0	0	0	0.0971	0.1		0%	0	0	0%	
Acenaphthene-d10	I	ug/L	40	38.84		0	0	0	0.0971	0.1		0%	0	0	0%	
Chrysene-d12	I	ug/L	40	38.84		0	0	0	0.0971	0.1		0%	0	0	0%	
Naphthalene-d8	I	ug/L	40	38.84		0	0	0	0.0971	0.1		0%	0	0	0%	
Perylene-d12	I	ug/L	40	38.84		0	0	0	0.0971	0.1		0%	0	0	0%	
Phenanthrene-d10	I	ug/L	40	38.84		0	0	0	0.0971	0.1		0%	0	0	0%	
o-Terphenyl	X	ug/L	0	0		194.2	0	0	0.0635034	0.1	10	0%	40	140	0%	US

Seq No	Lab ID	Test Code	Sample Typ	File ID	Analysis Date	DF	Batch ID	Prep Date	SPKref	RPDref	pmoist
14973251	B22010120-001	SVOC-8270-W-	SAMP	√5975.I\sh011022	1/11/2022 1:36:4	20	162701	1/4/2022 3:4	0	0	

Analyte	T	Units	RAW	Final	Text	Spike	SPKref	RPDref	MDL	PQL	UQL	%REC	LOW	HIGH	%RPD	Q
2-Fluorobiphenyl	S	ug/L	3.92547	76.2326274		97.1	0	0	0.862248	1.942	10	79%	53	106	0%	
Nitrobenzene-d5	S	ug/L	3.55873	69.1105366		97.1	0	0	1.015666	1.942	10	71%	55	111	0%	
Terphenyl-d14	S	ug/L	5.52609	107.316668		97.1	0	0	1.093346	1.942	10	111%	58	132	0%	

Seq No	Lab ID	Test Code	Sample Typ	File ID	Analysis Date	DF	Batch ID	Prep Date	SPKref	RPDref	pmoist
14973252	B22010134-001	SVOC-8270-W-	SAMP	√5975.I\sh011022	1/11/2022 2:09:0	1	162701	1/5/2022 8:0	0	0	

Analyte	T	Units	RAW	Final	Text	Spike	SPKref	RPDref	MDL	PQL	UQL	%REC	LOW	HIGH	%RPD	Q
1-Methylnaphthalene	A	ug/L	0	0		0	0	0	0.0206	0.1	10	0%	0	0	0%	U
2-Methylnaphthalene	A	ug/L	0	0		0	0	0	0.0176	0.1	10	0%	0	0	0%	U
Acenaphthene	A	ug/L	0	0		0	0	0	0.0317	0.1	10	0%	0	0	0%	U
Acenaphthylene	A	ug/L	0	0		0	0	0	0.025	0.1	10	0%	0	0	0%	U
Anthracene	A	ug/L	0	0		0	0	0	0.0283	0.1	10	0%	0	0	0%	U
Benzo(a)anthracene	A	ug/L	0	0		0	0	0	0.0272	0.1	10	0%	0	0	0%	U
Benzo(a)pyrene	A	ug/L	0	0		0	0	0	0.0347	0.1	10	0%	0	0	0%	U
Benzo(b)fluoranthene	A	ug/L	0	0		0	0	0	0.0226	0.1	10	0%	0	0	0%	U
Benzo(g,h,i)perylene	A	ug/L	0	0		0	0	0	0.0267	0.1	10	0%	0	0	0%	U
Benzo(k)fluoranthene	A	ug/L	0	0		0	0	0	0.0295	0.1	10	0%	0	0	0%	U
Chrysene	A	ug/L	0	0		0	0	0	0.0458	0.1	10	0%	0	0	0%	U
Dibenzo(a,h)anthracene	A	ug/L	0	0		0	0	0	0.0367	0.1	10	0%	0	0	0%	U
Fluoranthene	A	ug/L	0	0		0	0	0	0.0233	0.1	10	0%	0	0	0%	U
Fluorene	A	ug/L	0	0		0	0	0	0.0225	0.1	10	0%	0	0	0%	U
Indeno(1,2,3-cd)pyrene	A	ug/L	0	0		0	0	0	0.0491	0.1	10	0%	0	0	0%	U
Naphthalene	A	ug/L	0	0		0	0	0	0.029	0.1	10	0%	0	0	0%	U
Phenanthrene	A	ug/L	0	0		0	0	0	0.0295	0.1	10	0%	0	0	0%	U
Pyrene	A	ug/L	0	0		0	0	0	0.0239	0.1	10	0%	0	0	0%	U
1,4-Dichlorobenzene-d4	I	ug/L	40	40		0	0	0	0.1	0.1		0%	0	0	0%	
Acenaphthene-d10	I	ug/L	40	40		0	0	0	0.1	0.1		0%	0	0	0%	
Chrysene-d12	I	ug/L	40	40		0	0	0	0.1	0.1		0%	0	0	0%	
Naphthalene-d8	I	ug/L	40	40		0	0	0	0.1	0.1		0%	0	0	0%	
Perylene-d12	I	ug/L	40	40		0	0	0	0.1	0.1		0%	0	0	0%	
Phenanthrene-d10	I	ug/L	40	40		0	0	0	0.1	0.1		0%	0	0	0%	
o-Terphenyl	X	ug/L	0	0		0	0	0	0.0654	0.1	10	0%	40	140	0%	U

Seq No	Lab ID	Test Code	Sample Typ	File ID	Analysis Date	DF	Batch ID	Prep Date	SPKref	RPDref	pmoist
14973253	B22010134-001	SVOC-8270-W-	SAMP	√5975.I\sh011022	1/11/2022 2:41:2	20	162701	1/5/2022 8:0	0	0	

Analyte	T	Units	RAW	Final	Text	Spike	SPKref	RPDref	MDL	PQL	UQL	%REC	LOW	HIGH	%RPD	Q
2-Fluorobiphenyl	S	ug/L	3.55104	71.0208		100	0	0	0.888	2	10	71%	53	106	0%	
Nitrobenzene-d5	S	ug/L	2.82308	56.4616		100	0	0	1.046	2	10	56%	55	111	0%	
Terphenyl-d14	S	ug/L	5.10523	102.1046		100	0	0	1.126	2	10	102%	58	132	0%	

Seq No	Lab ID	Test Code	Sample Typ	File ID	Analysis Date	DF	Batch ID	Prep Date	SPKref	RPDref	pmoist
14973254	B22010141-001	SVOC-8270-W-	SAMP	√5975.I\sh011022	1/11/2022 3:13:4	1	162701	1/5/2022 8:0	0	0	

Analyte	T	Units	RAW	Final	Text	Spike	SPKref	RPDref	MDL	PQL	UQL	%REC	LOW	HIGH	%RPD	Q
1-Methylnaphthalene	A	ug/L	0	0		0	0	0	0.020806	0.101	10	0%	0	0	0%	U
2-Methylnaphthalene	A	ug/L	0	0		0	0	0	0.017776	0.101	10	0%	0	0	0%	U
Acenaphthene	A	ug/L	0	0		0	0	0	0.032017	0.101	10	0%	0	0	0%	U
Acenaphthylene	A	ug/L	0	0		0	0	0	0.02525	0.101	10	0%	0	0	0%	U
Anthracene	A	ug/L	0	0		0	0	0	0.028583	0.101	10	0%	0	0	0%	U
Benzo(a)anthracene	A	ug/L	0	0		0	0	0	0.027472	0.101	10	0%	0	0	0%	U
Benzo(a)pyrene	A	ug/L	0	0		0	0	0	0.035047	0.101	10	0%	0	0	0%	U
Benzo(b)fluoranthene	A	ug/L	0	0		0	0	0	0.022826	0.101	10	0%	0	0	0%	U
Benzo(g,h,i)perylene	A	ug/L	0	0		0	0	0	0.026967	0.101	10	0%	0	0	0%	U
Benzo(k)fluoranthene	A	ug/L	0	0		0	0	0	0.029795	0.101	10	0%	0	0	0%	U
Chrysene	A	ug/L	0	0		0	0	0	0.046258	0.101	10	0%	0	0	0%	U
Dibenzo(a,h)anthracene	A	ug/L	0	0		0	0	0	0.037067	0.101	10	0%	0	0	0%	U
Fluoranthene	A	ug/L	0	0		0	0	0	0.023533	0.101	10	0%	0	0	0%	U
Fluorene	A	ug/L	0	0		0	0	0	0.022725	0.101	10	0%	0	0	0%	U
Indeno(1,2,3-cd)pyrene	A	ug/L	0	0		0	0	0	0.049591	0.101	10	0%	0	0	0%	U
Naphthalene	A	ug/L	0	0		0	0	0	0.02929	0.101	10	0%	0	0	0%	U
Phenanthrene	A	ug/L	0	0		0	0	0	0.029795	0.101	10	0%	0	0	0%	U
Pyrene	A	ug/L	0	0		0	0	0	0.024139	0.101	10	0%	0	0	0%	U
1,4-Dichlorobenzene-d4	I	ug/L	40	40.4		0	0	0	0.101	0.101		0%	0	0	0%	
Acenaphthene-d10	I	ug/L	40	40.4		0	0	0	0.101	0.101		0%	0	0	0%	
Chrysene-d12	I	ug/L	40	40.4		0	0	0	0.101	0.101		0%	0	0	0%	
Naphthalene-d8	I	ug/L	40	40.4		0	0	0	0.101	0.101		0%	0	0	0%	
Perylene-d12	I	ug/L	40	40.4		0	0	0	0.101	0.101		0%	0	0	0%	
Phenanthrene-d10	I	ug/L	40	40.4		0	0	0	0.101	0.101		0%	0	0	0%	
o-Terphenyl	X	ug/L	0	0		202	0	0	0.066054	0.101	10	0%	40	140	0%	US

Seq No	Lab ID	Test Code	Sample Typ	File ID	Analysis Date	DF	Batch ID	Prep Date	SPKref	RPDref	pmoist
14973255	B22010141-001	SVOC-8270-W-	SAMP	√5975.I\sh011022	1/11/2022 3:46:0	20	162701	1/5/2022 8:0	0	0	

Analyte	T	Units	RAW	Final	Text	Spike	SPKref	RPDref	MDL	PQL	UQL	%REC	LOW	HIGH	%RPD	Q
2-Fluorobiphenyl	S	ug/L	3.41794	69.042388		101	0	0	0.89688	2.02	10	68%	53	106	0%	
Nitrobenzene-d5	S	ug/L	3.09772	62.573944		101	0	0	1.05646	2.02	10	62%	55	111	0%	
Terphenyl-d14	S	ug/L	5.05837	102.179074		101	0	0	1.13726	2.02	10	101%	58	132	0%	

Seq No	Lab ID	Test Code	Sample Typ	File ID	Analysis Date	DF	Batch ID	Prep Date	SPKref	RPDref	pmoist
14973256	B22010141-001	SVOC-8270-W-	MS-DOD	√5975.I\sh011022	1/11/2022 4:18:3	1	162701	1/5/2022 8:0	1E+07	0	

Analyte	T	Units	RAW	Final	Text	Spike	SPKref	RPDref	MDL	PQL	UQL	%REC	LOW	HIGH	%RPD	Q
1-Methylnaphthalene	A	ug/L	3.98071	4.0205171		5.05	0	0	0.020806	0.101	10	80%	41	115	0%	
2-Methylnaphthalene	A	ug/L	3.87022	3.9089222		5.05	0	0	0.017776	0.101	10	77%	39	114	0%	
Acenaphthene	A	ug/L	4.192	4.23392		5.05	0	0	0.032017	0.101	10	84%	48	114	0%	
Acenaphthylene	A	ug/L	4.44058	4.4849858		5.05	0	0	0.02525	0.101	10	89%	35	121	0%	
Anthracene	A	ug/L	5.09863	5.1496163		5.05	0	0	0.028583	0.101	10	102%	53	119	0%	
Benzo(a)anthracene	A	ug/L	5.0818	5.132618		5.05	0	0	0.027472	0.101	10	102%	59	120	0%	
Benzo(a)pyrene	A	ug/L	4.50962	4.5547162		5.05	0	0	0.035047	0.101	10	90%	53	120	0%	
Benzo(b)fluoranthene	A	ug/L	4.5194	4.564594		5.05	0	0	0.022826	0.101	10	90%	53	126	0%	
Benzo(g,h,i)perylene	A	ug/L	4.79401	4.8419501		5.05	0	0	0.026967	0.101	10	96%	44	128	0%	
Benzo(k)fluoranthene	A	ug/L	4.49154	4.5364554		5.05	0	0	0.029795	0.101	10	90%	54	125	0%	
Chrysene	A	ug/L	5.06512	5.1157712		5.05	0	0	0.046258	0.101	10	101%	57	120	0%	
Dibenzo(a,h)anthracene	A	ug/L	4.70789	4.7549689		5.05	0	0	0.037067	0.101	10	94%	44	141	0%	
Fluoranthene	A	ug/L	4.84154	4.8899554		5.05	0	0	0.023533	0.101	10	97%	58	120	0%	
Fluorene	A	ug/L	4.78964	4.8375364		5.05	0	0	0.022725	0.101	10	96%	50	118	0%	
Indeno(1,2,3-cd)pyrene	A	ug/L	4.62655	4.6728155		5.05	0	0	0.049591	0.101	10	93%	48	130	0%	
Naphthalene	A	ug/L	3.67164	3.7083564		5.05	0	0	0.02929	0.101	10	73%	43	114	0%	
Phenanthrene	A	ug/L	4.79762	4.8455962		5.05	0	0	0.029795	0.101	10	96%	53	115	0%	
Pyrene	A	ug/L	4.64179	4.6882079		5.05	0	0	0.024139	0.101	10	93%	53	121	0%	
1,4-Dichlorobenzene-d4	I	ug/L	40	40.4		0	0	0	0.101	0.101		0%			0%	
Acenaphthene-d10	I	ug/L	40	40.4		0	0	0	0.101	0.101		0%			0%	
Chrysene-d12	I	ug/L	40	40.4		0	0	0	0.101	0.101		0%			0%	
Naphthalene-d8	I	ug/L	40	40.4		0	0	0	0.101	0.101		0%			0%	
Perylene-d12	I	ug/L	40	40.4		0	0	0	0.101	0.101		0%			0%	
Phenanthrene-d10	I	ug/L	40	40.4		0	0	0	0.101	0.101		0%			0%	
2-Fluorobiphenyl	S	ug/L	4.19602	4.2379802		5.05	0	0	0.044844	0.101	10	84%	53	106	0%	
Nitrobenzene-d5	S	ug/L	3.09677	3.1277377		5.05	0	0	0.052823	0.101	10	62%	55	111	0%	
Terphenyl-d14	S	ug/L	5.52315	5.5783815		5.05	0	0	0.056863	0.101	10	110%	58	132	0%	
o-Terphenyl	X	ug/L	4.27968	4.3224768		5.05	0	0	0.066054	0.101	10	86%	40	140	0%	

Seq No	Lab ID	Test Code	Sample Typ	File ID	Analysis Date	DF	Batch ID	Prep Date	SPKref	RPDref	pmoist
14973257	B22010142-001	SVOC-8270-W-	SAMP	√5975.I\sh011022	1/11/2022 4:50:5	1	162701	1/5/2022 8:0	0	0	

Analyte	T	Units	RAW	Final	Text	Spike	SPKref	RPDref	MDL	PQL	UQL	%REC	LOW	HIGH	%RPD	Q

Seq No	Lab ID	Test Code	Sample Typ	File ID	Analysis Date	DF	Batch ID	Prep Date	SPKref	RPDref	pmoist
14973257	B22010142-001	SVOC-8270-W-	SAMP	√5975.I\sh011022	1/11/2022 4:50:5	1	162701	1/5/2022 8:0	0	0	

Analyte	T	Units	RAW	Final	Text	Spike	SPKref	RPDref	MDL	PQL	UQL	%REC	LOW	HIGH	%RPD	Q
1-Methylnaphthalene	A	ug/L	0	0		0	0	0	0.020188	0.1	10	0%	0	0	0%	U
2-Methylnaphthalene	A	ug/L	0	0		0	0	0	0.017248	0.1	10	0%	0	0	0%	U
Acenaphthene	A	ug/L	0	0		0	0	0	0.031066	0.1	10	0%	0	0	0%	U
Acenaphthylene	A	ug/L	0	0		0	0	0	0.0245	0.1	10	0%	0	0	0%	U
Anthracene	A	ug/L	0	0		0	0	0	0.027734	0.1	10	0%	0	0	0%	U
Benzo(a)anthracene	A	ug/L	0	0		0	0	0	0.026656	0.1	10	0%	0	0	0%	U
Benzo(a)pyrene	A	ug/L	0	0		0	0	0	0.034006	0.1	10	0%	0	0	0%	U
Benzo(b)fluoranthene	A	ug/L	0	0		0	0	0	0.022148	0.1	10	0%	0	0	0%	U
Benzo(g,h,i)perylene	A	ug/L	0	0		0	0	0	0.026166	0.1	10	0%	0	0	0%	U
Benzo(k)fluoranthene	A	ug/L	0	0		0	0	0	0.02891	0.1	10	0%	0	0	0%	U
Chrysene	A	ug/L	0	0		0	0	0	0.044884	0.1	10	0%	0	0	0%	U
Dibenzo(a,h)anthracene	A	ug/L	0	0		0	0	0	0.035966	0.1	10	0%	0	0	0%	U
Fluoranthene	A	ug/L	0	0		0	0	0	0.022834	0.1	10	0%	0	0	0%	U
Fluorene	A	ug/L	0	0		0	0	0	0.02205	0.1	10	0%	0	0	0%	U
Indeno(1,2,3-cd)pyrene	A	ug/L	0	0		0	0	0	0.048118	0.1	10	0%	0	0	0%	U
Naphthalene	A	ug/L	0	0		0	0	0	0.02842	0.1	10	0%	0	0	0%	U
Phenanthrene	A	ug/L	0	0		0	0	0	0.02891	0.1	10	0%	0	0	0%	U
Pyrene	A	ug/L	0	0		0	0	0	0.023422	0.1	10	0%	0	0	0%	U
1,4-Dichlorobenzene-d4	I	ug/L	40	39.2		0	0	0	0.098	0.1		0%	0	0	0%	
Acenaphthene-d10	I	ug/L	40	39.2		0	0	0	0.098	0.1		0%	0	0	0%	
Chrysene-d12	I	ug/L	40	39.2		0	0	0	0.098	0.1		0%	0	0	0%	
Naphthalene-d8	I	ug/L	40	39.2		0	0	0	0.098	0.1		0%	0	0	0%	
Perylene-d12	I	ug/L	40	39.2		0	0	0	0.098	0.1		0%	0	0	0%	
Phenanthrene-d10	I	ug/L	40	39.2		0	0	0	0.098	0.1		0%	0	0	0%	
o-Terphenyl	X	ug/L	0	0		196	0	0	0.064092	0.1	10	0%	40	140	0%	US

Seq No	Lab ID	Test Code	Sample Typ	File ID	Analysis Date	DF	Batch ID	Prep Date	SPKref	RPDref	pmoist
14973258	B22010142-001	SVOC-8270-W-	SAMP	√5975.I\sh011022	1/11/2022 5:23:1	20	162701	1/5/2022 8:0	0	0	

Analyte	T	Units	RAW	Final	Text	Spike	SPKref	RPDref	MDL	PQL	UQL	%REC	LOW	HIGH	%RPD	Q
2-Fluorobiphenyl	S	ug/L	3.58978	70.359688		98	0	0	0.87024	1.96	10	72%	53	106	0%	
Nitrobenzene-d5	S	ug/L	2.85157	55.890772		98	0	0	1.02508	1.96	10	57%	55	111	0%	
Terphenyl-d14	S	ug/L	5.15255	100.98998		98	0	0	1.10348	1.96	10	103%	58	132	0%	

Seq No	Lab ID	Test Code	Sample Typ	File ID	Analysis Date	DF	Batch ID	Prep Date	SPKref	RPDref	pmoist
14973259	B22010143-001	SVOC-8270-W-	SAMP	√5975.I\sh011022	1/11/2022 5:55:2	1	162701	1/5/2022 8:0	0	0	

Analyte	T	Units	RAW	Final	Text	Spike	SPKref	RPDref	MDL	PQL	UQL	%REC	LOW	HIGH	%RPD	Q
1-Methylnaphthalene	A	ug/L	0	0		0	0	0	0.0196112	0.1	10	0%	0	0	0%	U
2-Methylnaphthalene	A	ug/L	0	0		0	0	0	0.0167552	0.1	10	0%	0	0	0%	U
Acenaphthene	A	ug/L	0	0		0	0	0	0.0301784	0.1	10	0%	0	0	0%	U
Acenaphthylene	A	ug/L	0	0		0	0	0	0.0238	0.1	10	0%	0	0	0%	U
Anthracene	A	ug/L	0	0		0	0	0	0.0269416	0.1	10	0%	0	0	0%	U
Benzo(a)anthracene	A	ug/L	0	0		0	0	0	0.0258944	0.1	10	0%	0	0	0%	U
Benzo(a)pyrene	A	ug/L	0	0		0	0	0	0.0330344	0.1	10	0%	0	0	0%	U
Benzo(b)fluoranthene	A	ug/L	0	0		0	0	0	0.0215152	0.1	10	0%	0	0	0%	U
Benzo(g,h,i)perylene	A	ug/L	0	0		0	0	0	0.0254184	0.1	10	0%	0	0	0%	U
Benzo(k)fluoranthene	A	ug/L	0	0		0	0	0	0.028084	0.1	10	0%	0	0	0%	U
Chrysene	A	ug/L	0	0		0	0	0	0.0436016	0.1	10	0%	0	0	0%	U
Dibenzo(a,h)anthracene	A	ug/L	0	0		0	0	0	0.0349384	0.1	10	0%	0	0	0%	U
Fluoranthene	A	ug/L	0	0		0	0	0	0.0221816	0.1	10	0%	0	0	0%	U
Fluorene	A	ug/L	0	0		0	0	0	0.02142	0.1	10	0%	0	0	0%	U
Indeno(1,2,3-cd)pyrene	A	ug/L	0	0		0	0	0	0.0467432	0.1	10	0%	0	0	0%	U
Naphthalene	A	ug/L	0	0		0	0	0	0.027608	0.1	10	0%	0	0	0%	U
Phenanthrene	A	ug/L	0	0		0	0	0	0.028084	0.1	10	0%	0	0	0%	U
Pyrene	A	ug/L	0	0		0	0	0	0.0227528	0.1	10	0%	0	0	0%	U
1,4-Dichlorobenzene-d4	I	ug/L	40	38.08		0	0	0	0.0952	0.1		0%	0	0	0%	
Acenaphthene-d10	I	ug/L	40	38.08		0	0	0	0.0952	0.1		0%	0	0	0%	
Chrysene-d12	I	ug/L	40	38.08		0	0	0	0.0952	0.1		0%	0	0	0%	
Naphthalene-d8	I	ug/L	40	38.08		0	0	0	0.0952	0.1		0%	0	0	0%	
Perylene-d12	I	ug/L	40	38.08		0	0	0	0.0952	0.1		0%	0	0	0%	
Phenanthrene-d10	I	ug/L	40	38.08		0	0	0	0.0952	0.1		0%	0	0	0%	
o-Terphenyl	X	ug/L	0	0		190.4	0	0	0.0622608	0.1	10	0%	40	140	0%	US

Seq No	Lab ID	Test Code	Sample Typ	File ID	Analysis Date	DF	Batch ID	Prep Date	SPKref	RPDref	pmoist
14973260	B22010143-001	SVOC-8270-W-	SAMP	√5975.I\sh011022	1/11/2022 6:27:5	20	162701	1/5/2022 8:0	0	0	

Analyte	T	Units	RAW	Final	Text	Spike	SPKref	RPDref	MDL	PQL	UQL	%REC	LOW	HIGH	%RPD	Q
2-Fluorobiphenyl	S	ug/L	3.54298	67.4583392		95.2	0	0	0.845376	1.904	10	71%	53	106	0%	
Nitrobenzene-d5	S	ug/L	2.84521	54.1727984		95.2	0	0	0.995792	1.904	10	57%	55	111	0%	
Terphenyl-d14	S	ug/L	5.19251	98.8653904		95.2	0	0	1.071952	1.904	10	104%	58	132	0%	

Seq No	Lab ID	Test Code	Sample Typ	File ID	Analysis Date	DF	Batch ID	Prep Date	SPKref	RPDref	pmoist
14973261	B22010145-001	SVOC-8270-W-	SAMP	√5975.I\sh011022	1/11/2022 7:00:0	1	162701	1/5/2022 8:0	0	0	

Analyte	T	Units	RAW	Final	Text	Spike	SPKref	RPDref	MDL	PQL	UQL	%REC	LOW	HIGH	%RPD	Q
1-Methylnaphthalene	A	ug/L	0	0		0	0	0	0.020806	0.101	10	0%	0	0	0%	U
2-Methylnaphthalene	A	ug/L	0	0		0	0	0	0.017776	0.101	10	0%	0	0	0%	U
Acenaphthene	A	ug/L	0	0		0	0	0	0.032017	0.101	10	0%	0	0	0%	U
Acenaphthylene	A	ug/L	0	0		0	0	0	0.02525	0.101	10	0%	0	0	0%	U
Anthracene	A	ug/L	0	0		0	0	0	0.028583	0.101	10	0%	0	0	0%	U
Benzo(a)anthracene	A	ug/L	0	0		0	0	0	0.027472	0.101	10	0%	0	0	0%	U
Benzo(a)pyrene	A	ug/L	0	0		0	0	0	0.035047	0.101	10	0%	0	0	0%	U
Benzo(b)fluoranthene	A	ug/L	0	0		0	0	0	0.022826	0.101	10	0%	0	0	0%	U
Benzo(g,h,i)perylene	A	ug/L	0	0		0	0	0	0.026967	0.101	10	0%	0	0	0%	U
Benzo(k)fluoranthene	A	ug/L	0	0		0	0	0	0.029795	0.101	10	0%	0	0	0%	U
Chrysene	A	ug/L	0	0		0	0	0	0.046258	0.101	10	0%	0	0	0%	U
Dibenzo(a,h)anthracene	A	ug/L	0	0		0	0	0	0.037067	0.101	10	0%	0	0	0%	U
Fluoranthene	A	ug/L	0	0		0	0	0	0.023533	0.101	10	0%	0	0	0%	U
Fluorene	A	ug/L	0	0		0	0	0	0.022725	0.101	10	0%	0	0	0%	U
Indeno(1,2,3-cd)pyrene	A	ug/L	0	0		0	0	0	0.049591	0.101	10	0%	0	0	0%	U
Naphthalene	A	ug/L	0	0		0	0	0	0.02929	0.101	10	0%	0	0	0%	U
Phenanthrene	A	ug/L	0	0		0	0	0	0.029795	0.101	10	0%	0	0	0%	U
Pyrene	A	ug/L	0	0		0	0	0	0.024139	0.101	10	0%	0	0	0%	U
1,4-Dichlorobenzene-d4	I	ug/L	40	40.4		0	0	0	0.101	0.101		0%	0	0	0%	
Acenaphthene-d10	I	ug/L	40	40.4		0	0	0	0.101	0.101		0%	0	0	0%	
Chrysene-d12	I	ug/L	40	40.4		0	0	0	0.101	0.101		0%	0	0	0%	
Naphthalene-d8	I	ug/L	40	40.4		0	0	0	0.101	0.101		0%	0	0	0%	
Perylene-d12	I	ug/L	40	40.4		0	0	0	0.101	0.101		0%	0	0	0%	
Phenanthrene-d10	I	ug/L	40	40.4		0	0	0	0.101	0.101		0%	0	0	0%	
o-Terphenyl	X	ug/L	0	0		202	0	0	0.066054	0.101	10	0%	40	140	0%	US

Seq No	Lab ID	Test Code	Sample Typ	File ID	Analysis Date	DF	Batch ID	Prep Date	SPKref	RPDref	pmoist
14973262	B22010145-001	SVOC-8270-W-	SAMP	√5975.I\sh011022	1/11/2022 7:32:2	20	162701	1/5/2022 8:0	0	0	

Analyte	T	Units	RAW	Final	Text	Spike	SPKref	RPDref	MDL	PQL	UQL	%REC	LOW	HIGH	%RPD	Q
2-Fluorobiphenyl	S	ug/L	3.65019	73.733838		101	0	0	0.89688	2.02	10	73%	53	106	0%	
Nitrobenzene-d5	S	ug/L	3.1253	63.13106		101	0	0	1.05646	2.02	10	63%	55	111	0%	
Terphenyl-d14	S	ug/L	5.48609	110.819018		101	0	0	1.13726	2.02	10	110%	58	132	0%	

Seq No	Lab ID	Test Code	Sample Typ	File ID	Analysis Date	DF	Batch ID	Prep Date	SPKref	RPDref	pmoist
14973263	B22010148-001	SVOC-8270-W-	SAMP	√5975.I\sh011022	1/11/2022 8:04:4	1	162701	1/5/2022 8:0	0	0	

Analyte	T	Units	RAW	Final	Text	Spike	SPKref	RPDref	MDL	PQL	UQL	%REC	LOW	HIGH	%RPD	Q
1-Methylnaphthalene	A	ug/L	0	0		0	0	0	0.020394	0.1	10	0%	0	0	0%	U
2-Methylnaphthalene	A	ug/L	0	0		0	0	0	0.017424	0.1	10	0%	0	0	0%	U
Acenaphthene	A	ug/L	0	0		0	0	0	0.031383	0.1	10	0%	0	0	0%	U
Acenaphthylene	A	ug/L	0	0		0	0	0	0.02475	0.1	10	0%	0	0	0%	U
Anthracene	A	ug/L	0	0		0	0	0	0.028017	0.1	10	0%	0	0	0%	U
Benzo(a)anthracene	A	ug/L	0	0		0	0	0	0.026928	0.1	10	0%	0	0	0%	U
Benzo(a)pyrene	A	ug/L	0	0		0	0	0	0.034353	0.1	10	0%	0	0	0%	U
Benzo(b)fluoranthene	A	ug/L	0	0		0	0	0	0.022374	0.1	10	0%	0	0	0%	U
Benzo(g,h,i)perylene	A	ug/L	0	0		0	0	0	0.026433	0.1	10	0%	0	0	0%	U
Benzo(k)fluoranthene	A	ug/L	0	0		0	0	0	0.029205	0.1	10	0%	0	0	0%	U
Chrysene	A	ug/L	0	0		0	0	0	0.045342	0.1	10	0%	0	0	0%	U
Dibenzo(a,h)anthracene	A	ug/L	0	0		0	0	0	0.036333	0.1	10	0%	0	0	0%	U
Fluoranthene	A	ug/L	0	0		0	0	0	0.023067	0.1	10	0%	0	0	0%	U
Fluorene	A	ug/L	0	0		0	0	0	0.022275	0.1	10	0%	0	0	0%	U
Indeno(1,2,3-cd)pyrene	A	ug/L	0	0		0	0	0	0.048609	0.1	10	0%	0	0	0%	U
Naphthalene	A	ug/L	0	0		0	0	0	0.02871	0.1	10	0%	0	0	0%	U
Phenanthrene	A	ug/L	0	0		0	0	0	0.029205	0.1	10	0%	0	0	0%	U
Pyrene	A	ug/L	0	0		0	0	0	0.023661	0.1	10	0%	0	0	0%	U
1,4-Dichlorobenzene-d4	I	ug/L	40	39.6		0	0	0	0.099	0.1		0%	0	0	0%	
Acenaphthene-d10	I	ug/L	40	39.6		0	0	0	0.099	0.1		0%	0	0	0%	
Chrysene-d12	I	ug/L	40	39.6		0	0	0	0.099	0.1		0%	0	0	0%	
Naphthalene-d8	I	ug/L	40	39.6		0	0	0	0.099	0.1		0%	0	0	0%	
Perylene-d12	I	ug/L	40	39.6		0	0	0	0.099	0.1		0%	0	0	0%	
Phenanthrene-d10	I	ug/L	40	39.6		0	0	0	0.099	0.1		0%	0	0	0%	
o-Terphenyl	X	ug/L	0	0		198	0	0	0.064746	0.1	10	0%	40	140	0%	US

Seq No	Lab ID	Test Code	Sample Typ	File ID	Analysis Date	DF	Batch ID	Prep Date	SPKref	RPDref	pmoist
14973264	B22010148-001	SVOC-8270-W-	SAMP	√5975.I\sh011022	1/11/2022 8:37:1	20	162701	1/5/2022 8:0	0	0	

Analyte	T	Units	RAW	Final	Text	Spike	SPKref	RPDref	MDL	PQL	UQL	%REC	LOW	HIGH	%RPD	Q
2-Fluorobiphenyl	S	ug/L	3.16	62.568		99	0	0	0.87912	1.98	10	63%	53	106	0%	
Nitrobenzene-d5	S	ug/L	2.73574	54.167652		99	0	0	1.03554	1.98	10	55%	55	111	0%	
Terphenyl-d14	S	ug/L	5.34864	105.903072		99	0	0	1.11474	1.98	10	107%	58	132	0%	

Seq No	Lab ID	Test Code	Sample Typ	File ID	Analysis Date	DF	Batch ID	Prep Date	SPKref	RPDref	pmoist
14973265	B22010209-001	SVOC-8270-W-	SAMP	√5975.I\sh011022	1/11/2022 9:09:3	1	162701	1/5/2022 1:1	0	0	

Analyte	T	Units	RAW	Final	Text	Spike	SPKref	RPDref	MDL	PQL	UQL	%REC	LOW	HIGH	%RPD	Q
1-Methylnaphthalene	A	ug/L	0	0		0	0	0	0.0198172	0.1	10	0%	0	0	0%	U
2-Methylnaphthalene	A	ug/L	0	0		0	0	0	0.0169312	0.1	10	0%	0	0	0%	U
Acenaphthene	A	ug/L	0	0		0	0	0	0.0304954	0.1	10	0%	0	0	0%	U
Acenaphthylene	A	ug/L	0	0		0	0	0	0.02405	0.1	10	0%	0	0	0%	U
Anthracene	A	ug/L	0	0		0	0	0	0.0272246	0.1	10	0%	0	0	0%	U
Benzo(a)anthracene	A	ug/L	0	0		0	0	0	0.0261664	0.1	10	0%	0	0	0%	U
Benzo(a)pyrene	A	ug/L	0	0		0	0	0	0.0333814	0.1	10	0%	0	0	0%	U
Benzo(b)fluoranthene	A	ug/L	0	0		0	0	0	0.0217412	0.1	10	0%	0	0	0%	U
Benzo(g,h,i)perylene	A	ug/L	0	0		0	0	0	0.0256854	0.1	10	0%	0	0	0%	U
Benzo(k)fluoranthene	A	ug/L	0	0		0	0	0	0.028379	0.1	10	0%	0	0	0%	U
Chrysene	A	ug/L	0	0		0	0	0	0.0440596	0.1	10	0%	0	0	0%	U
Dibenzo(a,h)anthracene	A	ug/L	0	0		0	0	0	0.0353054	0.1	10	0%	0	0	0%	U
Fluoranthene	A	ug/L	0	0		0	0	0	0.0224146	0.1	10	0%	0	0	0%	U
Fluorene	A	ug/L	0	0		0	0	0	0.021645	0.1	10	0%	0	0	0%	U
Indeno(1,2,3-cd)pyrene	A	ug/L	0	0		0	0	0	0.0472342	0.1	10	0%	0	0	0%	U
Naphthalene	A	ug/L	0	0		0	0	0	0.027898	0.1	10	0%	0	0	0%	U
Phenanthrene	A	ug/L	0	0		0	0	0	0.028379	0.1	10	0%	0	0	0%	U
Pyrene	A	ug/L	0	0		0	0	0	0.0229918	0.1	10	0%	0	0	0%	U
1,4-Dichlorobenzene-d4	I	ug/L	40	38.48		0	0	0	0.0962	0.1		0%	0	0	0%	
Acenaphthene-d10	I	ug/L	40	38.48		0	0	0	0.0962	0.1		0%	0	0	0%	
Chrysene-d12	I	ug/L	40	38.48		0	0	0	0.0962	0.1		0%	0	0	0%	
Naphthalene-d8	I	ug/L	40	38.48		0	0	0	0.0962	0.1		0%	0	0	0%	
Perylene-d12	I	ug/L	40	38.48		0	0	0	0.0962	0.1		0%	0	0	0%	
Phenanthrene-d10	I	ug/L	40	38.48		0	0	0	0.0962	0.1		0%	0	0	0%	
o-Terphenyl	X	ug/L	0	0		192.4	0	0	0.0629148	0.1	10	0%	40	140	0%	US

Seq No	Lab ID	Test Code	Sample Typ	File ID	Analysis Date	DF	Batch ID	Prep Date	SPKref	RPDref	pmoist
14973266	B22010209-001	SVOC-8270-W-	SAMP	√5975.I\sh011022	1/11/2022 9:42:0	20	162701	1/5/2022 1:1	0	0	

Analyte	T	Units	RAW	Final	Text	Spike	SPKref	RPDref	MDL	PQL	UQL	%REC	LOW	HIGH	%RPD	Q
2-Fluorobiphenyl	S	ug/L	2.76383	53.1760892		96.2	0	0	0.854256	1.924	10	55%	53	106	0%	
Nitrobenzene-d5	S	ug/L	2.41737	46.5101988		96.2	0	0	1.006252	1.924	10	48%	55	111	0%	S
Terphenyl-d14	S	ug/L	4.86352	93.5741248		96.2	0	0	1.083212	1.924	10	97%	58	132	0%	

Seq No	Lab ID	Test Code	Sample Typ	File ID	Analysis Date	DF	Batch ID	Prep Date	SPKref	RPDref	pmoist
14973267	B22010211-001	SVOC-8270-W-	SAMP	√5975.I\sh011022	1/11/2022 10:14:	1	162701	1/5/2022 1:1	0	0	

Analyte	T	Units	RAW	Final	Text	Spike	SPKref	RPDref	MDL	PQL	UQL	%REC	LOW	HIGH	%RPD	Q
Acenaphthene	A	ug/L	0	0		0	0	0	0.033602	0.106	10	0%	0	0	0%	U
Acenaphthylene	A	ug/L	0	0		0	0	0	0.0265	0.106	10	0%	0	0	0%	U
Anthracene	A	ug/L	0.20041	0.2124346		0	0	0	0.029998	0.106	10	0%	0	0	0%	
Benzo(a)anthracene	A	ug/L	0.1524	0.161544		0	0	0	0.028832	0.106	10	0%	0	0	0%	
Benzo(a)pyrene	A	ug/L	0.08675	0.091955		0	0	0	0.036782	0.106	10	0%	0	0	0%	J
Benzo(b)fluoranthene	A	ug/L	0.14797	0.1568482		0	0	0	0.023956	0.106	10	0%	0	0	0%	
Benzo(g,h,i)perylene	A	ug/L	0.03944	0.0418064		0	0	0	0.028302	0.106	10	0%	0	0	0%	J
Benzo(k)fluoranthene	A	ug/L	0.04273	0.0452938		0	0	0	0.03127	0.106	10	0%	0	0	0%	J
Chrysene	A	ug/L	0.17315	0.183539		0	0	0	0.048548	0.106	10	0%	0	0	0%	
Dibenzo(a,h)anthracene	A	ug/L	0	0		0	0	0	0.038902	0.106	10	0%	0	0	0%	U
Fluoranthene	A	ug/L	0.31535	0.334271		0	0	0	0.024698	0.106	10	0%	0	0	0%	
Fluorene	A	ug/L	0	0		0	0	0	0.02385	0.106	10	0%	0	0	0%	U
Indeno(1,2,3-cd)pyrene	A	ug/L	0.06687	0.0708822		0	0	0	0.052046	0.106	10	0%	0	0	0%	J
Phenanthrene	A	ug/L	1.78104	1.8879024		0	0	0	0.03127	0.106	10	0%	0	0	0%	
Pyrene	A	ug/L	0.39365	0.417269		0	0	0	0.025334	0.106	10	0%	0	0	0%	
1,4-Dichlorobenzene-d4	I	ug/L	40	42.4		0	0	0	0.106	0.106		0%	0	0	0%	
Acenaphthene-d10	I	ug/L	40	42.4		0	0	0	0.106	0.106		0%	0	0	0%	
Chrysene-d12	I	ug/L	40	42.4		0	0	0	0.106	0.106		0%	0	0	0%	
Naphthalene-d8	I	ug/L	40	42.4		0	0	0	0.106	0.106		0%	0	0	0%	
Perylene-d12	I	ug/L	40	42.4		0	0	0	0.106	0.106		0%	0	0	0%	
Phenanthrene-d10	I	ug/L	40	42.4		0	0	0	0.106	0.106		0%	0	0	0%	
o-Terphenyl	X	ug/L	0	0		212	0	0	0.069324	0.106	10	0%	40	140	0%	US

Seq No	Lab ID	Test Code	Sample Typ	File ID	Analysis Date	DF	Batch ID	Prep Date	SPKref	RPDref	pmoist
14973268	B22010211-001	SVOC-8270-W-	SAMP	√5975.I\sh011022	1/11/2022 10:46:	20	162701	1/5/2022 1:1	0	0	

Analyte	T	Units	RAW	Final	Text	Spike	SPKref	RPDref	MDL	PQL	UQL	%REC	LOW	HIGH	%RPD	Q
Naphthalene	A	ug/L	5.99589	127.112868		0	0	0	0.6148	2.12	10	0%	0	0	0%	
2-Fluorobiphenyl	S	ug/L	3.4956	74.10672		106	0	0	0.94128	2.12	10	70%	53	106	0%	
Nitrobenzene-d5	S	ug/L	2.5982	55.08184		106	0	0	1.10876	2.12	10	52%	55	111	0%	S
Terphenyl-d14	S	ug/L	4.62492	98.048304		106	0	0	1.19356	2.12	10	92%	58	132	0%	

Seq No	Lab ID	Test Code	Sample Typ	File ID	Analysis Date	DF	Batch ID	Prep Date	SPKref	RPDref	pmoist
14973269	10-Jan-22_CCV	SVOC-8270-W-	CCV	√5975.I\sh011022	1/11/2022 11:19:	1	R372988		0	0	

Analyte	T	Units	RAW	Final	Text	Spike	SPKref	RPDref	MDL	PQL	UQL	%REC	LOW	HIGH	%RPD	Q
1-Methylnaphthalene	A	ug/L	2.25355	2.25355		2	0	0	0.0206	0.1	10	113%	50	150	0%	
2-Methylnaphthalene	A	ug/L	1.96788	1.96788		2	0	0	0.0176	0.1	10	98%	50	150	0%	
Acenaphthene	A	ug/L	1.7267	1.7267		2	0	0	0.0317	0.1	10	86%	50	150	0%	
Acenaphthylene	A	ug/L	1.92677	1.92677		2	0	0	0.025	0.1	10	96%	50	150	0%	
Anthracene	A	ug/L	2.11507	2.11507		2	0	0	0.0283	0.1	10	106%	50	150	0%	
Benzo(a)anthracene	A	ug/L	1.91696	1.91696		2	0	0	0.0272	0.1	10	96%	50	150	0%	
Benzo(a)pyrene	A	ug/L	1.85533	1.85533		2	0	0	0.0347	0.1	10	93%	50	150	0%	
Benzo(b)fluoranthene	A	ug/L	1.79677	1.79677		2	0	0	0.0226	0.1	10	90%	50	150	0%	
Benzo(g,h,i)perylene	A	ug/L	2.03202	2.03202		2	0	0	0.0267	0.1	10	102%	50	150	0%	
Benzo(k)fluoranthene	A	ug/L	1.88438	1.88438		2	0	0	0.0295	0.1	10	94%	50	150	0%	
Chrysene	A	ug/L	2.06869	2.06869		2	0	0	0.0458	0.1	10	103%	50	150	0%	
Dibenzo(a,h)anthracene	A	ug/L	1.85632	1.85632		2	0	0	0.0367	0.1	10	93%	50	150	0%	
Fluoranthene	A	ug/L	1.88902	1.88902		2	0	0	0.0233	0.1	10	94%	50	150	0%	
Fluorene	A	ug/L	2.04572	2.04572		2	0	0	0.0225	0.1	10	102%	50	150	0%	
Indeno(1,2,3-cd)pyrene	A	ug/L	1.80099	1.80099		2	0	0	0.0491	0.1	10	90%	50	150	0%	
Naphthalene	A	ug/L	1.89087	1.89087		2	0	0	0.029	0.1	10	95%	50	150	0%	
Phenanthrene	A	ug/L	2.01698	2.01698		2	0	0	0.0295	0.1	10	101%	50	150	0%	
Pyrene	A	ug/L	1.9009	1.9009		2	0	0	0.0239	0.1	10	95%	50	150	0%	
1,4-Dichlorobenzene-d4	I	ug/L	40	40		0	0	0	0.1	0.1		0%	50	150	0%	
Acenaphthene-d10	I	ug/L	40	40		0	0	0	0.1	0.1		0%	50	150	0%	
Chrysene-d12	I	ug/L	40	40		0	0	0	0.1	0.1		0%	50	150	0%	
Naphthalene-d8	I	ug/L	40	40		0	0	0	0.1	0.1		0%	50	150	0%	
Perylene-d12	I	ug/L	40	40		0	0	0	0.1	0.1		0%	50	150	0%	
Phenanthrene-d10	I	ug/L	40	40		0	0	0	0.1	0.1		0%	50	150	0%	
2-Fluorobiphenyl	S	ug/L	2.00267	2.00267		2	0	0	0.0444	0.1	10	100%	50	150	0%	
Nitrobenzene-d5	S	ug/L	1.72745	1.72745		2	0	0	0.0523	0.1	10	86%	50	150	0%	
Terphenyl-d14	S	ug/L	2.16726	2.16726		2	0	0	0.0563	0.1	10	108%	50	150	0%	
o-Terphenyl	X	ug/L	1.92307	1.92307		2	0	0	0.0654	0.1	10	96%	50	150	0%	

Seq No	Lab ID	Test Code	Sample Typ	File ID	Analysis Date	DF	Batch ID	Prep Date	SPKref	RPDref	pmoist
14976392	10-Jan-22_CCV	SVOC-8270C-SI	CCV	√5975.I\sh011022	1/10/2022 11:59:	1	R372988		0	0	

Analyte	T	Units	RAW	Final	Text	Spike	SPKref	RPDref	MDL	PQL	UQL	%REC	LOW	HIGH	%RPD	Q

Seq No	Lab ID	Test Code	Sample Typ	File ID	Analysis Date	DF	Batch ID	Prep Date	SPKref	RPDref	pmoist
14976392	10-Jan-22_CCV	SVOC-8270C-SI	CCV	√5975.I\sh011022	1/10/2022 11:59:	1	R372988		0	0	

Analyte	T	Units	RAW	Final	Text	Spike	SPKref	RPDref	MDL	PQL	UQL	%REC	LOW	HIGH	%RPD	Q
1-Methylnaphthalene	A	ug/L	2.35717	2.35717		2	0	0	0.0206	0.1	10	118%	80	120	0%	
2-Methylnaphthalene	A	ug/L	2.09598	2.09598		2	0	0	0.0176	0.1	10	105%	80	120	0%	
Acenaphthene	A	ug/L	1.71855	1.71855		2	0	0	0.0317	0.1	10	86%	80	120	0%	
Acenaphthylene	A	ug/L	1.92929	1.92929		2	0	0	0.025	0.1	10	96%	80	120	0%	
Anthracene	A	ug/L	2.05066	2.05066		2	0	0	0.0283	0.1	10	103%	80	120	0%	
Benzo(a)anthracene	A	ug/L	1.91912	1.91912		2	0	0	0.0272	0.1	10	96%	80	120	0%	
Benzo(a)pyrene	A	ug/L	1.88032	1.88032		2	0	0	0.0347	0.1	10	94%	80	120	0%	
Benzo(b)fluoranthene	A	ug/L	1.70536	1.70536		2	0	0	0.0226	0.1	10	85%	80	120	0%	
Benzo(g,h,i)perylene	A	ug/L	1.94311	1.94311		2	0	0	0.0267	0.1	10	97%	80	120	0%	
Benzo(k)fluoranthene	A	ug/L	1.99827	1.99827		2	0	0	0.0295	0.1	10	100%	80	120	0%	
Chrysene	A	ug/L	1.9925	1.9925		2	0	0	0.0458	0.1	10	100%	80	120	0%	
Dibenzo(a,h)anthracene	A	ug/L	1.79461	1.79461		2	0	0	0.0367	0.1	10	90%	80	120	0%	
Fluoranthene	A	ug/L	1.9127	1.9127		2	0	0	0.0233	0.1	10	96%	80	120	0%	
Fluorene	A	ug/L	2.01922	2.01922		2	0	0	0.0225	0.1	10	101%	80	120	0%	
Indeno(1,2,3-cd)pyrene	A	ug/L	1.68367	1.68367		2	0	0	0.0491	0.1	10	84%	80	120	0%	
Naphthalene	A	ug/L	1.93409	1.93409		2	0	0	0.029	0.1	10	97%	80	120	0%	
Phenanthrene	A	ug/L	2.00983	2.00983		2	0	0	0.0295	0.1	10	100%	80	120	0%	
Pyrene	A	ug/L	1.84756	1.84756		2	0	0	0.0239	0.1	10	92%	80	120	0%	
1,4-Dichlorobenzene-d4	I	ug/L	40	40		0	0	0	0.1	0.1		0%	80	120	0%	
Acenaphthene-d10	I	ug/L	40	40		0	0	0	0.1	0.1		0%	80	120	0%	
Chrysene-d12	I	ug/L	40	40		0	0	0	0.1	0.1		0%	80	120	0%	
Naphthalene-d8	I	ug/L	40	40		0	0	0	0.1	0.1		0%	80	120	0%	
Perylene-d12	I	ug/L	40	40		0	0	0	0.1	0.1		0%	80	120	0%	
Phenanthrene-d10	I	ug/L	40	40		0	0	0	0.1	0.1	10	0%	80	120	0%	
2-Fluorobiphenyl	S	ug/L	1.94547	1.94547		2	0	0	0.0444	0.1	10	97%	80	120	0%	
Nitrobenzene-d5	S	ug/L	1.7365	1.7365		2	0	0	0.0523	0.1	10	87%	80	120	0%	
Terphenyl-d14	S	ug/L	2.02994	2.02994		2	0	0	0.0563	0.1	10	101%	80	120	0%	
o-Terphenyl	X	ug/L	1.82838	1.82838		2	0	0	0.0654	0	0	91%	80	120	0%	

Seq No	Lab ID	Test Code	Sample Typ	File ID	Analysis Date	DF	Batch ID	Prep Date	SPKref	RPDref	pmoist
14976393	10-Jan-22_ISTB	SVOC-8270C-SI	SAMP	√5975.I\sh011022	1/11/2022 12:31:	1	R372988		0	0	

Analyte	T	Units	RAW	Final	Text	Spike	SPKref	RPDref	MDL	PQL	UQL	%REC	LOW	HIGH	%RPD	Q

Seq No	Lab ID	Test Code	Sample Typ	File ID	Analysis Date	DF	Batch ID	Prep Date	SPKref	RPDref	pmoist
14976393	10-Jan-22_ISTB	SVOC-8270C-SI	SAMP	√5975.I\sh011022	1/11/2022 12:31:	1	R372988		0	0	

Analyte	T	Units	RAW	Final	Text	Spike	SPKref	RPDref	MDL	PQL	UQL	%REC	LOW	HIGH	%RPD	Q
1-Methylnaphthalene	A	ug/L	0	0		0	0	0	0.0206	0.1	10	0%	0	0	0%	
2-Methylnaphthalene	A	ug/L	0	0		0	0	0	0.0176	0.1	10	0%	0	0	0%	
Acenaphthene	A	ug/L	0	0		0	0	0	0.0317	0.1	10	0%	0	0	0%	
Acenaphthylene	A	ug/L	0	0		0	0	0	0.025	0.1	10	0%	0	0	0%	
Anthracene	A	ug/L	0	0		0	0	0	0.0283	0.1	10	0%	0	0	0%	
Benzo(a)anthracene	A	ug/L	0	0		0	0	0	0.0272	0.1	10	0%	0	0	0%	
Benzo(a)pyrene	A	ug/L	0	0		0	0	0	0.0347	0.1	10	0%	0	0	0%	
Benzo(b)fluoranthene	A	ug/L	0	0		0	0	0	0.0226	0.1	10	0%	0	0	0%	
Benzo(g,h,i)perylene	A	ug/L	0	0		0	0	0	0.0267	0.1	10	0%	0	0	0%	
Benzo(k)fluoranthene	A	ug/L	0	0		0	0	0	0.0295	0.1	10	0%	0	0	0%	
Chrysene	A	ug/L	0	0		0	0	0	0.0458	0.1	10	0%	0	0	0%	
Dibenzo(a,h)anthracene	A	ug/L	0	0		0	0	0	0.0367	0.1	10	0%	0	0	0%	
Fluoranthene	A	ug/L	0	0		0	0	0	0.0233	0.1	10	0%	0	0	0%	
Fluorene	A	ug/L	0	0		0	0	0	0.0225	0.1	10	0%	0	0	0%	
Indeno(1,2,3-cd)pyrene	A	ug/L	0	0		0	0	0	0.0491	0.1	10	0%	0	0	0%	
Naphthalene	A	ug/L	0	0		0	0	0	0.029	0.1	10	0%	0	0	0%	
Phenanthrene	A	ug/L	0	0		0	0	0	0.0295	0.1	10	0%	0	0	0%	
Pyrene	A	ug/L	0	0		0	0	0	0.0239	0.1	10	0%	0	0	0%	
1,4-Dichlorobenzene-d4	I	ug/L	40	40000		0	0	0	0.1	0.1		0%	0	0	0%	
Acenaphthene-d10	I	ug/L	40	40000		0	0	0	0.1	0.1		0%	0	0	0%	
Chrysene-d12	I	ug/L	40	40000		0	0	0	0.1	0.1		0%	0	0	0%	
Naphthalene-d8	I	ug/L	40	40000		0	0	0	0.1	0.1		0%	0	0	0%	
Perylene-d12	I	ug/L	40	40000		0	0	0	0.1	0.1		0%	0	0	0%	
Phenanthrene-d10	I	ug/L	40	40000		0	0	0	0.1	0.1	10	0%	0	0	0%	E
2-Fluorobiphenyl	S	ug/L	0	0		5	0	0	0.0444	0.1	10	0%	25	94	0%	S
Nitrobenzene-d5	S	ug/L	0	0		5	0	0	0.0523	0.1	10	0%	19	102	0%	S
Terphenyl-d14	S	ug/L	0	0		5	0	0	0.0563	0.1	10	0%	39	106	0%	S
o-Terphenyl	X	ug/L	0	0		200	0	0	0.0654	0	0	0%	40	140	0%	S

Seq No	Lab ID	Test Code	Sample Typ	File ID	Analysis Date	DF	Batch ID	Prep Date	SPKref	RPDref	pmoist
14976394	B22010120-001	SVOC-8270C-SI	SAMP	√5975.I\sh011022	1/11/2022 1:04:1	1	162701	1/4/2022 3:4	0	0	

Analyte	T	Units	RAW	Final	Text	Spike	SPKref	RPDref	MDL	PQL	UQL	%REC	LOW	HIGH	%RPD	Q

Seq No	Lab ID	Test Code	Sample Typ	File ID	Analysis Date	DF	Batch ID	Prep Date	SPKref	RPDref	pmoist
14976394	B22010120-001	SVOC-8270C-SI	SAMP	√5975.I\sh011022	1/11/2022 1:04:1	1	162701	1/4/2022 3:4	0	0	

Analyte	T	Units	RAW	Final	Text	Spike	SPKref	RPDref	MDL	PQL	UQL	%REC	LOW	HIGH	%RPD	Q
1-Methylnaphthalene	A	ug/L	0	0		0	0	0	0.0200026	0.1	10	0%	0	0	0%	U
2-Methylnaphthalene	A	ug/L	0	0		0	0	0	0.0170896	0.1	10	0%	0	0	0%	U
Acenaphthene	A	ug/L	0	0		0	0	0	0.0307807	0.1	10	0%	0	0	0%	U
Acenaphthylene	A	ug/L	0	0		0	0	0	0.024275	0.1	10	0%	0	0	0%	U
Anthracene	A	ug/L	0	0		0	0	0	0.0274793	0.1	10	0%	0	0	0%	U
Benzo(a)anthracene	A	ug/L	0	0		0	0	0	0.0264112	0.1	10	0%	0	0	0%	U
Benzo(a)pyrene	A	ug/L	0	0		0	0	0	0.0336937	0.1	10	0%	0	0	0%	U
Benzo(b)fluoranthene	A	ug/L	0	0		0	0	0	0.0219446	0.1	10	0%	0	0	0%	U
Benzo(g,h,i)perylene	A	ug/L	0	0		0	0	0	0.0259257	0.1	10	0%	0	0	0%	U
Benzo(k)fluoranthene	A	ug/L	0	0		0	0	0	0.0286445	0.1	10	0%	0	0	0%	U
Chrysene	A	ug/L	0	0		0	0	0	0.0444718	0.1	10	0%	0	0	0%	U
Dibenzo(a,h)anthracene	A	ug/L	0	0		0	0	0	0.0356357	0.1	10	0%	0	0	0%	U
Fluoranthene	A	ug/L	0	0		0	0	0	0.0226243	0.1	10	0%	0	0	0%	U
Fluorene	A	ug/L	0	0		0	0	0	0.0218475	0.1	10	0%	0	0	0%	U
Indeno(1,2,3-cd)pyrene	A	ug/L	0	0		0	0	0	0.0476761	0.1	10	0%	0	0	0%	U
Naphthalene	A	ug/L	0	0		0	0	0	0.028159	0.1	10	0%	0	0	0%	U
Phenanthrene	A	ug/L	0	0		0	0	0	0.0286445	0.1	10	0%	0	0	0%	U
Pyrene	A	ug/L	0	0		0	0	0	0.0232069	0.1	10	0%	0	0	0%	U
1,4-Dichlorobenzene-d4	I	ug/L	40	38.84		0	0	0	0.0971	0.1		0%	0	0	0%	
Acenaphthene-d10	I	ug/L	40	38.84		0	0	0	0.0971	0.1		0%	0	0	0%	
Chrysene-d12	I	ug/L	40	38.84		0	0	0	0.0971	0.1		0%	0	0	0%	
Naphthalene-d8	I	ug/L	40	38.84		0	0	0	0.0971	0.1		0%	0	0	0%	
Perylene-d12	I	ug/L	40	38.84		0	0	0	0.0971	0.1		0%	0	0	0%	
Phenanthrene-d10	I	ug/L	40	38.84		0	0	0	0.0971	0.1	10	0%	0	0	0%	E

Seq No	Lab ID	Test Code	Sample Typ	File ID	Analysis Date	DF	Batch ID	Prep Date	SPKref	RPDref	pmoist
14976395	B22010120-001	SVOC-8270C-SI	SAMP	√5975.I\sh011022	1/11/2022 1:36:4	20	162701	1/4/2022 3:4	0	0	

Analyte	T	Units	RAW	Final	Text	Spike	SPKref	RPDref	MDL	PQL	UQL	%REC	LOW	HIGH	%RPD	Q

Seq No	Lab ID	Test Code	Sample Typ	File ID	Analysis Date	DF	Batch ID	Prep Date	SPKref	RPDref	pmoist
14976396	B22010134-001	SVOC-8270C-SI	SAMP	√5975.I\sh011022	1/11/2022 2:09:0	1	162701	1/5/2022 8:0	0	0	

Analyte	T	Units	RAW	Final	Text	Spike	SPKref	RPDref	MDL	PQL	UQL	%REC	LOW	HIGH	%RPD	Q

Seq No	Lab ID	Test Code	Sample Typ	File ID	Analysis Date	DF	Batch ID	Prep Date	SPKref	RPDref	pmoist
14976396	B22010134-001	SVOC-8270C-SI	SAMP	√5975.I\sh011022	1/11/2022 2:09:0	1	162701	1/5/2022 8:0	0	0	

Analyte	T	Units	RAW	Final	Text	Spike	SPKref	RPDref	MDL	PQL	UQL	%REC	LOW	HIGH	%RPD	Q
1-Methylnaphthalene	A	ug/L	0	0		0	0	0	0.0206	0.1	10	0%	0	0	0%	U
2-Methylnaphthalene	A	ug/L	0	0		0	0	0	0.0176	0.1	10	0%	0	0	0%	U
Acenaphthene	A	ug/L	0	0		0	0	0	0.0317	0.1	10	0%	0	0	0%	U
Acenaphthylene	A	ug/L	0	0		0	0	0	0.025	0.1	10	0%	0	0	0%	U
Anthracene	A	ug/L	0	0		0	0	0	0.0283	0.1	10	0%	0	0	0%	U
Benzo(a)anthracene	A	ug/L	0	0		0	0	0	0.0272	0.1	10	0%	0	0	0%	U
Benzo(a)pyrene	A	ug/L	0	0		0	0	0	0.0347	0.1	10	0%	0	0	0%	U
Benzo(b)fluoranthene	A	ug/L	0	0		0	0	0	0.0226	0.1	10	0%	0	0	0%	U
Benzo(g,h,i)perylene	A	ug/L	0	0		0	0	0	0.0267	0.1	10	0%	0	0	0%	U
Benzo(k)fluoranthene	A	ug/L	0	0		0	0	0	0.0295	0.1	10	0%	0	0	0%	U
Chrysene	A	ug/L	0	0		0	0	0	0.0458	0.1	10	0%	0	0	0%	U
Dibenzo(a,h)anthracene	A	ug/L	0	0		0	0	0	0.0367	0.1	10	0%	0	0	0%	U
Fluoranthene	A	ug/L	0	0		0	0	0	0.0233	0.1	10	0%	0	0	0%	U
Fluorene	A	ug/L	0	0		0	0	0	0.0225	0.1	10	0%	0	0	0%	U
Indeno(1,2,3-cd)pyrene	A	ug/L	0	0		0	0	0	0.0491	0.1	10	0%	0	0	0%	U
Naphthalene	A	ug/L	0	0		0	0	0	0.029	0.1	10	0%	0	0	0%	U
Phenanthrene	A	ug/L	0	0		0	0	0	0.0295	0.1	10	0%	0	0	0%	U
Pyrene	A	ug/L	0	0		0	0	0	0.0239	0.1	10	0%	0	0	0%	U
1,4-Dichlorobenzene-d4	I	ug/L	40	40		0	0	0	0.1	0.1		0%	0	0	0%	
Acenaphthene-d10	I	ug/L	40	40		0	0	0	0.1	0.1		0%	0	0	0%	
Chrysene-d12	I	ug/L	40	40		0	0	0	0.1	0.1		0%	0	0	0%	
Naphthalene-d8	I	ug/L	40	40		0	0	0	0.1	0.1		0%	0	0	0%	
Perylene-d12	I	ug/L	40	40		0	0	0	0.1	0.1		0%	0	0	0%	
Phenanthrene-d10	I	ug/L	40	40		0	0	0	0.1	0.1	10	0%	0	0	0%	E

Seq No	Lab ID	Test Code	Sample Typ	File ID	Analysis Date	DF	Batch ID	Prep Date	SPKref	RPDref	pmoist
14976397	B22010134-001	SVOC-8270C-SI	SAMP	√5975.I\sh011022	1/11/2022 2:41:2	20	162701	1/5/2022 8:0	0	0	

Analyte	T	Units	RAW	Final	Text	Spike	SPKref	RPDref	MDL	PQL	UQL	%REC	LOW	HIGH	%RPD	Q

Seq No	Lab ID	Test Code	Sample Typ	File ID	Analysis Date	DF	Batch ID	Prep Date	SPKref	RPDref	pmoist
14976398	B22010141-001	SVOC-8270C-SI	SAMP	√5975.I\sh011022	1/11/2022 3:13:4	1	162701	1/5/2022 8:0	0	0	

Analyte	T	Units	RAW	Final	Text	Spike	SPKref	RPDref	MDL	PQL	UQL	%REC	LOW	HIGH	%RPD	Q

Seq No	Lab ID	Test Code	Sample Typ	File ID	Analysis Date	DF	Batch ID	Prep Date	SPKref	RPDref	pmoist
14976398	B22010141-001	SVOC-8270C-SI	SAMP	√5975.I\sh011022	1/11/2022 3:13:4	1	162701	1/5/2022 8:0	0	0	

Analyte	T	Units	RAW	Final	Text	Spike	SPKref	RPDref	MDL	PQL	UQL	%REC	LOW	HIGH	%RPD	Q
1-Methylnaphthalene	A	ug/L	0	0		0	0	0	0.020806	0.101	10	0%	0	0	0%	U
2-Methylnaphthalene	A	ug/L	0	0		0	0	0	0.017776	0.101	10	0%	0	0	0%	U
Acenaphthene	A	ug/L	0	0		0	0	0	0.032017	0.101	10	0%	0	0	0%	U
Acenaphthylene	A	ug/L	0	0		0	0	0	0.02525	0.101	10	0%	0	0	0%	U
Anthracene	A	ug/L	0	0		0	0	0	0.028583	0.101	10	0%	0	0	0%	U
Benzo(a)anthracene	A	ug/L	0	0		0	0	0	0.027472	0.101	10	0%	0	0	0%	U
Benzo(a)pyrene	A	ug/L	0	0		0	0	0	0.035047	0.101	10	0%	0	0	0%	U
Benzo(b)fluoranthene	A	ug/L	0	0		0	0	0	0.022826	0.101	10	0%	0	0	0%	U
Benzo(g,h,i)perylene	A	ug/L	0	0		0	0	0	0.026967	0.101	10	0%	0	0	0%	U
Benzo(k)fluoranthene	A	ug/L	0	0		0	0	0	0.029795	0.101	10	0%	0	0	0%	U
Chrysene	A	ug/L	0	0		0	0	0	0.046258	0.101	10	0%	0	0	0%	U
Dibenzo(a,h)anthracene	A	ug/L	0	0		0	0	0	0.037067	0.101	10	0%	0	0	0%	U
Fluoranthene	A	ug/L	0	0		0	0	0	0.023533	0.101	10	0%	0	0	0%	U
Fluorene	A	ug/L	0	0		0	0	0	0.022725	0.101	10	0%	0	0	0%	U
Indeno(1,2,3-cd)pyrene	A	ug/L	0	0		0	0	0	0.049591	0.101	10	0%	0	0	0%	U
Naphthalene	A	ug/L	0	0		0	0	0	0.02929	0.101	10	0%	0	0	0%	U
Phenanthrene	A	ug/L	0	0		0	0	0	0.029795	0.101	10	0%	0	0	0%	U
Pyrene	A	ug/L	0	0		0	0	0	0.024139	0.101	10	0%	0	0	0%	U
1,4-Dichlorobenzene-d4	I	ug/L	40	40.4		0	0	0	0.101	0.101		0%	0	0	0%	
Acenaphthene-d10	I	ug/L	40	40.4		0	0	0	0.101	0.101		0%	0	0	0%	
Chrysene-d12	I	ug/L	40	40.4		0	0	0	0.101	0.101		0%	0	0	0%	
Naphthalene-d8	I	ug/L	40	40.4		0	0	0	0.101	0.101		0%	0	0	0%	
Perylene-d12	I	ug/L	40	40.4		0	0	0	0.101	0.101		0%	0	0	0%	
Phenanthrene-d10	I	ug/L	40	40.4		0	0	0	0.101	0.101	10	0%	0	0	0%	E

Seq No	Lab ID	Test Code	Sample Typ	File ID	Analysis Date	DF	Batch ID	Prep Date	SPKref	RPDref	pmoist
14976399	B22010141-001	SVOC-8270C-SI	SAMP	√5975.I\sh011022	1/11/2022 3:46:0	20	162701	1/5/2022 8:0	0	0	

Analyte	T	Units	RAW	Final	Text	Spike	SPKref	RPDref	MDL	PQL	UQL	%REC	LOW	HIGH	%RPD	Q

Seq No	Lab ID	Test Code	Sample Typ	File ID	Analysis Date	DF	Batch ID	Prep Date	SPKref	RPDref	pmoist
14976400	B22010141-001	SVOC-8270C-SI	MS-DOD	√5975.I\sh011022	1/11/2022 4:18:3	1	162701	1/5/2022 8:0	1E+07	0	

Analyte	T	Units	RAW	Final	Text	Spike	SPKref	RPDref	MDL	PQL	UQL	%REC	LOW	HIGH	%RPD	Q

Seq No	Lab ID	Test Code	Sample Typ	File ID	Analysis Date	DF	Batch ID	Prep Date	SPKref	RPDref	pmoist
14976400	B22010141-001	SVOC-8270C-SI	MS-DOD	√5975.I\sh011022	1/11/2022 4:18:3	1	162701	1/5/2022 8:0	1E+07	0	

Analyte	T	Units	RAW	Final	Text	Spike	SPKref	RPDref	MDL	PQL	UQL	%REC	LOW	HIGH	%RPD	Q
1-Methylnaphthalene	A	ug/L	3.98071	4.0205171		5.05	0	0	0.020806	0.101	10	80%	41	115	0%	
2-Methylnaphthalene	A	ug/L	3.87022	3.9089222		5.05	0	0	0.017776	0.101	10	77%	39	114	0%	
Acenaphthene	A	ug/L	4.192	4.23392		5.05	0	0	0.032017	0.101	10	84%	48	114	0%	
Acenaphthylene	A	ug/L	4.44058	4.4849858		5.05	0	0	0.02525	0.101	10	89%	35	121	0%	
Anthracene	A	ug/L	5.09863	5.1496163		5.05	0	0	0.028583	0.101	10	102%	53	119	0%	
Benzo(a)anthracene	A	ug/L	5.0818	5.132618		5.05	0	0	0.027472	0.101	10	102%	59	120	0%	
Benzo(a)pyrene	A	ug/L	4.50962	4.5547162		5.05	0	0	0.035047	0.101	10	90%	53	120	0%	
Benzo(b)fluoranthene	A	ug/L	4.5194	4.564594		5.05	0	0	0.022826	0.101	10	90%	53	126	0%	
Benzo(g,h,i)perylene	A	ug/L	4.79401	4.8419501		5.05	0	0	0.026967	0.101	10	96%	44	128	0%	
Benzo(k)fluoranthene	A	ug/L	4.49154	4.5364554		5.05	0	0	0.029795	0.101	10	90%	54	125	0%	
Chrysene	A	ug/L	5.06512	5.1157712		5.05	0	0	0.046258	0.101	10	101%	57	120	0%	
Dibenzo(a,h)anthracene	A	ug/L	4.70789	4.7549689		5.05	0	0	0.037067	0.101	10	94%	44	141	0%	
Fluoranthene	A	ug/L	4.84154	4.8899554		5.05	0	0	0.023533	0.101	10	97%	58	120	0%	
Fluorene	A	ug/L	4.78964	4.8375364		5.05	0	0	0.022725	0.101	10	96%	50	118	0%	
Indeno(1,2,3-cd)pyrene	A	ug/L	4.62655	4.6728155		5.05	0	0	0.049591	0.101	10	93%	48	130	0%	
Naphthalene	A	ug/L	3.67164	3.7083564		5.05	0	0	0.02929	0.101	10	73%	43	114	0%	
Phenanthrene	A	ug/L	4.79762	4.8455962		5.05	0	0	0.029795	0.101	10	96%	53	115	0%	
Pyrene	A	ug/L	4.64179	4.6882079		5.05	0	0	0.024139	0.101	10	93%	53	121	0%	
1,4-Dichlorobenzene-d4	I	ug/L	40	40.4		0	0	0	0.101	0.101		0%			0%	
Acenaphthene-d10	I	ug/L	40	40.4		0	0	0	0.101	0.101		0%			0%	
Chrysene-d12	I	ug/L	40	40.4		0	0	0	0.101	0.101		0%			0%	
Naphthalene-d8	I	ug/L	40	40.4		0	0	0	0.101	0.101		0%			0%	
Perylene-d12	I	ug/L	40	40.4		0	0	0	0.101	0.101		0%			0%	
Phenanthrene-d10	I	ug/L	40	40.4		0	0	0	0.101	0.101	10	0%			0%	
2-Fluorobiphenyl	S	ug/L	4.19602	4.2379802		5.05	0	0	0.044844	0.101	10	84%	53	106	0%	
Nitrobenzene-d5	S	ug/L	3.09677	3.1277377		5.05	0	0	0.052823	0.101	10	62%	55	111	0%	
Terphenyl-d14	S	ug/L	5.52315	5.5783815		5.05	0	0	0.056863	0.101	10	110%	58	132	0%	
o-Terphenyl	X	ug/L	4.27968	4.3224768		5.05	0	0	0.066054	0	0	86%	40	140	0%	

Seq No	Lab ID	Test Code	Sample Typ	File ID	Analysis Date	DF	Batch ID	Prep Date	SPKref	RPDref	pmoist
14976401	B22010142-001	SVOC-8270C-SI	SAMP	√5975.I\sh011022	1/11/2022 4:50:5	1	162701	1/5/2022 8:0	0	0	

Analyte	T	Units	RAW	Final	Text	Spike	SPKref	RPDref	MDL	PQL	UQL	%REC	LOW	HIGH	%RPD	Q

Seq No	Lab ID	Test Code	Sample Typ	File ID	Analysis Date	DF	Batch ID	Prep Date	SPKref	RPDref	pmoist
14976401	B22010142-001	SVOC-8270C-SI	SAMP	√5975.I\sh011022	1/11/2022 4:50:5	1	162701	1/5/2022 8:0	0	0	

Analyte	T	Units	RAW	Final	Text	Spike	SPKref	RPDref	MDL	PQL	UQL	%REC	LOW	HIGH	%RPD	Q
1-Methylnaphthalene	A	ug/L	0	0		0	0	0	0.020188	0.1	10	0%	0	0	0%	U
2-Methylnaphthalene	A	ug/L	0	0		0	0	0	0.017248	0.1	10	0%	0	0	0%	U
Acenaphthene	A	ug/L	0	0		0	0	0	0.031066	0.1	10	0%	0	0	0%	U
Acenaphthylene	A	ug/L	0	0		0	0	0	0.0245	0.1	10	0%	0	0	0%	U
Anthracene	A	ug/L	0	0		0	0	0	0.027734	0.1	10	0%	0	0	0%	U
Benzo(a)anthracene	A	ug/L	0	0		0	0	0	0.026656	0.1	10	0%	0	0	0%	U
Benzo(a)pyrene	A	ug/L	0	0		0	0	0	0.034006	0.1	10	0%	0	0	0%	U
Benzo(b)fluoranthene	A	ug/L	0	0		0	0	0	0.022148	0.1	10	0%	0	0	0%	U
Benzo(g,h,i)perylene	A	ug/L	0	0		0	0	0	0.026166	0.1	10	0%	0	0	0%	U
Benzo(k)fluoranthene	A	ug/L	0	0		0	0	0	0.02891	0.1	10	0%	0	0	0%	U
Chrysene	A	ug/L	0	0		0	0	0	0.044884	0.1	10	0%	0	0	0%	U
Dibenzo(a,h)anthracene	A	ug/L	0	0		0	0	0	0.035966	0.1	10	0%	0	0	0%	U
Fluoranthene	A	ug/L	0	0		0	0	0	0.022834	0.1	10	0%	0	0	0%	U
Fluorene	A	ug/L	0	0		0	0	0	0.02205	0.1	10	0%	0	0	0%	U
Indeno(1,2,3-cd)pyrene	A	ug/L	0	0		0	0	0	0.048118	0.1	10	0%	0	0	0%	U
Naphthalene	A	ug/L	0	0		0	0	0	0.02842	0.1	10	0%	0	0	0%	U
Phenanthrene	A	ug/L	0	0		0	0	0	0.02891	0.1	10	0%	0	0	0%	U
Pyrene	A	ug/L	0	0		0	0	0	0.023422	0.1	10	0%	0	0	0%	U
1,4-Dichlorobenzene-d4	I	ug/L	40	39.2		0	0	0	0.098	0.1		0%	0	0	0%	
Acenaphthene-d10	I	ug/L	40	39.2		0	0	0	0.098	0.1		0%	0	0	0%	
Chrysene-d12	I	ug/L	40	39.2		0	0	0	0.098	0.1		0%	0	0	0%	
Naphthalene-d8	I	ug/L	40	39.2		0	0	0	0.098	0.1		0%	0	0	0%	
Perylene-d12	I	ug/L	40	39.2		0	0	0	0.098	0.1		0%	0	0	0%	
Phenanthrene-d10	I	ug/L	40	39.2		0	0	0	0.098	0.1	10	0%	0	0	0%	E

Seq No	Lab ID	Test Code	Sample Typ	File ID	Analysis Date	DF	Batch ID	Prep Date	SPKref	RPDref	pmoist
14976402	B22010142-001	SVOC-8270C-SI	SAMP	√5975.I\sh011022	1/11/2022 5:23:1	20	162701	1/5/2022 8:0	0	0	

Analyte	T	Units	RAW	Final	Text	Spike	SPKref	RPDref	MDL	PQL	UQL	%REC	LOW	HIGH	%RPD	Q

Seq No	Lab ID	Test Code	Sample Typ	File ID	Analysis Date	DF	Batch ID	Prep Date	SPKref	RPDref	pmoist
14976403	B22010143-001	SVOC-8270C-SI	SAMP	√5975.I\sh011022	1/11/2022 5:55:2	1	162701	1/5/2022 8:0	0	0	

Analyte	T	Units	RAW	Final	Text	Spike	SPKref	RPDref	MDL	PQL	UQL	%REC	LOW	HIGH	%RPD	Q

Seq No	Lab ID	Test Code	Sample Typ	File ID	Analysis Date	DF	Batch ID	Prep Date	SPKref	RPDref	pmoist
14976403	B22010143-001	SVOC-8270C-SI	SAMP	√5975.I\sh011022	1/11/2022 5:55:2	1	162701	1/5/2022 8:0	0	0	

Analyte	T	Units	RAW	Final	Text	Spike	SPKref	RPDref	MDL	PQL	UQL	%REC	LOW	HIGH	%RPD	Q
1-Methylnaphthalene	A	ug/L	0	0		0	0	0	0.0196112	0.1	10	0%	0	0	0%	U
2-Methylnaphthalene	A	ug/L	0	0		0	0	0	0.0167552	0.1	10	0%	0	0	0%	U
Acenaphthene	A	ug/L	0	0		0	0	0	0.0301784	0.1	10	0%	0	0	0%	U
Acenaphthylene	A	ug/L	0	0		0	0	0	0.0238	0.1	10	0%	0	0	0%	U
Anthracene	A	ug/L	0	0		0	0	0	0.0269416	0.1	10	0%	0	0	0%	U
Benzo(a)anthracene	A	ug/L	0	0		0	0	0	0.0258944	0.1	10	0%	0	0	0%	U
Benzo(a)pyrene	A	ug/L	0	0		0	0	0	0.0330344	0.1	10	0%	0	0	0%	U
Benzo(b)fluoranthene	A	ug/L	0	0		0	0	0	0.0215152	0.1	10	0%	0	0	0%	U
Benzo(g,h,i)perylene	A	ug/L	0	0		0	0	0	0.0254184	0.1	10	0%	0	0	0%	U
Benzo(k)fluoranthene	A	ug/L	0	0		0	0	0	0.028084	0.1	10	0%	0	0	0%	U
Chrysene	A	ug/L	0	0		0	0	0	0.0436016	0.1	10	0%	0	0	0%	U
Dibenzo(a,h)anthracene	A	ug/L	0	0		0	0	0	0.0349384	0.1	10	0%	0	0	0%	U
Fluoranthene	A	ug/L	0	0		0	0	0	0.0221816	0.1	10	0%	0	0	0%	U
Fluorene	A	ug/L	0	0		0	0	0	0.02142	0.1	10	0%	0	0	0%	U
Indeno(1,2,3-cd)pyrene	A	ug/L	0	0		0	0	0	0.0467432	0.1	10	0%	0	0	0%	U
Naphthalene	A	ug/L	0	0		0	0	0	0.027608	0.1	10	0%	0	0	0%	U
Phenanthrene	A	ug/L	0	0		0	0	0	0.028084	0.1	10	0%	0	0	0%	U
Pyrene	A	ug/L	0	0		0	0	0	0.0227528	0.1	10	0%	0	0	0%	U
1,4-Dichlorobenzene-d4	I	ug/L	40	38.08		0	0	0	0.0952	0.1		0%	0	0	0%	
Acenaphthene-d10	I	ug/L	40	38.08		0	0	0	0.0952	0.1		0%	0	0	0%	
Chrysene-d12	I	ug/L	40	38.08		0	0	0	0.0952	0.1		0%	0	0	0%	
Naphthalene-d8	I	ug/L	40	38.08		0	0	0	0.0952	0.1		0%	0	0	0%	
Perylene-d12	I	ug/L	40	38.08		0	0	0	0.0952	0.1		0%	0	0	0%	
Phenanthrene-d10	I	ug/L	40	38.08		0	0	0	0.0952	0.1	10	0%	0	0	0%	E

Seq No	Lab ID	Test Code	Sample Typ	File ID	Analysis Date	DF	Batch ID	Prep Date	SPKref	RPDref	pmoist
14976404	B22010143-001	SVOC-8270C-SI	SAMP	√5975.I\sh011022	1/11/2022 6:27:5	20	162701	1/5/2022 8:0	0	0	

Analyte	T	Units	RAW	Final	Text	Spike	SPKref	RPDref	MDL	PQL	UQL	%REC	LOW	HIGH	%RPD	Q

Seq No	Lab ID	Test Code	Sample Typ	File ID	Analysis Date	DF	Batch ID	Prep Date	SPKref	RPDref	pmoist
14976405	B22010145-001	SVOC-8270C-SI	SAMP	√5975.I\sh011022	1/11/2022 7:00:0	1	162701	1/5/2022 8:0	0	0	

Analyte	T	Units	RAW	Final	Text	Spike	SPKref	RPDref	MDL	PQL	UQL	%REC	LOW	HIGH	%RPD	Q

Seq No	Lab ID	Test Code	Sample Typ	File ID	Analysis Date	DF	Batch ID	Prep Date	SPKref	RPDref	pmoist
14976405	B22010145-001	SVOC-8270C-SI	SAMP	√5975.I\sh011022	1/11/2022 7:00:0	1	162701	1/5/2022 8:0	0	0	

Analyte	T	Units	RAW	Final	Text	Spike	SPKref	RPDref	MDL	PQL	UQL	%REC	LOW	HIGH	%RPD	Q
1-Methylnaphthalene	A	ug/L	0	0		0	0	0	0.020806	0.101	10	0%	0	0	0%	U
2-Methylnaphthalene	A	ug/L	0	0		0	0	0	0.017776	0.101	10	0%	0	0	0%	U
Acenaphthene	A	ug/L	0	0		0	0	0	0.032017	0.101	10	0%	0	0	0%	U
Acenaphthylene	A	ug/L	0	0		0	0	0	0.02525	0.101	10	0%	0	0	0%	U
Anthracene	A	ug/L	0	0		0	0	0	0.028583	0.101	10	0%	0	0	0%	U
Benzo(a)anthracene	A	ug/L	0	0		0	0	0	0.027472	0.101	10	0%	0	0	0%	U
Benzo(a)pyrene	A	ug/L	0	0		0	0	0	0.035047	0.101	10	0%	0	0	0%	U
Benzo(b)fluoranthene	A	ug/L	0	0		0	0	0	0.022826	0.101	10	0%	0	0	0%	U
Benzo(g,h,i)perylene	A	ug/L	0	0		0	0	0	0.026967	0.101	10	0%	0	0	0%	U
Benzo(k)fluoranthene	A	ug/L	0	0		0	0	0	0.029795	0.101	10	0%	0	0	0%	U
Chrysene	A	ug/L	0	0		0	0	0	0.046258	0.101	10	0%	0	0	0%	U
Dibenzo(a,h)anthracene	A	ug/L	0	0		0	0	0	0.037067	0.101	10	0%	0	0	0%	U
Fluoranthene	A	ug/L	0	0		0	0	0	0.023533	0.101	10	0%	0	0	0%	U
Fluorene	A	ug/L	0	0		0	0	0	0.022725	0.101	10	0%	0	0	0%	U
Indeno(1,2,3-cd)pyrene	A	ug/L	0	0		0	0	0	0.049591	0.101	10	0%	0	0	0%	U
Naphthalene	A	ug/L	0	0		0	0	0	0.02929	0.101	10	0%	0	0	0%	U
Phenanthrene	A	ug/L	0	0		0	0	0	0.029795	0.101	10	0%	0	0	0%	U
Pyrene	A	ug/L	0	0		0	0	0	0.024139	0.101	10	0%	0	0	0%	U
1,4-Dichlorobenzene-d4	I	ug/L	40	40.4		0	0	0	0.101	0.101		0%	0	0	0%	
Acenaphthene-d10	I	ug/L	40	40.4		0	0	0	0.101	0.101		0%	0	0	0%	
Chrysene-d12	I	ug/L	40	40.4		0	0	0	0.101	0.101		0%	0	0	0%	
Naphthalene-d8	I	ug/L	40	40.4		0	0	0	0.101	0.101		0%	0	0	0%	
Perylene-d12	I	ug/L	40	40.4		0	0	0	0.101	0.101		0%	0	0	0%	
Phenanthrene-d10	I	ug/L	40	40.4		0	0	0	0.101	0.101	10	0%	0	0	0%	E

Seq No	Lab ID	Test Code	Sample Typ	File ID	Analysis Date	DF	Batch ID	Prep Date	SPKref	RPDref	pmoist
14976406	B22010145-001	SVOC-8270C-SI	SAMP	√5975.I\sh011022	1/11/2022 7:32:2	20	162701	1/5/2022 8:0	0	0	

Analyte	T	Units	RAW	Final	Text	Spike	SPKref	RPDref	MDL	PQL	UQL	%REC	LOW	HIGH	%RPD	Q

Seq No	Lab ID	Test Code	Sample Typ	File ID	Analysis Date	DF	Batch ID	Prep Date	SPKref	RPDref	pmoist
14976407	B22010148-001	SVOC-8270C-SI	SAMP	√5975.I\sh011022	1/11/2022 8:04:4	1	162701	1/5/2022 8:0	0	0	

Analyte	T	Units	RAW	Final	Text	Spike	SPKref	RPDref	MDL	PQL	UQL	%REC	LOW	HIGH	%RPD	Q

Seq No	Lab ID	Test Code	Sample Typ	File ID	Analysis Date	DF	Batch ID	Prep Date	SPKref	RPDref	pmoist
14976407	B22010148-001	SVOC-8270C-SI	SAMP	√5975.I\sh011022	1/11/2022 8:04:4	1	162701	1/5/2022 8:0	0	0	

Analyte	T	Units	RAW	Final	Text	Spike	SPKref	RPDref	MDL	PQL	UQL	%REC	LOW	HIGH	%RPD	Q
1-Methylnaphthalene	A	ug/L	0	0		0	0	0	0.020394	0.1	10	0%	0	0	0%	U
2-Methylnaphthalene	A	ug/L	0	0		0	0	0	0.017424	0.1	10	0%	0	0	0%	U
Acenaphthene	A	ug/L	0	0		0	0	0	0.031383	0.1	10	0%	0	0	0%	U
Acenaphthylene	A	ug/L	0	0		0	0	0	0.02475	0.1	10	0%	0	0	0%	U
Anthracene	A	ug/L	0	0		0	0	0	0.028017	0.1	10	0%	0	0	0%	U
Benzo(a)anthracene	A	ug/L	0	0		0	0	0	0.026928	0.1	10	0%	0	0	0%	U
Benzo(a)pyrene	A	ug/L	0	0		0	0	0	0.034353	0.1	10	0%	0	0	0%	U
Benzo(b)fluoranthene	A	ug/L	0	0		0	0	0	0.022374	0.1	10	0%	0	0	0%	U
Benzo(g,h,i)perylene	A	ug/L	0	0		0	0	0	0.026433	0.1	10	0%	0	0	0%	U
Benzo(k)fluoranthene	A	ug/L	0	0		0	0	0	0.029205	0.1	10	0%	0	0	0%	U
Chrysene	A	ug/L	0	0		0	0	0	0.045342	0.1	10	0%	0	0	0%	U
Dibenzo(a,h)anthracene	A	ug/L	0	0		0	0	0	0.036333	0.1	10	0%	0	0	0%	U
Fluoranthene	A	ug/L	0	0		0	0	0	0.023067	0.1	10	0%	0	0	0%	U
Fluorene	A	ug/L	0	0		0	0	0	0.022275	0.1	10	0%	0	0	0%	U
Indeno(1,2,3-cd)pyrene	A	ug/L	0	0		0	0	0	0.048609	0.1	10	0%	0	0	0%	U
Naphthalene	A	ug/L	0	0		0	0	0	0.02871	0.1	10	0%	0	0	0%	U
Phenanthrene	A	ug/L	0	0		0	0	0	0.029205	0.1	10	0%	0	0	0%	U
Pyrene	A	ug/L	0	0		0	0	0	0.023661	0.1	10	0%	0	0	0%	U
1,4-Dichlorobenzene-d4	I	ug/L	40	39.6		0	0	0	0.099	0.1		0%	0	0	0%	
Acenaphthene-d10	I	ug/L	40	39.6		0	0	0	0.099	0.1		0%	0	0	0%	
Chrysene-d12	I	ug/L	40	39.6		0	0	0	0.099	0.1		0%	0	0	0%	
Naphthalene-d8	I	ug/L	40	39.6		0	0	0	0.099	0.1		0%	0	0	0%	
Perylene-d12	I	ug/L	40	39.6		0	0	0	0.099	0.1		0%	0	0	0%	
Phenanthrene-d10	I	ug/L	40	39.6		0	0	0	0.099	0.1	10	0%	0	0	0%	E

Seq No	Lab ID	Test Code	Sample Typ	File ID	Analysis Date	DF	Batch ID	Prep Date	SPKref	RPDref	pmoist
14976408	B22010148-001	SVOC-8270C-SI	SAMP	√5975.I\sh011022	1/11/2022 8:37:1	20	162701	1/5/2022 8:0	0	0	

Analyte	T	Units	RAW	Final	Text	Spike	SPKref	RPDref	MDL	PQL	UQL	%REC	LOW	HIGH	%RPD	Q

Seq No	Lab ID	Test Code	Sample Typ	File ID	Analysis Date	DF	Batch ID	Prep Date	SPKref	RPDref	pmoist
14976409	B22010209-001	SVOC-8270C-SI	SAMP	√5975.I\sh011022	1/11/2022 9:09:3	1	162701	1/5/2022 1:1	0	0	

Analyte	T	Units	RAW	Final	Text	Spike	SPKref	RPDref	MDL	PQL	UQL	%REC	LOW	HIGH	%RPD	Q

Seq No	Lab ID	Test Code	Sample Typ	File ID	Analysis Date	DF	Batch ID	Prep Date	SPKref	RPDref	pmoist
14976409	B22010209-001	SVOC-8270C-SI	SAMP	√5975.I\sh011022	1/11/2022 9:09:3	1	162701	1/5/2022 1:1	0	0	

Analyte	T	Units	RAW	Final	Text	Spike	SPKref	RPDref	MDL	PQL	UQL	%REC	LOW	HIGH	%RPD	Q
1-Methylnaphthalene	A	ug/L	0	0		0	0	0	0.0198172	0.1	10	0%	0	0	0%	U
2-Methylnaphthalene	A	ug/L	0	0		0	0	0	0.0169312	0.1	10	0%	0	0	0%	U
Acenaphthene	A	ug/L	0	0		0	0	0	0.0304954	0.1	10	0%	0	0	0%	U
Acenaphthylene	A	ug/L	0	0		0	0	0	0.02405	0.1	10	0%	0	0	0%	U
Anthracene	A	ug/L	0	0		0	0	0	0.0272246	0.1	10	0%	0	0	0%	U
Benzo(a)anthracene	A	ug/L	0	0		0	0	0	0.0261664	0.1	10	0%	0	0	0%	U
Benzo(a)pyrene	A	ug/L	0	0		0	0	0	0.0333814	0.1	10	0%	0	0	0%	U
Benzo(b)fluoranthene	A	ug/L	0	0		0	0	0	0.0217412	0.1	10	0%	0	0	0%	U
Benzo(g,h,i)perylene	A	ug/L	0	0		0	0	0	0.0256854	0.1	10	0%	0	0	0%	U
Benzo(k)fluoranthene	A	ug/L	0	0		0	0	0	0.028379	0.1	10	0%	0	0	0%	U
Chrysene	A	ug/L	0	0		0	0	0	0.0440596	0.1	10	0%	0	0	0%	U
Dibenzo(a,h)anthracene	A	ug/L	0	0		0	0	0	0.0353054	0.1	10	0%	0	0	0%	U
Fluoranthene	A	ug/L	0	0		0	0	0	0.0224146	0.1	10	0%	0	0	0%	U
Fluorene	A	ug/L	0	0		0	0	0	0.021645	0.1	10	0%	0	0	0%	U
Indeno(1,2,3-cd)pyrene	A	ug/L	0	0		0	0	0	0.0472342	0.1	10	0%	0	0	0%	U
Naphthalene	A	ug/L	0	0		0	0	0	0.027898	0.1	10	0%	0	0	0%	U
Phenanthrene	A	ug/L	0	0		0	0	0	0.028379	0.1	10	0%	0	0	0%	U
Pyrene	A	ug/L	0	0		0	0	0	0.0229918	0.1	10	0%	0	0	0%	U
1,4-Dichlorobenzene-d4	I	ug/L	40	38.48		0	0	0	0.0962	0.1		0%	0	0	0%	
Acenaphthene-d10	I	ug/L	40	38.48		0	0	0	0.0962	0.1		0%	0	0	0%	
Chrysene-d12	I	ug/L	40	38.48		0	0	0	0.0962	0.1		0%	0	0	0%	
Naphthalene-d8	I	ug/L	40	38.48		0	0	0	0.0962	0.1		0%	0	0	0%	
Perylene-d12	I	ug/L	40	38.48		0	0	0	0.0962	0.1		0%	0	0	0%	
Phenanthrene-d10	I	ug/L	40	38.48		0	0	0	0.0962	0.1	10	0%	0	0	0%	E

Seq No	Lab ID	Test Code	Sample Typ	File ID	Analysis Date	DF	Batch ID	Prep Date	SPKref	RPDref	pmoist
14976410	B22010209-001	SVOC-8270C-SI	SAMP	√5975.I\sh011022	1/11/2022 9:42:0	20	162701	1/5/2022 1:1	0	0	

Analyte	T	Units	RAW	Final	Text	Spike	SPKref	RPDref	MDL	PQL	UQL	%REC	LOW	HIGH	%RPD	Q

Seq No	Lab ID	Test Code	Sample Typ	File ID	Analysis Date	DF	Batch ID	Prep Date	SPKref	RPDref	pmoist
14976411	B22010211-001	SVOC-8270C-SI	SAMP	√5975.I\sh011022	1/11/2022 10:14:	1	162701	1/5/2022 1:1	0	0	

Analyte	T	Units	RAW	Final	Text	Spike	SPKref	RPDref	MDL	PQL	UQL	%REC	LOW	HIGH	%RPD	Q

Seq No	Lab ID	Test Code	Sample Typ	File ID	Analysis Date	DF	Batch ID	Prep Date	SPKref	RPDref	pmoist
14976411	B22010211-001	SVOC-8270C-SI	SAMP	√5975.I\sh011022	1/11/2022 10:14:	1	162701	1/5/2022 1:1	0	0	

Analyte	T	Units	RAW	Final	Text	Spike	SPKref	RPDref	MDL	PQL	UQL	%REC	LOW	HIGH	%RPD	Q
Acenaphthene	A	ug/L	0	0		0	0	0	0.033602	0.106	10	0%	0	0	0%	U
Acenaphthylene	A	ug/L	0	0		0	0	0	0.0265	0.106	10	0%	0	0	0%	U
Anthracene	A	ug/L	0.20041	0.2124346		0	0	0	0.029998	0.106	10	0%	0	0	0%	
Benzo(a)anthracene	A	ug/L	0.1524	0.161544		0	0	0	0.028832	0.106	10	0%	0	0	0%	
Benzo(a)pyrene	A	ug/L	0.08675	0.091955		0	0	0	0.036782	0.106	10	0%	0	0	0%	J
Benzo(b)fluoranthene	A	ug/L	0.14797	0.1568482		0	0	0	0.023956	0.106	10	0%	0	0	0%	
Benzo(g,h,i)perylene	A	ug/L	0.03944	0.0418064		0	0	0	0.028302	0.106	10	0%	0	0	0%	J
Benzo(k)fluoranthene	A	ug/L	0.04273	0.0452938		0	0	0	0.03127	0.106	10	0%	0	0	0%	J
Chrysene	A	ug/L	0.17315	0.183539		0	0	0	0.048548	0.106	10	0%	0	0	0%	
Dibenzo(a,h)anthracene	A	ug/L	0	0		0	0	0	0.038902	0.106	10	0%	0	0	0%	U
Fluoranthene	A	ug/L	0.31535	0.334271		0	0	0	0.024698	0.106	10	0%	0	0	0%	
Fluorene	A	ug/L	0	0		0	0	0	0.02385	0.106	10	0%	0	0	0%	U
Indeno(1,2,3-cd)pyrene	A	ug/L	0.06687	0.0708822		0	0	0	0.052046	0.106	10	0%	0	0	0%	J
Phenanthrene	A	ug/L	1.78104	1.8879024		0	0	0	0.03127	0.106	10	0%	0	0	0%	
Pyrene	A	ug/L	0.39365	0.417269		0	0	0	0.025334	0.106	10	0%	0	0	0%	
1,4-Dichlorobenzene-d4	I	ug/L	40	42.4		0	0	0	0.106	0.106		0%	0	0	0%	
Acenaphthene-d10	I	ug/L	40	42.4		0	0	0	0.106	0.106		0%	0	0	0%	
Chrysene-d12	I	ug/L	40	42.4		0	0	0	0.106	0.106		0%	0	0	0%	
Naphthalene-d8	I	ug/L	40	42.4		0	0	0	0.106	0.106		0%	0	0	0%	
Perylene-d12	I	ug/L	40	42.4		0	0	0	0.106	0.106		0%	0	0	0%	
Phenanthrene-d10	I	ug/L	40	42.4		0	0	0	0.106	0.106	10	0%	0	0	0%	E

Seq No	Lab ID	Test Code	Sample Typ	File ID	Analysis Date	DF	Batch ID	Prep Date	SPKref	RPDref	pmoist
14976412	B22010211-001	SVOC-8270C-SI	SAMP	√5975.I\sh011022	1/11/2022 10:46:	20	162701	1/5/2022 1:1	0	0	

Analyte	T	Units	RAW	Final	Text	Spike	SPKref	RPDref	MDL	PQL	UQL	%REC	LOW	HIGH	%RPD	Q
Naphthalene	A	ug/L	5.99589	127.112868		0	0	0	0.6148	2.12	10	0%	0	0	0%	

Seq No	Lab ID	Test Code	Sample Typ	File ID	Analysis Date	DF	Batch ID	Prep Date	SPKref	RPDref	pmoist
14976413	10-Jan-22_CCV	SVOC-8270C-SI	CCV	√5975.I\sh011022	1/11/2022 11:19:	1	R372988		0	0	

Analyte	T	Units	RAW	Final	Text	Spike	SPKref	RPDref	MDL	PQL	UQL	%REC	LOW	HIGH	%RPD	Q
1-Methylnaphthalene	A	ug/L	2.25355	2.25355		2	0	0	0.0206	0.1	10	113%	50	150	0%	
2-Methylnaphthalene	A	ug/L	1.96788	1.96788		2	0	0	0.0176	0.1	10	98%	50	150	0%	

Seq No	Lab ID	Test Code	Sample Typ	File ID	Analysis Date	DF	Batch ID	Prep Date	SPKref	RPDref	pmoist
14976413	10-Jan-22_CCV	SVOC-8270C-SI	CCV	√5975.I\sh011022	1/11/2022 11:19:	1	R372988		0	0	

Analyte	T	Units	RAW	Final	Text	Spike	SPKref	RPDref	MDL	PQL	UQL	%REC	LOW	HIGH	%RPD	Q
Acenaphthene	A	ug/L	1.7267	1.7267		2	0	0	0.0317	0.1	10	86%	50	150	0%	
Acenaphthylene	A	ug/L	1.92677	1.92677		2	0	0	0.025	0.1	10	96%	50	150	0%	
Anthracene	A	ug/L	2.11507	2.11507		2	0	0	0.0283	0.1	10	106%	50	150	0%	
Benzo(a)anthracene	A	ug/L	1.91696	1.91696		2	0	0	0.0272	0.1	10	96%	50	150	0%	
Benzo(a)pyrene	A	ug/L	1.85533	1.85533		2	0	0	0.0347	0.1	10	93%	50	150	0%	
Benzo(b)fluoranthene	A	ug/L	1.79677	1.79677		2	0	0	0.0226	0.1	10	90%	50	150	0%	
Benzo(g,h,i)perylene	A	ug/L	2.03202	2.03202		2	0	0	0.0267	0.1	10	102%	50	150	0%	
Benzo(k)fluoranthene	A	ug/L	1.88438	1.88438		2	0	0	0.0295	0.1	10	94%	50	150	0%	
Chrysene	A	ug/L	2.06869	2.06869		2	0	0	0.0458	0.1	10	103%	50	150	0%	
Dibenzo(a,h)anthracene	A	ug/L	1.85632	1.85632		2	0	0	0.0367	0.1	10	93%	50	150	0%	
Fluoranthene	A	ug/L	1.88902	1.88902		2	0	0	0.0233	0.1	10	94%	50	150	0%	
Fluorene	A	ug/L	2.04572	2.04572		2	0	0	0.0225	0.1	10	102%	50	150	0%	
Indeno(1,2,3-cd)pyrene	A	ug/L	1.80099	1.80099		2	0	0	0.0491	0.1	10	90%	50	150	0%	
Naphthalene	A	ug/L	1.89087	1.89087		2	0	0	0.029	0.1	10	95%	50	150	0%	
Phenanthrene	A	ug/L	2.01698	2.01698		2	0	0	0.0295	0.1	10	101%	50	150	0%	
Pyrene	A	ug/L	1.9009	1.9009		2	0	0	0.0239	0.1	10	95%	50	150	0%	
1,4-Dichlorobenzene-d4	I	ug/L	40	40		0	0	0	0.1	0.1		0%	50	150	0%	
Acenaphthene-d10	I	ug/L	40	40		0	0	0	0.1	0.1		0%	50	150	0%	
Chrysene-d12	I	ug/L	40	40		0	0	0	0.1	0.1		0%	50	150	0%	
Naphthalene-d8	I	ug/L	40	40		0	0	0	0.1	0.1		0%	50	150	0%	
Perylene-d12	I	ug/L	40	40		0	0	0	0.1	0.1		0%	50	150	0%	
Phenanthrene-d10	I	ug/L	40	40		0	0	0	0.1	0.1	10	0%	50	150	0%	
2-Fluorobiphenyl	S	ug/L	2.00267	2.00267		2	0	0	0.0444	0.1	10	100%	50	150	0%	
Nitrobenzene-d5	S	ug/L	1.72745	1.72745		2	0	0	0.0523	0.1	10	86%	50	150	0%	
Terphenyl-d14	S	ug/L	2.16726	2.16726		2	0	0	0.0563	0.1	10	108%	50	150	0%	
o-Terphenyl	X	ug/L	1.92307	1.92307		2	0	0	0.0654	0	0	96%	50	150	0%	

Tune Evaluation Report

Data Path:	\\MASSHUNTER\Org\Data\SV5975.I\sh011022\2 e8270d bna SIM\Jan1024.D
Acq on:	1/10/2022 11:36:00 PM
Operator:	LIMS import
Sample:	10-Jan-22_TUNE_24
Inst Name:	GCMS
ALS Vial:	24
Method:	\\MASSHUNTER\Org\Data\SV5975.I\Methods\DFTPP5975625.m

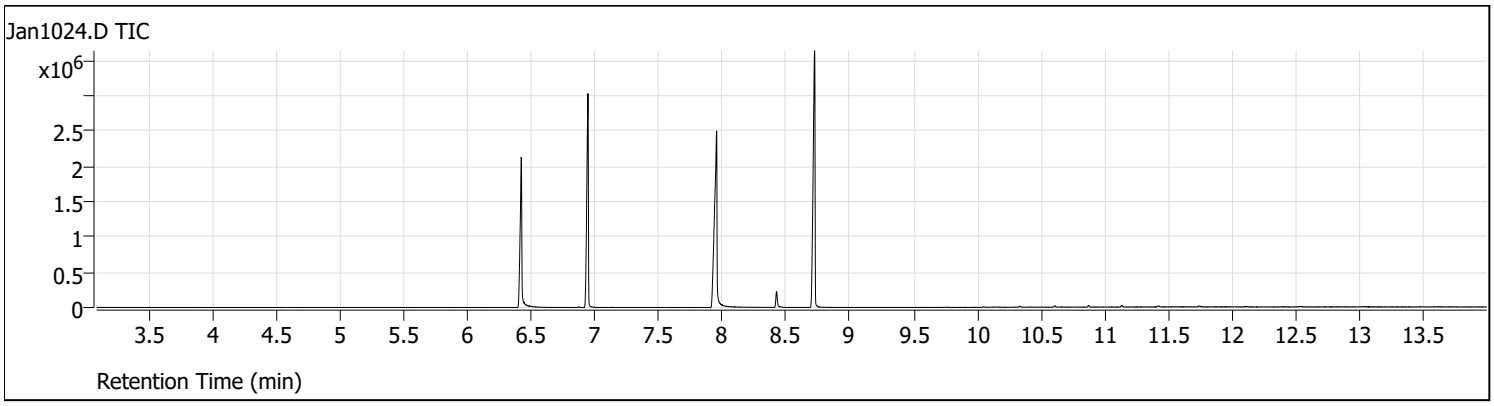

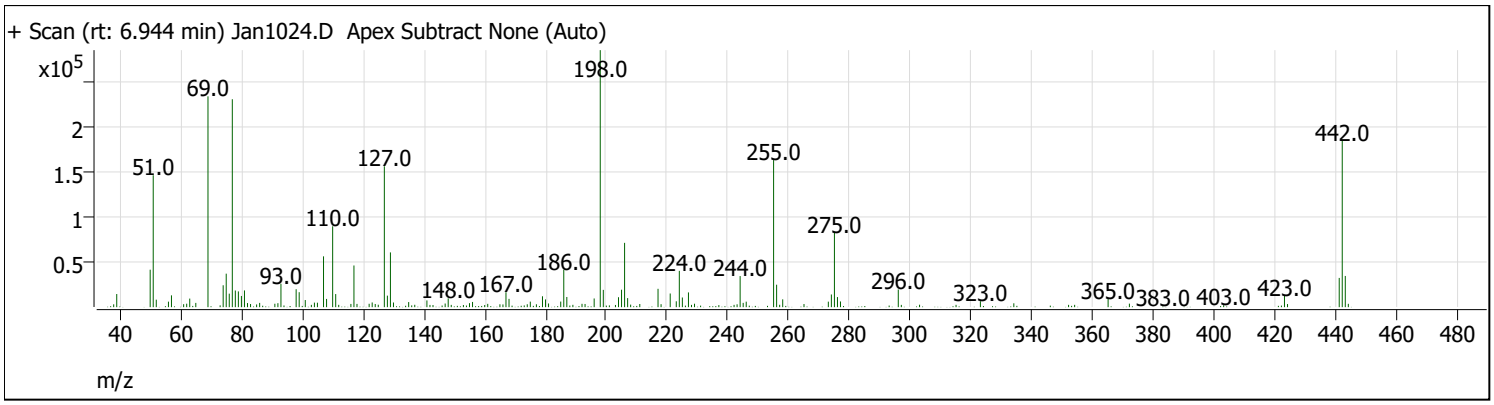

Target Mass	Rel. To Mass	Lower Limit%	Upper Limit%	Rel. Abn%	Raw Abn	Pass/Fail
51	198	30	60	51.3	147008	Pass
68	69	0	2	0.0	0	Pass
70	69	0	2	0.4	977	Pass
127	198	40	60	54.8	157056	Pass
197	198	0	1	0.0	0	Pass
198	198	100	100	100.0	286464	Pass
199	198	5	9	6.7	19256	Pass
275	198	10	30	28.9	82872	Pass
365	198	1	100	3.2	9148	Pass
441	443	1E-10	150	93.6	32576	Pass
442	198	40	100	64.7	185280	Pass
443	442	17	23	18.8	34792	Pass
69	69	100	100	100.0	235008	Pass

Tune Evaluation Report

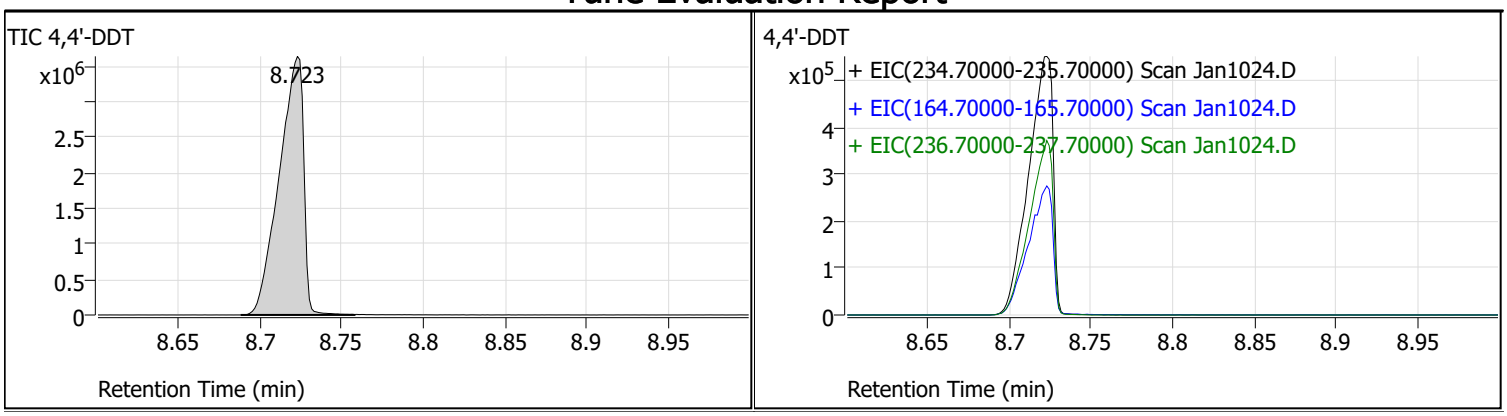

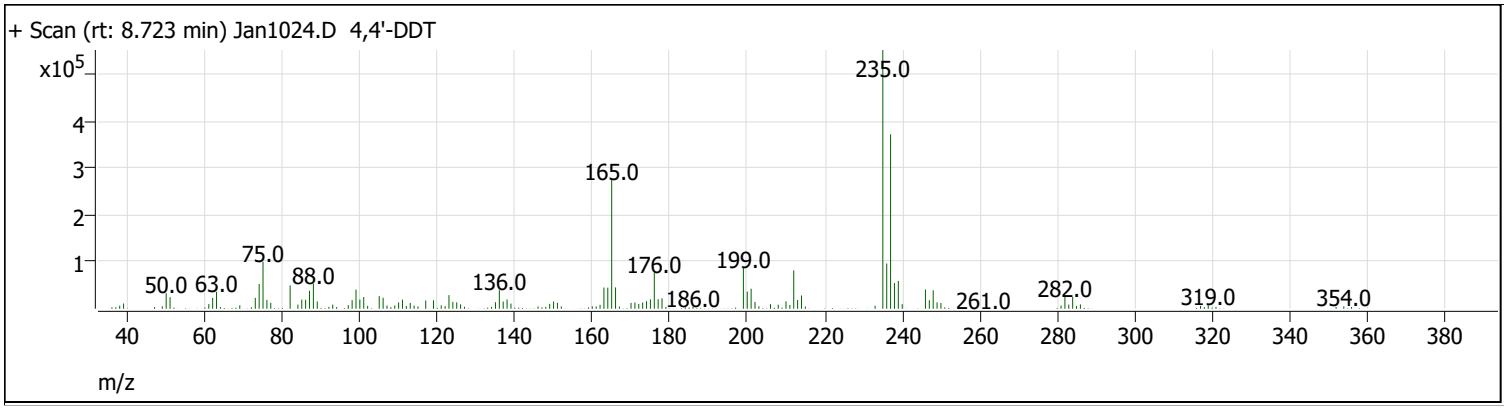

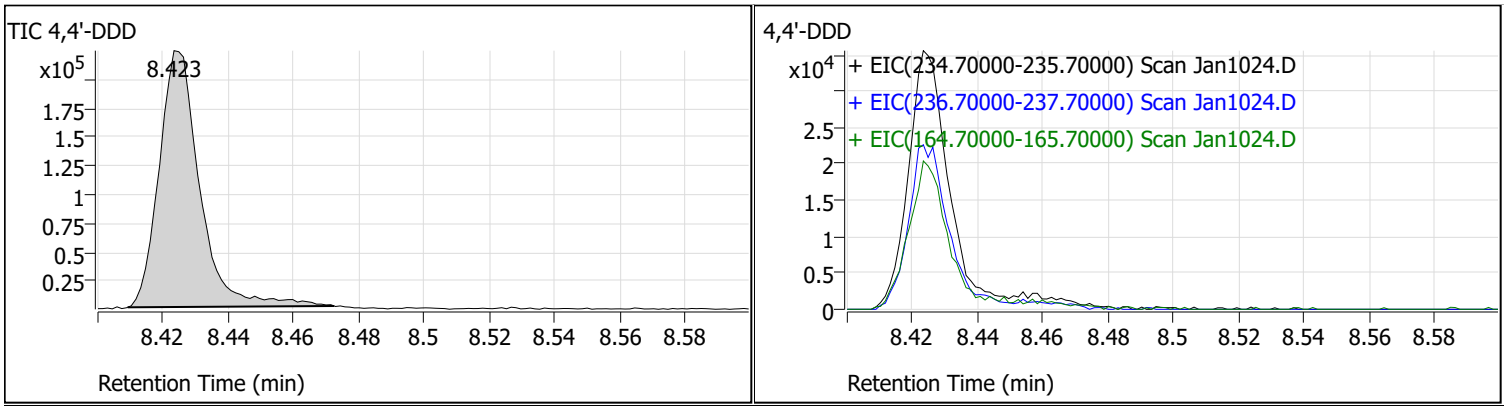

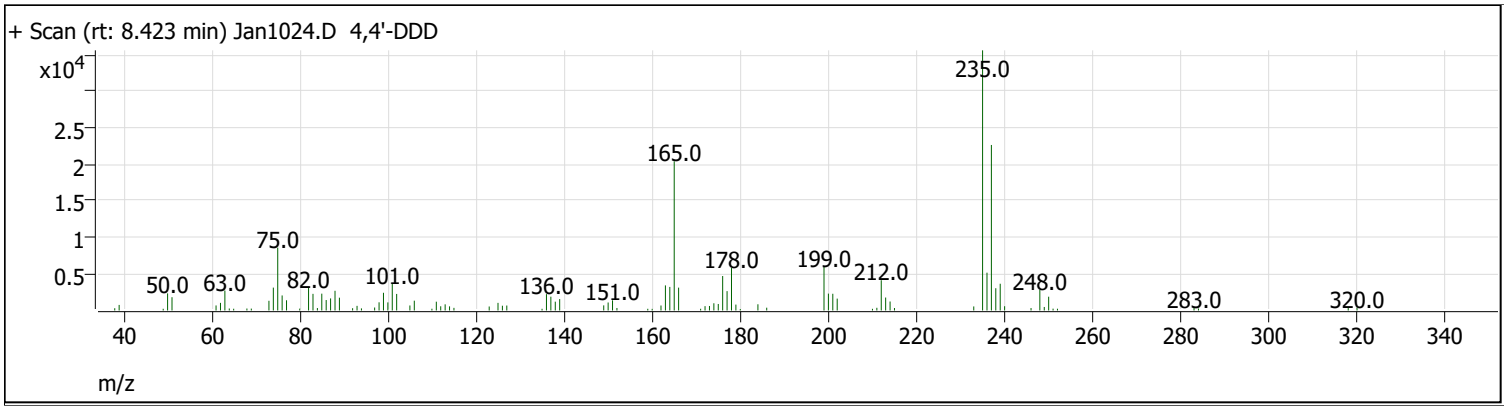



Tune Evaluation Report

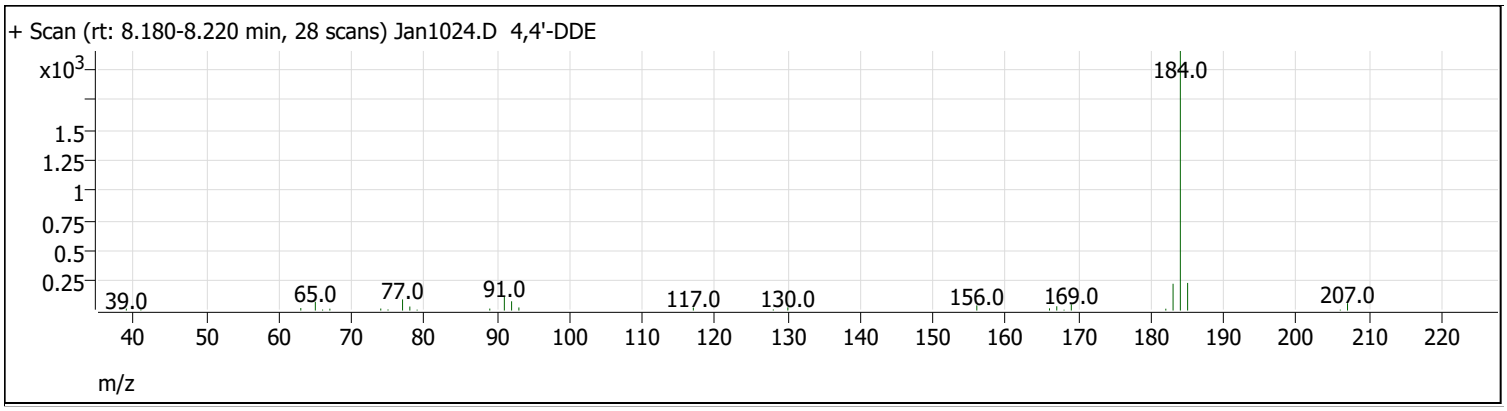

Compound Name	Expected RT	Observed RT	TIC Area	Breakdown %	Pass/Fail
4,4'-DDT	8.800	8.723	3774911	4.8	Pass
4,4'-DDD	8.500	8.423	192099		
4,4'-DDE	8.200	0.000	0		

Tune Evaluation Report

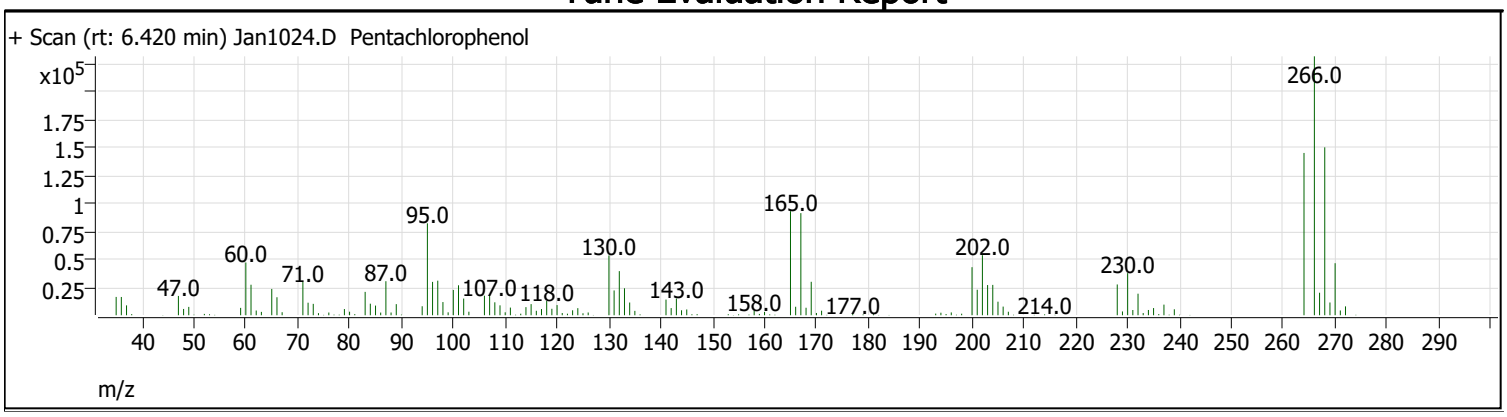

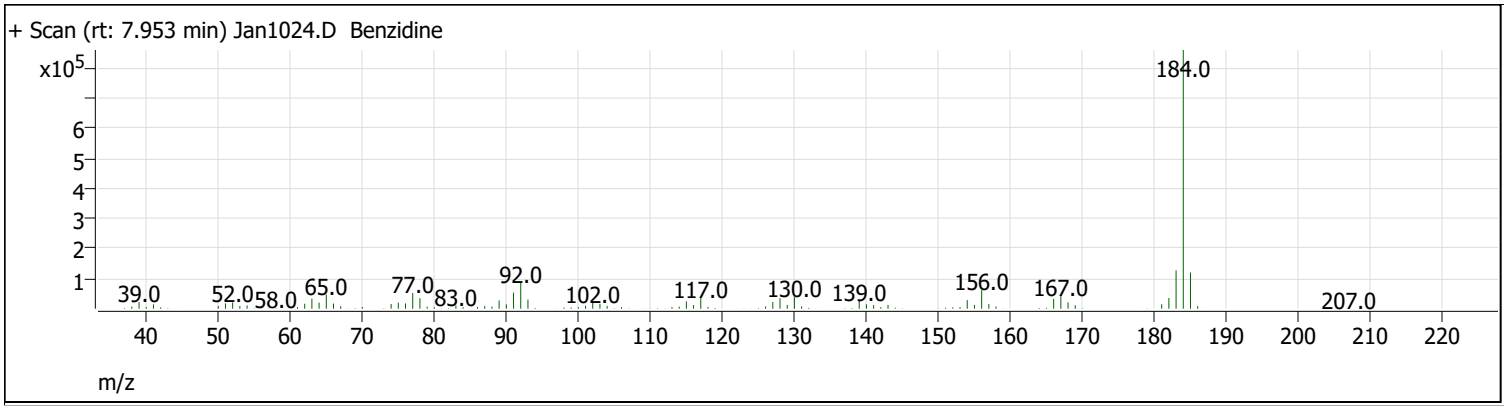

Compound Name	Expected RT	Observed RT	Tailing Factor	PGF	Pass/Fail
Pentachlorophenol	6.800	6.420	0.5	3.7	Pass
Benzidine	8.400	7.953	0.2	2.3	Pass

Quantitation Results Report (QT Reviewed)

Data File	Jan1025.D	Operator	LIMS import
Acq. Method	5975BNASIM	Acq. Date-Time	1/10/2022 11:59:38 PM
Sample Name	10-Jan-22_CCV_25	Instrument	GCMS
Vial	25	Multiplier	1.00
DA Method File	011022 bna SIM 1.batch.bin	Comment	SVOC-8270-W-LLPAH
Tune File	dftppjph.u	Tune Date	
Batch Name	011022 bna SIM 2.batch.bin	Last Calib Update	1/4/2022 2:09:05 PM
Ref Library			

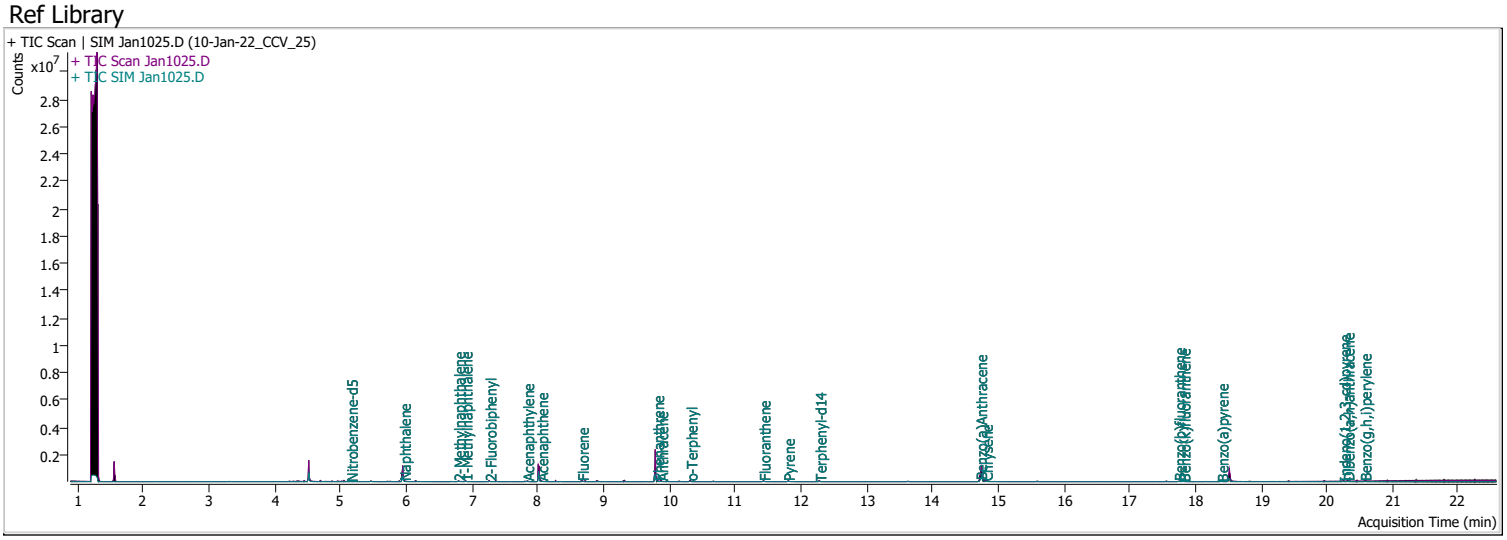

Compound	RT	QIon	Resp.	Conc.	Units		Dev(Min)
Internal Standards							
M 1,4-Dichlorobenzene-d4	4.522	152.0	224889	40.0000	ng/ml		-0.025
M Naphthalene-d8	5.941	136.0	419423	40.0000	ng/ml		-0.013
M Acenaphthene-d10	8.013	164.0	262799	40.0000	ng/ml		0.000
M Phenanthrene-d10	9.792	188.0	554012	40.0000	ng/ml		0.000
M Chrysene-d12	14.751	240.0	439231	40.0000	ng/ml		-0.013
M Perylene-d12	18.512	264.0	309386	40.0000	ng/ml		-0.013
System Monitoring Compounds							
S Nitrobenzene-d5	5.156	82.0	8991	1.7365	ng/ml		-0.013
Spiked Amount: 5.000	Range: 19.0 - 102.0%			Recovery = 34.73%			
S 2-Fluorobiphenyl	7.264	172.0	25453	1.9455	ng/ml		0.000
Spiked Amount: 5.000	Range: 25.0 - 94.0%			Recovery = 38.91%			
S o-Terphenyl	10.324	230.0	18573	1.8284	ng/ml		0.000
Spiked Amount: 5.000	Range: 40.0 - 140.0%			Recovery = 36.57%		*	
S Terphenyl-d14	12.288	244.0	16498	2.0299	ng/ml		0.000
Spiked Amount: 5.000	Range: 39.0 - 106.0%			Recovery = 40.60%			
Target Compounds							**QValue**
T Naphthalene	5.966	128.0	27239	1.9341	ng/ml		99
T 2-Methylnaphthalene	6.790	141.0	17024	2.0960	ng/ml		91
T 1-Methylnaphthalene	6.902	141.0	17703	2.3572	ng/ml		94
T Acenaphthylene	7.838	152.0	27115	1.9293	ng/ml		100
T Acenaphthene	8.050	154.0	17560	1.7185	ng/ml		98
T Fluorene	8.673	166.0	23611	2.0192	ng/ml		97
T Phenanthrene	9.817	178.0	33791	2.0098	ng/ml		91
T Anthracene	9.879	178.0	27562	2.0507	ng/ml		94
T Fluoranthene	11.435	202.0	36121	1.9127	ng/ml		98
T Pyrene	11.806	202.0	40482	1.8476	ng/ml		97
T Benzo(a)Anthracene	14.726	228.0	25589	1.9191	ng/ml		100
T Chrysene	14.813	228.0	35970	1.9925	ng/ml		99
T Benzo(b)fluoranthene	17.745	252.0	22749	1.7054	ng/ml		98

Compound	RT	QIon	Resp.	Conc.	Units	Dev(Min)
T Benzo(k)fluoranthene	17.820	252.0	27176	1.9983	ng/ml	92
T Benzo(a)pyrene	18.400	252.0	17510	1.8803	ng/ml	98
T Indeno(1,2,3-cd)pyrene	20.254	276.0	15598	1.6837	ng/ml	96
T Dibenzo(a,h)anthracene	20.315	278.0	19314	1.7946	ng/ml	97
T Benzo(g,h,i)perylene	20.575	276.0	25659	1.9431	ng/ml	93

(#) = Qualifier Out of Range; (m) = Manual Integration; (+) = Area Summed; (*) = Surrogate Percent Recovery Out of Range; (d): Zeroed Peak

Compound	Conc.	RT	Dev(Min)	Resp.	QIon	QRatio	Lower	Upper
Nitrobenzene-d5	1.7365	5.16	-0.01	8991	54.0	32.8	21.6	40.2
					128.0	35.9	21.3	39.5

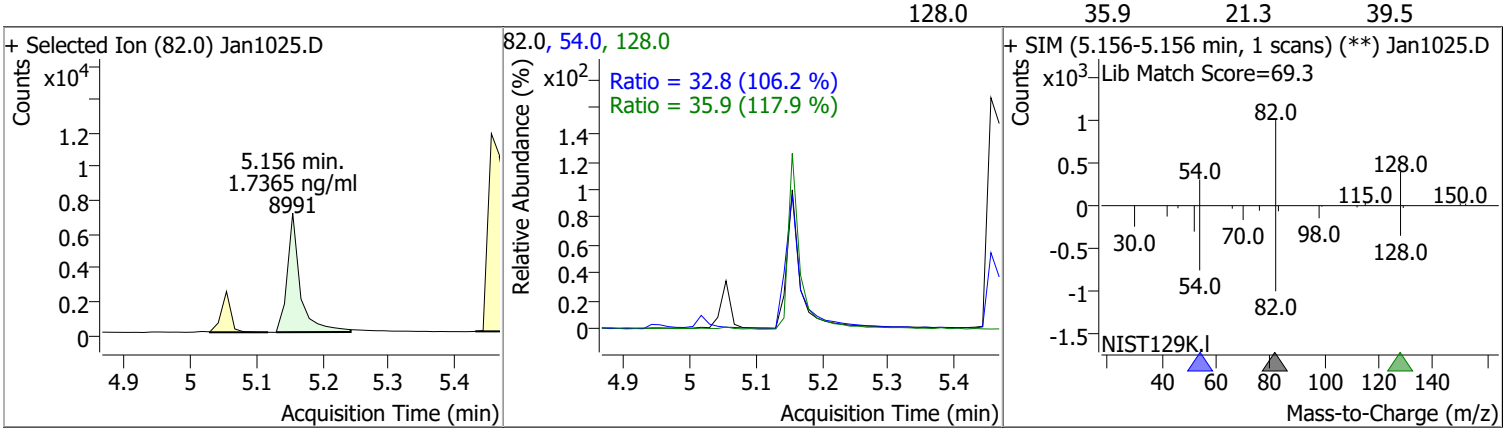

Compound	Conc.	RT	Dev(Min)	Resp.	QIon	QRatio	Lower	Upper
Naphthalene	1.9341	5.97	-0.01	27239	102.0	16.2	0.0	46.6
					129.0	11.1	7.6	14.1

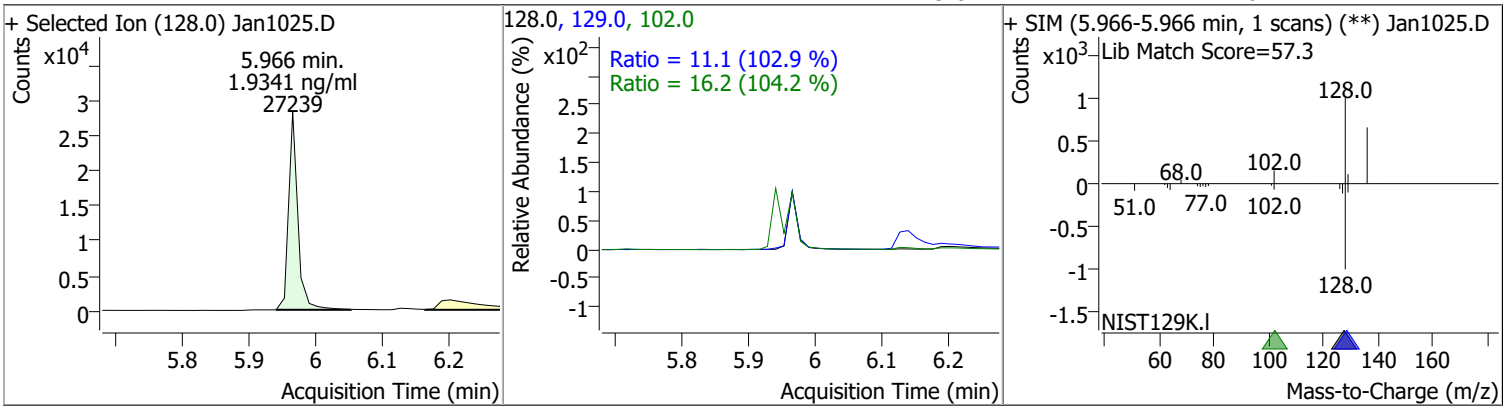

Compound	Conc.	RT	Dev(Min)	Resp.	QIon	QRatio	Lower	Upper
2-Methylnaphthalene	2.0960	6.79	-0.01	17024	142.0	135.7	103.3	191.8
					115.0	59.2	36.8	68.3

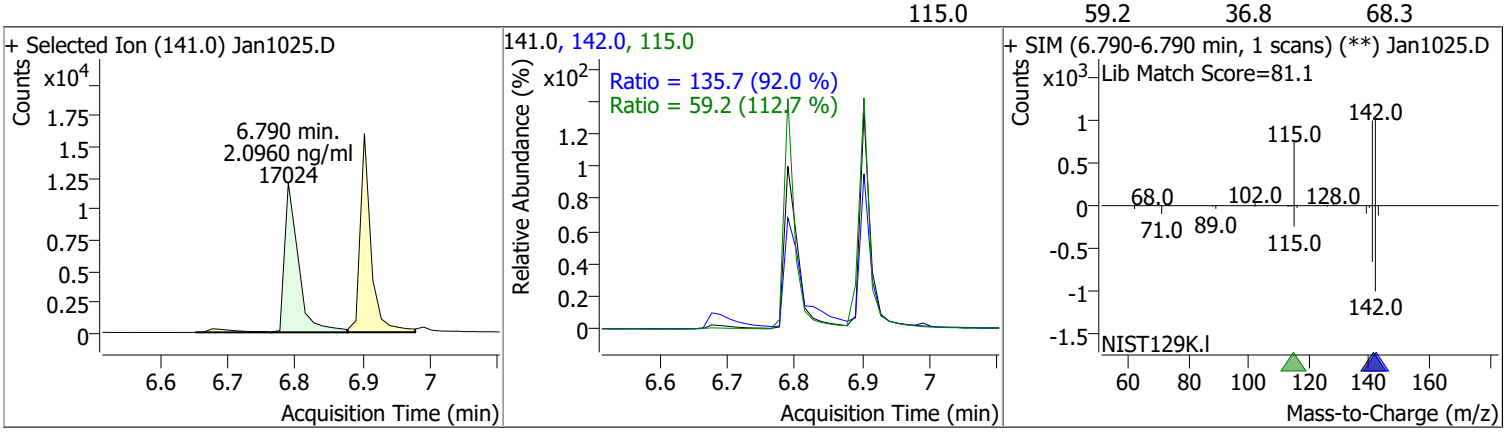

Quantitation Results Report (QT Reviewed)

Compound	Conc.	RT	Dev(Min)	Resp.	QIon	QRatio	Lower	Upper
1-Methylnaphthalene	2.3572	6.90	0.00	17703	142.0	116.8	77.9	144.7
					115.0	57.6	44.4	82.5

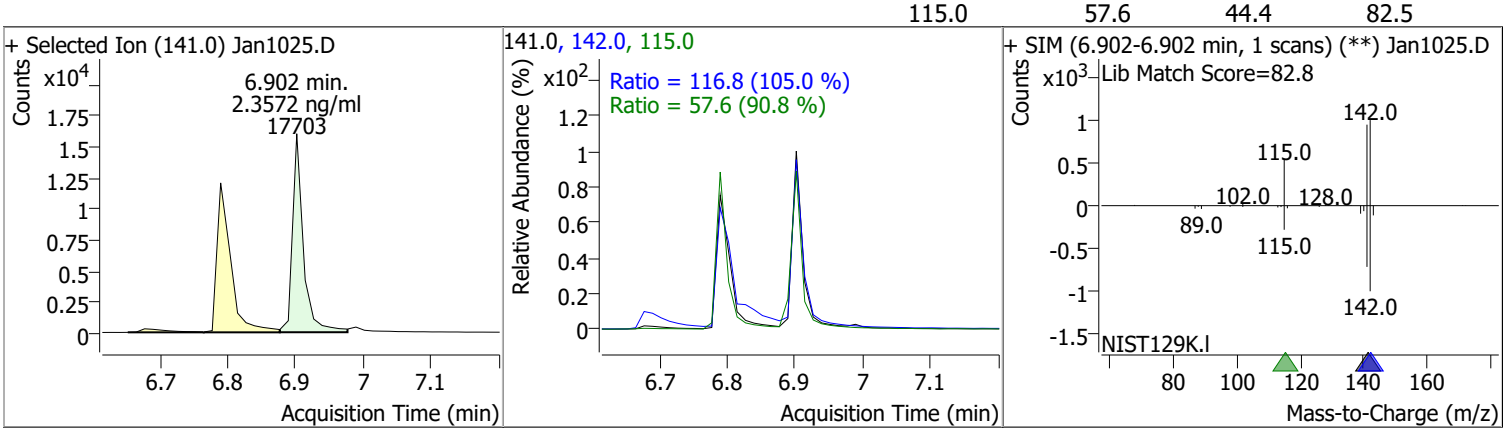

Compound	Conc.	RT	Dev(Min)	Resp.	QIon	QRatio	Lower	Upper
2-Fluorobiphenyl	1.9455	7.26	0.00	25453	171.0	36.1	26.4	49.0

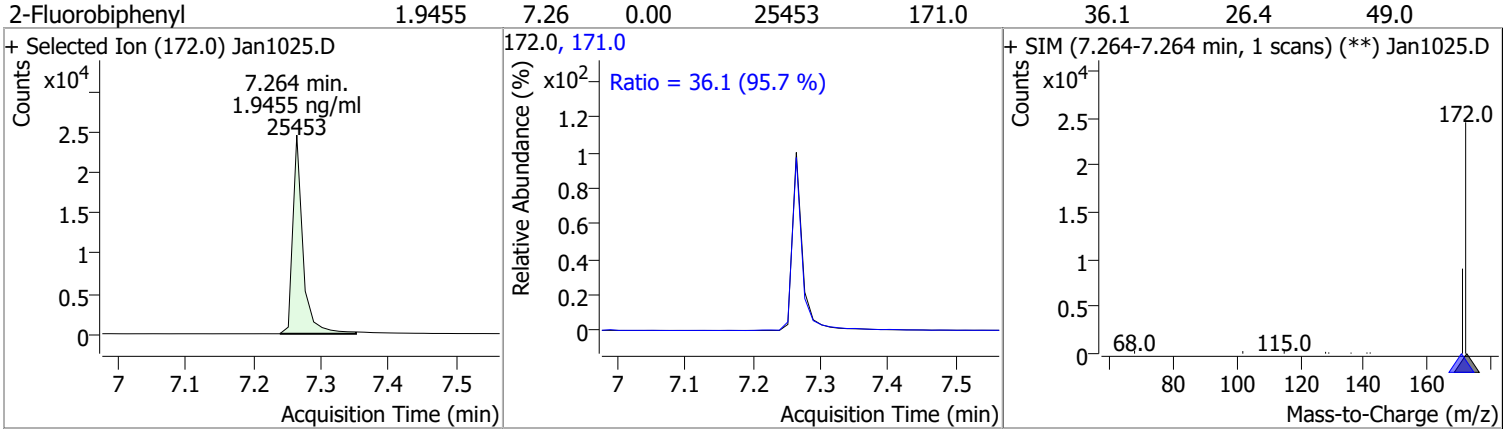

Compound	Conc.	RT	Dev(Min)	Resp.	QIon	QRatio	Lower	Upper
Acenaphthylene	1.9293	7.84	0.00	27115	153.0	14.6	10.2	18.9

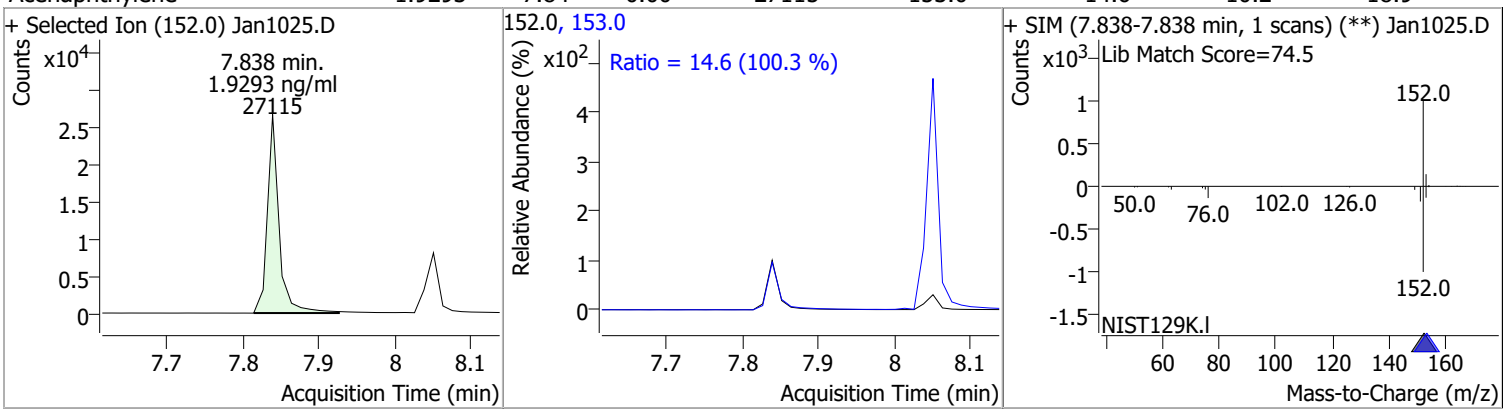

Compound	Conc.	RT	Dev(Min)	Resp.	QIon	QRatio	Lower	Upper
Acenaphthene	1.7185	8.05	0.00	17560	153.0	112.4	80.3	149.2
					152.0	52.9	38.4	71.4

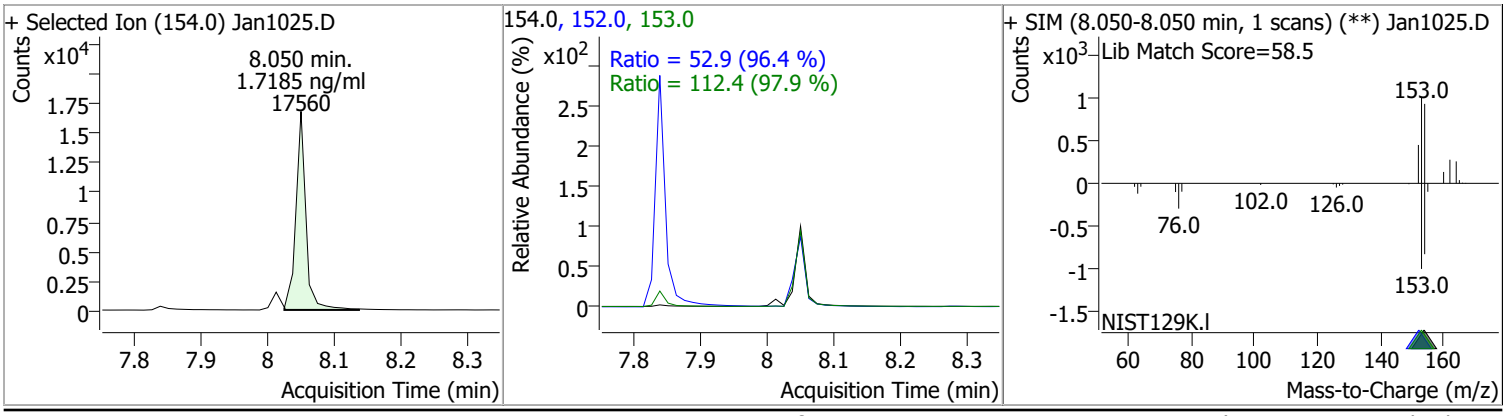

Compound	Conc.	RT	Dev(Min)	Resp.	QIon	QRatio	Lower	Upper
Fluorene	2.0192	8.67	-0.01	23611	165.0	99.7	67.5	125.3
					167.0	12.7	7.9	14.6

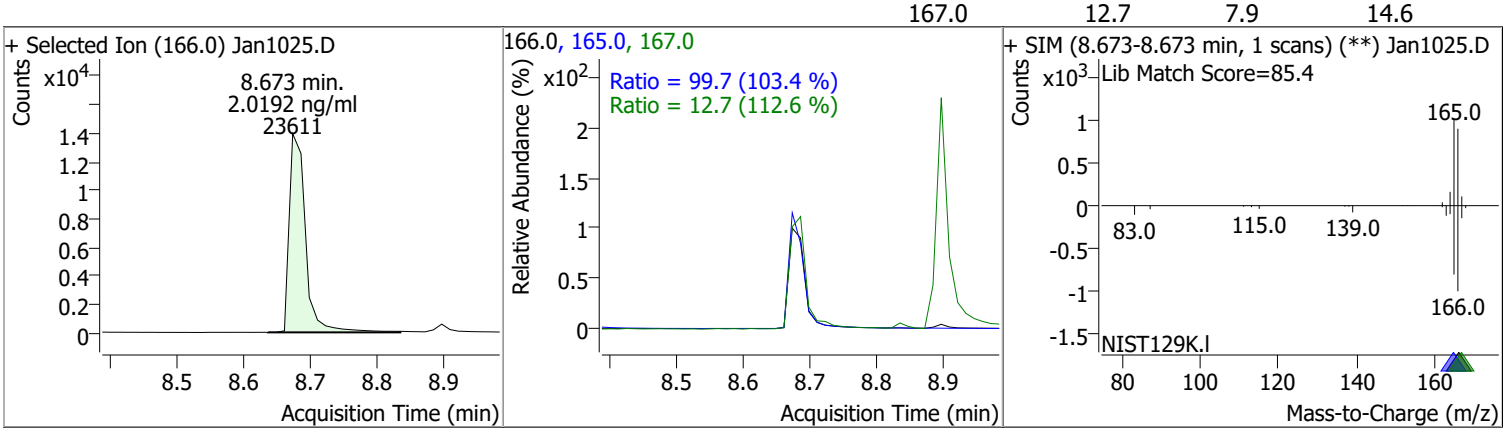

Compound	Conc.	RT	Dev(Min)	Resp.	QIon	QRatio	Lower	Upper
Phenanthrene	2.0098	9.82	0.00	33791	176.0	19.2	10.9	20.2

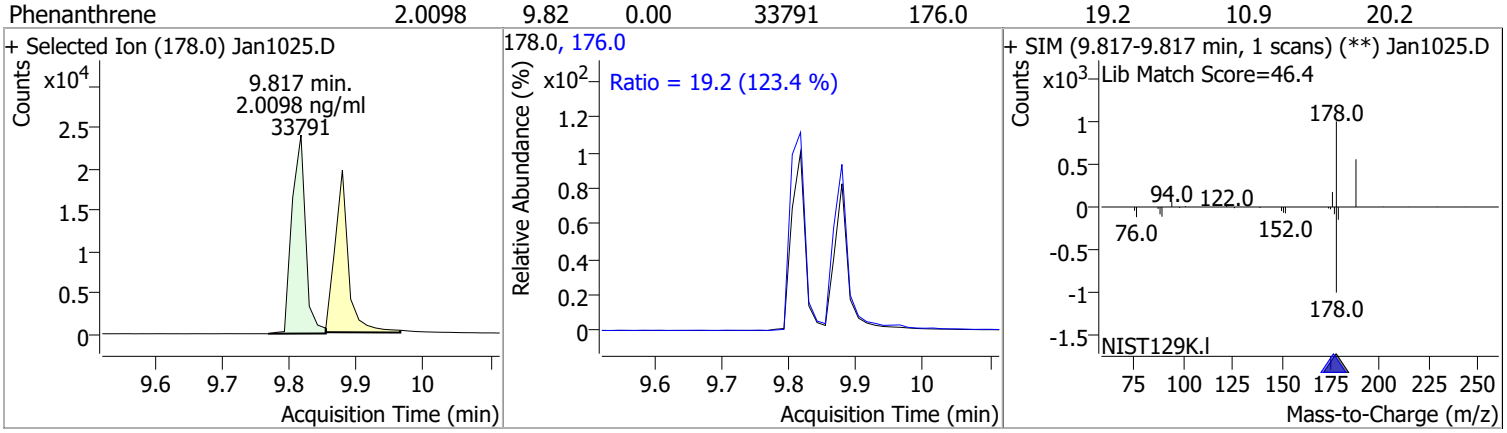

Compound	Conc.	RT	Dev(Min)	Resp.	QIon	QRatio	Lower	Upper
Anthracene	2.0507	9.88	0.00	27562	176.0	19.2	11.6	21.6

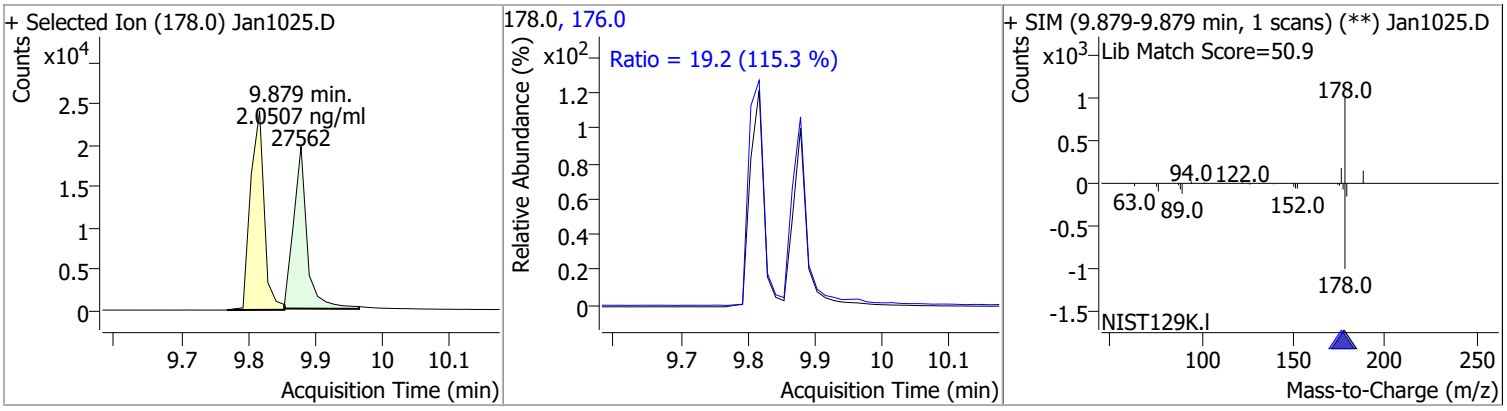

Compound	Conc.	RT	Dev(Min)	Resp.	QIon	QRatio	Lower	Upper
o-Terphenyl	1.8284	10.32	0.00	18573	229.0	68.7	46.7	86.8
					215.0	44.0	30.2	56.2

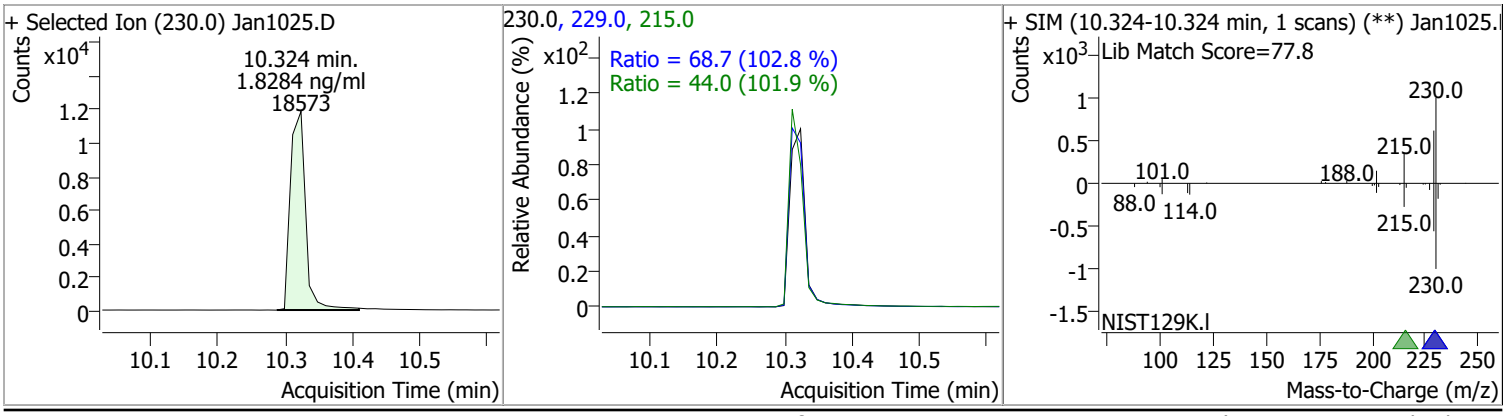

Quantitation Results Report (QT Reviewed)

Compound	Conc.	RT	Dev(Min)	Resp.	QIon	QRatio	Lower	Upper
Fluoranthene	1.9127	11.44	0.00	36121	101.0	10.8	8.0	14.8

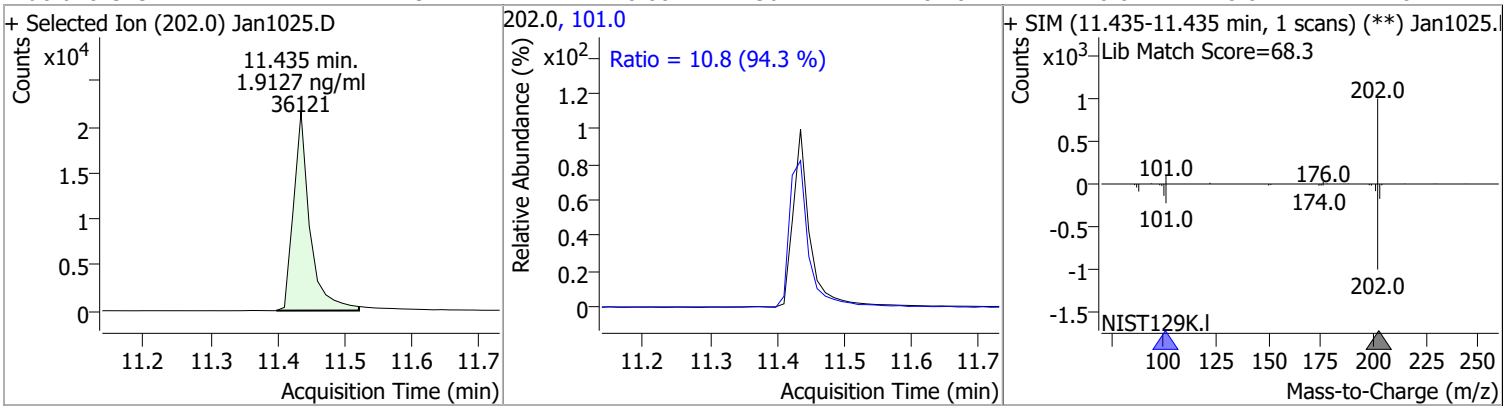

Compound	Conc.	RT	Dev(Min)	Resp.	QIon	QRatio	Lower	Upper
Pyrene	1.8476	11.81	-0.01	40482	101.0	12.8	9.7	18.1

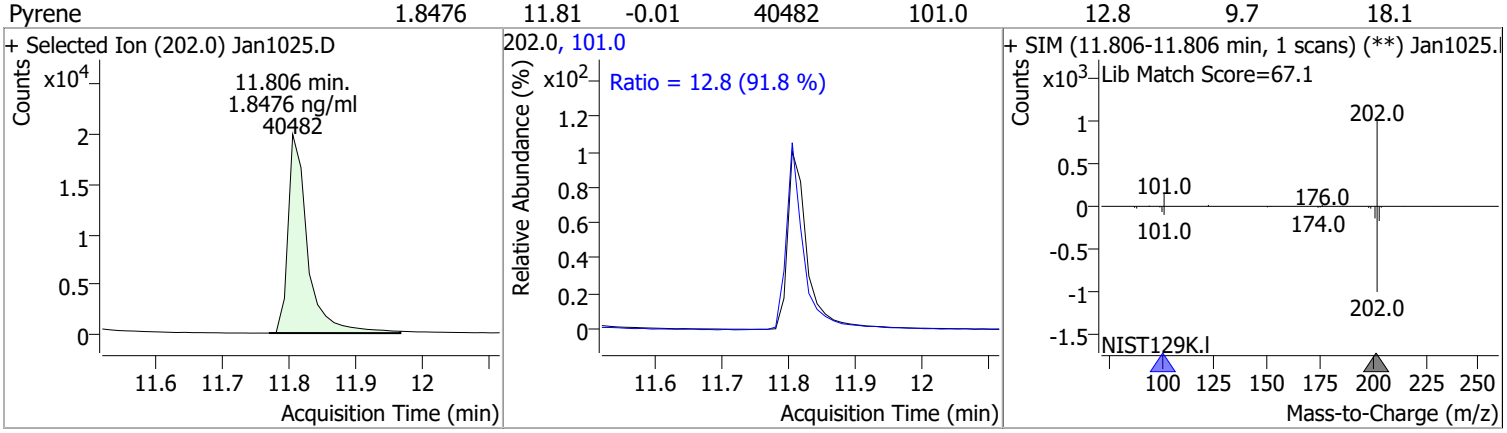

Compound	Conc.	RT	Dev(Min)	Resp.	QIon	QRatio	Lower	Upper
Terphenyl-d14	2.0299	12.29	0.00	16498	122.0	15.0	9.6	17.9

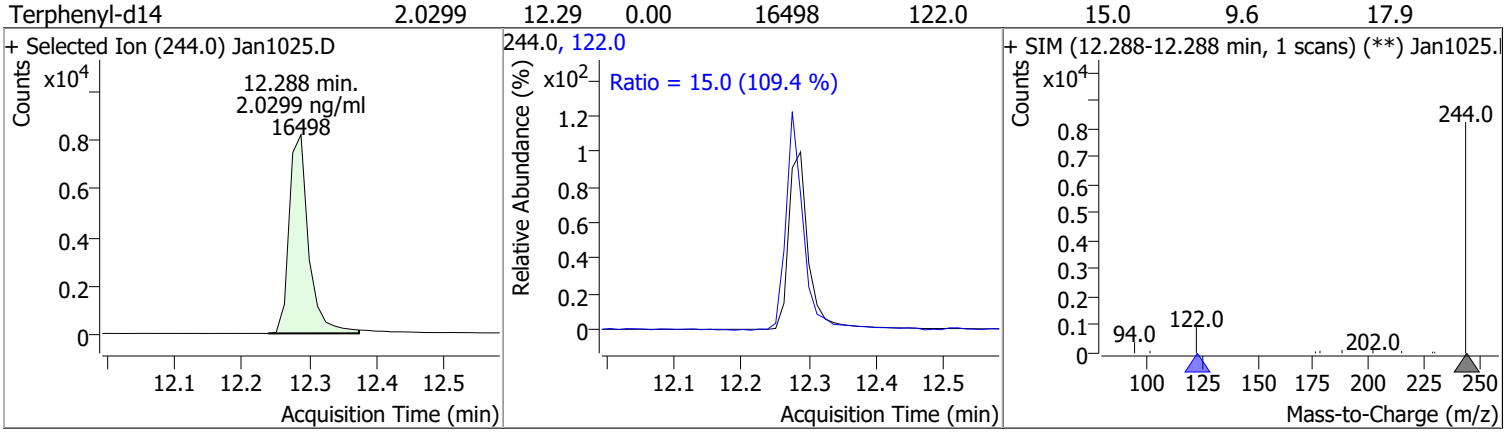

Compound	Conc.	RT	Dev(Min)	Resp.	QIon	QRatio	Lower	Upper
Benzo(a)Anthracene	1.9191	14.73	0.00	25589	226.0	27.7	19.5	36.3
					229.0	23.8	16.5	30.6

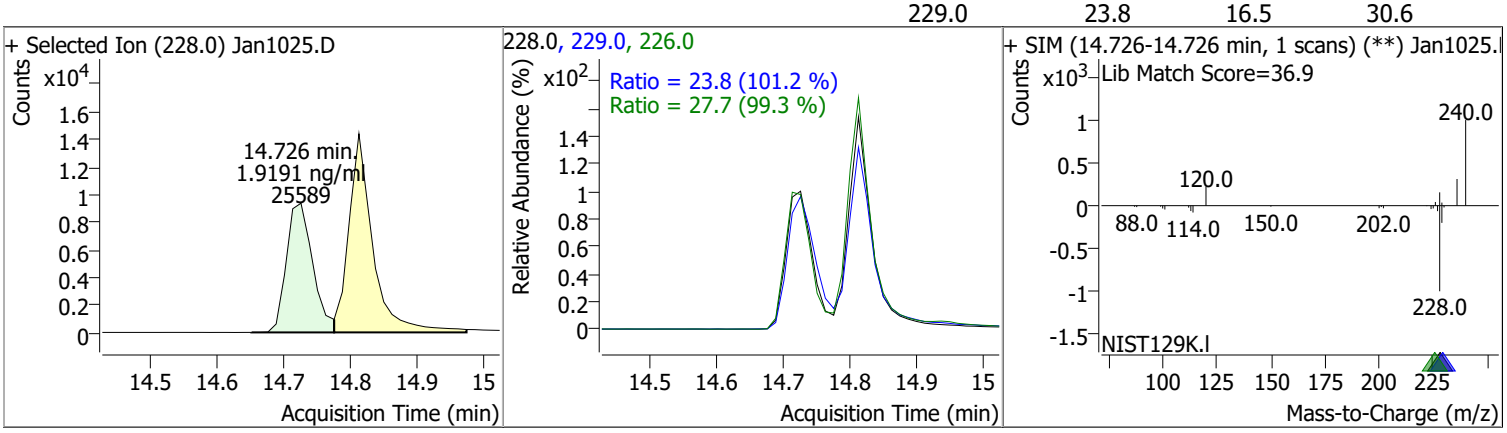

Quantitation Results Report (QT Reviewed)

Compound	Conc.	RT	Dev(Min)	Resp.	QIon	QRatio	Lower	Upper
Chrysene	1.9925	14.81	-0.01	35970	226.0	31.3	22.2	41.2
					229.0	21.8	15.5	28.9

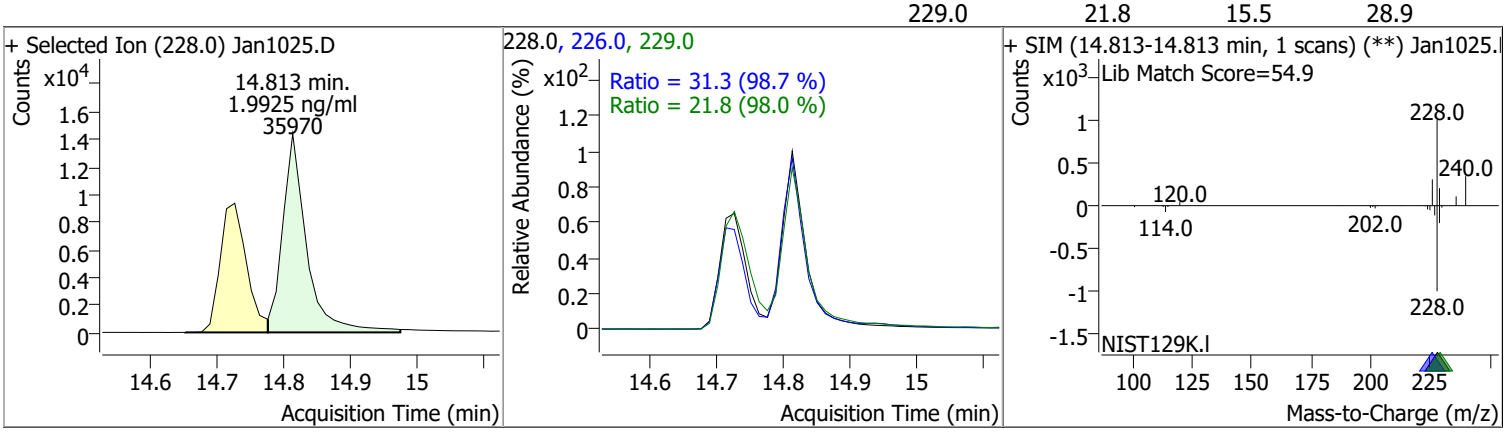

Compound	Conc.	RT	Dev(Min)	Resp.	QIon	QRatio	Lower	Upper
Benzo(b)fluoranthene	1.7054	17.75	-0.01	22749	253.0	21.9	15.8	29.4

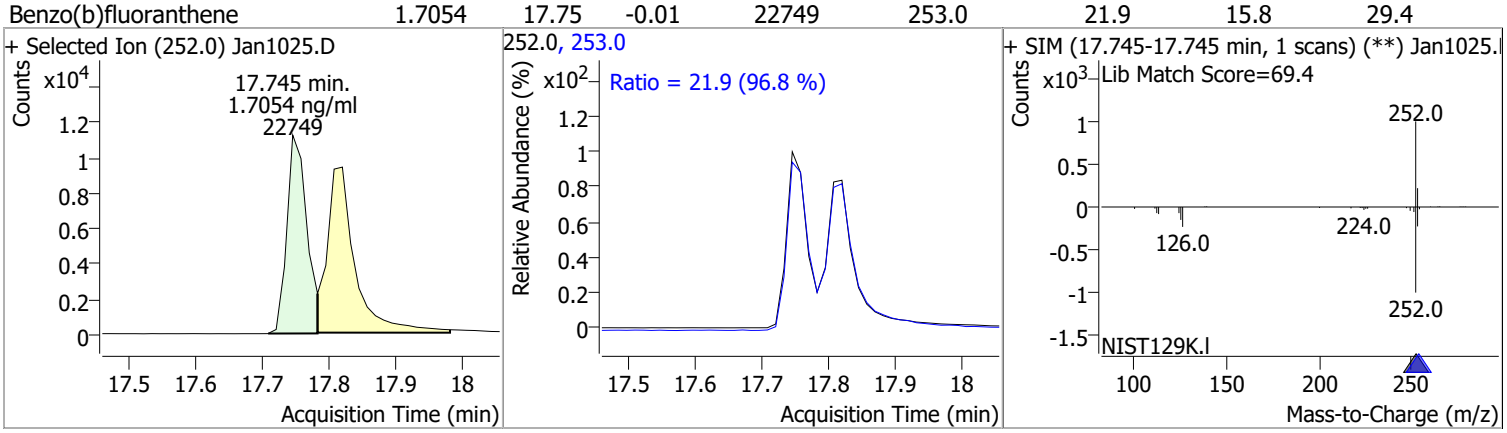

Compound	Conc.	RT	Dev(Min)	Resp.	QIon	QRatio	Lower	Upper
Benzo(k)fluoranthene	1.9983	17.82	0.00	27176	253.0	19.2	16.1	30.0

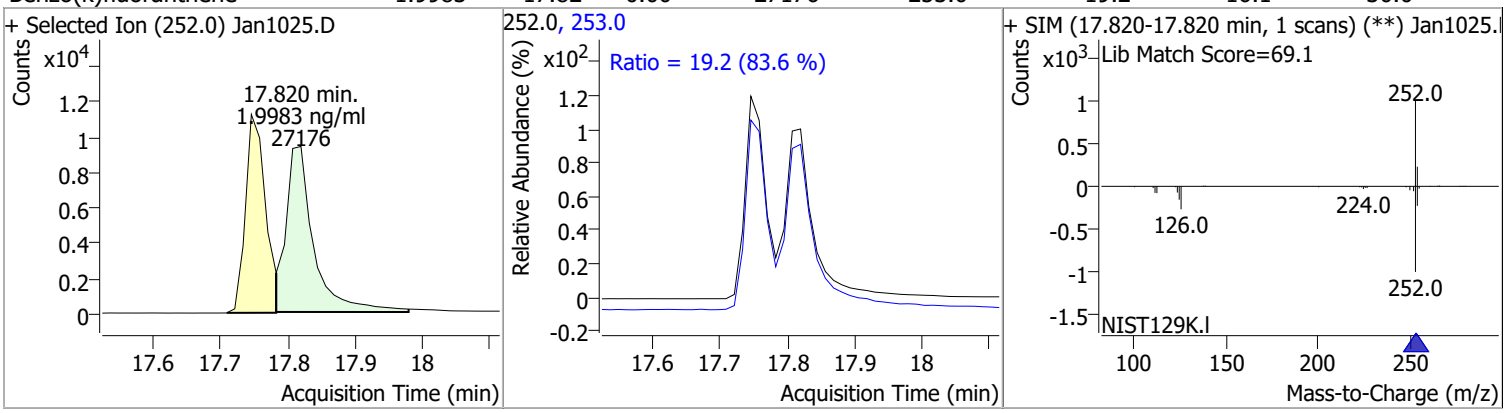

Compound	Conc.	RT	Dev(Min)	Resp.	QIon	QRatio	Lower	Upper
Benzo(a)pyrene	1.8803	18.40	0.00	17510	253.0	24.8	16.6	30.8

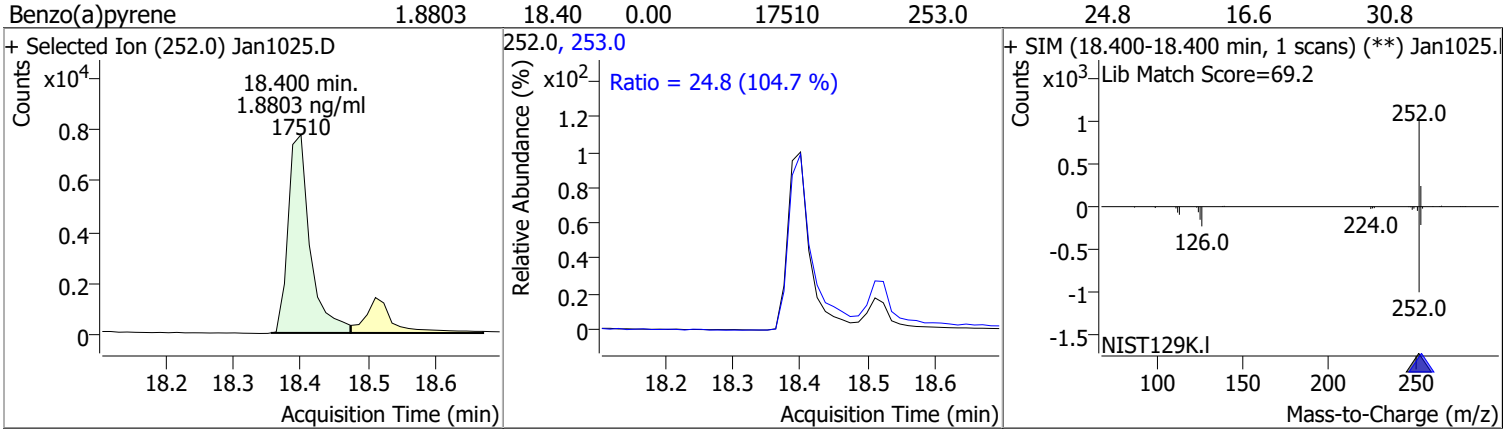

Compound	Conc.	RT	Dev(Min)	Resp.	QIon	QRatio	Lower	Upper
Indeno(1,2,3-cd)pyrene	1.6837	20.25	0.01	15598	138.0	27.3	17.6	32.7

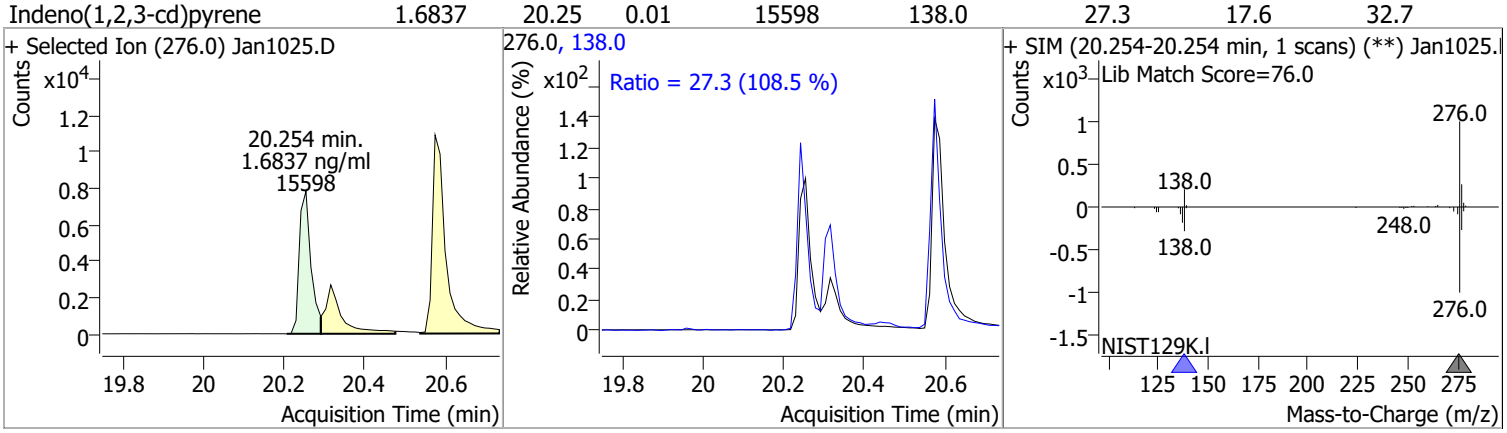

Compound	Conc.	RT	Dev(Min)	Resp.	QIon	QRatio	Lower	Upper
Dibenzo(a,h)anthracene	1.7946	20.32	0.00	19314	279.0	23.9	18.1	33.6
					139.0	19.4	12.8	23.8

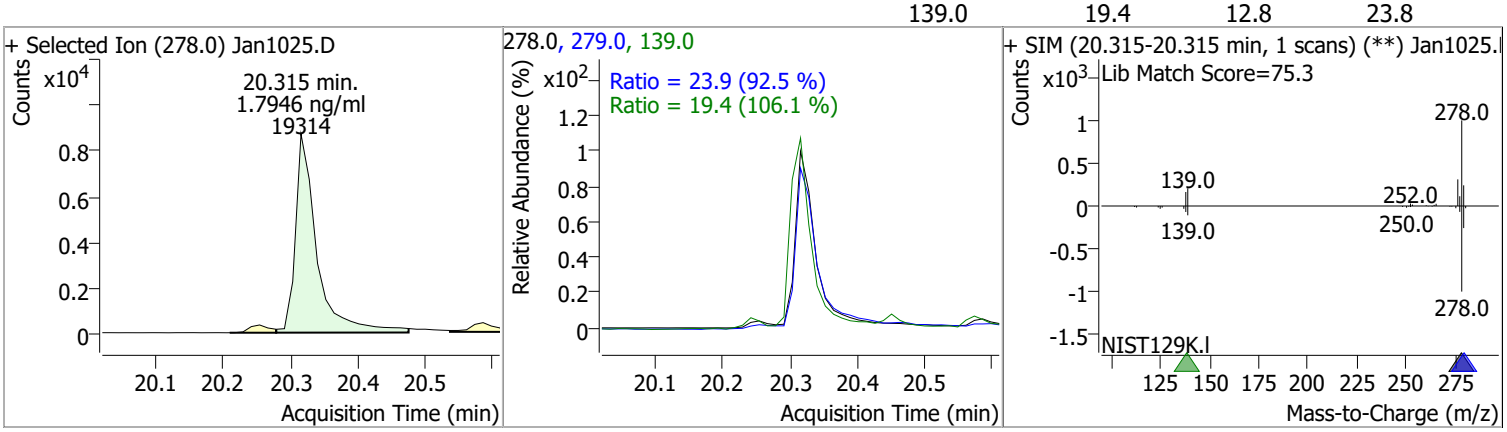

Compound	Conc.	RT	Dev(Min)	Resp.	QIon	QRatio	Lower	Upper
Benzo(g,h,i)perylene	1.9431	20.57	0.00	25659	277.0	19.9	17.1	31.8
					138.0	22.3	14.0	25.9

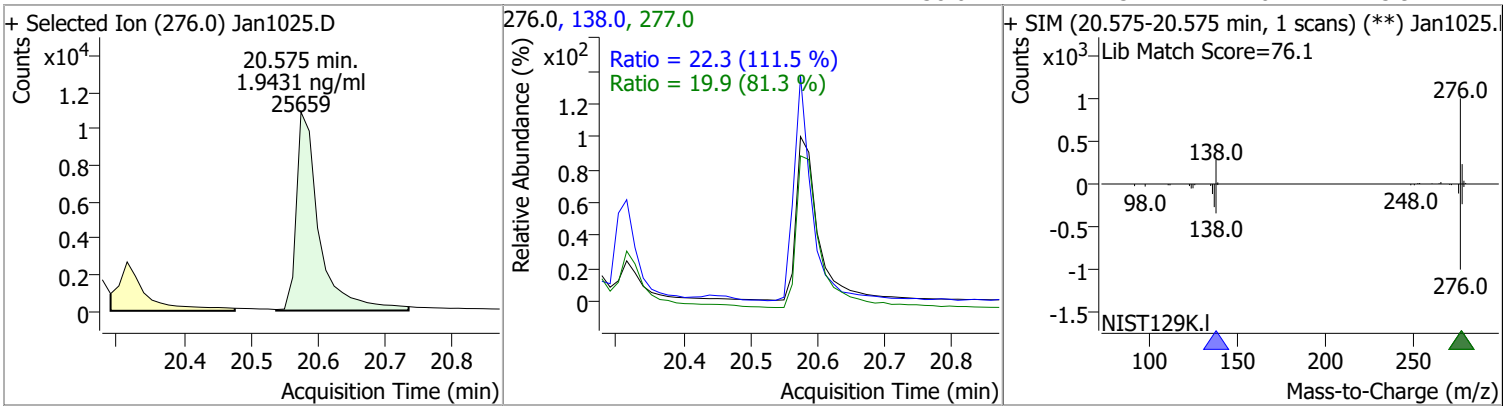

Quantitation Results Report (QT Reviewed)

Data File	Jan1026.D	Operator	LIMS import
Acq. Method	5975BNASIM	Acq. Date-Time	1/11/2022 12:31:55 AM
Sample Name	10-Jan-22_ISTBLK_26	Instrument	GCMS
Vial	26	Multiplier	1.00
DA Method File	011022 bna SIM 1.batch.bin	Comment	SVOC-8270-W-LLPAH
Tune File	dftppjph.u	Tune Date	
Batch Name	011022 bna SIM 2.batch.bin	Last Calib Update	1/4/2022 2:09:05 PM
Ref Library			

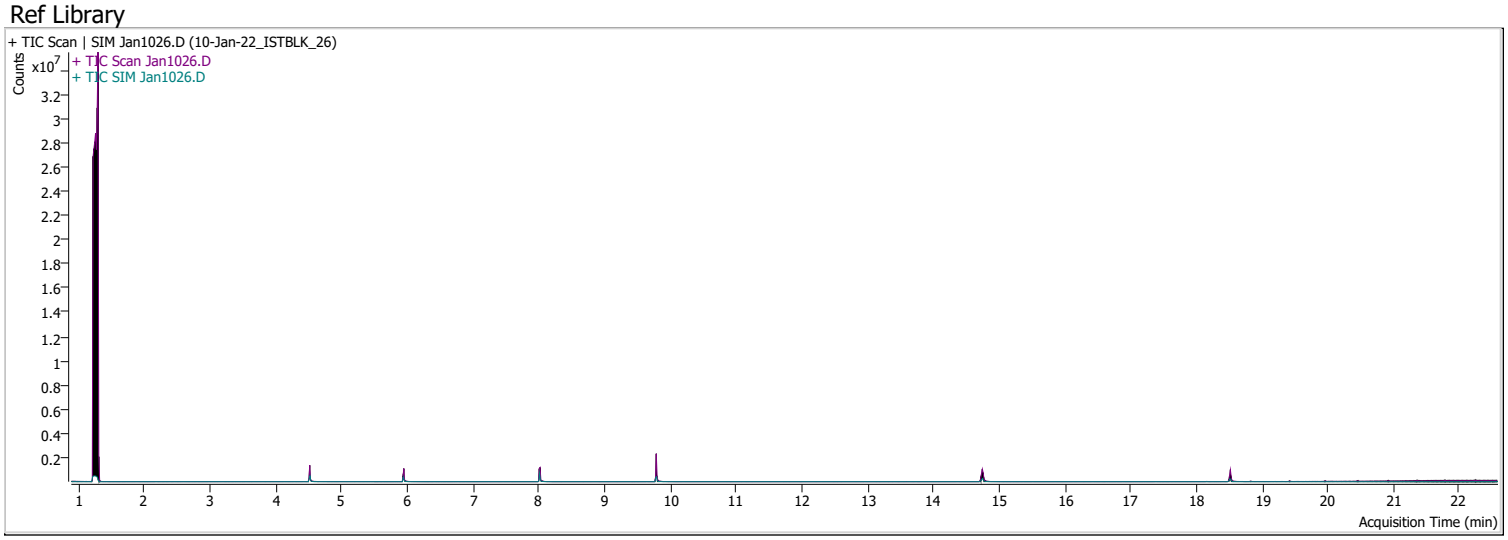

Compound	RT	QIon	Resp.	Conc.	Units		Dev(Min)
Internal Standards							
M 1,4-Dichlorobenzene-d4	4.522	152.0	207630	40.0000	ng/ml		-0.025
M Naphthalene-d8	5.941	136.0	408962	40.0000	ng/ml		-0.013
M Acenaphthene-d10	8.013	164.0	258937	40.0000	ng/ml		0.000
M Phenanthrene-d10	9.793	188.0	551100	40.0000	ng/ml		0.000
M Chrysene-d12	14.751	240.0	434001	40.0000	ng/ml		-0.013
M Perylene-d12	18.512	264.0	306940	40.0000	ng/ml		-0.013
System Monitoring Compounds							
S Nitrobenzene-d5	0.000		0	N.D.			
Spiked Amount: 5.000	Range: 19.0 - 102.0%			Recovery = NA%			
S 2-Fluorobiphenyl	0.000		0	N.D.			
Spiked Amount: 5.000	Range: 25.0 - 94.0%			Recovery = NA%			
S o-Terphenyl	0.000		0	N.D.			
Spiked Amount: 5.000	Range: 40.0 - 140.0%			Recovery = NA%			
S Terphenyl-d14	0.000		0	N.D.			
Spiked Amount: 5.000	Range: 39.0 - 106.0%			Recovery = NA%			
Target Compounds							**QValue**
T Naphthalene	0.000		0	N.D.			
T 2-Methylnaphthalene	0.000		0	N.D.			
T 1-Methylnaphthalene	0.000		0	N.D.			
T Acenaphthylene	0.000		0	N.D.			
T Acenaphthene	8.050	154.0	0		ng/ml	md	1
T Fluorene	0.000		0	N.D.			
T Phenanthrene	0.000		0	N.D.			
T Anthracene	0.000		0	N.D.			
T Fluoranthene	0.000		0	N.D.			
T Pyrene	0.000		0	N.D.			
T Benzo(a)Anthracene	14.751	228.0	0		ng/ml	md	1
T Chrysene	14.751	228.0	0		ng/ml	md	1
T Benzo(b)fluoranthene	0.000		0	N.D.			

Compound	RT	QIon	Resp.	Conc.	Units		Dev(Min)
T Benzo(k)fluoranthene	0.000		0	N.D.			
T Benzo(a)pyrene	18.400	252.0	0		ng/ml	md	1
T Indeno(1,2,3-cd)pyrene	0.000		0	N.D.			
T Dibenzo(a,h)anthracene	0.000		0	N.D.			
T Benzo(g,h,i)perylene	0.000		0	N.D.			

(#) = Qualifier Out of Range; (m) = Manual Integration; (+) = Area Summed; (*) = Surrogate Percent Recovery Out of Range; (d): Zeroed Peak

Compound	Conc.	Exp RT	QIon	Exp Ratio	QIon	Exp Ratio
Nitrobenzene-d5	N.D.	5.17	54.0	30.9	128.0	30.4

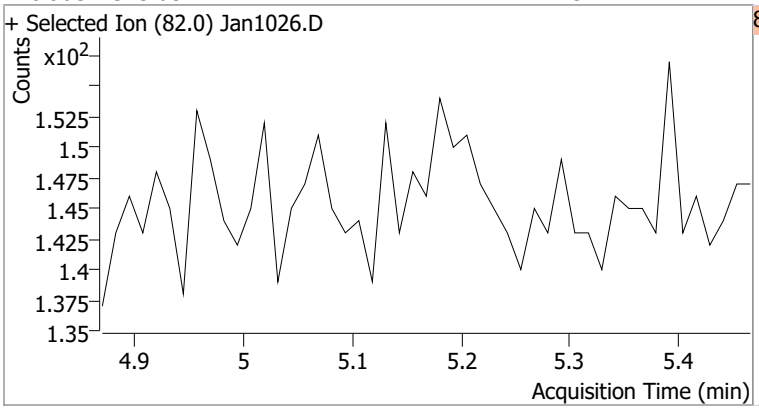

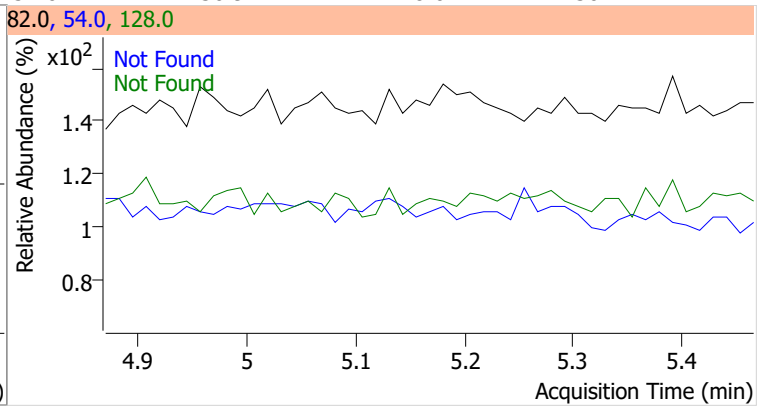

Compound	Conc.	Exp RT	QIon	Exp Ratio	QIon	Exp Ratio
Naphthalene	N.D.	5.98	102.0	15.5	129.0	10.8

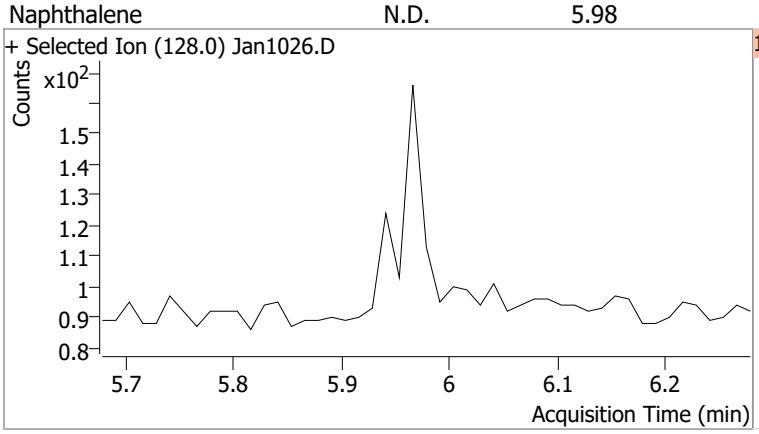

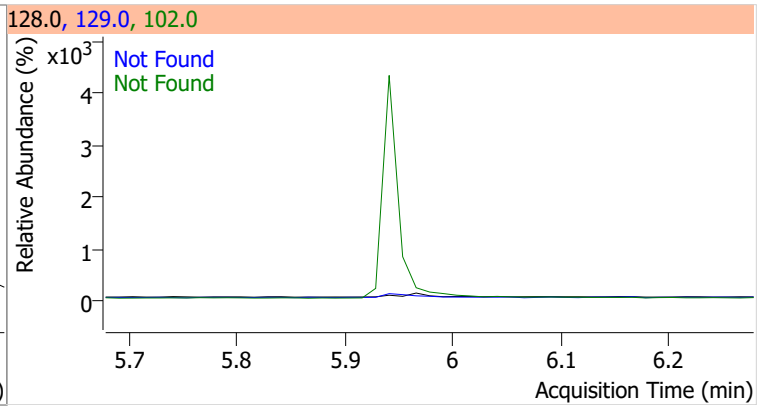

Compound	Conc.	Exp RT	QIon	Exp Ratio	QIon	Exp Ratio
2-Methylnaphthalene	N.D.	6.80	142.0	147.5	115.0	52.5

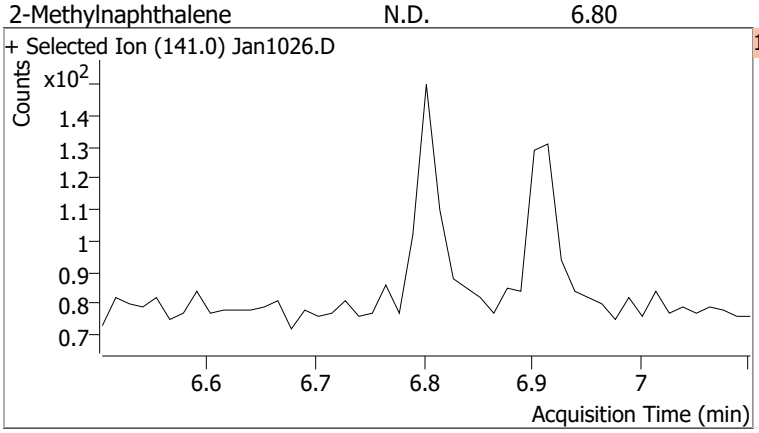

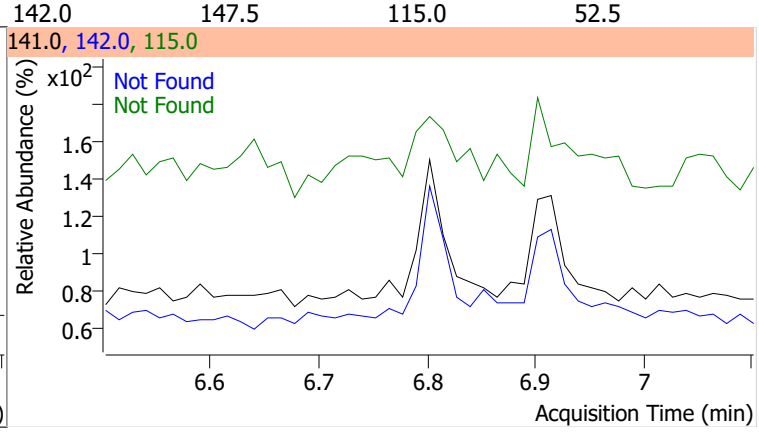

Compound	Conc.	Exp RT	QIon	Exp Ratio	QIon	Exp Ratio
1-Methylnaphthalene	N.D.	6.90	142.0	111.3	115.0	63.4

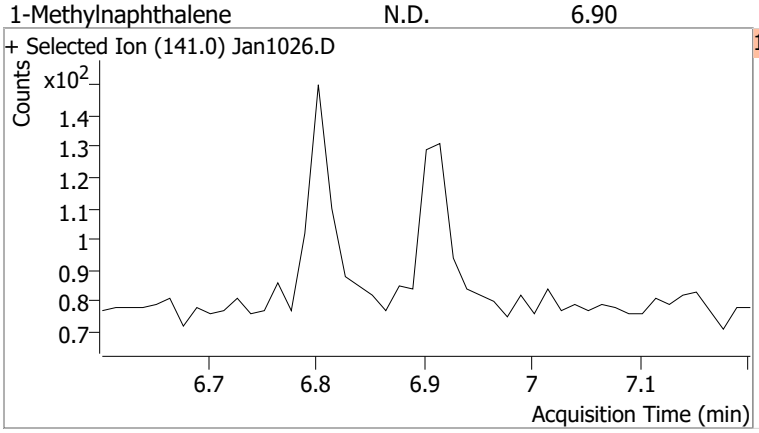

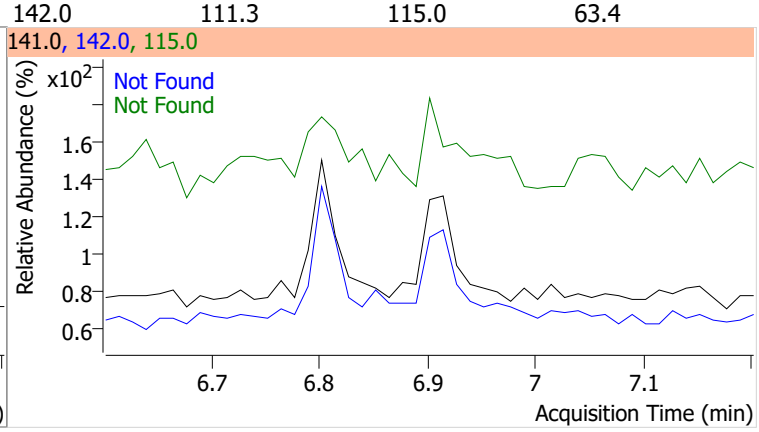

Compound	Conc.	Exp RT	QIon	Exp Ratio
2-Fluorobiphenyl	N.D.	7.26	171.0	37.7

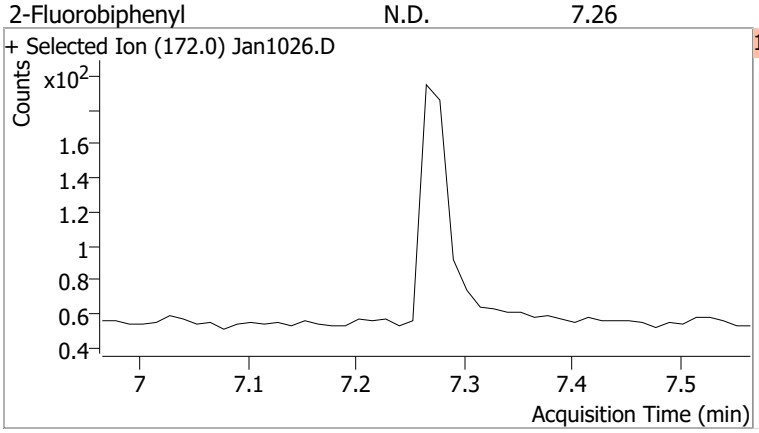

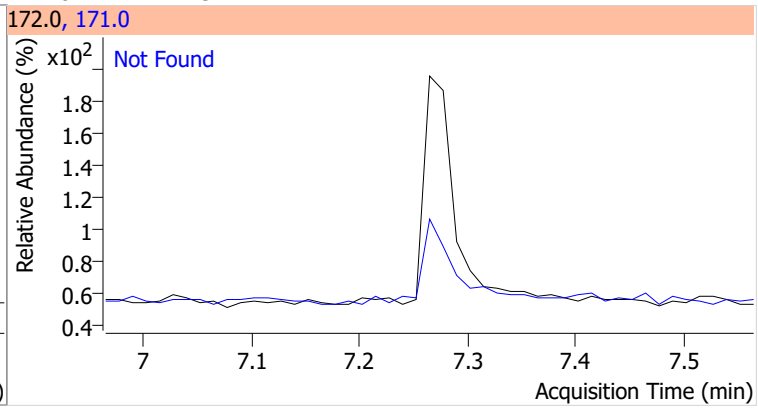

Compound	Conc.	Exp RT	QIon	Exp Ratio
Acenaphthylene	N.D.	7.84	153.0	14.6

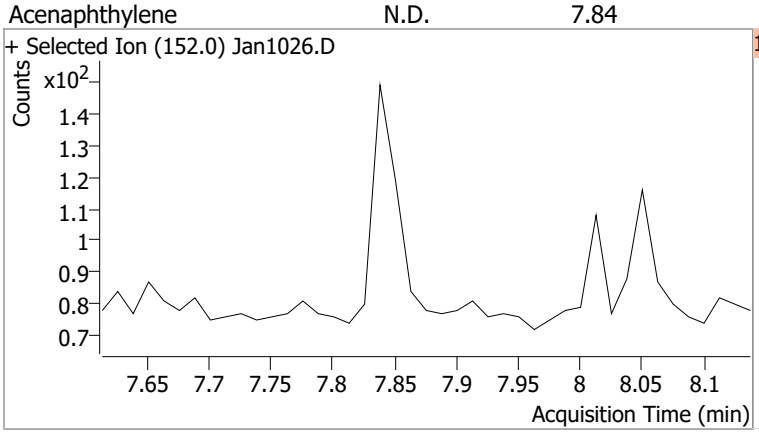

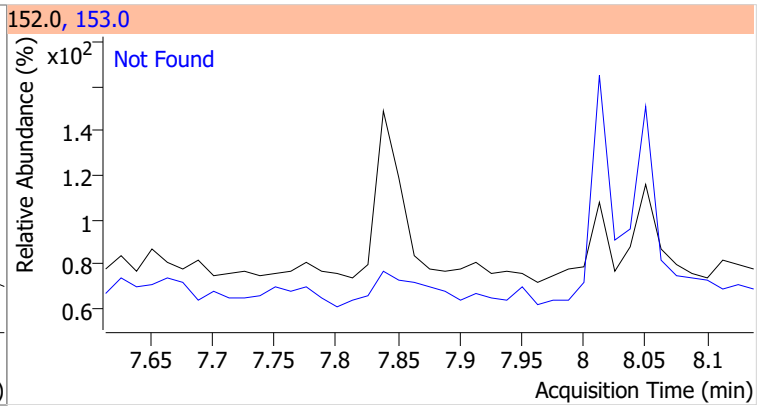

Compound	Conc.	RT	Dev(Min)	Resp.	QIon	QRatio	Lower	Upper
Acenaphthene		0		0	153.0		80.3	149.2
					152.0		38.4	71.4

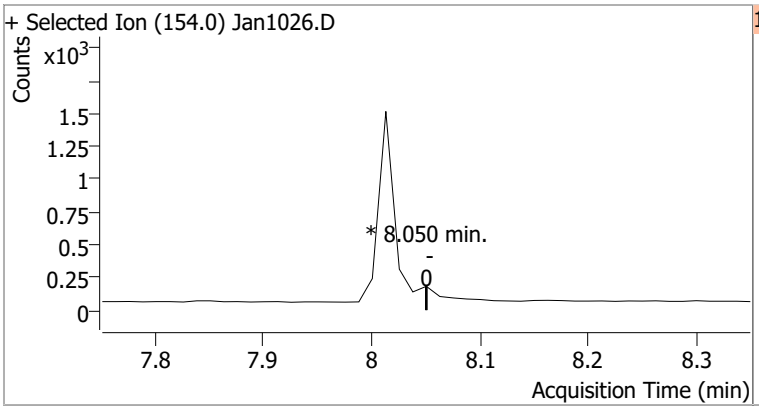

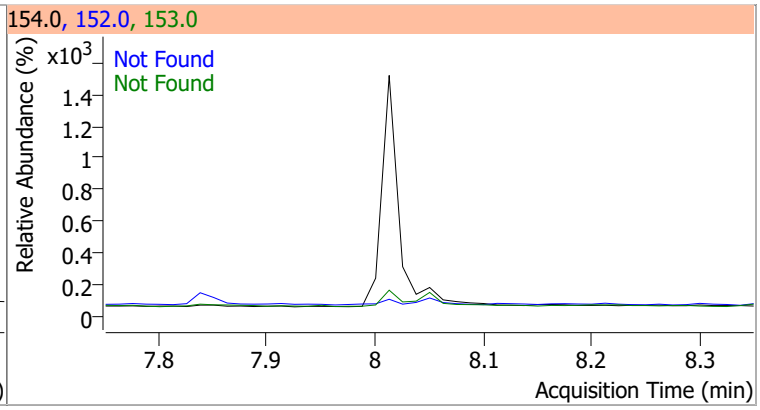

Compound	Conc.	Exp RT	QIon	Exp Ratio	QIon	Exp Ratio
Fluorene	N.D.	8.69	165.0	96.4	167.0	11.3

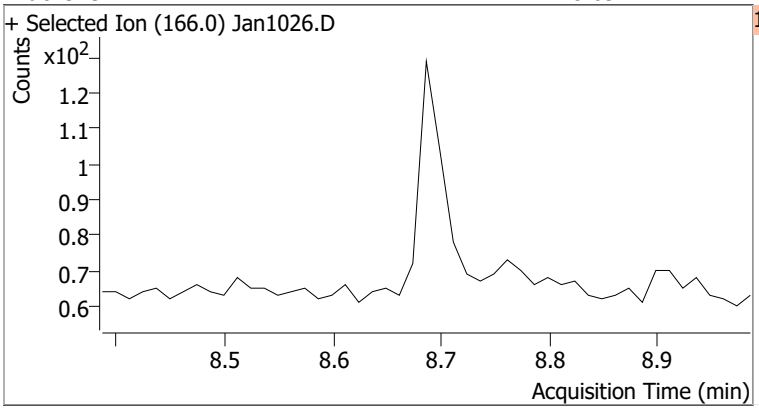

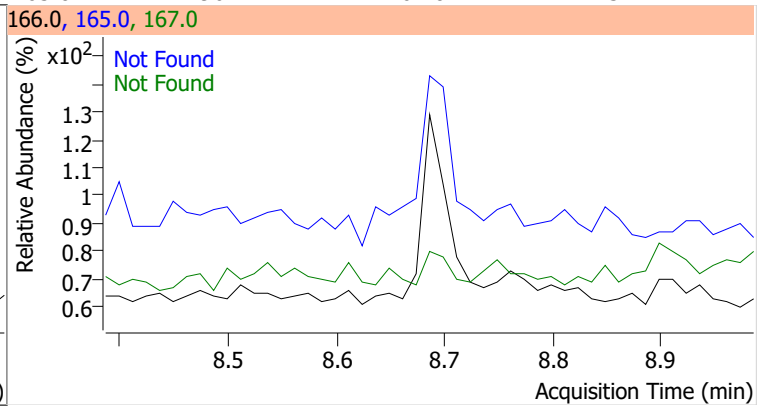

Compound	Conc.	Exp RT	QIon	Exp Ratio
Phenanthrene	N.D.	9.82	176.0	15.5

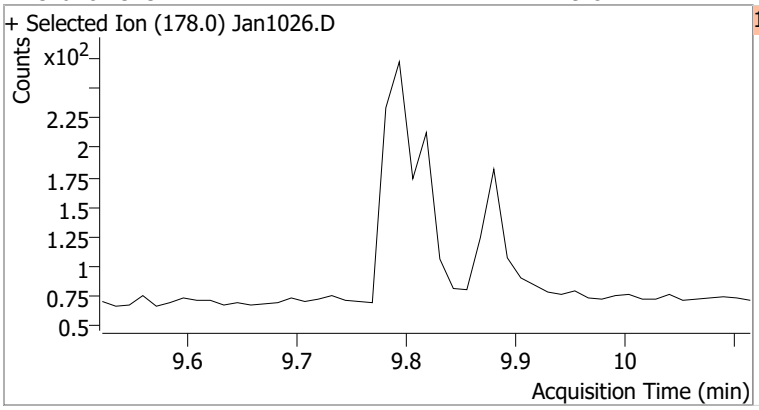

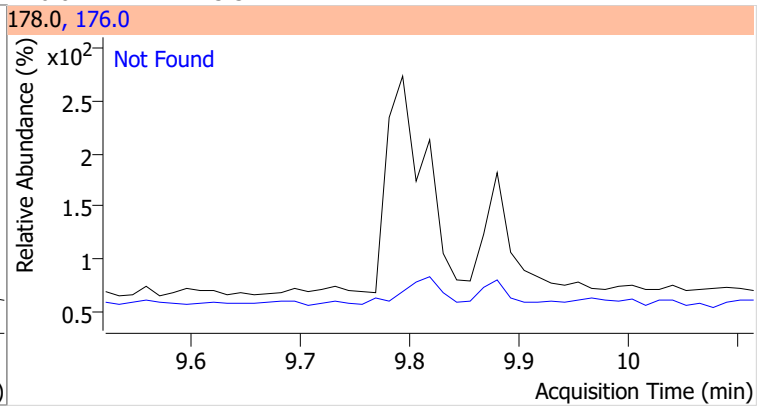

Compound	Conc.	Exp RT	QIon	Exp Ratio
Anthracene	N.D.	9.88	176.0	16.6

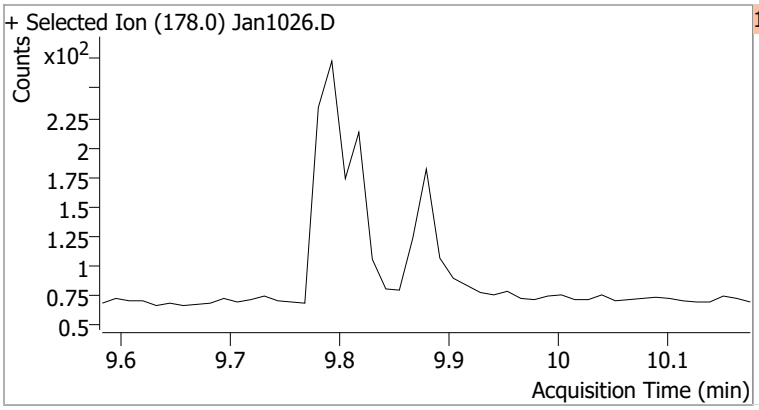

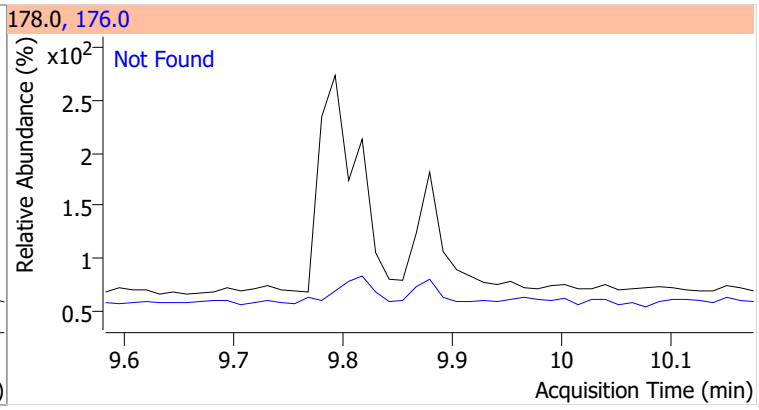

Compound	Conc.	Exp RT	QIon	Exp Ratio	QIon	Exp Ratio
o-Terphenyl	N.D.	10.32	229.0	66.8	215.0	43.2

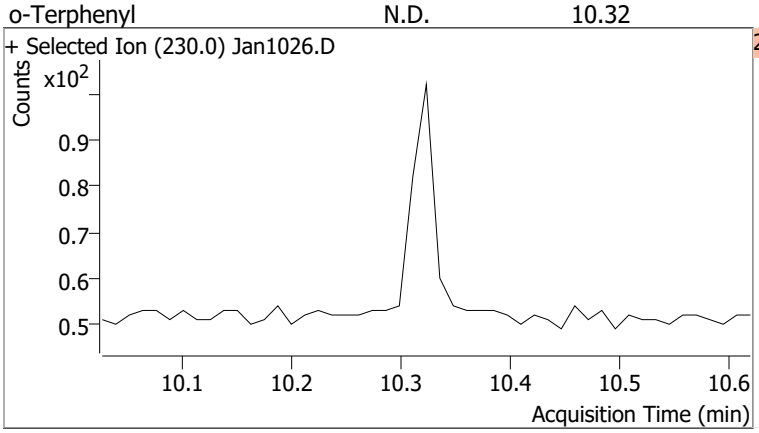

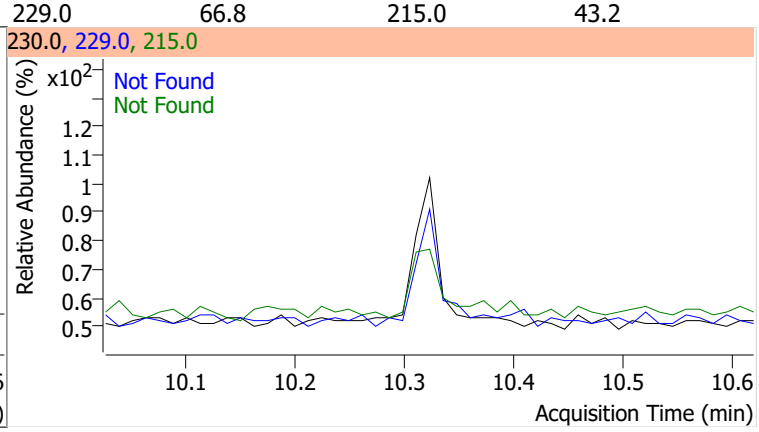

Compound	Conc.	Exp RT	QIon	Exp Ratio
Fluoranthene	N.D.	11.44	101.0	11.4

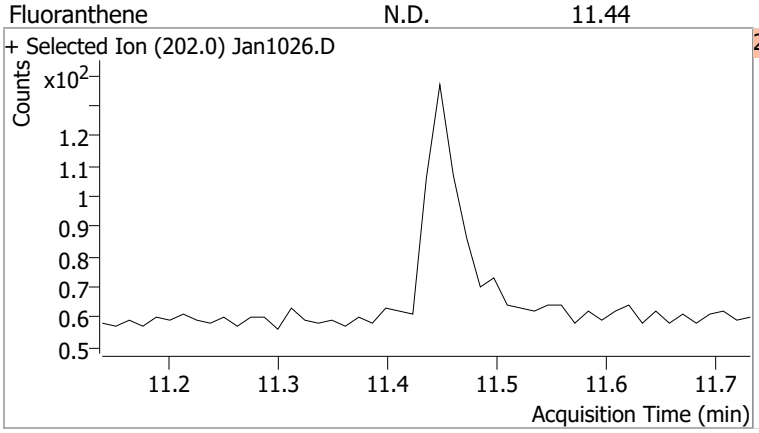

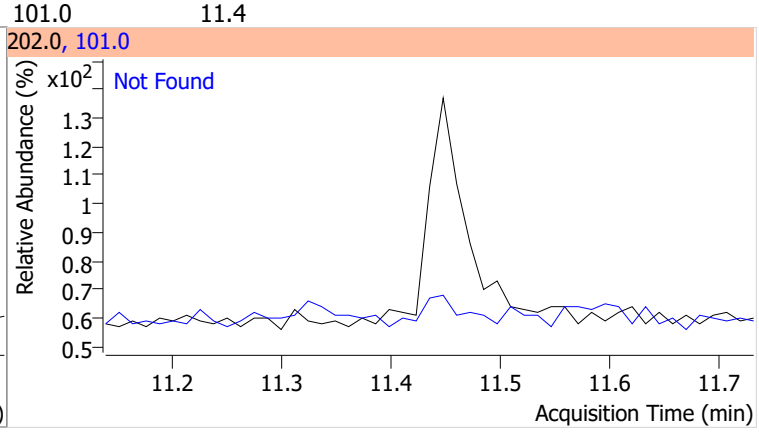

Compound	Conc.	Exp RT	QIon	Exp Ratio
Pyrene	N.D.	11.82	101.0	13.9

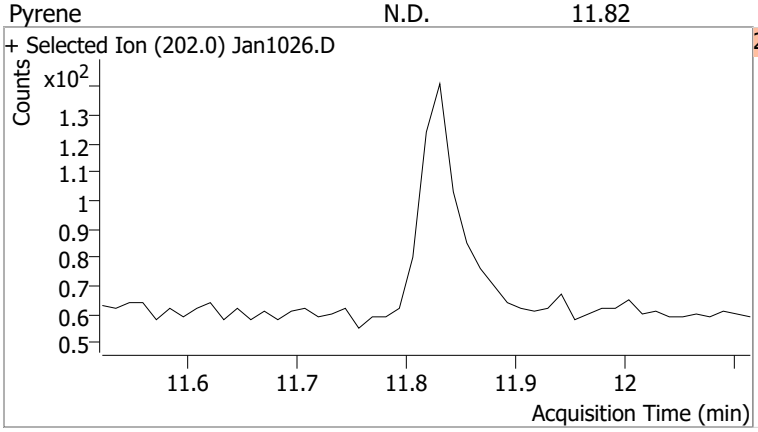

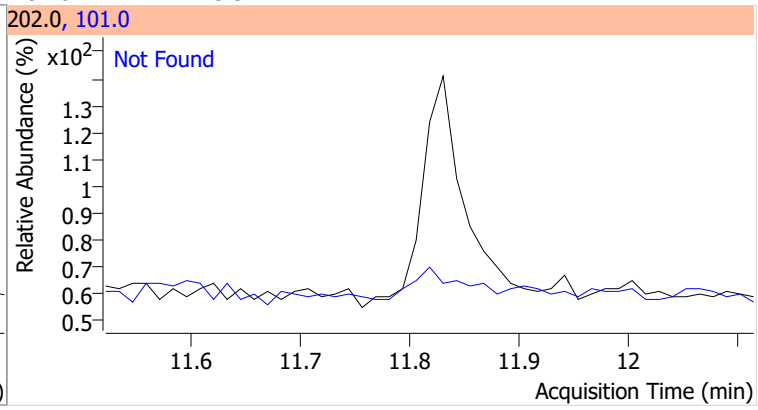

Compound	Conc.	Exp RT	QIon	Exp Ratio
Terphenyl-d14	N.D.	12.29	122.0	13.7

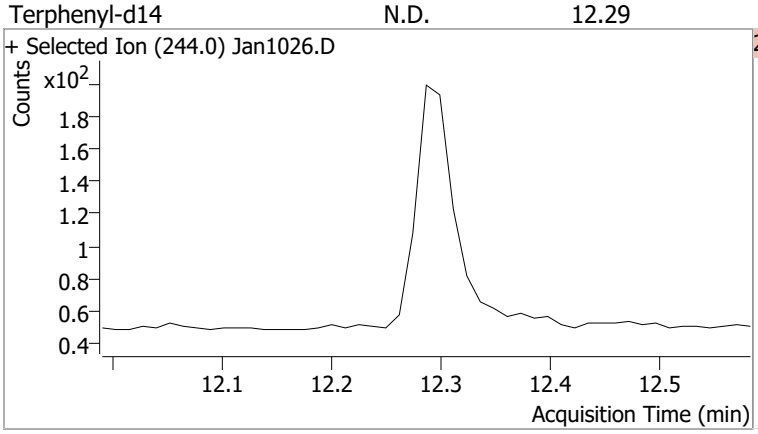

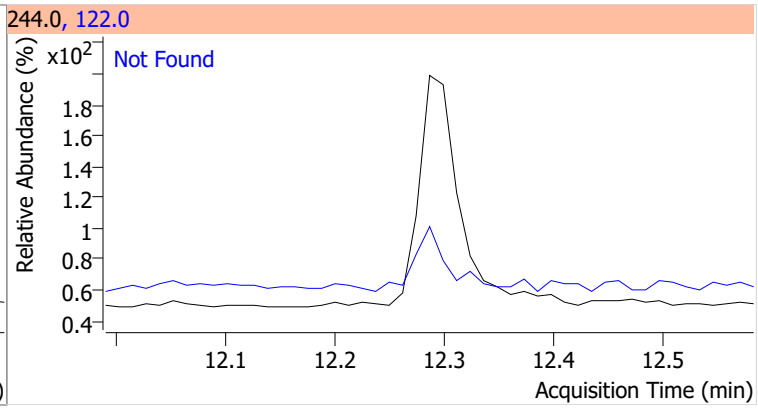

Compound	Conc.	RT	Dev(Min)	Resp.	QIon	QRatio	Lower	Upper
Benzo(a)Anthracene		0		0	226.0		19.5	36.3
					229.0		16.5	30.6

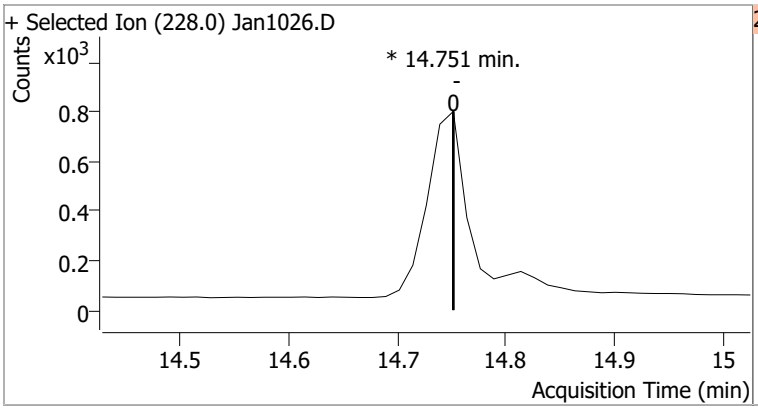

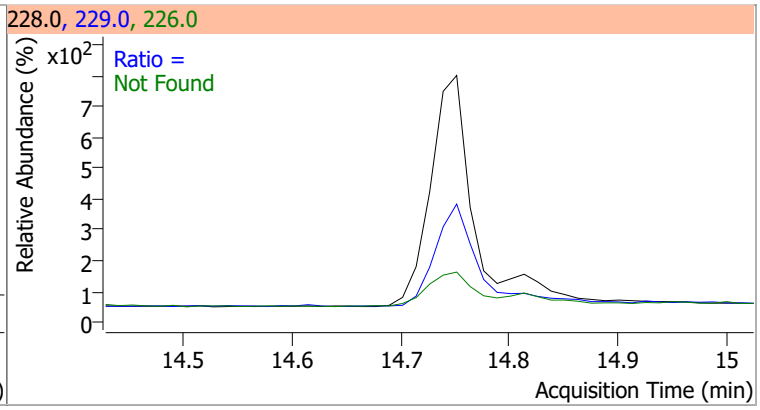

Compound	Conc.	RT	Dev(Min)	Resp.	QIon	QRatio	Lower	Upper
Chrysene		0		0	226.0		22.2	41.2
					229.0		15.5	28.9

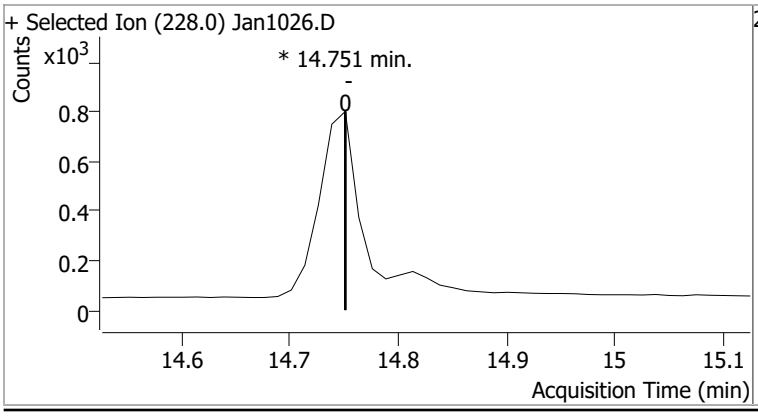

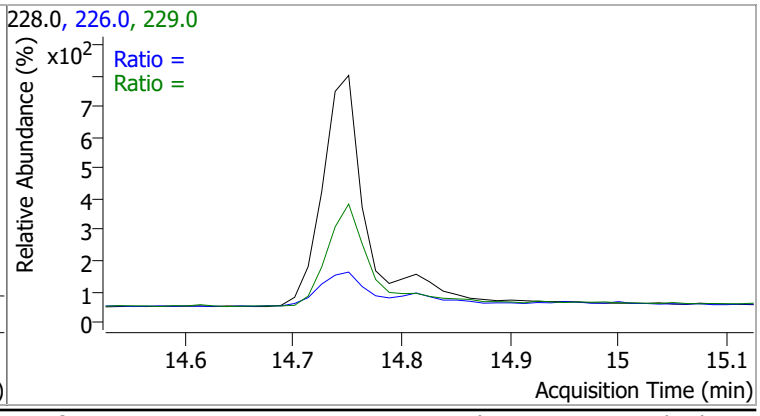

Compound	Conc.	Exp RT	QIon	Exp Ratio
Benzo(b)fluoranthene	N.D.	17.76	253.0	22.6

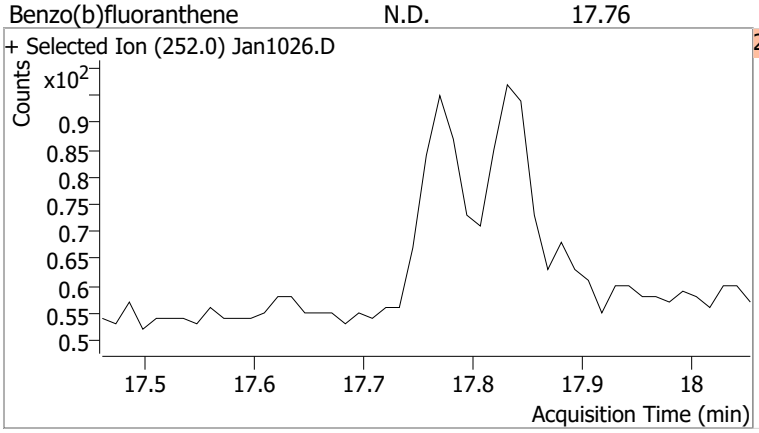

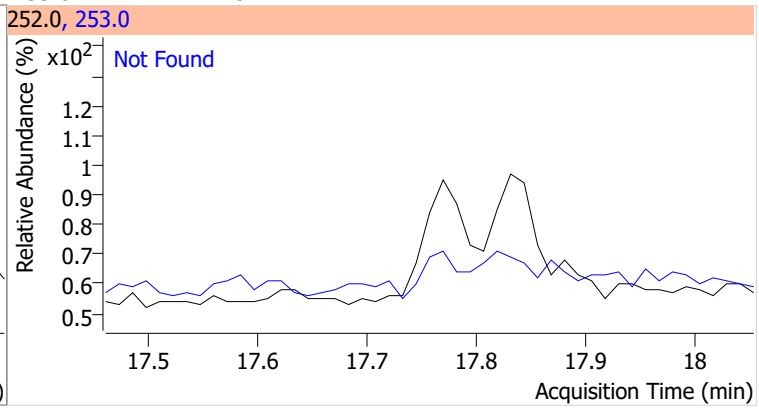

Compound	Conc.	Exp RT	QIon	Exp Ratio
Benzo(k)fluoranthene	N.D.	17.82	253.0	23.0

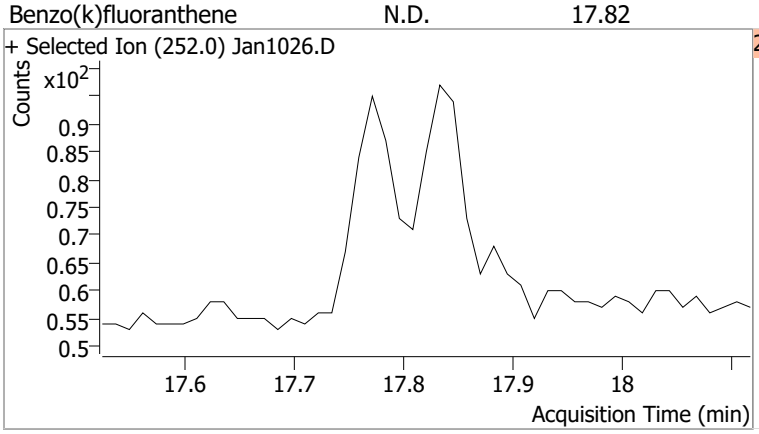

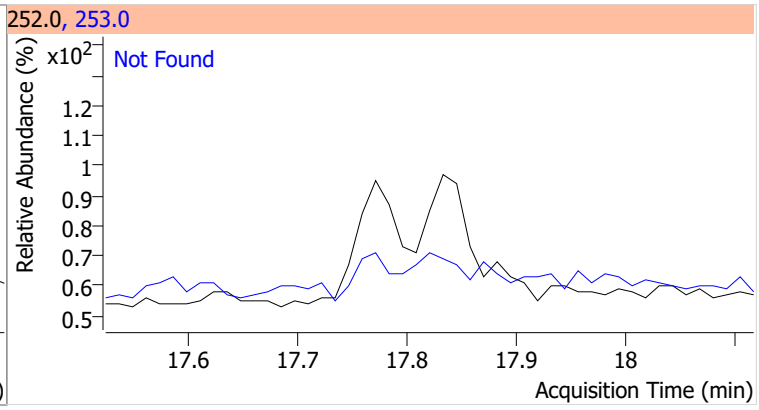

Compound	Conc.	RT	Dev(Min)	Resp.	QIon	QRatio	Lower	Upper
Benzo(a)pyrene		0		0	253.0		16.6	30.8

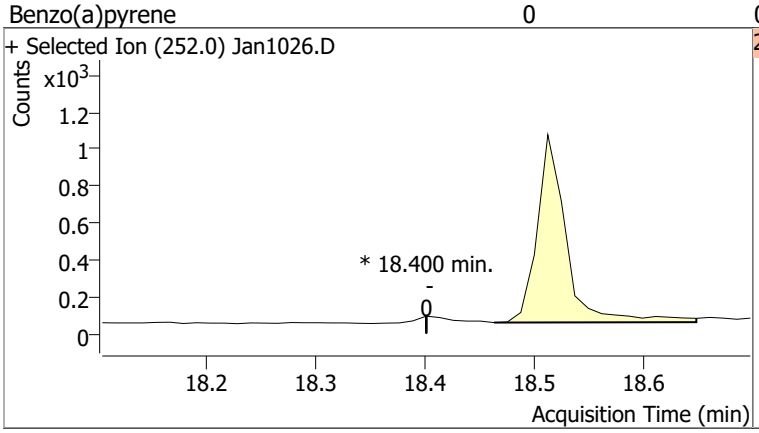

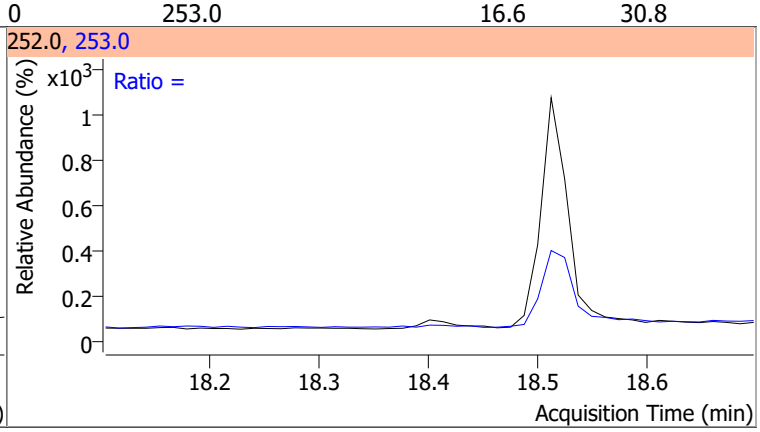

Compound	Conc.	Exp RT	QIon	Exp Ratio
Indeno(1,2,3-cd)pyrene	N.D.	20.24	138.0	25.2

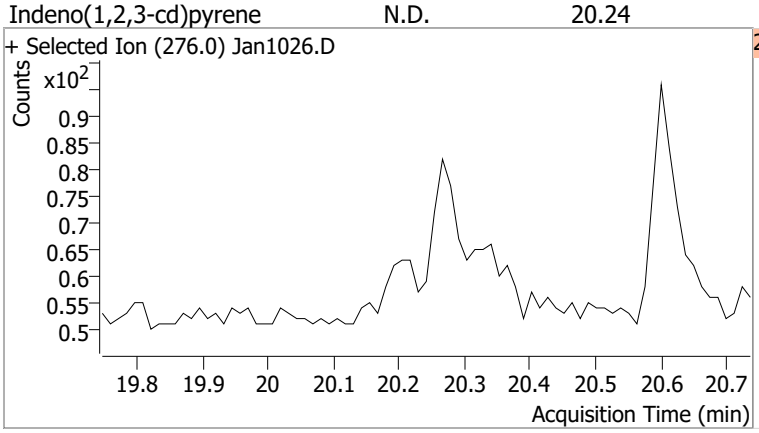

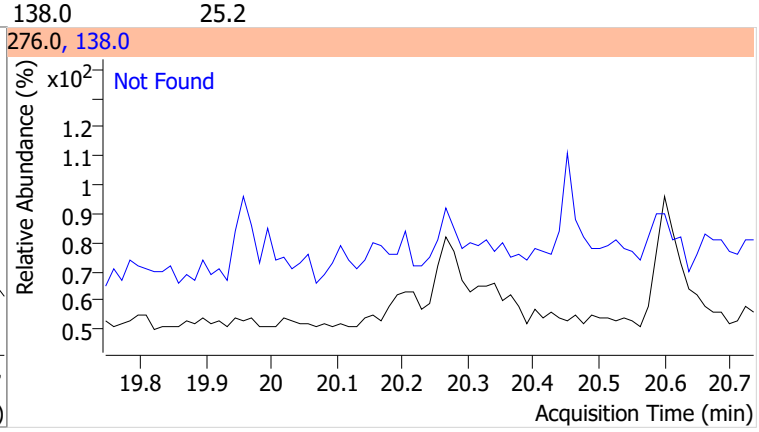

Compound	Conc.	Exp RT	QIon	Exp Ratio	QIon	Exp Ratio
Dibenzo(a,h)anthracene	N.D.	20.32	279.0	25.9	139.0	18.3

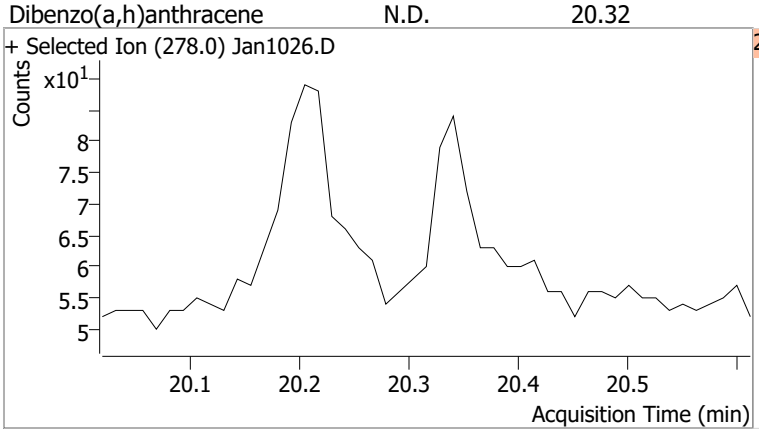

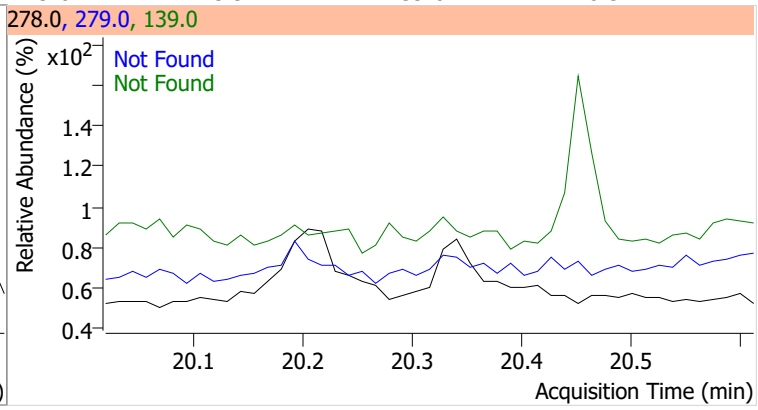

Compound	Conc.	Exp RT	QIon	Exp Ratio	QIon	Exp Ratio
Benzo(g,h,i)perylene	N.D.	20.58	277.0	24.5	138.0	20.0

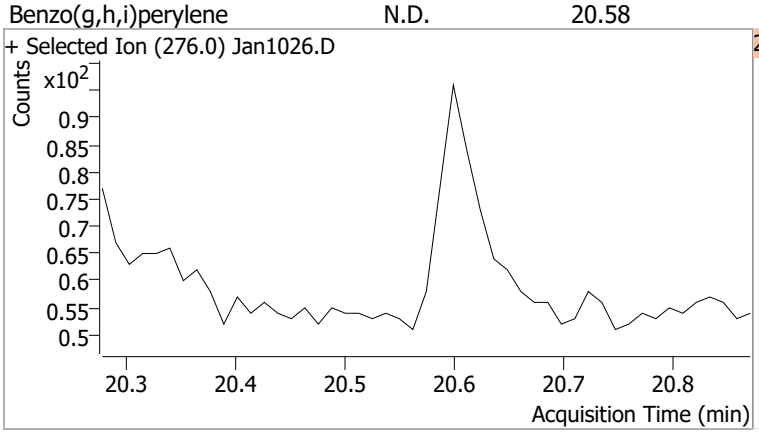

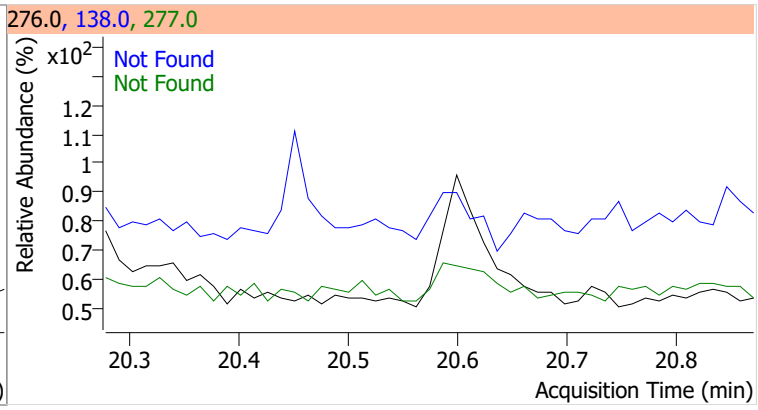

Quantitation Results Report (QT Reviewed)

Data File	Jan1027.D	Operator	LIMS import
Acq. Method	5975BNASIM	Acq. Date-Time	1/11/2022 1:04:19 AM
Sample Name	B22010120-001C	Instrument	GCMS
Vial	27	Multiplier	1.00
DA Method File	011022 bna SIM 1.batch.bin	Comment	SVOC-8270-W-LLPAH
Tune File	dftppjph.u	Tune Date	
Batch Name	011022 bna SIM 2.batch.bin	Last Calib Update	1/4/2022 2:09:05 PM
Ref Library			

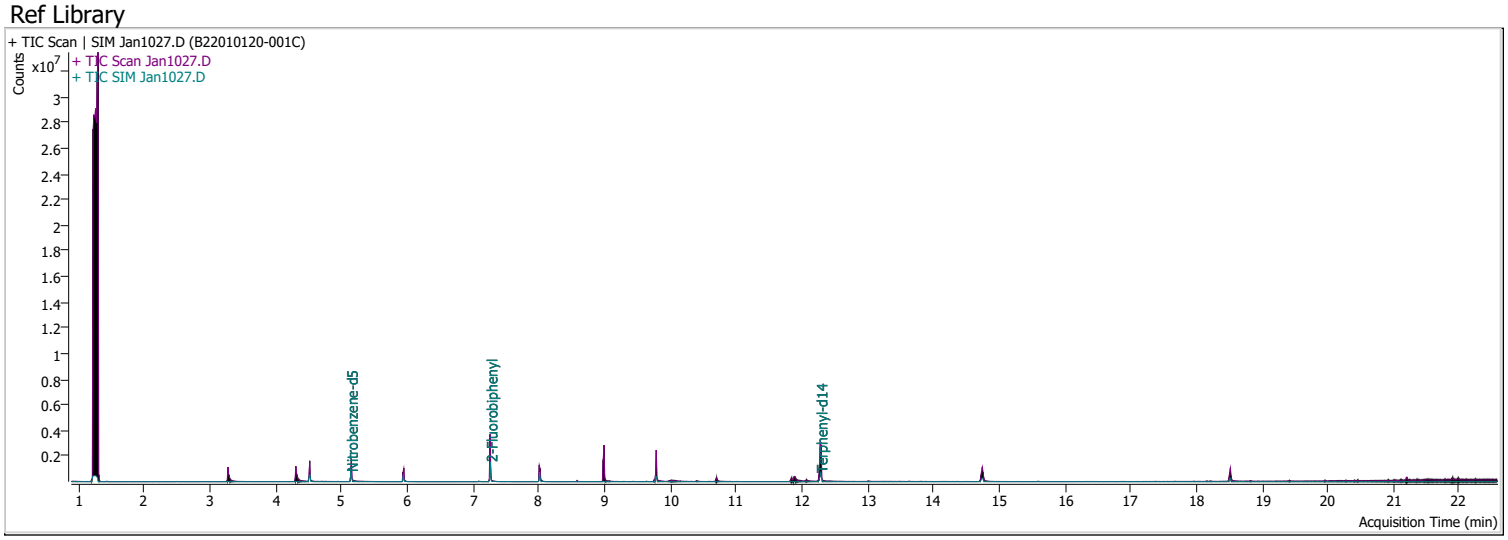

Compound	RT	QIon	Resp.	Conc.	Units		Dev(Min)
Internal Standards							
M 1,4-Dichlorobenzene-d4	4.522	152.0	244266	40.0000	ng/ml		-0.025
M Naphthalene-d8	5.941	136.0	450555	40.0000	ng/ml		-0.013
M Acenaphthene-d10	8.013	164.0	265899	40.0000	ng/ml		0.000
M Phenanthrene-d10	9.780	188.0	548178	40.0000	ng/ml		-0.013
M Chrysene-d12	14.751	240.0	443898	40.0000	ng/ml		-0.013
M Perylene-d12	18.512	264.0	334467	40.0000	ng/ml		-0.013
System Monitoring Compounds							
S Nitrobenzene-d5	5.143	82.0	536962	44.8566	ng/ml		-0.025
Spiked Amount: 5.000	Range: 19.0 - 102.0%			Recovery = 897.13%		*	
S 2-Fluorobiphenyl	7.264	172.0	991136	74.8723	ng/ml		0.000
Spiked Amount: 5.000	Range: 25.0 - 94.0%			Recovery = 1497.45%		*	
S o-Terphenyl	0.000		0	N.D.			
Spiked Amount: 5.000	Range: 40.0 - 140.0%			Recovery = NA%			
S Terphenyl-d14	12.288	244.0	923282	112.4061	ng/ml		0.000
Spiked Amount: 5.000	Range: 39.0 - 106.0%			Recovery = 2248.12%		*	
Target Compounds							**QValue**
T Naphthalene	0.000		0	N.D.			
T 2-Methylnaphthalene	0.000		0	N.D.			
T 1-Methylnaphthalene	0.000		0	N.D.			
T Acenaphthylene	0.000		0	N.D.			
T Acenaphthene	8.013	154.0	0		ng/ml	md	1
T Fluorene	8.985	166.0	0		ng/ml	md	1
T Phenanthrene	0.000		0	N.D.			
T Anthracene	0.000		0	N.D.			
T Fluoranthene	0.000		0	N.D.			
T Pyrene	0.000		0	N.D.			
T Benzo(a)Anthracene	14.751	228.0	0		ng/ml	md	1
T Chrysene	14.751	228.0	0		ng/ml	md	1
T Benzo(b)fluoranthene	0.000		0	N.D.			

Compound	RT	QIon	Resp.	Conc.	Units		Dev(Min)
T Benzo(k)fluoranthene	0.000		0	N.D.			
T Benzo(a)pyrene	18.512	252.0	0		ng/ml	md	1
T Indeno(1,2,3-cd)pyrene	0.000		0	N.D.			
T Dibenzo(a,h)anthracene	0.000		0	N.D.			
T Benzo(g,h,i)perylene	0.000		0	N.D.			

(#) = Qualifier Out of Range; (m) = Manual Integration; (+) = Area Summed; (*) = Surrogate Percent Recovery Out of Range; (d): Zeroed Peak

Quantitation Results Report (QT Reviewed)

Compound	Conc.	RT	Dev(Min)	Resp.	QIon	QRatio	Lower	Upper
Nitrobenzene-d5	44.8566	5.14	-0.03	536962	54.0	34.1	21.6	40.2
					128.0	32.7	21.3	39.5

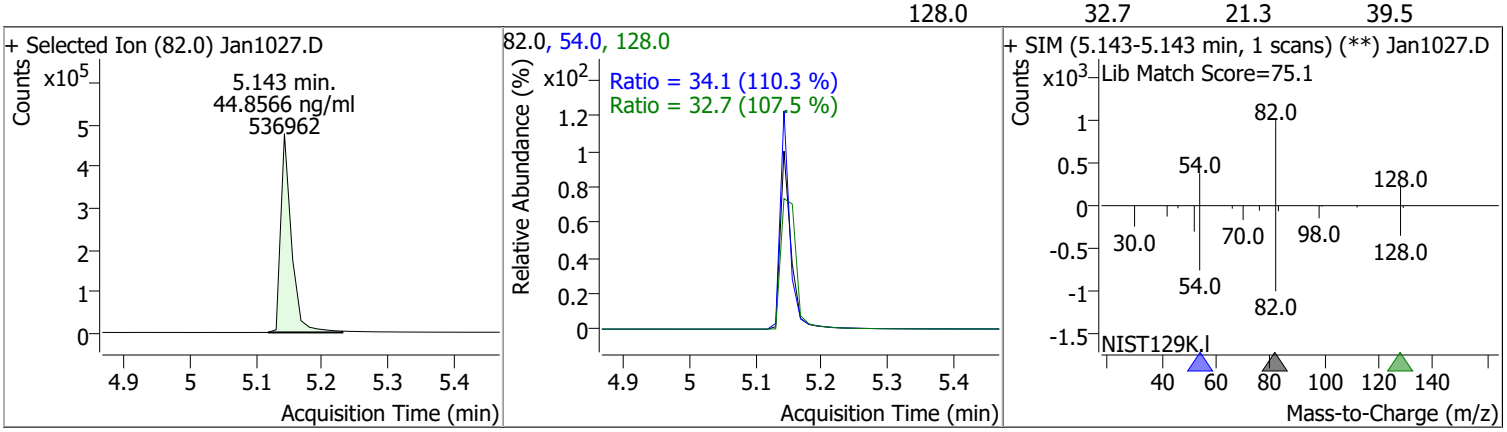

Compound	Conc.	Exp RT	QIon	Exp Ratio	QIon	Exp Ratio
Naphthalene	N.D.	5.98	102.0	15.5	129.0	10.8

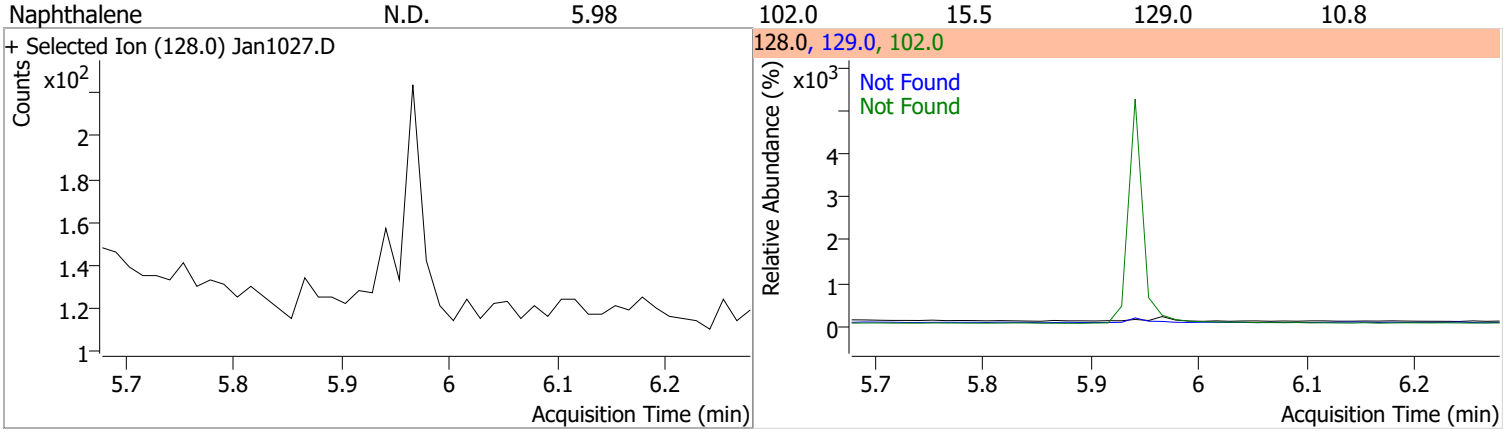

Compound	Conc.	Exp RT	QIon	Exp Ratio	QIon	Exp Ratio
2-Methylnaphthalene	N.D.	6.80	142.0	147.5	115.0	52.5

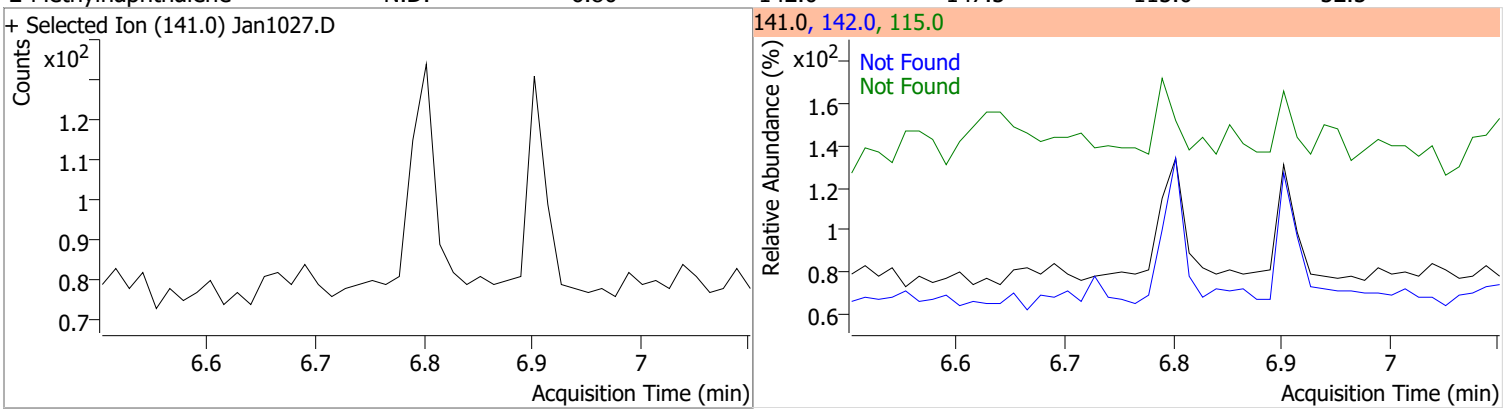

Compound	Conc.	Exp RT	QIon	Exp Ratio	QIon	Exp Ratio
1-Methylnaphthalene	N.D.	6.90	142.0	111.3	115.0	63.4

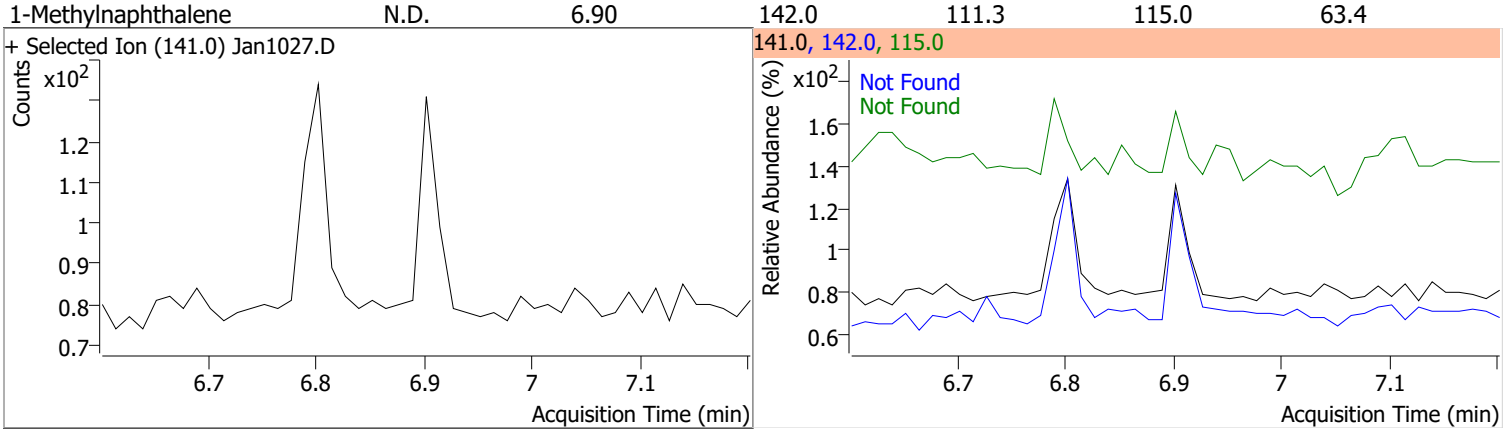

Quantitation Results Report (QT Reviewed)

Compound	Conc.	RT	Dev(Min)	Resp.	QIon	QRatio	Lower	Upper
2-Fluorobiphenyl	74.8723	7.26	0.00	991136	171.0	40.1	26.4	49.0

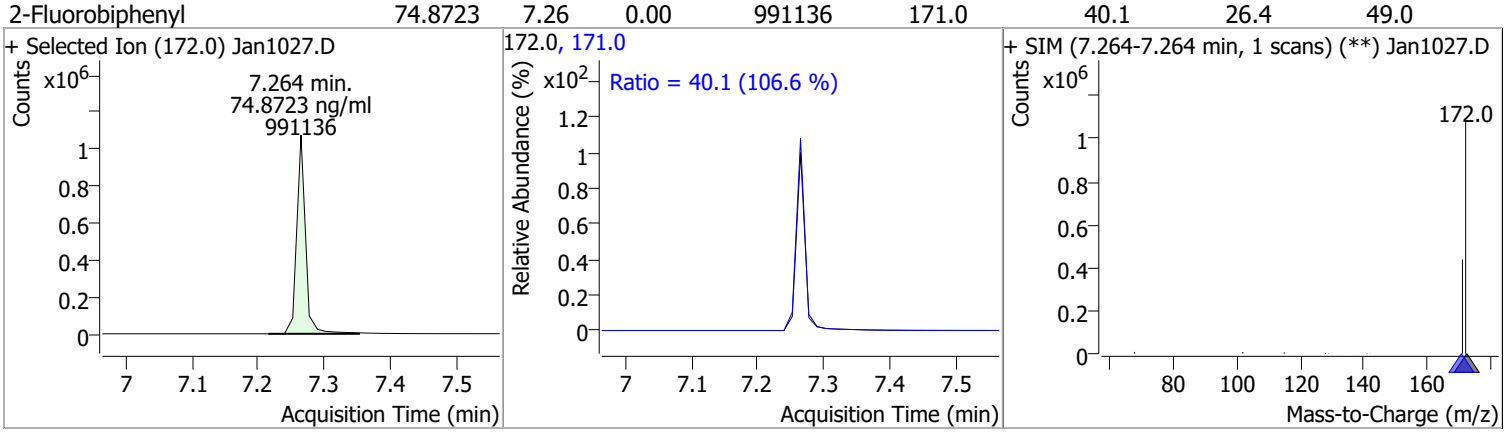

Compound	Conc.	Exp RT	QIon	Exp Ratio
Acenaphthylene	N.D.	7.84	153.0	14.6

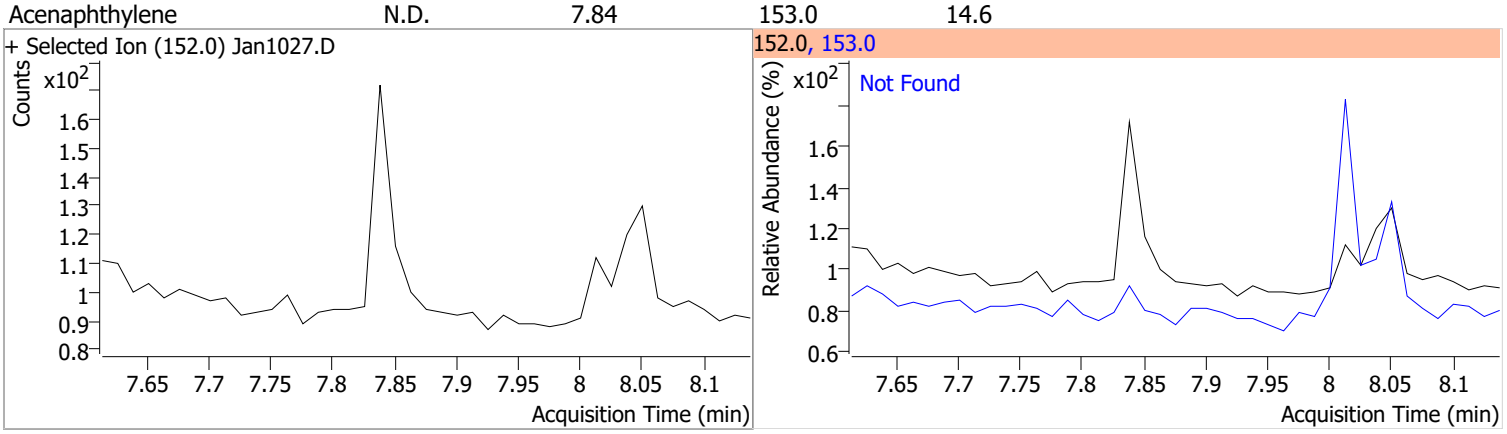

Compound	Conc.	RT	Dev(Min)	Resp.	QIon	QRatio	Lower	Upper
Acenaphthene		0		0	153.0		80.3	149.2
					152.0		38.4	71.4

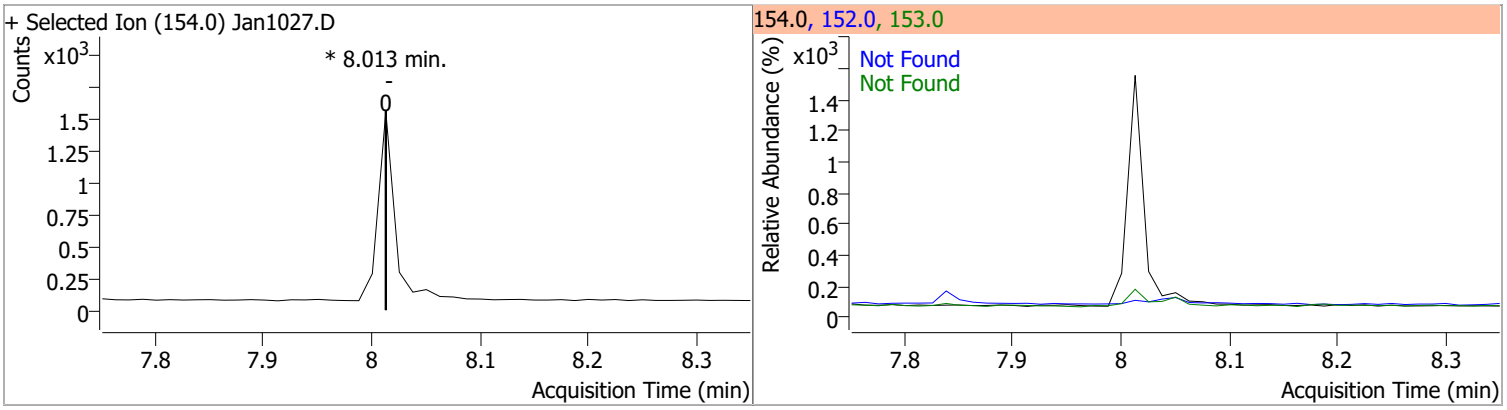

Compound	Conc.	RT	Dev(Min)	Resp.	QIon	QRatio	Lower	Upper
Fluorene		0		0	165.0		67.5	125.3
					167.0		7.9	14.6

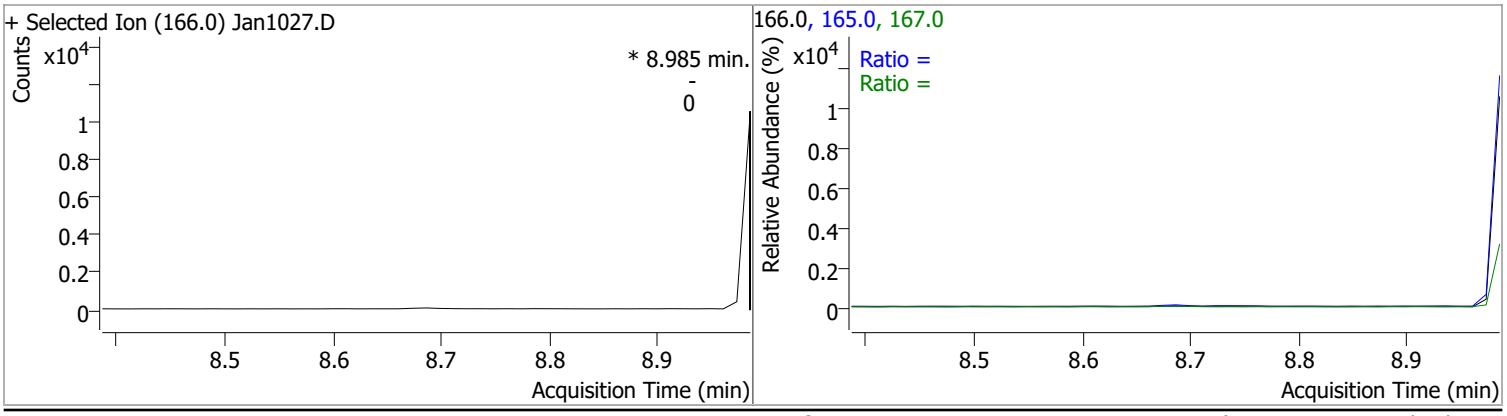

Compound	Conc.	Exp RT	QIon	Exp Ratio
Phenanthrene	N.D.	9.82	176.0	15.5

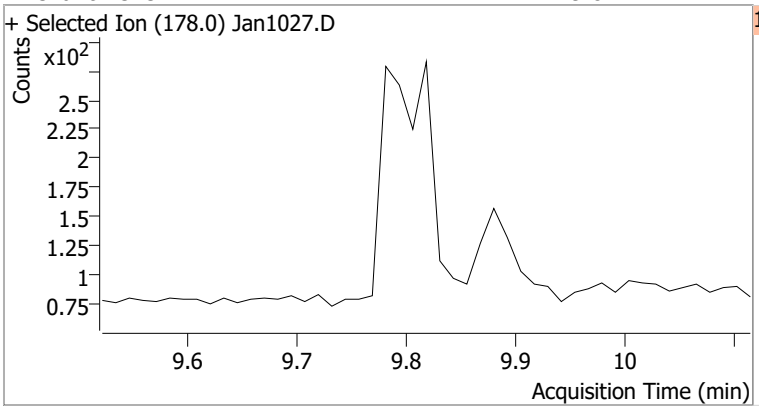

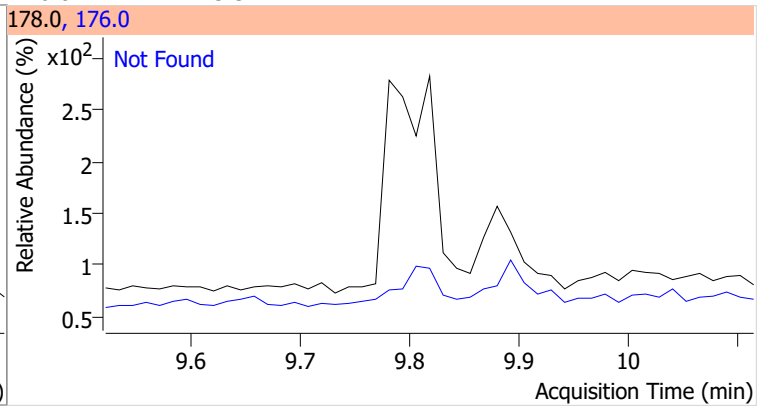

Compound	Conc.	Exp RT	QIon	Exp Ratio
Anthracene	N.D.	9.88	176.0	16.6

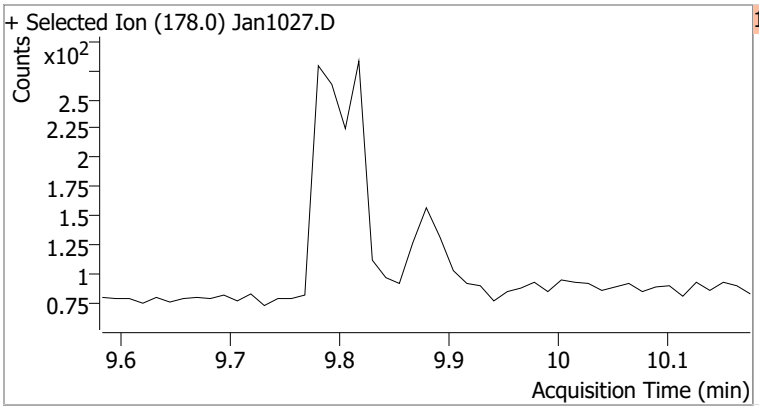

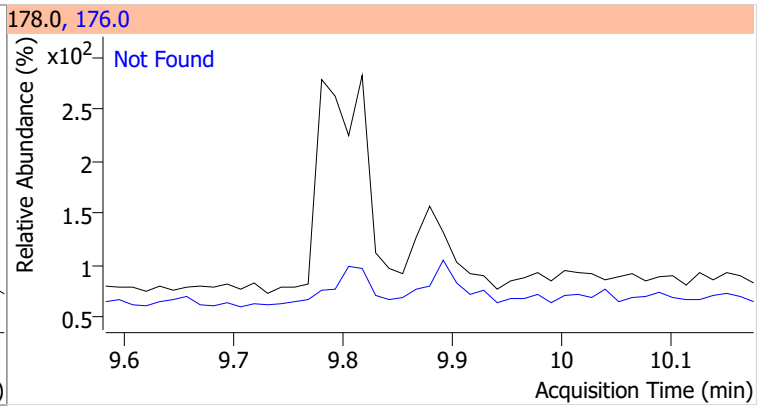

Compound	Conc.	Exp RT	QIon	Exp Ratio	QIon	Exp Ratio
o-Terphenyl	N.D.	10.32	229.0	66.8	215.0	43.2

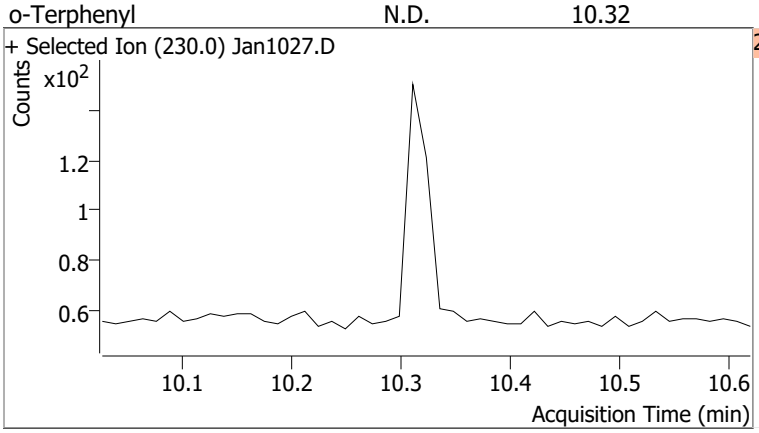

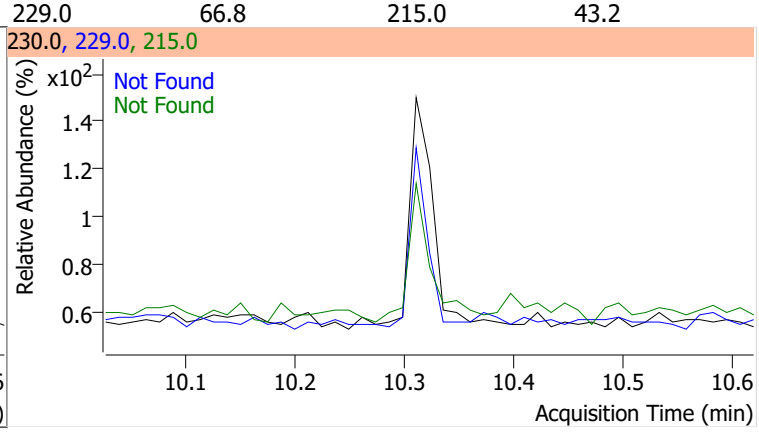

Compound	Conc.	Exp RT	QIon	Exp Ratio
Fluoranthene	N.D.	11.44	101.0	11.4

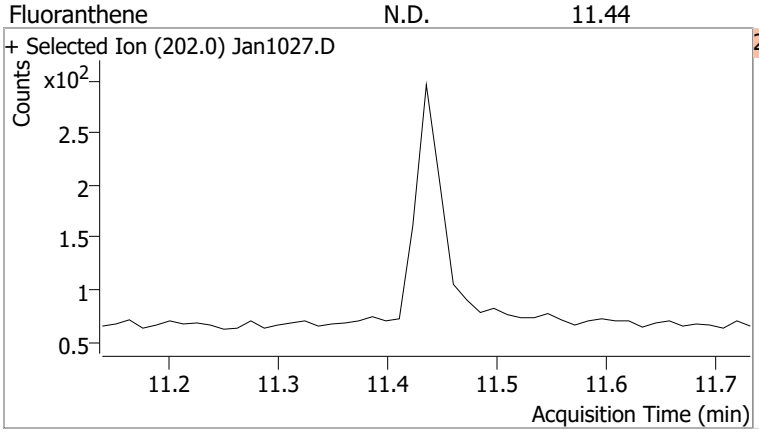

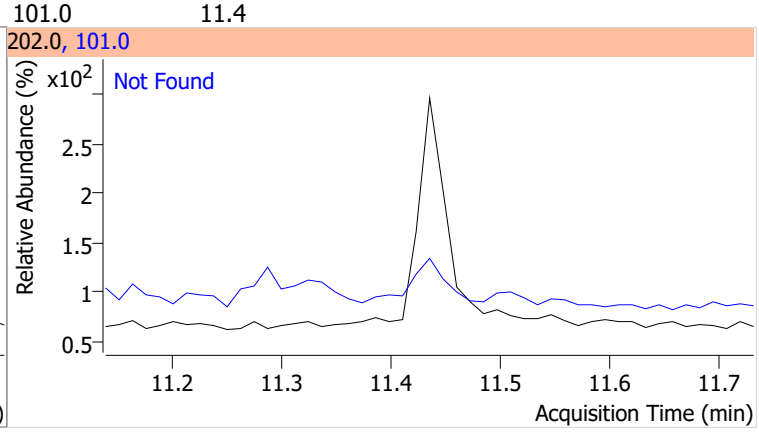

Compound	Conc.	Exp RT	QIon	Exp Ratio
Pyrene	N.D.	11.82	101.0	13.9

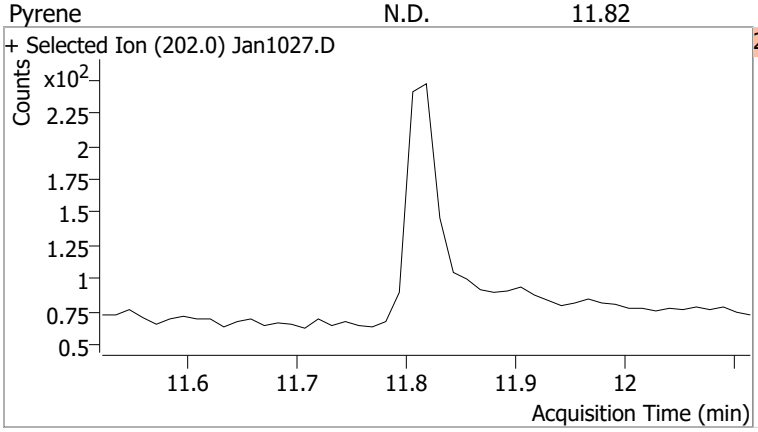

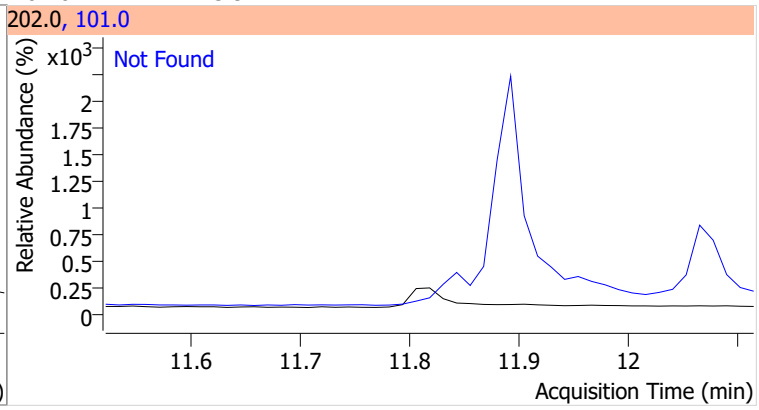

Compound	Conc.	RT	Dev(Min)	Resp.	QIon	QRatio	Lower	Upper
Terphenyl-d14	112.4061	12.29	0.00	923282	122.0	15.0	9.6	17.9

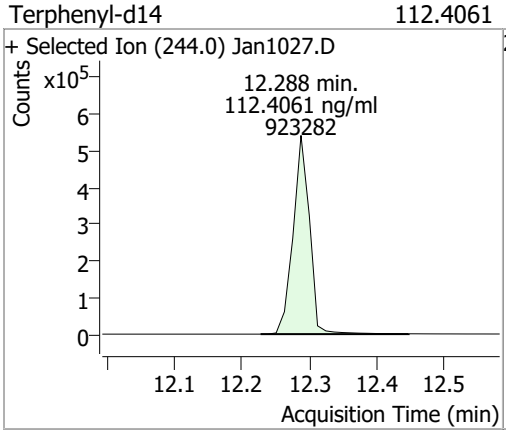

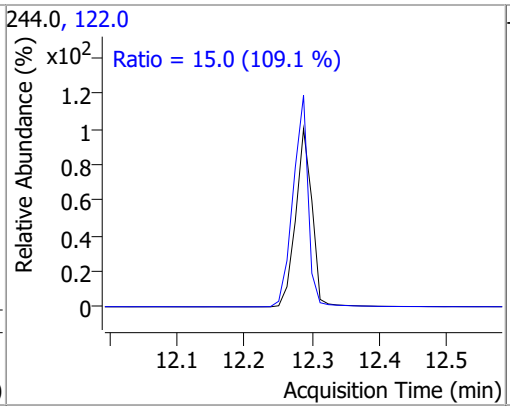

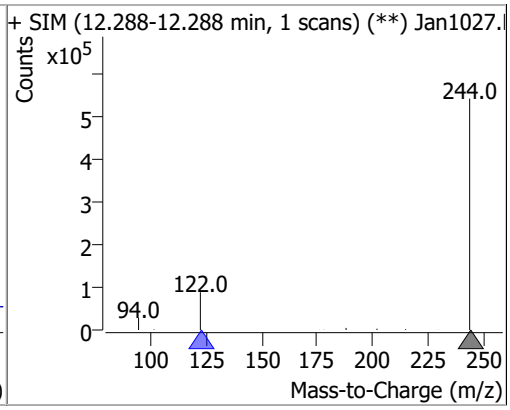

Compound	Conc.	RT	Dev(Min)	Resp.	QIon	QRatio	Lower	Upper
Benzo(a)Anthracene		0		0	226.0		19.5	36.3
					229.0		16.5	30.6

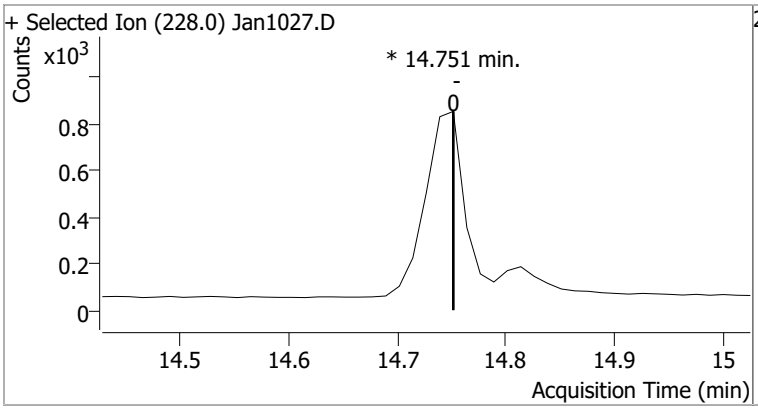

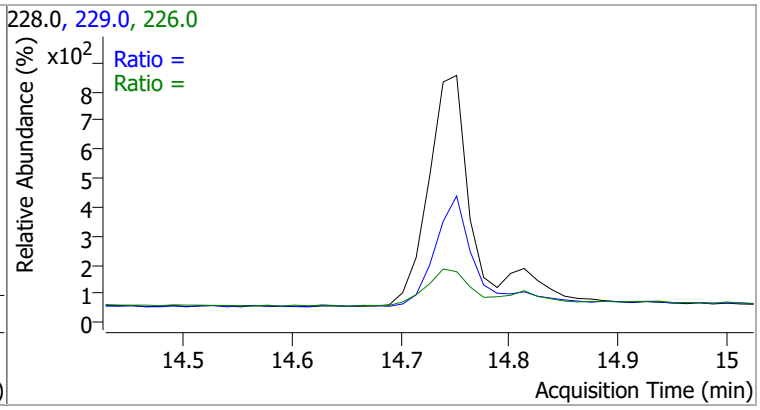

Compound	Conc.	RT	Dev(Min)	Resp.	QIon	QRatio	Lower	Upper
Chrysene		0		0	226.0		22.2	41.2
					229.0		15.5	28.9

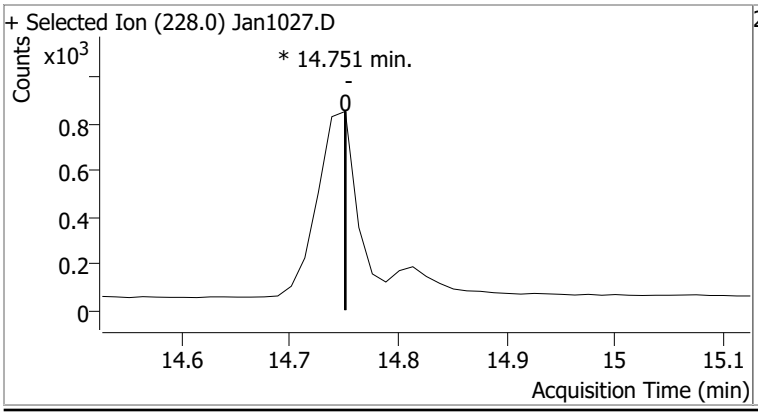

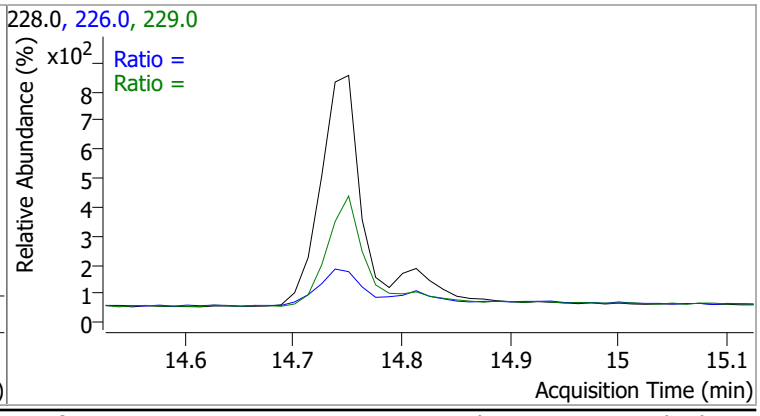

Compound	Conc.	Exp RT	QIon	Exp Ratio
Benzo(b)fluoranthene	N.D.	17.76	253.0	22.6

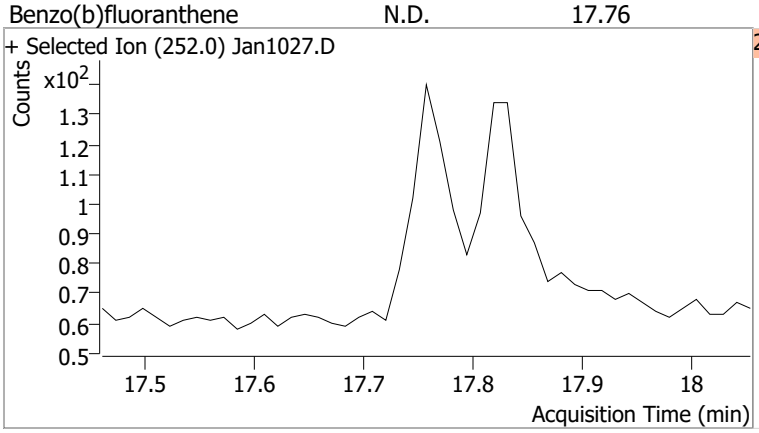

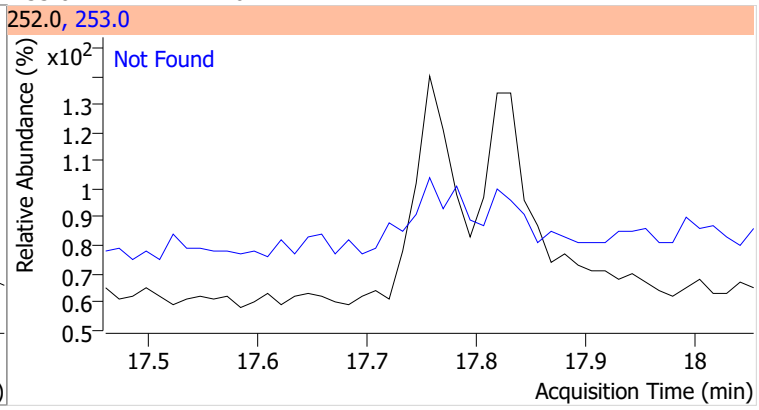

Compound	Conc.	Exp RT	QIon	Exp Ratio
Benzo(k)fluoranthene	N.D.	17.82	253.0	23.0

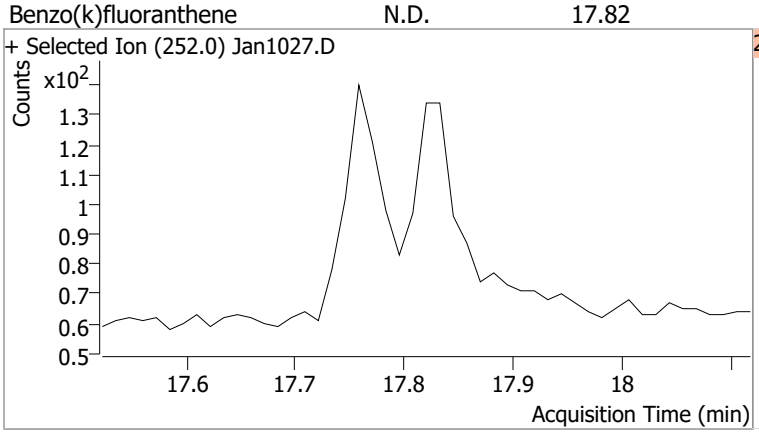

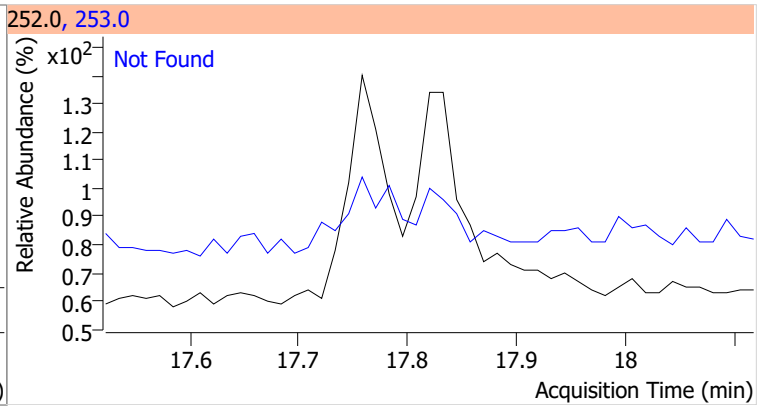

Compound	Conc.	RT	Dev(Min)	Resp.	QIon	QRatio	Lower	Upper
Benzo(a)pyrene		0		0	253.0		16.6	30.8

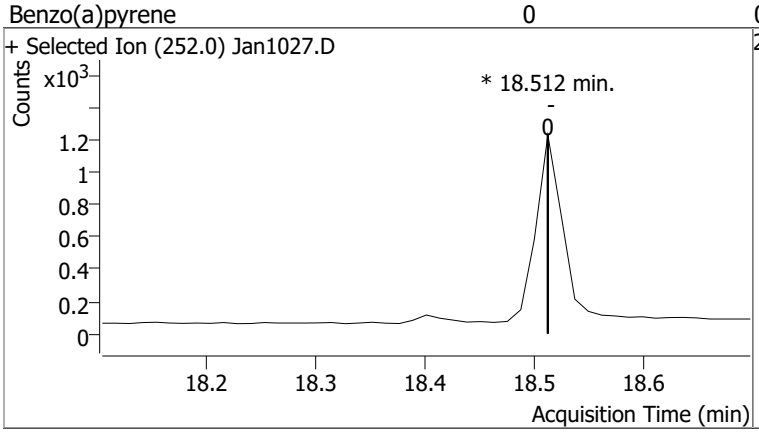

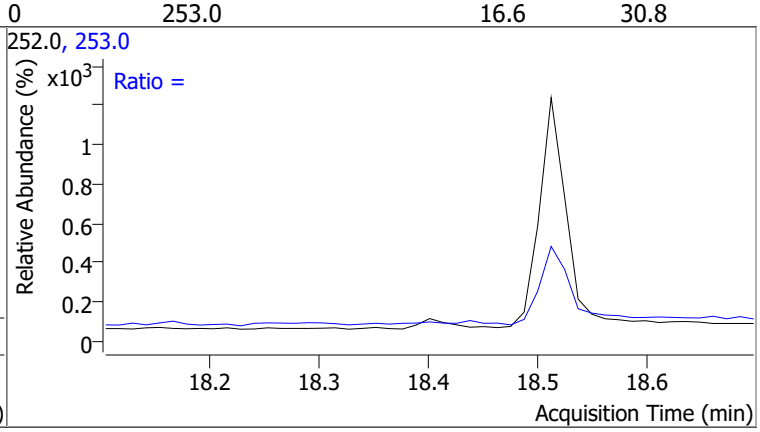

Compound	Conc.	Exp RT	QIon	Exp Ratio
Indeno(1,2,3-cd)pyrene	N.D.	20.24	138.0	25.2

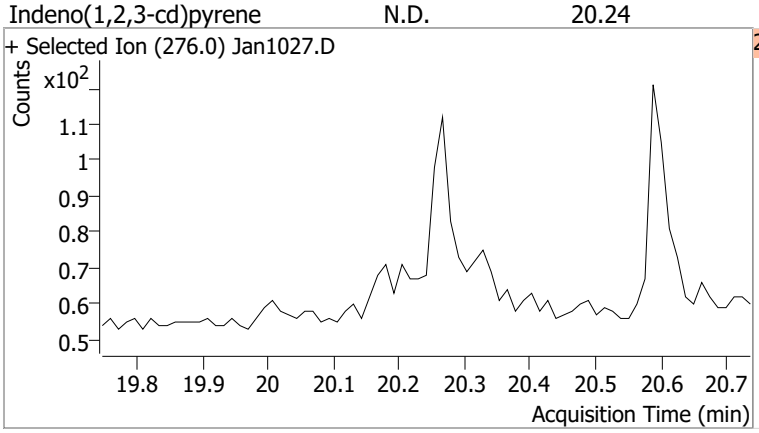

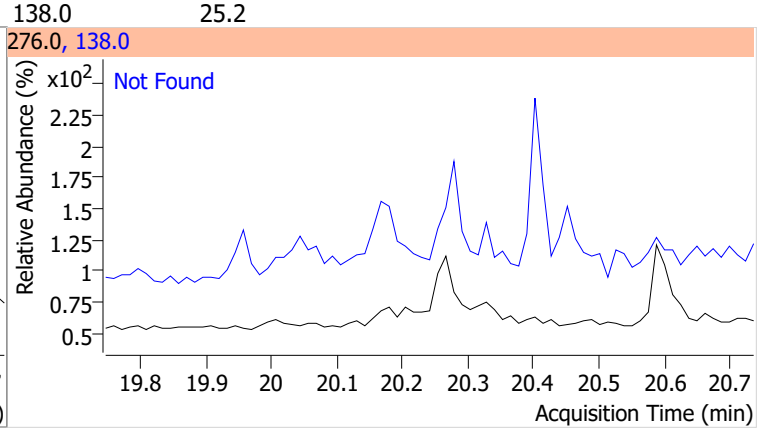

Compound	Conc.	Exp RT	QIon	Exp Ratio	QIon	Exp Ratio
Dibenzo(a,h)anthracene	N.D.	20.32	279.0	25.9	139.0	18.3

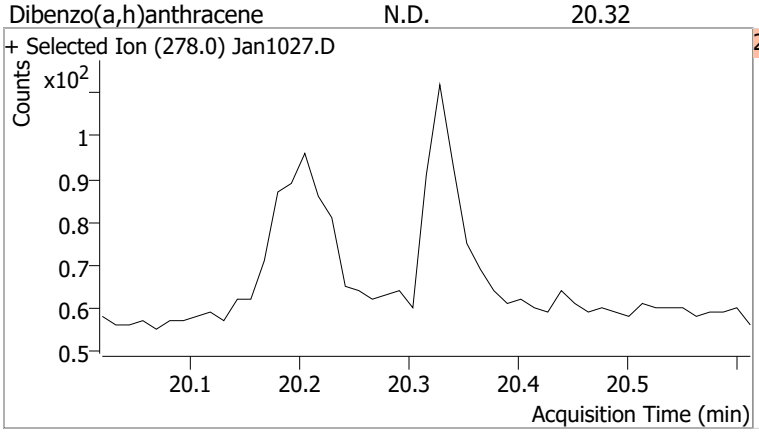

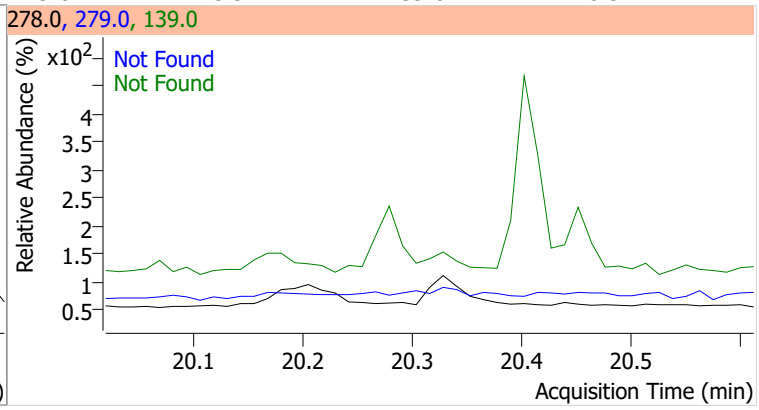

Compound	Conc.	Exp RT	QIon	Exp Ratio	QIon	Exp Ratio
Benzo(g,h,i)perylene	N.D.	20.58	277.0	24.5	138.0	20.0

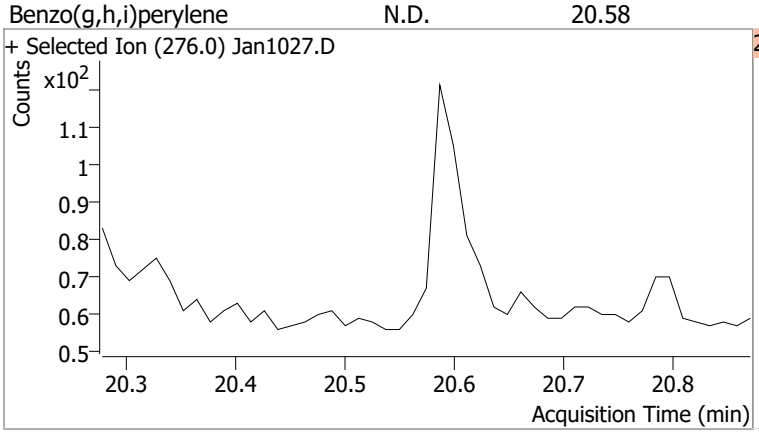

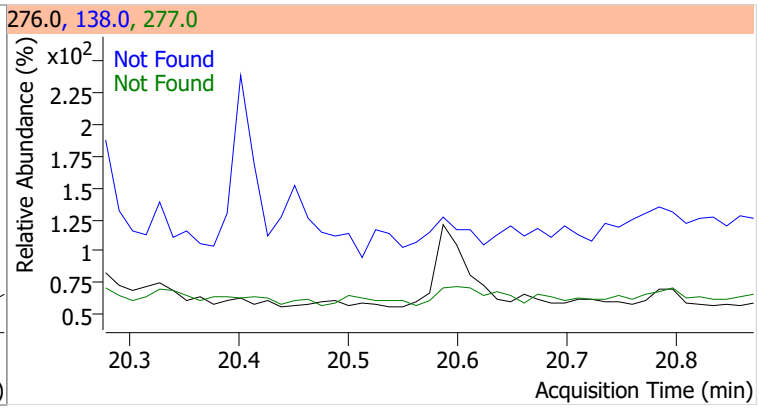

Quantitation Results Report (QT Reviewed)

Data File	Jan1028.D	Operator	LIMS import
Acq. Method	5975BNASIM	Acq. Date-Time	1/11/2022 1:36:40 AM
Sample Name	B22010120-001C	Instrument	GCMS
Vial	28	Multiplier	20.00
DA Method File	011022 bna SIM 1.batch.bin	Comment	SVOC-8270-W-LLPAH
Tune File	dftppjph.u	Tune Date	
Batch Name	011022 bna SIM 2.batch.bin	Last Calib Update	1/4/2022 2:09:05 PM
Ref Library			

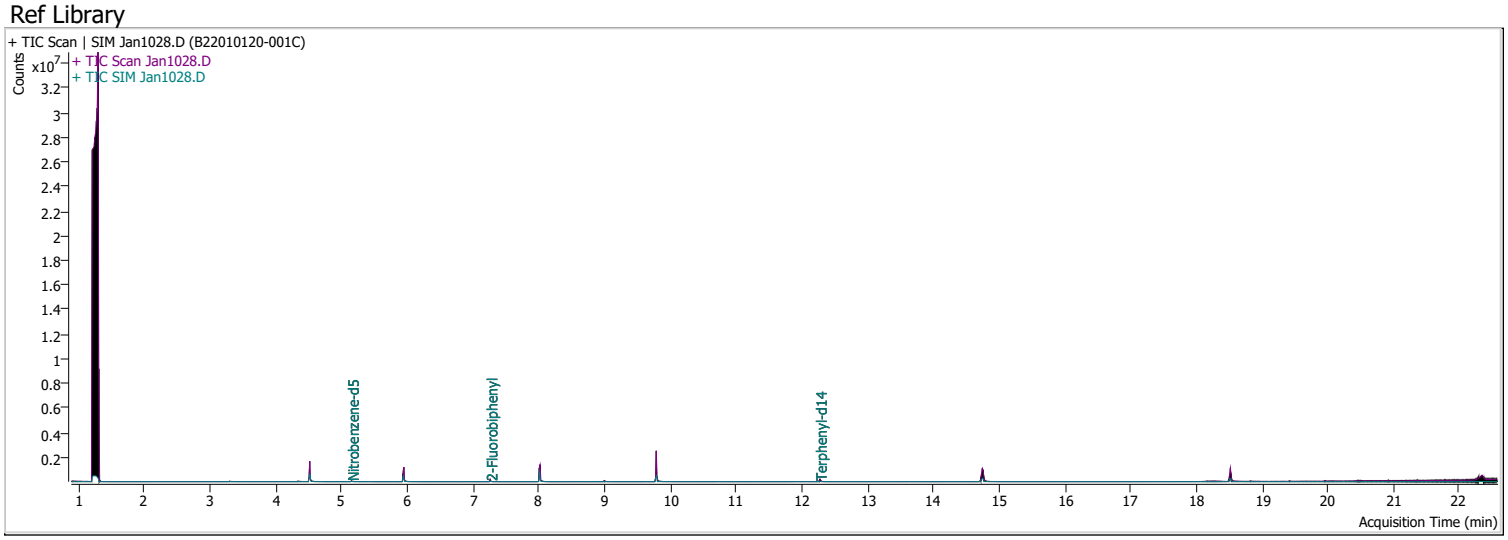

Compound	RT	QIon	Resp.	Conc.	Units		Dev(Min)
Internal Standards							
M 1,4-Dichlorobenzene-d4	4.522	152.0	243233	40.0000	ng/ml		-0.025
M Naphthalene-d8	5.941	136.0	448051	40.0000	ng/ml		-0.013
M Acenaphthene-d10	8.013	164.0	273336	40.0000	ng/ml		0.000
M Phenanthrene-d10	9.793	188.0	573742	40.0000	ng/ml		0.000
M Chrysene-d12	14.751	240.0	465233	40.0000	ng/ml		-0.013
M Perylene-d12	18.524	264.0	349081	40.0000	ng/ml		0.000
System Monitoring Compounds							
S Nitrobenzene-d5	5.156	82.0	20988	71.1746	ng/ml		-0.013
Spiked Amount: 5.000	Range: 19.0 - 102.0%			Recovery = 1423.49%		*	
S 2-Fluorobiphenyl	7.264	172.0	53418	78.5094	ng/ml		0.000
Spiked Amount: 5.000	Range: 25.0 - 94.0%			Recovery = 1570.19%		*	
S o-Terphenyl	0.000		0	N.D.			
Spiked Amount: 5.000	Range: 40.0 - 140.0%			Recovery = NA%			
S Terphenyl-d14	12.275	244.0	47572	110.5218	ng/ml		-0.013
Spiked Amount: 5.000	Range: 39.0 - 106.0%			Recovery = 2210.44%		*	
Target Compounds							**QValue**
T Naphthalene	0.000		0	N.D.			
T 2-Methylnaphthalene	0.000		0	N.D.			
T 1-Methylnaphthalene	0.000		0	N.D.			
T Acenaphthylene	0.000		0	N.D.			
T Acenaphthene	8.013	154.0	0		ng/ml	md	1
T Fluorene	0.000		0	N.D.			
T Phenanthrene	0.000		0	N.D.			
T Anthracene	0.000		0	N.D.			
T Fluoranthene	0.000		0	N.D.			
T Pyrene	0.000		0	N.D.			
T Benzo(a)Anthracene	14.751	228.0	0		ng/ml	md	1
T Chrysene	14.751	228.0	0		ng/ml	md	1
T Benzo(b)fluoranthene	0.000		0	N.D.			

Compound	RT	QIon	Resp.	Conc.	Units		Dev(Min)
T Benzo(k)fluoranthene	0.000		0	N.D.			
T Benzo(a)pyrene	18.400	252.0	0		ng/ml	md	1
T Indeno(1,2,3-cd)pyrene	0.000		0	N.D.			
T Dibenzo(a,h)anthracene	0.000		0	N.D.			
T Benzo(g,h,i)perylene	0.000		0	N.D.			

(#) = Qualifier Out of Range; (m) = Manual Integration; (+) = Area Summed; (*) = Surrogate Percent Recovery Out of Range; (d): Zeroed Peak

Quantitation Results Report (QT Reviewed)

Compound	Conc.	RT	Dev(Min)	Resp.	QIon	QRatio	Lower	Upper
Nitrobenzene-d5	71.1746	5.16	-0.01	20988	54.0	28.0	21.6	40.2
					128.0	33.0	21.3	39.5

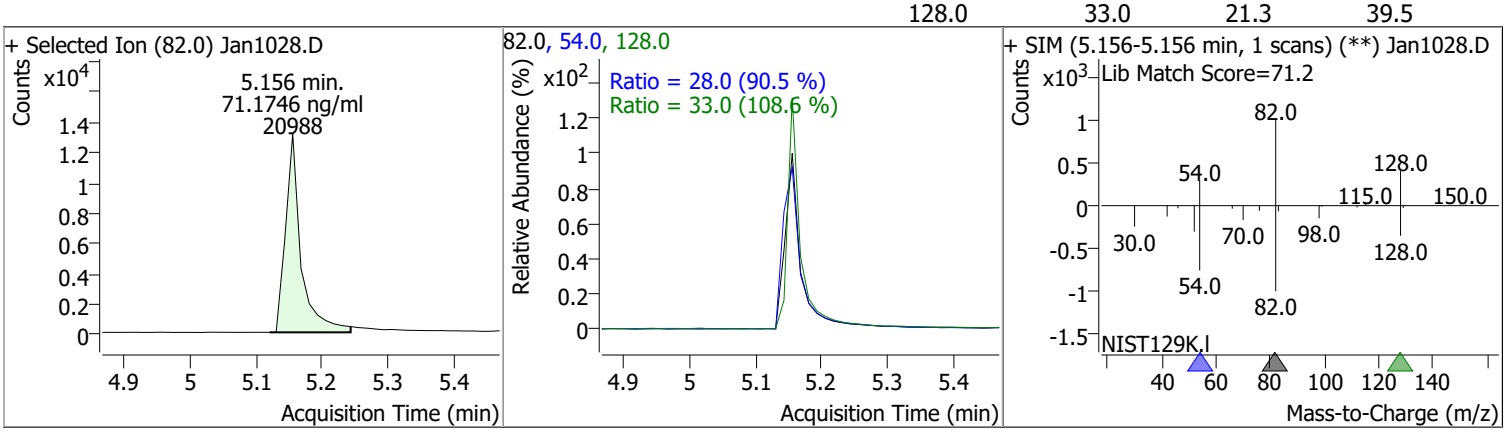

Compound	Conc.	Exp RT	QIon	Exp Ratio	QIon	Exp Ratio
Naphthalene	N.D.	5.98	102.0	15.5	129.0	10.8

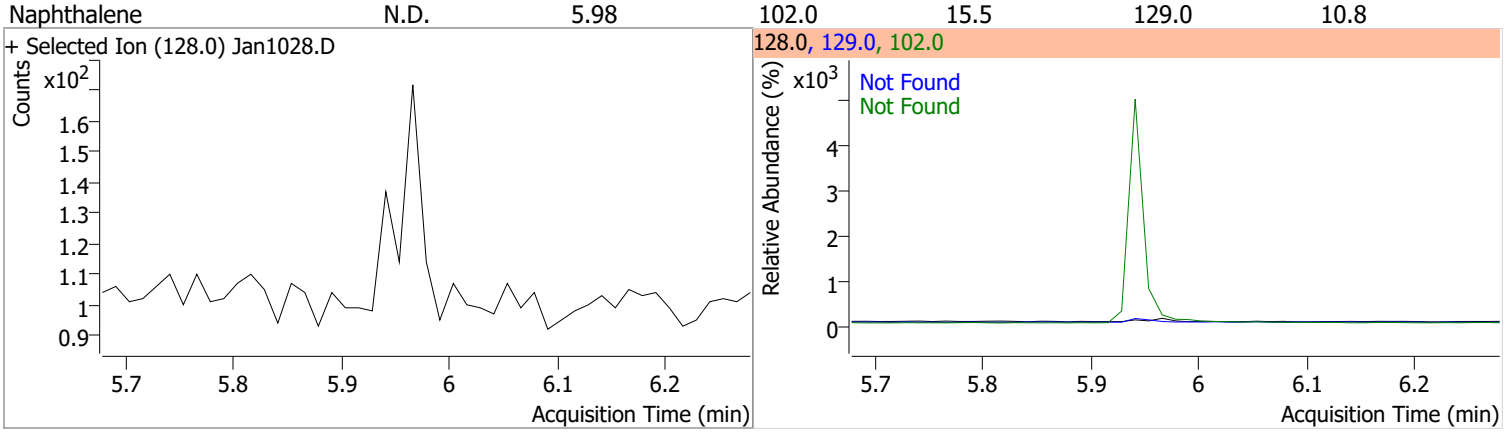

Compound	Conc.	Exp RT	QIon	Exp Ratio	QIon	Exp Ratio
2-Methylnaphthalene	N.D.	6.80	142.0	147.5	115.0	52.5

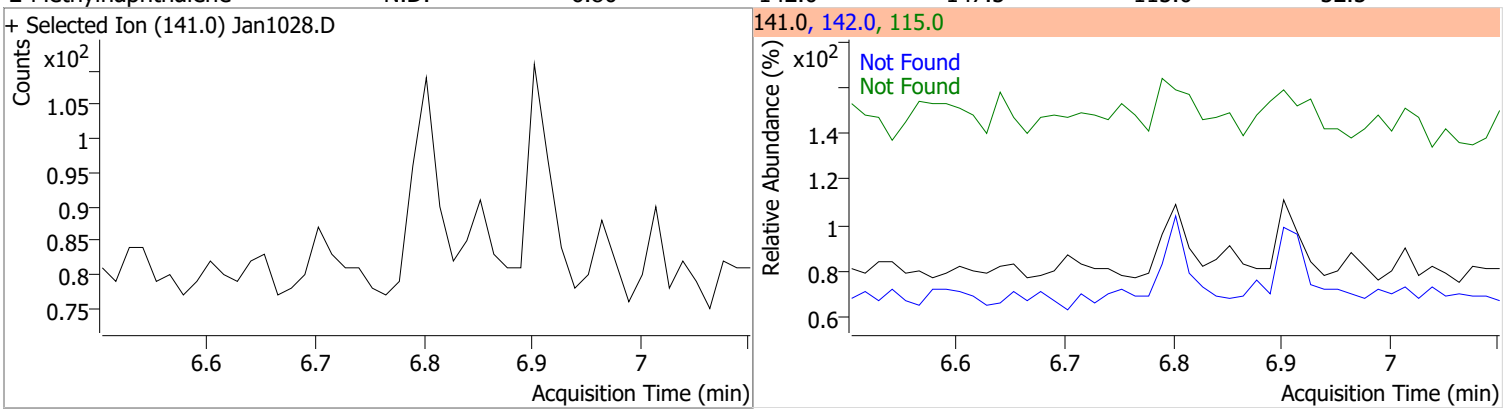

Compound	Conc.	Exp RT	QIon	Exp Ratio	QIon	Exp Ratio
1-Methylnaphthalene	N.D.	6.90	142.0	111.3	115.0	63.4

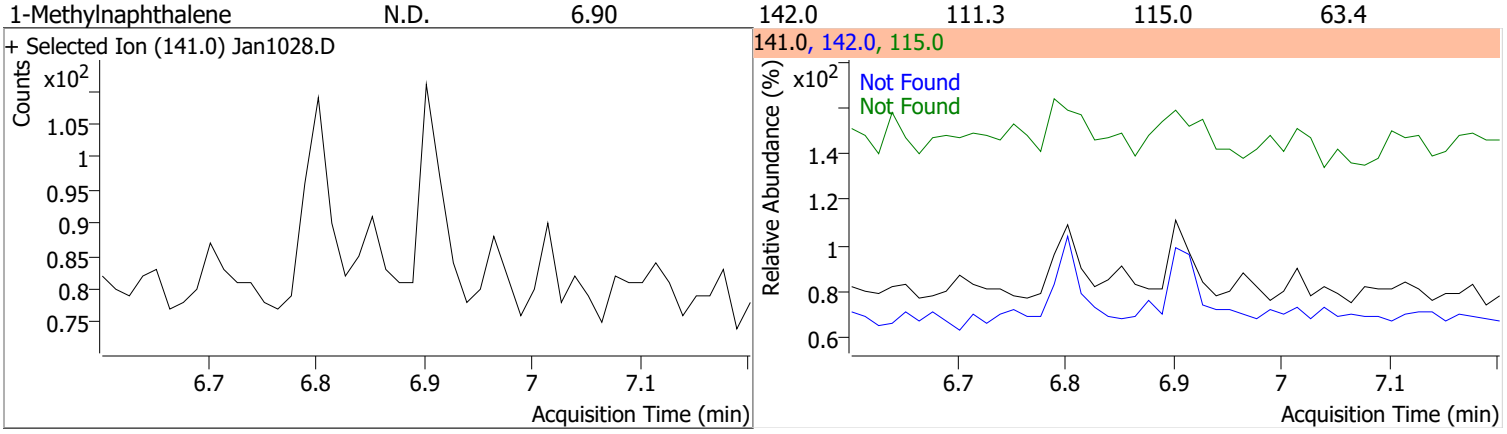

Quantitation Results Report (QT Reviewed)

Compound	Conc.	RT	Dev(Min)	Resp.	QIon	QRatio	Lower	Upper
2-Fluorobiphenyl	78.5094	7.26	0.00	53418	171.0	36.4	26.4	49.0

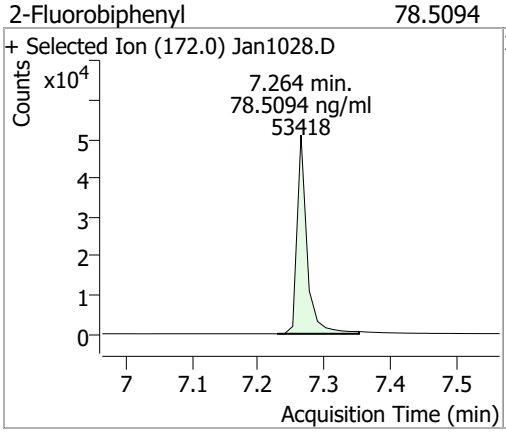

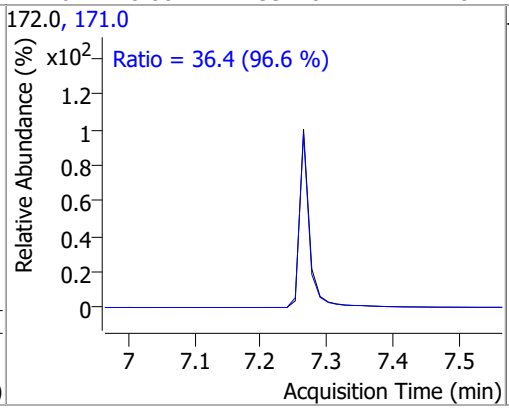

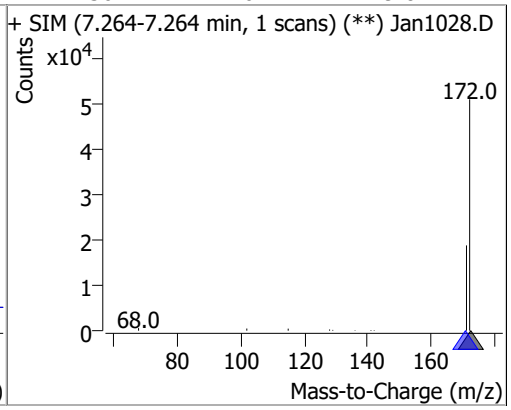

Compound	Conc.	Exp RT	QIon	Exp Ratio
Acenaphthylene	N.D.	7.84	153.0	14.6

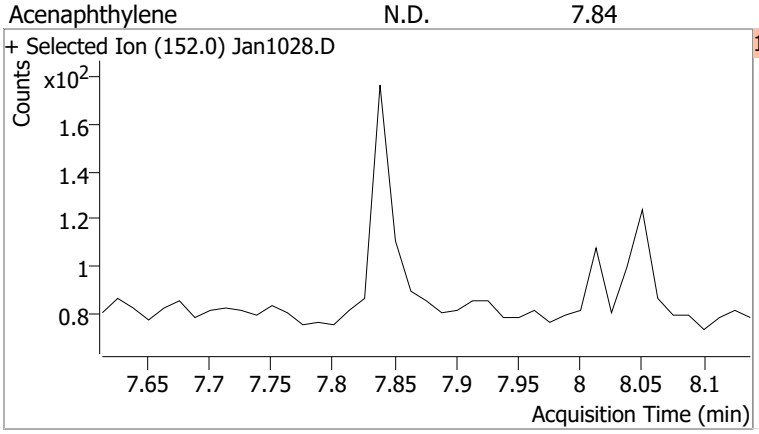

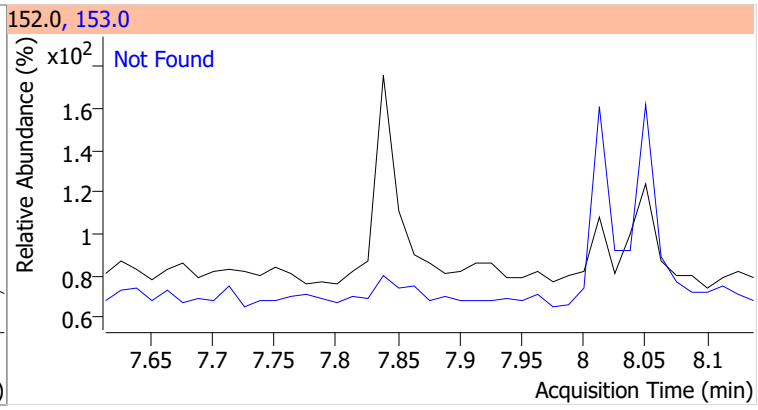

Compound	Conc.	RT	Dev(Min)	Resp.	QIon	QRatio	Lower	Upper
Acenaphthene		0		0	153.0		80.3	149.2
					152.0		38.4	71.4

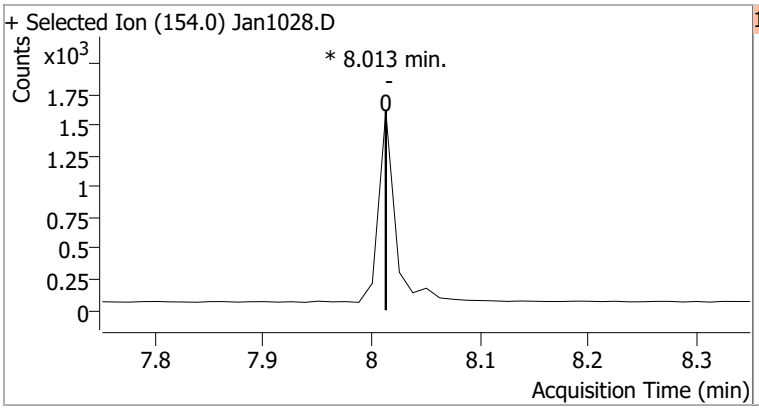

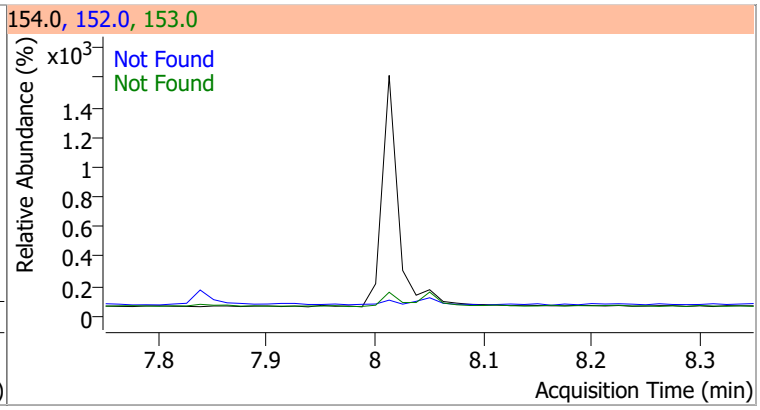

Compound	Conc.	Exp RT	QIon	Exp Ratio	QIon	Exp Ratio
Fluorene	N.D.	8.69	165.0	96.4	167.0	11.3

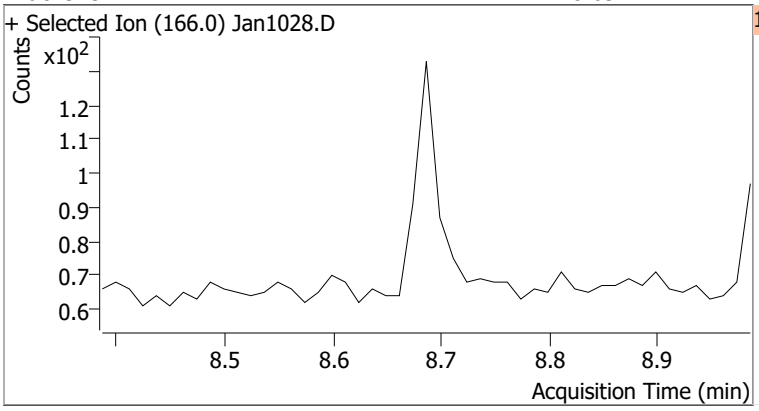

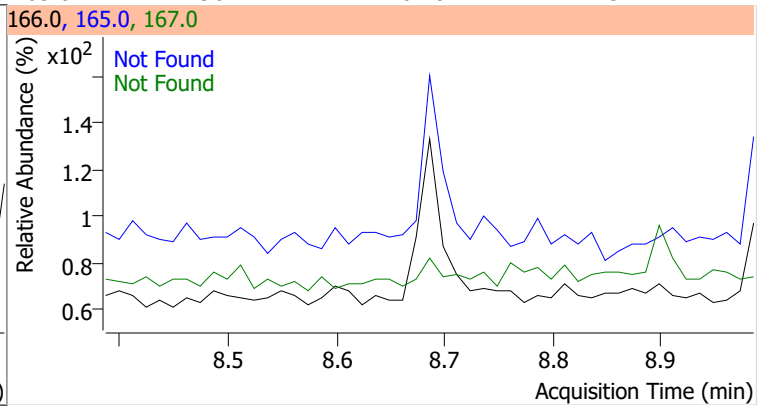

Compound	Conc.	Exp RT	QIon	Exp Ratio
Phenanthrene	N.D.	9.82	176.0	15.5

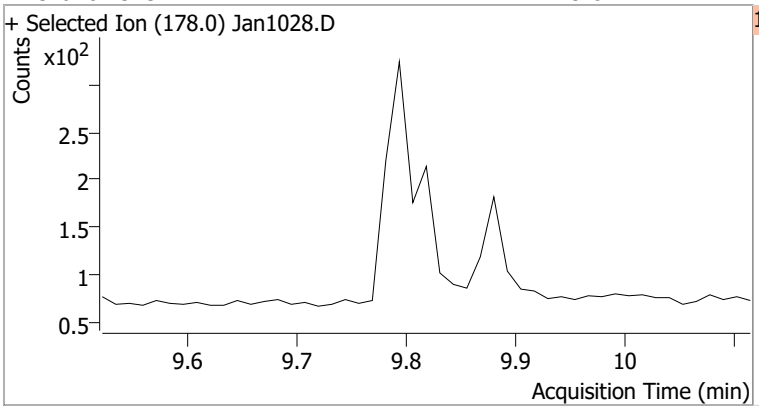

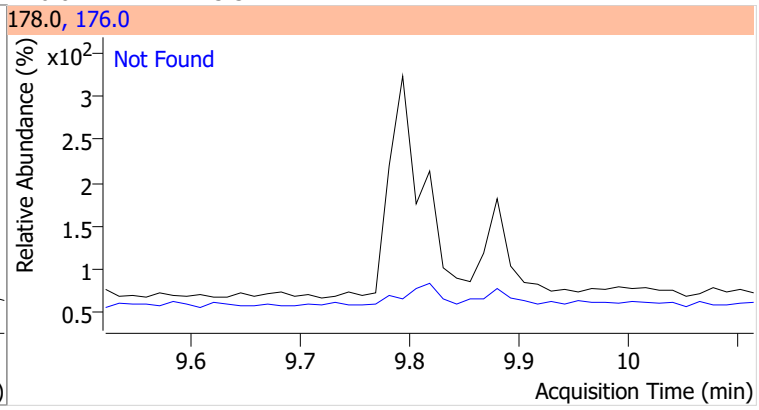

Compound	Conc.	Exp RT	QIon	Exp Ratio
Anthracene	N.D.	9.88	176.0	16.6

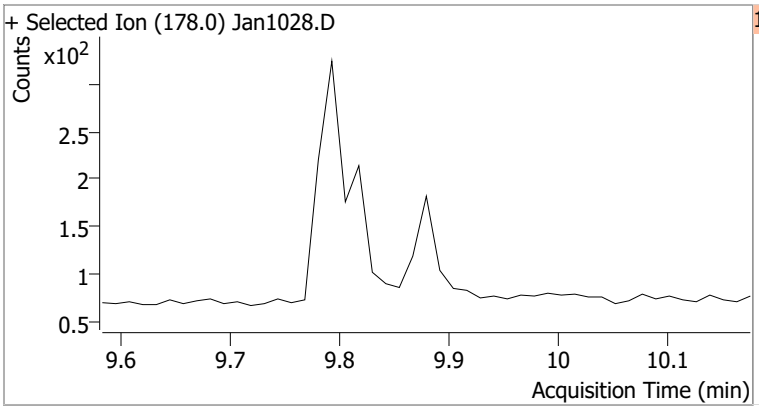

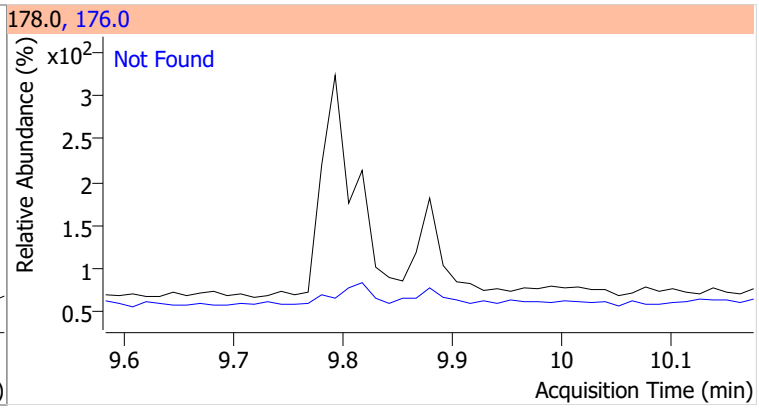

Compound	Conc.	Exp RT	QIon	Exp Ratio	QIon	Exp Ratio
o-Terphenyl	N.D.	10.32	229.0	66.8	215.0	43.2

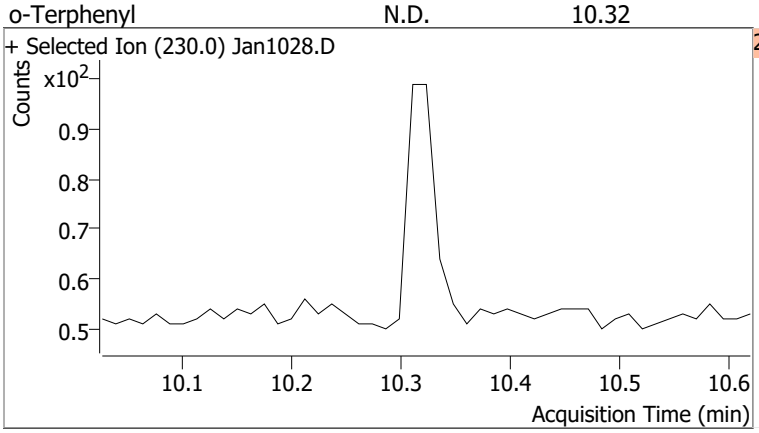

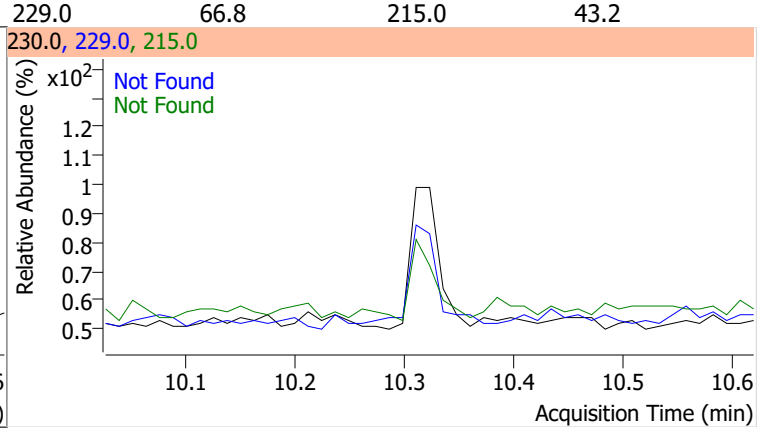

Compound	Conc.	Exp RT	QIon	Exp Ratio
Fluoranthene	N.D.	11.44	101.0	11.4

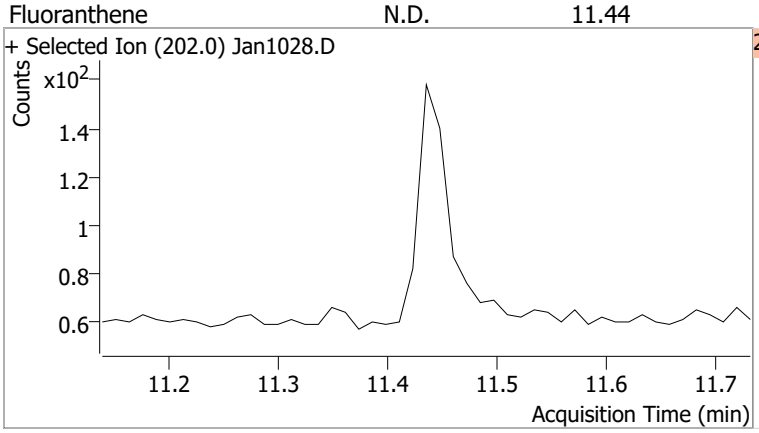

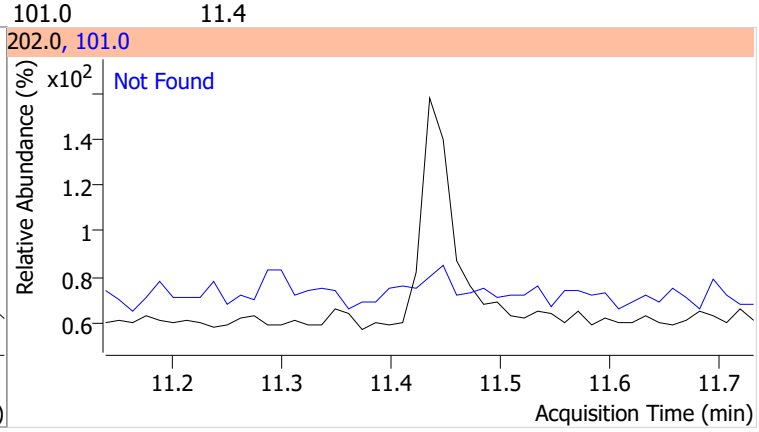

Compound	Conc.	Exp RT	QIon	Exp Ratio
Pyrene	N.D.	11.82	101.0	13.9

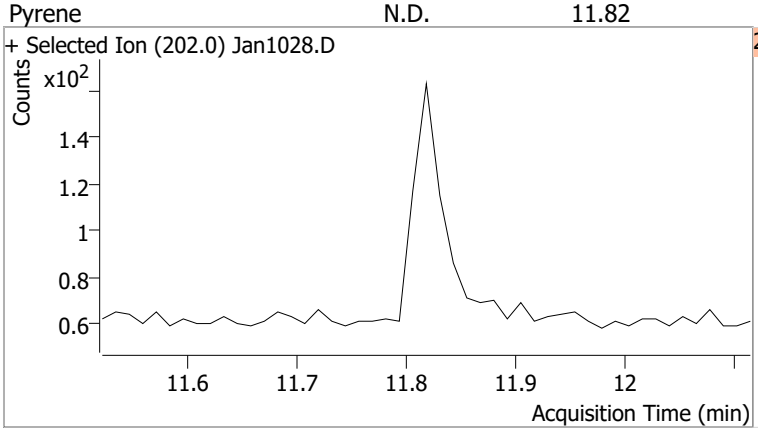

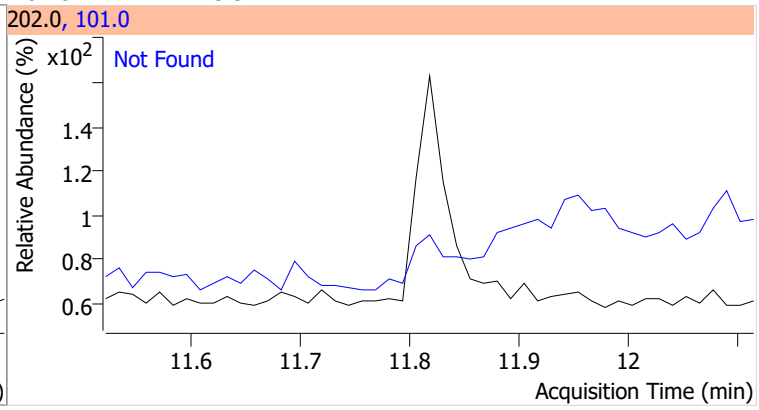

Compound	Conc.	RT	Dev(Min)	Resp.	QIon	QRatio	Lower	Upper
Terphenyl-d14	110.5218	12.28	-0.01	47572	122.0	14.1	9.6	17.9

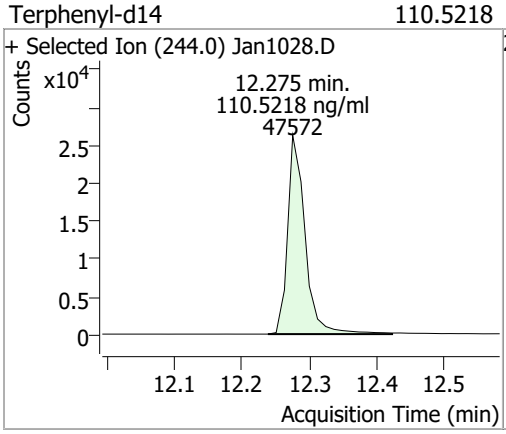

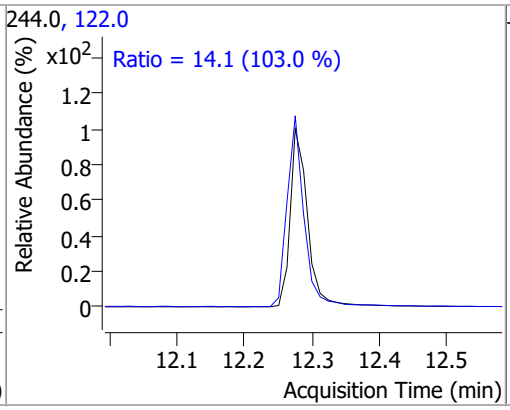

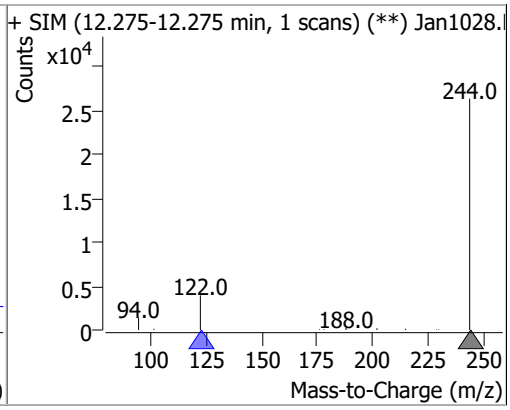

Compound	Conc.	RT	Dev(Min)	Resp.	QIon	QRatio	Lower	Upper
Benzo(a)Anthracene		0		0	226.0		19.5	36.3
					229.0		16.5	30.6

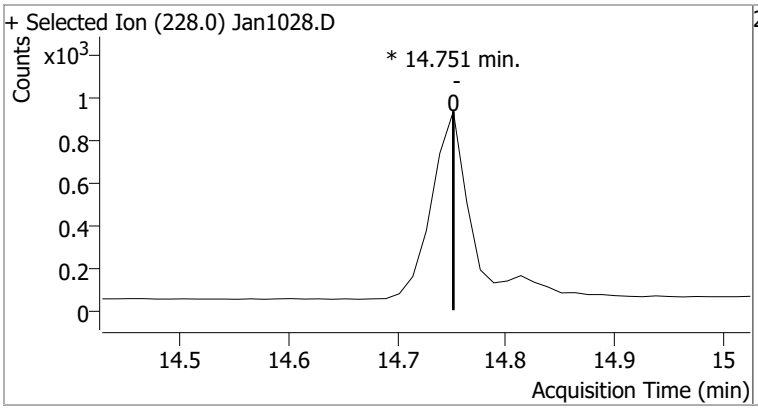

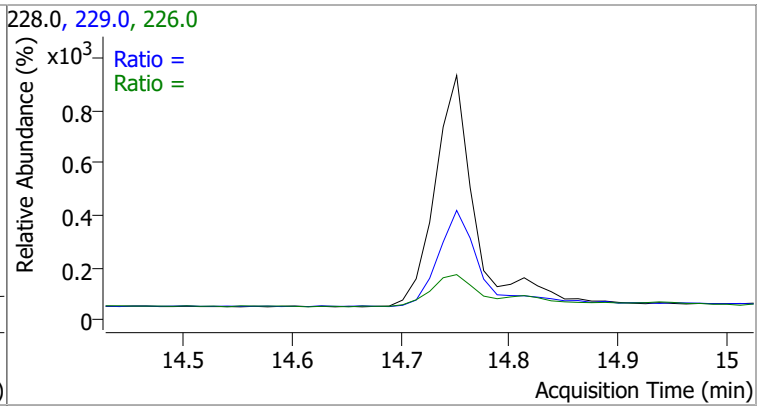

Compound	Conc.	RT	Dev(Min)	Resp.	QIon	QRatio	Lower	Upper
Chrysene		0		0	226.0		22.2	41.2
					229.0		15.5	28.9

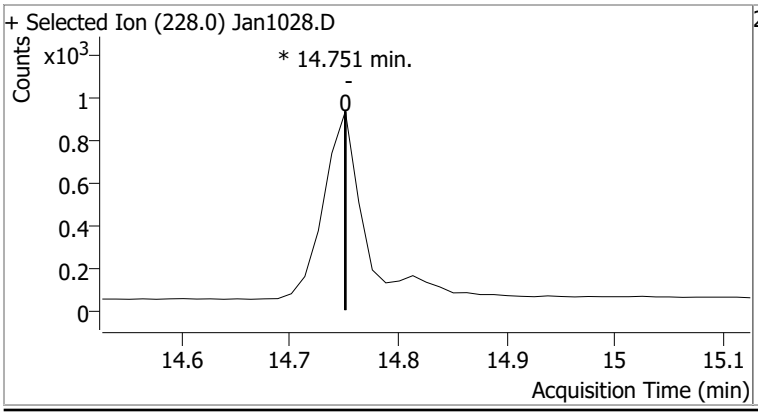

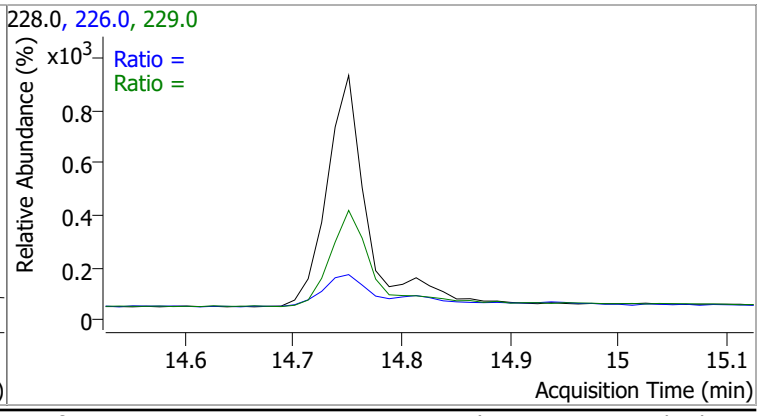

Compound	Conc.	Exp RT	QIon	Exp Ratio
Benzo(b)fluoranthene	N.D.	17.76	253.0	22.6

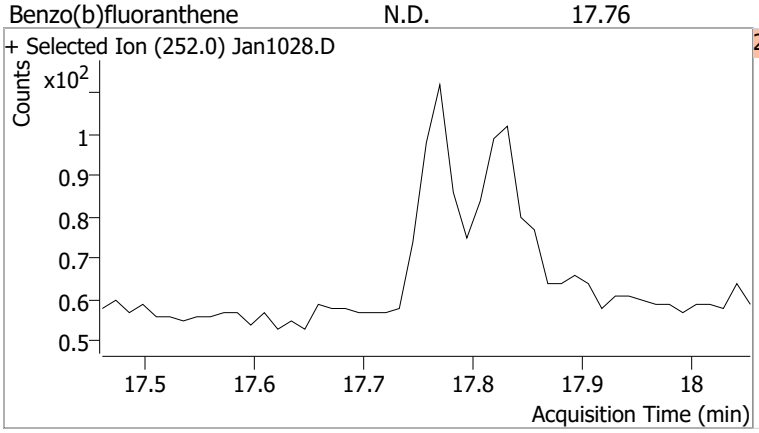

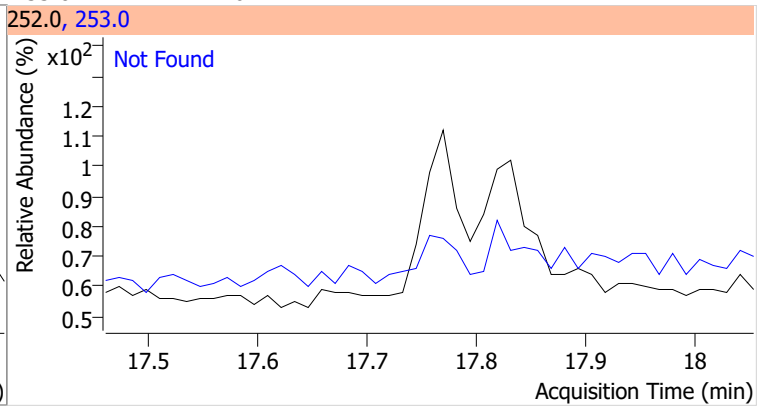

Compound	Conc.	Exp RT	QIon	Exp Ratio
Benzo(k)fluoranthene	N.D.	17.82	253.0	23.0

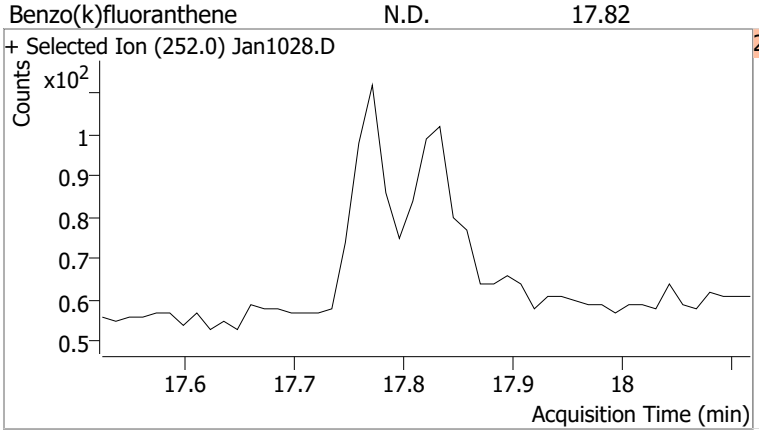

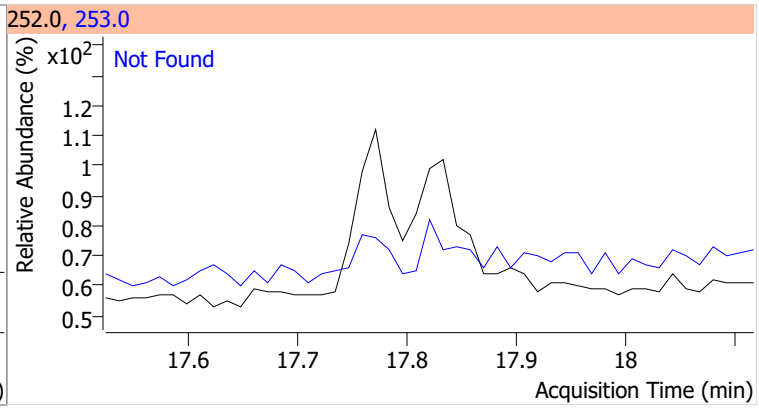

Compound	Conc.	RT	Dev(Min)	Resp.	QIon	QRatio	Lower	Upper
Benzo(a)pyrene		0		0	253.0		16.6	30.8

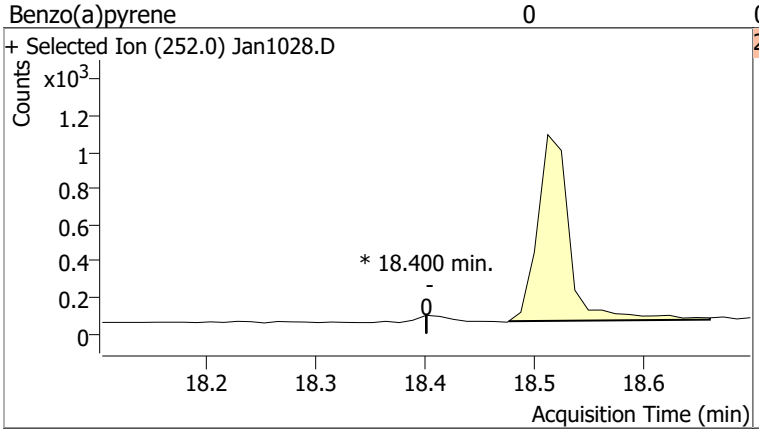

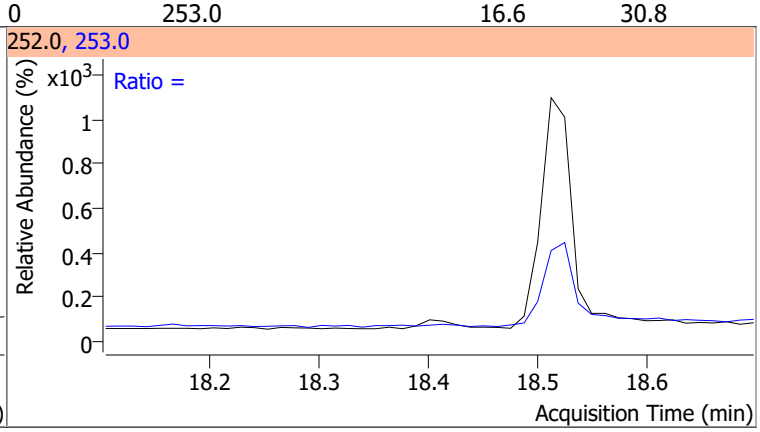

Compound	Conc.	Exp RT	QIon	Exp Ratio
Indeno(1,2,3-cd)pyrene	N.D.	20.24	138.0	25.2

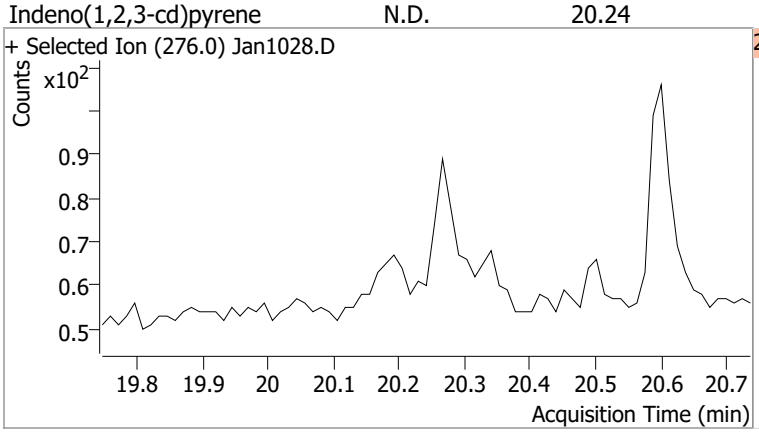

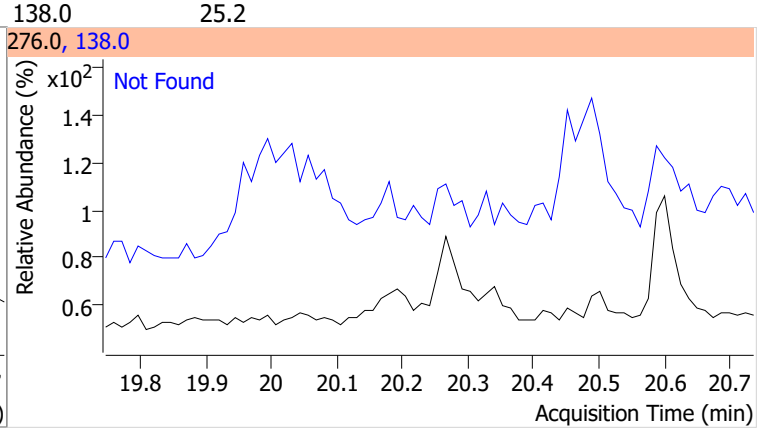

Compound	Conc.	Exp RT	QIon	Exp Ratio	QIon	Exp Ratio
Dibenzo(a,h)anthracene	N.D.	20.32	279.0	25.9	139.0	18.3

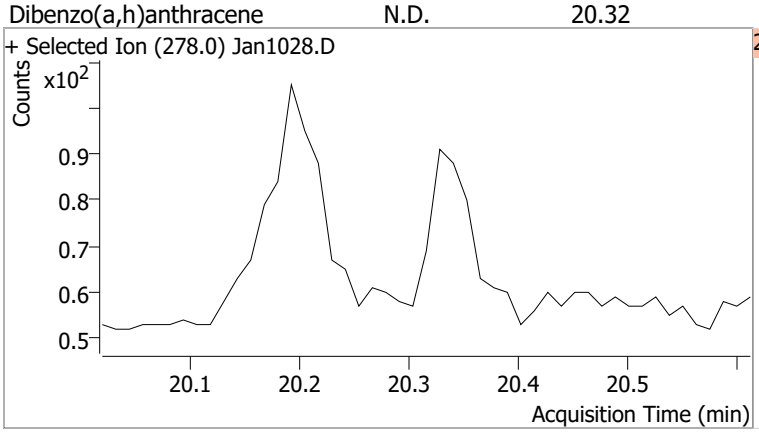

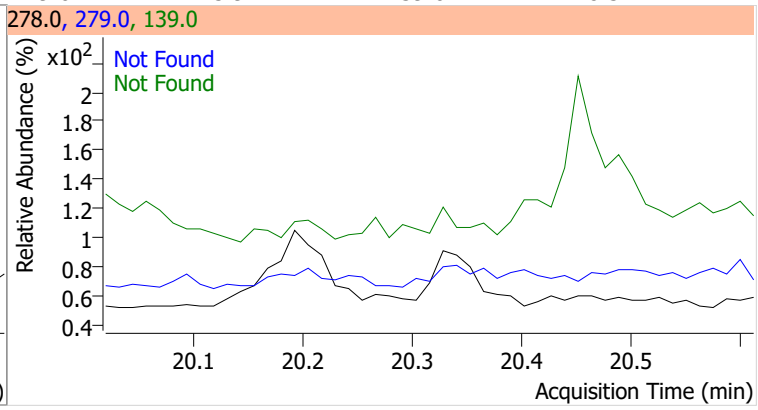

Compound	Conc.	Exp RT	QIon	Exp Ratio	QIon	Exp Ratio
Benzo(g,h,i)perylene	N.D.	20.58	277.0	24.5	138.0	20.0

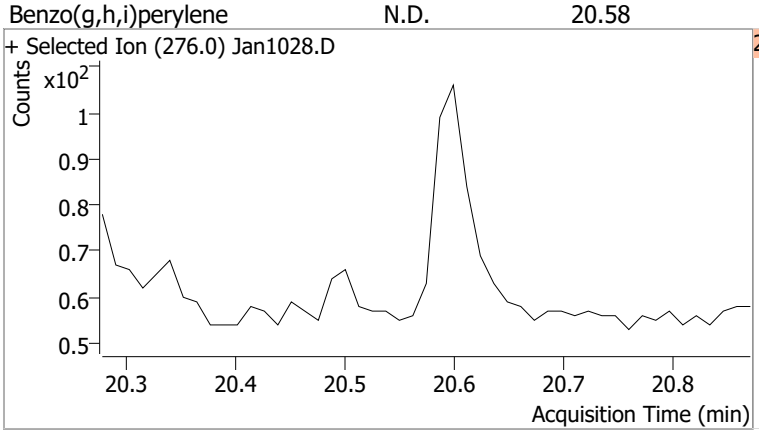

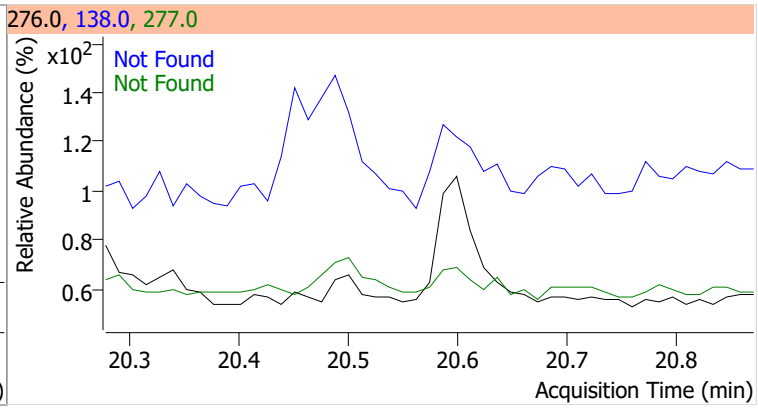

Quantitation Results Report (QT Reviewed)

Data File	Jan1029.D	Operator	LIMS import
Acq. Method	5975BNASIM	Acq. Date-Time	1/11/2022 2:09:04 AM
Sample Name	B22010134-001C	Instrument	GCMS
Vial	29	Multiplier	1.00
DA Method File	011022 bna SIM 1.batch.bin	Comment	SVOC-8270-W-LLPAH
Tune File	dftppjph.u	Tune Date	
Batch Name	011022 bna SIM 2.batch.bin	Last Calib Update	1/4/2022 2:09:05 PM
Ref Library			

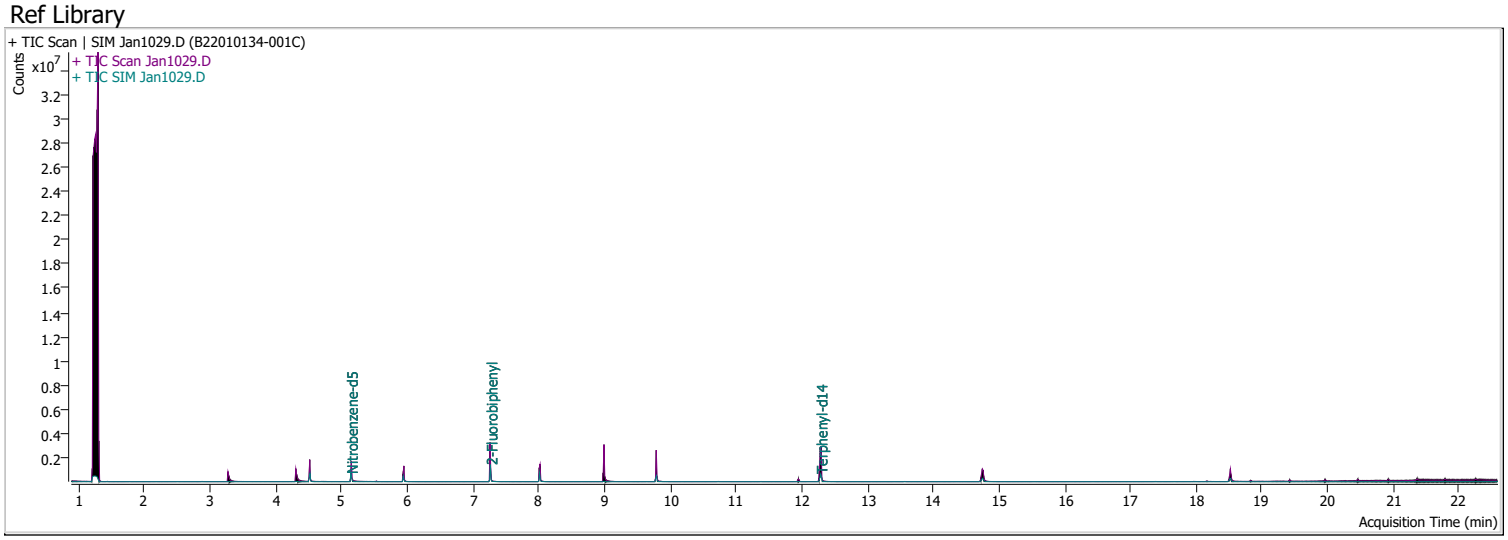

Compound	RT	QIon	Resp.	Conc.	Units		Dev(Min)
Internal Standards							
M 1,4-Dichlorobenzene-d4	4.522	152.0	261111	40.0000	ng/ml		-0.025
M Naphthalene-d8	5.941	136.0	459520	40.0000	ng/ml		-0.013
M Acenaphthene-d10	8.013	164.0	270922	40.0000	ng/ml		0.000
M Phenanthrene-d10	9.793	188.0	586610	40.0000	ng/ml		0.000
M Chrysene-d12	14.751	240.0	452599	40.0000	ng/ml		-0.012
M Perylene-d12	18.524	264.0	342741	40.0000	ng/ml		0.000
System Monitoring Compounds							
S Nitrobenzene-d5	5.143	82.0	487628	40.3306	ng/ml		-0.025
Spiked Amount: 5.000	Range: 19.0 - 102.0%			Recovery = 806.61%		*	
S 2-Fluorobiphenyl	7.265	172.0	904677	67.0739	ng/ml		0.000
Spiked Amount: 5.000	Range: 25.0 - 94.0%			Recovery = 1341.48%		*	
S o-Terphenyl	0.000		0	N.D.			
Spiked Amount: 5.000	Range: 40.0 - 140.0%			Recovery = NA%			
S Terphenyl-d14	12.288	244.0	917206	109.5198	ng/ml		0.000
Spiked Amount: 5.000	Range: 39.0 - 106.0%			Recovery = 2190.40%		*	
Target Compounds							**QValue**
T Naphthalene	0.000		0	N.D.			
T 2-Methylnaphthalene	0.000		0	N.D.			
T 1-Methylnaphthalene	0.000		0	N.D.			
T Acenaphthylene	0.000		0	N.D.			
T Acenaphthene	8.013	154.0	0		ng/ml	md	1
T Fluorene	0.000		0	N.D.			
T Phenanthrene	0.000		0	N.D.			
T Anthracene	0.000		0	N.D.			
T Fluoranthene	0.000		0	N.D.			
T Pyrene	0.000		0	N.D.			
T Benzo(a)Anthracene	14.751	228.0	0		ng/ml	md	1
T Chrysene	14.751	228.0	0		ng/ml	md	1
T Benzo(b)fluoranthene	0.000		0	N.D.			

Compound	RT	QIon	Resp.	Conc.	Units		Dev(Min)
T Benzo(k)fluoranthene	0.000		0	N.D.			
T Benzo(a)pyrene	18.512	252.0	0		ng/ml	md	1
T Indeno(1,2,3-cd)pyrene	0.000		0	N.D.			
T Dibenzo(a,h)anthracene	0.000		0	N.D.			
T Benzo(g,h,i)perylene	0.000		0	N.D.			

(#) = Qualifier Out of Range; (m) = Manual Integration; (+) = Area Summed; (*) = Surrogate Percent Recovery Out of Range; (d): Zeroed Peak

Quantitation Results Report (QT Reviewed)

Compound	Conc.	RT	Dev(Min)	Resp.	QIon	QRatio	Lower	Upper
Nitrobenzene-d5	40.3306	5.14	-0.02	487628	54.0	34.2	21.6	40.2
					128.0	32.2	21.3	39.5

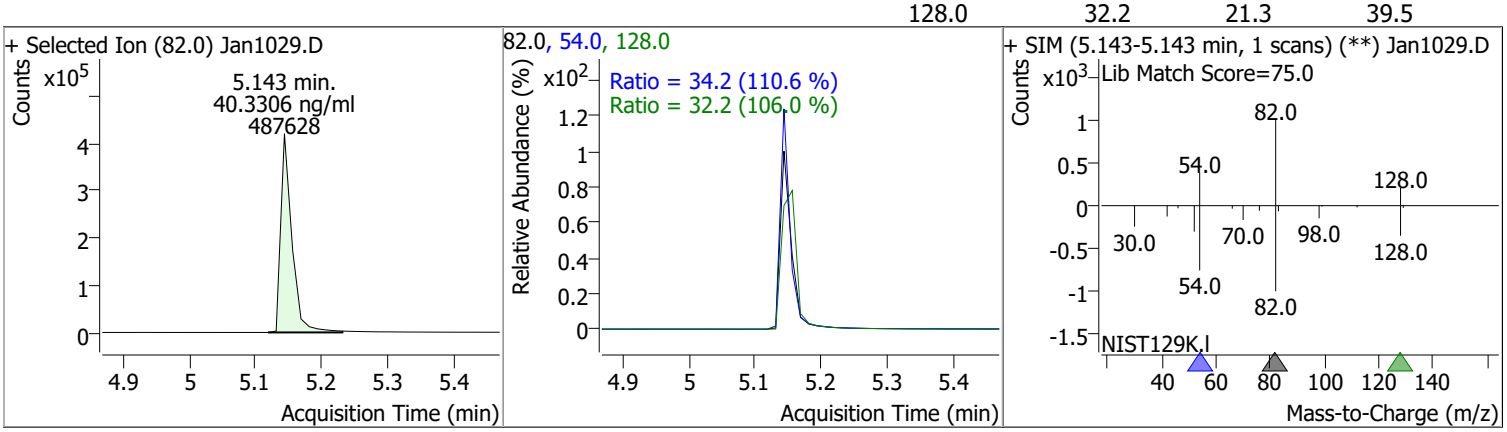

Compound	Conc.	Exp RT	QIon	Exp Ratio	QIon	Exp Ratio
Naphthalene	N.D.	5.98	102.0	15.5	129.0	10.8

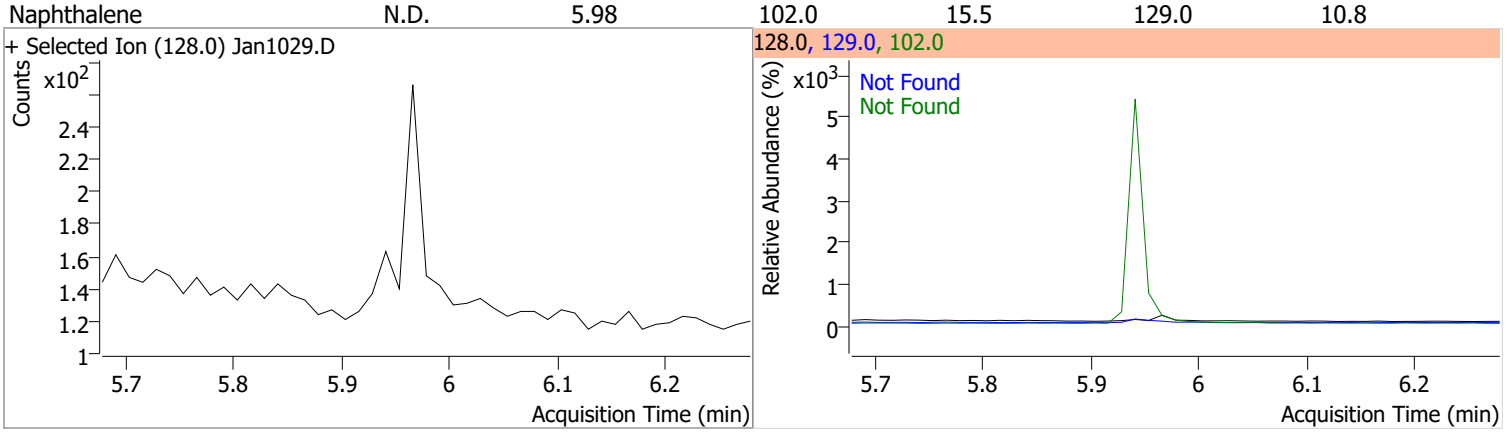

Compound	Conc.	Exp RT	QIon	Exp Ratio	QIon	Exp Ratio
2-Methylnaphthalene	N.D.	6.80	142.0	147.5	115.0	52.5

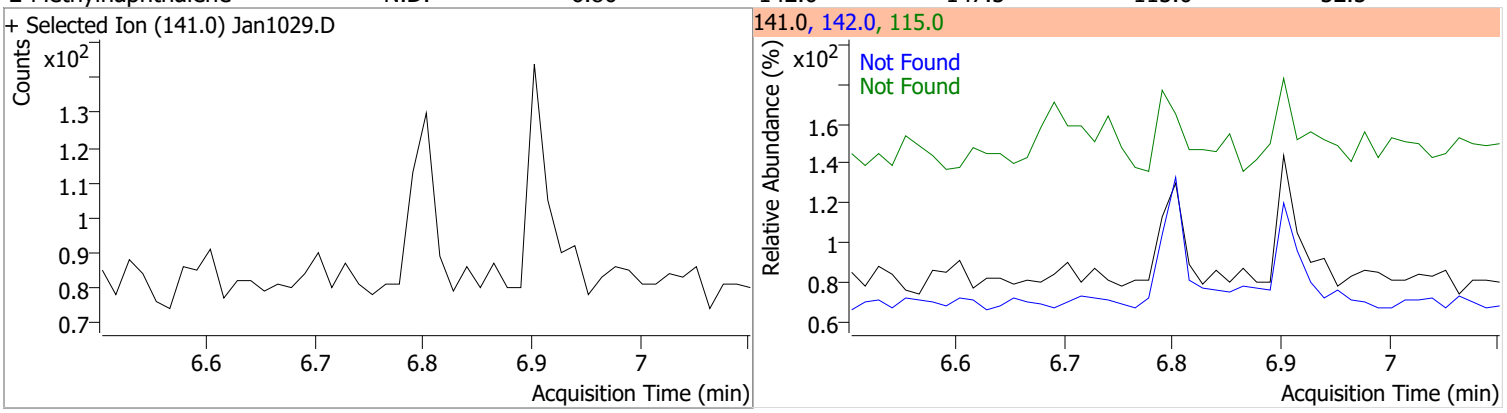

Compound	Conc.	Exp RT	QIon	Exp Ratio	QIon	Exp Ratio
1-Methylnaphthalene	N.D.	6.90	142.0	111.3	115.0	63.4

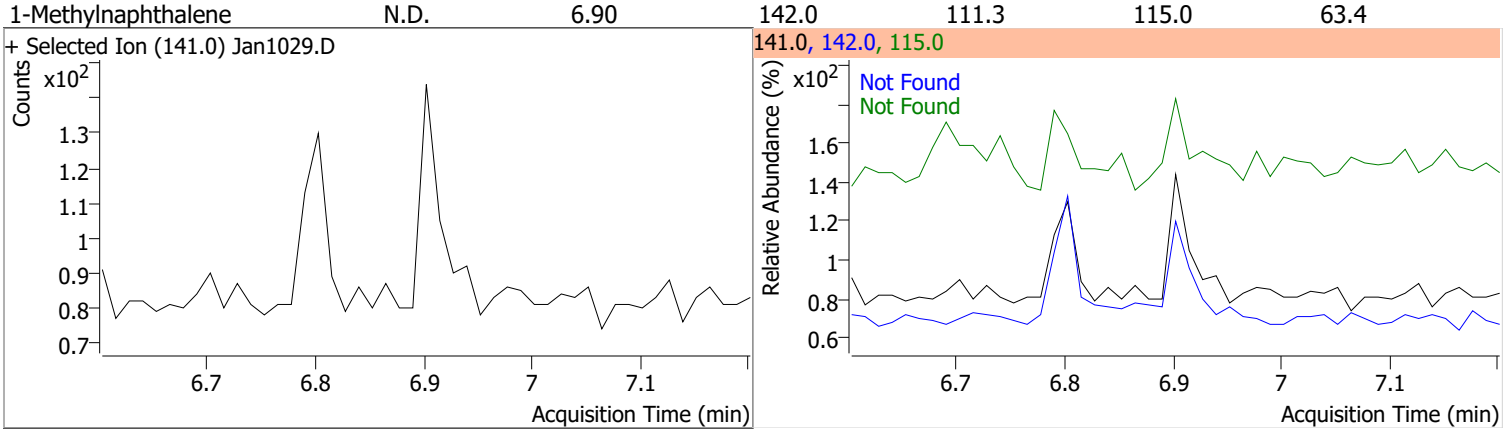

Quantitation Results Report (QT Reviewed)

Compound	Conc.	RT	Dev(Min)	Resp.	QIon	QRatio	Lower	Upper
2-Fluorobiphenyl	67.0739	7.26	0.00	904677	171.0	39.5	26.4	49.0

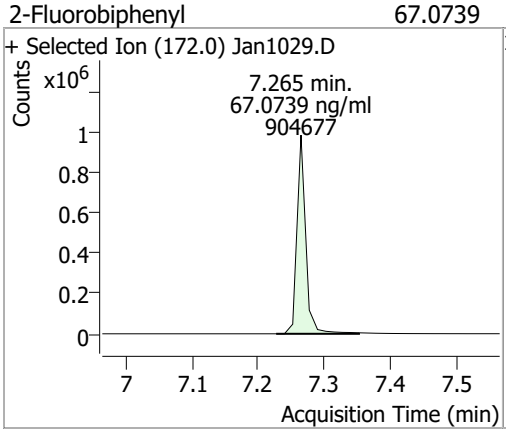

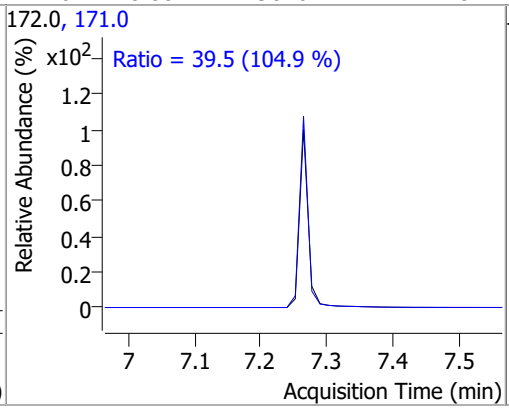

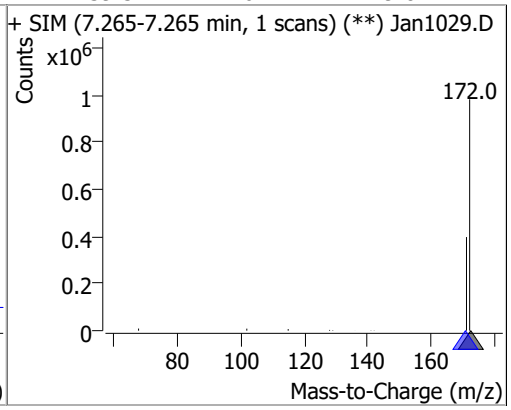

Compound	Conc.	Exp RT	QIon	Exp Ratio
Acenaphthylene	N.D.	7.84	153.0	14.6

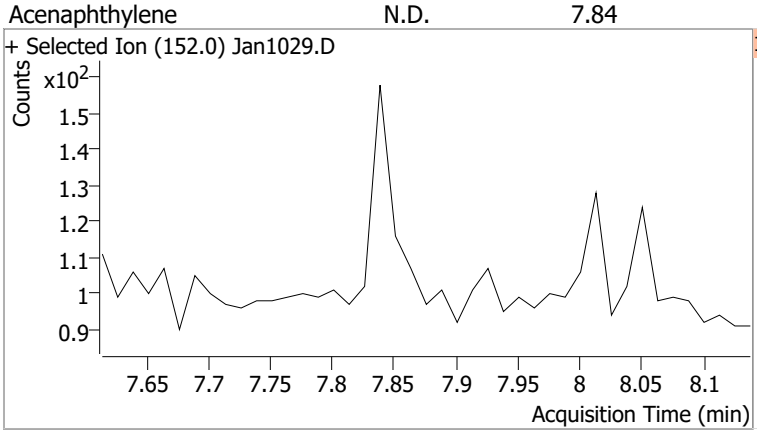

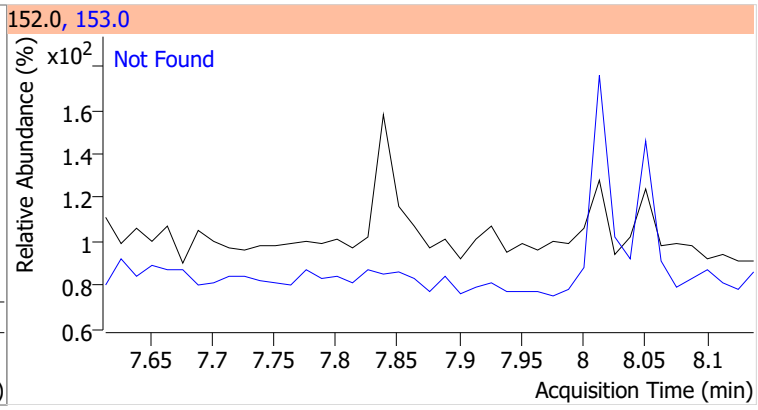

Compound	Conc.	RT	Dev(Min)	Resp.	QIon	QRatio	Lower	Upper
Acenaphthene		0		0	153.0		80.3	149.2
					152.0		38.4	71.4

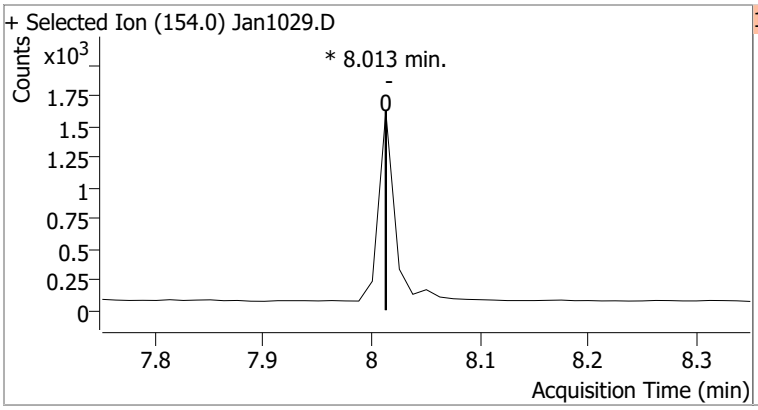

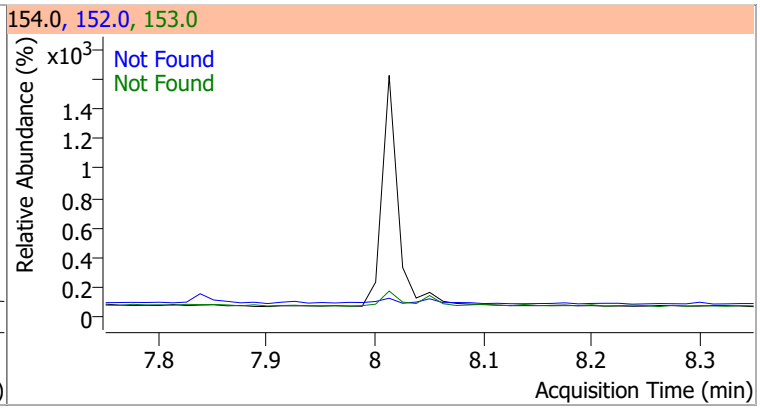

Compound	Conc.	Exp RT	QIon	Exp Ratio	QIon	Exp Ratio
Fluorene	N.D.	8.69	165.0	96.4	167.0	11.3

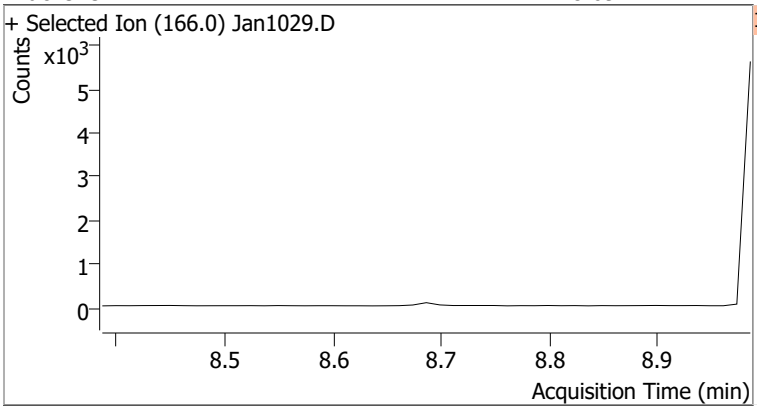

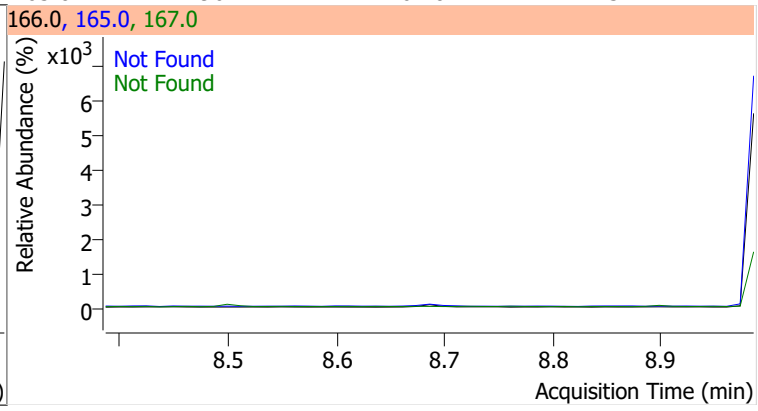

Compound	Conc.	Exp RT	QIon	Exp Ratio
Phenanthrene	N.D.	9.82	176.0	15.5

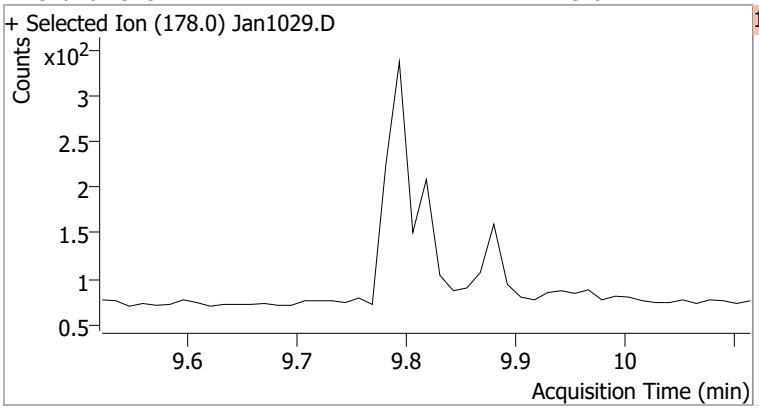

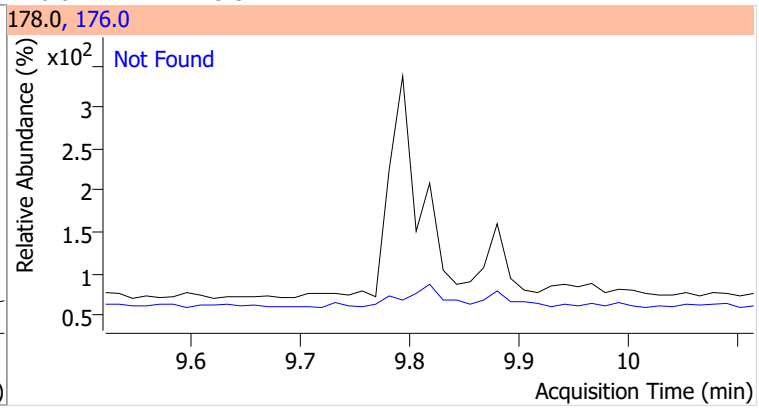

Compound	Conc.	Exp RT	QIon	Exp Ratio
Anthracene	N.D.	9.88	176.0	16.6

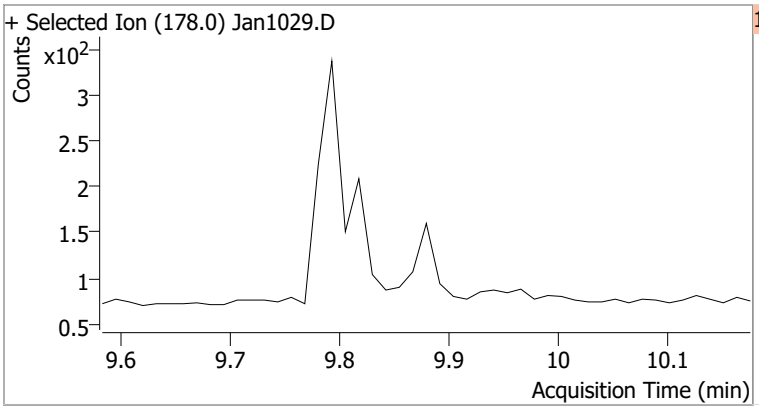

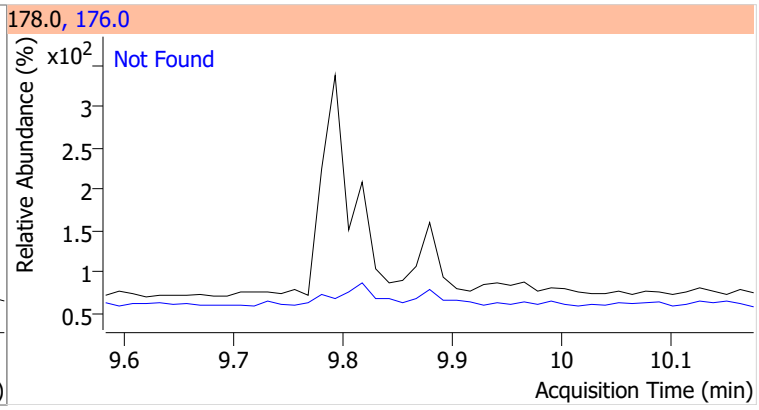

Compound	Conc.	Exp RT	QIon	Exp Ratio	QIon	Exp Ratio
o-Terphenyl	N.D.	10.32	229.0	66.8	215.0	43.2

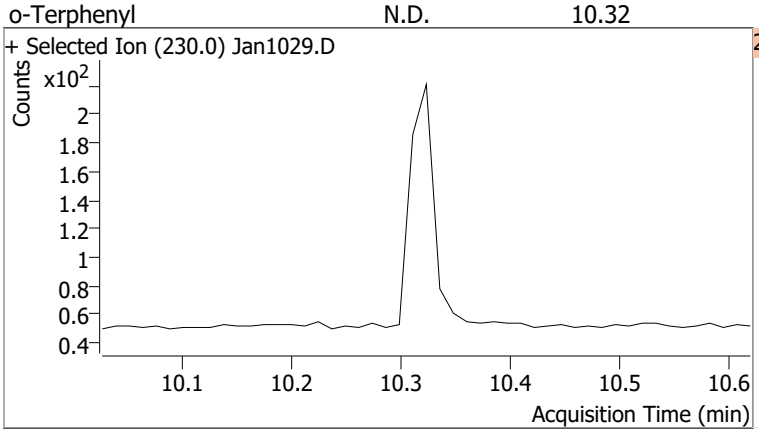

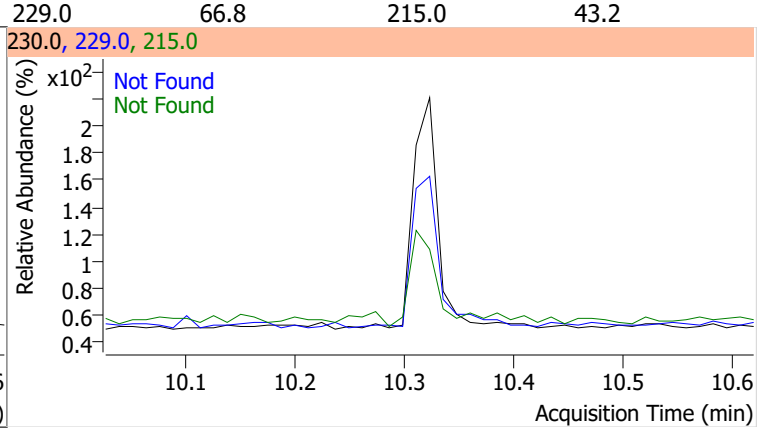

Compound	Conc.	Exp RT	QIon	Exp Ratio
Fluoranthene	N.D.	11.44	101.0	11.4

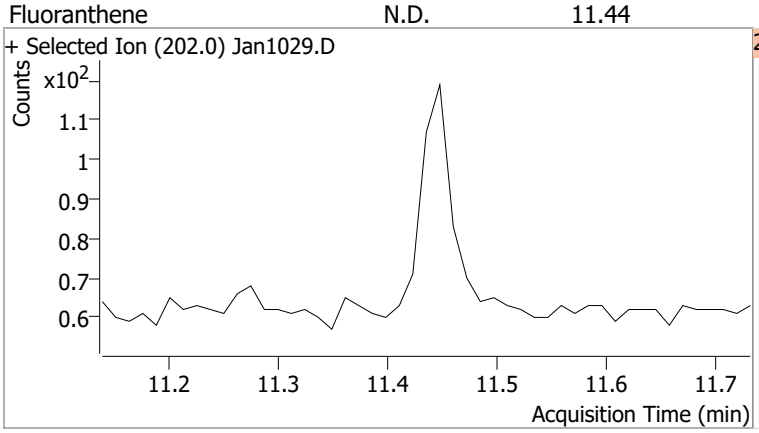

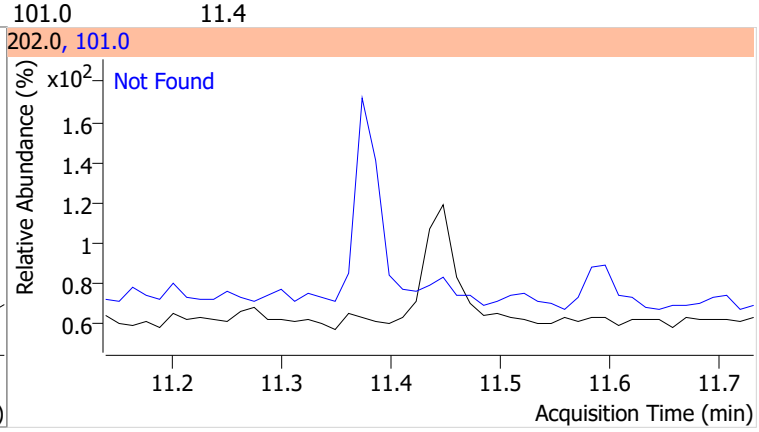

Compound	Conc.	Exp RT	QIon	Exp Ratio
Pyrene	N.D.	11.82	101.0	13.9

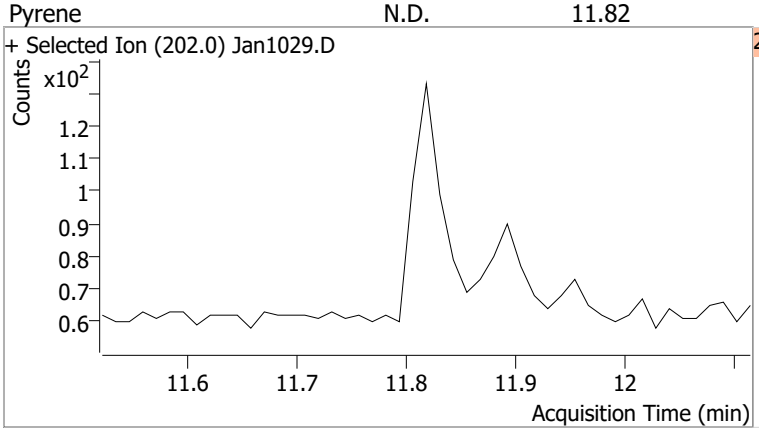

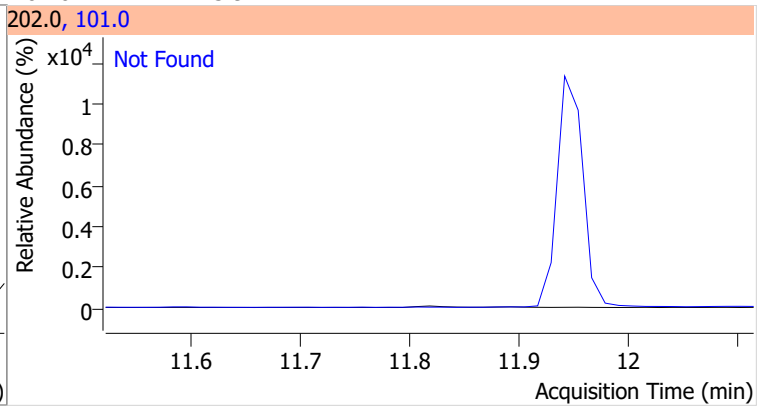

Compound	Conc.	RT	Dev(Min)	Resp.	QIon	QRatio	Lower	Upper
Terphenyl-d14	109.5198	12.29	0.00	917206	122.0	14.6	9.6	17.9

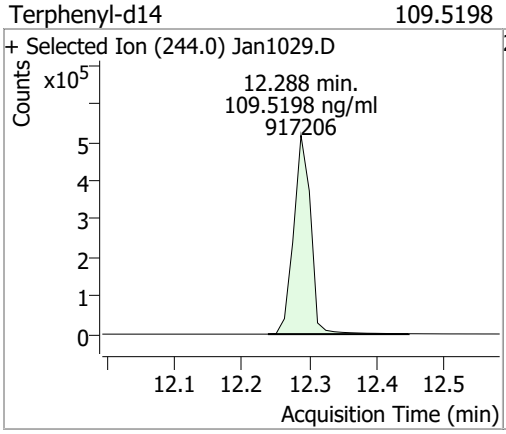

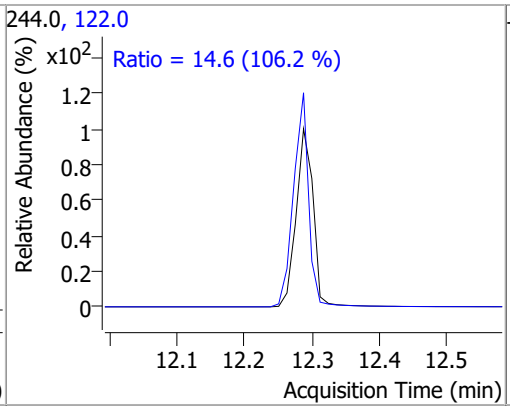

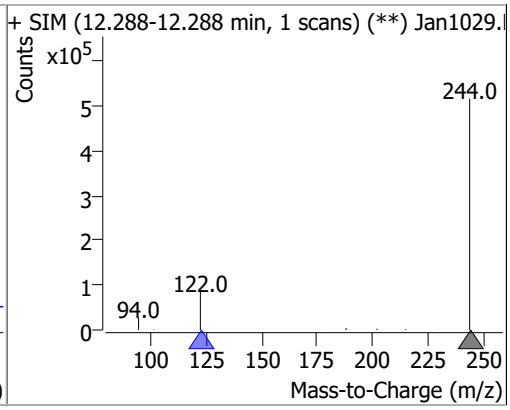

Compound	Conc.	RT	Dev(Min)	Resp.	QIon	QRatio	Lower	Upper
Benzo(a)Anthracene		0		0	226.0		19.5	36.3
					229.0		16.5	30.6

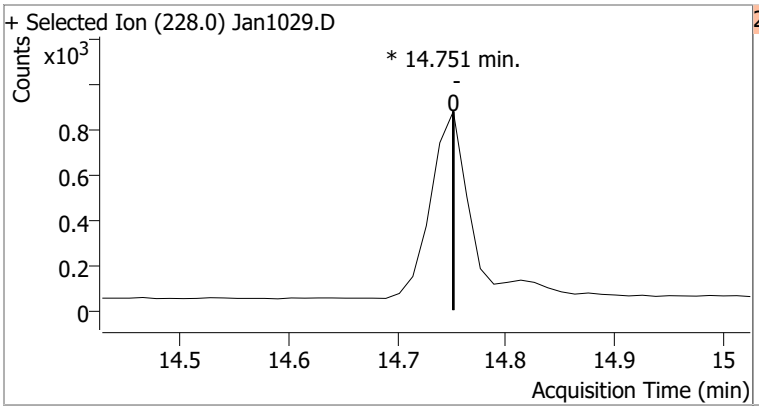

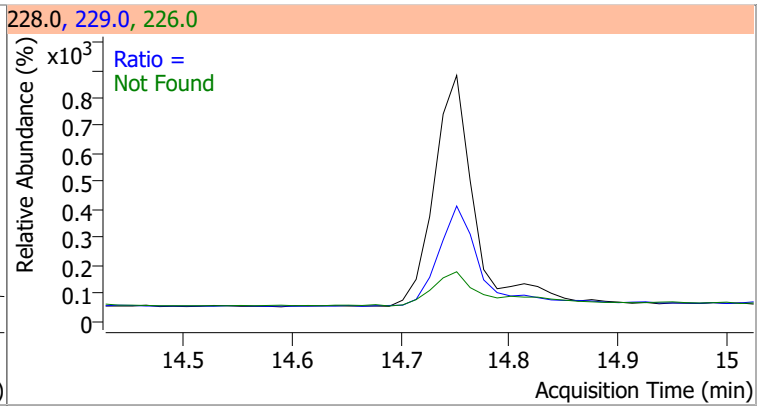

Compound	Conc.	RT	Dev(Min)	Resp.	QIon	QRatio	Lower	Upper
Chrysene		0		0	226.0		22.2	41.2
					229.0		15.5	28.9

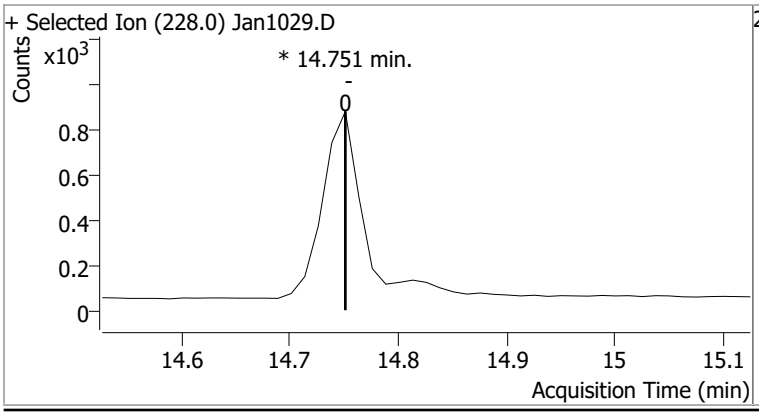

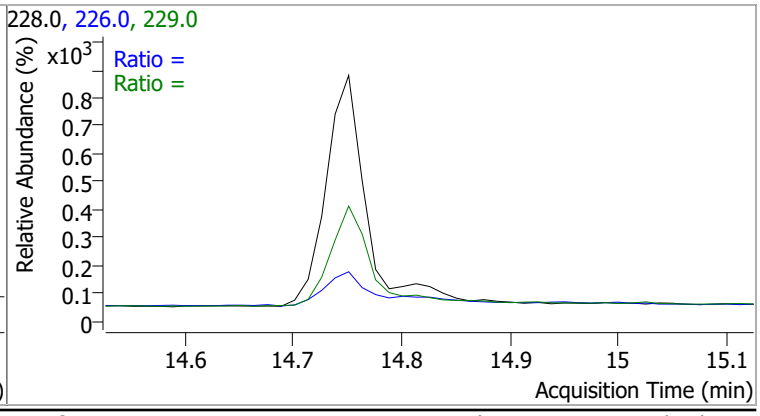

Compound	Conc.	Exp RT	QIon	Exp Ratio
Benzo(b)fluoranthene	N.D.	17.76	253.0	22.6

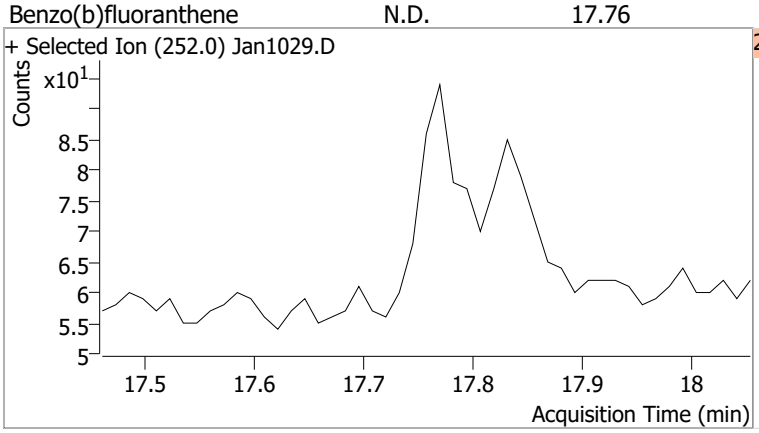

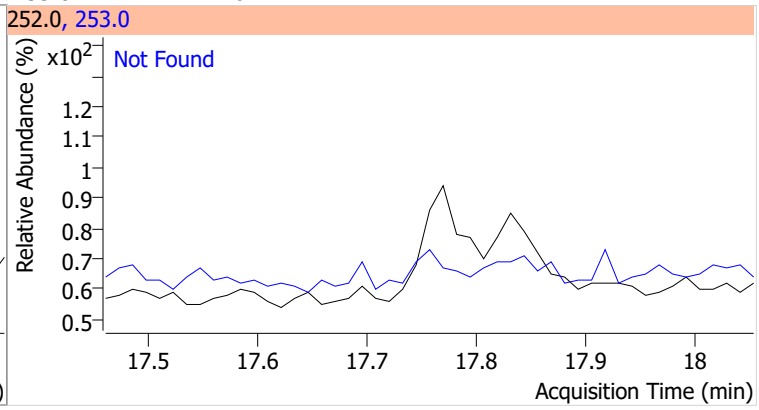

Compound	Conc.	Exp RT	QIon	Exp Ratio
Benzo(k)fluoranthene	N.D.	17.82	253.0	23.0

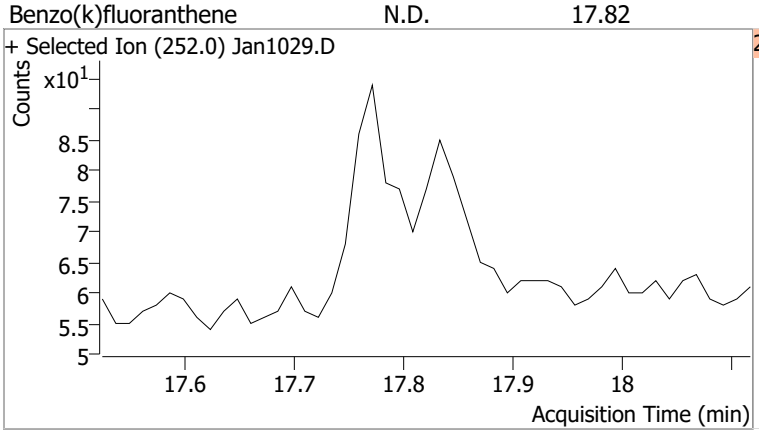

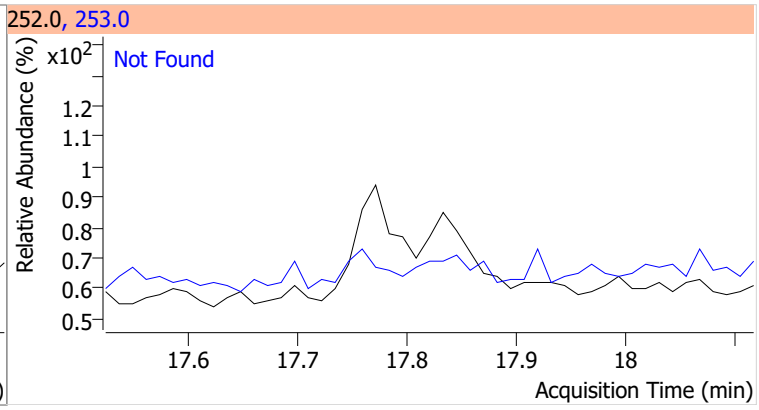

Compound	Conc.	RT	Dev(Min)	Resp.	QIon	QRatio	Lower	Upper
Benzo(a)pyrene		0		0	253.0		16.6	30.8

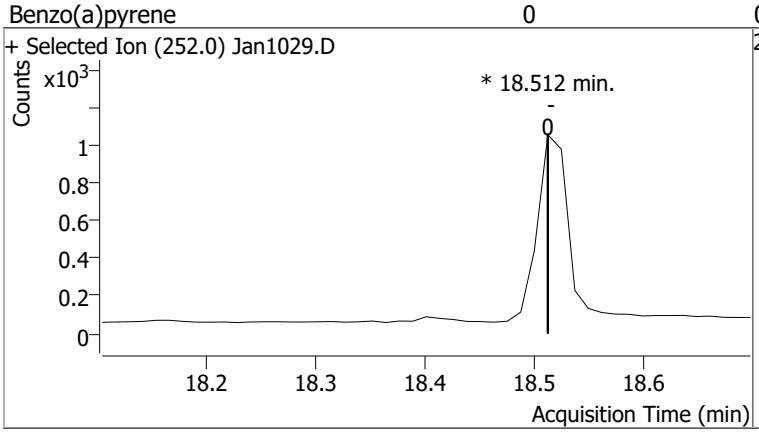

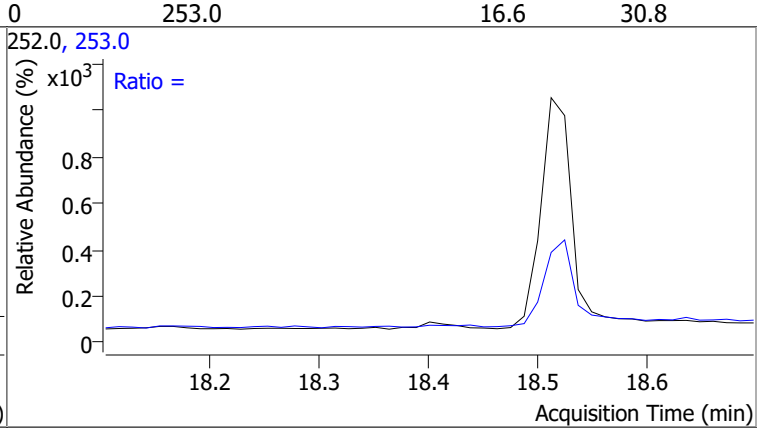

Compound	Conc.	Exp RT	QIon	Exp Ratio
Indeno(1,2,3-cd)pyrene	N.D.	20.24	138.0	25.2

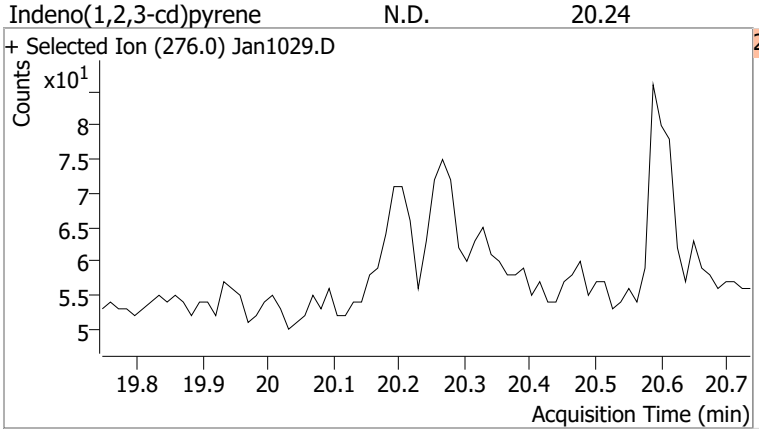

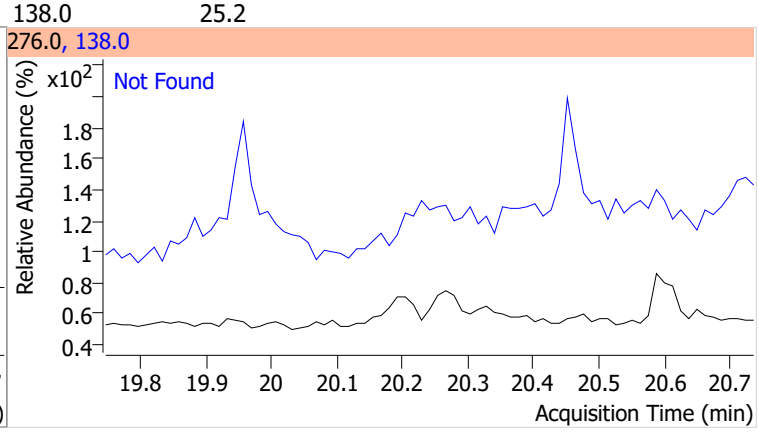

Compound	Conc.	Exp RT	QIon	Exp Ratio	QIon	Exp Ratio
Dibenzo(a,h)anthracene	N.D.	20.32	279.0	25.9	139.0	18.3

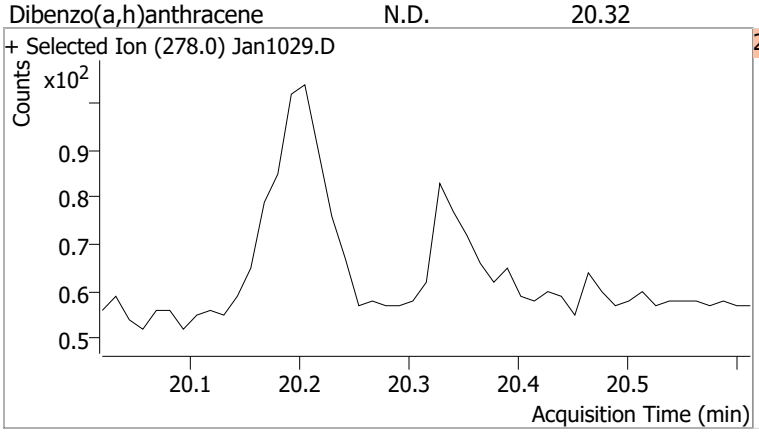

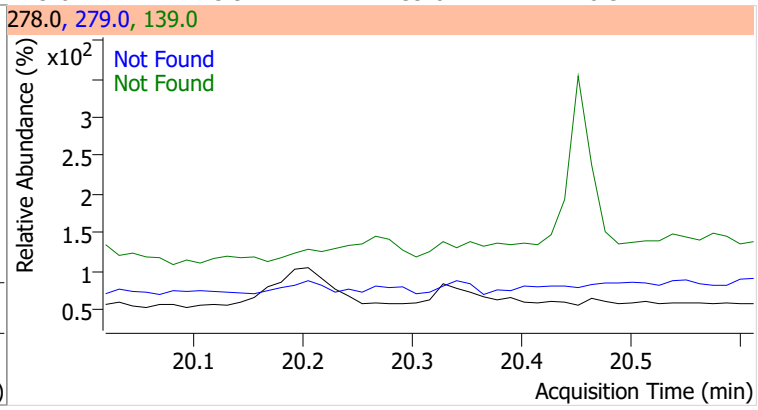

Compound	Conc.	Exp RT	QIon	Exp Ratio	QIon	Exp Ratio
Benzo(g,h,i)perylene	N.D.	20.58	277.0	24.5	138.0	20.0

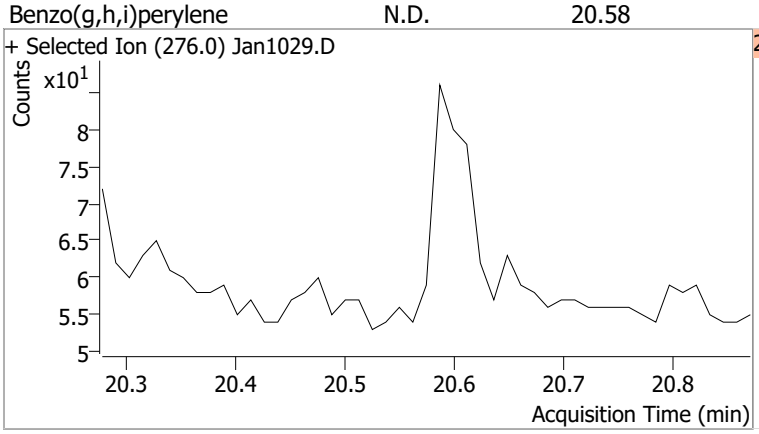

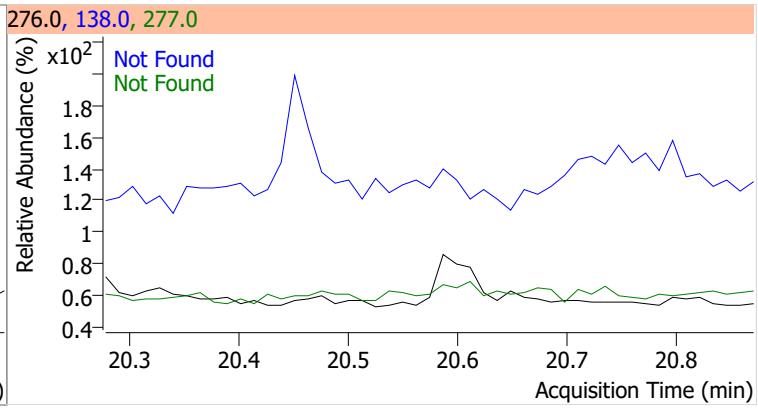

Quantitation Results Report (QT Reviewed)

Data File	Jan1030.D	Operator	LIMS import
Acq. Method	5975BNASIM	Acq. Date-Time	1/11/2022 2:41:23 AM
Sample Name	B22010134-001C	Instrument	GCMS
Vial	30	Multiplier	20.00
DA Method File	011022 bna SIM 1.batch.bin	Comment	SVOC-8270-W-LLPAH
Tune File	dftppjph.u	Tune Date	
Batch Name	011022 bna SIM 2.batch.bin	Last Calib Update	1/4/2022 2:09:05 PM
Ref Library			

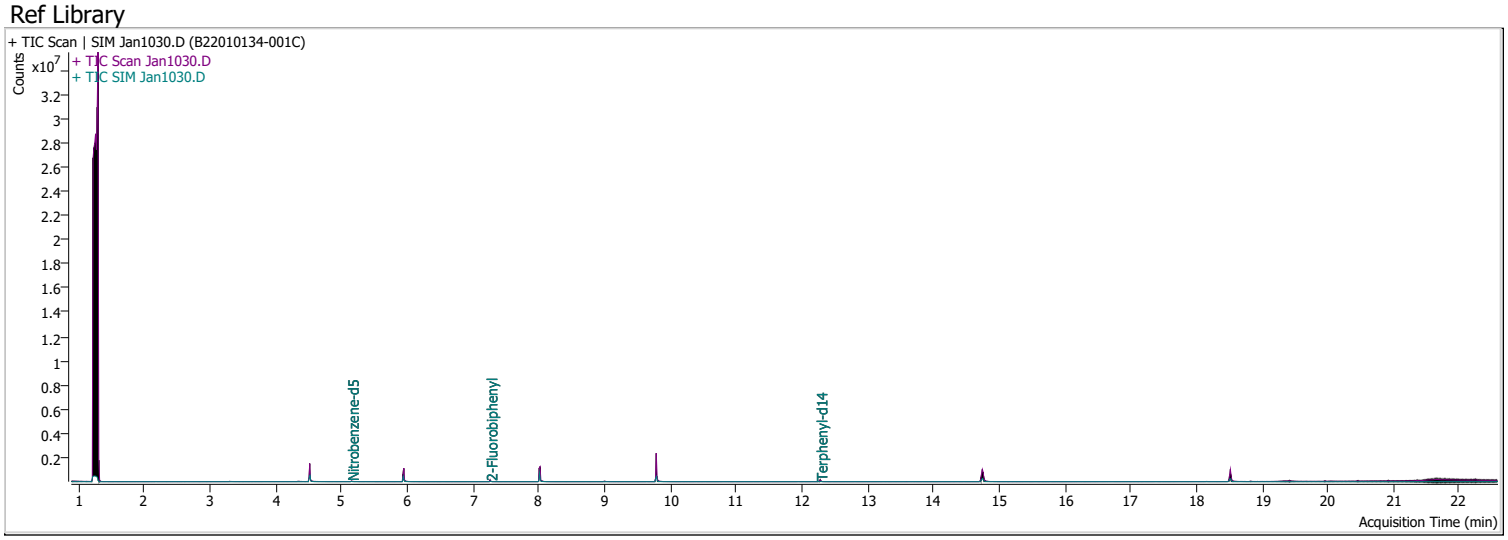

Compound	RT	QIon	Resp.	Conc.	Units		Dev(Min)
Internal Standards							
M 1,4-Dichlorobenzene-d4	4.522	152.0	224965	40.0000	ng/ml		-0.025
M Naphthalene-d8	5.941	136.0	420396	40.0000	ng/ml		-0.013
M Acenaphthene-d10	8.013	164.0	255779	40.0000	ng/ml		0.000
M Phenanthrene-d10	9.793	188.0	538555	40.0000	ng/ml		0.000
M Chrysene-d12	14.751	240.0	427477	40.0000	ng/ml		-0.013
M Perylene-d12	18.512	264.0	317090	40.0000	ng/ml		-0.012
System Monitoring Compounds							
S Nitrobenzene-d5	5.156	82.0	15099	56.4617	ng/ml		-0.013
Spiked Amount: 5.000	Range: 19.0 - 102.0%			Recovery = 1129.23%		*	
S 2-Fluorobiphenyl	7.265	172.0	45219	71.0207	ng/ml		0.000
Spiked Amount: 5.000	Range: 25.0 - 94.0%			Recovery = 1420.41%		*	
S o-Terphenyl	0.000		0	N.D.			
Spiked Amount: 5.000	Range: 40.0 - 140.0%			Recovery = NA%			
S Terphenyl-d14	12.288	244.0	40382	102.1046	ng/ml		0.000
Spiked Amount: 5.000	Range: 39.0 - 106.0%			Recovery = 2042.09%		*	
Target Compounds							**QValue**
T Naphthalene	0.000		0	N.D.			
T 2-Methylnaphthalene	0.000		0	N.D.			
T 1-Methylnaphthalene	0.000		0	N.D.			
T Acenaphthylene	0.000		0	N.D.			
T Acenaphthene	8.050	154.0	0		ng/ml	md	1
T Fluorene	0.000		0	N.D.			
T Phenanthrene	0.000		0	N.D.			
T Anthracene	0.000		0	N.D.			
T Fluoranthene	0.000		0	N.D.			
T Pyrene	0.000		0	N.D.			
T Benzo(a)Anthracene	14.751	228.0	0		ng/ml	md	1
T Chrysene	14.814	228.0	0		ng/ml	md	1
T Benzo(b)fluoranthene	0.000		0	N.D.			

Compound	RT	QIon	Resp.	Conc.	Units		Dev(Min)
T Benzo(k)fluoranthene	0.000		0	N.D.			
T Benzo(a)pyrene	18.413	252.0	0		ng/ml	md	1
T Indeno(1,2,3-cd)pyrene	0.000		0	N.D.			
T Dibenzo(a,h)anthracene	0.000		0	N.D.			
T Benzo(g,h,i)perylene	0.000		0	N.D.			

(#) = Qualifier Out of Range; (m) = Manual Integration; (+) = Area Summed; (*) = Surrogate Percent Recovery Out of Range; (d): Zeroed Peak

Quantitation Results Report (QT Reviewed)

Compound	Conc.	RT	Dev(Min)	Resp.	QIon	QRatio	Lower	Upper
Nitrobenzene-d5	56.4617	5.16	-0.01	15099	54.0	35.6	21.6	40.2
					128.0	36.4	21.3	39.5

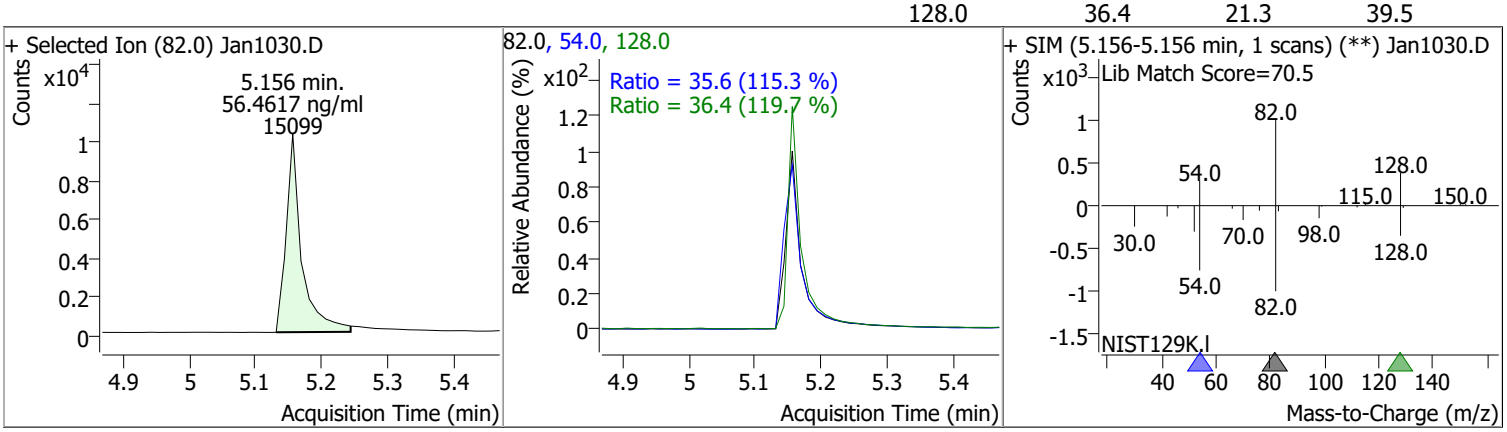

Compound	Conc.	Exp RT	QIon	Exp Ratio	QIon	Exp Ratio
Naphthalene	N.D.	5.98	102.0	15.5	129.0	10.8

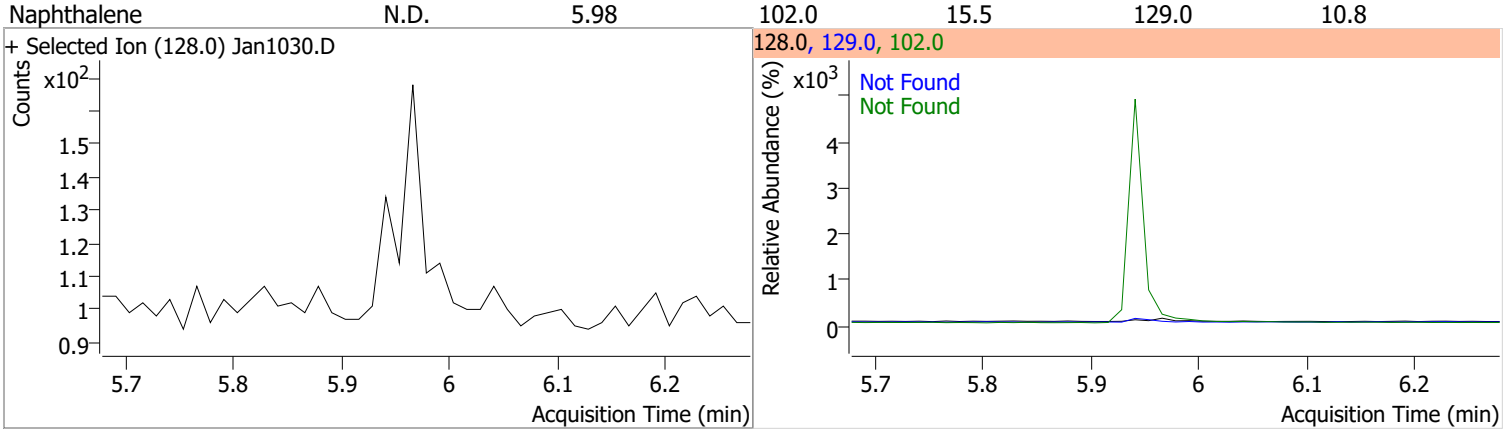

Compound	Conc.	Exp RT	QIon	Exp Ratio	QIon	Exp Ratio
2-Methylnaphthalene	N.D.	6.80	142.0	147.5	115.0	52.5

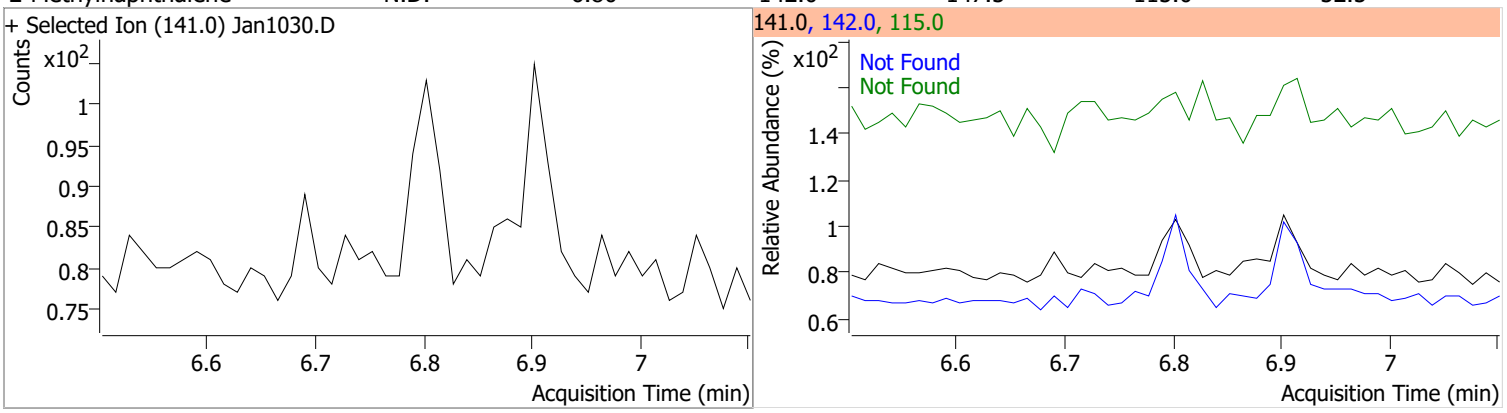

Compound	Conc.	Exp RT	QIon	Exp Ratio	QIon	Exp Ratio
1-Methylnaphthalene	N.D.	6.90	142.0	111.3	115.0	63.4

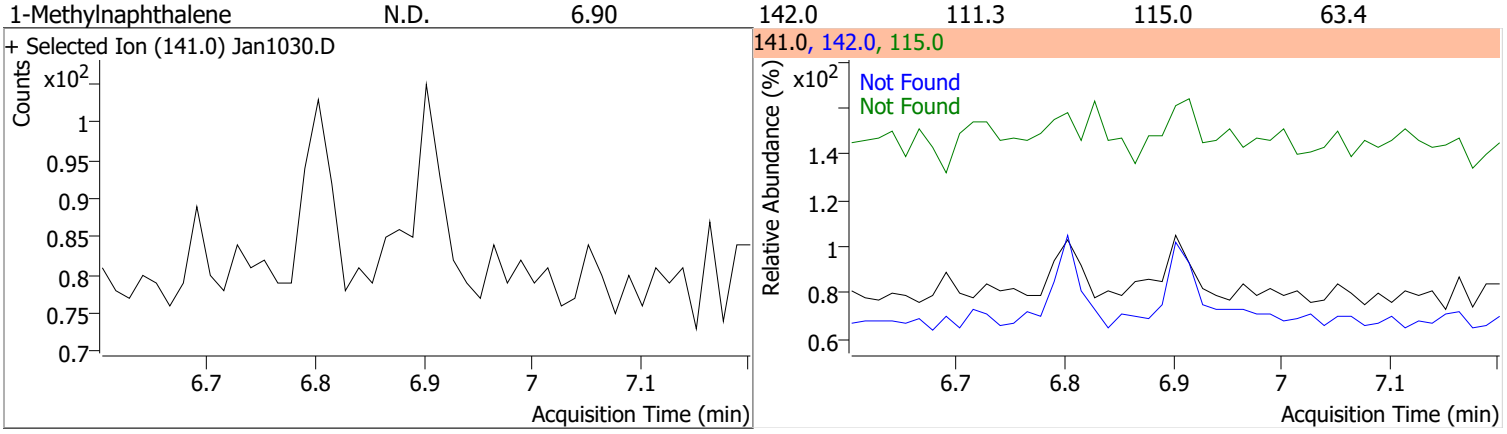

Quantitation Results Report (QT Reviewed)

Compound	Conc.	RT	Dev(Min)	Resp.	QIon	QRatio	Lower	Upper
2-Fluorobiphenyl	71.0207	7.26	0.00	45219	171.0	35.6	26.4	49.0

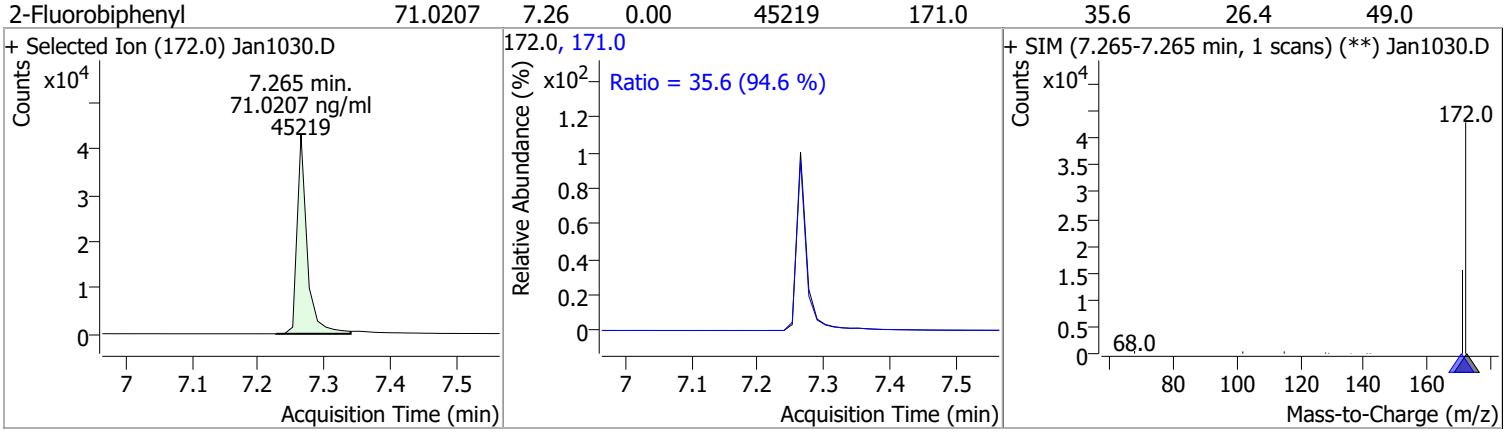

Compound	Conc.	Exp RT	QIon	Exp Ratio
Acenaphthylene	N.D.	7.84	153.0	14.6

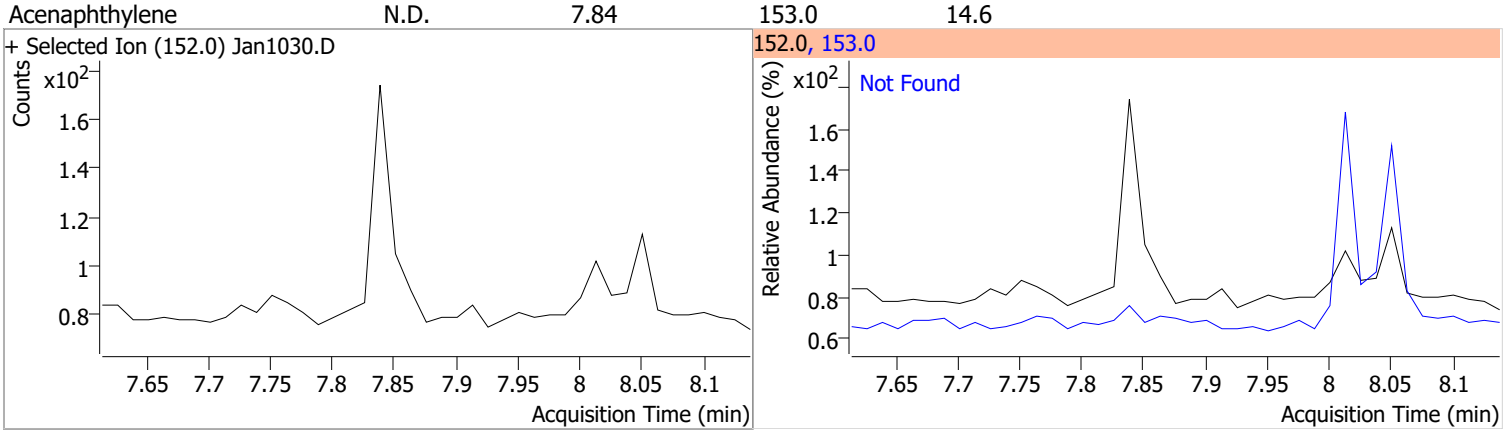

Compound	Conc.	RT	Dev(Min)	Resp.	QIon	QRatio	Lower	Upper
Acenaphthene		0		0	153.0		80.3	149.2
					152.0		38.4	71.4

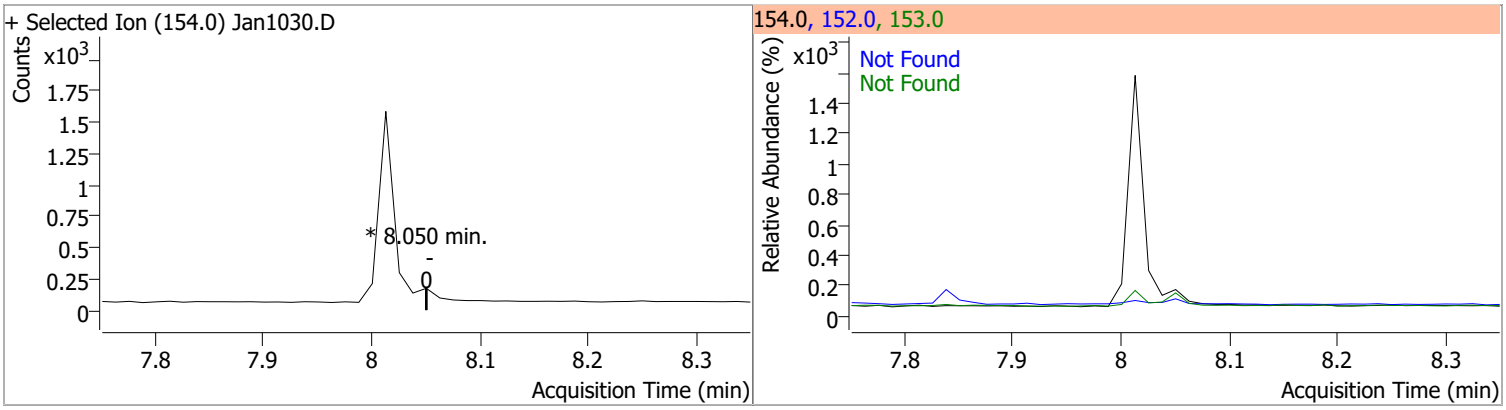

Compound	Conc.	Exp RT	QIon	Exp Ratio	QIon	Exp Ratio
Fluorene	N.D.	8.69	165.0	96.4	167.0	11.3

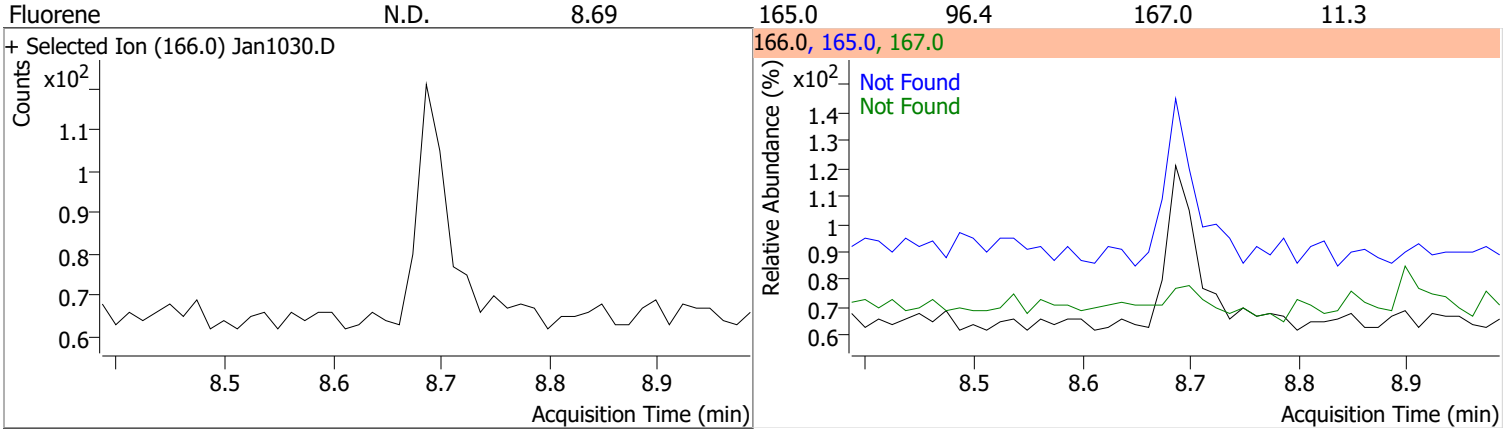

Compound	Conc.	Exp RT	QIon	Exp Ratio
Phenanthrene	N.D.	9.82	176.0	15.5

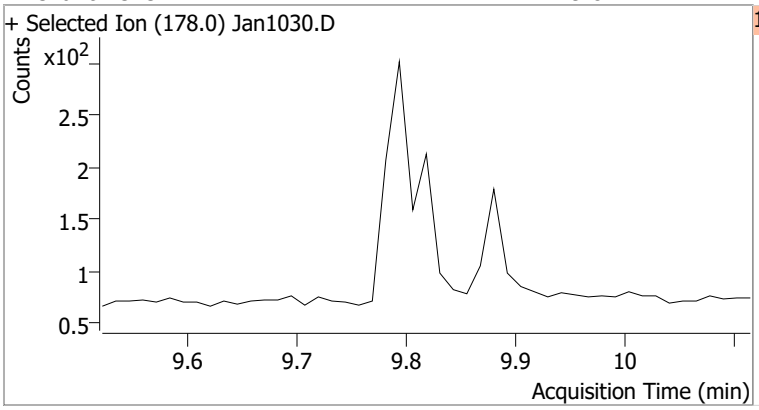

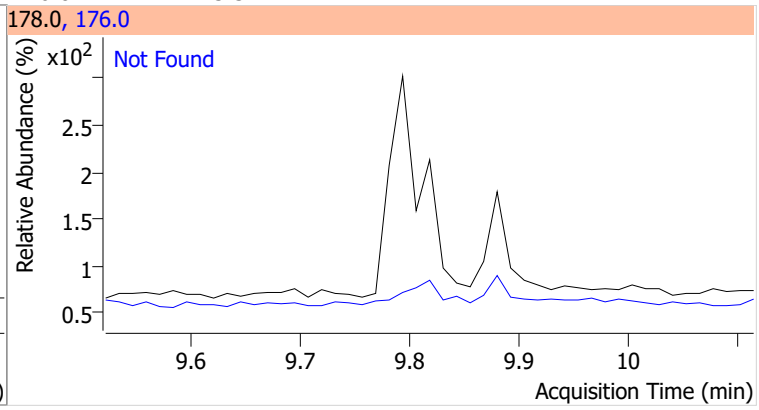

Compound	Conc.	Exp RT	QIon	Exp Ratio
Anthracene	N.D.	9.88	176.0	16.6

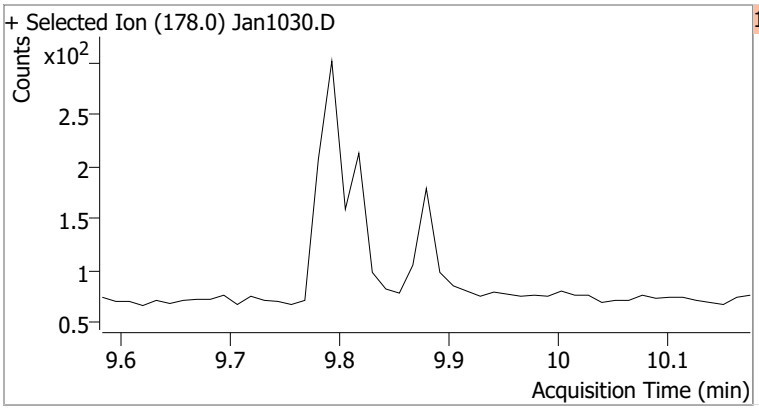

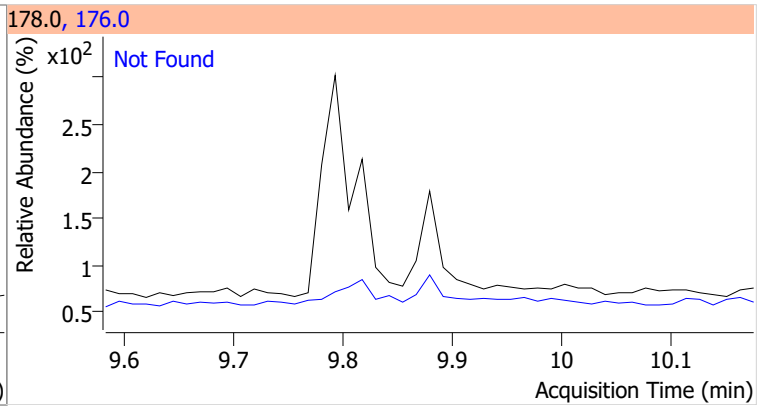

Compound	Conc.	Exp RT	QIon	Exp Ratio	QIon	Exp Ratio
o-Terphenyl	N.D.	10.32	229.0	66.8	215.0	43.2

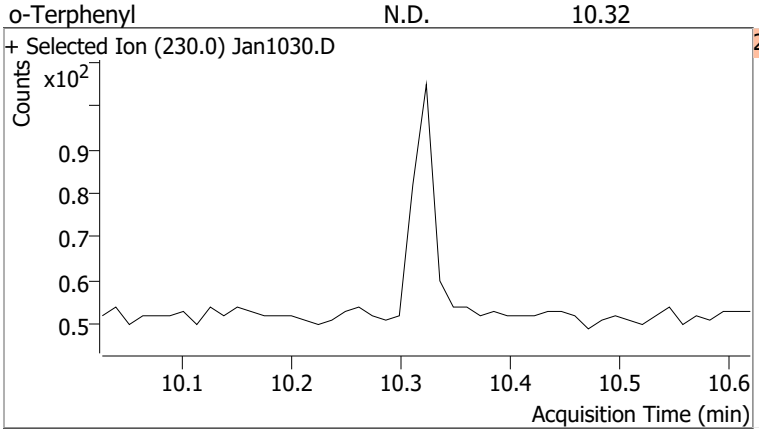

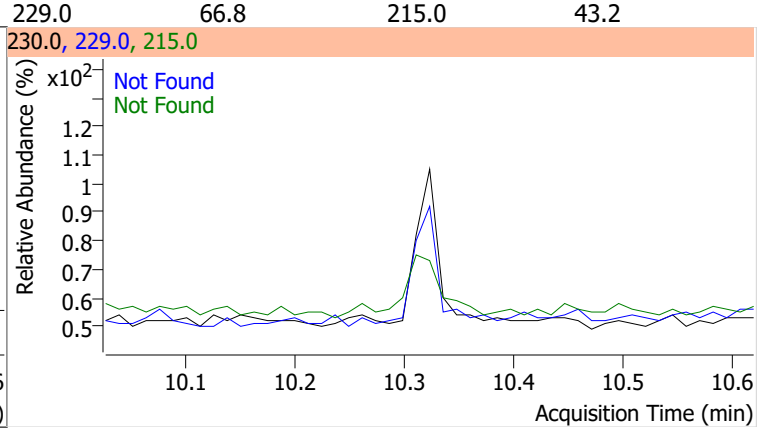

Compound	Conc.	Exp RT	QIon	Exp Ratio
Fluoranthene	N.D.	11.44	101.0	11.4

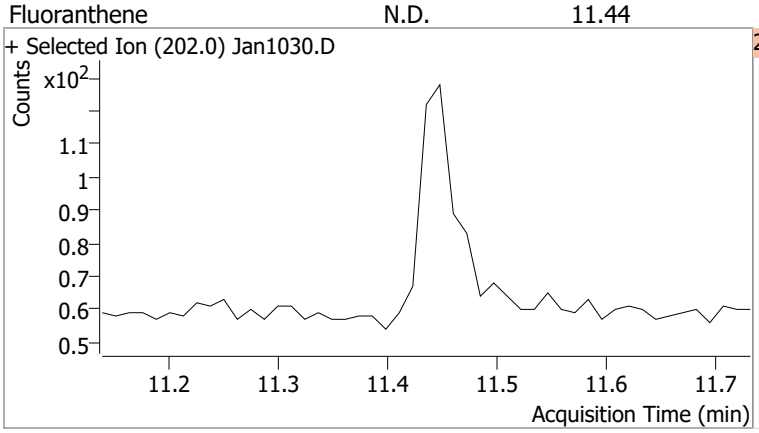

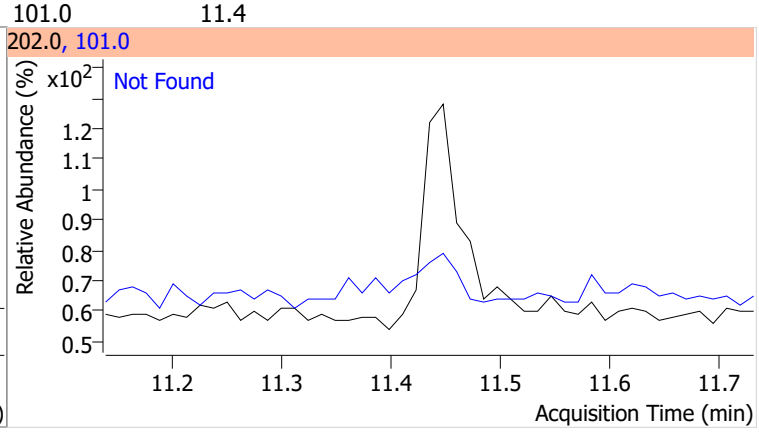

Compound	Conc.	Exp RT	QIon	Exp Ratio
Pyrene	N.D.	11.82	101.0	13.9

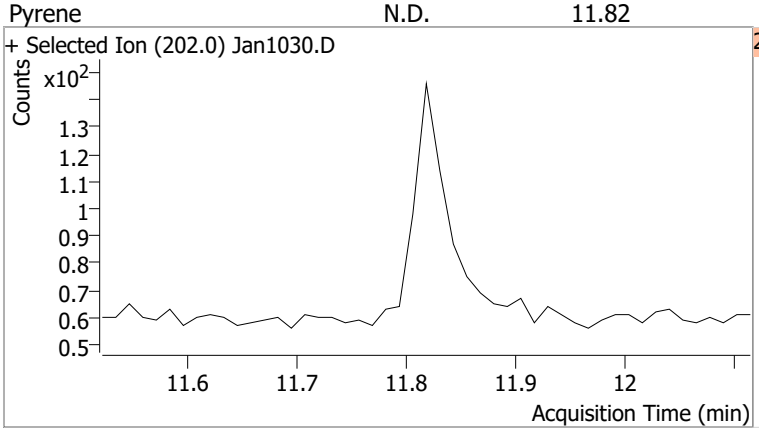

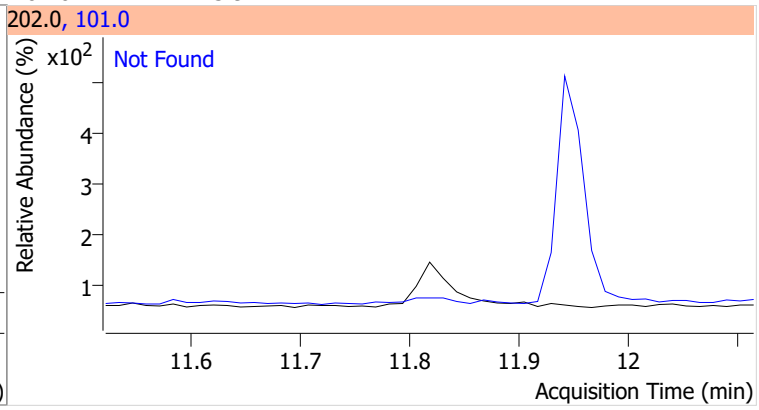

Compound	Conc.	RT	Dev(Min)	Resp.	QIon	QRatio	Lower	Upper
Terphenyl-d14	102.1046	12.29	0.00	40382	122.0	15.1	9.6	17.9

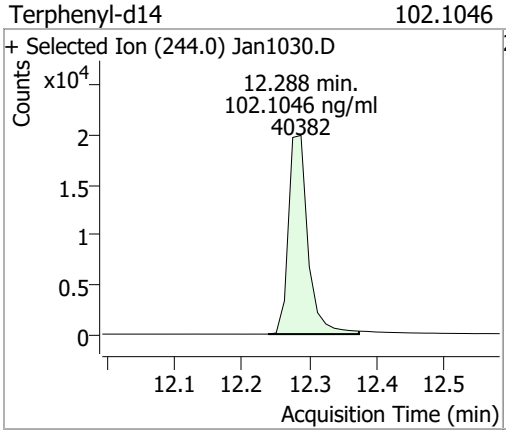

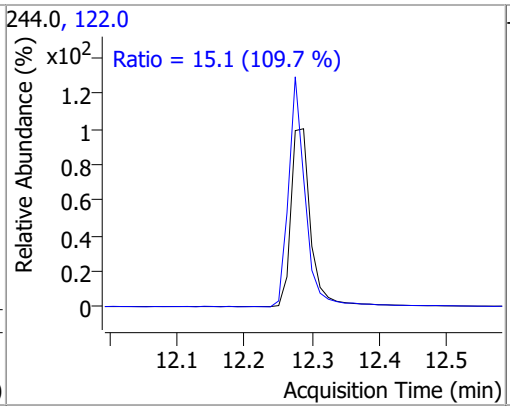

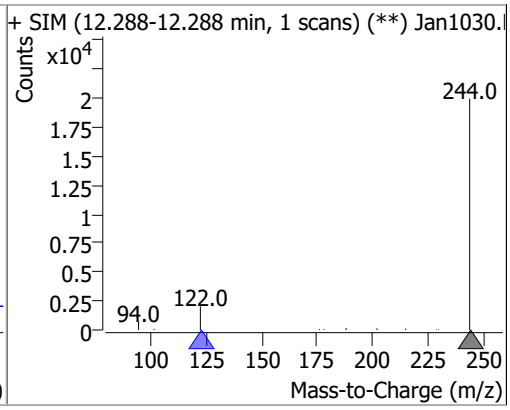

Compound	Conc.	RT	Dev(Min)	Resp.	QIon	QRatio	Lower	Upper
Benzo(a)Anthracene		0		0	226.0		19.5	36.3
					229.0		16.5	30.6

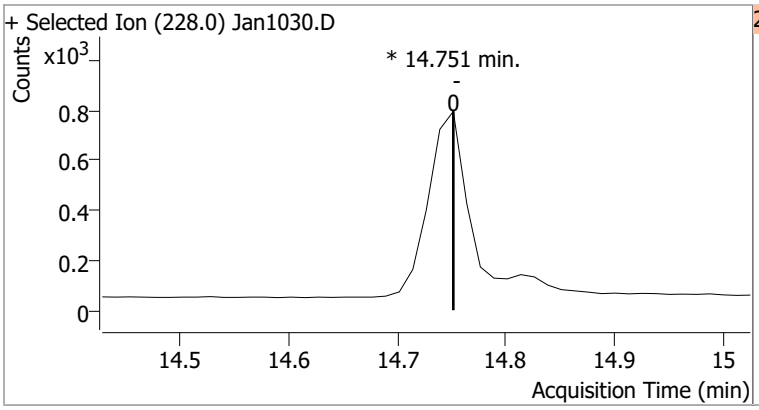

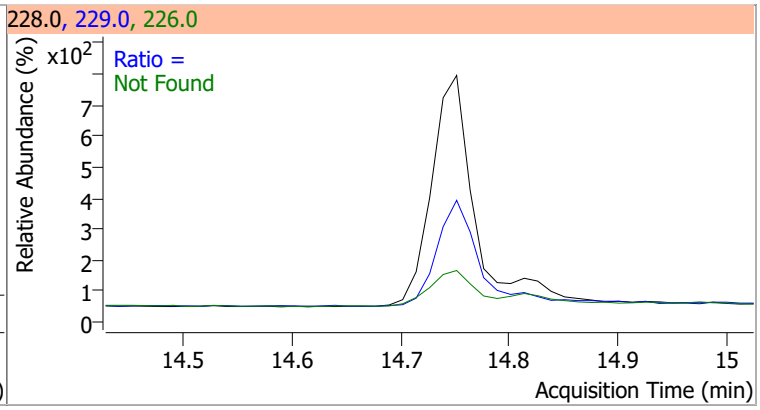

Compound	Conc.	RT	Dev(Min)	Resp.	QIon	QRatio	Lower	Upper
Chrysene		0		0	226.0		22.2	41.2
					229.0		15.5	28.9

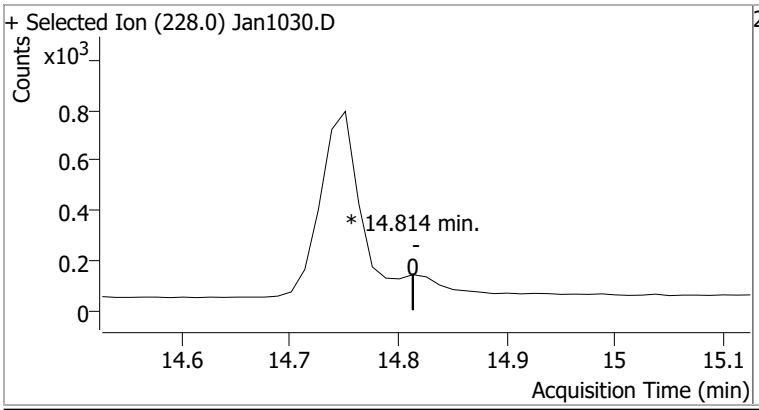

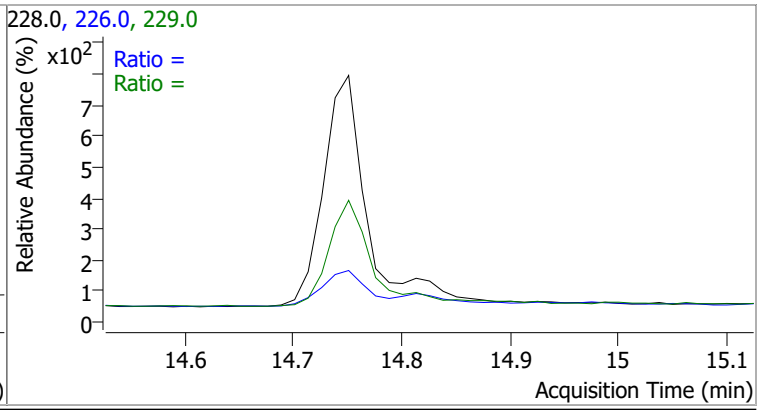

Compound	Conc.	Exp RT	QIon	Exp Ratio
Benzo(b)fluoranthene	N.D.	17.76	253.0	22.6

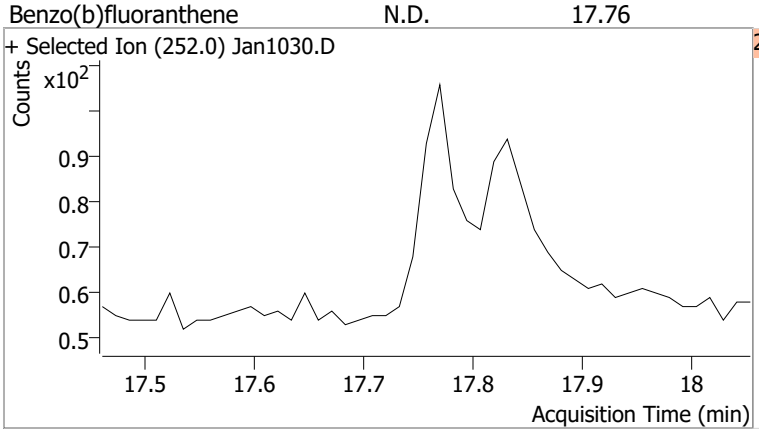

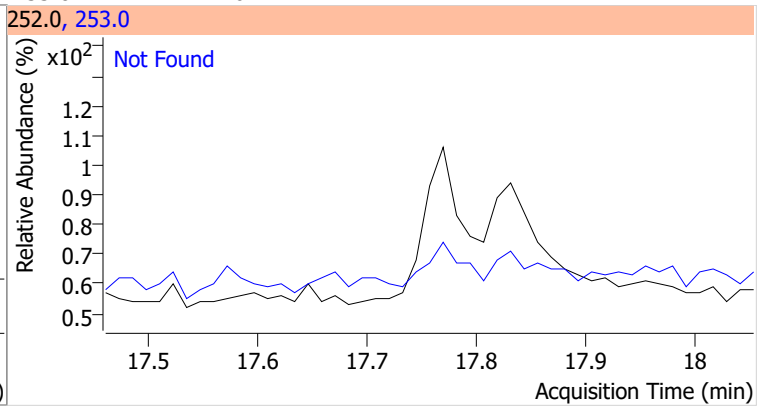

Compound	Conc.	Exp RT	QIon	Exp Ratio
Benzo(k)fluoranthene	N.D.	17.82	253.0	23.0

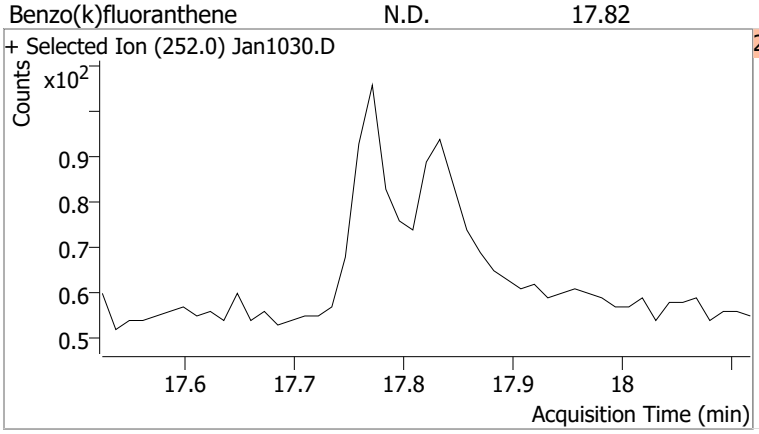

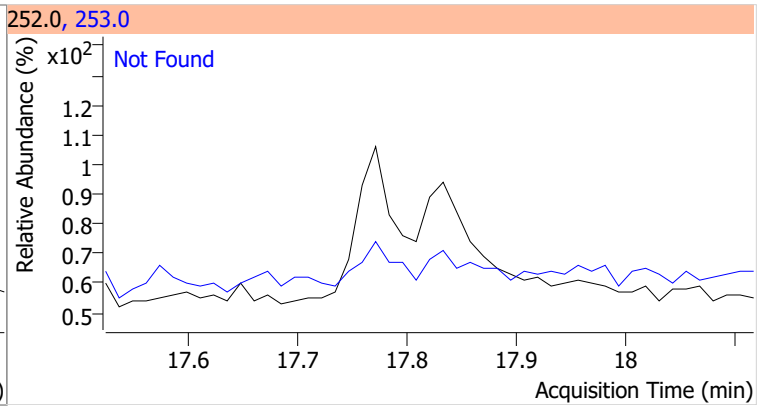

Compound	Conc.	RT	Dev(Min)	Resp.	QIon	QRatio	Lower	Upper
Benzo(a)pyrene		0		0	253.0		16.6	30.8

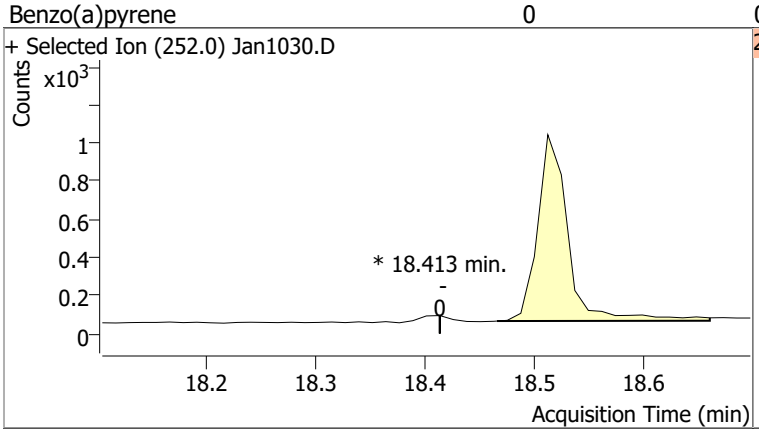

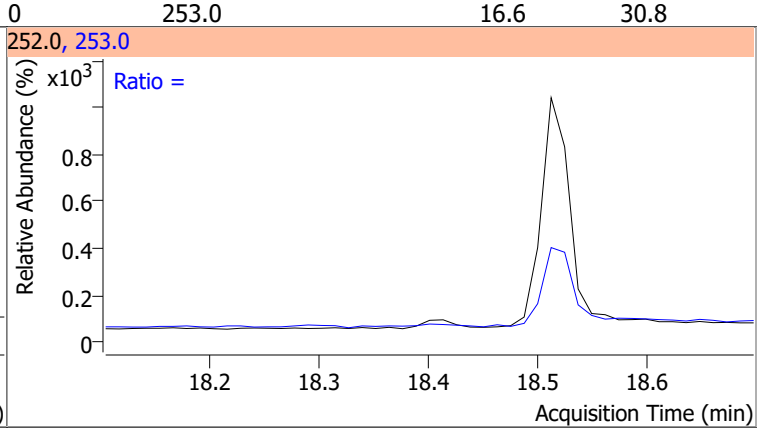

Compound	Conc.	Exp RT	QIon	Exp Ratio
Indeno(1,2,3-cd)pyrene	N.D.	20.24	138.0	25.2

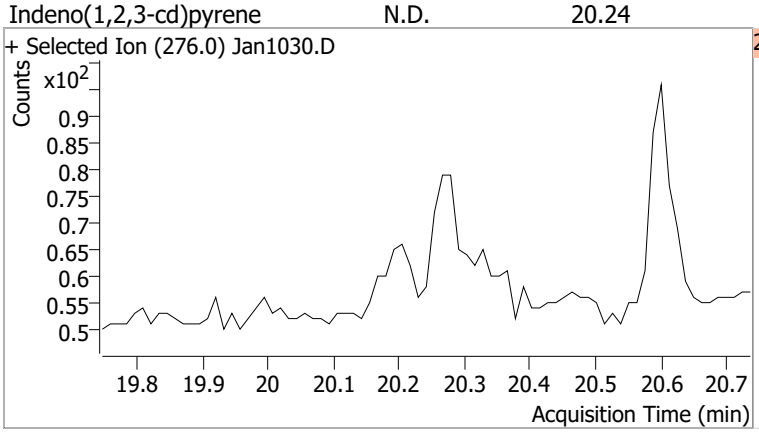

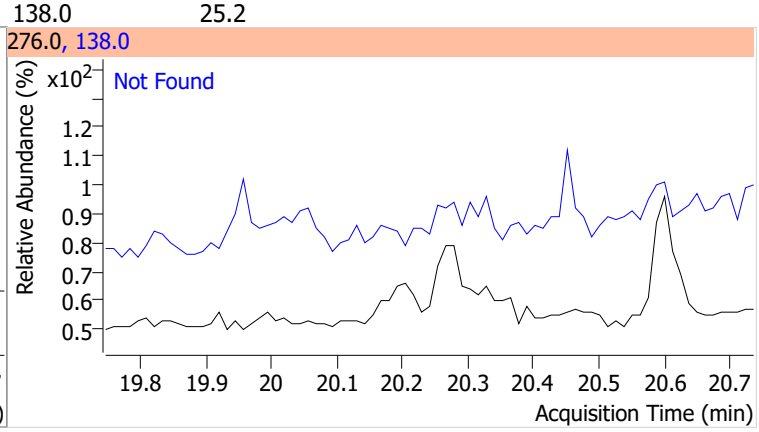

Compound	Conc.	Exp RT	QIon	Exp Ratio	QIon	Exp Ratio
Dibenzo(a,h)anthracene	N.D.	20.32	279.0	25.9	139.0	18.3

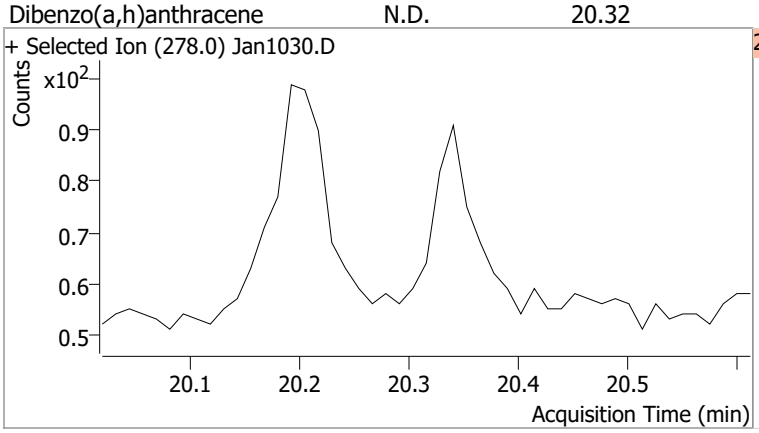

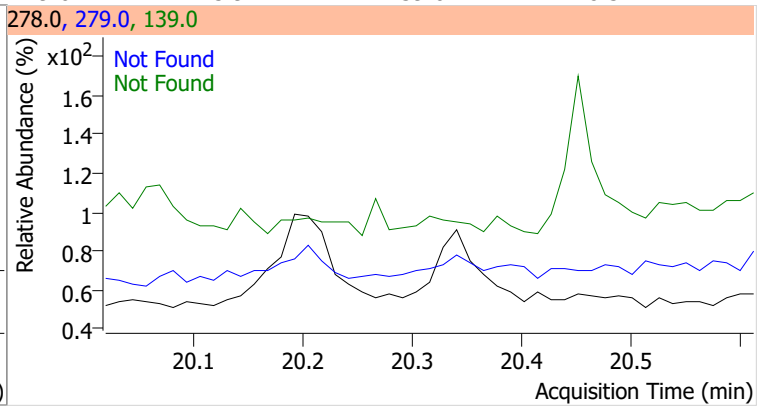

Compound	Conc.	Exp RT	QIon	Exp Ratio	QIon	Exp Ratio
Benzo(g,h,i)perylene	N.D.	20.58	277.0	24.5	138.0	20.0

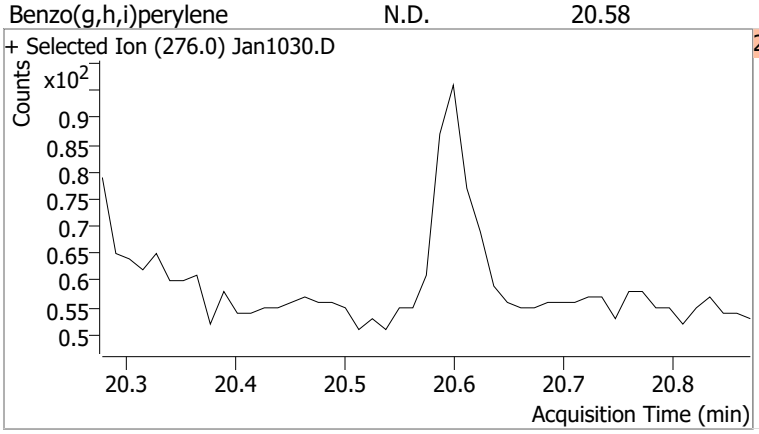

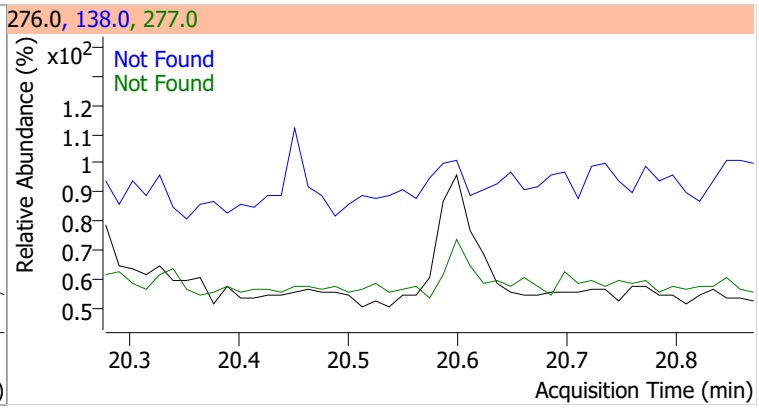

Quantitation Results Report (QT Reviewed)

Data File	Jan1031.D	Operator	LIMS import
Acq. Method	5975BNASIM	Acq. Date-Time	1/11/2022 3:13:47 AM
Sample Name	B22010141-001C	Instrument	GCMS
Vial	31	Multiplier	1.00
DA Method File	011022 bna SIM 1.batch.bin	Comment	SVOC-8270-W-LLPAH
Tune File	dftppjph.u	Tune Date	
Batch Name	011022 bna SIM 2.batch.bin	Last Calib Update	1/4/2022 2:09:05 PM
Ref Library			

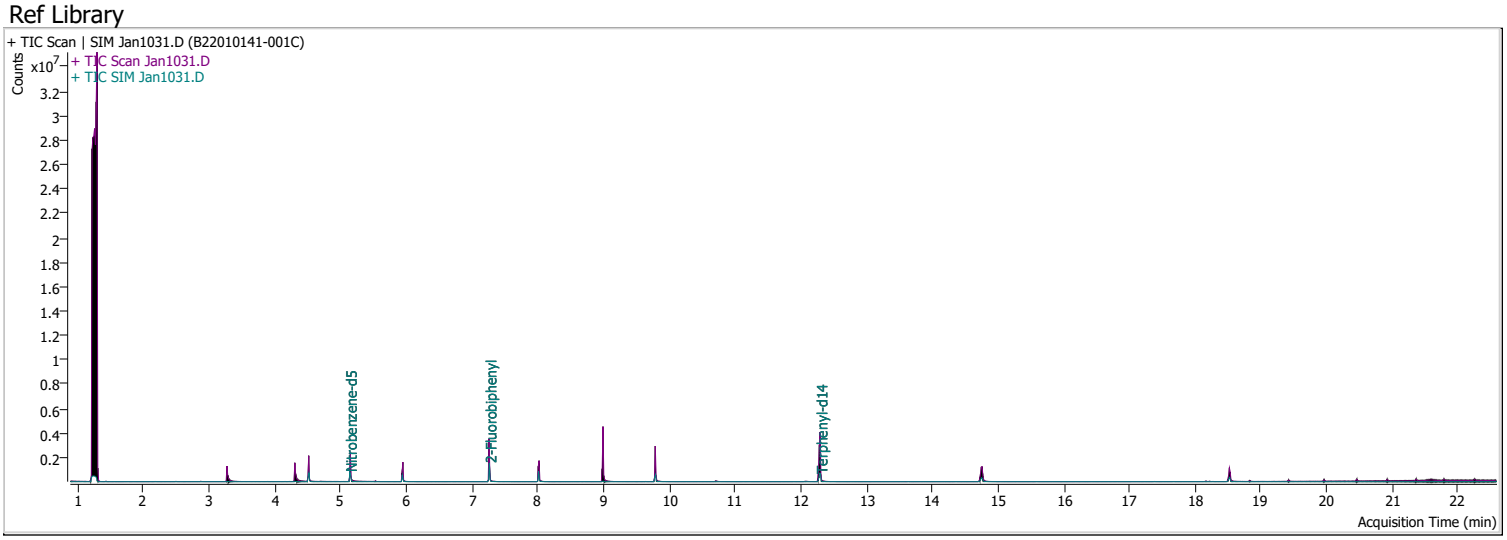

Compound	RT	QIon	Resp.	Conc.	Units		Dev(Min)
Internal Standards							
M 1,4-Dichlorobenzene-d4	4.522	152.0	296583	40.0000	ng/ml		-0.025
M Naphthalene-d8	5.941	136.0	520693	40.0000	ng/ml		-0.013
M Acenaphthene-d10	8.013	164.0	303447	40.0000	ng/ml		0.000
M Phenanthrene-d10	9.793	188.0	685576	40.0000	ng/ml		0.000
M Chrysene-d12	14.751	240.0	538344	40.0000	ng/ml		-0.013
M Perylene-d12	18.524	264.0	401795	40.0000	ng/ml		0.000
System Monitoring Compounds							
S Nitrobenzene-d5	5.143	82.0	629019	43.8272	ng/ml		-0.025
Spiked Amount: 5.000	Range: 19.0 - 102.0%			Recovery = 876.54%		*	
S 2-Fluorobiphenyl	7.265	172.0	989887	65.5250	ng/ml		0.000
Spiked Amount: 5.000	Range: 25.0 - 94.0%			Recovery = 1310.50%		*	
S o-Terphenyl	0.000		0	N.D.			
Spiked Amount: 5.000	Range: 40.0 - 140.0%			Recovery = NA%			
S Terphenyl-d14	12.300	244.0	1102071	110.6341	ng/ml		0.012
Spiked Amount: 5.000	Range: 39.0 - 106.0%			Recovery = 2212.68%		*	
Target Compounds							**QValue**
T Naphthalene	0.000		0	N.D.			
T 2-Methylnaphthalene	0.000		0	N.D.			
T 1-Methylnaphthalene	0.000		0	N.D.			
T Acenaphthylene	0.000		0	N.D.			
T Acenaphthene	8.013	154.0	0		ng/ml	md	1
T Fluorene	0.000		0	N.D.			
T Phenanthrene	0.000		0	N.D.			
T Anthracene	0.000		0	N.D.			
T Fluoranthene	0.000		0	N.D.			
T Pyrene	0.000		0	N.D.			
T Benzo(a)Anthracene	14.751	228.0	0		ng/ml	md	1
T Chrysene	14.751	228.0	0		ng/ml	md	1
T Benzo(b)fluoranthene	0.000		0	N.D.			

Compound	RT	QIon	Resp.	Conc.	Units		Dev(Min)
T Benzo(k)fluoranthene	0.000		0	N.D.			
T Benzo(a)pyrene	18.524	252.0	0		ng/ml	md	1
T Indeno(1,2,3-cd)pyrene	0.000		0	N.D.			
T Dibenzo(a,h)anthracene	0.000		0	N.D.			
T Benzo(g,h,i)perylene	0.000		0	N.D.			

(#) = Qualifier Out of Range; (m) = Manual Integration; (+) = Area Summed; (*) = Surrogate Percent Recovery Out of Range; (d): Zeroed Peak

Quantitation Results Report (QT Reviewed)

Compound	Conc.	RT	Dev(Min)	Resp.	QIon	QRatio	Lower	Upper
Nitrobenzene-d5	43.8272	5.14	-0.02	629019	54.0	33.3	21.6	40.2
					128.0	35.0	21.3	39.5

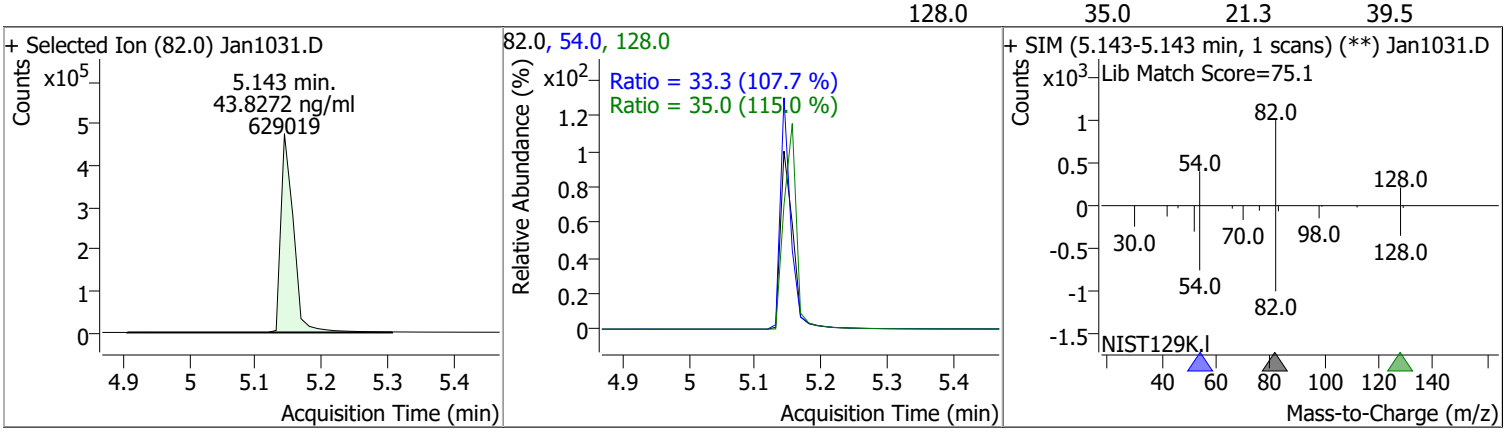

Compound	Conc.	Exp RT	QIon	Exp Ratio	QIon	Exp Ratio
Naphthalene	N.D.	5.98	102.0	15.5	129.0	10.8

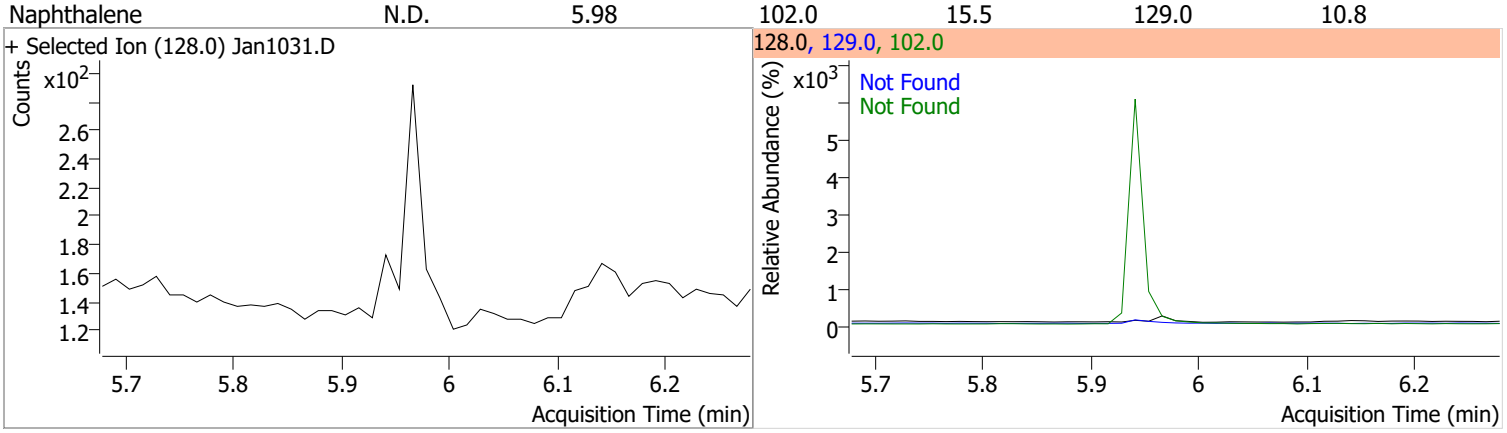

Compound	Conc.	Exp RT	QIon	Exp Ratio	QIon	Exp Ratio
2-Methylnaphthalene	N.D.	6.80	142.0	147.5	115.0	52.5

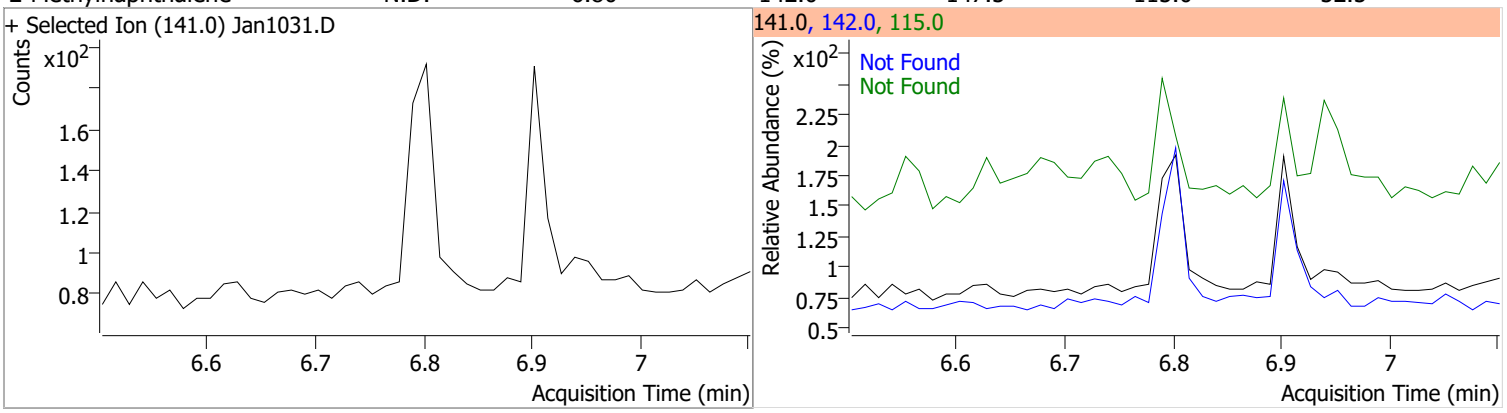

Compound	Conc.	Exp RT	QIon	Exp Ratio	QIon	Exp Ratio
1-Methylnaphthalene	N.D.	6.90	142.0	111.3	115.0	63.4

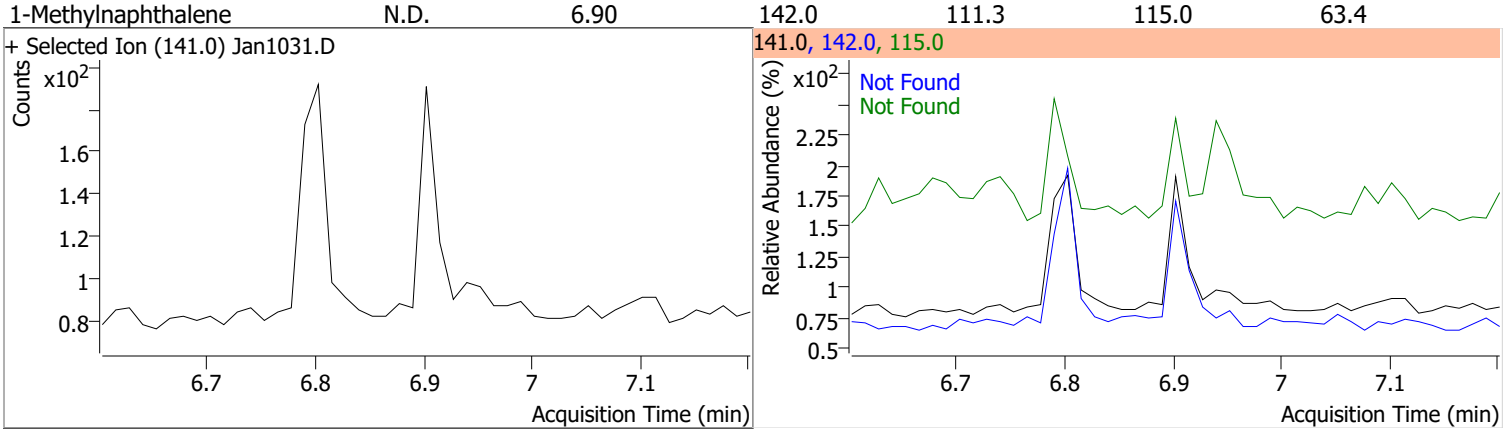

Quantitation Results Report (QT Reviewed)

Compound	Conc.	RT	Dev(Min)	Resp.	QIon	QRatio	Lower	Upper
2-Fluorobiphenyl	65.5250	7.26	0.00	989887	171.0	40.1	26.4	49.0

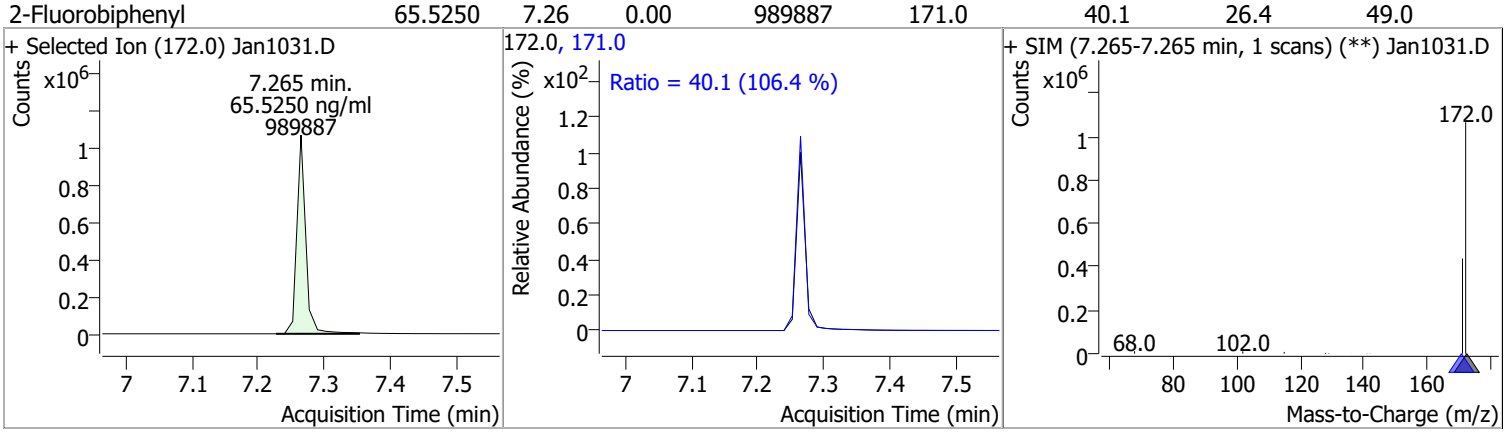

Compound	Conc.	Exp RT	QIon	Exp Ratio
Acenaphthylene	N.D.	7.84	153.0	14.6

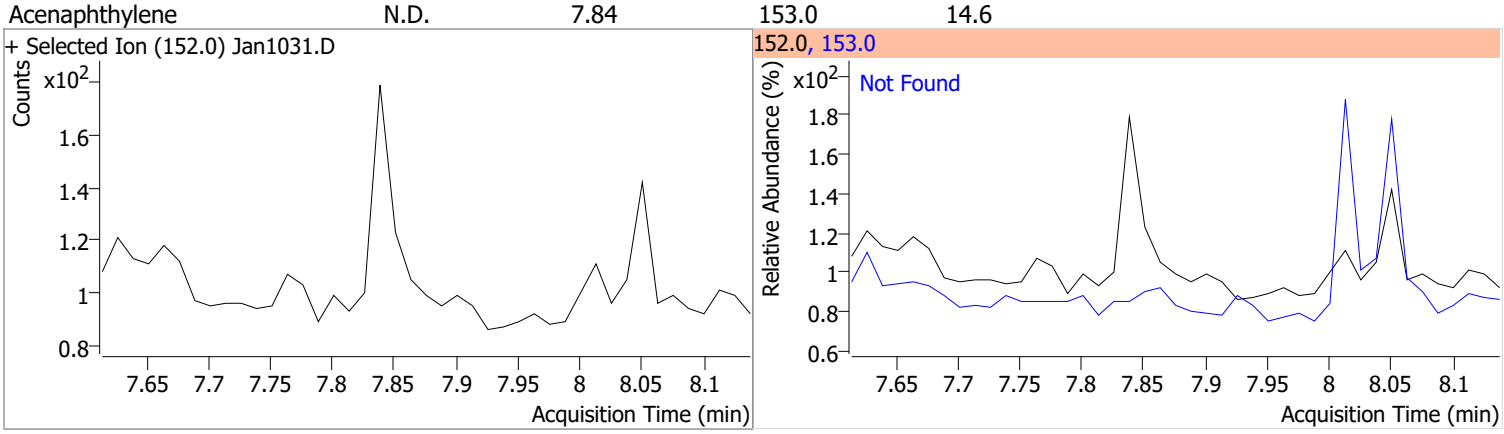

Compound	Conc.	RT	Dev(Min)	Resp.	QIon	QRatio	Lower	Upper
Acenaphthene		0		0	153.0		80.3	149.2
					152.0		38.4	71.4

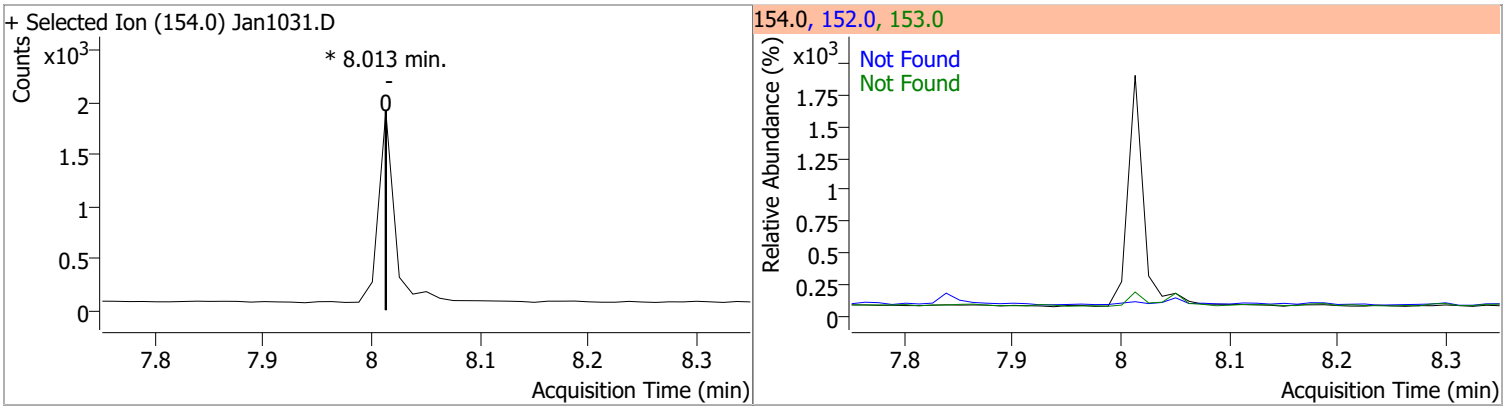

Compound	Conc.	Exp RT	QIon	Exp Ratio	QIon	Exp Ratio
Fluorene	N.D.	8.69	165.0	96.4	167.0	11.3

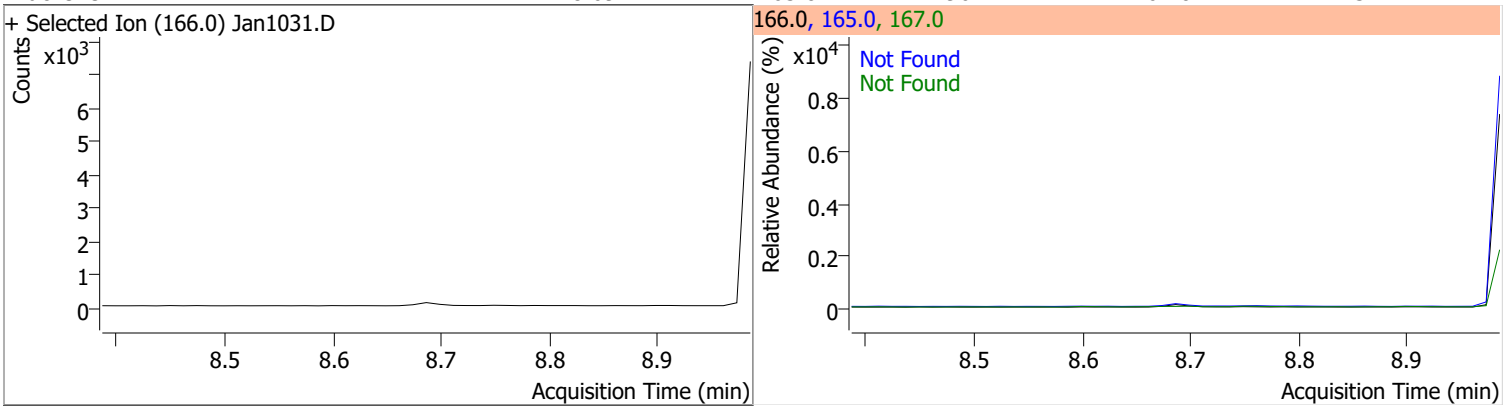

Compound	Conc.	Exp RT	QIon	Exp Ratio
Phenanthrene	N.D.	9.82	176.0	15.5

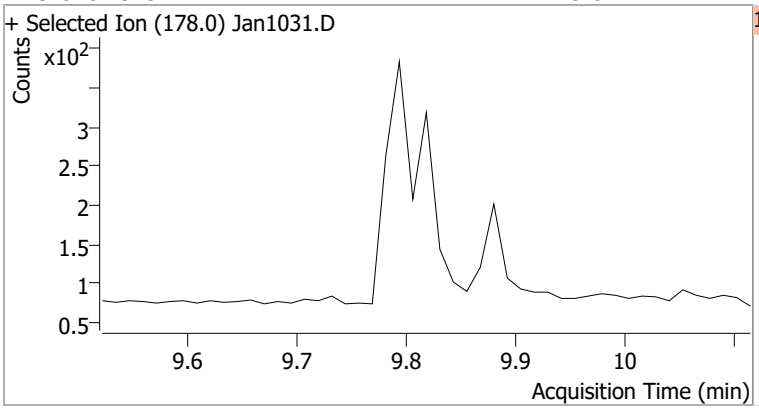

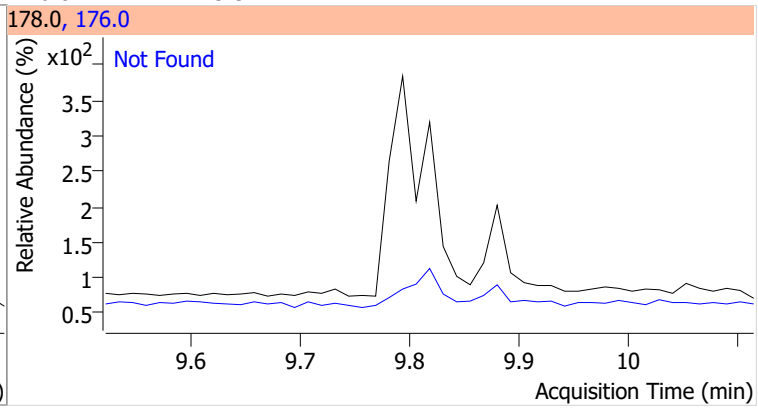

Compound	Conc.	Exp RT	QIon	Exp Ratio
Anthracene	N.D.	9.88	176.0	16.6

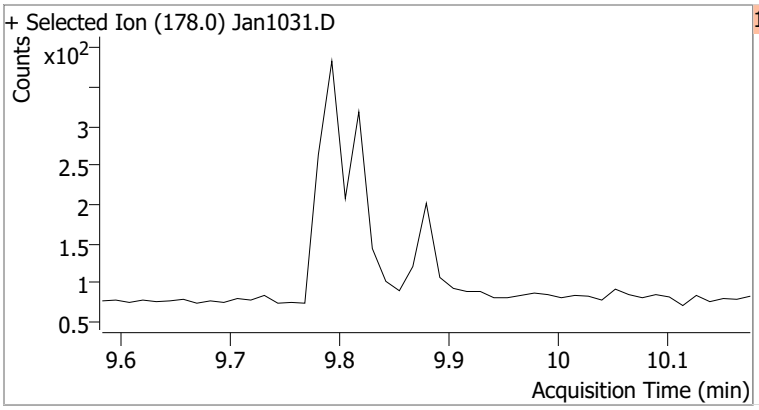

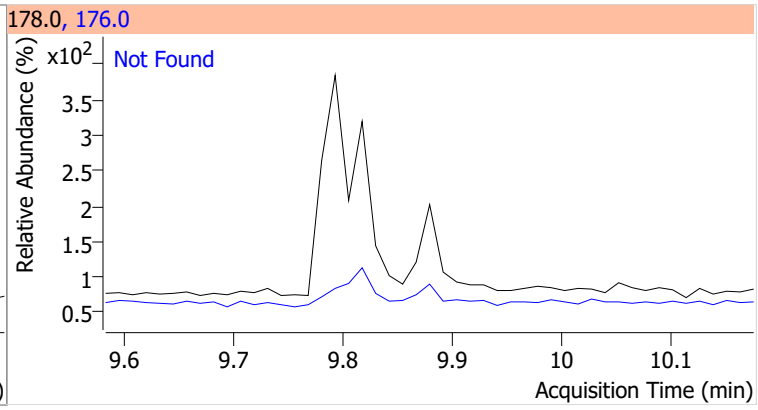

Compound	Conc.	Exp RT	QIon	Exp Ratio	QIon	Exp Ratio
o-Terphenyl	N.D.	10.32	229.0	66.8	215.0	43.2

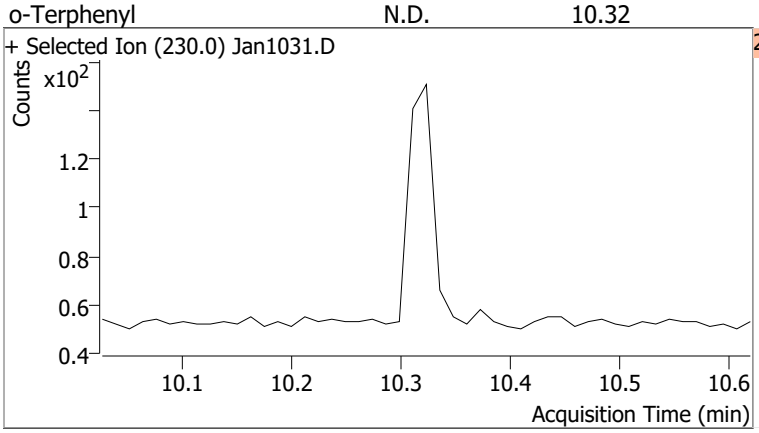

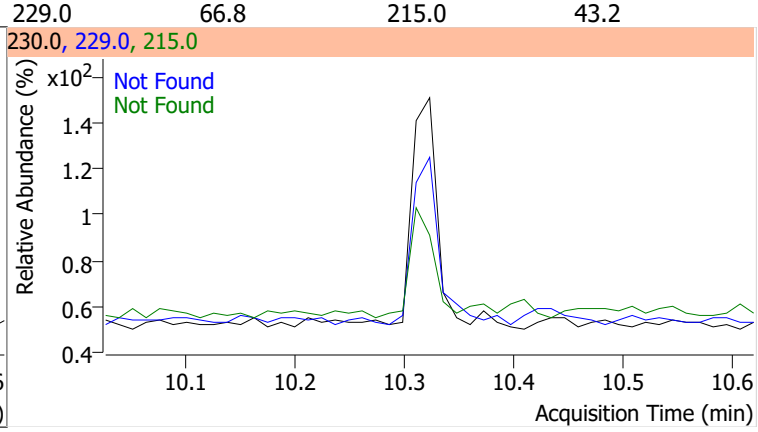

Compound	Conc.	Exp RT	QIon	Exp Ratio
Fluoranthene	N.D.	11.44	101.0	11.4

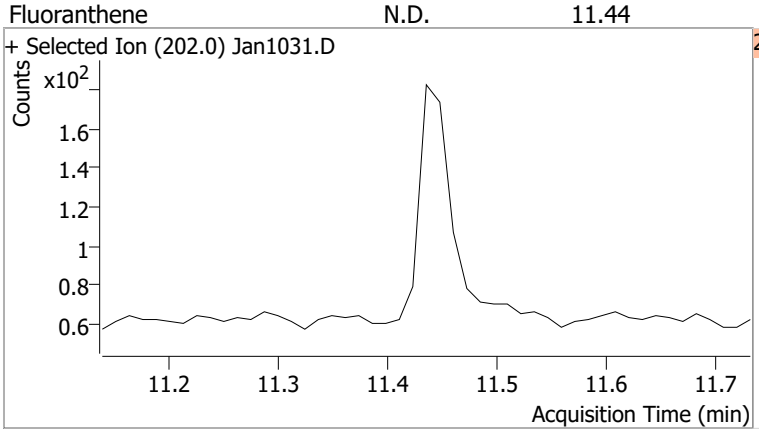

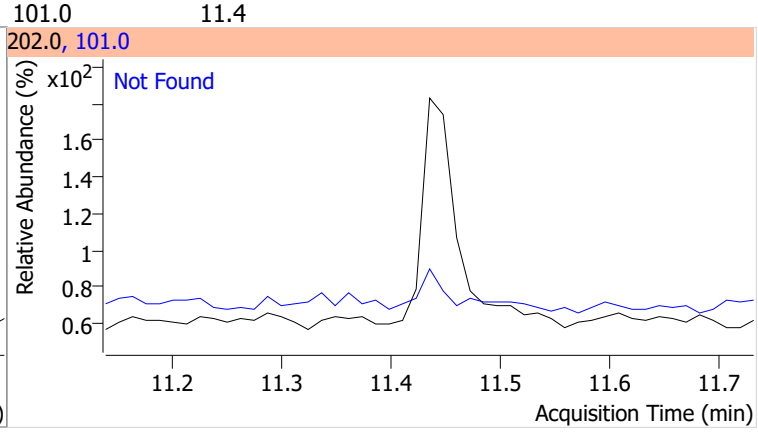

Compound	Conc.	Exp RT	QIon	Exp Ratio
Pyrene	N.D.	11.82	101.0	13.9

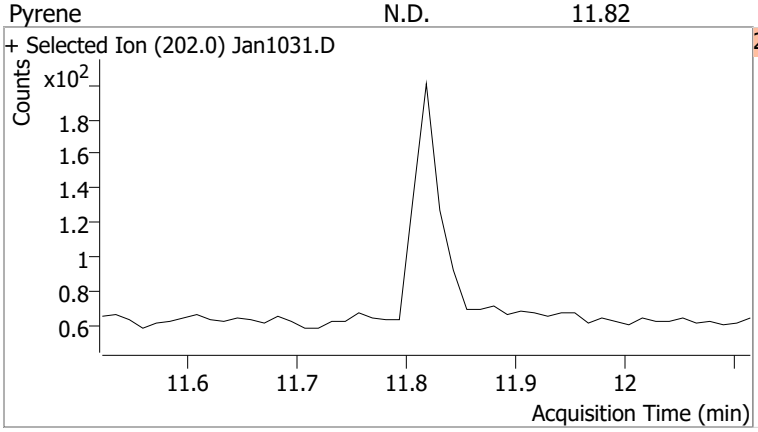

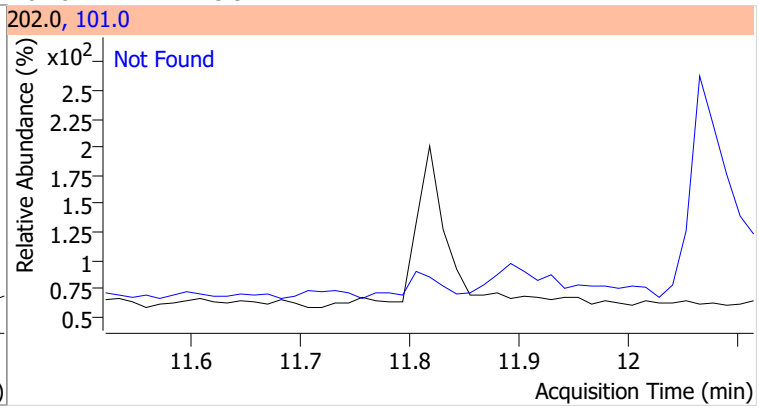

Compound	Conc.	RT	Dev(Min)	Resp.	QIon	QRatio	Lower	Upper
Terphenyl-d14	110.6341	12.30	0.01	1102071	122.0	14.5	9.6	17.9

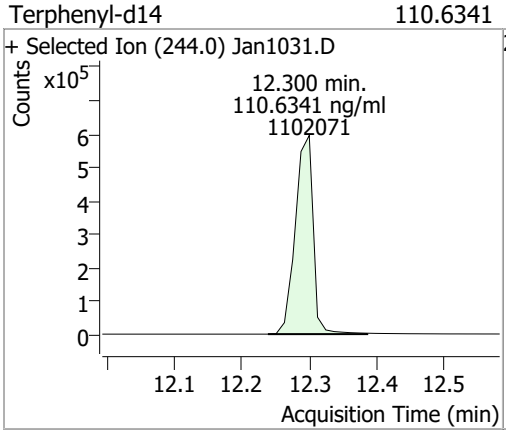

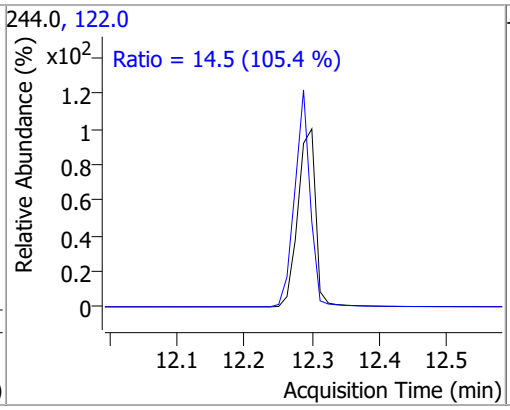

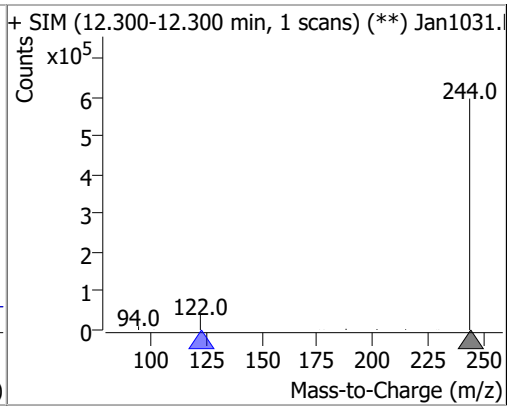

Compound	Conc.	RT	Dev(Min)	Resp.	QIon	QRatio	Lower	Upper
Benzo(a)Anthracene		0		0	226.0		19.5	36.3
					229.0		16.5	30.6

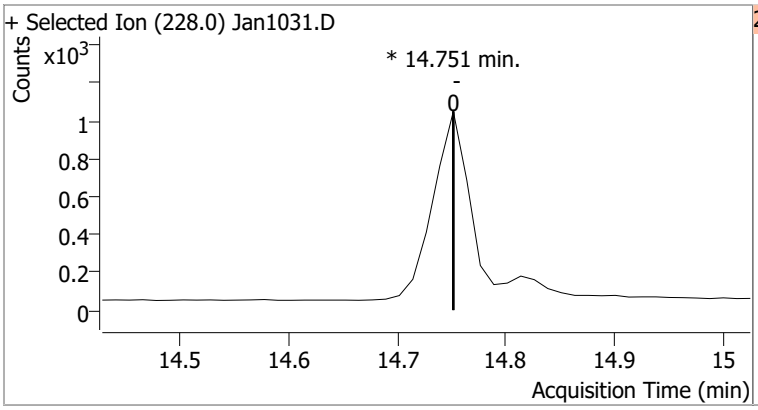

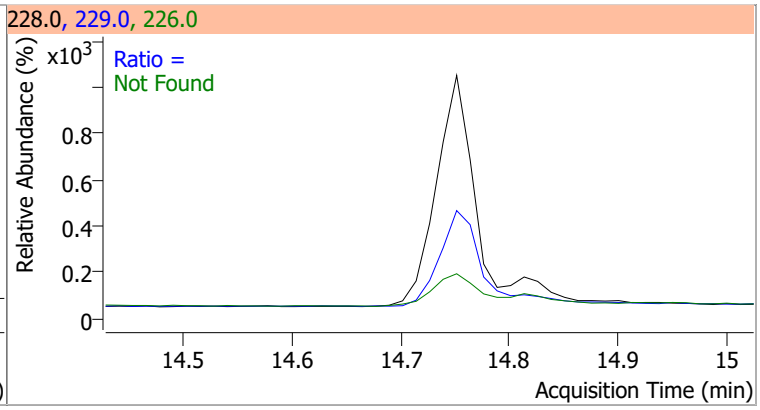

Compound	Conc.	RT	Dev(Min)	Resp.	QIon	QRatio	Lower	Upper
Chrysene		0		0	226.0		22.2	41.2
					229.0		15.5	28.9

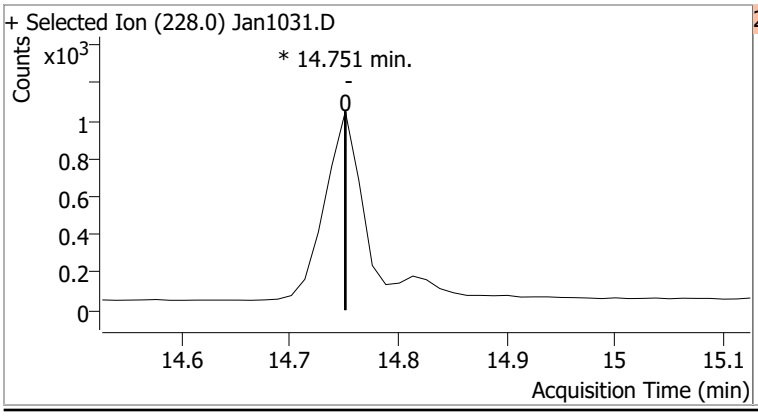

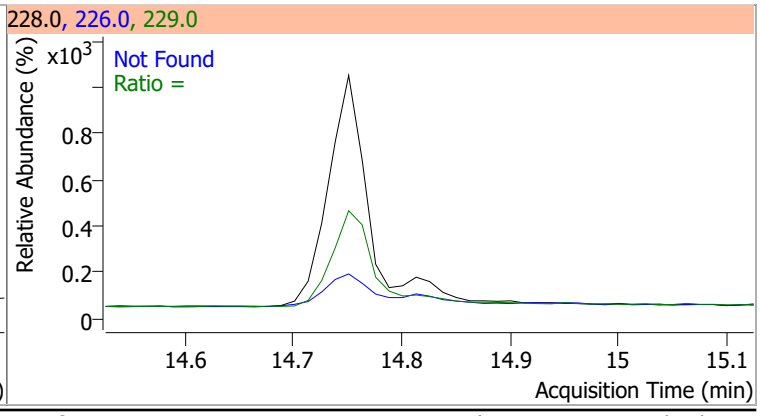

Compound	Conc.	Exp RT	QIon	Exp Ratio
Benzo(b)fluoranthene	N.D.	17.76	253.0	22.6

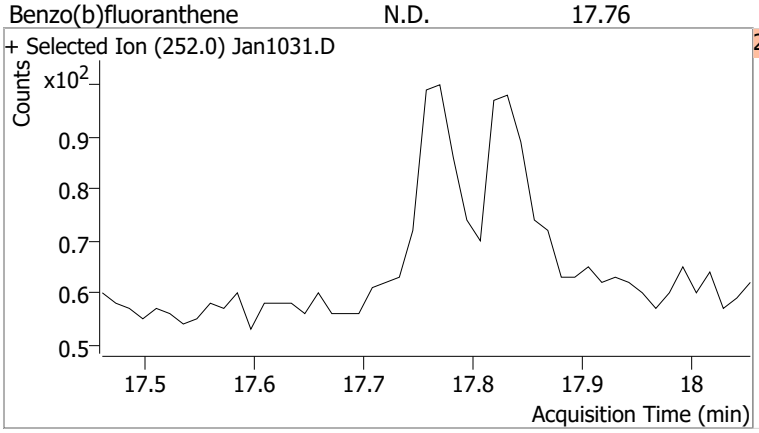

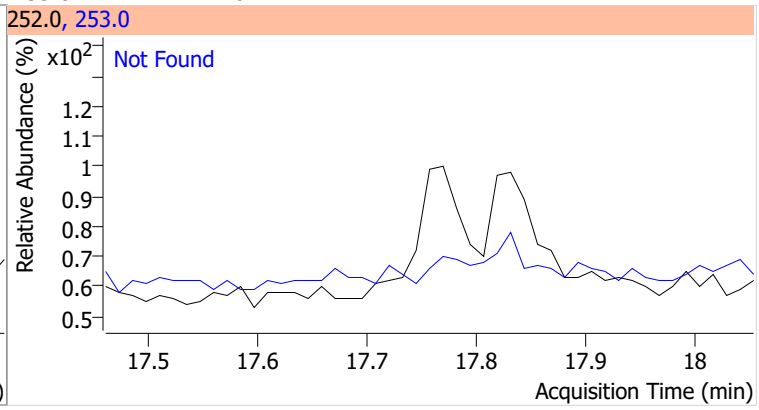

Compound	Conc.	Exp RT	QIon	Exp Ratio
Benzo(k)fluoranthene	N.D.	17.82	253.0	23.0

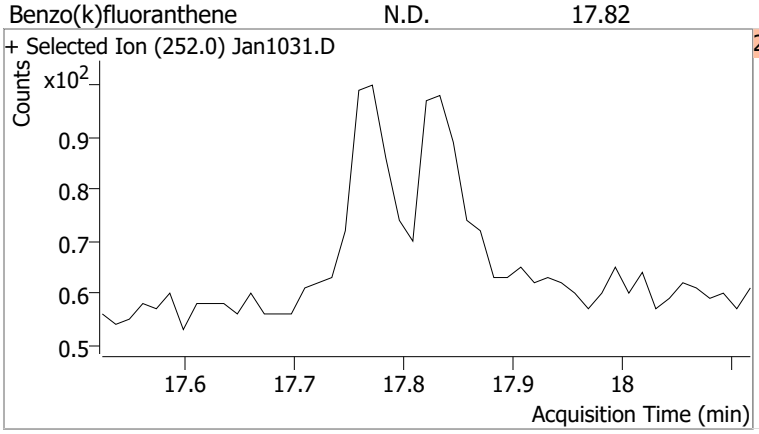

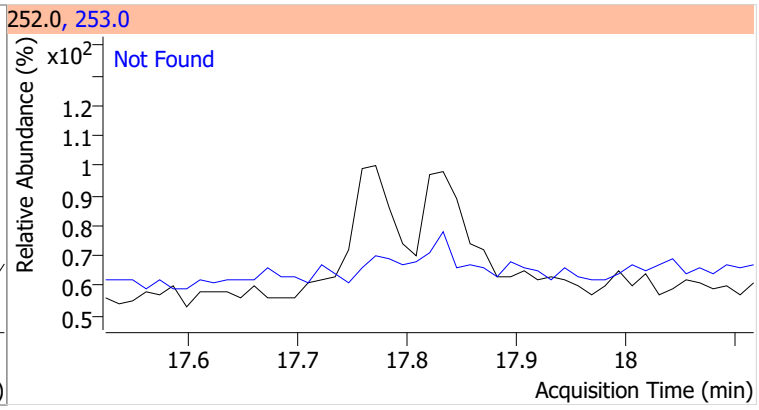

Compound	Conc.	RT	Dev(Min)	Resp.	QIon	QRatio	Lower	Upper
Benzo(a)pyrene		0		0	253.0		16.6	30.8

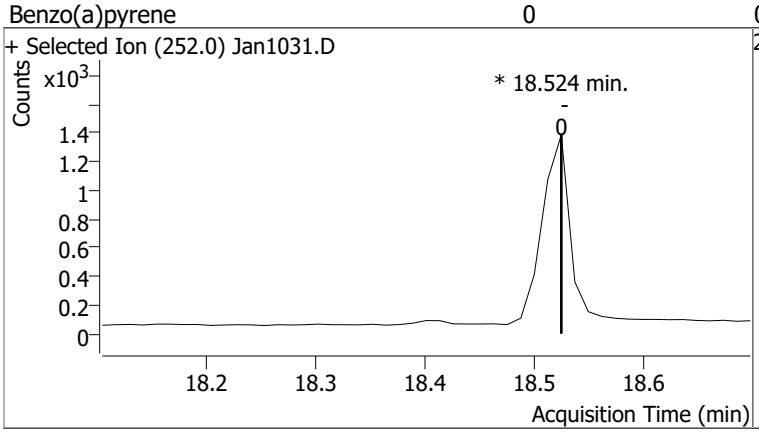

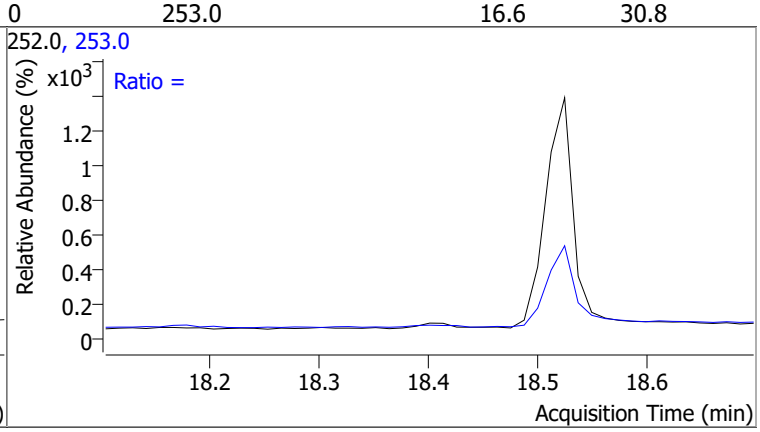

Compound	Conc.	Exp RT	QIon	Exp Ratio
Indeno(1,2,3-cd)pyrene	N.D.	20.24	138.0	25.2

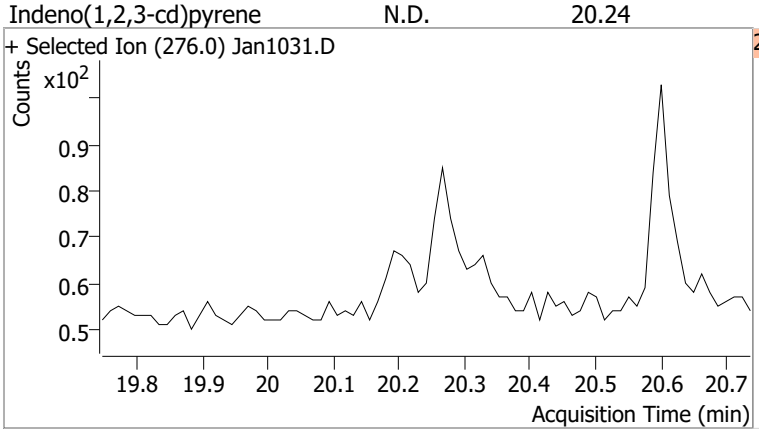

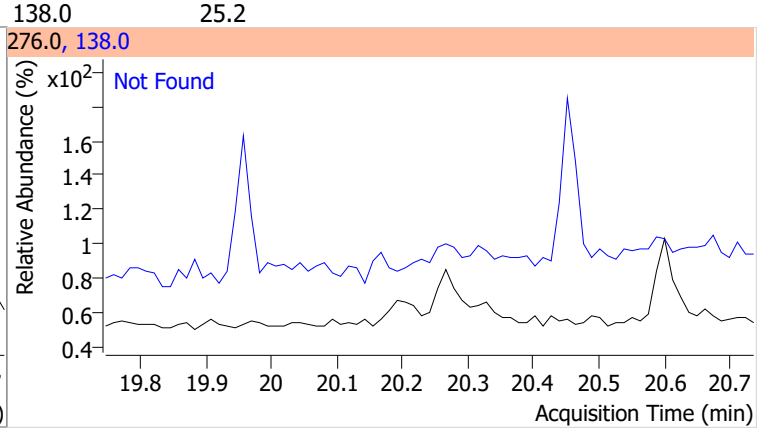

Compound	Conc.	Exp RT	QIon	Exp Ratio	QIon	Exp Ratio
Dibenzo(a,h)anthracene	N.D.	20.32	279.0	25.9	139.0	18.3

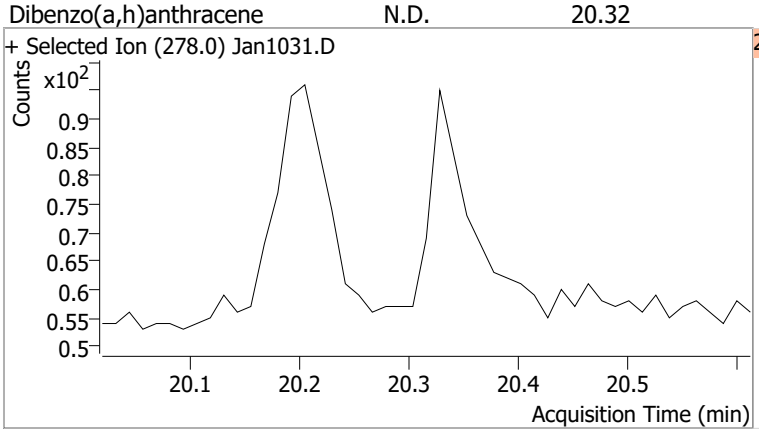

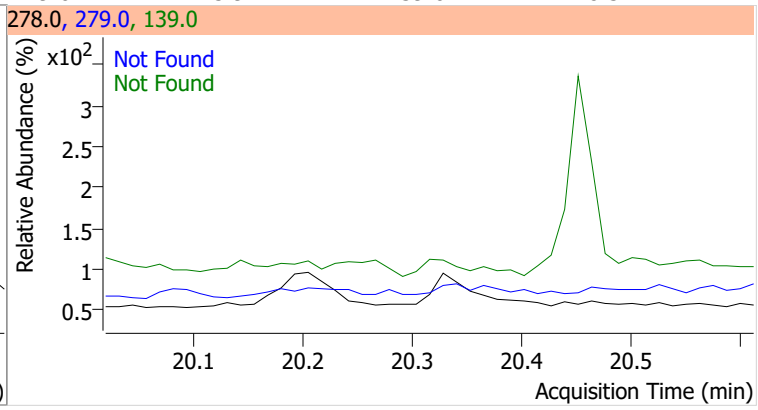

Compound	Conc.	Exp RT	QIon	Exp Ratio	QIon	Exp Ratio
Benzo(g,h,i)perylene	N.D.	20.58	277.0	24.5	138.0	20.0

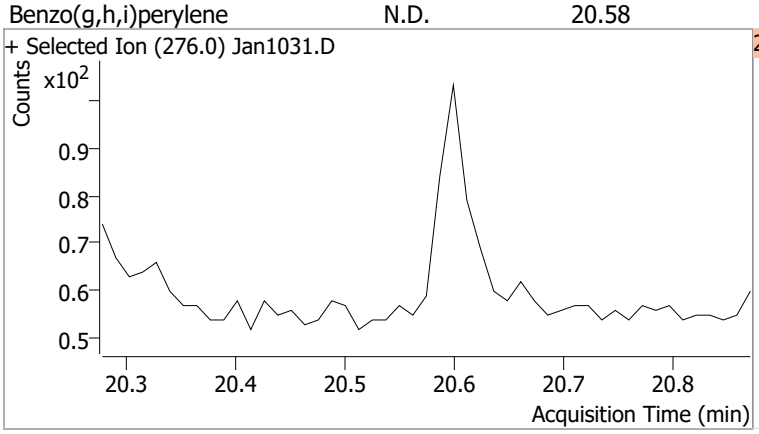

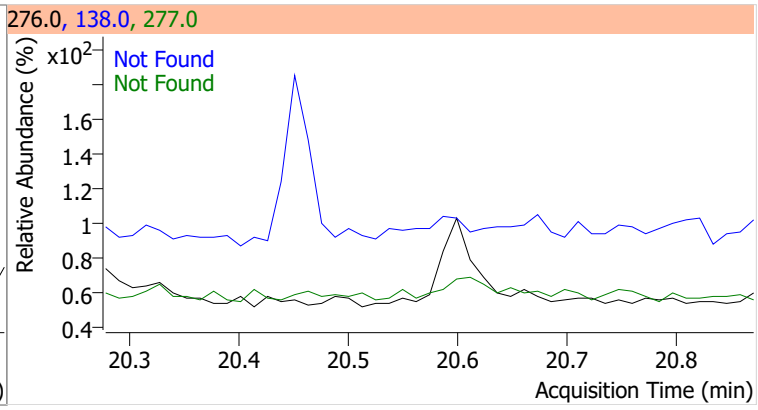

Quantitation Results Report (QT Reviewed)

Data File	Jan1032.D	Operator	LIMS import
Acq. Method	5975BNASIM	Acq. Date-Time	1/11/2022 3:46:03 AM
Sample Name	B22010141-001C	Instrument	GCMS
Vial	32	Multiplier	20.00
DA Method File	011022 bna SIM 1.batch.bin	Comment	SVOC-8270-W-LLPAH
Tune File	dftppjph.u	Tune Date	
Batch Name	011022 bna SIM 2.batch.bin	Last Calib Update	1/4/2022 2:09:05 PM
Ref Library			

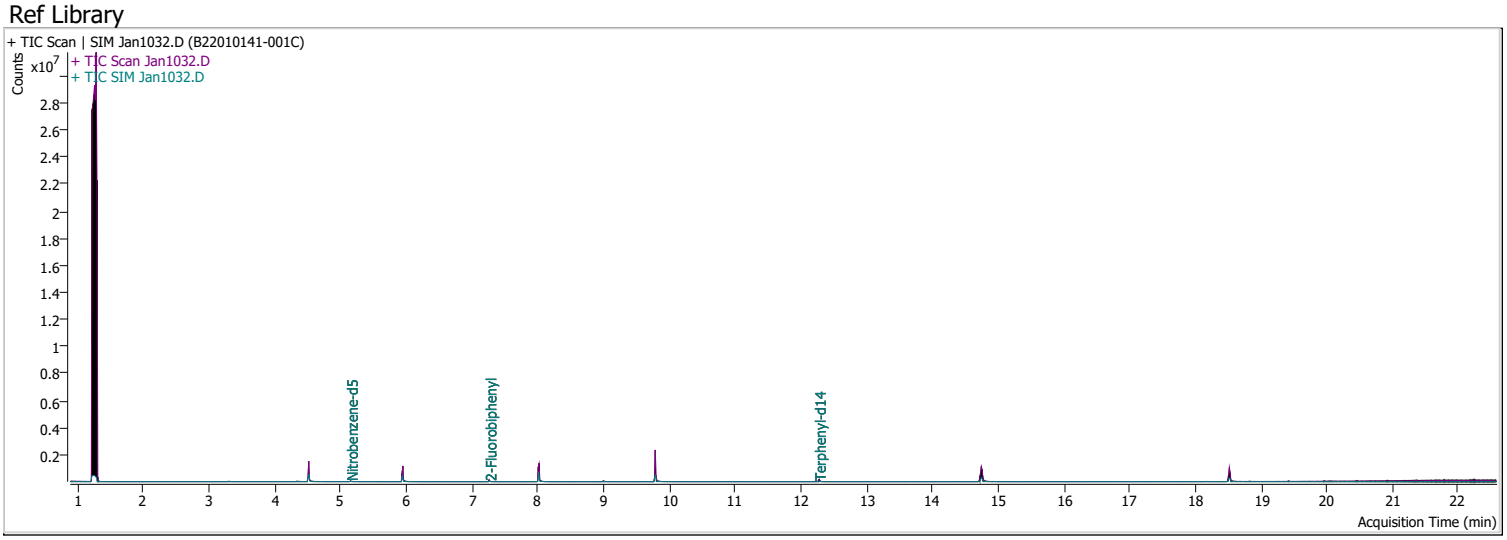

Compound	RT	QIon	Resp.	Conc.	Units		Dev(Min)
Internal Standards							
M 1,4-Dichlorobenzene-d4	4.522	152.0	227113	40.0000	ng/ml		-0.025
M Naphthalene-d8	5.941	136.0	447805	40.0000	ng/ml		-0.013
M Acenaphthene-d10	8.013	164.0	263315	40.0000	ng/ml		0.000
M Phenanthrene-d10	9.793	188.0	588049	40.0000	ng/ml		0.000
M Chrysene-d12	14.751	240.0	464039	40.0000	ng/ml		-0.013
M Perylene-d12	18.524	264.0	345842	40.0000	ng/ml		0.000
System Monitoring Compounds							
S Nitrobenzene-d5	5.156	82.0	16851	61.9545	ng/ml		-0.013
Spiked Amount: 5.000	Range: 19.0 - 102.0%			Recovery = 1239.09%		*	
S 2-Fluorobiphenyl	7.264	172.0	44806	68.3587	ng/ml		0.000
Spiked Amount: 5.000	Range: 25.0 - 94.0%			Recovery = 1367.17%		*	
S o-Terphenyl	0.000		0	N.D.			
Spiked Amount: 5.000	Range: 40.0 - 140.0%			Recovery = NA%			
S Terphenyl-d14	12.275	244.0	43434	101.1674	ng/ml		-0.012
Spiked Amount: 5.000	Range: 39.0 - 106.0%			Recovery = 2023.35%		*	
Target Compounds							**QValue**
T Naphthalene	0.000		0	N.D.			
T 2-Methylnaphthalene	0.000		0	N.D.			
T 1-Methylnaphthalene	0.000		0	N.D.			
T Acenaphthylene	0.000		0	N.D.			
T Acenaphthene	8.050	154.0	0		ng/ml	md	1
T Fluorene	0.000		0	N.D.			
T Phenanthrene	0.000		0	N.D.			
T Anthracene	0.000		0	N.D.			
T Fluoranthene	0.000		0	N.D.			
T Pyrene	0.000		0	N.D.			
T Benzo(a)Anthracene	14.751	228.0	0		ng/ml	md	1
T Chrysene	14.751	228.0	0		ng/ml	md	1
T Benzo(b)fluoranthene	0.000		0	N.D.			

Compound	RT	QIon	Resp.	Conc.	Units		Dev(Min)
T Benzo(k)fluoranthene	0.000		0	N.D.			
T Benzo(a)pyrene	18.400	252.0	0		ng/ml	md	1
T Indeno(1,2,3-cd)pyrene	0.000		0	N.D.			
T Dibenzo(a,h)anthracene	0.000		0	N.D.			
T Benzo(g,h,i)perylene	0.000		0	N.D.			

(#) = Qualifier Out of Range; (m) = Manual Integration; (+) = Area Summed; (*) = Surrogate Percent Recovery Out of Range; (d): Zeroed Peak

Quantitation Results Report (QT Reviewed)

Compound	Conc.	RT	Dev(Min)	Resp.	QIon	QRatio	Lower	Upper
Nitrobenzene-d5	61.9545	5.16	-0.01	16851	54.0	30.9	21.6	40.2
					128.0	36.4	21.3	39.5

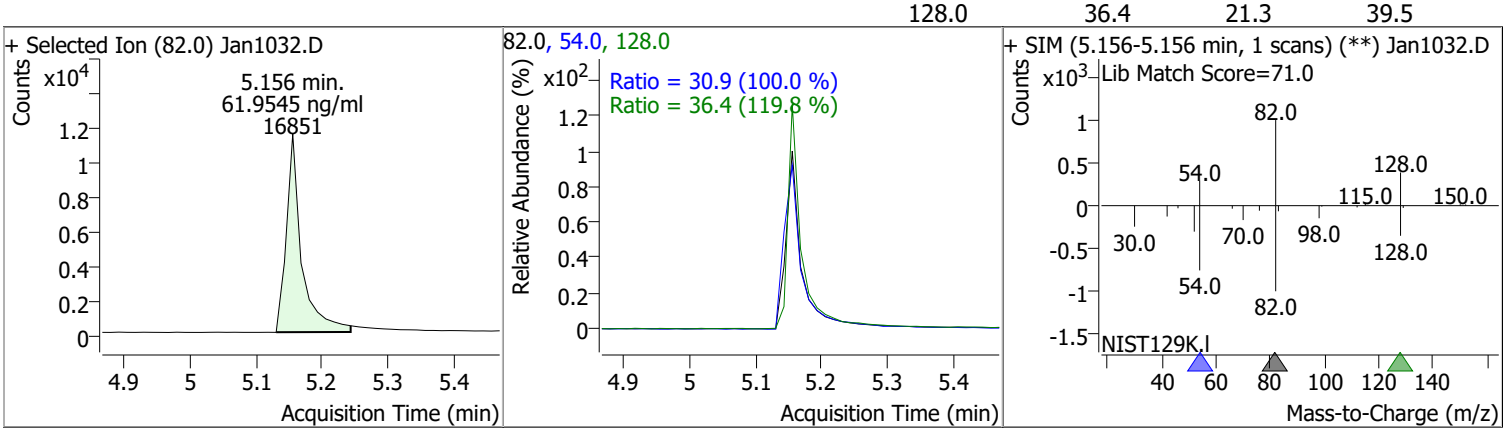

Compound	Conc.	Exp RT	QIon	Exp Ratio	QIon	Exp Ratio
Naphthalene	N.D.	5.98	102.0	15.5	129.0	10.8

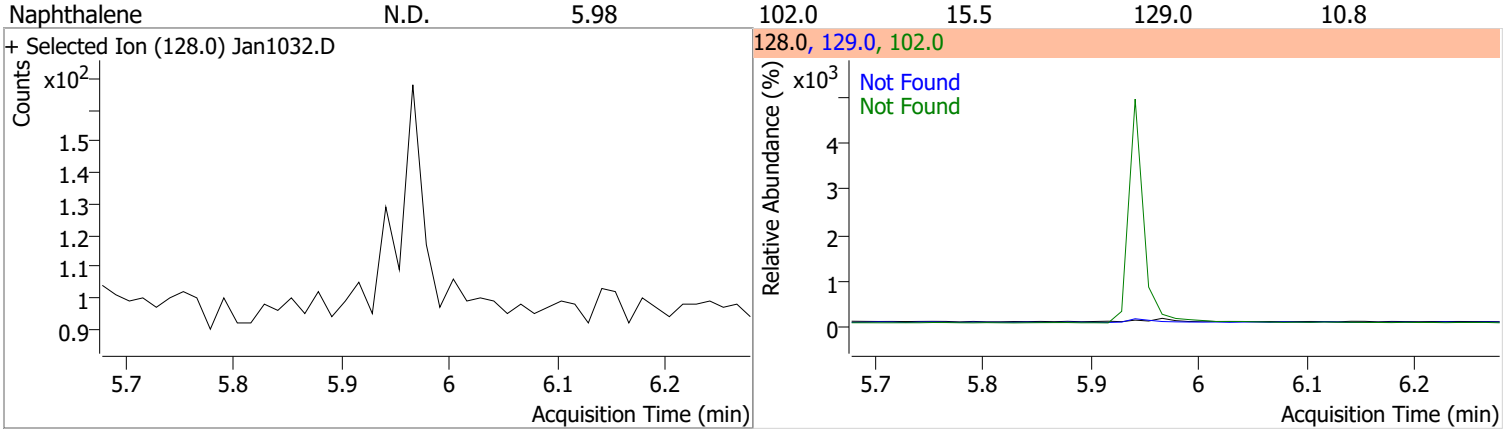

Compound	Conc.	Exp RT	QIon	Exp Ratio	QIon	Exp Ratio
2-Methylnaphthalene	N.D.	6.80	142.0	147.5	115.0	52.5

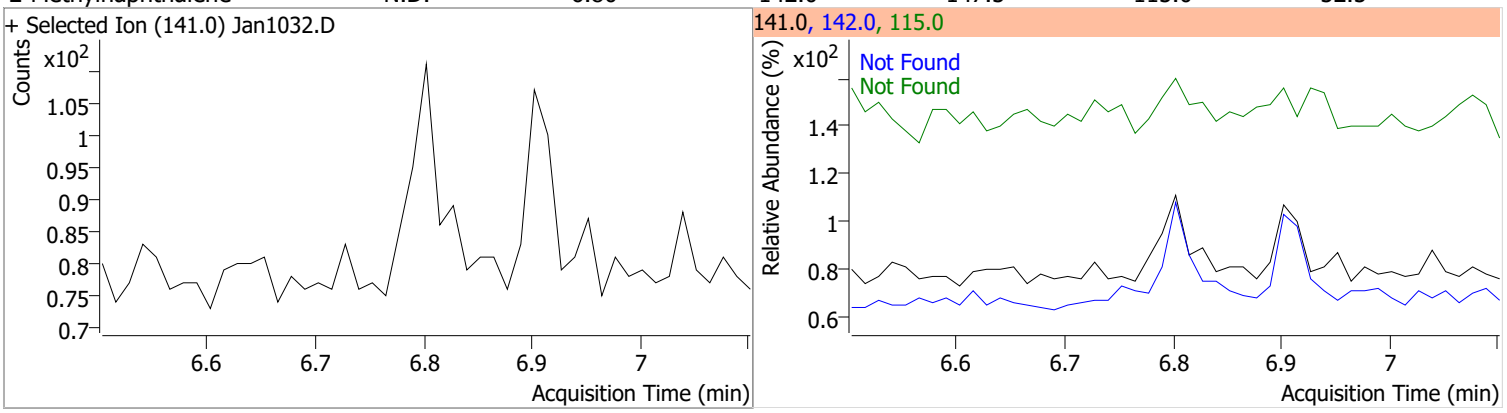

Compound	Conc.	Exp RT	QIon	Exp Ratio	QIon	Exp Ratio
1-Methylnaphthalene	N.D.	6.90	142.0	111.3	115.0	63.4

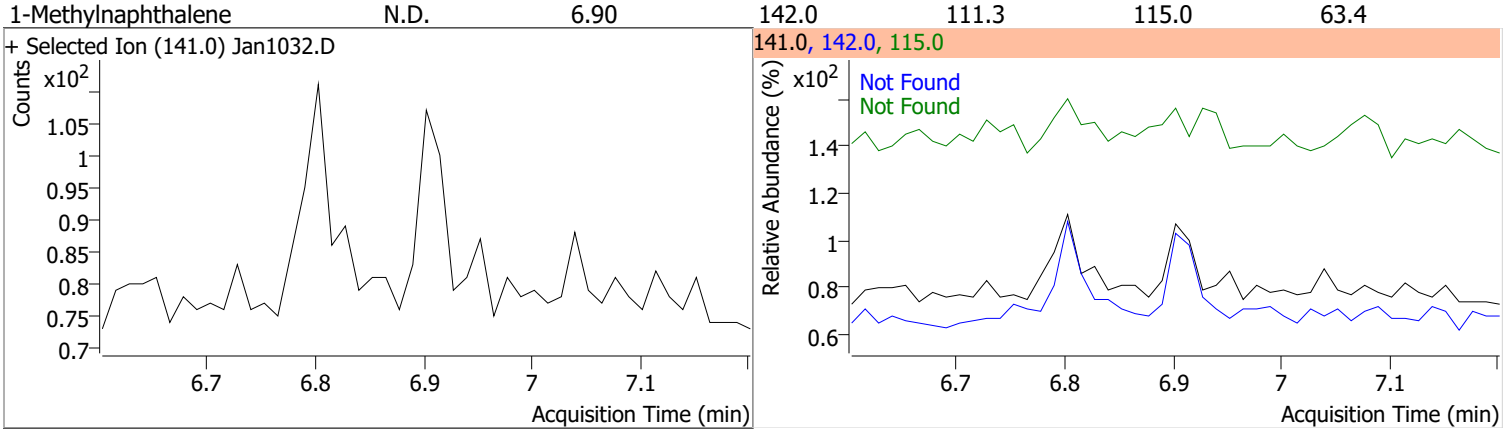

Quantitation Results Report (QT Reviewed)

Compound	Conc.	RT	Dev(Min)	Resp.	QIon	QRatio	Lower	Upper
2-Fluorobiphenyl	68.3587	7.26	0.00	44806	171.0	36.4	26.4	49.0

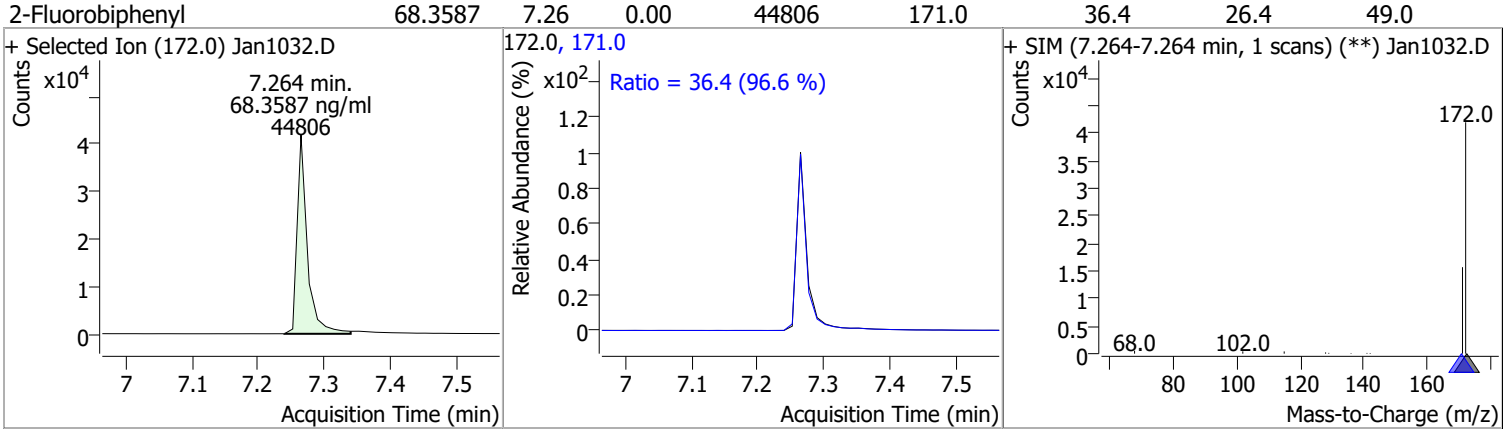

Compound	Conc.	Exp RT	QIon	Exp Ratio
Acenaphthylene	N.D.	7.84	153.0	14.6

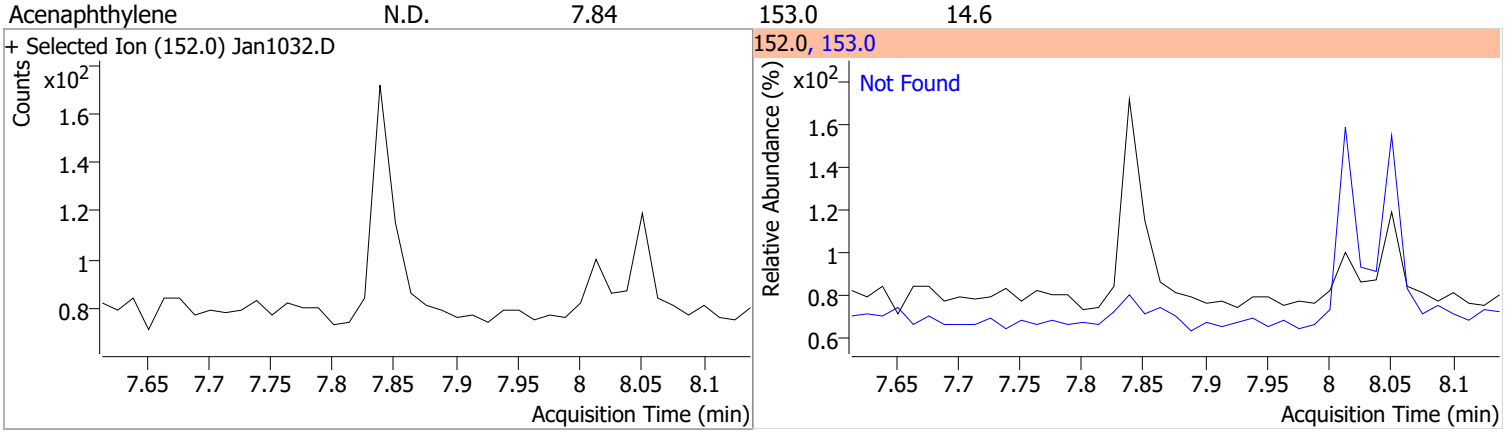

Compound	Conc.	RT	Dev(Min)	Resp.	QIon	QRatio	Lower	Upper
Acenaphthene		0		0	153.0		80.3	149.2
					152.0		38.4	71.4

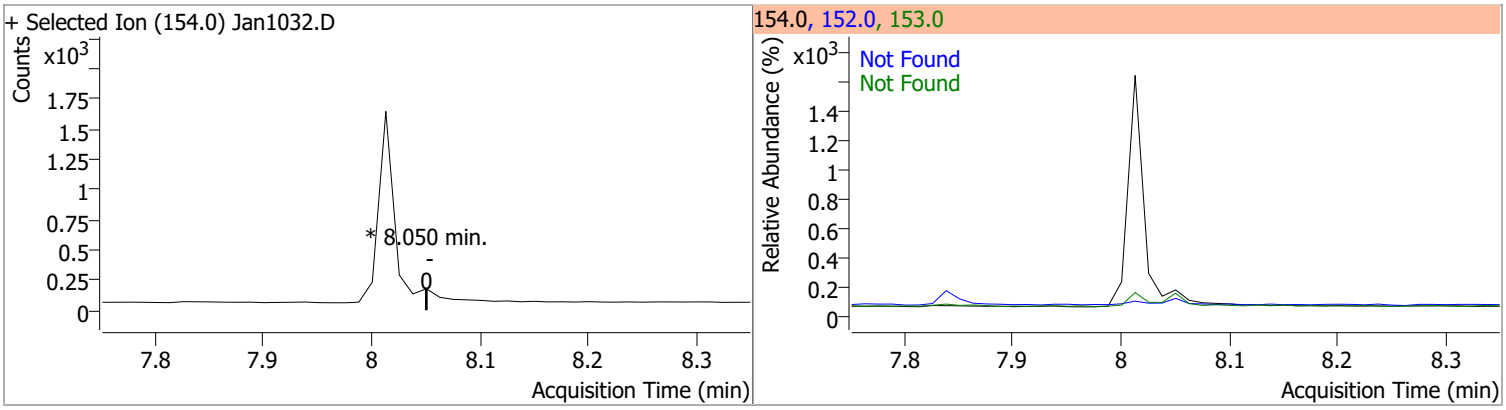

Compound	Conc.	Exp RT	QIon	Exp Ratio	QIon	Exp Ratio
Fluorene	N.D.	8.69	165.0	96.4	167.0	11.3

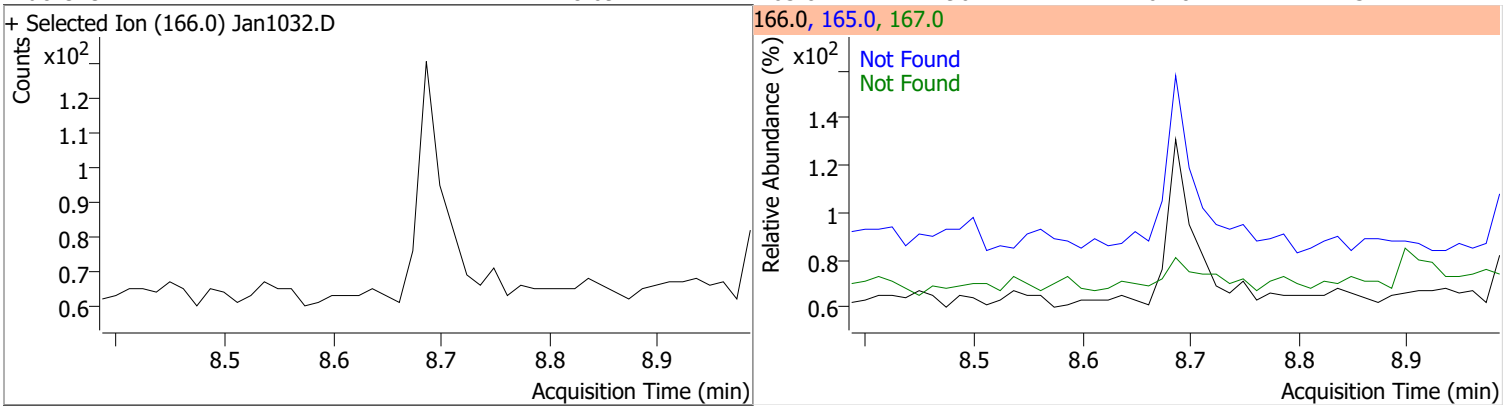

Compound	Conc.	Exp RT	QIon	Exp Ratio
Phenanthrene	N.D.	9.82	176.0	15.5

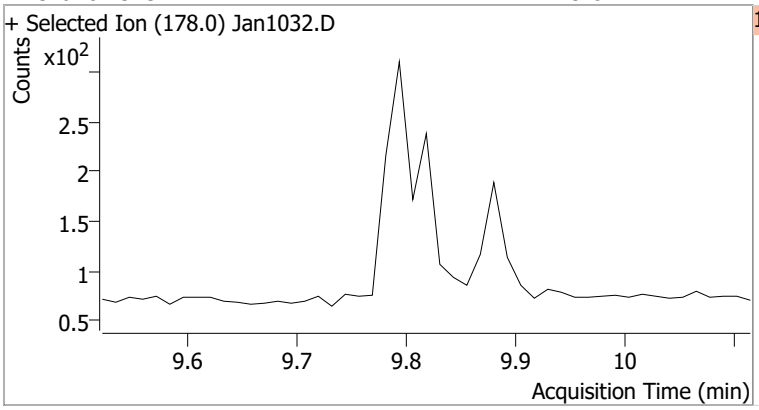

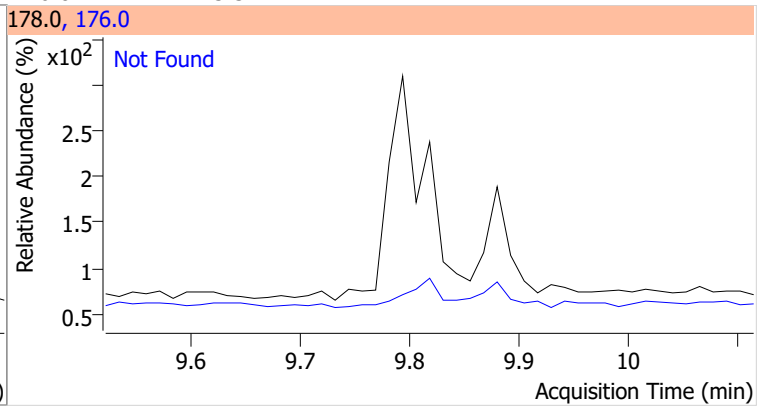

Compound	Conc.	Exp RT	QIon	Exp Ratio
Anthracene	N.D.	9.88	176.0	16.6

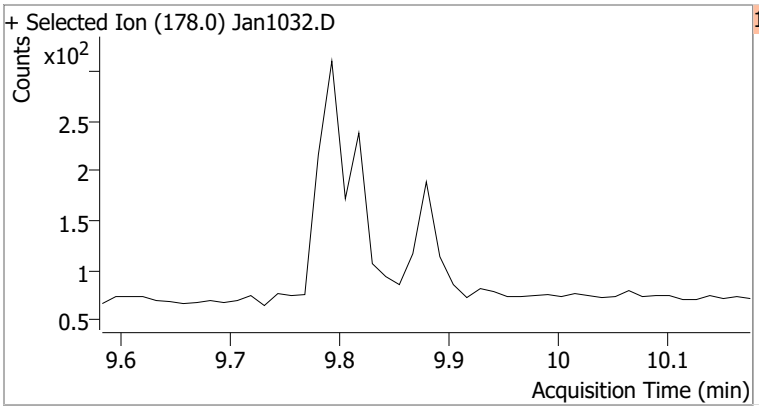

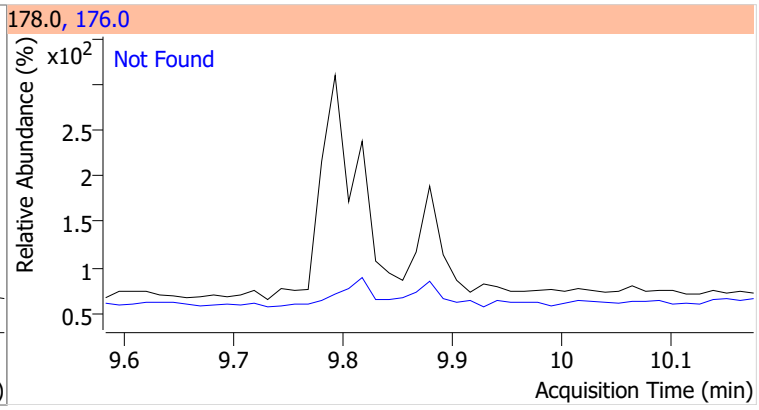

Compound	Conc.	Exp RT	QIon	Exp Ratio	QIon	Exp Ratio
o-Terphenyl	N.D.	10.32	229.0	66.8	215.0	43.2

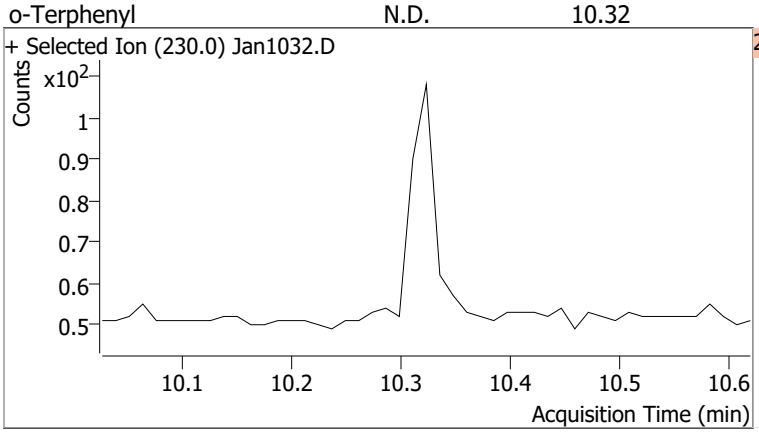

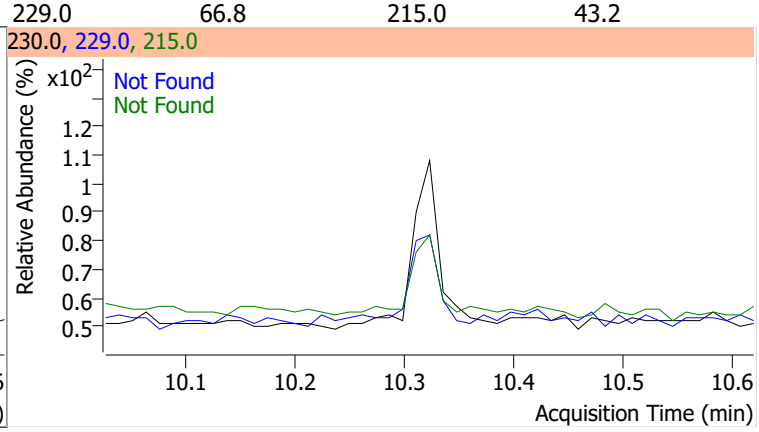

Compound	Conc.	Exp RT	QIon	Exp Ratio
Fluoranthene	N.D.	11.44	101.0	11.4

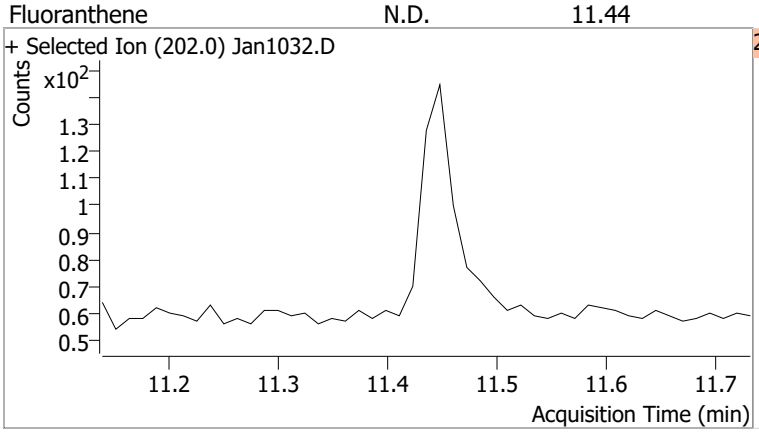

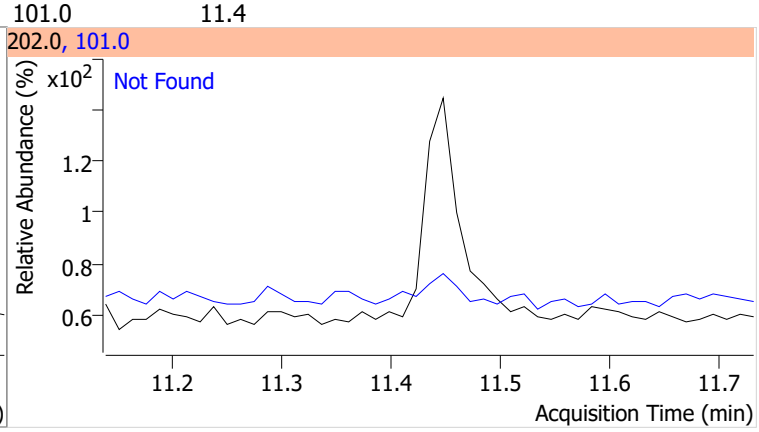

Compound	Conc.	Exp RT	QIon	Exp Ratio
Pyrene	N.D.	11.82	101.0	13.9

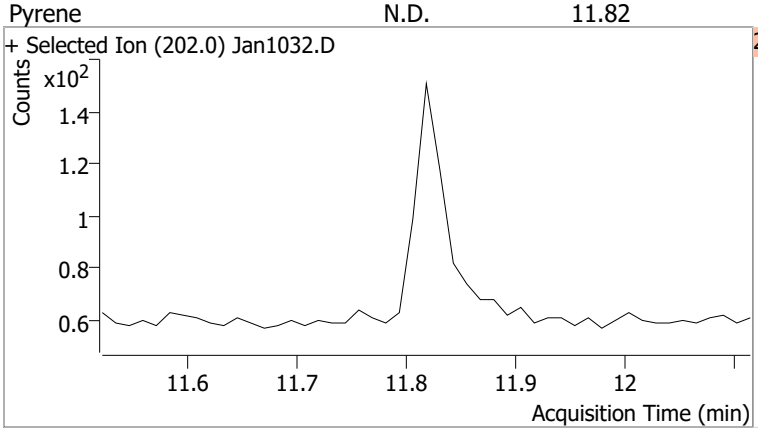

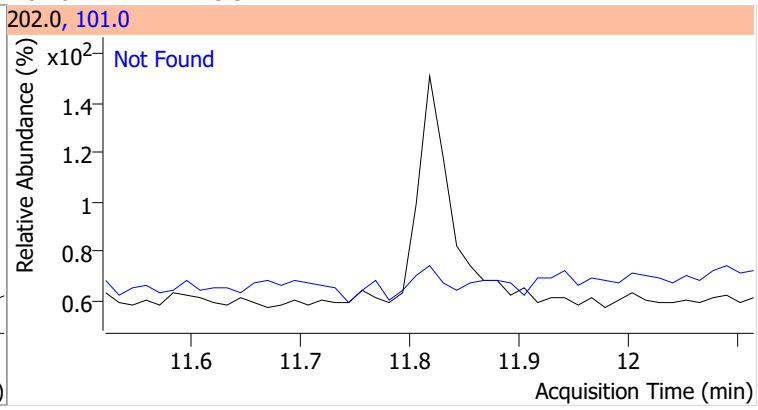

Compound	Conc.	RT	Dev(Min)	Resp.	QIon	QRatio	Lower	Upper
Terphenyl-d14	101.1674	12.28	-0.01	43434	122.0	14.6	9.6	17.9

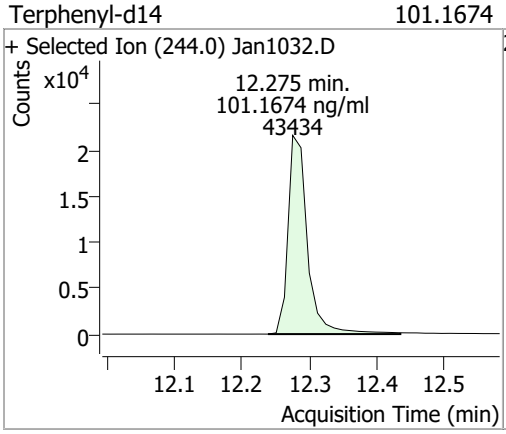

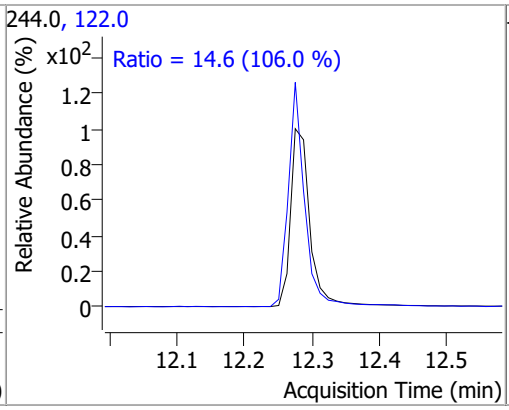

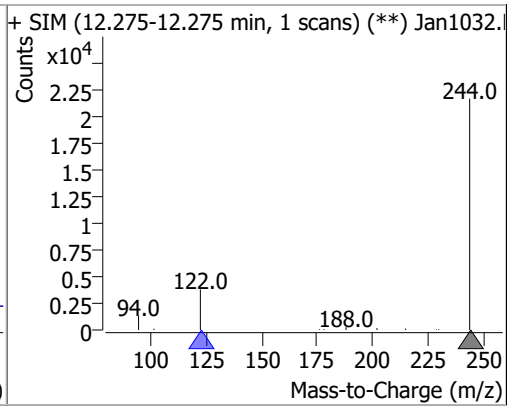

Compound	Conc.	RT	Dev(Min)	Resp.	QIon	QRatio	Lower	Upper
Benzo(a)Anthracene		0		0	226.0		19.5	36.3
					229.0		16.5	30.6

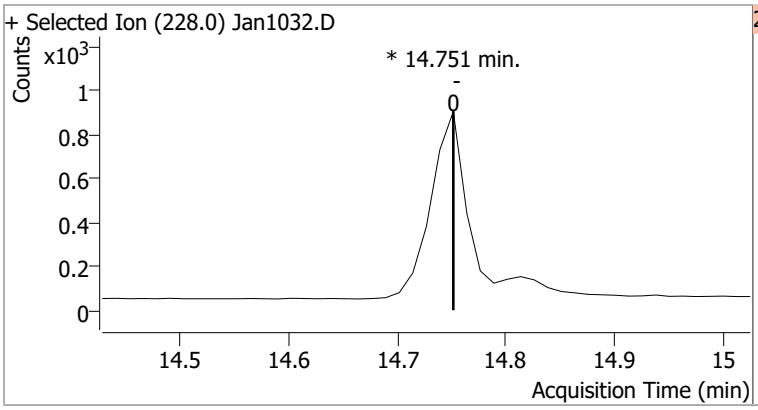

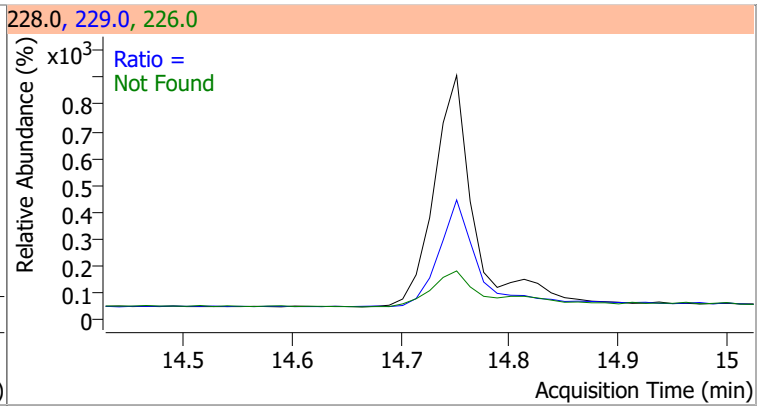

Compound	Conc.	RT	Dev(Min)	Resp.	QIon	QRatio	Lower	Upper
Chrysene		0		0	226.0		22.2	41.2
					229.0		15.5	28.9

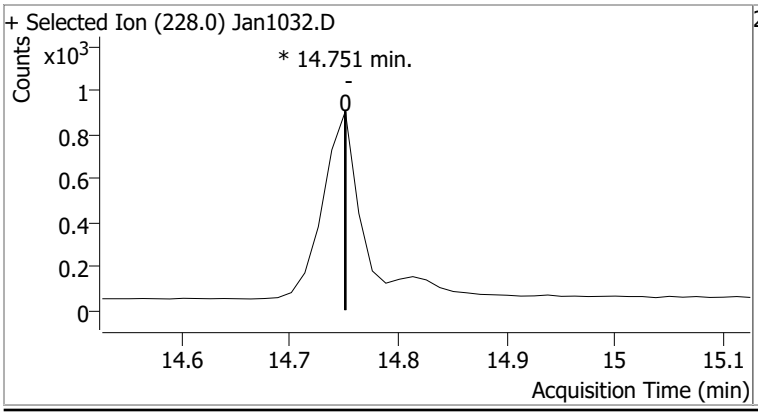

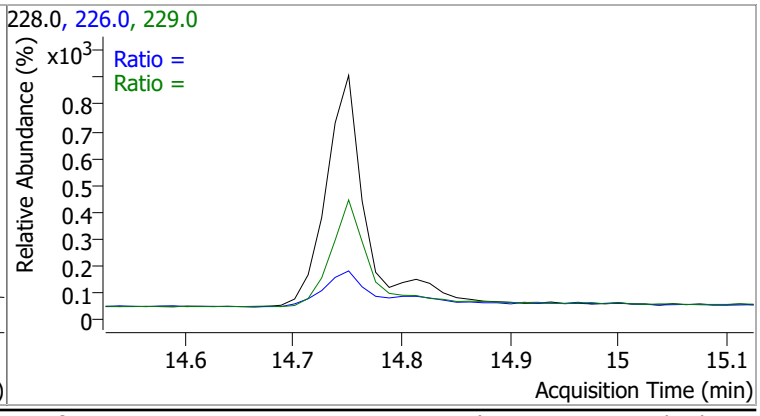

Compound	Conc.	Exp RT	QIon	Exp Ratio
Benzo(b)fluoranthene	N.D.	17.76	253.0	22.6

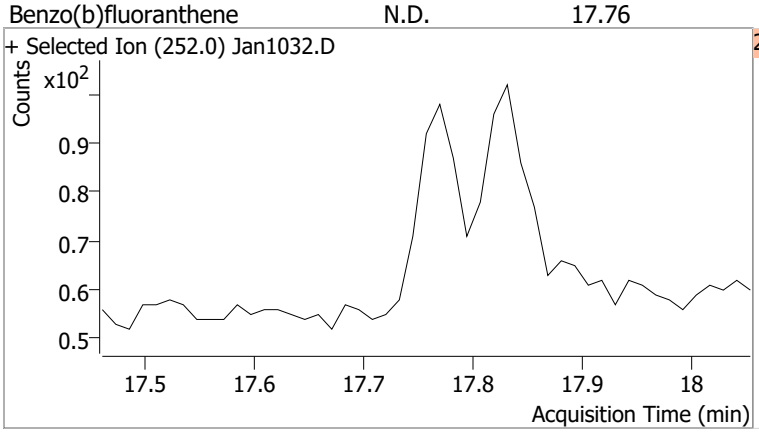

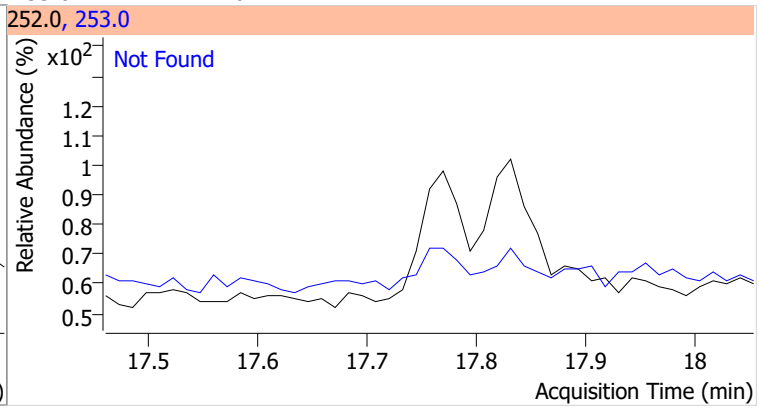

Compound	Conc.	Exp RT	QIon	Exp Ratio
Benzo(k)fluoranthene	N.D.	17.82	253.0	23.0

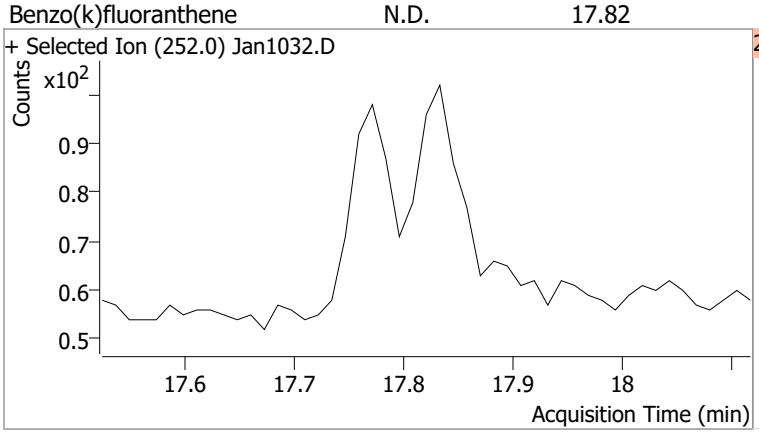

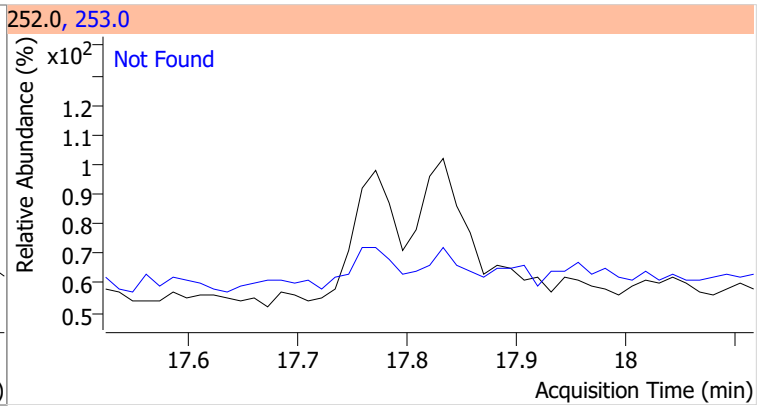

Compound	Conc.	RT	Dev(Min)	Resp.	QIon	QRatio	Lower	Upper
Benzo(a)pyrene		0		0	253.0		16.6	30.8

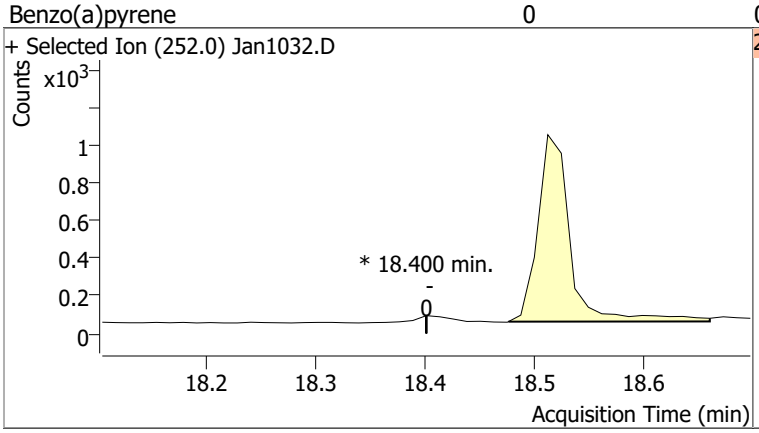

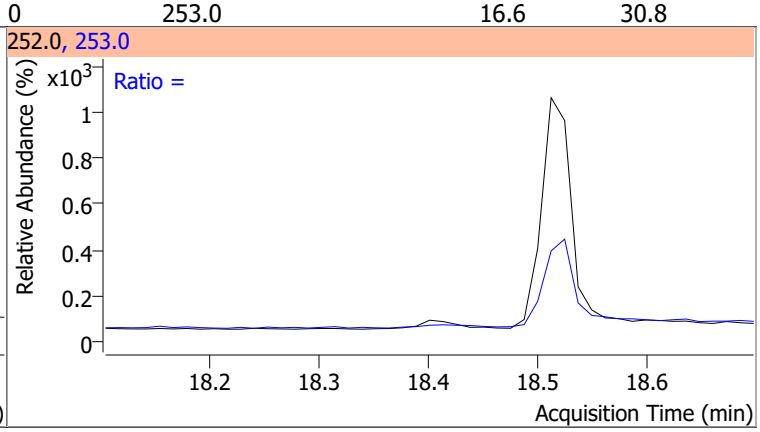

Compound	Conc.	Exp RT	QIon	Exp Ratio
Indeno(1,2,3-cd)pyrene	N.D.	20.24	138.0	25.2

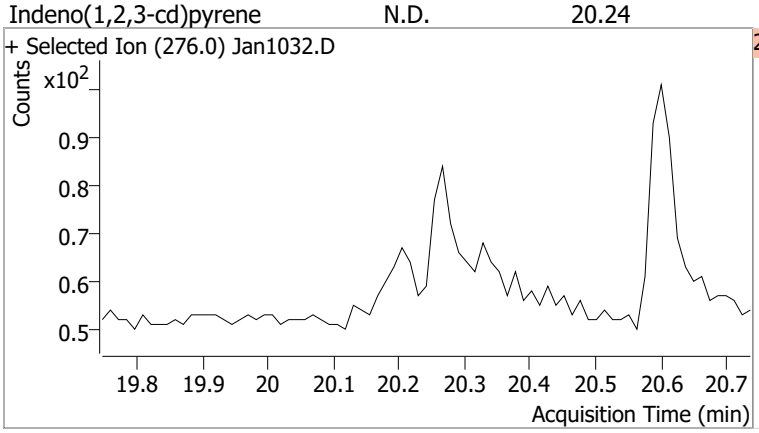

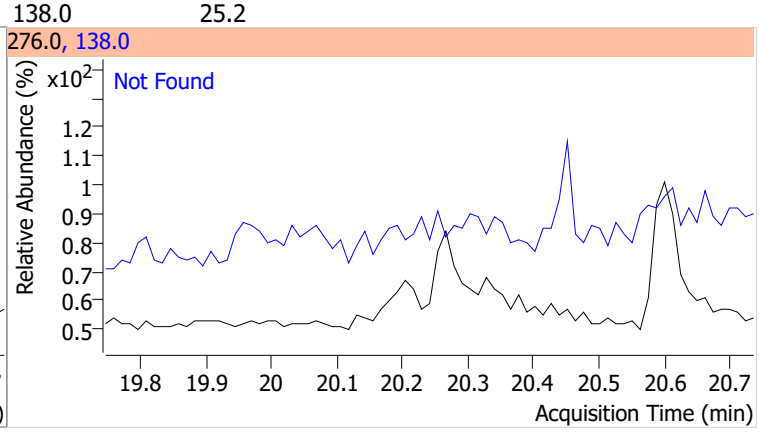

Compound	Conc.	Exp RT	QIon	Exp Ratio	QIon	Exp Ratio
Dibenzo(a,h)anthracene	N.D.	20.32	279.0	25.9	139.0	18.3

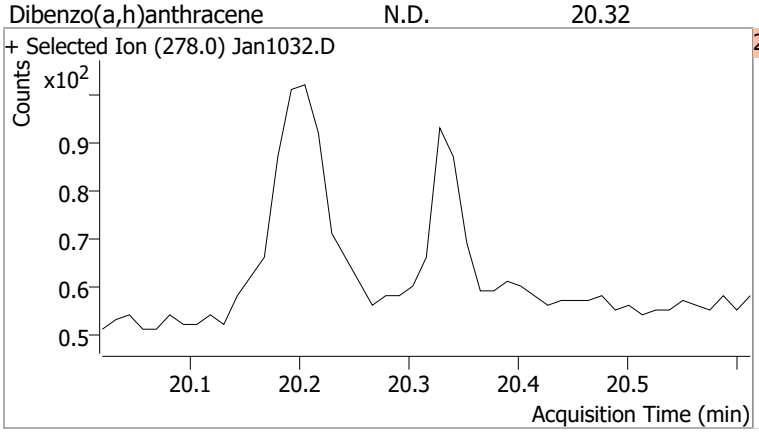

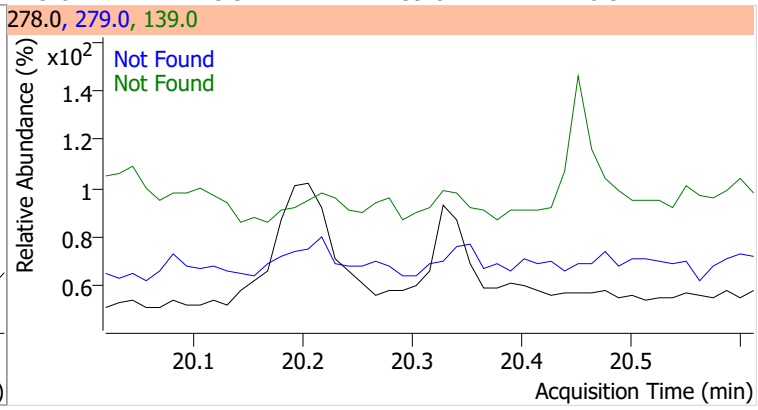

Compound	Conc.	Exp RT	QIon	Exp Ratio	QIon	Exp Ratio
Benzo(g,h,i)perylene	N.D.	20.58	277.0	24.5	138.0	20.0

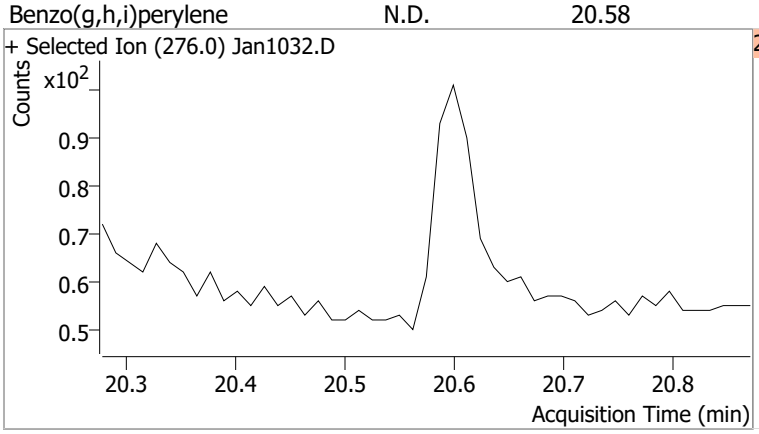

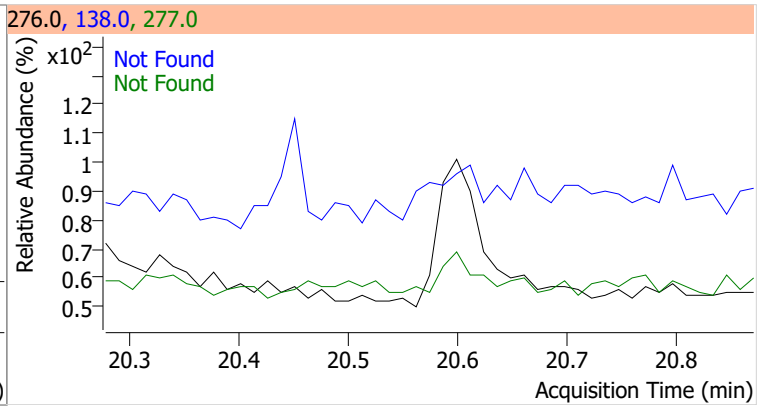

Quantitation Results Report (QT Reviewed)

Data File	Jan1033.D	Operator	LIMS import
Acq. Method	5975BNASIM	Acq. Date-Time	1/11/2022 4:18:30 AM
Sample Name	B22010141-001CLMS	Instrument	GCMS
Vial	33	Multiplier	1.00
DA Method File	011022 bna SIM 1.batch.bin	Comment	SVOC-8270-W-LLPAH
Tune File	dftppjph.u	Tune Date	
Batch Name	011022 bna SIM 2.batch.bin	Last Calib Update	1/4/2022 2:09:05 PM
Ref Library			

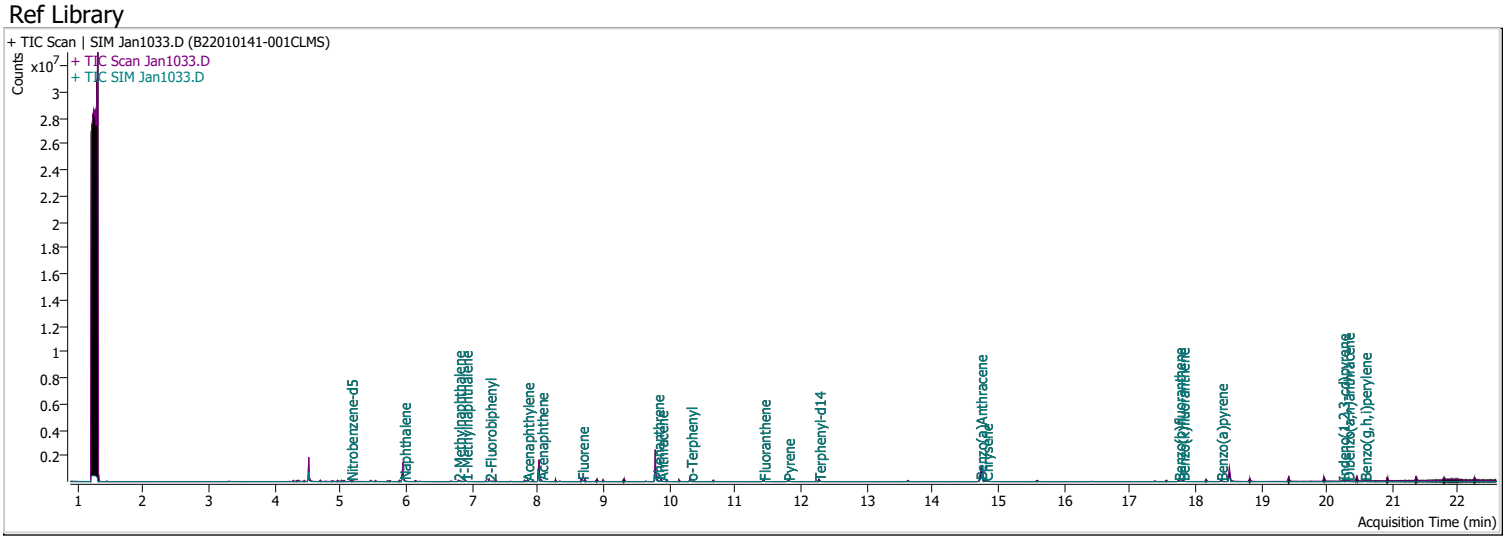

Compound	RT	QIon	Resp.	Conc.	Units		Dev(Min)
Internal Standards							
M 1,4-Dichlorobenzene-d4	4.522	152.0	264908	40.0000	ng/ml		-0.025
M Naphthalene-d8	5.941	136.0	445748	40.0000	ng/ml		-0.013
M Acenaphthene-d10	8.013	164.0	260140	40.0000	ng/ml		0.000
M Phenanthrene-d10	9.793	188.0	600321	40.0000	ng/ml		0.000
M Chrysene-d12	14.751	240.0	469314	40.0000	ng/ml		-0.013
M Perylene-d12	18.524	264.0	353152	40.0000	ng/ml		0.000
System Monitoring Compounds							
S Nitrobenzene-d5	5.156	82.0	19649	3.0968	ng/ml	#	-0.013
Spiked Amount: 5.000	Range: 19.0 - 102.0%			Recovery = 61.94%			
S 2-Fluorobiphenyl	7.264	172.0	54343	4.1960	ng/ml		0.000
Spiked Amount: 5.000	Range: 25.0 - 94.0%			Recovery = 83.92%			
S o-Terphenyl	10.324	230.0	47109	4.2797	ng/ml		0.000
Spiked Amount: 5.000	Range: 40.0 - 140.0%			Recovery = 85.59%			
S Terphenyl-d14	12.275	244.0	47964	5.5232	ng/ml		-0.013
Spiked Amount: 5.000	Range: 39.0 - 106.0%			Recovery = 110.46%		*	
Target Compounds							**QValue**
T Naphthalene	5.966	128.0	54956	3.6716	ng/ml		100
T 2-Methylnaphthalene	6.790	141.0	33408	3.8702	ng/ml		95
T 1-Methylnaphthalene	6.902	141.0	31773	3.9807	ng/ml		95
T Acenaphthylene	7.838	152.0	61778	4.4406	ng/ml		100
T Acenaphthene	8.050	154.0	42401	4.1920	ng/ml		99
T Fluorene	8.673	166.0	55438	4.7896	ng/ml		97
T Phenanthrene	9.817	178.0	86876	4.7976	ng/ml		91
T Anthracene	9.879	178.0	77810	5.0986	ng/ml		95
T Fluoranthene	11.435	202.0	99073	4.8415	ng/ml		100
T Pyrene	11.806	202.0	108672	4.6418	ng/ml		97
T Benzo(a)Anthracene	14.726	228.0	71997	5.0818	ng/ml		99
T Chrysene	14.813	228.0	98858	5.0651	ng/ml		98
T Benzo(b)fluoranthene	17.746	252.0	68814	4.5194	ng/ml		99

Compound	RT	QIon	Resp.	Conc.	Units	Dev(Min)
T Benzo(k)fluoranthene	17.807	252.0	73133	4.4915	ng/ml	100
T Benzo(a)pyrene	18.388	252.0	51471	4.5096	ng/ml	99
T Indeno(1,2,3-cd)pyrene	20.241	276.0	48923	4.6265	ng/ml	96
T Dibenzo(a,h)anthracene	20.316	278.0	57836	4.7079	ng/ml	98
T Benzo(g,h,i)perylene	20.575	276.0	77416	4.7940	ng/ml	99

(#) = Qualifier Out of Range; (m) = Manual Integration; (+) = Area Summed; (*) = Surrogate Percent Recovery Out of Range; (d): Zeroed Peak

Compound	Conc.	RT	Dev(Min)	Resp.	QIon	QRatio	Lower	Upper
Nitrobenzene-d5	3.0968	5.16	-0.01	19649	54.0	43.6	21.6	40.2
					128.0	36.0	21.3	39.5

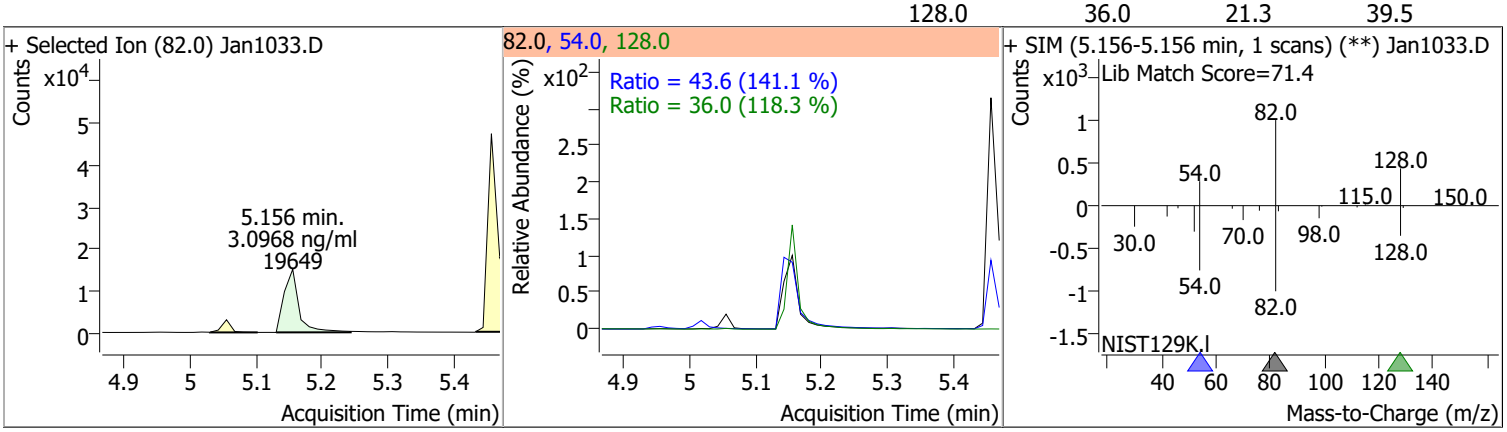

Compound	Conc.	RT	Dev(Min)	Resp.	QIon	QRatio	Lower	Upper
Naphthalene	3.6716	5.97	-0.01	54956	102.0	15.6	0.0	46.6
					129.0	10.9	7.6	14.1

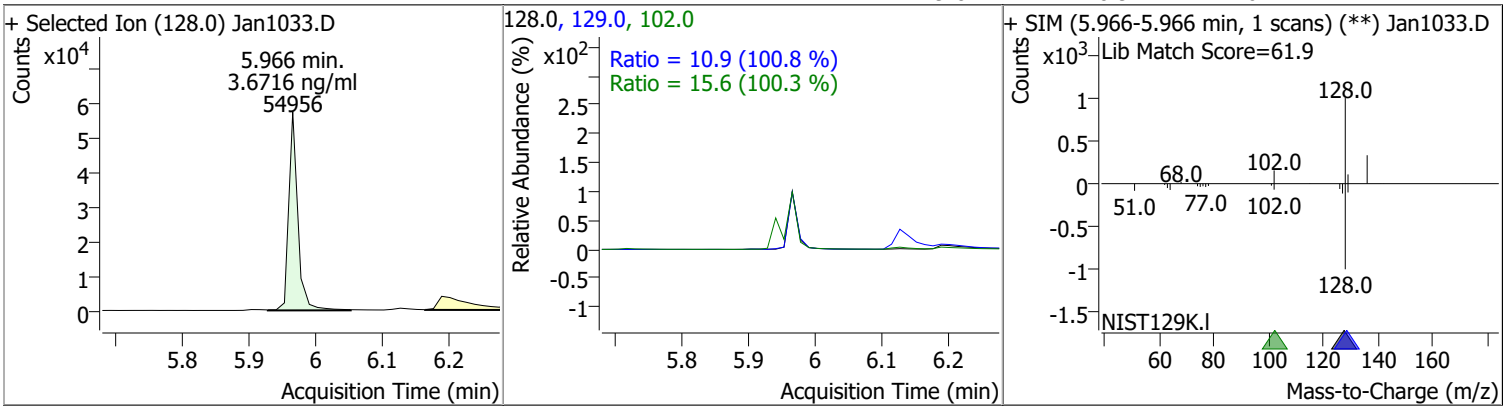

Compound	Conc.	RT	Dev(Min)	Resp.	QIon	QRatio	Lower	Upper
2-Methylnaphthalene	3.8702	6.79	-0.01	33408	142.0	144.6	103.3	191.8
					115.0	60.9	36.8	68.3

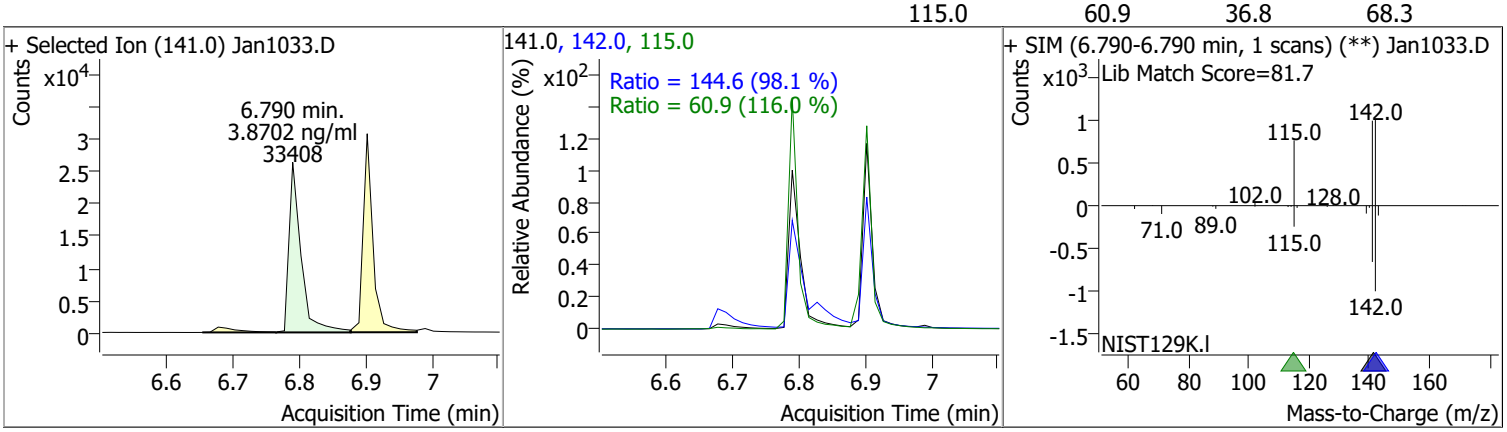

Quantitation Results Report (QT Reviewed)

Compound	Conc.	RT	Dev(Min)	Resp.	QIon	QRatio	Lower	Upper
1-Methylnaphthalene	3.9807	6.90	0.00	31773	142.0	115.4	77.9	144.7
					115.0	58.6	44.4	82.5

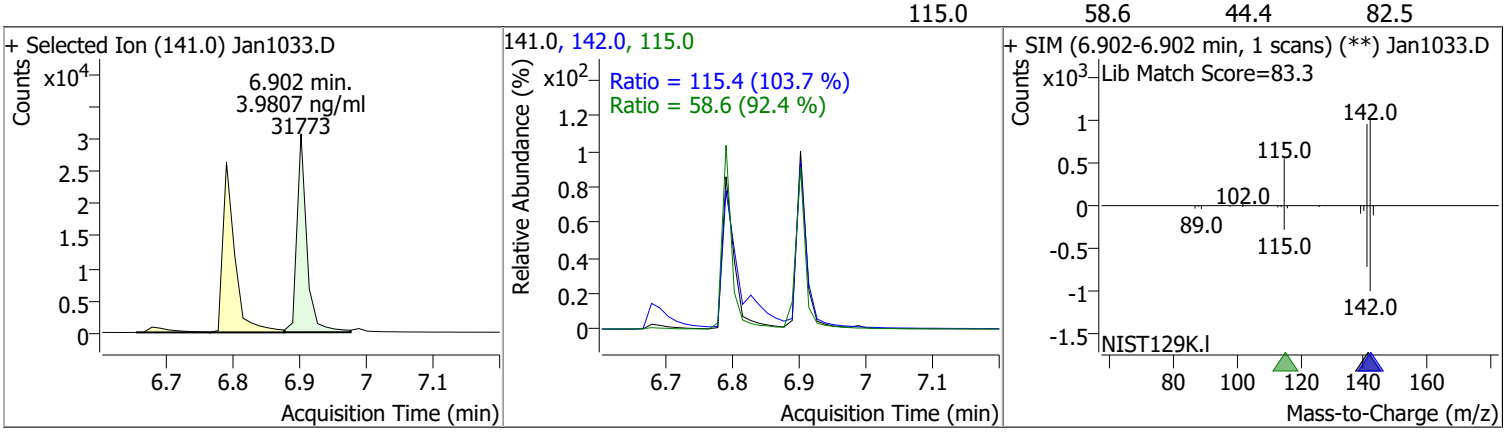

Compound	Conc.	RT	Dev(Min)	Resp.	QIon	QRatio	Lower	Upper
2-Fluorobiphenyl	4.1960	7.26	0.00	54343	171.0	36.2	26.4	49.0

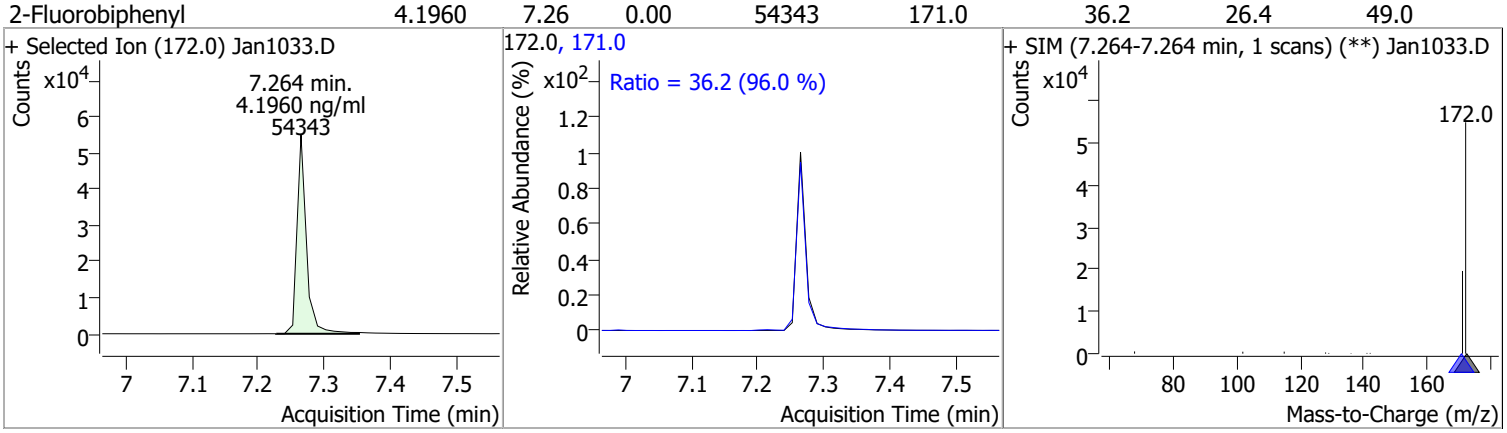

Compound	Conc.	RT	Dev(Min)	Resp.	QIon	QRatio	Lower	Upper
Acenaphthylene	4.4406	7.84	0.00	61778	153.0	14.5	10.2	18.9

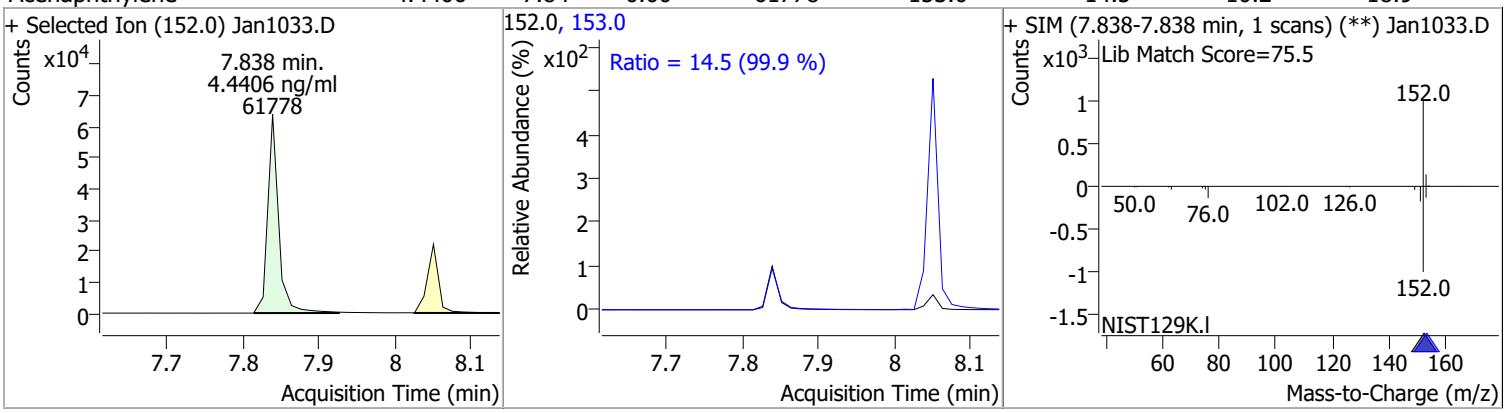

Compound	Conc.	RT	Dev(Min)	Resp.	QIon	QRatio	Lower	Upper
Acenaphthene	4.1920	8.05	0.00	42401	153.0	114.4	80.3	149.2
					152.0	54.2	38.4	71.4

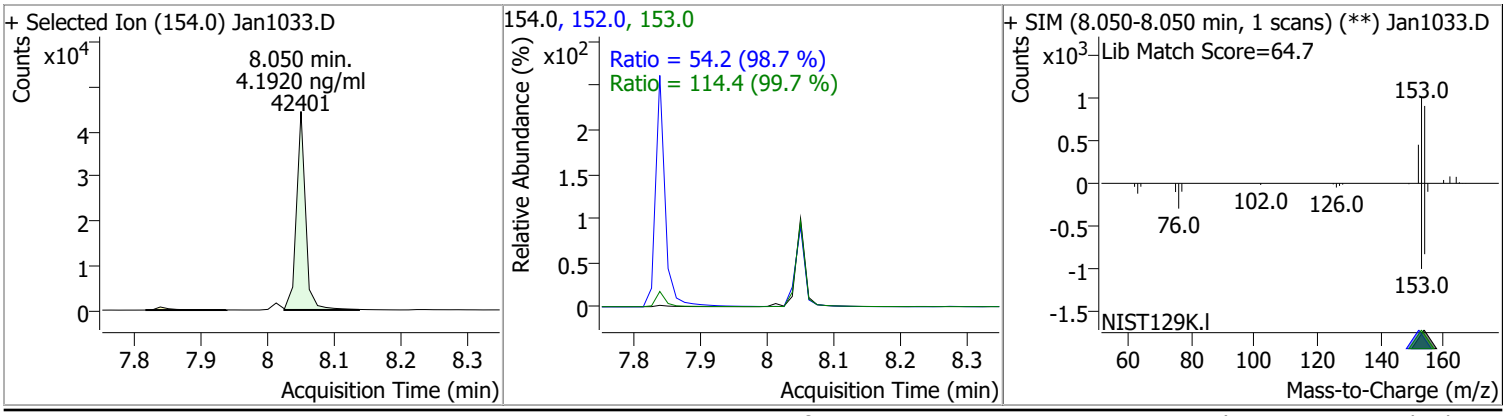

Compound	Conc.	RT	Dev(Min)	Resp.	QIon	QRatio	Lower	Upper
Fluorene	4.7896	8.67	-0.01	55438	165.0	99.5	67.5	125.3
					167.0	13.2	7.9	14.6

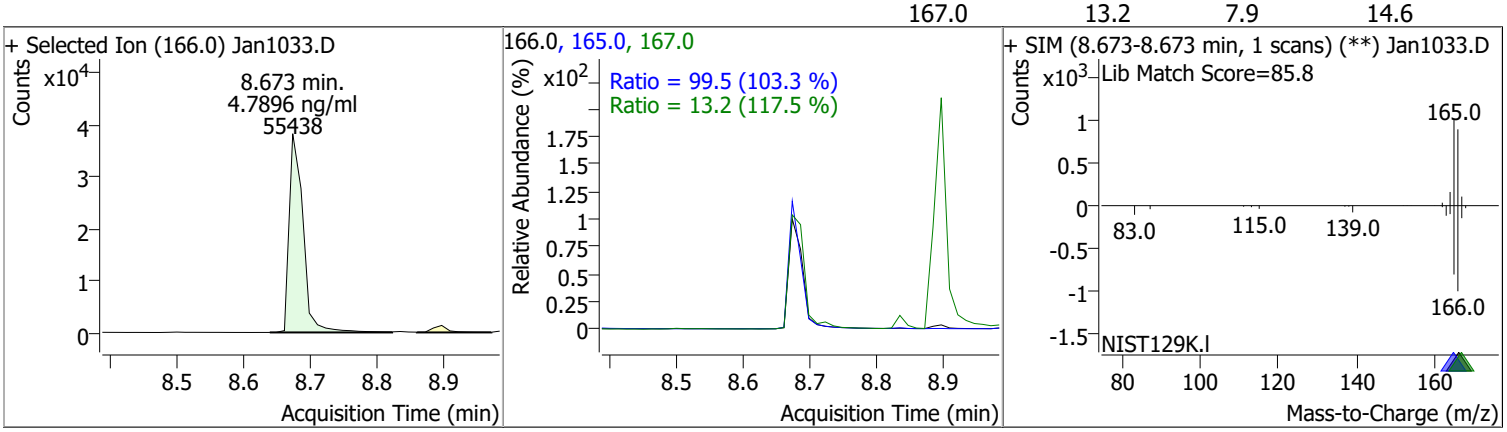

Compound	Conc.	RT	Dev(Min)	Resp.	QIon	QRatio	Lower	Upper
Phenanthrene	4.7976	9.82	0.00	86876	176.0	19.3	10.9	20.2

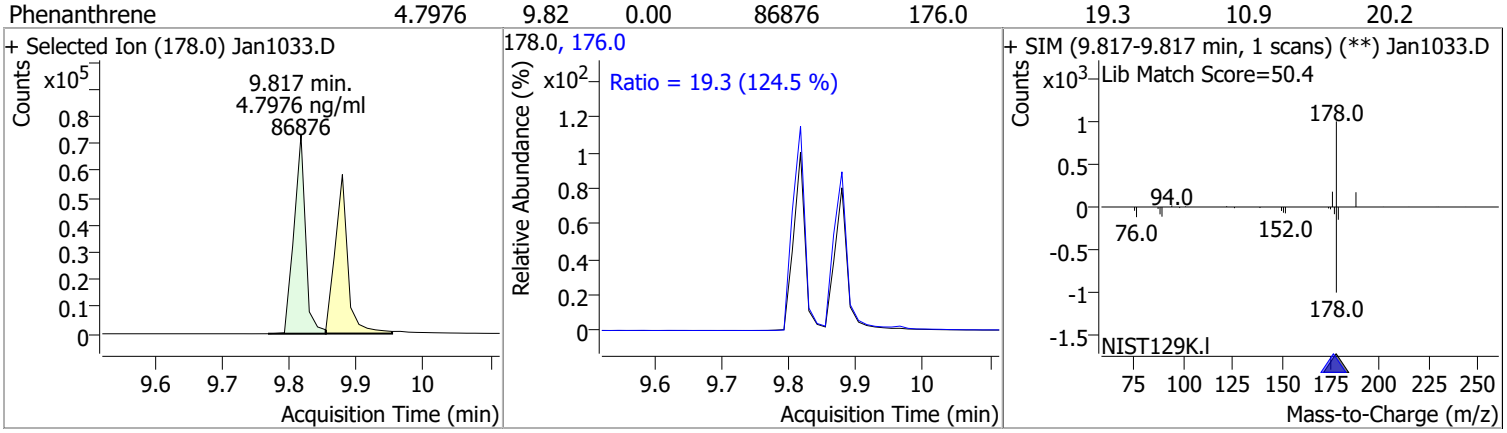

Compound	Conc.	RT	Dev(Min)	Resp.	QIon	QRatio	Lower	Upper
Anthracene	5.0986	9.88	0.00	77810	176.0	18.7	11.6	21.6

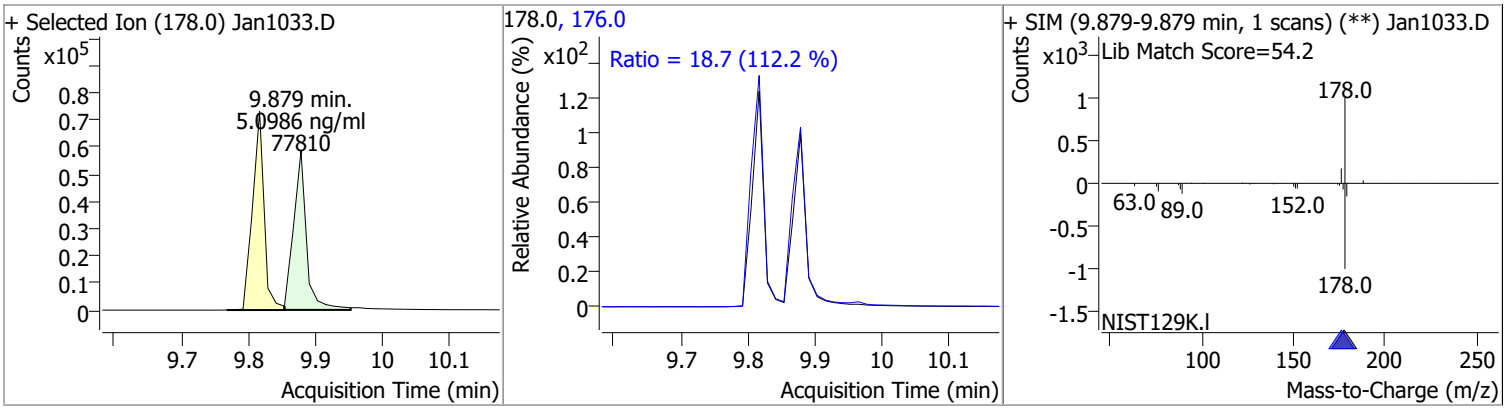

Compound	Conc.	RT	Dev(Min)	Resp.	QIon	QRatio	Lower	Upper
o-Terphenyl	4.2797	10.32	0.00	47109	229.0	67.9	46.7	86.8
					215.0	43.2	30.2	56.2

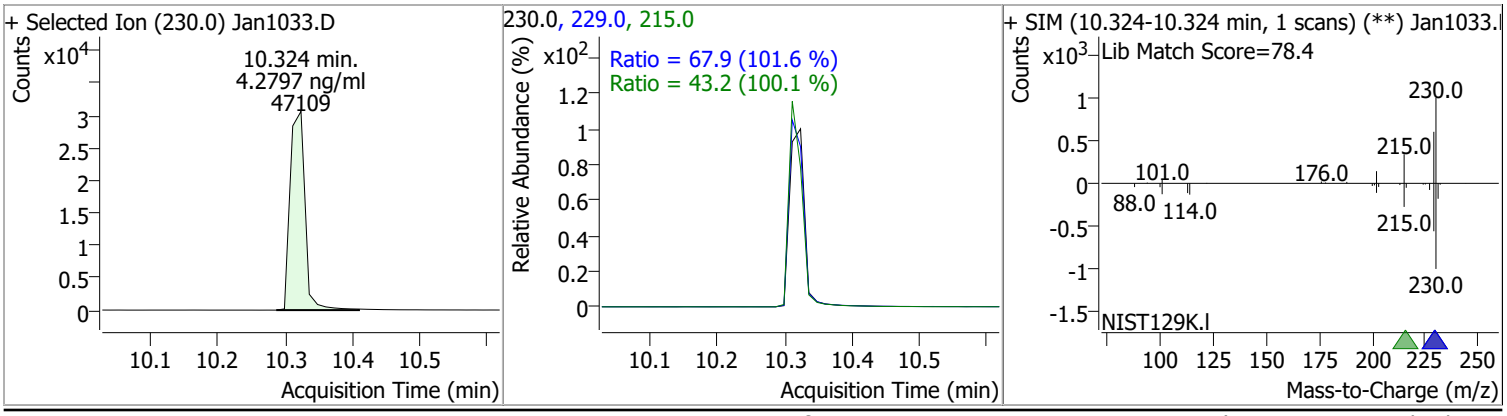

Quantitation Results Report (QT Reviewed)

Compound	Conc.	RT	Dev(Min)	Resp.	QIon	QRatio	Lower	Upper
Fluoranthene	4.8415	11.44	0.00	99073	101.0	11.3	8.0	14.8

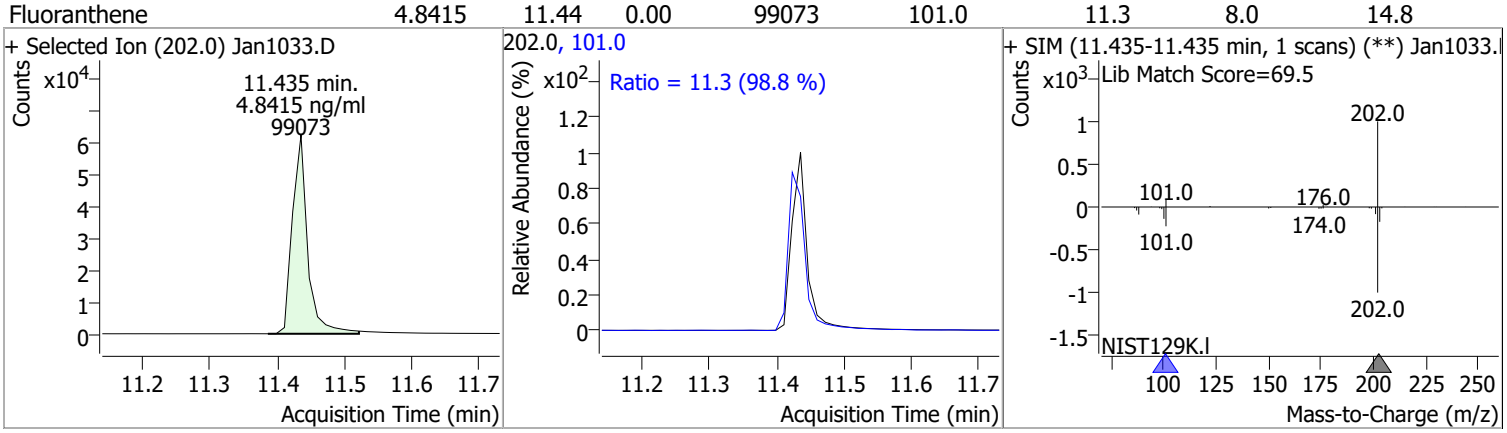

Compound	Conc.	RT	Dev(Min)	Resp.	QIon	QRatio	Lower	Upper
Pyrene	4.6418	11.81	-0.01	108672	101.0	12.8	9.7	18.1

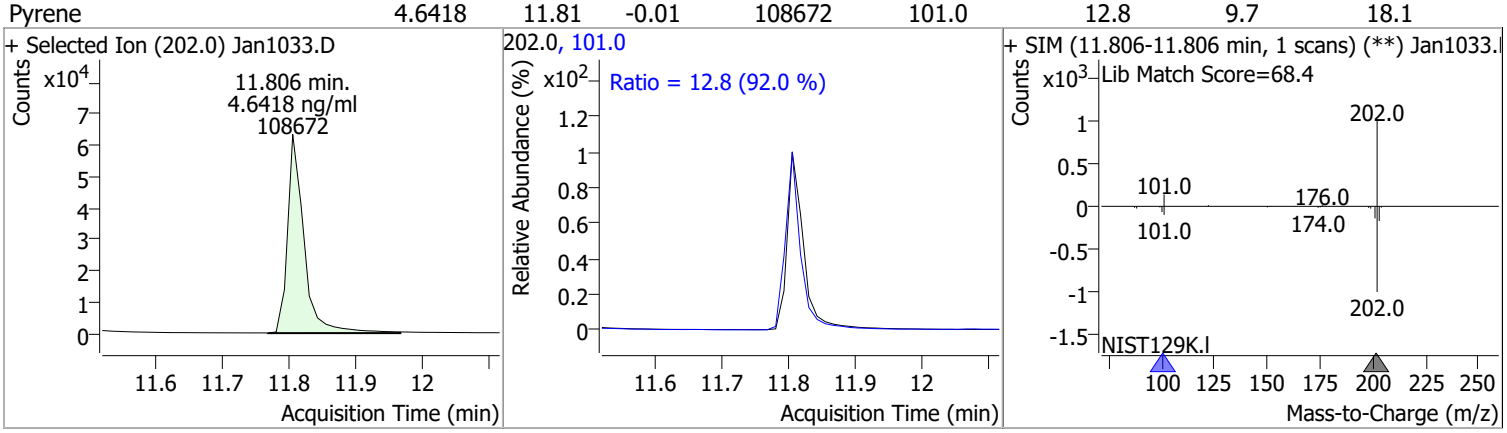

Compound	Conc.	RT	Dev(Min)	Resp.	QIon	QRatio	Lower	Upper
Terphenyl-d14	5.5232	12.28	-0.01	47964	122.0	14.0	9.6	17.9

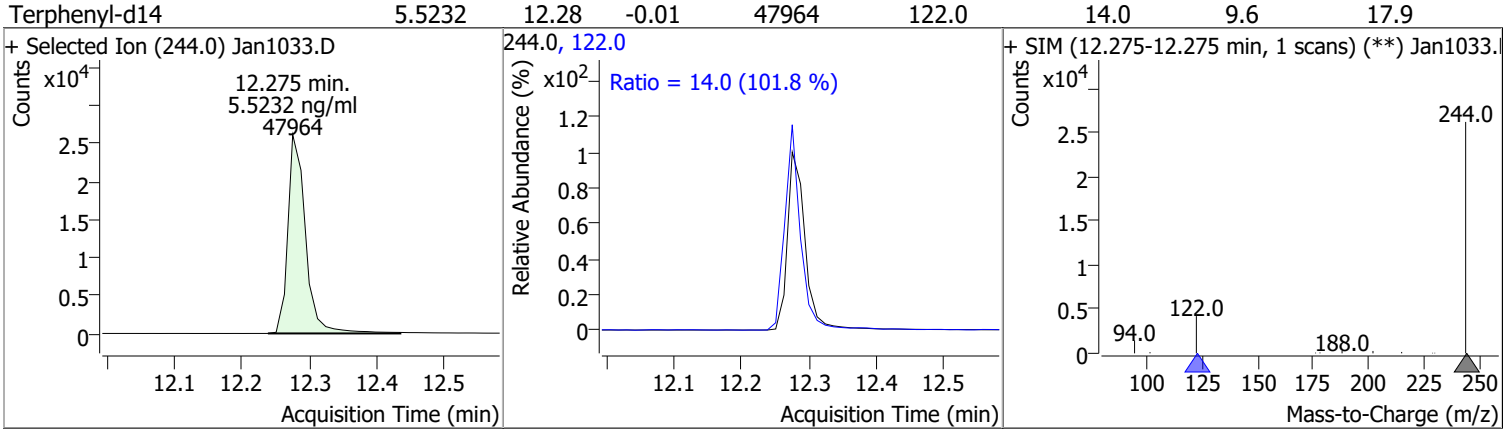

Compound	Conc.	RT	Dev(Min)	Resp.	QIon	QRatio	Lower	Upper
Benzo(a)Anthracene	5.0818	14.73	0.00	71997	226.0	27.7	19.5	36.3
					229.0	23.0	16.5	30.6

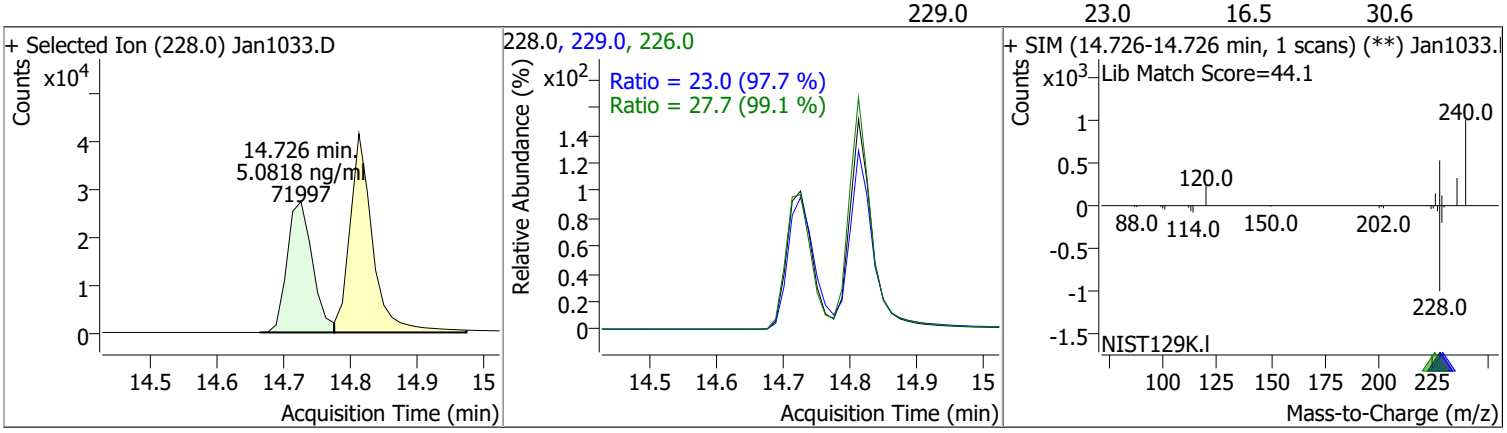

Quantitation Results Report (QT Reviewed)

Compound	Conc.	RT	Dev(Min)	Resp.	QIon	QRatio	Lower	Upper
Chrysene	5.0651	14.81	-0.01	98858	226.0	30.6	22.2	41.2
					229.0	21.4	15.5	28.9

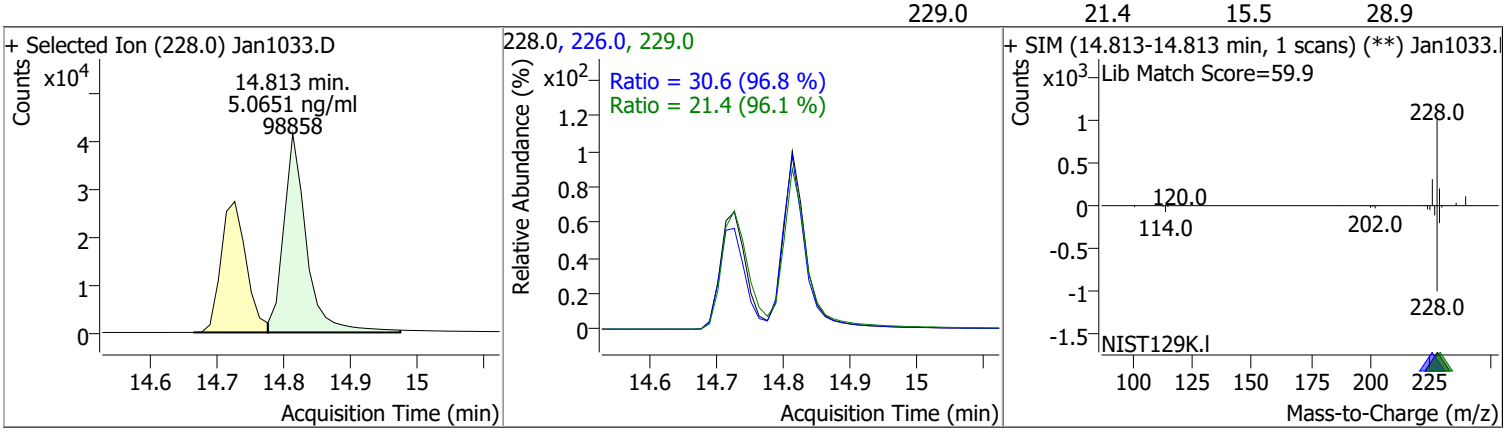

Compound	Conc.	RT	Dev(Min)	Resp.	QIon	QRatio	Lower	Upper
Benzo(b)fluoranthene	4.5194	17.75	-0.01	68814	253.0	22.4	15.8	29.4

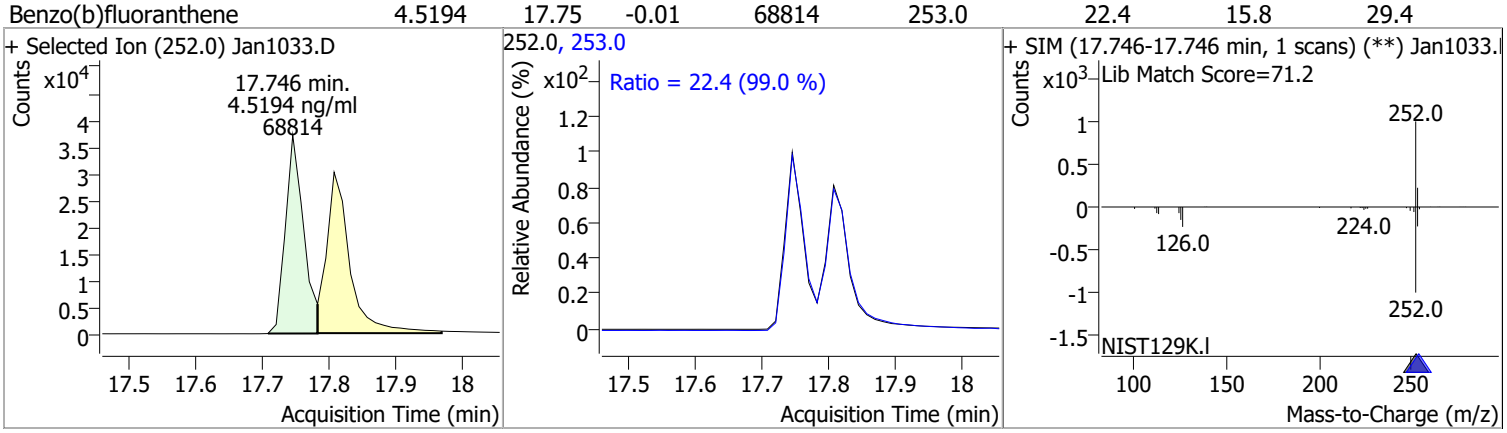

Compound	Conc.	RT	Dev(Min)	Resp.	QIon	QRatio	Lower	Upper
Benzo(k)fluoranthene	4.4915	17.81	-0.01	73133	253.0	23.0	16.1	30.0

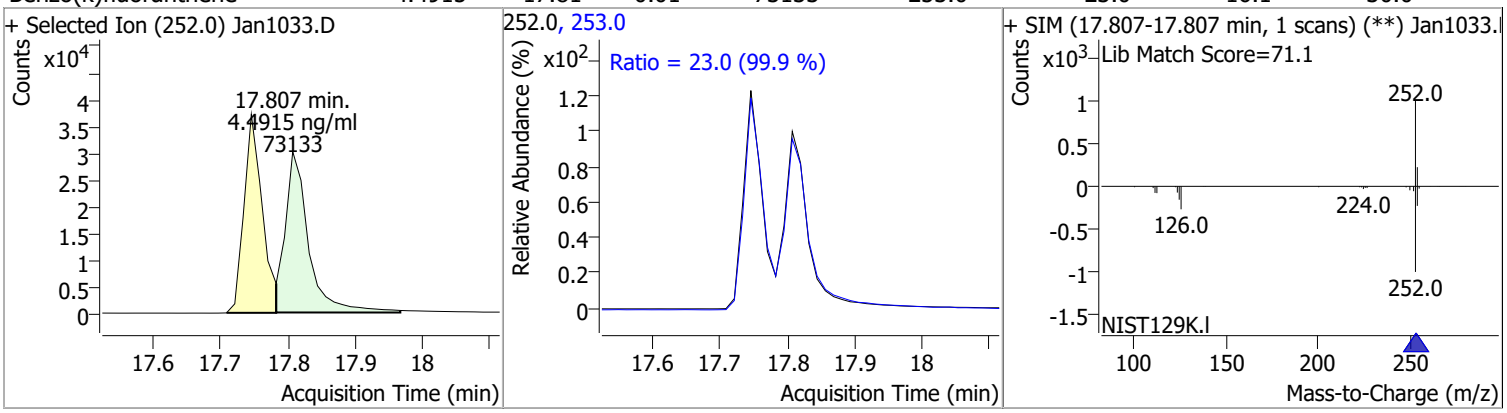

Compound	Conc.	RT	Dev(Min)	Resp.	QIon	QRatio	Lower	Upper
Benzo(a)pyrene	4.5096	18.39	-0.01	51471	253.0	24.4	16.6	30.8

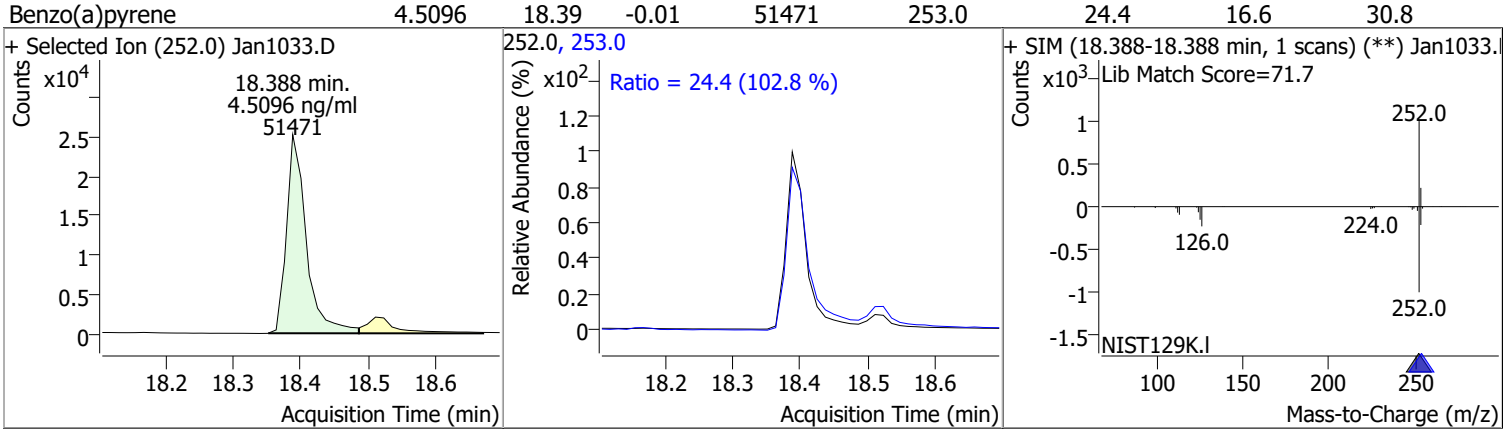

Compound	Conc.	RT	Dev(Min)	Resp.	QIon	QRatio	Lower	Upper
Indeno(1,2,3-cd)pyrene	4.6265	20.24	0.00	48923	138.0	23.2	17.6	32.7

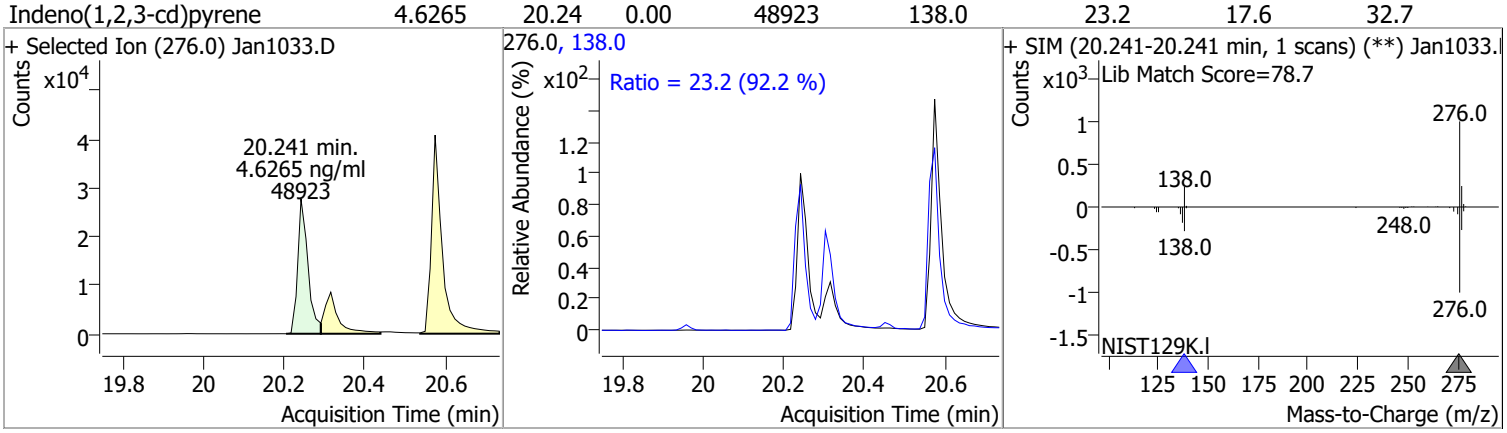

Compound	Conc.	RT	Dev(Min)	Resp.	QIon	QRatio	Lower	Upper
Dibenzo(a,h)anthracene	4.7079	20.32	0.00	57836	279.0	26.8	18.1	33.6
					139.0	18.8	12.8	23.8

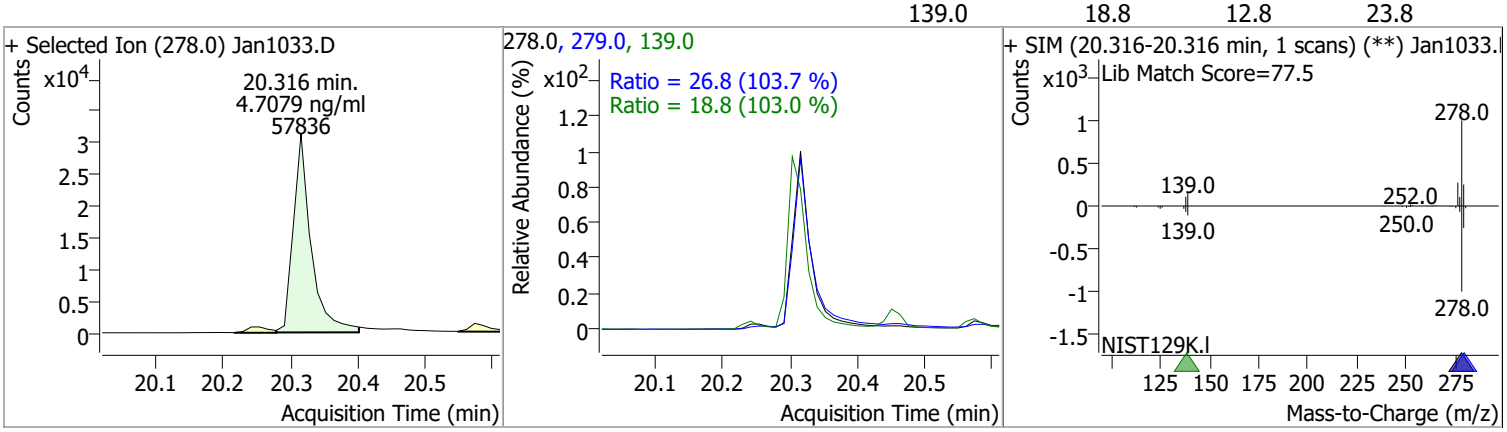

Compound	Conc.	RT	Dev(Min)	Resp.	QIon	QRatio	Lower	Upper
Benzo(g,h,i)perylene	4.7940	20.57	0.00	77416	277.0	25.0	17.1	31.8
					138.0	20.5	14.0	25.9

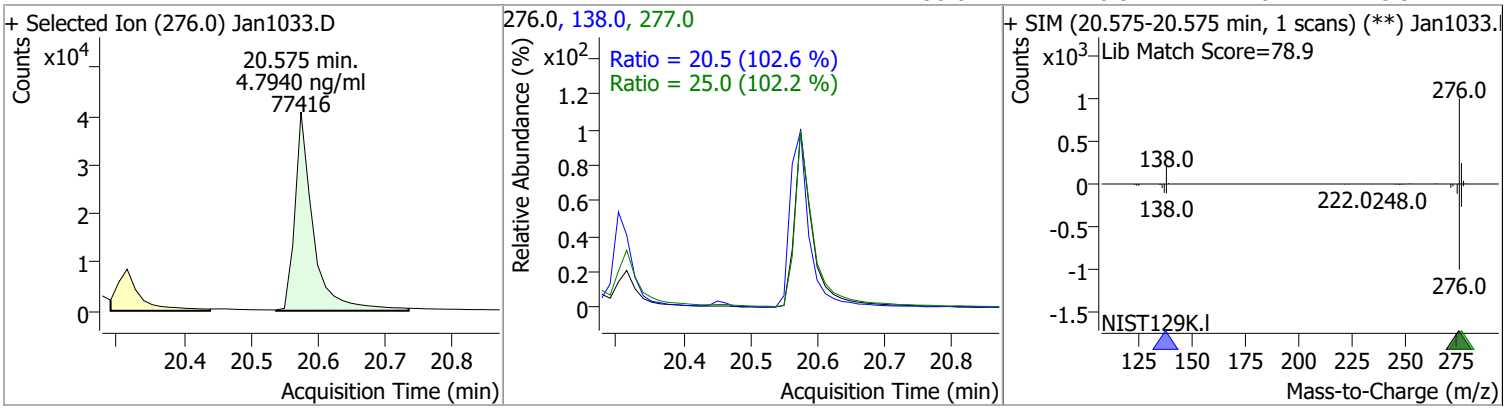

Quantitation Results Report (QT Reviewed)

Data File	Jan1034.D	Operator	LIMS import
Acq. Method	5975BNASIM	Acq. Date-Time	1/11/2022 4:50:50 AM
Sample Name	B22010142-001C	Instrument	GCMS
Vial	34	Multiplier	1.00
DA Method File	011022 bna SIM 1.batch.bin	Comment	SVOC-8270-W-LLPAH
Tune File	dftppjph.u	Tune Date	
Batch Name	011022 bna SIM 2.batch.bin	Last Calib Update	1/4/2022 2:09:05 PM
Ref Library			

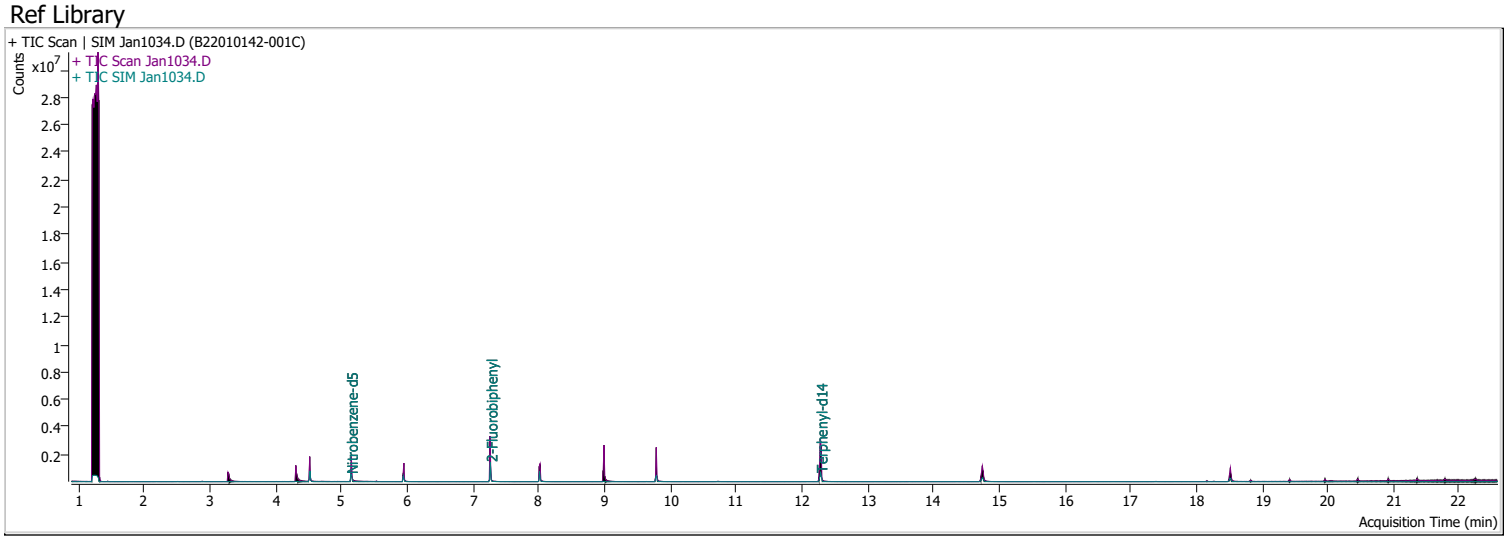

Compound	RT	QIon	Resp.	Conc.	Units		Dev(Min)
Internal Standards							
M 1,4-Dichlorobenzene-d4	4.522	152.0	251538	40.0000	ng/ml		-0.025
M Naphthalene-d8	5.941	136.0	441786	40.0000	ng/ml		-0.013
M Acenaphthene-d10	8.013	164.0	270434	40.0000	ng/ml		0.000
M Phenanthrene-d10	9.793	188.0	569741	40.0000	ng/ml		0.000
M Chrysene-d12	14.751	240.0	448261	40.0000	ng/ml		-0.013
M Perylene-d12	18.512	264.0	333287	40.0000	ng/ml		-0.012
System Monitoring Compounds							
S Nitrobenzene-d5	5.143	82.0	507750	42.4395	ng/ml		-0.025
Spiked Amount: 5.000	Range: 19.0 - 102.0%			Recovery = 848.79%		*	
S 2-Fluorobiphenyl	7.265	172.0	930574	69.1184	ng/ml		0.000
Spiked Amount: 5.000	Range: 25.0 - 94.0%			Recovery = 1382.37%		*	
S o-Terphenyl	0.000		0	N.D.			
Spiked Amount: 5.000	Range: 40.0 - 140.0%			Recovery = NA%			
S Terphenyl-d14	12.288	244.0	924393	111.4461	ng/ml		0.000
Spiked Amount: 5.000	Range: 39.0 - 106.0%			Recovery = 2228.92%		*	
Target Compounds							**QValue**
T Naphthalene	0.000		0	N.D.			
T 2-Methylnaphthalene	0.000		0	N.D.			
T 1-Methylnaphthalene	0.000		0	N.D.			
T Acenaphthylene	0.000		0	N.D.			
T Acenaphthene	8.013	154.0	0		ng/ml	md	1
T Fluorene	0.000		0	N.D.			
T Phenanthrene	0.000		0	N.D.			
T Anthracene	0.000		0	N.D.			
T Fluoranthene	0.000		0	N.D.			
T Pyrene	0.000		0	N.D.			
T Benzo(a)Anthracene	14.751	228.0	0		ng/ml	md	1
T Chrysene	14.751	228.0	0		ng/ml	md	1
T Benzo(b)fluoranthene	0.000		0	N.D.			

Compound	RT	QIon	Resp.	Conc.	Units		Dev(Min)
T Benzo(k)fluoranthene	0.000		0	N.D.			
T Benzo(a)pyrene	18.512	252.0	0		ng/ml	md	1
T Indeno(1,2,3-cd)pyrene	0.000		0	N.D.			
T Dibenzo(a,h)anthracene	0.000		0	N.D.			
T Benzo(g,h,i)perylene	0.000		0	N.D.			

(#) = Qualifier Out of Range; (m) = Manual Integration; (+) = Area Summed; (*) = Surrogate Percent Recovery Out of Range; (d): Zeroed Peak

Quantitation Results Report (QT Reviewed)

Compound	Conc.	RT	Dev(Min)	Resp.	QIon	QRatio	Lower	Upper
Nitrobenzene-d5	42.4395	5.14	-0.02	507750	54.0	33.2	21.6	40.2
					128.0	34.7	21.3	39.5

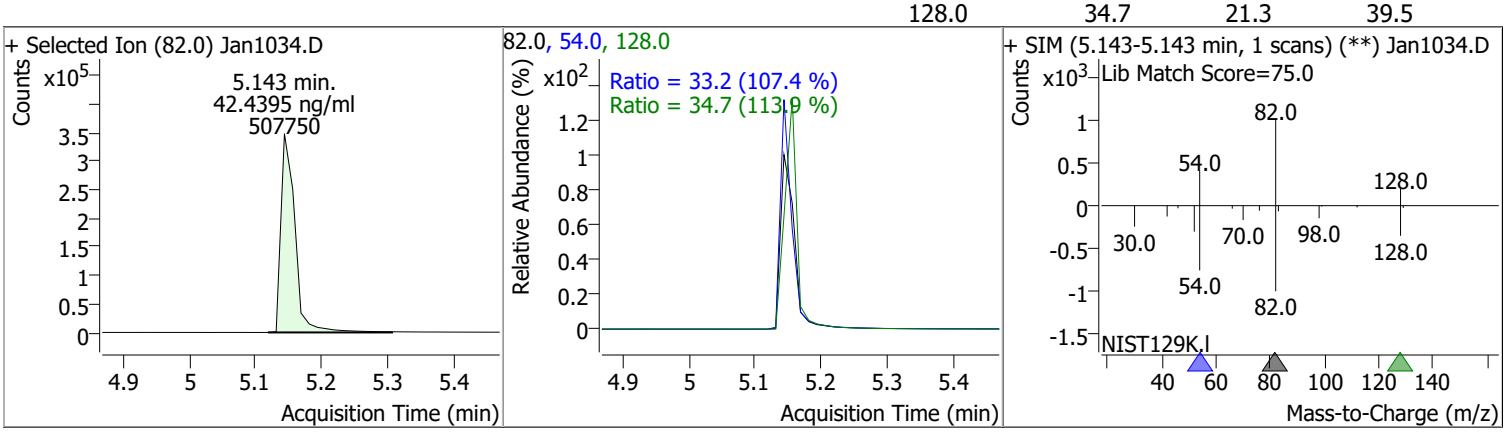

Compound	Conc.	Exp RT	QIon	Exp Ratio	QIon	Exp Ratio
Naphthalene	N.D.	5.98	102.0	15.5	129.0	10.8

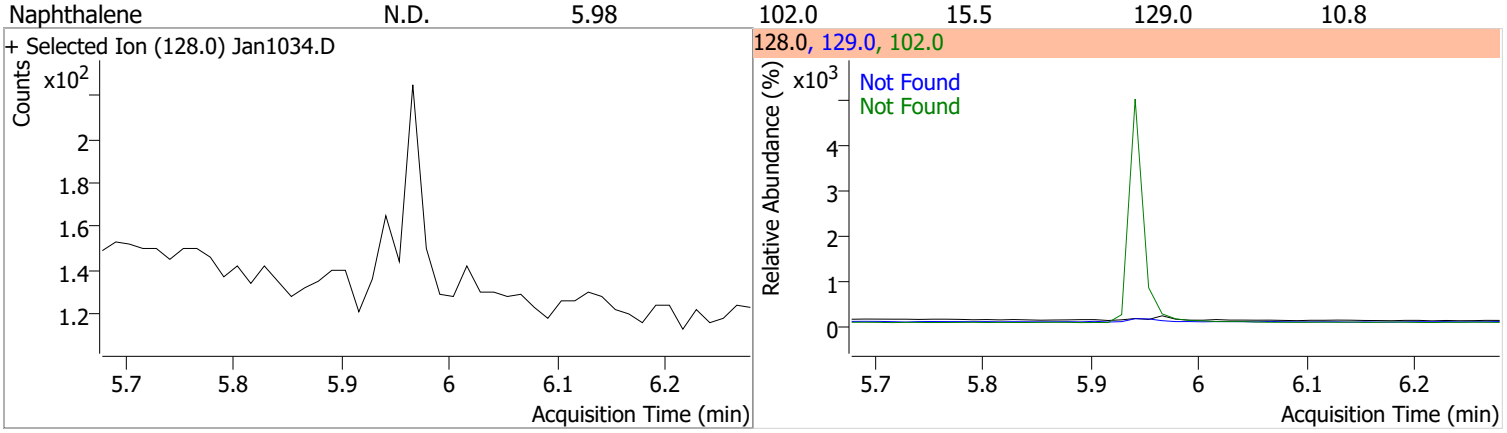

Compound	Conc.	Exp RT	QIon	Exp Ratio	QIon	Exp Ratio
2-Methylnaphthalene	N.D.	6.80	142.0	147.5	115.0	52.5

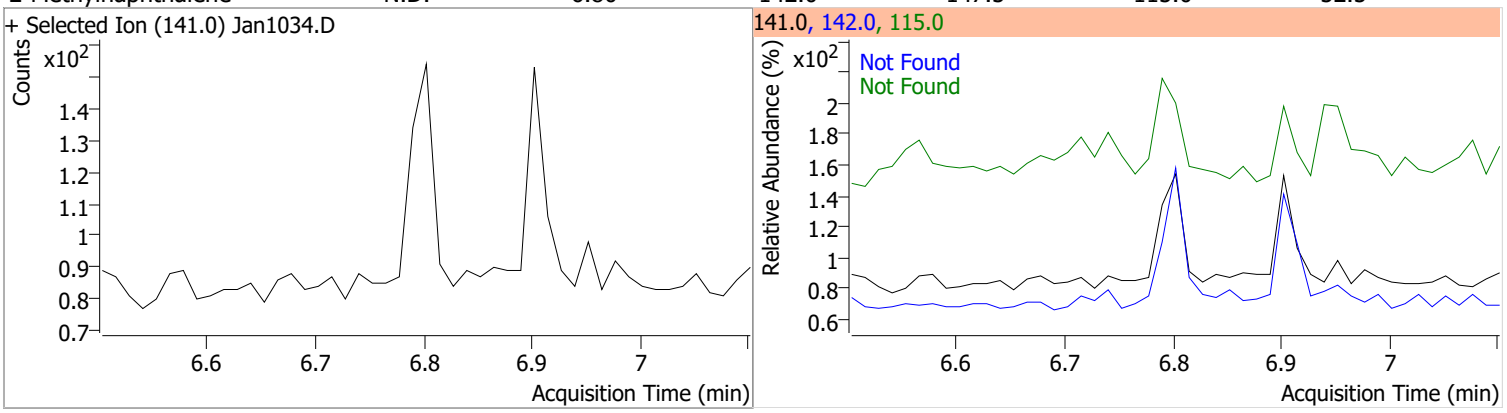

Compound	Conc.	Exp RT	QIon	Exp Ratio	QIon	Exp Ratio
1-Methylnaphthalene	N.D.	6.90	142.0	111.3	115.0	63.4

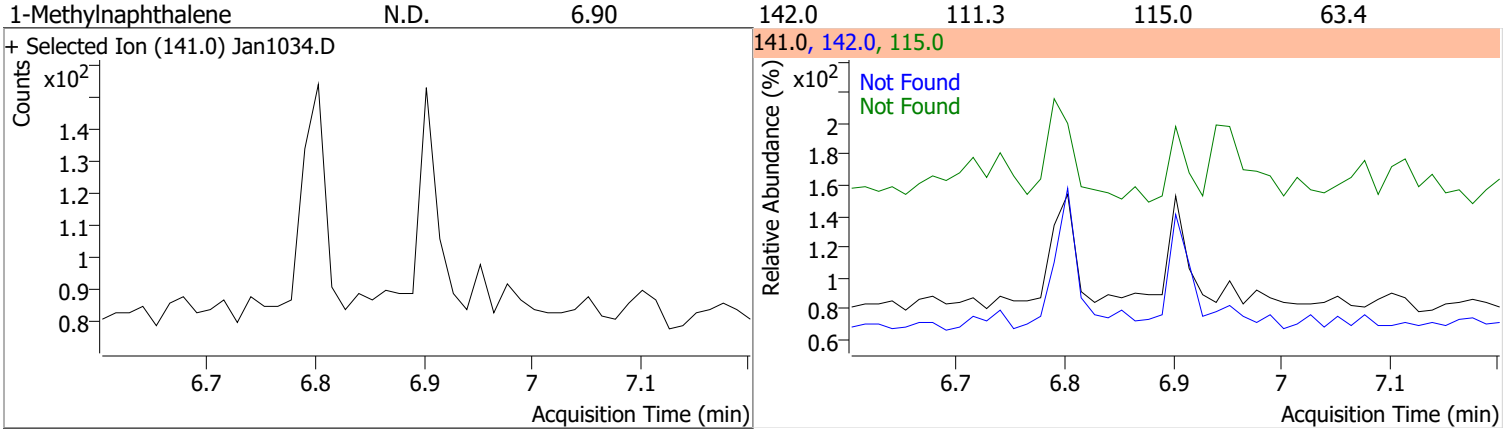

Quantitation Results Report (QT Reviewed)

Compound	Conc.	RT	Dev(Min)	Resp.	QIon	QRatio	Lower	Upper
2-Fluorobiphenyl	69.1184	7.26	0.00	930574	171.0	39.5	26.4	49.0

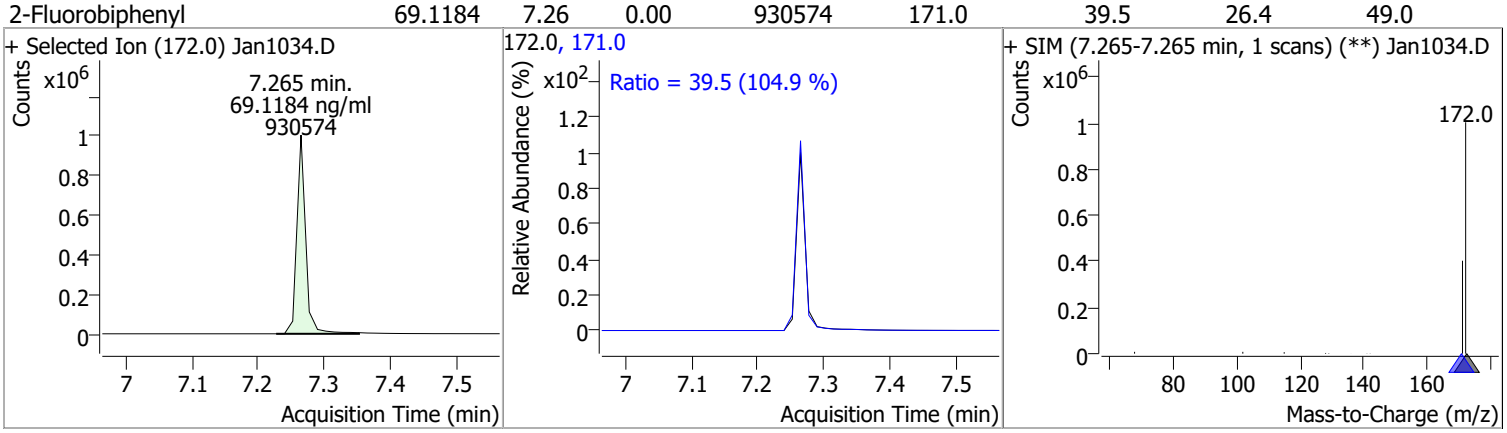

Compound	Conc.	Exp RT	QIon	Exp Ratio
Acenaphthylene	N.D.	7.84	153.0	14.6

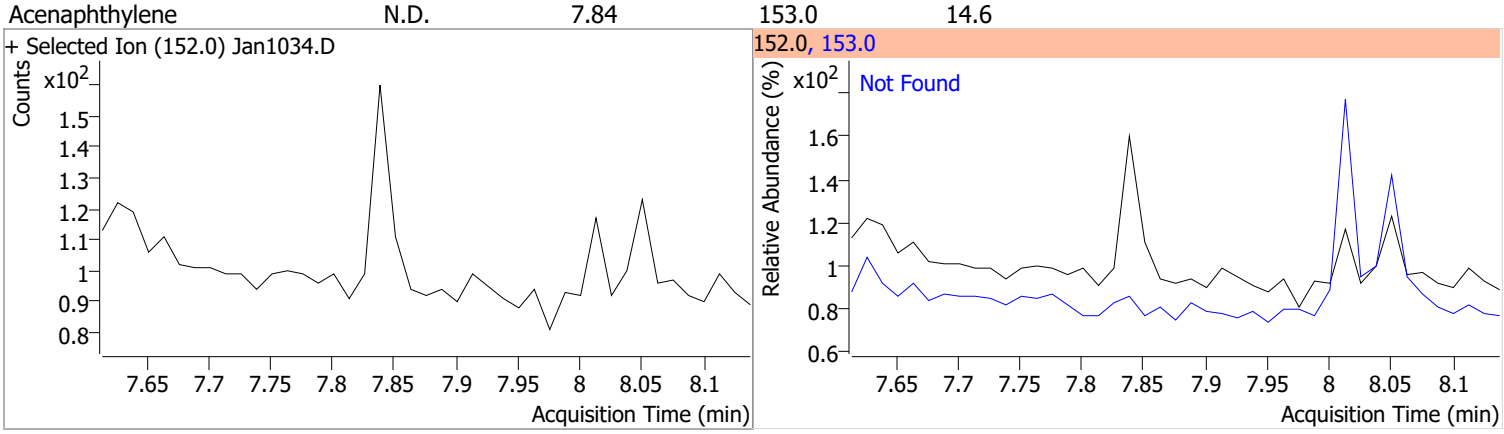

Compound	Conc.	RT	Dev(Min)	Resp.	QIon	QRatio	Lower	Upper
Acenaphthene		0		0	153.0		80.3	149.2
					152.0		38.4	71.4

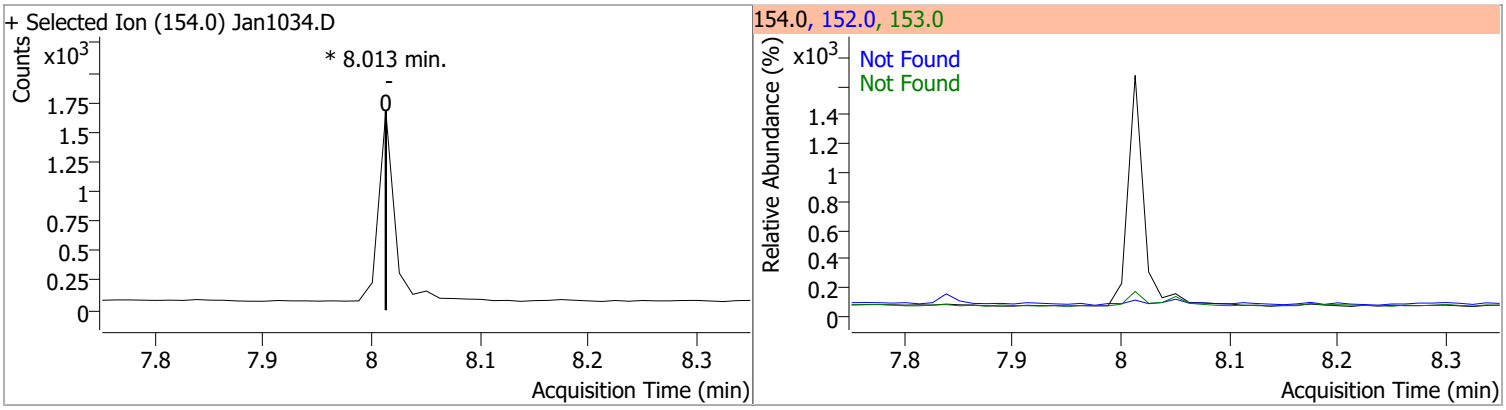

Compound	Conc.	Exp RT	QIon	Exp Ratio	QIon	Exp Ratio
Fluorene	N.D.	8.69	165.0	96.4	167.0	11.3

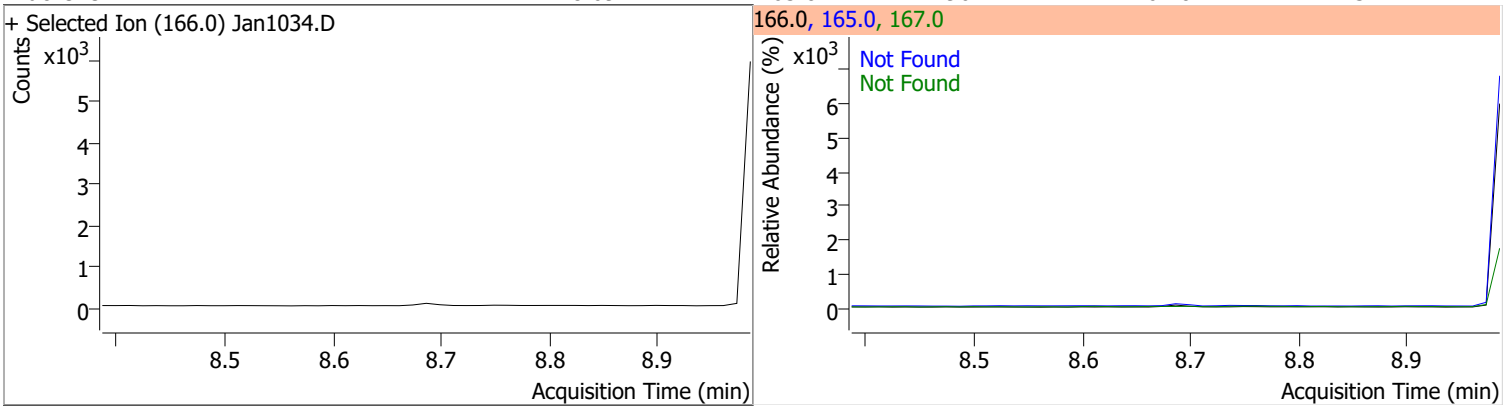

Compound	Conc.	Exp RT	QIon	Exp Ratio
Phenanthrene	N.D.	9.82	176.0	15.5

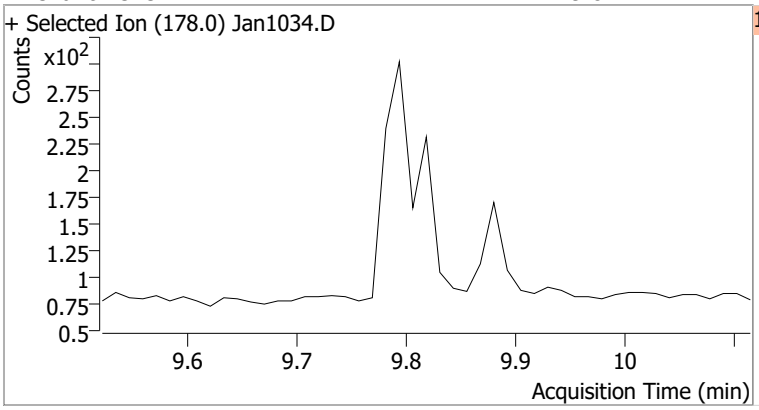

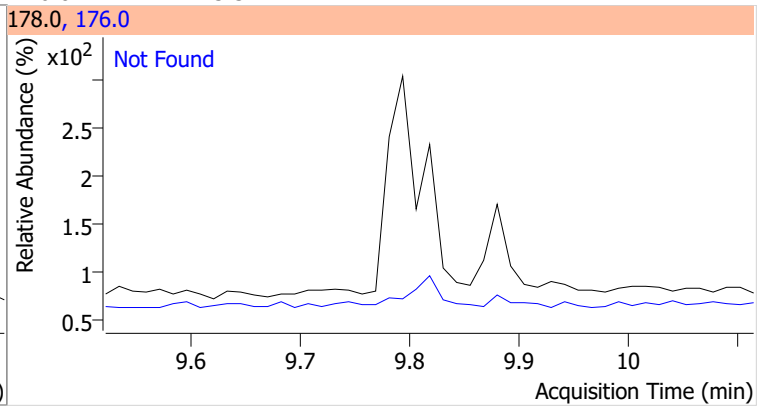

Compound	Conc.	Exp RT	QIon	Exp Ratio
Anthracene	N.D.	9.88	176.0	16.6

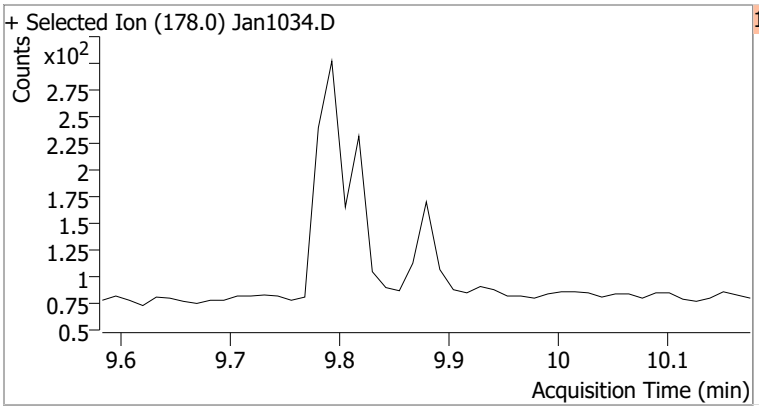

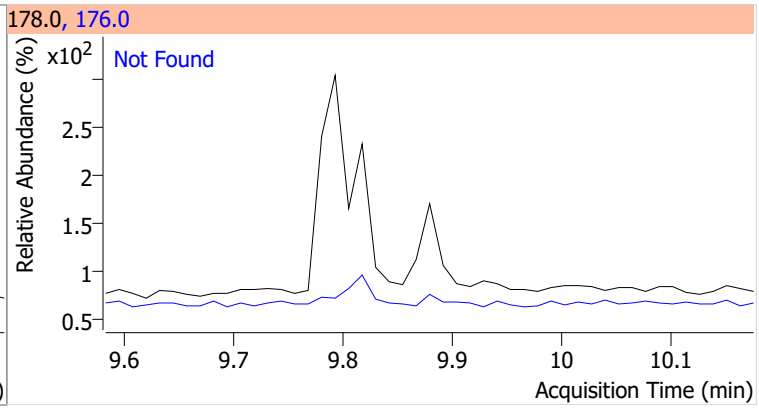

Compound	Conc.	Exp RT	QIon	Exp Ratio	QIon	Exp Ratio
o-Terphenyl	N.D.	10.32	229.0	66.8	215.0	43.2

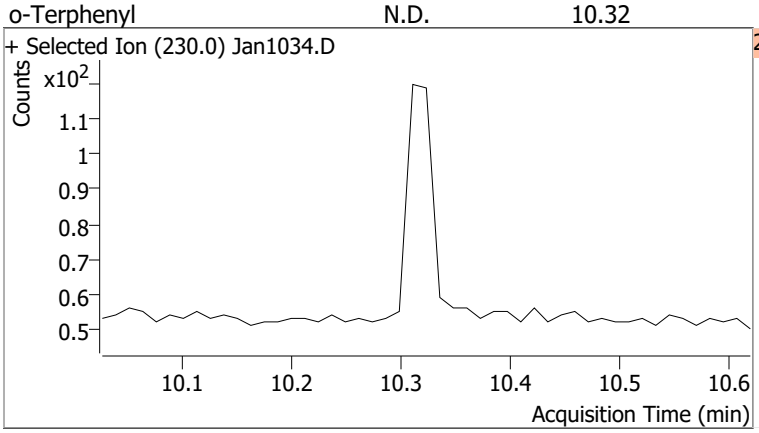

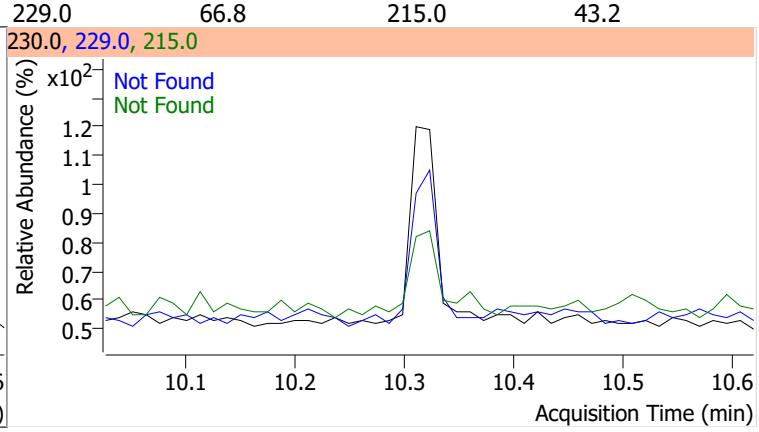

Compound	Conc.	Exp RT	QIon	Exp Ratio
Fluoranthene	N.D.	11.44	101.0	11.4

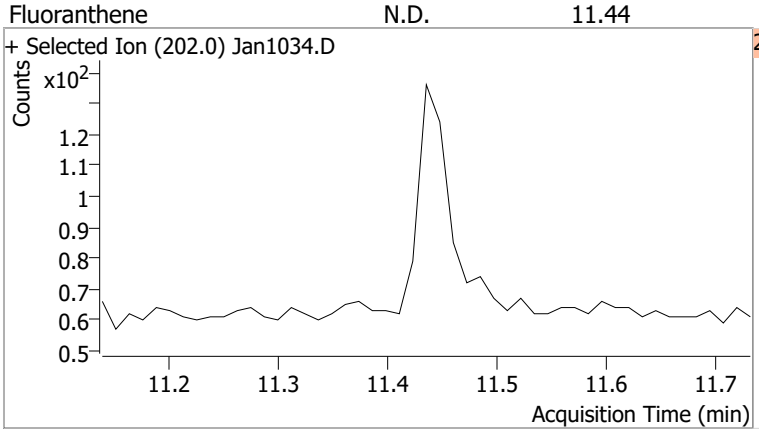

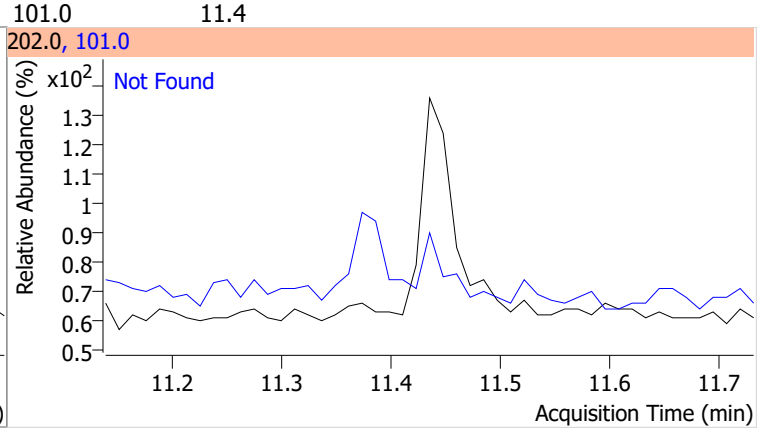

Compound	Conc.	Exp RT	QIon	Exp Ratio
Pyrene	N.D.	11.82	101.0	13.9

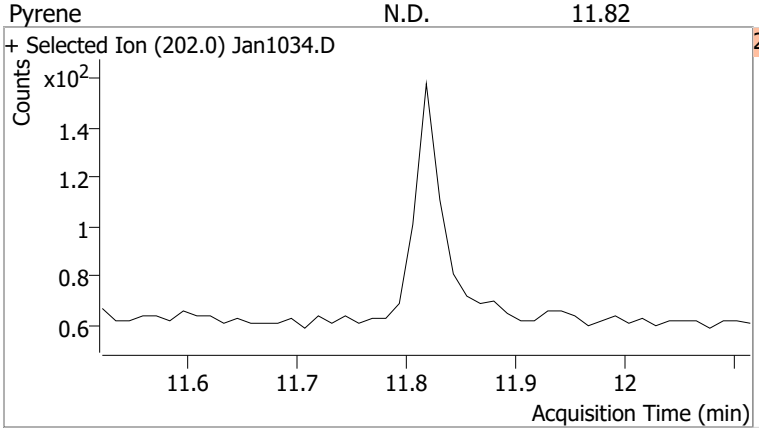

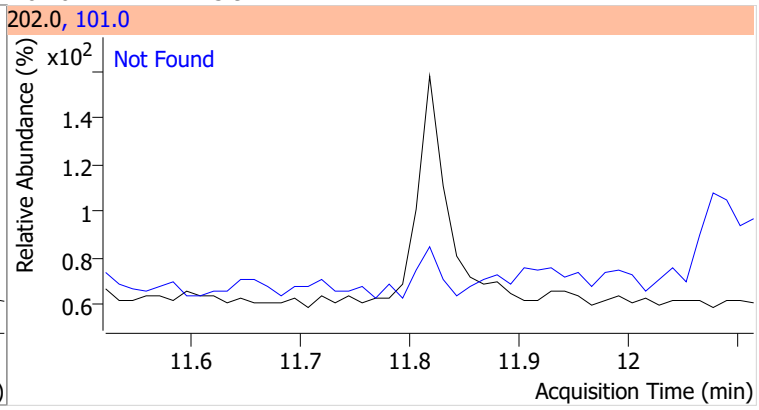

Compound	Conc.	RT	Dev(Min)	Resp.	QIon	QRatio	Lower	Upper
Terphenyl-d14	111.4461	12.29	0.00	924393	122.0	14.5	9.6	17.9

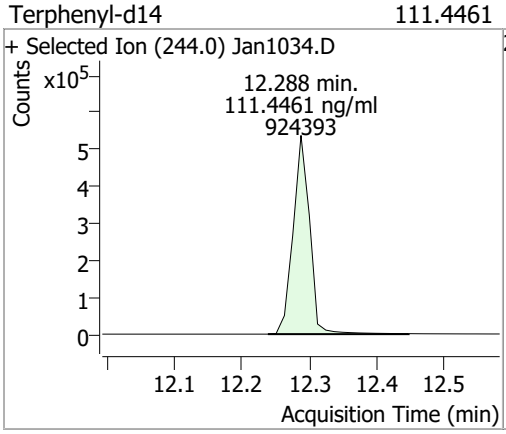

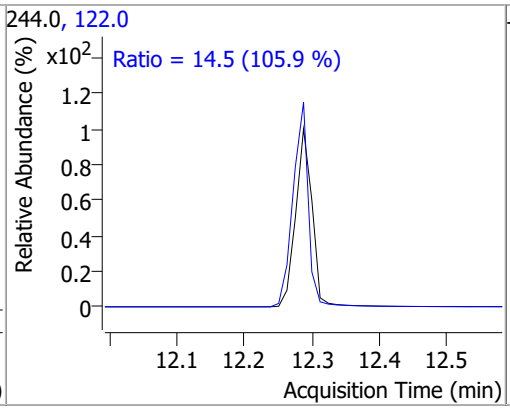

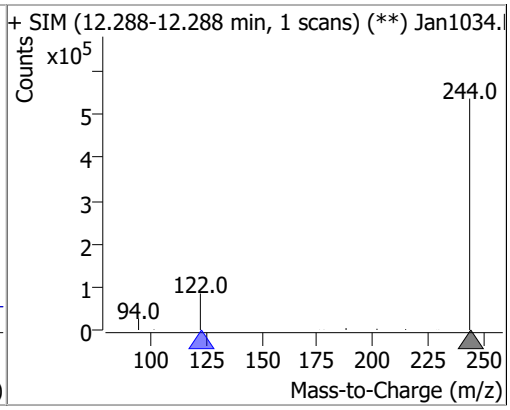

Compound	Conc.	RT	Dev(Min)	Resp.	QIon	QRatio	Lower	Upper
Benzo(a)Anthracene		0		0	226.0		19.5	36.3
					229.0		16.5	30.6

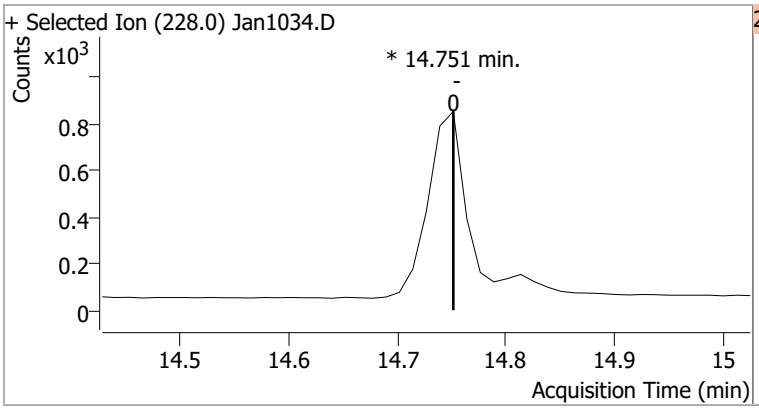

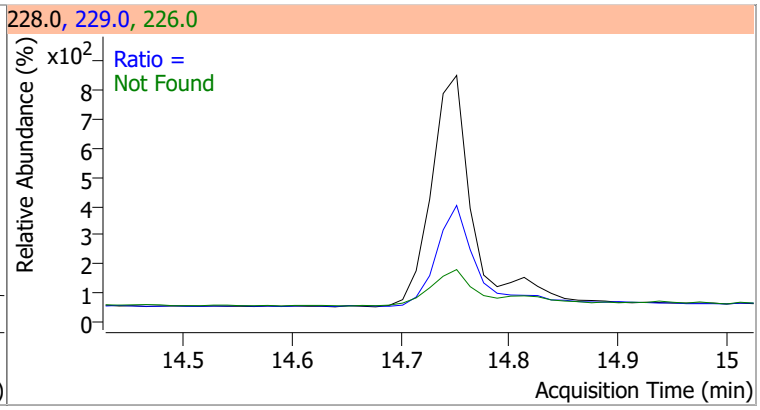

Compound	Conc.	RT	Dev(Min)	Resp.	QIon	QRatio	Lower	Upper
Chrysene		0		0	226.0		22.2	41.2
					229.0		15.5	28.9

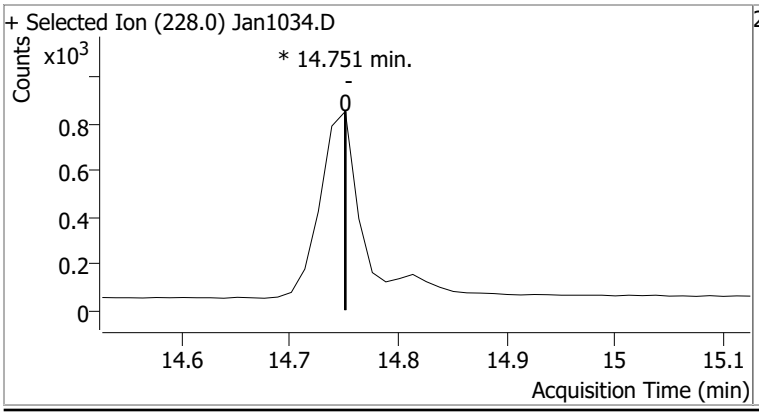

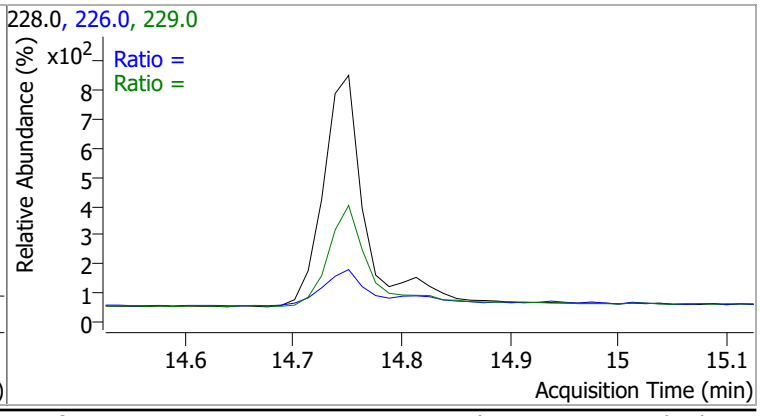

Compound	Conc.	Exp RT	QIon	Exp Ratio
Benzo(b)fluoranthene	N.D.	17.76	253.0	22.6

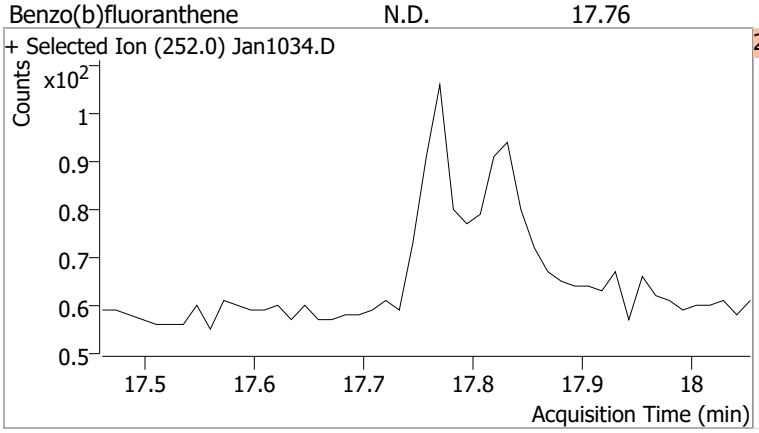

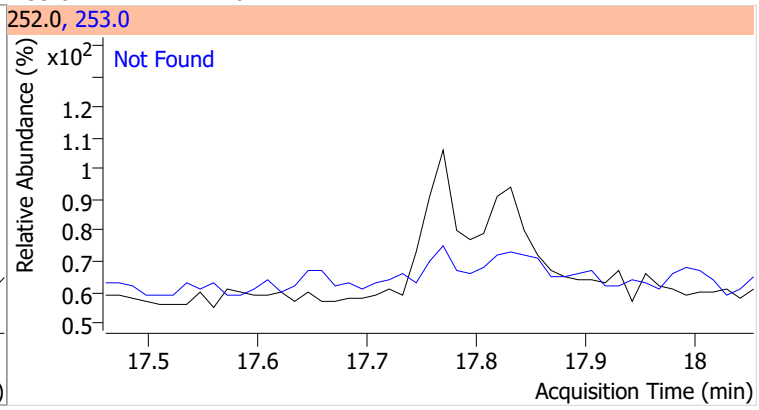

Compound	Conc.	Exp RT	QIon	Exp Ratio
Benzo(k)fluoranthene	N.D.	17.82	253.0	23.0

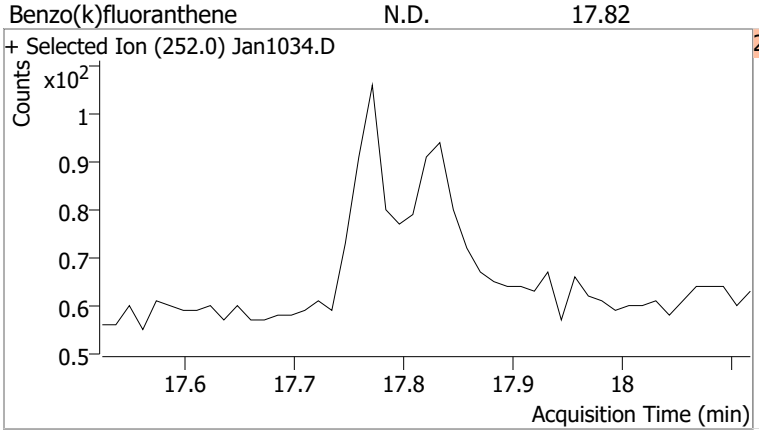

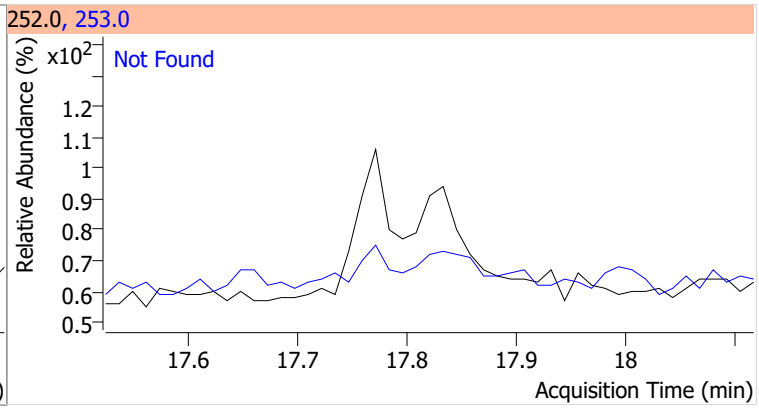

Compound	Conc.	RT	Dev(Min)	Resp.	QIon	QRatio	Lower	Upper
Benzo(a)pyrene		0		0	253.0		16.6	30.8

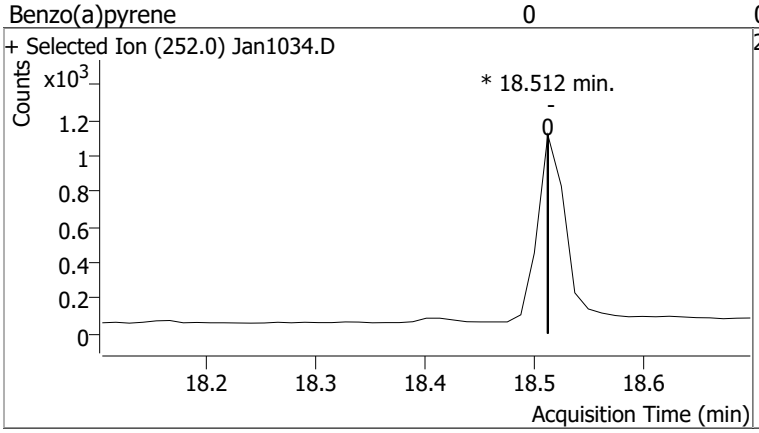

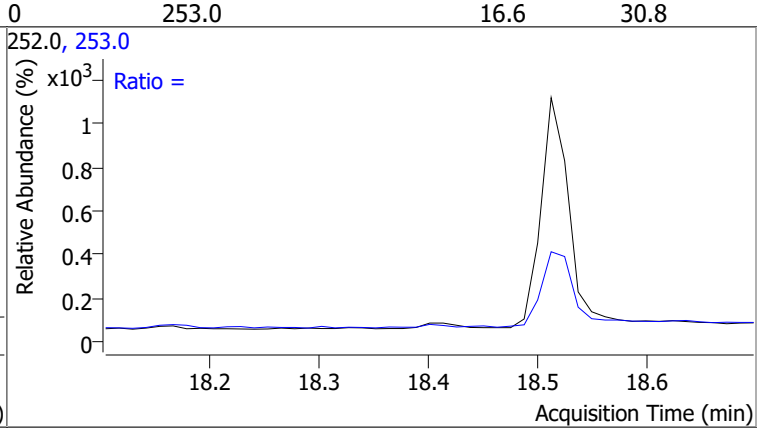

Compound	Conc.	Exp RT	QIon	Exp Ratio
Indeno(1,2,3-cd)pyrene	N.D.	20.24	138.0	25.2

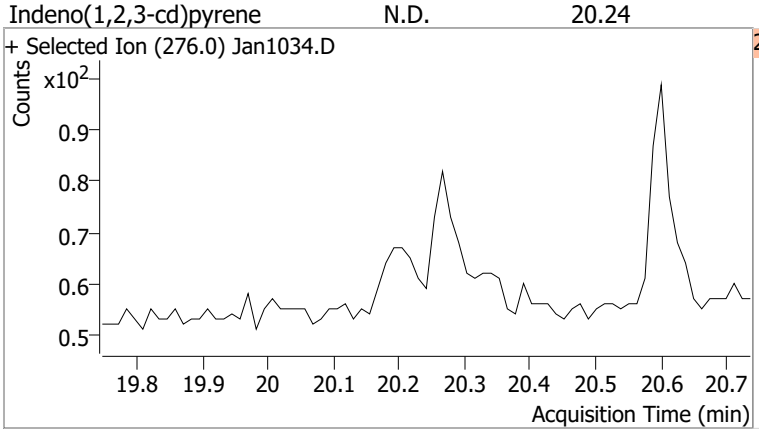

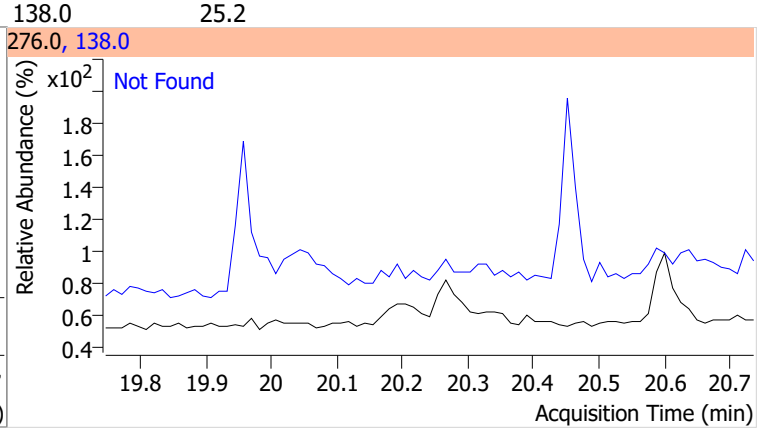

Compound	Conc.	Exp RT	QIon	Exp Ratio	QIon	Exp Ratio
Dibenzo(a,h)anthracene	N.D.	20.32	279.0	25.9	139.0	18.3

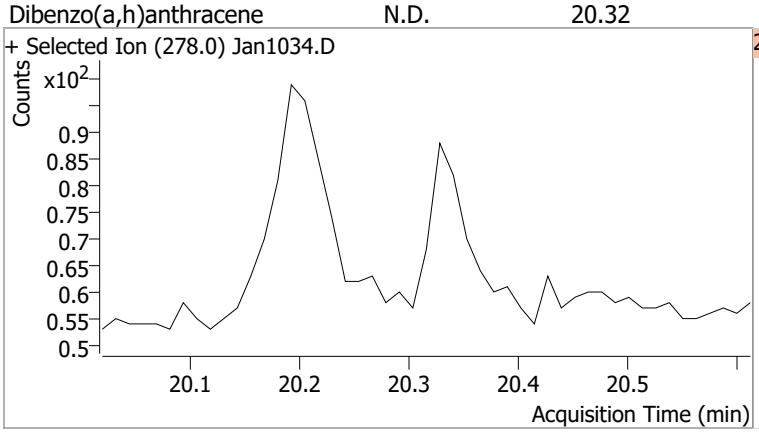

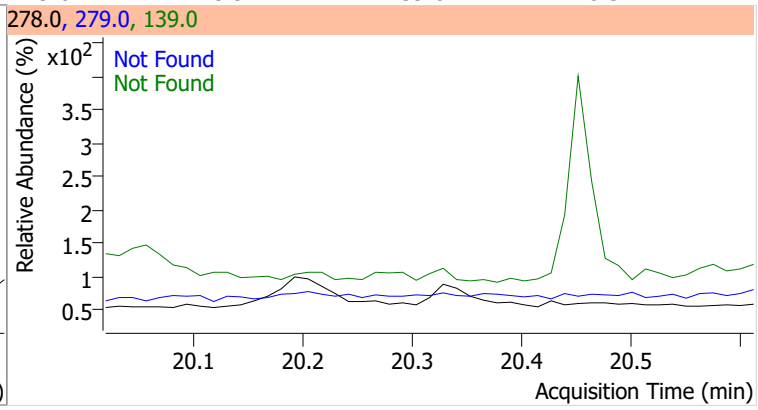

Compound	Conc.	Exp RT	QIon	Exp Ratio	QIon	Exp Ratio
Benzo(g,h,i)perylene	N.D.	20.58	277.0	24.5	138.0	20.0

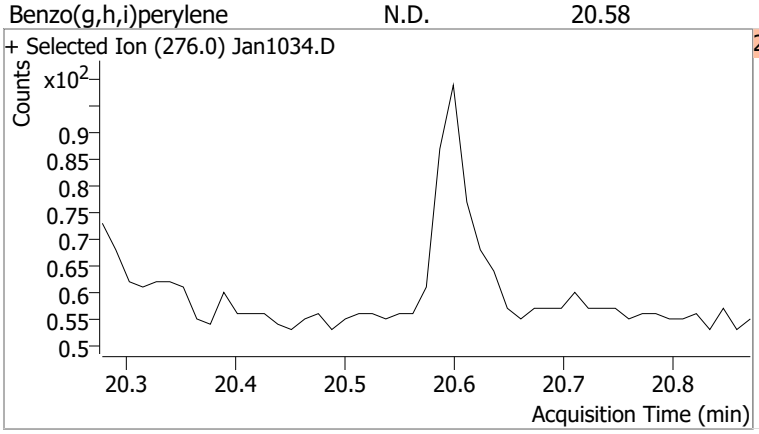

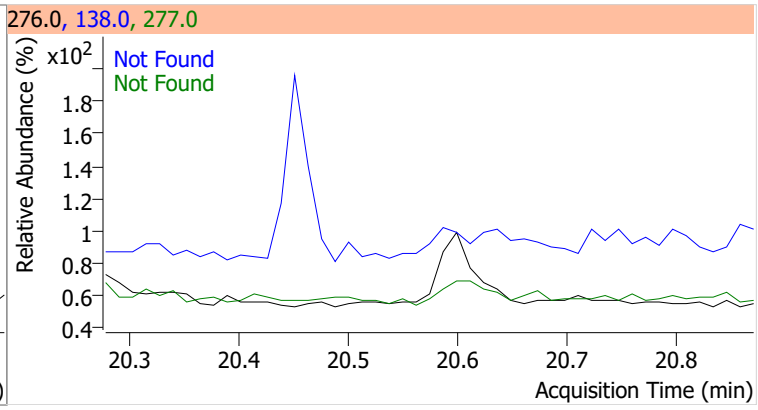

Quantitation Results Report (QT Reviewed)

Data File	Jan1035.D	Operator	LIMS import
Acq. Method	5975BNASIM	Acq. Date-Time	1/11/2022 5:23:13 AM
Sample Name	B22010142-001C	Instrument	GCMS
Vial	35	Multiplier	20.00
DA Method File	011022 bna SIM 1.batch.bin	Comment	SVOC-8270-W-LLPAH
Tune File	dftppjph.u	Tune Date	
Batch Name	011022 bna SIM 2.batch.bin	Last Calib Update	1/4/2022 2:09:05 PM
Ref Library			

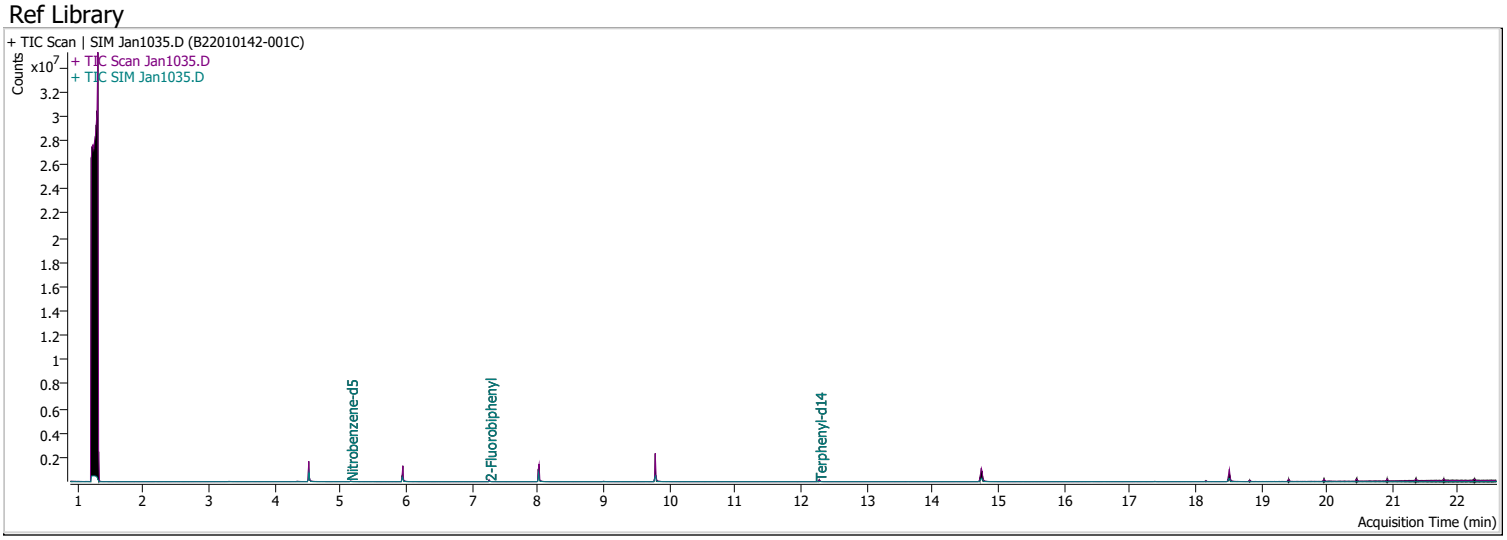

Compound	RT	QIon	Resp.	Conc.	Units		Dev(Min)
Internal Standards							
M 1,4-Dichlorobenzene-d4	4.522	152.0	254106	40.0000	ng/ml		-0.025
M Naphthalene-d8	5.941	136.0	441037	40.0000	ng/ml		-0.013
M Acenaphthene-d10	8.013	164.0	266439	40.0000	ng/ml		0.000
M Phenanthrene-d10	9.793	188.0	574486	40.0000	ng/ml		0.000
M Chrysene-d12	14.751	240.0	448868	40.0000	ng/ml		-0.013
M Perylene-d12	18.512	264.0	327940	40.0000	ng/ml		-0.012
System Monitoring Compounds							
S Nitrobenzene-d5	5.156	82.0	17240	57.0314	ng/ml		-0.013
Spiked Amount: 5.000	Range: 19.0 - 102.0%			Recovery = 1140.63%		*	
S 2-Fluorobiphenyl	7.265	172.0	47617	71.7955	ng/ml		0.000
Spiked Amount: 5.000	Range: 25.0 - 94.0%			Recovery = 1435.91%		*	
S o-Terphenyl	0.000		0	N.D.			
Spiked Amount: 5.000	Range: 40.0 - 140.0%			Recovery = NA%			
S Terphenyl-d14	12.288	244.0	42796	103.0510	ng/ml		0.000
Spiked Amount: 5.000	Range: 39.0 - 106.0%			Recovery = 2061.02%		*	
Target Compounds							**QValue**
T Naphthalene	0.000		0	N.D.			
T 2-Methylnaphthalene	0.000		0	N.D.			
T 1-Methylnaphthalene	0.000		0	N.D.			
T Acenaphthylene	0.000		0	N.D.			
T Acenaphthene	8.050	154.0	0		ng/ml	md	1
T Fluorene	0.000		0	N.D.			
T Phenanthrene	0.000		0	N.D.			
T Anthracene	0.000		0	N.D.			
T Fluoranthene	0.000		0	N.D.			
T Pyrene	0.000		0	N.D.			
T Benzo(a)Anthracene	14.751	228.0	0		ng/ml	md	1
T Chrysene	14.814	228.0	0		ng/ml	md	1
T Benzo(b)fluoranthene	0.000		0	N.D.			

Compound	RT	QIon	Resp.	Conc.	Units		Dev(Min)
T Benzo(k)fluoranthene	0.000		0	N.D.			
T Benzo(a)pyrene	18.413	252.0	0		ng/ml	md	1
T Indeno(1,2,3-cd)pyrene	0.000		0	N.D.			
T Dibenzo(a,h)anthracene	0.000		0	N.D.			
T Benzo(g,h,i)perylene	0.000		0	N.D.			

(#) = Qualifier Out of Range; (m) = Manual Integration; (+) = Area Summed; (*) = Surrogate Percent Recovery Out of Range; (d): Zeroed Peak

Quantitation Results Report (QT Reviewed)

Compound	Conc.	RT	Dev(Min)	Resp.	QIon	QRatio	Lower	Upper
Nitrobenzene-d5	57.0314	5.16	-0.01	17240	54.0	29.6	21.6	40.2
					128.0	35.1	21.3	39.5

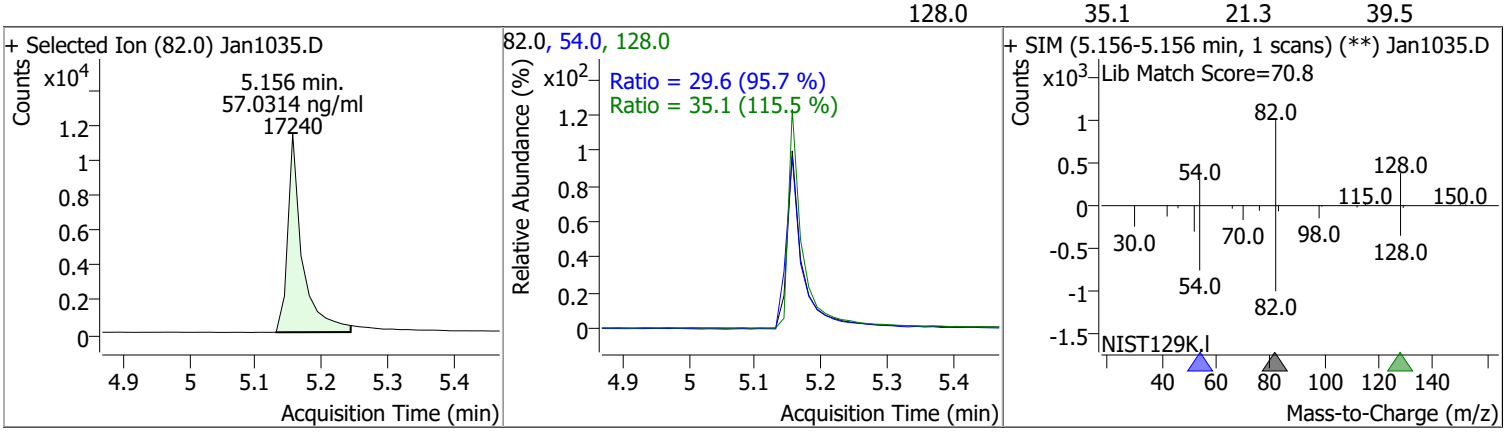

Compound	Conc.	Exp RT	QIon	Exp Ratio	QIon	Exp Ratio
Naphthalene	N.D.	5.98	102.0	15.5	129.0	10.8

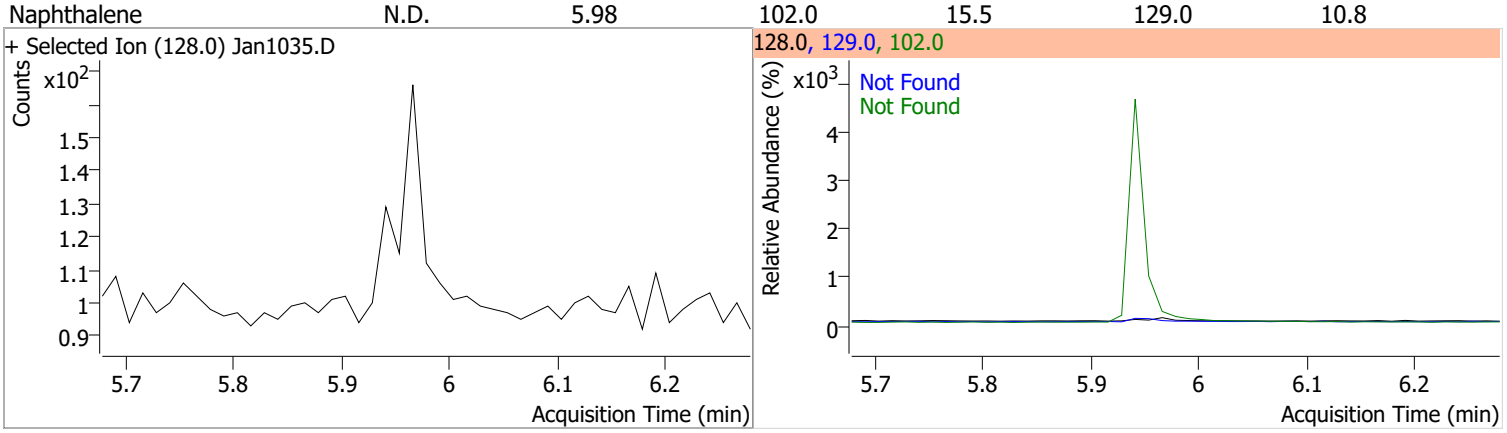

Compound	Conc.	Exp RT	QIon	Exp Ratio	QIon	Exp Ratio
2-Methylnaphthalene	N.D.	6.80	142.0	147.5	115.0	52.5

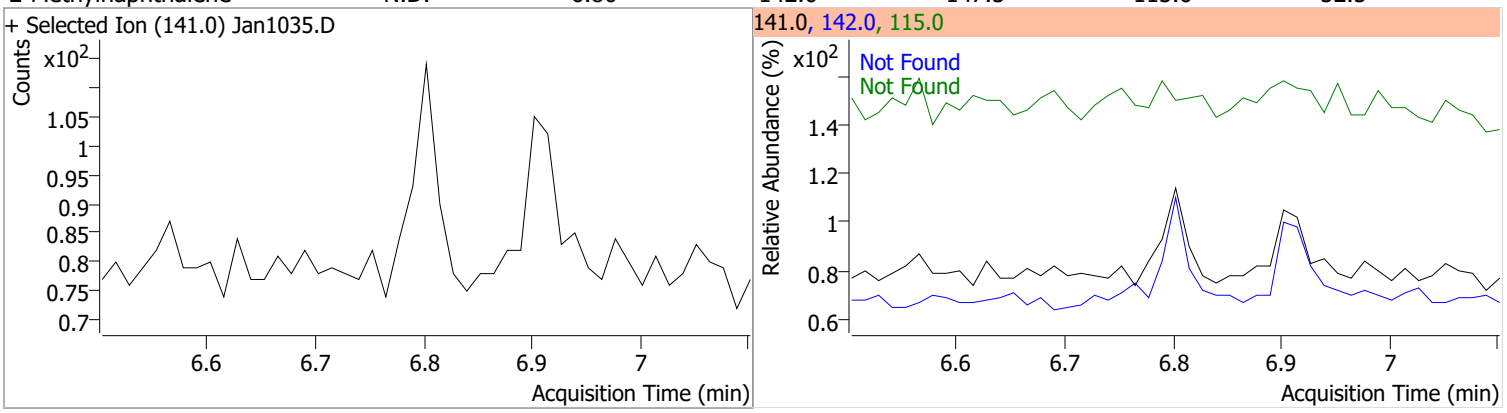

Compound	Conc.	Exp RT	QIon	Exp Ratio	QIon	Exp Ratio
1-Methylnaphthalene	N.D.	6.90	142.0	111.3	115.0	63.4

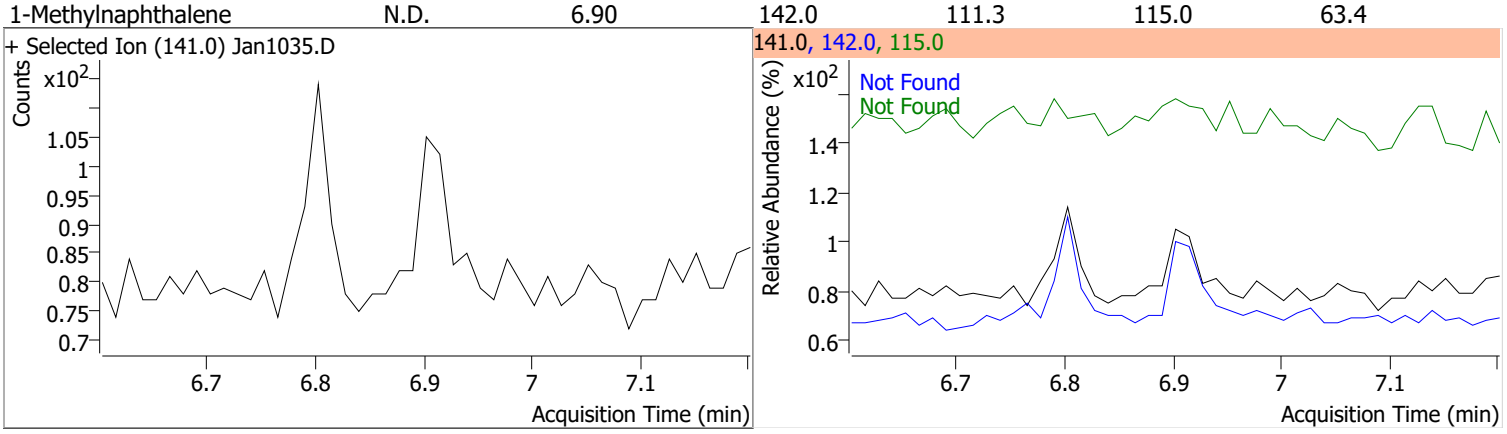

Quantitation Results Report (QT Reviewed)

Compound	Conc.	RT	Dev(Min)	Resp.	QIon	QRatio	Lower	Upper
2-Fluorobiphenyl	71.7955	7.26	0.00	47617	171.0	36.7	26.4	49.0

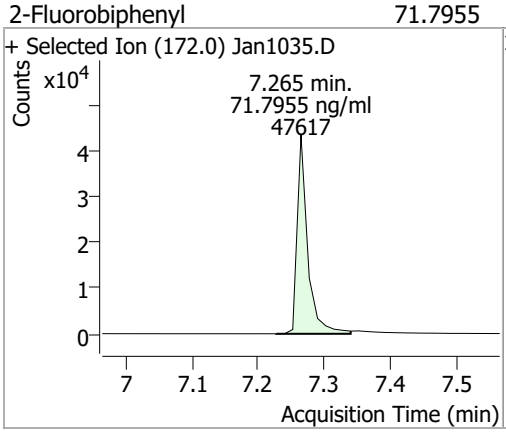

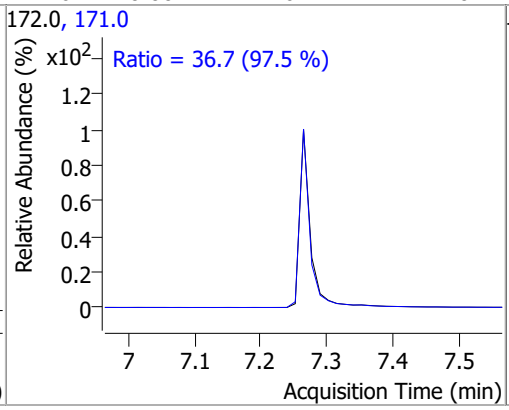

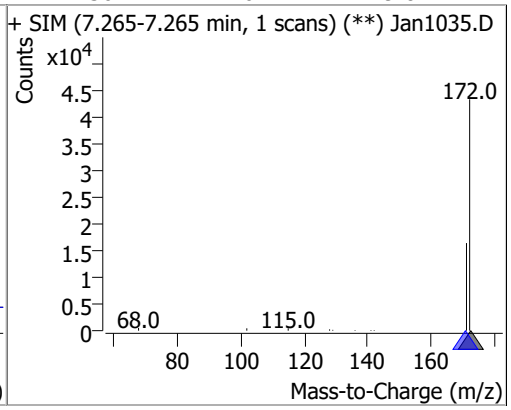

Compound	Conc.	Exp RT	QIon	Exp Ratio
Acenaphthylene	N.D.	7.84	153.0	14.6

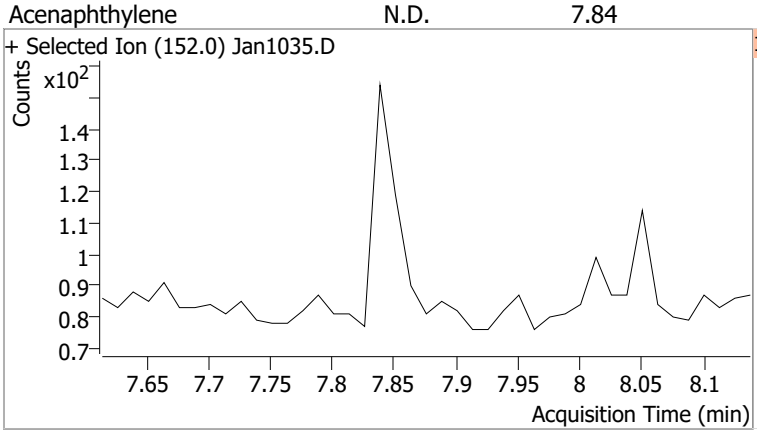

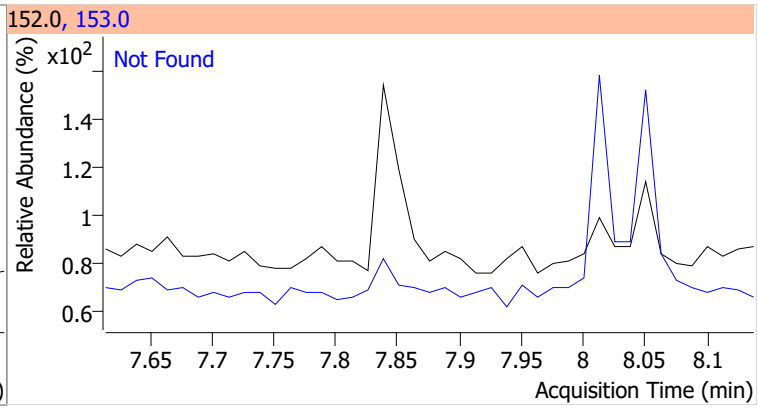

Compound	Conc.	RT	Dev(Min)	Resp.	QIon	QRatio	Lower	Upper
Acenaphthene		0		0	153.0		80.3	149.2
					152.0		38.4	71.4

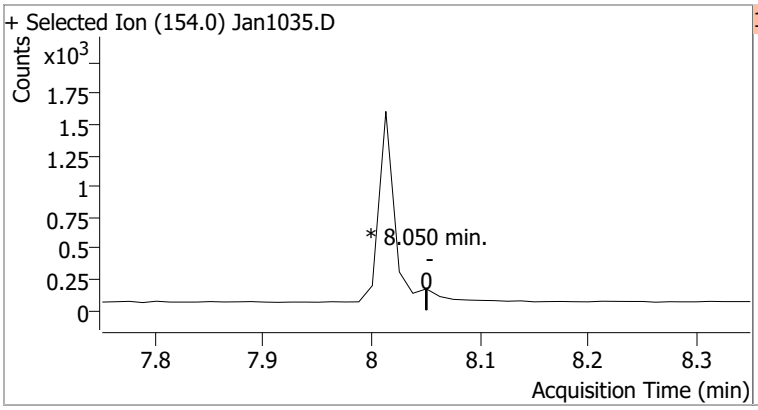

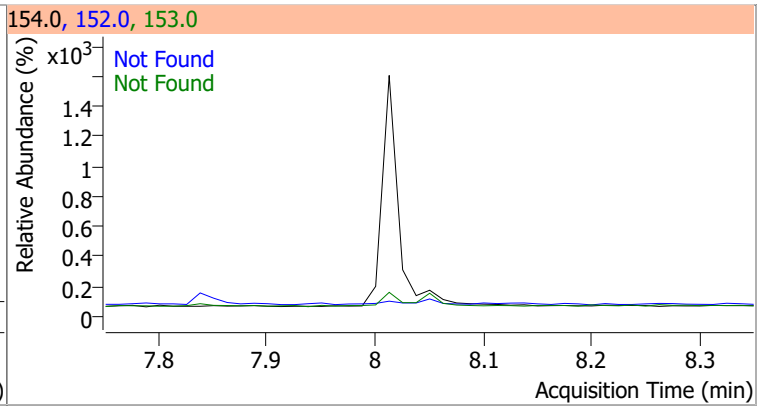

Compound	Conc.	Exp RT	QIon	Exp Ratio	QIon	Exp Ratio
Fluorene	N.D.	8.69	165.0	96.4	167.0	11.3

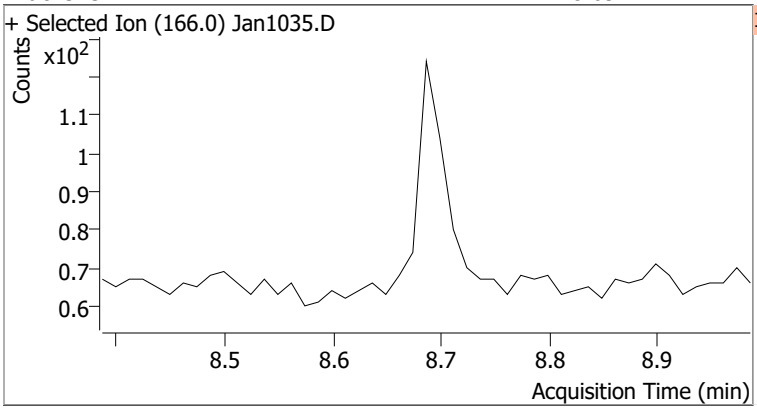

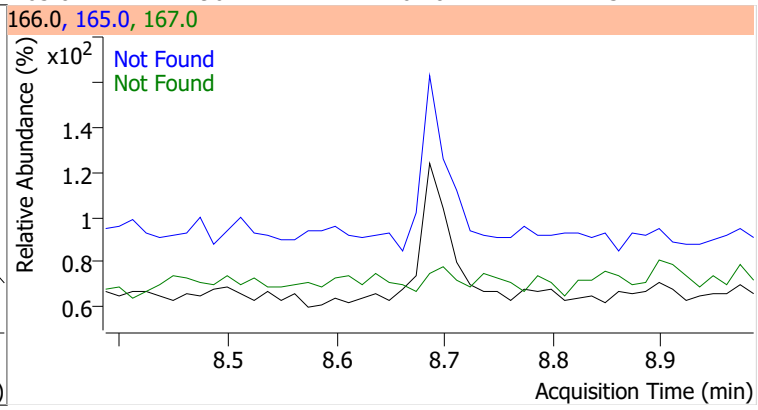

Compound	Conc.	Exp RT	QIon	Exp Ratio
Phenanthrene	N.D.	9.82	176.0	15.5

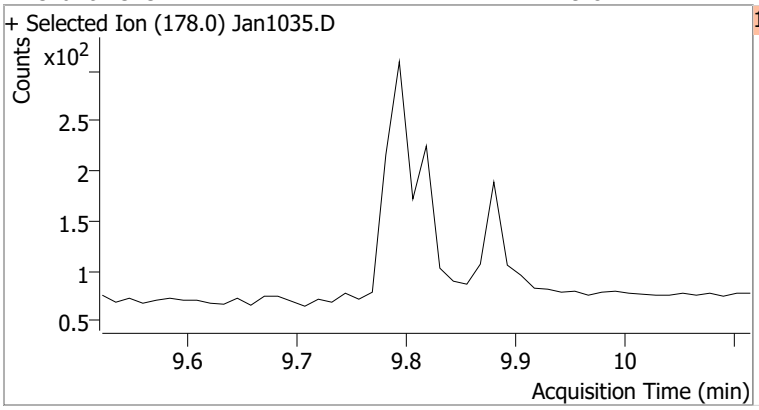

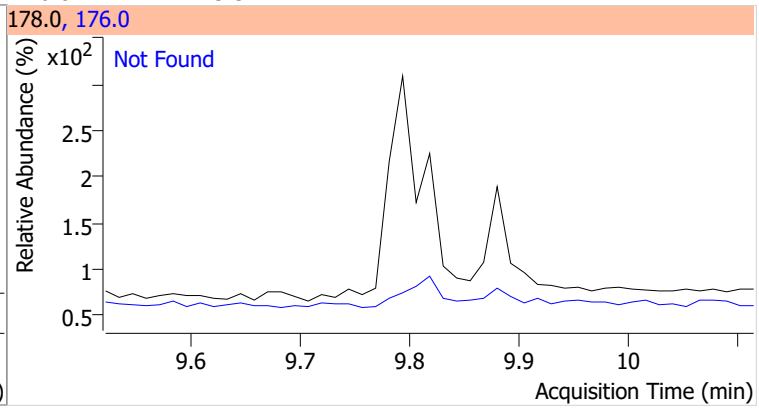

Compound	Conc.	Exp RT	QIon	Exp Ratio
Anthracene	N.D.	9.88	176.0	16.6

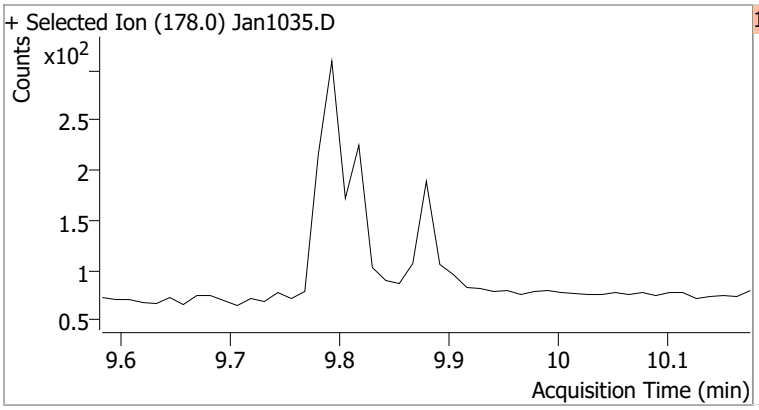

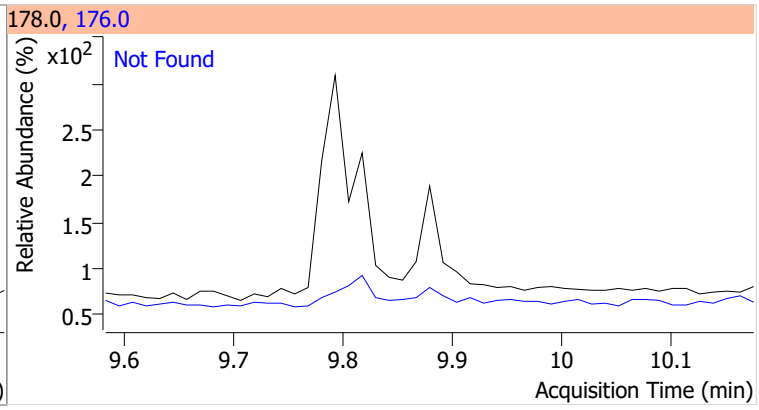

Compound	Conc.	Exp RT	QIon	Exp Ratio	QIon	Exp Ratio
o-Terphenyl	N.D.	10.32	229.0	66.8	215.0	43.2

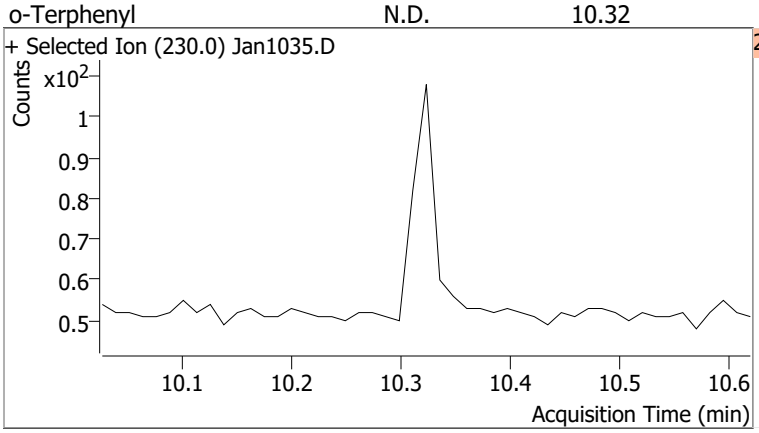

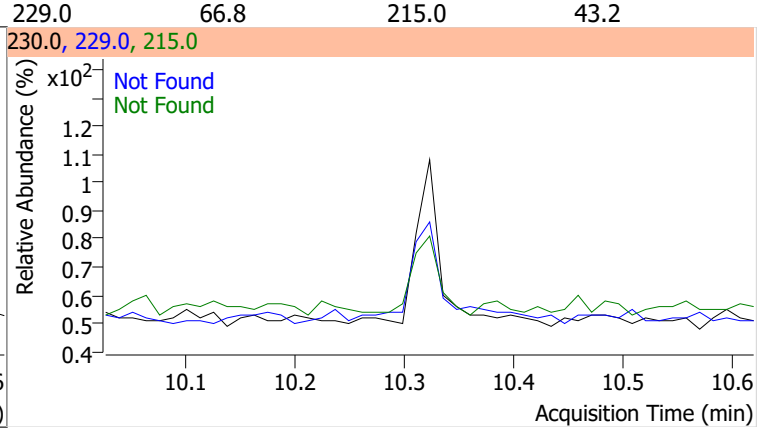

Compound	Conc.	Exp RT	QIon	Exp Ratio
Fluoranthene	N.D.	11.44	101.0	11.4

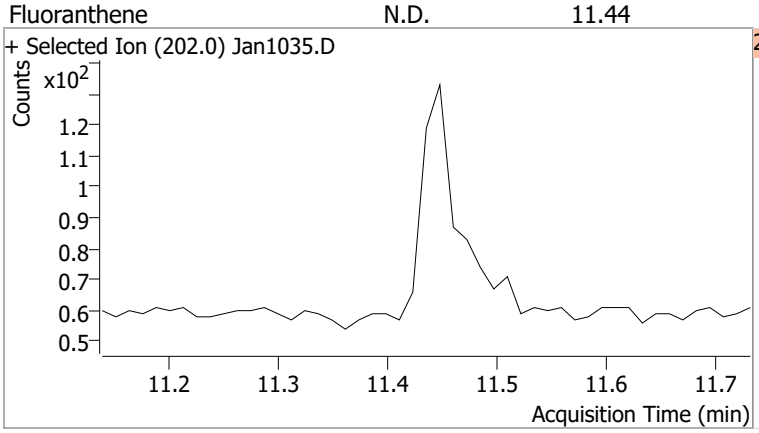

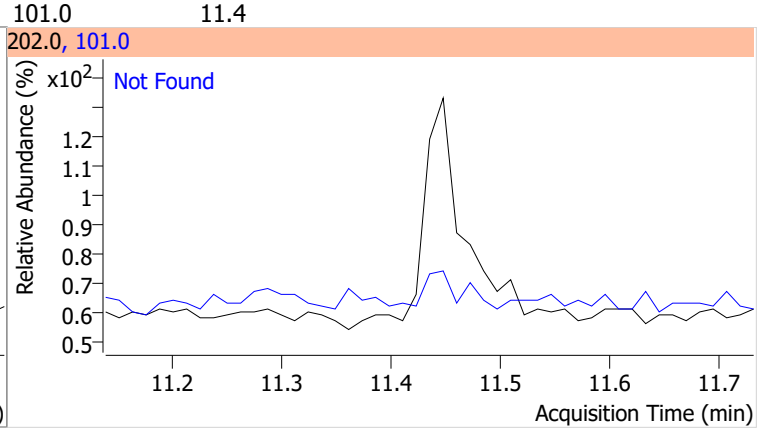

Compound	Conc.	Exp RT	QIon	Exp Ratio
Pyrene	N.D.	11.82	101.0	13.9

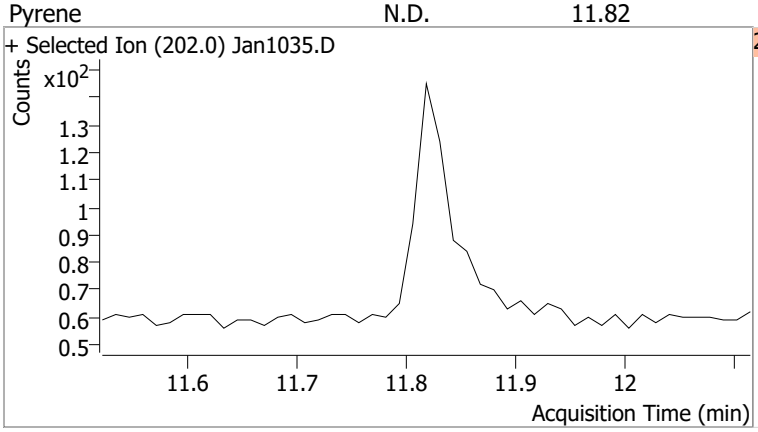

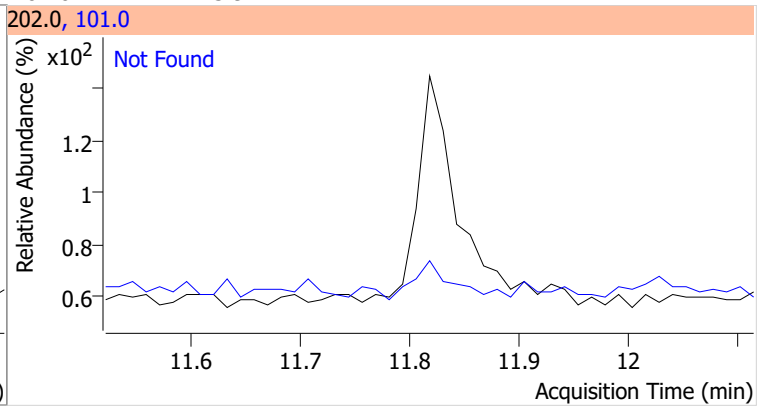

Compound	Conc.	RT	Dev(Min)	Resp.	QIon	QRatio	Lower	Upper
Terphenyl-d14	103.0510	12.29	0.00	42796	122.0	14.8	9.6	17.9

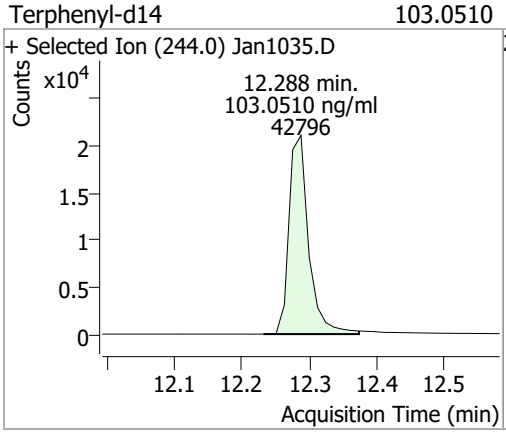

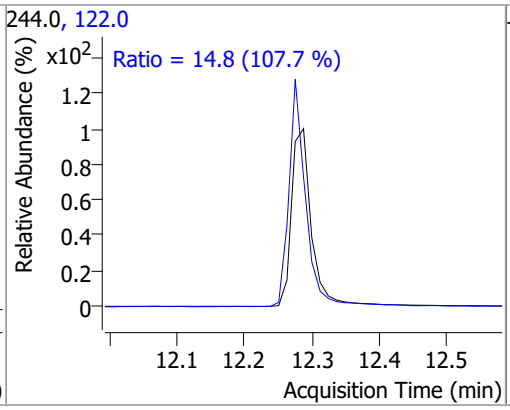

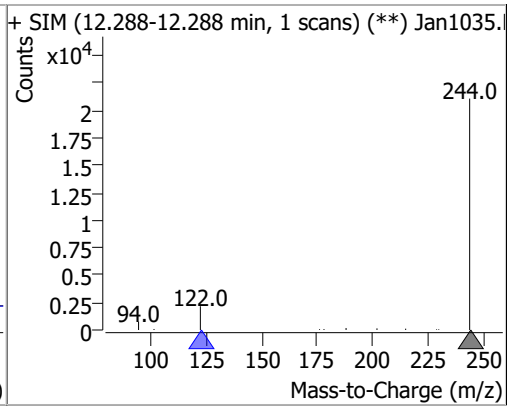

Compound	Conc.	RT	Dev(Min)	Resp.	QIon	QRatio	Lower	Upper
Benzo(a)Anthracene		0		0	226.0		19.5	36.3
					229.0		16.5	30.6

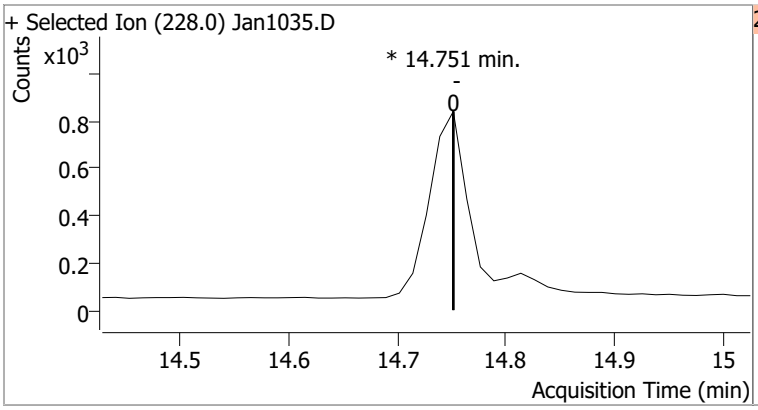

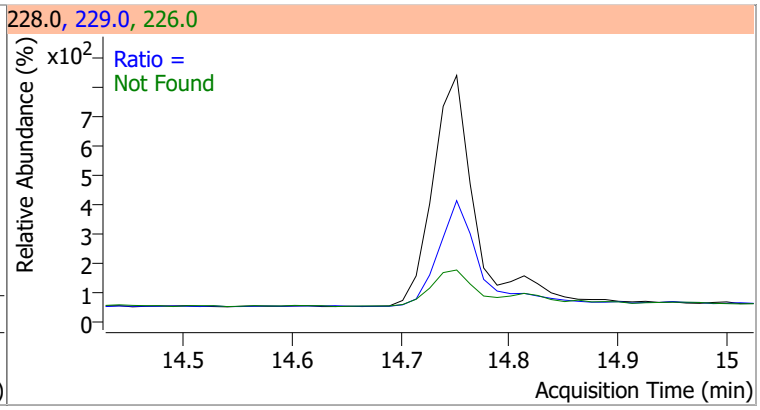

Compound	Conc.	RT	Dev(Min)	Resp.	QIon	QRatio	Lower	Upper
Chrysene		0		0	226.0		22.2	41.2
					229.0		15.5	28.9

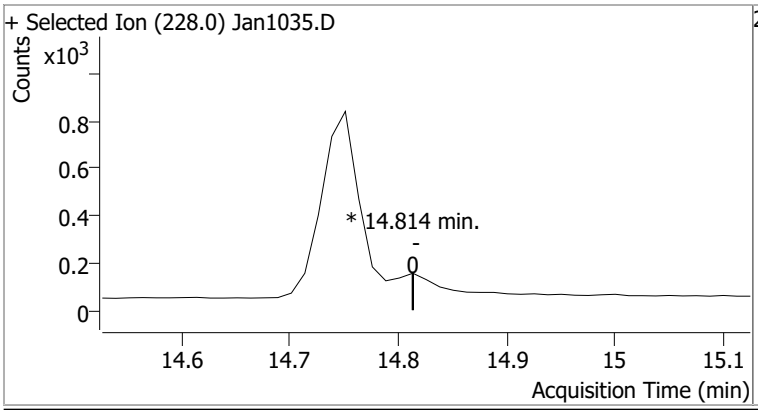

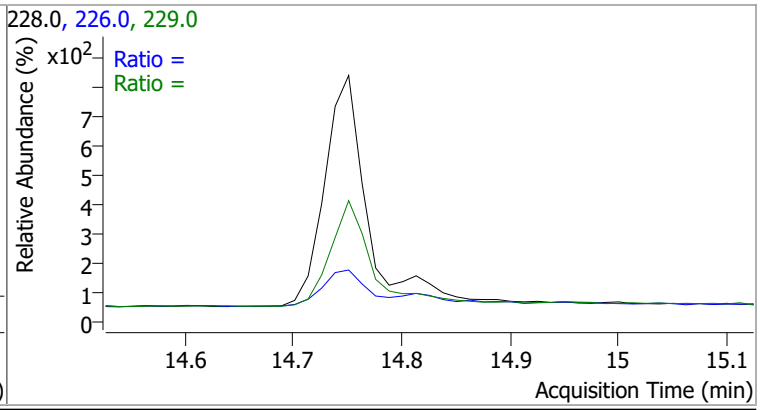

Compound	Conc.	Exp RT	QIon	Exp Ratio
Benzo(b)fluoranthene	N.D.	17.76	253.0	22.6

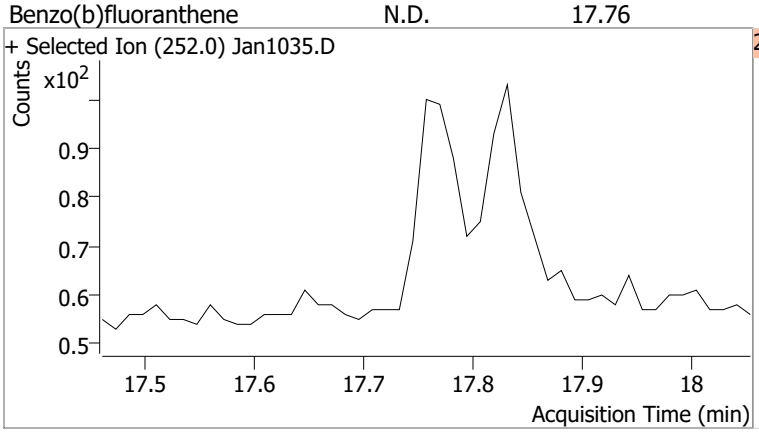

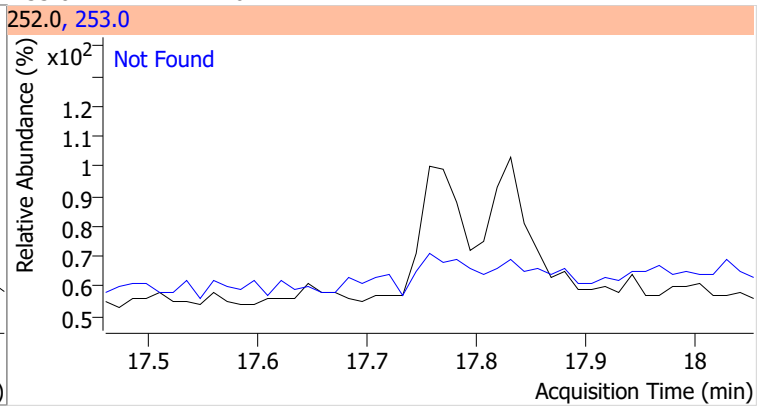

Compound	Conc.	Exp RT	QIon	Exp Ratio
Benzo(k)fluoranthene	N.D.	17.82	253.0	23.0

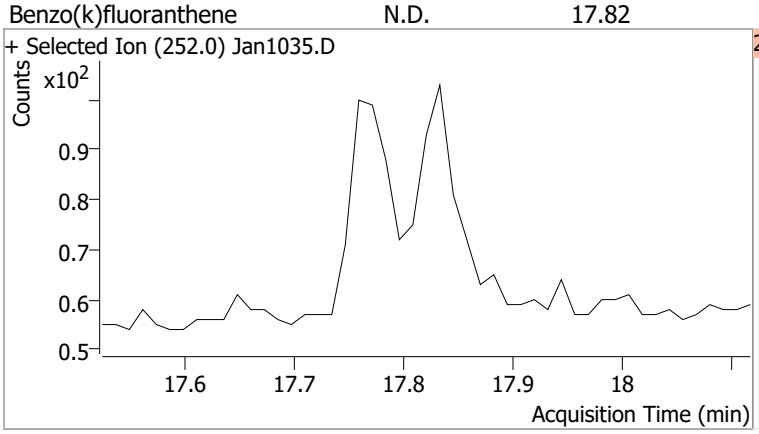

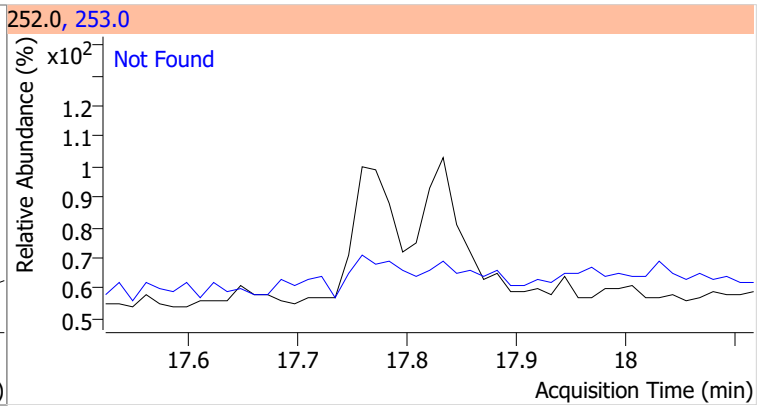

Compound	Conc.	RT	Dev(Min)	Resp.	QIon	QRatio	Lower	Upper
Benzo(a)pyrene		0		0	253.0		16.6	30.8

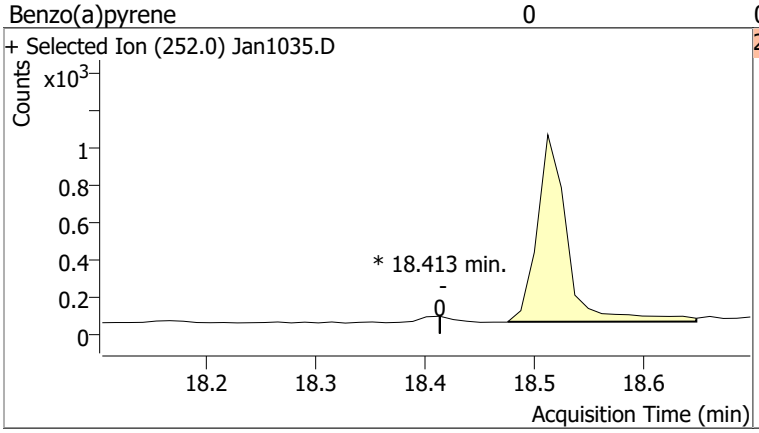

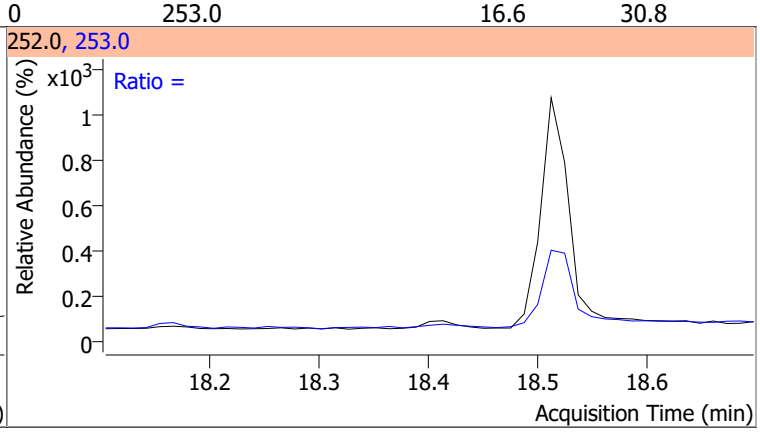

Compound	Conc.	Exp RT	QIon	Exp Ratio
Indeno(1,2,3-cd)pyrene	N.D.	20.24	138.0	25.2

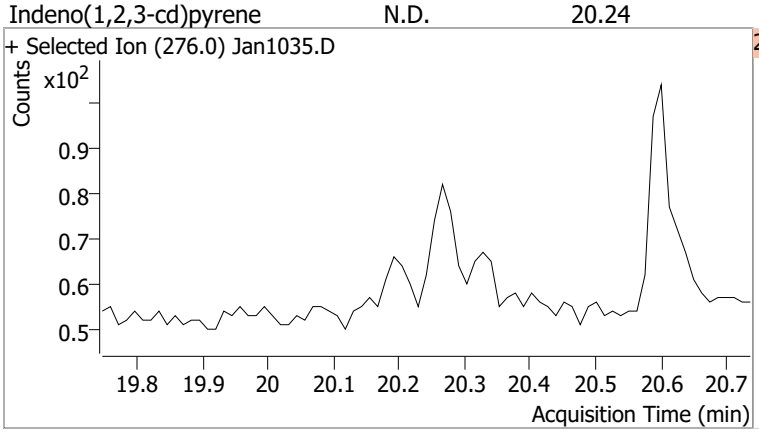

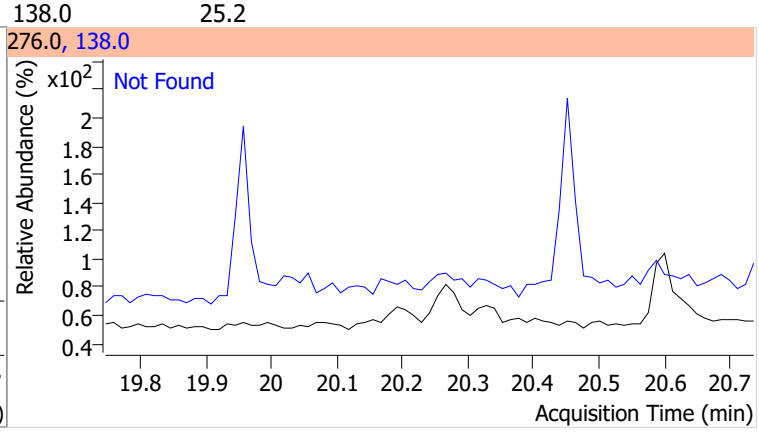

Compound	Conc.	Exp RT	QIon	Exp Ratio	QIon	Exp Ratio
Dibenzo(a,h)anthracene	N.D.	20.32	279.0	25.9	139.0	18.3

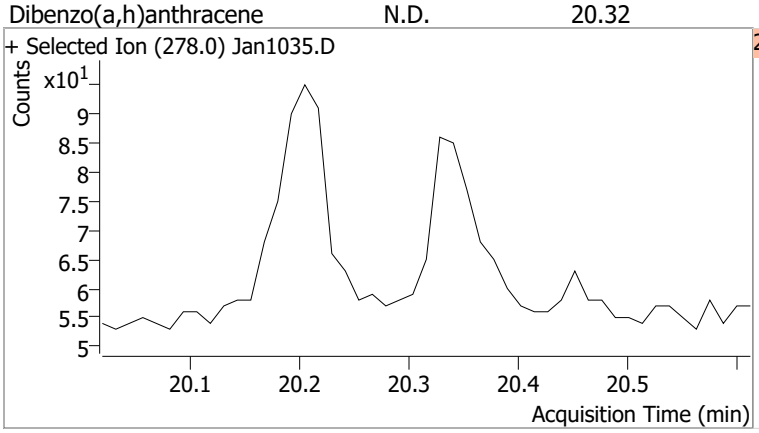

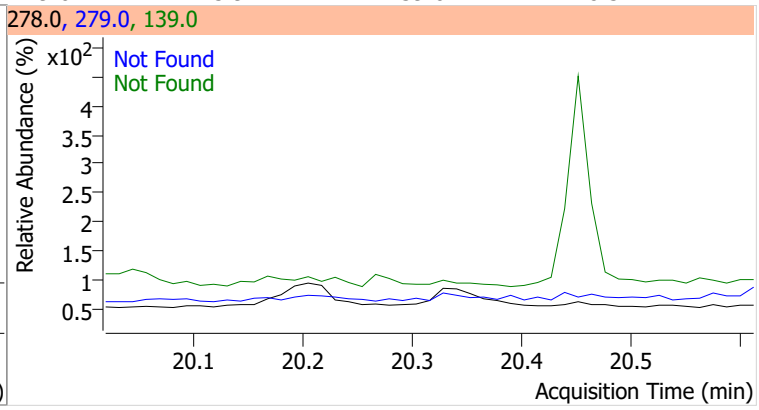

Compound	Conc.	Exp RT	QIon	Exp Ratio	QIon	Exp Ratio
Benzo(g,h,i)perylene	N.D.	20.58	277.0	24.5	138.0	20.0

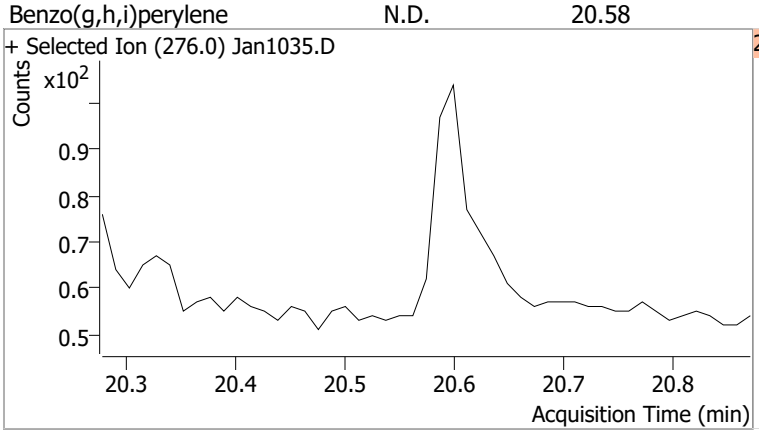

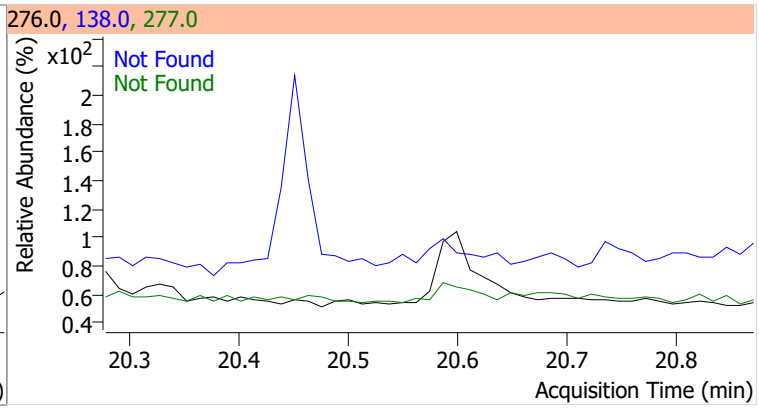

Quantitation Results Report (QT Reviewed)

Data File	Jan1036.D	Operator	LIMS import
Acq. Method	5975BNASIM	Acq. Date-Time	1/11/2022 5:55:27 AM
Sample Name	B22010143-001C	Instrument	GCMS
Vial	36	Multiplier	1.00
DA Method File	011022 bna SIM 1.batch.bin	Comment	SVOC-8270-W-LLPAH
Tune File	dftppjph.u	Tune Date	
Batch Name	011022 bna SIM 2.batch.bin	Last Calib Update	1/4/2022 2:09:05 PM
Ref Library			

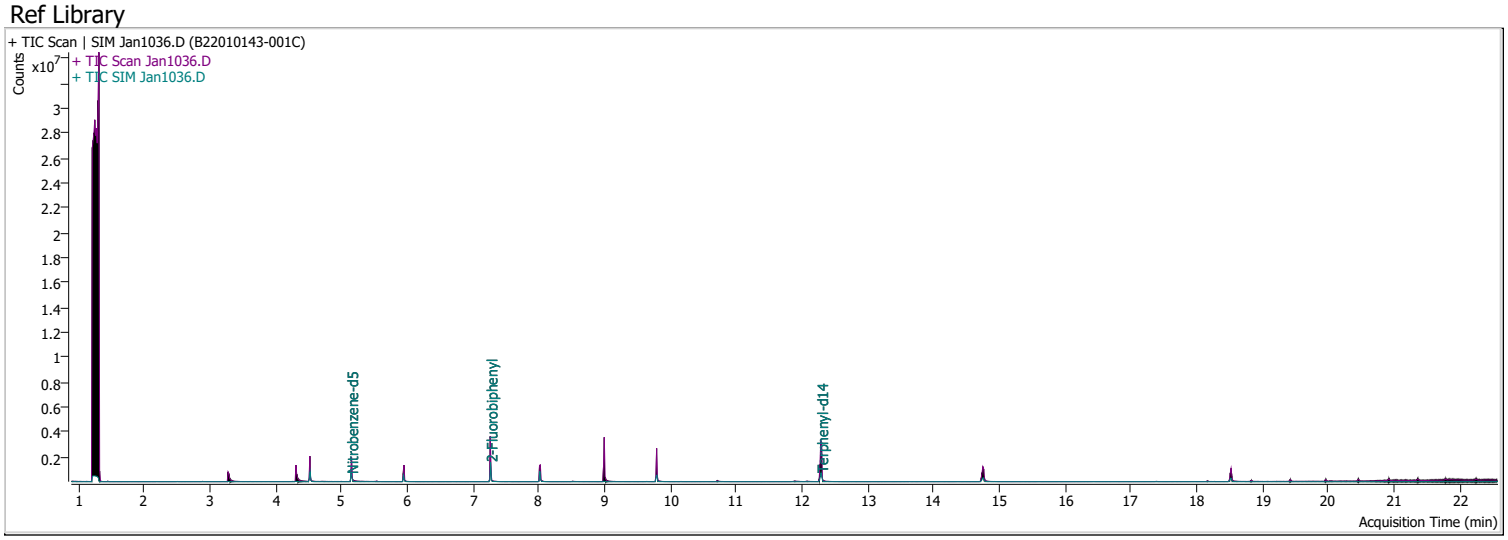

Compound	RT	QIon	Resp.	Conc.	Units		Dev(Min)
Internal Standards							
M 1,4-Dichlorobenzene-d4	4.522	152.0	282010	40.0000	ng/ml		-0.025
M Naphthalene-d8	5.941	136.0	485762	40.0000	ng/ml		-0.013
M Acenaphthene-d10	8.013	164.0	294477	40.0000	ng/ml		0.000
M Phenanthrene-d10	9.793	188.0	634867	40.0000	ng/ml		0.000
M Chrysene-d12	14.751	240.0	502403	40.0000	ng/ml		-0.012
M Perylene-d12	18.512	264.0	370398	40.0000	ng/ml		-0.012
System Monitoring Compounds							
S Nitrobenzene-d5	5.143	82.0	536037	40.8014	ng/ml		-0.025
Spiked Amount: 5.000	Range: 19.0 - 102.0%			Recovery = 816.03%		*	
S 2-Fluorobiphenyl	7.265	172.0	1003387	68.4418	ng/ml		0.000
Spiked Amount: 5.000	Range: 25.0 - 94.0%			Recovery = 1368.84%		*	
S o-Terphenyl	0.000		0	N.D.			
Spiked Amount: 5.000	Range: 40.0 - 140.0%			Recovery = NA%			
S Terphenyl-d14	12.288	244.0	1014980	109.1804	ng/ml		0.000
Spiked Amount: 5.000	Range: 39.0 - 106.0%			Recovery = 2183.61%		*	
Target Compounds							**QValue**
T Naphthalene	0.000		0	N.D.			
T 2-Methylnaphthalene	0.000		0	N.D.			
T 1-Methylnaphthalene	0.000		0	N.D.			
T Acenaphthylene	0.000		0	N.D.			
T Acenaphthene	8.050	154.0	0		ng/ml	md	1
T Fluorene	0.000		0	N.D.			
T Phenanthrene	0.000		0	N.D.			
T Anthracene	0.000		0	N.D.			
T Fluoranthene	0.000		0	N.D.			
T Pyrene	0.000		0	N.D.			
T Benzo(a)Anthracene	14.751	228.0	0		ng/ml	md	1
T Chrysene	14.814	228.0	0		ng/ml	md	1
T Benzo(b)fluoranthene	0.000		0	N.D.			

Compound	RT	QIon	Resp.	Conc.	Units		Dev(Min)
T Benzo(k)fluoranthene	0.000		0	N.D.			
T Benzo(a)pyrene	18.401	252.0	0		ng/ml	md	1
T Indeno(1,2,3-cd)pyrene	0.000		0	N.D.			
T Dibenzo(a,h)anthracene	0.000		0	N.D.			
T Benzo(g,h,i)perylene	0.000		0	N.D.			

(#) = Qualifier Out of Range; (m) = Manual Integration; (+) = Area Summed; (*) = Surrogate Percent Recovery Out of Range; (d): Zeroed Peak

Quantitation Results Report (QT Reviewed)

Compound	Conc.	RT	Dev(Min)	Resp.	QIon	QRatio	Lower	Upper
Nitrobenzene-d5	40.8014	5.14	-0.02	536037	54.0	34.3	21.6	40.2
					128.0	35.4	21.3	39.5

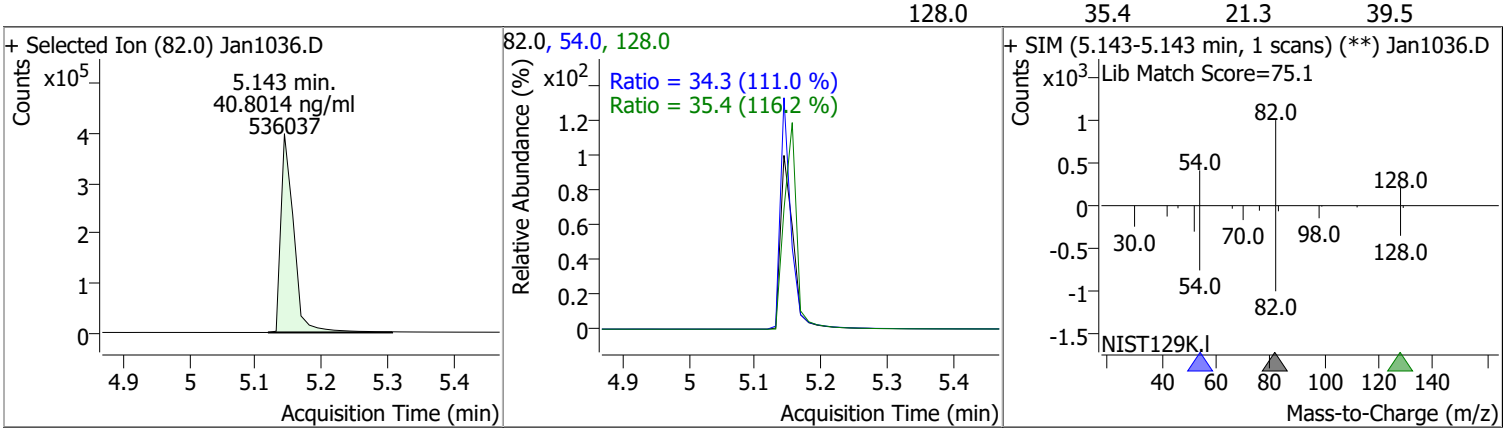

Compound	Conc.	Exp RT	QIon	Exp Ratio	QIon	Exp Ratio
Naphthalene	N.D.	5.98	102.0	15.5	129.0	10.8

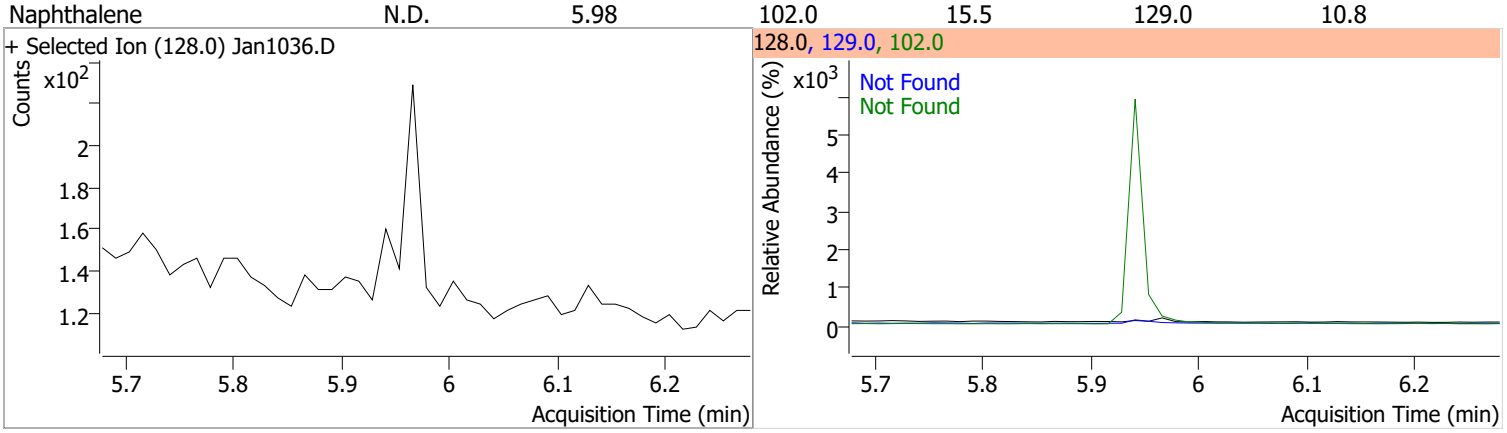

Compound	Conc.	Exp RT	QIon	Exp Ratio	QIon	Exp Ratio
2-Methylnaphthalene	N.D.	6.80	142.0	147.5	115.0	52.5

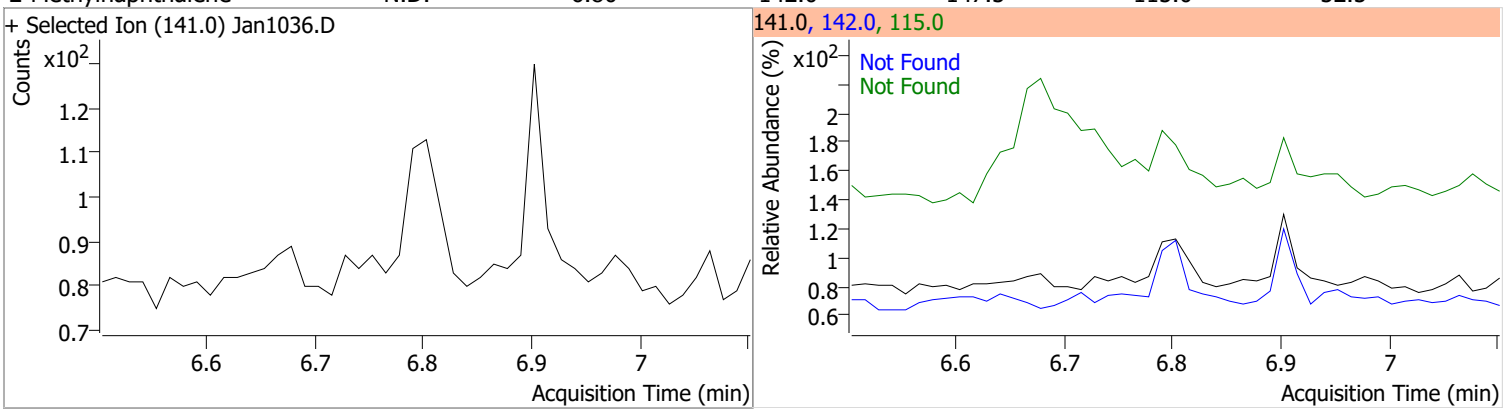

Compound	Conc.	Exp RT	QIon	Exp Ratio	QIon	Exp Ratio
1-Methylnaphthalene	N.D.	6.90	142.0	111.3	115.0	63.4

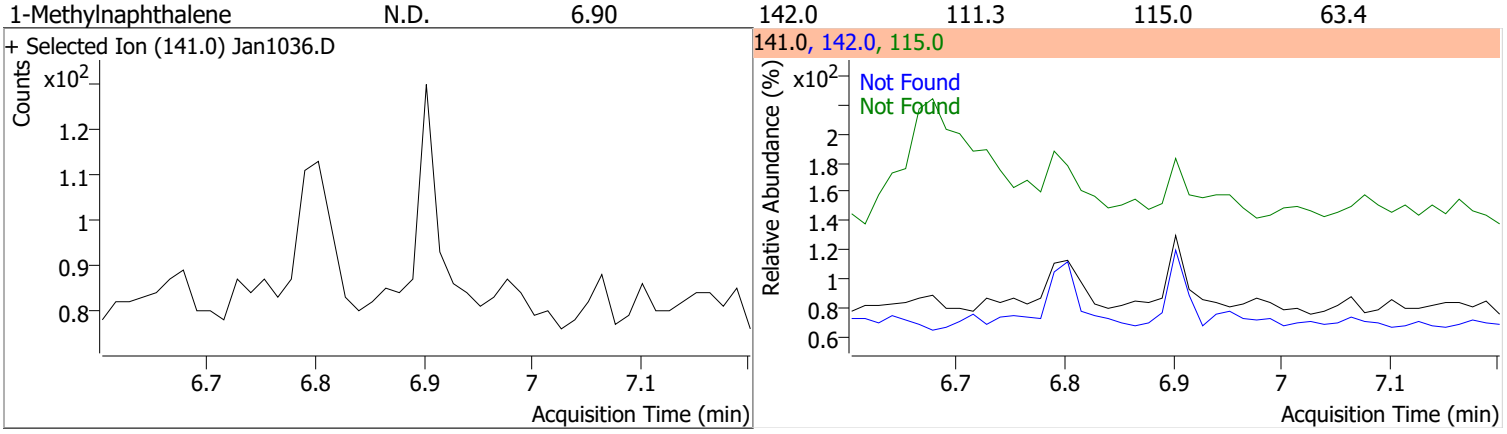

Quantitation Results Report (QT Reviewed)

Compound	Conc.	RT	Dev(Min)	Resp.	QIon	QRatio	Lower	Upper
2-Fluorobiphenyl	68.4418	7.26	0.00	1003387	171.0	39.7	26.4	49.0

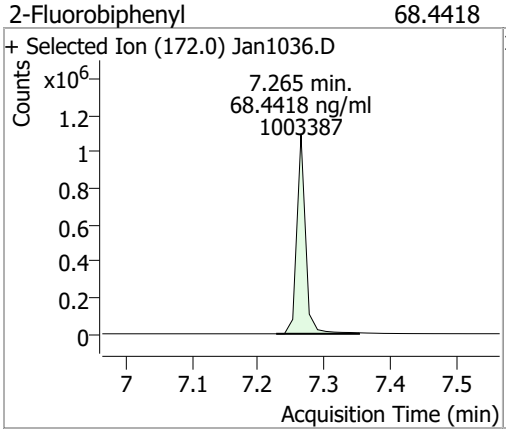

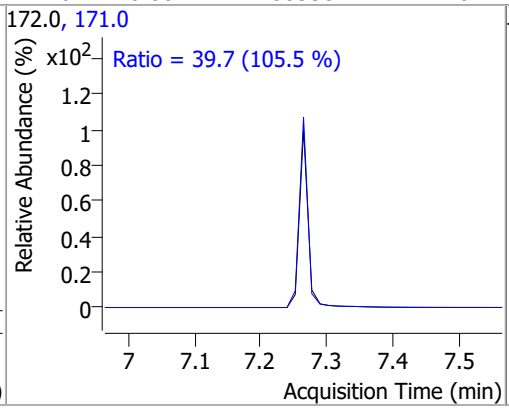

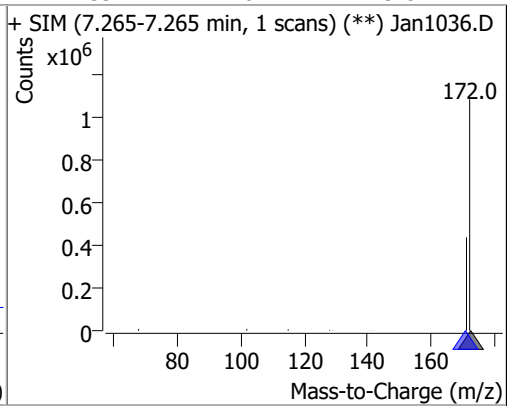

Compound	Conc.	Exp RT	QIon	Exp Ratio
Acenaphthylene	N.D.	7.84	153.0	14.6

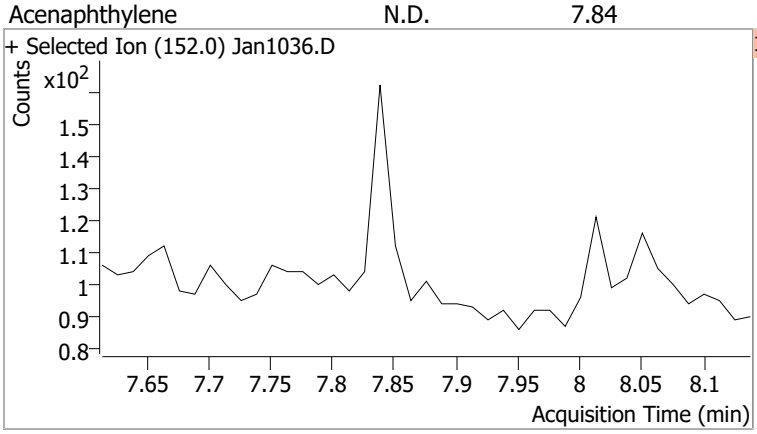

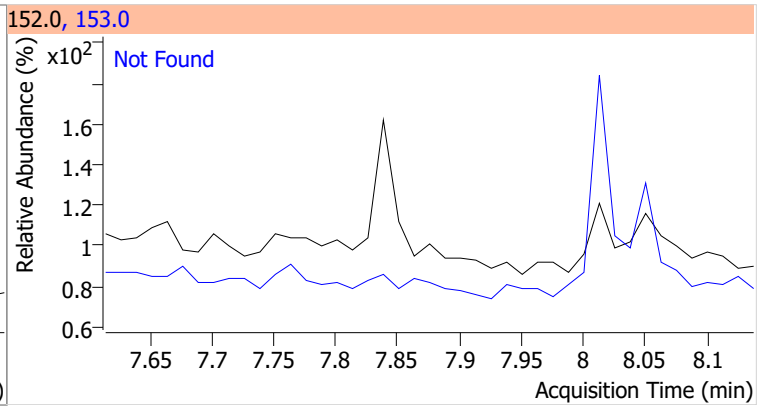

Compound	Conc.	RT	Dev(Min)	Resp.	QIon	QRatio	Lower	Upper
Acenaphthene		0		0	153.0		80.3	149.2
					152.0		38.4	71.4

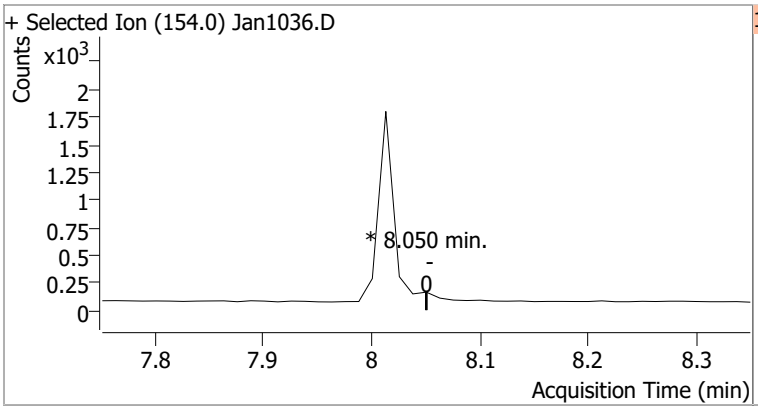

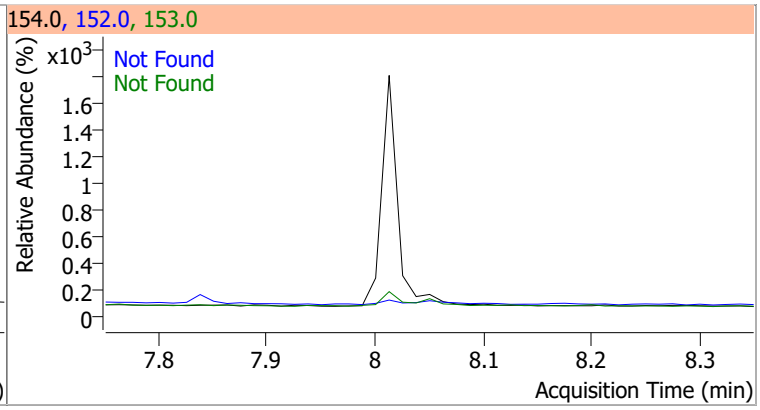

Compound	Conc.	Exp RT	QIon	Exp Ratio	QIon	Exp Ratio
Fluorene	N.D.	8.69	165.0	96.4	167.0	11.3

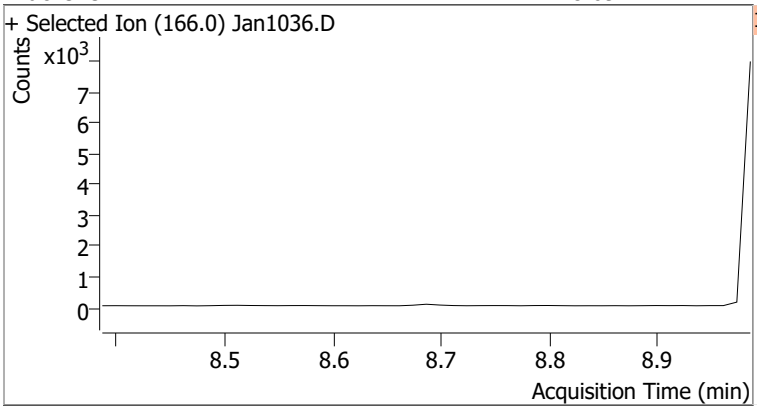

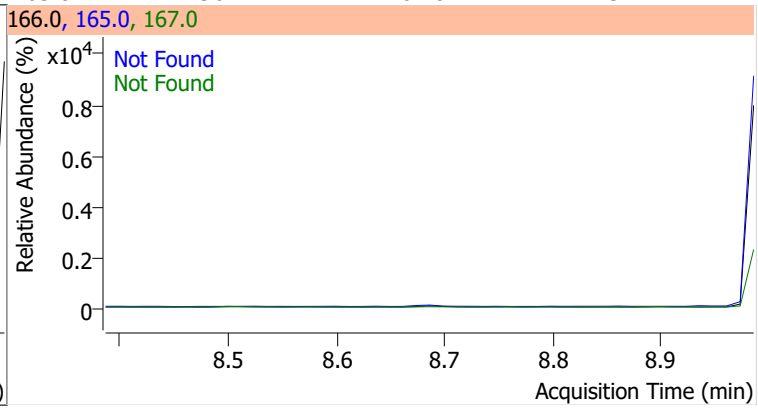

Compound	Conc.	Exp RT	QIon	Exp Ratio
Phenanthrene	N.D.	9.82	176.0	15.5

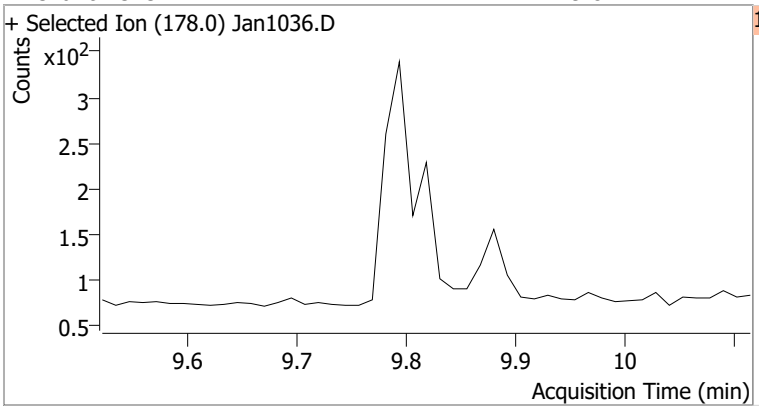

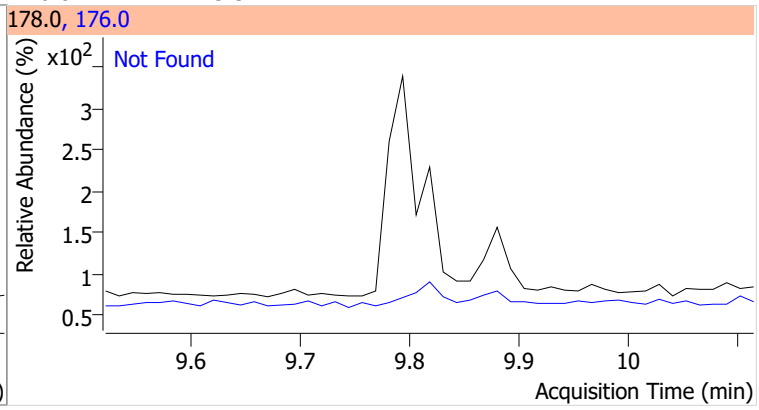

Compound	Conc.	Exp RT	QIon	Exp Ratio
Anthracene	N.D.	9.88	176.0	16.6

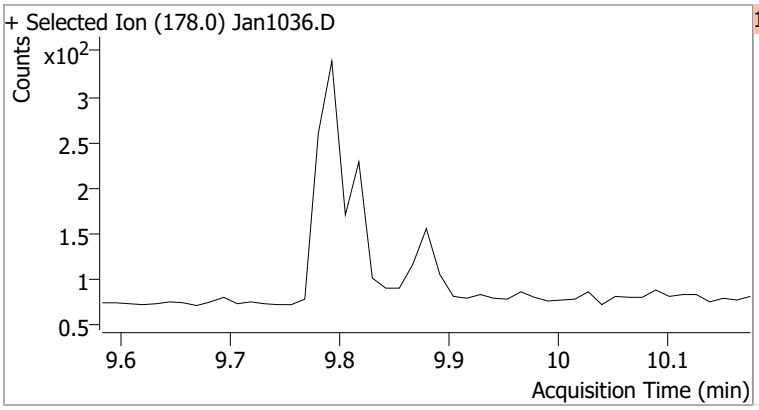

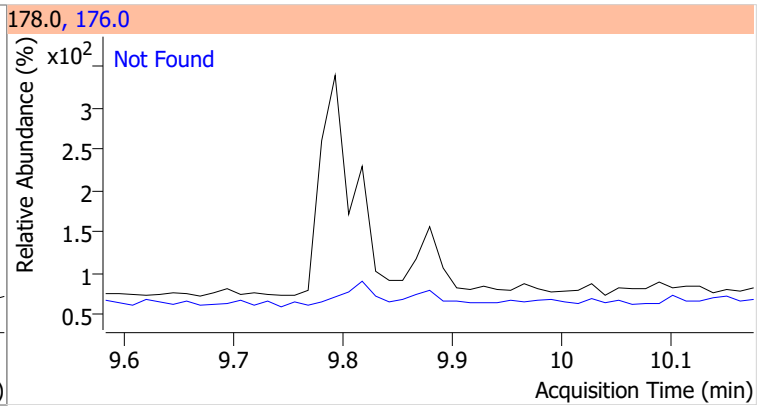

Compound	Conc.	Exp RT	QIon	Exp Ratio	QIon	Exp Ratio
o-Terphenyl	N.D.	10.32	229.0	66.8	215.0	43.2

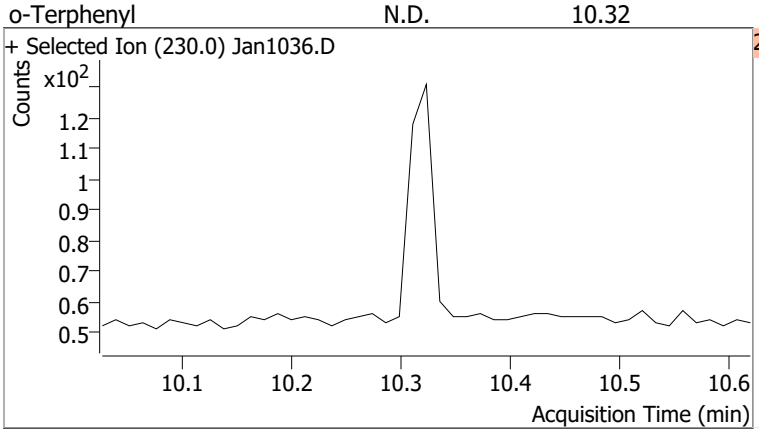

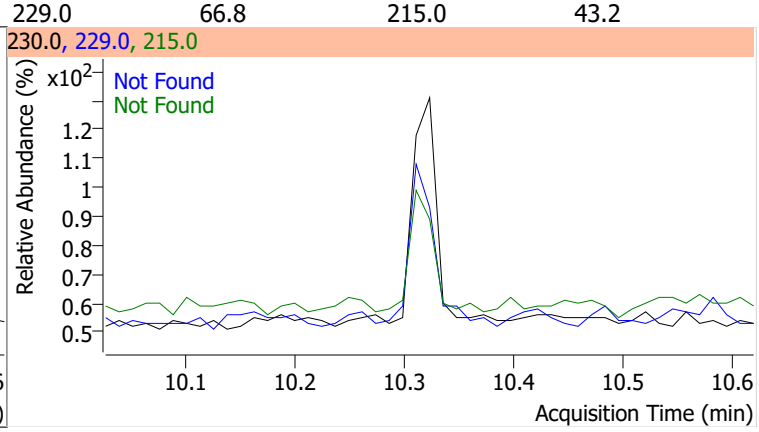

Compound	Conc.	Exp RT	QIon	Exp Ratio
Fluoranthene	N.D.	11.44	101.0	11.4

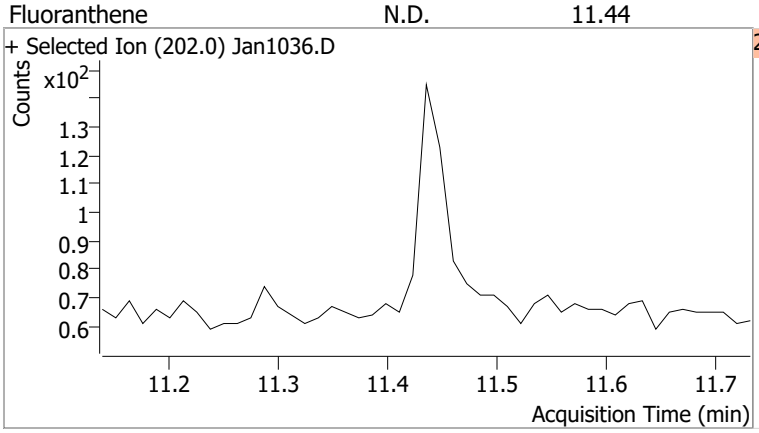

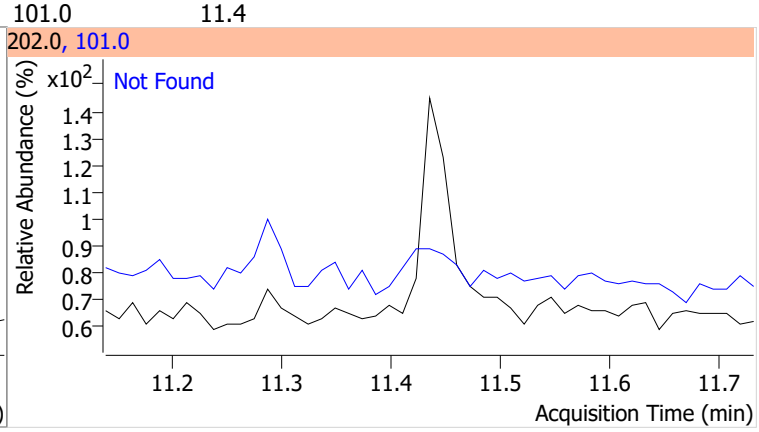

Compound	Conc.	Exp RT	QIon	Exp Ratio
Pyrene	N.D.	11.82	101.0	13.9

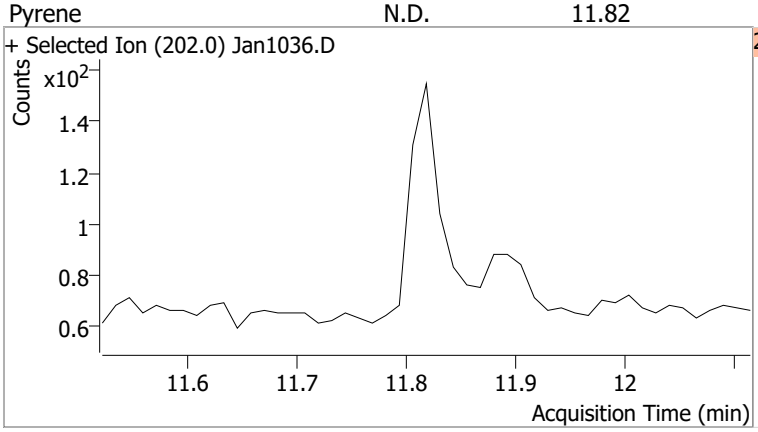

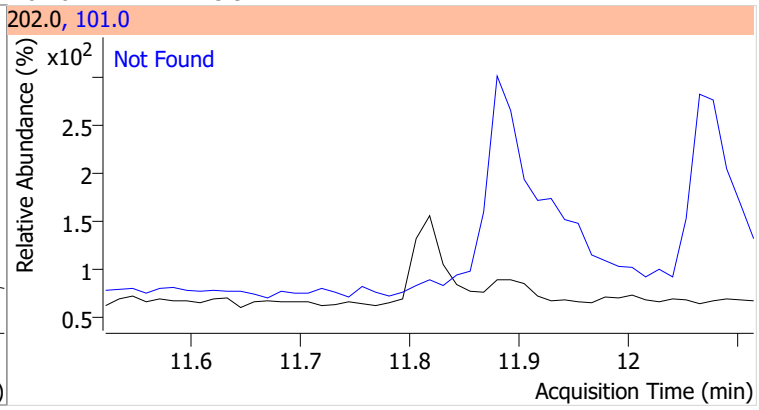

Compound	Conc.	RT	Dev(Min)	Resp.	QIon	QRatio	Lower	Upper
Terphenyl-d14	109.1804	12.29	0.00	1014980	122.0	14.3	9.6	17.9

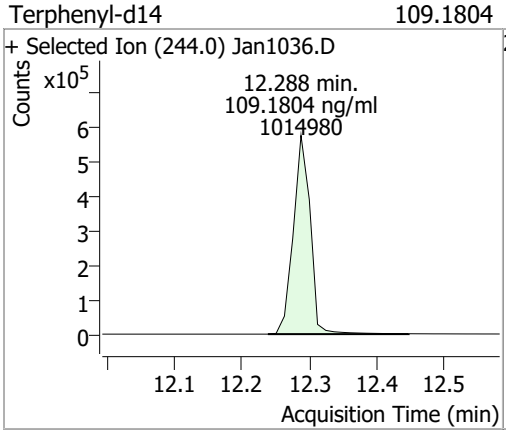

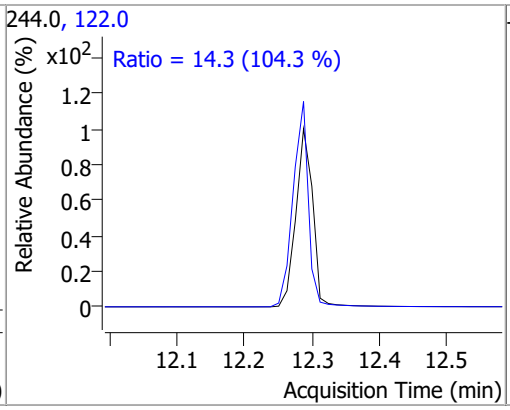

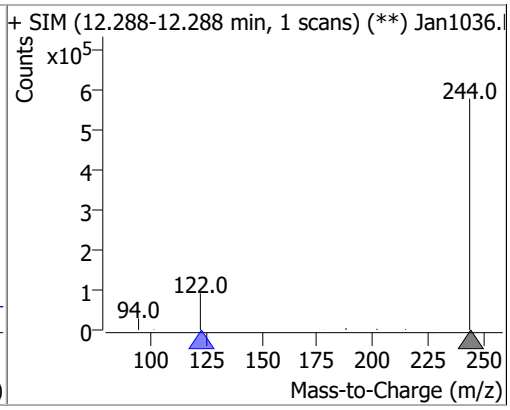

Compound	Conc.	RT	Dev(Min)	Resp.	QIon	QRatio	Lower	Upper
Benzo(a)Anthracene		0		0	226.0		19.5	36.3
					229.0		16.5	30.6

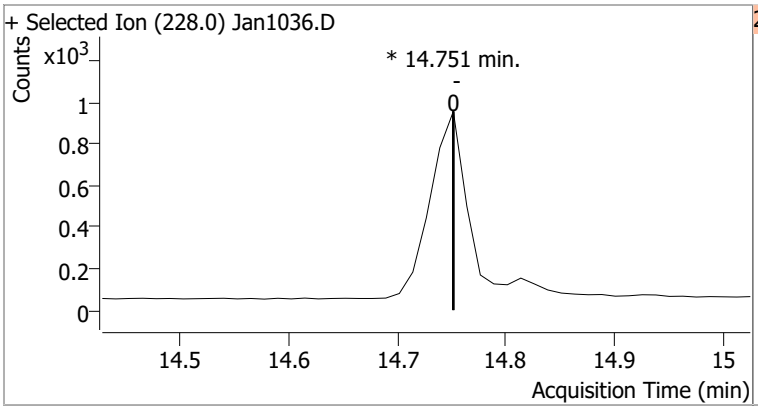

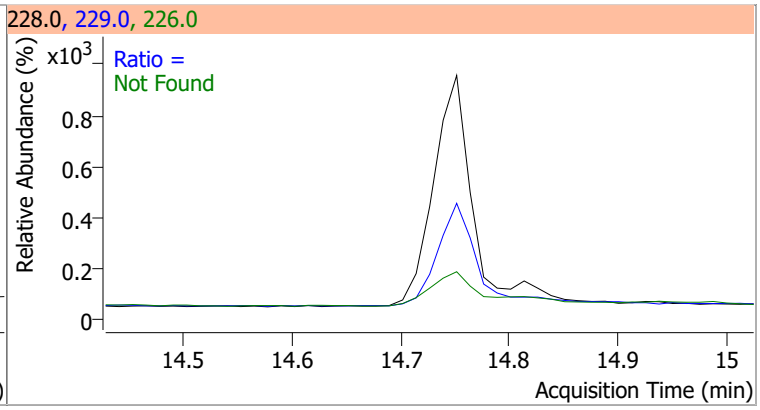

Compound	Conc.	RT	Dev(Min)	Resp.	QIon	QRatio	Lower	Upper
Chrysene		0		0	226.0		22.2	41.2
					229.0		15.5	28.9

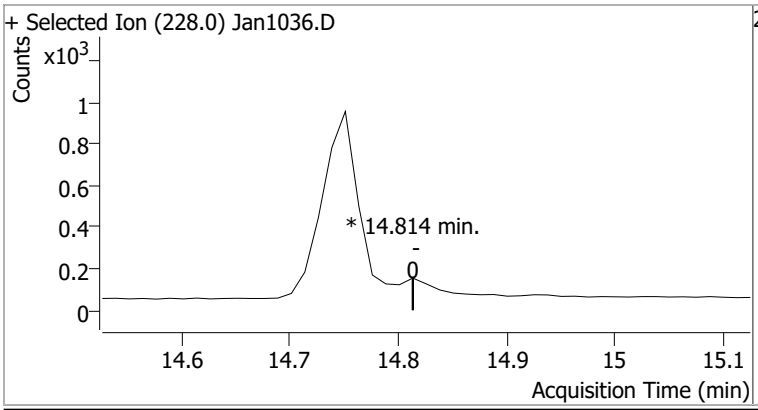

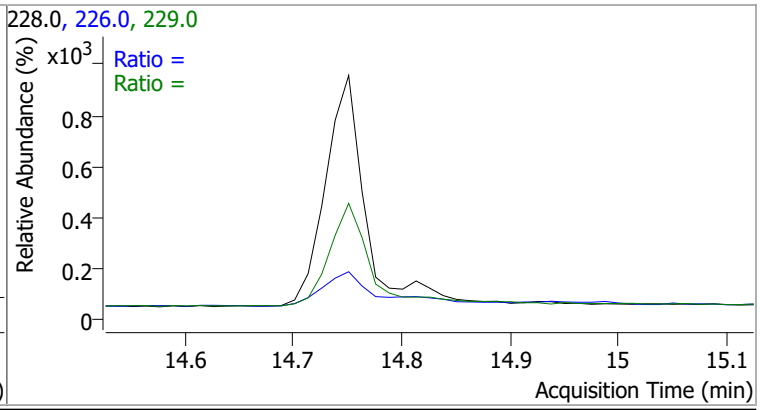

Compound	Conc.	Exp RT	QIon	Exp Ratio
Benzo(b)fluoranthene	N.D.	17.76	253.0	22.6

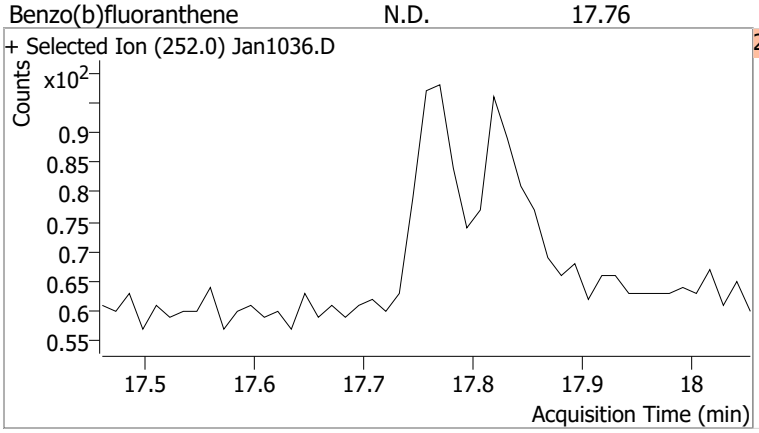

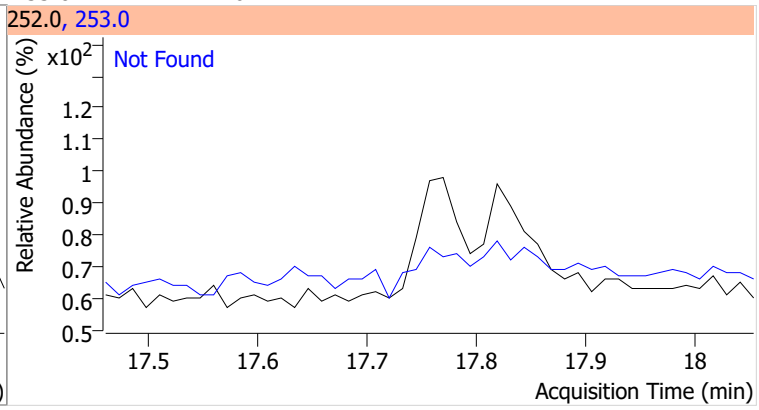

Compound	Conc.	Exp RT	QIon	Exp Ratio
Benzo(k)fluoranthene	N.D.	17.82	253.0	23.0

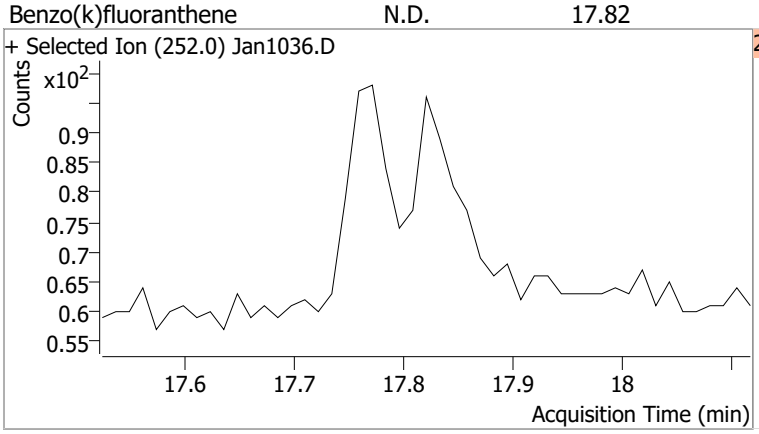

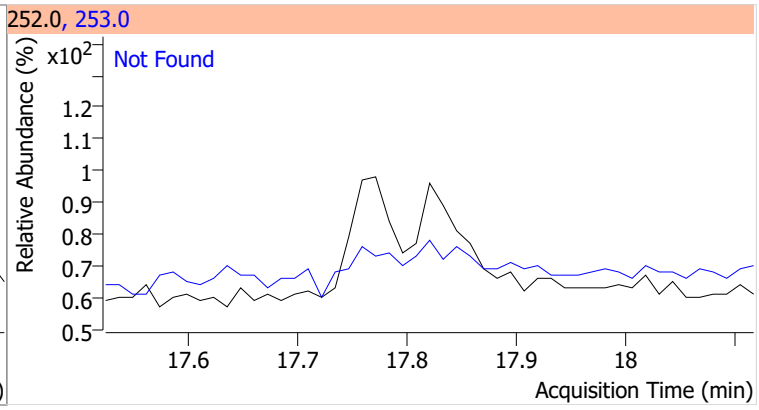

Compound	Conc.	RT	Dev(Min)	Resp.	QIon	QRatio	Lower	Upper
Benzo(a)pyrene		0		0	253.0		16.6	30.8

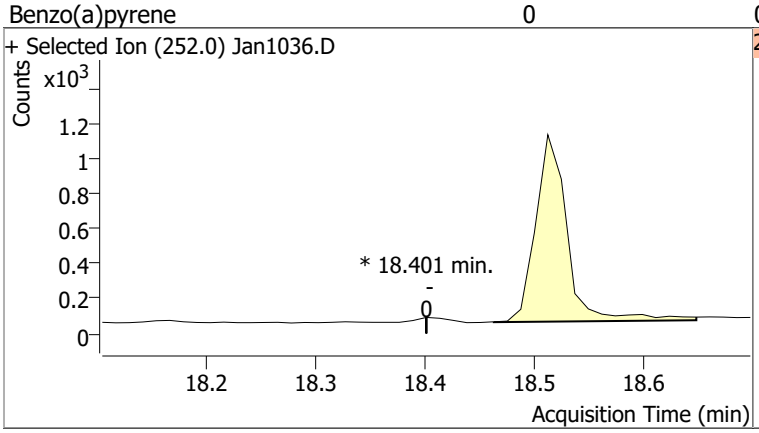

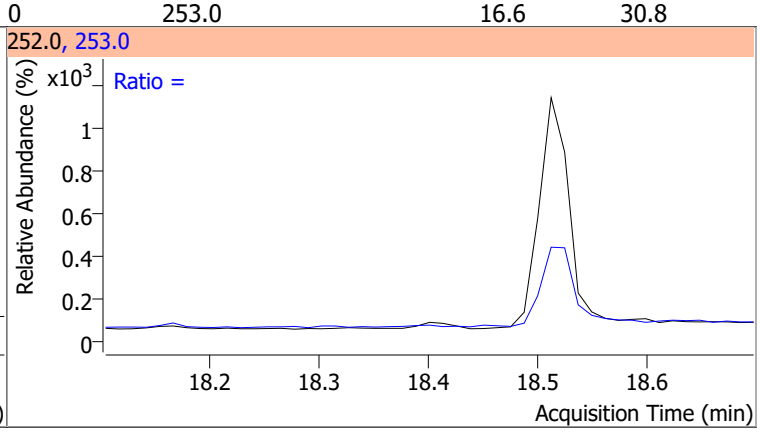

Compound	Conc.	Exp RT	QIon	Exp Ratio
Indeno(1,2,3-cd)pyrene	N.D.	20.24	138.0	25.2

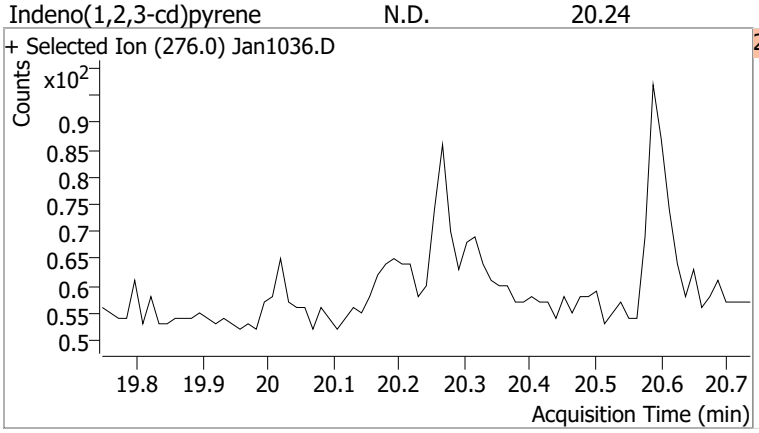

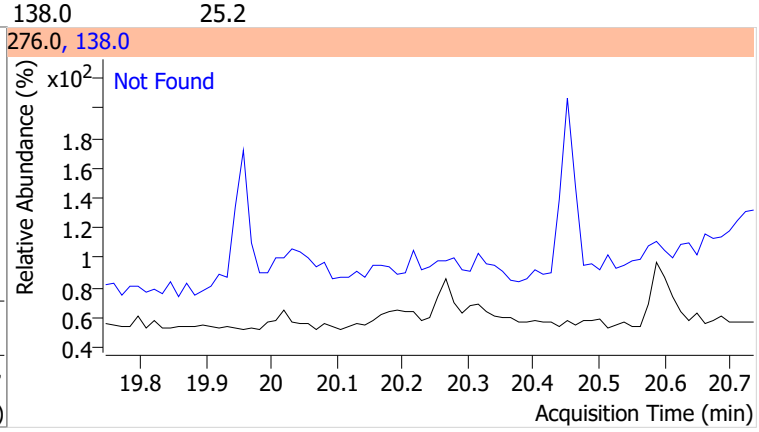

Compound	Conc.	Exp RT	QIon	Exp Ratio	QIon	Exp Ratio
Dibenzo(a,h)anthracene	N.D.	20.32	279.0	25.9	139.0	18.3

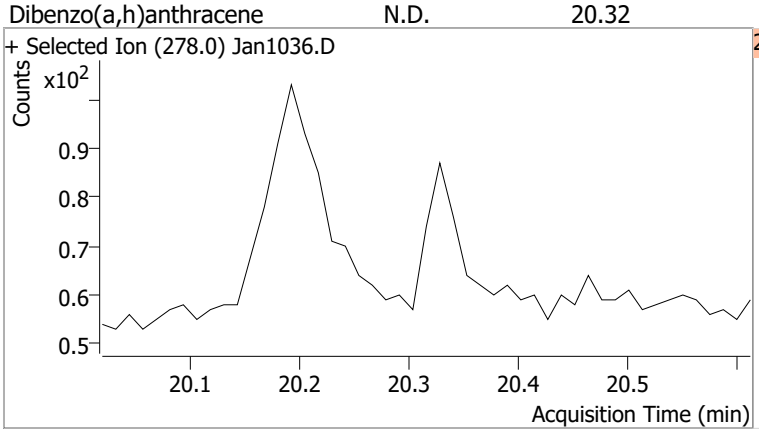

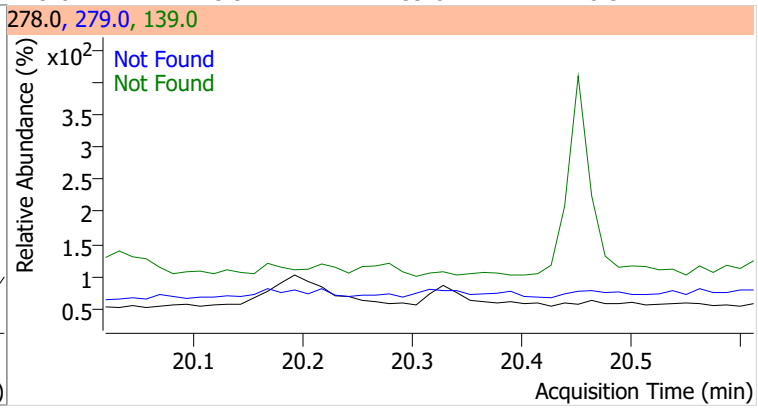

Compound	Conc.	Exp RT	QIon	Exp Ratio	QIon	Exp Ratio
Benzo(g,h,i)perylene	N.D.	20.58	277.0	24.5	138.0	20.0

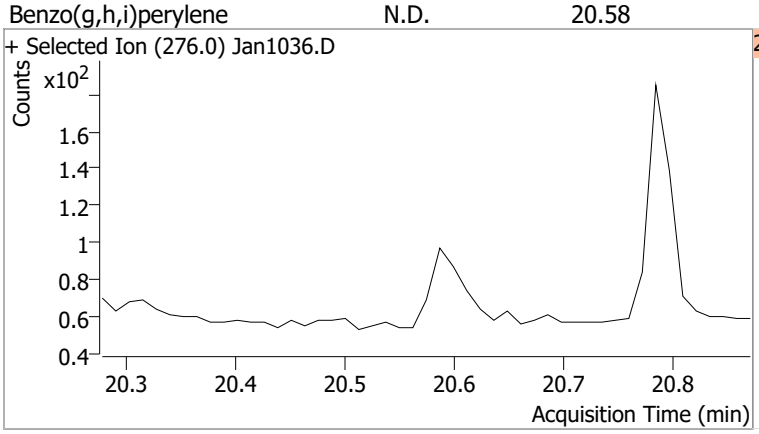

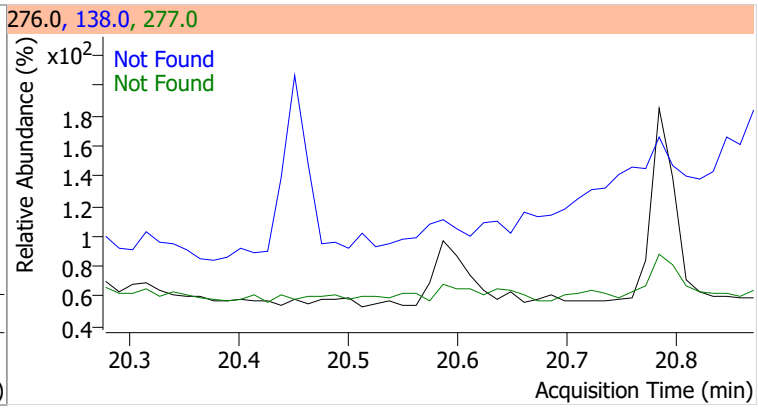

Quantitation Results Report (QT Reviewed)

Data File	Jan1037.D	Operator	LIMS import
Acq. Method	5975BNASIM	Acq. Date-Time	1/11/2022 6:27:51 AM
Sample Name	B22010143-001C	Instrument	GCMS
Vial	37	Multiplier	20.00
DA Method File	011022 bna SIM 1.batch.bin	Comment	SVOC-8270-W-LLPAH
Tune File	dftppjph.u	Tune Date	
Batch Name	011022 bna SIM 2.batch.bin	Last Calib Update	1/4/2022 2:09:05 PM
Ref Library			

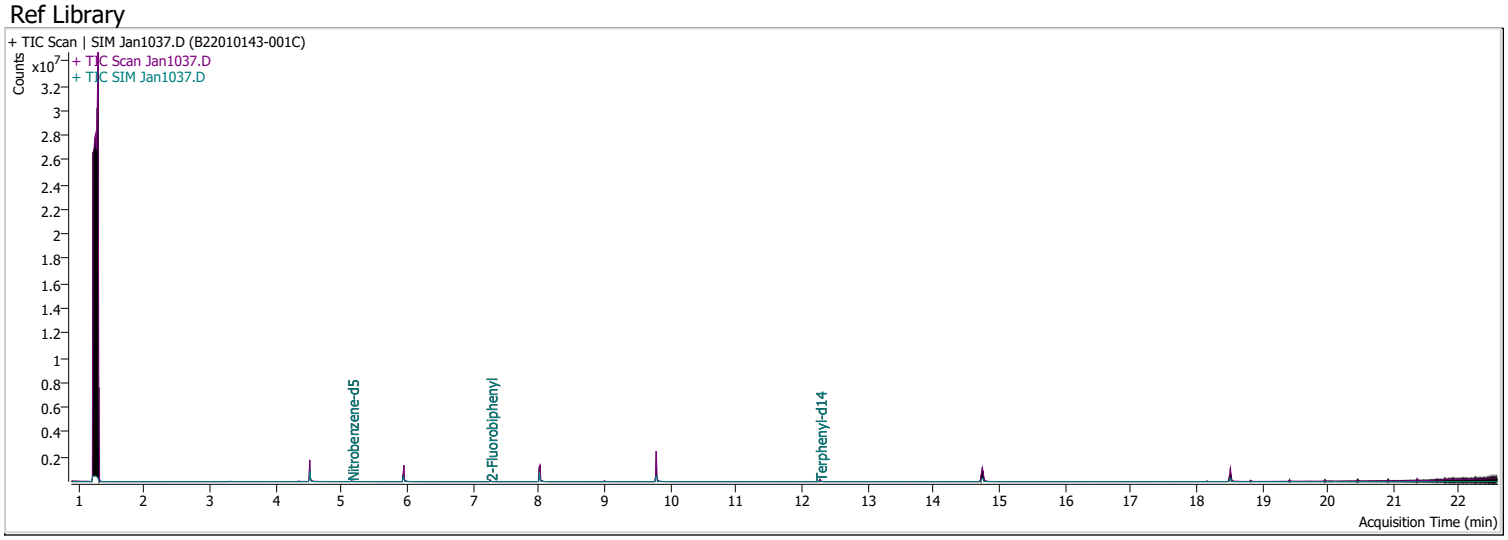

Compound	RT	QIon	Resp.	Conc.	Units		Dev(Min)
Internal Standards							
M 1,4-Dichlorobenzene-d4	4.522	152.0	274485	40.0000	ng/ml		-0.025
M Naphthalene-d8	5.941	136.0	469321	40.0000	ng/ml		-0.013
M Acenaphthene-d10	8.013	164.0	281713	40.0000	ng/ml		0.000
M Phenanthrene-d10	9.793	188.0	609232	40.0000	ng/ml		0.000
M Chrysene-d12	14.751	240.0	474188	40.0000	ng/ml		-0.013
M Perylene-d12	18.512	264.0	356348	40.0000	ng/ml		-0.012
System Monitoring Compounds							
S Nitrobenzene-d5	5.156	82.0	18578	56.9042	ng/ml		-0.013
Spiked Amount: 5.000	Range: 19.0 - 102.0%			Recovery = 1138.08%		*	
S 2-Fluorobiphenyl	7.264	172.0	49690	70.8596	ng/ml		0.000
Spiked Amount: 5.000	Range: 25.0 - 94.0%			Recovery = 1417.19%		*	
S o-Terphenyl	0.000		0	N.D.			
Spiked Amount: 5.000	Range: 40.0 - 140.0%			Recovery = NA%			
S Terphenyl-d14	12.275	244.0	45561	103.8502	ng/ml		-0.012
Spiked Amount: 5.000	Range: 39.0 - 106.0%			Recovery = 2077.00%		*	
Target Compounds							**QValue**
T Naphthalene	0.000		0	N.D.			
T 2-Methylnaphthalene	0.000		0	N.D.			
T 1-Methylnaphthalene	0.000		0	N.D.			
T Acenaphthylene	0.000		0	N.D.			
T Acenaphthene	8.050	154.0	0		ng/ml	md	1
T Fluorene	0.000		0	N.D.			
T Phenanthrene	0.000		0	N.D.			
T Anthracene	0.000		0	N.D.			
T Fluoranthene	0.000		0	N.D.			
T Pyrene	0.000		0	N.D.			
T Benzo(a)Anthracene	14.751	228.0	0		ng/ml	md	1
T Chrysene	14.814	228.0	0		ng/ml	md	1
T Benzo(b)fluoranthene	0.000		0	N.D.			

Compound	RT	QIon	Resp.	Conc.	Units		Dev(Min)
T Benzo(k)fluoranthene	0.000		0	N.D.			
T Benzo(a)pyrene	18.400	252.0	0		ng/ml	md	1
T Indeno(1,2,3-cd)pyrene	0.000		0	N.D.			
T Dibenzo(a,h)anthracene	0.000		0	N.D.			
T Benzo(g,h,i)perylene	0.000		0	N.D.			

(#) = Qualifier Out of Range; (m) = Manual Integration; (+) = Area Summed; (*) = Surrogate Percent Recovery Out of Range; (d): Zeroed Peak

Quantitation Results Report (QT Reviewed)

Compound	Conc.	RT	Dev(Min)	Resp.	QIon	QRatio	Lower	Upper
Nitrobenzene-d5	56.9042	5.16	-0.01	18578	54.0	34.2	21.6	40.2
					128.0	36.5	21.3	39.5

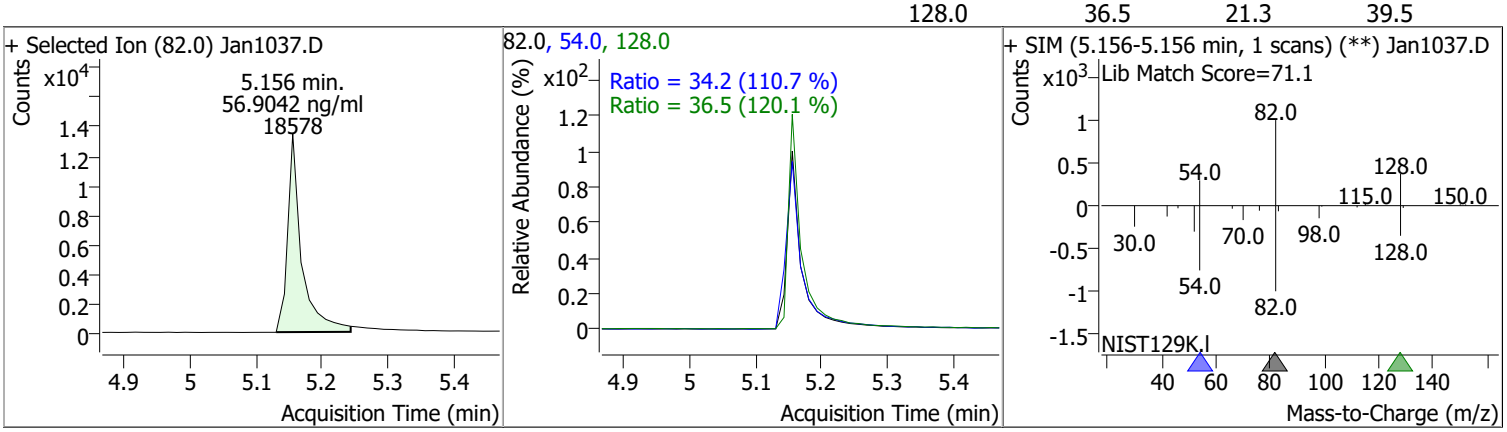

Compound	Conc.	Exp RT	QIon	Exp Ratio	QIon	Exp Ratio
Naphthalene	N.D.	5.98	102.0	15.5	129.0	10.8

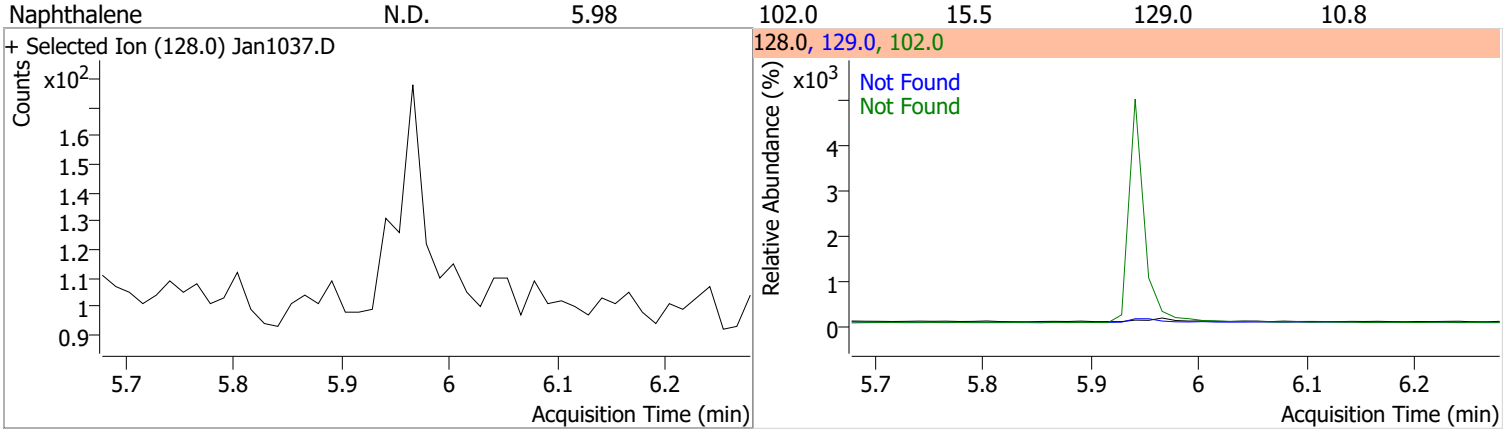

Compound	Conc.	Exp RT	QIon	Exp Ratio	QIon	Exp Ratio
2-Methylnaphthalene	N.D.	6.80	142.0	147.5	115.0	52.5

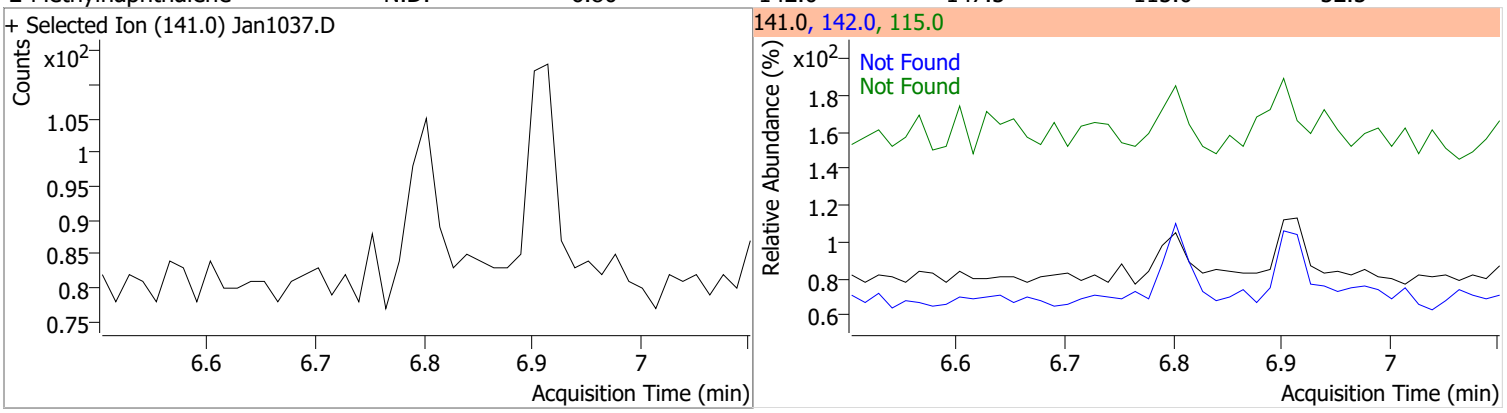

Compound	Conc.	Exp RT	QIon	Exp Ratio	QIon	Exp Ratio
1-Methylnaphthalene	N.D.	6.90	142.0	111.3	115.0	63.4

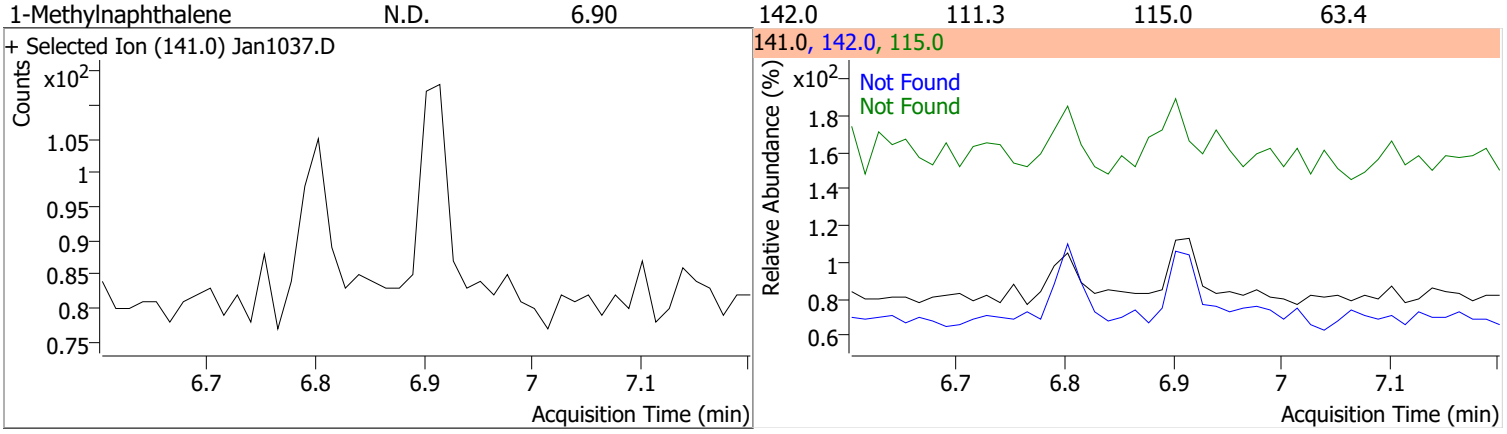

Quantitation Results Report (QT Reviewed)

Compound	Conc.	RT	Dev(Min)	Resp.	QIon	QRatio	Lower	Upper
2-Fluorobiphenyl	70.8596	7.26	0.00	49690	171.0	36.2	26.4	49.0

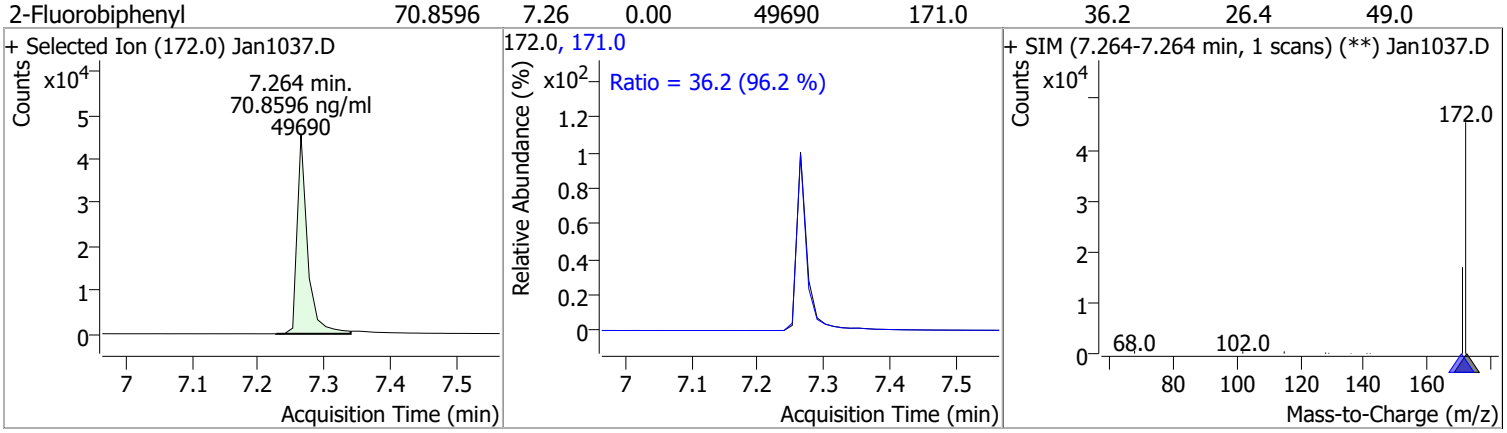

Compound	Conc.	Exp RT	QIon	Exp Ratio
Acenaphthylene	N.D.	7.84	153.0	14.6

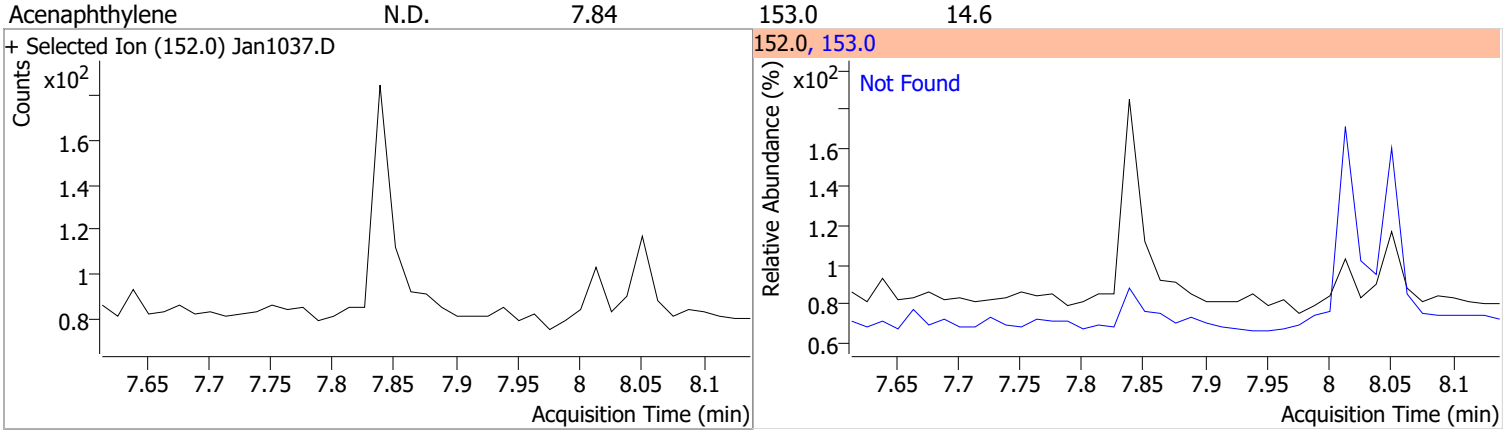

Compound	Conc.	RT	Dev(Min)	Resp.	QIon	QRatio	Lower	Upper
Acenaphthene		0		0	153.0		80.3	149.2
					152.0		38.4	71.4

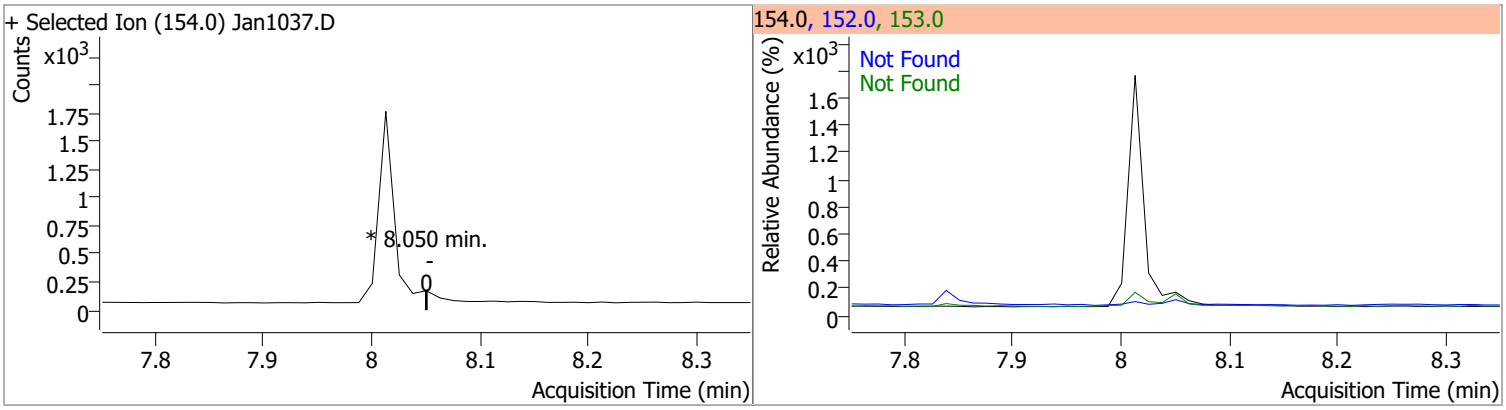

Compound	Conc.	Exp RT	QIon	Exp Ratio	QIon	Exp Ratio
Fluorene	N.D.	8.69	165.0	96.4	167.0	11.3

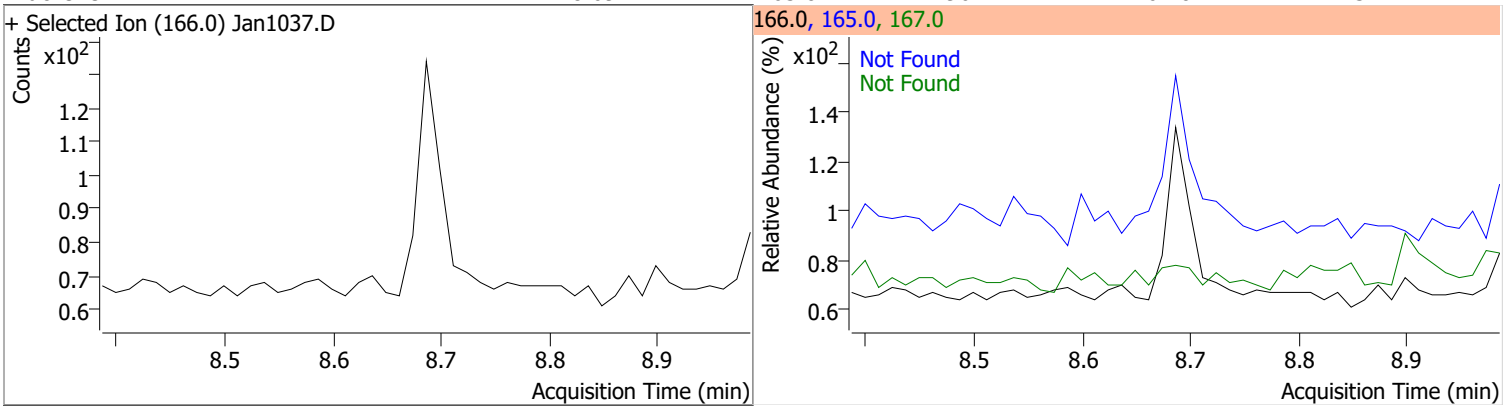

Compound	Conc.	Exp RT	QIon	Exp Ratio
Phenanthrene	N.D.	9.82	176.0	15.5

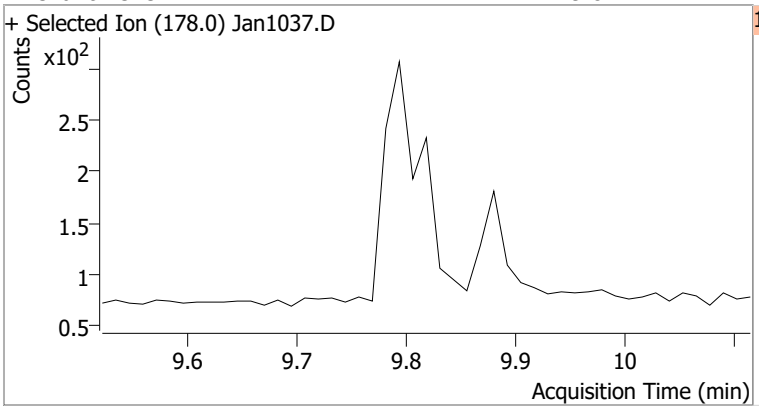

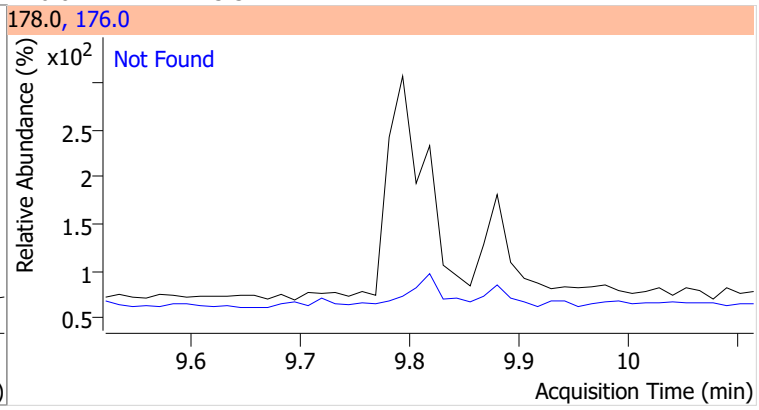

Compound	Conc.	Exp RT	QIon	Exp Ratio
Anthracene	N.D.	9.88	176.0	16.6

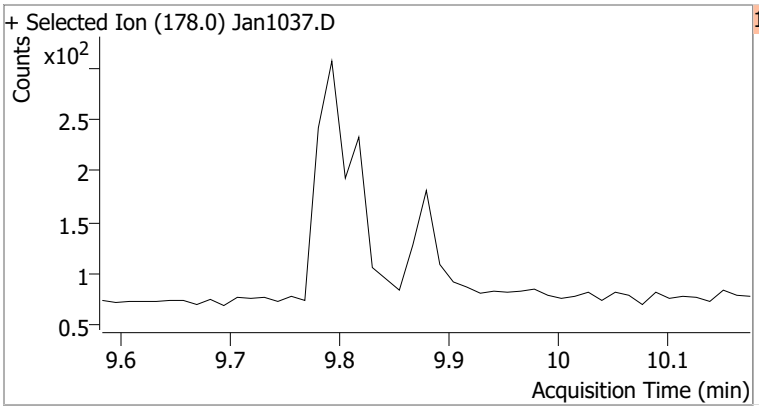

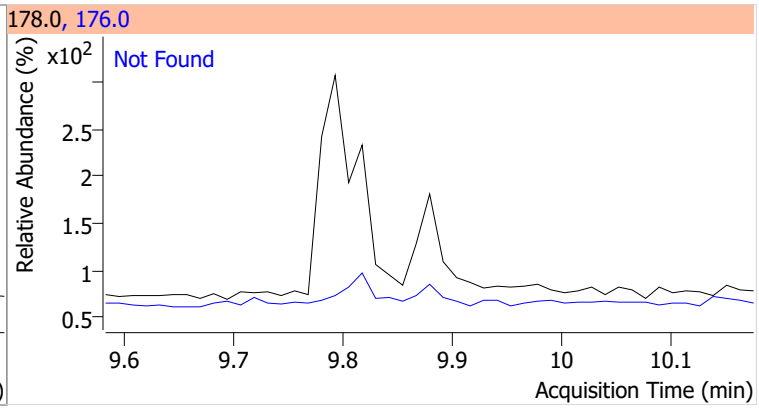

Compound	Conc.	Exp RT	QIon	Exp Ratio	QIon	Exp Ratio
o-Terphenyl	N.D.	10.32	229.0	66.8	215.0	43.2

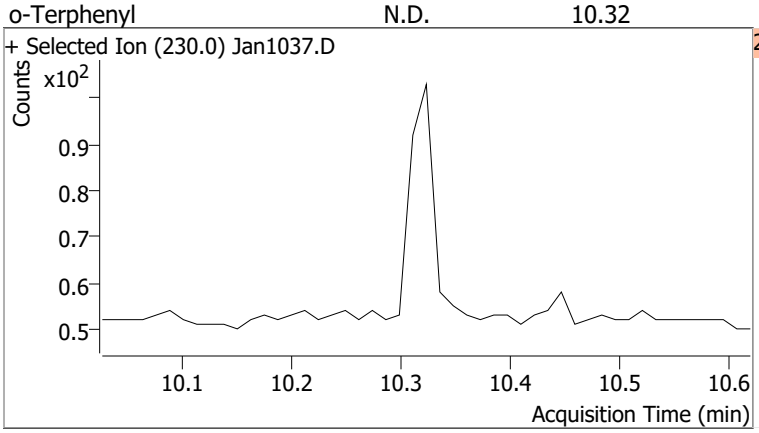

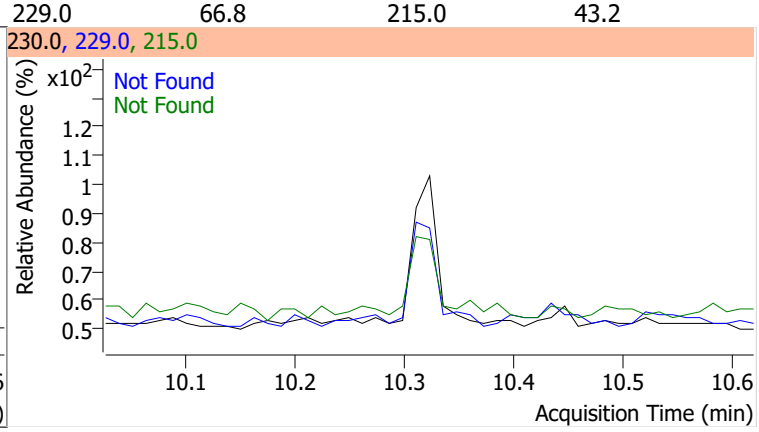

Compound	Conc.	Exp RT	QIon	Exp Ratio
Fluoranthene	N.D.	11.44	101.0	11.4

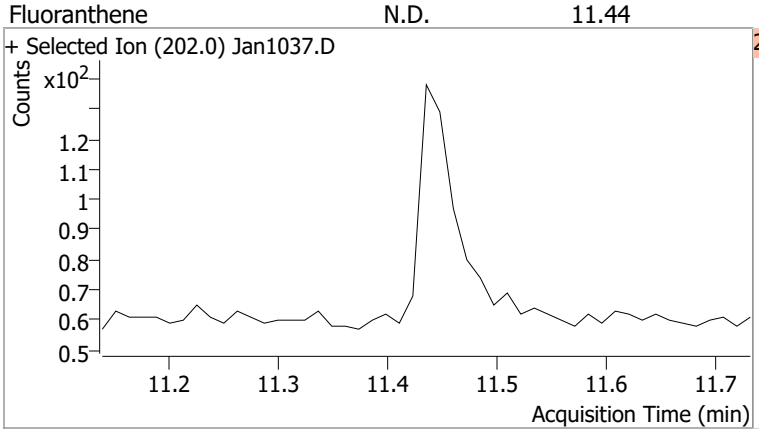

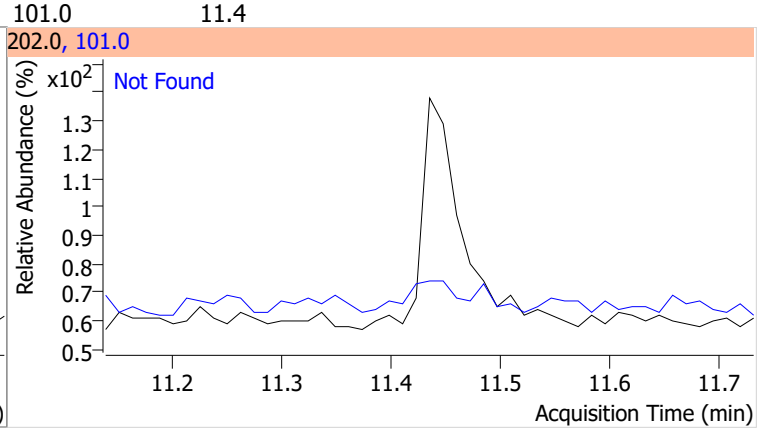

Compound	Conc.	Exp RT	QIon	Exp Ratio
Pyrene	N.D.	11.82	101.0	13.9

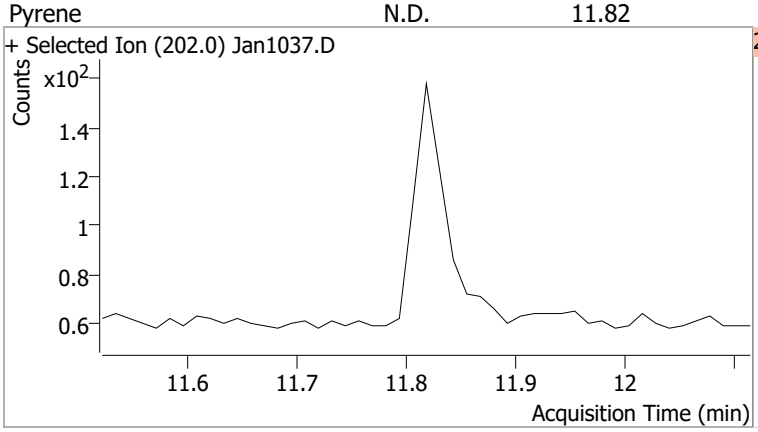

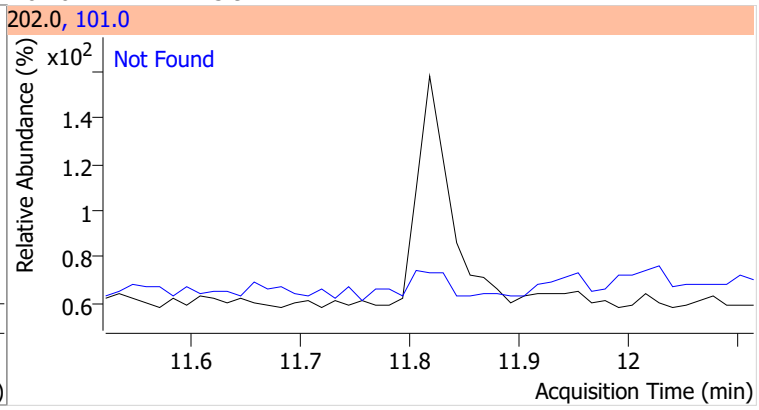

Compound	Conc.	RT	Dev(Min)	Resp.	QIon	QRatio	Lower	Upper
Terphenyl-d14	103.8502	12.28	-0.01	45561	122.0	14.0	9.6	17.9

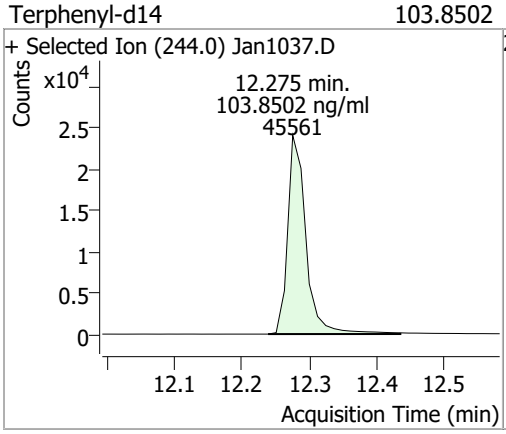

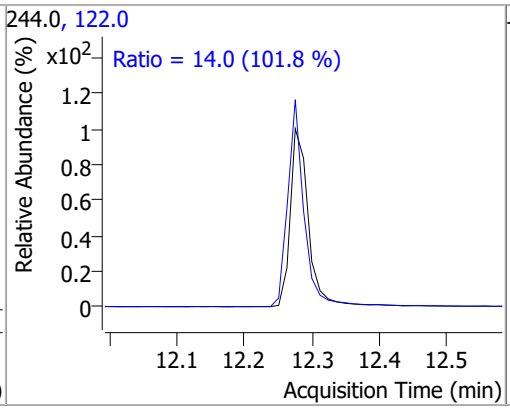

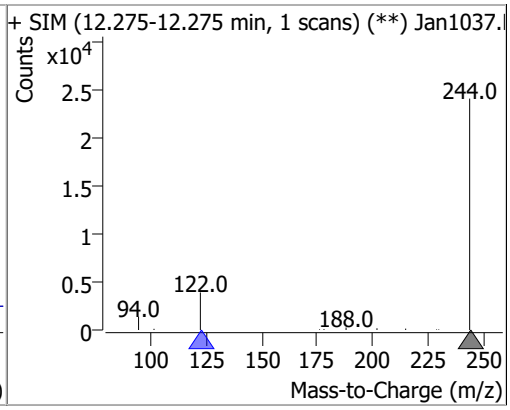

Compound	Conc.	RT	Dev(Min)	Resp.	QIon	QRatio	Lower	Upper
Benzo(a)Anthracene		0		0	226.0		19.5	36.3
					229.0		16.5	30.6

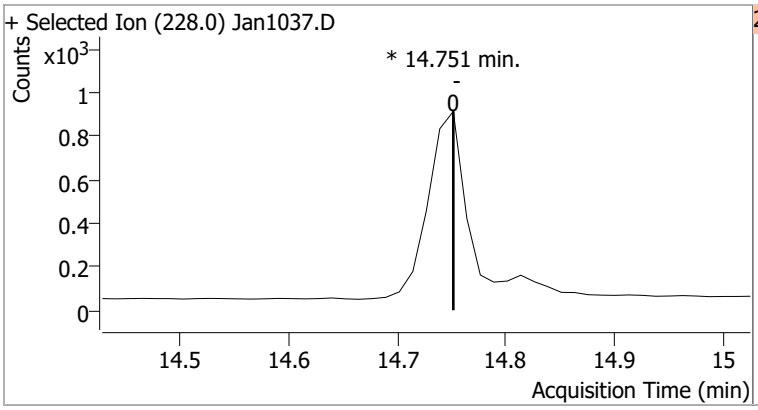

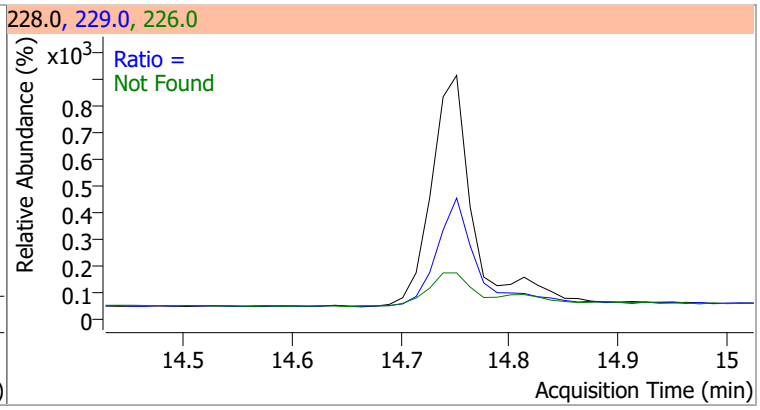

Compound	Conc.	RT	Dev(Min)	Resp.	QIon	QRatio	Lower	Upper
Chrysene		0		0	226.0		22.2	41.2
					229.0		15.5	28.9

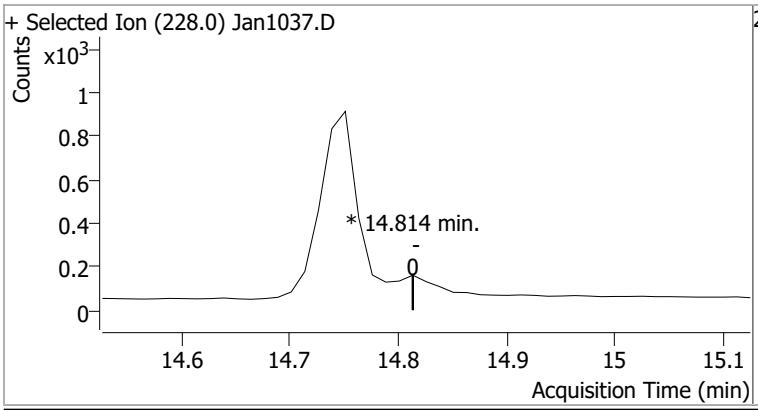

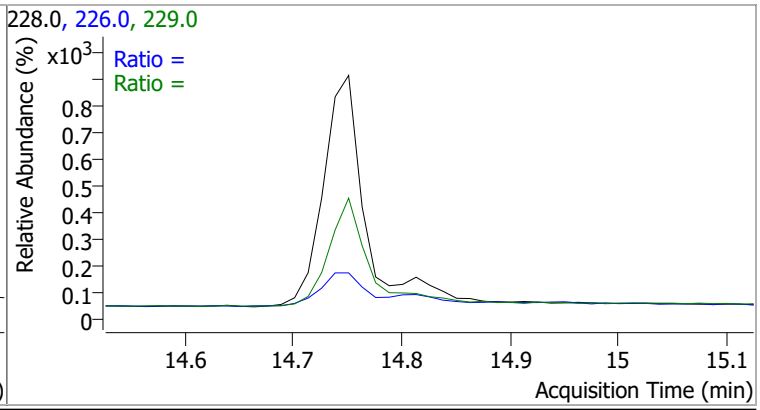

Compound	Conc.	Exp RT	QIon	Exp Ratio
Benzo(b)fluoranthene	N.D.	17.76	253.0	22.6

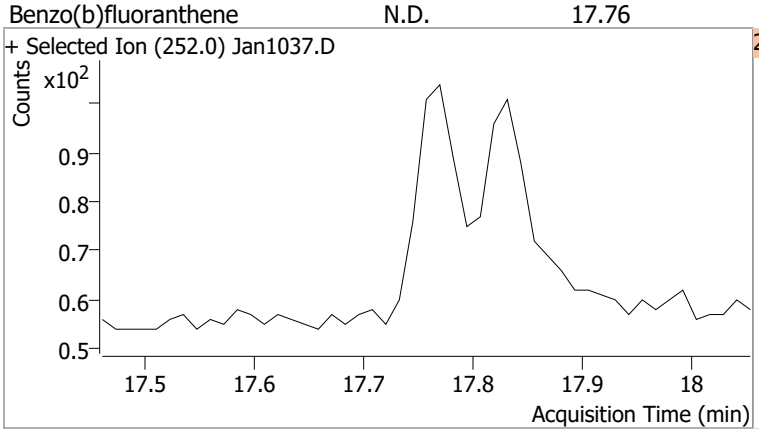

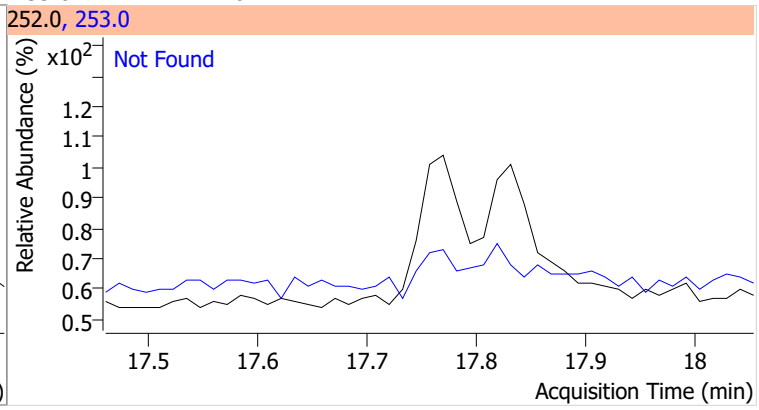

Compound	Conc.	Exp RT	QIon	Exp Ratio
Benzo(k)fluoranthene	N.D.	17.82	253.0	23.0

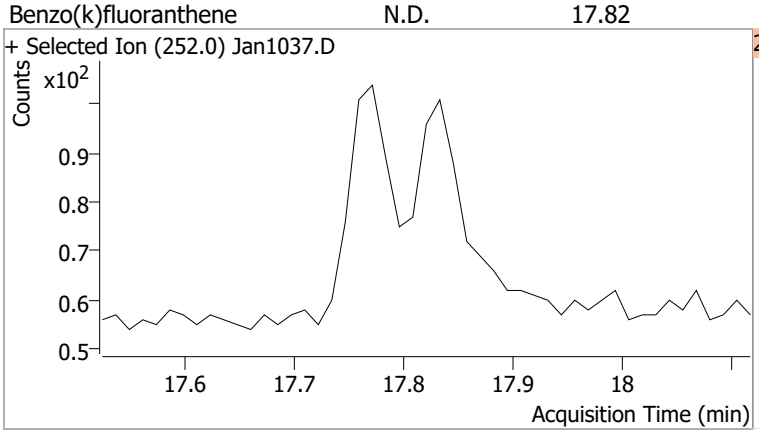

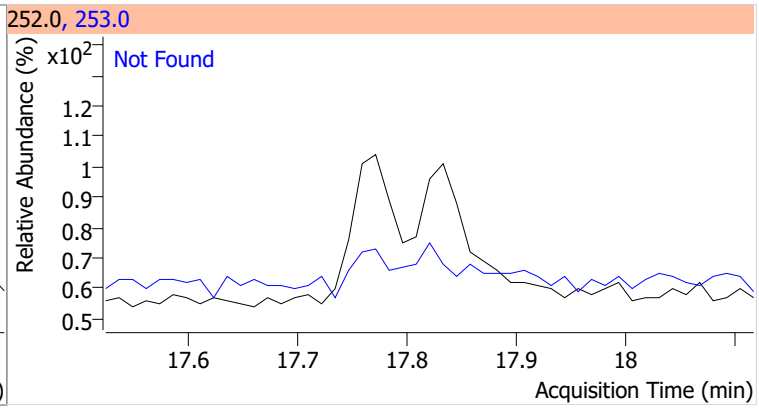

Compound	Conc.	RT	Dev(Min)	Resp.	QIon	QRatio	Lower	Upper
Benzo(a)pyrene		0		0	253.0		16.6	30.8

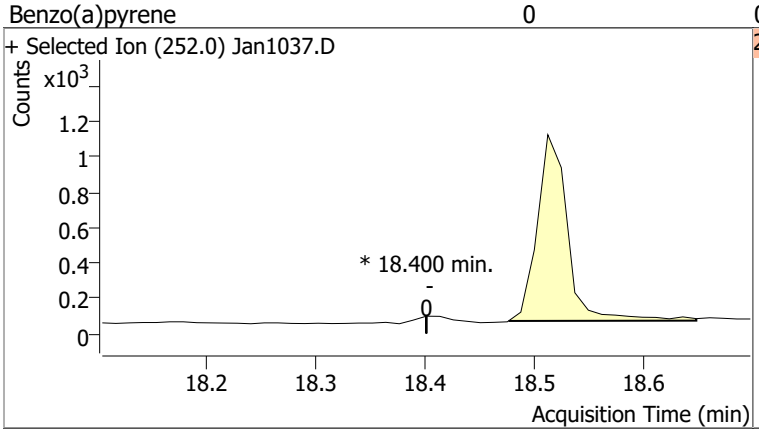

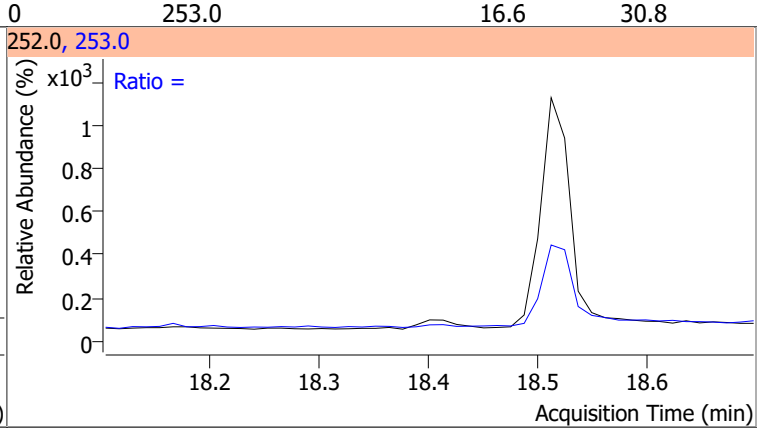

Compound	Conc.	Exp RT	QIon	Exp Ratio
Indeno(1,2,3-cd)pyrene	N.D.	20.24	138.0	25.2

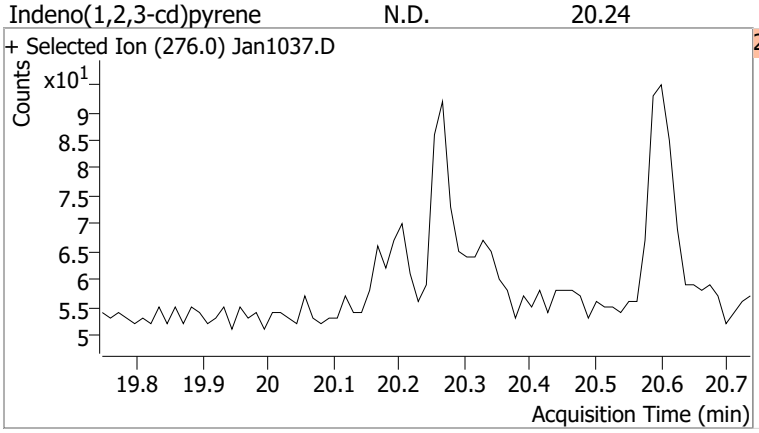

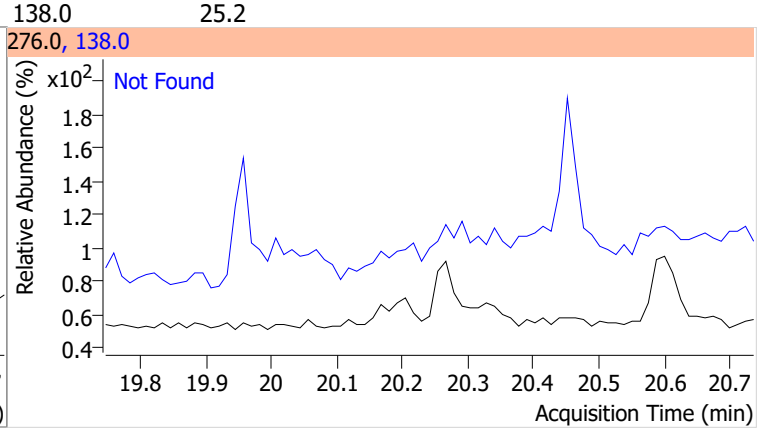

Compound	Conc.	Exp RT	QIon	Exp Ratio	QIon	Exp Ratio
Dibenzo(a,h)anthracene	N.D.	20.32	279.0	25.9	139.0	18.3

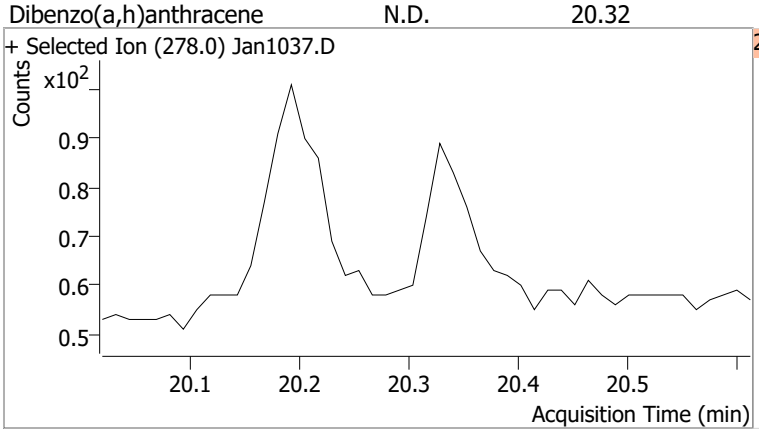

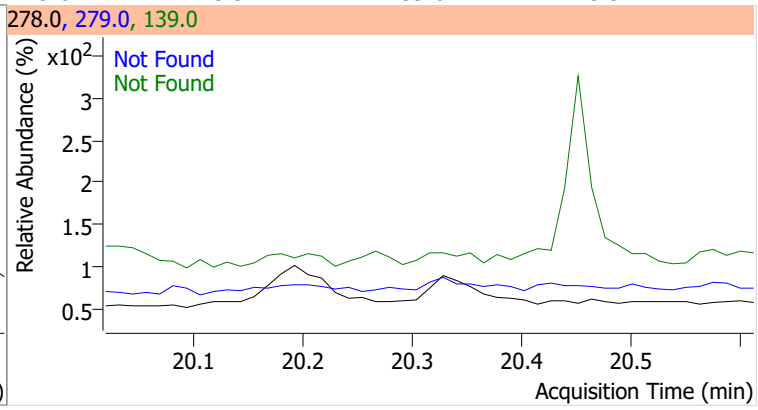

Compound	Conc.	Exp RT	QIon	Exp Ratio	QIon	Exp Ratio
Benzo(g,h,i)perylene	N.D.	20.58	277.0	24.5	138.0	20.0

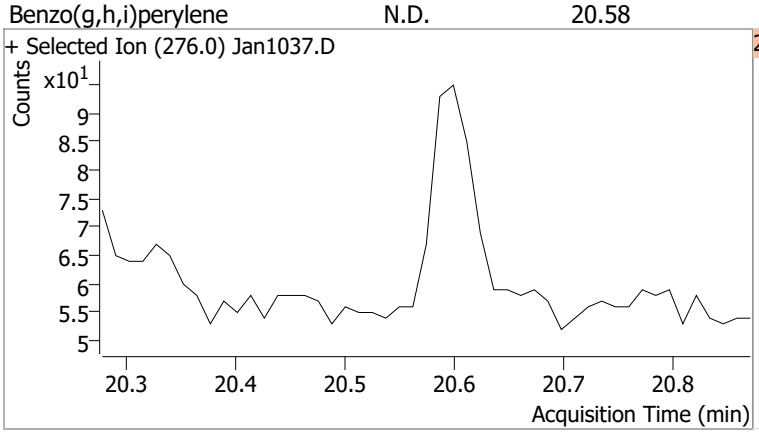

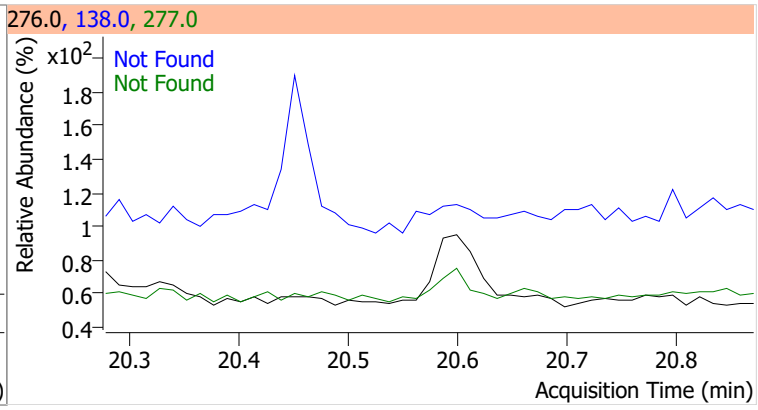

Quantitation Results Report (QT Reviewed)

Data File	Jan1038.D	Operator	LIMS import
Acq. Method	5975BNASIM	Acq. Date-Time	1/11/2022 7:00:08 AM
Sample Name	B22010145-001C	Instrument	GCMS
Vial	38	Multiplier	1.00
DA Method File	011022 bna SIM 1.batch.bin	Comment	SVOC-8270-W-LLPAH
Tune File	dftppjph.u	Tune Date	
Batch Name	011022 bna SIM 2.batch.bin	Last Calib Update	1/4/2022 2:09:05 PM
Ref Library			

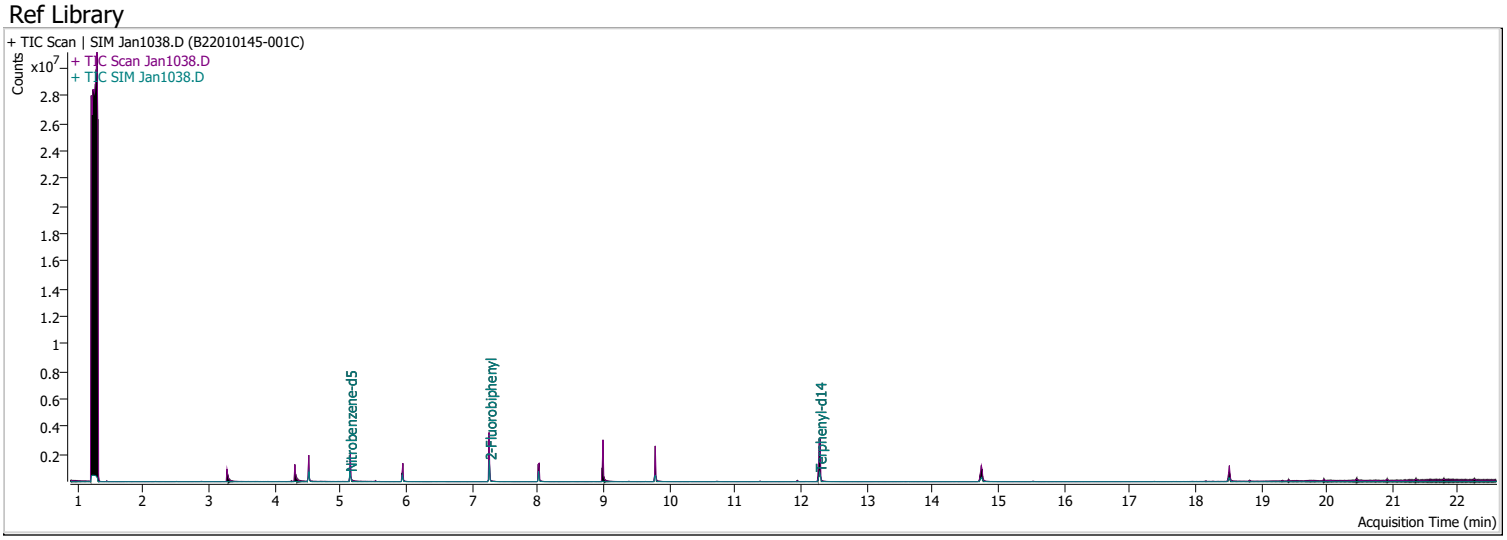

Compound	RT	QIon	Resp.	Conc.	Units		Dev(Min)
Internal Standards							
M 1,4-Dichlorobenzene-d4	4.522	152.0	268395	40.0000	ng/ml		-0.025
M Naphthalene-d8	5.941	136.0	473808	40.0000	ng/ml		-0.013
M Acenaphthene-d10	8.013	164.0	276513	40.0000	ng/ml		0.000
M Phenanthrene-d10	9.793	188.0	606959	40.0000	ng/ml		0.000
M Chrysene-d12	14.751	240.0	482068	40.0000	ng/ml		-0.013
M Perylene-d12	18.512	264.0	358353	40.0000	ng/ml		-0.013
System Monitoring Compounds							
S Nitrobenzene-d5	5.143	82.0	529954	41.8321	ng/ml		-0.025
Spiked Amount: 5.000	Range: 19.0 - 102.0%			Recovery = 836.64%		*	
S 2-Fluorobiphenyl	7.264	172.0	983114	71.4154	ng/ml		0.000
Spiked Amount: 5.000	Range: 25.0 - 94.0%			Recovery = 1428.31%		*	
S o-Terphenyl	0.000		0	N.D.			
Spiked Amount: 5.000	Range: 40.0 - 140.0%			Recovery = NA%			
S Terphenyl-d14	12.288	244.0	986455	110.5881	ng/ml		0.000
Spiked Amount: 5.000	Range: 39.0 - 106.0%			Recovery = 2211.76%		*	
Target Compounds							**QValue**
T Naphthalene	0.000		0	N.D.			
T 2-Methylnaphthalene	0.000		0	N.D.			
T 1-Methylnaphthalene	0.000		0	N.D.			
T Acenaphthylene	0.000		0	N.D.			
T Acenaphthene	8.050	154.0	0		ng/ml	md	1
T Fluorene	0.000		0	N.D.			
T Phenanthrene	0.000		0	N.D.			
T Anthracene	0.000		0	N.D.			
T Fluoranthene	0.000		0	N.D.			
T Pyrene	0.000		0	N.D.			
T Benzo(a)Anthracene	14.751	228.0	0		ng/ml	md	1
T Chrysene	14.813	228.0	0		ng/ml	md	1
T Benzo(b)fluoranthene	0.000		0	N.D.			

Compound	RT	QIon	Resp.	Conc.	Units		Dev(Min)
T Benzo(k)fluoranthene	0.000		0	N.D.			
T Benzo(a)pyrene	18.512	252.0	0		ng/ml	md	1
T Indeno(1,2,3-cd)pyrene	0.000		0	N.D.			
T Dibenzo(a,h)anthracene	0.000		0	N.D.			
T Benzo(g,h,i)perylene	0.000		0	N.D.			

(#) = Qualifier Out of Range; (m) = Manual Integration; (+) = Area Summed; (*) = Surrogate Percent Recovery Out of Range; (d): Zeroed Peak

Quantitation Results Report (QT Reviewed)

Compound	Conc.	RT	Dev(Min)	Resp.	QIon	QRatio	Lower	Upper
Nitrobenzene-d5	41.8321	5.14	-0.03	529954	54.0	35.0	21.6	40.2
					128.0	33.8	21.3	39.5

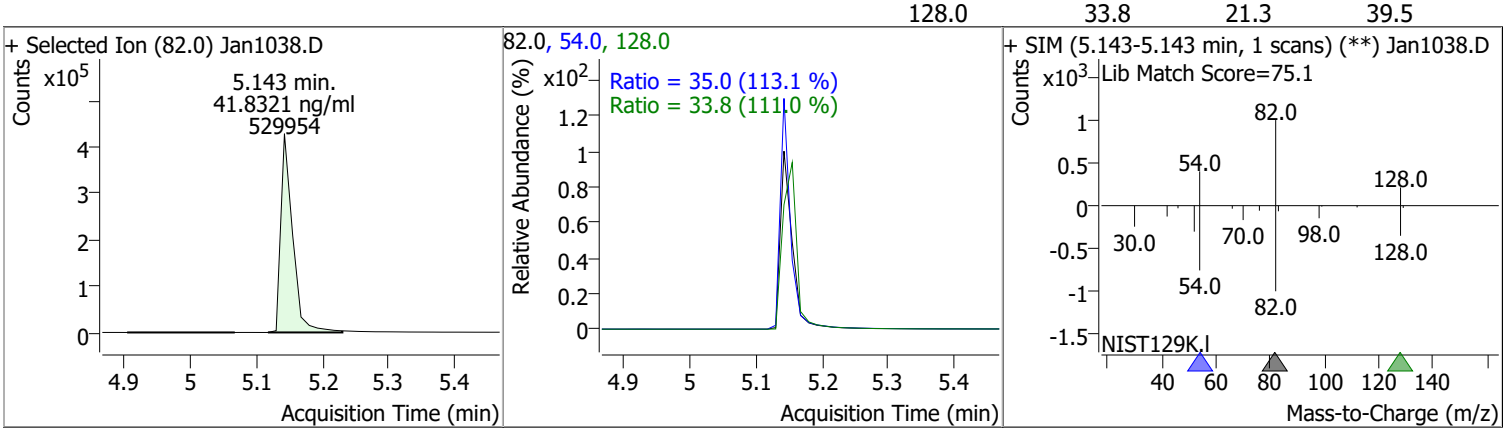

Compound	Conc.	Exp RT	QIon	Exp Ratio	QIon	Exp Ratio
Naphthalene	N.D.	5.98	102.0	15.5	129.0	10.8

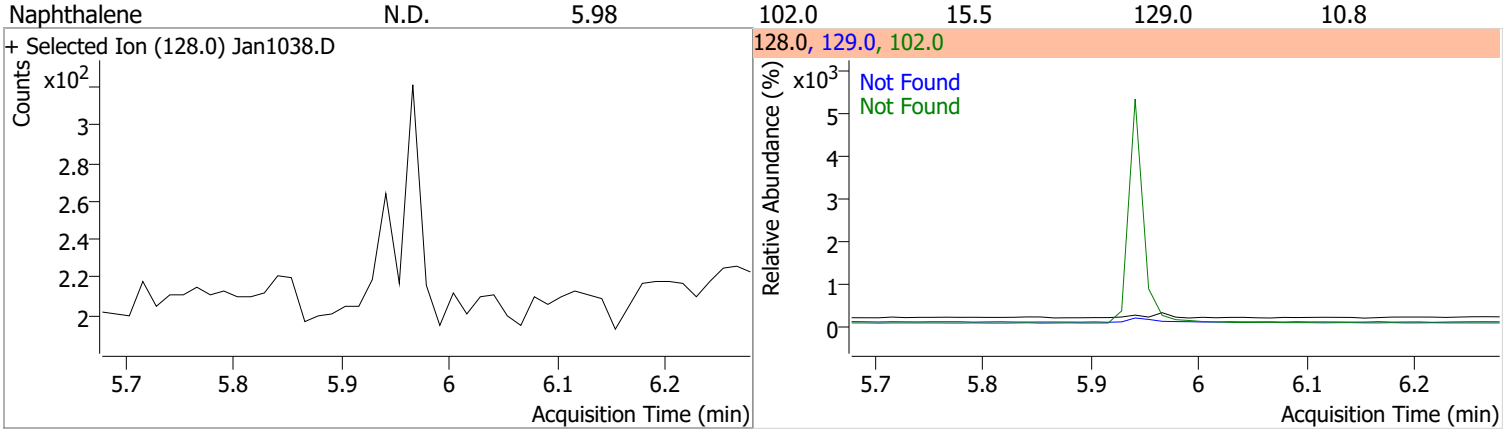

Compound	Conc.	Exp RT	QIon	Exp Ratio	QIon	Exp Ratio
2-Methylnaphthalene	N.D.	6.80	142.0	147.5	115.0	52.5

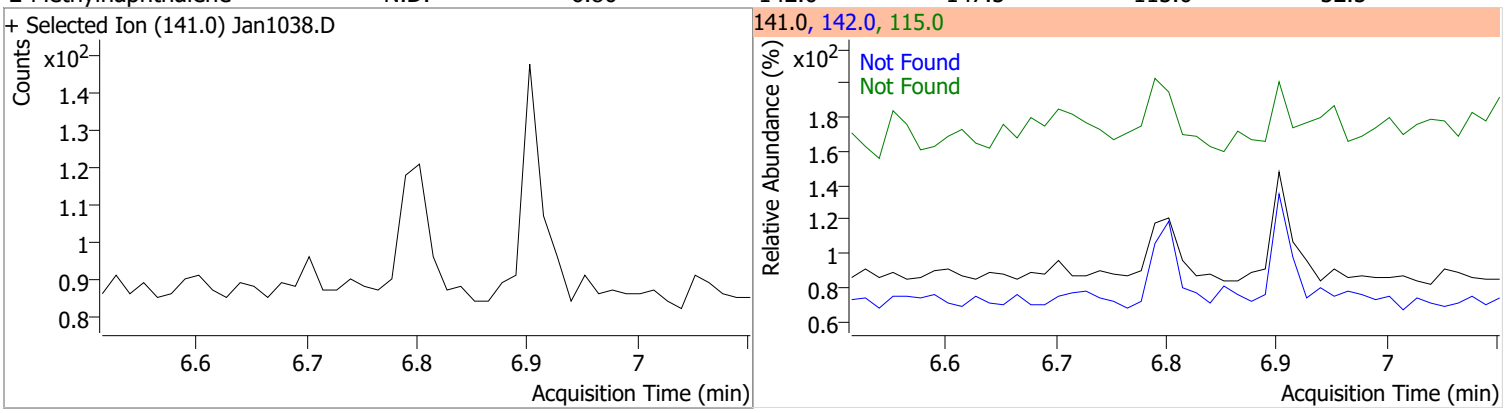

Compound	Conc.	Exp RT	QIon	Exp Ratio	QIon	Exp Ratio
1-Methylnaphthalene	N.D.	6.90	142.0	111.3	115.0	63.4

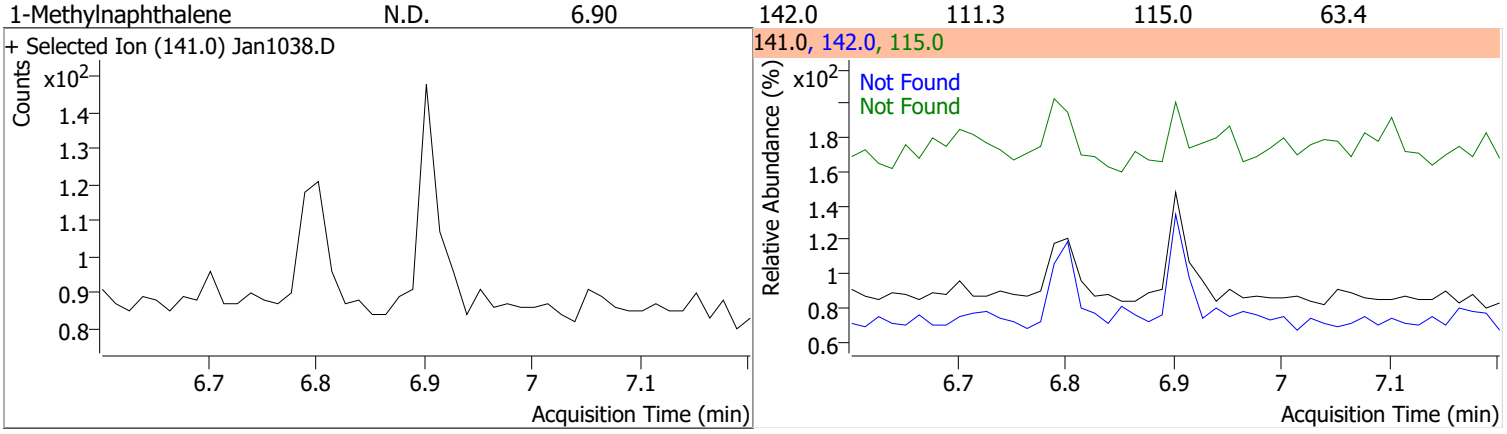

Quantitation Results Report (QT Reviewed)

Compound	Conc.	RT	Dev(Min)	Resp.	QIon	QRatio	Lower	Upper
2-Fluorobiphenyl	71.4154	7.26	0.00	983114	171.0	39.8	26.4	49.0

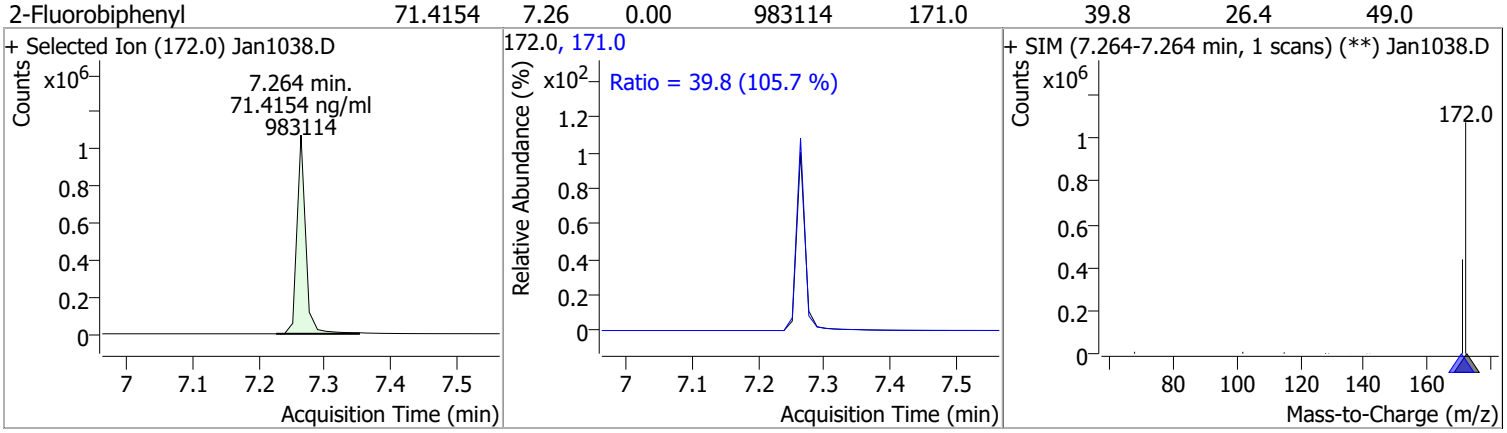

Compound	Conc.	Exp RT	QIon	Exp Ratio
Acenaphthylene	N.D.	7.84	153.0	14.6

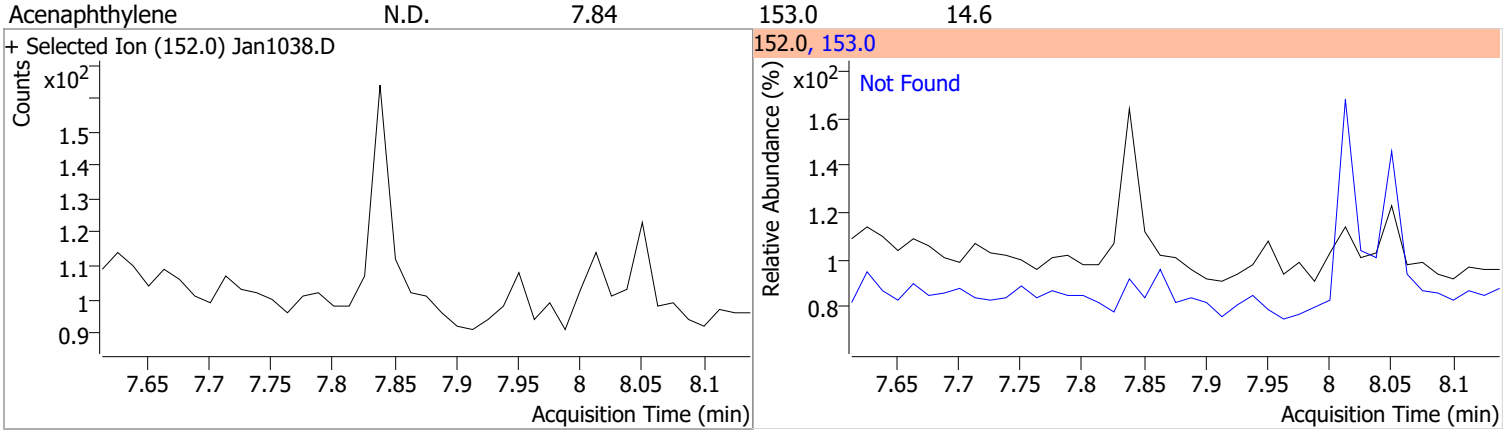

Compound	Conc.	RT	Dev(Min)	Resp.	QIon	QRatio	Lower	Upper
Acenaphthene		0		0	153.0		80.3	149.2
					152.0		38.4	71.4

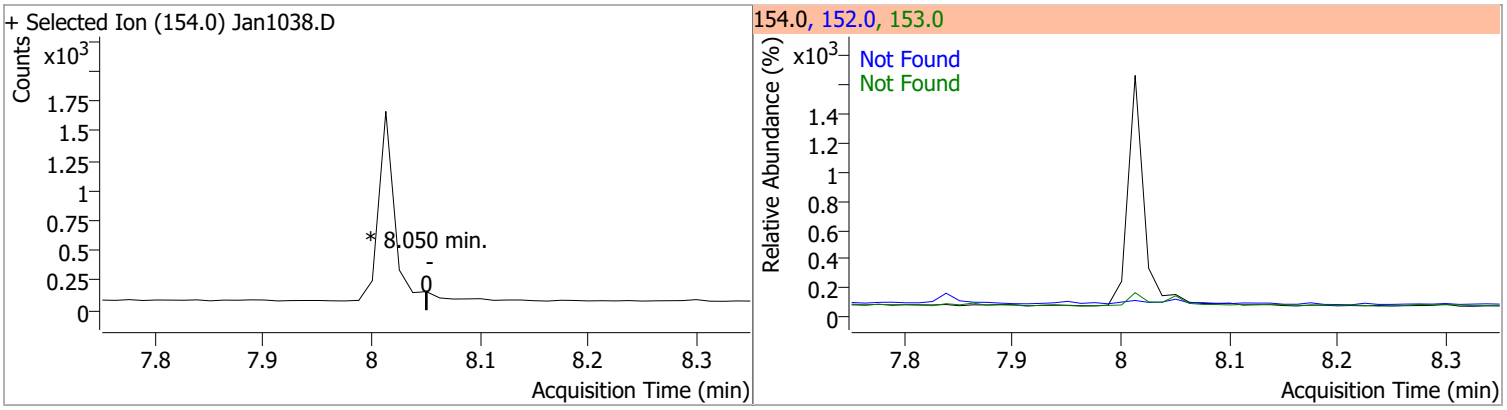

Compound	Conc.	Exp RT	QIon	Exp Ratio	QIon	Exp Ratio
Fluorene	N.D.	8.69	165.0	96.4	167.0	11.3

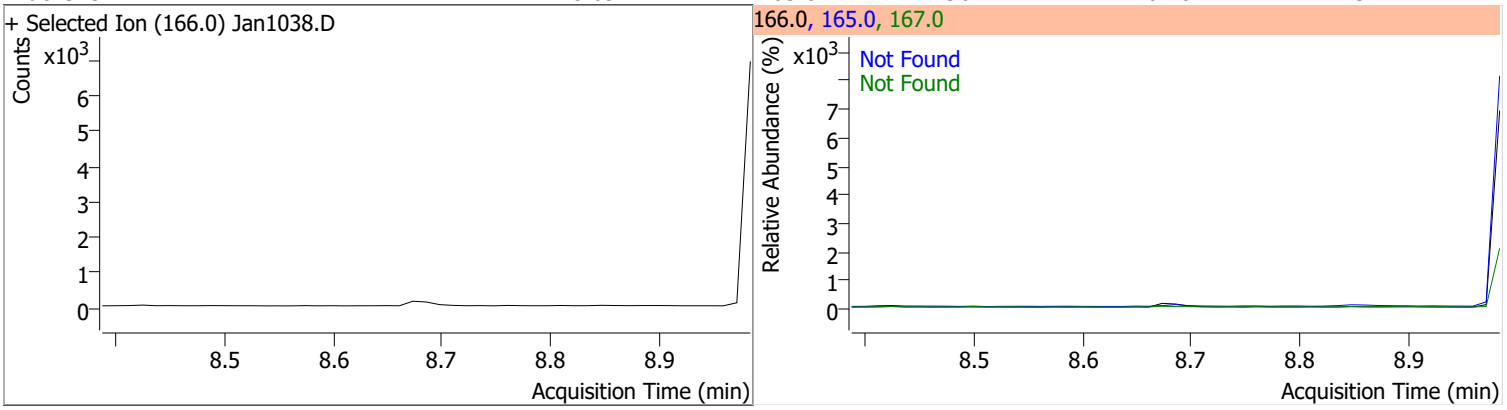

Compound	Conc.	Exp RT	QIon	Exp Ratio
Phenanthrene	N.D.	9.82	176.0	15.5

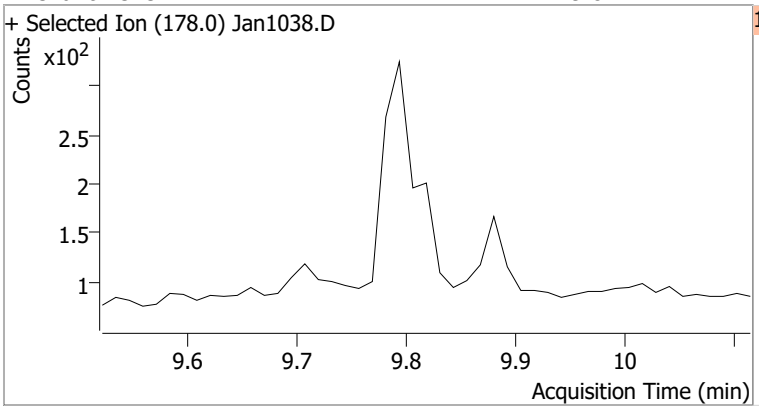

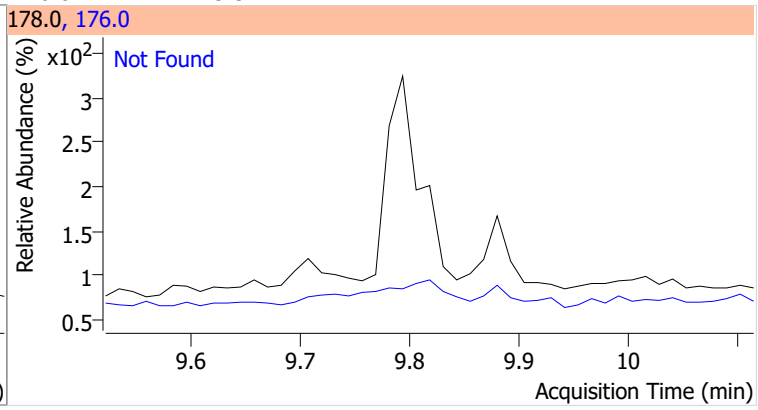

Compound	Conc.	Exp RT	QIon	Exp Ratio
Anthracene	N.D.	9.88	176.0	16.6

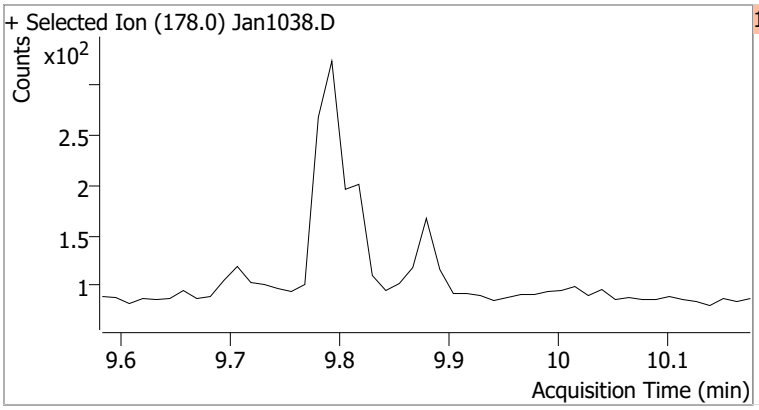

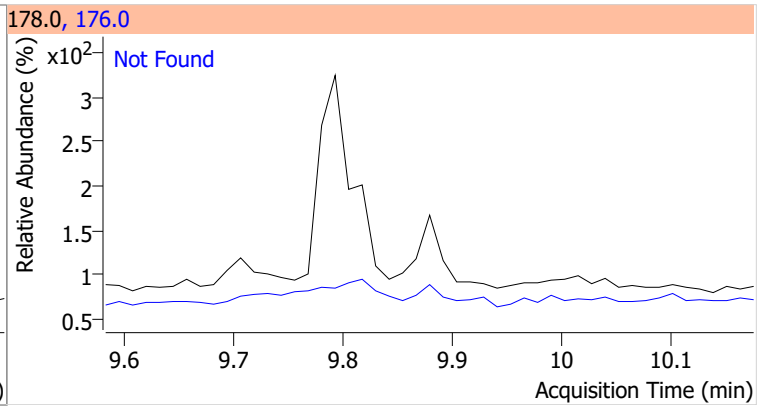

Compound	Conc.	Exp RT	QIon	Exp Ratio	QIon	Exp Ratio
o-Terphenyl	N.D.	10.32	229.0	66.8	215.0	43.2

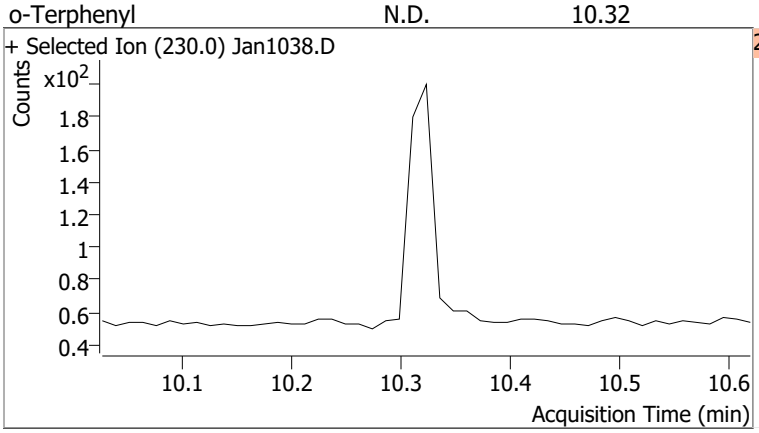

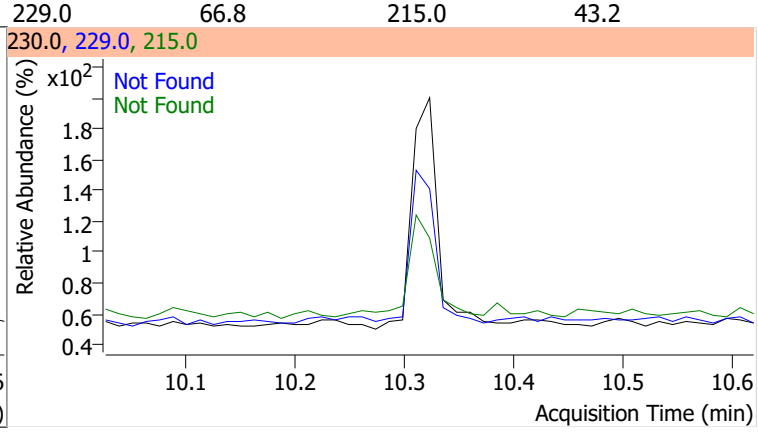

Compound	Conc.	Exp RT	QIon	Exp Ratio
Fluoranthene	N.D.	11.44	101.0	11.4

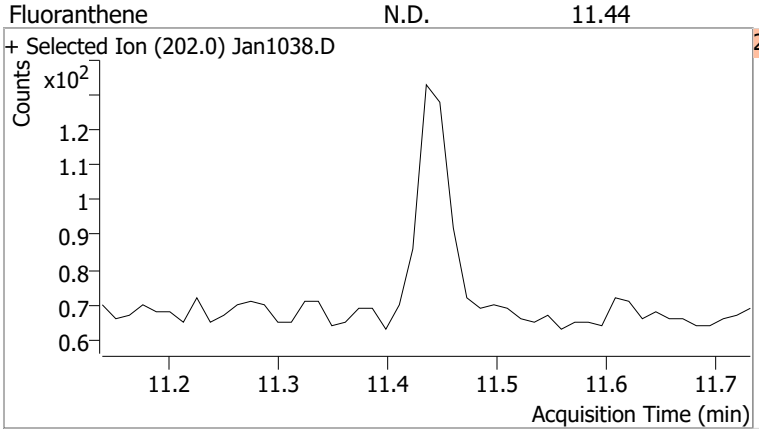

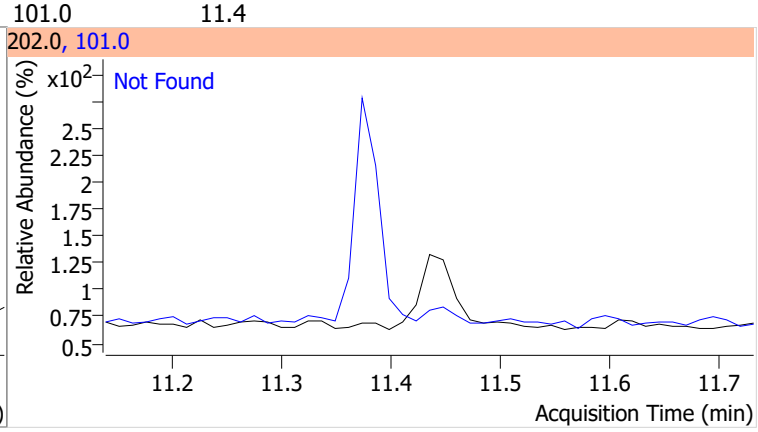

Compound	Conc.	Exp RT	QIon	Exp Ratio
Pyrene	N.D.	11.82	101.0	13.9

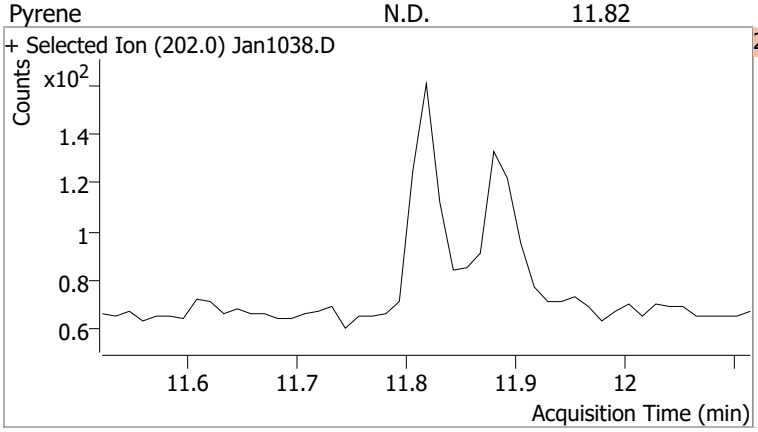

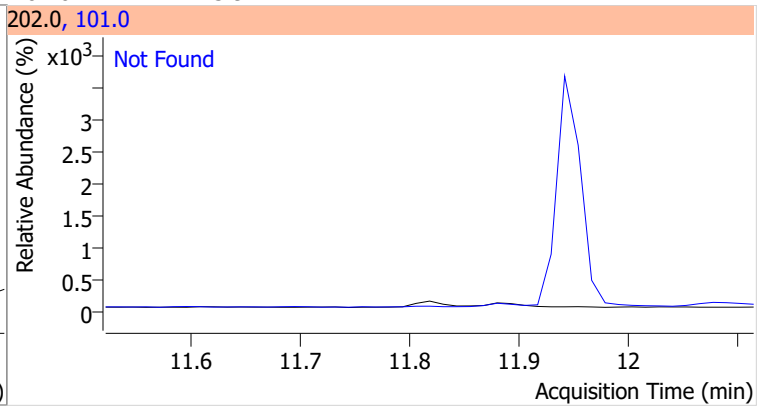

Compound	Conc.	RT	Dev(Min)	Resp.	QIon	QRatio	Lower	Upper
Terphenyl-d14	110.5881	12.29	0.00	986455	122.0	14.6	9.6	17.9

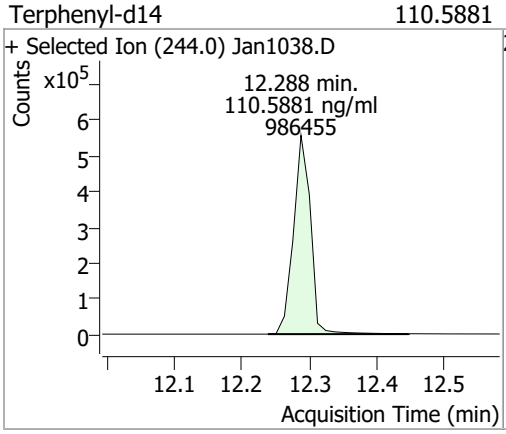

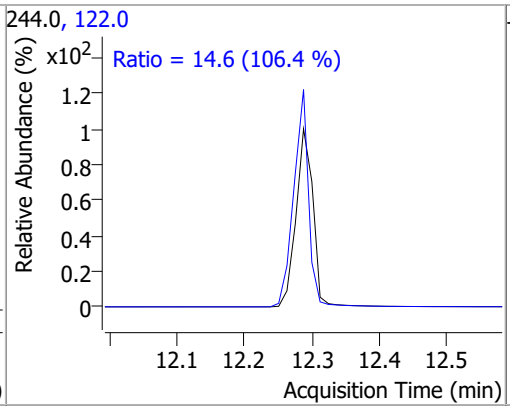

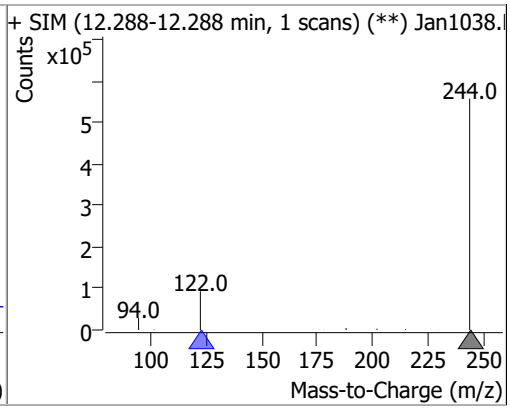

Compound	Conc.	RT	Dev(Min)	Resp.	QIon	QRatio	Lower	Upper
Benzo(a)Anthracene		0		0	226.0		19.5	36.3
					229.0		16.5	30.6

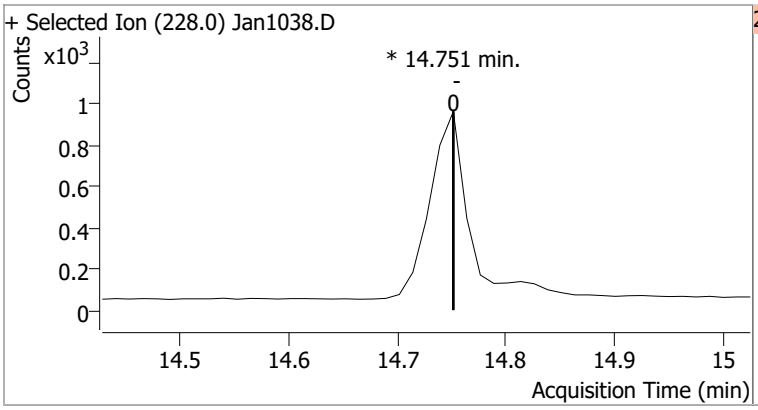

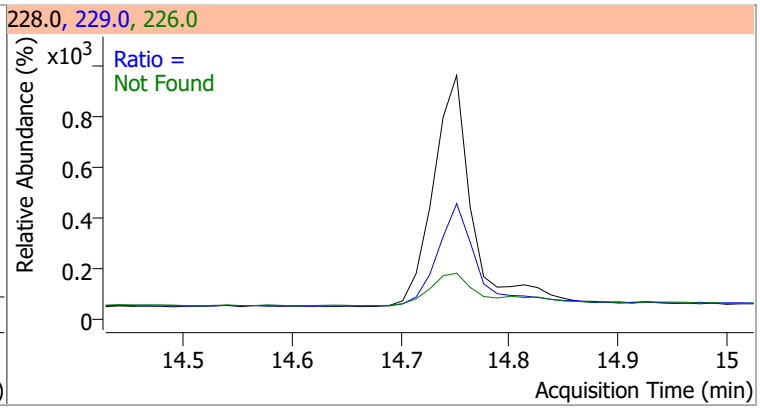

Compound	Conc.	RT	Dev(Min)	Resp.	QIon	QRatio	Lower	Upper
Chrysene		0		0	226.0		22.2	41.2
					229.0		15.5	28.9

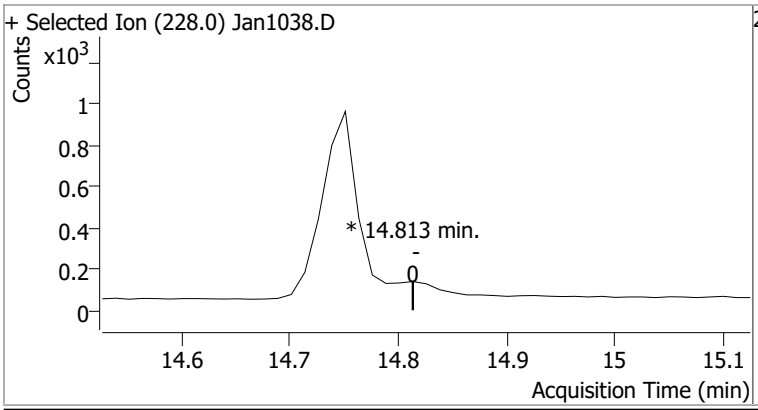

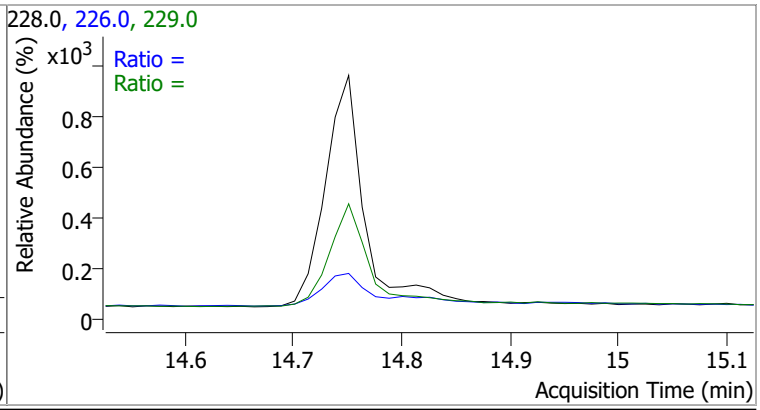

Compound	Conc.	Exp RT	QIon	Exp Ratio
Benzo(b)fluoranthene	N.D.	17.76	253.0	22.6

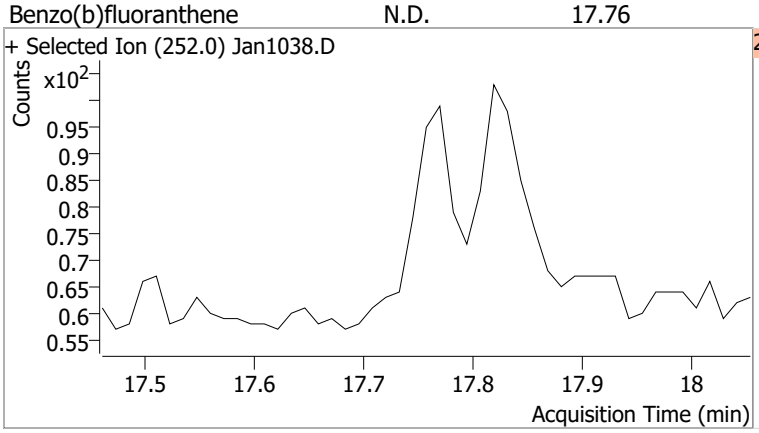

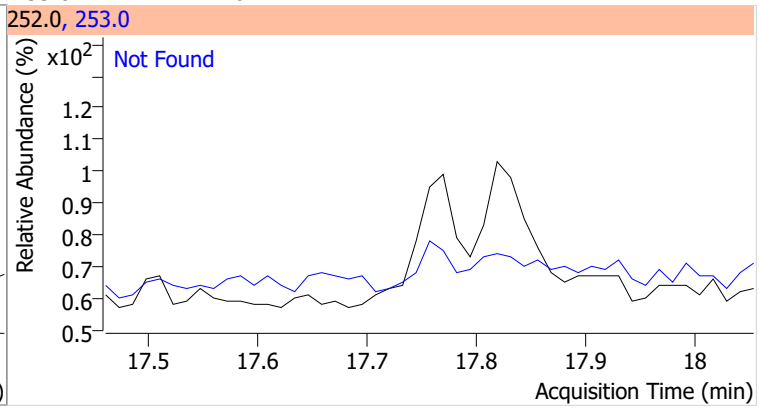

Compound	Conc.	Exp RT	QIon	Exp Ratio
Benzo(k)fluoranthene	N.D.	17.82	253.0	23.0

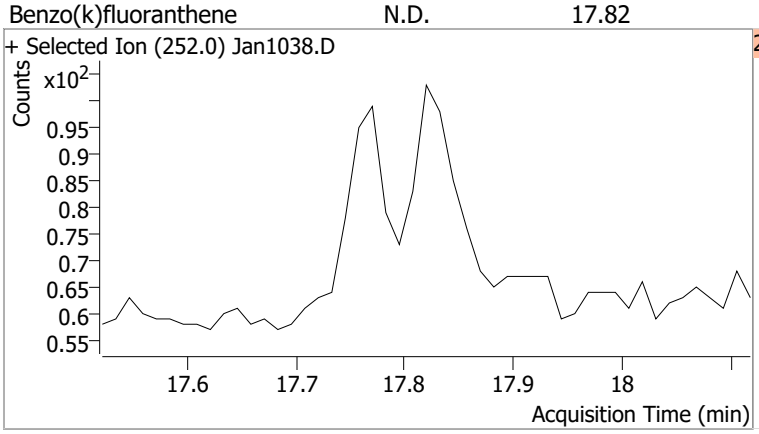

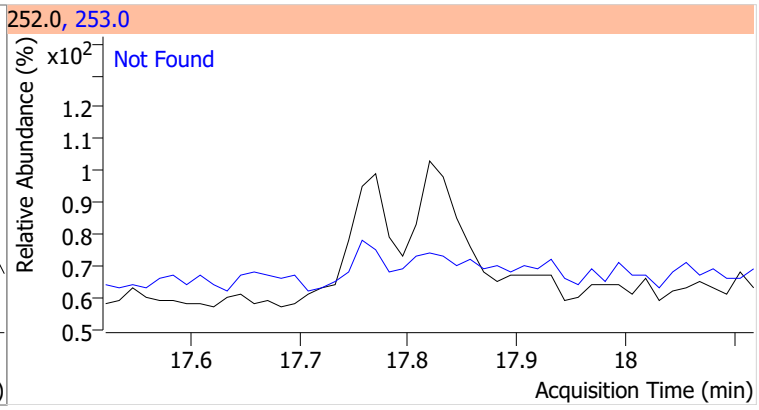

Compound	Conc.	RT	Dev(Min)	Resp.	QIon	QRatio	Lower	Upper
Benzo(a)pyrene		0		0	253.0		16.6	30.8

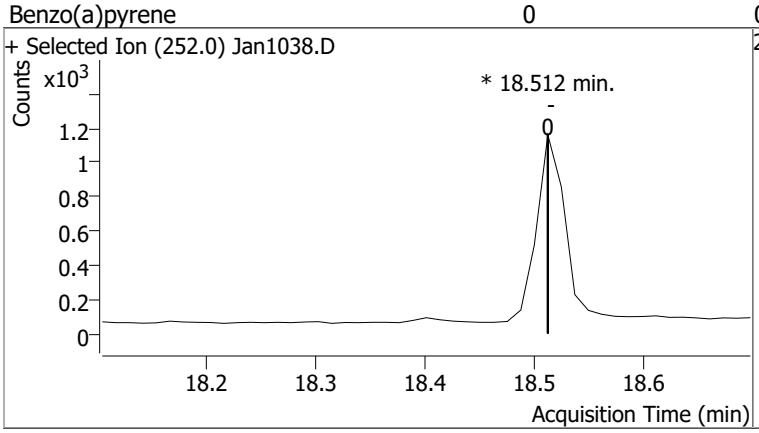

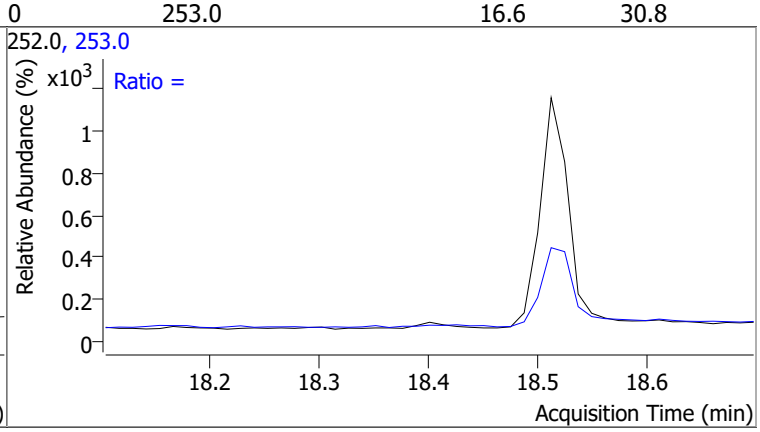

Compound	Conc.	Exp RT	QIon	Exp Ratio
Indeno(1,2,3-cd)pyrene	N.D.	20.24	138.0	25.2

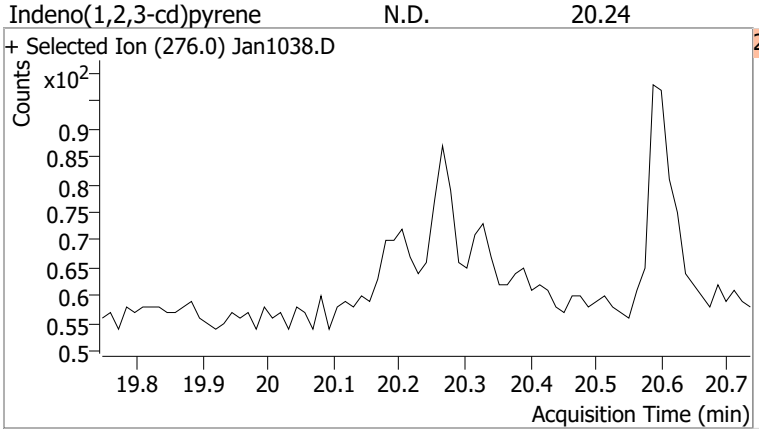

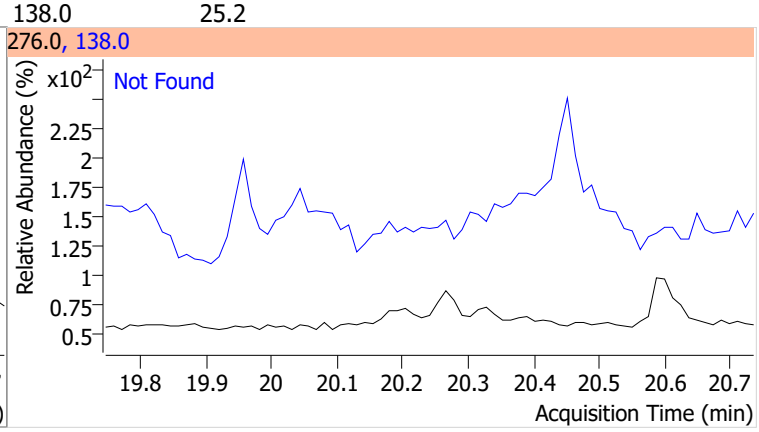

Compound	Conc.	Exp RT	QIon	Exp Ratio	QIon	Exp Ratio
Dibenzo(a,h)anthracene	N.D.	20.32	279.0	25.9	139.0	18.3

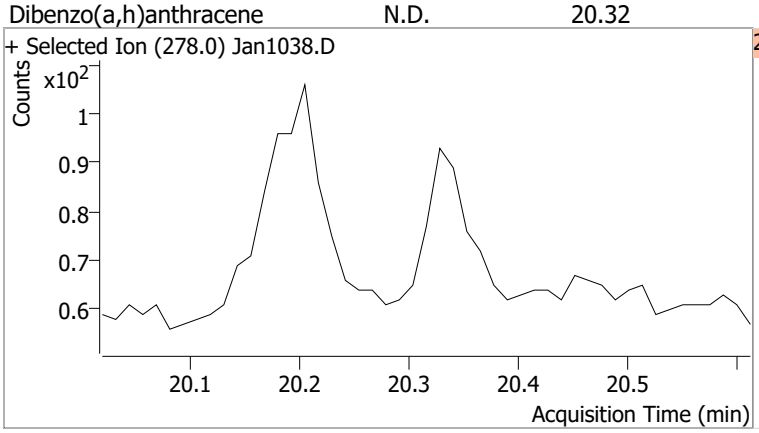

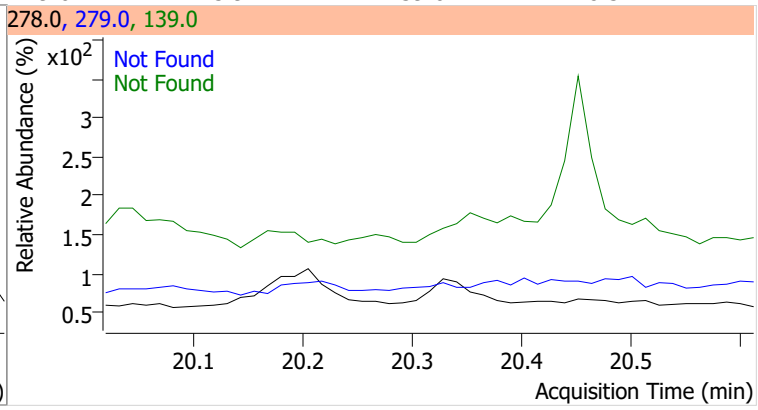

Compound	Conc.	Exp RT	QIon	Exp Ratio	QIon	Exp Ratio
Benzo(g,h,i)perylene	N.D.	20.58	277.0	24.5	138.0	20.0

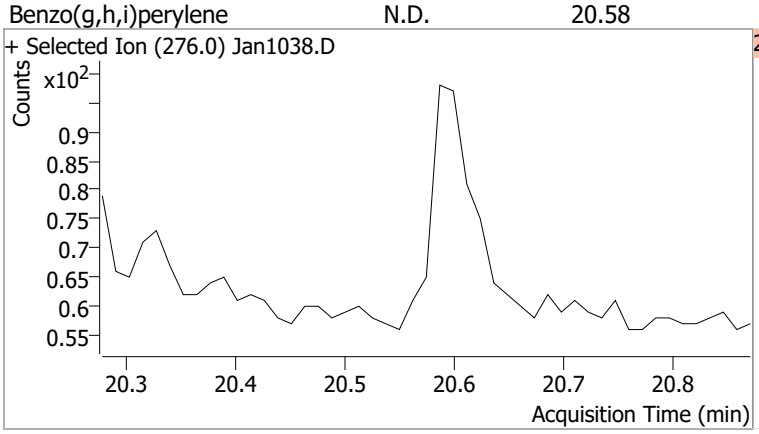

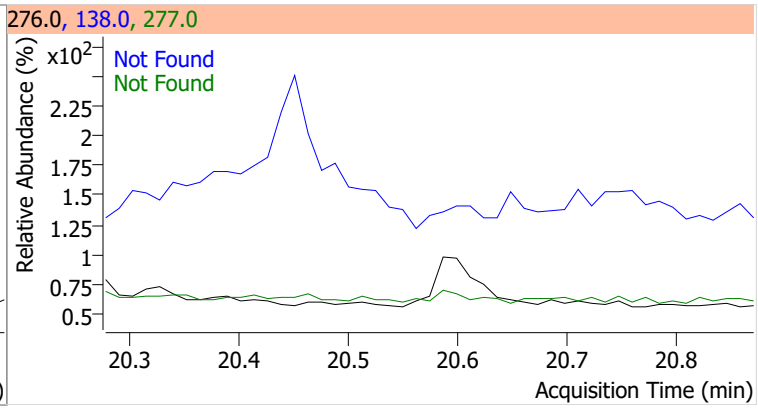

Quantitation Results Report (QT Reviewed)

Data File	Jan1039.D	Operator	LIMS import
Acq. Method	5975BNASIM	Acq. Date-Time	1/11/2022 7:32:26 AM
Sample Name	B22010145-001C	Instrument	GCMS
Vial	39	Multiplier	20.00
DA Method File	011022 bna SIM 1.batch.bin	Comment	SVOC-8270-W-LLPAH
Tune File	dftppjph.u	Tune Date	
Batch Name	011022 bna SIM 2.batch.bin	Last Calib Update	1/4/2022 2:09:05 PM
Ref Library			

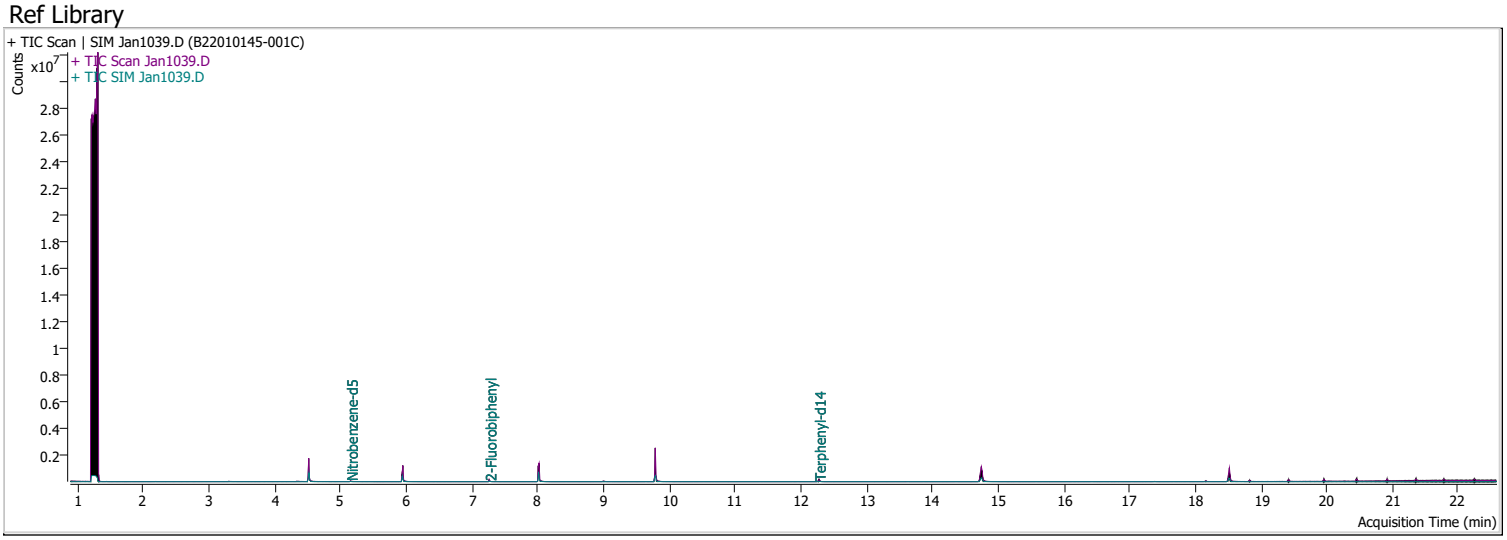

Compound	RT	QIon	Resp.	Conc.	Units		Dev(Min)
Internal Standards							
M 1,4-Dichlorobenzene-d4	4.522	152.0	239188	40.0000	ng/ml		-0.025
M Naphthalene-d8	5.941	136.0	456379	40.0000	ng/ml		-0.013
M Acenaphthene-d10	8.013	164.0	274582	40.0000	ng/ml		0.000
M Phenanthrene-d10	9.793	188.0	589075	40.0000	ng/ml		0.000
M Chrysene-d12	14.751	240.0	466798	40.0000	ng/ml		-0.013
M Perylene-d12	18.512	264.0	343661	40.0000	ng/ml		-0.012
System Monitoring Compounds							
S Nitrobenzene-d5	5.156	82.0	17919	62.5060	ng/ml		-0.013
Spiked Amount: 5.000	Range: 19.0 - 102.0%			Recovery = 1250.12%		*	
S 2-Fluorobiphenyl	7.264	172.0	49898	73.0039	ng/ml		0.000
Spiked Amount: 5.000	Range: 25.0 - 94.0%			Recovery = 1460.08%		*	
S o-Terphenyl	0.000		0	N.D.			
Spiked Amount: 5.000	Range: 40.0 - 140.0%			Recovery = NA%			
S Terphenyl-d14	12.275	244.0	47386	109.7218	ng/ml		-0.012
Spiked Amount: 5.000	Range: 39.0 - 106.0%			Recovery = 2194.44%		*	
Target Compounds							**QValue**
T Naphthalene	0.000		0	N.D.			
T 2-Methylnaphthalene	0.000		0	N.D.			
T 1-Methylnaphthalene	0.000		0	N.D.			
T Acenaphthylene	0.000		0	N.D.			
T Acenaphthene	8.050	154.0	0		ng/ml	md	1
T Fluorene	0.000		0	N.D.			
T Phenanthrene	0.000		0	N.D.			
T Anthracene	0.000		0	N.D.			
T Fluoranthene	0.000		0	N.D.			
T Pyrene	0.000		0	N.D.			
T Benzo(a)Anthracene	14.751	228.0	0		ng/ml	md	1
T Chrysene	14.814	228.0	0		ng/ml	md	1
T Benzo(b)fluoranthene	0.000		0	N.D.			

Compound	RT	QIon	Resp.	Conc.	Units		Dev(Min)
T Benzo(k)fluoranthene	0.000		0	N.D.			
T Benzo(a)pyrene	18.400	252.0	0		ng/ml	md	1
T Indeno(1,2,3-cd)pyrene	0.000		0	N.D.			
T Dibenzo(a,h)anthracene	0.000		0	N.D.			
T Benzo(g,h,i)perylene	0.000		0	N.D.			

(#) = Qualifier Out of Range; (m) = Manual Integration; (+) = Area Summed; (*) = Surrogate Percent Recovery Out of Range; (d): Zeroed Peak

Quantitation Results Report (QT Reviewed)

Compound	Conc.	RT	Dev(Min)	Resp.	QIon	QRatio	Lower	Upper
Nitrobenzene-d5	62.5060	5.16	-0.01	17919	54.0	31.3	21.6	40.2
					128.0	35.4	21.3	39.5

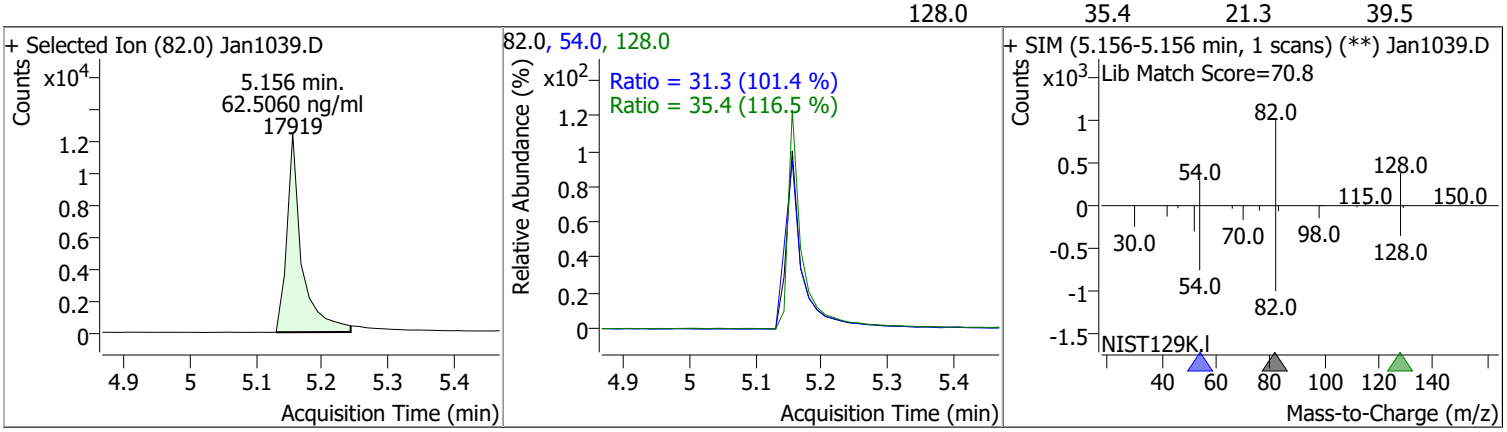

Compound	Conc.	Exp RT	QIon	Exp Ratio	QIon	Exp Ratio
Naphthalene	N.D.	5.98	102.0	15.5	129.0	10.8

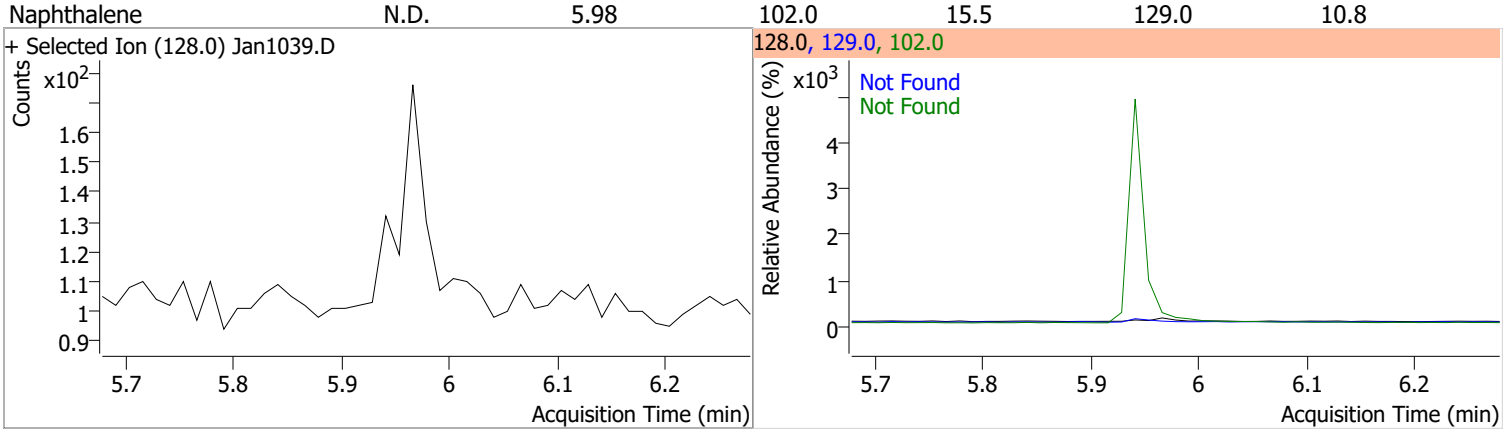

Compound	Conc.	Exp RT	QIon	Exp Ratio	QIon	Exp Ratio
2-Methylnaphthalene	N.D.	6.80	142.0	147.5	115.0	52.5

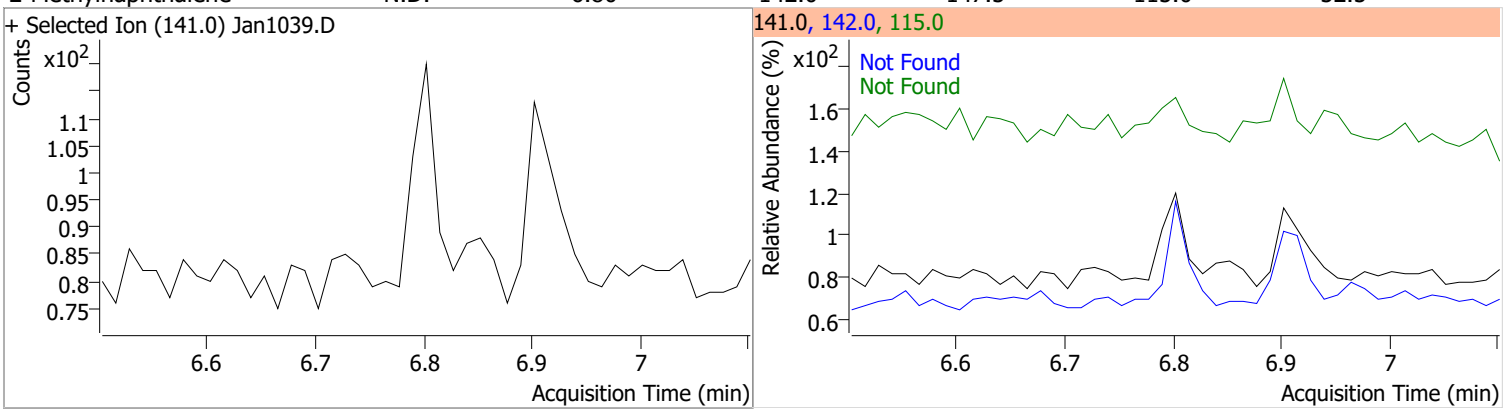

Compound	Conc.	Exp RT	QIon	Exp Ratio	QIon	Exp Ratio
1-Methylnaphthalene	N.D.	6.90	142.0	111.3	115.0	63.4

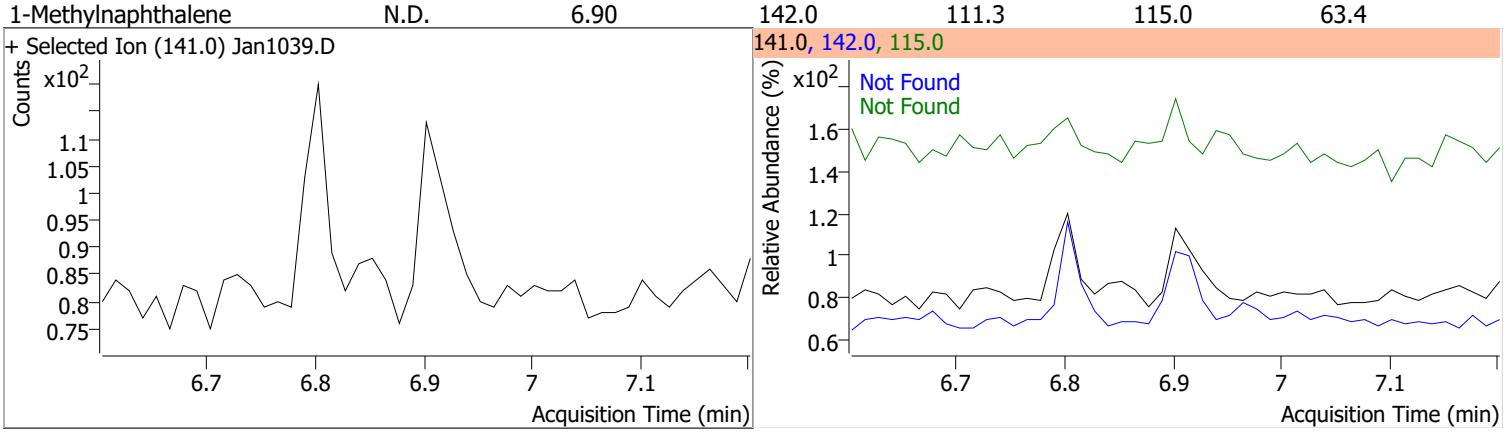

Quantitation Results Report (QT Reviewed)

Compound	Conc.	RT	Dev(Min)	Resp.	QIon	QRatio	Lower	Upper
2-Fluorobiphenyl	73.0039	7.26	0.00	49898	171.0	36.6	26.4	49.0

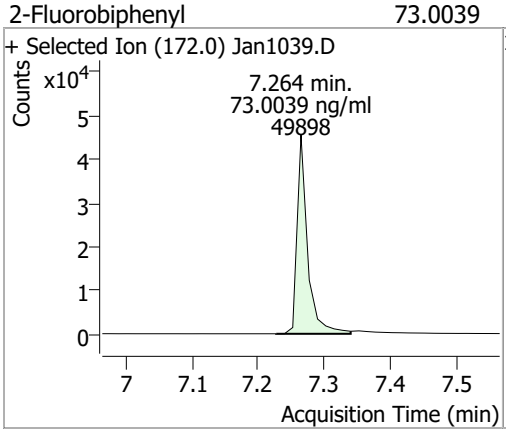

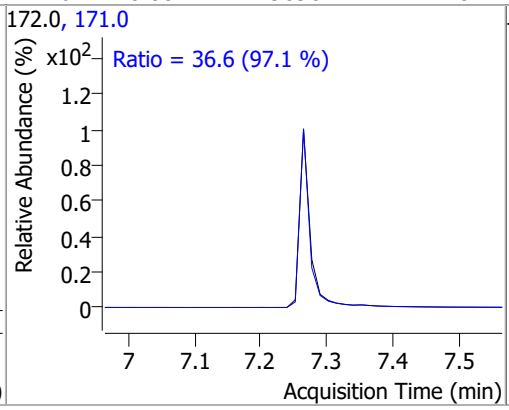

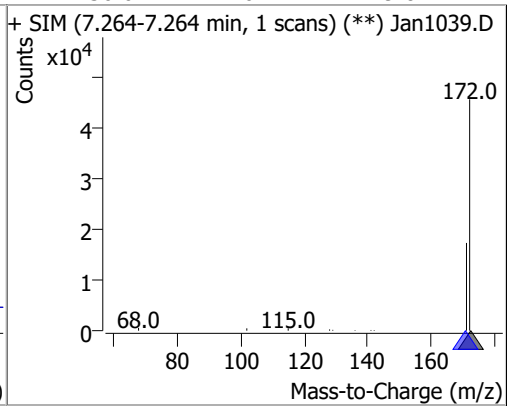

Compound	Conc.	Exp RT	QIon	Exp Ratio
Acenaphthylene	N.D.	7.84	153.0	14.6

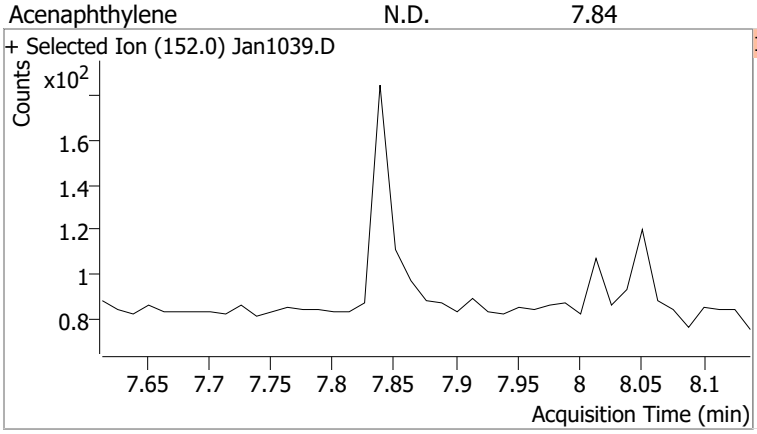

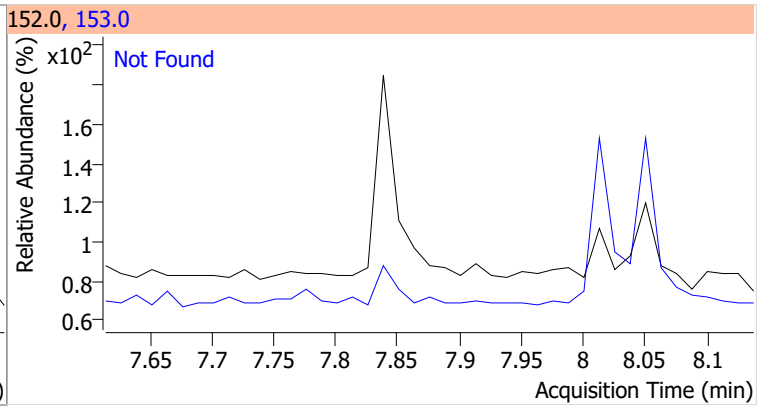

Compound	Conc.	RT	Dev(Min)	Resp.	QIon	QRatio	Lower	Upper
Acenaphthene		0		0	153.0		80.3	149.2
					152.0		38.4	71.4

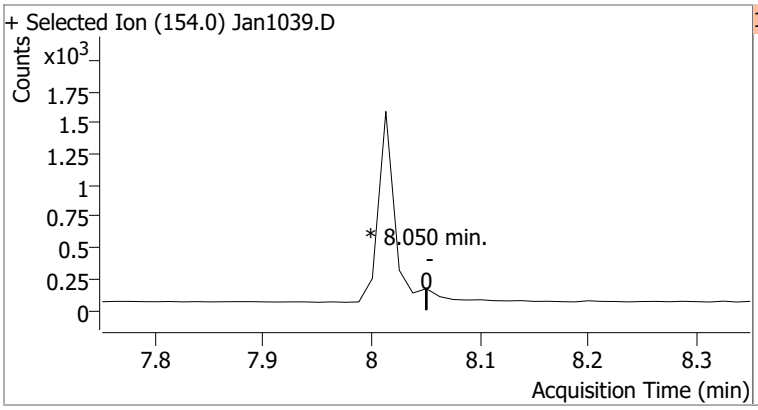

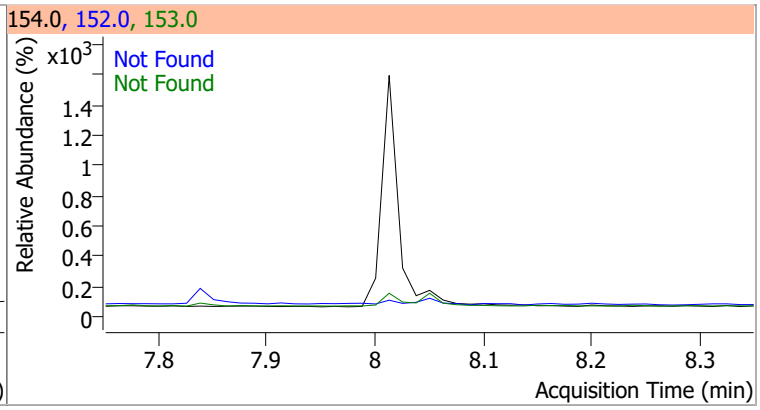

Compound	Conc.	Exp RT	QIon	Exp Ratio	QIon	Exp Ratio
Fluorene	N.D.	8.69	165.0	96.4	167.0	11.3

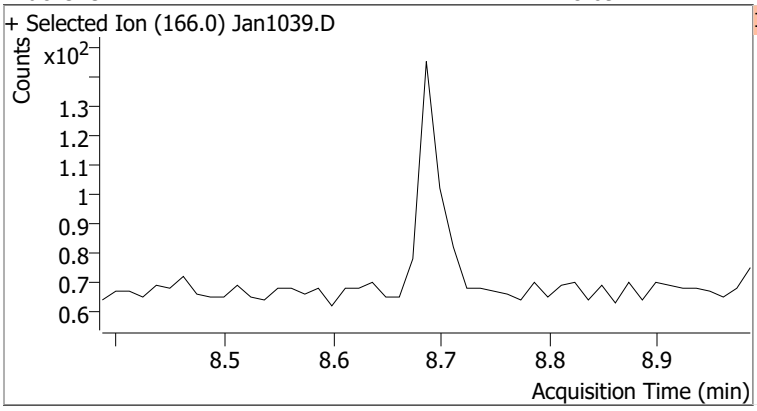

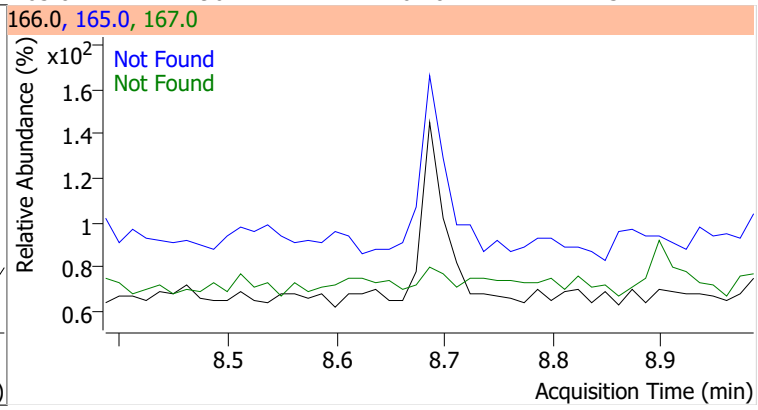

Compound	Conc.	Exp RT	QIon	Exp Ratio
Phenanthrene	N.D.	9.82	176.0	15.5

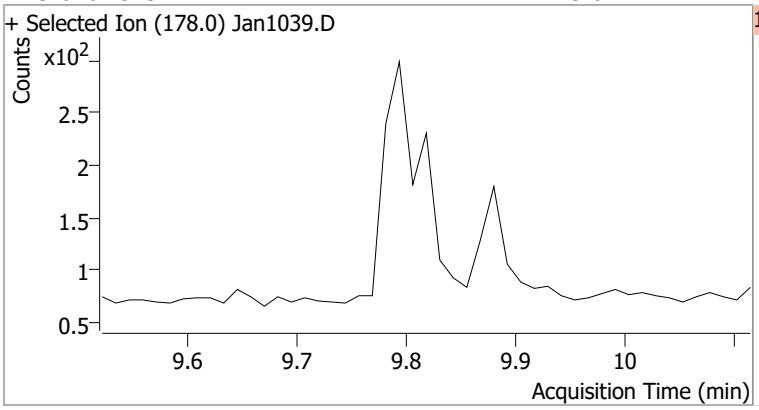

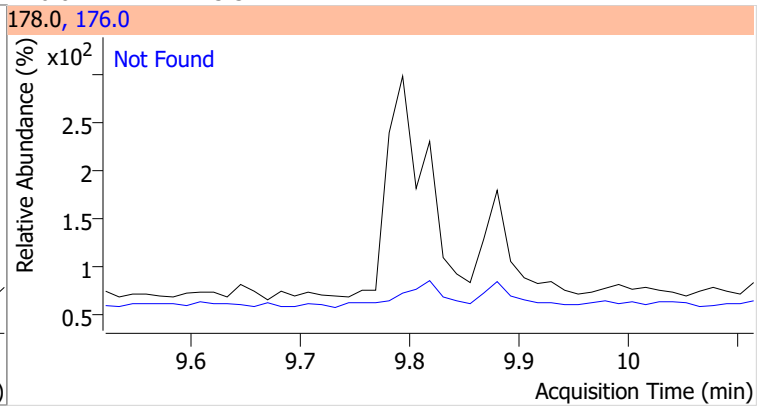

Compound	Conc.	Exp RT	QIon	Exp Ratio
Anthracene	N.D.	9.88	176.0	16.6

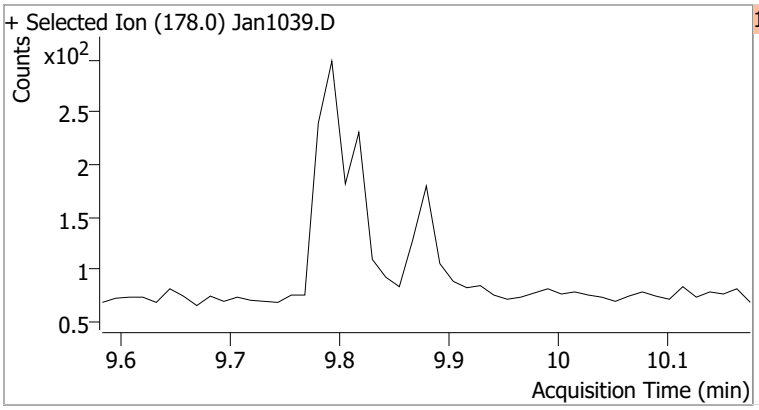

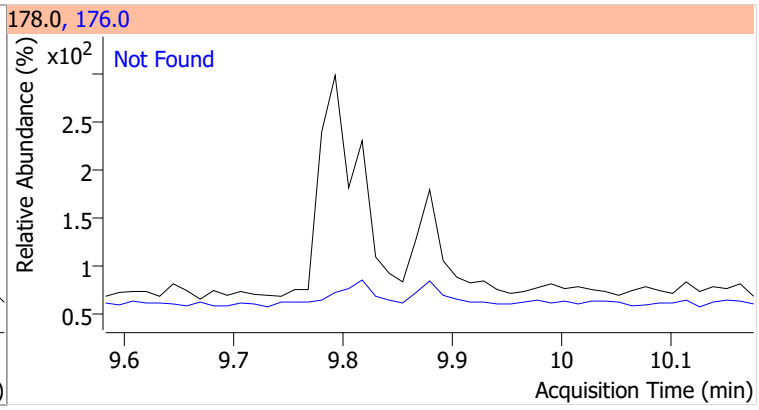

Compound	Conc.	Exp RT	QIon	Exp Ratio	QIon	Exp Ratio
o-Terphenyl	N.D.	10.32	229.0	66.8	215.0	43.2

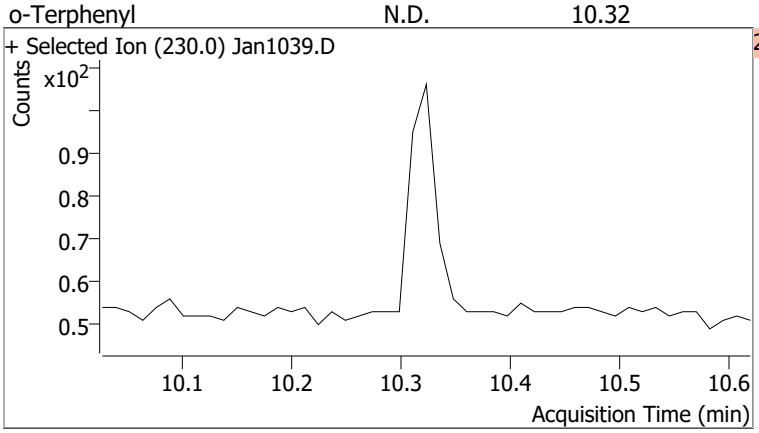

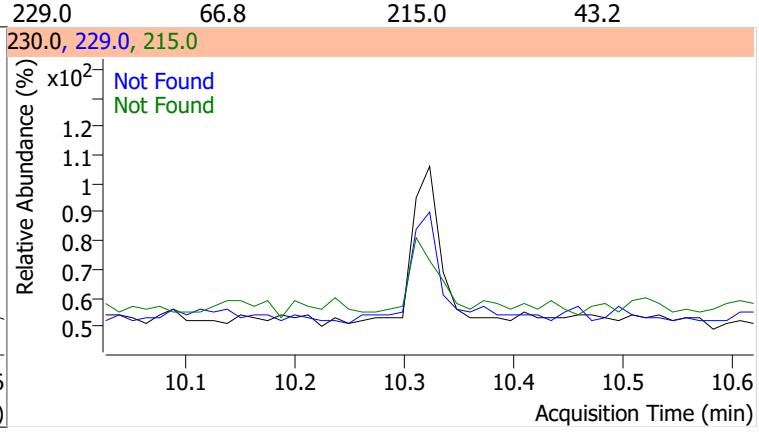

Compound	Conc.	Exp RT	QIon	Exp Ratio
Fluoranthene	N.D.	11.44	101.0	11.4

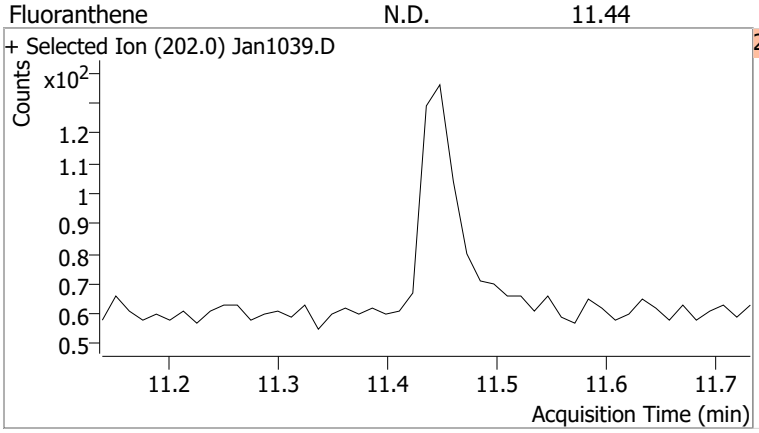

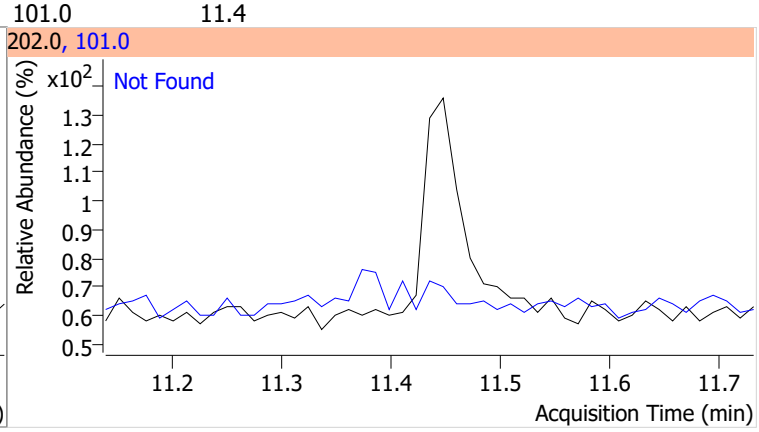

Compound	Conc.	Exp RT	QIon	Exp Ratio
Pyrene	N.D.	11.82	101.0	13.9

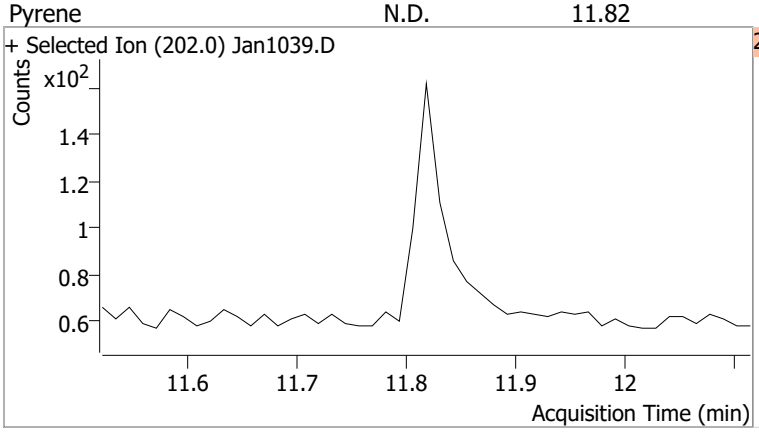

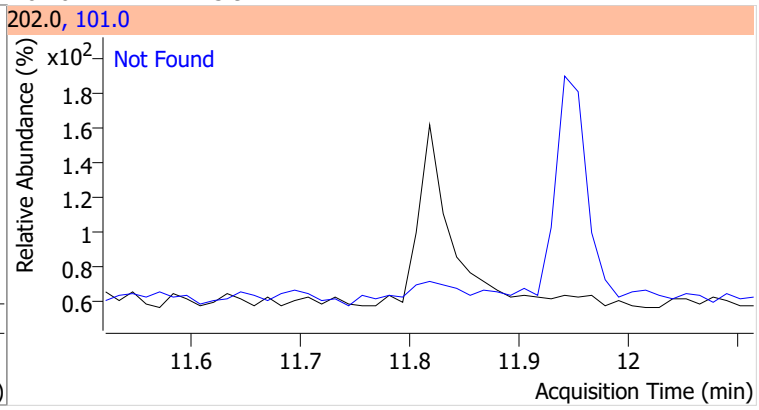

Compound	Conc.	RT	Dev(Min)	Resp.	QIon	QRatio	Lower	Upper
Terphenyl-d14	109.7218	12.28	-0.01	47386	122.0	13.9	9.6	17.9

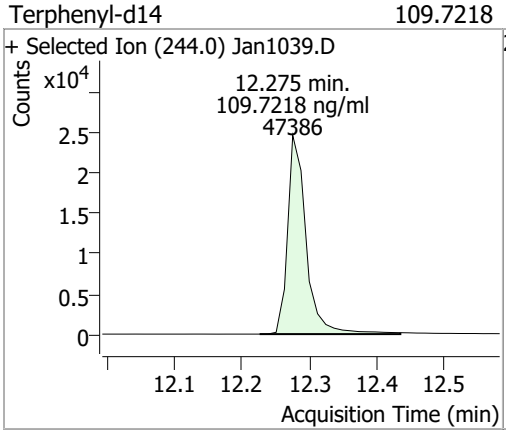

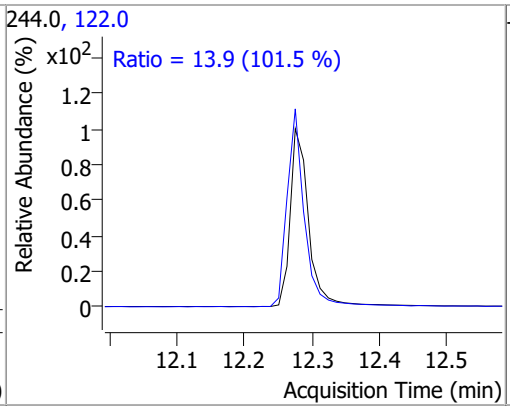

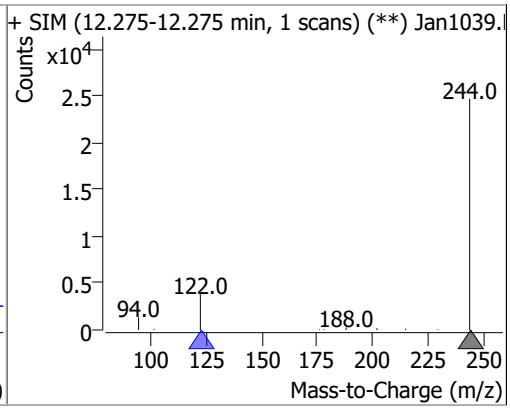

Compound	Conc.	RT	Dev(Min)	Resp.	QIon	QRatio	Lower	Upper
Benzo(a)Anthracene		0		0	226.0		19.5	36.3
					229.0		16.5	30.6

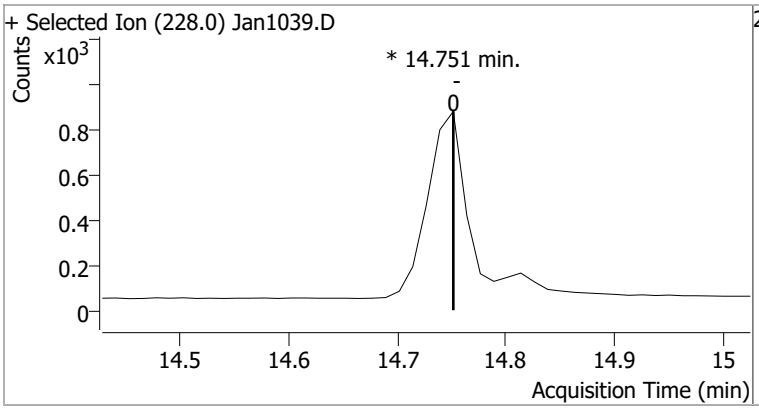

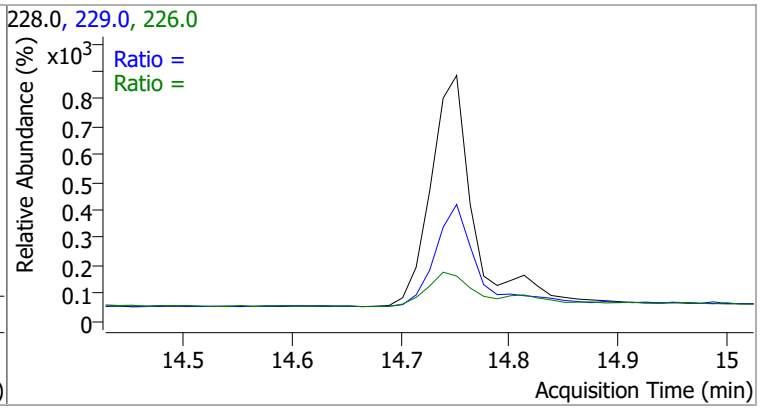

Compound	Conc.	RT	Dev(Min)	Resp.	QIon	QRatio	Lower	Upper
Chrysene		0		0	226.0		22.2	41.2
					229.0		15.5	28.9

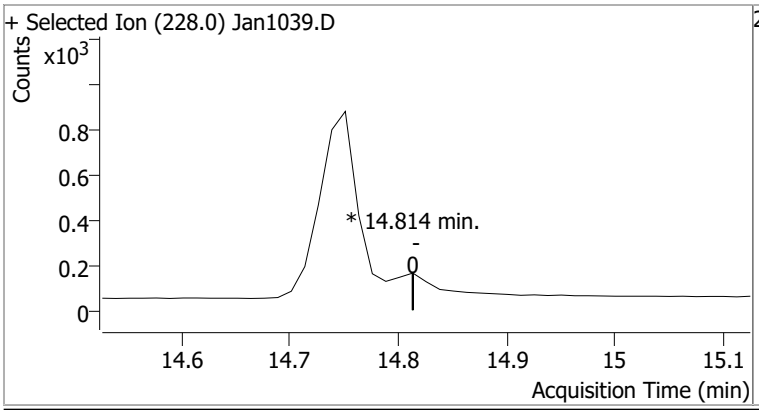

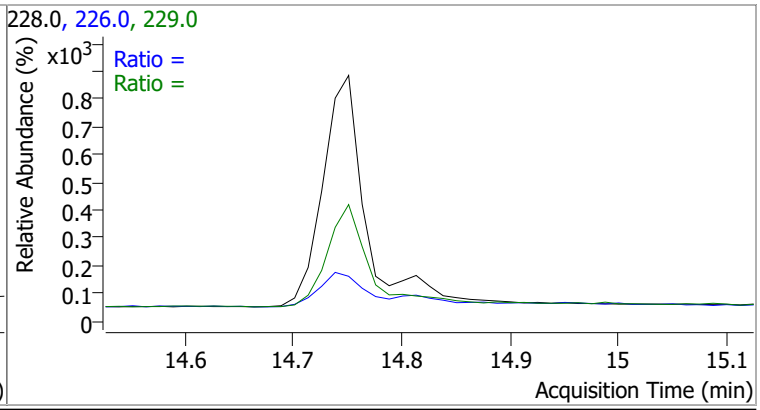

Quantitation Results Report (QT Reviewed)

Compound	Conc.	Exp RT	QIon	Exp Ratio
Benzo(b)fluoranthene	N.D.	17.76	253.0	22.6

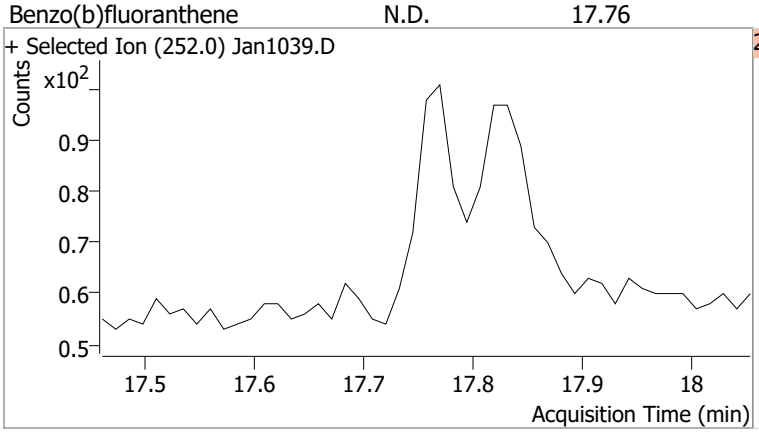

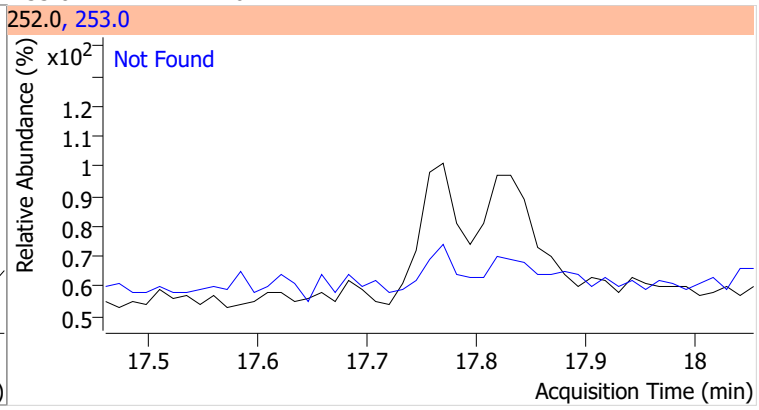

Compound	Conc.	Exp RT	QIon	Exp Ratio
Benzo(k)fluoranthene	N.D.	17.82	253.0	23.0

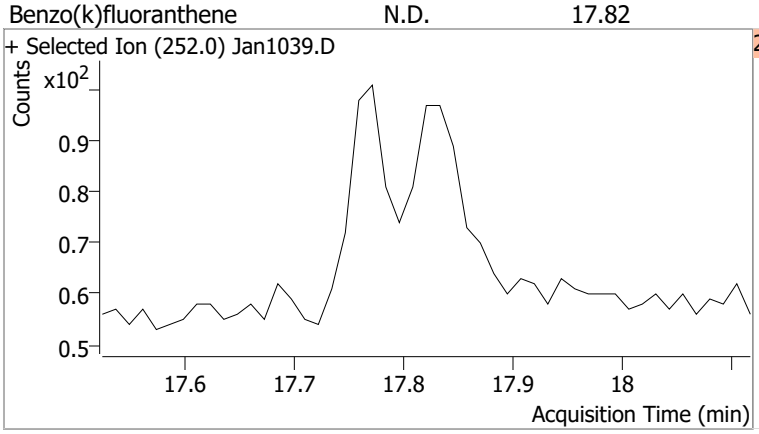

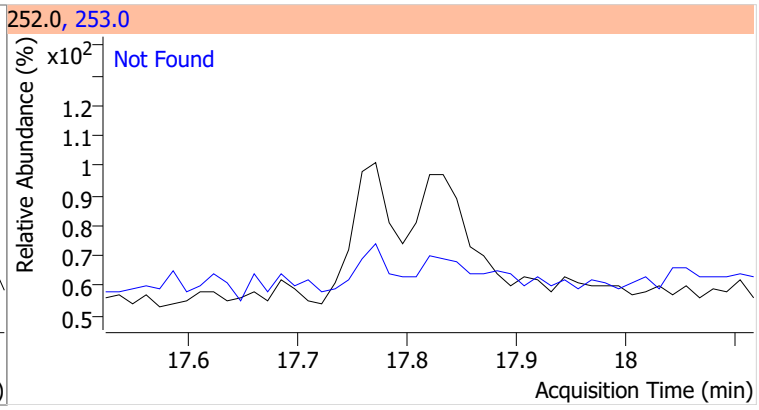

Compound	Conc.	RT	Dev(Min)	Resp.	QIon	QRatio	Lower	Upper
Benzo(a)pyrene		0		0	253.0		16.6	30.8

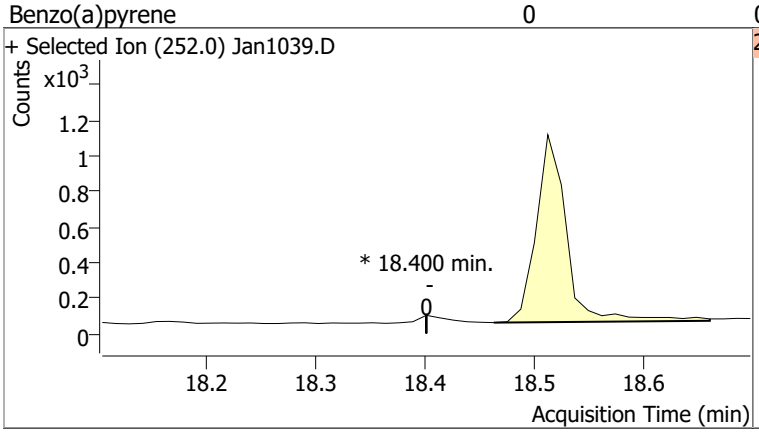

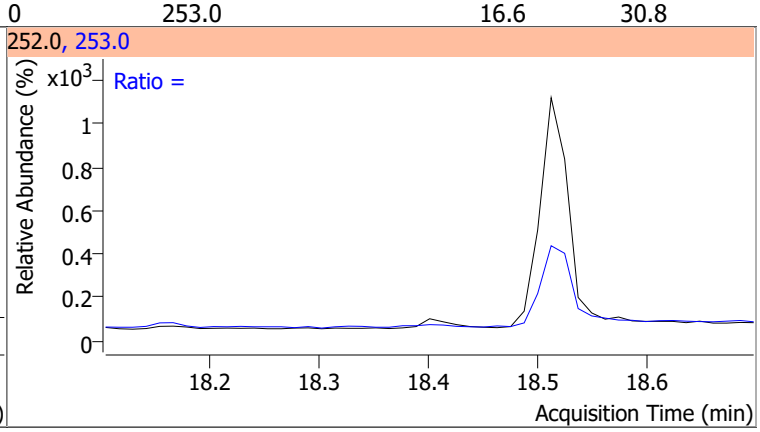

Compound	Conc.	Exp RT	QIon	Exp Ratio
Indeno(1,2,3-cd)pyrene	N.D.	20.24	138.0	25.2

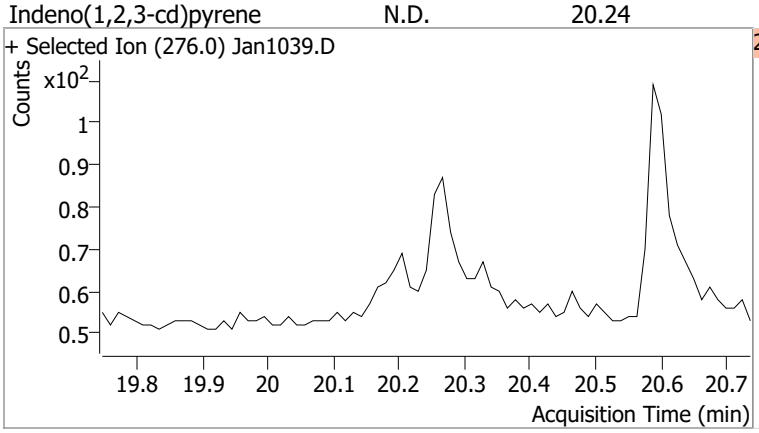

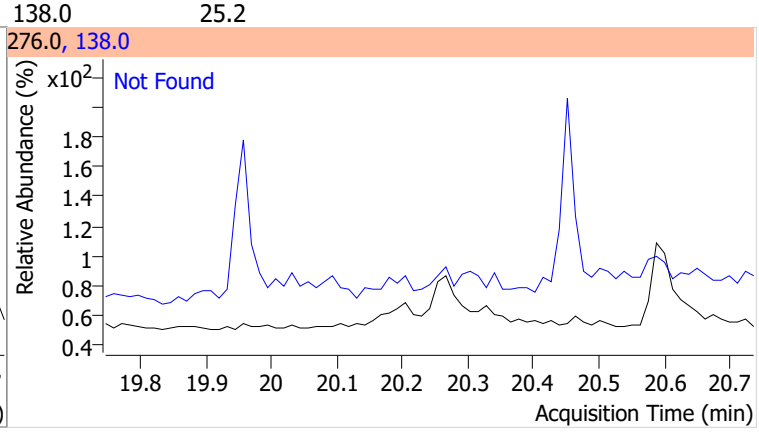

Compound	Conc.	Exp RT	QIon	Exp Ratio	QIon	Exp Ratio
Dibenzo(a,h)anthracene	N.D.	20.32	279.0	25.9	139.0	18.3

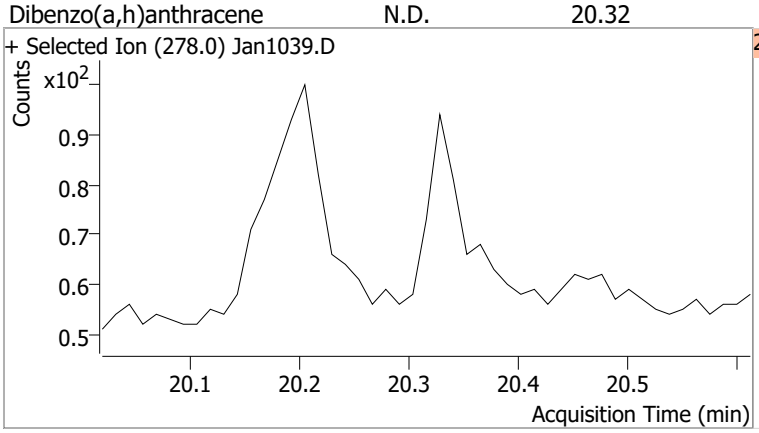

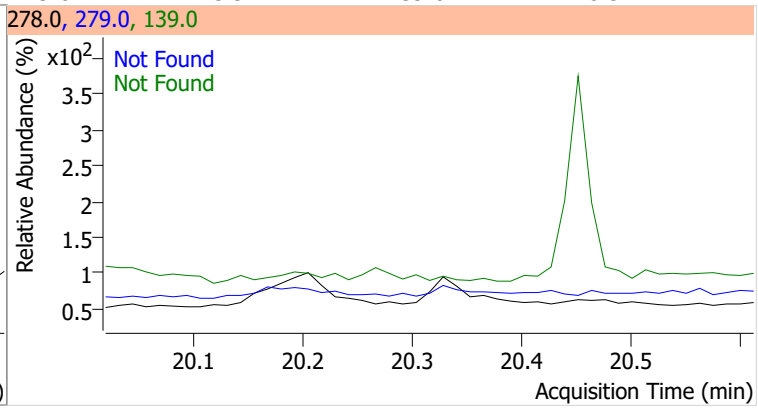

Compound	Conc.	Exp RT	QIon	Exp Ratio	QIon	Exp Ratio
Benzo(g,h,i)perylene	N.D.	20.58	277.0	24.5	138.0	20.0

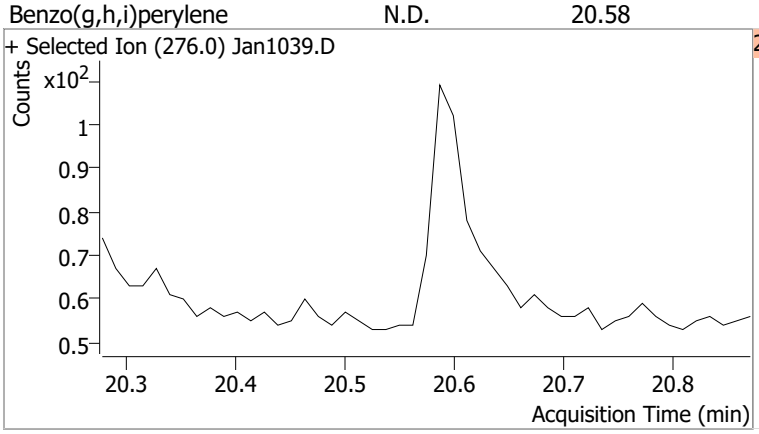

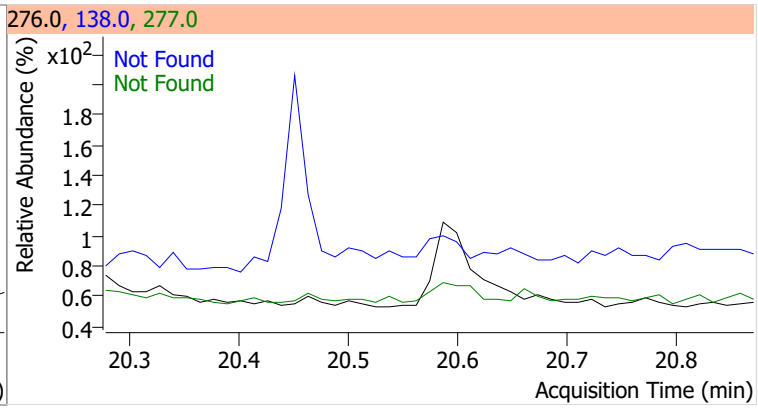

Quantitation Results Report (QT Reviewed)

Data File	Jan1040.D	Operator	LIMS import
Acq. Method	5975BNASIM	Acq. Date-Time	1/11/2022 8:04:43 AM
Sample Name	B22010148-001C	Instrument	GCMS
Vial	40	Multiplier	1.00
DA Method File	011022 bna SIM 1.batch.bin	Comment	SVOC-8270-W-LLPAH
Tune File	dftppjph.u	Tune Date	
Batch Name	011022 bna SIM 2.batch.bin	Last Calib Update	1/4/2022 2:09:05 PM
Ref Library			

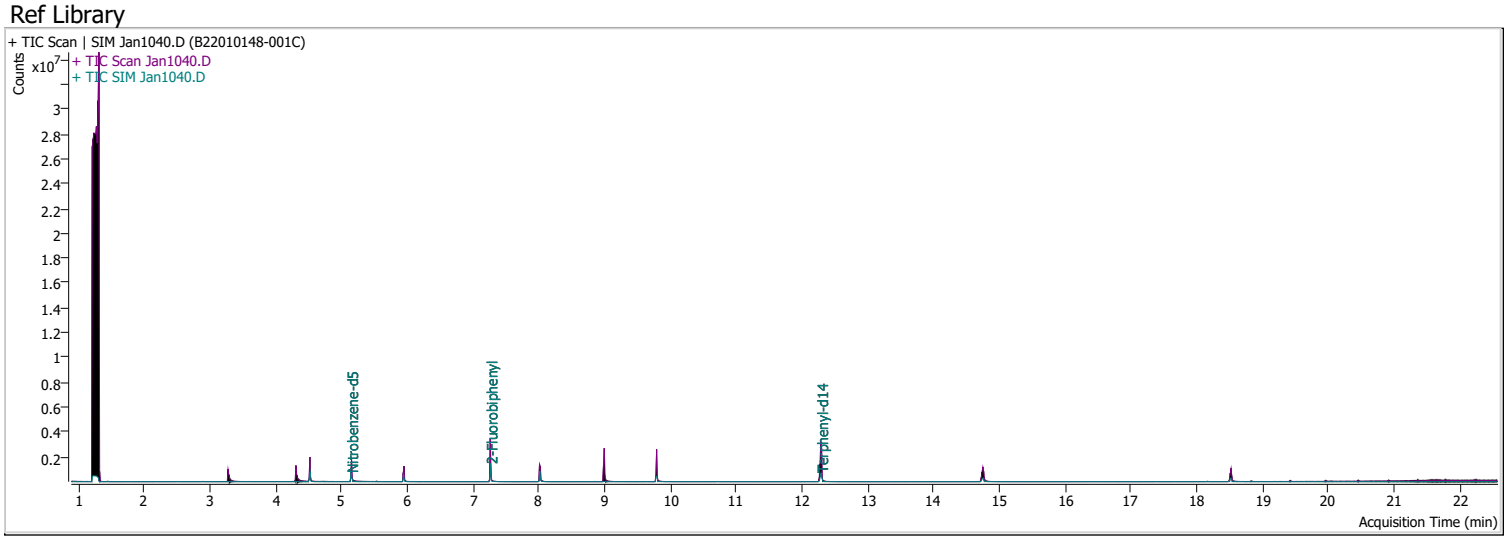

Compound	RT	QIon	Resp.	Conc.	Units		Dev(Min)
Internal Standards							
M 1,4-Dichlorobenzene-d4	4.522	152.0	277857	40.0000	ng/ml		-0.025
M Naphthalene-d8	5.941	136.0	501103	40.0000	ng/ml		-0.013
M Acenaphthene-d10	8.013	164.0	304271	40.0000	ng/ml		0.000
M Phenanthrene-d10	9.793	188.0	625008	40.0000	ng/ml		0.000
M Chrysene-d12	14.751	240.0	492298	40.0000	ng/ml		-0.013
M Perylene-d12	18.512	264.0	366656	40.0000	ng/ml		-0.012
System Monitoring Compounds							
S Nitrobenzene-d5	5.143	82.0	510329	39.8907	ng/ml		-0.025
Spiked Amount: 5.000	Range: 19.0 - 102.0%			Recovery = 797.81%		*	
S 2-Fluorobiphenyl	7.265	172.0	950923	62.7754	ng/ml		0.000
Spiked Amount: 5.000	Range: 25.0 - 94.0%			Recovery = 1255.51%		*	
S o-Terphenyl	0.000		0	N.D.			
Spiked Amount: 5.000	Range: 40.0 - 140.0%			Recovery = NA%			
S Terphenyl-d14	12.288	244.0	975699	107.1093	ng/ml		0.000
Spiked Amount: 5.000	Range: 39.0 - 106.0%			Recovery = 2142.19%		*	
Target Compounds							**QValue**
T Naphthalene	0.000		0	N.D.			
T 2-Methylnaphthalene	0.000		0	N.D.			
T 1-Methylnaphthalene	0.000		0	N.D.			
T Acenaphthylene	0.000		0	N.D.			
T Acenaphthene	8.050	154.0	0		ng/ml	md	1
T Fluorene	8.985	166.0	0		ng/ml	md	1
T Phenanthrene	0.000		0	N.D.			
T Anthracene	0.000		0	N.D.			
T Fluoranthene	0.000		0	N.D.			
T Pyrene	0.000		0	N.D.			
T Benzo(a)Anthracene	14.751	228.0	0		ng/ml	md	1
T Chrysene	14.814	228.0	0		ng/ml	md	1
T Benzo(b)fluoranthene	0.000		0	N.D.			

Compound	RT	QIon	Resp.	Conc.	Units		Dev(Min)
T Benzo(k)fluoranthene	0.000		0	N.D.			
T Benzo(a)pyrene	18.512	252.0	0		ng/ml	md	1
T Indeno(1,2,3-cd)pyrene	0.000		0	N.D.			
T Dibenzo(a,h)anthracene	0.000		0	N.D.			
T Benzo(g,h,i)perylene	0.000		0	N.D.			

(#) = Qualifier Out of Range; (m) = Manual Integration; (+) = Area Summed; (*) = Surrogate Percent Recovery Out of Range; (d): Zeroed Peak

Quantitation Results Report (QT Reviewed)

Compound	Conc.	RT	Dev(Min)	Resp.	QIon	QRatio	Lower	Upper
Nitrobenzene-d5	39.8907	5.14	-0.02	510329	54.0	34.9	21.6	40.2
					128.0	32.3	21.3	39.5

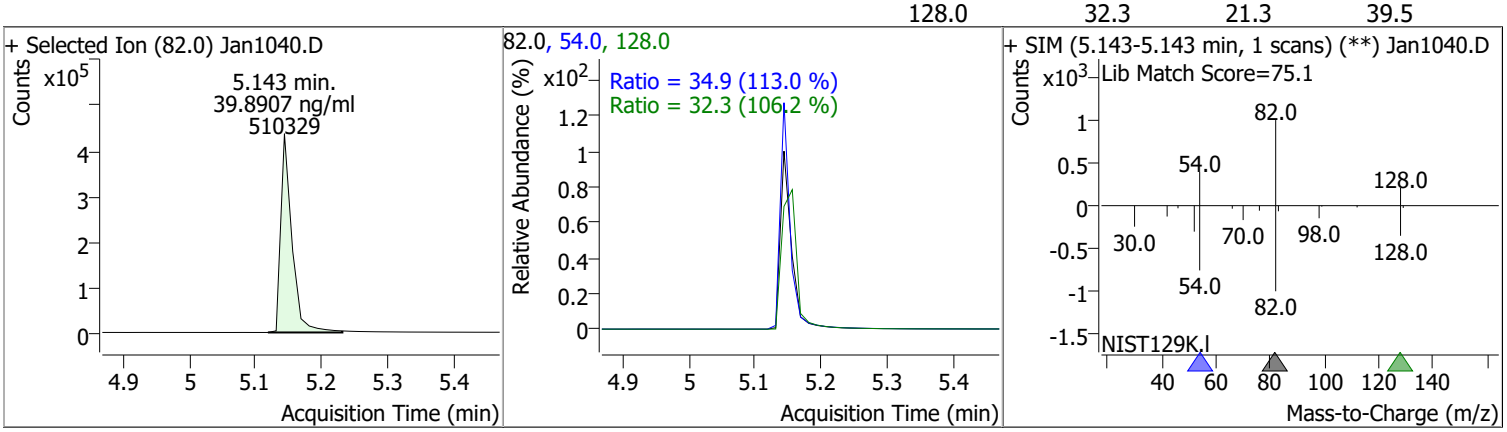

Compound	Conc.	Exp RT	QIon	Exp Ratio	QIon	Exp Ratio
Naphthalene	N.D.	5.98	102.0	15.5	129.0	10.8

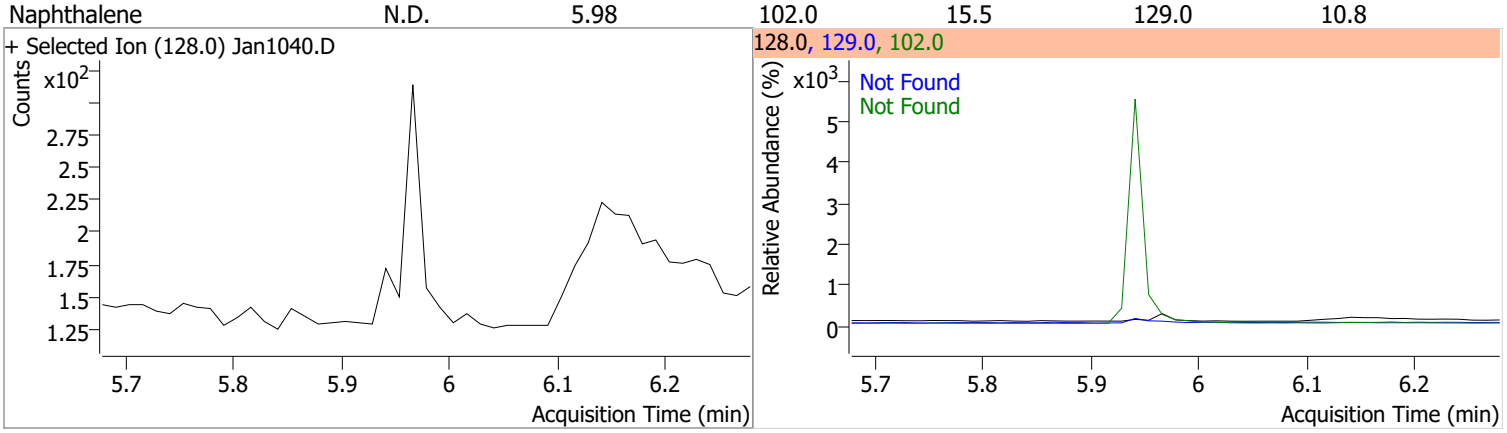

Compound	Conc.	Exp RT	QIon	Exp Ratio	QIon	Exp Ratio
2-Methylnaphthalene	N.D.	6.80	142.0	147.5	115.0	52.5

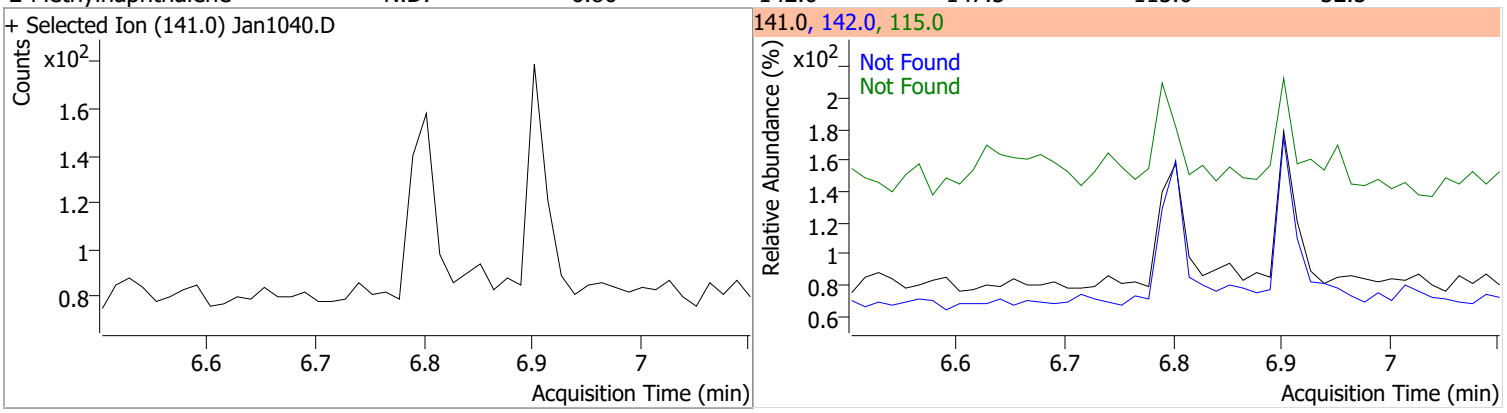

Compound	Conc.	Exp RT	QIon	Exp Ratio	QIon	Exp Ratio
1-Methylnaphthalene	N.D.	6.90	142.0	111.3	115.0	63.4

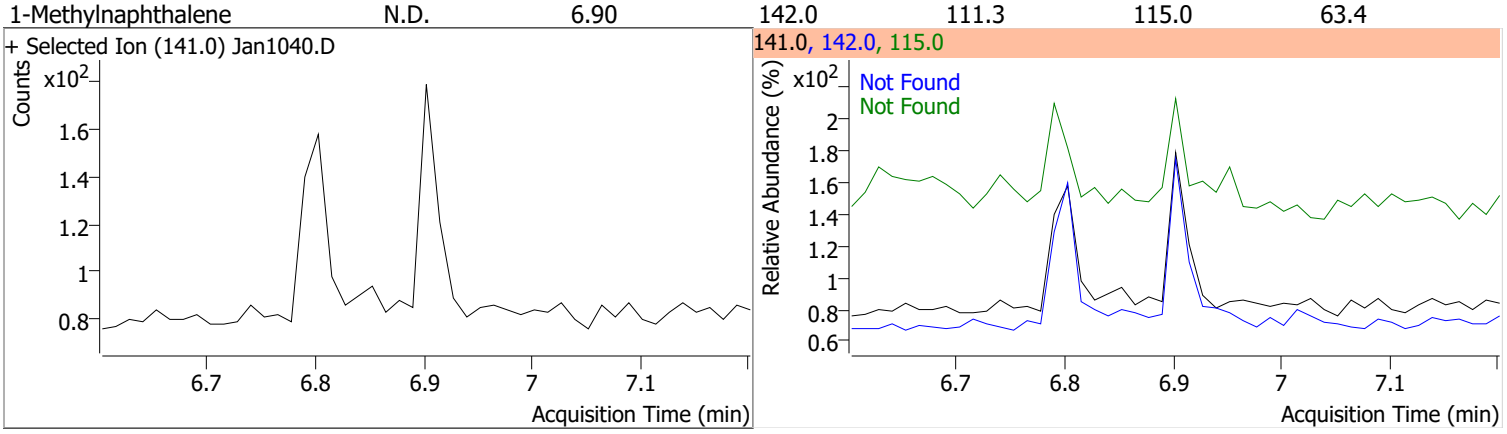

Quantitation Results Report (QT Reviewed)

Compound	Conc.	RT	Dev(Min)	Resp.	QIon	QRatio	Lower	Upper
2-Fluorobiphenyl	62.7754	7.26	0.00	950923	171.0	38.8	26.4	49.0

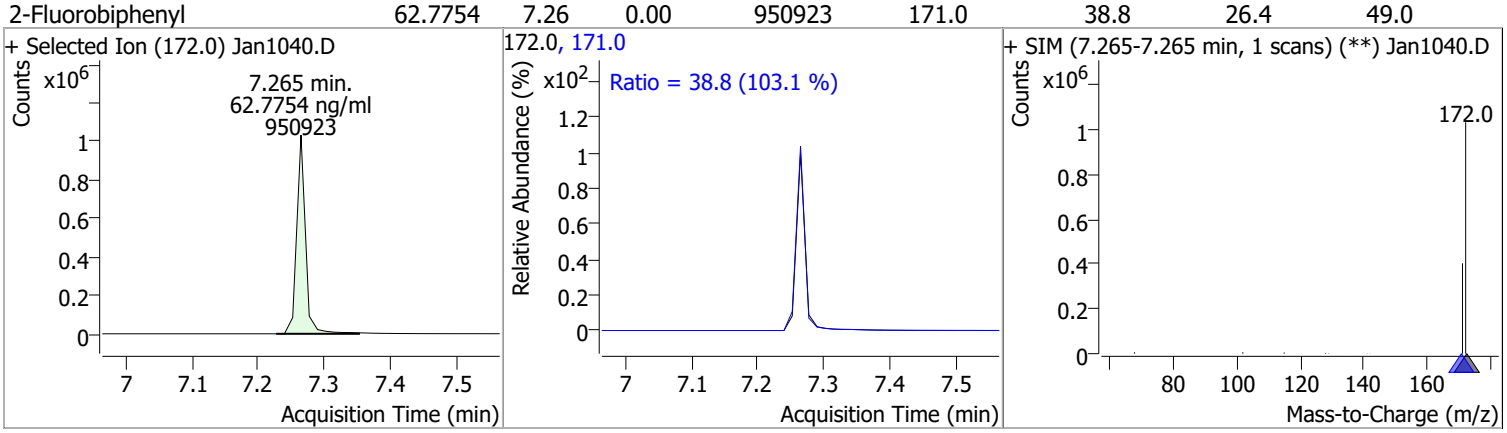

Compound	Conc.	Exp RT	QIon	Exp Ratio
Acenaphthylene	N.D.	7.84	153.0	14.6

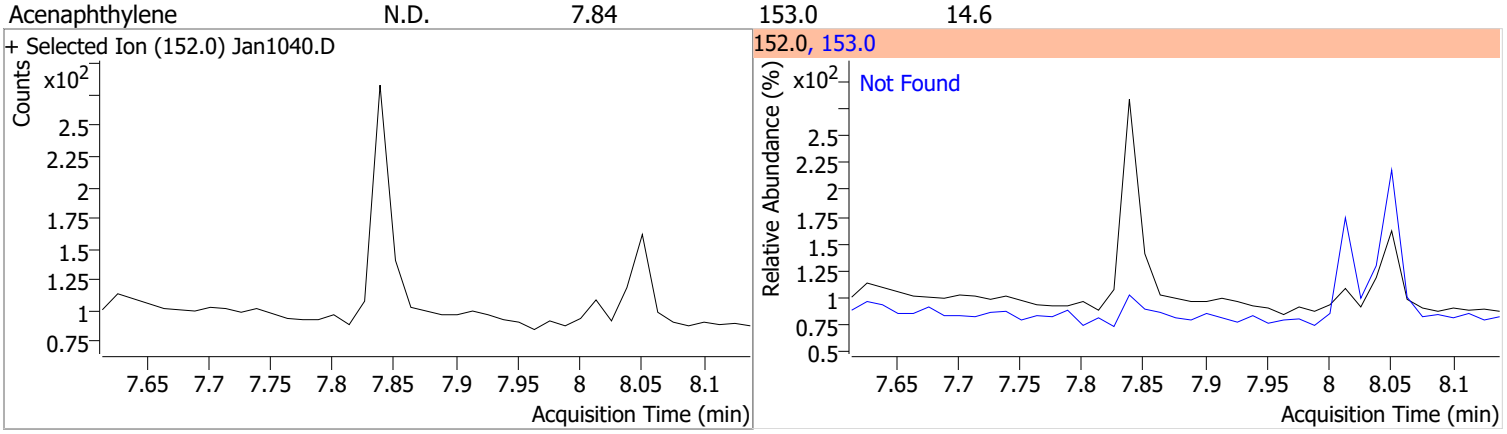

Compound	Conc.	RT	Dev(Min)	Resp.	QIon	QRatio	Lower	Upper
Acenaphthene		0		0	153.0		80.3	149.2
					152.0		38.4	71.4

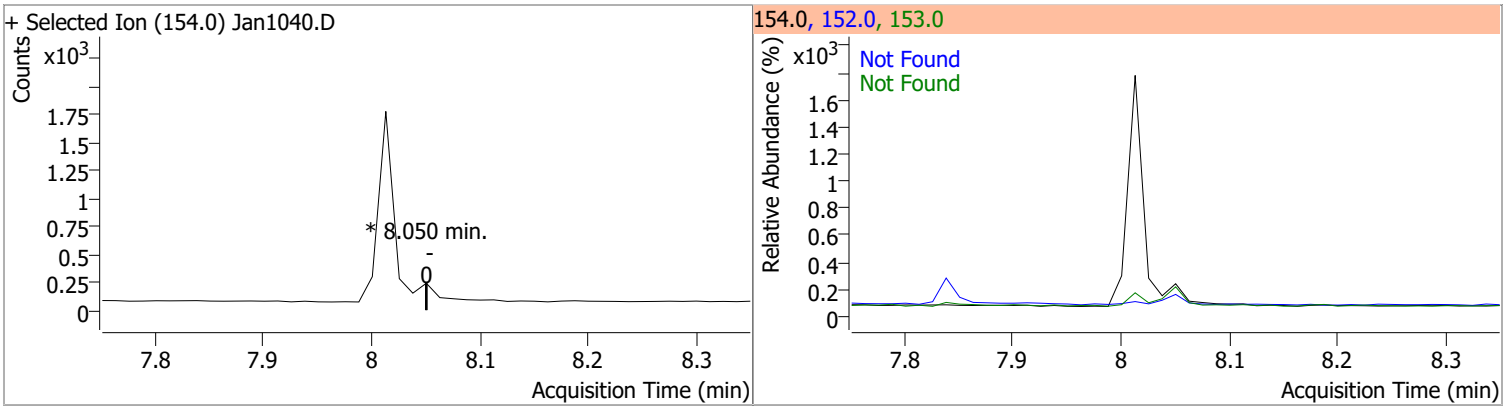

Compound	Conc.	RT	Dev(Min)	Resp.	QIon	QRatio	Lower	Upper
Fluorene		0		0	165.0		67.5	125.3
					167.0		7.9	14.6

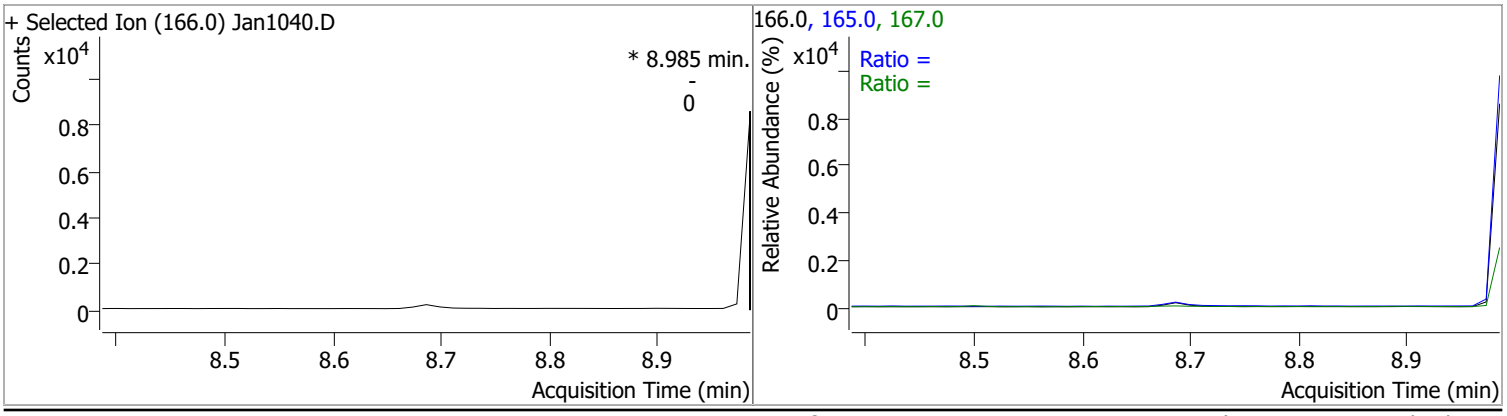

Compound	Conc.	Exp RT	QIon	Exp Ratio
Phenanthrene	N.D.	9.82	176.0	15.5

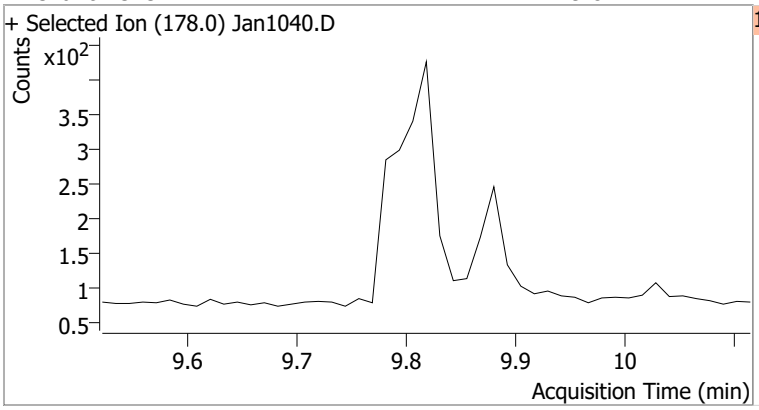

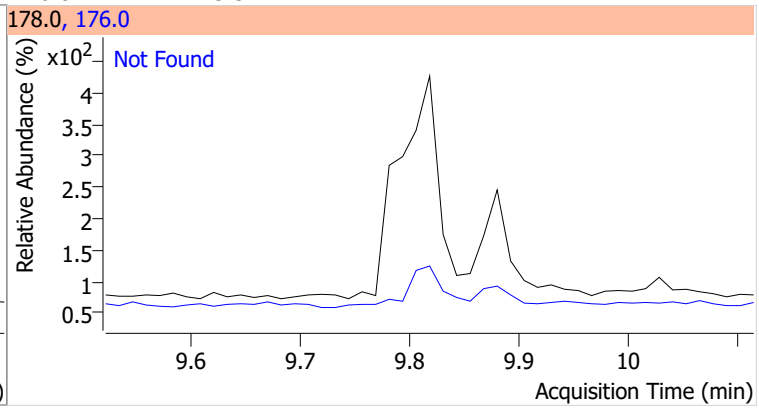

Compound	Conc.	Exp RT	QIon	Exp Ratio
Anthracene	N.D.	9.88	176.0	16.6

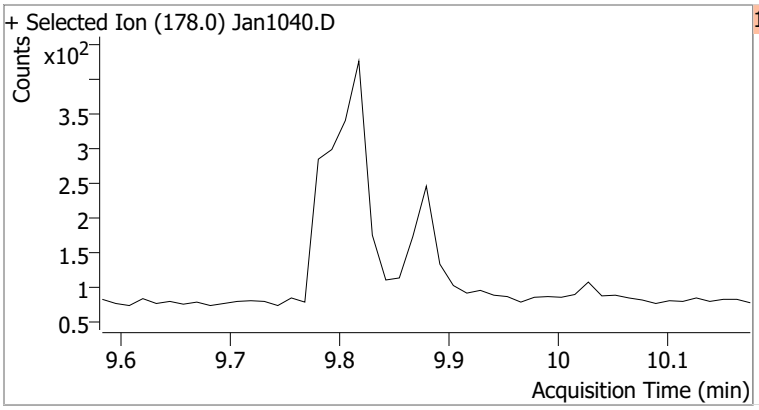

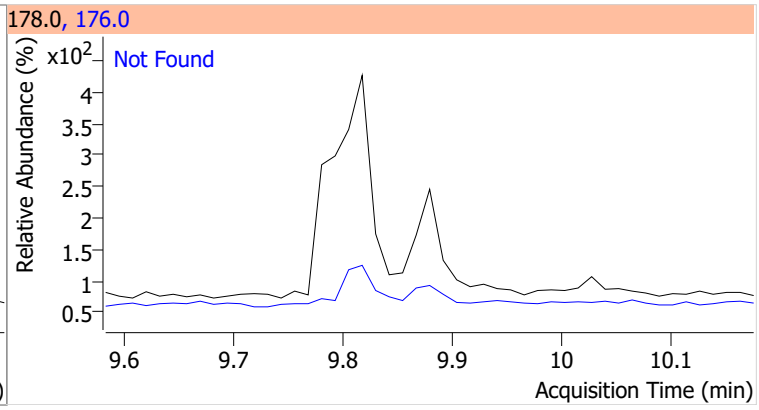

Compound	Conc.	Exp RT	QIon	Exp Ratio	QIon	Exp Ratio
o-Terphenyl	N.D.	10.32	229.0	66.8	215.0	43.2

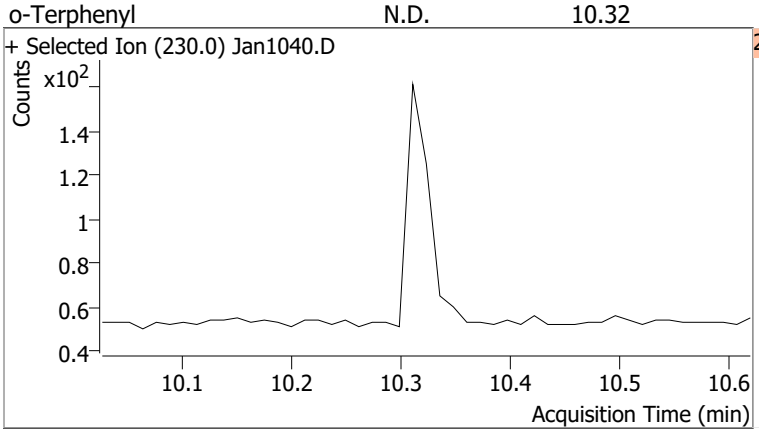

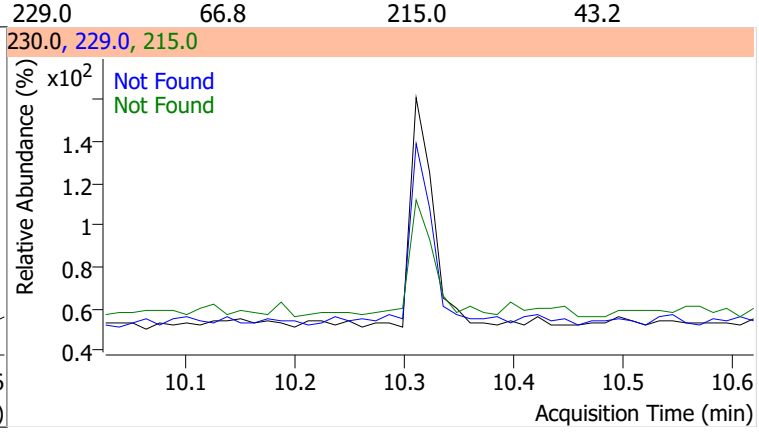

Compound	Conc.	Exp RT	QIon	Exp Ratio
Fluoranthene	N.D.	11.44	101.0	11.4

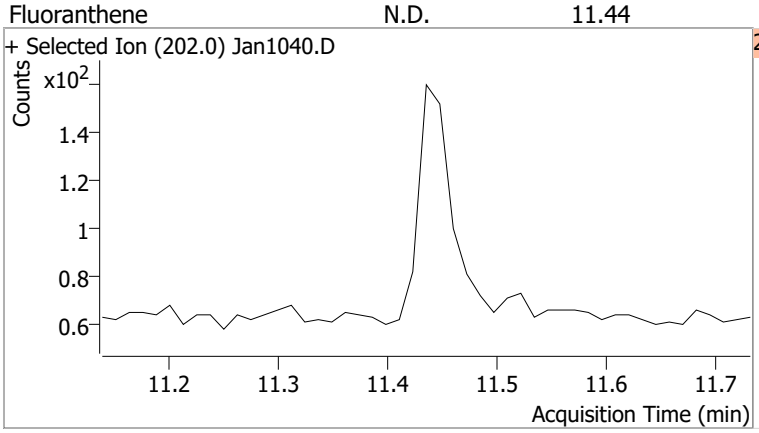

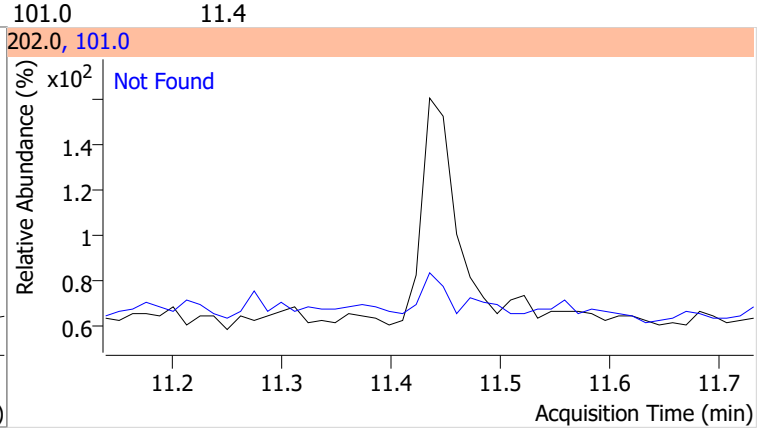

Compound	Conc.	Exp RT	QIon	Exp Ratio
Pyrene	N.D.	11.82	101.0	13.9

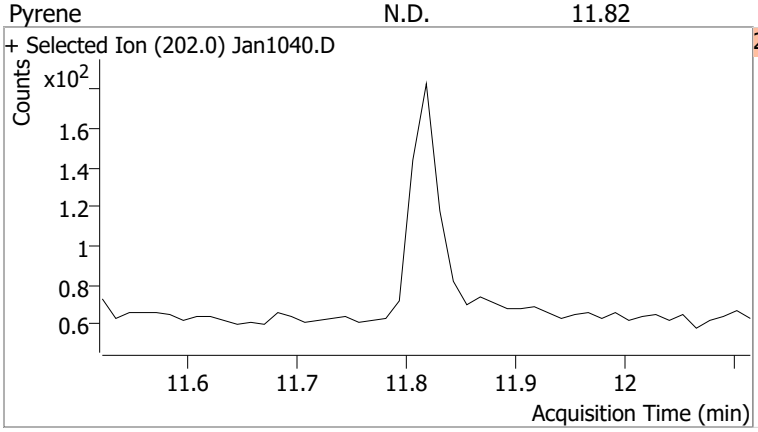

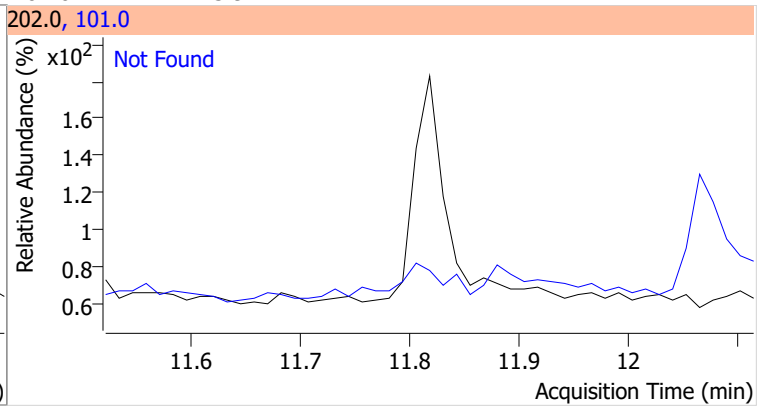

Compound	Conc.	RT	Dev(Min)	Resp.	QIon	QRatio	Lower	Upper
Terphenyl-d14	107.1093	12.29	0.00	975699	122.0	14.9	9.6	17.9

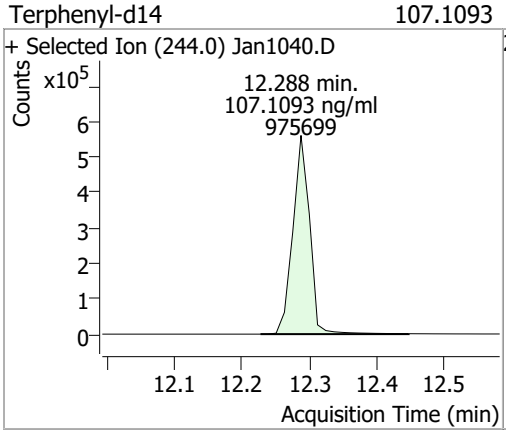

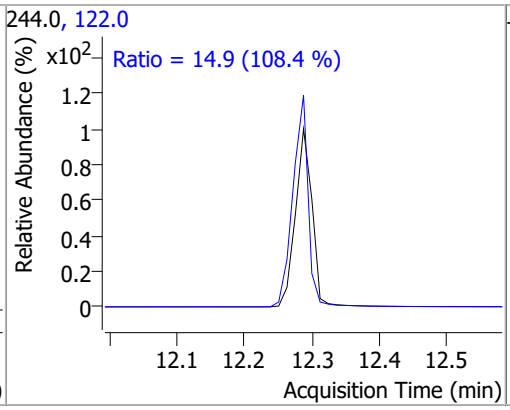

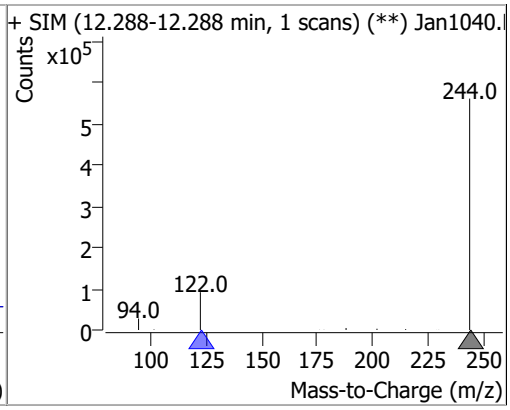

Compound	Conc.	RT	Dev(Min)	Resp.	QIon	QRatio	Lower	Upper
Benzo(a)Anthracene		0		0	226.0		19.5	36.3
					229.0		16.5	30.6

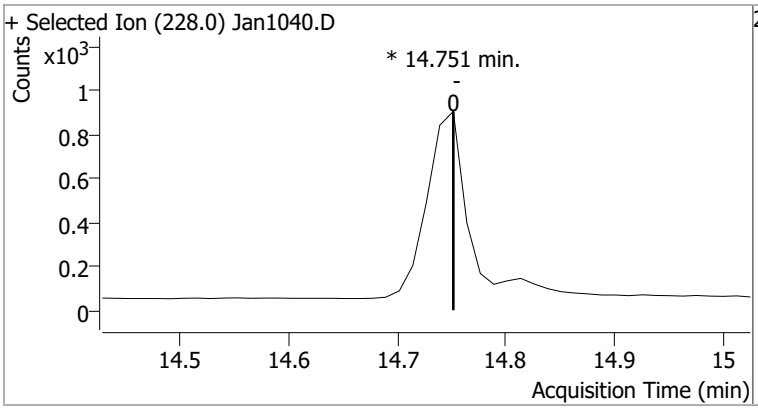

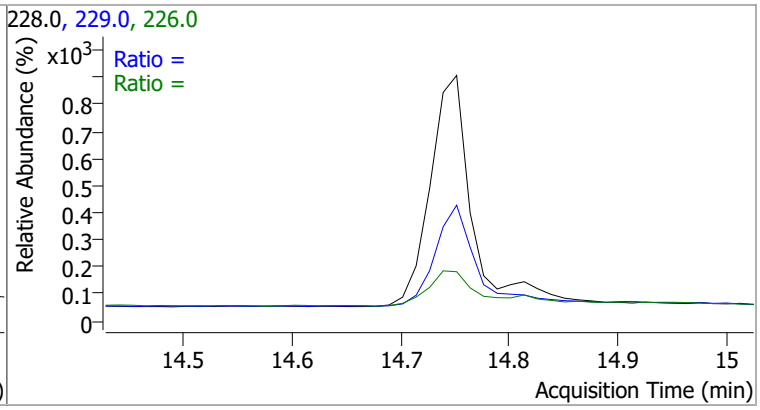

Compound	Conc.	RT	Dev(Min)	Resp.	QIon	QRatio	Lower	Upper
Chrysene		0		0	226.0		22.2	41.2
					229.0		15.5	28.9

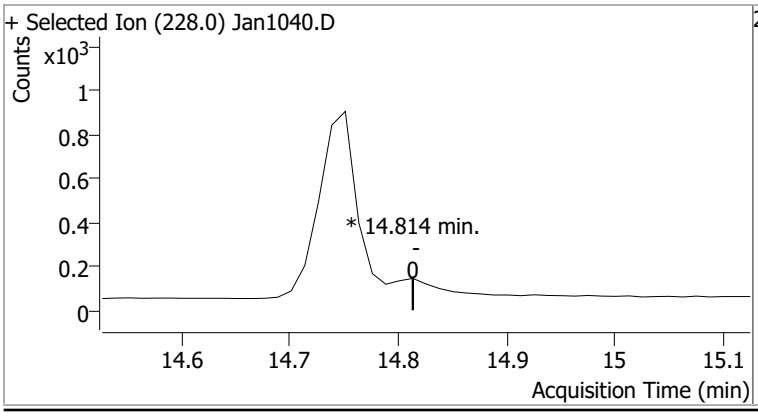

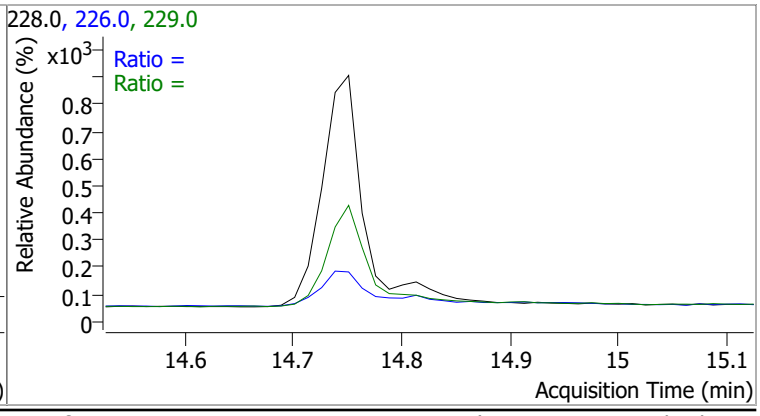

Compound	Conc.	Exp RT	QIon	Exp Ratio
Benzo(b)fluoranthene	N.D.	17.76	253.0	22.6

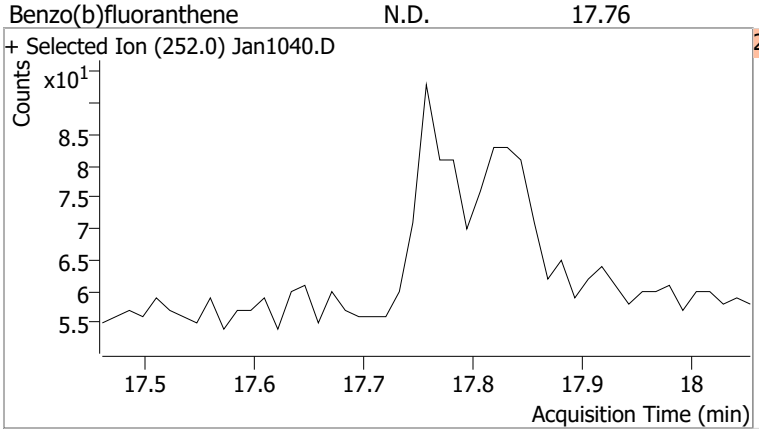

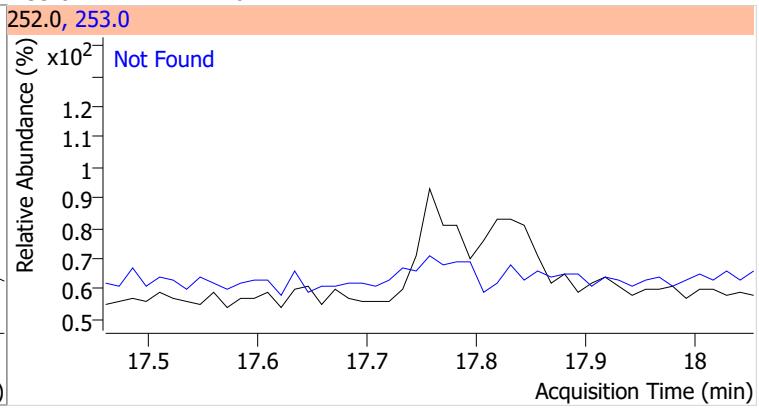

Compound	Conc.	Exp RT	QIon	Exp Ratio
Benzo(k)fluoranthene	N.D.	17.82	253.0	23.0

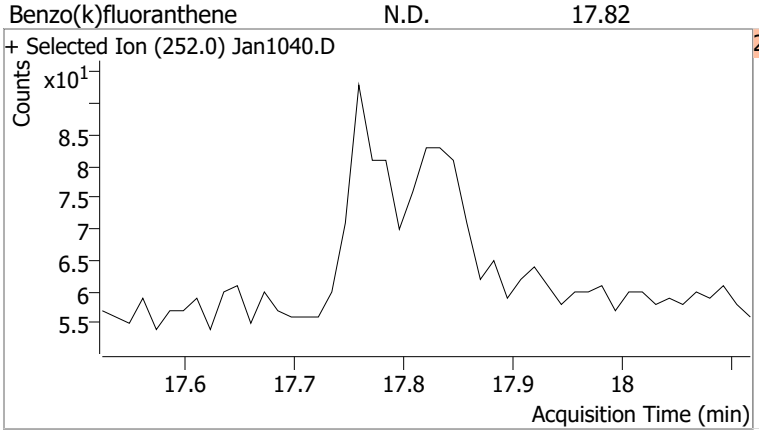

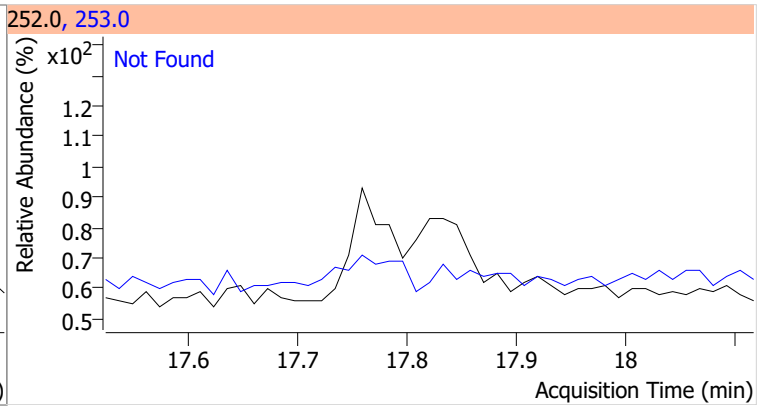

Compound	Conc.	RT	Dev(Min)	Resp.	QIon	QRatio	Lower	Upper
Benzo(a)pyrene		0		0	253.0		16.6	30.8

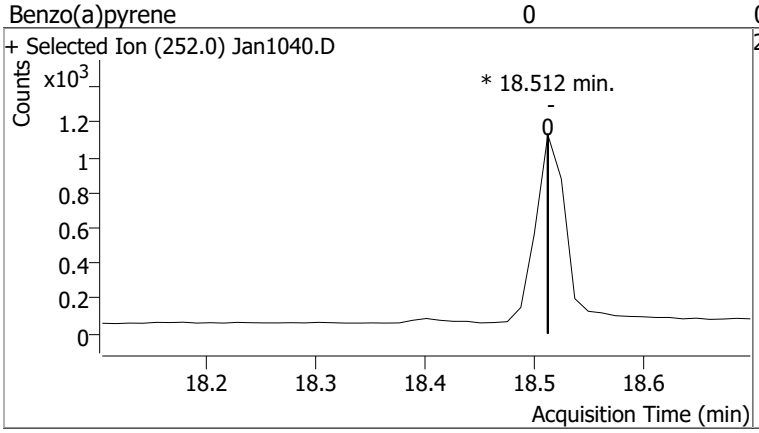

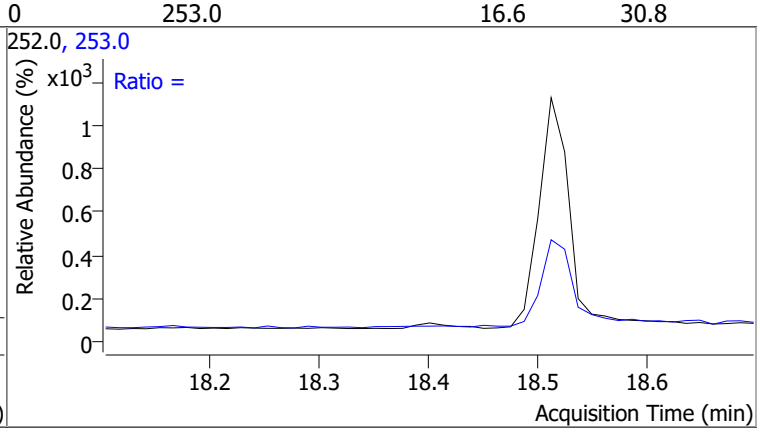

Compound	Conc.	Exp RT	QIon	Exp Ratio
Indeno(1,2,3-cd)pyrene	N.D.	20.24	138.0	25.2

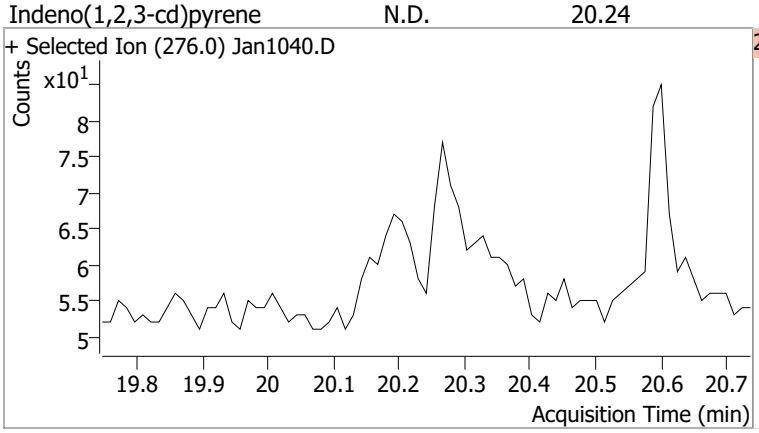

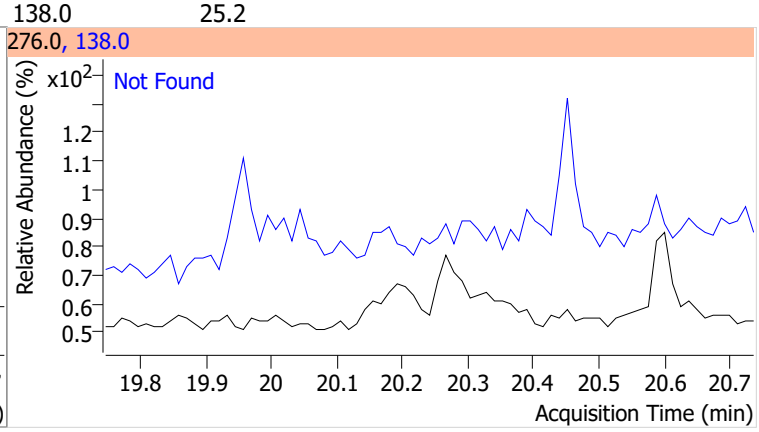

Compound	Conc.	Exp RT	QIon	Exp Ratio	QIon	Exp Ratio
Dibenzo(a,h)anthracene	N.D.	20.32	279.0	25.9	139.0	18.3

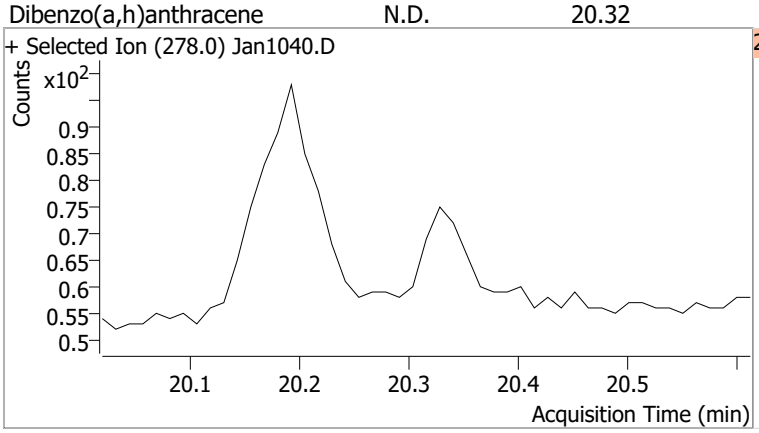

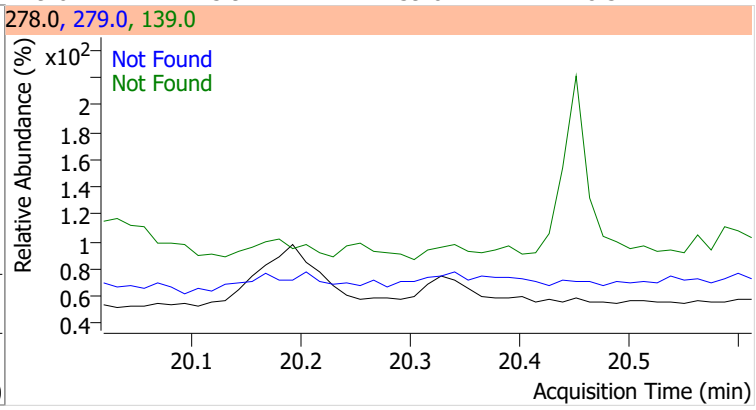

Compound	Conc.	Exp RT	QIon	Exp Ratio	QIon	Exp Ratio
Benzo(g,h,i)perylene	N.D.	20.58	277.0	24.5	138.0	20.0

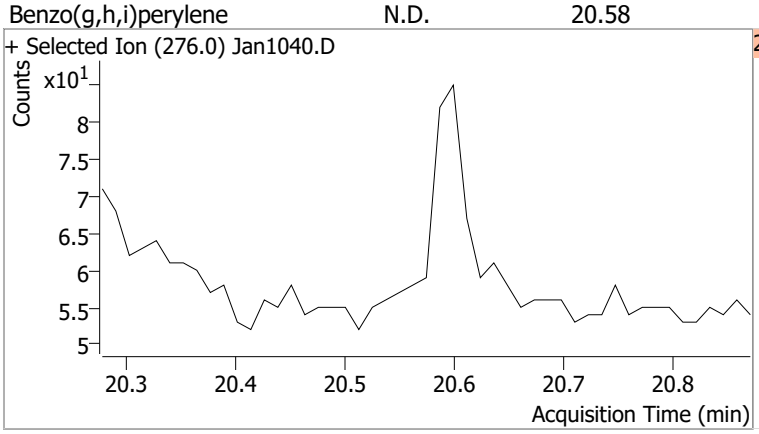

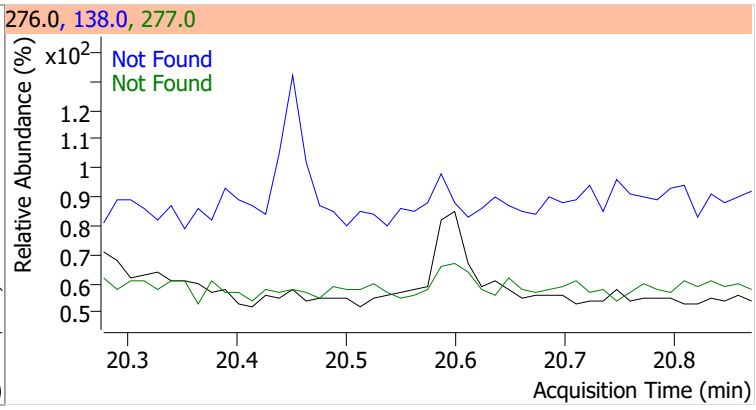

Quantitation Results Report (QT Reviewed)

Data File	Jan1041.D	Operator	LIMS import
Acq. Method	5975BNASIM	Acq. Date-Time	1/11/2022 8:37:11 AM
Sample Name	B22010148-001C	Instrument	GCMS
Vial	41	Multiplier	20.00
DA Method File	011022 bna SIM 1.batch.bin	Comment	SVOC-8270-W-LLPAH
Tune File	dftppjph.u	Tune Date	
Batch Name	011022 bna SIM 2.batch.bin	Last Calib Update	1/4/2022 2:09:05 PM
Ref Library			

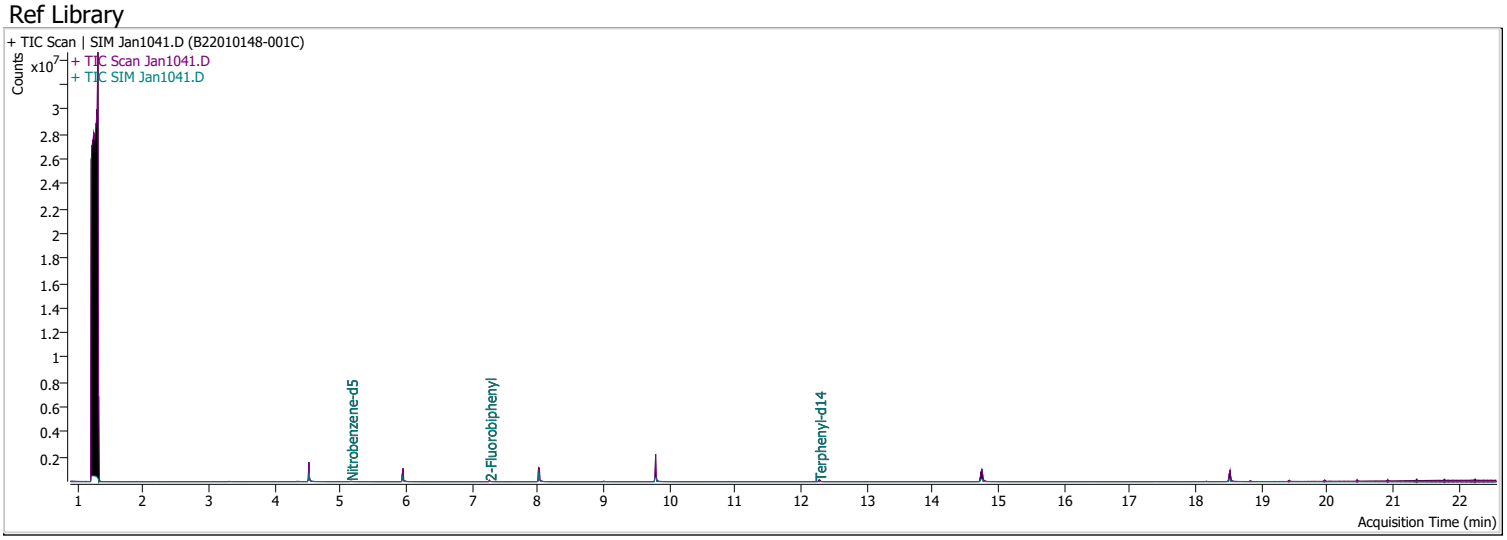

Compound	RT	QIon	Resp.	Conc.	Units		Dev(Min)
Internal Standards							
M 1,4-Dichlorobenzene-d4	4.522	152.0	223693	40.0000	ng/ml		-0.025
M Naphthalene-d8	5.941	136.0	420066	40.0000	ng/ml		-0.012
M Acenaphthene-d10	8.013	164.0	258853	40.0000	ng/ml		0.000
M Phenanthrene-d10	9.793	188.0	528412	40.0000	ng/ml		0.000
M Chrysene-d12	14.751	240.0	417249	40.0000	ng/ml		-0.012
M Perylene-d12	18.512	264.0	311686	40.0000	ng/ml		-0.012
System Monitoring Compounds							
S Nitrobenzene-d5	5.156	82.0	14514	54.7149	ng/ml		-0.012
Spiked Amount: 5.000	Range: 19.0 - 102.0%			Recovery = 1094.30%		*	
S 2-Fluorobiphenyl	7.265	172.0	40723	63.1999	ng/ml		0.000
Spiked Amount: 5.000	Range: 25.0 - 94.0%			Recovery = 1264.00%		*	
S o-Terphenyl	0.000		0	N.D.			
Spiked Amount: 5.000	Range: 40.0 - 140.0%			Recovery = NA%			
S Terphenyl-d14	12.275	244.0	41295	106.9728	ng/ml		-0.012
Spiked Amount: 5.000	Range: 39.0 - 106.0%			Recovery = 2139.46%		*	
Target Compounds							**QValue**
T Naphthalene	0.000		0	N.D.			
T 2-Methylnaphthalene	0.000		0	N.D.			
T 1-Methylnaphthalene	0.000		0	N.D.			
T Acenaphthylene	0.000		0	N.D.			
T Acenaphthene	8.050	154.0	0		ng/ml	md	1
T Fluorene	0.000		0	N.D.			
T Phenanthrene	0.000		0	N.D.			
T Anthracene	0.000		0	N.D.			
T Fluoranthene	0.000		0	N.D.			
T Pyrene	0.000		0	N.D.			
T Benzo(a)Anthracene	14.739	228.0	0		ng/ml	md	1
T Chrysene	14.814	228.0	0		ng/ml	md	1
T Benzo(b)fluoranthene	0.000		0	N.D.			

Compound	RT	QIon	Resp.	Conc.	Units		Dev(Min)
T Benzo(k)fluoranthene	0.000		0	N.D.			
T Benzo(a)pyrene	18.401	252.0	0		ng/ml	md	1
T Indeno(1,2,3-cd)pyrene	0.000		0	N.D.			
T Dibenzo(a,h)anthracene	0.000		0	N.D.			
T Benzo(g,h,i)perylene	0.000		0	N.D.			

(#) = Qualifier Out of Range; (m) = Manual Integration; (+) = Area Summed; (*) = Surrogate Percent Recovery Out of Range; (d): Zeroed Peak

Quantitation Results Report (QT Reviewed)

Compound	Conc.	RT	Dev(Min)	Resp.	QIon	QRatio	Lower	Upper
Nitrobenzene-d5	54.7149	5.16	-0.01	14514	54.0	31.7	21.6	40.2
					128.0	36.8	21.3	39.5

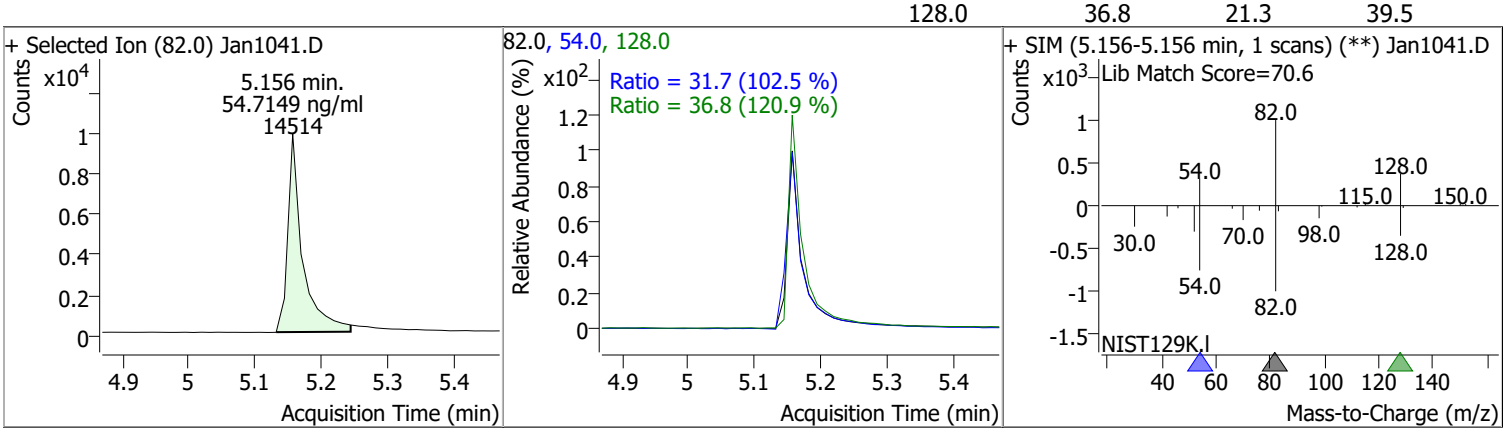

Compound	Conc.	Exp RT	QIon	Exp Ratio	QIon	Exp Ratio
Naphthalene	N.D.	5.98	102.0	15.5	129.0	10.8

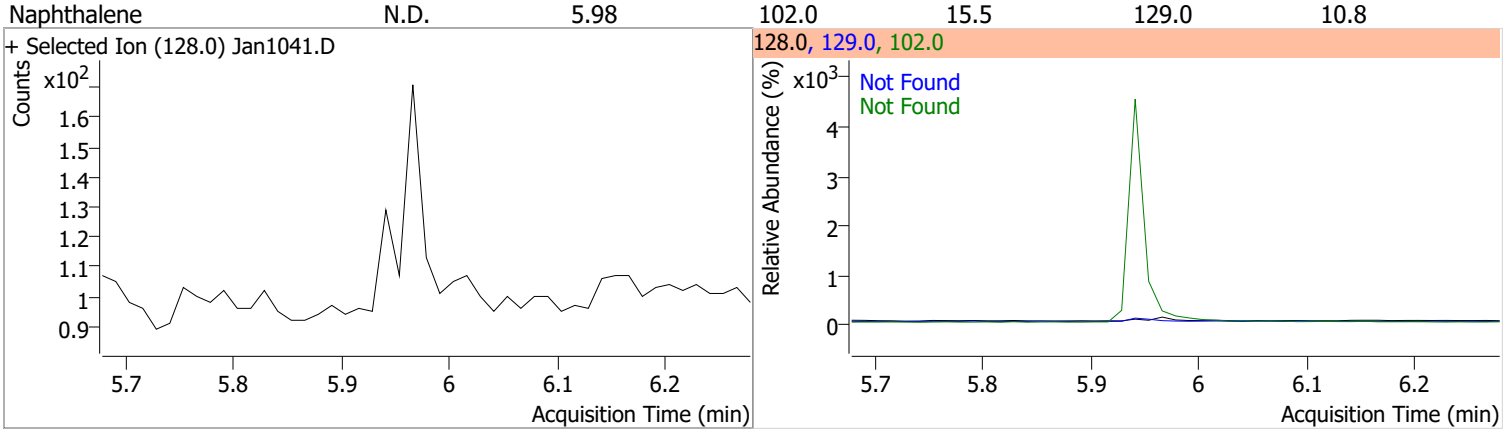

Compound	Conc.	Exp RT	QIon	Exp Ratio	QIon	Exp Ratio
2-Methylnaphthalene	N.D.	6.80	142.0	147.5	115.0	52.5

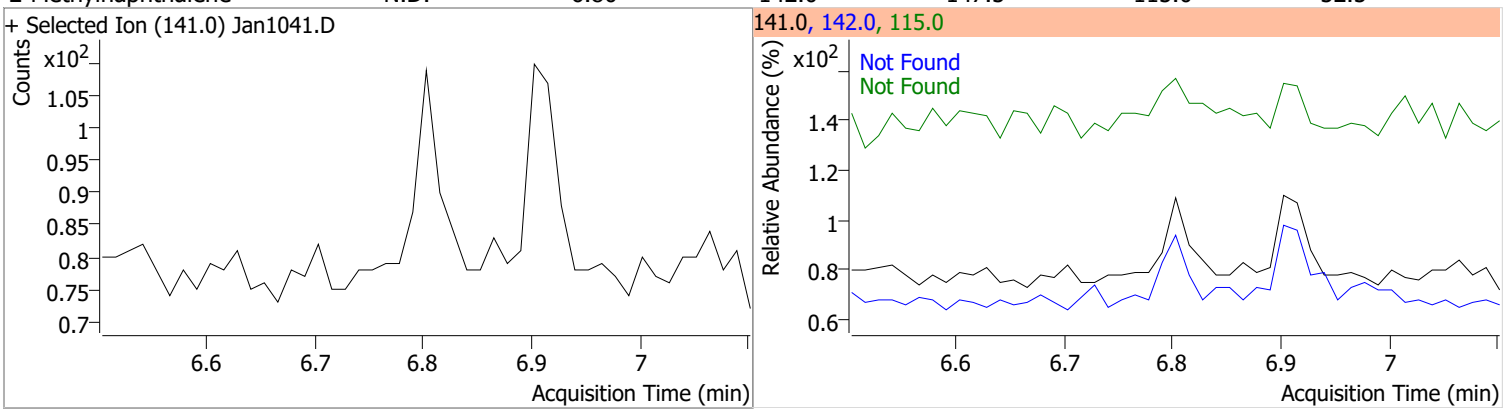

Compound	Conc.	Exp RT	QIon	Exp Ratio	QIon	Exp Ratio
1-Methylnaphthalene	N.D.	6.90	142.0	111.3	115.0	63.4

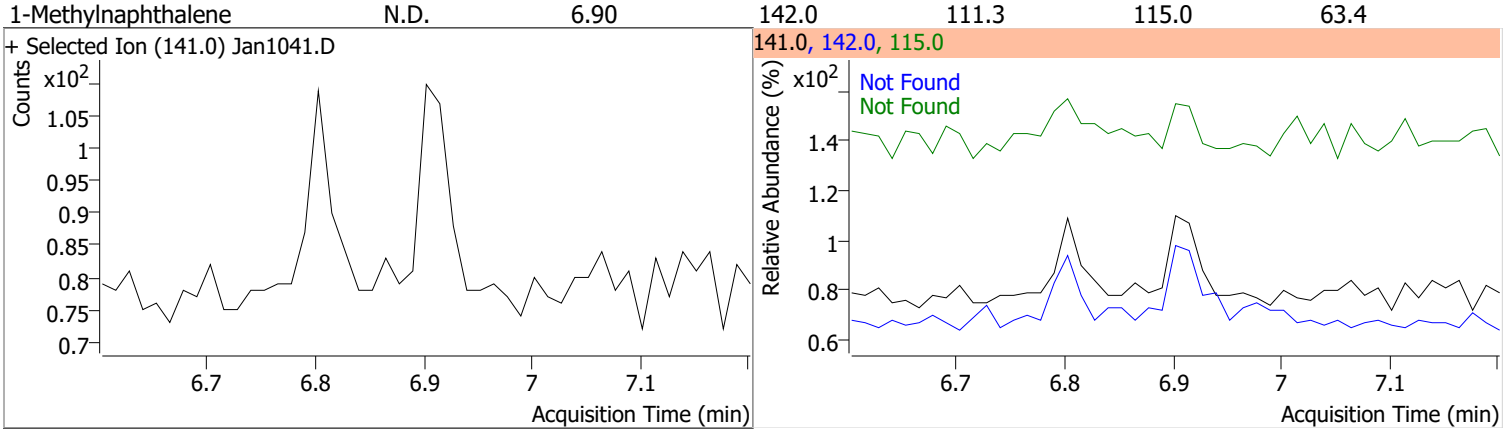

Quantitation Results Report (QT Reviewed)

Compound	Conc.	RT	Dev(Min)	Resp.	QIon	QRatio	Lower	Upper
2-Fluorobiphenyl	63.1999	7.26	0.00	40723	171.0	36.6	26.4	49.0

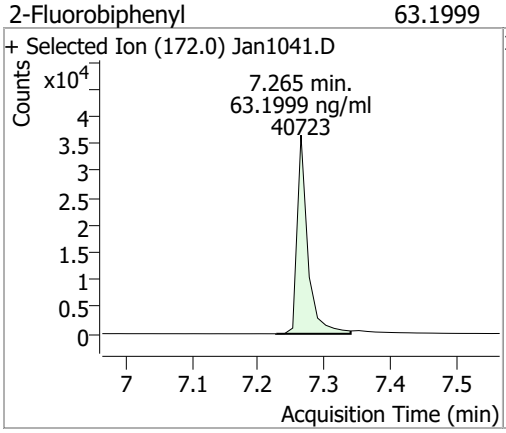

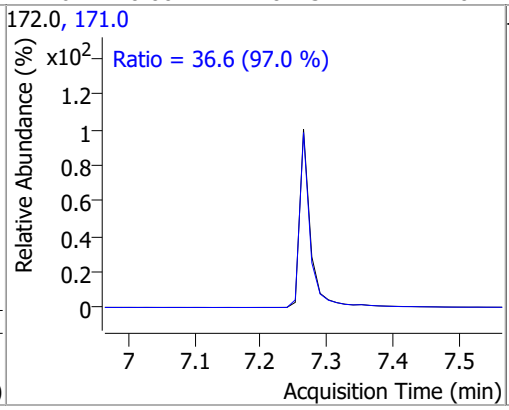

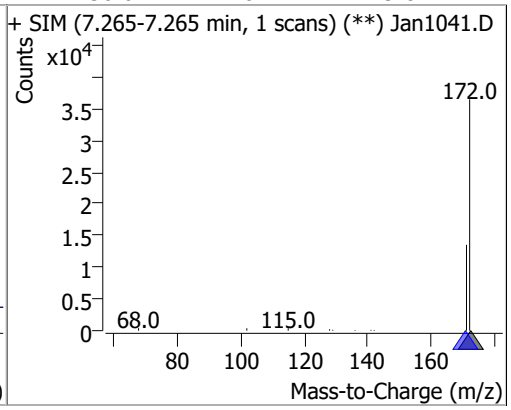

Compound	Conc.	Exp RT	QIon	Exp Ratio
Acenaphthylene	N.D.	7.84	153.0	14.6

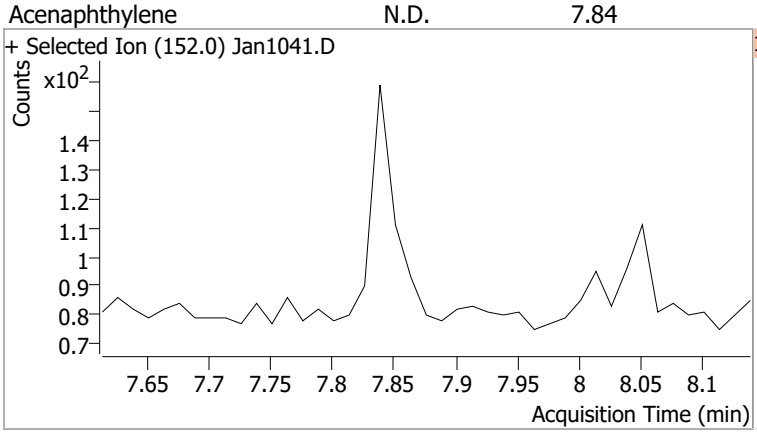

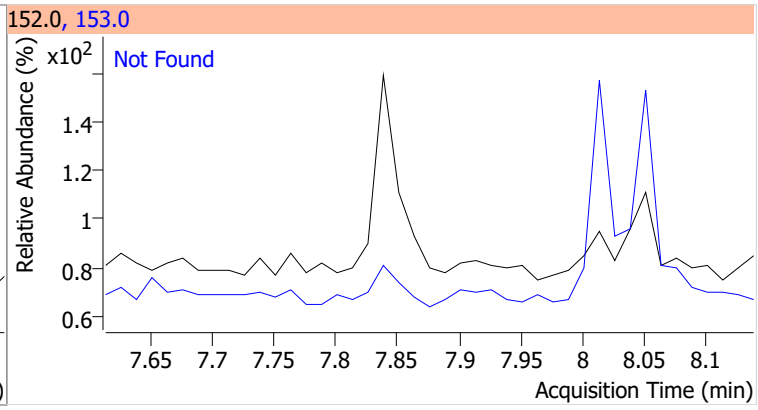

Compound	Conc.	RT	Dev(Min)	Resp.	QIon	QRatio	Lower	Upper
Acenaphthene		0		0	153.0		80.3	149.2
					152.0		38.4	71.4

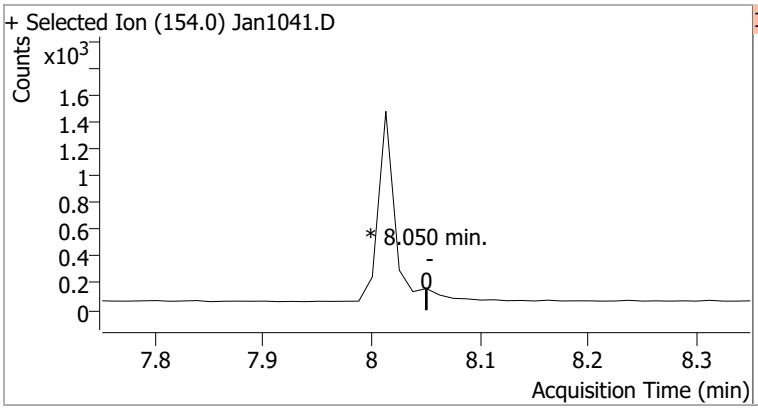

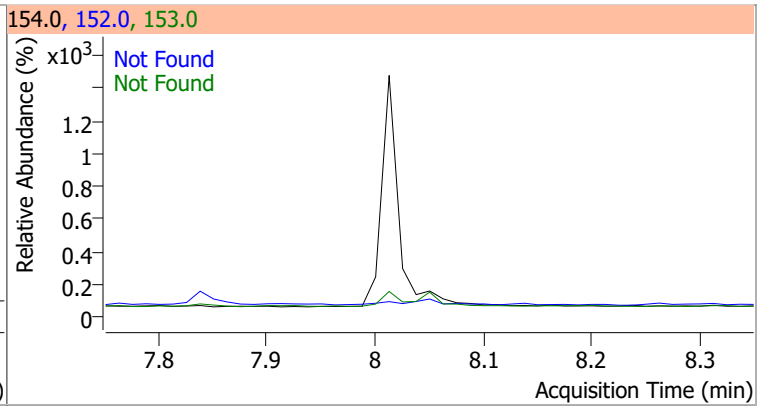

Compound	Conc.	Exp RT	QIon	Exp Ratio	QIon	Exp Ratio
Fluorene	N.D.	8.69	165.0	96.4	167.0	11.3

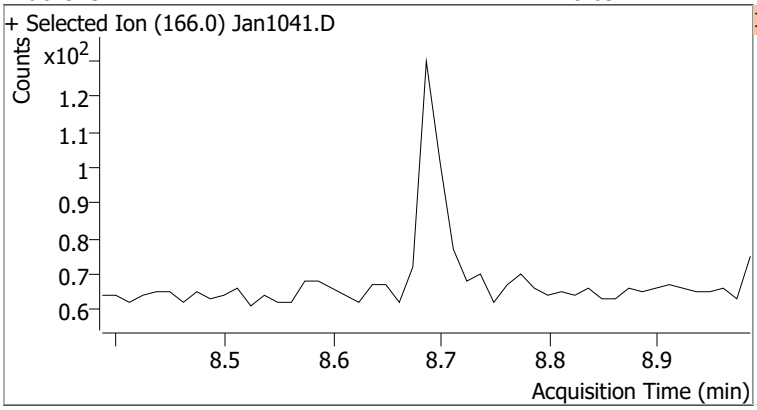

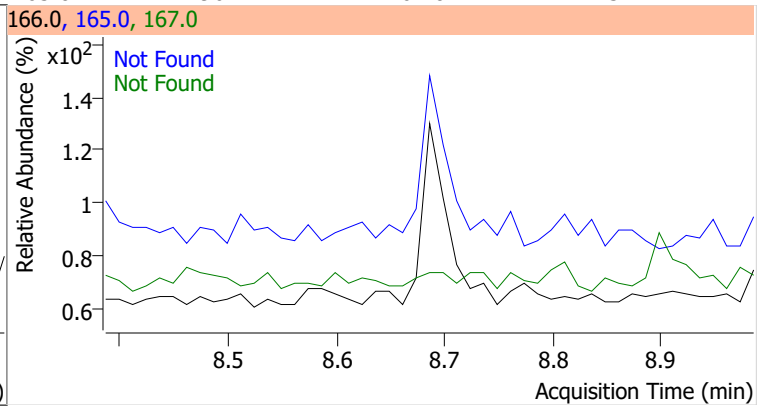

Compound	Conc.	Exp RT	QIon	Exp Ratio
Phenanthrene	N.D.	9.82	176.0	15.5

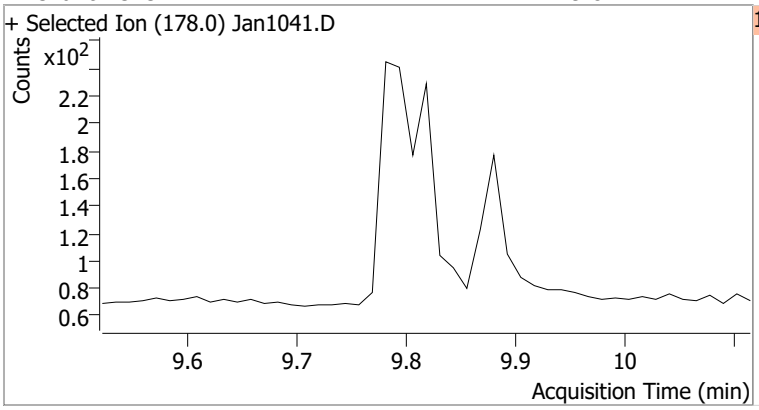

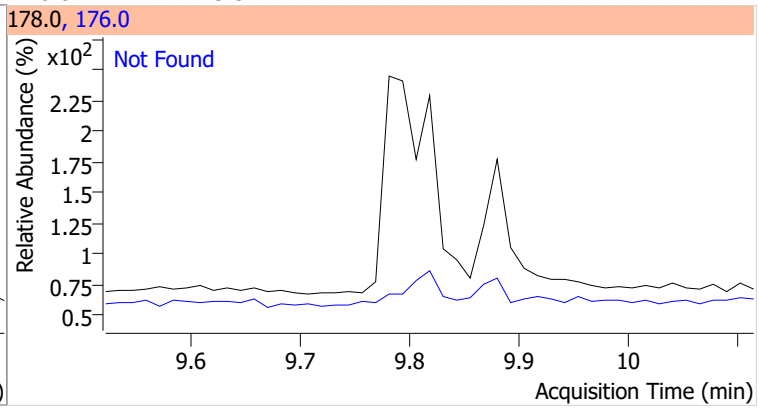

Compound	Conc.	Exp RT	QIon	Exp Ratio
Anthracene	N.D.	9.88	176.0	16.6

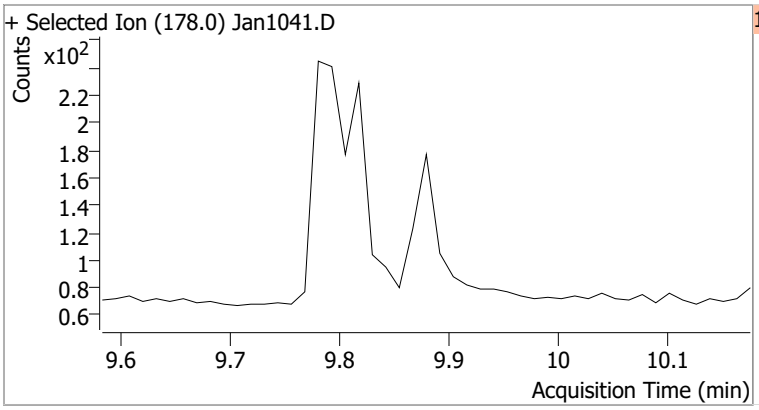

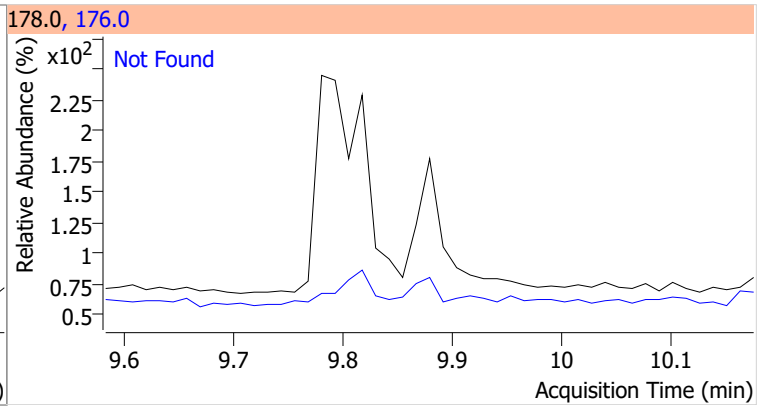

Compound	Conc.	Exp RT	QIon	Exp Ratio	QIon	Exp Ratio
o-Terphenyl	N.D.	10.32	229.0	66.8	215.0	43.2

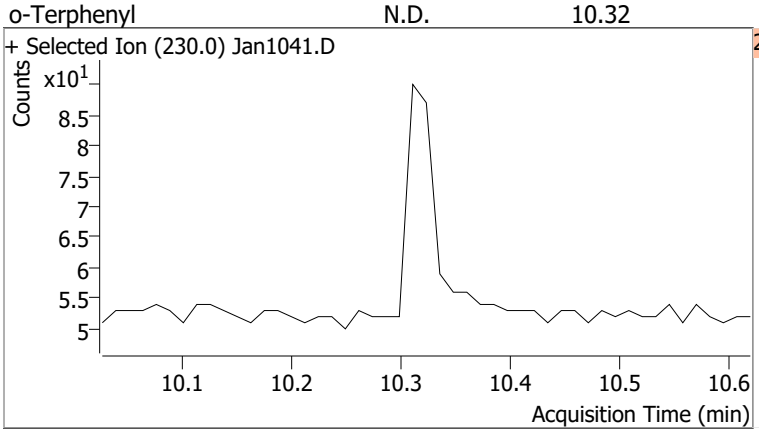

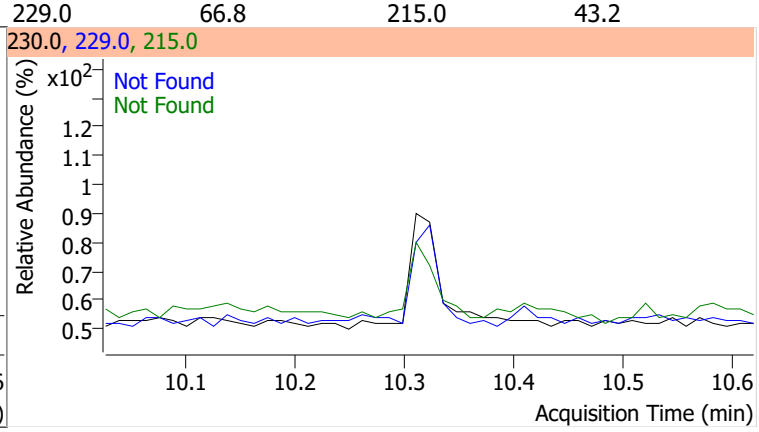

Compound	Conc.	Exp RT	QIon	Exp Ratio
Fluoranthene	N.D.	11.44	101.0	11.4

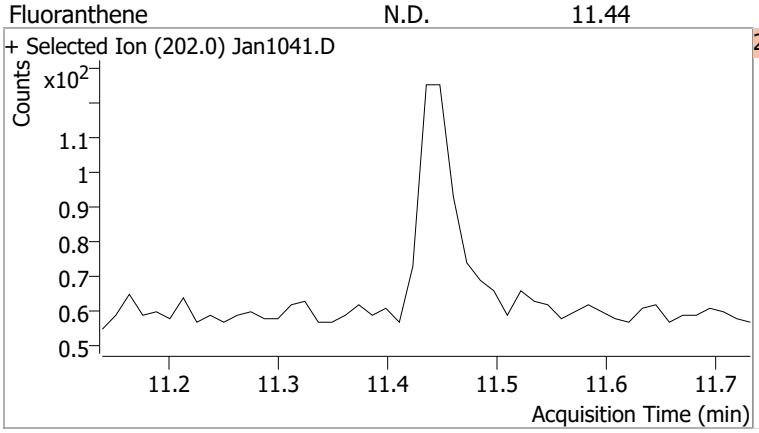

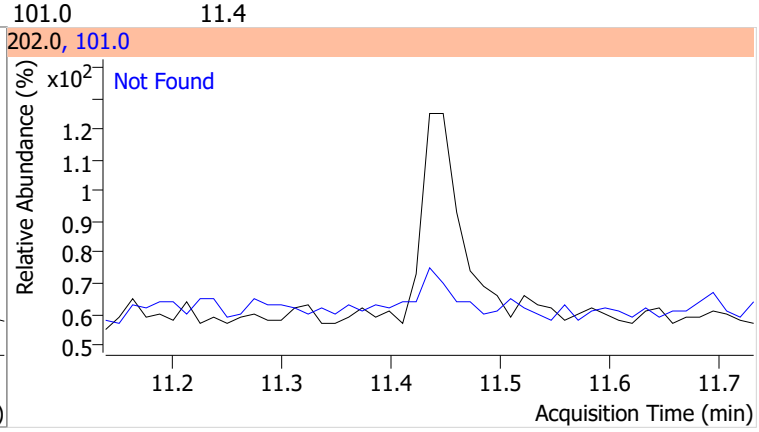

Compound	Conc.	Exp RT	QIon	Exp Ratio
Pyrene	N.D.	11.82	101.0	13.9

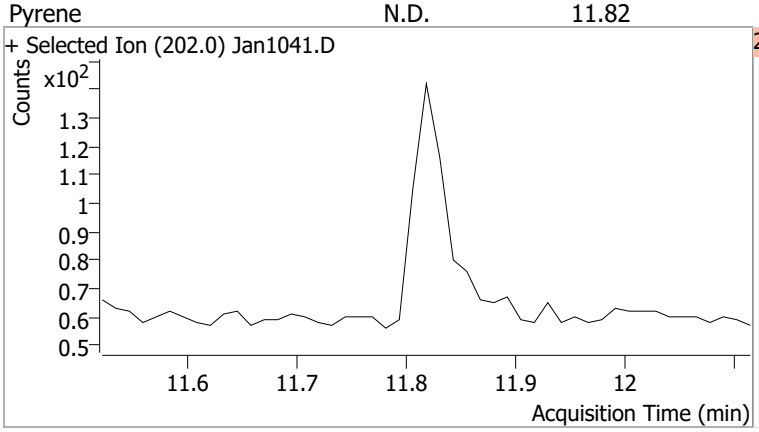

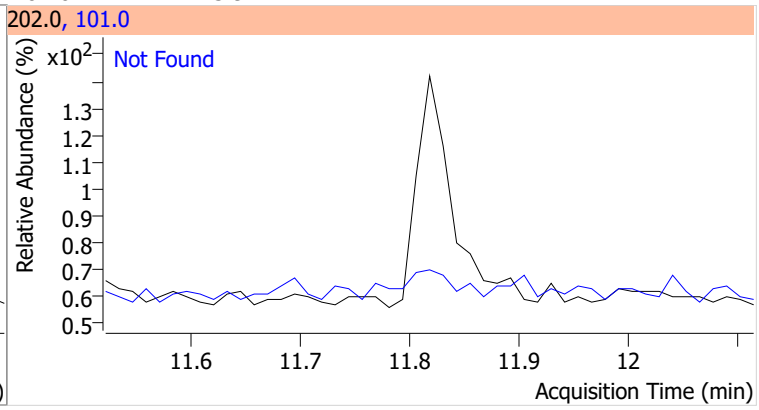

Compound	Conc.	RT	Dev(Min)	Resp.	QIon	QRatio	Lower	Upper
Terphenyl-d14	106.9728	12.28	-0.01	41295	122.0	14.0	9.6	17.9

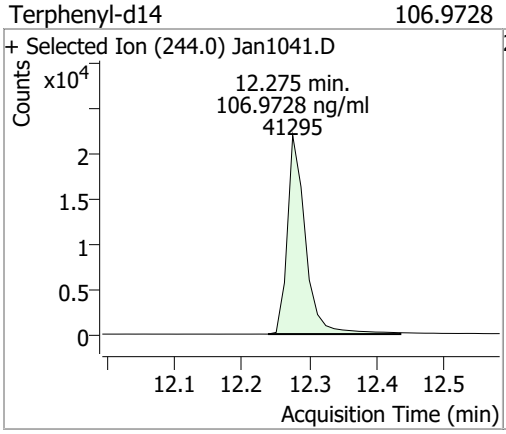

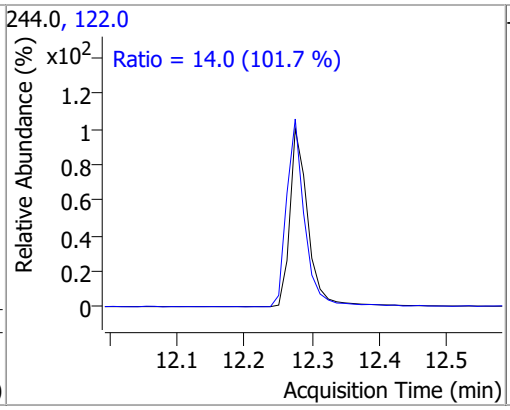

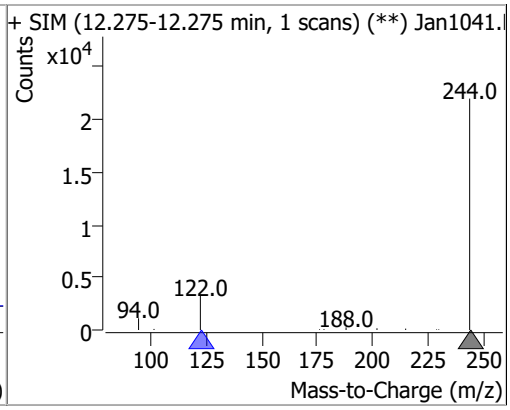

Compound	Conc.	RT	Dev(Min)	Resp.	QIon	QRatio	Lower	Upper
Benzo(a)Anthracene		0		0	226.0		19.5	36.3
					229.0		16.5	30.6

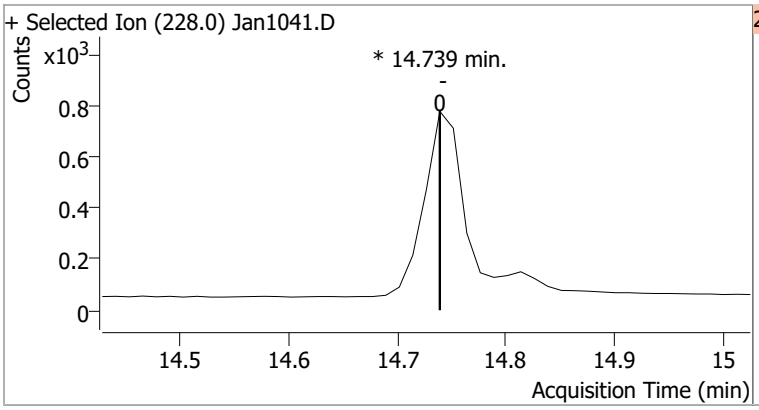

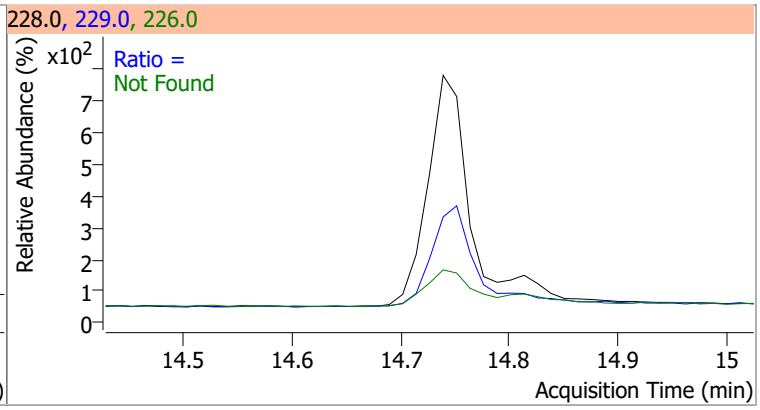

Compound	Conc.	RT	Dev(Min)	Resp.	QIon	QRatio	Lower	Upper
Chrysene		0		0	226.0		22.2	41.2
					229.0		15.5	28.9

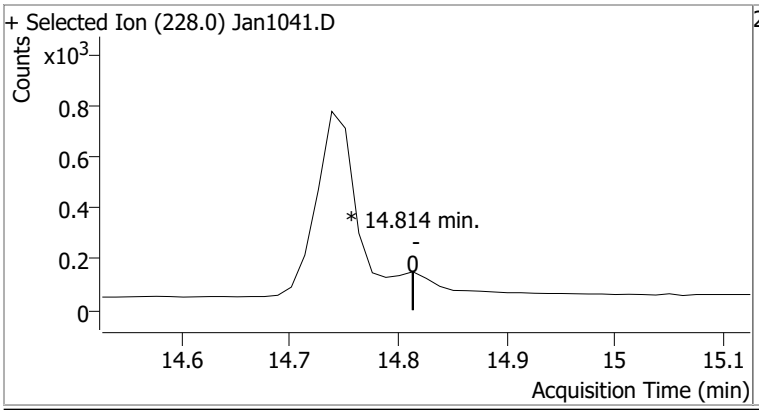

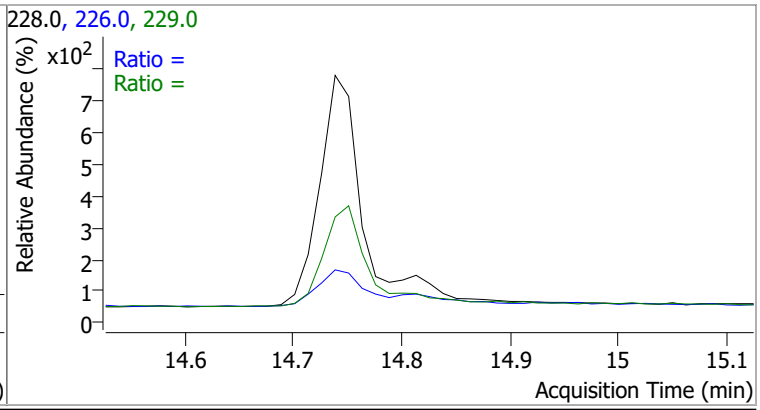

Compound	Conc.	Exp RT	QIon	Exp Ratio
Benzo(b)fluoranthene	N.D.	17.76	253.0	22.6

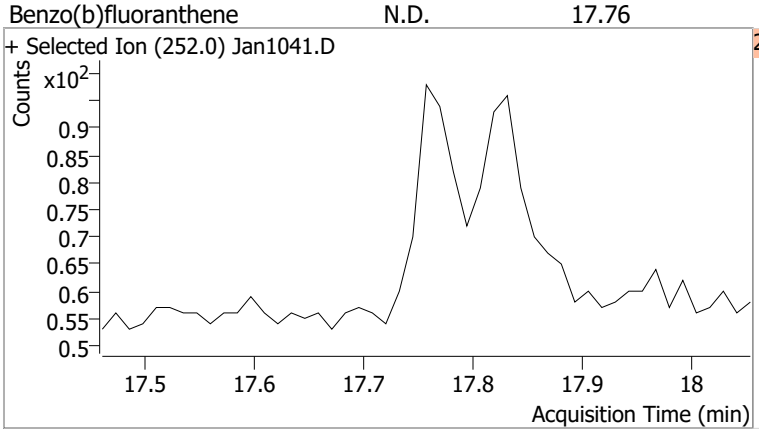

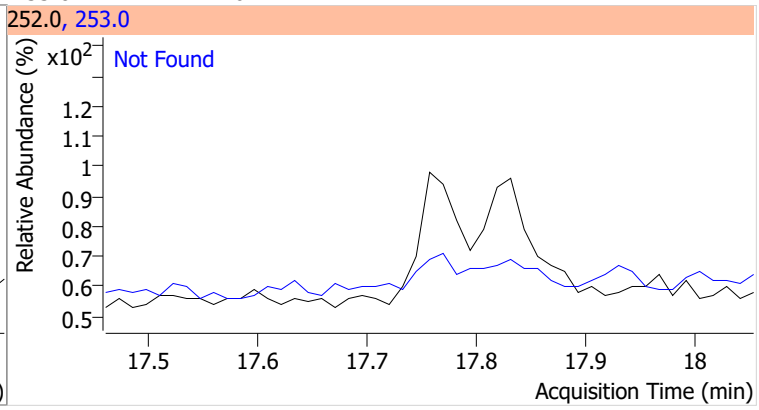

Compound	Conc.	Exp RT	QIon	Exp Ratio
Benzo(k)fluoranthene	N.D.	17.82	253.0	23.0

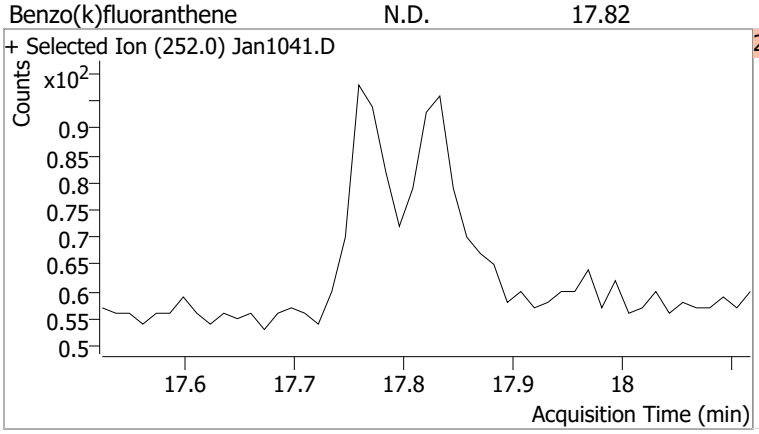

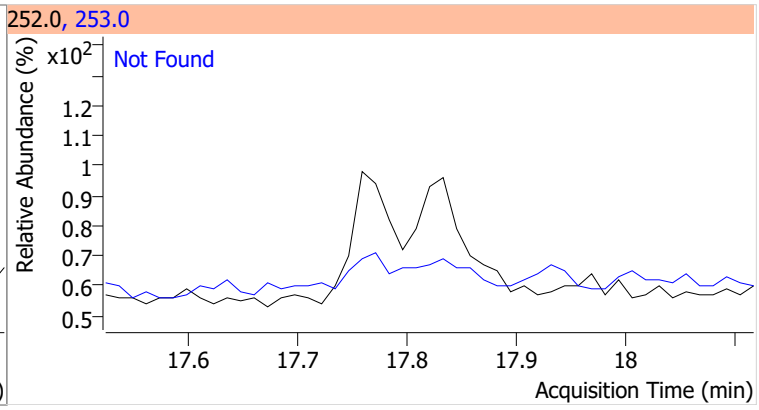

Compound	Conc.	RT	Dev(Min)	Resp.	QIon	QRatio	Lower	Upper
Benzo(a)pyrene		0		0	253.0		16.6	30.8

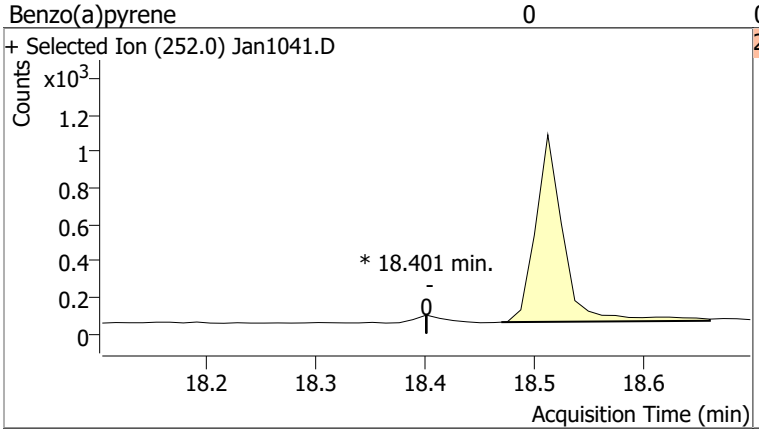

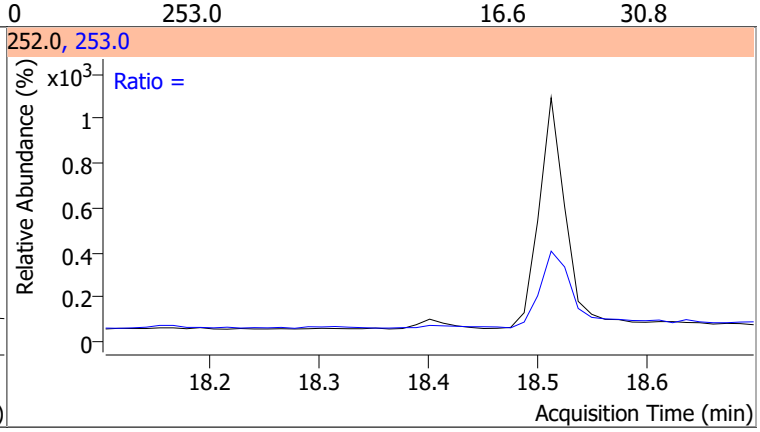

Compound	Conc.	Exp RT	QIon	Exp Ratio
Indeno(1,2,3-cd)pyrene	N.D.	20.24	138.0	25.2

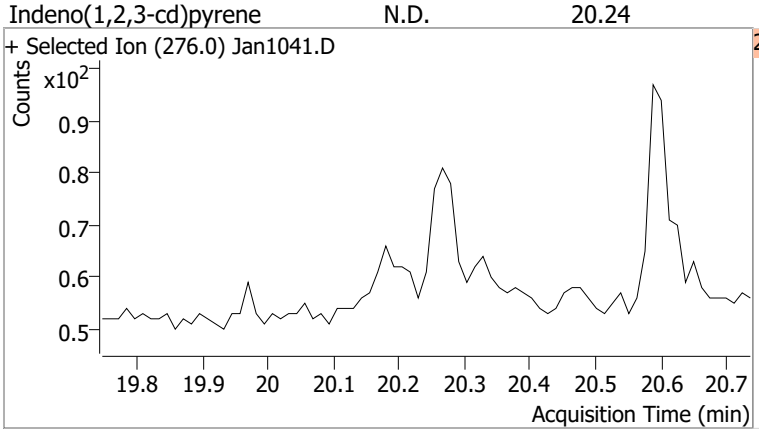

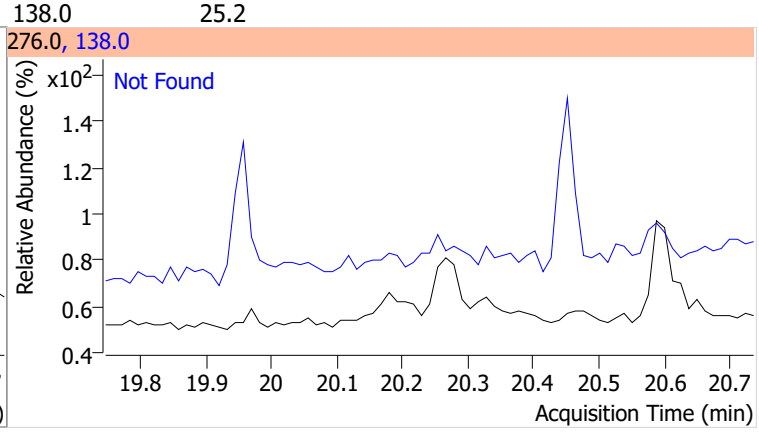

Compound	Conc.	Exp RT	QIon	Exp Ratio	QIon	Exp Ratio
Dibenzo(a,h)anthracene	N.D.	20.32	279.0	25.9	139.0	18.3

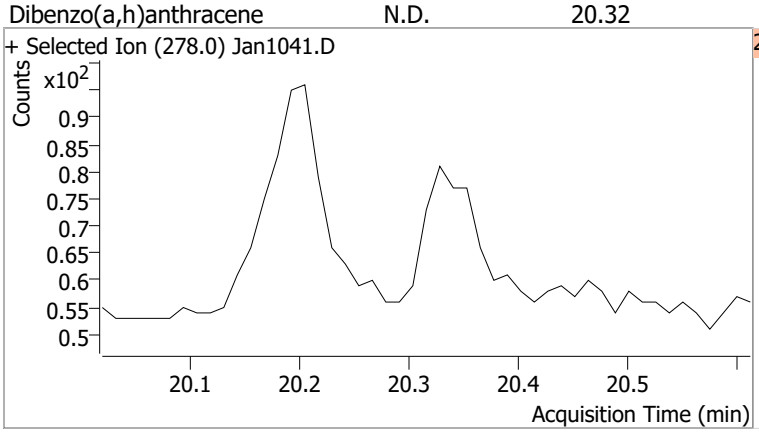

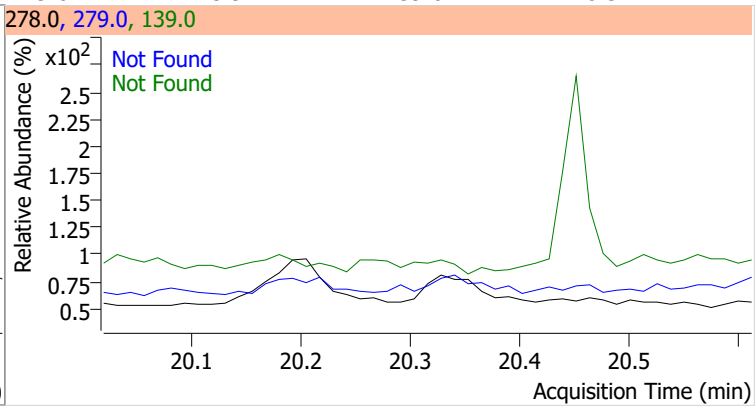

Compound	Conc.	Exp RT	QIon	Exp Ratio	QIon	Exp Ratio
Benzo(g,h,i)perylene	N.D.	20.58	277.0	24.5	138.0	20.0

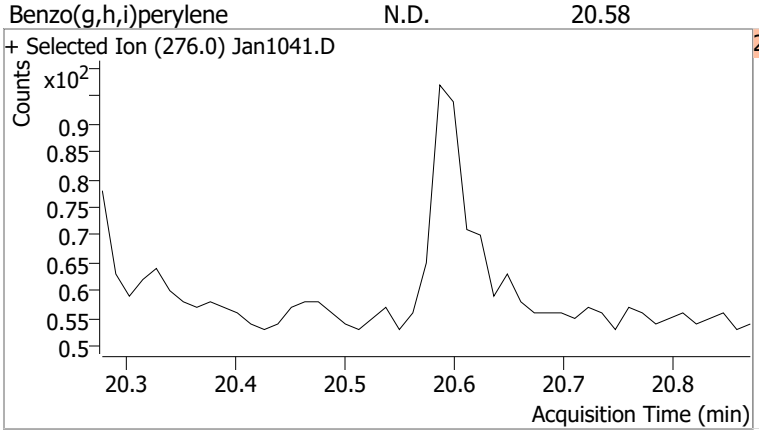

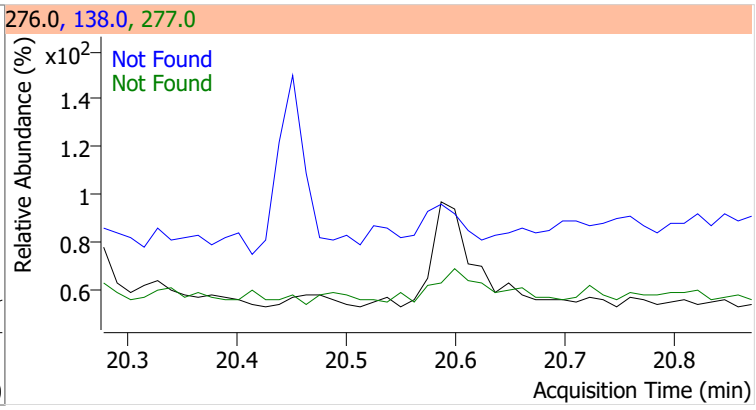

Quantitation Results Report (QT Reviewed)

Data File	Jan1042.D	Operator	LIMS import
Acq. Method	5975BNASIM	Acq. Date-Time	1/11/2022 9:09:37 AM
Sample Name	B22010209-001C	Instrument	GCMS
Vial	42	Multiplier	1.00
DA Method File	011022 bna SIM 1.batch.bin	Comment	SVOC-8270-W-LLPAH
Tune File	dftppjph.u	Tune Date	
Batch Name	011022 bna SIM 2.batch.bin	Last Calib Update	1/4/2022 2:09:05 PM
Ref Library			

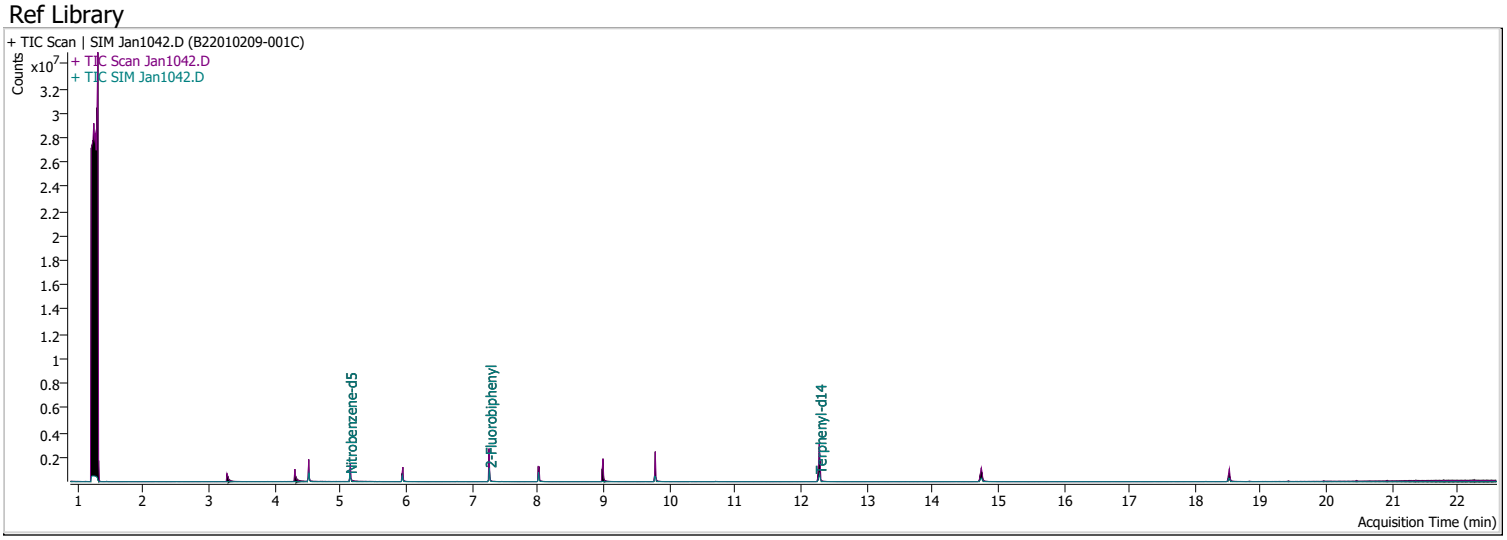

Compound	RT	QIon	Resp.	Conc.	Units		Dev(Min)
Internal Standards							
M 1,4-Dichlorobenzene-d4	4.522	152.0	260961	40.0000	ng/ml		-0.025
M Naphthalene-d8	5.941	136.0	461070	40.0000	ng/ml		-0.013
M Acenaphthene-d10	8.013	164.0	282539	40.0000	ng/ml		0.000
M Phenanthrene-d10	9.780	188.0	587437	40.0000	ng/ml		-0.012
M Chrysene-d12	14.751	240.0	455522	40.0000	ng/ml		-0.013
M Perylene-d12	18.512	264.0	339689	40.0000	ng/ml		-0.012
System Monitoring Compounds							
S Nitrobenzene-d5	5.143	82.0	441042	37.7531	ng/ml		-0.025
Spiked Amount: 5.000	Range: 19.0 - 102.0%			Recovery = 755.06%		*	
S 2-Fluorobiphenyl	7.265	172.0	737405	52.4241	ng/ml		0.000
Spiked Amount: 5.000	Range: 25.0 - 94.0%			Recovery = 1048.48%		*	
S o-Terphenyl	0.000		0	N.D.			
Spiked Amount: 5.000	Range: 40.0 - 140.0%			Recovery = NA%			
S Terphenyl-d14	12.288	244.0	837827	99.3995	ng/ml		0.000
Spiked Amount: 5.000	Range: 39.0 - 106.0%			Recovery = 1987.99%		*	
Target Compounds							**QValue**
T Naphthalene	0.000		0	N.D.			
T 2-Methylnaphthalene	0.000		0	N.D.			
T 1-Methylnaphthalene	0.000		0	N.D.			
T Acenaphthylene	0.000		0	N.D.			
T Acenaphthene	8.050	154.0	0		ng/ml	md	1
T Fluorene	8.686	166.0	0		ng/ml	md	1
T Phenanthrene	0.000		0	N.D.			
T Anthracene	0.000		0	N.D.			
T Fluoranthene	0.000		0	N.D.			
T Pyrene	0.000		0	N.D.			
T Benzo(a)Anthracene	14.751	228.0	0		ng/ml	md	1
T Chrysene	14.751	228.0	0		ng/ml	md	1
T Benzo(b)fluoranthene	0.000		0	N.D.			

Compound	RT	QIon	Resp.	Conc.	Units		Dev(Min)
T Benzo(k)fluoranthene	0.000		0	N.D.			
T Benzo(a)pyrene	18.413	252.0	0		ng/ml	md	1
T Indeno(1,2,3-cd)pyrene	0.000		0	N.D.			
T Dibenzo(a,h)anthracene	0.000		0	N.D.			
T Benzo(g,h,i)perylene	0.000		0	N.D.			

(#) = Qualifier Out of Range; (m) = Manual Integration; (+) = Area Summed; (*) = Surrogate Percent Recovery Out of Range; (d): Zeroed Peak

Quantitation Results Report (QT Reviewed)

Compound	Conc.	RT	Dev(Min)	Resp.	QIon	QRatio	Lower	Upper
Nitrobenzene-d5	37.7531	5.14	-0.02	441042	54.0	35.3	21.6	40.2
					128.0	32.1	21.3	39.5

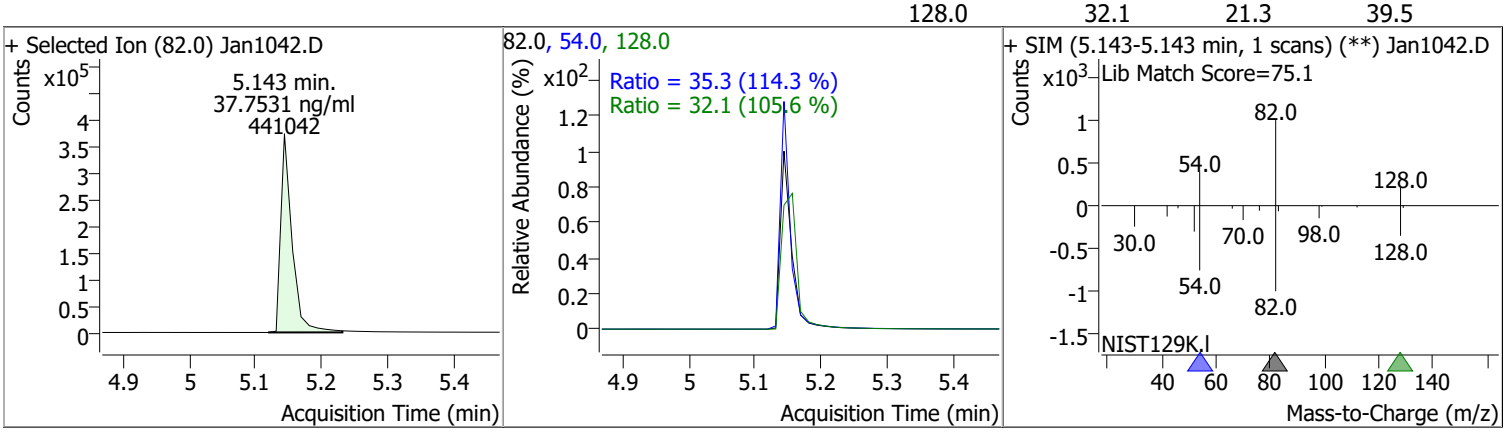

Compound	Conc.	Exp RT	QIon	Exp Ratio	QIon	Exp Ratio
Naphthalene	N.D.	5.98	102.0	15.5	129.0	10.8

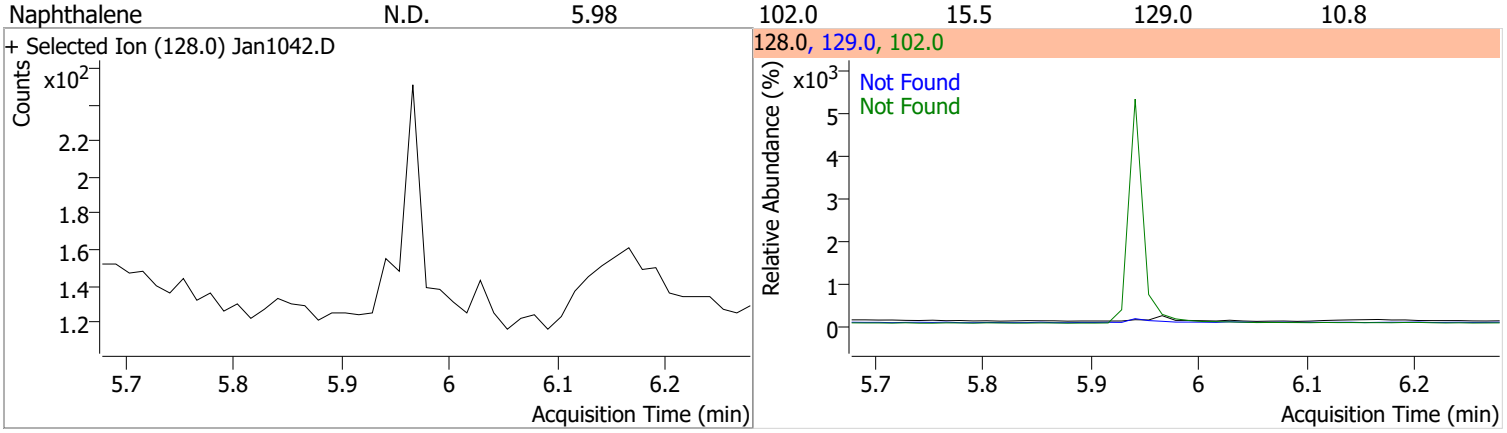

Compound	Conc.	Exp RT	QIon	Exp Ratio	QIon	Exp Ratio
2-Methylnaphthalene	N.D.	6.80	142.0	147.5	115.0	52.5

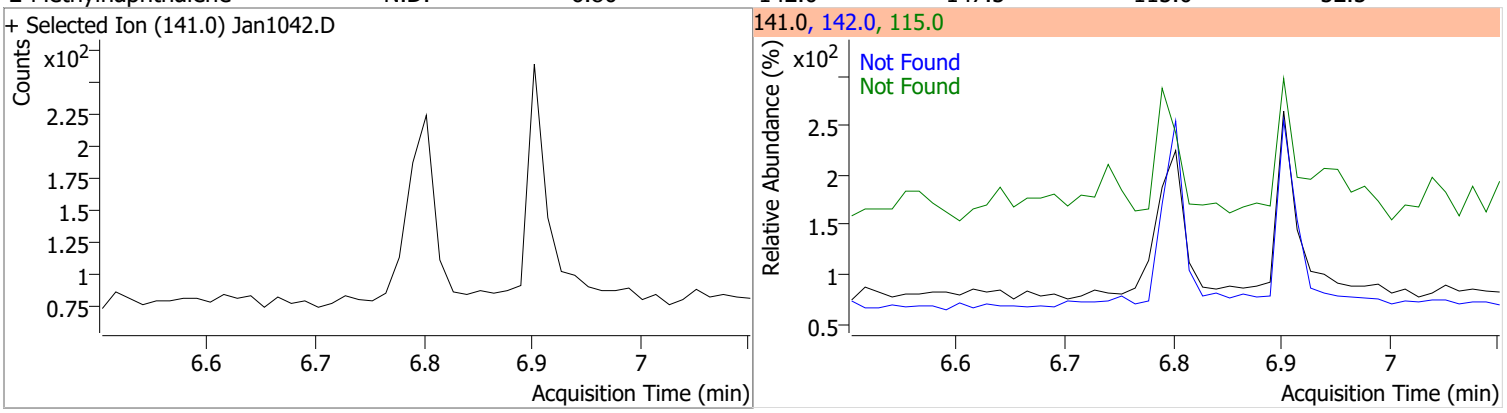

Compound	Conc.	Exp RT	QIon	Exp Ratio	QIon	Exp Ratio
1-Methylnaphthalene	N.D.	6.90	142.0	111.3	115.0	63.4

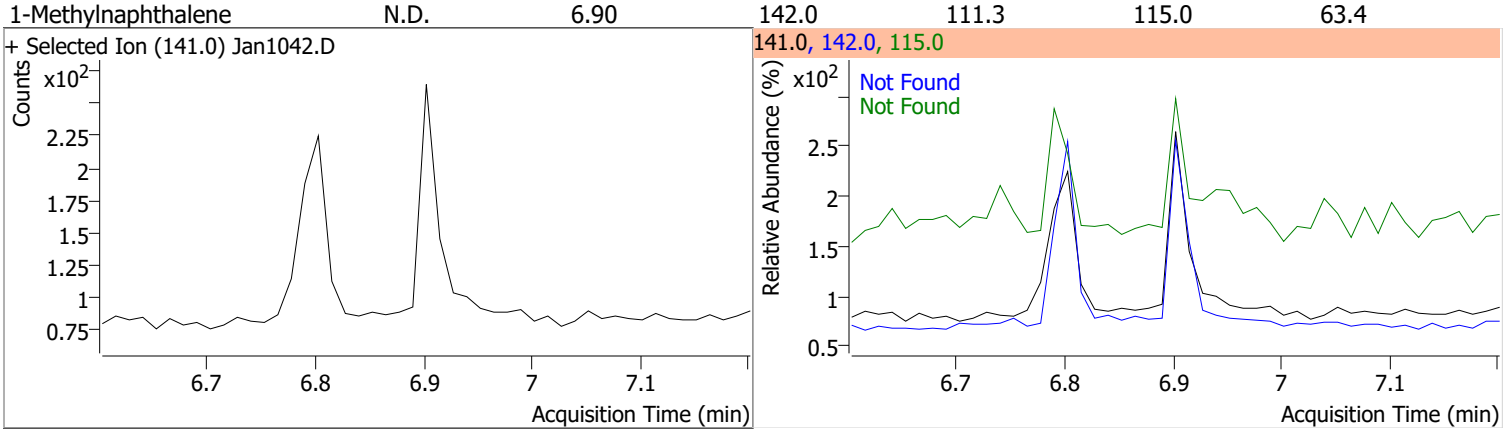

Quantitation Results Report (QT Reviewed)

Compound	Conc.	RT	Dev(Min)	Resp.	QIon	QRatio	Lower	Upper
2-Fluorobiphenyl	52.4241	7.26	0.00	737405	171.0	38.6	26.4	49.0

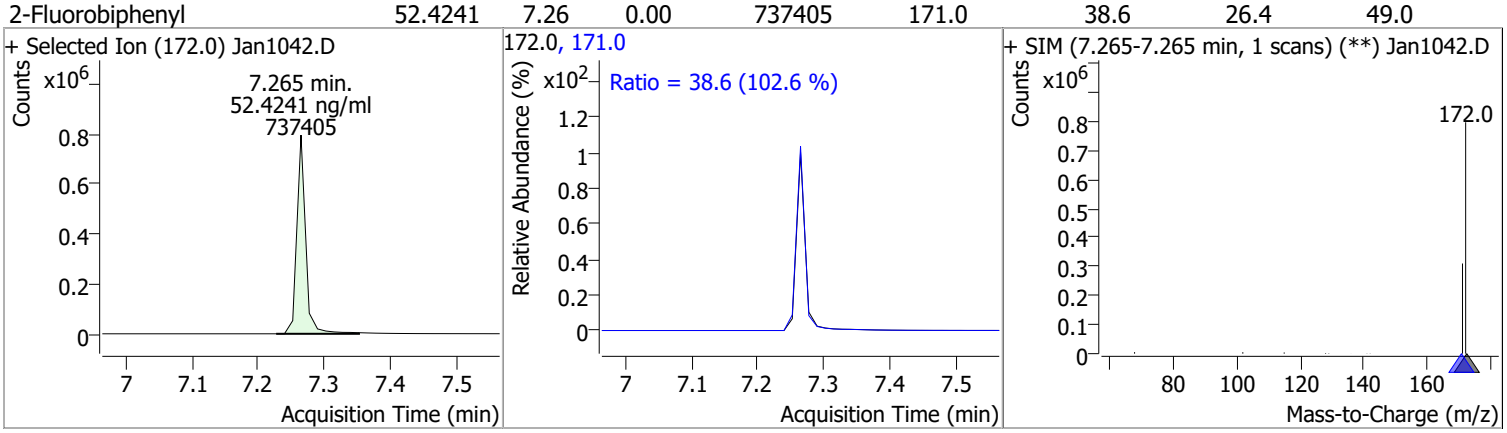

Compound	Conc.	Exp RT	QIon	Exp Ratio
Acenaphthylene	N.D.	7.84	153.0	14.6

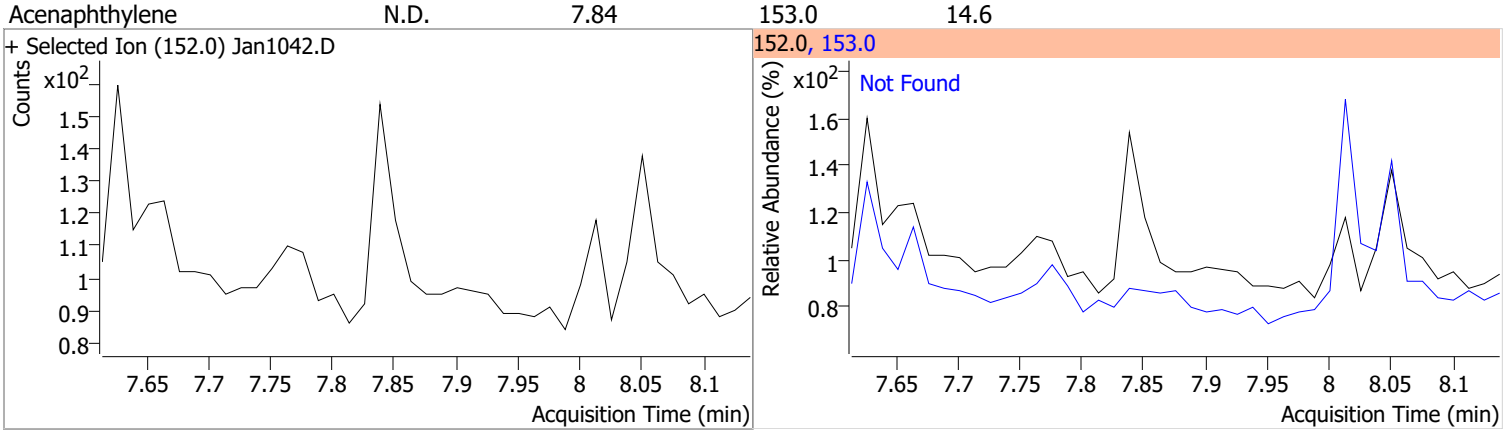

Compound	Conc.	RT	Dev(Min)	Resp.	QIon	QRatio	Lower	Upper
Acenaphthene		0		0	153.0		80.3	149.2
					152.0		38.4	71.4

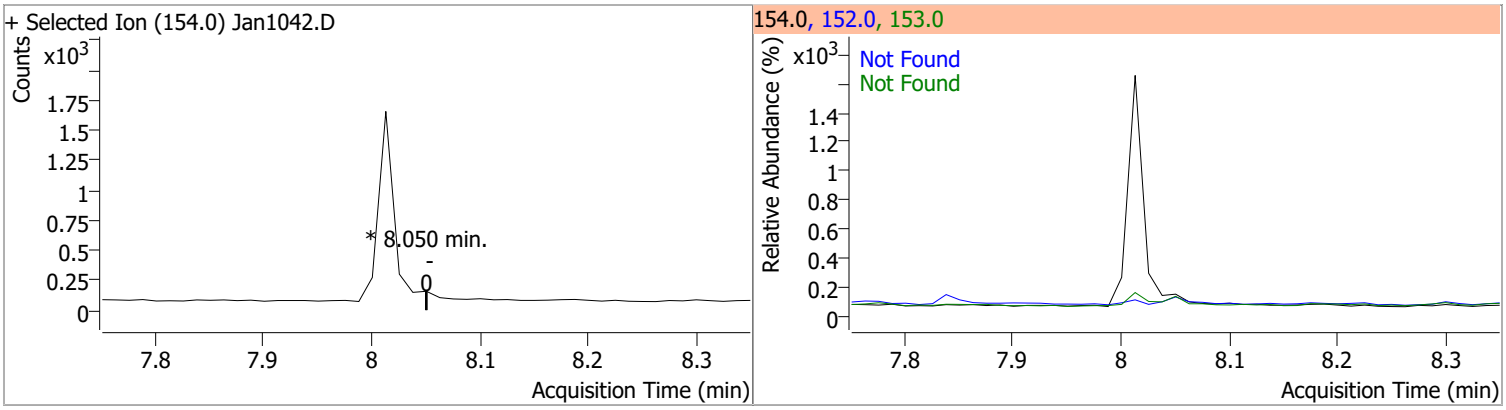

Compound	Conc.	RT	Dev(Min)	Resp.	QIon	QRatio	Lower	Upper
Fluorene		0		0	165.0		67.5	125.3
					167.0		7.9	14.6

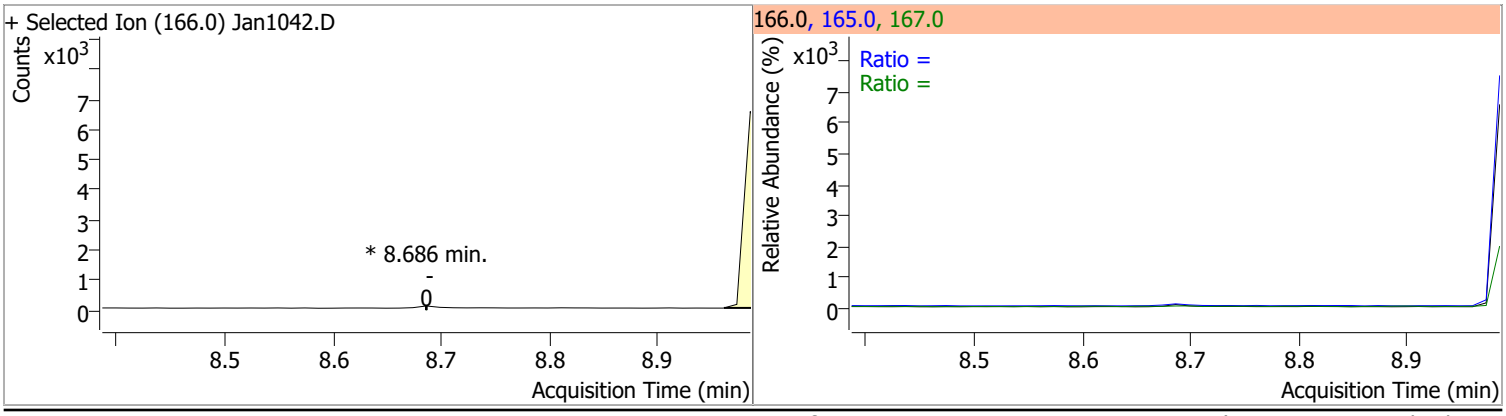

Compound	Conc.	Exp RT	QIon	Exp Ratio
Phenanthrene	N.D.	9.82	176.0	15.5

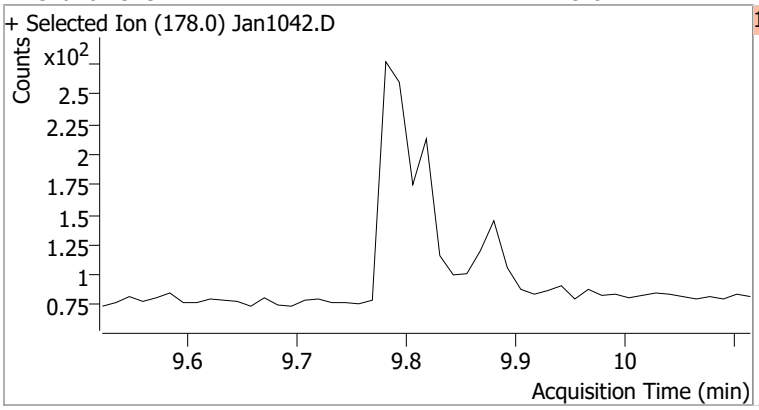

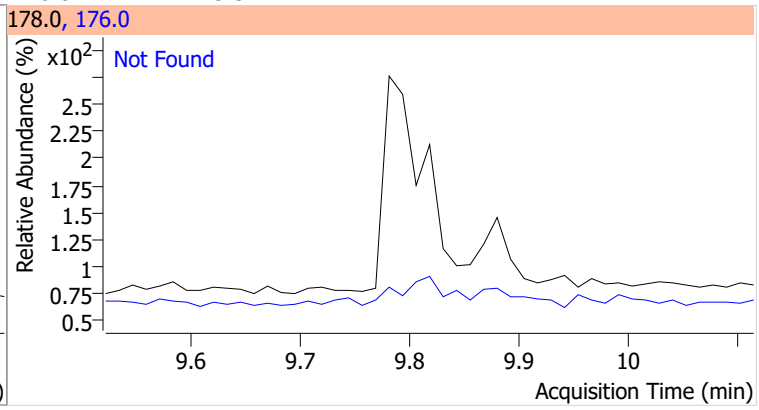

Compound	Conc.	Exp RT	QIon	Exp Ratio
Anthracene	N.D.	9.88	176.0	16.6

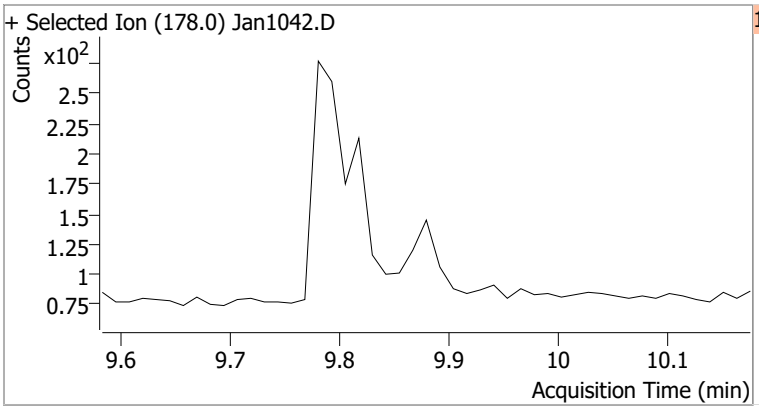

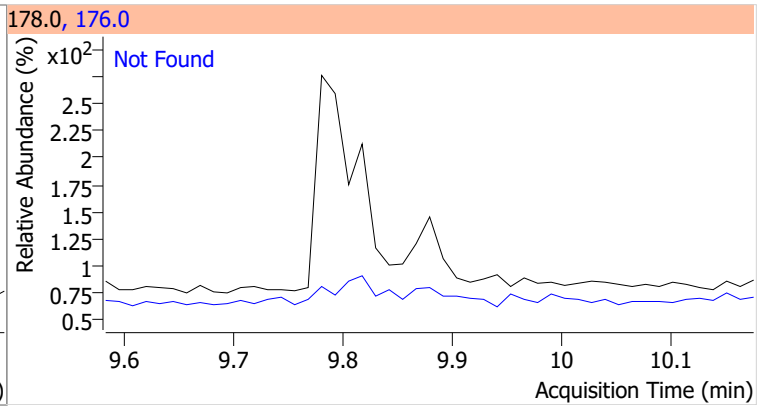

Compound	Conc.	Exp RT	QIon	Exp Ratio	QIon	Exp Ratio
o-Terphenyl	N.D.	10.32	229.0	66.8	215.0	43.2

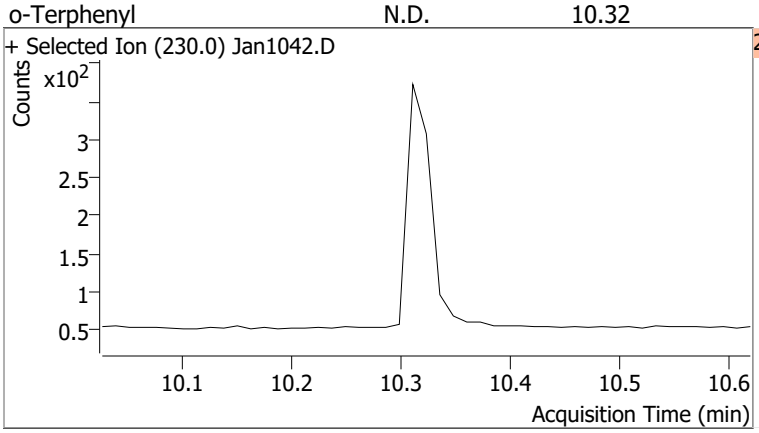

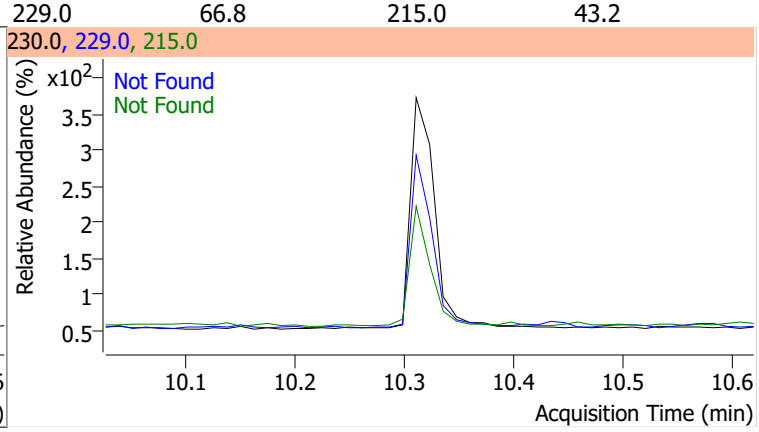

Compound	Conc.	Exp RT	QIon	Exp Ratio
Fluoranthene	N.D.	11.44	101.0	11.4

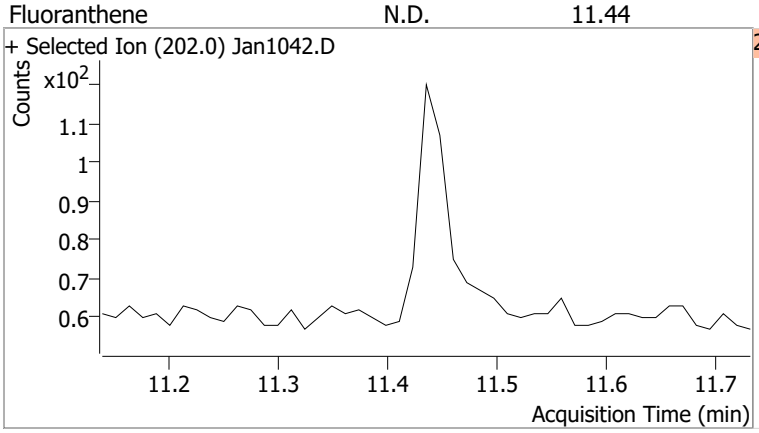

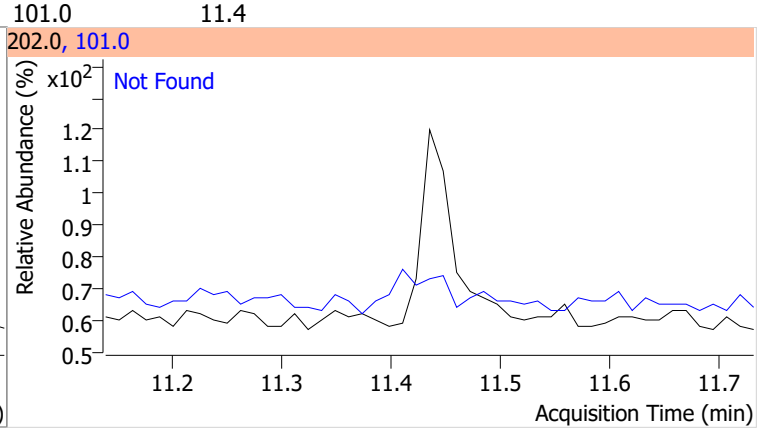

Compound	Conc.	Exp RT	QIon	Exp Ratio
Pyrene	N.D.	11.82	101.0	13.9

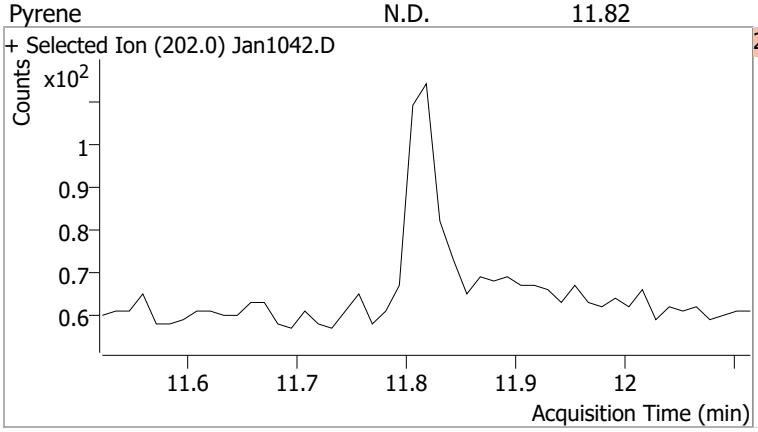

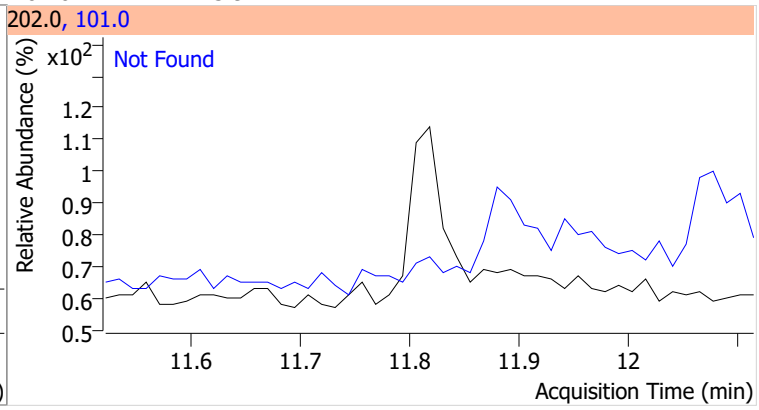

Compound	Conc.	RT	Dev(Min)	Resp.	QIon	QRatio	Lower	Upper
Terphenyl-d14	99.3995	12.29	0.00	837827	122.0	15.1	9.6	17.9

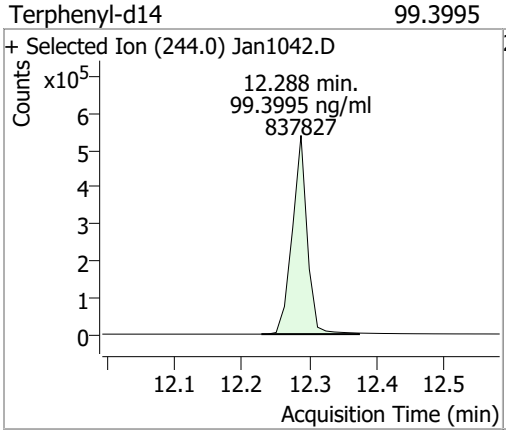

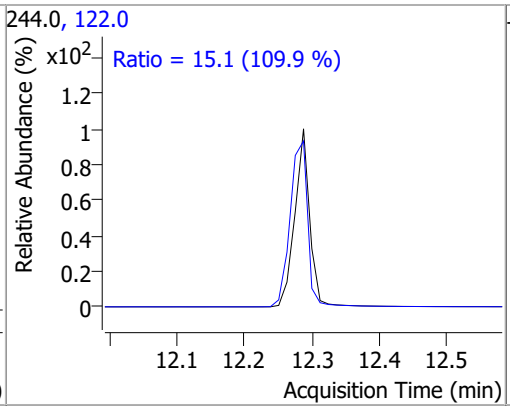

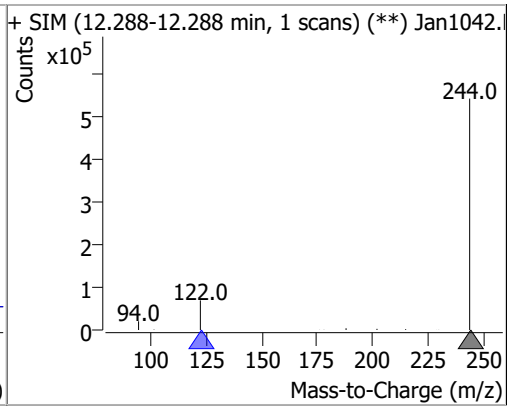

Compound	Conc.	RT	Dev(Min)	Resp.	QIon	QRatio	Lower	Upper
Benzo(a)Anthracene		0		0	226.0		19.5	36.3
					229.0		16.5	30.6

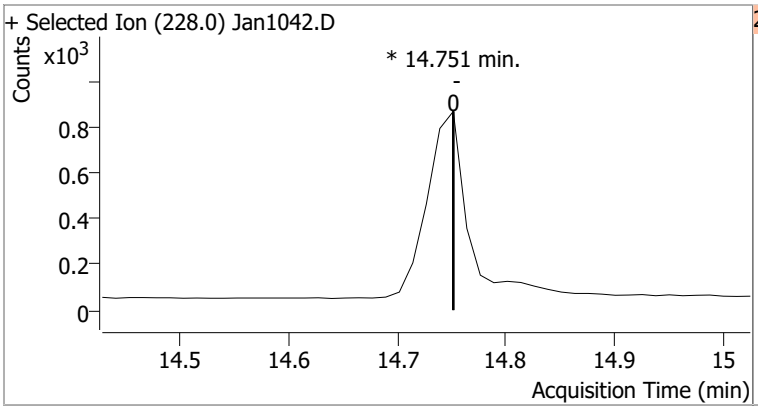

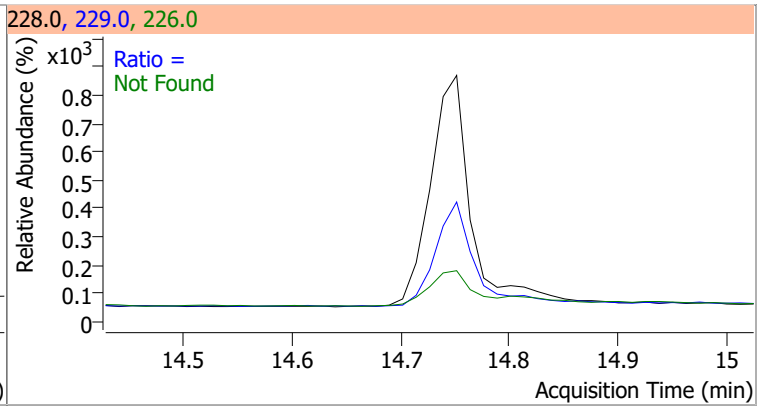

Compound	Conc.	RT	Dev(Min)	Resp.	QIon	QRatio	Lower	Upper
Chrysene		0		0	226.0		22.2	41.2
					229.0		15.5	28.9

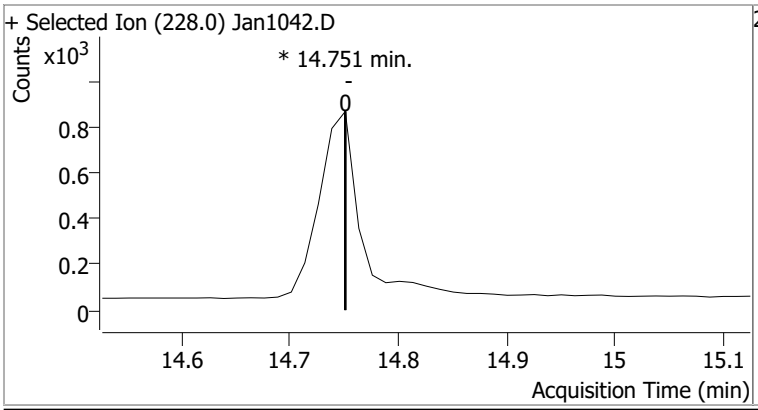

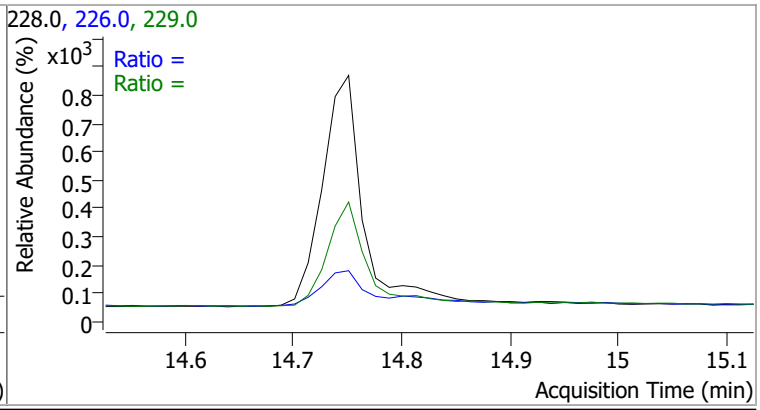

Compound	Conc.	Exp RT	QIon	Exp Ratio
Benzo(b)fluoranthene	N.D.	17.76	253.0	22.6

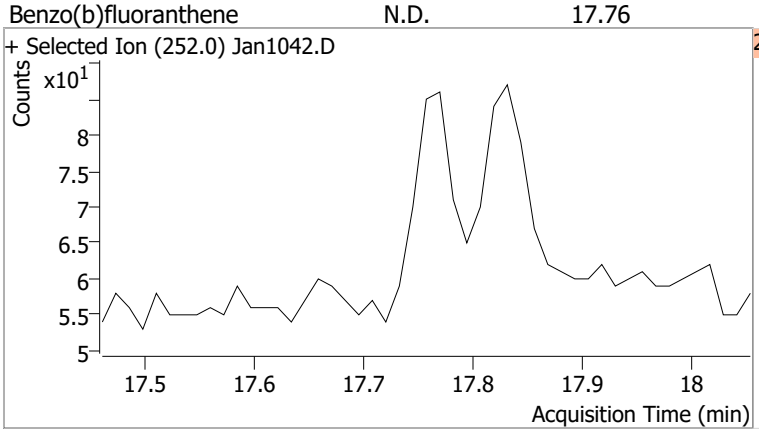

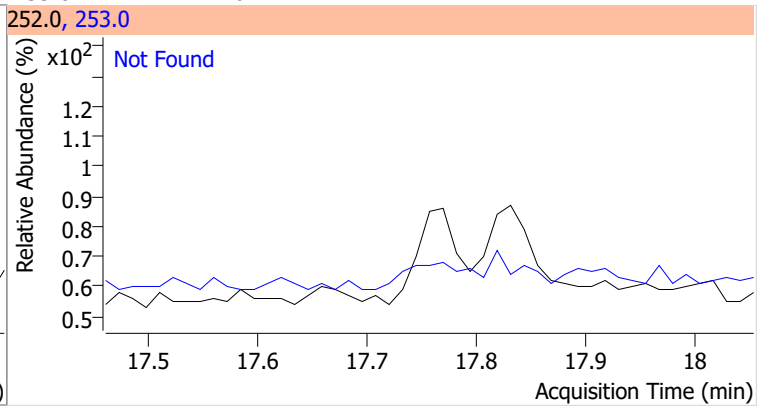

Compound	Conc.	Exp RT	QIon	Exp Ratio
Benzo(k)fluoranthene	N.D.	17.82	253.0	23.0

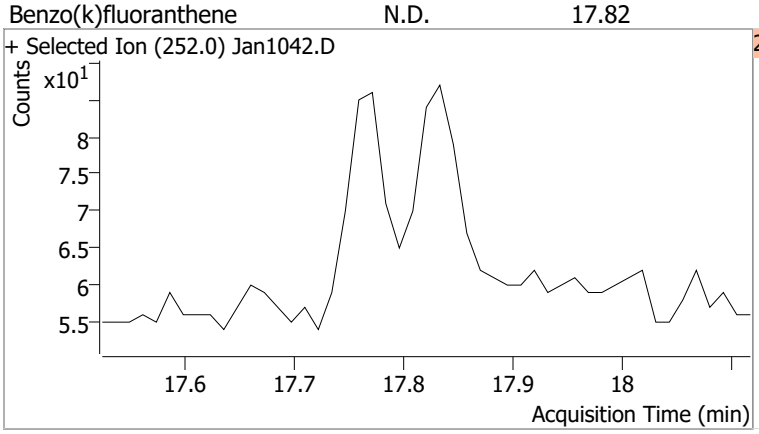

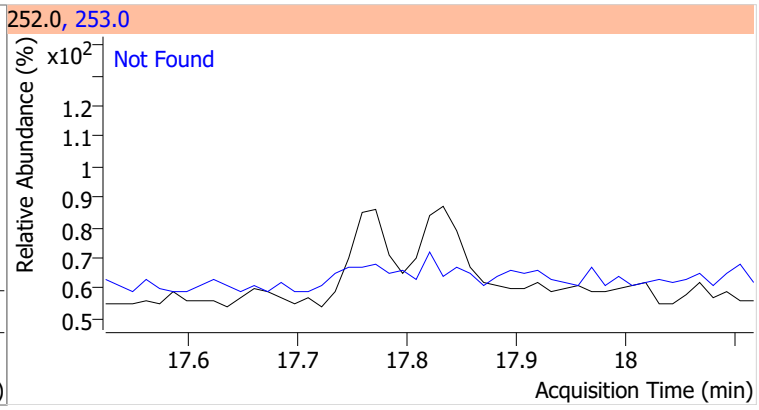

Compound	Conc.	RT	Dev(Min)	Resp.	QIon	QRatio	Lower	Upper
Benzo(a)pyrene		0		0	253.0		16.6	30.8

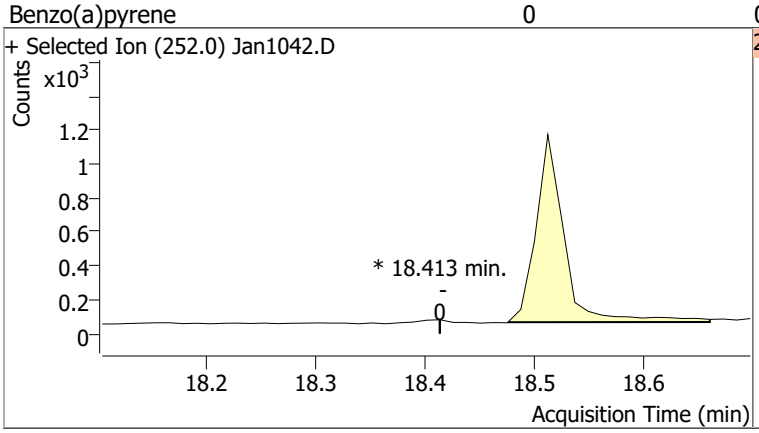

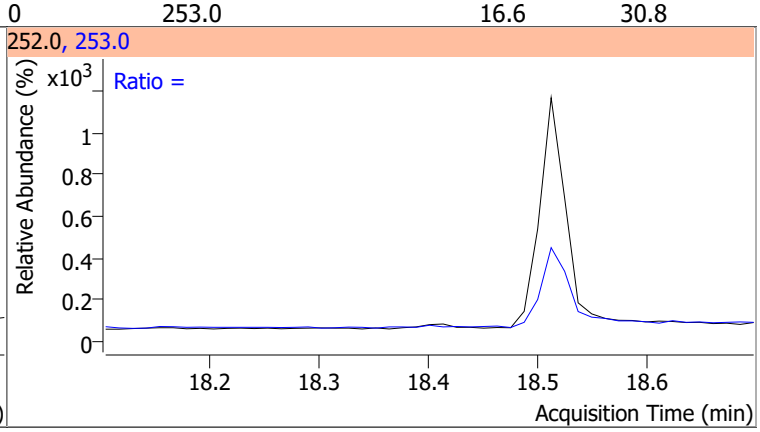

Compound	Conc.	Exp RT	QIon	Exp Ratio
Indeno(1,2,3-cd)pyrene	N.D.	20.24	138.0	25.2

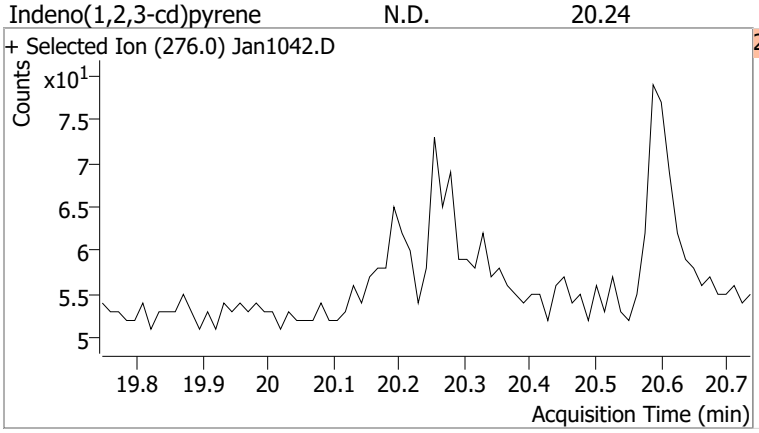

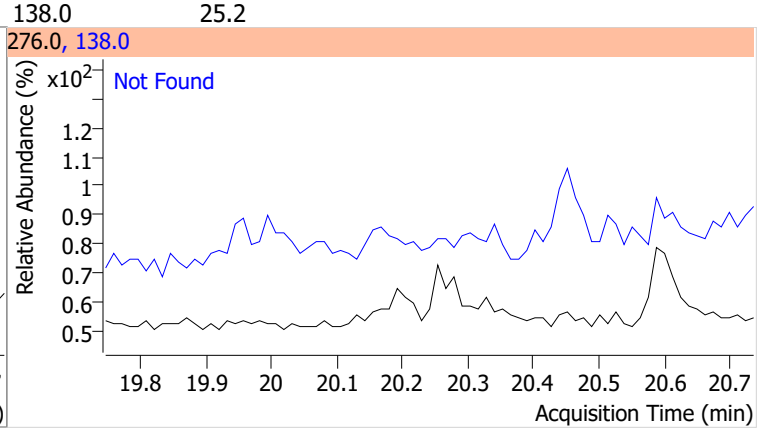

Compound	Conc.	Exp RT	QIon	Exp Ratio	QIon	Exp Ratio
Dibenzo(a,h)anthracene	N.D.	20.32	279.0	25.9	139.0	18.3

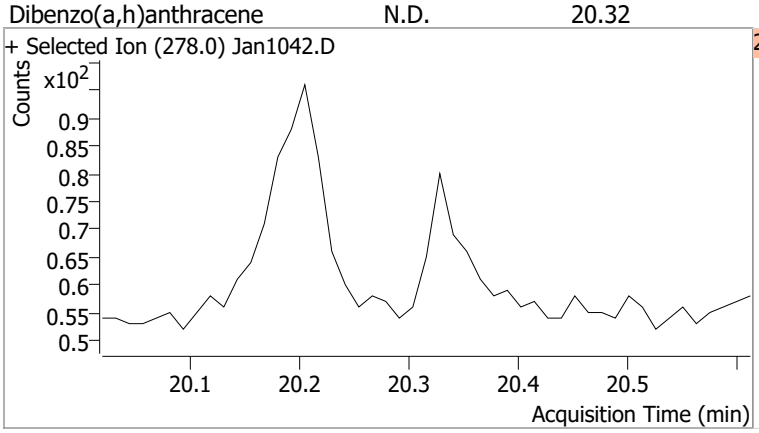

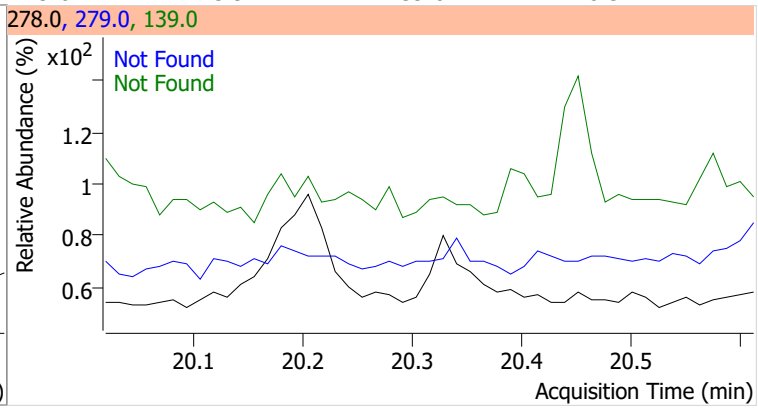

Compound	Conc.	Exp RT	QIon	Exp Ratio	QIon	Exp Ratio
Benzo(g,h,i)perylene	N.D.	20.58	277.0	24.5	138.0	20.0

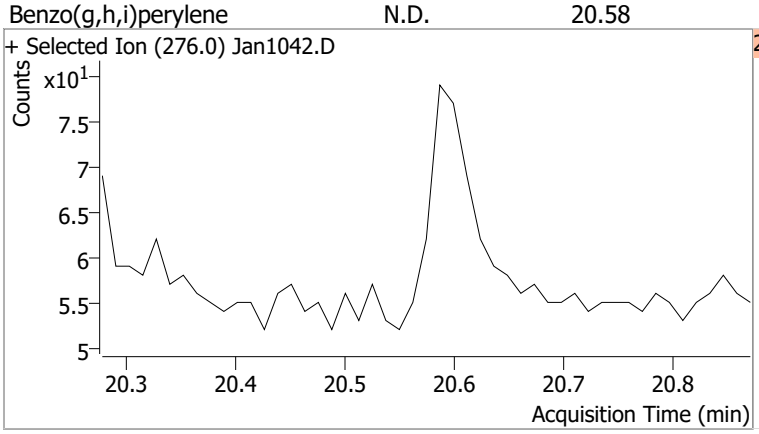

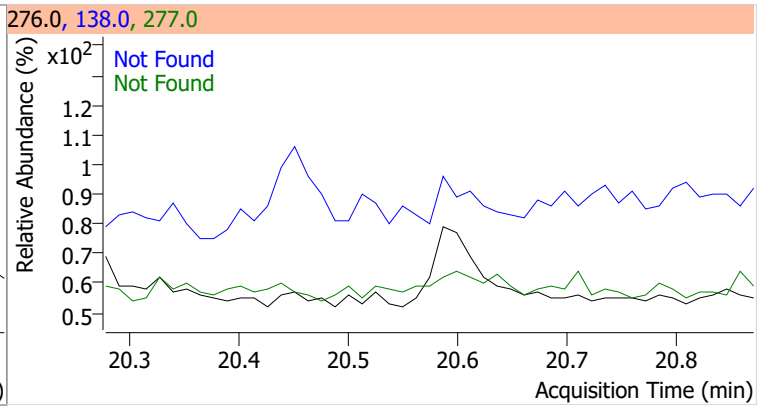

Quantitation Results Report (QT Reviewed)

Data File	Jan1043.D	Operator	LIMS import
Acq. Method	5975BNASIM	Acq. Date-Time	1/11/2022 9:42:03 AM
Sample Name	B22010209-001C	Instrument	GCMS
Vial	43	Multiplier	20.00
DA Method File	011022 bna SIM 1.batch.bin	Comment	SVOC-8270-W-LLPAH
Tune File	dftppjph.u	Tune Date	
Batch Name	011022 bna SIM 2.batch.bin	Last Calib Update	1/4/2022 2:09:05 PM
Ref Library			

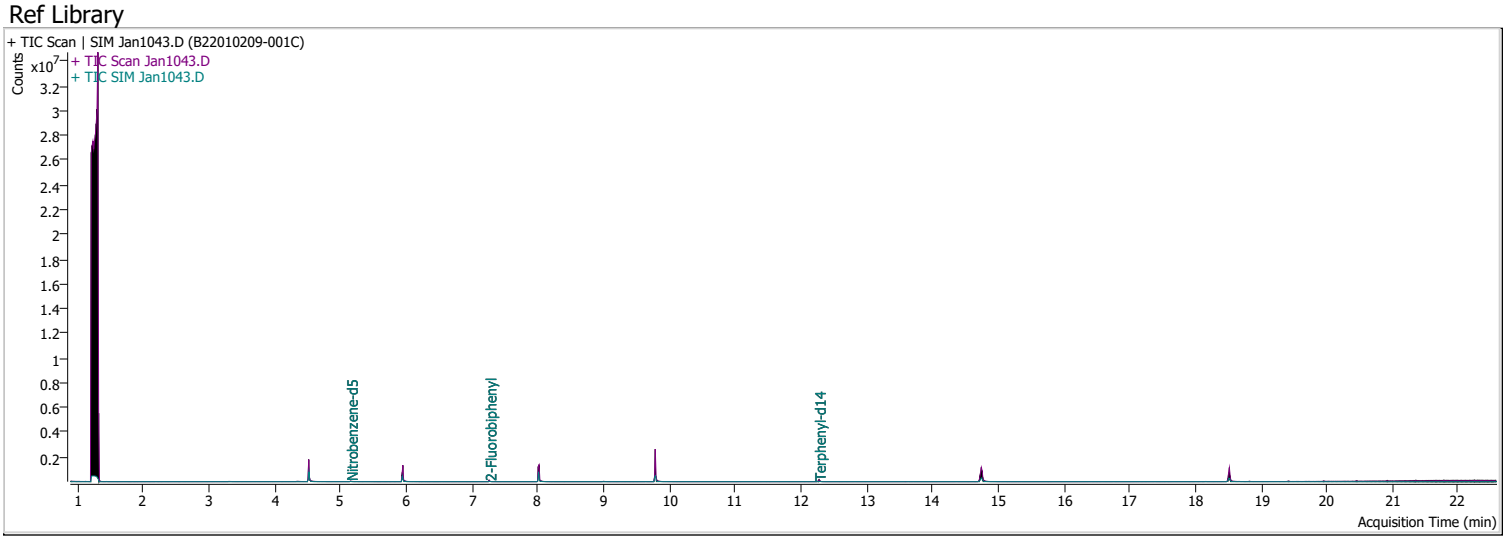

Compound	RT	QIon	Resp.	Conc.	Units		Dev(Min)
Internal Standards							
M 1,4-Dichlorobenzene-d4	4.522	152.0	276310	40.0000	ng/ml		-0.025
M Naphthalene-d8	5.941	136.0	474264	40.0000	ng/ml		-0.013
M Acenaphthene-d10	8.013	164.0	285355	40.0000	ng/ml		0.000
M Phenanthrene-d10	9.793	188.0	624859	40.0000	ng/ml		0.000
M Chrysene-d12	14.751	240.0	492269	40.0000	ng/ml		-0.013
M Perylene-d12	18.512	264.0	369405	40.0000	ng/ml		-0.012
System Monitoring Compounds							
S Nitrobenzene-d5	5.156	82.0	15700	48.3475	ng/ml		-0.013
Spiked Amount: 5.000	Range: 19.0 - 102.0%			Recovery = 966.95%		*	
S 2-Fluorobiphenyl	7.265	172.0	39264	55.2765	ng/ml		0.000
Spiked Amount: 5.000	Range: 25.0 - 94.0%			Recovery = 1105.53%		*	
S o-Terphenyl	0.000		0	N.D.			
Spiked Amount: 5.000	Range: 40.0 - 140.0%			Recovery = NA%			
S Terphenyl-d14	12.275	244.0	44301	97.2703	ng/ml		-0.012
Spiked Amount: 5.000	Range: 39.0 - 106.0%			Recovery = 1945.41%		*	
Target Compounds							**QValue**
T Naphthalene	0.000		0	N.D.			
T 2-Methylnaphthalene	0.000		0	N.D.			
T 1-Methylnaphthalene	0.000		0	N.D.			
T Acenaphthylene	0.000		0	N.D.			
T Acenaphthene	8.050	154.0	0		ng/ml	md	1
T Fluorene	0.000		0	N.D.			
T Phenanthrene	0.000		0	N.D.			
T Anthracene	0.000		0	N.D.			
T Fluoranthene	0.000		0	N.D.			
T Pyrene	0.000		0	N.D.			
T Benzo(a)Anthracene	14.751	228.0	0		ng/ml	md	1
T Chrysene	14.751	228.0	0		ng/ml	md	1
T Benzo(b)fluoranthene	0.000		0	N.D.			

Compound	RT	QIon	Resp.	Conc.	Units		Dev(Min)
T Benzo(k)fluoranthene	0.000		0	N.D.			
T Benzo(a)pyrene	18.400	252.0	0		ng/ml	md	1
T Indeno(1,2,3-cd)pyrene	0.000		0	N.D.			
T Dibenzo(a,h)anthracene	0.000		0	N.D.			
T Benzo(g,h,i)perylene	0.000		0	N.D.			

(#) = Qualifier Out of Range; (m) = Manual Integration; (+) = Area Summed; (*) = Surrogate Percent Recovery Out of Range; (d): Zeroed Peak

Quantitation Results Report (QT Reviewed)

Compound	Conc.	RT	Dev(Min)	Resp.	QIon	QRatio	Lower	Upper
Nitrobenzene-d5	48.3475	5.16	-0.01	15700	54.0	31.1	21.6	40.2
					128.0	35.3	21.3	39.5

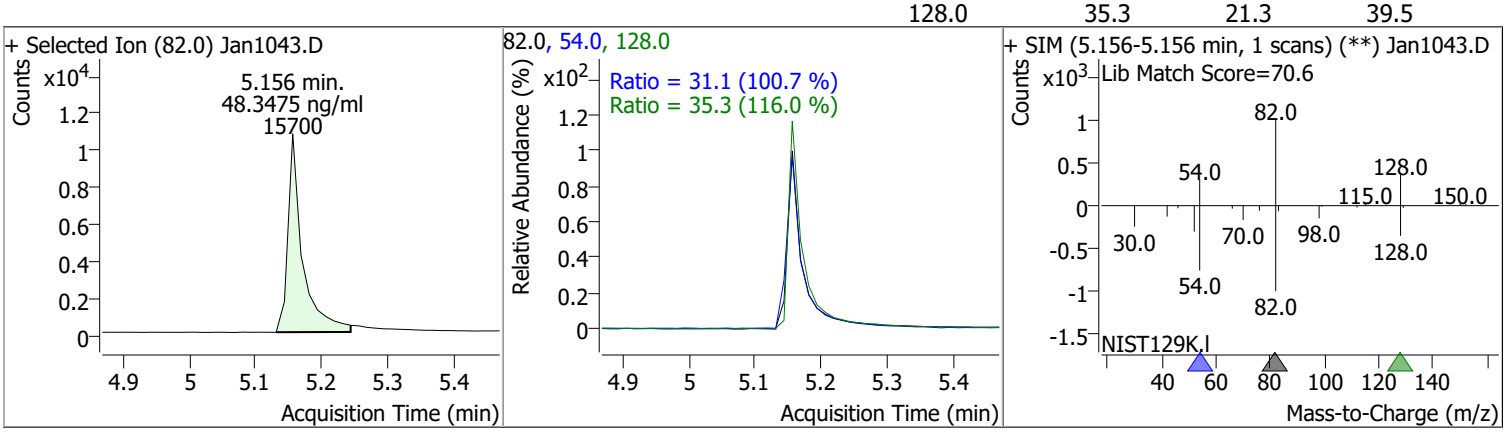

Compound	Conc.	Exp RT	QIon	Exp Ratio	QIon	Exp Ratio
Naphthalene	N.D.	5.98	102.0	15.5	129.0	10.8

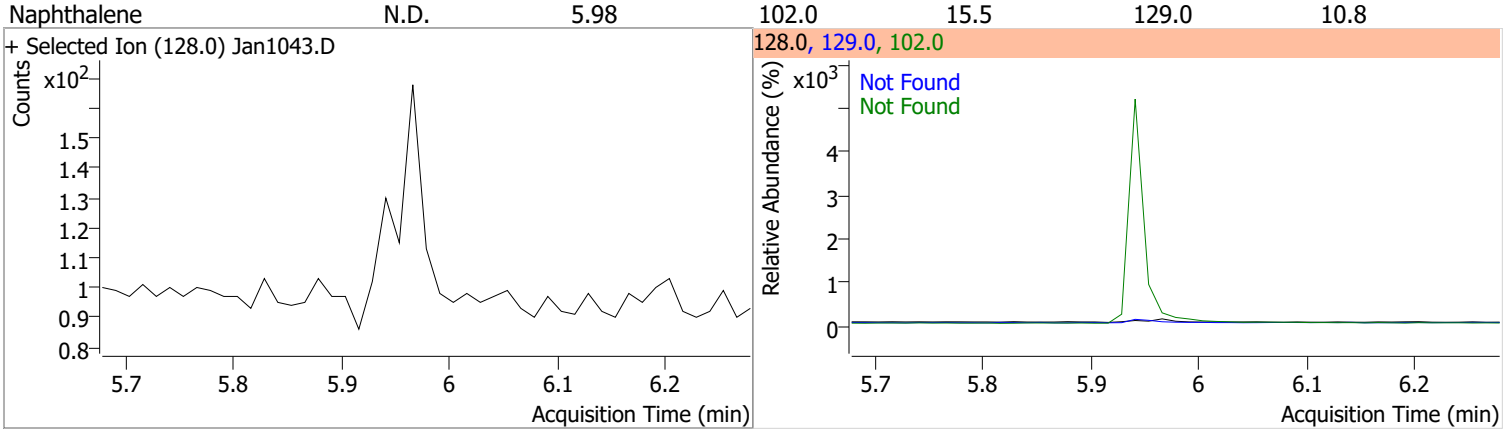

Compound	Conc.	Exp RT	QIon	Exp Ratio	QIon	Exp Ratio
2-Methylnaphthalene	N.D.	6.80	142.0	147.5	115.0	52.5

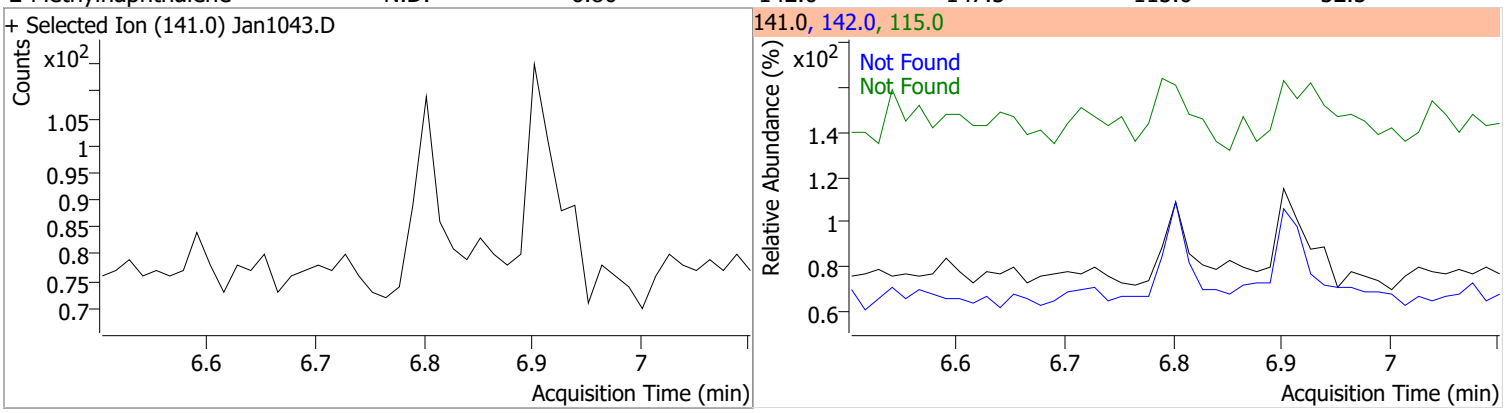

Compound	Conc.	Exp RT	QIon	Exp Ratio	QIon	Exp Ratio
1-Methylnaphthalene	N.D.	6.90	142.0	111.3	115.0	63.4

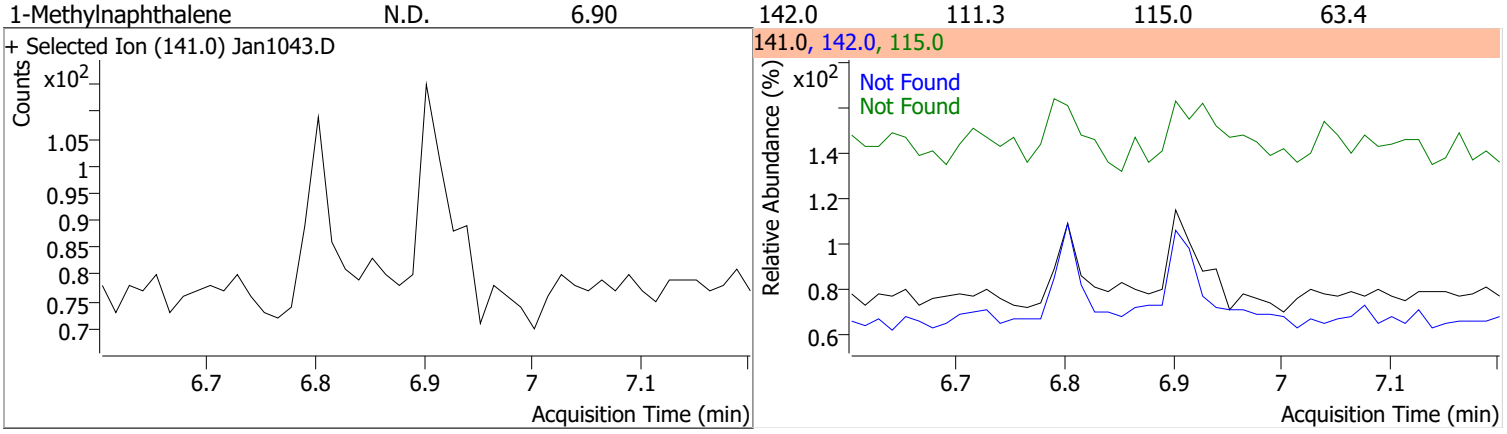

Quantitation Results Report (QT Reviewed)

Compound	Conc.	RT	Dev(Min)	Resp.	QIon	QRatio	Lower	Upper
2-Fluorobiphenyl	55.2765	7.26	0.00	39264	171.0	35.8	26.4	49.0

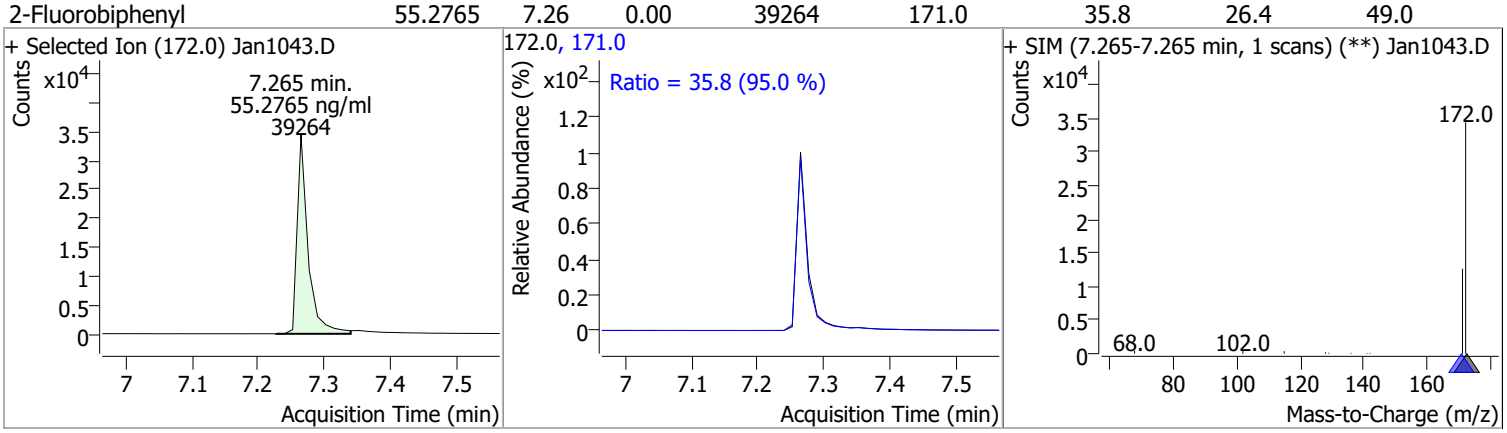

Compound	Conc.	Exp RT	QIon	Exp Ratio
Acenaphthylene	N.D.	7.84	153.0	14.6

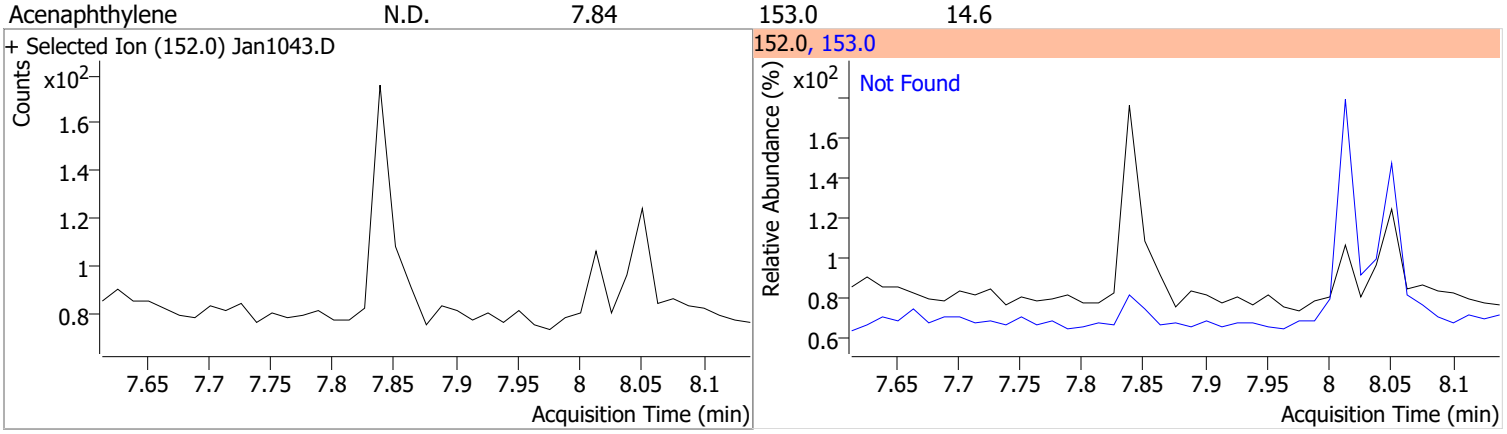

Compound	Conc.	RT	Dev(Min)	Resp.	QIon	QRatio	Lower	Upper
Acenaphthene		0		0	153.0		80.3	149.2
					152.0		38.4	71.4

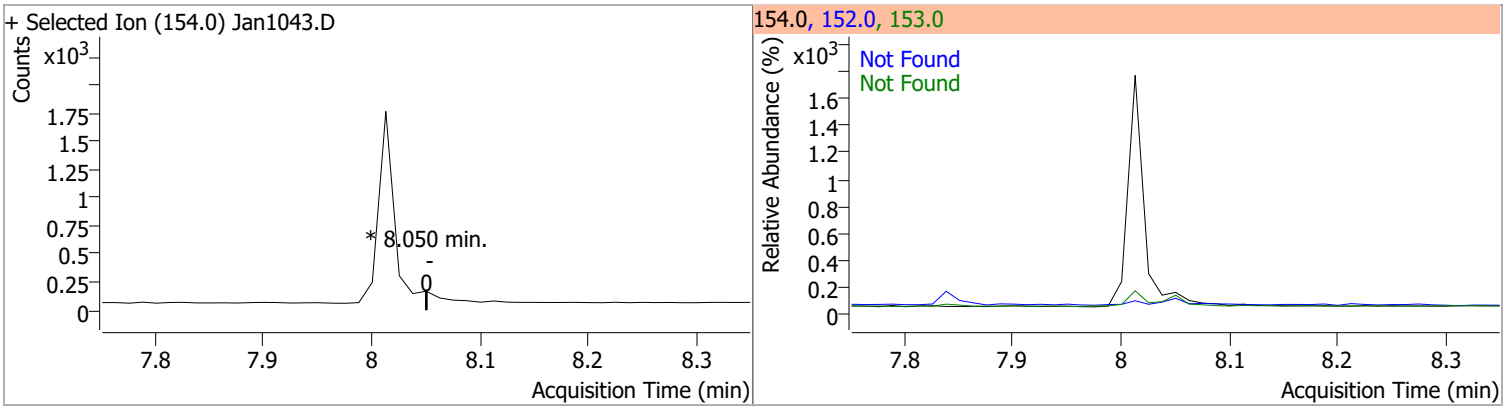

Compound	Conc.	Exp RT	QIon	Exp Ratio	QIon	Exp Ratio
Fluorene	N.D.	8.69	165.0	96.4	167.0	11.3

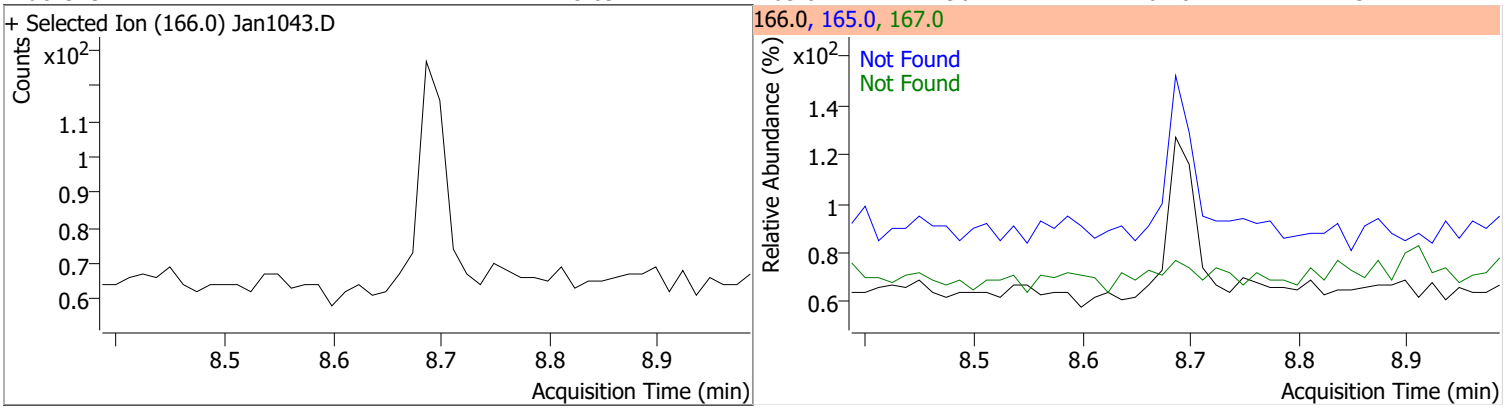

Compound	Conc.	Exp RT	QIon	Exp Ratio
Phenanthrene	N.D.	9.82	176.0	15.5

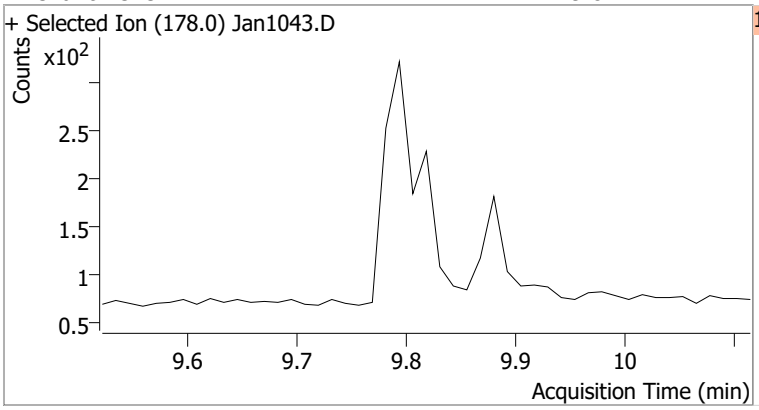

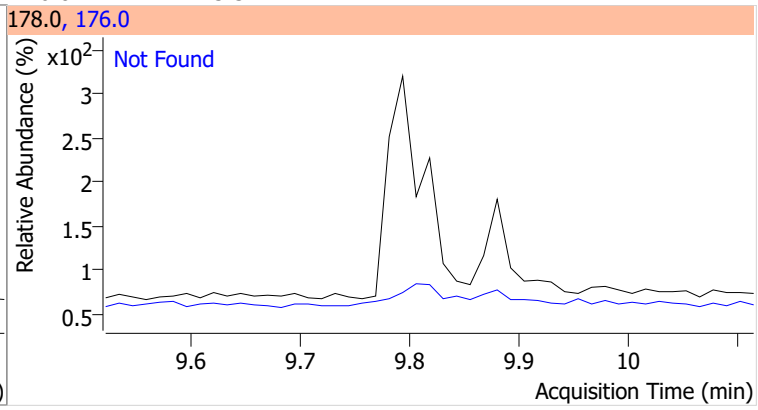

Compound	Conc.	Exp RT	QIon	Exp Ratio
Anthracene	N.D.	9.88	176.0	16.6

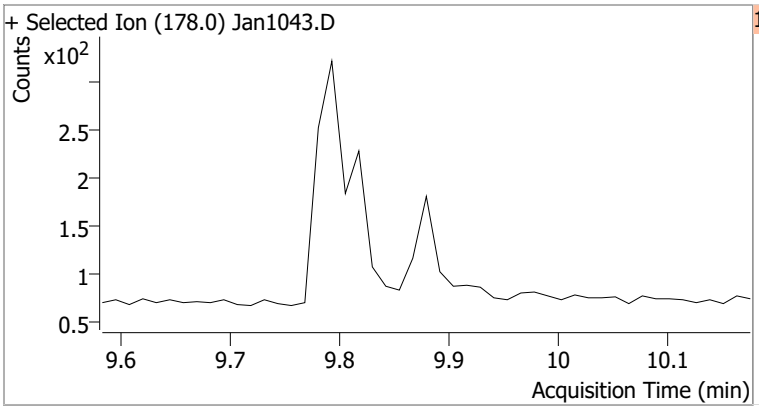

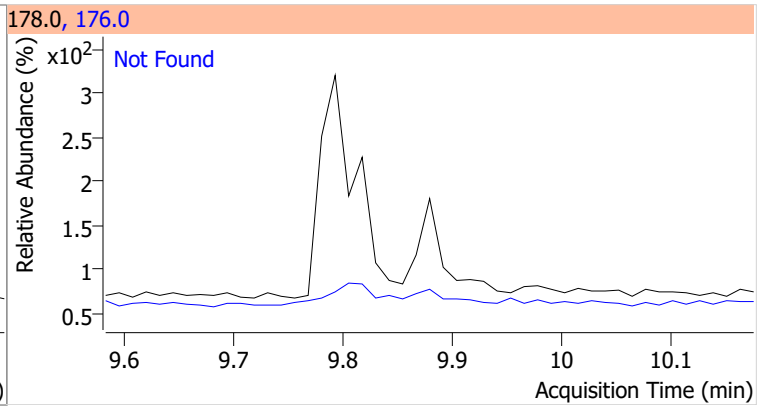

Compound	Conc.	Exp RT	QIon	Exp Ratio	QIon	Exp Ratio
o-Terphenyl	N.D.	10.32	229.0	66.8	215.0	43.2

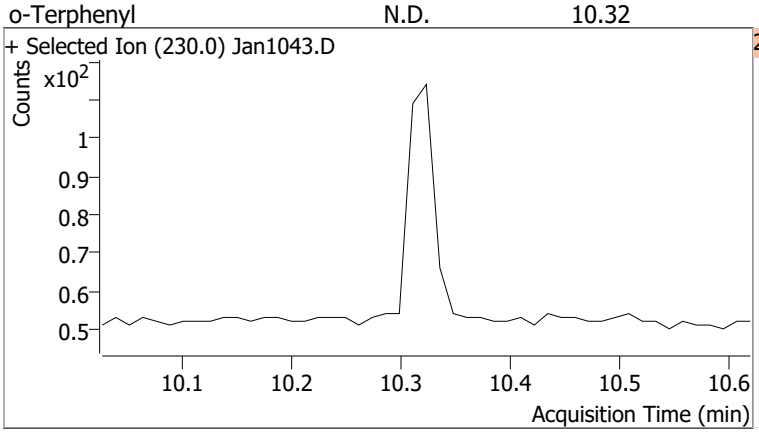

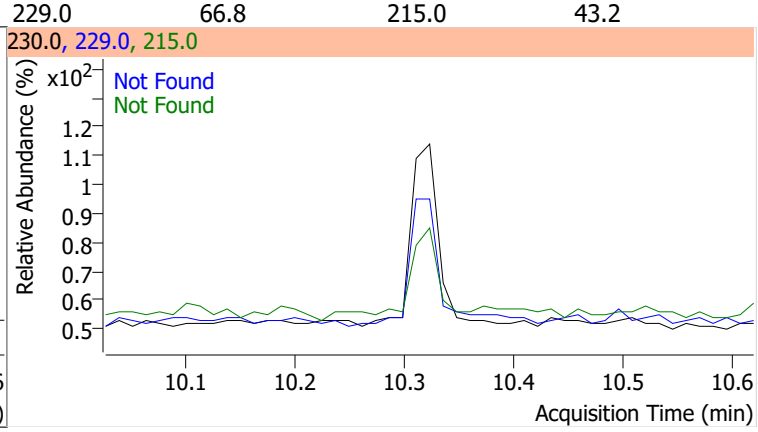

Compound	Conc.	Exp RT	QIon	Exp Ratio
Fluoranthene	N.D.	11.44	101.0	11.4

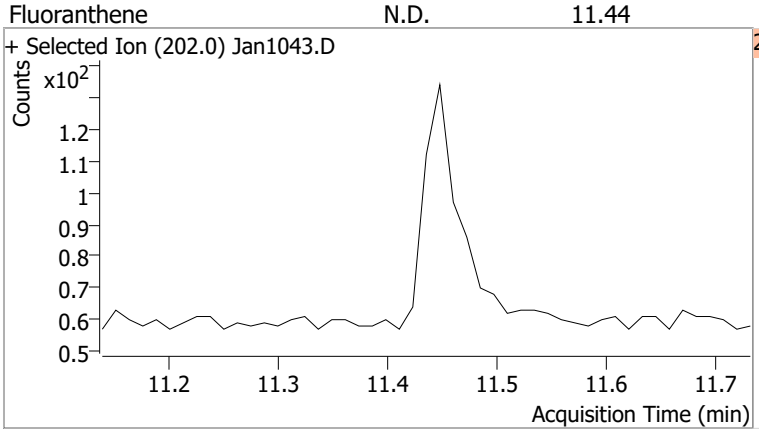

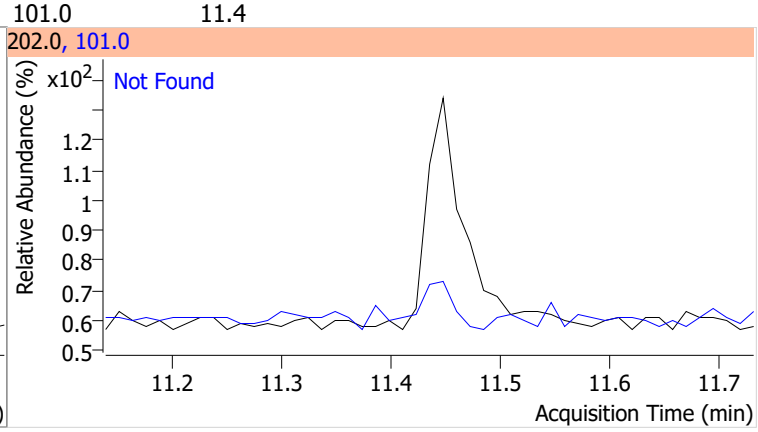

Compound	Conc.	Exp RT	QIon	Exp Ratio
Pyrene	N.D.	11.82	101.0	13.9

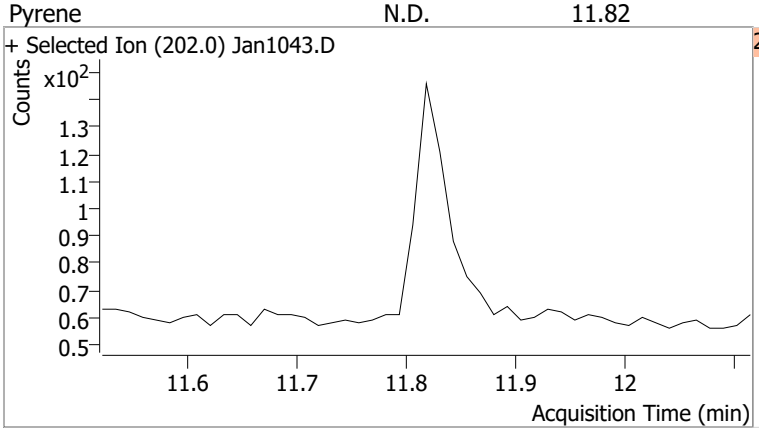

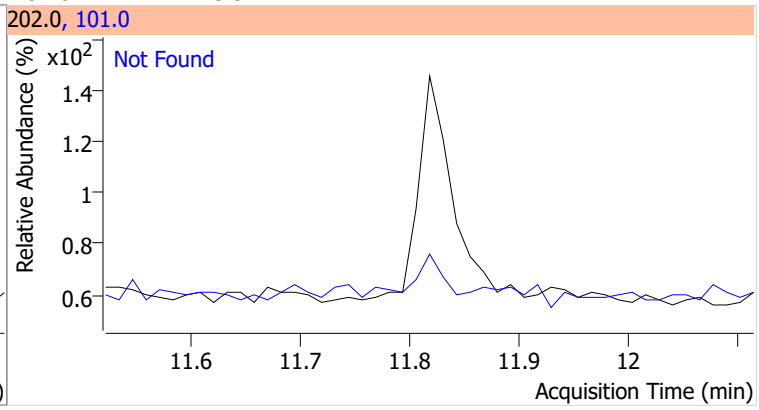

Compound	Conc.	RT	Dev(Min)	Resp.	QIon	QRatio	Lower	Upper
Terphenyl-d14	97.2703	12.28	-0.01	44301	122.0	14.6	9.6	17.9

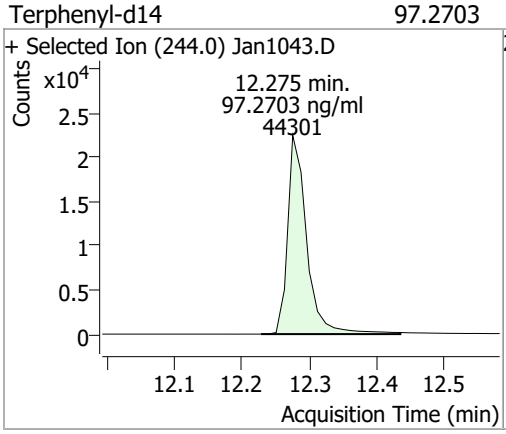

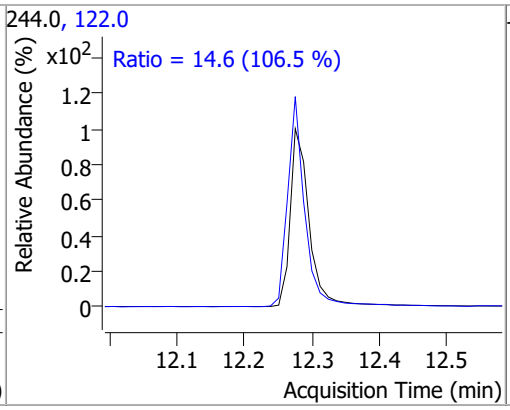

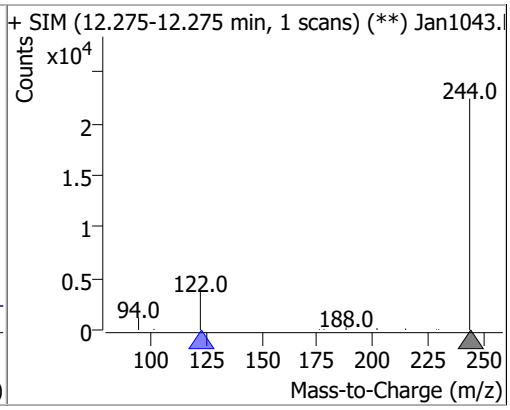

Compound	Conc.	RT	Dev(Min)	Resp.	QIon	QRatio	Lower	Upper
Benzo(a)Anthracene		0		0	226.0		19.5	36.3
					229.0		16.5	30.6

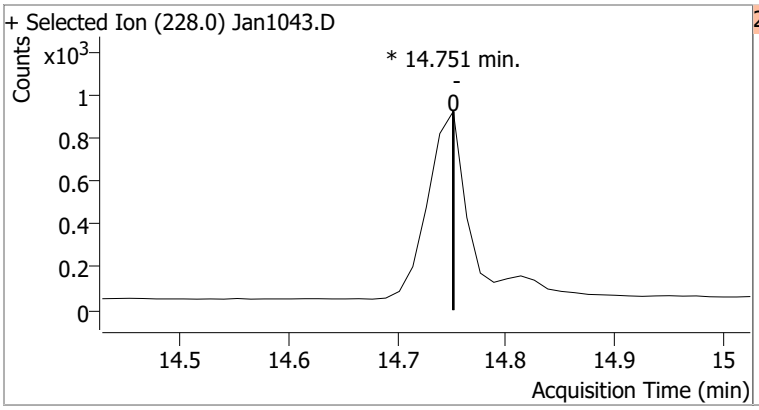

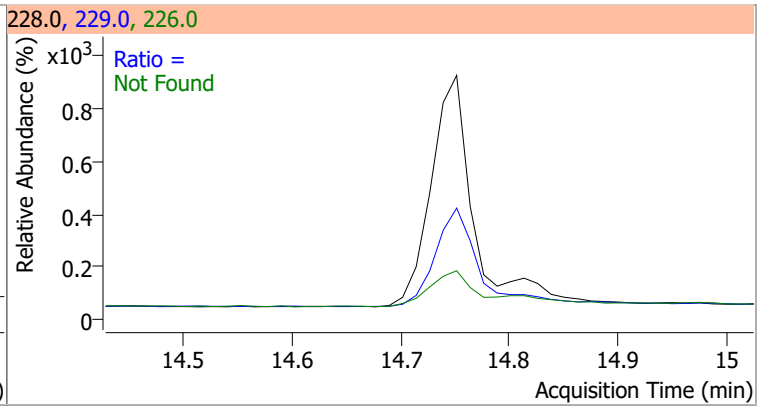

Compound	Conc.	RT	Dev(Min)	Resp.	QIon	QRatio	Lower	Upper
Chrysene		0		0	226.0		22.2	41.2
					229.0		15.5	28.9

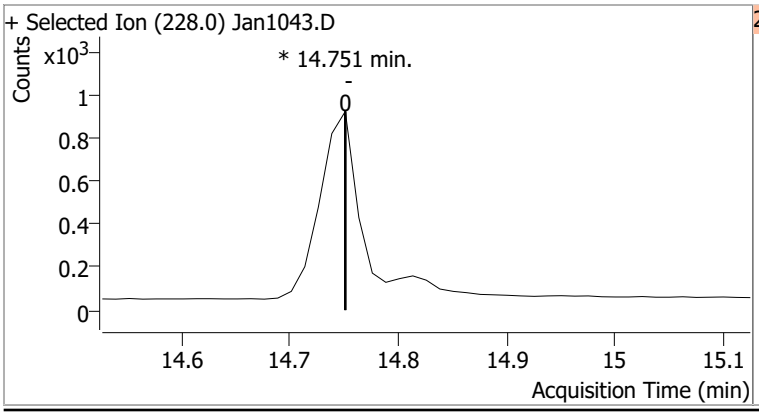

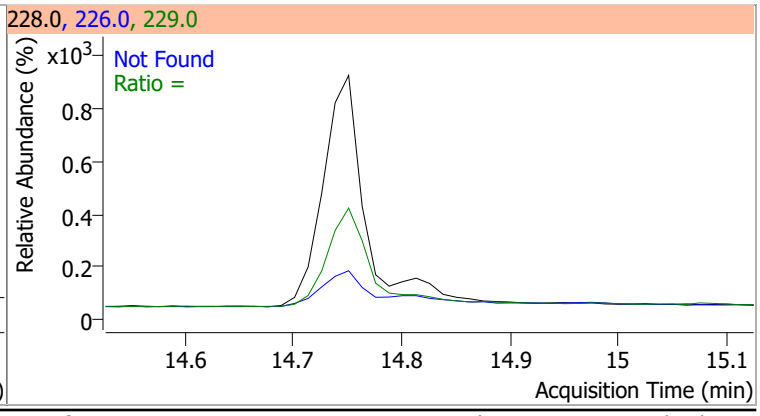

Compound	Conc.	Exp RT	QIon	Exp Ratio
Benzo(b)fluoranthene	N.D.	17.76	253.0	22.6

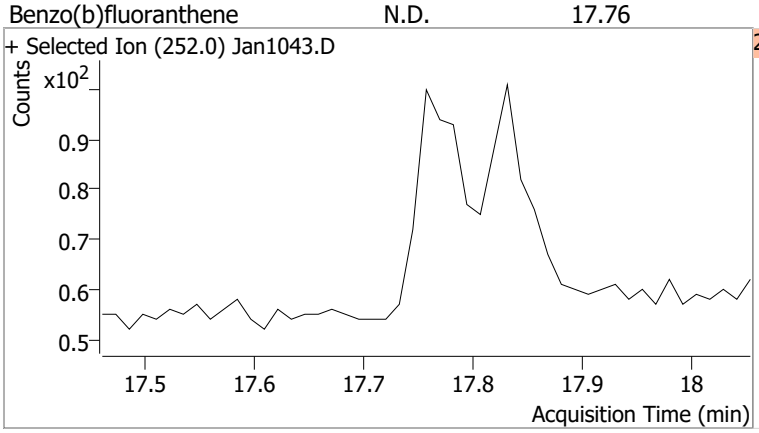

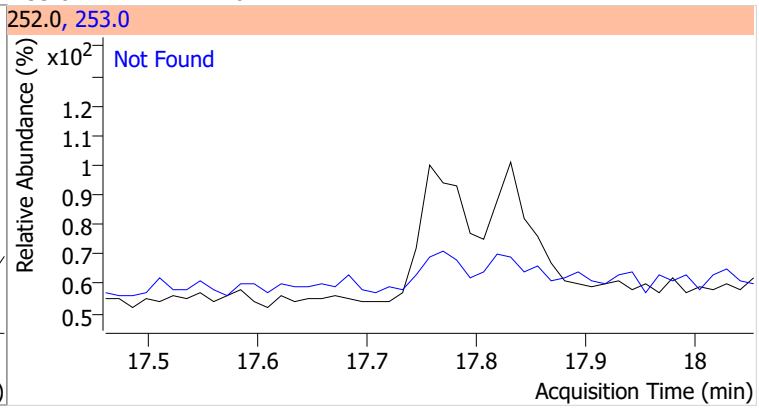

Compound	Conc.	Exp RT	QIon	Exp Ratio
Benzo(k)fluoranthene	N.D.	17.82	253.0	23.0

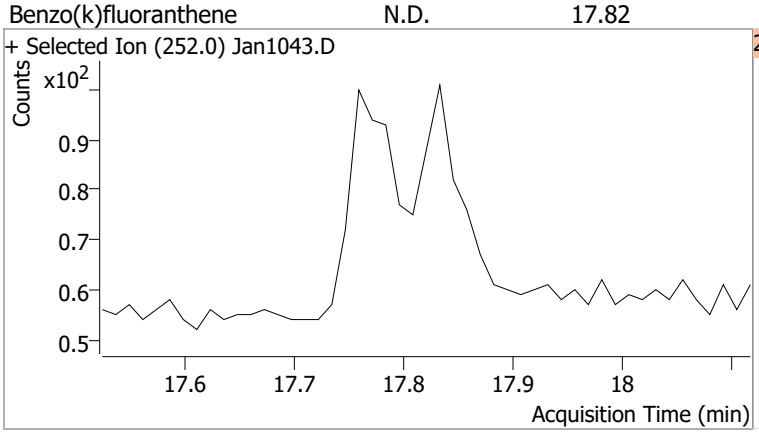

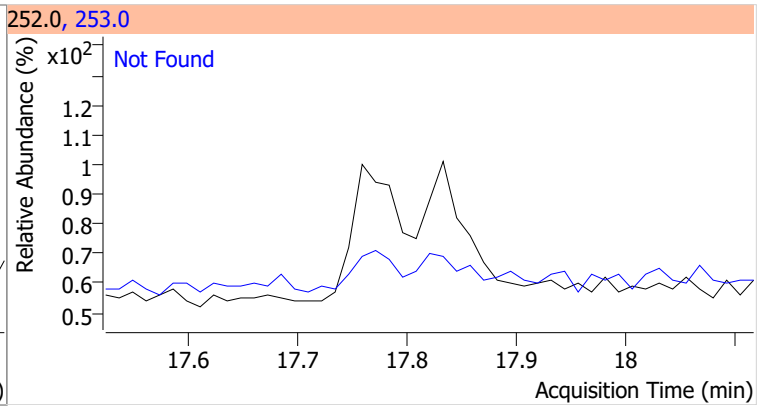

Compound	Conc.	RT	Dev(Min)	Resp.	QIon	QRatio	Lower	Upper
Benzo(a)pyrene		0		0	253.0		16.6	30.8

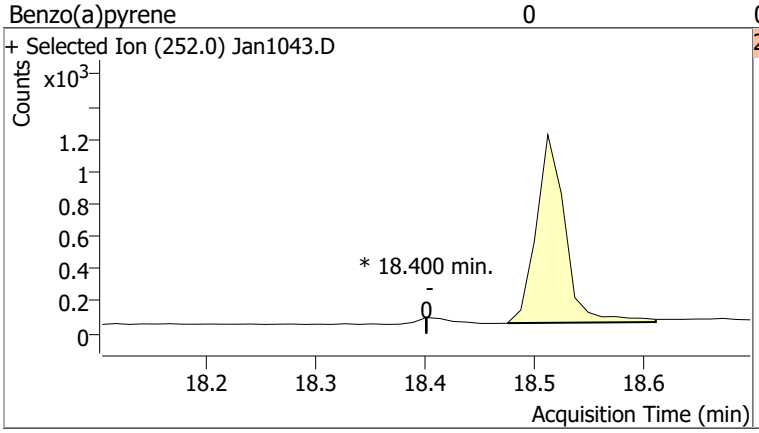

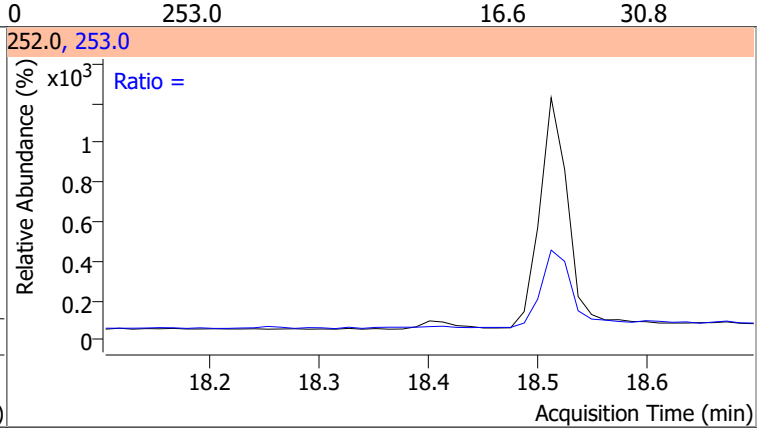

Compound	Conc.	Exp RT	QIon	Exp Ratio
Indeno(1,2,3-cd)pyrene	N.D.	20.24	138.0	25.2

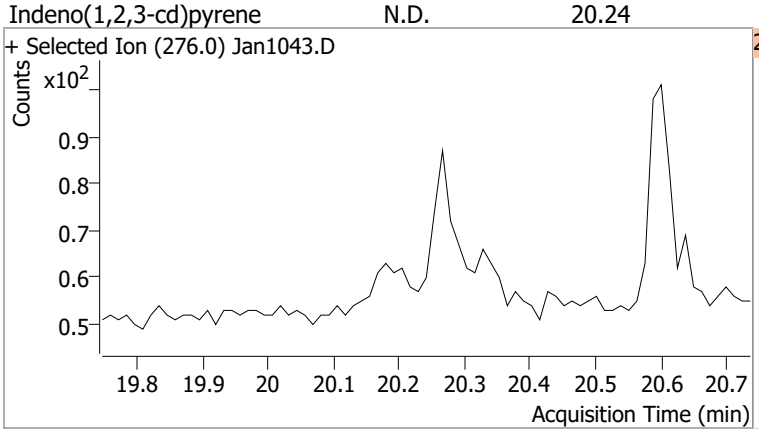

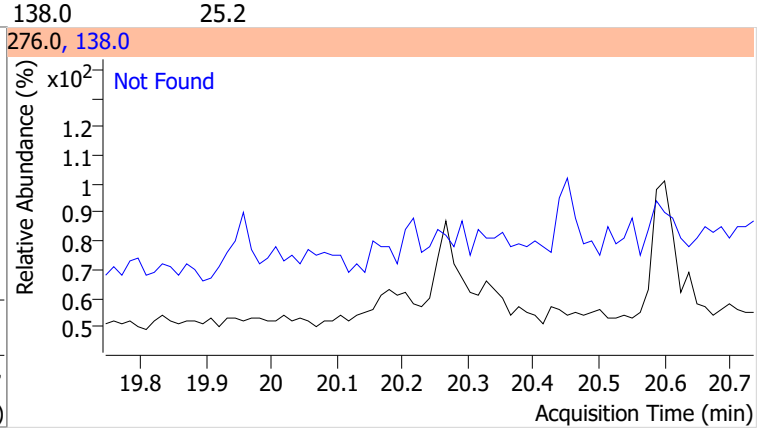

Compound	Conc.	Exp RT	QIon	Exp Ratio	QIon	Exp Ratio
Dibenzo(a,h)anthracene	N.D.	20.32	279.0	25.9	139.0	18.3

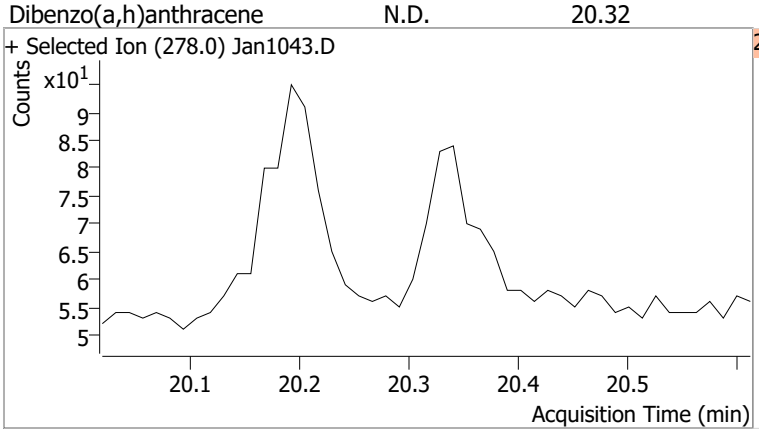

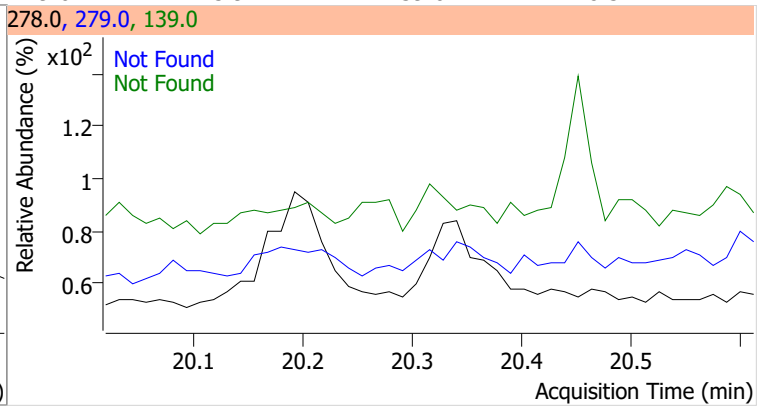

Compound	Conc.	Exp RT	QIon	Exp Ratio	QIon	Exp Ratio
Benzo(g,h,i)perylene	N.D.	20.58	277.0	24.5	138.0	20.0

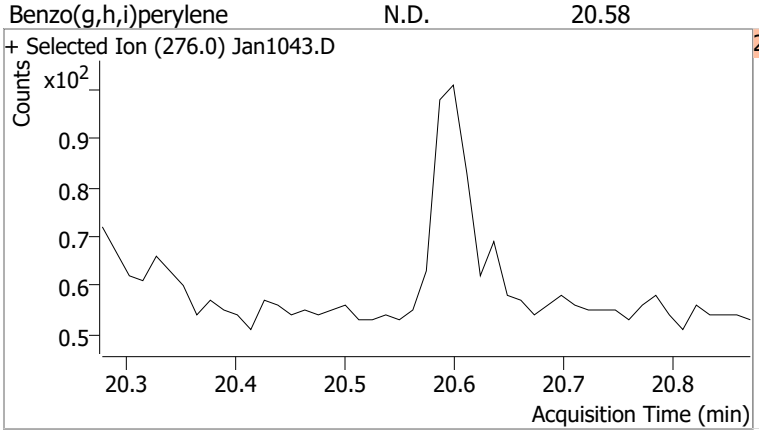

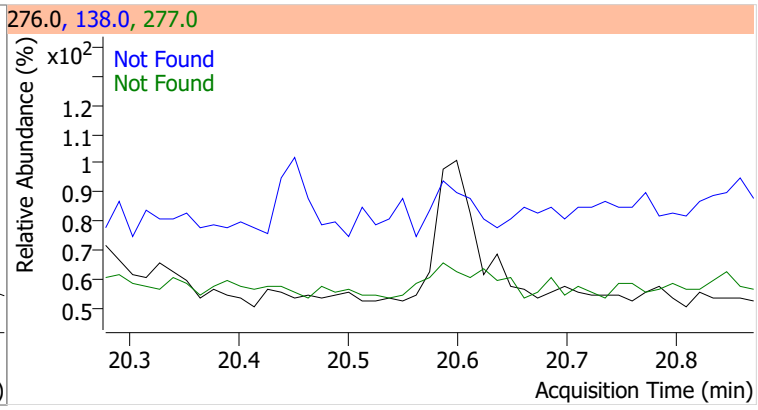

Quantitation Results Report (QT Reviewed)

Data File	Jan1044.D	Operator	LIMS import
Acq. Method	5975BNASIM	Acq. Date-Time	1/11/2022 10:14:23 AM
Sample Name	B22010211-001C	Instrument	GCMS
Vial	44	Multiplier	1.00
DA Method File	011022 bna SIM 1.batch.bin	Comment	SVOC-8270-W-LLPAH
Tune File	dftppjph.u	Tune Date	
Batch Name	011022 bna SIM 2.batch.bin	Last Calib Update	1/4/2022 2:09:05 PM
Ref Library			

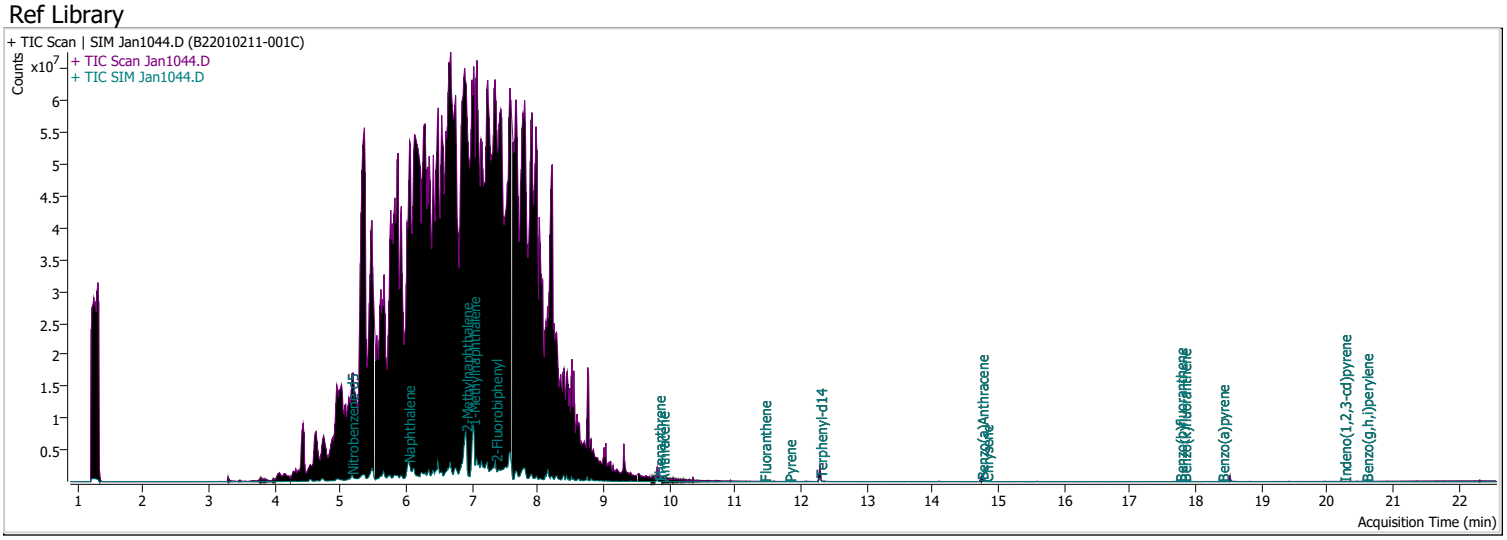

Compound	RT	QIon	Resp.	Conc.	Units		Dev(Min)
Internal Standards							
M 1,4-Dichlorobenzene-d4	4.547	152.0	237238	40.0000	ng/ml		0.000
M Naphthalene-d8	6.016	136.0	670812	40.0000	ng/ml	#	0.062
M Acenaphthene-d10	8.113	164.0	511124	40.0000	ng/ml	#	0.100
M Phenanthrene-d10	9.805	188.0	520920	40.0000	ng/ml		0.012
M Chrysene-d12	14.751	240.0	379877	40.0000	ng/ml		-0.013
M Perylene-d12	18.512	264.0	273931	40.0000	ng/ml		-0.012
System Monitoring Compounds							
S Nitrobenzene-d5	5.168	82.0	691301	53.6869	ng/ml	#m	0.000
Spiked Amount: 5.000	Range: 19.0 - 102.0%			Recovery = 1073.74%		*	
S 2-Fluorobiphenyl	7.352	172.0	1511351	59.3941	ng/ml		0.087
Spiked Amount: 5.000	Range: 25.0 - 94.0%			Recovery = 1187.88%		*	
S o-Terphenyl	10.324	230.0	0		ng/ml	md	0.000
Spiked Amount: 5.000	Range: 40.0 - 140.0%			Recovery = NA%			
S Terphenyl-d14	12.288	244.0	735358	104.6151	ng/ml		0.000
Spiked Amount: 5.000	Range: 39.0 - 106.0%			Recovery = 2092.30%		*	
Target Compounds							**QValue**
T Naphthalene	6.028	128.0	3041418	135.0243	ng/ml	#m	59
T 2-Methylnaphthalene	6.902	141.0	7161943	551.3229	ng/ml	#	64
T 1-Methylnaphthalene	7.015	141.0	6948269	578.4515	ng/ml	m	91
T Acenaphthylene	7.789	152.0	0		ng/ml	md	1
T Acenaphthene	7.976	154.0	0		ng/ml	md	1
T Fluorene	8.748	166.0	0		ng/ml	md	1
T Phenanthrene	9.830	178.0	28223	1.7810	ng/ml		90
T Anthracene	9.891	178.0	3054	0.2004	ng/ml	m	96
T Fluoranthene	11.435	202.0	5600	0.3153	ng/ml		97
T Pyrene	11.818	202.0	7460	0.3936	ng/ml		95
T Benzo(a)Anthracene	14.739	228.0	3396	0.1524	ng/ml	#	83
T Chrysene	14.814	228.0	3245	0.1732	ng/ml		95
T Benzo(b)fluoranthene	17.758	252.0	1748	0.1480	ng/ml	m	99

Compound	RT	QIon	Resp.	Conc.	Units		Dev(Min)
T Benzo(k)fluoranthene	17.820	252.0	1087	0.0427	ng/ml	m	96
T Benzo(a)pyrene	18.400	252.0	971	0.0868	ng/ml		91
T Indeno(1,2,3-cd)pyrene	20.254	276.0	548	0.0669	ng/ml	m	92
T Dibenzo(a,h)anthracene	0.000		0	N.D.			
T Benzo(g,h,i)perylene	20.587	276.0	874	0.0394	ng/ml	#	89

(#) = Qualifier Out of Range; (m) = Manual Integration; (+) = Area Summed; (*) = Surrogate Percent Recovery Out of Range; (d): Zeroed Peak

Quantitation Results Report (QT Reviewed)

Compound	Conc.	RT	Dev(Min)	Resp.	QIon	QRatio	Lower	Upper
Nitrobenzene-d5	53.6869	5.17	0.00	691301 (m)	54.0	45.1	21.6	40.2
					128.0	28.9	21.3	39.5

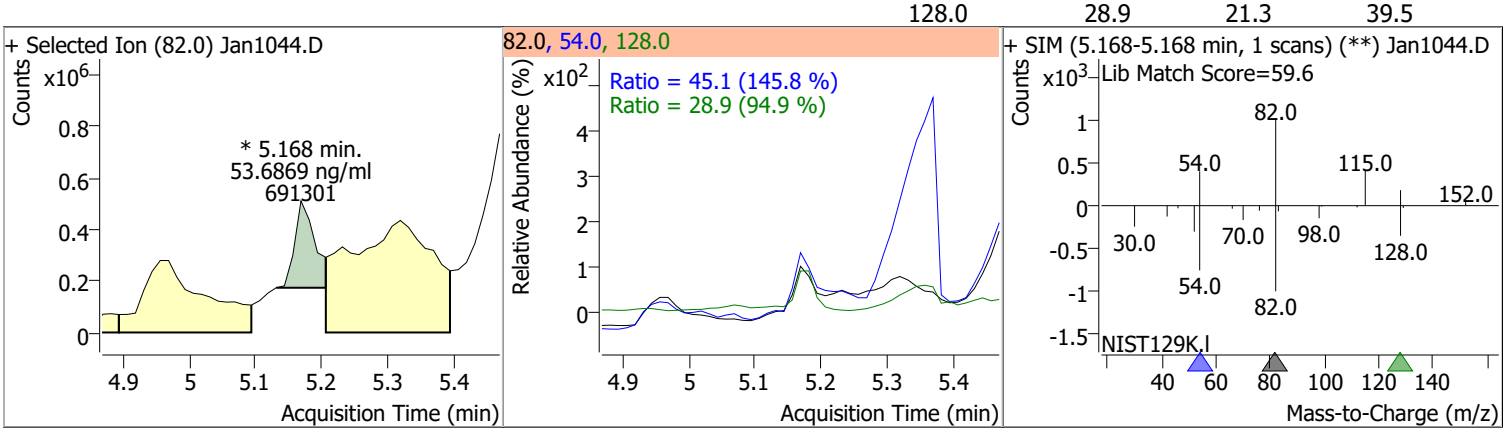

Compound	Conc.	RT	Dev(Min)	Resp.	QIon	QRatio	Lower	Upper
Naphthalene	135.0243	6.03	0.05	3041418 (m)	102.0	19.0	0.0	46.6
					129.0	44.0	7.6	14.1

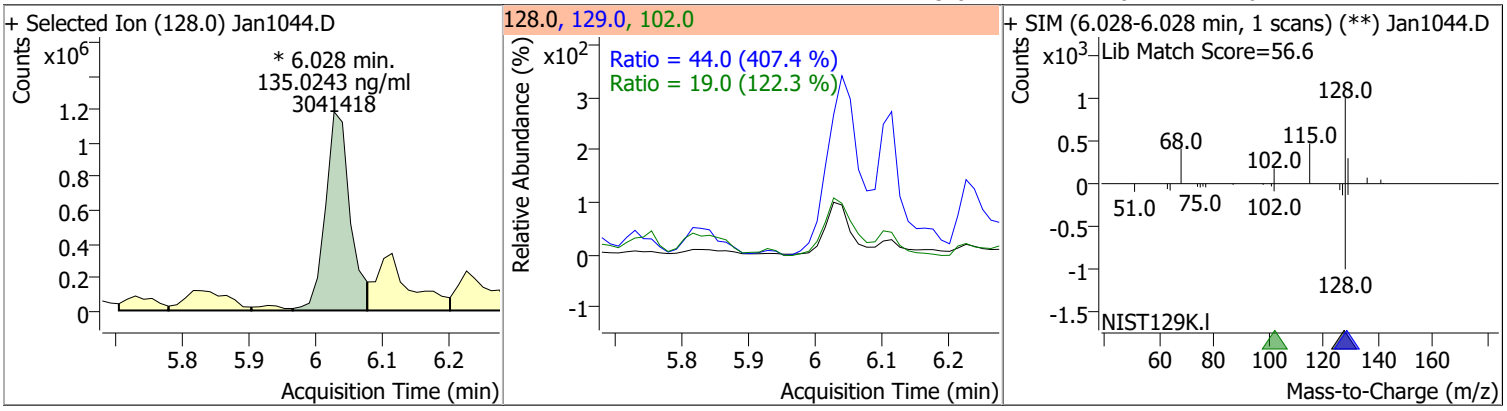

Compound	Conc.	RT	Dev(Min)	Resp.	QIon	QRatio	Lower	Upper
2-Methylnaphthalene	551.3229	6.90	0.10	7161943	142.0	98.3	103.3	191.8
					115.0	71.0	36.8	68.3

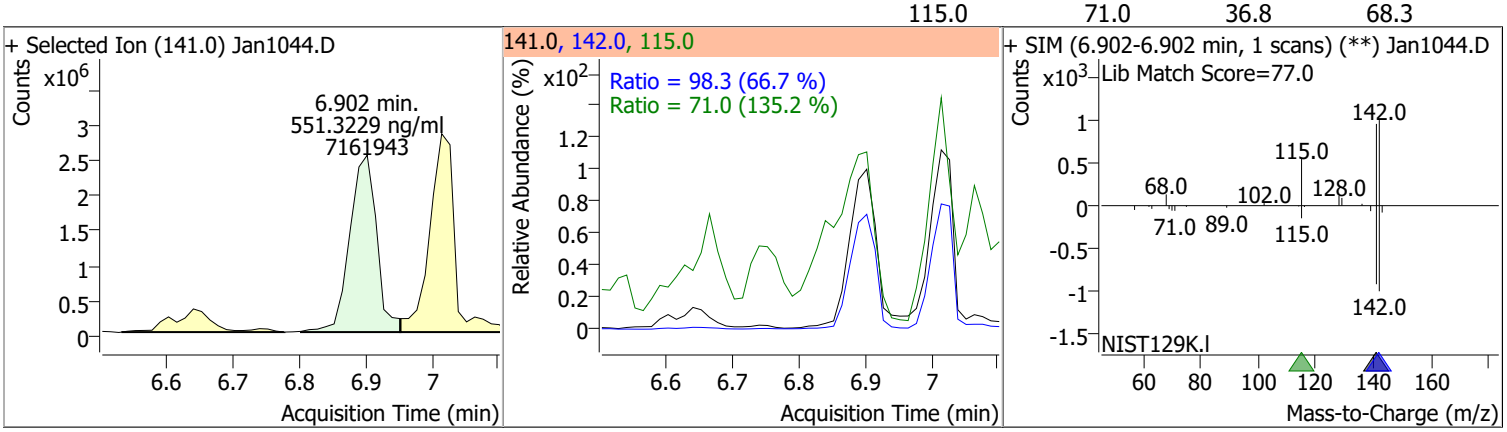

Compound	Conc.	RT	Dev(Min)	Resp.	QIon	QRatio	Lower	Upper
1-Methylnaphthalene	578.4515	7.01	0.11	6948269 (m)	142.0	97.2	77.9	144.7
					115.0	64.0	44.4	82.5

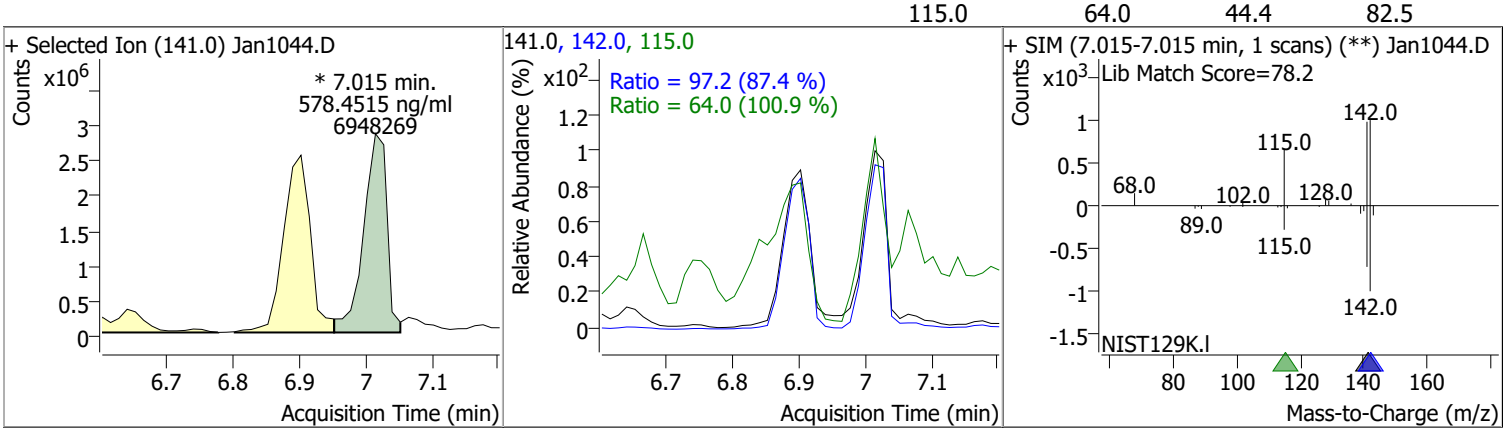

Compound	Conc.	RT	Dev(Min)	Resp.	QIon	QRatio	Lower	Upper
2-Fluorobiphenyl	59.3941	7.35	0.09	1511351	171.0	36.3	26.4	49.0

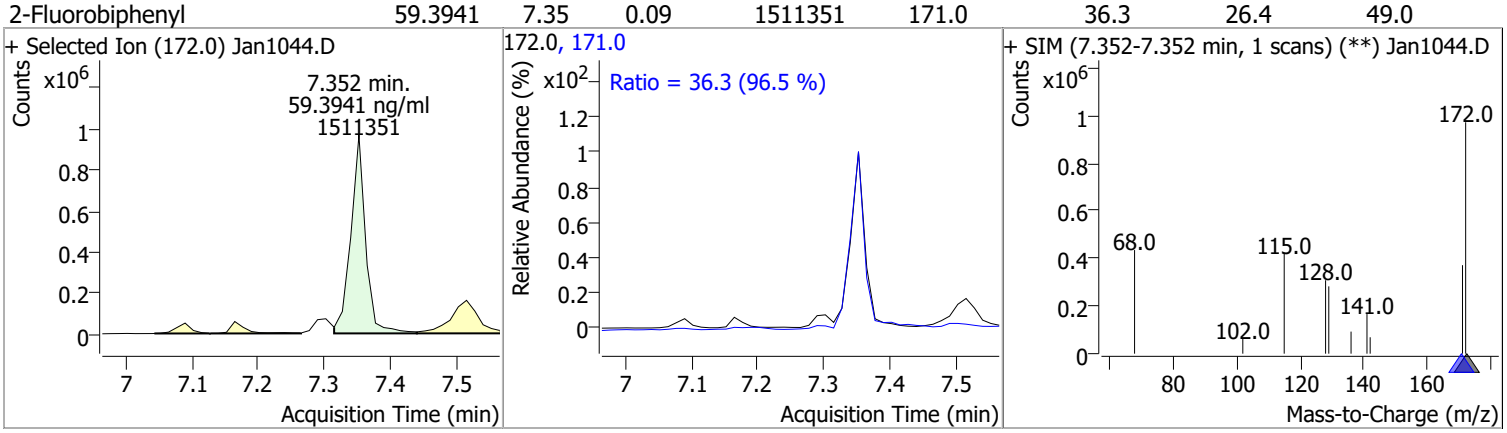

Compound	Conc.	RT	Dev(Min)	Resp.	QIon	QRatio	Lower	Upper
Acenaphthylene		0		0	153.0		10.2	18.9

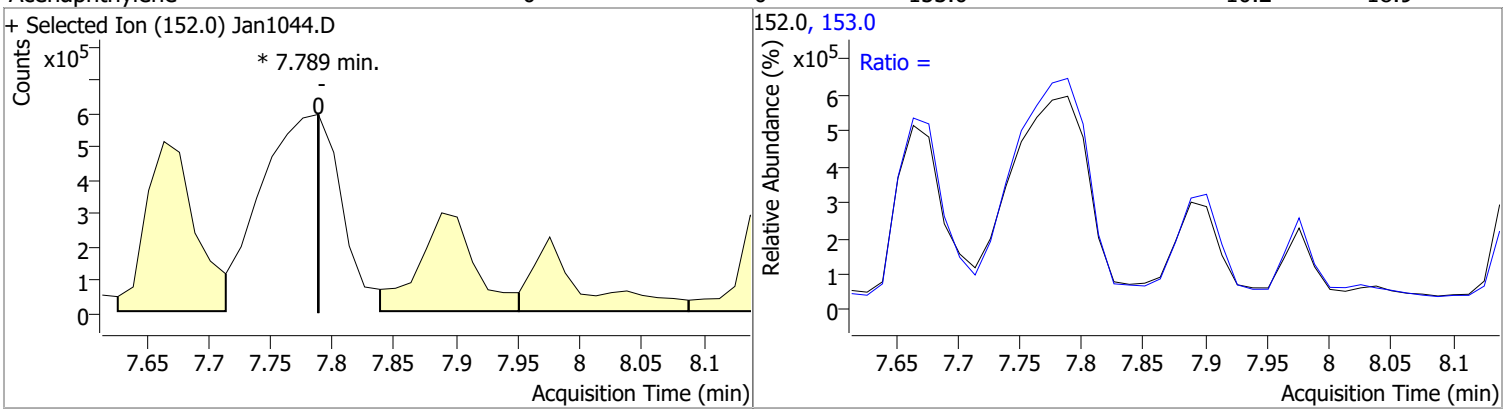

Compound	Conc.	RT	Dev(Min)	Resp.	QIon	QRatio	Lower	Upper
Acenaphthene		0		0	153.0		80.3	149.2
					152.0		38.4	71.4

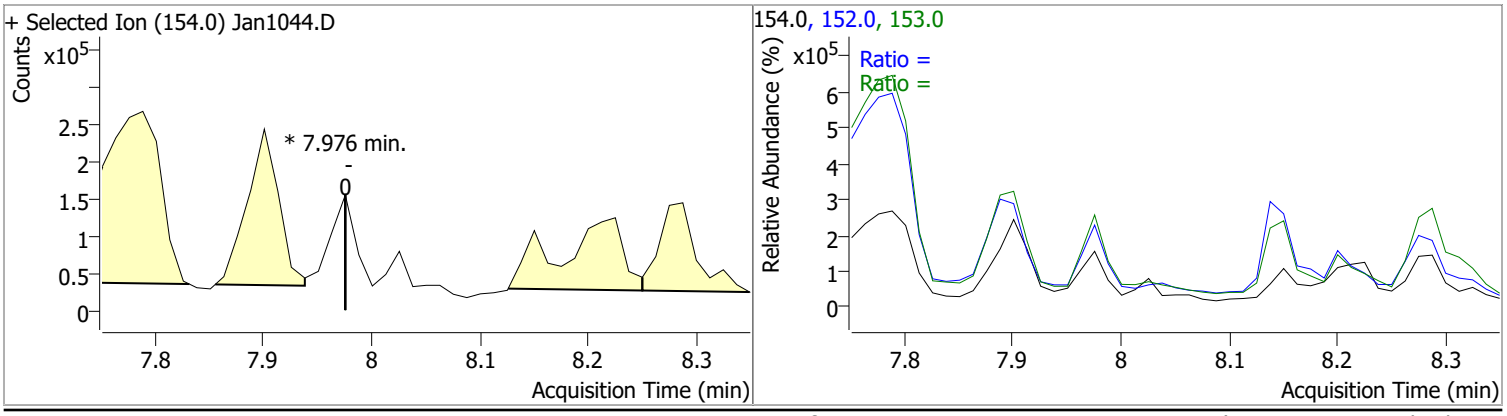

Compound	Conc.	RT	Dev(Min)	Resp.	QIon	QRatio	Lower	Upper
Fluorene		0		0	165.0		67.5	125.3
					167.0		7.9	14.6

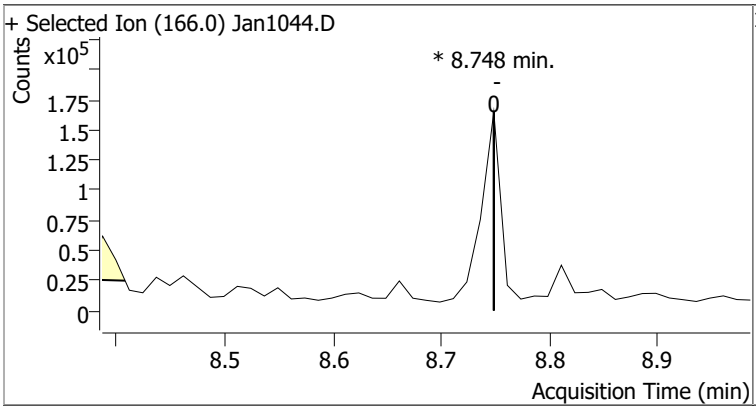

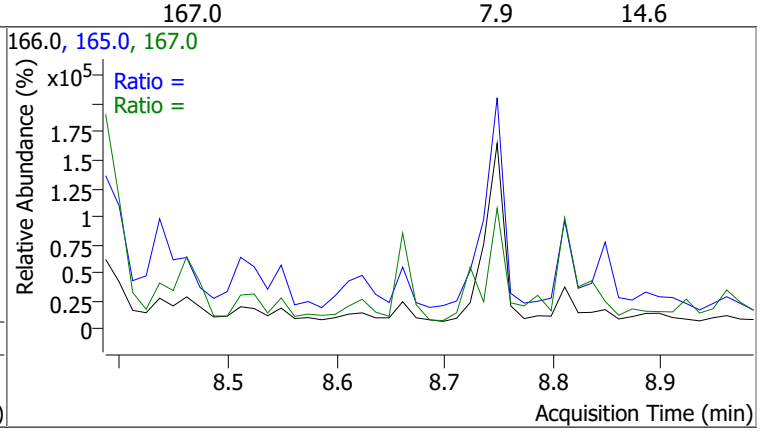

Compound	Conc.	RT	Dev(Min)	Resp.	QIon	QRatio	Lower	Upper
Phenanthrene	1.7810	9.83	0.01	28223	176.0	19.8	10.9	20.2

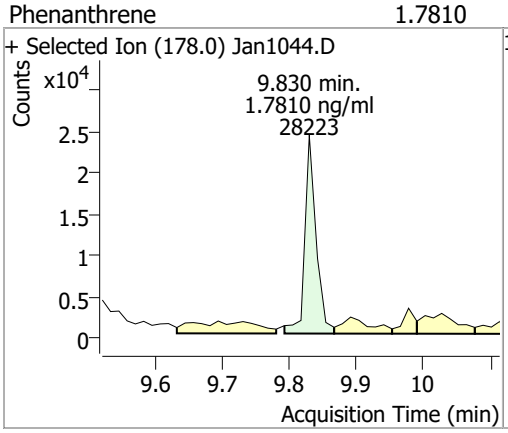

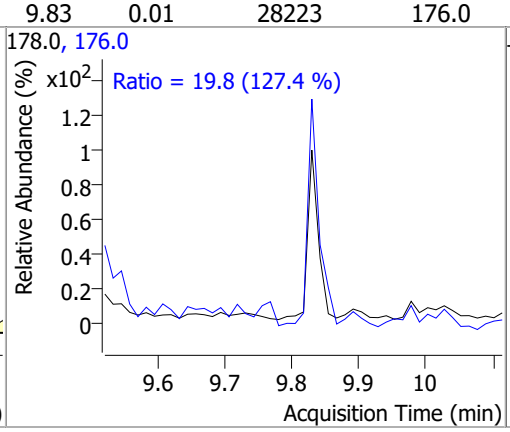

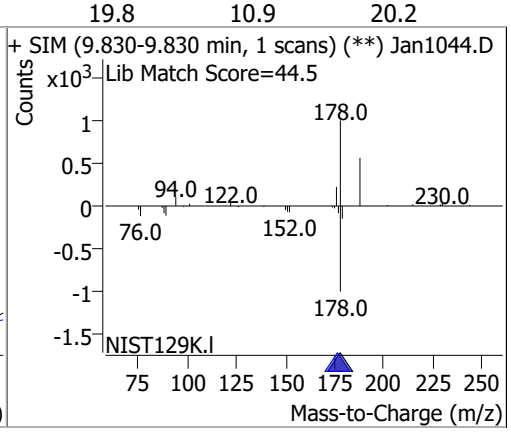

Compound	Conc.	RT	Dev(Min)	Resp.	QIon	QRatio	Lower	Upper
Anthracene	0.2004	9.89	0.01	3054 (m)	176.0	15.1	11.6	21.6

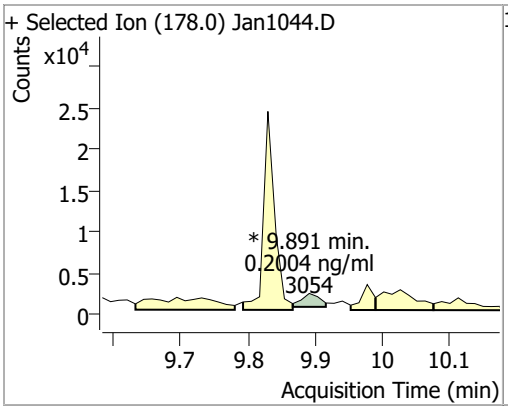

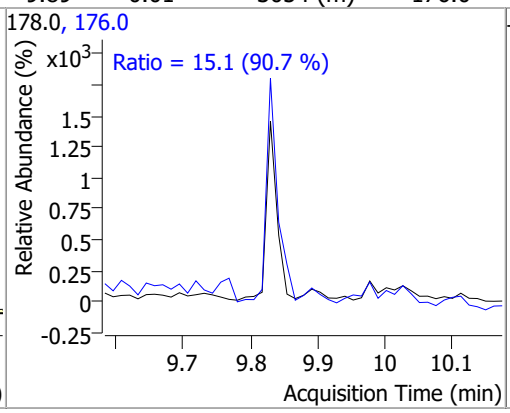

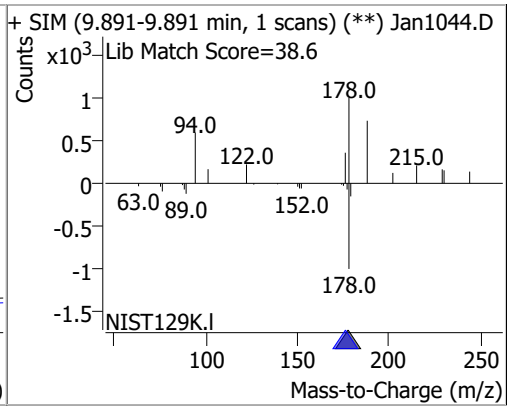

Compound	Conc.	RT	Dev(Min)	Resp.	QIon	QRatio	Lower	Upper
o-Terphenyl		0		0	229.0		46.7	86.8
					215.0		30.2	56.2

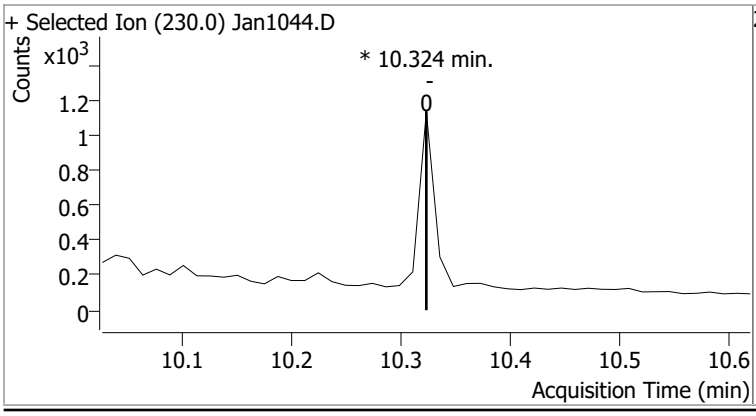

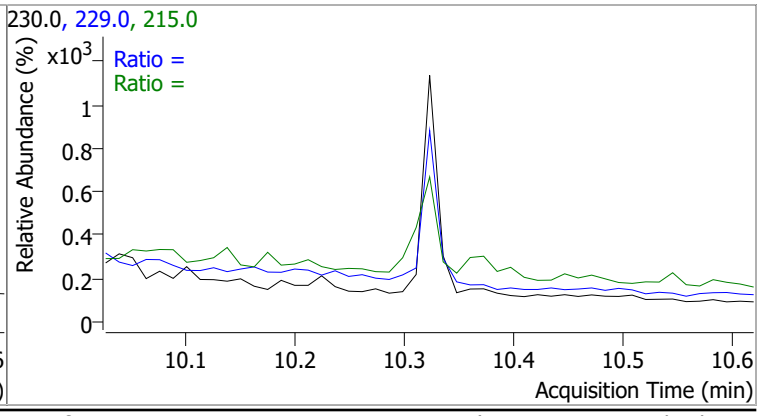

Quantitation Results Report (QT Reviewed)

Compound	Conc.	RT	Dev(Min)	Resp.	QIon	QRatio	Lower	Upper
Fluoranthene	0.3153	11.44	0.00	5600	101.0	10.2	8.0	14.8

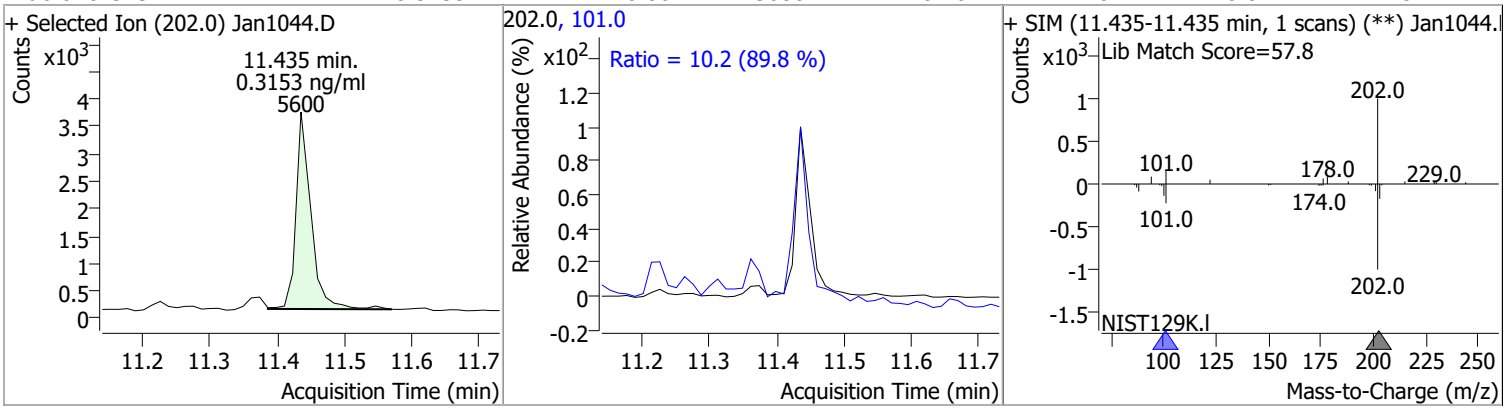

Compound	Conc.	RT	Dev(Min)	Resp.	QIon	QRatio	Lower	Upper
Pyrene	0.3936	11.82	0.00	7460	101.0	11.7	9.7	18.1

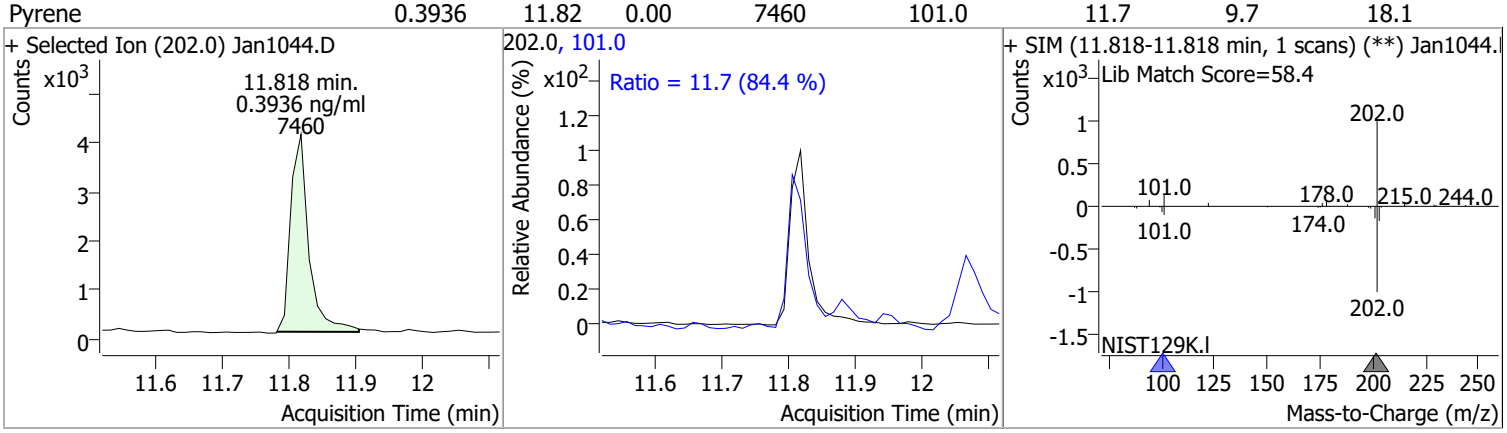

Compound	Conc.	RT	Dev(Min)	Resp.	QIon	QRatio	Lower	Upper
Terphenyl-d14	104.6151	12.29	0.00	735358	122.0	13.5	9.6	17.9

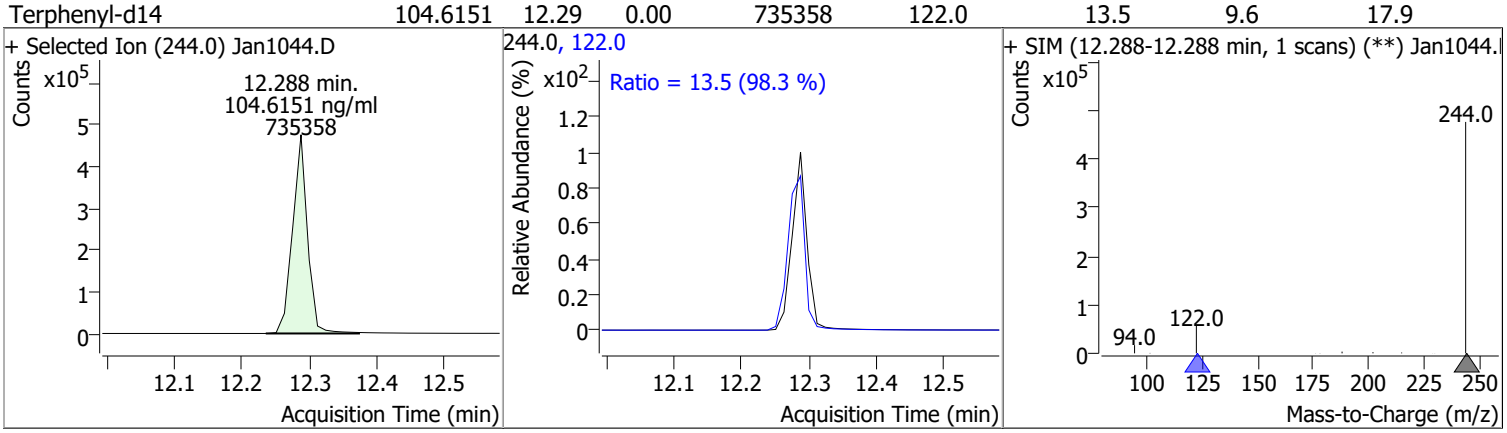

Compound	Conc.	RT	Dev(Min)	Resp.	QIon	QRatio	Lower	Upper
Benzo(a)Anthracene	0.1524	14.74	0.01	3396	226.0	20.6	19.5	36.3
					229.0	33.9	16.5	30.6

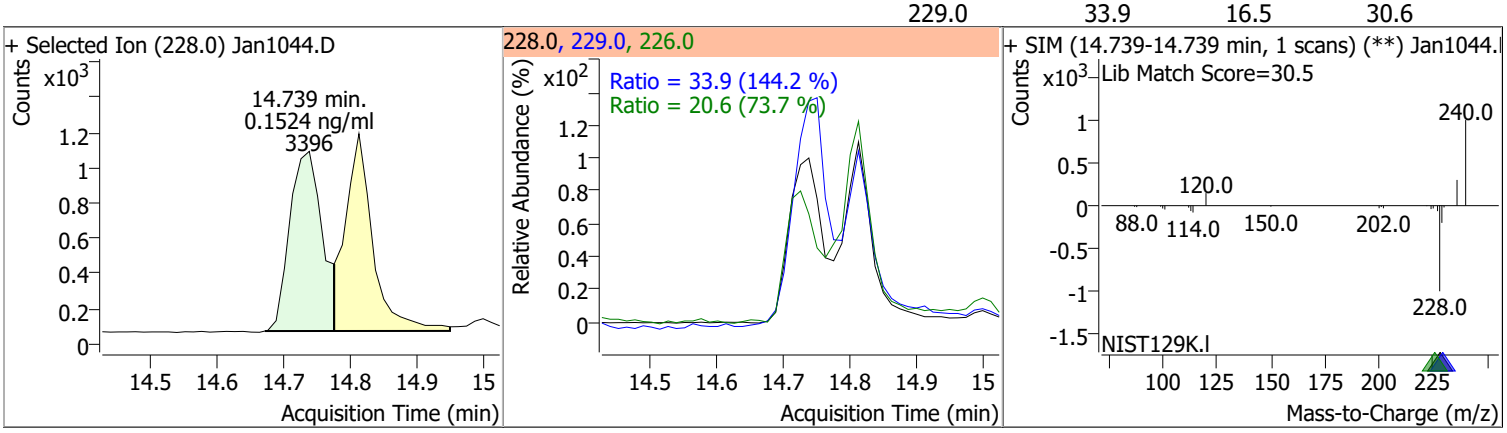

Quantitation Results Report (QT Reviewed)

Compound	Conc.	RT	Dev(Min)	Resp.	QIon	QRatio	Lower	Upper
Chrysene	0.1732	14.81	-0.01	3245	226.0	29.6	22.2	41.2
					229.0	25.4	15.5	28.9

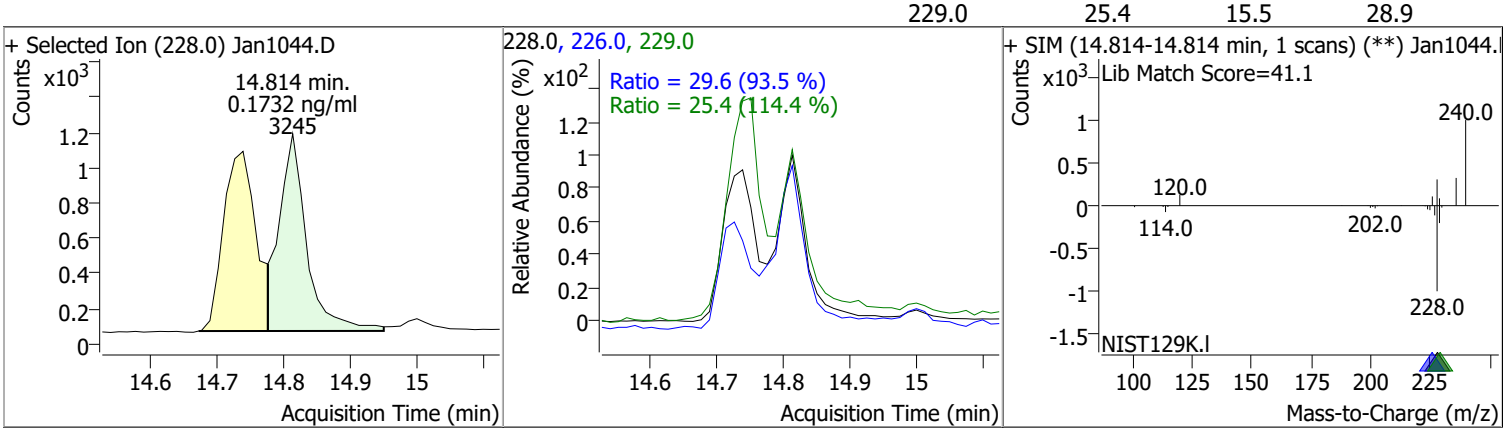

Compound	Conc.	RT	Dev(Min)	Resp.	QIon	QRatio	Lower	Upper
Benzo(b)fluoranthene	0.1480	17.76	0.00	1748 (m)	253.0	22.0	15.8	29.4

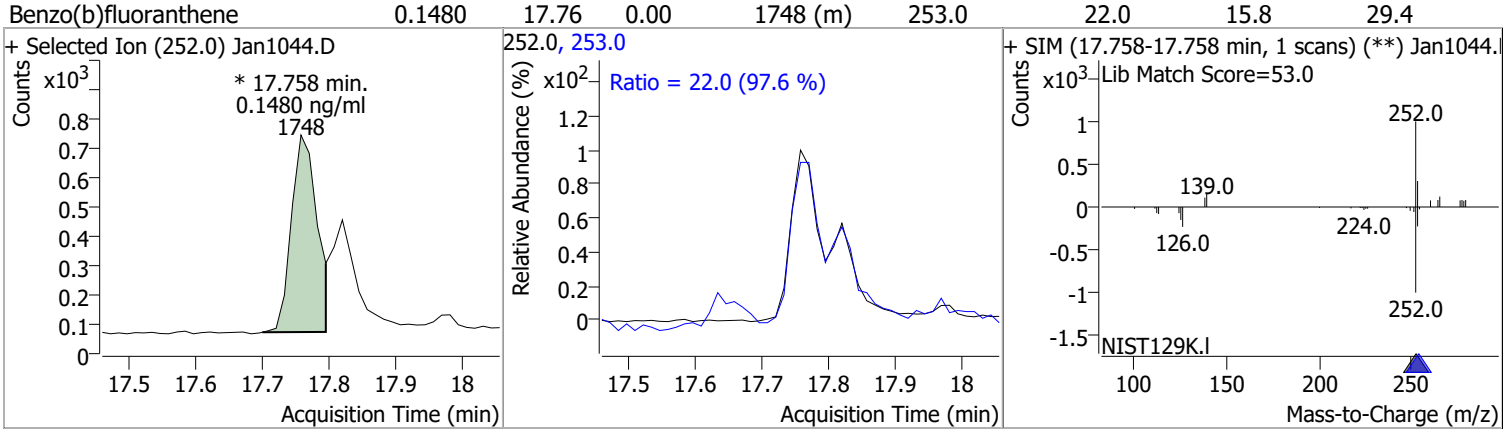

Compound	Conc.	RT	Dev(Min)	Resp.	QIon	QRatio	Lower	Upper
Benzo(k)fluoranthene	0.0427	17.82	0.00	1087 (m)	253.0	21.1	16.1	30.0

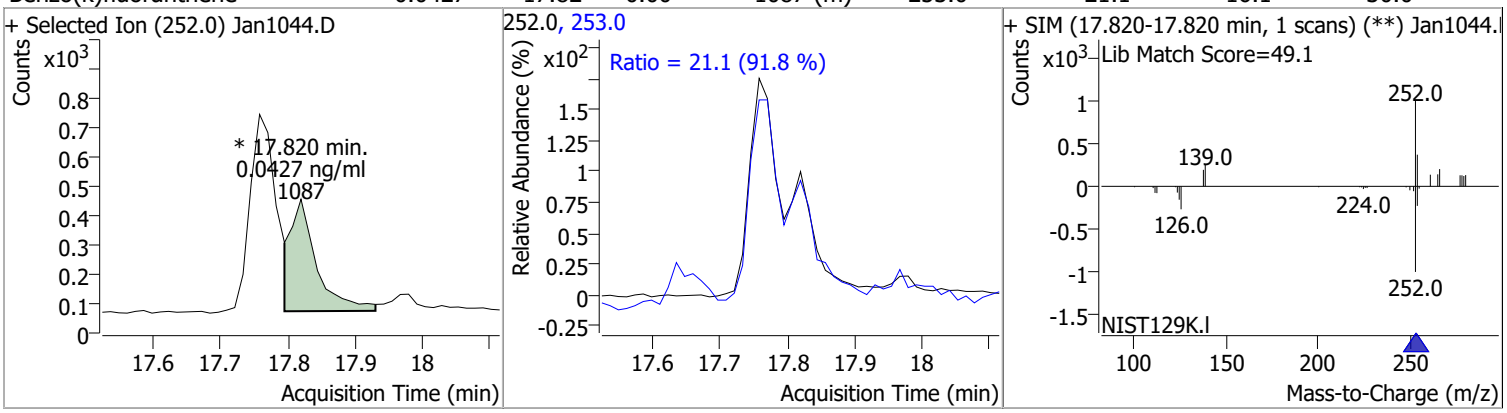

Compound	Conc.	RT	Dev(Min)	Resp.	QIon	QRatio	Lower	Upper
Benzo(a)pyrene	0.0868	18.40	0.00	971	253.0	19.1	16.6	30.8

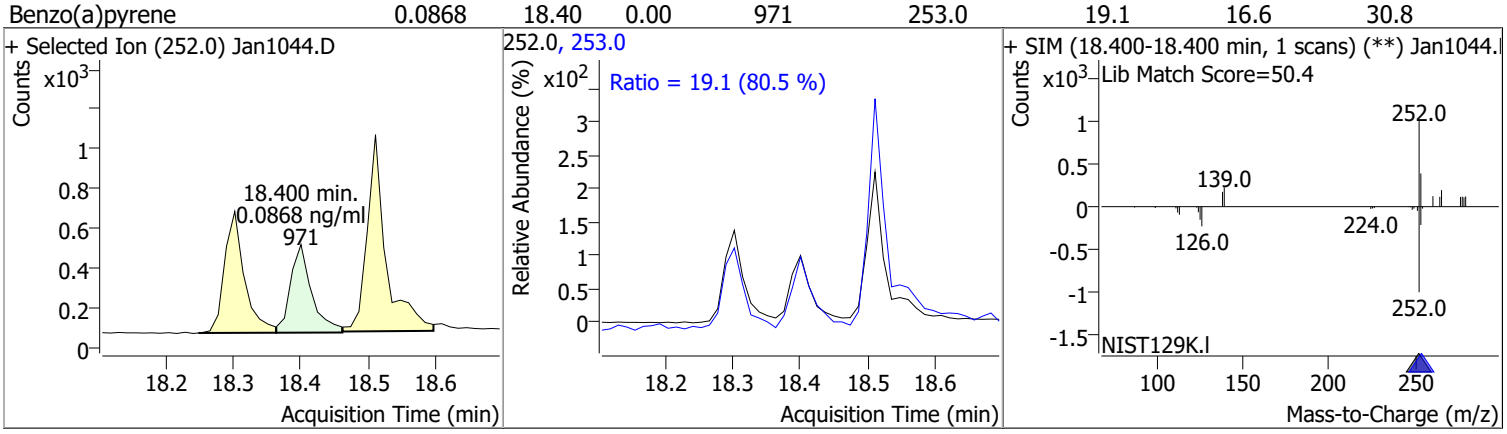

Quantitation Results Report (QT Reviewed)

Compound	Conc.	RT	Dev(Min)	Resp.	QIon	QRatio	Lower	Upper
Indeno(1,2,3-cd)pyrene	0.0669	20.25	0.01	548 (m)	138.0	29.0	17.6	32.7

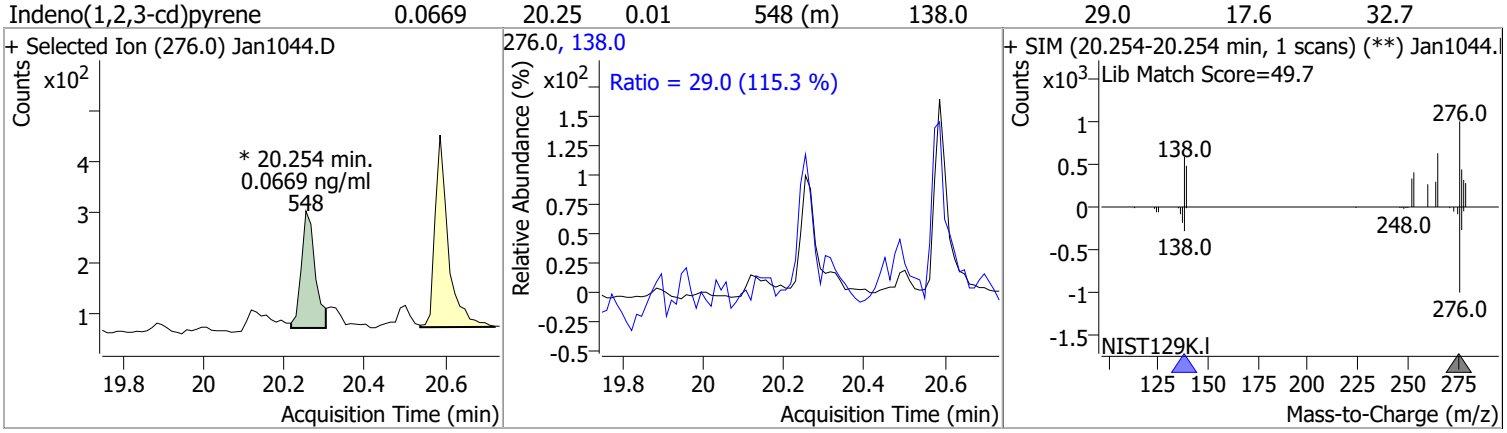

Compound	Conc.	Exp RT	QIon	Exp Ratio	QIon	Exp Ratio
Dibenzo(a,h)anthracene	N.D.	20.32	279.0	25.9	139.0	18.3

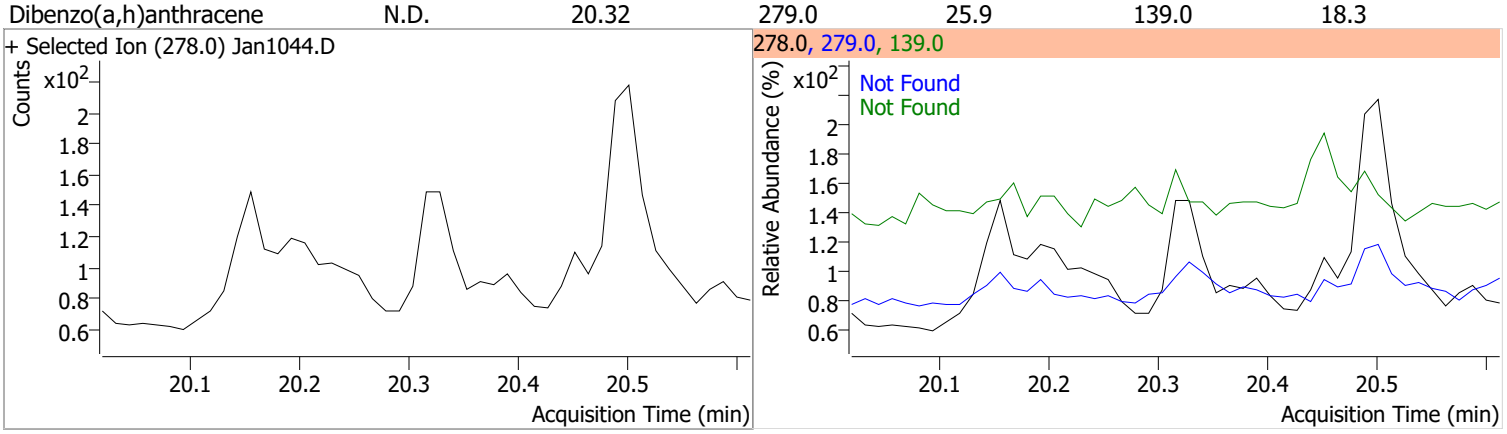

Compound	Conc.	RT	Dev(Min)	Resp.	QIon	QRatio	Lower	Upper
Benzo(g,h,i)perylene	0.0394	20.59	0.01	874	277.0	21.4	17.1	31.8
					138.0	27.3	14.0	25.9

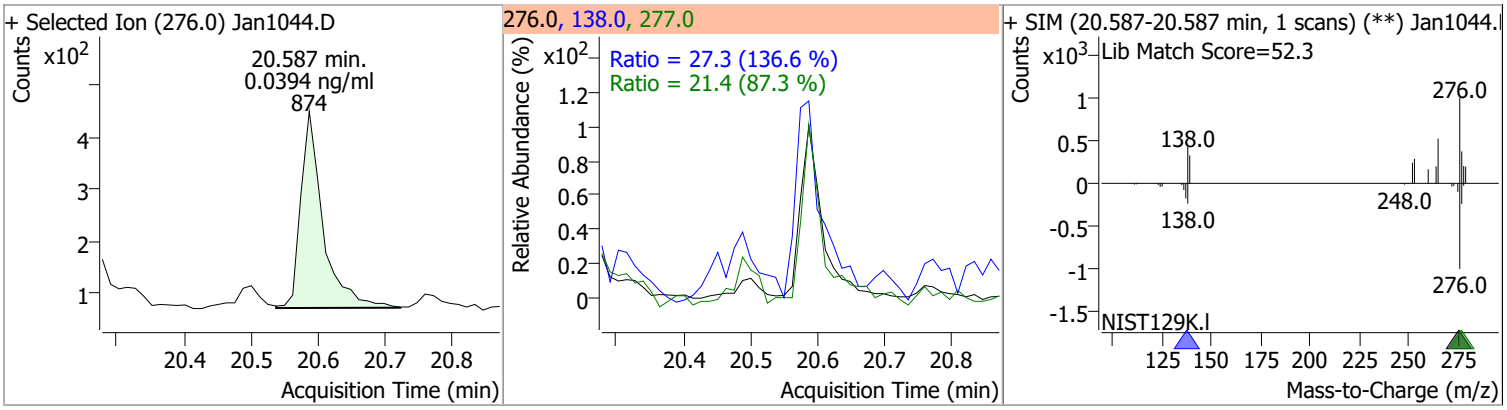

Quantitation Results Report (QT Reviewed)

Data File	Jan1045.D	Operator	LIMS import
Acq. Method	5975BNASIM	Acq. Date-Time	1/11/2022 10:46:54 AM
Sample Name	B22010211-001C	Instrument	GCMS
Vial	45	Multiplier	20.00
DA Method File	011022 bna SIM 1.batch.bin	Comment	SVOC-8270-W-LLPAH
Tune File	dftppjph.u	Tune Date	
Batch Name	011022 bna SIM 2.batch.bin	Last Calib Update	1/4/2022 2:09:05 PM
Ref Library			

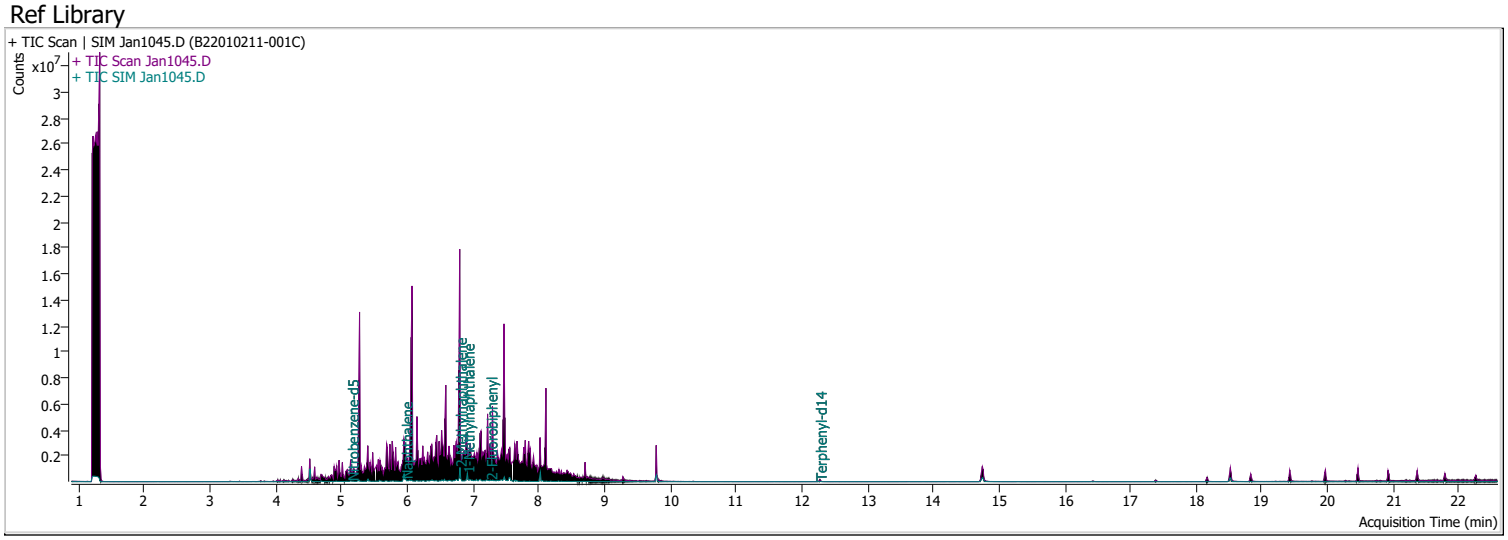

Compound	RT	QIon	Resp.	Conc.	Units		Dev(Min)
Internal Standards							
M 1,4-Dichlorobenzene-d4	4.522	152.0	292316	40.0000	ng/ml		-0.025
M Naphthalene-d8	5.953	136.0	495422	40.0000	ng/ml		0.000
M Acenaphthene-d10	8.026	164.0	305697	40.0000	ng/ml		0.012
M Phenanthrene-d10	9.793	188.0	638034	40.0000	ng/ml		0.000
M Chrysene-d12	14.751	240.0	507259	40.0000	ng/ml		-0.012
M Perylene-d12	18.524	264.0	379742	40.0000	ng/ml		0.000
System Monitoring Compounds							
S Nitrobenzene-d5	5.156	82.0	17944	51.9640	ng/ml	#m	-0.012
Spiked Amount: 5.000	Range: 19.0 - 102.0%			Recovery = 1039.28%		*	
S 2-Fluorobiphenyl	7.265	172.0	53200	69.9120	ng/ml		0.000
Spiked Amount: 5.000	Range: 25.0 - 94.0%			Recovery = 1398.24%		*	
S o-Terphenyl	0.000		0	N.D.			
Spiked Amount: 5.000	Range: 40.0 - 140.0%			Recovery = NA%			
S Terphenyl-d14	12.275	244.0	43411	92.4985	ng/ml		-0.012
Spiked Amount: 5.000	Range: 39.0 - 106.0%			Recovery = 1849.97%		*	
Target Compounds							**QValue**
T Naphthalene	5.978	128.0	99745	119.9179	ng/ml	#m	62
T 2-Methylnaphthalene	6.803	141.0	358295	746.9164	ng/ml	#	64
T 1-Methylnaphthalene	6.915	141.0	233705	526.8830	ng/ml	#	85
T Acenaphthylene	7.864	152.0	0		ng/ml	md	1
T Acenaphthene	8.050	154.0	0		ng/ml	md	1
T Fluorene	8.686	166.0	0		ng/ml	md	1
T Phenanthrene	9.817	178.0	0		ng/ml	md	1
T Anthracene	9.817	178.0	0		ng/ml	md	1
T Fluoranthene	0.000		0	N.D.			
T Pyrene	0.000		0	N.D.			
T Benzo(a)Anthracene	14.751	228.0	0		ng/ml	md	1
T Chrysene	14.814	228.0	0		ng/ml	md	1
T Benzo(b)fluoranthene	0.000		0	N.D.			

Compound	RT	QIon	Resp.	Conc.	Units		Dev(Min)
T Benzo(k)fluoranthene	0.000		0	N.D.			
T Benzo(a)pyrene	18.401	252.0	0		ng/ml	md	1
T Indeno(1,2,3-cd)pyrene	0.000		0	N.D.			
T Dibenzo(a,h)anthracene	0.000		0	N.D.			
T Benzo(g,h,i)perylene	0.000		0	N.D.			

(#) = Qualifier Out of Range; (m) = Manual Integration; (+) = Area Summed; (*) = Surrogate Percent Recovery Out of Range; (d): Zeroed Peak

Compound	Conc.	RT	Dev(Min)	Resp.	QIon	QRatio	Lower	Upper
Nitrobenzene-d5	51.9640	5.16	-0.01	17944 (m)	54.0	64.4	21.6	40.2
					128.0	51.7	21.3	39.5

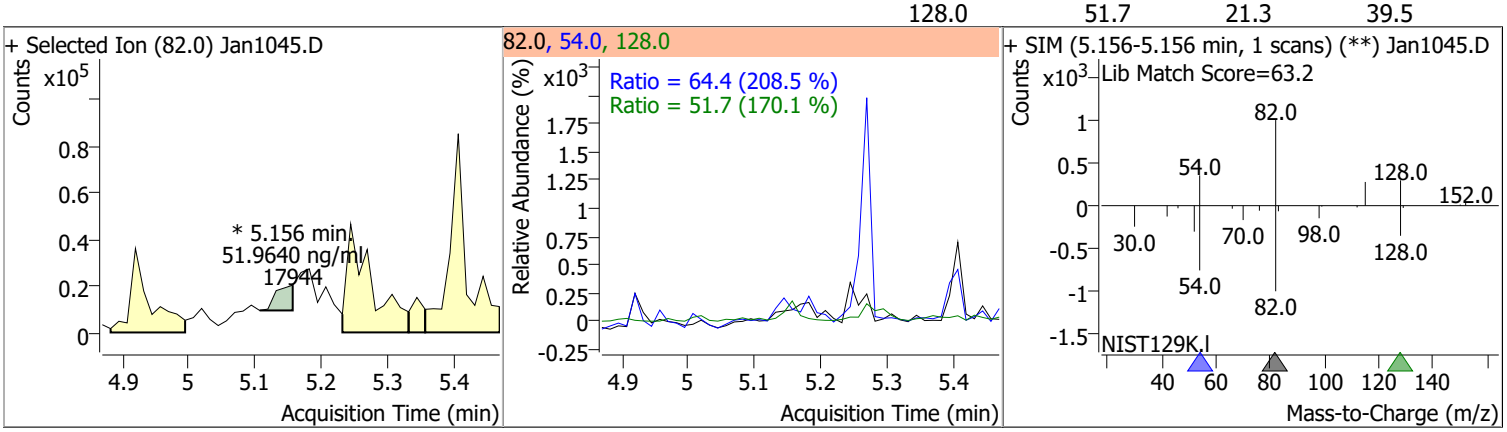

Compound	Conc.	RT	Dev(Min)	Resp.	QIon	QRatio	Lower	Upper
Naphthalene	119.9179	5.98	0.00	99745 (m)	102.0	21.7	0.0	46.6
					129.0	37.7	7.6	14.1

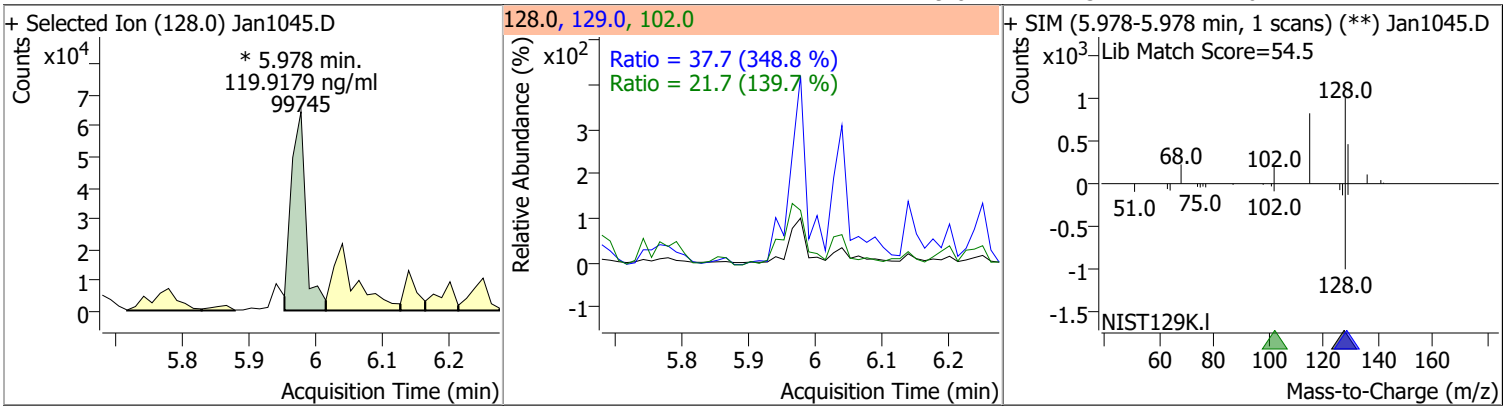

Compound	Conc.	RT	Dev(Min)	Resp.	QIon	QRatio	Lower	Upper
2-Methylnaphthalene	746.9164	6.80	0.00	358295	142.0	97.2	103.3	191.8
					115.0	70.4	36.8	68.3

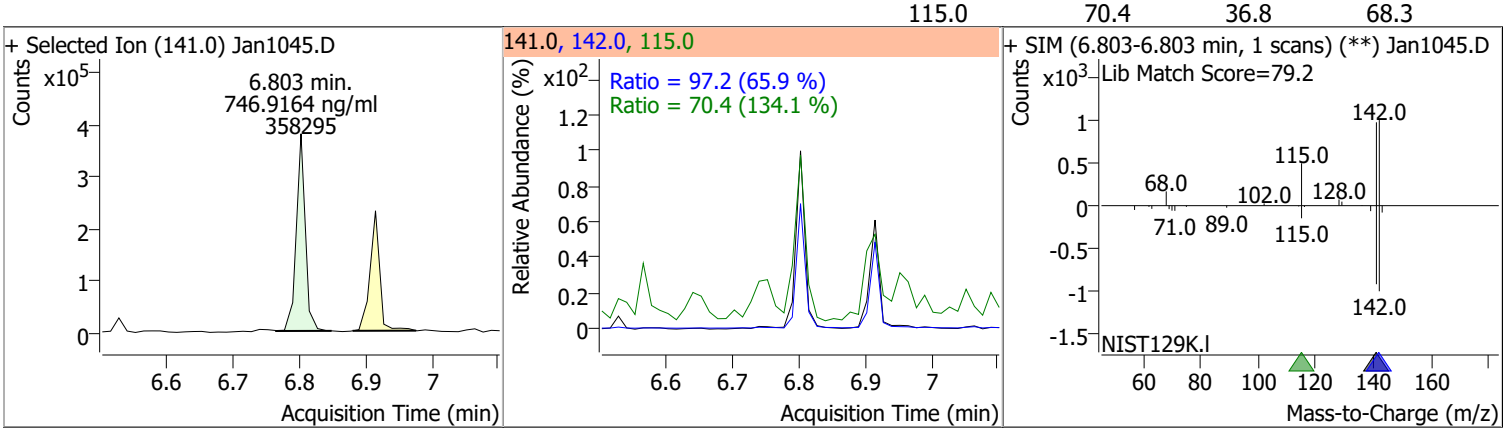

Compound	Conc.	RT	Dev(Min)	Resp.	QIon	QRatio	Lower	Upper
1-Methylnaphthalene	526.8830	6.91	0.01	233705	142.0	110.9	77.9	144.7
					115.0	95.8	44.4	82.5

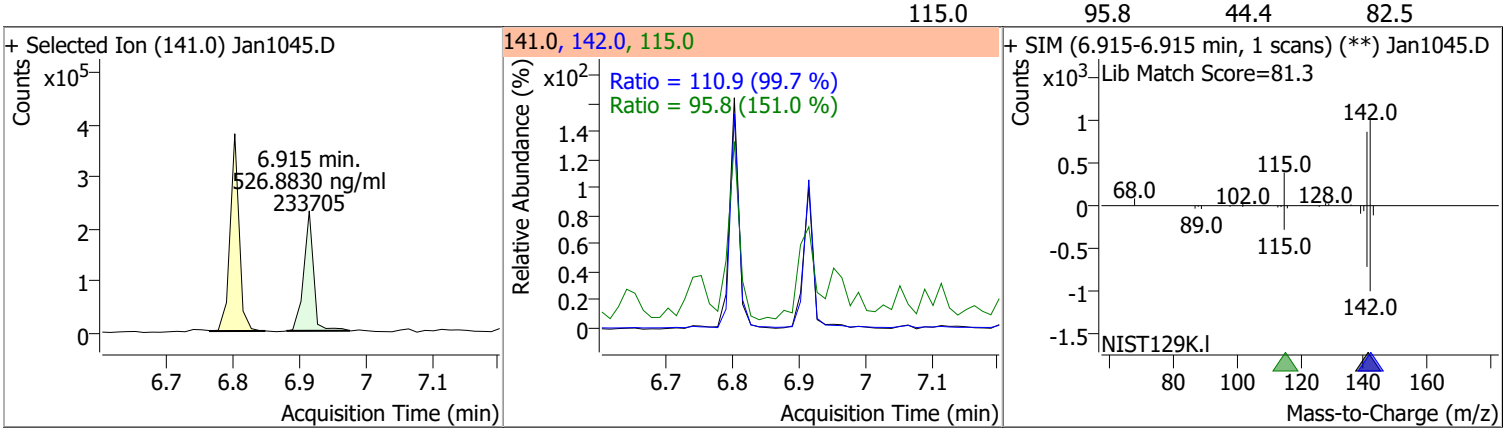

Compound	Conc.	RT	Dev(Min)	Resp.	QIon	QRatio	Lower	Upper
2-Fluorobiphenyl	69.9120	7.26	0.00	53200	171.0	40.6	26.4	49.0

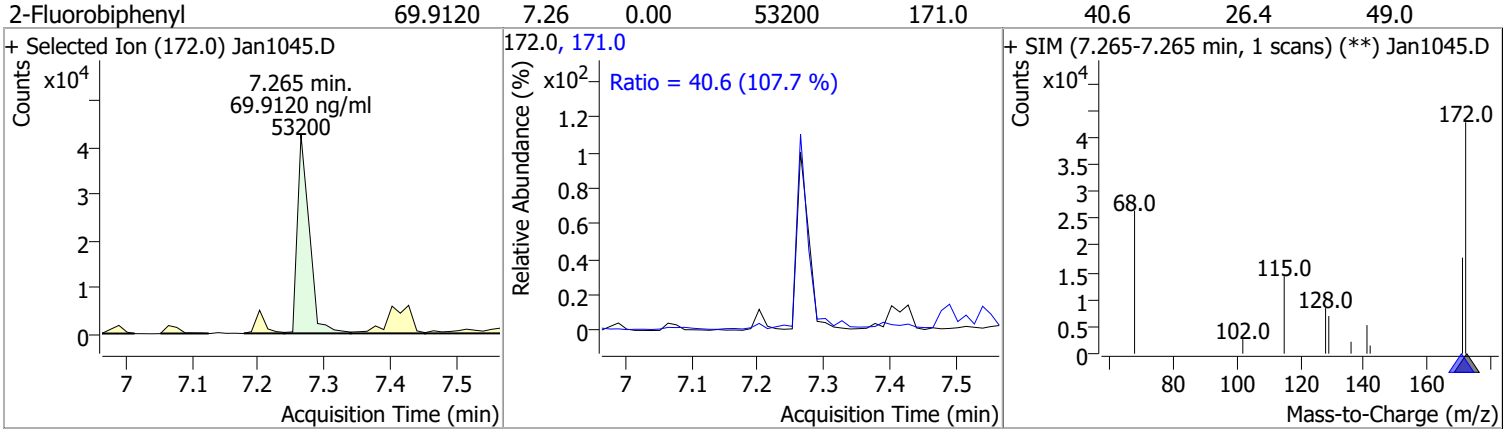

Compound	Conc.	RT	Dev(Min)	Resp.	QIon	QRatio	Lower	Upper
Acenaphthylene		0		0	153.0		10.2	18.9

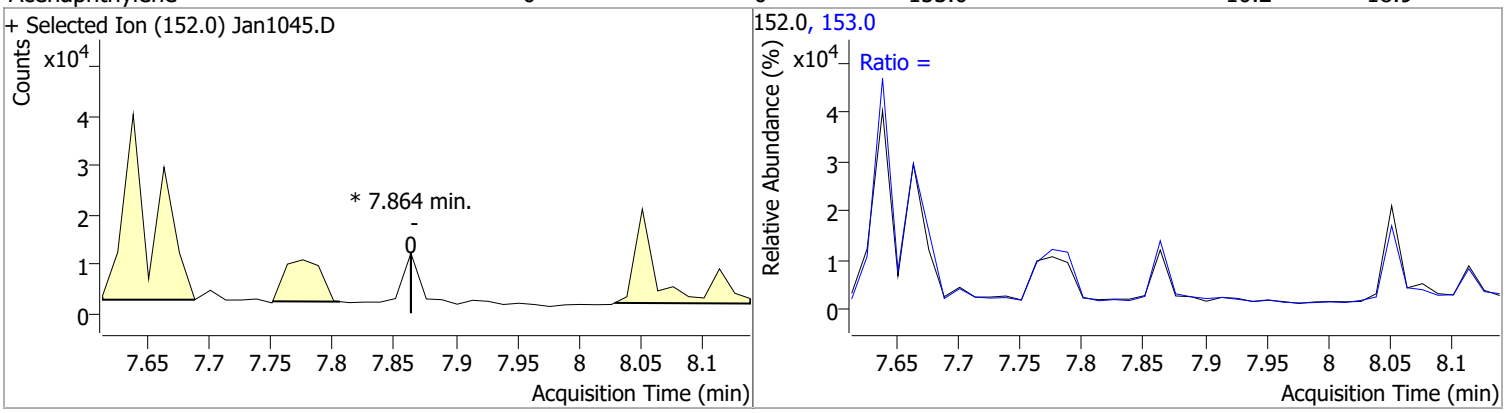

Compound	Conc.	RT	Dev(Min)	Resp.	QIon	QRatio	Lower	Upper
Acenaphthene		0		0	153.0		80.3	149.2
					152.0		38.4	71.4

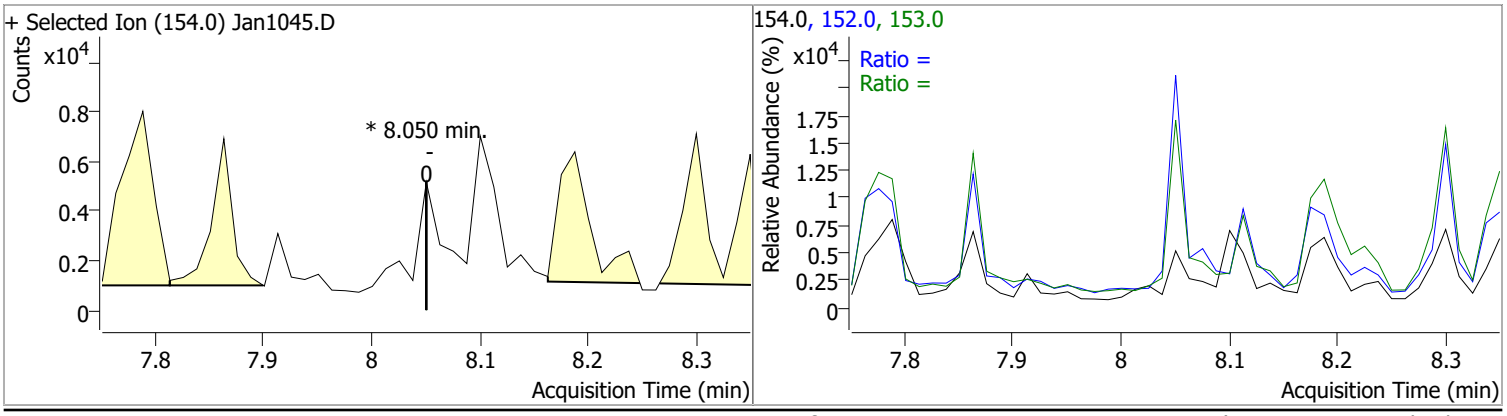

Compound	Conc.	RT	Dev(Min)	Resp.	QIon	QRatio	Lower	Upper
Fluorene		0		0	165.0		67.5	125.3
					167.0		7.9	14.6

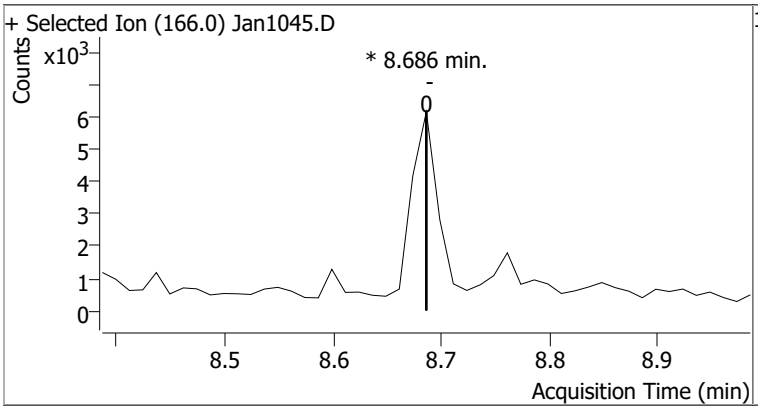

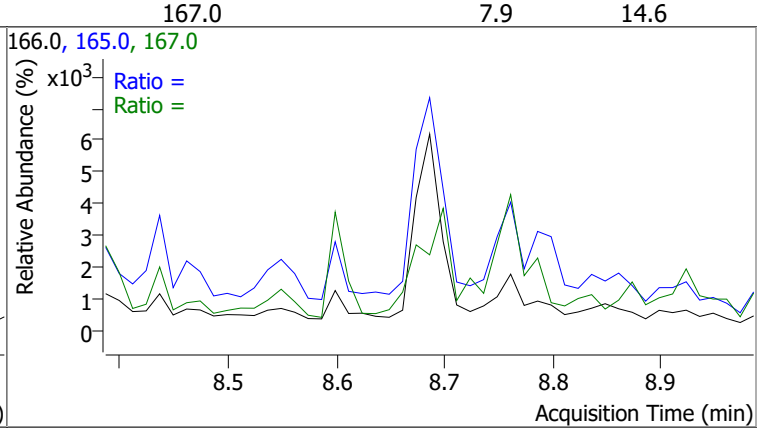

Compound	Conc.	RT	Dev(Min)	Resp.	QIon	QRatio	Lower	Upper
Phenanthrene		0		0	176.0		10.9	20.2

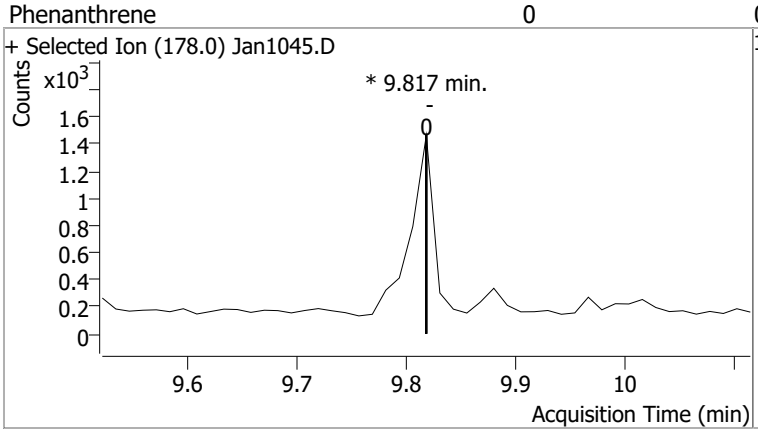

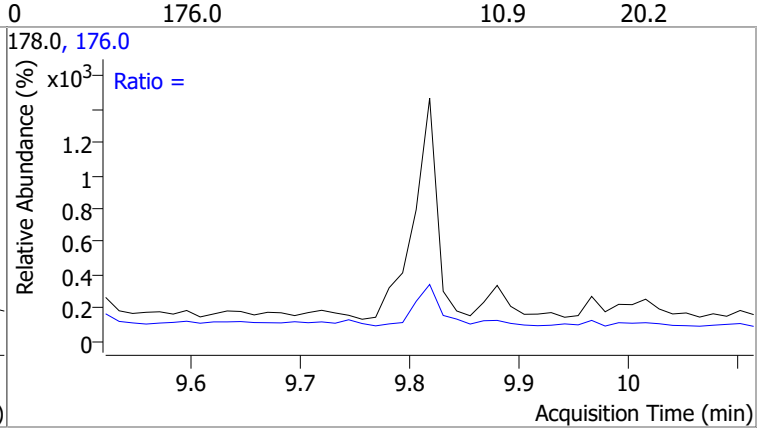

Compound	Conc.	RT	Dev(Min)	Resp.	QIon	QRatio	Lower	Upper
Anthracene		0		0	176.0		11.6	21.6

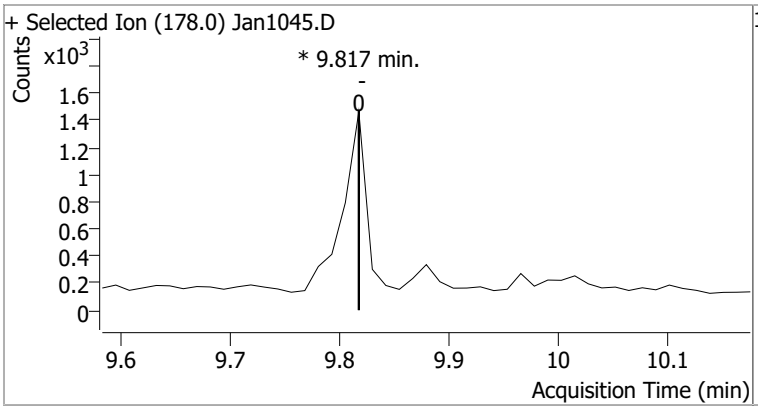

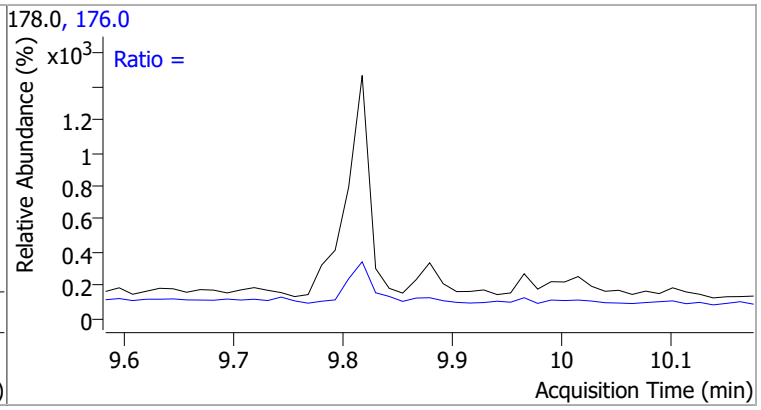

Compound	Conc.	Exp RT	QIon	Exp Ratio	QIon	Exp Ratio
o-Terphenyl	N.D.	10.32	229.0	66.8	215.0	43.2

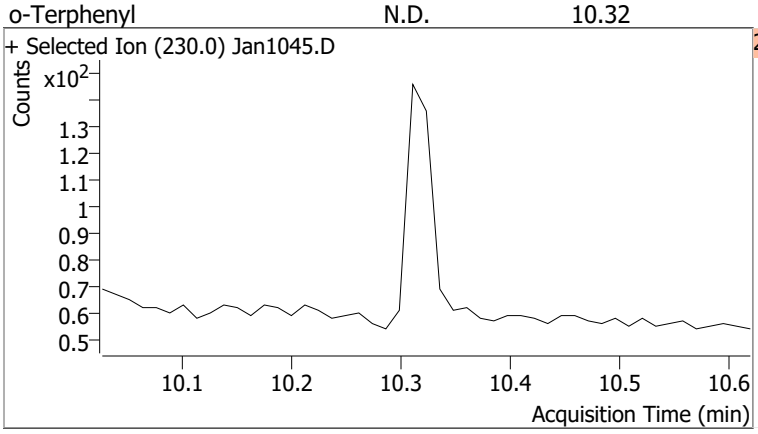

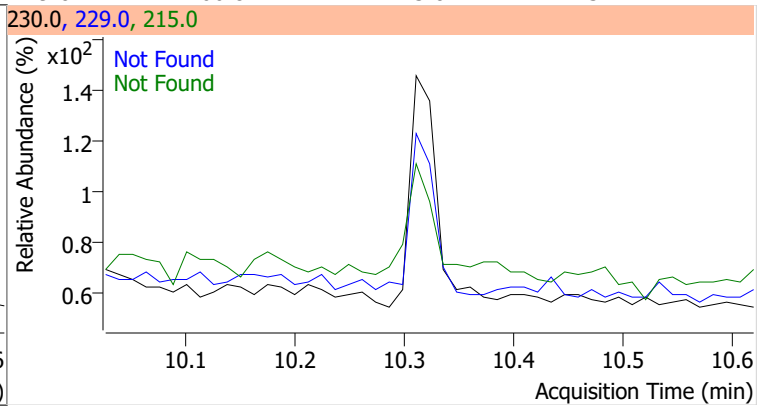

Compound	Conc.	Exp RT	QIon	Exp Ratio
Fluoranthene	N.D.	11.44	101.0	11.4

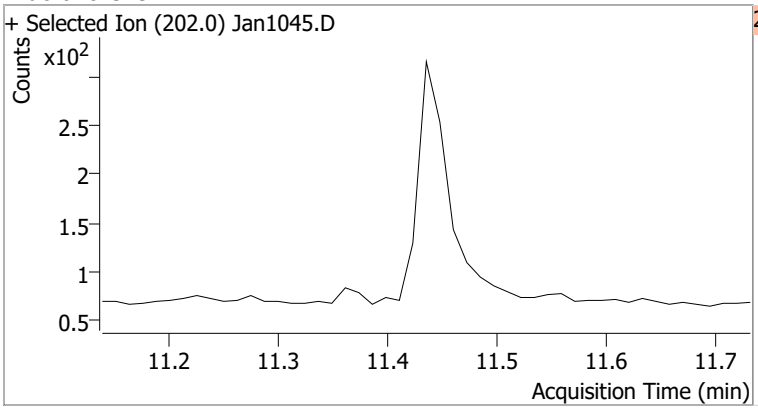

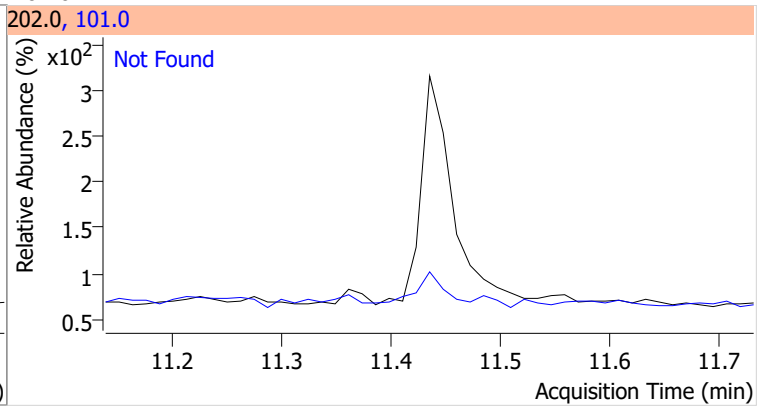

Compound	Conc.	Exp RT	QIon	Exp Ratio
Pyrene	N.D.	11.82	101.0	13.9

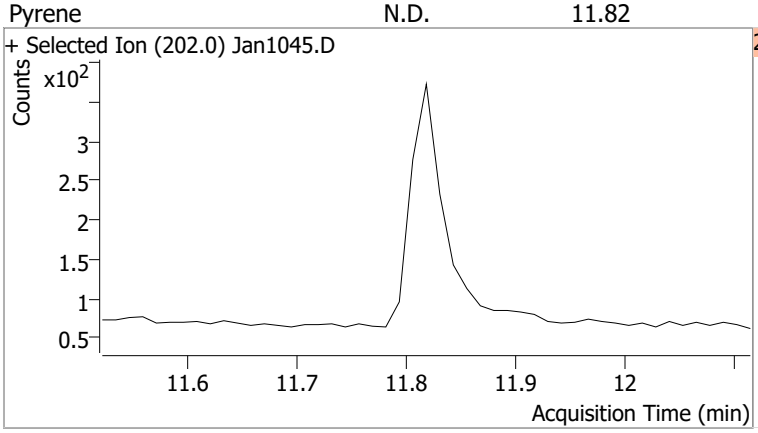

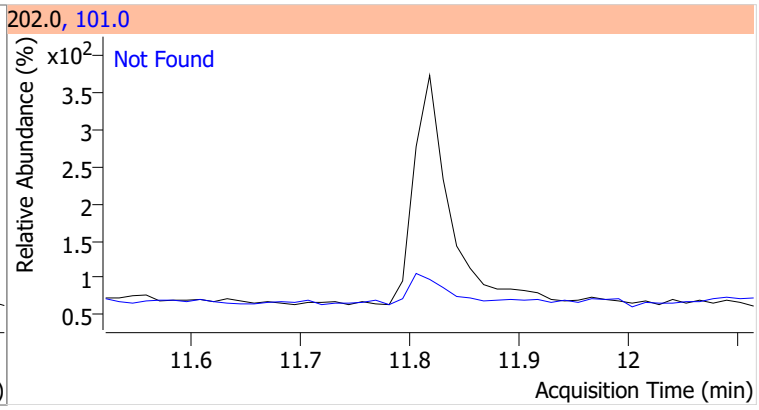

Compound	Conc.	RT	Dev(Min)	Resp.	QIon	QRatio	Lower	Upper
Terphenyl-d14	92.4985	12.28	-0.01	43411	122.0	13.5	9.6	17.9

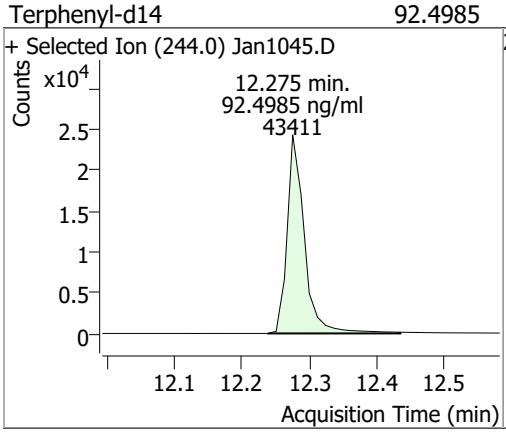

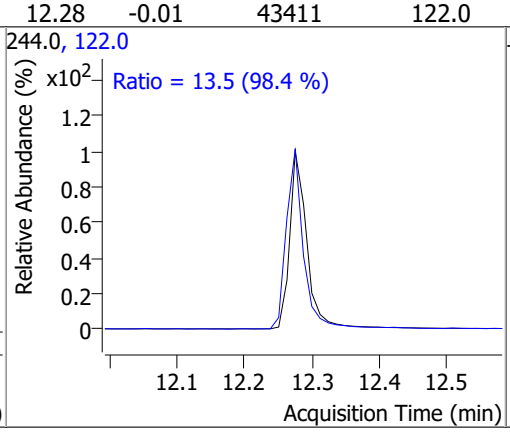

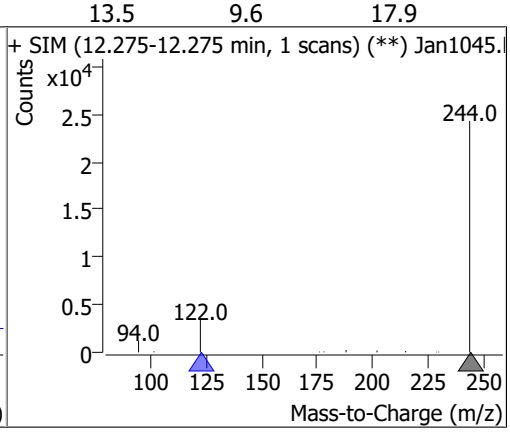

Compound	Conc.	RT	Dev(Min)	Resp.	QIon	QRatio	Lower	Upper
Benzo(a)Anthracene		0		0	226.0		19.5	36.3
					229.0		16.5	30.6

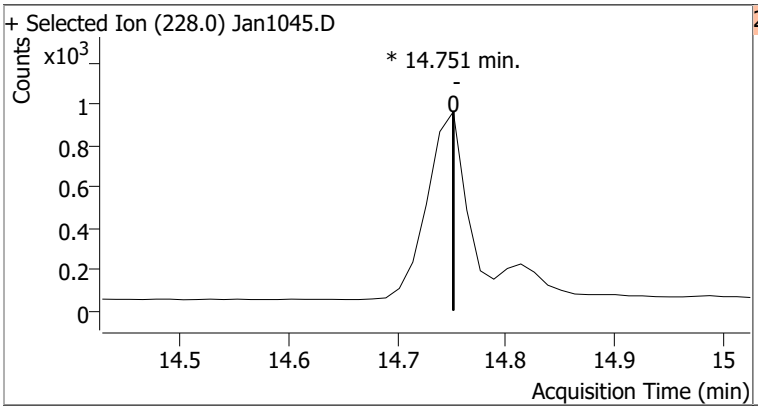

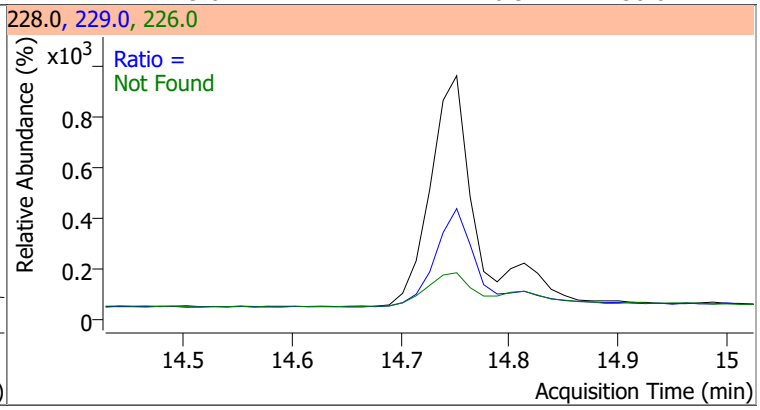

Quantitation Results Report (QT Reviewed)

Compound	Conc.	RT	Dev(Min)	Resp.	QIon	QRatio	Lower	Upper
Chrysene		0		0	226.0		22.2	41.2
					229.0		15.5	28.9

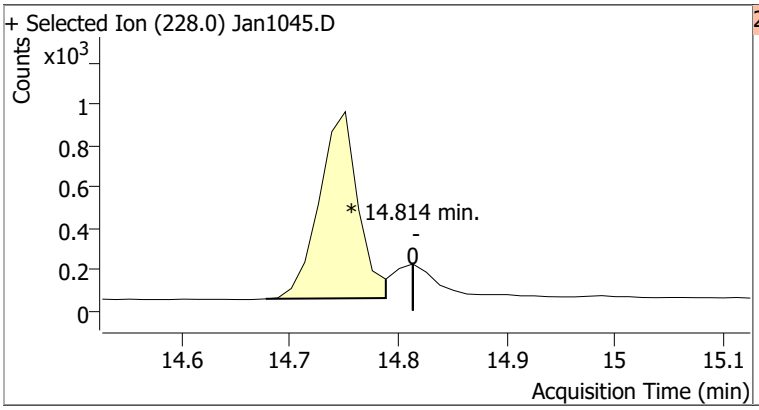

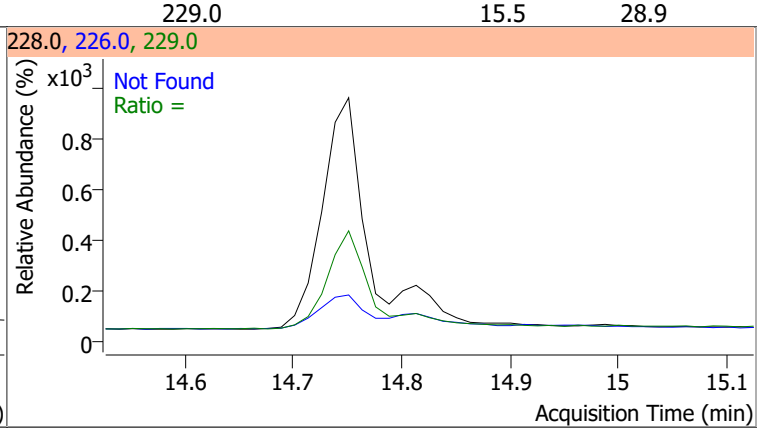

Compound	Conc.	Exp RT	QIon	Exp Ratio
Benzo(b)fluoranthene	N.D.	17.76	253.0	22.6

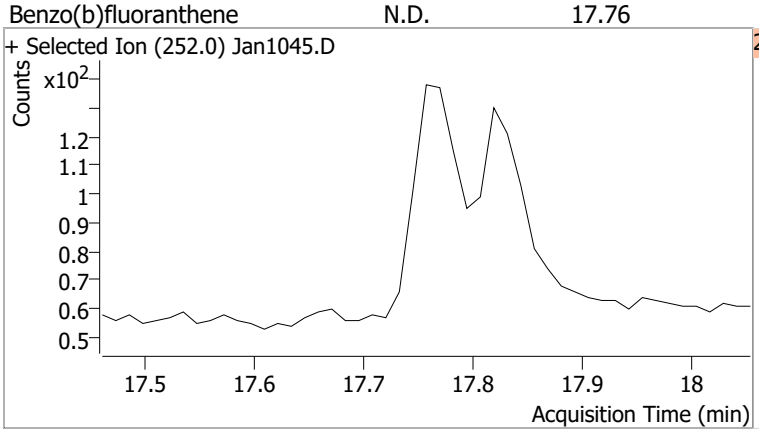

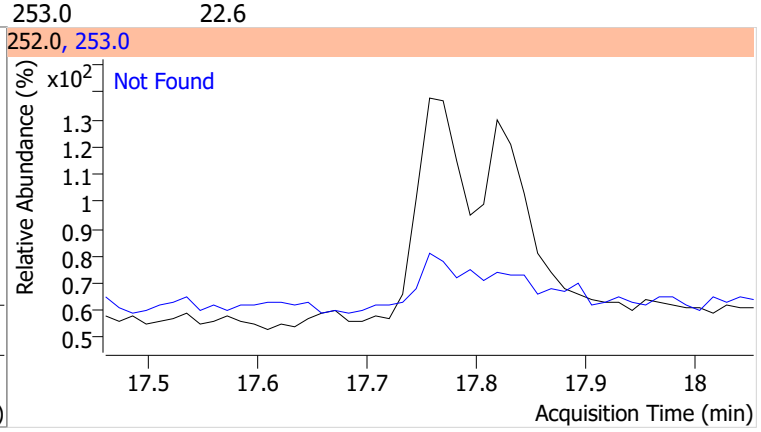

Compound	Conc.	Exp RT	QIon	Exp Ratio
Benzo(k)fluoranthene	N.D.	17.82	253.0	23.0

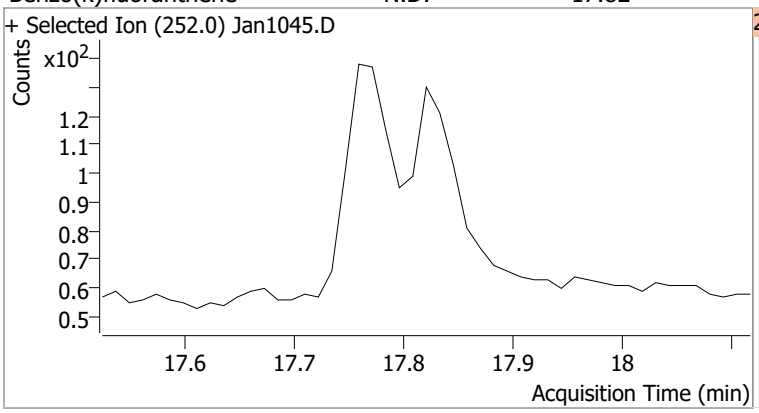

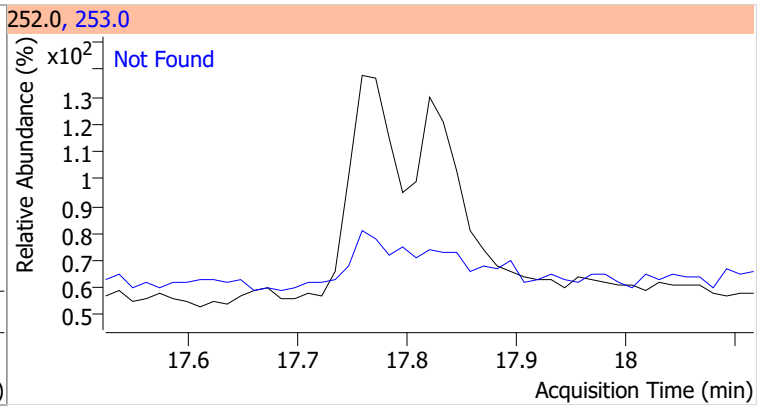

Compound	Conc.	RT	Dev(Min)	Resp.	QIon	QRatio	Lower	Upper
Benzo(a)pyrene		0		0	253.0		16.6	30.8

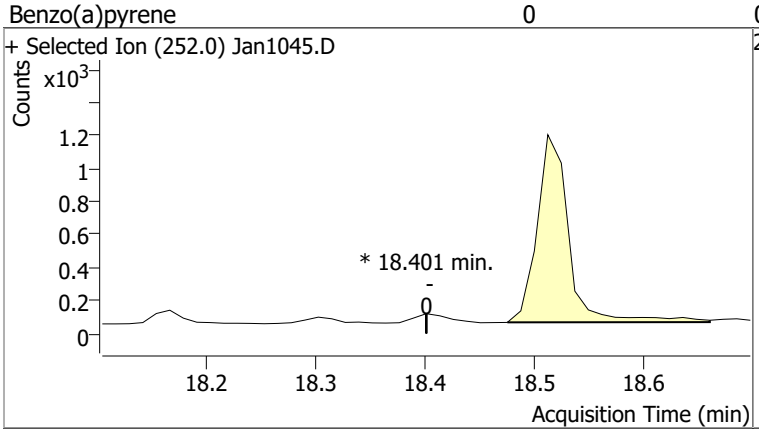

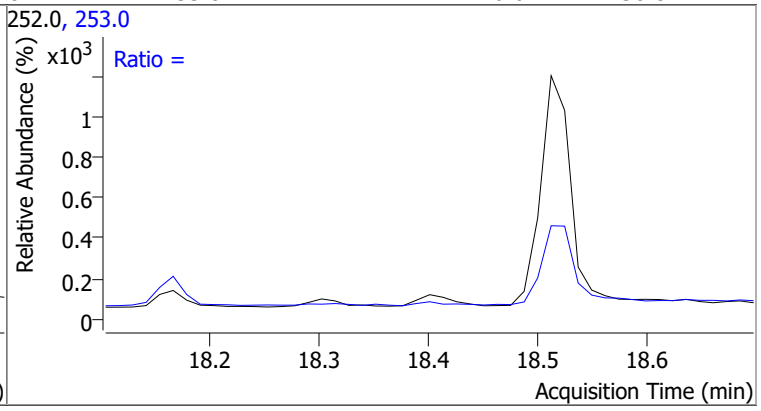

Compound	Conc.	Exp RT	QIon	Exp Ratio
Indeno(1,2,3-cd)pyrene	N.D.	20.24	138.0	25.2

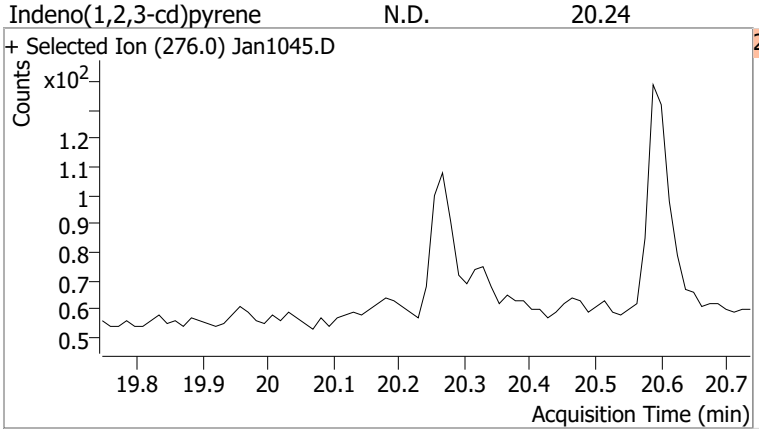

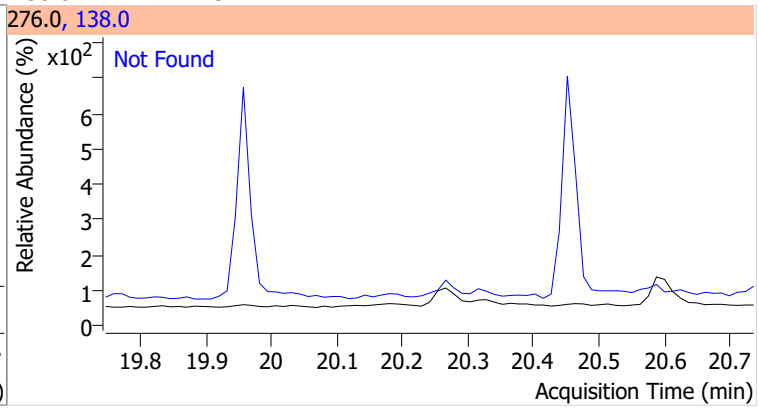

Compound	Conc.	Exp RT	QIon	Exp Ratio	QIon	Exp Ratio
Dibenzo(a,h)anthracene	N.D.	20.32	279.0	25.9	139.0	18.3

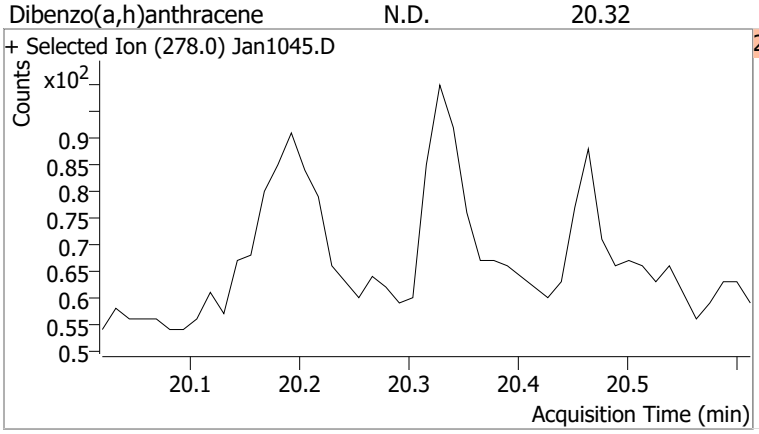

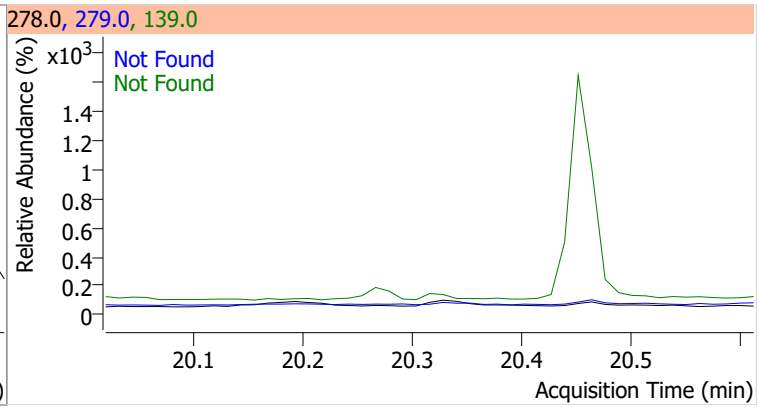

Compound	Conc.	Exp RT	QIon	Exp Ratio	QIon	Exp Ratio
Benzo(g,h,i)perylene	N.D.	20.58	277.0	24.5	138.0	20.0

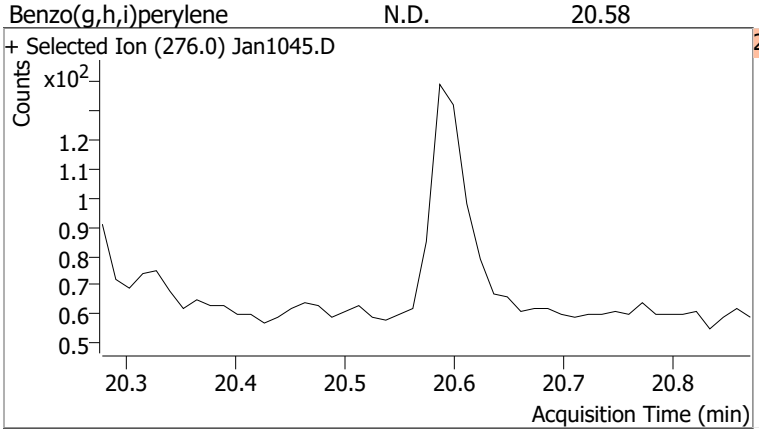

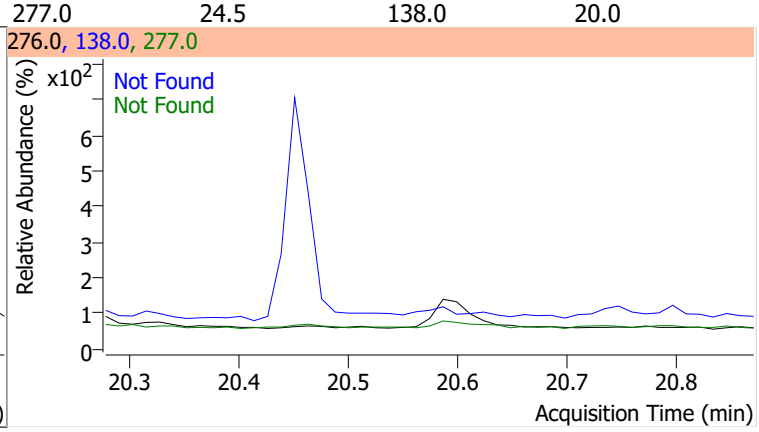

Quantitation Results Report (QT Reviewed)

Data File	Jan1046.D	Operator	LIMS import
Acq. Method	5975BNASIM	Acq. Date-Time	1/11/2022 11:19:37 AM
Sample Name	10-Jan-22_CCV_46	Instrument	GCMS
Vial	46	Multiplier	1.00
DA Method File	011022 bna SIM 1.batch.bin	Comment	SVOC-8270-W-LLPAH
Tune File	dftppjph.u	Tune Date	
Batch Name	011022 bna SIM 2.batch.bin	Last Calib Update	1/4/2022 2:09:05 PM
Ref Library			

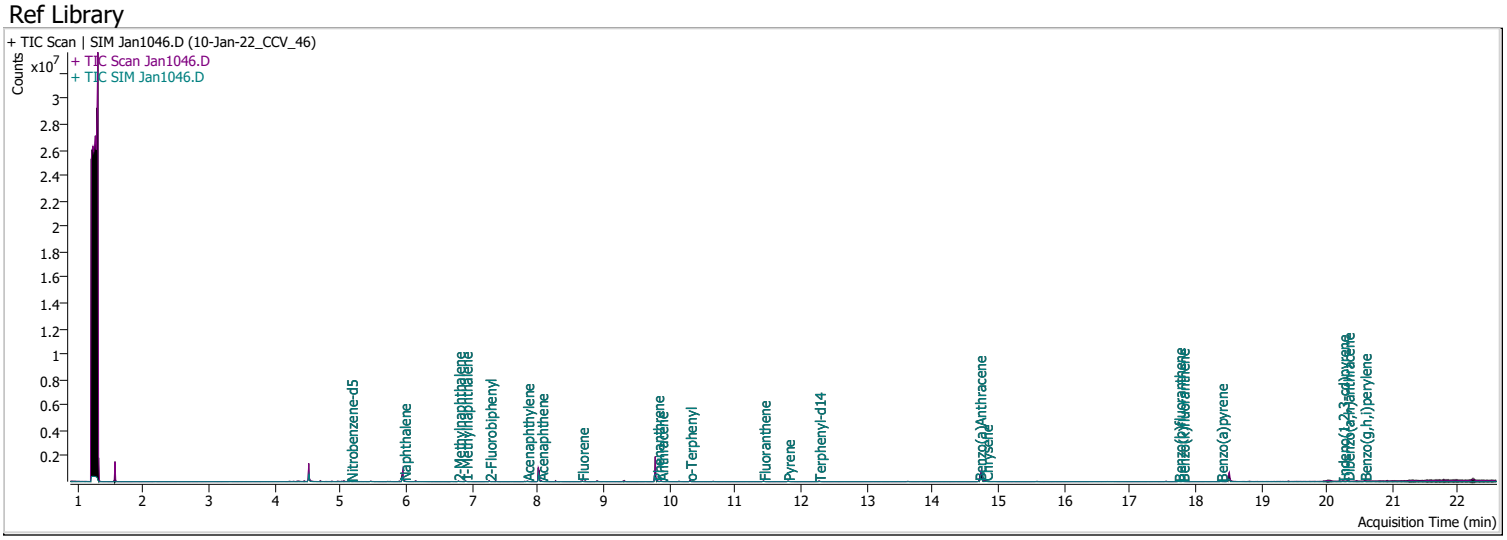

Compound	RT	QIon	Resp.	Conc.	Units		Dev(Min)
Internal Standards							
M 1,4-Dichlorobenzene-d4	4.522	152.0	197317	40.0000	ng/ml		-0.025
M Naphthalene-d8	5.941	136.0	370118	40.0000	ng/ml		-0.013
M Acenaphthene-d10	8.013	164.0	223304	40.0000	ng/ml		0.000
M Phenanthrene-d10	9.793	188.0	459881	40.0000	ng/ml		0.000
M Chrysene-d12	14.751	240.0	358130	40.0000	ng/ml		-0.013
M Perylene-d12	18.512	264.0	255987	40.0000	ng/ml		-0.013
System Monitoring Compounds							
S Nitrobenzene-d5	5.156	82.0	7845	1.7275	ng/ml		-0.013
Spiked Amount: 5.000	Range: 19.0 - 102.0%			Recovery = 34.55%			
S 2-Fluorobiphenyl	7.264	172.0	22264	2.0027	ng/ml		0.000
Spiked Amount: 5.000	Range: 25.0 - 94.0%			Recovery = 40.05%			
S o-Terphenyl	10.311	230.0	16216	1.9231	ng/ml		-0.013
Spiked Amount: 5.000	Range: 40.0 - 140.0%			Recovery = 38.46%		*	
S Terphenyl-d14	12.275	244.0	14362	2.1673	ng/ml		-0.013
Spiked Amount: 5.000	Range: 39.0 - 106.0%			Recovery = 43.35%			
Target Compounds							**QValue**
T Naphthalene	5.966	128.0	23500	1.8909	ng/ml		99
T 2-Methylnaphthalene	6.790	141.0	14105	1.9679	ng/ml		90
T 1-Methylnaphthalene	6.902	141.0	14935	2.2536	ng/ml		95
T Acenaphthylene	7.838	152.0	23010	1.9268	ng/ml		99
T Acenaphthene	8.050	154.0	14992	1.7267	ng/ml		97
T Fluorene	8.673	166.0	20326	2.0457	ng/ml		98
T Phenanthrene	9.817	178.0	28148	2.0170	ng/ml		91
T Anthracene	9.879	178.0	23610	2.1151	ng/ml		95
T Fluoranthene	11.435	202.0	29612	1.8890	ng/ml		99
T Pyrene	11.806	202.0	33960	1.9009	ng/ml		98
T Benzo(a)Anthracene	14.714	228.0	20842	1.9170	ng/ml		98
T Chrysene	14.813	228.0	30446	2.0687	ng/ml		98
T Benzo(b)fluoranthene	17.746	252.0	19831	1.7968	ng/ml		99

Compound	RT	QIon	Resp.	Conc.	Units	Dev(Min)
T Benzo(k)fluoranthene	17.807	252.0	21176	1.8844	ng/ml	96
T Benzo(a)pyrene	18.388	252.0	14288	1.8553	ng/ml	98
T Indeno(1,2,3-cd)pyrene	20.241	276.0	13805	1.8010	ng/ml	98
T Dibenzo(a,h)anthracene	20.316	278.0	16530	1.8563	ng/ml	100
T Benzo(g,h,i)perylene	20.575	276.0	22240	2.0320	ng/ml	96

(#) = Qualifier Out of Range; (m) = Manual Integration; (+) = Area Summed; (*) = Surrogate Percent Recovery Out of Range; (d): Zeroed Peak

Compound	Conc.	RT	Dev(Min)	Resp.	QIon	QRatio	Lower	Upper
Nitrobenzene-d5	1.7275	5.16	-0.01	7845	54.0	32.4	21.6	40.2
					128.0	35.7	21.3	39.5

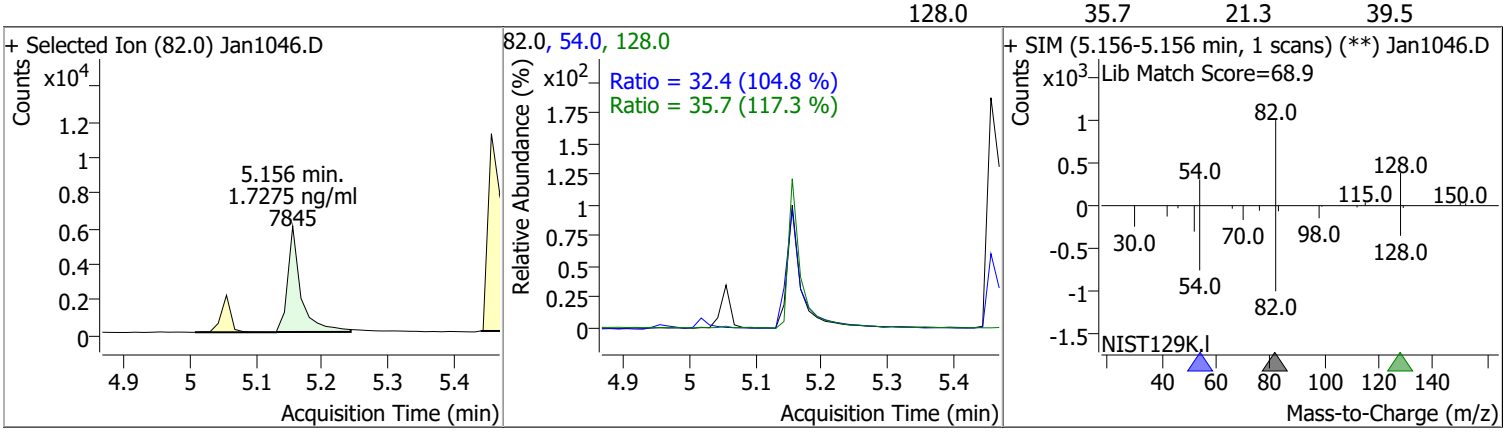

Compound	Conc.	RT	Dev(Min)	Resp.	QIon	QRatio	Lower	Upper
Naphthalene	1.8909	5.97	-0.01	23500	102.0	15.9	0.0	46.6
					129.0	11.3	7.6	14.1

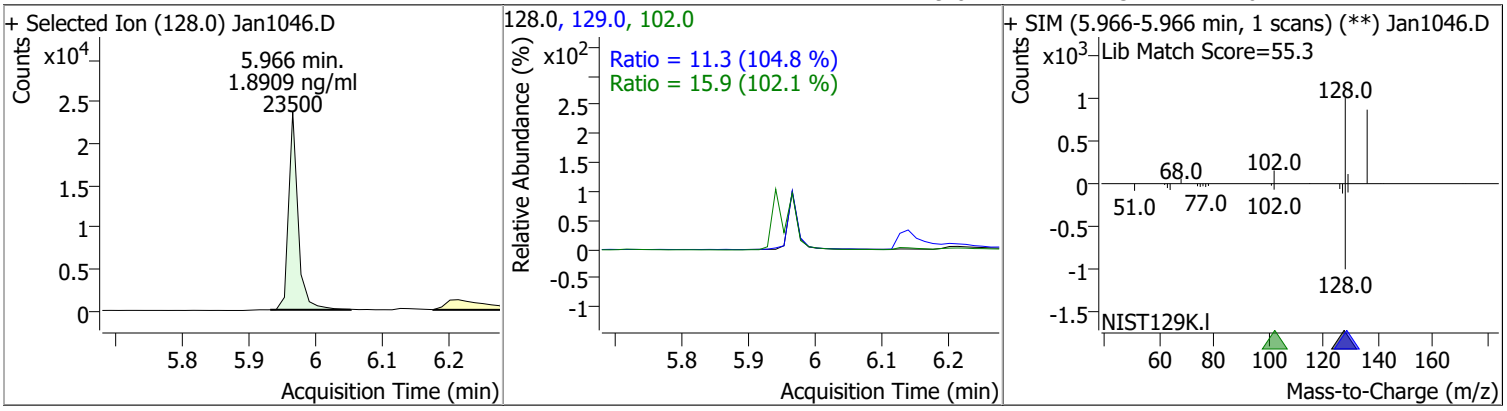

Compound	Conc.	RT	Dev(Min)	Resp.	QIon	QRatio	Lower	Upper
2-Methylnaphthalene	1.9679	6.79	-0.01	14105	142.0	135.9	103.3	191.8
					115.0	60.7	36.8	68.3

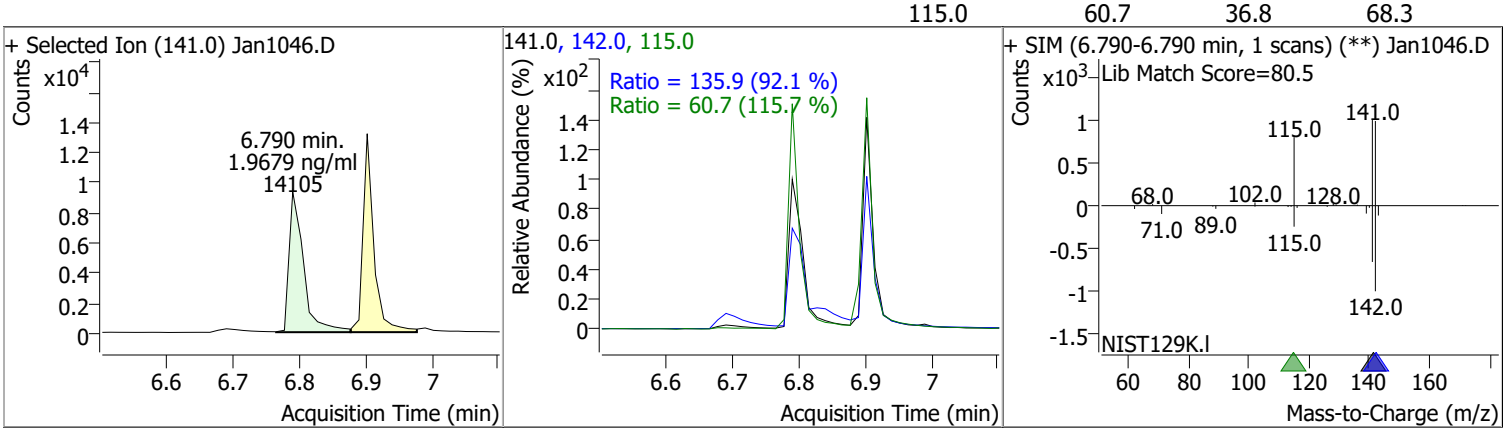

Compound	Conc.	RT	Dev(Min)	Resp.	QIon	QRatio	Lower	Upper
1-Methylnaphthalene	2.2536	6.90	0.00	14935	142.0	116.5	77.9	144.7
					115.0	58.9	44.4	82.5

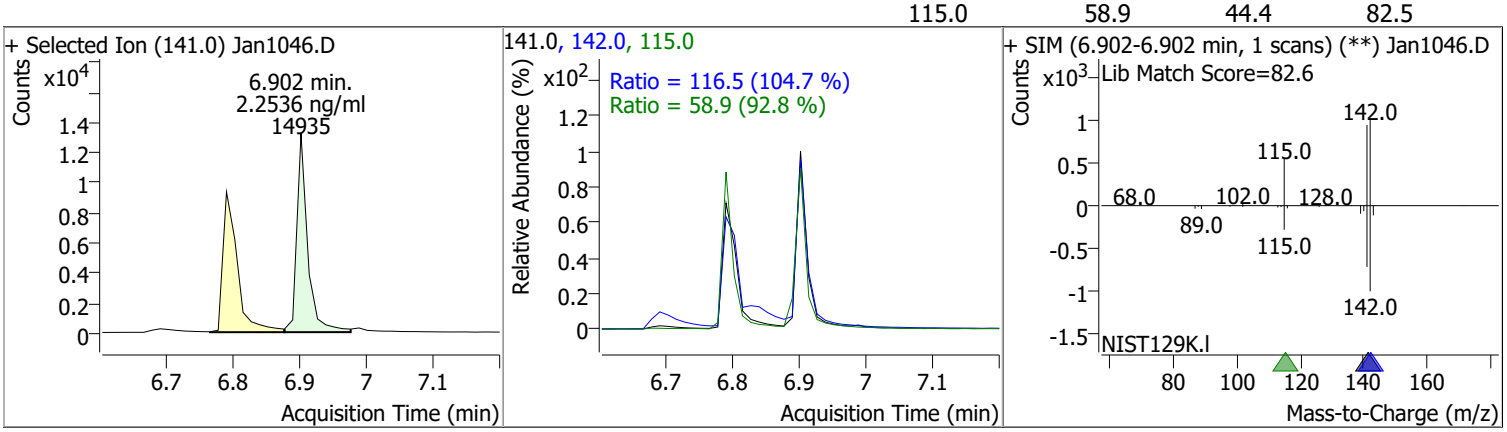

Compound	Conc.	RT	Dev(Min)	Resp.	QIon	QRatio	Lower	Upper
2-Fluorobiphenyl	2.0027	7.26	0.00	22264	171.0	36.4	26.4	49.0

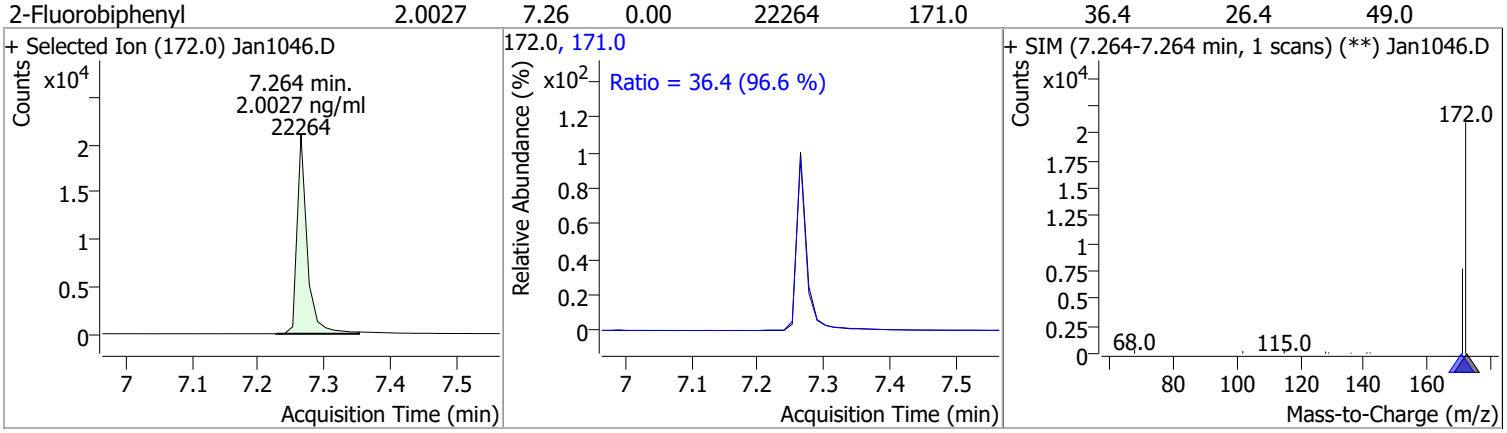

Compound	Conc.	RT	Dev(Min)	Resp.	QIon	QRatio	Lower	Upper
Acenaphthylene	1.9268	7.84	0.00	23010	153.0	14.0	10.2	18.9

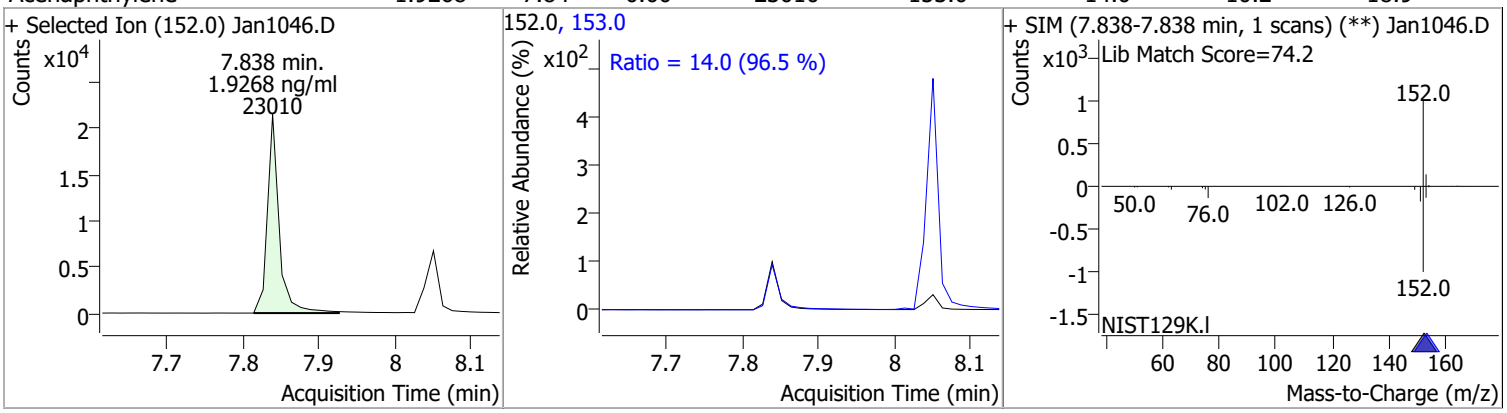

Compound	Conc.	RT	Dev(Min)	Resp.	QIon	QRatio	Lower	Upper
Acenaphthene	1.7267	8.05	0.00	14992	153.0	111.9	80.3	149.2
					152.0	52.4	38.4	71.4

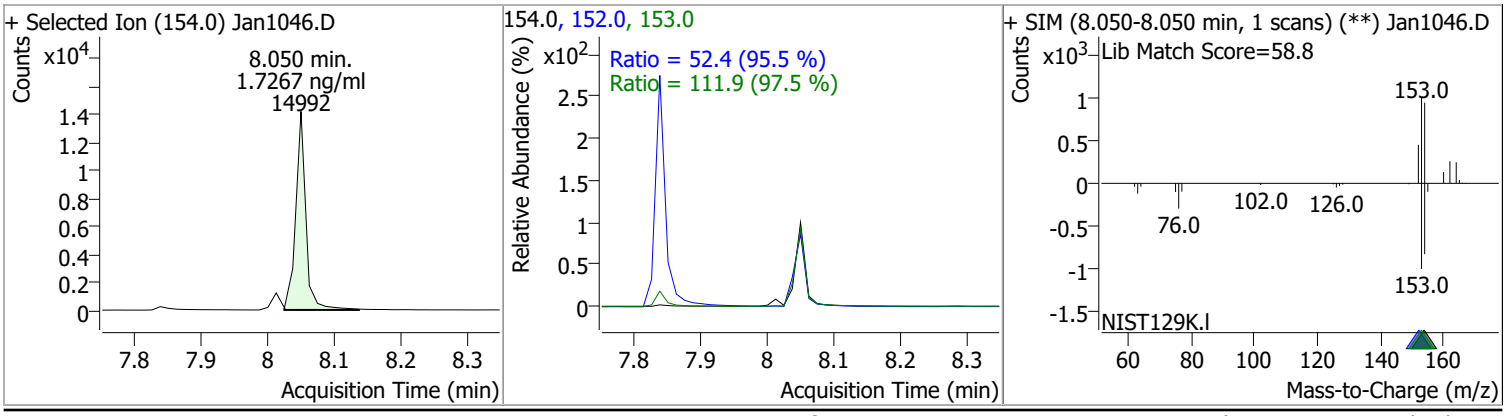

Quantitation Results Report (QT Reviewed)

Compound	Conc.	RT	Dev(Min)	Resp.	QIon	QRatio	Lower	Upper
Fluorene	2.0457	8.67	-0.01	20326	165.0	98.5	67.5	125.3
					167.0	13.0	7.9	14.6

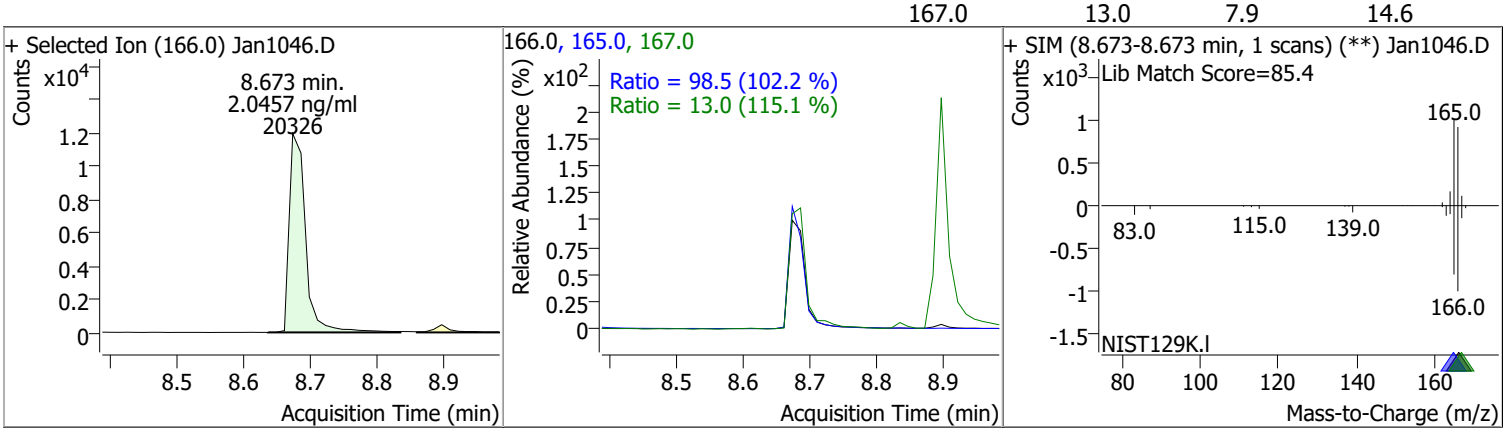

Compound	Conc.	RT	Dev(Min)	Resp.	QIon	QRatio	Lower	Upper
Phenanthrene	2.0170	9.82	0.00	28148	176.0	19.1	10.9	20.2

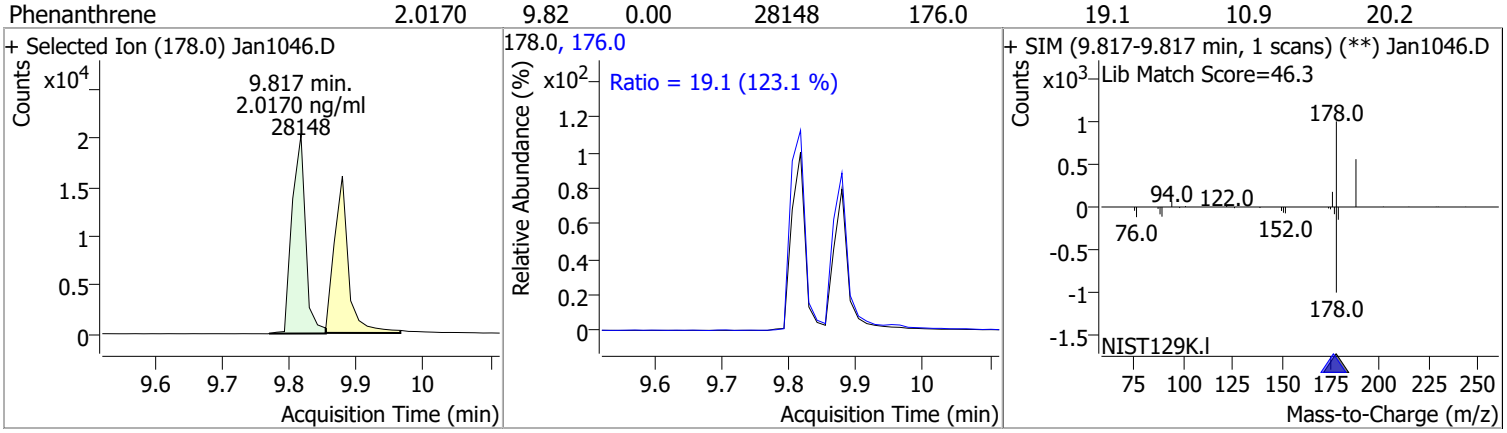

Compound	Conc.	RT	Dev(Min)	Resp.	QIon	QRatio	Lower	Upper
Anthracene	2.1151	9.88	0.00	23610	176.0	18.7	11.6	21.6

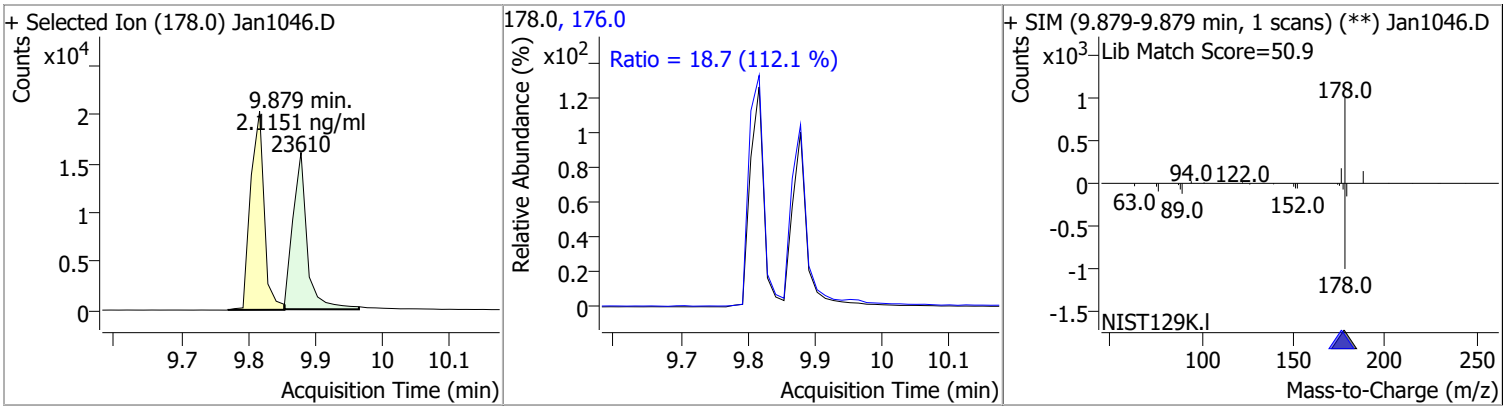

Compound	Conc.	RT	Dev(Min)	Resp.	QIon	QRatio	Lower	Upper
o-Terphenyl	1.9231	10.31	-0.01	16216	229.0	67.9	46.7	86.8
					215.0	42.5	30.2	56.2

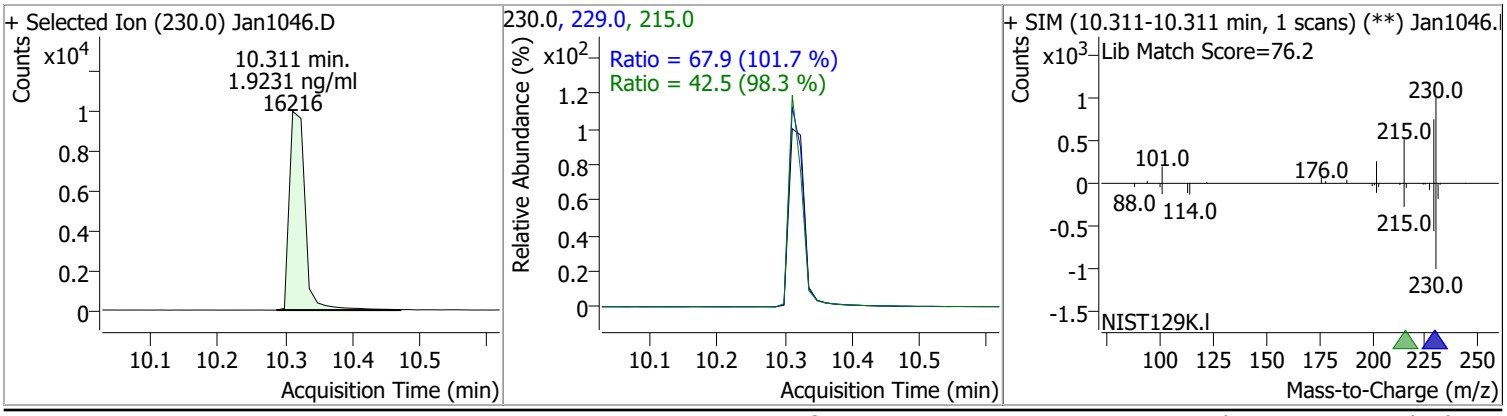

Quantitation Results Report (QT Reviewed)

Compound	Conc.	RT	Dev(Min)	Resp.	QIon	QRatio	Lower	Upper
Fluoranthene	1.8890	11.44	0.00	29612	101.0	11.8	8.0	14.8

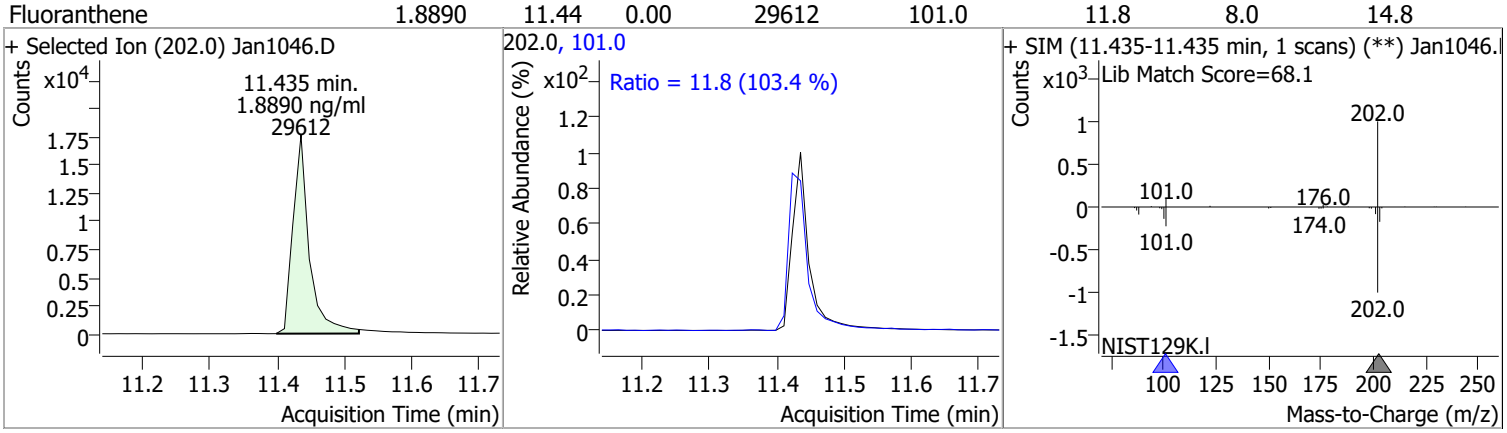

Compound	Conc.	RT	Dev(Min)	Resp.	QIon	QRatio	Lower	Upper
Pyrene	1.9009	11.81	-0.01	33960	101.0	13.3	9.7	18.1

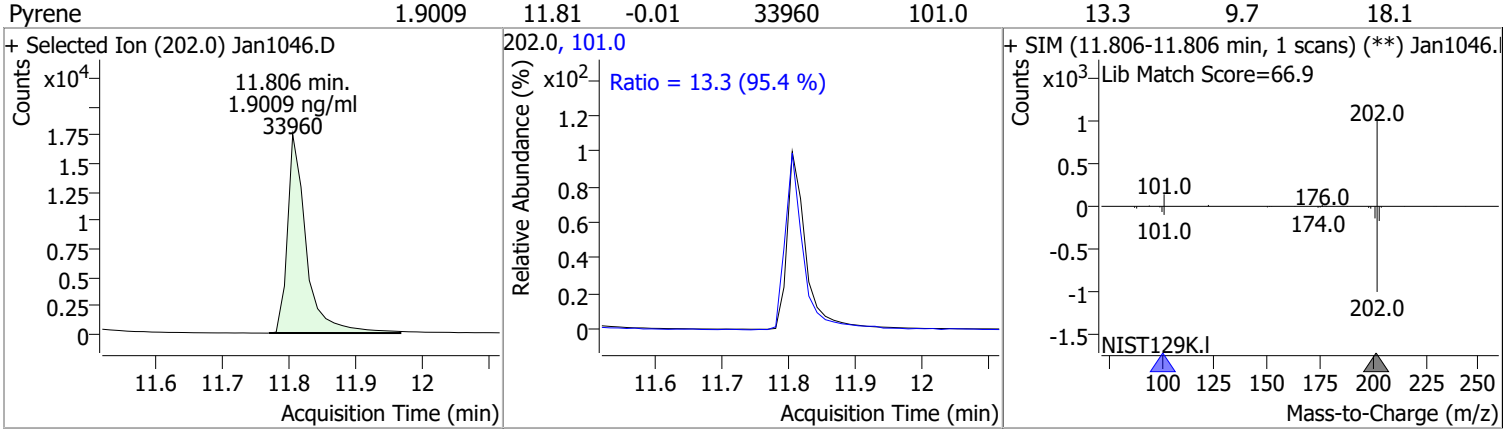

Compound	Conc.	RT	Dev(Min)	Resp.	QIon	QRatio	Lower	Upper
Terphenyl-d14	2.1673	12.28	-0.01	14362	122.0	14.3	9.6	17.9

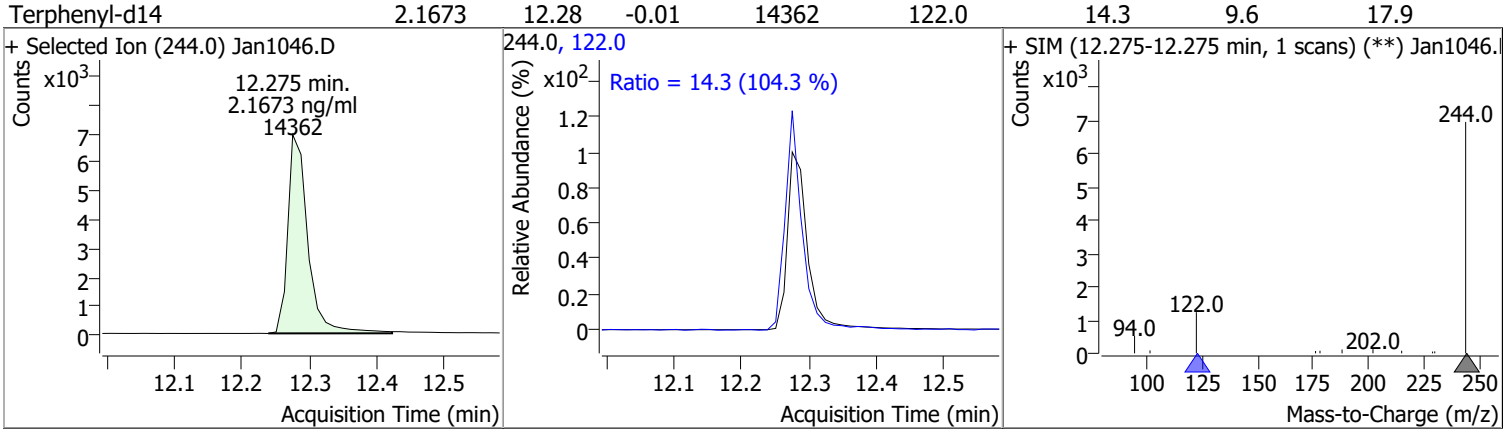

Compound	Conc.	RT	Dev(Min)	Resp.	QIon	QRatio	Lower	Upper
Benzo(a)Anthracene	1.9170	14.71	-0.01	20842	226.0	27.2	19.5	36.3
					229.0	24.4	16.5	30.6

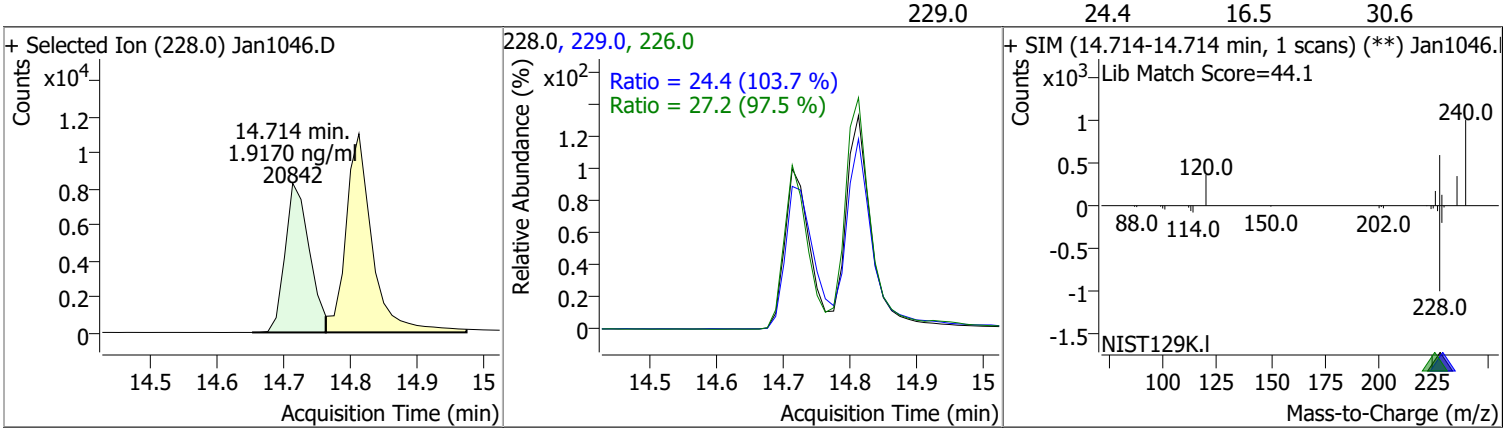

Quantitation Results Report (QT Reviewed)

Compound	Conc.	RT	Dev(Min)	Resp.	QIon	QRatio	Lower	Upper
Chrysene	2.0687	14.81	-0.01	30446	226.0	31.0	22.2	41.2
					229.0	21.2	15.5	28.9

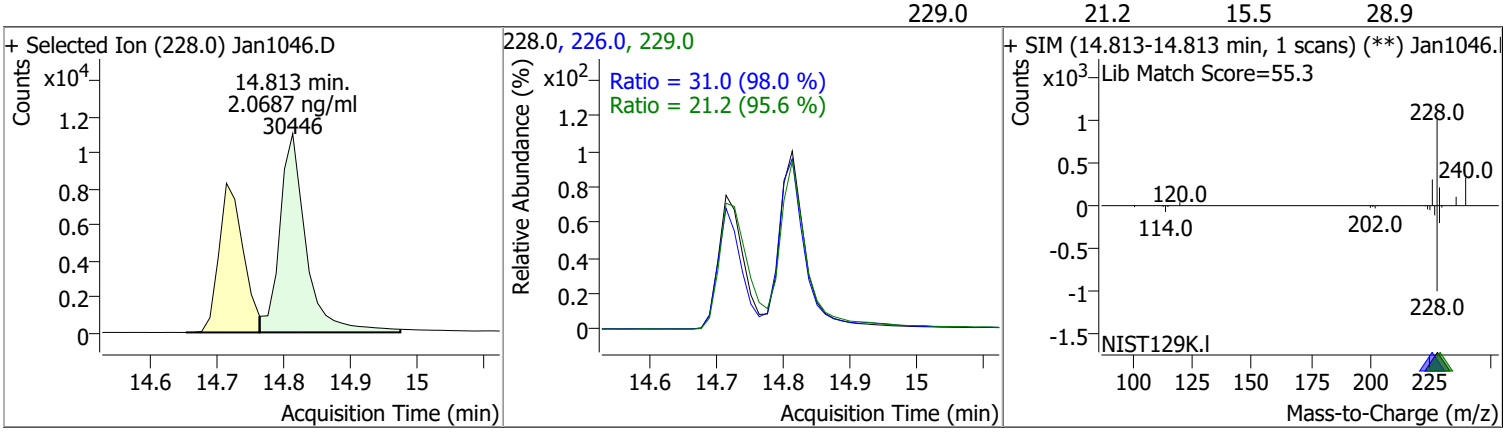

Compound	Conc.	RT	Dev(Min)	Resp.	QIon	QRatio	Lower	Upper
Benzo(b)fluoranthene	1.7968	17.75	-0.01	19831	253.0	22.0	15.8	29.4

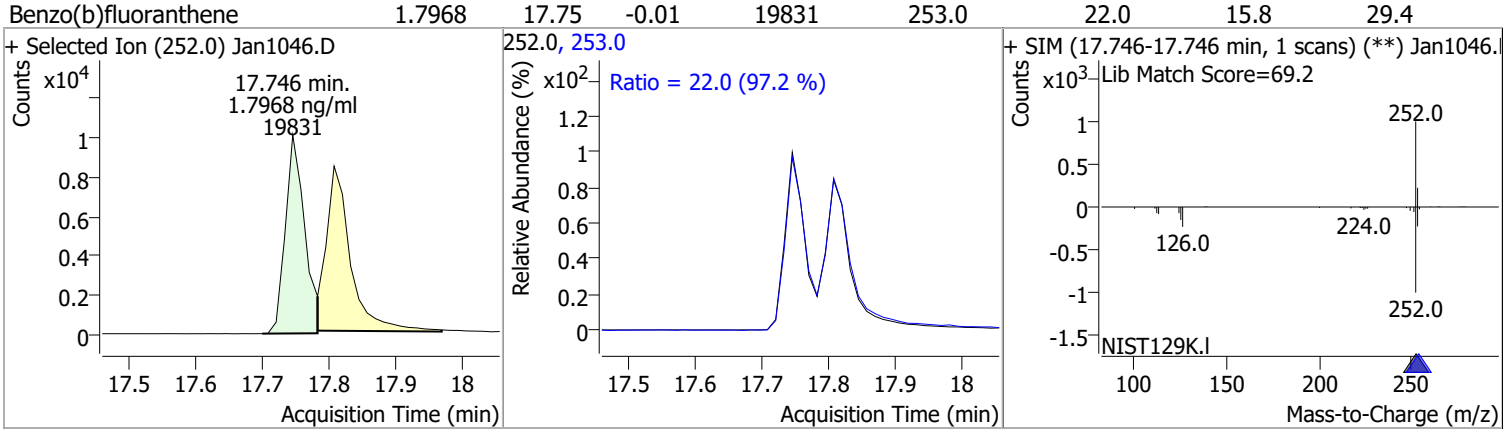

Compound	Conc.	RT	Dev(Min)	Resp.	QIon	QRatio	Lower	Upper
Benzo(k)fluoranthene	1.8844	17.81	-0.01	21176	253.0	25.1	16.1	30.0

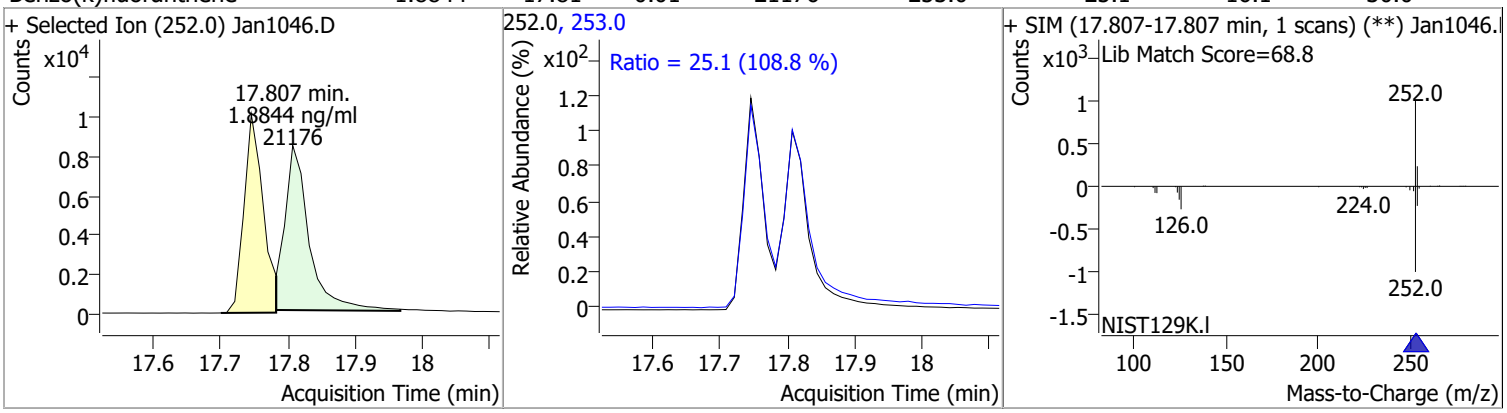

Compound	Conc.	RT	Dev(Min)	Resp.	QIon	QRatio	Lower	Upper
Benzo(a)pyrene	1.8553	18.39	-0.01	14288	253.0	24.9	16.6	30.8

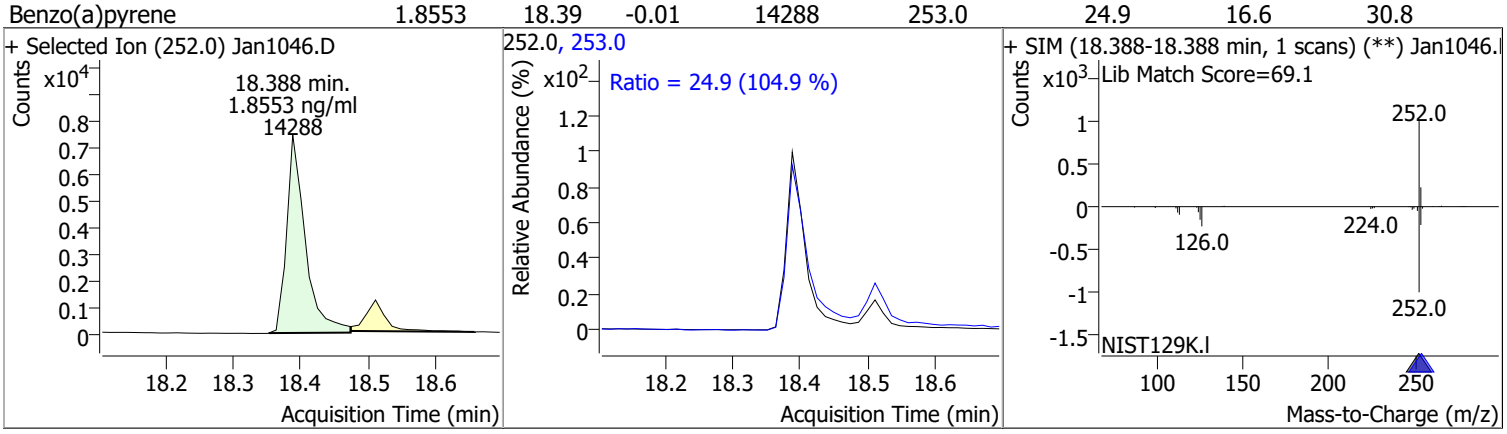

Quantitation Results Report (QT Reviewed)

Compound	Conc.	RT	Dev(Min)	Resp.	QIon	QRatio	Lower	Upper
Indeno(1,2,3-cd)pyrene	1.8010	20.24	0.00	13805	138.0	24.2	17.6	32.7

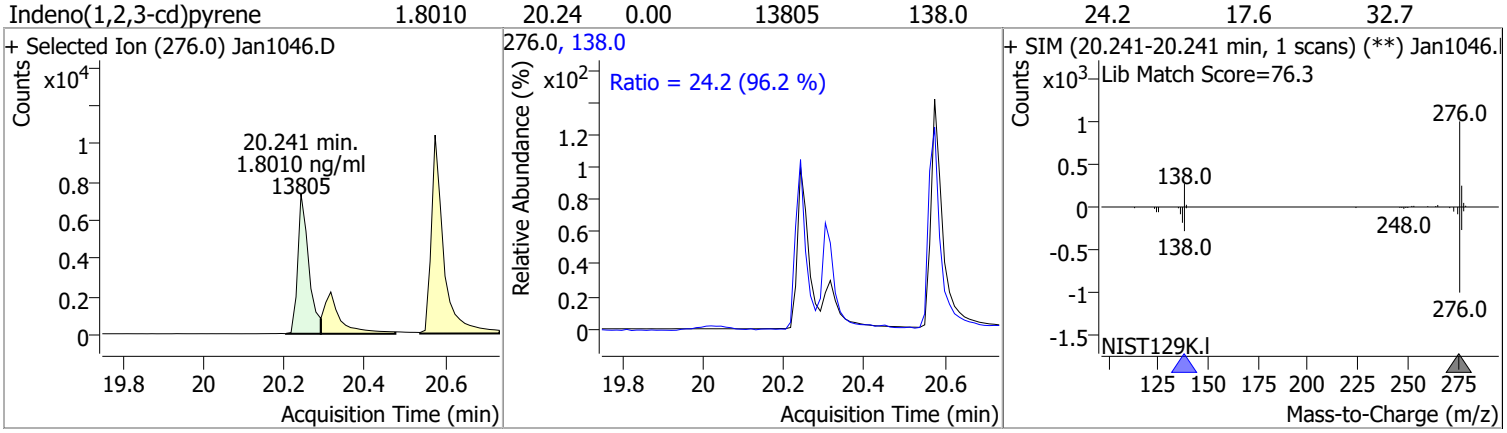

Compound	Conc.	RT	Dev(Min)	Resp.	QIon	QRatio	Lower	Upper
Dibenzo(a,h)anthracene	1.8563	20.32	0.00	16530	279.0	26.1	18.1	33.6
					139.0	18.5	12.8	23.8

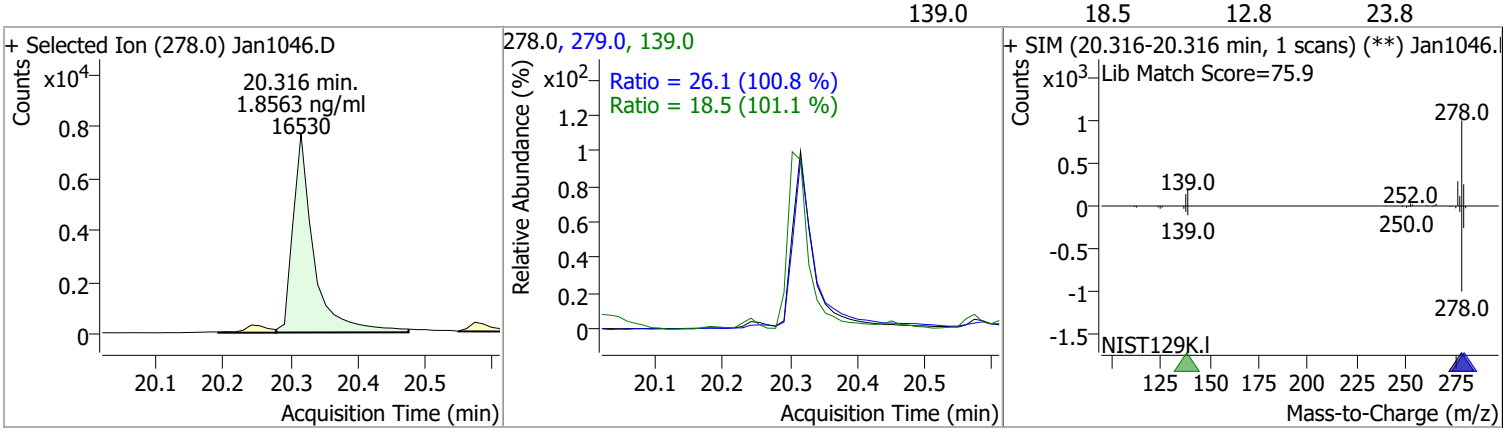

Compound	Conc.	RT	Dev(Min)	Resp.	QIon	QRatio	Lower	Upper
Benzo(g,h,i)perylene	2.0320	20.58	0.00	22240	277.0	22.1	17.1	31.8
					138.0	21.2	14.0	25.9

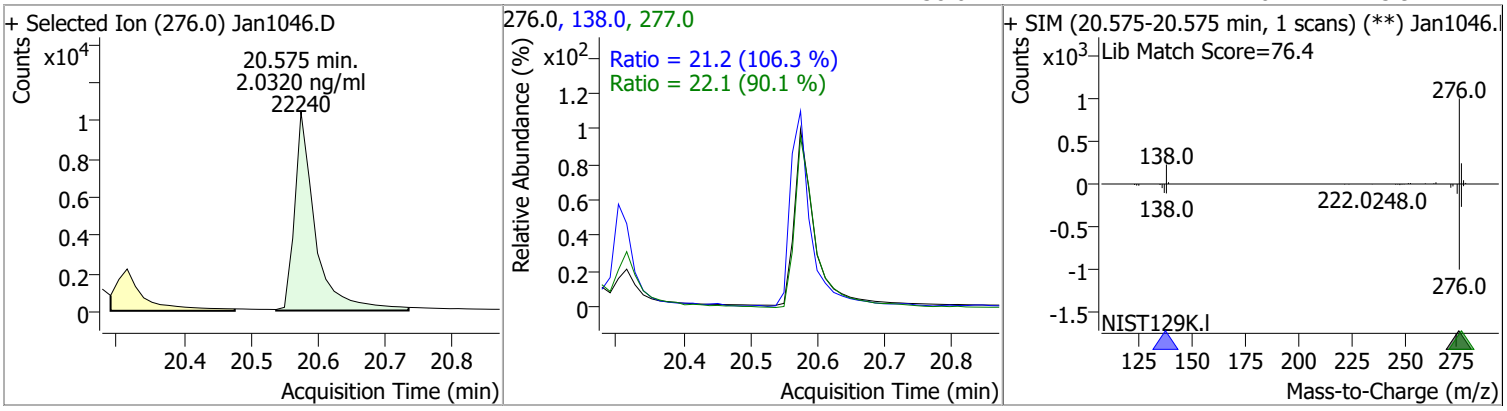

Continuing Calibration Report

Agilent | Trusted Answers

Batch Name \\MASSHUNTER\Org\Data\SV5975.I\sh011022\2 e8270d bna SIM\QuantResults\011022 bna SIM 2.batch.bin
Method File \\MASSHUNTER\Org\Data\SV5975.I\sh011022\1 e8270d bna SIM\011022 bna SIM 1.batch.bin
Daily CC \\MASSHUNTER\Org\Data\SV5975.I\sh011022\2 e8270d bna SIMJan1025.D

Level name	Injection Time	Calibration Files	
7	12/28/2021 5:30:40 PM	\\MASSHUNTER\Org\Data\SV5975.I\sh122821\1 e8270c bna SIM\Dec2802.D	
6	12/28/2021 6:03:21 PM	\\MASSHUNTER\Org\Data\SV5975.I\sh122821\1 e8270c bna SIM\Dec2803.D	
5	12/28/2021 6:35:53 PM	\\MASSHUNTER\Org\Data\SV5975.I\sh122821\1 e8270c bna SIM\Dec2804.D	
4	12/28/2021 7:08:33 PM	\\MASSHUNTER\Org\Data\SV5975.I\sh122821\1 e8270c bna SIM\Dec2805.D	
3	12/28/2021 7:41:06 PM	\\MASSHUNTER\Org\Data\SV5975.I\sh122821\1 e8270c bna SIM\Dec2806.D	
2	12/28/2021 8:13:46 PM	\\MASSHUNTER\Org\Data\SV5975.I\sh122821\1 e8270c bna SIM\Dec2807.D	
1	12/28/2021 8:46:23 PM	\\MASSHUNTER\Org\Data\SV5975.I\sh122821\1 e8270c bna SIM\Dec2808.D	
CCV	1/10/2022 11:59:38 PM	\\MASSHUNTER\Org\Data\SV5975.I\sh011022\2 e8270d bna SIM\Jan1025.D	<======

ISTD Compound:	Avg Resp	Mid Resp	CC Resp	Area%	A/M
1,4-Dichlorobenzene-d4	305106	324694	224889	69.26	M
Naphthalene-d8	572584	593232	419423	70.70	M
Acenaphthene-d10	319385	333337	262799	78.84	M
Phenanthrene-d10	689765	735690	554012	75.31	M
Chrysene-d12	520451	540068	439231	81.33	M
Perylene-d12	336551	351697	309386	87.97	M

Target Compound	AvgRF/R2	CC RF	Exp. Conc	Calc. Conc	%Dev	Area%	Curve Fit
1,4-Dichlorobenzene-d4	----------ISTD----------						
Nitrobenzene-d5	0.9996	0.7996	2.00	1.74	13.17	62.25	Quadratic
Naphthalene-d8	----------ISTD----------						
Naphthalene	1.3431	1.2989	2.00	1.93	-3.30	71.85	Avg RF
2-Methylnaphthalene	0.7746	0.8118	2.00	2.10	4.80	79.11	Avg RF
1-Methylnaphthalene	0.7163	0.8442	2.00	2.36	17.86	90.73	Avg RF
Acenaphthene-d10	----------ISTD----------						
2-Fluorobiphenyl	1.9914	1.9371	2.00	1.95	-2.73	84.72	Avg RF
Acenaphthylene	2.1392	2.0636	2.00	1.93	-3.54	84.49	Avg RF
Acenaphthene	1.5553	1.3364	2.00	1.72	-14.07	72.75	Avg RF
Fluorene	1.7797	1.7969	2.00	2.02	0.96	86.03	Avg RF
Phenanthrene-d10	----------ISTD----------						
Phenanthrene	0.9990	1.2199	2.00	2.01	-0.49	78.96	Quadratic
Anthracene	0.9997	0.9950	2.00	2.05	-2.53	78.66	Quadratic
o-Terphenyl	0.7334	0.6705	2.00	1.83	-8.58	78.58	Avg RF
Fluoranthene	1.3635	1.3040	2.00	1.91	-4.36	80.66	Avg RF
Chrysene-d12	----------ISTD----------						
Pyrene	1.9954	1.8433	2.00	1.85	-7.62	82.43	Avg RF
Terphenyl-d14	0.7402	0.7512	2.00	2.03	1.50	89.77	Avg RF
Benzo(a)Anthracene	0.9978	1.1652	2.00	1.92	4.04	80.16	Quadratic
Chrysene	0.9966	1.6379	2.00	1.99	0.38	83.03	Quadratic
Perylene-d12	----------ISTD----------						
Benzo(b)fluoranthene	1.7246	1.4706	2.00	1.71	-14.73	77.84	Avg RF
Benzo(k)fluoranthene	0.9999	1.7568	2.00	2.00	0.09	85.75	Quadratic
Benzo(a)pyrene	0.9996	1.1319	2.00	1.88	5.98	82.50	Quadratic
Indeno(1,2,3-cd)pyrene	1.1977	1.0083	2.00	1.68	-15.82	80.74	Avg RF
Dibenzo(a,h)anthracene	1.3915	1.2486	2.00	1.79	-10.27	85.16	Avg RF
Benzo(g,h,i)perylene	0.9993	1.6587	2.00	1.94	2.84	84.23	Quadratic

A -- against Average; M -- against Mid Point; P -- against Previous CC in the Method;

Continuing Calibration Report

Agilent | Trusted Answers

Batch Name \\MASSHUNTER\Org\Data\SV5975.I\sh011022\2 e8270d bna SIM\QuantResults\011022 bna SIM 2.batch.bin
Method File \\MASSHUNTER\Org\Data\SV5975.I\sh011022\1 e8270d bna SIM\011022 bna SIM 1.batch.bin
Daily CC \\MASSHUNTER\Org\Data\SV5975.I\sh011022\2 e8270d bna SIMJan1046.D

Level name	Injection Time	Calibration Files	
7	12/28/2021 5:30:40 PM	\\MASSHUNTER\Org\Data\SV5975.I\sh122821\1 e8270c bna SIM\Dec2802.D	
6	12/28/2021 6:03:21 PM	\\MASSHUNTER\Org\Data\SV5975.I\sh122821\1 e8270c bna SIM\Dec2803.D	
5	12/28/2021 6:35:53 PM	\\MASSHUNTER\Org\Data\SV5975.I\sh122821\1 e8270c bna SIM\Dec2804.D	
4	12/28/2021 7:08:33 PM	\\MASSHUNTER\Org\Data\SV5975.I\sh122821\1 e8270c bna SIM\Dec2805.D	
3	12/28/2021 7:41:06 PM	\\MASSHUNTER\Org\Data\SV5975.I\sh122821\1 e8270c bna SIM\Dec2806.D	
2	12/28/2021 8:13:46 PM	\\MASSHUNTER\Org\Data\SV5975.I\sh122821\1 e8270c bna SIM\Dec2807.D	
1	12/28/2021 8:46:23 PM	\\MASSHUNTER\Org\Data\SV5975.I\sh122821\1 e8270c bna SIM\Dec2808.D	
CCV	1/11/2022 11:19:37 AM	\\MASSHUNTER\Org\Data\SV5975.I\sh011022\2 e8270d bna SIM\Jan1046.D	<======

ISTD Compound:	Avg Resp	Mid Resp	CC Resp	Area%	A/M
1,4-Dichlorobenzene-d4	305106	324694	224889	69.26	M
Naphthalene-d8	572584	593232	419423	70.70	M
Acenaphthene-d10	319385	333337	262799	78.84	M
Phenanthrene-d10	689765	735690	554012	75.31	M
Chrysene-d12	520451	540068	439231	81.33	M
Perylene-d12	336551	351697	309386	87.97	M

Target Compound	AvgRF/R2	CC RF	Exp. Conc	Calc. Conc	%Dev	Area%	Curve Fit
1,4-Dichlorobenzene-d4	----------ISTD----------						
Nitrobenzene-d5	0.9996	0.7996	2.00	1.74	13.17	62.25	Quadratic
Naphthalene-d8	----------ISTD----------						
Naphthalene	1.3431	1.2989	2.00	1.93	-3.30	71.85	Avg RF
2-Methylnaphthalene	0.7746	0.8118	2.00	2.10	4.80	79.11	Avg RF
1-Methylnaphthalene	0.7163	0.8442	2.00	2.36	17.86	90.73	Avg RF
Acenaphthene-d10	----------ISTD----------						
2-Fluorobiphenyl	1.9914	1.9371	2.00	1.95	-2.73	84.72	Avg RF
Acenaphthylene	2.1392	2.0636	2.00	1.93	-3.54	84.49	Avg RF
Acenaphthene	1.5553	1.3364	2.00	1.72	-14.07	72.75	Avg RF
Fluorene	1.7797	1.7969	2.00	2.02	0.96	86.03	Avg RF
Phenanthrene-d10	----------ISTD----------						
Phenanthrene	0.9990	1.2199	2.00	2.01	-0.49	78.96	Quadratic
Anthracene	0.9997	0.9950	2.00	2.05	-2.53	78.66	Quadratic
o-Terphenyl	0.7334	0.6705	2.00	1.83	-8.58	78.58	Avg RF
Fluoranthene	1.3635	1.3040	2.00	1.91	-4.36	80.66	Avg RF
Chrysene-d12	----------ISTD----------						
Pyrene	1.9954	1.8433	2.00	1.85	-7.62	82.43	Avg RF
Terphenyl-d14	0.7402	0.7512	2.00	2.03	1.50	89.77	Avg RF
Benzo(a)Anthracene	0.9978	1.1652	2.00	1.92	4.04	80.16	Quadratic
Chrysene	0.9966	1.6379	2.00	1.99	0.38	83.03	Quadratic
Perylene-d12	----------ISTD----------						
Benzo(b)fluoranthene	1.7246	1.4706	2.00	1.71	-14.73	77.84	Avg RF
Benzo(k)fluoranthene	0.9999	1.7568	2.00	2.00	0.09	85.75	Quadratic
Benzo(a)pyrene	0.9996	1.1319	2.00	1.88	5.98	82.50	Quadratic
Indeno(1,2,3-cd)pyrene	1.1977	1.0083	2.00	1.68	-15.82	80.74	Avg RF
Dibenzo(a,h)anthracene	1.3915	1.2486	2.00	1.79	-10.27	85.16	Avg RF
Benzo(g,h,i)perylene	0.9993	1.6587	2.00	1.94	2.84	84.23	Quadratic

A -- against Average; M -- against Mid Point; P -- against Previous CC in the Method;

Audit Trail report

Batch name and path: \\MASSHUNTER\Org\Data\SV5975.I\sh011022\2 e8270d bna SIM\QuantResults\011022 bna SIM 2.batch.bin
Quant batch version: 10.0
Quant reporting version: 10.0

Name	User	Time	Action	Reason	Comment	Succeed	Exception
CmdNewBatchTable	BL2000\jheine	1/11/2022 8:46:32 AM	Create new batch \\MASSHUNTER\Org\Data\SV5975.I\sh011022\2 e8270d bna SIM\011022 bna SIM 2.batch.bin			✓	
CmdImportSamplesFromWorklist	BL2000\jheine	1/11/2022 8:47:11 AM	Add samples from worklist: \\MASSHUNTER\Org\Data\SV5975.I\sh011022\2 e8270d bna SIM\Jan1040.D, \\MASSHUNTER\Org\Data\SV5975.I\sh011022\2 e8270d bna SIM\Jan1039.D, \\MASSHUNTER\Org\Data\SV5975.I\sh011022\2 e8270d bna SIM\Jan1038.D, \\MASSHUNTER\Org\Data\SV5975.I\sh011022\2 e8270d bna SIM\Jan1037.D, \\MASSHUNTER\Org\Data\SV5975.I\sh011022\2 e8270d bna SIM\Jan1036.D, \\MASSHUNTER\Org\Data\SV5975.I\sh011022\2 e8270d bna SIM\Jan1035.D, \\MASSHUNTER\Org\Data\SV5975.I\sh011022\2 e8270d bna SIM\Jan1034.D, \\MASSHUNTER\Org\Data\SV5975.I\sh011022\2 e8270d bna SIM\Jan1033.D, \\MASSHUNTER\Org\Data\SV5975.I\sh011022\2 e8270d bna SIM\Jan1032.D, \\MASSHUNTER\Org\Data\SV5975.I\sh011022\2 e8270d bna SIM\Jan1031.D, \\MASSHUNTER\Org\Data\SV5975.I\sh011022\2 e8270d bna SIM\Jan1030.D, \\MASSHUNTER\Org\Data\SV5975.I\sh011022\2 e8270d bna SIM\Jan1029.D, \\MASSHUNTER\Org\Data\SV5975.I\sh011022\2 e8270d bna SIM\Jan1028.D, \\MASSHUNTER\Org\Data\SV5975.I\sh011022\2 e8270d bna SIM\Jan1027.D, \\MASSHUNTER\Org\Data\SV5975.I\sh011022\2 e8270d bna SIM\Jan1026.D, \\MASSHUNTER\Org\Data\SV5975.I\sh011022\2 e8270d bna SIM\Jan1025.D, \\MASSHUNTER\Org\Data\SV5975.I\sh011022\2 e8270d bna SIM\Jan1024.D			✓	
CmdSetSampleAttribute	BL2000\jheine	1/11/2022 8:47:18 AM	Set SampleType = TuneCheck for sample Jan1024.D; previous value = Sample			✓	
CmdStartMethodEditing	BL2000\jheine	1/11/2022 8:48:13 AM	Start method editing			✓	
CmdImportMethodFromBatch	BL2000\jheine	1/11/2022 8:48:15 AM	Import method from batch \\MASSHUNTER\Org\Data\SV5975.I\sh011022\1 e8270d bna SIM\011022 bna SIM 1.batch.bin			✓	
CmdApplyMethodToAllSamples	BL2000\jheine	1/11/2022 8:48:21 AM	Apply method to all samples			✓	
CmdMethodClear	BL2000\jheine	1/11/2022 8:48:21 AM	Clear method			✓	

Name	User	Time	Action	Reason	Comment	Succeed	Exception
CmdEndMethodEditing	BL2000\jheine	1/11/2022 8:48:22 AM	End method editing			✓	
CmdSetSampleAttribute	BL2000\jheine	1/11/2022 8:48:31 AM	Set SampleType = CC for sample Jan1025.D; previous value = Sample			✓	
CmdSetSampleAttribute	BL2000\jheine	1/11/2022 8:48:34 AM	Set LevelName = CCV for sample Jan1025.D; previous value =			✓	
CmdSetSampleAttribute	BL2000\jheine	1/11/2022 8:48:37 AM	Set SampleType = Matrix for sample Jan1033.D; previous value = Sample			✓	
CmdSetSampleAttribute	BL2000\jheine	1/11/2022 8:48:43 AM	Set MatrixSpikeGroup = B22010141-001C for sample Jan1031.D; previous value =			✓	
CmdSetSampleAttribute	BL2000\jheine	1/11/2022 8:48:44 AM	Set MatrixSpikeGroup = B22010141-001C for sample Jan1033.D; previous value =			✓	
CmdSetSampleAttribute	BL2000\jheine	1/11/2022 8:48:47 AM	Set SampleInformation = MatrixA for sample Jan1033.D; previous value =			✓	
CmdQuantitate	BL2000\jheine	1/11/2022 8:48:56 AM	Quantitate all compounds in all samples			✓	
CmdManuallyIntegrate QualifierPeak	BL2000\jheine	1/11/2022 8:49:15 AM	Manually integrate qualifier 102.0 of compound Naphthalene in sample Jan1025.D, from x, y = 5.953, 564 to 6.084, 104, result = 2610; previous integration is from x, y = 5.897, 83 to 6.084, 104 and previous response = 8593.			✓	
CmdManuallyIntegrate DropBaseline	BL2000\jheine	1/11/2022 8:49:16 AM	Drop baseline for qualifier 102.0 of compound Naphthalene in sample Jan1025.D to y = 104, new integration is from x, y = 5.953, 104 to 6.084, 104 and new response = 4415; previous integration is from x, y = 5.953, 564 to 6.084, 104 and previous response = 2610.			✓	
CmdManuallyIntegrate QualifierPeak	BL2000\jheine	1/11/2022 8:49:34 AM	Manually integrate qualifier152.0 of compound Acenaphthene in sample Jan1025.D from x, y = 8.025, 1262 to 8.100, 5003; result = -4162			✓	
CmdManuallyIntegrateSnapBaseline	BL2000\jheine	1/11/2022 8:49:35 AM	Snap baseline for qualifier 152.0 of compound Acenaphthene in sample Jan1025.D from x = 8.025 to x = 8.100, new integration is from x, y = 8.025, 133 to 8.100, 221 and new response = 9096; previous integration is from x, y = 8.025, 1262 to 8.100, 5003 and previous response = -4162.			✓	
CmdManuallyIntegrate DropBaseline	BL2000\jheine	1/11/2022 8:49:36 AM	Drop baseline for qualifier 152.0 of compound Acenaphthene in sample Jan1025.D to y = 133, new integration is from x, y = 8.025, 133 to 8.100, 133 and new response = 9293; previous integration is from x, y = 8.025, 133 to 8.100, 221 and previous response = 9096.			✓	

Name	User	Time	Action	Reason	Comment	Succeed	Exception
CmdManuallyIntegratePeak	BL2000\jheine	1/11/2022 8:50:19 AM	Manually integrate compound Benzo(a)pyrene in sample Jan1026.D, from x, y = 18.376, 101 to 18.437, 223, result = -318; previous integration is from x, y = 18.462, 59 to 18.648, 61 and previous response = 1891.			✓	
CmdManuallyIntegrateSnapBaseline	BL2000\jheine	1/11/2022 8:50:20 AM	Snap baseline for compound Benzo(a)pyrene in sample Jan1026.D, from x = 18.376 to x = 18.437, new integration is from x, y = 18.376, 57 to 18.437, 67 and new response = 53; previous integration is from x, y = 18.376, 101 to 18.437, 223 and previous response = -318.			✓	
CmdManuallyIntegrateDropBaseline	BL2000\jheine	1/11/2022 8:50:21 AM	Drop baseline for compound Benzo(a)pyrene in sample Jan1026.D to y = 57, new integration is from x, y = 18.376, 57 to 18.437, 57 and new response = 71; previous integration is from x, y = 18.376, 57 to 18.437, 67 and previous response = 53.			✓	
CmdZeroOutPeak	BL2000\jheine	1/11/2022 8:50:22 AM	Zero out primary peak of compound Benzo(a)pyrene in sample Jan1026.D			✓	
CmdManuallyIntegratePeak	BL2000\jheine	1/11/2022 8:50:28 AM	Manually integrate compound Acenaphthene in sample Jan1026.D, from x, y = 8.038, 325 to 8.100, 66, result = -303; previous integration is from x, y = 7.988, 66 to 8.100, 66 and previous response = 1546.			✓	
CmdManuallyIntegrateDropBaseline	BL2000\jheine	1/11/2022 8:50:30 AM	Drop baseline for compound Acenaphthene in sample Jan1026.D to y = 66, new integration is from x, y = 8.038, 66 to 8.100, 66 and new response = 183; previous integration is from x, y = 8.038, 325 to 8.100, 66 and previous response = -303.			✓	
CmdZeroOutPeak	BL2000\jheine	1/11/2022 8:50:32 AM	Zero out primary peak of compound Acenaphthene in sample Jan1026.D			✓	
CmdZeroOutPeak	BL2000\jheine	1/11/2022 8:50:34 AM	Zero out primary peak of compound Chrysene in sample Jan1026.D			✓	
CmdZeroOutPeak	BL2000\jheine	1/11/2022 8:50:35 AM	Zero out primary peak of compound Benzo(a)Anthracene in sample Jan1026.D			✓	
CmdZeroOutPeak	BL2000\jheine	1/11/2022 8:50:47 AM	Zero out primary peak of compound Fluorene in sample Jan1027.D			✓	
CmdZeroOutPeak	BL2000\jheine	1/11/2022 8:50:50 AM	Zero out primary peak of compound Benzo(a)pyrene in sample Jan1027.D			✓	
CmdZeroOutPeak	BL2000\jheine	1/11/2022 8:50:55 AM	Zero out primary peak of compound Acenaphthene in sample Jan1027.D			✓	
CmdZeroOutPeak	BL2000\jheine	1/11/2022 8:50:56 AM	Zero out primary peak of compound Chrysene in sample Jan1027.D			✓	

Name	User	Time	Action	Reason	Comment	Succeed	Exception
CmdZeroOutPeak	BL2000\jheine	1/11/2022 8:50:59 AM	Zero out primary peak of compound Benzo(a)Anthracene in sample Jan1027.D			✓	
CmdManuallyIntegratePeak	BL2000\jheine	1/11/2022 8:51:14 AM	Manually integrate compound Benzo(a)pyrene in sample Jan1028.D, from x, y = 18.376, 123 to 18.437, 210, result = -315; previous integration is from x, y = 18.476, 68 to 18.660, 76 and previous response = 2092.			✓	
CmdManuallyIntegrateSnapBaseline	BL2000\jheine	1/11/2022 8:51:16 AM	Snap baseline for compound Benzo(a)pyrene in sample Jan1028.D, from x = 18.376 to x = 18.437, new integration is from x, y = 18.376, 60 to 18.437, 67 and new response = 67; previous integration is from x, y = 18.376, 123 to 18.437, 210 and previous response = -315.			✓	
CmdManuallyIntegrateDropBaseline	BL2000\jheine	1/11/2022 8:51:16 AM	Drop baseline for compound Benzo(a)pyrene in sample Jan1028.D to y = 60, new integration is from x, y = 18.376, 60 to 18.437, 60 and new response = 80; previous integration is from x, y = 18.376, 60 to 18.437, 67 and previous response = 67.			✓	
CmdZeroOutPeak	BL2000\jheine	1/11/2022 8:51:18 AM	Zero out primary peak of compound Benzo(a)pyrene in sample Jan1028.D			✓	
CmdZeroOutPeak	BL2000\jheine	1/11/2022 8:51:21 AM	Zero out primary peak of compound Acenaphthene in sample Jan1028.D			✓	
CmdZeroOutPeak	BL2000\jheine	1/11/2022 8:51:23 AM	Zero out primary peak of compound Chrysene in sample Jan1028.D			✓	
CmdZeroOutPeak	BL2000\jheine	1/11/2022 8:51:24 AM	Zero out primary peak of compound Benzo(a)Anthracene in sample Jan1028.D			✓	
CmdZeroOutPeak	BL2000\jheine	1/11/2022 8:51:37 AM	Zero out primary peak of compound Benzo(a)pyrene in sample Jan1029.D			✓	
CmdZeroOutPeak	BL2000\jheine	1/11/2022 8:51:40 AM	Zero out primary peak of compound Acenaphthene in sample Jan1029.D			✓	
CmdZeroOutPeak	BL2000\jheine	1/11/2022 8:51:42 AM	Zero out primary peak of compound Chrysene in sample Jan1029.D			✓	
CmdZeroOutPeak	BL2000\jheine	1/11/2022 8:51:43 AM	Zero out primary peak of compound Benzo(a)Anthracene in sample Jan1029.D			✓	
CmdManuallyIntegratePeak	BL2000\jheine	1/11/2022 8:51:54 AM	Manually integrate compound Benzo(a)pyrene in sample Jan1030.D, from x, y = 18.388, 89 to 18.438, 234, result = -238; previous integration is from x, y = 18.465, 65 to 18.660, 67 and previous response = 1899.			✓	

Name	User	Time	Action	Reason	Comment	Succeed	Exception
CmdManuallyIntegrateSnapBaseline	BL2000\jheine	1/11/2022 8:51:55 AM	Snap baseline for compound Benzo(a)pyrene in sample Jan1030.D, from x = 18.388 to x = 18.438, new integration is from x, y = 18.388, 67 to 18.438, 63 and new response = 47; previous integration is from x, y = 18.388, 89 to 18.438, 234 and previous response = -238.			✓	
CmdManuallyIntegrateDropBaseline	BL2000\jheine	1/11/2022 8:51:56 AM	Drop baseline for compound Benzo(a)pyrene in sample Jan1030.D to y = 63, new integration is from x, y = 18.388, 63 to 18.438, 63 and new response = 53; previous integration is from x, y = 18.388, 67 to 18.438, 63 and previous response = 47.			✓	
CmdZeroOutPeak	BL2000\jheine	1/11/2022 8:51:58 AM	Zero out primary peak of compound Benzo(a)pyrene in sample Jan1030.D			✓	
CmdManuallyIntegratePeak	BL2000\jheine	1/11/2022 8:52:04 AM	Manually integrate compound Acenaphthene in sample Jan1030.D, from x, y = 8.038, 89 to 8.088, 66, result = 111; previous integration is from x, y = 7.988, 66 to 8.088, 66 and previous response = 1536.			✓	
CmdManuallyIntegrateDropBaseline	BL2000\jheine	1/11/2022 8:52:05 AM	Drop baseline for compound Acenaphthene in sample Jan1030.D to y = 66, new integration is from x, y = 8.038, 66 to 8.088, 66 and new response = 145; previous integration is from x, y = 8.038, 89 to 8.088, 66 and previous response = 111.			✓	
CmdZeroOutPeak	BL2000\jheine	1/11/2022 8:52:06 AM	Zero out primary peak of compound Acenaphthene in sample Jan1030.D			✓	
CmdManuallyIntegratePeak	BL2000\jheine	1/11/2022 8:52:12 AM	Manually integrate compound Chrysene in sample Jan1030.D, from x, y = 14.801, 94 to 14.888, 54, result = 137; previous integration is from x, y = 14.684, 54 to 14.888, 54 and previous response = 2096.			✓	
CmdManuallyIntegrateDropBaseline	BL2000\jheine	1/11/2022 8:52:14 AM	Drop baseline for compound Chrysene in sample Jan1030.D to y = 54, new integration is from x, y = 14.801, 54 to 14.888, 54 and new response = 241; previous integration is from x, y = 14.801, 94 to 14.888, 54 and previous response = 137.			✓	
CmdZeroOutPeak	BL2000\jheine	1/11/2022 8:52:15 AM	Zero out primary peak of compound Chrysene in sample Jan1030.D			✓	
CmdZeroOutPeak	BL2000\jheine	1/11/2022 8:52:18 AM	Zero out primary peak of compound Benzo(a)Anthracene in sample Jan1030.D			✓	
CmdZeroOutPeak	BL2000\jheine	1/11/2022 8:52:32 AM	Zero out primary peak of compound Benzo(a)pyrene in sample Jan1031.D			✓	
CmdZeroOutPeak	BL2000\jheine	1/11/2022 8:52:36 AM	Zero out primary peak of compound Acenaphthene in sample Jan1031.D			✓	

Name	User	Time	Action	Reason	Comment	Succeed	Exception
CmdZeroOutPeak	BL2000\jheine	1/11/2022 8:52:38 AM	Zero out primary peak of compound Chrysene in sample Jan1031.D			✓	
CmdZeroOutPeak	BL2000\jheine	1/11/2022 8:52:39 AM	Zero out primary peak of compound Benzo(a)Anthracene in sample Jan1031.D			✓	
CmdManuallyIntegratePeak	BL2000\jheine	1/11/2022 8:52:51 AM	Manually integrate compound Benzo(a)pyrene in sample Jan1032.D, from x, y = 18.388, 99 to 18.438, 183, result = -176; previous integration is from x, y = 18.476, 63 to 18.660, 64 and previous response = 2046.			✓	
CmdManuallyIntegrateSnapBaseline	BL2000\jheine	1/11/2022 8:52:52 AM	Snap baseline for compound Benzo(a)pyrene in sample Jan1032.D, from x = 18.388 to x = 18.438, new integration is from x, y = 18.388, 69 to 18.438, 64 and new response = 46; previous integration is from x, y = 18.388, 99 to 18.438, 183 and previous response = -176.			✓	
CmdManuallyIntegrateDropBaseline	BL2000\jheine	1/11/2022 8:52:53 AM	Drop baseline for compound Benzo(a)pyrene in sample Jan1032.D to y = 64, new integration is from x, y = 18.388, 64 to 18.438, 64 and new response = 53; previous integration is from x, y = 18.388, 69 to 18.438, 64 and previous response = 46.			✓	
CmdZeroOutPeak	BL2000\jheine	1/11/2022 8:52:54 AM	Zero out primary peak of compound Benzo(a)pyrene in sample Jan1032.D			✓	
CmdManuallyIntegratePeak	BL2000\jheine	1/11/2022 8:53:00 AM	Manually integrate compound Acenaphthene in sample Jan1032.D, from x, y = 8.038, 134 to 8.100, 66, result = 48; previous integration is from x, y = 7.988, 66 to 8.100, 66 and previous response = 1673.			✓	
CmdManuallyIntegrateDropBaseline	BL2000\jheine	1/11/2022 8:53:02 AM	Drop baseline for compound Acenaphthene in sample Jan1032.D to y = 66, new integration is from x, y = 8.038, 66 to 8.100, 66 and new response = 176; previous integration is from x, y = 8.038, 134 to 8.100, 66 and previous response = 48.			✓	
CmdZeroOutPeak	BL2000\jheine	1/11/2022 8:53:03 AM	Zero out primary peak of compound Acenaphthene in sample Jan1032.D			✓	
CmdZeroOutPeak	BL2000\jheine	1/11/2022 8:53:06 AM	Zero out primary peak of compound Chrysene in sample Jan1032.D			✓	
CmdZeroOutPeak	BL2000\jheine	1/11/2022 8:53:07 AM	Zero out primary peak of compound Benzo(a)Anthracene in sample Jan1032.D			✓	

Name	User	Time	Action	Reason	Comment	Succeed	Exception
CmdManuallyIntegrate QualifierPeak	BL2000\jheine	1/11/2022 8:53:23 AM	Manually integrate qualifier 102.0 of compound Naphthalene in sample Jan1033.D, from x, y = 5.953, 970 to 6.053, 88, result = 5926; previous integration is from x, y = 5.894, 88 to 6.053, 88 and previous response = 12947.			✓	
CmdManuallyIntegrate DropBaseline	BL2000\jheine	1/11/2022 8:53:25 AM	Drop baseline for qualifier 102.0 of compound Naphthalene in sample Jan1033.D to y = 88, new integration is from x, y = 5.953, 88 to 6.053, 88 and new response = 8568; previous integration is from x, y = 5.953, 970 to 6.053, 88 and previous response = 5926.			✓	
CmdManuallyIntegrate QualifierPeak	BL2000\jheine	1/11/2022 8:53:35 AM	Manually integrate qualifier 142.0 of compound 2-Methylnaphthalene in sample Jan1033.D, from x, y = 6.765, 67 to 6.815, 1836, result = 31049; previous integration is from x, y = 6.765, 67 to 6.877, 67 and previous response = 48322.			✓	
CmdManuallyIntegrate DropBaseline	BL2000\jheine	1/11/2022 8:53:36 AM	Drop baseline for qualifier 142.0 of compound 2-Methylnaphthalene in sample Jan1033.D to y = 67, new integration is from x, y = 6.765, 67 to 6.815, 67 and new response = 33701; previous integration is from x, y = 6.765, 67 to 6.815, 1836 and previous response = 31049.			✓	
CmdClearManualIntegration	BL2000\jheine	1/11/2022 8:53:45 AM	Clear manual integration of qualifier 142.0 for compound 2-Methylnaphthalene in sample Jan1033.D			✓	
CmdZeroOutPeak	BL2000\jheine	1/11/2022 8:54:35 AM	Zero out primary peak of compound Benzo(a)pyrene in sample Jan1034.D			✓	
CmdZeroOutPeak	BL2000\jheine	1/11/2022 8:54:39 AM	Zero out primary peak of compound Acenaphthene in sample Jan1034.D			✓	
CmdZeroOutPeak	BL2000\jheine	1/11/2022 8:54:40 AM	Zero out primary peak of compound Chrysene in sample Jan1034.D			✓	
CmdZeroOutPeak	BL2000\jheine	1/11/2022 8:54:42 AM	Zero out primary peak of compound Benzo(a)Anthracene in sample Jan1034.D			✓	
CmdManuallyIntegratePeak	BL2000\jheine	1/11/2022 8:54:59 AM	Manually integrate compound Benzo(a)pyrene in sample Jan1035.D, from x, y = 18.376, 79 to 18.450, 148, result = -173; previous integration is from x, y = 18.475, 63 to 18.648, 64 and previous response = 1928.			✓	

Name	User	Time	Action	Reason	Comment	Succeed	Exception
CmdManuallyIntegrateSnapBaseline	BL2000\jheine	1/11/2022 8:55:00 AM	Snap baseline for compound Benzo(a)pyrene in sample Jan1035.D, from x = 18.376 to x = 18.450, new integration is from x, y = 18.376, 60 to 18.450, 60 and new response = 66; previous integration is from x, y = 18.376, 79 to 18.450, 148 and previous response = -173.			✓	
CmdManuallyIntegrateDropBaseline	BL2000\jheine	1/11/2022 8:55:01 AM	Drop baseline for compound Benzo(a)pyrene in sample Jan1035.D to y = 60, new integration is from x, y = 18.376, 60 to 18.450, 60 and new response = 66; previous integration is from x, y = 18.376, 60 to 18.450, 60 and previous response = 66.			✓	
CmdZeroOutPeak	BL2000\jheine	1/11/2022 8:55:03 AM	Zero out primary peak of compound Benzo(a)pyrene in sample Jan1035.D			✓	
CmdManuallyIntegratePeak	BL2000\jheine	1/11/2022 8:55:09 AM	Manually integrate compound Acenaphthene in sample Jan1035.D, from x, y = 8.038, 136 to 8.100, 65, result = 41; previous integration is from x, y = 7.976, 65 to 8.100, 65 and previous response = 1635.			✓	
CmdManuallyIntegrateDropBaseline	BL2000\jheine	1/11/2022 8:55:11 AM	Drop baseline for compound Acenaphthene in sample Jan1035.D to y = 65, new integration is from x, y = 8.038, 65 to 8.100, 65 and new response = 173; previous integration is from x, y = 8.038, 136 to 8.100, 65 and previous response = 41.			✓	
CmdZeroOutPeak	BL2000\jheine	1/11/2022 8:55:12 AM	Zero out primary peak of compound Acenaphthene in sample Jan1035.D			✓	
CmdManuallyIntegratePeak	BL2000\jheine	1/11/2022 8:55:17 AM	Manually integrate compound Chrysene in sample Jan1035.D, from x, y = 14.789, 97 to 14.913, 52, result = 187; previous integration is from x, y = 14.669, 51 to 14.913, 52 and previous response = 2248.			✓	
CmdManuallyIntegrateDropBaseline	BL2000\jheine	1/11/2022 8:55:19 AM	Drop baseline for compound Chrysene in sample Jan1035.D to y = 52, new integration is from x, y = 14.789, 52 to 14.913, 52 and new response = 353; previous integration is from x, y = 14.789, 97 to 14.913, 52 and previous response = 187.			✓	
CmdZeroOutPeak	BL2000\jheine	1/11/2022 8:55:20 AM	Zero out primary peak of compound Chrysene in sample Jan1035.D			✓	
CmdZeroOutPeak	BL2000\jheine	1/11/2022 8:55:24 AM	Zero out primary peak of compound Benzo(a)Anthracene in sample Jan1035.D			✓	

Name	User	Time	Action	Reason	Comment	Succeed	Exception
CmdManuallyIntegratePeak	BL2000\jheine	1/11/2022 8:55:35 AM	Manually integrate compound Benzo(a)pyrene in sample Jan1036.D, from x, y = 18.376, 94 to 18.438, 192, result = -240; previous integration is from x, y = 18.462, 65 to 18.648, 76 and previous response = 2165.			✓	
CmdManuallyIntegrateSnapBaseline	BL2000\jheine	1/11/2022 8:55:36 AM	Snap baseline for compound Benzo(a)pyrene in sample Jan1036.D, from x = 18.376 to x = 18.438, new integration is from x, y = 18.376, 64 to 18.438, 62 and new response = 56; previous integration is from x, y = 18.376, 94 to 18.438, 192 and previous response = -240.			✓	
CmdManuallyIntegrateDropBaseline	BL2000\jheine	1/11/2022 8:55:36 AM	Drop baseline for compound Benzo(a)pyrene in sample Jan1036.D to y = 62, new integration is from x, y = 18.376, 62 to 18.438, 62 and new response = 60; previous integration is from x, y = 18.376, 64 to 18.438, 62 and previous response = 56.			✓	
CmdZeroOutPeak	BL2000\jheine	1/11/2022 8:55:38 AM	Zero out primary peak of compound Benzo(a)pyrene in sample Jan1036.D			✓	
CmdManuallyIntegratePeak	BL2000\jheine	1/11/2022 8:55:44 AM	Manually integrate compound Acenaphthene in sample Jan1036.D, from x, y = 8.038, 147 to 8.088, 76, result = 26; previous integration is from x, y = 7.976, 76 to 8.088, 76 and previous response = 1778.			✓	
CmdManuallyIntegrateDropBaseline	BL2000\jheine	1/11/2022 8:55:46 AM	Drop baseline for compound Acenaphthene in sample Jan1036.D to y = 76, new integration is from x, y = 8.038, 76 to 8.088, 76 and new response = 132; previous integration is from x, y = 8.038, 147 to 8.088, 76 and previous response = 26.			✓	
CmdZeroOutPeak	BL2000\jheine	1/11/2022 8:55:47 AM	Zero out primary peak of compound Acenaphthene in sample Jan1036.D			✓	
CmdManuallyIntegratePeak	BL2000\jheine	1/11/2022 8:55:53 AM	Manually integrate compound Chrysene in sample Jan1036.D, from x, y = 14.801, 156 to 14.863, 253, result = -347; previous integration is from x, y = 14.679, 56 to 14.839, 56 and previous response = 2271.			✓	
CmdManuallyIntegrateSnapBaseline	BL2000\jheine	1/11/2022 8:55:55 AM	Snap baseline for compound Chrysene in sample Jan1036.D, from x = 14.801 to x = 14.863, new integration is from x, y = 14.801, 122 to 14.863, 77 and new response = 46; previous integration is from x, y = 14.801, 156 to 14.863, 253 and previous response = -347.			✓	

Name	User	Time	Action	Reason	Comment	Succeed	Exception
CmdManuallyIntegrate DropBaseline	BL2000\jheine	1/11/2022 8:55:55 AM	Drop baseline for compound Chrysene in sample Jan1036.D to y = 77, new integration is from x, y = 14.801, 77 to 14.863, 77 and new response = 130; previous integration is from x, y = 14.801, 122 to 14.863, 77 and previous response = 46.			✓	
CmdZeroOutPeak	BL2000\jheine	1/11/2022 8:55:57 AM	Zero out primary peak of compound Chrysene in sample Jan1036.D			✓	
CmdZeroOutPeak	BL2000\jheine	1/11/2022 8:56:00 AM	Zero out primary peak of compound Benzo(a)Anthracene in sample Jan1036.D			✓	
CmdManuallyIntegratePeak	BL2000\jheine	1/11/2022 8:56:18 AM	Manually integrate compound Benzo(a)pyrene in sample Jan1037.D, from x, y = 18.376, 88 to 18.450, 165, result = -212; previous integration is from x, y = 18.476, 71 to 18.648, 73 and previous response = 2033.			✓	
CmdManuallyIntegrateSnapBaseline	BL2000\jheine	1/11/2022 8:56:19 AM	Snap baseline for compound Benzo(a)pyrene in sample Jan1037.D, from x = 18.376 to x = 18.450, new integration is from x, y = 18.376, 55 to 18.450, 61 and new response = 93; previous integration is from x, y = 18.376, 88 to 18.450, 165 and previous response = -212.			✓	
CmdManuallyIntegrate DropBaseline	BL2000\jheine	1/11/2022 8:56:19 AM	Drop baseline for compound Benzo(a)pyrene in sample Jan1037.D to y = 55, new integration is from x, y = 18.376, 55 to 18.450, 55 and new response = 107; previous integration is from x, y = 18.376, 55 to 18.450, 61 and previous response = 93.			✓	
CmdZeroOutPeak	BL2000\jheine	1/11/2022 8:56:22 AM	Zero out primary peak of compound Benzo(a)pyrene in sample Jan1037.D			✓	
CmdManuallyIntegratePeak	BL2000\jheine	1/11/2022 8:56:29 AM	Manually integrate compound Acenaphthene in sample Jan1037.D, from x, y = 8.038, 110 to 8.088, 67, result = 93; previous integration is from x, y = 7.987, 67 to 8.088, 67 and previous response = 1770.			✓	
CmdManuallyIntegrate DropBaseline	BL2000\jheine	1/11/2022 8:56:30 AM	Drop baseline for compound Acenaphthene in sample Jan1037.D to y = 67, new integration is from x, y = 8.038, 67 to 8.088, 67 and new response = 158; previous integration is from x, y = 8.038, 110 to 8.088, 67 and previous response = 93.			✓	
CmdZeroOutPeak	BL2000\jheine	1/11/2022 8:56:31 AM	Zero out primary peak of compound Acenaphthene in sample Jan1037.D			✓	

Name	User	Time	Action	Reason	Comment	Succeed	Exception
CmdManuallyIntegratePeak	BL2000\jheine	1/11/2022 8:56:37 AM	Manually integrate compound Chrysene in sample Jan1037.D, from x, y = 14.801, 173 to 14.876, 183, result = -302; previous integration is from x, y = 14.677, 53 to 14.838, 53 and previous response = 2283.			✓	
CmdManuallyIntegrateSnapBaseline	BL2000\jheine	1/11/2022 8:56:39 AM	Snap baseline for compound Chrysene in sample Jan1037.D, from x = 14.801 to x = 14.876, new integration is from x, y = 14.801, 134 to 14.876, 71 and new response = 38; previous integration is from x, y = 14.801, 173 to 14.876, 183 and previous response = -302.			✓	
CmdManuallyIntegrateDropBaseline	BL2000\jheine	1/11/2022 8:56:40 AM	Drop baseline for compound Chrysene in sample Jan1037.D to y = 71, new integration is from x, y = 14.801, 71 to 14.876, 71 and new response = 179; previous integration is from x, y = 14.801, 134 to 14.876, 71 and previous response = 38.			✓	
CmdZeroOutPeak	BL2000\jheine	1/11/2022 8:56:42 AM	Zero out primary peak of compound Chrysene in sample Jan1037.D			✓	
CmdZeroOutPeak	BL2000\jheine	1/11/2022 8:56:43 AM	Zero out primary peak of compound Benzo(a)Anthracene in sample Jan1037.D			✓	
CmdZeroOutPeak	BL2000\jheine	1/11/2022 8:57:00 AM	Zero out primary peak of compound Benzo(a)pyrene in sample Jan1038.D			✓	
CmdManuallyIntegratePeak	BL2000\jheine	1/11/2022 8:57:06 AM	Manually integrate compound Acenaphthene in sample Jan1038.D, from x, y = 8.038, 147 to 8.075, 81, result = 26; previous integration is from x, y = 7.988, 82 to 8.075, 81 and previous response = 1562.			✓	
CmdManuallyIntegrateDropBaseline	BL2000\jheine	1/11/2022 8:57:08 AM	Drop baseline for compound Acenaphthene in sample Jan1038.D to y = 81, new integration is from x, y = 8.038, 81 to 8.075, 81 and new response = 100; previous integration is from x, y = 8.038, 147 to 8.075, 81 and previous response = 26.			✓	
CmdZeroOutPeak	BL2000\jheine	1/11/2022 8:57:09 AM	Zero out primary peak of compound Acenaphthene in sample Jan1038.D			✓	
CmdManuallyIntegratePeak	BL2000\jheine	1/11/2022 8:57:16 AM	Manually integrate compound Chrysene in sample Jan1038.D, from x, y = 14.789, 183 to 14.876, 241, result = -542; previous integration is from x, y = 14.684, 56 to 14.838, 56 and previous response = 2260.			✓	

Name	User	Time	Action	Reason	Comment	Succeed	Exception
CmdManuallyIntegrateSnapBaseline	BL2000\jheine	1/11/2022 8:57:17 AM	Snap baseline for compound Chrysene in sample Jan1038.D, from x = 14.789 to x = 14.876, new integration is from x, y = 14.789, 130 to 14.876, 74 and new response = 34; previous integration is from x, y = 14.789, 183 to 14.876, 241 and previous response = -542.			✓	
CmdManuallyIntegrateDropBaseline	BL2000\jheine	1/11/2022 8:57:18 AM	Drop baseline for compound Chrysene in sample Jan1038.D to y = 74, new integration is from x, y = 14.789, 74 to 14.876, 74 and new response = 180; previous integration is from x, y = 14.789, 130 to 14.876, 74 and previous response = 34.			✓	
CmdZeroOutPeak	BL2000\jheine	1/11/2022 8:57:19 AM	Zero out primary peak of compound Chrysene in sample Jan1038.D			✓	
CmdZeroOutPeak	BL2000\jheine	1/11/2022 8:57:21 AM	Zero out primary peak of compound Benzo(a)Anthracene in sample Jan1038.D			✓	
CmdManuallyIntegratePeak	BL2000\jheine	1/11/2022 8:57:38 AM	Manually integrate compound Benzo(a)pyrene in sample Jan1039.D, from x, y = 18.388, 117 to 18.450, 172, result = -241; previous integration is from x, y = 18.462, 61 to 18.660, 71 and previous response = 2044.			✓	
CmdManuallyIntegrateSnapBaseline	BL2000\jheine	1/11/2022 8:57:39 AM	Snap baseline for compound Benzo(a)pyrene in sample Jan1039.D, from x = 18.388 to x = 18.450, new integration is from x, y = 18.388, 66 to 18.450, 63 and new response = 54; previous integration is from x, y = 18.388, 117 to 18.450, 172 and previous response = -241.			✓	
CmdManuallyIntegrateDropBaseline	BL2000\jheine	1/11/2022 8:57:40 AM	Drop baseline for compound Benzo(a)pyrene in sample Jan1039.D to y = 63, new integration is from x, y = 18.388, 63 to 18.450, 63 and new response = 60; previous integration is from x, y = 18.388, 66 to 18.450, 63 and previous response = 54.			✓	
CmdZeroOutPeak	BL2000\jheine	1/11/2022 8:57:42 AM	Zero out primary peak of compound Benzo(a)pyrene in sample Jan1039.D			✓	
CmdManuallyIntegratePeak	BL2000\jheine	1/11/2022 8:57:47 AM	Manually integrate compound Acenaphthene in sample Jan1039.D, from x, y = 8.038, 92 to 8.088, 67, result = 116; previous integration is from x, y = 7.988, 67 to 8.088, 67 and previous response = 1579.			✓	

Name	User	Time	Action	Reason	Comment	Succeed	Exception
CmdManuallyIntegrateDropBaseline	BL2000\jheine	1/11/2022 8:57:48 AM	Drop baseline for compound Acenaphthene in sample Jan1039.D to y = 67, new integration is from x, y = 8.038, 67 to 8.088, 67 and new response = 154; previous integration is from x, y = 8.038, 92 to 8.088, 67 and previous response = 116.			✓	
CmdZeroOutPeak	BL2000\jheine	1/11/2022 8:57:50 AM	Zero out primary peak of compound Acenaphthene in sample Jan1039.D			✓	
CmdManuallyIntegratePeak	BL2000\jheine	1/11/2022 8:57:56 AM	Manually integrate compound Chrysene in sample Jan1039.D, from x, y = 14.789, 180 to 14.888, 207, result = -508; previous integration is from x, y = 14.680, 54 to 14.838, 54 and previous response = 2247.			✓	
CmdManuallyIntegrateSnapBaseline	BL2000\jheine	1/11/2022 8:57:57 AM	Snap baseline for compound Chrysene in sample Jan1039.D, from x = 14.789 to x = 14.888, new integration is from x, y = 14.789, 128 to 14.888, 73 and new response = 49; previous integration is from x, y = 14.789, 180 to 14.888, 207 and previous response = -508.			✓	
CmdManuallyIntegrateDropBaseline	BL2000\jheine	1/11/2022 8:57:58 AM	Drop baseline for compound Chrysene in sample Jan1039.D to y = 73, new integration is from x, y = 14.789, 73 to 14.888, 73 and new response = 213; previous integration is from x, y = 14.789, 128 to 14.888, 73 and previous response = 49.			✓	
CmdZeroOutPeak	BL2000\jheine	1/11/2022 8:58:00 AM	Zero out primary peak of compound Chrysene in sample Jan1039.D			✓	
CmdZeroOutPeak	BL2000\jheine	1/11/2022 8:58:03 AM	Zero out primary peak of compound Benzo(a)Anthracene in sample Jan1039.D			✓	
CmdZeroOutPeak	BL2000\jheine	1/11/2022 8:58:21 AM	Zero out primary peak of compound Fluorene in sample Jan1040.D			✓	
CmdZeroOutPeak	BL2000\jheine	1/11/2022 8:58:25 AM	Zero out primary peak of compound Benzo(a)pyrene in sample Jan1040.D			✓	
CmdManuallyIntegratePeak	BL2000\jheine	1/11/2022 8:58:30 AM	Manually integrate compound Acenaphthene in sample Jan1040.D, from x, y = 8.038, 214 to 8.075, 268, result = -182; previous integration is from x, y = 7.988, 73 to 8.100, 73 and previous response = 1775.			✓	
CmdManuallyIntegrateSnapBaseline	BL2000\jheine	1/11/2022 8:58:31 AM	Snap baseline for compound Acenaphthene in sample Jan1040.D, from x = 8.038 to x = 8.075, new integration is from x, y = 8.038, 152 to 8.075, 102 and new response = 74; previous integration is from x, y = 8.038, 214 to 8.075, 268 and previous response = -182.			✓	

Name	User	Time	Action	Reason	Comment	Succeed	Exception
CmdManuallyIntegrateDropBaseline	BL2000\jheine	1/11/2022 8:58:31 AM	Drop baseline for compound Acenaphthene in sample Jan1040.D to y = 102, new integration is from x, y = 8.038, 102 to 8.075, 102 and new response = 130; previous integration is from x, y = 8.038, 152 to 8.075, 102 and previous response = 74.			✓	
CmdZeroOutPeak	BL2000\jheine	1/11/2022 8:58:33 AM	Zero out primary peak of compound Acenaphthene in sample Jan1040.D			✓	
CmdManuallyIntegratePeak	BL2000\jheine	1/11/2022 8:58:40 AM	Manually integrate compound Chrysene in sample Jan1040.D, from x, y = 14.789, 175 to 14.876, 226, result = -483; previous integration is from x, y = 14.679, 55 to 14.838, 55 and previous response = 2269.			✓	
CmdManuallyIntegrateSnapBaseline	BL2000\jheine	1/11/2022 8:58:41 AM	Snap baseline for compound Chrysene in sample Jan1040.D, from x = 14.789 to x = 14.876, new integration is from x, y = 14.789, 118 to 14.876, 74 and new response = 61; previous integration is from x, y = 14.789, 175 to 14.876, 226 and previous response = -483.			✓	
CmdManuallyIntegrateDropBaseline	BL2000\jheine	1/11/2022 8:58:42 AM	Drop baseline for compound Chrysene in sample Jan1040.D to y = 74, new integration is from x, y = 14.789, 74 to 14.876, 74 and new response = 176; previous integration is from x, y = 14.789, 118 to 14.876, 74 and previous response = 61.			✓	
CmdZeroOutPeak	BL2000\jheine	1/11/2022 8:58:44 AM	Zero out primary peak of compound Chrysene in sample Jan1040.D			✓	
CmdZeroOutPeak	BL2000\jheine	1/11/2022 8:58:47 AM	Zero out primary peak of compound Benzo(a)Anthracene in sample Jan1040.D			✓	
CmdSaveBatchTable	BL2000\jheine	1/11/2022 8:58:58 AM	Save batch \\MASSHUNTER\Org\Data\SV5975.I\sh011022\2 e8270d bna SIM\QuantResults\011022 bna SIM 2.batch.bin			✓	
CmdSaveBatchTable	BL2000\jheine	1/11/2022 9:01:55 AM	Save batch \\MASSHUNTER\Org\Data\SV5975.I\sh011022\2 e8270d bna SIM\QuantResults\011022 bna SIM 2.batch.bin			✓	
CmdSetSampleAttribute	BL2000\jheine	1/11/2022 9:02:01 AM	Set SampleApproved = True for sample Jan1024.D; previous value = False			✓	
CmdSetSampleAttribute	BL2000\jheine	1/11/2022 9:02:02 AM	Set SampleApproved = True for sample Jan1025.D; previous value = False			✓	
CmdSetSampleAttribute	BL2000\jheine	1/11/2022 9:02:03 AM	Set SampleApproved = True for sample Jan1026.D; previous value = False			✓	

Name	User	Time	Action	Reason	Comment	Succeed	Exception
CmdSetSampleAttribute	BL2000\jheine	1/11/2022 9:02:06 AM	Set SampleApproved = True for sample Jan1027.D; previous value = False			✓	
CmdSetSampleAttribute	BL2000\jheine	1/11/2022 9:02:07 AM	Set SampleApproved = True for sample Jan1028.D; previous value = False			✓	
CmdSetSampleAttribute	BL2000\jheine	1/11/2022 9:02:08 AM	Set SampleApproved = True for sample Jan1029.D; previous value = False			✓	
CmdSetSampleAttribute	BL2000\jheine	1/11/2022 9:02:09 AM	Set SampleApproved = True for sample Jan1030.D; previous value = False			✓	
CmdSetSampleAttribute	BL2000\jheine	1/11/2022 9:02:11 AM	Set SampleApproved = True for sample Jan1031.D; previous value = False			✓	
CmdSetSampleAttribute	BL2000\jheine	1/11/2022 9:02:12 AM	Set SampleApproved = True for sample Jan1032.D; previous value = False			✓	
CmdSetSampleAttribute	BL2000\jheine	1/11/2022 9:02:14 AM	Set SampleApproved = True for sample Jan1033.D; previous value = False			✓	
CmdSetSampleAttribute	BL2000\jheine	1/11/2022 9:02:16 AM	Set SampleApproved = True for sample Jan1034.D; previous value = False			✓	
CmdSetSampleAttribute	BL2000\jheine	1/11/2022 9:02:18 AM	Set SampleApproved = True for sample Jan1035.D; previous value = False			✓	
CmdSetSampleAttribute	BL2000\jheine	1/11/2022 9:02:20 AM	Set SampleApproved = True for sample Jan1036.D; previous value = False			✓	
CmdSetSampleAttribute	BL2000\jheine	1/11/2022 9:02:21 AM	Set SampleApproved = True for sample Jan1037.D; previous value = False			✓	
CmdSetSampleAttribute	BL2000\jheine	1/11/2022 9:02:22 AM	Set SampleApproved = True for sample Jan1038.D; previous value = False			✓	
CmdSetSampleAttribute	BL2000\jheine	1/11/2022 9:02:24 AM	Set SampleApproved = True for sample Jan1039.D; previous value = False			✓	
CmdSetSampleAttribute	BL2000\jheine	1/11/2022 9:02:27 AM	Set SampleApproved = True for sample Jan1040.D; previous value = False			✓	
CmdSaveBatchTable	BL2000\jheine	1/11/2022 9:02:48 AM	Save batch \\MASSHUNTER\Org\Data\SV5975.I\sh 011022\2 e8270d bna SIM\QuantResults\011022 bna SIM 2.batch.bin			✓	
CmdSaveBatchTable	BL2000\jheine	1/11/2022 9:09:02 AM	Save batch \\MASSHUNTER\Org\Data\SV5975.I\sh 011022\2 e8270d bna SIM\QuantResults\011022 bna SIM 2.batch.bin			✓	

Name	User	Time	Action	Reason	Comment	Succeed	Exception
CmdOpenBatchTable	BL2000\jheine	1/11/2022 11:43:57 AM	Open batch \\MASSHUNTER\Org\Data\SV5975.I\sh 011022\2 e8270d bna SIM\011022 bna SIM 2.batch.bin			✓	
CmdImportSamplesFromWorklist	BL2000\jheine	1/11/2022 11:44:31 AM	Add samples from worklist: \\MASSHUNTER\Org\Data\SV5975.I\sh 011022\2 e8270d bna SIM\Jan1046.D, \\MASSHUNTER\Org\Data\SV5975.I\sh 011022\2 e8270d bna SIM\Jan1045.D, \\MASSHUNTER\Org\Data\SV5975.I\sh 011022\2 e8270d bna SIM\Jan1044.D, \\MASSHUNTER\Org\Data\SV5975.I\sh 011022\2 e8270d bna SIM\Jan1043.D, \\MASSHUNTER\Org\Data\SV5975.I\sh 011022\2 e8270d bna SIM\Jan1042.D, \\MASSHUNTER\Org\Data\SV5975.I\sh 011022\2 e8270d bna SIM\Jan1041.D			✓	
CmdSetSampleAttribute	BL2000\jheine	1/11/2022 11:45:00 AM	Set SampleType = CC for sample Jan1046.D; previous value = Sample			✓	
CmdSetSampleAttribute	BL2000\jheine	1/11/2022 11:45:04 AM	Set LevelName = CCV for sample Jan1046.D; previous value =			✓	
CmdQuantitate	BL2000\jheine	1/11/2022 11:45:11 AM	Quantitate all compounds in all samples			✓	
CmdManuallyIntegrateQualifierPeak	BL2000\jheine	1/11/2022 11:45:32 AM	Manually integrate qualifier 102.0 of compound Naphthalene in sample Jan1046.D, from x, y = 5.953, 2110 to 6.041, 1883, result = -6176; previous integration is from x, y = 5.897, 78 to 6.178, 78 and previous response = 7766.			✓	
CmdManuallyIntegrateSnapBaseline	BL2000\jheine	1/11/2022 11:45:33 AM	Snap baseline for qualifier 102.0 of compound Naphthalene in sample Jan1046.D from x = 5.953 to x = 6.041, new integration is from x, y = 5.953, 1163 to 6.041, 108 and new response = 963; previous integration is from x, y = 5.953, 2110 to 6.041, 1883 and previous response = -6176.			✓	
CmdManuallyIntegrateDropBaseline	BL2000\jheine	1/11/2022 11:45:34 AM	Drop baseline for qualifier 102.0 of compound Naphthalene in sample Jan1046.D to y = 108, new integration is from x, y = 5.953, 108 to 6.041, 108 and new response = 3730; previous integration is from x, y = 5.953, 1163 to 6.041, 108 and previous response = 963.			✓	
CmdManuallyIntegrateQualifierPeak	BL2000\jheine	1/11/2022 11:45:46 AM	Manually integrate qualifier152.0 of compound Acenaphthene in sample Jan1046.D from x, y = 8.025, 2174 to 8.113, 3642; result = -6687			✓	

Name	User	Time	Action	Reason	Comment	Succeed	Exception
CmdManuallyIntegrateSnapBaseline	BL2000\jheine	1/11/2022 11:45:47 AM	Snap baseline for qualifier 152.0 of compound Acenaphthene in sample Jan1046.D from x = 8.025 to x = 8.113, new integration is from x, y = 8.025, 129 to 8.113, 171 and new response = 7750; previous integration is from x, y = 8.025, 2174 to 8.113, 3642 and previous response = -6687.			✓	
CmdManuallyIntegrateDropBaseline	BL2000\jheine	1/11/2022 11:45:48 AM	Drop baseline for qualifier 152.0 of compound Acenaphthene in sample Jan1046.D to y = 129, new integration is from x, y = 8.025, 129 to 8.113, 129 and new response = 7860; previous integration is from x, y = 8.025, 129 to 8.113, 171 and previous response = 7750.			✓	
CmdManuallyIntegratePeak	BL2000\jheine	1/11/2022 11:47:23 AM	Manually integrate compound Benzo(a)pyrene in sample Jan1041.D, from x, y = 18.376, 59 to 18.450, 59, result = 74; previous integration is from x, y = 18.469, 62 to 18.660, 70 and previous response = 1837.			✓	
CmdZeroOutPeak	BL2000\jheine	1/11/2022 11:47:25 AM	Zero out primary peak of compound Benzo(a)pyrene in sample Jan1041.D			✓	
CmdManuallyIntegratePeak	BL2000\jheine	1/11/2022 11:47:29 AM	Manually integrate compound Acenaphthene in sample Jan1041.D, from x, y = 8.038, 259 to 8.100, 66, result = -196; previous integration is from x, y = 7.976, 66 to 8.100, 66 and previous response = 1557.			✓	
CmdManuallyIntegrateDropBaseline	BL2000\jheine	1/11/2022 11:47:31 AM	Drop baseline for compound Acenaphthene in sample Jan1041.D to y = 66, new integration is from x, y = 8.038, 66 to 8.100, 66 and new response = 165; previous integration is from x, y = 8.038, 259 to 8.100, 66 and previous response = -196.			✓	
CmdZeroOutPeak	BL2000\jheine	1/11/2022 11:47:32 AM	Zero out primary peak of compound Acenaphthene in sample Jan1041.D			✓	
CmdManuallyIntegratePeak	BL2000\jheine	1/11/2022 11:47:39 AM	Manually integrate compound Chrysene in sample Jan1041.D, from x, y = 14.789, 166 to 14.901, 169, result = -453; previous integration is from x, y = 14.677, 53 to 14.901, 53 and previous response = 2089.			✓	
CmdManuallyIntegrateSnapBaseline	BL2000\jheine	1/11/2022 11:47:40 AM	Snap baseline for compound Chrysene in sample Jan1041.D, from x = 14.789 to x = 14.901, new integration is from x, y = 14.789, 128 to 14.901, 68 and new response = 12; previous integration is from x, y = 14.789, 166 to 14.901, 169 and previous response = -453.			✓	

Name	User	Time	Action	Reason	Comment	Succeed	Exception
CmdManuallyIntegrateDropBaseline	BL2000\jheine	1/11/2022 11:47:41 AM	Drop baseline for compound Chrysene in sample Jan1041.D to y = 68, new integration is from x, y = 14.789, 68 to 14.901, 68 and new response = 214; previous integration is from x, y = 14.789, 128 to 14.901, 68 and previous response = 12.			✓	
CmdZeroOutPeak	BL2000\jheine	1/11/2022 11:47:42 AM	Zero out primary peak of compound Chrysene in sample Jan1041.D			✓	
CmdZeroOutPeak	BL2000\jheine	1/11/2022 11:47:45 AM	Zero out primary peak of compound Benzo(a)Anthracene in sample Jan1041.D			✓	
CmdManuallyIntegratePeak	BL2000\jheine	1/11/2022 11:47:59 AM	Manually integrate compound Fluorene in sample Jan1042.D, from x, y = 8.661, 67 to 8.723, 78, result = 75; previous integration is from x, y = 8.961, 73 to 9.122, 74 and previous response = 9108.			✓	
CmdZeroOutPeak	BL2000\jheine	1/11/2022 11:48:00 AM	Zero out primary peak of compound Fluorene in sample Jan1042.D			✓	
CmdManuallyIntegratePeak	BL2000\jheine	1/11/2022 11:48:07 AM	Manually integrate compound Benzo(a)pyrene in sample Jan1042.D, from x, y = 18.388, 67 to 18.425, 65, result = 20; previous integration is from x, y = 18.475, 66 to 18.660, 67 and previous response = 1964.			✓	
CmdManuallyIntegrateDropBaseline	BL2000\jheine	1/11/2022 11:48:08 AM	Drop baseline for compound Benzo(a)pyrene in sample Jan1042.D to y = 65, new integration is from x, y = 18.388, 65 to 18.425, 65 and new response = 22; previous integration is from x, y = 18.388, 67 to 18.425, 65 and previous response = 20.			✓	
CmdZeroOutPeak	BL2000\jheine	1/11/2022 11:48:09 AM	Zero out primary peak of compound Benzo(a)pyrene in sample Jan1042.D			✓	
CmdManuallyIntegratePeak	BL2000\jheine	1/11/2022 11:48:14 AM	Manually integrate compound Acenaphthene in sample Jan1042.D, from x, y = 8.038, 290 to 8.088, 83, result = -205; previous integration is from x, y = 7.989, 83 to 8.088, 83 and previous response = 1537.			✓	
CmdManuallyIntegrateDropBaseline	BL2000\jheine	1/11/2022 11:48:15 AM	Drop baseline for compound Acenaphthene in sample Jan1042.D to y = 83, new integration is from x, y = 8.038, 83 to 8.088, 83 and new response = 104; previous integration is from x, y = 8.038, 290 to 8.088, 83 and previous response = -205.			✓	
CmdZeroOutPeak	BL2000\jheine	1/11/2022 11:48:18 AM	Zero out primary peak of compound Acenaphthene in sample Jan1042.D			✓	
CmdZeroOutPeak	BL2000\jheine	1/11/2022 11:48:21 AM	Zero out primary peak of compound Chrysene in sample Jan1042.D			✓	

Name	User	Time	Action	Reason	Comment	Succeed	Exception
CmdZeroOutPeak	BL2000\jheine	1/11/2022 11:48:22 AM	Zero out primary peak of compound Benzo(a)Anthracene in sample Jan1042.D			✓	
CmdManuallyIntegratePeak	BL2000\jheine	1/11/2022 11:49:01 AM	Manually integrate compound Benzo(a)pyrene in sample Jan1043.D, from x, y = 18.376, 57 to 18.425, 68, result = 55; previous integration is from x, y = 18.475, 64 to 18.611, 70 and previous response = 2112.			✓	
CmdManuallyIntegrateDropBaseline	BL2000\jheine	1/11/2022 11:49:02 AM	Drop baseline for compound Benzo(a)pyrene in sample Jan1043.D to y = 57, new integration is from x, y = 18.376, 57 to 18.425, 57 and new response = 71; previous integration is from x, y = 18.376, 57 to 18.425, 68 and previous response = 55.			✓	
CmdZeroOutPeak	BL2000\jheine	1/11/2022 11:49:03 AM	Zero out primary peak of compound Benzo(a)pyrene in sample Jan1043.D			✓	
CmdManuallyIntegratePeak	BL2000\jheine	1/11/2022 11:49:11 AM	Manually integrate compound Acenaphthene in sample Jan1043.D, from x, y = 8.038, 290 to 8.100, 66, result = -248; previous integration is from x, y = 7.985, 66 to 8.100, 66 and previous response = 1793.			✓	
CmdManuallyIntegrateDropBaseline	BL2000\jheine	1/11/2022 11:49:12 AM	Drop baseline for compound Acenaphthene in sample Jan1043.D to y = 66, new integration is from x, y = 8.038, 66 to 8.100, 66 and new response = 172; previous integration is from x, y = 8.038, 290 to 8.100, 66 and previous response = -248.			✓	
CmdZeroOutPeak	BL2000\jheine	1/11/2022 11:49:13 AM	Zero out primary peak of compound Acenaphthene in sample Jan1043.D			✓	
CmdZeroOutPeak	BL2000\jheine	1/11/2022 11:49:16 AM	Zero out primary peak of compound Chrysene in sample Jan1043.D			✓	
CmdZeroOutPeak	BL2000\jheine	1/11/2022 11:49:17 AM	Zero out primary peak of compound Benzo(a)Anthracene in sample Jan1043.D			✓	
CmdManuallyIntegratePeak	BL2000\jheine	1/11/2022 11:49:38 AM	Manually integrate compound Nitrobenzene-d5 in sample Jan1044.D, from x, y = 5.131, 173952 to 5.205, 226529, result = 573660; previous integration is from x, y = 5.094, 233 to 5.205, 238 and previous response = 1778920.			✓	
CmdManuallyIntegrateDropBaseline	BL2000\jheine	1/11/2022 11:49:40 AM	Drop baseline for compound Nitrobenzene-d5 in sample Jan1044.D to y = 173952, new integration is from x, y = 5.131, 173952 to 5.205, 173952 and new response = 691301; previous integration is from x, y = 5.131, 173952 to 5.205, 226529 and previous response = 573660.			✓	

Name	User	Time	Action	Reason	Comment	Succeed	Exception
CmdManuallyIntegrate QualifierPeak	BL2000\jheine	1/11/2022 11:49:46 AM	Manually integrate qualifier 54.0 of compound Nitrobenzene-d5 in sample Jan1044.D, from x, y = 5.143, 69664 to 5.218, 80878, result = 286437; previous integration is from x, y = 5.094, 312 to 5.268, 327 and previous response = 1135276.			✓	
CmdManuallyIntegrate DropBaseline	BL2000\jheine	1/11/2022 11:49:47 AM	Drop baseline for qualifier 54.0 of compound Nitrobenzene-d5 in sample Jan1044.D to y = 69664, new integration is from x, y = 5.143, 69664 to 5.218, 69664 and new response = 311529; previous integration is from x, y = 5.143, 69664 to 5.218, 80878 and previous response = 286437.			✓	
CmdManuallyIntegrate QualifierPeak	BL2000\jheine	1/11/2022 11:49:51 AM	Manually integrate qualifier 128.0 of compound Nitrobenzene-d5 in sample Jan1044.D, from x, y = 5.143, 9990 to 5.243, 628, result = 171691; previous integration is from x, y = 5.094, 628 to 5.243, 628 and previous response = 231198.			✓	
CmdManuallyIntegrate DropBaseline	BL2000\jheine	1/11/2022 11:49:52 AM	Drop baseline for qualifier 128.0 of compound Nitrobenzene-d5 in sample Jan1044.D to y = 628, new integration is from x, y = 5.143, 628 to 5.243, 628 and new response = 199623; previous integration is from x, y = 5.143, 9990 to 5.243, 628 and previous response = 171691.			✓	
CmdSetTargetCompoundAttribute	BL2000\jheine	1/11/2022 11:49:57 AM	Set UserAnnotation = BA for compound Nitrobenzene-d5 in sample Jan1044.D; previous value =			✓	
CmdSelectPeak	BL2000\jheine	1/11/2022 11:50:01 AM	Select peak for compound Naphthalene in sample Jan1044.D			✓	
CmdManuallyIntegrate QualifierPeak	BL2000\jheine	1/11/2022 11:50:07 AM	Manually integrate qualifier 129.0 of compound Naphthalene in sample Jan1044.D, from x, y = 5.966, 10600 to 6.078, 53955, result = 1193275; previous integration is from x, y = 5.999, 73017 to 6.078, 88327 and previous response = 957907.			✓	
CmdManuallyIntegrate DropBaseline	BL2000\jheine	1/11/2022 11:50:08 AM	Drop baseline for qualifier 129.0 of compound Naphthalene in sample Jan1044.D to y = 10600, new integration is from x, y = 5.966, 10600 to 6.078, 10600 and new response = 1339468; previous integration is from x, y = 5.966, 10600 to 6.078, 53955 and previous response = 1193275.			✓	

Name	User	Time	Action	Reason	Comment	Succeed	Exception
CmdManuallyIntegrate QualifierPeak	BL2000\jheine	1/11/2022 11:50:12 AM	Manually integrate qualifier 102.0 of compound Naphthalene in sample Jan1044.D, from x, y = 5.978, 13223 to 6.078, 28684, result = 531860; previous integration is from x, y = 6.000, 52812 to 6.078, 52812 and previous response = 364531.			✓	
CmdManuallyIntegrate DropBaseline	BL2000\jheine	1/11/2022 11:50:13 AM	Drop baseline for qualifier 102.0 of compound Naphthalene in sample Jan1044.D to y = 13223, new integration is from x, y = 5.978, 13223 to 6.078, 13223 and new response = 578203; previous integration is from x, y = 5.978, 13223 to 6.078, 28684 and previous response = 531860.			✓	
CmdManuallyIntegrate QualifierPeak	BL2000\jheine	1/11/2022 11:50:23 AM	Manually integrate qualifier 115.0 of compound 2-Methylnaphthalene in sample Jan1044.D, from x, y = 6.852, 266905 to 6.965, 373, result = 4185642; previous integration is from x, y = 6.790, 373 to 6.965, 373 and previous response = 7272615.			✓	
CmdManuallyIntegrate DropBaseline	BL2000\jheine	1/11/2022 11:50:25 AM	Drop baseline for qualifier 115.0 of compound 2-Methylnaphthalene in sample Jan1044.D to y = 373, new integration is from x, y = 6.852, 373 to 6.965, 373 and new response = 5084390; previous integration is from x, y = 6.852, 266905 to 6.965, 373 and previous response = 4185642.			✓	
CmdSelectPeak	BL2000\jheine	1/11/2022 11:50:32 AM	Select peak for compound 1-Methylnaphthalene in sample Jan1044.D			✓	
CmdManuallyIntegratePeak	BL2000\jheine	1/11/2022 11:50:36 AM	Manually integrate compound 1-Methylnaphthalene in sample Jan1044.D, from x, y = 6.952, 53329 to 7.052, 770267, result = 4799604; previous integration is from x, y = 6.952, 53329 to 7.127, 53329 and previous response = 7534052.			✓	
CmdManuallyIntegrate DropBaseline	BL2000\jheine	1/11/2022 11:50:37 AM	Drop baseline for compound 1-Methylnaphthalene in sample Jan1044.D to y = 53329, new integration is from x, y = 6.952, 53329 to 7.052, 53329 and new response = 6948269; previous integration is from x, y = 6.952, 53329 to 7.052, 770267 and previous response = 4799604.			✓	
CmdZeroOutPeak	BL2000\jheine	1/11/2022 11:53:21 AM	Zero out primary peak of compound Acenaphthylene in sample Jan1044.D			✓	
CmdZeroOutPeak	BL2000\jheine	1/11/2022 11:53:32 AM	Zero out primary peak of compound Acenaphthene in sample Jan1044.D			✓	

Name	User	Time	Action	Reason	Comment	Succeed	Exception
CmdManuallyIntegrate QualifierPeak	BL2000\jheine	1/11/2022 11:53:43 AM	Manually integrate qualifier 167.0 of compound Fluorene in sample Jan1044.D, from x, y = 8.736, 63007 to 8.773, 18611, result = 23311; previous integration is from x, y = 8.712, 19801 to 8.773, 18611 and previous response = 87503.			✓	
CmdManuallyIntegrate DropBaseline	BL2000\jheine	1/11/2022 11:53:44 AM	Drop baseline for qualifier 167.0 of compound Fluorene in sample Jan1044.D to y = 18611, new integration is from x, y = 8.736, 18611 to 8.773, 18611 and new response = 73123; previous integration is from x, y = 8.736, 63007 to 8.773, 18611 and previous response = 23311.			✓	
CmdManuallyIntegratePeak	BL2000\jheine	1/11/2022 11:53:52 AM	Manually integrate compound Fluorene in sample Jan1044.D, from x, y = 8.698, 6976 to 8.773, 9452, result = 189856; previous integration is from x, y = 8.717, 16502 to 8.767, 15166 and previous response = 161054.			✓	
CmdManuallyIntegrate DropBaseline	BL2000\jheine	1/11/2022 11:53:53 AM	Drop baseline for compound Fluorene in sample Jan1044.D to y = 6976, new integration is from x, y = 8.698, 6976 to 8.773, 6976 and new response = 195411; previous integration is from x, y = 8.698, 6976 to 8.773, 9452 and previous response = 189856.			✓	
CmdZeroOutPeak	BL2000\jheine	1/11/2022 11:54:19 AM	Zero out primary peak of compound Fluorene in sample Jan1044.D			✓	
CmdManuallyIntegrate QualifierPeak	BL2000\jheine	1/11/2022 11:54:25 AM	Manually integrate qualifier 176.0 of compound Phenanthrene in sample Jan1044.D, from x, y = 9.799, 636 to 9.867, 1713, result = 3404; previous integration is from x, y = 9.799, 636 to 9.916, 592 and previous response = 6067.			✓	
CmdManuallyIntegrate DropBaseline	BL2000\jheine	1/11/2022 11:54:26 AM	Drop baseline for qualifier 176.0 of compound Phenanthrene in sample Jan1044.D to y = 636, new integration is from x, y = 9.799, 636 to 9.867, 636 and new response = 5583; previous integration is from x, y = 9.799, 636 to 9.867, 1713 and previous response = 3404.			✓	
CmdManuallyIntegratePeak	BL2000\jheine	1/11/2022 11:55:53 AM	Manually integrate compound Anthracene in sample Jan1044.D, from x, y = 9.867, 1923 to 9.916, 2862, result = -1512; previous integration is from x, y = 9.867, 481 to 9.953, 470 and previous response = 6095.			✓	

Name	User	Time	Action	Reason	Comment	Succeed	Exception
CmdManuallyIntegrateSnapBaseline	BL2000\jheine	1/11/2022 11:55:54 AM	Snap baseline for compound Anthracene in sample Jan1044.D, from x = 9.867 to x = 9.916, new integration is from x, y = 9.867, 1241 to 9.916, 1322 and new response = 1781; previous integration is from x, y = 9.867, 1923 to 9.916, 2862 and previous response = -1512.			✓	
CmdManuallyIntegrateDropBaseline	BL2000\jheine	1/11/2022 11:55:55 AM	Drop baseline for compound Anthracene in sample Jan1044.D to y = 1241, new integration is from x, y = 9.867, 1241 to 9.916, 1241 and new response = 1901; previous integration is from x, y = 9.867, 1241 to 9.916, 1322 and previous response = 1781.			✓	
CmdManuallyIntegrateQualifierPeak	BL2000\jheine	1/11/2022 11:55:59 AM	Manually integrate qualifier176.0 of compound Anthracene in sample Jan1044.D from x, y = 9.867, 1583 to 9.916, 592; result = -1007			✓	
CmdManuallyIntegrateDropBaseline	BL2000\jheine	1/11/2022 11:56:00 AM	Drop baseline for qualifier 176.0 of compound Anthracene in sample Jan1044.D to y = 592, new integration is from x, y = 9.867, 592 to 9.916, 592 and new response = 461; previous integration is from x, y = 9.867, 1583 to 9.916, 592 and previous response = -1007.			✓	
CmdManuallyIntegratePeak	BL2000\jheine	1/11/2022 11:56:14 AM	Manually integrate compound Anthracene in sample Jan1044.D, from x, y = 9.867, 1639 to 9.916, 852, result = 1888; previous integration is from x, y = 9.867, 1241 to 9.916, 1241 and previous response = 1901.			✓	
CmdManuallyIntegrateDropBaseline	BL2000\jheine	1/11/2022 11:56:15 AM	Drop baseline for compound Anthracene in sample Jan1044.D to y = 852, new integration is from x, y = 9.867, 852 to 9.916, 852 and new response = 3054; previous integration is from x, y = 9.867, 1639 to 9.916, 852 and previous response = 1888.			✓	
CmdZeroOutPeak	BL2000\jheine	1/11/2022 11:56:29 AM	Zero out primary peak of compound o-Terphenyl in sample Jan1044.D			✓	
CmdManuallyIntegrateSplit	BL2000\jheine	1/11/2022 11:57:43 AM	Split qualifier 101.0 of compound Pyrene in sample Jan1044.D and keep left peak, new integration is from x, y = 11.783, 148.391960549491 to 11.855, 146.110811011221 and new response = 874, previous integration is from x, y = 11.783, 148 to 11.967, 143 and previous response = 1071.			✓	

Name	User	Time	Action	Reason	Comment	Succeed	Exception
CmdManuallyIntegrateSplit	BL2000\jheine	1/11/2022 11:57:57 AM	Split peak for compound Benzo(b)fluoranthene in sample Jan1044.D and keep left peak, new integration is from x, y = 17.700, 71.2834427121837 to 17.795, 72.3450597347011 and new response = 1748, previous integration is from x, y = 17.700, 71 to 17.931, 74 and previous response = 2833.			✓	
CmdManuallyIntegrateSplit	BL2000\jheine	1/11/2022 11:58:00 AM	Split qualifier 253.0 of compound Benzo(b)fluoranthene in sample Jan1044.D and keep left peak, new integration is from x, y = 17.712, 84.2038889232711 to 17.795, 86.2556661294094 and new response = 385, previous integration is from x, y = 17.712, 84 to 17.910, 89 and previous response = 614.			✓	
CmdManuallyIntegrateSplit	BL2000\jheine	1/11/2022 11:58:04 AM	Split peak for compound Benzo(k)fluoranthene in sample Jan1044.D and keep right peak, new integration is from x, y = 17.795, 72.3450597347011 to 17.931, 73.8665920298526 and new response = 1087, previous integration is from x, y = 17.700, 71 to 17.931, 74 and previous response = 2833.			✓	
CmdManuallyIntegrateSplit	BL2000\jheine	1/11/2022 11:58:09 AM	Split qualifier 253.0 of compound Benzo(k)fluoranthene in sample Jan1044.D and keep right peak, new integration is from x, y = 17.795, 86.2556661294094 to 17.910, 89.0799300849458 and new response = 230, previous integration is from x, y = 17.712, 84 to 17.910, 89 and previous response = 614.			✓	
CmdManuallyIntegrateSplit	BL2000\jheine	1/11/2022 11:58:18 AM	Split peak for compound Indeno(1,2,3-cd)pyrene in sample Jan1044.D and keep left peak, new integration is from x, y = 20.217, 70.5173400493621 to 20.316, 71.2631913932721 and new response = 576, previous integration is from x, y = 20.217, 71 to 20.413, 72 and previous response = 657.			✓	
CmdManuallyIntegratePeak	BL2000\jheine	1/11/2022 11:58:21 AM	Manually integrate compound Indeno(1,2,3-cd)pyrene in sample Jan1044.D, from x, y = 20.217, 71 to 20.303, 88, result = 503; previous integration is from x, y = 20.217, 71 to 20.316, 71 and previous response = 576.			✓	

Name	User	Time	Action	Reason	Comment	Succeed	Exception
CmdManuallyIntegrateDropBaseline	BL2000\jheine	1/11/2022 11:58:23 AM	Drop baseline for compound Indeno(1,2,3-cd)pyrene in sample Jan1044.D to y = 71, new integration is from x, y = 20.217, 71 to 20.303, 71 and new response = 548; previous integration is from x, y = 20.217, 71 to 20.303, 88 and previous response = 503.			✓	
CmdSetTargetCompoundAttribute	BL2000\jheine	1/11/2022 11:58:24 AM	Set UserAnnotation = CO for compound Indeno(1,2,3-cd)pyrene in sample Jan1044.D; previous value =			✓	
CmdManuallyIntegrateSplit	BL2000\jheine	1/11/2022 11:58:27 AM	Split qualifier 138.0 of compound Indeno(1,2,3-cd)pyrene in sample Jan1044.D and keep left peak, new integration is from x, y = 20.204, 107.551036872801 to 20.303, 109.250715423691 and new response = 163, previous integration is from x, y = 20.204, 108 to 20.358, 110 and previous response = 192.			✓	
CmdManuallyIntegrateQualifierPeak	BL2000\jheine	1/11/2022 11:58:31 AM	Manually integrate qualifier 138.0 of compound Indeno(1,2,3-cd)pyrene in sample Jan1044.D, from x, y = 20.204, 108 to 20.291, 135, result = 87; previous integration is from x, y = 20.204, 108 to 20.303, 109 and previous response = 163.			✓	
CmdManuallyIntegrateDropBaseline	BL2000\jheine	1/11/2022 11:58:32 AM	Drop baseline for qualifier 138.0 of compound Indeno(1,2,3-cd)pyrene in sample Jan1044.D to y = 108, new integration is from x, y = 20.204, 108 to 20.291, 108 and new response = 159; previous integration is from x, y = 20.204, 108 to 20.291, 135 and previous response = 87.			✓	
CmdManuallyIntegrateQualifierPeak	BL2000\jheine	1/11/2022 11:58:42 AM	Manually integrate qualifier138.0 of compound Benzo(g,h,i)perylene in sample Jan1044.D from x, y = 20.550, 105 to 20.662, 110; result = 222			✓	
CmdManuallyIntegrateDropBaseline	BL2000\jheine	1/11/2022 11:58:44 AM	Drop baseline for qualifier 138.0 of compound Benzo(g,h,i)perylene in sample Jan1044.D to y = 105, new integration is from x, y = 20.550, 105 to 20.662, 105 and new response = 238; previous integration is from x, y = 20.550, 105 to 20.662, 110 and previous response = 222.			✓	
CmdManuallyIntegrateQualifierPeak	BL2000\jheine	1/11/2022 11:58:49 AM	Manually integrate qualifier277.0 of compound Benzo(g,h,i)perylene in sample Jan1044.D from x, y = 20.563, 74 to 20.686, 74; result = 187			✓	

Name	User	Time	Action	Reason	Comment	Succeed	Exception
CmdManuallyIntegratePeak	BL2000\jheine	1/11/2022 12:25:07 PM	Manually integrate compound Nitrobenzene-d5 in sample Jan1045.D, from x, y = 5.106, 9657 to 5.156, 11316, result = 15470; previous integration is from x, y = 5.044, 256 to 5.230, 267 and previous response = 158950.			✓	
CmdManuallyIntegrateDropBaseline	BL2000\jheine	1/11/2022 12:25:08 PM	Drop baseline for compound Nitrobenzene-d5 in sample Jan1045.D to y = 9657, new integration is from x, y = 5.106, 9657 to 5.156, 9657 and new response = 17944; previous integration is from x, y = 5.106, 9657 to 5.156, 11316 and previous response = 15470.			✓	
CmdManuallyIntegrateQualifierPeak	BL2000\jheine	1/11/2022 12:25:12 PM	Manually integrate qualifier 54.0 of compound Nitrobenzene-d5 in sample Jan1045.D, from x, y = 5.118, 564 to 5.168, 3920, result = 15952; previous integration is from x, y = 5.118, 564 to 5.218, 564 and previous response = 40036.			✓	
CmdManuallyIntegrateSnapBaseline	BL2000\jheine	1/11/2022 12:25:13 PM	Snap baseline for qualifier 54.0 of compound Nitrobenzene-d5 in sample Jan1045.D from x = 5.118 to x = 5.168, new integration is from x, y = 5.118, 3714 to 5.168, 6399 and new response = 7556; previous integration is from x, y = 5.118, 564 to 5.168, 3920 and previous response = 15952.			✓	
CmdManuallyIntegrateDropBaseline	BL2000\jheine	1/11/2022 12:25:14 PM	Drop baseline for qualifier 54.0 of compound Nitrobenzene-d5 in sample Jan1045.D to y = 3714, new integration is from x, y = 5.118, 3714 to 5.168, 3714 and new response = 11561; previous integration is from x, y = 5.118, 3714 to 5.168, 6399 and previous response = 7556.			✓	
CmdManuallyIntegratePeak	BL2000\jheine	1/11/2022 12:25:28 PM	Manually integrate compound Naphthalene in sample Jan1045.D, from x, y = 5.953, 2709 to 6.016, 194, result = 95033; previous integration is from x, y = 5.916, 194 to 6.016, 194 and previous response = 108922.			✓	
CmdManuallyIntegrateDropBaseline	BL2000\jheine	1/11/2022 12:25:29 PM	Drop baseline for compound Naphthalene in sample Jan1045.D to y = 194, new integration is from x, y = 5.953, 194 to 6.016, 194 and new response = 99745; previous integration is from x, y = 5.953, 2709 to 6.016, 194 and previous response = 95033.			✓	
CmdSetTargetCompoundAttribute	BL2000\jheine	1/11/2022 12:25:32 PM	Set UserAnnotation = CO for compound Naphthalene in sample Jan1045.D; previous value =			✓	

Name	User	Time	Action	Reason	Comment	Succeed	Exception
CmdManuallyIntegrate QualifierPeak	BL2000\jheine	1/11/2022 12:25:38 PM	Manually integrate qualifier 129.0 of compound Naphthalene in sample Jan1045.D, from x, y = 5.953, 560 to 5.991, 1124, result = 36981; previous integration is from x, y = 5.953, 4423 to 5.991, 4423 and previous response = 19447.			✓	
CmdManuallyIntegrate DropBaseline	BL2000\jheine	1/11/2022 12:25:40 PM	Drop baseline for qualifier 129.0 of compound Naphthalene in sample Jan1045.D to y = 560, new integration is from x, y = 5.953, 560 to 5.991, 560 and new response = 37615; previous integration is from x, y = 5.953, 560 to 5.991, 1124 and previous response = 36981.			✓	
CmdManuallyIntegrate QualifierPeak	BL2000\jheine	1/11/2022 12:25:47 PM	Manually integrate qualifier 102.0 of compound Naphthalene in sample Jan1045.D, from x, y = 5.953, 7478 to 5.991, 780, result = 14131; previous integration is from x, y = 5.931, 2504 to 6.006, 2504 and previous response = 20785.			✓	
CmdManuallyIntegrate DropBaseline	BL2000\jheine	1/11/2022 12:25:49 PM	Drop baseline for qualifier 102.0 of compound Naphthalene in sample Jan1045.D to y = 780, new integration is from x, y = 5.953, 780 to 5.991, 780 and new response = 21660; previous integration is from x, y = 5.953, 7478 to 5.991, 780 and previous response = 14131.			✓	
CmdManuallyIntegratePeak	BL2000\jheine	1/11/2022 12:26:18 PM	Manually integrate compound Acenaphthene in sample Jan1045.D, from x, y = 8.038, 1241 to 8.063, 1587, result = 3191; previous integration is from x, y = 8.038, 1241 to 8.163, 1152 and previous response = 12680.			✓	
CmdManuallyIntegrate DropBaseline	BL2000\jheine	1/11/2022 12:26:19 PM	Drop baseline for compound Acenaphthene in sample Jan1045.D to y = 1241, new integration is from x, y = 8.038, 1241 to 8.063, 1241 and new response = 3448; previous integration is from x, y = 8.038, 1241 to 8.063, 1587 and previous response = 3191.			✓	
CmdManuallyIntegrate QualifierPeak	BL2000\jheine	1/11/2022 12:26:23 PM	Manually integrate qualifier 152.0 of compound Acenaphthene in sample Jan1045.D, from x, y = 8.028, 2079 to 8.063, 3068, result = 14967; previous integration is from x, y = 8.028, 2079 to 8.138, 1953 and previous response = 28092.			✓	

Name	User	Time	Action	Reason	Comment	Succeed	Exception
CmdManuallyIntegrate DropBaseline	BL2000\jheine	1/11/2022 12:26:24 PM	Drop baseline for qualifier 152.0 of compound Acenaphthene in sample Jan1045.D to y = 2079, new integration is from x, y = 8.028, 2079 to 8.063, 2079 and new response = 15995; previous integration is from x, y = 8.028, 2079 to 8.063, 3068 and previous response = 14967.			✓	
CmdZeroOutPeak	BL2000\jheine	1/11/2022 12:26:27 PM	Zero out primary peak of compound Acenaphthene in sample Jan1045.D			✓	
CmdManuallyIntegrate QualifierPeak	BL2000\jheine	1/11/2022 12:26:38 PM	Manually integrate qualifier 167.0 of compound Fluorene in sample Jan1045.D, from x, y = 8.674, 603 to 8.711, 716, result = 4581; previous integration is from x, y = 8.648, 676 to 8.773, 676 and previous response = 11590.			✓	
CmdManuallyIntegrate QualifierPeak	BL2000\jheine	1/11/2022 12:26:44 PM	Manually integrate qualifier 167.0 of compound Fluorene in sample Jan1045.D, from x, y = 8.686, 642 to 8.711, 716, result = 3131; previous integration is from x, y = 8.674, 603 to 8.711, 716 and previous response = 4581.			✓	
CmdManuallyIntegrate DropBaseline	BL2000\jheine	1/11/2022 12:26:46 PM	Drop baseline for qualifier 167.0 of compound Fluorene in sample Jan1045.D to y = 642, new integration is from x, y = 8.686, 642 to 8.711, 642 and new response = 3187; previous integration is from x, y = 8.686, 642 to 8.711, 716 and previous response = 3131.			✓	
CmdZeroOutPeak	BL2000\jheine	1/11/2022 12:26:56 PM	Zero out primary peak of compound Acenaphthylene in sample Jan1045.D			✓	
CmdManuallyIntegratePeak	BL2000\jheine	1/11/2022 12:27:03 PM	Manually integrate compound Benzo(a)pyrene in sample Jan1045.D, from x, y = 18.376, 43 to 18.450, 65, result = 161; previous integration is from x, y = 18.475, 67 to 18.660, 69 and previous response = 2275.			✓	
CmdManuallyIntegrateSnapBaseline	BL2000\jheine	1/11/2022 12:27:04 PM	Snap baseline for compound Benzo(a)pyrene in sample Jan1045.D, from x = 18.376 to x = 18.450, new integration is from x, y = 18.376, 65 to 18.450, 65 and new response = 113; previous integration is from x, y = 18.376, 43 to 18.450, 65 and previous response = 161.			✓	
CmdManuallyIntegrate DropBaseline	BL2000\jheine	1/11/2022 12:27:04 PM	Drop baseline for compound Benzo(a)pyrene in sample Jan1045.D to y = 65, new integration is from x, y = 18.376, 65 to 18.450, 65 and new response = 113; previous integration is from x, y = 18.376, 65 to 18.450, 65 and previous response = 113.			✓	

Name	User	Time	Action	Reason	Comment	Succeed	Exception
CmdZeroOutPeak	BL2000\jheine	1/11/2022 12:27:12 PM	Zero out primary peak of compound Benzo(a)pyrene in sample Jan1045.D			✓	
CmdManuallyIntegratePeak	BL2000\jheine	1/11/2022 12:27:19 PM	Manually integrate compound Chrysene in sample Jan1045.D, from x, y = 14.789, 237 to 14.863, 197, result = -262; previous integration is from x, y = 14.678, 57 to 14.789, 60 and previous response = 2248.			✓	
CmdManuallyIntegrateSnapBaseline	BL2000\jheine	1/11/2022 12:27:20 PM	Snap baseline for compound Chrysene in sample Jan1045.D, from x = 14.789 to x = 14.863, new integration is from x, y = 14.789, 152 to 14.863, 80 and new response = 192; previous integration is from x, y = 14.789, 237 to 14.863, 197 and previous response = -262.			✓	
CmdManuallyIntegrateDropBaseline	BL2000\jheine	1/11/2022 12:27:21 PM	Drop baseline for compound Chrysene in sample Jan1045.D to y = 80, new integration is from x, y = 14.789, 80 to 14.863, 80 and new response = 353; previous integration is from x, y = 14.789, 152 to 14.863, 80 and previous response = 192.			✓	
CmdZeroOutPeak	BL2000\jheine	1/11/2022 12:27:23 PM	Zero out primary peak of compound Chrysene in sample Jan1045.D			✓	
CmdZeroOutPeak	BL2000\jheine	1/11/2022 12:27:27 PM	Zero out primary peak of compound Anthracene in sample Jan1045.D			✓	
CmdZeroOutPeak	BL2000\jheine	1/11/2022 12:27:28 PM	Zero out primary peak of compound Phenanthrene in sample Jan1045.D			✓	
CmdZeroOutPeak	BL2000\jheine	1/11/2022 12:27:29 PM	Zero out primary peak of compound Benzo(a)Anthracene in sample Jan1045.D			✓	
CmdManuallyIntegrateQualifierPeak	BL2000\jheine	1/11/2022 12:27:50 PM	Manually integrate qualifier 167.0 of compound Fluorene in sample Jan1045.D, from x, y = 8.636, 636 to 8.686, 748, result = 2502; previous integration is from x, y = 8.686, 642 to 8.711, 642 and previous response = 3187.			✓	
CmdManuallyIntegrateSnapBaseline	BL2000\jheine	1/11/2022 12:28:03 PM	Snap baseline for qualifier 167.0 of compound Fluorene in sample Jan1045.D from x = 8.636 to x = 8.686, new integration is from x, y = 8.636, 559 to 8.686, 2403 and new response = 142; previous integration is from x, y = 8.636, 636 to 8.686, 748 and previous response = 2502.			✓	
CmdManuallyIntegrateDropBaseline	BL2000\jheine	1/11/2022 12:28:04 PM	Drop baseline for qualifier 167.0 of compound Fluorene in sample Jan1045.D to y = 559, new integration is from x, y = 8.636, 559 to 8.686, 559 and new response = 2900; previous integration is from x, y = 8.636, 559 to 8.686, 2403 and previous response = 142.			✓	

Name	User	Time	Action	Reason	Comment	Succeed	Exception
CmdSaveBatchTable	BL2000\jheine	1/11/2022 12:28:23 PM	Save batch \\MASSHUNTER\Org\Data\SV5975.I\sh 011022\2 e8270d bna SIM\QuantResults\011022 bna SIM 2.batch.bin			✓	
CmdSaveBatchTable	BL2000\jheine	1/11/2022 12:28:59 PM	Save batch \\MASSHUNTER\Org\Data\SV5975.I\sh 011022\2 e8270d bna SIM\QuantResults\011022 bna SIM 2.batch.bin			✓	
CmdOpenBatchTable	BL2000\jheine	1/12/2022 8:25:24 AM	Open batch \\MASSHUNTER\Org\Data\SV5975.I\sh 011022\2 e8270d bna SIM\011022 bna SIM 2.batch.bin			✓	
CmdSetSampleAttribute	BL2000\jheine	1/12/2022 8:26:03 AM	Set SampleApproved = True for sample Jan1041.D; previous value = False			✓	
CmdSetSampleAttribute	BL2000\jheine	1/12/2022 8:26:04 AM	Set SampleApproved = True for sample Jan1042.D; previous value = False			✓	
CmdSetSampleAttribute	BL2000\jheine	1/12/2022 8:26:05 AM	Set SampleApproved = True for sample Jan1043.D; previous value = False			✓	
CmdSetSampleAttribute	BL2000\jheine	1/12/2022 8:26:06 AM	Set SampleApproved = True for sample Jan1044.D; previous value = False			✓	
CmdSetSampleAttribute	BL2000\jheine	1/12/2022 8:26:07 AM	Set SampleApproved = True for sample Jan1045.D; previous value = False			✓	
CmdSetSampleAttribute	BL2000\jheine	1/12/2022 8:26:09 AM	Set SampleApproved = True for sample Jan1046.D; previous value = False			✓	
CmdZeroOutPeak	BL2000\jheine	1/12/2022 8:30:41 AM	Zero out primary peak of compound Fluorene in sample Jan1045.D			✓	
CmdSaveBatchTable	BL2000\jheine	1/12/2022 8:31:12 AM	Save batch \\MASSHUNTER\Org\Data\SV5975.I\sh 011022\2 e8270d bna SIM\QuantResults\011022 bna SIM 2.batch.bin			✓	
CmdOpenBatchTable	BL2000\jheine	1/19/2022 5:37:39 PM	Open batch \\MASSHUNTER\Org\Data\SV5975.I\sh 011022\2 e8270d bna SIM\011022 bna SIM 2.batch.bin			✓	
CmdQuantitate	BL2000\jheine	1/19/2022 5:47:01 PM	Quantitate all compounds in all samples			✓	
CmdSaveBatchTable	BL2000\jheine	1/19/2022 5:47:07 PM	Save batch \\MASSHUNTER\Org\Data\SV5975.I\sh 011022\2 e8270d bna SIM\QuantResults\011022 bna SIM 2.batch.bin			✓	

Audit Trail report

Name	User	Time	Action	Reason	Comment	Succeed	Exception
GenerateReport	BL2000\jheine	1/19/2022 5:55:26 PM	Generates report - Method: D:\Org\reports\GCMSSEMI Report Templates\Tests_for_LevelIV\Env_QuantResults_wGraphics+Chromatogram.m, Output Path: \\MASSHUNTER\Org\Data\SV5975.I\sh011022\2 e8270d bna SIM\QuantReports\			✓	

Analytical RunID SV5975.I_220114A Standards Traceability Report

Spike ID: sv100210
Spike Name: BNA 2nd source 200ug/mL
Prep Date: 3/22/2021
Exp Date: 1/15/2022
Department: GCMSSEMI
Vendor:
Lot Number:
Balance ID:
Comments:

Type: Secondary
Prep By: John P. Heine
Status:
Final Volume: 1 mL

Chemical/Solvent Used	Bottle No	Amt	Units	Expires
Dichloromethane EA342	13510	540	uL	1/15/2022

Stock Source	Base Units	Amount Added
sv83409	ug/mL	0.1 mL
sv82908	ug/mL	0.02 mL
sv83008	ug/mL	0.1 mL
sv83408	ug/mL	0.2 mL
sv83407	ug/mL	0.04 mL

Analytical RunID SV5975.I_220114A Standards Traceability Report

Spike ID: sv100418
Spike Name: BNA mix 200 ug/mL
Prep Date: 6/2/2021
Exp Date: 3/31/2022
Department: GCMSSEMI
Vendor:
Lot Number:
Balance ID:
Comments:

Type: Secondary
Prep By: John P. Heine
Status: New
Final Volume: 1.5 mL

Chemical/Solvent Used	Bottle No	Amt	Units	Expires
Dichloromethane EA342	13510	0.51	mL	3/31/2022

Stock Source	Base Units	Amount Added
sv82908	ug/mL	0.03 mL
sv83301	ug/mL	0.15 mL
sv83120	ug/mL	0.15 mL
sv83419	ug/mL	0.15 mL
sv82917	ug/mL	0.15 mL
sv83410	ug/mL	0.15 mL
sv83407	ug/mL	0.06 mL
sv83201	ug/mL	0.15 mL

Analytical RunID SV5975.I_220114A Standards Traceability Report

Spike ID: sv100506
Spike Name: BNA low 50 ug/mL
Prep Date: 6/2/2021
Exp Date: 3/31/2022
Department: GCMSSEMI
Vendor:
Lot Number:
Balance ID:
Comments:

Type: Secondary
Prep By: John P. Heine
Status: New
Final Volume: 0.8 mL

Chemical/Solvent Used	Bottle No	Amt	Units	Expires
Dichloromethane EA342	13510	0.6	mL	3/31/2022

Stock Source	Base Units	Amount Added
sv100418	ug/mL	0.2 mL

Analytical RunID SV5975.I_220114A Standards Traceability Report

Spike ID: sv100703
Spike Name: BNA Internals 2000 ug/mL
Prep Date: 12/9/2021
Exp Date: 5/31/2022
Department: GCMSSEMI
Vendor: Chemservice
Lot Number: 8443500
Balance ID:
Comments:

Type: Secondary
Prep By: John P. Heine
Status: New
Final Volume: 2.12 mL

Chemical/Solvent Used	Bottle No	Amt	Units	Expires
Dichloromethane EA342	13510	1.06	mL	5/31/2022

Stock Source	Base Units	Amount Added
sv83403	ug/mL	1.06 mL

Analytical RunID SV5975.I_220114A Standards Traceability Report

Spike ID: sv82908
Spike Name: AE surr
Prep Date: 4/10/2019
Exp Date: 3/31/2022
Department: GCMSSEMI
Vendor: Sigma-Aldrich
Lot Number: LRAC2239
Balance ID:
Comments:

Type: Primary
Prep By: Sean McGrew
Status: New
Final Volume: mL

Chemical/Solvent Used	Bottle No	Amt	Units	Expires
EPA 8270 Acids Surrogate Spike Mix HC	11383		mL	3/31/2022

Stock Source	Base Units	Amount Added

Analytical RunID SV5975.I_220114A Standards Traceability Report

Spike ID: sv83008
Spike Name: Benzidines
Prep Date: 8/6/2019
Exp Date: 12/21/2022
Department: GCMSSEMI
Vendor: AccuStandard
Lot Number: 218121353
Balance ID:
Comments: 11742

Type: Primary
Prep By: Sean McGrew
Status: New
Final Volume: 1 mL

Chemical/Solvent Used	Bottle No	Amt	Units	Expires
				12/21/2022

Stock Source	Base Units	Amount Added

Analytical RunID SV5975.I_220114A Standards Traceability Report

Spike ID: sv83403
Spike Name: BNA Internals 4000ug/mL
Prep Date: 12/29/2020
Exp Date: 5/31/2022
Department: GCMSSEMI
Vendor: Chemservice
Lot Number: 10051700
Balance ID:
Comments:

Type: Primary
Prep By: John P. Heine
Status: New
Final Volume: 8 mL

Chemical/Solvent Used	Bottle No	Amt	Units	Expires
Mixture #8-Internal Standards	13372	8	mL	5/31/2022

Stock Source	Base Units	Amount Added

Analytical RunID SV5975.I_220114A Standards Traceability Report

Standard ID: sv83407
Standard Name: BN Surr 5000 ug/mL
Prep Date: 12/14/2020
Exp Date: 10/31/2026
Department: GCMSSEMI
Vendor: Restek
Lot Number: A0166081
Balance ID:
Comments:

Type: Primary
Prep By: John P. Heine
Status: New
Final Volume: 5 mL

Chemical/Solvent Used	Bottle No	Amt	Units	Expires
B/N Surrogate Mix (4/89 SOW)	13328	1	mL	10/31/2026

Stock Source	Base Units	Amount Added

Analytical RunID SV5975.I_220114A Standards Traceability Report

Spike ID: sv83408
Spike Name: 625 LCS Spk
Prep Date: 2/9/2021
Exp Date: 2/2/2026
Department: GCMSPR
Vendor: Absolute Standards
Lot Number: 050120
Balance ID:
Comments: 12x1mL ampules

Type: Primary
Prep By: Ryan F. Benge
Status: Open
Final Volume: 1 mL

Chemical/Solvent Used	Bottle No	Amt	Units	Expires
CLP Semi-Volatiel Calibration Standard	13539	1	mL	2/2/2026

Stock Source	Base Units	Amount Added

Analytical RunID SV5975.I_220114A Standards Traceability Report

Standard ID: sv83409
Standard Name: Additionals
Prep Date: 3/18/2021
Exp Date: 1/15/2022
Department: GCMSPR
Vendor: AccuStandard
Lot Number: 220021255
Balance ID:
Comments: 10x1 mL ampules 2000 ug/mL

Type: Primary
Prep By: Ryan F. Benge
Status:
Final Volume: mL

Chemical/Solvent Used	Bottle No	Amt	Units	Expires
Custom Semi-Volatile Standard	13342	1	mL	1/15/2022

Stock Source	Base Units	Amount Added

125 Market Street
New Haven, CT 06513
USA

AccuStandard®

Tel (203)786-5290
Fax (203)786-5287
www.AccuStandard.com

CERTIFICATE OF ANALYSIS

Catalog No: CLP-AS-10X
Description: Acid Surrogate
Lot: 220031065
Solvent: Methanol
Hazards: *Refer to SDS for complete safety information*

Signal Word: Danger

Date Certified: Mar 6, 2020
Expiration: Mar 6, 2023
Sample Size: 1 mL
Components: 3
Storage Condition: Ambient (>5 °C)

Certified Reference Material

ANAB AR-1463 ANAB AT-1339 ilac-MRA

Component	CAS #	Purity % (GC/MS)	Prepared Concentration[2] (mg/mL)	Certified Analyte Concentration[1] (mg/mL)
2-Fluorophenol	367-12-4	99.8	20.20	20.16
Phenol-d5	4165-62-2	99.9	20.05	20.03
2,4,6-Tribromophenol	118-79-6	99.9	20.19	20.17

ID #: 14527
Opened:
Acid Surrogate
Expires: 3/6/2023
Rec'd: 11/17/2021
Energy Laboratories Inc 1120 So. 27th Street
Billings MT 59107

A product with a suffix (-1A, -2B, etc. or -01, -02, etc.) on its lot number has had its expiration date extended and is identical to the same lot number without the suffix.

[2] All weights are traceable through NIST, Test No. 684/289871-17

[1] Certified Analyte Concentration = Purity x Prepared Concentration.

The Uncertainty associated with the certified concentration reported on this certificate is ±2.4%. This value is the combined expanded uncertainty and represents an estimated standard deviation equal to the positive square root of the total variation of the uncertainty of components. A normal distribution is assumed and a coverage factor of K=2 is chosen using approximately a 95% confidence level.

Labels and certificates follow U.S. Conventions in reporting numerical values: A comma (,) is used to separate units of one-thousand or greater. A period (.) is used as a decimal place marker.

The information on this certificate may not be reproduced without the express permission of the manufacturer. See reverse side for additional information

Hazard Information: Please refer to the SDS for information regarding the hazards associated with using this material.

This product was prepared according to in-house procedures and is guaranteed to be homogeneous.

Certified By: Larry Decker, Organic QC Manager

Page 1 of 1

For use in routine laboratory analysis.

AccuStandard is accredited to ISO 17034, ISO/IEC 17025 and certified to ISO 9001:2015

QR-ORG/INO-001
Rev. 7/20

110 Benner Circle
Bellefonte, PA 16823-8812
Tel: (800)356-1688
Fax: (814)353-1309

www.restek.com

CERTIFIED REFERENCE MATERIAL

Certificate of Analysis

ACCREDITED
ISO 17034 Accredited
Reference Material Producer
Certificate #3222.01

ilac-MRA

ACCREDITED
ISO/IEC 17025 Accredited
Testing Laboratory
Certificate #3222.02

FOR LABORATORY USE ONLY-READ SDS PRIOR TO USE.

This Reference Material is intended for Laboratory Use Only as a standard for the qualitative and/or quantitative determination of the analyte(s) listed.

Catalog No. : 31086 **Lot No.:** A0175748

Description : B/N Surrogate Mix (4/89 SOW)

Base Neutral Surrogate 5000µg/mL, Methylene Chloride, 5mL/ampul

Container Size : 5 mL **Pkg Amt:** > 5 mL

Expiration Date : July 31, 2027 **Storage:** 10°C or colder

Handling: Sonicate prior to use. **Ship:** Ambient

ID #: 14431
Opened:
B/N Surrogate Mix (4/89 SOW)
Expires: 7/31/2027
Rec'd: 10/25/2021
Energy Laboratories Inc 1120 So. 27th Street
Billings MT 59107

CERTIFIED VALUES

Elution Order	Compound		Grav. Conc. (weight/volume)	Expanded Uncertainty (95% C.L.; K=2)	
1	Nitrobenzene-d5 **CAS #** 4165-60-0 **Purity** 99%	(Lot PR-29940A)	5,027.3 µg/mL	+/- 29.2293 µg/mL +/- 226.4341 µg/mL +/- 251.2566 µg/mL	Gravimetric Unstressed Stressed
2	2-Fluorobiphenyl **CAS #** 321-60-8 **Purity** 99%	(Lot 00019169)	5,001.1 µg/mL	+/- 29.0767 µg/mL +/- 225.2518 µg/mL +/- 249.9447 µg/mL	Gravimetric Unstressed Stressed
3	p-Terphenyl-d14 **CAS #** 1718-51-0 **Purity** 99%	(Lot PR-30504)	5,001.4 µg/mL	+/- 29.0787 µg/mL +/- 225.2668 µg/mL +/- 249.9613 µg/mL	Gravimetric Unstressed Stressed

Solvent: Methylene chloride
CAS # 75-09-2
Purity 99%

Tech Tips:
Due to the limited solubility of p-terphenyl-d14 in methanol, we do not recommend that this mixture be diluted in methanol.

Column:
30m x 0.25mm x 0.25µm
Rtx-5 (cat.#10223)

Carrier Gas:
hydrogen-constant pressure 10 psi.

Temp. Program:
40°C (hold 2 min.) to 330°C
@ 10°C/min. (hold 10 min.)

Inj. Temp:
250°C

Det. Temp:
330°C

Det. Type:
FID

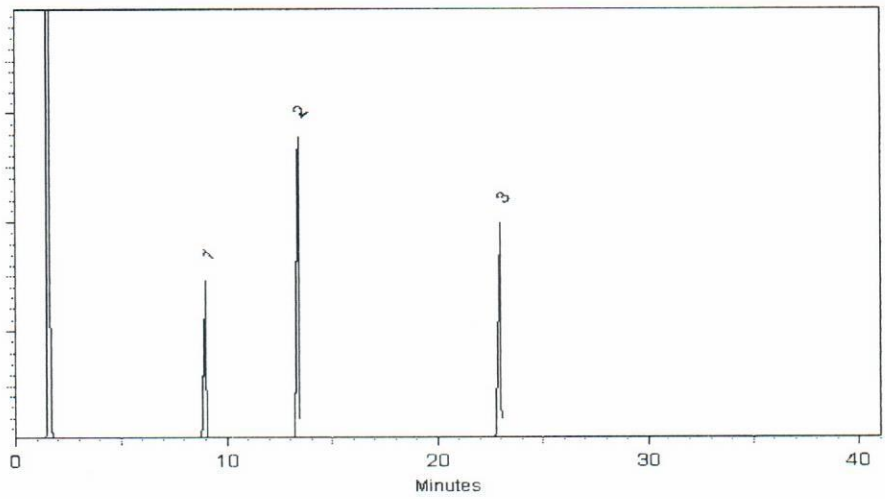

This chromatogram represents a general set of testing conditions chosen for product acceptance. For optimal results in your lab, conditions should be adjusted for your specific instrument, method, and application.

Sam Moodler - Operations Tech I

Date Mixed: 25-Aug-2021 **Balance:** B345965662

Marlina Cowan - Operations Tech I

Date Passed: 27-Aug-2021

Manufactured under Restek's ISO 9001:2015
Registered Quality System
Certificate #FM 80397

General Certified Reference Material Notes

Expiration Notes:

- Expiration date valid for unopened ampul stored in compliance with the recommended conditions.
- Uncertainty, concentration, and expiration of the CRM are based on the unopened product being stored according to the recommended condition found in the storage field.

Purity Notes:

- Purity and/or chemical identity are determined by one or more of the following techniques: GC/FID, HPLC, GC/µECD, GC/MS, LC/MS, RI, and/or melting point.
- Compounds with a listed purity of less than 99% have been weight corrected to compensate for impurities and/or salts. A correction factor is used to calculate the amount of compound necessary to achieve the desired concentration of the parent compound in solution.
- Purity of isomeric compounds is reported as the sum of the isomers.
- Purity values are rounded to the nearest whole number.

Certified Uncertainty Value Notes:

- The uncertainties are determined in accordance with ISO 17034 and Guide 35. The certified combined stressed uncertainty value (includes gravimetric uncertainty, homogeneity between-ampul uncertainty, storage stability uncertainty and shipping stability uncertainty and were combined using the following formula:

$$U_{combined\ stressed} = k\sqrt{U^2_{gravimetric} + U^2_{homogeneity} + U^2_{storage\ stability} + U^2_{shipping\ stability}}$$

  k is a coverage factor of 2, which gives a level of confidence of approximately 95%.
- It is important to note that the shipping stability uncertainty was obtained under temperature extremes for specific time intervals; therefore, the certified combined stressed uncertainty value should only be applied to the product if it was stored at non-standard temperature conditions up to and including 7 days. Contact Restek Technical Service at www.restek.com/Contact-Us for use recommendations if your shipment was in-transit for more than 7 days at non-standard temperature conditions.
- Apply the certified combined unstressed uncertainty value if the product was received under standard shipping conditions. Apply the certified combined stressed uncertainty value if the product was received under non-standard conditions as specified below.

Label Conditions	Standard Conditions	Non-Standard Conditions
25°C Nominal (Room Temperature)	< 60°C	≥ 60°C up to 7 days
10°C or colder (Refrigerate)	< 40°C	≥ 40°C up to 7 days
0°C or colder (Freezer) -20°C or colder (Deep Freezer)	< 25°C	≥ 25°C up to 7 days

- Separate (not combined) uncertainty values for gravimetric uncertainty are also displayed on the certificate, if needed, separate homogeneity between-ampul uncertainty, storage stability uncertainty and shipping stability uncertainty values are available by contacting Restek Technical Service at www.restek.com/Contact-Us.
- The packaged amount is the minimum sample size for which uncertainty is valid. The ampules are over-filled to ensure that the minimum packaged amount can be sufficiently transferred.

Manufacturing Notes:

- Concentration is based upon gravimetric preparation using either a balance whose calibration has been verified daily using NIST traceable weights, and/or dilutions with Class A glassware.

Handling Notes:

- Stability of the unopened product, when stored in compliance with the recommended conditions, is guaranteed through the expiration displayed on the product label and certificate. Contact Restek for additional opened product stability information, with the knowledge/understanding that open product stability is subject to the specific handling and environmental conditions to which the product is exposed. For your convenience Restek supplies deactivated vials with most standards packed in 2mL ampules. Larger volume deactivated vials are available through Restek as a custom ordered item. Additionally, Restek sells DMDCS for the purpose of glassware deactivation as catalog number 31861, which includes complete instructions.

Absolute Standards, Inc.

800-368-1131
www.absolutestandards.com

Certified Reference Material CRM

ANAB ISO 17034 Accredited
AR-1539 Certificate Number
https://Absolutestandards.com

CERTIFIED WEIGHT REPORT

Part Number: 92180
Lot Number: 091521
Description: CLP Semi-Volatile Calibration Standard
64 components
Expiration Date: 091526
Recommended Storage: Freezer (0 °C)
Nominal Concentration (µg/mL): 1000
NIST Test ID#: 6UTB

Solvent: Methylene chloride **Lot#** 104929

Formulated By: Prashant Chauhan 091521 DATE

Reviewed By: Pedro L. Rentas 091521 DATE

Weight(s) shown below were combined and diluted to (mL): 100.0 5E-05 Balance Uncertainty 0.003 Flask Uncertainty

Compound	(RM#) Part Number	Lot Number	Dil. Factor	Initial Vol. (mL)	Initial Conc.(ug/mL)	Nominal Conc. (µg/mL)	Purity (%)	Uncertainty Purity (%)	Uncertainty Pipette (mL)	Target Weight(g)	Actual Weight(g)	Actual Conc. (µg/mL)	Expanded Uncertainty (+/-) (µg/mL)	SDS Information (Solvent Safety Info. On Attached pg.) CAS#	OSHA PEL (TWA)	LD50
1. 2,2'-Oxybis(1-chloropropane)	(0078)	012016AR	NA	NA	NA	1000	98.9	0.2	NA	0.10112	0.10129	1001.7	4.2	108-60-1	N/A	orl-rat 240mg/kg
2. Hexachlorobenzene	(0195)	051697	NA	NA	NA	1000	99	0.2	NA	0.10102	0.10128	1002.6	4.2	118-74-1	N/A	orl-rat 10g/kg
3. bis(2-Chloroethoxy) methane	10111	011214	0.05	5.00	20018.4	1000	NA	NA	0.017	NA	NA	1000.8	8.0	111-91-1	N/A	N/A
4. bis(2-Chloroethyl) ether	10111	011214	0.05	5.00	20012.4	1000	NA	NA	0.017	NA	NA	1000.5	8.0	111-44-4	15 ppm (90mg/m3/8H)(skin)	orl-rat 75mg/kg
5. bis(2-Ethylhexyl) phthalate	10111	011214	0.05	5.00	20014.3	1000	NA	NA	0.017	NA	NA	1000.6	8.0	117-81-7	5mg/m3/8H	orl-rat 30600mg/kg
6. 4-Bromophenyl phenyl ether	10111	011214	0.05	5.00	20008.8	1000	NA	NA	0.017	NA	NA	1000.3	8.0	101-55-3	N/A	N/A
7. Benzyl butyl phthalate	10111	011214	0.05	5.00	20011.3	1000	NA	NA	0.017	NA	NA	1000.5	8.0	85-68-7	N/A	orl-rat 2330mg/kg
8. 4-Chlorophenyl phenyl ether	10111	011214	0.05	5.00	20009.5	1000	NA	NA	0.017	NA	NA	1000.4	8.0	7005-72-3	N/A	N/A
9. Diethyl phthalate	10111	011214	0.05	5.00	20013.6	1000	NA	NA	0.017	NA	NA	1000.6	8.0	84-66-2	5mg/m3/8H	orl-rat 8600mg/kg
10. Dimethyl phthalate	10111	011214	0.05	5.00	20015.7	1000	NA	NA	0.017	NA	NA	1000.7	8.0	131-11-3	5mg/m3/8H	orl-rat 6800mg/kg
11. Di-n-butyl phthalate	10111	011214	0.05	5.00	20011.6	1000	NA	NA	0.017	NA	NA	1000.5	8.0	84-74-2	5mg/m3/8H	orl-rat 8000mg/kg
12. Di-n-octyl phthalate	10111	011214	0.05	5.00	20012.2	1000	NA	NA	0.017	NA	NA	1000.5	8.0	117-84-0	N/A	orl-rat 47000mg/kg
13. N-Nitrosodimethylamine	10111	011214	0.05	5.00	20010.0	1000	NA	NA	0.017	NA	NA	1000.4	8.0	62-75-9	N/A	orl-rat 58mg/kg
14. N-Nitrosodi-n-propylamine	10111	011214	0.05	5.00	20010.5	1000	NA	NA	0.017	NA	NA	1000.4	8.0	621-64-7	N/A	orl-rat 480mg/kg
15. 1,2-Diphenylhydrazine (as Azobenzene)	10112	042820	0.05	5.00	20003.9	1000	NA	NA	0.017	NA	NA	1000.1	8.1	103-33-3	N/A	orl-rat 1000mg/kg
16. 2-Chloronaphthalene	10112	042820	0.05	5.00	20002.3	1000	NA	NA	0.017	NA	NA	1000.0	8.0	91-58-7	N/A	orl-rat 2078mg/kg
17. 1,2-Dichlorobenzene	10112	042820	0.05	5.00	20005.4	1000	NA	NA	0.017	NA	NA	1000.2	8.0	95-50-1	50 ppm (300mg/m3) (CL)	orl-rat 500mg/kg
18. 1,3-Dichlorobenzene	10112	042820	0.05	5.00	20003.7	1000	NA	NA	0.017	NA	NA	1000.1	8.0	541-73-1	N/A	ipr-mus 1062mg/kg
19. 1,4-Dichlorobenzene	10112	042820	0.05	5.00	20005.4	1000	NA	NA	0.017	NA	NA	1000.2	8.0	106-46-7	75 ppm (450mg/m3/8H)	orl-rat 500mg/kg
20. 2,4-Dinitrotoluene	10112	042820	0.05	5.00	20003.3	1000	NA	NA	0.017	NA	NA	1000.1	8.1	121-14-2	1.5mg/m3/8H (skin)	orl-rat 268mg/kg
21. 2,6-Dinitrotoluene	10112	042820	0.05	5.00	20002.4	1000	NA	NA	0.017	NA	NA	1000.0	8.0	606-20-2	1.5mg/m3/8H (skin)	orl-rat 177mg/kg
22. Hexachloro-1,3-butadiene	10112	042820	0.05	5.00	20009.4	1000	NA	NA	0.017	NA	NA	1000.4	12.4	87-68-3	0.02 ppm (0.24mg/m3/8H)	orl-rat 82mg/kg
23. Hexachlorocyclopentadiene	10112	042820	0.05	5.00	20001.8	1000	NA	NA	0.017	NA	NA	1000.0	8.0	77-47-4	0.01 ppm (0.1mg/m3/8H)	orl-rat 1300mg/kg
24. Hexachloroethane	10112	042820	0.05	5.00	20002.4	1000	NA	NA	0.017	NA	NA	1000.0	8.0	67-72-1	1 ppm (10mg/m3/8H)(skin)	orl-gpg 4970mg/kg
25. Isophorone	10112	042820	0.05	5.00	20003.8	1000	NA	NA	0.017	NA	NA	1000.1	8.1	78-59-1	25 ppm	orl-rat 2330mg/kg
26. Nitrobenzene	10112	042820	0.05	5.00	20004.9	1000	NA	NA	0.017	NA	NA	1000.1	8.0	98-95-3	1 ppm (5mg/m3/8H)(skin)	orl-rat 780mg/kg
27. 1,2,4-Trichlorobenzene	10112	042820	0.05	5.00	20002.0	1000	NA	NA	0.017	NA	NA	1000.0	8.0	120-82-1	5 ppm (CL) (40mg/m3)	orl-rat 756mg/kg
28. o-Cresol (2-Methylphenol)	10114	081919	0.05	5.00	20010.2	1000	NA	NA	0.017	NA	NA	1000.4	8.0	95-48-7	5 ppm (22mg/m3/8H)(skin)	orl-rat 121mg/kg
29. p-Cresol (4-Methylphenol)	10114	081919	0.05	5.00	20061.2	1000	NA	NA	0.017	NA	NA	1003.0	8.0	106-44-5	5 ppm (22mg/m3/8H)(skin)	orl-rat 207mg/kg
30. 2,4,5-Trichlorophenol	10114	081919	0.05	5.00	20023.2	1000	NA	NA	0.017	NA	NA	1001.1	8.0	95-95-4	N/A	orl-rat 820mg/kg
31. 4-Chloroaniline	10115	060512	0.05	5.00	20009.6	1000	NA	NA	0.017	NA	NA	1000.4	8.0	106-47-8	N/A	orl-rat 310mg/kg
32. Dibenzofuran	10115	060512	0.05	5.00	20020.2	1000	NA	NA	0.017	NA	NA	1000.9	8.0	132-64-9	N/A	N/A
33. 2-Methylnaphthalene	10115	060512	0.05	5.00	20012.9	1000	NA	NA	0.017	NA	NA	1000.5	8.1	91-57-6	N/A	orl-rat 1630mg/kg
34. 2-Nitroaniline	10115	060512	0.05	5.00	20011.8	1000	NA	NA	0.017	NA	NA	1000.5	8.0	88-74-4	N/A	orl-rat 1600mg/kg
35. 3-Nitroaniline	10115	060512	0.05	5.00	20018.6	1000	NA	NA	0.017	NA	NA	1000.8	8.0	99-09-2	N/A	orl-rat 535mg/kg
36. 4-Nitroaniline	10115	060512	0.05	5.00	20014.9	1000	NA	NA	0.017	NA	NA	1000.6	8.0	100-01-6	1 ppm (6mg/m3/8H)(skin)	orl-rat 750mg/kg
37. 4-Chloro-3-methylphenol	10118	072120	0.05	5.00	20003.9	1000	NA	NA	0.017	NA	NA	1000.1	8.0	59-50-7	N/A	orl-rat 1830mg/kg
38. 2-Chlorophenol	10118	072120	0.05	5.00	20002.9	1000	NA	NA	0.017	NA	NA	1000.0	8.0	95-57-8	N/A	orl-rat 670mg/kg
39. 2,4-Dichlorophenol	10118	072120	0.05	5.00	20003.1	1000	NA	NA	0.017	NA	NA	1000.1	8.0	120-83-2	N/A	orl-rat 580mg/kg
40. 2,4-Dimethylphenol	10118	072120	0.05	5.00	20003.3	1000	NA	NA	0.017	NA	NA	1000.1	8.1	105-67-9	N/A	orl-rat 3200mg/kg
41. 2,4-Dinitrophenol	10118	072120	0.05	5.00	20001.8	1000	NA	NA	0.017	NA	NA	1000.0	8.0	51-28-5	N/A	orl-rat 30mg/kg
42. 4,6-Dinitro-2-methylphenol	10118	072120	0.05	5.00	20002.5	1000	NA	NA	0.017	NA	NA	1000.0	8.0	534-52-1	N/A	N/A
43. 2-Nitrophenol	10118	072120	0.05	5.00	20003.7	1000	NA	NA	0.017	NA	NA	1000.1	8.0	88-75-5	N/A	orl-rat 334mg/kg
44. 4-Nitrophenol	10118	072120	0.05	5.00	20002.0	1000	NA	NA	0.017	NA	NA	1000.0	8.0	100-02-7	N/A	orl-rat 250mg/kg
45. Pentachlorophenol	10118	072120	0.05	5.00	20002.8	1000	NA	NA	0.017	NA	NA	1000.0	8.0	87-86-5	0.5mg/m3/8H (skin)	orl-rat 27mg/kg
46. Phenol	10118	072120	0.05	5.00	20003.9	1000	NA	NA	0.017	NA	NA	1000.1	8.0	108-95-2	5 ppm (19mg/m3/8H)(skin)	orl-rat 317mg/kg
47. 2,4,6-Trichlorophenol	10118	072120	0.05	5.00	20004.2	1000	NA	NA	0.017	NA	NA	1000.1	8.0	88-06-2	N/A	orl-rat 820mg/kg
48. Acenaphthene	10007	042420	0.50	50.00	2001.2	1000	NA	NA	0.018	NA	NA	1000.5	4.1	83-32-9	N/A	ipr-rat 600mg/kg
49. Acenaphthylene	10007	042420	0.50	50.00	2000.2	1000	NA	NA	0.018	NA	NA	1000.0	4.2	208-96-8	N/A	N/A
50. Anthracene	10007	042420	0.50	50.00	2000.3	1000	NA	NA	0.018	NA	NA	1000.1	4.1	120-12-7	0.2mg/m3 (8H)	ipr-mus 430mg/kg
51. Benzo(a)anthracene	10007	042420	0.50	50.00	2001.3	1000	NA	NA	0.018	NA	NA	1000.6	4.2	56-55-3	N/A	N/A
52. Benzo(a)pyrene	10007	042420	0.50	50.00	2000.0	1000	NA	NA	0.018	NA	NA	999.9	4.1	50-32-8	0.2mg/m3 (8H)	scu-rat 50mg/kg
53. Benzo(b)fluoranthene	10007	042420	0.50	50.00	2000.9	1000	NA	NA	0.018	NA	NA	1000.4	4.1	205-99-2	N/A	N/A
54. Benzo(k)fluoranthene	10007	042420	0.50	50.00	2001.2	1000	NA	NA	0.018	NA	NA	1000.5	4.1	207-08-9	N/A	N/A
55. Benzo(g,h,i)perylene	10007	042420	0.50	50.00	2000.0	1000	NA	NA	0.018	NA	NA	999.9	4.1	191-24-2	N/A	N/A
56. Carbazole	10007	042420	0.50	50.00	2000.3	1000	NA	NA	0.018	NA	NA	1000.0	4.2	86-74-8	N/A	ipr-mus 200mg/kg
57. Chrysene	10007	042420	0.50	50.00	2000.8	1000	NA	NA	0.018	NA	NA	1000.3	4.2	218-01-9	0.2mg/m3	N/A
58. Dibenzo(a,h)anthracene	10007	042420	0.50	50.00	2000.8	1000	NA	NA	0.018	NA	NA	1000.3	4.2	53-70-3	0.2mg/m3	N/A
59. Fluoranthene	10007	042420	0.50	50.00	2000.3	1000	NA	NA	0.018	NA	NA	1000.1	4.2	206-44-0	N/A	orl-rat 2000mg/kg
60. Fluorene	10007	042420	0.50	50.00	2000.9	1000	NA	NA	0.018	NA	NA	1000.3	4.2	86-73-7	N/A	ipr-mus 2 g/kg
61. Indeno(1,2,3-cd)pyrene	10007	042420	0.50	50.00	2000.1	1000	NA	NA	0.018	NA	NA	1000.0	4.1	193-39-5	N/A	N/A
62. Naphthalene	10007	042420	0.50	50.00	2000.9	1000	NA	NA	0.018	NA	NA	1000.4	4.1	91-20-3	10 ppm (50mg/m3/8H)	orl-rat 490mg/kg
63. Phenanthrene	10007	042420	0.50	50.00	2000.9	1000	NA	NA	0.018	NA	NA	1000.4	4.1	85-01-8	0.2mg/m3/8H	orl-mus 700mg/kg
64. Pyrene	10007	042420	0.50	50.00	2001.0	1000	NA	NA	0.018	NA	NA	1000.4	4.2	129-00-0	0.2mg/m3/8H	orl-rat 2700mg/kg

- The certified value is the concentration calculated from gravimetric and volumetric measurements unless otherwise stated.
- Standards are prepared gravimetrically using balances that are calibrated with weights traceable to NIST (see above).
- Standards are certified (+/-) 0.5% of the stated value, unless otherwise stated.
- All Standards, after opening ampule, should be stored with caps tight and under appropriate laboratory conditions.
- Uncertainty Reference: Taylor, B.N. and Kuyat, C.E., "Guidelines for Evaluating and Expressing the Uncertainty of NIST Measurement Result," NIST Technical Note 1297, U.S. Government Printing Office, Washington, DC, (1994).

ID #: 14546
Opened:_____
CLP Semi-volatile calibration standard
Expires: 9/15/2026
Rec'd: 11/23/2021
Energy Laboratories Inc 1120 So. 27th Street
Billings MT 59107

Method GC8MSD-2.M: Column:SBB-5 (30m X 0.25mm ID X 0.25µm film thickness) Temp 1 = 50°C (1min.), Temp 2 = 300°C (14 min.), Rate = 10°C/min., Injector B= 250°C, Detector B = 290°C, Split Ratio = 100:1, Scan Rate = 2. Analysis performed by Melissa Stonier.

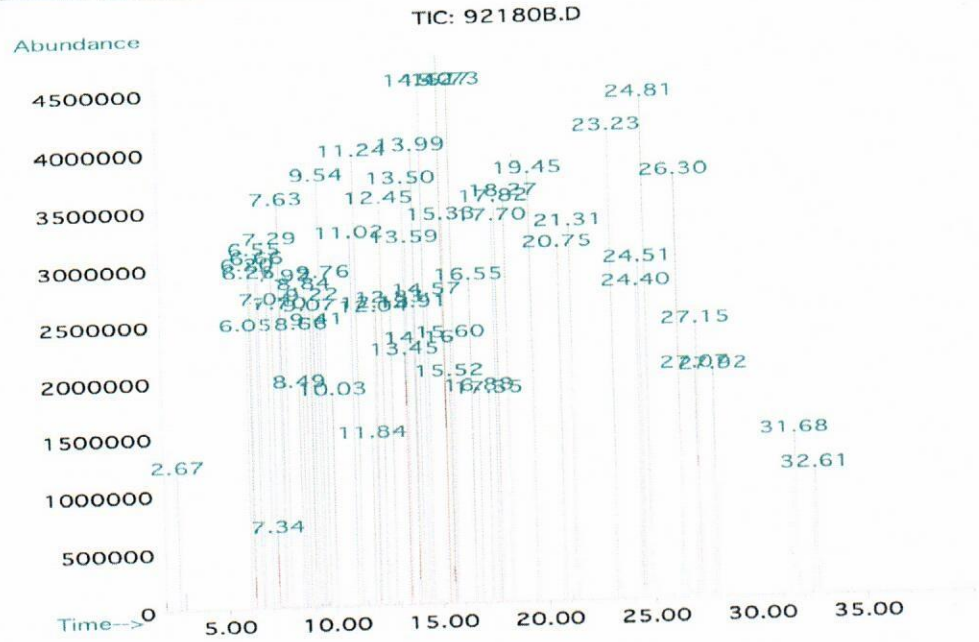

Peak No	Name	MSD RT (min.)
1	N-nitrosodimethylamine	2.67
2	Phenol	6.05
3	bis(2-Chloroethyl)ether	6.20
4	2-Chlorophenol	6.26
5	1,3-Dichlorobenzene	6.55
6	1,4-Dichlorobenzene	6.63
7	1,2-Dichlorobenzene	7.04
8	o-Cresol (2-methylphenol)	7.29
9	bis(2-Chloroisopropyl)ether	7.34
10	p-Cresol (4-methylphenol)/N-nitrosodi-n-propylamine	7.63
11	Hexachloroethane	7.70
12	Nitrobenzene	7.92
13	Isophorone	8.49
14	2-Nitrophenol	8.66
15	2,4-Dimethylphenol	8.84
16	bis(2-Chloroethoxy)methane	9.07
17	2,4-Dichlorophenol	9.22
18	1,2,4-Trichlorobenzene	9.41
19	Naphthalene	9.54
20	4-Chloroaniline	9.76
21	Hexachloro-1,3-butadiene	10.03
22	4-Chloro-3-methylphenol	11.02
23	2-Methylnaphthalene	11.24
24	Hexachlorocyclopentadiene	11.84
25	2,4,6-Trichlorophenol	12.04
26	2,4,5-Trichlorophenol	12.13
27	2-Chloronaphthalene	12.45
28	2-Nitroaniline	12.84
29	Dimethyl phthalate	13.45
30	Acenaphthylene	13.50
31	2,6-Dinitrotoluene	13.59
32	3-Nitroaniline	13.91
33	Acenaphthene	13.99
34	2,4-Dinitrophenol	14.16
35	Dibenzofuran/4-Nitrophenol	14.40
36	2,4-Dinitroltoluene	14.57
37	Diethyl phthalate/Fluorene	15.27
38	4-Chlorophenyl phenyl ether	15.33
39	4-Nitroaniline	15.52
40	4,6-Dinitro-2-methylphenol	15.60
41	Azobenzene	15.73
42	4-Bromophenyl phenyl ether	16.56
43	Hexachlorobenzene	16.89
44	Pentachlorophenol	13.35
45	Phenanthrene	17.70
46	Anthracene	17.82
47	Carbazole	18.27
48	Di-n-butyl phthalate	19.45
49	Fluoranthene	20.75
50	Pyrene	21.31
51	Benzyl butyl phthalate	23.23
52	Benzo(a)anthracene	24.40
53	Chrysene	24.51
54	bis(2-Ehtylhexyl)phthalate	24.82
55	Di-n-octyl phthalate	26.30
56	Benzo(b)fluoranthene	27.07
57	Benzo(k)fluoranthene	27.15
58	Benzo(a)pyrene	27.92
59	Indeno(1,2,3-cd)pyrene/Dibenzo(a,h)anthracene	31.68
60	Benzo(g,h,i)perylene	32.61

125 Market Street
New Haven, CT 06513
USA

AccuStandard®

Tel (203)786-5290
Fax (203)786-5287
www.AccuStandard.com

CERTIFICATE OF ANALYSIS

Catalog No: S-14500-R2
Description: Custom Semi-Volatile Standard
Lot: 220021255-02
Solvent: Dichloromethane
Hazards: *Refer to SDS for complete safety information*

Signal Word: Warning

Date Certified: Aug 31, 2021
Expiration: Oct 1, 2022
Sample Size: 1 mL
Components: 10
Storage Condition: Freeze (<-10 °C)/Sonicate

Certified Reference Material

ANAB ACCREDITED REFERENCE MATERIAL PRODUCER AR-1463

ilac-MRA

Component	CAS #	Purity % (GC/MS)	Prepared Concentration[2] (µg/mL)	Certified Analyte Concentration[1] (µg/mL)
Pyridine	110-86-1	98.7	2026	2000
4-Chlorophenol	106-48-9	100.0	2019	2019
1-Methylnaphthalene	90-12-0	98.5	2003	1973
N-Nitrosodiphenylamine	86-30-6	100.0	2022	2022
4-Chloro-2-methylphenol	1570-64-5	97.0	2069*	2007
Benzoic acid	65-85-0	99.5	2010	2000
Aniline	62-53-3	98.0	2002	1962
Benzyl alcohol	100-51-6	99.9	2011	2009
Triallate	2303-17-5	99.9	2013	2011
o-Terphenyl	84-15-1	99.9	2019	2017

ID #: 14279
Opened:
Custom Semi-Volatile Standard
Expires: 10/1/2022
Rec'd: 9/16/2021
Energy Laboratories Inc 1120 So. 27th Street
Billings MT 59107

This Certified Reference Material was verified in accordance with ISO/IEC 17025

* Weight compensated to 100% purity.

A product with a suffix (-1A, -2B, etc. or -01, -02, etc.) on its lot number has had its expiration date extended and is identical to the same lot number without the suffix.

[2] All weights are traceable through NIST, Test No. 684/289871-17

[1] Certified Analyte Concentration = Purity x Prepared Concentration.

The Uncertainty associated with the certified concentration reported on this certificate is ±2.4%. This value is the combined expanded uncertainty and represents an estimated standard deviation equal to the positive square root of the total variation of the uncertainty of components. A normal distribution is assumed and a coverage factor of K=2 is chosen using approximately a 95% confidence level.

Labels and certificates follow U.S. Conventions in reporting numerical values: A comma (,) is used to separate units of one-thousand or greater. A period (.) is used as a decimal place marker.

The information on this certificate may not be reproduced without the express permission of the manufacturer. See reverse side for additional information

Hazard Information: Please refer to the SDS for information regarding the hazards associated with using this material.

This product was prepared according to in-house procedures and is guaranteed to be homogeneous.

Certified By: Larry Decker, Organic QC Manager

Page 1 of 1

For use in routine laboratory analysis.

AccuStandard is accredited to ISO 17034, ISO/IEC 17025 and certified to ISO 9001:2015

QR-ORG/INO-001
Rev. 7/20

125 Market Street
New Haven, CT 06513
USA

AccuStandard®

Tel (203)786-5290
Fax (203)786-5287
www.AccuStandard.com

CERTIFICATE OF ANALYSIS

Catalog No: S-6237B
Description: Custom Semivolatile STD
Lot: 221111080
Solvent: Dichloromethane
Hazards: *Refer to SDS for complete safety information*

Signal Word: Warning

Date Certified: Nov 5, 2021
Expiration: Dec 5, 2022
Sample Size: 1 mL
Components: 29
Storage Condition: Freeze (<-10 °C)

Certified Reference Material

ANAB ACCREDITED ISO 17034 REFERENCE MATERIAL PRODUCER
AR-1463

ilac-MRA

Component	CAS #	Purity % (GC/MS)	Prepared Concentration[2] (µg/mL)	Certified Analyte Concentration[1] (µg/mL)
2-Acetamidofluorene	53-96-3	100.0	2026	2026
Aramite	140-57-8	100.0	2013	2013
Chlorobenzilate	510-15-6	100.0	2001	2001
Diallate	2303-16-4	97.5	2062*	2010
Dibenzofuran	132-64-9	100.0	2007	2007
2,6-Dichlorophenol	87-65-0	100.0	2005	2005
Dimethoate	60-51-5	99.1	2011	1993
7,12-Dimethylbenz(a)anthracene	57-97-6	100.0	2011	2011
1,3-Dinitrobenzene	99-65-0	99.9	2009	2007
Disulfoton	298-04-4	100.0	2027	2027
Ethyl methanesulfonate	62-50-0	100.0	2011	2011
Famphur	52-85-7	99.3	2011	1997
Hexachlorophene	70-30-4	98.0	2034	1993
Hexachloropropene	1888-71-7	97.9	2046*	2003
Isosafrole **	120-58-1	98.1	2025	1987
Methapyrilene	91-80-5	98.8	2013	1989
3-Methylcholanthrene	56-49-5	99.0	2033	2013
Methyl methanesulfonate	66-27-3	100.0	2006	2006
Methyl parathion	298-00-0	99.9	2016	2014
1,4-Naphthoquinone	130-15-4	100.0	2022	2022
Parathion	56-38-2	99.6	2008	2000
Pentachlorobenzene	608-93-5	99.0	2017	1997
Phorate	298-02-2	97.8	2072*	2026
Safrole	94-59-7	98.2	2033	1996
Sulfotep	3689-24-5	98.8	2026	2002
1,2,4,5-Tetrachlorobenzene	95-94-3	100.0	2001	2001
2,3,4,6-Tetrachlorophenol	58-90-2	95.3	2113*	2014
Thionazin	297-97-2	97.0	2066*	2004
O,O,O-Triethylphosphorothioate	126-68-1	100.0	2007	2007

ID #: 14503
Opened:_____
Custom SemiVolatile Standard
Expires: 12/5/2022
Rec'd: 11/9/2021
Energy Laboratories Inc 1120 So. 27th Street
Billings MT 59107

For use in routine laboratory analysis.

AccuStandard is accredited to ISO 17034, ISO/IEC 17025 and certified to ISO 9001:2015

QR-ORG/INO-001
Rev. 7/20

125 Market Street
New Haven, CT 06513
USA

AccuStandard®

Tel (203)786-5290
Fax (203)786-5287
www.AccuStandard.com

CERTIFICATE OF ANALYSIS

Catalog No: S-6237B
Description: Custom Semivolatile STD
Lot: 221111080
Solvent: Dichloromethane

Date Certified: Nov 5, 2021
Expiration: Dec 5, 2022
Sample Size: 1 mL
Components: 29

This Certified Reference Material was verified in accordance with ISO/IEC 17025

* Weight compensated to 100% purity.

**Mixture of isomers (75.7% Cis + 22.4 % Trans)

A product with a suffix (-1A, -2B, etc. or -01, -02, etc.) on its lot number has had its expiration date extended and is identical to the same lot number without the suffix.

[2] All weights are traceable through NIST, Test No. 684/289871-17

[1] Certified Analyte Concentration = Purity x Prepared Concentration.

The Uncertainty associated with the certified concentration reported on this certificate is ±2.4%. This value is the combined expanded uncertainty and represents an estimated standard deviation equal to the positive square root of the total variation of the uncertainty of components. A normal distribution is assumed and a coverage factor of K=2 is chosen using approximately a 95% confidence level.

Labels and certificates follow U.S. Conventions in reporting numerical values: A comma (,) is used to separate units of one-thousand or greater. A period (.) is used as a decimal place marker.

The information on this certificate may not be reproduced without the express permission of the manufacturer. See reverse side for additional information

Hazard Information: Please refer to the SDS for information regarding the hazards associated with using this material.

This product was prepared according to in-house procedures and is guaranteed to be homogeneous.

Certified By: Larry Decker, Organic QC Manager

AccuStandard

For use in routine laboratory analysis.

AccuStandard is accredited to ISO 17034, ISO/IEC 17025 and certified to ISO 9001:2015

QR-ORG/INO-001
Rev. 7/20

ID #: 13755
Opened:
Acetone DZ963
Expires: 9/24/2022
Rec'd: 4/13/2021
Energy Laboratories Inc 1120 So. 27th Street
Billings MT 59107

Honeywell

CERTIFICATE OF ANALYSIS

Honeywell Burdick & Jackson®
1953 South Harvey Street
Muskegon, MI 49442
Phone: (800) 368-0050
Fax: (231) 728-8226
lab.honeywell.com

Brand:	Research Chemicals - B&J
Product:	010
Lot No.:	DZ963
Production Date:	24-Sep-2020
Best Before:	24-Sep-2022

Acetone, B&J Brand™, >99.9%
for HPLC, GC, pesticide residue analysis and spectrophotometry

Parameter	Specification Min.	Max.	Result	Units
Water by Karl Fischer Titration		0.50	0.45	%
UV Cutoff		330	328	nm
Refractive Index (20°C)	1.3583	1.3589	1.3585	
Residue		1	<0.5	mg/L
GC Analysis (excluding water)	99.9		99.98	%
Electron Capture GC		10	<10	ng/L
UV Absorbance @ 340 nm		0.060	0.0482	AU
UV Absorbance @ 350 nm		0.010	0.0047	AU
UV Absorbance @ 375 nm		0.005	<0.0001	AU
UV Absorbance @ 400 nm		0.005	<0.0001	AU

Honeywell
Quality Control Approval

Janna Dickinson

Muskegon 9/24/2020 LIMS Sample No.: AL03008

Analytical RunID SV5975.I_220114A Standards Traceability Report

Spike ID: sv100210
Spike Name: BNA 2nd source 200ug/mL
Prep Date: 3/22/2021
Exp Date: 1/15/2022
Department: GCMSSEMI
Vendor:
Lot Number:
Balance ID:
Comments:

Type: Secondary
Prep By: John P. Heine
Status:
Final Volume: 1 mL

Chemical/Solvent Used	Bottle No	Amt	Units	Expires
Dichloromethane EA342	13510	540	uL	1/15/2022

Stock Source	Base Units	Amount Added
sv83409	ug/mL	0.1 mL
sv82908	ug/mL	0.02 mL
sv83008	ug/mL	0.1 mL
sv83408	ug/mL	0.2 mL
sv83407	ug/mL	0.04 mL

Analytical RunID SV5975.I_220114A Standards Traceability Report

Spike ID: sv100418
Spike Name: BNA mix 200 ug/mL
Prep Date: 6/2/2021
Exp Date: 3/31/2022
Department: GCMSSEMI
Vendor:
Lot Number:
Balance ID:
Comments:

Type: Secondary
Prep By: John P. Heine
Status: New
Final Volume: 1.5 mL

Chemical/Solvent Used	Bottle No	Amt	Units	Expires
Dichloromethane EA342	13510	0.51	mL	3/31/2022

Stock Source	Base Units	Amount Added
sv82908	ug/mL	0.03 mL
sv83301	ug/mL	0.15 mL
sv83120	ug/mL	0.15 mL
sv83419	ug/mL	0.15 mL
sv82917	ug/mL	0.15 mL
sv83410	ug/mL	0.15 mL
sv83407	ug/mL	0.06 mL
sv83201	ug/mL	0.15 mL

Analytical RunID SV5975.I_220114A Standards Traceability Report

Spike ID: sv100506
Spike Name: BNA low 50 ug/mL
Prep Date: 6/2/2021
Exp Date: 3/31/2022
Department: GCMSSEMI
Vendor:
Lot Number:
Balance ID:
Comments:

Type: Secondary
Prep By: John P. Heine
Status: New
Final Volume: 0.8 mL

Chemical/Solvent Used	Bottle No	Amt	Units	Expires
Dichloromethane EA342	13510	0.6	mL	3/31/2022

Stock Source	Base Units	Amount Added
sv100418	ug/mL	0.2 mL

Analytical RunID SV5975.I_220114A Standards Traceability Report

Spike ID: sv100703
Spike Name: BNA Internals 2000 ug/mL
Prep Date: 12/9/2021
Exp Date: 5/31/2022
Department: GCMSSEMI
Vendor: Chemservice
Lot Number: 8443500
Balance ID:
Comments:

Type: Secondary
Prep By: John P. Heine
Status: New
Final Volume: 2.12 mL

Chemical/Solvent Used	Bottle No	Amt	Units	Expires
Dichloromethane EA342	13510	1.06	mL	5/31/2022

Stock Source	Base Units	Amount Added
sv83403	ug/mL	1.06 mL

Analytical RunID SV5975.I_220114A Standards Traceability Report

Spike ID: sv82908
Spike Name: AE surr
Prep Date: 4/10/2019
Exp Date: 3/31/2022
Department: GCMSSEMI
Vendor: Sigma-Aldrich
Lot Number: LRAC2239
Balance ID:
Comments:

Type: Primary
Prep By: Sean McGrew
Status: New
Final Volume: mL

Chemical/Solvent Used	Bottle No	Amt	Units	Expires
EPA 8270 Acids Surrogate Spike Mix HC	11383		mL	3/31/2022

Stock Source	Base Units	Amount Added

Analytical RunID SV5975.I_220114A Standards Traceability Report

Spike ID: sv83008
Spike Name: Benzidines
Prep Date: 8/6/2019
Exp Date: 12/21/2022
Department: GCMSSEMI
Vendor: AccuStandard
Lot Number: 218121353
Balance ID:
Comments: 11742

Type: Primary
Prep By: Sean McGrew
Status: New
Final Volume: 1 mL

Chemical/Solvent Used	Bottle No	Amt	Units	Expires
				12/21/2022

Stock Source	Base Units	Amount Added

Analytical RunID SV5975.I_220114A Standards Traceability Report

Spike ID: sv83403
Spike Name: BNA Internals 4000ug/mL
Prep Date: 12/29/2020
Exp Date: 5/31/2022
Department: GCMSSEMI
Vendor: Chemservice
Lot Number: 10051700
Balance ID:
Comments:

Type: Primary
Prep By: John P. Heine
Status: New
Final Volume: 8 mL

Chemical/Solvent Used	Bottle No	Amt	Units	Expires
Mixture #8-Internal Standards	13372	8	mL	5/31/2022

Stock Source	Base Units	Amount Added

Analytical RunID SV5975.I_220114A Standards Traceability Report

Standard ID: sv83407
Standard Name: BN Surr 5000 ug/mL
Prep Date: 12/14/2020
Exp Date: 10/31/2026
Department: GCMSSEMI
Vendor: Restek
Lot Number: A0166081
Balance ID:
Comments:

Type: Primary
Prep By: John P. Heine
Status: New
Final Volume: 5 mL

Chemical/Solvent Used	Bottle No	Amt	Units	Expires
B/N Surrogate Mix (4/89 SOW)	13328	1	mL	10/31/2026

Stock Source	Base Units	Amount Added

Analytical RunID SV5975.I_220114A Standards Traceability Report

Spike ID: sv83408
Spike Name: 625 LCS Spk
Prep Date: 2/9/2021
Exp Date: 2/2/2026
Department: GCMSPR
Vendor: Absolute Standards
Lot Number: 050120
Balance ID:
Comments: 12x1mL ampules

Type: Primary
Prep By: Ryan F. Benge
Status: Open
Final Volume: 1 mL

Chemical/Solvent Used	Bottle No	Amt	Units	Expires
CLP Semi-Volatiel Calibration Standard	13539	1	mL	2/2/2026

Stock Source	Base Units	Amount Added

Analytical RunID SV5975.I_220114A Standards Traceability Report

Standard ID: sv83409
Standard Name: Additionals
Prep Date: 3/18/2021
Exp Date: 1/15/2022
Department: GCMSPR
Vendor: AccuStandard
Lot Number: 220021255
Balance ID:
Comments: 10x1 mL ampules 2000 ug/mL

Type: Primary
Prep By: Ryan F. Benge
Status:
Final Volume: mL

Chemical/Solvent Used	Bottle No	Amt	Units	Expires
Custom Semi-Volatile Standard	13342	1	mL	1/15/2022

Stock Source	Base Units	Amount Added

125 Market Street
New Haven, CT 06513
USA

AccuStandard®

Tel (203)786-5290
Fax (203)786-5287
www.AccuStandard.com

Rya

CERTIFICATE OF ANALYSIS

Catalog No: S-14500-R2
Description: Custom Semi-Volatile Standard
Lot: 220021255-01
Solvent: Dichloromethane
Hazards: *Refer to SDS for complete safety information*

Signal Word: Warning

Date Certified: Dec 15, 2020
Expiration: Jan 15, 2022
Sample Size: 1 mL
Components: 10
Storage Condition: Freeze (<-10 °C)/Sonicate

Certified Reference Material

ANAB ACCREDITED REFERENCE MATERIAL PRODUCER AR-1463 ANAB ACCREDITED TESTING LABORATORY AT-1339 ilac-MRA

Component	CAS #	Purity % (GC/MS)	Prepared Concentration[2] (µg/mL)	Certified Analyte Concentration[1] (µg/mL)
Pyridine	110-86-1	98.7	2026	2000
4-Chlorophenol	106-48-9	100.0	2019	2019
1-Methylnaphthalene	90-12-0	98.5	2003	1973
N-Nitrosodiphenylamine	86-30-6	100.0	2022	2022
4-Chloro-2-methylphenol	1570-64-5	97.0	2069*	2007
Benzoic acid	65-85-0	99.5	2010	2000
Aniline	62-53-3	98.0	2002	1962
Benzyl alcohol	100-51-6	99.9	2011	2009
Triallate	2303-17-5	99.9	2013	2011
o-Terphenyl	84-15-1	99.9	2019	2017

ID #: 13342
Opened:
Custom Semi-Volatile Standard
Expires: 1/15/2022
Rec'd: 12/17/2020
Energy Laboratories Inc 1120 So. 27th Street
Billings MT 59107

* Weight compensated to 100% purity.

A product with a suffix (-1A, -2B, etc. or -01, -02, etc.) on its lot number has had its expiration date extended and is identical to the same lot number without the suffix.

[2] All weights are traceable through NIST, Test No. 684/289871-17

[1] Certified Analyte Concentration = Purity x Prepared Concentration.

The Uncertainty associated with the certified concentration reported on this certificate is ±2.4%. This value is the combined expanded uncertainty and represents an estimated standard deviation equal to the positive square root of the total variation of the uncertainty of components. A normal distribution is assumed and a coverage factor of K=2 is chosen using approximately a 95% confidence level.

Labels and certificates follow U.S. Conventions in reporting numerical values: A comma (,) is used to separate units of one-thousand or greater. A period (.) is used as a decimal place marker.

The information on this certificate may not be reproduced without the express permission of the manufacturer. See reverse side for additional information

Hazard Information: Please refer to the SDS for information regarding the hazards associated with using this material.

This product was prepared according to in-house procedures and is guaranteed to be homogeneous.

Certified By: Larry Decker, Organic QC Manager

Page 1 of 1

For use in routine laboratory analysis.

AccuStandard is accredited to ISO 17034, ISO/IEC 17025 and certified to ISO 9001:2015

QR-ORG/INO-001
Rev. 7/20

Certificate of Analysis

EPA 8270 ACIDS SURROGATE SPIKE MIX HC,1X1ML,10MG/ML,METHANOL

Certified Reference Material

Description

Product ID 47260-U
Lot LRAC2239
Expiration Date March 2022
Manufacturing Date March 2019
Storage Conditions Room Temperature
Solvent/Matrix METHANOL

Certified Values

Analyte	*Units*	*Certified Value* [1,4]	*Raw Material Purity,%*	*Analytical Value*	*Elution order*	*Raw Material Lot*	*CAS*
2-FLUOROPHENOL	µg/mL	9930 ± 288	99.9	10037	1	LB92543	367-12-4
PHENOL-D6	µg/mL	9930 ± 290	99.4	9900	2	LB91168	13127-88-3
2,4,6-TRIBROMOPHENOL	µg/mL	9930 ± 318	99.7	9900	3	LB81262	118-79-6

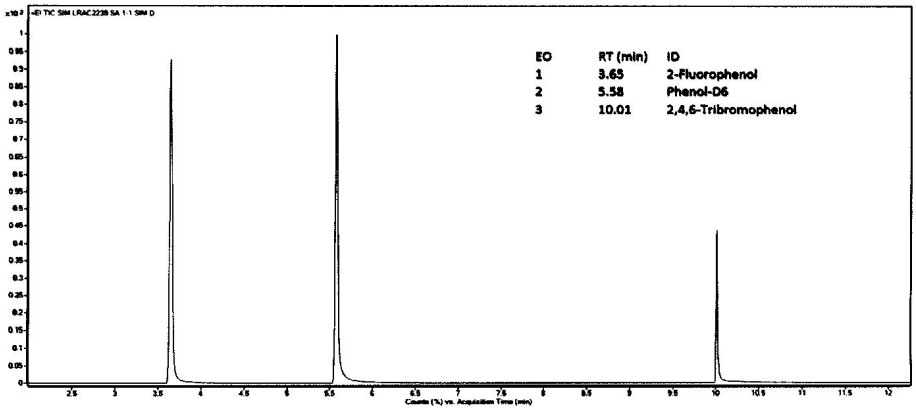

Additional Information:

Analytical Method Parameters:

Column: SLB-5MS, 30 m x 0.25 mm x 0.25 µm df , Flow: 1.0 ml/min
Inlet: 200 °C, Injection Mode: Split, 60:1
80 °C (5 min) to 250 °C (3 min) at 40 °C /min
Detector: MSD, SIM, Transfer line: 250 °C
Injection Volume: 0.5 µL

ID #: 11383
Opened:
EPA 8270 Acids Surrogate Spike Mix HC
Expires: 3/31/2022
Rec'd: 4/10/2019
Energy Laboratories Inc 1120 So. 27th Street
Billings MT 59107

ANAB ACCREDITED REFERENCE MATERIAL PRODUCER
ANAB ACCREDITED TESTING LABORATORY

SIGMA-ALDRICH®
2931 Soldier Springs Rd. Laramie, Wyoming 82070 USA
307-742-5452
rtctechgroup@sial.com www.sigma-aldrich.com

RESTEK® CERTIFIED REFERENCE MATERIAL

110 Benner Circle
Bellefonte, PA 16823-8812
Tel: (800)356-1688
Fax: (814)353-1309

www.restek.com

Certificate of Analysis

ACCREDITED
ISO 17034 Accredited
Reference Material Producer
Certificate #3222.01

ilac-MRA

ACCREDITED
ISO/IEC 17025 Accredited
Testing Laboratory
Certificate #3222.02

FOR LABORATORY USE ONLY-READ SDS PRIOR TO USE.

This Reference Material is intended for Laboratory Use Only as a standard for the qualitative and/or quantitative determination of the analyte(s) listed.

Catalog No. : 31086 **Lot No.:** A0166081

Description : B/N Surrogate Mix (4/89 SOW)
Base Neutral Surrogate 5000µg/mL, Methylene Chloride, 5mL/ampul

Container Size : 5 mL **Pkg Amt:** > 5 mL

Expiration Date : October 31, 2026 **Storage:** 10°C or colder

Handling: Sonicate prior to use. **Ship:** Ambient

ID #: 13328
Opened:
B/N Surrogate Mix (4/89 SOW)
Expires: 10/31/2026
Rec'd: 12/14/2020
Energy Laboratories Inc 1120 So. 27th Street
Billings MT 59107

CERTIFIED VALUES

Elution Order	Compound		Grav. Conc. (weight/volume)	Expanded Uncertainty (95% C.L.; K=2)	
1	Nitrobenzene-d5 **CAS #** 4165-60-0 **Purity** 99%	(Lot PR-29940B)	5,017.7 µg/mL	+/- 29.1731 µg/mL +/- 225.9987 µg/mL +/- 250.7735 µg/mL	Gravimetric Unstressed Stressed
2	2-Fluorobiphenyl **CAS #** 321-60-8 **Purity** 99%	(Lot 00019169)	5,049.7 µg/mL	+/- 29.3592 µg/mL +/- 227.4400 µg/mL +/- 252.3728 µg/mL	Gravimetric Unstressed Stressed
3	p-Terphenyl-d14 **CAS #** 1718-51-0 **Purity** 99%	(Lot PR-27278)	5,029.9 µg/mL	+/- 29.2444 µg/mL +/- 226.5505 µg/mL +/- 251.3857 µg/mL	Gravimetric Unstressed Stressed

Solvent: Methylene chloride
CAS # 75-09-2
Purity 99%

Tech Tips:
Due to the limited solubility of p-terphenyl-d14 in methanol, we do not recommend that this mixture be diluted in methanol.

Column:
30m x 0.25mm x 0.25µm
Rtx-5 (cat.#10223)

Carrier Gas:
hydrogen-constant pressure 10 psi.

Temp. Program:
40°C (hold 2 min.) to 330°C
@ 10°C/min. (hold 10 min.)

Inj. Temp:
250°C

Det. Temp:
330°C

Det. Type:
FID

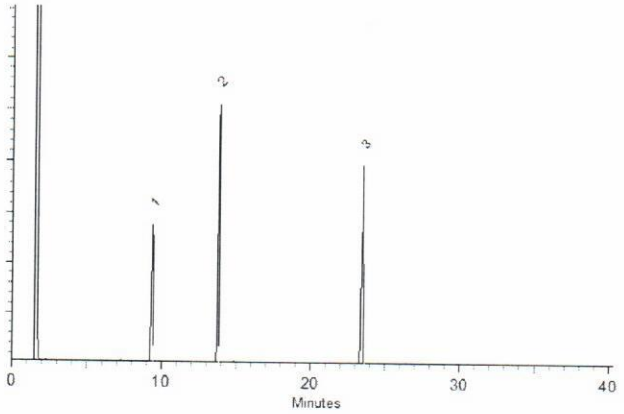

This chromatogram represents a general set of testing conditions chosen for product acceptance. For optimal results in your lab, conditions should be adjusted for your specific instrument, method, and application.

Dalton Stover - Operations Technician I

Date Mixed: 04-Nov-2020 **Balance:** 1128353505

Justine Albertson - Operations Tech-ARM QC

Date Passed: 06-Nov-2020

Manufactured under Restek's ISO 9001:2015
Registered Quality System
Certificate #FM 80397

General Certified Reference Material Notes

Expiration Notes:

- Expiration date valid for unopened ampul stored in compliance with the recommended conditions.
- Uncertainty, concentration, and expiration of the CRM are based on the unopened product being stored according to the recommended condition found in the storage field.

Purity Notes:

- Purity and/or chemical identity are determined by one or more of the following techniques: GC/FID, HPLC, GC/µECD, GC/MS, LC/MS, RI, and/or melting point.
- Compounds with a listed purity of less than 99% have been weight corrected to compensate for impurities and/or salts. A correction factor is used to calculate the amount of compound necessary to achieve the desired concentration of the parent compound in solution.
- Purity of isomeric compounds is reported as the sum of the isomers.
- Purity values are rounded to the nearest whole number.

Certified Uncertainty Value Notes:

- The uncertainties are determined in accordance with ISO 17034 and Guide 35. The certified combined stressed uncertainty value (includes gravimetric uncertainty, homogeneity between-ampul uncertainty, storage stability uncertainty and shipping stability uncertainty and were combined using the following formula:

$$U_{combined\ stressed} = k\sqrt{U^2_{gravimetric} + U^2_{homogeneity} + U^2_{storage\ stability} + U^2_{shipping\ stability}}$$

  k is a coverage factor of 2, which gives a level of confidence of approximately 95%.
- It is important to note that the shipping stability uncertainty was obtained under temperature extremes for specific time intervals; therefore, the certified combined stressed uncertainty value should only be applied to the product if it was stored at non-standard temperature conditions up to and including 7 days. Contact Restek Technical Service at www.restek.com/Contact-Us for use recommendations if your shipment was in-transit for more than 7 days at non-standard temperature conditions.
- Apply the certified combined unstressed uncertainty value if the product was received under standard shipping conditions. Apply the certified combined stressed uncertainty value if the product was received under non-standard conditions as specified below.

Label Conditions	Standard Conditions	Non-Standard Conditions
25°C Nominal (Room Temperature)	< 60°C	≥ 60°C up to 7 days
10°C or colder (Refrigerate)	< 40°C	≥ 40°C up to 7 days
0°C or colder (Freezer) -20°C or colder (Deep Freezer)	< 25°C	≥ 25°C up to 7 days

- Separate (not combined) uncertainty values for gravimetric uncertainty are also displayed on the certificate, if needed, separate homogeneity between-ampul uncertainty, storage stability uncertainty and shipping stability uncertainty values are available by contacting Restek Technical Service at www.restek.com/Contact-Us.
- The packaged amount is the minimum sample size for which uncertainty is valid. The ampules are over-filled to ensure that the minimum packaged amount can be sufficiently transferred.

Manufacturing Notes:

- Concentration is based upon gravimetric preparation using either a balance whose calibration has been verified daily using NIST traceable weights, and/or dilutions with Class A glassware.

Handling Notes:

- Stability of the unopened product, when stored in compliance with the recommended conditions, is guaranteed through the expiration displayed on the product label and certificate. Contact Restek for additional opened product stability information, with the knowledge/understanding that open product stability is subject to the specific handling and environmental conditions to which the product is exposed. For your convenience Restek supplies deactivated vials with most standards packed in 2mL ampules. Larger volume deactivated vials are available through Restek as a custom ordered item. Additionally, Restek sells DMDCS for the purpose of glassware deactivation as catalog number 31861, which includes complete instructions.

ID #: 13510
Opened:
Dichloromethane EA342
Expires: 11/17/2022
Rec'd: 1/26/2021
Energy Laboratories Inc 1120 So. 27th Street
Billings MT 59107

Honeywell

CERTIFICATE OF ANALYSIS

Honeywell Burdick & Jackson®
1953 South Harvey Street
Muskegon, MI 49442
Phone: (800) 368-0050
Fax: (231) 728-8226
lab.honeywell.com

Brand:	Research Chemicals - B&J
Product:	CS299AA-200
Lot No.:	EA342
Production Date:	17-Nov-2020
Best Before:	17-Nov-2022

Dichloromethane, Custom, Contains Amylene Preservative, >99.9%
for pesticide residue analysis

Parameter	Specification Min.	Max.	Result	Units
Water by Karl Fischer Titration		0.010	0.0016	%
UV Cutoff		233	230	nm
Refractive Index (20°C)	1.4236	1.4246	1.4241	
Residue		1	<0.5	mg/L
GC Analysis	99.9		>99.99	%
Acidity (as HCl)		1	<1	mg/L
Chloride		10	<10	mg/L
Electron Capture GC		10	<10	ng/L
Flame Ionization GC		5	<5	ppb
UV Absorbance @ 240 nm		0.100	0.0920	AU
UV Absorbance @ 250 nm		0.010	0.0099	AU
UV Absorbance @ 300 nm		0.005	0.0008	AU
UV Absorbance @ 400 nm		0.005	0.0028	AU

Honeywell
Quality Control Approval

Janna Dickinson

Muskegon 11/17/2020 LIMS Sample No.: AL03611

660 Tower Lane • P.O. Box 599 • West Chester, PA 19381-0599
1-800-452-9994 • 1-610-692-3026 • Fax 1-610-692-8729
info@chemservice.com • www.chemservice.com

ID #: 13372
Opened:
Mixture #8-Internal Standards
Expires: 5/31/2022
Rec'd: 12/29/2020
Energy Laboratories Inc 1120 So. 27th Street
Billings MT 59107

CERTIFICATE OF ANALYSIS

Mixture #8-Internal Standards

CONCENTRATION	4000ug/ml in Methylene chloride
CATALOG NUMBER	M-PPHC8X12-1ML
LOT NUMBER	10051700
DATE CERTIFIED	05/13/20
EXPIRATION DATE	05/31/22
STORAGE	Store at room temperature (20 - 25 °C).
HANDLING	See Safety Data Sheet
INTENDED USE	For laboratoy use only.
ISO 17034:2016 CERTIFIED	[X]

ID	Analyte	CAS	Weight Analyte (mg)	Lot	Purity	Certified Concentration (ug/mL)
N-11000	Acenaphthene-d10	15067-26-2	1005.50	00027326	99.50	4001.9
N-11467	Chrysene-d12	1719-03-5	1012.20	00027327	98.80	4000.2
N-10217	1,4-Dichlorobenzene-d4	3855-82-1	1004.10	00027328	99.50	3996.3
N-12645	Naphthalene-d8	1146-65-2	1006.50	00025577	99.50	4005.9
N-12851	Perylene-d12	1520-96-3	1009.50	00027330	99.50	4017.8
N-12856	Phenanthrene-d10	1517-22-2	1021.10	00027331	99.00	4043.6

Analytical Test	Value
CONCENTRATION (GC/FID)	VERIFIED

Instructions for Use:
Shake mixture prior to use. If particles are present, sonicate for homogeneity. If sample is diluted to lower concentrations, Class A volumetric glassware must be used.
Minimum Sample Size- 0.2 uL for Direct Injection.
Chem Service Inc. guarantees the expanded uncertainty of the above analytes to be +/- 2.0% of the certified concentrations based on gravimetric preparation. The test results published in this report were obtained using equipment capable of producing results that are traceable to NIST and through NIST to the International System of Units (SI). The reported expanded uncertainty of measurement is stated as the combined standard uncertainty of measurement multiplied by the coverage factor k (k=2) such that the coverage probability corresponds to approximately 95%. For certified reference materials, homogeneity and thermal stability testing are available upon request.

Certified By:

Mary Beth O'Donnell

Mary Beth O'Donnell
CSM/TC

Chem Service is accredited to ISO 17034:2016, ISO/IEC 17025:2017 and certified to ISO 9001:2015

PJLA Reference Material Producer
PJLA Testing

COA Form
Revision 3 (3/2015)

660 Tower Lane • P.O. Box 599 • West Chester, PA 19381-0599
1-800-452-9994 • 1-610-692-3026 • Fax 1-610-692-8729
info@chemservice.com • www.chemservice.com

Gas

CERTIFICATE OF ANALYSIS

Data file:	C:\CHEM3		
Sample name:	M-PPCH8X		
Instrument:	GC 2	Sample type:	Sample
Injection date:	5/13/2020 8:56:25 AM	Location:	Vial 3
Acq. method:	M-PPHC8X12.M	Injection volume:	1.0uL
Column name:	HP-5		

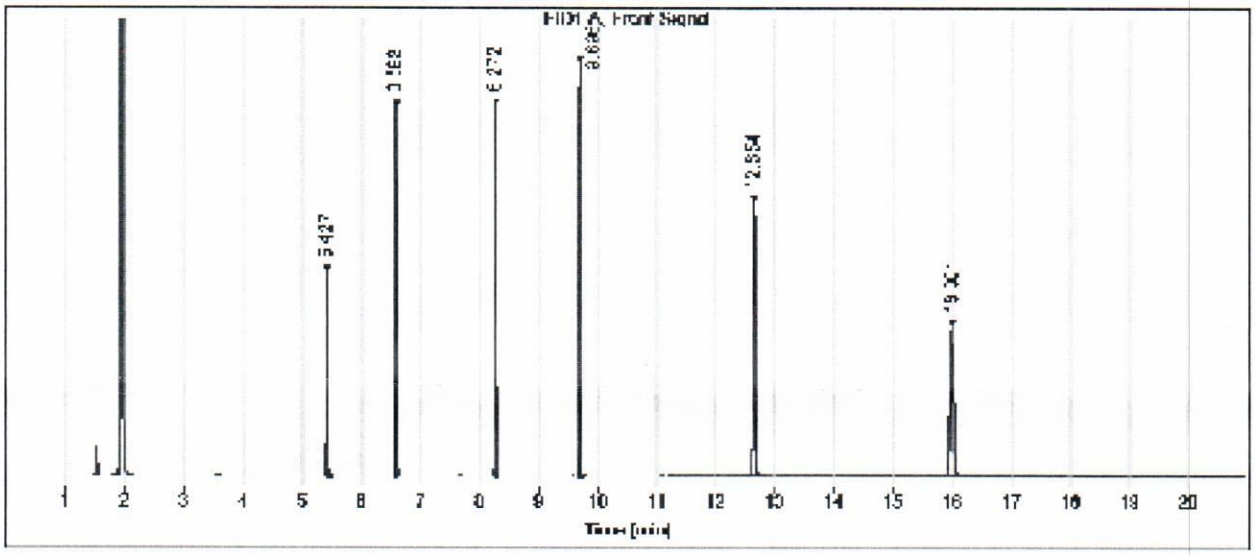

Signal: FID1 A, Front Signal

RT [min]	Type	Width [min]	Area	Height	Area%
5.427	BB	0.0181	1240.1130	1041.0874	8.36
6.593	BB	0.0189	2274.8877	1876.2654	15.33
8.272	BB	0.0196	2371.0022	1888.8049	15.98
9.696	BV	0.0197	2694.9399	2106.0442	18.16
12.654	BB	0.0330	2999.0918	1397.3110	20.21
16.001	BB	0.0562	3260.5679	751.0330	21.97
		Sum	14840.6025		

Chem Service is accredited to ISO 17034:2016, ISO/IEC 17025:2017 and certified to ISO 9001:2015
PJLA Reference Material Producer
PJLA Testing

CERTIFIED WEIGHT REPORT

Part Number: 92180
Lot Number: 020221
Description: CLP Semi-Volatile Calibration Standard
64 components
Expiration Date: 020226
Recommended Storage: Freezer (0 °C)
Nominal Concentration (µg/mL): 1000
NIST Test ID#: 23060 5E-05 Balance Uncertainty
Weight(s) shown below were combined and diluted to (mL): 100.0 0.003 Flask Uncertainty

Solvent:	Lot#
Methylene chloride	104929

Formulated By:	Eli Aliaga	020221 DATE
Reviewed By:	Pedro L. Rentas	020221 DATE

	Compound	(RM#) Part Number	Lot Number	Dil. Factor	Initial Vol. (mL)	Initial Conc.(ug/mL)	Nominal Conc (µg/mL)	Purity (%)	Uncertainty Purity (%)	Uncertainty Pipette (mL)	Target Weight(g)	Actual Weight(g)	Actual Conc (µg/mL)	Expanded Uncertainty (+/-) (µg/mL)	SDS Information (Solvent Safety Info. On Attached pg.) CAS#	OSHA PEL (TWA)	LD50
1.	2,2'-Oxybis(1-chloropropane)	(0078)	012016AR	NA	NA	NA	1000	98.9	0.2	NA	0.10112	0.10135	1002.3	4.2	108-60-1	N/A	orl-rat 240mg/kg
2.	Hexachlorobenzene	(0195)	051697	NA	NA	NA	1000	99	0.2	NA	0.10102	0.10121	1001.9	4.2	118-74-1	N/A	orl-rat 10g/kg
3.	bis(2-Chloroethoxy) methane	10111	011214	0.05	5.00	20018.4	1000	NA	NA	0.017	NA	NA	1000.8	8.0	111-91-1	N/A	N/A
4.	bis(2-Chloroethyl) ether	10111	011214	0.05	5.00	20012.4	1000	NA	NA	0.017	NA	NA	1000.5	8.0	111-44-4	15 ppm (90mg/m3/8H)(skin)	orl-rat 75mg/kg
5.	bis(2-Ethylhexyl) phthalate	10111	011214	0.05	5.00	20014.3	1000	NA	NA	0.017	NA	NA	1000.6	8.0	117-81-7	5mg/m3/8H	orl-rat 30600mg/kg
6.	4-Bromophenyl phenyl ether	10111	011214	0.05	5.00	20008.8	1000	NA	NA	0.017	NA	NA	1000.3	8.0	101-55-3	N/A	N/A
7.	Benzyl butyl phthalate	10111	011214	0.05	5.00	20011.3	1000	NA	NA	0.017	NA	NA	1000.5	8.0	85-68-7	N/A	orl-rat 2330mg/kg
8.	4-Chlorophenyl phenyl ether	10111	011214	0.05	5.00	20009.5	1000	NA	NA	0.017	NA	NA	1000.4	8.0	7005-72-3	N/A	N/A
9.	Diethyl phthalate	10111	011214	0.05	5.00	20013.6	1000	NA	NA	0.017	NA	NA	1000.6	8.0	84-66-2	5mg/m3/8H	orl-rat 8600mg/kg
10.	Dimethyl phthalate	10111	011214	0.05	5.00	20015.7	1000	NA	NA	0.017	NA	NA	1000.7	8.0	131-11-3	5mg/m3/8H	orl-rat 6800mg/kg
11.	Di-n-butyl phthalate	10111	011214	0.05	5.00	20011.6	1000	NA	NA	0.017	NA	NA	1000.5	8.0	84-74-2	5mg/m3/8H	orl-rat 8000mg/kg
12.	Di-n-octyl phthalate	10111	011214	0.05	5.00	20012.2	1000	NA	NA	0.017	NA	NA	1000.5	8.0	117-84-0	N/A	orl-rat 47000mg/kg
13.	N-Nitrosodimethylamine	10111	011214	0.05	5.00	20010.0	1000	NA	NA	0.017	NA	NA	1000.4	8.0	62-75-9	N/A	orl-rat 58mg/kg
14.	N-Nitrosodi-n-propylamine	10111	011214	0.05	5.00	20010.5	1000	NA	NA	0.017	NA	NA	1000.4	8.0	621-64-7	N/A	orl-rat 480mg/kg
15.	1,2-Diphenylhydrazine (as Azobenzene)	10112	042820	0.05	5.00	20003.9	1000	NA	NA	0.017	NA	NA	1000.1	8.1	103-33-3	N/A	orl-rat 1000mg/kg
16.	2-Chloronaphthalene	10112	042820	0.05	5.00	20002.3	1000	NA	NA	0.017	NA	NA	1000.0	8.0	91-58-7	N/A	orl-rat 2078mg/kg
17.	1,2-Dichlorobenzene	10112	042820	0.05	5.00	20005.4	1000	NA	NA	0.017	NA	NA	1000.2	8.0	95-50-1	50 ppm (300mg/m3) (CL)	orl-rat 500mg/kg
18.	1,3-Dichlorobenzene	10112	042820	0.05	5.00	20003.7	1000	NA	NA	0.017	NA	NA	1000.1	8.0	541-73-1	N/A	ipr-mus 1062mg/kg
19.	1,4-Dichlorobenzene	10112	042820	0.05	5.00	20005.4	1000	NA	NA	0.017	NA	NA	1000.2	8.0	106-46-7	75 ppm (450mg/m3/8H)	orl-rat 500mg/kg
20.	2,4-Dinitrotoluene	10112	042820	0.05	5.00	20003.3	1000	NA	NA	0.017	NA	NA	1000.1	8.1	121-14-2	1.5mg/m3/8H (skin)	orl-rat 268mg/kg
21.	2,6-Dinitrotoluene	10112	042820	0.05	5.00	20002.4	1000	NA	NA	0.017	NA	NA	1000.0	8.0	606-20-2	1.5mg/m3/8H (skin)	orl-rat 177mg/kg
22.	Hexachloro-1,3-butadiene	10112	042820	0.05	5.00	20009.4	1000	NA	NA	0.017	NA	NA	1000.4	12.4	87-68-3	0.02 ppm (0.24mg/m3/8H)	orl-rat 82mg/kg
23.	Hexachlorocyclopentadiene	10112	042820	0.05	5.00	20001.8	1000	NA	NA	0.017	NA	NA	1000.0	8.0	77-47-4	0.01 ppm (0.1mg/m3/8H)	orl-rat 1300mg/kg
24.	Hexachloroethane	10112	042820	0.05	5.00	20002.4	1000	NA	NA	0.017	NA	NA	1000.0	8.0	67-72-1	1 ppm (10mg/m3/8H)(skin)	orl-gpg 4970mg/kg
25.	Isophorone	10112	042820	0.05	5.00	20003.8	1000	NA	NA	0.017	NA	NA	1000.1	8.1	78-59-1	25 ppm	orl-rat 2330mg/kg
26.	Nitrobenzene	10112	042820	0.05	5.00	20004.9	1000	NA	NA	0.017	NA	NA	1000.1	8.0	98-95-3	1 ppm (5mg/m3/8H)(skin)	orl-rat 780mg/kg
27.	1,2,4-Trichlorobenzene	10112	042820	0.05	5.00	20002.0	1000	NA	NA	0.017	NA	NA	1000.0	8.0	120-82-1	5 ppm (CL) (40mg/m3)	orl-rat 756mg/kg
28.	o-Cresol (2-Methylphenol)	10114	081919	0.05	5.00	20010.2	1000	NA	NA	0.017	NA	NA	1000.4	8.0	95-48-7	5 ppm (22mg/m3/8H)(skin)	orl-rat 121mg/kg
29.	p-Cresol (4-Methylphenol)	10114	081919	0.05	5.00	20061.2	1000	NA	NA	0.017	NA	NA	1003.0	8.0	106-44-5	5 ppm (22mg/m3/8H)(skin)	orl-rat 207mg/kg
30.	2,4,5-Trichlorophenol	10114	081919	0.05	5.00	20023.2	1000	NA	NA	0.017	NA	NA	1001.1	8.0	95-95-4	N/A	orl-rat 820mg/kg
31.	4-Chloroaniline	10115	060512	0.05	5.00	20009.6	1000	NA	NA	0.017	NA	NA	1000.4	8.0	106-47-8	N/A	orl-rat 310mg/kg
32.	Dibenzofuran	10115	060512	0.05	5.00	20020.2	1000	NA	NA	0.017	NA	NA	1000.9	8.0	132-64-9	N/A	N/A
33.	2-Methylnaphthalene	10115	060512	0.05	5.00	20012.9	1000	NA	NA	0.017	NA	NA	1000.5	8.1	91-57-6	N/A	orl-rat 1630mg/kg
34.	2-Nitroaniline	10115	060512	0.05	5.00	20011.8	1000	NA	NA	0.017	NA	NA	1000.5	8.0	88-74-4	N/A	orl-rat 1600mg/kg
35.	3-Nitroaniline	10115	060512	0.05	5.00	20018.6	1000	NA	NA	0.017	NA	NA	1000.8	8.0	99-09-2	N/A	orl-rat 535mg/kg
36.	4-Nitroaniline	10115	060512	0.05	5.00	20014.9	1000	NA	NA	0.017	NA	NA	1000.6	8.0	100-01-6	1 ppm (6mg/m3/8H)(skin)	orl-rat 750mg/kg
37.	4-Chloro-3-methylphenol	10118	072120	0.05	5.00	20003.9	1000	NA	NA	0.017	NA	NA	1000.1	8.0	59-50-7	N/A	orl-rat 1830mg/kg
38.	2-Chlorophenol	10118	072120	0.05	5.00	20002.9	1000	NA	NA	0.017	NA	NA	1000.0	8.0	95-57-8	N/A	orl-rat 670mg/kg
39.	2,4-Dichlorophenol	10118	072120	0.05	5.00	20003.1	1000	NA	NA	0.017	NA	NA	1000.1	8.0	120-83-2	N/A	orl-rat 580mg/kg
40.	2,4-Dimethylphenol	10118	072120	0.05	5.00	20003.3	1000	NA	NA	0.017	NA	NA	1000.1	8.1	105-67-9	N/A	orl-rat 3200mg/kg
41.	2,4-Dinitrophenol	10118	072120	0.05	5.00	20001.8	1000	NA	NA	0.017	NA	NA	1000.0	8.0	51-28-5	N/A	orl-rat 30mg/kg
42.	4,6-Dinitro-2-methylphenol	10118	072120	0.05	5.00	20002.5	1000	NA	NA	0.017	NA	NA	1000.0	8.0	534-52-1	N/A	N/A
43.	2-Nitrophenol	10118	072120	0.05	5.00	20003.7	1000	NA	NA	0.017	NA	NA	1000.1	8.0	88-75-5	N/A	orl-rat 334mg/kg
44.	4-Nitrophenol	10118	072120	0.05	5.00	20002.0	1000	NA	NA	0.017	NA	NA	1000.0	8.0	100-02-7	N/A	orl-rat 250mg/kg
45.	Pentachlorophenol	10118	072120	0.05	5.00	20002.8	1000	NA	NA	0.017	NA	NA	1000.0	8.0	87-86-5	0.5mg/m3/8H (skin)	orl-rat 27mg/kg
46.	Phenol	10118	072120	0.05	5.00	20003.9	1000	NA	NA	0.017	NA	NA	1000.1	8.0	108-95-2	5 ppm (19mg/m3/8H)(skin)	orl-rat 317mg/kg
47.	2,4,6-Trichlorophenol	10118	072120	0.05	5.00	20004.2	1000	NA	NA	0.017	NA	NA	1000.1	8.0	88-06-2	N/A	orl-rat 820mg/kg
48.	Acenaphthene	10007	042420	0.50	50.00	2001.2	1000	NA	NA	0.018	NA	NA	1000.5	4.1	83-32-9	N/A	ipr-rat 600mg/kg
49.	Acenaphthylene	10007	042420	0.50	50.00	2000.2	1000	NA	NA	0.018	NA	NA	1000.0	4.2	208-96-8	N/A	N/A
50.	Anthracene	10007	042420	0.50	50.00	2000.3	1000	NA	NA	0.018	NA	NA	1000.1	4.1	120-12-7	0.2mg/m3 (8H)	ipr-mus 430mg/kg
51.	Benzo(a)anthracene	10007	042420	0.50	50.00	2001.3	1000	NA	NA	0.018	NA	NA	1000.6	4.2	56-55-3	N/A	N/A
52.	Benzo(a)pyrene	10007	042420	0.50	50.00	2000.0	1000	NA	NA	0.018	NA	NA	999.9	4.1	50-32-8	0.2mg/m3 (8H)	scu-rat 50mg/kg
53.	Benzo(b)fluoranthene	10007	042420	0.50	50.00	2000.9	1000	NA	NA	0.018	NA	NA	1000.4	4.1	205-99-2	N/A	N/A
54.	Benzo(k)fluoranthene	10007	042420	0.50	50.00	2001.2	1000	NA	NA	0.018	NA	NA	1000.5	4.1	207-08-9	N/A	N/A
55.	Benzo(g,h,i)perylene	10007	042420	0.50	50.00	2000.0	1000	NA	NA	0.018	NA	NA	999.9	4.1	191-24-2	N/A	N/A
56.	Carbazole	10007	042420	0.50	50.00	2000.3	1000	NA	NA	0.018	NA	NA	1000.0	4.2	86-74-8	N/A	ipr-mus 200mg/kg
57.	Chrysene	10007	042420	0.50	50.00	2000.8	1000	NA	NA	0.018	NA	NA	1000.3	4.2	218-01-9	0.2mg/m3	N/A
58.	Dibenzo(a,h)anthracene	10007	042420	0.50	50.00	2000.8	1000	NA	NA	0.018	NA	NA	1000.3	4.2	53-70-3	0.2mg/m3	N/A
59.	Fluoranthene	10007	042420	0.50	50.00	2000.3	1000	NA	NA	0.018	NA	NA	1000.1	4.2	206-44-0	N/A	orl-rat 2000mg/kg
60.	Fluorene	10007	042420	0.50	50.00	2000.9	1000	NA	NA	0.018	NA	NA	1000.3	4.2	86-73-7	N/A	ipr-mus 2 g/kg
61.	Indeno(1,2,3-cd)pyrene	10007	042420	0.50	50.00	2000.1	1000	NA	NA	0.018	NA	NA	1000.0	4.1	193-39-5	N/A	N/A
62.	Naphthalene	10007	042420	0.50	50.00	2000.9	1000	NA	NA	0.018	NA	NA	1000.4	4.1	91-20-3	10 ppm (50mg/m3/8H)	orl-rat 490mg/kg
63.	Phenanthrene	10007	042420	0.50	50.00	2000.9	1000	NA	NA	0.018	NA	NA	1000.4	4.1	85-01-8	0.2mg/m3/8H	orl-mus 700mg/kg
64.	Pyrene	10007	042420	0.50	50.00	2001.0	1000	NA	NA	0.018	NA	NA	1000.4	4.2	129-00-0	0.2mg/m3/8H	orl-rat 2700mg/kg

- The certified value is the concentration calculated from gravimetric and volumetric measurements unless otherwise stated.
- Standards are prepared gravimetrically using balances that are calibrated with weights traceable to NIST (see above).
- Standards are certifed (+/-) 0.5% of the stated value, unless otherwise stated.
- All Standards, after opening ampule, should be stored with caps tight and under appropriate laboratory conditions.
- Uncertainty Reference: Taylor, B.N. and Kuyat, C.E., "Guidelines for Evaluating and Expressing the Uncertainty of NIST Measurement Result," NIST Technical Note 1297, U.S. Government Printing Office, Washington, DC, (1994).

ID #: 13539
Opened:_____
CLP Semi-Volatiel Calibration Standard
Expires: 2/2/2026
Rec'd: 2/5/2021
Energy Laboratories Inc 1120 So. 27th Street
Billings MT 59107

Method GC8MSD-2.M: Column:SBB-5 (30m X 0.25mm ID X 0.25μm film thickness) Temp 1 = 50°C (1min.), Temp 2 = 300°C (14 min.), Rate = 10°C/min., Injector B= 250°C, Detector B = 290°C, Split Ratio = 100:1, Scan Rate = 2. Analysis performed by Melissa Stonier.

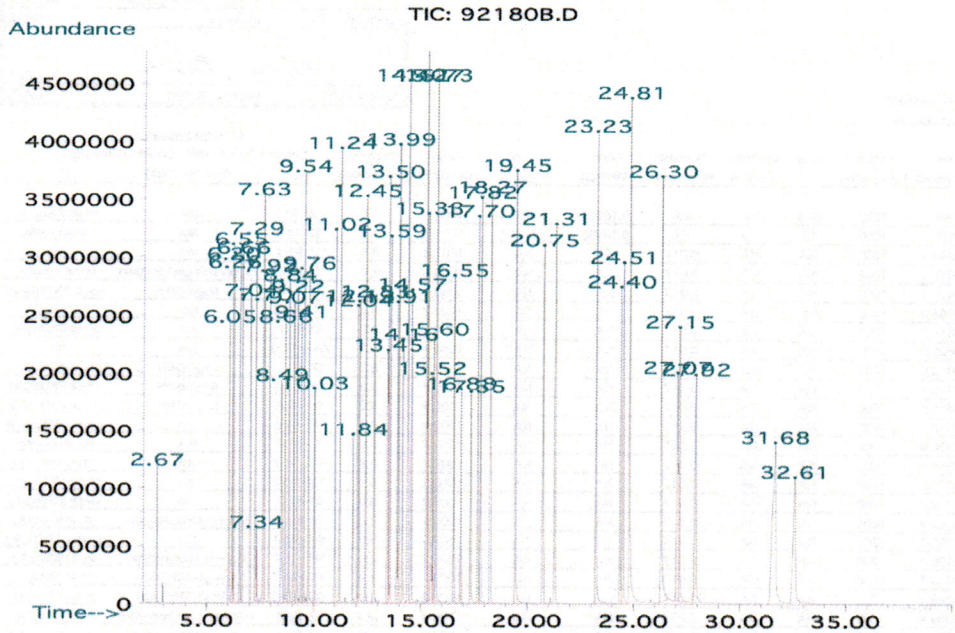

Peak No	Name	MSD RT (min.)
1	N-nitrosodimethylamine	2.67
2	Phenol	6.05
3	bis(2-Chloroethyl)ether	6.20
4	2-Chlorophenol	6.26
5	1,3-Dichlorobenzene	6.55
6	1,4-Dichlorobenzene	6.63
7	1,2-Dichlorobenzene	7.04
8	o-Cresol (2-methylphenol)	7.29
9	bis(2-Chloroisopropyl)ether	7.34
10	p-Cresol (4-methylphenol)/N-nitrosodi-n-propylamine	7.63
11	Hexachloroethane	7.70
12	Nitrobenzene	7.92
13	Isophorone	8.49
14	2-Nitrophenol	8.66
15	2,4-Dimethylphenol	8.84
16	bis(2-Chloroethoxy)methane	9.07
17	2,4-Dichlorophenol	9.22
18	1,2,4-Trichlorobenzene	9.41
19	Naphthalene	9.54
20	4-Chloroaniline	9.76
21	Hexachloro-1,3-butadiene	10.03
22	4-Chloro-3-methylphenol	11.02
23	2-Methylnaphthalene	11.24
24	Hexachlorocyclopentadiene	11.84
25	2,4,6-Trichlorophenol	12.04
26	2,4,5-Trichlorophenol	12.13
27	2-Chloronaphthalene	12.45
28	2-Nitroaniline	12.84
29	Dimethyl phthalate	13.45
30	Acenaphthylene	13.50
31	2,6-Dinitrotoluene	13.59
32	3-Nitroaniline	13.91
33	Acenaphthene	13.99
34	2,4-Dinitrophenol	14.16
35	Dibenzofuran/4-Nitrophenol	14.40
36	2,4-Dinitroltoluene	14.57
37	Diethyl phthalate/Fluorene	15.27
38	4-Chlorophenyl phenyl ether	15.33
39	4-Nitroaniline	15.52
40	4,6-Dinitro-2-methylphenol	15.60
41	Azobenzene	15.73
42	4-Bromophenyl phenyl ether	16.56
43	Hexachlorobenzene	16.89
44	Pentachlorophenol	13.35
45	Phenanthrene	17.70
46	Anthracene	17.82
47	Carbazole	18.27
48	Di-n-butyl phthalate	19.45
49	Fluoranthene	20.75
50	Pyrene	21.31
51	Benzyl butyl phthalate	23.23
52	Benzo(a)anthracene	24.40
53	Chrysene	24.51
54	bis(2-Ehtylhexyl)phthalate	24.82
55	Di-n-octyl phthalate	26.30
56	Benzo(b)fluoranthene	27.07
57	Benzo(k)fluoranthene	27.15
58	Benzo(a)pyrene	27.92
59	Indeno(1,2,3-cd)pyrene/Dibenzo(a,h)anthracene	31.68
60	Benzo(g,h,i)perylene	32.61